


Chicago Cubs - 1980

Batter	1	2	3	4	5	6	7	8	9	AB R H RBI BB SO LOB	TOP											
Lenny Randle, S (1, 4) OBP: 0.250, SLG: 0.250	0-0 F4-3		0-0 F8			0-0 G3	0-0 1B			4 0 1 1 0 0 0												
Ivan De Jesus, R (1, 6) OBP: 0.250, SLG: 0.250	0-0 F4			0-0 5-3		0-0 2B 5-3 1B	0-0 F9			4 1 1 0 0 0 1												
Bill Buckner, L (1, 3) OBP: 0.500, SLG: 0.750	0-0 F4			0-0 5-3 1B		0-0 1-3 2B		0-0 F4-3		4 0 2 0 0 0 0												
Dave Kingman, R (1, 7) OBP: 0.250, SLG: 0.500		0-0 F9 2B		0-0 5-3		0-0 5-3		0-0 F2		4 0 1 1 0 0 2												
Ken Henderson, S (1, 9)		0-0 F9 2-3		0-0 F6		4-0 BB		0-0 F7		3 0 0 0 1 0 2												
Steve Ontiveros, S (1, 5)		0-0 F9			0-0 F9	0-0 F8			0-0 G3	4 0 0 0 0 0 3												
Carlos Lezcano, R (1, 8) Jerry Martin, R (6, 8) OBP: 0.500, SLG: 1.000		0-3 K			0-0 6-3		0-0 1B 2B		0-0 E6 F5-4-3	2 0 0 0 0 1 1 2 1 1 0 0 0 0	AB 34 R 2 H 7 RBI 2 BB 1 SO 3 LOB 13											
Tim Blackwell, S (1, 2) Scot Thompson, L (9, PH)			0-0 3-1		0-0 1B		0-0 F8		0-0 F5-4-3	3 0 1 0 0 0 1 1 0 0 0 0 0 1												
Rick Reuschel, R (1, 1) Bill Caudill, R (6, 1) Larry Biittner, L (7, PH) Dick Tidrow, R (7, 1)			0-3 K		0-3 K		0-0 F9			2 0 0 0 0 2 1 0 0 0 0 0 0 0 1 0 0 0 0 0 1 0 0 0 0 0 0 0												
Inning Stats	R: 0 E: 0 K: 0 S: 3	H: 0 LOB: 0 BB: 0 P: 3	R: 0 E: 0 K: 1 S: 6	H: 1 LOB: 1 BB: 0 P: 6	R: 0 E: 0 K: 1 S: 5	H: 0 LOB: 0 BB: 0 P: 5	R: 0 E: 0 K: 1 S: 4	H: 1 LOB: 1 BB: 0 P: 4	R: 0 E: 0 K: 1 S: 6	H: 1 LOB: 1 BB: 0 P: 6	R: 1 E: 0 K: 0 S: 5	H: 2 LOB: 2 BB: 1 P: 9	R: 1 E: 0 K: 0 S: 5	H: 2 LOB: 1 BB: 0 P: 5	R: 0 E: 0 K: 0 S: 3	H: 0 LOB: 0 BB: 0 P: 3	R: 0 E: 1 K: 0 S: 3	H: 0 LOB: 0 BB: 0 P: 3	1B: 4 2B: 3 3B: 0 HR: 0	SF: 0 SAC: 0 DP: 1 HBP: 0	WP: 0 PB: 0 SB: 0 CS: 0	PA: 35
PITCHER	IP WLS BF H R ER SO BB IBB HBP BLK WP HR S P ERA WHIP																					
Craig Swan, R (1, 1) ERA: 2.57	7.0 W 29 7 2 2 3 1 0 0 0 0 0 0 34 38 2.57 1.143																					
Neil Allen, R (8, 1) ERA:	2.0 S 6 0 0 0 0 0 0 0 0 0 0 0 6 6 0.00 0.000																					

Chicago Cubs @ New York Mets
Shea Stadium, Flushing, NY
Thu Apr 10 1980, 3:33 AM EST
Att: 12,219 - Unknown

livebaseballscorecards.com

Batter	1	2	3	4	5	6	7	8	9
Frank Taveras, R OBP: 0.250, SLG: 0.250 (1, 6)	0-0 1-3		0-0 FC1-6 1-2 1B		0-3 K	0-0 P4			
Elliott Maddox, R OBP: 0.250, SLG: 0.250 (1, 5)	0-0 CS 1B		0-0 FC1-6 BB 1-2f 2-3		0-0 G1-6-3 1-2f	0-3 K			
Lee Mazzilli, S (1, 3)	0-0 4-3 1-2		4-0 FC6-4 BB 1-2			4-0 2B E BB	0-0 F4		
Steve Henderson, R OBP: 0.250, SLG: 0.500 (1, 7)		0-0 5-3	0-3 K			0-0 E SF8 2B	0-0 F5		
Mike Jorgensen, L (1, 9) Joel Youngblood, R (7, 9)		4-0 4-3 1B BB	0-0 FC6-4 1-2f			4-0 SF8 E 1B IBB	0-3 K		
John Stearns, R (1, 2)		0-0 4-3 1-2		0-0 6-3		0-0 E4 SF8 1B 1-2 2-3 3-H	0-0 6-3		
Jerry Morales, R OBP: 0.500, SLG: 0.667 (1, 8)		0-0 2-H 1B		0-0 F6		0-0 SF8 1-2 2-3 3-H	0-0 1B CS 1B		
Doug Flynn, R OBP: 0.500, SLG: 0.333 (1, 4)		0-0 F1-3		0-0 F7		4-0 1B IBB	0-0 1B 1-3		
Craig Swan, R OBP: 1.000, SLG: 1.000 (1, 1) Neil Allen, R (8, 1)			4-0 FC1-6 1B BB		0-0 G1-6-3 1B	0-0 1-2 2-H 3-H 1B	0-3 K 3-H		

Inning Stats	R: 0 E: 0 K: 0 S: 3	H: 1 LOB: 0 BB: 0 P: 3	R: 1 E: 0 K: 0 S: 4	H: 1 LOB: 1 BB: 1 P: 8	R: 0 E: 0 K: 1 S: 6	H: 1 LOB: 3 BB: 2 P: 14	R: 0 E: 0 K: 0 S: 3	H: 0 LOB: 0 BB: 0 P: 3	R: 0 E: 0 K: 1 S: 5	H: 1 LOB: 0 BB: 0 P: 5	R: 4 E: 1 K: 1 S: 8	H: 2 LOB: 2 BB: 3 P: 20	R: 0 E: 0 K: 1 S: 5	H: 0 LOB: 0 BB: 0 P: 5	R: 0 E: 0 K: 1 S: 6	H: 2 LOB: 1 BB: 0 P: 6
1B: 7 2B: 1 3B: 0 HR: 0	SF: 1 SAC: 0 DP: 1 HBP: 0	WP: 0 PA: 36														

PITCHER	IP	WLS	BF	H	R	ER	SO	BB	IBB	HBP	BLK	WP	HR	S	P	ERA	WHIP
Rick Reuschel, R ERA: 6.75 (1, 1)	5.1	L	27	6	5	4	2	4	2	0	0	0	0	25	49	6.75	1.875
Bill Caudill, R ERA: (6, 1)	0.2		2	0	0	0	1	0	0	0	0	0	0	4	4	0.00	0.000
Dick Tidrow, R ERA: (7, 1)	2.0		7	2	0	0	2	0	0	0	0	0	0	11	11	0.00	1.000

BOTTOM

Chicago Cubs @ New York Mets
Shea Stadium, Flushing, NY
Thu Apr 10 1980, 3:33 AM EST
Att. 12,219 - Unknown

livebaseballscores.com

AB	29
R	5
H	8
RBI	4
BB	6
SO	5
LOB	21



Chicago Cubs @ New York Mets
 Shea Stadium, Flushing, NY
 Fri Apr 11 1980, 3:33 AM EST
 Att. 4,460 - Unknown

livebaseballscorecards.com



WP: 0 PA: 44
 PB: 0
 SB: 1
 CS: 0

AB 37
 R 7
 H 11
 RBI 7
 BB 7
 SO 5
 LOB 18

AB R H RBI BB SO LOB

5	1	1	1	0	1	4
4	1	1	0	1	0	1
4	1	1	0	1	0	1
4	2	2	4	1	0	3
5	0	1	0	0	2	2
3	2	2	2	2	0	0
3	0	1	0	1	1	0
1	0	0	0	0	0	2
5	0	1	0	0	0	5
2	0	1	0	1	1	0
1	0	0	0	0	0	0
0	0	0	0	0	0	0
0	0	0	0	0	0	0

Batter	1	2	3	4	5	6	7	8	9
Lenny Randle, S OBP: 0.222, SLG: 0.556 (1, 4) (7, 5)	0-0 6-3		0-3 K	0-0 HR	0-0 FC4-6			0-0 5-3	
Ivan De Jesus, R OBP: 0.333, SLG: 0.250 (1, 6)	0-0 F4-3		0-0 FC5-4 1B HR	4-0 F8 S BB		0-0 F5-4-3 BB 1B		0-0 1-3	
Bill Buckner, L OBP: 0.444, SLG: 0.500 (1, 3)	0-0 F4		0-0 HR 1B	0-0 F8		4-0 F5-4-3 BB		0-0 F4-3	
Dave Kingman, R OBP: 0.444, SLG: 1.250 (1, 7)		0-0 HR	0-0 HR	0-0 F7		0-0 F5-4-3		4-0 FC5 F4-3 BB	
Ken Henderson, S OBP: 0.222, SLG: 0.250 (1, 9)		0-3 K	0-0 BB 2B		0-0 F5	0-3 K		0-0 F4-3	
Jerry Martin, R OBP: 0.714, SLG: 2.000 (1, 8)		0-0 HR	4-0 BB BB		0-0 6-3			4-0 IBB	
Steve Ontiveros, S OBP: 0.250, SLG: 0.143 Mike Tyson, R (7, 4)		0-0 F8	4-0 1-2 2-3 BB		0-0 BB 1B 1B	0-3 K		0-0 F8	
Barry Foote, R OBP: 0.200, SLG: 0.200 (1, 2)	0-0 6-3		0-0 L5		0-0 BB 1B		0-0 F7	0-0 FC5	
Dennis Lamp, R OBP: 0.667, SLG: 0.500 Mike Vail, R (7, PH) Bill Caudill, R (7, 1) Bruce Sutter, R (9, 1)			0-0 FC5-4 1B	0-3 K	4-0 FC4-6 BB		0-0 F8		

Inning Stats	R: 0	H: 0	E: 0	K: 0	S: 3	P: 3	R: 2	H: 2	E: 0	K: 1	S: 7	P: 7	R: 3	H: 4	E: 0	K: 1	S: 9	P: 17	R: 1	H: 1	E: 0	K: 1	S: 6	P: 10	R: 0	H: 2	E: 0	K: 0	S: 5	P: 9	R: 0	H: 1	E: 0	K: 1	S: 5	P: 9	R: 1	H: 1	E: 0	K: 1	S: 6	P: 6	R: 0	H: 0	E: 0	K: 0	S: 3	P: 3	R: 0	H: 0	E: 0	K: 0	S: 3	P: 11	R: 0	H: 0	E: 0	K: 0	S: 3	P: 11
--------------	------	------	------	------	------	------	------	------	------	------	------	------	------	------	------	------	------	-------	------	------	------	------	------	-------	------	------	------	------	------	------	------	------	------	------	------	------	------	------	------	------	------	------	------	------	------	------	------	------	------	------	------	------	------	-------	------	------	------	------	------	-------

PITCHER	IP	WLS	BF	H	R	ER	SO	BB	IBB	HBP	BLK	WP	HR	S	P	ERA	WHIP
Ray Burris, R ERA: 16.88 (1, 1)	2.2	L	14	6	5	5	2	0	0	0	0	0	3	18	18	16.88	2.250
Kevin Kobel, L ERA: 6.75 (3, 1)	1.1		8	1	1	1	1	3	0	0	0	0	1	7	19	6.75	3.000
John Pacella, R ERA: (5, 1)	2.0		10	3	0	0	1	2	0	0	0	0	0	10	18	0.00	2.500
Ed Glynn, L ERA: 4.5 (7, 1)	2.0		7	1	1	1	1	0	0	0	0	0	1	9	9	4.50	0.500
Jeff Reardon, R ERA: (9, 1)	1.0		5	0	0	0	0	1	1	0	0	0	0	3	11	0.00	1.000

1B: 5	SF: 0	2B: 1	SAC: 0	3B: 0	DP: 1	HR: 5	HBP: 0
-------	-------	-------	--------	-------	-------	-------	--------

BOTTOM

Chicago Cubs @ New York Mets
Shea Stadium, Flushing, NY
Fri Apr 11 1980, 3:33 AM EST
Att. 4,460 - Unknown

livebaseballscorecards.com

AB	38
R	5
H	13
RBI	5
BB	3
SO	8
LOB	24



WP	1	PA	42
PB	0		
SB	1		
CS	0		

1B	10	SF	0
2B	3	SAC	1
3B	0	DP	1
HR	0	HBP	0

1B	10	SF	0
2B	3	SAC	1
3B	0	DP	1
HR	0	HBP	0

WP	1	PA	42
PB	0		
SB	1		
CS	0		

Batter	1	2	3	4	5	6	7	8	9	AB	R	H	RBI	BB	SO	LOB
Frank Taveras, R OBP: 0.333, SLG: 0.333 (1, 6)	0-0 SH1-3 1B	0-0 4-3		0-0 4-3			0-0 2B 1B	0-0 6-3		5	1	2	0	0	0	3
Elliott Maddox, R OBP: 0.375, SLG: 0.375 (1, 5)	0-0 SH1-3 1-2		0-0 BB 2B 1B		0-0 FC4-6 1B		0-3 K		0-0 6-3	4	1	2	0	0	1	1
Lee Mazzilli, S OBP: 0.667, SLG: 0.400 (1, 3)	4-0 G6-4-3 BB		4-0 2B 6-3 BB		0-0 FC4-6 1-2f 1-4-3		0-0 2B 1B		0-0 S 1B	3	2	2	0	2	0	1
Steve Henderson, R OBP: 0.222, SLG: 0.444 (1, 7)	0-0 G6-4-3 1-2f		0-3 K		0-0 1-4-3		0-0 1-3 2-H 2B		0-0 F9	5	0	1	1	0	1	6
Mike Jorgensen, L OBP: 0.500, SLG: 0.500 (1, 9)		0-0 4-3		0-0 1-3 2-H 2B		0-3 K		0-3 K		0-0 2-H FC5-4 1B	5	0	2	2	0	3
John Stearns, R OBP: 0.222, SLG: 0.333 (1, 2)		0-0 1B 1B 2B		0-0 6-3 3-H		0-0 FC6-4 1B		0-0 4-3		0-0 1-2f FC5-4	5	1	2	1	0	4
Jerry Morales, R OBP: 0.375, SLG: 0.429 (1, 8)		0-0 1B 1B		0-0 5-3		0-0 FC6-4 WP 1-2f		0-0 F5		4	0	1	0	0	0	2
Doug Flynn, R OBP: 0.375, SLG: 0.286 (1, 4)		0-0 1-2 3-H 1B		0-3 K		0-0 F8		0-3 K		4	0	1	1	0	2	1
Ray Burris, R Kevin Kobel, R Dan Norman, R John Pacella, R Ron Hodges, L Ed Glynn, R Phil Mankowski, L Jeff Reardon, R (1, 1) (3, 1) (4, PH) (5, 1) (6, PH) (7, 1) (8, PH) (9, 1)		0-3 K		0-0 6-3		0-3 K		4-0 BB		1	0	0	0	0	1	2

Inning Stats	R: 0	H: 1	E: 0	K: 0	S: 3	LOB: 1	BB: 1	P: 7	R: 1	H: 3	E: 0	K: 1	S: 8	LOB: 2	BB: 0	P: 8	R: 2	H: 2	E: 0	K: 1	S: 7	LOB: 1	BB: 1	P: 11	R: 0	H: 0	E: 0	K: 1	S: 5	LOB: 0	BB: 0	P: 5	R: 0	H: 1	E: 0	K: 1	S: 6	LOB: 1	BB: 0	P: 6	R: 0	H: 1	E: 0	K: 1	S: 6	LOB: 1	BB: 0	P: 6	R: 1	H: 3	E: 0	K: 2	S: 10	LOB: 2	BB: 0	P: 10	R: 0	H: 0	E: 0	K: 1	S: 5	LOB: 1	BB: 1	P: 9	R: 1	H: 2	E: 0	K: 0	S: 5	LOB: 1	BB: 0	P: 5
--------------	------	------	------	------	------	--------	-------	------	------	------	------	------	------	--------	-------	------	------	------	------	------	------	--------	-------	-------	------	------	------	------	------	--------	-------	------	------	------	------	------	------	--------	-------	------	------	------	------	------	------	--------	-------	------	------	------	------	------	-------	--------	-------	-------	------	------	------	------	------	--------	-------	------	------	------	------	------	------	--------	-------	------

PITCHER	IP	WLS	BF	H	R	ER	SO	BB	IBB	HBP	BLK	WP	HR	S	P	ERA	WHIP
Dennis Lamp, R ERA: 4.5 (1, 1)	6.0		27	8	3	3	5	2	0	0	0	1	0	35	43	4.50	1.667
Bill Caudill, R ERA: 3.38 (7, 1)	2.0		10	3	1	1	3	1	0	0	0	0	0	15	19	4.50	2.000
Bruce Sutter, R ERA: 9.0 (9, 1)	1.0	S	5	2	1	1	0	0	0	0	0	0	0	5	5	9.00	2.000

PITCHER	IP	WLS	BF	H	R	ER	SO	BB	IBB	HBP	BLK	WP	HR	S	P	ERA	WHIP
Dennis Lamp, R ERA: 4.5 (1, 1)	6.0		27	8	3	3	5	2	0	0	0	1	0	35	43	4.50	1.667
Bill Caudill, R ERA: 3.38 (7, 1)	2.0		10	3	1	1	3	1	0	0	0	0	0	15	19	4.50	2.000
Bruce Sutter, R ERA: 9.0 (9, 1)	1.0	S	5	2	1	1	0	0	0	0	0	0	0	5	5	9.00	2.000

Chicago Cubs @ New York Mets
 Shea Stadium, Flushing, NY
 Sat Apr 12 1980, 3:33 AM EST
 Att: 10,781 - Unknown

livebaseballscorecards.com

AB	37
R	6
H	14
RBI	6
BB	3
SO	2
LOB	22



WP	2	PA	41
PB	0		
SB	1		
CS	1		

Batter	1	2	3	4	5	6	7	8	9	AB	R	H	RBI	BB	SO	LOB
Lenny Randle, S OBP: 0.143, SLG: 0.357 (1, 4) (7, 5)	0-0 F8	0-0 F7			0-0 G1-6-3		0-0 FC1-6 E S SF9	0-0 F8		5	1	0	0	0	0	7
Ivan De Jesus, R OBP: 0.286, SLG: 0.250 (1, 6)	0-0 1B CS 1B		0-0 1-3		0-3 K		0-0 SF9 1-H		0-0 F9	4	0	1	1	0	1	0
Bill Buckner, L OBP: 0.500, SLG: 0.538 (1, 3)	0-0 1-3 1B		0-0 F6-4-3 1B			0-0 3-1	0-0 5-3		0-0 1B	5	0	3	0	0	0	1
Dave Kingman, R OBP: 0.429, SLG: 1.154 (1, 7)	0-3 K 3-H		0-0 F6-4-3		0-0 F4-6-3 1B			0-0 HR	0-0 F4	5	1	2	1	0	1	4
Ken Henderson, S OBP: 0.286, SLG: 0.250 (1, 9)		0-0 FC3-6 FC5-2 1B 1B		0-0 F8	0-0 F4-6-3			4-0 WP 1B BB	0-0 F7	4	1	1	0	1	0	2
Jerry Martin, R OBP: 0.636, SLG: 1.444 (1, 8)		0-0 FC3-6 1-2 1B		0-0 F8			0-0 WP HR 2B	0-0 F2 1-2		4	1	2	0	0	0	1
Steve Ontiveros, S OBP: 0.364, SLG: 0.222 Mick Kelleher, R (7, PR) (7, 4)		0-0 FC3-6 FC5-2 1B 1-2 2-3		0-0 F8			4-0 HR BB	4-0 1B IBB		2	0	1	0	1	0	2
Larry Biittner, L (8, PH) Mike Tyson, R (8, 4)		0-0 FC5-2 1B 1-2 3-H		0-0 1B			0-0 HR	0-0 F9		0	0	0	0	1	0	0
Barry Foote, R OBP: 0.222, SLG: 0.556 (1, 2)		0-0 FC5-2 1B 1-2 2-3		0-0 6-3			0-0 HR	0-0 F9		4	1	1	3	0	0	5
Mike Krukow, R OBP: 0.667, SLG: 0.667 Mike Vail, R OBP: 0.500, SLG: 0.500 (8, PH) Bruce Sutter, R (8, 1)		0-0 1B		0-0 E6 G1-6-3			0-0 FC1-6 1B	0-0 1-2 2-H 1B		3	0	2	0	0	0	0
										1	0	1	1	0	0	0
										0	0	0	0	0	0	0

Inning Stats	R: 0	H: 2	E: 0	LOB: 2	K: 1	BB: 0	S: 6	P: 6	R: 0	H: 3	E: 0	LOB: 3	K: 0	BB: 0	S: 6	P: 6	R: 0	H: 1	E: 0	LOB: 0	K: 0	BB: 0	S: 3	P: 3	R: 0	H: 1	E: 0	LOB: 1	K: 0	BB: 0	S: 4	P: 4	R: 0	H: 0	E: 1	LOB: 0	K: 1	BB: 0	S: 5	P: 5	R: 0	H: 1	E: 0	LOB: 0	K: 0	BB: 0	S: 3	P: 3	R: 4	H: 3	E: 0	LOB: 1	K: 0	BB: 1	S: 6	P: 10	R: 2	H: 2	E: 0	LOB: 2	K: 0	BB: 2	S: 5	P: 13	R: 0	H: 1	E: 0	LOB: 1	K: 0	BB: 0	S: 4	P: 4	1B: 11	SF: 1	2B: 2	SAC: 0	3B: 0	DP: 4	HR: 2	HBP: 0	WP: 2	PA: 41
--------------	------	------	------	--------	------	-------	------	------	------	------	------	--------	------	-------	------	------	------	------	------	--------	------	-------	------	------	------	------	------	--------	------	-------	------	------	------	------	------	--------	------	-------	------	------	------	------	------	--------	------	-------	------	------	------	------	------	--------	------	-------	------	-------	------	------	------	--------	------	-------	------	-------	------	------	------	--------	------	-------	------	------	--------	-------	-------	--------	-------	-------	-------	--------	-------	--------

PITCHER	IP	WLS	BF	H	R	ER	SO	BB	IBB	HBP	BLK	WP	HR	S	P	ERA	WHIP
Tom Hausman, R ERA: 3.0 (1, 1)	6.0		25	9	2	2	2	1	0	0	0	1	0	28	32	3.00	1.667
Neil Allen, R ERA: 3.0 (7, 1)	1.0	L	5	2	2	1	0	0	0	0	0	0	1	5	5	9.00	2.000
Jeff Reardon, R ERA: 9.0 (8, 1)	1.0		7	2	2	2	0	1	1	0	0	1	1	5	13	18.00	3.000
Mark Bomback, R ERA: (9, 1)	1.0		4	1	0	0	0	0	0	0	0	0	0	4	4	0.00	1.000

Batter	1	2	3	4	5	6	7	8	9	AB	R	H	RBI	BB	SO	LOB
Frank Taveras, R OBP: 0.231, SLG: 0.231 (1, 6)	0-0 6-3		0-3 K		0-0 L8		0-0 F9			4	0	0	0	0	1	0
Elliott Maddox, R OBP: 0.417, SLG: 0.364 (1, 5)	0-0 5-3		4-0 CS BB		0-0 6-3			0-0 G3 1B		3	0	1	0	1	0	0
Lee Mazzilli, S OBP: 0.538, SLG: 0.250 (1, 3)	0-3 K		4-0 BB			0-0 E1 SF9-6		0-0 G3		3	1	0	0	1	1	1
Steve Henderson, R OBP: 0.154, SLG: 0.308 (1, 7)		0-0 4-3	0-0 F4			0-3 K		0-3 K		4	0	0	0	0	2	3
Joel Youngblood, R OBP: 0.400, SLG: 1.000 (1, 9)		0-0 HR		0-0 5-3		4-0 SF9-6 IBB		0-3 K		3	1	1	1	1	1	1
John Stearns, R OBP: 0.231, SLG: 0.273 (1, 2)		4-0 1B BB		0-0 6-3		0-0 SF9-6		0-0 F5		2	0	0	1	1	0	0
Jerry Morales, R OBP: 0.500, SLG: 0.444 (1, 8)		0-0 1B 1-3		4-0 BB		0-0 F7		1-0 1B HBP		2	0	1	0	1	0	0
Doug Flynn, R OBP: 0.417, SLG: 0.364 (1, 4)		0-0 1B 1-2		0-0 F9		0-0 F9		0-0 1B 1-2		4	0	2	0	0	0	1
Tom Hausman, R Neil Allen, R Dan Norman, R Jeff Reardon, R Mark Bomback, R Mike Jorgensen, L (1, 1) (7, 1) (7, PH) (8, 1) (9, 1) (9, PH)		0-3 K		0-0 4-3		0-0 HR		0-0 3-1		2	0	0	0	0	1	2


Inning Stats	R: 0	H: 0	E: 0	K: 1	S: 5	R: 1	H: 3	E: 0	K: 1	S: 7	R: 0	H: 0	E: 0	K: 1	S: 4	R: 0	H: 0	E: 0	K: 0	S: 3	R: 1	H: 0	E: 2	K: 1	S: 5	R: 1	H: 1	E: 0	K: 2	S: 8	R: 0	H: 1	E: 0	K: 2	S: 8	R: 0	H: 1	E: 0	K: 0	S: 3	1B: 4	SF: 1	2B: 1	3B: 0	HR: 2	WP: 0	PB: 0	SB: 1	CS: 1	PA: 36
PITCHER	IP	WLS	BF	H	R	ER	SO	BB	IBB	HBP	BLK	WP	HR	S	P	ERA	WHIP																																	
Mike Krukow, R ERA: 2.57 (1, 1)	7.0	W	28	4	3	2	4	4	1	0	0	0	2	31	51	2.57	1.143																																	
Bruce Sutter, R ERA: 3.0 (8, 1)	2.0	S	8	2	0	0	2	0	0	1	0	0	0	11	12	0.00	1.000																																	

BOTTOM

Chicago Cubs @ New York Mets
 Shea Stadium, Flushing, NY
 Sat Apr 12 1980, 3:33 AM EST
 Att. 10,781 - Unknown

livebaseballscorecards.com

AB	29
R	3
H	6
RBI	3
BB	5
SO	6
LOB	9



Batter	1	2	3	4	5	6	7	8	9	AB R H RBI BB SO LOB	TOP	
Lenny Randle, S (1, 5) OBP: 0.118, SLG: 0.294 Larry Biittner, L (8, PH) Doug Capilla, L (8, 1)	0-0 ① 6-3		0-0 ③ 6-3			0-0 ① F7		0-0 ③ F7		3 0 0 0 0 0 0 1 0 0 0 0 0 1 0 0 0 0 0 0 0		
Ivan De Jesus, R (1, 6) OBP: 0.278, SLG: 0.200	0-0 ② F9			4-0 1B BB		0-0 ② F9			0-0 ① 6-3	3 0 0 0 1 0 0		
Bill Buckner, L (1, 3) OBP: 0.500, SLG: 0.529	0-0 ③ F7			0-0 1B BB		0-0 ③ F5			0-0 FC5-4 1B	4 0 2 0 0 0 0		
Dave Kingman, R (1, 7) OBP: 0.389, SLG: 0.938		0-0 ① 6-3		4-0 1-2 BB		0-3 ① K			0-0 ② FC5-4 1B 1-2f	3 0 0 0 1 1 1		
Mike Vail, R (1, 9) OBP: 0.500, SLG: 0.500		0-0 1B		0-3 ① K		0-0 ② 6-3			0-0 1-2 1B	4 0 2 0 0 1 3		
Jerry Martin, R (1, 8) OBP: 0.467, SLG: 1.000		0-0 ② F5		0-0 ② ③ F6-4-3		0-3 ③ K			0-3 ③ K	4 0 0 0 0 2 6		
Barry Foote, R (1, 2) OBP: 0.250, SLG: 0.455		0-0 ③ 5-3			4-0 F6-4-3 BB				0-0 ① F2	2 0 0 0 1 0 1		
Mike Tyson, R (1, 4)			0-0 ① F9		0-0 ① ② F6-4-3				0-0 ② 6-3	3 0 0 0 0 0 1		
Willie Hernandez, L (1, 1) Lynn McGlothen, L (5, 1) Scott Thompson, L (8, PH) Mick Kelleher, R (8, 5)			0-3 ② K		0-3 ③ K				0-0 1B	2 0 0 0 0 2 0 0 0 0 0 0 0 0 1 0 1 0 0 0 0 0 0 0 0 0 0 0		
Inning Stats	R: 0 H: 0 E: 0 LOB: 0 K: 0 BB: 0 S: 3 P: 3	R: 0 H: 1 E: 0 LOB: 1 K: 0 BB: 0 S: 4 P: 4	R: 0 H: 0 E: 0 LOB: 0 K: 1 BB: 0 S: 5 P: 5	R: 0 H: 1 E: 0 LOB: 2 K: 1 BB: 2 S: 5 P: 13	R: 0 H: 0 E: 0 LOB: 0 K: 1 BB: 1 S: 4 P: 8	R: 0 H: 0 E: 0 LOB: 0 K: 0 BB: 0 S: 3 P: 3	R: 0 H: 0 E: 0 LOB: 0 K: 2 BB: 0 S: 7 P: 7	R: 0 H: 1 E: 0 LOB: 1 K: 0 BB: 0 S: 4 P: 4	R: 0 H: 2 E: 0 LOB: 2 K: 1 BB: 0 S: 7 P: 7	1B: 5 SF: 0 2B: 0 SAC: 0 3B: 0 DP: 2 HR: 0 HBP: 0	WP: 0 PA: 33 PB: 0 SB: 0 CS: 0	
PITCHER Pete Falcone, L (1, 1) ERA: 0.00 Neil Allen, R (7, 1) ERA: 1.5	IP WLS BF H R ER SO BB IBB HBP BLK WP HR S P ERA WHIP	6.0 W 21 2 0 0 3 3 0 0 0 0 0 0 24 36 0.00 0.833	3.0 S 12 3 0 0 3 0 0 0 0 0 0 0 18 18 0.00 1.000									

Chicago Cubs @ New York Mets
Shea Stadium, Flushing, NY
Sun Apr 13 1980, 3:33 AM EST
Att: 11,273 - Unknown

livebaseballscorecards.com

AB 30
R 0
H 5
RBI 0
BB 3
SO 6
LOB 13



Batter	1	2	3	4	5	6	7	8	9
Steve Henderson, R (1, 7) OBP: 0.222, SLG: 0.333	0-0 F9	0-0 5-3		0-0 FC4-6 1-2 1B		0-0 SF8 1-2 1B		0-0 3-1	
Frank Taveras, R (1, 6) OBP: 0.333, SLG: 0.353	4-0 CS BB		0-0 PB 1B	0-0 F8		0-0 1B 1-2 2-3 1B		0-0 1-3	
Lee Mazzilli, S (1, 3) OBP: 0.471, SLG: 0.182 Neil Allen, R (7, 1)	4-0 CS 1-2 BB		0-3 K	0-0 FC4-6 1-2f		0-3 K		0-0 1-3	
Joel Youngblood, R (1, 9) OBP: 0.444, SLG: 1.000	0-3 K 1-2 2-3		0-0 BB 1B		0-0 4-3 2B	0-0 SF8 2-3 3-H			
John Stearns, R (1, 2) OBP: 0.294, SLG: 0.400		0-0 1B PB	0-0 F9		0-0 4-3 2B	0-0 1-3 3-H 1B			
Jerry Morales, R (1, 8) OBP: 0.563, SLG: 0.583		0-0 PB FC1-2-5 1B	4-0 FC5-4 1-2 BB		0-0 3-H 2B	0-0 F8			
Elliott Maddox, R (1, 5) OBP: 0.375, SLG: 0.286		4-0 SH3-4 FC1-2-5 BB	0-0 FC5-4 1-2f		0-0 F8		0-0 F3		
Doug Flynn, R (1, 4) OBP: 0.313, SLG: 0.267		0-0 FC1-2-5 SH3-4 1-2 3-H		0-0 F4	0-0 F4-3		0-0 F4-3		
Pete Falcone, L (1, 1) OBP: 0.500, SLG: 0.500 Mike Jorgensen, L (7, 3) OBP: 0.400, SLG: 0.375		0-0 SH3-4		0-0 E5 1B		0-0 1B SF8 1B		0-3 K	

Inning Stats	R: 0	H: 0	E: 0	K: 1	S: 4	LOB: 1	BB: 2	P: 12
	R: 1	H: 2	E: 0	K: 0	S: 5 <td>LOB: 2</td> <td>BB: 1</td> <td>P: 9</td>	LOB: 2	BB: 1	P: 9
	R: 1	H: 2	E: 0	K: 1	S: 7 <td>LOB: 2</td> <td>BB: 1</td> <td>P: 11</td>	LOB: 2	BB: 1	P: 11
	R: 0	H: 1	E: 1	K: 0	S: 5 <td>LOB: 2</td> <td>BB: 0</td> <td>P: 5</td>	LOB: 2	BB: 0	P: 5
	R: 1	H: 2	E: 0	K: 0	S: 5 <td>LOB: 1</td> <td>BB: 0</td> <td>P: 5</td>	LOB: 1	BB: 0	P: 5
	R: 2	H: 4	E: 0	K: 1	S: 9 <td>LOB: 2</td> <td>BB: 0</td> <td>P: 9</td>	LOB: 2	BB: 0	P: 9
	R: 0	H: 0	E: 0	K: 1	S: 5 <td>LOB: 0</td> <td>BB: 0</td> <td>P: 5</td>	LOB: 0	BB: 0	P: 5
	R: 0	H: 0	E: 0	K: 0	S: 3 <td>LOB: 0</td> <td>BB: 0</td> <td>P: 3</td>	LOB: 0	BB: 0	P: 3

PITCHER										PITCHER																									
IP	WLS	BF	H	R	ER	SO	BB	IBB	HBP	BLK	WP	HR	S	P	ERA	WHIP	IP	WLS	BF	H	R	ER	SO	BB	IBB	HBP	BLK	WP	HR	S	P	ERA	WHIP		
Willie Hernandez, L (1, 1) ERA: 4.15	4.1	L	24	7	3	2	2	4	0	0	0	0	24	40	4.15	2.538																			
Lynn McGlothen, R (5, 1) ERA: 6.75	2.2		12	4	2	2	2	0	0	0	0	0	16	16	6.75	1.500																			
Doug Capilla, L (8, 1) ERA:	1.0		3	0	0	0	0	0	0	0	0	0	3	3	0.00	0.000																			

BOTTOM

Chicago Cubs @ New York Mets
Shea Stadium, Flushing, NY

Sun Apr 13 1980, 3:33 AM EST
Att. 11,273 - Unknown

AB	R	H	RBI	BB	SO	LOB
5	1	2	0	0	0	2
4	1	2	0	1	0	2
3	0	0	0	1	2	6
1	0	0	0	0	0	0
3	1	2	2	0	1	2
4	1	2	1	0	0	2
3	0	2	1	1	0	2
3	0	0	0	1	0	3
4	0	0	0	0	0	3
2	1	1	0	0	0	0
1	0	0	0	0	1	0

AB	33
R	5
H	11
RBI	4
BB	4
SO	4
LOB	22



1B:	7	SF:	1	WP:	0	PA:	39
2B:	4	SAC:	1	PB:	2		
3B:	0	DP:	0	SB:	0		
HR:	0	HBP:	0	CS:	2		

livebaseballscorecards.com

Batter	1	2	3	4	5	6	7	8	9	10	AB	R	H	RBI	BB	SO	LOB	TOP
--------	---	---	---	---	---	---	---	---	---	----	----	---	---	-----	----	----	-----	-----

Lenny Randle, S OBP: 0.091, SLG: 0.227 (1, 4) (9, 5)	0-0 4-3		0-0 1-3			0-3 K		0-0 P4		0-0 4-3	5	0	0	0	0	1	1	
Ivan De Jesus, R OBP: 0.238, SLG: 0.167 Larry Bliittner, L OBP: 0.400, SLG: 0.250 (1, 6) (9, PH) (9, 9)	0-0 F9		0-0 F9			0-0 F8		0-0 F8	0-0 F8	0-0 FC1-6 1B	3	0	0	0	0	0	1	
Bill Buckner, L OBP: 0.522, SLG: 0.682 (1, 3)	0-0 1B			0-0 2-3		0-0 HR			0-0 1B 1B	0-0 FC1-6 1-2f	5	2	3	2	0	0	1	
Dave Kingman, R OBP: 0.348, SLG: 0.762 (1, 7)	0-0 P6			0-0 F8		0-0 6-3			0-0 F9 1-2 2B 1B	0-3 K	5	1	1	0	0	1	2	
Ken Henderson, S OBP: 0.278, SLG: 0.250 Mick Kelleher, R (1, 9) (9, PR) (9, 6)		0-0 P3		0-3 K			0-0 4-1		0-0 2B 1-2 2-H 1B		4	0	1	1	0	1	0	
Jerry Martin, R OBP: 0.421, SLG: 0.813 (1, 8)		4-0 BB			0-0 3-1		0-0 G1		0-0 F9 2-3		3	0	0	0	1	0	2	
Steve Ontiveros, S OBP: 0.286, SLG: 0.167 Mike Vail, R OBP: 0.571, SLG: 0.714 Mike Tyson, R (1, 5) (9, PH) (9, 4)		0-3 K			0-0 4-3		0-0 1-3		0-0 1-3 3-H 2B		3	0	0	0	0	1	1	
Tim Blackwell, S OBP: 0.286, SLG: 0.167 (1, 2)		0-0 1-3			0-3 K			0-0 F8	0-0 4-0 IBB		3	0	0	0	1	1	1	
Rick Reuschel, R Scott Thompson, L OBP: 0.167, SLG: 0.500 Bill Caudill, R Carlos Lezcano, R Dick Tidrow, R Barry Foote, R OBP: 0.231, SLG: 0.417 Bruce Sutter, R (1, 1) (6, PH) (6, 1) (8, PH) (8, 1) (9, PH) (9, 1)			0-3 K			4-0 HR BB		0-3 K	0-0 F7		1	0	0	0	0	1	0	

Inning Stats	R: 0 E: 0 K: 0 S: 4	H: 1 LOB: 1 BB: 0 P: 4	R: 0 E: 0 K: 1 S: 5	H: 0 LOB: 1 BB: 1 P: 9	R: 0 E: 0 K: 1 S: 5	H: 0 LOB: 0 BB: 0 P: 5	R: 0 E: 0 K: 1 S: 5	H: 0 LOB: 0 BB: 0 P: 5	R: 0 E: 0 K: 1 S: 5	H: 0 LOB: 0 BB: 0 P: 5	R: 2 E: 0 K: 1 S: 6	H: 1 LOB: 0 BB: 1 P: 10	R: 0 E: 0 K: 0 S: 3	H: 0 LOB: 0 BB: 0 P: 3	R: 0 E: 0 K: 1 S: 5	H: 0 LOB: 0 BB: 0 P: 5	R: 2 E: 0 K: 0 S: 7	H: 4 LOB: 3 BB: 1 P: 11	R: 0 E: 0 K: 1 S: 6	H: 1 LOB: 1 BB: 0 P: 6	1B: 5 2B: 1 3B: 0 HR: 1	SF: 0 SAC: 0 DP: 0 HBP: 0	WP: 0 PB: 0 SB: 0 CS: 0	PA: 40
--------------	------------------------------	---------------------------------	------------------------------	---------------------------------	------------------------------	---------------------------------	------------------------------	---------------------------------	------------------------------	---------------------------------	------------------------------	----------------------------------	------------------------------	---------------------------------	------------------------------	---------------------------------	------------------------------	----------------------------------	------------------------------	---------------------------------	----------------------------------	------------------------------------	----------------------------------	--------

PITCHER	IP	WLS	BF	H	R	ER	SO	BB	IBB	HBP	BLK	WP	HR	S	P	ERA	WHIP
Bert Blyleven, R ERA: 2.25 (1, 1)	7.0		25	2	2	2	5	2	0	0	0	0	1	33	41	2.57	0.571
Grant Jackson, L ERA: (8, 1)	1.0		3	0	0	0	1	0	0	0	0	0	0	5	5	0.00	0.000
Kent Tekulve, R ERA: 9.0 (9, 1)	2.0	W	12	5	2	2	1	0	1	0	0	0	0	13	17	9.00	2.500

Chicago Cubs @ Pittsburgh Pirates
Three Rivers Stadium, Pittsburgh, PA
Mon Apr 14 1980, 3:33 AM EST
Att. 44,088 - Unknown

livebaseballscores.com

AB	37
R	4
H	7
RBI	4
BB	3
SO	7
LOB	12



BOTTOM

Chicago Cubs @ Pittsburgh Pirates
Three Rivers Stadium, Pittsburgh, PA

Mon Apr 14 1980, 3:33 AM EST
Att: 44,088 - Unknown

livebaseballscores.com

AB	37
R	5
H	10
RBI	5
BB	2
SO	6
LOB	12



WP	0	PA	41
PB	0		
SB	1		
CS	0		

AB R H RBI BB SO LOB

5	1	2	0	0	0	0
5	1	2	1	0	0	1
4	1	1	0	0	1	2
3	0	1	1	1	2	1
3	0	0	1	0	1	2
2	1	2	1	0	0	0
4	0	0	0	0	0	4
3	0	0	0	1	0	0
4	0	1	0	0	0	1
2	0	0	0	0	1	1
1	1	1	1	0	0	0
0	0	0	0	0	0	0
1	0	0	0	0	1	0
0	0	0	0	0	0	0

Batter	1	2	3	4	5	6	7	8	9	10
Omar Moreno, L (1, 8) OBP: 0.364, SLG: 0.350	0-0 S 2B 1B		0-0 4-3		0-0 F8		0-0 F8		0-0 G6-4-3 1B	
Tim Foli, R (1, 6) OBP: 0.190, SLG: 0.250	0-0 G3 1-H FC4-6 2B		0-0 4-3		0-0 F8		0-0 FC6-4 1B		0-0 G6-4-3 1-2f	
Dave Parker, L (1, 9) OBP: 0.286, SLG: 0.300	0-0 G3 2-3		1-0 2B HBP		0-0 1B		0-0 FC6-4 1B 1-2f HBP		0-3 K	
Willie Stargell, L (1, 3) OBP: 0.409, SLG: 0.250	4-0 FC4-6 BB		0-0 1-H 2B		0-3 K		1-0 1B 1-2 HBP		0-3 K	
John Milner, L (1, 7) OBP: 0.294, SLG: 0.077	0-0 FC4-6 1-2f 3-H		0-0 F8				0-0 1-2 2-3 1B		0-0 HR	
Bill Robinson, R (7, 7) OBP: 0.500, SLG: 1.250										
Bill Madlock, R (1, 5) OBP: 0.200, SLG: 0.200	0-0 FC6-4 1-2f			0-0 6-3		0-0 5-3	0-0 F7			
Ed Ott, L (1, 2) OBP: 0.400, SLG: 0.500		0-0 F9		0-0 F7		4-0 BB		0-0 4-3		
Phil Garner, R (1, 4) OBP: 0.400, SLG: 0.353		0-0 F4		0-0 1B		0-0 F8		0-0 F8		
Bert Blyleven, R (1, 1) Mike Easler, L (7, PH) Grant Jackson, S (8, 1) Lee Lacy, R (8, PH) Kent Tekulve, R (9, 1)		0-0 4-3		0-3 K			0-0 HR	0-3 K		

Inning Stats	R: 2	H: 2	E: 0	K: 0	S: 5	P: 9	R: 0	H: 0	E: 0	K: 0	S: 3	R: 1	H: 1	E: 0	K: 0	S: 4	R: 0	H: 1	E: 0	K: 1	S: 6	R: 0	H: 0	E: 0	K: 1	S: 5	R: 1	H: 3	E: 0	K: 0	S: 6	R: 0	H: 0	E: 0	K: 1	S: 5	R: 0	H: 1	E: 0	K: 1	S: 4	R: 1	H: 1	E: 0	K: 1	S: 4	1B: 6	2B: 2	3B: 0	HR: 2	SF: 0	SAC: 0	DP: 1	HBP: 2	WP: 0	PA: 41
--------------	------	------	------	------	------	------	------	------	------	------	------	------	------	------	------	------	------	------	------	------	------	------	------	------	------	------	------	------	------	------	------	------	------	------	------	------	------	------	------	------	------	------	------	------	------	------	-------	-------	-------	-------	-------	--------	-------	--------	-------	--------

PITCHER	IP	WLS	BF	H	R	ER	SO	BB	IBB	HBP	BLK	WP	HR	S	P	ERA	WHIP
Rick Reuschel, R (1, 1) ERA: 6.1	5.0		22	5	3	3	2	1	0	1	0	0	0	24	29	5.40	1.200
Bill Caudill, R (6, 1) ERA: 3.86	2.0		11	3	1	1	1	1	0	1	0	0	1	11	16	4.50	2.000
Dick Tidrow, R (8, 1) ERA:	1.0		3	0	0	0	1	0	0	0	0	0	0	5	5	0.00	0.000
Bruce Sutter, R (9, 1) ERA: 4.15	1.1	L	5	2	1	1	2	0	0	0	0	0	1	9	9	6.75	1.500


Batter	1	2	3	4	5	6	7	8	9	AB	R	H	RBI	BB	SO	LOB
Lenny Randle, S OBP: 0.077, SLG: 0.192 (1, 5)	0-0 1-3		0-0 2-3		0-0 G3		0-0 F3			4	0	0	0	0	0	1
Ivan De Jesus, R OBP: 0.240, SLG: 0.227 (1, 6)	0-0 6-3			0-0 F7		0-0 L6		0-0 2B		4	0	1	0	0	0	0
Bill Buckner, L OBP: 0.444, SLG: 0.577 (1, 3)	0-0 3-1			0-0 F4-3		0-0 G3		0-0 L9		4	0	0	0	0	0	1
Dave Kingman, R OBP: 0.407, SLG: 0.792 (1, 7)		0-0 2B		0-0 5-3		0-0 2B 1B		4-0 2B IBB		3	1	2	0	1	0	0
Jerry Martin, R OBP: 0.391, SLG: 0.750 (1, 9)		0-0 F7			0-0 F4		0-0 2B		0-0 2-3	4	0	1	1	0	0	3
Barry Foote, R OBP: 0.235, SLG: 0.375 (1, 2)		0-0 F4			0-0 HR 1B		0-0 1-3		0-0 6-3	4	1	1	0	0	0	4
Carlos Lezcano, R OBP: 0.167, SLG: 0.667 (1, 8)		0-0 6-3			0-0 HR		0-0 5-3			3	1	1	2	0	0	1
Mike Tyson, R OBP: 0.286, SLG: 0.714 (1, 4)			0-0 3-1		0-0 SH3-4 1B		0-0 HR			3	1	2	1	0	0	0
Dennis Lamp, R OBP: 0.400, SLG: 0.250 (1, 1)			0-0 F4		0-0 SH3-4		0-0 5-3			2	0	0	0	0	0	0
Bruce Sutter, R (9, 1)					1-2					0	0	0	0	0	0	0

Inning Stats		R: 0	H: 0	E: 0	K: 0	S: 3	R: 0	H: 1	E: 0	K: 0	S: 4	R: 0	H: 0	E: 0	K: 0	S: 3	R: 0	H: 0	E: 0	K: 0	S: 3	R: 2	H: 3	E: 0	K: 0	S: 6	R: 1	H: 2	E: 0	K: 0	S: 5	R: 1	H: 1	E: 0	K: 0	S: 4	R: 0	H: 1	E: 0	K: 0	S: 4		
IP		6.0	2.0	PITCHER		6.0	2.0	PITCHER		6.0	2.0	PITCHER		6.0	2.0	PITCHER		6.0	2.0	PITCHER		6.0	2.0	PITCHER		6.0	2.0	PITCHER		6.0	2.0	PITCHER		6.0	2.0	PITCHER		6.0	2.0	PITCHER		6.0	2.0
WLS		L		PITCHER		L		PITCHER		L		PITCHER		L		PITCHER		L		PITCHER		L		PITCHER		L		PITCHER		L		PITCHER		L		PITCHER		L		PITCHER		L	
BF		24	9	PITCHER		24	9	PITCHER		24	9	PITCHER		24	9	PITCHER		24	9	PITCHER		24	9	PITCHER		24	9	PITCHER		24	9	PITCHER		24	9	PITCHER		24	9	PITCHER		24	9
H		6	2	PITCHER		6	2	PITCHER		6	2	PITCHER		6	2	PITCHER		6	2	PITCHER		6	2	PITCHER		6	2	PITCHER		6	2	PITCHER		6	2	PITCHER		6	2	PITCHER		6	2
R		3	1	PITCHER		3	1	PITCHER		3	1	PITCHER		3	1	PITCHER		3	1	PITCHER		3	1	PITCHER		3	1	PITCHER		3	1	PITCHER		3	1	PITCHER		3	1	PITCHER		3	1
ER		3	1	PITCHER		3	1	PITCHER		3	1	PITCHER		3	1	PITCHER		3	1	PITCHER		3	1	PITCHER		3	1	PITCHER		3	1	PITCHER		3	1	PITCHER		3	1	PITCHER		3	1
SO		0	0	PITCHER		0	0	PITCHER		0	0	PITCHER		0	0	PITCHER		0	0	PITCHER		0	0	PITCHER		0	0	PITCHER		0	0	PITCHER		0	0	PITCHER		0	0	PITCHER		0	0
BB		0	0	PITCHER		0	0	PITCHER		0	0	PITCHER		0	0	PITCHER		0	0	PITCHER		0	0	PITCHER		0	0	PITCHER		0	0	PITCHER		0	0	PITCHER		0	0	PITCHER		0	0
P		3	4	PITCHER		3	4	PITCHER		3	4	PITCHER		3	4	PITCHER		3	4	PITCHER		3	4	PITCHER		3	4	PITCHER		3	4	PITCHER		3	4	PITCHER		3	4	PITCHER		3	4
ERA		4.50	5.4	PITCHER		4.50	5.4	PITCHER		4.50	5.4	PITCHER		4.50	5.4	PITCHER		4.50	5.4	PITCHER		4.50	5.4	PITCHER		4.50	5.4	PITCHER		4.50	5.4	PITCHER		4.50	5.4	PITCHER		4.50	5.4	PITCHER		4.50	5.4
WHIP		1.000	1.000	PITCHER		1.000	1.000	PITCHER		1.000	1.000	PITCHER		1.000	1.000	PITCHER		1.000	1.000	PITCHER		1.000	1.000	PITCHER		1.000	1.000	PITCHER		1.000	1.000	PITCHER		1.000	1.000	PITCHER		1.000	1.000	PITCHER		1.000	1.000

BOTTOM

New York Mets @ Chicago Cubs
 Wrigley Field, Chicago, IL
 Thu Apr 17 1980, 3:33 AM CST
 Att. 33,313 - Unknown

AB	31
R	4
H	8
RBI	4
BB	1
SO	0
LOB	10



1B: 3	SF: 0	WP: 0	PA: 33
2B: 3	SAC: 1	PB: 0	
3B: 0	DP: 0	SB: 0	
HR: 2	HBP: 0	CS: 0	

livebaseballscorecards.com

New York Mets @ Chicago Cubs
 Wrigley Field, Chicago, IL
 Sat Apr 19 1980, 3:33 AM CST
 Att. 20,328 - Unknown

livebaseballscorecards.com

AB	33
R	9
H	9
RBI	5
BB	6
SO	4
LOB	19



Batter	1	2	3	4	5	6	7	8	9	AB	R	H	RBI	BB	SO	LOB	TOP								
Frank Taveras, R (1, 6) OBP: 0.314, SLG: 0.313	0-0 5-3	0-0 F2		0-0 FC WP SF8		0-0 FC6 2B		0-3 K		5	1	0	0	0	1	4									
John Stearns, R (1, 2) OBP: 0.294, SLG: 0.414	4-0 1B 2B BB	0-0 L5		0-0 SF8		0-0 SF8		0-0 6-3		2	1	0	2	1	0	0									
Lee Mazzilli, S (1, 3) OBP: 0.441, SLG: 0.346	0-0 2B E 1B		4-0 G6-4-3 BB	0-3 K		0-0 2B			4-0 1B BB	3	1	2	1	2	1	1									
Joel Youngblood, R (1, 9) OBP: 0.423, SLG: 0.609	0-0 E 2B		0-0 F9		0-0 5-3	0-0 F8			0-0 G6-4-3 1B	5	1	2	1	0	0	2									
Steve Henderson, R (1, 7) OBP: 0.343, SLG: 0.412	4-0 E BB		0-0 G6-4-3		0-0 2B		0-3 K		0-0 F9	4	1	1	0	1	1	3									
Jerry Morales, R (1, 8) OBP: 0.364, SLG: 0.429	0-0 P5			4-0 1B 1B BB	0-0 F7		0-3 K		0-0 G6-4-3	4	1	0	0	1	1	6									
Elliott Maddox, R (1, 5) OBP: 0.407, SLG: 0.360	0-0 E8			0-0 SH5-4 1B SF8 1B	0-0 5-3		0-0 FC4-6 1B			4	1	2	0	0	0	1									
Doug Flynn, R (1, 4) OBP: 0.258, SLG: 0.267	0-0 F1-3			0-0 SF8 WP SH5-4 1B		0-0 FC6 SF8 2B		0-0 FC4-6		4	2	2	1	0	0	2									
Pete Falcone, L (1, 1) OBP: 0.333, SLG: 0.333		0-0 6-3		0-0 SH5-4		4-0 FC6 BB		0-0 F8		1	0	0	0	0	0	0									
Mark Bomback, R (4, 1)										0	0	0	0	1	0	0									
Jeff Reardon, R (6, 1)										0	0	0	0	0	0	0									
Neil Allen, R (7, 1)										1	0	0	0	0	0	0									
John Pacella, R (8, 1)										0	0	0	0	0	0	0									
Inning Stats	R: 4 E: 1 K: 0 S: 6	H: 2 LOB: 1 BB: 2 P: 14	R: 0 E: 0 K: 0 S: 3	H: 0 LOB: 0 BB: 0 P: 3	R: 0 E: 0 K: 0 S: 2	H: 0 LOB: 0 BB: 1 P: 6	R: 3 E: 0 K: 1 S: 8	H: 2 LOB: 1 BB: 1 P: 12	R: 0 E: 0 K: 0 S: 4	H: 1 LOB: 1 BB: 0 P: 4	R: 2 E: 0 K: 0 S: 5	H: 2 LOB: 1 BB: 1 P: 9	R: 0 E: 0 K: 2 S: 8	H: 1 LOB: 1 BB: 0 P: 8	R: 0 E: 0 K: 1 S: 5	H: 0 LOB: 0 BB: 0 P: 5	R: 0 E: 0 K: 0 S: 3	H: 1 LOB: 1 BB: 1 P: 7	1B: 5 2B: 4 3B: 0 HR: 0	SF: 2 SAC: 1 DP: 2 HBP: 0	WP: 1 PB: 0 SB: 0 CS: 0	PA: 42			
PITCHER	IP	WLS	BF	H	R	ER	SO	BB	IBB	HBP	BLK	WP	HR	S	P	ERA	WHIP								
Mike Krukow, R (1, 1) ERA: 4.91	4.0		21	4	7	4	1	4	0	0	0	1	0	19	35	9.00	2.000								
Lynn McGlothen, R (5, 1) ERA: 4.91	1.0		4	1	0	0	0	0	0	0	0	0	0	4	4	0.00	1.000								
Bill Caudill, R (6, 1) ERA: 6.35	1.0		6	2	2	2	0	1	0	0	0	0	0	5	9	18.00	3.000								
Dick Tidrow, R (7, 1) ERA:	2.0	W	7	1	0	0	3	0	0	0	0	0	0	13	13	0.00	0.500								
Bruce Sutter, R (9, 1) ERA: 2.84	1.0	S	4	1	0	0	0	1	0	0	0	0	0	3	7	0.00	2.000								

Batter	1	2	3	4	5	6	7	8	9	AB R H RBI BB SO LOB	TOP											
Frank Taveras, R (1, 6) OBP: 0.300, SLG: 0.324	0-0 F3		0-0 P4	0-0 G5-3		0-0 2B		0-0 F9		5 0 1 0 0 0 3												
John Stearns, R (1, 2) OBP: 0.333, SLG: 0.500	0-0 E8 FC5-4		0-0 2B		0-0 E4 PB 1B	0-0 2B		0-0 F9		5 2 3 0 0 0 0												
Lee Mazzilli, S (1, 3) OBP: 0.462, SLG: 0.321	4-0 FC5-4 BB		0-0 F9		4-0 BB FC6-4 BB	4-0 BB BB		0-0 F8		2 0 0 0 3 0 1												
Joel Youngblood, R (1, 8) OBP: 0.387, SLG: 0.519	0-0 FC5-4		0-0 F5		0-0 FC6-4 1B S	4-0 BB 1-2 2-3		0-0 4-3		4 0 0 1 1 0 3												
Steve Henderson, R (1, 7) OBP: 0.325, SLG: 0.385	0-0 G3			0-0 6-3	0-0 CS 1B	0-0 1-3		0-3 K		5 0 1 0 0 1 4												
Mike Jorgensen, L (1, 9) OBP: 0.412, SLG: 0.357		0-0 F8		0-0 1B BB 1B	4-0 BB 1-2		0-0 1B		0-0 F5	4 1 2 0 1 0 0												
Elliott Maddox, R (1, 5) OBP: 0.419, SLG: 0.357		0-0 E4		0-0 BB 1B	4-0 BB		0-3 K			3 0 1 0 1 1 1												
Doug Flynn, R (1, 4) OBP: 0.257, SLG: 0.265		0-0 F8		0-0 G5-3 BB 1B	0-0 F3		0-0 F4			4 0 1 0 0 0 5												
Craig Swan, R (1, 1) OBP: 0.714, SLG: 0.500		0-0 G2		4-0 BB		0-3 K		0-0 F8		2 0 0 1 1 1 1												
Ron Hodges, L (7, PH)										1 0 0 0 0 0 1												
Kevin Kobel, R (7, 1)										0 0 0 0 0 0 0												
John Pacella, R (8, 1)				1-2 2-3 3-H						0 0 0 0 0 0 0												
Inning Stats	R: 1 E: 1 K: 0 S: 4	H: 0 LOB: 1 BB: 1 P: 8	R: 0 E: 2 K: 0 S: 4	H: 0 LOB: 1 BB: 0 P: 4	R: 0 E: 0 K: 0 S: 4	H: 1 LOB: 1 BB: 0 P: 4	R: 1 E: 0 K: 0 S: 5	H: 3 LOB: 2 BB: 1 P: 9	R: 1 E: 1 K: 0 S: 4	H: 2 LOB: 3 BB: 3 P: 16	R: 0 E: 0 K: 1 S: 6	H: 2 LOB: 3 BB: 2 P: 14	R: 0 E: 0 K: 1 S: 6	H: 1 LOB: 1 BB: 0 P: 6	R: 0 E: 0 K: 0 S: 3	H: 0 LOB: 0 BB: 0 P: 3	R: 0 E: 0 K: 1 S: 5	H: 0 LOB: 0 BB: 0 P: 5	1B: 6 2B: 3 3B: 0 HR: 0	SF: 0 SAC: 0 DP: 1 HBP: 0	WP: 0 PB: 1 SB: 1 CS: 1	PA: 42
PITCHER	IP WLS BF H R ER SO BB IBB HBP BLK WP HR S P ERA WHIP																					
Rick Reuschel, R (1, 1) ERA: 4.15	7.0 W 36 9 3 1 2 7 0 0 0 0 0 0 33 61 1.29 2.286																					
Dick Tidrow, R (8, 1) ERA:	2.0 S 6 0 0 0 1 0 0 0 0 0 0 0 8 8 0.00 0.000																					

New York Mets @ Chicago Cubs
Wrigley Field, Chicago, IL
Sun Apr 20 1980, 3:33 AM CST
Att. 23,554 - Unknown

AB	35
R	3
H	9
RBI	2
BB	7
SO	3
LOB	19



Batter	1	2	3	4	5	6	7	8	9	AB	R	H	RBI	BB	SO	LOB	TOP														
Garry Templeton, S (1, 6) OBP: 0.365, SLG: 0.383	0-0 6-3	0-0 G4-3		0-0 E5 4-3 1B	0-0 L1		0-0 F7		0-0 CS 1B	6	1	2	0	0	0	2															
Ken Oberkfell, L (1, 4) OBP: 0.295, SLG: 0.222 Mark Littell, L (9, 1)	0-0 6-3	0-0 6-3		0-0 4-3	0-0 F8		0-0 4-3		0-0 G3	6	0	0	1	0	0	3															
Keith Hernandez, L (1, 3) OBP: 0.375, SLG: 0.545	0-0 1B BB		0-0 4-3	0-0 L3	0-0 P2			0-0 L8		5	1	1	0	0	0	1															
Ted Simmons, S (1, 2) OBP: 0.455, SLG: 0.472	4-0 E 1B BB		0-0 HR 1B	4-0 1B BB		0-0 2B		4-0 BB 1B BB		2	3	2	0	3	0	0															
Bobby Bonds, R (1, 7) OBP: 0.389, SLG: 0.576	0-0 E7 1B		0-0 HR	0-0 1B 2B 1B		0-3 K		0-3 K		5	2	3	4	0	2	2															
George Hendrick, R (1, 9) OBP: 0.413, SLG: 0.568	0-0 E5		0-0 2B	0-0 2B 1B		0-3 K		0-0 BB 1B		5	1	3	1	0	1	2															
Ken Reitz, R (1, 5) OBP: 0.465, SLG: 0.658	0-0 F7		0-0 HR	0-0 1B 2B		0-0 F9		4-0 1B BB		4	1	2	3	1	0	3															
Tony Scott, S (1, 8) OBP: 0.256, SLG: 0.205		0-0 WP S G4-3 1B	0-0 4-3	0-0 F9		0-0 F7		0-3 K		5	1	1	0	0	1	4															
Bob Forsch, R (1, 1) OBP: 0.500, SLG: 1.000 Bob Sykes, S (5, 1) OBP: 0.400, SLG: 0.250 John Fulgham, R (7, 1) Don Hood, L (7, 1) Roy Thomas, R (8, 1) Dane Iorg, L (9, PH) Tom Herr, S (9, 4) OBP: 0.333, SLG: 0.333		4-0 G4-3 BB		0-0 E 4-3 2B		0-0 HR		4-0 BB	0-0 4-3	2	2	2	1	1	0	0															
Inning Stats	R: 2 E: 2 K: 0 S: 6	H: 2 LOB: 2 BB: 1 P: 10	R: 1 E: 0 K: 0 S: 3	H: 1 LOB: 0 BB: 1 P: 7	R: 3 E: 0 K: 0 S: 6	H: 4 LOB: 0 BB: 0 P: 6	R: 5 E: 1 K: 0 S: 8	H: 5 LOB: 1 BB: 1 P: 12	R: 1 E: 0 K: 0 S: 4	H: 1 LOB: 0 BB: 0 P: 4	R: 0 E: 0 K: 2 S: 8	H: 1 LOB: 1 BB: 0 P: 8	R: 0 E: 0 K: 0 S: 3	H: 0 LOB: 1 BB: 1 P: 7	R: 0 E: 0 K: 2 S: 8	H: 1 LOB: 3 BB: 2 P: 16	R: 0 E: 0 K: 0 S: 3	H: 1 LOB: 0 BB: 0 P: 3	1B: 9 2B: 4 3B: 0 HR: 3	SF: 0 SAC: 0 DP: 1 HBP: 0	WP: 1 PB: 0 SB: 1 CS: 1	PA: 47									
PITCHER	IP WLS BF H R ER SO BB IBB HBP BLK WP HR S P ERA WHIP	IP WLS BF H R ER SO BB IBB HBP BLK WP HR S P ERA WHIP															IP WLS BF H R ER SO BB IBB HBP BLK WP HR S P ERA WHIP														
Dennis Lamp, R (1, 1) ERA: 4.76	3.0	17	7	6	5	0	2	0	0	0	1	2	15	23	15.00	3.000															Bruce Sutter, R (8, 1) ERA: 2.35
Lynn McGlothen, R (4, 1) ERA: 14.54	0.2	7	4	5	5	0	1	0	0	0	0	0	6	10	67.50	7.500															
Doug Capilla, L (4, 1) ERA: 3.86	1.1	6	2	1	1	0	0	0	0	0	0	1	6	6	6.75	1.500															
Bill Caudill, R (6, 1) ERA: 4.7	2.0	8	1	0	0	2	1	0	0	0	0	0	11	15	0.00	1.000															
Dick Tidrow, R (8, 1) ERA:	0.2	5	1	0	0	1	2	0	0	0	0	0	5	13	0.00	4.500															

St. Louis Cardinals @ Chicago Cubs
Wrigley Field, Chicago, IL
Tue Apr 22 1980, 3:33 AM CST
Att. 18,889 - Sunny - 85 F

livebaseballscorecards.com

AB	41
R	12
H	16
RBI	10
BB	6
SO	4
LOB	17



BOTTOM

St. Louis Cardinals @ Chicago Cubs

Wrigley Field, Chicago, IL

Tue Apr 22 1980, 3:33 AM CST

Att. 18,889 - Sunny - 85 F

livebaseballscores.com

AB	46
R	16
H	23
RBI	16
BB	4
SO	6
LOB	24



WP	2	PA	51
PB	0		
SB	1		
CS	0		

AB R H RBI BB SO LOB

6	2	5	2	0	0	0
4	1	1	0	0	1	2
0	0	0	0	0	0	0
1	0	0	0	0	1	3
0	0	0	0	0	0	0
0	0	0	0	0	0	0
1	0	1	0	0	0	0
0	1	0	0	0	0	0

5 1 2 2 1 0 2

6 1 2 0 0 1 5

5 4 3 2 1 0 1

6 2 4 8 0 0 2

4 1 2 0 1 2 1

3 1 1 1 1 1 3

1	0	0	0	0	0	2
1	0	0	0	0	0	2
0	0	0	0	0	0	0
0	0	0	0	0	0	0
1	1	1	1	0	0	0
2	1	1	0	0	0	1

1B	14	SF	1
2B	5	SAC	0
3B	1	DP	2
HR	3	HBP	0

Batter	1	2	3	4	5	6	7	8	9
Ivan De Jesus, R OBP: 0.375, SLG: 0.622	0-0 HR		0-0 1B 2B	0-0 1B	0-0 3B		0-0 1B		0-0 4-3
Steve Ontiveros, S OBP: 0.391, SLG: 0.421	0-0 F9		0-0 1B	0-0 1B	0-3 K		0-3 K		0-0 WP HR 1B
Mike Vail, R OBP: 0.444, SLG: 0.556			0-0 1B	0-0 1B					4-0 WP HR
Dick Tidrow, R OBP: 0.486, SLG: 0.938			2-3 1B	1-2f					1-2 HR IBB
Bruce Sutter, R OBP: 0.097, SLG: 0.167									0-3 K
Bill Buckner, L OBP: 0.500, SLG: 0.564	0-0 F8		0-0 F7			0-0 4-3	0-0 1B		4-0 WP HR
Larry Bittner, L OBP: 0.438, SLG: 0.400	0-0 G3		0-0 1B	0-0 4-3		0-0 1B	0-0 4-3		0-3 K
Jerry Martin, R OBP: 0.421, SLG: 0.735		0-0 1B	0-0 2B		0-0 2B	0-0 SF9		0-0 F8	4-0 HR BB
Barry Foote, R OBP: 0.313, SLG: 0.645		0-0 1B	0-0 2B		0-0 F8	0-0 F9		0-0 HR	0-0 HR
Carlos Lezcano, R OBP: 0.400, SLG: 0.846		4-0 BB	0-3 K		0-0 2B		0-3 K	0-0 1B	
Mike Tyson, R OBP: 0.222, SLG: 0.375		0-3 K	4-0 BB		0-0 SF9		0-0 1B	0-0 1-6-3	
Dennis Lamp, R OBP: 0.333, SLG: 0.200		0-0 FC1-5-3	0-0 F7		0-0 3B		0-0 1B	0-0 L7	

Inning Stats	R: 1 E: 0 K: 0 S: 4	H: 1 LOB: 0 BB: 0 P: 4	R: 1 E: 0 K: 1 S: 6	H: 2 LOB: 1 BB: 1 P: 10	R: 4 E: 0 K: 1 S: 10	H: 5 LOB: 2 BB: 1 P: 14	R: 0 E: 0 K: 0 S: 4	H: 2 LOB: 1 BB: 0 P: 4	R: 3 E: 0 K: 1 S: 9	H: 4 LOB: 1 BB: 0 P: 9	R: 0 E: 0 K: 0 S: 4	H: 1 LOB: 1 BB: 0 P: 4	R: 2 E: 0 K: 2 S: 11	H: 4 LOB: 2 BB: 0 P: 11	R: 1 E: 0 K: 0 S: 5	H: 2 LOB: 1 BB: 0 P: 5	R: 4 E: 0 K: 1 S: 6	H: 2 LOB: 1 BB: 2 P: 14	1B: 14 2B: 5 3B: 1 HR: 3	SF: 1 SAC: 0 DP: 2 HBP: 0	WP: 2 PB: 0 SB: 1 CS: 0	PA: 51
--------------	------------------------------	---------------------------------	------------------------------	----------------------------------	-------------------------------	----------------------------------	------------------------------	---------------------------------	------------------------------	---------------------------------	------------------------------	---------------------------------	-------------------------------	----------------------------------	------------------------------	---------------------------------	------------------------------	----------------------------------	-----------------------------------	------------------------------------	----------------------------------	--------

PITCHER	IP	WLS	BF	H	R	ER	SO	BB	IBB	HBP	BLK	WP	HR	S	P	ERA	WHIP
Bob Forsch, R ERA: 5.66	4.2		28	14	9	9	2	2	0	0	0	1	1	30	38	17.36	3.429
Bob Sykes, L ERA: 6.57	1.2		9	4	2	2	2	0	0	0	0	0	0	13	13	10.80	2.400
John Fulgham, R ERA: 4.38	0.1		1	0	0	0	1	0	0	0	0	0	0	3	3	0.00	0.000
Don Hood, L ERA: 1.93	0.1		2	1	0	0	0	0	0	0	0	0	0	2	2	0.00	3.000
Roy Thomas, R ERA: 11.57	1.0		5	2	1	1	0	0	0	0	0	0	1	5	5	9.00	2.000
PITCHER	IP	WLS	BF	H	R	ER	SO	BB	IBB	HBP	BLK	WP	HR	S	P	ERA	WHIP
Mark Littell, R ERA: 13.5	0.2		6	2	4	4	1	1	0	0	0	1	1	6	14	54.00	4.500

Batter	1	2	3	4	5	6	7	8	9	AB R H RBI BB SO LOB	TOP											
Garry Templeton, S (1, 6) OBP: 0.357, SLG: 0.373	0-0 5-3		0-0 4-3			0-0 B1-3		0-0 SH SF8 1B		4 1 1 1 0 0 0	St. Louis Cardinals @ Chicago Cubs Wrigley Field, Chicago, IL Wed Apr 23 1980, 3:33 AM CST Att. 10,429 - Sunny - 48 F											
Ken Oberkfell, L (1, 4) OBP: 0.277, SLG: 0.205	0-0 4-3			0-0 6-3		0-0 5-3		0-0 SH		3 0 0 0 0 0 0												
Keith Hernandez, L (1, 3) OBP: 0.365, SLG: 0.521	0-0 4-3			0-0 1B		0-0 F8		0-3 K		4 0 1 0 0 1 2												
Ted Simmons, S (1, 2) OBP: 0.458, SLG: 0.462		0-0 4-3		0-0 F8		0-0 6-3 1B		4-0 FC6-4 IBB		3 0 1 0 1 0 1												
Bobby Bonds, R (1, 7) OBP: 0.350, SLG: 0.528		0-0 P3		0-3 K		0-0 F9		0-0 SF8		3 0 0 1 0 1 2												
George Hendrick, R (1, 9) OBP: 0.400, SLG: 0.542		0-0 1B		0-0 5-3		0-0 6-3		0-0 FC6-4		4 0 1 0 0 0 3												
Ken Reitz, R (1, 5) OBP: 0.447, SLG: 0.619		0-0 1-6-3		0-0 1B		0-0 4-3		0-0 F8		4 0 1 0 0 0 2												
Tony Scott, S (1, 8) OBP: 0.255, SLG: 0.209			0-3 K		0-0 F8		0-0 E 1B 1B		0-0 4-3	4 1 1 0 0 1 1												
Silvio Martinez, R (1, 1) OBP: 0.255, SLG: 0.209			0-0 1-3		0-0 B2-3		0-0 E3 SH 1B		0-3 K	4 1 0 0 0 1 2												
Inning Stats	R: 0 E: 0 K: 0 S: 3	H: 0 LOB: 0 BB: 0 P: 3	R: 0 E: 0 K: 0 S: 4	H: 1 LOB: 1 BB: 0 P: 4	R: 0 E: 0 K: 1 S: 5	H: 0 LOB: 0 BB: 0 P: 5	R: 0 E: 0 K: 1 S: 6	H: 1 LOB: 1 BB: 0 P: 6	R: 0 E: 0 K: 0 S: 4	H: 0 LOB: 0 BB: 0 P: 3	R: 0 E: 0 K: 0 S: 4	H: 1 LOB: 1 BB: 0 P: 4	R: 0 E: 0 K: 0 S: 3	H: 0 LOB: 0 BB: 0 P: 3	R: 0 E: 0 K: 0 S: 9	H: 2 LOB: 2 BB: 1 P: 13	R: 0 E: 0 K: 1 S: 5	H: 0 LOB: 0 BB: 0 P: 5	1B: 6 2B: 0 3B: 0 HR: 0	SF: 1 SAC: 1 DP: 0 HBP: 0	WP: 0 PB: 0 SB: 1 CS: 0	PA: 36
PITCHER	IP WLS BF H R ER SO BB IBB HBP BLK WP HR S P ERA WHIP																					
Mike Krukow, R (1, 1) ERA: 3.0	7.0 L 29 6 3 0 2 0 0 0 0 0 0 0 0 33 33 0.00 0.857																					
Bill Caudill, R (8, 1) ERA: 4.15	1.0 4 0 0 0 1 0 1 0 0 0 0 0 5 9 0.00 0.000																					
Dick Tidrow, R (9, 1) ERA:	1.0 3 0 0 0 1 0 0 0 0 0 0 0 5 5 0.00 0.000																					

AB	33
R	3
H	6
RBI	2
BB	1
SO	4
LOB	13



Batter	1	2	3	4	5	6	7	8	9	AB	R	H	RBI	BB	SO	LOB
Ivan De Jesus, R OBP: 0.364, SLG: 0.585 (1, 6)	0-3 K ①		0-0 6-3 ②			0-0 1-3 ②		0-0 2-H 1B ③		4	0	1	1	0	1	0
Steve Ontiveros, S OBP: 0.346, SLG: 0.364 (1, 5)	0-0 F7 ②		0-0 4-3 ③			0-3 K ③		0-3 K ③		3	0	0	0	0	1	0
Dave Kingman, R OBP: 0.474, SLG: 0.909 (8, PH)										1	0	0	0	0	1	1
Lenny Randle, S OBP: 0.097, SLG: 0.167 (9, 5)										0	0	0	0	0	0	0
Bill Buckner, L OBP: 0.457, SLG: 0.512 (1, 3)	0-0 F9 ③			0-0 F7 ①			0-0 P6 ①		0-0 G3 ①	4	0	0	0	0	0	0
Larry Bittner, L OBP: 0.350, SLG: 0.316 (1, 7)		0-0 F8 ①		0-0 G3 ②			0-0 F8 ②		0-0 F8 ②	4	0	0	0	0	0	0
Jerry Martin, R OBP: 0.405, SLG: 0.684 (1, 9)		0-0 L6 ②		0-3 K ③			0-0 1B ③		0-3 K ③	4	0	1	0	0	2	0
Barry Foote, R OBP: 0.314, SLG: 0.606 (1, 2)		4-0 1B BB ③			0-0 6-3 ①		0-0 P6 ③			2	0	0	0	1	0	1
Carlos Lezcano, R OBP: 0.389, SLG: 0.750 (1, 8)		0-0 FC6-4 1B ③		0-3 K ②		0-3 K ②		0-0 L5 ①		3	0	1	0	0	1	0
Mike Tyson, R OBP: 0.200, SLG: 0.333 (1, 4)		0-0 FC6-4 ③		0-3 K ③		0-3 K ③		4-0 1B BB ③		2	0	0	0	0	1	2
Jesus Figueroa, L (8, PH)										0	1	0	0	1	0	0
Dick Tidrow, R (9, 1)		1-2 1B ③								0	0	0	0	0	0	0
Mike Krukow, R OBP: 0.333, SLG: 0.333 (1, 1)			0-0 5-3 ①				0-0 F3 ①		0-3 1B BB ②	2	0	0	0	0	0	0
Bill Caudill, R (8, 1)										0	0	0	0	0	0	0
Scot Thompson, L OBP: 0.500, SLG: 0.600 (8, PH)									1-2 K ③	1	0	0	0	0	1	1
Mick Kelleher, R OBP: 0.500, SLG: 0.500 (9, 4)										0	0	0	0	0	0	0


Inning Stats	R: 0	H: 0	E: 0	K: 1	S: 5	LOB: 0	BB: 0	P: 5	R: 0	H: 1	E: 0	K: 0	S: 4	LOB: 2	BB: 1	P: 8	R: 0	H: 0	E: 0	K: 0	S: 3	LOB: 0	BB: 0	P: 3	R: 0	H: 0	E: 0	K: 1	S: 5	LOB: 0	BB: 0	P: 5	R: 0	H: 0	E: 0	K: 2	S: 7	LOB: 0	BB: 0	P: 7	R: 0	H: 0	E: 0	K: 1	S: 5	LOB: 0	BB: 0	P: 5	R: 0	H: 1	E: 0	K: 0	S: 4	LOB: 1	BB: 0	P: 4	R: 1	H: 1	E: 0	K: 2	S: 8	LOB: 1	BB: 1	P: 12	R: 0	H: 0	E: 0	K: 1	S: 5	LOB: 0	BB: 0	P: 5	1B: 3	2B: 0	3B: 0	HR: 0	SF: 0	SAC: 0	DP: 0	HBP: 0	WP: 0	PA: 32
PITCHER Silvio Martinez, R ERA: 2.7 (1, 1)	IP	WLS	BF	H	R	ER	SO	BB	IBB	HBP	BLK	WP	HR	S	P	ERA	WHIP	IP	WLS	BF	H	R	ER	SO	BB	IBB	HBP	BLK	WP	HR	S	P	ERA	WHIP																																																

BOTTOM

St. Louis Cardinals @ Chicago Cubs
 Wrigley Field, Chicago, IL
 Wed Apr 23 1980, 3:33 AM CST
 Att: 10,429 - Sunny - 48 F

livebaseballscorecards.com

AB	30
R	1
H	3
RBI	1
BB	2
SO	8
LOB	5



Batter	1	2	3	4	5	6	7	8	9	AB R H RBI BB SO LOB	TOP	
Omar Moreno, L (1, 8) OBP: 0.271, SLG: 0.309	0-0 G4-3 1B		0-0 F9			0-0 SH 1B		0-0 4-3		4 1 2 0 0 0 1		
Tim Foli, R (1, 6) OBP: 0.339, SLG: 0.365	0-0 G4-3 1-2f		0-0 4-3			0-0 SH 1B		0-0 F7		3 1 0 0 0 0 2		
Dave Parker, L (1, 9) OBP: 0.357, SLG: 0.593	0-0 F8					0-0 G1 1-2		0-0 4-3		4 0 1 0 0 0 2		
Willie Stargell, L (1, 3) OBP: 0.423, SLG: 0.316		0-0 2B				0-0 L4-3 1-2			0-0 F4	3 0 1 0 1 0 1		
Mike Easler, L (1, 7) OBP: 0.375, SLG: 0.933		0-3 K				0-0 F7			0-0 BLK 5-3 1B	3 0 1 2 0 1 1 1 1 1 0 0 0 0		
Bill Robinson, R (6, 7) OBP: 0.355, SLG: 0.536												
Bill Madlock, R (1, 5) OBP: 0.296, SLG: 0.308		4-0 BB							0-0 5-3 1-H	3 0 0 1 1 0 2		
Ed Ott, L (1, 2) OBP: 0.372, SLG: 0.378		0-0 G6-4-3 1-2f				0-0 F7			0-0 4-3	4 0 0 0 0 0 2		
Phil Garner, R (1, 4) OBP: 0.333, SLG: 0.341			0-0 SH2-4 1B			0-0 3-1			0-0 F2	3 0 2 0 0 1 0		
Jim Rooker, R (1, 1) OBP: 0.143, SLG: 0.571			0-0 SH2-4 1-2			0-0 K			0-3 K			
Enrique Romo, R (7, 1) OBP: 1.000, SLG: 1.000						0-3 K			0-0 F3	2 0 0 0 0 1 1 0 0 0 0 0 0 0 0 0 0 0 0 0 0		
Kent Tekulve, R (8, 1)												
Inning Stats	R: 0 H: 1 E: 0 LOB: 0 K: 0 BB: 0 S: 3 P: 3	R: 0 H: 1 E: 0 LOB: 1 K: 1 BB: 1 S: 5 P: 9	R: 0 H: 1 E: 0 LOB: 1 K: 0 BB: 0 S: 4 P: 4	R: 0 H: 1 E: 0 LOB: 0 K: 0 BB: 0 S: 3 P: 3	R: 0 H: 1 E: 0 LOB: 1 K: 1 BB: 0 S: 6 P: 6	R: 2 H: 2 E: 0 LOB: 1 K: 0 BB: 1 S: 5 P: 9	R: 0 H: 0 E: 0 LOB: 0 K: 1 BB: 0 S: 5 P: 5	R: 0 H: 0 E: 0 LOB: 0 K: 0 BB: 0 S: 3 P: 3	R: 1 H: 1 E: 0 LOB: 0 K: 0 BB: 0 S: 4 P: 4	1B: 6 SF: 0 2B: 3 SAC: 2 3B: 0 DP: 4 HR: 0 HBP: 0	WP: 0 PA: 34 PB: 0 SB: 1 CS: 0	
PITCHER Rick Reuschel, R (1, 1) ERA: 3.7 Bruce Sutter, R (8, 1) ERA: 2.79	IP WLS BF H R ER SO BB IBB HBP BLK WP HR S P ERA WHIP	7.0 W 27 7 2 2 3 1 1 0 0 0 0 0 31 39 2.57 1.143	2.0 S 7 1 1 1 0 0 0 0 0 1 0 0 7 7 4.50 0.500	PITCHER IP WLS BF H R ER SO BB IBB HBP BLK WP HR S P ERA WHIP								

Pittsburgh Pirates @ Chicago Cubs
Wrigley Field, Chicago, IL
Fri Apr 25 1980, 3:33 AM CST
Att: 7,714 - Unknown - 40 F

livebaseballscorecards.com

AB 30
R 3
H 8
RBI 3
BB 2
SO 3
LOB 12



Batter	1	2	3	4	5	6	7	8	9
Lenny Randle, S OBP: 0.171, SLG: 0.188 (1, 5)	4-0 BB G6-4-3		4-0 BB 1B		0-0 F7		0-0 2-H 1B		
Ivan De Jesus, R OBP: 0.354, SLG: 0.556 (1, 6)	0-0 G6-4-3 1-2f		0-0 1B 1-2			0-0 F8	0-0 F7		
Bill Buckner, L OBP: 0.440, SLG: 0.489 (1, 3)	0-0 BB 1B		0-0 4-3			0-0 F3		0-0 F7	
Dave Kingman, R OBP: 0.476, SLG: 0.944 (1, 7)	4-0 1-2 BB			0-0 F9		0-0 F3		0-0 HR	
Jerry Martin, R OBP: 0.413, SLG: 0.667 (1, 9)	0-0 F6			0-0 F6			0-0 2B SF9 1B	0-0 BLK 1B	
Barry Foote, R OBP: 0.308, SLG: 0.595 (1, 2)		0-0 F7		0-0 F9			0-0 1-3 1B 2B	0-3 K 1-2	
Carlos Lezcano, R OBP: 0.455, SLG: 0.765 (1, 8)		0-0 G3-6 1B			4-0 SH2-4 BB		0-0 SF9	4-0 BB	
Mike Tyson, R OBP: 0.200, SLG: 0.333 (1, 4)		0-0 G3-6 1-2f			0-0 F8		0-0 3-H 2B 1B	0-0 4-3	
Mick Kelleher, R OBP: 0.333, SLG: 0.333 (2, PH) (3, 4)							0-0 2-H 2B 1B		
Rick Reuschel, R OBP: 0.167, SLG: 0.167 (1, 1)			0-0 5-3			0-0 SH2-4 1-2	0-0 1-H 1B 2B		
Steve Dillard, R OBP: 0.667, SLG: 1.000 (7, PH)									
Bruce Sutter, R (8, 1)									

Inning Stats	R: 0 E: 0 K: 0 S: 3	H: 1 LOB: 2 BB: 2 P: 11	R: 0 E: 0 K: 0 S: 3	H: 1 LOB: 0 BB: 0 P: 3	R: 0 E: 0 K: 0 S: 3	H: 1 LOB: 1 BB: 1 P: 7	R: 0 E: 0 K: 0 S: 3	H: 0 LOB: 0 BB: 0 P: 3	R: 0 E: 0 K: 0 S: 3	H: 0 LOB: 1 BB: 1 P: 7	R: 0 E: 0 K: 0 S: 3	H: 0 LOB: 0 BB: 0 P: 3	R: 4 E: 0 K: 0 S: 7	H: 5 LOB: 0 BB: 0 P: 7	R: 1 E: 0 K: 1 S: 7	H: 2 LOB: 2 BB: 1 P: 11
1B: 7 2B: 2 3B: 0 HR: 1	SF: 1 SAC: 1 DP: 2 HBP: 0	WP: 0 PA: 35														


PITCHER	IP	WLS	BF	H	R	ER	SO	BB	IBB	HBP	BLK	WP	HR	S	P	ERA	WHIP
Jim Rooker, L ERA: 2.55 (1, 1)	6.1	L	27	7	4	4	0	4	0	0	0	0	0	23	39	5.68	1.737
Enrique Romo, R ERA: 2.45 (7, 1)	1.1		7	3	1	1	1	1	0	0	1	0	1	8	12	6.75	3.000
Kent Tekulve, R ERA: 2.35 (8, 1)	0.1		1	0	0	0	0	0	0	0	0	0	0	1	1	0.00	0.000

BOTTOM

Pittsburgh Pirates @ Chicago Cubs
Wrigley Field, Chicago, IL

Fri Apr 25 1980, 3:33 AM CST
Att. 7,714 - Unknown - 40 F

AB	28
R	5
H	10
RBI	5
BB	5
SO	1
LOB	10



Batter	1	2	3	4	5	6	7	8	9	AB R H RBI BB SO LOB	TOP																
Omar Moreno, L (1, 8) OBP: 0.292, SLG: 0.305										4 1 1 0 2 2 2																	
Tim Foli, R (1, 6) OBP: 0.339, SLG: 0.362										6 1 2 1 0 2 3																	
Dave Parker, L (1, 9) OBP: 0.371, SLG: 0.583										6 2 3 0 0 0 3																	
Willie Stargell, L (1, 3) OBP: 0.406, SLG: 0.440										6 3 2 3 0 1 2																	
Mike Easler, L (1, 7) OBP: 0.450, SLG: 0.947									4 1 3 0 0 0 0																		
Bill Robinson, R (5, 7) OBP: 0.375, SLG: 0.552									1 0 1 1 0 0 0																		
Bill Madlock, R (1, 5) OBP: 0.288, SLG: 0.298									5 0 1 0 0 0 5																		
Ed Ott, L (1, 2) OBP: 0.375, SLG: 0.381									5 1 2 3 0 1 1																		
Phil Garner, R (1, 4) OBP: 0.357, SLG: 0.340										3 0 1 0 2 1 2																	
John Candelaria, L (1, 1) OBP: 0.500, SLG: 0.500										3 0 1 1 1 0 2																	
Inning Stats	R: 5 E: 0 K: 1 S: 12	H: 7 LOB: 2 BB: 0 P: 12	R: 0 E: 1 K: 0 S: 5	H: 1 LOB: 2 BB: 0 P: 5	R: 0 E: 0 K: 0 S: 4	H: 1 LOB: 3 BB: 2 P: 12	R: 1 E: 0 K: 0 S: 6	H: 4 LOB: 2 BB: 0 P: 6	R: 2 E: 0 K: 1 S: 7	H: 2 LOB: 0 BB: 0 P: 7	R: 0 E: 0 K: 1 S: 5	H: 0 LOB: 3 BB: 3 P: 17	R: 1 E: 0 K: 0 S: 5	H: 2 LOB: 1 BB: 0 P: 5	R: 0 E: 0 K: 2 S: 7	H: 0 LOB: 0 BB: 0 P: 7	R: 0 E: 0 K: 2 S: 7	H: 0 LOB: 0 BB: 0 P: 7	R: 0 E: 0 K: 2 S: 7	H: 0 LOB: 0 BB: 0 P: 7	1B: 15 2B: 1 3B: 0 HR: 1	SF: 0 SAC: 1 DP: 0 HBP: 0	WP: 0 PB: 0 SB: 2 CS: 0	PA: 49			
PITCHER	IP	WLS	BF	H	R	ER	SO	BB	IBB	HBP	BLK	WP	HR	S	P	ERA	WHIP										
Dennis Lamp, R (1, 1) ERA: 7.13	0.2	L	8	6	5	5	0	0	0	0	0	0	0	8	8	67.50	9.000										
Lynn McGlothen, R (1, 1) ERA: 10.38	4.1		24	9	3	3	2	2	0	0	0	0	1	26	34	6.23	2.538										
Doug Capilla, L (6, 1) ERA: 4.15	2.0		11	2	1	1	1	3	0	0	0	0	0	10	22	4.50	2.500										
Bill Caudill, R (8, 1) ERA: 3.72	1.0		3	0	0	0	2	0	0	0	0	0	0	7	7	0.00	0.000										
Willie Hernandez, L (9, 1) ERA: 3.38	1.0		3	0	0	0	2	0	0	0	0	0	0	7	7	0.00	0.000										

Pittsburgh Pirates @ Chicago Cubs
 Wrigley Field, Chicago, IL
 Sat Apr 26 1980, 3:33 AM CST
 Att: 32,992 - Unknown


AB	43
R	9
H	17
RBI	9
BB	5
SO	7
LOB	20



WP: 0	PA: 49
PB: 0	
SB: 2	
CS: 0	

PITCHER	IP	WLS	BF	H	R	ER	SO	BB	IBB	HBP	BLK	WP	HR	S	P	ERA	WHIP
Dennis Lamp, R	0.2	L	8	6	5	5	0	0	0	0	0	0	0	8	8	67.50	9.000
Lynn McGlothen, R	4.1		24	9	3	3	2	2	0	0	0	0	1	26	34	6.23	2.538
Doug Capilla, L	2.0		11	2	1	1	1	3	0	0	0	0	0	10	22	4.50	2.500
Bill Caudill, R	1.0		3	0	0	0	2	0	0	0	0	0	0	7	7	0.00	0.000
Willie Hernandez, L	1.0		3	0	0	0	2	0	0	0	0	0	0	7	7	0.00	0.000

Batter	1	2	3	4	5	6	7	8	9	AB	R	H	RBI	BB	SO	LOB
Lenny Randle, S OBP: 0.179, SLG: 0.171 (1, 5)	1-0 FC5-4 HBP		0-0 6-3		0-3 K		0-0 F8			3	0	0	0	0	1	0
Ivan De Jesus, R OBP: 0.346, SLG: 0.551 (1, 6)	0-0 FC5-4 2B 1-2f 5-3		0-0 5-3			0-0 6-3		0-0 2B		4	1	1	0	0	0	1
Bill Buckner, L OBP: 0.426, SLG: 0.490 (1, 3)	0-0 1-3 2B			0-0 F7		0-0 1-3		0-0 F9		4	0	1	0	0	0	0
Dave Kingman, R OBP: 0.478, SLG: 0.897 (1, 7)	0-0 5-3			4-0 1B 1B G1-2-3 BB		0-0 1B 1B		0-0 F8		3	1	1	1	1	0	1
Jerry Martin, R OBP: 0.420, SLG: 0.652 (1, 9)	0-0 F8			0-0 1B 1-2 1B		0-0 1B 1-2 1B		0-0 F7		4	0	2	0	0	0	1
Barry Foote, R OBP: 0.349, SLG: 0.610 (1, 2)		0-0 F9		0-0 1-2 2-3 1B		0-0 FC4-6 1B		0-0 G5-4-3 1B		4	0	3	1	0	0	0
Carlos Lezcano, R OBP: 0.385, SLG: 0.619 (1, 8)		0-0 5-3		0-0 G1-2-3		0-0 FC4-6		0-0 G5-4-3		4	0	0	0	0	0	6
Mick Kelleher, R OBP: 0.222, SLG: 0.222 (1, 4)		0-0 4-3			0-0 4-3		0-0 4-3			3	0	0	0	0	0	0
Dennis Lamp, R OBP: 0.333, SLG: 0.200 Lynn McClothen, L OBP: 0.333, SLG: 0.348 Steve Ontiveros, S OBP: 0.500, SLG: 0.750 Doug Capilla, L OBP: 0.500, SLG: 0.750 Steve Dillard, R OBP: 0.500, SLG: 0.750 Bill Caudill, R OBP: 0.500, SLG: 0.750 Willie Hernandez, L OBP: 0.500, SLG: 0.750			0-3 K		0-0 F3		0-0 F8			0	0	0	0	0	0	0

BOTTOM	
Pittsburgh Pirates @ Chicago Cubs Wrigley Field, Chicago, IL Sat Apr 26 1980, 3:33 AM CST Att. 32,992 - Unknown	
AB 32 R 2 H 8 RBI 2 BB 1 SO 2 LOB 9	

Inning Stats	R: 1	H: 1	E: 0	K: 0	S: 4	LOB: 1	BB: 0	P: 5	R: 0	H: 0	E: 0	K: 0	S: 3	LOB: 0	BB: 0	P: 3	R: 0	H: 0	E: 0	K: 1	S: 5	LOB: 0	BB: 0	P: 5	R: 0	H: 2	E: 0	K: 0	S: 4	LOB: 2	BB: 1	P: 8	R: 0	H: 0	E: 0	K: 1	S: 5	LOB: 0	BB: 0	P: 5	R: 1	H: 3	E: 0	K: 0	S: 6	LOB: 2	BB: 0	P: 6	R: 0	H: 0	E: 0	K: 0	S: 3	LOB: 0	BB: 0	P: 3	R: 0	H: 1	E: 0	K: 0	S: 3	LOB: 0	BB: 0	P: 3	R: 0	H: 1	E: 0	K: 0	S: 3	LOB: 0	BB: 0	P: 3	1B: 6	2B: 2	3B: 0	HR: 0	SF: 0	SAC: 0	DP: 2	HBP: 1	WP: 0	PA: 34	PB: 0	SB: 0	CS: 0	ERA	WHIP
PITCHER John Candelaria, L ERA: 4.15 (1, 1)	9.0	WLS	BF	H	R	ER	SO	BB	IBB	HBP	BLK	WP	HR	S	P	ERA	WHIP																	PITCHER IP WLS BF H R ER SO BB IBB HBP BLK WP HR S P ERA WHIP																																																					

Batter	1	2	3	4	5	6	7	8	9	AB R H RBI BB SO LOB	TOP						
Lenny Randle, S (1, 5) OBP: 0.238, SLG: 0.270 Steve Dillard, R (7, 5) OBP: 0.400, SLG: 0.600	0-0 1B 3B		4-0 CS BB			0-0 CS 1B		0-0 6-3		2 1 2 0 1 0 0 1 0 0 0 0 0 0							
Ivan De Jesus, R (1, 6) OBP: 0.339, SLG: 0.519	0-0 1-3		0-0 5-3 1-2			0-0 F8			4-0 1B BB	3 1 0 0 1 0 3							
Bill Buckner, L (1, 3) OBP: 0.431, SLG: 0.491 Carlos Lezcano, R (9, PR) OBP: 0.385, SLG: 0.619	0-0 L3 1B					0-0 G3			0-0 1B 2B 1B	4 0 2 1 0 0 1 0 1 0 0 0 0 0							
Dave Kingman, R (1, 7) OBP: 0.480, SLG: 0.860	0-0 L3 1-2					0-0 E7 1B		0-3 K	0-0 2B SF7 1B	4 1 2 1 0 1 1							
Jerry Martin, R (1, 8) OBP: 0.426, SLG: 0.660			0-0 F8			0-0 P4		0-0 1B	0-0 1B 2B	4 0 2 1 0 0 1							
Scot Thompson, L (1, 9) OBP: 0.400, SLG: 0.375			0-0 P6			0-0 4-3		0-0 F7	4-0 IBB	3 0 0 0 1 0 2							
Tim Blackwell, S (1, 2) OBP: 0.273, SLG: 0.222			0-0 1B			0-0 4-3		0-0 6-3	0-0 SF7	3 0 1 1 0 0 1							
Mick Kelleher, R (1, 4) OBP: 0.154, SLG: 0.154			0-0 G3			0-0 P6		0-3 K	0-3 K	4 0 0 0 0 2 3							
Mike Krukow, R (1, 1) OBP: 0.250, SLG: 0.250 Larry Bittner, L (8, PH) OBP: 0.333, SLG: 0.300 Willie Hernandez, L (8, 1) Mike Vail, R (9, PH) OBP: 0.400, SLG: 0.500 Bruce Sutter, R (9, 1)			0-0 F9			0-0 4-3		0-0 P6	0-3 K	2 0 0 0 0 0 0 1 0 0 0 0 0 0 0 0 0 0 0 0 0 1 0 0 0 0 1 2 0 0 0 0 0 0 0							
Inning Stats	R: 1 H: 2 E: 0 LOB: 0 K: 0 BB: 0 S: 4 P: 4	R: 0 H: 1 E: 0 LOB: 1 K: 0 BB: 0 S: 4 P: 4	R: 0 H: 0 E: 0 LOB: 0 K: 0 BB: 1 S: 2 P: 6	R: 0 H: 1 E: 1 LOB: 1 K: 0 BB: 0 S: 4 P: 4	R: 0 H: 0 E: 0 LOB: 0 K: 0 BB: 0 S: 3 P: 3	R: 0 H: 1 E: 0 LOB: 0 K: 0 BB: 0 S: 3 P: 3	R: 0 H: 1 E: 0 LOB: 1 K: 1 BB: 0 S: 6 P: 6	R: 0 H: 0 E: 0 LOB: 0 K: 1 BB: 0 S: 5 P: 5	R: 3 H: 3 E: 0 LOB: 2 K: 2 BB: 2 S: 10 P: 18	1B: 7 SF: 1 2B: 2 SAC: 0 3B: 1 DP: 1 HR: 0 HBP: 0	WP: 0 PA: 36 PB: 0 SB: 0 CS: 2						
PITCHER	IP WLS BF H R ER SO BB IBB HBP BLK WP HR S P ERA WHIP																
Silvio Martinez, R (1, 1) ERA: 2.28	7.0	25	6	1	1	1	1	1	0	0	0	0	0	26	30	1.29	1.000
Mark Littell, R (8, 1) ERA: 10.13	1.0	3	0	0	0	1	0	0	0	0	0	0	0	5	5	0.00	0.000
Bob Sykes, L (9, 1) ERA: 8.31	0.0	L	3	2	3	3	0	1	0	0	0	0	0	2	6	∞	∞
Donnie Moore, R (9, 1) ERA: 5.19	1.0	5	1	0	0	2	0	1	0	0	0	0	0	8	12	0.00	1.000

Chicago Cubs @ St. Louis Cardinals
 Busch Stadium, St. Louis, MO
 Mon Apr 28 1980, 7:05 PM CDT
 Att: 11,812 - Unknown

livebaseballscorecards.com

AB	32
R	4
H	9
RBI	4
BB	3
SO	4
LOB	14



Batter	1	2	3	4	5	6	7	8	9	AB	R	H	RBI	BB	SO	LOB	BOTTOM			
Garry Templeton, S <small>(1, 6) OBP: 0.351, SLG: 0.391</small>	0-0 P4		0-0 1B			0-0 F9		0-0 6-3		4	0	1	1	0	0	0	Chicago Cubs @ St. Louis Cardinals Busch Stadium, St. Louis, MO Mon Apr 28 1980, 7:05 PM CDT Att. 11,812 - Unknown			
Ken Oberkfell, L Bob Sykes, S Donnie Moore, L <small>(1, 4) OBP: 0.298, SLG: 0.277 (9, 1) OBP: 0.400, SLG: 0.250 (9, 1) OBP: 1.000, SLG: 1.000</small>	0-0 6-3		0-0 F7			0-0 4-3		0-0 6-3		4	0	0	0	0	0	1				
Keith Hernandez, L <small>(1, 3) OBP: 0.382, SLG: 0.516</small>	0-0 1-3		0-0 1B			0-0 4-3			0-0 2B	4	1	2	0	0	0	0				
Ted Simmons, S <small>(1, 2) OBP: 0.407, SLG: 0.396</small>		0-0 F7		0-3 K			0-0 3-1		0-3 K	4	0	0	0	0	2	1				
Bobby Bonds, R <small>(1, 7) OBP: 0.314, SLG: 0.468</small>		0-0 F9		0-3 K			0-0 5-3		0-0 1B	4	0	1	0	0	1	0				
George Hendrick, R <small>(1, 9) OBP: 0.409, SLG: 0.607</small>		0-0 2B		0-0 F7			4-0 1B		0-0 5-3	3	0	1	1	1	0	1				
Ken Reitz, R <small>(1, 5) OBP: 0.429, SLG: 0.536</small>		0-0 5-3			4-0 BB		0-0 1B		0-0 F8	3	0	1	0	1	0	2				
Tony Scott, S <small>(1, 8) OBP: 0.226, SLG: 0.211</small>			0-0 1B		0-0 G6-4-3		0-3 K			3	1	1	0	0	1	3				
Silvio Martinez, R Mark Littell, L Tom Herr, S <small>(1, 1) (8, 1) (8, PH) OBP: 0.267, SLG: 0.267 (9, 4)</small>			0-3 K		0-3 K			0-0 F7		2	0	0	0	0	2	1				
Inning Stats	R: 0 E: 0 K: 0 S: 3	H: 0 LOB: 0 BB: 0 P: 3	R: 0 E: 0 K: 0 S: 4	H: 1 LOB: 1 BB: 0 P: 4	R: 1 E: 0 K: 1 S: 7	H: 3 LOB: 2 BB: 0 P: 7	R: 0 E: 0 K: 2 S: 7	H: 0 LOB: 0 BB: 0 P: 7	R: 0 E: 0 K: 1 S: 4	H: 0 LOB: 0 BB: 1 P: 8	R: 0 E: 0 K: 0 S: 3	H: 1 LOB: 2 BB: 1 P: 10	R: 0 E: 0 K: 0 S: 3	H: 0 LOB: 0 BB: 0 P: 3	R: 1 E: 0 K: 1 S: 7	H: 2 LOB: 1 BB: 0 P: 7	1B: 4 2B: 2 3B: 1 HR: 0	SF: 0 SAC: 0 DP: 1 HBP: 0	WP: 0 PB: 0 SB: 1 CS: 0	PA: 34
PITCHER	IP WLS BF H R ER SO	IP WLS BF H R ER SO	IP WLS BF H R ER SO	IP WLS BF H R ER SO	IP WLS BF H R ER SO	IP WLS BF H R ER SO	IP WLS BF H R ER SO	IP WLS BF H R ER SO	IP WLS BF H R ER SO	IP WLS BF H R ER SO	IP WLS BF H R ER SO	IP WLS BF H R ER SO	IP WLS BF H R ER SO	IP WLS BF H R ER SO	IP WLS BF H R ER SO	IP WLS BF H R ER SO	ERA WHIP	ERA WHIP		
Mike Krukow, R <small>(1, 1) ERA: 2.52</small>	7.0		5	1	1	5											1.29	1.000		
Willie Hernandez, L <small>(8, 1) ERA: 2.84</small>	1.0	W	3	0	0	0											0.00	0.000		
Bruce Sutter, R <small>(9, 1) ERA: 3.38</small>	1.0	S	5	2	1	1											9.00	2.000		

AB	32
R	2
H	7
RBI	2
BB	2
SO	6
LOB	9



BOTTOM

Chicago Cubs @ St. Louis Cardinals
Busch Stadium, St. Louis, MO
Tue Apr 29 1980, 7:05 PM CDT
Att. 12,665 - Unknown

livebaseballscorecards.com

AB 37
R 4
H 12
RBI 3
BB 4
SO 5
LOB 23



WP: 0 PA: 42
PB: 0
SB: 1
CS: 0

AB R H RBI BB SO LOB

4 0 1 0 1 0 2

5 0 3 1 0 0 2

5 0 1 0 0 2 4

3 1 2 0 1 0 0

5 0 0 0 0 2 7

5 1 1 0 0 0 3

3 1 2 1 1 0 0

4 1 2 0 0 0 1

1 0 0 0 0 1 1
1 0 0 0 0 0 2
0 0 0 0 0 0 0
0 0 0 1 1 0 0
0 0 0 0 0 0 0
1 0 0 0 0 0 1
0 0 0 0 0 0 0
0 0 0 0 0 0 0

1B: 8 SF: 0
2B: 4 SAC: 0
3B: 0 DP: 3
HR: 0 HBP: 1

Table with 10 columns (Batter 1-9) and 10 rows of player data. Each cell contains a batter's name, stats, and a baseball diamond diagram showing the play. Batter 1: Garry Templeton, Ken Oberkfell, Keith Hernandez, Ted Simmons, Bobby Bonds, George Hendrick, Ken Reitz, Tony Scott, Roy Thomas, Bernie Carbo, Donnie Moore, Terry Kennedy, Don Hood, Dane Iorg, Bob Sykes, Mark Littell. Batter 2: Empty. Batter 3: Empty. Batter 4: Empty. Batter 5: Empty. Batter 6: Empty. Batter 7: Empty. Batter 8: Empty. Batter 9: Empty.

Inning Stats table with columns for R, H, E, K, S, LOB, BB, P, and rows for each of the 9 batters.

Pitcher stats table with columns for IP, WLS, BF, H, R, ER, SO, BB, IBB, HBP, BLK, WP, HR, S, P, ERA, WHIP, and rows for Rick Reuschel, Bill Caudill, Dick Tidrow, Doug Capilla, and Bruce Sutter.

Batter	1	2	3	4	5	6	7	8	9	AB R H RBI BB SO LOB	TOP
Lenny Randle, S OBP: 0.294, SLG: 0.333 (1, 5) X	0-0 PB SF8 2B		2-3 K 1-2			0-0 S 1B		0-0 6-3		4 1 2 0 0 1 1	
Ivan De Jesus, R OBP: 0.323, SLG: 0.492 (1, 6) S S	0-3 K 2-3			0-3 K		0-3 K 1-2		0-0 6-3	X	4 0 0 0 0 3 2	
Larry Bittner, L OBP: 0.280, SLG: 0.261 (1, 3) X	0-0 SF8 3-H			0-0 4-3		0-0 6-3		0-3 K	S S	3 0 0 1 0 1 1	
Dave Kingman, R OBP: 0.424, SLG: 0.731 (1, 7) X	0-0 5-3			0-3 K				0-0 6-3	X	4 0 0 0 0 2 0	
Jerry Martin, R OBP: 0.410, SLG: 0.667 (1, 8)		S S	0-3 K		X	0-0 3-1 S 1B		0-0 HR		3 1 2 1 0 1 0	
Scot Thompson, L OBP: 0.353, SLG: 0.286 (1, 9)		X	0-0 4-3		X	0-0 F8 1-2		0-0 4-3	X	3 0 0 0 0 0 1	
Tim Blackwell, S OBP: 0.222, SLG: 0.133 (1, 2)		X	0-0 4-3		X	0-0 3-1 2-3		0-0 4-3	X	3 0 0 0 0 0 1	
Mick Kelleher, R OBP: 0.278, SLG: 0.188 (1, 4)				C X	0-1 CS 1B	B B B B	4-0 CS BB	0-0 6-3	X	2 0 1 0 1 0 0	
Dennis Lamp, R OBP: 0.286, SLG: 0.167 Doug Capilla, L Jesus Figueroa, L Lynn McGlothen, L Steve Ontiveros, S Bill Caudill, R	(1, 1) (5, 1) (6, PH) (6, 1) (8, PH) (8, 1)		2-3 K			0-0 CS	0-3 K	0-0 G3	X	1 0 0 0 0 0 1 1 0 0 0 0 0 0 0 0 1 0 0 0 0 0 1 0 0 0 0 0 0 0 0 0 1 0 0 0 0 0 0 0 0 0 0 0 0 0 0 0	
Inning Stats	R: 1 H: 1 E: 0 LOB: 0 K: 1 BB: 0 S: 6 P: 6	R: 0 H: 0 E: 0 LOB: 0 K: 1 BB: 0 S: 5 P: 5	R: 0 H: 1 E: 0 LOB: 0 K: 2 BB: 0 S: 11 P: 12	R: 0 H: 0 E: 0 LOB: 0 K: 2 BB: 0 S: 7 P: 7	R: 0 H: 1 E: 0 LOB: 1 K: 0 BB: 1 S: 3 P: 7	R: 0 H: 1 E: 0 LOB: 1 K: 2 BB: 0 S: 8 P: 8	R: 1 H: 1 E: 0 LOB: 0 K: 1 BB: 0 S: 6 P: 6	R: 0 H: 0 E: 0 LOB: 0 K: 1 BB: 0 S: 3 P: 3	R: 0 H: 0 E: 0 LOB: 0 K: 1 BB: 0 S: 5 P: 5	1B: 3 SF: 1 2B: 1 SAC: 0 3B: 0 DP: 0 HR: 1 HBP: 0	WP: 0 PA: 32 PB: 1 SB: 2 CS: 2
PITCHER Pete Vuckovich, R ERA: 2.17 Jim Kaat, L ERA: 5.4	(1, 1) (8, 1)									IP WLS BF H R ER SO BB IBB HBP BLK WP HR S P ERA WHIP	
										7.1 W 26 5 2 1 9 1 0 0 0 0 0 1 47 52 1.23 0.818	
										1.2 5 0 0 0 1 0 0 0 0 0 0 7 7 0.00 0.000	

Chicago Cubs @ St. Louis Cardinals
 Busch Stadium, St. Louis, MO
 Wed Apr 30 1980, 3:33 AM CDT
 Att: 16,195 - Unknown

livebaseballscorecards.com

AB	29
R	2
H	5
RBI	2
BB	1
SO	10
LOB	7



Batter	1	2	3	4	5	6	7	8	9
Garry Templeton, S (1, 6) OBP: 0.381, SLG: 0.462	0-0 CS 1B		0-0 2-H 1B 3B		0-0 1-2 2B 1B	0-0 HR 3B		0-0 3-1	
Ken Oberkfell, L (1, 4) OBP: 0.348, SLG: 0.364	0-0 6-3 1-2		0-0 S 1B		0-0 1-H 2-H SF8 2B	4-0 HR BB			
Keith Hernandez, L (1, 3) OBP: 0.364, SLG: 0.521	0-0 L3		0-0 P4 1-2		0-0 F9 2-3	0-0 HR			
Dane Iorg, L (1, 7) OBP: 0.190, SLG: 0.450		0-0 4-3	0-0 1-3		4-0 S IBB	0-0 F7			
Bobby Bonds, R (5, 7) OBP: 0.293, SLG: 0.415									
Terry Kennedy, L (1, 2) OBP: 0.533, SLG: 0.667		0-0 2B		0-0 F9	0-0 SF8		0-0 4-3		
George Hendrick, R (1, 9) OBP: 0.387, SLG: 0.565		0-0 5-3		0-0 F8	4-0 FC4 BB		0-0 F8		
Ken Reitz, R (1, 5) OBP: 0.437, SLG: 0.540		0-0 P5		0-0 1B	0-0 FC4 1-2f		0-3 K		
Tony Scott, S (1, 8) OBP: 0.257, SLG: 0.234			0-0 SH2-4 3B 1B	0-0 F7		4-0 BB	0-0 F7		
Pete Vuckovich, R (1, 1) OBP: 0.154, SLG: 0.231			0-0 SH2-4		0-0 1B 2B 1B	1-3 K2	0-3 K		
Jim Kaat, L (8, 1)									

AB	R	H	RBI	BB	SO	LOB
5	3	4	1	0	0	0
3	2	2	3	1	0	1
4	1	1	3	0	0	2
2	0	0	0	0	0	1
1	0	0	0	1	0	0
3	0	1	1	0	0	0
3	0	0	0	1	0	1
4	0	1	0	0	1	3
3	1	1	0	1	0	1
2	1	1	0	0	1	1
1	0	0	0	0	1	0

BOTTOM

Chicago Cubs @ St. Louis Cardinals
 Busch Stadium, St. Louis, MO
 Wed Apr 30 1980, 3:33 AM CDT
 Att. 16,195 - Unknown

livebaseballscorecards.com

AB	31
R	8
H	11
RBI	8
BB	4
SO	3
LOB	10



1B: 6	SF: 1
2B: 3	SAC: 1
3B: 2	DP: 1
HR: 1	HBP: 0

WP: 0	PA: 37
PB: 0	
SB: 2	
CS: 1	

Inning Stats	R	H	E	K	S	IP	WLS	BF	H	R	ER	SO	BB	IBB	HBP	BLK	WP	HR	S	P	ERA	WHIP
Dennis Lamp, R (1, 1) ERA: 7.89	0	1	0	3	6	4.0	L	20	9	5	5	0	0	0	0	0	0	0	20	20	11.25	2.250
Doug Capilla, L (5, 1) ERA: 3.0	0	0	0	0	0	1.0		5	0	0	0	0	1	1	0	0	0	0	3	11	0.00	1.000
Lynn McGlothen, R (6, 1) ERA: 10.97	0	0	0	0	0	2.0		9	2	3	3	2	2	0	0	0	0	1	12	20	13.50	2.000
Bill Caudill, R (8, 1) ERA: 3.09	0	0	0	0	0	1.0		3	0	0	0	1	0	0	0	0	0	0	5	5	0.00	0.000

PITCHER	IP	WLS	BF	H	R	ER	SO	BB	IBB	HBP	BLK	WP	HR	S	P	ERA	WHIP
Dennis Lamp, R	4.0	L	20	9	5	5	0	0	0	0	0	0	0	20	20	11.25	2.250
Doug Capilla, L	1.0		5	0	0	0	0	1	1	0	0	0	0	3	11	0.00	1.000
Lynn McGlothen, R	2.0		9	2	3	3	2	2	0	0	0	0	1	12	20	13.50	2.000
Bill Caudill, R	1.0		3	0	0	0	1	0	0	0	0	0	0	5	5	0.00	0.000

Batter	1	2	3	4	5	6	7	8	9	10	11	12	AB R H RBI BB SO LOB	TOP														
Lenny Randle, S OBP: 0.328, SLG: 0.442 (1, 5)	K		1-3		1B		F7		1B			1B	7 2 4 3 0 1 3															
Ivan De Jesus, R OBP: 0.319, SLG: 0.463 (1, 6)	6-3		FC4-6 BB		K		F9		K			1B	6 1 1 1 1 2 4															
Bill Buckner, L OBP: 0.403, SLG: 0.453 Carlos Lezcano, R OBP: 0.393, SLG: 0.591 (8, PR) Bruce Sutter, R (8, 8) Lynn McGlothen, L (12, 1)	L6		FC4-6		F8			6-3 2B 1B	F9			K	4 0 1 0 0 0 5 1 1 0 0 0 0 1 1 0 0 0 0 0 1 0 0 0 0 0 0 0															
Dave Kingman, R OBP: 0.400, SLG: 0.672 (1, 7)		F2		F3		K		6-3		K		BB 3B 1B	6 1 1 1 0 2 1															
Jerry Martin, R OBP: 0.388, SLG: 0.613 (1, 8) (8, 9) (9, 8)		F8		K		K		F9		P4		BB 3B BB	5 1 0 0 1 2 2															
Barry Foote, R OBP: 0.380, SLG: 0.681 Tim Blackwell, S OBP: 0.222, SLG: 0.133 (1, 2) (12, 2)		5-3		F8		HR				P5		3B BB	5 2 2 2 1 0 0 0 0 0 0 0 0 0															
Scot Thompson, L OBP: 0.364, SLG: 0.333 (1, 9) (8, 3) (9, 9)			1-3 1B BB		2B 2B		F7		K			F7	4 1 1 0 1 1 2 1 1 1 3 0 0 0															
Mike Vail, R OBP: 0.417, SLG: 0.667 (12, PH) (12, 9)												SF8 3B	2 0 0 0 0 1 2 1 0 1 0 0 0 0 0 0 0 0 0 0 0 2 1 1 1 0 0 0															
Mick Kelleher, R OBP: 0.250, SLG: 0.167 Jesus Figueroa, L OBP: 0.500, SLG: 0.333 Dick Tidrow, R (7, PH) Larry Blittner, L OBP: 0.286, SLG: 0.320 (9, PH) (9, 3)			F9		K		SH3-4 1B		1B 2B			P6	2 0 2 1 0 0 0 0 0 0 0 0 0 0 3 1 1 0 0 0 1															
Willie Hernandez, L OBP: 0.500, SLG: 0.750 Bill Caudill, R (5, 1) Mike Tyson, R OBP: 0.217, SLG: 0.333 (7, PH) (7, 4)			1-3 1B		1B 2B		SH3-4		6-3			F7	2 0 2 1 0 0 0 0 0 0 0 0 0 0 3 1 1 0 0 0 1															
Inning Stats	R: 0 E: 0 K: 1 S: 5	H: 0 LOB: 0 BB: 0 P: 5	R: 0 E: 0 K: 0 S: 3	H: 0 LOB: 0 BB: 0 P: 3	R: 0 E: 0 K: 0 S: 4	H: 1 LOB: 3 BB: 2 P: 12	R: 0 E: 0 K: 1 S: 5	H: 0 LOB: 0 BB: 0 P: 5	R: 1 E: 0 K: 2 S: 10	H: 3 LOB: 2 BB: 0 P: 10	R: 1 E: 0 K: 2 S: 8	H: 1 LOB: 1 BB: 0 P: 8	R: 0 E: 0 K: 0 S: 4	H: 1 LOB: 1 BB: 0 P: 4	R: 1 E: 0 K: 1 S: 7	H: 2 LOB: 2 BB: 0 P: 7	R: 1 E: 0 K: 1 S: 7	H: 2 LOB: 1 BB: 0 P: 7	R: 0 E: 0 K: 1 S: 5	H: 0 LOB: 0 BB: 0 P: 5	R: 0 E: 0 K: 0 S: 3	H: 0 LOB: 0 BB: 0 P: 3	R: 8 E: 0 K: 1 S: 11	H: 6 LOB: 0 BB: 2 P: 19	1B: 8 2B: 5 3B: 1 HR: 2	SF: 1 SAC: 1 DP: 0 HBP: 0	WP: 0 PB: 0 SB: 1 CS: 0	PA: 56
PITCHER	IP WLS BF H R ER SO BB IBB HBP BLK WP HR S P ERA WHIP																											
Frank Pastore, R ERA: 2.25 (1, 1)	7.0	29	6	2	2	6	2	0	0	0	0	0	0	0	0	2.57	1.143											
Tom Hume, R ERA: 2.29 (8, 1)	4.1	20	7	5	5	4	0	0	0	0	0	0	0	0	8	10.38	1.615											
Mario Soto, R ERA: 8.53 (12, 1)	0.0	2	0	0	0	0	2	0	0	0	0	0	0	0	8	∞	∞											
Dave Tomlin, L ERA: 8.59 (12, 1)	0.2	5	3	5	5	0	0	0	0	0	0	0	0	0	5	67.50	4.500											

Chicago Cubs @ Cincinnati Reds
Riverfront Stadium, Cincinnati, OH
Fri May 02 1980, 7:05 PM EDT
Att. 25,993 - Unknown

AB	50
R	12
H	16
RBI	12
BB	4
SO	10
LOB	22



WP	0
PA	56

ERA	2.25
WHIP	1.143
ERA	2.29
WHIP	1.615
ERA	8.53
WHIP	∞
ERA	8.59
WHIP	4.500

Batter	1	2	3	4	5	6	7	8	9	10	11	12
Sam Mejias, R OBP: 0.389, SLG: 0.353 (1, 8) X (9, 9)	0-0 4-1 ①		0-0 1-4-3 ②		0-0 F8 ③		0-3 K ③			0-0 6-3 ①		0-0 2-3 1B ③
Ken Griffey, L OBP: 0.357, SLG: 0.405 Cesar Geronimo, L OBP: 0.258, SLG: 0.276 (1, 9) X (9, 8)	0-0 F8 ②		0-0 F8 ③			0-0 1B ①		0-0 HR ②		0-0 6-3 ②		0-0 P6 ③
Hector Cruz, R OBP: 0.125, SLG: 0.167 (1, 7) X	0-0 6-3 ③			0-3 K ①		0-3 K ②		0-0 1B ①		0-0 1-3 ③		
Dave Concepcion, R OBP: 0.258, SLG: 0.407 (1, 6)		0-0 5-3 ①		0-0 F9 ②		0-3 K ③		0-0 F9 ①			0-0 6-3 ①	
Ray Knight, R OBP: 0.304, SLG: 0.487 (1, 5)		0-0 G3 ②		0-0 F7 ③			0-0 SH3-4 3B 1B ①	0-0 F9 ②			0-0 6-3 ②	
Harry Spilman, L OBP: 0.269, SLG: 0.280 (1, 3)		0-0 1-3 ③			0-0 1B 2B 1B ①		0-0 SH3-4 1-2 ①	0-0 P6 ③			0-3 K ③	
Junior Kennedy, R OBP: 0.350, SLG: 0.386 (1, 4)			0-0 WP BB 1-4-3 1B ①		0-0 2B 1-2 1B ①		0-0 2-H 3B ②		0-0 6-3 ①			0-3 K2-3 ①
Don Werner, R OBP: 0.273, SLG: 0.211 (1, 2)			4-0 WP BB 1-2 BB ①		0-0 1-3 2-H 2B ②		0-3 K ②		0-0 6-3 ②			0-0 5-3 ②
Frank Pastore, R Dan Ljesssen, L Tom Hutton, R Mario Soto, R Dave Tomlin, L Ron Oester, S OBP: 0.250, SLG: 0.375 (1, 1) (7, PH) (8, 1) (12, 1) (12, 1) (12, PH)			0-3 K ①		0-0 1-3 ②		4-0 IBB ③		0-3 K ③			0-0 1B 2B ③

AB	R	H	RBI	BB	SO	LOB
6	0	1	1	0	1	4
4	1	2	1	0	0	1
2	0	0	0	0	0	2
5	0	1	0	0	2	0
5	0	0	0	0	1	1
5	1	1	0	0	0	1
4	1	1	0	0	1	1
5	1	3	1	0	1	0
4	0	1	1	1	1	1
2	0	0	0	0	1	3
0	0	0	0	1	0	0
1	0	0	0	0	1	0
0	0	0	0	0	0	0
0	0	0	0	0	0	0
1	0	1	0	0	0	0

BOTTOM

Chicago Cubs @ Cincinnati Reds
Riverfront Stadium, Cincinnati, OH
 Fri May 02 1980, 7:05 PM EDT
 Att: 25,993 - Unknown

livebaseballscorecards.com

AB	44
R	4
H	11
RBI	4
BB	2
SO	9
LOB	14



Inning Stats	R: 0	H: 0	E: 0	LOB: 0	K: 0	P: 3	R: 0	H: 0	E: 0	LOB: 0	K: 0	P: 3	R: 1	H: 1	E: 0	LOB: 1	K: 1	P: 3	R: 0	H: 0	E: 0	LOB: 0	K: 1	P: 3	R: 1	H: 2	E: 0	LOB: 1	K: 0	P: 5	R: 0	H: 0	E: 0	LOB: 0	K: 1	P: 5	R: 0	H: 0	E: 0	LOB: 0	K: 0	P: 3	R: 0	H: 0	E: 0	LOB: 0	K: 1	P: 5	R: 0	H: 2	E: 0	LOB: 2	K: 1	P: 7	R: 0	H: 2	E: 0	LOB: 2	K: 1	P: 7
PITCHER	IP	WLS	BF	H	R	ER	SO	BB	IBB	HBP	BLK	WP	HR	S	P	ERA	WHIP																																											
Willie Hernandez, L ERA: 3.38	(1, 1)	4.1		17	4	2	2	2	1	0	0	0	1	0	20	24	4.15	1.154																																										
Bill Caudill, R ERA: 2.7	(5, 1)	1.2		5	1	0	0	2	0	0	0	0	0	0	9	9	0.00	0.600																																										
Dick Tidrow, R ERA: 1.5	(7, 1)	2.0		11	4	2	2	2	0	1	0	0	0	1	14	18	9.00	2.000																																										
Bruce Sutter, R ERA: 2.45	(9, 1)	3.0	W	9	0	0	0	2	0	0	0	0	0	0	13	13	0.00	0.000																																										
Lynn McClothen, R ERA: 10.03	(12, 1)	1.0		5	2	0	0	1	0	0	0	0	0	0	7	7	0.00	2.000																																										

Batter	1	2	3	4	5	6	7	8	9	AB R H RBI BB SO LOB
Ken Griffey, L (1, 9) OBP: 0.364, SLG: 0.403	0-0 2B 1B		4-0 BB G6-4-3			0-0 F7		0-0 G4-6-3 1-2f		3 1 1 0 1 0 2
Dan Driessen, L (1, 3) OBP: 0.324, SLG: 0.328	0-0 1-H 2B		0-0 G6-4-3 1-2f			0-0 F2			4-0 BB	3 0 1 1 1 0 1
Dave Concepcion, R (1, 6) OBP: 0.247, SLG: 0.389	0-0 F9		0-0 5-3			0-0 F3			0-3 K	4 0 0 0 0 1 2
Johnny Bench, R (1, 2) OBP: 0.279, SLG: 0.328	0-0 5-3			0-0 5-3			0-3 K		0-0 F3	4 0 0 0 0 1 2
Harry Spilman, L (1, 7) OBP: 0.241, SLG: 0.250 Doug Bair, R (8, 1) Ron Oester, S (9, PH) OBP: 0.222, SLG: 0.333	0-0 G3			0-0 F7			0-0 L6		0-0 G3	3 0 0 0 0 0 1 0 0 0 0 0 0 0 1 0 0 0 0 0 1
Ray Knight, R (1, 5) OBP: 0.293, SLG: 0.468		0-0 F9		0-0 P3			0-0 F9			3 0 0 0 0 0 0
Junior Kennedy, R (1, 4) OBP: 0.361, SLG: 0.389		4-0 BB			0-0 5-3			0-0 1B 1B		2 0 1 0 1 0 0
Cesar Geronimo, L (1, 8) OBP: 0.265, SLG: 0.281		0-3 K			0-0 F7			0-0 G4-6-3 1-2 1B		3 0 1 0 0 1 1
Bill Bonham, R (1, 1) Mario Soto, R (1, 1) Sam Mejias, R (8, 7)		0-0 F6			0-0 6-3			0-0 F7		0 0 0 0 0 0 0 2 0 0 0 0 0 1 1 0 0 0 0 0 2

Inning Stats	R: 1 E: 0 K: 0 S: 5	H: 2 LOB: 1 BB: 0 P: 5	R: 0 E: 0 K: 1 S: 5	H: 0 LOB: 1 BB: 1 P: 9	R: 0 E: 0 K: 0 S: 2	H: 0 LOB: 0 BB: 1 P: 6	R: 0 E: 0 K: 0 S: 3	H: 0 LOB: 0 BB: 0 P: 3	R: 0 E: 0 K: 0 S: 3	H: 0 LOB: 0 BB: 0 P: 3	R: 0 E: 0 K: 0 S: 3	H: 0 LOB: 0 BB: 0 P: 3	R: 0 E: 0 K: 0 S: 3	H: 0 LOB: 0 BB: 0 P: 3	R: 0 E: 0 K: 0 S: 3	H: 0 LOB: 0 BB: 0 P: 3	R: 0 E: 0 K: 0 S: 4	H: 2 LOB: 1 BB: 0 P: 4	R: 0 E: 0 K: 1 S: 5	H: 0 LOB: 1 BB: 1 P: 9	1B: 3 2B: 1 3B: 0 HR: 0	SF: 0 SAC: 0 DP: 2 HBP: 0	WP: 0 PB: 0 SB: 0 CS: 0	PA: 32	
PITCHER Mike Krukow, R (1, 1) ERA: 2.12	IP 9.0 WLS W BF 32 H 4 R 1 ER 1 SO 3	BB 3 IBB 0 HBP 0 BLK 0 WP 0 HR 0 S 35 P 47 ERA 1.00 WHIP 0.778																							


BOTTOM

Chicago Cubs @ Cincinnati Reds
Riverfront Stadium, Cincinnati, OH
Sat May 03 1980, 3:33 AM EDT
Att. 27,165 - Unknown

livebaseballscorecards.com

AB	29
R	1
H	4
RBI	1
BB	3
SO	3
LOB	13



Batter	1	2	3	4	5	6	7	8	9	AB R H RBI BB SO LOB	TOP	
Lenny Randle, S OBP: 0.379, SLG: 0.483 Larry Bittner, L OBP: 0.267, SLG: 0.296 Dick Tidrow, R (7, PH) Doug Capilla, L (8, 1) Bill Caudill, R (8, 1) Jesus Figueroa, L OBP: 0.600, SLG: 0.333 (9, PH)	0-0 G5-4-3 1B		0-0 2B			0-0 G3 SH 1B	0-0 G3 1-2 2-3 3-H		4-0 BB 1-2 BB	3 0 3 0 0 0 0 1 0 0 1 0 0 2 0 1 0 0		
Ivan De Jesus, R OBP: 0.333, SLG: 0.438 (1, 6)	0-0 G5-4-3 1-2f		4-0 BB			0-0 SH G3 1-2	0-0 8-2 3-Hf		0-0 F8	3 0 0 0 1 0 5		
Bill Buckner, L OBP: 0.395, SLG: 0.437 (1, 3)	0-0 F5		0-0 F7			0-0 G3 1-2 2-3		0-0 F7		4 0 0 0 0 0 4		
Dave Kingman, R OBP: 0.365, SLG: 0.597 (1, 7)		0-0 G3		0-0 4-3		0-0 P8		0-0 5-3		4 0 0 0 0 0 2		
Jerry Martin, R OBP: 0.421, SLG: 0.667 (1, 9)		0-0 2B		0-0 6-3		4-0 IBB		0-0 HR		3 1 2 1 1 0 0		
Barry Foote, R OBP: 0.373, SLG: 0.661 (1, 2)		0-0 5-3		0-3 K		0-0 5-3		0-0 F8		4 0 0 0 0 1 4		
Carlos Lezcano, R OBP: 0.375, SLG: 0.538 (1, 8)		0-3 K			0-0 P6		0-0 BB 1B G3 1B		0-0 F9	4 1 1 0 0 1 1	AB 32 R 2 H 8 RBI 2 BB 5 SO 4 LOB 19	
Mike Tyson, R OBP: 0.241, SLG: 0.333 Mike Vail, R OBP: 0.385, SLG: 0.615 (9, PH)			0-0 CS 1B		0-0 F8		0-0 G3 BB 1-2 8-2 1B		0-0 F8	3 0 2 0 0 0 0 1 0 0 0 0 0 0		
Rick Reuschel, R OBP: 0.100, SLG: 0.100 Steve Dillard, R OBP: 0.571, SLG: 0.833 (7, PH) (7, 5) Scot Thompson, L OBP: 0.393, SLG: 0.348 (9, PH)			0-3 K		0-3 K		4-0 BB 1-2 2-3 BB		4-0 BB BB	2 0 0 0 0 2 1 0 0 0 0 1 0 0 0 0 0 0 1 0 0		
Inning Stats	R: 0 E: 0 K: 0 S: 3 H: 1 LOB: 0 BB: 0 P: 3	R: 0 E: 0 K: 1 S: 6 H: 1 LOB: 1 BB: 0 P: 6	R: 0 E: 0 K: 1 S: 6 H: 2 LOB: 2 BB: 1 P: 10	R: 0 E: 0 K: 1 S: 5 H: 0 LOB: 0 BB: 0 P: 5	R: 0 E: 0 K: 1 S: 5 H: 0 LOB: 0 BB: 0 P: 5	R: 0 E: 1 K: 0 S: 5 H: 1 LOB: 3 BB: 1 P: 9	R: 1 E: 0 K: 0 S: 4 H: 2 LOB: 1 BB: 1 P: 8	R: 1 E: 0 K: 0 S: 4 H: 1 LOB: 0 BB: 0 P: 4	R: 0 E: 0 K: 0 S: 3 H: 0 LOB: 2 BB: 2 P: 11	1B: 5 2B: 3 3B: 0 HR: 1 SF: 0 SAC: 1 DP: 2 HBP: 0	WP: 0 PB: 0 SB: 0 CS: 1 PA: 38	
PITCHER	IP WLS BF H R ER SO BB IBB HBP BLK WP HR S P ERA WHIP											
Charlie Leibrandt, L ERA: 2.13 Tom Hume, R ERA: 2.38	(1, 1) 6.0 W 27 7 1 1 4 2 1 0 0 0 0 32 44 1.50 1.500											
	(7, 1) 3.0 S 11 1 1 1 0 2 0 0 0 0 0 1 9 17 3.00 1.000											

Chicago Cubs @ Cincinnati Reds
Riverfront Stadium, Cincinnati, OH
Sun May 04 1980, 3:33 AM EDT
Unknown

livebaseballscorecards.com

Batter	1	2	3	4	5	6	7	8	9	AB R H RBI BB SO LOB	TOP											
Ivan De Jesus, R (1, 6) OBP: 0.314, SLG: 0.410	0-0 6-3		0-0 F8	0-0 F3		0-0 F7			0-0 L8	5 0 0 0 0 0 3												
Scot Thompson, L (1, 9) OBP: 0.424, SLG: 0.407	0-0 1B 1B 2B		0-0 WP 2B 1B		0-0 F7		0-0 F7		4-0 1B BB	4 2 2 0 1 0 0												
Larry Bittner, L (1, 3) OBP: 0.343, SLG: 0.406	0-0 1B 2-3 WP 1B		0-0 1-H 2B		0-0 WP 1B		0-0 F8		0-0 1-2 1B	5 1 4 1 0 0 0												
Jerry Martin, R (1, 8) OBP: 0.407, SLG: 0.635	0-0 1-3 3-H 1B		0-0 5-3		0-0 L8		0-3 K		0-3 K	5 0 1 1 0 2 4												
Mike Vail, R (1, 7) OBP: 0.294, SLG: 0.471	0-0 4-3		0-3 K		0-3 K			0-3 K		4 0 0 0 0 3 2												
Steve Ontiveros, S (1, 5) OBP: 0.344, SLG: 0.308		0-0 F9		4-0 FC3-6 BB		0-3 K		4-0 BB		2 0 0 0 2 1 0												
Steve Dillard, R (8, PR) OBP: 0.571, SLG: 0.833										0 0 0 0 0 0 0												
Tim Blackwell, S (1, 2) OBP: 0.286, SLG: 0.235		4-0 BB BB		0-0 FC3-6 1B 1-2f		0-0 4-3 1B 2B		0-0 F9		2 1 1 0 1 0 1												
Barry Foote, R (8, PH) OBP: 0.367, SLG: 0.649										1 0 0 0 0 0 1	AB 36											
Mick Kelleher, R (1, 4) OBP: 0.250, SLG: 0.182		0-0 F9		0-0 1-2 1B		0-0 4-3		0-0 F7		3 0 1 0 0 0 2	R 4											
Bill Buckner, L (8, PH) OBP: 0.390, SLG: 0.431										1 0 0 0 0 0 1	H 10											
Mike Tyson, R (8, 4) OBP: 0.241, SLG: 0.333										0 0 0 0 0 0 0	RBI 3											
Dennis Lamp, R (1, 1) OBP: 0.300, SLG: 0.222		0-0 F9		0-0 B1		0-0 3-H 1B				3 0 1 1 0 0 3	BB 4											
Bill Caudill, R (6, 1)										0 0 0 0 0 0 0	SO 6											
Jesus Figueroa, L (9, PH) OBP: 0.500, SLG: 0.250									0-0 4-3	1 0 0 0 0 0 0	LOB 17											
Inning Stats	R: 2 E: 0 K: 0 S: 5	H: 3 LOB: 0 BB: 0 P: 5	R: 0 E: 0 K: 0 S: 3	H: 0 LOB: 1 BB: 1 P: 7	R: 1 E: 0 K: 1 S: 7	H: 2 LOB: 1 BB: 0 P: 7	R: 0 E: 0 K: 0 S: 4	H: 1 LOB: 2 BB: 1 P: 8	R: 0 E: 0 K: 1 S: 6	H: 1 LOB: 1 BB: 0 P: 6	R: 1 E: 0 K: 1 S: 7	H: 2 LOB: 1 BB: 0 P: 7	R: 0 E: 0 K: 1 S: 5	H: 0 LOB: 0 BB: 0 P: 5	R: 0 E: 0 K: 1 S: 5	H: 0 LOB: 1 BB: 1 P: 9	R: 0 E: 0 K: 1 S: 6	H: 1 LOB: 2 BB: 1 P: 10	1B: 7 2B: 3 3B: 0 HR: 0	SF: 0 SAC: 0 DP: 0 HBP: 0	WP: 3 PB: 0 SB: 0 CS: 0	PA: 40
PITCHER	IP WLS BF H R ER SO BB IBB HBP BLK WP HR S P ERA WHIP																					
Paul Moskau, R (1, 1) ERA: 5.09	8.2 W 39 10 4 4 5 4 0 0 0 3 0 45 61 4.15 1.615																					
Doug Bair, R (9, 1) ERA: 0.93	0.1 S 1 0 0 0 1 0 0 0 0 0 0 0 3 3 0.00 0.000																					

Chicago Cubs @ Cincinnati Reds
Riverfront Stadium, Cincinnati, OH

Sun May 04 1980, 3:38 AM EDT
Att: 32,041 - Unknown

livebaseballscorecards.com



Batter	1	2	3	4	5	6	7	8	9	AB	R	H	RBI	BB	SO	LOB
--------	---	---	---	---	---	---	---	---	---	----	---	---	-----	----	----	-----

Dave Collins, S (1, 7) OBP: 0.322, SLG: 0.339 Hector Cruz, R (8, 7) OBP: 0.125, SLG: 0.167	0-0 G3		0-0 F7			0-0 1B 1B BB 1B	0-3 K			4	1	1	0	0	1	1
Sam Mejias, R (1, 9) OBP: 0.348, SLG: 0.318	0-0 S 1B		0-0 F8			0-0 F7	0-0 F5			4	0	1	0	0	0	2
Cesar Geronimo, L (1, 8) OBP: 0.268, SLG: 0.359	0-0 P6 1-2			0-0 4-3		0-0 BB 1B HR 1B		0-3 K		4	1	1	0	0	1	1
Ray Knight, R (1, 5) OBP: 0.311, SLG: 0.477	0-0 1-3			4-0 E BB		0-0 HR BB 1B		0-3 K		3	1	1	0	1	1	1
Dan Driessen, L (1, 3) OBP: 0.316, SLG: 0.313		0-3 K		0-0 E4 G6-4-3 1-2		4-0 HR BB		0-0 F8		3	1	0	1	1	1	1
Dave Concepcion, R (1, 6) OBP: 0.230, SLG: 0.361		0-0 6-3		0-0 G6-4-3 1-2f		0-0 P6				3	0	0	0	0	0	5
Junior Kennedy, R (1, 4) OBP: 0.348, SLG: 0.410		0-0 6-3			0-0 1-3	0-0 HR				3	1	1	4	0	0	0
Don Werner, R (1, 2) OBP: 0.280, SLG: 0.190			4-0 SH1-4 BB		0-0 F8	0-0 5-3				2	0	0	0	1	0	0
Paul Moskau, R (1, 1) Doug Bair, R (9, 1)			0-0 SH1-4 1-2		0-0 4-3		0-3 K			2	0	0	0	0	1	0
										0	0	0	0	0	0	0

Inning Stats	R: 0	H: 1	E: 0	K: 0	S: 4	R: 0	H: 0	E: 0	K: 1	S: 5	R: 0	H: 0	E: 0	K: 0	S: 3	R: 0	H: 0	E: 1	K: 0	S: 3	R: 0	H: 0	E: 0	K: 0	S: 3	R: 5	H: 4	E: 0	K: 0	S: 7	R: 0	H: 0	E: 0	K: 2	S: 7	R: 0	H: 0	E: 0	K: 2	S: 7			
	0	1	0	0	4	0	0	0	1	5	0	0	0	0	3	0	0	1	0	0	3	0	0	0	0	0	0	0	4	0	0	0	2	7	0	0	0	2	7	0	0	0	7

PITCHER	IP	WLS	BF	H	R	ER	SO	BB	IBB	HBP	BLK	WP	HR	S	P	ERA	WHIP
Dennis Lamp, R (1, 1) ERA: 7.67	5.1		23	4	4	4	1	3	0	0	0	0	0	22	34	6.75	1.312
Bill Caudill, R (6, 1) ERA: 2.76	2.2	L	9	1	1	1	4	0	0	0	0	0	1	17	17	3.38	0.375

BOTTOM

Chicago Cubs @ Cincinnati Reds
 Riverfront Stadium, Cincinnati, OH
 Sun May 04 1980, 3:38 AM EDT
 Att. 32,041 - Unknown

livebaseballscorecards.com

AB	28
R	5
H	5
RBI	5
BB	3
SO	5
LOB	11



WP	PA
0	32

Batter	1	2	3	4	5	6	7	8	9	AB R H RBI BB SO LOB	TOP		
Ozzie Smith, S OBP: 0.336, SLG: 0.267 (1, 6)	4-0 BB G4-6-3		0-3 K	0-0 F7		0-0 F9		4-0 BB S		3 0 0 0 2 1 1			
Gene Richards, L OBP: 0.306, SLG: 0.329 (1, 7)	0-0 G4-6-3 1-2f		4-0 1B S BB		4-0 BB 2B BB	0-0 6-3		0-0 F8 1-2		3 1 0 0 2 0 2			
Paul Dade, R OBP: 0.320, SLG: 0.227 Dave Cash, R OBP: 0.270, SLG: 0.209 (1, 8) (5, 4)	0-3 K		0-0 F8 1-2		4-0 BB 2B BB	0-0 4-3		0-0 F9		2 1 0 0 1 1 1 2 0 0 0 0 0 0			
Dave Winfield, R OBP: 0.384, SLG: 0.427 (1, 9) (5, 8) (9, 9)		0-0 5-3	4-0 1B BB		0-0 BB 1-3 2-H 2B		0-0 6-3		0-0 L8	4 0 1 1 1 0 0			
Gene Tenace, R OBP: 0.343, SLG: 0.352 (1, 3)		0-0 F8	0-0 1-2 2-3 1B		0-0 F6		0-0 6-3		0-3 K	5 0 1 0 0 1 2			
Aurelio Rodriguez, R OBP: 0.289, SLG: 0.389 (1, 5)		4-0 BB 1B BB	0-0 F7		0-0 1-3		0-0 F8			3 1 0 0 1 0 5			
Barry Evans, R OBP: 0.464, SLG: 0.333 Jerry Turner, L OBP: 0.323, SLG: 0.357 Von Joshua, L OBP: 0.267, SLG: 0.154 (1, 4) (5, PH) (5, 9) (9, 8)		4-0 1B 1-2 BB		0-3 K	4-0 BB IBB			0-0 HR		1 0 0 0 1 1 0 1 1 1 1 1 0 0 0 0 0 0 0 0 0	AB 30 R 4 H 4 RBI 4 BB 11 SO 7 LOB 16		
Bill Fahey, L OBP: 0.308, SLG: 0.250 (1, 2)		0-0 1-3 2-H 1B		0-3 K	4-0 1-2 2-3 3-H BB			0-0 L4		3 0 1 2 1 1 0			
Randy Jones, R (1, 1)		0-3 K		4-0 BB F6				0-3 K		3 0 0 0 1 2 5			
Inning Stats	R: 0 E: 0 K: 1 S: 4 H: 0 LOB: 0 BB: 1 P: 8	R: 1 E: 0 K: 1 S: 6 H: 1 LOB: 2 BB: 2 P: 14	R: 0 E: 0 K: 1 S: 6 H: 1 LOB: 3 BB: 2 P: 14	R: 0 E: 0 K: 2 S: 7 H: 0 LOB: 1 BB: 1 P: 11	R: 2 E: 0 K: 0 S: 4 H: 1 LOB: 3 BB: 4 P: 20	R: 0 E: 0 K: 0 S: 3 H: 0 LOB: 0 BB: 0 P: 3	R: 0 E: 0 K: 0 S: 3 H: 0 LOB: 0 BB: 0 P: 3	R: 1 E: 0 K: 1 S: 6 H: 1 LOB: 1 BB: 1 P: 10	R: 0 E: 0 K: 1 S: 5 H: 0 LOB: 0 BB: 0 P: 5	1B: 2 2B: 1 3B: 0 HR: 1 SF: 0 SAC: 0 DP: 1 HBP: 0	WP: 0 PB: 0 SB: 2 CS: 0 PA: 41		
PITCHER	IP WLS BF H R ER SO BB IBB HBP BLK WP HR S P ERA WHIP											PITCHER	IP WLS BF H R ER SO BB IBB HBP BLK WP HR S P ERA WHIP
Willie Hernandez, L ERA: 4.3 Bill Caudill, R ERA: 2.6 Lynn McGlothen, R ERA: 8.59 Dick Tidrow, R ERA: 1.93 (1, 1) (5, 1) (6, 1) (9, 1)	4.0 L 21 2 3 3 5 8 0 0 0 0 0 0 23 55 6.75 2.500												

San Diego Padres @ Chicago Cubs
Wrigley Field, Chicago, IL
Tue May 06 1980, 3:33 AM CDT
Att. 9,908 - Unknown

livebaseballscorecards.com



BOTTOM

San Diego Padres @ Chicago Cubs
Wrigley Field, Chicago, IL
Tue May 06 1980, 3:33 AM CDT
Att. 9,908 - Unknown

livebaseballscores.com

AB	32
R	0
H	5
RBI	0
BB	0
SO	4
LOB	14



WP:	0	PA:	32
PB:	0	SB:	0
CS:	1		

AB R H RBI BB SO LOB

4	0	1	0	0	1	1
4	0	0	0	0	1	2
4	0	2	0	0	0	1
4	0	0	0	0	1	3
4	0	1	0	0	0	1
3	0	0	0	0	0	2
3	0	0	0	0	1	3
3	0	0	0	0	0	1
1	0	0	0	0	0	0
0	0	0	0	0	0	0
1	0	1	0	0	0	0
0	0	0	0	0	0	0

Batter	1	2	3	4	5	6	7	8	9
Lenny Randle, S OBP: 0.371, SLG: 0.468 (1, 5)	0-0 FC5-4 1B		0-0 5-3		0-0 5-3			0-3 K	
Ivan De Jesus, R OBP: 0.300, SLG: 0.390 (1, 6)	0-0 FC5-4 CS 1-2f		0-3 K			0-0 1-3		0-0 L8	
Bill Buckner, L OBP: 0.395, SLG: 0.434 (1, 3)	0-0 E1 1-2			0-0 FC6-4 1B		0-0 G6-4-3 1B			0-0 4-3
Dave Kingman, R OBP: 0.346, SLG: 0.563 (1, 7)	0-0 6-3			0-3 K		0-0 G6-4-3 1-2f			0-0 F7
Jerry Martin, R OBP: 0.400, SLG: 0.615 (1, 9)		0-0 1-3 1B		0-0 FC6-4 1-2f			0-0 F8		0-0 5-3
Barry Foote, R OBP: 0.349, SLG: 0.617 (1, 2)		0-0 L6		0-0 E6 FC6-4 1-2			0-0 G3		
Carlos Lezcano, R OBP: 0.343, SLG: 0.483 (1, 8)		0-0 1-3 1-2		0-0 FC6-4 1-2f			0-3 K		
Mike Tyson, R OBP: 0.219, SLG: 0.300 (1, 4)		0-0 F7			0-0 F7			0-0 F9	
Willie Hernandez, L OBP: 0.480, SLG: 0.600 (5, 1) Bill Caudill, R (5, 1) Steve Dillard, R OBP: 0.500, SLG: 0.714 (5, PH) Lynn McGlothen, L (6, 1) Jesus Figueroa, L OBP: 0.671, SLG: 0.400 (8, PH) Dick Tidrow, R (9, 1)			0-0 G3			0-0 6-3		0-0 1B	

Inning Stats	R: 0	H: 1	E: 1	LOB: 1	K: 0	BB: 0	S: 4	P: 4
	R: 0	H: 1	E: 0	LOB: 1	K: 0	BB: 0	S: 4	P: 4
	R: 0	H: 0	E: 0	LOB: 0	K: 1	BB: 0	S: 5	P: 5
	R: 0	H: 1	E: 1	LOB: 2	K: 1	BB: 0	S: 7	P: 7
	R: 0	H: 0	E: 0	LOB: 0	K: 0	BB: 0	S: 3	P: 3
	R: 0	H: 1	E: 0	LOB: 0	K: 0	BB: 0	S: 3	P: 3
	R: 0	H: 0	E: 0	LOB: 0	K: 1	BB: 0	S: 5	P: 5
	R: 0	H: 1	E: 0	LOB: 1	K: 1	BB: 0	S: 6	P: 6
	R: 0	H: 0	E: 0	LOB: 0	K: 0	BB: 0	S: 3	P: 3

PITCHER	IP	WLS	BF	H	R	ER	SO	BB	IBB	HBP	BLK	WP	HR	S	P	ERA	WHIP
Randy Jones, L ERA: 2.61 (1, 1)	9.0	W	32	5	0	0	4	0	0	0	0	0	0	40	40	0.00	0.556

Batter	1	2	3	4	5	6	7	8	9	AB R H RBI BB SO LOB	TOP											
Ozzie Smith, S OBP: 0.339, SLG: 0.267 (1, 6)	0-0 F8		0-0 4-3		4-0 5-3 BB	0-0 1-2 2-H 1B			0-0 3-1	4 0 1 0 1 0 0												
Gene Richards, L OBP: 0.322, SLG: 0.357 (1, 7)	0-0 1B 1B		0-0 S 1B		0-0 5-3 1-2		0-0 F5		0-0 1B 2B	5 2 3 0 0 0 1												
Gene Tenace, R OBP: 0.333, SLG: 0.339 (1, 3)	0-0 1B 1-2 1-3-2 1B		0-0 6-3 1-2		0-0 5-3		0-3 K		0-0 E5 1B	5 0 1 0 0 1 3												
Dave Winfield, R OBP: 0.404, SLG: 0.442 (1, 8) (6, 9)	0-0 1-3 2-H 1B		4-0 BB		0-0 F7		0-0 1B		0-0 1-3 2-H 1B	4 0 3 2 1 0 1												
Jerry Turner, L OBP: 0.294, SLG: 0.323 John D'Acquisto, R OBP: 0.286, SLG: 0.270 Jerry Mumphrey, S OBP: 0.500, SLG: 1.000 Steve Mura, R OBP: 0.500, SLG: 1.000 Rollie Fingers, R OBP: 0.397, SLG: 0.500 (1, 9) (6, 1) (7, PH) (7, 1) (7, 1) (9, PH)	0-0 1-3-2 3-H		0-0 F9		0-0 4-3		0-0 F5		0-0 5-3	3 0 0 0 0 0 4 0 0 0 0 0 0 0 1 0 0 0 0 0 1 0 0 0 0 0 0 0 0 0 0 0 0 0 0 1 0 0 0 0 0 2												
Bill Fahey, L OBP: 0.302, SLG: 0.325 (1, 2)		0-0 F8		0-0 HR		0-0 4-1		0-0 G3		4 1 1 1 0 0 0												
Dave Cash, R OBP: 0.279, SLG: 0.233 (1, 4)		0-0 1B		0-0 F8		0-0 1B 2B		0-0 6-3		4 1 2 0 0 0 0												
Aurelio Rodriguez, R OBP: 0.286, SLG: 0.375 (1, 5)		0-0 F7		0-0 6-3		0-0 1B 1B 2-H		0-0 6-3		4 0 1 1 0 0 1												
Rick Wise, R OBP: 0.182, SLG: 0.200 Von Joshua, L OBP: 0.294, SLG: 0.200 (1, 1) (6, PH) (6, 8)		0-0 F4		0-3 K		0-0 1B 1B		0-0 F8		2 0 0 0 0 1 1 2 0 1 0 0 0 0												
Inning Stats	R: 1 E: 0 K: 0 S: 5	H: 3 LOB: 1 BB: 0 P: 5	R: 0 E: 0 K: 0 S: 4	H: 1 LOB: 1 BB: 0 P: 4	R: 0 E: 0 K: 0 S: 4	H: 1 LOB: 2 BB: 1 P: 8	R: 1 E: 0 K: 1 S: 6	H: 1 LOB: 0 BB: 0 P: 6	R: 0 E: 0 K: 0 S: 3	H: 0 LOB: 1 BB: 1 P: 7	R: 1 E: 0 K: 0 S: 6	H: 4 LOB: 2 BB: 0 P: 6	R: 0 E: 0 K: 1 S: 6	H: 1 LOB: 1 BB: 0 P: 6	R: 0 E: 0 K: 0 S: 3	H: 0 LOB: 0 BB: 0 P: 3	R: 1 E: 1 K: 0 S: 6	H: 2 LOB: 2 BB: 0 P: 6	1B: 10 2B: 3 3B: 0 HR: 1	SF: 0 SAC: 0 DP: 1 HBP: 0	WP: 0 PB: 0 SB: 1 CS: 0	PA: 41
PITCHER	IP WLS BF H R ER SO BB IBB HBP BLK WP HR S P ERA WHIP																					
Mike Krukow, R ERA: 2.5 (1, 1)	5.2 W 26 8 3 3 1 2 0 0 0 0 0 1 26 34 4.76 1.765																					
Doug Capilla, L ERA: 2.57 (6, 1)	0.1 2 2 0 0 0 0 0 0 0 0 0 0 2 2 0.00 6.000																					
Dick Tidrow, R ERA: 1.8 (7, 1)	1.0 4 1 0 0 1 0 0 0 0 0 0 0 6 6 0.00 1.000																					
Bruce Sutter, R ERA: 2.16 (8, 1)	2.0 S 9 2 1 0 0 0 0 0 0 0 0 0 9 9 0.00 1.000																					

San Diego Padres @ Chicago Cubs
Wrigley Field, Chicago, IL
Wed May 07 1980, 3:33 AM CDT
Att. 7,401 - Unknown

livebaseballscorecards.com

AB	39
R	4
H	13
RBI	4
BB	2
SO	2
LOB	14



Batter	1	2	3	4	5	6	7	8	9	AB	R	H	RBI	BB	SO	LOB
Lenny Randle, S OBP: 0.370, SLG: 0.462 (1, 5)	0-0 F7		0-0 2B 1B	0-0 F7			0-0 SH2-4			3	1	1	1	0	0	1
Ivan De Jesus, R OBP: 0.298, SLG: 0.376 (1, 6)	0-0 4-3		0-0 F9		0-0 F9		1-0 2B SF9 HBP			3	1	0	0	0	0	1
Bill Buckner, L OBP: 0.400, SLG: 0.463 (1, 3)	0-0 4-3		0-0 2B		0-0 5-3		0-0 2B			4	0	2	2	0	0	0
Dave Kingman, R OBP: 0.341, SLG: 0.568 (1, 7)		0-0 6-3 2B	0-0 6-3		0-3 K		0-0 SF9			3	0	1	1	0	1	1
Bruce Sutter, R (8, 1)										0	0	0	0	0	0	0
Jerry Martin, R OBP: 0.393, SLG: 0.634 (1, 8)		0-0 6-3 2-3		0-0 HR		0-0 F7	0-3 K			4	1	1	1	0	1	2
Barry Foote, R OBP: 0.343, SLG: 0.587 (1, 2)		0-0 F6		0-0 F8		0-0 5-3		4-0 1B SF7 BB		3	1	0	0	1	0	1
Scot Thompson, L OBP: 0.459, SLG: 0.467 (1, 9)		0-3 K		0-0 1B 2B		4-0 E S BB		0-0 7-4 SF7 1B		3	1	2	0	1	1	1
Mike Tyson, R OBP: 0.257, SLG: 0.333 (1, 4)			0-0 SH1-4 1B 1B	0-0 SH1-4		0-3 K		0-0 SF7		3	1	2	1	0	1	1
Larry Bittner, L OBP: 0.333, SLG: 0.406 (8, PH)				2-H 1B				1-2 3-H		0	0	0	1	0	0	0
Mick Kelleher, R OBP: 0.250, SLG: 0.182 (9, 4)										0	0	0	0	0	0	0
Mike Krukow, R OBP: 0.154, SLG: 0.154 (1, 1)			0-0 SH1-4	0-0 SH1-4				0-0 7-4		0	0	0	0	0	0	0
Doug Capilla, L (6, 1)										0	0	0	0	0	0	0
Dick Tidrow, R (7, 1)										0	0	0	0	0	0	0
Jesus Figueroa, L OBP: 0.556, SLG: 0.429 (7, PH)			1-2	1-2			0-0 SH2-4 2B 1B	2-3f		2	1	1	0	0	0	1

Inning Stats	R: 0	H: 0	E: 0	K: 0	S: 3	P: 3	R: 0	H: 1	E: 0	K: 1	S: 6	R: 0	H: 3	E: 0	K: 0	S: 6	R: 2	H: 3	E: 0	K: 0	S: 6	R: 0	H: 0	E: 0	K: 1	S: 5	R: 0	H: 0	E: 0	K: 1	S: 5	R: 0	H: 0	E: 0	K: 1	S: 7	R: 1	H: 1	E: 0	K: 0	S: 3	1B: 5	SF: 2	2B: 5	SAC: 3	3B: 0	DP: 1	HR: 1	HBP: 1	WP: 0	PA: 36
--------------	------	------	------	------	------	------	------	------	------	------	------	------	------	------	------	------	------	------	------	------	------	------	------	------	------	------	------	------	------	------	------	------	------	------	------	------	------	------	------	------	------	-------	-------	-------	--------	-------	-------	-------	--------	-------	--------


PITCHER	IP	WLS	BF	H	R	ER	SO	BB	IBB	HBP	BLK	WP	HR	S	P	ERA	WHIP
Rick Wise, R ERA: 4.85 (1, 1)	5.0	L	22	7	4	4	2	0	0	0	0	0	1	26	26	7.20	1.400
John D'Acquisto, R ERA: 3.86 (6, 1)	1.0		4	0	0	0	1	1	0	0	0	0	0	5	9	0.00	1.000
Steve Mura, R ERA: 3.38 (7, 1)	0.1		4	2	2	2	0	0	0	1	0	0	0	3	4	54.00	6.000
Rollie Fingers, R ERA: 3.27 (7, 1)	1.2		6	1	1	1	1	1	0	0	0	0	0	7	11	5.40	1.200

BOTTOM

San Diego Padres @ Chicago Cubs
 Wrigley Field, Chicago, IL
 Wed May 07 1980, 3:33 AM CDT
 Att. 7,401 - Unknown

livebaseballscorecards.com

AB	28
R	7
H	10
RBI	7
BB	2
SO	4
LOB	9



Batter	1	2	3	4	5	6	7	8	9	AB R H RBI BB SO LOB	TOP																
Ozzie Smith, S (1, 6) OBP: 0.333, SLG: 0.263	0-0 1-3		0-0 E4 1B		0-0 F7		0-0 FC4-6 2-H 1B	0-0 G3		5 1 1 1 0 0 1																	
Gene Richards, L (1, 7) OBP: 0.316, SLG: 0.348	0-0 6-3		0-0 1B 1-3 1B		0-0 6-3		0-0 FC4-6 1-2f		0-0 4-3	5 0 1 0 0 0 1																	
Von Joshua, L (1, 8) OBP: 0.300, SLG: 0.222 John D'Acquisto, R (5, 1) Bob Shirley, R (7, 1) Gene Tenace, R (8, PH) OBP: 0.338, SLG: 0.361	0-3 K		0-0 1-3 3-H 1B		0-0 3-1			0-0 P4	0-0 2B	3 0 1 1 0 1 0 0 0 0 0 0 0 0 0 0 0 0 0 0 0 2 1 1 0 0 0 0																	
Dave Winfield, R (1, 9) OBP: 0.404, SLG: 0.444		0-0 6-3	0-0 F3			0-0 1-3		4-0 2B 1B BB	0-0 2B	4 1 1 1 1 0 2																	
Willie Montanez, L (1, 3) OBP: 0.256, SLG: 0.325		0-0 1-3		0-0 F7		0-0 F6		0-0 1B 1-3 2B	0-0 F9	5 1 1 0 0 0 1																	
Bill Fahey, L (1, 2) OBP: 0.298, SLG: 0.318 Paul Dade, R (8, PR) OBP: 0.346, SLG: 0.227		0-0 F7		0-0 F3		0-0 4-3		0-0 1B 2-3 3-H 1B	4-0 BB	4 0 1 1 0 0 0 0 1 0 0 1 0 0																	
Dave Cash, R (1, 4) OBP: 0.290, SLG: 0.258 Jerry Turner, L (8, PH) OBP: 0.314, SLG: 0.323 Barry Evans, R (8, 4) OBP: 0.448, SLG: 0.318			0-0 4-3 1-3 2B	0-0 3B 1B			0-3 K	4-0 1B S IBB	0-3 K	3 2 2 0 0 1 0 0 1 0 0 1 0 0 1 0 0 0 0 1 2	AB 40 R 9 H 11 RBI 8 BB 3 SO 4 LOB 12																
Aurelio Rodriguez, R (1, 5) OBP: 0.289, SLG: 0.419 Kurt Bevacqua, R (8, PH) OBP: 0.400, SLG: 0.538 Rollie Fingers, R (8, 1)			0-0 4-3	0-0 1-H 3B			0-0 E5 1B	0-0 1-3 2-H 3-H 1B		3 1 1 1 0 0 1 1 0 1 2 0 0 0 0 0 0 0 0 0 0																	
Gary Lucas, L (1, 1) OBP: 0.111, SLG: 0.111 Jerry Mumphrey, S (5, 8) OBP: 0.289, SLG: 0.263			0-0 1-3 3-H	0-0 1-3			0-0 6-3	0-3 K		2 0 0 1 0 0 1 2 0 0 0 0 1 3																	
Inning Stats	R: 0 E: 0 K: 1 S: 5	H: 0 LOB: 0 BB: 0 P: 5	R: 0 E: 0 K: 0 S: 3	H: 0 LOB: 0 BB: 0 P: 3	R: 2 E: 1 K: 0 S: 7	H: 3 LOB: 2 BB: 0 P: 7	R: 1 E: 0 K: 0 S: 5	H: 2 LOB: 1 BB: 0 P: 5	R: 0 E: 0 K: 0 S: 3	H: 0 LOB: 0 BB: 0 P: 3	R: 1 E: 1 K: 1 S: 7	H: 1 LOB: 1 BB: 0 P: 7	R: 4 E: 0 K: 1 S: 8	H: 3 LOB: 1 BB: 2 P: 16	R: 1 E: 0 K: 1 S: 7	H: 2 LOB: 2 BB: 1 P: 11	1B: 6 2B: 4 3B: 1 HR: 0	SF: 0 SAC: 0 DP: 0 HBP: 0	WP: 0 PB: 0 SB: 2 CS: 0	PA: 43							
PITCHER	IP	WLS	BF	H	R	ER	SO	BB	IBB	HBP	BLK	WP	HR	S	P	ERA	WHIP										
Rick Reuschel, R (1, 1) ERA: 4.01	7.1		32	7	6	4	2	1	0	0	0	0	0	35	39	4.91	1.091										
Bruce Sutter, R (8, 1) ERA: 3.57	1.0	L	8	4	3	3	1	0	1	0	0	0	0	9	13	27.00	4.000										
Doug Capilla, L (9, 1) ERA: 2.45	0.1		2	0	0	0	0	1	0	0	0	0	0	1	5	0.00	3.000										
Bill Caudill, R (9, 1) ERA: 2.55	0.1		1	0	0	0	1	0	0	0	0	0	0	3	3	0.00	0.000										

San Diego Padres @ Chicago Cubs
Wrigley Field, Chicago, IL
Thu May 08 1980, 3:33 AM CDT
Att: 6,692 - Unknown - 44 F

livebaseballscorecards.com



BOTTOM

San Diego Padres @ Chicago Cubs

Wrigley Field, Chicago, IL

Thu May 08 1980, 3:33 AM CDT

Att. 6,692 - Unknown - 44 F

livebaseballscores.com

AB	37
R	6
H	11
RBI	6
BB	3
SO	6
LOB	14



WP:	1	PA:	40
PB:	0		
SB:	1		
CS:	1		

AB R H RBI BB SO LOB

4	0	1	1	1	1	0
4	2	2	0	1	1	4
4	1	2	2	0	0	2
0	0	0	0	0	0	0
0	0	0	0	1	0	0
0	0	0	0	0	0	0
3	1	1	1	0	0	1
2	0	0	0	0	0	4
4	0	1	2	0	0	1
4	0	0	0	0	0	1
4	0	0	0	0	3	0
3	1	2	0	0	0	0
1	0	0	0	0	0	0
3	1	1	0	0	1	1
0	0	0	0	0	0	0
0	0	0	0	0	0	0
0	0	0	0	0	0	0
1	0	1	0	0	0	0

1B:	8	SF:	0
2B:	3	SAC:	0
3B:	0	DP:	0
HR:	0	HBP:	0

IP	WLS	BF	H	R	ER	SO	BB	IBB	HBP	BLK	WP	HR	S	P	ERA	WHIP
4.2		23	8	6	6	3	1	0	0	0	0	0	10	10	0.00	1.200
1.2		6	2	0	0	2	0	0	0	0	0	0	2	2	0.00	0.000
0.2	W	2	0	0	0	0	0	0	0	0	0	0	2	2	0.00	1.500
2.0	S	9	1	0	0	1	2	0	0	0	1	0	9	17	0.00	1.500

Batter	1	2	3	4	5	6	7	8	9
Lenny Randle, S OBP: 0.372, SLG: 0.449 (1, 5)	0-3 K ①		0-0 F9 ②		0-0 FC6-4 1B ②		0-0 4-3 ①		4-0 BB BB 1-2 BB
Ivan De Jesus, R OBP: 0.313, SLG: 0.393 (1, 6)	0-0 1B 2B		4-0 S BB		0-0 FC6-4 1B 1B ②		0-0 1B		0-3 K ②
Bill Buckner, L OBP: 0.404, SLG: 0.464 (1, 3)	0-0 3-1 1B		0-0 F8 ③		0-0 1B 1B		0-0 F5 ②		4-0 BB BB BB BB 1-2 2-3 BB
Mick Kelleher, R OBP: 0.250, SLG: 0.182 (8, 4)									
Steve Ontiveros, S OBP: 0.364, SLG: 0.308 (9, PH)									
Steve Dillard, R OBP: 0.500, SLG: 0.714 (9, PR)									
Dave Kingman, R OBP: 0.341, SLG: 0.558 (1, 7)	0-0 3-1 ②			0-0 F5 ①	0-0 2B 1B		0-0 F7 ③		0-0 4-3 ③
Larry Bittner, L OBP: 0.316, SLG: 0.382 (6, 7)									
Larry Bittner, L OBP: 0.316, SLG: 0.382 (8, 3)									
Jerry Martin, R OBP: 0.387, SLG: 0.628 (1, 9)	0-0 5-3 ③			0-0 6-3 ②	0-0 2B 1B ③			0-0 4-3 ①	
Jerry Martin, R OBP: 0.387, SLG: 0.628 (1, 9)									
Barry Foote, R OBP: 0.324, SLG: 0.552 (1, 2)		0-0 6-3 ①		0-0 F7 ③	0-0 F7 ③			0-0 5-3 ②	
Barry Foote, R OBP: 0.324, SLG: 0.552 (1, 2)									
Carlos Lezcano, R OBP: 0.308, SLG: 0.424 (1, 8)		0-3 K ②			0-3 K ①	0-3 K ①		0-0 F7 ③	
Carlos Lezcano, R OBP: 0.308, SLG: 0.424 (1, 8)									
Mike Tyson, R OBP: 0.289, SLG: 0.389 (1, 4)		0-0 F7 ③			0-0 1B 1B 2B	0-0 CS 1B		0-0 F3 ①	
Scot Thompson, L OBP: 0.447, SLG: 0.452 (8, 7)									
Rick Reuschel, R OBP: 0.154, SLG: 0.154 (1, 1)			0-0 6-3 ①		0-0 FC6-4 1B 1B	0-3 K ②		0-0 BB WP 1B	
Bruce Sutter, R (8, 1)									
Doug Capilla, L (9, 1)									
Bill Caudill, R (9, 1)									
Jesus Figueroa, L OBP: 0.600, SLG: 0.500 (9, PH)									

Inning Stats	R: 1	H: 2	E: 0	K: 1	S: 7	H: 2	LOB: 1	BB: 0	P: 7	R: 0	H: 0	E: 0	K: 1	S: 5	H: 0	LOB: 0	BB: 0	P: 5	R: 0	H: 0	E: 0	K: 0	S: 3	H: 0	LOB: 1	BB: 1	P: 7	R: 0	H: 0	E: 0	K: 0	S: 3	H: 0	LOB: 0	BB: 0	P: 3	R: 5	H: 6	E: 0	K: 11	S: 11	H: 1	LOB: 0	BB: 0	P: 7	R: 0	H: 1	E: 0	K: 2	S: 7	H: 1	LOB: 1	BB: 0	P: 4	R: 0	H: 1	E: 0	K: 0	S: 4	H: 0	LOB: 0	BB: 0	P: 3	R: 0	H: 1	E: 0	K: 1	S: 6	H: 1	LOB: 3	BB: 2	P: 14	1B: 8	2B: 3	3B: 0	HR: 0	SF: 0	SAC: 0	DP: 0	HBP: 0	WP: 1	PA: 40
--------------	------	------	------	------	------	------	--------	-------	------	------	------	------	------	------	------	--------	-------	------	------	------	------	------	------	------	--------	-------	------	------	------	------	------	------	------	--------	-------	------	------	------	------	-------	-------	------	--------	-------	------	------	------	------	------	------	------	--------	-------	------	------	------	------	------	------	------	--------	-------	------	------	------	------	------	------	------	--------	-------	-------	-------	-------	-------	-------	-------	--------	-------	--------	-------	--------

PITCHER	IP	WLS	BF	H	R	ER	SO	BB	IBB	HBP	BLK	WP	HR	S	P	ERA	WHIP
Gary Lucas, L ERA: 3.14 (1, 1)	4.2		23	8	6	6	3	1	0	0	0	0	0	10	10	0.00	1.200
John D'Acquisto, R ERA: 3.38 (5, 1)	1.2		6	2	0	0	2	0	0	0	0	0	0	2	2	0.00	0.000
Bob Shirley, L ERA: 1.76 (7, 1)	0.2	W	2	0	0	0	0	0	0	0	0	0	0	2	2	0.00	1.500
Rollie Fingers, R ERA: 2.77 (8, 1)	2.0	S	9	1	0	0	1	2	0	0	0	1	0	9	17	0.00	1.500

Batter	1	2	3	4	5	6	7	8	9	AB R H RBI BB SO LOB	TOP		
Bill North, S OBP: 0.388, SLG: 0.292 (1, 8) X	0-0 3-1		0-0 E S 1B	4-0 BB BB 1-2 2-3 BB		4-0 BB BB 1B G3 BB		0-3 K		3 2 1 0 2 1 1			
Darrell Evans, L OBP: 0.364, SLG: 0.364 (1, 5) B B B	4-0 FC6-4 BB		0-0 1-H BB 1B	4-0 1-2 2-3 3-H BB		0-0 1-2 G3		0-0 1-3 E9 2B 1B		3 0 2 2 2 0 1			
Jack Clark, R OBP: 0.379, SLG: 0.435 (1, 9) X	0-0 FC6-4 1-2f		4-0 1-2 FC6-4 BB	4-0 1-2 2-3 3-H BB		0-0 2-H 1B		0-0 1-3 2B		3 0 2 3 2 0 1			
Mike Ivie, R OBP: 0.250, SLG: 0.322 (1, 3) X	0-0 F8		0-0 F7	0-0 F4		0-3 K		0-3 3-H K		5 0 0 0 0 2 9			
Jim Wohlford, R OBP: 0.286, SLG: 0.425 (1, 7) X		0-0 HR	0-0 FC6-4 1-2f		4-0 BB BB 1B SH5-4 BB		0-0 G3		0-0 F9	4 1 1 1 1 0 2			
Milt May, L OBP: 0.329, SLG: 0.413 (1, 2) X		0-0 F8		0-0 E1 BB BB 1B	0-0 SH5-4		0-0 F6		0-3 K	4 1 0 0 0 1 0			
Rennie Stennett, R OBP: 0.255, SLG: 0.302 (1, 4) X		0-0 F9		0-0 F5	0-0 G6-3 1B		0-0 F8		0-0 F4	5 0 1 0 0 0 1			
Johnnie LeMaster, R OBP: 0.259, SLG: 0.392 (1, 6) X		0-0 F4		0-0 F9	0-0 G6-3			0-0 F4		4 0 0 0 0 0 3			
Vida Blue, S OBP: 0.188, SLG: 0.071 (1, 1) X			0-0 4-3	0-0 BB BB 1-2 BB 1B		0-3 K		4-0 E 1B 2B BB		3 2 1 0 1 1 0			
Inning Stats	R: 0 H: 0 E: 0 LOB: 1 K: 0 BB: 1 S: 3 P: 7	R: 1 H: 1 E: 0 LOB: 0 K: 0 BB: 0 S: 4 P: 4	R: 1 H: 2 E: 0 LOB: 2 K: 0 BB: 1 S: 5 P: 9	R: 2 H: 1 E: 1 LOB: 3 K: 0 BB: 3 S: 5 P: 17	R: 0 H: 1 E: 0 LOB: 1 K: 0 BB: 1 S: 3 P: 7	R: 1 H: 1 E: 0 LOB: 1 K: 2 BB: 1 S: 8 P: 12	R: 0 H: 0 E: 0 LOB: 0 K: 0 BB: 0 S: 3 P: 3	R: 1 H: 2 E: 1 LOB: 2 K: 2 BB: 1 S: 9 P: 13	R: 0 H: 0 E: 0 LOB: 0 K: 1 BB: 0 S: 5 P: 5	1B: 6 SF: 0 2B: 1 SAC: 1 3B: 0 DP: 1 HR: 1 HBP: 0	WP: 0 PA: 43 PB: 0 SB: 1 CS: 0		
PITCHER	IP WLS BF H R ER SO BB IBB HBP BLK WP HR S P ERA WHIP											PITCHER	IP WLS BF H R ER SO BB IBB HBP BLK WP HR S P ERA WHIP
Dennis Lamp, R ERA: 7.26 (1, 1)	4.0 L 22 4 4 2 0 5 0 0 0 0 0 1 17 37 4.50 2.250												
Willie Hernandez, L ERA: 4.32 (5, 1)	2.0 9 2 1 1 2 2 0 0 0 0 0 0 11 19 4.50 2.000												
Dick Tidrow, R ERA: 2.12 (7, 1)	2.0 9 2 1 1 2 1 0 0 0 0 0 0 12 16 4.50 1.500												
Bill Caudill, R ERA: 2.41 (9, 1)	1.0 3 0 0 0 1 0 0 0 0 0 0 0 5 5 0.00 0.000												

San Francisco Giants @ Chicago Cubs
Wrigley Field, Chicago, IL
Fri May 09 1980, 3:33 AM CDT
Att. 8,403 - Unknown

livebaseballscorecards.com

AB	34
R	6
H	8
RBI	6
BB	8
SO	5
LOB	18



Batter	1	2	3	4	5	6	7	8	9	AB R H RBI BB SO LOB	TOP	
Bill North, S (1, 8) OBP: 0.388, SLG: 0.343	0-0 L5	0-0 CS 1B			0-3 K		0-0 4-3	0-0 HR		5 1 2 2 0 1 0		
Darrell Evans, L (1, 5) OBP: 0.382, SLG: 0.417	0-0 WP 2B	0-0 1-2 1B			0-0 G3		0-0 HR	4-0 BB		4 1 3 1 1 0 0		
Jack Clark, R (1, 9) OBP: 0.370, SLG: 0.416	4-0 WP BB	0-0 CS	0-0 F8		0-0 F2		0-0 F5	0-0 F3		4 0 0 0 1 0 1		
Gary Lavelle, S (8, 1)		2-3								0 0 0 0 0 0 0		
Willie McCovey, L (1, 3) OBP: 0.250, SLG: 0.266	0-0 F5		0-3 K			0-3 K	0-0 L6		0-3 K	5 0 0 0 0 3 2		
Jim Wohlford, R (1, 7) OBP: 0.298, SLG: 0.422	0-0 6-3		0-0 1B			0-0 2B 1B 1B		0-0 5-3	0-0 6-3	5 1 2 0 0 0 2		
Milt May, L (1, 2) OBP: 0.321, SLG: 0.412		0-0 F7	0-0 F7			0-0 1B SF8 2B		0-0 F8	0-0 G3	5 1 1 0 0 0 1		
Rennie Stennett, R (1, 4) OBP: 0.275, SLG: 0.350		0-0 3B 1B		0-0 F9		0-0 2-3 3-H 1B		0-0 HR		4 2 3 2 0 0 0		
Johnnie LeMaster, R (1, 6) OBP: 0.270, SLG: 0.439		0-0 1B 3B		0-3 K		0-0 SF8		0-0 HR		3 2 2 2 0 1 0		
Bob Knepper, L (1, 1) OBP: 0.278, SLG: 0.333		0-3 K		0-3 K		0-0 4-3		0-0 HR		2 0 0 0 0 2 1		
Tom Griffin, R (4, 1) OBP: 0.278, SLG: 0.333										0 0 0 0 0 0 0		
Terry Whitfield, L (6, PH) OBP: 0.278, SLG: 0.333										1 0 0 0 0 0 1		
Ed Halicki, R (6, 1) OBP: 0.250, SLG: 0.250										0 0 0 0 0 0 0		
Randy Moffitt, R (6, 1) OBP: 0.250, SLG: 0.250										0 0 0 0 0 0 0		
Larry Herndon, R (8, PH) OBP: 0.278, SLG: 0.378										1 1 1 2 0 0 0		
Inning Stats	R: 0 H: 1 E: 0 LOB: 2 K: 0 BB: 1 S: 4 P: 8	R: 2 H: 4 E: 0 LOB: 1 K: 1 BB: 0 S: 8 P: 8	R: 0 H: 1 E: 0 LOB: 1 K: 1 BB: 0 S: 6 P: 6	R: 0 H: 0 E: 0 LOB: 0 K: 2 BB: 0 S: 7 P: 7	R: 0 H: 0 E: 0 LOB: 0 K: 1 BB: 0 S: 5 P: 5	R: 2 H: 3 E: 0 LOB: 1 K: 1 BB: 0 S: 8 P: 8	R: 1 H: 1 E: 0 LOB: 0 K: 0 BB: 0 S: 4 P: 4	R: 4 H: 4 E: 0 LOB: 1 K: 0 BB: 1 S: 7 P: 11	R: 0 H: 0 E: 0 LOB: 0 K: 1 BB: 0 S: 5 P: 5	1B: 6 SF: 1 2B: 3 SAC: 0 3B: 1 DP: 0 HR: 4 HBP: 0	WP: 1 PA: 43 PB: 0 SB: 0 CS: 1	
PITCHER	IP WLS BF H R ER SO BB IBB HBP BLK WP HR S P ERA WHIP											
Lynn McGothen, R (1, 1) ERA: 9.27	7.2 W 37 14 9 9 6 1 0 0 0 1 4 48 52 10.56 1.957											
Bill Caudill, R (8, 1) ERA: 2.25	1.1 5 0 0 0 1 1 0 0 0 0 0 6 10 0.00 0.750											

San Francisco Giants @ Chicago Cubs
 Wrigley Field, Chicago, IL
 Sat May 10 1980, 3:33 AM CDT
 Att: 26,646 - Unknown

AB	39
R	9
H	14
RBI	9
BB	2
SO	7
LOB	8



Batter	1	2	3	4	5	6	7	8	9	AB R H RBI BB SO LOB	TOP									
Bill North, S (1, 8) OBP: 0.378, SLG: 0.324	0-0 4-3		0-0 4-3		4-0 1-2 2-3 BB	0-0 FC6-4			0-0 6-3	4 0 0 0 1 0 2	<p>San Francisco Giants @ Chicago Cubs</p> <p>Wrigley Field, Chicago, IL</p> <p>Sun May 11 1980, 3:33 AM CDT</p> <p>Att. 15,435 - Unknown</p>									
Jim Wohlford, R (1, 7) OBP: 0.269, SLG: 0.380	0-0 6-3		0-3 K		0-3 K		0-0 6-3	0-3 K	5 0 0 0 0 3 3											
Larry Herndon, R (1, 9) OBP: 0.274, SLG: 0.380	0-0 4-3			0-0 5-3		0-0 1B 2B	0-0 F7	0-3 K	5 1 1 0 0 1 0											
Darrell Evans, L (1, 5) OBP: 0.378, SLG: 0.411		0-0 4-3		0-0 F8		0-0 1B 1B	0-0 F9		4 1 1 1 0 0 0											
Mike Ivie, R (1, 3) OBP: 0.266, SLG: 0.311		4-0 1B BB		0-3 K		0-0 L5		4-0 1B BB	2 0 0 0 2 1 1											
Milt May, L (1, 2) OBP: 0.341, SLG: 0.431		0-0 1-2 1B			0-0 BB 1B	0-0 F6		0-0 1-2 1B	4 0 3 0 0 0 1											
Rennie Stennett, R (1, 4) OBP: 0.274, SLG: 0.346		0-0 F8		0-0 F8		0-0 1-3 1B 1B		0-3 K	4 1 1 0 0 1 5											
Johnnie LeMaster, R (1, 6) OBP: 0.280, SLG: 0.442		0-0 6-3		0-0 BB 1B		0-0 1-2 3-H 1B 1B		0-0 F4	4 0 2 1 0 0 4											
Ed Whitson, R (1, 1) OBP: 0.067, SLG: 0.067			0-0 F2		0-0 F1	0-0 FC6-4 1B		0-3 K	4 0 1 1 0 1 4											
Inning Stats	R: 0 E: 0 K: 0 S: 3	H: 0 LOB: 0 BB: 0 P: 3	R: 0 E: 0 K: 0 S: 4	H: 1 LOB: 2 BB: 1 P: 8	R: 0 E: 0 K: 1 S: 5	H: 0 LOB: 0 BB: 0 P: 5	R: 0 E: 0 K: 1 S: 7	H: 2 LOB: 3 BB: 1 P: 11	R: 3 E: 0 K: 0 S: 8	H: 5 LOB: 2 BB: 0 P: 8	R: 0 E: 0 K: 0 S: 3	H: 0 LOB: 0 BB: 0 P: 3	R: 0 E: 0 K: 2 S: 8	H: 1 LOB: 2 BB: 1 P: 12	R: 0 E: 0 K: 2 S: 7	H: 0 LOB: 0 BB: 0 P: 7	1B: 8 2B: 1 3B: 0 HR: 0	SF: 0 SAC: 0 DP: 0 HBP: 0	WP: 0 PB: 0 SB: 0 CS: 0	PA: 39
PITCHER	IP WLS BF H R ER SO BB IBB HBP BLK WP HR S P ERA WHIP																			
Mike Krukow, R (1, 1) ERA: 2.64	8.0 L 36 9 3 3 5 3 0 0 0 0 0 0 43 55 3.38 1.500																			
Dick Tidrow, R (9, 1) ERA: 2.0	1.0 3 0 0 0 2 0 0 0 0 0 0 0 7 7 0.00 0.000																			

AB	36
R	3
H	9
RBI	3
BB	3
SO	7
LOB	20



Batter	1	2	3	4	5	6	7	8	9	AB R H RBI BB SO LOB	TOP											
Lenny Randle, S (1, 5) OBP: 0.378, SLG: 0.494	0-0 HR		0-0 4-3		0-0 1-2 1B		4-0 BB		0-0 G6-3 1-2f	4 1 2 1 1 0 1	Chicago Cubs @ Los Angeles Dodgers Dodger Stadium, Los Angeles, CA Mon May 12 1980, 7:05 PM PDT Att: 36,401 - Unknown											
Ivan De Jesus, R (1, 6) OBP: 0.342, SLG: 0.434	0-0 5-3 2B		0-0 4-3 S 1B		0-0 F9		0-3 K			4 0 2 0 0 1 3												
Bill Buckner, L (1, 3) OBP: 0.383, SLG: 0.495	0-0 5-3 2-3		0-0 4-3 1-3		0-0 3-1			0-0 6-3		4 0 0 0 0 0 4												
Jerry Martin, R (1, 8) OBP: 0.369, SLG: 0.588	0-3 K		0-3 K		0-0 F8			4-0 1B BB		3 0 0 0 1 2 2												
Larry Bittner, L (1, 7) OBP: 0.326, SLG: 0.368	0-0 6-3			0-0 L4-3 1B		4-0 BB CS		0-3 K		3 0 1 0 1 1 2												
Scot Thompson, L (1, 9) OBP: 0.435, SLG: 0.421		0-0 F7 CS 1B		0-0 L4-3 1-2		4-0 BB E S		0-0 1-2 1B		3 0 2 0 1 0 1												
Tim Blackwell, S (1, 2) OBP: 0.276, SLG: 0.280		0-0 CS 1B		0-0 F9		0-3 K		0-3 K		4 0 1 0 0 2 3												
Steve Dillard, R (1, 4) OBP: 0.400, SLG: 0.444		0-0 F7			0-0 1B		0-3 K		0-0 G6-3 1B	3 0 1 0 0 1 2												
Jesus Figueroa, L (9, PH) OBP: 0.538, SLG: 0.455		2-3			0-0 1B					1 0 1 0 0 0 0												
Rick Reuschel, R (1, 1) OBP: 0.133, SLG: 0.133		0-3 K			0-3 K				0-3 K	2 0 0 0 0 2 3												
Mike Vail, R (7, PH) OBP: 0.387, SLG: 0.600										1 0 0 0 0 1 0												
Dick Tidrow, R (7, 1)										0 0 0 0 0 0 0												
Dave Kingman, R (9, PH) OBP: 0.337, SLG: 0.551		1-2 3-H								1 0 0 0 0 1 1												
Inning Stats	R: 1 E: 0 K: 1 S: 7	H: 2 LOB: 1 BB: 0 P: 7	R: 0 E: 0 K: 1 S: 6	H: 2 LOB: 1 BB: 0 P: 6	R: 0 E: 0 K: 1 S: 6	H: 1 LOB: 1 BB: 0 P: 6	R: 0 E: 0 K: 0 S: 3	H: 1 LOB: 0 BB: 0 P: 3	R: 0 E: 0 K: 1 S: 7	H: 2 LOB: 2 BB: 0 P: 7	R: 0 E: 0 K: 3 S: 9	H: 0 LOB: 1 BB: 2 P: 12	R: 0 E: 0 K: 3 S: 9	H: 0 LOB: 1 BB: 1 P: 13	R: 0 E: 0 K: 2 S: 8	H: 1 LOB: 2 BB: 1 P: 12	R: 0 E: 0 K: 1 S: 5	H: 1 LOB: 0 BB: 0 P: 5	1B: 8 2B: 2 3B: 0 HR: 1	SF: 0 SAC: 0 DP: 2 HBP: 0	WP: 0 PB: 0 SB: 2 CS: 3	PA: 37
PITCHER	IP WLS BF H R ER SO BB IBB HBP BLK WP HR S P ERA WHIP																					
Don Sutton, R (1, 1) ERA: 2.25	6.0 W 25 8 1 1 5 2 0 0 0 0 0 1 33 41 1.50 1.667																					
Bobby Castillo, R (7, 1) ERA: 3.79	3.0 S 12 2 0 0 6 2 0 0 0 0 0 0 22 30 0.00 1.333																					

livebaseballscorecards.com

AB	33
R	1
H	10
RBI	1
BB	4
SO	11
LOB	22



Batter	1	2	3	4	5	6	7	8	9
Davey Lopes, R OBP: 0.371, SLG: 0.418 (1, 4)	0-0 6-3		0-0 2B	0-0 5-3			0-0 F7		
Rudy Law, L OBP: 0.350, SLG: 0.376 (1, 8)	0-0 1B		0-0 2B			0-0 E6	1-0 HBP		
Reggie Smith, S OBP: 0.390, SLG: 0.524 (1, 9)	0-0 F8		4-0 BB			0-0 F8	0-3 K		
Steve Garvey, R OBP: 0.266, SLG: 0.355 (1, 3)	0-0 F9		0-0 6-3			0-0 5-3	0-0 P4		
Ron Cey, R OBP: 0.374, SLG: 0.424 (1, 5)		4-0 BB	0-0 6-3			0-3 K	0-0 6-3		
Gary Thomasson, L OBP: 0.429, SLG: 0.333 (1, 7)		0-0 1B	0-3 K			0-0 4-3	0-3 K		
Bobby Castillo, R OBP: 0.333, SLG: 0.333 (7, 1)		1-2 1B							
Bill Russell, R OBP: 0.333, SLG: 0.358 (1, 6)		0-0 1B				0-0 SH5-4 1B	0-0 F9		
Steve Yeager, R OBP: 0.340, SLG: 0.233 (1, 2)		0-3 K				0-3 K	0-0 F8		
Don Sutton, R OBP: 0.077, SLG: 0.077 (1, 1)		0-0 G3				0-0 SH5-4	0-0 F2		
Rick Monday, L OBP: 0.308, SLG: 0.273 (7, 7)									

Inning Stats	R: 0	H: 1	E: 0	K: 0	S: 4	H: 2	LOB: 1	BB: 0	P: 4	R: 0	H: 2	E: 0	K: 1	S: 6	H: 2	LOB: 1	BB: 1	P: 10	R: 2	H: 2	E: 0	K: 1	S: 7	R: 0	H: 1	E: 0	K: 1	S: 6	R: 0	H: 0	E: 1	K: 1	S: 6	R: 0	H: 0	E: 0	K: 0	S: 3	R: 0	H: 0	E: 0	K: 1	S: 5	R: 0	H: 0	E: 0	K: 1	S: 5	R: 0	H: 0	E: 0	K: 1	S: 5
--------------	------	------	------	------	------	------	--------	-------	------	------	------	------	------	------	------	--------	-------	-------	------	------	------	------	------	------	------	------	------	------	------	------	------	------	------	------	------	------	------	------	------	------	------	------	------	------	------	------	------	------	------	------	------	------	------


PITCHER	IP	WLS	BF	H	R	ER	SO	BB	IBB	HBP	BLK	WP	HR	S	P	ERA	WHIP
Rick Reuschel, R ERA: 3.88 (1, 1)	6.0	L	26	6	2	2	4	2	0	0	0	0	0	32	40	3.00	1.333
Dick Tidrow, R ERA: 1.8 (7, 1)	2.0		7	0	0	0	2	0	0	1	0	0	0	10	11	0.00	0.000

BOTTOM

Chicago Cubs @ Los Angeles Dodgers
Dodger Stadium, Los Angeles, CA

Mon May 12 1980, 7:05 PM PDT
Att. 36,401 - Unknown

AB	29
R	2
H	6
RBI	2
BB	2
SO	6
LOB	15



WP	HR	S	P	ERA	WHIP
0	0	0	33		

Batter	1	2	3	4	5	6	7	8	9	AB R H RBI BB SO LOB	TOP																													
Lenny Randle, S OBP: 0.373, SLG: 0.484 (1, 5) X	0-0 G3 ① X	0-0 4-3 ③			0-0 5-3 1B		0-0 P4 ③			4 0 1 0 0 0 3																														
Ivan De Jesus, R OBP: 0.339, SLG: 0.427 (1, 6) X	0-0 HR 1B		0-0 5-3 ①		0-0 5-3 1-2			0-0 F8 ①		4 1 1 0 0 0 1																														
Bill Buckner, L OBP: 0.369, SLG: 0.476 (1, 3) X	0-0 F7		0-0 6-3 ②		0-0 F9			0-0 F9 ②		4 0 0 0 0 0 2																														
Dave Kingman, R OBP: 0.344, SLG: 0.585 Carlos Lezcano, R OBP: 0.313, SLG: 0.390 (8, PR) (8, 8) X	0-0 1-H HR		0-0 5-3 ③			0-0 1-3 ①		0-0 1B 1B		4 1 2 2 0 0 0 0 0 0 0 0 0 0																														
Jerry Martin, R OBP: 0.365, SLG: 0.575 (1, 8) (8, 7) S S S	0-3 K ③			0-3 K ① S S S		0-0 5-3 ②		0-0 1-2 1B		4 0 1 0 0 2 0																														
Barry Foote, R OBP: 0.310, SLG: 0.538 (1, 2) X		0-0 1B 1B		0-0 F2		0-0 P6 ③		0-0 F9 ③		4 0 1 0 0 0 2																														
Scot Thompson, L OBP: 0.420, SLG: 0.390 (1, 9) X		0-0 F7 ①		4-0 1B PO BB		0-3 K ①		0-0 F8 ①		3 0 0 0 1 1 1																														
Steve Dillard, R OBP: 0.391, SLG: 0.429 Mike Vail, R OBP: 0.375, SLG: 0.581 (9, PH) X		0-0 F3 ②		0-0 S 1B		0-3 K ②		0-0 F9 ②		3 0 1 0 0 1 1 1 0 0 0 0 0 0																														
Dennis Lamp, R OBP: 0.333, SLG: 0.273 Bill Caudill, R (5, 1) X		0-0 1B		0-0 PO ③ X	0-0 1-3 1B		0-0 1B ①		0-3 K ③	2 0 1 0 0 0 0 0 0 0 0 0 0 0 1 0 1 0 0 0 0 0 0 0 0 0 0 0 1 0 0 0 0 1 0																														
Jesus Figueroa, L OBP: 0.571, SLG: 0.500 Dick Tidrow, R (7, 1) X		1-2 1B		1-2 3-H																																				
Larry Bittner, L OBP: 0.318, SLG: 0.359 (9, PH) X																																								
Inning Stats	R: 2 E: 0 K: 1 S: 7	H: 2 LOB: 0 BB: 0 P: 7	R: 0 E: 0 K: 0 S: 5	H: 2 LOB: 2 BB: 0 P: 5	R: 0 E: 0 K: 0 S: 3	H: 0 LOB: 0 BB: 0 P: 3	R: 0 E: 0 K: 1 S: 5	H: 1 LOB: 1 BB: 1 P: 9	R: 0 E: 0 K: 0 S: 4	H: 1 LOB: 1 BB: 0 P: 4	R: 0 E: 0 K: 0 S: 3	H: 0 LOB: 0 BB: 0 P: 3	R: 0 E: 0 K: 2 S: 8	H: 1 LOB: 1 BB: 0 P: 8	R: 0 E: 0 K: 0 S: 5	H: 2 LOB: 2 BB: 0 P: 5	R: 0 E: 0 K: 1 S: 5	H: 0 LOB: 0 BB: 0 P: 5	1B: 8 2B: 0 3B: 0 HR: 1	SF: 0 SAC: 0 DP: 0 HBP: 0	WP: 0 PB: 0 SB: 1 CS: 0	PA: 37																		
PITCHER Bob Welch, R ERA: 3.07 (1, 1)	IP 9.0	WLS W	BF 36	H 9	R 2	ER 2	SO 5	BB 1	IBB 0	HBP 0	BLK 0	WP 0	HR 1	S 45	P 49	ERA 2.00	WHIP 1.111						PITCHER	IP 9.0	WLS W	BF 36	H 9	R 2	ER 2	SO 5	BB 1	IBB 0	HBP 0	BLK 0	WP 0	HR 1	S 45	P 49	ERA 2.00	WHIP 1.111

Chicago Cubs @ Los Angeles Dodgers
Dodger Stadium, Los Angeles, CA
Tue May 13 1980, 7:05 PM PDT
Att: 32,331 - Unknown

livebaseballscorecards.com

AB	35
R	2
H	9
RBI	2
BB	1
SO	5
LOB	10



Batter	1	2	3	4	5	6	7	8	9	AB	R	H	RBI	BB	SO	LOB
Davey Lopes, R OBP: 0.367, SLG: 0.407 (1, 4)	0-0 5-3		4-0 1B BB	0-0 FC6-4		0-0 P4				3	1	0	0	1	0	2
Rudy Law, L OBP: 0.339, SLG: 0.363 (1, 8)	0-0 F8		0-0 2-3		0-0 4-3	0-3 K				4	0	0	0	0	1	2
Reggie Smith, S OBP: 0.402, SLG: 0.556 (1, 9)	0-0 HR		0-0 1B 1B		4-0 WP 1B BB		0-3 K			3	3	2	2	1	1	0
Steve Garvey, R OBP: 0.280, SLG: 0.363 (1, 3)	4-0 BB		0-0 1B 1B		0-0 BB WP 1B		0-3 K			3	0	2	0	1	1	0
Ron Cey, R OBP: 0.378, SLG: 0.422 (1, 5)	0-3 K		0-0 1B		4-0 1-2 2-3 BB		0-3 K			3	0	1	1	1	2	1
Gary Thomasson, L OBP: 0.438, SLG: 0.370 (1, 7)		0-0 4-3	0-0 4-3		4-0 1-2 2-3 3-H BB			0-0 4-3 FC1-2 2B		3	0	1	1	1	0	2
Derrel Thomas, S OBP: 0.415, SLG: 0.467 (8, PR) (9, 7)										0	0	0	0	0	0	0
Bill Russell, R OBP: 0.321, SLG: 0.343 (1, 6)	0-0 F9		0-3 K		0-0 G4-6-3			0-0 4-3		4	0	0	0	0	1	4
Steve Yeager, R OBP: 0.333, SLG: 0.234 (1, 2)	0-0 P4		0-0 L6			0-0 S 1B		0-0 FC1-2		4	0	1	0	0	0	2
Bob Welch, R OBP: 0.143, SLG: 0.143 (1, 1)			0-0 6-3		0-0 FC6-4 1B			0-0 5-3		4	0	1	0	0	0	3

Inning Stats	R: 1	H: 1	E: 0	K: 1	S: 6	L: 1	LOB: 1	BB: 1	P: 10	R: 0	H: 0	E: 0	K: 0	S: 3	R: 0	H: 0	E: 0	K: 0	S: 3	R: 2	H: 3	E: 0	K: 0	S: 6	R: 0	H: 1	E: 0	K: 1	S: 6	R: 1	H: 1	E: 0	K: 0	S: 3	R: 0	H: 1	E: 0	K: 3	S: 9	R: 0	H: 0	E: 0	K: 3	S: 9	R: 0	H: 1	E: 0	K: 0	S: 4	R: 0	H: 1	E: 0	K: 0	S: 4	1B: 6	SF: 0	2B: 1	SAC: 0	3B: 0	DP: 1	HR: 1	HBP: 0
--------------	------	------	------	------	------	------	--------	-------	-------	------	------	------	------	------	------	------	------	------	------	------	------	------	------	------	------	------	------	------	------	------	------	------	------	------	------	------	------	------	------	------	------	------	------	------	------	------	------	------	------	------	------	------	------	------	-------	-------	-------	--------	-------	-------	-------	--------


PITCHER	IP	WLS	BF	H	R	ER	SO	BB	IBB	HBP	BLK	WP	HR	S	P	ERA	WHIP
Dennis Lamp, R ERA: 7.39 (1, 1)	4.1	L	23	6	4	4	2	4	0	0	0	1	1	23	39	8.31	2.308
Bill Caudill, R ERA: 2.08 (5, 1)	1.2		6	1	0	0	1	1	0	0	0	0	0	7	11	0.00	1.200
Dick Tidrow, R ERA: 1.64 (7, 1)	2.0		7	1	0	0	3	0	0	0	0	0	0	13	13	0.00	0.500

BOTTOM

Chicago Cubs @ Los Angeles Dodgers
 Dodger Stadium, Los Angeles, CA

Tue May 13 1980, 7:05 PM PDT
 Att. 32,331 - Unknown

AB 31
 R 4
 H 8
 RBI 4
 BB 5
 SO 6
 LOB 16



PITCHER	IP	WLS	BF	H	R	ER	SO	BB	IBB	HBP	BLK	WP	HR	S	P	ERA	WHIP
---------	----	-----	----	---	---	----	----	----	-----	-----	-----	----	----	---	---	-----	------

Batter	1	2	3	4	5	6	7	8	9	AB R H RBI BB SO LOB	TOP																
Lenny Randle, S OBP: 0.358, SLG: 0.463 (1, 5)	0-3 K		0-0 F8		0-0 F5			0-0 F7		4 0 0 0 0 1 1																	
Ivan De Jesus, R OBP: 0.336, SLG: 0.430 (1, 6)	0-0 F7		0-0 5-3		0-0 5-3			0-0 WP 1B 2B		4 1 1 0 0 0 1																	
Bill Buckner, L OBP: 0.374, SLG: 0.495 (1, 3)	0-0 1B		0-0 HR 3B		0-0 4-3			0-3 K 1B 2-3		4 1 2 1 0 1 1																	
Dave Kingman, R OBP: 0.351, SLG: 0.616 Carlos Lezcano, R OBP: 0.313, SLG: 0.390 (1, 7) (8, PR) (8, 7) (8, 8)	0-0 F8		0-0 HR		0-3 K			0-0 1B 1-2 3-H 1B		4 1 2 3 0 1 1 0 0 0 0 0 0 0																	
Jerry Martin, R OBP: 0.361, SLG: 0.564 (1, 8) (8, 7)		0-0 4-3	0-0 1-3		0-0 F7			0-0 1-2 2-H 1B		4 0 1 0 0 0 0																	
Barry Foote, R OBP: 0.307, SLG: 0.518 (1, 2)		4-0 FC5-4 BB		0-0 F7		0-0 6-3		0-0 P6		3 0 0 0 1 0 0																	
Scot Thompson, L OBP: 0.407, SLG: 0.378 (1, 9)		0-0 FC5-4 CS		0-0 L6		0-3 K		0-0 S 1B		4 0 1 0 0 1 1																	
Steve Dillard, R OBP: 0.370, SLG: 0.520 (1, 4)		0-0 CS	0-0 HR	0-3 K		0-0 6-3		0-3 K		4 1 1 1 0 2 1																	
Lynn McGlothen, L OBP: 0.714, SLG: 0.833 Bill Caudill, R OBP: 0.659, SLG: 0.482 Jesus Figueroa, L OBP: 0.351, SLG: 0.300 Dick Tidrow, R OBP: 0.351, SLG: 0.300 Steve Ontiveros, S OBP: 0.351, SLG: 0.300 Bruce Sutter, R OBP: 0.351, SLG: 0.300 (1, 1) (7, 1) (8, PH) (8, 1) (9, PH) (9, 1)			0-0 5-3 3B 1B		0-3 K		0-0 4-3	0-0 F9		2 1 1 0 0 1 0 0 0 0 0 0 0 0 1 0 0 0 0 0 0 0 0 0 0 0 0 0 1 0 0 0 0 0 1 0 0 0 0 0 0 0																	
Inning Stats	R: 0 E: 0 K: 1 S: 6	H: 1 LOB: 1 BB: 0 P: 6	R: 0 E: 0 K: 0 S: 2	H: 0 LOB: 0 BB: 1 P: 6	R: 4 E: 0 K: 0 S: 7	H: 4 LOB: 0 BB: 0 P: 7	R: 0 E: 0 K: 1 S: 5	H: 0 LOB: 0 BB: 0 P: 5	R: 0 E: 0 K: 1 S: 5	H: 0 LOB: 0 BB: 0 P: 5	R: 0 E: 0 K: 1 S: 5	H: 0 LOB: 0 BB: 0 P: 5	R: 0 E: 0 K: 1 S: 5	H: 0 LOB: 0 BB: 0 P: 5	R: 1 E: 0 K: 1 S: 8	H: 3 LOB: 2 BB: 0 P: 8	R: 0 E: 0 K: 1 S: 6	H: 1 LOB: 1 BB: 0 P: 6	1B: 5 2B: 1 3B: 1 HR: 2	SF: 0 SAC: 0 DP: 0 HBP: 0	WP: 1 PB: 0 SB: 1 CS: 1	PA: 37					
PITCHER	IP	WLS	BF	H	R	ER	SO	BB	IBB	HBP	BLK	WP	HR	S	P	ERA	WHIP										
Burt Hooton, R ERA: 5.45 (1, 1)	6.0	L	23	5	4	4	4	1	0	0	0	0	2	30	34	6.00	1.000										
Joe Beckwith, R ERA: 1.86 (7, 1)	2.0		9	3	1	1	2	0	0	0	0	1	0	13	13	4.50	1.500										
Rick Sutcliffe, R ERA: 8.04 (9, 1)	1.0		4	1	0	0	1	0	0	0	0	0	0	6	6	0.00	1.000										

Chicago Cubs @ Los Angeles Dodgers
 Dodger Stadium, Los Angeles, CA
 Wed May 14 1980, 7:05 PM PDT
 Att: 29,001 - Unknown

livebaseballscorecards.com

AB	35
R	5
H	9
RBI	5
BB	1
SO	7
LOB	7



Batter	1	2	3	4	5	6	7	8	9	AB R H RBI BB SO LOB
Davey Lopes, R OBP: 0.364, SLG: 0.402 (1, 4)	0-0 1B		0-0 L7			0-0 F7		0-3 K		4 0 1 0 0 1 0
Rudy Law, L OBP: 0.336, SLG: 0.353 (1, 8)	0-0 F7			0-3 K			4-0 HR BB	0-3 K	3 1 0 0 1 2 1	
Reggie Smith, S OBP: 0.389, SLG: 0.536 (1, 9)	0-0 F8			0-0 F7			0-0 4-3	0-3 K	4 0 0 0 0 1 2	
Steve Garvey, R OBP: 0.279, SLG: 0.383 (1, 3)	0-0 5-3			0-0 F7			0-0 HR	0-3 K	4 1 1 2 0 1 1	
Ron Cey, R OBP: 0.377, SLG: 0.419 (1, 5)		0-0 L5			0-3 K		0-0 1B		3 0 1 0 0 1 0	
Derrel Thomas, S OBP: 0.411, SLG: 0.458 (1, 7)		0-0 L9-3 1B			0-0 6-3		0-0 F8		3 0 1 0 0 0 1	
Bill Russell, R OBP: 0.312, SLG: 0.333 (1, 6)		0-0 L9-3			0-0 6-3		0-0 F8		3 0 0 0 0 0 2	
Steve Yeager, R OBP: 0.321, SLG: 0.224 (1, 2)			0-0 P4			0-0 6-3		0-0 F8	2 0 0 0 0 0 0	
Jay Johnstone, L OBP: 0.316, SLG: 0.278 (8, PH)									1 0 0 0 0 0 0	
Joe Ferguson, R OBP: 0.143, SLG: 0.077 (9, 2)									0 0 0 0 0 0 0	
Burt Hooton, R OBP: 0.286, SLG: 0.250 (6, PH)			0-0 P4			0-0 6-3		0-3 K	1 0 0 0 0 0 0	
Rick Monday, L OBP: 0.286, SLG: 0.250 (7, 1)									1 0 0 0 0 0 0	
Gary Thomasson, L OBP: 0.424, SLG: 0.357 (8, PH)									0 0 0 0 0 0 0	
Rick Sutcliffe, L OBP: 0.182, SLG: 0.182 (9, 1)									1 0 0 0 0 1 0	


Inning Stats	R: 0 E: 0 K: 4	H: 1 LOB: 1 BB: 0 P: 4	R: 0 E: 0 K: 3	H: 1 LOB: 0 BB: 0 P: 3	R: 0 E: 0 K: 3	H: 0 LOB: 0 BB: 0 P: 3	R: 0 E: 0 K: 5	H: 0 LOB: 0 BB: 0 P: 5	R: 0 E: 0 K: 5	H: 0 LOB: 0 BB: 0 P: 5	R: 2 E: 0 K: 5	H: 2 LOB: 1 BB: 1 P: 9	R: 0 E: 0 K: 7	H: 0 LOB: 0 BB: 0 P: 7	R: 0 E: 0 K: 9	H: 0 LOB: 0 BB: 0 P: 9	1B: 3 2B: 1 3B: 0 HR: 1	SF: 0 SAC: 0 DP: 1 HBP: 0
--------------	----------------------	---------------------------------	----------------------	---------------------------------	----------------------	---------------------------------	----------------------	---------------------------------	----------------------	---------------------------------	----------------------	---------------------------------	----------------------	---------------------------------	----------------------	---------------------------------	----------------------------------	------------------------------------

PITCHER	IP	WLS	BF	H	R	ER	SO	BB	IBB	HBP	BLK	WP	HR	S	P	ERA	WHIP
Lynn McGlothen, R ERA: 7.62 (1, 1)	6.0		20	2	1	1	2	1	0	0	0	0	0	23	27	1.50	0.500
Bill Caudill, R ERA: 2.38 (7, 1)	1.0		5	2	1	1	0	0	0	0	0	0	1	5	5	9.00	2.000
Dick Tidrow, R ERA: 1.57 (8, 1)	1.0		3	0	0	0	2	0	0	0	0	0	0	7	7	0.00	0.000
Bruce Sutter, R ERA: 3.38 (9, 1)	1.0	S	3	0	0	0	3	0	0	0	0	0	0	9	9	0.00	0.000

BOTTOM

Chicago Cubs @ Los Angeles Dodgers
Dodger Stadium, Los Angeles, CA
 Wed May 14 1980, 7:05 PM PDT
 Att. 29,001 - Unknown

AB	30
R	2
H	4
RBI	2
BB	1
SO	7
LOB	7



WP: 0	PA: 31
PB: 0	
SB: 0	
CS: 0	

Batter	1	2	3	4	5	6	7	8	9	AB R H RBI BB SO LOB	TOP																			
Lenny Randle, S (1, 5) OBP: 0.345, SLG: 0.444	0-0 B2			0-3 K			0-0 5-3		0-3 K	4 0 0 0 0 2 0	Chicago Cubs @ San Diego Padres San Diego Stadium, San Diego, CA Fri May 16 1980, 10:05 PM EDT Att: 19,028 - Unknown livebaseballscorecards.com																			
Ivan De Jesus, R (1, 6) OBP: 0.328, SLG: 0.418	0-0 F9			0-0 F9			0-0 6-3			3 0 0 0 0 0 0																				
Bill Buckner, L (1, 3) OBP: 0.364, SLG: 0.482	0-0 L3			0-0 4-3			0-0 4-3			3 0 0 0 0 0 0																				
Dave Kingman, R (1, 7) OBP: 0.340, SLG: 0.596		0-0 F8			0-0 5-3			0-3 K		3 0 0 0 0 1 0																				
Jerry Martin, R (1, 9) OBP: 0.361, SLG: 0.558 (8, 8)		0-0 F8			0-0 6-3			0-0 1B		3 0 1 0 0 0 0																				
Barry Foote, R (1, 2) OBP: 0.308, SLG: 0.512		0-0 5-3			0-0 L4			0-0 1B		3 0 1 0 0 0 0																				
Carlos Lezcano, R (1, 8) OBP: 0.300, SLG: 0.372 Larry Biittner, L (8, PH) OBP: 0.311, SLG: 0.350 (8, 9)			0-3 K		0-3 K			0-0 G4-6-3		2 0 0 0 0 2 0 1 0 0 0 0 0 2																				
Steve Dillard, R (1, 4) OBP: 0.367, SLG: 0.500			0-0 B2-6-3 1B		0-0 4-3			0-3 K		3 0 1 0 0 1 0																				
Mike Krukow, R (1, 1) OBP: 0.176, SLG: 0.176 Willie Hernandez, L (8, 1) OBP: 0.400, SLG: 0.600 Jesus Figueroa, L (9, PH) OBP: 0.500, SLG: 0.429			0-0 B2-6-3 1-2f		0-0 F9			0-0 F6		2 0 0 0 0 0 1 0 0 0 0 0 0 0 1 0 0 0 0 0 0																				
Inning Stats	R: 0 E: 0 K: 0 S: 3	H: 0 LOB: 0 BB: 0 P: 3	R: 0 E: 0 K: 0 S: 3	H: 0 LOB: 0 BB: 0 P: 3	R: 0 E: 0 K: 1 S: 5	H: 1 LOB: 0 BB: 0 P: 5	R: 0 E: 0 K: 1 S: 5	H: 0 LOB: 0 BB: 0 P: 5	R: 0 E: 0 K: 0 S: 3	H: 0 LOB: 0 BB: 0 P: 3	R: 0 E: 0 K: 1 S: 5	H: 0 LOB: 0 BB: 0 P: 5	R: 0 E: 0 K: 0 S: 6	H: 2 LOB: 1 BB: 0 P: 6	R: 0 E: 0 K: 2 S: 7	H: 0 LOB: 0 BB: 0 P: 7	1B: 3 2B: 0 3B: 0 HR: 0	SF: 0 SAC: 0 DP: 2 HBP: 0	WP: 0 PB: 0 SB: 0 CS: 0	PA: 28										
PITCHER Randy Jones, L (1, 1) ERA: 1.82	IP 9.0	WLS W	BF 28	H 3	R 0	ER 0	SO 6	BB 0	IBB 0	HBP 0	BLK 0	WP 0	HR 0	S 40	P 40	ERA 0.00	WHIP 0.333													
											PITCHER	IP	WLS	BF	H	R	ER	SO	BB	IBB	HBP	BLK	WP	HR	S	P	ERA	WHIP		



Batter	1	2	3	4	5	6	7	8	9	AB R H RBI BB SO LOB	TOP		
Lenny Randle, S (1, 5) OBP: 0.351, SLG: 0.447 Mick Kelleher, R (8, 5) OBP: 0.258, SLG: 0.207	0-0 G5-3 1B		0-3 K		0-0 2-3 1B		0-3 K			4 0 2 0 0 2 1 0 0 0 0 0 0 0			
Ivan De Jesus, R (1, 6) OBP: 0.325, SLG: 0.412	0-3 K			0-0 F4	0-0 1-2 1B		0-0 F9			4 0 1 1 0 1 2			
Bill Buckner, L (1, 3) OBP: 0.361, SLG: 0.474	0-0 1-2 1B			0-0 F9	0-0 1-3			0-0 4-3		4 0 1 0 0 0 2			
Dave Kingman, R (1, 7) OBP: 0.337, SLG: 0.576 Bruce Sutter, R (8, 1)	0-0 G5-3			4-0 BB		0-0 6-3		0-0 L4		3 0 0 0 1 0 2 0 0 0 0 0 0 0			
Jerry Martin, R (1, 8) OBP: 0.365, SLG: 0.556		0-0 1-3-5 1B		0-3 K		0-0 S 1B		0-0 F6		4 0 2 0 0 1 1			
Barry Foote, R (1, 2) OBP: 0.295, SLG: 0.489		0-0 F4			0-0 5-3	0-3 K		0-0 F8		4 0 0 0 0 1 2			
Scot Thompson, L (1, 9) OBP: 0.397, SLG: 0.367		0-0 1-3-5			0-0 2B 1B	0-0 F7		0-0 4-3		4 1 1 0 0 0 2			
Steve Dillard, R (1, 4) OBP: 0.382, SLG: 0.516			0-0 5-3		0-0 1B 1B 2B		4-0 SH1-4 BB		0-3 K	3 1 1 1 1 1 0			
Rick Reuschel, R (1, 1) OBP: 0.118, SLG: 0.118 Carlos Lezcano, R (8, 8) OBP: 0.300, SLG: 0.372			0-0 F9		0-0 F6		0-0 SH1-4			2 0 0 0 0 0 1 0 0 0 0 0 0 0			
Inning Stats	R: 0 H: 2 E: 0 LOB: 1 K: 1 BB: 0 S: 6 P: 6	R: 0 H: 1 E: 0 LOB: 0 K: 0 BB: 0 S: 3 P: 3	R: 0 H: 0 E: 0 LOB: 0 K: 1 BB: 0 S: 5 P: 5	R: 0 H: 0 E: 0 LOB: 1 K: 1 BB: 1 S: 5 P: 9	R: 2 H: 4 E: 0 LOB: 2 K: 0 BB: 0 S: 7 P: 7	R: 0 H: 1 E: 0 LOB: 1 K: 1 BB: 0 S: 6 P: 6	R: 0 H: 0 E: 0 LOB: 1 K: 1 BB: 1 S: 5 P: 9	R: 0 H: 0 E: 0 LOB: 0 K: 0 BB: 0 S: 3 P: 3	R: 0 H: 0 E: 0 LOB: 0 K: 1 BB: 0 S: 5 P: 5	1B: 7 SF: 0 2B: 2 SAC: 1 3B: 0 DP: 2 HR: 0 HBP: 0	WP: 0 PA: 35 PB: 0 SB: 1 CS: 0		
PITCHER	IP WLS BF H R ER SO BB IBB HBP BLK WP HR S P ERA WHIP											PITCHER	IP WLS BF H R ER SO BB IBB HBP BLK WP HR S P ERA WHIP
Eric Rasmussen, R (1, 1) ERA: 4.84	4.2 L 20 7 2 2 3 1 0 0 0 0 0 0 25 29 3.86 1.714												
Dennis Kinney, L (5, 1) ERA: 6.75	0.1 1 0 0 0 0 0 0 0 0 0 0 0 0 1 1 0.00 0.000												
Steve Mura, R (6, 1) ERA: 5.12	2.0 8 1 0 0 2 1 0 0 0 0 0 0 0 11 15 0.00 1.000												
Bob Shirley, L (8, 1) ERA: 1.64	2.0 6 0 0 0 1 0 0 0 0 0 0 0 0 8 8 0.00 0.000												

Chicago Cubs @ San Diego Padres
San Diego Stadium, San Diego, CA
Sat May 17 1980, 10:05 PM EDT
Att: 26,587 - Unknown

livebaseballscorecards.com

AB	32
R	2
H	8
RBI	2
BB	2
SO	6
LOB	13



Batter	1	2	3	4	5	6	7	8	9	AB R H RBI BB SO LOB	TOP	
Lenny Randle, S (1, 5) OBP: 0.339, SLG: 0.430 Mick Kelleher, R (9, 5) OBP: 0.258, SLG: 0.207	0-0 6-3	0-3 K			0-0 6-3		0-0 4-3			4 0 0 0 0 1 0 0 0 0 0 0 0 0		
Ivan De Jesus, R (1, 6) OBP: 0.315, SLG: 0.398	0-0 L4		0-0 6-3		0-0 6-3		0-0 4-3			4 0 0 0 0 0 0		
Bill Buckner, L (1, 3) OBP: 0.357, SLG: 0.467	0-0 1B 1B		0-0 4-3		0-0 F8		0-0 F9			4 1 1 0 0 0 0		
Dave Kingman, R (1, 7) OBP: 0.346, SLG: 0.579 Jesus Figueroa, L (6, PR) OBP: 0.471, SLG: 0.400	0-0 1B 2B 1B		0-0 6-3		0-0 G6-4-3 1B		0-0 F4			3 1 2 0 0 0 0 1 0 0 0 0 0 0		
Jerry Martin, R (1, 8) OBP: 0.362, SLG: 0.545	0-0 1B 2B 1B			0-0 F9		0-0 G6-4-3 1-2f		0-0 5-3		4 1 1 1 0 0 1		
Scot Thompson, L (1, 9) OBP: 0.419, SLG: 0.434	0-0 2B			0-0 5-3 1B		0-0 2B		0-0 F9		4 0 3 2 0 0 0		
Tim Blackwell, S (1, 2) OBP: 0.242, SLG: 0.241	0-0 6-3			0-0 5-3 1-2		0-0 6-3		0-0 3-1		4 0 0 0 0 0 4		
Steve Dillard, R (1, 4) OBP: 0.378, SLG: 0.485		0-0 5-3		4-0 IBB		0-0 6-3				2 0 0 0 1 0 0		
Dennis Lamp, R (1, 1) OBP: 0.267, SLG: 0.214 Dick Tidrow, R (7, 1) Willie Hernandez, L (7, 1) OBP: 0.400, SLG: 0.600 Bruce Sutter, R (9, 1)		0-0 F8		0-0 4-3		0-0 6-3				3 0 0 0 0 0 2 0		
Inning Stats	R: 3 H: 4 E: 0 LOB: 1 K: 0 BB: 0 S: 7 P: 7	R: 0 H: 0 E: 0 LOB: 0 K: 1 BB: 0 S: 5 P: 5	R: 0 H: 0 E: 0 LOB: 0 K: 0 BB: 0 S: 3 P: 3	R: 0 H: 1 E: 0 LOB: 2 K: 0 BB: 1 S: 4 P: 8	R: 0 H: 0 E: 0 LOB: 0 K: 0 BB: 0 S: 3 P: 3	R: 0 H: 2 E: 0 LOB: 2 K: 0 BB: 0 S: 4 P: 4	R: 0 H: 0 E: 0 LOB: 0 K: 0 BB: 0 S: 3 P: 3	R: 0 H: 0 E: 0 LOB: 0 K: 0 BB: 0 S: 3 P: 3	R: 0 H: 0 E: 0 LOB: 0 K: 0 BB: 0 S: 3 P: 3	1B: 5 SF: 0 2B: 2 SAC: 0 3B: 0 DP: 1 HR: 0 HBP: 0	WP: 0 PA: 34 PB: 0 SB: 0 CS: 0	
PITCHER	IP WLS BF H R ER SO BB IBB HBP BLK WP HR S P ERA WHIP											
Rick Wise, R (1, 1) ERA: 4.33 Rollie Fingers, R (8, 1) ERA: 2.25	7.0 28 7 3 3 1 0 1 0 0 0 0 0 29 33 3.86 1.000											

Chicago Cubs @ San Diego Padres
San Diego Stadium, San Diego, CA
Sun May 18 1980, 6:33 AM EDT
Att: 16,303 - Unknown

livebaseballscorecards.com

AB	33
R	3
H	7
RBI	3
BB	1
SO	1
LOB	7



Batter	1	2	3	4	5	6	7	8	9	AB	R	H	RBI	BB	SO	LOB
Gene Richards, L (1, 7) OBP: 0.333, SLG: 0.358	0-3 K			x 0-0 4-3		x 0-0 4-3	x 0-0 FC6-4 1B			4	0	1	0	0	1	0
Ozzie Smith, S (1, 6) OBP: 0.307, SLG: 0.240	0-0 4-3			x 0-0 FC5-4 1B		x 0-0 5-3	x 0-0 FC6-4 1-2f			4	0	1	0	0	0	3
Jerry Turner, L (1, 9) OBP: 0.356, SLG: 0.385	0-0 CS 1B			x 0-0 FC5-4 1B 1-2f		x 0-0 6-3		x 0-0 G3-6-3 1B		4	0	2	0	0	0	1
Willie Montanez, L (1, 3) OBP: 0.282, SLG: 0.330	0-0 CS 1-2	0-0 3-1		x 0-0 1-3 1B		x 0-0 4-3	x 0-0 G3-6-3 1-2f			4	0	1	0	0	0	1
Jerry Mumphrey, S (1, 8) OBP: 0.310, SLG: 0.275 Rollie Fingers, R (8, 1)		0-0 F7		x 0-0 1-3		x 0-0 1B 2B	x 0-0 L3			3	1	1	0	0	0	2
Gene Tenace, R (1, 2) OBP: 0.337, SLG: 0.358		0-0 F8		x 0-0 5-3		x 0-0 2-3 1B 1B	x 0-0 F7			4	1	1	0	0	0	0
Dave Cash, R (1, 4) OBP: 0.275, SLG: 0.260 Von Joshua, L (7, PH) Aurelio Rodriguez, R (8, 5) Bill Fahey, L (9, PH) Paul Dade, R (9, PR) OBP: 0.283, SLG: 0.368			x 0-0 F8	x 0-0 5-3 1B		x 0-0 1B 1B BB	x 0-0 2B 1B			2	0	1	0	0	0	0
Barry Evans, R (1, 5) OBP: 0.368, SLG: 0.290 Dave Winfield, R (7, PH) OBP: 0.392, SLG: 0.433 (8, 8)			x 0-0 6-3	x 0-0 5-3		x 0-0 1-2 K	x 0-0 K			2	0	0	0	0	0	1
Rick Wise, R (1, 1) OBP: 0.125, SLG: 0.133 Kurt Bevacqua, R (7, PH) OBP: 0.476, SLG: 0.684 (8, 4)			x 0-0 5-3	x 0-0 K		x 0-0 1-2 2-H 3-H 1B	x 0-0 1B			2	0	0	0	0	1	1

Inning Stats	R: 0	H: 1	E: 0	LOB: 0	K: 1	S: 5	P: 5	R: 0	H: 0	E: 0	LOB: 0	K: 0	S: 3	R: 0	H: 0	E: 0	LOB: 0	K: 0	S: 3	R: 0	H: 2	E: 0	LOB: 2	K: 0	S: 5	R: 0	H: 1	E: 0	LOB: 1	K: 1	S: 6	R: 0	H: 0	E: 0	LOB: 0	K: 0	S: 3	R: 2	H: 4	E: 0	LOB: 3	K: 1	S: 9	R: 0	H: 1	E: 0	LOB: 0	K: 0	S: 3	R: 2	H: 3	E: 0	LOB: 1	K: 0	S: 4	1B: 10	SF: 0	2B: 2	SAC: 0	3B: 0	DP: 1	HR: 0	HBP: 0	WP: 0	PA: 37
--------------	------	------	------	--------	------	------	------	------	------	------	--------	------	------	------	------	------	--------	------	------	------	------	------	--------	------	------	------	------	------	--------	------	------	------	------	------	--------	------	------	------	------	------	--------	------	------	------	------	------	--------	------	------	------	------	------	--------	------	------	--------	-------	-------	--------	-------	-------	-------	--------	-------	--------

PITCHER	IP	WLS	BF	H	R	ER	SO	BB	IBB	HBP	BLK	WP	HR	S	P	ERA	WHIP
Dennis Lamp, R (1, 1) ERA: 6.7	6.1		25	6	2	2	2	1	0	0	0	0	0	28	32	2.84	1.105
Dick Tidrow, R (7, 1) ERA: 1.54	0.1		2	1	0	0	1	0	0	0	0	0	0	4	4	0.00	3.000
Willie Hernandez, L (7, 1) ERA: 3.86	1.1		5	2	0	0	0	0	0	0	0	0	0	5	5	0.00	1.500
Bruce Sutter, R (9, 1) ERA: 3.86	0.1	L	4	3	2	2	0	0	0	0	0	0	0	4	4	54.00	9.000

BOTTOM

Chicago Cubs @ San Diego Padres
San Diego Stadium, San Diego, CA


Sun May 18 1980, 6:33 AM EDT
Att. 16,303 - Unknown

AB	35
R	4
H	12
RBI	4
BB	1
SO	3
LOB	12



WP	PA
0	37

livebaseballscorecards.com

Batter	1	2	3	4	5	6	7	8	9	AB R H RBI BB SO LOB	TOP													
Lenny Randle, S (1, 5) OBP: 0.352, SLG: 0.441	0-0 CS 1B		0-0 1B		0-0 1B			0-0 F8		4 0 3 0 0 0 0	Chicago Cubs @ San Francisco Giants Candlestick Park, San Francisco, CA Tue May 20 1980, 10:05 PM EDT Att. 8,652 - Unknown livebaseballscorecards.com AB 34 R 0 H 9 RBI 0 BB 0 SO 3 LOB 12 													
Ivan De Jesus, R (1, 6) OBP: 0.313, SLG: 0.393	0-0 F6 1-2		0-0 1B		0-0 F8			0-0 E6		4 0 1 0 0 0 2														
Bill Buckner, L (1, 3) OBP: 0.346, SLG: 0.452	0-0 F7		0-0 F8					0-0 F5		4 0 0 0 0 0 3														
Jerry Martin, R (1, 8) OBP: 0.356, SLG: 0.537		0-3 K		0-0 F9				0-0 L5		2 0 0 0 0 1 0														
Jesus Figueroa, L (5, 8) OBP: 0.474, SLG: 0.412										2 0 1 0 0 0 1														
Larry Bittner, L (1, 7) OBP: 0.347, SLG: 0.386		0-0 FC5-4 1B		0-0 1B 1B				0-0 F8		4 0 3 0 0 0 0														
Scot Thompson, L (1, 9) OBP: 0.409, SLG: 0.421		0-0 F8		0-0 1B K 1B				0-0 F7		4 0 1 0 0 0 3														
Steve Dillard, R (1, 4) OBP: 0.341, SLG: 0.432		0-0 FC5-4 1-2		0-3 K 1-2				0-0 5-3		4 0 0 0 0 1 3														
Tim Blackwell, S (1, 2) OBP: 0.222, SLG: 0.219			0-0 F6		0-0 F7			0-0 4-3		3 0 0 0 0 0 0														
Mike Krukow, R (1, 1) OBP: 0.158, SLG: 0.158			0-0 4-3		0-3 K			0-0 F7		2 0 0 0 0 1 0														
Ken Henderson, S (7, PH) OBP: 0.263, SLG: 0.235										1 0 0 0 0 0 0														
Willie Hernandez, L (7, 1) OBP: 0.400, SLG: 0.600										0 0 0 0 0 0 0														
Inning Stats	R: 0 E: 0 K: 0 S: 3	H: 1 LOB: 0 BB: 0 P: 3	R: 0 E: 0 K: 1 S: 6	H: 1 LOB: 1 BB: 0 P: 6	R: 0 E: 0 K: 0 S: 5	H: 2 LOB: 2 BB: 0 P: 5	R: 0 E: 0 K: 1 S: 6	H: 2 LOB: 1 BB: 0 P: 6	R: 0 E: 0 K: 1 S: 6	H: 1 LOB: 1 BB: 0 P: 6	R: 0 E: 0 K: 0 S: 4	H: 2 LOB: 1 BB: 0 P: 4	R: 0 E: 0 K: 0 S: 3	H: 0 LOB: 0 BB: 0 P: 3	R: 0 E: 1 K: 0 S: 4	H: 0 LOB: 1 BB: 0 P: 4	R: 0 E: 0 K: 0 S: 3	H: 0 LOB: 0 BB: 0 P: 3	R: 0 E: 0 K: 0 S: 3	H: 0 LOB: 0 BB: 0 P: 3	1B: 9 2B: 1 3B: 0 HR: 0	SF: 0 SAC: 0 DP: 1 HBP: 0	WP: 0 PB: 0 SB: 0 CS: 1	PA: 34
PITCHER Ed Whitson, R (1, 1) ERA: 3.32	IP: 9.0 WLS: W BF: 34 H: 9 R: 0 ER: 0 SO: 3 BB: 0 IBB: 0 HBP: 0 BLK: 0 WP: 0 HR: 0 S: 40 P: 40 ERA: 0.00 WHIP: 1.000											PITCHER	IP: WLS: BF: H: R: ER: SO: BB: IBB: HBP: BLK: WP: HR: S: P: ERA: WHIP:											

Batter	1	2	3	4	5	6	7	8	9	AB	R	H	RBI	BB	SO	LOB
Larry Herndon, R OBP: 0.264, SLG: 0.343 (1, 8)	1-0 SH2-4 HBP		0-0 6-3		0-0 G6-3			0-3 K		3	0	0	0	0	1	1
Joe Strain, R OBP: 0.458, SLG: 0.435 (1, 4)	0-0 SH2-4			0-0 F8 1B 3B 1B		0-0 L3 1B		0-0 F8		3	1	2	0	0	0	0
Jack Clark, R OBP: 0.375, SLG: 0.473 (1, 9)	0-0 5-3			0-0 3B 1B		0-0 F7				3	1	1	0	0	0	2
Darrell Evans, L OBP: 0.348, SLG: 0.383 (1, 5)	0-0 F9			0-0 F8 2-3		0-0 L3 1-2				3	0	0	0	0	0	4
Mike Ivie, R OBP: 0.275, SLG: 0.329 (1, 3)		0-0 6-3		0-0 L5			0-0 1B			3	0	1	0	0	0	2
Terry Whitfield, L OBP: 0.265, SLG: 0.289 (1, 7)		0-0 6-3		0-0 3B 1-H 3-H			0-0 F6			3	0	1	2	0	0	1
Milt May, L OBP: 0.340, SLG: 0.400 (1, 2)		0-0 6-3		0-0 6-3			0-3 K			3	0	0	0	0	1	2
Johnnie LeMaster, R OBP: 0.256, SLG: 0.385 (1, 6)			0-0 6-3		0-0 FC6 1B		0-0 L5			3	0	1	0	0	0	1
Ed Whitson, R OBP: 0.050, SLG: 0.050 (1, 1)			0-0 4-3		0-0 FC6 G6-3			0-0 4-3		3	0	0	0	0	0	1

Inning Stats	R: 0	H: 0	E: 0	K: 3	S: 3	R: 0	H: 0	E: 0	K: 0	S: 3	R: 0	H: 0	E: 0	K: 0	S: 3	R: 2	H: 3	E: 0	K: 0	S: 6	R: 0	H: 1	E: 0	K: 0	S: 3	R: 0	H: 1	E: 0	K: 1	S: 6	R: 0	H: 0	E: 0	K: 1	S: 5
	LOB: 1	BB: 0	P: 4			LOB: 0	BB: 0	P: 3			LOB: 1	BB: 0	P: 6	LOB: 0	BB: 0	P: 3	LOB: 0	BB: 0	P: 3		LOB: 1	BB: 0	P: 3	LOB: 1	BB: 0	P: 6	LOB: 0	BB: 0	P: 5		LOB: 0	BB: 0	P: 5		

PITCHER	IP	WLS	BF	H	R	ER	SO	BB	IBB	HBP	BLK	WP	HR	S	P	ERA	WHIP
Mike Krukow, R ERA: 2.8 (1, 1)	6.0	L	22	5	2	2	0	0	0	0	0	0	0	21	22	3.00	0.833
Willie Hernandez, L ERA: 3.48 (7, 1)	2.0		7	1	0	0	2	0	0	0	0	0	0	11	11	0.00	0.500


BOTTOM

Chicago Cubs @ San Francisco Giants
Candlestick Park, San Francisco, CA

Tue May 20 1980, 10:05 PM EDT
Att. 8,652 - Unknown

AB	27
R	2
H	6
RBI	2
BB	0
SO	2
LOB	14

livebaseballscorecards.com



1B: 5	SF: 0	WP: 0	PA: 29
2B: 1	SAC: 1	PB: 0	
3B: 1	DP: 2	SB: 0	
HR: 0	HBP: 1	CS: 0	

Batter	1	2	3	4	5	6	7	8	9	AB R H RBI BB SO LOB	TOP
Lenny Randle, S OBP: 0.341, SLG: 0.426 (1, 5) X	0-0 L4		0-3 K		0-0 F8		0-0 FC6-4			4 0 0 0 0 1 4	
Ivan De Jesus, R OBP: 0.319, SLG: 0.405 (1, 6) X	0-0 1B 2B		0-0 CS 1B			0-0 4-3		0-0 L1		4 1 2 0 0 0 0	
Bill Buckner, L OBP: 0.336, SLG: 0.438 (1, 3) X	0-0 F6		0-0 CS 1-2	0-0 F8		0-0 E6		0-0 4-3		4 0 0 0 0 0 1	
Mike Vail, R OBP: 0.361, SLG: 0.543 (1, 9) X	0-0 1B 2-H			0-0 5-3		0-0 F4		0-0 F8		4 0 1 1 0 0 1	
Ken Henderson, S OBP: 0.217, SLG: 0.190 (1, 7) S S S	0-3 K			0-0 5-3		0-0 F7			0-3 K	4 0 0 0 0 2 2	
Scot Thompson, L OBP: 0.400, SLG: 0.410 (1, 8) S S S		0-3 K			0-0 1-6-3		0-0 F7		0-0 G5-3 1B	4 0 1 0 0 1 0	
Steve Dillard, R OBP: 0.378, SLG: 0.450 (1, 4) X		0-0 5-3			4-0 E BB		0-0 BB 1B		0-0 1-2 1B	3 0 2 0 1 0 0	
Tim Blackwell, S OBP: 0.231, SLG: 0.206 Jerry Martin, R OBP: 0.353, SLG: 0.532 (1, 2) (9, PH) X		0-0 5-3			0-0 E3		4-0 FC6-4 BB		0-0 G5-3	2 0 0 0 1 0 1 1 0 0 0 0 0 2	
Rick Reuschel, R OBP: 0.105, SLG: 0.105 Steve Ontiveros, S OBP: 0.342, SLG: 0.290 Bill Caudill, R (7, 1) (7, 1) X			0-0 L4		0-0 FC2-5-1		0-0 F3			2 0 0 0 0 0 2 1 0 0 0 0 0 2 0 0 0 0 0 0 0	
Inning Stats	R: 1 H: 2 E: 0 LOB: 1 K: 1 BB: 0 S: 7 P: 7	R: 0 H: 0 E: 0 LOB: 0 K: 1 BB: 0 S: 5 P: 5	R: 0 H: 1 E: 0 LOB: 0 K: 1 BB: 0 S: 5 P: 5	R: 0 H: 0 E: 0 LOB: 0 K: 0 BB: 0 S: 3 P: 3	R: 0 H: 0 E: 1 LOB: 2 K: 0 BB: 1 S: 4 P: 8	R: 0 H: 0 E: 2 LOB: 1 K: 0 BB: 0 S: 4 P: 4	R: 0 H: 1 E: 0 LOB: 2 K: 0 BB: 1 S: 4 P: 8	R: 0 H: 0 E: 0 LOB: 0 K: 0 BB: 0 S: 3 P: 3	R: 0 H: 2 E: 0 LOB: 1 K: 1 BB: 0 S: 6 P: 6	1B: 5 SF: 0 2B: 1 SAC: 0 3B: 0 DP: 1 HR: 0 HBP: 0	WP: 0 PA: 36 PB: 0 SB: 0 CS: 1
PITCHER Vida Blue, L ERA: 3.11 (1, 1)	IP WLS BF H R ER SO BB IBB HBP BLK WP HR S P ERA WHIP										
	9.0 W 35 6 1 1 4 2 0 0 0 0 0 0 41 49 1.00 0.889										

Chicago Cubs @ San Francisco Giants
 Candlestick Park, San Francisco, CA
 Wed May 21 1980, 10:05 PM EDT
 Att. 8,929 - Unknown

livebaseballscorecards.com

AB 33
 R 1
 H 6
 RBI 1
 BB 2
 SO 4
 LOB 15



Batter	1	2	3	4	5	6	7	8	9
Larry Herndon, R OBP: 0.273, SLG: 0.369 (1, 8)	0-0 6-3 3B		0-0 FC9-8 1B	0-0 G1-2-3 3-Hf		0-0 1-3			
Joe Strain, R OBP: 0.429, SLG: 0.444 (1, 4)	0-0 6-3 3-H		0-0 FC9-6 1-2f		0-0 1-3		0-0 3-1 S 2B		
Jack Clark, R OBP: 0.371, SLG: 0.466 (1, 9)	0-0 G1		0-0 5-3		0-0 E7 1-3 1B		0-0 3-1 2-3		
Darrell Evans, L OBP: 0.358, SLG: 0.393 (1, 5)	0-0 F7			0-0 2B 2B	4-0 1-3 IBB		4-0 E IBB		
Mike Ivie, R OBP: 0.274, SLG: 0.325 (1, 3)		0-0 3-1 1B		0-0 5-3	0-0 1-3 1-2 2-3		0-3 K 1-2 3-H		
Terry Whitfield, L OBP: 0.264, SLG: 0.300 (1, 7)		0-0 3-1 1-2		0-0 2B 2B	0-0 G3		0-0 4-3		
Milt May, L OBP: 0.347, SLG: 0.416 (1, 2)		0-0 1-3		0-0 1B 2B 2-H		0-0 SH1-4 1B		0-0 F8	
Johnnie LeMaster, R OBP: 0.256, SLG: 0.381 (1, 6)		0-0 3-1		0-0 1B 1B		0-0 F6		0-3 K	
Vida Blue, S OBP: 0.240, SLG: 0.174 (1, 1)			0-3 K	0-0 1-2 2-3 1B		0-0 SH1-4		0-3 K	

AB	R	H	RBI	BB	SO	LOB
4	1	2	0	0	0	4
4	1	1	1	0	0	1
4	0	1	0	0	0	2
2	1	1	0	2	0	0
4	0	1	0	0	1	4
4	1	1	1	0	0	4
4	0	2	1	0	0	1
4	0	1	0	0	1	2
3	0	1	0	0	2	0

BOTTOM	
Chicago Cubs @ San Francisco Giants	Wed May 21 1980, 10:05 PM EDT
Candlestick Park, San Francisco, CA	Att. 8,929 - Unknown
AB	33
R	4
H	11
RBI	3
BB	2
SO	4
LOB	18
	
WP: 0	PA: 36
PB: 0	SB: 1
CS: 0	

Inning Stats		R: 1	H: 1	R: 0	H: 1	R: 0	H: 1	R: 2	H: 5	R: 0	H: 1	R: 1	H: 1	R: 0	H: 0
		E: 0	LOB: 0	E: 0	LOB: 1	E: 0	LOB: 2	E: 0	LOB: 2	E: 0	LOB: 1	E: 0	LOB: 1	E: 0	LOB: 0
		K: 0	BB: 0	K: 0	BB: 0	K: 0	BB: 0	K: 0	BB: 0	K: 1	BB: 1	K: 1	BB: 1	K: 2	BB: 0
		S: 4	P: 4	S: 4	P: 4	S: 7	P: 7	S: 4	P: 8	S: 4	P: 4	S: 6	P: 10	S: 7	P: 7

PITCHER		IP	WLS	BF	H	R	ER	SO	BB	IBB	HBP	BLK	WP	HR	S	P	ERA	WHIP
Rick Reuschel, R	(1, 1)	6.0	L	28	10	3	3	1	0	1	0	0	0	0	29	33	4.50	1.667
Bill Caudill, R	(7, 1)	2.0		8	1	1	1	3	0	1	0	0	0	0	13	17	4.50	0.500

WP	PA	ERA	WHIP
0	36		

Batter	1	2	3	4	5	6	7	8	9	AB R H RBI BB SO LOB	TOP																						
Davey Lopes, R (1, 4) OBP: 0.354, SLG: 0.360	0-0 F8		0-3 K		0-0 F8			0-0 F5		4 0 0 0 0 1 1	Los Angeles Dodgers @ Chicago Cubs Wrigley Field, Chicago, IL Fri May 23 1980, 3:33 AM CDT Att. 7,482 - Unknown																						
Derrel Thomas, S (1, 8) OBP: 0.369, SLG: 0.404	0-0 5-3		0-0 6-3			0-0 B4-3		0-0 CS 1B		4 0 1 0 0 0 0																							
Reggie Smith, S (1, 9) OBP: 0.394, SLG: 0.542	0-0 6-3		0-0 F7			0-0 2B		0-3 K 1-2		4 0 1 0 0 1 1																							
Steve Garvey, R (1, 3) OBP: 0.305, SLG: 0.458		0-0 F8		0-0 G6-4-3 1B		4-0 BB		0-0 F8		3 0 1 0 1 0 0																							
Dusty Baker Jr., R (1, 7) OBP: 0.305, SLG: 0.521		0-3 K		0-0 P4		0-0 F7		0-0 F8 E9		4 0 0 0 0 1 3																							
Ron Cey, R (1, 5) OBP: 0.349, SLG: 0.369		4-0 2B BB		0-0 G6-4-3 1-2f		0-0 F7		0-0 F8 2-3		3 0 0 0 1 0 4																							
Bill Russell, R (1, 6) OBP: 0.333, SLG: 0.373					0-3 K		0-0 4-3	0-3 K		4 0 1 0 0 2 1																							
Joe Ferguson, R (1, 2) OBP: 0.385, SLG: 0.148		4-0 IBB			4-0 SH2-4 BB		0-0 F9			1 0 0 0 2 0 0																							
Don Sutton, R (1, 1) OBP: 0.063, SLG: 0.063 Rick Monday, L (7, PH) OBP: 0.267, SLG: 0.231 Bobby Castillo, R (7, 1) OBP: 0.333, SLG: 0.333		0-0 5-3			0-0 SH2-4 1-2		0-3 K			1 0 0 0 0 0 3 1 0 0 0 0 1 0 0 0 0 0 0 0 0																							
Inning Stats	R: 0 E: 0 K: 0 S: 3	H: 0 LOB: 0 BB: 0 P: 3	R: 0 E: 0 K: 1 S: 6	H: 1 LOB: 3 BB: 2 P: 14	R: 0 E: 0 K: 1 S: 5	H: 0 LOB: 0 BB: 0 P: 5	R: 0 E: 0 K: 0 S: 3	H: 1 LOB: 0 BB: 0 P: 3	R: 0 E: 0 K: 1 S: 5	H: 0 LOB: 1 BB: 1 P: 9	R: 0 E: 0 K: 1 S: 4	H: 1 LOB: 2 BB: 1 P: 8	R: 0 E: 0 K: 1 S: 5	H: 0 LOB: 0 BB: 0 P: 5	R: 0 E: 0 K: 1 S: 5	H: 1 LOB: 1 BB: 0 P: 5	R: 0 E: 1 K: 1 S: 6	H: 0 LOB: 1 BB: 0 P: 6	1B: 2 2B: 3 3B: 0 HR: 0	SF: 0 SAC: 1 DP: 2 HBP: 0	WP: 0 PB: 0 SB: 0 CS: 1	PA: 34											
PITCHER Dennis Lamp, R (1, 1) ERA: 5.51	IP 9.0	WLS W	BF 34	H 4	R 0	ER 0	SO 6	BB 3	IBB 1	HBP 0	BLK 0	WP 0	HR 0	S 42	P 58	ERA 0.00	WHIP 0.778																
											PITCHER	IP	WLS	BF	H	R	ER	SO	BB	IBB	HBP	BLK	WP	HR	S	P	ERA	WHIP					

AB	29
R	0
H	4
RBI	0
BB	4
SO	6
LOB	13



BOTTOM

Los Angeles Dodgers @ Chicago Cubs
 Wrigley Field, Chicago, IL
 Fri May 23 1980, 3:33 AM CDT
 Att. 7,482 - Unknown

livebaseballscorecards.com

AB	26
R	2
H	5
RBI	2
BB	3
SO	3
LOB	6



WP: 0	PA: 30
PB: 0	
SB: 1	
CS: 1	

AB R H RBI BB SO LOB

4	1	1	0	0	0	1
0	0	0	0	0	0	0

4	0	0	0	0	0	1
---	---	---	---	---	---	---

2	0	0	1	1	0	0
---	---	---	---	---	---	---

3	0	1	0	0	0	0
0	0	0	0	0	0	0

2	0	0	0	1	0	0
---	---	---	---	---	---	---

3	0	1	0	0	2	3
---	---	---	---	---	---	---

3	1	1	0	0	0	0
---	---	---	---	---	---	---

3	0	1	1	0	1	0
---	---	---	---	---	---	---

2	0	0	0	1	0	1
---	---	---	---	---	---	---

1B: 4	SF: 1
2B: 2	SAC: 0
3B: 0	DP: 1
HR: 0	HBP: 0

Batter	1	2	3	4	5	6	7	8	9
Lenny Randle, S OBP: 0.338, SLG: 0.420 Mick Kelleher, R OBP: 0.258, SLG: 0.207 (1, 5) X	0-0 P6 ①		0-0 G3 SF7 1B		0-0 L4-3 ② ③			0-0 B5-3 ①	
Ivan De Jesus, R OBP: 0.310, SLG: 0.392 (1, 6) X	0-0 5-3 ②		0-0 G3 ①			0-0 F8 ①		0-0 F9 ②	
Bill Buckner, L OBP: 0.333, SLG: 0.431 (1, 3) B B B	4-0 BB 1B BB		0-0 SF7 ②			0-0 L4 ②		0-0 G3 ③	
Mike Vail, R OBP: 0.359, SLG: 0.526 Jesus Figueroa, L OBP: 0.474, SLG: 0.412 (1, 7) X (9, 7)	0-0 BB 1B		0-0 F7 ③			0-0 F7 ③			
Jerry Martin, R OBP: 0.353, SLG: 0.524 (1, 8) B B B	4-0 BB			0-0 6-3 ①			0-0 5-3 ①		
Scot Thompson, L OBP: 0.397, SLG: 0.406 (1, 9) S S S	0-3 K ③			0-3 K ②			0-0 CS 1B		
Steve Dillard, R OBP: 0.375, SLG: 0.465 (1, 4) X		0-0 3-1 ①		0-0 6-3 ③			0-0 1B 2B		
Tim Blackwell, S OBP: 0.238, SLG: 0.216 (1, 2) S S S		0-3 K ②			0-0 G3 ①		0-0 1B		
Dennis Lamp, R OBP: 0.278, SLG: 0.188 (1, 1) X		0-0 6-3 ③			4-0 BB		0-0 4-3 ③		

Inning Stats	R: 0	H: 1	E: 0	K: 1	S: 6	R: 0	H: 0	E: 0	K: 1	S: 5	R: 1	H: 1	E: 0	K: 0	S: 4	R: 0	H: 0	E: 0	K: 1	S: 5	R: 0	H: 0	E: 0	K: 0	S: 2	R: 0	H: 0	E: 0	K: 0	S: 3	R: 1	H: 3	E: 0	K: 0	S: 5	R: 0	H: 0	E: 0	K: 0	S: 3
--------------	------	------	------	------	------	------	------	------	------	------	------	------	------	------	------	------	------	------	------	------	------	------	------	------	------	------	------	------	------	------	------	------	------	------	------	------	------	------	------	------

PITCHER	IP	WLS	BF	H	R	ER	SO	BB	IBB	HBP	BLK	WP	HR	S	P	ERA	WHIP
Don Sutton, R ERA: 2.0 (1, 1)	6.0	L	22	2	1	1	3	3	0	0	0	0	0	25	37	1.50	0.833
Bobby Castillo, R ERA: 4.18 (7, 1)	2.0		8	3	1	1	0	0	0	0	0	0	0	8	8	4.50	1.500

PITCHER	IP	WLS	BF	H	R	ER	SO	BB	IBB	HBP	BLK	WP	HR	S	P	ERA	WHIP
---------	----	-----	----	---	---	----	----	----	-----	-----	-----	----	----	---	---	-----	------

Batter	1	2	3	4	5	6	7	8	9	AB R H RBI BB SO LOB	TOP
Davey Lopes, R OBP: 0.355, SLG: 0.357 (1, 4)	F7		E8 F8 1B			K			K	4 0 1 0 1 2 2	
Derrel Thomas, S OBP: 0.357, SLG: 0.377 (1, 8)			F8	4-3			F9		K	4 0 0 0 1 1 4	
Reggie Smith, S OBP: 0.390, SLG: 0.556 (1, 9)	F7		K			K			HR	4 1 1 1 0 2 2	
Steve Garvey, R OBP: 0.304, SLG: 0.449 (1, 3)		4-3		S E 1B BB		F9		F2		3 1 0 0 1 0 0	
Dusty Baker Jr., R OBP: 0.304, SLG: 0.512 (1, 7)		F7		S S 1B		F8		F9		4 1 1 0 0 0 0	
Ron Cey, R OBP: 0.346, SLG: 0.388 (1, 5)			K	1-H 2-H		P4		F7		4 1 1 1 0 1 0	
Bill Russell, R OBP: 0.336, SLG: 0.377 (1, 6)				E 1B		P5		P4		4 0 2 0 0 0 0	
Steve Yeager, R OBP: 0.311, SLG: 0.208 (1, 2)		K		K		BB BB		K		3 0 0 0 1 3 2	
Bob Welch, R OBP: 0.167, SLG: 0.167 (1, 1)			K			BB BB			K	2 0 1 0 0 1 0	
Rick Monday, L OBP: 0.313, SLG: 0.231 (6, PH)				E9 1B		BB				0 0 0 0 1 0 0	
Rick Sutcliffe, L OBP: 0.167, SLG: 0.167 (6, 1)				1-3 1B		BB				1 0 0 0 0 1 0	
Inning Stats	R: 0 E: 0 K: 0 S: 2 H: 0 LOB: 0 BB: 1 P: 6	R: 1 E: 0 K: 1 S: 7 H: 2 LOB: 1 BB: 0 P: 7	R: 0 E: 1 K: 2 S: 8 H: 1 LOB: 1 BB: 0 P: 8	R: 2 E: 1 K: 2 S: 10 H: 3 LOB: 3 BB: 2 P: 18	R: 0 E: 0 K: 1 S: 5 H: 0 LOB: 0 BB: 0 P: 5	R: 0 E: 0 K: 1 S: 5 H: 0 LOB: 2 BB: 2 P: 13	R: 1 E: 0 K: 0 S: 4 H: 1 LOB: 0 BB: 0 P: 4	R: 0 E: 0 K: 1 S: 5 H: 0 LOB: 0 BB: 0 P: 5	R: 0 E: 0 K: 3 S: 9 H: 0 LOB: 0 BB: 0 P: 9	1B: 5 2B: 0 3B: 0 HR: 2 SF: 0 SAC: 0 DP: 0 HBP: 0	WP: 0 PB: 0 SB: 3 CS: 1 PA: 38
PITCHER	IP WLS BF H R ER SO BB IBB HBP BLK WP HR S P ERA WHIP										
Mike Krukow, R ERA: 3.05 (1, 1)	4.0 L 20 6 3 3 5 3 0 0 0 0 0 1 27 39 6.75 2.250										
Bill Caudill, R ERA: 2.36 (5, 1)	2.0 8 0 0 0 2 2 0 0 0 0 0 0 10 18 0.00 1.000										
Dick Tidrow, R ERA: 1.78 (7, 1)	2.0 7 1 1 1 1 0 0 0 0 0 0 1 9 9 4.50 0.500										
Bruce Sutter, R ERA: 3.68 (9, 1)	1.0 3 0 0 0 3 0 0 0 0 0 0 0 9 9 0.00 0.000										

Los Angeles Dodgers @ Chicago Cubs
Wrigley Field, Chicago, IL
Sat May 24 1980, 3:33 AM CDT
Att: 22,543 - Unknown

livebaseballscorecards.com

AB	33
R	4
H	7
RBI	2
BB	5
SO	11
LOB	10



BOTTOM

Los Angeles Dodgers @ Chicago Cubs

Wrigley Field, Chicago, IL

Sat May 24 1980, 3:33 AM CDT

Att. 22,543 - Unknown

livebaseballscorecards.com

AB	36
R	2
H	9
RBI	2
BB	4
SO	7
LOB	22



WP:	0	PA:	41
PB:	0		
SB:	0		
CS:	0		

AB R H RBI BB SO LOB

4 0 0 0 1 0 3

4 1 1 0 1 1 0

5 0 2 0 0 0 3

5 0 2 1 0 1 4

3 1 1 0 1 0 2

4 0 0 0 0 1 5

3 0 0 0 0 2 3

1 0 0 0 0 1 2

0 0 0 0 0 0 0

0 0 0 0 0 0 0

0 0 0 0 0 0 0

1B

BB

1B

1B

BB

1B

1B

1B

1B

1B

1B

1B

BB

BB

BB

BB

BB

BB

BB

BB

BB

BB

BB

BB

BB

BB

BB

BB

BB

BB

BB

BB

BB

BB

BB

BB

BB

BB

BB

BB

BB

BB

BB

BB

BB

BB

BB

BB

BB

BB

BB

BB

BB

BB

BB

BB

BB

BB

BB

BB

BB

BB

BB

BB

BB

BB

BB

BB

BB

BB

BB

BB

BB

BB

BB

BB

BB

BB

BB

BB

BB

BB

BB

BB

BB

BB

BB

BB

BB

BB

BB

BB

BB

BB

BB

BB

BB

BB

BB

BB

BB

BB

BB

BB

BB

BB

BB

BB

BB

BB

BB

BB

BB

BB

BB

BB

BB

BB

BB

BB

BB

BB

BB

BB

BB

BB

BB

BB

BB

BB

BB

BB

BB

BB

BB

BB

BB

BB

BB

BB

BB

BB

BB

BB

BB

BB

BB

BB

BB

BB

BB

BB

BB

BB

BB

BB

BB

BB

BB

BB

BB

BB

BB

BB

BB

BB

BB

BB

BB

BB

BB

BB

BB

BB

BB

BB

BB

BB

BB

BB

BB

BB

BB

BB

BB

BB

BB

BB

BB

BB

BB

BB

BB

BB

BB

BB

BB

BB

BB

BB

BB

BB

BB

BB

BB

BB

BB

BB

BB

BB

BB

BB

BB

BB

BB

BB

BB

BB

BB

BB

BB

BB

BB

BB

BB

BB

BB

BB

BB

BB

BB

BB

BB

BB

BB

BB

BB

BB

BB

BB

BB

BB

BB

BB

BB

BB

BB

BB

BB

BB

BB

BB

BB

BB

BB

BB

BB

BB

BB

BB

BB

BB

BB

BB

BB

BB

BB

BB

BB

BB

BB

BB

BB

BB

BB

BB

BB

BB

BB

BB

BB

BB

BB

BB

BB

BB

BB

BB

BB

BB

BB

BB

BB

BB

BB

BB

BB

BB

BB

BB

BB

BB

BB

BB

BB

BB

BB

BB

BB

BB

BB

BB

BB

BB

BB

BB

BB

BB

BB

BOTTOM

Los Angeles Dodgers @ Chicago Cubs
Wrigley Field, Chicago, IL
Sun May 25 1980, 3:33 AM CDT
Att. 27,226 - Unknown

livebaseballscorecards.com

AB 36
R 2
H 10
RBI 0
BB 3
SO 2
LOB 18



WP: 0 PA: 39
PB: 0
SB: 0
CS: 1

AB R H RBI BB SO LOB

5	1	2	0	0	0	4
5	0	0	0	0	1	3
4	0	0	0	1	0	0
4	0	3	0	0	0	0
4	0	1	0	0	1	3
3	0	1	0	0	0	0
0	0	0	0	0	0	0
0	0	0	0	1	0	0
0	0	0	0	0	0	0
3	0	0	0	0	0	1
1	0	0	0	0	0	3
2	0	1	0	0	0	0
1	0	0	0	0	0	3
0	0	0	0	0	0	0
1	0	0	0	0	0	0
2	0	1	0	0	0	1
0	0	0	0	1	0	0
1	1	1	0	0	0	0

Batter	1	2	3	4	5	6	7	8	9
Lenny Randle, S OBP: 0.336, SLG: 0.406 (1, 4) (9, 5)	0-0 CS 1B		0-0 6-3		0-0 F8		0-0 F8		0-0 F7 E 1B
Bill Buckner, L OBP: 0.324, SLG: 0.414 (1, 3) S S	0-3 K 1-2		0-0 F8			0-0 3-1		0-0 F7	0-0 F7 1-2
Larry Bittner, L OBP: 0.345, SLG: 0.367 (1, 7) B B B	4-0 2B BB		0-0 G3			0-0 F7		0-0 F9	0-0 E6 2-H 3-H
Mike Vail, R OBP: 0.396, SLG: 0.553 (1, 9) X	0-0 1-3 2B			0-0 G6-4-3 1B		0-0 P6		0-0 BB 1B	
Jerry Martin, R OBP: 0.354, SLG: 0.511 (1, 8) S S S	0-3 K			0-0 G6-4-3 1-2f			0-0 F7	0-0 BB 1B	
Barry Foote, R OBP: 0.296, SLG: 0.495 (1, 2)		0-0 F7		0-0 5-3			0-0 E 2B	4-0 1-2 2-3 BB	
Mick Kelleher, R OBP: 0.258, SLG: 0.207 (7, PR) (8, 6)									
Ken Henderson, S OBP: 0.240, SLG: 0.182 (8, PH)									
Bruce Sutter, R (9, 1)									
Steve Ontiveros, S OBP: 0.317, SLG: 0.265 (1, 5)		0-0 F7			0-0 F7		0-0 E4 BB	0-0 3-1	
Steve Dillard, R OBP: 0.346, SLG: 0.426 (7, PR) (8, 5) (9, 6)							2-3		
Ivan De Jesus, R OBP: 0.315, SLG: 0.390 (1, 6)							0-0 F2		0-0 5-3
Jesus Figueroa, L OBP: 0.476, SLG: 0.389 (7, PH)									
Dick Tidrow, R (8, 1)									
Mike Tyson, R OBP: 0.282, SLG: 0.378 (9, 4)									1B
Rick Reuschel, R OBP: 0.143, SLG: 0.143 (1, 1)		0-0 F8					0-0 1B		0-0 1B E 2B
Scot Thompson, L OBP: 0.385, SLG: 0.382 (7, PH)									
Tim Blackwell, S OBP: 0.255, SLG: 0.262 (8, 2)							4-0 1-2 BB		

Inning Stats	R: 0	H: 2	E: 0	K: 2	S: 8	LOB: 2	BB: 1	P: 12
	R: 0	H: 1	E: 0	K: 0	S: 4	LOB: 1	BB: 0	P: 4
	R: 0	H: 0	E: 0	K: 0	S: 3	LOB: 0	BB: 0	P: 3
	R: 0	H: 1	E: 0	K: 0	S: 3	LOB: 0	BB: 0	P: 3
	R: 0	H: 1	E: 0	K: 0	S: 4	LOB: 1	BB: 0	P: 4
	R: 0	H: 0	E: 0	K: 0	S: 3	LOB: 0	BB: 0	P: 3
	R: 0	H: 1	E: 1	K: 0	S: 5	LOB: 3	BB: 1	P: 9
	R: 0	H: 2	E: 0	K: 0	S: 5	LOB: 3	BB: 1	P: 9
	R: 2	H: 2	E: 1	K: 0	S: 5	LOB: 1	BB: 0	P: 5

PITCHER	IP	WLS	BF	H	R	ER	SO	BB	IBB	HBP	BLK	WP	HR	S	P	ERA	WHIP
Burt Hooton, R ERA: 4.02 (1, 1)	6.2		27	6	0	0	2	2	0	0	0	0	0	29	37	0.00	1.200
Bobby Castillo, R ERA: 3.96 (7, 1)	1.1		7	2	0	0	0	1	0	0	0	0	0	6	10	0.00	2.250
Steve Howe, L ERA: 2.57 (9, 1)	0.2	L	5	2	2	0	0	0	0	0	0	0	0	5	5	0.00	3.000

1B	2B	3B	HR	SF	SAC	DP	HBP
7	3	0	0	0	0	1	0
0	0	0	0	0	0	0	0
1	1	1	0	0	0	0	0

1B	2B	3B	HR	SF	SAC	DP	HBP
7	3	0	0	0	0	1	0
0	0	0	0	0	0	0	0
1	1	1	0	0	0	0	0

Batter	1	2	3	4	5	6	7	8	9	AB R H RBI BB SO LOB	TOP											
Ron LeFlore, R OBP: 0.336, SLG: 0.328 (1, 7)	0-3 K		0-0 1-3	0-0 F9		0-3 K		0-0 F9		5 0 0 0 0 2 5												
Rodney Scott, S OBP: 0.298, SLG: 0.238 (1, 4)	0-0 S E 1B		0-0 2-3		0-0 F9		0-0 F9		4-0 G6-4-3 BB	4 0 1 0 1 0 0												
Andre Dawson, R OBP: 0.318, SLG: 0.439 (1, 8)	0-0 E5 1-2		0-0 P3		0-0 1B		0-0 1-3		0-0 G6-4-3 1-2f	5 0 1 0 0 0 2												
Ellis Valentine, R OBP: 0.342, SLG: 0.467 (1, 9)	0-3 K 1-2 2-3			0-0 1B 2B 1B	0-0 F9		0-0 6-3		4-0 BB	4 1 1 0 1 1 3												
Larry Parrish, R OBP: 0.289, SLG: 0.466 (1, 5)	0-0 F7			0-3 K	0-0 L5			0-0 F7	0-3 K	5 0 0 0 0 2 5												
Gary Carter, R OBP: 0.306, SLG: 0.407 (1, 2)			0-0 F7		0-0 2B 1-2 SH1-3 1B		0-0 5-3		0-0 E6 1B 3B	4 2 1 0 0 0 0												
Warren Cromartie, L OBP: 0.331, SLG: 0.466 (1, 3)			0-0 F7		0-0 SH1-3 1-3 2-H 2B		0-0 F9		0-0 1-2 3B 1B	4 1 2 1 0 0 0												
Chris Speier, R OBP: 0.315, SLG: 0.426 (1, 6)			0-0 FC6 1B		4-0 SH1-3 IBB 2B		0-0 2B		0-0 1-H 2-H CS 3B	3 0 3 2 1 0 0												
Steve Rogers, R OBP: 0.364, SLG: 0.176 (1, 1)			0-0 FC6 1-2f		0-0 SH1-3 1-2 2-3 3-H BB		4-0 BB		4-0 3-H BB	1 0 0 1 2 0 1												
Inning Stats	R: 0 E: 1 K: 2 S: 9	H: 1 LOB: 2 BB: 0 P: 9	R: 0 E: 0 K: 0 S: 4	H: 1 LOB: 1 BB: 0 P: 4	R: 0 E: 0 K: 0 S: 3	H: 0 LOB: 0 BB: 0 P: 3	R: 2 E: 0 K: 1 S: 8	H: 3 LOB: 2 BB: 1 P: 12	R: 0 E: 0 K: 0 S: 4	H: 1 LOB: 1 BB: 0 P: 4	R: 0 E: 0 K: 1 S: 6	H: 1 LOB: 2 BB: 1 P: 10	R: 0 E: 0 K: 0 S: 3	H: 0 LOB: 0 BB: 0 P: 3	R: 2 E: 1 K: 0 S: 5	H: 2 LOB: 1 BB: 1 P: 9	R: 0 E: 0 K: 1 S: 4	H: 0 LOB: 1 BB: 2 P: 12	1B: 6 2B: 2 3B: 1 HR: 0	SF: 0 SAC: 1 DP: 1 HBP: 0	WP: 0 PB: 0 SB: 2 CS: 1	PA: 41
PITCHER	IP WLS BF H R ER SO BB IBB HBP BLK WP HR S P ERA WHIP																					
Willie Hernandez, L ERA: 3.54 (1, 1)	7.1 L 34 8 4 3 4 1 1 0 0 0 0 0 40 48 3.68 1.227																					
Bill Caudill, R ERA: 2.3 (8, 1)	0.2 3 1 0 0 0 1 0 0 0 0 0 0 2 6 0.00 3.000																					
Dick Tidrow, R ERA: 1.65 (9, 1)	1.0 4 0 0 0 0 1 2 0 0 0 0 0 4 12 0.00 2.000																					

Montreal Expos @ Chicago Cubs
Wrigley Field, Chicago, IL
 Mon May 26 1980, 3:33 AM CDT
 Att: 31,845 - Unknown

livebaseballscorecards.com

AB	35
R	4
H	9
RBI	4
BB	5
SO	5
LOB	16



Batter	1	2	3	4	5	6	7	8	9	AB	R	H	RBI	BB	SO	LOB
Lenny Randle, S OBP: 0.333, SLG: 0.397 (1, 4) BBB	4-0 FC4 6-3 BB		0-3 K		0-0 4-3			0-0 F8		3	0	0	0	1	1	1
Scot Thompson, L OBP: 0.366, SLG: 0.361 (1, 9) X	0-0 6-3 1-2		0-0 F7			0-0 P6		0-0 F8		4	0	0	0	0	0	1
Larry Bittner, L OBP: 0.356, SLG: 0.365 (1, 3) BBB	4-0 FC4 BB			0-0 1B		0-3 K		0-0 L5		3	0	1	0	1	1	0
Mike Vail, R OBP: 0.385, SLG: 0.529 (1, 7) X	0-0 FC4 FC6 1-2f 2-3		0-3 K			0-0 CS 1B		0-3 K		4	0	1	0	0	2	3
Jerry Martin, R OBP: 0.347, SLG: 0.500 (1, 8) X	0-0 FC6 1-2f		0-0 F8			0-0 CS 1-2	0-0 6-3			3	0	0	0	0	0	3
Steve Ontiveros, S OBP: 0.295, SLG: 0.243 (1, 5) X		0-0 1-3		0-0 4-3			0-0 F7			3	0	0	0	0	0	1
Tim Blackwell, S OBP: 0.240, SLG: 0.244 (1, 2) SS		0-3 K			0-0 5-3		0-0 6-3			3	0	0	0	0	1	0
Ivan De Jesus, R OBP: 0.309, SLG: 0.381 (1, 6) X		0-0 6-3			0-0 F2			0-0 5-3		3	0	0	0	0	0	0
Willie Hernandez, L OBP: 0.429, SLG: 0.571 (1, 1) Bill Caudill, R (8, 1) Jesus Figueroa, L (8, PH) Dick Tidrow, R (9, 1)			0-3 K		0-0 1B			0-3 K		2	0	1	0	0	1	0
										0	0	0	0	0	0	0
										1	0	0	0	0	1	0
										0	0	0	0	0	0	0
Inning Stats	R: 0 H: 0 E: 0 LOB: 2 K: 0 BB: 2 S: 3 P: 11	R: 0 H: 0 E: 0 LOB: 0 K: 1 BB: 0 S: 5 P: 5	R: 0 H: 0 E: 0 LOB: 0 K: 2 BB: 0 S: 7 P: 7	R: 0 H: 1 E: 0 LOB: 1 K: 1 BB: 0 S: 6 P: 6	R: 0 H: 1 E: 0 LOB: 1 K: 0 BB: 0 S: 4 P: 4	R: 0 H: 1 E: 0 LOB: 0 K: 1 BB: 0 S: 5 P: 5	R: 0 H: 0 E: 0 LOB: 0 K: 0 BB: 0 S: 3 P: 3	R: 0 H: 0 E: 0 LOB: 0 K: 1 BB: 0 S: 5 P: 5	R: 0 H: 0 E: 0 LOB: 0 K: 1 BB: 0 S: 5 P: 5	1B: 3 SF: 0 2B: 0 SAC: 0 3B: 0 DP: 0 HR: 0 HBP: 0	WP: 0 PA: 32 PB: 0 SB: 0 CS: 1					
PITCHER Steve Rogers, R (1, 1) ERA: 2.88	IP: 9.0 WLS: W BF: 31 H: 3 R: 0 ER: 0 SO: 7 BB: 2 IBB: 0 HBP: 0 BLK: 0 WP: 0 HR: 0 S: 43 P: 51 ERA: 0.00 WHIP: 0.556															

BOTTOM

Montreal Expos @ Chicago Cubs
Wrigley Field, Chicago, IL
 Mon May 26 1980, 3:33 AM CDT
 Att. 31,845 - Unknown

AB	29
R	0
H	3
RBI	0
BB	2
SO	7
LOB	9



WP: 0	PA: 32
PB: 0	
SB: 0	
CS: 1	

ERA	WHIP
-----	------

Batter	1	2	3	4	5	6	7	8	9	AB R H RBI BB SO LOB	TOP									
Ron LeFlore, R (1, 7) OBP: 0.331, SLG: 0.319	4-0 1B S FC5-2-6 BB		0-0 1-3		0-0 4-3		0-0 PO 1-2	0-0 1-3	0-0 F9	4 0 0 0 1 0 3										
Rodney Scott, S (1, 4) OBP: 0.304, SLG: 0.241	0-0 FC5-2-6 1-3 6-3 1B		0-0 4-3		4-0 BB			0-0 6-3		3 1 1 0 1 0 0										
Andre Dawson, R (1, 8) OBP: 0.323, SLG: 0.441	0-0 FC5-2-6 6-3 1-3 CS 3-H		0-0 CS 1B		0-3 K			0-0 2B 1B		4 0 2 0 0 1 4										
Ellis Valentine, R (1, 9) OBP: 0.340, SLG: 0.468	0-0 6-3 2-3 3-H		0-0 CS 1-2		0-0 4-3		0-0 6-3	0-0 2B 1-3		4 0 1 1 0 0 1										
Larry Parrish, R (1, 5) OBP: 0.280, SLG: 0.451	0-0 CS 3-H	0-0 F7		0-0 5-3		0-3 K		0-0 P5		4 0 0 0 0 1 2										
Gary Carter, R (1, 2) OBP: 0.311, SLG: 0.428		0-0 HR		4-0 BB		0-0 F7		0-0 L1		3 1 1 1 1 0 0										
Warren Cromartie, L (1, 3) OBP: 0.329, SLG: 0.460		0-0 1-3		0-0 F7			0-0 4-3	0-0 1B 1B		4 0 1 0 0 0 1										
Chris Speier, R (1, 6) OBP: 0.345, SLG: 0.451		0-0 1B			0-0 4-3 1B		0-0 6-3	0-0 1B 1-2		4 0 3 0 0 0 0 0 0 0 0 0 0 0										
Tony Bernazard, S (9, PR) OBP: 0.307, SLG: 0.315		0-0 1B			0-3 K		0-0 PO 1B	0-3 K		2 0 0 0 0 1 2 1 0 1 0 0 0 0 0 0 0 0 0 0 0 0 0 0 0 0 0 0 1 0 0 0 0 1 2										
Bill Lee, L (1, 1) OBP: 0.238, SLG: 0.238		0-0 G3																		
Jerry White, S (7, PH) OBP: 0.371, SLG: 0.433																				
Fred Norman, S (7, 1)																				
Elias Sosa, R (8, 1)																				
Rowland Office, L (9, PH) OBP: 0.362, SLG: 0.378																				
Inning Stats	R: 1 E: 0 K: 0 S: 3	H: 1 LOB: 0 BB: 1 P: 7	R: 1 E: 0 K: 0 S: 5	H: 2 LOB: 1 BB: 0 P: 5	R: 0 E: 0 K: 0 S: 3	H: 1 LOB: 0 BB: 0 P: 3	R: 0 E: 0 K: 0 S: 3	H: 0 LOB: 1 BB: 1 P: 7	R: 0 E: 0 K: 1 S: 5	H: 0 LOB: 0 BB: 0 P: 5	R: 0 E: 0 K: 0 S: 3	H: 1 LOB: 0 BB: 0 P: 3	R: 0 E: 0 K: 0 S: 5	H: 2 LOB: 2 BB: 0 P: 5	R: 0 E: 0 K: 1 S: 7	H: 2 LOB: 2 BB: 0 P: 7	1B: 8 2B: 1 3B: 0 HR: 1	SF: 0 SAC: 0 DP: 0 HBP: 0	WP: 0 PB: 0 SB: 1 CS: 2	PA: 40
PITCHER	IP WLS BF H R ER SO BB IBB HBP BLK WP HR S P ERA WHIP																			
Dennis Lamp, R (1, 1) ERA: 5.06	8.0 W 32 8 2 2 3 3 0 0 0 0 0 1 35 47 2.25 1.375																			
Dick Tidrow, R (9, 1) ERA: 1.59	1.0 S 5 2 0 0 1 0 0 0 0 0 0 0 7 7 0.00 2.000																			

Montreal Expos @ Chicago Cubs
 Wrigley Field, Chicago, IL
 Tue May 27 1980, 3:33 AM CDT
 Att: 11,677 - Unknown

livebaseballscorecards.com

AB	34
R	2
H	10
RBI	2
BB	3
SO	4
LOB	15



Batter	1	2	3	4	5	6	7	8	9	AB R H RBI BB SO LOB	TOP	
Pete Rose, S (1, 3) OBP: 0.372, SLG: 0.380	0-0 FC6-4 1B		0-0 1B 2B	4-0 G2-3-6 BB			0-0 4-3		0-0 6-3	4 1 2 0 1 0 0		
Bake McBride, L (1, 9) OBP: 0.312, SLG: 0.474	0-0 FC6-4 1-2f		0-0 F7	0-0 G2-3-6 1-2f			0-0 1B		0-0 HR	5 1 2 1 0 0 3		
Mike Schmidt, R (1, 5) OBP: 0.362, SLG: 0.667	0-0 6-3 1-2		0-0 2B 1B 1B			0-0 F8 SF7 2B	0-3 K		0-0 F8	5 2 2 1 0 1 2		
Greg Luzinski, R (1, 7) OBP: 0.381, SLG: 0.603		0-0 E9 HR	0-0 1B 2B			0-0 F8 2-3	0-0 4-3		0-0 1-3	5 2 1 0 0 0 2		
Garry Maddox, R (1, 8) OBP: 0.294, SLG: 0.429		0-3 K	0-0 CS S 1B			0-0 SF7 3-H		0-0 F9		3 0 1 3 0 1 1		
Bob Boone, R (1, 2) OBP: 0.277, SLG: 0.359		0-0 HR	0-0 E BB			0-0 6-3		0-0 FC4-6 1B 1B		3 1 2 2 1 0 0		
Larry Bowa, S (1, 6) OBP: 0.260, SLG: 0.326		0-0 3-1	0-0 E4 1-2			0-0 F8		0-0 FC4-6 1B 1B		4 0 1 0 0 0 1		
Manny Trillo, R (1, 4) OBP: 0.370, SLG: 0.448		0-0 FC4-6 1B	0-0 1-3			0-0 G6-4-3 1B		0-0 FC4-6 1-2f 2-3		4 0 2 0 0 0 4		
Dan Larson, R (1, 1) George Vukovich, L (2, PH) Lerrin LaGrow, R (2, 1) Kevin Saucier, L (5, 1) Greg Gross, L (6, PH) Ron Reed, R (6, 1) Del Unser, L (8, PH) Dickie Noles, R (8, 1)		0-0 FC4-6		0-3 K		0-0 G6-4-3 1-2f		0-3 K		0 0 0 0 0 0 0 1 0 0 0 0 0 1 1 0 0 0 0 1 0 0 0 0 0 0 0 0 1 0 0 0 0 0 1 0 0 0 0 0 0 0 1 0 0 0 0 1 2 0 0 0 0 0 0 0		
Inning Stats	R: 0 H: 1 E: 0 LOB: 0 K: 0 BB: 0 S: 3 P: 3	R: 2 H: 2 E: 1 LOB: 1 K: 1 BB: 1 S: 8 P: 8	R: 3 H: 4 E: 1 LOB: 2 K: 0 BB: 1 S: 7 P: 11	R: 0 H: 0 E: 0 LOB: 0 K: 1 BB: 1 S: 4 P: 8	R: 1 H: 1 E: 0 LOB: 0 K: 0 BB: 0 S: 4 P: 4	R: 0 H: 1 E: 0 LOB: 0 K: 0 BB: 0 S: 3 P: 3	R: 0 H: 1 E: 0 LOB: 1 K: 1 BB: 0 S: 6 P: 6	R: 0 H: 2 E: 0 LOB: 2 K: 1 BB: 0 S: 7 P: 7	R: 1 H: 1 E: 0 LOB: 0 K: 0 BB: 0 S: 4 P: 4	1B: 8 SF: 1 2B: 3 SAC: 0 3B: 0 DP: 2 HR: 2 HBP: 0	WP: 0 PA: 40 PB: 0 SB: 1 CS: 1	
PITCHER Rick Reuschel, R (1, 1) ERA: 3.71	IP WLS BF H R ER SO BB IBB HBP BLK WP HR S P ERA WHIP	9.0 W 40 13 7 6 4 2 0 0 0 0 2 46 54 6.00 1.667										

Philadelphia Phillies @ Chicago Cubs
Wrigley Field, Chicago, IL
Fri May 30 1980, 3:33 AM CDT
Att. 8,632 - Unknown

livebaseballscorecards.com

AB 37
R 7
H 13
RBI 7
BB 2
SO 4
LOB 17



Batter	1	2	3	4	5	6	7	8	9	AB R H RBI BB SO LOB	TOP										
Lonnie Smith, R (1, 9) OBP: 0.462, SLG: 0.583	4-0 CS BB		0-0 1B 2B	0-0 1B 1B		0-0 L8		0-0 FC6-4 1-2f		4 2 2 1 1 0 1											
Pete Rose, S (1, 3) OBP: 0.374, SLG: 0.383 Del Unser, L (6, 3) OBP: 0.429, SLG: 0.640	0-0 FC5-4 1B 1-2		0-0 HR 1B 2-H	0-0 G3		0-3 K		0-0 BB 1B		4 1 2 1 0 1 1 1 0 1 0 0 0 0											
Mike Schmidt, R (1, 5) OBP: 0.371, SLG: 0.705 John Vukovich, R (8, 5) OBP: 0.200, SLG: 0.200	0-0 F3		0-0 HR 1B 1-H	4-0 1B BB		0-0 HR		0-0 F8		3 2 2 3 1 0 1 1 0 0 0 0 0 1											
Greg Luzinski, R (1, 7) OBP: 0.382, SLG: 0.596 George Vukovich, L (9, 7) OBP: 0.300, SLG: 0.368	0-0 FC5-4 1-2f		0-0 FC5-4 1B	0-0 FC6-4 1B 1-2 2-H		0-3 K		0-0 P4		5 0 2 1 0 1 2 0 0 0 0 0 0 0											
Bob Boone, R (1, 2) OBP: 0.275, SLG: 0.349		0-0 3-1	0-0 FC5-4 1-2f	0-0 FC6-4 1-2f		0-0 L6		4-0 BB 1-2		4 0 0 0 1 0 3											
Garry Maddox, R (1, 8) OBP: 0.284, SLG: 0.413		0-0 P5	0-3 K 1-2		0-0 4-3		0-3 K		0-0 F8	5 0 0 0 0 2 3											
Larry Bowa, S (1, 6) OBP: 0.267, SLG: 0.338		0-0 2B		0-0 SH1-4 1B 1B	0-0 6-3		0-0 L4			4 1 2 0 0 0 0											
Manny Trillo, R (1, 4) OBP: 0.365, SLG: 0.433		0-0 5-3		4-0 SH1-4 E BB 1-2	0-3 K		0-0 6-3			3 1 0 0 1 1 1											
Steve Carlton, L (1, 1) OBP: 0.167, SLG: 0.172 Greg Gross, L (8, PH) OBP: 0.220, SLG: 0.222 Dickie Noles, R (8, 1) OBP: 0.667, SLG: 0.667			0-3 K	0-0 SH1-4 1-2 2-3		0-0 F9		4-0 FC6-4 BB		2 0 0 0 0 1 0 0 0 0 0 1 0 0 0 0 0 0 0 0 0											
Inning Stats	R: 0 E: 0 K: 0 S: 3	H: 1 LOB: 1 BB: 1 P: 7	R: 0 E: 0 K: 0 S: 4	H: 1 LOB: 1 BB: 0 P: 4	R: 3 E: 0 K: 2 S: 11	H: 4 LOB: 1 BB: 0 P: 11	R: 3 E: 1 K: 0 S: 6	H: 3 LOB: 2 BB: 2 P: 14	R: 0 E: 0 K: 1 S: 5	H: 0 LOB: 0 BB: 0 P: 5	R: 1 E: 0 K: 2 S: 8	H: 1 LOB: 0 BB: 0 P: 8	R: 0 E: 0 K: 0 S: 3	H: 0 LOB: 1 BB: 1 P: 7	R: 0 E: 0 K: 0 S: 4	H: 1 LOB: 2 BB: 1 P: 8	1B: 7 2B: 2 3B: 0 HR: 2	SF: 0 SAC: 1 DP: 0 HBP: 0	WP: 0 PB: 0 SB: 1 CS: 1	PA: 42	
PITCHER	IP WLS BF H R ER SO BB IBB HBP BLK WP HR S P ERA WHIP	IP WLS BF H R ER SO BB IBB HBP BLK WP HR S P ERA WHIP	IP WLS BF H R ER SO BB IBB HBP BLK WP HR S P ERA WHIP	IP WLS BF H R ER SO BB IBB HBP BLK WP HR S P ERA WHIP	IP WLS BF H R ER SO BB IBB HBP BLK WP HR S P ERA WHIP	IP WLS BF H R ER SO BB IBB HBP BLK WP HR S P ERA WHIP	IP WLS BF H R ER SO BB IBB HBP BLK WP HR S P ERA WHIP	IP WLS BF H R ER SO BB IBB HBP BLK WP HR S P ERA WHIP	IP WLS BF H R ER SO BB IBB HBP BLK WP HR S P ERA WHIP	IP WLS BF H R ER SO BB IBB HBP BLK WP HR S P ERA WHIP	IP WLS BF H R ER SO BB IBB HBP BLK WP HR S P ERA WHIP	IP WLS BF H R ER SO BB IBB HBP BLK WP HR S P ERA WHIP	IP WLS BF H R ER SO BB IBB HBP BLK WP HR S P ERA WHIP	IP WLS BF H R ER SO BB IBB HBP BLK WP HR S P ERA WHIP	IP WLS BF H R ER SO BB IBB HBP BLK WP HR S P ERA WHIP	IP WLS BF H R ER SO BB IBB HBP BLK WP HR S P ERA WHIP	IP WLS BF H R ER SO BB IBB HBP BLK WP HR S P ERA WHIP	IP WLS BF H R ER SO BB IBB HBP BLK WP HR S P ERA WHIP	IP WLS BF H R ER SO BB IBB HBP BLK WP HR S P ERA WHIP	IP WLS BF H R ER SO BB IBB HBP BLK WP HR S P ERA WHIP	
Willie Hernandez, L (1, 1) ERA: 4.6	3.1 L	18 7 5 5 2	2 0 0 0	0 0 0	0 1 20 28	13.50 2.700															
Lynn McGlothen, R (4, 1) ERA: 6.82	2.2	11 2 1 1 2	1 0 0 0	0 0 0	0 0 14 18	3.38 1.125															
Bill Caudill, R (7, 1) ERA: 2.45	2.0	8 1 1 1 2	1 0 0 0	0 0 0	0 1 11 15	4.50 1.000															
Doug Capilla, L (9, 1) ERA: 2.16	1.0	5 1 0 0 0	1 0 0 0	0 0 0	0 0 4 8	0.00 2.000															

Philadelphia Phillies @ Chicago Cubs
Wrigley Field, Chicago, IL
Sat May 31 1980, 3:33 AM CDT
Att: 26,937 - Unknown

AB	36
R	7
H	11
RBI	6
BB	5
SO	6
LOB	13



Batter	1	2	3	4	5	6	7	8	9	AB R H RBI BB SO LOB
Lenny Randle, S (1, 4) OBP: 0.352, SLG: 0.399	0-0 1-3 F8		0-0 F8			0-0 1B		4-0 FC6-4 BB		3 0 1 0 1 0 1
Ivan De Jesus, R (1, 6) OBP: 0.304, SLG: 0.395	0-3 K			0-0 1-3		0-0 F8		0-0 FC6-4		4 0 0 0 0 1 3
Bill Buckner, L (1, 3) OBP: 0.317, SLG: 0.386	0-0 F8			0-3 K		0-0 4-3		0-0 F8		4 0 0 0 0 1 3
Dave Kingman, R (1, 7) OBP: 0.342, SLG: 0.564		0-0 F8		0-3 K		0-0 2B		0-0 1-3		4 0 1 0 0 1 0
Mike Vail, R (1, 9) OBP: 0.406, SLG: 0.576		0-3 K		0-3 K		0-0 F8		0-3 K		4 0 0 0 0 3 1
Jerry Martin, R (1, 8) OBP: 0.325, SLG: 0.470		0-0 6-3		0-3 K		0-3 K		0-3 K		4 0 0 0 0 3 1
Steve Ontiveros, S (1, 5) OBP: 0.328, SLG: 0.286			0-3 K		0-0 1B	0-3 K		0-0 K		3 0 1 0 0 2 1
Tim Blackwell, S (1, 2) OBP: 0.279, SLG: 0.300			0-0 1B		0-0 F7		4-0 FC6-4 BB	0-0 BB		2 0 1 0 1 0 1
Willie Hernandez, L (1, 1) Lynn McClothen, L (4, 1) Mike Tyson, R (6, PH) Bill Caudill, R (7, 1) Jesus Figueroa, L (8, PH) Doug Capilla, L (9, 1)			0-3 K		0-3 K	0-3 K		0-0 F8		1 0 0 0 0 0 1 1 0 0 0 0 0 0 0 0 1 0 0 0 0 0 1 0 0 0 0 0 0 0 0 0 1 0 0 0 0 0 0 1 0 0 0 0 0 0 0 0

BOTTOM

Philadelphia Phillies @ Chicago Cubs
 Wrigley Field, Chicago, IL
 Sat May 31 1980, 3:33 AM CDT
 Att. 26,937 - Unknown

livebaseballscorecards.com

AB	31
R	0
H	4
RBI	0
BB	2
SO	13
LOB	13



Inning Stats	R: 0	H: 0	E: 0	LOB: 0	K: 1	S: 5	P: 5	R: 0	H: 0	E: 0	LOB: 0	K: 1	S: 5	P: 5	R: 0	H: 1	E: 0	LOB: 1	K: 2	S: 8	P: 8	R: 0	H: 0	E: 0	LOB: 0	K: 2	S: 7	P: 7	R: 0	H: 1	E: 0	LOB: 1	K: 2	S: 8	P: 8	R: 0	H: 1	E: 0	LOB: 1	K: 1	S: 6	P: 6	R: 0	H: 1	E: 0	LOB: 1	K: 2	S: 8	P: 8	R: 0	H: 0	E: 0	LOB: 2	K: 0	S: 3	P: 11	R: 0	H: 0	E: 0	LOB: 0	K: 2	S: 7	P: 7	1B: 3	SF: 0	2B: 1	SAC: 0	3B: 0	DP: 0	HR: 0	HBP: 0	WP: 0	PA: 33
--------------	------	------	------	--------	------	------	------	------	------	------	--------	------	------	------	------	------	------	--------	------	------	------	------	------	------	--------	------	------	------	------	------	------	--------	------	------	------	------	------	------	--------	------	------	------	------	------	------	--------	------	------	------	------	------	------	--------	------	------	-------	------	------	------	--------	------	------	------	-------	-------	-------	--------	-------	-------	-------	--------	-------	--------

PITCHER	IP	WLS	BF	H	R	ER	SO	BB	IBB	HBP	BLK	WP	HR	S	P	ERA	WHIP
Steve Carton, L (1, 1) ERA: 1.84	7.0	W	25	4	0	0	11	0	0	0	0	0	0	47	47	0.00	0.571
Dickie Noles, R (8, 1) ERA: 1.96	2.0		8	0	0	0	2	2	0	0	0	0	0	10	18	0.00	1.000

Batter	1	2	3	4	5	6	7	8	9	AB R H RBI BB SO LOB	TOP														
Pete Rose, S (1, 3) OBP: 0.375, SLG: 0.380	0-0 6-3		0-0 1B E 1-2 1B	4-0 BB			0-3 K		0-0 3-1	4 1 1 0 1 1 0															
Bake McBride, L (1, 9) OBP: 0.311, SLG: 0.468	0-0 4-3		0-0 E SF7 1-3 2-H 1B	0-0 P4			0-0 P3			4 1 1 1 0 0 1															
Mike Schmidt, R (1, 5) OBP: 0.374, SLG: 0.717	0-0 F8		0-0 E6 BB 1-3 3-H		4-0 G6-3 BB		0-0 HR			3 1 1 1 1 0 1															
Greg Luzinski, R (1, 7) OBP: 0.373, SLG: 0.584		0-3 K	0-0 SF7 3-H		0-0 F7		0-0 P3			3 0 0 1 0 1 1															
Bob Boone, R (1, 2) OBP: 0.280, SLG: 0.349		0-0 FC5-4 1B	4-0 1-2 BB		0-0 G6-3 1-2f			0-0 1-3		3 0 1 0 1 0 1															
Garry Maddox, R (1, 8) OBP: 0.283, SLG: 0.408		0-0 FC5-4 1B 1-2f	0-0 F9			0-0 FC4-6 1B		0-0 F7		4 0 1 0 0 0 3															
Larry Bowa, S (1, 6) OBP: 0.266, SLG: 0.336		0-0 1-3 1B	0-3 K			0-0 FC4-6 1-2f		0-0 3-1		4 0 1 0 0 1 3															
Manny Trillo, R (1, 4) OBP: 0.350, SLG: 0.415	0-0 5-3		0-0 F8		0-0 F8		0-0 F8		0-3 K	4 0 0 0 0 1 3															
Bob Walk, R (1, 1) OBP: 0.250, SLG: 0.250			0-0 K 1B		0-0 4-3		0-3 K		0-0 4-3	3 1 1 0 0 1 1															
Ron Reed, R (6, 1)										0 0 0 0 0 0 0															
Kevin Saucier, L (7, 1)										0 0 0 0 0 0 0															
Del Unser, L (9, PH) OBP: 0.414, SLG: 0.615										1 0 0 0 0 0 0															
Inning Stats	R: 0 E: 0 K: 0 S: 3	H: 0 LOB: 0 BB: 0 P: 3	R: 0 E: 0 K: 1 S: 7	H: 2 LOB: 2 BB: 0 P: 7	R: 3 E: 1 K: 1 S: 9	H: 3 LOB: 2 BB: 1 P: 13	R: 0 E: 0 K: 0 S: 3	H: 0 LOB: 1 BB: 1 P: 7	R: 0 E: 0 K: 0 S: 2	H: 0 LOB: 0 BB: 1 P: 6	R: 0 E: 0 K: 1 S: 6	H: 1 LOB: 1 BB: 0 P: 6	R: 1 E: 0 K: 1 S: 6	H: 1 LOB: 0 BB: 0 P: 6	R: 0 E: 0 K: 0 S: 3	H: 0 LOB: 0 BB: 0 P: 3	R: 0 E: 0 K: 1 S: 5	H: 0 LOB: 0 BB: 0 P: 5	1B: 6 2B: 0 3B: 0 HR: 1	SF: 1 SAC: 0 DP: 1 HBP: 0	WP: 0 PB: 0 SB: 0 CS: 0	PA: 37			
PITCHER	IP	WLS	BF	H	R	ER	SO	BB	IBB	HBP	BLK	WP	HR	S	P	ERA	WHIP								
Dennis Lamp, R (1, 1) ERA: 4.73	6.0		27	6	3	2	3	3	0	0	0	0	0	30	42	3.00	1.500								
Dick Tidrow, R (7, 1) ERA: 1.72	1.0	W	4	1	1	1	1	0	0	0	0	0	1	6	6	9.00	1.000								
Bruce Sutter, R (8, 1) ERA: 3.33	2.0	S	6	0	0	0	1	0	0	0	0	0	0	8	8	0.00	0.000								

Philadelphia Phillies @ Chicago Cubs
Wrigley Field, Chicago, IL
 Sun Jun 01 1980, 3:33 AM CDT
 Att. 20,051 - Overcast - 68 F

livebaseballscorecards.com

AB	33
R	4
H	7
RBI	3
BB	3
SO	5
LOB	14



Batter	1	2	3	4	5	6	7	8	9	10	11	12	13	AB R H RBI BB SO LOB	TOP																
Lenny Randle, S OBP: 0.350, SLG: 0.392	G3		1-H 2B	4-3			F7	5-3		K			K	7 0 1 1 0 2 1																	
Ivan De Jesus, R OBP: 0.313, SLG: 0.398	1-3 BB		CS BB		F9 SF8 2B		4-3				K		F9	5 1 2 0 2 1 0																	
Bill Buckner, L OBP: 0.310, SLG: 0.387	1-3		1-2 1B 2B		F9		1B 1B 2B	6-3			F7			6 2 2 0 0 0 3																	
Dave Kingman, R OBP: 0.361, SLG: 0.594	K		FC5-4 1B		SF8		1B 1B IBB		4-3		F7			2 0 1 2 1 1 1																	
Jesus Figueroa, L OBP: 0.385, SLG: 0.304			2-H 1B											2 0 0 0 0 0 0																	
Mike Vail, R OBP: 0.418, SLG: 0.595		CS BB	FC5-4		6-3		1B 1B			HR				4 1 2 1 2 0 1																	
Scot Thompson, L OBP: 0.369, SLG: 0.385		1-2 K		HR			F8	1B		K			K	6 1 2 2 0 3 2																	
Steve Ontiveros, S OBP: 0.323, SLG: 0.291					6-3			P5		F9			F7	2 0 1 0 1 0 0																	
Mick Kelleher, R OBP: 0.229, SLG: 0.182							4-3 2B							2 0 0 0 0 0 3																	
Steve Dillard, R OBP: 0.351, SLG: 0.400		BB												1 0 0 0 0 0 1																	
Tim Blackwell, S OBP: 0.282, SLG: 0.279		F7		SH2-4 BB			4-3						K	5 0 0 0 1 1 3																	
Mike Kruczek, R Dick Tidrow, R Willy Hamilton, L Ken Mackenzie, R Bruce Sutter, R Jerry Martin, R Bill Casper, R Mike Tyson, R Lynn McGlothen, L					SH2-4 1B		F3						K	2 1 1 0 0 0 2																	
Inning Stats	R: 0 E: 0 K: 1 S: 5	H: 0 LOB: 1 BB: 1 P: 9	R: 0 E: 0 K: 1 S: 4	H: 0 LOB: 2 BB: 2 P: 12	R: 2 E: 0 K: 0 S: 5	H: 4 LOB: 1 BB: 1 P: 9	R: 1 E: 0 K: 0 S: 4	H: 1 LOB: 1 BB: 1 P: 8	R: 1 E: 0 K: 0 S: 4	H: 1 LOB: 2 BB: 0 P: 4	R: 0 E: 0 K: 0 S: 4	H: 1 LOB: 2 BB: 0 P: 4	R: 1 E: 0 K: 1 S: 6	H: 1 LOB: 0 BB: 0 P: 6	R: 0 E: 0 K: 2 S: 7	H: 0 LOB: 0 BB: 0 P: 7	R: 0 E: 0 K: 1 S: 5	H: 0 LOB: 1 BB: 1 P: 11	R: 0 E: 0 K: 2 S: 7	H: 0 LOB: 0 BB: 0 P: 7	R: 0 E: 0 K: 2 S: 7	H: 0 LOB: 0 BB: 0 P: 7	1B: 5 2B: 5 3B: 0 HR: 3	SF: 1 SAC: 1 DP: 0 HBP: 0	WP: 0 PA: 56 PB: 0 SB: 0 CS: 2						
PITCHER	IP WLS BF H R ER SO BB IBB HBP BLK WP HR S P ERA WHIP																														
David Palmer, R ERA: 2.29	(1, 1) 4.0																														
Bill Gullickson, R ERA: 5.79	(5, 1) 2.2	13	4	2	2	0	0	1	0	0	0	0	0	12	16	6.75	1.500														
Fred Norman, L ERA: 7.89	(7, 1) 0.1	2	1	0	0	0	0	0	0	0	0	0	0	2	2	0.00	3.000														
Elias Sosa, R ERA: 3.27	(8, 1) 2.0	9	3	2	2	1	0	0	0	0	0	0	2	11	11	9.00	1.500														
Woodie Fryman, L ERA: 0.37	(10, 1) 4.0	W 13	0	0	0	7	1	0	0	0	0	0	0	26	30	0.00	0.250														

Chicago Cubs @ Montreal Expos
Olympic Stadium, Montreal, QB
Mon Jun 02 1980, 7:05 PM EDT
Att. 15,271 - Unknown

livebaseballscorecards.com

AB	47
R	7
H	13
RBI	7
BB	7
SO	10
LOB	17



Batter	1	2	3	4	5	6	7	8	9	AB R H RBI BB SO LOB	TOP									
Lenny Randle, S OBP: 0.346, SLG: 0.387 (1, 4)	0-0 F7	0-0 FC6-4		0-0 P6		0-0 CS 1B		0-0 1-3	5 0 1 1 0 0 3											
Ivan De Jesus, R OBP: 0.310, SLG: 0.388 (1, 6)	0-3 K		0-0 F9		4-0 1B S BB	0-0 CS	0-0 F8	0-3 K	4 0 0 0 1 2 0											
Larry Bittner, L OBP: 0.389, SLG: 0.419 (1, 3)	0-0 4-3		4-0 BB		0-0 FC6-4 1B		0-0 1B 1B	1-0 1B HBP	3 1 2 0 1 0 0											
Dave Kingman, R OBP: 0.366, SLG: 0.591 Jesus Figueroa, L OBP: 0.407, SLG: 0.333 (7, PR) (7, 7)		0-0 BB HR 1B	0-0 F7		0-0 F8		0-0 1B 1B	0-0 1-2 1B	4 1 2 0 0 0 3 1 0 1 0 0 0 0											
Mike Vail, R OBP: 0.417, SLG: 0.577 (1, 9)		4-0 1-2 HR BB	0-0 F7		0-0 L6		0-0 1-3 2-H 1B	0-0 F7	4 1 1 1 1 0 5											
Jerry Martin, R OBP: 0.325, SLG: 0.484 (1, 8)		0-0 1-H 2-H HR		0-0 P4		0-0 FC6-4		0-0 F8	4 1 1 3 0 0 4											
Steve Ontiveros, S OBP: 0.333, SLG: 0.293 Mick Kelleher, R OBP: 0.229, SLG: 0.182 (1, 5) (8, 5)		4-0 FC2-6 BB		0-0 2B 1B		0-0 P5		0-3 K	3 0 1 0 1 1 0 0 0 0 0 0 0 0											
Tim Blackwell, S OBP: 0.280, SLG: 0.292 (1, 2)		0-0 F8		0-0 1-3 2B		0-0 F7		0-0 F7	4 0 1 0 0 0 1											
Rick Reuschel, R OBP: 0.172, SLG: 0.241 (1, 1)		0-0 FC2-6 FC6-4		0-0 6-3		0-0 1B 3B		0-0 6-3	4 1 1 0 0 0 3											
Inning Stats	R: 0 E: 0 K: 1 S: 5	H: 0 LOB: 0 BB: 0 P: 5	R: 3 E: 0 K: 0 S: 5	H: 2 LOB: 1 BB: 2 P: 13	R: 0 E: 0 K: 0 S: 3	H: 0 LOB: 1 BB: 1 P: 7	R: 0 E: 0 K: 0 S: 4	H: 1 LOB: 2 BB: 1 P: 8	R: 1 E: 0 K: 0 S: 4	H: 2 LOB: 0 BB: 0 P: 4	R: 1 E: 0 K: 0 S: 5	H: 3 LOB: 2 BB: 0 P: 5	R: 0 E: 0 K: 1 S: 6	H: 0 LOB: 0 BB: 0 P: 5	R: 0 E: 0 K: 1 S: 6	H: 1 LOB: 2 BB: 0 P: 7	1B: 8 2B: 1 3B: 1 HR: 1	SF: 0 SAC: 0 DP: 0 HBP: 1	WP: 0 PB: 0 SB: 1 CS: 1	PA: 42
PITCHER	IP WLS BF H R ER SO BB IBB HBP BLK WP HR S P ERA WHIP																			
Ross Grimsley, L ERA: 5.33 (1, 1)	4.0 L 21 5 3 3 1 4 0 0 0 0 0 1 19 35 6.75 2.250																			
Stan Bahnsen, R ERA: 1.44 (5, 1)	2.1 10 4 2 2 0 0 0 0 0 0 0 0 10 10 7.71 1.714																			
Elias Sosa, R ERA: 3.04 (7, 1)	1.2 5 1 0 0 1 0 0 0 0 0 0 0 7 7 0.00 0.600																			
Fred Norman, L ERA: 7.54 (9, 1)	1.0 5 1 0 0 1 0 0 0 1 0 0 0 6 7 0.00 1.000																			

Chicago Cubs @ Montreal Expos
Olympic Stadium, Montreal, QB
Tue Jun 03 1980, 7:05 PM EDT
Att. 22,502 - Unknown

livebaseballscorecards.com

AB 36
R 5
H 11
RBI 5
BB 4
SO 3
LOB 19



Batter	1	2	3	4	5	6	7	8	9	AB R H RBI BB SO LOB	TOP											
Lenny Randle, S (1, 4) OBP: 0.349, SLG: 0.382	0-0 F5		4-0 FC1-6 BB		0-0 F9		4-0 BB			2 0 0 0 2 0 0												
Ivan De Jesus, R (1, 6) OBP: 0.304, SLG: 0.379	0-0 4-3		0-0 FC1-6 S		0-3 K		0-0 F8			4 0 0 0 0 1 4												
Larry Bittner, L (1, 3) OBP: 0.395, SLG: 0.439	0-0 1B		0-0 1-3			0-0 F8		0-0 1B 2B		4 0 2 0 0 0 2												
Dave Kingman, R (1, 7) OBP: 0.370, SLG: 0.614	0-3 K			0-0 G4-6-3 1B		0-0 HR		0-3 K		4 1 2 1 0 2 2												
Mike Vail, R (1, 9) OBP: 0.409, SLG: 0.561		0-0 CS 1B		0-0 G4-6-3		0-3 K		0-0 5-3		4 0 1 0 0 1 2												
Jerry Martin, R (1, 8) OBP: 0.329, SLG: 0.484		0-3 K		0-0 BB 1B		0-0 6-3		0-0 1B		4 0 2 0 0 1 1												
Steve Ontiveros, S (1, 5) OBP: 0.347, SLG: 0.300		0-3 K		4-0 BB			0-0 SH1-4 1B		0-0 6-3	2 0 1 0 1 1 0	AB 32											
Mick Kelleher, R (7, PR) OBP: 0.222, SLG: 0.176				1-2 BB					0-0 F2	1 0 0 0 0 0 0	R 1											
Tim Blackwell, S (1, 2) OBP: 0.279, SLG: 0.289			0-0 FC2-6 1B		0-0 F8		0-0 P1		0-0 F2	4 0 1 0 0 0 3	H 9											
Lynn McGlothen, L (1, 1) OBP: 0.556, SLG: 0.625			0-0 FC2-6 BB			0-0 1-3		0-0 SH1-4	0-0 4-3	2 0 0 0 0 0 1	RBI 1											
Willie Hernandez, L (7, 1) OBP: 0.375, SLG: 0.500										0 0 0 0 0 0 0	BB 3											
Dick Tidrow, R (8, 1) OBP: 0.393, SLG: 0.320										0 0 0 0 0 0 0	SO 6											
Jesus Figueroa, L (9, PH)										1 0 0 0 0 0 0	LOB 15											
Inning Stats	R: 0 E: 0 K: 1 S: 6	H: 1 LOB: 1 BB: 0 P: 6	R: 0 E: 0 K: 2 S: 7	H: 1 LOB: 0 BB: 0 P: 7	R: 0 E: 0 K: 0 S: 4	H: 1 LOB: 2 BB: 1 P: 8	R: 0 E: 0 K: 0 S: 4	H: 2 LOB: 2 BB: 1 P: 8	R: 0 E: 0 K: 1 S: 5	H: 0 LOB: 0 BB: 0 P: 5	R: 1 E: 0 K: 1 S: 6	H: 1 LOB: 0 BB: 0 P: 6	R: 0 E: 0 K: 0 S: 4	H: 1 LOB: 2 BB: 1 P: 8	R: 0 E: 0 K: 1 S: 6	H: 2 LOB: 2 BB: 0 P: 6	R: 0 E: 0 K: 0 S: 3	H: 0 LOB: 0 BB: 0 P: 3	1B: 7 2B: 1 3B: 0 HR: 1	SF: 0 SAC: 1 DP: 1 HBP: 0	WP: 0 PB: 0 SB: 1 CS: 1	PA: 36
PITCHER Steve Rogers, R (1, 1) ERA: 3.25	IP 9.0 WLS W BF 36 H 9 R 1 ER 1 SO 6 BB 3 IBB 0 HBP 0 BLK 0 WP 0 HR 1 S 45 P 57 ERA 1.00 WHIP 1.333											PITCHER	IP WLS BF H R ER SO BB IBB HBP BLK WP HR S P ERA WHIP									

Chicago Cubs @ Montreal Expos
Olympic Stadium, Montreal, QB
Wed Jun 04 1980, 7:05 PM EDT
Att. 13,297 - Unknown

livebaseballscorecards.com



Batter	1	2	3	4	5	6	7	8	9
Ron LeFlore, R OBP: 0.311, SLG: 0.294 (1, 7)	0-0 5-3		0-0 F8		0-0 4-3 1B		4-0 HR BB	0-0 1-2 2-3 PB 1B	
Rodney Scott, S OBP: 0.298, SLG: 0.245 (1, 4)	0-3 K		0-0 FC5-4 1B		0-0 4-3		0-0 F9	0-0 1-2 2-3 3-H 1-3	
Andre Dawson, R OBP: 0.355, SLG: 0.487 (1, 8)	4-0 BB 1B BB		0-0 FC5-4 1-2f		0-0 4-3		2-0 1-H 2-H HR	0-0 3-Hf 3-2	
Gary Carter, R OBP: 0.331, SLG: 0.519 (1, 2)	4-0 1-2 1B BB		0-3 K			0-0 F8	0-0 HR		
Warren Cromartie, L OBP: 0.315, SLG: 0.432 (1, 3)	0-0 1-2 2-H 1B			0-0 CS 1B		0-0 G3	0-0 F9		
Rowland Office, L OBP: 0.358, SLG: 0.364 (1, 9)	0-0 F9			4-0 1-2 CS BB		0-0 1B		0-0 2B 1B 1B	
Bob Pate, R OBP: 1.000, SLG: 1.000 (8, PH) (9, 9)				0-0 1-2 3-1 BB		0-3 K		0-0 1-3 1B 2B	
Ken Macha, R OBP: 0.380, SLG: 0.511 (1, 5)		0-3 K			0-0 1-2			0-0 1-3 1B 2B	
Chris Speier, R OBP: 0.371, SLG: 0.427 (1, 6)		0-0 6-3			0-0 4-3 1B 1B		0-0 SH1-4 HR 1B	4-0 1B PB 1B IBB	
Steve Rogers, R OBP: 0.346, SLG: 0.190 (1, 1)		0-0 1-3			0-3 K		0-0 SH1-4	0-0 1-2 2-H 3-H PB 1B 3-2 1B	

Inning Stats	R: 1	H: 1	E: 0	K: 1	S: 6	LOB: 2	BB: 2	P: 14
	R: 0	H: 0	E: 0	K: 1	S: 5	LOB: 0	BB: 0	P: 5
	R: 0	H: 1	E: 0	K: 1	S: 6	LOB: 1	BB: 0	P: 6
	R: 0	H: 1	E: 0	K: 0	S: 2	LOB: 0	BB: 1	P: 6
	R: 0	H: 2	E: 0	K: 1	S: 7	LOB: 2	BB: 0	P: 7
	R: 0	H: 1	E: 0	K: 1	S: 6	LOB: 1	BB: 0	P: 6
	R: 4	H: 3	E: 0	K: 0	S: 6	LOB: 0	BB: 1	P: 12
	R: 3	H: 4	E: 0	K: 0	S: 6	LOB: 1	BB: 1	P: 10

PITCHER															PITCHER																		
IP	WLS	BF	H	R	ER	SO	BB	IBB	HBP	BLK	WP	HR	S	P	ERA	WHIP	IP	WLS	BF	H	R	ER	SO	BB	IBB	HBP	BLK	WP	HR	S	P	ERA	WHIP
Lynn McGlothen, R (1, 1)	6.2	L	31	9	5	5	5	4	0	0	0	2	37	55	6.75	1.950																	
Willie Hernandez, L (7, 1)	0.1		3	2	2	0	0	0	0	0	0	0	3	3	54.00	6.000																	
Dick Tidrow, R (8, 1)	1.0		5	2	1	0	0	0	1	0	0	0	4	8	0.00	2.000																	

BOTTOM


Chicago Cubs @ Montreal Expos
Olympic Stadium, Montreal, QB

Wed Jun 04 1980, 7:05 PM EDT
Att. 13,297 - Unknown

AB	R	H	RBI	BB	SO	LOB
4	1	2	0	1	0	0
5	0	1	0	0	1	6
4	2	1	3	1	0	5
3	1	1	1	1	1	1
4	0	2	1	0	0	0
2	0	1	0	1	0	2
1	1	1	0	0	0	0
4	1	1	0	0	2	2
3	2	2	0	1	0	0
3	0	1	2	0	1	1

AB	33
R	8
H	13
RBI	7
BB	5
SO	5
LOB	17

livebaseballscores.com



1B:	10	SF:	0	WP:	0	PA:	39
2B:	2	SAC:	1	PB:	1	SB:	0
3B:	0	DP:	1	CS:	2		
HR:	2	HBP:	0				

Batter	1	2	3	4	5	6	7	8	9	AB R H RBI BB SO LOB	TOP	
Lenny Randle, S (1, 4) OBP: 0.347, SLG: 0.391	0-0 FC6-5 3B		0-0 F8		0-0 F8		0-3 K			4 0 1 0 0 1 3		
Ivan De Jesus, R (1, 6) OBP: 0.297, SLG: 0.371	0-0 FC6-5 FC6-4		0-0 4-3			0-0 5-3		0-0 P2		4 0 0 0 0 0 1		
Larry Bittner, L (1, 3) OBP: 0.388, SLG: 0.429	0-0 F7			0-3 K		0-0 1B 1B		0-0 6-3		4 0 1 0 0 1 1		
Dave Kingman, R (1, 7) OBP: 0.366, SLG: 0.602	0-0 FC6-4 1-2f			0-0 4-3		0-3 K		0-0 1B		4 0 1 0 0 1 2		
Mike Vail, R (1, 9) OBP: 0.413, SLG: 0.553		0-3 K		4-0 BB		0-0 1B 1B		0-0 F8		3 0 1 0 1 1 1		
Jerry Martin, R (1, 8) OBP: 0.328, SLG: 0.479		0-0 1B		0-3 K		0-0 F8		0-0 6-3		4 0 1 0 0 1 3		
Steve Ontiveros, S (1, 5) OBP: 0.347, SLG: 0.290		0-3 K			0-0 P6		4-0 SH1-4 BB		0-3 K	2 0 0 0 1 1 1 0 0 0 0 0 0 0	AB 32 R 0 H 6 RBI 0 BB 2 SO 8 LOB 16	
Mick Kelleher, R (7, PR) OBP: 0.222, SLG: 0.176										1 0 0 0 0 1 0		
Jesus Figueroa, L (9, PH) OBP: 0.379, SLG: 0.308												
Tim Blackwell, S (1, 2) OBP: 0.284, SLG: 0.295		0-3 K			0-0 FC1-6 1B		0-0 SH1-4 1-2		0-0 4-3	2 0 1 0 0 1 1 1 0 0 0 0 0 0		
Scott Thompson, L (9, PH) OBP: 0.365, SLG: 0.380												
Dennis Lamp, R (1, 1) OBP: 0.222, SLG: 0.125			0-0 F8		0-0 FC1-6 1-2f		0-0 P4			3 0 0 0 0 0 3 0 0 0 0 0 0 0 0 0 0 0 0 0 0		
Bill Caudill, R (7, 1)												
Willie Hernandez, L (8, 1) OBP: 0.375, SLG: 0.500												
Inning Stats	R: 0 H: 1 E: 0 LOB: 1 K: 0 BB: 0 S: 4 P: 4	R: 0 H: 1 E: 0 LOB: 1 K: 3 BB: 0 S: 10 P: 10	R: 0 H: 0 E: 0 LOB: 0 K: 0 BB: 0 S: 3 P: 3	R: 0 H: 0 E: 0 LOB: 1 K: 2 BB: 1 S: 7 P: 11	R: 0 H: 1 E: 0 LOB: 1 K: 0 BB: 0 S: 4 P: 4	R: 0 H: 2 E: 0 LOB: 2 K: 1 BB: 0 S: 7 P: 7	R: 0 H: 0 E: 0 LOB: 2 K: 1 BB: 1 S: 5 P: 9	R: 0 H: 1 E: 0 LOB: 1 K: 0 BB: 0 S: 4 P: 4	R: 0 H: 0 E: 0 LOB: 0 K: 1 BB: 0 S: 5 P: 5	1B: 5 SF: 0 2B: 0 SAC: 1 3B: 1 DP: 0 HR: 0 HBP: 0	WP: 0 PA: 35 PB: 0 SB: 0 CS: 0	
PITCHER Scott Sanderson, R (1, 1) ERA: 3.09	IP WLS BF H R ER SO BB IBB HBP BLK WP HR S P ERA WHIP	9.0 W 35 6 0 0 8 2 0 0 0 0 0 0 49 57 0.00 0.889										

Chicago Cubs @ Montreal Expos
Olympic Stadium, Montreal, QB
Thu Jun 05 1980, 7:05 PM EDT
Att. 19,420 - Unknown

livebaseballscorecards.com



Batter	1	2	3	4	5	6	7	8	9
Ron LeFlore, R (1, 7) OBP: 0.310, SLG: 0.293 Jerry White, S (9, 7) OBP: 0.381, SLG: 0.514	0-0 1-3			0-3 K		0-0 1B S		0-0 F8	
Rodney Scott, S (1, 4) OBP: 0.303, SLG: 0.266	0-0 4-3			0-0 3B		0-0 1B S		0-0 F7	
Andre Dawson, R (1, 8) OBP: 0.352, SLG: 0.477	0-0 6-3			0-3 K		0-3 1-2 K		4-0 BB BB	
Gary Carter, R (1, 2) OBP: 0.330, SLG: 0.509		0-0 6-3		0-0 F8		0-3 K		4-0 1-2 BB	
Warren Cromartie, L (1, 3) OBP: 0.314, SLG: 0.428		0-0 F7			0-0 4-3		0-0 HR 1B	0-3 K	
Rowland Office, L (1, 9) OBP: 0.357, SLG: 0.414		0-0 4-3			0-3 K		0-0 HR		
Ken Macha, R (1, 5) OBP: 0.396, SLG: 0.520			0-0 4-3		0-0 CS 1B		0-0 1B 1B		
Chris Speier, R (1, 6) OBP: 0.370, SLG: 0.423			0-0 5-3		0-0 CS	0-0 6-3	0-0 G5-4-3 1B		
Scott Sanderson, R (1, 1) OBP: 0.150, SLG: 0.211			0-3 K			0-3 K	0-0 G5-4-3 1-2		


Inning Stats	R: 0	H: 0	E: 0	LOB: 0	K: 0	BB: 0	S: 3	P: 3
	R: 0	H: 0	E: 0	LOB: 0	K: 0	BB: 0	S: 3	P: 3
	R: 0	H: 0	E: 0	LOB: 0	K: 1	BB: 0	S: 5	P: 5
	R: 0	H: 1	E: 0	LOB: 1	K: 2	BB: 0	S: 8	P: 8
	R: 0	H: 1	E: 0	LOB: 0	K: 1	BB: 0	S: 5	P: 5
	R: 0	H: 2	E: 0	LOB: 2	K: 2	BB: 0	S: 9	P: 9
	R: 2	H: 4	E: 0	LOB: 1	K: 1	BB: 0	S: 8	P: 8
	R: 0	H: 0	E: 0	LOB: 2	K: 1	BB: 2	S: 5	P: 13

PITCHER	IP	WLS	BF	H	R	ER	SO	BB	IBB	HBP	BLK	WP	HR	S	P	ERA	WHIP
Dennis Lamp, R (1, 1) ERA: 4.56	6.1	L	26	8	2	2	7	0	0	0	0	0	1	40	40	2.84	1.263
Bill Caudill, R (7, 1) ERA: 2.14	1.1		5	0	0	0	0	2	0	0	0	0	0	3	11	0.00	1.500
Willie Hernandez, L (8, 1) ERA: 4.96	0.1		1	0	0	0	1	0	0	0	0	0	0	3	3	0.00	0.000

BOTTOM

AB	R	H	RBI	BB	SO	LOB
4	0	1	0	0	1	0
0	0	0	0	0	0	0
4	0	2	0	0	0	0
3	0	0	0	1	2	3
3	0	0	0	1	1	1
4	1	1	0	0	1	2
3	1	1	2	0	1	0
3	0	2	0	0	0	0
3	0	1	0	0	0	0
3	0	0	0	0	2	2

AB 30
R 2
H 8
RBI 2
BB 2
SO 8
LOB 8



WP	HR	S	P	ERA	WHIP
0	0	0	33	0	0
0	0	0	2	0	0
0	0	0	1	0	0

Chicago Cubs @ Montreal Expos
Olympic Stadium, Montreal, QB
Thu Jun 05 1980, 7:05 PM EDT
Att. 19,420 - Unknown

livebaseballscorecards.com

Batter	1	2	3	4	5	6	7	8	9	AB R H RBI BB SO LOB	TOP											
Ivan De Jesus, R (1, 6) OBP: 0.305, SLG: 0.383	0-0 1B 2B		0-0 2B 1B		0-0 6-3		0-0 3-1 SH3-4 1B		0-0 F9	5 1 3 0 0 0 0												
Mike Tyson, R (1, 4) OBP: 0.273, SLG: 0.357	0-0 2-3 1B		0-0 F9		0-0 5-3		0-0 SH3-4			3 0 1 0 0 0 1												
Larry Bittner, L (1, 3) OBP: 0.393, SLG: 0.459	0-0 F4		0-0 1B 2B			0-0 1B 2B	0-0 3-1			4 2 2 0 0 0 3												
Dave Kingman, R (1, 7) OBP: 0.363, SLG: 0.590	0-3 K		0-0 1B			0-0 F4	0-0 F9			4 0 1 2 0 1 4												
Mike Vail, R (1, 9) OBP: 0.406, SLG: 0.539	0-3 K		0-3 K			0-0 4-3 3B 1B		0-3 K		4 1 1 0 0 3 3												
Jerry Martin, R (1, 8) OBP: 0.326, SLG: 0.473		0-3 K		0-3 K		0-0 1-2 3-H 3B 1B		0-0 F3		4 1 1 1 0 2 0												
Steve Ontiveros, S (1, 5) OBP: 0.342, SLG: 0.288		0-0 G4-3 1B		0-0 4-3		0-0 4-3		0-0 F7		4 0 1 0 0 0 2												
Tim Blackwell, S (1, 2) OBP: 0.283, SLG: 0.317		0-0 G4-3		0-0 F6		0-0 1-2 2-3 3B			0-3 K	4 0 1 2 0 1 1												
Mike Krukow, R (1, 1) OBP: 0.192, SLG: 0.192			0-0 6-3		0-0 6-3	0-0 5-3			0-3 K	2 0 0 0 0 0 0												
Dick Tidrow, R (5, 1)										0 0 0 0 0 0 0												
Ken Henderson, S (6, PH) OBP: 0.313, SLG: 0.414										1 0 0 0 0 0 1												
Bill Caudill, R (6, 1)										0 0 0 0 0 0 0												
Steve Dillard, R (9, PH) OBP: 0.345, SLG: 0.392										1 0 0 0 0 1 0												
Inning Stats	R: 0 E: 0 K: 2 S: 9	H: 2 LOB: 2 BB: 0 P: 9	R: 0 E: 0 K: 1 S: 5	H: 1 LOB: 0 BB: 0 P: 5	R: 2 E: 0 K: 1 S: 8	H: 3 LOB: 1 BB: 0 P: 8	R: 0 E: 0 K: 1 S: 5	H: 0 LOB: 0 BB: 0 P: 5	R: 0 E: 0 K: 0 S: 3	H: 0 LOB: 0 BB: 0 P: 3	R: 3 E: 0 K: 0 S: 7	H: 4 LOB: 1 BB: 0 P: 7	R: 0 E: 0 K: 0 S: 4	H: 1 LOB: 1 BB: 0 P: 4	R: 0 E: 0 K: 1 S: 5	H: 0 LOB: 0 BB: 0 P: 5	R: 0 E: 0 K: 2 S: 7	H: 0 LOB: 0 BB: 0 P: 7	1B: 7 2B: 3 3B: 1 HR: 0	SF: 0 SAC: 1 DP: 1 HBP: 0	WP: 0 PB: 0 SB: 0 CS: 0	PA: 37
PITCHER	IP WLS BF H R ER SO BB IBB HBP BLK WP HR S P ERA WHIP																					
Bob Walk, R (1, 1) ERA: 9.0	5.2 W 26 10 5 5 5 0 0 0 0 0 0 0 36 36 7.94 1.765																					
Kevin Saucier, L (6, 1) ERA: 2.18	0.1 1 0 0 0 0 0 0 0 0 0 0 0 1 1 0.00 0.000																					
Ron Reed, R (7, 1) ERA: 3.0	2.0 7 1 0 0 1 0 0 0 0 0 0 0 9 9 0.00 0.500																					
Tug McGraw, L (9, 1) ERA: 2.79	1.0 S 3 0 0 0 2 0 0 0 0 0 0 0 7 7 0.00 0.000																					

Chicago Cubs @ Philadelphia Phillies
Veterans Stadium, Philadelphia, PA
Fri Jun 06 1980, 7:05 PM EDT
Att: 30,189 - Unknown

livebaseballscorecards.com

AB	36
R	5
H	11
RBI	5
BB	0
SO	8
LOB	15



Batter	1	2	3	4	5	6	7	8	9
Lonnie Smith, R OBP: 0.455, SLG: 0.667 (1, 8)	0-0 2B 1B	0-3 K		0-0 SF8 2B	0-0 3B		0-0 F9		
Pete Rose, S OBP: 0.373, SLG: 0.376 Ron Reed, R (7, 1)	0-0 2B	1-0 BB 1B HBP		HBP	G3			0-0 F8	
Greg Gross, L OBP: 0.212, SLG: 0.213 Tug McGraw, R OBP: 0.500, SLG: 0.500 (8, PH) (9, 1)	1-H 2B								
Bake McBride, L OBP: 0.314, SLG: 0.468 (1, 9)	4-0 2B BB	0-0 FC5 BB 1-2 1B		0-0 F9 2-3		0-0 F9		0-0 F7	
Mike Schmidt, R OBP: 0.357, SLG: 0.682 (1, 5)	0-3 K	0-0 P4		0-0 SF8		0-0 F7		0-0 F3	
Greg Luzinski, R OBP: 0.368, SLG: 0.569 (1, 7)	0-0 2B	4-0 BB 1-2 2-3 BB		0-0 5-3		4-0 BB			
Keith Moreland, R OBP: 0.261, SLG: 0.409 (1, 2)	4-0 2B BB	0-0 FC5			0-0 4-3	0-3 K			
Larry Bowa, S OBP: 0.265, SLG: 0.333 (1, 6)	0-0 2B		0-0 1-3		0-0 6-3		0-0 F5		
Manny Trillo, R OBP: 0.374, SLG: 0.434 (1, 4)	4-0 IBB		0-0 5-3		0-0 3B 3B		0-0 FC4-6 1B		
Bob Walk, R OBP: 0.286, SLG: 0.167 Kevin Saucier, L (6, 1) Del Unser, L OBP: 0.387, SLG: 0.571 (7, 3)	0-3 K		0-3 K		4-0 3B BB		0-0 FC4-6		

Inning Stats	R: 3 E: 0 K: 2 S: 10	H: 4 LOB: 3 BB: 3 P: 22	R: 0 E: 0 K: 1 S: 6	H: 1 LOB: 3 BB: 1 P: 11	R: 0 E: 0 K: 1 S: 5	H: 0 LOB: 0 BB: 0 P: 5	R: 1 E: 0 K: 0 S: 4	H: 1 LOB: 1 BB: 0 P: 5	R: 2 E: 0 K: 0 S: 5	H: 2 LOB: 1 BB: 1 P: 9	R: 0 E: 0 K: 1 S: 5	H: 0 LOB: 1 BB: 1 P: 9	R: 0 E: 0 K: 0 S: 4	H: 1 LOB: 1 BB: 0 P: 4	R: 0 E: 0 K: 0 S: 3	H: 0 LOB: 0 BB: 0 P: 3
1B: 3 2B: 4 3B: 2 HR: 0	SF: 1 SAC: 0 DP: 0 HBP: 2	WP: 0 PB: 0 SB: 0 CS: 0														

PITCHER	IP	WLS	BF	H	R	ER	SO	BB	IBB	HBP	BLK	WP	HR	S	P	ERA	WHIP
Mike Krukow, R ERA: 3.53 (1, 1)	4.2	L	28	8	6	6	4	4	1	2	0	0	0	29	51	11.57	2.571
Dick Tidrow, R ERA: 1.64 (5, 1)	0.1		1	0	0	0	0	0	0	0	0	0	0	1	1	0.00	0.000
Bill Caudill, R ERA: 1.96 (6, 1)	3.0		11	1	0	0	1	1	0	0	0	0	0	12	16	0.00	0.667


BOTTOM

Chicago Cubs @ Philadelphia Phillies
Veterans Stadium, Philadelphia, PA

Fri Jun 06 1980, 7:05 PM EDT
Att. 30,189 - Unknown

AB	R	H	RBI	BB	SO	LOB
5	2	3	2	0	1	1
2	1	1	1	0	0	1
0	0	0	0	0	0	0
1	0	0	0	0	0	0
0	0	0	0	0	0	0
4	0	1	0	1	0	2
4	0	0	1	0	1	4
2	1	1	1	2	0	1
3	0	0	0	1	1	4
4	0	1	1	0	0	0
3	1	2	0	1	0	0
2	1	0	0	1	2	3
0	0	0	0	0	0	0
1	0	0	0	0	0	1

AB 31
R 6
H 9
RBI 6
BB 6
SO 5
LOB 17



WP	HR	S	P	ERA	WHIP
0	0	0	40		

Batter	1	2	3	4	5	6	7	8	9	AB R H RBI BB SO LOB	TOP		
Ivan De Jesus, R (1, 6) OBP: 0.305, SLG: 0.378 Bill Buckner, L (7, PH) OBP: 0.309, SLG: 0.384 Mick Kelleher, R (7, 6) OBP: 0.222, SLG: 0.176	4-0 BB CS		0-0 G4-3 1-2f			0-0 F9	0-0 F7			2 0 0 0 1 0 1 1 0 0 0 0 0 2 0 0 0 0 0 0 0			
Mike Tyson, R (1, 4) OBP: 0.271, SLG: 0.333	0-0 4-3 1-2			0-0 6-3		4-0 2B BB		0-0 G3		3 1 0 0 1 0 1			
Larry Bittner, L (1, 3) OBP: 0.386, SLG: 0.462	0-0 6-3			0-0 G3		0-0 1-H 2B		0-0 3-1		4 0 1 1 0 0 0			
Dave Kingman, R (1, 7) OBP: 0.360, SLG: 0.579		0-0 5-3		0-0 F8		0-0 1-3		0-0 1B		4 0 1 0 0 0 1			
Mike Vail, R (1, 9) OBP: 0.410, SLG: 0.570		0-0 1B			0-0 6-3		0-0 HR	0-0 5-3		4 1 2 1 0 0 1			
Jerry Martin, R (1, 8) OBP: 0.330, SLG: 0.471		0-0 F9		E S 1B		4-0 FC6-4 BB		0-0 F3		3 0 1 0 1 0 1			
Steve Ontiveros, S (1, 5) OBP: 0.337, SLG: 0.275		0-0 5-3		0-3 K 1-3		0-0 FC6-4 BB 1-2f		4-0 BB		3 0 0 0 1 1 3			
Tim Blackwell, S (1, 2) OBP: 0.274, SLG: 0.306 Jesus Figueroa, L (9, PH) OBP: 0.367, SLG: 0.296			0-0 6-3		0-0 F5		0-3 K	0-0 F8		3 0 0 0 0 1 2 1 0 0 0 0 0 1			
Rick Reuschel, R (1, 1) OBP: 0.200, SLG: 0.267 Lenny Randle, S (6, PH) OBP: 0.346, SLG: 0.388 Dick Tidrow, R (6, 1) OBP: 0.333, SLG: 0.414 Ken Henderson, S (7, PH) OBP: 0.375, SLG: 0.500 Willie Hernandez, L (7, 1) OBP: 0.375, SLG: 0.500 Scott Thompson, L (9, PH) OBP: 0.362, SLG: 0.376			0-0 G4-3 1B		0-0 4-3		4-0 BB 1-2	0-0 3-1		1 0 1 0 0 0 0 1 0 0 0 0 0 0 0 0 0 0 0 0 0 0 0 0 0 0 1 0 0 0 0 0 0 0 0 0 0 1 0 0 0 0 0 0 1			
Inning Stats	R: 0 H: 0 E: 0 LOB: 0 K: 0 BB: 1 S: 2 P: 6	R: 0 H: 1 E: 0 LOB: 1 K: 0 BB: 0 S: 4 P: 4	R: 0 H: 1 E: 0 LOB: 0 K: 0 BB: 0 S: 3 P: 3	R: 0 H: 0 E: 0 LOB: 0 K: 0 BB: 0 S: 3 P: 3	R: 0 H: 1 E: 0 LOB: 1 K: 1 BB: 0 S: 6 P: 6	R: 1 H: 1 E: 0 LOB: 1 K: 0 BB: 1 S: 4 P: 8	R: 1 H: 1 E: 0 LOB: 2 K: 1 BB: 2 S: 6 P: 14	R: 0 H: 1 E: 0 LOB: 1 K: 0 BB: 0 S: 4 P: 4	R: 0 H: 0 E: 0 LOB: 1 K: 0 BB: 1 S: 3 P: 7	1B: 4 SF: 0 2B: 1 SAC: 0 3B: 0 DP: 1 HR: 1 HBP: 0	WP: 0 PA: 36 PB: 0 SB: 1 CS: 1		
PITCHER	IP WLS BF H R ER SO BB IBB HBP BLK WP HR S P ERA WHIP											PITCHER	IP WLS BF H R ER SO BB IBB HBP BLK WP HR S P ERA WHIP
Randy Lerch, L (1, 1) ERA: 4.63 Dickie Noles, R (7, 1) ERA: 1.78	6.2 W 27 5 2 2 2 4 0 0 0 0 1 27 43 2.70 1.350												

Chicago Cubs @ Philadelphia Phillies
Veterans Stadium, Philadelphia, PA
Sat Jun 07 1980, 7:05 PM EDT
Att: 31,153 - Unknown

livebaseballscorecards.com

AB	31
R	2
H	6
RBI	2
BB	5
SO	2
LOB	14



Batter	1	2	3	4	5	6	7	8	9
Pete Rose, S (1, 3) OBP: 0.377, SLG: 0.386 Del Unser, L (7, 3) OBP: 0.375, SLG: 0.552	0-0 G4-6-3 1B		0-0 4-3		0-0 1B 2B	0-0 SH5-3		0-3 K	
Bake McBride, L (1, 9) OBP: 0.317, SLG: 0.463	0-0 G4-6-3 1-2f		0-0 4-3		0-0 1B 1B	4-0 1B BB		0-0 3-1	
Mike Schmidt, R (1, 5) OBP: 0.365, SLG: 0.689	0-0 2B		0-0 1B 1B		0-0 5-3	0-0 1B			
Greg Luzinski, R (1, 7) OBP: 0.371, SLG: 0.565	0-0 F8		0-0 1B		4-0 1B BB	0-3 K			
Bob Boone, R (1, 2) OBP: 0.283, SLG: 0.357		0-0 FC4-6 1B 2B	0-0 F3		0-0 1-2 2-H 1B	0-0 F7			
Garry Maddox, R (1, 8) OBP: 0.280, SLG: 0.399		0-0 E5 FC4-6		0-0 6-3	0-0 FC6-4 1-2f		0-0 4-3		
Larry Bowa, S (1, 6) OBP: 0.264, SLG: 0.331		0-0 FC4-6 1B 1-2f 2-3		0-0 4-3		0-0 1B 1B	0-0 5-3		
Manny Trillo, R (1, 4) OBP: 0.378, SLG: 0.436		0-0 G4-3 1B 1-2 3-H		0-3 K		0-0 SH5-3 1B 1B	0-3 K		
Randy Lerch, L (1, 1) OBP: 0.500, SLG: 0.474 Dickie Noles, R (7, 1) OBP: 0.750, SLG: 0.750		0-0 G4-3 1-2f			0-0 5-3	0-0 1B SH5-3 1B 1-2 3-H		0-0 1B	

Inning Stats	R: 0 E: 0 K: 0 S: 4	H: 2 LOB: 1 BB: 0 P: 4	R: 1 E: 1 K: 0 S: 5	H: 2 LOB: 1 BB: 0 P: 5	R: 0 E: 0 K: 0 S: 5	H: 2 LOB: 2 BB: 0 P: 5	R: 0 E: 0 K: 1 S: 5	H: 0 LOB: 0 BB: 0 P: 5	R: 2 E: 0 K: 0 S: 6	H: 3 LOB: 2 BB: 1 P: 10	R: 2 E: 0 K: 1 S: 9	H: 4 LOB: 3 BB: 1 P: 13	R: 0 E: 0 K: 1 S: 5	H: 0 LOB: 0 BB: 0 P: 5	R: 0 E: 0 K: 1 S: 5	H: 1 LOB: 0 BB: 0 P: 5
1B: 11 2B: 3 3B: 0 HR: 0	SF: 0 SAC: 1 DP: 2 HBP: 0	WP: 0 PA: 38 PB: 0 SB: 0 CS: 0														

PITCHER	IP	WLS	BF	H	R	ER	SO	BB	IBB	HBP	BLK	WP	HR	S	P	ERA	WHIP
Rick Reuschel, R (1, 1) ERA: 3.63	5.0	L	24	9	3	3	1	1	0	0	0	0	0	25	29	5.40	2.000
Dick Tidrow, R (6, 1) ERA: 2.12	1.0		8	4	2	2	1	1	0	0	0	0	0	9	13	18.00	5.000
Willie Hernandez, L (7, 1) ERA: 4.87	2.0		6	1	0	0	2	0	0	0	0	0	0	10	10	0.00	0.500

BOTTOM

Chicago Cubs @ Philadelphia Phillies
Veterans Stadium, Philadelphia, PA
Sat Jun 07 1980, 7:05 PM EDT
Att. 31,153 - Unknown

livebaseballscorecards.com

AB	35
R	5
H	14
RBI	5
BB	2
SO	4
LOB	18



Batter	1	2	3	4	5	6	7	8	9	AB R H RBI BB SO LOB	TOP
Ivan De Jesus, R OBP: 0.309, SLG: 0.381 (1, 6) X	0-0 4-3 ①		0-0 2B 1B		0-3 K ②		0-0 2-H 1B			4 0 2 1 0 1 0	
Mike Tyson, R OBP: 0.269, SLG: 0.347 (1, 4) X	0-0 5-3 ②		0-0 1-3 2B		0-0 6-3 ③		0-3 K ③			4 0 1 1 0 1 1	
Larry Bittner, L OBP: 0.380, SLG: 0.444 (1, 3) B B B	4-0 BB		0-3 K ②		0-0 4-3 ①		0-0 4-3 ①			3 0 0 0 1 1 2	
Dave Kingman, R OBP: 0.350, SLG: 0.562 (1, 7) S S S	0-3 K ③		0-0 5-3 ③		0-0 6-3 ②		0-0 F8 ②			4 0 0 0 0 1 3 0 0 0 0 0 0 0	
Mike Vail, R OBP: 0.413, SLG: 0.563 (1, 9) S S S		0-0 G6-3 1B		0-3 K ①		4-0 BB		0-3 K ③		3 0 1 0 1 2 0	
Scot Thompson, L OBP: 0.349, SLG: 0.361 (1, 8) X		0-0 G6-3 ① ②		0-0 F7		0-0 F8 ③		0-0 E5		4 0 0 0 0 0 2	
Steve Ontiveros, S OBP: 0.337, SLG: 0.292 (1, 5) X		0-0 L1 ③		0-0 2B		0-0 F9 ①		0-0 1-3 ①		3 0 1 0 0 0 0 1 0 0 0 0 0 1	
Mick Kelleher, R OBP: 0.216, SLG: 0.171 (7, 5) X											
Tim Blackwell, S OBP: 0.273, SLG: 0.303 (1, 2) X			0-0 G3 ①		0-3 K ③		0-0 SH5-3 1B		0-3 K ②	4 1 1 0 0 2 2	
Lynn McGlothen, L OBP: 0.500, SLG: 0.636 (1, 1) X			0-0 1B 2B								
Bruce Sutter, R (9, 1) X					0-0 4-3 ①		0-0 SH5-3 ②		0-3 K ③	3 1 1 0 0 1 1 0 0 0 0 0 0 0	
Inning Stats	R: 0 H: 0 E: 0 LOB: 1 K: 1 BB: 1 S: 5 P: 9	R: 0 H: 1 E: 0 LOB: 0 K: 0 BB: 0 S: 3 P: 3	R: 1 H: 3 E: 0 LOB: 2 K: 1 BB: 0 S: 8 P: 8	R: 0 H: 1 E: 0 LOB: 1 K: 2 BB: 0 S: 8 P: 8	R: 0 H: 0 E: 0 LOB: 0 K: 1 BB: 0 S: 5 P: 5	R: 0 H: 0 E: 0 LOB: 1 K: 0 BB: 1 S: 3 P: 7	R: 1 H: 2 E: 0 LOB: 1 K: 1 BB: 0 S: 7 P: 7	R: 0 H: 0 E: 0 LOB: 0 K: 1 BB: 0 S: 5 P: 5	R: 0 H: 0 E: 1 LOB: 1 K: 2 BB: 0 S: 8 P: 8	1B: 4 SF: 0 2B: 3 SAC: 1 3B: 0 DP: 1 HR: 0 HBP: 0	WP: 0 PA: 36 PB: 0 SB: 0 CS: 0
PITCHER Dick Ruthven, R ERA: 4.44 (1, 1)	IP 7.0 WLS L BF 29 H 7 R 2 ER 2 SO 6 BB 2 IBB 0 HBP 0 BLK 0 WP 0 HR 0 S 39 P 47 ERA 2.57 WHIP 1.286										
Ron Reed, R ERA: 2.81 (8, 1)	IP 2.0 WLS L BF 7 H 0 R 0 ER 0 SO 3 BB 0 IBB 0 HBP 0 BLK 0 WP 0 HR 0 S 13 P 13 ERA 0.00 WHIP 0.000										

Chicago Cubs @ Philadelphia Phillies
Veterans Stadium, Philadelphia, PA
Sun Jun 08 1980, 3:33 AM EDT
Att. 40,206 - Unknown

livebaseballscorecards.com

AB	33
R	2
H	7
RBI	2
BB	2
SO	9
LOB	12



Batter	1	2	3	4	5	6	7	8	9	AB	R	H	RBI	BB	SO	LOB
Pete Rose, S (1, 3) OBP: 0.370, SLG: 0.378	0-0 6-3		0-0 4-3		0-0 F8			0-0 6-3		4	0	0	0	0	0	1
Bake McBride, L (1, 9) OBP: 0.315, SLG: 0.464	0-0 2B		0-0 4-3		0-0 F7			0-0 6-3		4	0	1	0	0	0	1
Mike Schmidt, R (1, 5) OBP: 0.357, SLG: 0.674	0-3 K		0-0 F8					0-0 1-3		4	0	0	0	0	2	1
Greg Luzinski, R (1, 7) OBP: 0.373, SLG: 0.566	4-0 BB			0-0 F4				0-0 F9		3	0	1	0	1	0	0
Bob Boone, R (1, 2) OBP: 0.283, SLG: 0.355	0-0 F5			0-0 F4				0-0 1B		4	0	1	0	0	0	3
Garry Maddox, R (1, 8) OBP: 0.279, SLG: 0.401		0-0 G3		0-0 2B				0-0 F7		4	0	1	0	0	1	2
Larry Bowa, S (1, 6) OBP: 0.260, SLG: 0.326		0-0 F8		0-0 F4				0-0 6-3		3	0	0	0	0	0	1
Del Unser, L (9, PH) OBP: 0.364, SLG: 0.533									0-0 E4 BB	1	0	0	0	0	0	1
Lonnie Smith, R (9, PR) OBP: 0.455, SLG: 0.667									2-3	0	0	0	0	0	0	0
Manny Trillo, R (1, 4) OBP: 0.390, SLG: 0.442		0-0 1B			0-0 F8 SH1-4 1B			0-0 G3		3	0	2	0	1	0	0
Dick Ruthven, R (1, 1) OBP: 0.238, SLG: 0.250		0-3 K			0-0 SH1-4			0-0 5-3		1	0	0	0	0	1	1
Greg Gross, L (7, PH) OBP: 0.208, SLG: 0.208					1-2				0-0 L6	1	0	0	0	0	0	0
Ron Reed, R (8, 1)										0	0	0	0	0	0	0
George Vukovich, L (9, PH) OBP: 0.286, SLG: 0.350										1	0	0	0	0	0	3

Inning Stats	R: 0	H: 1	E: 0	LOB: 2	K: 1	BB: 1	S: 6	R: 0	H: 1	E: 0	LOB: 1	K: 1	BB: 0	S: 6	R: 0	H: 0	E: 0	LOB: 0	K: 0	BB: 0	S: 3	R: 0	H: 1	E: 0	LOB: 1	K: 0	BB: 0	S: 4	R: 0	H: 1	E: 0	LOB: 1	K: 1	BB: 0	S: 6	R: 0	H: 0	E: 0	LOB: 0	K: 0	BB: 0	S: 3	R: 0	H: 0	E: 1	LOB: 3	K: 1	BB: 1	S: 7	R: 0	H: 1	E: 0	LOB: 0	K: 0	BB: 0	S: 3	R: 0	H: 1	E: 0	LOB: 3	K: 1	BB: 1	S: 7	1B: 3	SF: 0	2B: 3	SAC: 1	3B: 0	DP: 0	HR: 0	HBP: 0	WP: 0	PA: 36
--------------	------	------	------	--------	------	-------	------	------	------	------	--------	------	-------	------	------	------	------	--------	------	-------	------	------	------	------	--------	------	-------	------	------	------	------	--------	------	-------	------	------	------	------	--------	------	-------	------	------	------	------	--------	------	-------	------	------	------	------	--------	------	-------	------	------	------	------	--------	------	-------	------	-------	-------	-------	--------	-------	-------	-------	--------	-------	--------

PITCHER	IP	WLS	BF	H	R	ER	SO	BB	IBB	HBP	BLK	WP	HR	S	P	ERA	WHIP
Lynn McGlothen, R (1, 1) ERA: 5.81	8.0	W	31	6	0	0	3	1	0	0	0	0	0	36	40	0.00	0.875
Bruce Sutter, R (9, 1) ERA: 3.9	1.0	S	5	0	0	0	1	1	0	0	0	0	0	6	10	0.00	1.000

BOTTOM

Chicago Cubs @ Philadelphia Phillies
Veterans Stadium, Philadelphia, PA

Sun Jun 08 1980, 3:33 AM EDT
Att. 40,206 - Unknown

livebaseballscorecards.com

AB	33
R	0
H	6
RBI	0
BB	2
SO	4
LOB	14



Chicago Cubs @ Houston Astros
Astrodome, Houston, TX
Mon Jun 09 1980, 8:05 PM EDT
Att. 19,022 - Unknown

livebaseballscorecards.com

AB	30
R	2
H	5
RBI	1
BB	3
SO	5
LOB	15



WP:	0	PA:	34
PB:	0		
SB:	0		
CS:	0		

Batter	1	2	3	4	5	6	7	8	9	AB	R	H	RBI	BB	SO	LOB
Ivan De Jesus, R (1, 6) OBP: 0.308, SLG: 0.383	0-0 6-3			0-0 6-3		0-0 F8		0-0 E9 1-H 2B		4	0	1	0	0	0	2
Mike Tyson, R (1, 4) OBP: 0.286, SLG: 0.365	1-0 G4-6-3 HBP			0-0 4-3		0-0 1-3 2-H 2B		0-0 F9		3	0	1	1	0	0	1
Larry Bittner, L (1, 3) OBP: 0.375, SLG: 0.435	0-0 G4-6-3 1-2f			0-0 4-3		0-0 4-3			0-0 BB 1B	4	0	1	0	0	0	3
Dave Kingman, R (1, 7) OBP: 0.347, SLG: 0.549		0-0 F9			0-3 K		0-0 6-3		4-0 1-2 BB	3	0	0	0	1	1	0
Mike Vail, R (1, 9) OBP: 0.398, SLG: 0.540		0-3 K			0-0 5-3		0-0 6-3		0-3 K	4	0	0	0	0	2	2
Scot Thompson, L (1, 8) OBP: 0.339, SLG: 0.350		0-0 6-3			0-0 L8		0-0 5-3		0-3 K	3	0	0	0	0	0	0
Doug Capilla, L (7, 1)										0	0	0	0	0	0	0
Ken Henderson, S (9, PH) OBP: 0.324, SLG: 0.400										1	0	0	0	0	1	2
Steve Ontiveros, S (1, 5) OBP: 0.333, SLG: 0.289			0-0 F5		0-0 F5		0-0 1B 2B 1B		0-0 F7	4	1	1	0	0	0	2
Tim Blackwell, S (1, 2) OBP: 0.284, SLG: 0.308			4-0 B1-6-3 BB		0-0 1-2 2B 1B				0-3 K	2	0	1	0	1	1	0
Dennis Lamp, R (1, 1) OBP: 0.214, SLG: 0.120			0-0 B1-6-3		0-0 F2				4-0 2B E BB	1	0	0	0	0	0	1
Willie Hernandez, L (3, 1) OBP: 0.375, SLG: 0.500										0	0	0	0	0	0	0
Jesus Figueroa, L (6, PH) OBP: 0.355, SLG: 0.286										1	0	0	0	0	0	2
Dick Tidrow, R (6, 1)										0	0	0	0	0	0	0
Jerry Martin, R (7, 8) OBP: 0.333, SLG: 0.471										0	1	0	0	1	0	0

Inning Stats	R: 0	H: 0	E: 0	K: 0	S: 2	P: 3	R: 0	H: 0	E: 0	K: 1	S: 5	P: 5	R: 0	H: 0	E: 0	K: 0	S: 2	P: 6	R: 0	H: 0	E: 0	K: 0	S: 3	P: 3	R: 0	H: 0	E: 0	K: 1	S: 5	P: 5	R: 1	H: 3	E: 0	K: 0	S: 6	P: 6	R: 0	H: 0	E: 0	K: 0	S: 3	P: 3	R: 1	H: 1	E: 1	K: 1	S: 6	P: 10	R: 0	H: 1	E: 0	K: 2	S: 8	P: 12	1B: 3	2B: 2	3B: 0	HR: 0	SF: 0	SAC: 0	DP: 2	HBP: 1	WP: 0	PA: 34
--------------	------	------	------	------	------	------	------	------	------	------	------	------	------	------	------	------	------	------	------	------	------	------	------	------	------	------	------	------	------	------	------	------	------	------	------	------	------	------	------	------	------	------	------	------	------	------	------	-------	------	------	------	------	------	-------	-------	-------	-------	-------	-------	--------	-------	--------	-------	--------

PITCHER	IP	WLS	BF	H	R	ER	SO	BB	IBB	HBP	BLK	WP	HR	S	P	ERA	WHIP
Ken Forsch, R (1, 1) ERA: 3.14	5.2	W	20	3	1	1	2	1	0	1	0	0	0	22	27	1.59	0.706
Randy Niemann, L (6, 1) ERA: 4.32	1.1		4	0	0	0	0	0	0	0	0	0	0	4	4	0.00	0.000
Frank LaCorte, R (8, 1) ERA: 0.66	2.0		10	2	1	0	3	2	0	0	0	0	0	14	22	0.00	2.000

Batter	1	2	3	4	5	6	7	8	9
Rafael Landestoy, S OBP: 0.306, SLG: 0.367 (1, 6) (8, 4)	0-0 F4		4-0 1B 1-2 BB		0-0 G3		4-0 1B 1-2 BB		
Terry Puhl, L OBP: 0.363, SLG: 0.459 (1, 9)	0-0 4-3		0-0 2B 1-3 2-H 1B		0-0 2B		0-0 1B 1-2 2-H 1B		
Joe Morgan, L OBP: 0.341, SLG: 0.380 Craig Reynolds, L OBP: 0.226, SLG: 0.295 (1, 4) (8, 6)	0-0 S 1B		4-0 2B BB		4-0 BB		0-0 BB 1-2 2-H 1B		
Jose Cruz, L OBP: 0.384, SLG: 0.425 (1, 7)	0-0 F5 1-2		0-0 WP 1-H 2-H 2B		0-0 L7		0-0 F7		
Denny Walling, L OBP: 0.386, SLG: 0.376 Dave Smith, R (8, 1)		0-0 G3	0-3 K			0-0 CS 1B	4-0 1-2 2-3 BB		
Enos Cabell, R OBP: 0.316, SLG: 0.361 (1, 5)		0-0 6-3		0-0 6-3		4-0 CS 1-2 BB	0-0 F9		
Cesar Cedeno, R OBP: 0.392, SLG: 0.484 (1, 8)		0-0 F8		0-3 K		0-0 HR 1-2	4-0 3-1 BB		
Alan Ashby, S OBP: 0.350, SLG: 0.392 (1, 2)			0-0 4-3	0-0 F7		0-0 3-1	0-0 3-1		
Vern Ruhle, R OBP: 0.400, SLG: 0.444 Dave Bergman, L OBP: 0.200, SLG: 0.111 (7, PH) (8, 3)			0-0 BB 1B 1B		0-0 F8		4-0 BB 1B BB	0-0 G3	

Inning Stats	R: 0 E: 0 K: 0 S: 4	H: 1 LOB: 1 BB: 0 P: 4	R: 0 E: 0 K: 0 S: 3	H: 0 LOB: 0 BB: 0 P: 3	R: 3 E: 0 K: 1 S: 7	H: 3 LOB: 1 BB: 2 P: 15	R: 0 E: 0 K: 1 S: 5	H: 0 LOB: 0 BB: 0 P: 5	R: 0 E: 0 K: 0 S: 4	H: 1 LOB: 2 BB: 1 P: 8	R: 1 E: 0 K: 0 S: 3	H: 2 LOB: 0 BB: 1 P: 7	R: 1 E: 0 K: 0 S: 4	H: 2 LOB: 3 BB: 3 P: 16	R: 0 E: 0 K: 0 S: 2	H: 0 LOB: 0 BB: 1 P: 6
1B: 6 2B: 2 3B: 0 HR: 1	SF: 0 SAC: 0 DP: 0 HBP: 0	WP: 1 PB: 0 SB: 1 CS: 2	PA: 36													

PITCHER	IP	WLS	BF	H	R	ER	SO	BB	IBB	HBP	BLK	WP	HR	S	P	ERA	WHIP
Mike Krukow, R ERA: 3.63 (1, 1)	5.0	L	22	5	3	3	2	3	0	0	0	1	0	23	35	5.40	1.600
Bill Caudill, R ERA: 2.37 (6, 1)	1.1		7	3	2	2	0	3	0	0	0	0	1	4	16	13.50	4.500
Doug Capilla, L ERA: 1.8 (7, 1)	0.1		3	1	0	0	0	1	0	0	0	0	0	2	6	0.00	6.000
Dick Tidrow, R ERA: 2.19 (7, 1)	1.1		4	0	0	0	0	1	0	0	0	0	0	3	7	0.00	0.750

BOTTOM

Chicago Cubs @ Houston Astros
Astrodome, Houston, TX
Tue Jun 10 1980, 8:05 PM EDT
Att. 22,201 - Unknown

livebaseballscorecards.com

AB	28
R	5
H	9
RBI	5
BB	8
SO	2
LOB	10



Batter	1	2	3	4	5	6	7	8	9	AB R H RBI BB SO LOB	TOP																													
Ivan De Jesus, R (1, 6) OBP: 0.312, SLG: 0.376 Ken Henderson, S (8, PH) OBP: 0.306, SLG: 0.375 Mick Kelleher, R (8, 6) OBP: 0.216, SLG: 0.171	0-3 K		4-0 G4-6-3 BB		0-3 K			0-0 G3-6-1 1-2f		2 0 0 0 1 2 1 1 0 0 0 0 0 1 0 0 0 0 0 0 0	Chicago Cubs @ Houston Astros Astrodome, Houston, TX Wed Jun 11 1980, 8:05 PM EDT Att. 31,599 - Unknown																													
Lenny Randle, S (1, 5) OBP: 0.342, SLG: 0.379	0-0 4-3		0-0 G4-6-3 1-2f			4-0 BB		0-0 S 1B		3 0 1 0 1 0 2																														
Larry Bittner, L (1, 3) OBP: 0.356, SLG: 0.409	0-0 F8			0-3 K		0-0 F8		0-0 6-3 1-2		4 0 0 0 0 1 2																														
Dave Kingman, R (1, 7) OBP: 0.348, SLG: 0.546		0-0 FC6-4 1B		0-0 F8		0-3 K		0-0 S 1B		4 0 2 0 0 1 1																														
Mike Vail, R (1, 9) OBP: 0.383, SLG: 0.509		0-0 FC6-4 FC6 1-2f		4-0 BB		0-3 K		0-3 K 1-2		3 0 0 0 1 2 3																														
Scot Thompson, L (1, 8) OBP: 0.325, SLG: 0.333		0-0 F8		0-3 K			0-0 4-3	0-0 F7		4 0 0 0 0 1 3																														
Mike Tyson, R (1, 4) OBP: 0.270, SLG: 0.356		0-0 FC6 1-2f			0-0 4-3 2B		0-0 F9	0-0 F8		4 0 1 0 0 0 2																														
Tim Blackwell, S (1, 2) OBP: 0.280, SLG: 0.302			0-0 BB 1B		0-0 4-3 2-3		0-0 F7			3 0 1 0 0 0 1																														
Rick Reuschel, R (1, 1) OBP: 0.188, SLG: 0.250 Jesus Figueroa, L (8, PH) OBP: 0.394, SLG: 0.367 Willie Hernandez, L (8, 1) OBP: 0.375, SLG: 0.500 Dick Tidrow, R (8, 1)			0-3 K		0-0 F3			0-0 G3-6-1 1B		2 0 0 0 0 1 2 1 0 1 0 0 0 0 0 0 0 0 0 0 0 0 0 0 0 0 0 0																														
Inning Stats	R: 0 E: 0 K: 1 S: 5	H: 0 LOB: 0 BB: 0 P: 5	R: 0 E: 0 K: 0 S: 4	H: 1 LOB: 1 BB: 0 P: 4	R: 0 E: 0 K: 1 S: 5	H: 1 LOB: 1 BB: 1 P: 9	R: 0 E: 0 K: 2 S: 7	H: 0 LOB: 1 BB: 1 P: 11	R: 0 E: 0 K: 1 S: 6	H: 1 LOB: 1 BB: 0 P: 6	R: 0 E: 0 K: 2 S: 7	H: 0 LOB: 1 BB: 1 P: 11	R: 0 E: 0 K: 0 S: 3	H: 0 LOB: 0 BB: 0 P: 3	R: 0 E: 0 K: 0 S: 4	H: 2 LOB: 1 BB: 0 P: 4	R: 0 E: 0 K: 1 S: 6	H: 1 LOB: 1 BB: 0 P: 6	1B: 5 2B: 1 3B: 0 HR: 0	SF: 0 SAC: 0 DP: 2 HBP: 0	WP: 0 PB: 0 SB: 2 CS: 0	PA: 34																		
PITCHER J.R. Richard, R (1, 1) ERA: 1.5	IP 9.0	WLS W	BF 34	H 6	R 0	ER 0	SO 8	BB 3	IBB 0	HBP 0	BLK 0	WP 0	HR 0	S 47	P 59	ERA 0.00	WHIP 1.000						PITCHER	IP 9.0	WLS W	BF 34	H 6	R 0	ER 0	SO 8	BB 3	IBB 0	HBP 0	BLK 0	WP 0	HR 0	S 47	P 59	ERA 0.00	WHIP 1.000

livebaseballscorecards.com

AB	31
R	0
H	6
RBI	0
BB	3
SO	8
LOB	18



Batter	1	2	3	4	5	6	7	8	9
Rafael Landestoy, S (1, 6) OBP: 0.295, SLG: 0.353 (9, 4)	0-0 F7	0-0 FC1-2 1B			0-0 G3		0-0 6-3		
Terry Puhl, L (1, 9) OBP: 0.366, SLG: 0.460	0-0 2B	0-0 1B			0-0 G3			0-0 4-3	
Joe Morgan, L (1, 4) OBP: 0.333, SLG: 0.370 Craig Reynolds, L (9, 6) OBP: 0.226, SLG: 0.295	0-0 F8	0-3 K			0-0 4-3			0-0 F7	
Jose Cruz, L (1, 7) OBP: 0.391, SLG: 0.437	0-0 1B		0-0 1B		0-0 5-3			0-0 1B	
Denny Walling, L (1, 3) OBP: 0.397, SLG: 0.398 Dave Bergman, L (9, 3) OBP: 0.200, SLG: 0.111	0-0 1B		0-0 G1-6-3		0-0 2B			0-0 1B	
Enos Cabell, R (1, 5) OBP: 0.310, SLG: 0.354	0-3 K		0-3 K		0-0 F8			0-0 5-3	
Cesar Cedeno, R (1, 8) OBP: 0.391, SLG: 0.477		4-0 SH5-4 FC1-2 BB		0-3 K		0-3 K			
Alan Ashby, S (1, 2) OBP: 0.350, SLG: 0.390		0-0 FC1-2 SH5-4 1B		0-0 6-3		0-0 5-3			
J.R. Richard, R (1, 1) OBP: 0.097, SLG: 0.194		0-0 SH5-4		0-0 5-3		0-3 K			

AB	R	H	RBI	BB	SO	LOB
4	0	0	0	0	0	2
4	1	2	1	0	0	0
4	0	0	0	0	1	3
0	0	0	0	0	0	0
4	1	3	1	0	0	0
4	0	3	1	0	0	1
0	0	0	0	0	0	0
4	0	0	0	0	2	4
2	0	0	0	1	2	1
3	1	1	0	0	0	0
2	0	0	0	0	1	0

WP	PA
0	33

Chicago Cubs @ Houston Astros
Astrodome, Houston, TX
Wed Jun 11 1980, 8:05 PM EDT
Att. 31,599 - Unknown

AB	31
R	3
H	9
RBI	3
BB	1
SO	6
LOB	11



Inning Stats		R: 2	H: 3	E: 0	LOB: 1	K: 1	BB: 0	S: 8	P: 8									
R: 1 H: 2 E: 0 LOB: 2 K: 1 BB: 1 S: 7 P: 11		R: 0 H: 1 E: 0 LOB: 0 K: 1 BB: 0 S: 5 P: 5		R: 0 H: 0 E: 0 LOB: 0 K: 1 BB: 0 S: 5 P: 5		R: 0 H: 0 E: 0 LOB: 0 K: 0 BB: 0 S: 3 P: 3		R: 0 H: 1 E: 0 LOB: 1 K: 1 BB: 0 S: 6 P: 6		R: 0 H: 2 E: 0 LOB: 2 K: 0 BB: 0 S: 5 P: 5								
PITCHER		IP	WLS	BF	H	R	ER	SO	BB	IBB	HBP	BLK	WP	HR	S	P	ERA	WHIP
Rick Reuschel, R ERA: 3.65	(1, 1)	7.0	L	28	7	3	3	6	1	0	0	0	0	0	39	43	3.86	1.143
Willie Hernandez, L ERA: 4.26	(8, 1)	0.2		4	2	0	0	0	0	0	0	0	0	4	4	0.00	3.000	
Dick Tidrow, R ERA: 2.17	(8, 1)	0.1		1	0	0	0	0	0	0	0	0	0	1	1	0.00	0.000	

Batter	1	2	3	4	5	6	7	8	9	AB R H RBI BB SO LOB	TOP											
Glenn Hubbard, R (1, 4) OBP: 0.300, SLG: 0.489	0-0 F4		0-0 F8		0-0 F9		0-0 1B 2B 1B		0-0 4-3 2B	5 1 2 0 0 0 1												
Dale Murphy, R (1, 8) OBP: 0.340, SLG: 0.457	0-0 HR		0-0 2B		0-0 F8		0-0 1-3 2B 1B		0-3 K	5 2 3 2 0 1 1												
Chris Chambliss, L (1, 3) OBP: 0.332, SLG: 0.463	0-3 K		0-0 1-3		4-0 BB		0-0 1-H E 2B		0-0 4-3	4 1 1 2 1 1 2												
Gary Matthews, R (1, 9) OBP: 0.306, SLG: 0.437	0-0 6-3		0-3 K		0-3 K		0-3 K		0-3 K	5 0 0 0 0 4 4												
Bob Horner, R (1, 5) OBP: 0.217, SLG: 0.385		0-0 P4		0-0 G6-4-3 3B		0-0 F8		0-0 E8		4 1 1 0 0 0 0												
Brian Asselstine, L (1, 7) OBP: 0.288, SLG: 0.359		0-0 G3		4-0 G6-4-3 BB		0-0 G3		0-3 K		3 0 0 0 1 1 1												
Bruce Benedict, R (1, 2) OBP: 0.285, SLG: 0.325		0-0 2B		0-0 G6-4-3 1-2f 3-H		0-0 HR		0-3 K		4 1 2 1 0 1 1												
Luis Gomez, R (1, 6) OBP: 0.273, SLG: 0.201		0-3 K		0-0 1B		0-3 K		0-0 F4		2 0 1 0 0 1 1												
Larvell Blanks, R (6, PH) OBP: 0.248, SLG: 0.266										2 0 0 0 0 1 0												
Doyle Alexander, R (1, 1) OBP: 0.167, SLG: 0.200			0-0 F8 2B		0-0 P4		0-0 P4		0-3 K	4 1 1 0 0 1 1												
Larry Bradford, R (9, 1)										0 0 0 0 0 0 0												
Gene Garber, R (9, 1)										0 0 0 0 0 0 0												
Inning Stats	R: 1 E: 0 K: 1 S: 6	H: 1 LOB: 0 BB: 0 P: 6	R: 0 E: 0 K: 1 S: 6	H: 1 LOB: 1 BB: 0 P: 6	R: 1 E: 0 K: 1 S: 7	H: 2 LOB: 1 BB: 0 P: 7	R: 1 E: 0 K: 0 S: 4	H: 2 LOB: 1 BB: 1 P: 8	R: 0 E: 0 K: 1 S: 5	H: 0 LOB: 1 BB: 1 P: 9	R: 1 E: 0 K: 1 S: 6	H: 1 LOB: 0 BB: 0 P: 6	R: 3 E: 1 K: 2 S: 11	H: 3 LOB: 1 BB: 0 P: 11	R: 0 E: 0 K: 2 S: 7	H: 0 LOB: 0 BB: 0 P: 7	R: 0 E: 0 K: 2 S: 8	H: 1 LOB: 1 BB: 0 P: 8	1B: 3 2B: 5 3B: 1 HR: 2	SF: 0 SAC: 0 DP: 1 HBP: 0	WP: 0 PB: 0 SB: 0 CS: 0	PA: 40
PITCHER	IP WLS BF H R ER SO BB IBB HBP BLK WP HR S P ERA WHIP											PITCHER	IP WLS BF H R ER SO BB IBB HBP BLK WP HR S P ERA WHIP									
Lynn McGlothen, R (1, 1) ERA: 6.13	6.1 L 30 10 7 6 5 2 0 0 0 0 2 38 46 8.53 1.895																					
Dick Tidrow, R (7, 1) ERA: 2.13	0.2 3 0 0 0 2 0 0 0 0 0 0 0 7 7 0.00 0.000																					
Bill Caudill, R (8, 1) ERA: 2.25	2.0 7 1 0 0 4 0 0 0 0 0 0 0 15 15 0.00 0.500																					

Atlanta Braves @ Chicago Cubs
Wrigley Field, Chicago, IL
Fri Jun 13 1980, 3:33 AM CDT
Att: 14,470 - Unknown

livebaseballscorecards.com

AB	38
R	7
H	11
RBI	5
BB	2
SO	11
LOB	12



Batter	1	2	3	4	5	6	7	8	9	AB R H RBI BB SO LOB
Ivan De Jesus, R (1, 6) OBP: 0.306, SLG: 0.368 Ken Henderson, S (9, PH) OBP: 0.324, SLG: 0.375 Mick Kelleher, R (9, PR) OBP: 0.216, SLG: 0.171	0-0 G2	0-3 K		0-3 K			0-3 K		4-0 E	4 0 0 0 0 3 0
Lenny Randle, S (1, 5) OBP: 0.358, SLG: 0.394	0-0 1B	4-0 S			0-0 G6-4-3 1B		0-0 1B		4-0 E	3 2 3 0 2 0 0
Larry Bittner, L (1, 3) OBP: 0.358, SLG: 0.402	4-0 1B	0-0 2-3			0-0 F8		0-0 1B		0-0 1-3	4 1 1 0 1 0 4
Mike Vail, R (1, 7) OBP: 0.383, SLG: 0.505	0-0 1B		0-0 5-3		0-0 G6-4-3		0-0 1B		0-0 E5	5 1 2 2 0 0 3
Jerry Martin, R (1, 8) OBP: 0.330, SLG: 0.483	0-0 HR		0-0 F1			0-0 1-3	0-0 F9		0-3 K	5 1 1 3 0 1 4
Barry Foote, R (1, 2) OBP: 0.320, SLG: 0.526	0-0 G3		4-0 BB			0-0 1B		0-0 P3		3 0 2 0 1 0 0
Scot Thompson, L (1, 9) OBP: 0.314, SLG: 0.321	0-0 G3		0-3 K			0-0 F9		0-0 1-3		4 0 0 0 0 1 3
Mike Tyson, R (1, 4) OBP: 0.254, SLG: 0.333	0-0 F9			0-0 1-3		0-0 F9		0-0 F3		4 0 0 0 0 0 2
Lynn McGlothen, L (1, 1) OBP: 0.429, SLG: 0.538 Dick Tidrow, R (7, 1)		0-0 6-3		0-0 4-3			0-0 F3		0-0 F8	2 0 0 0 0 0 0
Jesus Figueroa, L (7, PH) OBP: 0.382, SLG: 0.355 Bill Caudill, R (8, 1) Bill Buckner, L (9, PH) OBP: 0.305, SLG: 0.380										0 0 0 0 0 0 0

Inning Stats	R: 4	H: 4	E: 0	K: 0	S: 7	LOB: 1	BB: 1	P: 11	R: 0	H: 0	E: 0	K: 1	S: 5	LOB: 1	BB: 1	P: 9	R: 0	H: 0	E: 0	K: 1	S: 5	LOB: 0	BB: 0	P: 5	R: 0	H: 1	E: 0	K: 0	S: 3	LOB: 0	BB: 0	P: 3	R: 0	H: 1	E: 0	K: 0	S: 4	LOB: 1	BB: 0	P: 4	R: 1	H: 3	E: 0	K: 1	S: 8	LOB: 2	BB: 0	P: 8	R: 0	H: 0	E: 0	K: 0	S: 3	LOB: 0	BB: 0	P: 3	R: 1	H: 0	E: 1	K: 1	S: 6	LOB: 2	BB: 2	P: 14	1B: 6	SF: 0	2B: 2	SAC: 0	3B: 0	DP: 1	HR: 1	HBP: 0	WP: 0	PA: 41
--------------	------	------	------	------	------	--------	-------	-------	------	------	------	------	------	--------	-------	------	------	------	------	------	------	--------	-------	------	------	------	------	------	------	--------	-------	------	------	------	------	------	------	--------	-------	------	------	------	------	------	------	--------	-------	------	------	------	------	------	------	--------	-------	------	------	------	------	------	------	--------	-------	-------	-------	-------	-------	--------	-------	-------	-------	--------	-------	--------

PITCHER	IP	WLS	BF	H	R	ER	SO	BB	IBB	HBP	BLK	WP	HR	S	P	ERA	WHIP
Doyle Alexander, R (1, 1) ERA: 4.13	8.1	W	37	9	6	5	4	4	0	0	0	0	1	41	57	5.40	1.560
Larry Bradford, L (9, 1) ERA: 2.55	0.1	S	2	0	0	0	0	1	0	0	0	0	0	1	5	0.00	3.000
Gene Garber, R (9, 1) ERA: 4.94	0.1	S	2	0	0	0	1	0	0	0	0	0	0	4	4	0.00	0.000

BOTTOM

Atlanta Braves @ Chicago Cubs
Wrigley Field, Chicago, IL
Fri Jun 13 1980, 3:33 AM CDT
Att. 14,470 - Unknown

AB	36
R	6
H	9
RBI	5
BB	5
SO	5
LOB	16



WP	PA	ERA	WHIP
0	41		

Batter	1	2	3	4	5	6	7	8	9
Ivan De Jesus, R (1, 6) OBP: 0.320, SLG: 0.379	0-0 2B 1B	0-0 1B 1B	0-0 4-3		0-0 6-3 1B		0-0 1B 1B	4-0 G4-6-3 BB	
Lenny Randle, S (1, 5) OBP: 0.362, SLG: 0.395	0-0 F7	0-0 1B 1B	4-0 BB		0-0 6-3		0-0 WP SF8 1B	0-0 P4	
Bill Buckner, L (1, 3) OBP: 0.308, SLG: 0.386 Scot Thompson, L (8, 9) OBP: 0.311, SLG: 0.318	0-0 1B 2B	0-0 1B 1B	0-0 4-3		0-0 F7		0-0 P5	0-0 G4-6-3	
Mike Vail, R (1, 9) OBP: 0.408, SLG: 0.518 Jesus Figueroa, L (7, PR) OBP: 0.362, SLG: 0.355	0-0 F7 1B 1B	0-0 1B 1B		4-0 BB	4-0 1B BB		0-0 E WP 1B		
Larry Bittner, L (1, 7) OBP: 0.377, SLG: 0.416	0-0 1B 1B	0-0 1B 1B		0-0 G6-4-3	0-0 1B		4-0 E BB		
Jerry Martin, R (1, 8) OBP: 0.327, SLG: 0.475	0-0 F7	0-0 F7		4-0 2B BB	0-0 6-3		0-0 SF8		
Barry Foote, R (1, 2) OBP: 0.324, SLG: 0.529	0-0 1B	0-0 G6-4-3		0-0 2B		0-0 F6	0-0 E5		
Mike Tyson, R (1, 4) OBP: 0.264, SLG: 0.318	0-0 F9		4-0 SH2-4 BB	4-0 IBB		0-0 F8	0-0 P4		
Dennis Lamp, R (1, 1) OBP: 0.226, SLG: 0.143 Dick Tidrow, R (7, 1) Steve Dillard, R (8, PH) OBP: 0.356, SLG: 0.404 Willie Hernandez, L (9, 1) OBP: 0.375, SLG: 0.500		0-0 1B 1B	0-0 SH2-4	0-0 P4		0-0 P3		0-0 BB 1B	

Inning Stats	R: 3 E: 0 K: 0 S: 8	H: 5 LOB: 2 BB: 0 P: 8	R: 4 E: 0 K: 0 S: 8	H: 6 LOB: 1 BB: 0 P: 8	R: 0 E: 0 K: 0 S: 3	H: 0 LOB: 2 BB: 2 P: 11	R: 0 E: 0 K: 0 S: 3	H: 1 LOB: 3 BB: 3 P: 15	R: 1 E: 0 K: 0 S: 5	H: 2 LOB: 2 BB: 1 P: 9	R: 0 E: 0 K: 0 S: 3	H: 0 LOB: 0 BB: 0 P: 3	R: 2 E: 1 K: 0 S: 7	H: 3 LOB: 3 BB: 1 P: 11	R: 0 E: 0 K: 0 S: 3	H: 1 LOB: 1 BB: 1 P: 7
--------------	------------------------------	---------------------------------	------------------------------	---------------------------------	------------------------------	----------------------------------	------------------------------	----------------------------------	------------------------------	---------------------------------	------------------------------	---------------------------------	------------------------------	----------------------------------	------------------------------	---------------------------------

PITCHER	IP	WLS	BF	H	R	ER	SO	BB	IBB	HBP	BLK	WP	HR	S	P	ERA	WHIP
Phil Niekro, R (1, 1) ERA: 4.13	1.0	L	14	11	7	7	0	0	0	0	0	0	0	14	14	63.00	11.000
Preston Hanna, R (2, 1) ERA: 5.03	5.0		22	3	1	1	0	5	1	0	0	0	0	16	40	1.80	1.600
Al Hrabosky, L (7, 1) ERA: 3.8	2.0		12	4	2	2	0	2	0	0	0	1	0	10	18	9.00	3.000

BOTTOM

Atlanta Braves @ Chicago Cubs
Wrigley Field, Chicago, IL

Sat Jun 14 1980, 3:33 AM CDT
Att. 25,108 - Unknown

AB	R	H	RBI	BB	SO	LOB
5	4	4	0	1	0	1
5	2	2	1	1	0	4
5	2	2	1	0	0	5
1	0	0	0	0	0	2
3	1	3	3	2	0	0
0	0	0	0	0	0	0
4	0	3	3	1	0	1
3	0	0	1	1	0	6
5	0	2	1	0	0	4
3	0	0	0	2	0	5
3	1	1	0	0	0	3
0	0	0	0	0	0	0
1	0	1	0	0	0	0
0	0	0	0	0	0	0

AB	38
R	10
H	18
RBI	10
BB	8
SO	0
LOB	31



1B:	16	SF:	1	WP:	1	PA:	48
2B:	2	SAC:	1	PB:	0		
3B:	0	DP:	3	SB:	0		
HR:	0	HBP:	0	CS:	0		

Batter	1	2	3	4	5	6	7	8	9	AB R H RBI BB SO LOB	TOP		
Glenn Hubbard, R (1, 4) OBP: 0.305, SLG: 0.482	0-3 ① K		x 0-0 2B			x 0-0 ① F8		0-3 ① K		4 0 1 0 0 2 2			
Dale Murphy, R (1, 8) OBP: 0.339, SLG: 0.464	0-0 ② 5-3		x 0-0 ③ F8			x 0-0 ② F7		0-0 ② FC5-4 1-2f 2-3		4 0 0 0 0 0 3			
Chris Chambliss, L (1, 3) OBP: 0.336, SLG: 0.464	0-0 2B			x 0-0 ① F9		0-3 ③ K		0-0 ③ F8		4 0 1 0 0 1 2			
Gary Matthews, R (1, 9) OBP: 0.303, SLG: 0.434	0-3 ③ K			x 0-0 2B		x 0-0 ① F7		0-3 ① K		4 0 1 0 0 2 1			
Bob Horner, R (1, 5) OBP: 0.209, SLG: 0.360		x 0-0 ① 6-3		x 0-0 ② 5-3		x 0-0 ② 4-3		0-3 ② K		4 0 0 0 0 1 1			
Brian Asselstine, L (1, 7) OBP: 0.287, SLG: 0.353		x 0-0 ② 4-3		0-3 ③ K		0-3 ③ K		0-0 BB 1B		4 0 1 0 0 2 1			
Larvell Blanks, R (1, 6) OBP: 0.254, SLG: 0.273		x 0-0 ③ 4-3			x 0-0 ① 4-3		x 0-0 1B 2B	4-0 1-2 BB		3 1 1 0 1 0 0	AB 34 R 1 H 7 RBI 1 BB 1 SO 11 LOB 12		
Bill Nahorodny, R (1, 2) OBP: 0.289, SLG: 0.472			x 0-0 ① F8		0-3 ② K		x 0-0 FC5-4 1B 2-H	0-0 ③ F5		4 0 1 1 0 1 2			
Rick Matula, R (1, 1) OBP: 0.040, SLG: 0.040 Biff Pocaroba, S (8, PH) OBP: 0.405, SLG: 0.375 Jerry Royster, R (8, PR) OBP: 0.301, SLG: 0.293 Rick Camp, R (8, 1)			0-3 ② K		0-3 ③ K		0-0 1-2 FC5-4 1B			2 0 0 0 0 2 0 1 0 1 0 0 0 0 0 0 0 0 0 0 0 0 0 0 0 0 0 0			
Inning Stats	R: 0 H: 1 E: 0 LOB: 1 K: 2 BB: 0 S: 8 P: 8	R: 0 H: 0 E: 0 LOB: 0 K: 0 BB: 0 S: 3 P: 3	R: 0 H: 1 E: 0 LOB: 1 K: 1 BB: 0 S: 6 P: 6	R: 0 H: 1 E: 0 LOB: 1 K: 1 BB: 0 S: 6 P: 6	R: 0 H: 0 E: 0 LOB: 0 K: 2 BB: 0 S: 7 P: 7	R: 0 H: 0 E: 0 LOB: 0 K: 1 BB: 0 S: 5 P: 5	R: 0 H: 0 E: 0 LOB: 0 K: 1 BB: 0 S: 5 P: 5	R: 1 H: 3 E: 0 LOB: 2 K: 1 BB: 0 S: 8 P: 8	R: 0 H: 1 E: 0 LOB: 2 K: 2 BB: 1 S: 8 P: 12	1B: 3 SF: 0 2B: 4 SAC: 0 3B: 0 DP: 0 HR: 0 HBP: 0	WP: 0 PA: 35 PB: 0 SB: 0 CS: 0		
PITCHER	IP WLS BF H R ER SO BB IBB HBP BLK WP HR S P ERA WHIP											PITCHER	IP WLS BF H R ER SO BB IBB HBP BLK WP HR S P ERA WHIP
Mike Krukow, R (1, 1) ERA: 3.46	7.0 W 27 6 1 1 8 0 0 0 0 0 0 0 43 43 1.29 0.857												
Bruce Sutter, R (8, 1) ERA: 3.66	2.0 S 8 1 0 0 3 1 0 0 0 0 0 0 13 17 0.00 1.000												

Atlanta Braves @ Chicago Cubs
Wrigley Field, Chicago, IL
Sun Jun 15 1980, 3:33 AM CDT
Att: 11,421 - Unknown

livebaseballscorecards.com



Batter	1	2	3	4	5	6	7	8	9
Ivan De Jesus, R OBP: 0.332, SLG: 0.385 (1, 6)	4-0 WP S SF8 BB		0-0 SH1-3 1-2		0-0 4-3 SH1-3 1B		0-0 CS 1B	4-0 BB BB BB BB BB	
Lenny Randle, S OBP: 0.360, SLG: 0.388 Mick Kelleher, R OBP: 0.216, SLG: 0.171 (1, 5) (9, 5)	0-0 1-3		0-0 F8		0-0 SH1-3 1-2		0-0 F7 1-2	4-0 1-2 2-3 BB	
Bill Buckner, L OBP: 0.312, SLG: 0.391 Jesus Figueroa, L OBP: 0.371, SLG: 0.344 (1, 3) (7, PR) (8, 7)	0-0 SF8 3-H		0-0 2-H 1B		0-0 4-3 2-3		0-0 1B 1B	0-0 G3	
Mike Vail, R OBP: 0.411, SLG: 0.525 Scot Thompson, L OBP: 0.311, SLG: 0.318 (1, 9) (7, PR) (8, 9)	0-0 2B		0-0 6-3		0-3 K		0-0 1-2 1B		
Larry Bittner, L OBP: 0.373, SLG: 0.404 (1, 7) (8, 3)	0-0 6-3			0-0 G3		4-0 BB BB BB BB	0-0 F8		
Jerry Martin, R OBP: 0.330, SLG: 0.492 (1, 8)		0-0 5-3		0-0 HR		0-0 G5-4-3 1-2f		0-0 4-3 WP 1B 1B	
Barry Foote, R OBP: 0.321, SLG: 0.528 (1, 2)		0-0 F7		0-0 6-3		0-0 2B		0-0 4-3 1-3	
Mike Tyson, R OBP: 0.289, SLG: 0.333 (1, 4)		0-0 F3		0-0 1B		4-0 FC6-4 IBB		0-0 BB SH1-3 1B 3-H	
Mike Krukow, R OBP: 0.200, SLG: 0.200 Bruce Sutter, R (8, 1)			0-0 SH1-3 1B 1B		0-3 K		0-0 FC6-4 1-2f	0-0 SH1-3 1-2	

AB	R	H	RBI	BB	SO	LOB
2	1	2	0	2	0	0
3	0	0	0	1	0	3
0	0	0	0	0	0	0
3	0	2	2	0	0	1
1	0	0	0	0	0	3
4	0	2	0	0	1	2
0	0	0	0	0	0	0
3	0	0	0	1	0	3
4	2	2	1	0	0	1
4	0	1	0	0	0	1
3	0	2	1	1	0	0
3	1	1	0	0	1	3
0	0	0	0	0	0	0


BOTTOM

Atlanta Braves @ Chicago Cubs
Wrigley Field, Chicago, IL

Sun Jun 15 1980, 3:33 AM CDT
Att. 11,421 - Unknown

livebaseballscorecards.com

AB	30
R	4
H	12
RBI	4
BB	5
SO	2
LOB	17



1B:	9	SF:	1	WP:	2	PA:	39
2B:	2	SAC:	3	PB:	0		
3B:	0	DP:	1	SB:	1		
HR:	1	HBP:	0	CS:	1		

Inning Stats		R: 1	H: 1	R: 0	H: 0	R: 1	H: 2	R: 0	H: 1	R: 0	H: 3	R: 1	H: 2	1B: 9	SF: 1
E: 0	LOB: 1	E: 0	LOB: 0	E: 0	LOB: 1	E: 0	LOB: 2	E: 0	LOB: 2	E: 0	LOB: 3	E: 0	LOB: 3	2B: 2	SAC: 3
K: 0	BB: 1	K: 0	BB: 0	K: 1	BB: 0	K: 0	BB: 2	K: 0	BB: 0	K: 0	BB: 2	K: 0	BB: 2	3B: 0	DP: 1
S: 4	P: 8	S: 3	P: 3	S: 5	P: 5	S: 3	P: 11	S: 5	P: 5	S: 5	P: 13	S: 5	P: 13	HR: 1	HBP: 0

PITCHER		IP	WLS	BF	H	R	ER	SO	BB	IBB	HBP	BLK	WP	HR	S	P	ERA	WHIP
Rick Matula, R ERA: 2.84 (1, 1)		7.0	L	32	10	3	3	2	2	1	0	0	1	1	33	45	3.86	1.714
Rick Camp, R ERA: 2.34 (8, 1)		1.0		7	2	1	1	0	2	0	0	0	1	0	5	13	9.00	4.000

Batter	1	2	3	4	5	6	7	8	9	AB R H RBI BB SO LOB	TOP																		
Terry Puhl, L (1, 9) OBP: 0.360, SLG: 0.455	0-0 2-3 FC3-2-5-1 2B		0-3 K		0-0 1-3		4-0 WP BB			3 0 1 1 1 1 0																			
Denny Walling, L (1, 3) OBP: 0.406, SLG: 0.419	0-0 2-3		0-0		0-0 F4		0-0 4-3			3 0 1 0 0 0 1																			
Art Howe, R (7, PH) OBP: 0.311, SLG: 0.368	2-3		1B				1-2 2-3 3-H			1 0 0 0 0 0 2																			
Joe Morgan, L (1, 4) OBP: 0.342, SLG: 0.366	4-0 FC3-2-5-1 BB		0-0 F6		0-0 F9		0-0 4-3			3 0 0 0 1 0 1																			
Jose Cruz, L (1, 7) OBP: 0.384, SLG: 0.425	0-0 FC3-2-5-1 1-3 3-H		0-0 G2		0-0 2-3		0-3 K			4 0 0 0 0 1 3																			
Cesar Cedeno, R (1, 8) OBP: 0.393, SLG: 0.490	0-3 K		0-0 F8		0-0 4-3		0-0 4-3			4 0 0 0 0 1 2																			
Enos Cabell, R (1, 5) OBP: 0.300, SLG: 0.344		0-3 K		0-0 F2		0-0 5-3		0-0 F7		4 0 0 0 0 1 0																			
Alan Ashby, S (1, 2) OBP: 0.336, SLG: 0.371		0-0 5-3		0-3 K		0-0		0-0 4-3		3 0 1 0 0 1 0																			
Julio Gonzalez, R (7, PR) OBP: 0.103, SLG: 0.128						BB WP BB 1B				1 1 0 0 0 0 0	AB 30																		
Craig Reynolds, L (1, 6) OBP: 0.229, SLG: 0.293		4-0			0-0 4-3		4-0 BB BB WP BB			1 0 0 0 1 0 0	R 2																		
Bruce Bochy, R (7, PH) OBP: 0.556, SLG: 0.200							1-2 WP BB			0 0 0 0 1 0 0	H 3																		
Jeffrey Leonard, R (7, PR) OBP: 0.274, SLG: 0.290		BB					4-0 WP BB BB			0 1 0 0 0 0 0	RBI 1																		
Luis Pujols, R (7, 2) OBP: 0.247, SLG: 0.241							1-2 2-3 BB			1 0 0 0 0 1 0	BB 5																		
Vern Ruhle, R (1, 1) OBP: 0.333, SLG: 0.364		0-0 5-3			0-3 K					2 0 0 0 0 1 1	SO 7																		
Rafael Landestoy, S (7, PH) OBP: 0.299, SLG: 0.368										0 0 0 0 1 0 0	LOB 10																		
Dave Smith, R (7, 1)										0 0 0 0 0 0 0																			
Inning Stats	R: 0 E: 0 K: 1 S: 6	H: 1 LOB: 2 BB: 1 P: 10	R: 0 E: 0 K: 1 S: 5	H: 0 LOB: 1 BB: 1 P: 9	R: 0 E: 0 K: 1 S: 6	H: 1 LOB: 1 BB: 0 P: 6	R: 0 E: 0 K: 1 S: 5	H: 0 LOB: 0 BB: 0 P: 5	R: 0 E: 0 K: 0 S: 3	H: 0 LOB: 0 BB: 0 P: 3	R: 2 E: 0 K: 0 S: 4	H: 1 LOB: 3 BB: 3 P: 16	R: 0 E: 0 K: 1 S: 5	H: 0 LOB: 0 BB: 0 P: 5	R: 0 E: 0 K: 1 S: 5	H: 0 LOB: 0 BB: 0 P: 5	1B: 2 2B: 1 3B: 0 HR: 0	SF: 0 SAC: 0 DP: 0 HBP: 0	WP: 2 PB: 0 SB: 0 CS: 0	PA: 35									
PITCHER	IP	WLS	BF	H	R	ER	SO	BB	IBB	HBP	BLK	WP	HR	S	P	ERA	WHIP												
Rick Reuschel, R (1, 1) ERA: 3.61	1.0		5	1	0	0	1	1	0	0	0	0	0	6	10	0.00	2.000												
Willie Hernandez, L (2, 1) ERA: 4.23	5.2	L	21	2	2	2	4	2	0	0	0	1	0	27	35	3.18	0.706												
Bill Caudill, R (7, 1) ERA: 2.25	0.0		2	0	0	0	0	2	0	0	0	0	0	0	8	∞	∞												
Doug Capilla, L (7, 1) ERA: 1.74	0.1		1	0	0	0	0	0	0	0	0	1	0	1	1	0.00	0.000												
Dick Tidrow, R (8, 1) ERA: 1.94	2.0		6	0	0	0	2	0	0	0	0	0	0	10	10	0.00	0.000												

Houston Astros @ Chicago Cubs
Wrigley Field, Chicago, IL
Mon Jun 16 1980, 3:33 AM CDT
Att: 15,289 - Unknown

livebaseballscorecards.com



Batter	1	2	3	4	5	6	7	8	9	AB	R	H	RBI	BB	SO	LOB
Ivan De Jesus, R OBP: 0.326, SLG: 0.377 (1, 6)	0-0 4-3		0-0 F4		0-0 F9			0-3 K		4	0	0	0	0	1	1
Lenny Randle, S OBP: 0.358, SLG: 0.385 (1, 5)	0-0 F6			0-0 F7		0-0 F5		0-0 FC4-6 1B		4	0	1	0	0	0	0
Bill Buckner, L OBP: 0.321, SLG: 0.404 (1, 3)	0-0 1B			0-0 2B		0-0 1B		0-0 FC4-6 1-2f		4	0	3	0	0	0	1
Mike Vail, R OBP: 0.406, SLG: 0.512 (1, 9)	0-0 6-3			0-0 F3		4-0 1-2 BB		0-0 F7		3	0	0	0	1	0	3
Larry Bittner, L OBP: 0.361, SLG: 0.389 (1, 7)		0-0 4-3		0-0 F7		0-0 F9			0-0 G3	4	0	0	0	0	0	3
Jerry Martin, R OBP: 0.328, SLG: 0.503 (1, 8)		0-0 F7			0-0 HR	0-0 5-3			0-0 5-3	4	1	1	1	0	0	2
Barry Foote, R OBP: 0.310, SLG: 0.509 (1, 2)		0-0 5-3			0-0 E6 FC5-4		0-0 F4		0-3 K	4	0	0	0	0	1	0
Mike Tyson, R OBP: 0.278, SLG: 0.319 (1, 4)			0-3 K		0-0 FC5-4 SH1-4		0-0 F7			3	0	0	0	0	1	1
Rick Reuschel, R OBP: 0.188, SLG: 0.250 Willie Hernandez, L OBP: 0.333, SLG: 0.444 Bill Casuilli, R Doug Capilla, L Ken Henderson, S Dick Tidrow, R			0-3 K		0-0 SH1-4		0-0 6-3			0	0	0	0	0	0	0

BOTTOM

Houston Astros @ Chicago Cubs
Wrigley Field, Chicago, IL
 Mon Jun 16 1980, 3:33 AM CDT
 Att. 15,289 - Unknown

livebaseballscorecards.com

AB	32
R	1
H	5
RBI	1
BB	1
SO	4
LOB	11



Inning Stats	R: 0	H: 1	E: 0	LOB: 1	K: 0	BB: 0	S: 4	P: 4	R: 0	H: 0	E: 0	LOB: 0	K: 0	BB: 0	S: 3	P: 3	R: 0	H: 0	E: 0	LOB: 0	K: 2	BB: 0	S: 7	P: 7	R: 0	H: 1	E: 0	LOB: 1	K: 0	BB: 0	S: 4	P: 4	R: 1	H: 1	E: 1	LOB: 1	K: 0	BB: 0	S: 5	P: 5	R: 0	H: 1	E: 0	LOB: 2	K: 0	BB: 1	S: 4	P: 8	R: 0	H: 0	E: 0	LOB: 0	K: 0	BB: 0	S: 3	P: 3	R: 0	H: 1	E: 0	LOB: 1	K: 1	BB: 0	S: 6	P: 6	R: 0	H: 0	E: 0	LOB: 0	K: 1	BB: 0	S: 5	P: 5	1B: 3	SF: 0	2B: 1	SAC: 1	3B: 0	DP: 0	HR: 1	HBP: 0	WP: 0	PA: 34	PB: 0	SB: 0	CS: 0
--------------	------	------	------	--------	------	-------	------	------	------	------	------	--------	------	-------	------	------	------	------	------	--------	------	-------	------	------	------	------	------	--------	------	-------	------	------	------	------	------	--------	------	-------	------	------	------	------	------	--------	------	-------	------	------	------	------	------	--------	------	-------	------	------	------	------	------	--------	------	-------	------	------	------	------	------	--------	------	-------	------	------	-------	-------	-------	--------	-------	-------	-------	--------	-------	--------	-------	-------	-------

PITCHER	IP	WLS	BF	H	R	ER	SO	BB	IBB	HBP	BLK	WP	HR	S	P	ERA	WHIP
Vern Ruhle, R ERA: 2.48 (1, 1)	6.0	W	24	4	1	1	2	1	0	0	0	0	1	27	31	1.50	0.833
Dave Smith, R ERA: 2.05 (7, 1)	3.0	S	10	1	0	0	2	0	0	0	0	0	0	14	14	0.00	0.333

Batter	1	2	3	4	5	6	7	8	9	AB R H RBI BB SO LOB	TOP											
Terry Puhl, L (1, 9) OBP: 0.370, SLG: 0.455	0-0 F9	4-0 1B HR BB	0-0 S 1B			1-0 FC6-4 HBP			4-0 E BB BB	2 1 1 1 2 0 0	Houston Astros @ Chicago Cubs Wrigley Field, Chicago, IL Tue Jun 17 1980, 3:33 AM CDT Att: 19,480 - Unknown											
Denny Walling, L (1, 3) OBP: 0.405, SLG: 0.419 Rafael Landestoy, S (9, 4) OBP: 0.299, SLG: 0.368	0-0 2B 1B	0-0 1-2 HR 1B	0-3 K			0-0 FC6-4			0-0 F8	5 2 2 0 0 1 3 0 0 0 0 0 0 0												
Joe Morgan, L (1, 4) OBP: 0.340, SLG: 0.369 Dave Bergman, L (9, PH) OBP: 0.219, SLG: 0.107	0-0 1-3 1B 2B	0-3 K				0-3 K			4-0 1-2 E BB	4 1 1 0 0 2 3 0 0 0 0 1 0 0												
Jose Cruz, L (1, 7) OBP: 0.384, SLG: 0.435	4-0 1B 1B IBB	0-0 1-H 2-H HR				0-3 K			0-3 K	4 2 1 3 1 2 2												
Cesar Cedeno, R (1, 8) OBP: 0.387, SLG: 0.480	0-3 K	0-0 CS 1B				0-3 K			0-0 E5 1-2 2-3	5 0 1 0 0 2 5												
Enos Cabell, R (1, 5) OBP: 0.298, SLG: 0.341	0-0 E 1B 1B	0-0 5-3				0-3 K			0-0 F9	5 0 1 2 0 2 4												
Alan Ashby, S (1, 2) OBP: 0.333, SLG: 0.367	0-0 1-2 2-H 1B					0-0 F7			0-0 F7	4 0 1 1 0 0 0												
Craig Reynolds, L (1, 6) OBP: 0.224, SLG: 0.286	0-0 E3 1-2 2-3					0-0 F9			0-3 K	4 0 0 0 0 1 2												
J.R. Richard, R (1, 1) OBP: 0.118, SLG: 0.235 Joaquin Andujar, S (6, 1) OBP: 0.250, SLG: 0.250	0-0 F9					0-0 5-3			0-3 K	3 1 1 0 0 0 3 1 0 0 0 0 1 0												
Inning Stats	R: 3 E: 1 K: 1 S: 10	H: 4 LOB: 3 BB: 1 P: 14	R: 3 E: 0 K: 1 S: 7	H: 3 LOB: 0 BB: 1 P: 11	R: 1 E: 0 K: 1 S: 7	H: 2 LOB: 1 BB: 0 P: 7	R: 0 E: 0 K: 2 S: 7	H: 0 LOB: 0 BB: 0 P: 7	R: 0 E: 0 K: 1 S: 5	H: 0 LOB: 0 BB: 0 P: 5	R: 0 E: 0 K: 1 S: 5	H: 0 LOB: 1 BB: 0 P: 6	R: 0 E: 0 K: 1 S: 5	H: 0 LOB: 0 BB: 0 P: 5	R: 0 E: 0 K: 2 S: 7	H: 0 LOB: 0 BB: 0 P: 7	R: 0 E: 1 K: 1 S: 6	H: 0 LOB: 3 BB: 2 P: 14	1B: 6 2B: 2 3B: 0 HR: 1	SF: 0 SAC: 0 DP: 0 HBP: 1	WP: 0 PB: 0 SB: 1 CS: 1	PA: 42
PITCHER	IP WLS BF H R ER SO BB IBB HBP BLK WP HR S P ERA WHIP																					
Lynn McGlothen, R (1, 1) ERA: 6.95	1.1 L 14 7 6 6 2 1 1 0 0 0 1 16 24 40.50 6.000																					
Doug Capilla, L (2, 1) ERA: 1.69	5.2 19 2 1 1 6 0 0 1 0 0 0 30 31 1.59 0.353																					
Bill Caudill, R (8, 1) ERA: 2.14	2.0 9 0 0 0 3 2 0 0 0 0 0 13 21 0.00 1.000																					

AB	37
R	7
H	9
RBI	7
BB	4
SO	11
LOB	22



livebaseballscorecards.com

Batter	1	2	3	4	5	6	7	8	9	AB	R	H	RBI	BB	SO	LOB
Ivan De Jesus, R OBP: 0.329, SLG: 0.381 (1, 6)	0-0 2B 2B		0-0 5-3		4-0 BB			0-3 K		3	1	1	0	1	1	0
Lenny Randle, S OBP: 0.351, SLG: 0.378 (1, 5)	0-3 K		0-0 E6 BB		0-0 F9			0-0 1-3		4	0	0	0	0	1	2
Bill Buckner, L OBP: 0.325, SLG: 0.409 (1, 3)	0-0 2B 2H		4-0 1-2 BB		0-0 5-3			0-0 G3		3	0	1	1	1	0	1
Mike Vail, R OBP: 0.394, SLG: 0.496 (1, 9)	0-3 K		0-3 K		0-0 6-3			0-0 F9		4	0	0	0	0	2	3
Larry Bittner, L OBP: 0.349, SLG: 0.375 (1, 7)	0-0 4-3		0-3 K2-3		0-0 4-3			0-3 K		4	0	0	0	0	2	3
Jerry Martin, R OBP: 0.327, SLG: 0.497 (1, 8)		0-3 K		0-3 K		0-0 F7		0-0 1B		4	0	1	0	0	2	0
Barry Foote, R OBP: 0.303, SLG: 0.496 Tim Blackwell, S OBP: 0.278, SLG: 0.299 (1, 2) (8, 2)		0-0 6-3		0-0 F7		0-0 F2		0-3 K		3	0	0	0	0	0	0
Mike Tyson, R OBP: 0.280, SLG: 0.311 (1, 4)		4-0 BB		0-0 F9		0-3 K		0-3 K		2	0	0	0	1	1	0
Lynn McGlothen, L OBP: 0.429, SLG: 0.538 Doug Capilla, L Scot Thompson, L OBP: 0.309, SLG: 0.315 Bill Caudill, R (1, 1) (2, 1) (7, PH) (8, 1)		0-3 K		0-3 K		0-3 4-3				0	0	0	0	0	0	0


Inning Stats	R: 1	H: 2	E: 0	K: 2	S: 9	H: 2	LOB: 1	BB: 0	P: 9	R: 0	H: 0	E: 0	K: 2	S: 7	H: 0	LOB: 1	BB: 1	P: 11	R: 0	H: 0	E: 1	K: 2	S: 8	H: 0	LOB: 2	BB: 1	P: 12	R: 0	H: 0	E: 0	K: 1	S: 5	H: 0	LOB: 0	BB: 0	P: 5	R: 0	H: 0	E: 0	K: 1	S: 5	H: 0	LOB: 1	BB: 1	P: 9	R: 0	H: 0	E: 0	K: 0	S: 3	H: 0	LOB: 0	BB: 0	P: 3	R: 0	H: 0	E: 0	K: 1	S: 5	H: 0	LOB: 0	BB: 0	P: 5	R: 0	H: 0	E: 0	K: 1	S: 5	H: 0	LOB: 0	BB: 0	P: 5	R: 0	H: 1	E: 0	K: 2	S: 8	H: 1	LOB: 1	BB: 0	P: 8	1B: 1	2B: 2	3B: 0	HR: 0	SF: 0	SAC: 0	DP: 0	HBP: 0	WP: 0	PB: 0	SB: 0	CS: 0	PA: 34
--------------	------	------	------	------	------	------	--------	-------	------	------	------	------	------	------	------	--------	-------	-------	------	------	------	------	------	------	--------	-------	-------	------	------	------	------	------	------	--------	-------	------	------	------	------	------	------	------	--------	-------	------	------	------	------	------	------	------	--------	-------	------	------	------	------	------	------	------	--------	-------	------	------	------	------	------	------	------	--------	-------	------	------	------	------	------	------	------	--------	-------	------	-------	-------	-------	-------	-------	--------	-------	--------	-------	-------	-------	-------	--------

PITCHER	IP	WLS	BF	H	R	ER	SO	BB	IBB	HBP	BLK	WP	HR	S	P	ERA	WHIP
J.R. Richard, R ERA: 1.51 (1, 1)	5.0	W	21	2	1	1	8	3	0	0	0	0	0	34	46	1.80	1.000
Joaquin Andujar, R ERA: 3.38 (6, 1)	4.0	S	13	1	0	0	4	0	0	0	0	0	0	21	21	0.00	0.250

BOTTOM

Houston Astros @ Chicago Cubs
 Wrigley Field, Chicago, IL
 Tue Jun 17 1980, 3:33 AM CDT
 Att. 19,480 - Unknown

AB	31
R	1
H	3
RBI	1
BB	3
SO	12
LOB	11



Batter	1	2	3	4	5	6	7	8	9
Ivan De Jesus, R OBP: 0.340, SLG: 0.390 (1, 6)	0-0 1B S 1B	0-0 FC5-4 1B 2-H 3-H			0-0 S 1B		0-0 SH1-4 1-2	4-0 WP BB	
Lenny Randle, S OBP: 0.352, SLG: 0.378 (1, 5)	0-0 F7 1-3 1B	0-0 FC5-4 1-2f			0-0 F9 1-2		0-0 HBP S HR 2-3 1B	0-0 F7 1-2	
Bill Buckner, L OBP: 0.322, SLG: 0.400 (1, 3)	0-0 F7 1-2		0-0 F7		0-0 4-3		4-0 HBP HR 1-2 IBB	0-0 6-3	
Mike Vail, R OBP: 0.397, SLG: 0.492 Scott Thompson, L OBP: 0.309, SLG: 0.315 (1, 9) (7, PR) (8, 9)	0-0 L5		0-0 G6-4-3 1B		0-0 F9		1-0 HR HBP 1-2 2-3 3-H		
Jerry Martin, R OBP: 0.325, SLG: 0.508 (1, 8)	0-3 K		0-0 G6-4-3 1-2f		0-0 6-3		0-0 HR 1-H 2-H 3-H		
Ken Henderson, S OBP: 0.333, SLG: 0.361 (1, 7)		0-0 1-4-3		0-0 G4-3 1B		4-0 1B BB	0-0 P6		
Barry Foote, R OBP: 0.317, SLG: 0.500 (1, 2)		4-0 S BB 1B BB		0-0 G4-3 1-2f		0-0 1-2 1B	0-0 1B		
Mike Tyson, R OBP: 0.282, SLG: 0.303 Bruce Sutter, R (7, 1)		4-0 S 1B BB		0-0 6-3		0-3 K	0-3 K		
Dennis Lamp, R OBP: 0.212, SLG: 0.133 Mick Kelleher, R OBP: 0.231, SLG: 0.167 (1, 1) (7, 4)		0-0 1-3 1-2 2-3		0-0 F7			4-0 1B HBP SH1-4 BB	0-0 F3	

AB	R	H	RBI	BB	SO	LOB
3	0	3	2	1	0	0
5	1	2	0	0	0	3
4	1	0	0	1	0	4
3	0	1	1	0	0	2
0	1	0	0	0	0	0
4	1	1	4	0	1	3
3	0	1	0	1	0	1
3	1	2	0	1	0	1
2	1	0	0	1	1	2
1	0	0	0	0	1	1
2	0	0	0	0	0	2
1	1	0	0	1	0	0

BOTTOM

Cincinnati Reds @ Chicago Cubs
Wrigley Field, Chicago, IL
 Wed Jun 18 1980, 3:33 AM CDT
 Att. 19,196 - Unknown

AB	31
R	7
H	10
RBI	7
BB	6
SO	3
LOB	19



1B:	9	SF:	0
2B:	0	SAC:	1
3B:	0	DP:	2
HR:	1	HBP:	1

WP:	1	PA:	39
PB:	0		
SB:	5		
CS:	0		

Inning Stats		R	H	E	K	S	PITCHER		IP	WLS	BF	H	R	ER	SO	BB	IBB	HBP	BLK	WP	HR	S	P	ERA	WHIP
R: 0 H: 2 E: 0 K: 1 S: 7		2	2	0	7	7	R: 0 H: 1 E: 0 K: 0 S: 3		6.0	L	26	7	2	2	2	3	0	0	0	0	0	27	39	3.00	1.667
R: 2 H: 1 E: 0 K: 0 S: 4		1	1	0	2	12	R: 0 H: 1 E: 0 K: 0 S: 3		0.1		5	1	4	4	0	1	1	1	0	0	2	11	108.00	6.000	
R: 0 H: 1 E: 0 K: 0 S: 3		1	1	0	1	3	R: 0 H: 1 E: 0 K: 0 S: 4		1.2		8	2	1	1	1	1	0	0	0	1	9	13	5.40	1.800	
R: 0 H: 1 E: 0 K: 0 S: 3		1	1	0	1	3	R: 5 H: 3 E: 0 K: 1 S: 8																		
R: 0 H: 1 E: 0 K: 0 S: 3		1	1	0	1	3	R: 0 H: 0 E: 0 K: 0 S: 3																		

PITCHER		IP	WLS	BF	H	R	ER	SO	BB	IBB	HBP	BLK	WP	HR	S	P	ERA	WHIP
Charlie Leibrandt, L	(1, 1)	6.0	L	26	7	2	2	2	3	0	0	0	0	0	27	39	3.00	1.667
Mario Soto, R	(7, 1)	0.1		5	1	4	4	0	1	1	1	0	0	0	2	11	108.00	6.000
Doug Bair, R	(7, 1)	1.2		8	2	1	1	1	1	0	0	0	1	9	13	5.40	1.800	

Batter	1	2	3	4	5	6	7	8	9	AB R H RBI BB SO LOB	TOP	
Dave Collins, S (1, 8) OBP: 0.332, SLG: 0.367 Tom Hume, R (7, 1)	0-0 S 1B		0-3 K		0-0 F8		0-0 1B			4 0 2 0 0 1 0 0 0 0 0 0 0 0		
Dave Concepcion, R (1, 6) OBP: 0.277, SLG: 0.309	4-0 G5-4-3 1-2 BB		0-3 K		0-3 K		0-0 1-2 1B			3 0 1 0 1 2 0		
Ken Griffey, L (1, 9) OBP: 0.364, SLG: 0.432 Sam Mejias, R (8, 9) OBP: 0.333, SLG: 0.388	0-3 K		0-0 F8		0-0 1B			0-3 K		4 0 1 0 0 2 2 0 0 0 0 0 0 0		
George Foster, R (1, 7) OBP: 0.313, SLG: 0.372	0-0 G5-4-3 1-2f			0-0 F9	0-0 F7			0-0 F9		4 0 0 0 0 0 3		
Dan Driessen, L (1, 3) OBP: 0.395, SLG: 0.455		4-0 S 2B BB		0-0 HR		4-0 CS BB		0-0 L3		2 2 1 1 2 0 0		
Johnny Bench, R (1, 2) OBP: 0.343, SLG: 0.487		0-0 F7 1-2		0-0 F8		0-0 F9 1-2		0-0 P5		4 0 0 0 0 0 2		
Ray Knight, R (1, 5) OBP: 0.322, SLG: 0.477		0-0 6-3		0-0 2B		0-3 K		0-3 K		4 0 1 0 0 2 1		
Junior Kennedy, R (1, 4) OBP: 0.358, SLG: 0.391		0-0 2-H 2B		4-0 IBB		0-0 F9		0-0 1B		3 0 2 1 1 0 0		
Joe Price, R (1, 1) Cesar Geronimo, L (7, PH) OBP: 0.322, SLG: 0.350 (7, 8)		0-0 F9		0-0 4-3		0-3 K		0-3 K		2 0 0 0 0 0 3 2 0 0 0 0 2 1		
Inning Stats	R: 0 H: 1 E: 0 LOB: 1 K: 1 BB: 1 S: 5 P: 9	R: 1 H: 1 E: 0 LOB: 1 K: 0 BB: 1 S: 4 P: 8	R: 0 H: 0 E: 0 LOB: 0 K: 2 BB: 0 S: 7 P: 7	R: 1 H: 2 E: 0 LOB: 2 K: 0 BB: 1 S: 5 P: 9	R: 0 H: 1 E: 0 LOB: 1 K: 1 BB: 0 S: 6 P: 6	R: 0 H: 0 E: 0 LOB: 0 K: 1 BB: 1 S: 4 P: 8	R: 0 H: 2 E: 0 LOB: 1 K: 1 BB: 0 S: 6 P: 6	R: 0 H: 0 E: 0 LOB: 0 K: 1 BB: 0 S: 5 P: 5	R: 0 H: 1 E: 0 LOB: 1 K: 2 BB: 0 S: 8 P: 8	1B: 5 SF: 0 2B: 2 SAC: 0 3B: 0 DP: 1 HR: 1 HBP: 0	WP: 0 PA: 36 PB: 0 SB: 2 CS: 1	
PITCHER Mike Krukow, R (1, 1) ERA: 3.4 Bruce Sutter, R (8, 1) ERA: 3.22	IP WLS BF H R ER SO BB IBB HBP BLK WP HR S P ERA WHIP	7.0 W 29 7 2 2 6 3 1 0 0 0 1 37 53 2.57 1.429	2.0 S 7 1 0 0 3 0 0 0 0 0 0 0 13 13 0.00 0.500	PITCHER IP WLS BF H R ER SO BB IBB HBP BLK WP HR S P ERA WHIP								

Cincinnati Reds @ Chicago Cubs
Wrigley Field, Chicago, IL
Thu Jun 19 1980, 3:33 AM CDT
Att: 13,185 - Unknown

livebaseballscorecards.com

AB 32
R 2
H 8
RBI 2
BB 4
SO 9
LOB 12



Batter	1	2	3	4	5	6	7	8	9	AB	R	H	RBI	BB	SO	LOB
Ivan De Jesus, R OBP: 0.335, SLG: 0.383 (1, 6)	0-0 P6		0-0 G4-6-3		0-3 K		0-0 SH1-4	0-3 K		4	0	0	0	0	2	2
Lenny Randle, S OBP: 0.349, SLG: 0.374 (1, 5)	0-0 F7		0-0 F7		0-0 1B		0-0 L5	0-0 F7		5	0	1	0	0	0	2
Bill Buckner, L OBP: 0.325, SLG: 0.399 (1, 3)	0-0 1B			0-0 4-3		0-0 F2		4-0 1B IBB		3	0	1	0	1	0	1
Mike Vail, R OBP: 0.400, SLG: 0.492 Bruce Sutter, R (1, 9) (8, 1)	0-0 F3			0-0 1B WP 1B		0-0 F8-6		1-2 2-H 1B		4	1	2	1	0	0	1
Jerry Martin, R OBP: 0.329, SLG: 0.510 (1, 8)		0-0 5-3		4-0 1B BB		0-0 1B 2B		0-3 K		3	1	1	0	1	1	2
Ken Henderson, S OBP: 0.370, SLG: 0.385 (1, 7) (8, 9)		4-0 BB		0-0 1B		0-0 1B		0-0 F9		3	0	2	2	1	0	0
Scot Thompson, L OBP: 0.309, SLG: 0.315 (9, 9)		0-0 BB		1-2 2-H 1B		2-H 1B		0-0 F9		0	0	0	0	0	0	0
Barry Foote, R OBP: 0.315, SLG: 0.500 Tim Blackwell, S OBP: 0.278, SLG: 0.299 (1, 2) (8, PR) (9, 2)		0-0 F8		0-0 F7		0-0 P4		0-0 3B 2B		4	0	1	0	0	0	4
Mike Tyson, R OBP: 0.281, SLG: 0.325 (1, 4)		0-0 F8		0-0 F7		0-0 F9		0-0 2B 3B		4	1	1	1	0	0	4
Mike Krukow, R OBP: 0.219, SLG: 0.194 Jesus Figueroa, L OBP: 0.405, SLG: 0.394 (1, 1) (7, PH) (8, 7)			4-0 BB		0-3 K		4-0 1B BB		0-0 2B	1	0	0	0	1	1	0
										1	1	1	1	1	0	0


Inning Stats	R: 0	H: 1	E: 0	LOB: 1	K: 0	BB: 0	S: 4	P: 4	R: 0	H: 0	E: 0	LOB: 1	K: 0	BB: 1	S: 3	P: 7	R: 0	H: 0	E: 0	LOB: 0	K: 0	BB: 1	S: 2	P: 6	R: 1	H: 2	E: 0	LOB: 2	K: 0	BB: 1	S: 5	P: 9	R: 0	H: 1	E: 0	LOB: 1	K: 2	BB: 0	S: 8	P: 8	R: 1	H: 2	E: 0	LOB: 1	K: 0	BB: 0	S: 5	P: 5	R: 1	H: 1	E: 0	LOB: 2	K: 1	BB: 2	S: 6	P: 14	R: 2	H: 3	E: 0	LOB: 1	K: 1	BB: 0	S: 8	P: 8
Joe Price, L ERA: 3.0 (1, 1)	IP	WLS	BF	H	R	ER	SO	BB	IBB	HBP	BLK	WP	HR	S	P	ERA	WHIP																																															
Tom Hume, R ERA: 3.51 (7, 1)	2.0	L	12	4	3	3	2	1	1	0	0	0	0	14	22	13.50	2.500																																															

BOTTOM

Cincinnati Reds @ Chicago Cubs
 Wrigley Field, Chicago, IL
 Thu Jun 19 1980, 3:33 AM CDT
 Att. 13,185 - Unknown

AB	32
R	5
H	10
RBI	5
BB	5
SO	4
LOB	16

WP: 1 PA: 38
 PB: 0
 SB: 1
 CS: 0



livebaseballscorecards.com

Batter	1	2	3	4	5	6	7	8	9	AB R H RBI BB SO LOB	TOP											
Ivan De Jesus, R (1, 6) OBP: 0.328, SLG: 0.374	0-0 F9		0-0 F4		0-0 6-3		0-0 1-3		0-0 6-3	5 0 0 0 0 0 1												
Lenny Randle, S (1, 5) OBP: 0.354, SLG: 0.379	0-0 F8 1B		0-0 G6-4-3 1B		0-3 K		0-0 1B 1B		0-0 6-3	5 1 3 0 0 1 1												
Bill Buckner, L (1, 3) OBP: 0.329, SLG: 0.398	4-0 1-2 BB		0-0 G6-4-3 1-2f		0-3 K		0-0 1-3 1B 1B			3 0 1 0 1 1 2												
Mike Vail, R (1, 9) OBP: 0.403, SLG: 0.493 Scot Thompson, L (7, PR) OBP: 0.309, SLG: 0.315	0-0 F8 2-3			0-3 K		0-0 BB SF9 1B	0-0 1-2 G5-4-3 1B			4 1 2 1 0 1 2 0 0 0 0 0 0 0												
Jerry Martin, R (1, 8) OBP: 0.323, SLG: 0.500	0-0 P3			0-0 E5 1B		0-0 F2 1-2	0-0 G5-4-3 1-2f			4 1 0 0 0 0 5												
Ken Henderson, S (1, 7) OBP: 0.380, SLG: 0.452		0-0 HR		0-0 G3 1-2		4-0 SF9 BB BB		0-3 K		3 1 1 1 1 1 1												
Barry Foote, R (1, 2) OBP: 0.321, SLG: 0.496		0-0 F9		0-0 FC6-4 1B		4-0 1-2 2-3 BB		0-0 F9		3 0 1 1 1 0 0												
Mike Tyson, R (1, 4) OBP: 0.275, SLG: 0.317 Larry Bittner, L (6, PH) OBP: 0.346, SLG: 0.375 Mick Kelleher, R (6, 4) OBP: 0.225, SLG: 0.162		0-0 F9		0-0 FC6-4 1-2f		0-0 SF9 2-3 3-H		0-0 F8		2 0 0 0 0 0 1 0 0 0 1 0 0 0 1 0 0 0 0 0 0												
Lynn McGlothen, L (1, 1) OBP: 0.412, SLG: 0.563 Dick Tidrow, R (6, 1) Bruce Sutter, R (7, 1)		0-3 K			0-0 2B	0-0 F5			0-0 F9	3 0 1 0 0 1 2 0 0 0 0 0 0 0 1 0 0 0 0 0 0												
Inning Stats	R: 0 E: 0 K: 0 S: 4	H: 1 LOB: 2 BB: 1 P: 8	R: 1 E: 0 K: 1 S: 6	H: 1 LOB: 0 BB: 0 P: 6	R: 0 E: 0 K: 0 S: 3	H: 1 LOB: 1 BB: 0 P: 3	R: 1 E: 1 K: 1 S: 7	H: 1 LOB: 1 BB: 0 P: 7	R: 0 E: 0 K: 2 S: 8	H: 1 LOB: 1 BB: 0 P: 8	R: 1 E: 0 K: 0 S: 4	H: 1 LOB: 2 BB: 2 P: 12	R: 1 E: 0 K: 0 S: 5	H: 3 LOB: 2 BB: 0 P: 5	R: 0 E: 0 K: 1 S: 5	H: 0 LOB: 0 BB: 0 P: 5	R: 0 E: 0 K: 0 S: 3	H: 0 LOB: 0 BB: 0 P: 3	1B: 7 2B: 1 3B: 0 HR: 1	SF: 1 SAC: 0 DP: 2 HBP: 0	WP: 0 PB: 0 SB: 2 CS: 0	PA: 38
PITCHER	IP WLS BF H R ER SO BB IBB HBP BLK WP HR S P ERA WHIP																					
Tommy Boggs, R (1, 1) ERA: 3.59	6.1 L 30 8 4 3 4 3 0 0 0 0 0 1 35 47 4.26 1.737																					
Rick Camp, R (7, 1) ERA: 2.25	0.2 2 1 0 0 0 0 0 0 0 0 0 0 2 2 0.00 1.500																					
Al Hrabosky, L (8, 1) ERA: 3.51	2.0 6 0 0 0 0 1 0 0 0 0 0 0 8 8 0.00 0.000																					

Chicago Cubs @ Atlanta Braves
Atlanta-Fulton County Stadium, Atlanta, GA

Fri Jun 20 1980, 7:05 PM EDT
Att: 10,273 - Unknown

livebaseballscorecards.com

AB	34
R	4
H	9
RBI	4
BB	3
SO	5
LOB	15



Batter	1	2	3	4	5	6	7	8	9	AB R H RBI BB SO LOB
Glenn Hubbard, R OBP: 0.341, SLG: 0.538 (1, 4)	0-0 6-3 2B		0-0 F6			0-0 5-3	4-0 1B BB		4-0 5-3 BB	3 0 1 0 2 0 0
Dale Murphy, R OBP: 0.342, SLG: 0.456 (1, 8)	0-0 6-3 2-3			0-3 K		0-3 K	0-0 1-2 1B		0-0 5-3 1-2 2-3	5 0 1 0 0 2 3
Chris Chambliss, L OBP: 0.341, SLG: 0.471 (1, 3)	0-3 K			0-0 G3		0-0 BB 1B	0-0 G3		0-0 6-3	5 0 1 0 0 1 5
Gary Matthews, R OBP: 0.312, SLG: 0.417 Charlie Spikes, R OBP: 0.500, SLG: 0.563 (1, 9) (9, 9)	0-0 G3			0-0 4-3		0-0 1-2 BB 1B		0-3 K		4 0 1 0 0 1 1 0 0 0 0 0 0 0
Jeff Burroughs, R OBP: 0.341, SLG: 0.357 (1, 7)		0-0 P6			0-0 F9	4-0 1-2 2-3 BB		0-0 F7		3 0 0 0 1 0 0
Bob Horner, R OBP: 0.202, SLG: 0.340 (1, 5)		0-0 F5			0-0 2B G3 1B	0-0 P4		0-0 E5		4 1 1 0 0 0 3
Bill Nahorodny, R OBP: 0.315, SLG: 0.558 (1, 2)		0-3 K			0-0 G3 1-3 2B		0-0 HR	0-3 K		4 1 2 1 0 2 1
Luis Gomez, R OBP: 0.275, SLG: 0.214 Biff Pocoroba, S OBP: 0.385, SLG: 0.353 Larvell Blanks, R OBP: 0.247, SLG: 0.260 (1, 6) (5, PH) (6, 6)			0-0 G6-3 1B		0-0 G3		0-0 6-3		0-0 5-3	1 0 1 0 0 0 0 1 0 0 1 0 0 1 2 0 0 0 0 0 0
Tommy Boggs, R OBP: 0.091, SLG: 0.095 Rick Camp, R (7, 1) Mike Lum, L OBP: 0.219, SLG: 0.179 Al Hrabosky, R (8, 1) Brian Asselstine, L OBP: 0.294, SLG: 0.367 (9, PH)			0-0 G6-3 1-2f		0-0 5-3		0-0 6-3		0-0 5-3 2B	2 0 0 0 0 0 2 0 0 0 0 0 0 0 1 0 0 0 0 0 0 0 0 0 0 0 0 0 1 0 1 0 0 0 0

Inning Stats	R: 0 E: 0 K: 1 S: 6	H: 1 LOB: 1 BB: 0 P: 6	R: 0 E: 0 K: 1 S: 5	H: 0 LOB: 0 BB: 0 P: 5	R: 0 E: 0 K: 0 S: 3	H: 1 LOB: 0 BB: 0 P: 3	R: 0 E: 0 K: 1 S: 5	H: 0 LOB: 0 BB: 0 P: 5	R: 1 E: 0 K: 0 S: 5	H: 2 LOB: 1 BB: 0 P: 5	R: 0 E: 0 K: 1 S: 7	H: 2 LOB: 3 BB: 1 P: 11	R: 1 E: 0 K: 0 S: 5	H: 2 LOB: 2 BB: 1 P: 9	R: 0 E: 1 K: 2 S: 8	H: 0 LOB: 1 BB: 0 P: 8	R: 0 E: 0 K: 0 S: 4	H: 1 LOB: 2 BB: 1 P: 8	1B: 5 2B: 3 3B: 0 HR: 1	SF: 0 SAC: 0 DP: 1 HBP: 0	WP: 0 PB: 0 SB: 0 CS: 0	PA: 39
--------------	------------------------------	---------------------------------	------------------------------	---------------------------------	------------------------------	---------------------------------	------------------------------	---------------------------------	------------------------------	---------------------------------	------------------------------	----------------------------------	------------------------------	---------------------------------	------------------------------	---------------------------------	------------------------------	---------------------------------	----------------------------------	------------------------------------	----------------------------------	--------

PITCHER	IP	WLS	BF	H	R	ER	SO	BB	IBB	HBP	BLK	WP	HR	S	P	ERA	WHIP
Lynn McGlothen, R ERA: 6.46 (1, 1)	5.2	W	22	6	1	1	4	0	0	0	0	0	0	30	30	1.59	1.059
Dick Tidrow, R ERA: 2.11 (6, 1)	1.0		7	2	1	1	0	2	0	0	0	0	1	5	13	9.00	4.000
Bruce Sutter, R ERA: 3.03 (7, 1)	2.1	S	10	1	0	0	2	1	0	0	0	0	0	13	17	0.00	0.857

BOTTOM

Chicago Cubs @ Atlanta Braves
Atlanta-Fulton County Stadium, Atlanta, GA
Fri Jun 20 1980, 7:05 PM EDT
Att. 10,273 - Unknown

livebaseballscorecards.com

AB	36
R	2
H	9
RBI	2
BB	3
SO	6
LOB	16



Batter	1	2	3	4	5	6	7	8	9	AB R H RBI BB SO LOB	TOP	
Ivan De Jesus, R (1, 6) OBP: 0.324, SLG: 0.370 Mick Kelleher, R (5, 6) OBP: 0.220, SLG: 0.158	0-0 F9		0-0 F9		0-0 P4			0-3 K		3 0 0 0 0 0 2 1 0 0 0 0 1 0	Chicago Cubs @ Atlanta Braves Atlanta-Fulton County Stadium, Atlanta, GA Sat Jun 21 1980, 7:05 PM EDT Att. 14,516 - Unknown livebaseballscorecards.com	
Lenny Randle, S (1, 5) OBP: 0.353, SLG: 0.377	0-0 2-3 S 1B		0-0 4-3		0-0 P6			0-3 K		4 0 1 0 0 1 2		
Bill Buckner, L (1, 3) OBP: 0.329, SLG: 0.397 Scot Thompson, L (6, 3) OBP: 0.306, SLG: 0.313	0-0 2-3 1-3			0-0 E 1B		0-0 F9		0-3 K		3 0 1 0 0 0 1 1 0 0 0 0 1 0		
Mike Vail, R (1, 9) OBP: 0.392, SLG: 0.479	0-0 4-3			0-0 E8 1-2		0-0 6-3		0-0 5-3		4 0 0 0 0 0 2		
Jerry Martin, R (1, 8) OBP: 0.317, SLG: 0.490		0-0 F7		0-0 F3		0-3 K		0-0 6-3		4 0 0 0 0 1 2		
Ken Henderson, S (1, 7) OBP: 0.358, SLG: 0.422		0-3 K		0-3 K		0-3 K				3 0 0 0 0 3 2		
Barry Foote, R (1, 2) OBP: 0.313, SLG: 0.484		0-0 4-3		0-0 F8		0-0 5-3				3 0 0 0 0 0 2		
Mike Tyson, R (1, 4) OBP: 0.277, SLG: 0.318			0-0 F8		0-0 E 1B		0-0 F8			3 0 1 0 0 0 0		
Willie Hernandez, L (1, 1) OBP: 0.333, SLG: 0.444 Jesus Figueroa, L (3, PH) OBP: 0.421, SLG: 0.394 George Riley, L (3, 1) Steve Ontiveros, S (8, PH) OBP: 0.330, SLG: 0.286 Doug Capilla, L (8, 1)		4-0 BB		0-0 F7		0-0 6-3				0 0 0 0 0 0 0 0 0 0 0 1 0 0 1 0 0 0 0 0 1 1 0 0 0 0 0 0 0 0 0 0 0 0 0		
Inning Stats	R: 0 H: 1 E: 0 LOB: 1 K: 0 BB: 0 S: 4 P: 4	R: 0 H: 0 E: 0 LOB: 0 K: 1 BB: 0 S: 5 P: 5	R: 0 H: 0 E: 0 LOB: 1 K: 0 BB: 1 S: 3 P: 7	R: 0 H: 1 E: 1 LOB: 2 K: 1 BB: 0 S: 7 P: 7	R: 0 H: 1 E: 1 LOB: 1 K: 0 BB: 0 S: 4 P: 4	R: 0 H: 0 E: 0 LOB: 0 K: 1 BB: 0 S: 5 P: 5	R: 0 H: 0 E: 0 LOB: 0 K: 1 BB: 0 S: 5 P: 5	R: 0 H: 0 E: 0 LOB: 0 K: 2 BB: 0 S: 7 P: 7	R: 0 H: 0 E: 0 LOB: 0 K: 1 BB: 0 S: 5 P: 5	1B: 3 SF: 0 2B: 0 SAC: 0 3B: 0 DP: 0 HR: 0 HBP: 0		WP: 0 PA: 32 PB: 0 SB: 1 CS: 0
PITCHER Doyle Alexander, R (1, 1) ERA: 3.65	IP WLS BF H R ER SO BB IBB HBP BLK WP HR S P ERA WHIP											PITCHER IP WLS BF H R ER SO BB IBB HBP BLK WP HR S P ERA WHIP



Batter	1	2	3	4	5	6	7	8	9	AB	R	H	RBI	BB	SO	LOB
Glenn Hubbard, R OBP: 0.348, SLG: 0.531 (1, 4)	4-0 BLK HR BB	0-0 1B HR 1B		0-0 F7			0-0 6-3			3	2	1	0	1	0	1
Dale Murphy, R OBP: 0.348, SLG: 0.480 (1, 8)	0-0 1-H HR	0-0 1-3 HR 1B		0-0 1-H 2B			0-0 F8			4	2	3	4	0	0	0
Chris Chambliss, L OBP: 0.343, SLG: 0.484 Mike Lum, L OBP: 0.219, SLG: 0.179 (1, 3) (8, 3)	0-0 F9	0-0 1-H 3-H HR			0-0 BB 1B		0-0 F9			4	1	2	3	0	0	0
Gary Matthews, R OBP: 0.306, SLG: 0.408 Charlie Spikes, R OBP: 0.500, SLG: 0.563 (1, 9) (9, 9)	0-3 K	0-0 1-6-3			0-0 F8		0-0 6-3			4	0	0	0	0	1	1
Jeff Burroughs, R OBP: 0.338, SLG: 0.347 (1, 7)	0-0 5-3			0-0 F8		4-0 BB 1B	0-0 6-3			3	0	0	0	1	0	0
Bob Horner, R OBP: 0.204, SLG: 0.367 (1, 5)		0-0 HR		0-0 F9		0-0 G6-4-3 BB	0-0 6-3		0-3 K	4	1	1	1	0	1	2
Bill Nahorodny, R OBP: 0.316, SLG: 0.537 (1, 2)		1-0 B5-6-4 1B HBP		0-0 F7			0-0 F7			2	0	0	0	0	0	0
Luis Gomez, R OBP: 0.284, SLG: 0.224 Larvell Blanks, R OBP: 0.246, SLG: 0.258 (1, 6) (5, 6)		0-0 1B B5-6-4 1B		0-0 2B 1B			0-0 6-3			2	2	2	0	0	0	0
Doyle Alexander, R OBP: 0.139, SLG: 0.167 (1, 1)		0-0 B5-6-4		0-3 K			0-0 6-3			1	0	0	0	0	0	0

Inning Stats	R: 2	H: 1	E: 0	LOB: 0	K: 1	P: 10	R: 5	H: 5	E: 0	LOB: 0	K: 0	P: 8	R: 0	H: 0	E: 0	LOB: 0	K: 0	P: 3	R: 1	H: 2	E: 0	LOB: 1	K: 1	P: 6	R: 0	H: 1	E: 0	LOB: 1	K: 0	P: 7	R: 0	H: 0	E: 0	LOB: 0	K: 0	P: 3	R: 0	H: 0	E: 0	LOB: 0	K: 1	P: 5					

PITCHER	IP	WLS	BF	H	R	ER	SO	BB	IBB	HBP	BLK	WP	HR	S	P	ERA	WHIP
Willie Hernandez, L ERA: 5.4 (1, 1)	2.0	L	13	6	7	7	1	1	0	0	1	0	3	13	18	31.50	3.500
George Riley, L ERA: 1.8 (3, 1)	5.0		17	3	1	1	1	1	0	0	0	0	0	18	22	1.80	0.800
Doug Capilla, L ERA: 1.59 (8, 1)	1.0		3	0	0	0	1	0	0	0	0	0	0	5	5	0.00	0.000

BOTTOM

Chicago Cubs @ Atlanta Braves
Atlanta-Fulton County Stadium, Atlanta, GA

Sat Jun 21 1980, 7:05 PM EDT
Att. 14,516 - Unknown

AB	30
R	8
H	9
RBI	8
BB	2
SO	3
LOB	7

livebaseballscorecards.com

Braves

WP: 0	PA: 33
PB: 0	
SB: 0	
CS: 0	

Batter	1	2	3	4	5	6	7	8	9	AB R H RBI BB SO LOB	TOP	
Ivan De Jesus, R OBP: 0.326, SLG: 0.374 (1, 6)	0-0 F8		0-0 F8		0-0 2-H 2B		0-0 CS 1B		0-0 P4	5 0 2 1 0 0 0	Chicago Cubs @ Atlanta Braves Atlanta-Fulton County Stadium, Atlanta, GA Sun Jun 22 1980, 7:05 PM EDT Att. 15,070 - Unknown livebaseballscorecards.com	
Lenny Randle, S OBP: 0.351, SLG: 0.374 (1, 5)	0-0 4-3			0-0 1-3	0-0 F7		0-0 1-2 1B			4 0 1 0 0 0 1		
Bill Buckner, L OBP: 0.341, SLG: 0.421 (1, 3)	0-0 1B			0-0 1B 8-2 1B		0-0 HR	4-0 BB BB BB 1-2 FC5-4 BB			3 1 3 1 1 0 0		
Mike Vail, R OBP: 0.389, SLG: 0.472 (1, 9)	0-0 F8			0-0 1-2 1B 1B	0-0 F9		0-0 1-2f FC5-4			4 0 1 0 0 0 3		
Jerry Martin, R OBP: 0.320, SLG: 0.505 (1, 8)		0-3 K		0-0 1-2 2-3 1B		0-0 HR		0-3 K		4 1 2 1 0 2 0		
Ken Henderson, S OBP: 0.333, SLG: 0.388 (1, 7)		0-0 G1		0-0 8-2		0-0 4-3		0-0 F8		4 0 0 0 0 0 3		
Barry Foote, R OBP: 0.319, SLG: 0.488 (1, 2)		0-0 6-3			0-0 2B 2B		4-0 BB	0-0 P6		3 1 1 0 1 0 0		
Mike Tyson, R OBP: 0.288, SLG: 0.307 (1, 4)			0-3 K		0-3 K		0-0 4-3		0-0 4-3	3 0 0 0 0 2 2		
Larry Bittner, L OBP: 0.344, SLG: 0.372 (9, PH)										1 0 0 0 0 0 0		
Mick Kelleher, R OBP: 0.220, SLG: 0.158 (9, 4)										0 0 0 0 0 0 0		
Dennis Lamp, R OBP: 0.194, SLG: 0.121 (1, 1)			0-0 F8		0-0 6-3			0-0 6-3		3 0 0 0 0 0 1		
Doug Capilla, L (8, 1)										0 0 0 0 0 0 0		
Dick Tidrow, R (8, 1)										1 0 0 0 0 1 0		
Inning Stats	R: 0 E: 0 K: 0 S: 4 H: 1 LOB: 1 BB: 0 P: 4	R: 0 E: 0 K: 1 S: 5 H: 0 LOB: 0 BB: 0 P: 5	R: 0 E: 0 K: 1 S: 5 H: 0 LOB: 0 BB: 0 P: 5	R: 0 E: 0 K: 0 S: 5 H: 3 LOB: 2 BB: 0 P: 5	R: 1 E: 0 K: 1 S: 7 H: 2 LOB: 1 BB: 0 P: 7	R: 2 E: 0 K: 0 S: 5 H: 2 LOB: 1 BB: 1 P: 9	R: 0 E: 0 K: 0 S: 4 H: 2 LOB: 2 BB: 1 P: 8	R: 0 E: 0 K: 1 S: 5 H: 0 LOB: 0 BB: 0 P: 5	R: 0 E: 0 K: 1 S: 5 H: 0 LOB: 0 BB: 0 P: 5	1B: 6 2B: 3 3B: 0 HR: 2 SF: 0 SAC: 0 DP: 1 HBP: 0	WP: 0 PB: 0 SB: 0 CS: 1 PA: 37	
PITCHER	IP WLS BF H R ER SO BB IBB HBP BLK WP HR S P ERA WHIP											
Phil Niekro, R ERA: 4.19 (1, 1)	7.0 L 31 10 3 3 3 2 0 0 0 0 0 2 35 43 3.86 1.714											
Rick Camp, R ERA: 2.13 (8, 1)	2.0 6 0 0 0 0 2 0 0 0 0 0 0 10 10 0.00 0.000											

Chicago Cubs @ Atlanta Braves
Atlanta-Fulton County Stadium, Atlanta, GA
Sun Jun 22 1980, 7:05 PM EDT
Att. 15,070 - Unknown
livebaseballscorecards.com

AB	35
R	3
H	10
RBI	3
BB	2
SO	5
LOB	10



Batter	1	2	3	4	5	6	7	8	9	AB	R	H	RBI	BB	SO	LOB
Glenn Hubbard, R (1, 4) OBP: 0.355, SLG: 0.529	0-0 F9		0-0 1-3		0-0 1B			0-0 SH1-4 1B		4	0	2	0	0	0	0
Dale Murphy, R (1, 8) OBP: 0.348, SLG: 0.478	0-0 1-3		0-0 CS 1B		0-0 F8			0-0 SH1-4 1-2		3	0	1	0	0	0	1
Chris Chambliss, L (1, 3) OBP: 0.346, SLG: 0.492	0-0 WP 2B		0-0 CS 1-2	0-0 6-3 HR 2B		0-0 F5		0-3 K		4	1	2	0	0	1	1
Gary Matthews, R (1, 9) OBP: 0.310, SLG: 0.404	4-0 FC6-4 2-3 BB			0-0 6-3		0-0 6-3		4-0 BB		2	0	0	0	2	0	1
Bob Horner, R (1, 5) OBP: 0.196, SLG: 0.353	0-0 FC6-4 1-2f			0-0 6-3		0-0 F9		0-0 F2		4	0	0	0	0	0	5
Jeff Burroughs, R (1, 7) OBP: 0.336, SLG: 0.369		0-0 F8		0-0 HR		0-3 K		0-0 F7		4	1	1	2	0	1	0
Larvell Blanks, R (1, 6) OBP: 0.241, SLG: 0.253		0-0 F9		0-0 F8		0-0 E6 4-3 1B		0-0 F8		4	0	0	0	0	0	0
Bruce Benedict, R (1, 2) OBP: 0.294, SLG: 0.326		0-0 5-3			0-0 6-3		0-0 4-3		0-3 K	2	0	0	0	0	0	0
Biff Pocaroba, S (7, PH) OBP: 0.375, SLG: 0.343							1-2			1	0	0	0	0	0	1
Bill Nahorodny, R (8, 2) OBP: 0.310, SLG: 0.527							0-0 K			1	0	0	0	0	1	0
Phil Niekro, R (1, 1) OBP: 0.075, SLG: 0.100			0-3 K		0-3 K		0-0 2-H 1B			2	0	0	0	0	2	0
Mike Lum, L (7, PH) OBP: 0.242, SLG: 0.207										1	0	1	0	0	0	0
Rick Camp, R (8, 1)										0	0	0	0	0	0	0

Inning Stats	R: 0	H: 1	E: 0	LOB: 2	K: 0	BB: 1	S: 4	P: 8	R: 0	H: 0	E: 0	LOB: 0	K: 0	BB: 0	S: 3	P: 3	R: 0	H: 1	E: 0	LOB: 0	K: 1	BB: 0	S: 5	P: 5	R: 2	H: 2	E: 0	LOB: 0	K: 0	BB: 0	S: 5	P: 5	R: 0	H: 1	E: 0	LOB: 1	K: 1	BB: 0	S: 6	P: 6	R: 0	H: 0	E: 0	LOB: 0	K: 0	BB: 0	S: 3	P: 3	R: 0	H: 1	E: 1	LOB: 2	K: 1	BB: 0	S: 6	P: 6	R: 0	H: 1	E: 0	LOB: 2	K: 1	BB: 1	S: 6	P: 10	R: 0	H: 0	E: 0	LOB: 0	K: 1	BB: 0	S: 5	P: 5	1B: 4	SF: 0	2B: 2	SAC: 1	3B: 0	DP: 0	HR: 1	HBP: 0	WP: 1	PA: 36
--------------	------	------	------	--------	------	-------	------	------	------	------	------	--------	------	-------	------	------	------	------	------	--------	------	-------	------	------	------	------	------	--------	------	-------	------	------	------	------	------	--------	------	-------	------	------	------	------	------	--------	------	-------	------	------	------	------	------	--------	------	-------	------	------	------	------	------	--------	------	-------	------	-------	------	------	------	--------	------	-------	------	------	-------	-------	-------	--------	-------	-------	-------	--------	-------	--------

PITCHER	IP	WLS	BF	H	R	ER	SO	BB	IBB	HBP	BLK	WP	HR	S	P	ERA	WHIP
Dennis Lamp, R (1, 1) ERA: 4.52	7.1	W	29	7	2	2	3	1	0	0	0	1	1	34	38	2.46	1.091
Doug Capilla, L (8, 1) ERA: 1.56	0.1		1	0	0	0	1	0	0	0	0	0	0	3	3	0.00	0.000
Dick Tidrow, R (8, 1) ERA: 2.05	1.1	S	5	0	0	0	1	1	0	0	0	0	0	6	10	0.00	0.750

BOTTOM

Chicago Cubs @ Atlanta Braves
 Atlanta-Fulton County Stadium, Atlanta, GA
 Sun Jun 22 1980, 7:05 PM EDT
 Att. 15,070 - Unknown

livebaseballscorecards.com

AB	32
R	2
H	7
RBI	2
BB	2
SO	5
LOB	9



New York Mets @ Chicago Cubs
 Wrigley Field, Chicago, IL
 Tue Jun 24 1980, 3:33 AM CDT
 Att: 15,961 - Unknown

livebaseballscorecards.com

AB	33
R	6
H	8
RBI	6
BB	1
SO	4
LOB	10



WP:	0	PA:	36
PB:	0		
SB:	0		
CS:	1		

AB	R	H	RBI	BB	SO	LOB
3	0	1	1	1	0	1
3	1	1	0	0	0	1
4	1	1	3	0	1	2
4	0	1	0	0	0	1
4	1	1	1	0	0	1
4	0	0	0	0	2	1
0	0	0	0	0	0	0
3	2	2	1	0	0	0
4	1	1	0	0	0	1
1	0	0	0	0	0	0
1	0	0	0	0	0	2
0	0	0	0	0	0	0
1	0	0	0	0	0	0
1	0	0	0	0	1	0

Batter	1	2	3	4	5	6	7	8	9	
Lee Mazzilli, S (1, 8) OBP: 0.359, SLG: 0.326	0-0 G6-4-3 1B		0-0 F7		0-0 3-1		4-0 CS BB			
Frank Taveras, R (1, 6) OBP: 0.319, SLG: 0.320	0-0 G6-4-3 1B		0-0 6-3		1-0 HR HBP		0-0 4-3			
Claudell Washington, L (1, 9) OBP: 0.320, SLG: 0.474	0-0 G6-4-3 1-2f 2-3		0-0 3-1		0-0 HR 1-H 3-H			0-3 K		
John Stearns, R (1, 2) OBP: 0.353, SLG: 0.392	0-0 G2			0-0 5-3	0-0 F9			0-0 2B		
Mike Jorgensen, L (1, 3) OBP: 0.359, SLG: 0.443		0-0 HR		0-0 4-3		0-0 4-3		0-0 F7		
Steve Henderson, R (1, 7) Joel Youngblood, R (9, 9) OBP: 0.309, SLG: 0.366		0-0 F8		0-3 K		0-0 6-3		0-3 K		
Elliott Maddox, R (1, 5) OBP: 0.396, SLG: 0.355		0-0 HR			0-0 G3 1B 3-1 1B	1-0 FC4-6 HBP		0-0 F9		
Doug Flynn, R (1, 4) OBP: 0.271, SLG: 0.253		0-0 F5-3			0-0 3-1 HR G3 1B	0-0 FC4-6 1-2f		0-0 F9		
Ray Burris, R (1, 1) Ron Hodges, L (5, PH) Mark Bomback, R (5, 1) Jerry Morales, R (7, PH) Jeff Reardon, R (7, 1)		0-0 5-3			0-0 G3 1-2 2-3		0-0 F9	0-3 K		
Inning Stats	R: 0 E: 0 K: 0 S: 4 H: 2 LOB: 1 BB: 0 P: 4	R: 2 E: 0 K: 0 S: 5 H: 2 LOB: 0 BB: 0 P: 5	R: 0 E: 0 K: 0 S: 3 H: 0 LOB: 0 BB: 0 P: 3	R: 0 E: 0 K: 1 S: 5 H: 0 LOB: 0 BB: 0 P: 5	R: 4 E: 0 K: 0 S: 6 H: 3 LOB: 0 BB: 0 P: 7	R: 0 E: 0 K: 0 S: 3 H: 0 LOB: 1 BB: 0 P: 4	R: 0 E: 0 K: 0 S: 2 H: 0 LOB: 0 BB: 1 P: 6	R: 0 E: 0 K: 2 S: 8 H: 1 LOB: 1 BB: 0 P: 8	R: 0 E: 0 K: 1 S: 5 H: 0 LOB: 0 BB: 0 P: 5	1B: 4 2B: 1 3B: 0 HR: 3 SF: 0 SAC: 0 DP: 1 HBP: 2
PITCHER	IP WLS BF H R ER SO BB IBB HBP BLK WP HR S P ERA WHIP									IP WLS BF H R ER SO BB IBB HBP BLK WP HR S P ERA WHIP
Rick Reuschel, R (1, 1) ERA: 3.92	6.0 L 26 7 6 6 1 0 0 2 0 0 3 26 28 9.00 1.167									
Bill Caudill, R (7, 1) ERA: 2.05	2.0 7 1 0 0 2 1 0 0 0 0 0 0 10 14 0.00 1.000									
Dick Tidrow, R (9, 1) ERA: 2.0	1.0 3 0 0 0 1 0 0 0 0 0 0 0 5 5 0.00 0.000									

Batter	1	2	3	4	5	6	7	8	9	AB	R	H	RBI	BB	SO	LOB
Ivan De Jesus, R (1, 6) OBP: 0.328, SLG: 0.381 Larry Bittner, L (9, PH) OBP: 0.341, SLG: 0.368	0-0 SH1 F4-3 2B		0-0 SH3 1B	0-3 K		0-3 K			0-0 L3	4	2	2	0	0	2	4
Lenny Randle, S (1, 5) OBP: 0.351, SLG: 0.378	0-0 SH1 2-3		0-0 SH3 1-3	0-0 1-H 2-H 2B		0-0 F7			0-3 K	3	0	1	2	0	1	2
Bill Buckner, L (1, 3) OBP: 0.342, SLG: 0.426 Mick Kelleher, R (9, PR) OBP: 0.220, SLG: 0.158	0-0 F4-3 3-H		0-0 5-3	0-0 G3			0-0 2B		0-0 1B	5	0	2	1	0	0	2
Mike Vail, R (1, 9) OBP: 0.383, SLG: 0.463	0-0 F7		0-0 1B 3-H 1B		0-0 F7		0-3 K		0-3 K	5	0	1	1	0	2	2
Jerry Martin, R (1, 8) OBP: 0.323, SLG: 0.509		0-0 F9 1B 2B	0-0 1-3 1B		0-3 K		0-0 L7			4	1	2	0	0	1	1
Ken Henderson, S (1, 7) OBP: 0.311, SLG: 0.358		0-0 F6	0-0 F4-3		0-0 F4-3		0-0 F8			4	0	0	0	0	0	4
Tim Blackwell, S (1, 2) OBP: 0.286, SLG: 0.300		0-0 F9 2-3		0-0 1B 2B 1B		4-0 1B BB			0-3 K	3	1	1	0	1	1	1
Mike Tyson, R (1, 4) OBP: 0.287, SLG: 0.326		0-0 1B 3-H 1B		0-0 1-2 2B 1B		0-0 1-2 1B		0-3 K	4	1	3	1	0	1	0	
Rick Reuschel, R (1, 1) OBP: 0.176, SLG: 0.235 Jesus Figueroa, L (6, PH) OBP: 0.410, SLG: 0.382 Bill Caudill, R (7, 1) Cliff Johnson, R (8, PH) OBP: 0.319, SLG: 0.376 Dick Tidrow, R (9, 1)		0-0 1-3		0-3 K		0-3 K		0-0 F8	2	0	0	0	0	1	3	


Inning Stats	R: 1	H: 1	E: 0	K: 0	S: 4	LOB: 0	BB: 0	P: 4	R: 1	H: 2	E: 0	K: 0	S: 5	LOB: 1	BB: 0	P: 5	R: 1	H: 3	E: 0	K: 0	S: 6	LOB: 2	BB: 0	P: 6	R: 2	H: 3	E: 0	K: 2	S: 10	LOB: 1	BB: 0	P: 10	R: 0	H: 0	E: 0	K: 1	S: 5	LOB: 0	BB: 0	P: 5	R: 0	H: 1	E: 0	K: 2	S: 8	LOB: 2	BB: 1	P: 12	R: 0	H: 1	E: 0	K: 1	S: 6	LOB: 1	BB: 0	P: 6	R: 0	H: 0	E: 0	K: 2	S: 7	LOB: 0	BB: 0	P: 7	R: 0	H: 1	E: 0	K: 2	S: 8	LOB: 1	BB: 0	P: 8	R: 0	H: 0	E: 0	K: 2	S: 7	LOB: 0	BB: 0	P: 7
--------------	------	------	------	------	------	--------	-------	------	------	------	------	------	------	--------	-------	------	------	------	------	------	------	--------	-------	------	------	------	------	------	-------	--------	-------	-------	------	------	------	------	------	--------	-------	------	------	------	------	------	------	--------	-------	-------	------	------	------	------	------	--------	-------	------	------	------	------	------	------	--------	-------	------	------	------	------	------	------	--------	-------	------	------	------	------	------	------	--------	-------	------

PITCHER	IP	WLS	BF	H	R	ER	SO	BB	IBB	HBP	BLK	WP	HR	S	P	ERA	WHIP
Ray Burris, R (1, 1) ERA: 3.67	4.0		21	9	5	5	2	0	0	0	0	0	0	25	25	11.25	2.250
Mark Bomback, R (5, 1) ERA: 4.01	2.0	W	8	1	0	0	3	1	0	0	0	0	0	13	17	0.00	1.000
Jeff Reardon, R (7, 1) ERA: 3.15	3.0	S	11	2	0	0	5	0	0	0	0	0	0	21	21	0.00	0.667

BOTTOM

New York Mets @ Chicago Cubs
Wrigley Field, Chicago, IL
 Tue Jun 24 1980, 3:33 AM CDT
 Att. 15,961 - Unknown

AB	37
R	5
H	12
RBI	5
BB	1
SO	10
LOB	21



WP	HR	S	P	ERA	WHIP
0	0	0	0	0	0

Batter	1	2	3	4	5	6	7	8	9	AB R H RBI BB SO LOB	TOP									
Lee Mazzilli, S (1, 8) OBP: 0.360, SLG: 0.327 Jerry Morales, R (9, 8) OBP: 0.277, SLG: 0.290	0-3 K	0-0 F8		0-0 G6-4-3 E 1B		0-0 1B		0-3 K		5 0 2 0 0 2 0 0 0 0 0 0 0 0										
Frank Taveras, R (1, 6) OBP: 0.327, SLG: 0.330	0-0 2B 1B		0-0 1B SF8 1B	0-0 G6-4-3 1-2 1B		0-0 G3-6-1 1B		0-0 E1 1-3 1B 1B		5 3 4 0 0 0 1										
Claudell Washington, L (1, 7) OBP: 0.323, SLG: 0.479	0-0 2B 2B		0-0 SF8 S 1B 1B	0-0 G6-4-3 1-2f 2-3		0-0 G3-6-1 1-2f		0-0 1-3 2-3		5 2 2 1 0 0 5										
Joel Youngblood, R (1, 9) OBP: 0.319, SLG: 0.380	0-0 2B 2B		4-0 1B 2B BB	0-0 4-3		0-0 F8 1B 2B		4-0 1B BB		3 2 2 1 2 0 1										
John Stearns, R (1, 2) OBP: 0.358, SLG: 0.393	0-0 5-3		0-0 SF8		4-0 G6-4-3 BB		4-0 1B BB	0-0 1-2 1B		2 0 1 2 2 0 1										
Jose Cardenal, R (1, 3) OBP: 0.268, SLG: 0.167	0-0 F5		0-0 2B 1B	0-0 G6-4-3 1-2f		0-0 F8 2-3	0-3 K			5 1 1 1 0 1 6										
Elliott Maddox, R (1, 5) OBP: 0.402, SLG: 0.374 Alex Trevino, R (8, 5) OBP: 0.392, SLG: 0.348		0-0 F5-3 SF8 2B	0-0 CS 1-2 2B		0-0 1B		0-0 P4	0-0 F5-4-3 1B		4 1 3 2 0 0 2 1 0 1 0 0 0 0	AB 39 R 9 H 17 RBI 9 BB 4 SO 5 LOB 23									
Doug Flynn, R (1, 4) OBP: 0.270, SLG: 0.252		0-0 F5-3 2-3	0-0 F5 2-3		0-0 F6-3		0-0 FC6-4 1-2 3-H 1B	0-0 F5-4-3 1-2		5 0 1 1 0 0 4										
Pat Zachry, R (1, 1) OBP: 0.125, SLG: 0.071		0-0 SF8 3-H	0-3 K			0-0 4-3	0-0 FC6-4 1-2f	0-3 K		4 0 0 1 0 2 3										
Inning Stats	R: 2 E: 0 K: 1 S: 8	H: 3 LOB: 1 BB: 0 P: 8	R: 1 E: 0 K: 0 S: 4	H: 1 LOB: 0 BB: 0 P: 4	R: 4 E: 1 K: 1 S: 9	H: 4 LOB: 1 BB: 1 P: 13	R: 0 E: 1 K: 0 S: 4	H: 1 LOB: 1 BB: 1 P: 7	R: 0 E: 0 K: 0 S: 4	H: 2 LOB: 1 BB: 0 P: 4	R: 1 E: 0 K: 0 S: 5	H: 2 LOB: 2 BB: 1 P: 9	R: 1 E: 1 K: 2 S: 9	H: 2 LOB: 2 BB: 1 P: 13	R: 0 E: 0 K: 1 S: 5	H: 1 LOB: 0 BB: 0 P: 5	1B: 12 2B: 5 3B: 0 HR: 0	SF: 2 SAC: 0 DP: 4 HBP: 0	WP: 0 PB: 0 SB: 1 CS: 1	PA: 45
PITCHER	IP WLS BF H R ER SO BB IBB HBP BLK WP HR S P ERA WHIP																			
Mike Krukow, R (1, 1) ERA: 3.93	2.1 L 16 8 7 7 1 1 0 0 0 0 0 0 17 21 27.00 3.857																			
Willie Hernandez, L (3, 1) ERA: 5.08	4.2 20 6 1 1 1 2 0 0 0 0 0 0 20 28 1.93 1.714																			
George Riley, L (8, 1) ERA: 2.57	2.0 9 3 1 1 3 1 0 0 0 0 0 0 14 18 4.50 2.000																			

New York Mets @ Chicago Cubs
Wrigley Field, Chicago, IL
Wed Jun 25 1980, 3:33 AM CDT
Unknown

livebaseballscorecards.com



Batter	1	2	3	4	5	6	7	8	9	AB R H RBI BB SO LOB	TOP	
Lee Mazzilli, S (1, 8) X OBP: 0.362, SLG: 0.330	0-0 SH SF9 1B		0-0 1B			0-3 K		0-0 G4-6-3 1-2f		4 1 2 0 0 1 3		
Frank Taveras, R (1, 6) X OBP: 0.327, SLG: 0.333	0-0 SH CS 1-3		0-0 F7			0-3 K			0-0 2B	3 0 1 0 0 1 1		
Claudell Washington, L (1, 9) X OBP: 0.313, SLG: 0.464	0-0 F7			0-0 G3			0-3 K		0-3 K	4 0 0 0 0 2 3		
Steve Henderson, R (1, 7) X OBP: 0.370, SLG: 0.407	0-0 SF9			0-3 K			0-0 F8		0-0 L7	3 0 0 1 0 1 1		
John Stearns, R (1, 3) X OBP: 0.353, SLG: 0.386	0-0 CS 1-2	0-0 5-3		0-0 F8			0-0 L8		0-0 5-3	4 0 0 0 0 0 1		
Ron Hodges, L (1, 2) OBP: 0.372, SLG: 0.294		0-0 CS 1B			0-3 K			4-0 1B 1B BB		2 0 1 0 1 1 0		
Elliott Maddox, R (1, 5) OBP: 0.397, SLG: 0.368		0-0 F8 1-2			0-0 G3			0-0 2-3		3 0 0 0 0 0 2		
Doug Flynn, R (1, 4) OBP: 0.270, SLG: 0.253			0-0 F7		0-0 F3			0-0 1B 1B 1-2		3 0 1 0 0 0 0		
Pete Falcone, L (1, 1) OBP: 0.158, SLG: 0.111 Ed Glynn, R (5, 1) Dan Norman, R (6, PH) Tom Hausman, R (6, 1) Joel Youngblood, R (8, PH) Neil Allen, R (8, 1) OBP: 0.322, SLG: 0.383 OBP: 0.091, SLG: 0.091			0-3 K			0-3 K		0-0 G4-6-3 1-2 2-3 1B		1 0 0 0 0 1 0 0 0 0 0 0 0 0 1 0 0 0 0 1 0 0 0 0 0 0 0 0 1 0 1 0 0 0 0 0 0 0 0 0 0 0		
Inning Stats	R: 1 H: 1 E: 1 LOB: 0 K: 0 BB: 0 S: 4 P: 4	R: 0 H: 1 E: 0 LOB: 0 K: 0 BB: 0 S: 3 P: 3	R: 0 H: 1 E: 0 LOB: 1 K: 1 BB: 0 S: 6 P: 6	R: 0 H: 0 E: 0 LOB: 0 K: 1 BB: 0 S: 5 P: 5	R: 0 H: 0 E: 0 LOB: 0 K: 1 BB: 0 S: 5 P: 5	R: 0 H: 0 E: 0 LOB: 0 K: 3 BB: 0 S: 9 P: 9	R: 0 H: 0 E: 0 LOB: 0 K: 1 BB: 0 S: 5 P: 5	R: 0 H: 2 E: 0 LOB: 2 K: 0 BB: 1 S: 4 P: 8	R: 0 H: 1 E: 0 LOB: 1 K: 1 BB: 0 S: 6 P: 6	1B: 5 SF: 1 2B: 1 SAC: 1 3B: 0 DP: 1 HR: 0 HBP: 0	WP: 0 PA: 33 PB: 0 SB: 1 CS: 2	
PITCHER Lynn McGlothen, R (1, 1) ERA: 5.77 Bruce Sutter, R (8, 1) ERA: 2.9	IP WLS BF H R ER SO BB IBB HBP BLK WP HR S P ERA WHIP	7.1 W 26 4 1 0 7 1 0 0 0 0 0 0 39 43 0.00 0.682	1.2 S 6 2 0 0 1 0 0 0 0 0 0 0 8 8 0.00 1.200	PITCHER IP WLS BF H R ER SO BB IBB HBP BLK WP HR S P ERA WHIP								ERA WHIP

New York Mets @ Chicago Cubs
Wrigley Field, Chicago, IL
 Wed Jun 25 1980, 3:38 AM CDT
 Att: 19,144 - Unknown

livebaseballscorecards.com

AB 29
R 1
H 6
RBI 1
BB 1
SO 8
LOB 11



Batter	1	2	3	4	5	6	7	8	9	AB	R	H	RBI	BB	SO	LOB
Ivan De Jesus, R (1, 6) OBP: 0.338, SLG: 0.392	0-0 S 5-3 1B		0-0 1B 2B		0-0 S 1B		0-0 G3			4	2	3	0	0	0	0
Lenny Randle, S (1, 5) OBP: 0.348, SLG: 0.374 Mick Kelleher, R (8, 4) OBP: 0.214, SLG: 0.154	0-0 F8 1-3		0-0 2-3 1B		0-0 1-H 1B		0-0 6-3			4	0	2	1	0	0	1
Mike Vail, R (1, 9) OBP: 0.380, SLG: 0.464 Scot Thompson, L (8, 9) OBP: 0.297, SLG: 0.302	0-0 5-3		0-3 K		0-0 1B 2B		0-0 5-3			4	1	1	1	0	1	2
Cliff Johnson, R (1, 3) OBP: 0.318, SLG: 0.374 Larry Biittner, L (9, 3) OBP: 0.338, SLG: 0.359	0-0 3-H F5		0-0 5-3		0-0 2-H 1B		0-0 L6			4	0	1	1	0	0	2
Jerry Martin, R (1, 8) OBP: 0.321, SLG: 0.509		0-3 K		0-0 CS 1B		0-0 F7		0-0 3B		4	0	2	0	0	1	1
Ken Henderson, S (1, 7) OBP: 0.354, SLG: 0.389		4-0 BB		4-0 1-2 BB		0-0 1B 2B		4-0 IBB		1	1	1	0	3	0	0
Barry Foote, R (1, 2) OBP: 0.317, SLG: 0.481		0-3 K		0-0 F9		0-0 2-H CS 1B		0-3 K		4	0	1	1	0	2	4
Steve Dillard, R (1, 4) OBP: 0.333, SLG: 0.375	0-0 F8		0-0 F9		0-0 F9		0-0 5-3		0-0 F4-3	4	0	0	0	0	0	5
Lynn McGlothen, L (1, 1) OBP: 0.350, SLG: 0.474 Bruce Sutter, R (8, 1)			0-0 F7		0-0 F6		0-3 K			3	0	0	0	0	1	0

Inning Stats	R: 1	H: 1	E: 0	K: 0	S: 4	LOB: 0	BB: 0	P: 4	R: 0	H: 0	E: 0	K: 2	S: 7	LOB: 1	BB: 1	P: 11	R: 0	H: 2	E: 0	K: 1	S: 7	LOB: 2	BB: 0	P: 7	R: 0	H: 1	E: 0	K: 0	S: 3	LOB: 1	BB: 1	P: 7	R: 2	H: 4	E: 0	K: 0	S: 6	LOB: 1	BB: 0	P: 6	R: 1	H: 2	E: 0	K: 1	S: 6	LOB: 0	BB: 0	P: 6	R: 0	H: 0	E: 0	K: 0	S: 3	LOB: 0	BB: 0	P: 3	R: 0	H: 1	E: 0	K: 1	S: 6	LOB: 2	BB: 1	P: 10
--------------	------	------	------	------	------	--------	-------	------	------	------	------	------	------	--------	-------	-------	------	------	------	------	------	--------	-------	------	------	------	------	------	------	--------	-------	------	------	------	------	------	------	--------	-------	------	------	------	------	------	------	--------	-------	------	------	------	------	------	------	--------	-------	------	------	------	------	------	------	--------	-------	-------


PITCHER	IP	WLS	BF	H	R	ER	SO	BB	IBB	HBP	BLK	WP	HR	S	P	ERA	WHIP
Pete Falcone, L (1, 1) ERA: 5.43	4.2	L	22	8	3	3	3	2	0	0	0	0	0	26	34	5.79	2.143
Ed Glynn, L (5, 1) ERA: 3.46	0.1		1	0	0	0	0	0	0	0	0	0	0	1	1	0.00	0.000
Tom Hausman, R (6, 1) ERA: 3.82	2.0		7	2	1	1	1	0	0	0	0	0	0	9	9	4.50	1.000
Neil Allen, R (8, 1) ERA: 3.67	1.0		5	1	0	0	1	0	1	0	0	0	0	6	10	0.00	1.000

BOTTOM

New York Mets @ Chicago Cubs
 Wrigley Field, Chicago, IL
 Wed Jun 25 1980, 3:38 AM CDT
 Att. 19,144 - Unknown

livebaseballscorecards.com

AB	32
R	4
H	11
RBI	4
BB	3
SO	5
LOB	15



1B: 7	SF: 0	WP: 0	PA: 35
2B: 3	SAC: 0	PB: 0	
3B: 1	DP: 0	SB: 3	
HR: 0	HBP: 0	CS: 2	

Batter	1	2	3	4	5	6	7	8	9	AB	R	H	RBI	BB	SO	LOB
Ivan De Jesus, R OBP: 0.337, SLG: 0.387 (1, 6)	4-0 F4-3 S HR BB	0-0 6-3			0-0 F8		0-0 F7			3	1	0	0	1	0	1
Lenny Randle, S OBP: 0.346, SLG: 0.369 (1, 5)	0-0 F4-3 1-3	0-0 F7			4-0 1B BB		0-0 6-3			3	0	0	0	1	0	2
Bill Buckner, L OBP: 0.344, SLG: 0.438 (1, 3)	0-0 HR		0-0 6-3		0-0 1B		0-0 6-3			4	1	2	2	0	0	0
Jerry Martin, R OBP: 0.316, SLG: 0.500 (1, 8)	0-0 F5		0-0 1-3		0-0 F7		0-3 K			4	0	0	0	0	1	2
Larry Bittner, L OBP: 0.346, SLG: 0.375 (1, 7)	0-0		0-0 F8		0-0 SH1-4 1B		0-3 K			3	1	2	0	0	0	0
Jesus Figueroa, L OBP: 0.425, SLG: 0.400 (6, PR)										0	0	0	0	0	0	0
Mike Vail, R OBP: 0.377, SLG: 0.461 (8, PH)	2B									1	0	0	0	0	1	0
Scot Thompson, L OBP: 0.298, SLG: 0.311 (1, 9)	2B			0-0 F7		0-0 SH1-4		0-0 L6		3	0	1	1	0	0	0
Barry Foote, R OBP: 0.317, SLG: 0.474 (1, 2)	6-3			0-0 5-3		4-0 F5-4-3 IBB		0-3 K		2	0	0	0	1	0	1
Tim Blackwell, S OBP: 0.284, SLG: 0.298 (8, 2)										0	0	0	0	0	0	0
Cliff Johnson, R OBP: 0.316, SLG: 0.372 (9, PH)										1	0	0	0	0	1	0
Mike Tyson, R OBP: 0.296, SLG: 0.337 (1, 4)			0-0 SH5-4 2B		0-0 F9		0-0 F5-4-3		0-3 K	3	0	1	0	0	0	2
Bill Caudill, R (7, 1)										0	0	0	0	0	0	0
Ken Henderson, S OBP: 0.348, SLG: 0.382 (9, PH)										1	0	0	0	0	1	0
Dennis Lamp, R OBP: 0.189, SLG: 0.118 (1, 1)			0-0 SH5-4		0-3 K		0-0 F9			0	0	0	0	0	0	0
Dick Tidrow, R (6, 1)										0	0	0	0	0	0	0
Steve Dillard, R OBP: 0.328, SLG: 0.368 (7, 4)			2-3							1	0	0	0	0	0	0


Inning Stats	R: 3	H: 3	E: 0	K: 0	S: 6	H: 3	LOB: 1	BB: 1	P: 10	R: 0	H: 0	E: 0	K: 0	S: 3	R: 0	H: 0	E: 0	K: 0	S: 3	R: 0	H: 0	E: 0	K: 1	S: 6	R: 0	H: 1	E: 0	K: 0	S: 3	R: 0	H: 1	E: 0	K: 0	S: 3	R: 0	H: 0	E: 0	K: 2	S: 7	R: 0	H: 0	E: 0	K: 0	S: 7	R: 0	H: 0	E: 0	K: 2	S: 7	R: 0	H: 0	E: 0	K: 2	S: 7	R: 0	H: 0	E: 0	K: 2	S: 7	R: 0	H: 0	E: 0	K: 2	S: 7
--------------	------	------	------	------	------	------	--------	-------	-------	------	------	------	------	------	------	------	------	------	------	------	------	------	------	------	------	------	------	------	------	------	------	------	------	------	------	------	------	------	------	------	------	------	------	------	------	------	------	------	------	------	------	------	------	------	------	------	------	------	------	------	------	------	------	------

PITCHER	IP	WLS	BF	H	R	ER	SO	BB	IBB	HBP	BLK	WP	HR	S	P	ERA	WHIP
Craig Swan, R ERA: 2.69 (1, 1)	5.0		22	5	3	3	1	2	0	0	0	0	1	22	30	5.40	1.400
Ed Glynn, L ERA: 3.21 (6, 1)	2.0	W	7	1	0	0	0	0	1	0	0	0	0	6	10	0.00	0.500
Neil Allen, R ERA: 3.53 (8, 1)	2.0	S	6	0	0	0	4	0	0	0	0	0	0	14	14	0.00	0.000

BOTTOM

New York Mets @ Chicago Cubs
Wrigley Field, Chicago, IL
 Thu Jun 26 1980, 3:33 AM CDT
 Att. 11,094 - Unknown

AB	30
R	3
H	6
RBI	3
BB	3
SO	5
LOB	8




WP	HR	S	P	ERA	WHIP
0	1	14	14	0.00	0.000

Batter	1	2	3	4	5	6	7	8	9	10	11	12	AB R H RBI BB SO LOB	TOP																	
Bobby Bonds, R OBP: 0.308, SLG: 0.340 (1, 9) (8, 7)	0-0 HR		0-3 K		4-0 BB		0-0 P5			0-0 L7		0-0 5-3	5 1 1 1 1 1 1																		
Garry Templeton, S OBP: 0.341, SLG: 0.401 (1, 6)	0-0 F8 BB 1B		0-0 5-3		0-0 F9			0-0 F8		0-0 4-3		0-0 1B 3B	6 1 2 0 0 0 1																		
Keith Hernandez, L OBP: 0.422, SLG: 0.510 (1, 3) S S S	0-3 K		0-3 K			0-0 P6		0-0 L6		0-0 1B		0-0 FC5 BB 1B	6 0 2 1 0 2 1																		
Ted Simmons, S OBP: 0.394, SLG: 0.507 (1, 2) B B B B	4-0 1-2 BB			0-0 FC4-6 1B		0-0 F9		4-0 2B BB		0-0 4-3		4-0 1-2 BB	3 1 1 0 3 0 1																		
George Hendrick, R OBP: 0.355, SLG: 0.555 (1, 8) (8, 9)	0-0 F8 2-3		0-0 FC4-6 CS 1-2f		0-0 1B		0-0 1B	0-0 1-H 2B			0-0 SH1-4 1B	0-0 F7	6 0 3 1 0 0 5																		
Ken Reitz, R OBP: 0.337, SLG: 0.414 (1, 5)	0-0 P3		0-0 1B		0-0 F9		0-0 F9		0-0 F9		0-0 1-2 SH1-4 1B	0-0 FC5 2-3f	6 0 2 0 0 0 6																		
Terry Kennedy, L OBP: 0.383, SLG: 0.511 Tony Scott, S OBP: 0.310, SLG: 0.284 (1, 7) (8, 8)		0-0 4-3		0-0 1-3		0-0 4-3			0-0 4-3		0-0 SH1-4 1-2 2-3		3 0 0 0 0 0 1 1 0 0 0 0 0 0	AB 45 R 3 H 12 RBI 3 BB 5 SO 3 LOB 19																	
Ken Oberkfell, L OBP: 0.393, SLG: 0.371 (1, 4)		0-0 6-3			0-0 P4		0-0 P6		0-0 F9		4-0 G4-6-3 IBB		4 0 0 0 1 0 0																		
Pete Vuckovich, R OBP: 0.132, SLG: 0.189 Dane Iorg, L OBP: 0.370, SLG: 0.450 (11, PH) John Littlefield, R Kim Seaman, L (1, 1) (11, 1) (11, 1)		0-0 5-3		0-0 4-3		0-0 4-3			0-0 6-3		0-0 G4-6-3 1-2f		4 0 1 0 0 0 0 1 0 0 0 0 0 3 0 0 0 0 0 0 0 0 0 0 0 0 0 0																		
Inning Stats	R: 1 E: 0 K: 1 S: 7	H: 2 LOB: 2 BB: 1 P: 11	R: 0 E: 0 K: 0 S: 3	H: 0 LOB: 0 BB: 0 P: 3	R: 0 E: 0 K: 0 S: 4	H: 2 LOB: 1 BB: 0 P: 4	R: 0 E: 0 K: 0 S: 3	H: 1 LOB: 1 BB: 0 P: 4	R: 0 E: 0 K: 0 S: 4	H: 1 LOB: 1 BB: 0 P: 4	R: 1 E: 0 K: 0 S: 4	H: 1 LOB: 1 BB: 1 P: 8	R: 0 E: 0 K: 0 S: 3	H: 0 LOB: 0 BB: 0 P: 3	R: 0 E: 0 K: 0 S: 4	H: 2 LOB: 2 BB: 1 P: 8	R: 1 E: 0 K: 0 S: 5	H: 2 LOB: 2 BB: 1 P: 9	1B: 8 2B: 2 3B: 1 HR: 1	SF: 0 SAC: 1 DP: 1 HBP: 0	WP: 0 PB: 0 SB: 0 CS: 1	PA: 51									
PITCHER	IP WLS BF H R ER SO BB IBB HBP BLK WP HR S P ERA WHIP																														
Doug Capilla, L ERA: 1.61	(1, 1) 5.0																														
Dick Tidrow, R ERA: 2.37	(6, 1) 3.0	13	3	1	1	0	1	0	0	0	0	0	12	16	3.00	1.333															
Bruce Sutter, R ERA: 2.7	(9, 1) 3.0	12	3	0	0	0	0	1	0	0	0	0	11	15	0.00	1.000															
Willie Hernandez, L ERA: 5.23	(12, 1) 0.1	L	4	2	1	1	0	1	0	0	0	0	0	3	7	27.00	9.000														
Bill Caudill, R ERA: 1.9	(12, 1) 0.2	2	0	0	0	0	0	0	0	0	0	0	0	2	2	0.00	0.000														

St. Louis Cardinals @ Chicago Cubs
Wrigley Field, Chicago, IL
Fri Jun 27 1980, 3:33 AM CDT
Att. 22,176 - Unknown

livebaseballscores.com



Batter	1	2	3	4	5	6	7	8	9	10	11	12	AB	R	H	RBI	BB	SO	LOB
Ivan De Jesus, R (1, 6) OBP: 0.333, SLG: 0.382 Cliff Johnson, R (8, PH) OBP: 0.319, SLG: 0.372 Mick Kelleher, R (8, PR) OBP: 0.209, SLG: 0.150 (9, 6)	0-0 L9		0-3 K			0-0 P6		4-0 1B BB		0-0 G3			3 0 0 0 0 1 1						
Lenny Randle, S (1, 5) OBP: 0.351, SLG: 0.371	0-0 6-3			4-0 CS BB		0-3 K		0-0 1B		0-0 SH1-4 1B			4 0 2 1 1 1 0						
Bill Buckner, L (1, 3) OBP: 0.342, SLG: 0.432 Bruce Sutter, R (9, 1) Rick Reuschel, R (11, PH) Willie Hernandez, L (12, 1) Bill Caudill, R (12, 1)	0-3 K			4-0 CS BB		0-0 4-3		0-0 L3		0-0 SH1-4 1B			3 0 0 0 0 1 1 2						
Jerry Martin, R (1, 8) OBP: 0.309, SLG: 0.489		0-0 L4		0-3 K			0-3 K		0-0 6-3		0-0 F8		5 0 0 0 0 2 2						
Larry Blittner, L (1, 7) OBP: 0.341, SLG: 0.369 Ken Henderson, S (7, 7) OBP: 0.348, SLG: 0.368	0-0 F7				0-0 G3		0-0 F8		0-0 6-3		4-0 IBB		2 0 0 0 0 0 0						
Scot Thompson, L (1, 9) OBP: 0.294, SLG: 0.306 (9, 3)	0-3 K				0-0 K 3B 1B		0-3 K		0-0 6-3		0-0 F7		5 1 1 0 0 2 2						
Tim Blackwell, S (1, 2) OBP: 0.289, SLG: 0.321			0-0 FC1-6 1B		0-0 K 3B			0-3 K		0-0 P3		0-3 K	5 0 2 1 0 2 0						
Mike Tyson, R (1, 4) OBP: 0.294, SLG: 0.333 Jesus Figueroa, L (5, PH) OBP: 0.415, SLG: 0.389 Dick Tidrow, R (6, 1) Mike Vail, R (8, PH) OBP: 0.371, SLG: 0.452 (9, 9)			0-0 P3		0-0 F8		0-0 F8		0-0 P4		0-0 1-3		1 0 0 0 0 0 1						
Doug Capilla, L (1, 1) Steve Dillard, R (5, PH) OBP: 0.338, SLG: 0.367 (6, 4)			0-0 FC1-6		0-0 6-3			4-0 BB 1B BB		0-0 1B		0-0 F8	1 0 0 0 0 0 1						


Inning Stats	R: 0	H: 0	E: 0	K: 1	S: 5	R: 0	H: 0	E: 0	K: 1	S: 5	R: 0	H: 0	E: 0	K: 1	S: 3	R: 1	H: 2	E: 0	K: 0	S: 5	R: 0	H: 0	E: 0	K: 1	S: 5	R: 1	H: 1	E: 0	K: 1	S: 6	R: 0	H: 0	E: 0	K: 0	S: 3	R: 0	H: 1	E: 0	K: 0	S: 4	R: 0	H: 1	E: 0	K: 0	S: 4	R: 0	H: 1	E: 0	K: 1	S: 5	1B: 5	2B: 0	3B: 1	HR: 0	SF: 0	SAC: 1	DP: 0	HBP: 0	WP: 0	PB: 0	SB: 0	CS: 2	PA: 45
--------------	------	------	------	------	------	------	------	------	------	------	------	------	------	------	------	------	------	------	------	------	------	------	------	------	------	------	------	------	------	------	------	------	------	------	------	------	------	------	------	------	------	------	------	------	------	------	------	------	------	------	-------	-------	-------	-------	-------	--------	-------	--------	-------	-------	-------	-------	--------

PITCHER	IP	WLS	BF	H	R	ER	SO	BB	IBB	HBP	BLK	WP	HR	S	P	ERA	WHIP
Pete Vuckovich, R (11, 1) ERA: 2.69	10.0		37	5	2	2	8	4	0	0	0	0	0	49	65	1.80	0.900
John Littlefield, R (11, 1) ERA: 3.46	0.2		4	1	0	0	0	0	1	0	0	0	0	3	7	0.00	1.500
Kim Seaman, L (11, 1) ERA: 4.0	1.1	W	4	0	0	0	1	0	0	0	0	0	0	6	6	0.00	0.000

St. Louis Cardinals @ Chicago Cubs
 Wrigley Field, Chicago, IL
 Fri Jun 27 1980, 3:33 AM CDT
 Att: 22,176 - Unknown

livebaseballscorecards.com

AB	39
R	2
H	6
RBI	2
BB	5
SO	9
LOB	12



Batter	1	2	3	4	5	6	7	8	9	AB R H RBI BB SO LOB	TOP																	
Bobby Bonds, R OBP: 0.303, SLG: 0.329 (1, 9) (9, 7)	0-0 B1-3		0-3 K	0-3 K		4-0 BB		0-0 F9	0-0 E4	5 0 0 0 1 2 4																		
Garry Templeton, S OBP: 0.347, SLG: 0.406 (1, 6) (9, 7)	0-0 G4-6-3 1B		0-0 1B		0-0 2B 1B	0-3 K		0-0 G4-6-3 1B	0-0 F8	6 1 4 0 0 1 4																		
Keith Hernandez, L OBP: 0.420, SLG: 0.509 (1, 3) Roy Thomas, R OBP: 0.250, SLG: 0.182 (6, 1) Mike Phillips, L OBP: 0.238, SLG: 0.300 (8, PH) John Littlefield, R (8, 1)	0-0 G4-6-3 1-2f		0-0 4-3		0-0 4-3 2B	0-0 F8		0-0 G4-6-3 1-2f		4 0 1 1 0 0 6 0 0 0 0 0 0 0 1 0 0 0 0 0 1 0 0 0 0 0 0 0																		
Ted Simmons, S OBP: 0.398, SLG: 0.512 (1, 2)		4-0 FC4-6 BB		0-0 FC3-6 1B 1-3 1B	0-0 4-3		0-0 3-1		0-0 1B 2B	4 2 2 0 1 0 1																		
George Hendrick, R OBP: 0.359, SLG: 0.567 (1, 8) (9, 9)		0-3 K		0-0 FC3-6 1B 1-2 1B	0-3 K		0-0 HR		0-0 SH1-4 2B 1B	5 2 3 2 0 2 2																		
Terry Kennedy, L OBP: 0.375, SLG: 0.495 (1, 7) Tony Scott, S OBP: 0.310, SLG: 0.284 (9, PR) (9, 8)		0-0 FC4-6 1-2f		0-0 FC3-6 1B 1-3 1B	0-0 6-3		0-3 K2-3		0-0 SH1-4 2B 1B	5 1 1 0 0 1 4 0 1 0 0 0 0 0																		
Ken Reitz, R OBP: 0.339, SLG: 0.419 (1, 5)		0-0 F7		0-0 1-3		0-0 1B 2B	0-0 1B BLK 1B		0-0 SH1-4	4 0 2 1 0 0 2																		
Ken Oberkfell, L OBP: 0.402, SLG: 0.376 (1, 4)			0-3 K		0-0 1B 2B 1B	0-0 F5		0-0 2B IBB		4 0 2 0 1 1 1																		
Bob Forsch, R OBP: 0.341, SLG: 0.600 (3, 1) George Frazier, R (4, PH) Dane Iorg, L OBP: 0.176, SLG: 0.455 (4, 1) Jim Kaat, L (6, PH) Leon Durham, L OBP: 0.278, SLG: 0.298 (6, 3)			0-0 1B		0-0 1B 1-2 3-H	0-0 BB 1B	0-3 K		0-0 E 2B	1 0 1 0 0 0 0 0 0 0 0 0 0 0 1 0 1 1 0 0 0 0 0 0 0 0 0 0 3 1 2 2 0 1 2																		
Inning Stats	R: 0 E: 0 K: 0 S: 3	H: 1 LOB: 0 BB: 0 P: 3	R: 0 E: 0 K: 1 S: 5	H: 0 LOB: 1 BB: 1 P: 9	R: 0 E: 0 K: 2 S: 9	H: 2 LOB: 2 BB: 0 P: 9	R: 2 E: 0 K: 1 S: 9	H: 4 LOB: 2 BB: 0 P: 9	R: 1 E: 0 K: 1 S: 7	H: 2 LOB: 1 BB: 0 P: 7	R: 0 E: 0 K: 1 S: 7	H: 2 LOB: 3 BB: 1 P: 11	R: 1 E: 0 K: 2 S: 10	H: 3 LOB: 2 BB: 0 P: 10	R: 0 E: 0 K: 0 S: 3	H: 1 LOB: 0 BB: 0 P: 3	R: 4 E: 1 K: 0 S: 7	H: 4 LOB: 1 BB: 1 P: 11	1B: 14 2B: 4 3B: 0 HR: 1	SF: 0 SAC: 1 DP: 2 HBP: 0	WP: 0 PA: 47 PB: 0 SB: 0 CS: 0							
PITCHER	IP WLS BF H R ER SO BB IBB HBP BLK WP HR S P ERA WHIP																											
Rick Reuschel, R ERA: 3.97 (1, 1)	5.1		28	11	3	3	5	2	0	0	0	0	0	0	36	44	5.06	2.438										
Bill Caudill, R ERA: 2.01 (6, 1)	2.0		10	4	1	1	3	0	0	0	1	0	1	16	16	4.50	2.000											
Bruce Sutter, R ERA: 3.27 (8, 1)	0.2	L	4	3	3	3	0	0	0	0	0	0	0	4	4	40.50	4.500											
Dick Tidrow, R ERA: 2.32 (9, 1)	1.0		5	1	1	0	0	0	1	0	0	0	0	4	8	0.00	1.000											

St. Louis Cardinals @ Chicago Cubs
Wrigley Field, Chicago, IL
Sat Jun 28 1980, 3:33 AM CDT
Unknown

livebaseballscorecards.com

AB 43
R 8
H 19
RBI 7
BB 3
SO 8
LOB 27



Batter	1	2	3	4	5	6	7	8	9	AB	R	H	RBI	BB	SO	LOB
Ivan De Jesus, R OBP: 0.335, SLG: 0.383 (1, 6)	0-0 5-3		0-0 WP 1B FC 1B	0-0 CS 1B		0-0 F7			0-0 3-1	5	1	2	0	0	0	1
Lenny Randle, S OBP: 0.356, SLG: 0.373 (1, 5)	0-0 S 1B		0-0 FC 1B WP 1B	0-0 CS	0-0 E5 1B SF9			0-0 CS BB	0-0 L9	4	2	2	1	1	0	2
Bill Buckner, L OBP: 0.340, SLG: 0.429 (1, 3)	0-0 F8		0-0 FC 1B SF7		0-0 E 1B			0-0 G1		4	1	1	1	0	0	3
Cliff Johnson, R OBP: 0.318, SLG: 0.371 Scott Thompson, L OBP: 0.294, SLG: 0.306 (1, 7) (8, 9)	0-0 6-3		0-0 SF7 1B 1B		0-0 SF9			0-0 6-3		3	1	1	2	0	0	1
Jerry Martin, R OBP: 0.308, SLG: 0.487 (1, 8)		0-0 6-3	0-0 SF7		0-0 E9 1B			0-0 P6		3	0	1	1	0	0	0
Ken Henderson, S OBP: 0.370, SLG: 0.383 (1, 9) (8, 7)		0-0 G1-6-3 1B	0-0 G1-6-3 1B		4-0 G6-4-3 IBB			0-3 K		3	0	2	1	1	1	0
Tim Blackwell, S OBP: 0.280, SLG: 0.310 (1, 2)		0-0 G1-6-3	0-0 4-3		0-0 G6-4-3			0-3 K		4	0	0	0	0	1	5
Mike Tyson, R OBP: 0.304, SLG: 0.337 Mick Kelleher, R OBP: 0.209, SLG: 0.150 Larry Bittner, L OBP: 0.345, SLG: 0.374 Steve Dillard, R OBP: 0.338, SLG: 0.367 (1, 4) (8, 4) (9, PH) (9, PR)			0-0 1B SH1-3 1B		0-0 F8			0-0 B3-6-4 BB	0-0 3-1 1B	2	1	1	0	1	0	0
Rick Reuschel, R OBP: 0.171, SLG: 0.229 Bill Caudill, R Bruce Sutter, R Dick Tidrow, R Dave Kingman, R OBP: 0.346, SLG: 0.542 (1, 1) (6, 1) (8, 1) (9, 1) (9, PH)			0-0 SH1-3		0-0 6-3			0-0 B3-6-4	0-3 K	1	0	0	0	0	0	0


Inning Stats	R: 0	H: 1	E: 0	LOB: 1	K: 0	BB: 0	S: 4	P: 4	R: 0	H: 1	E: 0	LOB: 0	K: 0	BB: 0	S: 3	P: 3	R: 5	H: 5	E: 0	LOB: 1	K: 0	BB: 0	S: 9	P: 9	R: 0	H: 1	E: 0	LOB: 0	K: 0	BB: 0	S: 3	P: 3	R: 1	H: 2	E: 2	LOB: 2	K: 0	BB: 1	S: 5	P: 9	R: 0	H: 0	E: 0	LOB: 0	K: 0	BB: 1	S: 2	P: 6	R: 0	H: 0	E: 0	LOB: 0	K: 0	BB: 1	S: 2	P: 6	R: 0	H: 0	E: 0	LOB: 0	K: 2	BB: 0	S: 7	P: 7	R: 0	H: 1	E: 0	LOB: 2	K: 1	BB: 0	S: 6	P: 6	R: 0	H: 0	E: 0	LOB: 0	K: 0	BB: 0	S: 7	P: 7	R: 0	H: 1	E: 0	LOB: 2	K: 1	BB: 0	S: 6	P: 6
--------------	------	------	------	--------	------	-------	------	------	------	------	------	--------	------	-------	------	------	------	------	------	--------	------	-------	------	------	------	------	------	--------	------	-------	------	------	------	------	------	--------	------	-------	------	------	------	------	------	--------	------	-------	------	------	------	------	------	--------	------	-------	------	------	------	------	------	--------	------	-------	------	------	------	------	------	--------	------	-------	------	------	------	------	------	--------	------	-------	------	------	------	------	------	--------	------	-------	------	------

PITCHER	IP	WLS	BF	H	R	ER	SO	BB	IBB	HBP	BLK	WP	HR	S	P	ERA	WHIP
Bob Forsch, R ERA: 4.43 (1, 1)	2.2		15	7	5	5	0	0	0	0	0	1	0	15	15	16.88	2.625
George Frazier, R ERA: 5.4 (3, 1)	0.1		1	0	0	0	0	0	0	0	0	0	0	1	1	0.00	0.000
Jim Kaat, L ERA: 3.84 (4, 1)	2.0		9	3	1	0	0	0	1	0	0	0	0	8	12	0.00	1.500
Roy Thomas, R ERA: 4.88 (6, 1)	2.0		6	0	0	0	0	2	0	0	0	0	0	4	12	0.00	1.000
John Littlefield, R ERA: 3.0 (8, 1)	2.0	W	7	1	0	0	3	0	0	0	0	0	0	13	13	0.00	0.500

BOTTOM

St. Louis Cardinals @ Chicago Cubs
 Wrigley Field, Chicago, IL
 Sat Jun 28 1980, 3:33 AM CDT
 Unknown

AB	32
R	6
H	11
RBI	6
BB	3
SO	3
LOB	14



PITCHER	IP	WLS	BF	H	R	ER	SO	BB	IBB	HBP	BLK	WP	HR	S	P	ERA	WHIP
Bob Forsch, R ERA: 4.43 (1, 1)	2.2		15	7	5	5	0	0	0	0	0	1	0	15	15	16.88	2.625
George Frazier, R ERA: 5.4 (3, 1)	0.1		1	0	0	0	0	0	0	0	0	0	0	1	1	0.00	0.000
Jim Kaat, L ERA: 3.84 (4, 1)	2.0		9	3	1	0	0	0	1	0	0	0	0	8	12	0.00	1.500
Roy Thomas, R ERA: 4.88 (6, 1)	2.0		6	0	0	0	0	2	0	0	0	0	0	4	12	0.00	1.000
John Littlefield, R ERA: 3.0 (8, 1)	2.0	W	7	1	0	0	3	0	0	0	0	0	0	13	13	0.00	0.500

Batter	1	2	3	4	5	6	7	8	9	AB R H RBI BB SO LOB	TOP											
Leon Durham, L (1, 9) OBP: 0.276, SLG: 0.280	0-0 E7 E 6-3 E		0-0 F7		0-3 K			4-0 BB		3 1 0 0 1 1 0												
Ken Oberkfell, L (1, 4) OBP: 0.397, SLG: 0.365	0-0 6-3		4-0 BB			0-0 L7		0-0 F8		3 0 0 0 1 0 2												
Keith Hernandez, L (1, 3) OBP: 0.419, SLG: 0.508	0-0 E4 CS		0-3 K			0-3 K			0-0 6-3	1 0 0 0 0 0 1												
Tony Scott, S (1, PR) OBP: 0.307, SLG: 0.281	2-3									2 0 0 0 0 2 1												
Ted Simmons, S (9, PH) OBP: 0.397, SLG: 0.509										1 0 0 0 0 0 0												
Terry Kennedy, L (1, 2) OBP: 0.371, SLG: 0.485	0-0 E9 1-2 3-H			0-0 1B 1B		0-3 K			0-0 F7	4 0 1 0 0 1 1												
George Hendrick, R (1, 8) OBP: 0.358, SLG: 0.562	0-3 K			0-0 1-2 G4-6-3 1B			0-0 5-3		0-0 G1	4 0 1 0 0 1 2												
Dane Iorg, L (1, 7) OBP: 0.366, SLG: 0.442		0-0 F8		0-3 K			0-0 4-3			3 0 0 0 0 1 2												
Ken Reitz, R (1, 5) OBP: 0.336, SLG: 0.414			0-0 4-3		0-0 G4-6-3 1-2		0-0 F7			3 0 0 0 0 0 2												
Mike Phillips, L (1, 6) OBP: 0.208, SLG: 0.261		0-3 K			0-0 F8			0-0 L1		3 0 0 0 0 1 0												
Jim Otten, R (1, 1) OBP: 0.250, SLG: 0.250			0-0 5-3			0-0 1B		0-0 4-3		2 0 1 0 0 0 0												
Garry Templeton, S (8, PH) OBP: 0.346, SLG: 0.405										1 0 0 0 0 0 0												
John Littlefield, R (8, 1)										0 0 0 0 0 0 0												
Inning Stats	R: 1 E: 3 K: 1 S: 7	H: 0 LOB: 2 BB: 0 P: 7	R: 0 E: 0 K: 1 S: 5	H: 0 LOB: 0 BB: 0 P: 5	R: 0 E: 0 K: 1 S: 5	H: 0 LOB: 1 BB: 1 P: 9	R: 0 E: 0 K: 1 S: 6	H: 2 LOB: 1 BB: 0 P: 6	R: 0 E: 0 K: 1 S: 5	H: 1 LOB: 0 BB: 0 P: 5	R: 0 E: 0 K: 2 S: 7	H: 0 LOB: 0 BB: 0 P: 7	R: 0 E: 0 K: 0 S: 3	H: 0 LOB: 0 BB: 0 P: 3	R: 0 E: 0 K: 0 S: 3	H: 0 LOB: 1 BB: 1 P: 7	R: 0 E: 0 K: 0 S: 3	H: 0 LOB: 0 BB: 0 P: 3	1B: 3 2B: 0 3B: 0 HR: 0	SF: 0 SAC: 0 DP: 1 HBP: 0	WP: 0 PB: 0 SB: 0 CS: 1	PA: 32
PITCHER Mike Krukow, R (1, 1) ERA: 3.62	IP: 9.0 WLS: W BF: 32 H: 3 R: 1 ER: 0 SO: 7 BB: 2 IBB: 0 HBP: 0 BLK: 0 WP: 0 HR: 0 S: 44 P: 52 ERA: 0.00 WHIP: 0.556																					

St. Louis Cardinals @ Chicago Cubs
 Wrigley Field, Chicago, IL
 Sat Jun 28 1980, 3:38 AM CDT
 Att: 36,430 - Unknown

livebaseballscorecards.com

AB	30
R	1
H	3
RBI	0
BB	2
SO	7
LOB	11



Batter	1	2	3	4	5	6	7	8	9
Ivan De Jesus, R OBP: 0.333, SLG: 0.381 (1, 6)	0-0 G3-6-3 1B		0-0 F8			0-0 E6 CS		0-0 F8	
Lenny Randle, S OBP: 0.361, SLG: 0.380 (1, 5)	0-0 G3-6-3 1-2f			0-0 S 1B		0-0 1B 1B 1-2		0-0 FC5-4 1B	
Bill Buckner, L OBP: 0.340, SLG: 0.429 (1, 3) Mike Vail, R OBP: 0.368, SLG: 0.447 (1, 7)	0-3 K			0-3 K 1-2		0-0 1B 1B 1-3		0-0 F9	
Cliff Johnson, R OBP: 0.317, SLG: 0.368 (1, 7) (1, 3)		0-0 F7		0-3 K		0-0 1B 1B 1-2		0-0 FC5-4 1-2f	
Jerry Martin, R OBP: 0.305, SLG: 0.481 (1, 8)		0-3 K		0-0 P6		0-0 F7			
Scot Thompson, L OBP: 0.295, SLG: 0.302 (1, 9)		4-0 1B 1B BB BB			0-0 4-3		0-0 F7		
Steve Dillard, R OBP: 0.338, SLG: 0.365 (1, 4)		0-0 CS 1B 1-H			0-0 P5		0-0 F7		
Tim Blackwell, S OBP: 0.281, SLG: 0.310 (1, 2)		0-0 CS 1-2	0-0 P6		0-0 6-3		0-0 1B		
Mike Krukow, R OBP: 0.194, SLG: 0.171 (1, 1)			0-3 K			0-0 6-3	0-0 F9		

AB	R	H	RBI	BB	SO	LOB
4	0	1	0	0	0	0
4	1	3	0	0	0	1
0	0	0	0	0	0	0
4	0	1	0	0	2	2
4	0	1	1	0	1	2
3	0	0	0	0	1	3
2	1	0	0	1	0	0
3	0	1	1	0	0	0
3	0	1	0	0	0	0
3	0	0	0	0	1	1

BOTTOM

St. Louis Cardinals @ Chicago Cubs
Wrigley Field, Chicago, IL
Sat Jun 28 1980, 3:38 AM CDT
Att. 36,430 - Unknown

livebaseballscorecards.com

AB	30
R	2
H	8
RBI	2
BB	1
SO	5
LOB	9



Inning Stats	R: 0	H: 1	E: 0	LOB: 0	K: 1	BB: 0	S: 5	P: 5
R: 1	H: 1	E: 0	LOB: 0	K: 1	BB: 1	S: 5	P: 9	
R: 0	H: 0	E: 0	LOB: 0	K: 1	BB: 0	S: 5	P: 5	
R: 0	H: 1	E: 0	LOB: 1	K: 2	BB: 0	S: 8	P: 8	
R: 0	H: 0	E: 0	LOB: 0	K: 0	BB: 0	S: 3	P: 3	
R: 1	H: 3	E: 1	LOB: 2	K: 0	BB: 0	S: 6	P: 6	
R: 0	H: 1	E: 0	LOB: 1	K: 0	BB: 0	S: 4	P: 4	
R: 0	H: 1	E: 0	LOB: 1	K: 0	BB: 0	S: 4	P: 4	

PITCHER	IP	WLS	BF	H	R	ER	SO	BB	IBB	HBP	BLK	WP	HR	S	P	ERA	WHIP
Jim Otten, R ERA: 5.4 (1, 1)	7.0	L	27	7	2	2	5	1	0	0	0	0	0	36	40	2.57	1.143
John Littlefield, R ERA: 2.81 (8, 1)	1.0		4	1	0	0	0	0	0	0	0	0	0	4	4	0.00	1.000

PITCHER	IP	WLS	BF	H	R	ER	SO	BB	IBB	HBP	BLK	WP	HR	S	P	ERA	WHIP

WP	PA
0	32
0	
1	
2	

Batter	1	2	3	4	5	6	7	8	9	AB R H RBI BB SO LOB	TOP		
Bobby Bonds, R OBP: 0.295, SLG: 0.319 (1, 9) (7, 7)	0-3 K		0-3 K		0-3 K	0-0 E7		0-0 6-3		5 0 0 0 0 3 1			
Garry Templeton, S OBP: 0.350, SLG: 0.406 (1, 6)	0-0 2B 1B		0-0 CS 1B		4-0 BB	0-0 G3		0-0 F9		4 1 2 0 1 0 1			
Ted Simmons, S OBP: 0.397, SLG: 0.525 (1, 2)	0-0 E SF9 2B		0-0 1-2 HR		0-0 F9		0-0 F3		0-0 6-3	5 2 2 2 0 0 1			
George Hendrick, R OBP: 0.352, SLG: 0.552 (1, 8) (7, 9)	0-0 E4 2-3		0-0 6-3		0-0 F7		0-0 F1		0-0 1-3	5 0 0 0 0 0 2			
Terry Kennedy, L OBP: 0.367, SLG: 0.476 Tony Scott, S OBP: 0.307, SLG: 0.281 (1, 7) (7, 8)	0-0 SF9 3-H			4-0 HR BB		0-0 4-3		0-0 6-3		2 1 0 1 1 0 0 0 0 0 0 0 0 0			
Leon Durham, L OBP: 0.306, SLG: 0.370 (1, 3)	0-0 4-3			0-0 1-H HR		0-0 FC 1B		0-0 SH2-3 2B 1B		4 3 3 2 0 0 1			
Ken Reitz, R OBP: 0.332, SLG: 0.410 (1, 5)		0-0 5-3		0-0 6-3		0-0 FC SH5-4 1B		0-0 SH2-3 1-2		3 1 0 0 0 0 1			
Ken Oberkfell, L OBP: 0.400, SLG: 0.380 (1, 4)		0-0 1-3		0-0 F8		0-0 SH5-4 1-2 2-H E 1B		0-0 2B 2-H		4 1 2 2 0 0 0			
John Urrea, R Roy Thomas, R OBP: 0.250, SLG: 0.182 Keith Smith, R Kim Seaman, L John Littlefield, R (1, 1) (6, 1) (8, PH) (8, 1) (9, 1)		0-0 4-3		0-3 K		0-0 SH5-4 1-2 2-3		0-0 F9		2 0 0 0 0 1 0 0 0 0 0 0 0 0 1 0 0 0 0 0 1 0 0 0 0 0 0 0 0 0 0 0 0 0 0			
Inning Stats	R: 2 H: 2 E: 1 LOB: 1 K: 1 BB: 0 S: 8 P: 8	R: 0 H: 0 E: 0 LOB: 0 K: 0 BB: 0 S: 3 P: 3	R: 1 H: 2 E: 0 LOB: 0 K: 1 BB: 0 S: 6 P: 6	R: 2 H: 1 E: 0 LOB: 0 K: 1 BB: 1 S: 6 P: 10	R: 0 H: 0 E: 0 LOB: 1 K: 1 BB: 1 S: 5 P: 9	R: 3 H: 2 E: 1 LOB: 1 K: 0 BB: 0 S: 7 P: 7	R: 0 H: 0 E: 0 LOB: 0 K: 0 BB: 0 S: 3 P: 3	R: 1 H: 2 E: 0 LOB: 1 K: 0 BB: 0 S: 5 P: 5	R: 0 H: 0 E: 0 LOB: 0 K: 0 BB: 0 S: 3 P: 3	1B: 5 SF: 1 2B: 2 SAC: 2 3B: 0 DP: 0 HR: 2 HBP: 0	WP: 0 PA: 40 PB: 0 SB: 0 CS: 1		
PITCHER	IP WLS BF H R ER SO BB IBB HBP BLK WP HR S P ERA WHIP											PITCHER	IP WLS BF H R ER SO BB IBB HBP BLK WP HR S P ERA WHIP
Lynn McGlothen, R ERA: 5.91 Willie Hernandez, L ERA: 5.2 George Riley, L ERA: 2.25 (1, 1) (7, 1) (9, 1)	6.0 L 29 7 8 5 4 2 0 0 0 0 0 2 35 43 7.50 1.500												

St. Louis Cardinals @ Chicago Cubs
Wrigley Field, Chicago, IL
Sun Jun 29 1980, 3:33 AM CDT
Att. 32,578 - Unknown

livebaseballscorecards.com

AB 35
R 9
H 9
RBI 7
BB 2
SO 4
LOB 8



Batter	1	2	3	4	5	6	7	8	9	AB	R	H	RBI	BB	SO	LOB
Ivan De Jesus, R OBP: 0.338, SLG: 0.383 (1, 6)	0-0 1B 3-1 1B	0-0 L1		0-0 5-3		0-0 G1-6-3 1B		4-0 BB BB		4	1	2	0	1	0	0
Lenny Randle, S OBP: 0.369, SLG: 0.381 (1, 5)	0-0 3-1 1B 1B	4-0 BLK BB			4-0 BB BB	0-0 G1-6-3		4-0 BB BB		2	1	1	0	3	0	3
Ken Henderson, S OBP: 0.372, SLG: 0.375 (1, 9)	0-0 1B 1-2 2-3 SF9	0-0 P5			0-0 G3-6-3 1-2f		4-0 HR BB	0-0 F9		4	2	1	0	1	0	4
Dave Kingman, R OBP: 0.342, SLG: 0.531 (1, 7)	0-0 3-1	0-0 F8			0-0 1B		0-0 F7		0-0 F8	5	0	1	1	0	0	4
Cliff Johnson, R OBP: 0.319, SLG: 0.369 (1, 3)	0-0 2B 1B		0-0 P4		0-0 L6		0-0 P6		0-0 FC6-4 1B	5	1	2	1	0	0	2
Jerry Martin, R OBP: 0.303, SLG: 0.490 (1, 8)	0-0 SF9		0-0 6-3			0-0 L5		0-0 HR	0-0 FC6-4	4	1	1	3	0	0	1
Mike Tyson, R OBP: 0.310, SLG: 0.362 Larry Blittner, L OBP: 0.343, SLG: 0.371 (1, 4) (9, PH)	0-0 2B		0-0 F9			0-0 2B		0-0 6-3	0-0 F7	4	1	2	1	0	0	0
Tim Blackwell, S OBP: 0.288, SLG: 0.319 (1, 2)	4-0 FC4 IBB			0-0 1-3		0-0 1B 2B		0-0 G3		3	0	1	1	1	0	0
Lynn McGlothen, L OBP: 0.318, SLG: 0.429 Bill Buckner, L OBP: 0.343, SLG: 0.429 Willie Hernandez, L OBP: 0.300, SLG: 0.400 Mike Vail, R OBP: 0.366, SLG: 0.444 George Riley, L (1, 1) (6, PH) (7, 1) (8, PH) (9, 1)	0-0 FC4			0-0 F8		4-0 1B BB		0-0 F8		2	0	0	0	0	0	2

Inning Stats	R: 4	H: 5	E: 0	LOB: 2	K: 0	BB: 1	S: 8	P: 12	R: 0	H: 0	E: 0	LOB: 1	K: 0	BB: 1	S: 3	P: 7	R: 0	H: 0	E: 0	LOB: 0	K: 0	BB: 0	S: 3	P: 3	R: 0	H: 0	E: 0	LOB: 0	K: 0	BB: 0	S: 3	R: 0	H: 1	E: 0	LOB: 1	K: 0	BB: 1	S: 3	P: 7	R: 1	H: 3	E: 0	LOB: 2	K: 0	BB: 1	S: 5	P: 9	R: 2	H: 1	E: 0	LOB: 0	K: 0	BB: 1	S: 4	P: 8	R: 0	H: 0	E: 0	LOB: 2	K: 0	BB: 2	S: 3	P: 11	R: 0	H: 1	E: 0	LOB: 1	K: 0	BB: 0	S: 4	P: 4	1B: 7	SF: 1	2B: 3	SAC: 0	3B: 0	DP: 2	HR: 1	HBP: 0	WP: 0	PA: 43
--------------	------	------	------	--------	------	-------	------	-------	------	------	------	--------	------	-------	------	------	------	------	------	--------	------	-------	------	------	------	------	------	--------	------	-------	------	------	------	------	--------	------	-------	------	------	------	------	------	--------	------	-------	------	------	------	------	------	--------	------	-------	------	------	------	------	------	--------	------	-------	------	-------	------	------	------	--------	------	-------	------	------	-------	-------	-------	--------	-------	-------	-------	--------	-------	--------

PITCHER	IP	WLS	BF	H	R	ER	SO	BB	IBB	HBP	BLK	WP	HR	S	P	ERA	WHIP
John Urrea, R ERA: 8.44 (1, 1)	5.1	W	26	8	5	5	0	2	1	0	1	0	0	23	35	8.44	1.875
Roy Thomas, R ERA: 5.07 (6, 1)	1.2		8	2	2	2	0	2	0	0	0	0	1	6	14	10.80	2.400
Kim Seaman, L ERA: 3.6 (8, 1)	1.0		5	0	0	0	0	2	0	0	0	0	0	3	11	0.00	2.000
John Littlefield, R ERA: 2.65 (9, 1)	1.0	S	4	1	0	0	0	0	0	0	0	0	0	4	4	0.00	1.000

BOTTOM

St. Louis Cardinals @ Chicago Cubs
Wrigley Field, Chicago, IL
Sun Jun 29 1980, 3:33 AM CDT
Att. 32,578 - Unknown

livebaseballscorecards.com

AB	35
R	7
H	11
RBI	7
BB	7
SO	0
LOB	17



Batter	1	2	3	4	5	6	7	8	9	AB R H RBI BB SO LOB	TOP
Ivan De Jesus, R (1, 6) OBP: 0.341, SLG: 0.383 Cliff Johnson, R (7, PH) OBP: 0.322, SLG: 0.372 Mick Kelleher, R (7, PR) OBP: 0.205, SLG: 0.146 (7, 6)	0-0 F9		0-0 1B		4-0 1-2 BB		0-0 1-2 HR 1B		0-3 K	2 0 1 0 1 0 0 1 0 1 0 0 0 0 1 1 0 0 0 1 0	
Lenny Randle, S (1, 5) OBP: 0.366, SLG: 0.389	0-0 F9		0-0 F8		0-0 F8		0-0 1-H 2-H HR		0-0 F6	5 1 1 3 0 0 3	
Bill Buckner, L (1, 3) OBP: 0.342, SLG: 0.425 Bill Caudill, R (7, 1) Bruce Sutter, R (7, 1)	0-0 1-3		0-0 1-3 1B		0-0 F7		0-0 P5			4 0 1 0 0 0 3 0 0 0 0 0 0 0 0 0 0 0 0 0 0	
Jerry Martin, R (1, 8) OBP: 0.302, SLG: 0.490		0-0 E 2B	0-0 F9			0-3 K		0-3 K		4 1 1 0 0 2 2	
Ken Henderson, S (1, 7) OBP: 0.354, SLG: 0.353		0-0 E1 7-2 2-H		0-3 K		0-3 K		0-0 F8		4 0 0 0 0 2 0	
Barry Foote, R (1, 2) OBP: 0.315, SLG: 0.475		0-0 7-2		0-3 K		0-0 5-3		0-0 2B		4 0 1 0 0 1 1	
Scot Thompson, L (1, 9) OBP: 0.301, SLG: 0.302 (7, 3)		0-0 FC6-4 1B		0-3 K			0-0 F6	4-0 IBB		3 0 1 0 1 1 0	
Mike Tyson, R (1, 4) OBP: 0.305, SLG: 0.355 Larry Blittner, L (7, PH) OBP: 0.340, SLG: 0.368 Steve Dillard, R (7, 4) OBP: 0.333, SLG: 0.359		0-0 FC6-4 1-2f			0-0 F9		0-0 F7	0-0 F4-3		2 0 0 0 0 0 1 1 0 0 0 0 0 0 1 0 0 0 0 0 2	
Dennis Lamp, R (1, 1) OBP: 0.205, SLG: 0.139 Mike Vail, R (7, PH) OBP: 0.362, SLG: 0.439 (7, 9)			0-0 6-3		0-0 BB 1B		0-0 E5 1B HR		0-3 K	2 0 1 0 0 0 0 2 1 0 0 0 1 0	
Inning Stats	R: 0 H: 0 E: 0 LOB: 0 K: 0 BB: 0 S: 3 P: 3	R: 1 H: 2 E: 1 LOB: 1 K: 0 BB: 0 S: 5 P: 5	R: 0 H: 2 E: 0 LOB: 2 K: 0 BB: 0 S: 5 P: 5	R: 0 H: 0 E: 0 LOB: 0 K: 3 BB: 0 S: 9 P: 9	R: 0 H: 1 E: 0 LOB: 2 K: 0 BB: 1 S: 4 P: 8	R: 0 H: 0 E: 0 LOB: 0 K: 2 BB: 0 S: 7 P: 7	R: 3 H: 2 E: 1 LOB: 1 K: 0 BB: 0 S: 6 P: 6	R: 0 H: 1 E: 0 LOB: 2 K: 1 BB: 1 S: 6 P: 10	R: 0 H: 0 E: 0 LOB: 0 K: 2 BB: 0 S: 7 P: 7	1B: 5 SF: 0 2B: 3 SAC: 0 3B: 0 DP: 1 HR: 1 HBP: 0	WP: 0 PA: 38 PB: 0 SB: 0 CS: 0
PITCHER	IP WLS BF H R ER SO BB IBB HBP BLK WP HR S P ERA WHIP										
Craig Swan, R (1, 1) ERA: 2.6	7.0 L 30 7 4 1 5 1 0 0 0 0 0 1 39 43 1.29 1.143										
Jeff Reardon, R (8, 1) ERA: 3.0	2.0 8 1 0 0 3 0 1 0 0 0 0 0 13 17 0.00 0.500										

Chicago Cubs @ New York Mets
Shea Stadium, Flushing, NY
Tue Jul 01 1980, 7:05 PM EDT
Att. 17,531 - Unknown

livebaseballscorecards.com

AB	36
R	4
H	8
RBI	3
BB	2
SO	8
LOB	12



Batter	1	2	3	4	5	6	7	8	9	AB	R	H	RBI	BB	SO	LOB
Lee Mazzilli, S (1, 8) OBP: 0.373, SLG: 0.375	0-0 G3		0-0 F6			0-0 HR	4-0 BB		0-0 G3	4	1	1	2	1	0	1
Frank Taveras, R (1, 6) OBP: 0.316, SLG: 0.324	0-0 F4			0-0 5-3		0-0 6-3	0-0 1-3			4	0	0	0	0	0	2
Claudell Washington, L (1, 7) OBP: 0.304, SLG: 0.425	0-0 4-3			0-0 6-3		0-0 1B	0-3 K			4	1	1	0	0	1	2
Joel Youngblood, R (1, 9) OBP: 0.346, SLG: 0.413		0-0 E5		0-0 WP		0-0 1B	0-3 K			4	0	2	0	0	1	0
Mike Jorgensen, L (1, 3) OBP: 0.351, SLG: 0.431		0-3 K		0-0 6-3		0-0 F7		0-0 F9		4	0	0	0	0	1	4
John Stearns, R (1, 2) OBP: 0.352, SLG: 0.379		0-0 F6		0-3 K		0-0 1B		0-0 F2		4	0	1	1	0	1	1
Elliott Maddox, R (1, 5) OBP: 0.390, SLG: 0.371		0-3 K		0-0 4-3		0-0 5-3			0-0 SH3-4	4	0	1	0	0	1	3
Doug Flynn, R (1, 4) OBP: 0.273, SLG: 0.261			0-0 F4-3		0-0 F4-3		0-0 BB		0-0 SH3-4	3	0	1	0	0	0	0
Craig Swan, R (1, 1) OBP: 0.344, SLG: 0.250			0-0 5-3			0-0 HR			0-0 5-3	2	1	1	0	0	0	0
Ron Hodges, L (7, PH) OBP: 0.373, SLG: 0.275										1	0	0	0	0	0	1
Jeff Reardon, R (8, 1)										0	0	0	0	0	0	0
Steve Henderson, R (9, PH) OBP: 0.364, SLG: 0.391										1	0	0	0	0	0	1

BOTTOM

Chicago Cubs @ New York Mets
Shea Stadium, Flushing, NY
Tue Jul 01 1980, 7:05 PM EDT
Att. 17,531 - Unknown

livebaseballscores.com

AB	35
R	3
H	8
RBI	3
BB	1
SO	5
LOB	15



Inning Stats	R: 0	H: 0	E: 0	K: 0	S: 3	R: 0	H: 0	E: 1	K: 2	S: 8	R: 0	H: 0	E: 0	K: 0	S: 3	R: 0	H: 1	E: 0	K: 0	S: 4	R: 0	H: 0	E: 0	K: 1	S: 5	R: 3	H: 5	E: 0	K: 0	S: 8	R: 0	H: 1	E: 0	K: 1	S: 6	R: 0	H: 0	E: 0	K: 1	S: 5	R: 0	H: 1	E: 0	K: 0	S: 4	R: 0	H: 1	E: 0	K: 0	S: 4	1B: 7	2B: 0	3B: 0	HR: 1	SF: 0	SAC: 1	DP: 0	HBP: 0	WP: 1	PB: 0	SB: 0	CS: 0	PA: 37
--------------	------	------	------	------	------	------	------	------	------	------	------	------	------	------	------	------	------	------	------	------	------	------	------	------	------	------	------	------	------	------	------	------	------	------	------	------	------	------	------	------	------	------	------	------	------	------	------	------	------	------	-------	-------	-------	-------	-------	--------	-------	--------	-------	-------	-------	-------	--------

PITCHER	IP	WLS	BF	H	R	ER	SO	BB	IBB	HBP	BLK	WP	HR	S	P	ERA	WHIP
Dennis Lamp, R (1, 1) ERA: 4.47	6.0	W	25	6	3	3	3	0	0	0	0	1	1	31	31	4.50	1.000
Bill Caudill, R (7, 1) ERA: 1.99	0.1		3	1	0	0	0	1	0	0	0	0	0	2	6	0.00	6.000
Bruce Sutter, R (7, 1) ERA: 3.09	2.2	S	9	1	0	0	2	0	0	0	0	0	0	13	13	0.00	0.375

Batter	1	2	3	4	5	6	7	8	9	AB R H RBI BB SO LOB	TOP	
Ivan De Jesus, R (1, 6) OBP: 0.343, SLG: 0.381	4-0 FC4 BB			4-0 F8 BB		0-0 F8			0-3 K	2 0 0 0 2 1 0		
Lenny Randle, S (1, 5) OBP: 0.365, SLG: 0.384	0-0 FC4 CS 1-2f			4-0 CS BB		0-0 G3			0-0 F1-4-3	3 0 0 0 1 0 1		
Bill Buckner, L (1, 3) OBP: 0.336, SLG: 0.418	0-0 F6 1-2			0-0 F8 2-3		0-0 6-3			0-0 F7	4 0 0 0 0 0 3		
Mike Vail, R (1, 7) OBP: 0.356, SLG: 0.431		0-3 K		0-3 K 1-2					0-3 K	3 0 0 0 0 3 2		
Jerry Martin, R (1, 8) OBP: 0.299, SLG: 0.484		0-0 F9			0-3 K				0-3 K	3 0 0 0 0 2 0		
Barry Foote, R (1, 2) OBP: 0.316, SLG: 0.479		0-0 F8			0-0 3B 2B				0-0 L7	3 1 1 0 0 0 0		
Scot Thompson, L (1, 9) OBP: 0.295, SLG: 0.295			0-0 F4-3		0-0 F6				0-0 3-1	3 0 0 0 0 0 1		
Mike Tyson, R (1, 4) OBP: 0.308, SLG: 0.376			0-0 1-3		0-0 3B				0-0 6-3	2 0 1 1 0 0 0		
Larry Bittner, L (8, PH) OBP: 0.338, SLG: 0.365					2-H 3B					1 0 0 0 0 0 0		
Mick Kelleher, R (8, 4) OBP: 0.205, SLG: 0.146										0 0 0 0 0 0 0		
Rick Reuschel, R (1, 1) OBP: 0.162, SLG: 0.216			0-3 K		0-0 F8				0-0 1-3	2 0 0 0 0 1 1		
Ken Henderson, S (8, PH) OBP: 0.349, SLG: 0.348										1 0 0 0 0 0 0		
Dick Tidrow, R (8, 1)										0 0 0 0 0 0 0		
Inning Stats	R: 0 E: 0 K: 0 S: 2 H: 0 LOB: 0 BB: 1 P: 6	R: 0 E: 0 K: 1 S: 5 H: 0 LOB: 0 BB: 0 P: 5	R: 0 E: 0 K: 1 S: 5 H: 0 LOB: 0 BB: 0 P: 5	R: 0 E: 0 K: 1 S: 4 H: 0 LOB: 1 BB: 2 P: 12	R: 1 E: 0 K: 1 S: 7 H: 2 LOB: 1 BB: 0 P: 7	R: 0 E: 0 K: 0 S: 3 H: 0 LOB: 0 BB: 0 P: 3	R: 0 E: 0 K: 2 S: 7 H: 0 LOB: 0 BB: 0 P: 7	R: 0 E: 0 K: 0 S: 3 H: 0 LOB: 0 BB: 0 P: 3	R: 0 E: 0 K: 1 S: 5 H: 0 LOB: 0 BB: 0 P: 5	1B: 0 2B: 1 3B: 1 HR: 0 SF: 0 SAC: 0 DP: 0 HBP: 0	WP: 0 PB: 0 SB: 0 CS: 2	PA: 30
PITCHER	IP WLS BF H R ER SO BB IBB HBP BLK WP HR S P ERA WHIP											
John Pacella, R (1, 1) ERA: 3.97	7.1 W 25 2 1 1 6 3 0 0 0 0 0 0 34 46 1.23 0.682											
Neil Allen, R (8, 1) ERA: 3.23	1.2 S 5 0 0 0 1 0 0 0 0 0 0 0 7 7 0.00 0.000											

Chicago Cubs @ New York Mets
Shea Stadium, Flushing, NY
Wed Jul 02 1980, 3:33 AM EDT
Att: 10,511 - Unknown

livebaseballscorecards.com

AB	27
R	1
H	2
RBI	1
BB	3
SO	7
LOB	8



Batter	1	2	3	4	5	6	7	8	9	AB R H RBI BB SO LOB	TOP		
Ivan De Jesus, R (1, 6) OBP: 0.345, SLG: 0.386	0-3 K		0-0 F9			0-0 2B		0-0 1B		4 0 2 0 0 1 0			
Lenny Randle, S (1, 5) OBP: 0.363, SLG: 0.386	0-0 2B		0-3 K			0-0 L4		0-0 F8		4 0 1 0 0 1 3			
Bill Buckner, L (1, 3) OBP: 0.331, SLG: 0.410	0-0 3-1			0-0 3-1		0-0 F7		0-0 FC6		4 0 0 1 0 0 3			
Cliff Johnson, R (1, 7) OBP: 0.320, SLG: 0.367 George Riley, L (8, 1)	4-0 BB			0-0 F9		0-0 F7		0-0 4-3		3 0 0 0 1 0 2 0 0 0 0 0 0 0			
Jerry Martin, R (1, 8) OBP: 0.301, SLG: 0.496	0-0 F8			0-0 1B			0-3 K		0-0 HR	4 1 2 1 0 1 2			
Barry Foote, R (1, 2) OBP: 0.308, SLG: 0.466		0-0 1-3		0-0 F8			0-0 L5		0-0 5-3	4 0 0 0 0 0 1			
Scot Thompson, L (1, 9) OBP: 0.300, SLG: 0.331					0-0 F8		0-0 2B		0-0 HR	4 1 2 1 0 0 0			
Mike Tyson, R (1, 4) OBP: 0.301, SLG: 0.366 Larry Bittner, L (9, PH) OBP: 0.338, SLG: 0.365 Mike Vail, R (9, PH) OBP: 0.354, SLG: 0.429		0-0 6-3			0-0 4-3		0-0 F8		0-0 L4	3 0 0 0 0 0 1 0 0 0 0 0 0 0 1 0 0 0 0 0 0	AB 35 R 3 H 8 RBI 3 BB 1 SO 5 LOB 12		
Mike Krukow, R (1, 1) OBP: 0.184, SLG: 0.162 Willie Hernandez, L (7, 1) OBP: 0.300, SLG: 0.400 Ken Henderson, S (8, PH) OBP: 0.353, SLG: 0.352			0-3 K		0-0 F9			0-0 1B	0-3 K	2 0 0 0 0 1 0 0 0 0 0 0 0 0 2 1 1 0 0 1 0			
Inning Stats	R: 0 H: 1 E: 0 LOB: 2 K: 1 BB: 1 S: 6 P: 10	R: 0 H: 0 E: 0 LOB: 0 K: 0 BB: 0 S: 3 P: 3	R: 0 H: 0 E: 0 LOB: 0 K: 2 BB: 0 S: 7 P: 7	R: 0 H: 1 E: 0 LOB: 1 K: 0 BB: 0 S: 4 P: 4	R: 0 H: 0 E: 0 LOB: 0 K: 0 BB: 0 S: 3 P: 3	R: 0 H: 1 E: 0 LOB: 1 K: 0 BB: 0 S: 4 P: 4	R: 0 H: 1 E: 0 LOB: 1 K: 1 BB: 0 S: 6 P: 6	R: 1 H: 2 E: 1 LOB: 1 K: 0 BB: 0 S: 5 P: 5	R: 2 H: 2 E: 0 LOB: 0 K: 1 BB: 0 S: 7 P: 7	1B: 3 SF: 0 2B: 3 SAC: 0 3B: 0 DP: 0 HR: 2 HBP: 0	WP: 0 PA: 36 PB: 0 SB: 0 CS: 0		
PITCHER	IP WLS BF H R ER SO BB IBB HBP BLK WP HR S P ERA WHIP											PITCHER	IP WLS BF H R ER SO BB IBB HBP BLK WP HR S P ERA WHIP
Jim Bibby, R (1, 1) ERA: 3.02	8.1 W 34 8 3 3 4 1 0 0 0 0 0 2 41 45 3.24 1.080												
Grant Jackson, L (9, 1) ERA: 2.55	0.2 S 2 0 0 0 1 0 0 0 0 0 0 0 4 4 0.00 0.000												

Chicago Cubs @ Pittsburgh Pirates
Three Rivers Stadium, Pittsburgh, PA

Thu Jul 03 1980, 7:05 PM EDT
Att. 14,062 - Unknown

livebaseballscorecards.com



Batter	1	2	3	4	5	6	7	8	9	AB R H RBI BB SO LOB	TOP											
Ivan De Jesus, R OBP: 0.343, SLG: 0.383 (1, 6)	0-0 5-3		0-0 G1-6-3 1B		0-0 FC6-2 E6		0-0 F8		0-0 F8	5 0 1 0 0 0 2												
Lenny Randle, S OBP: 0.365, SLG: 0.392 (1, 5)	0-0 HR		0-0 G1-6-3		0-0 E6		0-0		0-0	4 1 2 0 0 0 2												
Mick Kelleher, R OBP: 0.205, SLG: 0.146 (7, 5)	2B		1-2		1-3 2-H		1B			0 0 0 0 0 0 0												
Larry Bittner, L OBP: 0.338, SLG: 0.372 (1, 7)	0-3		0-0 F9		0-0		0-0 F8		0-0 F8	3 0 1 0 0 1 1												
Ken Henderson, S OBP: 0.349, SLG: 0.347 (6, 7)	K				1-3					1 0 0 0 0 0 1												
Cliff Johnson, R OBP: 0.328, SLG: 0.386 (1, 3)	0-0 HR				0-0 G6-4-3 1B		0-0 F8		0-0 F8	3 1 2 2 1 0 1												
Jerry Martin, R OBP: 0.297, SLG: 0.488 (1, 8)	0-0 5-3				0-0 G6-4-3		0-0 1-3		0-3 K	4 0 0 0 0 1 4												
Scot Thompson, L OBP: 0.305, SLG: 0.326 (1, 9)		0-0 G3			1-0 CS HBP		4-0 1-3 BB		0-0 F8	2 0 0 0 1 0 0												
Tim Blackwell, S OBP: 0.287, SLG: 0.325 (1, 2)		0-3 K			0-0 CS		0-0 1-3		0-0 F8	4 1 1 0 0 1 1												
Mike Tyson, R OBP: 0.299, SLG: 0.357 (1, 4)		1-0 HBP			0-0 SH 2B		0-3 K		0-0 F9	3 0 0 0 0 1 2												
Lynn McGlothen, L OBP: 0.292, SLG: 0.391 (1, 1)		0-0 L4			0-0 SH FC6-2		0-0 K		0-3 K	2 1 0 0 0 0 2												
Bruce Sutter, R (8, 1)					1-3 3-H		4-3			1 0 0 0 0 1 0												
Inning Stats	R: 2 E: 0 K: 1 S: 7	H: 2 LOB: 0 BB: 0 P: 7	R: 0 E: 0 K: 1 S: 5	H: 0 LOB: 1 BB: 0 P: 6	R: 0 E: 0 K: 0 S: 3	H: 1 LOB: 0 BB: 0 P: 3	R: 0 E: 0 K: 0 S: 2	H: 1 LOB: 0 BB: 0 P: 3	R: 2 E: 3 K: 0 S: 7	H: 2 LOB: 3 BB: 1 P: 11	R: 0 E: 0 K: 1 S: 5	H: 0 LOB: 1 BB: 1 P: 9	R: 0 E: 0 K: 0 S: 4	H: 1 LOB: 1 BB: 0 P: 4	R: 0 E: 0 K: 1 S: 5	H: 0 LOB: 0 BB: 0 P: 5	R: 0 E: 0 K: 1 S: 5	H: 0 LOB: 0 BB: 0 P: 5	1B: 3 2B: 3 3B: 0 HR: 1	SF: 0 SAC: 1 DP: 2 HBP: 2	WP: 0 PB: 0 SB: 0 CS: 1	PA: 38
PITCHER	IP WLS BF H R ER SO BB IBB HBP BLK WP HR S P ERA WHIP																					
Eddie Solomon, R ERA: 2.81 (1, 1)	5.0 L 23 6 4 2 2 0 0 1 2 0 0 1 24 30 3.60 1.200																					
Rod Scurry, L ERA: 1.95 (6, 1)	2.0 8 1 0 0 1 1 0 0 0 0 0 0 9 13 0.00 1.000																					
Enrique Romo, R ERA: 3.06 (8, 1)	2.0 6 0 0 0 2 0 0 0 0 0 0 0 10 10 0.00 0.000																					

Chicago Cubs @ Pittsburgh Pirates
 Three Rivers Stadium, Pittsburgh, PA
 Fri Jul 04 1980, 3:33 AM EDT
 Unknown

livebaseballscorecards.com

AB 32
 R 4
 H 7
 RBI 2
 BB 2
 SO 5
 LOB 16



Batter	1	2	3	4	5	6	7	8	9	AB R H RBI BB SO LOB	TOP											
Steve Dillard, R (1, 4) OBP: 0.316, SLG: 0.338	0-0 F8			0-0 6-3	0-0 G3		0-0 F8			4 0 0 0 0 0 1												
Lenny Randle, S (1, 5) OBP: 0.367, SLG: 0.395	0-3 K			0-0 E WP 2B	4-0 BB			0-0 4-1		3 1 1 0 1 1 0												
Bill Buckner, L (1, 3) OBP: 0.333, SLG: 0.412	0-0 F8			0-0 1B 2-H 1B	0-0 P6			0-0 1B		4 0 2 0 0 0 2												
Dave Kingman, R (1, 7) OBP: 0.333, SLG: 0.517		0-0 5-3		0-3 K		0-0 F8		0-0 F8		4 0 0 0 0 1 2												
Bill Caudill, R (8, 1)										0 0 0 0 0 0 0												
George Riley, L (8, 1)										0 0 0 0 0 0 0												
Dick Tidrow, R (9, 1)										0 0 0 0 0 0 0												
Mike Vail, R (1, 9) OBP: 0.357, SLG: 0.436		0-0 E5 G4-3-6		0-0 1-2 1B		0-0 F8 2B		0-3 K		4 0 2 0 0 1 1												
Barry Foote, R (1, 2) OBP: 0.300, SLG: 0.453		0-0 G4-3-6 1-2f		0-0 6-3		0-0 F8 2-3		0-0 5-3		4 0 0 0 0 0 4												
Scot Thompson, L (1, 8) OBP: 0.304, SLG: 0.319			0-0 5-3		4-0 1B 5-3 BB	0-0 L6		0-0 3-1		3 1 0 0 1 0 1												
Mick Kelleher, R (1, 6) OBP: 0.188, SLG: 0.133			0-3 K		0-0 5-3		0-0 F9		0-0 5-3	4 0 0 0 0 1 1												
Doug Capilla, L (1, 1) OBP: 0.167, SLG: 0.167			0-3 K		0-0 G3 2-H 1B					3 0 1 1 0 2 0												
Jerry Martin, R (8, 8) OBP: 0.297, SLG: 0.488										0 0 0 0 0 0 0												
Inning Stats	R: 0 E: 0 K: 1 S: 5	H: 0 LOB: 0 BB: 0 P: 5	R: 0 E: 1 K: 0 S: 3	H: 0 LOB: 0 BB: 0 P: 3	R: 0 E: 0 K: 2 S: 7	H: 0 LOB: 0 BB: 0 P: 7	R: 1 E: 1 K: 1 S: 8	H: 3 LOB: 2 BB: 0 P: 8	R: 1 E: 0 K: 0 S: 4	H: 1 LOB: 2 BB: 2 P: 12	R: 0 E: 0 K: 0 S: 4	H: 1 LOB: 1 BB: 0 P: 4	R: 0 E: 0 K: 1 S: 5	H: 0 LOB: 0 BB: 0 P: 5	R: 0 E: 0 K: 1 S: 6	H: 1 LOB: 1 BB: 0 P: 6	R: 0 E: 0 K: 0 S: 3	H: 0 LOB: 0 BB: 0 P: 3	1B: 4 2B: 2 3B: 0 HR: 0	SF: 0 SAC: 0 DP: 1 HBP: 0	WP: 1 PB: 0 SB: 0 CS: 0	PA: 35
PITCHER	IP WLS BF H R ER SO BB IBB HBP BLK WP HR S P ERA WHIP																					
Don Robinson, R (1, 1) ERA: 4.24	8.0 L 32 6 2 2 6 2 0 0 0 0 1 0 42 50 2.25 1.000																					
Kent Tekulve, R (9, 1) ERA: 3.18	1.0 3 0 0 0 0 0 0 0 0 0 0 0 3 3 0.00 0.000																					

Chicago Cubs @ Pittsburgh Pirates
 Three Rivers Stadium, Pittsburgh, PA
 Fri Jul 04 1980, 3:38 AM EDT
 Att. 24,668 - Unknown

livebaseballscorecards.com

AB	33
R	2
H	6
RBI	1
BB	2
SO	6
LOB	12



Batter	1	2	3	4	5	6	7	8	9	AB R H RBI BB SO LOB	TOP											
Ivan De Jesus, R (1, 6) OBP: 0.339, SLG: 0.377	0-3 K		0-0 5-3		0-0 P6		0-0 F8			4 0 0 0 0 1 1												
Lenny Randle, S (1, 5) OBP: 0.368, SLG: 0.401	4-0 FC6-4 BB			0-0 2B 3B	0-0 F8		0-3 K			3 1 1 0 1 1 1												
Bill Buckner, L (1, 3) OBP: 0.340, SLG: 0.422	0-0 FC6-4 FC5-4 1-2f			0-0 1B 2B 2B	0-0 F8	0-0 BB 1B		0-0 G6-4-3 1B		4 1 3 1 0 0 1												
Dave Kingman, R (1, 7) OBP: 0.331, SLG: 0.506	0-0 FC5-4 1-2f			0-0 F8	0-0 F8	4-0 1-2 BB		0-0 G6-4-3 1-2f		3 0 0 0 1 0 3												
Jerry Martin, R (1, 8) OBP: 0.296, SLG: 0.485		0-0 F8		0-0 2B 1B 1B	0-0 K	0-3 K		0-3 K		4 1 1 0 0 2 2												
Mike Vail, R (1, 9) OBP: 0.360, SLG: 0.443		0-0 6-3		0-0 1B 2B	0-3 K			0-0 FC5-4 1B		4 1 2 1 0 1 2												
Barry Foote, R (1, 2) OBP: 0.299, SLG: 0.448		0-0 F7		0-0 1B	0-0 P3			0-0 P4		4 0 1 2 0 0 3												
Mike Tyson, R (1, 4) OBP: 0.256, SLG: 0.350			0-0 6-3	0-0 F8			0-0 1B	0-0 FC5-4 1-2f		2 0 0 0 0 0 0												
Scot Thompson, L (7, PH) OBP: 0.326, SLG: 0.324										1 0 1 0 0 0 0												
Doug Capilla, L (7, PR) OBP: 0.167, SLG: 0.167										0 0 0 0 0 0 0												
George Riley, L (7, 1)										0 0 0 0 0 0 0												
Bill Caudill, R (7, 1)										0 0 0 0 0 0 0												
Cliff Johnson, R (9, PH) OBP: 0.326, SLG: 0.384										1 0 0 0 0 0 1												
Steve Dillard, R (9, PR) OBP: 0.316, SLG: 0.338										0 0 0 0 0 0 0												
Dennis Lamp, R (1, 1) OBP: 0.205, SLG: 0.139		0-0 6-3		0-3 K		0-0 P5		0-3 K		2 0 0 0 0 1 0												
Willie Hernandez, L (2, 1) OBP: 0.250, SLG: 0.333										1 0 0 0 0 0 1												
Mick Kelleher, R (7, PH) OBP: 0.184, SLG: 0.130										1 0 0 0 0 1 1												
Ken Henderson, S (9, PH) OBP: 0.345, SLG: 0.342																						
Inning Stats	R: 0 E: 0 K: 1 S: 5	H: 0 LOB: 1 BB: 1 P: 9	R: 0 E: 0 K: 0 S: 3	H: 0 LOB: 0 BB: 0 P: 3	R: 0 E: 0 K: 0 S: 3	H: 0 LOB: 0 BB: 0 P: 3	R: 4 E: 0 K: 0 S: 7	H: 5 LOB: 0 BB: 0 P: 7	R: 0 E: 0 K: 1 S: 5	H: 0 LOB: 0 BB: 0 P: 5	R: 0 E: 0 K: 2 S: 8	H: 1 LOB: 2 BB: 1 P: 12	R: 0 E: 0 K: 1 S: 6	H: 1 LOB: 1 BB: 0 P: 6	R: 0 E: 0 K: 1 S: 5	H: 1 LOB: 0 BB: 0 P: 5	R: 0 E: 0 K: 1 S: 6	H: 1 LOB: 1 BB: 0 P: 6	1B: 6 2B: 2 3B: 1 HR: 0	SF: 0 SAC: 0 DP: 1 HBP: 0	WP: 0 PB: 0 SB: 1 CS: 0	PA: 36
PITCHER	IP WLS BF H R ER SO BB IBB HBP BLK WP HR S P ERA WHIP																					
John Candelaria, L (1, 1) ERA: 3.9	5.0 W 22 6 4 4 2 2 0 0 0 0 0 0 24 32 7.20 1.600																					
Enrique Romo, R (6, 1) ERA: 2.88	4.0 S 14 3 0 0 5 0 0 0 0 0 0 0 24 24 0.00 0.750																					

Chicago Cubs @ Pittsburgh Pirates
 Three Rivers Stadium, Pittsburgh, PA
 Sat Jul 05 1980, 7:05 PM EDT
 Att: 46,372 - Unknown

livebaseballscorecards.com

AB	34
R	4
H	9
RBI	4
BB	2
SO	7
LOB	16



Batter	1	2	3	4	5	6	7	8	9
Omar Moreno, L OBP: 0.323, SLG: 0.361 (1, 8) X	0-0 SH 1B S 1B	0-0 1-2 1B 1B		4-0 CS BB		0-0 3-1		0-0 L8	
Tim Foli, R OBP: 0.314, SLG: 0.346 (1, 6) X	0-0 SH 1-3 1B	0-0 E 1-2 2-3 1B		0-0 CS 1-2	0-0 1B SF9 1B		0-0 F8		
Mike Easler, L OBP: 0.425, SLG: 0.674 (1, 7) X	0-0 1-3 1-2	0-0 E7 1-3 2-H 3-H 1B			0-3 K		4-0 1B BB		
John Milner, L OBP: 0.327, SLG: 0.320 (1, 3) X	0-0 FC5-4 2-H 3-H 1B	0-0 4-3			0-0 FC6-4 1-3 1B		0-0 1-3 1B		
Bill Robinson, R OBP: 0.282, SLG: 0.423 (1, 9) X	0-0 FC5-4 1-2f		0-0 F9		0-0 SF9 3-H		0-0 L5		
Phil Garner, R OBP: 0.327, SLG: 0.387 (1, 4) X	0-0 F8		0-0 4-3		0-0 FC6-4 1-2f		0-0 4-3		
Ed Ott, L OBP: 0.341, SLG: 0.376 (1, 2) X		0-0 CS 1B	0-3 K			0-0 S 1B		0-0 L4	
Dale Berra, R OBP: 0.284, SLG: 0.363 (1, 5) X		0-3 K 1-2		0-0 1-4 1B		0-3 K 1-2		0-0 L3	
John Candelaria, L OBP: 0.200, SLG: 0.184 (1, 1) X		0-0 1B 1B 1B		0-0 1-4 1-2f		0-3 K		0-0 1B	
Enrique Romo, R OBP: 0.500, SLG: 0.429 (6, 1) X									

Inning Stats	R: 2 E: 0 K: 0 S: 6	H: 2 LOB: 1 BB: 0 P: 6	R: 2 E: 1 K: 1 S: 9	H: 5 LOB: 2 BB: 0 P: 9	R: 0 E: 0 K: 1 S: 5	H: 0 LOB: 0 BB: 0 P: 5	R: 0 E: 0 K: 0 S: 2	H: 1 LOB: 0 BB: 1 P: 6	R: 1 E: 0 K: 1 S: 7	H: 2 LOB: 1 BB: 0 P: 7	R: 0 E: 0 K: 2 S: 8	H: 1 LOB: 1 BB: 0 P: 8	R: 0 E: 0 K: 0 S: 4	H: 1 LOB: 2 BB: 1 P: 8	R: 0 E: 0 K: 0 S: 4	H: 1 LOB: 1 BB: 0 P: 4
1B: 13 2B: 1 3B: 0 HR: 0	SF: 1 SAC: 1 DP: 1 HBP: 0	WP: 0 PB: 0 SB: 2 CS: 2														

PITCHER	IP	WLS	BF	H	R	ER	SO	BB	IBB	HBP	BLK	WP	HR	S	P	ERA	WHIP
Dennis Lamp, R ERA: 4.74 (1, 1)	1.2		12	7	4	4	1	0	0	0	0	0	0	14	14	21.60	4.200
Willie Hernandez, L ERA: 4.88 (2, 1)	4.1	L	16	4	1	1	4	1	0	0	0	0	0	23	27	2.08	1.154
George Riley, L ERA: 1.86 (7, 1)	0.1		3	1	0	0	0	1	0	0	0	0	0	2	6	0.00	6.000
Bill Caudill, R ERA: 1.9 (7, 1)	1.2		6	1	0	0	0	0	0	0	0	0	0	6	6	0.00	0.600

BOTTOM

Chicago Cubs @ Pittsburgh Pirates
Three Rivers Stadium, Pittsburgh, PA
 Sat Jul 05 1980, 7:05 PM EDT
 Att. 46,372 - Unknown

livebaseballscorecards.com

AB	33
R	5
H	13
RBI	5
BB	2
SO	5
LOB	18



WP	HR	S	P	ERA	WHIP
0	0	1	38	0	0

Batter	1	2	3	4	5	6	7	8	9	10	11	12	13	14	15	16	17	18	19	20	AB	R	H	RBI	BB	SO	LOB
Omar Moreno, L OBP: 0.321, SLG: 0.358 (1, 8) X	4-3		CS 1B		3-1		1-3			K		K			4-3			K		1-2 2H 1B	9	0	2	1	0	3	2
Tim Foli, R OBP: 0.304, SLG: 0.335 (1, 6) X	F8		CS 1-2	F7		P4		F8		6-3				F9				K			8	0	0	0	0	1	1
Dave Parker, L OBP: 0.325, SLG: 0.443 (1, 9) X	HR			F7		G3		P5		4-3				4-3				CS BB			6	1	1	1	2	0	0
John Milner, L OBP: 0.331, SLG: 0.311 (1, 3) X	4-3			K				P5										CS BB			6	0	1	0	2	3	0
Mike Easter, L OBP: 0.429, SLG: 0.671 Lee Lacy, R OBP: 0.411, SLG: 0.530 (8, 7)		4-3			1B 1B	1-2 FC6-4 BB				K								F9			2	1	1	0	1	0	0
Phil Garner, R OBP: 0.321, SLG: 0.380 (1, 4)			CS 1B		F7	FC6-4 1-2				F9										CS 1B	4	0	1	0	1	2	1
Ed Ott, L OBP: 0.343, SLG: 0.372 (1, 2)		4-3	1-2		1B 1B					K											8	0	1	0	0	0	6
Dale Berra, R OBP: 0.286, SLG: 0.357 (1, 5)					1B 1B	WP 1B				SH1-4 BB											7	2	2	0	1	2	3
Bert Reynolds, R Murray Stinson, R Kane Scales, R Bill Robinson, R Raul Rodriguez, R Bill Madlock, R Grant Jackson, R Steve Hays, R Jim Buzza, R Walt Goggin, R Evan Longoria, R					1B 1B	3H 1B				SH1-4											5	1	1	1	1	2	1
					1B	1-2 1B				SH1-4											1-2 1B IBB						

AB	R	H	RBI	BB	SO	LOB
9	0	2	1	0	3	2
8	0	0	0	0	1	1
6	1	1	1	2	0	0
6	0	1	0	2	3	0
2	1	1	0	1	0	0
4	0	1	0	1	2	1
8	0	1	0	0	0	6
7	2	2	0	1	2	3
5	1	1	1	1	2	1

Inning Stats	R: 1	H: 1	R: 0	H: 1	R: 0	H: 1	R: 0	H: 0	R: 3	H: 4	R: 0	H: 1	R: 0	H: 0	R: 0	H: 0	R: 0	H: 0	R: 0	H: 0	R: 0	H: 1	R: 0	H: 2	R: 1	H: 2	1B: 10	SF: 0	WP: 1	PA: 75
	E: 0	LOB: 0	E: 0	LOB: 0	E: 0	LOB: 0	E: 0	LOB: 1	E: 0	LOB: 0	E: 0	LOB: 2	E: 0	LOB: 1	E: 0	LOB: 0	E: 0	LOB: 2	E: 0	LOB: 0	E: 0	LOB: 0	E: 0	LOB: 2	E: 0	LOB: 2	2B: 0 <td>SAC: 3 <td>PB: 0 </td></td>	SAC: 3 <td>PB: 0 </td>	PB: 0	
	K: 0	BB: 0	K: 0	BB: 0	K: 2	BB: 0	K: 0	BB: 1	K: 0	BB: 0	K: 0	BB: 0	K: 2	BB: 0	K: 0	BB: 0	K: 1	BB: 3	K: 1	BB: 1	K: 0	BB: 0	K: 1	BB: 0	K: 0	BB: 1	3B: 0 <td>DP: 0 <td>SB: 1 </td></td>	DP: 0 <td>SB: 1 </td>	SB: 1	
	S: 4	P: 4	S: 3	P: 3	S: 7	P: 7	S: 5	P: 5	S: 6	P: 6	S: 3	P: 7	S: 3	P: 7	S: 6	P: 6	S: 7	P: 7	S: 5	P: 9	S: 3	P: 3	S: 5	P: 5	S: 5	P: 5	HR: 1 <td>HBP: 0 <td>CS: 5 </td></td>	HBP: 0 <td>CS: 5 </td>	CS: 5	
PITCHER	IP	WLS	BF	H	R	ER	SO	BB	IBB	HBP	BLK	WP	HR	S	P	ERA	WHIP													
Rick Reuschel, R ERA: 4.06 (1, 1)	6.0		24	8	4	4	3	1	0	0	0	1	0	29	33	6.00	1.500													
George Riley, L ERA: 1.54 (7, 1)	2.0		7	0	0	0	0	1	0	0	0	0	0	6	10	0.00	0.500													
Bruce Sutter, R ERA: 3.02 (9, 1)	2.0		7	0	0	0	3	0	0	0	0	0	0	13	13	0.00	0.000													
Doug Capilla, L ERA: 1.52 (11, 1)	0.1		2	0	0	0	0	2	0	0	0	0	0	0	8	0.00	6.000													
Dick Tidrow, R ERA: 2.22 (11, 1)	0.1		2	0	0	0	0	1	0	0	0	0	0	1	5	0.00	3.000													
PITCHER	IP	WLS	BF	H	R	ER	SO	BB	IBB	HBP	BLK	WP	HR	S	P	ERA	WHIP													
Willie Hernandez, L ERA: 4.7 (11, 1)	2.1		8	0	0	0	4	1	0	0	0	0	0	15	19	0.00	0.429													
Bill Caudill, R ERA: 1.74 (14, 1)	5.0		16	0	0	0	5	2	0	0	0	0	0	24	32	0.00	0.400													
Dennis Lamp, R ERA: 4.76 (19, 1)	1.1	L	7	3	1	1	1	0	1	0	0	0	0	8	12	6.75	2.250													

Chicago Cubs @ Pittsburgh Pirates
 Three Rivers Stadium, Pittsburgh, PA
 Sun Jul 06 1980, 3:33 AM EDT
 Att. 25,994 - Unknown

livebaseballscorecards.com

AB	60
R	5
H	11
RBI	5
BB	9
SO	16
LOB	15



Batter	1	2	3	4	5	6	7	8	9	AB R H RBI BB SO LOB	TOP									
Ivan De Jesus, R OBP: 0.337, SLG: 0.372 (1, 6)	0-0 5-3		0-0 6-3	0-0 6-3			0-0 CS 1B			4 0 1 0 0 0 2	Chicago Cubs @ Philadelphia Phillies Veterans Stadium, Philadelphia, PA Thu Jul 10 1980, 7:05 PM EDT Att. 33,130 - Unknown									
Lenny Randle, S OBP: 0.363, SLG: 0.394 (1, 5)	0-0 3B 1B		0-0 4-3		0-0 F7		0-0 F8			4 1 1 0 0 0 1										
Bill Buckner, L OBP: 0.349, SLG: 0.450 (1, 3)	0-0 1B 3B		0-0 2B		0-0 G3		0-0 CS 1-2	0-0 SH1-4 1B		4 1 3 1 0 0 0										
Mike Vail, R OBP: 0.368, SLG: 0.441 (1, 9)	0-0 1B 1B		0-0 4-3		0-0 F9			0-0 SH1-4 1-2		3 0 1 1 0 0 1										
Jerry Martin, R OBP: 0.297, SLG: 0.480 (1, 8)	0-0 G6-4-3 1B			0-0 5-3		0-0 F2		0-0 5-3		4 0 1 0 0 0 1										
Jesus Figueroa, L OBP: 0.400, SLG: 0.375 (1, 7)	0-0 G6-4-3 1-2f			0-0 1B 1B		0-0 6-3		0-0 F8		4 1 1 0 0 0 3										
Tim Blackwell, S OBP: 0.284, SLG: 0.326 (1, 2)		0-0 F5		0-0 SH2-4 1-2 1B 1B		0-0 2B		0-3 K		4 0 2 0 0 1 0										
Mike Tyson, R OBP: 0.296, SLG: 0.358 (1, 4)		0-0 5-3		0-0 SH2-4 1-2 2-H 1B		0-0 4-3		0-0 G3		3 0 1 1 0 0 1										
Ken Henderson, S OBP: 0.337, SLG: 0.333 (9, PH)										1 0 0 0 0 0 0										
Mike Krukow, R OBP: 0.179, SLG: 0.158 (1, 1)		0-0 2-3		0-0 SH2-4 1-2 2-3			0-0 F5		0-0 F3	1 0 0 0 0 0 0										
Bill Caudill, R (4, 1)										0 0 0 0 0 0 0										
Larry Bittner, L OBP: 0.333, SLG: 0.366 (7, PH)										1 0 0 0 0 0 0										
Dick Tidrow, R (7, 1)										0 0 0 0 0 0 0										
Cliff Johnson, R OBP: 0.328, SLG: 0.400 (9, PH)										1 0 0 0 0 0 0										
Inning Stats	R: 2 E: 0 K: 0 S: 6	H: 4 LOB: 1 BB: 0 P: 6	R: 0 E: 0 K: 0 S: 3	H: 0 LOB: 0 BB: 0 P: 3	R: 0 E: 0 K: 0 S: 4	H: 1 LOB: 1 BB: 0 P: 4	R: 1 E: 0 K: 0 S: 6	H: 3 LOB: 2 BB: 0 P: 6	R: 0 E: 0 K: 0 S: 3	H: 0 LOB: 0 BB: 0 P: 3	R: 0 E: 0 K: 0 S: 4	H: 1 LOB: 1 BB: 0 P: 4	R: 0 E: 0 K: 0 S: 3	H: 1 LOB: 0 BB: 0 P: 3	R: 0 E: 0 K: 1 S: 5	H: 0 LOB: 0 BB: 0 P: 5	1B: 8 2B: 2 3B: 1 HR: 0	SF: 0 SAC: 2 DP: 1 HBP: 0	WP: 0 PB: 0 SB: 1 CS: 1	PA: 37
PITCHER	IP WLS BF H R ER SO BB IBB HBP BLK WP HR S P ERA WHIP																			
Dick Ruthven, R ERA: 3.93 (1, 1)	8.0 W 33 11 3 3 0 0 0 0 0 0 0 0 33 33 3.38 1.375																			
Dickie Noles, R ERA: 3.45 (9, 1)	1.0 S 3 0 0 0 1 0 0 0 0 0 0 0 5 5 0.00 0.000																			

livebaseballscorecards.com

AB	34
R	3
H	11
RBI	3
BB	0
SO	1
LOB	9



Batter	1	2	3	4	5	6	7	8	9	AB R H RBI BB SO LOB	TOP											
Ivan De Jesus, R (1, 6) OBP: 0.344, SLG: 0.379	0-0 S 1B	0-0 F4			0-0 G5-4-3 1B		0-0 BLK 1B		0-0 1B	5 0 4 0 0 0 2												
Lenny Randle, S (1, 5) OBP: 0.359, SLG: 0.389	0-3 K		0-0 F8		0-0 G5-4-3 1B		0-3 K		0-0 1B	3 0 0 0 0 1 3												
Steve Dillard, R (5, 5) OBP: 0.316, SLG: 0.338	1-2 K				1-2		1-2 K		1-3 1B	2 0 1 0 0 1 1												
Bill Buckner, L (1, 3) OBP: 0.354, SLG: 0.448	4-0 BB		0-0 F7			0-0 BB FC4-6 1B	4-0 1B		0-0 3-1	3 1 1 0 2 0 2												
Mike Vail, R (1, 9) OBP: 0.366, SLG: 0.437	0-3 K		0-0 F8			0-0 FC4-6 BB FC4-6 1B	0-0 F9			4 1 1 0 0 1 4												
Bill Caudill, R (7, 1)	0-3 K									0 0 0 0 0 0 0												
Willie Hernandez, L (7, 1) OBP: 0.250, SLG: 0.333	0-3 K									0 0 0 0 0 0 0												
Jerry Martin, R (1, 8) OBP: 0.296, SLG: 0.475	0-3 K			0-0 L7		4-0 FC4-6 BB		0-3 K		3 0 0 0 1 2 2												
Jesus Figueroa, L (1, 7) OBP: 0.388, SLG: 0.349		4-0 BB	0-0 F7		0-0 F7	0-0 FC4-6 BB		0-0 1-3		3 0 0 1 1 0 2												
Tim Blackwell, S (1, 2) OBP: 0.280, SLG: 0.321		0-3 K		0-0 F5		0-0 FC4-6 FC5-4		0-0 F8		2 0 0 0 0 1 1												
Larry Bittner, L (6, PH) OBP: 0.331, SLG: 0.364						1-2 2-3 3-H				1 0 0 1 0 0 1												
Mike O'Berry, R (6, 2)						1-2 3-H				1 0 0 0 0 0 0												
Mike Tyson, R (1, 4) OBP: 0.295, SLG: 0.354		0-0 1B		0-0 F9		0-0 FC5-4		0-3 K		4 0 1 0 0 1 1												
Lynn McGlothen, L (1, 1) OBP: 0.296, SLG: 0.385		0-3 K			0-0 1B			0-0 G3		2 0 1 0 0 1 2												
Ken Henderson, S (7, PH) OBP: 0.330, SLG: 0.325					1B		0-0 4-3			2 0 0 0 0 0 0												
Inning Stats	R: 0 E: 0 K: 3 S: 10	H: 1 LOB: 2 BB: 1 P: 14	R: 0 E: 0 K: 2 S: 8	H: 1 LOB: 2 BB: 1 P: 12	R: 0 E: 0 K: 0 S: 3	H: 0 LOB: 0 BB: 0 P: 3	R: 0 E: 0 K: 0 S: 3	H: 0 LOB: 0 BB: 0 P: 3	R: 0 E: 0 K: 0 S: 4	H: 2 LOB: 1 BB: 0 P: 4	R: 2 E: 0 K: 0 S: 5	H: 2 LOB: 1 BB: 1 P: 9	R: 0 E: 0 K: 1 S: 6	H: 1 LOB: 2 BB: 1 P: 10	R: 0 E: 0 K: 1 S: 5	H: 0 LOB: 0 BB: 0 P: 5	R: 0 E: 0 K: 1 S: 7	H: 2 LOB: 2 BB: 0 P: 7	1B: 9 2B: 0 3B: 0 HR: 0	SF: 0 SAC: 0 DP: 1 HBP: 0	WP: 0 PB: 0 SB: 1 CS: 0	PA: 39
PITCHER	IP WLS BF H R ER SO BB IBB HBP BLK WP HR S P ERA WHIP																					
Bob Walk, R (1, 1) ERA: 4.37	6.2 W 30 7 2 2 6 3 1 0 1 0 0 38 54 2.70 1.500																					
Ron Reed, R (7, 1) ERA: 3.45	2.1 S 9 2 0 0 2 0 0 0 0 0 0 13 13 0.00 0.857																					

Chicago Cubs @ Philadelphia Phillies
Veterans Stadium, Philadelphia, PA
Fri Jul 11 1980, 7:05 PM EDT
Att: 50,204 - Unknown

livebaseballscorecards.com

AB	35
R	2
H	9
RBI	2
BB	4
SO	8
LOB	21



Batter	1	2	3	4	5	6	7	8	9	AB R H RBI BB SO LOB	TOP	
Ivan De Jesus, R (1, 6) OBP: 0.347, SLG: 0.382 Mick Kelleher, R (7, 6) OBP: 0.204, SLG: 0.140	0-0 S 1B		0-0 4-3 2-3		0-0 2-3 1B			0-0 F8		3 0 2 0 0 0 1 1 0 0 0 0 0 0	Chicago Cubs @ Montreal Expos Olympic Stadium, Montreal, QB Sat Jul 12 1980, 7:05 PM EDT Unknown livebaseballscorecards.com	
Steve Dillard, R (1, 5) OBP: 0.313, SLG: 0.373	0-0 F5 1-2		0-0 4-3		0-3 K			0-0 HR		4 1 1 1 0 1 3		
Bill Buckner, L (1, 3) OBP: 0.349, SLG: 0.441	0-0 F8		0-0 3-1				0-0 P3	0-0 4-3		4 0 0 0 0 0 1		
Mike Vail, R (1, 9) OBP: 0.364, SLG: 0.438	0-0 F9				0-0 F2		0-0 4-3	0-0 2B		4 0 1 0 0 0 1		
Jerry Martin, R (1, 8) OBP: 0.292, SLG: 0.468		0-0 F9		0-3 K		0-3 K		0-3 K		4 0 0 0 0 3 1		
Larry Bittner, L (1, 7) OBP: 0.327, SLG: 0.358 Jesus Figueroa, L (6, 7) OBP: 0.392, SLG: 0.356		0-0 P6		0-0 G3			0-0 F8		0-0 WP 1B	2 0 0 0 0 0 0 2 0 1 0 0 0 0		
Tim Blackwell, S (1, 2) OBP: 0.286, SLG: 0.329		0-0 2B			0-3 K		4-0 BB	0-0 L3 1-2		3 0 1 0 1 1 1		
Mike Tyson, R (1, 4) OBP: 0.294, SLG: 0.359		0-0 P6			0-0 1B 2B		0-0 F8	0-3 K		4 0 1 0 0 1 3		
Rick Reuschel, R (1, 1) OBP: 0.175, SLG: 0.250 George Riley, L (5, 1) Ken Henderson, S (7, PH) OBP: 0.326, SLG: 0.321 Willie Hernandez, L (7, 1) OBP: 0.250, SLG: 0.333 Cliff Johnson, R (9, PH) OBP: 0.326, SLG: 0.398			0-0 4-3 WP 2B		0-3 K		0-0 P5	0-0 F7		2 1 1 0 0 1 1 0 0 0 0 0 0 0 1 0 0 0 0 0 1 0 0 0 0 0 0 0 1 0 0 0 0 0 1		
Inning Stats	R: 0 H: 1 E: 0 LOB: 1 K: 0 BB: 0 S: 4 P: 4	R: 0 H: 1 E: 0 LOB: 1 K: 0 BB: 0 S: 4 P: 4	R: 1 H: 1 E: 0 LOB: 0 K: 0 BB: 0 S: 4 P: 4	R: 0 H: 0 E: 0 LOB: 0 K: 1 BB: 0 S: 5 P: 5	R: 0 H: 2 E: 0 LOB: 2 K: 3 BB: 0 S: 11 P: 11	R: 0 H: 0 E: 0 LOB: 0 K: 1 BB: 0 S: 5 P: 5	R: 0 H: 0 E: 0 LOB: 1 K: 0 BB: 1 S: 3 P: 7	R: 1 H: 2 E: 0 LOB: 1 K: 1 BB: 0 S: 7 P: 7	R: 0 H: 1 E: 0 LOB: 1 K: 1 BB: 0 S: 6 P: 6	1B: 3 SF: 0 2B: 4 SAC: 0 3B: 0 DP: 0 HR: 1 HBP: 0		WP: 2 PA: 36 PB: 0 SB: 1 CS: 0
PITCHER Scott Sanderson, R (1, 1) ERA: 3.31	IP WLS BF H R ER SO BB IBB HBP BLK WP HR S P ERA WHIP	9.0 W 36 8 2 2 7 1 0 0 0 2 1 49 53 2.00 1.000										



Batter	1	2	3	4	5	6	7	8	9	AB	R	H	RBI	BB	SO	LOB
Ron LeFlore, R OBP: 0.331, SLG: 0.354 (1, 7)	0-3 K		0-3 K	0-0 1B 3B		0-0 E6 1B E	0-0 1B			5	2	2	1	0	2	0
Rodney Scott, S OBP: 0.312, SLG: 0.293 (1, 4)	4-0 FC5-4 BB		0-0 2B 1-3 1B	0-0 CS 1B		0-0 E 1-2 1B 1B	0-3 K			4	2	3	1	1	1	1
Andre Dawson, R OBP: 0.370, SLG: 0.494 (1, 8) Jerry White, S OBP: 0.341, SLG: 0.474 (7, 9)	0-0 FC5-4 BB 1-2f		0-0 1-3 2B	0-0 CS 1-2		0-0 1B G1-2-3 2B	0-0 E5 1-3 2-H 1B	0-0 6-3		4	1	2	0	0	0	2
Gary Carter, R OBP: 0.317, SLG: 0.453 (1, 2)	4-0 1-2 BB		0-0 1-3			0-0 G1-2-3 2B HBP 1B	0-0 1B 1B	0-0 F7		4	2	2	3	1	0	1
Warren Cromartie, L OBP: 0.365, SLG: 0.460 (1, 3) Tom Hutton, L OBP: 0.244, SLG: 0.189 (6, PR) (7, 3)	0-0 F8		0-0 K			0-0 G1-2-3 2B HBP 1B	0-0 G3 1B	0-3 K		3	1	1	1	0	1	3
Larry Parrish, R OBP: 0.313, SLG: 0.477 (1, 5)		0-0 4-3		0-0 1B 2B		0-0 G1-2-3 1-2 2-3 3-H	0-0 G3 2-3			4	1	1	0	0	0	4
Ellis Valentine, R OBP: 0.364, SLG: 0.484 (1, 9) Rowland Office, L OBP: 0.316, SLG: 0.360 (7, 8)		0-0 5-3		0-0 G3 S 3B 1B		0-0 G3 2-H 3-H 2B	0-0 6-3			4	1	2	3	0	0	2
Chris Speier, R OBP: 0.352, SLG: 0.333 (1, 6) Tony Bernazard, S OBP: 0.296, SLG: 0.328 (7, PH) (8, 6)		0-0 2B		0-0 G3 1-3		0-0 F7		0-0 F9		3	0	1	0	0	0	2
Scott Sanderson, R OBP: 0.103, SLG: 0.143 (1, 1)		0-3 K		0-0 6-3			0-3 K	0-3 K		1	0	0	0	0	3	2

Inning Stats		R: 0	H: 0	E: 0	K: 1	S: 5	R: 0	H: 1	E: 0	K: 1	S: 6	R: 1	H: 2	E: 0	K: 2	S: 9	R: 3	H: 4	E: 0	K: 0	S: 6	R: 2	H: 3	E: 0	K: 0	S: 5	R: 4	H: 3	E: 2	K: 1	S: 10	R: 0	H: 1	E: 0	K: 2	S: 8	R: 0	H: 0	E: 0	K: 1	S: 5		
LOB: 2		LOB: 1		LOB: 1		LOB: 0		LOB: 0		LOB: 1		LOB: 2		LOB: 1		LOB: 0		LOB: 0		LOB: 0		LOB: 0		LOB: 0		LOB: 0		LOB: 0		LOB: 0		LOB: 0		LOB: 0		LOB: 0		LOB: 0		LOB: 0			
BB: 2		BB: 0		BB: 0		BB: 0		BB: 0		BB: 0		BB: 0		BB: 0		BB: 0		BB: 0		BB: 0		BB: 0		BB: 0		BB: 0		BB: 0		BB: 0		BB: 0		BB: 0		BB: 0		BB: 0		BB: 0		BB: 0	
P: 13		P: 6		P: 9		P: 6		P: 6		P: 6		P: 6		P: 6		P: 6		P: 6		P: 6		P: 6		P: 6		P: 6		P: 6		P: 6		P: 6		P: 6		P: 6		P: 6		P: 6		P: 6	
PITCHER																PITCHER																											
Rick Reuschel, R ERA: 4.36 (1, 1)	IP: 4.0	WLS: L	BF: 22	H: 9	R: 6	ER: 6	SO: 4	BB: 2	IBB: 0	HBP: 0	BLK: 0	WP: 0	HR: 0	S: 28	P: 36	ERA: 13.50	WHIP: 2.750																										
George Riley, L ERA: 1.32 (5, 1)	IP: 2.0	WLS: L	BF: 12	H: 4	R: 4	ER: 0	SO: 1	BB: 0	IBB: 0	HBP: 1	BLK: 0	WP: 0	HR: 0	S: 13	P: 14	ERA: 0.00	WHIP: 2.000																										
Willie Hernandez, L ERA: 4.57 (7, 1)	IP: 2.0	WLS: L	BF: 7	H: 1	R: 0	ER: 0	SO: 3	BB: 0	IBB: 0	HBP: 0	BLK: 0	WP: 0	HR: 0	S: 13	P: 13	ERA: 0.00	WHIP: 0.500																										


BOTTOM

Chicago Cubs @ Montreal Expos
Olympic Stadium, Montreal, QB

Sat Jul 12 1980, 7:05 PM EDT
Unknown

livebaseballscorecards.com

AB	38
R	10
H	14
RBI	9
BB	2
SO	8
LOB	17



WP: 0	PA: 42
PB: 0	
SB: 1	
CS: 1	

Batter	1	2	3	4	5	6	7	8	9	AB R H RBI BB SO LOB
Ron LeFlore, R OBP: 0.330, SLG: 0.351 (1, 7)	0-3 K		0-0 E3 4-3 SF8 1B	0-0 6-3		0-3 K			0-3 K	5 1 1 0 0 3 0
Tony Bernazard, S OBP: 0.293, SLG: 0.323 (1, 4)	0-0 S 2B 1B		0-0 4-3	0-0 6-3		0-0 F8			0-0 3-1	5 1 1 0 0 0 1
Andre Dawson, R OBP: 0.371, SLG: 0.492 (1, 8)	4-0 2B BB		0-0 SF8		0-0 CS 1B		0-0 4-3		0-3 K	3 1 1 1 1 1 0
Larry Parrish, R OBP: 0.316, SLG: 0.483 (1, 5)	0-0 6-3 1-H 2-H 2B		0-0 E 1B 2B 1B		0-3 K 1-2		0-3 K			4 1 2 2 0 2 1
Warren Cromartie, L OBP: 0.367, SLG: 0.458 (1, 3)	0-0 6-3 2-3		0-0 E3 2B E 1B		4-0 BB BB BB		0-0 G3			3 1 1 0 1 0 1
Jerry White, S OBP: 0.360, SLG: 0.487 (1, 9)	4-0 CS BB		0-0 E 2B		4-0 BB BB		0-0 4-3			2 1 1 1 2 0 0
Chris Speier, R OBP: 0.355, SLG: 0.333 (1, 6)	0-0 CS 1-2	0-0 4-3	0-0 E7 2-H 3-H 1B		4-0 BB BB BB		0-0 1-3			3 0 1 2 1 0 0
Bobby Ramos, R (1, 2)		0-0 F8	0-0 4-3		0-3 K		4-0 BB			3 0 0 0 1 1 4
Rodney Scott, S (8, PR)										0 0 0 0 0 0 0
Elias Sosa, R (9, 1)										0 0 0 0 0 0 0
Bill Lee, L (1, 1)		0-3 K								3 0 0 0 0 1 0
Stan Bahnsen, R (7, 1)				0-0 4-3						0 0 0 0 0 0 0
John Tamargo, S (8, PH)										1 0 0 0 0 0 1

Inning Stats	R: 2	H: 2	E: 0	LOB: 1	K: 1	P: 14	R: 0	H: 0	E: 0	LOB: 0	K: 1	P: 5	R: 4	H: 5	E: 3	LOB: 1	K: 0	P: 8	R: 0	H: 0	E: 0	LOB: 0	K: 0	P: 3	R: 0	H: 1	E: 0	LOB: 3	K: 2	P: 19	R: 0	H: 0	E: 0	LOB: 0	K: 1	P: 5	R: 0	H: 0	E: 0	LOB: 0	K: 1	P: 5	R: 0	H: 0	E: 0	LOB: 1	K: 0	P: 7	R: 0	H: 0	E: 0	LOB: 0	K: 2	P: 7	1B: 6	SF: 1	2B: 2	SAC: 0	3B: 0	DP: 0	HR: 0	HBP: 0
--------------	------	------	------	--------	------	-------	------	------	------	--------	------	------	------	------	------	--------	------	------	------	------	------	--------	------	------	------	------	------	--------	------	-------	------	------	------	--------	------	------	------	------	------	--------	------	------	------	------	------	--------	------	------	------	------	------	--------	------	------	-------	-------	-------	--------	-------	-------	-------	--------

PITCHER	IP	WLS	BF	H	R	ER	SO	BB	IBB	HBP	BLK	WP	HR	S	P	ERA	WHIP
Dennis Lamp, R (1, 1) ERA: 5.04	4.2		25	8	6	6	3	5	0	0	0	0	0	26	46	11.57	2.786
Dick Tidrow, R (5, 1) ERA: 2.09	1.1	W	4	0	0	0	2	0	0	0	0	0	0	8	8	0.00	0.000
Bruce Sutter, R (7, 1) ERA: 2.85	3.0	S	10	0	0	0	3	1	0	0	0	0	0	15	19	0.00	0.333

BOTTOM

Chicago Cubs @ Montreal Expos
Olympic Stadium, Montreal, QB

Sat Jul 12 1980, 7:05 PM EDT
Att. 48,620 - Unknown

livebaseballscorecards.com

AB	32
R	6
H	8
RBI	6
BB	6
SO	8
LOB	8



WP	PA	ERA	WHIP
0	40		
0			
1			
2			

Batter	1	2	3	4	5	6	7	8	9	AB R H RBI BB SO LOB	TOP																									
Ivan De Jesus, R (1, 6) OBP: 0.350, SLG: 0.382	4-0 BB G6-3			0-0 6-3		0-0 1-3		0-0 1B		3 0 1 0 1 0 1																										
Jesus Figueroa, L (1, 7) OBP: 0.404, SLG: 0.360	0-0 G6-3 1-2f			0-0 2B FC5-2 1B		0-0 BB 1B		0-0 1-3		4 0 2 1 0 0 2																										
Bill Buckner, L (1, 3) OBP: 0.352, SLG: 0.444	0-0 F8			0-0 1-3 2B		4-0 1-2 BB G1-4-3		0-0 4-3		3 0 1 0 1 0 0																										
Mike Vail, R (1, 9) OBP: 0.364, SLG: 0.436		0-0 CS 1B		0-0 FC5-2		0-0 G1-4-3		0-3 K		4 0 1 0 0 1 4																										
Jerry Martin, R (1, 8) OBP: 0.287, SLG: 0.467		0-3 K 1-2		0-0 6-3		0-0 6-3		0-0 P4		4 0 0 0 0 1 3																										
Steve Dillard, R (1, 5) OBP: 0.300, SLG: 0.366		0-0 5-3			0-0 4-3		0-0 L9			3 0 0 0 0 0 0																										
Tim Blackwell, S (1, 2) OBP: 0.280, SLG: 0.322			0-0 5-3		0-3 K		0-0 F2			3 0 0 0 0 1 0																										
Mike Tyson, R (1, 4) OBP: 0.295, SLG: 0.353			0-0 4-3		0-3 K			0-3 K		2 0 0 0 0 1 0																										
Larry Bittner, L (8, PH) OBP: 0.322, SLG: 0.353										1 0 0 0 0 1 0																										
Mick Kelleher, R (8, 4) OBP: 0.211, SLG: 0.170										0 0 0 0 0 0 0																										
Doug Capilla, L (1, 1) OBP: 0.250, SLG: 0.500			0-3 K			0-0 1B 3B		0-3 K		2 1 1 0 0 1 0																										
Dick Tidrow, R (6, 1)										0 0 0 0 0 0 0																										
Cliff Johnson, R (8, PH) OBP: 0.328, SLG: 0.412										1 0 0 0 0 1 0																										
Bill Caudill, R (8, 1)										0 0 0 0 0 0 0																										
Inning Stats	R: 0 E: 0 K: 0 S: 2	H: 0 LOB: 0 BB: 1 P: 6	R: 0 E: 0 K: 1 S: 5	H: 1 LOB: 0 BB: 0 P: 5	R: 0 E: 0 K: 1 S: 5	H: 0 LOB: 0 BB: 0 P: 5	R: 0 E: 0 K: 2 S: 7	H: 0 LOB: 0 BB: 0 P: 7	R: 1 E: 0 K: 0 S: 4	H: 2 LOB: 1 BB: 1 P: 8	R: 0 E: 0 K: 0 S: 3	H: 0 LOB: 0 BB: 0 P: 3	R: 0 E: 0 K: 2 S: 8	H: 1 LOB: 1 BB: 0 P: 8	R: 0 E: 0 K: 1 S: 5	H: 0 LOB: 0 BB: 0 P: 5	1B: 4 2B: 1 3B: 1 HR: 0	SF: 0 SAC: 0 DP: 2 HBP: 0	WP: 0 PB: 0 SB: 0 CS: 1	PA: 32																
PITCHER	IP WLS BF H R ER SO BB IBB HBP BLK WP HR S P ERA WHIP																																			
Charlie Lea, R (1, 1) ERA: 2.68	5.1	21	5	1	1	4	2	0	0	0	0	0	0	27	35	1.69	1.312																			
Stan Bahnsen, R (6, 1) ERA: 2.22	3.2	W	11	1	0	0	3	0	0	0	0	0	0	17	17	0.00	0.273																			

Chicago Cubs @ Montreal Expos
Olympic Stadium, Montreal, QB
Sun Jul 13 1980, 3:33 AM EDT
Att: 31,095 - Unknown

livebaseballscorecards.com

AB	30
R	1
H	6
RBI	1
BB	2
SO	7
LOB	10



Batter	1	2	3	4	5	6	7	8	9
Ron LeFlore, R OBP: 0.329, SLG: 0.348 (1, 7)	0-0 5-3		0-0 F9			4-0 1B 1-3 4-3 BB		0-3 K	
Rodney Scott, S OBP: 0.314, SLG: 0.293 (1, 4)	0-0 CS 1B			4-0 L6-3 BB		0-0 1-3		0-0 6-3	
Andre Dawson, R OBP: 0.369, SLG: 0.489 (1, 8)	0-3 K 1-2			0-0 L6-3		0-0 S 4-3 2-3 1B		0-0 6-3	
Gary Carter, R OBP: 0.317, SLG: 0.462 (1, 2)		0-0 L6		0-0 HR		0-0 4-3			
Warren Cromartie, L OBP: 0.370, SLG: 0.465 (1, 3)		0-0 4-3		0-0 3B		4-0 S 2-3 IBB			
Larry Parrish, R OBP: 0.317, SLG: 0.478 (1, 5)		4-0 E BB		0-0 L4		0-3 K 1-2			
Ellis Valentine, R OBP: 0.358, SLG: 0.475 (1, 9)		0-3 K 1-2			0-0 F3		0-3 K		
Chris Speier, R OBP: 0.355, SLG: 0.333 (1, 6)			0-0 F9		0-0 G5-6-4 1B		0-0 6-3		
Charlie Lea, R (1, 1) Stan Bahnsen, R (6, 1)			0-3 K		0-0 G5-6-4 1-2		0-0 F9		

Inning Stats	R: 0 E: 0 K: 1 S: 5	H: 1 LOB: 0 BB: 0 P: 5	R: 0 E: 1 K: 1 S: 5	H: 0 LOB: 1 BB: 1 P: 9	R: 0 E: 0 K: 1 S: 5	H: 0 LOB: 0 BB: 0 P: 5	R: 1 E: 0 K: 0 S: 4	H: 2 LOB: 1 BB: 1 P: 8	R: 0 E: 0 K: 0 S: 3	H: 1 LOB: 0 BB: 0 P: 3	R: 1 E: 0 K: 1 S: 6	H: 1 LOB: 2 BB: 2 P: 14	R: 0 E: 0 K: 1 S: 5	H: 0 LOB: 0 BB: 0 P: 5	R: 0 E: 0 K: 1 S: 5	H: 0 LOB: 0 BB: 0 P: 5
--------------	------------------------------	---------------------------------	------------------------------	---------------------------------	------------------------------	---------------------------------	------------------------------	---------------------------------	------------------------------	---------------------------------	------------------------------	----------------------------------	------------------------------	---------------------------------	------------------------------	---------------------------------

PITCHER	IP	WLS	BF	H	R	ER	SO	BB	IBB	HBP	BLK	WP	HR	S	P	ERA	WHIP
Doug Capilla, L ERA: 1.8 (1, 1)	5.1	L	21	5	2	2	3	3	0	0	0	0	1	24	36	3.38	1.500
Dick Tidrow, R ERA: 2.03 (6, 1)	1.2		6	0	0	0	2	0	1	0	0	0	0	9	13	0.00	0.000
Bill Caudill, R ERA: 2.07 (8, 1)	1.0		3	0	0	0	1	0	0	0	0	0	0	5	5	0.00	0.000

BOTTOM

Chicago Cubs @ Montreal Expos
Olympic Stadium, Montreal, QB
Sun Jul 13 1980, 3:33 AM EDT
Att. 31,095 - Unknown

livebaseballscorecards.com

AB	26
R	2
H	5
RBI	2
BB	4
SO	6
LOB	9



1B: 3	SF: 0	WP: 0	PA: 30
2B: 1	SAC: 0	PB: 0	
3B: 1	DP: 2	SB: 2	
HR: 1	HBP: 0	CS: 1	

PITCHER	IP	WLS	BF	H	R	ER	SO	BB	IBB	HBP	BLK	WP	HR	S	P	ERA	WHIP
---------	----	-----	----	---	---	----	----	----	-----	-----	-----	----	----	---	---	-----	------

Batter	1	2	3	4	5	6	7	8	9	AB R H RBI BB SO LOB	TOP									
Davey Lopes, R OBP: 0.326, SLG: 0.344 (1, 4) X	0-0 HR	0-0 6-3 1-2 3-H	0-0 1-3 2-H			0-0 CS 1B		0-0 4-3		5 1 3 3 0 0 3										
Rudy Law, L OBP: 0.324, SLG: 0.321 (1, 8) X	0-0 1-3	0-0 FC6-4 2-H 1B	0-0 1-3			0-0 4-3 1-2		0-0 4-3	5 0 1 1 0 0 3											
Reggie Smith, S OBP: 0.396, SLG: 0.540 (1, 9) X	0-0 2B 1B	0-0 FC6-4 1-2 1B		0-0 6-3			0-3 K	4-0 CS BB	4 1 2 0 1 1 0											
Steve Garvey, R OBP: 0.323, SLG: 0.478 (1, 3) X	0-0 1B 2B	0-0 FC6-4 1-2 2-3		0-0 5-3			0-3 K	0-0 1-3 1-2	5 1 1 1 0 1 3											
Dusty Baker Jr., R OBP: 0.335, SLG: 0.541 (1, 7) S S S	0-3 K	0-3 K		0-0 4-3			0-0 6-3		4 0 0 0 0 2 3											
Ron Cey, R OBP: 0.349, SLG: 0.426 (1, 5) X	0-0 FC5-4 2-H 1B		0-3 K		0-0 F8		0-0 SH1-3 2B		4 0 2 1 0 1 0											
Bill Russell, R OBP: 0.314, SLG: 0.386 (1, 6) X	0-0 FC5-4 1-2		0-0 6-3		0-0 F8		0-0 SH1-3 2-3		3 0 0 0 0 0 1											
Joe Ferguson, R OBP: 0.370, SLG: 0.355 (1, 2) X		0-0 E 6-3 1B	4-0 1B 1B BB		0-0 5-3		4-0 SH3-4 IBB		2 2 1 0 2 0 0											
Burt Hooton, R OBP: 0.057, SLG: 0.029 Dave Goltz, R OBP: 0.267, SLG: 0.120 (1, 1) (7, 1)		0-0 E1 6-3 1B	0-0 1B 1-2 1B		0-0 6-3		0-0 SH3-4 1-2		3 1 1 0 0 0 1 0 0 0 0 0 0 0											
Inning Stats	R: 3 E: 0 K: 1 S: 9	H: 4 LOB: 1 BB: 0 P: 9	R: 2 E: 1 K: 1 S: 9	H: 3 LOB: 2 BB: 0 P: 9	R: 1 E: 0 K: 1 S: 7	H: 2 LOB: 2 BB: 1 P: 11	R: 0 E: 0 K: 0 S: 3	H: 0 LOB: 0 BB: 0 P: 3	R: 0 E: 0 K: 0 S: 3	H: 0 LOB: 0 BB: 0 P: 3	R: 0 E: 0 K: 2 S: 7	H: 1 LOB: 0 BB: 0 P: 7	R: 0 E: 0 K: 0 S: 4	H: 1 LOB: 2 BB: 1 P: 8	R: 0 E: 0 K: 0 S: 2	H: 0 LOB: 0 BB: 1 P: 6	1B: 8 2B: 2 3B: 0 HR: 1	SF: 0 SAC: 2 DP: 0 HBP: 0	WP: 0 PB: 0 SB: 0 CS: 2	PA: 40
PITCHER	IP WLS BF H R ER SO BB IBB HBP BLK WP HR S P ERA WHIP																			
Lynn McGlothen, R ERA: 5.76 (1, 1)	1.1 L 11 6 5 4 1 0 0 0 0 0 0 1 13 13 27.00 4.500																			
Willie Hernandez, L ERA: 4.46 (2, 1)	3.2 15 3 1 1 2 1 0 0 0 0 0 0 18 22 2.46 1.091																			
Bill Caudill, R ERA: 2.0 (6, 1)	2.0 6 1 0 0 2 0 0 0 0 0 0 0 10 10 0.00 0.500																			
Dick Tidrow, R ERA: 1.96 (8, 1)	2.0 8 1 0 0 0 1 1 0 0 0 0 0 6 14 0.00 1.000																			

Los Angeles Dodgers @ Chicago Cubs
 Wrigley Field, Chicago, IL
 Tue Jul 15 1980, 3:33 AM CDT
 Att. 20,257 - Unknown

livebaseballscorecards.com

AB 35
R 6
H 11
RBI 6
BB 3
SO 5
LOB 14



Batter	1	2	3	4	5	6	7	8	9	AB R H RBI BB SO LOB	TOP												
Davey Lopes, R (1, 4) OBP: 0.328, SLG: 0.344	0-0 5-3		4-0 BB S BB		0-3 K		0-0 FC3-6 1-2 1B			3 0 1 0 1 1 0	Los Angeles Dodgers @ Chicago Cubs Wrigley Field, Chicago, IL Wed Jul 16 1980, 3:33 AM CDT Att. 18,638 - Unknown												
Rudy Law, L (1, 8) OBP: 0.323, SLG: 0.320	0-0 5-3		0-0 F8 1-2			0-0 CS 1B 1B	0-0 FC3-6 1-2f 2-3			4 0 1 0 0 0 3													
Reggie Smith, S (1, 9) OBP: 0.398, SLG: 0.538 Derrel Thomas, S (7, 9) OBP: 0.294, SLG: 0.326	0-3 K		4-0 FC6-4 BB			0-0 1B 1-2 CS SF8 1B	0-3 K			3 1 1 0 1 2 2 0 0 0 0 0 0 0													
Steve Garvey, R (1, 3) OBP: 0.325, SLG: 0.478		0-0 BB 1B	0-0 FC6-4 1-2f			0-0 WP 1-3 2-3 1B		0-0 5-3		4 0 2 0 0 0 2													
Dusty Baker Jr., R (1, 7) OBP: 0.334, SLG: 0.539		0-0 F9		0-0 6-3		0-0 SF8 3-H		0-0 G6-4-3 1B		3 0 1 1 0 0 1													
Ron Cey, R (1, 5) OBP: 0.351, SLG: 0.423		4-0 BB 1-2		0-0 5-3		4-0 1-2 IBB		0-0 G6-4-3 1-2f		2 0 0 0 2 0 1													
Bill Russell, R (1, 6) OBP: 0.311, SLG: 0.381		0-3 K		0-0 6-3		0-0 F8		0-3 K		4 0 0 0 0 2 4													
Joe Ferguson, R (1, 2) OBP: 0.356, SLG: 0.338		0-3 K			0-0 F8		0-3 K		0-0 F9	4 0 0 0 0 2 2													
Jerry Reuss, L (1, 1) OBP: 0.132, SLG: 0.111 Gary Thomasson, L (7, PH) OBP: 0.354, SLG: 0.258 Joe Beckwith, L (7, 1) Jay Johnstone, L (9, PH) OBP: 0.395, SLG: 0.386			0-3 K		0-0 4-3		0-0 FC3-6 1B 1B		0-0 F7	2 0 0 0 0 1 0 1 0 1 0 0 0 0 0 0 0 0 0 0 0 1 0 0 0 0 0 0													
Inning Stats	R: 0 E: 0 K: 1 S: 5	H: 0 LOB: 0 BB: 0 P: 5	R: 0 E: 0 K: 2 S: 8	H: 1 LOB: 2 BB: 1 P: 12	R: 0 E: 0 K: 1 S: 5	H: 0 LOB: 2 BB: 2 P: 13	R: 0 E: 0 K: 0 S: 3	H: 0 LOB: 0 BB: 0 P: 3	R: 0 E: 0 K: 1 S: 5	H: 0 LOB: 0 BB: 0 P: 5	R: 1 E: 0 K: 0 S: 5	H: 3 LOB: 2 BB: 1 P: 9	R: 0 E: 0 K: 2 S: 9	H: 2 LOB: 2 BB: 0 P: 9	R: 0 E: 0 K: 0 S: 3	H: 1 LOB: 0 BB: 0 P: 3	R: 0 E: 0 K: 1 S: 5	H: 0 LOB: 0 BB: 0 P: 5	1B: 7 2B: 0 3B: 0 HR: 0	SF: 1 SAC: 0 DP: 1 HBP: 0	WP: 1 PB: 0 SB: 1 CS: 2	PA: 36	
PITCHER Rick Reuschel, R (1, 1) ERA: 4.14	IP 9.0	WLS W	BF 36	H 7	R 1	ER 1	SO 8	BB 3	IBB 1	HBP 0	BLK 0	WP 1	HR 0	S 48	P 64	ERA 1.00	WHIP 1.111						PITCHER IP WLS BF H R ER SO BB IBB HBP BLK WP HR S P ERA WHIP

AB	31
R	1
H	7
RBI	1
BB	4
SO	8
LOB	15



livebaseballscorecards.com

Batter	1	2	3	4	5	6	7	8	9	AB R H RBI BB SO LOB	TOP	
Davey Lopes, R OBP: 0.329, SLG: 0.345 (1, 4) X	0-0 1B 1B	0-0 6-3		0-0 FC4-6 2-H 1B		0-0 6-3			0-0 F8	5 1 2 1 0 0 1		
Rudy Law, L OBP: 0.321, SLG: 0.318 (1, 8) X	0-0 1B 2B 1B	0-0 4-3		0-0 FC4-6 1-2f			0-3 K		0-0 6-3	5 1 1 0 0 1 1		
Reggie Smith, S OBP: 0.396, SLG: 0.534 (1, 9) X	0-0 2B 1-2 3-H 1B		0-0 G3		0-0 F7		0-3 K			4 0 1 1 0 1 0		
Steve Garvey, R OBP: 0.329, SLG: 0.484 (1, 3) X	0-0 1B 2B		0-0 P4		0-0 1B		0-0 FC6-4 1B			4 0 3 1 0 0 0		
Dusty Baker Jr., R OBP: 0.333, SLG: 0.534 (1, 7) X	0-0 5-3		4-0 BB		0-0 L7		0-0 FC6-4 1-2f			3 0 0 0 1 0 4		
Ron Cey, R OBP: 0.350, SLG: 0.419 (1, 5) X	4-0 FC6-4 IBB		0-0 F9		0-0 F3		0-3 K			3 0 0 0 1 1 2		
Bill Russell, R OBP: 0.307, SLG: 0.376 (1, 6) X	0-0 P6			0-0 2-3		0-0 6-3		0-0 6-3		4 0 0 0 0 0 3		
Joe Ferguson, R OBP: 0.361, SLG: 0.361 (1, 2) X	0-0 FC6-4 1-2f		4-0 SH3 1B BB		0-0 3B		0-0 F9			3 1 1 0 1 0 3		
Don Sutton, R OBP: 0.063, SLG: 0.063 (1, 1) X		0-0 5-3		0-0 SH3		0-3 K		0-3 K		3 0 0 0 0 2 1		
Inning Stats	R: 2 E: 0 K: 0 S: 7 H: 4 LOB: 3 BB: 1 P: 11	R: 0 E: 0 K: 0 S: 3 H: 0 LOB: 0 BB: 0 P: 3	R: 0 E: 0 K: 0 S: 3 H: 0 LOB: 1 BB: 1 P: 7	R: 1 E: 0 K: 0 S: 4 H: 1 LOB: 1 BB: 1 P: 8	R: 0 E: 0 K: 0 S: 4 H: 1 LOB: 1 BB: 0 P: 4	R: 0 E: 0 K: 1 S: 6 H: 1 LOB: 1 BB: 0 P: 6	R: 0 E: 0 K: 2 S: 8 H: 1 LOB: 1 BB: 0 P: 8	R: 0 E: 0 K: 1 S: 5 H: 0 LOB: 0 BB: 0 P: 5	R: 0 E: 0 K: 1 S: 5 H: 0 LOB: 0 BB: 0 P: 5	1B: 6 2B: 1 3B: 1 HR: 0 SF: 0 SAC: 1 DP: 0 HBP: 0	WP: 0 PB: 0 SB: 0 CS: 0 PA: 38	
PITCHER Dennis Lamp, R ERA: 5.01 Bill Caudill, R ERA: 1.91	IP WLS BF H R ER SO BB IBB HBP BLK WP HR S P ERA WHIP											PITCHER IP WLS BF H R ER SO BB IBB HBP BLK WP HR S P ERA WHIP
	(1, 1) 6.0 L 28 7 3 3 1 2 1 0 0 0 0 0 27 39 4.50 1.500											
	(7, 1) 3.0 10 1 0 0 4 0 0 0 0 0 0 0 18 18 0.00 0.333											

Los Angeles Dodgers @ Chicago Cubs
 Wrigley Field, Chicago, IL
 Thu Jul 17 1980, 3:33 AM CDT
 Att. 21,389 - Unknown

AB	34
R	3
H	8
RBI	3
BB	3
SO	5
LOB	15



Batter	1	2	3	4	5	6	7	8	9	AB R H RBI BB SO LOB	TOP		
Gene Richards, L (1, 7) OBP: 0.370, SLG: 0.378	0-0 6-3		0-0 F8		0-3 K		0-0 4-3			4 0 0 0 0 1 0			
Ozzie Smith, S (1, 6) OBP: 0.327, SLG: 0.279	4-0 CS BB			0-0 F7		0-0 1B 2B 1B		0-3 K		3 1 1 0 1 1 0			
Jerry Mumphrey, S (1, 8) OBP: 0.324, SLG: 0.336	0-0 F8 1-2			0-0 F9		0-0 1-3 2B 1B		0-3 K		4 0 1 0 0 1 1			
Dave Winfield, R (1, 9) OBP: 0.380, SLG: 0.445		0-0 6-3		0-0 BB 1B		0-0 F5		0-0 F2		4 0 1 0 0 0 2			
Willie Montanez, L (1, 3) OBP: 0.303, SLG: 0.340		0-0 6-3		4-0 1-2 BB		0-0 1-H 3-H 2B			0-0 SH1-4 G2-4 1B 1B	3 0 2 1 1 0 0			
Gene Tenace, R (1, 2) OBP: 0.383, SLG: 0.379		4-0 BB		0-3 K		4-0 BB			0-0 SH1-4 1-2 1B	2 0 1 0 2 1 2			
Aurelio Rodriguez, R (1, 5) OBP: 0.216, SLG: 0.287			0-0 F9		0-3 K	0-0 L7			0-0 SH1-4 1-2 2-3	3 0 0 0 0 1 3			
Dave Cash, R (1, 4) OBP: 0.283, SLG: 0.272			0-0 F9		0-0 HR		0-0 F4		4-0 IBB	3 1 1 1 1 0 0			
Bob Shirley, R (1, 1) Rollie Fingers, R (6, 1) OBP: 0.250, SLG: 0.417			0-3 K		0-3 K		0-3 K		0-0 G2-4 3-Hf	2 0 0 0 0 2 0 2 0 0 0 0 1 3			
Inning Stats	R: 0 E: 0 K: 0 S: 2 H: 0 LOB: 0 BB: 1 P: 6	R: 0 E: 0 K: 0 S: 3 H: 0 LOB: 1 BB: 1 P: 7	R: 0 E: 0 K: 1 S: 5 H: 0 LOB: 0 BB: 0 P: 5	R: 0 E: 0 K: 1 S: 6 H: 1 LOB: 2 BB: 1 P: 10	R: 1 E: 0 K: 3 S: 10 H: 1 LOB: 0 BB: 0 P: 10	R: 1 E: 0 K: 0 S: 5 H: 3 LOB: 2 BB: 1 P: 9	R: 0 E: 0 K: 1 S: 5 H: 0 LOB: 0 BB: 0 P: 5	R: 0 E: 0 K: 2 S: 7 H: 0 LOB: 0 BB: 0 P: 7	R: 0 E: 0 K: 0 S: 4 H: 2 LOB: 2 BB: 1 P: 8	1B: 5 2B: 1 3B: 0 HR: 1 SF: 0 SAC: 1 DP: 1 HBP: 0	WP: 0 PB: 0 SB: 0 CS: 1 PA: 36		
PITCHER	IP WLS BF H R ER SO BB IBB HBP BLK WP HR S P ERA WHIP											PITCHER	IP WLS BF H R ER SO BB IBB HBP BLK WP HR S P ERA WHIP
Doug Capilla, L (1, 1) ERA: 1.98	6.0 L 25 5 2 2 5 4 0 0 0 0 0 1 31 47 3.00 1.500												
Dick Tidrow, R (7, 1) ERA: 1.87	3.0 11 2 0 0 3 0 1 0 0 0 0 0 16 20 0.00 0.667												

San Diego Padres @ Chicago Cubs
 Wrigley Field, Chicago, IL
 Fri Jul 18 1980, 3:33 AM CDT
 Att. 14,007 - Unknown

AB	30
R	2
H	7
RBI	2
BB	5
SO	8
LOB	11



livebaseballscorecards.com

Batter	1	2	3	4	5	6	7	8	9	AB R H RBI BB SO LOB	TOP																
Gene Richards, L (1, 7) OBP: 0.375, SLG: 0.393	0-0 S BB E 1B	0-0 1B 1B		0-0 HR		0-0 E5 BB		0-0 CS 1B		5 2 4 1 0 0 0																	
Ozzie Smith, S (1, 6) OBP: 0.333, SLG: 0.283	4-0 E S 1B BB	0-0 S 1B		0-0 1B SF7 1B		4-0 G6-4-3 BB		0-0 F8 1-2		3 2 2 0 2 0 1																	
Jerry Mumphrey, S (1, 8) OBP: 0.328, SLG: 0.336	4-0 E 1B BB	0-3 K		0-0 S 1B		0-0 G6-4-3 1-2f			4-0 F9 S 1B BB	3 2 1 0 2 1 4																	
Dave Winfield, R (1, 9) OBP: 0.375, SLG: 0.439	0-0 E6 1B SF8	0-3 K		0-0 SF7			0-0 F7		0-0 F9	4 1 0 2 0 1 5																	
Willie Montanez, L (1, 3) OBP: 0.307, SLG: 0.341	0-0 1B		0-0 4-3	0-3 K			0-0 BB 1B		4-0 1B IBB	4 0 2 2 1 1 1																	
Gene Tenace, R (1, 2) OBP: 0.384, SLG: 0.382	0-0 SF8		0-0 1B		0-0 E5 CS		0-0 F9		0-0 1B	4 0 2 2 0 0 1																	
Tim Flannery, L (1, 5) OBP: 0.333, SLG: 0.337	0-0 F7		0-0 F8		0-3 K		4-0 BB		0-0 F8	4 0 0 0 1 1 5																	
Aurelio Rodriguez, R (9, 5) OBP: 0.216, SLG: 0.287					1-2 K		1-2 BB			0 0 0 0 0 0 0																	
Dave Cash, R (1, 4) OBP: 0.279, SLG: 0.268	0-3 K		0-3 K		0-0 F7		0-0 6-3		0-0 G3	5 0 0 0 0 2 6																	
Steve Mura, R (1, 1) OBP: 0.238, SLG: 0.211		0-0 4-3		0-3 K		0-0 6-3		0-3 K		1 0 0 0 0 0 0																	
Von Joshua, L (4, PH) OBP: 0.304, SLG: 0.423										1 0 0 0 0 1 0																	
John D'Acquisto, R (4, 1)										1 0 0 0 0 0 0																	
Jerry Turner, L (8, PH) OBP: 0.311, SLG: 0.372										1 0 0 0 0 1 0																	
Dennis Kinney, L (8, 1) OBP: 0.250, SLG: 0.143										0 0 0 0 0 0 0																	
Eric Nastussen, R (9, 1) OBP: 0.125, SLG: 0.250										0 0 0 0 0 0 0																	
Inning Stats	R: 4 E: 1 K: 1 S: 8	H: 2 LOB: 1 BB: 2 P: 16	R: 0 E: 0 K: 2 S: 9	H: 2 LOB: 2 BB: 0 P: 9	R: 0 E: 0 K: 1 S: 6	H: 1 LOB: 1 BB: 0 P: 6	R: 2 E: 0 K: 2 S: 10	H: 3 LOB: 1 BB: 0 P: 10	R: 0 E: 1 K: 1 S: 5	H: 0 LOB: 0 BB: 0 P: 5	R: 0 E: 1 K: 0 S: 3	H: 0 LOB: 1 BB: 1 P: 7	R: 0 E: 0 K: 0 S: 4	H: 1 LOB: 2 BB: 1 P: 8	R: 0 E: 0 K: 1 S: 5	H: 1 LOB: 0 BB: 0 P: 5	R: 1 E: 0 K: 0 S: 4	H: 1 LOB: 2 BB: 2 P: 12	1B: 10 2B: 0 3B: 0 HR: 1	SF: 2 SAC: 0 DP: 1 HBP: 0	WP: 0 PB: 0 SB: 5 CS: 2	PA: 44					
PITCHER	IP WLS BF H R ER SO BB IBB HBP BLK WP HR S P ERA WHIP																										
Mike Krukow, R (1, 1) ERA: 4.03	3.2		22	8	6	5	5	2	0	0	0	0	1	30	38	12.27	2.727										
George Riley, L (4, 1) ERA: 1.13	2.1		8	0	0	0	2	1	0	0	0	0	0	11	15	0.00	0.429										
Bill Caudill, R (7, 1) ERA: 1.96	3.0	W	14	3	1	1	1	2	1	0	0	0	0	13	25	3.00	1.667										

San Diego Padres @ Chicago Cubs
 Wrigley Field, Chicago, IL
 Sat Jul 19 1980, 3:33 AM CDT
 Att. 24,369 - Unknown

livebaseballscorecards.com

AB	36
R	7
H	11
RBI	7
BB	6
SO	8
LOB	23



BOTTOM

San Diego Padres @ Chicago Cubs
Wrigley Field, Chicago, IL
Sat Jul 19 1980, 3:33 AM CDT
Att. 24,369 - Unknown

livebaseballscorecards.com

AB	32
R	8
H	8
RBI	8
BB	6
SO	6
LOB	14



WP	0	PA	40
PB	0		
SB	1		
CS	0		

AB R H RBI BB SO LOB

2	1	1	0	3	0	1
5	0	0	0	0	1	6
4	0	0	0	0	0	4
0	0	0	0	0	0	0
0	0	0	0	1	0	0
0	1	0	0	0	0	0
4	1	1	2	1	1	1
3	1	1	0	0	0	0
4	1	1	2	0	2	1
4	1	2	2	0	0	1
3	1	1	2	1	0	0
1	0	0	0	0	1	0
0	0	0	0	0	0	0
1	0	0	0	0	1	0
0	0	0	0	0	0	0
1	1	1	0	0	0	0

1B	5	SF	0
2B	2	SAC	1
3B	0	DP	0
HR	1	HBP	1

Batter	1	2	3	4	5	6	7	8	9
Ivan De Jesus, R OBP: 0.343, SLG: 0.370 (1, 6)	0-0 4-3 2B		4-0 6-3 1B BB	4-0 FC6-4 BB		4-0 BB			0-0 F2
Lenny Randle, S OBP: 0.350, SLG: 0.375 (1, 5) (8, 7)	0-0 F8		0-3 K 1-2	0-0 FC6-4 1-2f 2-3		0-0 4-3			0-0 F7
Bill Buckner, L OBP: 0.353, SLG: 0.443 (1, 7) Mick Kelleher, R OBP: 0.211, SLG: 0.170 (8, 4) Ken Henderson, S OBP: 0.333, SLG: 0.305 (9, PH) Mike Tyson, R OBP: 0.287, SLG: 0.340 (9, PR)	0-0 4-3 2-3		0-0 6-3 2-3	0-0 F4			0-0 6-3		4-0 2B BB 1-2
Cliff Johnson, R OBP: 0.319, SLG: 0.397 (1, 3)	0-0 3-1		4-0 1B HBP BB		0-3 K		0-0 F8		0-0 2B 1-H 2-H
Larry Bittner, L OBP: 0.327, SLG: 0.352 (1, 9)		0-0 L9	1-0 1B 1B HBP		0-0 1B		0-0 L4		
Steve Dillard, R OBP: 0.286, SLG: 0.344 (1, 4) (8, 5)		0-0 F9	0-0 1B 1B 1-3 2-H 3-H		0-3 K		0-3 K		
Jesus Figueroa, L OBP: 0.391, SLG: 0.351 (1, 8)		0-0 HR 1B	0-0 1B 2-H 3-H		0-0 L5		0-0 4-3		
Tim Blackwell, S OBP: 0.281, SLG: 0.353 (1, 2)		0-0 HR		4-0 FC6-4 SH1-4 BB		0-0 F7		0-0 F7	
Mike Krukow, R OBP: 0.175, SLG: 0.154 (1, 1) George Riley, L (4, 1) Mike Vail, R OBP: 0.352, SLG: 0.422 (6, PH) Bill Caudill, R (7, 1) Jerry Martin, R OBP: 0.288, SLG: 0.456 (9, PH)		0-3 K		0-0 SH1-4 1-2		0-3 K			0-0 BB 2B 1B

Inning Stats	R: 0	H: 1	E: 0	LOB: 1	K: 0	P: 4	R: 2	H: 2	E: 0	LOB: 0	K: 1	P: 7	R: 4	H: 2	E: 0	LOB: 1	K: 1	P: 15	R: 0	H: 0	E: 0	LOB: 2	K: 0	P: 11	R: 0	H: 1	E: 0	LOB: 1	K: 2	P: 8	R: 0	H: 0	E: 0	LOB: 0	K: 0	P: 3	R: 0	H: 0	E: 0	LOB: 0	K: 1	P: 5	R: 2	H: 2	E: 0	LOB: 2	K: 0	P: 8
--------------	------	------	------	--------	------	------	------	------	------	--------	------	------	------	------	------	--------	------	-------	------	------	------	--------	------	-------	------	------	------	--------	------	------	------	------	------	--------	------	------	------	------	------	--------	------	------	------	------	------	--------	------	------

PITCHER	IP	WLS	BF	H	R	ER	SO	BB	IBB	HBP	BLK	WP	HR	S	P	ERA	WHIP
Steve Mura, R ERA: 4.46 (1, 1)	3.0		16	5	6	6	2	2	0	1	0	0	1	17	26	18.00	2.333
John D'Acquisto, R ERA: 3.34 (4, 1)	4.0		16	1	0	0	3	3	0	0	0	0	0	19	31	0.00	1.000
Dennis Kinney, L ERA: 3.2 (8, 1)	1.2	L	7	1	2	2	1	1	0	0	0	0	0	8	12	10.80	1.200
Eric Rasmussen, R ERA: 5.31 (9, 1)	0.0		1	1	0	0	0	0	0	0	0	0	0	1	1	∞	∞

PITCHER	IP	WLS	BF	H	R	ER	SO	BB	IBB	HBP	BLK	WP	HR	S	P	ERA	WHIP
---------	----	-----	----	---	---	----	----	----	-----	-----	-----	----	----	---	---	-----	------

Batter	1	2	3	4	5	6	7	8	9	AB R H RBI BB SO LOB	TOP										
Gene Richards, L (1, 7) OBP: 0.377, SLG: 0.394	0-0 FC5-2 1B		0-0 L7			0-0 F2		0-0 1-2 1B		4 0 2 0 0 0 1											
Ozzie Smith, S (1, 6) OBP: 0.333, SLG: 0.282	0-0 FC5-2 1-3 1B		0-0 4-3			0-0 F9		0-0 F8		4 0 1 0 0 0 3											
Dave Winfield, R (1, 9) OBP: 0.371, SLG: 0.434	0-0 FC5-2 G6-3 2-3 3-H			0-3 K		0-0 6-3			0-0 4-3	4 0 0 0 0 1 2											
Willie Montanez, L (1, 3) OBP: 0.306, SLG: 0.338	0-0 G6-3 1-2f			0-0 L7			0-0 F7		4-0 1B BB	3 0 0 0 1 0 2											
Jerry Mumphy, S (1, 8) OBP: 0.327, SLG: 0.334		0-3 K		0-0 4-3			0-0 F7		0-0 1-2 1B	4 0 1 0 0 1 0											
Gene Tenace, R (1, 2) OBP: 0.379, SLG: 0.375		0-0 6-3			0-0 5-3		0-0 F2		0-0 F8	3 0 0 0 0 0 0											
Eric Rasmussen, R (7, 1) OBP: 0.125, SLG: 0.250										0 0 0 0 0 0 0											
Von Joshua, L (9, PH) OBP: 0.298, SLG: 0.415										1 0 0 0 0 0 2											
Aurelio Rodriguez, R (1, 5) OBP: 0.220, SLG: 0.296		0-0 4-3			0-0 2B			0-3 K	0-3 K	2 0 1 0 0 0 0											
Tim Flannery, L (8, PH) OBP: 0.327, SLG: 0.330										2 0 0 0 0 2 2											
Dave Cash, R (1, 4) OBP: 0.277, SLG: 0.266			0-0 5-3			0-0 F8		0-0 1-3		2 0 0 0 0 0 1											
Jerry Turner, L (8, PH) OBP: 0.308, SLG: 0.369										1 0 0 0 0 0 0											
Kurt Bevacqua, R (8, 5) OBP: 0.343, SLG: 0.422										0 0 0 0 0 0 0											
Randy Jones, R (1, 1) OBP: 0.114, SLG: 0.061		4-0 BB			0-3 K			0-0 1B		1 0 0 0 1 1 1											
Bill Fahey, L (7, 2) OBP: 0.315, SLG: 0.281										1 0 1 0 0 0 0											
Inning Stats	R: 0 E: 0 K: 0 S: 4	H: 2 LOB: 1 BB: 0 P: 4	R: 0 E: 0 K: 1 S: 5	H: 0 LOB: 0 BB: 0 P: 5	R: 0 E: 0 K: 0 S: 3	H: 0 LOB: 1 BB: 1 P: 7	R: 0 E: 0 K: 1 S: 6	H: 1 LOB: 1 BB: 0 P: 6	R: 0 E: 0 K: 0 S: 3	H: 0 LOB: 0 BB: 0 P: 3	R: 0 E: 0 K: 0 S: 3	H: 0 LOB: 0 BB: 0 P: 3	R: 0 E: 0 K: 1 S: 7	H: 2 LOB: 2 BB: 0 P: 7	R: 0 E: 0 K: 1 S: 6	H: 1 LOB: 2 BB: 1 P: 10	1B: 5 2B: 1 3B: 0 HR: 0	SF: 0 SAC: 0 DP: 1 HBP: 0	WP: 0 PB: 0 SB: 0 CS: 0	PA: 34	
PITCHER Lynn McGlothen, R (1, 1) ERA: 5.23	IP 9.0	WLS W	BF 34	H 6	R 0	ER 0	SO 5	BB 2	IBB 0	HBP 0	BLK 0	WP 0	HR 0	S 42	P 50	ERA 0.00	WHIP 0.889				
PITCHER	IP	WLS	BF	H	R	ER	SO	BB	IBB	HBP	BLK	WP	HR	S	P	ERA	WHIP				

San Diego Padres @ Chicago Cubs
Wrigley Field, Chicago, IL
Sun Jul 20 1980, 3:33 AM CDT
Att. 23,325 - Unknown

livebaseballscorecards.com

AB	32
R	0
H	6
RBI	0
BB	2
SO	5
LOB	14



Batter	1	2	3	4	5	6	7	8	9	AB R H RBI BB SO LOB	TOP
Bill North, S (1, 8) OBP: 0.368, SLG: 0.291 Max Venable, L (7, 7) OBP: 0.304, SLG: 0.302	0-0 S 1B		0-0 BLK HR 1B	4-0 1B BB	0-3 K		0-0 SF9 1-3 2B 1B	0-0 SF8 2-3 3-H		4 3 3 0 1 1 2 0 0 0 1 0 0 0	San Francisco Giants @ Chicago Cubs Wrigley Field, Chicago, IL Wed Jul 23 1980, 3:33 AM CDT Att: 29,189 - Unknown
Darrell Evans, L (1, 5) OBP: 0.345, SLG: 0.388	0-0 F7 1-3		4-0 HR BB	0-0 1B 1B	0-0 F8		0-0 1-3 1-2 2-3	0-0 G4-6-3 1-2f		5 2 1 0 1 0 7	
Jack Clark, R (1, 9) OBP: 0.380, SLG: 0.551	0-3 K		0-0 HR 1-H 2-H	0-0 F8		0-0 F9	0-0 SF9		0-0 6-3	5 1 1 4 0 1 3	
Larry Herndon, R (1, 7) OBP: 0.289, SLG: 0.385 (7, 8)	0-0 F9		0-0 1B 1B BLK 1B	0-0 2B 1B 1-H 2-H		0-3 K 1B	0-0 1B 2B 3-H 3-H		0-3 K	6 3 3 2 0 2 1	
Mike Ivie, R (1, 3) OBP: 0.287, SLG: 0.338		0-0 6-3	0-0 BLK 1B SF9 1B	0-0 2B 1-H 2-H		0-0 F8	0-0 FC5-4 1B		0-0 1B 1B	6 1 4 3 0 0 1	
Rennie Stennett, R (1, 4) OBP: 0.295, SLG: 0.340		0-0 CS 1B	0-0 SF9 BLK WP 1B	0-0 F9 1-2 2-3		0-0 1B	0-0 FC5-4 1-2f		0-0 FC6-4 1B	6 1 4 0 0 0 2	
Dennis Littlejohn, R (1, 2) OBP: 0.455, SLG: 0.429		0-0 1B 1-2	0-0 SF9 1-3 2-H 3-H		4-0 1B BB	0-0 F4		4-0 HBP 1B SF8 BB	0-0 FC6-4 1-2f	3 1 1 1 2 0 4	
Joe Pettini, R (1, 6) OBP: 0.317, SLG: 0.342	0-0 F4		0-0 5-3 3-H		0-0 1B 1-2		0-0 HR	0-0 SF8 HBP 1B		5 1 3 1 0 0 1	
Allen Ripley, R (1, 1) OBP: 0.278, SLG: 0.235 Greg Minton, S (7, 1)			4-0 BB 1B BB	0-0 5-3	0-3 K		0-0 1-3 1B SF9 1B	1-0 G4-6-3 HBP 1-2 2-3		3 1 1 0 1 1 2 0 0 0 0 0 0 0	
Inning Stats	R: 0 E: 0 K: 1 S: 6 H: 1 LOB: 1 BB: 0 P: 6	R: 0 E: 0 K: 0 S: 4 H: 2 LOB: 1 BB: 0 P: 4	R: 6 E: 0 K: 0 S: 7 H: 5 LOB: 0 BB: 2 P: 15	R: 3 E: 0 K: 0 S: 6 H: 3 LOB: 1 BB: 1 P: 10	R: 0 E: 0 K: 2 S: 8 H: 1 LOB: 2 BB: 1 P: 12	R: 0 E: 0 K: 1 S: 7 H: 1 LOB: 2 BB: 0 P: 7	R: 4 E: 0 K: 0 S: 8 H: 5 LOB: 1 BB: 0 P: 8	R: 1 E: 0 K: 0 S: 3 H: 1 LOB: 1 BB: 1 P: 8	R: 0 E: 0 K: 1 S: 7 H: 2 LOB: 2 BB: 0 P: 7	1B: 17 2B: 2 3B: 0 HR: 2 SF: 3 SAC: 0 DP: 1 HBP: 1	WP: 2 PB: 0 SB: 2 CS: 1 PA: 52
PITCHER	IP WLS BF H R ER SO BB IBB HBP BLK WP HR S P ERA WHIP	IP WLS BF H R ER SO BB IBB HBP BLK WP HR S P ERA WHIP	IP WLS BF H R ER SO BB IBB HBP BLK WP HR S P ERA WHIP	IP WLS BF H R ER SO BB IBB HBP BLK WP HR S P ERA WHIP	IP WLS BF H R ER SO BB IBB HBP BLK WP HR S P ERA WHIP	IP WLS BF H R ER SO BB IBB HBP BLK WP HR S P ERA WHIP	IP WLS BF H R ER SO BB IBB HBP BLK WP HR S P ERA WHIP	IP WLS BF H R ER SO BB IBB HBP BLK WP HR S P ERA WHIP	IP WLS BF H R ER SO BB IBB HBP BLK WP HR S P ERA WHIP	IP WLS BF H R ER SO BB IBB HBP BLK WP HR S P ERA WHIP	IP WLS BF H R ER SO BB IBB HBP BLK WP HR S P ERA WHIP
Doug Capilla, L (1, 1) ERA: 3.07 Willie Hernandez, L (4, 1) ERA: 5.1 Lynn McGlothen, R (7, 1) ERA: 5.22 Dick Tidrow, R (8, 1) ERA: 1.89	3.0 L 17 8 6 6 1 2 0 0 2 1 1 17 25 18.00 3.333	3.2 L 23 9 7 7 3 2 0 0 0 1 1 27 35 17.18 3.000	0.1 L 2 1 0 0 0 0 0 0 0 0 0 2 2 0.00 3.000	5.22 L 10 3 1 1 1 1 0 1 0 0 0 10 15 4.50 2.000							

livebaseballscorecards.com

AB	43
R	14
H	21
RBI	12
BB	5
SO	5
LOB	23



BOTTOM

San Francisco Giants @ Chicago Cubs
Wrigley Field, Chicago, IL
Wed Jul 23 1980, 3:33 AM CDT
Att. 29,189 - Unknown

livebaseballscorecards.com

AB	39
R	6
H	12
RBI	6
BB	2
SO	4
LOB	18



WP:	0	PA:	41
PB:	0		
SB:	0		
CS:	0		

AB R H RBI BB SO LOB

4	1	2	0	1	0	0
5	1	1	0	0	1	5
5	1	4	3	0	0	0
4	1	1	1	1	2	4
4	0	1	1	0	0	4
0	0	0	0	0	0	0
1	0	0	0	0	0	2
4	0	1	1	0	1	1
4	0	0	0	0	0	2
4	0	0	0	0	0	0
0	0	0	0	0	0	0
1	0	0	0	0	0	0
1	0	0	0	0	0	0
0	0	0	0	0	0	0
0	0	0	0	0	0	0
2	2	2	0	0	0	0

1B:	9	SF:	0
2B:	2	SAC:	0
3B:	1	DP:	1
HR:	0	HBP:	0

WP:	0	PA:	41
PB:	0		
SB:	0		
CS:	0		

IP	WLS	BF	H	R	ER	SO	BB	IBB	HBP	BLK	WP	HR	S	P	ERA	WHIP
6.1		31	9	5	4	3	2	0	0	0	0	0	35	43	5.68	1.737
2.2		10	3	1	1	1	0	0	0	0	0	0	12	12	3.38	1.125

IP	WLS	BF	H	R	ER	SO	BB	IBB	HBP	BLK	WP	HR	S	P	ERA	WHIP
2.2		10	3	1	1	1	0	0	0	0	0	0	12	12	3.38	1.125

IP	WLS	BF	H	R	ER	SO	BB	IBB	HBP	BLK	WP	HR	S	P	ERA	WHIP
2.2		10	3	1	1	1	0	0	0	0	0	0	12	12	3.38	1.125

IP	WLS	BF	H	R	ER	SO	BB	IBB	HBP	BLK	WP	HR	S	P	ERA	WHIP
2.2		10	3	1	1	1	0	0	0	0	0	0	12	12	3.38	1.125

IP	WLS	BF	H	R	ER	SO	BB	IBB	HBP	BLK	WP	HR	S	P	ERA	WHIP
2.2		10	3	1	1	1	0	0	0	0	0	0	12	12	3.38	1.125

IP	WLS	BF	H	R	ER	SO	BB	IBB	HBP	BLK	WP	HR	S	P	ERA	WHIP
2.2		10	3	1	1	1	0	0	0	0	0	0	12	12	3.38	1.125

IP	WLS	BF	H	R	ER	SO	BB	IBB	HBP	BLK	WP	HR	S	P	ERA	WHIP
2.2		10	3	1	1	1	0	0	0	0	0	0	12	12	3.38	1.125

IP	WLS	BF	H	R	ER	SO	BB	IBB	HBP	BLK	WP	HR	S	P	ERA	WHIP
2.2		10	3	1	1	1	0	0	0	0	0	0	12	12	3.38	1.125

IP	WLS	BF	H	R	ER	SO	BB	IBB	HBP	BLK	WP	HR	S	P	ERA	WHIP
2.2		10	3	1	1	1	0	0	0	0	0	0	12	12	3.38	1.125

IP	WLS	BF	H	R	ER	SO	BB	IBB	HBP	BLK	WP	HR	S	P	ERA	WHIP
2.2		10	3	1	1	1	0	0	0	0	0	0	12	12	3.38	1.125

IP	WLS	BF	H	R	ER	SO	BB	IBB	HBP	BLK	WP	HR	S	P	ERA	WHIP
2.2		10	3	1	1	1	0	0	0	0	0	0	12	12	3.38	1.125

IP	WLS	BF	H	R	ER	SO	BB	IBB	HBP	BLK	WP	HR	S	P	ERA	WHIP
2.2		10	3	1	1	1	0	0	0	0	0	0	12	12	3.38	1.125

IP	WLS	BF	H	R	ER	SO	BB	IBB	HBP	BLK	WP	HR	S	P	ERA	WHIP
2.2		10	3	1	1	1	0	0	0	0	0	0	12	12	3.38	1.125

IP	WLS	BF	H	R	ER	SO	BB	IBB	HBP	BLK	WP	HR	S	P	ERA	WHIP
2.2		10	3	1	1	1	0	0	0	0	0	0	12	12	3.38	1.125

IP	WLS	BF	H	R	ER	SO	BB	IBB	HBP	BLK	WP	HR	S	P	ERA	WHIP
2.2		10	3	1	1	1	0	0	0	0	0	0	12	12	3.38	1.125

IP	WLS	BF	H	R	ER	SO	BB	IBB	HBP	BLK	WP	HR	S	P	ERA	WHIP
2.2		10	3	1	1	1	0	0	0	0	0	0	12	12	3.38	1.125

IP	WLS	BF	H	R	ER	SO	BB	IBB	HBP	BLK	WP	HR	S	P	ERA	WHIP
2.2		10	3	1	1	1	0	0	0	0	0	0	12	12	3.38	1.125

IP	WLS	BF	H	R	ER	SO	BB	IBB	HBP	BLK	WP	HR	S	P	ERA	WHIP
2.2		10	3	1	1	1	0	0	0	0	0	0	12	12	3.38	1.125

IP	WLS	BF	H	R	ER	SO	BB	IBB	HBP	BLK	WP	HR	S	P	ERA	WHIP
2.2		10	3	1	1	1	0	0	0	0	0	0	12	12	3.38	1.125

IP	WLS	BF	H	R	ER	SO	BB	IBB	HBP	BLK	WP	HR	S	P	ERA	WHIP
2.2		10	3	1	1	1	0	0	0	0	0	0	12	12	3.38	1.125

IP	WLS	BF	H	R	ER	SO	BB	IBB	HBP	BLK	WP	HR	S	P	ERA	WHIP
2.2		10	3	1	1	1	0	0	0	0	0	0	12	12	3.38	1.125

IP	WLS	BF	H	R	ER	SO	BB	IBB	HBP	BLK	WP	HR	S	P	ERA	WHIP
2.2		10	3	1	1	1	0	0	0	0	0	0	12	12	3.38	1.125

IP	WLS	BF	H	R	ER	SO	BB	IBB	HBP	BLK	WP	HR	S	P	ERA	WHIP
2.2		10	3	1	1	1	0	0	0	0	0	0	12	12	3.38	1.125

IP	WLS	BF	H	R	ER	SO	BB	IBB	HBP	BLK	WP	HR	S	P	ERA	WHIP
2.2		10	3	1	1	1	0	0	0	0	0	0	12	12	3.38	1.125

IP	WLS	BF	H	R	ER	SO	BB	IBB	HBP	BLK	WP	HR	S	P	ERA	WHIP
2.2		10	3	1	1	1	0	0	0	0	0	0	12	12	3.38	1.125

IP	WLS	BF	H	R	ER	SO	BB	IBB	HBP	BLK	WP	HR	S	P	ERA	WHIP
2.2		10	3	1	1	1	0	0	0	0	0	0	12	12	3.38	1.125

IP	WLS	BF	H	R	ER	SO	BB	IBB	HBP	BLK	WP	HR	S	P	ERA	WHIP
2.2		10	3	1	1	1	0	0	0	0	0	0	12	12	3.38	1.125

IP	WLS	BF	H	R	ER	SO	BB	IBB	HBP	BLK	WP	HR	S	P	ERA	WHIP
2.2		10	3	1	1	1	0	0	0	0	0	0	12	12	3.38	1.125

IP	WLS	BF	H	R	ER	SO	BB	IBB	HBP	BLK	WP	HR	S	P	ERA	WHIP
2.2		10	3	1	1	1	0	0	0	0	0	0	12	12	3.38	1.125

IP	WLS	BF	H	R	ER	SO	BB	IBB	HBP	BLK	WP	HR	S	P	ERA	WHIP
2.2		10	3	1	1	1	0	0	0	0	0	0	12	12	3.38	1.125

IP	WLS	BF	H	R	ER	SO	BB	IBB	HBP	BLK	WP	HR	S	P	ERA	WHIP
2.2		10	3	1	1	1	0	0	0	0	0	0	12	12	3.38	1.125

IP	WLS	BF	H	R	ER	SO	BB	IBB	HBP	BLK	WP	HR	S	P	ERA	WHIP
2.2		10	3	1	1	1	0	0	0	0	0	0	12	12	3.38	1.125

IP	WLS	BF	H	R	ER	SO	BB	IBB	HBP	BLK	WP	HR	S	P	ERA	WHIP
2.2		10	3	1	1	1	0	0	0	0	0	0	12	12	3.38	1.125

IP	WLS	BF	H	R	ER	SO	BB	IBB	HBP	BLK	WP	HR	S	P	ERA	WHIP
2.2		10	3	1	1	1	0	0	0	0	0	0	12	12	3.38	1.125

IP	WLS	BF	H	R	ER	SO	BB	IBB	HBP	BLK	WP	HR	S	P	ERA	WHIP
2.2		10	3	1	1	1	0	0	0	0	0	0	12	12	3.38	1.125

IP	WLS	BF	H	R	ER	SO	BB	IBB	HBP	BLK	WP	HR	S	P	ERA	WHIP
2.2		10	3	1	1	1	0	0	0	0	0	0	12	12	3.38	1.125

IP	WLS	BF	H	R	ER	SO	BB	IBB	HBP	BLK	WP	HR	S	P	ERA	WHIP
2.2		10	3	1	1	1	0	0	0	0	0	0	12	12	3.38	1.125

IP	WLS	BF	H	R	ER	SO	BB	IBB	HBP	BLK	WP	HR	S	P	ERA	WHIP
2.2		10	3	1	1	1	0	0	0	0	0	0	12	12	3.38	1.125

IP	WLS	BF	H	R	ER	SO	BB	IBB	HBP	BLK	WP	HR	S	P	ERA	WHIP
2.2		10	3	1	1	1	0	0	0	0	0	0	12	12	3.38	1.125

IP	WLS	BF	H	R	ER	SO	BB	IBB	HBP	BLK	WP	HR	S	P	ERA	WHIP
2.2		10	3	1	1	1	0	0	0	0	0	0	12	12	3.38	1.125

Batter	1	2	3	4	5	6	7	8	9	AB R H RBI BB SO LOB	TOP														
Ivan De Jesus, R (1, 6) OBP: 0.349, SLG: 0.368	4-0 PB S SF8 BB	4-0 1-2 BB		x 0-0 P4		x 0-0 1B 1B	0-3 K			3 1 1 0 2 1 3															
Lenny Randle, S (1, 5) OBP: 0.347, SLG: 0.366	4-0 SF8 PB 1B BB	0-3 K			x 0-0 5-3	0-3 K		x 0-0 CS 1B		4 1 1 0 1 2 4															
Bill Buckner, L (1, 7) OBP: 0.363, SLG: 0.461	0-0 SF8 1-3 2-H		x 0-0 1B 1B		x 0-0 E9 SF8 2B	0-0 1-2 2-3 1B		x 0-0 L5 1-2		4 1 3 1 0 0 1															
Jerry Martin, R (1, 8) OBP: 0.297, SLG: 0.451	0-3 K		x 0-0 1B 1B		x 0-0 SF8	0-0 F8		x 0-0 F3		4 1 1 1 0 1 4															
Larry Bittner, L (1, 3) OBP: 0.329, SLG: 0.355	0-0 1B 3-H		x 0-0 G3 1B 2-H		x 0-0 F5		x 0-0 1B 2B		x 0-0 6-3	5 0 3 2 0 0 0															
Mike Vail, R (1, 9) OBP: 0.348, SLG: 0.431	0-3 K		x 0-0 G3 2-3			x 0-0 HR	0-3 K		x 0-0 1B L4-5 1B	5 1 2 1 0 2 3															
Mike Tyson, R (1, 4) OBP: 0.294, SLG: 0.344		0-3 K	x 0-0 6-3		x 0-0 F7	x 0-0 1B FC4-6 1B	0-0 BB 1B		x 0-0 L4-5	3 1 1 0 0 1 1															
Jesus Figueroa, L (7, PH) OBP: 0.356, SLG: 0.318										1 0 1 0 0 0 0															
Mick Kelleher, R (7, 4) OBP: 0.237, SLG: 0.200										1 0 1 0 0 0 0															
Tim Blackwell, S (1, 2) OBP: 0.283, SLG: 0.348		x 0-0 G3		x 0-0 F7		x 0-0 FC4-6 1B	4-0 1-2 BB BB		x 0-0 L4-5	3 0 1 0 1 0 0															
Barry Foote, R (9, PH) OBP: 0.291, SLG: 0.424										1 0 0 0 0 0 2															
Mike Krukow, R (1, 1) OBP: 0.186, SLG: 0.167		x 0-0 BB 1B		x 0-0 5-3		x 0-0 FC4-6 1B 1B	0-0 F8			3 0 1 1 0 0 1															
Dick Tidrow, R (6, 1)										0 0 0 0 0 0 0															
Bill Caudill, R (6, 1)										0 0 0 0 0 0 0															
Cliff Johnson, R (7, PH) OBP: 0.321, SLG: 0.406										1 0 0 0 0 0 3															
Bruce Sutter, R (7, 1) OBP: 0.200, SLG: 0.200										0 0 0 0 0 0 0															
Inning Stats	R: 2 E: 0 K: 2 S: 8	H: 1 LOB: 1 BB: 2 P: 16	R: 0 E: 0 K: 2 S: 8	H: 1 LOB: 2 BB: 1 P: 12	R: 1 E: 0 K: 0 S: 5	H: 3 LOB: 1 BB: 0 P: 5	R: 0 E: 0 K: 0 S: 3	H: 0 LOB: 0 BB: 0 P: 3	R: 1 E: 1 K: 0 S: 4	H: 1 LOB: 0 BB: 0 P: 4	R: 2 E: 0 K: 1 S: 10	H: 5 LOB: 3 BB: 0 P: 10	R: 0 E: 0 K: 2 S: 9	H: 2 LOB: 3 BB: 1 P: 13	R: 0 E: 0 K: 0 S: 3	H: 1 LOB: 0 BB: 0 P: 3	R: 0 E: 0 K: 0 S: 4	H: 2 LOB: 1 BB: 0 P: 4	1B: 13 2B: 3 3B: 0 HR: 1	SF: 2 SAC: 0 DP: 1 HBP: 0	WP: 0 PB: 1 SB: 1 CS: 1	PA: 44			
PITCHER	IP WLS BF H R ER SO BB IBB HBP BLK WP HR S P ERA WHIP																								
Burt Hooton, R (1, 1) ERA: 3.29	5.0		26	9	6	4	4	3	0	0	0	0	1	31	43	7.20	2.400								
Rick Sutcliffe, R (6, 1) ERA: 6.09	1.0		5	2	0	0	1	0	0	0	0	0	0	7	7	0.00	2.000								
Dave Goltz, R (7, 1) ERA: 5.36	2.0		9	3	0	0	2	1	0	0	0	0	0	12	16	0.00	2.000								
Steve Howe, L (9, 1) ERA: 1.74	1.0	W	4	2	0	0	0	0	0	0	0	0	0	4	4	0.00	2.000								

Chicago Cubs @ Los Angeles Dodgers
Dodger Stadium, Los Angeles, CA
Fri Jul 25 1980, 7:05 PM PDT
Att: 50,546 - Unknown

AB	38
R	6
H	16
RBI	6
BB	4
SO	7
LOB	22



WP: 0	PA: 44
-------	--------

Batter	1	2	3	4	5	6	7	8	9	AB R H RBI BB SO LOB
Rudy Law, L OBP: 0.320, SLG: 0.310 (1, 8)	4-0 WP S 5-3 BB		4-0 9-3 BB		0-0 G3	0-0 P4		0-3 K		3 1 0 0 2 1 3
Bill Russell, R OBP: 0.313, SLG: 0.373 (1, 6)	0-0 5-3 1-H		0-0 F9		0-0 F8	0-0 P6		0-0 E 1B 1B		5 1 1 1 0 0 3
Reggie Smith, S OBP: 0.399, SLG: 0.518 (1, 9)	0-0 S 1B 1B		0-0 9-3 1-2f			0-0 1B FC5-2 1B	0-3 K	0-0 E4 1B 1B		5 1 3 0 0 1 1
Steve Garvey, R OBP: 0.340, SLG: 0.494 (1, 3)	0-0 CS 1B			0-0 4-3		0-0 FC5-2 1B 1B	4-0 BB	4-0 1B IBB		3 1 2 1 2 0 0
Dusty Baker Jr., R OBP: 0.332, SLG: 0.519 (1, 7)	0-3 K 1-2			0-0 5-3		0-0 1B FC5-2 1B	0-0 F8	0-0 1B		5 1 2 1 0 1 2
Ron Cey, R OBP: 0.347, SLG: 0.423 (1, 5)		0-0 2B		4-0 1B BB		0-0 FC5-2 1B BB	0-0 F3			3 1 1 0 1 0 4
Pedro Guerrero, R OBP: 0.407, SLG: 0.551 (1, 4)		0-3 K		0-0 1B		0-0 BB WP 1B		0-0 SH2-4 1B		4 1 3 1 0 1 1
Joe Ferguson, R OBP: 0.369, SLG: 0.359 (1, 2)		0-3 K		0-3 K		0-0 WP BB 1B		0-0 SH2-4		3 0 1 1 0 2 3
Burt Hooton, R OBP: 0.050, SLG: 0.026 (1, 1)		0-0 F8			0-0 6-3	4-0 WP BB		0-3 K		2 0 0 0 0 0 1
Rick Sutcliffe, L OBP: 0.227, SLG: 0.150 (6, 1)										0 0 0 0 0 0 0
Jay Johnstone, L OBP: 0.382, SLG: 0.364 (6, PH)										0 0 0 0 1 1 0 0
Dave Galiz, R OBP: 0.250, SLG: 0.111 (7, 1)										0 0 0 0 0 0 0
Rick Monday, R OBP: 0.336, SLG: 0.471 (8, PH)										1 0 0 0 0 1 1
Steve Howe, L OBP: 0.125, SLG: 0.125 (9, 1)										0 0 0 0 0 0 0

Inning Stats	R: 2	H: 2	E: 0	K: 1	S: 6	H: 2	LOB: 1	BB: 1	P: 10	R: 0	H: 1	E: 0	K: 2	S: 8	H: 0	LOB: 1	BB: 0	P: 8	R: 0	H: 1	E: 0	K: 0	S: 2	R: 0	H: 0	E: 0	K: 0	S: 3	R: 0	H: 5	E: 4	K: 0	S: 8	R: 0	H: 0	E: 0	K: 1	S: 5	R: 0	H: 1	E: 0	K: 2	S: 8	R: 1	H: 3	E: 1	K: 0	S: 3	1B: 12	2B: 3	3B: 0	HR: 0	SF: 0	SAC: 1	DP: 2	HBP: 0	WP: 2	PB: 0	SB: 2	CS: 1	PA: 41
PITCHER	IP	WLS	BF	H	R	ER	SO	BB	IBB	HBP	BLK	WP	HR	S	P	ERA	WHIP																																												
Mike Krukow, R ERA: 4.15 (1, 1)	5.0		22	6	4	4	4	3	0	0	0	1	0	27	39	7.20	1.800																																												
Dick Tidrow, R ERA: 2.15 (6, 1)	0.1		3	2	0	0	0	0	0	0	0	0	0	3	3	0.00	6.000																																												
Bill Caudill, R ERA: 2.11 (6, 1)	0.2		4	1	2	2	0	1	0	0	0	1	0	3	7	27.00	3.000																																												
Bruce Sutter, R ERA: 2.81 (7, 1)	2.0	L	12	4	1	1	3	1	1	0	0	0	0	16	24	4.50	2.500																																												

BOTTOM

Chicago Cubs @ Los Angeles Dodgers
Dodger Stadium, Los Angeles, CA

Fri Jul 25 1980, 7:05 PM PDT
Att. 50,546 - Unknown

livebaseballscores.com

AB	34
R	7
H	13
RBI	6
BB	6
SO	7
LOB	19



Batter	1	2	3	4	5	6	7	8	9	AB R H RBI BB SO LOB	TOP		
Ivan De Jesus, R (1, 6) OBP: 0.348, SLG: 0.367	0-0 4-3		0-0 SH5-3		0-0 F9		0-0 1B		0-0 5-3	4 0 1 1 0 0 0	Chicago Cubs @ Los Angeles Dodgers Dodger Stadium, Los Angeles, CA Sat Jul 26 1980, 7:05 PM PDT Att: 50,125 - Unknown livebaseballscorecards.com		
Mike Tyson, R (1, 4) Mick Kelleher, R (9, 4) OBP: 0.293, SLG: 0.342 OBP: 0.237, SLG: 0.200	0-0 1B		0-0 6-3		0-3 K		0-3 K			4 0 1 1 0 2 2 0 0 0 0 0 0 0			
Bill Buckner, L (1, 7) OBP: 0.361, SLG: 0.458	0-0 G1-6-3		0-0 F7							4 0 1 0 0 0 2			
Cliff Johnson, R (1, 3) Larry Biittner, L (6, PR) OBP: 0.321, SLG: 0.405 OBP: 0.333, SLG: 0.359		0-0 4-3		0-0 F8		0-0 1B		0-0 2B 1B		3 0 1 0 0 0 0 1 1 1 0 0 0 0			
Jerry Martin, R (1, 8) OBP: 0.299, SLG: 0.454		0-0 1B		0-0 E1		0-3 K		0-0 2B		4 1 2 1 0 1 1			
Mike Vail, R (1, 9) OBP: 0.343, SLG: 0.424		0-0 G6-4-3		0-0 5-3		0-0 F9		0-0 5-3		4 0 0 0 0 0 4			
Barry Foote, R (1, 2) OBP: 0.296, SLG: 0.422			4-0 1B BB		0-0 E8		0-0 6-3	0-0 F7		3 1 1 1 1 0 1			
Steve Dillard, R (1, 5) OBP: 0.282, SLG: 0.333			0-0 SH5-3 1B		0-0 4-3		0-0 SH1-4 1B		0-0 4-3	4 2 2 0 0 0 1			
Lynn McGlothen, L (1, 1) Bruce Sutter, R (9, 1) OBP: 0.290, SLG: 0.367 OBP: 0.200, SLG: 0.200			0-0 6-3 SH5-3 1B		0-3 K		0-0 SH1-4		0-0 L4	3 0 1 1 0 1 0 0 0 0 0 0 0 0			
Inning Stats	R: 0 H: 1 E: 0 LOB: 0 K: 0 BB: 0 S: 3 P: 3	R: 0 H: 1 E: 0 LOB: 0 K: 0 BB: 0 S: 3 P: 3	R: 2 H: 2 E: 0 LOB: 1 K: 0 BB: 1 S: 5 P: 9	R: 1 H: 1 E: 2 LOB: 1 K: 0 BB: 0 S: 5 P: 5	R: 0 H: 0 E: 0 LOB: 0 K: 2 BB: 0 S: 7 P: 7	R: 0 H: 2 E: 0 LOB: 1 K: 1 BB: 0 S: 6 P: 6	R: 1 H: 2 E: 0 LOB: 1 K: 1 BB: 0 S: 7 P: 7	R: 1 H: 2 E: 0 LOB: 1 K: 0 BB: 0 S: 5 P: 5	R: 0 H: 0 E: 0 LOB: 0 K: 0 BB: 0 S: 3 P: 3	1B: 10 SF: 0 2B: 1 SAC: 2 3B: 0 DP: 2 HR: 0 HBP: 0	WP: 0 PA: 37 PB: 0 SB: 0 CS: 0		
PITCHER	IP WLS BF H R ER SO BB IBB HBP BLK WP HR S P ERA WHIP											PITCHER	IP WLS BF H R ER SO BB IBB HBP BLK WP HR S P ERA WHIP
Jerry Reuss, L (1, 1) ERA: 2.21	5.0 L 20 5 3 2 2 1 0 0 0 0 0 0 23 27 3.60 1.200												
Rick Sutcliffe, R (6, 1) ERA: 6.05	2.0 9 4 1 1 2 0 0 0 0 0 0 0 13 13 4.50 2.000												
Terry Forster, L (8, 1) ERA: 1.29	2.0 8 2 1 1 0 0 0 0 0 0 0 0 8 8 4.50 1.000												

Batter	1	2	3	4	5	6	7	8	9	10	11	12	AB	R	H	RBI	BB	SO	LOB
Rick Monday, L OBP: 0.338, SLG: 0.446 (1, 8)	0-0 E3 3-1 1B		0-0 F7		0-0 1-3		0-0 1B			0-0 3-1			5	1	1	0	0	0	0
Bill Russell, R OBP: 0.310, SLG: 0.372 (1, 6)	0-3 K 1-2		0-0 1B SF8 1B		0-3 K		0-0 6-3			0-0 5-3			5	1	1	0	0	2	2
Jay Johnstone, L OBP: 0.379, SLG: 0.361 (1, 9)	0-0 3-1 2-3		0-0 FC1-6 1B		0-0 4-3		0-0 6-3				0-0 P5		5	0	1	0	0	0	1
Steve Garvey, R OBP: 0.343, SLG: 0.494 (1, 3)	0-0 1B		0-0 SF8		0-0 4-3 1B		0-0 CS 1B				0-0 CS 1B		4	0	4	2	0	0	0
Dusty Baker Jr., R OBP: 0.326, SLG: 0.512 (1, 7)	0-0 4-3		0-0 FC1-6 1-2		0-0 4-3 1-2		0-3 K 1-2				0-3 K 1-2		5	0	0	0	0	2	5
Pedro Guerrero, R OBP: 0.391, SLG: 0.524 (1, 4)		0-0 6-3		0-0 6-3		0-0 P4			0-0 F2			0-0 F7	5	0	0	0	0	0	1
Mickey Hatcher, R OBP: 0.292, SLG: 0.333 (1, 5)		0-0 6-3		0-0 6-3		0-0 6-3			0-3 K			0-0 SF9 1B	4	0	0	0	0	1	1
Steve Howe, L OBP: 0.125, SLG: 0.125 (10, 1)		0-0 6-3		0-0 6-3		0-0 6-3			0-3 K			0-0 SF9 1B	0	0	0	0	0	0	0
Rudy Law, L OBP: 0.323, SLG: 0.313 (12, PH)		0-0 6-3		0-0 6-3		0-0 6-3			0-3 K			0-0 SF9	1	1	1	0	0	0	0
Joe Ferguson, R OBP: 0.374, SLG: 0.364 (1, 2)		0-0 1B		0-0 E5		0-0 5-3			0-3 K			0-0 SF9	4	0	1	1	0	1	0
Don Sutton, R OBP: 0.083, SLG: 0.083 (1, 1)		0-3 K		0-3 K		0-0 4-3			0-3 K			0-3 K	2	0	0	0	0	2	2
Gary Thomasson, L OBP: 0.340, SLG: 0.291 (7, PH)		0-3 K		0-3 K		0-0 4-3			0-3 K			0-3 K	1	0	0	0	0	0	0
Don Stanhouse, R (8, 1)		0-3 K		0-3 K		0-0 4-3			0-3 K			0-3 K	0	0	0	0	0	0	0
Ron Cey, R OBP: 0.348, SLG: 0.421 (10, 5)		0-3 K		0-3 K		0-0 4-3			0-3 K			0-3 K	1	0	0	0	0	1	0


Inning Stats	R: 1	H: 1	E: 1	K: 1	S: 7	R: 0	H: 1	E: 0	K: 1	S: 6	R: 1	H: 2	E: 0	K: 0	S: 5	R: 0	H: 0	E: 1	K: 1	S: 6	R: 0	H: 0	E: 0	K: 1	S: 5	R: 0	H: 1	E: 0	K: 0	S: 4	R: 0	H: 1	E: 0	K: 0	S: 5	R: 0	H: 0	E: 0	K: 2	S: 7	R: 0	H: 0	E: 0	K: 1	S: 5	R: 0	H: 1	E: 0	K: 1	S: 5	R: 0	H: 1	E: 0	K: 0	S: 3	R: 1	H: 1	E: 0	K: 0	S: 3	1B: 9	2B: 1	3B: 0	HR: 0	SF: 2	SAC: 0	DP: 1	HBP: 0	WP: 0	PA: 44
--------------	------	------	------	------	------	------	------	------	------	------	------	------	------	------	------	------	------	------	------	------	------	------	------	------	------	------	------	------	------	------	------	------	------	------	------	------	------	------	------	------	------	------	------	------	------	------	------	------	------	------	------	------	------	------	------	------	------	------	------	------	-------	-------	-------	-------	-------	--------	-------	--------	-------	--------

PITCHER	IP	WLS	BF	H	R	ER	SO	BB	IBB	HBP	BLK	WP	HR	S	P	ERA	WHIP
Rick Reuschel, R ERA: 3.76 (1, 1)	8.0		32	7	2	1	5	0	0	0	0	0	0	42	42	1.12	0.875
Dick Tidrow, R ERA: 2.06 (9, 1)	3.0		9	1	0	0	4	0	0	0	0	0	0	17	17	0.00	0.333
Bill Caudill, R ERA: 2.09 (12, 1)	0.2	L	3	1	1	0	0	0	0	0	0	0	0	3	3	0.00	1.500

Chicago Cubs @ Los Angeles Dodgers
Dodger Stadium, Los Angeles, CA
 Sun Jul 27 1980, 3:33 AM PDT
 Att: 42,363 - Unknown

livebaseballscorecards.com

AB	42
R	3
H	9
RBI	3
BB	0
SO	9
LOB	12



Batter	1	2	3	4	5	6	7	8	9	10	11	AB R H RBI BB SO LOB	TOP													
Ivan De Jesus, R OBP: 0.345, SLG: 0.361 (1, 6)	0-0 1-3		0-0 5-3		0-0 S 1B		0-0 2-3 4-3		0-0 1-2 2-3 G3		4-0 1-2 2-3 IBB	5 0 1 1 1 0 4	<p>Chicago Cubs @ San Diego Padres</p> <p>San Diego Stadium, San Diego, CA</p> <p>Mon Jul 28 1980, 10:05 PM EDT</p> <p>Att. 15,775 - Unknown</p>													
Mike Tyson, R OBP: 0.302, SLG: 0.349 Steve Dillard, R OBP: 0.284, SLG: 0.333 (1, 4) (5, PH) (5, 4)	0-3 K		0-0 1-3 1B		0-0 1-2 F4		0-0 3-H FC6-4 1B		0-0 F1		0-3 K	2 0 1 0 0 1 0 4 0 1 1 0 1 6														
Jerry Martin, R OBP: 0.290, SLG: 0.440 Mick Kelleher, R OBP: 0.237, SLG: 0.200 (1, 8) (10, 5)	0-0 F8		0-0 1-3		0-0 1-2		0-0 1-2f FC6-4		0-0 6-3		0-0 6-3	5 0 0 0 0 0 3 0 0 0 0 0 0 0														
Cliff Johnson, R OBP: 0.323, SLG: 0.407 (1, 3)	0-0 F8				0-0 6-3		0-0 BB BB BB 2B		4-0 G6-4-3 BB		0-0 F7	4 0 1 0 1 0 1														
Mike Vai, R OBP: 0.339, SLG: 0.417 (1, 9)		0-0 CS WP 1B			0-3 K		0-3 K		0-0 1-2f G6-4-3		0-3 K	5 0 1 0 0 3 2														
Larry Bittner, L OBP: 0.337, SLG: 0.358 (1, 7)		0-3 K			0-0 6-3		4-0 BB		0-0 4-3		0-0 G3	4 0 0 0 1 1 1														
Lenny Randle, S OBP: 0.348, SLG: 0.373 (1, 5) (10, 8)		0-0 3B			0-0 E6 B5-6-4 1B		0-3 K		0-0 E7 1B		0-0 F8	5 1 2 0 0 1 2														
Tim Blackwell, S OBP: 0.303, SLG: 0.359 (1, 2)		4-0 IBB			0-0 B5-6-4 1B		0-0 4-3 SH3-4 1B		4-0 G3 1B BB		0-0 BLK 1B	3 1 3 0 2 0 0														
Dennis Lamp, R OBP: 0.174, SLG: 0.116 Willie Hernandez, L OBP: 0.214, SLG: 0.286 Barry Foote, R OBP: 0.288, SLG: 0.410 Jesus Figueroa, L OBP: 0.324, SLG: 0.333 Bruce Sutter, R OBP: 0.200, SLG: 0.200 Jim Tracy, L OBP: 0.360, SLG: 0.417 George Riley, L (1, 1) (7, 1) (9, PH) (9, PH) (9, 1) (11, PH) (11, 1)		0-0 1-3			0-0 1-2f 2-3 B5-6-4		0-0 1-2 SH3-4		0-0 1-2 G3 1B		0-0 BLK 1B	2 0 0 0 0 0 4 0 0 0 0 0 0 0 0 0 0 0 0 0 0 1 0 1 0 0 0 0 0 0 0 0 0 0 0 1 0 0 0 0 0 0 0 0 0 0 0 0 0														
Inning Stats	R: 0 E: 0 K: 1 S: 6	H: 0 LOB: 1 BB: 0 P: 6	R: 0 E: 0 K: 1 S: 6	H: 2 LOB: 2 BB: 1 P: 10	R: 0 E: 0 K: 0 S: 3	H: 1 LOB: 1 BB: 0 P: 3	R: 0 E: 0 K: 1 S: 5	H: 0 LOB: 0 BB: 0 P: 5	R: 1 E: 1 K: 0 S: 5	H: 2 LOB: 1 BB: 0 P: 5	R: 0 E: 0 K: 2 S: 8	H: 1 LOB: 2 BB: 1 P: 12		R: 1 E: 0 K: 0 S: 5	H: 2 LOB: 1 BB: 0 P: 5	R: 0 E: 0 K: 0 S: 2	H: 0 LOB: 0 BB: 1 P: 6	R: 0 E: 1 K: 0 S: 4	H: 2 LOB: 2 BB: 1 P: 8	R: 0 E: 0 K: 1 S: 5	H: 0 LOB: 0 BB: 0 P: 5	R: 0 E: 0 K: 1 S: 7	H: 2 LOB: 3 BB: 1 P: 11	1B: 10 2B: 1 3B: 1 HR: 0	SF: 0 SAC: 1 DP: 2 HBP: 0	WP: 2 PA: 47
PITCHER	IP WLS BF H R ER SO BB IBB HBP BLK WP HR S P ERA WHIP													IP WLS BF H R ER SO BB IBB HBP BLK WP HR S P ERA WHIP												
John Curtis, L ERA: 4.21 Rollie Fingers, R ERA: 2.53 (1, 1) (9, 1)	8.1 W 12 3 0 0 2 0 1 0 1 0 0 15 19 1.08 1.440												2.2 W 12 3 0 0 2 0 1 0 1 0 0 15 19 0.00 1.125													

livebaseballscorecards.com

AB	41
R	2
H	12
RBI	2
BB	5
SO	7
LOB	23



Batter	1	2	3	4	5	6	7	8	9	AB R H RBI BB SO LOB	TOP											
Ivan De Jesus, R (1, 6) OBP: 0.342, SLG: 0.357	0-0 F7		0-0 F9			0-0 F9		0-0 F8		4 0 0 0 0 0 0	Chicago Cubs @ San Diego Padres San Diego Stadium, San Diego, CA Tue Jul 29 1980, 10:05 PM EDT Att: 11,802 - Unknown livebaseballscorecards.com											
Lenny Randle, S (1, 5) OBP: 0.344, SLG: 0.368	0-0 6-3		0-0 6-3			0-0 4-3		0-0 6-3	4 0 0 0 0 0 0													
Larry Bittner, L (1, 7) OBP: 0.330, SLG: 0.349	0-3 K			0-0 4-3		0-0 4-1		0-0 6-3	4 0 0 0 0 1 0													
Cliff Johnson, R (1, 3) OBP: 0.329, SLG: 0.424 Jim Tracy, L (9, PR) OBP: 0.250, SLG: 0.417		0-0 6-3		0-0 2B		0-0 2B		0-0 2B	4 1 3 0 0 0 0 0 0 0 0 0 0 0													
Jerry Martin, R (1, 8) OBP: 0.287, SLG: 0.434		0-0 F8		0-0 F8		0-0 5-3		0-0 6-3	4 0 0 0 0 0 3													
Mike Vail, R (1, 9) OBP: 0.342, SLG: 0.420		0-0 1B 1B 1B		0-0 5-3		0-0 1B 2-H 1B			3 0 2 1 0 0 1													
Steve Dillard, R (1, 4) OBP: 0.286, SLG: 0.333		0-0 1B 1-2 1B		0-0 1-3		0-0 G6-4-3 1-2f		0-0 G6-4-3	3 0 1 0 0 0 1													
Tim Blackwell, S (1, 2) OBP: 0.309, SLG: 0.365		0-0 1-2 2-H 1B		0-0 G5-4-3 1B		0-0 G6-4-3		0-3 K	3 0 2 0 0 1 0													
Doug Capilla, L (1, 1) OBP: 0.273, SLG: 0.455 Mike Tyson, R (5, PH) OBP: 0.301, SLG: 0.347 Willie Hernandez, L (5, 1) OBP: 0.214, SLG: 0.286 Barry Foote, R (8, PH) OBP: 0.286, SLG: 0.408 Dick Tidrow, R (8, 1)			0-0 5-3		0-0 G5-4-3 1-2f		0-0 F9		1 0 0 0 0 0 0 1 0 0 0 0 0 1 0 0 0 0 0 0 0 1 0 0 0 0 0 0 0 0 0 0 0 0 0													
Inning Stats	R: 0 E: 0 K: 1 S: 5	H: 0 LOB: 0 BB: 0 P: 5	R: 0 E: 0 K: 0 S: 5	H: 3 LOB: 2 BB: 0 P: 5	R: 0 E: 0 K: 0 S: 3	H: 0 LOB: 0 BB: 0 P: 3	R: 0 E: 0 K: 0 S: 4	H: 1 LOB: 1 BB: 0 P: 4	R: 0 E: 0 K: 0 S: 3	H: 1 LOB: 0 BB: 0 P: 3		R: 0 E: 0 K: 0 S: 3	H: 0 LOB: 0 BB: 0 P: 3	R: 1 E: 0 K: 0 S: 4	H: 2 LOB: 0 BB: 0 P: 4	R: 0 E: 0 K: 1 S: 5	H: 0 LOB: 0 BB: 0 P: 5	R: 0 E: 0 K: 0 S: 4	H: 1 LOB: 1 BB: 0 P: 4	1B: 5 2B: 3 3B: 0 HR: 0	SF: 0 SAC: 0 DP: 2 HBP: 0	WP: 0 PB: 0 SB: 0 CS: 0
PITCHER Randy Jones, L (1, 1) ERA: 3.51	IP 9.0 WLS W BF 32 H 8 R 1 ER 1 SO 2 BB 0 IBB 0 HBP 0 BLK 0 WP 0 HR 0 S 36 P 36 ERA 1.00 WHIP 0.889											PITCHER	IP WLS BF H R ER SO BB IBB HBP BLK WP HR S P ERA WHIP									



Batter	1	2	3	4	5	6	7	8	9	AB	R	H	RBI	BB	SO	LOB
Gene Richards, L (1, 7) OBP: 0.363, SLG: 0.380	0-0 4-3	0-0 L8		4-0 HBP BB		0-0 FC6-4				3	0	0	0	1	0	3
Ozzie Smith, S (1, 6) OBP: 0.328, SLG: 0.274	0-0 6-3		0-0 6-3	1-0 HBP		0-0 L7				3	0	0	1	0	0	1
Jerry Mumphrey, S (1, 8) OBP: 0.325, SLG: 0.338	0-0 1-3		0-0 6-3	0-0 F7				0-0 F9		4	0	0	0	0	0	3
Dave Winfield, R (1, 9) OBP: 0.372, SLG: 0.443		0-0 E BLK E 1B	4-0 FC6 BB		0-3 K			0-0 F2		3	1	1	0	1	1	0
Willie Montanez, L (1, 3) OBP: 0.309, SLG: 0.331		0-3 K	0-0 FC6		0-0 4-3			0-0 4-3		4	0	0	0	0	1	2
Gene Tenace, R (1, 2) OBP: 0.379, SLG: 0.387		4-0 E E BB		0-0 E5 SH5-4 HBP	0-0 E6 FC6-4			0-0 F9		3	2	0	0	1	0	0
Aurelio Rodriguez, R (1, 5) OBP: 0.220, SLG: 0.287		0-0 E6 SH1-4 E		0-0 L7	0-0 FC6-4			0-0 FC1-6 1B		4	0	1	0	0	0	4
Tim Flannery, L (1, 4) OBP: 0.316, SLG: 0.312		0-0 E4 SH1-4		4-0 HBP SH5-4 BB		0-0 B1		0-0 FC1-6		3	0	0	1	1	0	2
Randy Jones, R (1, 1) OBP: 0.128, SLG: 0.081		0-0 SH1-4		0-0 SH5-4		0-0 FC6-4 1B		0-0 L5		2	0	1	0	0	0	1

Inning Stats	R: 0	H: 0	E: 0	LOB: 0	K: 0	P: 3	R: 2	H: 1	E: 2	LOB: 2	K: 1	P: 12	R: 0	H: 0	E: 0	LOB: 1	K: 0	P: 7	R: 1	H: 0	E: 1	LOB: 3	K: 0	P: 13	R: 0	H: 0	E: 1	LOB: 1	K: 1	P: 6	R: 0	H: 1	E: 0	LOB: 1	K: 0	P: 4	R: 0	H: 0	E: 0	LOB: 0	K: 0	P: 3	R: 0	H: 1	E: 0	LOB: 1	K: 0	P: 4
	0	0	0	0	0	3	2	1	2	2	1	12	0	0	0	1	0	0	7	1	0	1	3	0	13	0	0	0	0	1	0	0	0	0	4	0	0	0	0	0	3	0	0	0	0	0	4	

PITCHER	IP	WLS	BF	H	R	ER	SO	BB	IBB	HBP	BLK	WP	HR	S	P	ERA	WHIP
Doug Capilla, L (1, 1) ERA: 2.81	4.0	L	21	1	3	0	1	4	0	1	1	0	0	18	35	0.00	1.250
Willie Hernandez, L (5, 1) ERA: 4.79	3.0		11	1	0	0	1	0	0	0	0	0	0	13	13	0.00	0.333
Dick Tidrow, R (8, 1) ERA: 2.03	1.0		4	1	0	0	0	0	0	0	0	0	0	4	4	0.00	1.000


BOTTOM

Chicago Cubs @ San Diego Padres
San Diego Stadium, San Diego, CA

Tue Jul 29 1980, 10:05 PM EDT
Att. 11,802 - Unknown

livebaseballscorecards.com

AB	29
R	3
H	3
RBI	2
BB	4
SO	2
LOB	16



PITCHER	IP	WLS	BF	H	R	ER	SO	BB	IBB	HBP	BLK	WP	HR	S	P	ERA	WHIP
Doug Capilla, L (1, 1) ERA: 2.81	4.0	L	21	1	3	0	1	4	0	1	1	0	0	18	35	0.00	1.250
Willie Hernandez, L (5, 1) ERA: 4.79	3.0		11	1	0	0	1	0	0	0	0	0	0	13	13	0.00	0.333
Dick Tidrow, R (8, 1) ERA: 2.03	1.0		4	1	0	0	0	0	0	0	0	0	0	4	4	0.00	1.000

Batter	1	2	3	4	5	6	7	8	9	AB R H RBI BB SO LOB	TOP																
Jesus Figueroa, L (1, 8) OBP: 0.337, SLG: 0.316	0-0 L5		0-0 F9		0-0 L6			0-0 4-3		4 0 0 0 0 0 2																	
Ivan De Jesus, R (1, 6) OBP: 0.338, SLG: 0.353	0-0 F8		0-0 F9		0-0 E4			0-0 F8		4 0 0 0 0 0 1																	
Bill Buckner, L (1, 7) OBP: 0.360, SLG: 0.453	0-0 L9			0-0 F9	0-0 4-3			0-0 1B		4 0 1 0 0 0 2																	
Cliff Johnson, R (1, 3) OBP: 0.328, SLG: 0.419		0-0 6-3		4-0 F7 BB		0-0 6-3		0-3 K		3 0 0 0 1 1 1																	
Larry Bittner, L (1, 9) OBP: 0.328, SLG: 0.347		0-0 CS 1B		0-0 F7 1-2		0-0 F5		0-0 4-3		4 0 1 0 0 0 1																	
Steve Macko, L (1, 5) OBP: 0.250, SLG: 0.375		0-0 1B		0-0 F7 1-2		0-0 F6		0-0 F8		3 1 1 0 0 0 1																	
Steve Dillard, R (9, PH) OBP: 0.283, SLG: 0.330		1-2 1B 2B								1 0 0 0 0 0 0																	
Mike Tyson, R (1, 4) OBP: 0.310, SLG: 0.368		0-0 1B			0-0 1B E 2B		0-0 F9		0-0 2B	4 1 3 1 0 0 0	AB 34 R 2 H 7 RBI 1 BB 1 SO 2 LOB 12																
Tim Blackwell, S (1, 2) OBP: 0.309, SLG: 0.364		0-0 4-3			0-0 E 1B		0-0 F8		0-0 F4	3 0 1 0 0 0 1																	
Mike Vail, R (9, PH) OBP: 0.341, SLG: 0.419					2-3 1B					1 0 0 0 0 0 1																	
Lynn McGlothen, L (1, 1) OBP: 0.281, SLG: 0.355			0-0 F7		0-3 K		0-0 F7			1 0 0 0 0 0 0																	
Jim Tracy, L (5, PH) OBP: 0.231, SLG: 0.385										1 0 0 0 0 1 2																	
Bill Caudill, R (5, 1)										0 0 0 0 0 0 0																	
Lenny Randle, S (7, PH) OBP: 0.343, SLG: 0.367										1 0 0 0 0 0 0																	
Bruce Sutter, R (7, 1) OBP: 0.200, SLG: 0.200										0 0 0 0 0 0 0																	
Inning Stats	R: 0 E: 0 K: 0 S: 3	H: 0 LOB: 0 BB: 0 P: 3	R: 1 E: 0 K: 0 S: 5	H: 3 LOB: 1 BB: 0 P: 5	R: 0 E: 0 K: 0 S: 3	H: 0 LOB: 0 BB: 0 P: 3	R: 0 E: 0 K: 0 S: 3	H: 0 LOB: 1 BB: 1 P: 7	R: 1 E: 1 K: 1 S: 8	H: 2 LOB: 2 BB: 0 P: 8	R: 0 E: 0 K: 0 S: 3	H: 0 LOB: 0 BB: 0 P: 3	R: 0 E: 0 K: 0 S: 3	H: 0 LOB: 0 BB: 0 P: 3	R: 0 E: 0 K: 1 S: 6	H: 1 LOB: 1 BB: 0 P: 6	R: 0 E: 0 K: 0 S: 4	H: 1 LOB: 1 BB: 0 P: 4	1B: 4 2B: 3 3B: 0 HR: 0	SF: 0 SAC: 0 DP: 0 HBP: 0	WP: 0 PB: 0 SB: 0 CS: 1	PA: 35					
PITCHER	IP WLS BF H R ER SO BB IBB HBP BLK WP HR S P ERA WHIP																										
Rick Wise, R (1, 1) ERA: 3.52	7.0		27	5	2	1	1	1	0	0	0	0	0	28	32	1.29	0.857										
Bob Shirley, L (8, 1) ERA: 3.28	2.0	W	8	2	0	0	1	0	0	0	0	0	0	10	10	0.00	1.000										

Chicago Cubs @ San Diego Padres
San Diego Stadium, San Diego, CA

Wed Jul 30 1980, 10:05 PM EDT
Att: 12,036 - Unknown

livebaseballscorecards.com



Batter	1	2	3	4	5	6	7	8	9	AB R H RBI BB SO LOB	TOP			
Ivan De Jesus, R OBP: 0.339, SLG: 0.354 (1, 6)	0-0 F3 1B		0-0 3-1 5-3 1B	0-0 F7		0-0 F7		0-0 5-3		5 0 2 0 0 0 1				
Mike Tyson, R OBP: 0.307, SLG: 0.364 (1, 4)	0-0 F3		0-0 5-3	0-0 F9		0-0 G4-3 1B		0-0 4-3	2 0 0 0 0 0 2					
Mick Kelleher, R OBP: 0.242, SLG: 0.207 (3, 4)	1-2 F3		1-2 5-3						3 0 1 0 0 0 1					
Bill Buckner, L OBP: 0.357, SLG: 0.447 (1, 7)	0-0 F8		0-0 3-1		BB 4-0 1B BB	0-0 G4-3		0-0 F6	4 1 0 0 1 0 2					
Cliff Johnson, R OBP: 0.336, SLG: 0.420 (1, 3)		BB 4-0 HR BB	BB 4-0		BB 4-0 F6		BB 4-0 G1-6-3 BB	0-0 1B	2 1 1 0 3 0 1					
Jesus Figueroa, L OBP: 0.337, SLG: 0.316 (9, PR)		BB 4-0	BB 4-0						0 0 0 0 0 0 0					
Mike Vail, R OBP: 0.335, SLG: 0.410 (1, 9)		S 0-0 F9	S 0-3 K		S 0-0 F9		S 0-0 G1-6-3	0-3 K	5 0 0 0 0 2 6					
Larry Bittner, L OBP: 0.328, SLG: 0.347 (9, 3)		S 0-0	S 0-3		S 0-0		S 0-0	S 0-3	0 0 0 0 0 0 0					
Jerry Martin, R OBP: 0.295, SLG: 0.445 (1, 8)		X 0-0 HR		BB 4-0 6-3 S 3B BB	BB 4-0 BB 1B BB		H 1-0 HBP		1 2 1 2 2 0 0					
Lenny Randle, S OBP: 0.345, SLG: 0.367 (1, 5)		BB 4-0 BB		X 0-0 6-3	X 0-0 1-3 BB 1B		BB 0-3 K		3 0 1 1 1 1 2					
Tim Blackwell, S OBP: 0.313, SLG: 0.375 (1, 2)		X 0-0 F8		X 0-0 2B 3B	BB 4-0 1-2 2-3 BB		BB 0-3 K		3 1 1 1 1 1 1					
Rick Reuschel, R OBP: 0.160, SLG: 0.240 (1, 1)		BB 0-3 K		X 0-0 2B	X 0-0 5-3		BB 0-3 K		4 0 1 1 0 2 4					
Bruce Sutter, R OBP: 0.200, SLG: 0.200 (8, 1)		BB 0-3		X 0-0	X 0-0		BB 0-3		0 0 0 0 0 0 0					
Inning Stats	R: 0 H: 1 E: 0 LOB: 0 K: 0 BB: 0 S: 3 P: 3	R: 2 H: 1 E: 0 LOB: 1 K: 1 BB: 2 S: 6 P: 14	R: 0 H: 1 E: 0 LOB: 2 K: 1 BB: 1 S: 6 P: 10	R: 2 H: 2 E: 0 LOB: 1 K: 0 BB: 1 S: 5 P: 9	R: 1 H: 1 E: 0 LOB: 3 K: 0 BB: 3 S: 4 P: 16	R: 0 H: 1 E: 0 LOB: 0 K: 0 BB: 0 S: 3 P: 3	R: 0 H: 0 E: 0 LOB: 1 K: 1 BB: 1 S: 4 P: 9	R: 0 H: 0 E: 0 LOB: 0 K: 2 BB: 0 S: 7 P: 7	R: 0 H: 1 E: 0 LOB: 1 K: 1 BB: 0 S: 6 P: 6	1B: 5 SF: 0 2B: 1 SAC: 0 3B: 1 DP: 2 HR: 1 HBP: 1	WP: 0 PA: 41 PB: 0 SB: 1 CS: 0			
PITCHER	IP WLS BF H R ER SO BB IBB HBP BLK WP HR S P ERA WHIP												PITCHER	IP WLS BF H R ER SO BB IBB HBP BLK WP HR S P ERA WHIP
Bill Bordley, L ERA: 5.0 (1, 1)	3.1 L 17 4 4 4 2 4 0 0 0 0 0 1 17 33 10.80 2.400													
Mike Rowland, R ERA: 2.7 (4, 1)	1.2 10 2 1 1 0 3 0 0 0 0 0 0 7 19 5.40 3.000													
Tom Griffin, R ERA: 3.64 (6, 1)	2.0 7 1 0 0 1 1 0 1 0 0 0 0 7 12 0.00 1.000													
Al Holland, L ERA: 1.1 (8, 1)	2.0 7 1 0 0 3 0 0 0 0 0 0 0 13 13 0.00 0.500													

Chicago Cubs @ San Francisco Giants
 Candlestick Park, San Francisco, CA
 Fri Aug 01 1980, 10:05 PM EDT
 Att: 12,389 - Unknown

livebaseballscorecards.com

AB	32
R	5
H	8
RBI	5
BB	8
SO	6
LOB	20



Batter	1	2	3	4	5	6	7	8	9	AB R H RBI BB SO LOB
Bill North, S (1, 8) OBP: 0.380, SLG: 0.288	0-0 1-3 1B		0-0 1B			0-0 1-3 1B	4-0 BB		4-0 FC1-6 BB	3 0 1 0 2 0 0
Joe Pettini, R (1, 6) OBP: 0.283, SLG: 0.300	0-0 F8		0-0 5-3			0-3 K	0-0 5-3		0-0 FC1-6 1-2f	3 0 0 0 0 1 1
Jim Wohlford, R (7, PH) OBP: 0.270, SLG: 0.319										1 0 0 0 0 0 2
Al Holland, R (8, 1)										0 0 0 0 0 0 0
Roger Metzger, S (9, PH) OBP: 0.148, SLG: 0.080										1 0 0 0 0 0 1
Jack Clark, R (1, 9) OBP: 0.384, SLG: 0.545	0-0 6-3			0-3 K		0-3 K		0-0 1B 2B	0-0 4-3	5 0 1 0 0 2 1
Darrell Evans, L (1, 5) OBP: 0.349, SLG: 0.391		0-3 K		0-0 5-3 1B			0-0 1B 1B	4-0 1B BB		3 1 2 0 1 1 0
Larry Herndon, R (1, 7) OBP: 0.287, SLG: 0.406		0-0 E9		0-0 5-3 1-2			0-3 K	0-3 K		4 0 0 0 0 2 4
Mike Ivie, R (1, 3) OBP: 0.275, SLG: 0.331		0-0 6-3		0-3 K			0-0 E 1-2 2B 1B	0-3 K		4 1 1 0 0 2 4
Rennie Stennett, R (1, 4) OBP: 0.298, SLG: 0.341		0-3 K				0-0 G3	0-0 E8 1-3 2-H 2B 1B	0-0 1-2 2-3 1B		4 1 2 1 0 1 1
Mike Sadek, R (1, 2) OBP: 0.386, SLG: 0.365			0-0 6-3			0-0 5-3	0-0 2-H 3-H 2B	0-3 K		4 0 1 2 0 1 3
Bill Bordley, R (1, 1) OBP: 0.286, SLG: 0.167			0-3 K			0-0 6-3	0-3 K		0-0 5-3	1 0 0 0 0 0 1 0
Mike Rowland, R (4, 1)										0 0 0 0 0 0 0 0
Max Venable, L (5, PH) OBP: 0.327, SLG: 0.326										1 0 0 0 0 0 0 0
Tom Griffin, R (6, 1) OBP: 0.250, SLG: 0.250										0 0 0 0 0 0 0 0
Terry Whitfield, L (7, PH) OBP: 0.303, SLG: 0.320										1 0 0 0 0 0 1 1
Johnnie LeMaster, R (8, 8) OBP: 0.299, SLG: 0.327										1 0 0 0 0 0 0 0


Inning Stats	R: 0	H: 0	E: 0	K: 0	S: 3	R: 0	H: 0	E: 1	K: 2	S: 8	R: 0	H: 1	E: 0	K: 1	S: 6	R: 0	H: 1	E: 0	K: 2	S: 8	R: 0	H: 0	E: 0	K: 0	S: 3	R: 0	H: 0	E: 0	K: 2	S: 7	R: 3	H: 4	E: 1	K: 2	S: 11	R: 0	H: 2	E: 0	K: 3	S: 11	R: 0	H: 0	E: 0	K: 0	S: 3	1B: 6	2B: 2	3B: 0	HR: 0	SF: 0	SAC: 0	DP: 0	HBP: 0	WP: 0	PB: 0	SB: 0	CS: 0	PA: 39
PITCHER	IP	WLS	BF	H	R	ER	SO	BB	IBB	HBP	BLK	WP	HR	S	P	ERA	WHIP																			PITCHER	IP	WLS	BF	H	R	ER	SO	BB	IBB	HBP	BLK	WP	HR	S	P	ERA	WHIP					
Rick Reuschel, R (1, 1) ERA: 3.71	7.0	W	31	7	3	2	9	2	0	0	0	0	0	47	55	2.57	1.286																			Bruce Sutter, R (8, 1) ERA: 2.53	2.0	S	8	1	0	0	3	1	0	0	0	0	0	0	13	17	0.00	1.000				

BOTTOM

Chicago Cubs @ San Francisco Giants
Candlestick Park, San Francisco, CA

Fri Aug 01 1980, 10:05 PM EDT
Att. 12,389 - Unknown

AB	36
R	3
H	8
RBI	3
BB	3
SO	12
LOB	18



Batter	1	2	3	4	5	6	7	8	9	AB R H RBI BB SO LOB	TOP															
Ivan De Jesus, R OBP: 0.337, SLG: 0.350 (1, 6) X	0-0 F9		0-3 K	0-3 K		4-0 3B BB	0-3 K			4 1 0 0 1 3 2																
Steve Dillard, R OBP: 0.288, SLG: 0.376 (1, 4) S S S	0-3 K		0-0 HR	0-0 F8		0-0 3B		0-0 F5		5 1 2 4 0 1 0																
Bill Buckner, L OBP: 0.358, SLG: 0.450 (1, 7) X	0-0 F3		0-0 BB 1B BB 1B		0-0 2B	0-0 F4		0-0 5-3		5 1 2 0 0 0 1																
Cliff Johnson, R OBP: 0.337, SLG: 0.417 (1, 3) X		0-0 F6	0-0 BB BB 1-2 1B		0-0 F3	4-0 BB BB		0-0 6-3		4 0 1 0 1 0 1																
Jerry Martin, R OBP: 0.302, SLG: 0.445 (1, 9) X		0-0 FC1-6 BLK 1B	4-0 BB 1-2 2-3 BB		4-0 IBB	4-0 BB		0-0 F3		2 0 1 0 3 0 0																
Lenny Randle, S OBP: 0.346, SLG: 0.364 (1, 5) B B B B		4-0 FC1-6 1-2 BB	4-0 BB 1-2 2-3 3-H BB		0-0 F3	0-0 4-3		0-0 4-3		3 0 0 1 2 0 5																
Jesus Figueroa, L OBP: 0.330, SLG: 0.309 (1, 8) X		0-0 FC1-6 1-2 2-3	0-0 L6		0-0 4-3		0-0 3-1		0-0 WP BB 1B	5 0 1 0 0 0 7	AB 36 R 5 H 9 RBI 5 BB 9 SO 4 LOB 24															
Tim Blackwell, S OBP: 0.315, SLG: 0.378 (1, 2) X		0-0 L6	0-0 F9			0-0 F9		0-0 WP 1-2 BB	4-0 WP BB	4 0 1 0 1 0 5																
Dennis Lamp, R OBP: 0.204, SLG: 0.133 Dick Tidrow, R (6, 1) Willie Hernandez, L OBP: 0.214, SLG: 0.286 Larry Bittner, L OBP: 0.326, SLG: 0.345 (9, PH)			0-0 HR 1B	0-0 F8		4-0 BB 3B BB	0-0 F8		0-0 3-1 1-2 2-3	2 2 1 0 1 0 0 1 0 0 0 0 0 1 0 0 0 0 0 0 0 1 0 0 0 0 0 2																
Inning Stats	R: 0 E: 0 K: 1 S: 5	H: 0 LOB: 0 BB: 0 P: 5	R: 0 E: 0 K: 0 S: 4	H: 1 LOB: 2 BB: 1 P: 8	R: 3 E: 0 K: 1 S: 9	H: 4 LOB: 3 BB: 2 P: 17	R: 0 E: 0 K: 1 S: 5	H: 0 LOB: 0 BB: 0 P: 5	R: 0 E: 0 K: 0 S: 4	H: 1 LOB: 2 BB: 1 P: 8	R: 2 E: 0 K: 0 S: 4	H: 1 LOB: 3 BB: 4 P: 20	R: 0 E: 0 K: 1 S: 6	H: 1 LOB: 1 BB: 0 P: 6	R: 0 E: 0 K: 0 S: 3	H: 0 LOB: 0 BB: 0 P: 3	R: 0 E: 0 K: 0 S: 4	H: 1 LOB: 2 BB: 1 P: 8	1B: 5 2B: 2 3B: 1 HR: 1	SF: 0 SAC: 0 DP: 0 HBP: 0	WP: 1 PB: 0 SB: 0 CS: 0	PA: 45				
PITCHER	IP WLS BF H R ER SO BB IBB HBP BLK WP HR S P ERA WHIP																									
Vida Blue, L ERA: 3.11 (1, 1)	5.0		25	6	3	3	3	3	3	1	0	1	27	43	5.40	1.800										
Gary Lavelle, L ERA: 3.51 (6, 1)	0.2		6	1	2	2	0	3	0	0	0	0	3	15	27.00	6.000										
Tom Griffin, R ERA: 3.53 (6, 1)	1.1	W	6	1	0	0	1	1	0	0	0	0	7	11	0.00	1.500										
Greg Minton, R ERA: 2.47 (8, 1)	2.0	S	8	1	0	0	0	1	0	0	0	1	7	11	0.00	1.000										

Chicago Cubs @ San Francisco Giants
Candlestick Park, San Francisco, CA

livebaseballscorecards.com



Sat Aug 02 1980, 6:33 AM EDT
Att: 10,392 - Unknown

Batter	1	2	3	4	5	6	7	8	9	AB	R	H	RBI	BB	SO	LOB
Bill North, S OBP: 0.380, SLG: 0.288 (1, 8)	0-0 1-3		0-3 K	0-0 F7		0-0 1B 2-H 3-H	4-0 2B IBB			4	0	1	2	1	1	1
Joe Pettini, R OBP: 0.328, SLG: 0.364 (1, 6)	0-0 HR 1B		0-0 BB 1B		0-0 6-3	0-0 1B 1-2	0-0 2B 1-3 2-H 3-H			5	1	4	2	0	0	0
Jack Clark, R OBP: 0.384, SLG: 0.550 (1, 9)	0-0 HR 1-H		4-0 BB 1-2 BB		0-0 F7 2	0-0 F8 3	0-0 F8 3			4	1	1	2	1	0	4
Darrell Evans, L OBP: 0.348, SLG: 0.387 (1, 5)	0-0 4-3 2		0-0 F8 2		4-0 BB		0-0 F8 1	0-0 3-1 1		4	0	0	0	1	0	2
Larry Herndon, R OBP: 0.288, SLG: 0.403 (1, 7)	0-0 5-3 3		4-0 BB 1-2 2-3 BB		0-0 F8 3		4-0 1B BB S S	0-3 K 2		2	0	0	0	1	0	1
Tom Griffin, R OBP: 0.250, SLG: 0.250 (6, 1)										0	0	0	0	0	0	0
Roger Metzger, S OBP: 0.179, SLG: 0.080 (7, PH)										0	1	0	0	1	0	0
Greg Minton, S (8, 1)										1	0	0	0	0	1	0
Mike Ivie, R OBP: 0.285, SLG: 0.342 (1, 3)		0-0 2B	0-0 F4 3		0-0 F7 1	0-0 1B 1B 1-3	4-0 BB BB BB BB	4-0 BB		4	1	2	0	1	0	3
Rennie Stennett, R OBP: 0.296, SLG: 0.338 (1, 4)		0-0 5-3 1		0-0 F4 1		0-3 K 2	0-0 1B 2B 1B 1-2 3-H	0-3 K 3		5	1	1	1	0	2	2
Mike Sadek, R OBP: 0.391, SLG: 0.372 (1, 2)		0-0 F4 2		0-0 SH1-4 1B		0-0 2B 1B 1B	0-0 F3 2			4	1	2	0	0	0	3
Vida Blue, S OBP: 0.149, SLG: 0.133 (1, 1)		0-3 K S S		0-0 SH1-4 2		0-0 1B 2B	0-0 2B 1B 1-3 2-H			1	0	0	0	0	1	1
Gary Lavelle, S (6, 1)										0	0	0	0	0	0	0
Terry Whitfield, L OBP: 0.311, SLG: 0.333 (6, 7)										2	2	2	1	0	0	0

Inning Stats	R: 2	H: 2	E: 0	K: 0	S: 5	H: 2	LOB: 0	BB: 0	P: 5	R: 0	H: 1	E: 0	K: 1	S: 6	H: 1	LOB: 1	BB: 0	P: 6	R: 0	H: 1	E: 0	K: 1	S: 6	R: 0	H: 1	E: 0	K: 0	S: 4	H: 4	LOB: 2	BB: 0	P: 9	R: 4	H: 4	E: 0	K: 0	S: 7	H: 0	LOB: 1	BB: 1	P: 11
--------------	------	------	------	------	------	------	--------	-------	------	------	------	------	------	------	------	--------	-------	------	------	------	------	------	------	------	------	------	------	------	------	--------	-------	------	------	------	------	------	------	------	--------	-------	-------

PITCHER	IP	WLS	BF	H	R	ER	SO	BB	IBB	HBP	BLK	WP	HR	S	P	ERA	WHIP
Dennis Lamp, R ERA: 4.71 (1, 1)	5.2		28	8	4	4	3	3	0	0	0	0	1	31	43	6.35	1.941
Dick Tidrow, R ERA: 2.49 (6, 1)	1.1	L	11	5	4	4	0	1	1	0	0	0	0	9	17	27.00	4.500
Willie Hernandez, L ERA: 4.73 (8, 1)	1.0		4	0	0	0	2	1	0	0	0	0	0	7	11	0.00	1.000


BOTTOM

Chicago Cubs @ San Francisco Giants
Candlestick Park, San Francisco, CA

Sat Aug 02 1980, 6:33 AM EDT
Att. 10,392 - Unknown

AB	36
R	8
H	13
RBI	8
BB	6
SO	5
LOB	17

livebaseballscorecards.com



WP: 0	PA: 43
PB: 0	CS: 0
SB: 0	

Batter	1	2	3	4	5	6	7	8	9	AB R H RBI BB SO LOB	TOP	
Ivan De Jesus, R (1, 6) OBP: 0.340, SLG: 0.354	0-0 1-3 4-3 1B	0-0 F8		0-0 2-H 1B			0-3 K		0-0 FC5-4 1B	5 0 3 1 0 1 2		
Steve Macko, L (1, 4) OBP: 0.231, SLG: 0.308	0-0 4-3	0-0 F7		0-0 1-2 1B			0-0 F8		0-0 FC5-4 1-2f	5 0 1 0 0 0 4		
Bill Buckner, L (1, 7) OBP: 0.354, SLG: 0.444	0-0 1-3 2-3		0-0 F7	0-0 F5			0-0 4-3			4 0 0 0 0 0 3		
Jerry Martin, R (1, 9) OBP: 0.298, SLG: 0.440	0-0 G3		0-3 K		0-3 K			0-3 K		4 0 0 0 0 3 1		
Larry Bittner, L (1, 3) OBP: 0.330, SLG: 0.345		0-0 F8	0-0 1B		0-3 K			4-0 BB		3 0 1 0 1 1 0		
Jesus Figueroa, L (1, 8) OBP: 0.326, SLG: 0.318		0-0 BB 1B 2B	0-3 K		0-0 6-3			0-0 F8		4 1 1 0 0 1 2		
Lenny Randle, S (1, 5) OBP: 0.345, SLG: 0.360		4-0 BB 1B BB		0-0 4-3		0-0 6-3		0-0 G3		3 1 0 0 1 0 1		
Mick Kelleher, R (8, 5) OBP: 0.242, SLG: 0.207										0 0 0 0 0 0 0	AB 34 R 3 H 8 RBI 3 BB 3 SO 7 LOB 13	
Tim Blackwell, S (1, 2) OBP: 0.319, SLG: 0.377		4-0 1-2 2-3 1B BB		0-0 SH1-4 1B 1B		0-0 F8			0-0 F9	3 1 1 0 1 0 0		
Mike Krukow, R (1, 1) OBP: 0.196, SLG: 0.178		0-0 1-2 2-H 3-H 1B		0-0 SH1-4		0-0 L3			0-3 K	3 0 1 2 0 1 0		
Inning Stats	R: 0 E: 0 K: 0 S: 4 H: 1 LOB: 1 BB: 0 P: 4	R: 2 E: 0 K: 0 S: 5 H: 2 LOB: 2 BB: 2 P: 13	R: 0 E: 0 K: 2 S: 8 H: 1 LOB: 1 BB: 0 P: 8	R: 1 E: 0 K: 0 S: 6 H: 3 LOB: 2 BB: 0 P: 6	R: 0 E: 0 K: 2 S: 7 H: 0 LOB: 0 BB: 0 P: 7	R: 0 E: 0 K: 0 S: 3 H: 0 LOB: 0 BB: 0 P: 3	R: 0 E: 0 K: 1 S: 5 H: 0 LOB: 0 BB: 0 P: 5	R: 0 E: 0 K: 1 S: 5 H: 0 LOB: 1 BB: 1 P: 9	R: 0 E: 0 K: 1 S: 6 H: 1 LOB: 1 BB: 0 P: 6	1B: 7 2B: 1 3B: 0 HR: 0 SF: 0 SAC: 1 DP: 0 HBP: 0	WP: 0 PB: 0 SB: 0 CS: 0 PA: 38	
PITCHER	IP WLS BF H R ER SO BB IBB HBP BLK WP HR S P ERA WHIP											
Allen Ripley, R (1, 1) ERA: 3.53	4.0 L 21 7 3 3 2 2 0 0 0 0 0 0 23 31 6.75 2.250											
Gary Lavelle, L (5, 1) ERA: 3.34	3.0 9 0 0 0 3 0 0 0 0 0 0 0 15 15 0.00 0.000											
Al Holland, L (8, 1) ERA: 1.06	2.0 8 1 0 0 2 1 0 0 0 0 0 0 11 15 0.00 1.000											

Chicago Cubs @ San Francisco Giants
 Candlestick Park, San Francisco, CA
 Sun Aug 03 1980, 6:33 AM EDT
 Unknown

livebaseballscorecards.com



Batter	1	2	3	4	5	6	7	8	9	AB	R	H	RBI	BB	SO	LOB
Bill North, S OBP: 0.382, SLG: 0.286 (1, 8)	4-0 4-3 S BB		0-0 G3		4-0 5-3 4-3 BB		0-3 K			2	1	0	0	2	1	0
Joe Pettini, R OBP: 0.306, SLG: 0.339 (1, 6)	0-0 4-3 1-3		0-0 2-3		0-0 5-3 1-3		0-0 F8			4	0	0	0	0	0	2
Jack Clark, R OBP: 0.381, SLG: 0.544 (1, 9)	0-3 K		0-0 6-3		0-0 4-3 3-H		0-0 L5			4	0	0	1	0	1	1
Darrell Evans, L OBP: 0.344, SLG: 0.383 (1, 5)	0-0 F7		0-0 G3		0-3 K		0-0 F9			4	0	0	0	0	1	1
Larry Herndon, R OBP: 0.287, SLG: 0.411 (1, 7)		0-0 F8		0-0 HR		0-0 6-3		0-0 F8		4	1	1	1	0	0	0
Mike Ivie, R OBP: 0.284, SLG: 0.339 (1, 3)		0-0 1B 1B		0-3 K		0-0 F8		0-0 F4		4	0	1	0	0	1	0
Rennie Stennett, R OBP: 0.295, SLG: 0.337 (1, 4)		0-0 1B 1-2 1B		0-0 E6 BB		0-0 F4		0-0 F8		4	0	1	0	0	0	0
Mike Sadek, R OBP: 0.389, SLG: 0.363 (1, 2)		0-0 F8		4-0 1-2 BB		0-0 F7				2	0	0	0	1	0	2
Allen Ripley, R OBP: 0.227, SLG: 0.190 (1, 1)		0-3 K		0-0 F5		0-0 F8				1	0	0	0	0	1	2
Max Venable, L OBP: 0.320, SLG: 0.319 (4, PH)										1	0	0	0	0	0	2
Gary Lavelle, S (5, 1)										0	0	0	0	0	0	0
Roger Metzger, S OBP: 0.172, SLG: 0.077 (7, PH)										1	0	0	0	0	0	0
Al Holland, R (8, 1)										0	0	0	0	0	0	0

Inning Stats	R: 0	H: 0	E: 0	K: 1	S: 5	H: 0	LOB: 1	BB: 1	P: 9	R: 0	H: 2	E: 0	K: 1	S: 7	H: 0	LOB: 0	BB: 0	P: 3	R: 1	H: 1	E: 1	K: 1	S: 7	R: 1	H: 0	E: 0	K: 1	S: 5	H: 0	LOB: 0	BB: 1	P: 9	R: 0	H: 0	E: 0	K: 0	S: 3	H: 0	LOB: 0	BB: 0	P: 3	R: 0	H: 0	E: 0	K: 1	S: 5	H: 0	LOB: 0	BB: 0	P: 5	R: 0	H: 0	E: 0	K: 0	S: 3	H: 0	LOB: 0	BB: 0	P: 3	R: 0	H: 0	E: 0	K: 0	S: 3	H: 0	LOB: 0	BB: 0	P: 3
1B: 2	SF: 0	2B: 0	SAC: 0	3B: 0	DP: 0	HR: 1	HBP: 0	WP: 0	PA: 34	ERA: 2.00	WHIP: 0.667																																																									
PITCHER	IP	WLS	BF	H	R	ER	SO	BB	IBB	HBP	BLK	WP	HR	S	P	ERA	WHIP																																																			
Mike Krukow, R ERA: 4.01 (1, 1)	9.0	W	34	3	2	2	5	3	0	0	0	0	1	41	53	2.00	0.667																																																			
														PITCHER	IP	WLS	BF	H	R	ER	SO	BB	IBB	HBP	BLK	WP	HR	S	P	ERA	WHIP																																					

BOTTOM

Chicago Cubs @ San Francisco Giants
Candlestick Park, San Francisco, CA
Sun Aug 03 1980, 6:33 AM EDT
Unknown

livebaseballscorecards.com

AB	31
R	2
H	3
RBI	2
BB	3
SO	5
LOB	10



Batter	1	2	3	4	5	6	7	8	9	AB R H RBI BB SO LOB	TOP											
Ivan De Jesus, R (1, 6) OBP: 0.343, SLG: 0.355	4-0 S 1B BB		0-0 G4-6-3 1B		0-0 FC6-4 1-2f		0-0 F9	0-0 E6 FC1 1B		4 1 2 0 1 0 1												
Mike Tyson, R (1, 4) OBP: 0.299, SLG: 0.354	0-0 F5 1-2		0-0 G4-6-3 1-2f		0-0 F3 1-2		0-0 F8	0-0 FC1 FC6-4 1-2 3-H		5 0 0 0 0 0 5 0 0 0 0 0 0 0												
Cliff Johnson, R (1, 3) OBP: 0.344, SLG: 0.418	4-0 1B BB		4-0 WP BB		4-0 FC6-4 BB		0-0 2B 1B	0-0 FC6-4 1-2f		2 1 1 0 3 0 2 0 0 0 0 0 0 0												
Bruce Sutter, R (8, 1) OBP: 0.200, SLG: 0.200																						
Bill Buckner, L (1, 7) OBP: 0.355, SLG: 0.446	0-0 1-3 2-H 1B		0-0 F8 1-2		0-0 FC6-4 1-2f		0-0 1B 2B		0-0 F9	5 1 2 1 0 0 3												
Jerry Martin, R (1, 9) OBP: 0.300, SLG: 0.439	0-0 F3			0-0 S 1B		0-0 6-3		0-0 1B 1B 2-H 3-H	0-0 L1	5 0 2 2 0 0 2												
Barry Foote, R (1, 2) OBP: 0.289, SLG: 0.408	0-0 F9			0-0 F2 1-2		0-0 FC5-4 1B 1B		0-0 1B	0-0 F8	5 0 2 0 0 0 3 0 0 0 0 0 0 0												
Tim Blackwell, S (9, 2) OBP: 0.319, SLG: 0.377																						
Jesus Figueroa, L (1, 8) OBP: 0.323, SLG: 0.315		0-0 1-3		0-0 4-3		0-0 FC5-4 1B		0-0 3-1		4 0 1 0 0 0 3												
Steve Dillard, R (1, 5) OBP: 0.279, SLG: 0.364		0-0 F7		0-3 K		0-0 FC5-4 1-2f 2-3			0-0 F7	4 0 0 0 0 1 3												
Bill Caudill, R (1, 1) OBP: 0.200, SLG: 0.200		0-0 6-3				0-0 FC6-4 1B			0-0 E FC1 1B	2 0 1 0 0 0 0 1 0 0 0 0 1 2 0 0 0 0 0 0 0 1 0 1 0 0 0 0												
Mike Vail, R (6, PH) OBP: 0.333, SLG: 0.409																						
Dick Tidrow, R (6, 1) OBP: 0.333, SLG: 0.349																						
Larry Bittner, L (8, PH) OBP: 0.333, SLG: 0.349																						
Inning Stats	R: 1 E: 0 K: 0 S: 4	H: 1 LOB: 2 BB: 2 P: 12	R: 0 E: 0 K: 0 S: 3	H: 0 LOB: 0 BB: 0 P: 3	R: 0 E: 0 K: 0 S: 3	H: 1 LOB: 1 BB: 0 P: 7	R: 0 E: 0 K: 1 S: 6	H: 1 LOB: 1 BB: 0 P: 6	R: 0 E: 0 K: 0 S: 4	H: 1 LOB: 2 BB: 1 P: 8	R: 0 E: 0 K: 1 S: 7	H: 2 LOB: 2 BB: 0 P: 7	R: 2 E: 0 K: 0 S: 7	H: 4 LOB: 2 BB: 0 P: 7	R: 0 E: 1 K: 0 S: 5	H: 2 LOB: 2 BB: 0 P: 5	R: 0 E: 0 K: 0 S: 3	H: 0 LOB: 0 BB: 0 P: 3	1B: 11 2B: 1 3B: 0 HR: 0	SF: 0 SAC: 0 DP: 1 HBP: 0	WP: 1 PB: 0 SB: 3 CS: 0	PA: 42
PITCHER	IP WLS BF H R ER SO BB IBB HBP BLK WP HR S P ERA WHIP																					
Bob Knepper, L (1, 1) ERA: 4.0	6.2 L 31 8 3 3 2 4 0 0 0 1 0 31 47 4.05 1.800																					
Greg Minton, R (7, 1) ERA: 2.41	1.1 8 4 0 0 0 0 0 0 0 0 0 8 8 0.00 3.000																					
Al Holland, L (9, 1) ERA: 1.04	1.0 3 0 0 0 0 0 0 0 0 0 0 3 3 0.00 0.000																					

Chicago Cubs @ San Francisco Giants
Candlestick Park, San Francisco, CA
Sun Aug 03 1980, 6:38 AM EDT
Att: 28,497 - Unknown

AB	38
R	3
H	12
RBI	3
BB	4
SO	2
LOB	24



WP: 1	PA: 42
PB: 0	
SB: 3	
CS: 0	

ERA	WHIP

Batter	1	2	3	4	5	6	7	8	9	AB R H RBI BB SO LOB
Larry Herndon, R (1, 8) OBP: 0.286, SLG: 0.408	0-0 SH SF9 1B	0-3 K		0-0 FC6-4 1-2f		0-3 K			0-3 K	5 1 1 0 0 3 6
Joe Pettini, R (1, 6) OBP: 0.308, SLG: 0.328 Jim Wohlford, R (9, PH) OBP: 0.268, SLG: 0.316	0-0 SH 1-3		0-3 K		0-3 K		4-0 G4-6-3 BB		0-0 6-3	2 0 0 0 1 2 0 1 0 0 0 0 0 0
Jack Clark, R (1, 9) OBP: 0.379, SLG: 0.541	0-0 SF9 3-H		0-3 K		0-0 1B		0-3 K		0-0 4-3	4 0 1 1 0 2 1
Darrell Evans, L (1, 5) OBP: 0.343, SLG: 0.380	0-0 F8		4-0 CS BB		0-0 F8		0-0 G4-6-3 1-2f			3 0 0 0 1 0 3
Terry Whitfield, L (1, 7) OBP: 0.309, SLG: 0.337	0-0 F8		0-0 CS 1-2	0-0 1B 2B	0-0 F8		0-3 K			4 0 1 0 0 1 2
Mike Ivie, R (1, 3) OBP: 0.289, SLG: 0.355		0-0 SF9 3B		0-0 F9		0-0 5-3		0-0 PB 1B		4 1 2 0 0 0 1
Rennie Stennett, R (1, 4) OBP: 0.298, SLG: 0.340		0-0 1B		0-0 S 1B 2-3		0-3 K		0-0 5-3 1-2		4 0 2 0 0 1 1
Dennis Littlejohn, R (1, 2) OBP: 0.379, SLG: 0.318 Max Venable, L (8, PH) OBP: 0.333, SLG: 0.319 Al Holland, R (9, 1)		0-0 SF9 3-H		4-0 FC6-4 IBB 1-2		4-0 2B BB		4-0 BB		0 0 0 1 2 0 0 0 0 0 0 1 0 0 0 0 0 0 0 0 0
Bob Knepper, L (1, 1) OBP: 0.190, SLG: 0.232 Greg Minton, S (7, 1) Bill North, S (8, PH) OBP: 0.380, SLG: 0.285 Mike Sadek, R (9, 2) OBP: 0.389, SLG: 0.363		0-3 K		0-0 F5		0-0 2B 1-3		0-3 K		3 0 1 0 0 1 4 0 0 0 0 0 0 0 1 0 0 0 0 1 2 0 0 0 0 0 0 0

Inning Stats	R: 1	H: 1	E: 1	K: 0	S: 5	LOB: 1	BB: 0	P: 5	R: 1	H: 2	E: 0	K: 2	S: 9	LOB: 1	BB: 0	P: 9	R: 0	H: 0	E: 0	K: 2	S: 6	LOB: 0	BB: 1	P: 10	R: 0	H: 2	E: 0	K: 0	S: 5	LOB: 3	BB: 1	P: 9	R: 0	H: 1	E: 0	K: 1	S: 6	LOB: 1	BB: 0	P: 6	R: 0	H: 1	E: 0	K: 2	S: 8	LOB: 2	BB: 1	P: 12	R: 0	H: 0	E: 0	K: 1	S: 4	LOB: 0	BB: 1	P: 8	R: 0	H: 1	E: 0	K: 2	S: 8	LOB: 2	BB: 1	P: 12	R: 0	H: 0	E: 0	K: 1	S: 5	LOB: 0	BB: 0	P: 5
--------------	------	------	------	------	------	--------	-------	------	------	------	------	------	------	--------	-------	------	------	------	------	------	------	--------	-------	-------	------	------	------	------	------	--------	-------	------	------	------	------	------	------	--------	-------	------	------	------	------	------	------	--------	-------	-------	------	------	------	------	------	--------	-------	------	------	------	------	------	------	--------	-------	-------	------	------	------	------	------	--------	-------	------

PITCHER	IP	WLS	BF	H	R	ER	SO	BB	IBB	HBP	BLK	WP	HR	S	P	ERA	WHIP
Bill Caudill, R (1, 1) ERA: 2.13	5.0		23	6	2	1	5	1	1	0	0	0	0	31	39	1.80	1.400
Dick Tidrow, R (6, 1) ERA: 2.42	2.0	W	8	1	0	0	3	2	0	0	0	0	0	12	20	0.00	1.500
Bruce Sutter, R (8, 1) ERA: 2.45	2.0	S	8	1	0	0	3	1	0	0	0	0	0	13	17	0.00	1.000

BOTTOM

Chicago Cubs @ San Francisco Giants
Candlestick Park, San Francisco, CA

Sun Aug 03 1980, 6:38 AM EDT
Att. 28,497 - Unknown

livebaseballscorecards.com

AB	31
R	2
H	8
RBI	2
BB	5
SO	11
LOB	20

GIANTS

WP: 0	PA: 40
PB: 1	
SB: 1	
CS: 1	

Batter	1	2	3	4	5	6	7	8	9	AB R H RBI BB SO LOB	TOP											
Omar Moreno, L (1, 8) OBP: 0.313, SLG: 0.337	0-0 5-3		0-0 4-3		0-0 6-3		0-0 L6-3 1B		0-0 1-3 1B	5 0 2 0 0 0 0												
Tim Foli, R (1, 6) OBP: 0.316, SLG: 0.350	0-0 1-3		0-0 F8		0-0 5-3		0-0 L6-3 1-2			4 0 0 0 0 0 1												
Dave Parker, L (1, 9) OBP: 0.325, SLG: 0.455	4-0 BB		0-0 F7		0-0 1B		0-0 4-3			3 0 1 0 1 0 0												
Willie Stargell, L (1, 3) OBP: 0.346, SLG: 0.479	0-0 F7			0-0 1B BB SF7 1B	0-3 K			0-0 4-3		4 1 1 0 0 1 2												
Mike Easler, L (1, 7) OBP: 0.423, SLG: 0.616		0-0 FC6-4 5-3 1B		4-0 1-2 1B BB		0-0 1B BB 1B		0-0 4-1		3 2 2 0 1 0 0												
Bill Madlock, R (1, 5) OBP: 0.297, SLG: 0.327		0-0 5-3 1-2		0-0 1-2 2-3 1B		4-0 1-2 BB		0-0 6-3		3 0 1 0 1 0 1												
Ed Ott, L (1, 2) OBP: 0.356, SLG: 0.415		4-0 FC6-4 BB		0-0 SF7 3-H		0-0 1-2 2-H 1B		0-0 G3		2 0 1 2 1 0 0												
Phil Garner, R (1, 4) OBP: 0.316, SLG: 0.359		0-0 FC6-4 FC6-4 1-2f 2-3		0-0 CS 1-3 2-H 1B		0-3 K		0-0 4-3		4 0 1 1 0 1 4												
John Candelaria, L (1, 1) OBP: 0.222, SLG: 0.180		0-0 FC6-4		0-0 6-3		0-0 G4-6-3 1-2f		4-0 1B BB		2 0 0 0 0 0 4												
John Milner, L (6, PH) OBP: 0.347, SLG: 0.354										1 0 0 0 0 0 2												
Rod Scurry, L (6, 1) OBP: 0.333, SLG: 0.333										0 0 0 0 0 0 0												
Enrique Romo, R (7, 1) OBP: 0.556, SLG: 0.500										0 0 0 0 0 0 0												
Kurt Bevacqua, R (9, PH) OBP: 0.329, SLG: 0.380										0 0 0 0 1 0 0												
Inning Stats	R: 0 E: 0 K: 0 S: 3	H: 0 LOB: 1 BB: 1 P: 7	R: 0 E: 0 K: 0 S: 4	H: 1 LOB: 2 BB: 1 P: 8	R: 0 E: 0 K: 0 S: 3	H: 0 LOB: 0 BB: 0 P: 3	R: 2 E: 0 K: 0 S: 5	H: 3 LOB: 1 BB: 1 P: 9	R: 0 E: 0 K: 1 S: 6	H: 1 LOB: 1 BB: 0 P: 6	R: 1 E: 0 K: 1 S: 6	H: 2 LOB: 1 BB: 1 P: 10	R: 0 E: 0 K: 0 S: 3	H: 1 LOB: 0 BB: 0 P: 3	R: 0 E: 0 K: 0 S: 3	H: 0 LOB: 0 BB: 0 P: 3	R: 0 E: 0 K: 0 S: 3	H: 1 LOB: 2 BB: 1 P: 7	1B: 9 2B: 1 3B: 0 HR: 0	SF: 1 SAC: 0 DP: 2 HBP: 0	WP: 0 PB: 0 SB: 0 CS: 1	PA: 37
PITCHER Rick Reuschel, R (1, 1) ERA: 3.67	IP 9.0	WLS W	BF 37	H 9	R 3	ER 3	SO 2	BB 5	IBB 0	HBP 0	BLK 0	WP 0	HR 0	S 36	P 56	ERA 3.00	WHIP 1.556					

Pittsburgh Pirates @ Chicago Cubs
 Wrigley Field, Chicago, IL
 Tue Aug 05 1980, 3:33 AM CDT
 Att: 22,939 - Unknown

livebaseballscorecards.com

AB	31
R	3
H	9
RBI	3
BB	5
SO	2
LOB	14




Batter	1	2	3	4	5	6	7	8	9
Jesus Figueroa, L OBP: 0.307, SLG: 0.298 (1, 8)	0-3 K	0-3 K		0-0 3-1			F9		
Mike Tyson, R OBP: 0.296, SLG: 0.355 (1, 4)	0-3 K		0-3 K		0-0 F8		0-0 BB E 2B	0-0 F8	
Bill Buckner, L OBP: 0.358, SLG: 0.457 (1, 7)	0-0 1B		0-0 1B HR		0-0 4-3		0-0 P4	0-0 HR	
Cliff Johnson, R OBP: 0.353, SLG: 0.436 Larry Biittner, L OBP: 0.332, SLG: 0.347 (1, 3) (8, 3)	0-0 1-2 1B		0-0 1-2 HR 1B		0-0 HR		4-0 E BB 1B IBB	0-3 K	
Jerry Martin, R OBP: 0.306, SLG: 0.460 (1, 9)	0-0 1-3		0-0 1-H 2-H HR		0-0 HR		4-0 1-2 2-3 1B BB	0-0 1B	
Steve Dillard, R OBP: 0.276, SLG: 0.352 (1, 5)		0-3 K	4-0 CS BB		0-3 K		0-0 E5 1B 1B	0-0 4-3	
Tim Blackwell, S OBP: 0.322, SLG: 0.380 (1, 2)		0-0 1B	0-0 5-3			0-0 P6	0-0 1-3 2-H 3-H 1B 1B		
Steve Macko, L OBP: 0.235, SLG: 0.294 (1, 6)		0-3 K		0-3 K		0-0 6-3	0-0 1-2 3-H 1B 1B		
Rick Reuschel, R OBP: 0.185, SLG: 0.259 (1, 1)		0-0 1-2 1B		0-0 L3		0-0 6-3	0-0 1-2 2-H 1B		

AB	R	H	RBI	BB	SO	LOB
5	0	0	0	0	3	4
5	1	1	0	0	2	0
5	2	3	1	0	0	1
3	3	3	1	1	0	0
1	0	0	0	0	1	0
4	3	3	4	1	0	2
4	1	0	0	1	2	3
4	1	2	2	0	0	1
4	0	1	1	0	2	1
4	0	2	1	0	0	0

BOTTOM

Pittsburgh Pirates @ Chicago Cubs
Wrigley Field, Chicago, IL
Tue Aug 05 1980, 3:33 AM CDT
Att. 22,939 - Unknown

AB	39
R	11
H	15
RBI	10
BB	3
SO	10
LOB	12



Inning Stats	R	H	E	K	S	H	LOB	BB	P	R	H	E	K	S	H	LOB	BB	P
	0	2	0	2	9	2	2	0	9	0	0	0	1	9	2	2	0	9
	3	3	0	3	11	3	2	0	11	0	0	0	1	11	2	2	0	11
	0	0	0	0	5	0	0	0	5	0	0	0	1	5	0	0	0	5
	2	2	0	1	7	2	0	0	7	0	0	0	1	7	0	0	0	7
	0	0	0	0	3	0	0	0	3	0	0	0	1	3	0	0	0	3
	5	4	1	10	18	4	2	2	18	1	2	0	1	18	2	1	7	18

PITCHER	IP	WLS	BF	H	R	ER	SO	BB	IBB	HBP	BLK	WP	HR	S	P	ERA	WHIP
John Candelaria, L ERA: 3.68 (1, 1)	5.0	L	24	9	5	5	8	1	0	0	0	0	3	39	43	9.00	2.000
Rod Scurry, L ERA: 2.43 (6, 1)	1.2		7	1	2	0	0	0	1	0	0	0	0	6	10	0.00	0.600
Enrique Romo, R ERA: 3.5 (7, 1)	1.1		11	5	4	1	2	1	0	0	0	0	1	14	18	6.75	4.500

PITCHER	IP	WLS	BF	H	R	ER	SO	BB	IBB	HBP	BLK	WP	HR	S	P	ERA	WHIP
	5		18	4	2	0	2	1	0	0	0	0	0	18	18	0.00	0.600

1B	2B	3B	HR	SF	SAC	DP	HBP	WP	PA
10	1	0	4	0	0	0	0	0	42

Batter	1	2	3	4	5	6	7	8	9	AB R H RBI BB SO LOB	TOP		
Omar Moreno, L (1, 8) OBP: 0.316, SLG: 0.338	0-0 F9		0-0 1B 1B		4-0 2B BB		0-0 SF8 1-H		4-0 S E IBB	2 2 1 1 2 0 0			
Tim Foli, R (1, 6) OBP: 0.314, SLG: 0.352	0-0 5-3		0-0 F7		0-0 1B 2B 1-H 2-H		0-0 6-3		0-0 SF8	4 1 1 3 0 0 2			
Dave Parker, L (1, 9) OBP: 0.329, SLG: 0.457	0-0 1B		0-0 1B 1-H		0-0 1B 2-H			0-0 5-3	0-3 K 1-H 2-H	5 0 3 1 0 1 0			
Willie Stargell, L (1, 3) OBP: 0.342, SLG: 0.488	0-0 4-3			0-0 4-3	0-0 4-3			0-0 HR	0-3 K	5 1 1 1 0 1 2			
Mike Easler, L (1, 7) OBP: 0.424, SLG: 0.628		0-0 HR		0-0 4-3		0-0 4-3		0-0 1B		4 1 2 1 0 0 0			
Bill Madlock, R (1, 5) Dale Berra, R (8, 5) OBP: 0.299, SLG: 0.329 OBP: 0.277, SLG: 0.350		0-0 1B G5-4-3		0-0 5-3		0-0 1B G4-6-3		0-0 P5		4 0 2 0 0 0 1 0 0 0 0 0 0 0			
Ed Ott, L (1, 2) OBP: 0.351, SLG: 0.408		0-0 F7			0-0 F7	0-0 G4-6-3 1-2f		0-3 K		4 0 0 0 0 1 3			
Phil Garner, R (1, 4) OBP: 0.318, SLG: 0.361		0-0 G5-4-3 1-2f			0-0 S 2B 1B		0-0 5-3		0-0 1B SF8 1B	4 2 2 0 0 0 1			
Jim Bibby, R (1, 1) John Milner, L (7, PH) Matt Alexander, S (7, PR) Grant Jackson, S (7, 1) Kent Tekulve, R (8, 1) Manny Sanguillen, R (8, PH) Enrique Romo, R (9, 1) OBP: 0.207, SLG: 0.154 OBP: 0.351, SLG: 0.354 OBP: 0.343, SLG: 0.412 OBP: 0.556, SLG: 0.500			0-0 1-5-3		0-0 5-3 1-2		4-0 S SF8 BB		0-0 S WP E 1B 1-3	2 0 0 0 0 0 1 0 0 0 0 0 1 0 0 0 1 0 1 1 1 0 0 0 0 0 0 0 0 0 0 0 0 0			
Inning Stats	R: 0 H: 1 E: 0 LOB: 1 K: 0 BB: 0 S: 4 P: 4	R: 1 H: 2 E: 0 LOB: 0 K: 0 BB: 0 S: 4 P: 4	R: 0 H: 2 E: 0 LOB: 2 K: 0 BB: 0 S: 4 P: 4	R: 0 H: 0 E: 0 LOB: 0 K: 0 BB: 0 S: 3 P: 3	R: 3 H: 3 E: 0 LOB: 1 K: 0 BB: 1 S: 6 P: 10	R: 0 H: 1 E: 0 LOB: 0 K: 0 BB: 0 S: 3 P: 3	R: 1 H: 0 E: 0 LOB: 1 K: 0 BB: 1 S: 3 P: 7	R: 1 H: 2 E: 0 LOB: 1 K: 1 BB: 0 S: 7 P: 7	R: 3 H: 2 E: 1 LOB: 0 K: 2 BB: 1 S: 9 P: 13	1B: 10 SF: 2 2B: 1 SAC: 0 3B: 0 DP: 2 HR: 2 HBP: 0	WP: 1 PA: 40 PB: 0 SB: 4 CS: 0		
PITCHER	IP WLS BF H R ER SO BB IBB HBP BLK WP HR S P ERA WHIP												
Dennis Lamp, R (1, 1) ERA: 4.75	6.1		9 5 4 0 2 0 0 0 0 0 0 1 25 33 5.68 1.737										
Bruce Sutter, R (7, 1) ERA: 2.53	1.2		7 2 1 1 1 0 0 0 0 0 0 1 9 9 5.40 1.200										
Dick Tidrow, R (9, 1) ERA: 2.51	1.0 L		6 2 3 1 2 0 1 0 0 0 1 0 9 13 9.00 2.000										

Pittsburgh Pirates @ Chicago Cubs
Wrigley Field, Chicago, IL
Wed Aug 06 1980, 3:33 AM CDT
Unknown

livebaseballscorecards.com

AB 35
R 9
H 13
RBI 7
BB 3
SO 3
LOB 10



Batter	1	2	3	4	5	6	7	8	9	AB	R	H	RBI	BB	SO	LOB
Jesus Figueroa, L OBP: 0.302, SLG: 0.293 (1, 8)	0-3 K ①		0-0 F8 ①		0-0 G6-4-3 1B		0-0 L7 ②		0-0 4-3 ①	5	0	1	0	0	1	1
Lenny Randle, S OBP: 0.343, SLG: 0.358 (1, 5)	0-0 F9 ②		0-0 G3-6-3 ② ③ 1-2f		0-0 F5 ①		0-0 L5 ③		0-0 2B SF7 1B	5	1	1	0	0	0	2
Bill Buckner, L OBP: 0.361, SLG: 0.465 (1, 7)	0-0 HR 1B			0-0 4-3 ①	0-0 G6-4-3 ② ③ 1-2f			0-0 1B 2B	0-0 1-3 2B	5	2	3	0	0	0	1
Cliff Johnson, R OBP: 0.358, SLG: 0.449 Steve Dillard, R OBP: 0.274, SLG: 0.352 (1, 3) (9, 4)	0-0 HR 1-H			4-0 HR BB		0-3 K ①		0-0 IBB FC9-2 1B 2-H	0-0 SF7 ② 3-H	3	2	2	3	1	1	0
Jerry Martin, R OBP: 0.307, SLG: 0.466 (1, 9)	0-0 F9 ③			0-0 HR 1-H		4-0 S 2B BB		0-0 F9 ① S	0-3 K ③	4	2	1	2	1	1	2
Barry Foote, R OBP: 0.290, SLG: 0.406 Bruce Sutter, R OBP: 0.200, SLG: 0.200 Larry Bittner, L OBP: 0.335, SLG: 0.347 (1, 2) (7, 1) (8, PH) (9, 3)		0-0 L6-3 1B		0-0 F7 ②		0-0 F5 ② 1-2		4-0 FC9-2 IBB 1-2 IBB		3	0	1	0	0	0	1
Steve Macko, L OBP: 0.300, SLG: 0.400 Rick Reuschel, R OBP: 0.185, SLG: 0.259 Ivan De Jesus, R OBP: 0.345, SLG: 0.355 (1, 6) (6, PR) (7, 6)		0-0 F7 ①		0-0 1B 1B		0-0 2B 2B 2-H		4-0 FC9-2 IBB 1-2 2-3 IBB		3	0	2	1	0	0	1
Mike Tyson, R OBP: 0.297, SLG: 0.354 Mike Vail, R OBP: 0.332, SLG: 0.407 Dick Tidrow, R (1, 4) (8, PH) (9, 1)		0-0 L6-3 ② ③ 1-2		0-0 1B 1B		0-0 5-3 ③		0-0 FC9-2 ② 1-2 2-3 3-H		3	0	1	0	0	0	2
Dennis Lamp, R OBP: 0.196, SLG: 0.128 Tim Blackwell, S OBP: 0.319, SLG: 0.376 (1, 1) (7, 2)			0-0 E5 G3-6-3	0-3 K ③			0-0 F7 ①	0-0 G3 ③		2	0	0	0	0	1	2


Inning Stats	R: 2	H: 2	E: 0	K: 1	S: 7	LOB: 0	BB: 0	P: 7	R: 0	H: 1	E: 0	K: 0	S: 3	LOB: 0	BB: 0	P: 3	R: 0	H: 0	E: 1	K: 0	S: 3	LOB: 0	BB: 0	P: 3	R: 2	H: 3	E: 0	K: 1	S: 8	LOB: 2	BB: 1	P: 12	R: 0	H: 1	E: 0	K: 0	S: 3	LOB: 0	BB: 0	P: 3	R: 1	H: 1	E: 0	K: 1	S: 6	LOB: 1	BB: 1	R: 0	H: 0	E: 0	K: 0	S: 3	LOB: 0	BB: 0	P: 3	R: 1	H: 2	E: 0	K: 0	S: 5	LOB: 3	BB: 2	P: 13	R: 1	H: 2	E: 0	K: 1	S: 7	LOB: 1	BB: 0	P: 7	1B: 7	2B: 4	3B: 0	HR: 2	SF: 1	SAC: 0	DP: 3	HBP: 0	WP: 0	PB: 0	SB: 1	CS: 0	PA: 41
--------------	------	------	------	------	------	--------	-------	------	------	------	------	------	------	--------	-------	------	------	------	------	------	------	--------	-------	------	------	------	------	------	------	--------	-------	-------	------	------	------	------	------	--------	-------	------	------	------	------	------	------	--------	-------	------	------	------	------	------	--------	-------	------	------	------	------	------	------	--------	-------	-------	------	------	------	------	------	--------	-------	------	-------	-------	-------	-------	-------	--------	-------	--------	-------	-------	-------	-------	--------

PITCHER	IP	WLS	BF	H	R	ER	SO	BB	IBB	HBP	BLK	WP	HR	S	P	ERA	WHIP
Jim Bibby, R ERA: 2.97 (1, 1)	6.0		26	8	5	5	3	2	0	0	0	0	0	30	38	7.50	1.667
Grant Jackson, L ERA: 2.32 (7, 1)	1.0		4	1	1	1	0	0	0	0	0	0	0	4	4	9.00	1.000
Kent Tekulve, R ERA: 2.8 (8, 1)	1.0	W	6	1	0	0	0	0	2	0	0	0	0	4	12	0.00	1.000
Enrique Romo, R ERA: 3.56 (9, 1)	1.0	S	5	2	1	1	1	0	0	0	0	0	0	7	7	9.00	2.000

BOTTOM

Pittsburgh Pirates @ Chicago Cubs
 Wrigley Field, Chicago, IL
 Wed Aug 06 1980, 3:33 AM CDT
 Unknown

AB	36
R	7
H	12
RBI	7
BB	4
SO	4
LOB	18



PITCHER	IP	WLS	BF	H	R	ER	SO	BB	IBB	HBP	BLK	WP	HR	S	P	ERA	WHIP
Jim Bibby, R ERA: 2.97 (1, 1)	6.0		26	8	5	5	3	2	0	0	0	0	0	30	38	7.50	1.667
Grant Jackson, L ERA: 2.32 (7, 1)	1.0		4	1	1	1	0	0	0	0	0	0	0	4	4	9.00	1.000
Kent Tekulve, R ERA: 2.8 (8, 1)	1.0	W	6	1	0	0	0	0	2	0	0	0	0	4	12	0.00	1.000
Enrique Romo, R ERA: 3.56 (9, 1)	1.0	S	5	2	1	1	1	0	0	0	0	0	0	7	7	9.00	2.000

Batter	1	2	3	4	5	6	7	8	9	AB R H RBI BB SO LOB	TOP											
Omar Moreno, L (1, 8) OBP: 0.318, SLG: 0.341	0-0 1B		0-0 1B 2B		0-3 K			0-0 4-3		4 0 2 0 0 1 0												
Phil Garner, R (1, 4) OBP: 0.317, SLG: 0.360	0-3 K		0-0 1B		0-0 F8			0-0 F9		4 0 1 0 0 1 1												
Dave Parker, L (1, 9) OBP: 0.326, SLG: 0.452	0-3 K		0-3 K			0-3 K		0-0 4-3		4 0 0 0 0 3 2												
Kurt Bevacqua, R (1, 5) OBP: 0.325, SLG: 0.365	1-0 HBP			0-0 5-3		0-0 6-3		0-0 F7		3 0 0 0 0 0 0												
Lee Lacy, R (1, 7) OBP: 0.402, SLG: 0.508	0-0 P2			0-0 P3		0-3 K		0-3 K		4 0 0 0 0 2 2												
Manny Sanguillen, R (1, 3) OBP: 0.324, SLG: 0.389		0-0 F7		0-0 5-3			4-0 BB	4-0 BB		2 0 0 0 0 0 0 0 0 0 0 2 0 0												
John Milner, L (6, 3) OBP: 0.358, SLG: 0.354																						
Steve Nicosia, R (1, 2) OBP: 0.299, SLG: 0.287			0-0 6-3		0-0 HR 2B		0-3 K	0-3 K		4 1 1 0 0 2 2												
Dale Berra, R (1, 6) OBP: 0.278, SLG: 0.368			0-3 K		0-0 HR		0-0 L6			3 1 1 2 0 1 1												
Bert Blyleven, R (1, 1) OBP: 0.068, SLG: 0.047				0-0 G3		0-0 9-3		0-0 G3		2 0 0 0 0 0 0 1 0 0 0 0 0 1 0 0 0 0 0 0 0												
Willie Stargell, L (7, PH) OBP: 0.340, SLG: 0.485																						
Grant Jackson, S (7, 1)																						
Inning Stats	R: 0 E: 0 K: 2 S: 8	H: 1 LOB: 2 BB: 0 P: 9	R: 0 E: 0 K: 1 S: 5	H: 0 LOB: 0 BB: 0 P: 5	R: 0 E: 0 K: 1 S: 6	H: 2 LOB: 1 BB: 0 P: 6	R: 0 E: 0 K: 0 S: 3	H: 0 LOB: 0 BB: 0 P: 3	R: 2 E: 0 K: 1 S: 7	H: 2 LOB: 0 BB: 0 P: 7	R: 0 E: 0 K: 2 S: 7	H: 0 LOB: 0 BB: 0 P: 7	R: 0 E: 0 K: 1 S: 5	H: 0 LOB: 1 BB: 1 P: 9	R: 0 E: 0 K: 0 S: 3	H: 0 LOB: 0 BB: 0 P: 3	R: 0 E: 0 K: 2 S: 7	H: 0 LOB: 1 BB: 1 P: 11	1B: 2 2B: 2 3B: 0 HR: 1	SF: 0 SAC: 0 DP: 0 HBP: 1	WP: 0 PB: 0 SB: 1 CS: 0	PA: 34
PITCHER	IP WLS BF H R ER SO BB IBB HBP BLK WP HR S P ERA WHIP																					
Doug Capilla, L (1, 1) ERA: 2.89	5.0 L 20 5 2 2 5 0 0 1 0 0 1 29 30 3.60 1.000																					
Bill Caudill, R (6, 1) ERA: 2.08	2.0 7 0 0 0 3 1 0 0 0 0 0 0 12 16 0.00 0.500																					
Dick Tidrow, R (8, 1) ERA: 2.44	2.0 7 0 0 0 2 1 0 0 0 0 0 0 10 14 0.00 0.500																					

Pittsburgh Pirates @ Chicago Cubs
Wrigley Field, Chicago, IL
Wed Aug 06 1980, 3:38 AM CDT
Att: 24,305 - Unknown

livebaseballscorecards.com

AB 31
R 2
H 5
RBI 2
BB 2
SO 10
LOB 9



Batter	1	2	3	4	5	6	7	8	9	AB R H RBI BB SO LOB	TOP		
Omar Moreno, L (1, 8) OBP: 0.318, SLG: 0.344	0-0 F8		0-3 K	0-3 K		0-0 E4 2B	0-0 E 2B		0-0 HBP 1B	6 2 2 1 0 2 3			
Tim Foli, R (1, 6) OBP: 0.320, SLG: 0.358	0-0 F8		0-0 F9		0-0 CS 1B	0-0 1H 3H 2B	0-0 2H 1B 1B		1-0 HBP	5 1 3 3 0 0 0			
Dave Parker, L (1, 9) OBP: 0.329, SLG: 0.455 Mike Easler, L (7, PR) OBP: 0.422, SLG: 0.625	0-3 K		0-0 1B 2B		4-0 1-2 HR BB	0-0 F5	0-0 2H 1B		0-0 F3	4 2 2 1 1 1 1 1 0 0 0 0 0 2			
Willie Stargell, L (1, 3) OBP: 0.347, SLG: 0.486		0-0 1B 1B WP 1B	0-0 2H 1B		0-3 K	4-0 BB	0-0 F6			4 1 2 1 1 1 2			
Bill Madlock, R (1, 5) OBP: 0.301, SLG: 0.340 Dale Berra, R (6, 5) OBP: 0.277, SLG: 0.366		0-0 1B 1-2 1B	0-0 F8		0-0 1H HR	0-0 F7		0-0 F4		4 1 2 2 0 0 3 1 0 0 0 0 0 0			
Lee Lacy, R (1, 7) OBP: 0.406, SLG: 0.507		0-0 1-3 2-3 3B 1B		4-0 FC1-6 E BB 1B		0-0 F7	0-0 F9			4 1 2 0 1 0 0			
Phil Garner, R (1, 4) OBP: 0.318, SLG: 0.364		0-0 1H 3H 3B	0-0 F8	0-0 F8		0-0 F8	1-0 1-3 2B HBP	0-0 F9		4 1 1 1 0 0 2			
Steve Nicosia, R (1, 2) OBP: 0.289, SLG: 0.276		0-3 K	0-0 E5 FC1-6		0-0 5-3	0-0 1-3		0-0 3-1		5 0 0 0 0 1 3			
Eddie Solomon, R (1, 1) OBP: 0.241, SLG: 0.310		0-0 F8	0-0 FC1-6		0-0 E 2B 2B	0-0 2H 2B 2B		0-0 F3		5 2 2 1 0 0 3			
Inning Stats	R: 0 E: 0 K: 1 S: 5 H: 0 LOB: 0 BB: 0 P: 5	R: 2 E: 0 K: 1 S: 8 H: 4 LOB: 1 BB: 0 P: 8	R: 1 E: 0 K: 1 S: 7 H: 2 LOB: 1 BB: 0 P: 7	R: 0 E: 1 K: 1 S: 6 H: 0 LOB: 2 BB: 1 P: 10	R: 2 E: 0 K: 1 S: 7 H: 3 LOB: 1 BB: 1 P: 11	R: 2 E: 1 K: 0 S: 6 H: 2 LOB: 2 BB: 1 P: 10	R: 4 E: 1 K: 0 S: 7 H: 4 LOB: 1 BB: 0 P: 8	R: 0 E: 0 K: 0 S: 3 H: 0 LOB: 0 BB: 0 P: 3	R: 0 E: 0 K: 0 S: 4 H: 1 LOB: 2 BB: 0 P: 5	1B: 9 2B: 5 3B: 1 HR: 1 SF: 0 SAC: 0 DP: 0 HBP: 2	WP: 1 PB: 0 SB: 0 CS: 1 PA: 48		
PITCHER	IP WLS BF H R ER SO BB IBB HBP BLK WP HR S P ERA WHIP											PITCHER	IP WLS BF H R ER SO BB IBB HBP BLK WP HR S P ERA WHIP
Willie Hernandez, L (1, 1) ERA: 5.08	5.1 L 28 10 7 6 5 2 0 0 0 1 1 36 44 10.12 2.250												
George Riley, L (6, 1) ERA: 3.38	2.2 15 5 4 3 0 1 0 1 0 0 0 13 18 10.12 2.250												
Dick Tidrow, R (9, 1) ERA: 2.41	1.0 5 1 0 0 0 0 0 0 1 0 0 0 4 5 0.00 1.000												

Pittsburgh Pirates @ Chicago Cubs
Wrigley Field, Chicago, IL
Thu Aug 07 1980, 3:33 AM CDT
Att: 28,364 - Unknown

livebaseballscorecards.com

AB 43
R 11
H 16
RBI 10
BB 3
SO 5
LOB 19



Batter	1	2	3	4	5	6	7	8	9	AB R H RBI BB SO LOB
Ivan De Jesus, R (1, 6) OBP: 0.341, SLG: 0.351 Mick Kelleher, R (8, 6) OBP: 0.254, SLG: 0.220	0-0 F7		0-0 4-3		0-0 F9		0-0 F5		0-0 1B	4 0 0 0 0 0 0 1 0 1 0 0 0 0
Mike Tyson, R (1, 4) OBP: 0.289, SLG: 0.359	0-0 HR		0-3 K		0-0 E5		0-0 F8		0-0 F8	5 1 1 1 0 1 1
Bill Buckner, L (1, 7) OBP: 0.354, SLG: 0.455	0-0 3-1		0-0 F7		0-0 E4		0-0 G3			4 0 0 0 0 0 1
Jerry Martin, R (1, 9) OBP: 0.306, SLG: 0.465	0-0 6-3			0-0 6-3	0-0 F7			0-0 5-3		4 0 0 0 0 0 2
Larry Bittner, L (1, 3) OBP: 0.328, SLG: 0.344 George Riley, L (6, 1)		0-0 F7		0-0 1B 2B	0-3 K			0-0 L3		3 1 1 0 0 1 2 0 0 0 0 0 0 0 1 0 0 0 0 0 0 0 0 0 0 0 0 0
Jim Tracy, L (8, PH) OBP: 0.214, SLG: 0.357 Dick Tidrow, R (9, 1)										
Lenny Randle, S (1, 5) OBP: 0.351, SLG: 0.371		0-0 1-3		4-0 1B BB		0-0 F8 2B		0-0 2B		3 0 2 0 1 0 0
Jesus Figueroa, L (1, 8) OBP: 0.309, SLG: 0.330		0-0 HR		0-0 1-3 2-H 1B		0-0 F8 2-3		0-0 5-3		4 1 2 2 0 0 2
Tim Blackwell, S (1, 2) OBP: 0.330, SLG: 0.385		4-0 BB		0-3 K		4-0 G6-4-3 BB			0-0 1-1-3 1B	2 0 1 0 2 1 2
Willie Hernandez, L (1, 1) OBP: 0.188, SLG: 0.250 Scot Thompson, L (6, 3) OBP: 0.302, SLG: 0.317		0-0 F8		0-0 F9		0-0 G6-4-3 1-2f			0-0 L1-3 1-2	2 0 0 0 0 0 3 2 0 0 0 0 0 3


Inning Stats	R: 1	H: 1	E: 0	LOB: 0	K: 0	BB: 0	S: 4	P: 4	R: 1	H: 1	E: 0	LOB: 1	K: 0	BB: 1	S: 4	P: 8	R: 0	H: 0	E: 0	LOB: 0	K: 1	BB: 0	S: 5	P: 5	R: 1	H: 2	E: 0	LOB: 2	K: 1	BB: 1	S: 7	P: 11	R: 0	H: 0	E: 2	LOB: 2	K: 1	BB: 0	S: 7	P: 7	R: 0	H: 1	E: 0	LOB: 1	K: 0	BB: 1	S: 3	P: 7	R: 0	H: 0	E: 0	LOB: 0	K: 0	BB: 0	S: 3	P: 3	R: 0	H: 1	E: 0	LOB: 1	K: 0	BB: 0	S: 4	P: 4	R: 0	H: 2	E: 0	LOB: 1	K: 0	BB: 0	S: 4	P: 4	1B: 3	SF: 0	2B: 4	SAC: 0	3B: 0	DP: 2	HR: 2	HBP: 0	WP: 0	PA: 38
PITCHER Eddie Solomon, R (1, 1) ERA: 2.9	IP	WLS	BF	H	R	ER	SO	BB	IBB	HBP	BLK	WP	HR	S	P	ERA	WHIP																			PITCHER	IP	WLS	BF	H	R	ER	SO	BB	IBB	HBP	BLK	WP	HR	S	P	ERA	WHIP																													

BOTTOM

Pittsburgh Pirates @ Chicago Cubs
Wrigley Field, Chicago, IL
Thu Aug 07 1980, 3:33 AM CDT
Att. 28,364 - Unknown

livebaseballscores.com

AB	35
R	3
H	8
RBI	3
BB	3
SO	3
LOB	16



Batter	1	2	3	4	5	6	7	8	9	AB R H RBI BB SO LOB	TOP											
Ron LeFlore, R (1, 7) OBP: 0.343, SLG: 0.355 Jerry White, S (8, 7) OBP: 0.366, SLG: 0.500	4-0 S SF8 BB	0-0 F7			4-0 S HR BB		0-0 S 1B		0-0 5-3	2 2 1 0 2 0 2 1 0 0 0 0 0 0												
Rodney Scott, S (1, 4) OBP: 0.315, SLG: 0.311	0-0 4-3 1-3		0-0 1-3		0-0 F7 1-3		0-0 4-3 1-2			4 0 0 0 0 0 3												
Andre Dawson, R (1, 8) OBP: 0.364, SLG: 0.473	0-0 SF8 3-H		0-0 S 1B		0-0 F9		0-3 K			3 0 1 1 0 1 2												
Ellis Valentine, R (1, 9) OBP: 0.363, SLG: 0.534	0-0 F8 3-H		0-0 F8 1-2		0-0 HR 3-H			0-0 1-3		4 1 1 2 0 0 1												
Warren Cromartie, L (1, 3) OBP: 0.354, SLG: 0.439		0-0 1B 2B	0-3 K2-3		0-3 K 3-H			0-0 4-3		4 1 1 0 0 2 1												
Gary Carter, R (1, 2) OBP: 0.320, SLG: 0.477		0-0 6-3		0-0 F8		0-0 4-1		0-0 HR		4 1 1 1 0 0 1												
Larry Parrish, R (1, 5) OBP: 0.330, SLG: 0.484		0-0 2B 1B 2-H		0-0 P3		0-0 6-3		0-3 K		4 0 1 1 0 1 0												
Tony Bernazard, S (1, 6) OBP: 0.291, SLG: 0.362		0-0 1-3 2B		0-0 3B		0-3 K			0-3 K	4 0 2 0 0 2 0												
Charlie Lea, R (1, 1) OBP: 0.077, SLG: 0.120 Woodie Fryman, R (8, 1) OBP: 0.111, SLG: 0.111		0-3 K		0-3 K			0-0 4-3		0-0 1-3	3 0 0 0 0 2 3 1 0 0 0 0 0 0												
Inning Stats	R: 1 E: 0 K: 0 S: 3	H: 0 LOB: 0 BB: 1 P: 7	R: 1 E: 0 K: 1 S: 8	H: 3 LOB: 2 BB: 0 P: 8	R: 0 E: 0 K: 1 S: 6	H: 1 LOB: 1 BB: 0 P: 6	R: 0 E: 0 K: 1 S: 6	H: 1 LOB: 1 BB: 1 P: 6	R: 2 E: 0 K: 1 S: 6	H: 1 LOB: 0 BB: 1 P: 10	R: 0 E: 0 K: 1 S: 5	H: 0 LOB: 0 BB: 0 P: 5	R: 0 E: 0 K: 1 S: 6	H: 1 LOB: 1 BB: 0 P: 6	R: 1 E: 0 K: 1 S: 6	H: 1 LOB: 0 BB: 0 P: 6	R: 0 E: 0 K: 1 S: 5	H: 0 LOB: 0 BB: 0 P: 5	1B: 3 2B: 2 3B: 1 HR: 2	SF: 1 SAC: 0 DP: 0 HBP: 0	WP: 0 PB: 0 SB: 5 CS: 0	PA: 37
PITCHER	IP WLS BF H R ER SO BB IBB HBP BLK WP HR S P ERA WHIP																					
Mike Krukow, R (1, 1) ERA: 4.07 George Riley, L (8, 1) ERA: 3.48	7.0 L 30 7 4 4 6 2 0 0 0 0 0 1 40 48 5.14 1.286																					
	2.0 7 1 1 1 2 0 0 0 0 0 0 1 11 11 4.50 0.500																					

Montreal Expos @ Chicago Cubs
 Wrigley Field, Chicago, IL
 Fri Aug 08 1980, 3:33 AM CDT
 Att. 14,706 - Unknown

livebaseballscorecards.com

AB	34
R	5
H	8
RBI	5
BB	2
SO	8
LOB	13



Batter	1	2	3	4	5	6	7	8	9	AB R H RBI BB SO LOB	TOP											
Jerry White, S (1, 7) OBP: 0.371, SLG: 0.500	0-3 K		0-0 1B		0-0 1B			0-3 K		4 0 2 0 0 2 0												
Rodney Scott, S (1, 4) OBP: 0.315, SLG: 0.309	0-0 4-3		0-0 SF7			4-0 BB		0-0 F8		2 0 0 1 1 0 0												
Andre Dawson, R (1, 8) OBP: 0.361, SLG: 0.468	0-0 6-3		0-3 K			0-0 5-3		0-0 6-3		4 0 0 0 0 1 2												
Ellis Valentine, R (1, 9) OBP: 0.362, SLG: 0.530		0-0 5-3		0-0 SH1-3 1B		0-3 K		0-0 G3		4 0 1 0 0 1 1												
Warren Cromartie, L (1, 3) OBP: 0.356, SLG: 0.439		0-0 F8		0-0 SH1-3		4-0 BB		0-0 1B 1B 1B		2 0 1 0 1 0 0												
Gary Carter, R (1, 2) OBP: 0.320, SLG: 0.475		0-0 FC5-4 1B		0-0 F8		0-0 P4		0-3 K		4 0 1 0 0 1 4												
Larry Parrish, R (1, 5) OBP: 0.329, SLG: 0.480		0-0 FC5-4		0-3 K			0-0 6-3		0-0 1B 1B	4 0 1 0 0 1 2												
Chris Speier, R (1, 6) OBP: 0.326, SLG: 0.302 Rowland Office, L (9, PH) OBP: 0.341, SLG: 0.436			0-0 F7		0-0 5-3		0-0 5-3		0-0 1B 1B	3 0 0 0 0 0 0 1 0 1 0 0 0 0												
Steve Rogers, R (1, 1) OBP: 0.270, SLG: 0.179 Tom Hutton, L (9, PH) OBP: 0.245, SLG: 0.244			0-0 1B SF7 1B		0-0 1-3		0-0 4-3		0-0 4-3	3 1 1 0 0 0 0 1 0 0 0 0 0 3												
Inning Stats	R: 0 E: 0 K: 1 S: 5	H: 0 LOB: 0 BB: 0 P: 5	R: 0 E: 0 K: 0 S: 4	H: 1 LOB: 1 BB: 0 P: 4	R: 1 E: 0 K: 1 S: 7	H: 2 LOB: 1 BB: 0 P: 7	R: 0 E: 0 K: 1 S: 6	H: 1 LOB: 1 BB: 0 P: 6	R: 0 E: 0 K: 0 S: 3	H: 1 LOB: 1 BB: 0 P: 3	R: 0 E: 0 K: 1 S: 5	H: 0 LOB: 2 BB: 2 P: 13	R: 0 E: 0 K: 0 S: 3	H: 0 LOB: 0 BB: 0 P: 3	R: 0 E: 0 K: 1 S: 5	H: 0 LOB: 0 BB: 0 P: 5	R: 0 E: 0 K: 1 S: 8	H: 3 LOB: 3 BB: 0 P: 8	1B: 8 2B: 0 3B: 0 HR: 0	SF: 1 SAC: 1 DP: 0 HBP: 0	WP: 0 PB: 0 SB: 0 CS: 0	PA: 36
PITCHER	IP WLS BF H R ER SO BB IBB HBP BLK WP HR S P ERA WHIP																					
Rick Reuschel, R (1, 1) ERA: 3.55	8.2 W 34 7 1 1 6 2 0 0 0 0 0 0 44 52 1.04 1.038																					
Bruce Sutter, R (9, 1) ERA: 2.51	0.1 S 2 1 0 0 0 0 0 0 0 0 0 0 2 2 0.00 3.000																					

Montreal Expos @ Chicago Cubs
 Wrigley Field, Chicago, IL
 Sat Aug 09 1980, 3:33 AM CDT
 Unknown

livebaseballscorecards.com

AB 32
R 1
H 8
RBI 1
BB 2
SO 6
LOB 12



Batter	1	2	3	4	5	6	7	8	9	AB	R	H	RBI	BB	SO	LOB
Ivan De Jesus, R OBP: 0.336, SLG: 0.345 (1, 6)	0-0 P4 ①		0-0 FC6-4 1-2f ③		0-0 5-3 ②			0-0 5-3 ②		4	0	0	0	0	0	1
Mike Tyson, R OBP: 0.283, SLG: 0.350 (1, 4)	0-0 5-3 ②			0-0 FC6-4 1B ①	0-0 F9 ③			0-0 6-3 ③		4	0	1	0	0	0	0
Bill Buckner, L OBP: 0.350, SLG: 0.449 (1, 7)	0-0 1-3 ③			0-0 F9 ①				0-0 6-3 ①		3	0	0	0	0	0	1
Cliff Johnson, R OBP: 0.356, SLG: 0.454 (1, 3)		0-0 1-3 ①		0-0 FC6-4 1-2f ②				0-0 F9 ②		3	0	0	0	0	0	1
Jerry Martin, R OBP: 0.308, SLG: 0.464 (1, 9)		0-0 F8 ②		0-3 K ③				0-0 P4 ③		3	0	0	0	0	1	1
Lenny Randle, S OBP: 0.350, SLG: 0.369 Mick Kelleher, R OBP: 0.254, SLG: 0.220 (1, 5) (8, 5)		0-0 F7 ③			0-0 1B HR 1B			0-0 F8 ①		3	1	1	0	0	0	0
Jesus Figueroa, L OBP: 0.308, SLG: 0.327 (1, 8)			0-0 F7 ①		0-0 1B HR 1B			0-0 4-3 ②		3	1	1	0	0	0	0
Tim Blackwell, S OBP: 0.333, SLG: 0.398 (1, 2)		4-0 BB BB BB		0-0 FC6-4 BB	0-0 1B HR			0-0 4-3 ③		2	1	1	3	1	0	0
Rick Reuschel, R OBP: 0.175, SLG: 0.246 Bruce Sutter, R OBP: 0.200, SLG: 0.200 (1, 1) (9, 1)			0-0 F9 ②		0-0 5-3 ①			0-0 F9 ①		3	0	0	0	0	0	1
										0	0	0	0	0	0	0

Inning Stats	R: 0	H: 0	E: 0	LOB: 0	K: 0	BB: 0	S: 3	P: 3	R: 0	H: 0	E: 0	LOB: 0	K: 0	BB: 0	S: 3	P: 3	R: 0	H: 0	E: 0	LOB: 0	K: 0	BB: 0	S: 3	P: 3	R: 0	H: 0	E: 0	LOB: 0	K: 0	BB: 0	S: 3	P: 3	R: 0	H: 0	E: 0	LOB: 0	K: 0	BB: 0	S: 3	P: 3		
	0	0	0	0	0	0	3	3	0	0	0	0	0	0	3	3	0	0	0	0	0	0	0	3	3	0	0	0	0	0	0	3	3	0	0	0	0	0	0	0	3	3

PITCHER	IP	WLS	BF	H	R	ER	SO	BB	IBB	HBP	BLK	WP	HR	S	P	ERA	WHIP	PITCHER	IP	WLS	BF	H	R	ER	SO	BB	IBB	HBP	BLK	WP	HR	S	P	ERA	WHIP						
Steve Rogers, R ERA: 3.07 (1, 1)	8.0	L	29	4	3	3	1	1	0	0	0	0	1	30	34	3.38	0.625																								

BOTTOM

Montreal Expos @ Chicago Cubs
 Wrigley Field, Chicago, IL
 Sat Aug 09 1980, 3:33 AM CDT
 Unknown

AB	28
R	3
H	4
RBI	3
BB	1
SO	1
LOB	5



1B: 3	SF: 0	WP: 0	PA: 29
2B: 0	SAC: 0	PB: 0	
3B: 0	DP: 0	SB: 0	
HR: 1	HBP: 0	CS: 0	

livebaseballscorecards.com

Batter	1	2	3	4	5	6	7	8	9	AB	R	H	RBI	BB	SO	LOB
Ivan De Jesus, R (1, 6) OBP: 0.333, SLG: 0.342 Cliff Johnson, R (9, PH) OBP: 0.355, SLG: 0.453	0-3 K		0-0 4-3		0-0 6-3		0-0 E4 SH1-4		0-0 5-6-3	4	0	0	0	0	1	3
Jesus Figueroa, L (1, 8) OBP: 0.306, SLG: 0.325	0-0 1-3		0-0 1B		0-0 F9		0-0 SH1-4		0-0 F7	4	0	1	1	0	0	1
Bill Buckner, L (1, 7) OBP: 0.354, SLG: 0.452	0-0 2B		0-0 1-3		4-0 FC6-4 BB		4-0 IBB			2	0	1	0	2	0	1
Jerry Martin, R (1, 9) OBP: 0.305, SLG: 0.459	0-0 F8			0-0 F8	0-0 FC6-4		0-3 K			4	0	0	0	0	1	6
Larry Bittner, L (1, 3) OBP: 0.322, SLG: 0.337 Bruce Sutter, R (8, 1) OBP: 0.200, SLG: 0.200		0-0 4-3		0-0 G3		0-0 4-3	0-0 4-3			4	0	0	0	0	0	3
Barry Foote, R (1, 2) OBP: 0.289, SLG: 0.400		4-0 G4-6-3 BB		0-0 F7		0-3 K		0-0 F8		3	0	0	0	1	1	0
Lenny Randle, S (1, 5) OBP: 0.351, SLG: 0.373		0-0 G4-6-3			0-0 E 2B	0-0 1B		0-0 6-3		4	1	2	0	0	0	1
Steve Dillard, R (1, 4) OBP: 0.294, SLG: 0.371			0-0 4-3 SH3-4 1B 1B		0-0 E7 2B 2B	0-0 1-3		0-3 K		4	2	2	1	0	1	1
Bill Caudill, R (1, 1) OBP: 0.333, SLG: 0.500 Scot Thompson, L (7, PH) OBP: 0.303, SLG: 0.318 (8, 3)			0-0 SH3-4		0-0 F9 2B		0-0 SH1-4 E 1B		0-0 6-3	1	0	1	1	0	0	0
										2	0	1	0	0	0	0

Inning Stats	R: 0	H: 1	E: 0	K: 1	S: 6	LOB: 1	BB: 0	P: 6	R: 0	H: 0	E: 0	K: 0	S: 2	LOB: 0	BB: 1	P: 6	R: 1	H: 2	E: 0	K: 0	S: 5	LOB: 1	BB: 0	P: 5	R: 0	H: 0	E: 0	K: 0	S: 3	LOB: 0	BB: 0	P: 3	R: 2	H: 3	E: 1	K: 0	S: 6	LOB: 2	BB: 1	P: 10	R: 0	H: 1	E: 0	K: 1	S: 6	LOB: 1	BB: 0	P: 6	R: 0	H: 1	E: 1	K: 1	S: 7	LOB: 3	BB: 1	P: 11	R: 0	H: 0	E: 0	K: 1	S: 5	LOB: 0	BB: 0	P: 5	R: 0	H: 0	E: 0	K: 0	S: 3	LOB: 0	BB: 0	P: 3	1B: 4	SF: 0	2B: 4	SAC: 2	3B: 0	DP: 1	HR: 0	HBP: 0	WP: 0	PA: 38
--------------	------	------	------	------	------	--------	-------	------	------	------	------	------	------	--------	-------	------	------	------	------	------	------	--------	-------	------	------	------	------	------	------	--------	-------	------	------	------	------	------	------	--------	-------	-------	------	------	------	------	------	--------	-------	------	------	------	------	------	------	--------	-------	-------	------	------	------	------	------	--------	-------	------	------	------	------	------	------	--------	-------	------	-------	-------	-------	--------	-------	-------	-------	--------	-------	--------


PITCHER	IP	WLS	BF	H	R	ER	SO	BB	IBB	HBP	BLK	WP	HR	S	P	ERA	WHIP
Hal Dues, R (1, 1) ERA: 6.23	4.1		19	6	3	3	1	1	0	0	0	0	0	20	24	6.23	1.615
Fred Norman, L (5, 1) ERA: 4.21	0.1		2	0	0	0	0	1	0	0	0	0	0	1	5	0.00	3.000
Stan Bahnsen, R (5, 1) ERA: 3.05	1.1		5	1	0	0	1	0	0	0	0	0	0	7	7	0.00	0.750
Elias Sosa, R (7, 1) ERA: 3.21	3.0	W	12	1	0	0	2	0	1	0	0	0	0	15	19	0.00	0.333

BOTTOM

Montreal Expos @ Chicago Cubs
Wrigley Field, Chicago, IL
Sat Aug 09 1980, 3:38 AM CDT
Att. 28,306 - Unknown

livebaseballscorecards.com

AB	33
R	3
H	8
RBI	3
BB	3
SO	4
LOB	16



Batter	1	2	3	4	5	6	7	8	9	AB R H RBI BB SO LOB	TOP	
Ron LeFlore, R (1, 7) OBP: 0.344, SLG: 0.365 Ken Macha, R (8, 9) OBP: 0.379, SLG: 0.400	0-0 6-3		0-0 5-3			0-0 6-3	0-0 2B		0-0 6-3	4 0 1 2 0 0 0 1 0 0 0 0 0 0		
Rodney Scott, S (1, 4) OBP: 0.314, SLG: 0.309 Tony Bernazard, S (7, 4) OBP: 0.290, SLG: 0.361	0-0 S 1B 4-3 1B		0-0 1-3			0-0 E1	0-0 P4		0-0 F8	4 1 1 0 0 0 0 1 0 0 0 0 0 0		
Andre Dawson, R (1, 8) OBP: 0.364, SLG: 0.469 Jerry White, S (8, 7) OBP: 0.371, SLG: 0.500	0-0 4-3 S 1-2 1B			0-0 P4		0-3 K		4-0 1B BB		3 1 1 0 1 1 1 0 0 0 0 0 0 0		
Ellis Valentine, R (1, 9) OBP: 0.359, SLG: 0.520 Rowland Office, L (8, 8) OBP: 0.339, SLG: 0.433	0-0 4-3 1-3 2-H			0-0 6-3			4-0 1B BB	0-0 F8		3 1 0 1 1 0 2 0 0 0 0 0 0 0		
Warren Cromartie, L (1, 3) OBP: 0.357, SLG: 0.440 Tom Hutton, L (8, 3) OBP: 0.245, SLG: 0.244	0-0 4-3			0-0 4-3			0-0 1B 1B	0-0 1B		4 1 2 0 0 0 1 0 0 0 0 0 0 0		
Larry Parrish, R (1, 5) OBP: 0.330, SLG: 0.491		0-0 4-3			0-0 6-3		0-0 1B 1B	0-3 K		4 1 1 1 0 1 2		
Chris Speier, R (1, 6) OBP: 0.331, SLG: 0.306		0-0 6-3			0-0 4-3		0-0 SH5-3 1B 1-2 2B 1B	0-0 1-2 2-H 1B		4 1 2 1 0 0 0		
Bobby Ramos, R (1, 2) OBP: 0.167, SLG: 0.136		0-0 F7			0-0 F8		0-0 SH5-3 2B 1B	0-0 F9		4 1 1 1 0 0 2		
Bill Gullickson, R (1, 1) OBP: 0.211, SLG: 0.167 Woodie Fryman, R (9, 1) OBP: 0.111, SLG: 0.111			0-0 6-3			0-0 5-3	0-0 SH5-3		0-0 2-3	3 0 0 0 0 0 0 0 0 0 0 0 0 0		
Inning Stats	R: 1 H: 2 E: 0 LOB: 1 K: 0 BB: 0 S: 5 P: 5	R: 0 H: 0 E: 0 LOB: 0 K: 0 BB: 0 S: 3 P: 3	R: 0 H: 0 E: 0 LOB: 0 K: 0 BB: 0 S: 3 P: 3	R: 0 H: 0 E: 0 LOB: 0 K: 0 BB: 0 S: 3 P: 3	R: 0 H: 0 E: 0 LOB: 0 K: 0 BB: 0 S: 3 P: 3	R: 0 H: 0 E: 1 LOB: 1 K: 1 BB: 0 S: 6 P: 6	R: 5 H: 5 E: 0 LOB: 0 K: 0 BB: 1 S: 7 P: 11	R: 1 H: 2 E: 0 LOB: 2 K: 1 BB: 1 S: 7 P: 11	R: 0 H: 0 E: 0 LOB: 0 K: 0 BB: 0 S: 3 P: 3	1B: 8 SF: 0 2B: 1 SAC: 1 3B: 0 DP: 0 HR: 0 HBP: 0	WP: 0 PA: 38 PB: 1 SB: 3 CS: 0	
PITCHER	IP WLS BF H R ER SO BB IBB HBP BLK WP HR S P ERA WHIP											
Dennis Lamp, R (1, 1) ERA: 4.92	6.0 L 26 6 6 6 1 1 0 0 0 0 0 0 27 31 9.00 1.167											
Doug Capilla, L (7, 1) ERA: 2.95	2.0 9 3 1 1 1 1 0 0 0 0 0 0 10 14 4.50 2.000											
George Riley, L (9, 1) ERA: 3.32	1.0 3 0 0 0 0 0 0 0 0 0 0 0 0 3 3 0.00 0.000											

Montreal Expos @ Chicago Cubs
 Wrigley Field, Chicago, IL
 Sun Aug 10 1980, 3:33 AM CDT
 Att: 20,463 - Unknown

livebaseballscorecards.com

AB	35
R	7
H	9
RBI	6
BB	2
SO	2
LOB	8



Batter	1	2	3	4	5	6	7	8	9	10	11	12	13	14	15	AB	R	H	RBI	BB	SO	LOB	TOP
Lonnie Smith, R <small>OBP: 0.374, SLG: 0.442</small> Greg Gross, L <small>OBP: 0.348, SLG: 0.336</small>	 <small>0-0</small>	 <small>4-0</small>		 <small>0-0</small>		 <small>0-0</small>		 <small>0-0</small>			 <small>0-0</small>		 <small>0-0</small>		 <small>0-0</small>	4 1 1 0 1 0 3 1 0 0 0 0 0 1							
Pete Rose, S <small>OBP: 0.371, SLG: 0.377</small>	 <small>4-0</small>	 <small>4-0</small>		 <small>0-0</small>		 <small>0-0</small>			 <small>0-0</small>		 <small>4-0</small>		 <small>0-0</small>		 <small>4-0</small>	4 1 0 0 4 0 2							
Bake McBride, L <small>OBP: 0.339, SLG: 0.460</small>	 <small>0-0</small>	 <small>0-3</small>			 <small>0-0</small>		 <small>0-0</small>		 <small>0-0</small>		 <small>0-0</small>		 <small>0-3</small>		 <small>0-0</small>	7 1 2 2 0 2 6							
Mike Schmidt, R <small>OBP: 0.362, SLG: 0.582</small>	 <small>0-3</small>		 <small>0-0</small>		 <small>0-0</small>		 <small>0-0</small>		 <small>0-0</small>		 <small>4-0</small>			 <small>4-0</small>	 <small>0-0</small>	6 2 4 3 2 1 2							
Keith Moreland, R <small>OBP: 0.357, SLG: 0.491</small>	 <small>0-0</small>		 <small>0-0</small>		 <small>0-0</small>		 <small>0-0</small>		 <small>0-3</small>		 <small>0-0</small>		 <small>0-0</small>		 <small>0-0</small>	7 1 2 0 0 1 6							
Garry Maddox, R <small>OBP: 0.269, SLG: 0.379</small> Dickie Noles, R <small>OBP: 0.300, SLG: 0.300</small> Bob Boone, R <small>OBP: 0.289, SLG: 0.336</small> Warren Brusstar, R <small>OBP: 0.289, SLG: 0.336</small>	 <small>0-0</small>		 <small>0-0</small>		 <small>0-0</small>		 <small>4-0</small>		 <small>0-3</small>			 <small>0-0</small>		 <small>4-0</small>		5 0 1 1 1 1 3 0 0 0 0 0 0 0 0 0 0 0 1 0 0 0 0 0 0 0 0 0							
Manny Trillo, R <small>OBP: 0.373, SLG: 0.446</small>		 <small>0-0</small>	 <small>0-0</small>		 <small>0-3</small>		 <small>0-0</small>		 <small>0-0</small>		 <small>0-0</small>		 <small>0-0</small>		 <small>0-0</small>	6 1 3 1 0 1 6							
Larry Bowa, S <small>OBP: 0.266, SLG: 0.303</small>		 <small>0-0</small>	 <small>0-0</small>		 <small>4-0</small>		 <small>0-0</small>		 <small>0-0</small>		 <small>0-0</small>		 <small>0-0</small>		 <small>0-0</small>	5 1 1 1 1 0 2							
Bob Walk, R <small>OBP: 0.319, SLG: 0.242</small> Kevin Saucier, L <small>OBP: 0.296, SLG: 0.429</small> Ron Reed, R <small>OBP: 0.296, SLG: 0.429</small> Tug McGraw, R <small>OBP: 0.657, SLG: 0.667</small> Dal Unger, R <small>OBP: 0.303, SLG: 0.333</small>		 <small>0-3</small>		 <small>0-0</small>		 <small>4-0</small>		 <small>0-0</small>			 <small>0-0</small>		 <small>0-0</small>	 <small>4-0</small>		 <small>0-0</small>	2 0 1 0 1 1 0 0 0 0 0 0 0 0 1 0 0 0 0 0 0 1 0 1 0 0 0 0 0 0 0 0 1 0 0						
Inning Stats	R: 1 H: 2 E: 0 LOB: 2 K: 1 BB: 1 S: 7 P: 11	R: 1 H: 1 E: 0 LOB: 2 K: 2 BB: 2 S: 8 P: 16	R: 2 H: 2 E: 0 LOB: 0 K: 0 BB: 0 S: 5 P: 5	R: 0 H: 1 E: 0 LOB: 0 K: 0 BB: 0 S: 3 P: 3	R: 1 H: 2 E: 0 LOB: 1 K: 1 BB: 0 S: 7 P: 7	R: 0 H: 0 E: 0 LOB: 1 K: 0 BB: 2 S: 2 P: 10	R: 0 H: 2 E: 0 LOB: 2 K: 0 BB: 1 S: 4 P: 8	R: 0 H: 0 E: 0 LOB: 0 K: 0 BB: 0 S: 3 P: 3	R: 0 H: 0 E: 1 LOB: 0 K: 0 BB: 0 S: 3 P: 3	R: 0 H: 1 E: 0 LOB: 1 K: 2 BB: 0 S: 8 P: 8	R: 0 H: 1 E: 0 LOB: 3 K: 0 BB: 2 S: 4 P: 12	R: 0 H: 1 E: 0 LOB: 0 K: 1 BB: 1 S: 5 P: 9	R: 0 H: 0 E: 0 LOB: 1 K: 0 BB: 2 S: 2 P: 10	R: 3 H: 3 E: 0 LOB: 1 K: 0 BB: 1 S: 6 P: 10	1B: 13 SF: 3 2B: 1 SAC: 4 3B: 2 DP: 5 HR: 1 HBP: 0	WP: 2 PA: 69 PB: 0 SB: 3 CS: 1							
PITCHER	IP WLS BF H R ER SO BB IBB HBP BLK WP HR S P ERA WHIP Lynn McGlothen, R (1, 1) 1.2 0 10 3 2 2 2 2 0 0 0 0 0 12 20 10.80 3.000 <small>ERA: 5.03</small> Willie Hernandez, L (2, 1) 3.1 15 5 3 2 2 2 1 0 0 0 1 1 18 22 5.40 1.800 <small>ERA: 5.09</small> Doug Capilla, L (6, 1) 0.0 2 0 0 0 0 0 2 0 0 0 0 1 0 0 8 = = <small>ERA: 2.95</small> Dick Tidrow, R (6, 1) 1.0 2 0 0 0 0 0 0 0 0 0 0 0 2 2 0.00 0.000 <small>ERA: 2.38</small> Bill Caudill, R (7, 1) 2.0 8 2 0 0 0 0 0 1 0 0 0 0 0 7 11 0.00 1.000 <small>ERA: 2.17</small>	IP WLS BF H R ER SO BB IBB HBP BLK WP HR S P ERA WHIP Bruce Sutter, R (9, 1) 5.0 20 3 0 0 3 2 1 0 0 0 0 0 0 23 35 0.00 1.000 <small>ERA: 2.4</small> George Riley, L (14, 1) 2.0 L 11 3 3 3 0 1 2 0 1 0 0 0 8 20 13.50 2.000 <small>ERA: 4.18</small>																					

Philadelphia Phillies @ Chicago Cubs
 Wrigley Field, Chicago, IL
 Tue Aug 12 1980, 3:33 AM CDT
 Att: 10,805 - Unknown

livebaseballscorecards.com

AB 49
 R 8
 H 16
 RBI 8
 BB 12
 SO 7
 LOB 31



Batter	1	2	3	4	5	6	7	8	9	AB R H RBI BB SO LOB	TOP																				
Lonnie Smith, R (1, 7) <small>OBP: 0.384, SLG: 0.447</small> George Vukovich, L (9, 7) <small>OBP: 0.275, SLG: 0.229</small>	0-0 CS 1B		0-3 K			0-3 K 1-2		4-0 BB BB BB 1-2 BB		3 0 1 0 1 2 2 0 0 0 0 0 0 0																					
Pete Rose, S (1, 3) <small>OBP: 0.369, SLG: 0.374</small>	0-0 4-3 1-2			0-0 L8			0-0 E6 FC4	4-0 BB BB BB 1-2 2-3 BB		3 0 0 0 1 0 1																					
Bake McBride, L (1, 9) <small>OBP: 0.337, SLG: 0.461</small>	0-0 F7			0-0 CS 1B			0-0 FC4 1B 1-2f	0-0 F8		4 0 1 0 0 0 4																					
Mike Schmidt, R (1, 5) <small>OBP: 0.364, SLG: 0.597</small>		0-3 K		0-0 F7 1-2			0-0 1-2 1B	0-0 HR		4 1 2 1 0 1 1																					
Manny Trillo, R (1, 4) <small>OBP: 0.370, SLG: 0.441</small>		0-3 K2-3			0-0 1-3		0-3 K	0-0 5-3		4 0 0 0 0 2 2																					
Garry Maddox, R (1, 8) <small>OBP: 0.265, SLG: 0.376</small>		0-0 5-3			0-0 4-3		0-0 F7	0-0 F3		4 0 0 0 0 0 2																					
Larry Bowa, S (1, 6) <small>OBP: 0.263, SLG: 0.299</small>			0-0 L6		0-0 4-3			0-3 K	0-0 1-3	4 0 0 0 0 1 0																					
Bob Boone, R (1, 2) <small>OBP: 0.291, SLG: 0.345</small>			0-0 SH2-3 1B			0-0 P4		0-0 6-3		3 0 1 0 0 0 0																					
Dick Ruthven, R (1, 1) <small>OBP: 0.217, SLG: 0.227</small> Ron Reed, R (9, 1) <small>OBP: 0.286, SLG: 0.429</small>			0-0 SH2-3 1-2			0-0 CS 1B		4-0 BB BB BB BB BB		1 0 1 0 1 0 0 0 0 0 0 0 0 0																					
Inning Stats	R: 0 E: 0 K: 0 S: 3	H: 1 LOB: 0 BB: 0 P: 3	R: 0 E: 0 K: 2 S: 7	H: 0 LOB: 0 BB: 0 P: 7	R: 0 E: 0 K: 1 S: 6	H: 1 LOB: 1 BB: 0 P: 6	R: 0 E: 0 K: 0 S: 3	H: 1 LOB: 0 BB: 0 P: 3	R: 0 E: 0 K: 0 S: 3	H: 0 LOB: 0 BB: 0 P: 3	R: 0 E: 0 K: 1 S: 5	H: 1 LOB: 1 BB: 0 P: 5	R: 0 E: 1 K: 1 S: 7	H: 1 LOB: 2 BB: 0 P: 7	R: 0 E: 0 K: 1 S: 5	H: 0 LOB: 3 BB: 3 P: 17	R: 1 E: 0 K: 0 S: 4	H: 1 LOB: 0 BB: 0 P: 4	1B: 5 2B: 1 3B: 0 HR: 1	SF: 0 SAC: 1 DP: 1 HBP: 0	WP: 0 PB: 0 SB: 0 CS: 3	PA: 34									
PITCHER	IP WLS BF H R ER SO BB IBB HBP BLK WP HR S P ERA WHIP																														
Rick Reuschel, R (1, 1) <small>ERA: 3.41</small> Bill Caudill, R (8, 1) <small>ERA: 2.14</small> Dick Tidrow, R (9, 1) <small>ERA: 2.42</small>	7.0		24	5	0	0	5	0	0	0	0	0	0	34	34	0.00	0.714														
	1.0		6	0	0	0	1	3	0	0	0	0	0	5	17	0.00	3.000														
	1.0	W	4	1	1	1	0	0	0	0	0	0	1	4	4	9.00	1.000														

Philadelphia Phillies @ Chicago Cubs
Wrigley Field, Chicago, IL
Wed Aug 13 1980, 3:33 AM CDT
Att: 13,215 - Unknown

livebaseballscorecards.com

AB	30
R	1
H	6
RBI	1
BB	3
SO	6
LOB	12



BOTTOM

Philadelphia Phillies @ Chicago Cubs
Wrigley Field, Chicago, IL
Wed Aug 13 1980, 3:33 AM CDT
Att. 13,215 - Unknown

livebaseballscorecards.com

AB	28
R	2
H	8
RBI	2
BB	3
SO	2
LOB	8



WP:	0	PA:	33
PB:	0		
SB:	1		
CS:	2		

AB R H RBI BB SO LOB

4 0 0 0 0 0 2

3 1 1 0 1 0 0

3 0 2 0 1 0 0

3 0 0 0 0 0 3

3 1 2 0 0 0 0

3 0 2 0 0 1 0

2 0 0 0 0 0 1

2 0 0 0 0 0 0

2 0 0 0 0 0 0

1 0 0 0 0 0 1

1B:	5	SF:	1
2B:	2	SAC:	0
3B:	1	DP:	1
HR:	0	HBP:	0

R:	1	H:	3
E:	0	LOB:	2
K:	0	BB:	2
S:	2	P:	10

1B:	5	SF:	1
2B:	2	SAC:	0
3B:	1	DP:	1
HR:	0	HBP:	0

R:	1	H:	1
E:	0	LOB:	2
K:	0	BB:	2
S:	2	P:	10

1B:	5	SF:	1
2B:	2	SAC:	0
3B:	1	DP:	1
HR:	0	HBP:	0

R:	1	H:	3
E:	0	LOB:	2
K:	0	BB:	2
S:	5	P:	5

R:	0	H:	1
E:	0	LOB:	1
K:	1	BB:	0
S:	6	P:	6

R:	0	H:	0
E:	0	LOB:	0
K:	0	BB:	0
S:	3	P:	3

R:	0	H:	1
E:	0	LOB:	1
K:	0	BB:	1
S:	3	P:	7

R:	0	H:	0
E:	0	LOB:	0
K:	1	BB:	0
S:	5	P:	5

R:	0	H:	1
E:	0	LOB:	1
K:	1	BB:	0
S:	6	P:	6

R:	1	H:	3
E:	0	LOB:	2
K:	0	BB:	0
S:	5	P:	5

R:	0	H:	1
E:	0	LOB:	1
K:	0	BB:	2
S:	2	P:	10

R:	0	H:	1
E:	0	LOB:	2
K:	0	BB:	2
S:	2	P:	10

R:	0	H:	0
E:	0	LOB:	0
K:	0	BB:	0
S:	3	P:	3

R:	0	H:	1
E:	0	LOB:	1
K:	0	BB:	1
S:	3	P:	7

R:	0	H:	0
E:	0	LOB:	0
K:	1	BB:	0
S:	5	P:	5

R:	0	H:	1
E:	0	LOB:	1
K:	1	BB:	0
S:	6	P:	6

R:	1	H:	3
E:	0	LOB:	2
K:	0	BB:	0
S:	5	P:	5

R:	1	H:	1
E:	0	LOB:	2
K:	0	BB:	2
S:	2	P:	10

R:	0	H:	1
E:	0	LOB:	2
K:	0	BB:	2
S:	2	P:	10

R:	0	H:	0
E:	0	LOB:	0
K:	0	BB:	0
S:	3	P:	3

R:	0	H:	1
E:	0	LOB:	1
K:	0	BB:	1
S:	3	P:	7

R:	0	H:	0
E:	0	LOB:	0
K:	1	BB:	0
S:	5	P:	5

R:	0	H:	1
E:	0	LOB:	1
K:	1	BB:	0
S:	6	P:	6

R:	1	H:	3
E:	0	LOB:	2
K:	0	BB:	0
S:	5	P:	5

R:	1	H:	1
E:	0	LOB:	2
K:	0	BB:	2
S:	2	P:	10

R:	0	H:	1
E:	0	LOB:	2
K:	0	BB:	2
S:	2	P:	10

R:	0	H:	0
E:	0	LOB:	0
K:	0	BB:	0
S:	3	P:	3

R:	0	H:	1
E:	0	LOB:	1
K:	0	BB:	1
S:	3	P:	7

R:	0	H:	0
E:	0	LOB:	0
K:	1	BB:	0
S:	5	P:	5

R:	0	H:	1
E:	0	LOB:	1
K:	1	BB:	0
S:	6	P:	6

R:	1	H:	3
E:	0	LOB:	2
K:	0	BB:	0
S:	5	P:	5

R:	1	H:	1
E:	0	LOB:	2
K:	0	BB:	2
S:	2	P:	10

R:	0	H:	1
E:	0	LOB:	2
K:	0	BB:	2
S:	2	P:	10

R:	0	H:	0
E:	0	LOB:	0
K:	0	BB:	0
S:	3	P:	3

R:	0	H:	1
E:	0	LOB:	1
K:	0	BB:	1
S:	3	P:	7

R:	0	H:	0
E:	0	LOB:	0
K:	1	BB:	0
S:	5	P:	5

R:	0	H:	1
E:	0	LOB:	1
K:	1	BB:	0
S:	6	P:	6

R:	1	H:	3
E:	0	LOB:	2
K:	0	BB:	0
S:	5	P:	5

R:	1	H:	1
E:	0	LOB:	2
K:	0	BB:	2
S:	2	P:	10

R:	0	H:	1
E:	0	LOB:	2
K:	0	BB:	2
S:	2	P:	10

R:	0	H:	0
E:	0	LOB:	0
K:	0	BB:	0
S:	3	P:	3

R:	0	H:	1
E:	0	LOB:	1
K:	0	BB:	1
S:	3	P:	7

R:	0	H:	0
E:	0	LOB:	0
K:	1	BB:	0
S:	5	P:	5

R:	0	H:	1
E:	0	LOB:	1
K:	1	BB:	0
S:	6	P:	6

R:	1	H:	3
E:	0	LOB:	2
K:	0	BB:	0
S:	5	P:	5

R:	1	H:	1
E:	0	LOB:	2
K:	0	BB:	2
S:	2	P:	10

R:	0	H:	1
E:	0	LOB:	2
K:	0	BB:	2
S:	2	P:	10

R:	0	H:	0
E:	0	LOB:	0
K:	0	BB:	0
S:	3	P:	3

R:	0	H:	1
E:	0	LOB:	1
K:	0	BB:	1
S:	3	P:	7

R:	0	H:	0
E:	0	LOB:	0
K:	1	BB:	0
S:	5	P:	5

R:	0	H:	1
E:	0	LOB:	1
K:	1	BB:	0
S:	6	P:	6

R:	1	H:	3
E:	0	LOB:	2
K:	0	BB:	0
S:	5	P:	5

R:	1	H:	1
E:	0	LOB:	2
K:	0	BB:	2
S:	2	P:	10

R:	0	H:	1
E:	0	LOB:	2
K:	0	BB:	2
S:	2	P:	10

R:	0	H:	0
E:	0	LOB:	0
K:	0	BB:	0
S:	3	P:	3

R:	0	H:	1
E:	0	LOB:	1
K:	0	BB:	1
S:	3	P:	7

R:	0	H:	0
E:	0	LOB:	0
K:	1	BB:	0
S:	5	P:	5

R:	0	H:	1
E:	0	LOB:	1
K:	1	BB:	0
S:	6	P:	6

R:	1	H:	3
E:	0	LOB:	2
K:	0	BB:	0
S:	5	P:	5

R:	1	H:	1
E:	0	LOB:	2
K:	0	BB:	2
S:	2	P:	10

R:	0	H:	1
E:	0	LOB:	2
K:	0	BB:	2
S:	2	P:	10

R:	0	H:	0
E:	0	LOB:	0
K:	0	BB:	0
S:	3	P:	3

R:	0	H:	1
E:	0	LOB:	1
K:	0	BB:	1
S:	3	P:	7

R:	0	H:	0
E:	0	LOB:	0
K:	1	BB:	0
S:	5	P:	5

R:	0	H:	1
E:	0	LOB:	1
K:	1	BB:	0
S:	6	P:	6

R:	1	H:	3
E:	0	LOB:	2
K:	0	BB:	0
S:	5	P:	5

R:	1	H:	1
E:	0	LOB:	2
K:	0	BB:	2
S:	2	P:	10

R:	0	H:	1
E:	0	LOB:	2
K:	0	BB:	2
S:	2	P:	10

R:	0	H:	0
E:	0	LOB:	0
K:	0	BB:	0
S:	3	P:	3

R:	0	H:	1
E:	0	LOB:	1
K:	0	BB:	1
S:	3	P:	7

R:	0	H:	0
E:	0	LOB:	0
K:	1	BB:	0
S:	5	P:	5

R:	0	H:	1
E:	0	LOB:	1
K:	1	BB:	0
S:	6	P:	6

BOTTOM

Chicago Cubs @ St. Louis Cardinals
Busch Stadium, St. Louis, MO
Thu Aug 14 1980, 7:05 PM CDT
Att: 19,475 - Unknown

livebaseballscorecards.com

AB 38
R 10
H 13
RBI 7
BB 10
SO 7
LOB 18



WP: 0 PA: 50
PB: 0
SB: 1
CS: 0

AB R H RBI BB SO LOB

6 1 2 0 0 1 2

5 3 2 0 1 0 2

3 2 1 2 2 1 0

5 2 2 0 1 1 1

4 1 3 2 2 0 0

3 0 0 0 1 2 4

2 1 0 1 2 0 2

1 0 0 0 0 1 0

4 0 0 0 1 1 4

4 0 2 2 0 0 3

0 0 0 0 0 0 0

1 0 1 0 0 0 0

Batter	1	2	3	4	5	6	7	8	9	10
Garry Templeton, S OBP: 0.352, SLG: 0.425 (1, 6)	6-3		G5-4-3		F9	E6	FC6-4		K	
Tony Scott, S OBP: 0.298, SLG: 0.287 (1, 8)	F8		F8		E	2B	FC6-4			SH5-4
Keith Hernandez, L OBP: 0.400, SLG: 0.488 (1, 3)	G3			2B	E					SH5-4
Ted Simmons, S OBP: 0.391, SLG: 0.525 (1, 2)		K		1B	E	F7				1B
George Hendrick, R OBP: 0.363, SLG: 0.544 (1, 9)				FC	F8		SH5-3			IBB
Ken Oberkfell, L OBP: 0.385, SLG: 0.406 (1, 4)			K				SH5-3			F7
Dane Iorg, L OBP: 0.358, SLG: 0.452 (1, 7)				FC	FC6-4					K
Bobby Bonds, R OBP: 0.313, SLG: 0.326 (9, PH)				BB	FC6-4		2B			
Ken Reitz, R OBP: 0.294, SLG: 0.360 (1, 5)						6-3				5-3
Pete Vuckovich, R OBP: 0.175, SLG: 0.250 (1, 1)										
John Littlefield, R OBP: 0.156, SLG: 0.133 (8, 1)				G4-6-3		5-3				
Jim Kaat, L OBP: 0.156, SLG: 0.133 (8, 1)							1B			

Inning Stats	R: 0	H: 0	E: 0	K: 0	S: 3	H: 0	LOB: 0	BB: 0	P: 3	R: 0	H: 1	E: 0	K: 2	S: 8	H: 1	LOB: 2	BB: 1	P: 12	R: 0	H: 1	E: 0	K: 0	S: 3	H: 0	LOB: 0	BB: 0	P: 3	R: 2	H: 2	E: 1	K: 0	S: 5	H: 2	LOB: 1	BB: 2	P: 13	R: 2	H: 2	E: 0	K: 1	S: 7	H: 2	LOB: 2	BB: 1	P: 9	R: 2	H: 2	E: 0	K: 1	S: 7	H: 2	LOB: 2	BB: 2	P: 15	R: 0	H: 0	E: 0	K: 1	S: 5	H: 0	LOB: 1	BB: 1	P: 9	R: 0	H: 1	E: 0	K: 2	S: 8	H: 1	LOB: 1	BB: 0	P: 8	R: 1	H: 2	E: 0	K: 0	S: 3	H: 2	LOB: 2	BB: 1	P: 7	1B: 9	SF: 0	2B: 4	SAC: 2	3B: 0	DP: 2	HR: 0	HBP: 0
--------------	------	------	------	------	------	------	--------	-------	------	------	------	------	------	------	------	--------	-------	-------	------	------	------	------	------	------	--------	-------	------	------	------	------	------	------	------	--------	-------	-------	------	------	------	------	------	------	--------	-------	------	------	------	------	------	------	------	--------	-------	-------	------	------	------	------	------	------	--------	-------	------	------	------	------	------	------	------	--------	-------	------	------	------	------	------	------	------	--------	-------	------	-------	-------	-------	--------	-------	-------	-------	--------

PITCHER	IP	WLS	BF	H	R	ER	SO	BB	IBB	HBP	BLK	WP	HR	S	P	ERA	WHIP
Dennis Lamp, R ERA: 4.91 (1, 1)	4.0		18	4	2	2	3	3	0	0	0	0	0	21	33	4.50	1.750
Doug Capilla, L ERA: 3.07 (5, 1)	0.2		6	2	3	1	0	2	0	0	0	0	0	4	12	13.50	6.000
Willie Hernandez, L ERA: 5.22 (5, 1)	1.1		7	2	2	2	0	1	0	0	0	0	0	6	10	13.50	2.250
Dick Tidrow, R ERA: 2.58 (7, 1)	2.0		11	2	2	2	2	2	1	0	0	0	0	12	24	9.00	2.000
George Riley, L ERA: 4.32 (9, 1)	1.1	L	7	2	1	1	2	0	1	0	0	0	0	10	14	6.75	1.500

PITCHER	IP	WLS	BF	H	R	ER	SO	BB	IBB	HBP	BLK	WP	HR	S	P	ERA	WHIP
Bill Caudill, R ERA: 2.14 (10, 1)	0.0		1	1	0	0	0	0	0	0	0	0	0	1	1	∞	∞

Batter	1	2	3	4	5	6	7	8	9	AB R H RBI BB SO LOB	TOP											
Ivan De Jesus, R (1, 6) OBP: 0.342, SLG: 0.358	0-0 F9		0-0 3-1 BB BLK 1B		0-0 S 1B			0-0 WP 3B		4 3 3 0 0 0 0												
Lenny Randle, S (1, 5) OBP: 0.349, SLG: 0.370	0-0 F7		4-0 BLK 3-1 1-2 BB		0-0 1-H 1B			0-0 6-3		3 0 1 1 1 0 0												
Mick Kelleher, R (8, 5) OBP: 0.262, SLG: 0.217								3-H		0 0 0 0 0 0 0												
Bill Buckner, L (1, 9) OBP: 0.352, SLG: 0.456	0-0 4-3		0-0 3-1		0-0 4-3			0-0 F9		4 0 0 1 0 0 2												
			1-2 2-3 3-H																			
Dave Kingman, R (1, 7) OBP: 0.309, SLG: 0.483		0-0 P6	0-0 5-3		0-0 6-3			0-0 F7		3 0 0 0 0 0 1												
Jesus Figueroa, L (6, 8) OBP: 0.304, SLG: 0.328			2-3 3-H							1 0 0 0 0 0 0												
Cliff Johnson, R (1, 3) OBP: 0.340, SLG: 0.425		0-0 5-3		0-0 6-3				0-0 E5		4 0 0 0 0 0 0												
Scot Thompson, L (9, PR) OBP: 0.303, SLG: 0.308								CS		0 0 0 0 0 0 0												
Jerry Martin, R (1, 8) OBP: 0.302, SLG: 0.448		0-0 F2		0-0 6-3				0-0 P6		4 0 0 0 0 0 1												
								1-2														
Tim Blackwell, S (1, 2) OBP: 0.341, SLG: 0.421			0-0 HR		0-0 4-3			0-0 6-3		3 1 1 1 0 0 0												
Mike Tyson, R (1, 4) OBP: 0.280, SLG: 0.351			0-0 F7		0-0 P4			0-0 L9		3 0 0 0 0 0 0												
Lynn McGlothen, L (1, 1) OBP: 0.286, SLG: 0.382																						
Bruce Sutter, R (8, 1) OBP: 0.167, SLG: 0.167			0-0 1B 3-1 2B		0-0 L7			0-0 F5		3 1 1 0 0 0 0												
										0 0 0 0 0 0 0												
Inning Stats	R: 0 E: 0 K: 0 S: 3	H: 0 LOB: 0 BB: 0 P: 3	R: 0 E: 0 K: 0 S: 3	H: 0 LOB: 0 BB: 0 P: 3	R: 3 E: 0 K: 0 S: 6	H: 3 LOB: 1 BB: 1 P: 10	R: 0 E: 0 K: 0 S: 3	H: 0 LOB: 0 BB: 0 P: 3	R: 1 E: 0 K: 0 S: 4	H: 2 LOB: 1 BB: 0 P: 4	R: 0 E: 0 K: 0 S: 3	H: 0 LOB: 0 BB: 0 P: 3	R: 0 E: 0 K: 0 S: 3	H: 0 LOB: 0 BB: 0 P: 3	R: 1 E: 0 K: 0 S: 4	H: 1 LOB: 0 BB: 0 P: 4	R: 0 E: 1 K: 0 S: 3	H: 0 LOB: 1 BB: 0 P: 3	1B: 3 2B: 1 3B: 1 HR: 1	SF: 0 SAC: 0 DP: 0 HBP: 0	WP: 1 PB: 0 SB: 1 CS: 1	PA: 33
PITCHER	IP WLS BF H R ER SO BB IBB HBP BLK WP HR S P ERA WHIP																					
Silvio Martinez, R (1, 1) ERA: 4.09	5.0 L 20 5 4 4 0 1 0 0 0 0 1 0 19 23 7.20 1.200																					
John Urrea, R (6, 1) ERA: 3.58	2.2 9 1 1 1 0 0 0 0 0 0 1 0 9 9 3.38 0.375																					
Don Hood, L (8, 1) ERA: 2.73	0.1 1 0 0 0 0 0 0 0 0 0 0 0 1 1 0.00 0.000																					
Jim Otten, R (9, 1) ERA: 7.26	1.0 3 0 0 0 0 0 0 0 0 0 0 0 3 3 0.00 0.000																					

Chicago Cubs @ St. Louis Cardinals
 Busch Stadium, St. Louis, MO
 Fri Aug 15 1980, 7:05 PM CDT
 Att: 28,888 - Unknown

AB	32
R	5
H	6
RBI	3
BB	1
SO	0
LOB	4



WP: 1	PA: 33
-------	--------

BOTTOM

Chicago Cubs @ St. Louis Cardinals
 Busch Stadium, St. Louis, MO
 Fri Aug 15 1980, 7:05 PM CDT
 Att. 28,888 - Unknown

livebaseballscorecards.com

AB	34
R	4
H	9
RBI	4
BB	2
SO	6
LOB	14



WP: 0	PA: 36
PB: 0	
SB: 0	
CS: 1	

AB R H RBI BB SO LOB

4	2	3	1	0	0	0
4	0	1	0	0	1	3
0	0	0	0	0	0	0
4	1	3	3	0	0	1
3	0	0	0	1	0	2
0	0	0	0	0	0	0

4 0 1 0 0 1 1

4 0 0 0 0 1 2

4 0 1 0 0 0 1

2	0	0	0	0	1	1
0	0	0	0	0	0	0
0	0	0	0	0	0	0
1	1	0	0	1	0	0

1 0 0 0 0 1 0
 1 0 0 0 0 1 0
 2 0 0 0 0 0 3

1B: 6	SF: 0
2B: 0	SAC: 0
3B: 2	DP: 2
HR: 1	HBP: 0

Batter	1	2	3	4	5	6	7	8	9
Garry Templeton, S (1, 6) OBP: 0.356, SLG: 0.433	0-0 1-3 			0-0 1B 		0-0 HR 1B 		0-0 1B 3B 	
Tony Scott, S (1, 8) OBP: 0.298, SLG: 0.287 Mike Phillips, L (9, 4) OBP: 0.259, SLG: 0.244	0-0 CS 1B 			0-0 G4-6-3 1B 		0-0 L8 		0-3 K 	
Keith Hernandez, L (1, 3) OBP: 0.403, SLG: 0.498	0-0 L7 			0-0 1B 		0-0 HR 		0-0 1B 	
Ted Simmons, S (1, 2) OBP: 0.389, SLG: 0.521 Jim Otten, R (9, 1) OBP: 0.250, SLG: 0.250		4-0 BB 		0-0 F9 		0-0 F9 		0-0 4-3 	
George Hendrick, R (1, 9) OBP: 0.362, SLG: 0.541 (9, 8)		0-3 K 			0-0 1B 		0-0 5-3 	0-0 F3 	
Dane Iorg, L (1, 7) OBP: 0.350, SLG: 0.440		0-0 G6-4-3 			0-0 L4 		0-0 P6 	0-3 K 	
Ken Oberkfell, L (1, 4) OBP: 0.383, SLG: 0.412 (6, 5)			0-0 4-3 		0-0 L9 		0-0 F5 	0-0 3B 	
Ken Reitz, R (1, 5) OBP: 0.293, SLG: 0.358 John Urrea, R (6, 1)			0-0 5-3 		0-3 K 			0-0 E4 3B 	4-0 BB
Don Hood, L (8, 1) OBP: 0.111, SLG: 0.111 Leon Durham, L (8, PH) OBP: 0.294, SLG: 0.400 (9, 9)								0-0 F7 	0-0 6-3
Silvio Martinez, R (1, 1) OBP: 0.143, SLG: 0.077 Mike Ramsey, S (6, 4) OBP: 0.290, SLG: 0.363 Terry Kennedy, L (8, PH) OBP: 0.315, SLG: 0.378 (9, 2)			0-3 K 			0-3 K 			

Inning Stats	R: 0	H: 1	E: 0	LOB: 0	K: 0	BB: 0	S: 3	P: 3
	0	0	0	0	1	0	0	3
	0	0	0	0	1	0	0	8
	0	0	0	0	1	0	0	5
	0	2	0	1	0	0	0	4
	0	1	0	1	0	0	0	6
	2	2	0	0	1	0	0	7
	0	0	0	0	0	0	0	3
	2	2	1	1	1	0	0	8
	0	1	0	2	1	0	0	10

PITCHER	IP	WLS	BF	H	R	ER	SO	BB	IBB	HBP	BLK	WP	HR	S	P	ERA	WHIP
Lynn McGlothen, R (1, 1) ERA: 4.88	7.1	W	28	7	4	2	4	1	0	0	0	0	1	35	39	2.46	1.091
Bruce Sutter, R (8, 1) ERA: 2.35	1.2	S	8	2	0	0	2	1	0	0	0	0	0	11	15	0.00	1.800

Batter	1	2	3	4	5	6	7	8	9	AB	R	H	RBI	BB	SO	LOB	TOP										
Ivan De Jesus, R OBP: 0.342, SLG: 0.357 (1, 6)	0-0 F9	0-0 F8		0-0 G3		0-0 S 1B		0-3 K	0-0 1B	6	0	2	1	0	1	3											
Lenny Randle, S OBP: 0.350, SLG: 0.369 Jesus Figueroa, L OBP: 0.301, SLG: 0.326 (1, 5) (8, 8)	4-0 HR BB		0-0 L4	0-0 4-3		0-0 P6		0-0 1B 1B	0-0 L3	4	1	1	0	1	0	2											
Bill Buckner, L OBP: 0.357, SLG: 0.468 (1, 9) (8, 7)	0-0 1-H HR		0-3 K		0-0 FC6-4 1B SF9 1B		0-0 WP 5-3 FC6-4 1B	0-0 1B		5	3	4	3	0	1	0											
Dave Kingman, R OBP: 0.312, SLG: 0.478 Mick Kelleher, R OBP: 0.262, SLG: 0.217 (1, 7) (8, 5)	0-0 P6		4-0 1B BB		0-0 1-2 FC6-4 1B		0-0 5-3	0-0 F2		4	0	1	0	1	0	3											
Cliff Johnson, R OBP: 0.341, SLG: 0.424 Scot Thompson, L OBP: 0.303, SLG: 0.308 (1, 3) (9, PR) (9, 3)	0-3 K		0-0 1-3 BB 1B		0-0 1-2f 2-3 FC6-4		0-0 2-3 FC		0-0 5-3 1B 1B	5	0	2	0	0	1	3											
Jerry Martin, R OBP: 0.301, SLG: 0.445 (1, 8) (8, 9)		0-0 6-3	4-0 1-2 BB		0-0 3-H SF9		0-0 1-2f 3-H FC6-4		0-0 1-2 5-3	3	0	0	2	1	0	2											
Tim Blackwell, S OBP: 0.343, SLG: 0.427 (1, 2)		0-0 1B 3B	0-0 4-3		0-3 K		0-0 1-2 P6		4-0 1B E IBB	4	2	1	0	1	1	5											
Mike Tyson, R OBP: 0.286, SLG: 0.361 (1, 4)		0-0 P6		0-0 G3 2B		0-0 F9		0-0 FC3-6 1B 1B	0-0 1-H 2-H E6 1B 1B	5	1	3	1	0	0	1											
Mike Krukow, R OBP: 0.231, SLG: 0.275 Steve Dillard, R OBP: 0.295, SLG: 0.360 Willie Hernandez, L OBP: 0.176, SLG: 0.235 Dick Tidrow, R OBP: 0.143, SLG: 0.143 (1, 1) (6, PH) (6, 1) (7, 1) (8, 1)		0-0 3-H 1B	0-0 F7		0-3 K		0-0 1-2f FC3-6 1B	0-3 K		2	0	1	1	0	0	1											
Inning Stats	R: 2 E: 0 K: 1 S: 6	H: 1 LOB: 0 BB: 1 P: 10	R: 1 E: 0 K: 0 S: 5	H: 2 LOB: 1 BB: 0 P: 5	R: 0 E: 0 K: 1 S: 6	H: 1 LOB: 3 BB: 2 P: 14	R: 0 E: 0 K: 0 S: 4	H: 1 LOB: 1 BB: 0 P: 4	R: 1 E: 0 K: 1 S: 7	H: 2 LOB: 1 BB: 0 P: 7	R: 0 E: 0 K: 1 S: 6	H: 1 LOB: 1 BB: 0 P: 6	R: 1 E: 0 K: 0 S: 5	H: 1 LOB: 1 BB: 0 P: 5	R: 1 E: 0 K: 1 S: 8	H: 3 LOB: 2 BB: 0 P: 8	R: 3 E: 1 K: 1 S: 8	H: 3 LOB: 1 BB: 1 P: 12	1B: 12 2B: 1 3B: 1 HR: 1	SF: 1 SAC: 0 DP: 0 HBP: 0	WP: 1 PB: 0 SB: 2 CS: 0	PA: 47					
PITCHER	IP	WLS	BF	H	R	ER	SO	BB	IBB	HBP	BLK	WP	HR	S	P	ERA	WHIP										
Bob Sykes, L ERA: 4.35 (1, 1)	3.0	L	16	4	3	3	2	3	0	0	0	0	1	17	29	9.00	2.333										
Jim Otten, R ERA: 7.09 (4, 1)	2.0		9	3	1	1	1	0	0	0	0	0	0	11	11	4.50	1.500										
Don Hood, L ERA: 2.83 (6, 1)	1.1		6	2	1	1	1	0	0	0	0	0	0	8	8	6.75	1.500										
John Urrea, R ERA: 3.49 (7, 1)	0.2		3	0	0	0	0	0	0	0	0	1	0	3	3	0.00	0.000										
John Littlefield, R ERA: 3.13 (8, 1)	2.0		13	6	4	3	2	0	1	0	0	0	0	16	20	13.50	3.000										

Chicago Cubs @ St. Louis Cardinals
 Busch Stadium, St. Louis, MO
 Sat Aug 16 1980, 7:05 PM CDT
 Att: 38,710 - Unknown

livebaseballscorecards.com

AB	42
R	9
H	15
RBI	8
BB	4
SO	6
LOB	24



BOTTOM

Chicago Cubs @ St. Louis Cardinals
Busch Stadium, St. Louis, MO
Sat Aug 16 1980, 7:05 PM CDT
Att. 38,710 - Unknown

livebaseballscorecards.com

AB	37
R	4
H	9
RBI	3
BB	1
SO	2
LOB	15



WP:	0	PA:	39
PB:	0	SB:	0
CS:	0		

AB R H RBI BB SO LOB

4	1	1	0	1	0	0
5	2	3	0	0	0	1
5	1	1	0	0	0	4
4	0	1	1	0	0	2
4	0	1	1	0	0	2
3	0	1	1	0	0	0
4	0	0	0	0	0	3
4	0	1	0	0	1	1
0	0	0	0	0	0	0
1	0	0	0	0	0	0
1	0	0	0	0	0	0
1	0	0	0	0	0	0
0	0	0	0	0	0	0
0	0	0	0	0	0	0
1	0	0	0	0	0	1
0	0	0	0	0	0	0
1	0	0	0	0	0	0
1	0	0	0	0	0	0


1B:	8	SF:	0
2B:	1	SAC:	0
3B:	0	DP:	0
HR:	0	HBP:	1

WP:	0	HR:	0	S:	0	P:	0	ERA:	0.00	WHIP:	0.400
IP:	5.0	WLS:	0	BF:	18	H:	2	R:	0	ER:	0
SO:	2	BB:	0	IBB:	0	HBP:	1	BLK:	0	WP:	0
HR:	0	S:	21	P:	22	ERA:	0.00	WHIP:	0.400		
IP:	1.2	WLS:	0	BF:	8	H:	3	R:	2	ER:	1
SO:	0	BB:	0	IBB:	0	HBP:	0	BLK:	0	WP:	0
HR:	0	S:	8	P:	8	ERA:	5.40	WHIP:	1.800		
IP:	1.0	WLS:	0	BF:	6	H:	3	R:	2	ER:	2
SO:	0	BB:	0	IBB:	0	HBP:	0	BLK:	0	WP:	0
HR:	0	S:	6	P:	6	ERA:	18.00	WHIP:	3.000		
IP:	1.1	WLS:	0	BF:	7	H:	1	R:	0	ER:	0
SO:	0	BB:	0	IBB:	1	HBP:	0	BLK:	0	WP:	0
HR:	0	S:	6	P:	10	ERA:	0.00	WHIP:	1.500		

Batter	1	2	3	4	5	6	7	8	9
Tony Scott, S OBP: 0.299, SLG: 0.290 (1, 8)	0-0 G3			0-0 F8		0-0 E 2B		0-0 4-3	4-0 E BB
Garry Templeton, S OBP: 0.358, SLG: 0.435 (1, 6)	0-0 F7			0-0 1B 1B		0-0 6-3 2-H 1B		0-0 F8 1B 1B	0-0 E5 FC4-6
Keith Hernandez, L OBP: 0.401, SLG: 0.494 (1, 3)	0-0 6-3			0-0 F8		0-0 6-3		0-0 1B 1B	0-0 FC4-6 1-2f
Ted Simmons, S OBP: 0.388, SLG: 0.518 (1, 2)		0-0 4-3		0-0 1-3 1B		0-0 6-3		0-0 F8	
George Hendrick, R OBP: 0.361, SLG: 0.538 (1, 9)		0-0 F5		0-0 F7		0-0 F9		0-0 1B 1B	
Leon Durham, L OBP: 0.299, SLG: 0.399 (1, 7)		0-0 L7			1-0 HBP		0-0 F9	0-0 1-2 3-H 1B	
Ken Oberkfell, L OBP: 0.378, SLG: 0.405 (1, 4)			0-0 6-3		0-0 F9		0-0 6-3	0-0 4-3	
Ken Reitz, R OBP: 0.292, SLG: 0.357 (1, 5)			0-3 K		0-0 P6		0-0 1B	0-0 6-3	
Bob Sykes, S Mike Phillips, L Jim Clifton, R Terry Kennedy, L Don Hogg, L John Urrea, R Bobby Bonds, R John Littlefield, R Mike Ramsey, S			0-0 F7		0-3 K		0-0 F8	0-0 G3	

Inning Stats	R: 0 E: 0 K: 0 S: 3	H: 0 LOB: 0 BB: 0 P: 3	R: 0 E: 0 K: 0 S: 3	H: 0 LOB: 0 BB: 0 P: 3	R: 0 E: 0 K: 1 S: 5	H: 0 LOB: 0 BB: 0 P: 5	R: 0 E: 0 K: 0 S: 5	H: 2 LOB: 2 BB: 0 P: 5	R: 0 E: 0 K: 1 S: 5	H: 0 LOB: 1 BB: 0 P: 6	R: 2 E: 1 K: 0 S: 5	H: 2 LOB: 0 BB: 0 P: 5	R: 0 E: 0 K: 0 S: 4	H: 1 LOB: 1 BB: 0 P: 4	R: 2 E: 0 K: 0 S: 7	H: 4 LOB: 2 BB: 0 P: 7	R: 0 E: 1 K: 0 S: 4	H: 0 LOB: 2 BB: 1 P: 8	1B: 8 2B: 1 3B: 0 HR: 0	SF: 0 SAC: 0 DP: 0 HBP: 1
--------------	------------------------------	---------------------------------	------------------------------	---------------------------------	------------------------------	---------------------------------	------------------------------	---------------------------------	------------------------------	---------------------------------	------------------------------	---------------------------------	------------------------------	---------------------------------	------------------------------	---------------------------------	------------------------------	---------------------------------	----------------------------------	------------------------------------

PITCHER	IP	WLS	BF	H	R	ER	SO	BB	IBB	HBP	BLK	WP	HR	S	P	ERA	WHIP
Mike Krukow, R ERA: 3.97 (1, 1)	5.0	W	18	2	0	0	2	0	0	0	0	0	0	21	22	0.00	0.400
Willie Hernandez, L ERA: 5.22 (6, 1)	1.2		8	3	2	1	0	0	0	0	0	0	0	8	8	5.40	1.800
Dick Tidrow, R ERA: 2.76 (7, 1)	1.0		6	3	2	2	0	0	0	0	0	0	0	6	6	18.00	3.000
Bruce Sutter, R ERA: 2.31 (8, 1)	1.1	S	7	1	0	0	0	1	0	0	0	0	0	6	10	0.00	1.500

Batter	1	2	3	4	5	6	7	8	9	10	11	AB R H RBI BB SO LOB	TOP														
Ivan De Jesus, R OBP: 0.344, SLG: 0.359	4-0 G3 HR BB	0-0 P6			0-0 6-3			0-0 1B 1B		0-0 5-3		4 2 1 0 1 0 1	<p>Chicago Cubs @ Atlanta Braves Atlanta-Fulton County Stadium, Atlanta, GA</p> <p>Tue Aug 19 1980, 7:05 PM EDT Att: 9,485 - Unknown</p> <p>livebaseballscorecards.com</p> <table border="1"> <tr><td>AB</td><td>39</td></tr> <tr><td>R</td><td>4</td></tr> <tr><td>H</td><td>8</td></tr> <tr><td>RBI</td><td>3</td></tr> <tr><td>BB</td><td>2</td></tr> <tr><td>SO</td><td>9</td></tr> <tr><td>LOB</td><td>12</td></tr> </table> 	AB	39	R	4	H	8	RBI	3	BB	2	SO	9	LOB	12
AB	39																										
R	4																										
H	8																										
RBI	3																										
BB	2																										
SO	9																										
LOB	12																										
Lenny Randle, S OBP: 0.350, SLG: 0.376 Mick Kelleher, R OBP: 0.250, SLG: 0.213	0-0 G3 1-2		4-0 G5-4-3 BB			0-0 2B		0-3 K 1-2		0-3 K		3 0 1 0 1 1 2 1 0 0 0 0 1 0															
Bill Buckner, L OBP: 0.363, SLG: 0.484	0-0 2-H HR		0-0 G5-4-3 1-2f			0-0 F8		0-0 1B			0-0 SH5-4 1B	5 1 3 3 0 0 2															
Dave Kingman, R OBP: 0.305, SLG: 0.468 Bruce Sutter, R OBP: 0.143, SLG: 0.143 Rick Reuschel, R OBP: 0.175, SLG: 0.238 Dick Tidrow, R	0-0 P6		0-0 F8			0-3 K		0-0 5-3		0-0 SH5-4 1-2		4 0 0 0 0 1 2 0															
Cliff Johnson, R OBP: 0.335, SLG: 0.418	0-0 E5			0-0 F9		0-0 5-3				0-3 K		5 1 0 0 0 1 1															
Jerry Martin, R OBP: 0.300, SLG: 0.444	0-0 3-1			0-0 CS 2B			0-3 K		0-0 4-3	0-3 K		5 0 1 0 0 2 1															
Tim Blackwell, S OBP: 0.340, SLG: 0.421		0-3 K		0-0 6-3 2-3			0-3 K		0-0 1B			4 0 1 0 0 2 1															
Mike Tyson, R OBP: 0.290, SLG: 0.372 Larry Bittner, L OBP: 0.321, SLG: 0.340 Steve Dillard, R OBP: 0.295, SLG: 0.360		0-0 4-3 2B			0-3 K		0-0 F5		0-0 F6			3 0 1 0 0 1 0 1 0 0 0 0 0 1 0 0 0 0 0 0 0															
Dennis Lamp, R OBP: 0.179, SLG: 0.115 Jesus Figueroa, L OBP: 0.303, SLG: 0.321		0-0 4-3 2-3			0-0 3-4-1			0-0 6-3		0-0 4-3		2 0 0 0 0 0 1 2 0 0 0 0 0 0															
Inning Stats	R: 3 H: 1 E: 1 LOB: 0 K: 0 BB: 1 S: 5 P: 9	R: 0 H: 1 E: 0 LOB: 1 K: 1 BB: 0 S: 6 P: 6	R: 0 H: 0 E: 0 LOB: 0 K: 0 BB: 1 S: 2 P: 6	R: 0 H: 1 E: 0 LOB: 0 K: 0 BB: 0 S: 3 P: 3	R: 0 H: 0 E: 0 LOB: 0 K: 1 BB: 0 S: 5 P: 5	R: 0 H: 1 E: 0 LOB: 1 K: 1 BB: 0 S: 6 P: 6	R: 0 H: 0 E: 0 LOB: 0 K: 2 BB: 0 S: 7 P: 7	R: 1 H: 2 E: 0 LOB: 1 K: 1 BB: 0 S: 7 P: 7	R: 0 H: 1 E: 0 LOB: 1 K: 1 BB: 0 S: 6 P: 6	R: 0 H: 0 E: 0 LOB: 0 K: 1 BB: 0 S: 5 P: 5	R: 0 H: 1 E: 0 LOB: 1 K: 1 BB: 0 S: 6 P: 6	1B: 4 SF: 0 2B: 3 SAC: 1 3B: 0 DP: 1 HR: 1 HBP: 0	WP: 0 PA: 42 PB: 0 SB: 1 CS: 1														
PITCHER	IP WLS BF H R ER SO BB IBB HBP BLK WP HR S P ERA WHIP																										
Tommy Boggs, R ERA: 3.59	(1, 1) 7.2 29 5 4 3 6 2 0 0 0 0 1 39 47 3.52 0.913																										
Larry Bradford, L ERA: 3.16	(8, 1) 0.0 1 1 0 0 0 0 0 0 0 0 0 1 1 ∞ ∞																										
Rick Camp, R ERA: 2.31	(8, 1) 0.1 1 0 0 0 0 0 0 0 0 0 0 1 1 0.00 0.000																										
Gene Garber, R ERA: 4.08	(9, 1) 2.0 7 1 0 0 2 0 0 0 0 0 0 11 11 0.00 0.500																										
Phil Niekro, R ERA: 3.89	(11, 1) 1.0 W 4 1 0 0 1 0 0 0 0 0 0 6 6 0.00 1.000																										

Batter	1	2	3	4	5	6	7	8	9
Jerry Royster, R OBP: 0.302, SLG: 0.300 (1, 7) (8, 5)			SF9-4 2-3 3-H			K			
Rafael Ramirez, R OBP: 0.269, SLG: 0.404 Luis Gomez, R OBP: 0.244, SLG: 0.217 (1, 6) (7, 6)				1B		K		F8	
Gary Matthews, R OBP: 0.316, SLG: 0.411 (1, 9)	F5	E9 4-3		1B		F8			
Bob Horner, R OBP: 0.300, SLG: 0.552 Mike Lum, L OBP: 0.353, SLG: 0.250 (1, 5) (8, 7)		5-3		K		6-3			
Chris Chambliss, L OBP: 0.335, SLG: 0.423 (1, 3)		4-3		F2					
Dale Murphy, R OBP: 0.356, SLG: 0.488 (1, 8)		F8		F9					
Glenn Hubbard, R OBP: 0.317, SLG: 0.412 (1, 4)	SH1-4 2B		2B SF9-4 BB		K	G6-4-3			
Bill Nahorodny, R OBP: 0.311, SLG: 0.454 (1, 2)	SH1-4 1B BB		SF9-4 2B		F9		F9		
Larry McWilliams, L OBP: 0.229, SLG: 0.159 Rick Camp, R (1, 1) (7, 1)	SH1-4		K		1-3		K		

Inning Stats	R: 7 E: 0 K: 12 S: 16	H: 7 LOB: 1 BB: 1 P: 16	R: 0 E: 1 K: 0 S: 4	H: 1 LOB: 1 BB: 0 P: 4	R: 1 E: 0 K: 1 S: 5	H: 1 LOB: 0 BB: 1 P: 9	R: 0 E: 0 K: 1 S: 7	H: 2 LOB: 2 BB: 0 P: 7	R: 0 E: 0 K: 2 S: 5	H: 0 LOB: 0 BB: 0 P: 5	R: 0 E: 0 K: 2 S: 7	H: 0 LOB: 0 BB: 0 P: 7	R: 1 E: 0 K: 0 S: 4	H: 2 LOB: 0 BB: 0 P: 4	R: 0 E: 0 K: 1 S: 6	H: 1 LOB: 1 BB: 0 P: 6
--------------	--------------------------------	----------------------------------	------------------------------	---------------------------------	------------------------------	---------------------------------	------------------------------	---------------------------------	------------------------------	---------------------------------	------------------------------	---------------------------------	------------------------------	---------------------------------	------------------------------	---------------------------------

PITCHER													PITCHER																					
IP	WLS	BF	H	R	ER	SO	BB	IBB	HBP	BLK	WP	HR	S	P	ERA	WHIP	IP	WLS	BF	H	R	ER	SO	BB	IBB	HBP	BLK	WP	HR	S	P	ERA	WHIP	
Lynn McGlothen, R ERA: 5.37 (1, 1)	0.2	L	10	7	7	7	0	1	0	0	0	1	9	13	94.50	12.000																		
Doug Capilla, L ERA: 3.1 (1, 1)	2.1		11	4	1	2	1	0	0	0	0	0	14	18	3.86	2.143																		
Bill Caudill, R ERA: 2.15 (4, 1)	4.0		13	2	1	4	0	0	0	0	0	0	21	21	2.25	0.500																		
George Riley, L ERA: 4.15 (8, 1)	1.0		4	1	0	1	0	0	0	0	0	0	6	6	0.00	1.000																		

BOTTOM

AB	R	H	RBI	BB	SO	LOB
4	1	3	3	0	1	0
4	1	2	1	0	2	1
1	0	0	0	0	0	1
4	0	2	0	0	0	1
4	1	1	2	0	1	3
0	0	0	0	0	0	0
4	2	2	0	0	0	3
4	1	2	1	0	0	3
3	2	1	2	1	1	1
3	1	1	0	1	0	0
2	0	0	0	0	1	2
1	0	0	0	0	1	0

AB	34
R	9
H	14
RBI	9
BB	2
SO	7
LOB	15



WP: 0	PA: 38
PB: 0	
SB: 0	
CS: 0	

Chicago Cubs @ Atlanta Braves
Atlanta-Fulton County Stadium, Atlanta, GA
Wed Aug 20 1980, 7:05 PM EDT
Att. 7,549 - Unknown

livebaseballscorecards.com

Chicago Cubs @ Atlanta Braves
Atlanta-Fulton County Stadium, Atlanta, GA

Thu Aug 21 1980, 7:05 PM EDT
Att. 9,617 - Unknown

livebaseballscorecards.com



Batter	1	2	3	4	5	6	7	8	9	AB R H RBI BB SO LOB	TOP											
Ivan De Jesus, R (1, 6) OBP: 0.343, SLG: 0.356	0-0 6-3		0-0 5-3			0-0 1B WP 1B	0-0 FC4-6 E 1B 1-2f 1B		0-0 F3	5 2 1 0 0 0 3												
Lenny Randle, S (1, 5) OBP: 0.351, SLG: 0.376	0-0 3-1			0-0 F7		0-0 1B WP 1B SF8	0-0 E3 1B		0-0 FC6-4 1-2f	5 1 2 0 0 0 1												
Bill Buckner, L (1, 7) OBP: 0.362, SLG: 0.481	0-3 K			0-0 E7 1B		0-0 SF8 WP FC6-4 1B	0-0 1-2 1B		0-0 G1	5 1 3 1 0 1 1												
Cliff Johnson, R (1, 3) OBP: 0.342, SLG: 0.428		0-3 K		0-0 1B		4-0 1-2 2-3 3-H FC6-4 BB	0-0 F9			3 0 1 0 1 1 2												
Larry Bittner, L (1, 9) OBP: 0.315, SLG: 0.335		0-0 F4		0-3 K		0-0 SF8	0-0 1-3			3 0 0 1 0 1 4												
Jerry Martin, R (1, 8) OBP: 0.297, SLG: 0.437		0-0 F9		0-0 F8		0-0 FC6-4 1-2f 3-H 1B		0-0 F8		4 0 0 1 0 0 3												
Tim Blackwell, S (1, 2) OBP: 0.333, SLG: 0.411			0-0 F7		0-0 F9	0-0 1-2 FC6-4 1B		0-0 F7		4 0 1 0 0 0 0												
Mike Tyson, R (1, 4) OBP: 0.291, SLG: 0.379			0-0		0-0 P3	0-0 FC6-4 1-2f		0-0 G3		3 0 1 0 0 0 2												
Dick Tidrow, R (6, 1)										0 0 0 0 0 0 0												
Jesus Figueroa, L (8, PH) OBP: 0.306, SLG: 0.319										1 0 0 0 0 0 0												
Lynn McGlothen, L (8, 1) OBP: 0.286, SLG: 0.382										0 0 0 0 0 0 0												
Mike Krukow, R (1, 1) OBP: 0.222, SLG: 0.264			0-0 4-3		0-3 K		4-0 FC4-6 BB		4-0 FC6-4 BB	2 0 0 0 0 1 1												
Willie Hernandez, L (5, 1) OBP: 0.176, SLG: 0.235										0 0 0 0 0 0 0												
Steve Dillard, R (6, 4) OBP: 0.300, SLG: 0.360										0 0 0 0 1 0 0												
Scot Thompson, L (9, PH) OBP: 0.308, SLG: 0.305										0 0 0 0 1 0 0												
Inning Stats	R: 0 E: 0 K: 1 S: 5	H: 0 LOB: 0 BB: 0 P: 5	R: 0 E: 0 K: 1 S: 5	H: 0 LOB: 0 BB: 0 P: 5	R: 0 E: 0 K: 0 S: 4	H: 1 LOB: 1 BB: 0 P: 4	R: 0 E: 1 K: 1 S: 7	H: 2 LOB: 2 BB: 0 P: 7	R: 0 E: 0 K: 1 S: 5	H: 0 LOB: 0 BB: 0 P: 5	R: 3 E: 0 K: 0 S: 7	H: 4 LOB: 2 BB: 1 P: 11	R: 1 E: 1 K: 0 S: 5	H: 2 LOB: 2 BB: 1 P: 9	R: 0 E: 0 K: 0 S: 3	H: 0 LOB: 0 BB: 0 P: 3	R: 0 E: 0 K: 0 S: 3	H: 0 LOB: 1 BB: 1 P: 7	1B: 8 2B: 1 3B: 0 HR: 0	SF: 1 SAC: 0 DP: 0 HBP: 0	WP: 1 PB: 0 SB: 0 CS: 0	PA: 39
PITCHER	IP WLS BF H R ER SO BB IBB HBP BLK WP HR S P ERA WHIP																					
Phil Niekro, R (1, 1) ERA: 3.93	5.0 W 22 6 3 3 4 1 0 0 0 1 0 29 33 5.40 1.400																					
Gene Garber, R (6, 1) ERA: 4.14	1.1 8 3 1 1 0 1 0 0 0 0 0 7 11 6.75 3.000																					
Preston Hanna, R (7, 1) ERA: 3.81	1.2 5 0 0 0 0 0 0 0 0 0 0 5 5 0.00 0.000																					
Rick Camp, R (9, 1) ERA: 2.21	1.0 S 4 0 0 0 0 1 0 0 0 0 0 3 7 0.00 1.000																					

AB	35
R	4
H	9
RBI	3
BB	3
SO	4
LOB	17

Batter	1	2	3	4	5	6	7	8	9	10	11	12	AB	R	H	RBI	BB	SO	LOB	TOP						
Ivan De Jesus, R OBP: 0.341, SLG: 0.352 (1, 6)	F8		F8		K		F7			BB		G3	5	0	0	0	1	1	1							
Lenny Randle, S OBP: 0.353, SLG: 0.383 (1, 5)	1B		1B				F7					L1	6	1	3	0	0	0	0							
Bill Buckner, L OBP: 0.362, SLG: 0.480 (1, 7)	F8		F8				F8					G4-3	5	1	2	1	0	0	4							
Cliff Johnson, R OBP: 0.338, SLG: 0.422 (1, 3)	F8		K				F9					F6	4	0	0	0	0	1	4							
Bruce Sutter, R OBP: 0.143, SLG: 0.143 (8, 1)	F8						E5						0	0	0	0	0	0	0							
Larry Blittner, L OBP: 0.314, SLG: 0.333 (11, PH)	1-2						1B						1	0	0	0	0	0	0							
Mick Kelleher, R OBP: 0.258, SLG: 0.213 (11, 4)	1-2						1-2						0	0	0	0	0	0	0							
Scot Thompson, L OBP: 0.311, SLG: 0.310 (1, 9) (8, 3)	F8						E6					2B	4	0	1	0	1	0	3							
Jerry Martin, R OBP: 0.296, SLG: 0.434 (1, 8) (8, 9)			F5				G6-4-3					F6	5	0	1	1	0	0	2							
Tim Blackwell, S OBP: 0.331, SLG: 0.404 (1, 2)			F4				G3						4	0	0	0	1	2	3							
Mike Tyson, R OBP: 0.287, SLG: 0.373 (1, 4)													4	0	0	0	0	1	3							
Mike Vail, R OBP: 0.324, SLG: 0.395 (11, PH)			F9				F7					F3	1	0	0	0	0	0	2							
Bill Caudill, R OBP: 0.286, SLG: 0.429 (11, 1)													0	0	0	0	0	0	0							
Rick Reuschel, R OBP: 0.182, SLG: 0.231 (1, 1)													2	0	0	0	1	0	0							
Jesus Figueroa, L OBP: 0.301, SLG: 0.314 (8, 8)							6-3					F7	2	0	0	0	0	0	0							
Inning Stats	R: 1 E: 0 K: 5	H: 2 LOB: 1 BB: 0 P: 5	R: 0 E: 0 K: 3	H: 0 LOB: 0 BB: 0 P: 3	R: 0 E: 0 K: 1	H: 1 LOB: 2 BB: 1 P: 10	R: 0 E: 0 K: 0	H: 0 LOB: 0 BB: 1 P: 6	R: 0 E: 0 K: 1	H: 0 LOB: 0 BB: 0 P: 5	R: 1 E: 2 K: 1	H: 2 LOB: 3 BB: 0 P: 9	R: 0 E: 0 K: 0	H: 0 LOB: 0 BB: 0 P: 3	R: 0 E: 0 K: 2	H: 0 LOB: 0 BB: 0 P: 7	R: 0 E: 0 K: 0	H: 1 LOB: 1 BB: 1 P: 7	R: 0 E: 0 K: 0	H: 1 LOB: 2 BB: 1 P: 8	R: 0 E: 0 K: 0	H: 0 LOB: 0 BB: 0 P: 3	1B: 5 2B: 1 3B: 1 HR: 0	SF: 0 SAC: 0 DP: 2 HBP: 0	WP: 0 PB: 0 SB: 0 CS: 0	PA: 47
PITCHER	IP	WLS	BF	H	R	ER	SO	BB	IBB	HBP	BLK	WP	HR	S	P	ERA	WHIP									
Gordie Pladson, R ERA: 3.56 (1, 1)	7.0		29	5	2	1	3	2	0	0	0	0	0	33	41	1.29	1.000									
Frank LaCorte, R ERA: 1.33 (8, 1)	5.0	W	18	2	0	0	2	1	1	0	0	0	0	20	28	0.00	0.600									

Chicago Cubs @ Houston Astros
Astrodome, Houston, TX
Fri Aug 22 1980, 8:05 PM EDT
Att: 34,118 - Unknown

livebaseballscorecards.com

AB	43
R	2
H	7
RBI	2
BB	4
SO	5
LOB	22



Batter	1	2	3	4	5	6	7	8	9	10	11	12	13	14	15	16	17	AB	R	H	RBI	BB	SO	LOB	TOP																
Ivan De Jesus, R OBP: 0.338, SLG: 0.349 (1, 6)	F8		F8		G3			F7		6-3			4-3			F8		7	0	1	0	0	0	1																	
Lenny Randle, S OBP: 0.350, SLG: 0.379 (1, 5)	F8		F6		4-3			K					F4			4-3		7	0	1	0	0	1	2																	
Bill Buckner, L OBP: 0.361, SLG: 0.475 (1, 7)	1B		BB					3-1					6-3			F7		6	0	1	0	1	0	1																	
Cliff Johnson, R OBP: 0.332, SLG: 0.413 (1, 3)	F9		F9					F7					F6			F4		7	0	0	0	0	0	4																	
Scot Thompson, L OBP: 0.310, SLG: 0.305 (1, 9)		1B			4-3			F8					6-3			4-3		6	0	1	0	1	0	0																	
Jesus Figueroa, L OBP: 0.301, SLG: 0.308 (1, 8)		BB			F9			F7					F7			K		6	0	1	0	1	1	1																	
Tim Blackwell, S OBP: 0.327, SLG: 0.398 (1, 2)		1B			G3			BB					F2			1B		6	0	1	0	0	0	2																	
Mike Tyson, R OBP: 0.287, SLG: 0.372 (1, 4)								F6					F8			F7		3	0	1	0	0	0	1																	
Larry Bittner, L OBP: 0.312, SLG: 0.332 (9, PH)								6-3					F9			F7		1	0	0	0	0	0	1																	
Mick Kelleher, R OBP: 0.250, SLG: 0.206 (9, 4)								SH1-4					K			F7		2	0	0	0	0	1	1																	
Dennis Lamp, R OBP: 0.172, SLG: 0.111 (10, PH)								1B								F9		2	0	0	0	0	0	0																	
Mike Vail, R OBP: 0.323, SLG: 0.393 (10, 1)																		1	0	0	0	0	0	0																	
Dick Tidrow, R OBP: 0.295, SLG: 0.433 (13, PH)																		0	0	0	0	0	0	0																	
Jerry Martin, R OBP: 0.196, SLG: 0.235 (13, 1)																		1	0	0	0	0	0	1																	
Willie Hernandez, L OBP: 0.196, SLG: 0.235 (15, PH)																		0	0	0	0	0	0	0																	
Dave Kingman, R OBP: 0.261, SLG: 0.460 (15, 1)																		1	0	0	0	0	0	1																	
George Riley, L OBP: 0.172, SLG: 0.111 (15, 1)																		0	0	0	0	0	0	0																	
Inning Stats	R: 0 E: 0 K: 0 S: 4	H: 1 LOB: 1 BB: 1 P: 4	R: 0 E: 0 K: 0 S: 3	H: 1 LOB: 1 BB: 1 P: 7	R: 0 E: 0 K: 0 S: 4	H: 0 LOB: 0 BB: 0 P: 3	R: 0 E: 0 K: 0 S: 4	H: 1 LOB: 1 BB: 0 P: 4	R: 0 E: 0 K: 0 S: 3	H: 0 LOB: 0 BB: 0 P: 3	R: 0 E: 0 K: 0 S: 4	H: 1 LOB: 1 BB: 0 P: 4	R: 0 E: 0 K: 0 S: 3	H: 0 LOB: 0 BB: 0 P: 3	R: 0 E: 0 K: 0 S: 5	H: 0 LOB: 0 BB: 0 P: 5	R: 0 E: 0 K: 1 S: 6	H: 1 LOB: 1 BB: 0 P: 6	R: 0 E: 0 K: 0 S: 3	H: 0 LOB: 0 BB: 0 P: 3	1B: 7 2B: 0 3B: 0 HR: 0	SF: 0 SAC: 1 DP: 0 HBP: 0	WP: 0 PB: 0 SB: 1 CS: 0	PA: 60																	
PITCHER	IP WLS BF H R ER SO BB IBB HBP BLK WP HR S P ERA WHIP																							PITCHER	IP WLS BF H R ER SO BB IBB HBP BLK WP HR S P ERA WHIP																
Joaquin Andujar, R ERA: 3.4 (1, 1)	8.0	31	6	0	0	0	2	0	0	0	0	0	0	0	0	29	37	0.00	1.000																						
Bert Roberge, R ERA: 4.42 (9, 1)	3.0	10	0	0	0	1	1	0	0	0	0	0	0	0	0	11	15	0.00	0.333																						
Joe Sambito, L ERA: 2.14 (12, 1)	4.0	13	1	0	0	3	0	0	0	0	0	0	0	0	0	19	19	0.00	0.250																						
Joe Niekro, R ERA: 3.97 (16, 1)	2.0	W 6	0	0	0	0	0	0	0	0	0	0	0	0	0	6	6	0.00	0.000																						

Chicago Cubs @ Houston Astros
Astrodome, Houston, TX
Sat Aug 23 1980, 8:05 PM EDT
Att: 25,031 - Unknown

AB 56
R 0
H 7
RBI 0
BB 3
SO 4
LOB 15




Batter	1	2	3	4	5	6	7	8	9	10	11	12	13	14	15	16	17	AB	R	H	RBI	BB	SO	LOB
Joe Morgan, L OBP: 0.357, SLG: 0.340 (1, 4)	0-0 CS 1B		0-0 F5		0-0 1-3			4-0 G3 BB		0-0 1B		4-0 IBB		0-0 1B	0-0 F3 1B	0-0 F8		6	0	3	0	2	0	2
Enos Cabell, R OBP: 0.306, SLG: 0.344 (1, 5)	0-3 K 1-2		4-0 BB			0-0 L6		0-0 FC4-2-5 G3		0-0 F9		0-3 K		0-0 F3 1-2			0-0 FC4-6 SH1-4 1B	7	1	1	0	1	2	7
Terry Puhl, L OBP: 0.351, SLG: 0.422 (1, 9)	0-0 CS 1B		0-3 K			0-0 5-3		0-0 G3		0-0 F5		0-3 K		4-0 1B E BB			0-0 SH1-4	6	0	1	0	1	2	7
Jose Cruz, L OBP: 0.380, SLG: 0.434 (1, 7)	0-0 CS 1-2	4-0 CS BB		0-0 1-3		0-0 F7		4-0 FC6-4 IBB		0-0 G3			0-0 4-3		4-0 1B IBB		4-0 FC4-6 IBB	4	0	0	0	4	0	0
Cesar Cedeno, R OBP: 0.363, SLG: 0.486 Bert Roberge, R (9, 1)		0-0 6-3		0-0 5-3			0-0 F7	0-0 FC6-4		0-0 3-1			0-0 4-3		0-0 1B		0-0 FC4-6 1B	4	0	0	0	0	0	4
Denny Walling, L OBP: 0.386, SLG: 0.410 (11, PH) (12, 3)		1-2						1-2r							1-2 2-3 1B		1-2r 2-3 1B	4	0	1	0	0	0	2
Danny Heep, L OBP: 0.318, SLG: 0.350 Joe Sambito, L (1, 3) (12, 1)		0-0		4-0			0-0 4-3		0-0 4-3				0-3 K		0-0 F8		0-0 1B	4	0	2	0	1	0	0
Art Howe, R OBP: 0.335, SLG: 0.391 Joe Niekro, R (16, 1)		2B															1-2 3-H 1B	1	0	0	0	0	1	0
Alan Ashby, S OBP: 0.310, SLG: 0.324 Luis Pujols, R OBP: 0.262, SLG: 0.249 (1, 2) (14, PH) (15, 2)		5-3		0-0 G3			0-0 FC6-4 1B		0-0 6-3		0-0 6-3			0-0 1-3		0-0 F8		5	0	1	0	0	0	3
Craig Reynolds, L OBP: 0.260, SLG: 0.315 Rafael Landestoy, S OBP: 0.312, SLG: 0.350 (1, 6) (14, PH) (15, 6)			0-0 SH1-4 1B		0-0 G2		0-0 FC6-4 1B		0-0 1-3			0-0 SH3-4 1B		0-0 4-3		0-0 6-3		5	0	2	0	0	0	1
Joaquin Andujar, S OBP: 0.278, SLG: 0.529 Jeffrey Leonard, R OBP: 0.279, SLG: 0.333 (1, 1) (9, 8)			0-0 SH1-4		0-0 5-3		0-0 FC4-5 3B		0-0 5-3			0-0 SH3-4 1B		0-0 F9		4-0 BB		2	0	1	0	0	0	0

BOTTOM	
AB	60
R	3
H	0
RBI	3
BB	2
SO	0
LOB	2
AB	56
R	1
H	13
RBI	1
BB	10
SO	5
LOB	29
WP	0
PA	70

Chicago Cubs @ Houston Astros
Astrodome, Houston, TX
Sat Aug 23 1980, 8:05 PM EDT
Att. 25,031 - Unknown

INNING STATS															PITCHER														
R	E	K	S	H	LOB	P	IP	WLS	BF	H	R	ER	SO	BB	IBB	HBP	BLK	WP	HR	S	P	ERA	WHIP						
0	0	1	5	2	0	5	9.0		35	6	0	0	2	4	1	0	0	0	0	0	34	54	0.00	1.111					
0	0	1	3	3	0	0	3.0		13	3	0	0	2	0	1	0	0	0	0	0	16	20	0.00	1.000					
0	0	1	2	6	0	0	2.0		6	0	0	0	1	0	0	0	0	0	0	0	8	8	0.00	0.000					
0	0	1	2	4	1	1	2.2	L	15	4	1	1	0	2	2	0	0	0	0	0	11	27	3.38	2.250					



Batter	1	2	3	4	5	6	7	8	9	AB R H RBI BB SO LOB	TOP																				
Ivan De Jesus, R (1, 6) OBP: 0.335, SLG: 0.346	0-3 K		0-0 F9			0-0 3-1			0-0 F3	4 0 0 0 0 1 0	<p>Chicago Cubs @ Houston Astros Astrodome, Houston, TX</p> <p>Sun Aug 24 1980, 8:05 PM EDT Att: 25,703 - Unknown</p> <p>livebaseballscorecards.com</p> <table border="1"> <tr><td>AB</td><td>28</td></tr> <tr><td>R</td><td>1</td></tr> <tr><td>H</td><td>2</td></tr> <tr><td>RBI</td><td>1</td></tr> <tr><td>BB</td><td>1</td></tr> <tr><td>SO</td><td>6</td></tr> <tr><td>LOB</td><td>5</td></tr> </table> 	AB	28	R	1	H	2	RBI	1	BB	1	SO	6	LOB	5						
AB	28																														
R	1																														
H	2																														
RBI	1																														
BB	1																														
SO	6																														
LOB	5																														
Scot Thompson, L (1, 8) OBP: 0.303, SLG: 0.298	0-3 K			0-0 F7		0-0 F6			0-0 E3	4 0 0 0 0 1 0																					
Bill Buckner, L (1, 7) OBP: 0.358, SLG: 0.471	0-0 F7			0-0 3-1			0-0 F2		0-0 F6	4 0 0 0 0 0 1																					
Cliff Johnson, R (1, 3) OBP: 0.328, SLG: 0.408		0-0 4-3		0-3 K			0-0 F9		0-0 F7	4 0 0 0 0 1 1																					
Larry Bittner, L (1, 9) OBP: 0.313, SLG: 0.342		0-0 F7			0-0 SF8 3B		0-0 F7			3 1 1 0 0 0 0																					
Tim Blackwell, S (1, 2) OBP: 0.331, SLG: 0.401		4-0 BB			0-0 SF8 3-H			0-0 SH1-4 1B		1 0 1 1 1 0 0																					
Mike Tyson, R (1, 4) OBP: 0.285, SLG: 0.369	0-3 K				0-0 F9			0-0 SH1-4 1-2		2 0 0 0 0 1 1																					
Steve Dillard, R (1, 5) OBP: 0.296, SLG: 0.355			0-0 F8		0-3 K			0-0 4-3		2 0 0 0 0 1 0																					
Jesus Figueroa, L (8, PH) OBP: 0.299, SLG: 0.306										1 0 0 0 0 0 1																					
Mick Kelleher, R (8, 5) OBP: 0.250, SLG: 0.206										0 0 0 0 0 0 0																					
Doug Capilla, L (1, 1) OBP: 0.214, SLG: 0.357			0-3 K			0-0 1-3		0-0 F9		2 0 0 0 0 1 0																					
Mike Vail, R (8, PH) OBP: 0.322, SLG: 0.392										1 0 0 0 0 0 1																					
Bill Caudill, R (8, 1) OBP: 0.286, SLG: 0.429										0 0 0 0 0 0 0																					
Bruce Sutter, R (8, 1) OBP: 0.143, SLG: 0.143										0 0 0 0 0 0 0																					
Inning Stats	R: 0 E: 0 K: 2 S: 7	H: 0 LOB: 0 BB: 0 P: 7	R: 0 E: 0 K: 1 S: 5	H: 0 LOB: 1 BB: 1 P: 9	R: 0 E: 0 K: 1 S: 5	H: 0 LOB: 0 BB: 0 P: 5	R: 0 E: 0 K: 1 S: 5	H: 0 LOB: 0 BB: 0 P: 5	R: 1 E: 0 K: 1 S: 6	H: 1 LOB: 0 BB: 0 P: 6	R: 0 E: 0 K: 0 S: 3	H: 0 LOB: 0 BB: 0 P: 3	R: 0 E: 0 K: 0 S: 3	H: 0 LOB: 0 BB: 0 P: 3	R: 0 E: 0 K: 0 S: 4	H: 1 LOB: 1 BB: 0 P: 4	R: 0 E: 1 K: 0 S: 4	H: 0 LOB: 1 BB: 0 P: 4	1B: 1 2B: 0 3B: 1 HR: 0	SF: 1 SAC: 1 DP: 0 HBP: 0	WP: 0 PB: 0 SB: 0 CS: 0	PA: 31									
PITCHER Nolan Ryan, R (1, 1) ERA: 3.11	IP 9.0	WLS W	BF 31	H 2	R 1	ER 1	SO 6	BB 1	IBB 0	HBP 0	BLK 0	WP 0	HR 0	S 42	P 46	ERA 1.00	WHIP 0.333														
											PITCHER	IP	WLS	BF	H	R	ER	SO	BB	IBB	HBP	BLK	WP	HR	S	P	ERA	WHIP			

Batter	1	2	3	4	5	6	7	8	9
Rafael Landestoy, S OBP: 0.308, SLG: 0.345 (1, 4)	0-0 6-3 ①		0-0 G6-4-3 ② 1-2f		0-3 K ③			0-3 K ②	
Enos Cabell, R OBP: 0.303, SLG: 0.341 (1, 5)	0-0 6-3 ②			0-0 5-3 ①		0-3 K ①		0-0 E4 1B 2-3	
Jose Cruz, L OBP: 0.381, SLG: 0.442 (1, 7)	0-0 F8 ③			0-0 HR		0-0 4-3 ②		0-0 1B 1B 1-2 3-H	
Cesar Cedeno, R OBP: 0.384, SLG: 0.486 (1, 8)		0-0 1-3 ①		0-0 1-3 1B		0-3 K ③		0-0 1B ③ 1-2 2-H	
Art Howe, R OBP: 0.335, SLG: 0.390 (1, 3)		0-0 G6-4-3 1B		0-0 1-3 ② 1-2			0-0 5-3 ①		
Jeffrey Leonard, R OBP: 0.275, SLG: 0.328 (1, 9)		0-0 G6-4-3 ② ③ 1-2f		0-0 F8 ③		0-0 F4 ②			
Luis Pujols, R OBP: 0.269, SLG: 0.251 (1, 2)			4-0 4-3 BB		0-0 1B		0-0 F8 ③		
Craig Reynolds, L OBP: 0.261, SLG: 0.313 (1, 6)			0-0 4-3 ① 1-2		0-0 F6 ①		4-0 E SH3-4 1B BB		
Nolan Ryan, R OBP: 0.188, SLG: 0.140 (1, 1)			4-0 G6-4-3 BB		0-3 K ②		0-0 SH3-4 ① 1-2		

Inning Stats	R: 0	H: 0	E: 0	K: 0	S: 3	P: 3	R: 0	H: 1	E: 0	K: 0	S: 3	P: 3	R: 0	H: 0	E: 0	K: 0	S: 2	R: 1	H: 2	E: 0	K: 0	S: 5	P: 5	R: 0	H: 1	E: 0	K: 2	S: 8	P: 8	R: 0	H: 0	E: 0	K: 2	S: 7	P: 7	R: 0	H: 0	E: 0	K: 0	S: 3	P: 3	R: 1	H: 2	E: 1	K: 1	S: 7	P: 11	1B: 5	2B: 0	3B: 0	HR: 1	SF: 0	SAC: 1	DP: 2	HBP: 0	WP: 0	PB: 0	SB: 0	CS: 0	PA: 31
--------------	------	------	------	------	------	------	------	------	------	------	------	------	------	------	------	------	------	------	------	------	------	------	------	------	------	------	------	------	------	------	------	------	------	------	------	------	------	------	------	------	------	------	------	------	------	------	-------	-------	-------	-------	-------	-------	--------	-------	--------	-------	-------	-------	-------	--------

PITCHER	IP	WLS	BF	H	R	ER	SO	BB	IBB	HBP	BLK	WP	HR	S	P	ERA	WHIP
Doug Capilla, L ERA: 2.91 (1, 1)	7.0		25	4	1	1	4	2	0	0	0	0	1	31	39	1.29	0.857
Bill Caudill, R ERA: 2.19 (8, 1)	0.2	L	4	0	1	0	1	1	0	0	0	0	0	5	9	0.00	1.500
Bruce Sutter, R ERA: 2.35 (8, 1)	0.1		2	2	0	0	0	0	0	0	0	0	0	2	2	0.00	6.000


BOTTOM

Chicago Cubs @ Houston Astros
Astrodome, Houston, TX

Sun Aug 24 1980, 8:05 PM EDT
Att. 25,703 - Unknown

livebaseballscorecards.com

AB 27
R 2
H 6
RBI 2
BB 3
SO 5
LOB 11



Batter	1	2	3	4	5	6	7	8	9	AB R H RBI BB SO LOB	TOP							
Ivan De Jesus, R (1, 6) OBP: 0.335, SLG: 0.345	0-0 CS 1B		0-3 K			0-0 L6		0-3 K		4 0 1 0 0 2 0								
Jesus Figueroa, L (1, 8) OBP: 0.297, SLG: 0.304	0-0 P4 1-2			0-0 4-3			0-0 F7		0-0 G3-6 1B	4 0 1 0 0 0 1								
Bill Buckner, L (1, 7) OBP: 0.357, SLG: 0.468	0-0 P3			0-0 6-3			4-0 BB BB BB		0-0 G3-6 1-2f	3 0 0 0 1 0 1								
Larry Bittner, L (1, 3) OBP: 0.311, SLG: 0.337		0-3 K		0-3 K			4-0 BB BB 1-2 BB		0-0 F8	3 0 0 0 1 2 0								
Scot Thompson, L (1, 9) OBP: 0.304, SLG: 0.294		0-3 K			0-0 4-3		4-0 BB BB 1-2 2-3 BB			2 0 0 0 1 1 0								
Tim Blackwell, S (1, 2) OBP: 0.331, SLG: 0.398		4-0 BB			0-0 F7		0-0 P3			2 0 0 0 1 0 3								
Steve Dillard, R (1, 5) OBP: 0.292, SLG: 0.350		0-0 4-3			0-0 F2		0-0 F8			2 0 0 0 0 0 1								
Mike Vail, R (7, PH) OBP: 0.320, SLG: 0.390										1 0 0 0 0 0 3								
Mick Kelleher, R (7, 5) OBP: 0.250, SLG: 0.206										0 0 0 0 0 0 0								
Mike Tyson, R (1, 4) OBP: 0.282, SLG: 0.365			0-0 F8			0-0 1-3		0-3 K		3 0 0 0 0 1 0								
Lynn McGlothen, L (1, 1) OBP: 0.270, SLG: 0.361			0-0 F7			0-0 P6		0-3 K		2 0 0 0 0 0 0								
Dick Tidrow, R (6, 1)										0 0 0 0 0 0 0								
Jerry Martin, R (8, PH) OBP: 0.294, SLG: 0.432										1 0 0 0 0 1 0								
Bill Caudill, R (8, 1) OBP: 0.286, SLG: 0.429										0 0 0 0 0 0 0								
Inning Stats	R: 0 E: 0 K: 0 S: 3	H: 1 LOB: 0 BB: 0 P: 3	R: 0 E: 0 K: 2 S: 7	H: 0 LOB: 1 BB: 1 P: 11	R: 0 E: 0 K: 1 S: 5	H: 0 LOB: 0 BB: 0 P: 5	R: 0 E: 0 K: 1 S: 5	H: 0 LOB: 0 BB: 0 P: 5	R: 0 E: 0 K: 0 S: 3	H: 0 LOB: 3 BB: 3 P: 15	R: 0 E: 0 K: 3 S: 9	H: 0 LOB: 0 BB: 0 P: 9	R: 0 E: 0 K: 0 S: 3	H: 1 LOB: 0 BB: 0 P: 3	1B: 2 2B: 0 3B: 0 HR: 0	SF: 0 SAC: 0 DP: 1 HBP: 0	WP: 0 PB: 0 SB: 0 CS: 1	PA: 31
PITCHER	IP WLS BF H R ER SO BB IBB HBP BLK WP HR S P ERA WHIP																	
Tom Seaver, R (1, 1) ERA: 4.65	6.1 W 22 1 0 0 4 3 0 0 0 0 0 0 27 39 0.00 0.632																	
Mario Soto, R (7, 1) ERA: 3.71	2.2 S 9 1 0 0 3 1 0 0 0 0 0 0 14 18 0.00 0.750																	

Chicago Cubs @ Cincinnati Reds
Riverfront Stadium, Cincinnati, OH
Mon Aug 25 1980, 7:05 PM EDT
Att: 20,330 - Unknown

livebaseballscorecards.com

AB 27
R 0
H 2
RBI 0
BB 4
SO 7
LOB 9



Batter	1	2	3	4	5	6	7	8	9
Cesar Geronimo, L OBP: 0.326, SLG: 0.346 (1, 8)	4-0 8-4-5 1B BB		0-0 F7			0-0 HR	0-0 F5		
Ron Oester, S OBP: 0.330, SLG: 0.420 (1, 4)	0-0 1-2 1B		0-0 G4-6-3 1B			0-3 K		0-0 4-3	
Dave Concepcion, R OBP: 0.297, SLG: 0.352 (1, 6)	0-0 8-4-5 2-3f		0-0 G4-6-3 1-2f			0-0 BB FC5-2 2B		0-0 L1	
George Foster, R OBP: 0.348, SLG: 0.436 (1, 7)	0-0 P4			0-3 K		4-0 FC5-2 BB BB		0-0 6-3	
Dan Driessen, L OBP: 0.387, SLG: 0.443 (1, 3)		0-0 F9 2B		0-0 P4		4-0 FC5-2 BB 1-2 2-3			
Johnny Bench, R OBP: 0.336, SLG: 0.507 (1, 2)		0-0 F9 2-3		0-3 K		0-0 FC5-2 1-2 2-3 3-Hf			
Ray Knight, R OBP: 0.315, SLG: 0.437 (1, 5)		0-0 2B 3-H			6-3	0-0 L5			
Sam Mejias, R OBP: 0.302, SLG: 0.340 (1, 9)		0-3 K			0-0 F9		0-0 L7		
Tom Seaver, R OBP: 0.212, SLG: 0.074 Mario Soto, R (7, 1)		0-3 K			0-3 K		0-3 K		

Inning Stats	R: 0 E: 0 K: 0 S: 3	H: 1 LOB: 1 BB: 1 P: 7	R: 1 E: 0 K: 2 S: 9	H: 2 LOB: 1 BB: 0 P: 9	R: 0 E: 0 K: 0 S: 3	H: 1 LOB: 0 BB: 0 P: 3	R: 0 E: 0 K: 2 S: 7	H: 0 LOB: 0 BB: 0 P: 7	R: 0 E: 0 K: 1 S: 5	H: 0 LOB: 0 BB: 0 P: 5	R: 1 E: 0 K: 1 S: 7	H: 2 LOB: 3 BB: 2 P: 15	R: 0 E: 0 K: 1 S: 5	H: 0 LOB: 0 BB: 0 P: 5	R: 0 E: 0 K: 0 S: 3	H: 0 LOB: 0 BB: 0 P: 3
--------------	------------------------------	---------------------------------	------------------------------	---------------------------------	------------------------------	---------------------------------	------------------------------	---------------------------------	------------------------------	---------------------------------	------------------------------	----------------------------------	------------------------------	---------------------------------	------------------------------	---------------------------------

PITCHER														PITCHER																				
IP	WLS	BF	H	R	ER	SO	BB	IBB	HBP	BLK	WP	HR	S	P	ERA	WHIP	IP	WLS	BF	H	R	ER	SO	BB	IBB	HBP	BLK	WP	HR	S	P	ERA	WHIP	
Lynn McGlothen, R (1, 1)	5.1	L	23	6	2	2	6	3	0	0	0	0	1	32	44	3.38	1.688																	
Dick Tidrow, R (6, 1)	1.2		5	0	0	0	1	0	0	0	0	0	7	7	0.00	0.000																		
Bill Caudill, R (8, 1)	1.0		3	0	0	0	0	0	0	0	0	0	3	3	0.00	0.000																		

BOTTOM

AB	R	H	RBI	BB	SO	LOB
3	1	1	1	1	0	0
4	0	2	0	0	1	0
4	0	1	0	0	0	3
3	0	0	0	1	1	1
2	1	1	0	1	0	0
3	0	0	0	0	1	4
3	0	1	1	0	0	3
3	0	0	0	0	1	1
2	0	0	0	0	2	1
1	0	0	0	0	1	0

AB	28
R	2
H	6
RBI	2
BB	3
SO	7
LOB	13



WP: 0	PA: 31
PB: 0	CS: 0
1B: 2	SF: 0
2B: 4	SAC: 0
3B: 0	DP: 2
HR: 1	HBP: 0

Chicago Cubs @ Cincinnati Reds
Riverfront Stadium, Cincinnati, OH
 Mon Aug 25 1980, 7:05 PM EDT
 Att. 20,330 - Unknown

livebaseballscorecards.com

Batter	1	2	3	4	5	6	7	8	9	AB	R	H	RBI	BB	SO	LOB
Cesar Geronimo, L (1, 8) OBP: 0.324, SLG: 0.338	0-0 L8		0-3 K			0-0 F8	4-0 FC4-6 BB			3	0	0	0	1	1	0
Ron Oester, S (1, 4) OBP: 0.328, SLG: 0.413	0-0 F7			0-0 3-1		1-0 2B HBP	0-0 FC4-6			3	1	0	0	0	0	2
Dave Concepcion, R (1, 6) OBP: 0.297, SLG: 0.353	0-0 4-3			0-0 6-3		0-0 2B		0-3 K		4	0	1	1	0	1	0
George Foster, R (1, 7) OBP: 0.347, SLG: 0.437		0-0 F8		0-0 F9		0-0 2B		0-0 3-1		4	0	1	0	0	0	0
Dan Driessen, L (1, 3) OBP: 0.386, SLG: 0.441		0-0 1-3 1B			0-0 G3	0-0 6-3		0-0 F7		4	0	1	0	0	0	1
Ray Knight, R (1, 5) OBP: 0.315, SLG: 0.435		0-0 1-3			0-0 E3 6-3 1B		0-0 SH3 1B		0-0 4-3	4	1	1	0	0	0	1
Joe Nolan, L (1, 2) OBP: 0.378, SLG: 0.448		0-0 4-3			0-0 6-3 1B		0-0 SH3		0-0 4-3	3	0	1	0	0	0	1
Paul Householder, S (1, 9) OBP: 0.500, SLG: 0.500			0-0 3-1		0-0 6-3		0-0 S 1B		0-0 1B	4	0	2	1	0	0	2
Joe Price, R (1, 1) OBP: 0.120, SLG: 0.120			0-3 K		0-3 K		0-3 K		0-0 5-3	2	0	0	0	0	2	2
Doug Bair, R (7, 1)										0	0	0	0	0	0	0
Ken Griffey, L (7, PH) OBP: 0.373, SLG: 0.436										1	0	0	0	0	1	1
Tom Hume, R (8, 1) OBP: 0.154, SLG: 0.231										0	0	0	0	0	0	0
Johnny Bench, R (9, PH) OBP: 0.335, SLG: 0.505										1	0	0	0	0	0	1

Inning Stats	R: 0 E: 0 K: 0 S: 3	H: 0 LOB: 0 BB: 0 P: 3	R: 0 E: 0 K: 0 S: 4	H: 1 LOB: 1 BB: 0 P: 4	R: 0 E: 0 K: 2 S: 7	H: 0 LOB: 0 BB: 0 P: 7	R: 0 E: 0 K: 0 S: 3	H: 0 LOB: 0 BB: 0 P: 3	R: 0 E: 1 K: 1 S: 7	H: 1 LOB: 2 BB: 0 P: 7	R: 1 E: 0 K: 0 S: 4	H: 2 LOB: 1 BB: 0 P: 5	R: 1 E: 0 K: 1 S: 7	H: 2 LOB: 2 BB: 1 P: 11	R: 0 E: 0 K: 1 S: 5	H: 0 LOB: 0 BB: 0 P: 5	R: 0 E: 0 K: 0 S: 4	H: 1 LOB: 1 BB: 0 P: 4	1B: 5 2B: 2 3B: 0 HR: 0	SF: 0 SAC: 1 DP: 0 HBP: 1	WP: 0 PB: 0 SB: 1 CS: 0	PA: 36
PITCHER Rick Reuschel, R (1, 1) ERA: 3.22	IP: 9.0 WLS: W BF: 36 H: 7 R: 2 ER: 2 SO: 5 BB: 1 IBB: 0 HBP: 1 BLK: 0 WP: 0 HR: 0 S: 44 P: 49 ERA: 2.00 WHIP: 0.889																					


BOTTOM

Chicago Cubs @ Cincinnati Reds
Riverfront Stadium, Cincinnati, OH

Tue Aug 26 1980, 7:05 PM EDT
Att. 20,632 - Unknown

livebaseballscorecards.com

AB	33
R	2
H	7
RBI	2
BB	1
SO	5
LOB	11



Batter	1	2	3	4	5	6	7	8	9	AB	R	H	RBI	BB	SO	LOB
Ivan De Jesus, R OBP: 0.331, SLG: 0.341 (1, 6)	0-0 F8 1B 1B		0-0 F9		0-0 1-3		0-3 K			4	0	1	0	0	1	2
Lenny Randle, S OBP: 0.351, SLG: 0.380 (1, 5)	0-0 1-2 1B		0-0 1-3			0-0 FC6-4 1B		0-3 K		4	0	2	0	0	1	0
Bill Buckner, L OBP: 0.355, SLG: 0.462 (1, 9)	0-0 F8		0-0 6-3			0-0 FC6-4 1-2f		0-0 F7		4	0	0	0	0	0	3
Dave Kingman, R OBP: 0.304, SLG: 0.487 (1, 7)	0-0 F8 2-3			0-0 G4-6-3 1B		0-0 F2		0-3 K		4	0	1	0	0	1	3
Cliff Johnson, R OBP: 0.325, SLG: 0.403 (1, 3)	0-0 F9			0-3 K		0-0 F7			0-0 F7	4	0	0	0	0	1	4
Scot Thompson, L OBP: 0.303, SLG: 0.299 (1, 8)		0-0 F7		0-0 G4-6-3 1-2f			0-0 1B 2B		0-0 F8	4	1	1	0	0	0	1
Tim Blackwell, S OBP: 0.332, SLG: 0.397 (1, 2)		0-0 1B 1B			0-3 K		0-3 K		0-0 1-3	4	0	1	0	0	2	1
Mike Tyson, R OBP: 0.282, SLG: 0.363 (1, 4)		0-0 G6-4-3 1-3 1B			0-0 5-3		0-0 5-3			3	0	1	0	0	0	1
Dennis Lamp, R OBP: 0.169, SLG: 0.109 Willie Hernandez, L OBP: 0.222, SLG: 0.278 Mike Vail, R OBP: 0.322, SLG: 0.391 George Riley, L (8, 1)		0-0 G6-4-3 1-2f			0-0 1B		0-0 2-H 1B			1	0	0	0	0	0	2

Inning Stats	R: 0	H: 2	E: 0	K: 5	S: 5	R: 0	H: 2	E: 0	K: 4	S: 4	R: 0	H: 0	E: 0	K: 0	S: 3	R: 0	H: 1	E: 0	K: 1	S: 5	R: 0	H: 1	E: 0	K: 1	S: 6	R: 0	H: 1	E: 0	K: 4	S: 4	R: 1	H: 2	E: 0	K: 2	S: 9	R: 0	H: 0	E: 0	K: 2	S: 7	R: 0	H: 0	E: 0	K: 0	S: 3	R: 0	H: 0	E: 0	K: 0	S: 3	1B: 8	SF: 0	2B: 1	SAC: 0	3B: 0	DP: 2	HR: 0	HBP: 0	WP: 0	PA: 34
--------------	------	------	------	------	------	------	------	------	------	------	------	------	------	------	------	------	------	------	------	------	------	------	------	------	------	------	------	------	------	------	------	------	------	------	------	------	------	------	------	------	------	------	------	------	------	------	------	------	------	------	-------	-------	-------	--------	-------	-------	-------	--------	-------	--------


PITCHER	IP	WLS	BF	H	R	ER	SO	BB	IBB	HBP	BLK	WP	HR	S	P	ERA	WHIP
Joaquin Andujar, R ERA: 3.17 (1, 1)	6.0	W	23	7	0	0	2	0	0	0	0	0	0	27	27	0.00	1.167
Joe Sambito, L ERA: 2.18 (7, 1)	3.0	S	11	2	1	1	4	0	0	0	0	0	0	19	19	3.00	0.667

BOTTOM

Houston Astros @ Chicago Cubs
Wrigley Field, Chicago, IL
Thu Aug 28 1980, 3:33 AM CDT
Att. 18,694 - Unknown

livebaseballscorecards.com

AB	34
R	1
H	9
RBI	1
BB	0
SO	6
LOB	17



Houston Astros @ Chicago Cubs
 Wrigley Field, Chicago, IL
 Fri Aug 29 1980, 3:33 AM CDT
 Att. 9,994 - Unknown

livebaseballscorecards.com

AB	37
R	6
H	12
RBI	6
BB	1
SO	4
LOB	13



WP:	0	PA:	40
PB:	0		
SB:	3		
CS:	1		

Batter	1	2	3	4	5	6	7	8	9	AB R H RBI BB SO LOB	TOP																									
Joe Morgan, L (1, 4) OBP: 0.356, SLG: 0.345	0-0 1B 1B 1B		0-0 F8		0-0 1B 1B		0-0 F9		0-0 4-3 2-3	5 1 2 0 0 0 1																										
Enos Cabell, R (1, 5) OBP: 0.309, SLG: 0.346	0-0 F9		0-0 F8		0-0 1-3 1B		0-0 6-3		0-0 HBP 1B	5 0 2 1 0 0 1																										
Terry Puhl, L (1, 9) OBP: 0.355, SLG: 0.422	0-0 1B 1-3 4-3 1B		0-0 F5		0-3 K		0-0 F9		1-0 FC6-4 HBP 1-2	4 1 1 0 0 1 2																										
Jose Cruz, L (1, 7) OBP: 0.378, SLG: 0.438	0-0 4-3 1-3 3-H 1B			0-3 K		0-0 1B 3B		0-0 6-3	0-0 FC6-4 1-2f	5 1 2 1 0 1 2																										
Cesar Cedeno, R (1, 8) OBP: 0.376, SLG: 0.482	0-0 4-3 1-3 3-H			0-0 4-3		0-0 3-1 SF8 1B		0-0 BLK 1B 2B		4 2 2 2 0 0 1																										
Denny Walling, L (1, 3) OBP: 0.392, SLG: 0.416	0-0 F4			4-0 BB		0-0 3-1		0-0 CS 1B		3 0 1 1 1 0 2																										
Alan Ashby, S (1, 2) OBP: 0.308, SLG: 0.326		0-0 4-3		0-0 4-3		0-0 SF8		0-3 K		3 0 0 1 0 1 2																										
Rafael Landestoy, S (1, 6) OBP: 0.308, SLG: 0.339		0-0 4-3			0-0 F7		0-0 1B		0-0 4-3 S 1B 1B	4 1 2 0 0 0 0																										
Nolan Ryan, R (1, 1) OBP: 0.182, SLG: 0.136		0-3 K			0-0 F9		0-0 F9		0-0 F3	2 0 0 0 0 1 0																										
Jeffrey Leonard, R (6, PH) OBP: 0.271, SLG: 0.323										1 0 0 0 0 0 1																										
Dave Smith, R (6, 1)										0 0 0 0 0 0 0																										
Dave Bergman, L (9, PH) OBP: 0.324, SLG: 0.283										1 0 0 0 0 0 1																										
Frank LaCorte, R (9, 1) OBP: 0.286, SLG: 0.167										0 0 0 0 0 0 0																										
Inning Stats	R: 2 E: 0 K: 0 S: 6	H: 3 LOB: 1 BB: 0 P: 6	R: 0 E: 0 K: 1 S: 5	H: 0 LOB: 0 BB: 0 P: 5	R: 0 E: 0 K: 1 S: 5	H: 0 LOB: 1 BB: 1 P: 9	R: 0 E: 0 K: 1 S: 7	H: 2 LOB: 2 BB: 0 P: 7	R: 2 E: 0 K: 0 S: 6	H: 3 LOB: 1 BB: 0 P: 6	R: 0 E: 0 K: 0 S: 3	H: 0 LOB: 0 BB: 0 P: 3	R: 1 E: 0 K: 1 S: 6	H: 2 LOB: 1 BB: 0 P: 6	R: 1 E: 0 K: 0 S: 5	H: 2 LOB: 2 BB: 0 P: 6	1B: 10 2B: 2 3B: 1 HR: 0	SF: 1 SAC: 0 DP: 1 HBP: 1	WP: 0 PA: 40																	
PITCHER	IP WLS BF H R ER SO BB IBB HBP BLK WP HR S P ERA WHIP																																			
Mike Krukow, R (1, 1) ERA: 4.23	5.0		23	7	4	4	3	1	0	0	0	0	0	28	32	7.20	1.600																			
Doug Capilla, L (6, 1) ERA: 2.86	1.0		4	1	0	0	0	0	0	0	0	0	0	4	4	0.00	1.000																			
Bruce Sutter, R (7, 1) ERA: 2.4	2.0		7	2	1	1	1	0	0	0	1	0	0	9	9	4.50	1.000																			
Dick Tidrow, R (9, 1) ERA: 2.74	0.2	L	5	2	1	1	0	0	0	1	0	0	0	4	5	13.50	3.000																			
Willie Hernandez, L (9, 1) ERA: 4.99	0.1		1	0	0	0	0	0	0	0	0	0	0	1	1	0.00	0.000																			

Batter	1	2	3	4	5	6	7	8	9	AB R H RBI BB SO LOB
Ivan De Jesus, R (1, 6) OBP: 0.331, SLG: 0.342	0-0 6-3		0-0 SF7 1B 1-2 1B	0-0 F9		0-0 1-2 2-3 1B			0-3 K	5 1 2 0 0 1 0
Lenny Randle, S (1, 5) OBP: 0.352, SLG: 0.379	0-0 F7		0-0 SF7 1B 1-2 2-3 1B		0-0 F7	0-0 G3			4-0 BB	4 1 1 0 1 0 3
Bill Buckner, L (1, 7) OBP: 0.354, SLG: 0.459	0-0 F6		0-0 F7		0-0 5-3		0-0 FC6-4 1B		0-0 F9	5 0 1 0 0 0 4
Dave Kingman, R (1, 3) OBP: 0.301, SLG: 0.498		0-0 HR	0-0 SF7 1-2 2-3 3-H		0-0 F8		0-3 K		0-0 F7	4 1 1 2 0 1 2
Larry Bittner, L (1, 9) OBP: 0.309, SLG: 0.333		0-0 F9	0-0 BB 1B 2-H 3-H			0-3 K	0-0 FC6-4			4 0 1 2 0 1 1
Scot Thompson, L (1, 8) OBP: 0.307, SLG: 0.299		0-0 F7	4-0 BB 1B			0-0 BB 1B	0-0 4-3			3 1 1 0 1 0 1
Tim Blackwell, S (1, 2) OBP: 0.334, SLG: 0.396		0-0 1B	0-0 4-3			4-0 1B 1-2 BB		0-3 K		3 0 1 0 1 1 2
Mike Tyson, R (1, 4) OBP: 0.280, SLG: 0.360		0-3 K			0-3 K			0-3 K		2 0 0 0 0 2 1
Jesus Figueroa, L (6, PH) OBP: 0.296, SLG: 0.302						0-0 F4		0-3 K		1 0 0 0 0 0 2
Mick Kelleher, R (7, 4) OBP: 0.257, SLG: 0.203						0-0 1B		0-3 K		1 0 0 0 0 1 0
Mike Krukow, R (1, 1) OBP: 0.232, SLG: 0.273			0-0 1B SF7 1B		0-0 6-3					2 1 1 0 0 0 0
Doug Capilla, L (6, 1) OBP: 0.214, SLG: 0.357						1-2 2-H 1B				0 0 0 0 0 0 0
Mike Vail, R (6, PH) OBP: 0.324, SLG: 0.393										1 0 1 1 0 0 0
Bruce Sutter, R (7, 1) OBP: 0.143, SLG: 0.143										0 0 0 0 0 0 0
Cliff Johnson, R (8, PH) OBP: 0.124, SLG: 0.402										1 0 0 0 0 0 1
Dick Tidrow, R (9, 1) OBP: 0.222, SLG: 0.278										0 0 0 0 0 0 0
Willie Hernandez, L (9, 1)										0 0 0 0 0 0 0

Inning Stats	R: 0 E: 0 K: 0 S: 3	H: 0 LOB: 0 BB: 0 P: 3	R: 1 E: 0 K: 1 S: 7	H: 2 LOB: 1 BB: 7 P: 7	R: 3 E: 0 K: 0 S: 7	H: 4 LOB: 2 BB: 1 P: 11	R: 0 E: 0 K: 1 S: 5	H: 0 LOB: 0 BB: 0 P: 5	R: 0 E: 0 K: 0 S: 3	H: 0 LOB: 0 BB: 0 P: 3	R: 1 E: 0 K: 1 S: 8	H: 3 LOB: 3 BB: 1 P: 12	R: 0 E: 0 K: 1 S: 6	H: 1 LOB: 1 BB: 0 P: 6	R: 0 E: 0 K: 3 S: 9	H: 0 LOB: 0 BB: 0 P: 9	R: 0 E: 0 K: 1 S: 5	H: 0 LOB: 1 BB: 1 P: 9	1B: 9 2B: 0 3B: 0 HR: 1	SF: 1 SAC: 0 DP: 0 HBP: 0	WP: 0 PB: 0 SB: 0 CS: 0	PA: 40
--------------	------------------------------	---------------------------------	------------------------------	---------------------------------	------------------------------	----------------------------------	------------------------------	---------------------------------	------------------------------	---------------------------------	------------------------------	----------------------------------	------------------------------	---------------------------------	------------------------------	---------------------------------	------------------------------	---------------------------------	----------------------------------	------------------------------------	----------------------------------	--------

PITCHER	IP	WLS	BF	H	R	ER	SO	BB	IBB	HBP	BLK	WP	HR	S	P	ERA	WHIP
Nolan Ryan, R (1, 1) ERA: 3.22	5.0		22	6	4	4	2	1	0	0	0	0	1	25	29	7.20	1.400
Dave Smith, R (6, 1) ERA: 2.07	3.0	W	14	4	1	1	5	1	0	0	0	0	0	23	27	3.00	1.667
Frank LaCorte, R (9, 1) ERA: 2.22	1.0	S	4	0	0	0	1	1	0	0	0	0	0	5	9	0.00	1.000

BOTTOM

Houston Astros @ Chicago Cubs
Wrigley Field, Chicago, IL
Fri Aug 29 1980, 3:33 AM CDT
Att. 9,994 - Unknown

livebaseballscorecards.com

AB	36
R	5
H	10
RBI	5
BB	3
SO	8
LOB	16



Batter	1	2	3	4	5	6	7	8	9	AB R H RBI BB SO LOB	TOP									
Joe Morgan, L (1, 4) OBP: 0.357, SLG: 0.344	0-0 F9		0-0 FC3-6 1B		0-0 F5		4-0 IBB		0-0 E3 SF8	4 1 1 0 1 0 0										
Enos Cabell, R (1, 5) OBP: 0.310, SLG: 0.346	0-0 1B		0-3 K			0-0 1B	0-0 4-3		0-0 E6 1B	5 0 2 0 0 1 5										
Terry Puhl, L (1, 9) OBP: 0.356, SLG: 0.421	0-0 F8		0-0 FC3-6 1-2f 3-H			4-0 BB		0-0 1B 1B	0-0 SF8	3 0 1 2 1 0 2										
Jose Cruz, L (1, 7) OBP: 0.380, SLG: 0.440	0-0 1-3 1B		0-0 1-3			0-0 F7		0-0 1B 1B	0-0 FC6-4 1B	5 0 3 0 0 0 3										
Cesar Cedeno, R (1, 8) OBP: 0.374, SLG: 0.478	0-0 4-3			0-0 8-4 1B		0-3 K		0-3 K	0-0 FC6-4	5 0 1 0 0 2 8										
Denny Walling, L (1, 3) OBP: 0.390, SLG: 0.413		0-0 G3		0-0 8-4		0-0 4-3		0-0 1-3 2-H 1B		4 0 1 0 0 0 3										
Dave Bergman, L (8, 3) OBP: 0.324, SLG: 0.283				0-0 1-3f						0 0 0 0 0 0 0										
Alan Ashby, S (1, 2) OBP: 0.310, SLG: 0.326		0-0 F9		0-0 6-3			0-0 SH1-4 1B		4-0 IBB	3 0 1 0 1 0 0										
Rafael Landestoy, S (1, 6) OBP: 0.304, SLG: 0.334		0-0 F7			0-0 6-3		0-0 F8		0-3 K	4 0 0 0 0 1 4										
Vern Ruhle, R (1, 1) OBP: 0.324, SLG: 0.371			0-0 1B FC3-6 2B		0-0 F9		0-0 SH1-4		0-3 K	3 1 1 0 0 1 0										
Inning Stats	R: 0 E: 0 K: 0 S: 5	H: 2 LOB: 2 BB: 0 P: 5	R: 0 E: 0 K: 0 S: 3	H: 0 LOB: 0 BB: 0 P: 3	R: 1 E: 0 K: 1 S: 7	H: 2 LOB: 1 BB: 0 P: 7	R: 0 E: 0 K: 0 S: 3	H: 1 LOB: 0 BB: 0 P: 3	R: 0 E: 0 K: 1 S: 6	H: 1 LOB: 2 BB: 1 P: 10	R: 0 E: 0 K: 0 S: 4	H: 1 LOB: 2 BB: 1 P: 8	R: 0 E: 0 K: 2 S: 9	H: 3 LOB: 3 BB: 1 P: 13	R: 1 E: 2 K: 1 S: 8	H: 1 LOB: 2 BB: 0 P: 8	1B: 10 2B: 2 3B: 0 HR: 0	SF: 1 SAC: 1 DP: 1 HBP: 0	WP: 0 PB: 0 SB: 2 CS: 0	PA: 41
PITCHER	IP WLS BF H R ER SO BB IBB HBP BLK WP HR S P ERA WHIP																			
Lynn McGlothen, R (1, 1) ERA: 5.04	7.0 L 29 7 1 1 2 1 1 0 0 0 0 31 39 1.29 1.143																			
Willie Hernandez, L (8, 1) ERA: 4.99	0.0 2 2 0 0 0 0 0 0 0 0 0 2 2 ∞ ∞																			
Bill Caudill, R (8, 1) ERA: 2.12	2.0 10 2 1 0 3 0 1 0 0 0 0 15 19 0.00 1.000																			

Houston Astros @ Chicago Cubs
Wrigley Field, Chicago, IL
Sat Aug 30 1980, 3:33 AM CDT
Att: 18,803 - Unknown

livebaseballscorecards.com

AB	36
R	2
H	11
RBI	2
BB	3
SO	5
LOB	25



Batter	1	2	3	4	5	6	7	8	9	AB	R	H	RBI	BB	SO	LOB
Ivan De Jesus, R OBP: 0.330, SLG: 0.339 (1, 6)	0-0 FC1-6 1B	0-0 F4			0-0 5-3		0-0 F8		0-0 1B 1B	5	1	2	0	0	0	1
Lenny Randle, S OBP: 0.348, SLG: 0.373 (1, 5)	0-3 K		0-3 K		0-0 BB 1B		0-0 F9		0-0 F3	5	0	1	0	0	2	2
Bill Buckner, L OBP: 0.349, SLG: 0.453 (1, 7)	0-0 FC1-6 BB 1B 1-2f		0-0 L1		0-3 K		0-0 L4		0-0 1B 1B 1-2	5	2	1	0	0	1	2
Cliff Johnson, R OBP: 0.327, SLG: 0.401 Scott Thompson, L OBP: 0.306, SLG: 0.295 (1, 3) (9, PR)	4-0 E 1B 1-2 BB		0-0 F8		4-0 FC6-4 BB 1-2			0-0 E5 WP 1B 2B	0-0 1B 1B 1-3 2-H	3	1	1	1	2	0	0
Larry Bittner, L OBP: 0.310, SLG: 0.333 (1, 9)	0-0 E7 PB 1B 1-3 2-H			0-0 4-3	0-0 FC6-4 1-2f			0-0 WP 2B 1B 1-2	0-0 1B 1B 1-3 3-H	5	1	3	2	0	0	2
Jerry Martin, R OBP: 0.290, SLG: 0.423 (1, 8)	0-3 K 1-2		0-0 1-3		0-0 1-3		0-0 1-3	0-0 F8 1-2 2-3	0-3 K	5	0	0	0	0	2	6
Tim Blackwell, S OBP: 0.341, SLG: 0.399 (1, 2)		0-0 SH2-4 1B		0-0 2B 1B		0-3 K		0-3 K	0-0 1B 1-2 3-H	5	1	3	1	0	2	2
Mike Tyson, R OBP: 0.284, SLG: 0.367 Dave Kingman, R OBP: 0.304, SLG: 0.505 Mick Kelleher, R OBP: 0.257, SLG: 0.203 (1, 4) (8, PH) (8, PR) (9, 4)		0-3 K		0-0 1-H 2B 2B		0-0 1B		0-0 2B 2-H 3-H		3	1	2	1	0	1	1
Rick Reuschel, R OBP: 0.194, SLG: 0.254 Mike Vail, R OBP: 0.322, SLG: 0.390 Dick Tidrow, R (1, 1) (8, PH) (9, 1)		0-0 SH2-4 1-2		0-0 2-H 2B		0-3 K		0-3 K		1	0	0	0	0	1	1
										0	0	0	0	0	0	0

Inning Stats	R: 1	H: 2	E: 1	K: 2	S: 9	LOB: 2	BB: 1	P: 13	R: 0	H: 1	E: 0	K: 1	S: 6	LOB: 1	BB: 0	P: 6	R: 0	H: 0	E: 0	K: 1	S: 5	LOB: 0	BB: 0	P: 5	R: 2	H: 3	E: 0	K: 0	S: 5	LOB: 1	BB: 0	P: 5	R: 0	H: 1	E: 0	K: 1	S: 6	LOB: 2	BB: 1	P: 10	R: 0	H: 1	E: 0	K: 2	S: 8	LOB: 1	BB: 0	P: 8	R: 0	H: 0	E: 0	K: 0	S: 3	LOB: 0	BB: 0	P: 3	R: 2	H: 2	E: 1	K: 2	S: 10	LOB: 1	BB: 0	P: 10	R: 3	H: 5	E: 0	K: 1	S: 9	LOB: 2	BB: 0	P: 9	1B: 12	2B: 3	3B: 0	HR: 0	SF: 0	SAC: 1	DP: 0	HBP: 0	WP: 1	PB: 1	SB: 0	CS: 0	PA: 43
PITCHER	IP	WLS	BF	H	R	ER	SO	BB	IBB	HBP	BLK	WP	HR	S	P	ERA	WHIP																																																																				
Joe Niekro, R ERA: 3.83 (1, 1)	7.0		31	8	4	4	7	2	0	0	0	0	0	43	51	5.14	1.429																																																																				
Joe Sambito, L ERA: 2.28 (8, 1)	0.2		4	2	1	0	1	0	0	0	0	1	0	6	6	0.00	3.000																																																																				
Frank LaCorte, R ERA: 2.55 (8, 1)	1.0	L	8	5	3	3	2	0	0	0	0	0	0	12	12	27.00	5.000																																																																				

BOTTOM


Houston Astros @ Chicago Cubs
Wrigley Field, Chicago, IL
Sun Aug 31 1980, 3:33 AM CDT
Att. 14,823 - Unknown

AB	40
R	8
H	15
RBI	8
BB	2
SO	10
LOB	18



WP: 1	PA: 43
PB: 1	
SB: 0	
CS: 0	

livebaseballscores.com

Batter	1	2	3	4	5	6	7	8	9	AB R H RBI BB SO LOB	TOP	
Jerry Royster, R OBP: 0.302, SLG: 0.302 (1, 7) (8, 5)	0-0 5-3	0-0 5-3		0-0 1B	0-0 FC6-4		0-0 F7			5 1 1 0 0 0 6		
Rafael Ramirez, R OBP: 0.283, SLG: 0.392 (1, 6)	0-3 K	0-0 5-3		0-0 F7		0-0 F8		0-0 4-3		5 0 0 0 0 1 3		
Gary Matthews, R OBP: 0.327, SLG: 0.439 (1, 9)	0-0 1B		0-0 F9	0-0 WP 1B		0-0 1B 2B		0-0 E 2B		5 1 4 1 0 0 0		
Bob Homer, R OBP: 0.304, SLG: 0.532 Gary Cooper, S (8, PR) (1, 5) (8, 7)	0-3 K		0-0 BB 1B	0-0 F7		0-0 S 1B		0-0 E5 1B		5 1 3 1 0 1 2 0 0 0 0 0 0 0		
Chris Chambliss, L OBP: 0.337, SLG: 0.429 (1, 3)		0-0 1B BB 1B	0-0 F8		4-0 BB S BB	0-3 K		0-3 K		4 1 1 0 1 2 4		
Dale Murphy, R OBP: 0.356, SLG: 0.505 (1, 8)		4-0 1B BB 1B	4-0 FC5 1B BB		0-0 G2	0-0 5-3		0-3 K		3 1 0 0 2 1 4		
Glenn Hubbard, R OBP: 0.322, SLG: 0.411 (1, 4)		0-0 SH1-4 1B 1B	0-0 1B		0-3 K		0-0 SH3-4 1B		0-3 K	5 0 3 1 0 2 1	AB 38 R 5 H 13 RBI 5 BB 5 SO 9 LOB 23	
Bruce Benedict, R OBP: 0.314, SLG: 0.338 (1, 2)		0-0 SH1-4 1B	0-0 FC5		4-0 BB IBB		0-0 F2		0-0 F2	4 0 1 2 1 0 3		
Rick Matula, R OBP: 0.151, SLG: 0.118 Rick Camp, R OBP: 0.200, SLG: 0.400 (1, 1) (9, 1)		0-0 SH1-4		0-3 K	4-0 FC6-4 BB		0-0 SH3-4		0-3 K	2 0 0 0 1 2 0 0 0 0 0 0 0 0		
Inning Stats	R: 0 E: 0 K: 2 S: 8 H: 1 LOB: 1 BB: 0 P: 8	R: 2 E: 0 K: 0 S: 6 H: 3 LOB: 2 BB: 1 P: 10	R: 1 E: 0 K: 0 S: 5 H: 2 LOB: 2 BB: 1 P: 9	R: 1 E: 0 K: 1 S: 7 H: 2 LOB: 1 BB: 0 P: 7	R: 0 E: 0 K: 1 S: 5 H: 0 LOB: 3 BB: 3 P: 17	R: 0 E: 0 K: 1 S: 7 H: 2 LOB: 2 BB: 0 P: 7	R: 0 E: 0 K: 0 S: 4 H: 1 LOB: 1 BB: 0 P: 4	R: 1 E: 1 K: 2 S: 9 H: 2 LOB: 1 BB: 0 P: 9	R: 0 E: 0 K: 2 S: 7 H: 0 LOB: 0 BB: 0 P: 7	1B: 11 2B: 2 3B: 0 HR: 0 SF: 0 SAC: 2 DP: 0 HBP: 0	WP: 1 PB: 0 SB: 3 CS: 0 PA: 45	
PITCHER	IP WLS BF H R ER SO BB IBB HBP BLK WP HR S P ERA WHIP	PITCHER IP WLS BF H R ER SO BB IBB HBP BLK WP HR S P ERA WHIP										
Dennis Lamp, R ERA: 4.75 (1, 1)	4.0 L 23 8 4 4 3 3 0 0 0 1 0 26 38 9.00 2.750											
Lee Smith, R ERA: (5, 1)	1.0 5 0 0 0 1 1 1 0 0 0 0 5 13 0.00 1.000											
Bill Caudill, R ERA: 2.16 (6, 1)	2.1 12 5 1 1 1 0 0 0 0 0 0 14 14 3.86 2.143											
Doug Capilla, L ERA: 2.85 (8, 1)	0.1 1 0 0 0 1 0 0 0 0 0 0 3 3 0.00 0.000											
Dick Tidrow, R ERA: 2.77 (8, 1)	1.1 4 0 0 0 3 0 0 0 0 0 0 10 10 0.00 0.000											

Atlanta Braves @ Chicago Cubs
Wrigley Field, Chicago, IL
Mon Sep 01 1980, 3:33 AM CDT
Att: 11,647 - Unknown

livebaseballscorecards.com

Batter	1	2	3	4	5	6	7	8	9	AB	R	H	RBI	BB	SO	LOB	TOP										
Jerry Royster, R OBP: 0.306, SLG: 0.317 (1, 7) BB BB (8, 5)	4-0 FC4-6 HBP FC5 BB	0-3 K		0-0 6-3		0-0 1B 3B	0-0 3B			4	1	2	1	1	1	1											
Rafael Ramirez, R OBP: 0.298, SLG: 0.406 Gene Garber, R OBP: 1.000, SLG: 1.000 (1, 6) (7, 1)	1-0 FC4-6 HBP	0-0 2B		0-3 K		0-0 2B 1B	0-0 F8			4	1	2	1	0	1	2											
Gary Matthews, R OBP: 0.327, SLG: 0.437 Charlie Spikes, R OBP: 0.361, SLG: 0.333 (1, 9) (8, 9)	0-0 FC4-6 BB FC5 3B 1-2f 2-3	0-0 F8		0-0 E7 PO 1B		4-0 2B BB				4	1	1	1	1	1	3											
Bob Homer, R OBP: 0.303, SLG: 0.530 Gary Cooper, S (1, 5) (8, 7)	0-0 FC5 BB 3B 1-2 3-H	0-0 5-3		0-0 PO		0-0 F3	0-0 2B			5	1	1	1	0	0	3											
Chris Chambliss, L OBP: 0.336, SLG: 0.426 Mike Lum, L OBP: 0.348, SLG: 0.239 (1, 3) BB BB (8, 3)	4-0 3B BB 1-2 2-3			0-0 E4 WP SF9		0-0 F7	0-0 F7			4	2	0	0	1	0	2											
Dale Murphy, R OBP: 0.357, SLG: 0.509 (1, 8)	0-0 2B 3B 1-H 2-H 3-H			0-3 K		0-0 E S 1B				5	1	2	3	0	2	1											
Glenn Hubbard, R OBP: 0.325, SLG: 0.416 (1, 4)	0-0 2B 3-H			0-0 SF9		0-3 K				3	1	2	2	1	1	1											
Bruce Benedict, R OBP: 0.312, SLG: 0.333 (1, 2)	4-0 IBB			0-0 6-3		0-0 6-3	0-0 1-3 BB			4	0	0	0	1	0	2											
Doyle Alexander, R OBP: 0.200, SLG: 0.205 Jeff Burroughs, R OBP: 0.342, SLG: 0.444 Luis Gomez, R OBP: 0.243, SLG: 0.217 (1, 1) (7, PH) (7, 6)	0-0 F9			0-0 6-3 E 1B		0-0 6-3	0-0 3B 1B 2-H			3	1	1	0	0	0	2											
Inning Stats	R: 4 E: 0 K: 0 S: 5	H: 2 LOB: 2 BB: 3 P: 18	R: 0 E: 0 K: 1 S: 6	H: 1 LOB: 1 BB: 0 P: 6	R: 1 E: 1 K: 1 S: 6	H: 0 LOB: 0 BB: 0 P: 6	R: 1 E: 1 K: 1 S: 6	H: 2 LOB: 0 BB: 0 P: 6	R: 0 E: 0 K: 1 S: 6	H: 1 LOB: 1 BB: 0 P: 6	R: 2 E: 0 K: 0 S: 6	H: 3 LOB: 2 BB: 1 P: 10	R: 2 E: 0 K: 1 S: 7	H: 2 LOB: 1 BB: 1 P: 11	R: 0 E: 0 K: 1 S: 5	H: 0 LOB: 0 BB: 0 P: 5	R: 0 E: 0 K: 0 S: 3	H: 1 LOB: 0 BB: 0 P: 3	1B: 6 2B: 3 3B: 3 HR: 0	SF: 1 SAC: 0 DP: 1 HBP: 1	WP: 1 PB: 0 SB: 1 CS: 0	PA: 45					
PITCHER	IP	WLS	BF	H	R	ER	SO	BB	IBB	HBP	BLK	WP	HR	S	P	ERA	WHIP										
Mike Krukow, R ERA: 4.37 (1, 1)	5.0	L	25	6	6	5	4	2	1	1	0	1	0	29	42	9.00	1.600										
George Riley, L ERA: 4.73 (6, 1)	1.2		12	5	4	4	1	2	0	0	0	0	0	12	20	21.60	4.200										
Lee Smith, R ERA: (7, 1)	1.1		4	0	0	0	1	0	0	0	0	0	0	6	6	0.00	0.000										
Willie Hernandez, L ERA: 4.93 (9, 1)	1.0		3	1	0	0	0	0	0	0	0	0	0	3	3	0.00	1.000										

Atlanta Braves @ Chicago Cubs
Wrigley Field, Chicago, IL
Tue Sep 02 1980, 3:33 AM CDT
Att. 4,013 - Unknown

livebaseballscorecards.com

AB 37
R 10
H 12
RBI 10
BB 5
SO 6
LOB 17



Batter	1	2	3	4	5	6	7	8	9	AB	R	H	RBI	BB	SO	LOB
Ivan De Jesus, R (1, 6) OBP: 0.332, SLG: 0.342	4-0 FC1-5-6 S BB		0-0 G2		0-0 F8		0-0 2B	0-3 K		4	0	1	0	1	1	2
Scot Thompson, L (1, 8) OBP: 0.299, SLG: 0.298	0-3 K 1-2		0-0 3B		0-0 4-3		0-3 K		0-0 G3	5	0	1	0	0	2	3
Bill Buckner, L (1, 9) OBP: 0.347, SLG: 0.448	0-0 FC1-5-6 BB 2-3		0-0 F2		0-0 F7		0-0 P3		0-0 1-3 1B	5	0	1	0	0	0	3
Cliff Johnson, R (1, 3) OBP: 0.330, SLG: 0.406	4-0 1-2 BB		0-3 K		0-0 F7		0-0 1B G3 1B	0-0 1-3 1B	0-0 1-3	4	1	1	0	1	1	2
Jim Tracy, L (1, 7) OBP: 0.182, SLG: 0.273	0-3 K			0-0 P4		0-0 2B 1B		0-0 4-3	0-0 F8	5	1	1	0	0	1	4
Tim Blackwell, S (1, 2) OBP: 0.343, SLG: 0.401		0-0 1B		0-0 6-3		0-0 2B 2B		4-0 G3 1B E BB		3	2	2	1	1	0	0
Mike Tyson, R (1, 4) OBP: 0.287, SLG: 0.371		0-3 K		0-0 F7		0-0 2B 2B		0-0 1-2 2-3 E 1B		4	1	2	1	0	1	1
Steve Dillard, R (1, 5) OBP: 0.287, SLG: 0.340		0-0 F9		0-0 F8		0-0 P4		0-0 G3		3	0	0	0	0	0	2
Lee Smith, R (7, 1)										0	0	0	0	0	0	0
Larry Bittner, L (8, PH) OBP: 0.304, SLG: 0.326										1	0	0	1	0	0	2
Willie Hernandez, L (9, 1) OBP: 0.222, SLG: 0.278										0	0	0	0	0	0	0
Mike Krukow, R (1, 1) OBP: 0.228, SLG: 0.268		0-0 F8			0-0 1B		0-0 4-3	0-0 E8 2B		1	0	0	0	0	0	1
Jesus Figueroa, L (5, PH) OBP: 0.302, SLG: 0.309										1	0	1	0	0	0	0
George Riley, L (6, 1)										0	0	0	0	0	0	0
Lenny Randle, S (7, 5) OBP: 0.348, SLG: 0.376										2	0	1	2	0	0	0


Inning Stats	R: 0	H: 0	E: 0	K: 2	S: 7	R: 0	H: 1	E: 0	K: 1	S: 6	R: 0	H: 1	E: 0	K: 1	S: 6	R: 0	H: 0	E: 0	K: 0	S: 3	R: 0	H: 1	E: 0	K: 0	S: 4	R: 2	H: 3	E: 0	K: 1	S: 6	R: 0	H: 1	E: 0	K: 1	S: 6	R: 3	H: 3	E: 1	K: 1	S: 8	R: 0	H: 1	E: 0	K: 0	S: 4		
	0	0	0	2	15	0	1	0	1	6	0	0	0	0	6	0	0	0	0	3	0	0	0	0	0	0	0	0	3	1	6	0	1	6	0	1	12	0	3	0	1	4	6	1	0	4	
	0	2	0	2		0	1	0	0		0	0	0	0		0	0	0	0		0	0	0	0	0	0	0	0	0	0	0	0	0	0	0	0	0	0	0	0	0	0	0	0	0	0	
	0	15	2	2		0	6	0	0		0	0	0	0		0	0	0	0		0	0	0	0	0	0	0	0	0	0	0	0	0	0	0	0	0	0	0	0	0	0	0	0	0	0	0

BOTTOM

Atlanta Braves @ Chicago Cubs
 Wrigley Field, Chicago, IL
 Tue Sep 02 1980, 3:33 AM CDT
 Att: 4,013 - Unknown

livebaseballscorecards.com

AB	38
R	5
H	11
RBI	5
BB	3
SO	6
LOB	20



WP: 0	PA: 41
PB: 0	
SB: 1	
CS: 0	

PITCHER	IP	WLS	BF	H	R	ER	SO	BB	IBB	HBP	BLK	WP	HR	S	P	ERA	WHIP
Doyle Alexander, R (1, 1) ERA: 3.84	6.0	W	26	6	2	2	4	2	0	0	0	0	0	32	40	3.00	1.333
Gene Garber, R (7, 1) ERA: 4.09	3.0		15	5	3	3	2	1	0	0	0	0	0	18	22	9.00	2.000

Batter	1	2	3	4	5	6	7	8	9	AB R H RBI BB SO LOB	TOP											
Dave Collins, S (1, 8) <small>OBP: 0.366, SLG: 0.373</small> Cesar Geronimo, L (8, 8) <small>OBP: 0.325, SLG: 0.338</small>	0-0 1B 1B	0-0 F7		0-0 6-3		0-0 E7 2-H 1B			0-3 K	4 1 2 1 0 0 2 1 0 0 0 0 1 0												
Ken Griffey, L (1, 9) <small>OBP: 0.375, SLG: 0.439</small>	0-0 BB 1B 1-3 SF9 1B	0-0 3-1			0-3 K	0-0 4-3			0-0 E4 FC4-6	5 1 1 0 0 1 2												
Dave Concepcion, R (1, 6) <small>OBP: 0.306, SLG: 0.367</small>	0-0 SF9 BB 1-2 SF8 1B		0-0 G6-4-3 1B		0-0 6-3 1B		0-0 CS 1B		0-0 FC4-6 BB E 1-2f	5 1 4 1 0 0 1												
George Foster, R (1, 7) <small>OBP: 0.359, SLG: 0.479</small>	4-0 FC6-4 1-2 2-3 BB		0-0 G6-4-3 1-2f		0-0 6-3		0-3 K		4-0 BB BB BB BB 1-2 BB	3 0 0 0 2 1 3												
Dan Driessen, L (1, 3) <small>OBP: 0.394, SLG: 0.448</small>	0-0 SF9 2-3 3-H		0-0 2B		0-0 IBB		0-0 L6		4-0 BB 1-2 2-3 BB	2 0 1 1 2 0 0												
Johnny Bench, R (1, 2) <small>OBP: 0.331, SLG: 0.511</small>	0-0 SF8 3-H		0-0 6-3		0-3 K			0-0 HR	0-0 5-3	4 1 1 2 0 1 6												
Ray Knight, R (1, 5) <small>OBP: 0.310, SLG: 0.426</small>	0-0 FC6-4 1-2f			0-0 F8		0-0 FC4-6 1B		0-3 K		4 0 1 0 0 1 1												
Ron Oester, S (1, 4) <small>OBP: 0.332, SLG: 0.390</small>		0-0 SH1-4 1B		0-0 S 1B		0-0 FC4-6 SH1-4 E 1-2f		0-0 3-1		4 1 2 0 0 0 1												
Tom Seaver, R (1, 1) <small>OBP: 0.231, SLG: 0.152</small> Mario Soto, R (9, 1) <small>ERA: 2.85</small>		0-0 SH1-4		0-3 K		0-0 SH1-4		0-3 K		2 0 0 0 0 2 1 0 0 0 0 0 0 0												
Inning Stats	R: 3 E: 0 K: 0 S: 6	H: 3 LOB: 1 BB: 1 P: 10	R: 0 E: 0 K: 0 S: 4	H: 1 LOB: 1 BB: 0 P: 4	R: 0 E: 0 K: 0 S: 4	H: 2 LOB: 1 BB: 0 P: 4	R: 0 E: 0 K: 1 S: 6	H: 1 LOB: 1 BB: 0 P: 6	R: 0 E: 0 K: 2 S: 8	H: 1 LOB: 2 BB: 1 P: 12	R: 1 E: 1 K: 0 S: 5	H: 2 LOB: 1 BB: 0 P: 5	R: 0 E: 0 K: 1 S: 5	H: 1 LOB: 0 BB: 0 P: 5	R: 1 E: 0 K: 2 S: 8	H: 1 LOB: 0 BB: 0 P: 8	R: 0 E: 2 K: 1 S: 6	H: 0 LOB: 3 BB: 2 P: 14	1B: 10 2B: 2 3B: 0 HR: 1	SF: 2 SAC: 2 DP: 2 HBP: 0	WP: 0 PB: 0 SB: 1 CS: 1	PA: 42
PITCHER	IP WLS BF H R ER SO BB IBB HBP BLK WP HR S P ERA WHIP																					
Rick Reuschel, R (1, 1) <small>ERA: 3.32</small> Dick Tidrow, R (8, 1) <small>ERA: 2.78</small> Doug Capilla, L (9, 1) <small>ERA: 2.85</small> Lee Smith, R (9, 1) <small>ERA:</small>	7.0 L 32 11 4 4 4 1 1 0 0 0 0 0 38 46 5.14 1.714																					
	1.2 8 1 1 1 3 1 0 0 0 0 0 1 13 17 5.40 1.200																					
	0.0 1 0 0 0 0 1 0 0 0 0 0 0 0 4 ∞ ∞																					
	0.1 1 0 0 0 0 0 0 0 0 0 0 0 0 1 1 0.00 0.000																					

Cincinnati Reds @ Chicago Cubs
 Wrigley Field, Chicago, IL
 Fri Sep 05 1980, 3:33 AM CDT
 Att. 5,386 - Unknown

AB	34
R	5
H	12
RBI	5
BB	4
SO	7
LOB	17



WP: 0	PA: 42
PB: 0	
SB: 1	
CS: 1	

Batter	1	2	3	4	5	6	7	8	9	10	AB	R	H	RBI	BB	SO	LOB
Ivan De Jesus, R OBP: 0.333, SLG: 0.344 (1, 6)	K		6-3		FC4-6 1-2 1B			E 1B	K		5	1	2	0	0	2	3
Lenny Randle, S OBP: 0.341, SLG: 0.368 (1, 5)	B1-3		K		FC4-6 1-2f 2-3			E3 1-H CS	F8		5	0	0	0	0	1	5
Bill Buckner, L OBP: 0.348, SLG: 0.448 (1, 7)	FC5-4 1B			4-3	FC6-4 1-2f			B1 1-2		E HBP 1B	5	1	2	0	0	0	3
Cliff Johnson, R OBP: 0.328, SLG: 0.400 (1, 3)	FC5-4			PB 5-3 1B		K		F8		E HBP	4	1	1	0	0	1	1
Jim Tracy, L OBP: 0.324, SLG: 0.500 (1, 9)		G4-6-3 1B		5-3 1B		G3			1B 2B	E5	4	0	3	0	0	0	0
Carlos Lezcano, R OBP: 0.296, SLG: 0.426 (9, PR) (10, 9)				5-3 1B					2B		1	1	0	0	0	0	1
Jerry Martin, R OBP: 0.290, SLG: 0.427 (1, 8)		G4-6-3 1B		5-3		F8			F9		4	0	1	1	0	0	2
Tim Blackwell, S OBP: 0.339, SLG: 0.393 (1, 2)			G4-6-3	4-3							3	0	0	0	0	1	3
Dave Kingman, R OBP: 0.304, SLG: 0.500 (9, PH)			1-2f 2-3						2B 2-3 1B		1	0	1	0	0	0	0
Barry Foote, R OBP: 0.282, SLG: 0.387 (10, 2)											0	0	0	0	0	0	0
Mike Tyson, R OBP: 0.286, SLG: 0.366 (1, 4)			K		FC4-6 BB		P6			1-3 3-H 2B	1	0	0	0	1	1	1
Jesus Figueroa, L OBP: 0.297, SLG: 0.303 (7, PH)											1	0	0	0	0	0	0
Dick Tidrow, R (8, 1)											0	0	0	0	0	0	0
Mike Vail, R OBP: 0.322, SLG: 0.392 (9, PH)											1	0	1	1	0	0	0
Bruce Sutter, R OBP: 0.143, SLG: 0.143 (10, 1)											0	0	0	0	0	0	0
Dennis Lamp, R OBP: 0.167, SLG: 0.107 (1, 1)			G3								0	0	0	0	0	0	0
Bill Caudill, R OBP: 0.250, SLG: 0.375 (3, 1)											1	0	0	0	0	0	0
Scot Thompson, L OBP: 0.301, SLG: 0.296 (5, PH)											1	0	0	0	0	0	1
Willie Hernandez, L OBP: 0.222, SLG: 0.278 (6, 1)											0	0	0	0	0	0	0
Larry Githner, L OBP: 0.300, SLG: 0.322 (7, PH)											1	0	0	0	0	0	0
Steve Dillard, R OBP: 0.291, SLG: 0.340 (8, 4)											0	0	0	0	1	0	0

Inning Stats	R: 0	H: 1	E: 0	K: 1	S: 6	P: 6	R: 0	H: 2	E: 0	K: 1	S: 6	P: 6	R: 0	H: 0	E: 0	K: 1	S: 5	P: 5	R: 1	H: 2	E: 0	K: 0	S: 5	P: 5	R: 0	H: 1	E: 0	K: 0	S: 4	P: 8	R: 0	H: 0	E: 0	K: 1	S: 5	P: 5	R: 1	H: 1	E: 1	K: 0	S: 4	P: 4	R: 1	H: 3	E: 0	K: 1	S: 8	P: 12	R: 1	H: 2	E: 1	K: 0	S: 2	P: 3	1B: 9	SF: 0	2B: 2	SAC: 0	3B: 0	DP: 1	HR: 0	HBP: 1	WP: 0	PA: 41
--------------	------	------	------	------	------	------	------	------	------	------	------	------	------	------	------	------	------	------	------	------	------	------	------	------	------	------	------	------	------	------	------	------	------	------	------	------	------	------	------	------	------	------	------	------	------	------	------	-------	------	------	------	------	------	------	-------	-------	-------	--------	-------	-------	-------	--------	-------	--------

PITCHER	IP	WLS	BF	H	R	ER	SO	BB	IBB	HBP	BLK	WP	HR	S	P	ERA	WHIP
Michael LaCoss, R ERA: 4.63 (1, 1)	8.0		32	8	3	1	5	1	0	0	0	0	0	41	45	1.12	1.125
Tom Hume, R ERA: 2.72 (9, 1)	1.0	L	9	3	1	0	1	0	1	1	0	0	0	9	14	0.00	3.000

BOTTOM

Cincinnati Reds @ Chicago Cubs
 Wrigley Field, Chicago, IL
 Sat Sep 06 1980, 3:33 AM CDT
 Unknown

AB	R	H	RBI	BB	SO	LOB
38	4	11	2	2	6	20



Batter	1	2	3	4	5	6	7	8	9	AB R H RBI BB SO LOB	TOP												
Dave Collins, S (1, 8) <small>OBP: 0.364, SLG: 0.371</small> Cesar Geronimo, L (7, 8) <small>OBP: 0.327, SLG: 0.340</small>	0-0 L9		0-0 F9		0-0 4-3		0-0 5-3		0-0 1-3 BB 3-1 1B	4 0 0 0 0 0 0 1 1 1 0 0 0 0													
Ron Oester, S (1, 4) <small>OBP: 0.341, SLG: 0.392</small>	0-0 1B SF7 1B		0-0 F9			4-0 BB BB BB BB G6-4-3 BB	0-0 CS 1B		4-0 3-1 BB 1-2 BB	3 2 2 0 2 0 0													
Dave Concepcion, R (1, 6) <small>OBP: 0.310, SLG: 0.368</small>	0-0 BB 1-3 1B		0-0 FC4 1B			0-0 G6-4-3 1-2f	0-3 K 1-2		0-0 1-3 1-2 2-3	5 0 2 0 0 1 4													
George Foster, R (1, 7) <small>OBP: 0.362, SLG: 0.476</small>	4-0 1-2 BB		0-0 FC4 1-2f			4-0 E 1B BB 1B		0-0 BB 1B	4-0 BB 3-1 IBB	2 2 1 0 3 0 1													
Harry Spillman, L (1, 3) <small>OBP: 0.333, SLG: 0.451</small>	0-0 SF7 3-H			0-3 K		0-0 E8 1B BB BB 1B		0-0 F7	0-0 3-1 1-2 2-3 3-H	4 1 1 2 0 1 3													
Ray Knight, R (1, 5) <small>OBP: 0.309, SLG: 0.420</small>	0-3 K			0-0 6-3		4-0 BB 1-2 BB 1B		4-0 1B 1-2 BB	4-0 BB IBB	2 0 0 0 3 1 2													
Joe Nolan, L (1, 2) <small>OBP: 0.378, SLG: 0.445</small>		0-0 F9		0-0 L3		0-0 1-2 2-3 3-H 1B		0-0 F7	4-0 1-2 2-3 3-H BB	4 0 1 2 1 0 2													
Paul Householder, S (1, 9) <small>OBP: 0.290, SLG: 0.300</small>		0-0 F3			0-0 3-1	4-0 1-2 2-3 3-H FC6-4 BB		0-0 1-3 2-H 1B	0-0 4-3	4 0 1 2 1 0 3													
Joe Price, R (1, 1) <small>OBP: 0.091, SLG: 0.091</small> Mario Soto, R (7, 1)		0-0 F7			0-0 F8	0-0 1-2f FC6-4		0-0 L3		3 0 0 0 0 0 3 1 0 0 0 0 0 2													
Inning Stats	R: 1 E: 0 K: 1 S: 7	H: 2 LOB: 2 BB: 1 P: 11	R: 0 E: 0 K: 0 S: 3	H: 0 LOB: 0 BB: 0 P: 3	R: 0 E: 0 K: 1 S: 4	H: 1 LOB: 1 BB: 0 P: 4	R: 0 E: 0 K: 1 S: 5	H: 0 LOB: 0 BB: 0 P: 5	R: 0 E: 0 K: 0 S: 3	H: 0 LOB: 0 BB: 0 P: 3	R: 2 E: 1 K: 0 S: 4	H: 2 LOB: 3 BB: 4 P: 20	R: 0 E: 0 K: 1 S: 5	H: 1 LOB: 0 BB: 0 P: 5	R: 1 E: 0 K: 0 S: 5	H: 2 LOB: 2 BB: 1 P: 9	R: 2 E: 0 K: 0 S: 4	H: 1 LOB: 3 BB: 4 P: 20	1B: 9 2B: 0 3B: 0 HR: 0	SF: 1 SAC: 0 DP: 1 HBP: 0	WP: 0 PB: 0 SB: 0 CS: 1	PA: 44	
PITCHER	IP WLS BF H R ER SO BB IBB HBP BLK WP HR S P ERA WHIP																						
Randy Martz, R (1, 1) <small>ERA: 4.5</small> Lee Smith, R (7, 1) <small>ERA: 1.93</small> Doug Capilla, L (9, 1) <small>ERA: 3.07</small>	6.0 L 27 5 3 3 2 5 0 0 0 0 0 0 26 46 4.50 1.667	2.0 9 3 1 1 1 1 0 0 0 0 0 0 10 14 4.50 2.000	1.0 8 1 2 2 0 2 2 0 0 0 0 0 4 20 18.00 3.000																				

Cincinnati Reds @ Chicago Cubs
Wrigley Field, Chicago, IL
Sat Sep 06 1980, 3:38 AM CDT
Att: 22,086 - Unknown

livebaseballscorecards.com

AB	33
R	6
H	9
RBI	6
BB	10
SO	3
LOB	20



Batter	1	2	3	4	5	6	7	8	9
Ivan De Jesus, R OBP: 0.333, SLG: 0.343 (1, 6)	0-0 SH1-3 1B 1B		0-3 K			0-0 5-3		0-0 F4	
Lenny Randle, S OBP: 0.339, SLG: 0.365 (1, 5)	0-0 SH1-3 1-2			0-3 K		0-0 F4		0-0 F8	
Bill Buckner, L OBP: 0.349, SLG: 0.448 (1, 3)	0-0 2-H 1B			0-0 F7			0-0 FC2-5 BB 1B	0-0 F8	
Dave Kingman, R OBP: 0.309, SLG: 0.500 Scott Thompson, L OBP: 0.300, SLG: 0.295 (7, PR) (8, 9)		0-3 K		0-0 1B		4-0 FC2-5 BB		0-3 K	
Jerry Martin, R OBP: 0.287, SLG: 0.423 (1, 9) (8, 8)		0-0 F9		0-0 F7		0-0 FC2-5 1-2 2-3f		0-3 K	
Carlos Lezcano, R OBP: 0.286, SLG: 0.408 Larry Bittner, L OBP: 0.299, SLG: 0.320 (7, PH) (8, 7)		0-3 K			0-0 E3 G4-6-3	0-0 F8			
Barry Foote, R OBP: 0.282, SLG: 0.401 (1, 2)			0-0 HR		0-0 G4-6-3 1-2f	0-0 F6			
Steve Dillard, R OBP: 0.292, SLG: 0.336 (1, 4)			0-0 F8		0-0 F8		4-0 BB		
Randy Martz, L (1, 1) Mike Tyson, R OBP: 0.285, SLG: 0.364 (6, PH) Lee Smith, R (7, 1) Jesus Figueroa, L OBP: 0.295, SLG: 0.301 (8, PH) Doug Capilla, L OBP: 0.214, SLG: 0.357 (9, 1)			0-3 K			0-0 5-3		0-0 F7	

AB	R	H	RBI	BB	SO	LOB
4	0	1	0	0	1	1
3	0	0	0	0	1	1
4	0	2	0	0	0	0
2	0	1	0	1	1	0
1	0	0	0	0	1	0
4	0	0	0	0	1	3
2	0	0	0	0	1	0
1	0	0	0	0	0	2
3	1	1	1	0	0	3
2	0	0	0	1	0	0
1	0	0	0	0	1	0
1	0	0	0	0	0	0
0	0	0	0	0	0	0
1	0	0	0	0	0	1
0	0	0	0	0	0	0

BOTTOM


Cincinnati Reds @ Chicago Cubs
Wrigley Field, Chicago, IL
 Sat Sep 06 1980, 3:38 AM CDT
 Att. 22,086 - Unknown

livebaseballscores.com

AB	29
R	1
H	5
RBI	1
BB	2
SO	7
LOB	11



Inning Stats	R: 0	H: 2	E: 0	K: 0	S: 3	LOB: 2	BB: 0	P: 3	R: 0	H: 0	E: 0	K: 2	S: 7	LOB: 0	BB: 0	P: 7	R: 1	H: 1	E: 0	K: 2	S: 8	LOB: 0	BB: 0	P: 8	R: 0	H: 1	E: 0	K: 1	S: 6	LOB: 1	BB: 0	P: 6	R: 0	H: 0	E: 1	K: 0	S: 3	LOB: 0	BB: 0	P: 3	R: 0	H: 0	E: 0	K: 0	S: 3	LOB: 0	BB: 0	P: 3	R: 0	H: 1	E: 0	K: 0	S: 4	LOB: 2	BB: 1	P: 8	R: 0	H: 0	E: 0	K: 0	S: 3	LOB: 1	BB: 1	P: 7	R: 0	H: 0	E: 0	K: 2	S: 7	LOB: 0	BB: 0	P: 7	1B: 4	2B: 0	3B: 0	HR: 1	SF: 0	SAC: 1	DP: 1	HBP: 0	WP: 0	PB: 0	SB: 0	CS: 0	PA: 32
PITCHER	IP	WLS	BF	H	R	ER	SO	BB	IBB	HBP	BLK	WP	HR	S	P	ERA	WHIP																																																																				
Joe Price, L ERA: 3.25 (1, 1)	6.0	W	22	5	1	1	5	1	0	0	0	0	0	31	35	1.50	1.000																																																																				
Mario Soto, R ERA: 3.46 (7, 1)	3.0	S	10	0	0	0	2	1	0	0	0	0	0	13	17	0.00	0.333																																																																				

Batter	1	2	3	4	5	6	7	8	9	AB R H RBI BB SO LOB	TOP																								
Dave Collins, S (1, 8) OBP: 0.365, SLG: 0.371 Doug Bair, R (7, 1)	0-0 F7		0-0 2B 1B	0-0 5-3			4-0 CS BB			3 1 1 0 1 0 1 0 0 0 0 0 0 0																									
Ken Griffey, L (1, 9) OBP: 0.374, SLG: 0.439	0-0 5-3		0-0 1B 2B			0-0 P4	0-0 F8			4 1 1 1 0 0 1																									
Dave Concepcion, R (1, 6) OBP: 0.311, SLG: 0.368	0-3 K		0-0 1B 1B			4-0 BB		0-0 6-3		3 0 1 2 1 1 0																									
George Foster, R (1, 7) OBP: 0.361, SLG: 0.474		0-0 P4	0-0 1B			0-0 F2		0-3 K		4 0 1 0 0 1 1																									
Dan Driessen, L (1, 3) OBP: 0.391, SLG: 0.441		0-0 6-3	0-3 K			0-0 G3		4-0 BB		3 0 0 0 1 1 3																									
Joe Nolan, L (1, 2) OBP: 0.369, SLG: 0.433		0-0 G3		0-0 G3		0-0 L6		0-0 F8		4 0 0 0 0 0 1																									
Ray Knight, R (1, 5) OBP: 0.309, SLG: 0.419			0-0 F9	0-0 SH5-4 E WP 1B		0-0 F7		0-0 6-3		4 1 1 0 0 0 0	AB 31 R 4 H 6 RBI 3 BB 4 SO 3 LOB 7																								
Ron Oester, S (1, 4) OBP: 0.339, SLG: 0.386			0-0 4-3	4-0 WP SH5-4 1-2 BB		0-0 1-3		0-0 G3		3 0 0 0 1 0 0																									
Paul Moskau, R (1, 1) OBP: 0.143, SLG: 0.146 Charlie Leibrandt, R (5, 1) OBP: 0.246, SLG: 0.245 Paul Householder, S (7, PH) OBP: 0.281, SLG: 0.290 Cesar Geronimo, L (7, 8) OBP: 0.325, SLG: 0.338			0-0 2B 1B	0-0 SH5-4 1-2 2-3			0-0 6-3		0-0 4-3	1 1 1 0 0 0 0 0 0 0 0 0 0 0 1 0 0 0 0 0 0 1 0 0 0 0 0 0																									
Inning Stats	R: 0 E: 0 K: 1 S: 5	H: 0 LOB: 0 BB: 0 P: 5	R: 0 E: 0 K: 0 S: 3	H: 0 LOB: 0 BB: 0 P: 3	R: 3 E: 0 K: 1 S: 10	H: 5 LOB: 2 BB: 0 P: 10	R: 1 E: 1 K: 0 S: 4	H: 1 LOB: 1 BB: 1 P: 8	R: 0 E: 0 K: 0 S: 3	H: 0 LOB: 1 BB: 1 P: 7	R: 0 E: 0 K: 0 S: 3	H: 0 LOB: 0 BB: 0 P: 3	R: 0 E: 0 K: 0 S: 2	H: 0 LOB: 0 BB: 1 P: 6	R: 0 E: 0 K: 1 S: 5	H: 0 LOB: 1 BB: 1 P: 9	R: 0 E: 0 K: 0 S: 3	H: 0 LOB: 0 BB: 0 P: 3	1B: 5 2B: 1 3B: 0 HR: 0	SF: 0 SAC: 1 DP: 0 HBP: 0	WP: 1 PB: 0 SB: 1 CS: 1	PA: 36													
PITCHER	IP WLS BF H R ER SO BB IBB HBP BLK WP HR S P ERA WHIP																																		
Mike Krukow, R (1, 1) ERA: 4.4	7.0	29	6	4	4	2	3	0	0	0	1	0	30	42	5.14	1.286																			
Bruce Sutter, R (8, 1) ERA: 2.32	2.0	7	0	0	0	1	1	0	0	0	0	0	8	12	0.00	0.500																			

Cincinnati Reds @ Chicago Cubs
Wrigley Field, Chicago, IL
Sun Sep 07 1980, 3:33 AM CDT
Att: 10,328 - Unknown

livebaseballscorecards.com

Batter	1	2	3	4	5	6	7	8	9
Ivan De Jesus, R OBP: 0.331, SLG: 0.341 (1, 6)	0-3 K		0-0 F7		0-0 SH 1B		0-3 K		
Lenny Randle, S OBP: 0.339, SLG: 0.367 Mick Kelleher, R OBP: 0.264, SLG: 0.200 (1, 5) (9, 5)	0-3 K			0-0 1B 2B	0-0 SF8		0-3 K		
Jim Tracy, L OBP: 0.368, SLG: 0.514 (1, 9) (9, 7)	4-0 BB			0-0 3B 1B	0-0 CS 1B		0-0 6-3		
Cliff Johnson, R OBP: 0.327, SLG: 0.398 Carlos Lezcano, R OBP: 0.286, SLG: 0.408 (1, 3) (8, PR) (9, 8)	0-0 F7			0-3 K	0-3 K		0-0 2B 1B		
Larry Bittner, L OBP: 0.298, SLG: 0.328 (1, 7) (9, 3)		0-0 L6		0-0 6-3 3B	0-0 F8		0-0 F8		
Jerry Martin, R OBP: 0.287, SLG: 0.423 (1, 8) (9, 9)		0-0 6-3		0-0 6-3	0-3 K		0-0 1B 2B		
Tim Blackwell, S OBP: 0.344, SLG: 0.394 (1, 2)		0-0 F7		4-0 BB	0-0 1B		4-0 1B IBB		
Steve Dillard, R OBP: 0.291, SLG: 0.333 (1, 4)			0-3 K	0-0 5-3	0-0 4-3		0-0 1B		
Mike Krukow, R OBP: 0.237, SLG: 0.276 Jesus Figueroa, L OBP: 0.299, SLG: 0.306 Bruce Sutter, R OBP: 0.125, SLG: 0.125 (1, 1) (7, PH) (8, 1)			0-0 4-3		0-0 SH SF8 1B		0-0 CS 1B	0-0 F9	

Inning Stats	R: 0	H: 0	E: 0	K: 2	S: 7	R: 0	H: 0	E: 0	K: 0	S: 3	R: 0	H: 0	E: 0	K: 1	S: 5	R: 3	H: 3	E: 0	K: 1	S: 8	R: 1	H: 2	E: 1	K: 1	S: 7	R: 0	H: 1	E: 0	K: 1	S: 6	R: 0	H: 1	E: 0	K: 2	S: 7	R: 2	H: 3	E: 0	K: 0	S: 6
	LOB: 1	BB: 1	LOB: 0	BB: 0	P: 11	LOB: 0	BB: 0	LOB: 0	BB: 0	P: 3	LOB: 1	BB: 1	LOB: 2	BB: 0	P: 7	LOB: 1	BB: 1	LOB: 2	BB: 0	P: 7	LOB: 0	BB: 0	LOB: 0	BB: 0	P: 6	LOB: 0	BB: 0	LOB: 2	BB: 0	P: 7	LOB: 3	BB: 1	P: 10	LOB: 0	BB: 0	P: 11	LOB: 0	BB: 0	P: 10	

AB	R	H	RBI	BB	SO	LOB
3	0	0	0	0	2	1
3	1	1	1	0	2	0
0	0	0	0	0	0	0
3	1	2	1	1	0	0
4	0	1	0	0	2	4
0	1	0	0	0	0	0
4	1	1	1	0	0	1
4	1	1	2	0	1	0
2	0	1	0	2	0	0
4	0	1	1	0	1	2
2	1	1	0	0	0	0
1	0	1	0	0	0	0
1	0	0	0	0	0	3


WP	HR	S	P	ERA	WHIP
0	0	0	36	8.31	1.385
0	0	0	10	0.00	1.200
0	0	13	17	9.00	2.000

BOTTOM

Cincinnati Reds @ Chicago Cubs
 Wrigley Field, Chicago, IL
 Sun Sep 07 1980, 3:33 AM CDT
 Att. 10,328 - Unknown

livebaseballscorecards.com

AB	31
R	6
H	10
RBI	6
BB	3
SO	8
LOB	11



PITCHER	IP	WLS	BF	H	R	ER	SO	BB	IBB	HBP	BLK	WP	HR	S	P	ERA	WHIP
Paul Moskau, R ERA: 3.87 (1, 1)	4.1		20	4	4	4	4	2	0	0	0	0	0	26	34	8.31	1.385
Charlie Leibrandt, L ERA: 4.08 (5, 1)	1.2		6	2	0	0	2	0	0	0	0	0	0	10	10	0.00	1.200
Doug Bair, R ERA: 4.79 (7, 1)	2.0	L	10	4	2	2	2	0	1	0	0	0	0	13	17	9.00	2.000

Batter	1	2	3	4	5	6	7	8	9	AB R H RBI BB SO LOB	TOP									
Ivan De Jesus, R (1, 6) OBP: 0.332, SLG: 0.340	0-0 E G4-6-3 1B		0-0 E6 1B 2B	0-0 F8			0-0 F3		4-0 F9 9-2 BB	4 2 1 0 1 0 0										
Lenny Randle, S (1, 5) Mick Kelleher, R (9, 5) OBP: 0.341, SLG: 0.370 OBP: 0.264, SLG: 0.200	0-0 E2 G4-6-3 1B		0-0 2B 1B	0-0 6-3			0-0 1B FC4-6		0-0 F9 1-3	5 2 3 0 0 0 1 0 0 0 0 0 0 0										
Bill Buckner, L (1, 3) Larry Bittner, L (9, 3) OBP: 0.352, SLG: 0.452 OBP: 0.298, SLG: 0.328	0-0 G4-6-3 1-2f 3-H		0-0 1B E 2B				0-0 FC4-6 1B		0-0 9-2 3-Hf	5 1 3 1 0 0 2 0 0 0 0 0 0 0										
Jim Tracy, L (1, 7) OBP: 0.381, SLG: 0.500	4-0 BB		0-0 E FC6-4 1B				0-0 L9		0-0 FC4-6 1-2f 3-H	3 1 1 2 1 0 2										
Carlos Lezcano, R (1, 8) OBP: 0.267, SLG: 0.377	0-0 P4		0-0 E1 FC6-4 1-2				0-0 FC4-6 1-2f		0-3 K	4 0 0 0 0 1 5										
Scot Thompson, L (1, 9) OBP: 0.294, SLG: 0.289			0-0 FC				0-0 G3		0-0 4-3	4 0 0 0 0 0 3										
Tim Blackwell, S (1, 2) OBP: 0.346, SLG: 0.395			0-0 FC6-4 1-2f 2-3 3-H				0-3 K		0-0 6-3 1B	4 0 2 1 0 1 2										
Mike Tyson, R (1, 4) OBP: 0.281, SLG: 0.359			0-0 1-3 1B				0-0 3-1		0-0 6-3	4 0 0 0 0 0 4										
Lynn McGlothen, L (1, 1) Willie Hernandez, L (7, 1) OBP: 0.256, SLG: 0.333 OBP: 0.211, SLG: 0.263			0-0 1-2				0-0 G2		0-0 F8	3 0 0 0 0 0 1 1 0 0 0 0 0 1										
Inning Stats	R: 1 E: 1 K: 0 S: 4	H: 2 LOB: 1 BB: 1 P: 8	R: 0 E: 0 K: 0 S: 4	H: 1 LOB: 1 BB: 0 P: 4	R: 4 E: 3 K: 0 S: 8	H: 3 LOB: 1 BB: 0 P: 8	R: 0 E: 0 K: 0 S: 3	H: 0 LOB: 0 BB: 0 P: 3	R: 0 E: 0 K: 1 S: 5	H: 0 LOB: 0 BB: 0 P: 5	R: 1 E: 0 K: 1 S: 7	H: 2 LOB: 1 BB: 0 P: 7	R: 0 E: 0 K: 0 S: 4	H: 1 LOB: 1 BB: 0 P: 4	R: 0 E: 0 K: 0 S: 2	H: 0 LOB: 0 BB: 1 P: 6	1B: 9 2B: 2 3B: 0 HR: 0	SF: 0 SAC: 0 DP: 3 HBP: 0	WP: 0 PB: 0 SB: 1 CS: 0	PA: 39
PITCHER	IP WLS BF H R ER SO BB IBB HBP BLK WP HR S P ERA WHIP																			
Bob Forsch, R (1, 1) ERA: 3.48	5.0 L 24 7 5 1 0 1 0 0 0 0 0 0 23 27 1.80 1.600																			
Jim Kaat, L (6, 1) ERA: 4.2	2.0 8 2 1 1 2 0 0 0 0 0 0 0 12 12 4.50 1.000																			
Kim Seaman, L (8, 1) ERA: 3.86	1.0 4 1 0 0 0 0 0 0 0 0 0 0 4 4 0.00 1.000																			
Jeff Little, L (9, 1) ERA:	1.0 3 0 0 0 0 1 0 0 0 0 0 0 2 6 0.00 1.000																			

Chicago Cubs @ St. Louis Cardinals
 Busch Stadium, St. Louis, MO
 Mon Sep 08 1980, 7:05 PM CDT
 Att. 6,307 - Unknown

livebaseballscorecards.com

AB	37
R	6
H	10
RBI	4
BB	2
SO	2
LOB	21




Batter	1	2	3	4	5	6	7	8	9	AB	R	H	RBI	BB	SO	LOB
Ken Oberkfell, L OBP: 0.386, SLG: 0.428 (1, 4)	0-0 6-3		0-0 F8						0-0 6-3	3	0	0	0	2	0	1
Tony Scott, S OBP: 0.307, SLG: 0.307 (1, 8)	0-0 F8			0-0 6-3 2B					0-0 FC6-4	4	0	1	0	0	1	4
Keith Hernandez, L OBP: 0.398, SLG: 0.483 (1, 3)	0-0 F9			0-0 6-3 2-3					0-0 6-3 S 1B	4	1	2	0	0	0	1
Ted Simmons, S OBP: 0.377, SLG: 0.515 (1, 2)		0-3 K		4-0 K2-3-2 IBB					0-0 P4 1-2	3	0	0	0	1	2	2
George Hendrick, R OBP: 0.353, SLG: 0.522 (1, 9)		0-0 P3		0-3 K2-3-2 1-1					0-0 6-3 2-3	4	1	1	2	0	1	3
Leon Durham, L OBP: 0.309, SLG: 0.433 (1, 7)		0-0 2B			0-0 BB 1B				0-3 K	4	0	2	0	0	2	1
Tom Herr, S OBP: 0.238, SLG: 0.310 (1, 6)		0-0 4-3			0-0 BB 1B				0-0 F8	4	0	1	0	0	0	1
Tye Waller, R OBP: 0.167, SLG: 0.167 (1, 5)			0-0 6-3		0-3 K				0-0 3-1	4	0	0	0	0	2	2
Bob Forsch, R OBP: 0.319, SLG: 0.500 (1, 1)			0-0 F8		0-0 F8				0-0 F9	1	0	0	0	0	0	0
Terry Kennedy, L OBP: 0.308, SLG: 0.376 (5, PH)									0-0 1B	1	0	0	0	0	0	2
Jim Katel, L OBP: 0.182, SLG: 0.258 (6, 1)										0	0	0	0	0	0	0
Joseph DeSa, L OBP: 0.182, SLG: 0.258 (7, PH)										1	0	0	0	0	0	0
Kim Seaman, L (8, 1)										0	0	0	0	0	0	0
Jeff Little, R (9, 1)										0	0	0	0	0	0	0
Tito Landrum, R OBP: 0.379, SLG: 0.462 (9, PH)										1	0	1	0	0	0	0

Inning Stats	R: 0	H: 0	E: 0	K: 0	S: 3	H: 0	LOB: 0	BB: 0	P: 3	R: 0	H: 1	E: 0	K: 1	S: 6	H: 1	LOB: 1	BB: 0	P: 6	R: 0	H: 0	E: 0	K: 0	S: 3	H: 0	LOB: 0	BB: 0	P: 3	R: 0	H: 1	E: 0	K: 1	S: 5	H: 2	LOB: 3	BB: 1	P: 13	R: 2	H: 2	E: 0	K: 2	S: 9	H: 0	LOB: 1	BB: 1	P: 9	R: 0	H: 0	E: 0	K: 1	S: 5	H: 1	LOB: 1	BB: 0	P: 6	R: 0	H: 1	E: 0	K: 0	S: 4	H: 1	LOB: 1	BB: 0	P: 4	1B: 5	SF: 0	2B: 3	SAC: 0	3B: 0	DP: 1	HR: 1	HBP: 0	WP: 0	PA: 37	ERA	WHIP
Lynn McGlothen, R ERA: 4.9 (1, 1)	6.2	WLS	BF	H	R	ER	SO	BB	IBB	HBP	BLK	WP	HR	S	P	ERA	WHIP																																																										
Willie Hernandez, L ERA: 4.72 (7, 1)	2.1	W	28	6	2	2	7	2	1	0	0	0	0	0	11	11	0.00	0.857																																																									

BOTTOM

Chicago Cubs @ St. Louis Cardinals
 Busch Stadium, St. Louis, MO
 Mon Sep 08 1980, 7:05 PM CDT
 Att. 6,307 - Unknown

AB	34
R	2
H	8
RBI	2
BB	3
SO	8
LOB	17



Batter	1	2	3	4	5	6	7	8	9	AB R H RBI BB SO LOB	TOP	
Ivan De Jesus, R OBP: 0.330, SLG: 0.339 (1, 6)	0-0 4-3 S G3 1B		0-0 5-3	0-0 F8			0-0 5-3	0-0 FC6-4		5 1 1 0 0 0 5		
Lenny Randle, S OBP: 0.342, SLG: 0.369 (1, 5)	4-0 G3 4-3 1-2 BB		0-0 WP 1B BLK 1B		0-0 4-3		0-0 6-3		0-0 6-3	4 1 1 0 1 0 0		
Bill Buckner, L OBP: 0.350, SLG: 0.449 (1, 3)	0-0 4-3 1-2 2-3		0-0 BLK WP 1B		0-0 G3		0-0 G3		0-3 K	5 0 1 0 0 1 2		
Jim Tracy, L OBP: 0.362, SLG: 0.455 (1, 7)	0-0 G3 2-3 3-H		4-0 1-3 2-H BB		0-0 4-3			0-3 K	0-0 F8	4 0 0 1 1 1 1		
Carlos Lezcano, R OBP: 0.250, SLG: 0.351 (1, 8)	0-0 4-3		0-3 K		0-0 5-3			0-0 1-3		4 0 0 0 0 1 3		
Scott Thompson, L OBP: 0.295, SLG: 0.290 (1, 9)		0-3 K		0-0 4-3		0-0 S 2B 1B		0-0 2B BB 1B		3 1 1 0 0 1 0		
Mike Vail, R OBP: 0.324, SLG: 0.394 (8, PH)										1 1 1 0 0 0 0		
Tim Blackwell, S OBP: 0.350, SLG: 0.405 (1, 2)		0-0 L8		4-0 1B 1-3 BB		0-0 1-H 2B		0-0 1-3 2B		3 0 2 1 1 0 0		
Mike Tyson, R OBP: 0.278, SLG: 0.355 (1, 4)		0-0 P6		0-0 1-3		0-0 5-3		4-0 BB BB		3 0 0 0 0 0 2		
Dave Kingman, R OBP: 0.312, SLG: 0.500 (8, PH)				1-2						0 0 0 0 1 0 0		
Steve Dillard, R OBP: 0.291, SLG: 0.333 (8, 4)										0 0 0 0 0 0 0		
Doug Capilla, L George Riley, L Bill Caudill, R Jesus Figueroa, L Lee Smith, R Willie Hernandez, L Jerry Martin, R Larry Blittner, L Dennis Lamp, R Bruce Sutter, R			0-0 4-3	0-0 2-3 1B		0-0 F8		4-0 1-2 2-3 3-H BB		2 0 0 1 0 1 0 0 0 0 0 0 1 0		
Inning Stats	R: 1 H: 1 E: 0 LOB: 1 K: 0 BB: 1 S: 4 P: 8	R: 0 H: 0 E: 0 LOB: 0 K: 1 BB: 0 S: 5 P: 5	R: 1 H: 2 E: 0 LOB: 2 K: 1 BB: 1 S: 7 P: 11	R: 0 H: 1 E: 0 LOB: 2 K: 0 BB: 1 S: 4 P: 8	R: 0 H: 0 E: 0 LOB: 0 K: 0 BB: 0 S: 3 P: 3	R: 1 H: 2 E: 0 LOB: 1 K: 0 BB: 0 S: 5 P: 5	R: 0 H: 0 E: 0 LOB: 0 K: 0 BB: 0 S: 3 P: 3	R: 1 H: 2 E: 0 LOB: 3 K: 1 BB: 2 S: 7 P: 15	R: 0 H: 0 E: 0 LOB: 0 K: 1 BB: 0 S: 5 P: 5	1B: 6 SF: 0 2B: 2 SAC: 0 3B: 0 DP: 0 HR: 0 HBP: 0	WP: 1 PA: 40 PB: 0 SB: 2 CS: 0	
PITCHER	IP WLS BF H R ER SO BB IBB HBP BLK WP HR S P ERA WHIP											
Silvio Martinez, R ERA: 4.38 (1, 1)	6.0 W 27 6 3 3 2 3 0 0 0 1 1 0 28 40 4.50 1.500											
Jim Kaat, L ERA: 4.22 (7, 1)	1.2 8 2 1 1 1 1 0 0 0 0 0 0 9 13 5.40 1.800											
John Urrea, R ERA: 3.74 (8, 1)	0.1 2 0 0 0 0 1 0 0 0 0 0 0 1 5 0.00 3.000											
Kim Seaman, L ERA: 3.66 (9, 1)	1.0 S 3 0 0 0 1 0 0 0 0 0 0 0 5 5 0.00 0.000											

Chicago Cubs @ St. Louis Cardinals
 Busch Stadium, St. Louis, MO
 Tue Sep 09 1980, 7:05 PM CDT
 Att. 7,893 - Unknown

livebaseballscorecards.com

AB	35
R	4
H	8
RBI	3
BB	5
SO	4
LOB	14



BOTTOM

Chicago Cubs @ St. Louis Cardinals
Busch Stadium, St. Louis, MO
Tue Sep 09 1980, 7:05 PM CDT
Att. 7,893 - Unknown

livebaseballscorecards.com

AB 33
R 6
H 12
RBI 4
BB 3
SO 5
LOB 23



WP: 0 PA: 38
PB: 1
SB: 2
CS: 1

AB R H RBI BB SO LOB

4 0 1 1 1 0 2

4 0 2 1 1 1 3

4 0 2 0 0 0 3

4 0 0 0 0 1 5

2 0 0 0 1 0 4

4 1 1 0 0 1 3

4 2 3 0 0 0 1

0 0 0 0 0 0 0
4 2 2 2 0 1 1

1B: 10 SF: 0
2B: 3 SAC: 1
3B: 0 DP: 3
HR: 0 HBP: 1

Batter	1	2	3	4	5	6	7	8	9
Ken Oberkfell, L (1, 4) OBP: 0.386, SLG: 0.426	0-0 4-3		0-0 3-1		4-0 F8 E BB	0-0 E5		0-0 G3	
Tony Scott, S (1, 8) OBP: 0.311, SLG: 0.309	0-0 G4-6-3 1B			4-0 1B BB	0-0 E8 S 1B	0-0 6-3		0-3 K	
Keith Hernandez, L (1, 3) OBP: 0.399, SLG: 0.483	0-0 G4-6-3 1-2f			0-0 G6-4-3 1B	0-0 F8		0-0 CS HBP 1B		
George Hendrick, R (1, 9) OBP: 0.351, SLG: 0.518		0-0 4-3		0-0 F2	0-3 K		0-0 F8		
Tito Landrum, R (1, 7) OBP: 0.394, SLG: 0.429		4-0 S BB		0-0 G6-4-3 1-2f	0-0 1-3		1-0 HBP		
Ken Reitz, R (1, 5) OBP: 0.299, SLG: 0.386		0-0 F3		0-0 1B 1B	0-0 5-3		0-3 K		
Tom Herr, S (1, 6) OBP: 0.252, SLG: 0.329		0-0 F5		0-0 SH 1B BB 1B	0-0 PB 2B 2B		0-0 FC4-6 1B		
Steve Swisher, R (1, 2) OBP: 0.238, SLG: 0.200			0-3 K		0-0 BB SH 1B	0-0 E 2B		0-0 FC4-6 G3 1B	
Ted Simmons, S (3, 2) OBP: 0.378, SLG: 0.517			0-3 K		0-0 SH 1B BB	0-0 5-3		0-0 G3 1B	
Silvio Martinez, R (1, 1) Dane Iorg, L (6, PH) Jim Katt, L (7, 1) John Urea, R (8, 1) Leon Durham, L (8, PH) Kim Seaman, L (9, 1)			0-3 K		1-2 2-3 E				

Inning Stats	R: 0	H: 1	E: 0	LOB: 0	K: 0	S: 3	P: 3
	R: 0	H: 0	E: 0	LOB: 1	K: 0	S: 3	P: 7
	R: 0	H: 0	E: 0	LOB: 0	K: 2	S: 7	P: 7
	R: 0	H: 1	E: 0	LOB: 1	K: 0	S: 3	P: 7
	R: 4	H: 4	E: 1	LOB: 2	K: 1	S: 10	P: 14
	R: 2	H: 3	E: 1	LOB: 1	K: 0	S: 6	P: 6
	R: 0	H: 1	E: 0	LOB: 2	K: 1	S: 5	P: 6
	R: 0	H: 2	E: 0	LOB: 2	K: 1	S: 7	P: 7

PITCHER	IP	WLS	BF	H	R	ER	SO	BB	IBB	HBP	BLK	WP	HR	S	P	ERA	WHIP
Doug Capilla, L (1, 1) ERA: 3.41	4.0	L	19	5	4	4	2	3	0	0	0	0	0	20	32	9.00	2.000
George Riley, L (5, 1) ERA: 4.68	0.1		2	1	0	0	0	0	0	0	0	0	0	2	2	0.00	3.000
Bill Caudill, R (5, 1) ERA: 2.18	0.2		2	0	0	0	1	0	0	0	0	0	0	4	4	0.00	0.000
Lee Smith, R (6, 1) ERA: 3.6	0.1		3	2	2	1	0	0	0	0	0	0	0	3	3	27.00	6.000
Willie Hernandez, L (6, 1) ERA: 4.65	1.2		7	2	0	0	1	0	0	1	0	0	0	8	9	0.00	1.200

PITCHER	IP	WLS	BF	H	R	ER	SO	BB	IBB	HBP	BLK	WP	HR	S	P	ERA	WHIP
Dennis Lamp, R (8, 1) ERA: 4.78	0.1		3	2	0	0	0	0	0	0	0	0	0	3	3	0.00	6.000
Bruce Sutter, R (8, 1) ERA: 2.3	0.2		2	0	0	0	1	0	0	0	0	0	0	4	4	0.00	0.000

Batter	1	2	3	4	5	6	7	8	9	AB R H RBI BB SO LOB	TOP											
Ivan De Jesus, R (1, 6) OBP: 0.332, SLG: 0.338	0-3 K			0-0 L6		4-0 1B BB		4-0 BB		2 1 0 0 2 1 0	Chicago Cubs @ Montreal Expos Olympic Stadium, Montreal, QB Wed Sep 10 1980, 3:33 AM EDT Att: 17,874 - Unknown											
Lenny Randle, S (1, 5) OBP: 0.341, SLG: 0.368	0-0 P4			0-0 2B 1B		0-3 K		0-0 4-3		4 1 1 0 0 1 2												
Bill Buckner, L (1, 3) OBP: 0.353, SLG: 0.456	0-0 F7			0-0 WP 1-H 2B		0-0 1B				4 0 3 2 0 0 0												
Jerry Martin, R (1, 8) OBP: 0.285, SLG: 0.420		0-3 K		0-3 K		0-3 K				4 0 0 0 0 4 3												
Larry Bittner, L (1, 9) OBP: 0.296, SLG: 0.322		0-0 F7		0-3 K			0-3 K			4 0 0 0 0 2 2												
Jim Tracy, L (1, 7) OBP: 0.333, SLG: 0.417		0-3 K			0-3 K		0-0 F9			4 0 0 0 0 3 1												
Tim Blackwell, S (1, 2) OBP: 0.347, SLG: 0.401			0-3 K		0-3 K		0-3 K			3 0 0 0 0 3 0												
Steve Dillard, R (1, 4) OBP: 0.287, SLG: 0.329			0-3 K2-3		0-3 K			0-0 L5		2 0 0 0 0 2 0												
Jesus Figueroa, L (8, PH) OBP: 0.296, SLG: 0.302										1 0 0 0 0 0 0												
Mick Kelleher, R (8, 4) OBP: 0.264, SLG: 0.200										0 0 0 0 0 0 0												
Rick Reuschel, R (1, 1) OBP: 0.184, SLG: 0.240			0-3 K			0-3 K		0-0 L5		2 0 0 0 0 2 0												
Mike Vail, R (8, PH) OBP: 0.323, SLG: 0.393										1 0 0 0 0 0 0												
Dick Tidrow, R (8, 1)										0 0 0 0 0 0 0												
Inning Stats	R: 0 E: 0 K: 1 S: 5	H: 0 LOB: 0 BB: 0 P: 5	R: 0 E: 0 K: 2 S: 7	H: 0 LOB: 0 BB: 0 P: 7	R: 0 E: 0 K: 3 S: 9	H: 0 LOB: 0 BB: 0 P: 9	R: 1 E: 0 K: 2 S: 9	H: 2 LOB: 1 BB: 0 P: 9	R: 0 E: 0 K: 3 S: 9	H: 0 LOB: 0 BB: 0 P: 9	R: 1 E: 0 K: 3 S: 10	H: 1 LOB: 1 BB: 1 P: 14	R: 0 E: 0 K: 2 S: 7	H: 0 LOB: 0 BB: 0 P: 7	R: 0 E: 0 K: 0 S: 3	H: 0 LOB: 1 BB: 1 P: 7	R: 0 E: 0 K: 2 S: 8	H: 1 LOB: 1 BB: 0 P: 8	1B: 2 2B: 2 3B: 0 HR: 0	SF: 0 SAC: 0 DP: 0 HBP: 0	WP: 1 PB: 0 SB: 1 CS: 0	PA: 33
PITCHER Bill Gullickson, R (1, 1) ERA: 3.21	IP: 9.0 WLS: W BF: 33 H: 4 R: 2 ER: 2 SO: 18 BB: 2 IBB: 0 HBP: 0 BLK: 0 WP: 1 HR: 0 S: 67 P: 75 ERA: 2.00 WHIP: 0.667																					

AB	31
R	2
H	4
RBI	2
BB	2
SO	18
LOB	8



WP	1	PA	33
PB	0		
SB	1		
CS	0		

BOTTOM

Chicago Cubs @ Montreal Expos
Olympic Stadium, Montreal, QB
Thu Sep 11 1980, 7:05 PM EDT
Att. 24,703 - Unknown

livebaseballscorecards.com

AB	35
R	6
H	9
RBI	5
BB	5
SO	4
LOB	18



WP:	0	PA:	40
PB:	0		
SB:	2		
CS:	0		

AB	R	H	RBI	BB	SO	LOB
4	0	2	0	1	0	0
0	0	0	0	0	0	0

4	0	0	0	1	1	2
---	---	---	---	---	---	---

5	1	1	0	0	0	4
---	---	---	---	---	---	---

5	1	0	0	0	2	5
---	---	---	---	---	---	---

3	2	2	2	1	0	0
---	---	---	---	---	---	---

4	2	1	1	0	0	1
---	---	---	---	---	---	---

3	0	1	1	1	1	1
---	---	---	---	---	---	---

3	0	2	1	1	0	0
---	---	---	---	---	---	---

1	0	0	0	0	0	2
1	0	0	0	0	0	1
1	0	0	0	0	0	2
0	0	0	0	0	0	0
0	0	0	0	0	0	0
1	0	0	0	0	0	0

1B:	2	SF:	0
2B:	4	SAC:	0
3B:	2	DP:	0
HR:	1	HBP:	0

Batter	1	2	3	4	5	6	7	8	9
Ron LeFlore, R (1, 7) OBP: 0.337, SLG: 0.363 Jerry White, S (9, 7) OBP: 0.333, SLG: 0.398	0-0 6-3	0-0 F3		4-0 6-3 S BB		0-0 3B		0-0 5-3 2B	
Rodney Scott, S (1, 4) OBP: 0.325, SLG: 0.304	0-0 3-1	0-0 F8		0-3 K 1-2		0-0 1-3		4-0 5-3 BB	
Rowland Office, L (1, 9) OBP: 0.371, SLG: 0.447	0-0 E 3B	0-0 E5		0-0 6-3 2-3		0-0 6-3		0-0 5-3 1-2 2-3	
Andre Dawson, R (1, 8) OBP: 0.355, SLG: 0.468	0-0 E5 2B	0-0 F8		0-0 F7		0-3 K		0-3 K	
Gary Carter, R (1, 2) OBP: 0.314, SLG: 0.456	0-0 2B 2B		4-0 FC4-6 BB		0-0 1-3		0-0 HR		
Warren Cromartie, L (1, 3) OBP: 0.354, SLG: 0.462	0-0 2B 2B		0-0 FC4-6 1B 1-2f		0-0 4-3		0-0 F8		
Larry Parrish, R (1, 5) OBP: 0.317, SLG: 0.440	0-0 2B		0-0 F7 1-2		4-0 1B BB		0-3 K		
Chris Speier, R (1, 6) OBP: 0.327, SLG: 0.297	4-0 IBB		0-0 1B 2-H		0-0 1B		0-0 5-3		
Charlie Lea, R (1, 1) OBP: 0.118, SLG: 0.152 Bill Lee, L (3, 1) OBP: 0.211, SLG: 0.237 Willie Montez, L (5, PH) OBP: 0.322, SLG: 0.348 Stan Bahnsen, R (8, 1) OBP: 0.266, SLG: 0.250 Elias Sosa, R (8, 1) OBP: 0.143, SLG: 0.143 Woodie Fryman, R (8, 1) OBP: 0.167, SLG: 0.167	0-0 F9		0-0 1-3		0-0 3-1		0-0 F8		

Inning Stats	R: 4	H: 4	E: 1	LOB: 2	K: 0	P: 12	R: 0	H: 0	E: 1	LOB: 1	K: 0	P: 4	R: 1	H: 1	E: 0	LOB: 1	K: 0	P: 8	R: 0	H: 0	E: 0	LOB: 1	K: 1	P: 9	R: 0	H: 1	E: 0	LOB: 2	K: 0	P: 8	R: 1	H: 1	E: 0	LOB: 0	K: 1	P: 6	R: 0	H: 1	E: 0	LOB: 2	K: 1	P: 10
--------------	------	------	------	--------	------	-------	------	------	------	--------	------	------	------	------	------	--------	------	------	------	------	------	--------	------	------	------	------	------	--------	------	------	------	------	------	--------	------	------	------	------	------	--------	------	-------

PITCHER	IP	WLS	BF	H	R	ER	SO	BB	IBB	HBP	BLK	WP	HR	S	P	ERA	WHIP
Randy Martz, R (1, 1) ERA: 4.0	3.0	L	18	5	5	1	0	1	1	0	0	0	0	16	24	3.00	2.000
Lee Smith, R (4, 1) ERA: 2.7	1.2		8	1	0	0	1	2	0	0	0	0	0	8	16	0.00	1.800
Willie Hernandez, L (5, 1) ERA: 4.63	0.1		1	0	0	0	0	0	0	0	0	0	0	1	1	0.00	0.000
Dick Tidrow, R (6, 1) ERA: 2.74	2.0		8	2	1	1	2	0	0	0	0	0	1	12	12	4.50	1.000
Bruce Sutter, R (8, 1) ERA: 2.27	1.0		5	1	0	0	1	1	0	0	0	0	0	6	10	0.00	2.000

PITCHER	IP	WLS	BF	H	R	ER	SO	BB	IBB	HBP	BLK	WP	HR	S	P	ERA	WHIP
---------	----	-----	----	---	---	----	----	----	-----	-----	-----	----	----	---	---	-----	------

Batter	1	2	3	4	5	6	7	8	9	10	11	12	13	14	AB R H RBI BB SO LOB	TOP												
Ivan De Jesus, R OBP: 0.331, SLG: 0.333 (1, 6)	0-0 1B G4-6-3		0-0 6-3	0-0 FC6-4		0-3 K			4-0 SH3 BB		0-3 K		4-0 BB	0-0 F7	6 1 1 0 2 2 5													
Jesus Figueroa, L OBP: 0.317, SLG: 0.311 (1, 8)	0-0 1B G4-6-3		0-0 1B		0-0 4-3			4-0 HR BB	0-0 SH3		0-3 K		0-0 F3		5 1 2 1 1 1 2													
Lee Smith, R (13, 1)	1-3 1B G4-6-3		3-H 1B						1-2						0 0 0 0 0 0 0													
Bill Buckner, L OBP: 0.356, SLG: 0.458 (1, 3)	0-0 G4-6-3		0-0 FC5-4 1B		0-0 F7			0-0 F9	4-0 IBB		0-0 F8				6 0 2 0 1 0 2													
Dave Kingman, R OBP: 0.322, SLG: 0.513 Carlos Lezcano, R OBP: 0.250, SLG: 0.351 (1, 7) (12, PR) (12, 8)	0-0 5-3		0-0 FC5-4		4-0 BB			0-0 HR	0-0 P2				0-0 L5-4 1B	0-0 SH FC5 SH3-4 1B	5 1 2 2 1 0 4 0 1 0 0 0 0 0													
Jim Tracy, L OBP: 0.311, SLG: 0.357 (1, 9) (12, 7)		0-0 1-3		4-0 1B BB	0-0 4-3			0-3 K	0-0 1-3			0-0 L5-4		0-0 SH3-4	5 1 0 0 1 1 4													
Mike Tyson, R OBP: 0.277, SLG: 0.350 (1, 4)		0-0 6-3		0-0 F9				0-0 5-3	0-0 4-3		0-3 K		0-0 F7	4-0 FC5 1B IBB	6 1 0 0 1 1 2													
Steve Dillard, R OBP: 0.293, SLG: 0.329 (1, 5)		0-0 F9		0-0 1B 1B				0-0 FC2-5 1B	0-3 K		0-3 K			0-0 SH3-4 1B	7 1 3 0 0 2 3													
Mike O'Berry, R OBP: 0.357, SLG: 0.308 (1, 2)			0-0 6-3 SH3-4 1B	0-3 K				0-0 FC2-5 1B	0-3 K		4-0 BB		0-0 SH3-4	0-0 E8 HR 1B	5 2 3 2 1 2 2													
<small> Mike Kruger, R Willy Hernandez, L Bill Casper, R Larry Williams, L Dick Tidrow, R Cliff Johnson, R Bruce Sutter, R Mike Hill, R </small>			0-0 SH3-4	0-0 FC6-4 1B				0-0 FC2-5 1B	0-0 4-3		0-3 K		0-3 K	0-0 HR	2 0 1 1 0 0 0 2 0 0 0 0 0 0 0 0 1 0 0 0 0 0 0 0 0 1 0 0 0 0 1 1 0 2 1 1 2 0 1 1													
Inning Stats	R: 1 E: 0 K: 0 S: 4	H: 2 LOB: 0 BB: 0 P: 4	R: 0 E: 0 K: 0 S: 3	H: 0 LOB: 0 BB: 0 P: 3	R: 1 E: 0 K: 1 S: 6	H: 3 LOB: 2 BB: 0 P: 6	R: 1 E: 0 K: 1 S: 7	H: 2 LOB: 2 BB: 1 P: 11	R: 0 E: 0 K: 0 S: 3	H: 0 LOB: 1 BB: 1 P: 7	R: 0 E: 0 K: 1 S: 7	H: 2 LOB: 2 BB: 0 P: 7	R: 2 E: 0 K: 2 S: 6	H: 1 LOB: 0 BB: 1 P: 10	R: 0 E: 0 K: 2 S: 7	H: 0 LOB: 0 BB: 0 P: 7	R: 0 E: 0 K: 3 S: 9	H: 0 LOB: 1 BB: 1 P: 13	R: 0 E: 0 K: 0 S: 3	H: 1 LOB: 1 BB: 0 P: 3	R: 0 E: 0 K: 1 S: 6	H: 1 LOB: 2 BB: 1 P: 10	R: 0 E: 1 K: 0 S: 7	H: 3 LOB: 3 BB: 1 P: 11	1B: 13 2B: 1 3B: 0 HR: 2	SF: 0 SAC: 5 DP: 2 HBP: 0	WP: 0 PB: 0 SB: 0 CS: 0	PA: 64
PITCHER	IP WLS BF H R ER SO BB IBB HBP BLK WP HR S P ERA WHIP															2 0 1 1 0 0 0 2 0 0 0 0 0 0 0 0 1 0 0 0 0 0 0 0 0 1 0 0 0 0 1 1 0 2 1 1 2 0 1 1												
Mike Scott, R ERA: 3.75 (1, 1)	6.0	28	9	3	3	2	2	0	0	0	0	0	0	0	1	30	38	4.50	1.833									
Neil Allen, R ERA: 3.44 (7, 1)	2.0	8	1	2	2	3	1	0	0	0	0	0	0	0	1	13	17	9.00	1.000									
Jeff Reardon, R ERA: 2.73 (9, 1)	5.0	20	2	0	0	6	3	1	0	0	0	0	0	0	28	44	0.00	1.000										
Tom Hausman, R ERA: 3.98 (14, 1)	1.0	8	3	5	5	0	0	1	0	0	0	0	0	1	7	11	45.00	3.000										

Chicago Cubs @ New York Mets
Shea Stadium, Flushing, NY
Fri Sep 12 1980, 7:05 PM EDT
Att: 8,053 - Unknown

livebaseballscorecards.com

AB	51
R	10
H	15
RBI	8
BB	8
SO	11
LOB	28



Batter	1	2	3	4	5	6	7	8	9	AB R H RBI BB SO LOB	TOP							
Ivan De Jesus, R (1, 6) OBP: 0.331, SLG: 0.333	0-0 F8			0-0 F9		0-0 F2		0-0 4-3 1B		4 0 1 0 0 0 0	Chicago Cubs @ New York Mets Shea Stadium, Flushing, NY Sat Sep 13 1980, 3:33 AM EDT Att. 7,259 - Unknown							
Jesus Figueroa, L (1, 8) OBP: 0.310, SLG: 0.304	0-0 F9			0-0 4-3		0-0 1-3		0-0 4-3 1-2		4 0 0 0 0 0 1								
Bill Buckner, L (1, 3) OBP: 0.358, SLG: 0.460	0-0 4-3			0-0 E8 1B		0-0 3B 2B		0-0 F6		4 2 2 0 0 0 1								
Mike Vail, R (1, 9) OBP: 0.330, SLG: 0.416 Scot Thompson, L (6, 9) OBP: 0.292, SLG: 0.287		0-0 F7		0-0 1B		0-0 2-H 3B		0-3 K	3 0 2 2 0 0 0 1 0 0 0 0 1 0									
Jim Tracy, L (1, 7) OBP: 0.308, SLG: 0.350		0-0 L5-3 1B		0-0 G3		0-0 4-3		0-3 K	4 0 1 0 0 1 2									
Mike Tyson, R (1, 4) OBP: 0.275, SLG: 0.347 Larry Bittner, L (9, PH) OBP: 0.293, SLG: 0.318		0-0 L5-3 1-2		0-3 K		0-3 K		0-0 F8	3 0 0 0 0 2 1 1 0 0 0 0 0 0									
Steve Dillard, R (1, 5) OBP: 0.294, SLG: 0.325			0-3 K		1-0 1B HBP		0-0 F4		2 0 0 0 0 1 0									
Mike O'Berry, R (1, 2) OBP: 0.353, SLG: 0.313			0-0 5-3		0-0 1-3 1B		0-0 6-3		3 0 1 0 0 0 0									
Lynn McGlothen, L (1, 1) OBP: 0.244, SLG: 0.318 Lenny Randle, S (8, PH) OBP: 0.339, SLG: 0.367 Bill Caudill, R (8, 1) OBP: 0.250, SLG: 0.375			0-0 F8		0-0 G1-6-3 1-2f		0-0 6-3		2 0 0 0 0 0 2 1 0 0 0 0 0 0 0 0 0 0 0 0 0									
Inning Stats	R: 0 E: 0 K: 0 S: 3	H: 0 LOB: 0 BB: 0 P: 3	R: 0 E: 0 K: 0 S: 3	H: 1 LOB: 0 BB: 0 P: 3	R: 0 E: 0 K: 1 S: 5	H: 0 LOB: 0 BB: 0 P: 5	R: 1 E: 1 K: 0 S: 5	H: 2 LOB: 1 BB: 0 P: 5	R: 0 E: 0 K: 1 S: 5	H: 0 LOB: 0 BB: 0 P: 5	R: 0 E: 0 K: 1 S: 4	H: 1 LOB: 1 BB: 0 P: 4	R: 0 E: 0 K: 2 S: 7	H: 0 LOB: 0 BB: 0 P: 7	1B: 5 2B: 2 3B: 1 HR: 0	SF: 0 SAC: 0 DP: 2 HBP: 1	WP: 0 PB: 0 SB: 0 CS: 0	PA: 33
PITCHER	IP WLS BF H R ER SO BB IBB HBP BLK WP HR S P ERA WHIP																	
Ed Lynch, R (1, 1) ERA: 6.14	6.0 W 23 6 2 1 2 0 0 1 0 0 0 0 26 27 1.50 1.000																	
Roy Lee Jackson, R (7, 1) ERA: 4.07	3.0 S 10 1 0 0 3 0 0 0 0 0 0 0 16 16 0.00 0.333																	

AB	32
R	2
H	7
RBI	2
BB	0
SO	5
LOB	7



livebaseballscorecards.com

Chicago Cubs @ New York Mets
 Shea Stadium, Flushing, NY
 Sun Sep 14 1980, 3:33 AM EDT
 Att: 10,003 - Unknown

livebaseballscorecards.com

AB	31
R	7
H	8
RBI	6
BB	3
SO	7
LOB	8



WP:	0	PA:	38
PB:	0		
SB:	2		
CS:	0		

AB R H RBI BB SO LOB

4	1	1	0	0	1	0
5	1	2	0	0	1	1
2	2	1	1	1	0	0
3	2	2	4	1	0	0
0	0	0	0	0	0	0
3	0	0	0	0	2	0
0	0	0	0	0	0	0
0	0	0	0	0	0	0
3	1	1	0	1	0	0
0	0	0	0	0	0	0
3	0	1	1	0	0	3
2	0	0	0	0	2	1
1	0	0	0	0	0	2
1	0	0	0	0	1	0
1	0	0	0	0	0	0
0	0	0	0	0	0	0
2	0	0	0	0	0	0

1B:	5	SF:	2
2B:	1	SAC:	1
3B:	0	DP:	0
HR:	2	HBP:	1

Batter	1	2	3	4	5	6	7	8	9
Ivan De Jesus, R OBP: 0.331, SLG: 0.332 (1, 6) H	1-0 E S SF8 HBP		x 0-0 F3		x 0-0 1B 2-3		0-3 K		x 0-0 F9
Jesus Figueroa, L OBP: 0.312, SLG: 0.307 (1, 8) (8, 7) S S S	0-3 K 1-3		x 0-0 G1		x 0-0 1B 1-2		0-0 S HR 1B		x 0-0 6-3
Bill Buckner, L OBP: 0.359, SLG: 0.462 (1, 3) x	0-0 SF8 3-H		x 0-0 F9			x 0-0 SH3-4 E 2B	4-0 HR 1B		
Dave Kingman, R OBP: 0.329, SLG: 0.542 Carlos Lezcano, R OBP: 0.250, SLG: 0.351 (1, 7) (8, 8) x	0-0 HR		x 0-0 F8		B B B 4-0 SH3-4 E3 BB	x 0-0 1-H 2-H HR			
Jim Tracy, L OBP: 0.294, SLG: 0.333 Dick Tidrow, R Bruce Sutter, R OBP: 0.125, SLG: 0.125 (1, 9) (7, 1) (8, 1) S S S	0-3 K		x 0-0 F7		x 0-0 SH3-4 1-2 2-3	x 0-3 K			
Lenny Randle, S OBP: 0.340, SLG: 0.367 Mike Tyson, R OBP: 0.275, SLG: 0.347 (1, 5) (8, 4) x		0-0 E5 SF9 1B		x 0-0 4-3		x 4-0 E3 1B		x 0-0 1-3	
Tim Blackwell, S OBP: 0.346, SLG: 0.400 (1, 2) x		0-0 SF9 3-H			x 0-0 1B 5-3 1B	x 0-0 F9		x 0-0 G3	
Steve Dillard, R OBP: 0.291, SLG: 0.322 Larry Bittner, L OBP: 0.292, SLG: 0.317 Mick Kelleher, R OBP: 0.260, SLG: 0.197 (1, 4) (6, PH) (6, 4) (8, 5) S S S		0-3 K			x 0-3 K	x 0-0 E3 1-2 2-H 3-H		0-3 K	
Dennis Lamp, R OBP: 0.164, SLG: 0.105 Willie Hernandez, L OBP: 0.211, SLG: 0.263 Scott Thompson, L OBP: 0.231, SLG: 0.296 Bill Caudill, R OBP: 0.250, SLG: 0.375 Mike Vail, R OBP: 0.328, SLG: 0.413 (1, 1) (4, 1) (5, PH) (5, 1) (7, PH) (7, 9) x		0-0 F6			x 0-0 5-3 1-2		x 0-0 F8		x 0-0 1-3

Inning Stats	R: 2 E: 0 K: 2 S: 8	H: 1 LOB: 0 BB: 0 P: 9	R: 1 E: 1 K: 1 S: 6	H: 1 LOB: 0 BB: 0 P: 6	R: 0 E: 0 K: 0 S: 3	H: 0 LOB: 0 BB: 0 P: 3	R: 0 E: 0 K: 1 S: 7	H: 3 LOB: 2 BB: 0 P: 7	R: 1 E: 1 K: 2 S: 4	H: 1 LOB: 2 BB: 2 P: 12	R: 3 E: 0 K: 2 S: 9	H: 2 LOB: 0 BB: 1 P: 13	R: 0 E: 0 K: 1 S: 5	H: 0 LOB: 0 BB: 0 P: 5	R: 0 E: 0 K: 0 S: 3	H: 0 LOB: 0 BB: 0 P: 3
--------------	------------------------------	---------------------------------	------------------------------	---------------------------------	------------------------------	---------------------------------	------------------------------	---------------------------------	------------------------------	----------------------------------	------------------------------	----------------------------------	------------------------------	---------------------------------	------------------------------	---------------------------------

PITCHER	IP	WLS	BF	H	R	ER	SO	BB	IBB	HBP	BLK	WP	HR	S	P	ERA	WHIP
Pat Zachry, R ERA: 3.01 (1, 1)	6.2		31	8	7	5	5	1	2	1	0	0	2	37	50	6.75	1.350
Juan Berenguer, R ERA: 8.1 (7, 1)	1.1		4	0	0	0	2	0	0	0	0	0	0	8	8	0.00	0.000
Neil Allen, R ERA: 3.4 (9, 1)	1.0	W	3	0	0	0	0	0	0	0	0	0	0	3	3	0.00	0.000

Batter	1	2	3	4	5	6	7	8	9	AB R H RBI BB SO LOB
Mookie Wilson, S OBP: 0.364, SLG: 0.375 (1, 8)	0-0 1B 3B		0-0 1B S FC4-6 1B	0-0 1-2 1B		0-3 K			0-0 SH1-3 1B	5 3 4 0 0 1 0
Wally Backman, S OBP: 0.457, SLG: 0.378 (1, 4)	0-0 WP 1B		0-0 FC4-6 1B	0-3 K			0-0 HR 1B		0-0 SH1-3	4 2 3 1 0 1 2
Lee Mazzilli, S OBP: 0.362, SLG: 0.436 (1, 3)	0-0 CS 1B		0-0 FC4-6 1B	0-3 K			0-0 HR		0-0 S HR 1B	5 3 3 5 0 1 3
Joel Youngblood, R OBP: 0.349, SLG: 0.380 (1, 9)	0-3 K		0-0 6-3		0-0 4-3		0-0 F7		0-0 HR IBB	4 1 0 0 1 1 2
Mike Jorgensen, L OBP: 0.351, SLG: 0.360 Steve Henderson, R OBP: 0.369, SLG: 0.406 (1, 7) (4, 7)	4-0 FC5-4 BB		4-0 1B IBB		0-0 S 1B		0-0 F9		0-0 HR	0 0 0 0 2 0 0 3 1 2 3 0 0 0
Alex Trevino, R OBP: 0.295, SLG: 0.294 (1, 2)	0-0 FC5-4		0-0 1B		0-0 F7		0-3 K			4 0 1 1 0 1 2
Hubie Brooks, R OBP: 0.276, SLG: 0.192 (1, 5)		0-3 K	0-0 6-3		0-0 F9			4-0 FC3-6 BB		3 0 0 0 1 1 3
Bill Almon, R OBP: 0.248, SLG: 0.258 Frank Taveras, R OBP: 0.308, SLG: 0.326 (8, PH) (9, 6)		0-0 F4		0-0 P3		0-3 K		0-0 FC3-6 CS		3 0 0 0 0 1 0 1 0 0 0 0 0 1
Pat Zachry, R OBP: 0.083, SLG: 0.044 Juan Berenguer, R (7, 1) Elliott Maddox, R OBP: 0.340, SLG: 0.326 Neil Allen, R OBP: 0.200, SLG: 0.143 (8, PH) (9, 1)		0-3 K		4-0 1B BB		0-0 L8		0-0 F7		2 0 0 0 1 1 0 0 0 0 0 0 0 0 1 0 0 0 0 0 1 0 0 0 0 0 0 0

Inning Stats	R: 2 E: 0 K: 1 S: 7	H: 3 LOB: 1 BB: 1 P: 11	R: 0 E: 0 K: 2 S: 7	H: 0 LOB: 0 BB: 0 P: 7	R: 2 E: 0 K: 0 S: 6	H: 3 LOB: 2 BB: 1 P: 10	R: 0 E: 0 K: 2 S: 8	H: 1 LOB: 2 BB: 1 P: 12	R: 0 E: 0 K: 0 S: 4	H: 1 LOB: 1 BB: 0 P: 4	R: 0 E: 0 K: 2 S: 7	H: 0 LOB: 0 BB: 0 P: 7	R: 2 E: 0 K: 1 S: 7	H: 2 LOB: 0 BB: 0 P: 7	R: 0 E: 0 K: 0 S: 2	H: 0 LOB: 0 BB: 1 P: 6	R: 4 E: 1 K: 0 S: 4	H: 3 LOB: 0 BB: 1 P: 8	1B: 10 2B: 0 3B: 1 HR: 2	SF: 0 SAC: 1 DP: 0 HBP: 0	WP: 1 PB: 0 SB: 3 CS: 2	PA: 41
--------------	------------------------------	----------------------------------	------------------------------	---------------------------------	------------------------------	----------------------------------	------------------------------	----------------------------------	------------------------------	---------------------------------	------------------------------	---------------------------------	------------------------------	---------------------------------	------------------------------	---------------------------------	------------------------------	---------------------------------	-----------------------------------	------------------------------------	----------------------------------	--------

PITCHER	IP	WLS	BF	H	R	ER	SO	BB	IBB	HBP	BLK	WP	HR	S	P	ERA	WHIP
Dennis Lamp, R ERA: 4.88 (1, 1)	3.1		19	7	4	4	3	2	1	0	0	1	0	22	34	10.80	2.700
Willie Hernandez, L ERA: 4.57 (4, 1)	0.2		2	0	0	0	2	0	0	0	0	0	0	6	6	0.00	0.000
Bill Caudill, R ERA: 2.1 (5, 1)	2.0		7	1	0	0	2	0	0	0	0	0	0	11	11	0.00	0.500
Dick Tidrow, R ERA: 2.83 (7, 1)	1.0		6	2	2	2	1	1	0	0	0	0	1	7	11	18.00	3.000
Bruce Sutter, R ERA: 2.55 (8, 1)	1.1	L	7	3	4	4	0	0	1	0	0	0	1	6	10	27.00	2.250

BOTTOM

Chicago Cubs @ New York Mets
Shea Stadium, Flushing, NY
Sun Sep 14 1980, 3:33 AM EDT
Att. 10,003 - Unknown

AB	35
R	10
H	13
RBI	10
BB	5
SO	8
LOB	14



PITCHER	IP	WLS	BF	H	R	ER	SO	BB	IBB	HBP	BLK	WP	HR	S	P	ERA	WHIP
Dennis Lamp, R ERA: 4.88 (1, 1)	3.1		19	7	4	4	3	2	1	0	0	1	0	22	34	10.80	2.700
Willie Hernandez, L ERA: 4.57 (4, 1)	0.2		2	0	0	0	2	0	0	0	0	0	0	6	6	0.00	0.000
Bill Caudill, R ERA: 2.1 (5, 1)	2.0		7	1	0	0	2	0	0	0	0	0	0	11	11	0.00	0.500
Dick Tidrow, R ERA: 2.83 (7, 1)	1.0		6	2	2	2	1	1	0	0	0	0	1	7	11	18.00	3.000
Bruce Sutter, R ERA: 2.55 (8, 1)	1.1	L	7	3	4	4	0	0	1	0	0	0	1	6	10	27.00	2.250

Batter	1	2	3	4	5	6	7	8	9	AB R H RBI BB SO LOB	TOP											
Ken Oberkfell, L (1, 4) OBP: 0.388, SLG: 0.423	0-0 1B 2B		0-0 F9		4-0 E BB	0-0 1B 1-2 2-H		0-0 6-3		4 1 2 1 1 0 2												
Tony Scott, S (1, 8) OBP: 0.303, SLG: 0.300	0-3 K		0-3 K		0-0 1-3	0-0 1-2 2-3 1B		0-0 L8		5 0 1 0 0 2 3												
Keith Hernandez, L (1, 3) OBP: 0.404, SLG: 0.491	0-0 2-H 1B		0-0 4-3			0-0 6-3 2B 2B		0-0 F5		5 1 2 1 0 0 4												
Ted Simmons, S (1, 2) OBP: 0.375, SLG: 0.507	0-3 K			0-0 1B 1B		0-0 6-3 2-3	0-0 6-3	0-0 F9		5 0 1 0 0 1 2												
George Hendrick, R (1, 9) OBP: 0.347, SLG: 0.508	0-0 L5			0-0 F8		0-0 WP BLK 2B	0-0 5-3			4 1 1 1 0 0 2												
Tito Landrum, R (1, 7) OBP: 0.372, SLG: 0.378		0-0 5-3		0-0 G6-4-3 1B		4-0 BLK 1B BB	0-0 F8			3 1 1 0 1 0 0												
Ken Reitz, R (1, 5) OBP: 0.303, SLG: 0.388		0-0 F8		0-0 G6-4-3 1-2f		4-0 1B 1B IBB		0-0 2B		3 1 1 0 1 0 2												
Tom Herr, S (1, 6) OBP: 0.253, SLG: 0.315		0-0 6-3			4-0 G3-6-4 BB	0-0 F9		0-3 K		3 0 0 0 1 1 3												
Andy Rincon, R (1, 1) OBP: 0.250, SLG: 0.250			0-0 E9		0-0 G3-6-4 1-2f	0-0 1B 1B 1B		0-3 K		4 0 1 1 0 1 2												
Inning Stats	R: 1 E: 0 K: 2 S: 9	H: 2 LOB: 1 BB: 0 P: 9	R: 0 E: 0 K: 0 S: 3	H: 0 LOB: 0 BB: 0 P: 3	R: 0 E: 1 K: 1 S: 6	H: 0 LOB: 1 BB: 0 P: 6	R: 0 E: 0 K: 0 S: 4	H: 2 LOB: 1 BB: 0 P: 4	R: 0 E: 1 K: 0 S: 2	H: 0 LOB: 1 BB: 2 P: 10	R: 4 E: 0 K: 0 S: 8	H: 5 LOB: 3 BB: 2 P: 16	R: 0 E: 0 K: 0 S: 3	H: 0 LOB: 0 BB: 0 P: 3	R: 0 E: 0 K: 2 S: 8	H: 1 LOB: 1 BB: 0 P: 8	R: 0 E: 0 K: 0 S: 3	H: 0 LOB: 0 BB: 0 P: 3	1B: 6 2B: 4 3B: 0 HR: 0	SF: 0 SAC: 0 DP: 2 HBP: 0	WP: 1 PB: 0 SB: 0 CS: 0	PA: 40
PITCHER	IP WLS BF H R ER SO BB IBB HBP BLK WP HR S P ERA WHIP																					
Doug Capilla, L (1, 1) ERA: 3.76	5.1 L 25 6 5 5 3 3 1 0 1 1 0 27 43 8.44 1.688																					
Willie Hernandez, L (6, 1) ERA: 4.5	1.2 8 3 0 0 0 0 0 0 0 0 0 8 8 0.00 1.800																					
Lee Smith, R (8, 1) ERA: 1.69	2.0 7 1 0 0 2 0 0 0 0 0 0 11 11 0.00 0.500																					

St. Louis Cardinals @ Chicago Cubs
Wrigley Field, Chicago, IL
Mon Sep 15 1980, 3:33 AM CDT
Att. 2,089 - Unknown

livebaseballscorecards.com

AB	36
R	5
H	10
RBI	4
BB	4
SO	5
LOB	20



Batter	1	2	3	4	5	6	7	8	9	AB R H RBI BB SO LOB	TOP																									
Ken Oberkfell, L (1, 4) OBP: 0.388, SLG: 0.422	0-0 4-3	0-0 4-3		0-0 1B		4-0 BB 1-2 2-3 3-H		0-0 SF8		3 0 1 1 1 0 1																										
Tony Scott, S (1, 8) OBP: 0.302, SLG: 0.299	0-0 FC1-6 BB 1B		0-0 6-3	0-0 4-3		0-3 K		0-3 K		5 0 1 0 0 2 4																										
Keith Hernandez, L (1, 3) OBP: 0.406, SLG: 0.499	4-0 FC1-6 1-2 BB		0-0 1B 2B		0-0 5-3	0-0 6-3			0-0 HR	4 2 2 1 1 0 3																										
Leon Durham, L (1, 7) OBP: 0.318, SLG: 0.446	0-0 FC1-6 1-2f 2-3		0-0 FC5-4 2-H 1B		0-0 F8		0-3 K		0-0 F8	5 0 1 1 0 1 2																										
Tito Landrum, R (1, 9) OBP: 0.354, SLG: 0.357	0-0 L5		0-0 FC5-4 1B 1-2f		0-0 CS 1B		0-3 K		0-3 K	5 0 1 0 0 2 3																										
Terry Kennedy, L (1, 2) OBP: 0.306, SLG: 0.362		0-0 E5 FC4-6 1B SF9	0-0 1B		0-0 CS 1-2	4-0 E 1-3 WP BB	4-0 BB BB BB		4-0 BB	2 2 1 0 3 0 0																										
Ken Reitz, R (1, 5) OBP: 0.302, SLG: 0.386		0-0 FC4-6 1-2 1B	0-0 P4			0-0 1-3	0-0 F8		0-0 F8	5 0 1 0 0 0 5																										
Tom Herr, S (1, 6) OBP: 0.263, SLG: 0.331		0-0 FC4-6 1-2f 2-3		0-0 CS 2B		4-0 WP E BB		0-0 F9 SF8 2B		3 1 2 0 1 0 2																										
John Martin, S (1, 1) OBP: 0.375, SLG: 0.333		0-0 SF9		0-0 1-3		0-0 E6 WP		0-0 F9		1 0 0 1 0 0 1																										
Dane Iorg, L (6, PH) OBP: 0.352, SLG: 0.449										1 0 0 0 0 0 2																										
John Urrea, R (6, 1) OBP: 0.250, SLG: 0.250										0 0 0 0 0 0 0																										
Ted Simmons, S (8, PH) OBP: 0.374, SLG: 0.505										1 0 0 0 0 0 1																										
John Littlefield, R (8, 1) OBP: 0.374, SLG: 0.505										0 0 0 0 0 0 0																										
Inning Stats	R: 0 E: 0 K: 0 S: 4	H: 1 LOB: 2 BB: 1 P: 8	R: 1 E: 1 K: 0 S: 5	H: 1 LOB: 1 BB: 0 P: 5	R: 1 E: 0 K: 0 S: 6	H: 3 LOB: 2 BB: 0 P: 6	R: 0 E: 0 K: 0 S: 3	H: 1 LOB: 0 BB: 0 P: 3	R: 1 E: 1 K: 1 S: 6	H: 0 LOB: 3 BB: 3 P: 18	R: 0 E: 0 K: 2 S: 7	H: 0 LOB: 1 BB: 1 P: 11	R: 1 E: 0 K: 1 S: 6	H: 1 LOB: 0 BB: 0 P: 6	R: 1 E: 0 K: 1 S: 6	H: 1 LOB: 1 BB: 1 P: 10	1B: 6 2B: 3 3B: 0 HR: 1	SF: 2 SAC: 0 DP: 0 HBP: 0	WP: 1 PB: 0 SB: 1 CS: 2	PA: 44																
PITCHER	IP WLS BF H R ER SO BB IBB HBP BLK WP HR S P ERA WHIP																																			
Randy Martz, R (1, 1) ERA: 3.77	5.1		27	8	3	2	0	3	0	0	0	0	0	24	36	3.38	2.062																			
Willie Hernandez, L (6, 1) ERA: 4.43	1.2		7	0	0	0	3	2	0	0	0	1	0	11	19	0.00	1.200																			
Bill Caudill, R (8, 1) ERA: 2.22	2.0	W	9	2	2	2	2	1	0	0	0	0	1	12	16	9.00	1.500																			

St. Louis Cardinals @ Chicago Cubs
Wrigley Field, Chicago, IL
Tue Sep 16 1980, 3:33 AM CDT
Att. 3,019 - Unknown

livebaseballscorecards.com

AB	35
R	5
H	10
RBI	4
BB	6
SO	5
LOB	24



Batter	1	2	3	4	5	6	7	8	9	AB	R	H	RBI	BB	SO	LOB
Ivan De Jesus, R OBP: 0.332, SLG: 0.332 (1, 6)	4-0 S 1B BB		0-0 P4		0-0 P4		0-0 F9			3	1	0	0	1	0	0
Steve Dillard, R OBP: 0.296, SLG: 0.326 Jim Tracy, L OBP: 0.300, SLG: 0.338 (8, PH) (9, 7)	0-0 1-H 1B 1B		0-3 K		0-0 1B			0-0 HR 1B 1B		3	1	2	1	0	1	0
Bill Buckner, L OBP: 0.355, SLG: 0.457 (1, 9) (9, 3)	0-0 F7		0-0 G3		0-0 L3			0-0 HR 1B		4	1	1	0	0	0	2
Dave Kingman, R OBP: 0.327, SLG: 0.530 Mike Tyson, R OBP: 0.275, SLG: 0.347 (1, 7) (9, 4)	0-0 2-H 1B			0-0 6-3			0-0 F7		0-0 F8	4	0	1	1	0	0	2
Cliff Johnson, R OBP: 0.327, SLG: 0.404 Scot Thompson, L OBP: 0.291, SLG: 0.286 (1, 3) (9, 9)	0-0 F2		0-3 K		0-0 6-3			0-0 HR		0	0	0	0	0	0	0
Carlos Lezcano, R OBP: 0.265, SLG: 0.339 (1, 8)	0-0 F7		4-0 2B BB		4-0 BB BB			0-0 5-3		2	1	0	0	2	0	1
Tim Blackwell, S OBP: 0.348, SLG: 0.404 (1, 2)		0-0 5-3		0-0 1-H 2B		0-0 L5		0-0 G3		4	0	1	1	0	0	1
Mick Kelleher, R OBP: 0.253, SLG: 0.183 (1, 4) (9, 5)		0-0 F9		0-0 F8			0-0 5-3			3	0	0	0	0	0	1
Randy Martz, L Willie Hernandez, L OBP: 0.211, SLG: 0.263 Jesus Figueroa, L OBP: 0.311, SLG: 0.305 Bill Caudill, R OBP: 0.250, SLG: 0.375 (1, 1) (6, 1) (7, PH) (8, 1)		0-0 F7		0-3 K			0-0 1-3			2	0	0	0	0	1	0


Inning Stats	R: 2	H: 2	E: 0	LOB: 1	K: 0	P: 9	R: 0	H: 0	E: 0	LOB: 0	K: 0	P: 3	R: 0	H: 0	E: 0	LOB: 0	K: 1	P: 5	R: 1	H: 1	E: 0	LOB: 1	K: 1	P: 10	R: 0	H: 1	E: 0	LOB: 1	K: 1	P: 6	R: 0	H: 0	E: 0	LOB: 1	K: 0	P: 7	R: 0	H: 0	E: 0	LOB: 0	K: 0	P: 3	R: 3	H: 3	E: 0	LOB: 0	K: 0	P: 6	
	S: 5	BB: 1					S: 3	BB: 0					S: 6	BB: 1			S: 6	BB: 0		S: 6	BB: 1			S: 6	BB: 10	S: 6	BB: 0			S: 6	BB: 0			S: 3	BB: 1			S: 3	BB: 0			S: 6	BB: 0			S: 6	BB: 0		

PITCHER	IP	WLS	BF	H	R	ER	SO	BB	IBB	HBP	BLK	WP	HR	S	P	ERA	WHIP
John Martin, L ERA: 3.72 (1, 1)	5.0		21	4	3	3	3	2	0	0	0	0	0	25	33	5.40	1.200
John Urrea, R ERA: 3.45 (6, 1)	2.0		7	0	0	0	0	1	0	0	0	0	0	6	10	0.00	0.500
John Littlefield, R ERA: 3.02 (8, 1)	1.0	L	6	3	3	3	0	0	0	0	0	0	1	6	6	27.00	3.000

BOTTOM

St. Louis Cardinals @ Chicago Cubs
 Wrigley Field, Chicago, IL
 Tue Sep 16 1980, 3:33 AM CDT
 Att. 3,019 - Unknown

AB	31
R	6
H	7
RBI	6
BB	3
SO	3
LOB	8



WP	HR	S	P	ERA	WHIP
0	0	0	0	0	0

Batter	1	2	3	4	5	6	7	8	9	AB R H RBI BB SO LOB	TOP											
Pete Rose, S (1, 3) OBP: 0.354, SLG: 0.359	0-0 L7	0-0 1-3			0-0 4-3		0-0 2-H 1B		0-3 K	4 0 1 1 0 0 1	Philadelphia Phillies @ Chicago Cubs Wrigley Field, Chicago, IL Fri Sep 19 1980, 3:33 AM CDT Att. 4,352 - Unknown											
Bob Dernier, R (7, PR) OBP: 1.000, SLG: 1.000										0 0 0 0 0 0 0												
Del Unser, L (7, 3) OBP: 0.333, SLG: 0.376										0 0 0 0 0 0 0												
Lonnie Smith, R (9, PH) OBP: 0.385, SLG: 0.445										1 0 0 0 0 1 3												
John Vukovich, R (9, 3) OBP: 0.200, SLG: 0.214										0 0 0 0 0 0 0												
Bake McBride, L (1, 9) OBP: 0.342, SLG: 0.464	0-0 3B 1B		0-0 5-3		0-0 E4		0-0 F2		0-0 4-3	5 1 1 0 0 0 4												
Mike Schmidt, R (1, 5) OBP: 0.382, SLG: 0.595	0-0 1-H 3B		0-3 K		0-0 F7			0-0 P3		4 0 1 1 0 1 1												
Greg Luzinski, R (1, 7) OBP: 0.359, SLG: 0.452	4-0 BB		0-0 L7		0-0 L9			0-3 K		3 0 0 0 1 1 0												
Warren Brusstar, R (8, 1)										0 0 0 0 0 0 0												
Tug McGraw, R (9, 1) OBP: 0.333, SLG: 0.333										0 0 0 0 0 0 0												
Manny Trillo, R (1, 4) OBP: 0.333, SLG: 0.408	0-3 K			0-0 6-3		0-0 5-3		0-3 K		4 0 0 0 0 2 2												
Garry Maddox, R (1, 8) OBP: 0.277, SLG: 0.384	0-0 F7			0-0 P6		0-0 5-3			4-0 E 1B BB	3 0 0 0 1 0 2												
Bob Boone, R (1, 2) OBP: 0.304, SLG: 0.345		0-0 3-1 5-6-3 1B		0-0 F7		0-0 CS 1B		0-0 E8 1B		4 0 3 0 0 0 0												
Ramon Aviles, R (1, 6) OBP: 0.343, SLG: 0.387		0-0 5-6-3			0-0 HR		0-0 SH1-4 1B		0-3 K	4 2 2 1 0 1 3												
Bob Walk, R (1, 1) OBP: 0.226, SLG: 0.167					0-3 K		0-0 SH1-4		4-0 IBB	2 0 0 0 0 1 1												
Sparky Lyle, L (7, 1)										0 0 0 0 0 0 0												
Greg Gross, L (8, 7) OBP: 0.337, SLG: 0.308										0 0 0 0 0 0 0												
Keith Moreland, R (9, PH) OBP: 0.352, SLG: 0.459										0 0 0 0 1 0 0												
George Vukovich, L (9, 7) OBP: 0.304, SLG: 0.294										0 0 0 0 0 0 0												
Inning Stats	R: 1 E: 0 K: 1 S: 7	H: 2 LOB: 2 BB: 1 P: 11	R: 0 E: 0 K: 0 S: 4	H: 1 LOB: 1 BB: 0 P: 4	R: 0 E: 0 K: 1 S: 5	H: 0 LOB: 0 BB: 0 P: 5	R: 0 E: 0 K: 0 S: 3	H: 0 LOB: 0 BB: 0 P: 3	R: 1 E: 1 K: 1 S: 7	H: 1 LOB: 1 BB: 0 P: 7	R: 0 E: 0 K: 0 S: 3	H: 0 LOB: 0 BB: 0 P: 3	R: 1 E: 0 K: 0 S: 5	H: 3 LOB: 1 BB: 0 P: 5	R: 0 E: 0 K: 2 S: 7	H: 0 LOB: 0 BB: 0 P: 7	R: 0 E: 1 K: 2 S: 8	H: 1 LOB: 3 BB: 2 P: 16	1B: 6 2B: 0 3B: 1 HR: 1	SF: 0 SAC: 1 DP: 0 HBP: 0	WP: 0 PB: 0 SB: 2 CS: 1	PA: 38
PITCHER	IP WLS BF H R ER SO BB IBB HBP BLK WP HR S P ERA WHIP																					
Rick Reuschel, R (1, 1) ERA: 3.39	7.0		29	7	3	3	3	1	0	0	0	0	1	34	38	3.86	1.143					
Dick Tidrow, R (8, 1) ERA: 2.77	1.1		6	1	0	0	3	1	0	0	0	0	0	11	15	0.00	1.500					
Willie Hernandez, L (9, 1) ERA: 4.43	0.0	W	1	0	0	0	0	0	1	0	0	0	0	4	∞	∞	∞					
Lee Smith, R (9, 1) ERA: 1.46	0.2		2	0	0	0	1	0	0	0	0	0	0	4	4	0.00	0.000					

AB	34
R	3
H	8
RBI	3
BB	3
SO	7
LOB	17




Batter	1	2	3	4	5	6	7	8	9	AB R H RBI BB SO LOB
Ivan De Jesus, R OBP: 0.336, SLG: 0.334	0-0 L8		4-0 BB		4-0 BB		0-0 WP 1B		0-0 1B	3 0 2 2 2 0 0
Jesus Figueroa, L OBP: 0.318, SLG: 0.310	0-0 F8		0-0 6-3		0-0 1B		0-0 F7		0-0 1B	3 0 1 0 0 0 1
Mike Vail, R OBP: 0.325, SLG: 0.408										1 0 0 0 0 0 0
Dick Tidrow, F OBP: 0.211, SLG: 0.263										0 0 0 0 0 0 0
Willie Hernandez, L OBP: 0.211, SLG: 0.263										0 0 0 0 0 0 0
Lee Smith, R OBP: 0.290, SLG: 0.284										0 0 0 0 0 0 0
Scott Thompson, L OBP: 0.283, SLG: 0.416										1 0 1 1 0 0 0
Bill Buckner, L OBP: 0.353, SLG: 0.453	0-0 1B		0-0 G3		0-0 F7		0-0 4-3			4 0 1 0 0 0 3
Dave Kingman, R OBP: 0.328, SLG: 0.527	0-0 1B		0-0 F6				0-0 F8		0-0 6-3	4 0 1 0 0 0 1
Jim Tracy, L OBP: 0.295, SLG: 0.319	0-3 K				0-0 F7		0-0 F8		0-0 4-1	4 0 0 0 0 1 2
Tim Blackwell, S OBP: 0.348, SLG: 0.399		0-3 K			0-3 K		4-0 FC4-6 BB		0-3 K	3 0 0 0 1 3 0
Mike Tyson, R OBP: 0.275, SLG: 0.344		0-3 K			4-0 BB		0-0 FC4-6		0-0 FC1-5 2B	2 0 0 0 1 1 1
Larry Bittner, L OBP: 0.294, SLG: 0.324										1 0 1 0 0 0 0
Mick Kelleher, R OBP: 0.244, SLG: 0.176										0 0 0 0 0 0 0
Steve Dillard, R OBP: 0.294, SLG: 0.339		0-0 HR			0-3 K		0-0 F3		0-0 FC1-5 1B	4 2 1 1 0 1 2
Rick Reuschel, R OBP: 0.179, SLG: 0.234		0-0 F8					0-0 1B		4-0 1B BB	2 0 0 0 0 0 0
Lenny Randle, S OBP: 0.343, SLG: 0.370									1-2 1B BB	1 1 1 0 0 0 0
Carlos Lezcano, R OBP: 0.265, SLG: 0.339										0 0 0 0 0 0 0
Cliff Johnson, R OBP: 0.327, SLG: 0.401										0 1 0 0 1 0 0

Inning Stats	R: 0	H: 2	E: 0	LOB: 2	K: 1	P: 7	R: 1	H: 1	E: 0	LOB: 0	K: 2	P: 8	R: 0	H: 0	E: 0	LOB: 1	K: 0	P: 7	R: 0	H: 0	E: 0	LOB: 1	K: 2	P: 11	R: 0	H: 1	E: 0	LOB: 1	K: 0	P: 7	R: 0	H: 0	E: 0	LOB: 1	K: 0	P: 7	R: 1	H: 2	E: 0	LOB: 1	K: 0	P: 5	R: 0	H: 0	E: 0	LOB: 0	K: 1	P: 5	R: 2	H: 3	E: 0	LOB: 2	K: 0	P: 8	R: 0	H: 0	E: 0	LOB: 0	K: 1	P: 5	R: 2	H: 3	E: 0	LOB: 2	K: 0	P: 8	1B: 7	SF: 0	2B: 1	SAC: 0	3B: 0	DP: 0	HR: 1	HBP: 0	WP: 1	PA: 38
--------------	------	------	------	--------	------	------	------	------	------	--------	------	------	------	------	------	--------	------	------	------	------	------	--------	------	-------	------	------	------	--------	------	------	------	------	------	--------	------	------	------	------	------	--------	------	------	------	------	------	--------	------	------	------	------	------	--------	------	------	------	------	------	--------	------	------	------	------	------	--------	------	------	-------	-------	-------	--------	-------	-------	-------	--------	-------	--------

PITCHER	IP	WLS	BF	H	R	ER	SO	BB	IBB	HBP	BLK	WP	HR	S	P	ERA	WHIP
Bob Walk, R ERA: 4.64	(1, 1)	6.1	28	6	2	2	5	4	0	0	0	0	1	34	50	2.84	1.579
Sparky Lyle, L ERA: 4.64	(7, 1)	0.2	2	0	0	0	0	0	0	0	0	1	0	2	2	0.00	0.000
Warren Brusstar, R ERA: 3.55	(8, 1)	1.1	L 7	2	2	2	1	1	0	0	0	0	0	8	12	13.50	2.250
Tug McGraw, L ERA: 1.75	(9, 1)	0.0	1	1	0	0	0	0	0	0	0	0	0	1	1	∞	∞

Philadelphia Phillies @ Chicago Cubs
Wrigley Field, Chicago, IL
Fri Sep 19 1980, 3:33 AM CDT
Att. 4,352 - Unknown

AB	33
R	4
H	9
RBI	4
BB	5
SO	6
LOB	11



Batter	1	2	3	4	5	6	7	8	9	AB R H RBI BB SO LOB	TOP										
Pete Rose, S (1, 3) X OBP: 0.356, SLG: 0.362 Tug McGraw, R (9, 1) OBP: 0.333, SLG: 0.333	0-0 HR 2B	0-0 G6-4-3 1B		0-0 5-3			0-0 1-3		0-0 E8 1B	5 1 3 1 0 0 0 0 0 0 0 0 0 0											
Bake McBride, L (1, 9) B B B OBP: 0.340, SLG: 0.460	4-0 HR BB	0-0 G6-4-3 1-2f			0-0 4-3		0-0 F7		0-3 K	4 1 0 0 1 1 3											
Mike Schmidt, R (1, 5) X OBP: 0.382, SLG: 0.600	0-0 HR		0-0 FC6-4 BB 1B		0-3 K		0-0 6-3			4 1 2 3 0 1 0											
Greg Luzinski, R (1, 7) S S S OBP: 0.355, SLG: 0.447 Greg Gross, L (8, 7) OBP: 0.337, SLG: 0.308	0-3 K		0-0 L8		0-0 6-3			0-0 6-3		4 0 0 0 0 1 1 0 0 0 0 0 0 0											
Keith Moreland, R (1, 2) X OBP: 0.349, SLG: 0.449	0-0 P3		4-0 FC6-4 1-2 BB		0-0 6-3			0-0 F3		3 0 0 0 1 0 0											
Garry Maddox, R (1, 8) X OBP: 0.277, SLG: 0.389	0-0 L8		0-0 FC6-4 1-2f 2-3			0-0 HR		0-0 F9		4 1 1 1 0 0 2											
Manny Trillo, R (1, 4) X OBP: 0.337, SLG: 0.413		0-0 E7 2B 2B	0-0 L9			0-0 E7 F8 1B			0-0 SH1-4 BLK 1B 1B	4 2 3 0 0 0 2											
Ramon Aviles, R (1, 6) X OBP: 0.343, SLG: 0.396		0-0 1B 2B		0-3 K		0-0 F8 2-3			0-0 SH1-4 1-3	3 0 1 1 0 1 1											
Marty Bystrom, R (1, 1) OBP: 0.200, SLG: 0.111 Kevin Saucier, L (6, 1) Dickie Noles, R (7, 1) OBP: 0.333, SLG: 0.333 George Vukovich, L (9, PH) OBP: 0.316, SLG: 0.294 Jay Loviglio, R (9, PR) Del Unser, L (9, 3) OBP: 0.333, SLG: 0.376		0-3 K		0-3 K		0-3 K			4-0 E 1B BB	3 0 0 0 0 0 3 2 0 1 0 0 0 0 1 0 0 0 0 0 0 0 0 0 0 0 0 0											
Inning Stats	R: 3 E: 0 K: 1 S: 7	H: 2 LOB: 0 BB: 1 P: 11	R: 1 E: 1 K: 1 S: 7	H: 3 LOB: 1 BB: 0 P: 7	R: 0 E: 0 K: 0 S: 4	H: 1 LOB: 2 BB: 1 P: 8	R: 0 E: 0 K: 2 S: 7	H: 0 LOB: 0 BB: 0 P: 7	R: 0 E: 0 K: 1 S: 5	H: 0 LOB: 0 BB: 0 P: 5	R: 1 E: 1 K: 1 S: 7	H: 2 LOB: 1 BB: 0 P: 7	R: 0 E: 0 K: 0 S: 3	H: 0 LOB: 0 BB: 0 P: 3	R: 0 E: 0 K: 0 S: 3	H: 0 LOB: 0 BB: 0 P: 3	R: 2 E: 1 K: 1 S: 6	H: 2 LOB: 1 BB: 1 P: 10	1B: 5 2B: 3 3B: 0 HR: 2	SF: 0 SAC: 1 DP: 1 HBP: 0	WP: 0 PA: 38 PB: 0 SB: 0 CS: 0
PITCHER	IP WLS BF H R ER SO BB IBB HBP BLK WP HR S P ERA WHIP																				
Lynn McGlothen, R (1, 1) ERA: 5.01 Bill Caudill, R (7, 1) ERA: 2.26 Willie Hernandez, L (9, 1) ERA: 4.4	6.0 L 27 8 5 5 6 2 0 0 0 0 2 37 45 7.50 1.667																				
	2.1 9 1 2 1 0 1 0 0 0 1 0 0 8 12 3.86 0.857																				
	0.2 2 1 0 0 0 1 0 0 0 0 0 0 4 4 0.00 1.500																				

Philadelphia Phillies @ Chicago Cubs
 Wrigley Field, Chicago, IL
 Sat Sep 20 1980, 3:33 AM CDT
 Att: 11,713 - Unknown

AB	34
R	7
H	10
RBI	6
BB	3
SO	7
LOB	11



WP	0	PA	38
PB	0		
SB	0		
CS	0		

PITCHER	IP	WLS	BF	H	R	ER	SO	BB	IBB	HBP	BLK	WP	HR	S	P	ERA	WHIP
---------	----	-----	----	---	---	----	----	----	-----	-----	-----	----	----	---	---	-----	------

BOTTOM

Philadelphia Phillies @ Chicago Cubs
Wrigley Field, Chicago, IL
Sat Sep 20 1980, 3:33 AM CDT
Att. 11,713 - Unknown

livebaseballscorecards.com

AB	34
R	3
H	9
RBI	3
BB	3
SO	4
LOB	17



WP:	0	PA:	38
PB:	0		
SB:	0		
CS:	0		

AB	R	H	RBI	BB	SO	LOB
5	0	3	0	0	0	0
4	0	0	0	0	0	2
4	1	2	0	0	0	3
4	1	1	2	0	1	3
4	1	1	0	0	1	0
2	0	1	0	2	0	0
3	0	0	0	0	1	3
1	0	0	0	0	0	1
0	0	0	0	0	0	0
3	0	1	1	1	0	1
2	0	0	0	0	0	2
1	0	0	0	0	0	2
0	0	0	0	0	0	0
0	0	0	0	0	0	0
1	0	0	0	0	1	0

Batter	1	2	3	4	5	6	7	8	9
Ivan De Jesus, R OBP: 0.338, SLG: 0.338 (1, 6)	0-0 1-3 1B		0-0 1B		0-0 2B		0-0 G4-6-3 HBP 1B		0-0 P2
Jesus Figueroa, L OBP: 0.315, SLG: 0.303 (1, 8)	0-0 5-3		0-0 4-3		0-0 P1		1-0 G4-6-3 HBP		0-0 6-3
Bill Buckner, L OBP: 0.354, SLG: 0.455 (1, 3)	0-0 2B			0-0 HR 1B	0-0 1-3		0-0 G4-6-3 1-2f 2-3		
Dave Kingman, R OBP: 0.327, SLG: 0.535 (1, 7)	0-0 P5			0-0 1-H HR	0-0 F8		0-3 K		
Jim Tracy, L OBP: 0.293, SLG: 0.316 (1, 9)		0-0 G3		0-3 K		0-0 1B 1B		0-0 F8	
Tim Blackwell, S OBP: 0.353, SLG: 0.400 (1, 2)		0-0 L7		4-0 BB BB		0-0 1B 1-2 1B		4-0 FC6-4 BB	
Mike Tyson, R OBP: 0.273, SLG: 0.341 (8, PH)		0-0 1-3		0-3 K		0-0 F7		0-0 F8	
Mick Kelleher, R OBP: 0.244, SLG: 0.176 (9, 4)									
Steve Dillard, R OBP: 0.298, SLG: 0.339 (1, 5)			0-0 F9	4-0 BB BB	4-0 1-2 BB	0-0 G4-6-3 1-3 2-H 1B		0-0 FC6-4 1-2f	
Lynn McGlothen, L OBP: 0.234, SLG: 0.304 (6, PH)			0-0 P6	0-0 F2		0-0 G4-6-3 1-2f			0-3 K
Larry Blittner, L OBP: 0.293, SLG: 0.322 (7, 1)									
Bill Caudill, R OBP: 0.250, SLG: 0.375 (9, 1)									
Willie Hernandez, L OBP: 0.211, SLG: 0.263 (9, PH)									
Mike Vail, R OBP: 0.324, SLG: 0.407 (9, PH)									

Inning	R	H	E	K	S	H	LOB	BB	P
1	0	1	0	0	4	0	1	0	3
2	0	0	0	0	3	0	0	0	3
3	0	1	0	0	4	0	1	0	4
4	2	2	0	2	9	2	2	2	17
5	0	1	0	0	4	0	1	0	4
6	1	3	0	0	5	0	1	0	5
7	0	1	0	1	6	0	1	0	6
8	0	0	0	1	7	0	1	1	7
9	0	0	0	1	5	0	0	0	5

PITCHER	IP	WLS	BF	H	R	ER	SO	BB	IBB	HBP	BLK	WP	HR	S	P	ERA	WHIP
Marty Bystrom, R ERA: 1.21 (1, 1)	5.1	W	26	8	3	3	2	2	0	0	0	0	1	28	36	5.06	1.875
Kevin Saucier, L ERA: 3.25 (6, 1)	1.1		4	1	0	0	0	0	0	1	0	0	0	3	4	0.00	0.750
Dickie Noles, R ERA: 3.68 (7, 1)	1.1		5	0	0	0	1	1	0	0	0	0	0	6	10	0.00	0.750
Tug McGraw, L ERA: 1.73 (9, 1)	1.0		3	0	0	0	1	0	0	0	0	0	0	5	5	0.00	0.000

Batter	1	2	3	4	5	6	7	8	9	AB R H RBI BB SO LOB	TOP											
Pete Rose, S (1, 3) OBP: 0.355, SLG: 0.363 Del Unser, L (9, 3) OBP: 0.333, SLG: 0.376	0-0 3-1	0-0 L4		0-0 SF7-4 1-3 3-H 2B			0-0 F7		0-0 4-3	5 0 1 1 0 0 3 0 0 0 0 0 0 0												
Bake McBride, L (1, 9) OBP: 0.339, SLG: 0.458	0-0 CS 1B		0-0 4-3	0-0 SF7-4 2-3 3-H			0-0 4-3		0-0 4-3	4 0 1 1 0 0 0												
Mike Schmidt, R (1, 5) OBP: 0.381, SLG: 0.602	0-0 5-3 1-2		0-0 6-3		0-0 6-3		0-3 K		0-0 HR	5 1 1 1 0 1 1												
Greg Luzinski, R (1, 7) OBP: 0.357, SLG: 0.459 Jay Loviglio, R (8, PR) Greg Gross, L (8, 7) OBP: 0.341, SLG: 0.313		0-0 F2	0-0 HR		0-3 K			0-0 1B 2B	0-0 2B 1B	4 1 2 1 0 1 0 0 1 0 0 0 0 0 1 0 1 0 0 0 0												
Bob Boone, R (1, 2) OBP: 0.307, SLG: 0.350		0-0 FC1-4 1B	0-0 6-3		0-0 1B CS 1B			0-0 P5	0-0 1-3 2B	5 0 3 0 0 0 1												
Garry Maddox, R (1, 8) OBP: 0.282, SLG: 0.390		0-0 FC1-4 2B 1B		4-0 2B BB	0-0 1-3 1B			0-0 IBB 1B	4-0 IBB	3 2 2 1 2 0 1												
Manny Trillo, R (1, 4) OBP: 0.337, SLG: 0.417		0-0 1B 2B		0-0 1B 2B	0-0 CS	0-0 4-3		0-3 K	0-0 P1	5 1 2 1 0 1 5												
Larry Bowa, S (1, 6) OBP: 0.297, SLG: 0.322		4-0 1B IBB		0-0 2B SF7-4 1B		0-0 F7		4-0 1-2 IBB		2 1 1 0 2 0 0												
Dick Ruthven, R (1, 1) OBP: 0.242, SLG: 0.328 Ron Reed, R (6, 1) OBP: 0.300, SLG: 0.400		0-0 1B		0-3 K		0-0 P3		0-0 1-3		3 0 1 1 0 1 2 1 0 0 0 0 0 2												
Inning Stats	R: 0 E: 0 K: 0 S: 3	H: 1 LOB: 0 BB: 0 P: 3	R: 1 E: 0 K: 0 S: 6	H: 3 LOB: 3 BB: 1 P: 10	R: 1 E: 0 K: 0 S: 4	H: 1 LOB: 0 BB: 0 P: 4	R: 3 E: 0 K: 1 S: 7	H: 3 LOB: 0 BB: 1 P: 11	R: 0 E: 0 K: 1 S: 6	H: 2 LOB: 1 BB: 0 P: 6	R: 0 E: 0 K: 0 S: 3	H: 0 LOB: 0 BB: 0 P: 3	R: 0 E: 0 K: 1 S: 5	H: 0 LOB: 0 BB: 0 P: 5	R: 1 E: 0 K: 1 S: 7	H: 2 LOB: 2 BB: 1 P: 11	R: 1 E: 0 K: 0 S: 6	H: 3 LOB: 3 BB: 1 P: 10	1B: 8 2B: 6 3B: 0 HR: 2	SF: 1 SAC: 0 DP: 1 HBP: 0	WP: 0 PB: 0 SB: 0 CS: 2	PA: 44
PITCHER	IP WLS BF H R ER SO BB IBB HBP BLK WP HR S P ERA WHIP																					
Dennis Lamp, R (1, 1) ERA: 4.99	5.0 L 24 10 5 5 2 1 1 0 0 0 1 26 34 9.00 2.200																					
Lee Smith, R (6, 1) ERA: 1.26	2.0 6 0 0 0 1 0 0 0 0 0 0 8 8 0.00 0.000																					
Dick Tidrow, R (8, 1) ERA: 2.88	2.0 13 5 2 2 1 0 2 0 0 0 1 13 21 9.00 2.500																					

Philadelphia Phillies @ Chicago Cubs
Wrigley Field, Chicago, IL
Sun Sep 21 1980, 3:33 AM CDT
Att: 10,190 - Unknown

livebaseballscorecards.com

AB	38
R	7
H	15
RBI	7
BB	4
SO	4
LOB	15



BOTTOM

Philadelphia Phillies @ Chicago Cubs
Wrigley Field, Chicago, IL
Sun Sep 21 1980, 3:33 AM CDT
Att. 10,190 - Unknown

livebaseballscorecards.com

AB	30
R	3
H	6
RBI	3
BB	5
SO	1
LOB	15



WP:	0	PA:	35
PB:	0	SB:	0
CS:	0		

AB R H RBI BB SO LOB

4	0	0	0	0	0	1
2	0	0	0	2	0	1
2	0	0	0	0	0	2
1	1	1	0	0	0	0
1	0	0	0	0	0	0
3	1	1	0	1	0	1
3	1	1	1	1	0	2
4	0	2	2	0	0	0
3	0	0	0	1	0	2
3	0	0	0	0	0	4
1	0	0	0	0	0	0
0	0	0	0	0	0	0
1	0	0	0	0	1	0
0	0	0	0	0	0	0

Batter	1	2	3	4	5	6	7	8	9
Ivan De Jesus, R OBP: 0.336, SLG: 0.336 (1, 6)	0-0 2-3 ①		0-0 F9 ①		0-0 FC4-6 ①		0-0 4-3 ②		
Tim Blackwell, S OBP: 0.355, SLG: 0.397 (1, 2)	4-0 G4-6-3 BB		4-0 FC6-4 BB		0-0 G4-6-3 ② ③		0-0 6-3 ③		
Bill Buckner, L OBP: 0.353, SLG: 0.454 Mike Vail, R OBP: 0.326, SLG: 0.409 Jesus Figueroa, L OBP: 0.314, SLG: 0.302 (1, 7) (5, 9) (7, 8)	0-0 G4-6-3 ② ③		0-0 FC6-4 ②			0-0 G1-6-3 1B 2B 1B		0-0 L7 ①	
Cliff Johnson, R OBP: 0.328, SLG: 0.399 (1, 3)		4-0 BB 2B BB	0-0 4-3 ③		0-0 1-2 1B		0-0 5-3 ②		
Jim Tracy, L OBP: 0.302, SLG: 0.354 (1, 9) (5, 7)		4-0 2B 1-2 BB		0-0 HR	0-0 G1-6-3 ① ②		0-0 F7 ③		
Jerry Martin, R OBP: 0.285, SLG: 0.421 (1, 8) (7, 9)		0-0 1-3 2-H 2B		0-0 6-3 ①	0-0 2B ③-H		0-0 6-3 ①		
Steve Dillard, R OBP: 0.297, SLG: 0.333 (1, 5)		0-0 F9 ①		0-0 6-3 ②	0-0 BB		0-0 1-3 ②		
Mick Kelleher, R OBP: 0.235, SLG: 0.169 Larry Bittner, L OBP: 0.292, SLG: 0.321 (1, 4) (9, PH)		0-0 F8 ②		0-0 4-3 ③	0-0 F9 ③		0-0 F7 ③		
Dennis Lamp, R OBP: 0.161, SLG: 0.103 Scot Thompson, L OBP: 0.293, SLG: 0.288 Lee Smith, R OBP: 0.261, SLG: 0.333 Dick Tidrow, R (1, 1) (5, PH) (6, 1) (7, PH) (8, 1)		0-0 F8 ③			0-0 FC4-6 1B		0-3 K ①		

Inning Stats	R: 0 E: 0 K: 0 S: 2	H: 0 LOB: 0 BB: 1 P: 6	R: 1 E: 0 K: 0 S: 4	H: 1 LOB: 2 BB: 2 P: 12	R: 0 E: 0 K: 0 S: 3	H: 0 LOB: 1 BB: 1 P: 7	R: 1 E: 0 K: 0 S: 4	H: 1 LOB: 0 BB: 0 P: 4	R: 0 E: 0 K: 0 S: 3	H: 1 LOB: 0 BB: 0 P: 3	R: 1 E: 0 K: 0 S: 5	H: 3 LOB: 2 BB: 1 P: 9	R: 0 E: 0 K: 1 S: 5	H: 0 LOB: 0 BB: 0 P: 5	R: 0 E: 0 K: 0 S: 3	H: 0 LOB: 0 BB: 0 P: 3	R: 0 E: 0 K: 0 S: 3	H: 0 LOB: 0 BB: 0 P: 3
--------------	------------------------------	---------------------------------	------------------------------	----------------------------------	------------------------------	---------------------------------	------------------------------	---------------------------------	------------------------------	---------------------------------	------------------------------	---------------------------------	------------------------------	---------------------------------	------------------------------	---------------------------------	------------------------------	---------------------------------

PITCHER	IP	WLS	BF	H	R	ER	SO	BB	IBB	HBP	BLK	WP	HR	S	P	ERA	WHIP
Dick Ruthven, R ERA: 3.67 (1, 1)	5.2	W	25	6	3	3	0	5	0	0	0	0	1	20	40	4.76	1.941
Ron Reed, R ERA: 3.99 (6, 1)	3.1	S	10	0	0	0	1	0	0	0	0	0	0	12	12	0.00	0.000

1B:	3	SF:	0
2B:	2	SAC:	0
3B:	0	DP:	3
HR:	1	HBP:	0

WP:	0	PA:	35
PB:	0	SB:	0
CS:	0		

Batter	1	2	3	4	5	6	7	8	9	AB R H RBI BB SO LOB	TOP					
Mookie Wilson, S OBP: 0.369, SLG: 0.447 (1, 8) X	0-0 F7 ①		0-0 FC6-4 1B X		0-0 2B X		0-0 L4 ③ X			4 0 2 0 0 0 0						
Frank Taveras, R OBP: 0.308, SLG: 0.327 (1, 6) X	0-0 6-3 ②		0-0 FC6-4 ③ X		0-0 5-3 ② X			0-0 F7 ① X		4 0 0 0 0 0 2						
Lee Mazzilli, S OBP: 0.364, SLG: 0.432 (1, 3) X	0-0 4-3 ③			0-0 4-3 X	4-0 IBB X			4-0 L6-4 S BB X		2 0 0 0 2 0 0						
Steve Henderson, R OBP: 0.366, SLG: 0.398 (1, 7)		0-0 5-3 ① X		0-0 E6 S 3-1 X	0-3 K ③ X			0-0 L6-4 ② ③ X		4 1 0 0 0 1 3						
Dan Norman, R OBP: 0.200, SLG: 0.259 (1, 9)		0-0 F9 ② X		0-0 3-1 ② X		0-0 6-3 ① X			0-3 K ① X	3 0 0 1 0 0 0						
Joel Youngblood, R OBP: 0.345, SLG: 0.374 (9, PH)				1-H						1 0 0 0 0 1 0						
Alex Trevino, R OBP: 0.292, SLG: 0.304 (1, 2)		0-0 FC5-4 1B X		0-0 1B 2B X		0-3 K ② X			0-0 6-3 ② X	4 1 2 0 0 1 0						
Hubie Brooks, R OBP: 0.300, SLG: 0.239 (1, 5)																
Claudell Washington, L OBP: 0.328, SLG: 0.464 (9, PH)		0-0 FC5-4 ③ X		0-0 FC6-4 1B X		0-3 K ③ X			0-0 6-3 ③ X	3 0 1 1 0 1 1						
Doug Flynn, R OBP: 0.295, SLG: 0.319 (1, 4)			0-0 F4 ① X	0-0 FC6-4 ③ X			0-0 F8 ① X			3 0 0 0 0 0 1						
Mark Bomback, R OBP: 0.295, SLG: 0.282 (1, 1)			0-3 K ② X			0-0 F8 ① X				1 0 0 0 0 0 1 0						
Jose Moreno, S OBP: 0.261, SLG: 0.452 (5, PH)										1 0 0 0 0 0 0 0						
Roy Lee Jackson, R OBP: 0.250, SLG: 0.333 (5, 1)										0 0 0 0 0 0 0 0						
Dyar Miller, R (5, 1)										0 0 0 0 0 0 0 0						
Mike Jorgensen, L OBP: 0.350, SLG: 0.357 (7, PH)										1 0 0 0 0 0 0 0						
Jeff Reardon, R (7, 1)										0 0 0 0 0 0 0 0						
Inning Stats	R: 0 H: 0 E: 0 LOB: 0 K: 0 BB: 0 S: 3 P: 3	R: 0 H: 1 E: 0 LOB: 1 K: 0 BB: 0 S: 4 P: 4	R: 0 H: 1 E: 0 LOB: 1 K: 1 BB: 0 S: 6 P: 6	R: 2 H: 2 E: 1 LOB: 1 K: 0 BB: 0 S: 6 P: 6	R: 0 H: 1 E: 0 LOB: 2 K: 1 BB: 1 S: 6 P: 10	R: 0 H: 0 E: 0 LOB: 0 K: 2 BB: 0 S: 7 P: 7	R: 0 H: 0 E: 0 LOB: 0 K: 0 BB: 0 S: 3 P: 3	R: 0 H: 0 E: 0 LOB: 0 K: 0 BB: 1 S: 2 P: 6	R: 0 H: 0 E: 0 LOB: 0 K: 1 BB: 0 S: 5 P: 5	1B: 3 SF: 0 2B: 3 SAC: 0 3B: 0 DP: 1 HR: 0 HBP: 0	WP: 0 PA: 34 PB: 0 SB: 2 CS: 0					
PITCHER	IP WLS BF H R ER SO BB IBB HBP BLK WP HR S P ERA WHIP															
Randy Martz, R ERA: 2.95 (1, 1)	4.0	17	4	2	0	1	0	0	0	0	0	0	19	19	0.00	1.000
Bill Caudill, R ERA: 2.22 (5, 1)	2.0	8	1	0	0	3	0	1	0	0	0	0	13	17	0.00	0.500
Bruce Sutter, R ERA: 2.47 (7, 1)	3.0	9	0	0	0	1	1	0	0	0	0	0	10	14	0.00	0.333

New York Mets @ Chicago Cubs
Wrigley Field, Chicago, IL
 Mon Sep 22 1980, 3:33 AM CDT
 Att. 1,171 - Unknown

livebaseballscorecards.com

AB	32
R	2
H	5
RBI	2
BB	2
SO	5
LOB	7



Batter	1	2	3	4	5	6	7	8	9
Ivan De Jesus, R OBP: 0.335, SLG: 0.334 (1, 6)	0-0 F8	0-0 L8		0-0 6-3		4-0 BB			
Mike Tyson, R OBP: 0.272, SLG: 0.340 (1, 4)	0-0 BB FC1-2 1B	0-0 E3			0-0 L9	0-3 K			
Larry Biittner, L OBP: 0.292, SLG: 0.321 (1, 3)	0-0 FC1-2 1-2 1B	0-0 SF8			0-0 F7		0-0 F4-3		
Jim Tracy, L OBP: 0.311, SLG: 0.354 (1, 7)	4-0 1-2 2-3 BB FC1-2	0-0 F4-3			0-0 1B		0-3 K		
Tim Blackwell, S OBP: 0.352, SLG: 0.394 Mike O'Berry, R OBP: 0.333, SLG: 0.294 (1, 2) (7, 2)	0-0 FC1-2 1-2 2-3 3-H		0-0 L7		0-3 K		0-3 K		
Scott Thompson, L OBP: 0.292, SLG: 0.287 (1, 9)	0-0 F4-3		0-0 F4-3			0-0 SH3-4 1B		0-0 6-3	
Carlos Lezcano, R OBP: 0.292, SLG: 0.381 (1, 8)		0-0 1B E 1B	0-0 CS 1B			0-0 SH3-4		0-0 2B	
Steve Dillard, R OBP: 0.296, SLG: 0.332 (1, 5)		0-0 E 1-2 SF8 1B	0-0 CS	0-0 5-3		0-0 L9		0-3 K	
Randy Martz, L OBP: 0.200, SLG: 0.200 Lenny Randle, S OBP: 0.344, SLG: 0.371 Bill Caudill, R OBP: 0.250, SLG: 0.375 Jesus Figueroa, L OBP: 0.317, SLG: 0.305 Bruce Sutter, R OBP: 0.111, SLG: 0.111 (1, 1) (4, PH) (5, 1) (6, PH) (7, 1)		0-0 E 1-2 1B		0-0 1B		0-0 BB 1B		0-3 K	


Inning Stats	R: 0 E: 0 K: 5 S: 5	H: 2 LOB: 3 BB: 1 P: 9	R: 2 E: 1 K: 0 S: 7	H: 3 LOB: 2 BB: 0 P: 7	R: 0 E: 0 K: 0 S: 3	H: 1 LOB: 0 BB: 0 P: 3	R: 0 E: 0 K: 0 S: 3	H: 1 LOB: 1 BB: 0 P: 6	R: 1 E: 0 K: 1 S: 7	H: 2 LOB: 2 BB: 1 P: 11	R: 0 E: 0 K: 2 S: 7	H: 0 LOB: 0 BB: 0 P: 7	R: 0 E: 0 K: 2 S: 8	H: 1 LOB: 1 BB: 0 P: 8
--------------	------------------------------	---------------------------------	------------------------------	---------------------------------	------------------------------	---------------------------------	------------------------------	---------------------------------	------------------------------	----------------------------------	------------------------------	---------------------------------	------------------------------	---------------------------------

PITCHER	IP	WLS	BF	H	R	ER	SO	BB	IBB	HBP	BLK	WP	HR	S	P	ERA	WHIP
Mark Bomback, R ERA: 4.04 (1, 1)	4.0		19	7	2	1	0	1	0	0	0	0	0	18	22	2.25	2.000
Roy Lee Jackson, R ERA: 3.81 (5, 1)	0.2		3	1	0	0	0	0	0	0	0	0	0	3	3	0.00	1.500
Dyar Miller, R ERA: 2.04 (5, 1)	1.1	L	7	2	1	1	2	1	0	0	0	0	0	10	14	6.75	2.250
Jeff Reardon, R ERA: 2.8 (7, 1)	2.0		7	1	0	0	4	0	0	0	0	0	0	15	15	0.00	0.500

BOTTOM

New York Mets @ Chicago Cubs
Wrigley Field, Chicago, IL
 Mon Sep 22 1980, 3:33 AM CDT
 Att. 1,171 - Unknown

AB	32
R	3
H	11
RBI	3
BB	2
SO	6
LOB	19



1B: 10	SF: 1	WP: 0	PA: 37
2B: 1	SAC: 1	PB: 0	
3B: 0	DP: 0	SB: 0	
HR: 0	HBP: 0	CS: 1	

PITCHER	IP	WLS	BF	H	R	ER	SO	BB	IBB	HBP	BLK	WP	HR	S	P	ERA	WHIP
---------	----	-----	----	---	---	----	----	----	-----	-----	-----	----	----	---	---	-----	------

Batter	1	2	3	4	5	6	7	8	9	AB R H RBI BB SO LOB	TOP											
Jerry White, S (1, 7) OBP: 0.337, SLG: 0.409	0-0 F7		0-3 K			0-0 3B		0-3 K	0-0 1B	5 0 2 3 0 2 2												
Rodney Scott, S (1, 4) OBP: 0.309, SLG: 0.292	0-0 4-3			0-0 G3 1B		0-0 F2		0-0 1B	0-0 F9	5 0 2 0 0 0 4												
Rowland Office, L (1, 9) OBP: 0.355, SLG: 0.416	0-0 4-3			0-0 G3 1-2		0-0 F9		0-0 4-3		4 0 0 0 0 0 5												
Andre Dawson, R (1, 8) OBP: 0.353, SLG: 0.465		0-0 L5		0-3 K 2-3			4-0 BB		0-0 FC4-6 1B FC1-4 1B	3 1 1 0 1 1 1												
Gary Carter, R (1, 2) OBP: 0.326, SLG: 0.473		4-0 G4-6-3 BB			0-3 K		0-3 K		0-0 FC4-6 1B	3 0 1 0 1 2 1												
Warren Cromartie, L (1, 3) OBP: 0.353, SLG: 0.448		0-0 G4-6-3 1-2f			0-3 K		0-0 F8		0-0 FC4-6 FC1-4	4 0 0 0 0 1 4												
Larry Parrish, R (1, 5) OBP: 0.315, SLG: 0.432			0-3 K		0-3 K		0-3 K		0-0 FC1-4 BB 1B 1-2f 2-3	4 1 0 1 0 3 2												
Chris Speier, R (1, 6) OBP: 0.340, SLG: 0.311			4-0 SH2-4 BB			0-0 1B 3B 1B		0-0 6-3	0-0 BB 1B 1-2 1B	3 2 2 0 1 0 0												
Bill Gutlickson, R Willie Montanez, L Ron LeFlore, R Fred Norman, S Hal Dues, R Bill Lingo, L Tom Hutton, R Elias Sosa, R John Tamargo, S Tim Rames, S			0-0 SH2-4			0-0 CS 1B		0-0 1B	4-0 BB 1B 1-2 2-3	0 0 0 0 0 0 0 1 0 1 0												
Inning Stats	R: 0 E: 0 K: 0 S: 3	H: 0 LOB: 0 BB: 0 P: 3	R: 0 E: 0 K: 0 S: 2	H: 0 LOB: 0 BB: 1 P: 6	R: 0 E: 0 K: 2 S: 7	H: 0 LOB: 1 BB: 1 P: 11	R: 0 E: 0 K: 1 S: 5	H: 1 LOB: 1 BB: 0 P: 5	R: 0 E: 0 K: 3 S: 9	H: 0 LOB: 0 BB: 0 P: 9	R: 1 E: 0 K: 0 S: 5	H: 3 LOB: 2 BB: 0 P: 5	R: 0 E: 0 K: 2 S: 7	H: 0 LOB: 1 BB: 1 P: 11	R: 0 E: 0 K: 1 S: 7	H: 2 LOB: 2 BB: 0 P: 7	R: 3 E: 0 K: 0 S: 7	H: 4 LOB: 2 BB: 1 P: 11	1B: 9 2B: 1 3B: 1 HR: 0	SF: 0 SAC: 1 DP: 2 HBP: 0	WP: 0 PB: 0 SB: 0 CS: 2	PA: 38
PITCHER	IP WLS BF H R ER SO BB IBB HBP BLK WP HR S P ERA WHIP																					
Lynn McGlothen, R (1, 1) ERA: 4.84	7.2 W 29 6 1 1 9 3 0 0 0 0 0 0 44 56 1.17 1.174																					
Bruce Sutter, R (8, 1) ERA: 2.71	1.0 8 4 3 3 0 1 0 0 0 0 0 0 7 11 27.00 5.000																					
Dick Tidrow, R (9, 1) ERA: 2.87	0.1 S 1 0 0 0 0 0 0 0 0 0 0 0 1 1 0.00 0.000																					

Montreal Expos @ Chicago Cubs
 Wrigley Field, Chicago, IL
 Thu Sep 25 1980, 3:33 AM CDT
 Att. 2,660 - Unknown

livebaseballscorecards.com

AB	33
R	4
H	10
RBI	4
BB	4
SO	9
LOB	19



Batter	1	2	3	4	5	6	7	8	9
Ivan De Jesus, R OBP: 0.333, SLG: 0.335 (1, 6)	0-3 K		0-0 F8		0-0 F7		0-0 E7 2B		
Mike Tyson, R OBP: 0.272, SLG: 0.336 (1, 4)	0-0 6-3		0-0 2B 1B		0-0 4-3		0-0 6-3		
Bill Buckner, L OBP: 0.353, SLG: 0.456 (1, 3)	0-0 1B 2B		0-0 1-H 2B			0-0 IBB 1B 1B	0-0 4-3		
Larry Bittner, L OBP: 0.296, SLG: 0.323 Scot Thompson, L OBP: 0.298, SLG: 0.291 (1, 9) (8, 9)	0-0 2-H 1B		0-0 4-3			0-0 1-2 1B 1B	0-0 F8		
Jim Tracy, L OBP: 0.314, SLG: 0.376 (1, 7)	0-0 G3			0-0 HR		0-0 F8		0-3 K	
Jerry Martin, R OBP: 0.288, SLG: 0.430 (1, 8)		0-0 6-3		0-3 K		4-0 1B IBB		0-0 F9	
Steve Dillard, R OBP: 0.304, SLG: 0.343 (1, 5)		0-3 K		0-3 K		0-0 1-2 2-H 3-H 1B		0-0 1B	
Mike O'Berry, R OBP: 0.250, SLG: 0.200 (1, 2)		0-0 F8		0-0 F7		0-0 P4		0-0 F9	
Lynn McGlothen, L OBP: 0.220, SLG: 0.286 Bruce Sutter, R OBP: 0.111, SLG: 0.111 Dick Tidrow, R (1, 1) (8, 1) (9, 1)			0-0 L5		0-0 2-3	0-0 6-3			

AB	R	H	RBI	BB	SO	LOB
4	0	1	0	0	1	0
4	1	1	0	0	0	1
4	2	3	1	0	0	1
4	1	2	1	0	0	2
0	0	0	0	0	0	0
4	1	1	1	0	1	3
3	0	0	0	1	1	0
4	0	2	2	0	2	0
4	0	0	0	0	0	3
3	0	0	0	0	0	2
0	0	0	0	0	0	0
0	0	0	0	0	0	0

BOTTOM

Montreal Expos @ Chicago Cubs
Wrigley Field, Chicago, IL
 Thu Sep 25 1980, 3:33 AM CDT
 Att. 2,660 - Unknown

livebaseballscorecards.com

AB	34
R	5
H	10
RBI	5
BB	1
SO	5
LOB	12



1B: 6	SF: 0
2B: 3	SAC: 0
3B: 0	DP: 0
HR: 1	HBP: 0

WP: 0	PA: 35
PB: 0	
SB: 0	
CS: 0	

Inning Stats																	
R	H	E	K	S	H	LOB	BB	P	R	H	E	K	S	H	LOB	BB	P
1	2	0	1	7	0	0	0	5	0	0	0	1	5	2	0	0	7
2	0	0	1	5	0	0	0	0	0	0	0	0	0	0	0	0	5
3	2	0	0	5	1	1	0	0	1	0	0	0	0	2	0	0	5
4	1	0	2	8	0	0	0	0	0	0	0	0	0	0	0	0	8
5	0	0	0	3	0	0	0	0	0	0	0	0	0	0	0	0	3
6	3	0	0	6	2	2	0	0	2	1	0	0	0	3	1	0	10
7	1	0	0	4	0	0	0	0	0	0	0	0	0	0	0	0	4
8	0	0	1	6	0	1	0	0	0	0	0	0	0	0	0	0	6
9	0	0	0	0	0	0	0	0	0	0	0	0	0	0	0	0	0

PITCHER																
IP	WLS	BF	H	R	ER	SO	BB	IBB	HBP	BLK	WP	HR	S	P	ERA	WHIP
5.0	L	20	5	3	3	4	0	0	0	0	0	1	28	28	5.40	1.000
0.1		5	3	2	2	0	0	1	0	0	0	0	4	8	54.00	9.000
1.0		4	1	0	0	0	0	0	0	0	0	0	4	4	0.00	1.000
0.2		2	0	0	0	0	0	0	0	0	0	0	2	2	0.00	0.000
1.0		4	1	0	0	1	0	0	0	0	0	0	6	6	0.00	1.000

Batter	1	2	3	4	5	6	7	8	9	AB	R	H	RBI	BB	SO	LOB	TOP								
Omar Moreno, L (1, 8) OBP: 0.308, SLG: 0.331	0-0 CS 1B	0-3 K		0-0 2-H 1B		0-0 4-3		0-0 1-H 1B		5	0	3	2	0	1	2									
Tim Foli, R (1, 6) OBP: 0.296, SLG: 0.329	0-0 4-3 1-2		0-0 F9	0-0 6-3		0-3 K		0-0 1-3 1B		5	0	1	0	0	1	2									
Dave Parker, L (1, 9) OBP: 0.330, SLG: 0.461 Lee Lacy, R (6, PH) OBP: 0.399, SLG: 0.520	0-0 F8		4-0 G4-6-3 BB		0-0 2B 1B	0-0 F8		0-3 K		2	1	1	0	1	0	0									
Mike Easler, L (1, 7) OBP: 0.386, SLG: 0.580		4-0 6-3 1B WP BB	0-0 G4-6-3 1-2f		0-0 1-3 1B 2B		0-3 K	0-3 K		4	2	1	0	1	2	3									
Bill Madlock, R (1, 3) OBP: 0.338, SLG: 0.397		0-0 6-3 1-3		0-0 4-3 2B 1B	0-0 FC5-4 2-H 3-H 1B		0-0 E5 FC6-4		0-0 CS 1B	5	1	3	2	0	0	1									
Phil Garner, R (1, 4) OBP: 0.315, SLG: 0.358 Kurt Bevacqua, R (4, 5) OBP: 0.327, SLG: 0.356		4-0 S 1B BB		0-0 6-3 1-2	0-3 K	0-3 FC6-4 1-2f		0-3 K	0-3 K	1	1	0	0	1	0	1									
Ed Ott, L (1, 2) OBP: 0.318, SLG: 0.361		0-3 K		0-0 4-3 2-3	4-0 FC5-4 IBB		0-0 F8		0-3 K	4	0	0	0	1	2	4									
Dale Berra, R (1, 5) OBP: 0.278, SLG: 0.361		4-0 1B IBB		4-0 2B BB	0-0 FC5-4 1-2f 2-3			0-0 4-3		2	1	0	0	2	0	2									
John Candelaria, L (1, 1) OBP: 0.235, SLG: 0.237 Eddie Solomon, R (4, 1) OBP: 0.219, SLG: 0.281 John Milner, L (5, PH) OBP: 0.376, SLG: 0.370 Manny Sanguillen, R (5, PH) OBP: 0.302, SLG: 0.341 Enrique Romo, R (5, 1) OBP: 0.500, SLG: 0.400 Tony Peña, R (8, PH) OBP: 0.500, SLG: 0.500 Matt Alexander, S (8, PR) OBP: 0.333, SLG: 0.667 Kent Tekulve, R (8, 1)		0-0 1-2 2-H 3-H 1B		0-0 1-H 3-H 1B 2B	0-0 1-3			0-0 S 1B		2	1	2	4	0	0	0									
Inning Stats	R: 0 E: 0 K: 0 S: 3	H: 1 LOB: 0 BB: 0 P: 3	R: 2 E: 0 K: 2 S: 8	H: 1 LOB: 2 BB: 3 P: 20	R: 0 E: 0 K: 0 S: 2	H: 0 LOB: 0 BB: 1 P: 6	R: 3 E: 0 K: 0 S: 6	H: 3 LOB: 1 BB: 1 P: 10	R: 2 E: 0 K: 1 S: 8	H: 3 LOB: 2 BB: 1 P: 12	R: 0 E: 0 K: 1 S: 5	H: 0 LOB: 0 BB: 0 P: 5	R: 0 E: 1 K: 1 S: 6	H: 0 LOB: 1 BB: 0 P: 6	R: 1 E: 0 K: 2 S: 10	H: 3 LOB: 2 BB: 0 P: 10	R: 0 E: 0 K: 2 S: 7	H: 1 LOB: 0 BB: 0 P: 7	1B: 10 2B: 2 3B: 0 HR: 0	SF: 0 SAC: 0 DP: 1 HBP: 0	WP: 1 PB: 0 SB: 4 CS: 2	PA: 43			
PITCHER	IP	WLS	BF	H	R	ER	SO	BB	IBB	HBP	BLK	WP	HR	S	P	ERA	WHIP								
Dennis Lamp, R (1, 1) ERA: 5.12	4.0		20	5	5	5	2	4	1	0	0	1	0	19	39	11.25	2.250								
Lee Smith, R (5, 1) ERA: 3.18	0.2		6	3	2	2	1	0	1	0	0	0	0	7	11	27.00	4.500								
Doug Capilla, L (5, 1) ERA: 3.81	2.2		11	2	1	1	2	0	0	0	0	0	0	15	15	3.38	0.750								
Bill Caudill, R (8, 1) ERA: 2.17	1.2	W	6	2	0	0	4	0	0	0	0	0	0	14	14	0.00	1.200								

Pittsburgh Pirates @ Chicago Cubs
Wrigley Field, Chicago, IL
Fri Sep 26 1980, 3:33 AM CDT
Att. 3,941 - Unknown

livebaseballscorecards.com

AB	37
R	8
H	12
RBI	8
BB	6
SO	9
LOB	22



Batter	1	2	3	4	5	6	7	8	9	AB R H RBI BB SO LOB	TOP
Omar Moreno, L (1, 8) OBP: 0.309, SLG: 0.331	4-0 9-6 S BB		x 0-0 F8			x 0-0 3-1		x 0-0 1-2 1B		3 0 1 0 1 0 0	
Tim Foli, R (1, 6) OBP: 0.293, SLG: 0.326	0-3 K 1-2			x 0-0 6-3		x 0-0 L5		x 0-0 F8		4 0 0 0 0 1 3	
Dave Parker, L (1, 9) OBP: 0.328, SLG: 0.457	0-0 9-6 2-3f			x 0-0 4-3			x 0-0 6-3		x 0-0 5-3	4 0 0 0 0 0 1	
Mike Easler, L (1, 7) OBP: 0.389, SLG: 0.581		x 0-0 4-3		x 0-0 FC4 1B			4-0 BB BB		x 0-0 1B	3 0 2 0 1 0 0	
Kurt Bevacqua, R (1, 3) OBP: 0.314, SLG: 0.340		x 0-0 3-1		x 0-0 FC4 1-2f			0-3 K		x 0-0 F9	4 0 0 0 0 1 3	
Ed Ott, L (1, 2) OBP: 0.317, SLG: 0.360		x 0-0 FC6 1B			x 0-0 3-1		x 0-0 F7		x 0-0 F9	4 0 1 0 0 0 2	
Dale Berra, R (1, 5) OBP: 0.274, SLG: 0.356		x 0-0 FC6 1-2f			x 0-0 F8			x 0-0 P6		3 0 0 0 0 0 1	
Vance Law, R (1, 4) OBP: 0.260, SLG: 0.298			x 0-0 6-3		x 0-0 F8			0-3 K		3 0 0 0 0 1 0	
Jim Bibby, R (1, 1) OBP: 0.217, SLG: 0.227			x 0-0 4-3			x 0-0 5-3		x 0-0 1B 1B		3 0 1 0 0 0 0	
Inning Stats	R: 0 H: 0 E: 0 LOB: 0 K: 1 BB: 1 S: 4 P: 8	R: 0 H: 1 E: 0 LOB: 1 K: 0 BB: 0 S: 4 P: 4	R: 0 H: 0 E: 0 LOB: 0 K: 0 BB: 0 S: 3 P: 3	R: 0 H: 1 E: 0 LOB: 1 K: 0 BB: 0 S: 4 P: 4	R: 0 H: 0 E: 0 LOB: 0 K: 0 BB: 0 S: 3 P: 3	R: 0 H: 0 E: 0 LOB: 0 K: 0 BB: 0 S: 3 P: 3	R: 0 H: 0 E: 0 LOB: 1 K: 1 BB: 1 S: 5 P: 9	R: 0 H: 2 E: 0 LOB: 2 K: 1 BB: 0 S: 7 P: 7	R: 0 H: 1 E: 0 LOB: 1 K: 0 BB: 0 S: 4 P: 4	1B: 5 SF: 0 2B: 1 SAC: 0 3B: 0 DP: 1 HR: 0 HBP: 0	WP: 0 PA: 33 PB: 0 SB: 1 CS: 0
PITCHER	IP WLS BF H R ER SO BB IBB HBP BLK WP HR S P ERA WHIP										
Randy Martz, R (1, 1) ERA: 2.22	6.0 W 20 2 0 0 1 1 0 0 0 0 0 0 21 25 0.00 0.500										
Dick Tidrow, R (7, 1) ERA: 2.8	3.0 S 13 3 0 0 2 1 0 0 0 0 0 0 16 20 0.00 1.333										

Pittsburgh Pirates @ Chicago Cubs
Wrigley Field, Chicago, IL
 Sat Sep 27 1980, 3:33 AM CDT
 Att: 15,565 - Unknown

AB	31
R	0
H	5
RBI	0
BB	2
SO	3
LOB	10



Batter	1	2	3	4	5	6	7	8	9	AB	R	H	RBI	BB	SO	LOB
Ivan De Jesus, R OBP: 0.333, SLG: 0.334 (1, 6)	4-0 BB CS BB		x 0-0 F3		x 0-0 F7			x 0-0 6-3		3	0	0	0	1	0	0
Steve Dillard, R OBP: 0.306, SLG: 0.349 (1, 5)	0-3 SS K 1-2		x 0-0 F8			x 0-0 F8		x 0-0 6-3		4	0	0	0	0	1	1
Bill Buckner, L OBP: 0.353, SLG: 0.456 (1, 3)	4-0 BB BB			x 0-0 4-3		x 0-0 WP 1B		x 0-0 F9		3	0	1	0	1	0	0
Larry Bittner, L OBP: 0.293, SLG: 0.319 (1, 9)	0-0 F8			x 0-0 4-3		x 0-0 F6 1-2				3	0	0	0	0	0	2
Jerry Martin, R OBP: 0.286, SLG: 0.425 (1, 8)		0-3 SS K		x 0-0 P6		BB 4-0 BB				2	0	0	0	1	1	0
Jim Tracy, L OBP: 0.314, SLG: 0.406 (1, 7)		0-3 SS K		x 0-0 HR		SS 0-3 K				3	1	1	1	0	2	2
Mike O'Berry, R OBP: 0.314, SLG: 0.300 (1, 2)		4-0 BB BB BB			x 0-0 E8 SF7 1B		x 0-0 F8			2	1	1	0	1	0	0
Mick Kelleher, R OBP: 0.222, SLG: 0.160 (1, 4)		0-0 F7		x 0-0 SF7		x 0-0 5-3		x 0-0 F8		2	0	0	1	0	0	1
Randy Martz, L OBP: 0.143, SLG: 0.143 Dick Tidrow, R (7, 1)			x 0-0 1-3		x 0-0 5-3		x 0-0 F8			2	0	0	0	0	0	0
										1	0	0	0	0	0	0


Inning Stats	R: 0 E: 0 K: 1 S: 4	H: 0 LOB: 1 BB: 2 P: 12	R: 0 E: 0 K: 2 S: 7	H: 0 LOB: 1 BB: 1 P: 11	R: 0 E: 0 K: 0 S: 3	H: 0 LOB: 0 BB: 0 P: 3	R: 0 E: 0 K: 0 S: 3	H: 0 LOB: 0 BB: 0 P: 3	R: 2 E: 1 K: 0 S: 5	H: 2 LOB: 0 BB: 0 P: 5	R: 0 E: 0 K: 1 S: 6	H: 1 LOB: 2 BB: 1 P: 10	R: 0 E: 0 K: 0 S: 3	H: 0 LOB: 0 BB: 0 P: 3	R: 0 E: 0 K: 0 S: 3	H: 0 LOB: 0 BB: 0 P: 3	1B: 2 2B: 0 3B: 0 HR: 1	SF: 1 SAC: 0 DP: 0 HBP: 0	WP: 1 PB: 0 SB: 0 CS: 1	PA: 30	
PITCHER Jim Bibby, R ERA: 3.28 (1, 1)	IP 8.0	WLS L	BF 30	H 3	R 2	ER 1	SO 4	BB 4	IBB 0	HBP 0	BLK 0	WP 1	HR 1	S 34	P 50	ERA 1.12	WHIP 0.875				
PITCHER	IP	WLS	BF	H	R	ER	SO	BB	IBB	HBP	BLK	WP	HR	S	P	ERA	WHIP				

BOTTOM

Pittsburgh Pirates @ Chicago Cubs
Wrigley Field, Chicago, IL
Sat Sep 27 1980, 3:33 AM CDT
Att. 15,565 - Unknown

livebaseballscorecards.com

AB	25
R	2
H	3
RBI	2
BB	4
SO	4
LOB	6



Batter	1	2	3	4	5	6	7	8	9	AB R H RBI BB SO LOB	TOP											
Omar Moreno, L (1, 8) OBP: 0.308, SLG: 0.329	0-0 4-3		0-0 FC4-6		0-0 6-3		4-0 BB		0-0 F7	4 0 0 0 1 0 5	Pittsburgh Pirates @ Chicago Cubs Wrigley Field, Chicago, IL Sun Sep 28 1980, 3:33 AM CDT Att: 10,305 - Unknown											
Tim Foli, R (1, 6) OBP: 0.293, SLG: 0.325	0-0 F3		0-0 F6		0-0 SH3 1B		0-0 F8		0-0 FC6-4	5 0 1 0 0 0 6												
Lee Lacy, R (1, 7) OBP: 0.396, SLG: 0.516	0-3 K			0-3 K		0-0 SH3 1-2		0-0 F8		2 0 0 0 0 2 0												
Steve Nicosia, R (5, 2) OBP: 0.289, SLG: 0.276										1 0 0 0 0 0 0												
Mike Easler, L (1, 9) OBP: 0.392, SLG: 0.589		0-0 G1-6-3 1B		0-0 HR		4-0 FC4-6 IBB		0-0 F8		3 1 2 1 1 0 0												
Kurt Bevacqua, R (1, 3) OBP: 0.303, SLG: 0.327		0-0 G1-6-3		0-0 6-3		0-3 K		0-3 K		4 0 0 0 0 2 3												
Ed Ott, L (1, 2) OBP: 0.317, SLG: 0.359		0-0 F7		0-3 K		0-0 FC4-6		0-0 1B 1B 1B		4 1 1 0 0 1 2												
Dale Berra, R (1, 5) OBP: 0.270, SLG: 0.350			0-0 5-3		0-0 F8		0-0 F8		0-0 F9	4 0 0 0 0 0 1												
Vance Law, R (1, 4) OBP: 0.278, SLG: 0.314			0-0 FC4-6 SH 1B		0-3 K		0-0 5-3		0-0 1B 1B	4 0 2 0 0 1 0												
Bert Blyleven, R (1, 1) OBP: 0.097, SLG: 0.098			0-0 SH		0-0 2B		0-0 BB 1B		0-0 FC6-4 1B	1 0 1 0 0 0 0												
Bernie Carbo, L (7, PH) OBP: 0.278, SLG: 0.188										1 0 1 0 0 0 0												
Kent Tekulve, R (7, 1)										0 0 0 0 0 0 0												
Bill Madlock, R (9, PH) OBP: 0.339, SLG: 0.398										1 0 1 1 0 0 0												
Matt Alexander, S (9, PR) OBP: 0.333, SLG: 0.667										0 0 0 0 0 0 0												
Inning Stats	R: 0 E: 0 K: 1 S: 5	H: 0 LOB: 0 BB: 0 P: 5	R: 0 E: 0 K: 0 S: 3	H: 1 LOB: 0 BB: 0 P: 3	R: 0 E: 0 K: 0 S: 5	H: 1 LOB: 2 BB: 0 P: 5	R: 1 E: 0 K: 2 S: 8	H: 1 LOB: 0 BB: 0 P: 8	R: 0 E: 0 K: 1 S: 6	H: 1 LOB: 1 BB: 0 P: 6	R: 0 E: 0 K: 1 S: 6	H: 1 LOB: 2 BB: 1 P: 10	R: 0 E: 0 K: 0 S: 4	H: 1 LOB: 2 BB: 1 P: 8	R: 0 E: 0 K: 1 S: 5	H: 0 LOB: 0 BB: 0 P: 5	R: 1 E: 0 K: 0 S: 6	H: 3 LOB: 2 BB: 0 P: 6	1B: 7 2B: 1 3B: 0 HR: 1	SF: 0 SAC: 2 DP: 1 HBP: 0	WP: 0 PB: 0 SB: 1 CS: 0	PA: 38
PITCHER	IP WLS BF H R ER SO BB IBB HBP BLK WP HR S P ERA WHIP																					
Mike Krukow, R (1, 1) ERA: 4.43	6.0 W 24 5 1 1 5 0 1 0 0 0 0 1 33 37 1.50 0.833																					
Bill Caudill, R (7, 1) ERA: 2.19	3.0 S 14 4 1 1 1 1 0 0 0 0 0 0 15 19 3.00 1.667																					

livebaseballscorecards.com

AB	34
R	2
H	9
RBI	2
BB	2
SO	6
LOB	17



Batter	1	2	3	4	5	6	7	8	9
Ivan De Jesus, R (1, 6) OBP: 0.333, SLG: 0.332	0-0 F8		0-0 1-3		4-0 FC4-6 BB	0-0 F3			
Steve Dillard, R (1, 5) OBP: 0.301, SLG: 0.342	0-3 K		0-0 4-3		0-0 F9		0-0 6-3		
Bill Buckner, L (1, 3) OBP: 0.353, SLG: 0.454	0-0 1-3			0-0 6-3	0-0 FC4-6		0-0 1B		
Larry Bittner, L (1, 9) OBP: 0.293, SLG: 0.318		0-0 4-3		0-0 BB 1B E 1B	0-0 F7		0-0 F8		
Scot Thompson, L (8, 9) OBP: 0.298, SLG: 0.291									
Jerry Martin, R (1, 8) OBP: 0.286, SLG: 0.423		0-0 F5		0-0 F8 BB 1B		0-0 F3	0-0 F6		
Jim Tracy, L (1, 7) OBP: 0.330, SLG: 0.414		0-0 FC6-4 1B		4-0 BB 1B BB		0-0 BB 3B 1B		0-0 6-3	
Mike O'Berry, R (1, 2) OBP: 0.308, SLG: 0.273		0-0 FC6-4 1-2 2-3		0-0 F8 1-1 2-3 3-H		4-0 BB 3B BB		0-0 4-3	
Mick Kelleher, R (1, 4) OBP: 0.223, SLG: 0.188			0-0 4-3	0-0 F8		0-0 1-H 2-H 3B		0-0 6-3	
Mike Krukow, R (1, 1) OBP: 0.269, SLG: 0.292			0-0 1-3		0-0 FC4-6 BB 1B	0-3 K			
Jesus Figueroa, L (6, PH) OBP: 0.314, SLG: 0.302									
Bill Caudill, R (7, 1) OBP: 0.222, SLG: 0.333									

Inning Stats	R: 0	H: 0	E: 0	K: 1	S: 5	LOB: 0	BB: 0	P: 5
	R: 0	H: 1	E: 0	K: 0	S: 4	LOB: 1	BB: 0	P: 4
	R: 0	H: 1	E: 0	K: 0	S: 4	LOB: 1	BB: 0	P: 4
	R: 1	H: 2	E: 1	K: 0	S: 5	LOB: 2	BB: 1	P: 9
	R: 0	H: 1	E: 0	K: 0	S: 4	LOB: 2	BB: 1	P: 8
	R: 2	H: 2	E: 0	K: 1	S: 7	LOB: 1	BB: 1	P: 11
	R: 0	H: 1	E: 0	K: 0	S: 4	LOB: 1	BB: 0	P: 4
	R: 0	H: 0	E: 0	K: 0	S: 3	LOB: 0	BB: 0	P: 3

PITCHER	IP	WLS	BF	H	R	ER	SO	BB	IBB	HBP	BLK	WP	HR	S	P	ERA	WHIP
Bert Blyleven, R (1, 1) ERA: 3.82	6.0	L	28	7	3	3	2	3	0	0	0	0	0	29	41	4.50	1.667
Kent Tekulve, R (7, 1) ERA: 3.4	2.0		7	1	0	0	0	0	0	0	0	0	0	7	7	0.00	0.500

PITCHER	IP	WLS	BF	H	R	ER	SO	BB	IBB	HBP	BLK	WP	HR	S	P	ERA	WHIP

AB R H RBI BB SO LOB

3	0	0	0	1	0	2
4	0	0	0	0	1	3
4	0	1	0	0	0	2
4	1	1	0	0	0	3
0	0	0	0	0	0	0
4	0	1	0	0	0	1
3	1	2	0	1	0	0
3	1	0	0	1	0	3
4	0	1	2	0	0	2
2	0	2	0	0	0	0
1	0	0	0	0	1	1
0	0	0	0	0	0	0

1B: 7	SF: 0	WP: 0	PA: 35
2B: 0	SAC: 0	PB: 0	
3B: 1	DP: 0	SB: 0	
HR: 0	HBP: 0	CS: 0	

AB	32
R	3
H	8
RBI	2
BB	3
SO	2
LOB	17



Pittsburgh Pirates @ Chicago Cubs
Wrigley Field, Chicago, IL
Sun Sep 28 1980, 3:33 AM CDT
Att. 10,305 - Unknown

livebaseballscorecards.com

Batter	1	2	3	4	5	6	7	8	9	AB R H RBI BB SO LOB	TOP											
Ivan De Jesus, R (1, 6) OBP: 0.329, SLG: 0.328	0-3 K		0-0 L1		0-0 1B		0-0 FC6-4			4 0 1 2 0 1 2												
Mike Tyson, R (1, 4) OBP: 0.269, SLG: 0.329	0-0 4-3			0-0 4-3	0-3 K		0-0 FC6-4			4 0 0 0 0 1 4												
Bill Buckner, L (1, 3) OBP: 0.352, SLG: 0.454	0-0 F7			0-0 4-3	0-0 F2			0-0 1B		4 0 1 0 0 0 3												
Dave Kingman, R (1, 7) OBP: 0.332, SLG: 0.528		0-0 L6		4-0 BB		0-0 F8		0-3 K		2 0 0 0 1 0 0												
Carlos Lezcano, R (6, 8) OBP: 0.282, SLG: 0.413										1 0 0 0 0 1 1												
Jim Tracy, L (1, 9) OBP: 0.317, SLG: 0.385		0-0 F8		0-3 K		0-0 6-3		0-0 F8		4 0 0 0 0 1 2												
Jerry Martin, R (1, 8) OBP: 0.266, SLG: 0.427		0-0 L5			0-3 K	0-3 K		0-0 F7		4 0 0 0 0 2 1												
Steve Dillard, R (1, 5) OBP: 0.301, SLG: 0.338			0-3 K		0-0 1B		4-0 1B		0-3 K	3 2 1 0 1 2 0	AB 32											
Mike O'Berry, R (1, 2) OBP: 0.292, SLG: 0.244			0-0 F2		0-0 1B		0-0 F9		0-0 6-3	4 0 1 0 0 0 1	R 2											
Lynn McGlothen, L (1, 1) OBP: 0.250, SLG: 0.296			4-0 BB		4-0 1B		0-0 FC6-4		0-0 F8	0 0 0 0 0 1 0 0	H 5											
Jesus Figueroa, L (5, PH) OBP: 0.316, SLG: 0.301										0 0 0 0 0 1 0 0	RBI 2											
George Riley, L (5, 1) OBP: 0.289, SLG: 0.293										0 0 0 0 0 0 0 0	BB 4											
Lee Smith, R (6, 1) OBP: 0.289, SLG: 0.293										0 0 0 0 0 0 0 0	SO 8											
Scot Thompson, L (7, PH) OBP: 0.211, SLG: 0.316										1 0 1 0 0 0 0 0	LOB 14											
Doug Capilla, L (7, 1) OBP: 0.211, SLG: 0.316										0 0 0 0 0 0 0 0												
Bill Hayes, R (9, PH) OBP: 0.211, SLG: 0.316										1 0 0 0 0 0 0 0												
Inning Stats	R: 0 E: 0 K: 1 S: 5	H: 0 LOB: 0 BB: 0 P: 5	R: 0 E: 0 K: 0 S: 3	H: 0 LOB: 0 BB: 0 P: 3	R: 0 E: 0 K: 1 S: 5	H: 0 LOB: 1 BB: 1 P: 9	R: 0 E: 0 K: 1 S: 5	H: 0 LOB: 1 BB: 1 P: 9	R: 1 E: 0 K: 2 S: 10	H: 3 LOB: 3 BB: 1 P: 14	R: 0 E: 0 K: 1 S: 5	H: 0 LOB: 0 BB: 0 P: 5	R: 1 E: 0 K: 0 S: 4	H: 1 LOB: 1 BB: 1 P: 8	R: 0 E: 0 K: 1 S: 6	H: 1 LOB: 1 BB: 0 P: 6	R: 0 E: 0 K: 1 S: 5	H: 0 LOB: 0 BB: 0 P: 5	1B: 5 2B: 0 3B: 0 HR: 0	SF: 0 SAC: 0 DP: 0 HBP: 0	WP: 0 PB: 0 SB: 0 CS: 0	PA: 36
PITCHER	IP WLS BF H R ER SO BB IBB HBP BLK WP HR S P ERA WHIP																					
Marty Bystrom, R (1, 1) ERA: 1.5	7.0 W 29 4 2 2 6 4 0 0 0 0 0 0 37 53 2.57 1.143																					
Dickie Noles, R (8, 1) ERA: 3.87	2.0 7 1 0 0 2 0 0 0 0 0 0 0 11 11 0.00 0.500																					

Chicago Cubs @ Philadelphia Phillies
Veterans Stadium, Philadelphia, PA
Tue Sep 30 1980, 7:05 PM EDT
Att. 24,349 - Unknown

livebaseballscorecards.com



BOTTOM

Chicago Cubs @ Philadelphia Phillies
Veterans Stadium, Philadelphia, PA
Tue Sep 30 1980, 7:05 PM EDT
Att. 24,349 - Unknown

livebaseballscorecards.com

AB	36
R	14
H	15
RBI	11
BB	5
SO	5
LOB	11



WP	2	PA	44
PB	1		
SB	1		
CS	0		

AB	R	H	RBI	BB	SO	LOB
5	3	3	0	0	0	0
2	1	1	0	1	0	1
1	2	1	1	1	0	0
2	2	2	3	1	0	0
1	0	1	2	0	0	0
3	0	1	1	0	0	2
1	0	0	0	0	0	1
3	1	0	1	1	0	1
0	0	0	0	0	0	0
5	1	1	2	0	1	1
0	0	0	0	0	0	0
3	1	2	1	0	1	0
2	1	1	0	0	0	0
3	2	2	0	1	0	1
1	0	0	0	0	0	0
3	0	0	0	0	3	2
1	0	0	0	0	0	2
1B:	12	SF:	3			
2B:	2	SAC:	0			
3B:	1	DP:	0			
HR:	0	HBP:	0			

Batter	1	2	3	4	5	6	7	8	9
Lonnie Smith, R OBP: 0.396, SLG: 0.446 (1, 7)	0-0 5-3	0-0 P3		0-0 G3 SF7 1B		0-0 1B 1B	0-0 WP 1B 3B 1B		
Pete Rose, S OBP: 0.349, SLG: 0.352 Bob Demier, R OBP: 1.000, SLG: 1.000 (1, 3) (6, 8)	4-0 1B SF9 BB	0-0 BB 1B		0-0 G3		4-0 1B 1B BB	0-0 WP 3B 1B		
Bake McBride, L OBP: 0.342, SLG: 0.456 Orlando Isales, R OBP: 1.000, SLG: 3.000 (1, 9) (7, 9)	0-0 BB 2B 1B	4-0 BB 1B		0-0 SF7		0-0 E SF8 1B	0-0 FC5-2 3B		
Mike Schmidt, R OBP: 0.375, SLG: 0.600 John Vukovich, R OBP: 0.197, SLG: 0.211 (1, 5) (7, 5)	0-0 SF9	0-0 F3		0-0 5-3		0-0 E5 SF8 1B	0-0 FC5-2 PB		
Del Unser, L OBP: 0.324, SLG: 0.372 Tim McCarver, L (1, 8) (6, 3) (8, 3)	4-0 2B BB		0-0 4-3		0-0 F2	0-0 SF8	0-0 F7		
Keith Moreland, R OBP: 0.350, SLG: 0.454 Don McCormack, R (1, 2) (9, 2)	0-0 1B 2B		0-0 F3		0-0 G3	0-3 K		0-0 6-3	
Larry Bowa, S OBP: 0.296, SLG: 0.318 Ramon Aviles, R OBP: 0.342, SLG: 0.404 (1, 6) (7, 6)	0-0 2H 1B		0-0 1B WP 1B		0-3 K		0-0 1B 2B	0-0 4-3	
Manny Trillo, R OBP: 0.336, SLG: 0.419 Dickie Noles, R OBP: 0.308, SLG: 0.308 (1, 4) (8, 1)	0-0 6-3		0-0 E 1B			4-0 BB 1B BB 1B	0-0 1B WP 1B 1B	0-0 5-3	
Marty Bystrom, R OBP: 0.133, SLG: 0.071 Luis Aguayo, R OBP: 0.289, SLG: 0.452 (1, 1) (7, PH) (8, 4)		0-3 K	0-3 K			0-3 K	0-0 F7		

Inning	R	H	E	K	S	LOB	BB	P
1	4	3	0	0	6	1	0	14
2	0	1	0	1	0	2	1	10
3	0	2	0	1	7	0	0	7
4	1	1	0	0	4	0	0	4
5	0	0	0	1	5	0	0	5
6	4	3	1	2	18	1	0	18
7	4	5	0	0	8	1	0	8
8	0	0	0	0	3	0	0	3

PITCHER	IP	WLS	BF	H	R	ER	SO	BB	IBB	HBP	BLK	WP	HR	S	P	ERA	WHIP
Lynn McGlothen, R ERA: 5.04 (1, 1)	4.0	L	22	7	6	6	2	3	0	0	0	1	0	23	35	13.50	2.500
George Riley, L ERA: 5.75 (5, 1)	1.1		8	2	4	3	2	2	0	0	0	0	0	10	18	20.25	3.000
Lee Smith, R ERA: 2.75 (6, 1)	0.2		3	1	0	0	1	0	0	0	0	0	0	5	5	0.00	1.500
Doug Capilla, L ERA: 4.35 (7, 1)	2.0		11	5	4	4	0	0	0	0	0	1	0	11	11	18.00	2.500

Batter	1	2	3	4	5	6	7	8	9	AB R H RBI BB SO LOB	TOP	
Ivan De Jesus, R OBP: 0.327, SLG: 0.326 (1, 6) X	0-0 1-3 ①		0-0 6-3 ③			0-0 5-3 ③			0-0 5-3 ①	4 0 0 0 0 0 0		
Steve Dillard, R OBP: 0.296, SLG: 0.332 (1, 5) X	0-0 F4 ②			0-3 K ①		0-0 F8 ①			0-0 5-3 ②	4 0 0 0 0 1 0		
Bill Buckner, L OBP: 0.352, SLG: 0.453 (1, 3) X	0-0 F7 ③			0-0 G3 ②		0-0 4-3 ②			0-0 FC6-4 1B ③	4 0 1 0 0 0 0		
Jerry Martin, R OBP: 0.284, SLG: 0.423 (1, 9) X		0-0 5-3 ①		0-0 4-3 ③		0-3 K ③			0-0 FC6-4 1-2f ③	4 0 0 0 0 1 1		
Mike Vail, R OBP: 0.329, SLG: 0.419 (1, 7) X		0-0 F9 ②			0-0 5-3 ①			0-0 BB 1B		3 0 1 0 0 0 0		
Carlos Lezcano, R OBP: 0.295, SLG: 0.408 (1, 8) X		4-0 BB			0-3 K ②			4-0 BB 1-2		1 0 0 0 2 1 0		
Mike Tyson, R OBP: 0.266, SLG: 0.326 (1, 4) X		0-3 K2-3 ③			0-0 F3 ③			0-3 K ①		3 0 0 0 0 2 3		
Mike O'Berry, R OBP: 0.280, SLG: 0.233 Cliff Johnson, R OBP: 0.329, SLG: 0.398 (8, PH) (8, 2) X			0-3 K ①			0-3 K ①		0-3 K ②		2 0 0 0 0 2 0 1 0 0 0 0 1 2		
Dennis Lamp, R OBP: 0.154, SLG: 0.098 Dick Tidrow, R Dave Kingman, R OBP: 0.331, SLG: 0.526 Lee Smith, R (8, 1) X			0-0 6-3 ②			0-3 K ②		0-3 K2-3 ③		2 0 0 0 0 1 0 0 0 0 0 0 0 0 1 0 0 0 0 1 2 0 0 0 0 0 0 0		
Inning Stats	R: 0 E: 0 K: 0 S: 3 H: 0 LOB: 0 BB: 0 P: 3	R: 0 E: 0 K: 1 S: 5 H: 0 LOB: 1 BB: 1 P: 9	R: 0 E: 0 K: 1 S: 5 H: 0 LOB: 0 BB: 0 P: 5	R: 0 E: 0 K: 1 S: 5 H: 0 LOB: 0 BB: 0 P: 5	R: 0 E: 0 K: 1 S: 5 H: 0 LOB: 0 BB: 0 P: 5	R: 0 E: 0 K: 2 S: 7 H: 0 LOB: 0 BB: 0 P: 7	R: 0 E: 0 K: 1 S: 5 H: 0 LOB: 0 BB: 0 P: 5	R: 0 E: 0 K: 3 S: 10 H: 1 LOB: 2 BB: 1 P: 14	R: 0 E: 0 K: 0 S: 4 H: 1 LOB: 1 BB: 0 P: 4	1B: 2 2B: 0 3B: 0 HR: 0 SF: 0 SAC: 0 DP: 0 HBP: 0	WP: 0 PB: 0 SB: 0 CS: 0 PA: 31	
PITCHER Steve Carlton, L ERA: 2.34 (1, 1)	IP 9.0 WLS W BF 31 H 2 R 0 ER 0 SO 10 BB 2 IBB 0 HBP 0 BLK 0 WP 0 HR 0 S 49 P 57 ERA 0.00 WHIP 0.444											PITCHER IP WLS BF H R ER SO BB IBB HBP BLK WP HR S P ERA WHIP

Chicago Cubs @ Philadelphia Phillies
Veterans Stadium, Philadelphia, PA
Wed Oct 01 1980, 7:05 PM EDT
Att: 25,658 - Unknown

livebaseballscorecards.com

AB	29
R	0
H	2
RBI	0
BB	2
SO	10
LOB	8



Batter	1	2	3	4	5	6	7	8	9
Pete Rose, S (1, 3) OBP: 0.347, SLG: 0.350	0-0 6-3		0-0 1-3		0-0 G3	0-3 K			
Bake McBride, L (1, 9) OBP: 0.340, SLG: 0.453	0-0 F8			0-0 6-3		0-0 F8	0-3 K		
Mike Schmidt, R (1, 5) OBP: 0.376, SLG: 0.607	0-0 5-3			0-0 WP 2B		0-0 HR	0-3 K		
Greg Luzinski, R (1, 7) OBP: 0.346, SLG: 0.447		0-3 K		0-0 5-3		0-0 HR	0-0 F5		
Greg Gross, L (8, 7) OBP: 0.343, SLG: 0.311				2-3		HR			
Del Unser, L (1, 8) OBP: 0.330, SLG: 0.392		0-0 3-1		4-0 FC6-4 BB		0-0 1B 3B		0-0 F8	
Manny Trillo, R (1, 4) OBP: 0.336, SLG: 0.417		0-0 F7		0-0 FC6-4 1-2f		0-0 1B 1B SF8 1B		0-0 5-3	
Larry Bowa, S (1, 6) OBP: 0.297, SLG: 0.321			0-0 4-3		0-0 1-3	0-0 SF8 1B 1-2 3-H 1B		0-0 1B 2B	
Bob Boone, R (1, 2) OBP: 0.300, SLG: 0.338			0-0 6-3		0-0 F8	0-0 SF8 1B 1-2 2-3 1B		0-0 1B	
Steve Carlton, L (1, 1) OBP: 0.190, SLG: 0.198			0-0 1B		0-0 1B	0-0 SF8 1-2 2-3 3-H 1B		0-3 K	

Inning Stats	R: 0 E: 0 K: 0 S: 3	H: 0 LOB: 0 BB: 0 P: 3	R: 0 E: 0 K: 1 S: 5	H: 0 LOB: 0 BB: 0 P: 5	R: 0 E: 0 K: 0 S: 4	H: 1 LOB: 1 BB: 0 P: 4	R: 0 E: 0 K: 0 S: 4	H: 1 LOB: 2 BB: 1 P: 8	R: 0 E: 0 K: 0 S: 4	H: 1 LOB: 1 BB: 0 P: 4	R: 4 E: 0 K: 1 S: 11	H: 6 LOB: 2 BB: 0 P: 11	R: 0 E: 0 K: 2 S: 7	H: 0 LOB: 0 BB: 0 P: 7	R: 1 E: 0 K: 1 S: 7	H: 2 LOB: 1 BB: 0 P: 7
1B: 6 2B: 2 3B: 1 HR: 2	SF: 1 SAC: 0 DP: 0 HBP: 0	WP: 1 PA: 36 PB: 0 SB: 0 CS: 0														

PITCHER	IP	WLS	BF	H	R	ER	SO	BB	IBB	HBP	BLK	WP	HR	S	P	ERA	WHIP
Dennis Lamp, R (1, 1) ERA: 5.2	5.1	L	25	8	4	4	1	1	0	0	0	1	2	26	30	6.75	1.688
Dick Tidrow, R (6, 1) ERA: 2.74	1.2		6	1	0	0	3	0	0	0	0	0	0	12	12	0.00	0.600
Lee Smith, R (8, 1) ERA: 3.05	1.0		5	2	1	1	1	0	0	0	0	0	0	7	7	9.00	2.000

BOTTOM

Chicago Cubs @ Philadelphia Phillies
Veterans Stadium, Philadelphia, PA
 Wed Oct 01 1980, 7:05 PM EDT
 Att. 25,658 - Unknown

AB	34
R	5
H	11
RBI	5
BB	1
SO	5
LOB	8



WP	HR	S	P	ERA	WHIP
1	0	1	1	9.00	2.000

Batter	1	2	3	4	5	6	7	8	9	AB R H RBI BB SO LOB	TOP											
Ivan De Jesus, R (1, 6) OBP: 0.328, SLG: 0.326	4-0 S 1B BB		0-0 F8		0-0 1B			0-0 6-3		3 1 1 0 1 0 0												
Steve Dillard, R (1, 5) OBP: 0.296, SLG: 0.328	0-3 K 1-2		0-0 L9		0-0 5-3			4-0 1B BB		3 0 0 0 1 1 2												
Bill Buckner, L (1, 3) OBP: 0.354, SLG: 0.455	0-0 1B 2-H		0-0 L8				0-0 1B G6-4-3	0-0 1B G5-4-3		4 0 3 1 0 0 0												
Larry Bittner, L (1, 9) OBP: 0.291, SLG: 0.316	0-0 F5			0-0 1B		0-0 F8		0-0 G5-4-3 1-2f		4 0 1 0 0 0 4												
Bruce Sutter, R (8, 1) OBP: 0.111, SLG: 0.111										0 0 0 0 0 0 0												
Jerry Martin, R (1, 8) OBP: 0.262, SLG: 0.420	0-0 L8			0-0 L5		0-0 G6-4-3 1-2f			0-0 E5 2B	4 1 0 0 0 0 3												
Jim Tracy, L (1, 7) OBP: 0.317, SLG: 0.402		0-0 4-3		0-3 K			0-0 3B		0-0 2B 1-H	3 0 1 0 0 1 1												
Mike Vail, R (9, PH) OBP: 0.331, SLG: 0.424										1 0 1 1 0 0 0												
Mike Tyson, R (1, 4) OBP: 0.268, SLG: 0.333		0-0 3B		0-3 K2-3			0-0 G1		0-0 5-3	2 0 1 0 0 1 1												
Jesus Figueroa, L (7, PH) OBP: 0.314, SLG: 0.299										1 0 0 0 0 0 1												
Mick Kelleher, R (7, 4) OBP: 0.219, SLG: 0.184										0 0 0 0 0 0 0												
Dave Kingman, R (9, PH) OBP: 0.330, SLG: 0.524										1 0 0 0 0 0 1												
Mike O'Berry, R (1, 2) OBP: 0.264, SLG: 0.217		0-0 P6			0-3 K		0-3 K		0-0 F8	3 0 0 0 0 2 2												
Cliff Johnson, R (9, PH) OBP: 0.328, SLG: 0.397										1 0 0 0 0 0 1												
Randy Martz, L (1, 1) OBP: 0.111, SLG: 0.111		0-3 K			0-3 K		0-0 F9		0-3 K	2 0 0 0 0 2 1												
Scot Thompson, L (7, PH) OBP: 0.298, SLG: 0.291										1 0 0 0 0 0 1												
Bill Caudill, R (7, 1) OBP: 0.222, SLG: 0.333										0 0 0 0 0 0 0												
Carlos Lezcano, R (8, 8) OBP: 0.292, SLG: 0.403										1 0 0 0 0 1 1												
Inning Stats	R: 1 E: 0 K: 1 S: 6	H: 1 LOB: 1 BB: 1 P: 10	R: 0 E: 0 K: 1 S: 6	H: 1 LOB: 1 BB: 0 P: 6	R: 0 E: 0 K: 0 S: 3	H: 0 LOB: 0 BB: 0 P: 3	R: 0 E: 0 K: 2 S: 8	H: 1 LOB: 1 BB: 0 P: 8	R: 0 E: 0 K: 2 S: 8	H: 1 LOB: 1 BB: 0 P: 8	R: 0 E: 0 K: 0 S: 3	H: 1 LOB: 0 BB: 0 P: 3	R: 0 E: 0 K: 1 S: 6	H: 1 LOB: 1 BB: 0 P: 6	R: 0 E: 0 K: 0 S: 3	H: 1 LOB: 1 BB: 1 P: 7	R: 1 E: 1 K: 1 S: 7	H: 1 LOB: 1 BB: 0 P: 7	1B: 5 2B: 1 3B: 2 HR: 0	SF: 0 SAC: 0 DP: 2 HBP: 0	WP: 0 PB: 0 SB: 1 CS: 0	PA: 36
PITCHER	IP WLS BF H R ER SO BB IBB HBP BLK WP HR S P ERA WHIP																					
Bob Walk, R (1, 1) ERA: 4.57	7.1 W 30 7 1 1 7 2 0 0 0 0 0 0 42 50 1.23 1.227																					
Tug McGraw, L (8, 1) ERA: 1.55	1.2 S 6 1 1 0 1 0 0 0 0 0 0 0 8 8 0.00 0.600																					

Chicago Cubs @ Philadelphia Phillies
Veterans Stadium, Philadelphia, PA
Thu Oct 02 1980, 7:05 PM EDT
Att: 23,806 - Unknown

livebaseballscorecards.com

AB	34
R	2
H	8
RBI	2
BB	2
SO	8
LOB	19



Batter	1	2	3	4	5	6	7	8	9
Pete Rose, S OBP: 0.346, SLG: 0.349 (1, 3) X	0-0 L5 ①		0-0 6-3 ③			0-0 L7 ①		0-0 E 1B	
Bake McBride, L OBP: 0.339, SLG: 0.451 (1, 9) X	0-0 6-3 ②			0-0 F7 ①		0-0 G6-4-3 1B		0-3 K ②	
Mike Schmidt, R OBP: 0.375, SLG: 0.610 (1, 5) X	0-0 F9 ③			0-0 HR		0-0 G6-4-3 ② ③ 1-2f		0-0 E 1-H	
Greg Luzinski, R OBP: 0.343, SLG: 0.443 Greg Gross, L OBP: 0.347, SLG: 0.316 (1, 7) (8, 7)		0-3 K ① S/S		0-0 5-3 ②		0-0 L8 ①		0-0 E7 WP 1B 2-H	
Del Unser, L OBP: 0.327, SLG: 0.396 (1, 8)		0-0 L8 ②		0-0 4-3 ③		0-0 1B 2B		0-3 K ③ 2-3	
Keith Moreland, R OBP: 0.349, SLG: 0.452 (1, 2)		0-0 F8 ③			0-0 P6 ①		0-0 FC4-6 1B 2-H		
Manny Trillo, R OBP: 0.334, SLG: 0.415 (1, 4)			0-0 L8 ①		0-0 F7 ②		0-0 L8 ②		
Larry Bowa, S OBP: 0.299, SLG: 0.323 Tug McGraw, R OBP: 0.286, SLG: 0.286 (1, 6) (8, 1)			0-0 SH1 1B		0-0 1B		0-0 FC4-6 1-2f		
Bob Walk, R OBP: 0.218, SLG: 0.160 Ramon Aviles, R OBP: 0.339, SLG: 0.400 (1, 1) (8, 6)			0-0 SH1 ② 1-2		0-0 P4 ③		0-0 P6 ①		

Inning Stats	R: 0 E: 0 K: 0 S: 3	H: 0 LOB: 0 BB: 0 P: 3	R: 0 E: 0 K: 1 S: 5	H: 0 LOB: 0 BB: 0 P: 5	R: 0 E: 0 K: 0 S: 4	H: 1 LOB: 1 BB: 0 P: 4	R: 1 E: 0 K: 0 S: 4	H: 1 LOB: 0 BB: 0 P: 4	R: 0 E: 0 K: 0 S: 4	H: 1 LOB: 1 BB: 0 P: 4	R: 0 E: 0 K: 0 S: 3	H: 1 LOB: 0 BB: 0 P: 3	R: 1 E: 0 K: 0 S: 5	H: 2 LOB: 1 BB: 0 P: 5	R: 2 E: 2 K: 2 S: 10	H: 2 LOB: 1 BB: 0 P: 10
1B: 6 2B: 1 3B: 0 HR: 1	SF: 0 SAC: 1 DP: 1 HBP: 0	WP: 1 PB: 0 SB: 0 CS: 0	PA: 32													

PITCHER	IP	WLS	BF	H	R	ER	SO	BB	IBB	HBP	BLK	WP	HR	S	P	ERA	WHIP
Randy Martz, R ERA: 2.08 (1, 1)	6.0		21	4	1	1	1	0	0	0	0	0	1	23	23	1.50	0.667
Bill Caudill, R ERA: 2.19 (7, 1)	1.1	L	7	3	2	1	0	0	0	0	0	0	0	7	7	6.75	2.250
Bruce Sutter, R ERA: 2.64 (8, 1)	0.2		4	1	1	0	2	0	0	0	0	1	0	8	8	0.00	1.500

BOTTOM

Chicago Cubs @ Philadelphia Phillies
Veterans Stadium, Philadelphia, PA

Thu Oct 02 1980, 7:05 PM EDT
Att. 23,806 - Unknown

livebaseballscorecards.com

AB	31
R	4
H	8
RBI	3
BB	0
SO	3
LOB	7



Batter	1	2	3	4	5	6	7	8	9	AB R H RBI BB SO LOB	TOP							
Ivan De Jesus, R (1, 6) OBP: 0.327, SLG: 0.325	0-0 F8			0-3 K			0-0 BB 1B	0-3 K		4 0 1 0 0 2 0								
Scot Thompson, L (1, 9) OBP: 0.301, SLG: 0.292	0-0 F8			0-3 K			4-0 WP 1B 1-2 BB		0-0 1B	3 1 1 0 1 1 0								
Bill Buckner, L (1, 3) OBP: 0.354, SLG: 0.453	0-0 F8			0-0 G3			0-0 1B WP 1-2 1B		0-3 K	4 0 1 0 0 1 1								
Jim Tracy, L (1, 7) OBP: 0.310, SLG: 0.391		0-0 3-1			0-0 F7		0-3 K 1-2 2-3		0-0 F8	3 0 0 0 0 1 2								
Jerry Martin, R (9, PH) OBP: 0.281, SLG: 0.419										1 0 0 0 0 0 1								
Carlos Lezcano, R (1, 8) OBP: 0.290, SLG: 0.388		0-0 5-3			0-3 K		4-0 1B BB		0-3 K	3 0 0 0 1 2 1								
Steve Dillard, R (1, 5) OBP: 0.293, SLG: 0.325		0-0 5-3			0-0 6-3		0-0 1B			2 0 0 0 0 0 0								
Larry Bittner, L (7, PH) OBP: 0.294, SLG: 0.318							1-2 2-3 3-H 1B			1 0 1 1 0 0 0								
Bill Hayes, R (7, 2)										0 0 0 0 0 0 0								
Mike O'Berry, R (1, 2) OBP: 0.273, SLG: 0.229			0-0 P4			0-0 G6-4-3 1B	0-3 K			2 0 1 0 0 0 0								
Jesus Figueroa, L (7, PH) OBP: 0.314, SLG: 0.299										0 0 0 0 0 0 0								
Mike Vail, R (7, PH) OBP: 0.330, SLG: 0.423										1 0 0 0 0 1 3								
Mike Tyson, R (7, 4) OBP: 0.268, SLG: 0.333										0 0 0 0 0 0 0								
Mick Kelleher, R (1, 4) OBP: 0.212, SLG: 0.178		0-0 F9				0-0 G6-4-3 1-2f			0-0 F7	3 0 0 0 0 0 1								
Rick Reuschel, R (1, 1) OBP: 0.169, SLG: 0.220			0-0 6-3				0-0 P5		0-0 F8	2 0 0 0 0 0 0								
Dave Kingman, R (8, PH) OBP: 0.329, SLG: 0.522										1 0 0 0 0 0 0								
Lee Smith, R (8, 1)										0 0 0 0 0 0 0								
Inning Stats	R: 0 E: 0 K: 0 S: 3	H: 0 LOB: 0 BB: 0 P: 3	R: 0 E: 0 K: 0 S: 3	H: 0 LOB: 0 BB: 0 P: 3	R: 0 E: 0 K: 2 S: 7	H: 0 LOB: 0 BB: 0 P: 7	R: 0 E: 0 K: 1 S: 5	H: 1 LOB: 0 BB: 0 P: 3	R: 1 E: 0 K: 2 S: 9	H: 3 LOB: 3 BB: 2 P: 17	R: 0 E: 0 K: 1 S: 5	H: 0 LOB: 0 BB: 0 P: 5	R: 0 E: 0 K: 2 S: 8	H: 1 LOB: 1 BB: 0 P: 8	1B: 5 2B: 0 3B: 0 HR: 0	SF: 0 SAC: 0 DP: 1 HBP: 0	WP: 1 PB: 0 SB: 0 CS: 0	PA: 32
PITCHER	IP WLS BF H R ER SO BB IBB HBP BLK WP HR S P ERA WHIP																	
Jesse Jefferson, R (1, 1) ERA: 5.26	6.2 W 23 3 1 1 4 2 0 0 0 1 0 29 37 1.35 0.750																	
Kent Tekulve, R (7, 1) ERA: 3.33	0.0 1 1 0 0 0 0 0 0 0 0 0 1 1 ∞ ∞																	
John Candelaria, L (7, 1) ERA: 4.01	2.1 S 8 1 0 0 4 0 0 0 0 0 0 16 16 0.00 0.429																	

Chicago Cubs @ Pittsburgh Pirates
Three Rivers Stadium, Pittsburgh, PA

Fri Oct 03 1980, 7:05 PM EDT
Att. 5,270 - Unknown

livebaseballscorecards.com

AB	30
R	1
H	5
RBI	1
BB	2
SO	8
LOB	9



Batter	1	2	3	4	5	6	7	8	9	AB	R	H	RBI	BB	SO	LOB
Omar Moreno, L OBP: 0.307, SLG: 0.327 (1, 8)	0-3 K		0-0 G3		0-0 4-3		0-0 SF8			3	0	0	1	0	1	1
Vance Law, R OBP: 0.271, SLG: 0.299 (1, 4)	0-0 E5			0-0 E5 1B	0-0 5-3		0-0 3-H			4	1	1	0	0	0	1
Dave Parker, L OBP: 0.328, SLG: 0.460 Lee Lacy, R OBP: 0.395, SLG: 0.514 (1, 9) (7, 7)	0-0 3-1			0-0 1B		0-0 F7	0-3 K			3	0	1	0	0	0	1
Mike Easter, L OBP: 0.395, SLG: 0.585 (1, 7) (7, 9)	0-0 L6			0-0 1B		0-0 1B		4-0 BB		3	1	2	1	1	0	1
Bill Robinson, R OBP: 0.320, SLG: 0.468 (1, 3)		0-0 5-3		4-0 G5-3 1B IBB		0-3 K		0-0 BB		3	0	1	0	1	1	1
Dale Berra, R OBP: 0.267, SLG: 0.339 (1, 6)		0-0 6-3		0-0 1B		0-0 FC6-4 1B		0-3 K		4	0	2	1	0	1	2
Kurt Bevacqua, R OBP: 0.320, SLG: 0.324 (1, 5)		0-0 1-3		0-0 G5-3		0-0 FC6-4		4-0 BB		3	0	0	0	1	0	4
Tony Peña, R OBP: 0.467, SLG: 0.600 (1, 2)			0-0 F9		0-0 4-3 SH2-4 1B		0-0 SF8 3B		0-0 G6-3	4	1	2	0	0	0	3
Jesse Jefferson, R Kent Tekulve, R John Candelaria, L OBP: 0.232, SLG: 0.234 (1, 1) (7, 1) (7, 1)			0-3 K		0-0 SH2-4		0-0 6-3			1	0	0	0	0	1	0
					1-2					0	0	0	0	0	0	0
										1	0	0	0	0	0	1


Inning Stats		R: 0	H: 0	R: 0	H: 0	R: 0	H: 0	R: 2	H: 3	R: 0	H: 1	R: 0	H: 2	R: 1	H: 2	R: 0	H: 1
		E: 1	LOB: 1	E: 0	LOB: 0	E: 0	LOB: 0	E: 1	LOB: 1	E: 0	LOB: 1	E: 0	LOB: 2	E: 0	LOB: 1	E: 0	LOB: 2
		K: 1	BB: 0	K: 0	BB: 0	K: 1	BB: 0	K: 0	BB: 1	K: 0	BB: 0	K: 1	BB: 0	K: 1	BB: 0	K: 1	BB: 2
		S: 6	P: 6	S: 3	P: 3	S: 5	P: 5	S: 5	P: 9	S: 4	P: 4	S: 7	P: 7	S: 7	P: 7	S: 5	P: 13

BOTTOM

Chicago Cubs @ Pittsburgh Pirates
Three Rivers Stadium, Pittsburgh, PA

Fri Oct 03 1980, 7:05 PM EDT
Att. 5,270 - Unknown

AB	30
R	3
H	9
RBI	3
BB	3
SO	5
LOB	16



WP: 0	PA: 35
PB: 0	
SB: 1	
CS: 0	

PITCHER	IP	WLS	BF	H	R	ER	SO	BB	IBB	HBP	BLK	WP	HR	S	P	ERA	WHIP
Rick Reuschel, R ERA: 3.4	(1, 1)	7.0	L	30	8	3	2	4	0	1	0	0	0	37	41	2.57	1.143
Lee Smith, R ERA: 2.91	(8, 1)	1.0		5	1	0	1	2	0	0	0	0	0	5	13	0.00	3.000

Batter	1	2	3	4	5	6	7	8	9	AB R H RBI BB SO LOB	TOP											
Carlos Lezcano, R (1, 8) OBP: 0.306, SLG: 0.393	0-0 		0-0 		H 1-0 		X 0-0 	0-0 		4 1 2 2 0 0 0	Chicago Cubs @ Pittsburgh Pirates Three Rivers Stadium, Pittsburgh, PA Sat Oct 04 1980, 3:33 AM EDT Att. 2,717 - Unknown											
Steve Dillard, R (1, 5) OBP: 0.288, SLG: 0.320	0-0 		0-3 		X 0-0 		X 0-0 	0-0 		4 0 0 1 0 1 3												
Bill Buckner, L (1, 3) OBP: 0.356, SLG: 0.460	0-0 		0-0 		X 0-0 		X 0-0 		X 0-0 	5 1 3 2 0 0 1												
Larry Bittner, L (1, 9) OBP: 0.292, SLG: 0.316		0-0 		X 0-0 	X 0-0 		X 0-0 		X 0-0 	5 0 1 0 0 0 1												
Jim Tracy, L (1, 7) OBP: 0.313, SLG: 0.387		BB 4-0 		X 0-0 	0-3 			X 0-0 	X 0-0 	4 0 1 0 1 1 2												
Bill Hayes, R (1, 2) OBP: 0.333, SLG: 0.500		X 0-0 		S 0-3 		X 0-0 		S 0-3 	X 0-0 	5 0 2 0 0 2 2												
Mike Tyson, R (1, 4) OBP: 0.272, SLG: 0.337		X 0-0 			X 0-0 	X 0-0 		X 0-0 	X 0-0 	5 2 3 0 0 0 2												
Mick Kelleher, R (1, 6) OBP: 0.223, SLG: 0.183		X 0-0 			X 0-0 	X 0-0 		BB 4-0 		3 2 1 0 1 0 4												
Lynn McGlothen, L (1, 1) OBP: 0.255, SLG: 0.275			X 0-0 		X 0-0 	X 0-0 		BB 4-0 		2 0 0 0 1 0 1												
Inning Stats	R: 0 E: 0 K: 0 S: 3	H: 0 LOB: 0 BB: 0 P: 3	R: 0 E: 0 K: 0 S: 4	H: 1 LOB: 2 BB: 1 P: 8	R: 0 E: 0 K: 1 S: 6	H: 1 LOB: 1 BB: 0 P: 6	R: 0 E: 0 K: 1 S: 5	H: 0 LOB: 0 BB: 0 P: 5	R: 3 E: 1 K: 1 S: 9	H: 4 LOB: 2 BB: 0 P: 10	R: 0 E: 0 K: 0 S: 4	H: 2 LOB: 1 BB: 0 P: 4	R: 0 E: 0 K: 0 S: 4	H: 1 LOB: 1 BB: 0 P: 4	R: 2 E: 0 K: 1 S: 7	H: 2 LOB: 2 BB: 2 P: 15	R: 1 E: 0 K: 0 S: 5	H: 2 LOB: 1 BB: 0 P: 5	1B: 11 2B: 2 3B: 0 HR: 1	SF: 1 SAC: 1 DP: 1 HBP: 1	WP: 1 PB: 0 SB: 2 CS: 0	PA: 43
PITCHER	IP WLS BF H R ER SO BB IBB HBP BLK WP HR S P ERA WHIP																					
Pascual Perez, R (1, 1) ERA: 3.75	6.0 L 27 8 3 2 3 1 0 1 0 0 0 0 31 36 3.00 1.500																					
Mark Lee, R (7, 1) ERA: 4.76	2.0 11 3 2 2 1 2 0 0 0 1 0 11 19 9.00 2.500																					
Kent Tekulve, R (9, 1) ERA: 3.39	1.0 5 2 1 1 0 0 0 0 0 0 0 1 5 5 9.00 2.000																					

livebaseballscorecards.com

AB	37
R	6
H	13
RBI	5
BB	3
SO	4
LOB	16



Batter	1	2	3	4	5	6	7	8	9	AB R H RBI BB SO LOB
Omar Moreno, L OBP: 0.306, SLG: 0.326 (1, 8)	0-0 6-3 ①		0-0 1-3 ③			0-0 SH5-3 ① 1-2		0-3 K ③		3 0 0 0 0 1 0
Vance Law, R OBP: 0.257, SLG: 0.282 (1, 4)	0-0 6-3 ②			0-0 6-3 ①		0-0 4-3 ②			0-0 4-3 ①	4 0 0 0 0 0 1
Dave Parker, L OBP: 0.327, SLG: 0.458 (1, 9)	0-0 4-3 ③			4-0 WP S BB		0-0 4-3 ③			0-0 6-3 ②	3 0 0 0 1 0 1
Mike Easter, L OBP: 0.396, SLG: 0.583 (1, 7)		0-0 6-3 ①		4-0 G5-4-3 1-3 BB			0-0 F8 ①		0-0 1B	3 0 1 0 1 0 0
Bill Robinson, R OBP: 0.316, SLG: 0.461 (1, 3)		0-3 K1-3 ②		0-0 G5-4-3 ② ③ 1-2f			0-0 P5 ②		0-0 F8 ③	4 0 0 0 0 1 3
Dale Berra, R OBP: 0.272, SLG: 0.347 (1, 6)		0-0 S 1B			0-0 F9 ①		0-0 2B			3 0 2 0 0 0 0
Kurt Bevacqua, R OBP: 0.312, SLG: 0.315 (1, 5)		0-0 F7 ③ 1-2			0-3 K ②		0-0 F8 ③			3 0 0 0 0 1 2
Tony Peña, R OBP: 0.389, SLG: 0.500 (1, 2)			0-3 K ①		0-0 F9 ③			0-0 L4 ①		3 0 0 0 0 1 0
Pascual Perez, R OBP: 0.250, SLG: 0.250 (1, 1)			0-0 6-3 ②			0-0 4-3 SH5-3 1B		0-0 P4 ②		1 0 0 0 0 0 0
Manny Sanguillen, R OBP: 0.313, SLG: 0.333 (6, PH)										1 0 1 0 0 0 0
Mark Lee, R (7, 1)										0 0 0 0 0 0 0
John Milner, L OBP: 0.378, SLG: 0.370 (8, PH)										1 0 0 0 0 0 0
Kent Tekulve, R (9, 1)										0 0 0 0 0 0 0

Inning Stats	R: 0 E: 0 K: 0 S: 3	H: 0 LOB: 0 BB: 0 P: 3	R: 0 E: 0 K: 1 S: 6	H: 1 LOB: 1 BB: 0 P: 6	R: 0 E: 0 K: 1 S: 5	H: 0 LOB: 0 BB: 0 P: 5	R: 0 E: 0 K: 0 S: 2	H: 0 LOB: 1 BB: 2 P: 10	R: 0 E: 0 K: 1 S: 5	H: 0 LOB: 0 BB: 0 P: 5	R: 0 E: 0 K: 0 S: 4	H: 1 LOB: 1 BB: 0 P: 4	R: 0 E: 0 K: 0 S: 4	H: 1 LOB: 1 BB: 0 P: 4	R: 0 E: 0 K: 1 S: 5	H: 0 LOB: 0 BB: 0 P: 5	R: 0 E: 0 K: 0 S: 4	H: 1 LOB: 1 BB: 0 P: 4	1B: 3 2B: 1 3B: 0 HR: 0	SF: 0 SAC: 1 DP: 1 HBP: 0
PITCHER Lynn McGlothen, R ERA: 4.79 (1, 1)	IP 9.0 WLS W BF 32 H 4 R 0 ER 0 SO 4	BB 2 IBB 0 HBP 0 BLK 0	WP 1 HR 0 S 38 P 46	ERA 0.00 WHIP 0.667	PITCHER	IP WLS BF H R ER SO BB IBB HBP BLK WP HR S P ERA WHIP	WP: 1 PB: 0 SB: 2 CS: 0	PA: 32												

Chicago Cubs @ Pittsburgh Pirates
 Three Rivers Stadium, Pittsburgh, PA
 Sat Oct 04 1980, 3:33 AM EDT
 Att. 2,717 - Unknown

AB	29
R	0
H	4
RBI	0
BB	2
SO	4
LOB	7

livebaseballscorecards.com

Batter	1	2	3	4	5	6	7	8	9	AB R H RBI BB SO LOB	TOP	
Carlos Lezcano, R (1, 8) OBP: 0.294, SLG: 0.375	0-0 L3		0-0 F8			0-3 K		0-3 K		4 0 0 0 0 2 1		
Jesus Figueroa, L (1, 7) OBP: 0.308, SLG: 0.293	0-0 F7		0-3 K			0-0 4-3			0-0 1-3	4 0 0 0 0 1 0		
Bill Buckner, L (1, 3) OBP: 0.353, SLG: 0.457	0-0 E6 2B			0-0 F9		0-0 F7			0-0 5-3	4 0 0 0 0 0 0		
Jim Tracy, L (1, 9) OBP: 0.326, SLG: 0.402	0-0 1-3 2B			4-0 E S BB			0-0 CS 1B		0-0 4-3	3 0 2 0 1 0 0		
Bill Hayes, R (1, 2) OBP: 0.222, SLG: 0.333	0-0 6-3			0-3 K 1-3			0-0 F7 1-2			3 0 0 0 0 1 4		
Mike Tyson, R (1, 4) OBP: 0.273, SLG: 0.337		0-0 G4-6-3 1B		0-0 3-1			0-0 G3			3 0 1 0 0 0 1		
Steve Dillard, R (1, 5) OBP: 0.285, SLG: 0.316		0-3 K		0-3 K				0-0 G3		3 0 0 0 0 2 1		
Mick Kelleher, R (1, 6) OBP: 0.217, SLG: 0.177		0-0 G4-6-3 1-2f			0-0 4-3			0-0 F8		3 0 0 0 0 0 1		
Doug Capilla, L (1, 1) OBP: 0.190, SLG: 0.286 Larry Blittner, L (8, PH) OBP: 0.294, SLG: 0.319 Dick Tidrow, R (8, 1)			0-3 K		0-0 1-3			0-0 1B		2 0 0 0 0 1 0 1 0 1 0 0 0 0 0 0 0 0 0 0 0		
Inning Stats	R: 0 H: 1 E: 1 LOB: 2 K: 0 BB: 0 S: 5 P: 5	R: 0 H: 1 E: 0 LOB: 0 K: 1 BB: 0 S: 5 P: 5	R: 0 H: 0 E: 0 LOB: 0 K: 2 BB: 0 S: 7 P: 7	R: 0 H: 0 E: 0 LOB: 1 K: 1 BB: 1 S: 5 P: 9	R: 0 H: 0 E: 0 LOB: 0 K: 1 BB: 0 S: 5 P: 5	R: 0 H: 0 E: 0 LOB: 0 K: 1 BB: 0 S: 5 P: 5	R: 0 H: 1 E: 0 LOB: 0 K: 0 BB: 0 S: 3 P: 3	R: 0 H: 1 E: 0 LOB: 1 K: 1 BB: 0 S: 6 P: 6	R: 0 H: 0 E: 0 LOB: 0 K: 0 BB: 0 S: 3 P: 3	1B: 3 SF: 0 2B: 1 SAC: 0 3B: 0 DP: 1 HR: 0 HBP: 0	WP: 0 PA: 31 PB: 0 SB: 1 CS: 1	
PITCHER Don Robinson, R (1, 1) ERA: 3.99	IP WLS BF H R ER SO BB IBB HBP BLK WP HR S P ERA WHIP	9.0 W 31 4 0 0 7 1 0 0 0 0 0 0 44 48 0.00 0.556										

Chicago Cubs @ Pittsburgh Pirates
 Three Rivers Stadium, Pittsburgh, PA
 Sun Oct 05 1980, 3:33 AM EDT
 Att. 20,588 - Unknown

livebaseballscorecards.com

AB 30
 R 0
 H 4
 RBI 0
 BB 1
 SO 7
 LOB 8



Batter	1	2	3	4	5	6	7	8	9	AB	R	H	RBI	BB	SO	LOB
Omar Moreno, L OBP: 0.306, SLG: 0.325 (1, 8)	0-3 K			0-3 K		0-0 CS 1B		0-0 F7		4	0	1	0	0	2	0
Vance Law, R OBP: 0.260, SLG: 0.311 (1, 4)	0-0 F9			0-0 1B 3B		0-0 5-3		0-0 1-2		3	1	1	0	0	0	1
Lee Lacy, R OBP: 0.394, SLG: 0.511 (1, 7)	0-0 F9			4-0 F9 1B BB		0-0 4-3				2	0	0	0	1	0	0
Bill Robinson, R OBP: 0.320, SLG: 0.463 (1, 9)		0-0 F8		0-0 1-2 1B		0-0 CS 1B				3	0	2	1	0	0	0
Tony Peña, R OBP: 0.429, SLG: 0.571 (1, 2)		0-0 CS 1B		0-0 3-H F9		0-0 1-2 2B				3	0	2	0	0	0	2
Dale Berra, R OBP: 0.269, SLG: 0.343 (1, 6)		0-0 6-3		0-0 1-2 P6		0-0 F7				3	0	0	0	0	0	4
Kurt Bevacqua, R OBP: 0.305, SLG: 0.307 (1, 5)			0-0 L4		0-0 6-3		0-0 6-3			3	0	0	0	0	0	1
Manny Sanguillen, R OBP: 0.294, SLG: 0.313 (1, 3)			0-0 F9		0-0 6-3		0-0 5-3			3	0	0	0	0	0	0
Don Robinson, R OBP: 0.333, SLG: 0.456 (1, 1)			0-3 K		0-3 K		0-0 5-3			3	0	0	0	0	2	0

Inning Stats	R: 0	H: 0	E: 0	K: 1	S: 5	R: 0	H: 1	E: 0	K: 0	S: 3	R: 0	H: 0	E: 0	K: 1	S: 5	R: 1	H: 2	E: 0	K: 1	S: 7	R: 0	H: 0	E: 0	K: 1	S: 5	R: 0	H: 1	E: 0	K: 0	S: 3	R: 0	H: 2	E: 0	K: 0	S: 4	R: 0	H: 0	E: 0	K: 0	S: 3
	0	0	0	1	5	0	1	0	0	3	0	0	0	0	5	1	2	0	1	7	0	0	0	0	0	5	0	1	0	0	3	0	2	0	0	4	0	0	0	3


BOTTOM

Chicago Cubs @ Pittsburgh Pirates
 Three Rivers Stadium, Pittsburgh, PA

Sun Oct 05 1980, 3:33 AM EDT
 Att. 20,588 - Unknown

livebaseballscorecards.com

AB	27
R	1
H	6
RBI	1
BB	1
SO	4
LOB	8



WP: 0	PA: 28
PB: 0	SB: 0
CS: 3	