

# Chicago Cubs - 1980

Batter	1	2	3	4	5	6	7	8	9	AB	R	H	RBI	BB	SO	LOB	TOP									
Lenny Randle, S (1.4) OBP: 0.250, SLG: 0.250	F4-3		F8			G3				4	0	1	1	0	0	0	<b>Chicago Cubs @ New York Mets</b> Shea Stadium, Flushing, NY Thu Apr 10 1980, 3:33 AM EST Att: 12,219 - Unknown									
Ivan De Jesus, R (1.6) OBP: 0.250, SLG: 0.250	F4			5-3		2B 5-3	F9			4	1	1	0	0	0	1										
Bill Buckner, L (1.3) OBP: 0.500, SLG: 0.750	F4			5-3		1B		F4-3		4	0	2	0	0	0	0										
Dave Kingman, R (1.7) OBP: 0.250, SLG: 0.500		F9	2B	5-3		5-3		F2		4	0	1	1	0	0	2										
Ken Henderson, S (1.9)	F9		F6			3H 4-0		F7		3	0	0	0	1	0	2										
Steve Ontiveros, S (1.5)	F9				F9	F8			G3	4	0	0	0	0	0	3										
Carlos Lezcano, R (1.8) Jerry Martin, R (6.8) OBP: 0.500, SLG: 1.000	K				6-3		1B 2B	E6		2	0	0	0	0	1	1										
Tim Blackwell, S (1.2) Scot Thompson, L (9, PH)			3-1				F8	F5-4-3		3	0	1	0	0	0	1										
Rick Reuschel, R (1.1) Bill Caudill, R (6.1) Larry Blittner, L (7, PH) Dick Tidrow, R (7.1)			K				F9			2	0	0	0	0	0	2										
										0	0	0	0	0	0	0										
										1	0	0	0	0	0	1										
										0	0	0	0	0	0	0										
<b>Inning Stats</b>	R: 0 E: 0 K: 0 S: 3	H: 0 LOB: 0 BB: 0 P: 3	R: 0 E: 0 K: 1 S: 6	H: 1 LOB: 1 BB: 0 P: 6	R: 0 E: 0 K: 1 S: 5	H: 0 LOB: 0 BB: 0 P: 5	R: 0 E: 0 K: 0 S: 4	H: 1 LOB: 1 BB: 0 P: 4	R: 0 E: 0 K: 1 S: 6	H: 1 LOB: 1 BB: 0 P: 6	R: 1 E: 0 K: 0 S: 5	H: 2 LOB: 2 BB: 0 P: 9	R: 1 E: 0 K: 0 S: 5	H: 2 LOB: 1 BB: 0 P: 5	R: 0 E: 0 K: 0 S: 3	H: 0 LOB: 0 BB: 0 P: 3	R: 0 E: 1 K: 0 S: 3	H: 0 LOB: 0 BB: 0 P: 3	1B: 4 2B: 3 3B: 0 HR: 0	SF: 0 SAC: 0 DP: 1 HBP: 0	WP: 0 PB: 0 SB: 0 CS: 0	PA: 35				
<b>PITCHER</b>	IP WLS BF H R ER SO BB IBB HBP BLK WP HR S P ERA WHIP	IP WLS BF H R ER SO BB IBB HBP BLK WP HR S P ERA WHIP	IP WLS BF H R ER SO BB IBB HBP BLK WP HR S P ERA WHIP	IP WLS BF H R ER SO BB IBB HBP BLK WP HR S P ERA WHIP	IP WLS BF H R ER SO BB IBB HBP BLK WP HR S P ERA WHIP	IP WLS BF H R ER SO BB IBB HBP BLK WP HR S P ERA WHIP	IP WLS BF H R ER SO BB IBB HBP BLK WP HR S P ERA WHIP	IP WLS BF H R ER SO BB IBB HBP BLK WP HR S P ERA WHIP	IP WLS BF H R ER SO BB IBB HBP BLK WP HR S P ERA WHIP	IP WLS BF H R ER SO BB IBB HBP BLK WP HR S P ERA WHIP	IP WLS BF H R ER SO BB IBB HBP BLK WP HR S P ERA WHIP	IP WLS BF H R ER SO BB IBB HBP BLK WP HR S P ERA WHIP	IP WLS BF H R ER SO BB IBB HBP BLK WP HR S P ERA WHIP	IP WLS BF H R ER SO BB IBB HBP BLK WP HR S P ERA WHIP	IP WLS BF H R ER SO BB IBB HBP BLK WP HR S P ERA WHIP	IP WLS BF H R ER SO BB IBB HBP BLK WP HR S P ERA WHIP	IP WLS BF H R ER SO BB IBB HBP BLK WP HR S P ERA WHIP	IP WLS BF H R ER SO BB IBB HBP BLK WP HR S P ERA WHIP	IP WLS BF H R ER SO BB IBB HBP BLK WP HR S P ERA WHIP	IP WLS BF H R ER SO BB IBB HBP BLK WP HR S P ERA WHIP	IP WLS BF H R ER SO BB IBB HBP BLK WP HR S P ERA WHIP	IP WLS BF H R ER SO BB IBB HBP BLK WP HR S P ERA WHIP	IP WLS BF H R ER SO BB IBB HBP BLK WP HR S P ERA WHIP	IP WLS BF H R ER SO BB IBB HBP BLK WP HR S P ERA WHIP		
Craig Swan, R (1.1) ERA: 2.57	7.0 W 29 7 2 2 3 1 0 0 0 0 0 0 34 38 2.57 1.143	2.0 S 6 0 0 0 0 0 0 0 0 0 0 0 6 6 0.00 0.000																								
Neil Allen, R (8.1) ERA:																										

**Chicago Cubs @ New York Mets**  
 Shea Stadium, Flushing, NY  
 Thu Apr 10 1980, 3:33 AM EST  
 Att: 12,219 - Unknown

AB	34
R	2
H	7
RBI	2
BB	1
SO	3
LOB	13



Batter	1	2	3	4	5	6	7	8	9	AB	R	H	RBI	BB	SO	LOB	BOTTOM								
Frank Taveras, R (1.6) OBP: 0.250, SLG: 0.250	1-3		FC1-6 1B		K	P4				4	0	1	0	0	1	3	<b>Chicago Cubs @ New York Mets</b> Shea Stadium, Flushing, NY Thu Apr 10 1980, 3:33 AM EST Att: 12,219 - Unknown								
Elliott Maddox, R (1.5) OBP: 0.250, SLG: 0.250	CS 1B		FC1-6 BB		G1-6-3	K				4	0	1	0	0	1	5									
Lee Mazzilli, S (1.3)	4-3		FC6-4 BB			2B E BB	F4			2	1	0	0	2	0	1									
Steve Henderson, R (1.7) OBP: 0.250, SLG: 0.500		5-3	K			E SF8 2B	F5			4	1	1	0	0	1	3									
Mike Jorgensen, L (1.9) Joel Youngblood, R (7.9)		4-3 1B BB	FC6-4			SF8 E 1B IBB	K			1	2	0	0	2	0	3									
										1	0	0	0	0	1	0									
John Stearns, R (1.2)	4-3			6-3		E4 SF8 1B		6-3		4	1	0	0	0	0	3									
Jerry Morales, R (1.8) OBP: 0.500, SLG: 0.667					F6	SF8		1B CS 1B		3	0	2	2	0	0	0									
Doug Flynn, R (1.4) OBP: 0.500, SLG: 0.333		2H 1B			F7	1B IBB		1B CS 1B		3	0	1	0	1	0	1									
Craig Swan, R (1.1) OBP: 1.000, SLG: 1.000 Neil Allen, R (8.1) ERA:			FC1-6 1B BB			G1-6-3 1B		3H K		2	0	2	2	1	0	0									
										1	0	0	0	0	1	2									
<b>Inning Stats</b>	R: 0 E: 0 K: 0 S: 3	H: 1 LOB: 1 BB: 1 P: 8	R: 0 E: 0 K: 1 S: 6	H: 1 LOB: 3 BB: 2 P: 14	R: 0 E: 0 K: 0 S: 3	H: 0 LOB: 0 BB: 0 P: 3	R: 0 E: 0 K: 1 S: 5	H: 1 LOB: 0 BB: 0 P: 5	R: 4 E: 1 K: 1 S: 8	H: 2 LOB: 3 BB: 3 P: 20	R: 0 E: 0 K: 1 S: 5	H: 0 LOB: 0 BB: 0 P: 5	R: 0 E: 0 K: 1 S: 6	H: 2 LOB: 1 BB: 0 P: 6	1B: 7 2B: 1 3B: 0 HR: 0	SF: 1 SAC: 0 DP: 1 HBP: 0	WP: 0 PB: 0 SB: 0 CS: 2	PA: 36							
<b>PITCHER</b>	IP WLS BF H R ER SO BB IBB HBP BLK WP HR S P ERA WHIP	IP WLS BF H R ER SO BB IBB HBP BLK WP HR S P ERA WHIP	IP WLS BF H R ER SO BB IBB HBP BLK WP HR S P ERA WHIP	IP WLS BF H R ER SO BB IBB HBP BLK WP HR S P ERA WHIP	IP WLS BF H R ER SO BB IBB HBP BLK WP HR S P ERA WHIP	IP WLS BF H R ER SO BB IBB HBP BLK WP HR S P ERA WHIP	IP WLS BF H R ER SO BB IBB HBP BLK WP HR S P ERA WHIP	IP WLS BF H R ER SO BB IBB HBP BLK WP HR S P ERA WHIP	IP WLS BF H R ER SO BB IBB HBP BLK WP HR S P ERA WHIP	IP WLS BF H R ER SO BB IBB HBP BLK WP HR S P ERA WHIP	IP WLS BF H R ER SO BB IBB HBP BLK WP HR S P ERA WHIP	IP WLS BF H R ER SO BB IBB HBP BLK WP HR S P ERA WHIP	IP WLS BF H R ER SO BB IBB HBP BLK WP HR S P ERA WHIP	IP WLS BF H R ER SO BB IBB HBP BLK WP HR S P ERA WHIP	IP WLS BF H R ER SO BB IBB HBP BLK WP HR S P ERA WHIP	IP WLS BF H R ER SO BB IBB HBP BLK WP HR S P ERA WHIP	IP WLS BF H R ER SO BB IBB HBP BLK WP HR S P ERA WHIP	IP WLS BF H R ER SO BB IBB HBP BLK WP HR S P ERA WHIP	IP WLS BF H R ER SO BB IBB HBP BLK WP HR S P ERA WHIP	IP WLS BF H R ER SO BB IBB HBP BLK WP HR S P ERA WHIP	IP WLS BF H R ER SO BB IBB HBP BLK WP HR S P ERA WHIP	IP WLS BF H R ER SO BB IBB HBP BLK WP HR S P ERA WHIP	IP WLS BF H R ER SO BB IBB HBP BLK WP HR S P ERA WHIP	IP WLS BF H R ER SO BB IBB HBP BLK WP HR S P ERA WHIP	
Rick Reuschel, R (1.1) ERA: 6.75	5.1 L 27 6 5 4 2 4 2 0 0 0 0 0 25 49 6.75 1.875	0.2 2 0 0 0 1 0 0 0 0 0 0 4 4 0.00 0.000	2.0 7 2 0 0 2 0 0 0 0 0 0 11 11 0.00 1.000																						
Bill Caudill, R (6.1) ERA:																									
Dick Tidrow, R (7.1) ERA:																									

**Chicago Cubs @ New York Mets**  
 Shea Stadium, Flushing, NY  
 Thu Apr 10 1980, 3:33 AM EST  
 Att: 12,219 - Unknown

AB	29
R	5
H	8
RBI	4
BB	6
SO	5
LOB	21





Batter	1	2	3	4	5	6	7	8	9	AB	R	H	RBI	BB	SO	LOB	TOP					
Lenny Randle, S (1.4) OBP: 0.222, SLG: 0.556 (7.5)	6-3		K	HR	FC4-6			5-3		5	1	1	1	0	1	4	<b>Chicago Cubs @ New York Mets</b> Shea Stadium, Flushing, NY Fri Apr 11 1980, 3:33 AM EST Att: 4,460 - Unknown					
Ivan De Jesus, R (1.6) OBP: 0.333, SLG: 0.250	F4-3		FC5-4 1B HR	F8 S BB		F5-4-3 BB 1B		1-3		4	1	1	0	1	0	1						
Bill Buckner, L (1.3) OBP: 0.444, SLG: 0.500	F4		HR	1B	F8		F5-4-3 BB	F4-3		4	1	1	0	1	0	1						
Dave Kingman, R (1.7) OBP: 0.444, SLG: 1.250		HR	HR		F7		F5-4-3 BB	FC5 F4-3 BB		4	2	2	4	1	0	3						
Ken Henderson, S (1.9) OBP: 0.222, SLG: 0.250	K		BB 2B		F5		K	F4-3		5	0	1	0	0	2	2						
Jerry Martin, R (1.8) OBP: 0.714, SLG: 2.000	HR		BB		6-3		HR	IBB		3	2	2	2	2	0	0						
Steve Ontiveros, S (1.5) Mike Tyson, R (7.4)	F8		1-2 2-3 BB		BB 1B		K	F8		3	0	1	0	1	1	0						
Barry Foote, R (1.2) OBP: 0.200, SLG: 0.200	6-3		L5		BB 1B		F7	FC5		5	0	1	0	0	0	5						
Dennis Lamp, R (1.1) Mike Vail, R (7, PH)			FC5-4 1B		K		F8			2	0	1	0	1	1	0						
Bill Caudill, R (7.1) Bruce Sutter, R (9.1)					1-2 2-3 BB					1	0	0	0	0	0	0						
<b>Inning Stats</b>	R: 0 E: 0 K: 0 S: 3	H: 0 LOB: 0 BB: 0 P: 3	R: 2 E: 0 K: 1 S: 7	H: 2 LOB: 0 BB: 0 P: 7	R: 3 E: 0 K: 1 S: 9	H: 4 LOB: 3 BB: 2 P: 17	R: 1 E: 0 K: 1 S: 6	H: 1 LOB: 1 BB: 1 P: 10	R: 0 E: 0 K: 0 S: 5	H: 2 LOB: 3 BB: 1 P: 9	R: 0 E: 0 K: 1 S: 5	H: 1 LOB: 1 BB: 1 P: 9	R: 1 E: 0 K: 1 S: 6	H: 1 LOB: 0 BB: 0 P: 6	R: 0 E: 0 K: 0 S: 3	H: 0 LOB: 0 BB: 0 P: 3	R: 0 E: 0 K: 0 S: 3	H: 0 LOB: 0 BB: 0 P: 11	1B: 5 2B: 1 3B: 0 HR: 5	SF: 0 SAC: 0 DP: 1 HBP: 0	WP: 0 PB: 0 SB: 1 CS: 0	PA: 44
<b>PITCHER</b>	IP WLS BF H R ER SO BB IBB HBP BLK WP HR S P ERA WHIP																					
Ray Burris, R (1.1) ERA: 16.88	2.2 L 14 6 5 5 2 0 0 0 0 0 0 3 18 18 16.88 2.250																					
Kevin Kobel, L (3.1) ERA: 6.75	1.1 8 1 1 1 1 3 0 0 0 0 0 1 7 19 6.75 3.000																					
John Pacella, R (5.1) ERA: 6.75	2.0 10 3 0 0 1 2 0 0 0 0 0 0 10 18 0.00 2.500																					
Ed Glynn, L (7.1) ERA: 4.5	2.0 7 1 1 1 1 0 0 0 0 0 0 1 9 9 4.50 0.500																					
Jeff Reardon, R (9.1) ERA: 4.5	1.0 5 0 0 0 0 1 1 0 0 0 0 0 3 11 0.00 1.000																					

Batter	1	2	3	4	5	6	7	8	9	AB	R	H	RBI	BB	SO	LOB	BOTTOM					
Frank Taveras, R (1.6) OBP: 0.333, SLG: 0.333	SH1-3 1B	4-3		4-3			1B 2B 1B	6-3		5	1	2	0	0	0	3	<b>Chicago Cubs @ New York Mets</b> Shea Stadium, Flushing, NY Fri Apr 11 1980, 3:33 AM EST Att: 4,460 - Unknown					
Elliott Maddox, R (1.5) OBP: 0.375, SLG: 0.375	SH1-3 1-2		BB 2B 1B		FC4-6 1B		K	6-3		4	1	2	0	0	1	1						
Lee Mazzilli, S (1.3) OBP: 0.667, SLG: 0.400	G6-4-3 BB		2B 6-3 BB		FC4-6 1-4-3		2B 1B	S 1B		3	2	2	0	2	0	1						
Steve Henderson, R (1.7) OBP: 0.222, SLG: 0.444	G6-4-3 1-2		K		1-4-3		1-3 2H 2B	F9		5	0	1	1	0	1	6						
Mike Jorgensen, L (1.9) OBP: 0.500, SLG: 0.500		4-3		2B		K		FC5-4 1B		5	0	2	2	0	2	3						
John Stearns, R (1.2) OBP: 0.222, SLG: 0.333		1B 2B	6-3			FC6-4 1B	4-3	FC5-4		5	1	2	1	0	0	4						
Jerry Morales, R (1.8) OBP: 0.375, SLG: 0.429		1B 2B	5-3			FC6-4 1B		F5		4	0	1	0	0	0	2						
Doug Flynn, R (1.4) OBP: 0.375, SLG: 0.286		1-2 3H 1B		K		F8		K		4	0	1	1	0	2	1						
Ray Burris, R (1.1) Kevin Kobel, R (3.1) Dan Norman, R (4, PH) John Pacella, R (5.1) Ron Hodges, L (6, PH) Ed Glynn, R (7.1) Phil Mankowski, L (8, PH) Jeff Reardon, R (9.1)		K		6-3		K		BB		1	0	0	0	0	0	0						
<b>Inning Stats</b>	R: 0 E: 0 K: 0 S: 3	H: 1 LOB: 1 BB: 1 P: 7	R: 1 E: 0 K: 1 S: 8	H: 3 LOB: 2 BB: 0 P: 8	R: 2 E: 0 K: 1 S: 7	H: 2 LOB: 1 BB: 1 P: 11	R: 0 E: 0 K: 1 S: 5	H: 0 LOB: 0 BB: 0 P: 5	R: 0 E: 0 K: 1 S: 6	H: 1 LOB: 1 BB: 0 P: 6	R: 0 E: 0 K: 1 S: 6	H: 1 LOB: 1 BB: 0 P: 6	R: 1 E: 0 K: 2 S: 10	H: 3 LOB: 2 BB: 0 P: 10	R: 0 E: 0 K: 1 S: 5	H: 0 LOB: 1 BB: 1 P: 9		R: 1 E: 0 K: 0 S: 5	H: 2 LOB: 1 BB: 0 P: 5	1B: 10 2B: 3 3B: 0 HR: 0	SF: 0 SAC: 1 DP: 1 HBP: 0	WP: 1 PB: 0 SB: 1 CS: 0
<b>PITCHER</b>	IP WLS BF H R ER SO BB IBB HBP BLK WP HR S P ERA WHIP																					
Dennis Lamp, R (1.1) ERA: 4.5	6.0 W 27 8 3 3 5 2 0 0 0 0 0 0 35 43 4.50 1.667																					
Bill Caudill, R (7.1) ERA: 3.33	2.0 10 3 1 1 3 1 0 0 0 0 0 0 15 19 4.50 2.000																					
Bruce Sutter, R (9.1) ERA: 9.0	1.0 S 5 2 1 1 0 0 0 0 0 0 0 0 5 5 9.00 2.000																					

AB	37
R	7
H	11
RBI	7
BB	7
SO	5
LOB	18





Batter	1	2	3	4	5	6	7	8	9	AB	R	H	RBI	BB	SO	LOB	TOP					
Lenny Randle, S (1, 4) OBP: 0.143, SLG: 0.357 (7, 5)	F8	F7			G1-6-3		FC1-6 SF9	F8		5	1	0	0	0	0	7						
Ivan De Jesus, R (1, 6) OBP: 0.286, SLG: 0.250	1B CS		1-3		K		SF9	F9		4	0	1	1	0	1	0						
Bill Buckner, L (1, 3) OBP: 0.500, SLG: 0.538				F6-4-3		3-1	5-3			5	0	3	0	0	0	1						
Dave Kingman, R (1, 7) OBP: 0.429, SLG: 1.154	K		F6-4-3			F4-6-3		HR	F4	5	1	2	1	0	1	4						
Ken Henderson, S (1, 9) OBP: 0.286, SLG: 0.250		FC3-6 FC5-2			F8	F4-6-3		WP 1B BB	F7	4	1	1	0	1	0	2						
Jerry Martin, R (1, 8) OBP: 0.636, SLG: 1.444		FC3-6 1B			F8		WP HR 2B	F2		4	1	2	0	0	0	1						
Steve Ontiveros, S (1, 5) OBP: 0.222, SLG: 0.222 (7, PR)		FC3-6 1B FC5-2					HR BB			2	0	1	0	1	0	2	AB 37					
Mick Kelleher, R (7, 4) OBP: 0.222, SLG: 0.222 (7, 4)										0	1	0	0	0	0	0	R 6					
Larry Blittner, L (8, PH) OBP: 0.222, SLG: 0.222 (8, 4)										0	0	0	0	1	0	0	H 14					
Mike Tyson, R (8, 4) OBP: 0.222, SLG: 0.222 (8, 4)										0	0	0	0	0	0	0	RBI 6					
Barry Foote, R (1, 2) OBP: 0.222, SLG: 0.556		FC5-2 1B			6-3			F9		4	1	1	3	0	0	5	BB 3					
Mike Krukow, R (1, 1) OBP: 0.667, SLG: 0.667 (8, PH)																	SO 2					
Mike Vail, R (8, PH) OBP: 0.500, SLG: 0.500					E6					3	0	2	0	0	0	0	LOB 22					
Bruce Sutter, R (8, 1) OBP: 0.500, SLG: 0.500										1	0	1	1	0	0	0						
										0	0	0	0	0	0	0						
<b>Inning Stats</b>	R: 0 E: 0 K: 1 S: 6	H: 2 LOB: 2 BB: 0 P: 6	R: 0 E: 0 K: 0 S: 6	H: 3 LOB: 3 BB: 0 P: 6	R: 0 E: 0 K: 0 S: 3	H: 1 LOB: 0 BB: 0 P: 3	R: 0 E: 0 K: 0 S: 4	H: 1 LOB: 1 BB: 0 P: 4	R: 0 E: 1 K: 1 S: 5	H: 0 LOB: 0 BB: 0 P: 5	R: 0 E: 0 K: 0 S: 3	H: 1 LOB: 0 BB: 0 P: 3	R: 4 E: 0 K: 0 S: 6	H: 3 LOB: 1 BB: 1 P: 10	R: 2 E: 0 K: 0 S: 5	H: 2 LOB: 2 BB: 2 P: 13	R: 0 E: 0 K: 0 S: 4	H: 1 LOB: 1 BB: 0 P: 4	1B: 11 2B: 2 3B: 0 HR: 2	SF: 1 SAC: 0 DP: 4 HBP: 0	WP: 2 PB: 0 SB: 1 CS: 1	PA: 41
<b>PITCHER</b>	IP	WLS	BF	H	R	ER	SO	BB	IBB	HBP	BLK	WP	HR	S	P	ERA	WHIP					
Tom Hausman, R (1, 1) ERA: 3.0	6.0		25	9	2	2	2	1	0	0	0	1	0	28	32	3.00	1.667					
Neil Allen, R (7, 1) ERA: 3.0	1.0	L	5	2	2	1	0	0	0	0	0	0	1	5	5	9.00	2.000					
Jeff Reardon, R (8, 1) ERA: 9.0	1.0		7	2	2	2	0	1	1	0	0	1	1	5	13	18.00	3.000					
Mark Bomback, R (9, 1) ERA:	1.0		4	1	0	0	0	0	0	0	0	0	0	4	4	0.00	1.000					

Chicago Cubs @ New York Mets  
Shea Stadium, Flushing, NY  
Sat Apr 12 1980, 3:33 AM EST  
Att: 10,781 - Unknown

AB	37
R	6
H	14
RBI	6
BB	3
SO	2
LOB	22



Batter	1	2	3	4	5	6	7	8	9	AB	R	H	RBI	BB	SO	LOB	BOTTOM					
Frank Taveras, R (1, 6) OBP: 0.231, SLG: 0.231	6-3		K		L8		F9			4	0	0	0	0	1	0						
Elliott Maddox, R (1, 5) OBP: 0.417, SLG: 0.364	5-3		CS BB		6-3			G3 1B		3	0	1	0	1	0	0						
Lee Mazzilli, S (1, 3) OBP: 0.538, SLG: 0.250	K					E1 SF9-6		G3		3	1	0	0	1	1	1						
Steve Henderson, R (1, 7) OBP: 0.154, SLG: 0.308		4-3	F4			K		K		4	0	0	0	0	2	3						
Joel Youngblood, R (1, 9) OBP: 0.400, SLG: 1.000					5-3	SF9-6 IBB		K		3	1	1	1	1	1	1						
John Stearns, R (1, 2) OBP: 0.231, SLG: 0.273					6-3		SF9-6		F5	2	0	0	1	1	0	0						
Jerry Morales, R (1, 8) OBP: 0.500, SLG: 0.444							F7			2	0	1	0	1	0	0	AB 29					
Doug Flynn, R (1, 4) OBP: 0.417, SLG: 0.364							F9			4	0	2	0	0	0	1	R 3					
Tom Hausman, R (1, 1) ERA: 3.0																	H 6					
Neil Allen, R (7, 1) ERA: 3.0																	RBI 3					
Dan Norman, R (7, PH) OBP: 0.200, SLG: 2.000																	BB 5					
Jeff Reardon, R (8, 1) ERA: 9.0																	SO 6					
Mark Bomback, R (9, 1) ERA:																	LOB 9					
Mike Jorgensen, L (8, PH) OBP: 0.444, SLG: 0.444																						
<b>Inning Stats</b>	R: 0 E: 0 K: 1 S: 5	H: 0 LOB: 0 BB: 0 P: 5	R: 1 E: 0 K: 1 S: 7	H: 3 LOB: 2 BB: 1 P: 11	R: 0 E: 0 K: 1 S: 4	H: 0 LOB: 1 BB: 2 P: 12	R: 0 E: 0 K: 0 S: 3	H: 0 LOB: 0 BB: 1 P: 7	R: 0 E: 0 K: 0 S: 3	H: 0 LOB: 0 BB: 0 P: 3	R: 1 E: 2 K: 1 S: 5	H: 0 LOB: 0 BB: 1 P: 9	R: 1 E: 0 K: 0 S: 4	H: 1 LOB: 1 BB: 0 P: 4	R: 0 E: 0 K: 2 S: 8	H: 1 LOB: 1 BB: 0 P: 8	R: 0 E: 0 K: 0 S: 3	H: 1 LOB: 1 BB: 0 P: 4	1B: 4 2B: 1 3B: 0 HR: 2	SF: 1 SAC: 0 DP: 1 HBP: 1	WP: 0 PB: 0 SB: 1 CS: 1	PA: 36
<b>PITCHER</b>	IP	WLS	BF	H	R	ER	SO	BB	IBB	HBP	BLK	WP	HR	S	P	ERA	WHIP					
Mike Krukow, R (1, 1) ERA: 2.57	7.0		28	4	3	2	4	4	1	0	0	0	2	31	51	2.57	1.143					
Bruce Sutter, R (8, 1) ERA: 3.0	2.0	S	8	2	0	0	2	0	0	1	0	0	0	11	12	0.00	1.000					

Chicago Cubs @ New York Mets  
Shea Stadium, Flushing, NY  
Sat Apr 12 1980, 3:33 AM EST  
Att: 10,781 - Unknown

AB	29
R	3
H	6
RBI	3
BB	5
SO	6
LOB	9





Batter	1	2	3	4	5	6	7	8	9	AB	R	H	RBI	BB	SO	LOB	TOP						
Lenny Randle, S (1,5) OBP: 0.118, SLG: 0.294 Larry Bittner, L (8,PH) Doug Capilla, L (8,1)	0-0 6-3		0-0 6-3			0-0 F7		0-0 F7		3	0	0	0	0	0	0							
Ivan De Jesus, R (1,6) OBP: 0.278, SLG: 0.200	0-0 F9			4-0 1B BB		0-0 F9			0-0 6-3	3	0	0	0	1	0								
Bill Buckner, L (1,3) OBP: 0.500, SLG: 0.529	0-0 F7			0-0 BB 1-3 1B		0-0 F5			0-0 FC5-4 1B	4	0	2	0	0	0								
Dave Kingman, R (1,7) OBP: 0.389, SLG: 0.938		0-0 6-3		4-0 F6-4-3 1-2 BB			0-3 K		0-0 FC5-4 1B 1-2	3	0	0	0	1	1								
Mike Vail, R (1,9) OBP: 0.500, SLG: 0.500				0-3 K			0-0 6-3			4	0	2	0	0	1	3							
Jerry Martin, R (1,8) OBP: 0.467, SLG: 1.000				0-0 1B		0-0 F6-4-3 1-2			0-3 1B	4	0	0	0	0	2	6							
Barry Foote, R (1,2) OBP: 0.250, SLG: 0.455				0-0 5-3		4-0 F6-4-3 BB			0-0 F2	2	0	0	0	1	0	1							
Mike Tyson, R (1,4)				0-0 F9		0-0 F6-4-3 1-2			0-0 6-3	3	0	0	0	0	0	1							
Willie Hernandez, L (1,1) Lynn McGlothen, L (5,1) Scot Thompson, L (8,PH) Mick Kelleher, R (8,5)				0-3 K		0-3 K			0-0 1B	2	0	0	0	0	2	0							
<b>Inning Stats</b>	R: 0 E: 0 K: 0 S: 3	H: 0 LOB: 0 BB: 0 P: 3	R: 0 E: 0 K: 0 S: 4	H: 1 LOB: 1 BB: 0 P: 4	R: 0 E: 0 K: 1 S: 5	H: 0 LOB: 0 BB: 0 P: 5	R: 0 E: 0 K: 1 S: 5	H: 1 LOB: 2 BB: 2 P: 13	R: 0 E: 0 K: 1 S: 4	H: 0 LOB: 0 BB: 1 P: 8	R: 0 E: 0 K: 2 S: 7	H: 0 LOB: 0 BB: 0 P: 7	R: 0 E: 0 K: 0 S: 4	H: 1 LOB: 1 BB: 0 P: 4	R: 0 E: 0 K: 1 S: 7	H: 2 LOB: 2 BB: 0 P: 7	1B: 5 2B: 0 3B: 0 HR: 0	SF: 0 SAC: 0 DP: 2 HBP: 0	WP: 0 PB: 0 SB: 0 CS: 0	PA: 33			
<b>PITCHER</b>	IP Pete Falcone, L (1,1) ERA: 1.5	WLS W	BF 21	H 2	R 0	ER 0	SO 3	BB 3	IBB 0	HBP 0	BLK 0	WP 0	HR 0	S 24	P 36	ERA 0.00	WHIP 0.833						
<b>PITCHER</b>	IP Neil Allen, R (7,1) ERA: 1.5	WLS S	BF 12	H 3	R 0	ER 0	SO 3	BB 0	IBB 0	HBP 0	BLK 0	WP 0	HR 0	S 18	P 18	ERA 0.00	WHIP 1.000						

Chicago Cubs @ New York Mets  
Shea Stadium, Flushing, NY  
Sun Apr 13 1980, 3:33 AM EST  
Att: 11,273 - Unknown

AB	30
R	0
H	5
RBI	0
BB	3
SO	6
LOB	13



Batter	1	2	3	4	5	6	7	8	9	AB	R	H	RBI	BB	SO	LOB	BOTTOM					
Steve Henderson, R (1,7) OBP: 0.222, SLG: 0.333	0-0 F9	0-0 5-3		0-0 FC4-6 1B		0-0 SF8 1B		0-0 3-1		5	1	2	0	0	0	2						
Frank Taveras, R (1,6) OBP: 0.333, SLG: 0.353	4-0 CS BB		0-0 PB 1B	0-0 F8		0-0 1B 1-2 2-3 1B		0-0 1-3		4	1	2	0	1	0	2						
Lee Mazzilli, S (1,3) Neil Allen, R (7,1)	4-0 CS BB		0-3 K	0-0 FC4-6 1-2		0-3 K		0-0 1-3		3	0	0	0	1	2	6						
Joel Youngblood, R (1,9) OBP: 0.444, SLG: 1.000	0-3 K		0-0 BB 1B		0-0 4-3 2B	0-0 SF8				3	1	2	2	0	1	2						
John Stearns, R (1,2) OBP: 0.294, SLG: 0.400		0-0 1B PB 2B	0-0 F9	0-0 4-3		0-0 1B				4	1	2	1	0	0	2						
Jerry Morales, R (1,8) OBP: 0.583, SLG: 0.583		0-0 PB FC1-2-5 1B	4-0 FC5-4 BB	0-0 2B		0-0 F8				3	0	2	1	1	0	2						
Elliott Maddox, R (1,5) OBP: 0.375, SLG: 0.286		4-0 SH3-4 BB	0-0 FC5-4	0-0 F8		0-0 F3				3	0	0	0	1	0	3						
Doug Flynn, R (1,4) OBP: 0.313, SLG: 0.267		0-0 FC1-2-5 SH3-4		0-0 F4	0-0 F4-3		0-0 F4-3			4	0	0	0	0	0	3						
Pete Falcone, L (1,1) Mike Jorgensen, L (7,3)		0-0 SH3-4		0-0 E5 1B		0-0 1B SF8 1B		0-3 K		2	1	1	0	0	0	0						
<b>Inning Stats</b>	R: 0 E: 0 K: 1 S: 4	H: 0 LOB: 1 BB: 2 P: 12	R: 1 E: 0 K: 0 S: 5	H: 2 LOB: 2 BB: 1 P: 9	R: 1 E: 0 K: 1 S: 7	H: 2 LOB: 2 BB: 1 P: 11	R: 0 E: 1 K: 0 S: 5	H: 1 LOB: 2 BB: 0 P: 5	R: 1 E: 0 K: 0 S: 5	H: 2 LOB: 1 BB: 0 P: 5	R: 2 E: 0 K: 1 S: 9	H: 4 LOB: 2 BB: 0 P: 9	R: 0 E: 0 K: 1 S: 5	H: 0 LOB: 0 BB: 0 P: 5	R: 0 E: 0 K: 0 S: 3	H: 0 LOB: 0 BB: 0 P: 3	1B: 7 2B: 4 3B: 0 HR: 0	SF: 1 SAC: 1 DP: 0 HBP: 0	WP: 0 PB: 2 SB: 0 CS: 2	PA: 39		
<b>PITCHER</b>	IP Willie Hernandez, L (1,1) ERA: 4.15	WLS L	BF 24	H 7	R 3	ER 2	SO 2	BB 4	IBB 0	HBP 0	BLK 0	WP 0	HR 0	S 24	P 40	ERA 4.15	WHIP 2.538					
<b>PITCHER</b>	IP Lynn McGlothen, R (5,1) ERA: 6.75	WLS L	BF 12	H 4	R 2	ER 2	SO 2	BB 0	IBB 0	HBP 0	BLK 0	WP 0	HR 0	S 16	P 16	ERA 6.75	WHIP 1.500					
<b>PITCHER</b>	IP Doug Capilla, L (8,1) ERA:	WLS 3	BF 0	H 0	R 0	ER 0	SO 0	BB 0	IBB 0	HBP 0	BLK 0	WP 0	HR 0	S 3	P 3	ERA 0.00	WHIP 0.000					

Chicago Cubs @ New York Mets  
Shea Stadium, Flushing, NY  
Sun Apr 13 1980, 3:33 AM EST  
Att: 11,273 - Unknown

AB	33
R	5
H	11
RBI	4
BB	4
SO	4
LOB	22





Batter	1	2	3	4	5	6	7	8	9	10	AB	R	H	RBI	BB	SO	LOB	TOP			
Lenny Randle, S (1.4) OBP: 0.091, SLG: 0.227 (9, 5)	4-3		1-3			K		P4		4-3	5	0	0	0	0	1	1				
Ivan De Jesus, R (1.6) OBP: 0.238, SLG: 0.167 Larry Blitner, L (9, PH) OBP: 0.400, SLG: 0.250 (9, 9)	F9		F9			F8		F8	F8	FC1-6 1B	3	0	0	0	0	0	1				
Bill Buckner, L (1.3) OBP: 0.522, SLG: 0.682	1B			2-3		HR		1B	1B	FC1-6 1-2	5	2	3	2	0	0	1				
Dave Kingman, R (1.7) OBP: 0.348, SLG: 0.762	P6			F8		6-3		F9	1B	K	5	1	1	0	0	1	2				
Ken Henderson, S (1.9) OBP: 0.278, SLG: 0.250 Mick Kelleher, R (9, 6)		P3		K		4-1			2B	1B	4	0	1	1	0	1	0				
Jerry Martin, R (1.8) OBP: 0.421, SLG: 0.813		BB			3-1			G1	F9		3	0	0	0	1	0	2				
Steve Ontiveros, S (1.5) OBP: 0.286, SLG: 0.167 Mike Vail, R (9, PH) OBP: 0.571, SLG: 0.714 Mike Tyson, R (9, 4)		BB		K		4-3		1-3			3	0	0	0	0	1	1				
Tim Blackwell, S (1.2) OBP: 0.286, SLG: 0.167				1-3		K			1-3	2B	3	0	0	0	1	1	1				
Rick Reuschel, R (6, PH) OBP: 0.386, SLG: 0.500 Bill Caudill, R (8, PH) OBP: 0.571, SLG: 0.714 Dick Tidrow, R (8, PH) OBP: 0.571, SLG: 0.714 Barry Foote, R (9, PH) OBP: 0.571, SLG: 0.714 Bruce Sutter, R (9, PH)				K		HR	BB	K	F7		1	0	0	0	0	1	0				
<b>Inning Stats</b>	R: 0 E: 0 K: 0 S: 4	H: 1 LOB: 1 BB: 0 P: 4	R: 0 E: 0 K: 1 S: 5	H: 0 LOB: 1 BB: 1 P: 9	R: 0 E: 0 K: 1 S: 5	H: 0 LOB: 0 BB: 0 P: 5	R: 0 E: 0 K: 1 S: 5	H: 0 LOB: 0 BB: 0 P: 5	R: 2 E: 0 K: 1 S: 6	H: 1 LOB: 0 BB: 1 P: 10	R: 0 E: 0 K: 0 S: 3	H: 0 LOB: 0 BB: 0 P: 3	R: 0 E: 0 K: 1 S: 5	H: 0 LOB: 0 BB: 0 P: 5	R: 2 E: 0 K: 0 S: 7	H: 4 LOB: 3 BB: 1 P: 11	R: 0 E: 0 K: 1 S: 6	H: 1 LOB: 1 BB: 0 P: 6	1B: 5 2B: 1 3B: 0 HR: 1	SF: 0 SAC: 0 DP: 0 HBP: 0	WP: 0 PA: 40
<b>PITCHER</b>	IP WLS BF H R ER SO BB IBB HBP BLK WP HR S P ERA WHIP																				
Bert Blyleven, R ERA: 2.25	7.0	25	2	2	2	5	2	0	0	0	0	0	0	0	0	0	0	0	0	0	0
Grant Jackson, L ERA:	1.0	3	0	0	0	1	0	0	0	0	0	0	0	0	0	0	0	0	0	0	0
Kent Tekulve, R ERA: 9.0	2.0	12	5	2	2	1	0	1	0	0	0	0	0	0	0	0	0	0	0	0	0

Chicago Cubs @ Pittsburgh Pirates  
Three Rivers Stadium, Pittsburgh, PA  
Mon Apr 14, 1980, 3:33 AM EST  
Att: 44,088 - Unknown

AB	37
R	4
H	7
RBI	4
BB	3
SO	7
LOB	12



Batter	1	2	3	4	5	6	7	8	9	10	AB	R	H	RBI	BB	SO	LOB	BOTTOM	
Omar Moreno, L (1.8) OBP: 0.364, SLG: 0.350	2B		4-3			F8		F8		G6-4-3 1B	5	1	2	0	0	0	0		
Tim Foli, R (1.6) OBP: 0.190, SLG: 0.250	G3 FC4-6 2B		4-3			F8		FC6-4 1B		G6-4-3 1-2	5	1	2	1	0	0	1		
Dave Parker, L (1.9) OBP: 0.286, SLG: 0.300	G3		2B	HBP		1B		FC6-4 1B HBP		K	4	1	1	0	0	1	2		
Wille Stargell, L (1.3) OBP: 0.409, SLG: 0.250	FC4-6 BB		2B			K		1B HBP		K	3	0	1	1	1	2	1		
John Milner, L (1.7) OBP: 0.294, SLG: 0.077 Bill Robinson, R (7, 7) OBP: 0.500, SLG: 1.250	FC4-6 FC6-4		F8			K		1-2 2-3 1B		HR	3	0	0	1	0	1	2		
Bill Madlock, R (1.5) OBP: 0.200, SLG: 0.200	FC6-4			6-3		5-3		F7			4	0	0	0	0	0	4		
Ed Ott, L (1.2) OBP: 0.400, SLG: 0.500		F9		F7		BB		4-3			3	0	0	0	1	0	0		
Phil Garner, R (1.4) OBP: 0.400, SLG: 0.353		F4				F8		F8			4	0	1	0	0	0	1		
Bert Blyleven, R (1.1)											2	0	0	0	0	1	1		
Mike Easter, L (7, PH) OBP: 0.353, SLG: 1.333 Grant Jackson, S (8, 1)		4-3		K				K			1	1	1	1	0	0	0		
Lee Lacy, R (8, PH) OBP: 0.500, SLG: 0.500 Kent Tekulve, R (9, 1)						HR		K			1	0	0	0	0	1	0		
<b>Inning Stats</b>	R: 2 E: 0 K: 0 S: 5	H: 2 LOB: 1 BB: 1 P: 9	R: 0 E: 0 K: 0 S: 3	H: 0 LOB: 0 BB: 0 P: 3	R: 1 E: 0 K: 0 S: 4	H: 1 LOB: 1 BB: 0 P: 5	R: 0 E: 0 K: 1 S: 6	H: 0 LOB: 1 BB: 1 P: 9	R: 0 E: 0 K: 1 S: 5	H: 3 LOB: 3 BB: 0 P: 7	R: 0 E: 0 K: 1 S: 5	H: 0 LOB: 0 BB: 0 P: 5	R: 0 E: 0 K: 1 S: 5	H: 1 LOB: 0 BB: 0 P: 5	R: 1 E: 0 K: 1 S: 4	H: 1 LOB: 0 BB: 0 P: 4	1B: 6 2B: 2 3B: 0 HR: 2	SF: 0 SAC: 0 DP: 1 HBP: 2	WP: 0 PA: 41
<b>PITCHER</b>	IP WLS BF H R ER SO BB IBB HBP BLK WP HR S P ERA WHIP																		
Rick Reuschel, R ERA: 6.1	5.0	22	5	3	3	2	1	0	0	0	0	0	0	0	0	0	0	0	
Bill Caudill, R ERA: 3.86	2.0	11	3	1	1	1	1	0	1	0	0	0	0	0	0	0	0	0	
Dick Tidrow, R ERA:	1.0	3	0	0	0	1	0	0	0	0	0	0	0	0	0	0	0	0	
Bruce Sutter, R ERA: 4.15	1.1	L	5	2	1	1	2	0	0	0	0	0	0	0	0	0	0	0	

Chicago Cubs @ Pittsburgh Pirates  
Three Rivers Stadium, Pittsburgh, PA  
Mon Apr 14, 1980, 3:33 AM EST  
Att: 44,088 - Unknown

AB	37
R	5
H	10
RBI	5
BB	2
SO	6
LOB	12





Batter	1	2	3	4	5	6	7	8	9	AB	R	H	RBI	BB	SO	LOB	TOP			
Steve Henderson, R (1, 7) OBP: 0.333, SLG: 0.400										4	0	2	0	0	0	1				
Frank Taveras, R (1, 6) OBP: 0.397, SLG: 0.370										4	1	1	0	0	1	2				
Lee Mazzilli, S (1, 3) OBP: 0.379, SLG: 0.261										4	0	1	0	0	0	2				
Joel Youngblood, R (1, 9) OBP: 0.429, SLG: 0.611										4	0	3	1	0	1	0				
John Stearns, R (1, 2) OBP: 0.310, SLG: 0.444										4	0	0	0	0	0	4				
Jerry Morales, R (1, 8) OBP: 0.393, SLG: 0.500										4	0	0	0	0	1	2				
Elliott Maddox, R (1, 5) Kevin Kobel, R (7, 1) Mike Jorgensen, L (9, PH) OBP: 0.333, SLG: 0.300										3	0	1	0	0	0	0				
Doug Flynn, R (1, 4) OBP: 0.222, SLG: 0.192										3	0	0	0	0	0	1				
Tom Hausman, R (1, 1) Phil Mankowski, L (7, 5) OBP: 0.333, SLG: 0.400										1	0	0	0	0	1	0				
<b>Inning Stats</b>	R: 0 E: 0 K: 0 S: 3	H: 1 LOB: 0 BB: 0 P: 3	R: 0 E: 0 K: 2 S: 7	H: 0 LOB: 0 BB: 0 P: 7	R: 0 E: 1 K: 0 S: 4	H: 0 LOB: 1 BB: 0 P: 4	R: 1 E: 0 K: 0 S: 5	H: 2 LOB: 1 BB: 0 P: 5	R: 0 E: 0 K: 1 S: 5	H: 0 LOB: 0 BB: 0 P: 5	R: 0 E: 0 K: 0 S: 5	H: 1 LOB: 0 BB: 0 P: 3	R: 0 E: 0 K: 1 S: 6	H: 1 LOB: 1 BB: 0 P: 6	R: 0 E: 0 K: 0 S: 4	H: 1 LOB: 1 BB: 0 P: 4	1B: 8 2B: 0 3B: 0 HR: 0	SF: 0 SAC: 1 DP: 2 HBP: 0	WP: 1 PA: 34 PB: 0 SB: 1 CS: 0	
<b>PITCHER</b>	IP WLS BF H R ER SO BB IBB HBP BLK WP HR S P ERA WHIP	8.0 W 30 7 1 1 4 0 0 0 0 0 0 38 38 1.12 0.875	1.0 S 4 1 0 0 0 0 0 0 0 0 1 0 4 4 0.00 1.000																	

New York Mets @ Chicago Cubs  
Wrigley Field, Chicago, IL  
Thu Apr 17 1980, 3:33 AM CST  
Att: 33,313 - Unknown

AB 33  
R 1  
H 8  
RBI 1  
BB 0  
SO 4  
LOB 13



Batter	1	2	3	4	5	6	7	8	9	AB	R	H	RBI	BB	SO	LOB	BOTTOM			
Lenny Randle, S (1, 5) OBP: 0.077, SLG: 0.192										4	0	0	0	0	0	1				
Ivan De Jesus, R (1, 6) OBP: 0.240, SLG: 0.227										4	0	1	0	0	0	0				
Bill Buckner, L (1, 3) OBP: 0.444, SLG: 0.577										4	0	0	0	0	0	1				
Dave Kingman, R (1, 7) OBP: 0.307, SLG: 0.792										3	1	2	0	1	0	0				
Jerry Martin, R (1, 9) OBP: 0.391, SLG: 0.750										4	0	1	1	0	0	3				
Barry Foote, R (1, 2) OBP: 0.235, SLG: 0.375										4	1	1	0	0	0	4				
Carlos Lezcano, R (1, 8) OBP: 0.167, SLG: 0.667										3	1	1	2	0	0	1				
Mike Tyson, R (1, 4) OBP: 0.286, SLG: 0.714										3	1	2	1	0	0	0				
Dennis Lamp, R (1, 1) Bruce Sutter, R (9, 1) OBP: 0.400, SLG: 0.250										2	0	0	0	0	0	0				
<b>Inning Stats</b>	R: 0 E: 0 K: 0 S: 3	H: 0 LOB: 0 BB: 0 P: 3	R: 0 E: 0 K: 0 S: 4	H: 1 LOB: 0 BB: 0 P: 4	R: 0 E: 0 K: 0 S: 3	H: 0 LOB: 0 BB: 0 P: 3	R: 0 E: 0 K: 0 S: 3	H: 0 LOB: 0 BB: 0 P: 3	R: 2 E: 0 K: 0 S: 6	H: 3 LOB: 1 BB: 0 P: 6	R: 1 E: 0 K: 0 S: 5	H: 2 LOB: 1 BB: 0 P: 5	R: 1 E: 0 K: 0 S: 4	H: 1 LOB: 0 BB: 0 P: 4	R: 0 E: 0 K: 0 S: 4	H: 1 LOB: 2 BB: 1 P: 8	1B: 3 2B: 3 3B: 0 HR: 2	SF: 0 SAC: 1 DP: 0 HBP: 0	WP: 0 PA: 33 PB: 0 SB: 0 CS: 0	
<b>PITCHER</b>	IP WLS BF H R ER SO BB IBB HBP BLK WP HR S P ERA WHIP	6.0 L 24 6 3 3 0 0 0 0 0 0 1 24 24 4.50 1.000	2.0 9 2 1 1 0 0 0 1 0 0 0 1 8 12 4.50 1.000																	

New York Mets @ Chicago Cubs  
Wrigley Field, Chicago, IL  
Thu Apr 17 1980, 3:33 AM CST  
Att: 33,313 - Unknown

AB 31  
R 4  
H 8  
RBI 4  
BB 1  
SO 0  
LOB 10









Batter	1	2	3	4	5	6	7	8	9	AB	R	H	RBI	BB	SO	LOB	TOP			
Frank Taveras, R (1,6) OBP: 0.300, SLG: 0.324	F3		P4	G5-3				F9		5	0	1	0	0	0	3	<b>New York Mets @ Chicago Cubs</b> Wrigley Field, Chicago, IL Sun Apr 20 1980, 3:33 AM CST Att: 23,554 - Unknown			
John Stearns, R (1,2) OBP: 0.333, SLG: 0.500	E8					E4		F9		5	2	3	0	0	0	0				
Lee Mazzilli, S (1,3) OBP: 0.462, SLG: 0.321			F9					F8		2	0	0	0	3	0	1				
Joel Youngblood, R (1,8) OBP: 0.387, SLG: 0.519	FC5-4		F5			FC6-4				4	0	0	1	1	0	3				
Steve Henderson, R (1,7) OBP: 0.325, SLG: 0.385	G3			6-3						5	0	1	0	0	1	4				
Mike Jorgensen, L (1,9) OBP: 0.412, SLG: 0.357			F8							4	1	2	0	1	0	0				
Elliott Maddox, R (1,5) OBP: 0.419, SLG: 0.357			E4							3	0	1	0	1	1	1				
Doug Flynn, R (1,4) OBP: 0.257, SLG: 0.265			F8							4	0	1	0	0	0	5				
Craig Swan, R (1,1) OBP: 0.714, SLG: 0.500			G2							2	0	0	1	1	1	1				
Ron Hodges, L (7,PH) Kevin Kobel, R (7,1) John Pacella, R (8,1)										1	0	0	0	0	0	1				
										0	0	0	0	0	0	0				
										0	0	0	0	0	0	0				
<b>Inning Stats</b>	R: 1 E: 1 K: 0 S: 4	H: 0 LOB: 1 BB: 1 P: 8	R: 0 E: 2 K: 0 S: 4	H: 0 LOB: 1 BB: 0 P: 4	R: 0 E: 0 K: 0 S: 4	H: 1 LOB: 1 BB: 0 P: 4	R: 1 E: 0 K: 0 S: 5	H: 3 LOB: 2 BB: 1 P: 9	R: 1 E: 1 K: 0 S: 4	H: 2 LOB: 3 BB: 2 P: 16	R: 0 E: 0 K: 1 S: 6	H: 1 LOB: 0 BB: 0 P: 6	R: 0 E: 0 K: 0 S: 3	H: 0 LOB: 0 BB: 0 P: 3	R: 0 E: 0 K: 1 S: 5	H: 0 LOB: 0 BB: 0 P: 5	1B: 6 2B: 3 3B: 0 HR: 0	SF: 0 SAC: 0 DP: 1 HBP: 0	WP: 0 PB: 1 SB: 1 CS: 1	PA: 42
<b>PITCHER</b>	IP WLS BF H R ER SO BB IBB HBP BLK WP HR S P ERA WHIP	7.0 W 36 9 3 1 2 7 0 0 0 0 0 0 33 61 1.29 2.286	2.0 S 6 0 0 0 1 0 0 0 0 0 0 0 8 8 0.00 0.000																	

Batter	1	2	3	4	5	6	7	8	9	AB	R	H	RBI	BB	SO	LOB	BOTTOM			
Ivan De Jesus, R (1,6) OBP: 0.294, SLG: 0.387	K		F7					F3		4	1	1	1	0	1	1	<b>New York Mets @ Chicago Cubs</b> Wrigley Field, Chicago, IL Sun Apr 20 1980, 3:33 AM CST Att: 23,554 - Unknown			
Steve Ontiveros, S (1,5) OBP: 0.421, SLG: 0.467										3	3	2	1	1	0	0				
Dick Tidrow, R (8,1)	1B									0	0	0	0	0	0	0				
Bill Buckner, L (1,3) OBP: 0.500, SLG: 0.588	1B									4	0	2	1	0	0	0				
Dave Kingman, R (1,7) OBP: 0.472, SLG: 0.935	1B									2	1	1	1	2	1	0				
Larry Bittner, L (1,9) OBP: 0.500, SLG: 0.444										4	0	2	1	0	0	3				
Jerry Martin, R (1,8) OBP: 0.375, SLG: 0.724	FC6-4									4	0	1	0	0	0	2				
Barry Foote, R (1,2) OBP: 0.231, SLG: 0.360										4	0	1	0	0	1	1				
Mike Tyson, R (1,4) OBP: 0.154, SLG: 0.385										4	1	0	0	0	2	1				
Rick Reuschel, R (1,1) OBP: 0.200, SLG: 0.200										2	0	1	0	0	0	0				
Mick Kelleher, R (7,PH) OBP: 0.500, SLG: 0.500										1	0	0	0	0	1	1				
<b>Inning Stats</b>	R: 2 E: 0 K: 1 S: 8	H: 4 LOB: 1 BB: 0 P: 8	R: 0 E: 0 K: 1 S: 6	H: 1 LOB: 0 BB: 0 P: 6	R: 0 E: 0 K: 2 S: 7	H: 0 LOB: 0 BB: 1 P: 7	R: 0 E: 0 K: 2 S: 7	H: 0 LOB: 0 BB: 0 P: 7	R: 1 E: 0 K: 0 S: 4	H: 1 LOB: 0 BB: 0 P: 4	R: 0 E: 0 K: 1 S: 6	H: 1 LOB: 1 BB: 0 P: 6	R: 3 E: 2 K: 0 S: 5	H: 2 LOB: 1 BB: 2 P: 13	R: 0 E: 0 K: 1 S: 6	H: 2 LOB: 1 BB: 0 P: 6	1B: 9 2B: 2 3B: 0 HR: 1	SF: 0 SAC: 1 DP: 1 HBP: 0	WP: 0 PB: 0 SB: 2 CS: 1	PA: 36
<b>PITCHER</b>	IP WLS BF H R ER SO BB IBB HBP BLK WP HR S P ERA WHIP	6.0 L 25 7 3 3 5 1 0 0 0 0 0 0 7 15 6.75 3.750	1.1 L 9 4 3 1 0 1 1 0 0 0 0 0 4 4 0.00 0.000																	







Batter	1	2	3	4	5	6	7	8	9	AB	R	H	RBI	BB	SO	LOB	TOP										
<b>Garry Templeton, S</b> OBP: 0.357, SLG: 0.373 (1, 6)	0-0 5-3		0-0 4-3			0-0 B1-3		0-0 SH SF8 1B		4	1	1	1	0	0	0	<b>St. Louis Cardinals @ Chicago Cubs</b> Wrigley Field, Chicago, IL Wed Apr 23 1980, 3:33 AM CST Att: 10,429 - Sunny - 48 F										
<b>Ken Oberkfell, L</b> OBP: 0.277, SLG: 0.205 (1, 4)	0-0 4-3			0-0 6-3		0-0 5-3		0-0 SH		3	0	0	0	0	0	0											
<b>Keith Hernandez, L</b> OBP: 0.365, SLG: 0.521 (1, 3)	0-0 4-3			0-0 1B		0-0 F8		0-3 K		4	0	1	0	0	1	2											
<b>Ted Simmons, S</b> OBP: 0.458, SLG: 0.462 (1, 2)		0-0 4-3		0-0 F8			0-0 6-3 1B	4-0 FC6-4 IBB		3	0	1	0	1	0	1											
<b>Bobby Bonds, R</b> OBP: 0.350, SLG: 0.528 (1, 7)		0-0 P3		0-3 K			0-0 F9	0-0 SF8		3	0	0	1	0	1	2											
<b>George Hendrick, R</b> OBP: 0.400, SLG: 0.542 (1, 9)		0-0 1B			0-0 5-3		0-0 6-3	0-0 3-H FC6-4		4	0	1	0	0	0	3											
<b>Ken Reitz, R</b> OBP: 0.447, SLG: 0.619 (1, 5)	0-0 1-6-3				0-0 1B		0-0 4-3		0-0 F8	4	0	1	0	0	0	2											
<b>Tony Scott, S</b> OBP: 0.255, SLG: 0.209 (1, 8)			0-3 K		0-0 F8		0-0 1B	0-0 E 1B	0-0 4-3	4	1	1	0	0	1	1											
<b>Silvio Martinez, R</b> (1, 1)			0-0 1-3		0-0 B2-3		0-0 1B	0-0 E3 1B SH	0-3 K	4	1	0	0	0	1	2											
<b>Inning Stats</b>	R: 0 E: 0 K: 0 S: 3	H: 0 LOB: 0 BB: 0 P: 3	R: 0 E: 0 K: 0 S: 4	H: 1 LOB: 1 BB: 0 P: 4	R: 0 E: 0 K: 1 S: 5	H: 0 LOB: 0 BB: 0 P: 5	R: 0 E: 0 K: 1 S: 6	H: 1 LOB: 1 BB: 0 P: 6	R: 0 E: 0 K: 0 S: 4	H: 0 LOB: 0 BB: 0 P: 3	R: 0 E: 0 K: 0 S: 4	H: 1 LOB: 1 BB: 0 P: 4	R: 0 E: 0 K: 0 S: 9	H: 2 LOB: 2 BB: 1 P: 13	R: 0 E: 0 K: 1 S: 5	H: 0 LOB: 0 BB: 0 P: 5	1B: 6 2B: 0 3B: 0 HR: 0	SF: 1 SAC: 1 DP: 0 HBP: 0	WP: 0 PB: 0 SB: 1 CS: 0	PA: 36							
<b>PITCHER</b>	IP	WLS	BF	H	R	ER	SO	BB	IBB	HBP	BLK	WP	HR	S	P	ERA	WHIP										
<b>Mike Krukow, R</b> ERA: 3.0 (1, 1)	7.0	L	29	6	3	0	2	0	0	0	0	0	0	33	33	0.00	0.857										
<b>Bill Caudill, R</b> ERA: 4.15 (8, 1)	1.0		4	0	0	0	1	0	1	0	0	0	0	5	9	0.00	0.000										
<b>Dick Tidrow, R</b> ERA: (9, 1)	1.0		3	0	0	0	1	0	0	0	0	0	0	5	5	0.00	0.000										

AB	33
R	3
H	6
RBI	2
BB	1
SO	4
LOB	13



Batter	1	2	3	4	5	6	7	8	9	AB	R	H	RBI	BB	SO	LOB	BOTTOM										
<b>Ivan De Jesus, R</b> OBP: 0.364, SLG: 0.585 (1, 6)	0-3 K		0-0 6-3			0-0 1-3		0-0 2H 1B		4	0	1	1	0	1	0	<b>St. Louis Cardinals @ Chicago Cubs</b> Wrigley Field, Chicago, IL Wed Apr 23 1980, 3:33 AM CST Att: 10,429 - Sunny - 48 F										
<b>Steve Ontiveros, S</b> OBP: 0.346, SLG: 0.364 (1, 5)	0-0 F7		0-0 4-3			0-3 K		0-3 K		3	0	0	0	0	1	0											
<b>Dave Kingman, R</b> OBP: 0.374, SLG: 0.909 (8, PH)										1	0	0	0	0	1	1											
<b>Lenny Randle, S</b> OBP: 0.097, SLG: 0.167 (9, 5)										0	0	0	0	0	0	0											
<b>Bill Buckner, L</b> OBP: 0.457, SLG: 0.512 (1, 3)	0-0 F9			0-0 F7		0-0 P6		0-0 G3		4	0	0	0	0	0	0											
<b>Larry Bittner, L</b> OBP: 0.350, SLG: 0.316 (1, 7)		0-0 F8		0-0 G3		0-0 F8		0-0 F8		4	0	0	0	0	0	0											
<b>Jerry Martin, R</b> OBP: 0.405, SLG: 0.684 (1, 9)		0-0 L6		0-3 K		0-0 1B		0-3 K		4	0	1	0	0	2	0											
<b>Barry Foote, R</b> OBP: 0.314, SLG: 0.606 (1, 2)		4-0 1B BB		0-0 6-3		0-0 P6		0-0 L5		2	0	0	0	1	0	1											
<b>Carlos Lezcano, R</b> OBP: 0.389, SLG: 0.750 (1, 8)		0-0 FC6-4 1B		0-3 K		0-0 L5		4-0 S 1B BB		3	0	1	0	0	1	0											
<b>Mike Tyson, R</b> OBP: 0.200, SLG: 0.333 (1, 4)		0-0 FC6-4		0-3 K		0-3 K		0-3 S 1B BB		2	0	0	0	0	1	2											
<b>Jesus Figueroa, L</b> (8, PH)										0	1	0	0	1	0	0											
<b>Dick Tidrow, R</b> (9, 1)										0	0	0	0	0	0	0											
<b>Mike Krukow, R</b> OBP: 0.333, SLG: 0.333 (1, 1)										2	0	0	0	0	0	0											
<b>Bill Caudill, R</b> (8, 1)										0	0	0	0	0	0	0											
<b>Scot Thompson, L</b> OBP: 0.500, SLG: 0.600 (8, PH)										1	0	0	0	0	1	1											
<b>Mick Kelleher, R</b> OBP: 0.500, SLG: 0.500 (9, 4)										0	0	0	0	0	0	0											
<b>Inning Stats</b>	R: 0 E: 0 K: 1 S: 5	H: 0 LOB: 0 BB: 0 P: 5	R: 0 E: 0 K: 0 S: 4	H: 1 LOB: 2 BB: 1 P: 8	R: 0 E: 0 K: 0 S: 3	H: 0 LOB: 0 BB: 0 P: 3	R: 0 E: 0 K: 1 S: 5	H: 0 LOB: 0 BB: 0 P: 5	R: 0 E: 0 K: 2 S: 7	H: 0 LOB: 0 BB: 0 P: 7	R: 0 E: 0 K: 1 S: 5	H: 0 LOB: 0 BB: 0 P: 5	R: 0 E: 0 K: 0 S: 4	H: 1 LOB: 1 BB: 0 P: 4	R: 1 E: 0 K: 2 S: 8	H: 1 LOB: 1 BB: 1 P: 12	R: 0 E: 0 K: 1 S: 5	H: 0 LOB: 0 BB: 0 P: 5	1B: 3 2B: 0 3B: 0 HR: 0	SF: 0 SAC: 0 DP: 0 HBP: 0	WP: 0 PB: 0 SB: 1 CS: 0	PA: 32					
<b>PITCHER</b>	IP	WLS	BF	H	R	ER	SO	BB	IBB	HBP	BLK	WP	HR	S	P	ERA	WHIP										
<b>Silvio Martinez, R</b> ERA: 2.7 (1, 1)	9.0	W	32	3	1	1	8	2	0	0	0	0	0	46	54	1.00	0.556										






Batter	1	2	3	4	5	6	7	8	9	AB	R	H	RBI	BB	SO	LOB	TOP								
Omar Moreno, L (1, 8) OBP: 0.271, SLG: 0.309	0-0 G4-3 1B		0-0 F9			0-0 SH 1B		0-0 4-3		4	1	2	0	0	0	1									
Tim Foli, R (1, 6) OBP: 0.339, SLG: 0.365	0-0 G4-3 1-2		0-0 4-3			0-0 SH 1B		0-0 F7		3	1	0	0	0	0	2									
Dave Parker, L (1, 9) OBP: 0.357, SLG: 0.593	0-0 F8			0-0 L4-3 1B		0-0 G1		0-0 4-3		4	0	1	0	0	0	2									
Willie Stargell, L (1, 3) OBP: 0.423, SLG: 0.316		0-0 2B		0-0 L4-3 1B		4-0 1B IBB		0-0 F4		3	0	1	0	1	0	1									
Mike Easter, L (1, 7) OBP: 0.375, SLG: 0.933		0-3 K		0-0 F7		0-0 G4-6-3 1B		0-0 BLK 5-3 1B		3	0	1	2	0	1	1									
Bill Robinson, R (6, 7) OBP: 0.355, SLG: 0.536										1	1	1	0	0	0	0									
Bill Madlock, R (1, 5) OBP: 0.296, SLG: 0.308		4-0 G6-4-3 BB				0-0 F7		0-0 G4-6-3 1B		3	0	0	1	1	0	2									
Ed Ott, L (1, 2) OBP: 0.372, SLG: 0.378		0-0 G6-4-3 1-2				0-0 3-1		0-0 F2		4	0	0	0	0	0	2									
Phil Garner, R (1, 4) OBP: 0.333, SLG: 0.341			0-0 SH2-4 1B			0-0 K		0-3 K		3	0	2	0	0	1	0									
Jim Rooker, R (1, 1) OBP: 0.143, SLG: 0.571			0-0 SH2-4			0-0 K		0-0 F3		2	0	0	0	0	1	1									
Enrique Romo, R (7, 1) OBP: 1.000, SLG: 1.000										0	0	0	0	0	0	0									
Kent Tekulve, R (8, 1)										0	0	0	0	0	0	0									
<b>Inning Stats</b>	R: 0 E: 0 K: 0 S: 3	H: 1 LOB: 0 BB: 0 P: 3	R: 0 E: 0 K: 1 S: 5	H: 1 LOB: 1 BB: 1 P: 9	R: 0 E: 0 K: 0 S: 4	H: 1 LOB: 0 BB: 0 P: 4	R: 0 E: 0 K: 0 S: 3	H: 1 LOB: 0 BB: 0 P: 3	R: 0 E: 0 K: 1 S: 6	H: 1 LOB: 1 BB: 0 P: 6	R: 2 E: 0 K: 0 S: 5	H: 2 LOB: 1 BB: 1 P: 9	R: 0 E: 0 K: 1 S: 5	H: 0 LOB: 0 BB: 0 P: 5	R: 0 E: 0 K: 0 S: 3	H: 0 LOB: 0 BB: 0 P: 3	R: 1 E: 0 K: 0 S: 4	H: 1 LOB: 0 BB: 0 P: 4	1B: 6 2B: 3 3B: 0 HR: 0	SF: 0 SAC: 2 DP: 4 HBP: 0	WP: 0 PB: 0 SB: 1 CS: 0	PA: 34			
<b>PITCHER</b>	IP	WLS	BF	H	R	ER	SO	BB	IBB	HBP	BLK	WP	HR	S	P	ERA	WHIP								
Rick Reuschel, R (1, 1) ERA: 3.7	7.0	W	27	7	2	2	3	1	1	0	0	0	0	31	39	2.57	1.143								
Bruce Sutter, R (8, 1) ERA: 2.73	2.0	S	7	1	1	1	0	0	0	0	1	0	0	7	7	4.50	0.500								

Pittsburgh Pirates @ Chicago Cubs  
Wrigley Field, Chicago, IL  
Fri Apr 25 1980, 3:33 AM CST  
Att: 7,714 - Unknown - 40 F


AB 30  
R 3  
H 8  
RBI 3  
BB 2  
SO 3  
LOB 12



Batter	1	2	3	4	5	6	7	8	9	AB	R	H	RBI	BB	SO	LOB	BOTTOM								
Lenny Randle, S (1, 5) OBP: 0.171, SLG: 0.188	4-0 G6-4-3 BB		4-0 1B		0-0 F7		0-0 2H 1B			2	0	1	1	2	0	1									
Ivan De Jesus, R (1, 6) OBP: 0.354, SLG: 0.556	0-0 G6-4-3 1-2		0-0 1B			0-0 F8		0-0 F7		4	0	1	0	0	0	1									
Bill Buckner, L (1, 3) OBP: 0.440, SLG: 0.489	0-0 BB 1B		0-0 4-3			0-0 F3		0-0 F7		4	0	1	0	0	0	1									
Dave Kingman, R (1, 7) OBP: 0.376, SLG: 0.944	4-0 1-2 BB		0-0 F9		0-0 F3		0-0 F3		0-0 HR	3	1	1	1	1	0	0									
Jerry Martin, R (1, 9) OBP: 0.413, SLG: 0.667	0-0 F6		0-0 F6			0-0 2B SF9 1B		0-0 BLK 1B		4	1	2	0	0	0	2									
Barry Foote, R (1, 2) OBP: 0.308, SLG: 0.595		0-0 F7		0-0 F9		0-0 1B 2B		0-3 K		4	1	1	0	0	1	1									
Carlos Lezcano, R (1, 8) OBP: 0.455, SLG: 0.765		0-0 G3-6 1B			4-0 SH2-4 BB		0-0 SF9 1B 2B		4-0 BB BB	1	0	1	1	2	0	0									
Mike Tyson, R (1, 4) OBP: 0.200, SLG: 0.333		0-0 G3-6			0-0 F8		0-0 3H 2B 1B		0-0 4-3	0	0	0	0	0	0	0									
Mick Kelleher, R (2, PH) OBP: 0.333, SLG: 0.333		1-2								4	1	1	1	0	0	4									
Rick Reuschel, R (1, 1) OBP: 0.167, SLG: 0.167			0-0 5-3			0-0 SH2-4		0-0 1B 2B		1	0	0	0	0	0	0									
Steve Dillard, R (7, PH) OBP: 0.667, SLG: 1.000										1	1	1	1	0	0	0									
Bruce Sutter, R (8, 1) ERA: 2.35										0	0	0	0	0	0	0									
<b>Inning Stats</b>	R: 0 E: 0 K: 0 S: 3	H: 1 LOB: 2 BB: 2 P: 11	R: 0 E: 0 K: 0 S: 3	H: 1 LOB: 0 BB: 0 P: 3	R: 0 E: 0 K: 0 S: 3	H: 1 LOB: 1 BB: 1 P: 7	R: 0 E: 0 K: 0 S: 3	H: 0 LOB: 0 BB: 0 P: 3	R: 0 E: 0 K: 0 S: 3	H: 0 LOB: 1 BB: 1 P: 7	R: 4 E: 0 K: 0 S: 7	H: 5 LOB: 0 BB: 0 P: 7	R: 1 E: 0 K: 1 S: 7	H: 2 LOB: 2 BB: 1 P: 11	1B: 7 2B: 2 3B: 0 HR: 1	SF: 1 SAC: 1 DP: 2 HBP: 0	WP: 0 PB: 0 SB: 0 CS: 0	PA: 35							
<b>PITCHER</b>	IP	WLS	BF	H	R	ER	SO	BB	IBB	HBP	BLK	WP	HR	S	P	ERA	WHIP								
Jim Rooker, L (1, 1) ERA: 2.55	6.1	L	27	7	4	4	0	4	0	0	0	0	0	23	39	5.68	1.737								
Enrique Romo, R (7, 1) ERA: 2.45	1.1		7	3	1	1	1	1	0	0	1	0	1	8	12	6.75	3.000								
Kent Tekulve, R (8, 1) ERA: 2.35	0.1		1	0	0	0	0	0	0	0	0	0	0	1	1	0.00	0.000								

Pittsburgh Pirates @ Chicago Cubs  
Wrigley Field, Chicago, IL  
Fri Apr 25 1980, 3:33 AM CST  
Att: 7,714 - Unknown - 40 F

AB 28  
R 5  
H 10  
RBI 5  
BB 5  
SO 1  
LOB 10









Batter	1	2	3	4	5	6	7	8	9	AB	R	H	RBI	BB	SO	LOB	TOP										
Lenny Randle, S OBP: 0.238, SLG: 0.270 Steve Dillard, R OBP: 0.400, SLG: 0.600	0-0 1B 3B		4-0 CS BB			0-0 CS 1B		0-0 6-3		2	1	2	0	1	0	0											
Ivan De Jesus, R OBP: 0.338, SLG: 0.519	0-0 1-3		0-0 5-3 1-2			0-0 F8			4-0 1B BB	3	1	0	0	1	0	3											
Bill Buckner, L OBP: 0.431, SLG: 0.491 Carlos Lezcano, R OBP: 0.385, SLG: 0.619	0-0 L3 3-H 1B			0-0 G3		0-0 G3 1-2			0-0 1B 2B 1B	4	0	2	1	0	0	1											
Dave Kingman, R OBP: 0.480, SLG: 0.860	0-0 L3 1-2			0-0 E7 1B			0-3 K		0-0 2B SF7 1B	4	1	2	1	0	1	1											
Jerry Martin, R OBP: 0.426, SLG: 0.660		0-0 F8		0-0 P4			0-0 1B		0-0 1B 2B	4	0	2	1	0	0	1											
Scot Thompson, L OBP: 0.400, SLG: 0.375		0-0 P6		0-0 4-3			0-0 F7		4-0 1B IBB	3	0	0	0	1	0	2											
Tim Blackwell, S OBP: 0.273, SLG: 0.222					0-0 4-3			0-0 6-3		3	0	1	1	0	0	1											
Mick Kelleher, R OBP: 0.154, SLG: 0.154					0-0 P6			0-3 K	0-3 K	4	0	0	0	0	2	3											
Mike Krukow, R OBP: 0.250, SLG: 0.250 Larry Bittner, L OBP: 0.333, SLG: 0.300 Willie Hernandez, L OBP: 0.400, SLG: 0.500 Bruce Sutter, R OBP: 0.400, SLG: 0.500					0-0 F9				0-0 P6	2	0	0	0	0	0	0											
<b>Inning Stats</b>	R: 1 E: 0 K: 0 S: 4	H: 2 LOB: 0 BB: 0 P: 4	R: 0 E: 0 K: 0 S: 4	H: 1 LOB: 1 BB: 0 P: 4	R: 0 E: 0 K: 0 S: 2	H: 0 LOB: 0 BB: 1 P: 6	R: 0 E: 1 K: 0 S: 4	H: 1 LOB: 1 BB: 0 P: 4	R: 0 E: 0 K: 0 S: 3	H: 0 LOB: 0 BB: 0 P: 3	R: 0 E: 0 K: 1 S: 6	H: 1 LOB: 1 BB: 0 P: 6	R: 0 E: 0 K: 1 S: 5	H: 0 LOB: 0 BB: 0 P: 5	R: 3 E: 0 K: 2 S: 10	H: 3 LOB: 2 BB: 2 P: 18	1B: 7 2B: 2 3B: 1 HR: 0	SF: 1 SAC: 0 DP: 1 HBP: 0	WP: 0 PB: 0 SB: 0 CS: 2	PA: 36							
<b>PITCHER</b>	IP	WLS	BF	H	R	ER	SO	BB	IBB	HBP	BLK	WP	HR	S	P	ERA	WHIP										
Silvio Martinez, R ERA: 2.28	7.0		25	6	1	1	1	1	0	0	0	0	0	26	30	1.29	1.000										
Mark Littell, R ERA: 10.13	1.0		3	0	0	0	1	0	0	0	0	0	0	5	5	0.00	0.000										
Bob Sykes, L ERA: 8.31	0.0	L	3	2	3	3	0	1	0	0	0	0	0	2	6	∞	∞										
Donnie Moore, R ERA: 5.19	1.0		5	1	0	0	2	0	1	0	0	0	0	8	12	0.00	1.000										

Chicago Cubs @ St. Louis Cardinals  
Busch Stadium, St. Louis, MO  
Mon Apr 28 1980, 7:05 PM CDT  
Att: 11,812 - Unknown

AB 32  
R 4  
H 9  
RBI 4  
BB 3  
SO 4  
LOB 14



Batter	1	2	3	4	5	6	7	8	9	AB	R	H	RBI	BB	SO	LOB	BOTTOM										
Garry Templeton, S OBP: 0.351, SLG: 0.391	0-0 P4		0-0 S 1B 1B			0-0 F9		0-0 6-3		4	0	1	1	0	0	0											
Ken Oberkfell, L OBP: 0.298, SLG: 0.277 Bob Sykes, S OBP: 0.400, SLG: 0.250 Donnie Moore, L OBP: 1.000, SLG: 1.000	0-0 6-3		0-0 F7 1-2			0-0 4-3		0-0 6-3		4	0	0	0	0	0	1											
Keith Hernandez, L OBP: 0.382, SLG: 0.516	0-0 1-3		0-0 2-H 1B			0-0 4-3			0-0 2B 5-3 1B	4	1	2	0	0	0	0											
Ted Simmons, S OBP: 0.407, SLG: 0.396		0-0 F7		0-3 K		0-0 3-1		0-3 K		4	0	0	0	0	2	1											
Bobby Bonds, R OBP: 0.314, SLG: 0.468		0-0 F9		0-3 K		0-0 5-3		0-0 1-3 2B		4	0	1	0	0	1	0											
George Hendrick, R OBP: 0.409, SLG: 0.607		0-0 2B		0-0 F7		4-0 1B BB		0-0 5-3		3	0	1	1	1	0	1											
Ken Reitz, R OBP: 0.429, SLG: 0.536		0-0 5-3			4-0 G6-4-3 BB		0-0 1-2 1B		0-0 3-H F8	3	0	1	0	1	0	2											
Tony Scott, S OBP: 0.226, SLG: 0.211			0-0 1B 3B		0-0 G6-4-3		0-3 K			3	1	1	0	0	1	3											
Silvio Martinez, R ERA: 2.59 Willie Hernandez, L ERA: 2.84 Bruce Sutter, R ERA: 3.36			0-3 K		0-3 K		0-0 F7			2	0	0	0	0	2	1											
<b>Inning Stats</b>	R: 0 E: 0 K: 0 S: 3	H: 0 LOB: 0 BB: 0 P: 3	R: 0 E: 0 K: 0 S: 4	H: 1 LOB: 1 BB: 0 P: 4	R: 1 E: 0 K: 1 S: 7	H: 3 LOB: 2 BB: 0 P: 7	R: 0 E: 0 K: 2 S: 7	H: 0 LOB: 0 BB: 0 P: 7	R: 0 E: 0 K: 1 S: 4	H: 0 LOB: 0 BB: 1 P: 8	R: 0 E: 0 K: 0 S: 3	H: 0 LOB: 0 BB: 0 P: 3	R: 0 E: 0 K: 0 S: 6	H: 1 LOB: 2 BB: 1 P: 10	R: 0 E: 0 K: 0 S: 3	H: 0 LOB: 0 BB: 0 P: 3	R: 1 E: 0 K: 1 S: 7	H: 2 LOB: 1 BB: 0 P: 7	1B: 4 2B: 2 3B: 1 HR: 0	SF: 0 SAC: 0 DP: 1 HBP: 0	WP: 0 PB: 0 SB: 1 CS: 0	PA: 34					
<b>PITCHER</b>	IP	WLS	BF	H	R	ER	SO	BB	IBB	HBP	BLK	WP	HR	S	P	ERA	WHIP										
Mike Krukow, R ERA: 2.59	7.0		26	5	1	1	5	2	0	0	0	0	0	34	42	1.29	1.000										
Willie Hernandez, L ERA: 2.84	1.0	W	3	0	0	0	0	0	0	0	0	0	0	3	3	0.00	0.000										
Bruce Sutter, R ERA: 3.36	1.0	S	5	2	1	1	1	0	0	0	0	0	0	7	7	9.00	2.000										

Chicago Cubs @ St. Louis Cardinals  
Busch Stadium, St. Louis, MO  
Mon Apr 28 1980, 7:05 PM CDT  
Att: 11,812 - Unknown

AB 32  
R 2  
H 7  
RBI 2  
BB 2  
SO 6  
LOB 9





Batter	1	2	3	4	5	6	7	8	9	AB	R	H	RBI	BB	SO	LOB	TOP								
Lenny Randle, S OBP: 0.277, SLG: 0.293 (1, 5)	F7		E						F5	4	1	2	2	1	0	1	<b>Chicago Cubs @ St. Louis Cardinals</b> Busch Stadium, St. Louis, MO Tue Apr 29 1980, 7:05 PM CDT Att: 12,665 - Unknown								
Ivan De Jesus, R OBP: 0.344, SLG: 0.526 (1, 6)	4-3		E9						1B	5	0	2	1	0	1	3									
Bill Buckner, L OBP: 0.413, SLG: 0.467 Larry Blittner, L OBP: 0.333, SLG: 0.300 (1, 3)	G3		P1						1B	5	0	1	1	0	0	1									
Dave Kingman, R OBP: 0.355, SLG: 0.792 (1, 7)									1B	5	0	1	0	0	2	2									
Jerry Martin, R OBP: 0.397, SLG: 0.611 (1, 8)	F7									4	0	0	0	0	2	1									
Scott Thompson, L OBP: 0.426, SLG: 0.364 (1, 9)	G3									3	1	1	0	1	0	0									
Tim Blackwell, S OBP: 0.267, SLG: 0.167 (1, 2)			3-1						S	3	1	0	0	1	1	2									
Mick Kelleher, R OBP: 0.200, SLG: 0.143 Mike Vall, R OBP: 0.394, SLG: 0.455 Steve Dillard, R OBP: 0.500, SLG: 0.833 (1, 4)									1B	1	1	0	0	0	1	0									
Rick Reuschel, R OBP: 0.100, SLG: 0.125 Bill Caudill, R OBP: 0.200, SLG: 0.289 Carlos Lezcano, R OBP: 0.200, SLG: 0.289 Dick Tidrow, R OBP: 0.200, SLG: 0.289 Doug Capilla, L OBP: 0.200, SLG: 0.289 Barry Foote, R OBP: 0.200, SLG: 0.289 Jesus Figueroa, L OBP: 0.200, SLG: 0.289 (1, 1)									1B	2	0	0	0	0	1	1									
Inning Stats	R: 0 E: 0 K: 0 S: 3	H: 0 LOB: 0 BB: 0 P: 3	R: 0 E: 0 K: 0 S: 3	H: 1 LOB: 0 BB: 0 P: 3	R: 2 E: 1 K: 1 S: 7	H: 2 LOB: 1 BB: 1 P: 11	R: 0 E: 1 K: 0 S: 5	H: 1 LOB: 2 BB: 1 P: 5	R: 0 E: 0 K: 1 S: 4	H: 0 LOB: 1 BB: 1 P: 8	R: 0 E: 0 K: 2 S: 7	H: 0 LOB: 0 BB: 0 P: 7	R: 1 E: 0 K: 1 S: 6	H: 1 LOB: 2 BB: 2 P: 14	R: 0 E: 0 K: 1 S: 5	H: 0 LOB: 0 BB: 0 P: 5		R: 3 E: 0 K: 2 S: 11	H: 4 LOB: 2 BB: 1 P: 15	1B: 7 2B: 3 3B: 0 HR: 0	SF: 0 SAC: 0 DP: 1 HBP: 0	WP: 1 PB: 1 SB: 2 CS: 2	PA: 40		
PITCHER	IP	WLS	BF	H	R	ER	SO	BB	IBB	HBP	BLK	WP	HR	S	P	ERA	WHIP								
Roy Thomas, R ERA: 8.31 (1, 1)	4.0		17	4	2	2	1	1	0	0	0	0	0	18	22	4.50	1.250								
Donnie Moore, R ERA: 4.22 (5, 1)	2.0		6	0	0	0	3	1	0	0	0	0	0	11	15	0.00	0.500								
Don Hood, L ERA: 2.7 (7, 1)	2.0		9	1	1	1	2	2	0	0	0	0	0	11	19	4.50	1.500								
Bob Sykes, L ERA: 9.45 (9, 1)	0.1	L	3	1	2	2	1	1	0	0	0	0	0	4	8	54.00	6.000								
Mark Littell, R ERA: 10.5 (9, 1)	0.2		5	3	1	1	1	0	0	0	0	1	0	7	7	13.50	4.500								

AB	35
R	6
H	9
RBI	6
BB	5
SO	8
LOB	14



Batter	1	2	3	4	5	6	7	8	9	AB	R	H	RBI	BB	SO	LOB	BOTTOM								
Garry Templeton, S OBP: 0.354, SLG: 0.384 (1, 6)	4-3		G6-4-3			F8			1B	4	0	1	0	1	0	2	<b>Chicago Cubs @ St. Louis Cardinals</b> Busch Stadium, St. Louis, MO Tue Apr 29 1980, 7:05 PM CDT Att: 12,665 - Unknown								
Ken Oberkfell, L OBP: 0.323, SLG: 0.327 (1, 4)			G6-4-3			1B			1B	5	0	3	1	0	0	2									
Keith Hernandez, L OBP: 0.370, SLG: 0.493 (1, 3)	K		K			F7			1B	5	0	1	0	0	2	4									
Ted Simmons, S OBP: 0.438, SLG: 0.431 (1, 2)						4-3			1B	3	1	2	0	1	0	0									
Bobby Bonds, R OBP: 0.286, SLG: 0.423 (1, 7)	5-3					K			1B	5	0	0	0	0	2	7									
George Hendrick, R OBP: 0.394, SLG: 0.591 (1, 9)			6-3			4-3			1B	5	1	1	0	0	0	3									
Ken Reitz, R OBP: 0.448, SLG: 0.559 (1, 5)									1B	3	1	2	1	1	0	0									
Tony Scott, S OBP: 0.242, SLG: 0.230 (1, 8)			5-3						1B	4	1	2	0	0	0	1									
Roy Thomas, R OBP: 0.100, SLG: 0.125 Bernie Carbo, L OBP: 0.200, SLG: 0.289 Donnie Moore, L OBP: 0.200, SLG: 0.289 Terry Kennedy, L OBP: 0.200, SLG: 0.289 Don Hood, L OBP: 0.200, SLG: 0.289 Dane Iorg, L OBP: 0.200, SLG: 0.289 Bob Sykes, S OBP: 0.200, SLG: 0.289 Mark Littell, L OBP: 0.200, SLG: 0.289 (1, 1)									1B	1	0	0	0	0	1	1									
Inning Stats	R: 0 E: 0 K: 1 S: 6	H: 1 LOB: 2 BB: 1 P: 10	R: 0 E: 0 K: 1 S: 6	H: 1 LOB: 0 BB: 0 P: 6	R: 0 E: 0 K: 1 S: 5	H: 1 LOB: 0 BB: 0 P: 5	R: 1 E: 0 K: 1 S: 8	H: 3 LOB: 2 BB: 0 P: 8	R: 0 E: 0 K: 1 S: 7	H: 2 LOB: 2 BB: 0 P: 7	R: 2 E: 0 K: 0 S: 4	H: 2 LOB: 1 BB: 2 P: 12	R: 0 E: 0 K: 0 S: 3	H: 1 LOB: 1 BB: 0 P: 4	R: 1 E: 1 K: 0 S: 5	H: 1 LOB: 2 BB: 1 P: 9		R: 0 E: 0 K: 0 S: 3	H: 0 LOB: 0 BB: 0 P: 3	1B: 8 2B: 4 3B: 0 HR: 0	SF: 0 SAC: 0 DP: 3 HBP: 1	WP: 0 PB: 0 SB: 1 CS: 0	PA: 42		
PITCHER	IP	WLS	BF	H	R	ER	SO	BB	IBB	HBP	BLK	WP	HR	S	P	ERA	WHIP								
Rick Reuschel, R ERA: 3.99 (1, 1)	5.0		27	10	3	3	5	3	0	0	0	0	0	2	2	0.00	0.000								
Bill Caudill, R ERA: 3.38 (6, 1)	1.0		2	0	0	0	0	0	0	0	0	0	0	2	2	0.00	0.000								
Dick Tidrow, R ERA: (7, 1)	1.1		6	1	1	0	0	0	0	1	0	0	0	5	6	0.00	0.750								
Doug Capilla, L ERA: 3.6 (8, 1)	0.2	W	4	1	0	0	0	0	1	0	0	0	0	3	7	0.00	1.500								
Bruce Sutter, R ERA: 3.09 (9, 1)	1.0	S	3	0	0	0	0	0	0	0	0	0	0	3	3	0.00	0.000								

AB	37
R	4
H	12
RBI	3
BB	4
SO	5
LOB	23





















Batter	1	2	3	4	5	6	7	8	9	AB	R	H	RBI	BB	SO	LOB	TOP									
Ivan De Jesus, R OBP: 0.314, SLG: 0.410	6-3		F8	F3		F7			L8	5	0	0	0	0	0	3										
Scot Thompson, L OBP: 0.424, SLG: 0.407	1B		WP	2B		F7		F7	4-0	4	2	2	0	1	0	0										
Larry Bittner, L OBP: 0.343, SLG: 0.406	1B		WP	2B		WP		F8		5	1	4	1	0	0	0										
Jerry Martin, R OBP: 0.407, SLG: 0.635	1-3		5-3			L8			0-3	5	0	1	1	0	2	4										
Mike Vail, R OBP: 0.294, SLG: 0.471	4-3		K			K				4	0	0	0	0	3	2										
Steve Ontiveros, S OBP: 0.344, SLG: 0.308			F9			K				2	0	0	0	2	1	0										
Steve Dillard, R OBP: 0.571, SLG: 0.833										0	0	0	0	0	0	0										
Tim Blackwell, S OBP: 0.286, SLG: 0.235										2	1	1	0	1	0	1										
Barry Foote, R OBP: 0.367, SLG: 0.649			FC3-6			4-3		F9		1	0	0	0	0	0	1										
Mick Kelleher, R OBP: 0.250, SLG: 0.182										3	0	1	0	0	0	2										
Bill Buckner, L OBP: 0.300, SLG: 0.431			F9			4-3				1	0	0	0	0	0	1										
Mike Tyson, R OBP: 0.241, SLG: 0.333						1-2		F7		0	0	0	0	0	0	0										
Dennis Lamp, R OBP: 0.300, SLG: 0.222			F9							3	0	1	1	0	0	3										
Bill Caudill, R OBP: 0.500, SLG: 0.250						B1				0	0	0	0	0	0	0										
Jesus Figueroa, L									4-3	1	0	0	0	0	0	0										
<b>Inning Stats</b>	R: 2 E: 0 K: 0 S: 5	H: 3 LOB: 0 BB: 0 P: 5	R: 0 E: 0 K: 0 S: 3	H: 0 LOB: 1 BB: 1 P: 7	R: 1 E: 0 K: 1 S: 7	H: 2 LOB: 1 BB: 1 P: 7	R: 0 E: 0 K: 0 S: 4	H: 1 LOB: 2 BB: 1 P: 8	R: 0 E: 0 K: 1 S: 6	H: 1 LOB: 1 BB: 0 P: 6	R: 1 E: 0 K: 1 S: 7	H: 2 LOB: 1 BB: 0 P: 7	R: 0 E: 0 K: 1 S: 5	H: 0 LOB: 0 BB: 0 P: 5	R: 0 E: 0 K: 1 S: 5	H: 0 LOB: 1 BB: 1 P: 9	R: 0 E: 0 K: 1 S: 6	H: 1 LOB: 2 BB: 1 P: 10	1B: 7 2B: 3 3B: 0 HR: 0	SF: 0 SAC: 0 DP: 0 HBP: 0	WP: 3 PB: 0 SB: 0 CS: 0	PA: 40				
<b>PITCHER</b>	IP	WLS	BF	H	R	ER	SO	BB	IBB	HBP	BLK	WP	HR	S	P	ERA	WHIP									
Paul Moskau, R ERA: 5.09	(1, 1)	8.2	W	39	10	4	4	5	4	0	0	0	0	0	45	61	4.15	1.615								
Doug Bair, R ERA: 0.93	(9, 1)	0.1	S	1	0	0	0	1	0	0	0	0	0	0	3	3	0.00	0.000								

Chicago Cubs @ Cincinnati Reds  
Riverfront Stadium, Cincinnati, OH  
Sun May 04 1980, 3:38 AM EDT  
Att: 32,041 - Unknown

AB	36
R	4
H	10
RBI	3
BB	4
SO	6
LOB	17



Batter	1	2	3	4	5	6	7	8	9	AB	R	H	RBI	BB	SO	LOB	BOTTOM									
Dave Collins, S OBP: 0.322, SLG: 0.339	G3		F7			1B				4	1	1	0	0	1	1										
Hector Cruz, R OBP: 0.125, SLG: 0.167										0	0	0	0	0	0	0										
Sam Mejias, R OBP: 0.348, SLG: 0.318	S		F8			F7		F5		4	0	1	0	0	0	2										
Cesar Geronimo, L OBP: 0.268, SLG: 0.359	P6					4-3				4	1	1	0	0	1	1										
Ray Knight, R OBP: 0.311, SLG: 0.477	1-3					BB				3	1	1	0	1	1	1										
Dan Driessen, L OBP: 0.316, SLG: 0.313			K			E4				3	1	0	1	1	1	1										
Dave Concepcion, R OBP: 0.230, SLG: 0.361						G6-4-3		F8		3	0	0	0	0	0	5										
Junior Kennedy, R OBP: 0.348, SLG: 0.410						G6-4-3		P6		3	0	0	0	0	0	5										
Don Werner, R OBP: 0.280, SLG: 0.190						1-3				3	1	1	4	0	0	0										
Paul Moskau, R						1-3				2	0	0	0	1	0	0										
Doug Bair, R						SH1-4				0	0	0	0	0	0	0										
<b>Inning Stats</b>	R: 0 E: 0 K: 0 S: 4	H: 1 LOB: 1 BB: 0 P: 4	R: 0 E: 0 K: 1 S: 5	H: 0 LOB: 0 BB: 0 P: 5	R: 0 E: 0 K: 0 S: 3	H: 0 LOB: 1 BB: 1 P: 7	R: 0 E: 1 K: 0 S: 3	H: 0 LOB: 1 BB: 1 P: 7	R: 0 E: 0 K: 0 S: 3	H: 0 LOB: 0 BB: 0 P: 3	R: 5 E: 0 K: 0 S: 7	H: 4 LOB: 0 BB: 1 P: 11	R: 0 E: 0 K: 2 S: 7	H: 0 LOB: 0 BB: 0 P: 7	R: 0 E: 0 K: 2 S: 7	H: 0 LOB: 0 BB: 0 P: 7	1B: 4 2B: 0 3B: 0 HR: 1	SF: 0 SAC: 1 DP: 1 HBP: 0	WP: 0 PB: 0 SB: 1 CS: 0	PA: 32						
<b>PITCHER</b>	IP	WLS	BF	H	R	ER	SO	BB	IBB	HBP	BLK	WP	HR	S	P	ERA	WHIP									
Dennis Lamp, R ERA: 7.67	(1, 1)	5.1	L	23	4	4	4	1	3	0	0	0	0	0	22	34	6.75	1.312								
Bill Caudill, R ERA: 2.75	(6, 1)	2.2	L	9	1	1	1	4	0	0	0	0	1	17	17	3.38	0.375									

Chicago Cubs @ Cincinnati Reds  
Riverfront Stadium, Cincinnati, OH  
Sun May 04 1980, 3:38 AM EDT  
Att: 32,041 - Unknown

AB	28
R	5
H	5
RBI	5
BB	3
SO	5
LOB	11





Batter	1	2	3	4	5	6	7	8	9	AB	R	H	RBI	BB	SO	LOB	TOP								
<b>Ozzie Smith, S</b> OBP: 0.336, SLG: 0.267 (1, 6)	4-0 BB G4-6-3		0-3 K	0-0 F7		0-0 F9		4-0 BB S		3	0	0	0	2	1	1									
<b>Gene Richards, L</b> OBP: 0.306, SLG: 0.329 (1, 7)	0-0 BB G4-6-3		4-0 BB S		4-0 BB BB	0-0 6-3		0-0 BB F8		3	1	0	0	2	0	2									
<b>Paul Dade, R</b> OBP: 0.320, SLG: 0.227 <b>Dave Cash, R</b> OBP: 0.270, SLG: 0.209 (1, 8) (5, 4)	0-3 K		0-0 F8		4-0 BB BB	0-0 4-3		0-0 F9		2	1	0	0	1	1	1									
<b>Dave Winfield, R</b> OBP: 0.384, SLG: 0.427 (1, 9) (5, 8) (9, 9)		0-0 5-3	4-0 BB 1B		0-0 BB 2B		0-0 6-3		0-0 L8		4	0	1	1	1	0									
<b>Gene Tenace, R</b> OBP: 0.343, SLG: 0.352 (1, 3)		0-0 F8	0-0 BB 1B		0-0 F6		0-0 6-3		0-3 K		5	0	1	0	0	1	2								
<b>Aurelio Rodriguez, R</b> OBP: 0.286, SLG: 0.389 (1, 5)		4-0 BB 1B	0-0 F7		0-0 1-3		0-0 F8				3	1	0	0	1	0	5								
<b>Barry Evans, R</b> OBP: 0.464, SLG: 0.333 <b>Jerry Turner, L</b> OBP: 0.323, SLG: 0.357 (5, PH) (5, 9)	4-0 BB 1B		0-3 K		4-0 BB IBB		0-0 HR				1	0	0	0	1	1	0								
<b>Von Joshua, L</b> OBP: 0.267, SLG: 0.154 (9, 8)	1-2 BB										0	0	0	0	0	0									
<b>Bill Fahey, L</b> OBP: 0.308, SLG: 0.250 (1, 2)	0-0 1B		0-3 K		4-0 BB		0-0 L4				3	0	1	2	1	1	0								
<b>Randy Jones, R</b> (1, 1)	0-3 K		4-0 BB		0-0 F6		0-3 K				3	0	0	0	1	2	5								
<b>Inning Stats</b>	R: 0 E: 0 K: 1 S: 4	H: 0 LOB: 0 BB: 1 P: 8	R: 1 E: 0 K: 1 S: 6	H: 1 LOB: 2 BB: 2 P: 14	R: 0 E: 0 K: 1 S: 6	H: 1 LOB: 3 BB: 2 P: 14	R: 0 E: 0 K: 2 S: 7	H: 0 LOB: 1 BB: 1 P: 11	R: 2 E: 0 K: 0 S: 4	H: 1 LOB: 3 BB: 4 P: 20	R: 0 E: 0 K: 0 S: 3	H: 0 LOB: 0 BB: 0 P: 3	R: 0 E: 0 K: 0 S: 3	H: 0 LOB: 0 BB: 0 P: 3	R: 1 E: 0 K: 1 S: 6	H: 1 LOB: 1 BB: 1 P: 10	R: 0 E: 0 K: 1 S: 5	H: 0 LOB: 0 BB: 0 P: 5	1B: 2 2B: 1 3B: 0 HR: 1	SF: 0 SAC: 0 DP: 1 HBP: 0	WP: 0 PB: 0 SB: 2 CS: 0	PA: 41			
<b>PITCHER</b>	IP	WLS	BF	H	R	ER	SO	BB	IBB	HBP	BLK	WP	HR	S	P	ERA	WHIP								
<b>Willie Hernandez, L</b> ERA: 4.3 <b>Bill Caudill, R</b> ERA: 2.6 <b>Lynn McGlothen, R</b> ERA: 0.69 <b>Dick Tidrow, R</b> ERA: 1.93	(1, 1) (5, 1) (6, 1) (9, 1)	4.0 1.0 3.0 1.0	L 6 11 3	21 6 1 0	3 0 1 0	3 0 1 0	5 0 1 0	5 2 1 0	0 1 0 0	0 0 0 0	0 0 0 0	0 0 0 0	0 0 1 0	23 4 12 5	55 12 16 5	0.00 2.000 3.000 0.000	6.75 2.500 0.667 0.000								

San Diego Padres @ Chicago Cubs  
Wrigley Field, Chicago, IL  
Tue May 06 1980, 3:33 AM CDT  
Att: 9,908 - Unknown

AB	30
R	4
H	4
RBI	4
BB	11
SO	7
LOB	16



Batter	1	2	3	4	5	6	7	8	9	AB	R	H	RBI	BB	SO	LOB	BOTTOM								
<b>Lenny Randle, S</b> OBP: 0.371, SLG: 0.468 (1, 5)	0-0 1B FC5-4		0-0 5-3		0-0 5-3			0-3 K		4	0	1	0	0	1	1									
<b>Ivan De Jesus, R</b> OBP: 0.300, SLG: 0.390 (1, 6)	0-0 CS FC5-4		0-3 K			0-0 1-3		0-0 L8		4	0	0	0	0	1	2									
<b>Bill Buckner, L</b> OBP: 0.395, SLG: 0.434 (1, 3)	0-0 E1			0-0 FC6-4 1B		0-0 G6-4-3 1B		0-0 4-3		4	0	2	0	0	0	1									
<b>Dave Kingman, R</b> OBP: 0.346, SLG: 0.563 (1, 7)	0-0 6-3			0-3 K		0-0 G6-4-3		0-0 F7		4	0	0	0	0	1	3									
<b>Jerry Martin, R</b> OBP: 0.400, SLG: 0.615 (1, 9)		0-0 1B 1-3		0-0 FC6-4 E		0-0 F8		0-0 5-3		4	0	1	0	0	0	1									
<b>Barry Foote, R</b> OBP: 0.346, SLG: 0.617 (1, 2)		0-0 L6		0-0 E6 FC6-4		0-0 G3				3	0	0	0	0	0	2									
<b>Carlos Lezcano, R</b> OBP: 0.343, SLG: 0.483 (1, 8)		0-0 1-3		0-0 FC6-4		0-3 K				3	0	0	0	0	1	3									
<b>Mike Tyson, R</b> OBP: 0.219, SLG: 0.300 (1, 4)		0-0 F7			0-0 F7			0-0 F9		3	0	0	0	0	0	1									
<b>Willie Hernandez, L</b> OBP: 0.400, SLG: 0.600 <b>Bill Caudill, R</b> <b>Steve Dillard, R</b> OBP: 0.300, SLG: 0.714 <b>Lynn McGlothen, L</b> <b>Jesus Figueroa, L</b> OBP: 0.371, SLG: 0.600 <b>Dick Tidrow, R</b> (1, 1) (5, 1) (6, 1) (8, PH) (9, 1)	(1, 1) (5, 1) (6, 1) (8, PH) (9, 1)	9.0 W	32 32	H: 1 LOB: 1 BB: 0 P: 4	H: 1 LOB: 1 BB: 0 P: 4	H: 0 LOB: 0 BB: 0 P: 5	H: 0 LOB: 2 BB: 0 P: 7	H: 0 LOB: 0 BB: 0 P: 3	H: 1 LOB: 0 BB: 0 P: 3	H: 0 LOB: 0 BB: 0 P: 5	H: 0 LOB: 0 BB: 0 P: 5	H: 0 LOB: 1 BB: 0 P: 6	H: 0 LOB: 0 BB: 0 P: 3	H: 1 LOB: 0 BB: 0 P: 6	H: 0 LOB: 0 BB: 0 P: 3	1B: 5 2B: 0 3B: 0 HR: 0	SF: 0 SAC: 0 DP: 1 HBP: 0	WP: 0 PB: 0 SB: 0 CS: 1	PA: 32						
<b>PITCHER</b>	IP	WLS	BF	H	R	ER	SO	BB	IBB	HBP	BLK	WP	HR	S	P	ERA	WHIP								
<b>Randy Jones, L</b> ERA: 2.61	(1, 1)	9.0	W	32	5	0	0	4	0	0	0	0	0	40	40	0.00	0.556								

San Diego Padres @ Chicago Cubs  
Wrigley Field, Chicago, IL  
Tue May 06 1980, 3:33 AM CDT  
Att: 9,908 - Unknown

AB	32
R	0
H	5
RBI	0
BB	0
SO	4
LOB	14





Batter	1	2	3	4	5	6	7	8	9	AB	R	H	RBI	BB	SO	LOB	TOP																							
<b>Ozzie Smith, S</b> OBP: 0.339, SLG: 0.267 (1, 6)										4	0	1	0	1	0	0	<b>San Diego Padres @ Chicago Cubs</b> Wrigley Field, Chicago, IL Wed May 07 1980, 3:33 AM CDT Att: 7,401 - Unknown <a href="http://livebaseballscorecards.com">livebaseballscorecards.com</a>																							
<b>Gene Richards, L</b> OBP: 0.322, SLG: 0.357 (1, 7)										5	2	3	0	0	0	1																								
<b>Gene Tenace, R</b> OBP: 0.333, SLG: 0.339 (1, 3)										5	0	1	0	0	1	3																								
<b>Dave Winfield, R</b> OBP: 0.404, SLG: 0.442 (6, 9)										4	0	3	2	1	0	1																								
<b>Jerry Turner, L</b> OBP: 0.294, SLG: 0.320 (6, 1) <b>John D'Acquisto, R</b> OBP: 0.296, SLG: 0.270 (7, 1) <b>Steve Mura, R</b> OBP: 0.313, SLG: 1.000 (7, 1) <b>Rollie Fingers, R</b> OBP: 0.307, SLG: 0.300 (6, 9)										3	0	0	0	0	0	4																								
<b>Bill Fahey, L</b> OBP: 0.302, SLG: 0.325 (1, 2)										4	1	1	1	0	0	0																								
<b>Dave Cash, R</b> OBP: 0.279, SLG: 0.233 (1, 4)										4	1	2	0	0	0	0																								
<b>Aurelio Rodriguez, R</b> OBP: 0.286, SLG: 0.375 (1, 5)										4	0	1	1	0	0	1																								
<b>Rick Wise, R</b> OBP: 0.182, SLG: 0.200 (1, 1) <b>Von Joshua, L</b> OBP: 0.294, SLG: 0.200 (6, PH) (6, 8)										2	0	0	0	0	1	1																								
<b>Inning Stats</b>	R: 1 E: 0 K: 0 S: 5	H: 3 LOB: 1 BB: 0 P: 5	R: 0 E: 0 K: 0 S: 4	H: 1 LOB: 1 BB: 0 P: 4	R: 0 E: 0 K: 1 S: 4	H: 1 LOB: 2 BB: 1 P: 8	R: 1 E: 0 K: 1 S: 6	H: 1 LOB: 0 BB: 0 P: 6	R: 0 E: 0 K: 0 S: 3	H: 0 LOB: 1 BB: 1 P: 7	R: 1 E: 0 K: 0 S: 6	H: 4 LOB: 2 BB: 0 P: 6	R: 0 E: 0 K: 1 S: 6	H: 1 LOB: 1 BB: 0 P: 6	R: 0 E: 0 K: 0 S: 3	H: 0 LOB: 0 BB: 0 P: 3		R: 1 E: 1 K: 0 S: 6	H: 2 LOB: 2 BB: 0 P: 6	1B: 10 2B: 3 3B: 0 HR: 1	SF: 0 SAC: 0 DP: 1 HBP: 0	WP: 0 PA: 41 PB: 0 SB: 1 CS: 0																		
<b>PITCHER</b>	IP	WLS	BF	H	R	ER	SO	BB	IBB	HBP	BLK	WP	HR	S	P	ERA	WHIP	<b>PITCHER</b>				IP	WLS	BF	H	R	ER	SO	BB	IBB	HBP	BLK	WP	HR	S	P	ERA	WHIP		
<b>Mike Krukow, R</b> ERA: 2.5	(1, 1)	5.2	W	26	8	3	3	1	2	0	0	0	0	1	26	34	4.76	1.765																						
<b>Doug Capilla, L</b> ERA: 2.57	(6, 1)	0.1		2	2	0	0	0	0	0	0	0	0	0	2	2	0.00	6.000																						
<b>Dick Tidrow, R</b> ERA: 1.8	(7, 1)	1.0		4	1	0	0	1	0	0	0	0	0	0	6	6	0.00	1.000																						
<b>Bruce Sutter, R</b> ERA: 2.16	(8, 1)	2.0	S	9	2	1	0	0	0	0	0	0	0	0	9	9	0.00	1.000																						

Batter	1	2	3	4	5	6	7	8	9	AB	R	H	RBI	BB	SO	LOB	BOTTOM																							
<b>Lenny Randle, S</b> OBP: 0.370, SLG: 0.462 (1, 5)										3	1	1	1	0	0	1	<b>San Diego Padres @ Chicago Cubs</b> Wrigley Field, Chicago, IL Wed May 07 1980, 3:33 AM CDT Att: 7,401 - Unknown <a href="http://livebaseballscorecards.com">livebaseballscorecards.com</a>																							
<b>Ivan De Jesus, R</b> OBP: 0.298, SLG: 0.376 (1, 6)										3	1	0	0	0	0	1																								
<b>Bill Buckner, L</b> OBP: 0.400, SLG: 0.463 (1, 3)										4	0	2	2	0	0	0																								
<b>Dave Kingman, R</b> OBP: 0.341, SLG: 0.568 <b>Bruce Sutter, R</b> ERA: 2.16										3	0	1	1	0	1	1																								
<b>Jerry Martin, R</b> OBP: 0.393, SLG: 0.634 (1, 8)										4	1	1	1	0	1	2																								
<b>Barry Foote, R</b> OBP: 0.343, SLG: 0.587 (1, 2)										3	1	0	0	1	0	1																								
<b>Scot Thompson, L</b> OBP: 0.459, SLG: 0.467 (1, 9)										3	1	2	0	1	1	1																								
<b>Mike Tyson, R</b> OBP: 0.257, SLG: 0.333 (6, PH) <b>Larry Blittner, L</b> OBP: 0.333, SLG: 0.406 <b>Mick Kelleher, R</b> OBP: 0.250, SLG: 0.182 (9, 4)										3	1	2	1	0	1	1																								
<b>Mike Krukow, R</b> OBP: 0.154, SLG: 0.154 (6, 1) <b>Doug Capilla, L</b> (7, 1) <b>Dick Tidrow, R</b> (7, 1) <b>Jesus Figueroa, L</b> OBP: 0.556, SLG: 0.429 (8, 7)										0	0	0	0	0	0	0																								
<b>Inning Stats</b>	R: 0 E: 0 K: 0 S: 3	H: 0 LOB: 0 BB: 0 P: 3	R: 0 E: 0 K: 1 S: 6	H: 1 LOB: 1 BB: 0 P: 6	R: 2 E: 0 K: 0 S: 6	H: 3 LOB: 1 BB: 0 P: 6	R: 2 E: 0 K: 0 S: 6	H: 3 LOB: 1 BB: 0 P: 6	R: 0 E: 0 K: 1 S: 5	H: 0 LOB: 0 BB: 0 P: 5	R: 0 E: 0 K: 1 S: 5	H: 0 LOB: 1 BB: 1 P: 9	R: 2 E: 0 K: 1 S: 7	H: 2 LOB: 1 BB: 0 P: 8	R: 1 E: 0 K: 0 S: 3	H: 1 LOB: 0 BB: 1 P: 7		1B: 5 2B: 5 3B: 0 HR: 1	SF: 2 SAC: 3 DP: 1 HBP: 1	WP: 0 PA: 36 PB: 0 SB: 1 CS: 0																				
<b>PITCHER</b>	IP	WLS	BF	H	R	ER	SO	BB	IBB	HBP	BLK	WP	HR	S	P	ERA	WHIP	<b>PITCHER</b>				IP	WLS	BF	H	R	ER	SO	BB	IBB	HBP	BLK	WP	HR	S	P	ERA	WHIP		
<b>Rick Wise, R</b> ERA: 4.85	(1, 1)	5.0	L	22	7	4	4	2	0	0	0	0	0	1	26	26	7.20	1.400																						
<b>John D'Acquisto, R</b> ERA: 3.59	(6, 1)	1.0		4	0	0	0	1	1	0	0	0	0	0	5	9	0.00	1.000																						
<b>Steve Mura, R</b> ERA: 3.38	(7, 1)	0.1		4	2	2	2	0	0	0	1	0	0	0	3	4	54.00	6.000																						
<b>Rollie Fingers, R</b> ERA: 3.27	(7, 1)	1.2		6	1	1	1	1	1	0	0	0	0	0	7	11	5.40	1.200																						






Batter	1	2	3	4	5	6	7	8	9	AB	R	H	RBI	BB	SO	LOB	TOP										
<b>Ozzie Smith, S</b> OBP: 0.333, SLG: 0.263 (1, 6)	1-3		E4 1B		F7		FC4-6 2H 1B	G3		5	1	1	1	0	0	1											
<b>Gene Richards, L</b> OBP: 0.316, SLG: 0.348 (1, 7)	6-3		1B		6-3		FC4-6 1-2	4-3		5	0	1	0	0	0	1											
<b>Von Joshua, L</b> OBP: 0.290, SLG: 0.222 <b>John D'Acquisto, R</b> OBP: 0.314, SLG: 0.323 <b>Bob Shirley, R</b> OBP: 0.338, SLG: 0.361 (1, 8) (5, 1) (7, 1) (8, PH)	K				3-1			P4	2B	3	0	1	1	0	1	0											
<b>Dave Winfield, R</b> OBP: 0.404, SLG: 0.444 (1, 9)		6-3	F3		1-3			2B 1B	2B	4	1	1	1	1	0	2											
<b>Willie Montanez, L</b> OBP: 0.256, SLG: 0.325 (1, 3)	1-3				F7			1B 1B	F9	5	1	1	0	0	0	1											
<b>Bill Fahey, L</b> OBP: 0.298, SLG: 0.318 <b>Paul Dade, R</b> OBP: 0.346, SLG: 0.227 (1, 2) (8, PR) (8, 5)	F7				F3			1B		4	0	1	1	0	0	0											
<b>Dave Cash, R</b> OBP: 0.289, SLG: 0.258 <b>Jerry Turner, L</b> OBP: 0.314, SLG: 0.323 <b>Barry Evans, R</b> OBP: 0.448, SLG: 0.318 (1, 4) (8, PH) (8, 4)			4-3 1-3 2B		3B	1B		K	1B S	3	2	2	0	0	1	0											
<b>Aurelio Rodriguez, R</b> OBP: 0.289, SLG: 0.419 <b>Kurt Bevacqua, R</b> OBP: 0.400, SLG: 0.538 <b>Rollie Fingers, R</b> (1, 5) (8, PH) (8, 1)			4-3					E5 1B		3	1	1	1	0	0	1											
<b>Gary Lucas, L</b> OBP: 0.111, SLG: 0.111 <b>Jerry Mumphrey, S</b> OBP: 0.289, SLG: 0.263 (1, 1) (5, 8)	1-3		1-3		1-3			6-3	K	2	0	0	1	0	0	1											
<b>Inning Stats</b>	R: 0 E: 0 K: 1 S: 5	H: 0 LOB: 0 BB: 0 P: 5	R: 0 E: 0 K: 0 S: 3	H: 0 LOB: 0 BB: 0 P: 3	R: 2 E: 1 K: 0 S: 7	H: 3 LOB: 2 BB: 0 P: 7	R: 1 E: 0 K: 0 S: 5	H: 2 LOB: 1 BB: 0 P: 5	R: 0 E: 0 K: 0 S: 3	H: 0 LOB: 0 BB: 0 P: 3	R: 1 E: 1 K: 1 S: 7	H: 1 LOB: 1 BB: 0 P: 7	R: 4 E: 0 K: 1 S: 8	H: 3 LOB: 1 BB: 2 P: 16	R: 1 E: 0 K: 1 S: 7	H: 2 LOB: 2 BB: 1 P: 11	1B: 6 2B: 4 3B: 1 HR: 0	SF: 0 SAC: 0 DP: 0 HBP: 0	WP: 0 PB: 0 SB: 2 CS: 0	PA: 43							
<b>PITCHER</b>	IP	WLS	BF	H	R	ER	SO	BB	IBB	HBP	BLK	WP	HR	S	P	ERA	WHIP										
<b>Rick Reuschel, R</b> ERA: 4.01 (1, 1)	7.1		32	7	6	4	2	1	0	0	0	0	0	35	13	4.91	1.091										
<b>Bruce Sutter, R</b> ERA: 3.57 (8, 1)	1.0	L	8	4	3	3	1	0	1	0	0	0	0	9	13	27.00	4.000										
<b>Doug Capilla, L</b> ERA: 2.45 (9, 1)	0.1		2	0	0	0	0	1	0	0	0	0	0	1	5	0.00	3.000										
<b>Bill Caudill, R</b> ERA: 2.55 (9, 1)	0.1		1	0	0	0	1	0	0	0	0	0	0	3	3	0.00	0.000										

San Diego Padres @ Chicago Cubs  
Wrigley Field, Chicago, IL  
Thu May 08 1980, 3:33 AM CDT  
Att. 6,692 - Unknown - 44 F

livebaseballscores.com

AB 40  
R 9  
H 11  
RBI 8  
BB 3  
SO 4  
LOB 12




Batter	1	2	3	4	5	6	7	8	9	AB	R	H	RBI	BB	SO	LOB	BOTTOM										
<b>Lenny Randle, S</b> OBP: 0.372, SLG: 0.449 (1, 5)	K		F9		FC6-4 1-2 3H 1B		4-3		BB	4	0	1	1	1	1	0											
<b>Ivan De Jesus, R</b> OBP: 0.313, SLG: 0.393 (1, 6)	1B		S		FC6-4 1B 1-2 2-3				K	4	2	2	0	1	1	4											
<b>Bill Buckner, L</b> OBP: 0.404, SLG: 0.464 <b>Mick Kelleher, R</b> OBP: 0.250, SLG: 0.182 <b>Steve Ontiveros, S</b> OBP: 0.364, SLG: 0.308 <b>Steve Dillard, R</b> OBP: 0.500, SLG: 0.714 (1, 3) (8, 4) (8, PH) (8, PR)			F8		1B		F5		BB	4	1	2	2	0	0	2											
<b>Dave Kingman, R</b> OBP: 0.341, SLG: 0.558 <b>Larry Blittner, L</b> OBP: 0.316, SLG: 0.382 (1, 7) (6, 7) (8, 3)	3-1				2B		F7		4-3	3	1	1	1	0	0	1											
<b>Jerry Martin, R</b> OBP: 0.397, SLG: 0.628 (1, 9)	5-3				1-2 3H 1B		6-3		4-3	4	0	1	2	0	0	1											
<b>Barry Foote, R</b> OBP: 0.324, SLG: 0.552 (1, 2)	6-3				F7		F7		5-3	4	0	0	0	0	0	1											
<b>Carlos Lezcano, R</b> OBP: 0.308, SLG: 0.424 (1, 8)	K				K		K		F7	4	0	0	0	0	3	0											
<b>Mike Tyson, R</b> OBP: 0.289, SLG: 0.389 <b>Scott Thompson, L</b> OBP: 0.447, SLG: 0.452 (1, 4) (8, 7)	F7				1B				F3	3	1	2	0	0	0	0											
<b>Rick Reuschel, R</b> OBP: 0.154, SLG: 0.154 <b>Bruce Sutter, R</b> <b>Doug Capilla, L</b> <b>Bill Caudill, R</b> <b>Jesus Figueroa, L</b> OBP: 0.600, SLG: 0.500 (1, 1) (8, 1) (9, 1) (9, PH)			6-3		FC6-4 1B		K		BB	3	1	1	0	0	1	1											
<b>Inning Stats</b>	R: 1 E: 0 K: 1 S: 7	H: 2 LOB: 1 BB: 0 P: 7	R: 0 E: 0 K: 1 S: 5	H: 0 LOB: 0 BB: 0 P: 5	R: 0 E: 0 K: 0 S: 3	H: 0 LOB: 0 BB: 1 P: 7	R: 0 E: 0 K: 0 S: 3	H: 0 LOB: 0 BB: 0 P: 3	R: 5 E: 0 K: 1 S: 11	H: 6 LOB: 1 BB: 0 P: 11	R: 0 E: 0 K: 2 S: 7	H: 1 LOB: 0 BB: 0 P: 7	R: 0 E: 0 K: 0 S: 4	H: 1 LOB: 1 BB: 0 P: 4	R: 0 E: 0 K: 0 S: 3	H: 0 LOB: 0 BB: 0 P: 3	R: 0 E: 0 K: 1 S: 6	H: 1 LOB: 3 BB: 2 P: 14	1B: 8 2B: 3 3B: 0 HR: 0	SF: 0 SAC: 0 DP: 0 HBP: 0	WP: 1 PB: 0 SB: 1 CS: 1	PA: 40					
<b>PITCHER</b>	IP	WLS	BF	H	R	ER	SO	BB	IBB	HBP	BLK	WP	HR	S	P	ERA	WHIP										
<b>Gary Lucas, L</b> ERA: 3.14 (1, 1)	4.2		23	8	6	6	3	1	0	0	0	0	0	10	10	0.00	1.200										
<b>John D'Acquisto, R</b> ERA: 3.39 (5, 1)	1.2		6	2	0	0	2	0	0	0	0	0	0	2	2	0.00	0.000										
<b>Bob Shirley, L</b> ERA: 1.76 (7, 1)	0.2	W	2	0	0	0	0	0	0	0	0	0	0	2	2	0.00	0.000										
<b>Rollie Fingers, R</b> ERA: 2.77 (8, 1)	2.0	S	9	1	0	0	1	2	0	0	0	1	0	9	17	0.00	1.500										

San Diego Padres @ Chicago Cubs  
Wrigley Field, Chicago, IL  
Thu May 08 1980, 3:33 AM CDT  
Att. 6,692 - Unknown - 44 F

livebaseballscores.com

AB 37  
R 6  
H 11  
RBI 6  
BB 3  
SO 6  
LOB 14





Batter	1	2	3	4	5	6	7	8	9	AB	R	H	RBI	BB	SO	LOB	TOP			
<b>Bill North, S</b> OBP: 0.388, SLG: 0.292 (1, 8)	0-0 3-1		0-0 E 1B S 1B	4-0 BB BB BB		4-0 G3 1B BB		0-3 K		3	2	1	0	2	1	1	<b>San Francisco Giants @ Chicago Cubs</b> Wrigley Field, Chicago, IL Fri May 09 1980, 3:33 AM CDT Att: 8,403 - Unknown			
<b>Darrell Evans, L</b> OBP: 0.364, SLG: 0.364 (1, 5)	4-0 FC6-4 BB		0-0 BB 1B	4-0 BB BB		0-0 G3		0-0 E9 2B 1B		3	0	2	2	2	0	1				
<b>Jack Clark, R</b> OBP: 0.379, SLG: 0.435 (1, 9)	0-0 FC6-4 1-2		4-0 FC6-4 BB	4-0 BB BB		0-0 1B		0-0 1B		3	0	2	3	2	0	1				
<b>Mike Ivie, R</b> OBP: 0.250, SLG: 0.322 (1, 3)	0-0 F8		0-0 F7	0-0 F4		0-3 K		0-3 K		5	0	0	0	0	2	9				
<b>Jim Wohlford, R</b> OBP: 0.286, SLG: 0.425 (1, 7)		0-0 HR	0-0 FC6-4 1-2		4-0 1B SH5-4 BB		0-0 G3		0-0 F9		4	1	1	1	1	0		2		
<b>Milt May, L</b> OBP: 0.329, SLG: 0.413 (1, 2)		0-0 F8		0-0 E1 BB 1B BB	0-0 SH5-4		0-0 F6		0-3 K		4	1	0	0	0	1		0		
<b>Rennie Stennett, R</b> OBP: 0.255, SLG: 0.302 (1, 4)		0-0 F9		0-0 F5	0-0 G6-3 1B		0-0 F8		0-0 F4		5	0	1	0	0	0		1		
<b>Johnnie LeMaster, R</b> OBP: 0.259, SLG: 0.392 (1, 6)		0-0 F4		0-0 F9	0-0 G6-3 1-2			0-0 F4		4	0	0	0	0	0	3				
<b>Vida Blue, S</b> OBP: 0.188, SLG: 0.071 (1, 1)			0-0 4-3	0-0 BB BB 1B		0-3 K		4-0 E 1B 2B BB		3	2	1	0	1	1	0				
<b>Inning Stats</b>	R: 0 E: 0 K: 0 S: 3	H: 0 LOB: 1 BB: 1 P: 7	R: 1 E: 0 K: 0 S: 4	H: 1 LOB: 0 BB: 0 P: 4	R: 1 E: 0 K: 0 S: 5	H: 2 LOB: 2 BB: 1 P: 9	R: 2 E: 1 K: 0 S: 5	H: 1 LOB: 3 BB: 3 P: 17	R: 0 E: 0 K: 2 S: 8	H: 0 LOB: 0 BB: 1 P: 12	R: 0 E: 0 K: 0 S: 3	H: 0 LOB: 0 BB: 0 P: 3	R: 1 E: 1 K: 2 S: 9	H: 2 LOB: 2 BB: 1 P: 13	R: 0 E: 0 K: 1 S: 5	H: 0 LOB: 0 BB: 0 P: 5	1B: 6 2B: 1 3B: 0 HR: 1	SF: 0 SAC: 1 DP: 1 HBP: 0	WP: 0 PB: 0 SB: 1 CS: 0	PA: 43
<b>PITCHER</b>	IP WLS BF H R ER SO BB IBB HBP BLK WP HR S P ERA WHIP																			
<b>Dennis Lamp, R</b> ERA: 7.25 (1, 1)	4.0 L 22 4 4 2 0 5 0 0 0 0 0 1 17 37 4.50 2.250																			
<b>Willie Hernandez, L</b> ERA: 4.32 (5, 1)	2.0 9 2 1 1 2 2 0 0 0 0 0 0 11 19 4.50 2.000																			
<b>Dick Tidrow, R</b> ERA: 2.12 (7, 1)	2.0 9 2 1 1 2 1 0 0 0 0 0 0 12 16 4.50 1.500																			
<b>Bill Caudill, R</b> ERA: 2.41 (9, 1)	1.0 3 0 0 0 1 0 0 0 0 0 0 0 5 5 0.00 0.000																			

Batter	1	2	3	4	5	6	7	8	9	AB	R	H	RBI	BB	SO	LOB	BOTTOM			
<b>Lenny Randle, S</b> OBP: 0.361, SLG: 0.432 (1, 5) (5, 4)	0-0 6-3	0-0 F8			0-0 1B 4-3 1B	0-0 F3		0-0 F9		5	1	1	0	0	0	2	<b>San Francisco Giants @ Chicago Cubs</b> Wrigley Field, Chicago, IL Fri May 09 1980, 3:33 AM CDT Att: 8,403 - Unknown			
<b>Ivan De Jesus, R</b> OBP: 0.317, SLG: 0.394 (1, 6)	0-0 1B S 1B		0-0 F9		0-0 4-3 1B		0-0 F7		0-0 F7		5	1	2	0	0	0				
<b>Bill Buckner, L</b> OBP: 0.394, SLG: 0.461 (1, 3)	0-0 F7 1-2		0-0 F4		0-0 4-3 1-2 3-H		0-0 4-3		0-0 2B		5	0	1	1	0	2				
<b>Jerry Martin, R</b> OBP: 0.378, SLG: 0.604 (1, 9)	0-0 S 2-3 1B		0-0 F8		0-0 F9		0-0 5-3		0-0 F7		5	0	1	0	0	2				
<b>Mike Vail, R</b> OBP: 0.381, SLG: 0.550 (1, 7)	0-0 S 1-2 3-H 1B		0-0 6-3		4-0 BB		0-0 4-3 2B				3	1	2	1	1	0				
<b>Tim Blackwell, S</b> OBP: 0.286, SLG: 0.286 (1, 2)	0-3 K				0-0 2B		0-0 F7		0-0 4-3 2-3		4	0	1	0	0	1				
<b>Carlos Lezcano, R</b> OBP: 0.302, SLG: 0.405 (1, 8)		0-0 F9		0-0 1B		0-3 K		0-0 6-3		4	0	1	1	0	1	0				
<b>Mick Kelleher, R</b> OBP: 0.228, SLG: 0.228 (1, 4)		0-0 SH2-4 1B		0-3 K		0-0 L4		0-0 4-0 BB		2	0	1	0	0	1	2				
<b>Dennis Lamp, R</b> OBP: 0.300, SLG: 0.222 (1, 1)		0-0 SH2-4		0-3 K		0-0 1B		0-0 1-3		0	0	0	0	0	0	0				
<b>Steve Ontiveros, S</b> OBP: 0.361, SLG: 0.310 (4, PH) (5, 5)										3	0	1	0	0	1	3				
<b>Inning Stats</b>	R: 1 E: 0 K: 1 S: 8	H: 3 LOB: 2 BB: 0 P: 8	R: 0 E: 0 K: 0 S: 4	H: 1 LOB: 1 BB: 0 P: 4	R: 0 E: 0 K: 2 S: 9	H: 0 LOB: 0 BB: 0 P: 3	R: 0 E: 0 K: 2 S: 9	H: 2 LOB: 2 BB: 1 P: 9	R: 0 E: 0 K: 1 S: 6	H: 1 LOB: 1 BB: 0 P: 6	R: 0 E: 0 K: 0 S: 3	H: 0 LOB: 0 BB: 0 P: 3	R: 1 E: 0 K: 0 S: 4	H: 1 LOB: 1 BB: 1 P: 8	R: 0 E: 0 K: 0 S: 4	H: 1 LOB: 0 BB: 0 P: 4	1B: 8 2B: 3 3B: 0 HR: 0	SF: 0 SAC: 1 DP: 0 HBP: 0	WP: 0 PB: 0 SB: 3 CS: 0	PA: 40
<b>PITCHER</b>	IP WLS BF H R ER SO BB IBB HBP BLK WP HR S P ERA WHIP																			
<b>Vida Blue, L</b> ERA: 4.27 (1, 1)	9.0 W 40 11 3 3 4 2 0 0 0 0 0 0 46 54 3.00 1.444																			

AB 34  
R 6  
H 8  
RBI 6  
BB 8  
SO 5  
LOB 18



AB 37  
R 3  
H 11  
RBI 3  
BB 2  
SO 4  
LOB 16









Batter	1	2	3	4	5	6	7	8	9	AB	R	H	RBI	BB	SO	LOB	TOP										
<b>Bill North, S</b> OBP: 0.378, SLG: 0.324 (1, 8)	0-0 4-3		0-0 4-3		4-0 FC6-4			0-0 6-3	4 0 0 0 1 0 2								<b>San Francisco Giants @ Chicago Cubs</b> Wrigley Field, Chicago, IL Sun May 11 1980, 3:33 AM CDT Att: 15,435 - Unknown										
<b>Jim Wothford, R</b> OBP: 0.269, SLG: 0.380 (1, 7)	0-0 6-3		0-3 K		0-3 K		0-0 6-3	0-3 K	5 0 0 0 0 3 3																		
<b>Larry Herndon, R</b> OBP: 0.274, SLG: 0.380 (1, 9)	0-0 4-3			0-0 5-3		0-0 1B 2B	0-0 F7	0-3 K	5 1 1 0 0 1 0																		
<b>Darrell Evans, L</b> OBP: 0.378, SLG: 0.411 (1, 5)		0-0 4-3		0-0 F8		0-0 1B 2H 1B	0-0 F9		4 1 1 1 0 0 0																		
<b>Mike Ivie, R</b> OBP: 0.266, SLG: 0.311 (1, 3)		4-0 1B BB		0-3 K		0-0 L5		4-0 1B BB	2 0 0 0 2 1 1																		
<b>Milt May, L</b> OBP: 0.341, SLG: 0.431 (1, 2)		0-0 1B		0-0 1B		0-0 BB 1B	0-0 F6	0-0 1B	4 0 3 0 0 0 1																		
<b>Rennie Stennett, R</b> OBP: 0.274, SLG: 0.346 (1, 4)		0-0 F8		0-0 F8		0-0 F8	0-0 1B 1-3 1B	0-3 K	4 1 1 0 0 1 5																		
<b>Johnnie LeMaster, R</b> OBP: 0.280, SLG: 0.442 (1, 6)		0-0 6-3		0-0 6-3		0-0 BB 1B	0-0 1B	0-0 F4	4 0 2 1 0 0 4																		
<b>Ed Whitson, R</b> OBP: 0.067, SLG: 0.067 (1, 1)			0-0 F2		0-0 F1	0-0 FC6-4 1B		0-3 K	4 0 1 1 0 1 4																		
<b>Inning Stats</b>	R: 0 E: 0 K: 0 S: 3	H: 0 LOB: 0 BB: 0 P: 3	R: 0 E: 0 K: 0 S: 4	H: 1 LOB: 2 BB: 1 P: 8	R: 0 E: 0 K: 1 S: 5	H: 0 LOB: 0 BB: 0 P: 5	R: 0 E: 0 K: 1 S: 5	H: 0 LOB: 0 BB: 0 P: 5	R: 0 E: 0 K: 1 S: 7	H: 2 LOB: 3 BB: 1 P: 11	R: 3 E: 0 K: 0 S: 8	H: 5 LOB: 2 BB: 0 P: 8	R: 0 E: 0 K: 0 S: 3	H: 0 LOB: 0 BB: 0 P: 3	R: 0 E: 0 K: 2 S: 8	H: 1 LOB: 2 BB: 0 P: 12	R: 0 E: 0 K: 2 S: 7	H: 0 LOB: 0 BB: 0 P: 7	1B: 8 2B: 1 3B: 0 HR: 0	SF: 0 SAC: 0 DP: 0 HBP: 0	WP: 0 PB: 0 SB: 0 CS: 0	PA: 39					
<b>PITCHER</b>	IP	WLS	BF	H	R	ER	SO	BB	IBB	HBP	BLK	WP	HR	S	P	ERA	WHIP										
<b>Mike Krukow, R</b> ERA: 2.64 (1, 1)	8.0	L	36	9	3	3	5	3	0	0	0	0	0	43	55	3.38	1.500										
<b>Dick Tidrow, R</b> ERA: 2.0 (9, 1)	1.0		3	0	0	0	2	0	0	0	0	0	0	7	7	0.00	0.000										


Batter	1	2	3	4	5	6	7	8	9	AB	R	H	RBI	BB	SO	LOB	BOTTOM										
<b>Lenny Randle, S</b> OBP: 0.366, SLG: 0.458 (1, 5)	0-3 K		0-0 E4 G4-6-3			0-0 6-3		0-0 4-3 1B	4 0 1 0 0 1 1								<b>San Francisco Giants @ Chicago Cubs</b> Wrigley Field, Chicago, IL Sun May 11 1980, 3:33 AM CDT Att: 15,435 - Unknown										
<b>Steve Dillard, R</b> OBP: 0.412, SLG: 0.467 (1, 4)	0-0 K		0-0 G4-6-3			0-3 K		0-0 4-3	3 0 1 0 0 1 2																		
<b>Larry Blittner, L</b> OBP: 0.308, SLG: 0.371 (8, PH) (9, 3)	6-3 BLK 1B		0-0 G4-6-3			0-0 K		0-0 4-3	1 0 0 0 0 0 1																		
<b>Bill Buckner, L</b> OBP: 0.398, SLG: 0.515 (1, 3)	0-0 6-3			0-0 F9		0-0 1B		0-0 F9	4 0 1 0 0 0 2																		
<b>Dick Tidrow, R</b> OBP: 0.308, SLG: 0.371 (9, 1)	0-0 6-3			0-0 F9		0-0 1B		0-0 F9	0 0 0 0 0 0 0																		
<b>Jerry Martin, R</b> OBP: 0.374, SLG: 0.606 (1, 8)	0-0 6-3			0-0 4-3		0-0 FC6-4 1B		0-3 K	4 0 1 0 0 1 1																		
<b>Mike Vail, R</b> OBP: 0.400, SLG: 0.621 (1, 7)		0-3 K		0-0 F7		0-0 FC6-4		0-0 6-3	4 0 0 0 0 1 2																		
<b>Barry Foote, R</b> OBP: 0.313, SLG: 0.553 (1, 2)		0-3 K		0-0 F7		0-0 F5		0-0 6-3	4 0 1 0 0 1 0																		
<b>Ivan De Jesus, R</b> OBP: 0.336, SLG: 0.421 (9, FR)		0-3 K		0-0 F7		0-0 F7		0-0 1B	0 0 0 0 0 0 0																		
<b>Scot Thompson, L</b> OBP: 0.405, SLG: 0.490 (1, 9)		0-3 K		0-0 F7		0-0 F7		0-0 F8	4 0 0 0 0 1 1																		
<b>Mick Kelleher, R</b> OBP: 0.258, SLG: 0.207 (1, 6)			0-0 F7		0-0 1B		0-3 K		3 0 1 0 0 1 0																		
<b>Mike Krukow, R</b> OBP: 0.200, SLG: 0.200 (1, 1)			0-0 F7		0-0 6-3		0-0 F7		2 0 1 0 0 0 1																		
<b>Jesus Figueroa, L</b> OBP: 0.300, SLG: 0.400 (8, PH)			0-0 E		0-0 6-3		0-0 F7		1 0 0 0 0 0 0																		
<b>Mike Tyson, R</b> OBP: 0.289, SLG: 0.389 (9, 4)			0-0 1B						0 0 0 0 0 0 0																		
<b>Inning Stats</b>	R: 0 E: 0 K: 1 S: 6	H: 1 LOB: 1 BB: 0 P: 6	R: 0 E: 0 K: 3 S: 9	H: 0 LOB: 0 BB: 0 P: 9	R: 0 E: 1 K: 0 S: 4	H: 1 LOB: 1 BB: 0 P: 4	R: 0 E: 0 K: 0 S: 3	H: 0 LOB: 0 BB: 0 P: 3	R: 0 E: 0 K: 0 S: 4	H: 0 LOB: 0 BB: 0 P: 4	R: 0 E: 0 K: 1 S: 7	H: 2 LOB: 2 BB: 0 P: 7	R: 0 E: 0 K: 1 S: 5	H: 0 LOB: 0 BB: 0 P: 5	R: 0 E: 0 K: 0 S: 4	H: 1 LOB: 1 BB: 0 P: 4	R: 0 E: 0 K: 1 S: 6	H: 1 LOB: 1 BB: 0 P: 6	1B: 7 2B: 0 3B: 0 HR: 0	SF: 0 SAC: 0 DP: 1 HBP: 0	WP: 0 PB: 0 SB: 0 CS: 0	PA: 34					
<b>PITCHER</b>	IP	WLS	BF	H	R	ER	SO	BB	IBB	HBP	BLK	WP	HR	S	P	ERA	WHIP										
<b>Ed Whitson, R</b> ERA: 4.08 (1, 1)	9.0	W	34	7	0	0	7	0	0	0	0	0	0	48	48	0.00	0.778										





Batter	1	2	3	4	5	6	7	8	9	AB	R	H	RBI	BB	SO	LOB	TOP					
Lenny Randle, S (1,5) OBP: 0.378, SLG: 0.494										4	1	2	1	1	0	1	<b>Chicago Cubs @ Los Angeles Dodgers</b> Dodger Stadium, Los Angeles, CA Mon May 12 1980, 7:05 PM PDT Att: 36,401 - Unknown					
Ivan De Jesus, R (1,6) OBP: 0.342, SLG: 0.434										4	0	2	0	0	1	3						
Bill Buckner, L (1,3) OBP: 0.383, SLG: 0.495										4	0	0	0	0	0	4						
Jerry Martin, R (1,8) OBP: 0.369, SLG: 0.588										3	0	0	0	1	2	2						
Larry Bittner, L (1,7) OBP: 0.326, SLG: 0.368										3	0	1	0	1	1	2						
Scot Thompson, L (1,9) OBP: 0.435, SLG: 0.421										3	0	2	0	1	0	1						
Tim Blackwell, S (1,2) OBP: 0.276, SLG: 0.280										4	0	1	0	0	2	3						
Steve Dillard, R (1,4) OBP: 0.400, SLG: 0.444										3	0	1	0	0	1	2						
Jesus Figueroa, L (9, PH) OBP: 0.538, SLG: 0.455										1	0	1	0	0	0	0						
Rick Reuschel, R (1,1) OBP: 0.133, SLG: 0.133										2	0	0	0	0	2	3						
Mike Vail, R (7, PH) OBP: 0.387, SLG: 0.600										1	0	0	0	0	1	0						
Dick Tidrow, R (7,1) OBP: 0.337, SLG: 0.551										0	0	0	0	0	0	0						
Dave Kingman, R (9, PH)										1	0	0	0	0	1	1						
<b>Inning Stats</b>	R: 1 E: 0 K: 1 S: 7	H: 2 LOB: 1 BB: 0 P: 7	R: 0 E: 0 K: 1 S: 6	H: 2 LOB: 1 BB: 0 P: 6	R: 0 E: 0 K: 1 S: 6	H: 1 LOB: 0 BB: 0 P: 6	R: 0 E: 0 K: 0 S: 3	H: 1 LOB: 0 BB: 0 P: 3	R: 0 E: 0 K: 1 S: 7	H: 2 LOB: 2 BB: 0 P: 7	R: 0 E: 0 K: 1 S: 4	H: 0 LOB: 1 BB: 2 P: 12	R: 0 E: 0 K: 3 S: 9	H: 0 LOB: 1 BB: 1 P: 13	R: 0 E: 0 K: 2 S: 8	H: 1 LOB: 2 BB: 1 P: 12	R: 0 E: 0 K: 1 S: 5	H: 1 LOB: 0 BB: 0 P: 5	1B: 8 2B: 2 3B: 0 HR: 1	SF: 0 SAC: 0 DP: 2 HBP: 0	WP: 0 PB: 0 SB: 2 CS: 3	PA: 37
<b>PITCHER</b>	IP WLS BF H R ER SO BB IBB HBP BLK WP HR S P ERA WHIP																					
Don Sutton, R (1,1) ERA: 2.25	6.0 W 25 8 1 1 5 2 0 0 0 0 1 33 41 1.50 1.667																					
Bobby Castillo, R (7,1) ERA: 3.79	3.0 S 12 2 0 0 6 2 0 0 0 0 0 22 30 0.00 1.333																					

AB	33
R	1
H	10
RBI	1
BB	4
SO	11
LOB	22



Batter	1	2	3	4	5	6	7	8	9	AB	R	H	RBI	BB	SO	LOB	BOTTOM					
Davey Lopes, R (1,4) OBP: 0.371, SLG: 0.418										4	1	1	0	0	0	1	<b>Chicago Cubs @ Los Angeles Dodgers</b> Dodger Stadium, Los Angeles, CA Mon May 12 1980, 7:05 PM PDT Att: 36,401 - Unknown					
Rudy Law, L (1,8) OBP: 0.350, SLG: 0.376										3	1	2	1	0	0	0						
Reggie Smith, S (1,9) OBP: 0.390, SLG: 0.524										3	0	0	0	1	1	3						
Steve Garvey, R (1,3) OBP: 0.266, SLG: 0.355										4	0	0	1	0	0	3						
Ron Cey, R (1,5) OBP: 0.374, SLG: 0.424										3	0	0	0	1	1	2						
Gary Thomasson, L (1,7) OBP: 0.428, SLG: 0.333										3	0	1	0	0	1	1						
Bobby Castillo, R (7,1) OBP: 0.333, SLG: 0.333										1	0	0	0	0	1	0						
Bill Russell, R (1,6) OBP: 0.333, SLG: 0.358										3	0	2	0	0	0	0						
Steve Yeager, R (1,2) OBP: 0.340, SLG: 0.233										3	0	0	0	0	2	3						
Don Sutton, R (1,1) OBP: 0.077, SLG: 0.077										1	0	0	0	0	0	2						
Rick Monday, L (7,7) OBP: 0.308, SLG: 0.273										1	0	0	0	0	0	0						
<b>Inning Stats</b>	R: 0 E: 0 K: 0 S: 4	H: 1 LOB: 1 BB: 0 P: 4	R: 0 E: 0 K: 1 S: 6	H: 2 LOB: 2 BB: 1 P: 10	R: 2 E: 0 K: 1 S: 7	H: 2 LOB: 1 BB: 1 P: 11	R: 0 E: 0 K: 1 S: 6	H: 1 LOB: 0 BB: 0 P: 6	R: 0 E: 1 K: 1 S: 6	H: 0 LOB: 1 BB: 1 P: 6	R: 0 E: 0 K: 0 S: 3	H: 0 LOB: 0 BB: 0 P: 3	R: 0 E: 0 K: 1 S: 5	H: 0 LOB: 1 BB: 0 P: 6	R: 0 E: 0 K: 1 S: 5	H: 0 LOB: 0 BB: 0 P: 5	R: 0 E: 0 K: 1 S: 5	H: 0 LOB: 0 BB: 0 P: 5	1B: 4 2B: 2 3B: 0 HR: 0	SF: 0 SAC: 1 DP: 0 HBP: 1	WP: 0 PB: 0 SB: 5 CS: 1	PA: 33
<b>PITCHER</b>	IP WLS BF H R ER SO BB IBB HBP BLK WP HR S P ERA WHIP																					
Rick Reuschel, R (1,1) ERA: 3.88	6.0 L 26 6 2 2 4 2 0 0 0 0 0 32 40 3.00 1.333																					
Dick Tidrow, R (7,1) ERA: 1.8	2.0 7 0 0 0 2 0 0 0 1 0 0 0 10 11 0.00 0.000																					

AB	29
R	2
H	6
RBI	2
BB	2
SO	6
LOB	15



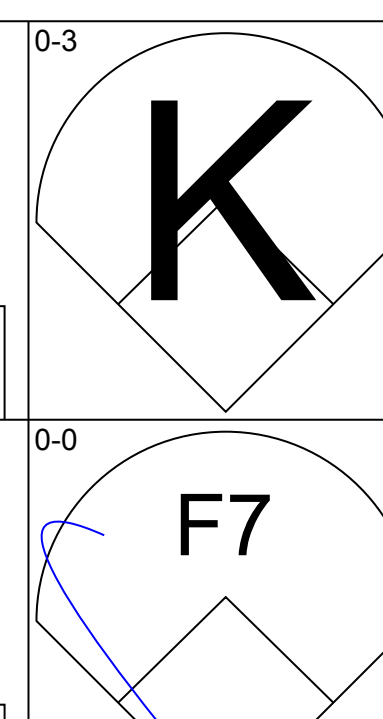
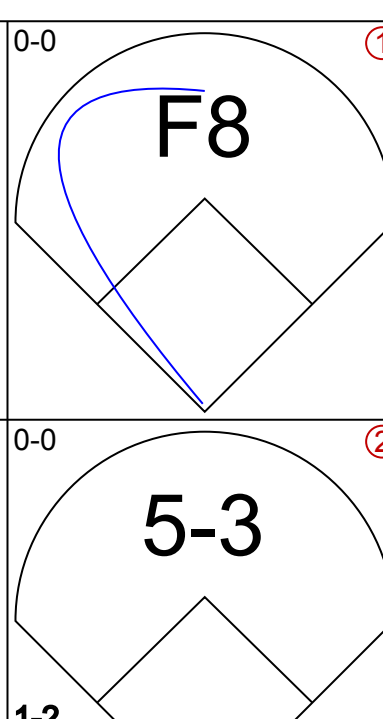
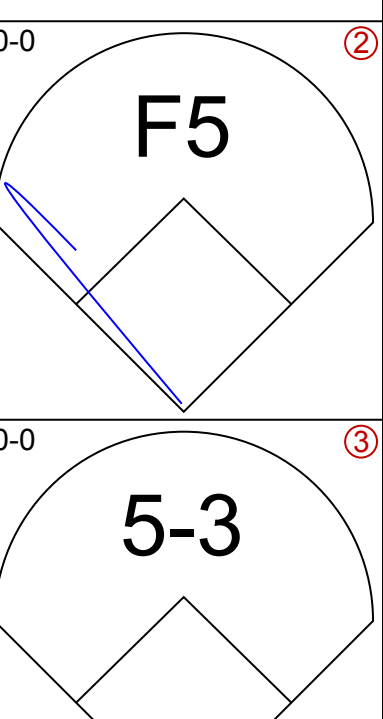
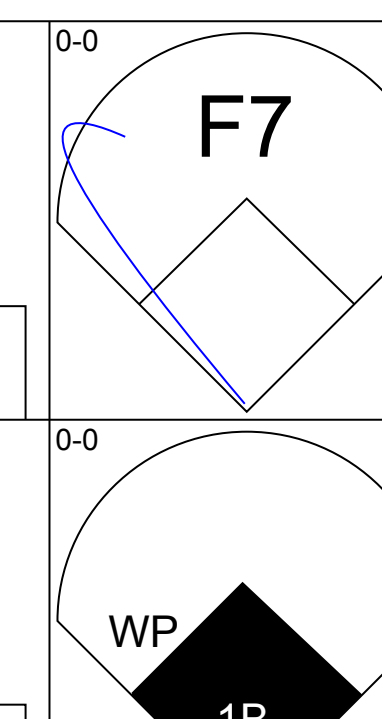
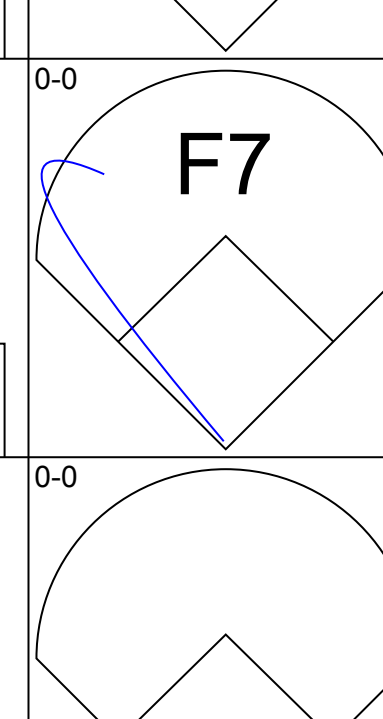
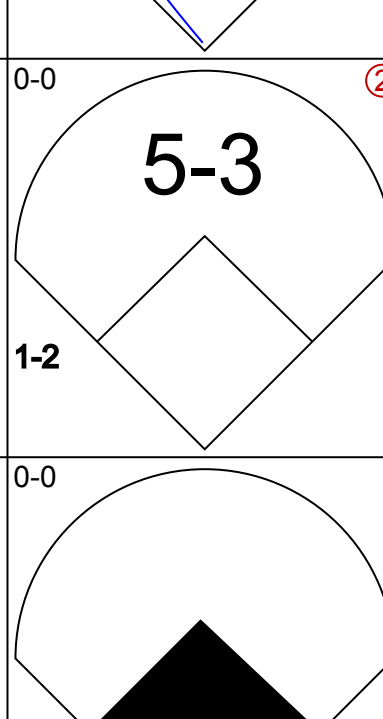
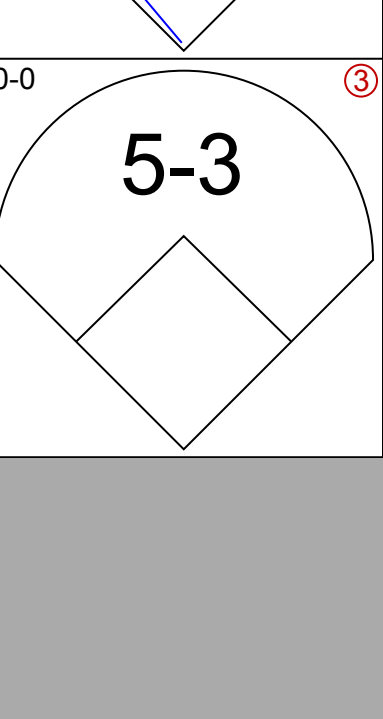
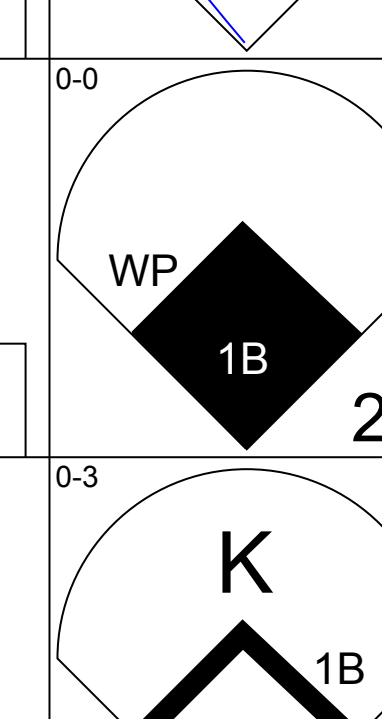
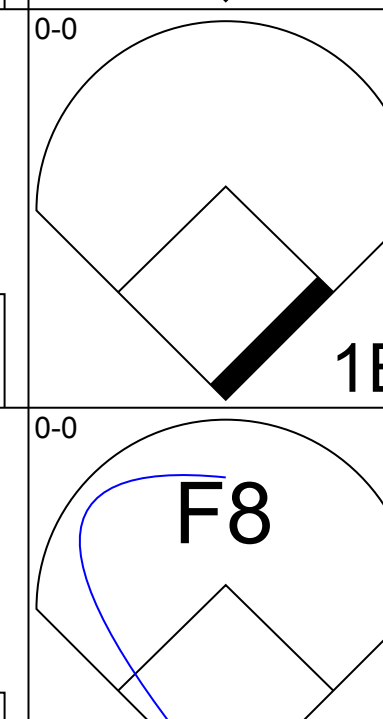
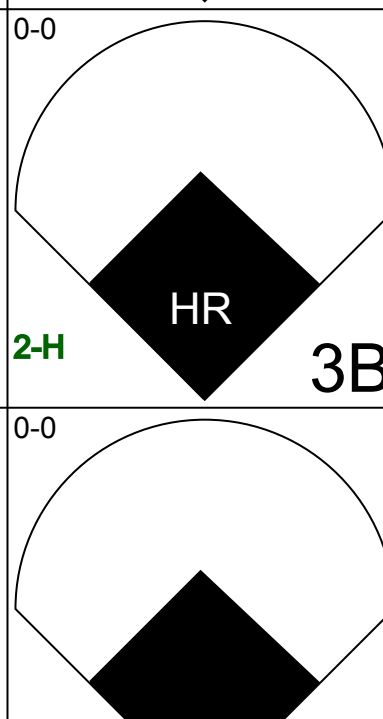
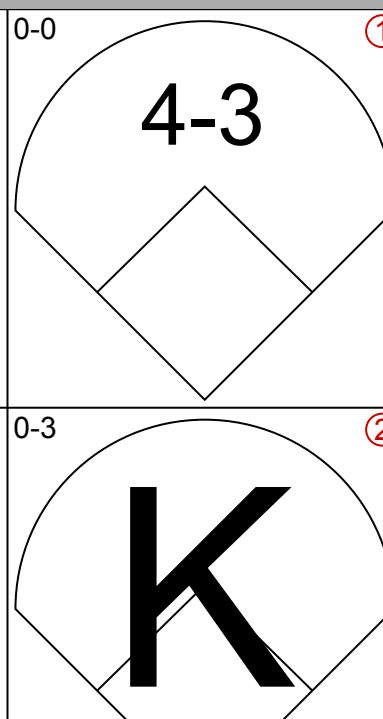
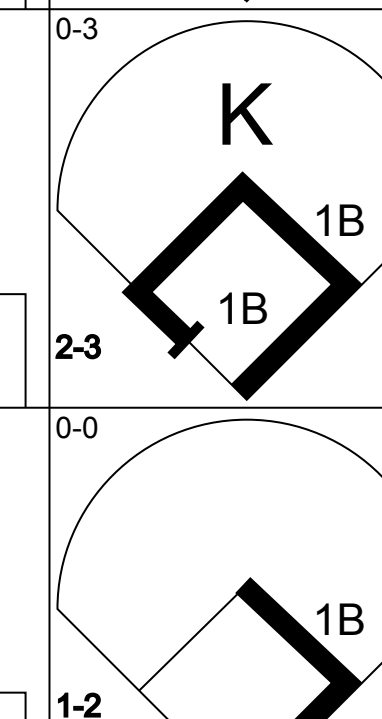
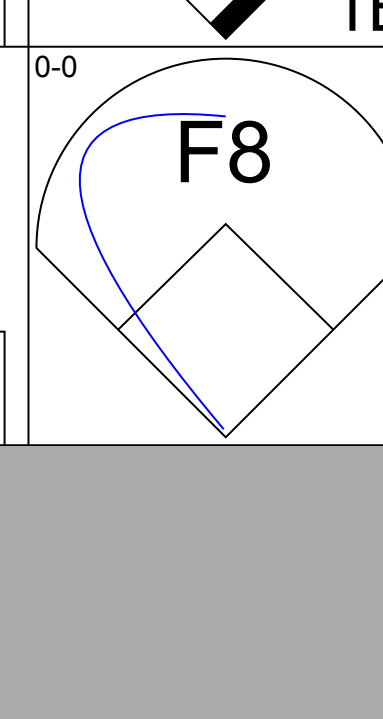
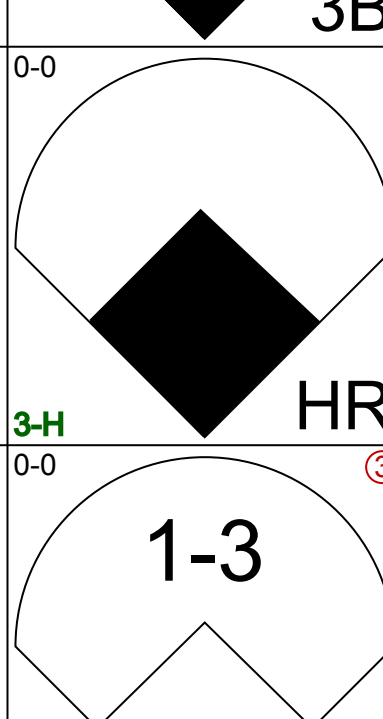
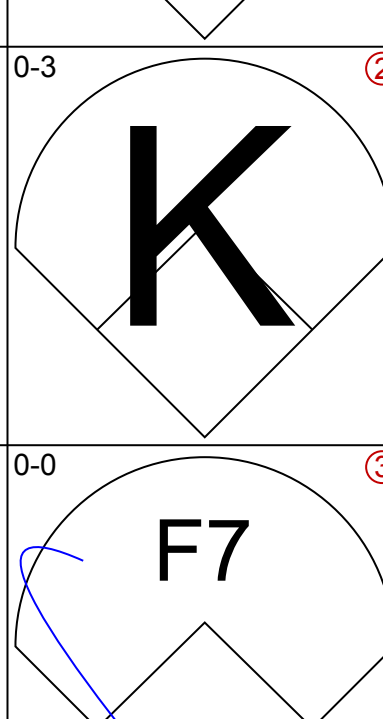
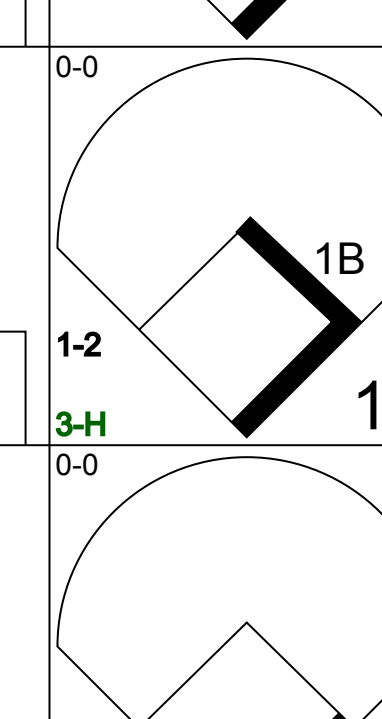
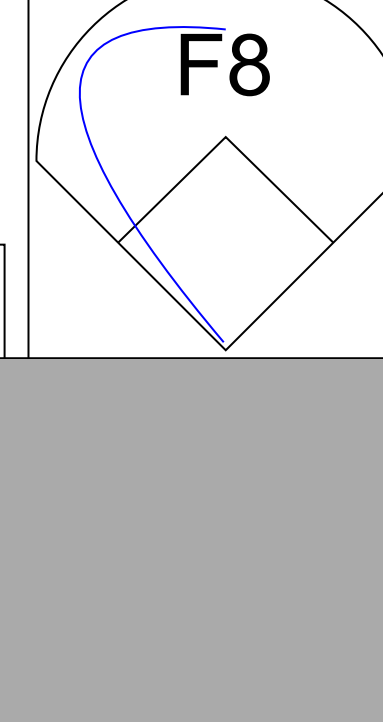
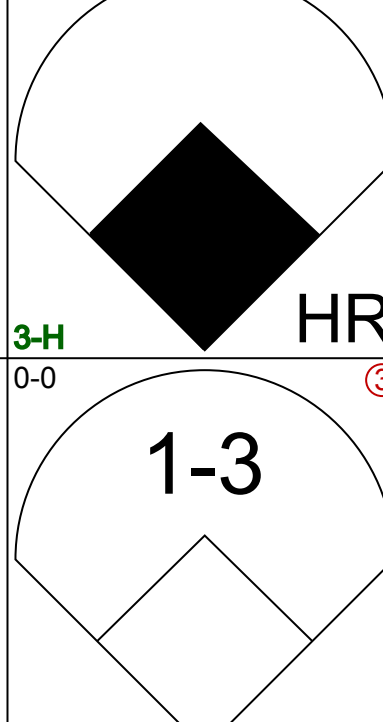
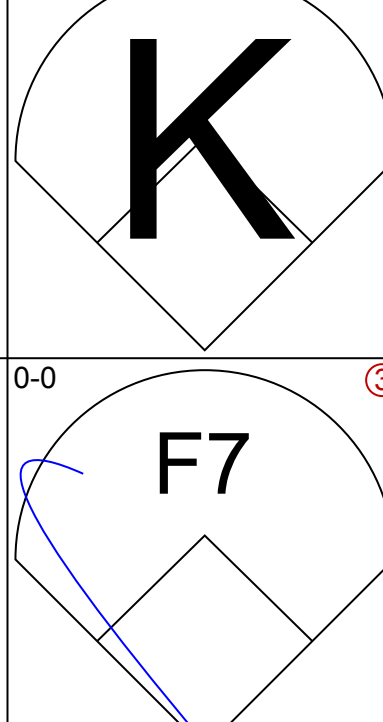
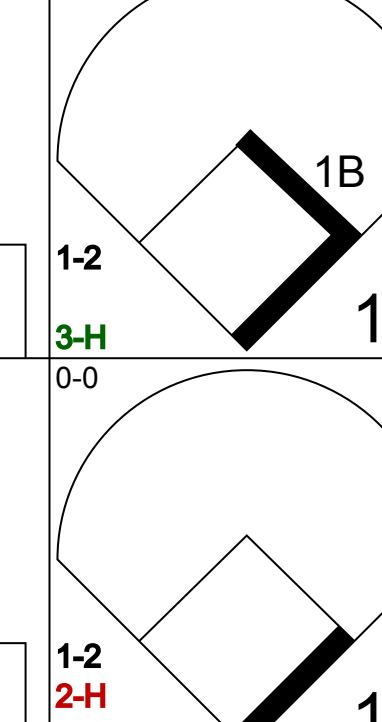
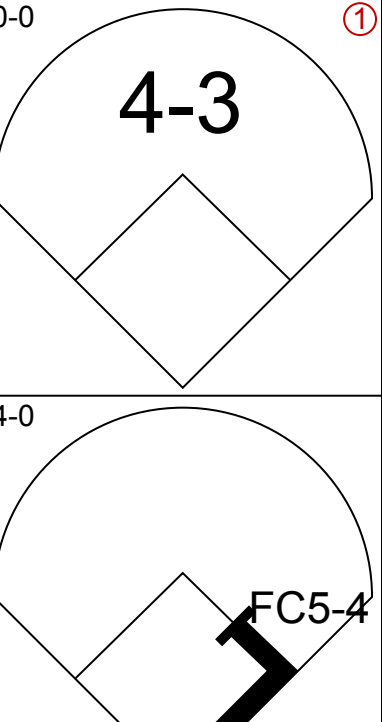
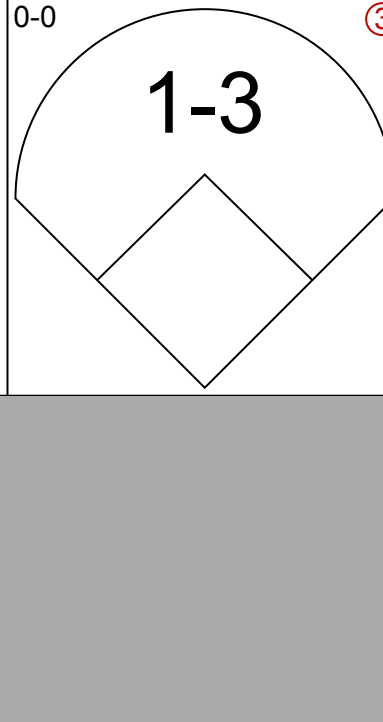
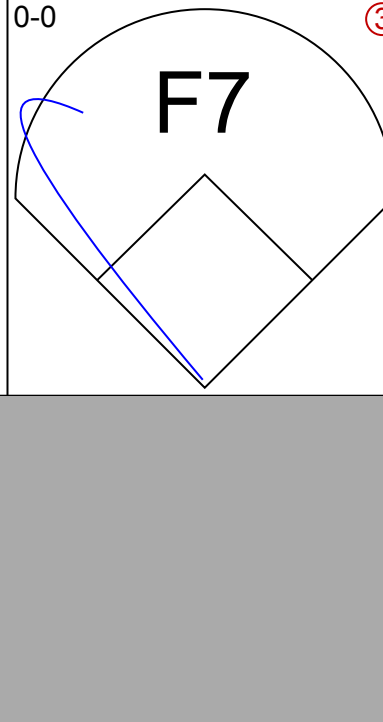
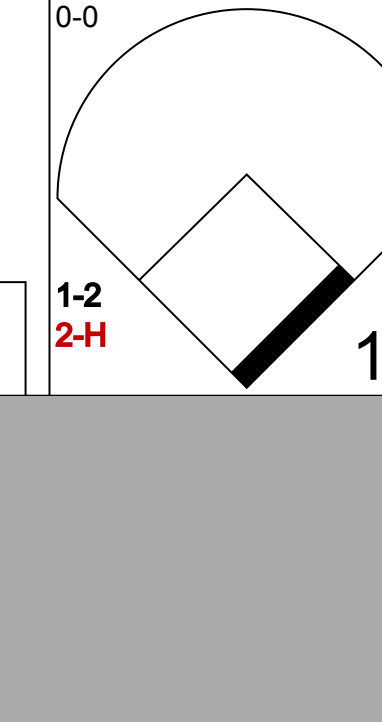
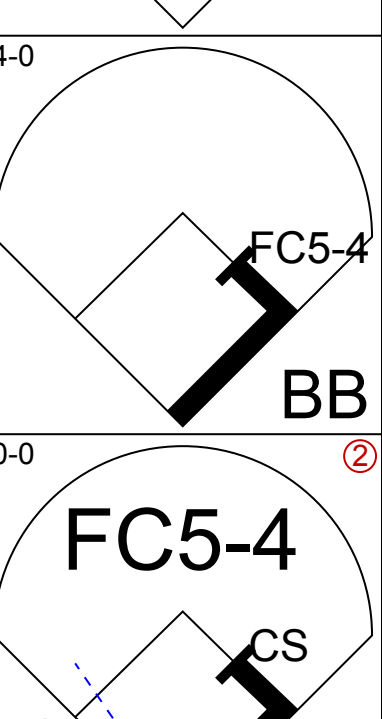
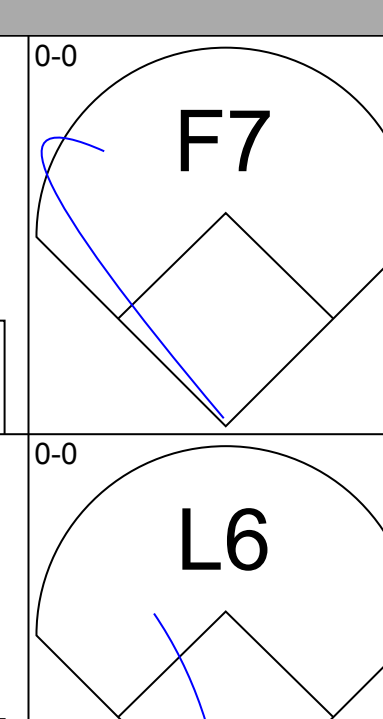
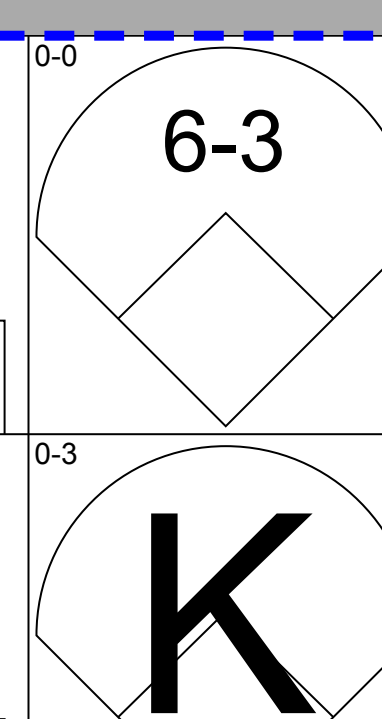
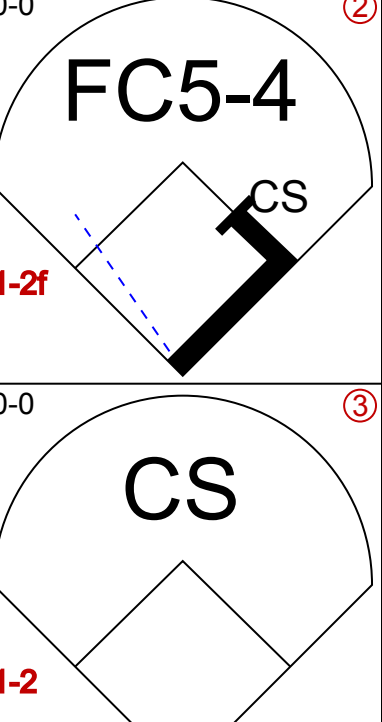
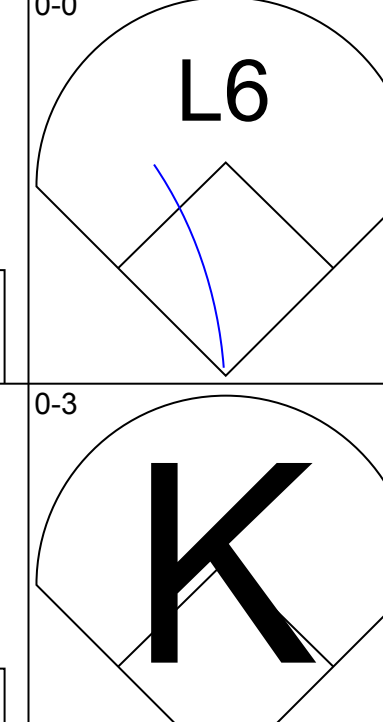
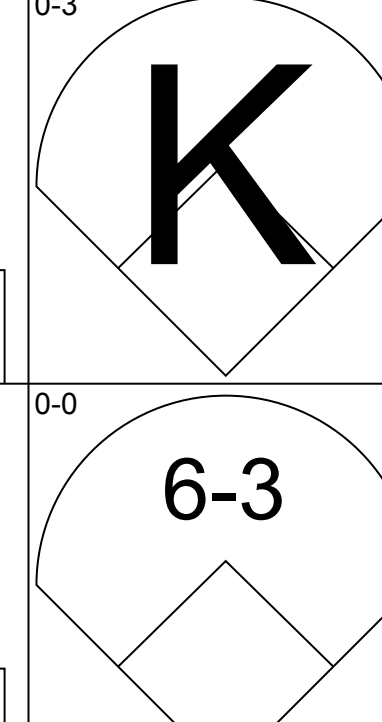
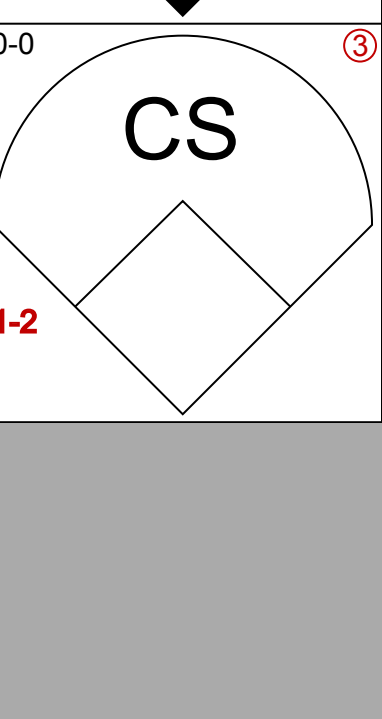
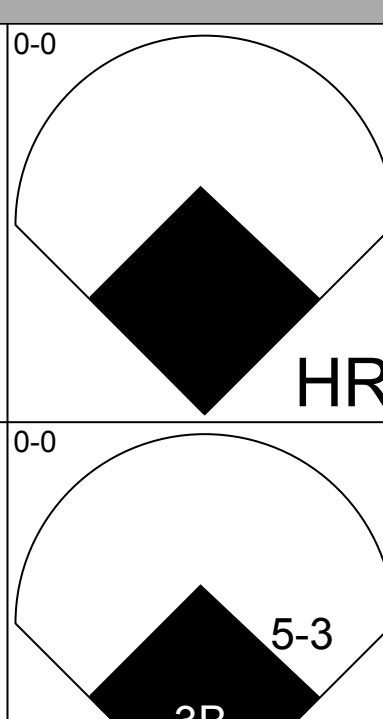

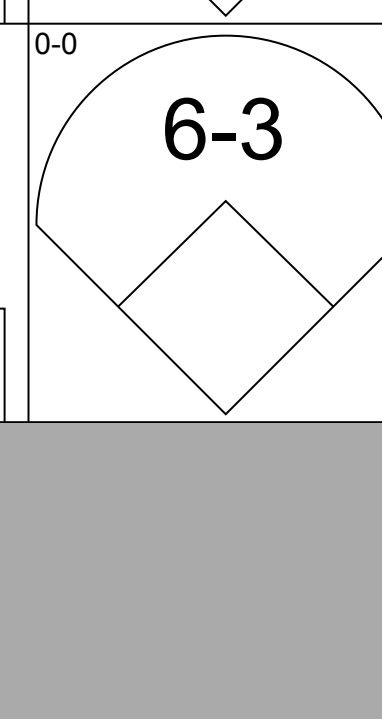
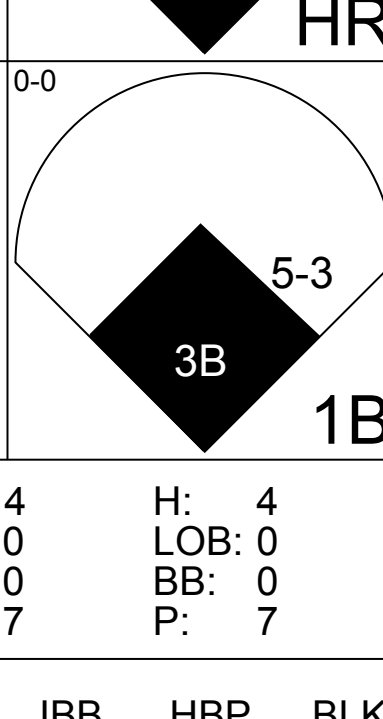
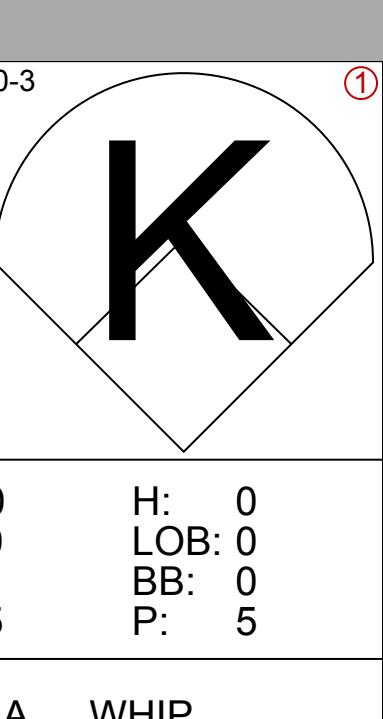
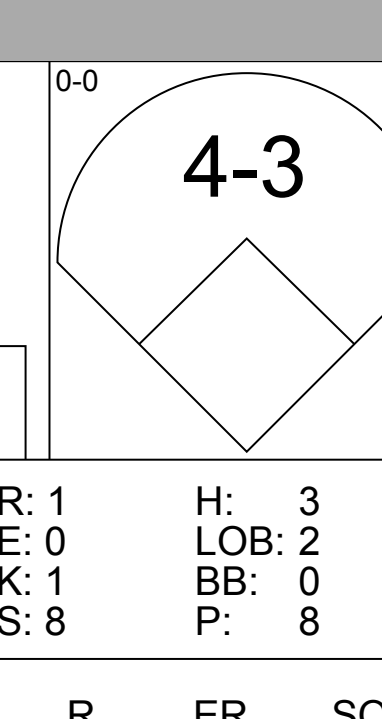


Batter	1	2	3	4	5	6	7	8	9	AB	R	H	RBI	BB	SO	LOB	TOP					
Lenny Randle, S (1,5) OBP: 0.373, SLG: 0.484	G3	4-3			5-3 1B		P4			4	0	1	0	0	0	3	<b>Chicago Cubs @ Los Angeles Dodgers</b> Dodger Stadium, Los Angeles, CA Tue May 13 1980, 7:05 PM PDT Att: 32,331 - Unknown					
Ivan De Jesus, R (1,6) OBP: 0.335, SLG: 0.427	HR 1B		5-3		5-3		F8			4	1	1	0	0	0	1						
Bill Buckner, L (1,3) OBP: 0.369, SLG: 0.476	F7		6-3		F9		F9			4	0	0	0	0	0	2						
Dave Kingman, R (1,7) OBP: 0.344, SLG: 0.585 Carlos Lezcano, R (8, PR) OBP: 0.313, SLG: 0.390	1-H HR		5-3		1-3		1B 1B			4	1	2	2	0	0	0						
Jerry Martin, R (1,8) OBP: 0.365, SLG: 0.575	K			K	5-3		1-2 1B			4	0	1	0	0	2	0						
Barry Foote, R (1,2) OBP: 0.310, SLG: 0.538		1B 1B		F2	P6		F9			4	0	1	0	0	0	2						
Scott Thompson, L (1,9) OBP: 0.420, SLG: 0.390		F7		1B PO BB		K		F8		3	0	0	0	1	1	1						
Steve Dillard, R (1,4) OBP: 0.391, SLG: 0.429 Mike Vail, R (9, PH) OBP: 0.375, SLG: 0.581	F3			S 1B		K		F9		3	0	1	0	0	1	1						
Dennis Lamp, R (1,1) OBP: 0.333, SLG: 0.273 Bill Caudill, R (5,1)				PO	1-3		1B		K	2	0	1	0	0	0	0						
Jesus Figueroa, L (7, PH) OBP: 0.571, SLG: 0.500 Dick Tidrow, R (7,1)	1-2 1B			1-2 3-H						1	0	1	0	0	0	0						
Larry Bittner, L (9, PH) OBP: 0.318, SLG: 0.359										1	0	0	0	0	1	0						
<b>Inning Stats</b>	R: 2 E: 0 K: 1 S: 7	H: 2 LOB: 0 BB: 0 P: 7	R: 0 E: 0 K: 0 S: 5	H: 2 LOB: 2 BB: 0 P: 5	R: 0 E: 0 K: 0 S: 3	H: 0 LOB: 0 BB: 0 P: 3	R: 0 E: 0 K: 1 S: 5	H: 1 LOB: 1 BB: 1 P: 9	R: 0 E: 0 K: 0 S: 4	H: 0 LOB: 0 BB: 0 P: 4	R: 0 E: 0 K: 0 S: 3	H: 0 LOB: 0 BB: 0 P: 3	R: 0 E: 0 K: 2 S: 8	H: 1 LOB: 1 BB: 0 P: 8	R: 0 E: 0 K: 0 S: 5	H: 2 LOB: 2 BB: 0 P: 5	R: 0 E: 0 K: 1 S: 5	H: 0 LOB: 0 BB: 0 P: 5	1B: 8 2B: 0 3B: 0 HR: 1	SF: 0 SAC: 0 DP: 0 HBP: 0	WP: 0 PB: 0 SB: 1 CS: 0	PA: 37
<b>PITCHER</b> Bob Welch, R (1,1) ERA: 3.07	IP: 9.0 WLS: W BF: 36 H: 9 R: 2 ER: 2 SO: 5 BB: 1 IBB: 0 HBP: 0 BLK: 0 WP: 0 HR: 1 S: 45 P: 49 ERA: 2.00 WHIP: 1.111															<b>PITCHER</b>						

Batter	1	2	3	4	5	6	7	8	9	AB	R	H	RBI	BB	SO	LOB	BOTTOM			
Davey Lopes, R (1,4) OBP: 0.367, SLG: 0.407	5-3		2-3 1B BB	FC6-4 1-2		P4				3	1	0	0	1	0	2	<b>Chicago Cubs @ Los Angeles Dodgers</b> Dodger Stadium, Los Angeles, CA Tue May 13 1980, 7:05 PM PDT Att: 32,331 - Unknown			
Rudy Law, L (1,8) OBP: 0.335, SLG: 0.363	F8		2-3 1-2		4-3	K				4	0	0	0	0	1	2				
Reggie Smith, S (1,9) OBP: 0.402, SLG: 0.556	HR		1B 1B	WP BB		K				3	3	2	2	1	1	0				
Steve Garvey, R (1,3) OBP: 0.280, SLG: 0.363	BB		1B	BB WP		K				3	0	2	0	1	1	0				
Ron Cey, R (1,5) OBP: 0.378, SLG: 0.422	K		1B	BB BB		K				3	0	1	1	1	2	1				
Gary Thomasson, L (1,7) OBP: 0.438, SLG: 0.370 Derrel Thomas, S (8, PR) OBP: 0.415, SLG: 0.467		4-3	4-3		G4-6-3 BB		FC1-2 2B			3	0	1	1	1	0	2				
Bill Russell, R (1,6) OBP: 0.321, SLG: 0.343	F9			K	G4-6-3 1-2		4-3			4	0	0	0	0	1	4				
Steve Yeager, R (1,2) OBP: 0.333, SLG: 0.234	P4			L6		S 1B		FC1-2		4	0	1	0	0	0	2				
Bob Welch, R (1,1) OBP: 0.143, SLG: 0.143			6-3	FC6-4 1B		B2		5-3		4	0	1	0	0	0	3				
<b>Inning Stats</b>	R: 1 E: 0 K: 1 S: 6	H: 1 LOB: 1 BB: 1 P: 10	R: 0 E: 0 K: 0 S: 3	H: 0 LOB: 0 BB: 0 P: 3	R: 2 E: 0 K: 0 S: 6	H: 3 LOB: 2 BB: 1 P: 10	R: 0 E: 0 K: 1 S: 6	H: 1 LOB: 1 BB: 0 P: 6	R: 1 E: 0 K: 0 S: 3	H: 1 LOB: 2 BB: 3 P: 15	R: 0 E: 0 K: 1 S: 6	H: 1 LOB: 1 BB: 0 P: 6	R: 0 E: 0 K: 3 S: 9	H: 0 LOB: 0 BB: 0 P: 9	R: 0 E: 0 K: 0 S: 4	H: 1 LOB: 2 BB: 0 P: 4		1B: 6 2B: 1 3B: 0 HR: 1	SF: 0 SAC: 0 DP: 1 HBP: 0	WP: 1 PB: 0 SB: 1 CS: 0
<b>PITCHER</b> Dennis Lamp, R (1,1) ERA: 7.39 Bill Caudill, R (5,1) ERA: 2.09 Dick Tidrow, R (7,1) ERA: 1.64	IP: 4.1 WLS: L BF: 23 H: 6 R: 4 ER: 4 SO: 2 BB: 4 IBB: 0 HBP: 0 BLK: 0 WP: 1 HR: 1 S: 23 P: 39 ERA: 8.31 WHIP: 2.308															<b>PITCHER</b>				



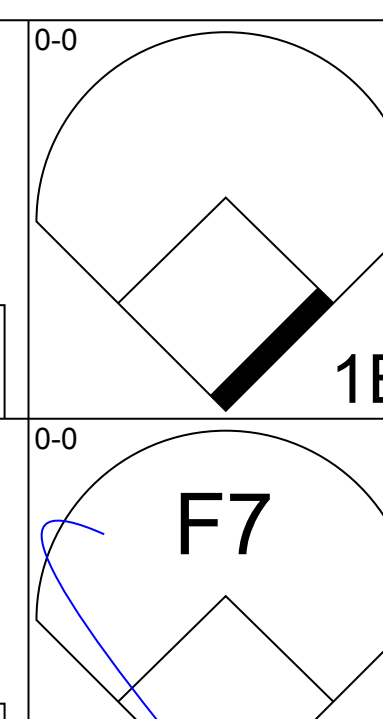
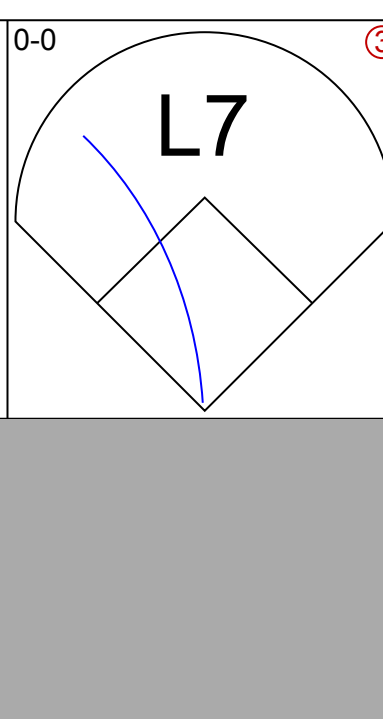
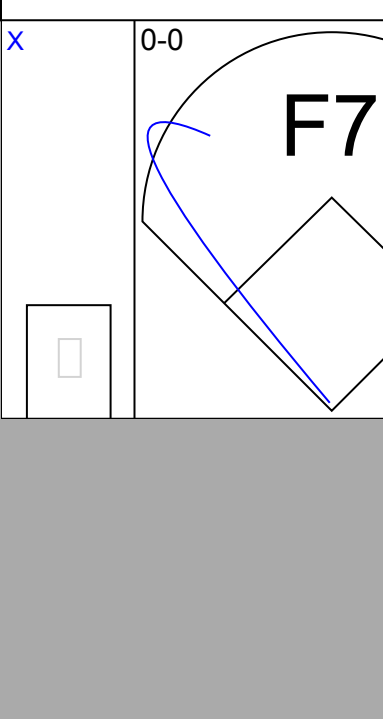
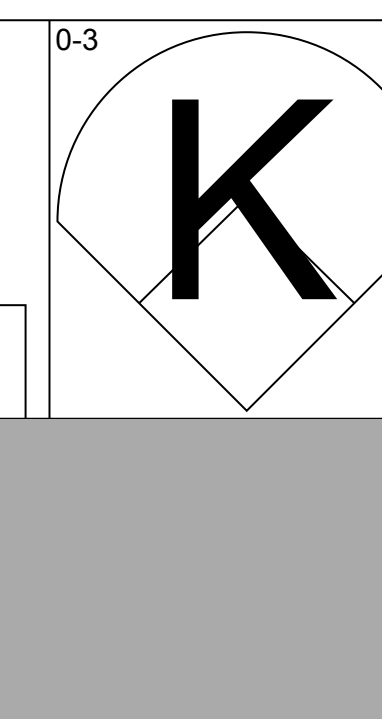
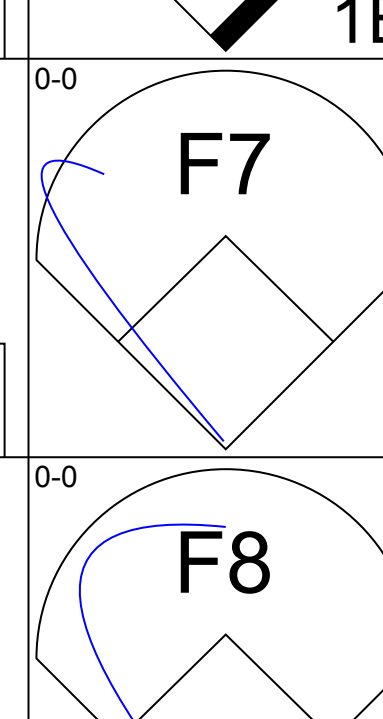
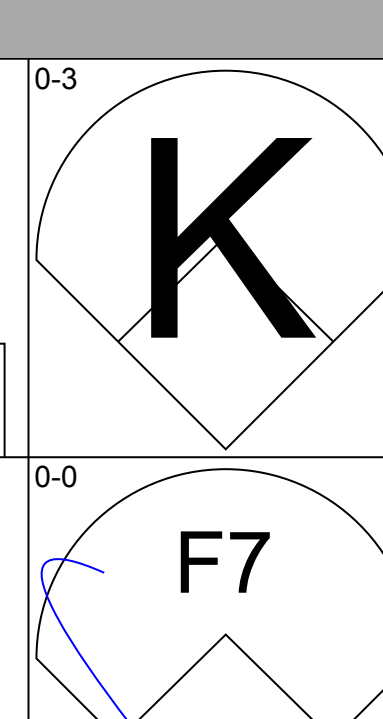
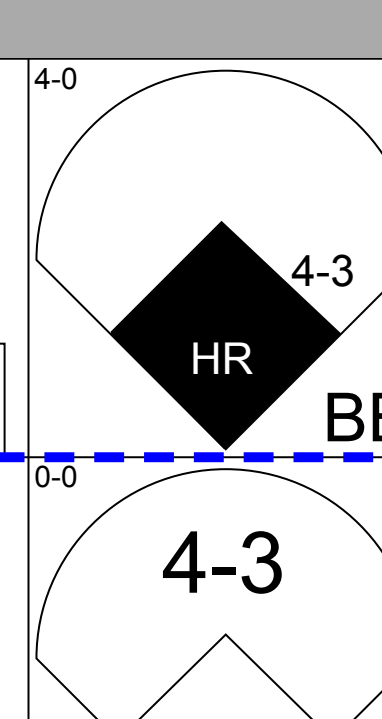
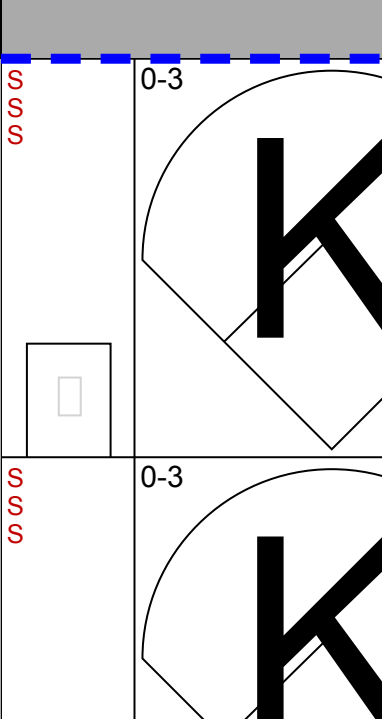
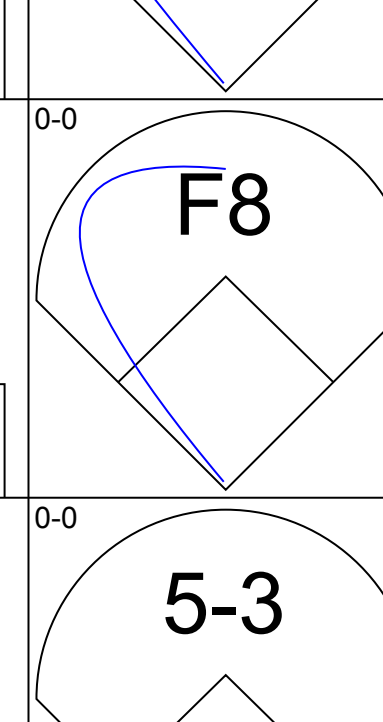
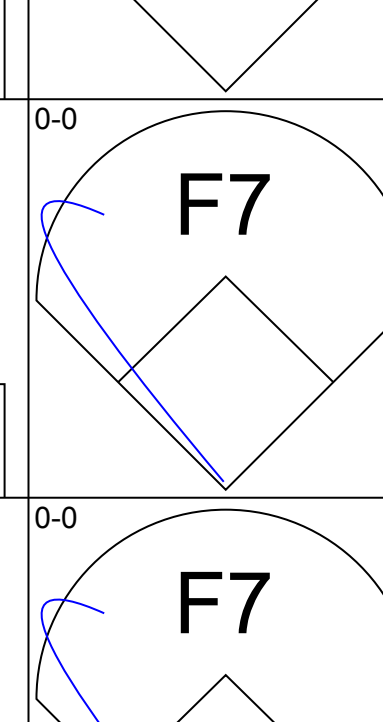
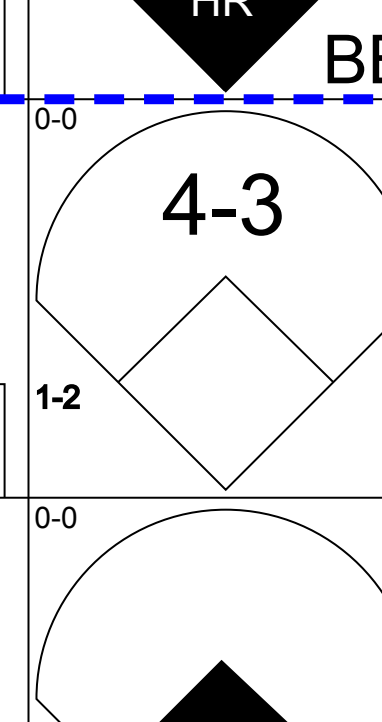
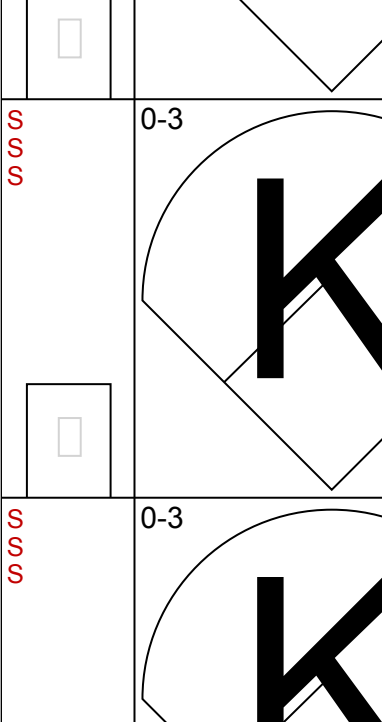
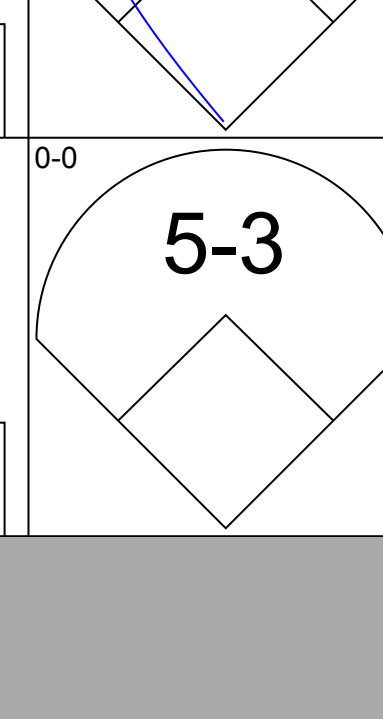
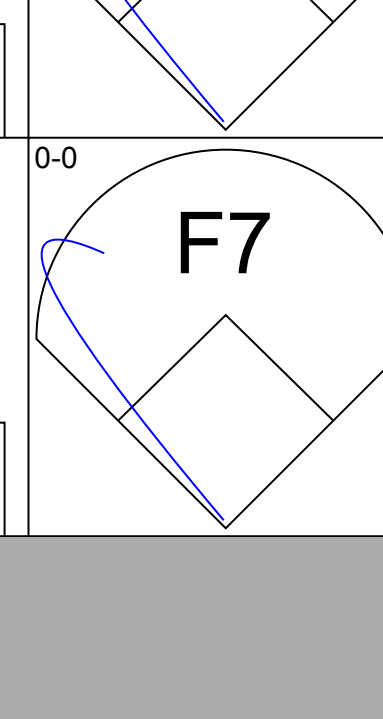
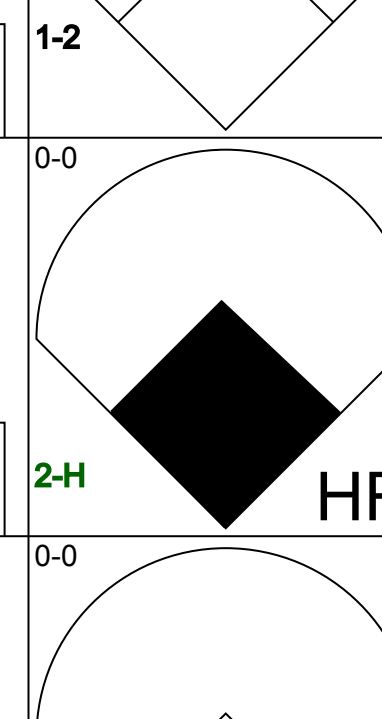
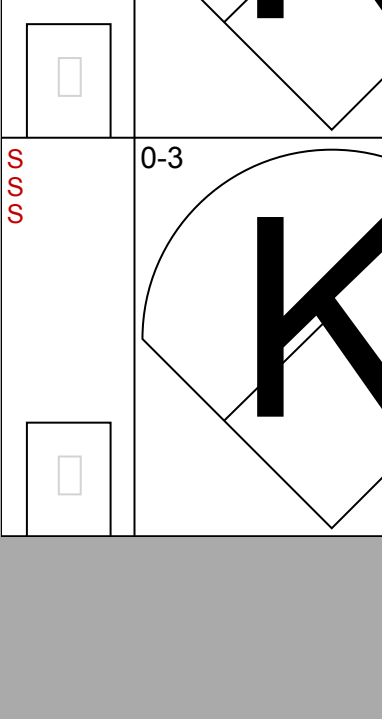
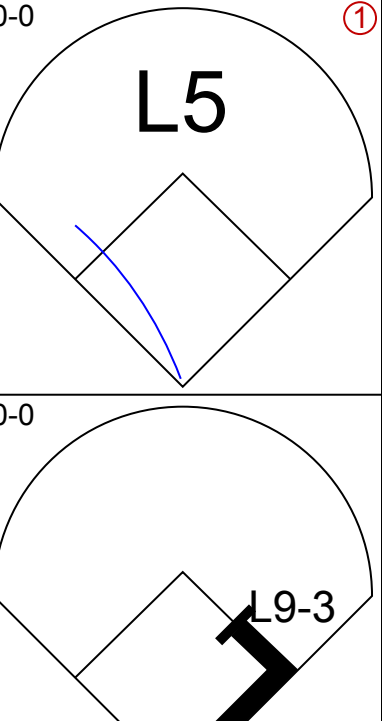
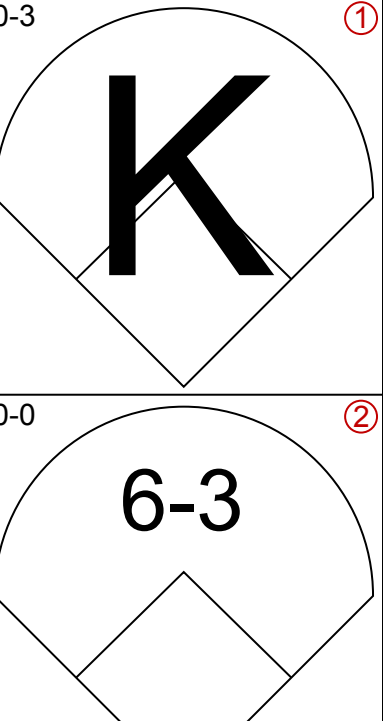
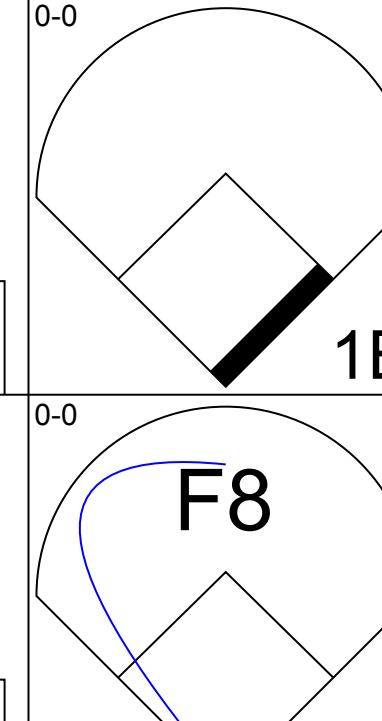
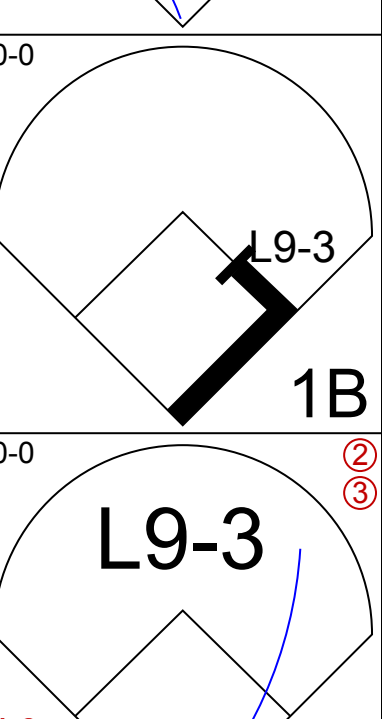
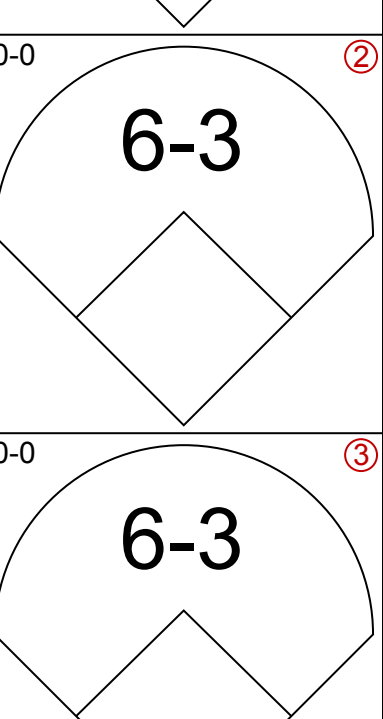
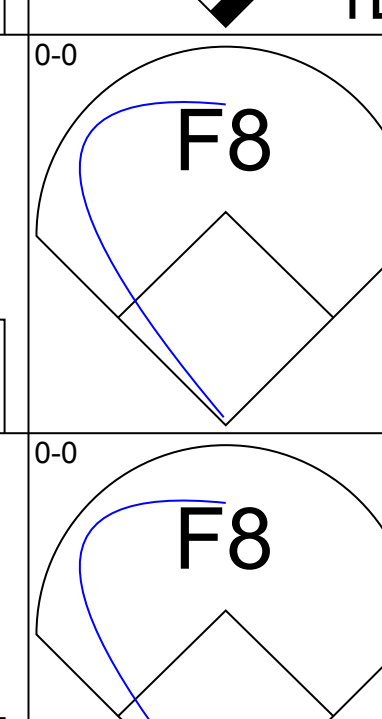
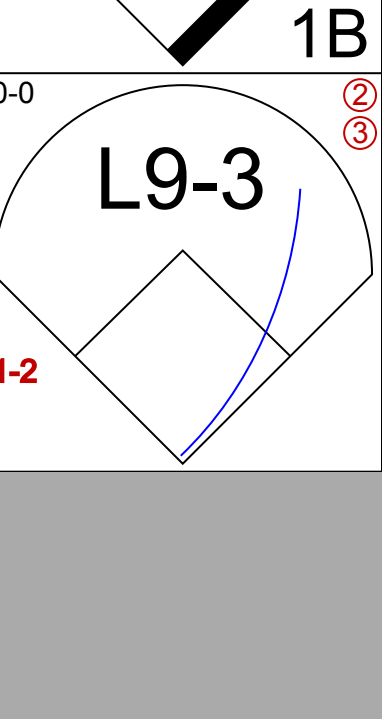
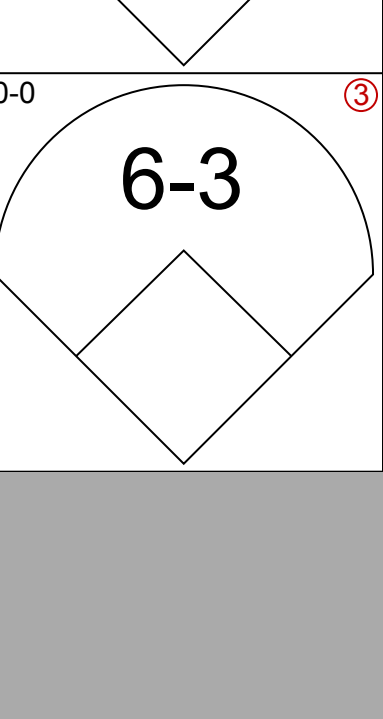
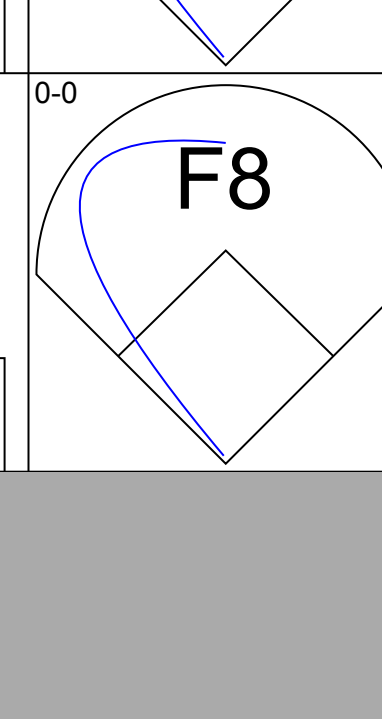
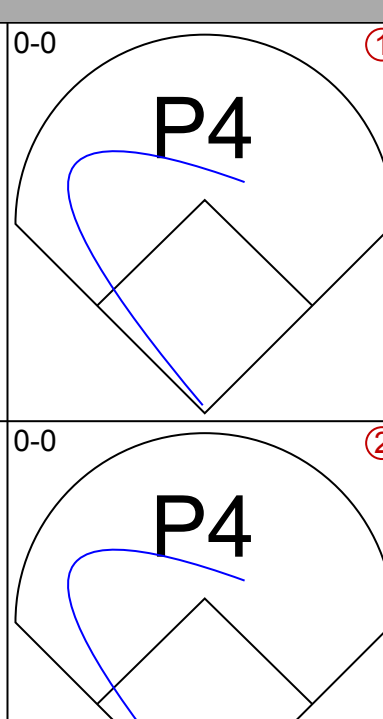
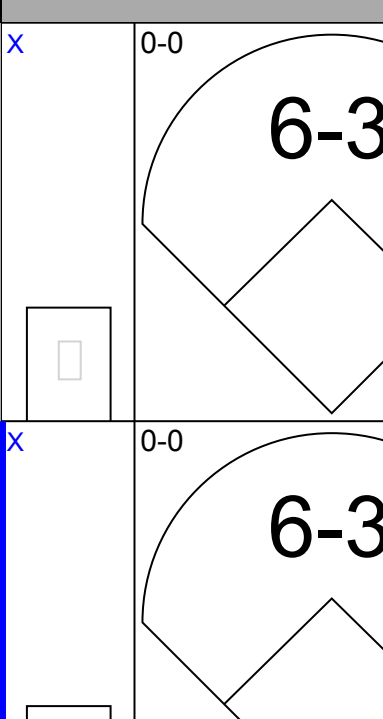
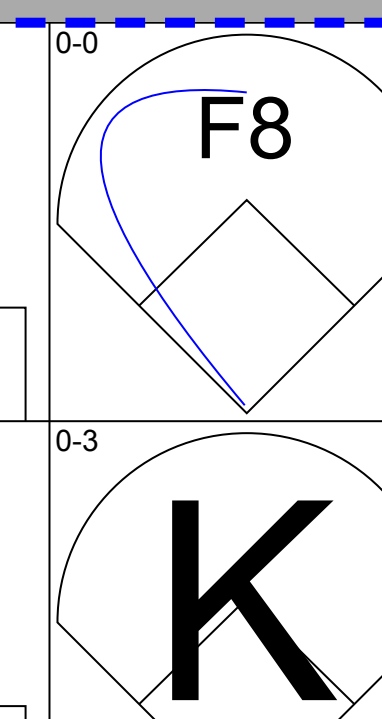
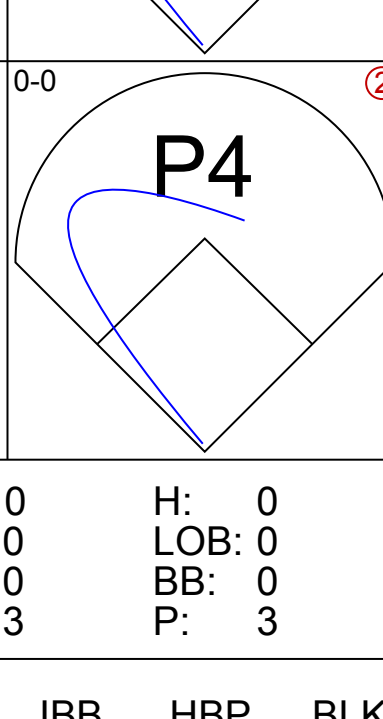
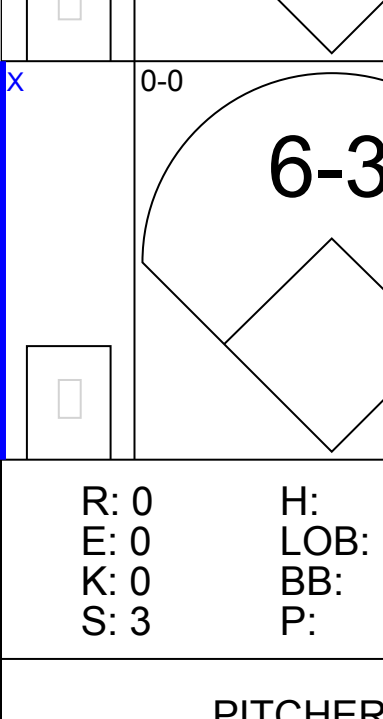
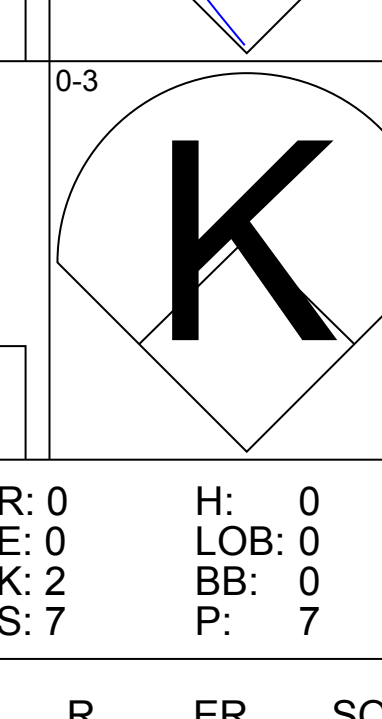


Batter	1	2	3	4	5	6	7	8	9	AB	R	H	RBI	BB	SO	LOB	TOP					
Lenny Randle, S (1, 5) OBP: 0.358, SLG: 0.463										4	0	0	0	0	1	1						
Ivan De Jesus, R (1, 6) OBP: 0.336, SLG: 0.430										4	1	1	0	0	0	1						
Bill Buckner, L (1, 3) OBP: 0.374, SLG: 0.495										4	1	2	1	0	1	1						
Dave Kingman, R (1, 7) OBP: 0.351, SLG: 0.616										4	1	2	3	0	1	1						
Carlos Lezcano, R (8, PR) OBP: 0.313, SLG: 0.390										0	0	0	0	0	0	0						
Jerry Martin, R (1, 8) OBP: 0.361, SLG: 0.564										4	0	1	0	0	0	0						
Barry Foote, R (1, 2) OBP: 0.307, SLG: 0.518										3	0	0	0	1	0	0						
Scot Thompson, L (1, 9) OBP: 0.407, SLG: 0.378										4	0	1	0	0	1	1						
Steve Dillard, R (1, 4) OBP: 0.370, SLG: 0.520										4	1	1	1	0	2	1						
Lynn McClothen, L (1, 1) OBP: 0.174, SLG: 0.533										2	1	1	0	0	1	0						
Bill Casali, R (7, 1)										0	0	0	0	0	0	0						
Jesus Figueroa, L (8, PH) OBP: 0.333, SLG: 0.482										1	0	0	0	0	0	0						
Dick Tidrow, R (8, 1)										0	0	0	0	0	0	0						
Steve Ontiveros, S (8, PH) OBP: 0.329, SLG: 0.300										1	0	0	0	0	0	1						
Bruce Sutter, R (9, 1)										0	0	0	0	0	0	0						
<b>Inning Stats</b>	R: 0 E: 0 K: 1 S: 6	H: 1 LOB: 1 BB: 0 P: 6	R: 0 E: 0 K: 0 S: 2	H: 0 LOB: 0 BB: 1 P: 6	R: 4 E: 0 K: 0 S: 7	H: 4 LOB: 0 BB: 0 P: 7	R: 0 E: 0 K: 1 S: 5	H: 0 LOB: 0 BB: 0 P: 5	R: 0 E: 0 K: 1 S: 5	H: 0 LOB: 0 BB: 0 P: 5	R: 0 E: 0 K: 1 S: 5	H: 0 LOB: 0 BB: 0 P: 5	R: 0 E: 0 K: 1 S: 5	H: 0 LOB: 0 BB: 0 P: 5	R: 1 E: 0 K: 1 S: 8	H: 3 LOB: 2 BB: 0 P: 8	R: 0 E: 0 K: 1 S: 6	H: 1 LOB: 1 BB: 0 P: 6	1B: 5 2B: 1 3B: 1 HR: 2	SF: 0 SAC: 0 DP: 0 HBP: 0	WP: 1 PB: 0 SB: 1 CS: 1	PA: 37
<b>PITCHER</b>	IP WLS BF H R ER SO BB IBB HBP BLK WP HR S P ERA WHIP																					
Burt Hooton, R (1, 1) ERA: 5.45	6.0 L 23 5 4 4 4 1 0 0 0 0 2 30 34 6.00 1.000																					
Joe Beckwith, R (7, 1) ERA: 1.95	2.0 9 3 1 1 2 0 0 0 0 1 0 13 13 4.50 1.500																					
Rick Sutcliffe, R (9, 1) ERA: 8.04	1.0 4 1 0 0 1 0 0 0 0 0 0 6 6 0.00 1.000																					

Chicago Cubs @ Los Angeles Dodgers  
Dodger Stadium, Los Angeles, CA  
Wed May 14 1980, 7:05 PM PDT  
Att: 29,001 - Unknown

AB 35  
R 5  
H 9  
RBI 5  
BB 1  
SO 7  
LOB 7



Batter	1	2	3	4	5	6	7	8	9	AB	R	H	RBI	BB	SO	LOB	BOTTOM			
Davey Lopes, R (1, 4) OBP: 0.364, SLG: 0.402										4	0	1	0	0	1	0				
Rudy Law, L (1, 8) OBP: 0.336, SLG: 0.353										3	1	0	0	1	2	1				
Reggie Smith, S (1, 9) OBP: 0.389, SLG: 0.536										4	0	0	0	0	1	2				
Steve Garvey, R (1, 3) OBP: 0.279, SLG: 0.383										4	1	1	2	0	1	1				
Ron Cey, R (1, 5) OBP: 0.377, SLG: 0.419										3	0	1	0	0	1	0				
Derrel Thomas, S (1, 7) OBP: 0.411, SLG: 0.458										3	0	1	0	0	0	1				
Bill Russell, R (1, 6) OBP: 0.312, SLG: 0.333										3	0	0	0	0	0	2				
Steve Yeager, R (1, 2) OBP: 0.321, SLG: 0.224										2	0	0	0	0	0	0				
Jay Johnstone, L (8, PH) OBP: 0.316, SLG: 0.278										1	0	0	0	0	0	0				
Joe Ferguson, R (9, 2) OBP: 0.143, SLG: 0.077										0	0	0	0	0	0	0				
Burt Hooton, R (1, 1) OBP: 0.286, SLG: 0.250										1	0	0	0	0	0	0				
Rick Monday, L (6, PH) OBP: 0.286, SLG: 0.250										1	0	0	0	0	0	0				
Joe Beckwith, L (7, 1) OBP: 0.424, SLG: 0.357										0	0	0	0	0	0	0				
Gary Thomasson, L (8, PH) OBP: 0.424, SLG: 0.357										1	0	0	0	0	1	0				
Rick Sutcliffe, L (9, 1) OBP: 0.182, SLG: 0.182										0	0	0	0	0	0	0				
<b>Inning Stats</b>	R: 0 E: 0 K: 0 S: 4	H: 1 LOB: 0 BB: 0 P: 4	R: 0 E: 0 K: 0 S: 3	H: 1 LOB: 0 BB: 0 P: 3	R: 0 E: 0 K: 0 S: 3	H: 0 LOB: 0 BB: 0 P: 3	R: 0 E: 0 K: 1 S: 5	H: 0 LOB: 0 BB: 0 P: 5	R: 0 E: 0 K: 0 S: 3	H: 0 LOB: 0 BB: 0 P: 3	R: 2 E: 0 K: 0 S: 5	H: 2 LOB: 1 BB: 1 P: 9	R: 0 E: 0 K: 2 S: 7	H: 0 LOB: 0 BB: 0 P: 7	R: 0 E: 0 K: 3 S: 9	H: 0 LOB: 0 BB: 0 P: 9	1B: 3 2B: 1 3B: 0 HR: 1	SF: 0 SAC: 0 DP: 1 HBP: 0	WP: 0 PB: 0 SB: 0 CS: 0	PA: 31
<b>PITCHER</b>	IP WLS BF H R ER SO BB IBB HBP BLK WP HR S P ERA WHIP																			
Lynn McClothen, R (1, 1) ERA: 7.62	6.0 W 20 2 1 1 2 1 0 0 0 0 1 5 5 9.00 2.000																			
Bill Casali, R (7, 1) ERA: 2.39	1.0 5 2 1 1 0 0 0 0 0 0 1 5 5 9.00 2.000																			
Dick Tidrow, R (8, 1) ERA: 1.57	1.0 3 0 0 0 2 0 0 0 0 0 0 7 7 0.00 0.000																			
Bruce Sutter, R (9, 1) ERA: 3.38	1.0 S 3 0 0 0 3 0 0 0 0 0 0 9 9 0.00 0.000																			

Chicago Cubs @ Los Angeles Dodgers  
Dodger Stadium, Los Angeles, CA  
Wed May 14 1980, 7:05 PM PDT  
Att: 29,001 - Unknown

AB 30  
R 2  
H 4  
RBI 2  
BB 1  
SO 7  
LOB 7





Batter	1	2	3	4	5	6	7	8	9	AB	R	H	RBI	BB	SO	LOB	TOP
Lenny Randle, S (1,5) OBP: 0.345, SLG: 0.444	B2			K			5-3		K	4	0	0	0	0	2	0	<b>Chicago Cubs @ San Diego Padres</b> San Diego Stadium, San Diego, CA Fri May 16 1980, 10:05 PM EDT Att: 19,028 - Unknown <a href="http://livebaseballscorecards.com">livebaseballscorecards.com</a>
Ivan De Jesus, R (1,6) OBP: 0.328, SLG: 0.418	F9			F9			6-3			3	0	0	0	0	0	0	
Bill Buckner, L (1,3) OBP: 0.364, SLG: 0.482	L3			4-3			4-3			3	0	0	0	0	0	0	
Dave Kingman, R (1,7) OBP: 0.340, SLG: 0.596		F8			5-3			K		3	0	0	0	0	1	0	
Jerry Martin, R (1,9) OBP: 0.361, SLG: 0.558 (8,8)		F8			6-3			1B		3	0	1	0	0	0	0	
Barry Foote, R (1,2) OBP: 0.308, SLG: 0.512		5-3			L4			G4-6-3		3	0	1	0	0	0	0	
Carlos Lezcano, R (1,8) OBP: 0.300, SLG: 0.372 Larry Bittner, L (8, PH) OBP: 0.311, SLG: 0.350 (8,9)			K			K		G4-6-3		2	0	0	0	0	2	0	
Steve Dillard, R (1,4) OBP: 0.367, SLG: 0.500				B2-6-3		4-3			K	3	0	1	0	0	1	0	
Mike Krukow, R (1,1) OBP: 0.176, SLG: 0.176 Willie Hernandez, L (8, PH) OBP: 0.400, SLG: 0.600 Jesus Figueroa, L (9, PH) OBP: 0.500, SLG: 0.429				B2-6-3			F9		F6	2	0	0	0	0	0	1	
<b>Inning Stats</b>	R: 0 E: 0 K: 0 S: 3	H: 0 LOB: 0 BB: 0 P: 3	R: 0 E: 0 K: 0 S: 3	H: 0 LOB: 0 BB: 0 P: 3	R: 0 E: 0 K: 1 S: 5	H: 1 LOB: 0 BB: 0 P: 5	R: 0 E: 0 K: 1 S: 5	H: 0 LOB: 0 BB: 0 P: 5	R: 0 E: 0 K: 0 S: 3	H: 0 LOB: 0 BB: 0 P: 3	R: 0 E: 0 K: 0 S: 6	H: 2 LOB: 1 BB: 0 P: 6	R: 0 E: 0 K: 2 S: 7	H: 0 LOB: 0 BB: 0 P: 7	1B: 3 2B: 0 3B: 0 HR: 0	SF: 0 SAC: 0 DP: 2 HBP: 0	
<b>PITCHER</b> Randy Jones, L (1,1) ERA: 1.82	IP: 9.0 WLS: W BF: 28 H: 3 R: 0 ER: 0 SO: 6 BB: 0 IBB: 0 HBP: 0 BLK: 0 WP: 0 HR: 0 S: 40 P: 40 ERA: 0.00 WHIP: 0.333											<b>PITCHER</b>	IP: 9.0 WLS: W BF: 28 H: 3 R: 0 ER: 0 SO: 6 BB: 0 IBB: 0 HBP: 0 BLK: 0 WP: 0 HR: 0 S: 40 P: 40 ERA: 0.00 WHIP: 0.333				

Batter	1	2	3	4	5	6	7	8	9	AB	R	H	RBI	BB	SO	LOB	BOTTOM		
Ozzie Smith, S (1,6) OBP: 0.310, SLG: 0.246	F7		G6-4-3						L8	4	0	0	0	0	0	3	<b>Chicago Cubs @ San Diego Padres</b> San Diego Stadium, San Diego, CA Fri May 16 1980, 10:05 PM EDT Att: 19,028 - Unknown <a href="http://livebaseballscorecards.com">livebaseballscorecards.com</a>		
Dave Cash, R (1,4) OBP: 0.279, SLG: 0.264	F9		4-3			6-3			4-3	4	0	0	0	0	1				
Gene Richards, L (1,7) OBP: 0.331, SLG: 0.357	L6			G3		E			CS	4	2	3	0	0	0	0			
Dave Winfield, R (1,9) OBP: 0.387, SLG: 0.426		F7		G3		SF9			FC5	3	1	1	2	0	0	0			
Willie Montanez, L (1,3) OBP: 0.267, SLG: 0.317				3-1		SF9			BB	2	0	1	1	1	0	0			
Jerry Mumphrey, S (1,8) OBP: 0.302, SLG: 0.260		4-3				5-3			FC5	3	0	0	0	1	0	3			
Gene Tenace, R (1,2) OBP: 0.340, SLG: 0.364									F8	3	0	0	0	0	1	2			
Aurelio Rodriguez, R (1,5) OBP: 0.293, SLG: 0.382			E6						S	3	0	1	0	0	0	0			
Randy Jones, R (1,1)			SH						K	2	0	0	0	0	1	1			
<b>Inning Stats</b>	R: 0 E: 0 K: 0 S: 3	H: 0 LOB: 0 BB: 0 P: 3	R: 0 E: 0 K: 1 S: 6	H: 1 LOB: 1 BB: 0 P: 6	R: 0 E: 2 K: 0 S: 4	H: 0 LOB: 1 BB: 0 P: 4	R: 1 E: 0 K: 0 S: 4	H: 1 LOB: 1 BB: 1 P: 8	R: 0 E: 0 K: 0 S: 3	H: 0 LOB: 0 BB: 0 P: 3	R: 2 E: 0 K: 0 S: 5	H: 2 LOB: 0 BB: 0 P: 5	R: 0 E: 0 K: 1 S: 6	H: 1 LOB: 1 BB: 0 P: 6	R: 0 E: 0 K: 0 S: 3	H: 1 LOB: 2 BB: 1 P: 8		1B: 4 2B: 0 3B: 2 HR: 0	SF: 1 SAC: 1 DP: 1 HBP: 1
<b>PITCHER</b> Mike Krukow, R (1,1) ERA: 2.79 Willie Hernandez, L (8,1) ERA: 4.15	IP: 7.1 WLS: L BF: 31 H: 6 R: 3 ER: 3 SO: 2 BB: 1 IBB: 0 HBP: 0 BLK: 0 WP: 0 HR: 0 S: 33 P: 38 ERA: 3.68 WHIP: 0.955											<b>PITCHER</b>	IP: 7.1 WLS: L BF: 31 H: 6 R: 3 ER: 3 SO: 2 BB: 1 IBB: 0 HBP: 0 BLK: 0 WP: 0 HR: 0 S: 33 P: 38 ERA: 3.68 WHIP: 0.955						




Batter	1	2	3	4	5	6	7	8	9	AB	R	H	RBI	BB	SO	LOB	TOP				
Lenny Randle, S (1, 5) Mick Kelleher, R (8, 5) OBP: 0.351, SLG: 0.447 OBP: 0.258, SLG: 0.207	G5-3 1B 1B		K				K			4	0	2	0	0	2	1	<b>Chicago Cubs @ San Diego Padres</b> San Diego Stadium, San Diego, CA Sat May 17 1980, 10:05 PM EDT Att: 26,587 - Unknown				
Ivan De Jesus, R (1, 6) OBP: 0.325, SLG: 0.412	K			F4			F9			4	0	1	1	0	1	2					
Bill Buckner, L (1, 3) OBP: 0.361, SLG: 0.474				F9			1-3			4	0	1	0	0	0	2					
Dave Kingman, R (1, 7) Bruce Sutter, R (8, 1)	G5-3 2-3f						6-3			3	0	0	0	1	0	2					
Jerry Martin, R (1, 8) OBP: 0.365, SLG: 0.556			1-3-5 1B							4	0	2	0	0	1	1					
Barry Foote, R (1, 2) OBP: 0.295, SLG: 0.489			F4				5-3			4	0	0	0	0	1	2					
Scot Thompson, L (1, 9) OBP: 0.397, SLG: 0.367			1-3-5 1-3f							4	1	1	0	0	0	2					
Steve Dillard, R (1, 4) OBP: 0.382, SLG: 0.516			5-3				1B 1B 2B			3	1	1	1	1	1	0					
Rick Reuschel, R (1, 1) Carlos Lezcano, R (8, 8) OBP: 0.118, SLG: 0.118 OBP: 0.300, SLG: 0.372			F9				F6			2	0	0	0	0	0	1					
							SH1-4 1-2			0	0	0	0	0	0	0					
<b>Inning Stats</b>	R: 0 E: 0 K: 1 S: 6	H: 2 LOB: 1 BB: 0 P: 6	R: 0 E: 0 K: 0 S: 3	H: 1 LOB: 0 BB: 0 P: 3	R: 0 E: 0 K: 1 S: 5	H: 0 LOB: 0 BB: 0 P: 5	R: 0 E: 0 K: 1 S: 5	H: 0 LOB: 1 BB: 1 P: 9	R: 2 E: 0 K: 0 S: 7	H: 4 LOB: 2 BB: 0 P: 7	R: 0 E: 0 K: 1 S: 6	H: 1 LOB: 1 BB: 0 P: 6	R: 0 E: 0 K: 1 S: 5	H: 0 LOB: 1 BB: 1 P: 9	R: 0 E: 0 K: 0 S: 3	H: 0 LOB: 0 BB: 0 P: 3	R: 0 E: 0 K: 1 S: 5	H: 0 LOB: 0 BB: 0 P: 5	1B: 7 2B: 2 3B: 0 HR: 0	SF: 0 SAC: 1 DP: 2 HBP: 0	WP: 0 PA: 35 PB: 0 SB: 1 CS: 0
<b>PITCHER</b>	IP WLS BF H R ER SO BB IBB HBP BLK WP HR S P ERA WHIP																				
Eric Rasmussen, R (1, 1) ERA: 4.84	4.2 L 20 7 2 2 3 1 0 0 0 0 0 0 25 29 3.86 1.714																				
Dennis Kinney, L (5, 1) ERA: 6.75	0.1 1 0 0 0 0 0 0 0 0 0 0 0 1 1 0.00 0.000																				
Steve Mura, R (6, 1) ERA: 5.12	2.0 8 1 0 0 2 1 0 0 0 0 0 0 11 15 0.00 1.000																				
Bob Shirley, L (8, 1) ERA: 1.64	2.0 6 0 0 0 1 0 0 0 0 0 0 0 8 8 0.00 0.000																				


Batter	1	2	3	4	5	6	7	8	9	AB	R	H	RBI	BB	SO	LOB	BOTTOM				
Ozzie Smith, S (1, 6) OBP: 0.308, SLG: 0.240	4-3							6-3		3	0	0	0	1	0	0	<b>Chicago Cubs @ San Diego Padres</b> San Diego Stadium, San Diego, CA Sat May 17 1980, 10:05 PM EDT Att: 26,587 - Unknown				
Dave Cash, R (1, 4) OBP: 0.271, SLG: 0.256	5-3			1-3			1-4-3			4	0	0	0	0	0	1					
Gene Richards, L (1, 7) OBP: 0.336, SLG: 0.361							F7			4	0	2	0	0	0	0					
Dave Winfield, R (1, 9) OBP: 0.390, SLG: 0.424								1B		3	0	1	0	1	1	2					
Willie Montanez, L (1, 3) OBP: 0.283, SLG: 0.333										4	1	3	0	0	0	0					
Jerry Mumphrey, S (1, 8) OBP: 0.306, SLG: 0.263										3	0	1	0	1	1	3					
Bill Fahey, L (1, 2) OBP: 0.259, SLG: 0.273										3	0	0	0	0	0	3					
Aurelio Rodriguez, R (1, 5) OBP: 0.283, SLG: 0.368										2	0	0	0	0	1	0					
Jerry Turner, L (7, PH) OBP: 0.341, SLG: 0.371										0	0	0	1	0	0	0					
Barry Evans, R (8, 5) OBP: 0.386, SLG: 0.310										0	0	0	0	0	0	0					
Kurt Bevacqua, R (9, PH) OBP: 0.421, SLG: 0.647										1	0	0	0	0	0	2					
Eric Rasmussen, R (1, 1) OBP: 0.125, SLG: 0.250										1	0	0	0	0	1	0					
Dennis Kinney, L (5, 1) OBP: 0.221, SLG: 0.298										0	0	0	0	0	0	0					
Paul Dade, R (5, PH) OBP: 0.221, SLG: 0.298										1	0	0	0	0	0	0					
Steve Mura, R (8, 1) OBP: 0.386, SLG: 0.310										0	0	0	0	0	0	0					
Von Joshua, L (7, PH) OBP: 0.296, SLG: 0.280										1	0	0	0	0	0	1					
Bob Shirley, R (8, 1)										0	0	0	0	0	0	0					
<b>Inning Stats</b>	R: 0 E: 0 K: 1 S: 6	H: 1 LOB: 1 BB: 0 P: 6	R: 0 E: 0 K: 0 S: 2	H: 0 LOB: 0 BB: 1 P: 6	R: 0 E: 0 K: 2 S: 7	H: 0 LOB: 1 BB: 1 P: 11	R: 0 E: 0 K: 1 S: 5	H: 1 LOB: 1 BB: 1 P: 9	R: 0 E: 0 K: 0 S: 3	H: 0 LOB: 0 BB: 0 P: 3	R: 0 E: 0 K: 0 S: 4	H: 1 LOB: 1 BB: 0 P: 4	R: 1 E: 0 K: 0 S: 5	H: 2 LOB: 1 BB: 0 P: 5	R: 0 E: 0 K: 0 S: 3	H: 0 LOB: 0 BB: 0 P: 3	R: 0 E: 0 K: 0 S: 5	H: 2 LOB: 2 BB: 0 P: 5	1B: 7 2B: 0 3B: 0 HR: 0	SF: 1 SAC: 1 DP: 1 HBP: 0	WP: 0 PA: 35 PB: 0 SB: 1 CS: 0
<b>PITCHER</b>	IP WLS BF H R ER SO BB IBB HBP BLK WP HR S P ERA WHIP																				
Rick Reuschel, R (1, 1) ERA: 3.56	7.0 W 27 5 1 1 4 3 0 0 0 0 0 0 32 44 1.29 1.143																				
Bruce Sutter, R (8, 1) ERA: 3.05	2.0 S 8 2 0 0 0 0 0 0 0 0 0 0 8 8 0.00 1.000																				

AB	32
R	2
H	8
RBI	2
BB	2
SO	6
LOB	13





Batter	1	2	3	4	5	6	7	8	9	AB	R	H	RBI	BB	SO	LOB	TOP		
Lenny Randle, S (1, 5) OBP: 0.339, SLG: 0.430 Mick Kelleher, R (9, 5) OBP: 0.258, SLG: 0.207	6-3	K			6-3		4-3			4	0	0	0	0	1	0	 <p>Chicago Cubs @ San Diego Padres San Diego Stadium, San Diego, CA Sun May 18 1980, 6:33 AM EDT Att: 16,303 - Unknown</p>		
Ivan De Jesus, R (1, 6) OBP: 0.315, SLG: 0.398	L4		6-3		6-3			4-3		4	0	0	0	0	0				
Bill Buckner, L (1, 3) OBP: 0.357, SLG: 0.467	1B		4-3		F8			F9		4	1	1	0	0	0				
Dave Kingman, R (1, 7) OBP: 0.346, SLG: 0.579 Jesus Figueroa, L (6, PR) OBP: 0.471, SLG: 0.400	1B		6-3		G6-4-3			F4		3	1	2	0	0	0				
Jerry Martin, R (1, 8) OBP: 0.362, SLG: 0.545	1B				F9		G6-4-3	5-3		4	1	1	1	0	0	1			
Scot Thompson, L (1, 9) OBP: 0.416, SLG: 0.434	2B				5-3			F9		4	0	3	2	0	0	0			
Tim Blackwell, S (1, 2) OBP: 0.242, SLG: 0.241	6-3				5-3			3-1		4	0	0	0	0	0	4			
Steve Dillard, R (1, 4) OBP: 0.376, SLG: 0.485					IBB			6-3		2	0	0	0	1	0	0			
Dennis Lamp, R (1, 1) OBP: 0.267, SLG: 0.214 Dick Tidrow, R (7, 1)					4-3			6-3		3	0	0	0	0	0	2			
Willie Hernandez, L (7, 1) OBP: 0.400, SLG: 0.600 Bruce Sutter, R (9, 1)										0	0	0	0	0	0	0			
<b>Inning Stats</b>	R: 3 E: 0 K: 0 S: 7	H: 4 LOB: 1 BB: 0 P: 7	R: 0 E: 0 K: 1 S: 5	H: 0 LOB: 0 BB: 0 P: 5	R: 0 E: 0 K: 0 S: 3	H: 0 LOB: 0 BB: 0 P: 3	R: 0 E: 0 K: 0 S: 4	H: 1 LOB: 2 BB: 1 P: 8	R: 0 E: 0 K: 0 S: 3	H: 0 LOB: 0 BB: 0 P: 3	R: 0 E: 0 K: 0 S: 3	H: 0 LOB: 0 BB: 0 P: 3	R: 0 E: 0 K: 0 S: 3	H: 0 LOB: 0 BB: 0 P: 3	R: 0 E: 0 K: 0 S: 3	H: 0 LOB: 0 BB: 0 P: 3	1B: 5 2B: 2 3B: 0 HR: 0	SF: 0 SAC: 0 DP: 1 HBP: 0	WP: 0 PA: 34 PB: 0 SB: 0 CS: 0
<b>PITCHER</b>	IP WLS BF H R ER SO BB IBB HBP BLK WP HR S P ERA WHIP	7.0 28 7 3 3 1 0 1 0 0 0 0 29 33 3.86 1.000	2.0 W 6 0 0 0 0 0 0 0 0 0 0 0 6 6 0.00 0.000																

Batter	1	2	3	4	5	6	7	8	9	AB	R	H	RBI	BB	SO	LOB	BOTTOM				
Gene Richards, L (1, 7) OBP: 0.333, SLG: 0.358	K			4-3		4-3				4	0	1	0	0	1	0	 <p>Chicago Cubs @ San Diego Padres San Diego Stadium, San Diego, CA Sun May 18 1980, 6:33 AM EDT Att: 16,303 - Unknown</p>				
Ozzie Smith, S (1, 6) OBP: 0.307, SLG: 0.240	4-3			FC5-4		5-3		FC6-4		4	0	1	0	0	3						
Jerry Turner, L (1, 9) OBP: 0.356, SLG: 0.385	1B			FC5-4		6-3		G3-6-3		4	0	2	0	0	1						
Willie Montanez, L (1, 3) OBP: 0.282, SLG: 0.330	CS			1-3		4-3		G3-6-3		4	0	1	0	0	1						
Jerry Mumphrey, S (1, 8) OBP: 0.310, SLG: 0.275 Rollie Fingers, R (8, 1)	F7			1-3				L3		3	1	1	0	0	2						
Gene Tenace, R (1, 2) OBP: 0.337, SLG: 0.358	F8					5-3		BB		4	1	1	0	0	0						
Dave Cash, R (1, 4) OBP: 0.275, SLG: 0.260 Von Joshua, L (7, PH) OBP: 0.321, SLG: 0.290 Aurelio Rodriguez, R (8, 5) OBP: 0.283, SLG: 0.368 Bill Fahey, L (9, PH) OBP: 0.271, SLG: 0.296 Paul Dade, R (9, PR) OBP: 0.321, SLG: 0.208				F8				1B		2	0	1	0	0	0						
Barry Evans, R (1, 5) OBP: 0.368, SLG: 0.290 Dave Winfield, R (7, PH) OBP: 0.392, SLG: 0.433				6-3		5-3		K		2	0	0	0	0	1						
Rick Wise, R (1, 1) OBP: 0.125, SLG: 0.133 Kurt Bevacqua, R (7, PH) OBP: 0.476, SLG: 0.684				5-3				1B		2	0	0	0	0	1						
<b>Inning Stats</b>	R: 0 E: 0 K: 1 S: 5	H: 1 LOB: 0 BB: 0 P: 5	R: 0 E: 0 K: 0 S: 3	H: 0 LOB: 0 BB: 0 P: 3	R: 0 E: 0 K: 0 S: 5	H: 2 LOB: 2 BB: 0 P: 5	R: 0 E: 0 K: 0 S: 6	H: 1 LOB: 1 BB: 0 P: 6	R: 0 E: 0 K: 0 S: 3	H: 0 LOB: 0 BB: 0 P: 3	R: 2 E: 0 K: 1 S: 9	H: 4 LOB: 3 BB: 1 P: 13	R: 0 E: 0 K: 0 S: 3	H: 1 LOB: 0 BB: 0 P: 3	R: 2 E: 0 K: 0 S: 4	H: 3 LOB: 1 BB: 0 P: 4		1B: 10 2B: 2 3B: 0 HR: 0	SF: 0 SAC: 0 DP: 1 HBP: 0	WP: 0 PA: 37 PB: 0 SB: 0 CS: 1	
<b>PITCHER</b>	IP WLS BF H R ER SO BB IBB HBP BLK WP HR S P ERA WHIP	6.1 25 6 2 2 2 1 0 0 0 0 0 0 4 4 2.84 1.105	0.1 2 1 0 0 1 0 0 0 0 0 0 0 4 4 0.00 3.000	1.1 5 2 0 0 0 0 0 0 0 0 0 5 5 0.00 1.500	0.1 L 4 3 2 2 0 0 0 0 0 0 0 4 4 54.00 9.000																



Batter	1	2	3	4	5	6	7	8	9	AB	R	H	RBI	BB	SO	LOB	TOP			
Lenny Randle, S (1.5) OBP: 0.352, SLG: 0.441										4	0	3	0	0	0	0	<b>Chicago Cubs @ San Francisco Giants</b> Candlestick Park, San Francisco, CA Tue May 20 1980, 10:05 PM EDT Att: 8,652 - Unknown			
Ivan De Jesus, R (1.6) OBP: 0.313, SLG: 0.393										4	0	1	0	0	0	2				
Bill Buckner, L (1.3) OBP: 0.346, SLG: 0.452										4	0	0	0	0	0	3				
Jerry Martin, R (1.8) OBP: 0.356, SLG: 0.537										2	0	0	0	0	1	0				
Jesus Figueroa, L (5.8) OBP: 0.474, SLG: 0.412										2	0	1	0	0	0	1				
Larry Bittner, L (1.7) OBP: 0.347, SLG: 0.386										4	0	3	0	0	0	0				
Scot Thompson, L (1.9) OBP: 0.409, SLG: 0.421										4	0	1	0	0	0	3				
Steve Dillard, R (1.4) OBP: 0.341, SLG: 0.432										4	0	0	0	0	1	3				
Tim Blackwell, S (1.2) OBP: 0.222, SLG: 0.219										3	0	0	0	0	0	0				
Mike Krukow, R (1.1) OBP: 0.158, SLG: 0.158										2	0	0	0	0	1	0				
Ken Henderson, S (7. PH) OBP: 0.293, SLG: 0.235										1	0	0	0	0	0	0				
Willie Hernandez, L (7.1) OBP: 0.400, SLG: 0.600										0	0	0	0	0	0	0				
<b>Inning Stats</b>	R: 0 E: 0 K: 0 S: 3	H: 1 LOB: 0 BB: 0 P: 3	R: 0 E: 0 K: 1 S: 6	H: 1 LOB: 1 BB: 0 P: 6	R: 0 E: 0 K: 0 S: 5	H: 2 LOB: 2 BB: 0 P: 5	R: 0 E: 0 K: 1 S: 6	H: 2 LOB: 1 BB: 0 P: 6	R: 0 E: 0 K: 0 S: 4	H: 1 LOB: 1 BB: 0 P: 4	R: 0 E: 0 K: 0 S: 3	H: 0 LOB: 0 BB: 0 P: 3	R: 0 E: 1 K: 0 S: 4	H: 0 LOB: 1 BB: 0 P: 4	R: 0 E: 0 K: 0 S: 3	H: 0 LOB: 0 BB: 0 P: 3	1B: 9 2B: 1 3B: 0 HR: 0	SF: 0 SAC: 0 DP: 1 HBP: 0	WP: 0 PB: 0 SB: 0 CS: 1	PA: 34
<b>PITCHER</b> Ed Whitson, R (1.1) ERA: 3.32	IP: 9.0 WLS: W BF: 34 H: 9 R: 0 ER: 0 SO: 3 BB: 0 IBB: 0 HBP: 0 BLK: 0 WP: 0 HR: 0 S: 40 P: 40 ERA: 0.00 WHIP: 1.000															<b>PITCHER</b>				

AB	34
R	0
H	9
RBI	0
BB	0
SO	3
LOB	12



Batter	1	2	3	4	5	6	7	8	9	AB	R	H	RBI	BB	SO	LOB	BOTTOM			
Larry Herndon, R (1.8) OBP: 0.264, SLG: 0.343										3	0	0	0	0	1	1	<b>Chicago Cubs @ San Francisco Giants</b> Candlestick Park, San Francisco, CA Tue May 20 1980, 10:05 PM EDT Att: 8,652 - Unknown			
Joe Strain, R (1.4) OBP: 0.458, SLG: 0.435										3	1	2	0	0	0	0				
Jack Clark, R (1.9) OBP: 0.375, SLG: 0.473										3	1	1	0	0	0	2				
Darrell Evans, L (1.5) OBP: 0.348, SLG: 0.383										3	0	0	0	0	0	4				
Mike Ivie, R (1.3) OBP: 0.275, SLG: 0.329										3	0	1	0	0	0	2				
Terry Whitfield, L (1.7) OBP: 0.285, SLG: 0.289										3	0	1	2	0	0	1				
Milt May, L (1.2) OBP: 0.340, SLG: 0.400										3	0	0	0	0	1	2				
Johnnie LeMaster, R (1.6) OBP: 0.256, SLG: 0.385										3	0	1	0	0	0	1				
Ed Whitson, R (1.1) OBP: 0.050, SLG: 0.050										3	0	0	0	0	0	1				
<b>Inning Stats</b>	R: 0 E: 0 K: 0 S: 3	H: 0 LOB: 1 BB: 0 P: 4	R: 0 E: 0 K: 0 S: 3	H: 0 LOB: 0 BB: 0 P: 3	R: 0 E: 0 K: 0 S: 3	H: 0 LOB: 0 BB: 0 P: 3	R: 2 E: 0 K: 0 S: 6	H: 3 LOB: 1 BB: 0 P: 6	R: 0 E: 0 K: 0 S: 3	H: 1 LOB: 0 BB: 0 P: 3	R: 0 E: 0 K: 1 S: 6	H: 1 LOB: 1 BB: 0 P: 6	R: 0 E: 0 K: 1 S: 5	H: 0 LOB: 0 BB: 0 P: 5	R: 0 E: 0 K: 1 S: 5	H: 0 LOB: 0 BB: 0 P: 5		1B: 5 2B: 1 3B: 1 HR: 0	SF: 0 SAC: 1 DP: 2 HBP: 1	WP: 0 PB: 0 SB: 0 CS: 0
<b>PITCHER</b> Mike Krukow, R (1.1) ERA: 2.8	IP: 6.0 WLS: L BF: 22 H: 5 R: 2 ER: 2 SO: 2 BB: 2 IBB: 2 HBP: 0 BLK: 0 WP: 0 HR: 0 S: 21 P: 22 ERA: 3.00 WHIP: 0.833															<b>PITCHER</b>				
<b>PITCHER</b> Willie Hernandez, L (7.1) ERA: 3.48	IP: 2.0 WLS: 7 BF: 1 H: 1 R: 0 ER: 0 SO: 2 BB: 0 IBB: 0 HBP: 0 BLK: 0 WP: 0 HR: 11 S: 11 P: 11 ERA: 0.00 WHIP: 0.500															<b>PITCHER</b>				





Batter	1	2	3	4	5	6	7	8	9	AB	R	H	RBI	BB	SO	LOB	TOP			
Lenny Randle, S (1,5) OBP: 0.341, SLG: 0.426	L4		K		F8		FC6-4			4	0	0	0	0	1	4	<b>Chicago Cubs @ San Francisco Giants</b> Candlestick Park, San Francisco, CA Wed May 21 1980, 10:05 PM EDT Att: 8,929 - Unknown <a href="http://livebaseballscorecards.com">livebaseballscorecards.com</a>			
Ivan De Jesus, R (1,6) OBP: 0.319, SLG: 0.405	1B 2B		CS 1B				4-3		L1	4	1	2	0	0	0	0				
Bill Buckner, L (1,3) OBP: 0.336, SLG: 0.438	F6		CS	F8		E6			4-3	4	0	0	0	0	0	1				
Mike Vail, R (1,9) OBP: 0.361, SLG: 0.543	2H 1B			5-3		F4			F8	4	0	1	1	0	0	1				
Ken Henderson, S (1,7) OBP: 0.217, SLG: 0.190	K			5-3		F7			K	4	0	0	0	0	2	2				
Scot Thompson, L (1,8) OBP: 0.400, SLG: 0.410		K			1-6-3		F7		G5-3 1B	4	0	1	0	0	1	0				
Steve Dillard, R (1,4) OBP: 0.378, SLG: 0.450		5-3			E BB				1B	3	0	2	0	1	0	0				
Tim Blackwell, S (1,2) OBP: 0.231, SLG: 0.206 Jerry Martin, R (9,PH) OBP: 0.353, SLG: 0.532	5-3				E3 BB				G5-3 2B	2	0	0	0	1	0	1				
Rick Reuschel, R (1,1) OBP: 0.105, SLG: 0.105 Steve Ontiveros, S (7,PH) OBP: 0.342, SLG: 0.290 Bill Caudill, R (7,1)				L4	FC2-5-1		F3			2	0	0	0	0	0	2				
										1	0	0	0	0	0	2				
										0	0	0	0	0	0	0				
<b>Inning Stats</b>	R: 1 E: 0 K: 1 S: 7	H: 2 LOB: 1 BB: 0 P: 7	R: 0 E: 0 K: 1 S: 5	H: 0 LOB: 0 BB: 0 P: 5	R: 0 E: 0 K: 1 S: 5	H: 1 LOB: 0 BB: 0 P: 5	R: 0 E: 0 K: 0 S: 3	H: 0 LOB: 0 BB: 0 P: 3	R: 0 E: 0 K: 0 S: 4	H: 0 LOB: 1 BB: 0 P: 4	R: 0 E: 2 K: 0 S: 4	H: 1 LOB: 2 BB: 1 P: 8	R: 0 E: 0 K: 0 S: 3	H: 0 LOB: 0 BB: 0 P: 3	R: 0 E: 0 K: 1 S: 6	H: 2 LOB: 1 BB: 0 P: 6	1B: 5 2B: 1 3B: 0 HR: 0	SF: 0 SAC: 0 DP: 1 HBP: 0	WP: 0 PB: 0 SB: 0 CS: 1	PA: 36
<b>PITCHER</b> Vida Blue, L (1,1) ERA: 3.11	IP: 9.0 WLS: W BF: 35 H: 6 R: 1 ER: 1 SO: 4 BB: 2 IBB: 0 HBP: 0 BLK: 0 WP: 0 HR: 0 S: 41 P: 49 ERA: 1.00 WHIP: 0.889															<b>PITCHER</b>				

Batter	1	2	3	4	5	6	7	8	9	AB	R	H	RBI	BB	SO	LOB	BOTTOM			
Larry Herndon, R (1,8) OBP: 0.273, SLG: 0.369	6-3 3B		FC9-6 1B	G1-2-3 3H		1-3				4	1	2	0	0	0	4	<b>Chicago Cubs @ San Francisco Giants</b> Candlestick Park, San Francisco, CA Wed May 21 1980, 10:05 PM EDT Att: 8,929 - Unknown <a href="http://livebaseballscorecards.com">livebaseballscorecards.com</a>			
Joe Strain, R (1,4) OBP: 0.425, SLG: 0.444	6-3		FC9-6 1-2		1-3		3-1 S 2B			4	1	1	1	0	0	1				
Jack Clark, R (1,9) OBP: 0.371, SLG: 0.466	3H G1		5-3		E7 1-3 1B		3-1			4	0	1	0	0	0	2				
Darrell Evans, L (1,5) OBP: 0.358, SLG: 0.393	F7			2B 2B	1-3 IBB		E IBB			2	1	1	0	2	0	0				
Mike Ivie, R (1,3) OBP: 0.274, SLG: 0.325		3-1 1B		5-3	1-3		K			4	0	1	0	0	1	4				
Terry Whitfield, L (1,7) OBP: 0.284, SLG: 0.300		3-1 1-2		2B 2B	G3		4-3			4	1	1	1	0	0	4				
Milt May, L (1,2) OBP: 0.347, SLG: 0.416		1-3		1B G1-2-3 2B		SH1-4 1B		F8		4	0	2	1	0	0	1				
Johnnie LeMaster, R (1,6) OBP: 0.256, SLG: 0.381		3-1		1B 1B		F6		K		4	0	1	0	0	1	2				
Vida Blue, S (1,1) OBP: 0.240, SLG: 0.174			K	1-2 2-3 1B		SH1-4		K		3	0	1	0	0	2	0				
<b>Inning Stats</b>	R: 1 E: 0 K: 0 S: 4	H: 1 LOB: 0 BB: 0 P: 4	R: 0 E: 0 K: 0 S: 4	H: 1 LOB: 1 BB: 0 P: 4	R: 0 E: 0 K: 1 S: 6	H: 1 LOB: 1 BB: 0 P: 6	R: 2 E: 0 K: 0 S: 7	H: 5 LOB: 2 BB: 0 P: 7	R: 0 E: 1 K: 0 S: 4	H: 1 LOB: 2 BB: 1 P: 8	R: 0 E: 0 K: 0 S: 4	H: 1 LOB: 1 BB: 0 P: 4	R: 1 E: 0 K: 1 S: 6	H: 1 LOB: 1 BB: 1 P: 10	R: 0 E: 0 K: 2 S: 7	H: 0 LOB: 0 BB: 0 P: 7	1B: 6 2B: 4 3B: 1 HR: 0	SF: 0 SAC: 1 DP: 1 HBP: 0	WP: 0 PB: 0 SB: 1 CS: 0	PA: 36
<b>PITCHER</b> Rick Reuschel, R (1,1) ERA: 3.65 Bill Caudill, R (7,1) ERA: 2.55	IP: 6.0 WLS: L BF: 28 H: 10 R: 3 ER: 3 SO: 3 BB: 0 IBB: 0 HBP: 0 BLK: 0 WP: 0 HR: 0 S: 29 P: 33 ERA: 4.50 WHIP: 1.667															<b>PITCHER</b>				



Batter	1	2	3	4	5	6	7	8	9	AB	R	H	RBI	BB	SO	LOB	TOP			
<b>Davey Lopes, R</b> OBP: 0.354, SLG: 0.360 (1, 4)										4	0	0	0	0	1	1	<b>Los Angeles Dodgers @ Chicago Cubs</b> Wrigley Field, Chicago, IL Fri May 23 1980, 3:33 AM CDT Att: 7,482 - Unknown			
<b>Derrel Thomas, S</b> OBP: 0.369, SLG: 0.404 (1, 8)										4	0	1	0	0	0	0				
<b>Reggie Smith, S</b> OBP: 0.394, SLG: 0.542 (1, 9)										4	0	1	0	0	1	1				
<b>Steve Garvey, R</b> OBP: 0.305, SLG: 0.458 (1, 3)										3	0	1	0	1	0	0				
<b>Dusty Baker Jr., R</b> OBP: 0.305, SLG: 0.521 (1, 7)										4	0	0	0	0	1	3				
<b>Ron Cey, R</b> OBP: 0.349, SLG: 0.369 (1, 5)										3	0	0	0	1	0	4				
<b>Bill Russell, R</b> OBP: 0.333, SLG: 0.373 (1, 6)										4	0	1	0	0	2	1				
<b>Joe Ferguson, R</b> OBP: 0.395, SLG: 0.148 (1, 2)										1	0	0	0	2	0	0				
<b>Don Sutton, R</b> OBP: 0.063, SLG: 0.063 (1, 1)										1	0	0	0	0	0	3				
<b>Rick Monday, L</b> OBP: 0.267, SLG: 0.231 (7, PH)										1	0	0	0	0	1	0				
<b>Bobby Castillo, R</b> OBP: 0.333, SLG: 0.333 (7, 1)										0	0	0	0	0	0	0				
<b>Inning Stats</b>	R: 0 E: 0 K: 0 S: 3	H: 0 LOB: 0 BB: 0 P: 3	R: 0 E: 0 K: 1 S: 6	H: 1 LOB: 3 BB: 2 P: 14	R: 0 E: 0 K: 1 S: 5	H: 0 LOB: 0 BB: 0 P: 5	R: 0 E: 0 K: 0 S: 3	H: 1 LOB: 0 BB: 0 P: 3	R: 0 E: 0 K: 1 S: 5	H: 0 LOB: 1 BB: 1 P: 9	R: 0 E: 0 K: 0 S: 4	H: 1 LOB: 2 BB: 1 P: 8	R: 0 E: 0 K: 1 S: 5	H: 0 LOB: 0 BB: 0 P: 5	R: 0 E: 1 K: 1 S: 6	H: 0 LOB: 1 BB: 0 P: 6	1B: 2 2B: 3 3B: 0 HR: 0	SF: 0 SAC: 1 DP: 2 HBP: 0	WP: 0 PB: 0 SB: 0 CS: 1	PA: 34
<b>PITCHER</b> <b>Dennis Lamp, R</b> ERA: 5.51 (1, 1)	IP: 9.0 WLS: W BF: 34 H: 4 R: 0 ER: 0 SO: 6 BB: 3 IBB: 1 HBP: 0 BLK: 0 WP: 0 HR: 0 S: 42 P: 58 ERA: 0.00 WHIP: 0.778															<b>PITCHER</b>				

Batter	1	2	3	4	5	6	7	8	9	AB	R	H	RBI	BB	SO	LOB	BOTTOM			
<b>Lenny Randle, S</b> OBP: 0.338, SLG: 0.420 (1, 5)										4	1	1	0	0	0	1	<b>Los Angeles Dodgers @ Chicago Cubs</b> Wrigley Field, Chicago, IL Fri May 23 1980, 3:33 AM CDT Att: 7,482 - Unknown			
<b>Mick Kelleher, R</b> OBP: 0.258, SLG: 0.207 (9, 5)										0	0	0	0	0	0	0				
<b>Ivan De Jesus, R</b> OBP: 0.310, SLG: 0.392 (1, 6)										4	0	0	0	0	1					
<b>Bill Buckner, L</b> OBP: 0.333, SLG: 0.431 (1, 3)										2	0	0	1	1	0	0				
<b>Mike Vail, R</b> OBP: 0.359, SLG: 0.526 (1, 7)										3	0	1	0	0	0	0				
<b>Jesus Figueroa, L</b> OBP: 0.474, SLG: 0.412 (9, 7)										0	0	0	0	0	0	0				
<b>Jerry Martin, R</b> OBP: 0.353, SLG: 0.524 (1, 8)										2	0	0	0	1	0	0				
<b>Scot Thompson, L</b> OBP: 0.397, SLG: 0.406 (1, 9)										3	0	1	0	0	2	3				
<b>Steve Dillard, R</b> OBP: 0.375, SLG: 0.465 (1, 4)										3	1	1	0	0	0	0				
<b>Tim Blackwell, S</b> OBP: 0.238, SLG: 0.216 (1, 2)										3	0	1	1	0	1	0				
<b>Dennis Lamp, R</b> OBP: 0.278, SLG: 0.188 (1, 1)										2	0	0	0	1	0	1				
<b>Inning Stats</b>	R: 0 E: 0 K: 1 S: 6	H: 1 LOB: 3 BB: 2 P: 14	R: 0 E: 0 K: 1 S: 5	H: 0 LOB: 0 BB: 0 P: 5	R: 1 E: 0 K: 0 S: 4	H: 1 LOB: 0 BB: 0 P: 4	R: 0 E: 0 K: 1 S: 5	H: 0 LOB: 0 BB: 0 P: 5	R: 0 E: 0 K: 0 S: 3	H: 3 LOB: 1 BB: 0 P: 5	R: 0 E: 0 K: 0 S: 3	H: 0 LOB: 0 BB: 0 P: 3	R: 0 E: 0 K: 0 S: 3	H: 0 LOB: 0 BB: 0 P: 3	R: 0 E: 0 K: 0 S: 3	H: 0 LOB: 0 BB: 0 P: 3	1B: 4 2B: 2 3B: 0 HR: 0	SF: 1 SAC: 0 DP: 1 HBP: 0	WP: 0 PB: 0 SB: 1 CS: 1	PA: 30
<b>PITCHER</b> <b>Don Sutton, R</b> ERA: 2.0 (1, 1)	IP: 6.0 WLS: L BF: 22 H: 2 R: 1 ER: 1 SO: 3 BB: 3 IBB: 0 HBP: 0 BLK: 0 WP: 0 HR: 0 S: 25 P: 37 ERA: 1.50 WHIP: 0.833															<b>PITCHER</b>				
<b>Bobby Castillo, R</b> ERA: 4.16 (7, 1)	IP: 2.0 WLS: L BF: 8 H: 3 R: 1 ER: 1 SO: 0 BB: 0 IBB: 0 HBP: 0 BLK: 0 WP: 0 HR: 0 S: 8 P: 8 ERA: 4.50 WHIP: 1.500															<b>PITCHER</b>				





Batter	1	2	3	4	5	6	7	8	9	AB	R	H	RBI	BB	SO	LOB	TOP										
<b>Davey Lopes, R</b> OBP: 0.355, SLG: 0.357 (1, 4)										4	0	1	0	1	2	2	<b>Los Angeles Dodgers @ Chicago Cubs</b> Wrigley Field, Chicago, IL Sat May 24 1980, 3:33 AM CDT Att: 22,543 - Unknown										
<b>Derrel Thomas, S</b> OBP: 0.357, SLG: 0.377 (1, 8)										4	0	0	0	1	1	4											
<b>Reggie Smith, S</b> OBP: 0.390, SLG: 0.556 (1, 9)										4	1	1	1	0	2	2											
<b>Steve Garvey, R</b> OBP: 0.304, SLG: 0.449 (1, 3)										3	1	0	0	1	0	0											
<b>Dusty Baker Jr., R</b> OBP: 0.304, SLG: 0.512 (1, 7)										4	1	1	0	0	0	0											
<b>Ron Cey, R</b> OBP: 0.346, SLG: 0.388 (1, 5)										4	1	1	1	0	1	0											
<b>Bill Russell, R</b> OBP: 0.338, SLG: 0.377 (1, 6)										4	0	2	0	0	0	0											
<b>Steve Yeager, R</b> OBP: 0.311, SLG: 0.208 (1, 2)										3	0	0	0	1	3	2											
<b>Bob Welch, R</b> OBP: 0.167, SLG: 0.167 (1, 1)										2	0	1	0	0	1	0											
<b>Rick Monday, L</b> OBP: 0.313, SLG: 0.231 (6, PH)										0	0	0	0	1	0	0											
<b>Rick Sutcliffe, L</b> OBP: 0.167, SLG: 0.167 (6, 1)										1	0	0	0	0	1	0											
<b>Inning Stats</b>	R: 0 E: 0 K: 0 S: 2	H: 0 LOB: 0 BB: 1 P: 6	R: 1 E: 0 K: 1 S: 7	H: 2 LOB: 1 BB: 0 P: 7	R: 0 E: 1 K: 2 S: 8	H: 1 LOB: 1 BB: 0 P: 8	R: 2 E: 1 K: 2 S: 10	H: 3 LOB: 3 BB: 2 P: 18	R: 0 E: 0 K: 1 S: 5	H: 0 LOB: 0 BB: 0 P: 5	R: 1 E: 0 K: 0 S: 4	H: 1 LOB: 0 BB: 0 P: 4	R: 0 E: 0 K: 1 S: 5	H: 0 LOB: 0 BB: 0 P: 5	R: 0 E: 0 K: 3 S: 9	H: 0 LOB: 0 BB: 0 P: 9	1B: 5 2B: 0 3B: 0 HR: 2	SF: 0 SAC: 0 DP: 0 HBP: 0	WP: 0 PB: 0 SB: 3 CS: 1	PA: 38							
<b>PITCHER</b>	IP	WLS	BF	H	R	ER	SO	BB	IBB	HBP	BLK	WP	HR	S	P	ERA	WHIP										
<b>Mike Krukow, R</b> ERA: 3.05 (1, 1)	4.0	L	20	6	3	3	5	3	0	0	0	0	1	27	39	6.75	2.250										
<b>Bill Caudill, R</b> ERA: 2.35 (5, 1)	2.0		8	0	0	0	2	2	0	0	0	0	0	10	18	0.00	1.000										
<b>Dick Tidrow, R</b> ERA: 1.78 (7, 1)	2.0		7	1	1	1	2	0	0	0	0	0	1	9	9	4.50	0.500										
<b>Bruce Sutter, R</b> ERA: 3.88 (9, 1)	1.0		3	0	0	0	3	0	0	0	0	0	0	9	9	0.00	0.000										

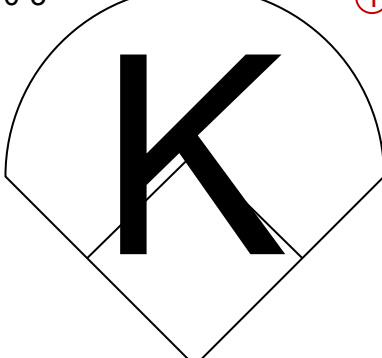
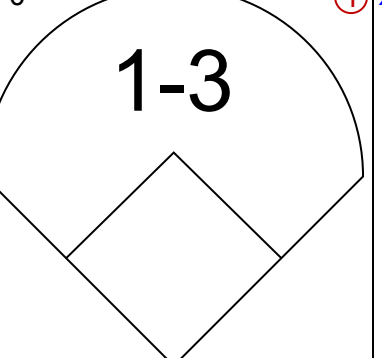
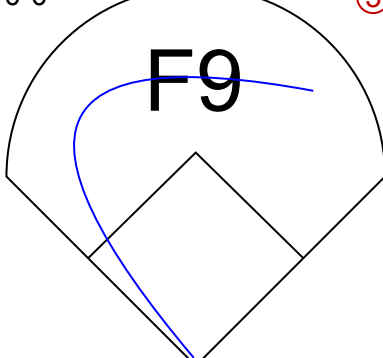
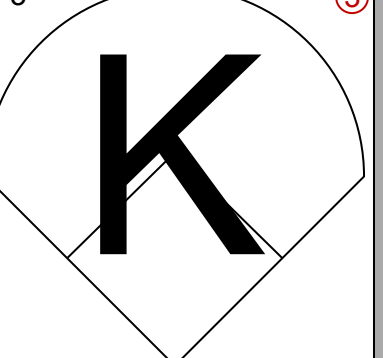
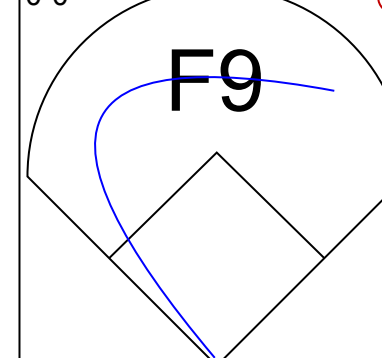
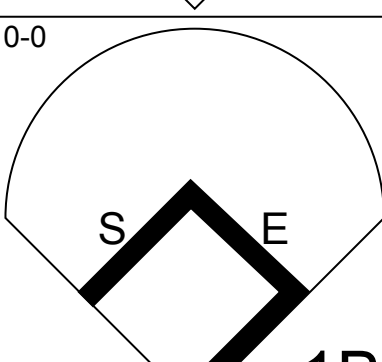
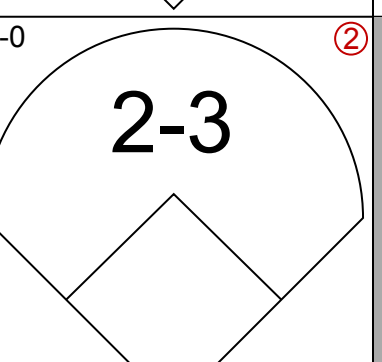
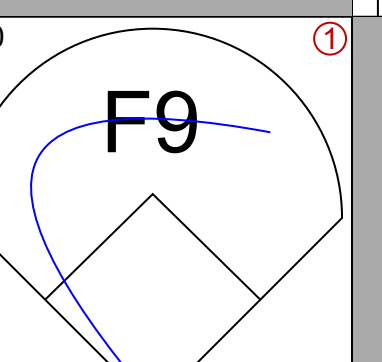
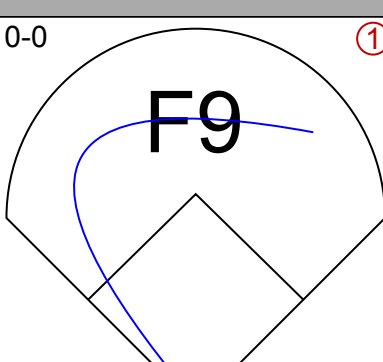
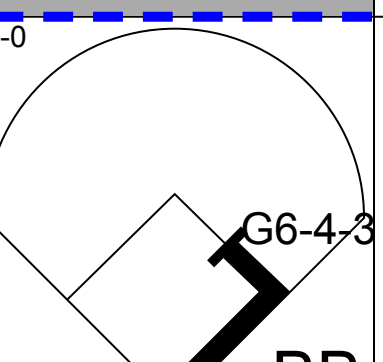
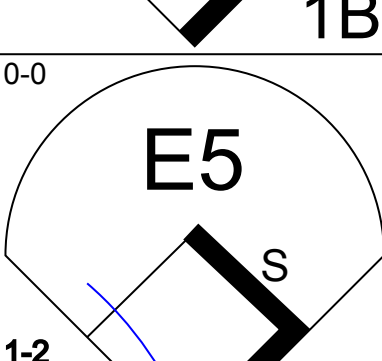
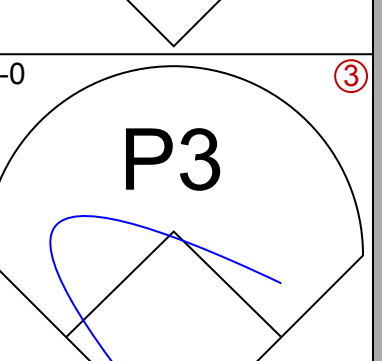
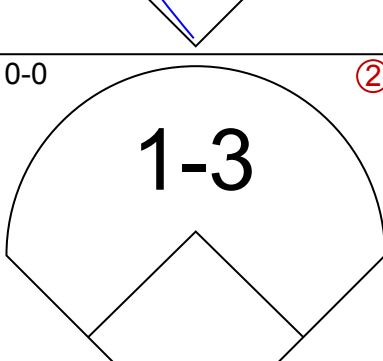
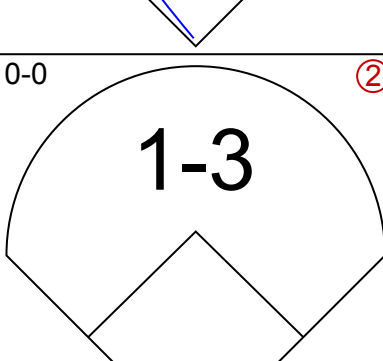
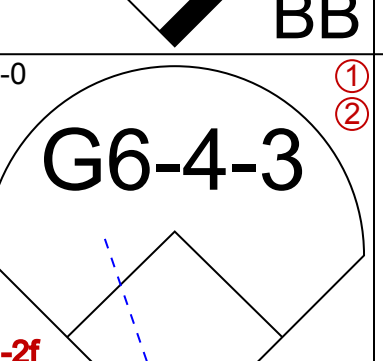
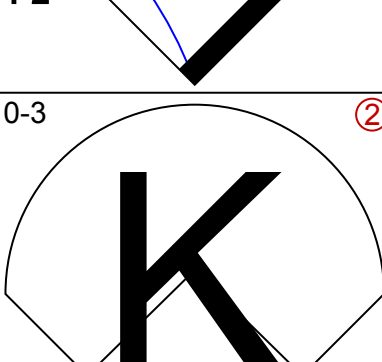
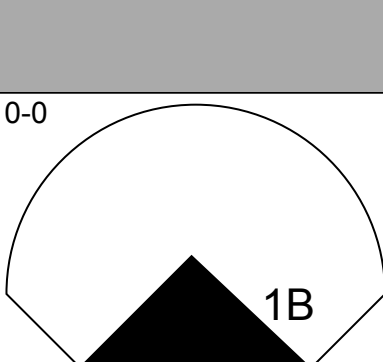
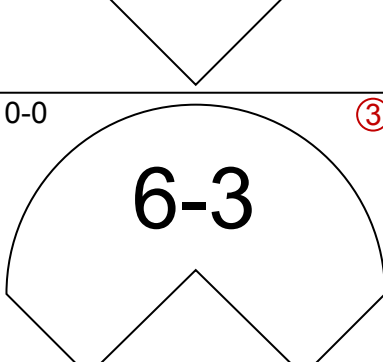
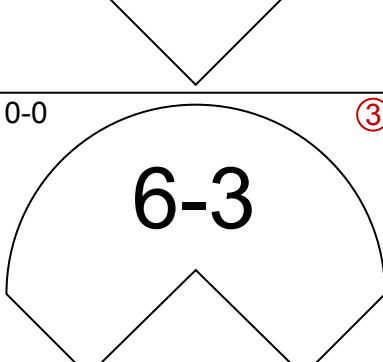
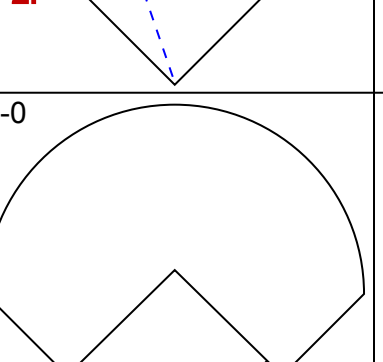
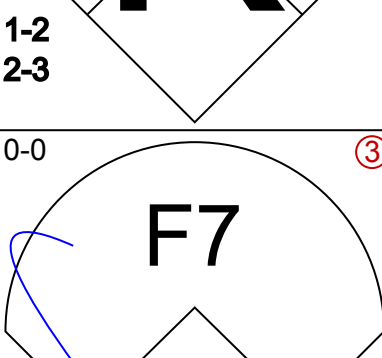
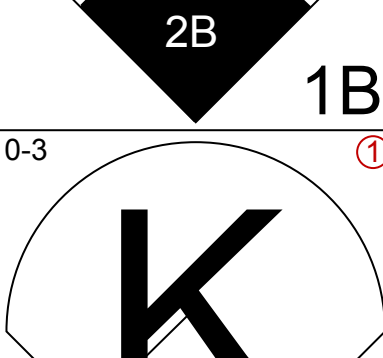
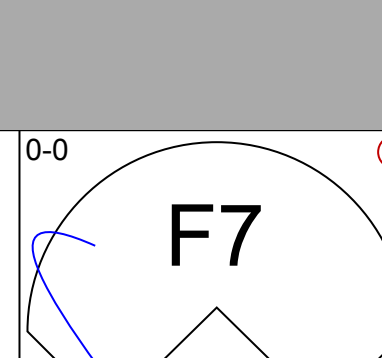
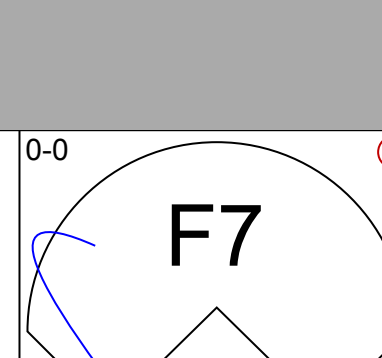
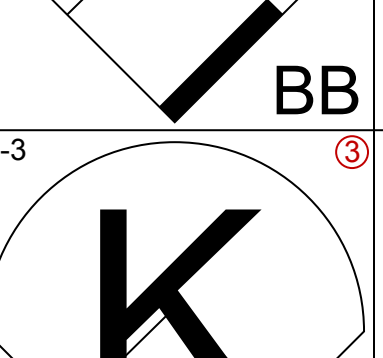
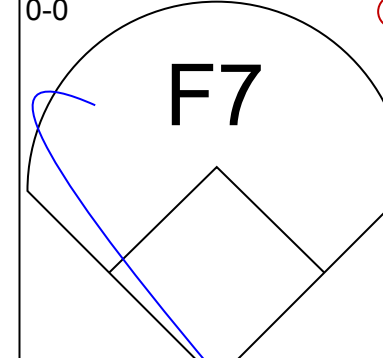
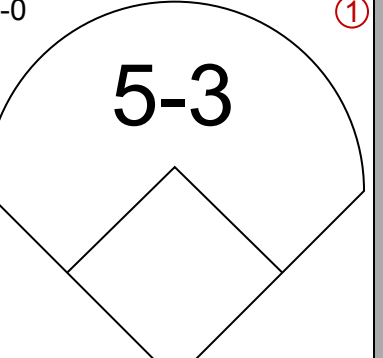
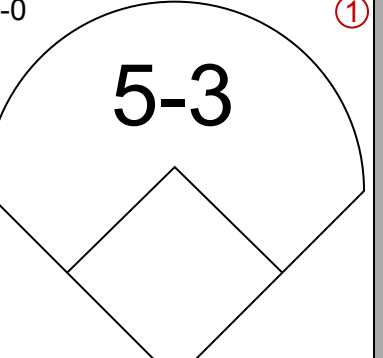
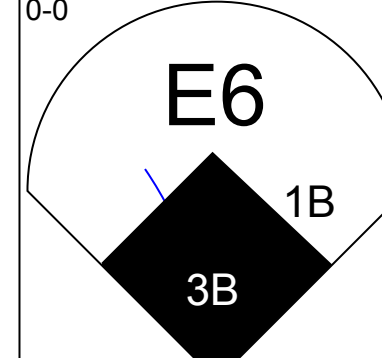
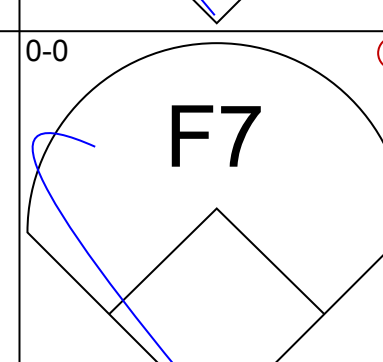
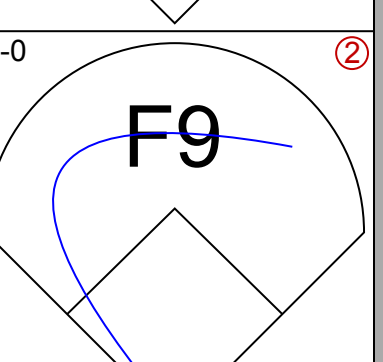
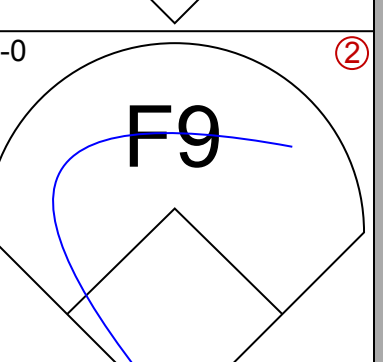
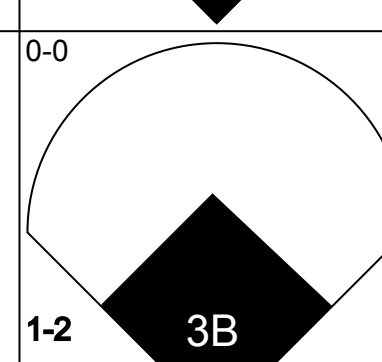
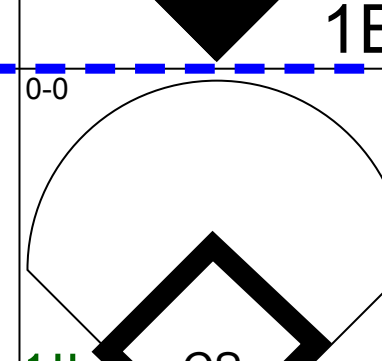
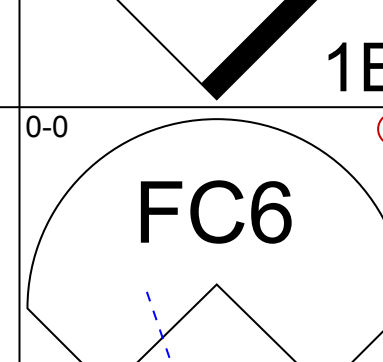
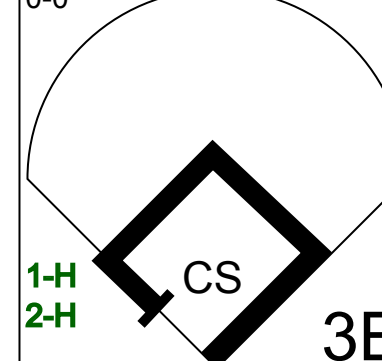
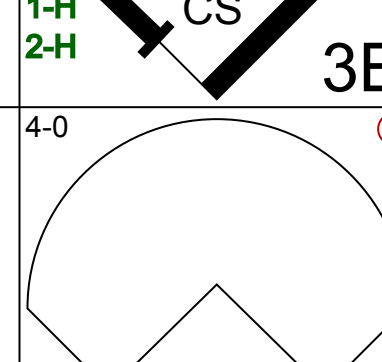
Batter	1	2	3	4	5	6	7	8	9	AB	R	H	RBI	BB	SO	LOB	BOTTOM										
<b>Lenny Randle, S</b> OBP: 0.333, SLG: 0.407 (1, 5)										4	0	0	0	1	0	3	<b>Los Angeles Dodgers @ Chicago Cubs</b> Wrigley Field, Chicago, IL Sat May 24 1980, 3:33 AM CDT Att: 22,543 - Unknown										
<b>Ivan De Jesus, R</b> OBP: 0.313, SLG: 0.388 (1, 6)										4	1	1	0	1	1	0											
<b>Bill Buckner, L</b> OBP: 0.336, SLG: 0.430 (1, 3)										5	0	2	0	0	0	3											
<b>Mike Vail, R</b> OBP: 0.364, SLG: 0.512 (1, 7)										5	0	2	1	0	1	4											
<b>Jerry Martin, R</b> OBP: 0.357, SLG: 0.519 (1, 8)										3	1	1	0	1	0	2											
<b>Scot Thompson, L</b> OBP: 0.377, SLG: 0.382 (1, 9)										4	0	0	0	0	1	5											
<b>Steve Dillard, R</b> OBP: 0.200, SLG: 0.435 (1, 4)										3	0	0	0	0	2	3											
<b>Dave Kingman, R</b> OBP: 0.343, SLG: 0.573 (7, PH)										1	0	0	0	0	1	2											
<b>Mick Kelleher, R</b> OBP: 0.258, SLG: 0.207 (8, 4)										0	0	0	0	0	0	0											
<b>Tim Blackwell, S</b> OBP: 0.239, SLG: 0.220 (1, 2)										4	0	1	0	0	1	0											
<b>Mike Krukow, R</b> OBP: 0.200, SLG: 0.200 (1, 1)										1	0	1	0	0	0	0											
<b>Larry Sutter, L</b> OBP: 0.200, SLG: 0.400 (4, PH)										1	0	1	0	0	0	0											
<b>Bill Caudill, R</b> ERA: 2.35 (5, 1)										0	0	0	0	0	0	0											
<b>Jesus Figueroa, L</b> OBP: 0.142 (6, PH)										0	0	0	0	0	1	0											
<b>Dick Tidrow, R</b> ERA: 1.78 (7, 1)										0	0	0	0	0	0	0											
<b>Ken Henderson, S</b> OBP: 0.200, SLG: 0.152 (8, PH)										1	0	0	0	0	0	0											
<b>Bruce Sutter, R</b> ERA: 3.88 (9, 1)										0	0	0	0	0	0	0											
<b>Inning Stats</b>	R: 0 E: 0 K: 2 S: 8	H: 1 LOB: 0 BB: 0 P: 8	R: 0 E: 0 K: 0 S: 3	H: 0 LOB: 0 BB: 0 P: 3	R: 0 E: 0 K: 0 S: 5	H: 2 LOB: 3 BB: 1 P: 9	R: 1 E: 0 K: 2 S: 9	H: 2 LOB: 2 BB: 1 P: 13	R: 1 E: 1 K: 1 S: 8	H: 2 LOB: 2 BB: 0 P: 8	R: 0 E: 0 K: 0 S: 2	H: 0 LOB: 1 BB: 2 P: 10	R: 0 E: 0 K: 1 S: 7	H: 2 LOB: 2 BB: 0 P: 7	R: 0 E: 0 K: 1 S: 5	H: 0 LOB: 0 BB: 0 P: 5	R: 0 E: 0 K: 0 S: 3	H: 0 LOB: 0 BB: 0 P: 3	1B: 9 2B: 0 3B: 0 HR: 0	SF: 0 SAC: 0 DP: 0 HBP: 0	WP: 0 PB: 0 SB: 0 CS: 0	PA: 41					
<b>PITCHER</b>	IP	WLS	BF	H	R	ER	SO	BB	IBB	HBP	BLK	WP	HR	S	P	ERA	WHIP										
<b>Bob Welch, R</b> ERA: 2.5 (1, 1)	5.0	W	25	7	2	1	5	2	0	0	0	0	0	33	41	1.80	1.800										
<b>Rick Sutcliffe, R</b> ERA: 6.82 (6, 1)	4.0	S	15	2	0	0	2	2	0	0	0	0	0	17	25	0.00	1.000										







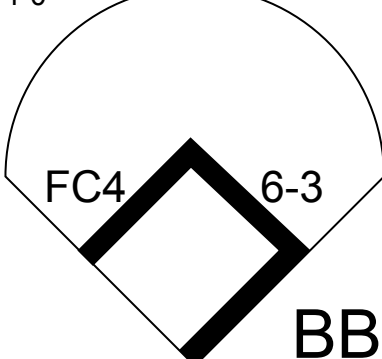
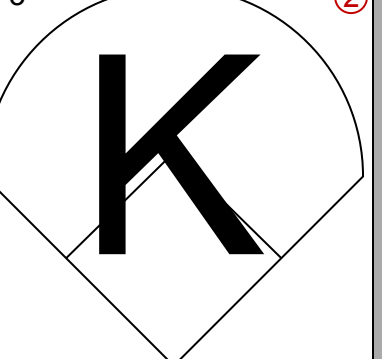
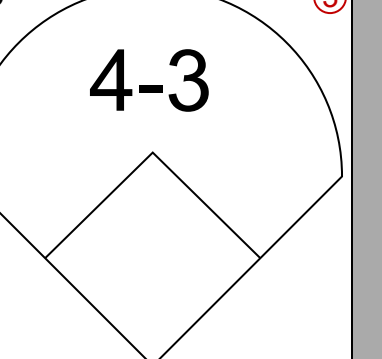
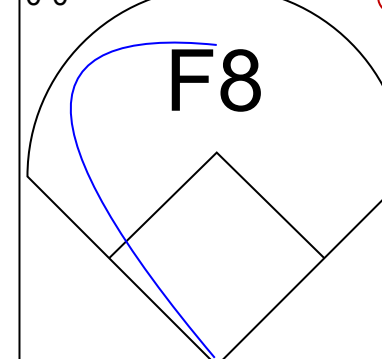
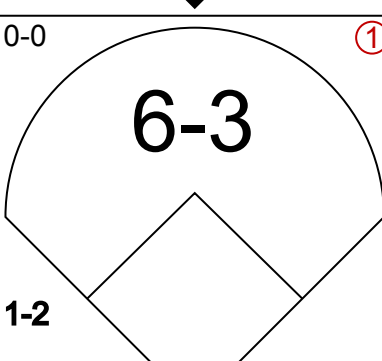
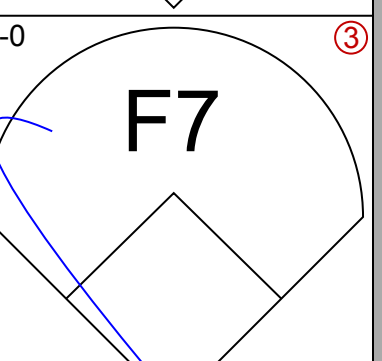
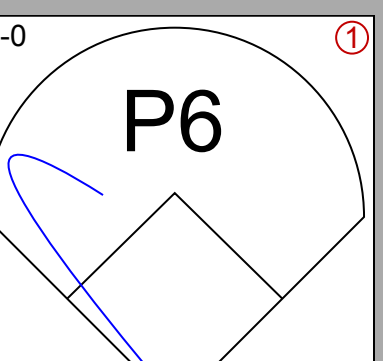
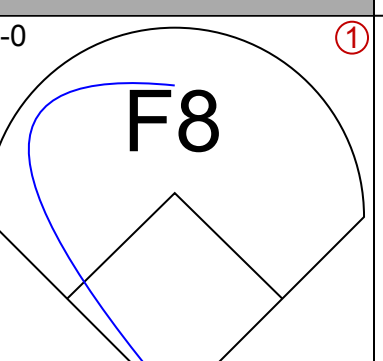
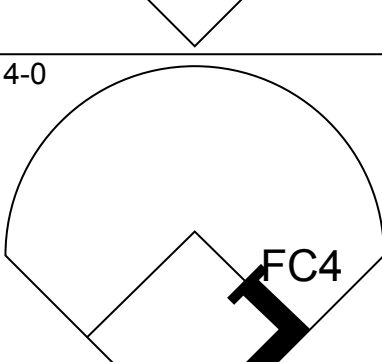
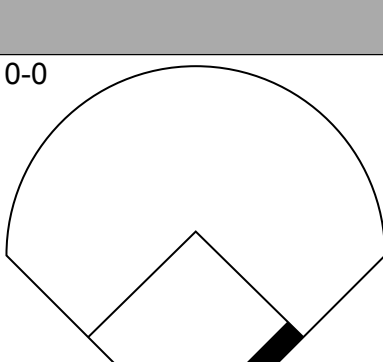
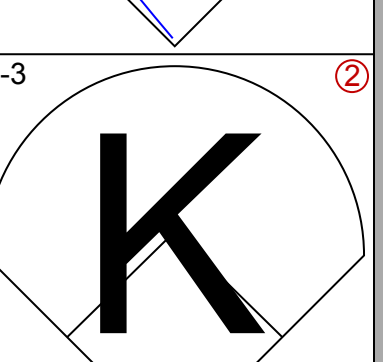
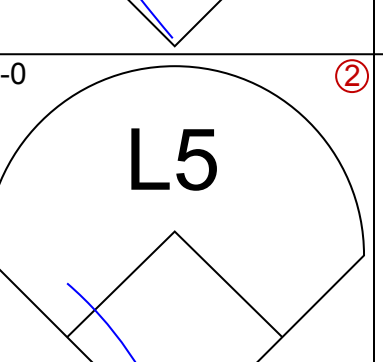
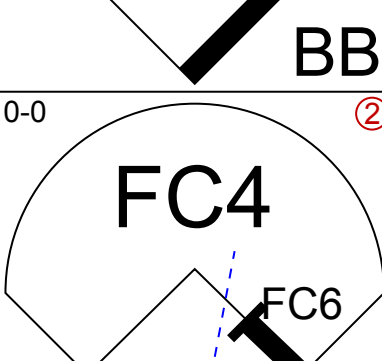
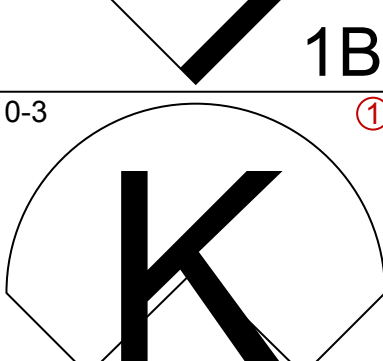
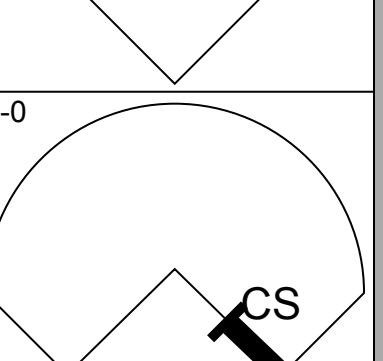
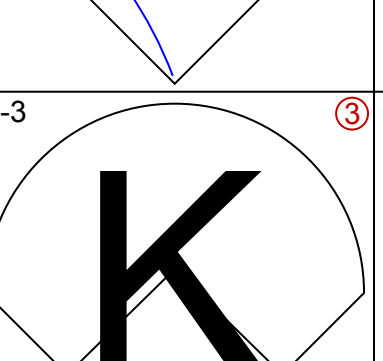
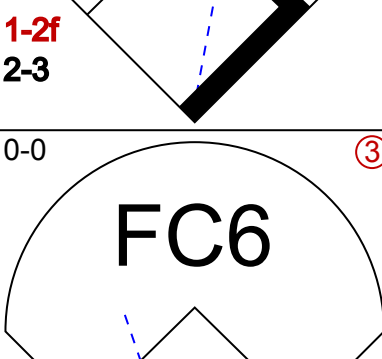
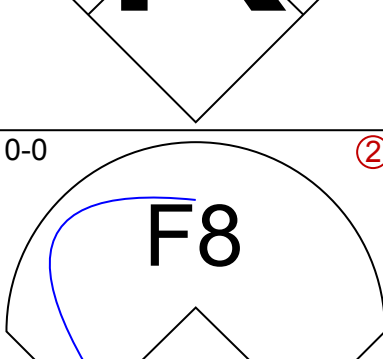
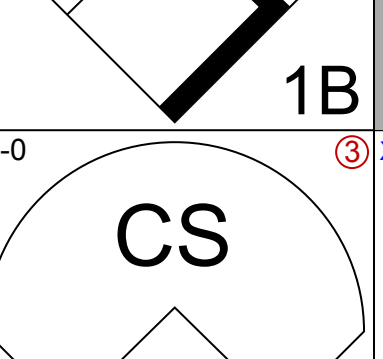
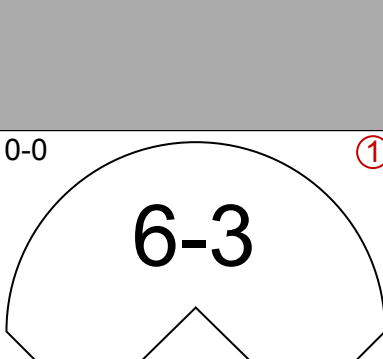
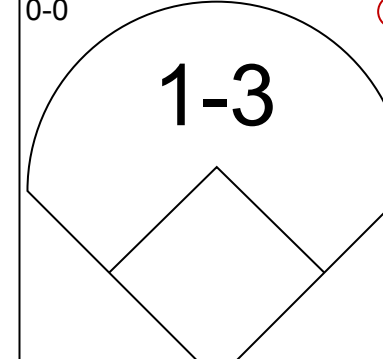
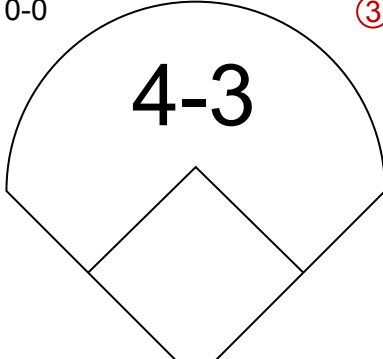
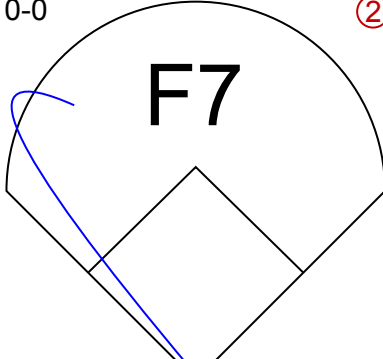
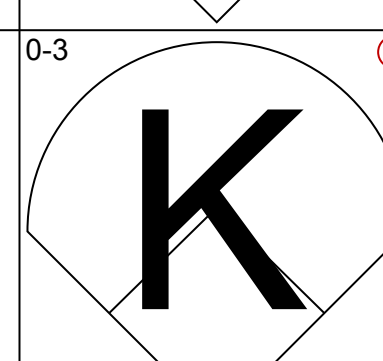
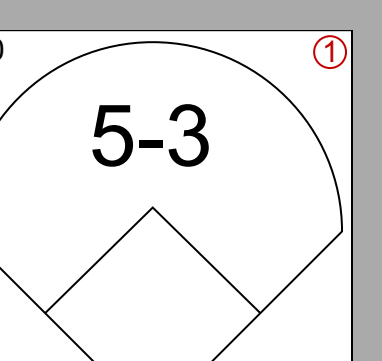
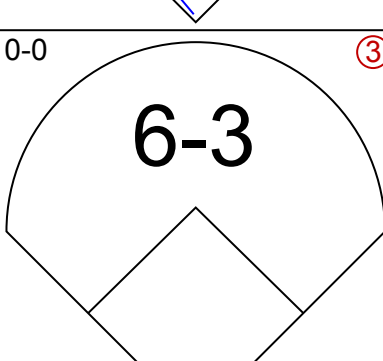
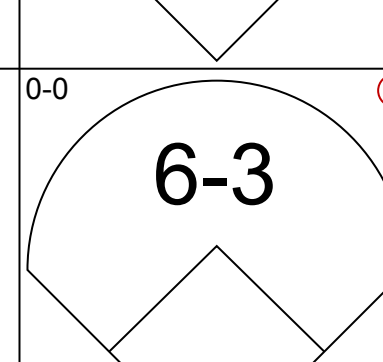
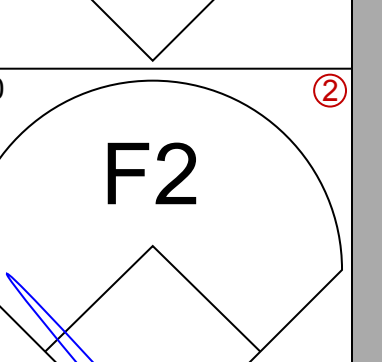
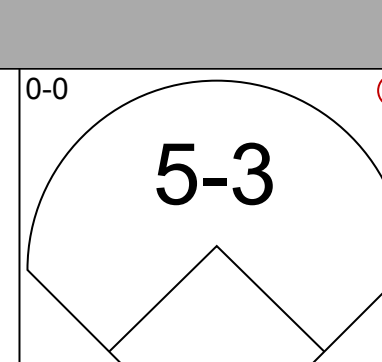
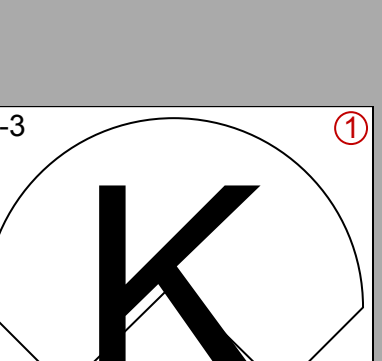
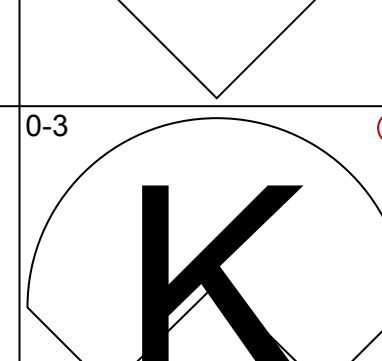


Batter	1	2	3	4	5	6	7	8	9	AB	R	H	RBI	BB	SO	LOB	TOP			
Ron LeFlore, R OBP: 0.336, SLG: 0.328 (1, 7)										5	0	0	0	0	2	5				
Rodney Scott, S OBP: 0.298, SLG: 0.238 (1, 4)										4	0	1	0	1	0	0				
Andre Dawson, R OBP: 0.318, SLG: 0.439 (1, 8)										5	0	1	0	0	0	2				
Ellis Valentine, R OBP: 0.342, SLG: 0.467 (1, 9)										4	1	1	0	1	1	3				
Larry Parrish, R OBP: 0.289, SLG: 0.466 (1, 5)										5	0	0	0	0	2	5				
Gary Carter, R OBP: 0.306, SLG: 0.407 (1, 2)										4	2	1	0	0	0	0				
Warren Cromartie, L OBP: 0.331, SLG: 0.466 (1, 3)										4	1	2	1	0	0	0				
Chris Speier, R OBP: 0.315, SLG: 0.426 (1, 6)										3	0	3	2	1	0	0				
Steve Rogers, R OBP: 0.364, SLG: 0.176 (1, 1)										1	0	0	1	2	0	1				
<b>Inning Stats</b>	R: 0 E: 1 K: 2 S: 9	H: 1 LOB: 2 BB: 0 P: 9	R: 0 E: 0 K: 0 S: 4	H: 1 LOB: 1 BB: 0 P: 4	R: 0 E: 0 K: 0 S: 3	H: 0 LOB: 0 BB: 0 P: 3	R: 2 E: 0 K: 1 S: 8	H: 3 LOB: 2 BB: 1 P: 12	R: 0 E: 0 K: 0 S: 4	H: 1 LOB: 1 BB: 0 P: 4	R: 0 E: 0 K: 0 S: 3	H: 0 LOB: 0 BB: 0 P: 3	R: 2 E: 1 K: 0 S: 5	H: 2 LOB: 1 BB: 1 P: 9	R: 0 E: 0 K: 1 S: 4	H: 0 LOB: 1 BB: 2 P: 12	1B: 6 2B: 2 3B: 1 HR: 0	SF: 0 SAC: 1 DP: 1 HBP: 0	WP: 0 PB: 0 SB: 2 CS: 1	PA: 41
<b>PITCHER</b>	IP	WLS	BF	H	R	ER	SO	BB	IBB	HBP	BLK	WP	HR	S	P	ERA	WHIP			
Willie Hernandez, L ERA: 3.54 (1, 1)	7.1	L	34	8	4	3	4	1	1	0	0	0	0	40	48	3.68	1.227			
Bill Caudill, R ERA: 2.3 (8, 1)	0.2		3	1	0	0	0	1	0	0	0	0	0	2	6	0.00	3.000			
Dick Tidrow, R ERA: 1.65 (9, 1)	1.0		4	0	0	0	1	2	0	0	0	0	0	4	12	0.00	2.000			

**Montreal Expos @ Chicago Cubs**  
Wrigley Field, Chicago, IL  
Mon May 26 1980, 3:33 AM CDT  
Att: 31,845 - Unknown

AB 35  
R 4  
H 9  
RBI 4  
BB 5  
SO 5  
LOB 16



Batter	1	2	3	4	5	6	7	8	9	AB	R	H	RBI	BB	SO	LOB	BOTTOM					
Lenny Randle, S OBP: 0.333, SLG: 0.397 (1, 4)										3	0	0	0	1	1	1						
Scot Thompson, L OBP: 0.366, SLG: 0.361 (1, 9)										4	0	0	0	0	0	1						
Larry Bittner, L OBP: 0.356, SLG: 0.365 (1, 3)										3	0	1	0	1	1	0						
Mike Vail, R OBP: 0.385, SLG: 0.529 (1, 7)										4	0	1	0	0	2	3						
Jerry Martin, R OBP: 0.347, SLG: 0.500 (1, 8)										3	0	0	0	0	0	3						
Steve Ontiveros, S OBP: 0.295, SLG: 0.243 (1, 5)										3	0	0	0	0	0	1						
Tim Blackwell, S OBP: 0.240, SLG: 0.244 (1, 2)										3	0	0	0	0	1	0						
Ivan De Jesus, R OBP: 0.309, SLG: 0.381 (1, 6)										3	0	0	0	0	0	0						
Willie Hernandez, L OBP: 0.429, SLG: 0.571 (8, 1)										2	0	1	0	0	1	0						
Bill Caudill, R (8, 1)										0	0	0	0	0	0	0						
Jesus Figueroa, L OBP: 0.459, SLG: 0.388 (8, PH)										1	0	0	0	0	1	0						
Dick Tidrow, R (9, 1)										0	0	0	0	0	0	0						
<b>Inning Stats</b>	R: 0 E: 0 K: 0 S: 3	H: 0 LOB: 2 BB: 2 P: 11	R: 0 E: 0 K: 1 S: 5	H: 0 LOB: 0 BB: 0 P: 5	R: 0 E: 0 K: 2 S: 7	H: 0 LOB: 0 BB: 0 P: 7	R: 0 E: 0 K: 1 S: 6	H: 1 LOB: 1 BB: 0 P: 6	R: 0 E: 0 K: 0 S: 4	H: 1 LOB: 1 BB: 0 P: 4	R: 0 E: 0 K: 1 S: 5	H: 0 LOB: 0 BB: 0 P: 5	R: 0 E: 0 K: 0 S: 3	H: 0 LOB: 0 BB: 0 P: 3	R: 0 E: 0 K: 1 S: 5	H: 0 LOB: 0 BB: 0 P: 5	R: 0 E: 0 K: 1 S: 5	H: 0 LOB: 0 BB: 0 P: 5	1B: 3 2B: 0 3B: 0 HR: 0	SF: 0 SAC: 0 DP: 0 HBP: 0	WP: 0 PB: 0 SB: 0 CS: 1	PA: 32
<b>PITCHER</b>	IP	WLS	BF	H	R	ER	SO	BB	IBB	HBP	BLK	WP	HR	S	P	ERA	WHIP					
Steve Rogers, R ERA: 2.88 (1, 1)	9.0	W	31	3	0	0	7	2	0	0	0	0	0	43	51	0.00	0.556					

**Montreal Expos @ Chicago Cubs**  
Wrigley Field, Chicago, IL  
Mon May 26 1980, 3:33 AM CDT  
Att: 31,845 - Unknown

AB 29  
R 0  
H 3  
RBI 0  
BB 2  
SO 7  
LOB 9









Batter	1	2	3	4	5	6	7	8	9	AB	R	H	RBI	BB	SO	LOB	TOP			
<b>Pete Rose, S</b> OBP: 0.372, SLG: 0.380 (1, 3)	0-0 FC6-4 1B		0-0 1B 2B	4-0 G2-3-6 BB		0-0 4-3		0-0 6-3		4	1	2	0	1	0	0	<b>Philadelphia Phillies @ Chicago Cubs</b> Wrigley Field, Chicago, IL Fri May 30 1980, 3:33 AM CDT Att: 8,632 - Unknown			
<b>Bake McBride, L</b> OBP: 0.312, SLG: 0.474 (1, 9)	0-0 FC6-4 6-3 1-2		0-0 F7	0-0 G2-3-6 1-2		0-0 1B		0-0 HR		5	1	2	1	0	0	3				
<b>Mike Schmidt, R</b> OBP: 0.362, SLG: 0.667 (1, 5)	0-0 6-3 1-2		0-0 2B 1B		0-0 F8 SF7 2B		0-3 K		0-0 F8		5	2	2	1	0	1				
<b>Greg Luzinski, R</b> OBP: 0.381, SLG: 0.603 (1, 7)		0-0 E9 HR	0-0 1B 2B		0-0 F8 2-3		0-0 4-3		0-0 1-3		5	2	1	0	0	2				
<b>Garry Maddox, R</b> OBP: 0.294, SLG: 0.429 (1, 8)		0-3 K	0-0 CS S 1B		0-0 SF7 3-H		0-0 F9				3	0	1	3	0	1				
<b>Bob Boone, R</b> OBP: 0.277, SLG: 0.359 (1, 2)		0-0 HR	0-0 E BB		0-0 6-3		0-0 FC4-6 1B		0-0 FC4-6 1B		3	1	2	2	1	0				
<b>Larry Bowa, S</b> OBP: 0.260, SLG: 0.326 (1, 6)		0-0 3-1	0-0 E4 1-2		0-0 F8		0-0 FC4-6 1B		0-0 FC4-6 1B		4	0	1	0	0	0				
<b>Manny Trillo, R</b> OBP: 0.370, SLG: 0.448 (1, 4)		0-0 FC4-6 1B	0-0 1-3		0-0 G6-4-3 1B		0-0 FC4-6 1B		0-0 FC4-6 1-2 2-3		4	0	2	0	0	0				
<b>Dan Larson, R</b> <b>George Yukovich, L</b> <b>Lerrin LaGrow, R</b> <b>Kevin Saucier, L</b> <b>Greg Gross, L</b> <b>Ron Reed, R</b> <b>Del Unser, L</b> <b>Dickie Noles, R</b> (1, 1) (2, Ph) (2, 1) (5, 1) (6, Ph) (6, 1) (8, Ph) (8, 1)		0-0 FC4-6 1-2		0-3 K		0-0 G6-4-3 1-2		0-3 K		0	0	0	0	0	0	0				
<b>Inning Stats</b>	R: 0 E: 0 K: 0 S: 3	H: 1 LOB: 0 BB: 0 P: 3	R: 2 E: 1 K: 1 S: 8	H: 2 LOB: 1 BB: 0 P: 8	R: 3 E: 1 K: 0 S: 7	H: 4 LOB: 2 BB: 1 P: 11	R: 0 E: 0 K: 1 S: 4	H: 0 LOB: 0 BB: 0 P: 8	R: 1 E: 0 K: 0 S: 4	H: 1 LOB: 0 BB: 0 P: 4	R: 0 E: 0 K: 1 S: 6	H: 1 LOB: 1 BB: 0 P: 6	R: 0 E: 0 K: 1 S: 7	H: 2 LOB: 2 BB: 0 P: 7	R: 1 E: 0 K: 0 S: 4	H: 1 LOB: 0 BB: 0 P: 4		1B: 8 2B: 3 3B: 0 HR: 2	SF: 1 SAC: 0 DP: 2 HBP: 0	WP: 0 PB: 0 SB: 1 CS: 1
<b>PITCHER</b> <b>Rick Reuschel, R</b> ERA: 3.71 (1, 1)	IP: 9.0 WLS: W BF: 40 H: 13 R: 7 ER: 6 SO: 4 BB: 2 IBB: 0 HBP: 0 BLK: 0 WP: 0 HR: 2 S: 46 P: 54 ERA: 6.00 WHIP: 1.667															<b>PITCHER</b>				

Batter	1	2	3	4	5	6	7	8	9	AB	R	H	RBI	BB	SO	LOB	BOTTOM			
<b>Lenny Randle, S</b> OBP: 0.348, SLG: 0.400 (1, 4)	4-0 1B E S BB	0-0 E S SF8 1B		0-0 4-3		0-3 K		0-0 5-3		4	2	1	0	1	1	1	<b>Philadelphia Phillies @ Chicago Cubs</b> Wrigley Field, Chicago, IL Fri May 30 1980, 3:33 AM CDT Att: 8,632 - Unknown			
<b>Ivan De Jesus, R</b> OBP: 0.311, SLG: 0.405 (1, 6)	0-0 1B E 1-3	0-0 SF8 1-H		0-0 L8		0-0 FC6-4 1-2		0-0 F8		4	1	1	1	0	0	1				
<b>Larry Bittner, L</b> OBP: 0.348, SLG: 0.345 (1, 3)	0-0 E3 FC6-4 1B BLK 1-2 3-H	0-0 F8		4-0 HR BB		0-3 K				3	2	0	1	1	1	1				
<b>Mike Vail, R</b> OBP: 0.431, SLG: 0.613 (1, 7)	0-0 FC6-4 1-2 2-H	0-0 2B		0-0 HR 1-H		0-0 1B 1B				4	2	4	3	0	0	0				
<b>Jerry Martin, R</b> OBP: 0.333, SLG: 0.483 (1, 8)	0-0 FC6-4 BLK HR 1-2 2-3	0-0 4-3		0-0 L7		0-3 K				4	1	0	0	0	1	4				
<b>Scot Thompson, L</b> OBP: 0.396, SLG: 0.354 (1, 9)	0-0 P4		0-0 F9		0-0 CS 1B		0-0 1B 1B			4	0	2	0	0	0	2				
<b>Steve Ontiveros, S</b> OBP: 0.327, SLG: 0.283 <b>Mick Kelleher, R</b> OBP: 0.242, SLG: 0.194 (7, PR) (8, 5)	4-0 BLK HR BB 1-2		0-0 L9		0-3 K 1-2		0-0 1B 1B			3	1	1	1	1	1	1				
<b>Tim Blackwell, S</b> OBP: 0.262, SLG: 0.293 (1, 2)	0-0 HR 1-H 2-H 3-H		0-0 F8		0-3 K		0-0 4-3			4	1	1	3	0	1	2				
<b>Rick Reuschel, R</b> OBP: 0.160, SLG: 0.160 (1, 1)	0-3 K		0-0 P3		0-0 FC6-4 1B		0-0 P5			4	0	1	0	0	1	0				
<b>Inning Stats</b>	R: 6 E: 1 K: 1 S: 9	H: 3 LOB: 0 BB: 2 P: 17	R: 1 E: 0 K: 0 S: 5	H: 2 LOB: 1 BB: 0 P: 5	R: 0 E: 0 K: 0 S: 3	H: 0 LOB: 0 BB: 0 P: 3	R: 0 E: 0 K: 0 S: 3	H: 0 LOB: 0 BB: 0 P: 3	R: 2 E: 0 K: 1 S: 6	H: 2 LOB: 0 BB: 1 P: 10	R: 0 E: 0 K: 2 S: 8	H: 1 LOB: 0 BB: 0 P: 8	R: 1 E: 0 K: 2 S: 10	H: 3 LOB: 2 BB: 0 P: 10	R: 0 E: 0 K: 0 S: 3	H: 0 LOB: 0 BB: 0 P: 3		1B: 8 2B: 1 3B: 0 HR: 2	SF: 1 SAC: 0 DP: 0 HBP: 0	WP: 0 PB: 0 SB: 2 CS: 1
<b>PITCHER</b> <b>Dan Larson, R</b> ERA: 5.68 <b>Lerrin LaGrow, R</b> ERA: 3.72 <b>Kevin Saucier, L</b> ERA: 2.41 <b>Ron Reed, R</b> ERA: 3.0 <b>Dickie Noles, R</b> ERA: 2.14	IP: 1.0 WLS: L BF: 9 H: 3 R: 3 ER: 3 SO: 6 BB: 2 IBB: 0 HBP: 0 BLK: 1 WP: 0 HR: 1 S: 9 P: 17 ERA: 18.00 WHIP: 5.000															<b>PITCHER</b>				

AB	37
R	7
H	13
RBI	7
BB	2
SO	4
LOB	17



AB	34
R	10
H	11
RBI	9
BB	3
SO	6
LOB	12

WP	0	PA	38
PB	0	SB	2
CS	1		







Batter	1	2	3	4	5	6	7	8	9	AB	R	H	RBI	BB	SO	LOB	TOP								
<b>Pete Rose, S</b> OBP: 0.375, SLG: 0.380 (1, 3)	0-0 6-3		0-0 1B E	4-0 BB		0-0 K		0-0 3-1		4	1	0	1	1	0		<b>Philadelphia Phillies @ Chicago Cubs</b> Wrigley Field, Chicago, IL Sun Jun 01 1980, 3:33 AM CDT Att: 20,051 - Overcast - 68 F								
<b>Bake McBride, L</b> OBP: 0.311, SLG: 0.468 (1, 9)	0-0 4-3		0-0 1B F	0-0 P4		0-0 P3				4	1	1	1	0	0	1									
<b>Mike Schmidt, R</b> OBP: 0.374, SLG: 0.717 (1, 5)	0-0 F8		0-0 1B E6		4-0 BB G6-3		0-0 HR			3	1	1	1	1	0	1									
<b>Greg Luzinski, R</b> OBP: 0.373, SLG: 0.584 (1, 7)		0-3 K	0-0 1B SF7		0-0 BB F7		0-0 P3			3	0	0	1	0	1	1									
<b>Bob Boone, R</b> OBP: 0.280, SLG: 0.349 (1, 2)		0-0 1B FC5-4	0-0 1B BB		0-0 1-2 G6-3			0-0 1-3		3	0	1	0	1	0	1									
<b>Gary Maddox, R</b> OBP: 0.283, SLG: 0.408 (1, 8)		0-0 1B FC5-4	0-0 1B F9			0-0 1B FC4-6		0-0 F7		4	0	1	0	0	0	3									
<b>Larry Bowa, S</b> OBP: 0.266, SLG: 0.336 (1, 6)		0-0 1B	0-3 K		0-0 1-2 FC4-6		0-0 3-1			4	0	1	0	0	1	3									
<b>Manny Trillo, R</b> OBP: 0.350, SLG: 0.415 (1, 4)	0-0 5-3			0-0 F8		0-0 F8		0-3 K		4	0	0	0	0	1	3									
<b>Bob Walk, R</b> OBP: 0.250, SLG: 0.250 (1, 1)			0-0 1B 1B	0-0 4-3		0-3 K		0-0 4-3		3	1	1	0	0	1	1									
<b>Ron Reed, R</b> (6, 1)										0	0	0	0	0	0	0									
<b>Kevin Saucier, L</b> (7, 1)										0	0	0	0	0	0	0									
<b>Del Unser, L</b> OBP: 0.414, SLG: 0.615 (9, PH)										1	0	0	0	0	0	0									
<b>Inning Stats</b>	R: 0 E: 0 K: 0 S: 3	H: 0 LOB: 0 BB: 0 P: 3	R: 0 E: 0 K: 1 S: 7	H: 2 LOB: 2 BB: 0 P: 7	R: 3 E: 1 K: 1 S: 9	H: 3 LOB: 2 BB: 1 P: 13	R: 0 E: 0 K: 0 S: 3	H: 0 LOB: 1 BB: 1 P: 7	R: 0 E: 0 K: 0 S: 2	H: 0 LOB: 0 BB: 1 P: 6	R: 0 E: 0 K: 1 S: 6	H: 1 LOB: 0 BB: 0 P: 6	R: 1 E: 0 K: 1 S: 6	H: 1 LOB: 0 BB: 0 P: 6	R: 0 E: 0 K: 0 S: 3	H: 0 LOB: 0 BB: 0 P: 3	R: 0 E: 0 K: 1 S: 5	H: 0 LOB: 0 BB: 0 P: 5	1B: 6 2B: 0 3B: 0 HR: 1	SF: 1 SAC: 0 DP: 1 HBP: 0	WP: 0 PB: 0 SB: 0 CS: 0	PA: 37			
<b>PITCHER</b>	IP	WLS	BF	H	R	ER	SO	BB	IBB	HBP	BLK	WP	HR	S	P	ERA	WHIP								
<b>Dennis Lamp, R</b> ERA: 4.73 (1, 1)	6.0		27	6	3	2	3	3	0	0	0	0	0	30	42	3.00	1.500								
<b>Dick Tidrow, R</b> ERA: 1.72 (7, 1)	1.0	W	4	1	1	1	1	0	0	0	0	0	1	6	6	9.00	1.000								
<b>Bruce Sutter, R</b> ERA: 3.33 (8, 1)	2.0	S	6	0	0	0	1	0	0	0	0	0	0	8	8	0.00	0.000								

AB	33
R	4
H	7
RBI	3
BB	3
SO	5
LOB	14



Batter	1	2	3	4	5	6	7	8	9	AB	R	H	RBI	BB	SO	LOB	BOTTOM									
<b>Lenny Randle, S</b> OBP: 0.359, SLG: 0.397 (1, 4)	4-0 4-3 BB		4-0 1B BB	0-0 4-3		0-0 S 1B		0-0 1-2 L4-3		3	1	1	0	2	0	1	<b>Philadelphia Phillies @ Chicago Cubs</b> Wrigley Field, Chicago, IL Sun Jun 01 1980, 3:33 AM CDT Att: 20,051 - Overcast - 68 F									
<b>Ivan De Jesus, R</b> OBP: 0.303, SLG: 0.391 (1, 6)	0-0 F4		0-0 1B BB		0-0 6-3	0-0 F8				4	0	1	0	0	0	2										
<b>Bill Buckner, L</b> OBP: 0.310, SLG: 0.376 (1, 3)	0-0 4-3 1-2		0-0 F5		0-0 F9		0-0 4-3			4	0	0	0	0	0	3										
<b>Dave Kingman, R</b> OBP: 0.357, SLG: 0.596 (1, 7)	0-3 K		4-0 BB		0-0 HR		0-0 WP 1B			3	2	2	1	1	1	1										
<b>Mick Kelleher, R</b> OBP: 0.242, SLG: 0.194 (8, 5)			1-2 BB							0	0	0	0	0	0	0										
<b>Mike Vail, R</b> OBP: 0.397, SLG: 0.557 (1, 9)		0-0 BB 1B	0-3 K		0-0 6-3		0-3 K			4	0	1	0	0	2	4										
<b>Scot Thompson, L</b> OBP: 0.371, SLG: 0.353 (1, 8)		0-0 F8	4-0 BB		0-0 F9	0-0 F9		0-0 1B		3	0	1	2	1	0	1										
<b>Steve Ontiveros, S</b> OBP: 0.356, SLG: 0.264 (1, 5)		0-3 K	0-0 BB		1-2 2-3 3-H BB		0-0 P5	0-3 K		4	0	0	0	0	2	5										
<b>Bruce Sutter, R</b> (8, 1)										0	0	0	0	0	0	0										
<b>Tim Blackwell, S</b> OBP: 0.292, SLG: 0.302 (1, 2)		4-0 BB		0-0 L4		0-0 HR 1B		0-0 F9		3	1	1	0	1	0	0										
<b>Dennis Lamp, R</b> OBP: 0.250, SLG: 0.143 (1, 1)		0-3 K		0-3 K		0-0 HR		0-0 L4-3 1B		2	0	0	0	0	2	2										
<b>Larry Bittner, L</b> OBP: 0.358, SLG: 0.407 (6, PH)										1	1	1	2	0	0	0										
<b>Dick Tidrow, R</b> (7, 1)										0	0	0	0	0	0	0										
<b>Jerry Martin, R</b> OBP: 0.329, SLG: 0.473 (8, 8)						1-H HR				1	0	1	0	0	0	0										
<b>Inning Stats</b>	R: 0 E: 0 K: 1 S: 5	H: 0 LOB: 1 BB: 1 P: 9	R: 0 E: 0 K: 2 S: 8	H: 1 LOB: 2 BB: 1 P: 12	R: 1 E: 0 K: 1 S: 6	H: 1 LOB: 3 BB: 3 P: 18	R: 0 E: 0 K: 1 S: 5	H: 0 LOB: 0 BB: 0 P: 5	R: 1 E: 0 K: 0 S: 4	H: 1 LOB: 0 BB: 0 P: 4	R: 2 E: 0 K: 0 S: 6	H: 3 LOB: 1 BB: 0 P: 6	R: 1 E: 0 K: 2 S: 9	H: 2 LOB: 1 BB: 0 P: 9	R: 0 E: 0 K: 0 S: 3	H: 1 LOB: 0 BB: 0 P: 3	1B: 7 2B: 1 3B: 0 HR: 2	SF: 0 SAC: 0 DP: 1 HBP: 0	WP: 1 PB: 0 SB: 1 CS: 0	PA: 37						
<b>PITCHER</b>	IP	WLS	BF	H	R	ER	SO	BB	IBB	HBP	BLK	WP	HR	S	P	ERA	WHIP									
<b>Bob Walk, R</b> ERA: 9.72 (1, 1)	5.2		27	5	4	4	5	5	0	0	0	0	1	0	8	8	6.35	1.765								
<b>Ron Reed, R</b> ERA: 3.21 (6, 1)	1.0	L	6	3	1	1	1	0	0	0	0	0	0	8	8	9.00	3.000									
<b>Kevin Saucier, L</b> ERA: 2.25 (7, 1)	1.1		4	1	0	0	1	0	0	0	0	0	0	6	6	0.00	0.750									

AB	32
R	5
H	9
RBI	5
BB	5
SO	7
LOB	19





Batter	1	2	3	4	5	6	7	8	9	10	11	12	13	AB R H RBI BB SO LOB	TOP												
Lenny Randle, S OBP: 0.350, SLG: 0.392 (1.4)	G3		4-3				F7	5-3		K			K	7 0 1 1 0 2 1													
Ivan De Jesus, R OBP: 0.313, SLG: 0.398 (1.6)	1-3 BB		CS				4-3						F9	5 1 2 0 2 1 0													
Bill Buckner, L OBP: 0.310, SLG: 0.387 (1.3)	1-3		1B	2B			F9						F7	6 2 2 0 0 0 3													
Dave Kingman, R OBP: 0.361, SLG: 0.594 (7.7)	K		FC5-4	1B			SF8						F7	2 0 1 2 1 1 1													
Jesus Figueroa, L OBP: 0.385, SLG: 0.304 (7.7)	K		2H	1B			1B	1B					F7	2 0 0 0 0 0 0													
Mike Vail, R OBP: 0.418, SLG: 0.595 (1.9)			FC5-4				6-3							4 1 2 1 2 0 1													
Scot Thompson, L OBP: 0.369, SLG: 0.385 (1.8)			CS	BB				1B					BB	6 1 2 2 0 3 2													
Steve Ontiveros, S OBP: 0.323, SLG: 0.291 (6.5)			1-2	K			HR						K	2 0 1 0 1 0 0													
Mick Kelleher, R OBP: 0.229, SLG: 0.182 (6.5)							6-3						F7	2 0 0 0 0 0 3													
Steve Dillard, R OBP: 0.351, SLG: 0.400 (12.5)							4-3						F7	1 0 0 0 0 0 1													
Tim Blackwell, S OBP: 0.282, SLG: 0.279 (1.2)			F7				4-3						K	5 0 0 0 1 1 3													
Alan Karpis, D OBP: 0.313, SLG: 0.348 (1.1)							SH2-4						K	1 1 1 0 0 0 0													
John Bergamo, S OBP: 0.250, SLG: 0.285 (1.1)							SH2-4						K	1 0 0 0 0 0 0													
Elías Sosa, R OBP: 0.298, SLG: 0.299 (10.1)							2B	1B					K	1 0 0 0 0 0 0													
Willie Hernandez, L OBP: 0.298, SLG: 0.299 (10.1)							1-2						K	1 0 0 0 0 0 0													
Bob Pate, R OBP: 0.298, SLG: 0.299 (10.1)							1-2						K	1 0 0 0 0 0 0													
Ken Macha, R OBP: 0.419, SLG: 0.550 (1.5)							1-2						K	1 0 0 0 0 0 0													
Chris Speier, R OBP: 0.366, SLG: 0.435 (1.6)							3H						K	3 2 2 2 1 0 0													
David Palmer, R ERA: 2.29 (1.1)							F7						P4	1 0 0 0 0 0 2													
Tom Hume, R ERA: 2.29 (1.1)							1-2						P4	0 0 0 0 0 0 0													
John Bergamo, S ERA: 2.29 (1.1)							1-2						P4	0 0 0 0 0 0 0													
Bill Gullickson, R ERA: 1.71 (7.1)							1-2						P4	0 0 0 0 0 0 0													
Willie Hernandez, L ERA: 4.5 (7.1)							1-2						P4	0 0 0 0 0 0 0													
Bruce Sutter, R ERA: 4.03 (8.1)							1-2						P4	0 0 0 0 0 0 0													
Bill Caudill, R ERA: 2.23 (10.1)							1-2						P4	3 2 2 2 1 0 0													
<b>Inning Stats</b>	R: 0 E: 0 K: 1 S: 5	H: 0 LOB: 1 BB: 1 P: 9	R: 0 E: 0 K: 1 S: 4	H: 1 LOB: 1 BB: 2 P: 12	R: 2 E: 0 K: 0 S: 5	H: 4 LOB: 1 BB: 1 P: 9	R: 1 E: 0 K: 0 S: 4	H: 1 LOB: 1 BB: 1 P: 8	R: 1 E: 0 K: 0 S: 6	H: 3 LOB: 3 BB: 1 P: 10	R: 1 E: 0 K: 0 S: 5	H: 2 LOB: 1 BB: 0 P: 5	R: 1 E: 0 K: 1 S: 6	H: 1 LOB: 0 BB: 0 P: 6	R: 0 E: 0 K: 2 S: 7	H: 0 LOB: 0 BB: 0 P: 7	R: 0 E: 0 K: 1 S: 5	H: 0 LOB: 0 BB: 1 P: 11	R: 0 E: 0 K: 2 S: 7	H: 0 LOB: 0 BB: 1 P: 7	1B: 5 2B: 5 3B: 0 HR: 3	SF: 1 DP: 0 HBP: 0	W/P: 0 PB: 0 SB: 0 CS: 2	PA: 56			
<b>PITCHER</b>	IP WLS BF H R ER SO BB IBB HBP BLK WP HR S P ERA WHIP	4.0 2.2 0.1 2.0 4.0	19 13 4 9 13	5 2 1 3 0	3 2 0 2 0	2 2 0 1 0	3 2 0 2 0	2 0 0 2 0	3 2 0 2 0	18 16 2 11 30	38 16 3 11 26	6.75 6.75 0.00 9.00 0.00	2.500 1.500 3.000 1.500 0.250	<b>PITCHER</b>	IP WLS BF H R ER SO BB IBB HBP BLK WP HR S P ERA WHIP	4.0 2.2 0.1 2.0 4.0	19 13 4 9 13	5 2 1 3 0	3 2 0 2 0	2 2 0 1 0	3 2 0 2 0	2 0 0 2 0	3 2 0 2 0	18 16 2 11 30	38 16 3 11 26	6.75 6.75 0.00 9.00 0.00	2.500 1.500 3.000 1.500 0.250

Chicago Cubs @ Montreal Expos  
Olympic Stadium, Montreal, QB  
Mon Jun 02 1980, 7:05 PM EDT  
Att. 15,271 - Unknown

AB 47  
R 7  
H 13  
RBI 7  
BB 7  
SO 10  
LOB 17



Batter	1	2	3	4	5	6	7	8	9	10	11	12	13	AB R H RBI BB SO LOB	BOTTOM													
Ron LaFlore, R OBP: 0.304, SLG: 0.290 (1.7)	F9		F9	K			E5	5-3		SH5-4		F9		6 1 0 0 0 1 3														
Rodney Scott, S OBP: 0.303, SLG: 0.246 (1.4)	5-3 BB		FC5-4				K	G3		K			SH2-4 HBP BB 1B	5 2 2 0 2 2 3														
Andre Dawson, R OBP: 0.362, SLG: 0.486 (1.8)	5-3		F8				F9						SH2-4 HBP BB 1B	4 1 1 1 2 0 3														
Gary Carter, R OBP: 0.324, SLG: 0.487 (1.2)	P6		FC5-4				FC4-6 1B			SH1-4 BB			SH2-4 HBP BB 1B	4 0 0 1 2 1 4														
Warren Cromartie, L OBP: 0.318, SLG: 0.441 (1.3)			4-3				FC4-6			SH1-4			BB IBB	5 1 1 2 1 2 2														
Rowland Office, L OBP: 0.250, SLG: 0.285 (1.1)							F7						BB IBB	2 0 0 0 0 1 0														
John Bergamo, S OBP: 0.250, SLG: 0.285 (1.1)							K						BB IBB	1 0 0 0 0 0 0														
Elías Sosa, R OBP: 0.298, SLG: 0.299 (10.1)							K						BB IBB	0 0 0 0 0 0 0														
Willie Hernandez, L OBP: 0.298, SLG: 0.299 (10.1)							K						BB IBB	0 0 0 0 0 0 0														
Bob Pate, R OBP: 0.298, SLG: 0.299 (10.1)							K						BB IBB	0 0 0 0 0 0 0														
Ken Macha, R OBP: 0.419, SLG: 0.550 (1.5)							K						BB IBB	1 0 0 0 0 0 0														
Chris Speier, R OBP: 0.366, SLG: 0.435 (1.6)							K						BB IBB	0 0 0 0 0 0 0														
David Palmer, R ERA: 2.29 (1.1)							1B						BB	1 0 0 0 0 0 2														
Tom Hume, R ERA: 2.29 (1.1)							1B						BB	0 0 0 0 0 0 0														
John Bergamo, S ERA: 2.29 (1.1)							1B						BB	0 0 0 0 0 0 0														
Bill Gullickson, R ERA: 1.71 (7.1)							1B						BB	0 0 0 0 0 0 0														
Willie Hernandez, L ERA: 4.5 (7.1)							1B						BB	0 0 0 0 0 0 0														
Bruce Sutter, R ERA: 4.03 (8.1)							1B						BB	0 0 0 0 0 0 0														
Bill Caudill, R ERA: 2.23 (10.1)							1B						BB	3 2 2 2 1 0 0														
<b>Inning Stats</b>	R: 0 E: 1 K: 0 S: 3	H: 0 LOB: 1 BB: 1 P: 7	R: 0 E: 0 K: 0 S: 3	H: 1 LOB: 2 BB: 2 P: 11	R: 0 E: 0 K: 0 S: 3	H: 0 LOB: 1 BB: 1 P: 7	R: 1 E: 0 K: 2 S: 8	H: 1 LOB: 2 BB: 2 P: 16	R: 1 E: 0 K: 1 S: 6	H: 1 LOB: 0 BB: 0 P: 6	R: 0 E: 0 K: 1 S: 5	H: 0 LOB: 2 BB: 2 P: 5	R: 2 E: 1 K: 2 S: 10	H: 2 LOB: 2 BB: 1 P: 14	R: 2 E: 0 K: 1 S: 7	H: 2 LOB: 0 BB: 0 P: 7	R: 1 E: 0 K: 0 S: 5	H: 0 LOB: 2 BB: 3 P: 15	R: 0 E: 0 K: 3 S: 9	H: 0 LOB: 0 BB: 0 P: 9	R: 0 E: 0 K: 0 S: 3	H: 0 LOB: 0 BB: 0 P: 3	R: 1 E: 0 K: 0 S: 2	H: 1 LOB: 3 BB: 2 P: 11	1B: 4 2B: 2 3B: 0 HR: 2	SF: 0 SAC: 3 DP: 0 HBP: 1	W/P: 0 PB: 0 SB: 2 CS: 1	PA: 60
<b>PITCHER</b>	IP WLS BF H R ER SO BB IBB HBP BLK WP HR S P ERA WHIP	6.0 0.1 0.2 2.0 3.0	27 4 0 11 11	4 1 0 3 0	3 2 0 3 1	2 2 0 3 5	3 2 0 3 19	5 5 4 10 27	53 6.000 0.000 2.000 0.333	3.000 0.000 0.000 13.500 0.000	1.667 0.000 0.000 2.000 0.333	<b>PITCHER</b>	IP WLS BF H R ER SO BB IBB HBP BLK WP HR S P ERA WHIP	13.1 0.1 5 1 1 1 0	10 L 5 1 1 1 0	11 1 1 0 0 2 11	27.00 6.000											

Chicago Cubs @ Montreal Expos  
Olympic Stadium, Montreal, QB  
Mon Jun 02 1980, 7:05 PM EDT  
Att. 15,271 - Unknown

AB 42  
R 8  
H 8  
RBI 8  
BB 14  
SO 12  
LOB 24





Batter	1	2	3	4	5	6	7	8	9	AB	R	H	RBI	BB	SO	LOB	TOP				
Lenny Randle, S (1, 4) OBP: 0.346, SLG: 0.387	F7	FC6-4		P6					1-3	5	0	1	1	0	0	3					
Ivan De Jesus, R (1, 6) OBP: 0.310, SLG: 0.388	K		F9			CS	F8		K	4	0	0	0	1	2	0					
Larry Bittner, L (1, 3) OBP: 0.389, SLG: 0.419	4-3									3	1	2	0	1	0	0					
Dave Kingman, R (1, 7) OBP: 0.366, SLG: 0.591			F7							4	1	2	0	0	0	3					
Jesus Figueroa, L (7, PR) (7, 7) OBP: 0.407, SLG: 0.333		BB								1	0	1	0	0	0	0					
Mike Vail, R (1, 9) OBP: 0.417, SLG: 0.577			F7							4	1	1	1	1	0	5					
Jerry Martin, R (1, 8) OBP: 0.325, SLG: 0.484										4	1	1	3	0	0	4					
Steve Ontiveros, S (1, 5) OBP: 0.333, SLG: 0.293										3	0	1	0	1	1	0					
Mick Kelleher, R (8, 5) OBP: 0.229, SLG: 0.182										0	0	0	0	0	0	0					
Tim Blackwell, S (1, 2) OBP: 0.280, SLG: 0.292										4	0	1	0	0	0	1					
Rick Reuschel, R (1, 1) OBP: 0.172, SLG: 0.241										4	1	1	0	0	0	3					
<b>Inning Stats</b>	R: 0 E: 0 K: 1 S: 5	H: 0 LOB: 0 BB: 5	R: 3 E: 0 K: 0 S: 5	H: 2 LOB: 1 BB: 13	R: 0 E: 0 K: 0 S: 3	H: 0 LOB: 1 BB: 7	R: 0 E: 0 K: 0 S: 5	H: 2 LOB: 2 BB: 5	R: 0 E: 0 K: 0 S: 4	H: 1 LOB: 2 BB: 1 P: 8	R: 1 E: 0 K: 0 S: 4	H: 2 LOB: 0 BB: 4	R: 1 E: 0 K: 0 S: 5	H: 3 LOB: 2 BB: 5	R: 0 E: 0 K: 1 S: 5	H: 0 LOB: 0 BB: 5	R: 0 E: 0 K: 1 S: 6	H: 1 LOB: 2 BB: 7	1B: 8 2B: 1 3B: 1 HR: 1	SF: 0 SAC: 0 DP: 0 HBP: 1	WP: 0 PA: 42 PB: 0 SB: 1 CS: 1
<b>PITCHER</b>	IP WLS BF H R ER SO BB IBB HBP BLK WP HR S P ERA WHIP																				
Ross Grimsley, L (1, 1) ERA: 5.33	4.0 L 21 5 3 3 1 4 0 0 0 0 0 1 19 35 6.75 2.250																				
Stan Bahnsen, R (5, 1) ERA: 1.44	2.1 10 4 2 2 0 0 0 0 0 0 0 0 10 10 7.71 1.714																				
Elias Sosa, R (7, 1) ERA: 3.04	1.2 5 1 0 0 0 0 0 0 0 0 0 0 7 7 0.00 0.600																				
Fred Norman, L (9, 1) ERA: 7.54	1.0 5 1 0 0 1 0 0 0 1 0 0 0 6 7 0.00 1.000																				

Chicago Cubs @ Montreal Expos  
Olympic Stadium, Montreal, QB  
Tue Jun 03 1980, 7:05 PM EDT  
Att: 22,502 - Unknown

AB	36
R	5
H	11
RBI	5
BB	4
SO	3
LOB	19



Batter	1	2	3	4	5	6	7	8	9	AB	R	H	RBI	BB	SO	LOB	BOTTOM				
Ron LeFlore, R (1, 7) OBP: 0.303, SLG: 0.289	K		5-3						K	4	0	1	0	0	2	0					
Rodney Scott, S (1, 4) OBP: 0.301, SLG: 0.246	K									4	1	1	0	0	1	0					
Andre Dawson, R (1, 8) OBP: 0.353, SLG: 0.473	6-3									4	0	0	0	0	2	1					
Gary Carter, R (1, 2) OBP: 0.328, SLG: 0.503										3	1	1	2	1	0	0					
Warren Cromartie, L (1, 3) OBP: 0.311, SLG: 0.430										4	0	0	0	0	1	1					
Rowland Office, L (1, 9) OBP: 0.344, SLG: 0.358										4	0	3	0	0	0	1					
Ken Macha, R (1, 5) OBP: 0.391, SLG: 0.512										3	0	0	0	0	1	3					
Chris Speier, R (1, 6) OBP: 0.353, SLG: 0.417										3	0	0	0	0	0	1					
Ross Grimsley, L (1, 1) OBP: 0.143, SLG: 0.143										1	0	0	0	0	1	0					
Stan Bahnsen, R (5, 1)										1	0	0	0	0	1	0					
Elias Sosa, R (7, 1)										0	0	0	0	0	0	0					
Tom Hutton, L (8, PH) OBP: 0.125, SLG: 0.048										1	0	0	0	0	0	0					
Fred Norman, S (9, 1)										0	0	0	0	0	0	0					
<b>Inning Stats</b>	R: 0 E: 0 K: 2 S: 7	H: 0 LOB: 0 BB: 7	R: 0 E: 0 K: 0 S: 4	H: 1 LOB: 1 BB: 4	R: 0 E: 0 K: 1 S: 5	H: 0 LOB: 0 BB: 5	R: 2 E: 0 K: 1 S: 8	H: 3 LOB: 1 BB: 0 P: 8	R: 0 E: 0 K: 1 S: 5	H: 1 LOB: 0 BB: 5	R: 0 E: 0 K: 0 S: 3	H: 0 LOB: 0 BB: 3	R: 0 E: 0 K: 2 S: 8	H: 1 LOB: 1 BB: 0 P: 8	R: 0 E: 0 K: 1 S: 5	H: 0 LOB: 0 BB: 5	R: 0 E: 0 K: 1 S: 5	H: 0 LOB: 1 BB: 9	1B: 4 2B: 1 3B: 0 HR: 1	SF: 0 SAC: 0 DP: 0 HBP: 0	WP: 0 PA: 34 PB: 1 SB: 0 CS: 1
<b>PITCHER</b>	IP WLS BF H R ER SO BB IBB HBP BLK WP HR S P ERA WHIP																				
Rick Reuschel, R (1, 1) ERA: 3.53	9.0 W 33 6 2 2 9 1 0 0 0 0 0 1 50 54 2.00 0.778																				

Chicago Cubs @ Montreal Expos  
Olympic Stadium, Montreal, QB  
Tue Jun 03 1980, 7:05 PM EDT  
Att: 22,502 - Unknown

AB	32
R	2
H	6
RBI	2
BB	1
SO	9
LOB	7





Batter	1	2	3	4	5	6	7	8	9	AB	R	H	RBI	BB	SO	LOB	TOP					
Lenny Randle, S (1,4) OBP: 0.349, SLG: 0.382	F5		FC1-6 BB		F9		BB			2	0	0	0	2	0	0	<b>Chicago Cubs @ Montreal Expos</b> Olympic Stadium, Montreal, QB Wed Jun 04 1980, 7:05 PM EDT Att: 13,297 - Unknown					
Ivan De Jesus, R (1,6) OBP: 0.304, SLG: 0.379	4-3		FC1-6 S		K		F8			4	0	0	0	0	1	4						
Larry Blittner, L (1,3) OBP: 0.395, SLG: 0.439			1-3		F8					4	0	2	0	0	0	2						
Dave Kingman, R (1,7) OBP: 0.370, SLG: 0.614	K			G4-6-3 1B		HR		K		4	1	2	1	0	2	2						
Mike Vail, R (1,9) OBP: 0.409, SLG: 0.561		CS 1B		G4-6-3		K		5-3		4	0	1	0	0	1	2						
Jerry Martin, R (1,8) OBP: 0.329, SLG: 0.484	K			BB 1B		6-3				4	0	2	0	0	1	1						
Steve Ontiveros, S (1,5) OBP: 0.347, SLG: 0.300										2	0	1	0	1	1	0						
Mick Kelleher, R (7, PR) OBP: 0.222, SLG: 0.176	K			BB			SH1-4 1B		6-3	1	0	0	0	0	0	0						
Tim Blackwell, S (1,2) OBP: 0.279, SLG: 0.289				BB	F8		P1		F2	4	0	1	0	0	0	3						
Lynn McGlothen, L (1,1) OBP: 0.556, SLG: 0.625										2	0	0	0	0	0	1						
Willie Hernandez, L (7, PH) OBP: 0.375, SLG: 0.500					1-3		SH1-4		4-3	0	0	0	0	0	0	0						
Dick Tidrow, R (8, PH) OBP: 0.393, SLG: 0.320				FC1-6 BB						1	0	0	0	0	0	0						
<b>Inning Stats</b>	R: 0 E: 0 K: 1 S: 6	H: 1 LOB: 1 BB: 0 P: 6	R: 0 E: 0 K: 2 S: 7	H: 1 LOB: 0 BB: 0 P: 7	R: 0 E: 0 K: 0 S: 4	H: 1 LOB: 2 BB: 1 P: 8	R: 0 E: 0 K: 0 S: 4	H: 2 LOB: 2 BB: 1 P: 8	R: 0 E: 0 K: 1 S: 5	H: 0 LOB: 0 BB: 0 P: 5	R: 1 E: 0 K: 1 S: 6	H: 1 LOB: 0 BB: 0 P: 6	R: 0 E: 0 K: 0 S: 4	H: 1 LOB: 2 BB: 1 P: 8	R: 0 E: 0 K: 1 S: 6	H: 2 LOB: 2 BB: 0 P: 6	R: 0 E: 0 K: 0 S: 3	H: 0 LOB: 0 BB: 0 P: 3	1B: 7 2B: 1 3B: 0 HR: 1	SF: 0 SAC: 1 DP: 1 HBP: 0	WP: 0 PB: 0 SB: 1 CS: 1	PA: 36
<b>PITCHER</b> Steve Rogers, R (1,1) ERA: 3.25	IP: 9.0 WLS: W BF: 36 H: 9 R: 1 ER: 1 SO: 6 BB: 3 IBB: 0 HBP: 0 BLK: 0 WP: 0 HR: 1 S: 45 P: 57 ERA: 1.00 WHIP: 1.333																					

Batter	1	2	3	4	5	6	7	8	9	AB	R	H	RBI	BB	SO	LOB	BOTTOM			
Ron LeFlore, R (1,7) OBP: 0.311, SLG: 0.294	5-3		F8							4	1	2	0	1	0	0	<b>Chicago Cubs @ Montreal Expos</b> Olympic Stadium, Montreal, QB Wed Jun 04 1980, 7:05 PM EDT Att: 13,297 - Unknown			
Rodney Scott, S (1,4) OBP: 0.298, SLG: 0.245	K		FC5-4 1B		4-3 1B		F9		1-3	5	0	1	0	0	1	6				
Andre Dawson, R (1,8) OBP: 0.355, SLG: 0.487	BB 1B BB		FC5-4		4-3		HR		3-2	4	2	1	3	1	0	5				
Gary Carter, R (1,2) OBP: 0.331, SLG: 0.519	BB 1B BB		K				F8		HR	3	1	1	1	1	1	1				
Warren Cromartie, L (1,3) OBP: 0.315, SLG: 0.432							G3		F9	4	0	2	1	0	0	0				
Rowland Office, L (1,9) OBP: 0.358, SLG: 0.364										2	0	1	0	1	0	2				
Bob Pate, R (8, PH) OBP: 1.000, SLG: 1.000	F9									1	1	1	0	0	0	0				
Ken Macha, R (1,5) OBP: 0.380, SLG: 0.511			K		3-1		K			4	1	1	0	0	2	2				
Chris Speier, R (1,6) OBP: 0.371, SLG: 0.427										3	2	2	0	1	0	0				
Steve Rogers, R (1,1) OBP: 0.346, SLG: 0.190										3	0	1	2	0	1	1				
<b>Inning Stats</b>	R: 1 E: 0 K: 1 S: 6	H: 1 LOB: 2 BB: 2 P: 14	R: 0 E: 0 K: 1 S: 5	H: 0 LOB: 0 BB: 0 P: 5	R: 0 E: 0 K: 1 S: 6	H: 1 LOB: 1 BB: 0 P: 6	R: 0 E: 0 K: 0 S: 2	H: 1 LOB: 0 BB: 1 P: 6	R: 0 E: 0 K: 1 S: 7	H: 2 LOB: 2 BB: 0 P: 7	R: 0 E: 0 K: 1 S: 6	H: 1 LOB: 1 BB: 0 P: 6	R: 4 E: 0 K: 0 S: 6	H: 3 LOB: 0 BB: 1 P: 12	R: 3 E: 0 K: 0 S: 6	H: 4 LOB: 1 BB: 1 P: 10	1B: 10 2B: 2 3B: 0 HR: 2	SF: 0 SAC: 1 DP: 1 HBP: 0	WP: 0 PB: 1 SB: 0 CS: 2	PA: 39
<b>PITCHER</b> Lynn McGlothen, R (1,1) ERA: 9.98	IP: 6.2 WLS: L BF: 31 H: 9 R: 5 ER: 5 SO: 5 BB: 4 IBB: 0 HBP: 0 BLK: 0 WP: 0 HR: 2 S: 37 P: 55 ERA: 6.75 WHIP: 1.950																			
Willie Hernandez, L (7, PH) ERA: 5.01	IP: 0.1 WLS: L BF: 3 H: 2 R: 2 ER: 2 SO: 0 BB: 0 IBB: 0 HBP: 0 BLK: 0 WP: 0 HR: 0 S: 3 P: 3 ERA: 54.00 WHIP: 6.000																			
Dick Tidrow, R (8, PH) ERA: 1.66	IP: 1.0 WLS: L BF: 5 H: 2 R: 1 ER: 0 SO: 0 BB: 1 IBB: 0 HBP: 0 BLK: 0 WP: 0 HR: 0 S: 4 P: 8 ERA: 0.00 WHIP: 2.000																			





Batter	1	2	3	4	5	6	7	8	9	AB	R	H	RBI	BB	SO	LOB	TOP					
Lenny Randle, S (1, 4) OBP: 0.347, SLG: 0.391										4	0	1	0	0	1	3	<b>Chicago Cubs @ Montreal Expos</b> Olympic Stadium, Montreal, QB Thu Jun 05 1980, 7:05 PM EDT Att: 19,420 - Unknown					
Ivan De Jesus, R (1, 6) OBP: 0.297, SLG: 0.371										4	0	0	0	0	0	1						
Larry Bittner, L (1, 3) OBP: 0.388, SLG: 0.429										4	0	1	0	0	1	1						
Dave Kingman, R (1, 7) OBP: 0.366, SLG: 0.602										4	0	1	0	0	1	2						
Mike Vail, R (1, 9) OBP: 0.413, SLG: 0.553										3	0	1	0	1	1	1						
Jerry Martin, R (1, 8) OBP: 0.328, SLG: 0.479										4	0	1	0	0	1	3						
Steve Ontiveros, S (1, 5) OBP: 0.347, SLG: 0.290										2	0	0	0	1	1	1						
Mick Kelleher, R (7, PR) OBP: 0.222, SLG: 0.176										0	0	0	0	0	0	0						
Jesus Figueroa, L (9, PH) OBP: 0.379, SLG: 0.308										1	0	0	0	0	1	0						
Tim Blackwell, S (1, 2) OBP: 0.284, SLG: 0.295										2	0	1	0	0	1	1						
Scot Thompson, L (9, PH) OBP: 0.365, SLG: 0.380										1	0	0	0	0	0	0						
Dennis Lamp, R (1, 1) OBP: 0.222, SLG: 0.125										3	0	0	0	0	0	3						
Bill Caudill, R (7, 1)										0	0	0	0	0	0	0						
Willie Hernandez, L (8, 1) OBP: 0.375, SLG: 0.500										0	0	0	0	0	0	0						
<b>Inning Stats</b>	R: 0 E: 0 K: 0 S: 4	H: 1 LOB: 1 BB: 0 P: 4	R: 0 E: 0 K: 3 S: 10	H: 1 LOB: 1 BB: 0 P: 10	R: 0 E: 0 K: 0 S: 3	H: 0 LOB: 0 BB: 0 P: 3	R: 0 E: 0 K: 2 S: 7	H: 0 LOB: 1 BB: 0 P: 11	R: 0 E: 0 K: 1 S: 4	H: 1 LOB: 1 BB: 0 P: 4	R: 0 E: 0 K: 1 S: 7	H: 2 LOB: 2 BB: 0 P: 7	R: 0 E: 0 K: 1 S: 5	H: 0 LOB: 2 BB: 1 P: 9	R: 0 E: 0 K: 0 S: 4	H: 1 LOB: 1 BB: 0 P: 4	R: 0 E: 0 K: 1 S: 5	H: 0 LOB: 0 BB: 0 P: 5	1B: 5 2B: 0 3B: 1 HR: 0	SF: 0 SAC: 1 DP: 0 HBP: 0	WP: 0 PB: 0 SB: 0 CS: 0	PA: 35
<b>PITCHER</b> Scott Sanderson, R ERA: 3.09	IP: 9.0 WLS: W BF: 35 H: 6 R: 0 ER: 0 SO: 8 BB: 2 IBB: 0 HBP: 0 BLK: 0 WP: 0 HR: 0 S: 49 P: 57 ERA: 0.00 WHIP: 0.889																					

AB	32
R	0
H	6
RBI	0
BB	2
SO	8
LOB	16



Batter	1	2	3	4	5	6	7	8	9	AB	R	H	RBI	BB	SO	LOB	BOTTOM	
Ron LeFlore, R (1, 7) OBP: 0.310, SLG: 0.293										4	0	1	0	0	1	0	<b>Chicago Cubs @ Montreal Expos</b> Olympic Stadium, Montreal, QB Thu Jun 05 1980, 7:05 PM EDT Att: 19,420 - Unknown	
Jerry White, S (9, 7) OBP: 0.381, SLG: 0.514										0	0	0	0	0	0	0		
Rodney Scott, S (1, 4) OBP: 0.303, SLG: 0.266										4	0	2	0	0	0	0		
Andre Dawson, R (1, 8) OBP: 0.352, SLG: 0.477										3	0	0	0	1	2	3		
Gary Carter, R (1, 2) OBP: 0.330, SLG: 0.509										3	0	0	0	1	1	1		
Warren Cromartie, L (1, 3) OBP: 0.314, SLG: 0.428										4	1	1	0	0	1	2		
Rowland Office, L (1, 9) OBP: 0.357, SLG: 0.414										3	1	1	2	0	1	0		
Ken Macha, R (1, 5) OBP: 0.396, SLG: 0.520										3	0	2	0	0	0	0		
Chris Speier, R (1, 6) OBP: 0.370, SLG: 0.423										3	0	1	0	0	0	0		
Scott Sanderson, R (1, 1) OBP: 0.150, SLG: 0.211										3	0	0	0	0	2	2		
<b>Inning Stats</b>	R: 0 E: 0 K: 0 S: 3	H: 0 LOB: 0 BB: 0 P: 3	R: 0 E: 0 K: 0 S: 3	H: 0 LOB: 0 BB: 0 P: 3	R: 0 E: 0 K: 1 S: 5	H: 0 LOB: 0 BB: 0 P: 5	R: 0 E: 0 K: 2 S: 8	H: 1 LOB: 1 BB: 0 P: 8	R: 0 E: 0 K: 1 S: 5	H: 1 LOB: 0 BB: 0 P: 5	R: 2 E: 0 K: 1 S: 8	H: 4 LOB: 1 BB: 0 P: 8	R: 0 E: 0 K: 1 S: 5	H: 0 LOB: 2 BB: 2 P: 13	1B: 6 2B: 0 3B: 1 HR: 1	SF: 0 SAC: 0 DP: 1 HBP: 0	WP: 0 PB: 0 SB: 2 CS: 1	PA: 33
<b>PITCHER</b> Dennis Lamp, R ERA: 4.56	IP: 6.1 WLS: L BF: 26 H: 8 R: 2 ER: 2 SO: 7 BB: 0 IBB: 0 HBP: 0 BLK: 0 WP: 0 HR: 1 S: 40 P: 40 ERA: 2.84 WHIP: 1.263																	
Bill Caudill, R ERA: 2.14	IP: 1.1 WLS: L BF: 5 H: 0 R: 0 ER: 0 SO: 0 BB: 2 IBB: 0 HBP: 0 BLK: 0 WP: 0 HR: 0 S: 3 P: 11 ERA: 0.00 WHIP: 1.500																	
Willie Hernandez, L ERA: 4.96	IP: 0.1 WLS: L BF: 1 H: 0 R: 0 ER: 0 SO: 1 BB: 0 IBB: 0 HBP: 0 BLK: 0 WP: 0 HR: 0 S: 3 P: 3 ERA: 0.00 WHIP: 0.000																	

AB	30
R	2
H	8
RBI	2
BB	2
SO	8
LOB	8





Batter	1	2	3	4	5	6	7	8	9	AB	R	H	RBI	BB	SO	LOB	TOP									
Ivan De Jesus, R OBP: 0.305, SLG: 0.383	0-0 1B 2B		0-0 2B 1B		0-0 6-3		0-0 3-1 SH3-4 1B		0-0 F9	5	1	3	0	0	0	0										
Mike Tyson, R OBP: 0.273, SLG: 0.357	0-0 2-3 1B		0-0 F9		0-0 5-3		0-0 SH3-4			3	0	1	0	0	0	1										
Larry Bittner, L OBP: 0.393, SLG: 0.459	0-0 F4		0-0 1-3 1B 2B		0-0 1B 2B		0-0 3-1			4	2	2	0	0	0	3										
Dave Kingman, R OBP: 0.363, SLG: 0.590	0-3 K		0-0 2H 3-H 1B		0-0 F4		0-0 F9			4	0	1	2	0	1	4										
Mike Vail, R OBP: 0.406, SLG: 0.539	0-3 K		0-3 K		0-0 4-3 2-3 1B 1B		0-0 K			4	1	1	0	0	3	3										
Jerry Martin, R OBP: 0.326, SLG: 0.473		0-3 K		0-3 K		0-0 4-3 1-2 3B 1B		0-0 F3		4	1	1	1	0	2	0										
Steve Ontiveros, S OBP: 0.342, SLG: 0.288	0-0 G4-3 1B		0-0 4-3		0-0 4-3		0-0 F7			4	0	1	0	0	0	2										
Tim Blackwell, S OBP: 0.283, SLG: 0.317	0-0 G4-3		0-0 F6		0-0 2H 3-H 3B		0-3 K			4	0	1	2	0	1	1										
Mike Krukow, R OBP: 0.192, SLG: 0.192			0-0 6-3		0-0 6-3		0-3 K			2	0	0	0	0	0	0										
Dick Tidrow, R										0	0	0	0	0	0	0										
Ken Henderson, S OBP: 0.313, SLG: 0.414										1	0	0	0	0	0	1										
Bill Caudill, R										0	0	0	0	0	0	0										
Steve Dillard, R OBP: 0.345, SLG: 0.392										1	0	0	0	0	1	0										
<b>Inning Stats</b>	R: 0 E: 0 K: 2 S: 9	H: 2 LOB: 2 BB: 0 P: 9	R: 0 E: 0 K: 1 S: 5	H: 1 LOB: 0 BB: 0 P: 5	R: 2 E: 0 K: 1 S: 8	H: 3 LOB: 1 BB: 0 P: 8	R: 0 E: 0 K: 1 S: 5	H: 0 LOB: 0 BB: 0 P: 5	R: 0 E: 0 K: 0 S: 3	H: 0 LOB: 0 BB: 0 P: 3	R: 3 E: 0 K: 0 S: 7	H: 4 LOB: 1 BB: 0 P: 7	R: 0 E: 0 K: 1 S: 4	H: 1 LOB: 1 BB: 0 P: 4	R: 0 E: 0 K: 1 S: 5	H: 0 LOB: 0 BB: 0 P: 5	R: 0 E: 0 K: 2 S: 7	H: 0 LOB: 0 BB: 0 P: 7	1B: 7 2B: 3 3B: 1 HR: 0	SF: 0 SAC: 1 DP: 1 HBP: 0	WP: 0 PB: 0 SB: 0 CS: 0	PA: 37				
<b>PITCHER</b>	IP	WLS	BF	H	R	ER	SO	BB	IBB	HBP	BLK	WP	HR	S	P	ERA	WHIP									
Bob Walk, R ERA: 9.0	(1, 1)	5.2	W	26	10	5	5	5	0	0	0	0	0	0	36	36	7.94	1.765								
Kevin Saucier, L ERA: 2.18	(6, 1)	0.1	1	0	0	0	0	0	0	0	0	0	0	1	1	0.00	0.000									
Ron Reed, R ERA: 3.0	(7, 1)	2.0	7	1	0	0	1	0	0	0	0	0	0	9	9	0.00	0.500									
Tug McGraw, L ERA: 2.79	(9, 1)	1.0	S	3	0	0	0	2	0	0	0	0	0	7	7	0.00	0.000									

Chicago Cubs @ Philadelphia Phillies  
Veterans Stadium, Philadelphia, PA  
Fri Jun 06 1980, 7:05 PM EDT  
Att: 30,189 - Unknown

AB 36  
R 5  
H 11  
RBI 5  
BB 0  
SO 8  
LOB 15



Batter	1	2	3	4	5	6	7	8	9	AB	R	H	RBI	BB	SO	LOB	BOTTOM									
Lonnie Smith, R OBP: 0.455, SLG: 0.667	0-0 2B 1B	0-3 K		0-0 F9 SF8 2B	0-0 1-H 3-H 3B		0-0 F9			5	2	3	2	0	1	1										
Pete Rose, S OBP: 0.373, SLG: 0.376	0-0 1B	1-0 K		1-0 2B	0-0 G3			0-0 F8		2	1	1	1	0	0	1										
Ron Reed, R										0	0	0	0	0	0	0										
Greg Gross, L OBP: 0.212, SLG: 0.213	0-0 2B	BB 1B		BB HBP						1	0	0	0	0	0	0										
Tug McGraw, R OBP: 0.500, SLG: 0.500	1-H 2B	HBP		HBP						0	0	0	0	0	0	0										
Bake McBride, L OBP: 0.314, SLG: 0.468	4-0 2B BB	0-0 FC5 BB 1B		0-0 F9	0-0 F9		0-0 F9		0-0 F7	4	0	1	0	1	0	2										
Mike Schmidt, R OBP: 0.357, SLG: 0.682	0-3 K	0-0 P4		0-0 SF8	0-0 F7		0-0 F7		0-0 F3	4	0	0	1	0	1	4										
Greg Luzinski, R OBP: 0.368, SLG: 0.569	0-0 2B	4-0 BB BB		0-0 5-3	0-0 BB		4-0 BB			2	1	1	1	2	0	1										
Keith Moreland, R OBP: 0.281, SLG: 0.409	1-H 2-H 2B	2B	0-0 FC5	0-0 4-3	0-0 K		0-3 K			3	0	0	0	1	1	4										
Larry Bowa, S OBP: 0.285, SLG: 0.333	0-0 1-3 2-H 2B		0-0 1-3	0-0 6-3		0-0 F5				4	0	1	1	0	0	0										
Manny Trillo, R OBP: 0.374, SLG: 0.434	4-0 IBB		0-0 5-3	0-0 3B 3B		0-0 FC4-6 1B				3	1	2	0	1	0	0										
Bob Walk, R OBP: 0.286, SLG: 0.167	0-3 K		0-3 K	4-0 3B BB		0-0 FC4-6				2	1	0	0	1	2	3										
Kevin Saucier, L										0	0	0	0	0	0	0										
Del Unser, L OBP: 0.387, SLG: 0.571										1	0	0	0	0	0	1										
<b>Inning Stats</b>	R: 3 E: 0 K: 2 S: 10	H: 4 LOB: 3 BB: 3 P: 22	R: 0 E: 0 K: 1 S: 6	H: 1 LOB: 1 BB: 1 P: 11	R: 0 E: 0 K: 1 S: 5	H: 0 LOB: 0 BB: 0 P: 5	R: 1 E: 0 K: 0 S: 4	H: 1 LOB: 1 BB: 0 P: 5	R: 2 E: 0 K: 0 S: 5	H: 2 LOB: 1 BB: 1 P: 9	R: 0 E: 0 K: 1 S: 5	H: 0 LOB: 1 BB: 1 P: 9	R: 0 E: 0 K: 0 S: 4	H: 1 LOB: 1 BB: 0 P: 4	R: 0 E: 0 K: 0 S: 3	H: 0 LOB: 0 BB: 0 P: 3	1B: 3 2B: 4 3B: 2 HR: 0	SF: 1 SAC: 0 DP: 0 HBP: 2	WP: 0 PB: 0 SB: 0 CS: 0	PA: 40						
<b>PITCHER</b>	IP	WLS	BF	H	R	ER	SO	BB	IBB	HBP	BLK	WP	HR	S	P	ERA	WHIP									
Mike Krukow, R ERA: 3.53	(1, 1)	4.2	L	28	8	6	6	4	4	1	2	2	0	0	29	51	11.57	2.571								
Dick Tidrow, R ERA: 1.64	(5, 1)	0.1	1	0	0	0	0	0	0	0	0	0	0	1	1	0.00	0.000									
Bill Caudill, R ERA: 1.96	(6, 1)	3.0	11	1	0	0	1	1	0	0	0	0	0	12	16	0.00	0.667									

Chicago Cubs @ Philadelphia Phillies  
Veterans Stadium, Philadelphia, PA  
Fri Jun 06 1980, 7:05 PM EDT  
Att: 30,189 - Unknown

AB 31  
R 6  
H 9  
RBI 6  
BB 6  
SO 5  
LOB 17









Batter	1	2	3	4	5	6	7	8	9	AB	R	H	RBI	BB	SO	LOB	TOP								
Ivan De Jesus, R (1, 6) OBP: 0.309, SLG: 0.381	4-3		2B		K		2B			4	0	2	1	0	1	0	<b>Chicago Cubs @ Philadelphia Phillies</b> Veterans Stadium, Philadelphia, PA Sun Jun 08 1980, 3:33 AM EDT Att: 40,206 - Unknown								
Mike Tyson, R (1, 4) OBP: 0.269, SLG: 0.347	5-3		1B		6-3		K			4	0	1	1	0	1	1									
Larry Bittner, L (1, 3) OBP: 0.380, SLG: 0.444	BB		K		4-3					3	0	0	0	1	1	2									
Dave Kingman, R (1, 7) OBP: 0.350, SLG: 0.562	K		5-3		6-3					4	0	0	0	0	1	3									
Jesus Figueroa, L (8, 7) OBP: 0.367, SLG: 0.296	K							F8		0	0	0	0	0	0	0									
Mike Vail, R (1, 9) OBP: 0.413, SLG: 0.563					K			K		3	0	1	0	1	2	0									
Scott Thompson, L (1, 8) OBP: 0.346, SLG: 0.361	G6-3				F7			F8		4	0	0	0	0	0	2									
Steve Ontiveros, S (1, 5) OBP: 0.337, SLG: 0.292	L1							F9		3	0	1	0	0	0	0									
Mick Kelleher, R (7, 5) OBP: 0.216, SLG: 0.171								1-3		1	0	0	0	0	0	1									
Tim Blackwell, S (1, 2) OBP: 0.273, SLG: 0.303			G3		K			K		4	1	1	0	0	2	2									
Lynn McGlothen, L (1, 1) OBP: 0.500, SLG: 0.636								SH5-3		3	1	1	0	0	1	1									
Bruce Sutter, R (9, 1) OBP: 0.346, SLG: 0.378			1B		4-3			SH5-3		0	0	0	0	0	0	0									
<b>Inning Stats</b>	R: 0 E: 0 K: 1 S: 5	H: 0 LOB: 1 BB: 1 P: 9	R: 0 E: 0 K: 0 S: 3	H: 1 LOB: 0 BB: 0 P: 3	R: 1 E: 0 K: 1 S: 8	H: 3 LOB: 2 BB: 0 P: 8	R: 0 E: 0 K: 2 S: 8	H: 1 LOB: 1 BB: 0 P: 8	R: 0 E: 0 K: 1 S: 5	H: 0 LOB: 0 BB: 1 P: 5	R: 0 E: 0 K: 0 S: 3	H: 0 LOB: 1 BB: 1 P: 7	R: 1 E: 0 K: 1 S: 7	H: 2 LOB: 1 BB: 0 P: 7	R: 0 E: 0 K: 1 S: 5	H: 0 LOB: 0 BB: 0 P: 5	R: 0 E: 1 K: 2 S: 8	H: 0 LOB: 1 BB: 0 P: 8	1B: 4 2B: 3 3B: 0 HR: 0	SF: 0 SAC: 1 DP: 1 HBP: 0	WP: 0 PB: 0 SB: 0 CS: 0	PA: 36			
<b>PITCHER</b>	IP	WLS	BF	H	R	ER	SO	BB	IBB	HBP	BLK	WP	HR	S	P	ERA	WHIP								
Dick Ruthven, R (1, 1) ERA: 4.44	7.0	L	29	7	2	2	6	2	0	0	0	0	0	39	47	2.57	1.286								
Ron Reed, R (8, 1) ERA: 2.61	2.0		7	0	0	0	3	0	0	0	0	0	0	13	13	0.00	0.000								

Batter	1	2	3	4	5	6	7	8	9	AB	R	H	RBI	BB	SO	LOB	BOTTOM								
Pete Rose, S (1, 3) OBP: 0.370, SLG: 0.378	6-3		4-3		F8			6-3		4	0	0	0	0	0	1	<b>Chicago Cubs @ Philadelphia Phillies</b> Veterans Stadium, Philadelphia, PA Sun Jun 08 1980, 3:33 AM EDT Att: 40,206 - Unknown								
Bake McBride, L (1, 9) OBP: 0.315, SLG: 0.464			4-3		F7			6-3		4	0	1	0	0	0	1									
Mike Schmidt, R (1, 5) OBP: 0.357, SLG: 0.674	K		F8					1-3		4	0	0	0	0	2	1									
Greg Luzinski, R (1, 7) OBP: 0.373, SLG: 0.566	BB				F4			F9		3	0	1	0	1	0	0									
Bob Boone, R (1, 2) OBP: 0.283, SLG: 0.355	F5				F4					4	0	1	0	0	0	3									
Gary Maddox, R (1, 8) OBP: 0.279, SLG: 0.401			G3					F7		4	0	1	0	0	1	2									
Larry Bowa, S (1, 6) OBP: 0.260, SLG: 0.326			F8							3	0	0	0	0	0	1									
Del Unser, L (9, PH) OBP: 0.364, SLG: 0.533					F4			6-3		1	0	0	0	0	0	1									
Lonnie Smith, R (9, PR) OBP: 0.455, SLG: 0.667										0	0	0	0	0	0	0									
Manny Trillo, R (1, 4) OBP: 0.390, SLG: 0.442								G3		3	0	2	0	1	0	0									
Dick Ruthven, R (1, 1) OBP: 0.238, SLG: 0.250										1	0	0	0	0	1	1									
Greg Gross, L (7, PH) OBP: 0.208, SLG: 0.208			K		SH1-4			5-3		1	0	0	0	0	0	0									
Ron Reed, R (8, 1) OBP: 0.286, SLG: 0.350										0	0	0	0	0	0	0									
George Vukovich, L (9, PH) OBP: 0.286, SLG: 0.350										1	0	0	0	0	0	3									
<b>Inning Stats</b>	R: 0 E: 0 K: 1 S: 6	H: 1 LOB: 2 BB: 1 P: 10	R: 0 E: 0 K: 1 S: 6	H: 1 LOB: 0 BB: 0 P: 6	R: 0 E: 0 K: 0 S: 3	H: 0 LOB: 0 BB: 0 P: 3	R: 0 E: 0 K: 0 S: 4	H: 1 LOB: 1 BB: 0 P: 4	R: 0 E: 0 K: 0 S: 4	H: 1 LOB: 1 BB: 0 P: 4	R: 0 E: 0 K: 1 S: 6	H: 1 LOB: 1 BB: 0 P: 6	R: 0 E: 0 K: 0 S: 3	H: 0 LOB: 0 BB: 0 P: 3	R: 0 E: 0 K: 0 S: 3	H: 0 LOB: 0 BB: 0 P: 3	R: 0 E: 1 K: 1 S: 7	H: 1 LOB: 3 BB: 1 P: 11	1B: 3 2B: 3 3B: 0 HR: 0	SF: 0 SAC: 1 DP: 0 HBP: 0	WP: 0 PB: 0 SB: 0 CS: 0	PA: 36			
<b>PITCHER</b>	IP	WLS	BF	H	R	ER	SO	BB	IBB	HBP	BLK	WP	HR	S	P	ERA	WHIP								
Lynn McGlothen, R (1, 1) ERA: 5.81	8.0	W	31	8	0	0	3	1	0	0	0	0	0	36	40	0.00	0.875								
Bruce Sutter, R (9, 1) ERA: 3.9	1.0	S	5	0	0	0	1	1	0	0	0	0	0	6	10	0.00	1.000								










Batter	1	2	3	4	5	6	7	8	9	AB	R	H	RBI	BB	SO	LOB	TOP			
Ivan De Jesus, R OBP: 0.312, SLG: 0.379	6-3			1-3		G4-6-3 BB			G3 2B HBP	2	1	0	0	1	0	0				
Lenny Randle, S OBP: 0.338, SLG: 0.379	F5			4-3		G4-6-3			G3	4	0	0	0	0	0	3				
Larry Bittner, L OBP: 0.370, SLG: 0.427	4-1			K					K	4	0	1	0	0	2	1				
Dave Kingman, R OBP: 0.344, SLG: 0.547				K		E6 FC5-4			G6-4-3 2B	4	0	1	1	0	1	1				
Mike Vail, R OBP: 0.387, SLG: 0.524				F9		FC5-4			1-3	3	0	0	0	0	0	1				
Doug Capilla, L OBP: 0.314, SLG: 0.387				F9		FC5-4			1-3	0	0	0	0	0	0	0				
Dick Tidrow, R OBP: 0.307, SLG: 0.382				F9		FC5-4			1-3	0	0	0	0	0	0	0				
Bill Buckner, L OBP: 0.307, SLG: 0.382				F9		FC5-4			1-3	1	0	0	0	0	0	1				
Jerry Martin, R OBP: 0.333, SLG: 0.474				5-3		F9			6-3 4-3 2B	3	1	1	0	0	0	1				
Mike Tyson, R OBP: 0.271, SLG: 0.345				K		F4			6-3 2B	3	0	0	0	0	1	2				
Tim Blackwell, S OBP: 0.279, SLG: 0.301				6-3					4-3	2	0	0	0	0	0	0				
Ken Henderson, S OBP: 0.314, SLG: 0.387				6-3					4-3	1	0	0	1	0	0	0				
Mike O'Berry, R OBP: 0.336, SLG: 0.347				5-3					F8	1	0	0	0	0	0	0				
Mike Krukow, R OBP: 0.185, SLG: 0.185				5-3					F8	1	0	0	0	0	0	0				
Jesus Figueroa, L OBP: 0.375, SLG: 0.345										1	0	1	0	0	0	0				
Bill Caudill, R OBP: 0.336, SLG: 0.347										1	0	0	0	0	0	0				
Scot Thompson, L OBP: 0.336, SLG: 0.347										1	0	0	0	0	0	0				
<b>Inning Stats</b>	R: 0 E: 0 K: 0 S: 3	H: 0 LOB: 0 BB: 0 P: 3	R: 0 E: 0 K: 1 S: 5	H: 0 LOB: 0 BB: 0 P: 5	R: 0 E: 0 K: 1 S: 5	H: 0 LOB: 0 BB: 0 P: 5	R: 0 E: 0 K: 1 S: 5	H: 0 LOB: 0 BB: 0 P: 5	R: 0 E: 0 K: 0 S: 4	H: 1 LOB: 1 BB: 1 P: 7	R: 0 E: 0 K: 0 S: 3	H: 1 LOB: 0 BB: 0 P: 3	R: 1 E: 0 K: 0 S: 4	H: 1 LOB: 0 BB: 0 P: 4	R: 1 E: 0 K: 1 S: 6	H: 1 LOB: 1 BB: 0 P: 7	1B: 1 2B: 3 3B: 0 HR: 0	SF: 0 SAC: 0 DP: 2 HBP: 1	WP: 0 PB: 0 SB: 0 CS: 0	PA: 32
<b>PITCHER</b>	IP WLS BF H R ER SO BB IBB HBP BLK WP HR S P ERA WHIP																			
Vern Ruhle, R ERA: 2.65	(1, 1) 7.0 W 23 2 0 0 3 1 0 0 0 0 0 0 28 32 0.00 0.429																			
Dave Smith, R ERA: 2.53	(8, 1) 2.0 9 2 2 2 1 0 0 1 0 0 0 10 11 9.00 1.000																			

Chicago Cubs @ Houston Astros  
Astrodome, Houston, TX  
Tue Jun 10 1980, 8:05 PM EDT  
Att: 22,201 - Unknown


AB 30  
R 2  
H 4  
RBI 2  
BB 1  
SO 4  
LOB 10



Batter	1	2	3	4	5	6	7	8	9	AB	R	H	RBI	BB	SO	LOB	BOTTOM			
Rafael Landestoy, S OBP: 0.306, SLG: 0.367	F4			1B BB		G3			1B BB	2	1	0	0	2	0	0				
Terry Puhl, L OBP: 0.363, SLG: 0.459	4-3			2B 1B					BB 1B	4	1	3	1	0	0	0				
Joe Morgan, L OBP: 0.341, SLG: 0.380				2B BB					BB 1B	2	1	2	1	2	0	0				
Craig Reynolds, L OBP: 0.226, SLG: 0.295				2B BB					BB 1B	0	0	0	0	0	0	0				
Jose Cruz, L OBP: 0.384, SLG: 0.425	F5			WP 2B		L7			F7	4	0	1	2	0	0	5				
Denny Walling, L OBP: 0.386, SLG: 0.376				G3					CS 1B	3	0	1	0	1	1	1				
Dave Smith, R ERA: 2.53				K					BB	0	0	0	0	0	0	0				
Enos Cabell, R OBP: 0.316, SLG: 0.361				6-3		6-3			CS BB	3	0	0	0	1	0	3				
Cesar Cedeno, R OBP: 0.392, SLG: 0.484				F8		K			HR BB	3	1	1	1	1	1	0				
Alan Ashby, S OBP: 0.350, SLG: 0.392				4-3		F7			3-1 BB	4	0	0	0	0	1					
Vern Ruhle, R OBP: 0.400, SLG: 0.444				BB 1B		F8			BB 1B	2	1	1	0	0	0	0				
Dave Bergman, L OBP: 0.200, SLG: 0.111				BB 1B		F8			G3	1	0	0	0	1	0	0				
<b>Inning Stats</b>	R: 0 E: 0 K: 0 S: 4	H: 1 LOB: 1 BB: 0 P: 4	R: 0 E: 0 K: 0 S: 3	H: 0 LOB: 0 BB: 0 P: 3	R: 3 E: 0 K: 1 S: 7	H: 3 LOB: 2 BB: 2 P: 15	R: 0 E: 0 K: 1 S: 5	H: 0 LOB: 0 BB: 0 P: 5	R: 0 E: 0 K: 0 S: 4	H: 1 LOB: 2 BB: 1 P: 8	R: 1 E: 0 K: 0 S: 3	H: 2 LOB: 0 BB: 1 P: 7	R: 1 E: 0 K: 0 S: 4	H: 2 LOB: 3 BB: 3 P: 16	R: 0 E: 0 K: 0 S: 2	H: 0 LOB: 0 BB: 1 P: 6	1B: 6 2B: 2 3B: 0 HR: 1	SF: 0 SAC: 0 DP: 0 HBP: 0	WP: 1 PB: 0 SB: 1 CS: 2	PA: 36
<b>PITCHER</b>	IP WLS BF H R ER SO BB IBB HBP BLK WP HR S P ERA WHIP																			
Mike Krukow, R ERA: 3.63	(1, 1) 5.0 L 22 5 3 3 2 3 0 0 0 0 0 1 4 16 5.40 1.600																			
Bill Caudill, R ERA: 2.37	(6, 1) 1.1 7 3 2 2 0 3 0 0 0 0 0 1 4 16 13.50 4.500																			
Doug Capilla, L ERA: 1.8	(7, 1) 0.1 3 1 0 0 0 1 0 0 0 0 0 0 2 6 0.00 6.000																			
Dick Tidrow, R ERA: 2.19	(7, 1) 1.1 4 0 0 0 0 0 0 0 0 0 0 0 3 7 0.00 0.750																			

Chicago Cubs @ Houston Astros  
Astrodome, Houston, TX  
Tue Jun 10 1980, 8:05 PM EDT  
Att: 22,201 - Unknown

AB 28  
R 5  
H 9  
RBI 5  
BB 8  
SO 2  
LOB 10





Batter	1	2	3	4	5	6	7	8	9	AB	R	H	RBI	BB	SO	LOB	TOP		
Ivan De Jesus, R (1,6) OBP: 0.312, SLG: 0.376	K		G4-6-3 BB		K			G3-6-1		2	0	0	0	1	2	1	<b>Chicago Cubs @ Houston Astros</b> Astrodome, Houston, TX Wed Jun 11 1980, 8:05 PM EDT Att: 31,599 - Unknown		
Ken Henderson, S (8,PH) OBP: 0.306, SLG: 0.375										1	0	0	0	0	0	1			
Mick Kelleher, R (8,6) OBP: 0.216, SLG: 0.171										0	0	0	0	0	0	0			
Lenny Randle, S (1,5) OBP: 0.342, SLG: 0.379	4-3		G4-6-3							3	0	1	0	1	0	2			
Larry Bittner, L (1,3) OBP: 0.356, SLG: 0.409	F8									4	0	0	0	0	1	2			
Dave Kingman, R (1,7) OBP: 0.348, SLG: 0.546										4	0	2	0	0	1	1			
Mike Vail, R (1,9) OBP: 0.383, SLG: 0.509										3	0	0	0	1	2	3			
Scott Thompson, L (1,8) OBP: 0.325, SLG: 0.333										4	0	0	0	0	1	3			
Mike Tyson, R (1,4) OBP: 0.270, SLG: 0.356										4	0	1	0	0	0	2			
Tim Blackwell, S (1,2) OBP: 0.280, SLG: 0.302										3	0	1	0	0	0	1			
Rick Reuschel, R (1,1) OBP: 0.188, SLG: 0.250										2	0	0	0	0	1	2			
Jesus Figueroa, L (8,PH) OBP: 0.234, SLG: 0.367										1	0	1	0	0	0	0			
Willie Hernandez, L (8,1) OBP: 0.375, SLG: 0.500										0	0	0	0	0	0	0			
Dick Tidrow, R (8,1) OBP: 0.216, SLG: 0.171										0	0	0	0	0	0	0			
<b>Inning Stats</b>	R: 0 E: 0 K: 1 S: 5	H: 0 LOB: 0 BB: 0 P: 5	R: 0 E: 0 K: 0 S: 4	H: 1 LOB: 1 BB: 0 P: 4	R: 0 E: 0 K: 1 S: 5	H: 1 LOB: 1 BB: 1 P: 9	R: 0 E: 0 K: 2 S: 7	H: 0 LOB: 1 BB: 1 P: 11	R: 0 E: 0 K: 1 S: 6	H: 1 LOB: 1 BB: 0 P: 6	R: 0 E: 0 K: 0 S: 3	H: 0 LOB: 0 BB: 0 P: 3	R: 0 E: 0 K: 0 S: 4	H: 2 LOB: 1 BB: 0 P: 4	R: 0 E: 0 K: 1 S: 6	H: 1 LOB: 1 BB: 0 P: 6	1B: 5 2B: 1 3B: 0 HR: 0	SF: 0 SAC: 0 DP: 2 HBP: 0	WP: 0 PA: 34 PB: 0 SB: 2 CS: 0
<b>PITCHER</b> J.R. Richard, R (1,1) ERA: 1.5	IP: 9.0 WLS: W BF: 34 H: 6 R: 0 ER: 0 SO: 8 BB: 3 IBB: 0 HBP: 0 BLK: 0 WP: 0 HR: 0 S: 47 P: 59 ERA: 0.00 WHIP: 1.000																		

Batter	1	2	3	4	5	6	7	8	9	AB	R	H	RBI	BB	SO	LOB	BOTTOM										
Rafael Landestoy, S (1,6) OBP: 0.285, SLG: 0.353	F7	FC1-2 1B								4	0	0	0	0	0	2	<b>Chicago Cubs @ Houston Astros</b> Astrodome, Houston, TX Wed Jun 11 1980, 8:05 PM EDT Att: 31,599 - Unknown										
Terry Puhl, L (1,9) OBP: 0.386, SLG: 0.460										4	1	2	1	0	0	0											
Joe Morgan, L (1,4) OBP: 0.333, SLG: 0.370										4	0	0	0	0	1	3											
Craig Reynolds, L (9,6) OBP: 0.226, SLG: 0.295	F8	K								0	0	0	0	0	0	0											
Jose Cruz, L (1,7) OBP: 0.391, SLG: 0.437										4	1	3	1	0	0	0											
Denny Walling, L (1,3) OBP: 0.397, SLG: 0.398										4	0	3	1	0	0	1											
Dave Bergman, L (9,3) OBP: 0.200, SLG: 0.111										0	0	0	0	0	0	0											
Enos Cabell, R (1,5) OBP: 0.310, SLG: 0.354	K									4	0	0	0	0	2	4											
Cesar Cedeno, R (1,8) OBP: 0.391, SLG: 0.477										2	0	0	0	1	2	1											
Alan Ashby, S (1,2) OBP: 0.350, SLG: 0.390										3	1	1	0	0	0	0											
J.R. Richard, R (1,1) OBP: 0.097, SLG: 0.194										2	0	0	0	0	1	0											
<b>Inning Stats</b>	R: 2 E: 0 K: 1 S: 8	H: 3 LOB: 1 BB: 0 P: 8	R: 1 E: 0 K: 1 S: 7	H: 2 LOB: 2 BB: 1 P: 11	R: 0 E: 0 K: 1 S: 5	H: 1 LOB: 0 BB: 0 P: 5	R: 0 E: 0 K: 1 S: 5	H: 0 LOB: 0 BB: 0 P: 5	R: 0 E: 0 K: 1 S: 6	H: 1 LOB: 1 BB: 0 P: 6	R: 0 E: 0 K: 1 S: 5	H: 0 LOB: 0 BB: 0 P: 5	R: 0 E: 0 K: 0 S: 5	H: 2 LOB: 2 BB: 0 P: 5	R: 0 E: 0 K: 0 S: 5	H: 2 LOB: 2 BB: 0 P: 5	1B: 7 2B: 2 3B: 0 HR: 0	SF: 0 SAC: 1 DP: 1 HBP: 0	WP: 0 PA: 33 PB: 0 SB: 2 CS: 0								
<b>PITCHER</b> Rick Reuschel, R (1,1) ERA: 3.65	IP: 7.0 WLS: L BF: 28 H: 7 R: 3 ER: 3 SO: 6 BB: 1 IBB: 0 HBP: 0 BLK: 0 WP: 0 HR: 0 S: 39 P: 43 ERA: 3.86 WHIP: 1.143																										
Willie Hernandez, L (8,1) ERA: 4.26	0.2	4	2	0	0	0	0	0	0	4	4	0.00	3.000														
Dick Tidrow, R (8,1) ERA: 2.17	0.1	1	0	0	0	0	0	0	0	1	1	0.00	0.000														





Batter	1	2	3	4	5	6	7	8	9	AB	R	H	RBI	BB	SO	LOB	TOP								
<b>Glenn Hubbard, R</b> OBP: 0.300, SLG: 0.489 (1, 4)										5	1	2	0	0	0	1	<b>Atlanta Braves @ Chicago Cubs</b> Wrigley Field, Chicago, IL Fri Jun 13 1980, 3:33 AM CDT Att: 14,470 - Unknown								
<b>Dale Murphy, R</b> OBP: 0.340, SLG: 0.457 (1, 8)										5	2	3	2	0	1	1									
<b>Chris Chambliss, L</b> OBP: 0.332, SLG: 0.463 (1, 3)										4	1	1	2	1	1	2									
<b>Gary Matthews, R</b> OBP: 0.306, SLG: 0.437 (1, 9)										5	0	0	0	0	4	4									
<b>Bob Horner, R</b> OBP: 0.217, SLG: 0.385 (1, 5)										4	1	1	0	0	0	0									
<b>Brian Asselstine, L</b> OBP: 0.288, SLG: 0.359 (1, 7)										3	0	0	0	1	1	1									
<b>Bruce Benedict, R</b> OBP: 0.285, SLG: 0.325 (1, 2)										4	1	2	1	0	1	1									
<b>Luis Gomez, R</b> OBP: 0.273, SLG: 0.201 (6, PH)										2	0	1	0	0	1	1									
<b>Larvell Blanks, R</b> OBP: 0.248, SLG: 0.266 (6, 6)										2	0	0	0	0	1	0									
<b>Doyle Alexander, R</b> OBP: 0.167, SLG: 0.200 (9, 1)										4	1	1	0	0	1	1									
<b>Larry Bradford, R</b> (9, 1)										0	0	0	0	0	0	0									
<b>Gene Garber, R</b> (9, 1)										0	0	0	0	0	0	0									
<b>Inning Stats</b>	R: 1 E: 0 K: 1 S: 6	H: 1 LOB: 0 BB: 0 P: 6	R: 0 E: 0 K: 1 S: 6	H: 1 LOB: 1 BB: 0 P: 6	R: 1 E: 0 K: 1 S: 7	H: 2 LOB: 1 BB: 0 P: 7	R: 1 E: 0 K: 0 S: 4	H: 2 LOB: 1 BB: 1 P: 8	R: 0 E: 0 K: 1 S: 5	H: 0 LOB: 0 BB: 0 P: 9	R: 1 E: 0 K: 1 S: 6	H: 1 LOB: 0 BB: 0 P: 6	R: 3 E: 1 K: 2 S: 11	H: 3 LOB: 1 BB: 0 P: 11	R: 0 E: 0 K: 2 S: 7	H: 0 LOB: 0 BB: 0 P: 7	R: 0 E: 0 K: 2 S: 8	H: 1 LOB: 1 BB: 0 P: 8	1B: 3 2B: 5 3B: 1 HR: 2	SF: 0 SAC: 0 DP: 1 HBP: 0	WP: 0 PB: 0 SB: 0 CS: 0	PA: 40			
<b>PITCHER</b>	IP	WLS	BF	H	R	ER	SO	BB	IBB	HBP	BLK	WP	HR	S	P	ERA	WHIP								
<b>Lynn McGlothen, R</b> ERA: 6.13 (1, 1)	6.1	L	30	10	7	6	5	2	0	0	0	0	2	38	46	8.53	1.895								
<b>Dick Tidrow, R</b> ERA: 2.13 (7, 1)	0.2		3	0	0	0	2	0	0	0	0	0	0	7	7	0.00	0.000								
<b>Bill Caudill, R</b> ERA: 2.25 (8, 1)	2.0		7	1	0	0	4	0	0	0	0	0	0	15	15	0.00	0.500								

Batter	1	2	3	4	5	6	7	8	9	AB	R	H	RBI	BB	SO	LOB	BOTTOM								
<b>Ivan De Jesus, R</b> OBP: 0.306, SLG: 0.368 (1, 6)										4	0	0	0	0	3	0	<b>Atlanta Braves @ Chicago Cubs</b> Wrigley Field, Chicago, IL Fri Jun 13 1980, 3:33 AM CDT Att: 14,470 - Unknown								
<b>Ken Henderson, S</b> OBP: 0.324, SLG: 0.375 (9, PH)										0	0	0	0	1	0	0									
<b>Mick Kelleher, R</b> OBP: 0.216, SLG: 0.171 (9, PR)										0	1	0	0	0	0	0									
<b>Lenny Randle, S</b> OBP: 0.358, SLG: 0.394 (1, 5)										3	2	3	0	2	0	0									
<b>Larry Bittner, L</b> OBP: 0.358, SLG: 0.402 (1, 3)										4	1	1	0	1	0	4									
<b>Mike Vail, R</b> OBP: 0.383, SLG: 0.505 (1, 7)										5	1	2	2	0	0	3									
<b>Jerry Martin, R</b> OBP: 0.330, SLG: 0.483 (1, 8)										5	1	1	3	0	1	4									
<b>Barry Foote, R</b> OBP: 0.320, SLG: 0.526 (1, 2)										3	0	2	0	1	0	0									
<b>Scot Thompson, L</b> OBP: 0.314, SLG: 0.321 (1, 9)										4	0	0	0	0	1	3									
<b>Mike Tyson, R</b> OBP: 0.264, SLG: 0.333 (1, 4)										4	0	0	0	0	0	2									
<b>Lynn McGlothen, L</b> OBP: 0.429, SLG: 0.538 (7, 1)										2	0	0	0	0	0	0									
<b>Jesus Figueroa, L</b> OBP: 0.382, SLG: 0.355 (7, PH)										1	0	0	0	0	0	0									
<b>Bill Caudill, R</b> (8, 1)										0	0	0	0	0	0	0									
<b>Bill Buckner, L</b> OBP: 0.305, SLG: 0.380 (9, PH)										1	0	0	0	0	0	0									
<b>Inning Stats</b>	R: 4 E: 0 K: 0 S: 7	H: 4 LOB: 1 BB: 1 P: 11	R: 0 E: 0 K: 1 S: 5	H: 0 LOB: 1 BB: 1 P: 9	R: 0 E: 0 K: 1 S: 5	H: 0 LOB: 1 BB: 1 P: 9	R: 0 E: 0 K: 1 S: 5	H: 0 LOB: 0 BB: 0 P: 5	R: 0 E: 0 K: 0 S: 3	H: 1 LOB: 0 BB: 0 P: 3	R: 0 E: 0 K: 0 S: 4	H: 1 LOB: 1 BB: 0 P: 4	R: 1 E: 0 K: 1 S: 8	H: 3 LOB: 2 BB: 0 P: 8	R: 0 E: 0 K: 0 S: 3	H: 0 LOB: 0 BB: 0 P: 3	R: 1 E: 1 K: 1 S: 6	H: 0 LOB: 2 BB: 2 P: 14	1B: 6 2B: 2 3B: 0 HR: 1	SF: 0 SAC: 0 DP: 1 HBP: 0	WP: 0 PB: 0 SB: 1 CS: 0	PA: 41			
<b>PITCHER</b>	IP	WLS	BF	H	R	ER	SO	BB	IBB	HBP	BLK	WP	HR	S	P	ERA	WHIP								
<b>Doyle Alexander, R</b> ERA: 4.13 (1, 1)	8.1	W	37	9	6	5	4	4	0	0	0	0	1	41	57	5.40	1.560								
<b>Larry Bradford, L</b> ERA: 2.55 (9, 1)	0.1		2	0	0	0	0	1	0	0	0	0	0	1	5	0.00	3.000								
<b>Gene Garber, R</b> ERA: 4.94 (9, 1)	0.1	S	2	0	0	0	1	0	0	0	0	0	0	4	4	0.00	0.000								





Batter	1	2	3	4	5	6	7	8	9	AB	R	H	RBI	BB	SO	LOB	TOP											
Glenn Hubbard, R OBP: 0.309, SLG: 0.481	0-0 G6-4-3 1B		0-0 4-3	0-0 2H 1B			0-0 6-3		0-0 F3	5	0	2	1	0	0	1												
Dale Murphy, R OBP: 0.345, SLG: 0.474	0-0 G6-4-3 1-2		0-0 1B 1B	0-0 1B 1B			4-0 1B BB		0-0 HR	4	2	2	1	1	0	2												
Chris Chambliss, L OBP: 0.338, SLG: 0.463	4-0 S BB		0-0 1B 1B		0-0 G3		0-0 1-3 2H 1B		0-3 K	4	1	2	1	1	1	0												
Gary Matthews, R OBP: 0.305, SLG: 0.432	0-0 1-3 1-2		0-0 1B 1-2 2-3 1B		0-3 K		0-3 K			4	0	1	0	0	2	3												
Bob Horner, R OBP: 0.218, SLG: 0.378		0-0 E5 FC3-6	0-0 G4-6-3 1B		0-0 1-3		0-0 F7			4	0	1	2	0	0	2												
Brian Asselstine, L OBP: 0.288, SLG: 0.356		0-0 FC3-6 FC4-6	0-0 G4-6-3 1-2			0-0 G3			0-0 G4-6-3 1B	4	0	1	0	0	0	3												
Larvell Blanks, R OBP: 0.249, SLG: 0.266		0-0 FC4-6 FC5 1B		0-0 4-3 1B		0-0 6-3			0-0 G4-6-3 1-2	4	1	1	0	0	0	2												
Bruce Benedict, R OBP: 0.283, SLG: 0.322		0-0 FC5 1B		0-0 F2		0-0 1-3			0-3 K	4	0	1	0	0	1	1												
Phil Niekro, R OBP: 0.086, SLG: 0.114		0-0 FC5		0-0 4-3					0-0 5-3	1	0	0	0	0	0	2												
Preston Hanna, R										1	0	0	0	0	0	1												
Biff Pocoroba, S OBP: 0.389, SLG: 0.355										1	1	1	0	0	0	0												
Al Hrabosky, R										0	0	0	0	0	0	0												
Charlie Spikes, R OBP: 0.500, SLG: 0.563										1	0	0	0	0	0	0												
Inning Stats	R: 0 E: 0 K: 0 S: 3	H: 1 LOB: 1 BB: 1 P: 7	R: 0 E: 1 K: 0 S: 5	H: 1 LOB: 2 BB: 0 P: 5	R: 2 E: 0 K: 0 S: 6	H: 4 LOB: 1 BB: 0 P: 6	R: 1 E: 0 K: 0 S: 5	H: 2 LOB: 1 BB: 0 P: 5	R: 0 E: 0 K: 0 S: 3	H: 0 LOB: 0 BB: 0 P: 3	R: 1 E: 0 K: 1 S: 7	H: 2 LOB: 1 BB: 1 P: 11	R: 0 E: 0 K: 1 S: 5	H: 1 LOB: 0 BB: 0 P: 5	R: 1 E: 0 K: 1 S: 6	H: 1 LOB: 0 BB: 0 P: 6	1B: 10 2B: 2 3B: 0 HR: 1	SF: 0 SAC: 0 DP: 3 HBP: 0	WP: 0 PA: 39 SB: 1 CS: 0									
PITCHER	IP	WLS	BF	H	R	ER	SO	BB	IBB	HBP	BLK	WP	HR	S	P	ERA	WHIP											
Dennis Lamp, R ERA: 5.07	(1, 1)	6.1	W	30	10	4	4	1	2	0	0	0	0	0	30	38	5.68	1.895										
Dick Tidrow, R ERA: 2.04	(7, 1)	1.2		5	1	0	0	2	0	0	0	0	0	9	9	0.00	0.600											
Willie Hernandez, L ERA: 4.38	(9, 1)	1.0		4	1	1	1	1	0	0	0	0	0	1	6	6	9.00	1.000										

Atlanta Braves @ Chicago Cubs  
Wrigley Field, Chicago, IL  
Sat Jun 14 1980, 3:33 AM CDT  
Att: 25,108 - Unknown

AB 37  
R 5  
H 12  
RBI 5  
BB 2  
SO 4  
LOB 17



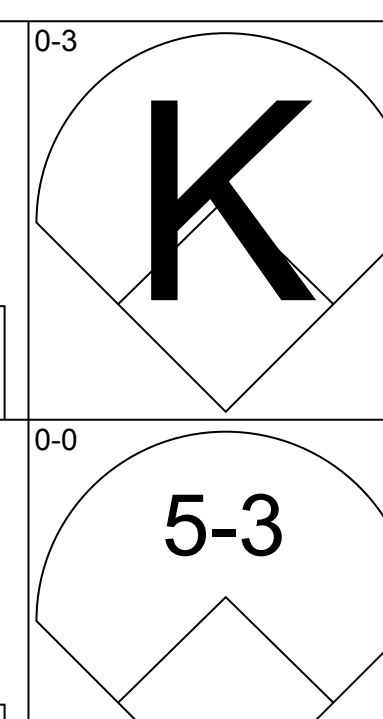
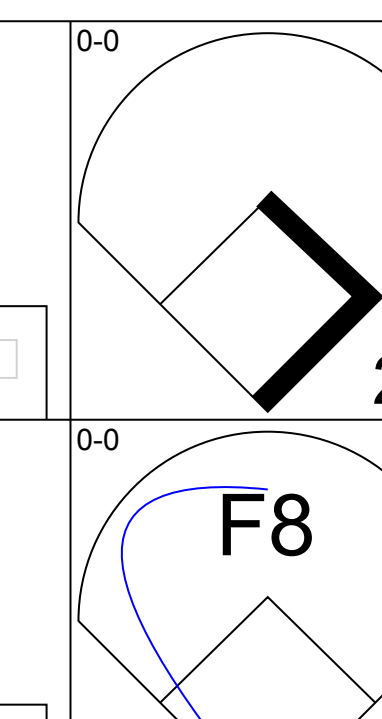
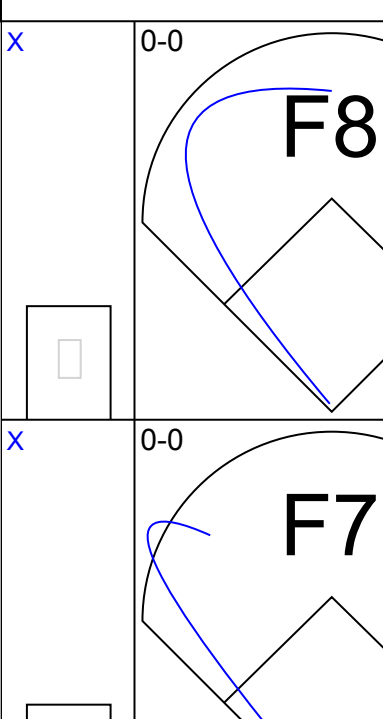
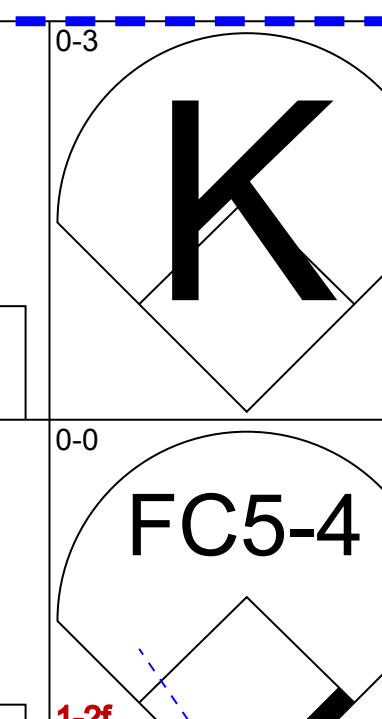
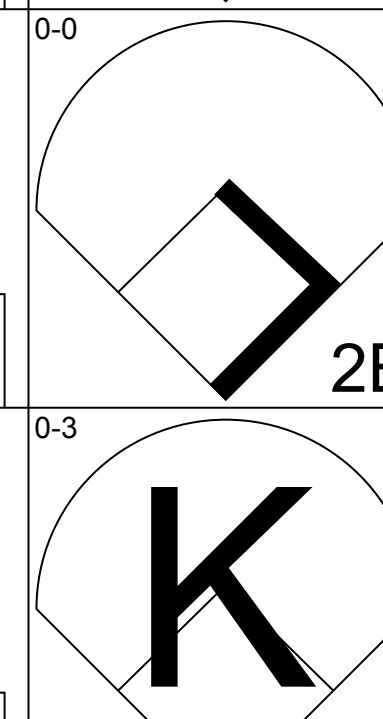

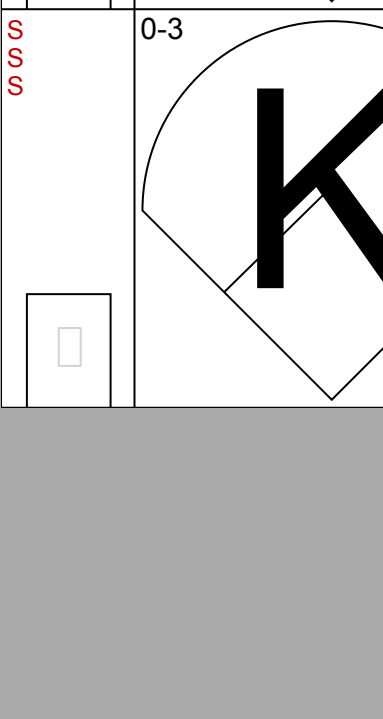
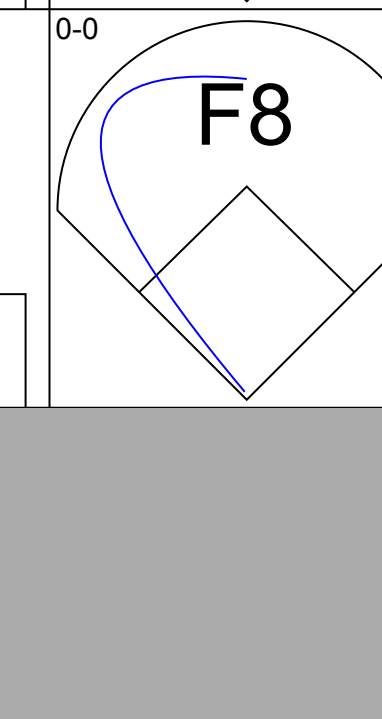

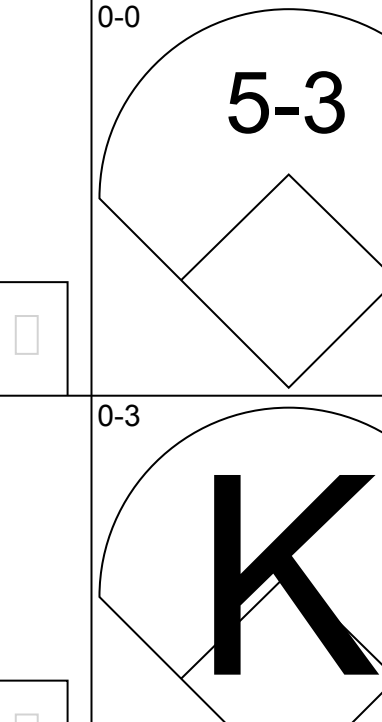





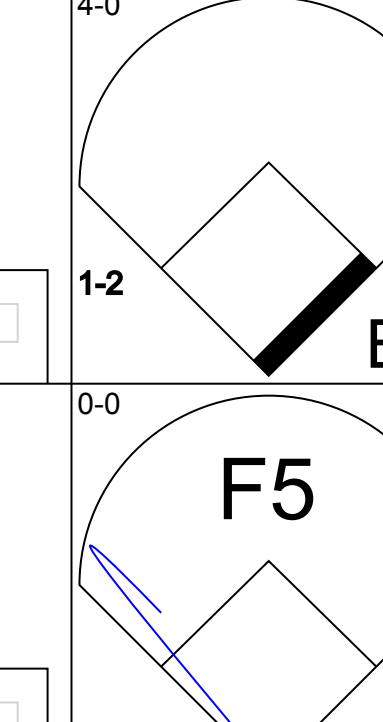
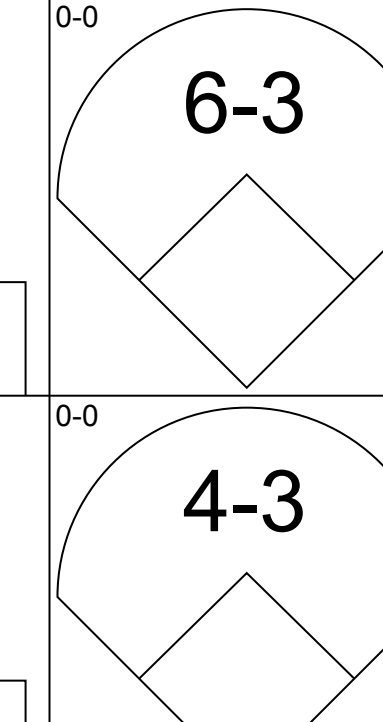
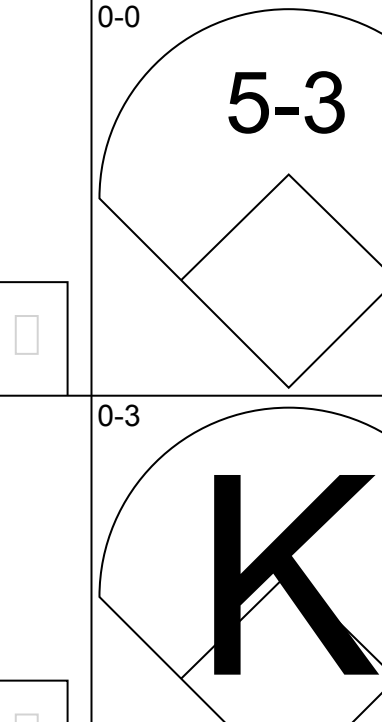
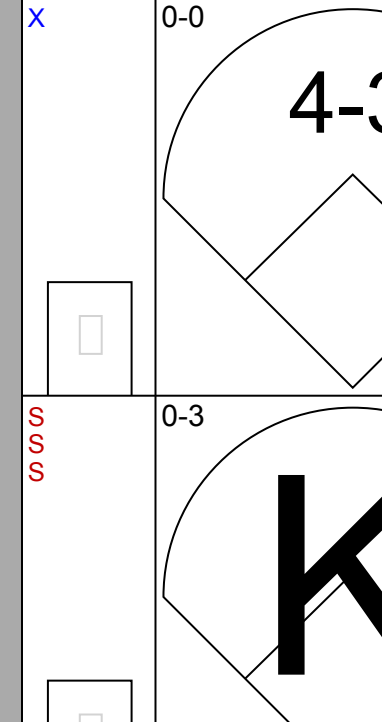
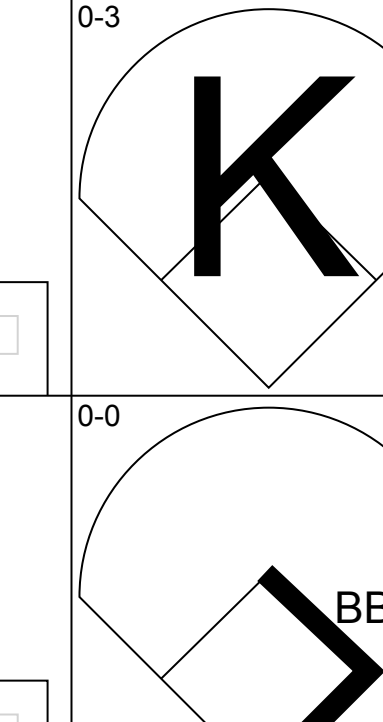
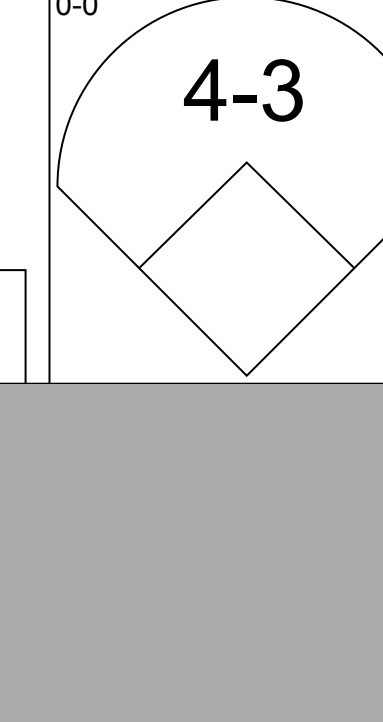


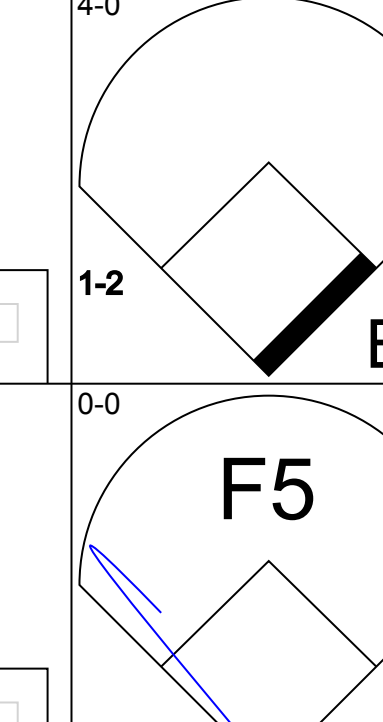

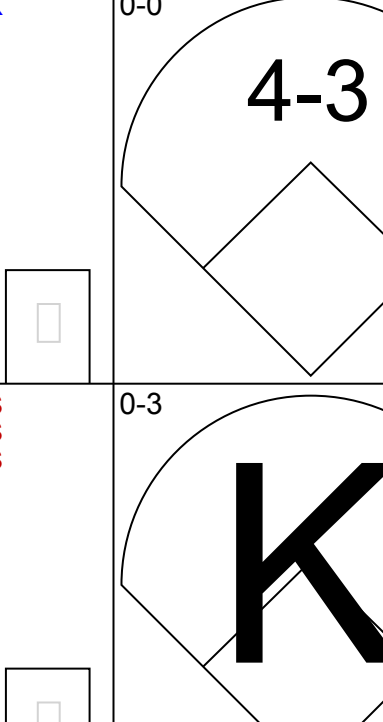
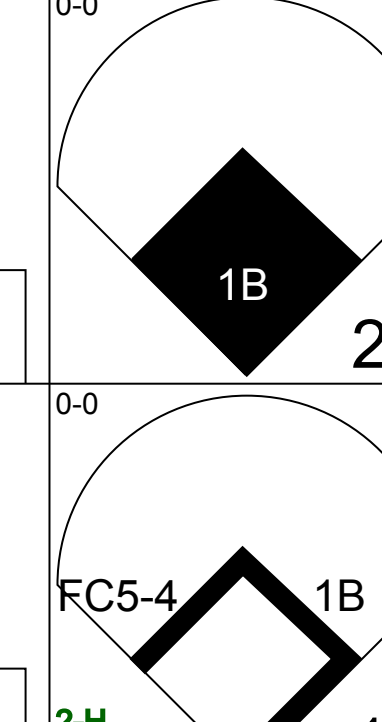
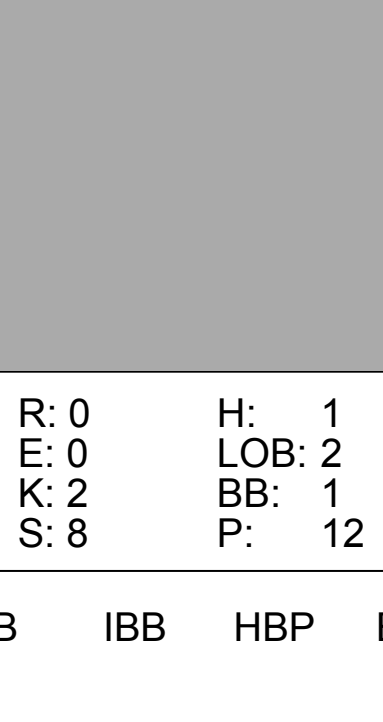
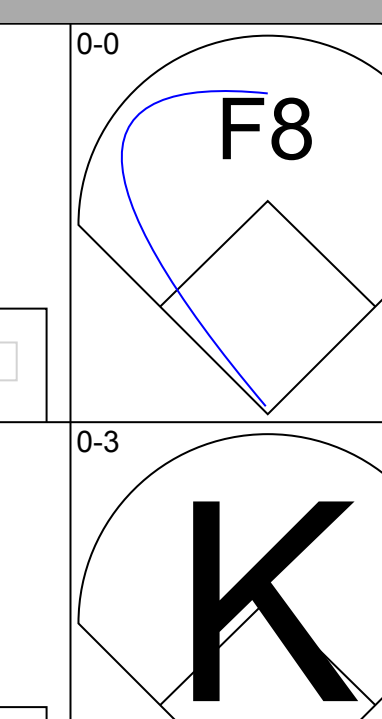
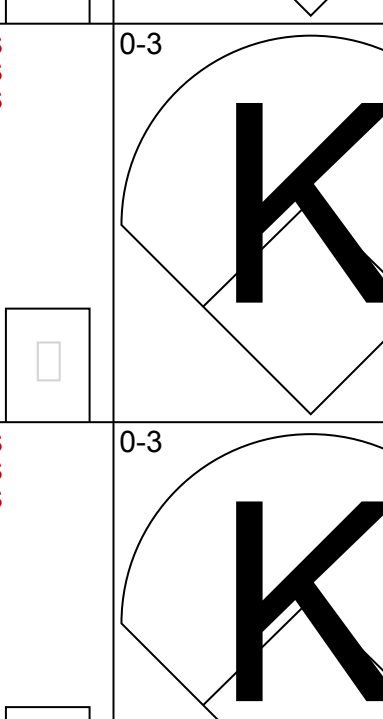
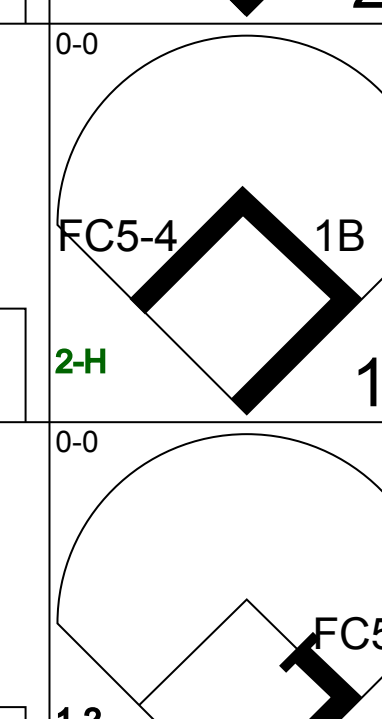
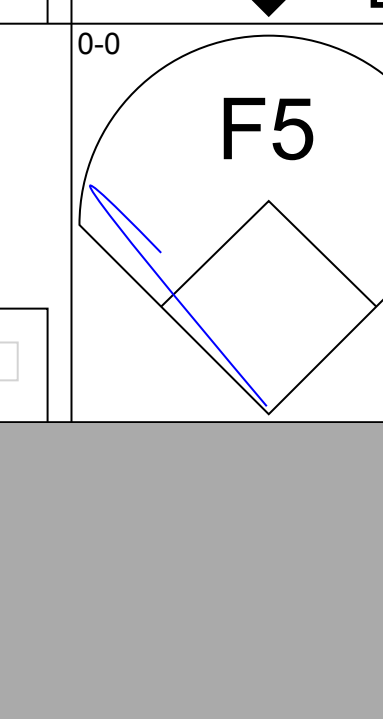
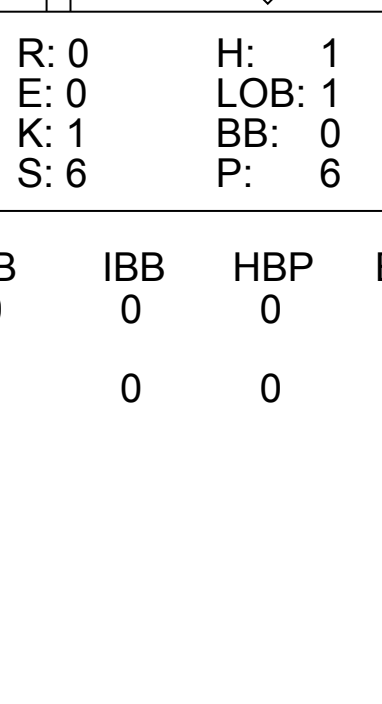
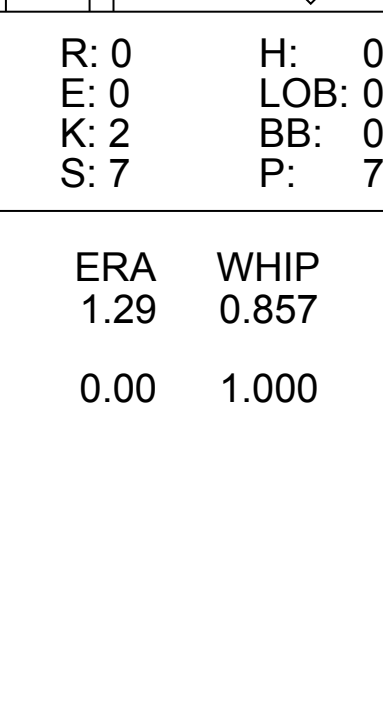
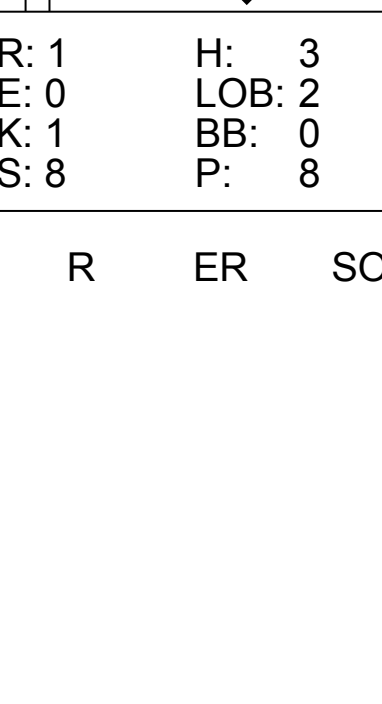
Batter	1	2	3	4	5	6	7	8	9	AB	R	H	RBI	BB	SO	LOB	BOTTOM											
Ivan De Jesus, R OBP: 0.320, SLG: 0.379	0-0 2B 1B	0-0 1B 1B	0-0 4-3		0-0 6-3 1B		0-0 1B 1B	4-0 G4-6-3 BB		5	4	4	0	1	0	1												
Lenny Randle, S OBP: 0.382, SLG: 0.395	0-0 F7	0-0 1B 1B	4-0 BB		0-0 6-3		0-0 1B 1B	0-0 P4		5	2	2	1	1	0	4												
Bill Buckner, L OBP: 0.308, SLG: 0.386	0-0 1B 2B	0-0 1B 1B	0-0 4-3		0-0 F7		0-0 P5	0-0 G4-6-3		5	2	2	1	0	0	5												
Scot Thompson, L OBP: 0.311, SLG: 0.318	1-2 1B	1-2 2-3 1B						1-2 1B		1	0	0	0	0	0	2												
Mike Vail, R OBP: 0.408, SLG: 0.518	0-0 F7 1B	0-0 1B 1B		4-0 BB	4-0 1B BB		0-0 E WP 1B			3	1	3	3	2	0	0												
Jesus Figueroa, L OBP: 0.392, SLG: 0.355	2H 1B	1-2 2-3 3H 1B					1-2 2H 1B			0	0	0	0	0	0	0												
Larry Bittner, L OBP: 0.377, SLG: 0.416	0-0 1B	0-0 G6-4-3 1B		0-0 G6-4-3 1-2	0-0 1-3 2H 1B		4-0 G6-4-3 E BB			4	0	3	3	1	0	1												
Jerry Martin, R OBP: 0.327, SLG: 0.475	0-0 F7	0-0 F7		4-0 2B BB	0-0 6-3		0-0 SF8			3	0	0	1	1	0	6												
Barry Foote, R OBP: 0.324, SLG: 0.529	0-0 1-2 3H 1B	0-0 G6-4-3 1-2		0-0 1-3 2B		0-0 F6	0-0 E5			5	0	2	1	0	0	4												
Mike Tyson, R OBP: 0.264, SLG: 0.318	0-0 F9		4-0 4-3 SH2-4 BB		4-0 IBB		0-0 F8	0-0 P4		3	0	0	0	2	0	5												
Dennis Lamp, R OBP: 0.228, SLG: 0.143			0-0 SH2-4		0-0 P4		0-0 P3			3	1	1	0	0	0	3												
Dick Tidrow, R ERA: 4.13	(7, 1)	5.0		3	1	1	0	5	1	0	0	0	0	0	0	0												
Steve Dillard, R OBP: 0.398, SLG: 0.404	(8, PH)									1	0	1	0	0	0	0												
Willie Hernandez, L OBP: 0.375, SLG: 0.500	(9, 1)									0	0	0	0	0	0	0												
Inning Stats	R: 3 E: 0 K: 0 S: 8	H: 5 LOB: 2 BB: 0 P: 8	R: 4 E: 0 K: 0 S: 8	H: 6 LOB: 1 BB: 0 P: 8	R: 0 E: 0 K: 0 S: 3	H: 0 LOB: 2 BB: 2 P: 11	R: 0 E: 0 K: 0 S: 3	H: 1 LOB: 3 BB: 3 P: 15	R: 1 E: 0 K: 0 S: 5	H: 2 LOB: 2 BB: 1 P: 9	R: 0 E: 0 K: 0 S: 3	H: 0 LOB: 0 BB: 0 P: 3	R: 2 E: 1 K: 0 S: 7	H: 3 LOB: 3 BB: 1 P: 11	R: 0 E: 0 K: 0 S: 3	H: 1 LOB: 1 BB: 1 P: 7	1B: 16 2B: 2 3B: 0 HR: 0	SF: 1 SAC: 1 DP: 3 HBP: 0	WP: 1 PA: 48 SB: 0 CS: 0									
PITCHER	IP	WLS	BF	H	R	ER	SO	BB	IBB	HBP	BLK	WP	HR	S	P	ERA	WHIP											
Phil Niekro, R ERA: 4.13	(1, 1)	1.0	L	14	11	7	7	0	0	0	0	0	0	14	14	63.00	11.000											
Preston Hanna, R ERA: 5.03	(2, 1)	5.0		22	3	1	1	0	5	1	0	0	0	16	40	1.80	1.600											
Al Hrabosky, L ERA: 3.8	(7, 1)	2.0		12	4	2	2	0	2	0	0	0	1	0	10	18	9.00	3.000										

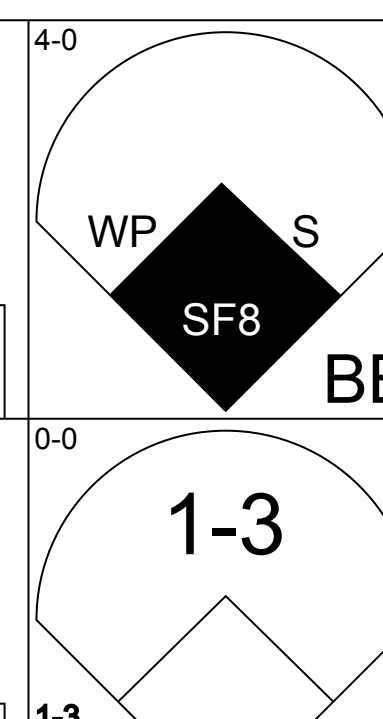
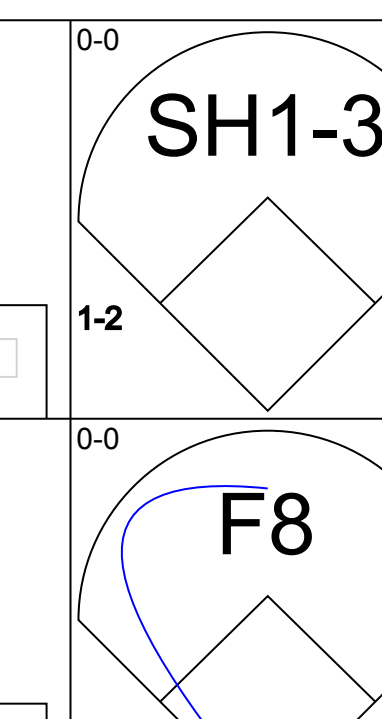
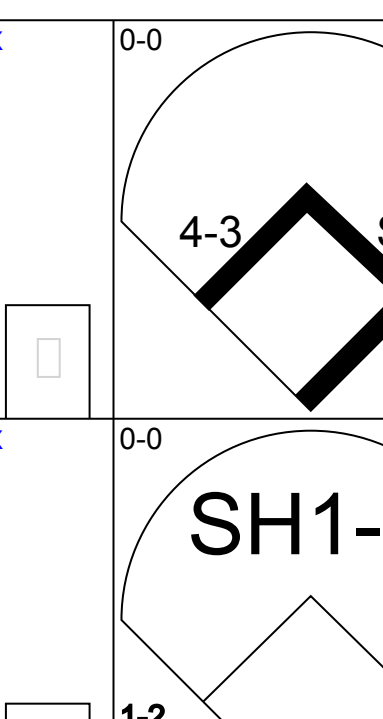
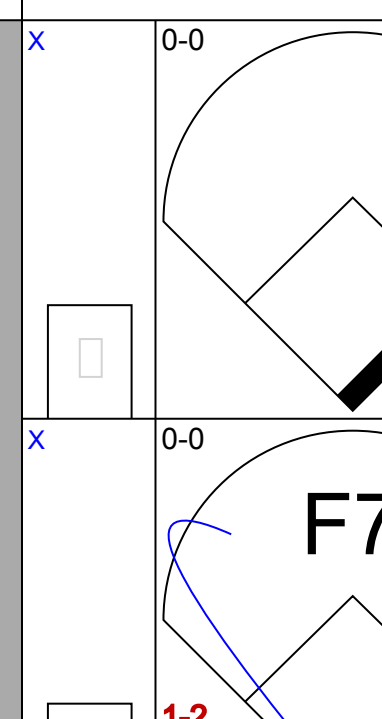
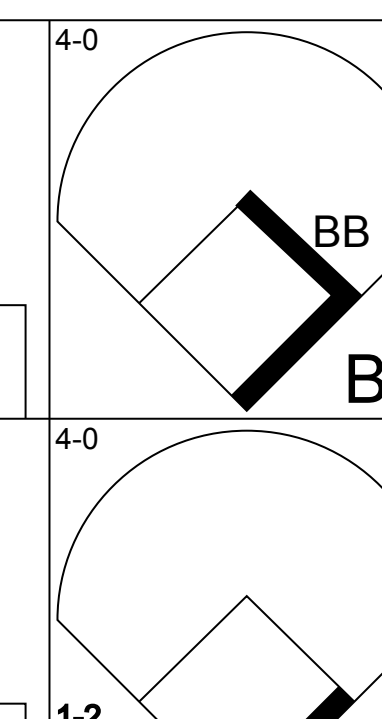
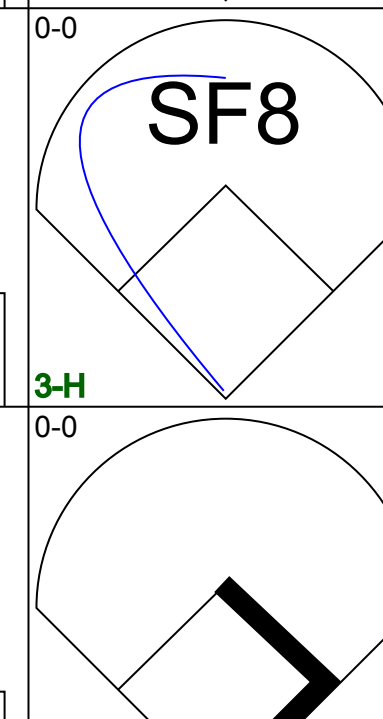
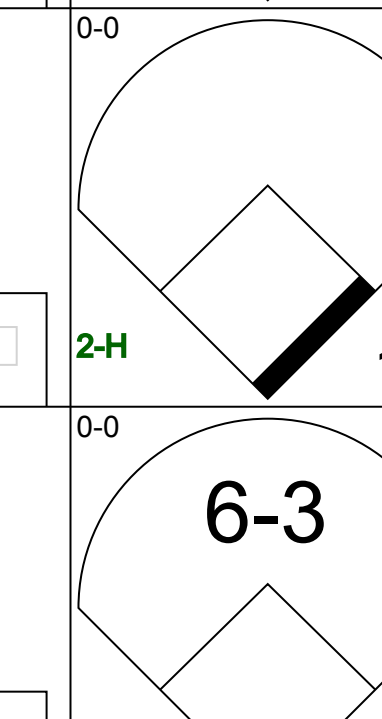
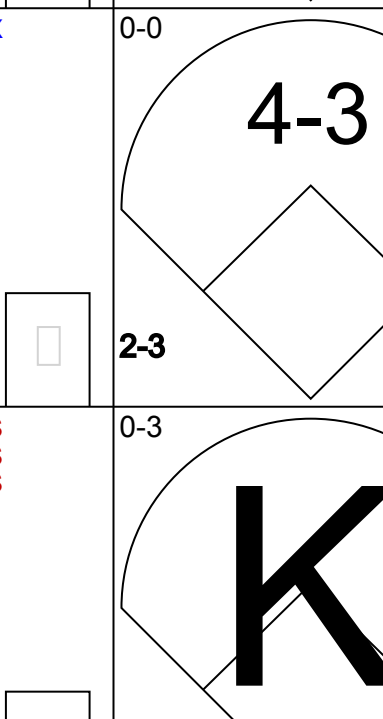
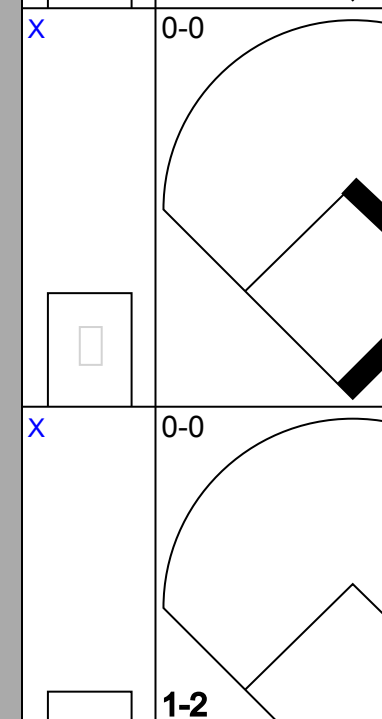
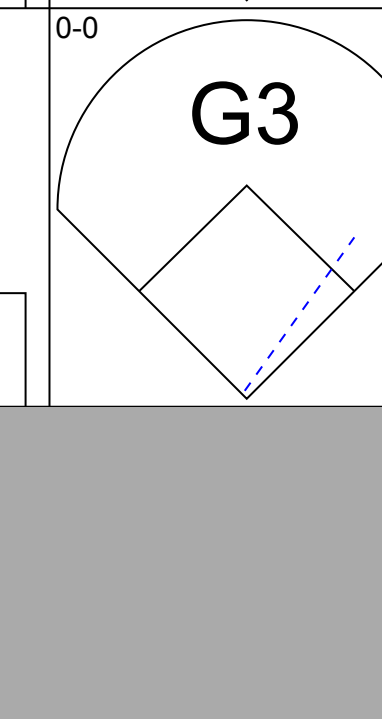
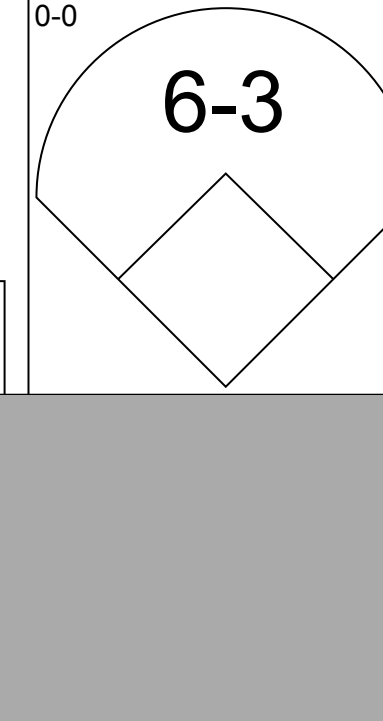

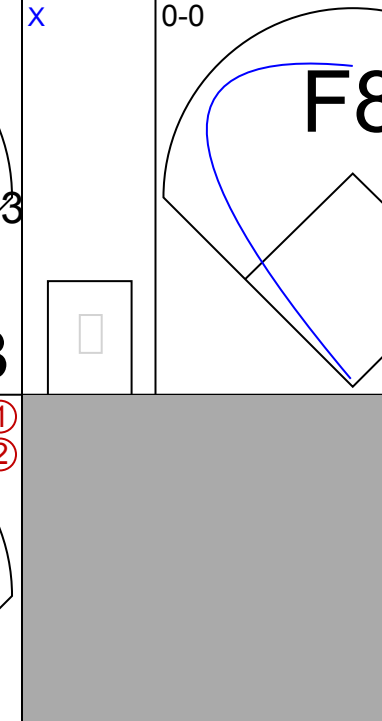
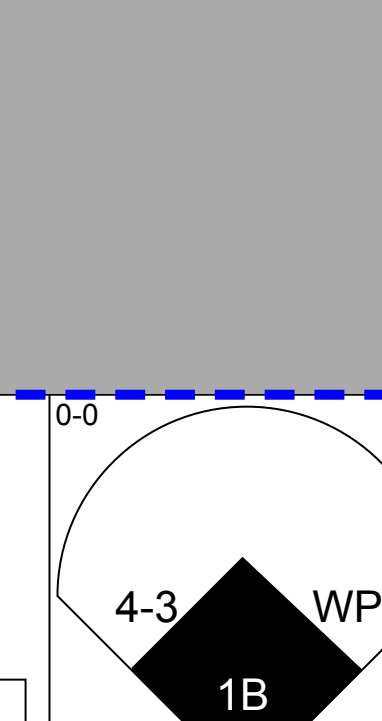



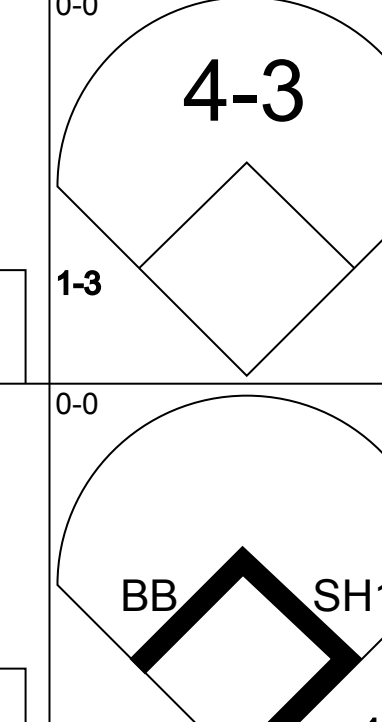

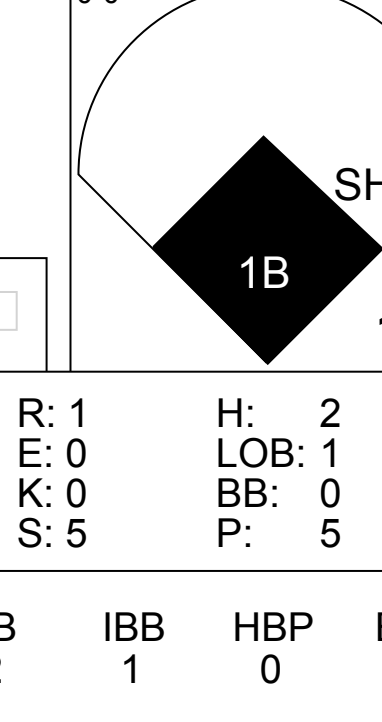
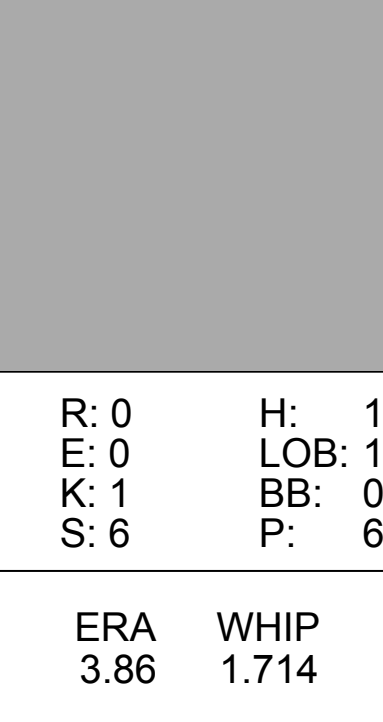
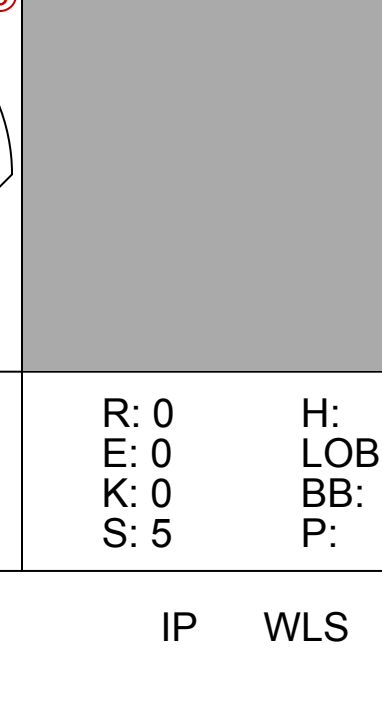








Atlanta Braves @ Chicago Cubs  
Wrigley Field, Chicago, IL  
Sat Jun 14 1980, 3:33 AM CDT  
Att: 25,108 - Unknown

AB 38  
R 10  
H 18  
RBI 10  
BB 8  
SO 0  
LOB 31





Batter	1	2	3	4	5	6	7	8	9	AB	R	H	RBI	BB	SO	LOB	TOP					
Glenn Hubbard, R (1,4) OBP: 0.305, SLG: 0.482										4	0	1	0	0	2	2	<p>Atlanta Braves @ Chicago Cubs Wrigley Field, Chicago, IL Sun Jun 15 1980, 3:33 AM CDT Att: 11,421 - Unknown</p>					
Dale Murphy, R (1,8) OBP: 0.335, SLG: 0.464										4	0	0	0	0	0	3						
Chris Chambliss, L (1,3) OBP: 0.336, SLG: 0.464										4	0	1	0	0	1	2						
Gary Matthews, R (1,9) OBP: 0.303, SLG: 0.434										4	0	1	0	0	2	1						
Bob Horner, R (1,5) OBP: 0.209, SLG: 0.360										4	0	0	0	0	1	1						
Brian Asselstine, L (1,7) OBP: 0.287, SLG: 0.353										4	0	1	0	0	2	1						
Larvell Blanks, R (1,6) OBP: 0.254, SLG: 0.273										3	1	1	0	1	0	0						
Bill Nahorodny, R (1,2) OBP: 0.289, SLG: 0.472										4	0	1	1	0	1	2						
Rick Matula, R (1,1) OBP: 0.040, SLG: 0.040										2	0	0	0	0	2	0						
Biff Pocoroba, S (8,PH) OBP: 0.405, SLG: 0.375										1	0	1	0	0	0	0						
Jerry Royster, R (8,PR) OBP: 0.301, SLG: 0.293										0	0	0	0	0	0	0						
Rick Camp, R (8,1)										0	0	0	0	0	0	0						
<b>Inning Stats</b>	R: 0 E: 0 K: 2 S: 8	H: 1 LOB: 1 BB: 0 P: 8	R: 0 E: 0 K: 0 S: 3	H: 0 LOB: 0 BB: 0 P: 3	R: 0 E: 0 K: 1 S: 6	H: 1 LOB: 1 BB: 0 P: 6	R: 0 E: 0 K: 1 S: 6	H: 1 LOB: 1 BB: 0 P: 6	R: 0 E: 0 K: 2 S: 7	H: 0 LOB: 0 BB: 0 P: 7	R: 0 E: 0 K: 1 S: 5	H: 0 LOB: 0 BB: 0 P: 5	R: 0 E: 0 K: 1 S: 5	H: 0 LOB: 0 BB: 0 P: 5	R: 1 E: 0 K: 1 S: 8	H: 3 LOB: 2 BB: 0 P: 8	R: 0 E: 0 K: 2 S: 8	H: 1 LOB: 2 BB: 1 P: 12	1B: 3 2B: 4 3B: 0 HR: 0	SF: 0 SAC: 0 DP: 0 HBP: 0	WP: 0 PB: 0 SB: 0 CS: 0	PA: 35
<b>PITCHER</b>	IP WLS BF H R ER SO BB IBB HBP BLK WP HR S P ERA WHIP																					
Mike Krukow, R (1,1) ERA: 3.46	7.0 W 27 6 1 1 8 0 0 0 0 0 0 43 43 1.29 0.857																					
Bruce Sutter, R (8,1) ERA: 3.66	2.0 S 8 1 0 0 3 1 0 0 0 0 0 0 13 17 0.00 1.000																					

Batter	1	2	3	4	5	6	7	8	9	AB	R	H	RBI	BB	SO	LOB	BOTTOM					
Ivan De Jesus, R (1,6) OBP: 0.332, SLG: 0.385										2	1	2	0	2	0	0	<p>Atlanta Braves @ Chicago Cubs Wrigley Field, Chicago, IL Sun Jun 15 1980, 3:33 AM CDT Att: 11,421 - Unknown</p>					
Lenny Randle, S (1,5) OBP: 0.380, SLG: 0.388										3	0	0	0	1	0	3						
Mick Kelleher, R (9,5) OBP: 0.216, SLG: 0.171										0	0	0	0	0	0	0						
Bill Buckner, L (1,3) OBP: 0.312, SLG: 0.391										3	0	2	2	0	0	1						
Jesus Figueroa, L (7,PR) OBP: 0.371, SLG: 0.344										1	0	0	0	0	0	3						
Mike Vail, R (1,9) OBP: 0.411, SLG: 0.525										4	0	2	0	0	1	2						
Scot Thompson, L (7,PR) OBP: 0.311, SLG: 0.318										0	0	0	0	0	0	0						
Larry Bittner, L (1,7) OBP: 0.373, SLG: 0.404										3	0	0	0	1	0	3						
Jerry Martin, R (1,8) OBP: 0.330, SLG: 0.492										4	2	2	1	0	0	1						
Barry Foote, R (1,2) OBP: 0.321, SLG: 0.528										4	0	1	0	0	0	1						
Mike Tyson, R (1,4) OBP: 0.289, SLG: 0.333										3	0	2	1	1	0	0						
Mike Krukow, R (1,1) OBP: 0.200, SLG: 0.200										3	1	1	0	0	1	3						
Bruce Sutter, R (8,1)										0	0	0	0	0	0	0						
<b>Inning Stats</b>	R: 1 E: 0 K: 0 S: 4	H: 1 LOB: 1 BB: 1 P: 8	R: 0 E: 0 K: 0 S: 3	H: 0 LOB: 0 BB: 0 P: 3	R: 1 E: 0 K: 0 S: 5	H: 2 LOB: 1 BB: 0 P: 5	R: 1 E: 0 K: 1 S: 7	H: 2 LOB: 1 BB: 0 P: 7	R: 0 E: 0 K: 0 S: 3	H: 1 LOB: 2 BB: 2 P: 11	R: 0 E: 0 K: 0 S: 5	H: 3 LOB: 2 BB: 0 P: 5	R: 0 E: 0 K: 0 S: 5	H: 3 LOB: 2 BB: 0 P: 5	R: 1 E: 0 K: 0 S: 5	H: 2 LOB: 3 BB: 2 P: 13	R: 1 E: 0 K: 0 S: 5	H: 2 LOB: 3 BB: 2 P: 13	1B: 9 2B: 2 3B: 0 HR: 1	SF: 1 SAC: 3 DP: 1 HBP: 0	WP: 2 PB: 0 SB: 1 CS: 1	PA: 39
<b>PITCHER</b>	IP WLS BF H R ER SO BB IBB HBP BLK WP HR S P ERA WHIP																					
Rick Matula, R (1,1) ERA: 2.84	7.0 L 32 10 3 3 2 2 0 0 0 0 1 1 33 45 3.86 1.714																					
Rick Camp, R (8,1) ERA: 2.34	1.0 7 2 1 1 0 2 0 0 0 0 1 0 5 13 9.00 4.000																					






Batter	1	2	3	4	5	6	7	8	9	AB	R	H	RBI	BB	SO	LOB	TOP										
Terry Puhl, L OBP: 0.360, SLG: 0.455 (1, 9)										3	0	1	1	1	1	0											
Denny Walling, L OBP: 0.406, SLG: 0.419 Art Howe, R OBP: 0.311, SLG: 0.368 (7, PH) (7, 3)										3	0	1	0	0	0	1											
Joe Morgan, L OBP: 0.342, SLG: 0.366 (1, 4)										3	0	0	0	1	0	1											
Jose Cruz, L OBP: 0.384, SLG: 0.425 (1, 7)										4	0	0	0	0	1	3											
Cesar Cedeno, R OBP: 0.393, SLG: 0.490 (1, 8)										4	0	0	0	0	1	2											
Enos Cabell, R OBP: 0.300, SLG: 0.344 (1, 5)										4	0	0	0	0	1	0											
Alan Ashby, S OBP: 0.336, SLG: 0.371 Julio Gonzalez, R OBP: 0.103, SLG: 0.128 (7, PR) (7, 6)										3	0	1	0	0	1	0											
Craig Reynolds, L OBP: 0.229, SLG: 0.293 Bruce Bochy, R OBP: 0.556, SLG: 0.200 Jeffrey Leonard, R OBP: 0.274, SLG: 0.290 Luis Pujols, R OBP: 0.247, SLG: 0.241 (7, PH) (7, 2)										1	0	0	0	1	0	0											
Vern Ruhle, R OBP: 0.333, SLG: 0.364 Rafael Landestoy, S OBP: 0.259, SLG: 0.368 Dave Smith, R (7, 1)										2	0	0	0	0	1	1											
<b>Inning Stats</b>	R: 0 E: 0 K: 1 S: 6	H: 1 LOB: 2 BB: 1 P: 10	R: 0 E: 0 K: 1 S: 5	H: 0 LOB: 1 BB: 1 P: 9	R: 0 E: 0 K: 1 S: 6	H: 1 LOB: 1 BB: 0 P: 6	R: 0 E: 0 K: 1 S: 5	H: 0 LOB: 0 BB: 0 P: 5	R: 0 E: 0 K: 0 S: 3	H: 0 LOB: 0 BB: 0 P: 3	R: 2 E: 0 K: 0 S: 4	H: 1 LOB: 3 BB: 3 P: 16	R: 0 E: 0 K: 1 S: 5	H: 0 LOB: 0 BB: 0 P: 5	R: 0 E: 0 K: 1 S: 5	H: 0 LOB: 0 BB: 0 P: 5	1B: 2 2B: 1 3B: 0 HR: 0	SF: 0 SAC: 0 DP: 0 HBP: 0	WP: 2 PB: 0 SB: 0 CS: 0	PA: 35							
<b>PITCHER</b>	IP	WLS	BF	H	R	ER	SO	BB	IBB	HBP	BLK	WP	HR	S	P	ERA	WHIP										
Rick Reuschel, R ERA: 3.61 Willie Hernandez, L ERA: 4.23 Bill Caudill, R ERA: 2.25 Doug Capilla, L ERA: 1.74 Dick Tidrow, R ERA: 1.98	1.0		5	1	0	0	1	1	0	0	0	0	0	6	10	0.00	2.000										
	5.2	L	21	2	2	2	4	2	0	0	0	1	0	27	35	3.18	0.706										
	0.0		2	0	0	0	0	2	0	0	0	0	0	0	8	∞	∞										
	0.1		1	0	0	0	0	0	0	0	0	1	0	1	1	0.00	0.000										
	2.0		6	0	0	0	2	0	0	0	0	0	0	10	10	0.00	0.000										

Houston Astros @ Chicago Cubs  
Wrigley Field, Chicago, IL  
Mon Jun 16 1980, 3:33 AM CDT  
Att: 15,289 - Unknown


AB 30  
R 2  
H 3  
RBI 1  
BB 5  
SO 7  
LOB 10



Batter	1	2	3	4	5	6	7	8	9	AB	R	H	RBI	BB	SO	LOB	BOTTOM											
Ivan De Jesus, R OBP: 0.326, SLG: 0.377 (1, 6)										4	0	0	0	0	1	1												
Lenny Randle, S OBP: 0.358, SLG: 0.385 (1, 5)										4	0	1	0	0	0	0												
Bill Buckner, L OBP: 0.321, SLG: 0.404 (1, 3)										4	0	3	0	0	0	1												
Mike Vail, R OBP: 0.406, SLG: 0.512 (1, 9)										3	0	0	0	1	0	3												
Larry Bittner, L OBP: 0.361, SLG: 0.389 (1, 7)										4	0	0	0	0	0	3												
Jerry Martin, R OBP: 0.328, SLG: 0.503 (1, 8)										4	1	1	1	0	0	2												
Barry Foote, R OBP: 0.310, SLG: 0.509 (1, 2)										4	0	0	0	0	1	0												
Mike Tyson, R OBP: 0.278, SLG: 0.319 (1, 4)										3	0	0	0	0	1	1												
Rick Reuschel, R ERA: 1.88, SLG: 0.250 Willie Hernandez, L ERA: 0.333, SLG: 0.444 Bill Caudill, R ERA: 2.25 Doug Capilla, L ERA: 1.74 Ken Henderson, S OBP: 0.316, SLG: 0.344 Dick Tidrow, R ERA: 1.98	11.1		0.0	0.0	0.0	0.0	0.0	0.0	0.0	0.0	0.0	0.0	0.0	0.0	0.0	0.0	0.0	0.0	0.0	0.0	0.0							
	6.0	W	24	4	1	1	2	1	0	0	0	0	0	0	0	0	0.00	0.833										
	3.0	S	10	1	0	0	2	0	0	0	0	0	0	14	14	0.00	0.333											
<b>Inning Stats</b>	R: 0 E: 0 K: 0 S: 4	H: 1 LOB: 0 BB: 0 P: 4	R: 0 E: 0 K: 0 S: 3	H: 0 LOB: 0 BB: 0 P: 3	R: 0 E: 0 K: 2 S: 7	H: 0 LOB: 0 BB: 0 P: 7	R: 0 E: 0 K: 0 S: 4	H: 1 LOB: 1 BB: 0 P: 4	R: 1 E: 1 K: 0 S: 5	H: 1 LOB: 1 BB: 0 P: 5	R: 0 E: 0 K: 0 S: 4	H: 1 LOB: 2 BB: 1 P: 8	R: 0 E: 0 K: 1 S: 6	H: 1 LOB: 1 BB: 0 P: 6	R: 0 E: 0 K: 1 S: 5	H: 0 LOB: 0 BB: 0 P: 5	1B: 3 2B: 1 3B: 0 HR: 1	SF: 0 SAC: 1 DP: 0 HBP: 0	WP: 0 PB: 0 SB: 0 CS: 0	PA: 34								
<b>PITCHER</b>	IP	WLS	BF	H	R	ER	SO	BB	IBB	HBP	BLK	WP	HR	S	P	ERA	WHIP											
Vern Ruhle, R ERA: 2.48 Dave Smith, R ERA: 2.05	6.0		24	4	1	1	2	1	0	0	0	0	0	27	31	1.50	0.833											
	3.0	S	10	1	0	0	2	0	0	0	0	0	0	14	14	0.00	0.333											

Houston Astros @ Chicago Cubs  
Wrigley Field, Chicago, IL  
Mon Jun 16 1980, 3:33 AM CDT  
Att: 15,289 - Unknown

AB 32  
R 1  
H 5  
RBI 1  
BB 1  
SO 4  
LOB 11





Batter	1	2	3	4	5	6	7	8	9	AB	R	H	RBI	BB	SO	LOB	TOP										
Terry Puhl, L OBP: 0.370, SLG: 0.455 (1, 9)	F9	1B HR	S 1B			FC6-4 HBP			E BB BB	2	1	1	1	2	0	0											
Denny Walling, L OBP: 0.455, SLG: 0.419 Rafael Landestoy, S OBP: 0.299, SLG: 0.368 (1, 3) (9, 4)	2B 1B	HR 1B	K			FC6-4 1-2			F8	5	2	2	0	0	1	3											
Joe Morgan, L OBP: 0.340, SLG: 0.369 Dave Bergman, L OBP: 0.219, SLG: 0.107 (1, 4) (9, PH) (9, 3)	1B 2B	K			F5	K			E BB	4	1	1	0	0	2	3											
Jose Cruz, L OBP: 0.384, SLG: 0.435 (1, 7)	1B 1B IBB	HR			K				K	4	2	1	3	1	2	2											
Cesar Cedeno, R OBP: 0.397, SLG: 0.480 (1, 8)	K	CS 1B			K				E5	5	0	1	0	0	2	5											
Enos Cabell, R OBP: 0.298, SLG: 0.341 (1, 5)	E 1B 1-2 2-H 3-H	5-3			K				F9	5	0	1	2	0	2	4											
Alan Ashby, S OBP: 0.333, SLG: 0.367 (1, 2)	E 1B 1-2 2-H		6-3		F7				F7	4	0	1	1	0	0	0											
Craig Reynolds, L OBP: 0.224, SLG: 0.286 (1, 6)	E3		4-3		F9				K	4	0	0	0	0	1	2											
J.R. Richard, R OBP: 0.118, SLG: 0.235 Joaquin Andujar, S OBP: 0.250, SLG: 0.250 (1, 1) (6, 1)	F9		1B 2B		5-3				K	3	1	1	0	0	0	3											
<b>Inning Stats</b>	R: 3 E: 1 K: 1 S: 10	H: 4 LOB: 3 BB: 1 P: 14	R: 3 E: 0 K: 1 S: 7	H: 3 LOB: 0 BB: 1 P: 11	R: 1 E: 0 K: 1 S: 7	H: 2 LOB: 1 BB: 0 P: 7	R: 0 E: 0 K: 2 S: 7	H: 0 LOB: 0 BB: 0 P: 7	R: 0 E: 0 K: 1 S: 5	H: 0 LOB: 1 BB: 0 P: 6	R: 0 E: 0 K: 1 S: 5	H: 0 LOB: 0 BB: 0 P: 5	R: 0 E: 0 K: 2 S: 7	H: 0 LOB: 0 BB: 0 P: 7	R: 0 E: 1 K: 1 S: 6	H: 0 LOB: 3 BB: 2 P: 14	1B: 6 2B: 2 3B: 0 HR: 1	SF: 0 SAC: 0 DP: 0 HBP: 1	WP: 0 PB: 0 SB: 1 CS: 1	PA: 42							
<b>PITCHER</b>	IP	WLS	BF	H	R	ER	SO	BB	IBB	HBP	BLK	WP	HR	S	P	ERA	WHIP										
Lynn McClothen, R ERA: 6.95 (1, 1)	1.1	L	14	7	6	6	2	1	1	0	0	0	1	16	24	40.50	6.000										
Doug Capilla, L ERA: 1.59 (2, 1)	5.2		19	2	1	1	6	0	0	1	0	0	0	30	31	1.59	0.353										
Bill Caudill, R ERA: 2.14 (8, 1)	2.0		9	0	0	0	3	2	0	0	0	0	0	13	21	0.00	1.000										

Houston Astros @ Chicago Cubs  
Wrigley Field, Chicago, IL  
Tue Jun 17 1980, 3:33 AM CDT  
Att: 19,480 - Unknown

AB	37
R	7
H	9
RBI	7
BB	4
SO	11
LOB	22



Batter	1	2	3	4	5	6	7	8	9	AB	R	H	RBI	BB	SO	LOB	BOTTOM										
Ivan De Jesus, R OBP: 0.329, SLG: 0.381 (1, 6)	2B 2B		5-3		BB				K	3	1	1	0	1	1	0											
Lenny Randle, S OBP: 0.351, SLG: 0.378 (1, 5)	K		E6 BB		F9				1-3	4	0	0	0	0	1	2											
Bill Buckner, L OBP: 0.325, SLG: 0.409 (1, 3)	2B 2-H		1-2 BB		5-3				G3	3	0	1	1	1	0	1											
Mike Vail, R OBP: 0.394, SLG: 0.496 (1, 9)	K		K		6-3				F9	4	0	0	0	0	2	3											
Larry Bittner, L OBP: 0.349, SLG: 0.375 (1, 7)	4-3		K2-3		4-3				K	4	0	0	0	0	2	3											
Jerry Martin, R OBP: 0.327, SLG: 0.497 (1, 8)			K		K				1B	4	0	1	0	0	2	0											
Barry Foote, R OBP: 0.303, SLG: 0.496 Tim Blackwell, S OBP: 0.278, SLG: 0.299 (1, 2) (8, 2)		6-3			F7				F2	3	0	0	0	0	0	0											
Mike Tyson, R OBP: 0.280, SLG: 0.311 (1, 4)					F9				K	2	0	0	0	1	1	0											
Lynn McClothen, L OBP: 0.429, SLG: 0.538 Doug Capilla, L OBP: 0.309, SLG: 0.315 Scot Thompson, L OBP: 0.309, SLG: 0.315 Bill Caudill, R OBP: 0.278, SLG: 0.299 (1, 1) (2, 1) (7, PH) (8, 1)		K			K				4-3	0	0	0	0	0	0	0											
<b>Inning Stats</b>	R: 1 E: 0 K: 2 S: 9	H: 2 LOB: 1 BB: 0 P: 9	R: 0 E: 0 K: 2 S: 7	H: 0 LOB: 1 BB: 1 P: 11	R: 0 E: 1 K: 2 S: 8	H: 0 LOB: 2 BB: 1 P: 12	R: 0 E: 0 K: 1 S: 5	H: 0 LOB: 0 BB: 0 P: 5	R: 0 E: 0 K: 1 S: 3	H: 0 LOB: 0 BB: 0 P: 3	R: 0 E: 0 K: 1 S: 5	H: 0 LOB: 0 BB: 0 P: 5	R: 0 E: 0 K: 1 S: 5	H: 0 LOB: 0 BB: 0 P: 5	R: 0 E: 0 K: 2 S: 8	H: 1 LOB: 1 BB: 0 P: 8	1B: 1 2B: 2 3B: 0 HR: 0	SF: 0 SAC: 0 DP: 0 HBP: 0	WP: 0 PB: 0 SB: 0 CS: 0	PA: 34							
<b>PITCHER</b>	IP	WLS	BF	H	R	ER	SO	BB	IBB	HBP	BLK	WP	HR	S	P	ERA	WHIP										
J.R. Richard, R ERA: 1.51 (1, 1)	5.0		21	2	1	1	8	3	0	0	0	0	0	34	46	1.80	1.000										
Joaquin Andujar, R ERA: 3.39 (6, 1)	4.0	S	13	1	0	0	4	0	0	0	0	0	0	21	21	0.00	0.250										

Houston Astros @ Chicago Cubs  
Wrigley Field, Chicago, IL  
Tue Jun 17 1980, 3:33 AM CDT  
Att: 19,480 - Unknown

AB	31
R	1
H	3
RBI	1
BB	3
SO	12
LOB	11









Batter	1	2	3	4	5	6	7	8	9	AB	R	H	RBI	BB	SO	LOB	TOP								
Dave Collins, S (1,8) OBP: 0.332, SLG: 0.367 Tom Hume, R (7,1)	0-0 S 1B		0-3 K		0-0 F8		0-0 1B			4	0	2	0	0	1	0									
Dave Concepcion, R (1,6) OBP: 0.277, SLG: 0.309	4-0 G5-4-3 BB		0-3 K		0-3 K		0-0 1B			3	0	1	0	1	2	0									
Ken Griffey, L (1,9) OBP: 0.432, SLG: 0.432 Sam Mejias, R (8,9)	0-3 K		0-0 F8		0-0 1B			0-3 K		4	0	1	0	0	2	2									
George Foster, R (1,7) OBP: 0.313, SLG: 0.372	0-0 G5-4-3			0-0 F9	0-0 F7			0-0 F9		4	0	0	0	0	0	3									
Dan Driessen, L (1,3) OBP: 0.395, SLG: 0.455		4-0 S 2B BB		0-0 HR		4-0 CS BB		0-0 L3		2	2	1	1	2	0	0									
Johnny Bench, R (1,2) OBP: 0.343, SLG: 0.487		0-0 F7		0-0 F8		0-0 F9		0-0 P5		4	0	0	0	0	0	2									
Ray Knight, R (1,5) OBP: 0.322, SLG: 0.477		0-0 6-3		0-0 2B		0-3 K		0-3 K		4	0	1	0	0	2	1									
Junior Kennedy, R (1,4) OBP: 0.356, SLG: 0.391		0-0 2B		4-0 IBB		0-0 F9		0-0 1B		3	0	2	1	1	0	0									
Joe Price, R (1,1) Cesar Geronimo, L (7,PH) OBP: 0.322, SLG: 0.350	0-0 F9		0-0 4-3		0-3 K		0-3 K		0-3 K	2	0	0	0	0	0	3									
<b>Inning Stats</b>	R: 0 E: 0 K: 1 S: 5	H: 1 LOB: 1 BB: 1 P: 9	R: 1 E: 0 K: 0 S: 4	H: 1 LOB: 1 BB: 1 P: 8	R: 0 E: 0 K: 2 S: 7	H: 0 LOB: 0 BB: 0 P: 7	R: 1 E: 0 K: 0 S: 5	H: 2 LOB: 2 BB: 1 P: 9	R: 0 E: 0 K: 1 S: 6	H: 1 LOB: 1 BB: 0 P: 6	R: 0 E: 0 K: 1 S: 4	H: 0 LOB: 0 BB: 1 P: 8	R: 0 E: 0 K: 1 S: 6	H: 2 LOB: 1 BB: 0 P: 6	R: 0 E: 0 K: 1 S: 5	H: 0 LOB: 1 BB: 0 P: 5	R: 0 E: 0 K: 2 S: 8	H: 1 LOB: 1 BB: 0 P: 8	1B: 5 2B: 2 3B: 0 HR: 1	SF: 0 SAC: 0 DP: 1 HBP: 0	WP: 0 PB: 0 SB: 2 CS: 1	PA: 36			
<b>PITCHER</b>	IP	WLS	BF	H	R	ER	SO	BB	IBB	HBP	BLK	WP	HR	S	P	ERA	WHIP								
Mike Krukow, R (1,1) ERA: 3.4	7.0	W	29	7	2	2	6	3	1	0	0	0	1	37	53	2.57	1.429								
Bruce Sutter, R (8,1) ERA: 3.22	2.0	S	7	1	0	0	3	0	0	0	0	0	0	13	13	0.00	0.500								

Cincinnati Reds @ Chicago Cubs  
Wrigley Field, Chicago, IL  
Thu Jun 19 1980, 3:33 AM CDT  
Att: 13,185 - Unknown

AB 32  
R 2  
H 8  
RBI 2  
BB 4  
SO 9  
LOB 12



Batter	1	2	3	4	5	6	7	8	9	AB	R	H	RBI	BB	SO	LOB	BOTTOM								
Ivan De Jesus, R (1,6) OBP: 0.335, SLG: 0.383	0-0 P6		0-0 G4-6-3		0-3 K		0-0 SH1-4	0-3 K		4	0	0	0	0	2	2									
Lenny Randle, S (1,5) OBP: 0.349, SLG: 0.374	0-0 F7		0-0 F7		0-0 1B		0-0 L5	0-0 F7		5	0	1	0	0	0	2									
Bill Buckner, L (1,3) OBP: 0.325, SLG: 0.399	0-0 S 1B			0-0 4-3	0-0 F2		4-0 1B IBB			3	0	1	0	1	0	1									
Mike Vail, R (1,9) OBP: 0.400, SLG: 0.492 Bruce Sutter, R (8,1)	0-0 F3			0-0 WP 1B		0-0 F8-6	0-0 1B			4	1	2	1	0	0	1									
Jerry Martin, R (1,8) OBP: 0.329, SLG: 0.510		0-0 5-3		4-0 1B BB		0-0 1B 2B	0-3 K			3	1	1	0	1	1	2									
Ken Henderson, S (1,7) OBP: 0.370, SLG: 0.385		4-0 BB		0-0 1B		0-0 1B		0-0 F9		3	0	2	2	1	0	0									
Scot Thompson, L (9,9) OBP: 0.309, SLG: 0.315		0-0 BB		1-2 2H 1B		2H 1B				0	0	0	0	0	0	0									
Barry Foote, R (1,2) OBP: 0.219, SLG: 0.500 Tim Blackwell, S (8,PR) OBP: 0.278, SLG: 0.299	0-0 F8		0-0 F7		0-0 P4		0-0 3B 2B			4	0	1	0	0	0	4									
Mike Tyson, R (1,4) OBP: 0.281, SLG: 0.325	0-0 F8		0-0 F7		0-0 F9		0-0 2B 3B			4	1	1	1	0	0	4									
Mike Krukow, R (1,1) OBP: 0.219, SLG: 0.194 Jesus Figueroa, L (7,PH) OBP: 0.405, SLG: 0.394		4-0 G4-6-3 BB		0-3 K		4-0 SH1-4 1B BB	0-0 3H 2B			1	0	0	0	1	1	0									
<b>Inning Stats</b>	R: 0 E: 0 K: 0 S: 4	H: 1 LOB: 1 BB: 0 P: 4	R: 0 E: 0 K: 0 S: 3	H: 0 LOB: 1 BB: 1 P: 7	R: 0 E: 0 K: 0 S: 2	H: 0 LOB: 0 BB: 1 P: 6	R: 1 E: 0 K: 0 S: 5	H: 2 LOB: 2 BB: 1 P: 9	R: 0 E: 0 K: 2 S: 8	H: 1 LOB: 1 BB: 0 P: 8	R: 1 E: 0 K: 0 S: 5	H: 2 LOB: 1 BB: 0 P: 5	R: 1 E: 0 K: 1 S: 6	H: 1 LOB: 2 BB: 2 P: 14	R: 2 E: 0 K: 1 S: 8	H: 3 LOB: 1 BB: 0 P: 8	1B: 6 2B: 3 3B: 1 HR: 0	SF: 0 SAC: 1 DP: 1 HBP: 0	WP: 1 PB: 0 SB: 1 CS: 0	PA: 38					
<b>PITCHER</b>	IP	WLS	BF	H	R	ER	SO	BB	IBB	HBP	BLK	WP	HR	S	P	ERA	WHIP								
Joe Price, L (1,1) ERA: 3.0	6.0	L	26	6	2	2	2	3	0	0	0	0	0	27	39	3.00	1.500								
Tom Hume, R (7,1) ERA: 3.51	2.0	L	12	4	3	3	2	1	1	0	0	0	0	14	22	13.50	2.500								

Cincinnati Reds @ Chicago Cubs  
Wrigley Field, Chicago, IL  
Thu Jun 19 1980, 3:33 AM CDT  
Att: 13,185 - Unknown

AB 32  
R 5  
H 10  
RBI 5  
BB 5  
SO 4  
LOB 16





Batter	1	2	3	4	5	6	7	8	9	AB	R	H	RBI	BB	SO	LOB	TOP			
Ivan De Jesus, R OBP: 0.328, SLG: 0.374 (1, 6)										5	0	0	0	0	0	1				
Lenny Randle, S OBP: 0.354, SLG: 0.379 (1, 5)										5	1	3	0	0	1	1				
Bill Buckner, L OBP: 0.329, SLG: 0.398 (1, 3)										3	0	1	0	1	1	2				
Mike Vail, R OBP: 0.403, SLG: 0.493 Scot Thompson, L OBP: 0.309, SLG: 0.315 (7, PR) (7, 9)										4	1	2	1	0	1	2				
Jerry Martin, R OBP: 0.323, SLG: 0.500 (1, 8)										4	1	0	0	0	0	5				
Ken Henderson, S OBP: 0.380, SLG: 0.452 (1, 7)										3	1	1	1	1	1	1				
Barry Foote, R OBP: 0.321, SLG: 0.496 (1, 2)										3	0	1	1	1	0	0				
Mike Tyson, R OBP: 0.275, SLG: 0.317 Larry Blittner, L OBP: 0.346, SLG: 0.375 Mick Kelleher, R OBP: 0.225, SLG: 0.162 (6, PH) (6, 4)										2	0	0	0	0	0	1				
Lynn McGlothen, L OBP: 0.412, SLG: 0.563 Dick Tidrow, R (6, 1) Bruce Sutter, R (7, 1)										3	0	1	0	0	1	2				
<b>Inning Stats</b>	R: 0 E: 0 K: 0 S: 4	H: 1 LOB: 2 BB: 1 P: 8	R: 1 E: 0 K: 1 S: 6	H: 1 LOB: 0 BB: 0 P: 6	R: 0 E: 0 K: 0 S: 3	H: 1 LOB: 1 BB: 0 P: 3	R: 1 E: 1 K: 1 S: 7	H: 1 LOB: 0 BB: 0 P: 7	R: 0 E: 0 K: 2 S: 8	H: 1 LOB: 1 BB: 0 P: 8	R: 1 E: 0 K: 0 S: 4	H: 3 LOB: 2 BB: 0 P: 12	R: 1 E: 0 K: 1 S: 5	H: 0 LOB: 0 BB: 0 P: 5	R: 0 E: 0 K: 0 S: 3	H: 0 LOB: 0 BB: 0 P: 3	1B: 7 2B: 3 3B: 0 HR: 1	SF: 1 SAC: 0 DP: 2 HBP: 0	WP: 0 PB: 0 SB: 2 CS: 0	PA: 38
<b>PITCHER</b>	IP WLS BF H R ER SO BB IBB HBP BLK WP HR S P ERA WHIP																			
Tommy Boggs, R ERA: 3.59 (1, 1)	6.1 L 30 8 4 3 4 3 0 0 0 0 0 1 35 47 4.26 1.737																			
Rick Camp, R ERA: 2.25 (7, 1)	0.2 2 1 0 0 0 0 0 0 0 0 0 0 2 2 0.00 1.500																			
Al Hrabosky, L ERA: 3.51 (8, 1)	2.0 6 0 0 0 1 0 0 0 0 0 0 0 8 8 0.00 0.000																			

Chicago Cubs @ Atlanta Braves  
Atlanta-Fulton County Stadium, Atlanta, GA  
Fri Jun 20 1980, 7:05 PM EDT  
Att: 10,273 - Unknown

AB	34
R	4
H	9
RBI	4
BB	3
SO	5
LOB	15



Batter	1	2	3	4	5	6	7	8	9	AB	R	H	RBI	BB	SO	LOB	BOTTOM			
Glenn Hubbard, R OBP: 0.341, SLG: 0.538 (1, 4)										3	0	1	0	2	0	0				
Dale Murphy, R OBP: 0.342, SLG: 0.456 (1, 8)										5	0	1	0	0	2	3				
Chris Chambliss, L OBP: 0.341, SLG: 0.471 (1, 3)										5	0	1	0	0	1	5				
Gary Matthews, R OBP: 0.312, SLG: 0.417 Charlie Spikes, R OBP: 0.500, SLG: 0.563 (9, 9)										4	0	1	0	0	1	1				
Jeff Burroughs, R OBP: 0.341, SLG: 0.357 (1, 7)										3	0	0	0	1	0	0				
Bob Horner, R OBP: 0.202, SLG: 0.340 (1, 5)										4	1	1	0	0	0	3				
Bill Nahorodny, R OBP: 0.315, SLG: 0.558 (1, 2)										4	1	2	1	0	2	1				
Luis Gomez, R OBP: 0.275, SLG: 0.214 Biff Pocorebs, S OBP: 0.365, SLG: 0.353 Larvell Blanks, R OBP: 0.247, SLG: 0.260 (6, 6)										1	0	1	0	0	0	0				
Tommy Boggs, R OBP: 0.091, SLG: 0.095 Rick Camp, R (7, 1) Mike Lum, L OBP: 0.219, SLG: 0.179 Al Hrabosky, R (8, 1) Brian Asselstine, L OBP: 0.294, SLG: 0.367 (9, PH)										2	0	0	0	0	0	2				
<b>Inning Stats</b>	R: 0 E: 0 K: 1 S: 6	H: 0 LOB: 0 BB: 0 P: 6	R: 0 E: 0 K: 1 S: 5	H: 0 LOB: 0 BB: 0 P: 5	R: 0 E: 0 K: 1 S: 5	H: 0 LOB: 0 BB: 0 P: 5	R: 1 E: 0 K: 0 S: 5	H: 2 LOB: 1 BB: 0 P: 5	R: 0 E: 0 K: 1 S: 7	H: 2 LOB: 3 BB: 1 P: 11	R: 1 E: 0 K: 0 S: 5	H: 2 LOB: 2 BB: 1 P: 9	R: 0 E: 1 K: 2 S: 8	H: 0 LOB: 1 BB: 0 P: 8	R: 0 E: 0 K: 0 S: 4	H: 1 LOB: 2 BB: 1 P: 8	1B: 5 2B: 3 3B: 0 HR: 1	SF: 0 SAC: 0 DP: 1 HBP: 0	WP: 0 PB: 0 SB: 0 CS: 0	PA: 39
<b>PITCHER</b>	IP WLS BF H R ER SO BB IBB HBP BLK WP HR S P ERA WHIP																			
Lynn McGlothen, R ERA: 6.46 (1, 1)	5.2 W 22 6 1 1 4 0 0 0 0 0 0 1 30 30 1.59 1.059																			
Dick Tidrow, R ERA: 2.1 (6, 1)	1.0 7 2 1 1 0 2 0 0 0 0 0 1 5 13 9.00 4.000																			
Bruce Sutter, R ERA: 3.03 (7, 1)	2.1 S 10 1 0 0 2 1 0 0 0 0 0 0 13 17 0.00 0.857																			

Chicago Cubs @ Atlanta Braves  
Atlanta-Fulton County Stadium, Atlanta, GA  
Fri Jun 20 1980, 7:05 PM EDT  
Att: 10,273 - Unknown

AB	36
R	2
H	9
RBI	2
BB	3
SO	6
LOB	16





Batter	1	2	3	4	5	6	7	8	9	AB	R	H	RBI	BB	SO	LOB	TOP			
Ivan De Jesus, R (1, 6) Mick Kelleher, R (5, 6) OBP: 0.324, SLG: 0.370 OBP: 0.220, SLG: 0.158	F9		F9		P4			K		3	0	0	0	0	0	2	Chicago Cubs @ Atlanta Braves Atlanta-Fulton County Stadium, Atlanta, GA Sat Jun 21 1980, 7:05 PM EDT Att: 14,516 - Unknown <a href="http://livebaseballscores.com">livebaseballscores.com</a>			
Lenny Randle, S (1, 5) OBP: 0.353, SLG: 0.377	2-3 1B		4-3		P6			K		4	0	1	0	0	1	2				
Bill Buckner, L (1, 3) Scot Thompson, L (6, 3) OBP: 0.329, SLG: 0.397 OBP: 0.306, SLG: 0.313	2-3 1-3			E 1B				F9		3	0	1	0	0	0	1				
Mike Vail, R (1, 9) OBP: 0.392, SLG: 0.479	4-3			E8 1-2				6-3		4	0	0	0	0	2					
Jerry Martin, R (1, 8) OBP: 0.317, SLG: 0.490			F7		F3			K		4	0	0	0	0	1	2				
Ken Henderson, S (1, 7) OBP: 0.358, SLG: 0.422			K		K					3	0	0	0	0	3	2				
Barry Foote, R (1, 2) OBP: 0.313, SLG: 0.484			4-3		F8			5-3		3	0	0	0	0	2					
Mike Tyson, R (1, 4) OBP: 0.277, SLG: 0.318					F8			F8		3	0	1	0	0	0	0				
Willie Hernandez, L (1, 1) Jesus Figueroa, L (3, PH) George Riley, L (3, 1) Steve Ontiveros, S (8, PH) Doug Capilla, L (8, 1) OBP: 0.333, SLG: 0.444 OBP: 0.421, SLG: 0.394					F7			6-3		0	0	0	0	0	0	0				
<b>Inning Stats</b>	R: 0 E: 0 K: 1 S: 4	H: 1 LOB: 1 BB: 0 P: 4	R: 0 E: 0 K: 1 S: 5	H: 0 LOB: 0 BB: 0 P: 5	R: 0 E: 0 K: 0 S: 3	H: 0 LOB: 1 BB: 1 P: 7	R: 0 E: 1 K: 1 S: 7	H: 1 LOB: 2 BB: 0 P: 7	R: 0 E: 1 K: 0 S: 4	H: 0 LOB: 1 BB: 0 P: 4	R: 0 E: 0 K: 1 S: 5	H: 0 LOB: 0 BB: 0 P: 5	R: 0 E: 0 K: 1 S: 5	H: 0 LOB: 0 BB: 0 P: 7	R: 0 E: 0 K: 1 S: 5	H: 0 LOB: 0 BB: 0 P: 5		1B: 3 2B: 0 3B: 0 HR: 0	SF: 0 SAC: 0 DP: 0 HBP: 0	WP: 0 PB: 0 SB: 1 CS: 0
<b>PITCHER</b> Doyle Alexander, R (1, 1) ERA: 3.65	IP: 9.0 WLS: W BF: 32 H: 3 R: 0 ER: 0 SO: 7 BB: 1 IBB: 0 HBP: 0 BLK: 0 WP: 0 HR: 0 S: 45 P: 49 ERA: 0.00 WHIP: 0.444																			

Batter	1	2	3	4	5	6	7	8	9	AB	R	H	RBI	BB	SO	LOB	BOTTOM			
Glenn Hubbard, R (1, 4) OBP: 0.348, SLG: 0.531	HR BLK BB	1B HR 1B		F7			6-3			3	2	1	0	1	0	1	Chicago Cubs @ Atlanta Braves Atlanta-Fulton County Stadium, Atlanta, GA Sat Jun 21 1980, 7:05 PM EDT Att: 14,516 - Unknown <a href="http://livebaseballscores.com">livebaseballscores.com</a>			
Dale Murphy, R (1, 8) OBP: 0.345, SLG: 0.480	HR 1-H	HR 1B		2B 1-H			F8			4	2	3	4	0	0	0				
Chris Chambliss, L (1, 3) Mike Lum, L (8, 3) OBP: 0.343, SLG: 0.484 OBP: 0.219, SLG: 0.179	F9	HR 1-H 3-H					F9			4	1	2	3	0	0	0				
Gary Matthews, R (1, 9) Charlie Spikes, R (9, 9) OBP: 0.306, SLG: 0.408 OBP: 0.500, SLG: 0.563	K	1-6-3					F8			4	0	0	0	0	1	1				
Jeff Burroughs, R (1, 7) OBP: 0.338, SLG: 0.347	5-3			F8			6-3			3	0	0	0	1	0	0				
Bob Horner, R (1, 5) OBP: 0.204, SLG: 0.367		HR		F9			G6-4-3 BB			4	1	1	1	0	1	2				
Bill Nahorodny, R (1, 2) OBP: 0.316, SLG: 0.537		B5-6-4 1B HBP		F7			F7			2	0	0	0	0	0	0				
Luis Gomez, R (1, 6) Larvell Blanks, R (5, 6) OBP: 0.284, SLG: 0.224 OBP: 0.246, SLG: 0.258		1B B5-6-4 1B 1B					6-3			2	2	2	0	0	0	0				
Doyle Alexander, R (1, 1) OBP: 0.139, SLG: 0.167	B5-6-4 1-2 2-3			K			6-3			3	0	0	0	0	1	3				
<b>Inning Stats</b>	R: 2 E: 0 K: 1 S: 6	H: 1 LOB: 1 BB: 1 P: 10	R: 5 E: 0 K: 0 S: 7	H: 5 LOB: 0 BB: 0 P: 8	R: 0 E: 0 K: 0 S: 3	H: 0 LOB: 0 BB: 0 P: 3	R: 1 E: 0 K: 1 S: 6	H: 2 LOB: 1 BB: 0 P: 6	R: 0 E: 0 K: 0 S: 3	H: 0 LOB: 0 BB: 1 P: 7	R: 0 E: 0 K: 0 S: 3	H: 0 LOB: 0 BB: 0 P: 3	R: 0 E: 0 K: 1 S: 5	H: 0 LOB: 0 BB: 0 P: 5	R: 0 E: 0 K: 1 S: 5	H: 0 LOB: 0 BB: 0 P: 5		1B: 5 2B: 1 3B: 0 HR: 3	SF: 0 SAC: 0 DP: 2 HBP: 1	WP: 0 PB: 0 SB: 0 CS: 0
<b>PITCHER</b> Willie Hernandez, L (1, 1) George Riley, L (3, 1) Doug Capilla, L (8, 1) ERA: 5.4 ERA: 1.8 ERA: 1.58	IP: 2.0 WLS: L BF: 13 H: 6 R: 7 ER: 7 SO: 1 BB: 1 IBB: 0 HBP: 0 BLK: 0 WP: 0 HR: 3 S: 13 P: 18 ERA: 31.50 WHIP: 3.500																			





Batter	1	2	3	4	5	6	7	8	9	AB	R	H	RBI	BB	SO	LOB	TOP					
Ivan De Jesus, R OBP: 0.326, SLG: 0.374	F8		F8						P4	5	0	2	1	0	0	0	<b>Chicago Cubs @ Atlanta Braves</b> Atlanta-Fulton County Stadium, Atlanta, GA Sun Jun 22 1980, 7:05 PM EDT Att: 15,070 - Unknown  <a href="http://livebaseballscorecards.com">livebaseballscorecards.com</a>					
Lenny Randle, S OBP: 0.351, SLG: 0.374	4-3			1-3	F7					4	0	1	0	0	0	1						
Bill Buckner, L OBP: 0.341, SLG: 0.421										3	1	3	1	1	0	0						
Mike Vail, R OBP: 0.389, SLG: 0.472	F8									4	0	1	0	0	0	3						
Jerry Martin, R OBP: 0.320, SLG: 0.505										4	1	2	1	0	2	0						
Ken Henderson, S OBP: 0.333, SLG: 0.388	G1									4	0	0	0	0	0	3						
Barry Foote, R OBP: 0.319, SLG: 0.488										3	1	1	0	1	0	0						
Mike Tyson, R OBP: 0.268, SLG: 0.307										3	0	0	0	0	2	2						
Larry Blittner, L OBP: 0.344, SLG: 0.372										1	0	0	0	0	0	0						
Mick Kelleher, R OBP: 0.220, SLG: 0.158										0	0	0	0	0	0	0						
Dennis Lamp, R OBP: 0.194, SLG: 0.121										3	0	0	0	0	0	1						
Doug Capilla, L (8, 1)										0	0	0	0	0	0	0						
Dick Tidrow, R (8, 1)										1	0	0	0	0	1	0						
<b>Inning Stats</b>	R: 0 E: 0 K: 0 S: 4	H: 1 LOB: 1 BB: 0 P: 4	R: 0 E: 0 K: 1 S: 5	H: 0 LOB: 0 BB: 0 P: 5	R: 0 E: 0 K: 1 S: 5	H: 0 LOB: 0 BB: 0 P: 5	R: 0 E: 0 K: 0 S: 5	H: 3 LOB: 2 BB: 0 P: 5	R: 1 E: 0 K: 0 S: 7	H: 2 LOB: 1 BB: 1 P: 7	R: 2 E: 0 K: 0 S: 5	H: 2 LOB: 1 BB: 1 P: 9	R: 0 E: 0 K: 0 S: 4	H: 2 LOB: 2 BB: 1 P: 8	R: 0 E: 0 K: 1 S: 5	H: 0 LOB: 0 BB: 0 P: 5	R: 0 E: 0 K: 1 S: 5	H: 0 LOB: 0 BB: 0 P: 5	1B: 6 2B: 3 3B: 0 HR: 2	SF: 0 SAC: 0 DP: 1 HBP: 0	WP: 0 PB: 0 SB: 0 CS: 1	PA: 37
<b>PITCHER</b>	IP WLS BF H R ER SO BB IBB HBP BLK WP HR S P ERA WHIP																					
Phil Niekro, R ERA: 4.19	(1, 1)	7.0 L 31 10 3 3 3 2 0 0 0 0 0 2 35 43 3.86 1.714																				
Rick Camp, R ERA: 2.13	(8, 1)	2.0 6 0 0 0 2 0 0 0 0 0 0 0 10 10 0.00 0.000																				

Batter	1	2	3	4	5	6	7	8	9	AB	R	H	RBI	BB	SO	LOB	BOTTOM					
Glenn Hubbard, R OBP: 0.355, SLG: 0.529	F9		1-3							4	0	2	0	0	0	0	<b>Chicago Cubs @ Atlanta Braves</b> Atlanta-Fulton County Stadium, Atlanta, GA Sun Jun 22 1980, 7:05 PM EDT Att: 15,070 - Unknown  <a href="http://livebaseballscorecards.com">livebaseballscorecards.com</a>					
Dale Murphy, R OBP: 0.345, SLG: 0.478	1-3									3	0	1	0	0	0	1						
Chris Chambliss, L OBP: 0.346, SLG: 0.492										4	1	2	0	0	1	1						
Gary Matthews, R OBP: 0.310, SLG: 0.404										2	0	0	0	2	0	1						
Bob Horner, R OBP: 0.196, SLG: 0.353										4	0	0	0	0	0	5						
Jeff Burroughs, R OBP: 0.336, SLG: 0.369										4	1	1	2	0	1	0						
Larvell Blanks, R OBP: 0.241, SLG: 0.253										4	0	0	0	0	0	0						
Bruce Benedict, R OBP: 0.294, SLG: 0.326										2	0	0	0	0	0	0						
Biff Pocoroba, S OBP: 0.375, SLG: 0.343										1	0	0	0	0	0	1						
Bill Nahorodny, R OBP: 0.310, SLG: 0.527										1	0	0	0	0	1	0						
Phil Niekro, R OBP: 0.075, SLG: 0.100										2	0	0	0	0	2	0						
Mike Lum, L OBP: 0.242, SLG: 0.207										1	0	1	0	0	0	0						
Rick Camp, R (8, 1)										0	0	0	0	0	0	0						
<b>Inning Stats</b>	R: 0 E: 0 K: 0 S: 4	H: 1 LOB: 2 BB: 1 P: 8	R: 0 E: 0 K: 0 S: 3	H: 0 LOB: 0 BB: 0 P: 3	R: 0 E: 0 K: 1 S: 5	H: 1 LOB: 0 BB: 0 P: 5	R: 2 E: 0 K: 0 S: 5	H: 2 LOB: 0 BB: 0 P: 5	R: 0 E: 0 K: 1 S: 6	H: 1 LOB: 2 BB: 0 P: 6	R: 0 E: 0 K: 1 S: 3	H: 0 LOB: 0 BB: 0 P: 3	R: 0 E: 1 K: 1 S: 6	H: 1 LOB: 2 BB: 0 P: 6	R: 0 E: 0 K: 1 S: 6	H: 1 LOB: 2 BB: 1 P: 10	R: 0 E: 0 K: 1 S: 5	H: 0 LOB: 0 BB: 0 P: 5	1B: 4 2B: 2 3B: 0 HR: 1	SF: 0 SAC: 1 DP: 0 HBP: 0	WP: 1 PB: 0 SB: 0 CS: 1	PA: 36
<b>PITCHER</b>	IP WLS BF H R ER SO BB IBB HBP BLK WP HR S P ERA WHIP																					
Dennis Lamp, R ERA: 4.52	(1, 1)	7.1 W 29 7 2 2 3 1 0 0 0 0 0 1 34 38 2.46 1.091																				
Doug Capilla, L ERA: 1.56	(8, 1)	0.1 1 0 0 0 1 0 0 0 0 0 0 0 3 3 0.00 0.000																				
Dick Tidrow, R ERA: 2.05	(8, 1)	1.1 S 5 0 0 0 1 1 0 0 0 0 0 0 6 10 0.00 0.750																				



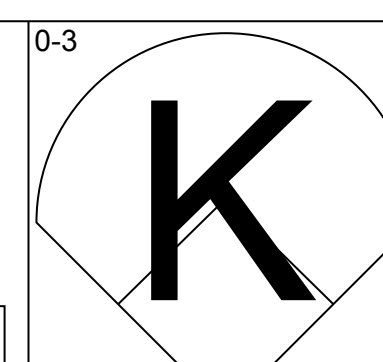
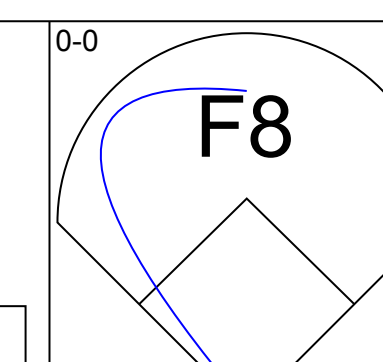
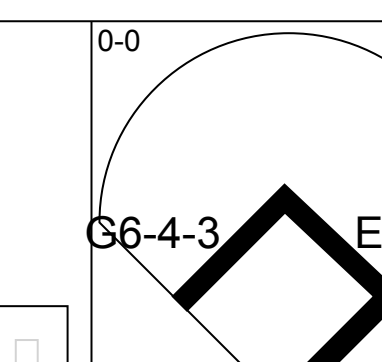
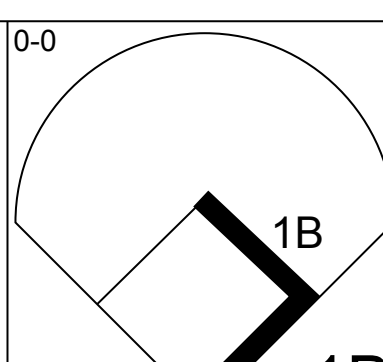
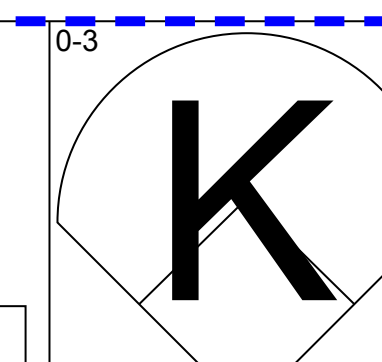
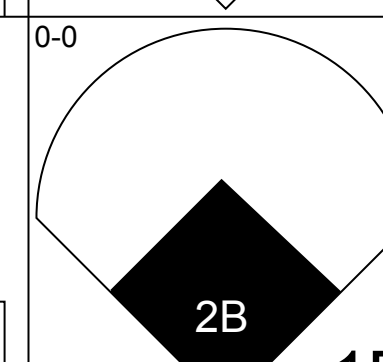
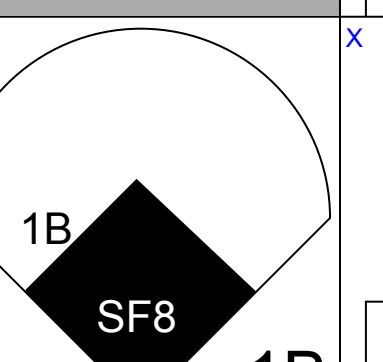
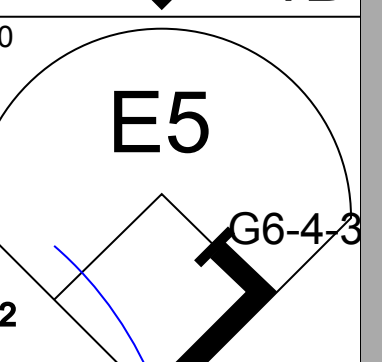
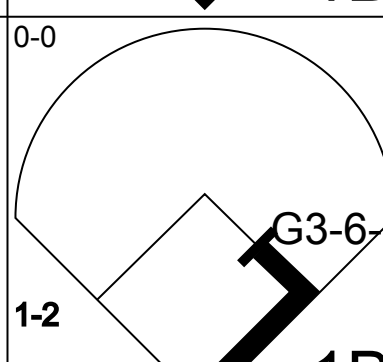
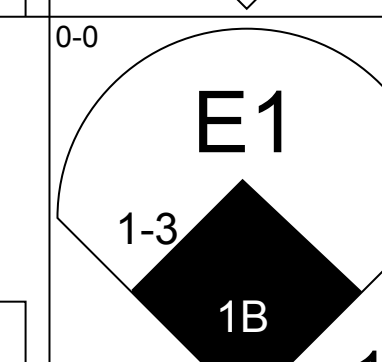
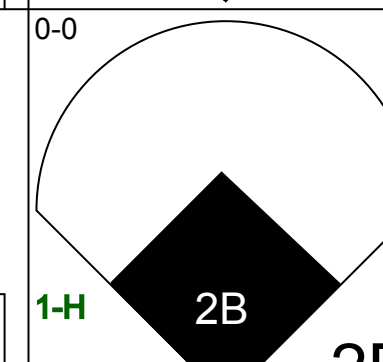
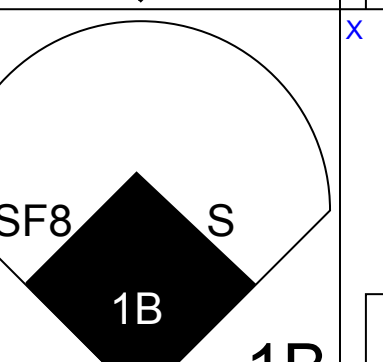
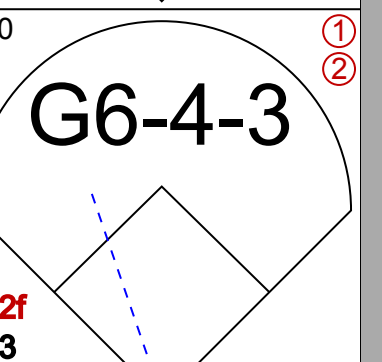
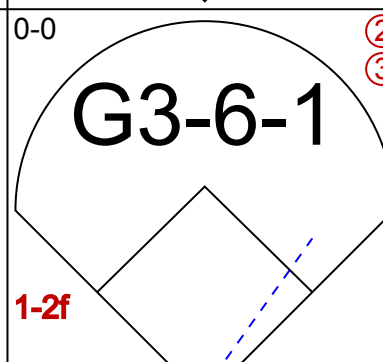
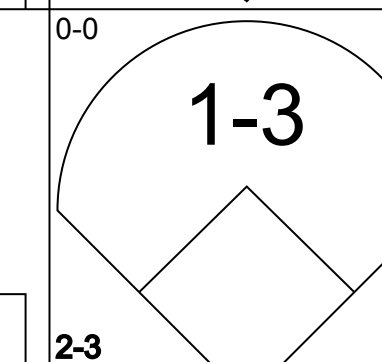
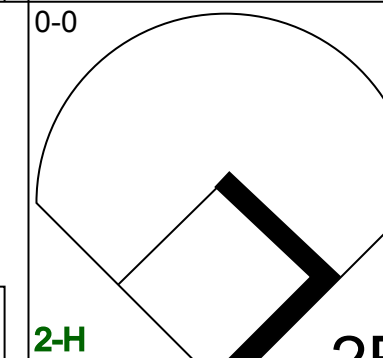
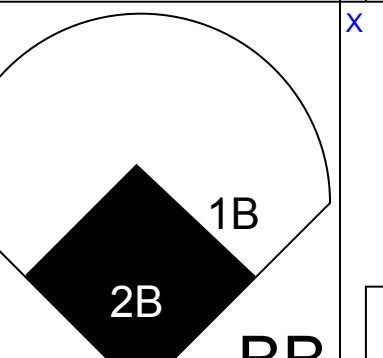
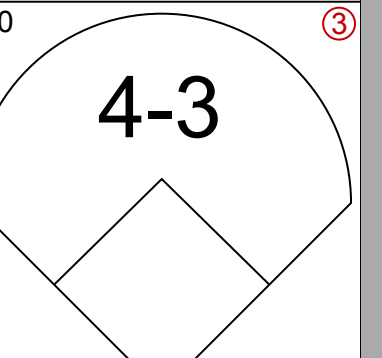
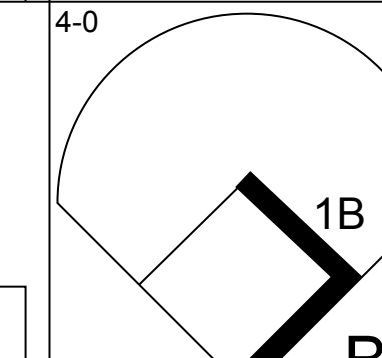
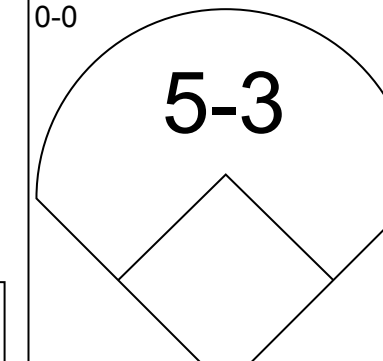
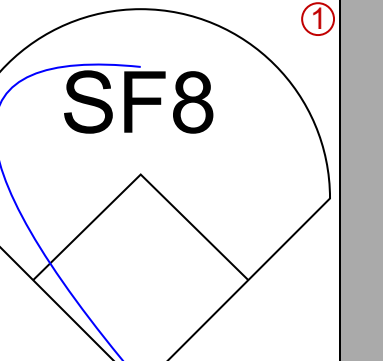
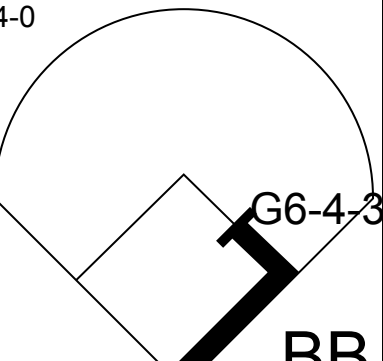
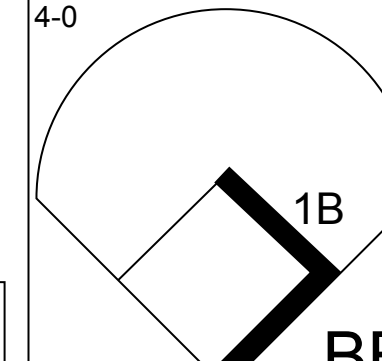

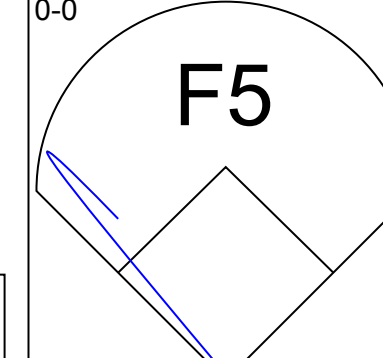
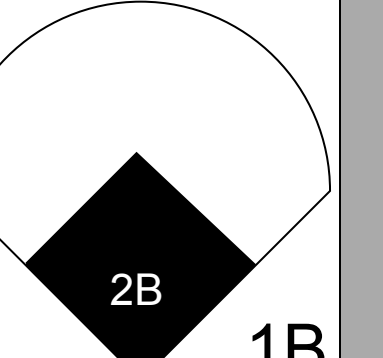
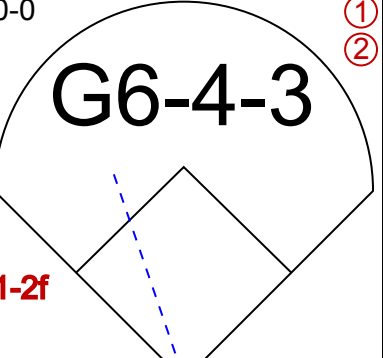
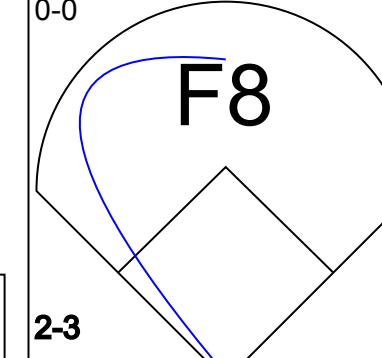

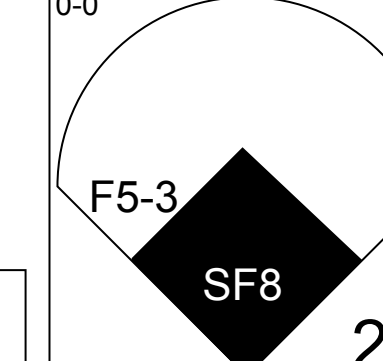
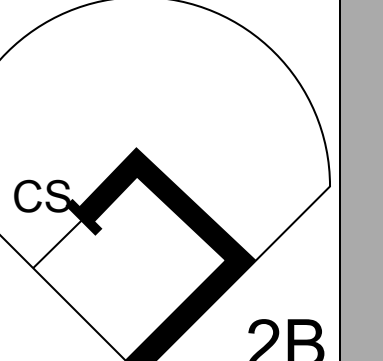
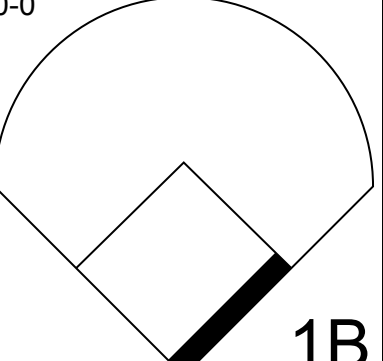
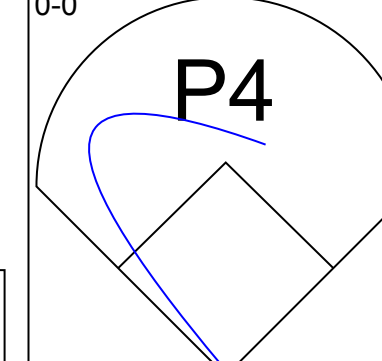
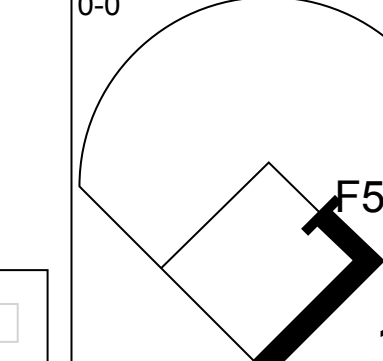
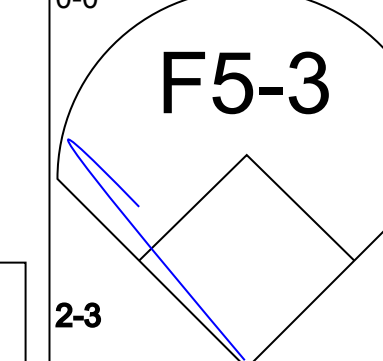
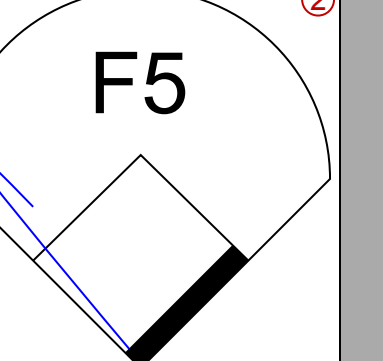
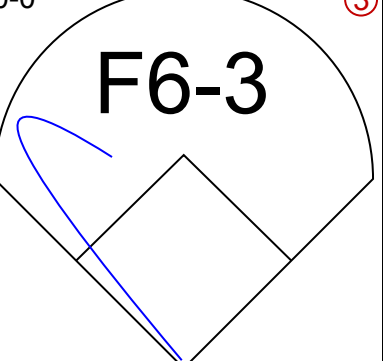
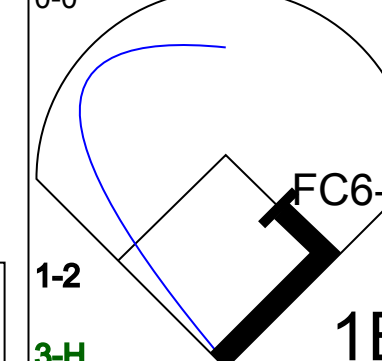
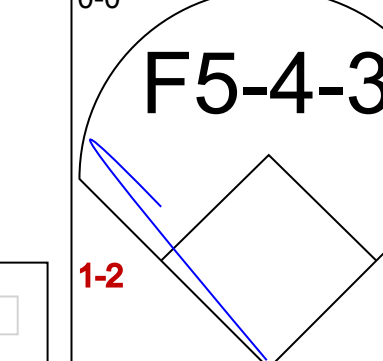
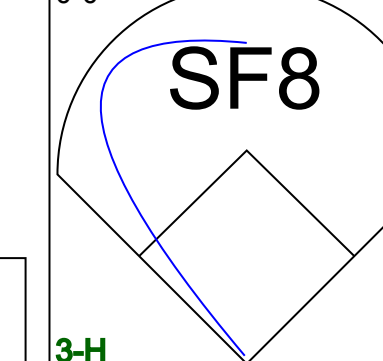
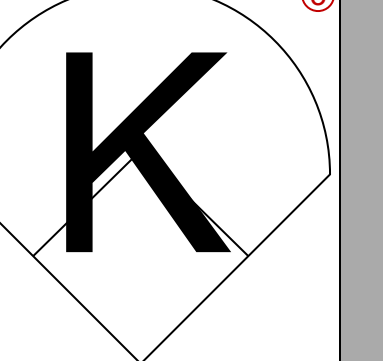
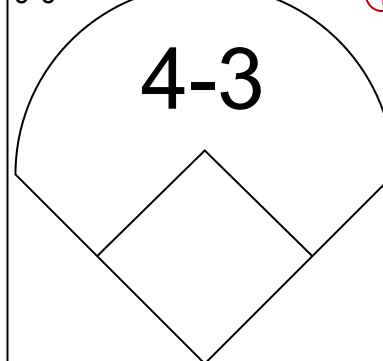

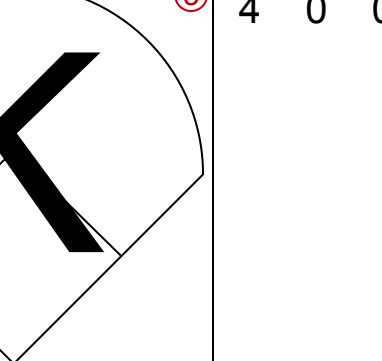
Batter	1	2	3	4	5	6	7	8	9	AB	R	H	RBI	BB	SO	LOB	TOP					
Lee Mazzilli, S OBP: 0.359, SLG: 0.326										3	0	1	1	1	0	1	<b>New York Mets @ Chicago Cubs</b> Wrigley Field, Chicago, IL Tue Jun 24 1980, 3:33 AM CDT Att: 15,961 - Unknown					
Frank Taveras, R OBP: 0.319, SLG: 0.320										3	1	1	0	0	0	1						
Claudell Washington, L OBP: 0.320, SLG: 0.474										4	1	1	3	0	1	2						
John Stearns, R OBP: 0.353, SLG: 0.392										4	0	1	0	0	0	1						
Mike Jorgensen, L OBP: 0.359, SLG: 0.443										4	1	1	1	0	0	1						
Steve Henderson, R OBP: 0.377, SLG: 0.413										4	0	0	0	0	2	1						
Joel Youngblood, R OBP: 0.309, SLG: 0.366										0	0	0	0	0	0	0						
Elliott Maddox, R OBP: 0.396, SLG: 0.355										3	2	2	1	0	0	0						
Doug Flynn, R OBP: 0.271, SLG: 0.253										4	1	1	0	0	0	1						
Ray Burris, R OBP: 0.083, SLG: 0.083										1	0	0	0	0	0	0						
Ron Hodges, L OBP: 0.350, SLG: 0.281										1	0	0	0	0	0	2						
Mark Bomback, R OBP: 0.333, SLG: 0.286										0	0	0	0	0	0	0						
Jerry Morales, R OBP: 0.277, SLG: 0.290										1	0	0	0	0	0	0						
Jeff Reardon, R ERA: 2.0										1	0	0	0	0	1	0						
<b>Inning Stats</b>	R: 0 E: 0 K: 0 S: 4	H: 2 LOB: 1 BB: 0 P: 4	R: 2 E: 0 K: 0 S: 5	H: 2 LOB: 0 BB: 0 P: 5	R: 0 E: 0 K: 0 S: 3	H: 0 LOB: 0 BB: 0 P: 3	R: 0 E: 0 K: 1 S: 5	H: 0 LOB: 0 BB: 0 P: 5	R: 4 E: 0 K: 0 S: 6	H: 3 LOB: 0 BB: 0 P: 7	R: 0 E: 0 K: 0 S: 3	H: 0 LOB: 1 BB: 0 P: 4	R: 0 E: 0 K: 2 S: 2	H: 0 LOB: 0 BB: 1 P: 6	R: 0 E: 0 K: 2 S: 8	H: 1 LOB: 1 BB: 0 P: 8	R: 0 E: 0 K: 1 S: 5	H: 0 LOB: 0 BB: 0 P: 5	1B: 4 2B: 1 3B: 0 HR: 3	SF: 0 SAC: 0 DP: 1 HBP: 2	WP: 0 PB: 0 SB: 0 CS: 1	PA: 36
<b>PITCHER</b>	IP WLS BF H R ER SO BB IBB HBP BLK WP HR S P ERA WHIP	6.0 L 26 7 6 6 1 0 0 0 2 0 0 3 26 28 9.00 1.167	2.0 7 1 0 0 2 1 0 0 0 0 0 10 14 0.00 1.000	1.0 3 0 0 0 1 0 0 0 0 0 0 5 5 0.00 0.000											IP WLS BF H R ER SO BB IBB HBP BLK WP HR S P ERA WHIP							

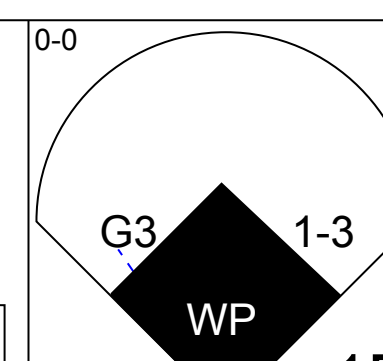
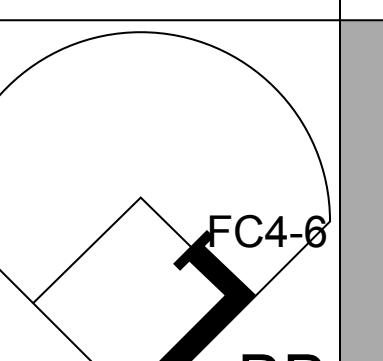
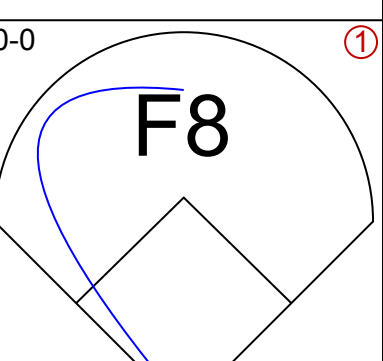
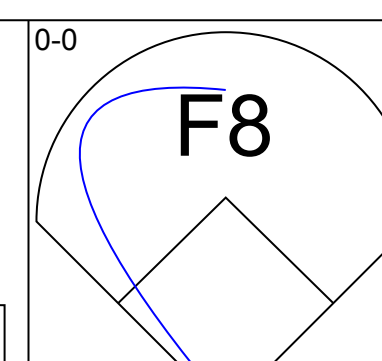
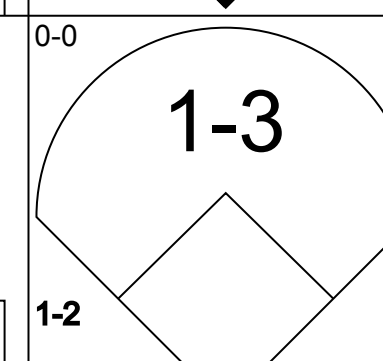
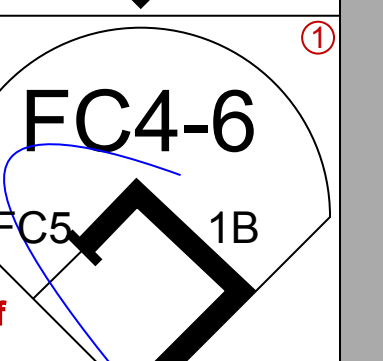
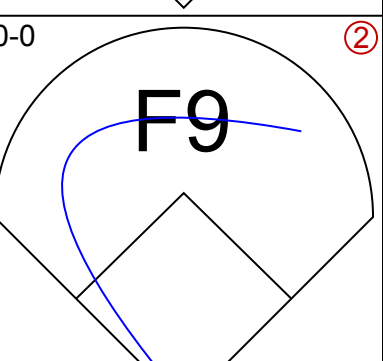
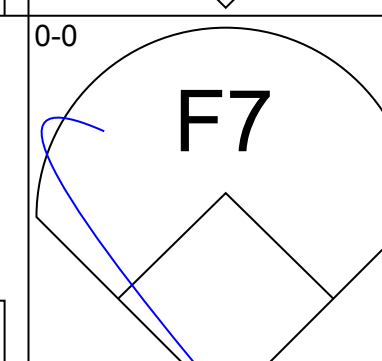
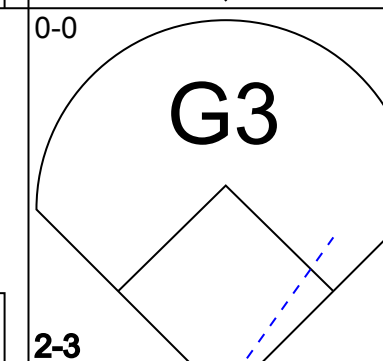
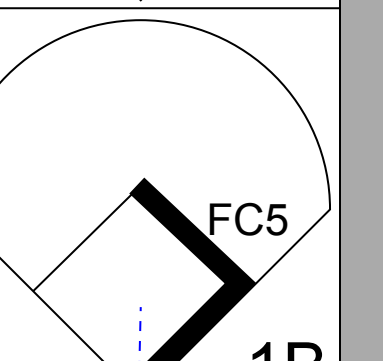
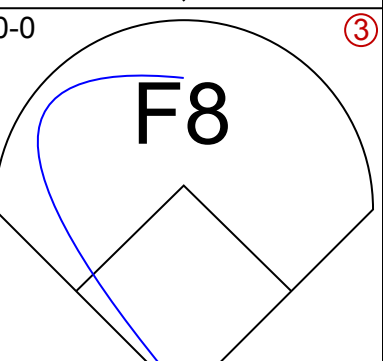
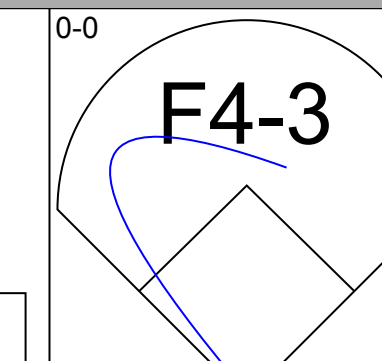
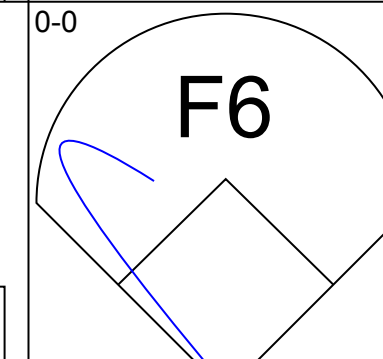
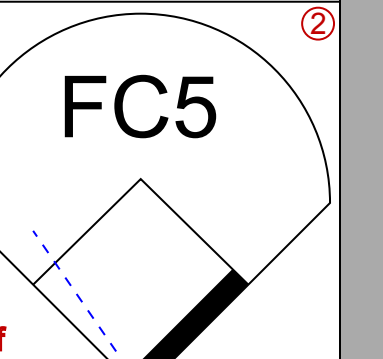
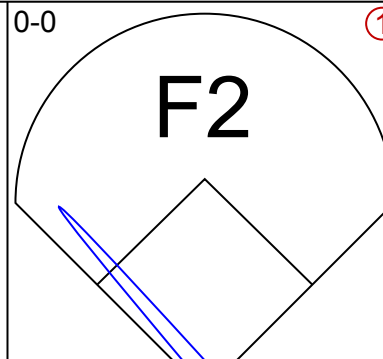
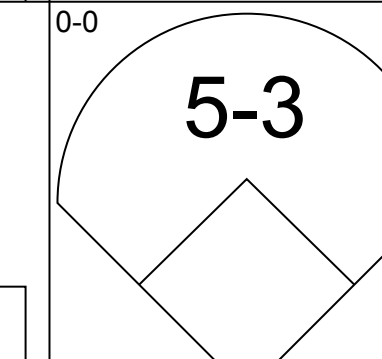
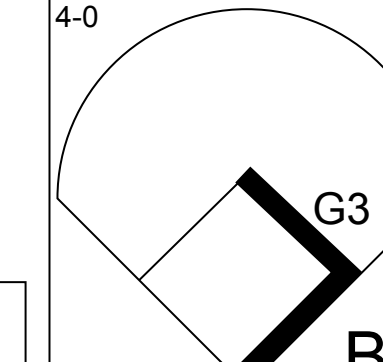
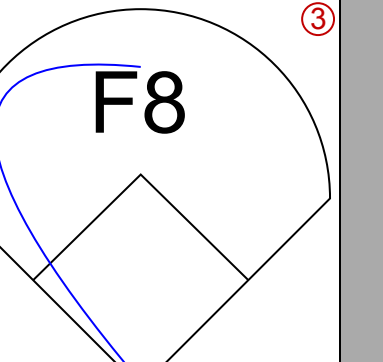
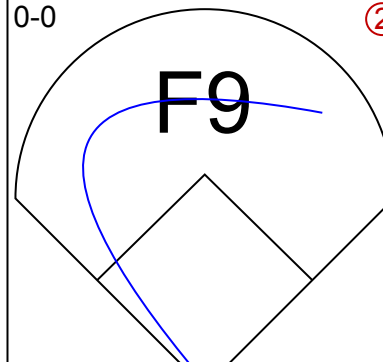
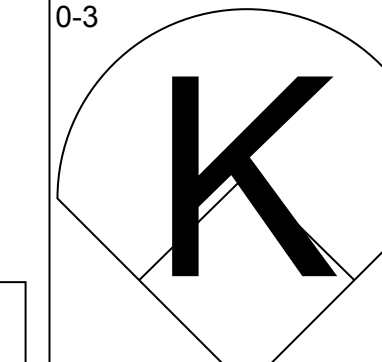
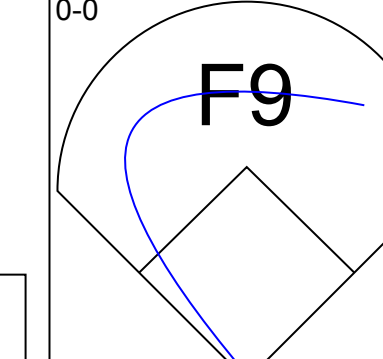
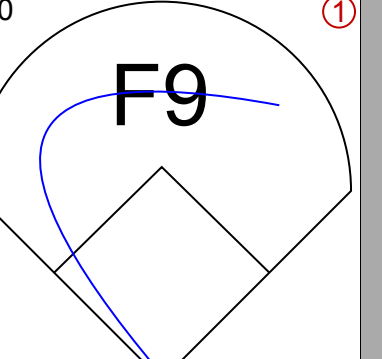
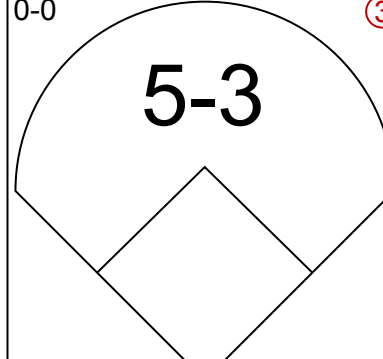
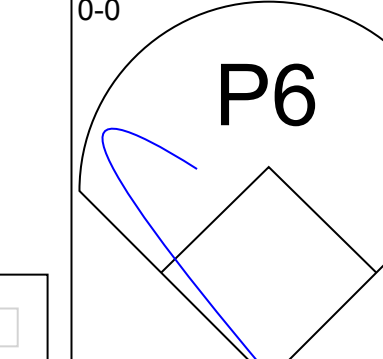
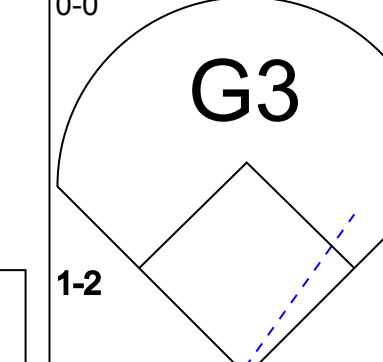
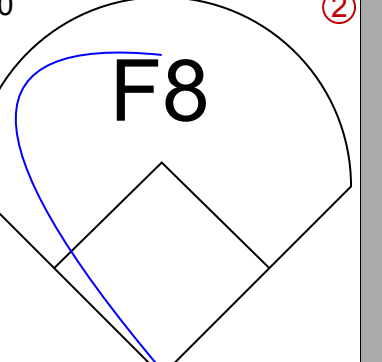
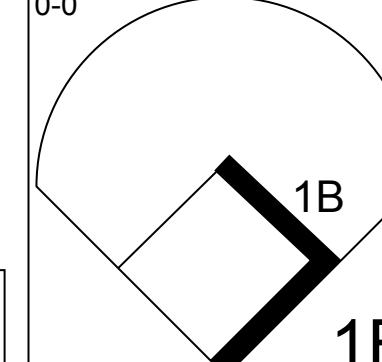
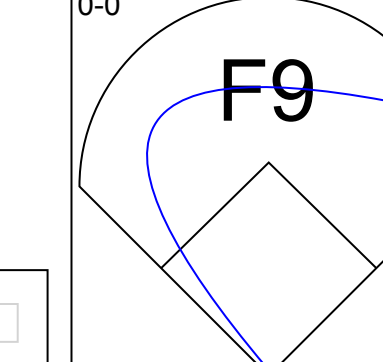
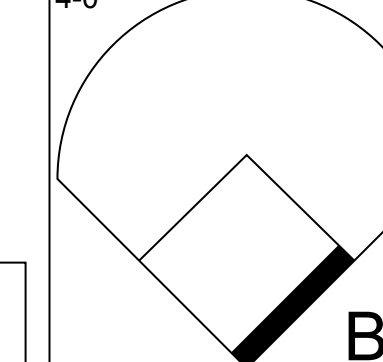
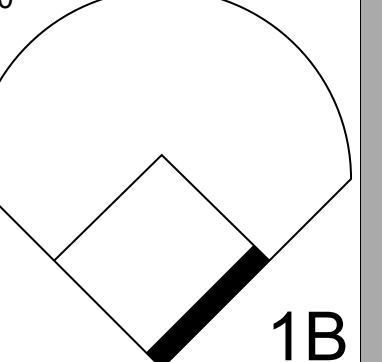
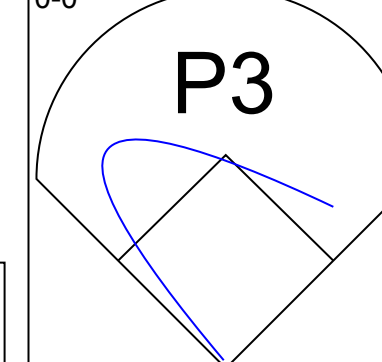
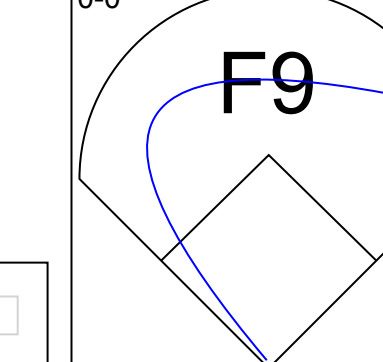
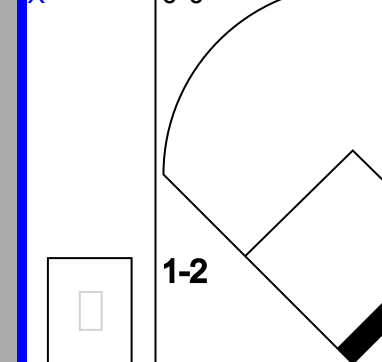
Batter	1	2	3	4	5	6	7	8	9	AB	R	H	RBI	BB	SO	LOB	BOTTOM					
Ivan De Jesus, R OBP: 0.328, SLG: 0.381										4	2	2	0	0	2	4	<b>New York Mets @ Chicago Cubs</b> Wrigley Field, Chicago, IL Tue Jun 24 1980, 3:33 AM CDT Att: 15,961 - Unknown					
Larry Bittner, L OBP: 0.341, SLG: 0.368										1	0	0	0	0	0	0						
Lenny Randle, S OBP: 0.351, SLG: 0.378										3	0	1	2	0	1	2						
Bill Buckner, L OBP: 0.342, SLG: 0.426										5	0	2	1	0	0	2						
Mick Kelleher, R OBP: 0.220, SLG: 0.158										0	0	0	0	0	0	0						
Mike Vail, R OBP: 0.383, SLG: 0.463										5	0	1	1	0	2	2						
Jerry Martin, R OBP: 0.323, SLG: 0.509										4	1	2	0	0	1	1						
Ken Henderson, S OBP: 0.311, SLG: 0.358										4	0	0	0	0	0	4						
Tim Blackwell, S OBP: 0.286, SLG: 0.300										3	1	1	0	1	1	1						
Mike Tyson, R OBP: 0.287, SLG: 0.326										4	1	3	1	0	1	0						
Rick Reuschel, R OBP: 0.176, SLG: 0.235										2	0	0	0	0	1	3						
Jesus Figueroa, L OBP: 0.410, SLG: 0.382										1	0	0	0	0	1	2						
Bill Caudill, R ERA: 4.01										0	0	0	0	0	0	0						
Cliff Johnson, R OBP: 0.319, SLG: 0.376										1	0	0	0	0	0	0						
Dick Tidrow, R ERA: 3.15										0	0	0	0	0	0	0						
<b>Inning Stats</b>	R: 1 E: 0 K: 0 S: 4	H: 1 LOB: 0 BB: 0 P: 4	R: 1 E: 0 K: 0 S: 5	H: 2 LOB: 1 BB: 0 P: 5	R: 1 E: 0 K: 0 S: 6	H: 3 LOB: 2 BB: 0 P: 6	R: 2 E: 0 K: 2 S: 10	H: 3 LOB: 1 BB: 0 P: 10	R: 0 E: 0 K: 1 S: 5	H: 0 LOB: 0 BB: 0 P: 5	R: 0 E: 0 K: 2 S: 8	H: 1 LOB: 2 BB: 1 P: 12	R: 0 E: 0 K: 1 S: 6	H: 1 LOB: 1 BB: 0 P: 6	R: 0 E: 0 K: 2 S: 7	H: 0 LOB: 0 BB: 0 P: 7	R: 0 E: 0 K: 2 S: 8	H: 1 LOB: 1 BB: 0 P: 8	1B: 8 2B: 4 3B: 0 HR: 0	SF: 0 SAC: 2 DP: 0 HBP: 0	WP: 0 PB: 0 SB: 1 CS: 0	PA: 40
<b>PITCHER</b>	IP WLS BF H R ER SO BB IBB HBP BLK WP HR S P ERA WHIP	4.0 W 8 1 0 0 3 1 0 0 0 0 0 13 17 0.00 1.000	2.0 W 8 1 0 0 3 1 0 0 0 0 0 13 17 0.00 1.000	3.0 S 11 2 0 0 5 0 0 0 0 0 0 21 21 0.00 0.667											IP WLS BF H R ER SO BB IBB HBP BLK WP HR S P ERA WHIP							

AB 33  
R 6  
H 8  
RBI 6  
BB 1  
SO 4  
LOB 10





Batter	1	2	3	4	5	6	7	8	9	AB	R	H	RBI	BB	SO	LOB	TOP					
Lee Mazzilli, S OBP: 0.360, SLG: 0.327 Jerry Morales, R OBP: 0.277, SLG: 0.290										5	0	2	0	0	2	0	<b>New York Mets @ Chicago Cubs</b> Wrigley Field, Chicago, IL Wed Jun 25 1980, 3:33 AM CDT Unknown					
Frank Taveras, R OBP: 0.327, SLG: 0.330										5	3	4	0	0	0	1						
Claudell Washington, L OBP: 0.323, SLG: 0.479										5	2	2	1	0	0	5						
Joel Youngblood, R OBP: 0.319, SLG: 0.380										3	2	2	1	2	0	1						
John Stearns, R OBP: 0.358, SLG: 0.393										2	0	1	2	2	0	1						
Jose Cardenal, R OBP: 0.288, SLG: 0.167										5	1	1	1	0	1	6						
Elliott Maddox, R OBP: 0.402, SLG: 0.374 Alex Trevino, R OBP: 0.392, SLG: 0.348										4	1	3	2	0	0	2						
Doug Flynn, R OBP: 0.270, SLG: 0.252										5	0	1	1	0	0	4						
Pat Zachry, R OBP: 0.125, SLG: 0.071										4	0	0	1	0	2	3						
<b>Inning Stats</b>	R: 2 E: 0 K: 1 S: 8	H: 3 LOB: 1 BB: 0 P: 8	R: 1 E: 0 K: 0 S: 4	H: 1 LOB: 0 BB: 0 P: 4	R: 4 E: 1 K: 1 S: 9	H: 4 LOB: 1 BB: 1 P: 13	R: 0 E: 1 K: 0 S: 4	H: 1 LOB: 1 BB: 0 P: 4	R: 0 E: 0 K: 0 S: 3	H: 1 LOB: 1 BB: 1 P: 7	R: 0 E: 0 K: 0 S: 4	H: 2 LOB: 1 BB: 0 P: 4	R: 1 E: 0 K: 0 S: 5	H: 2 LOB: 2 BB: 1 P: 9	R: 1 E: 1 K: 2 S: 9	H: 2 LOB: 2 BB: 1 P: 13		R: 0 E: 0 K: 1 S: 5	H: 1 LOB: 0 BB: 0 P: 5	1B: 12 2B: 5 3B: 0 HR: 0	SF: 2 SAC: 0 DP: 4 HBP: 0	WP: 0 PB: 0 SB: 1 CS: 1
<b>PITCHER</b>	IP WLS BF H R ER SO BB IBB HBP BLK WP HR S P ERA WHIP																					
Mike Krukow, R ERA: 3.93	(1, 1)	2.1 L 16 8 7 7 1 1 0 0 0 0 0 0 17 21 27.00 3.857																				
Willie Hernandez, L ERA: 5.08	(3, 1)	4.2 20 6 1 1 1 2 0 0 0 0 0 0 20 28 1.93 1.714																				
George Riley, L ERA: 2.57	(8, 1)	2.0 9 3 1 1 1 3 1 0 0 0 0 0 0 14 18 4.50 2.000																				

Batter	1	2	3	4	5	6	7	8	9	AB	R	H	RBI	BB	SO	LOB	BOTTOM				
Ivan De Jesus, R OBP: 0.332, SLG: 0.382 Mick Kelleher, R OBP: 0.214, SLG: 0.154										2	1	1	0	1	0	0	<b>New York Mets @ Chicago Cubs</b> Wrigley Field, Chicago, IL Wed Jun 25 1980, 3:33 AM CDT Unknown				
Lenny Randle, S OBP: 0.345, SLG: 0.372										4	0	0	0	0	0	4					
Bill Buckner, L OBP: 0.341, SLG: 0.422										4	0	1	0	0	0	1					
Jerry Martin, R OBP: 0.318, SLG: 0.500										4	0	0	0	0	0	2					
Larry Bittner, L OBP: 0.338, SLG: 0.359										3	0	0	0	1	1	2					
Scot Thompson, L OBP: 0.297, SLG: 0.302										4	0	0	0	0	0	1					
Tim Blackwell, S OBP: 0.284, SLG: 0.298										4	0	1	0	0	0	1					
Mike Tyson, R OBP: 0.295, SLG: 0.326										3	0	1	0	1	0	1					
Mike Krukow, R OBP: 0.212, SLG: 0.188 Willie Hernandez, L OBP: 0.300, SLG: 0.400 Jesus Figueroa, L OBP: 0.425, SLG: 0.400 George Riley, L ERA: 2.57	(1, 1)	(3, 1)	(7, PH)	(8, 1)						1	0	0	0	0	0	2					
<b>Inning Stats</b>	R: 1 E: 0 K: 0 S: 4	H: 1 LOB: 0 BB: 0 P: 4	R: 0 E: 0 K: 0 S: 3	H: 0 LOB: 2 BB: 2 P: 11	R: 0 E: 0 K: 0 S: 4	H: 1 LOB: 1 BB: 0 P: 8	R: 0 E: 0 K: 0 S: 4	H: 1 LOB: 1 BB: 0 P: 4	R: 0 E: 0 K: 0 S: 3	H: 0 LOB: 0 BB: 0 P: 3	R: 0 E: 0 K: 0 S: 5	H: 0 LOB: 0 BB: 0 P: 5	R: 0 E: 0 K: 1 S: 5	H: 0 LOB: 0 BB: 0 P: 5	R: 0 E: 0 K: 0 S: 3	H: 0 LOB: 0 BB: 0 P: 3		1B: 5 2B: 0 3B: 0 HR: 0	SF: 0 SAC: 0 DP: 0 HBP: 0	WP: 1 PB: 0 SB: 0 CS: 0	PA: 35
<b>PITCHER</b>	IP WLS BF H R ER SO BB IBB HBP BLK WP HR S P ERA WHIP																				
Pat Zachry, R ERA: 3.19	(1, 1)	9.0 W 35 5 1 1 1 3 0 0 0 1 0 34 46 1.00 0.889																			

AB 39  
R 9  
H 17  
RBI 9  
BB 4  
SO 5  
LOB 23



AB 32  
R 1  
H 5  
RBI 0  
BB 3  
SO 1  
LOB 17









Batter	1	2	3	4	5	6	7	8	9	AB	R	H	RBI	BB	SO	LOB	TOP	
Lee Mazzilli, S OBP: 0.362, SLG: 0.336 (1, 3)										5	2	2	0	0	1	2		
Frank Taveras, R OBP: 0.325, SLG: 0.335 (1, 6)										5	0	1	0	0	1	2		
Claudell Washington, L OBP: 0.317, SLG: 0.453 (1, 9)										3	1	0	0	2	2	1		
Joel Youngblood, R OBP: 0.328, SLG: 0.388 (1, 8)										3	0	2	2	1	0	0		
John Stearns, R OBP: 0.354, SLG: 0.384 (1, 2)										4	0	1	1	1	0	2		
Steve Henderson, R OBP: 0.366, SLG: 0.402 (1, 7)										5	0	1	0	0	2	4		
Elliott Maddox, R OBP: 0.398, SLG: 0.383 (1, 5)										3	1	1	1	1	1	1		
Doug Flynn, R OBP: 0.274, SLG: 0.262 (1, 4)										4	0	2	0	0	0	4		
Craig Swan, R OBP: 0.333, SLG: 0.231 (1, 1)										1	0	0	0	0	1	1		
Ron Hodges, L OBP: 0.354, SLG: 0.286 (6, PH)										1	0	0	0	0	0	1		
Ed Glynn, R (6, 1)										0	0	0	0	0	0	0		
Jerry Morales, R OBP: 0.275, SLG: 0.287 (8, PH)										1	0	0	0	0	0	0		
Neil Allen, R OBP: 0.091, SLG: 0.091 (8, 1)										0	0	0	0	0	0	0		
<b>Inning Stats</b>	R: 1 E: 1 K: 0 S: 4	H: 1 LOB: 2 BB: 2 P: 12	R: 0 E: 0 K: 0 S: 4	H: 1 LOB: 1 BB: 0 P: 4	R: 0 E: 0 K: 2 S: 9	H: 1 LOB: 1 BB: 0 P: 9	R: 0 E: 0 K: 1 S: 6	H: 1 LOB: 1 BB: 0 P: 6	R: 2 E: 0 K: 1 S: 8	H: 3 LOB: 3 BB: 2 P: 16	R: 0 E: 0 K: 1 S: 5	H: 0 LOB: 0 BB: 0 P: 5	R: 0 E: 0 K: 1 S: 5	H: 0 LOB: 0 BB: 0 P: 5	1B: 6 2B: 3 3B: 0 HR: 1	SF: 1 SAC: 1 DP: 0 HBP: 0	WP: 0 PA: 42 PB: 0 SB: 1 CS: 0	
<b>PITCHER</b>	IP WLS BF H R ER SO BB IBB HBP BLK WP HR S P ERA WHIP	5.0 1 24 6 2 2 3 3 0 0 0 0 1 27 39 3.60 1.800	1.1 L 8 3 2 2 2 1 0 0 0 0 0 0 11 15 13.50 3.000	2.2 10 1 0 0 3 0 1 0 0 0 0 0 15 19 0.00 0.375	<b>PITCHER</b>													

New York Mets @ Chicago Cubs  
Wrigley Field, Chicago, IL  
Thu Jun 26 1980, 3:33 AM CDT  
Att: 11,094 - Unknown

AB 35  
R 4  
H 10  
RBI 4  
BB 5  
SO 8  
LOB 18



Batter	1	2	3	4	5	6	7	8	9	AB	R	H	RBI	BB	SO	LOB	BOTTOM	
Ivan De Jesus, R OBP: 0.337, SLG: 0.387 (1, 6)										3	1	0	0	1	0	1		
Lenny Randle, S OBP: 0.346, SLG: 0.369 (1, 5)										3	0	0	0	1	0	2		
Bill Buckner, L OBP: 0.344, SLG: 0.438 (1, 3)										4	1	2	2	0	0	0		
Jerry Martin, R OBP: 0.316, SLG: 0.500 (1, 8)										4	0	0	0	0	1	2		
Larry Bittner, L OBP: 0.346, SLG: 0.375 (1, 7)										3	1	2	0	0	0	0		
Jesus Figueroa, L OBP: 0.425, SLG: 0.400 (6, PR)										0	0	0	0	0	0	0		
Mike Vail, R OBP: 0.377, SLG: 0.461 (8, PH)										1	0	0	0	0	1	0		
Scot Thompson, L OBP: 0.298, SLG: 0.311 (1, 9)										3	0	1	1	0	0	0		
Barry Foote, R OBP: 0.317, SLG: 0.474 (1, 2)										2	0	0	0	1	0	1		
Tim Blackwell, S OBP: 0.284, SLG: 0.298 (8, 2)										0	0	0	0	0	0	0		
Cliff Johnson, R OBP: 0.316, SLG: 0.372 (9, PH)										1	0	0	0	0	1	0		
Mike Tyson, R OBP: 0.296, SLG: 0.337 (1, 4)										3	0	1	0	0	0	2		
Bill Caudill, R (7, 1)										0	0	0	0	0	0	0		
Ken Henderson, S OBP: 0.348, SLG: 0.382 (9, PH)										1	0	0	0	0	1	0		
Dennis Lamp, R OBP: 0.189, SLG: 0.118 (1, 1)										1	0	0	0	0	1	0		
Dick Tidrow, R (6, 1)										0	0	0	0	0	0	0		
Steve Dillard, R OBP: 0.328, SLG: 0.368 (7, 4)										1	0	0	0	0	0	0		
<b>Inning Stats</b>	R: 3 E: 0 K: 0 S: 6	H: 3 LOB: 1 BB: 1 P: 10	R: 0 E: 0 K: 0 S: 4	H: 1 LOB: 0 BB: 0 P: 4	R: 0 E: 0 K: 0 S: 3	H: 0 LOB: 0 BB: 0 P: 3	R: 0 E: 0 K: 1 S: 6	H: 1 LOB: 2 BB: 1 P: 10	R: 0 E: 0 K: 0 S: 3	H: 0 LOB: 0 BB: 0 P: 7	R: 0 E: 0 K: 2 S: 7	H: 0 LOB: 0 BB: 0 P: 7	R: 0 E: 0 K: 2 S: 7	H: 0 LOB: 0 BB: 0 P: 7	1B: 2 2B: 3 3B: 0 HR: 1	SF: 0 SAC: 2 DP: 1 HBP: 0	WP: 0 PA: 35 PB: 0 SB: 1 CS: 0	
<b>PITCHER</b>	IP WLS BF H R ER SO BB IBB HBP BLK WP HR S P ERA WHIP	5.0 3 22 5 3 3 3 2 0 0 0 0 0 22 30 5.40 1.400	2.0 W 7 1 0 0 0 0 1 0 0 0 0 0 6 10 0.00 0.500	2.0 S 6 0 0 0 4 0 0 0 0 0 0 0 14 14 0.00 0.000	<b>PITCHER</b>													

New York Mets @ Chicago Cubs  
Wrigley Field, Chicago, IL  
Thu Jun 26 1980, 3:33 AM CDT  
Att: 11,094 - Unknown

AB 30  
R 3  
H 6  
RBI 3  
BB 3  
SO 5  
LOB 8









Batter	1	2	3	4	5	6	7	8	9	AB	R	H	RBI	BB	SO	LOB	TOP								
<b>Bobby Bonds, R</b> OBP: 0.303, SLG: 0.329 (1, 9)	B1-3		K	K				F9	E4	5	0	0	0	1	2	4									
<b>Gary Templeton, S</b> OBP: 0.347, SLG: 0.406 (1, 6)	G4-6-3 1B								F8	6	1	4	0	0	1	4									
<b>Keith Hernandez, L</b> OBP: 0.420, SLG: 0.509 <b>Roy Thomas, R</b> OBP: 0.250, SLG: 0.162 <b>Mike Phillips, L</b> OBP: 0.238, SLG: 0.300 <b>John Littlefield, R</b> (8, PH)	G4-6-3 1-2		4-3					G4-6-3 1-2		4	0	1	1	0	0	6									
<b>Ted Simmons, S</b> OBP: 0.398, SLG: 0.512 (1, 2)										4	2	2	0	1	0	1									
<b>George Hendrick, R</b> OBP: 0.359, SLG: 0.567 (1, 8)										5	2	3	2	0	2	2									
<b>Terry Kennedy, L</b> OBP: 0.375, SLG: 0.495 <b>Tony Scott, S</b> OBP: 0.310, SLG: 0.284 (9, PR)	FC4-6 1-2		FC3-6 1B							5	1	1	0	0	1	4									
<b>Ken Reitz, R</b> OBP: 0.339, SLG: 0.419 (1, 5)										4	0	2	1	0	0	2									
<b>Ken Oberkfell, L</b> OBP: 0.402, SLG: 0.376 (1, 4)										4	0	2	0	1	1	1									
<b>Bob Forsch, R</b> OBP: 0.341, SLG: 0.600 <b>George Frazier, R</b> (3, 1)										1	0	1	0	0	0	0									
<b>Dane Iorg, L</b> OBP: 0.376, SLG: 0.455 <b>Jim Kaat, L</b> (4, PH)										0	0	0	1	0	0	0									
<b>Leon Durham, L</b> OBP: 0.178, SLG: 0.238 (8, 3)										3	1	2	2	0	1	2									
<b>Inning Stats</b>	R: 0 E: 0 K: 0 S: 3	H: 1 LOB: 0 BB: 0 P: 3	R: 0 E: 0 K: 1 S: 5	H: 0 LOB: 1 BB: 1 P: 9	R: 0 E: 0 K: 2 S: 9	H: 2 LOB: 2 BB: 0 P: 9	R: 2 E: 0 K: 1 S: 9	H: 4 LOB: 2 BB: 0 P: 9	R: 1 E: 0 K: 1 S: 7	H: 2 LOB: 1 BB: 0 P: 7	R: 0 E: 0 K: 1 S: 7	H: 2 LOB: 3 BB: 1 P: 11	R: 1 E: 0 K: 2 S: 10	H: 3 LOB: 2 BB: 0 P: 10	R: 0 E: 0 K: 0 S: 3	H: 1 LOB: 0 BB: 0 P: 3	R: 4 E: 1 K: 0 S: 7	H: 4 LOB: 1 BB: 1 P: 11	1B: 14 2B: 4 3B: 0 HR: 1	SF: 0 SAC: 1 DP: 2 HBP: 0	WP: 0 PB: 0 SB: 0 CS: 0	PA: 47			
<b>PITCHER</b>	IP	WLS	BF	H	R	ER	SO	BB	IBB	HBP	BLK	WP	HR	S	P	ERA	WHIP								
<b>Rick Reuschel, R</b> ERA: 3.97 (1, 1)	5.1		28	11	3	3	5	2	0	0	0	0	0	36	44	5.06	2.438								
<b>Bill Caudill, R</b> ERA: 2.01 (6, 1)	2.0		10	4	1	1	3	0	0	0	1	0	1	16	16	4.50	2.000								
<b>Bruce Sutter, R</b> ERA: 3.27 (8, 1)	0.2	L	4	3	3	3	0	0	0	0	0	0	0	4	4	40.50	4.500								
<b>Dick Tidrow, R</b> ERA: 2.32 (9, 1)	1.0		5	1	1	0	0	0	1	0	0	0	0	4	8	0.00	1.000								

St. Louis Cardinals @ Chicago Cubs  
Wrigley Field, Chicago, IL  
Sat Jun 28 1980, 3:33 AM CDT  
Unknown

AB 43  
R 8  
H 19  
RBI 7  
BB 3  
SO 8  
LOB 27



Batter	1	2	3	4	5	6	7	8	9	AB	R	H	RBI	BB	SO	LOB	BOTTOM								
<b>Ivan De Jesus, R</b> OBP: 0.335, SLG: 0.383 (1, 6)	5-3		WP FC 1B	CS 1B				F7	3-1	5	1	2	0	0	0	1									
<b>Lenny Randle, S</b> OBP: 0.356, SLG: 0.373 (1, 5)	S 1B		FC WP 1B	CS 1-2				E5 1B SF9	L9	4	2	2	1	1	0	2									
<b>Bill Buckner, L</b> OBP: 0.340, SLG: 0.429 (1, 3)	F8 1-2		FC 1B SF7					G1 E 1-3		4	1	1	1	0	0	3									
<b>Cliff Johnson, R</b> OBP: 0.318, SLG: 0.371 <b>Scot Thompson, L</b> OBP: 0.294, SLG: 0.306 (8, 9)	6-3		SF7 1B					SF9 3-4	6-3	3	1	1	2	0	0	1									
<b>Jerry Martin, R</b> OBP: 0.308, SLG: 0.487 (1, 8)	6-3		SF7 1-3					E9 1B	P6	3	0	1	1	0	0	0									
<b>Ken Henderson, S</b> OBP: 0.370, SLG: 0.383 (8, 7)	G1-6-3 1B		G1-6-3 1B					G6-4-3 IBB	K	3	0	2	1	1	1	0									
<b>Tim Blackwell, S</b> OBP: 0.280, SLG: 0.310 (1, 2)	G1-6-3 1-2		4-3					G6-4-3 1-2	K	4	0	0	0	0	1	5									
<b>Mike Tyson, R</b> OBP: 0.304, SLG: 0.337 (1, 4)										2	1	1	0	1	0	0									
<b>Mick Kelleher, R</b> OBP: 0.209, SLG: 0.150 (8, 4)										0	0	0	0	0	0	0									
<b>Larry Bittner, L</b> OBP: 0.345, SLG: 0.374 <b>Steve Dillard, R</b> OBP: 0.338, SLG: 0.367 (9, PR)			1B SH1-3 1B					B3-6-4 BB		1	0	1	0	0	0	0									
<b>Rick Reuschel, R</b> OBP: 0.171, SLG: 0.229 <b>Bill Caudill, R</b> (6, 1)			SH1-3					B3-6-4		1	0	0	0	0	0	1									
<b>Bruce Sutter, R</b> (8, 1)										0	0	0	0	0	0	0									
<b>Dick Tidrow, R</b> (9, PH)										0	0	0	0	0	0	0									
<b>Dave Kingman, R</b> OBP: 0.346, SLG: 0.542 (9, PH)										1	0	0	0	0	1	1									
<b>Inning Stats</b>	R: 0 E: 0 K: 0 S: 4	H: 1 LOB: 1 BB: 0 P: 4	R: 0 E: 0 K: 0 S: 3	H: 1 LOB: 0 BB: 0 P: 3	R: 5 E: 0 K: 0 S: 9	H: 5 LOB: 1 BB: 0 P: 9	R: 0 E: 0 K: 0 S: 3	H: 1 LOB: 0 BB: 0 P: 3	R: 1 E: 2 K: 0 S: 5	H: 2 LOB: 2 BB: 1 P: 9	R: 0 E: 0 K: 0 S: 2	H: 0 LOB: 0 BB: 1 P: 6	R: 0 E: 0 K: 2 S: 7	H: 0 LOB: 0 BB: 1 P: 6	R: 0 E: 0 K: 2 S: 7	H: 0 LOB: 0 BB: 0 P: 7	R: 0 E: 0 K: 1 S: 6	H: 1 LOB: 2 BB: 0 P: 6	1B: 11 2B: 0 3B: 0 HR: 0	SF: 2 SAC: 1 DP: 3 HBP: 0	WP: 1 PB: 0 SB: 1 CS: 2	PA: 39			
<b>PITCHER</b>	IP	WLS	BF	H	R	ER	SO	BB	IBB	HBP	BLK	WP	HR	S	P	ERA	WHIP								
<b>Bob Forsch, R</b> ERA: 4.43 (1, 1)	2.2		15	7	5	5	0	0	0	0	0	0	0	15	15	16.88	2.625								
<b>George Frazier, R</b> ERA: 5.4 (3, 1)	0.1		1	0	0	0	0	0	0	0	0	0	0	1	1	0.00	0.000								
<b>Jim Kaat, L</b> ERA: 3.86 (4, 1)	2.0		9	3	1	0	0	0	1	0	0	0	0	8	12	0.00	1.500								
<b>Roy Thomas, R</b> ERA: 4.88 (6, 1)	2.0		6	0	0	0	0	2	0	0	0	0	0	4	12	0.00	1.000								
<b>John Littlefield, R</b> ERA: 3.0 (8, 1)	2.0	W	7	1	0	0	3	0	0	0	0	0	0	13	13	0.00	0.500								

St. Louis Cardinals @ Chicago Cubs  
Wrigley Field, Chicago, IL  
Sat Jun 28 1980, 3:33 AM CDT  
Unknown

AB 32  
R 6  
H 11  
RBI 6  
BB 3  
SO 3  
LOB 14





Batter	1	2	3	4	5	6	7	8	9	AB	R	H	RBI	BB	SO	LOB	TOP					
Leon Durham, L (1,9) OBP: 0.276, SLG: 0.280	E7 E 6-3		F7		K			BB		3	1	0	0	1	1	0	<b>St. Louis Cardinals @ Chicago Cubs</b> Wrigley Field, Chicago, IL Sat Jun 28 1980, 3:38 AM CDT Att: 36,430 - Unknown					
Ken Oberkfell, L (1,4) OBP: 0.397, SLG: 0.365	6-3					L7		F8		3	0	0	0	1	0	2						
Keith Hernandez, L (1,3) Tony Scott, S (1,PR) OBP: 0.419, SLG: 0.508 OBP: 0.307, SLG: 0.281	E4 CS		K			K			6-3	1	0	0	0	0	0	1						
Ted Simmons, S (9,PH) OBP: 0.397, SLG: 0.509	2-3									1	0	0	0	0	0	0						
Terry Kennedy, L (1,2) OBP: 0.371, SLG: 0.485	E9 1-2 3-H					K			F7	4	0	1	0	0	1	1						
George Hendrick, R (1,8) OBP: 0.358, SLG: 0.562	K								G1	4	0	1	0	0	1	2						
Dane Iorg, L (1,7) OBP: 0.366, SLG: 0.442		F8				K				3	0	0	0	0	1	2						
Ken Reitz, R (1,5) OBP: 0.336, SLG: 0.414		4-3				G4-6-3				3	0	0	0	0	0	2						
Mike Phillips, L (1,6) OBP: 0.208, SLG: 0.261										3	0	0	0	0	1	0						
Jim Otten, R (1,1) Gary Templeton, S (8,PH) John Littlefield, R (8,1)				5-3					4-3	2	0	1	0	0	0	0						
<b>Inning Stats</b>	R: 1 E: 3 K: 1 S: 7	H: 0 LOB: 2 BB: 0 P: 7	R: 0 E: 0 K: 1 S: 5	H: 0 LOB: 0 BB: 0 P: 5	R: 0 E: 0 K: 1 S: 5	H: 0 LOB: 1 BB: 1 P: 9	R: 0 E: 0 K: 1 S: 6	H: 2 LOB: 1 BB: 0 P: 6	R: 0 E: 0 K: 1 S: 5	H: 1 LOB: 0 BB: 0 P: 5	R: 0 E: 0 K: 2 S: 7	H: 0 LOB: 0 BB: 0 P: 7	R: 0 E: 0 K: 0 S: 3	H: 0 LOB: 0 BB: 0 P: 3	R: 0 E: 0 K: 0 S: 3	H: 0 LOB: 1 BB: 1 P: 7	R: 0 E: 0 K: 0 S: 3	H: 0 LOB: 0 BB: 0 P: 3	1B: 3 2B: 0 3B: 0 HR: 0	SF: 0 SAC: 0 DP: 1 HBP: 0	WP: 0 PB: 0 SB: 0 CS: 1	PA: 32
<b>PITCHER</b>	IP WLS BF H R ER SO BB IBB HBP BLK WP HR S P ERA WHIP																					
Mike Krukow, R (1,1) ERA: 3.62	9.0 W 32 3 1 0 7 2 0 0 0 0 0 0 44 52 0.00 0.556																					

Batter	1	2	3	4	5	6	7	8	9	AB	R	H	RBI	BB	SO	LOB	BOTTOM			
Ivan De Jesus, R (1,6) OBP: 0.333, SLG: 0.381			F8			E6 CS		F8		4	0	1	0	0	0	0	<b>St. Louis Cardinals @ Chicago Cubs</b> Wrigley Field, Chicago, IL Sat Jun 28 1980, 3:38 AM CDT Att: 36,430 - Unknown			
Lenny Randle, S (1,5) OBP: 0.381, SLG: 0.380	G3-6-3					1B		FC5-4		4	1	3	0	0	0	1				
Bill Buckner, L (1,3) Mike Vail, R (1,7) OBP: 0.340, SLG: 0.429 OBP: 0.368, SLG: 0.447	1-2					1B		F9		0	0	0	0	0	0	0				
Cliff Johnson, R (1,7) OBP: 0.317, SLG: 0.368		F7				1B		FC5-4		4	0	1	1	0	1	2				
Jerry Martin, R (1,8) OBP: 0.305, SLG: 0.481		K				P6		F7		3	0	0	0	0	1	3				
Scot Thompson, L (1,9) OBP: 0.295, SLG: 0.302						4-3		F7		2	1	0	0	1	0	0				
Steve Dillard, R (1,4) OBP: 0.338, SLG: 0.365						P5		F7		3	0	1	1	0	0	0				
Tim Blackwell, S (1,2) OBP: 0.281, SLG: 0.310						6-3				3	0	1	0	0	0	0				
Mike Krukow, R (1,1) OBP: 0.194, SLG: 0.171						K		F9		3	0	0	0	0	1	1				
<b>Inning Stats</b>	R: 0 E: 0 K: 1 S: 5	H: 1 LOB: 0 BB: 0 P: 5	R: 1 E: 0 K: 1 S: 5	H: 1 LOB: 0 BB: 1 P: 9	R: 0 E: 0 K: 1 S: 5	H: 0 LOB: 0 BB: 0 P: 5	R: 0 E: 0 K: 2 S: 8	H: 1 LOB: 1 BB: 0 P: 8	R: 0 E: 0 K: 0 S: 3	H: 0 LOB: 0 BB: 0 P: 3	R: 1 E: 1 K: 0 S: 6	H: 3 LOB: 2 BB: 0 P: 6	R: 0 E: 0 K: 0 S: 4	H: 1 LOB: 1 BB: 0 P: 4	R: 0 E: 0 K: 0 S: 4	H: 1 LOB: 1 BB: 0 P: 4		1B: 8 2B: 0 3B: 0 HR: 0	SF: 0 SAC: 0 DP: 1 HBP: 0	WP: 0 PB: 0 SB: 1 CS: 2
<b>PITCHER</b>	IP WLS BF H R ER SO BB IBB HBP BLK WP HR S P ERA WHIP																			
Jim Otten, R (1,1) John Littlefield, R (8,1) ERA: 2.81	7.0 L 27 7 2 2 5 1 0 0 0 0 0 0 36 40 2.57 1.143																			








Batter	1	2	3	4	5	6	7	8	9	AB	R	H	RBI	BB	SO	LOB	TOP					
Ivan De Jesus, R (1,6) OBP: 0.341, SLG: 0.383 Cliff Johnson, R (7,PH) OBP: 0.322, SLG: 0.372 Mick Kelleher, R (7,PH) OBP: 0.205, SLG: 0.146	F9		1B		1-2 BB		1-2 HR 1B		K	2	0	1	0	1	0	0						
Lenny Randle, S (1,5) OBP: 0.366, SLG: 0.389	F9		F8		F8		1-H 2-H HR		F6	5	1	1	3	0	0	3						
Bill Buckner, L (1,3) OBP: 0.342, SLG: 0.425 Bill Caudill, R (7,1) Bruce Sutter, R (7,1)	1-3		1-3 1B		F7		P5			4	0	1	0	0	0	3						
Jerry Martin, R (1,8) OBP: 0.302, SLG: 0.490		E 2B	F9				K		K	4	1	1	0	0	2	2						
Ken Henderson, S (1,7) OBP: 0.354, SLG: 0.353		E1 7-2 2-H			K		K		F8	4	0	0	0	0	2	0						
Barry Foote, R (1,2) OBP: 0.315, SLG: 0.475		7-2			K		5-3			4	0	1	0	0	1	1						
Scot Thompson, L (1,9) OBP: 0.301, SLG: 0.302					K				F6	3	0	1	0	1	1	0						
Mike Tyson, R (1,4) OBP: 0.305, SLG: 0.355 Larry Blittner, L (7,PH) OBP: 0.340, SLG: 0.368 Steve Dillard, R (7,4) OBP: 0.333, SLG: 0.359		FC6-4 1B					F9		F7	2	0	0	0	0	0	1						
Dennis Lamp, R (1,1) OBP: 0.205, SLG: 0.139 Mike Vail, R (7,PH) OBP: 0.362, SLG: 0.439			6-3						E5 1B HR	2	0	1	0	0	0	0						
										2	1	0	0	0	1	0						
<b>Inning Stats</b>	R: 0 E: 0 K: 0 S: 3	H: 0 LOB: 0 BB: 0 P: 3	R: 1 E: 1 K: 0 S: 5	H: 2 LOB: 1 BB: 0 P: 5	R: 0 E: 0 K: 3 S: 5	H: 2 LOB: 2 BB: 0 P: 5	R: 0 E: 0 K: 3 S: 9	H: 0 LOB: 0 BB: 0 P: 9	R: 0 E: 0 K: 0 S: 4	H: 1 LOB: 2 BB: 1 P: 8	R: 0 E: 0 K: 2 S: 7	H: 0 LOB: 0 BB: 0 P: 7	R: 3 E: 1 K: 0 S: 6	H: 2 LOB: 1 BB: 0 P: 6	R: 0 E: 0 K: 1 S: 6	H: 1 LOB: 2 BB: 1 P: 10	R: 0 E: 0 K: 2 S: 7	H: 0 LOB: 0 BB: 0 P: 7	1B: 5 2B: 3 3B: 0 HR: 1	SF: 0 SAC: 0 DP: 1 HBP: 0	WP: 0 PB: 0 SB: 0 CS: 0	PA: 38
<b>PITCHER</b>	IP WLS BF H R ER SO BB IBB HBP BLK WP HR S P ERA WHIP																					
Craig Swan, R (1,1) ERA: 2.6	7.0 L 30 7 4 1 5 1 0 0 0 0 1 39 43 1.29 1.143																					
Jeff Reardon, R (8,1) ERA: 3.0	2.0 8 1 0 0 3 0 1 0 0 0 0 0 13 17 0.00 0.500																					

**Chicago Cubs @ New York Mets**  
Shea Stadium, Flushing, NY  
Tue Jul 01 1980, 7:05 PM EDT  
Att: 17,531 - Unknown


**AB 36**  
**R 4**  
**H 8**  
**RBI 3**  
**BB 2**  
**SO 8**  
**LOB 12**



Batter	1	2	3	4	5	6	7	8	9	AB	R	H	RBI	BB	SO	LOB	BOTTOM					
Lee Mazzilli, S (1,8) OBP: 0.373, SLG: 0.375	G3		F6			1-H HR	1-2 BB		G3	4	1	1	2	1	0	1						
Frank Taveras, R (1,6) OBP: 0.316, SLG: 0.324	F4				5-3		6-3		1-3	4	0	0	0	0	0	2						
Claudell Washington, L (1,7) OBP: 0.304, SLG: 0.425	4-3				6-3		1B 1B		K	4	1	1	0	0	1	2						
Joel Youngblood, R (1,9) OBP: 0.346, SLG: 0.413		E5			WP 1B		1B 1B		K	4	0	2	0	0	1	0						
Mike Jorgensen, L (1,3) OBP: 0.351, SLG: 0.431		K			6-3		F7		F9	4	0	0	0	0	1	4						
John Stearns, R (1,2) OBP: 0.352, SLG: 0.379		F6					K		F2	4	0	1	1	0	1	1						
Elliott Maddox, R (1,5) OBP: 0.390, SLG: 0.371					4-3		5-3			4	0	1	0	0	1	3						
Doug Flynn, R (1,4) OBP: 0.273, SLG: 0.261			F4-3				1-3 2-H 1B		SH3-4 1B	3	0	1	0	0	0	0						
Craig Swan, R (1,1) OBP: 0.344, SLG: 0.250 Ron Hodges, L (7,PH) OBP: 0.373, SLG: 0.275 Jeff Reardon, R (8,1) Steve Henderson, R (8,PH) OBP: 0.364, SLG: 0.391			5-3				HR 1B		P6	2	1	1	0	0	0	0						
										1	0	0	0	0	0	0						
										1	0	0	0	0	0	1						
<b>Inning Stats</b>	R: 0 E: 0 K: 0 S: 3	H: 0 LOB: 0 BB: 0 P: 3	R: 0 E: 1 K: 2 S: 8	H: 0 LOB: 1 BB: 0 P: 8	R: 0 E: 0 K: 0 S: 3	H: 0 LOB: 0 BB: 0 P: 3	R: 0 E: 0 K: 0 S: 4	H: 1 LOB: 1 BB: 0 P: 4	R: 0 E: 0 K: 1 S: 5	H: 0 LOB: 0 BB: 0 P: 5	R: 3 E: 0 K: 0 S: 8	H: 5 LOB: 2 BB: 0 P: 8	R: 0 E: 0 K: 1 S: 6	H: 1 LOB: 2 BB: 1 P: 10	R: 0 E: 0 K: 1 S: 5	H: 0 LOB: 0 BB: 0 P: 5	R: 0 E: 0 K: 0 S: 4	H: 1 LOB: 1 BB: 0 P: 4	1B: 7 2B: 0 3B: 0 HR: 1	SF: 0 SAC: 1 DP: 0 HBP: 0	WP: 1 PB: 0 SB: 0 CS: 0	PA: 37
<b>PITCHER</b>	IP WLS BF H R ER SO BB IBB HBP BLK WP HR S P ERA WHIP																					
Dennis Lamp, R (1,1) ERA: 4.47	6.0 W 25 6 3 3 3 0 0 0 0 0 0 31 31 4.50 1.000																					
Bill Caudill, R (7,1) ERA: 1.99	0.1 3 1 0 0 0 1 0 0 0 0 0 0 2 6 0.00 6.000																					
Bruce Sutter, R (7,1) ERA: 3.09	2.2 S 9 1 0 0 2 0 0 0 0 0 0 0 0 13 0.00 0.375																					

**Chicago Cubs @ New York Mets**  
Shea Stadium, Flushing, NY  
Tue Jul 01 1980, 7:05 PM EDT  
Att: 17,531 - Unknown

**AB 35**  
**R 3**  
**H 8**  
**RBI 3**  
**BB 1**  
**SO 5**  
**LOB 15**





Batter	1	2	3	4	5	6	7	8	9	AB	R	H	RBI	BB	SO	LOB	TOP							
Ivan De Jesus, R (1,6) OBP: 0.343, SLG: 0.381	4-0 FC4 BB			4-0 F8 BB BB		0-0 F8			0-3 K	2	0	0	0	2	1	0	<b>Chicago Cubs @ New York Mets</b> Shea Stadium, Flushing, NY Wed Jul 02 1980, 3:33 AM EDT Att: 10,511 - Unknown  <b>livebaseballscorecards.com</b>							
Lenny Randle, S (1,5) OBP: 0.365, SLG: 0.384	0-0 FC4 CS 1-2			4-0 CS BB 1-2		0-0 G3			0-0 F1-4-3	3	0	0	0	1	0	1								
Bill Buckner, L (1,3) OBP: 0.336, SLG: 0.418	0-0 F6 1-2			0-0 F8 2-3		0-0 6-3			0-0 F7	4	0	0	0	0	0	3								
Mike Vail, R (1,7) OBP: 0.356, SLG: 0.431		0-3 K		0-3 K 1-2					0-3 K	3	0	0	0	0	3	2								
Jerry Martin, R (1,8) OBP: 0.299, SLG: 0.484		0-0 F9			0-3 K				0-3 K	3	0	0	0	0	2	0								
Barry Foote, R (1,2) OBP: 0.316, SLG: 0.479		0-0 F8			0-0 3B 2B				0-0 L7	3	1	1	0	0	0	0								
Scot Thompson, L (1,9) OBP: 0.295, SLG: 0.295			0-0 F4-3		0-0 F6				0-0 3-1	3	0	0	0	0	0	1								
Mike Tyson, R (1,4) OBP: 0.308, SLG: 0.376			0-0 1-3		0-0 2H 3B				0-0 6-3	2	0	1	1	0	0	0								
Larry Blittner, L (8, PH) OBP: 0.338, SLG: 0.365									0-0 1-3	1	0	0	0	0	0	0								
Mick Kelleher, R (8,4) OBP: 0.205, SLG: 0.146									0-0 1-3	0	0	0	0	0	0	0								
Rick Reuschel, R (1,1) OBP: 0.162, SLG: 0.216			0-3 K		0-0 F8				0-0 1-3	2	0	0	0	0	1	1								
Ken Henderson, S (8, PH) OBP: 0.349, SLG: 0.348										1	0	0	0	0	0	0								
Dick Tidrow, R (8,1) OBP: 0.205, SLG: 0.146										0	0	0	0	0	0	0								
<b>Inning Stats</b>	R: 0 E: 0 K: 0 S: 2	H: 0 LOB: 0 BB: 1 P: 6	R: 0 E: 0 K: 1 S: 5	H: 0 LOB: 0 BB: 0 P: 5	R: 0 E: 0 K: 1 S: 5	H: 0 LOB: 0 BB: 0 P: 5	R: 0 E: 0 K: 1 S: 4	H: 0 LOB: 1 BB: 2 P: 12	R: 1 E: 0 K: 1 S: 7	H: 2 LOB: 1 BB: 0 P: 7	R: 0 E: 0 K: 2 S: 3	H: 0 LOB: 0 BB: 0 P: 3	R: 0 E: 0 K: 2 S: 7	H: 0 LOB: 0 BB: 0 P: 7	R: 0 E: 0 K: 0 S: 3	H: 0 LOB: 0 BB: 0 P: 3	R: 0 E: 0 K: 1 S: 5	H: 0 LOB: 0 BB: 0 P: 5	1B: 0 2B: 1 3B: 1 HR: 0	SF: 0 SAC: 0 DP: 0 HBP: 0	WP: 0 PB: 0 SB: 0 CS: 2	PA: 30		
<b>PITCHER</b>	IP WLS BF H R ER SO BB IBB HBP BLK WP HR S P ERA WHIP	7.1 W 25 2 1 1 6 3 0 0 0 0 0 0 34 46 1.23 0.682	1.2 S 5 0 0 0 1 0 0 0 0 0 0 0 7 7 0.00 0.000											IP WLS BF H R ER SO BB IBB HBP BLK WP HR S P ERA WHIP										
John Pacella, R (1,1) ERA: 3.97																								
Neil Allen, R (8,1) ERA: 3.23																								

Batter	1	2	3	4	5	6	7	8	9	AB	R	H	RBI	BB	SO	LOB	BOTTOM							
Lee Mazzilli, S (1,8) OBP: 0.378, SLG: 0.390	0-0 HR		0-0 F6		4-0 FC4-6 IBB		0-0 1B PB 1B			3	1	2	1	1	0	0	<b>Chicago Cubs @ New York Mets</b> Shea Stadium, Flushing, NY Wed Jul 02 1980, 3:33 AM EDT Att: 10,511 - Unknown  <b>livebaseballscorecards.com</b>							
Frank Taveras, R (1,6) OBP: 0.315, SLG: 0.323	0-0 F9		0-0 1B SF8 1B		0-0 FC4-6 FC4-6 1-2 2-3		0-0 F7 1-2			4	1	1	0	0	0	3								
Claudell Washington, L (1,7) OBP: 0.309, SLG: 0.427	0-0 3-1		0-0 CS 1B		0-0 FC4-6 1-2		0-0 2-3 1B			4	0	2	0	0	0	2								
Joel Youngblood, R (1,9) OBP: 0.345, SLG: 0.409	4-0 2B BB		0-0 SF8		0-0 1-3 1B		0-0 1-3 K			2	1	0	1	1	1	2								
Mike Jorgensen, L (1,3) OBP: 0.354, SLG: 0.446	0-0 2B		0-0 CS 3-H		0-0 F7 1-2		0-0 FC6-4 2B		0-0 G2	4	0	2	1	0	0	0								
John Stearns, R (1,2) OBP: 0.351, SLG: 0.375	0-0 F3		0-0 6-3		0-0 6-3		4-0 FC6-4 IBB		0-0 F8	3	0	0	0	1	0	1								
Elliott Maddox, R (1,5) OBP: 0.388, SLG: 0.369		0-0 1-3		0-0 F9		0-0 FC6-4 1-2 2-3			0-0 1B	4	0	1	0	0	0	2								
Doug Flynn, R (1,4) OBP: 0.272, SLG: 0.261		0-0 F4-3			0-0 FC4-6 SH1-4 1B		0-0 F7		0-0 F3	4	0	1	0	0	0	3								
John Pacella, R (1,1) OBP: 0.091, SLG: 0.091		0-0 5-3			0-0 SH1-4		0-3 K			2	0	0	0	0	1	0								
Neil Allen, R (8,1) OBP: 0.091, SLG: 0.091										0	0	0	0	0	0	0								
<b>Inning Stats</b>	R: 2 E: 0 K: 0 S: 5	H: 2 LOB: 1 BB: 1 P: 9	R: 0 E: 0 K: 0 S: 3	H: 0 LOB: 0 BB: 0 P: 3	R: 1 E: 0 K: 0 S: 4	H: 2 LOB: 0 BB: 0 P: 4	R: 0 E: 0 K: 0 S: 3	H: 0 LOB: 0 BB: 0 P: 3	R: 0 E: 0 K: 0 S: 4	H: 1 LOB: 2 BB: 1 P: 8	R: 0 E: 0 K: 0 S: 9	H: 1 LOB: 2 BB: 0 P: 9	R: 0 E: 0 K: 0 S: 4	H: 1 LOB: 1 BB: 0 P: 4	R: 0 E: 0 K: 0 S: 4	H: 1 LOB: 1 BB: 0 P: 4	1B: 6 2B: 2 3B: 0 HR: 1	SF: 1 SAC: 1 DP: 0 HBP: 0	WP: 0 PB: 1 SB: 0 CS: 1	PA: 36				
<b>PITCHER</b>	IP WLS BF H R ER SO BB IBB HBP BLK WP HR S P ERA WHIP	7.0 L 31 8 3 3 2 1 2 0 0 0 0 1 32 44 3.86 1.286	1.0 4 1 0 0 0 0 0 0 0 0 0 0 0 4 4 0.00 1.000											IP WLS BF H R ER SO BB IBB HBP BLK WP HR S P ERA WHIP										
Rick Reuschel, R (1,1) ERA: 3.97																								
Dick Tidrow, R (8,1) ERA: 2.29																								

**Chicago Cubs @ New York Mets**  
 Shea Stadium, Flushing, NY  
 Wed Jul 02 1980, 3:33 AM EDT  
 Att: 10,511 - Unknown

AB	27
R	1
H	2
RBI	1
BB	3
SO	7
LOB	8



**Chicago Cubs @ New York Mets**  
 Shea Stadium, Flushing, NY  
 Wed Jul 02 1980, 3:33 AM EDT  
 Att: 10,511 - Unknown

AB	30
R	3
H	9
RBI	3
BB	3
SO	2
LOB	13





Batter	1	2	3	4	5	6	7	8	9	AB	R	H	RBI	BB	SO	LOB	TOP								
Ivan De Jesus, R OBP: 0.345, SLG: 0.386 (1, 6)										4	0	2	0	0	1	0	<b>Chicago Cubs @ Pittsburgh Pirates</b> Three Rivers Stadium, Pittsburgh, PA Thu Jul 03 1980, 7:05 PM EDT Att: 14,062 - Unknown								
Lenny Randle, S OBP: 0.363, SLG: 0.386 (1, 5)										4	0	1	0	0	1	3									
Bill Buckner, L OBP: 0.331, SLG: 0.410 (1, 3)										4	0	0	1	0	0	3									
Cliff Johnson, R OBP: 0.320, SLG: 0.367 George Riley, L (8, 1)										3	0	0	0	1	0	2									
Jerry Martin, R OBP: 0.301, SLG: 0.496 (1, 8)										4	1	2	1	0	1	2									
Barry Foote, R OBP: 0.306, SLG: 0.466 (1, 2)										4	0	0	0	0	0	1									
Scot Thompson, L OBP: 0.300, SLG: 0.331 (1, 9)										4	1	2	1	0	0	0									
Mike Tyson, R OBP: 0.301, SLG: 0.366 Larry Blittner, L OBP: 0.338, SLG: 0.365 Mike Vail, R OBP: 0.354, SLG: 0.429 (9, PH)										3	0	0	0	0	0	1									
Mike Krukow, R OBP: 0.184, SLG: 0.162 Willie Hernandez, L OBP: 0.300, SLG: 0.400 Ken Henderson, S OBP: 0.353, SLG: 0.352 (8, PH)										2	0	0	0	0	1	0									
<b>Inning Stats</b>	R: 0 E: 0 K: 1 S: 6	H: 1 LOB: 2 BB: 1 P: 10	R: 0 E: 0 K: 0 S: 3	H: 0 LOB: 0 BB: 0 P: 3	R: 0 E: 0 K: 2 S: 7	H: 0 LOB: 0 BB: 0 P: 7	R: 0 E: 0 K: 0 S: 4	H: 1 LOB: 1 BB: 0 P: 4	R: 0 E: 0 K: 0 S: 3	H: 0 LOB: 0 BB: 0 P: 3	R: 0 E: 0 K: 0 S: 4	H: 1 LOB: 1 BB: 0 P: 4	R: 0 E: 0 K: 1 S: 6	H: 1 LOB: 1 BB: 0 P: 6	R: 1 E: 1 K: 0 S: 5	H: 2 LOB: 1 BB: 0 P: 5		R: 2 E: 0 K: 1 S: 7	H: 2 LOB: 0 BB: 0 P: 7	1B: 3 2B: 3 3B: 0 HR: 2	SF: 0 SAC: 0 DP: 0 HBP: 0	WP: 0 PB: 0 SB: 0 CS: 0	PA: 36		
<b>PITCHER</b>	IP	WLS	BF	H	R	ER	SO	BB	IBB	HBP	BLK	WP	HR	S	P	ERA	WHIP								
Jim Bibby, R ERA: 3.02 (1, 1)	8.1	W	34	8	3	3	4	1	0	0	0	0	2	41	45	3.24	1.080								
Grant Jackson, L ERA: 2.55 (9, 1)	0.2	S	2	0	0	0	1	0	0	0	0	0	0	4	4	0.00	0.000								

AB	35
R	3
H	8
RBI	3
BB	1
SO	5
LOB	12



Batter	1	2	3	4	5	6	7	8	9	AB	R	H	RBI	BB	SO	LOB	BOTTOM								
Omar Moreno, L OBP: 0.322, SLG: 0.364 (1, 8)										4	0	0	0	0	1	2	<b>Chicago Cubs @ Pittsburgh Pirates</b> Three Rivers Stadium, Pittsburgh, PA Thu Jul 03 1980, 7:05 PM EDT Att: 14,062 - Unknown								
Phil Garner, R OBP: 0.337, SLG: 0.398 (1, 4)										4	0	1	1	0	0	0									
Dave Parker, L OBP: 0.322, SLG: 0.439 Bill Robinson, R OBP: 0.284, SLG: 0.443 (6, 9)										3	0	0	0	0	0	0									
John Milner, L OBP: 0.324, SLG: 0.315 (1, 3)										1	2	0	0	3	1	1									
Mike Easter, L OBP: 0.422, SLG: 0.695 (1, 7)										3	1	1	1	1	1	2									
Bill Madlock, R OBP: 0.302, SLG: 0.357 (1, 5)										4	0	1	1	0	0	1									
Ed Ott, L OBP: 0.337, SLG: 0.356 (1, 2)										4	1	1	0	0	0	3									
Dale Berra, R OBP: 0.285, SLG: 0.367 Grant Jackson, S (9, 1)										3	1	1	1	0	0	0									
Jim Bibby, R OBP: 0.205, SLG: 0.175 Tim Foli, R OBP: 0.306, SLG: 0.339 (9, 6)										2	0	0	0	0	2	1									
<b>Inning Stats</b>	R: 0 E: 1 K: 1 S: 6	H: 0 LOB: 2 BB: 1 P: 10	R: 1 E: 0 K: 1 S: 7	H: 2 LOB: 1 BB: 0 P: 7	R: 2 E: 0 K: 0 S: 5	H: 2 LOB: 1 BB: 1 P: 9	R: 0 E: 0 K: 1 S: 5	H: 0 LOB: 0 BB: 0 P: 5	R: 1 E: 0 K: 0 S: 4	H: 0 LOB: 2 BB: 2 P: 12	R: 1 E: 0 K: 0 S: 3	H: 1 LOB: 0 BB: 0 P: 4	R: 0 E: 0 K: 2 S: 7	H: 1 LOB: 0 BB: 0 P: 7	R: 0 E: 0 K: 0 S: 3	H: 0 LOB: 0 BB: 0 P: 3		R: 0 E: 0 K: 0 S: 3	H: 0 LOB: 0 BB: 0 P: 3	1B: 4 2B: 3 3B: 0 HR: 0	SF: 0 SAC: 1 DP: 1 HBP: 1	WP: 0 PB: 0 SB: 3 CS: 1	PA: 36		
<b>PITCHER</b>	IP	WLS	BF	H	R	ER	SO	BB	IBB	HBP	BLK	WP	HR	S	P	ERA	WHIP								
Mike Krukow, R ERA: 3.74 (1, 1)	6.0	L	30	6	5	4	3	4	0	1	0	0	0	31	48	6.00	1.667								
Willie Hernandez, L ERA: 5.1 (7, 1)	1.0		2	0	0	0	2	0	0	0	0	0	0	6	6	0.00	0.000								
George Riley, L ERA: 2.0 (8, 1)	1.0		3	0	0	0	0	0	0	0	0	0	0	3	3	0.00	0.000								









Batter	1	2	3	4	5	6	7	8	9	AB	R	H	RBI	BB	SO	LOB	TOP										
Steve Dillard, R OBP: 0.316, SLG: 0.338 (1, 4)										4	0	0	0	0	0	1	<b>Chicago Cubs @ Pittsburgh Pirates</b> Three Rivers Stadium, Pittsburgh, PA Fri Jul 04 1980, 3:38 AM EDT Att: 24,668 - Unknown										
Lenny Randle, S OBP: 0.387, SLG: 0.395 (1, 5)										3	1	1	0	1	1	0											
Bill Buckner, L OBP: 0.333, SLG: 0.412 (1, 3)										4	0	2	0	0	0	2											
Dave Kingman, R OBP: 0.333, SLG: 0.517 Bill Caudill, R George Riley, L Dick Tidrow, R (1, 7) (8, 1) (8, 1) (9, 1)										4	0	0	0	0	1	2											
Mike Vail, R OBP: 0.357, SLG: 0.436 (1, 9) (8, 7)										4	0	2	0	0	1	1											
Barry Foote, R OBP: 0.300, SLG: 0.453 (1, 2)										4	0	0	0	0	0	4											
Scot Thompson, L OBP: 0.304, SLG: 0.319 (1, 8) (8, 9)										3	1	0	0	1	0	1											
Mick Kelleher, R OBP: 0.188, SLG: 0.133 (1, 6)										4	0	0	0	0	1	1											
Doug Capilla, L OBP: 0.167, SLG: 0.167 Jerry Martin, R OBP: 0.297, SLG: 0.488 (1, 1) (8, 8)										3	0	1	1	0	2	0											
Jerry Martin, R OBP: 0.297, SLG: 0.488 (8, 8)										0	0	0	0	0	0	0											
<b>Inning Stats</b>	R: 0 E: 0 K: 1 S: 5	H: 0 LOB: 0 BB: 0 P: 5	R: 0 E: 1 K: 0 S: 3	H: 0 LOB: 0 BB: 0 P: 3	R: 0 E: 0 K: 2 S: 7	H: 0 LOB: 0 BB: 0 P: 7	R: 1 E: 1 K: 1 S: 8	H: 3 LOB: 2 BB: 0 P: 8	R: 1 E: 0 K: 0 S: 4	H: 1 LOB: 1 BB: 2 P: 12	R: 0 E: 0 K: 1 S: 5	H: 0 LOB: 0 BB: 0 P: 5	R: 0 E: 0 K: 1 S: 6	H: 1 LOB: 1 BB: 0 P: 6	R: 0 E: 0 K: 0 S: 3	H: 0 LOB: 0 BB: 0 P: 3	1B: 4 2B: 2 3B: 0 HR: 0	SF: 0 SAC: 0 DP: 1 HBP: 0	WP: 1 PB: 0 SB: 0 CS: 0	PA: 35							
<b>PITCHER</b>	IP	WLS	BF	H	R	ER	SO	BB	IBB	HBP	BLK	WP	HR	S	P	ERA	WHIP										
Don Robinson, R ERA: 4.24 Kent Tekulve, R ERA: 3.18 (1, 1) (9, 1)	8.0	L	32	6	2	2	6	2	0	0	0	1	0	42	50	2.25	1.000										

Batter	1	2	3	4	5	6	7	8	9	AB	R	H	RBI	BB	SO	LOB	BOTTOM										
Omar Moreno, L OBP: 0.319, SLG: 0.360 (1, 8)										4	0	1	0	0	0	1	<b>Chicago Cubs @ Pittsburgh Pirates</b> Three Rivers Stadium, Pittsburgh, PA Fri Jul 04 1980, 3:38 AM EDT Att: 24,668 - Unknown										
Tim Foli, R OBP: 0.310, SLG: 0.342 Dave Parker, L OBP: 0.323, SLG: 0.438 Kent Tekulve, R (1, 6) (8, PH) (9, 1)										3	0	0	0	0	0	1											
Lee Lacy, R OBP: 0.412, SLG: 0.539 (1, 7)										4	0	0	0	0	0	1											
Bill Robinson, R OBP: 0.288, SLG: 0.430 (1, 3)										1	1	0	0	3	0	0											
Bill Madlock, R OBP: 0.296, SLG: 0.349 (1, 5)										4	0	1	0	0	1	2											
Mike Easter, L OBP: 0.423, SLG: 0.681 (1, 9)										2	0	0	1	1	1	0											
Phil Garner, R OBP: 0.331, SLG: 0.393 (1, 4)										4	0	0	0	0	1	3											
Steve Nicosia, R OBP: 0.282, SLG: 0.239 Ed Ott, L OBP: 0.338, SLG: 0.373 (1, 2) (8, PH) (9, 2)										2	0	0	0	0	0	1											
Don Robinson, R OBP: 0.417, SLG: 0.417 Willie Stargell, L OBP: 0.357, SLG: 0.503 Matt Alexander, S Dale Berra, R OBP: 0.285, SLG: 0.367 (1, 1) (8, PH) (8, PR) (9, 6)										2	0	1	0	0	0	0											
Jerry Martin, R OBP: 0.297, SLG: 0.488 (8, 8)										1	0	1	0	0	0	0											
<b>Inning Stats</b>	R: 0 E: 0 K: 0 S: 3	H: 0 LOB: 0 BB: 0 P: 3	R: 1 E: 0 K: 0 S: 4	H: 1 LOB: 1 BB: 1 P: 8	R: 0 E: 0 K: 0 S: 4	H: 1 LOB: 1 BB: 0 P: 4	R: 0 E: 0 K: 1 S: 5	H: 0 LOB: 0 BB: 0 P: 5	R: 0 E: 0 K: 0 S: 3	H: 0 LOB: 0 BB: 0 P: 3	R: 0 E: 0 K: 1 S: 4	H: 0 LOB: 0 BB: 1 P: 8	R: 0 E: 0 K: 0 S: 5	H: 2 LOB: 2 BB: 0 P: 5	R: 0 E: 0 K: 1 S: 5	H: 0 LOB: 2 BB: 2 P: 13	1B: 4 2B: 1 3B: 0 HR: 0	SF: 1 SAC: 0 DP: 1 HBP: 0	WP: 0 PB: 0 SB: 0 CS: 1	PA: 34							
<b>PITCHER</b>	IP	WLS	BF	H	R	ER	SO	BB	IBB	HBP	BLK	WP	HR	S	P	ERA	WHIP										
Doug Capilla, L ERA: 1.53 Bill Caudill, R ERA: 1.97 George Riley, L ERA: 1.93 Dick Tidrow, R ERA: 2.24 (1, 1) (8, 1) (8, 1) (9, 1)	7.0	W	24	2	1	1	2	2	0	0	0	0	0	4	4	0.00	3.000										



Batter	1	2	3	4	5	6	7	8	9	AB	R	H	RBI	BB	SO	LOB	TOP			
Ivan De Jesus, R OBP: 0.339, SLG: 0.377	0-3 K		0-0 5-3		0-0 P6		0-0 F8			4	0	0	0	0	1	1				
Lenny Randle, S OBP: 0.388, SLG: 0.401	4-0 FC6-4 BB			0-0 2B 3B	0-0 F8		0-3 K			3	1	1	0	1	1	1				
Bill Buckner, L OBP: 0.340, SLG: 0.422	0-0 FC6-4 FC5-4 1-2			0-0 1B 2B	0-0 BB 1B		0-0 BB 1B	0-0 G6-4-3 1B		4	1	3	1	0	0	1				
Dave Kingman, R OBP: 0.331, SLG: 0.506	0-0 FC5-4 1-2			0-0 F8	0-0 BB 1B	0-0 BB 1B	0-0 BB 1B	0-0 G6-4-3 1B		3	0	0	0	1	0	3				
Jerry Martin, R OBP: 0.296, SLG: 0.485		0-0 F8		0-0 2B 1B	0-0 K	0-3 K		0-3 K		4	1	1	0	0	2	2				
Mike Vail, R OBP: 0.360, SLG: 0.443	0-0 6-3			0-0 1B 2B	0-0 K			0-0 FC5-4 1B		4	1	2	1	0	1	2				
Barry Foote, R OBP: 0.299, SLG: 0.448	0-0 F7			0-0 1B	0-0 P3			0-0 P4		4	0	1	2	0	0	3				
Mike Tyson, R OBP: 0.258, SLG: 0.300			0-0 6-3		0-0 F8			0-0 FC5-4		2	0	0	0	0	0	0				
Scott Thompson, L OBP: 0.306, SLG: 0.334								0-0 FC5-4		1	0	1	0	0	0	0				
Doug Capilla, L OBP: 0.167, SLG: 0.167								0-0 FC5-4		0	0	0	0	0	0	0				
George Riley, L OBP: 0.167, SLG: 0.167								0-0 FC5-4		0	0	0	0	0	0	0				
Bill Caudill, R OBP: 0.329, SLG: 0.384								0-0 FC5-4		1	0	0	0	0	0	1				
Cliff Johnson, R OBP: 0.329, SLG: 0.384								0-0 FC5-4		0	0	0	0	0	0	0				
Steve Jarama, R OBP: 0.316, SLG: 0.338								0-0 FC5-4		0	0	0	0	0	0	0				
Dennis Lamp, R OBP: 0.205, SLG: 0.139			0-0 6-3		0-3 K			0-3 K		0	0	0	0	0	0	0				
Willie Hernandez, L OBP: 0.250, SLG: 0.333								0-0 P5		2	0	0	0	0	1	0				
Mick Kelleher, R OBP: 0.184, SLG: 0.130								0-0 K		1	0	0	0	0	0	1				
Ken Henderson, S OBP: 0.345, SLG: 0.342								0-0 K		1	0	0	0	0	1	1				
<b>Inning Stats</b>	R: 0 E: 0 K: 1 S: 5	H: 0 LOB: 1 BB: 1 P: 9	R: 0 E: 0 K: 0 S: 3	H: 0 LOB: 0 BB: 0 P: 3	R: 0 E: 0 K: 0 S: 3	H: 0 LOB: 0 BB: 0 P: 3	R: 4 E: 0 K: 0 S: 7	H: 5 LOB: 0 BB: 0 P: 7	R: 0 E: 0 K: 2 S: 8	H: 1 LOB: 2 BB: 1 P: 12	R: 0 E: 0 K: 1 S: 6	H: 1 LOB: 0 BB: 0 P: 6	R: 0 E: 0 K: 1 S: 5	H: 1 LOB: 1 BB: 0 P: 5	R: 0 E: 0 K: 1 S: 6	H: 1 LOB: 1 BB: 0 P: 6	1B: 6 2B: 2 3B: 1 HR: 0	SF: 0 SAC: 0 DP: 1 HBP: 0	WP: 0 PB: 0 SB: 1 CS: 0	PA: 36
<b>PITCHER</b>	IP	WLS	BF	H	R	ER	SO	BB	IBB	HBP	BLK	WP	HR	S	P	ERA	WHIP			
John Candelaria, L ERA: 3.9	5.0	W	22	6	4	4	2	2	0	0	0	0	0	24	32	7.20	1.600			
Enrique Romo, R ERA: 2.89	4.0	S	14	3	0	0	5	0	0	0	0	0	0	24	24	0.00	0.750			

Chicago Cubs @ Pittsburgh Pirates  
Three Rivers Stadium, Pittsburgh, PA  
Sat Jul 05 1980, 7:05 PM EDT  
Att: 46,372 - Unknown

AB	34
R	4
H	9
RBI	4
BB	2
SO	7
LOB	16



Batter	1	2	3	4	5	6	7	8	9	AB	R	H	RBI	BB	SO	LOB	BOTTOM			
Omar Moreno, L OBP: 0.323, SLG: 0.361	0-0 SH 1B	0-0 1B		4-0 CS BB		0-0 3-1		0-0 L8		4	2	2	0	1	0	2				
Tim Foli, R OBP: 0.314, SLG: 0.346	0-0 SH 1B	0-0 1B		0-0 CS	0-0 1B SF9		0-0 F8			3	2	2	0	0	0	0				
Mike Easler, L OBP: 0.425, SLG: 0.674	0-0 1-3	0-0 E7			0-3 K		4-0 1B BB			3	0	1	2	1	1	3				
John Milner, L OBP: 0.327, SLG: 0.320	0-0 FC5-4	0-0 4-3			0-0 FC6-4		0-0 BB			4	0	3	2	0	0	2				
Bill Robinson, R OBP: 0.282, SLG: 0.423	0-0 FC5-4		0-0 F9		0-0 SF9		0-0 L5			3	0	0	1	0	0	3				
Phil Garner, R OBP: 0.327, SLG: 0.387	0-0 F8		0-0 4-3		0-0 FC6-4		0-0 4-3			4	0	0	0	0	0	4				
Ed Ott, L OBP: 0.341, SLG: 0.376		0-0 CS 1B		0-0 K		0-0 S 1B		0-0 L4		4	0	2	0	0	1	0				
Dale Berra, R OBP: 0.284, SLG: 0.363		0-3 K		0-0 1-4 1B		0-3 K		0-0 L3		4	0	1	0	0	2	2				
John Candelaria, L OBP: 0.200, SLG: 0.184		0-0 1B 1B		0-0 1-4 1B		0-3 K		0-0 1B		2	1	1	0	0	0	1				
Enrique Romo, R OBP: 0.500, SLG: 0.429		0-0 1B 1B		0-0 1-4 1B		0-3 K		0-0 1B		2	0	1	0	0	1	1				
<b>Inning Stats</b>	R: 2 E: 0 K: 0 S: 6	H: 2 LOB: 1 BB: 0 P: 6	R: 2 E: 1 K: 1 S: 9	H: 5 LOB: 2 BB: 0 P: 9	R: 0 E: 0 K: 1 S: 5	H: 0 LOB: 0 BB: 0 P: 5	R: 0 E: 0 K: 0 S: 2	H: 1 LOB: 1 BB: 1 P: 6	R: 1 E: 0 K: 1 S: 7	H: 2 LOB: 1 BB: 0 P: 7	R: 0 E: 0 K: 2 S: 8	H: 1 LOB: 1 BB: 0 P: 8	R: 0 E: 0 K: 0 S: 4	H: 1 LOB: 2 BB: 1 P: 8	R: 0 E: 0 K: 0 S: 4	H: 1 LOB: 0 BB: 0 P: 4	1B: 13 2B: 1 3B: 0 HR: 0	SF: 1 SAC: 1 DP: 1 HBP: 0	WP: 0 PB: 0 SB: 2 CS: 2	PA: 38
<b>PITCHER</b>	IP	WLS	BF	H	R	ER	SO	BB	IBB	HBP	BLK	WP	HR	S	P	ERA	WHIP			
Dennis Lamp, R ERA: 4.74	1.2	L	16	4	1	1	4	1	0	0	0	0	0	23	27	2.08	1.154			
George Riley, L ERA: 1.86	0.1		3	1	0	0	0	1	0	0	0	0	0	2	6	0.00	6.000			
Bill Caudill, R ERA: 1.9	1.2		6	1	0	0	0	0	0	0	0	0	0	6	6	0.00	0.600			

Chicago Cubs @ Pittsburgh Pirates  
Three Rivers Stadium, Pittsburgh, PA  
Sat Jul 05 1980, 7:05 PM EDT  
Att: 46,372 - Unknown

AB	33
R	5
H	13
RBI	5
BB	2
SO	5
LOB	18









Batter	1	2	3	4	5	6	7	8	9	AB	R	H	RBI	BB	SO	LOB	TOP		
Ivan De Jesus, R OBP: 0.337, SLG: 0.372	5-3		6-3	6-3						4	0	1	0	0	0	2	<b>Chicago Cubs @ Philadelphia Phillies</b> Veterans Stadium, Philadelphia, PA Thu Jul 10 1980, 7:05 PM EDT Att: 33,130 - Unknown		
Lenny Randle, S OBP: 0.363, SLG: 0.394	3B		4-3		F7		F8			4	1	1	0	0	0	1			
Bill Buckner, L OBP: 0.349, SLG: 0.450	1B				G3		CS			4	1	3	1	0	0	0			
Mike Vail, R OBP: 0.368, SLG: 0.441	1B		4-3		F9			SH1-4		3	0	1	1	0	0	1			
Jerry Martin, R OBP: 0.297, SLG: 0.480	1B			5-3		F2		5-3		4	0	1	0	0	0	1			
Jesus Figueroa, L OBP: 0.400, SLG: 0.375	G6-4-3			1B		6-3		F8		4	1	1	0	0	0	3			
Tim Blackwell, S OBP: 0.284, SLG: 0.326				SH2-4						4	0	2	0	0	1	0			
Mike Tyson, R OBP: 0.296, SLG: 0.358				1B						3	0	1	1	0	0	1			
Ken Henderson, S OBP: 0.337, SLG: 0.333	5-3			SH2-4		4-3		G3		1	0	0	0	0	0	0			
Mike Krukow, R OBP: 0.179, SLG: 0.158				1B						1	0	0	0	0	0	0			
Bill Caudill, R OBP: 0.333, SLG: 0.366	2-3			SH2-4				F3		0	0	0	0	0	0	0			
Larry Bittner, L OBP: 0.333, SLG: 0.366				1-2						1	0	0	0	0	0	0			
Dick Tidrow, R OBP: 0.326, SLG: 0.400				1-2						1	0	0	0	0	0	0			
<b>Inning Stats</b>	R: 2 E: 0 K: 0 S: 6	H: 4 LOB: 1 BB: 0 P: 6	R: 0 E: 0 K: 0 S: 3	H: 0 LOB: 0 BB: 0 P: 3	R: 0 E: 0 K: 0 S: 4	H: 1 LOB: 1 BB: 0 P: 4	R: 1 E: 0 K: 0 S: 6	H: 3 LOB: 2 BB: 0 P: 6	R: 0 E: 0 K: 0 S: 3	H: 0 LOB: 0 BB: 0 P: 3	R: 0 E: 0 K: 0 S: 4	H: 1 LOB: 1 BB: 0 P: 4	R: 0 E: 0 K: 0 S: 3	H: 1 LOB: 1 BB: 0 P: 4	R: 0 E: 0 K: 1 S: 5	H: 0 LOB: 0 BB: 0 P: 5	1B: 8 2B: 2 3B: 1 HR: 0	SF: 0 SAC: 2 DP: 1 HBP: 0	WP: 0 PA: 37 PB: 0 SB: 1 CS: 1
<b>PITCHER</b>	IP WLS BF H R ER SO BB IBB HBP BLK WP HR S P ERA WHIP																		
Dick Ruthven, R ERA: 3.93	(1, 1)	8.0 W 33 11 3 3 0 0 0 0 0 0 0 33 33 3.38 1.375																	
Dickie Noles, R ERA: 3.45	(9, 1)	1.0 S 3 0 0 0 1 0 0 0 0 0 0 5 5 0.00 0.000																	

AB	34
R	3
H	11
RBI	3
BB	0
SO	1
LOB	9



Batter	1	2	3	4	5	6	7	8	9	AB	R	H	RBI	BB	SO	LOB	BOTTOM		
Lonnie Smith, R OBP: 0.425, SLG: 0.544	K									3	1	1	0	0	1	1	<b>Chicago Cubs @ Philadelphia Phillies</b> Veterans Stadium, Philadelphia, PA Thu Jul 10 1980, 7:05 PM EDT Att: 33,130 - Unknown		
Dickie Noles, R OBP: 0.375, SLG: 0.375			1B			4-3				0	0	0	0	0	0	0			
Pete Rose, S OBP: 0.397, SLG: 0.375			3B							2	0	1	2	1	0	1			
Bake McBride, L OBP: 0.331, SLG: 0.470	K									4	0	0	0	0	1	4			
Mike Schmidt, R OBP: 0.365, SLG: 0.606			K							4	0	1	0	0	3	1			
Garry Maddox, R OBP: 0.290, SLG: 0.405										3	1	1	0	1	0	1			
Manny Trillo, R OBP: 0.369, SLG: 0.404										4	1	0	0	0	0	3			
Larry Bowa, S OBP: 0.275, SLG: 0.323										3	1	0	0	1	0	3			
Bob Boone, R OBP: 0.288, SLG: 0.349										4	1	3	2	0	0	2			
Dick Ruthven, R OBP: 0.156, SLG: 0.161										2	0	0	0	0	1	2			
Greg Gross, L OBP: 0.330, SLG: 0.307										1	0	1	1	0	0	0			
<b>Inning Stats</b>	R: 0 E: 0 K: 2 S: 6	H: 0 LOB: 0 BB: 1 P: 10	R: 0 E: 1 K: 1 S: 7	H: 1 LOB: 2 BB: 0 P: 7	R: 1 E: 0 K: 2 S: 9	H: 2 LOB: 1 BB: 0 P: 9	R: 3 E: 1 K: 0 S: 5	H: 1 LOB: 2 BB: 2 P: 14	R: 0 E: 0 K: 0 S: 4	H: 1 LOB: 1 BB: 0 P: 4	R: 0 E: 0 K: 0 S: 4	H: 1 LOB: 1 BB: 0 P: 4	R: 0 E: 0 K: 1 S: 5	H: 0 LOB: 0 BB: 0 P: 5	R: 1 E: 1 K: 0 S: 4	H: 2 LOB: 1 BB: 0 P: 4	1B: 6 2B: 1 3B: 1 HR: 0	SF: 1 SAC: 1 DP: 0 HBP: 1	WP: 0 PA: 36 PB: 0 SB: 1 CS: 1
<b>PITCHER</b>	IP WLS BF H R ER SO BB IBB HBP BLK WP HR S P ERA WHIP																		
Mike Krukow, R ERA: 3.78	(1, 1)	3.1 L 19 4 4 2 5 0 0 0 0 0 0 0 10 10 5.40 2.100																	
Bill Caudill, R ERA: 1.66	(4, 1)	2.2 10 2 0 0 0 0 0 0 0 0 0 10 10 0.00 0.750																	
Dick Tidrow, R ERA: 2.14	(7, 1)	2.0 7 2 1 0 1 0 0 0 0 0 0 9 9 0.00 1.000																	

AB	30
R	5
H	8
RBI	5
BB	3
SO	6
LOB	18









Batter	1	2	3	4	5	6	7	8	9	AB	R	H	RBI	BB	SO	LOB	TOP			
Ivan De Jesus, R (1, 6) Mick Kelleher, R (7, 6) OBP: 0.347, SLG: 0.382 OBP: 0.204, SLG: 0.140										3	0	2	0	0	0	1	<p>Chicago Cubs @ Montreal Expos</p> <p>Olympic Stadium, Montreal, QB</p> <p>Sat Jul 12 1980, 7:05 PM EDT</p> <p>Unknown</p>			
Steve Dillard, R (1, 5) OBP: 0.315, SLG: 0.373										4	1	1	1	0	1	3				
Bill Buckner, L (1, 3) OBP: 0.349, SLG: 0.441										4	0	0	0	0	0	1				
Mike Vail, R (1, 9) OBP: 0.364, SLG: 0.438										4	0	1	0	0	0	1				
Jerry Martin, R (1, 8) OBP: 0.292, SLG: 0.468										4	0	0	0	0	3	1				
Larry Bittner, L (1, 7) OBP: 0.327, SLG: 0.358 Jesus Figueroa, L (6, 7) OBP: 0.392, SLG: 0.356										2	0	0	0	0	0	0				
Tim Blackwell, S (1, 2) OBP: 0.286, SLG: 0.329										3	0	1	0	1	1	1				
Mike Tyson, R (1, 4) OBP: 0.294, SLG: 0.359										4	0	1	0	0	1	3				
Rick Reuschel, R (1, 1) OBP: 0.175, SLG: 0.250 George Riley, L (5, 1) Ken Henderson, S (7, PH) OBP: 0.338, SLG: 0.321 Willie Hernandez, L (7, 1) OBP: 0.250, SLG: 0.333 Cliff Johnson, R (9, PH) OBP: 0.320, SLG: 0.398										2	1	1	0	0	1	1				
<b>Inning Stats</b>	R: 0 E: 0 K: 0 S: 4	H: 1 LOB: 1 BB: 0 P: 4	R: 0 E: 0 K: 0 S: 4	H: 1 LOB: 1 BB: 0 P: 4	R: 1 E: 0 K: 0 S: 4	H: 1 LOB: 0 BB: 0 P: 4	R: 0 E: 0 K: 1 S: 5	H: 0 LOB: 0 BB: 0 P: 5	R: 0 E: 0 K: 3 S: 11	H: 2 LOB: 2 BB: 0 P: 11	R: 0 E: 0 K: 0 S: 3	H: 0 LOB: 1 BB: 1 P: 7	R: 1 E: 0 K: 1 S: 7	H: 2 LOB: 1 BB: 0 P: 7	R: 0 E: 0 K: 1 S: 6	H: 1 LOB: 1 BB: 0 P: 6		1B: 3 2B: 4 3B: 0 HR: 1	SF: 0 SAC: 0 DP: 0 HBP: 0	WP: 2 PB: 0 SB: 1 CS: 0
<b>PITCHER</b> Scott Sanderson, R (1, 1) ERA: 3.31	IP: 9.0 WLS: W BF: 36 H: 8 R: 2 ER: 2 SO: 7 BB: 1 IBB: 0 HBP: 0 BLK: 0 WP: 2 HR: 1 S: 49 P: 53 ERA: 2.00 WHIP: 1.000															<b>PITCHER</b>				

Batter	1	2	3	4	5	6	7	8	9	AB	R	H	RBI	BB	SO	LOB	BOTTOM	
Ron LeFlore, R (1, 7) OBP: 0.331, SLG: 0.354										5	2	2	1	0	2	0	<p>Chicago Cubs @ Montreal Expos</p> <p>Olympic Stadium, Montreal, QB</p> <p>Sat Jul 12 1980, 7:05 PM EDT</p> <p>Unknown</p>	
Rodney Scott, S (1, 4) OBP: 0.312, SLG: 0.293										4	2	3	1	1	1	1		
Andre Dawson, R (1, 8) OBP: 0.364, SLG: 0.494 Jerry White, S (7, 9) OBP: 0.341, SLG: 0.474										4	1	2	0	0	0	2		
Gary Carter, R (1, 2) OBP: 0.317, SLG: 0.453										4	2	2	3	1	0	1		
Warren Cromartie, L (1, 3) OBP: 0.365, SLG: 0.460 Tom Hutton, L (6, PH) OBP: 0.244, SLG: 0.189										3	1	1	1	0	1	3		
Larry Parrish, R (1, 5) OBP: 0.313, SLG: 0.477										4	1	1	0	0	0	4		
Ellis Valentine, R (1, 9) OBP: 0.364, SLG: 0.484 Rowland Office, L (7, 8) OBP: 0.316, SLG: 0.360										4	1	2	3	0	0	2		
Chris Speier, R (1, 6) OBP: 0.352, SLG: 0.333 Tony Bernazard, S (7, PH) OBP: 0.236, SLG: 0.328										3	0	1	0	0	0	2		
Scott Sanderson, R (1, 1) OBP: 0.103, SLG: 0.143										4	0	0	0	0	3	2		
<b>Inning Stats</b>	R: 0 E: 0 K: 1 S: 5	H: 0 LOB: 2 BB: 2 P: 13	R: 0 E: 0 K: 1 S: 6	H: 1 LOB: 1 BB: 0 P: 6	R: 1 E: 0 K: 2 S: 9	H: 2 LOB: 1 BB: 0 P: 9	R: 3 E: 0 K: 0 S: 6	H: 4 LOB: 0 BB: 0 P: 6	R: 2 E: 0 K: 1 S: 10	H: 3 LOB: 2 BB: 0 P: 10	R: 0 E: 0 K: 2 S: 8	H: 1 LOB: 1 BB: 0 P: 8	R: 0 E: 0 K: 1 S: 5	H: 0 LOB: 0 BB: 0 P: 5	1B: 8 2B: 5 3B: 1 HR: 0	SF: 0 SAC: 0 DP: 1 HBP: 1		WP: 0 PB: 0 SB: 1 CS: 1
<b>PITCHER</b> Rick Reuschel, R (1, 1) ERA: 4.36 George Riley, L (5, 1) ERA: 1.32 Willie Hernandez, L (7, 1) ERA: 4.57	IP: 4.0 WLS: L BF: 22 H: 4 R: 6 ER: 6 SO: 4 BB: 2 IBB: 0 HBP: 0 BLK: 0 WP: 0 HR: 0 S: 28 P: 36 ERA: 13.50 WHIP: 2.750															<b>PITCHER</b>		

AB 35  
R 2  
H 8  
RBI 1  
BB 1  
SO 7  
LOB 14



AB 38  
R 10  
H 14  
RBI 9  
BB 2  
SO 8  
LOB 17






Batter	1	2	3	4	5	6	7	8	9	AB	R	H	RBI	BB	SO	LOB	TOP			
Ivan De Jesus, R OBP: 0.348, SLG: 0.382 (1, 6)	F9		4-3 WP 1B		E6 L3-6		HR 1B		P3	5	2	2	0	0	0	0				
Mick Kelleher, R OBP: 0.211, SLG: 0.170 Larry Blittner, L OBP: 0.325, SLG: 0.356 Mike Tyson, R OBP: 0.299, SLG: 0.359 (1, 4) (7, PH) (7, 4)	1B FC4-6 2B		4-1		L3-6		F7		1B BB	3	1	1	0	0	0	2				
Ken Henderson, S OBP: 0.326, SLG: 0.313 Dick Tidrow, R OBP: 0.350, SLG: 0.442 Bill Buckner, L OBP: 0.350, SLG: 0.442 (1, 7) (5, 1) (7, PH) (7, 3)	FC4-6 1B BB		4-3		K		L4		1B	2	0	0	0	1	1	1				
Cliff Johnson, R OBP: 0.329, SLG: 0.414 Bruce Sutter, R OBP: 0.200, SLG: 0.200 (1, 3) (7, 1)	FC4-6 1B		F9		F9		HR		G5-4-3 1B	4	1	2	4	0	0	0				
Jerry Martin, R OBP: 0.291, SLG: 0.474 (1, 8)	FC4-6 FC5-4				HR		6-3		G5-4-3	5	1	1	2	0	0	4				
Mike Vail, R OBP: 0.366, SLG: 0.439 (1, 9)	FC5-4				L6		E5 1B			4	0	2	0	0	0	2				
Steve Dillard, R OBP: 0.310, SLG: 0.380 (1, 5)			1-3				E5		FC6-4 FC4-6	4	0	1	0	0	0	2				
Mike O'Berry, R OBP: 0.200, SLG: 0.200 (1, 2)	F9				5-3		1B HR BB 1B		K	4	1	1	0	0	1	2				
Dennis Lamp, R OBP: 0.195, SLG: 0.132 Jesus Figueroa, L OBP: 0.396, SLG: 0.348 (1, 1) (5, 7)	G3				1-6-3		1B HR BB		FC4-6	2	0	0	0	0	0	1				
<b>Inning Stats</b>	R: 1 E: 0 K: 0 S: 5	H: 2 LOB: 2 BB: 1 P: 9	R: 0 E: 0 K: 0 S: 3	H: 0 LOB: 0 BB: 0 P: 3	R: 1 E: 0 K: 0 S: 4	H: 1 LOB: 1 BB: 0 P: 4	R: 1 E: 0 K: 0 S: 5	H: 2 LOB: 1 BB: 0 P: 5	R: 0 E: 1 K: 1 S: 4	H: 1 LOB: 2 BB: 0 P: 4	R: 4 E: 0 K: 0 S: 6	H: 3 LOB: 0 BB: 1 P: 10	R: 0 E: 0 K: 1 S: 6	H: 1 LOB: 1 BB: 0 P: 6	R: 1 E: 0 K: 0 S: 4	H: 2 LOB: 1 BB: 1 P: 8	1B: 8 2B: 3 3B: 0 HR: 2	SF: 0 SAC: 0 DP: 2 HBP: 0	WP: 1 PB: 0 SB: 0 CS: 0	PA: 41
<b>PITCHER</b>	IP WLS BF H R ER SO BB IBB HBP BLK WP HR S P ERA WHIP	IP WLS BF H R ER SO BB IBB HBP BLK WP HR S P ERA WHIP																		
Bill Lee, L ERA: 5.0 Stan Bahnsen, R ERA: 2.39 Elias Sosa, R ERA: 3.73 (1, 1) (7, 1) (9, 1)	6.0 L 9 3 2 2 1 0 0 0 0 0 1 11 11 7.50 1.500	2.0 5 2 1 1 0 1 0 0 0 0 0 0 4 8 9.00 3.000																		

Chicago Cubs @ Montreal Expos  
Olympic Stadium, Montreal, QB  
Sat Jul 12 1980, 7:05 PM EDT  
Att: 48,620 - Unknown


AB 38  
R 8  
H 12  
RBI 7  
BB 3  
SO 2  
LOB 21



Batter	1	2	3	4	5	6	7	8	9	AB	R	H	RBI	BB	SO	LOB	BOTTOM			
Ron LeFlore, R OBP: 0.330, SLG: 0.351 (1, 7)	K		E3 SF8 1B		6-3		K		K	5	1	1	0	0	3	0				
Tony Bemazzard, S OBP: 0.293, SLG: 0.323 (1, 4)	S 2B 1B		4-3		6-3		F8		3-1	5	1	1	0	0	0	1				
Andre Dawson, R OBP: 0.371, SLG: 0.492 (1, 8)	2B BB		SF8				CS 1B		K	3	1	1	1	1	1	0				
Larry Parrish, R OBP: 0.316, SLG: 0.483 (1, 5)	6-3 2B		E 1B 2B 1B				K		K	4	1	2	2	0	2	1				
Warren Cromartie, L OBP: 0.367, SLG: 0.458 (1, 3)	6-3		E3 2B E 1B				BB BB BB		G3	3	1	1	0	1	0	1				
Jerry White, S OBP: 0.360, SLG: 0.487 (1, 9)	CS BB		E 2B				BB BB		4-3	2	1	1	1	2	0	0				
Chris Speier, R OBP: 0.355, SLG: 0.333 (1, 6)	CS		E7 1B				BB BB		1-3	3	0	1	2	1	0	0				
Bobby Ramos, R (1, 2)										3	0	0	0	1	1	4				
Rodney Scott, S OBP: 0.312, SLG: 0.293 Elias Sosa, R OBP: 0.200, SLG: 0.200 (8, PR) (9, 1)	F8		4-3				K		BB	0	0	0	0	0	0	0				
Bill Lee, L OBP: 0.267, SLG: 0.300 Stan Bahnsen, R OBP: 0.375, SLG: 0.333 John Tamaro, S OBP: 0.300, SLG: 0.351 (1, 1) (7, 1) (6, PH) (9, 2)	K				4-3		5-3		F9	3	0	0	0	0	0	1				
<b>Inning Stats</b>	R: 2 E: 0 K: 1 S: 6	H: 2 LOB: 1 BB: 2 P: 14	R: 0 E: 0 K: 1 S: 5	H: 0 LOB: 0 BB: 0 P: 5	R: 4 E: 3 K: 0 S: 8	H: 5 LOB: 1 BB: 0 P: 8	R: 0 E: 0 K: 0 S: 3	H: 0 LOB: 0 BB: 0 P: 3	R: 0 E: 0 K: 2 S: 7	H: 1 LOB: 3 BB: 3 P: 19	R: 0 E: 0 K: 1 S: 5	H: 0 LOB: 0 BB: 0 P: 5	R: 0 E: 0 K: 1 S: 5	H: 0 LOB: 1 BB: 1 P: 7	R: 0 E: 0 K: 2 S: 7	H: 0 LOB: 0 BB: 0 P: 7	1B: 6 2B: 2 3B: 0 HR: 0	SF: 1 SAC: 0 DP: 0 HBP: 0	WP: 0 PB: 0 SB: 1 CS: 2	PA: 40
<b>PITCHER</b>	IP WLS BF H R ER SO BB IBB HBP BLK WP HR S P ERA WHIP	IP WLS BF H R ER SO BB IBB HBP BLK WP HR S P ERA WHIP																		
Dennis Lamp, R ERA: 5.04 Dick Tidrow, R ERA: 2.09 Bruce Sutter, R ERA: 2.85 (1, 1) (5, 1) (7, 1)	4.2 W 4 0 0 0 2 0 0 0 0 0 0 8 8 0.00 0.000	1.1 10 0 0 0 3 1 0 0 0 0 0 0 15 19 0.00 0.333																		

Chicago Cubs @ Montreal Expos  
Olympic Stadium, Montreal, QB  
Sat Jul 12 1980, 7:05 PM EDT  
Att: 48,620 - Unknown

AB 32  
R 6  
H 8  
RBI 6  
BB 6  
SO 8  
LOB 8







Batter	1	2	3	4	5	6	7	8	9	AB	R	H	RBI	BB	SO	LOB	TOP			
Ivan De Jesus, R (1.6) OBP: 0.350, SLG: 0.382	4-0 BB G6-3			0-0 6-3		0-0 1-3		0-0 1B		3	0	1	0	1	0	1	Chicago Cubs @ Montreal Expos Olympic Stadium, Montreal, QB Sun Jul 13 1980, 3:33 AM EDT Att: 31,095 - Unknown			
Jesus Figueroa, L (1.7) OBP: 0.404, SLG: 0.360	0-0 G6-3			0-0 2B FC5-2 1B		0-0 BB 1B		0-0 1-3		4	0	2	1	0	0	2				
Bill Buckner, L (1.3) OBP: 0.352, SLG: 0.444	0-0 F8			0-0 1-3 2B		0-0 1-2 BB G1-4-3		0-0 4-3		3	0	1	0	1	0	0				
Mike Vail, R (1.9) OBP: 0.364, SLG: 0.436		0-0 CS 1B		0-0 FC5-2 1B		0-0 G1-4-3 1-2		0-3 K		4	0	1	0	0	1	4				
Jerry Martin, R (1.8) OBP: 0.287, SLG: 0.467		0-3 K		0-0 6-3			0-0 6-3		0-0 P4		4	0	0	0	0	1		3		
Steve Dillard, R (1.5) OBP: 0.300, SLG: 0.366		0-0 5-3			0-0 4-3		0-0 L9				3	0	0	0	0	0		0		
Tim Blackwell, S (1.2) OBP: 0.280, SLG: 0.322			0-0 5-3		0-3 K		0-0 F2				3	0	0	0	0	1		0		
Mike Tyson, R (1.4) OBP: 0.295, SLG: 0.353			0-0 4-3		0-3 K			0-3 K		2	0	0	0	0	1	0		livebaseballscores.com		
Larry Blittner, L (8, PH) OBP: 0.322, SLG: 0.353										1	0	0	0	0	1	0				
Mick Kelleher, R (8, 4) OBP: 0.211, SLG: 0.170										0	0	0	0	0	0	0				
Doug Capilla, L (1, 1) OBP: 0.250, SLG: 0.500			0-3 K			0-0 1B 3B		0-3 K		2	1	1	0	0	1	0				
Dick Tidrow, R (6, 1) Cliff Johnson, R (8, PH) Bill Caudill, R (8, 1)										0	0	0	0	0	0	0				
<b>Inning Stats</b>	R: 0 E: 0 K: 0 S: 2	H: 0 LOB: 0 BB: 1 P: 6	R: 0 E: 0 K: 1 S: 5	H: 1 LOB: 0 BB: 0 P: 5	R: 0 E: 0 K: 1 S: 5	H: 0 LOB: 0 BB: 0 P: 5	R: 0 E: 0 K: 2 S: 5	H: 0 LOB: 0 BB: 0 P: 7	R: 1 E: 0 K: 0 S: 4	H: 2 LOB: 1 BB: 1 P: 8	R: 0 E: 0 K: 0 S: 3	H: 0 LOB: 0 BB: 0 P: 3	R: 0 E: 0 K: 2 S: 8	H: 1 LOB: 1 BB: 0 P: 8	R: 0 E: 0 K: 1 S: 5	H: 0 LOB: 0 BB: 0 P: 5	1B: 4 2B: 1 3B: 1 HR: 0	SF: 0 SAC: 0 DP: 2 HBP: 0	WP: 0 PB: 0 SB: 0 CS: 1	PA: 32
<b>PITCHER</b>	IP WLS BF H R ER SO BB IBB HBP BLK WP HR S P ERA WHIP																			
Charlie Lea, R (1, 1) ERA: 2.68	5.1		21	5	1	1	4	2	0	0	0	0	0	0	27	35	1.69	1.312		
Stan Bahnsen, R (6, 1) ERA: 2.22	3.2	W	11	1	0	0	3	0	0	0	0	0	0	0	17	17	0.00	0.273		

Batter	1	2	3	4	5	6	7	8	9	AB	R	H	RBI	BB	SO	LOB	BOTTOM			
Ron LeFlore, R (1.7) OBP: 0.329, SLG: 0.348	0-0 5-3		0-0 F9			4-0 1B 4-3 BB		0-3 K		3	1	0	0	1	1	0	Chicago Cubs @ Montreal Expos Olympic Stadium, Montreal, QB Sun Jul 13 1980, 3:33 AM EDT Att: 31,095 - Unknown			
Rodney Scott, S (1, 4) OBP: 0.314, SLG: 0.293	0-0 CS 1B			4-0 L6-3 BB		0-0 1-3		0-0 6-3		3	0	1	0	1	0	1				
Andre Dawson, R (1, 8) OBP: 0.369, SLG: 0.489	0-3 K			0-0 L6-3		0-0 S 4-3 1B		0-0 6-3		4	0	1	0	0	1	2				
Gary Carter, R (1, 2) OBP: 0.317, SLG: 0.462		0-0 L6		0-0 HR		0-0 4-3		0-0 1-2 3-H		3	1	1	2	0	0	1				
Warren Cromartie, L (1, 3) OBP: 0.370, SLG: 0.465		0-0 4-3		0-0 3B		0-0 S IBB		0-0 2-3		2	0	1	0	1	0	0				
Larry Parrish, R (1, 5) OBP: 0.317, SLG: 0.478		4-0 E BB		0-0 L4		0-3 K		0-0 1-2		2	0	0	0	1	1	3				
Ellis Valentine, R (1, 9) OBP: 0.358, SLG: 0.475		0-3 K			0-0 F3		0-3 K			3	0	0	0	0	2	1				
Chris Speier, R (1, 6) OBP: 0.355, SLG: 0.333			0-0 F9		0-0 G5-6-4 1B		0-0 6-3			3	0	1	0	0	0	0				
Charlie Lea, R (1, 1) Stan Bahnsen, R (6, 1)			0-3 K		0-0 G5-6-4 1-2		0-0 F9			2	0	0	0	0	1	1				
<b>Inning Stats</b>	R: 0 E: 0 K: 1 S: 5	H: 1 LOB: 0 BB: 1 P: 5	R: 0 E: 1 K: 1 S: 5	H: 0 LOB: 1 BB: 1 P: 9	R: 0 E: 0 K: 1 S: 5	H: 0 LOB: 0 BB: 0 P: 5	R: 1 E: 0 K: 0 S: 4	H: 2 LOB: 1 BB: 1 P: 8	R: 0 E: 0 K: 0 S: 3	H: 1 LOB: 0 BB: 0 P: 3	R: 1 E: 0 K: 1 S: 6	H: 1 LOB: 2 BB: 2 P: 14	R: 0 E: 0 K: 1 S: 5	H: 0 LOB: 0 BB: 0 P: 5	R: 0 E: 0 K: 1 S: 5	H: 0 LOB: 0 BB: 0 P: 5		1B: 3 2B: 1 3B: 1 HR: 1	SF: 0 SAC: 0 DP: 2 HBP: 0	WP: 0 PB: 0 SB: 2 CS: 1
<b>PITCHER</b>	IP WLS BF H R ER SO BB IBB HBP BLK WP HR S P ERA WHIP																			
Doug Capilla, L (1, 1) ERA: 1.8	5.1	L	21	5	2	2	3	3	0	0	0	0	0	0	24	36	3.38	1.500		
Dick Tidrow, R (6, 1) ERA: 2.03	1.2		6	0	0	0	2	0	1	0	0	0	0	0	9	13	0.00	0.000		
Bill Caudill, R (8, 1) ERA: 2.07	1.0		3	0	0	0	1	0	0	0	0	0	0	5	5	0.00	0.000			

Chicago Cubs @ Montreal Expos  
Olympic Stadium, Montreal, QB  
Sun Jul 13 1980, 3:33 AM EDT  
Att: 31,095 - Unknown



Chicago Cubs @ Montreal Expos  
Olympic Stadium, Montreal, QB  
Sun Jul 13 1980, 3:33 AM EDT  
Att: 31,095 - Unknown



AB	30
R	1
H	6
RBI	1
BB	2
SO	7
LOB	10

AB	26
R	2
H	5
RBI	2
BB	4
SO	6
LOB	9



Batter	1	2	3	4	5	6	7	8	9	AB	R	H	RBI	BB	SO	LOB	TOP										
<b>Davey Lopes, R</b> OBP: 0.326, SLG: 0.344 (1, 4)										5	1	3	3	0	0	3	<b>Los Angeles Dodgers @ Chicago Cubs</b> Wrigley Field, Chicago, IL Tue Jul 15 1980, 3:33 AM CDT Att: 20,257 - Unknown										
<b>Rudy Law, L</b> OBP: 0.324, SLG: 0.321 (1, 8)										5	0	1	1	0	0	3											
<b>Reggie Smith, S</b> OBP: 0.396, SLG: 0.540 (1, 9)										4	1	2	0	1	1	0											
<b>Steve Garvey, R</b> OBP: 0.323, SLG: 0.478 (1, 3)										5	1	1	1	0	1	3											
<b>Dusty Baker Jr., R</b> OBP: 0.335, SLG: 0.541 (1, 7)										4	0	0	0	0	2	3											
<b>Ron Cey, R</b> OBP: 0.349, SLG: 0.426 (1, 5)										4	0	2	1	0	1	0											
<b>Bill Russell, R</b> OBP: 0.314, SLG: 0.386 (1, 6)										3	0	0	0	0	0	1											
<b>Joe Ferguson, R</b> OBP: 0.370, SLG: 0.355 (1, 2)										2	2	1	0	2	0	0											
<b>Burt Hooton, R</b> OBP: 0.057, SLG: 0.029 <b>Dave Goltz, R</b> OBP: 0.267, SLG: 0.120 (7, 1)										3	1	1	0	0	0	1											
<b>Inning Stats</b>	R: 3 E: 0 K: 1 S: 9	H: 4 LOB: 1 BB: 0 P: 9	R: 2 E: 1 K: 1 S: 9	H: 3 LOB: 2 BB: 0 P: 9	R: 1 E: 0 K: 1 S: 7	H: 2 LOB: 2 BB: 1 P: 11	R: 0 E: 0 K: 0 S: 3	H: 0 LOB: 0 BB: 0 P: 3	R: 0 E: 0 K: 0 S: 3	H: 1 LOB: 0 BB: 0 P: 3	R: 0 E: 0 K: 2 S: 7	H: 0 LOB: 0 BB: 0 P: 7	R: 0 E: 0 K: 0 S: 4	H: 1 LOB: 2 BB: 1 P: 8	R: 0 E: 0 K: 0 S: 2	H: 0 LOB: 0 BB: 1 P: 6		1B: 8 2B: 2 3B: 0 HR: 1	SF: 0 SAC: 2 DP: 0 HBP: 0	WP: 0 PB: 0 SB: 0 CS: 2	PA: 40						
<b>PITCHER</b>	IP	WLS	BF	H	R	ER	SO	BB	IBB	HBP	BLK	WP	HR	S	P	ERA	WHIP										
<b>Lynn McGlothen, R</b> ERA: 5.76 (1, 1)	1.1	L	11	6	5	4	1	0	0	0	0	0	1	13	13	27.00	4.500										
<b>Willie Hernandez, L</b> ERA: 4.46 (2, 1)	3.2		15	3	1	1	2	1	0	0	0	0	0	18	22	2.46	1.091										
<b>Bill Caudill, R</b> ERA: 2.0 (6, 1)	2.0		6	1	0	0	2	0	0	0	0	0	0	10	10	0.00	0.500										
<b>Dick Tidrow, R</b> ERA: 1.96 (8, 1)	2.0		8	1	0	0	0	1	1	0	0	0	0	6	14	0.00	1.000										

Batter	1	2	3	4	5	6	7	8	9	AB	R	H	RBI	BB	SO	LOB	BOTTOM											
<b>Ivan De Jesus, R</b> OBP: 0.346, SLG: 0.377 (1, 6)										4	0	0	0	0	0	4	<b>Los Angeles Dodgers @ Chicago Cubs</b> Wrigley Field, Chicago, IL Tue Jul 15 1980, 3:33 AM CDT Att: 20,257 - Unknown											
<b>Steve Dillard, R</b> OBP: 0.287, SLG: 0.349 (1, 5)										4	0	0	0	0	0	2												
<b>Bill Buckner, L</b> OBP: 0.351, SLG: 0.442 (1, 7)										4	0	1	0	0	0	0												
<b>Cliff Johnson, R</b> OBP: 0.327, SLG: 0.409 (1, 3)										4	0	1	0	0	2	1												
<b>Mike Vail, R</b> OBP: 0.362, SLG: 0.432 (1, 9)										4	1	1	0	0	1	1												
<b>Jerry Martin, R</b> OBP: 0.287, SLG: 0.464 (1, 8)										4	0	1	0	0	0	1												
<b>Tim Blackwell, S</b> OBP: 0.286, SLG: 0.347 (1, 2)										4	1	2	2	0	0	1												
<b>Mike Tyson, R</b> OBP: 0.295, SLG: 0.353 <b>Jesus Figueroa, L</b> OBP: 0.397, SLG: 0.353 (9, PH)										3	0	1	0	0	0	1												
<b>Lynn McGlothen, L</b> OBP: 0.286, SLG: 0.385 <b>Willie Hernandez, L</b> OBP: 0.231, SLG: 0.306 <b>Larry Ginter, R</b> OBP: 0.297, SLG: 0.398 <b>Bill Caudill, R</b> OBP: 0.333, SLG: 0.513 <b>Ken Henderson, S</b> OBP: 0.333, SLG: 0.513 <b>Dick Tidrow, R</b> OBP: 0.333, SLG: 0.513 (8, 1)										0	0	0	0	0	0	0												
<b>Inning Stats</b>	R: 0 E: 0 K: 0 S: 3	H: 0 LOB: 0 BB: 0 P: 3	R: 0 E: 0 K: 0 S: 3	H: 0 LOB: 0 BB: 0 P: 3	R: 0 E: 0 K: 1 S: 6	H: 1 LOB: 1 BB: 0 P: 6	R: 2 E: 0 K: 0 S: 7	H: 4 LOB: 2 BB: 0 P: 7	R: 0 E: 0 K: 0 S: 3	H: 1 LOB: 2 BB: 1 P: 3	R: 0 E: 0 K: 1 S: 4	H: 1 LOB: 2 BB: 1 P: 8	R: 0 E: 0 K: 1 S: 5	H: 0 LOB: 0 BB: 0 P: 5	R: 0 E: 0 K: 1 S: 6	H: 1 LOB: 1 BB: 0 P: 6		1B: 7 2B: 0 3B: 0 HR: 1	SF: 0 SAC: 0 DP: 1 HBP: 0	WP: 0 PB: 0 SB: 0 CS: 0	PA: 35							
<b>PITCHER</b>	IP	WLS	BF	H	R	ER	SO	BB	IBB	HBP	BLK	WP	HR	S	P	ERA	WHIP											
<b>Burt Hooton, R</b> ERA: 3.17 (1, 1)	6.2	W	27	7	2	2	1	1	0	0	0	0	0	12	28	32	2.70	1.200										
<b>Dave Goltz, R</b> ERA: 5.34 (7, 1)	2.1	S	8	1	0	0	2	0	0	0	0	0	0	12	12	0.00	0.429											



Batter	1	2	3	4	5	6	7	8	9	AB	R	H	RBI	BB	SO	LOB	TOP			
Davey Lopes, R OBP: 0.328, SLG: 0.344 (1, 4)	5-3		BB	4-0 BB		0-3 K		0-0 FC3-6 1B		3	0	1	0	1	1	0	<b>Los Angeles Dodgers @ Chicago Cubs</b> Wrigley Field, Chicago, IL Wed Jul 16 1980, 3:33 AM CDT Att: 18,638 - Unknown			
Rudy Law, L OBP: 0.323, SLG: 0.320 (1, 8)	5-3		F8			0-0 CS 1B		0-0 FC3-6 1B		4	0	1	0	0	0	3				
Reggie Smith, S OBP: 0.398, SLG: 0.538 Derrel Thomas, S OBP: 0.294, SLG: 0.326 (7, 9)	K		FC6-4 BB			0-0 1B CS SF8 1B		0-3 K		3	1	1	0	1	2	2				
Steve Garvey, R OBP: 0.325, SLG: 0.478 (1, 3)		0-0 BB 1B	FC6-4			0-0 WP 1B		0-0 5-3		4	0	2	0	0	0	2				
Dusty Baker Jr., R OBP: 0.334, SLG: 0.539 (1, 7)	F9			0-0 6-3		0-0 SF8		0-0 G6-4-3 1B		3	0	1	1	0	0	1				
Ron Cey, R OBP: 0.351, SLG: 0.423 (1, 5)	4-0 1-2 BB			0-0 5-3		3-H 4-0 1-2 IBB		0-0 G6-4-3 1B		2	0	0	0	2	0	1				
Bill Russell, R OBP: 0.311, SLG: 0.381 (1, 6)	0-3 K			0-0 6-3		0-0 F8		0-3 K		4	0	0	0	0	2	4				
Joe Ferguson, R OBP: 0.356, SLG: 0.338 (1, 2)	0-3 K				0-0 F8		0-3 K		0-0 F9	4	0	0	0	0	2	2				
Jerry Reuss, L OBP: 0.132, SLG: 0.111 Gary Thomasson, L OBP: 0.354, SLG: 0.258 Joe Beckwith, L OBP: 0.395, SLG: 0.386 (7, PH) (7, 1) (8, PH)			0-3 K		0-0 4-3		0-0 FC3-6 1B		0-0 F7	2	0	0	0	0	1	0				
<b>Inning Stats</b>	R: 0 E: 0 K: 1 S: 5	H: 0 LOB: 0 BB: 0 P: 5	R: 0 E: 0 K: 2 S: 8	H: 1 LOB: 2 BB: 1 P: 12	R: 0 E: 0 K: 1 S: 5	H: 0 LOB: 2 BB: 2 P: 13	R: 0 E: 0 K: 0 S: 3	H: 0 LOB: 0 BB: 0 P: 3	R: 0 E: 0 K: 1 S: 5	H: 3 LOB: 2 BB: 1 P: 9	R: 0 E: 0 K: 2 S: 9	H: 2 LOB: 2 BB: 0 P: 9	R: 0 E: 0 K: 1 S: 3	H: 1 LOB: 0 BB: 0 P: 3	R: 0 E: 0 K: 1 S: 5	H: 0 LOB: 0 BB: 0 P: 5		1B: 7 2B: 0 3B: 0 HR: 0	SF: 1 SAC: 0 DP: 1 HBP: 0	WP: 1 PB: 0 SB: 1 CS: 2
<b>PITCHER</b> Rick Reuschel, R ERA: 4.14 (1, 1)	IP: 9.0 WLS: W BF: 36 H: 7 R: 1 ER: 1 SO: 8 BB: 3 IBB: 1 HBP: 0 BLK: 0 WP: 1 HR: 0 S: 48 P: 64 ERA: 1.00 WHIP: 1.111															<b>PITCHER</b>				

Batter	1	2	3	4	5	6	7	8	9	AB	R	H	RBI	BB	SO	LOB	BOTTOM			
Ivan De Jesus, R OBP: 0.345, SLG: 0.375 (1, 6)	0-3 K		0-3 K2-3		0-0 S 1B		0-3 K			4	0	1	0	0	3	0	<b>Los Angeles Dodgers @ Chicago Cubs</b> Wrigley Field, Chicago, IL Wed Jul 16 1980, 3:33 AM CDT Att: 18,638 - Unknown			
Lenny Randle, S OBP: 0.385, SLG: 0.384 Mick Kelleher, R OBP: 0.211, SLG: 0.170 (8, 5)	0-0 6-3		0-0 5-3		0-0 F9		0-3 K			4	0	0	0	0	1	1				
Bill Buckner, L OBP: 0.356, SLG: 0.450 (9, 3)	0-0 1B 2B		0-0 FC5-4 1B		0-0 E 1B		0-0 4-3			4	2	3	0	0	0	0				
Cliff Johnson, R OBP: 0.325, SLG: 0.406 Ken Henderson, S OBP: 0.333, SLG: 0.313 (9, 7)	0-0 1B		0-0 FC5-4		0-0 F8		0-3 K			4	0	1	1	0	1	2				
Mike Vail, R OBP: 0.364, SLG: 0.438 (1, 9)	0-0 1B		0-0 6-3		0-0 E6 FC6-4		0-0 1B 2B			4	2	2	0	0	0	0				
Jerry Martin, R OBP: 0.289, SLG: 0.463 (1, 8)	0-0 F8		0-0 4-3		0-0 FC6-4 IBB		0-0 1B			3	0	1	1	1	0	2				
Tim Blackwell, S OBP: 0.279, SLG: 0.338 (1, 2)		0-0 6-3		0-3 K		0-0 FC6-4		0-0 1-3		4	0	0	1	0	1	2				
Mike Tyson, R OBP: 0.289, SLG: 0.345 (1, 4)		0-0 5-3			0-0 L9		0-0 F6			3	0	0	0	0	0	1				
Rick Reuschel, R OBP: 0.163, SLG: 0.233 (1, 1)		0-0 5-3			0-0 5-3		0-3 K			3	0	0	0	0	1	0				
<b>Inning Stats</b>	R: 1 E: 0 K: 1 S: 8	H: 3 LOB: 2 BB: 0 P: 8	R: 0 E: 0 K: 0 S: 3	H: 0 LOB: 0 BB: 0 P: 3	R: 0 E: 0 K: 1 S: 6	H: 1 LOB: 1 BB: 0 P: 6	R: 0 E: 0 K: 1 S: 5	H: 0 LOB: 0 BB: 0 P: 5	R: 0 E: 0 K: 0 S: 4	H: 1 LOB: 1 BB: 0 P: 4	R: 2 E: 1 K: 0 S: 5	H: 1 LOB: 1 BB: 1 P: 9	R: 0 E: 0 K: 3 S: 9	H: 0 LOB: 0 BB: 0 P: 9	R: 1 E: 0 K: 1 S: 7	H: 2 LOB: 1 BB: 0 P: 7		1B: 6 2B: 2 3B: 0 HR: 0	SF: 0 SAC: 0 DP: 0 HBP: 0	WP: 0 PB: 0 SB: 1 CS: 0
<b>PITCHER</b> Jerry Reuss, L ERA: 1.82 Joe Beckwith, R ERA: 2.96 (1, 1) (7, 1)	IP: 6.0 WLS: L BF: 26 H: 6 R: 3 ER: 1 SO: 3 BB: 0 IBB: 1 HBP: 0 BLK: 0 WP: 0 HR: 0 S: 31 P: 35 ERA: 1.50 WHIP: 1.000															<b>PITCHER</b>				





Batter	1	2	3	4	5	6	7	8	9	AB	R	H	RBI	BB	SO	LOB	TOP			
<b>Davey Lopes, R</b> OBP: 0.329, SLG: 0.345 (1, 4)										5	1	2	1	0	0	1				
<b>Rudy Law, L</b> OBP: 0.321, SLG: 0.318 (1, 8)										5	1	1	0	0	0	1				
<b>Reggie Smith, S</b> OBP: 0.396, SLG: 0.534 (1, 9)										4	0	1	1	0	1	0				
<b>Steve Garvey, R</b> OBP: 0.329, SLG: 0.484 (1, 3)										4	0	3	1	0	0	0				
<b>Dusty Baker Jr., R</b> OBP: 0.333, SLG: 0.534 (1, 7)										3	0	0	0	1	0	4				
<b>Ron Cey, R</b> OBP: 0.350, SLG: 0.419 (1, 5)										3	0	0	0	1	1	2				
<b>Bill Russell, R</b> OBP: 0.307, SLG: 0.376 (1, 6)										4	0	0	0	0	0	3				
<b>Joe Ferguson, R</b> OBP: 0.361, SLG: 0.361 (1, 2)										3	1	1	0	1	0	3				
<b>Don Sutton, R</b> OBP: 0.063, SLG: 0.063 (1, 1)										3	0	0	0	0	2	1				
<b>Inning Stats</b>	R: 2 E: 0 K: 0 S: 7	H: 4 LOB: 3 BB: 1 P: 11	R: 0 E: 0 K: 0 S: 3	H: 0 LOB: 0 BB: 0 P: 3	R: 0 E: 0 K: 0 S: 3	H: 0 LOB: 1 BB: 1 P: 7	R: 1 E: 0 K: 0 S: 4	H: 1 LOB: 1 BB: 0 P: 8	R: 0 E: 0 K: 1 S: 6	H: 1 LOB: 1 BB: 0 P: 6	R: 0 E: 0 K: 2 S: 8	H: 1 LOB: 0 BB: 0 P: 8	R: 0 E: 0 K: 1 S: 5	H: 0 LOB: 0 BB: 0 P: 5	R: 0 E: 0 K: 1 S: 5	H: 0 LOB: 0 BB: 0 P: 5	1B: 6 2B: 1 3B: 1 HR: 0	SF: 0 SAC: 1 DP: 0 HBP: 0	WP: 0 PB: 0 SB: 0 CS: 0	PA: 38
<b>PITCHER</b>	IP	WLS	BF	H	R	ER	SO	BB	IBB	HBP	BLK	WP	HR	S	P	ERA	WHIP			
<b>Dennis Lamp, R</b> ERA: 5.01 (1, 1)	6.0	L	28	7	3	3	1	2	1	0	0	0	0	27	39	4.50	1.500			
<b>Bill Caudill, R</b> ERA: 1.91 (7, 1)	3.0		10	1	0	0	4	0	0	0	0	0	0	18	18	0.00	0.333			

**Los Angeles Dodgers @ Chicago Cubs**  
Wrigley Field, Chicago, IL  
Thu Jul 17 1980, 3:33 AM CDT  
Att: 21,389 - Unknown

**AB 34**  
**R 3**  
**H 8**  
**RBI 3**  
**BB 3**  
**SO 5**  
**LOB 15**

Batter	1	2	3	4	5	6	7	8	9	AB	R	H	RBI	BB	SO	LOB	BOTTOM			
<b>Ivan De Jesus, R</b> OBP: 0.341, SLG: 0.371 (1, 6)										4	0	0	0	0	0	1				
<b>Lenny Randle, S</b> OBP: 0.354, SLG: 0.382 (1, 5)										4	0	1	1	0	0	0				
<b>Bill Buckner, L</b> OBP: 0.355, SLG: 0.447 (1, 7)										4	0	1	0	0	0	1				
<b>Cliff Johnson, R</b> OBP: 0.322, SLG: 0.401 (1, 3)										3	0	0	0	0	1	1				
<b>Mike Vail, R</b> OBP: 0.360, SLG: 0.432 (1, 9)										3	0	0	0	0	0	0				
<b>Jerry Martin, R</b> OBP: 0.290, SLG: 0.460 (1, 8)										2	0	0	0	1	0	0				
<b>Tim Blackwell, S</b> OBP: 0.275, SLG: 0.333 <b>Larry Bittner, L</b> OBP: 0.325, SLG: 0.355 <b>Mike O'Berry, R</b> OBP: 0.200, SLG: 0.200 (1, 2)										2	0	0	0	0	1	0				
<b>Mike Tyson, R</b> OBP: 0.290, SLG: 0.345 (1, 4)										3	1	1	0	0	1	0				
<b>Dennis Lamp, R</b> OBP: 0.190, SLG: 0.128 <b>Jesus Figueroa, L</b> OBP: 0.390, SLG: 0.346 <b>Bill Caudill, R</b> <b>Ken Henderson, S</b> OBP: 0.330, SLG: 0.309 (1, 1)										1	0	0	0	0	0	0				
<b>Inning Stats</b>	R: 0 E: 0 K: 0 S: 3	H: 0 LOB: 0 BB: 0 P: 3	R: 0 E: 0 K: 0 S: 3	H: 0 LOB: 0 BB: 0 P: 3	R: 0 E: 0 K: 2 S: 7	H: 0 LOB: 0 BB: 0 P: 7	R: 0 E: 0 K: 1 S: 6	H: 1 LOB: 1 BB: 0 P: 6	R: 0 E: 0 K: 0 S: 3	H: 0 LOB: 0 BB: 0 P: 3	R: 0 E: 0 K: 0 S: 3	H: 0 LOB: 0 BB: 0 P: 3	R: 0 E: 0 K: 0 S: 2	H: 0 LOB: 1 BB: 1 P: 6	R: 1 E: 0 K: 1 S: 7	H: 2 LOB: 1 BB: 0 P: 7	1B: 3 2B: 1 3B: 0 HR: 0	SF: 0 SAC: 0 DP: 1 HBP: 0	WP: 0 PB: 0 SB: 0 CS: 0	PA: 30
<b>PITCHER</b>	IP	WLS	BF	H	R	ER	SO	BB	IBB	HBP	BLK	WP	HR	S	P	ERA	WHIP			
<b>Don Sutton, R</b> ERA: 2.13 (1, 1)	9.0	W	30	3	1	1	4	1	0	0	0	0	0	37	41	1.00	0.444			

**Los Angeles Dodgers @ Chicago Cubs**  
Wrigley Field, Chicago, IL  
Thu Jul 17 1980, 3:33 AM CDT  
Att: 21,389 - Unknown


**AB 29**  
**R 1**  
**H 3**  
**RBI 1**  
**BB 1**  
**SO 4**  
**LOB 5**



Batter	1	2	3	4	5	6	7	8	9	AB	R	H	RBI	BB	SO	LOB	TOP		
Gene Richards, L (1, 7) OBP: 0.370, SLG: 0.378	0-0 6-3		0-0 F8		0-3 K		0-0 4-3			4	0	0	0	0	1	0			
Ozzie Smith, S (1, 6) OBP: 0.327, SLG: 0.279	4-0 CS BB			0-0 F7		0-0 1B 2B 1B		0-3 K		3	1	1	0	1	1	0			
Jerry Mumphrey, S (1, 8) OBP: 0.324, SLG: 0.336	0-0 F8			0-0 F9		0-0 1-3 2B 1B		0-3 K		4	0	1	0	0	1	1			
Dave Winfield, R (1, 9) OBP: 0.380, SLG: 0.445		0-0 6-3		0-0 BB 1B		0-0 F5		0-0 F2		4	0	1	0	0	0	2			
Willie Montanez, L (1, 3) OBP: 0.303, SLG: 0.340		0-0 6-3		4-0 1-2 BB		0-0 1-H 3-H 2B			0-0 SH1-4 G2-4 1B	3	0	2	1	1	0	0			
Gene Tenace, R (1, 2) OBP: 0.383, SLG: 0.379		4-0 BB		0-3 K		0-0 BB			0-0 SH1-4 1-2 1B	2	0	1	0	2	1	2			
Aurelio Rodriguez, R (1, 5) OBP: 0.216, SLG: 0.287			0-0 F9		0-3 K		0-0 L7		0-0 SH1-4 1-2 2-3	3	0	0	0	0	1	3			
Dave Cash, R (1, 4) OBP: 0.283, SLG: 0.272			0-0 F9		0-0 HR		0-0 F4		4-0 IBB	3	1	1	1	1	0	0			
Bob Shirley, R (1, 1) Rollie Fingers, R (6, 1) OBP: 0.250, SLG: 0.417			0-3 K		0-3 K		0-3 K		0-0 G2-4 3-H	2	0	0	0	0	2	0			
<b>Inning Stats</b>	R: 0 E: 0 K: 0 S: 2	H: 0 LOB: 0 BB: 1 P: 6	R: 0 E: 0 K: 0 S: 3	H: 0 LOB: 1 BB: 1 P: 7	R: 0 E: 0 K: 1 S: 5	H: 0 LOB: 0 BB: 0 P: 5	R: 0 E: 0 K: 1 S: 6	H: 1 LOB: 2 BB: 1 P: 10	R: 1 E: 0 K: 3 S: 10	H: 1 LOB: 0 BB: 0 P: 10	R: 1 E: 0 K: 0 S: 5	H: 3 LOB: 2 BB: 1 P: 9	R: 0 E: 0 K: 2 S: 7	H: 0 LOB: 0 BB: 0 P: 5	R: 0 E: 0 K: 0 S: 4	H: 2 LOB: 2 BB: 1 P: 8	1B: 5 2B: 1 3B: 0 HR: 1	SF: 0 SAC: 1 DP: 1 HBP: 0	WP: 0 PA: 36 PB: 0 SB: 0 CS: 1
<b>PITCHER</b>	IP WLS BF H R ER SO BB IBB HBP BLK WP HR S P ERA WHIP	IP WLS BF H R ER SO BB IBB HBP BLK WP HR S P ERA WHIP	IP WLS BF H R ER SO BB IBB HBP BLK WP HR S P ERA WHIP	IP WLS BF H R ER SO BB IBB HBP BLK WP HR S P ERA WHIP	IP WLS BF H R ER SO BB IBB HBP BLK WP HR S P ERA WHIP	IP WLS BF H R ER SO BB IBB HBP BLK WP HR S P ERA WHIP	IP WLS BF H R ER SO BB IBB HBP BLK WP HR S P ERA WHIP	IP WLS BF H R ER SO BB IBB HBP BLK WP HR S P ERA WHIP	IP WLS BF H R ER SO BB IBB HBP BLK WP HR S P ERA WHIP	IP WLS BF H R ER SO BB IBB HBP BLK WP HR S P ERA WHIP	IP WLS BF H R ER SO BB IBB HBP BLK WP HR S P ERA WHIP	IP WLS BF H R ER SO BB IBB HBP BLK WP HR S P ERA WHIP	IP WLS BF H R ER SO BB IBB HBP BLK WP HR S P ERA WHIP	IP WLS BF H R ER SO BB IBB HBP BLK WP HR S P ERA WHIP	IP WLS BF H R ER SO BB IBB HBP BLK WP HR S P ERA WHIP	IP WLS BF H R ER SO BB IBB HBP BLK WP HR S P ERA WHIP	IP WLS BF H R ER SO BB IBB HBP BLK WP HR S P ERA WHIP	IP WLS BF H R ER SO BB IBB HBP BLK WP HR S P ERA WHIP	IP WLS BF H R ER SO BB IBB HBP BLK WP HR S P ERA WHIP

San Diego Padres @ Chicago Cubs  
Wrigley Field, Chicago, IL  
Fri Jul 18 1980, 3:33 AM CDT  
Att: 14,007 - Unknown


AB 30  
R 2  
H 7  
RBI 2  
BB 5  
SO 8  
LOB 11



Batter	1	2	3	4	5	6	7	8	9	AB	R	H	RBI	BB	SO	LOB	BOTTOM				
Ivan De Jesus, R (1, 6) OBP: 0.337, SLG: 0.366	0-3 K		0-0 FC1-4 BB			0-0 6-3		0-0 F8		4	0	0	0	0	1	1					
Lenny Randle, S (1, 5) OBP: 0.355, SLG: 0.382	0-0 6-3		4-0 1-2 S BB			0-0 4-3			0-0 1B FC4-6 1B	3	1	1	0	1	0	0					
Bill Buckner, L (1, 7) OBP: 0.358, SLG: 0.449	0-0 FC5-4 1B		0-0 F3			0-1 CI FC5-4			0-0 1-3 FC4-6 1B	3	0	2	0	0	0	1					
Cliff Johnson, R (1, 3) OBP: 0.318, SLG: 0.396 Dick Tidrow, R (7, 1) Ken Henderson, S (9, PH) OBP: 0.327, SLG: 0.305	0-0 FC5-4			0-0 5-3		0-0 FC5-4			0-0 FC4-6 1-2 3-H	3	0	0	0	0	0	2					
Mike Vail, R (1, 9) OBP: 0.353, SLG: 0.424		0-3 K		0-0 6-3			0-0 F7		0-3 K	4	0	0	0	0	2	1					
Jerry Martin, R (1, 8) OBP: 0.286, SLG: 0.454		0-0 5-3		0-0 F9			0-0 F4		0-0 F6	4	0	0	0	0	0	1					
Barry Foote, R (1, 2) OBP: 0.304, SLG: 0.449					0-0 G1-6-3 1B		0-0 F7			3	0	2	0	0	0	0					
Mike Tyson, R (1, 4) OBP: 0.287, SLG: 0.340 Jesus Figueroa, L (8, PH) OBP: 0.383, SLG: 0.340 Mick Kelleher, R (9, 4) OBP: 0.211, SLG: 0.170		0-0 4-3				0-3 K			0-0 6-3	2	0	0	0	0	1	2					
Doug Capilla, L (1, 1) OBP: 0.300, SLG: 0.500 Larry Blittner, L (7, 3) OBP: 0.323, SLG: 0.353			0-0 FC1-4 1B			0-0 G1-6-3			0-0 F7	2	0	1	0	0	0	1					
<b>Inning Stats</b>	R: 0 E: 0 K: 1 S: 6	H: 1 LOB: 0 BB: 0 P: 6	R: 0 E: 0 K: 1 S: 6	H: 1 LOB: 1 BB: 0 P: 6	R: 0 E: 0 K: 0 S: 3	H: 1 LOB: 1 BB: 1 P: 7	R: 0 E: 0 K: 0 S: 3	H: 0 LOB: 0 BB: 0 P: 3	R: 0 E: 0 K: 0 S: 5	H: 1 LOB: 0 BB: 0 P: 5	R: 0 E: 1 K: 0 S: 4	H: 0 LOB: 1 BB: 0 P: 4	R: 0 E: 0 K: 0 S: 3	H: 0 LOB: 0 BB: 0 P: 3	R: 0 E: 0 K: 0 S: 3	H: 0 LOB: 1 BB: 0 P: 3	R: 1 E: 0 K: 1 S: 7	H: 2 LOB: 1 BB: 0 P: 7	1B: 6 2B: 0 3B: 0 HR: 0	SF: 0 SAC: 0 DP: 1 HBP: 0	WP: 0 PA: 33 PB: 0 SB: 1 CS: 0
<b>PITCHER</b>	IP WLS BF H R ER SO BB IBB HBP BLK WP HR S P ERA WHIP	IP WLS BF H R ER SO BB IBB HBP BLK WP HR S P ERA WHIP	IP WLS BF H R ER SO BB IBB HBP BLK WP HR S P ERA WHIP	IP WLS BF H R ER SO BB IBB HBP BLK WP HR S P ERA WHIP	IP WLS BF H R ER SO BB IBB HBP BLK WP HR S P ERA WHIP	IP WLS BF H R ER SO BB IBB HBP BLK WP HR S P ERA WHIP	IP WLS BF H R ER SO BB IBB HBP BLK WP HR S P ERA WHIP	IP WLS BF H R ER SO BB IBB HBP BLK WP HR S P ERA WHIP	IP WLS BF H R ER SO BB IBB HBP BLK WP HR S P ERA WHIP	IP WLS BF H R ER SO BB IBB HBP BLK WP HR S P ERA WHIP	IP WLS BF H R ER SO BB IBB HBP BLK WP HR S P ERA WHIP	IP WLS BF H R ER SO BB IBB HBP BLK WP HR S P ERA WHIP	IP WLS BF H R ER SO BB IBB HBP BLK WP HR S P ERA WHIP	IP WLS BF H R ER SO BB IBB HBP BLK WP HR S P ERA WHIP	IP WLS BF H R ER SO BB IBB HBP BLK WP HR S P ERA WHIP	IP WLS BF H R ER SO BB IBB HBP BLK WP HR S P ERA WHIP	IP WLS BF H R ER SO BB IBB HBP BLK WP HR S P ERA WHIP	IP WLS BF H R ER SO BB IBB HBP BLK WP HR S P ERA WHIP	IP WLS BF H R ER SO BB IBB HBP BLK WP HR S P ERA WHIP		

San Diego Padres @ Chicago Cubs  
Wrigley Field, Chicago, IL  
Fri Jul 18 1980, 3:33 AM CDT  
Att: 14,007 - Unknown

AB 31  
R 1  
H 6  
RBI 1  
BB 1  
SO 4  
LOB 10





Batter	1	2	3	4	5	6	7	8	9	AB	R	H	RBI	BB	SO	LOB	TOP																					
Gene Richards, L (1,7) X OBP: 0.375, SLG: 0.393	0-0 S BB E 1B	0-0 1B		0-0 HR		0-0 E5 BB		0-0 CS 1B		5	2	4	1	0	0	0	San Diego Padres @ Chicago Cubs Wrigley Field, Chicago, IL Sat Jul 19 1980, 3:33 AM CDT Att: 24,369 - Unknown																					
Ozzie Smith, S (1,6) B OBP: 0.333, SLG: 0.283	4-0 F S 1B	0-0 S 1B		0-0 1B SF7 1B		4-0 G6-4-3 BB		0-0 F8 1-2		3	2	2	0	2	0	1																						
Jerry Mumphrey, S (1,8) B OBP: 0.328, SLG: 0.336	4-0 E 1B BB	0-3 K		0-0 S 1B		0-0 G6-4-3		4-0 F9 S 1B BB		3	2	1	0	2	1	4																						
Dave Winfield, R (1,9) X OBP: 0.375, SLG: 0.439	0-0 E6 1B SF8	0-3 K		0-0 SF7				0-0 F7		4	1	0	2	0	1	5																						
Willie Montanez, L (1,3) X OBP: 0.307, SLG: 0.341	0-0 1B		0-0 4-3	0-0 K				0-0 BB 1B		4	0	2	2	1	1	1																						
Gene Tenace, R (1,2) X OBP: 0.384, SLG: 0.382	0-0 SF8		0-0 1B		0-0 E5 CS			0-0 F9		4	0	2	2	0	0	1																						
Tim Flannery, L (1,5) X Aurelio Rodriguez, R (9,5)	0-0 F7		0-0 F8	0-3 K	0-3 K	0-0 K	4-0 BB	0-0 F8		4	0	0	0	1	1	5																						
Dave Cash, R (1,4) X OBP: 0.279, SLG: 0.268	0-3 K		0-3 K	0-0 F7	0-0 F7	0-0 6-3		0-0 G3		5	0	0	0	0	2	6																						
Steve Mura, R (1,1) X Von Johnson, R (4,PH) John D'Acquisto, R (4,1) Jerry Turner, L (8,PH) Dennis Kinney, L (8,1) Eric Rasmussen, R (9,1) OBP: 0.238, SLG: 0.211 OBP: 0.304, SLG: 0.429 OBP: 0.216, SLG: 0.287		0-0 4-3		0-3 K		0-0 6-3		0-3 K		1	0	0	0	0	0	0																						
Inning Stats	R: 4 E: 1 K: 1 S: 8	H: 2 LOB: 1 BB: 2 P: 16	R: 0 E: 0 K: 2 S: 9	H: 2 LOB: 2 BB: 0 P: 9	R: 0 E: 0 K: 1 S: 6	H: 1 LOB: 1 BB: 0 P: 6	R: 2 E: 0 K: 2 S: 10	H: 3 LOB: 1 BB: 0 P: 10	R: 0 E: 1 K: 1 S: 5	H: 0 LOB: 0 BB: 0 P: 5	R: 0 E: 0 K: 0 S: 4	H: 1 LOB: 2 BB: 1 P: 8	R: 0 E: 0 K: 1 S: 5	H: 1 LOB: 0 BB: 0 P: 5	R: 1 E: 0 K: 0 S: 4	H: 1 LOB: 2 BB: 2 P: 12		1B: 10 2B: 0 3B: 0 HR: 1	SF: 2 SAC: 0 DP: 1 HBP: 0	WP: 0 PB: 0 SB: 5 CS: 2	PA: 44																	
PITCHER	IP	WLS	BF	H	R	ER	SO	BB	IBB	HBP	BLK	WP	HR	S	P	ERA	WHIP	PITCHER				IP	WLS	BF	H	R	ER	SO	BB	IBB	HBP	BLK	WP	HR	S	P	ERA	WHIP
Mike Krukow, R (1,1) ERA: 4.03	3.2		22	8	6	5	5	2	0	0	0	0	1	30	38	12.27	2.727																					
George Riley, L (4,1) ERA: 1.13	2.1		8	0	0	0	2	1	0	0	0	0	0	11	15	0.00	0.429																					
Bill Caudill, R (7,1) ERA: 1.96	3.0	W	14	3	1	1	1	2	1	0	0	0	0	13	25	3.00	1.667																					

AB 36  
R 7  
H 11  
RBI 7  
BB 6  
SO 8  
LOB 23



Batter	1	2	3	4	5	6	7	8	9	AB	R	H	RBI	BB	SO	LOB	BOTTOM																					
Ivan De Jesus, R (1,6) X OBP: 0.343, SLG: 0.370	0-0 4-3 2B		4-0 6-3 S 1B BB	4-0 FC6-4 BB		4-0 BB		0-0 F2		2	1	1	0	3	0	1	San Diego Padres @ Chicago Cubs Wrigley Field, Chicago, IL Sat Jul 19 1980, 3:33 AM CDT Att: 24,369 - Unknown																					
Lenny Randle, S (1,5) X OBP: 0.350, SLG: 0.375	0-0 F8		0-3 K	0-0 FC6-4		0-0 4-3		0-0 F7		5	0	0	0	0	1	6																						
Bill Buckner, L (1,7) X OBP: 0.353, SLG: 0.443	0-0 4-3		0-0 6-3	0-0 F4		0-0 6-3		4-0 2B BB		4	0	0	0	0	0	4																						
Mick Kelleher, R (8,4) OBP: 0.211, SLG: 0.170										0	0	0	0	0	0	0																						
Ken Henderson, S (9,PH) OBP: 0.333, SLG: 0.305										0	0	0	0	1	0	0																						
Mike Tyson, R (9,PR) OBP: 0.287, SLG: 0.340										0	1	0	0	0	0	0																						
Cliff Johnson, R (1,3) X OBP: 0.319, SLG: 0.397	0-0 3-1		4-0 HBP 1B BB		0-3 K			0-0 F8		4	1	1	2	1	1	1																						
Larry Bittner, L (1,9) X OBP: 0.327, SLG: 0.352		0-0 L9	1-0 1B HBP		0-0 1B			0-0 L4		3	1	1	0	0	0	0																						
Steve Dillard, R (1,4) X OBP: 0.286, SLG: 0.344		0-0 F9	0-0 1B 1B		0-3 K			0-3 K		4	1	1	2	0	2	1																						
Jesus Figueroa, L (1,8) X OBP: 0.391, SLG: 0.351		0-0 HR 1B	0-0 1B 1B		0-0 L5			0-0 4-3		4	1	2	2	0	0	1																						
Tim Blackwell, S (1,2) X OBP: 0.281, SLG: 0.353		0-0 HR		4-0 FC6-4 SH1-4 BB		0-0 F7		0-0 F7		3	1	1	2	1	0	0																						
Mike Krukow, R (1,1) OBP: 0.175, SLG: 0.154		0-3 K		0-0 SH1-4		0-3 K		0-0 2B 1B		1	0	0	0	0	1	0																						
George Riley, L (4,1) OBP: 0.352, SLG: 0.422										0	0	0	0	0	0	0																						
Mike Vail, R (6,PH) OBP: 0.352, SLG: 0.422										1	0	0	0	0	1	0																						
Bill Caudill, R (7,1) OBP: 0.286, SLG: 0.456										1	1	1	0	0	0	0																						
Inning Stats	R: 0 E: 0 K: 0 S: 4	H: 1 LOB: 1 BB: 0 P: 4	R: 2 E: 0 K: 1 S: 7	H: 2 LOB: 0 BB: 0 P: 7	R: 4 E: 0 K: 1 S: 6	H: 2 LOB: 1 BB: 2 P: 15	R: 0 E: 0 K: 0 S: 3	H: 0 LOB: 2 BB: 2 P: 11	R: 0 E: 0 K: 2 S: 8	H: 1 LOB: 1 BB: 0 P: 8	R: 0 E: 0 K: 1 S: 5	H: 0 LOB: 0 BB: 0 P: 3	R: 0 E: 0 K: 1 S: 5	H: 0 LOB: 0 BB: 0 P: 5	R: 2 E: 0 K: 0 S: 4	H: 2 LOB: 2 BB: 1 P: 8	1B: 5 2B: 2 3B: 0 HR: 1	SF: 0 SAC: 1 DP: 0 HBP: 1	WP: 0 PB: 0 SB: 1 CS: 0	PA: 40																		
PITCHER	IP	WLS	BF	H	R	ER	SO	BB	IBB	HBP	BLK	WP	HR	S	P	ERA	WHIP	PITCHER				IP	WLS	BF	H	R	ER	SO	BB	IBB	HBP	BLK	WP	HR	S	P	ERA	WHIP
Steve Mura, R (1,1) ERA: 4.46	3.0		16	5	6	6	2	2	0	1	0	0	1	17	26	18.00	2.333																					
John D'Acquisto, R (4,1) ERA: 3.34	4.0		16	1	0	0	3	3	0	0	0	0	0	19	31	0.00	1.000																					
Dennis Kinney, L (8,1) ERA: 3.2	1.2	L	7	1	2	2	1	1	0	0	0	0	0	8	12	10.80	1.200																					
Eric Rasmussen, R (9,1) ERA: 5.31	0.0		1	1	0	0	0	0	0	0	0	0	0	1	1	∞	∞																					

AB 32  
R 8  
H 8  
RBI 8  
BB 6  
SO 6  
LOB 14





Batter	1	2	3	4	5	6	7	8	9	AB	R	H	RBI	BB	SO	LOB	TOP					
Gene Richards, L (1,7) OBP: 0.377, SLG: 0.394	0-0 FC5-2 1B		0-0 L7			0-0 F2		0-0 1-2 1B		4	0	2	0	0	0	1	<p>San Diego Padres @ Chicago Cubs</p> <p>Wrigley Field, Chicago, IL</p> <p>Sun Jul 20 1980, 3:33 AM CDT</p> <p>Att: 23,325 - Unknown</p> <p>livebaseballscorecards.com</p>					
Ozzie Smith, S (1,6) OBP: 0.333, SLG: 0.282	0-0 FC5-2 1-3 1B		0-0 4-3			0-0 F9		0-0 F8		4	0	1	0	0	0	3						
Dave Winfield, R (1,9) OBP: 0.371, SLG: 0.434	0-0 FC5-2 G6-3 2-3 3-H			0-3 K		0-0 6-3			0-0 4-3	4	0	0	0	0	1	2						
Willie Montanez, L (1,3) OBP: 0.306, SLG: 0.338	0-0 G6-3 1-2			0-0 L7			0-0 F7		4-0 1B BB	3	0	0	0	1	0	2						
Jerry Mumphrey, S (1,8) OBP: 0.327, SLG: 0.334		0-3 K		0-0 4-3			0-0 F7		0-0 1-2 1B	4	0	1	0	0	1	0						
Gene Tenace, R (1,2) OBP: 0.379, SLG: 0.375		0-0 6-3			0-0 5-3		0-0 F2		0-0 F8	3	0	0	0	0	0	0						
Eric Rasmussen, R (7,1) OBP: 0.125, SLG: 0.250										0	0	0	0	0	0	0						
Von Joshua, L (8, PH) OBP: 0.298, SLG: 0.415										1	0	0	0	0	0	2						
Aurelio Rodriguez, R (1,5) OBP: 0.220, SLG: 0.296		0-0 4-3			0-0 2B			0-3 K	0-3 K	2	0	1	0	0	0	0						
Tim Flannery, L (8, PH) OBP: 0.327, SLG: 0.330										2	0	0	0	0	2	2						
Dave Cash, R (1,4) OBP: 0.277, SLG: 0.266			0-0 5-3		0-0 F8			0-0 1-3		2	0	0	0	0	0	1						
Jerry Turner, L (8, PH) OBP: 0.308, SLG: 0.369										1	0	0	0	0	0	0						
Kurt Bevacqua, R (8,5) OBP: 0.343, SLG: 0.422										0	0	0	0	0	0	0						
Randy Jones, R (1,1) OBP: 0.114, SLG: 0.061			4-0 BB		0-3 K			0-0 1B		1	0	0	0	1	1	1						
Bill Fahey, L (7,2) OBP: 0.315, SLG: 0.281										1	0	1	0	0	0	0						
<b>Inning Stats</b>	R: 0 E: 0 K: 0 S: 4	H: 2 LOB: 1 BB: 0 P: 4	R: 0 E: 0 K: 1 S: 5	H: 0 LOB: 0 BB: 0 P: 5	R: 0 E: 0 K: 0 S: 3	H: 0 LOB: 1 BB: 1 P: 7	R: 0 E: 0 K: 1 S: 5	H: 0 LOB: 0 BB: 0 P: 5	R: 0 E: 0 K: 1 S: 6	H: 1 LOB: 1 BB: 0 P: 6	R: 0 E: 0 K: 0 S: 3	H: 0 LOB: 0 BB: 0 P: 3	R: 0 E: 0 K: 0 S: 3	H: 0 LOB: 0 BB: 0 P: 3	R: 0 E: 0 K: 1 S: 7	H: 2 LOB: 2 BB: 0 P: 7	R: 0 E: 0 K: 1 S: 6	H: 1 LOB: 2 BB: 1 P: 10	1B: 5 2B: 1 3B: 0 HR: 0	SF: 0 SAC: 0 DP: 1 HBP: 0	WP: 0 PB: 0 SB: 0 CS: 0	PA: 34
<b>PITCHER</b> Lynn McGlothen, R (1,1) ERA: 5.23	IP: 9.0 WLS: W BF: 34 H: 6 R: 0 ER: 0 SO: 5 BB: 2 IBB: 0 HBP: 0 BLK: 0 WP: 0 HR: 0 S: 42 P: 50 ERA: 0.00 WHIP: 0.889															<b>PITCHER</b>						

Batter	1	2	3	4	5	6	7	8	9	AB	R	H	RBI	BB	SO	LOB	BOTTOM						
Ivan De Jesus, R (1,6) OBP: 0.348, SLG: 0.376	4-0 E 1B BB	0-0 L5			0-0 SH5-3 2B 1B	0-0 2H 2B				3	2	2	0	1	0	1	<p>San Diego Padres @ Chicago Cubs</p> <p>Wrigley Field, Chicago, IL</p> <p>Sun Jul 20 1980, 3:33 AM CDT</p> <p>Att: 23,325 - Unknown</p> <p>livebaseballscorecards.com</p>						
Lenny Randle, S (1,5) OBP: 0.347, SLG: 0.372	0-0 E5 1B HR	0-0 5-3			0-0 SH5-3 1-2	0-0 F8				3	1	0	0	0	0	3							
Bill Buckner, L (1,7) OBP: 0.355, SLG: 0.447	0-0 1-2 2-H HR 1B		0-0 4-3		0-0 1B SF9 2B		0-0 4-3			4	2	2	2	0	0	0							
Cliff Johnson, R (1,3) OBP: 0.326, SLG: 0.414	0-0 1-H 2-H HR 1B		0-0	0-0	4-0 1B IBB		0-0 F2			3	1	2	3	1	0	0							
Jerry Martin, R (1,9) OBP: 0.288, SLG: 0.453	0-0 5-3		0-3 K		0-0 1-2 2-3 1B		0-0 6-3			4	0	1	0	0	1	1							
Barry Foote, R (1,2) OBP: 0.297, SLG: 0.441	0-0 6-3		0-0 F4		0-0 SF9			0-0 F3		3	0	0	1	0	0	1							
Jesus Figueroa, L (1,8) OBP: 0.368, SLG: 0.328	0-0 4-3			0-0 1-3	0-0 3-1			0-0 F9		4	0	0	0	0	0	2							
Mike Tyson, R (1,4) OBP: 0.288, SLG: 0.340		0-0		0-0 6-3		0-0 E2 2B SH2-4		0-3 K		3	0	1	0	0	0	0							
Jim Tracy, L (8, PH)										1	0	0	0	0	1	0							
Mick Kelleher, R (9,4) OBP: 0.211, SLG: 0.170										0	0	0	0	0	0	0							
Lynn McGlothen, L (1,1) OBP: 0.286, SLG: 0.370		0-0 SH1-4 1-2		0-0 G3		0-0 SH2-4				1	0	0	0	0	0	0							
<b>Inning Stats</b>	R: 4 E: 1 K: 0 S: 6	H: 2 LOB: 0 BB: 1 P: 10	R: 0 E: 0 K: 0 S: 4	H: 1 LOB: 1 BB: 0 P: 4	R: 0 E: 0 K: 1 S: 6	H: 1 LOB: 1 BB: 0 P: 6	R: 0 E: 0 K: 0 S: 3	H: 0 LOB: 0 BB: 0 P: 3	R: 2 E: 0 K: 0 S: 6	H: 3 LOB: 2 BB: 1 P: 10	R: 0 E: 1 K: 0 S: 4	H: 1 LOB: 1 BB: 0 P: 4	R: 0 E: 0 K: 0 S: 3	H: 0 LOB: 0 BB: 0 P: 3	R: 0 E: 0 K: 1 S: 5	H: 0 LOB: 0 BB: 0 P: 5		R: 0 E: 0 K: 1 S: 5	H: 0 LOB: 0 BB: 0 P: 5	1B: 5 2B: 2 3B: 0 HR: 1	SF: 1 SAC: 3 DP: 0 HBP: 0	WP: 0 PB: 0 SB: 0 CS: 0	PA: 35
<b>PITCHER</b> Randy Jones, L (1,1) ERA: 3.77	IP: 6.0 WLS: L BF: 29 H: 8 R: 6 ER: 5 SO: 1 BB: 1 IBB: 0 HBP: 0 BLK: 0 WP: 0 HR: 1 S: 29 P: 37 ERA: 7.50 WHIP: 1.500															<b>PITCHER</b>							
Eric Rasmussen, R (7,1) ERA: 5.17	IP: 2.0 WLS: L BF: 6 H: 0 R: 0 ER: 0 SO: 1 BB: 0 IBB: 0 HBP: 0 BLK: 0 WP: 0 HR: 0 S: 8 P: 8 ERA: 0.00 WHIP: 0.000															<b>PITCHER</b>							





Batter	1	2	3	4	5	6	7	8	9	10	11	12	13	14	15	AB	R	H	RBI	BB	SO	LOB	TOP			
Bill North, S OBP: 0.362, SLG: 0.285 (1.8)	4-3			SH1-3 1B		3B		BB		6-3		K			FC3-6 BB	5	0	2	0	2	1	3				
Joe Strain, R OBP: 0.322, SLG: 0.317 (1.4)	5-3			SH1-3 1-2		F4		1-3			L5		F7		FC3-6 HR	6	1	0	0	0	0	4				
Larry Herndon, R OBP: 0.285, SLG: 0.380 (1.9)	6-3			5-3		K			K		K		K		HR	7	1	1	2	0	4	2				
Darell Evans, L OBP: 0.347, SLG: 0.393 (1.5)				K					F8		BB BB		F8		HR	5	0	1	0	2	2	1				
Mit May, L OBP: 0.348, SLG: 0.449 (1.2)																										
Dennis Litlejohn, R OBP: 0.400, SLG: 0.300 (7.2)	G4-6-3 1-2				L3			6-3			BB BB				WP 2B	3	0	0	0	0	0	1				
Terry Whitfield, L OBP: 0.306, SLG: 0.327 (1.7)	6-3							F8			BB BB					6	0	1	0	0	2	3				
Mike Ivie, R OBP: 0.269, SLG: 0.315 (1.3)				6-3		F6		4-3 2B								5	0	2	0	1	1					
Johnnie LeMaster, R OBP: 0.266, SLG: 0.332 (1.6)				6-3		F9		4-3					F6		BB	6	0	0	0	0	2	5				
Ed Whitson, R OBP: 0.308, SLG: 0.285 (8.1)				6-3				6-3								3	0	0	0	0	1					
Jack Clark, R OBP: 0.341, SLG: 0.341 (10.1)																0	0	0	0	0	0					
Al Holland, R OBP: 0.327, SLG: 0.341 (10.1)																0	0	0	0	1	0					
Tom Griffin, R OBP: 0.327, SLG: 0.341 (10.1)																0	0	0	0	0	0					
Max Venetie, L OBP: 0.270, SLG: 0.270 (14.1)																1	0	0	0	0	1					
Gary Lavelle, S OBP: 0.270, SLG: 0.270 (14.1)																0	0	0	0	0	0					
<b>Inning Stats</b>	R: 0 E: 0 K: 0 S: 3	H: 0 LOB: 0 BB: 0 P: 3	R: 0 E: 0 K: 0 S: 2	H: 0 LOB: 0 BB: 1 P: 6	R: 0 E: 0 K: 0 S: 3	H: 0 LOB: 0 BB: 0 P: 3	R: 0 E: 0 K: 1 S: 6	H: 1 LOB: 1 BB: 0 P: 6	R: 0 E: 0 K: 0 S: 4	H: 1 LOB: 1 BB: 0 P: 4	R: 0 E: 0 K: 1 S: 5	H: 0 LOB: 0 BB: 0 P: 5	R: 0 E: 0 K: 2 S: 7	H: 0 LOB: 0 BB: 0 P: 7	R: 0 E: 0 K: 1 S: 5	H: 0 LOB: 2 BB: 2 P: 13	R: 0 E: 0 K: 1 S: 5	H: 0 LOB: 0 BB: 0 P: 5	R: 0 E: 0 K: 3 S: 10	H: 1 LOB: 2 BB: 1 P: 14	R: 2 E: 0 K: 1 S: 6	H: 2 LOB: 0 BB: 1 P: 10	1B: 3 2B: 3 3B: 1 HR: 1	SF: 0 SAC: 1 DP: 1 HBP: 0	WP: 1 PB: 0 SB: 0 CS: 1	PA: 59
<b>PITCHER</b>	IP: 8.0 WLS: 29 BF: 4	WLS: 8 BF: 1	WLS: 0 BF: 0	WLS: 0 BF: 4	WLS: 0 BF: 0	WLS: 0 BF: 1	WLS: 0 BF: 0	WLS: 0 BF: 0	WLS: 0 BF: 15	WLS: 0 BF: 19	WLS: 0 BF: 12	WLS: 0 BF: 24	WLS: 0 BF: 0	WLS: 0 BF: 19	WLS: 0 BF: 29	ERA: 0.00 WHIP: 0.750										

San Francisco Giants @ Chicago Cubs  
Wrigley Field, Chicago, IL  
Tue Jul 22 1980, 3:33 AM CDT  
Att: 15,786 - Unknown

AB 50  
R 2  
H 8  
RBI 2  
BB 8  
SO 16  
LOB 24




Batter	1	2	3	4	5	6	7	8	9	10	11	12	13	14	15	AB	R	H	RBI	BB	SO	LOB	BOTTOM							
Ivan De Jesus, R OBP: 0.349, SLG: 0.373 (1.6)	F9			L6		4-3 BB		FC6 1-2			SH1-4 1B		G4-6-3 BB		FC6-4 1-2	5	0	1	0	2	0	3								
Lenny Randle, S OBP: 0.341, SLG: 0.365 (1.5)	F8			6-3		4-3		1-3			SH1-4		K		F4	6	0	0	0	0	1	4								
Bill Buckner, L OBP: 0.350, SLG: 0.440 (1.9)	F8					L5			1B 1B		F5		G4-6-3 1-2		K	7	0	1	0	0	1	4								
Cliff Johnson, R OBP: 0.322, SLG: 0.408 (14. PR)				5-3				5-3			K					6	0	1	0	0	2	2								
Steve Macko, L OBP: 0.285, SLG: 0.459 (15.5)															1B 1B	0	0	0	0	0	0									
Jerry Martin, R OBP: 0.285, SLG: 0.459 (8.9)				5-3 BB		6-3		C6-4-3 1B			1B				F2	5	0	3	0	1	0	1								
Barry Foote, R OBP: 0.294, SLG: 0.430 (12. PR)						4-3		G6-4-3 1-2			F3		FC2-5 2B			4	0	0	0	1	0	4								
Tim Blackwell, S OBP: 0.285, SLG: 0.357 (13.2)													FC2-5 IBB		FC4-6 1B	1	0	1	0	0	0									
Jim Tracy, L OBP: 0.167, SLG: 0.167 (8. PR)				K				FC6-5 SH1-4 1B			K		FC2-5 1-2 2-3		FC4-6 FC4	3	0	1	0	0	2	1								
Jesus Figueroa, L OBP: 0.362, SLG: 0.313 (8.8)						K					K					3	0	0	0	0	1	4								
Mike Tyson, R OBP: 0.285, SLG: 0.336 (1.4)								SH1-4 1B			K		F4		FC4	5	0	1	0	0	2	4								
Rock Reuschel, R OBP: 0.300, SLG: 0.297 (8. PR)																1	0	0	0	0	0									
Mike Johnson, R OBP: 0.300, SLG: 0.297 (8. PR)																1	0	0	0	0	0									
Bruce Sutter, R OBP: 0.300, SLG: 0.297 (8. PR)																1	0	0	0	0	0									
Steve Carlton, R OBP: 0.327, SLG: 0.341 (10.1)																0	0	0	0	0	0									
Dick Tidrow, R OBP: 0.327, SLG: 0.341 (10.1)																0	0	0	0	0	0									
Larry Blittner, L OBP: 0.285, SLG: 0.336 (11.1)																1	0	0	0	0	1									
Bill Caudill, R OBP: 0.285, SLG: 0.336 (11.1)																1	0	0	0	0	0									
Mike Kellner, R OBP: 0.285, SLG: 0.336 (11.1)																1	0	0	0	0	0									
<b>Inning Stats</b>	R: 0 E: 0 K: 0 S: 3	H: 0 LOB: 0 BB: 0 P: 3	R: 0 E: 0 K: 1 S: 5	H: 0 LOB: 1 BB: 1 P: 9	R: 0 E: 0 K: 0 S: 4	H: 1 LOB: 1 BB: 0 P: 4	R: 0 E: 0 K: 0 S: 3	H: 1 LOB: 0 BB: 0 P: 7	R: 0 E: 0 K: 0 S: 7	H: 0 LOB: 0 BB: 0 P: 7	R: 0 E: 0 K: 0 S: 3	H: 1 LOB: 1 BB: 0 P: 3	R: 0 E: 0 K: 0 S: 4	H: 1 LOB: 1 BB: 0 P: 4	R: 0 E: 0 K: 1 S: 7	H: 2 LOB: 2 BB: 0 P: 7	R: 0 E: 0 K: 1 S: 6	H: 1 LOB: 0 BB: 0 P: 6	R: 0 E: 0 K: 1 S: 6	H: 1 LOB: 2 BB: 1 P: 10	R: 0 E: 0 K: 1 S: 4	H: 0 LOB: 0 BB: 1 P: 8	R: 0 E: 0 K: 0 S: 5	H: 2 LOB: 2 BB: 0 P: 5	R: 0 E: 0 K: 1 S: 6	H: 1 LOB: 1 BB: 0 P: 6	1B: 9 2B: 1 3B: 0 HR: 0	SF: 0 SAC: 3 DP: 2 HBP: 0	WP: 0 PB: 0 SB: 0 CS: 0	PA: 57
<b>PITCHER</b>	IP: 8.0 WLS: 28 BF: 4	WLS: 1.0 BF: 2	WLS: 3.0 BF: 12	WLS: 1.0 BF: 3	WLS: 2.0 BF: 9	WLS: 3.0 BF: 11	WLS: 1.0 BF: 3	WLS: 3.0 BF: 11	WLS: 2.0 BF: 7	WLS: 1.0 BF: 7	WLS: 2.0 BF: 7	WLS: 1.0 BF: 6	WLS: 2.0 BF: 10	WLS: 1.0 BF: 8	WLS: 2.0 BF: 5	ERA: 0.00 WHIP: 0.625														


San Francisco Giants @ Chicago Cubs  
Wrigley Field, Chicago, IL  
Tue Jul 22 1980, 3:33 AM CDT  
Att: 15,786 - Unknown

AB 50  
R 0  
H 10  
RBI 0  
BB 4  
SO 10  
LOB 31





Batter	1	2	3	4	5	6	7	8	9	AB	R	H	RBI	BB	SO	LOB	TOP																	
Bill North, S OBP: 0.368, SLG: 0.291 Max Venable, L OBP: 0.304, SLG: 0.302	(1, 8) X 0-0 S 1B		X 0-0 BLK HR 1B	4-0 1B BB	0-3 K		X 0-0 SF9 2B 1-3 1B	0-0 SF8		4	3	3	0	1	1	2	San Francisco Giants @ Chicago Cubs Wrigley Field, Chicago, IL Wed Jul 23 1980, 3:33 AM CDT Att: 29,189 - Unknown																	
Darrell Evans, L OBP: 0.345, SLG: 0.388	(1, 5) X 0-0 F7		X 4-0 HR BB	0-0 1B 1B	0-0 F8		X 0-0 1-3	0-0 G4-6-3		5	2	1	0	1	0	7																		
Jack Clark, R OBP: 0.380, SLG: 0.551	(1, 9) S 0-3 K		X 0-0 HR	0-0 F8		X 0-0 F9	0-0 SF9		0-0 6-3	5	1	1	4	0	1	3																		
Larry Herndon, R OBP: 0.289, SLG: 0.385	(1, 7) X (7, 8) 0-0 F9		X 0-0 1B 1B BLK	0-0 2B 1B		X 0-3 K 1B	0-0 1B 2B		0-3 K	6	3	3	2	0	2	1																		
Mike Ivie, R OBP: 0.287, SLG: 0.338	(1, 3) X 0-0 6-3		X 0-0 BLK 1B SF9	0-0 1B 2B		X 0-0 F8	0-0 FC5-4 1B		0-0 1B	6	1	4	3	0	0	1																		
Rennie Stennett, R OBP: 0.295, SLG: 0.340	(1, 4) X 0-0 CS 1B		X 0-0 SF9 WP 1B	0-0 F9		X 0-0 1B	0-0 FC5-4 1B		0-0 FC6-4 1B	6	1	4	0	0	0	2																		
Dennis Littlejohn, R OBP: 0.455, SLG: 0.429	(1, 2) X 0-0 1B		X 0-0 SF9		4-0 1B BB		X 0-0 F4	4-0 HBP 1B SF8 BB	0-0 FC6-4	3	1	1	1	2	0	4																		
Joe Pettini, R OBP: 0.317, SLG: 0.342	(1, 6) X 0-0 F4		X 0-0 5-3		0-0 1B		X 0-0 HR	0-0 SF8 HBP 1B		5	1	3	1	0	0	1																		
Allen Ripley, R OBP: 0.276, SLG: 0.235 Greg Minton, S (7, 1)	(1, 1) X (7, 1) 0-0 BB 1B		X 4-0 BB 1B	0-0 5-3		0-3 K	X 0-0 1-3 1B SF9 1B	1-0 G4-6-3 HBP		3	1	1	0	1	1	2	<div style="text-align: right;"> <b>AB</b> 43  <b>R</b> 14  <b>H</b> 21  <b>RBI</b> 12  <b>BB</b> 5  <b>SO</b> 5  <b>LOB</b> 23 </div> 																	
<b>Inning Stats</b>	R: 0 E: 0 K: 1 S: 6	H: 1 LOB: 1 BB: 0 P: 6	R: 0 E: 0 K: 0 S: 4	H: 2 LOB: 1 BB: 4	R: 6 E: 0 K: 0 S: 7	H: 5 LOB: 0 BB: 15	R: 3 E: 0 K: 0 S: 6	H: 3 LOB: 1 BB: 10	R: 0 E: 0 K: 2 S: 8	H: 1 LOB: 2 BB: 1 P: 12	R: 0 E: 0 K: 1 S: 7	H: 1 LOB: 2 BB: 0 P: 7	R: 4 E: 0 K: 0 S: 8	H: 5 LOB: 1 BB: 8	R: 1 E: 0 K: 0 S: 3	H: 1 LOB: 1 BB: 1 P: 8		R: 0 E: 0 K: 1 S: 7	H: 2 LOB: 2 BB: 0 P: 7	1B: 17 2B: 2 3B: 0 HR: 2	SF: 3 SAC: 0 DP: 1 HBP: 1	WP: 2 PB: 0 SB: 2 CS: 1	PA: 52											
<b>PITCHER</b>	IP WLS BF H R ER SO BB IBB HBP BLK WP HR S P ERA WHIP	IP WLS BF H R ER SO BB IBB HBP BLK WP HR S P ERA WHIP																																
Doug Capilla, L ERA: 3.07	(1, 1)	3.0	L	17	8	6	6	1	2	0	0	2	1	1	17	25	18.00	3.333																
Willie Hernandez, L ERA: 5.1	(4, 1)	3.2		23	9	7	7	3	2	0	0	0	1	1	27	35	17.18	3.000																
Lynn McClothen, R ERA: 5.22	(7, 1)	0.1		2	1	0	0	0	0	0	0	0	0	0	2	2	0.00	3.000																
Dick Tidrow, R ERA: 1.89	(8, 1)	2.0		10	3	1	1	1	1	0	1	0	0	0	10	15	4.50	2.000																

Batter	1	2	3	4	5	6	7	8	9	AB	R	H	RBI	BB	SO	LOB	BOTTOM																	
Lenny Randle, S OBP: 0.346, SLG: 0.368	(1, 5) X (8, 8) 0-0 F7		X 0-0 F8		4-0 BB		X 0-0 1B E BB 1B		X 0-0 FC6-4 1B	4	1	2	0	1	0	0	San Francisco Giants @ Chicago Cubs Wrigley Field, Chicago, IL Wed Jul 23 1980, 3:33 AM CDT Att: 29,189 - Unknown																	
Steve Macko, L OBP: 0.200, SLG: 0.200	(1, 6) X 0-0 L4			0-0 2B 1B		X 0-0 K		X 0-0 FC6-4 2B	5	1	1	0	0	1	5																			
Bill Buckner, L OBP: 0.359, SLG: 0.453	(1, 7) X 0-0 FC5-4 1B			0-0 1B 2B		X 0-0 G3		X 0-0 BB 1B	5	1	4	3	0	0	0																			
Jerry Martin, R OBP: 0.299, SLG: 0.453	(1, 8) X (8, 9) 0-0 FC5-4			0-3 K		X 0-0 3B 1B		X 0-0 K	4	1	1	1	1	2	4																			
Mike Vail, R OBP: 0.347, SLG: 0.419 Dick Tidrow, R (8, 1)	(1, 9) X (8, 1) 0-0 3-1			0-0 1B		X 0-0 F8		X 0-0 G1-2-3	4	0	1	1	0	0	4																			
Larry Bittner, L OBP: 0.321, SLG: 0.340	(9, PH) X 0-0 4-3			0-3 K		X 0-0 F8		X 0-0 G1-2-3	0	0	0	0	0	0	0																			
Jim Tracy, L OBP: 0.200, SLG: 0.400	(1, 3) X 0-0 4-3			0-3 K		X 0-0 1B		X 0-0 K	1	0	0	0	0	0	2																			
Tim Blackwell, S OBP: 0.278, SLG: 0.348	(1, 2) X 0-0 F7			0-0 F7		X 0-0 G3		X 0-0 4-3	4	0	1	1	0	1	1																			
Steve Dillard, R OBP: 0.274, SLG: 0.327	(1, 4) X (8, 5) 0-0 F7		X 0-0 F7		0-0 6-3		X 0-0 5-3		X 0-0 F7	4	0	0	0	0	0	0																		
Doug Capilla, L ERA: 3.07 Jesus Figueroa, S OBP: 0.347, SLG: 0.308 Willie Hernandez, L OBP: 0.324, SLG: 0.336 Lynn McClothen, R OBP: 0.299, SLG: 0.453 Mike Ivie, R OBP: 0.287, SLG: 0.338	(1, 1) X (3, PH) (4, 1) (7, 1) (7, PH) (8, 4)	0-0 F9		X 0-0 F8		X 0-0 F8		X 0-0 E 1B 1B	X 0-0 FC6-4 1B 2B	0	0	0	0	0	0	0	<div style="text-align: right;"> <b>AB</b> 39  <b>R</b> 6  <b>H</b> 12  <b>RBI</b> 6  <b>BB</b> 2  <b>SO</b> 4  <b>LOB</b> 18 </div> 																	
<b>Inning Stats</b>	R: 0 E: 0 K: 0 S: 4	H: 1 LOB: 1 BB: 0 P: 4	R: 0 E: 0 K: 0 S: 3	H: 0 LOB: 0 BB: 0 P: 3	R: 0 E: 0 K: 0 S: 3	H: 0 LOB: 0 BB: 0 P: 3	R: 2 E: 0 K: 2 S: 10	H: 3 LOB: 1 BB: 0 P: 10	R: 0 E: 0 K: 1 S: 5	H: 0 LOB: 1 BB: 1 P: 9	R: 1 E: 0 K: 0 S: 5	H: 2 LOB: 1 BB: 0 P: 5	R: 2 E: 1 K: 0 S: 6	H: 3 LOB: 2 BB: 1 P: 10	R: 0 E: 0 K: 0 S: 3	H: 0 LOB: 0 BB: 0 P: 3		R: 1 E: 0 K: 1 S: 8	H: 3 LOB: 2 BB: 0 P: 8	1B: 9 2B: 2 3B: 1 HR: 0	SF: 0 SAC: 0 DP: 1 HBP: 0	WP: 0 PB: 0 SB: 0 CS: 0	PA: 41											
<b>PITCHER</b>	IP WLS BF H R ER SO BB IBB HBP BLK WP HR S P ERA WHIP	IP WLS BF H R ER SO BB IBB HBP BLK WP HR S P ERA WHIP																																
Allen Ripley, R ERA: 3.59	(1, 1)	6.1	W	31	9	5	4	3	2	0	0	0	0	0	0	0	5.68	1.737																
Greg Minton, R ERA: 2.91	(7, 1)	2.2		10	3	1	1	1	0	0	0	0	0	0	12	12	3.38	1.125																



Batter	1	2	3	4	5	6	7	8	9	AB	R	H	RBI	BB	SO	LOB	TOP						
Ivan De Jesus, R OBP: 0.349, SLG: 0.368										3	1	1	0	2	1	3	<b>Chicago Cubs @ Los Angeles Dodgers</b> Dodger Stadium, Los Angeles, CA Fri Jul 25 1980, 7:05 PM PDT Att: 50,546 - Unknown						
Lenny Randle, S OBP: 0.347, SLG: 0.366										4	1	1	0	1	2	4							
Bill Buckner, L OBP: 0.363, SLG: 0.461										4	1	3	1	0	0	1							
Jerry Martin, R OBP: 0.297, SLG: 0.451										4	1	1	1	0	1	4							
Larry Bittner, L OBP: 0.329, SLG: 0.355										5	0	3	2	0	0	0							
Mike Vail, R OBP: 0.348, SLG: 0.431										5	1	2	1	0	2	3							
Mike Tyson, R OBP: 0.283, SLG: 0.344										3	1	1	0	0	1	1		<b>AB 38</b> <b>R 6</b> <b>H 16</b> <b>RBI 6</b> <b>BB 4</b> <b>SO 7</b> <b>LOB 22</b>					
Jesus Figueroa, L OBP: 0.356, SLG: 0.318										1	0	1	0	0	0	0							
Mick Kelleher, R OBP: 0.237, SLG: 0.200										1	0	1	0	0	0	0							
Tim Blackwell, S OBP: 0.283, SLG: 0.348										3	0	1	0	1	0	0							
Barry Foote, R OBP: 0.291, SLG: 0.424										1	0	0	0	0	0	2							
Mike Krukow, R OBP: 0.186, SLG: 0.167										3	0	1	1	0	0	1							
Dick Tidrow, R										0	0	0	0	0	0	0							
Bill Caudill, R										0	0	0	0	0	0	0							
Cliff Johnson, R OBP: 0.321, SLG: 0.406										0	0	0	0	0	0	0							
Bruce Sutter, R OBP: 0.200, SLG: 0.200										0	0	0	0	0	0	0							
<b>Inning Stats</b>	R: 2 E: 0 K: 2 S: 8	H: 1 LOB: 1 BB: 2 P: 16	R: 0 E: 0 K: 2 S: 8	H: 1 LOB: 2 BB: 1 P: 12	R: 1 E: 0 K: 0 S: 5	H: 3 LOB: 1 BB: 0 P: 5	R: 0 E: 0 K: 0 S: 3	H: 0 LOB: 0 BB: 0 P: 3	R: 1 E: 1 K: 0 S: 4	H: 1 LOB: 0 BB: 0 P: 4	R: 2 E: 0 K: 1 S: 10	H: 5 LOB: 3 BB: 1 P: 10	R: 0 E: 0 K: 2 S: 9	H: 2 LOB: 3 BB: 1 P: 13	R: 0 E: 0 K: 0 S: 3	H: 1 LOB: 0 BB: 0 P: 3	R: 0 E: 0 K: 0 S: 4	H: 2 LOB: 1 BB: 0 P: 4	1B: 13 2B: 3 3B: 0 HR: 1	SF: 2 SAC: 0 DP: 1 HBP: 0	WP: 0 PB: 1 SB: 1 CS: 1	PA: 44	
<b>PITCHER</b>	IP WLS BF H R ER SO BB IBB HBP BLK WP HR S P ERA WHIP																						
Burt Hooton, R ERA: 3.29	5.0	26	9	6	4	4	4	3	0	0	0	0	0	0	1	31	43	7.20	2.400				
Rick Sutcliffe, R ERA: 6.09	1.0	5	2	0	0	1	0	0	0	0	0	0	0	0	7	7	0.00	2.000					
Dave Goltz, R ERA: 5.36	2.0	9	3	0	0	2	1	0	0	0	0	0	0	0	12	16	0.00	2.000					
Steve Howe, L ERA: 1.74	1.0	W	4	2	0	0	0	0	0	0	0	0	0	0	4	4	0.00	2.000					

Batter	1	2	3	4	5	6	7	8	9	AB	R	H	RBI	BB	SO	LOB	BOTTOM					
Rudy Law, L OBP: 0.320, SLG: 0.310										3	1	0	0	2	1	3	<b>Chicago Cubs @ Los Angeles Dodgers</b> Dodger Stadium, Los Angeles, CA Fri Jul 25 1980, 7:05 PM PDT Att: 50,546 - Unknown					
Bill Russell, R OBP: 0.313, SLG: 0.373										5	1	1	1	0	0	3						
Reggie Smith, S OBP: 0.399, SLG: 0.518										5	1	3	0	0	1	1						
Steve Garvey, R OBP: 0.340, SLG: 0.494										3	1	2	1	2	0	0						
Dusty Baker Jr., R OBP: 0.332, SLG: 0.519										5	1	2	1	0	1	2						
Ron Cey, R OBP: 0.347, SLG: 0.423										3	1	1	0	1	0	4						
Pedro Guerrero, R OBP: 0.407, SLG: 0.551										4	1	3	1	0	1	1						
Joe Ferguson, R OBP: 0.369, SLG: 0.359										3	0	1	1	0	2	3						
Burt Hooton, R ERA: 3.29										2	0	0	0	0	0	1						
Rick Sutcliffe, R ERA: 6.09										0	0	0	0	0	0	0						
Jay Johnson, L ERA: 2.15										0	0	0	1	1	0	0						
Dave Goltz, R ERA: 5.36										0	0	0	0	0	0	0						
Rick Monday, L ERA: 0.471										1	0	0	0	0	0	1						
Steve Howe, L ERA: 1.74										0	0	0	0	0	0	0						
<b>Inning Stats</b>	R: 2 E: 0 K: 1 S: 6	H: 2 LOB: 1 BB: 1 P: 10	R: 0 E: 0 K: 2 S: 8	H: 1 LOB: 1 BB: 0 P: 8	R: 0 E: 0 K: 0 S: 2	H: 0 LOB: 0 BB: 1 P: 6	R: 0 E: 0 K: 1 S: 6	H: 1 LOB: 2 BB: 1 P: 10	R: 0 E: 0 K: 0 S: 3	H: 0 LOB: 0 BB: 0 P: 3	R: 4 E: 0 K: 0 S: 8	H: 5 LOB: 2 BB: 1 P: 12	R: 0 E: 0 K: 1 S: 5	H: 0 LOB: 1 BB: 1 P: 9	R: 0 E: 0 K: 2 S: 8	H: 1 LOB: 1 BB: 0 P: 8	R: 1 E: 1 K: 0 S: 3	H: 3 LOB: 3 BB: 1 P: 7	1B: 12 2B: 3 3B: 0 HR: 0	SF: 0 SAC: 1 DP: 2 HBP: 0	WP: 2 PB: 0 SB: 2 CS: 1	PA: 41
<b>PITCHER</b>	IP WLS BF H R ER SO BB IBB HBP BLK WP HR S P ERA WHIP																					
Mike Krukow, R ERA: 4.15	5.0	22	6	4	4	4	4	3	0	0	0	0	0	0	27	39	7.20	1.800				
Dick Tidrow, R ERA: 2.15	0.1	3	2	0	0	0	0	0	0	0	0	0	0	3	3	0.00	6.000					
Bill Caudill, R ERA: 2.11	0.2	4	1	2	2	0	1	0	0	0	1	0	3	7	27.00	3.000						
Bruce Sutter, R ERA: 2.81	2.0	L	12	4	1	1	3	1	1	0	0	0	16	24	4.50	2.500						

AB	38
R	6
H	16
RBI	6
BB	4
SO	7
LOB	22



AB	34
R	7
H	13
RBI	6
BB	6
SO	7
LOB	19





Batter	1	2	3	4	5	6	7	8	9	AB	R	H	RBI	BB	SO	LOB	TOP										
Ivan De Jesus, R OBP: 0.348, SLG: 0.367 (1, 6)	4-3		SH5-3		F9		1B		5-3	4	0	1	1	0	0	0	<b>Chicago Cubs @ Los Angeles Dodgers</b> Dodger Stadium, Los Angeles, CA Sat Jul 26 1980, 7:05 PM PDT Att: 50,125 - Unknown <a href="http://livebaseballscorecards.com">livebaseballscorecards.com</a>										
Mike Tyson, R OBP: 0.293, SLG: 0.342 Mick Kelleher, R OBP: 0.237, SLG: 0.200 (1, 4) (9, 4)	1B		6-3		K		K			4	0	1	1	0	2	2											
Bill Buckner, L OBP: 0.361, SLG: 0.458 (1, 7)	G1-6-3		F7				1B		4-3	4	0	1	0	0	0	2											
Cliff Johnson, R OBP: 0.321, SLG: 0.405 Larry Blittner, L OBP: 0.333, SLG: 0.359 (6, PR) (6, 3)	4-3		F8				1B		2B	3	0	1	0	0	0	0											
Jerry Martin, R OBP: 0.299, SLG: 0.454 (1, 8)	1B		E1		K		1B		1B	4	1	2	1	0	1	1											
Mike Vail, R OBP: 0.343, SLG: 0.424 (1, 9)	G6-4-3		5-3		F9				5-3	4	0	0	0	0	0	4											
Barry Foote, R OBP: 0.296, SLG: 0.422 (1, 2)			1B		E8		6-3		F7	3	1	1	1	1	0	1											
Steve Dillard, R OBP: 0.282, SLG: 0.333 (1, 5)			1B		4-3		1B		4-3	4	2	2	0	0	0	1											
Lynn McGlothen, L OBP: 0.290, SLG: 0.367 Bruce Sutter, R OBP: 0.200, SLG: 0.200 (9, 1)			1B		6-3		SH1-4		L4	3	0	1	1	0	1	0											
			1B		K		1B			0	0	0	0	0	0	0											
<b>Inning Stats</b>	R: 0 E: 0 K: 0 S: 3	H: 1 LOB: 0 BB: 0 P: 3	R: 0 E: 0 K: 0 S: 3	H: 1 LOB: 0 BB: 0 P: 3	R: 2 E: 0 K: 0 S: 5	H: 2 LOB: 1 BB: 1 P: 9	R: 1 E: 2 K: 0 S: 5	H: 1 LOB: 1 BB: 0 P: 5	R: 0 E: 0 K: 2 S: 7	H: 2 LOB: 0 BB: 0 P: 7	R: 1 E: 0 K: 1 S: 7	H: 2 LOB: 1 BB: 0 P: 7	R: 1 E: 0 K: 0 S: 5	H: 2 LOB: 1 BB: 0 P: 5	R: 0 E: 0 K: 0 S: 3	H: 0 LOB: 0 BB: 0 P: 3	1B: 10 2B: 1 3B: 0 HR: 0	SF: 0 SAC: 2 DP: 2 HBP: 0	WP: 0 PA: 37 PB: 0 SB: 0 CS: 0								
<b>PITCHER</b>	IP	WLS	BF	H	R	ER	SO	BB	IBB	HBP	BLK	WP	HR	S	P	ERA	WHIP										
Jerry Reuss, L ERA: 2.21 (1, 1)	5.0	L	20	5	3	2	2	1	0	0	0	0	0	23	27	3.60	1.200										
Rick Sutcliffe, R ERA: 6.95 (6, 1)	2.0		9	4	1	1	2	0	0	0	0	0	0	13	13	4.50	2.000										
Terry Forster, L ERA: 1.29 (8, 1)	2.0		8	2	1	1	0	0	0	0	0	0	0	8	8	4.50	1.000										

Batter	1	2	3	4	5	6	7	8	9	AB	R	H	RBI	BB	SO	LOB	BOTTOM										
Davey Lopes, R OBP: 0.326, SLG: 0.341 Pedro Guerrero, R OBP: 0.414, SLG: 0.557 (1, 4) (9, FH)	K		1B		G6-4-3		4-3		1B	3	0	0	0	1	1	3	<b>Chicago Cubs @ Los Angeles Dodgers</b> Dodger Stadium, Los Angeles, CA Sat Jul 26 1980, 7:05 PM PDT Att: 50,125 - Unknown <a href="http://livebaseballscorecards.com">livebaseballscorecards.com</a>										
Rudy Law, L OBP: 0.321, SLG: 0.311 (1, 8)	4-3		F8		BB		FC3-6		F8	5	0	2	1	0	0	2											
Reggie Smith, S OBP: 0.393, SLG: 0.510 (1, 9)	K		4-3		4-3		FC3-6		3-1	5	1	0	0	0	2	4											
Steve Garvey, R OBP: 0.337, SLG: 0.489 (1, 3)	5-3		K		K		F7		6-3	4	0	0	0	0	1	1											
Dusty Baker Jr., R OBP: 0.331, SLG: 0.519 (1, 7)	5-3		F9		F9		2B		6-3	4	0	1	1	0	0	0											
Ron Cey, R OBP: 0.349, SLG: 0.423 (1, 5)	K		1B		1B		FC5-4		5-3	3	0	1	0	1	1	0											
Bill Russell, R OBP: 0.312, SLG: 0.374 (1, 6)	F3		F9		F9		FC5-4		BB	4	1	1	0	0	0	3											
Joe Ferguson, R OBP: 0.381, SLG: 0.368 (1, 2)	BB		1B		1B		K		1B	3	1	2	0	1	1	0											
Jerry Reuss, L OBP: 0.143, SLG: 0.103 Jay Johnstone, L OBP: 0.296, SLG: 0.372 Rick Sutcliffe, L OBP: 0.227, SLG: 0.190 Gary Throssman, S OBP: 0.244, SLG: 0.296 Terry Forster, L OBP: 0.200, SLG: 0.200 (1, 1) (5, PR) (6, 1) (7, PR) (8, 1) (9, PR)	F7		G6-4-3		1B		P5		BB	1	0	0	0	0	0	1											
			1B		1B				BB	1	0	0	0	0	0	0											
<b>Inning Stats</b>	R: 0 E: 0 K: 2 S: 7	H: 0 LOB: 0 BB: 0 P: 7	R: 0 E: 0 K: 1 S: 5	H: 0 LOB: 0 BB: 0 P: 5	R: 0 E: 0 K: 1 S: 5	H: 0 LOB: 0 BB: 0 P: 5	R: 0 E: 0 K: 0 S: 5	H: 3 LOB: 2 BB: 0 P: 5	R: 1 E: 0 K: 0 S: 5	H: 2 LOB: 2 BB: 1 P: 9	R: 0 E: 0 K: 1 S: 5	H: 0 LOB: 0 BB: 0 P: 5	R: 0 E: 0 K: 1 S: 5	H: 0 LOB: 0 BB: 0 P: 5	R: 2 E: 0 K: 0 S: 6	H: 3 LOB: 3 BB: 2 P: 14	1B: 7 2B: 2 3B: 0 HR: 0	SF: 0 SAC: 0 DP: 1 HBP: 0	WP: 0 PA: 39 PB: 0 SB: 0 CS: 0								
<b>PITCHER</b>	IP	WLS	BF	H	R	ER	SO	BB	IBB	HBP	BLK	WP	HR	S	P	ERA	WHIP										
Lynn McGlothen, R ERA: 5.05 (1, 1)	8.2	W	36	7	3	3	6	4	0	0	0	0	0	44	60	3.12	1.269										
Bruce Sutter, R ERA: 2.79 (9, 1)	0.1	S	3	2	0	0	0	0	0	0	0	0	0	3	3	0.00	6.000										



Batter	1	2	3	4	5	6	7	8	9	10	11	12	AB	R	H	RBI	BB	SO	LOB	TOP									
Ivan De Jesus, R OBP: 0.345, SLG: 0.364 (1, 6)	5-3		6-3		K		K			4-3 S 1B		4-3	6	0	1	0	0	2	3										
Mike Tyson, R OBP: 0.300, SLG: 0.347 (1, 4)	1B 1B		3-6 1B		F8		FC6-4			F3		1B 1B	6	1	3	0	0	0	4										
Bill Buckner, L OBP: 0.361, SLG: 0.455 (1, 7)	1B 1B		3-6			K				4-3		1B 1B	6	0	2	0	0	1	2										
Jerry Martin, R OBP: 0.294, SLG: 0.446 Bill Caudill, R (12, 1)	K				F3		P3			5-3		P6	6	0	0	0	0	1	5										
Larry Bittner, L OBP: 0.341, SLG: 0.367 (1, 3)	1B 1B						F8					1-3	5	0	3	1	0	0	0										
Bary Foote, R OBP: 0.268, SLG: 0.410 (1, 2)	F9				L7					K		L5	5	0	0	0	0	1	4										
Jesus Figueroa, L OBP: 0.346, SLG: 0.324 (1, 8)			F8		F7					B1-3		E3	5	1	1	0	0	0	1										
Steve Dillard, R OBP: 0.286, SLG: 0.337 Lenny Randle, S OBP: 0.347, SLG: 0.366 (7, PH) (7, 5)			K2-3				E5 2-3 1B			F8		F9	2	0	1	0	0	1	0										
Rick Reuschel, R OBP: 0.152, SLG: 0.217 Jim Tracy, L OBP: 0.182, SLG: 0.364 Dick Tidrow, R OBP: 0.341, SLG: 0.422 Mike Vail, R OBP: 0.341, SLG: 0.422 (12, PH) (12, 9)			F9				2-3			SH 1B			2	0	0	0	0	0	1										
										K		F9	1	0	0	0	0	1	0										
													1	0	0	0	0	0	0										
													1	0	0	0	0	0	0										
<b>Inning Stats</b>	R: 1 E: 0 K: 1 S: 8	H: 3 LOB: 2 BB: 0 P: 8	R: 0 E: 0 K: 1 S: 5	H: 0 LOB: 0 BB: 0 P: 5	R: 0 E: 0 K: 0 S: 3	H: 1 LOB: 0 BB: 0 P: 3	R: 0 E: 0 K: 0 S: 4	H: 1 LOB: 1 BB: 0 P: 4	R: 0 E: 0 K: 1 S: 6	H: 1 LOB: 1 BB: 0 P: 6	R: 0 E: 0 K: 1 S: 5	H: 0 LOB: 0 BB: 0 P: 5	R: 1 E: 0 K: 2 S: 10	H: 2 LOB: 2 BB: 0 P: 10	R: 0 E: 0 K: 0 S: 4	H: 1 LOB: 1 BB: 0 P: 4	R: 0 E: 0 K: 1 S: 5	H: 0 LOB: 0 BB: 0 P: 5	R: 0 E: 0 K: 0 S: 4	H: 1 LOB: 1 BB: 0 P: 4	R: 0 E: 0 K: 0 S: 5	H: 2 LOB: 2 BB: 0 P: 6	1B: 11 2B: 2 3B: 0 HR: 0	SF: 0 SAC: 1 DP: 1 HBP: 0	WP: 0 PB: 0 SB: 1 CS: 0	PA: 49			
<b>PITCHER</b>	IP WLS BF H R ER SO BB IBB HBP BLK WP HR S P ERA WHIP	29 7 7 1 0 0 1 0 0 0 0 0 0 0 9 9 0.00 1.143	13 3 0 0 0 0 0 0 0 0 0 0 0 0 13 13 0.00 1.000																										

Chicago Cubs @ Los Angeles Dodgers  
Dodger Stadium, Los Angeles, CA

Sun Jul 27 1980, 3:33 AM PDT  
Alt. 42,363 - Unknown

AB 48  
R 2  
H 12  
RBI 2  
BB 0  
SO 7  
LOB 21



Batter	1	2	3	4	5	6	7	8	9	10	11	12	AB	R	H	RBI	BB	SO	LOB	BOTTOM
Rick Monday, L OBP: 0.336, SLG: 0.446 (1, 8)	E3 3-1 S 1B		F7		1-3					3-1			5	1	1	0	0	0	0	
Bill Russell, R OBP: 0.310, SLG: 0.372 (1, 6)	K		1B SF8 1B		K		6-3			5-3			5	1	1	0	0	2	2	
Jay Johnstone, L OBP: 0.379, SLG: 0.361 (1, 9)	3-1		FC1-6 1B		4-3					6-3		P5	5	0	1	0	0	0	1	
Steve Garvey, R OBP: 0.343, SLG: 0.494 (1, 3)	1B		SF8				4-3 1B					CS 1B	4	0	4	2	0	0	0	
Dusty Baker Jr., R OBP: 0.326, SLG: 0.512 (1, 7)	4-3		FC1-6 1B		4-3		4-3 1B			K		K	5	0	0	0	0	2	5	
Pedro Guerrero, R OBP: 0.391, SLG: 0.524 (1, 4)			6-3		6-3		P4			F2		F7	5	0	0	0	0	1		
Mickey Hatcher, R OBP: 0.292, SLG: 0.333 Steve Howe, L OBP: 0.125, SLG: 0.125 Rudy Law, L OBP: 0.323, SLG: 0.313 (12, PH)			6-3		6-3		6-3			K		E S SF9 1B	4	0	0	0	0	1	1	
Joe Ferguson, R OBP: 0.374, SLG: 0.364 (1, 2)					E5		5-3			K		SF9	4	0	1	1	0	1	0	
Don Sutton, R OBP: 0.083, SLG: 0.083 Gary Thomasson, L OBP: 0.340, SLG: 0.291 Don Stanhouse, R OBP: 0.346, SLG: 0.421 (10, 5)			1B		K		4-3			K			2	0	0	0	2	2		
													1	0	0	0	0	0	0	
													1	0	0	0	0	1	0	
<b>Inning Stats</b>	R: 1 E: 1 K: 1 S: 7	H: 1 LOB: 1 BB: 0 P: 7	R: 0 E: 0 K: 1 S: 6	H: 1 LOB: 1 BB: 0 P: 6	R: 1 E: 0 K: 0 S: 5	H: 2 LOB: 1 BB: 0 P: 5	R: 0 E: 0 K: 1 S: 6	H: 0 LOB: 1 BB: 0 P: 6	R: 0 E: 0 K: 1 S: 5	H: 0 LOB: 0 BB: 0 P: 5	R: 0 E: 0 K: 1 S: 5	H: 0 LOB: 0 BB: 0 P: 5	R: 0 E: 0 K: 0 S: 5	H: 1 LOB: 1 BB: 0 P: 5	R: 0 E: 0 K: 0 S: 3	H: 1 LOB: 0 BB: 0 P: 3	1B: 9 2B: 1 3B: 0 HR: 0	SF: 2 SAC: 0 DP: 1 HBP: 0	WP: 0 PB: 0 SB: 2 CS: 2	PA: 44
<b>PITCHER</b>	IP WLS BF H R ER SO BB IBB HBP BLK WP HR S P ERA WHIP	32 8 9 1 0 0 4 0 0 0 0 0 0 0 17 17 0.00 0.333	17 3 1 1 0 0 0 0 0 0 0 0 0 0 3 3 0.00 1.500																	

Chicago Cubs @ Los Angeles Dodgers  
Dodger Stadium, Los Angeles, CA

Sun Jul 27 1980, 3:33 AM PDT  
Alt. 42,363 - Unknown

AB 42  
R 3  
H 9  
RBI 3  
BB 0  
SO 9  
LOB 12





Batter	1	2	3	4	5	6	7	8	9	10	11	AB	R	H	RBI	BB	SO	LOB	TOP	
Ivan De Jesus, R OBP: 0.345, SLG: 0.361 (1, 6)	1-3		5-3		1B		4-3		G3		IBB	5	0	1	1	1	0	4		
Mike Tyson, R OBP: 0.312, SLG: 0.349 Steve Dillard, R OBP: 0.284, SLG: 0.333 (5, PH) (5, 4)	K		1-3		1B		FC6-4		F1		K	2	0	1	0	0	1	0		
Jerry Martin, R OBP: 0.290, SLG: 0.440 Mick Kelleher, R OBP: 0.237, SLG: 0.200 (1, 8) (10, 5)	F8		1-3				6-3		FC6-4		6-3	5	0	0	0	0	0	3		
Cliff Johnson, R OBP: 0.323, SLG: 0.407 (1, 3)	F8				6-3						F7	4	0	1	0	1	0	1		
Mike Vail, R OBP: 0.339, SLG: 0.417 (1, 9)					K				G6-4-3		K	5	0	1	0	0	3	2		
Larry Blittner, L OBP: 0.337, SLG: 0.358 (1, 7)	K		6-3						4-3		G3	4	0	0	0	1	1	1		
Lenny Randle, S OBP: 0.348, SLG: 0.373 (1, 5) (10, 8)											F8	5	1	2	0	0	1	2		
Tim Blackwell, S OBP: 0.303, SLG: 0.359 (1, 2)									G3		BLK	3	1	3	0	2	0	0		
Dennis Lamp, R OBP: 0.314, SLG: 0.316 Willie Hernandez, L OBP: 0.314, SLG: 0.336 Sam Rice, R OBP: 0.288, SLG: 0.410 Jerry Fingers, R OBP: 0.250, SLG: 0.333 Bruce Sutter, R OBP: 0.310, SLG: 0.200 Jim Tracy, R OBP: 0.284, SLG: 0.417 George Riley, L (1, 1) (7, 1) (8, PH) (8, PH) (8, 1) (11, PH) (11, 1)	1-3										BLK	2	0	0	0	0	0	4		
<b>Inning Stats</b>	R: 0 E: 0 K: 1 S: 6	H: 0 LOB: 1 BB: 0 P: 6	R: 0 E: 0 K: 1 S: 6	H: 2 LOB: 2 BB: 1 P: 10	R: 0 E: 0 K: 2 S: 3	H: 1 LOB: 1 BB: 0 P: 3	R: 0 E: 0 K: 1 S: 5	H: 0 LOB: 0 BB: 0 P: 5	R: 1 E: 0 K: 0 S: 5	H: 2 LOB: 1 BB: 0 P: 5	R: 0 E: 0 K: 0 S: 2	H: 0 LOB: 0 BB: 1 P: 6	R: 0 E: 1 K: 1 S: 4	H: 0 LOB: 0 BB: 0 P: 8	R: 0 E: 0 K: 1 S: 5	H: 2 LOB: 3 BB: 1 P: 11	1B: 10 2B: 1 3B: 1 HR: 0	SF: 0 SAC: 1 DP: 2 HBP: 0	WP: 2 PB: 0 SB: 1 CS: 1	PA: 47
<b>PITCHER</b>	IP ERA WLS BF H R ER SO BB IBB HBP BLK WP HR S P ERA WHIP	John Curtis, L ERA: 4.21 Rolie Fingers, R ERA: 2.53	2.2 W 12 3 0 0 2 0 1 0 1 0 0 0 15 19 0.00 1.125																	

Chicago Cubs @ San Diego Padres  
San Diego Stadium, San Diego, CA  
Mon Jul 28 1980, 10:05 PM EDT  
Att: 15,775 - Unknown

AB 41  
R 2  
H 12  
RBI 2  
BB 5  
SO 7  
LOB 23



Batter	1	2	3	4	5	6	7	8	9	10	11	AB	R	H	RBI	BB	SO	LOB	BOTTOM					
Gene Richards, L OBP: 0.365, SLG: 0.383 (1, 7)	L4		K			1-4-3	4-3			SH		4	0	0	1	0	1	2						
Ozzie Smith, S OBP: 0.329, SLG: 0.276 (1, 6)	5-3		G3			L6	5-3			SH1-3		4	0	0	0	0	0	2						
Jerry Mumphy, S OBP: 0.329, SLG: 0.343 (1, 8)					1-3				L9		IBB	4	0	2	0	1	0	0						
Dave Winfield, R OBP: 0.371, SLG: 0.444 (1, 9)	F8					4-3			6-3		FC5-2	3	0	0	0	2	0	4						
Willie Montanez, L OBP: 0.312, SLG: 0.334 Rolie Fingers, R OBP: 0.250, SLG: 0.417 Kurt Bevacqua, R OBP: 0.342, SLG: 0.409 (1, 3) (8, 1) (11, PH)	5-3				4-3		4-3		4-3			4	0	0	0	0	0	3						
Gene Tenace, R OBP: 0.381, SLG: 0.394 (8, 3)	6-3				K						HR	4	2	1	2	1	2	1						
Tim Flannery, L OBP: 0.318, SLG: 0.320 (1, 4)	6-3										HR	4	1	1	0	0	0	0						
Paul Dade, R OBP: 0.316, SLG: 0.188 Jerry Turner, L OBP: 0.340, SLG: 0.398 Aurelio Rodriguez, R OBP: 0.219, SLG: 0.288 (1, 5) (7, PH) (8, 5)	K									L7		2	0	0	0	0	2	0						
John Curtis, L OBP: 0.310, SLG: 0.277 Bill Fahey, L OBP: 0.278, SLG: 0.288 Dave Cash, R OBP: 0.278, SLG: 0.288 Fred Kendall, R OBP: 0.261, SLG: 0.261 (1, 1) (8, 2) (10, PH) (11, 2)	SH1-4									E6		1	0	0	0	0	1	0						
<b>Inning Stats</b>	R: 0 E: 0 K: 0 S: 4	H: 1 LOB: 1 BB: 0 P: 4	R: 0 E: 0 K: 0 S: 3	H: 0 LOB: 0 BB: 0 P: 3	R: 0 E: 0 K: 2 S: 8	H: 0 LOB: 1 BB: 1 P: 8	R: 0 E: 0 K: 1 S: 5	H: 0 LOB: 1 BB: 1 P: 9	R: 0 E: 0 K: 0 S: 4	H: 0 LOB: 0 BB: 0 P: 3	R: 0 E: 1 K: 0 S: 5	H: 0 LOB: 1 BB: 1 P: 8	R: 2 E: 0 K: 0 S: 5	H: 2 LOB: 1 BB: 1 P: 9	R: 0 E: 0 K: 0 S: 3	H: 0 LOB: 0 BB: 0 P: 3	R: 0 E: 1 K: 0 S: 4	H: 0 LOB: 1 BB: 1 P: 8	R: 2 E: 0 K: 0 S: 1	H: 1 LOB: 0 BB: 0 P: 5	1B: 3 2B: 0 3B: 1 HR: 1	SF: 0 SAC: 4 DP: 1 HBP: 0	WP: 1 PB: 0 SB: 0 CS: 0	PA: 42
<b>PITCHER</b>	IP ERA WLS BF H R ER SO BB IBB HBP BLK WP HR S P ERA WHIP	Dennis Lamp, R ERA: 4.64 Willie Hernandez, L ERA: 4.99 Bruce Sutter, R ERA: 2.7 George Riley, L ERA: 2.25	6.1 1.2 2.0 0.0	27 5 8 2	4 0 0 1	2 0 0 2	5 0 1 0	3 0 1 0	1 0 0 1	0 0 9 1	0 0 13 5	0 5 13 5	2.84 0.00 0.00 -	1.105 0.000 0.000 -										

Chicago Cubs @ San Diego Padres  
San Diego Stadium, San Diego, CA  
Mon Jul 28 1980, 10:05 PM EDT  
Att: 15,775 - Unknown

AB 33  
R 4  
H 5  
RBI 4  
BB 5  
SO 6  
LOB 12



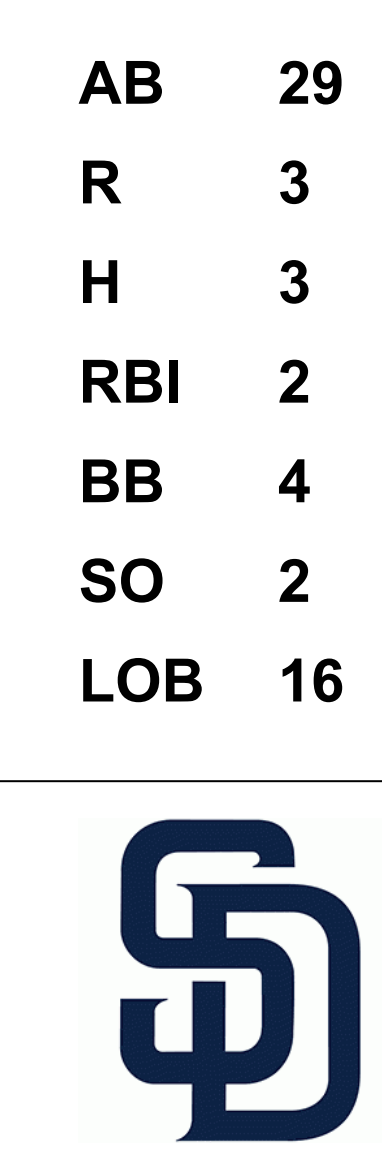


Batter	1	2	3	4	5	6	7	8	9	AB	R	H	RBI	BB	SO	LOB	TOP					
Ivan De Jesus, R OBP: 0.342, SLG: 0.357 (1, 6)										4	0	0	0	0	0	0	<b>Chicago Cubs @ San Diego Padres</b> San Diego Stadium, San Diego, CA Tue Jul 29 1980, 10:05 PM EDT Att: 11,802 - Unknown					
Lenny Randle, S OBP: 0.344, SLG: 0.368 (1, 5)										4	0	0	0	0	0	0						
Larry Bittner, L OBP: 0.330, SLG: 0.349 (1, 7)										4	0	0	0	0	1	0						
Cliff Johnson, R OBP: 0.329, SLG: 0.424 Jim Tracy, L OBP: 0.290, SLG: 0.417 (9, PR)										4	1	3	0	0	0	0						
Jerry Martin, R OBP: 0.287, SLG: 0.434 (1, 8)										4	0	0	0	0	0	3						
Mike Vail, R OBP: 0.342, SLG: 0.420 (1, 9)										3	0	2	1	0	0	1						
Steve Dillard, R OBP: 0.286, SLG: 0.333 (1, 4)										3	0	1	0	0	0	1						
Tim Blackwell, S OBP: 0.309, SLG: 0.365 (1, 2)										3	0	2	0	0	1	0						
Doug Capilla, L OBP: 0.273, SLG: 0.455 Mike Tyson, R OBP: 0.301, SLG: 0.347 Willie Hernandez, L OBP: 0.214, SLG: 0.286 Barry Foote, R OBP: 0.286, SLG: 0.408 Dick Tidrow, R (8, 1)										1	0	0	0	0	0	0						
										1	0	0	0	0	0	1						
										0	0	0	0	0	0	0						
										1	0	0	0	0	0	0						
										0	0	0	0	0	0	0						
<b>Inning Stats</b>	R: 0 E: 0 K: 1 S: 5	H: 0 LOB: 0 BB: 0 P: 5	R: 0 E: 0 K: 0 S: 5	H: 3 LOB: 2 BB: 0 P: 5	R: 0 E: 0 K: 0 S: 3	H: 0 LOB: 0 BB: 0 P: 3	R: 0 E: 0 K: 0 S: 4	H: 1 LOB: 1 BB: 0 P: 4	R: 0 E: 0 K: 0 S: 3	H: 1 LOB: 0 BB: 0 P: 3	R: 0 E: 0 K: 0 S: 3	H: 0 LOB: 0 BB: 0 P: 3	R: 1 E: 0 K: 0 S: 4	H: 2 LOB: 0 BB: 0 P: 4	R: 0 E: 0 K: 1 S: 5	H: 0 LOB: 0 BB: 0 P: 5	R: 0 E: 0 K: 0 S: 4	H: 1 LOB: 1 BB: 0 P: 4	1B: 5 2B: 3 3B: 0 HR: 0	SF: 0 SAC: 0 DP: 2 HBP: 0	WP: 0 PB: 0 SB: 0 CS: 0	PA: 32
<b>PITCHER</b> Randy Jones, L ERA: 3.51 (1, 1)	IP: 9.0 WLS: W BF: 32 H: 8 R: 1 ER: 1 SO: 2 BB: 0 IBB: 0 HBP: 0 BLK: 0 WP: 0 HR: 0 S: 36 P: 36 ERA: 1.00 WHIP: 0.889																					

AB	32
R	1
H	8
RBI	1
BB	0
SO	2
LOB	6



Batter	1	2	3	4	5	6	7	8	9	AB	R	H	RBI	BB	SO	LOB	BOTTOM
Gene Richards, L OBP: 0.363, SLG: 0.380 (1, 7)										3	0	0	0	1	0	3	<b>Chicago Cubs @ San Diego Padres</b> San Diego Stadium, San Diego, CA Tue Jul 29 1980, 10:05 PM EDT Att: 11,802 - Unknown
Ozzie Smith, S OBP: 0.328, SLG: 0.274 (1, 6)										3	0	0	1	0	0	1	
Jerry Mumphrey, S OBP: 0.325, SLG: 0.338 (1, 8)										4	0	0	0	0	0	3	
Dave Winfield, R OBP: 0.372, SLG: 0.443 (1, 9)										3	1	1	0	1	1	0	
Willie Montanez, L OBP: 0.309, SLG: 0.331 (1, 3)										4	0	0	0	0	1	2	
Gene Tenace, R OBP: 0.379, SLG: 0.387 (1, 2)										3	2	0	0	1	0	0	
Aurelio Rodriguez, R OBP: 0.220, SLG: 0.267 (1, 5)										4	0	1	0	0	0	4	
Tim Flannery, L OBP: 0.316, SLG: 0.312 (1, 4)										3	0	0	1	1	0	2	
Randy Jones, R OBP: 0.128, SLG: 0.081 (1, 1)										2	0	1	0	0	0	1	
										1B: 3 2B: 0 3B: 0 HR: 0	SF: 0 SAC: 2 DP: 0 HBP: 1	WP: 0 PB: 0 SB: 0 CS: 0	PA: 36				
<b>Inning Stats</b>	R: 0 E: 0 K: 0 S: 3	H: 1 LOB: 2 BB: 1 P: 12	R: 0 E: 0 K: 0 S: 3	H: 0 LOB: 1 BB: 1 P: 7	R: 1 E: 1 K: 0 S: 4	H: 0 LOB: 3 BB: 2 P: 13	R: 0 E: 0 K: 0 S: 6	H: 0 LOB: 1 BB: 0 P: 6	R: 0 E: 0 K: 0 S: 4	H: 1 LOB: 1 BB: 0 P: 4	R: 0 E: 0 K: 0 S: 3	H: 0 LOB: 0 BB: 0 P: 3	R: 0 E: 0 K: 0 S: 4	H: 1 LOB: 1 BB: 0 P: 4	R: 0 E: 0 K: 0 S: 4	H: 0 LOB: 0 BB: 0 P: 4	
<b>PITCHER</b> Doug Capilla, L ERA: 2.81 Willie Hernandez, L ERA: 4.79 Dick Tidrow, R ERA: 2.03	IP: 4.0 WLS: L BF: 21 H: 3 R: 0 ER: 0 SO: 1 BB: 4 IBB: 0 HBP: 0 BLK: 0 WP: 0 HR: 0 S: 18 P: 35 ERA: 0.00 WHIP: 1.250																






Batter	1	2	3	4	5	6	7	8	9	AB	R	H	RBI	BB	SO	LOB	TOP																	
Jesus Figueroa, L (1,8) OBP: 0.337, SLG: 0.316	L5		F9		L6			4-3		4	0	0	0	0	0	2	<b>Chicago Cubs @ San Diego Padres</b> San Diego Stadium, San Diego, CA Wed Jul 30 1980, 10:05 PM EDT Att: 12,036 - Unknown																	
Ivan De Jesus, R (1,6) OBP: 0.338, SLG: 0.353	F8		F9		E4			F8		4	0	0	0	0	1																			
Bill Buckner, L (1,7) OBP: 0.360, SLG: 0.453	L9			F9	4-3					4	0	1	0	0	2																			
Cliff Johnson, R (1,3) OBP: 0.328, SLG: 0.419		6-3		F7 BB		6-3		K		3	0	0	0	1	1																			
Larry Bittner, L (1,9) OBP: 0.328, SLG: 0.347				F7		F5		4-3		4	0	1	0	0	1																			
Steve Macko, L (1,5) OBP: 0.290, SLG: 0.375				F7		F6		F8		3	1	1	0	0	1																			
Steve Dillard, R (9, PH) OBP: 0.283, SLG: 0.330		1B								1	0	0	0	0	0																			
Mike Tyson, R (1,4) OBP: 0.310, SLG: 0.368					1B E		F9			4	1	3	1	0	0																			
Tim Blackwell, S (1,2) OBP: 0.309, SLG: 0.364							F8			3	0	1	0	0	1																			
Mike Vail, R (9, PH) OBP: 0.341, SLG: 0.419	4-3				E		F8		F4	1	0	0	0	0	1																			
Lynn McGlothen, L (1,1) OBP: 0.281, SLG: 0.355			F7				F7			1	0	0	0	0	0																			
Jim Tracy, L (5, PH) OBP: 0.231, SLG: 0.385										1	0	0	0	0	1																			
Bill Caudill, R (5,1) OBP: 0.343, SLG: 0.367					2-3					0	0	0	0	0	0																			
Lenny Randle, S (7, PH) OBP: 0.343, SLG: 0.367										1	0	0	0	0	0																			
Bruce Sutter, R (7,1) OBP: 0.200, SLG: 0.200										0	0	0	0	0	0																			
<b>Inning Stats</b>	R: 0 E: 0 K: 0 S: 3	H: 0 LOB: 0 BB: 0 P: 3	R: 1 E: 0 K: 0 S: 5	H: 3 LOB: 1 BB: 0 P: 5	R: 0 E: 0 K: 0 S: 3	H: 0 LOB: 0 BB: 1 P: 3	R: 0 E: 0 K: 0 S: 3	H: 0 LOB: 1 BB: 1 P: 7	R: 1 E: 1 K: 1 S: 8	H: 2 LOB: 2 BB: 0 P: 8	R: 0 E: 0 K: 0 S: 3	H: 0 LOB: 0 BB: 0 P: 3	R: 0 E: 0 K: 0 S: 6	H: 1 LOB: 1 BB: 0 P: 6	R: 0 E: 0 K: 0 S: 4	H: 1 LOB: 1 BB: 0 P: 4	1B: 4 2B: 3 3B: 0 HR: 0	SF: 0 SAC: 0 DP: 0 HBP: 0	WP: 0 PB: 0 SB: 0 CS: 1	PA: 35														
<b>PITCHER</b>	IP WLS BF H R ER SO BB IBB HBP BLK WP HR S P ERA WHIP																																	
Rick Wise, R (1,1) ERA: 3.52	7.0	27	5	2	1	1	1	1	0	0	0	0	0	0	28	32	1.29	0.857																
Bob Shirley, L (8,1) ERA: 3.28	2.0	W 8	2	0	0	1	0	0	0	0	0	10	10	0.00	1.000																			

Batter	1	2	3	4	5	6	7	8	9	AB	R	H	RBI	BB	SO	LOB	BOTTOM																
Gene Richards, L (1,7) OBP: 0.364, SLG: 0.379	2B BB	F7				L6		4-3		4	0	1	0	1	0	1	<b>Chicago Cubs @ San Diego Padres</b> San Diego Stadium, San Diego, CA Wed Jul 30 1980, 10:05 PM EDT Att: 12,036 - Unknown																
Ozzie Smith, S (1,6) OBP: 0.326, SLG: 0.273	F3			L8		G3		E4		5	1	1	0	0	2																		
Jerry Mumphrey, S (1,8) OBP: 0.326, SLG: 0.343	F7			F8				F8		4	0	1	0	1	3																		
Dave Winfield, R (1,9) OBP: 0.373, SLG: 0.445	FC5	4-3		F9		6-3				5	1	2	1	0	5																		
Willie Montanez, L (1,3) OBP: 0.317, SLG: 0.354								HR		4	2	4	3	1	0																		
Gene Tenace, R (1,2) OBP: 0.375, SLG: 0.379	FC5					F6		F9		4	0	0	0	1	4																		
Tim Flannery, L (1,4) OBP: 0.321, SLG: 0.313								E3		3	1	1	0	1	3																		
Aurelio Rodriguez, R (1,5) OBP: 0.222, SLG: 0.294										3	0	1	1	0	3																		
Jerry Turner, L (7, PH) OBP: 0.345, SLG: 0.398										0	0	0	0	1	0																		
Dave Cash, R (8,4) OBP: 0.276, SLG: 0.288										0	0	0	0	0	0																		
Rick Wise, R (1,1) OBP: 0.176, SLG: 0.212										3	0	1	0	0	3																		
Kurt Bevacqua, R (7, PH) OBP: 0.338, SLG: 0.403										1	0	0	0	0	3																		
Bob Shirley, R (8,1) ERA: 2.15										0	0	0	0	0	0																		
<b>Inning Stats</b>	R: 0 E: 0 K: 0 S: 4	H: 1 LOB: 3 BB: 2 P: 12	R: 1 E: 0 K: 0 S: 5	H: 3 LOB: 3 BB: 2 P: 13	R: 0 E: 0 K: 0 S: 4	H: 1 LOB: 2 BB: 1 P: 8	R: 0 E: 0 K: 0 S: 4	H: 1 LOB: 1 BB: 0 P: 4	R: 1 E: 0 K: 0 S: 5	H: 2 LOB: 1 BB: 0 P: 5	R: 0 E: 0 K: 0 S: 4	H: 1 LOB: 1 BB: 0 P: 4	R: 0 E: 1 K: 0 S: 4	H: 1 LOB: 2 BB: 1 P: 8	R: 3 E: 1 K: 1 S: 8	H: 2 LOB: 0 BB: 0 P: 8	1B: 7 2B: 2 3B: 1 HR: 2	SF: 0 SAC: 0 DP: 1 HBP: 0	WP: 0 PB: 0 SB: 1 CS: 0	PA: 42													
<b>PITCHER</b>	IP WLS BF H R ER SO BB IBB HBP BLK WP HR S P ERA WHIP																																
Lynn McGlothen, R (1,1) ERA: 4.95	4.0	22	6	1	1	0	0	4	1	0	0	0	0	17	37	2.25	2.500																
Bill Caudill, R (5,1) ERA: 2.15	2.0	9	3	1	1	0	0	0	0	0	0	1	9	9	4.50	1.500																	
Bruce Sutter, R (7,1) ERA: 2.61	2.0	L 11	3	3	0	1	1	0	0	0	0	1	12	16	0.00	2.000																	

**AB 34**  
**R 2**  
**H 7**  
**RBI 1**  
**BB 1**  
**SO 2**  
**LOB 12**



**AB 36**  
**R 5**  
**H 12**  
**RBI 5**  
**BB 6**  
**SO 1**  
**LOB 27**





Batter	1	2	3	4	5	6	7	8	9	AB	R	H	RBI	BB	SO	LOB	TOP							
Ivan De Jesus, R OBP: 0.339, SLG: 0.354 (1, 6)										5	0	2	0	0	0	1								
Mike Tyson, R OBP: 0.307, SLG: 0.364 (1, 4)										2	0	0	0	0	0	2								
Mick Kelleher, R OBP: 0.242, SLG: 0.207 (3, 4)										3	0	1	0	0	0	1								
Bill Buckner, L OBP: 0.357, SLG: 0.447 (1, 7)										4	1	0	0	1	0	2								
Cliff Johnson, R OBP: 0.336, SLG: 0.420 (9, PR)										2	1	1	0	3	0	1								
Jesus Figueroa, L OBP: 0.317, SLG: 0.316 (9, 8)										0	0	0	0	0	0	0								
Mike Vail, R OBP: 0.335, SLG: 0.410 (9, 3)										5	0	0	0	0	2	6								
Larry Bittner, L OBP: 0.328, SLG: 0.347 (9, 3)										0	0	0	0	0	0	0								
Jerry Martin, R OBP: 0.295, SLG: 0.445 (9, 9)										1	2	1	2	2	0	0								
Lenny Randle, S OBP: 0.345, SLG: 0.367 (1, 5)										3	0	1	1	1	1	2								
Tim Blackwell, S OBP: 0.313, SLG: 0.375 (1, 2)										3	1	1	1	1	1	1								
Rick Reuschel, R OBP: 0.160, SLG: 0.240 (8, 1)										4	0	1	1	0	2	4								
Bruce Sutter, R OBP: 0.200, SLG: 0.200 (8, 1)										0	0	0	0	0	0	0								
<b>Inning Stats</b>	R: 0 E: 0 K: 0 S: 3	H: 1 LOB: 0 BB: 0 P: 3	R: 2 E: 0 K: 1 S: 6	H: 1 LOB: 1 BB: 2 P: 14	R: 0 E: 0 K: 1 S: 6	H: 1 LOB: 2 BB: 1 P: 10	R: 2 E: 0 K: 0 S: 5	H: 2 LOB: 1 BB: 1 P: 9	R: 1 E: 0 K: 0 S: 4	H: 1 LOB: 3 BB: 3 P: 16	R: 0 E: 0 K: 1 S: 4	H: 0 LOB: 1 BB: 1 P: 9	R: 0 E: 0 K: 2 S: 7	H: 0 LOB: 0 BB: 0 P: 7	R: 0 E: 0 K: 1 S: 6	H: 1 LOB: 1 BB: 0 P: 6	1B: 5 2B: 1 3B: 1 HR: 1	SF: 0 SAC: 0 DP: 2 HBP: 1	WP: 0 PB: 0 SB: 1 CS: 0	PA: 41				
<b>PITCHER</b>	IP WLS BF H R ER SO BB IBB HBP BLK WP HR S P ERA WHIP	IP WLS BF H R ER SO BB IBB HBP BLK WP HR S P ERA WHIP	IP WLS BF H R ER SO BB IBB HBP BLK WP HR S P ERA WHIP	IP WLS BF H R ER SO BB IBB HBP BLK WP HR S P ERA WHIP	IP WLS BF H R ER SO BB IBB HBP BLK WP HR S P ERA WHIP	IP WLS BF H R ER SO BB IBB HBP BLK WP HR S P ERA WHIP	IP WLS BF H R ER SO BB IBB HBP BLK WP HR S P ERA WHIP	IP WLS BF H R ER SO BB IBB HBP BLK WP HR S P ERA WHIP	IP WLS BF H R ER SO BB IBB HBP BLK WP HR S P ERA WHIP	IP WLS BF H R ER SO BB IBB HBP BLK WP HR S P ERA WHIP	IP WLS BF H R ER SO BB IBB HBP BLK WP HR S P ERA WHIP	IP WLS BF H R ER SO BB IBB HBP BLK WP HR S P ERA WHIP	IP WLS BF H R ER SO BB IBB HBP BLK WP HR S P ERA WHIP	IP WLS BF H R ER SO BB IBB HBP BLK WP HR S P ERA WHIP	IP WLS BF H R ER SO BB IBB HBP BLK WP HR S P ERA WHIP	IP WLS BF H R ER SO BB IBB HBP BLK WP HR S P ERA WHIP	IP WLS BF H R ER SO BB IBB HBP BLK WP HR S P ERA WHIP	IP WLS BF H R ER SO BB IBB HBP BLK WP HR S P ERA WHIP	IP WLS BF H R ER SO BB IBB HBP BLK WP HR S P ERA WHIP	IP WLS BF H R ER SO BB IBB HBP BLK WP HR S P ERA WHIP	IP WLS BF H R ER SO BB IBB HBP BLK WP HR S P ERA WHIP	IP WLS BF H R ER SO BB IBB HBP BLK WP HR S P ERA WHIP		
Bill Bordley, L ERA: 5.0 (1, 1)	3.1 L 17 4 4 4 2 4 0 0 0 0 0 1 17 33 10.80 2.400	3.1 L 17 4 4 4 2 4 0 0 0 0 0 1 17 33 10.80 2.400	3.1 L 17 4 4 4 2 4 0 0 0 0 0 1 17 33 10.80 2.400	3.1 L 17 4 4 4 2 4 0 0 0 0 0 1 17 33 10.80 2.400	3.1 L 17 4 4 4 2 4 0 0 0 0 0 1 17 33 10.80 2.400	3.1 L 17 4 4 4 2 4 0 0 0 0 0 1 17 33 10.80 2.400	3.1 L 17 4 4 4 2 4 0 0 0 0 0 1 17 33 10.80 2.400	3.1 L 17 4 4 4 2 4 0 0 0 0 0 1 17 33 10.80 2.400	3.1 L 17 4 4 4 2 4 0 0 0 0 0 1 17 33 10.80 2.400	3.1 L 17 4 4 4 2 4 0 0 0 0 0 1 17 33 10.80 2.400	3.1 L 17 4 4 4 2 4 0 0 0 0 0 1 17 33 10.80 2.400	3.1 L 17 4 4 4 2 4 0 0 0 0 0 1 17 33 10.80 2.400	3.1 L 17 4 4 4 2 4 0 0 0 0 0 1 17 33 10.80 2.400	3.1 L 17 4 4 4 2 4 0 0 0 0 0 1 17 33 10.80 2.400	3.1 L 17 4 4 4 2 4 0 0 0 0 0 1 17 33 10.80 2.400	3.1 L 17 4 4 4 2 4 0 0 0 0 0 1 17 33 10.80 2.400	3.1 L 17 4 4 4 2 4 0 0 0 0 0 1 17 33 10.80 2.400	3.1 L 17 4 4 4 2 4 0 0 0 0 0 1 17 33 10.80 2.400	3.1 L 17 4 4 4 2 4 0 0 0 0 0 1 17 33 10.80 2.400	3.1 L 17 4 4 4 2 4 0 0 0 0 0 1 17 33 10.80 2.400	3.1 L 17 4 4 4 2 4 0 0 0 0 0 1 17 33 10.80 2.400	3.1 L 17 4 4 4 2 4 0 0 0 0 0 1 17 33 10.80 2.400		
Mike Rowland, R ERA: 2.7 (4, 1)	1.2 10 2 1 1 0 3 0 0 0 0 0 0 7 19 5.40 3.000	1.2 10 2 1 1 0 3 0 0 0 0 0 0 7 19 5.40 3.000	1.2 10 2 1 1 0 3 0 0 0 0 0 0 7 19 5.40 3.000	1.2 10 2 1 1 0 3 0 0 0 0 0 0 7 19 5.40 3.000	1.2 10 2 1 1 0 3 0 0 0 0 0 0 7 19 5.40 3.000	1.2 10 2 1 1 0 3 0 0 0 0 0 0 7 19 5.40 3.000	1.2 10 2 1 1 0 3 0 0 0 0 0 0 7 19 5.40 3.000	1.2 10 2 1 1 0 3 0 0 0 0 0 0 7 19 5.40 3.000	1.2 10 2 1 1 0 3 0 0 0 0 0 0 7 19 5.40 3.000	1.2 10 2 1 1 0 3 0 0 0 0 0 0 7 19 5.40 3.000	1.2 10 2 1 1 0 3 0 0 0 0 0 0 7 19 5.40 3.000	1.2 10 2 1 1 0 3 0 0 0 0 0 0 7 19 5.40 3.000	1.2 10 2 1 1 0 3 0 0 0 0 0 0 7 19 5.40 3.000	1.2 10 2 1 1 0 3 0 0 0 0 0 0 7 19 5.40 3.000	1.2 10 2 1 1 0 3 0 0 0 0 0 0 7 19 5.40 3.000	1.2 10 2 1 1 0 3 0 0 0 0 0 0 7 19 5.40 3.000	1.2 10 2 1 1 0 3 0 0 0 0 0 0 7 19 5.40 3.000	1.2 10 2 1 1 0 3 0 0 0 0 0 0 7 19 5.40 3.000	1.2 10 2 1 1 0 3 0 0 0 0 0 0 7 19 5.40 3.000	1.2 10 2 1 1 0 3 0 0 0 0 0 0 7 19 5.40 3.000	1.2 10 2 1 1 0 3 0 0 0 0 0 0 7 19 5.40 3.000	1.2 10 2 1 1 0 3 0 0 0 0 0 0 7 19 5.40 3.000	1.2 10 2 1 1 0 3 0 0 0 0 0 0 7 19 5.40 3.000	
Tom Griffin, R ERA: 3.64 (6, 1)	2.0 7 1 0 0 1 1 0 0 1 0 0 0 7 12 0.00 1.000	2.0 7 1 0 0 1 1 0 0 1 0 0 0 7 12 0.00 1.000	2.0 7 1 0 0 1 1 0 0 1 0 0 0 7 12 0.00 1.000	2.0 7 1 0 0 1 1 0 0 1 0 0 0 7 12 0.00 1.000	2.0 7 1 0 0 1 1 0 0 1 0 0 0 7 12 0.00 1.000	2.0 7 1 0 0 1 1 0 0 1 0 0 0 7 12 0.00 1.000	2.0 7 1 0 0 1 1 0 0 1 0 0 0 7 12 0.00 1.000	2.0 7 1 0 0 1 1 0 0 1 0 0 0 7 12 0.00 1.000	2.0 7 1 0 0 1 1 0 0 1 0 0 0 7 12 0.00 1.000	2.0 7 1 0 0 1 1 0 0 1 0 0 0 7 12 0.00 1.000	2.0 7 1 0 0 1 1 0 0 1 0 0 0 7 12 0.00 1.000	2.0 7 1 0 0 1 1 0 0 1 0 0 0 7 12 0.00 1.000	2.0 7 1 0 0 1 1 0 0 1 0 0 0 7 12 0.00 1.000	2.0 7 1 0 0 1 1 0 0 1 0 0 0 7 12 0.00 1.000	2.0 7 1 0 0 1 1 0 0 1 0 0 0 7 12 0.00 1.000	2.0 7 1 0 0 1 1 0 0 1 0 0 0 7 12 0.00 1.000	2.0 7 1 0 0 1 1 0 0 1 0 0 0 7 12 0.00 1.000	2.0 7 1 0 0 1 1 0 0 1 0 0 0 7 12 0.00 1.000	2.0 7 1 0 0 1 1 0 0 1 0 0 0 7 12 0.00 1.000	2.0 7 1 0 0 1 1 0 0 1 0 0 0 7 12 0.00 1.000	2.0 7 1 0 0 1 1 0 0 1 0 0 0 7 12 0.00 1.000	2.0 7 1 0 0 1 1 0 0 1 0 0 0 7 12 0.00 1.000	2.0 7 1 0 0 1 1 0 0 1 0 0 0 7 12 0.00 1.000	2.0 7 1 0 0 1 1 0 0 1 0 0 0 7 12 0.00 1.000
Al Holland, L ERA: 1.1 (8, 1)	2.0 7 1 0 0 3 0 0 0 0 0 0 0 13 13 0.00 0.500	2.0 7 1 0 0 3 0 0 0 0 0 0 0 13 13 0.00 0.500	2.0 7 1 0 0 3 0 0 0 0 0 0 0 13 13 0.00 0.500	2.0 7 1 0 0 3 0 0 0 0 0 0 0 13 13 0.00 0.500	2.0 7 1 0 0 3 0 0 0 0 0 0 0 13 13 0.00 0.500	2.0 7 1 0 0 3 0 0 0 0 0 0 0 13 13 0.00 0.500	2.0 7 1 0 0 3 0 0 0 0 0 0 0 13 13 0.00 0.500	2.0 7 1 0 0 3 0 0 0 0 0 0 0 13 13 0.00 0.500	2.0 7 1 0 0 3 0 0 0 0 0 0 0 13 13 0.00 0.500	2.0 7 1 0 0 3 0 0 0 0 0 0 0 13 13 0.00 0.500	2.0 7 1 0 0 3 0 0 0 0 0 0 0 13 13 0.00 0.500	2.0 7 1 0 0 3 0 0 0 0 0 0 0 13 13 0.00 0.500	2.0 7 1 0 0 3 0 0 0 0 0 0 0 13 13 0.00 0.500	2.0 7 1 0 0 3 0 0 0 0 0 0 0 13 13 0.00 0.500	2.0 7 1 0 0 3 0 0 0 0 0 0 0 13 13 0.00 0.500	2.0 7 1 0 0 3 0 0 0 0 0 0 0 13 13 0.00 0.500	2.0 7 1 0 0 3 0 0 0 0 0 0 0 13 13 0.00 0.500	2.0 7 1 0 0 3 0 0 0 0 0 0 0 13 13 0.00 0.500	2.0 7 1 0 0 3 0 0 0 0 0 0 0 13 13 0.00 0.500	2.0 7 1 0 0 3 0 0 0 0 0 0 0 13 13 0.00 0.500	2.0 7 1 0 0 3 0 0 0 0 0 0 0 13 13 0.00 0.500	2.0 7 1 0 0 3 0 0 0 0 0 0 0 13 13 0.00 0.500	2.0 7 1 0 0 3 0 0 0 0 0 0 0 13 13 0.00 0.500	2.0 7 1 0 0 3 0 0 0 0 0 0 0 13 13 0.00 0.500

Chicago Cubs @ San Francisco Giants  
Candlestick Park, San Francisco, CA  
Fri Aug 01 1980, 10:05 PM EDT  
Att: 12,389 - Unknown

AB	32
R	5
H	8
RBI	5
BB	8
SO	6
LOB	20



Batter	1	2	3	4	5	6	7	8	9	AB	R	H	RBI	BB	SO	LOB	BOTTOM
Bill North, S OBP: 0.380, SLG: 0.288 (1, 8)										3	0	1	0	2	0	0	
Joe Pettini, R OBP: 0.283, SLG: 0.300 (1, 6)										3	0	0	0	0	1	1	
Jim Wohlford, R OBP: 0.270, SLG: 0.319 (7, PH)										1	0	0	0	0	0	2	
Al Holland, R (8, 1)										0	0	0	0	0	0	0	
Roger Metzger, S OBP: 0.148, SLG: 0.080 (9, PH)										1	0	0	0	0	1		
Jack Clark, R OBP: 0.384, SLG: 0.545 (1, 9)										5	0	1	0	0	2	1	
Darrell Evans, L OBP: 0.349, SLG: 0.391 (1, 5)										3	1	2	0	1	1	0	
Larry Herndon, R OBP: 0.287, SLG: 0.406 (1, 7)										4	0	0	0	0	2	4	
Mike Ivie, R OBP: 0.275, SLG: 0.331 (1, 3)										4	1	1	0	0	2	4	
Rennie Stennett, R OBP: 0.298, SLG: 0.341 (1, 4)										4	1	2	1	0	1	1	











Batter	1	2	3	4	5	6	7	8	9	AB	R	H	RBI	BB	SO	LOB	TOP					
Ivan De Jesus, R OBP: 0.343, SLG: 0.355										4	1	2	0	1	0	1	<b>Chicago Cubs @ San Francisco Giants</b> Candlestick Park, San Francisco, CA Sun Aug 03 1980, 6:38 AM EDT Att: 28,497 - Unknown					
Mike Tyson, R OBP: 0.299, SLG: 0.354										5	0	0	0	0	0	5						
Mick Kelleher, R OBP: 0.242, SLG: 0.207										0	0	0	0	0	0	0						
Cliff Johnson, R OBP: 0.344, SLG: 0.418										2	1	1	0	3	0	2						
Bruce Sutter, R OBP: 0.200, SLG: 0.200										0	0	0	0	0	0	0						
Bill Buckner, L OBP: 0.355, SLG: 0.446										5	1	2	1	0	0	3						
Jerry Martin, R OBP: 0.300, SLG: 0.439										5	0	2	2	0	0	2						
Barry Foote, R OBP: 0.289, SLG: 0.408										5	0	2	0	0	0	3						
Tim Blackwell, S OBP: 0.319, SLG: 0.377										0	0	0	0	0	0	0						
Jesus Figueroa, L OBP: 0.323, SLG: 0.315										4	0	1	0	0	0	3						
Steve Dillard, R OBP: 0.279, SLG: 0.364										4	0	0	0	0	1	3						
Bill Caudill, R OBP: 0.200, SLG: 0.200										2	0	1	0	0	0	0						
Mike Vail, R OBP: 0.333, SLG: 0.409										1	0	0	0	0	1	2						
Dick Tidrow, R OBP: 0.333, SLG: 0.349										0	0	0	0	0	0	0						
Larry Blittner, L OBP: 0.333, SLG: 0.349										1	0	1	0	0	0	0						
<b>Inning Stats</b>	R: 1 E: 0 K: 0 S: 4	H: 1 LOB: 2 BB: 2 P: 12	R: 0 E: 0 K: 0 S: 3	H: 0 LOB: 0 BB: 0 P: 3	R: 0 E: 0 K: 1 S: 3	H: 1 LOB: 1 BB: 1 P: 7	R: 0 E: 0 K: 1 S: 6	H: 1 LOB: 1 BB: 0 P: 6	R: 0 E: 0 K: 1 S: 4	H: 2 LOB: 2 BB: 0 P: 8	R: 0 E: 0 K: 1 S: 7	H: 2 LOB: 2 BB: 0 P: 7	R: 2 E: 0 K: 0 S: 7	H: 4 LOB: 2 BB: 0 P: 7	R: 0 E: 1 K: 0 S: 5	H: 2 LOB: 2 BB: 0 P: 5	R: 0 E: 0 K: 0 S: 3	H: 0 LOB: 0 BB: 0 P: 3	1B: 11 2B: 1 3B: 0 HR: 0	SF: 0 SAC: 0 DP: 1 HBP: 0	WP: 1 PB: 0 SB: 3 CS: 0	PA: 42
<b>PITCHER</b>	IP WLS BF H R ER SO BB IBB HBP BLK WP HR S P ERA WHIP	6.2 L 31 8 3 3 2 4 0 0 0 1 0 31 47 4.05 1.800	7.1 8 4 0 0 0 0 0 0 0 0 0 0 8 8 0.00 3.000	9.1 3 0 0 0 0 0 0 0 0 0 0 0 3 3 0.00 0.000	<b>PITCHER</b>										IP WLS BF H R ER SO BB IBB HBP BLK WP HR S P ERA WHIP	5.0 W 8 1 0 0 3 2 0 0 0 0 0 12 20 0.00 1.500	5.0 S 8 1 0 0 3 1 0 0 0 0 0 13 17 0.00 1.000					

AB	38
R	3
H	12
RBI	3
BB	4
SO	2
LOB	24



Batter	1	2	3	4	5	6	7	8	9	AB	R	H	RBI	BB	SO	LOB	BOTTOM					
Larry Herndon, R OBP: 0.286, SLG: 0.408										5	1	1	0	0	3	6	<b>Chicago Cubs @ San Francisco Giants</b> Candlestick Park, San Francisco, CA Sun Aug 03 1980, 6:38 AM EDT Att: 28,497 - Unknown					
Joe Pettini, R OBP: 0.308, SLG: 0.328										2	0	0	0	1	2	0						
Jim Wohlford, R OBP: 0.268, SLG: 0.316										1	0	0	0	0	0	0						
Jack Clark, R OBP: 0.379, SLG: 0.541										4	0	1	1	0	2	1						
Darrell Evans, L OBP: 0.343, SLG: 0.380										3	0	0	0	1	0	3						
Terry Whitfield, L OBP: 0.309, SLG: 0.337										4	0	1	0	0	1	2						
Mike Ivie, R OBP: 0.289, SLG: 0.355										4	1	2	0	0	0	1						
Rennie Stennett, R OBP: 0.298, SLG: 0.340										4	0	2	0	0	1	1						
Dennis Littlejohn, R OBP: 0.379, SLG: 0.318										0	0	0	1	2	0	0						
Max Venetie, L OBP: 0.333, SLG: 0.319										0	0	0	0	1	0	0						
Al Holland, R										0	0	0	0	0	0	0						
Bob Knepper, L OBP: 0.190, SLG: 0.232										3	0	1	0	0	1	4						
Greg Minton, S										0	0	0	0	0	0	0						
Bill North, S OBP: 0.380, SLG: 0.285										1	0	0	0	0	1	2						
Mike Sadek, R OBP: 0.389, SLG: 0.363										0	0	0	0	0	0	0						
<b>Inning Stats</b>	R: 1 E: 1 K: 0 S: 5	H: 1 LOB: 1 BB: 0 P: 5	R: 1 E: 0 K: 2 S: 9	H: 2 LOB: 1 BB: 0 P: 9	R: 0 E: 0 K: 2 S: 6	H: 0 LOB: 1 BB: 1 P: 10	R: 0 E: 0 K: 0 S: 5	H: 2 LOB: 3 BB: 1 P: 9	R: 0 E: 0 K: 1 S: 6	H: 1 LOB: 1 BB: 0 P: 6	R: 0 E: 0 K: 2 S: 8	H: 1 LOB: 2 BB: 1 P: 12	R: 0 E: 0 K: 1 S: 4	H: 0 LOB: 0 BB: 1 P: 8	R: 0 E: 0 K: 2 S: 8	H: 1 LOB: 2 BB: 1 P: 12	R: 0 E: 0 K: 1 S: 5	H: 0 LOB: 0 BB: 0 P: 5	1B: 5 2B: 2 3B: 1 HR: 0	SF: 2 SAC: 1 DP: 1 HBP: 0	WP: 0 PB: 1 SB: 1 CS: 1	PA: 40
<b>PITCHER</b>	IP WLS BF H R ER SO BB IBB HBP BLK WP HR S P ERA WHIP	5.0 W 8 1 0 0 3 2 0 0 0 0 0 12 20 0.00 1.500	2.0 W 8 1 0 0 3 1 0 0 0 0 0 13 17 0.00 1.000	<b>PITCHER</b>										IP WLS BF H R ER SO BB IBB HBP BLK WP HR S P ERA WHIP	5.0 S 8 1 0 0 3 1 0 0 0 0 0 13 17 0.00 1.000							

AB	31
R	2
H	8
RBI	2
BB	5
SO	11
LOB	20





Batter	1	2	3	4	5	6	7	8	9	AB	R	H	RBI	BB	SO	LOB	TOP			
Omar Moreno, L (1.8) OBP: 0.313, SLG: 0.337	5-3		4-3		6-3		L6-3 1B		1-3 1B	5	0	2	0	0	0	0	Pittsburgh Pirates @ Chicago Cubs Wrigley Field, Chicago, IL Tue Aug 05 1980, 3:33 AM CDT Att: 22,939 - Unknown			
Tim Foli, R (1.6) OBP: 0.316, SLG: 0.350	1-3		F8		5-3		L6-3 1-2			4	0	0	0	0	0	1				
Dave Parker, L (1.9) OBP: 0.325, SLG: 0.455			F7				4-3			3	0	1	0	1	0	0				
Willie Stargell, L (1.3) OBP: 0.346, SLG: 0.479	F7			1B BB SF7 1B	K			4-3		4	1	1	0	0	1	2				
Mike Easter, L (1.7) OBP: 0.423, SLG: 0.616				1B 1-2 1B BB		1B BB 1B		4-1		3	2	0	1	0	0	0				
Bill Madlock, R (1.5) OBP: 0.297, SLG: 0.327	5-3			1B 1-2 2-3 1B		1B 1-2 BB		6-3		3	0	1	0	1	0	1				
Ed Ott, L (1.2) OBP: 0.356, SLG: 0.415				SF7		G4-6-3 1-2 2-H 1B		G3		2	0	1	2	1	0	0				
Phil Garner, R (1.4) OBP: 0.316, SLG: 0.359	FC6-4 1-2 2-3			CS 1B		K		4-3		4	0	1	1	0	1	4				
John Candelaria, L (1.1) OBP: 0.222, SLG: 0.180	FC6-4			6-3		G4-6-3 1-2				2	0	0	0	0	0	4				
John Milner, L (6, PH) OBP: 0.347, SLG: 0.354	FC6-4							1B BB		1	0	0	0	0	0	2				
Rod Scurry, L (6.1) OBP: 0.333, SLG: 0.333										0	0	0	0	0	0	0				
Enrique Romo, R (7.1) OBP: 0.556, SLG: 0.500										0	0	0	0	0	0	0				
Kurt Bevacqua, R (9, PH) OBP: 0.329, SLG: 0.380										0	0	0	0	1	0	0				
<b>Inning Stats</b>	R: 0 E: 0 K: 0 S: 3	H: 0 LOB: 1 BB: 1 P: 7	R: 0 E: 0 K: 0 S: 4	H: 1 LOB: 2 BB: 1 P: 8	R: 0 E: 0 K: 0 S: 3	H: 0 LOB: 0 BB: 0 P: 3	R: 2 E: 0 K: 0 S: 5	H: 3 LOB: 1 BB: 1 P: 9	R: 0 E: 0 K: 1 S: 6	H: 1 LOB: 1 BB: 1 P: 6	R: 0 E: 0 K: 0 S: 3	H: 1 LOB: 0 BB: 0 P: 3	R: 0 E: 0 K: 0 S: 3	H: 0 LOB: 0 BB: 0 P: 3	R: 0 E: 0 K: 0 S: 3	H: 1 LOB: 2 BB: 1 P: 7	1B: 9 2B: 1 3B: 0 HR: 0	SF: 1 SAC: 0 DP: 2 HBP: 0	WP: 0 PB: 0 SB: 0 CS: 1	PA: 37
<b>PITCHER</b> Rick Reuschel, R (1.1) ERA: 3.67	IP: 9.0 WLS: W BF: 37 H: 9 R: 3 ER: 3 SO: 2 BB: 5 IBB: 0 HBP: 0 BLK: 0 WP: 0 HR: 0 S: 36 P: 56 ERA: 3.00 WHIP: 1.556																			

Batter	1	2	3	4	5	6	7	8	9	AB	R	H	RBI	BB	SO	LOB	BOTTOM			
Jesus Figueroa, L (1.8) OBP: 0.307, SLG: 0.298	K	K		3-1			F9 K			5	0	0	0	0	3	4	Pittsburgh Pirates @ Chicago Cubs Wrigley Field, Chicago, IL Tue Aug 05 1980, 3:33 AM CDT Att: 22,939 - Unknown			
Mike Tyson, R (1.4) OBP: 0.296, SLG: 0.355	K		K		F8		BB E 2B	F8		5	1	1	0	0	2	0				
Bill Buckner, L (1.7) OBP: 0.358, SLG: 0.457	1B		HR 1B		4-3		P4	HR		5	2	3	1	0	0	1				
Cliff Johnson, R (1.3) OBP: 0.353, SLG: 0.436			HR 1B				E BB 1B IBB	K		3	3	3	1	1	0	0				
Larry Blittner, L (8.3) OBP: 0.332, SLG: 0.347	1-2 1B		HR 1B		HR		E BB 1B IBB	K		1	0	0	0	0	1	0				
Jerry Martin, R (1.9) OBP: 0.306, SLG: 0.460	1-3		HR		HR		1-2 2-3 1B BB	1B		4	3	3	4	1	0	2				
Steve Dillard, R (1.5) OBP: 0.276, SLG: 0.352		K	CS BB		K		1-2 2-3 3-H 1B	E5 1B	4-3	4	1	0	0	1	2	3				
Tim Blackwell, S (1.2) OBP: 0.322, SLG: 0.380		1B 1B	5-3			P6	1-3 2-H 3-H 1B 1B			4	1	2	2	0	0	1				
Steve Macko, L (1.6) OBP: 0.235, SLG: 0.294	K			K		6-3	1-2 3-H 1B 1B			4	0	1	1	0	2	1				
Rick Reuschel, R (1.1) OBP: 0.185, SLG: 0.259		1-2 1B		L3		6-3	1-2 2-H 1B			4	0	2	1	0	0	0				
<b>Inning Stats</b>	R: 0 E: 0 K: 2 S: 9	H: 2 LOB: 2 BB: 0 P: 9	R: 0 E: 0 K: 3 S: 11	H: 2 LOB: 0 BB: 0 P: 11	R: 3 E: 0 K: 1 S: 7	H: 3 LOB: 0 BB: 1 P: 11	R: 0 E: 0 K: 1 S: 5	H: 0 LOB: 0 BB: 0 P: 5	R: 2 E: 0 K: 1 S: 7	H: 2 LOB: 0 BB: 0 P: 7	R: 0 E: 0 K: 0 S: 3	H: 0 LOB: 0 BB: 0 P: 3	R: 5 E: 1 K: 1 S: 10	H: 4 LOB: 2 BB: 2 P: 18	R: 1 E: 0 K: 1 S: 7	H: 2 LOB: 1 BB: 0 P: 7	1B: 10 2B: 1 3B: 0 HR: 4	SF: 0 SAC: 0 DP: 0 HBP: 0	WP: 0 PB: 0 SB: 0 CS: 1	PA: 42
<b>PITCHER</b> John Candelaria, L (1.1) ERA: 3.88	IP: 5.0 WLS: L BF: 24 H: 9 R: 5 ER: 5 SO: 8 BB: 1 IBB: 0 HBP: 0 BLK: 0 WP: 0 HR: 3 S: 39 P: 43 ERA: 9.00 WHIP: 2.000																			
Rod Scurry, L (6.1) ERA: 2.53	1.2 7 1 2 0 0 0 1 0 0 0 0 6 10 0.00 0.600																			
Enrique Romo, R (7.1) ERA: 3.5	1.1 11 5 4 1 2 1 0 0 0 0 1 14 18 6.75 4.500																			



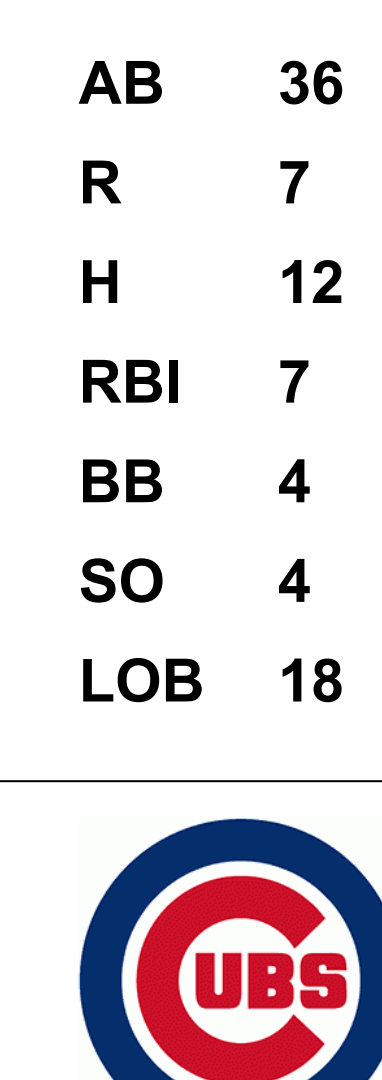


Batter	1	2	3	4	5	6	7	8	9	AB	R	H	RBI	BB	SO	LOB	TOP								
Omar Moreno, L (1.8) OBP: 0.316, SLG: 0.338	F9		1B		2B		SF8		E	2	2	1	1	2	0	0	<b>Pittsburgh Pirates @ Chicago Cubs</b> Wrigley Field, Chicago, IL Wed Aug 06 1980, 3:33 AM CDT Unknown								
Tim Foli, R (1.6) OBP: 0.314, SLG: 0.352	5-3		F7		1B		6-3		SF8	4	1	1	3	0	0	2									
Dave Parker, L (1.9) OBP: 0.329, SLG: 0.457									K	5	0	3	1	0	1	0									
Willie Stargell, L (1.3) OBP: 0.342, SLG: 0.488	4-3								K	5	1	1	1	0	1	2									
Mike Easter, L (1.7) OBP: 0.424, SLG: 0.628										4	1	2	1	0	0	0									
Bill Madlock, R (1.5) OBP: 0.299, SLG: 0.329										4	0	2	0	0	0	1									
Dale Berra, R (8.5) OBP: 0.277, SLG: 0.350										0	0	0	0	0	0	0									
Ed Ott, L (1.2) OBP: 0.351, SLG: 0.408										4	0	0	0	0	1	3									
Phil Garner, R (1.4) OBP: 0.318, SLG: 0.361										4	2	2	0	0	0	1									
Jim Bibby, R (1.1) OBP: 0.207, SLG: 0.154										2	0	0	0	0	0	1									
John Milner, L (7. PH) OBP: 0.351, SLG: 0.354										0	0	0	0	0	0	0									
Matt Alexander, S (7. PH) OBP: 0.351, SLG: 0.354										0	0	0	0	0	0	0									
Grant Jackson, S (7.1) OBP: 0.351, SLG: 0.354										0	0	0	0	0	0	0									
Kent Tekulve, R (8.1) OBP: 0.351, SLG: 0.354										0	0	0	0	0	0	0									
Manny Sanguillen, R (8. PH) OBP: 0.351, SLG: 0.354										1	1	1	0	0	0	0									
Enrique Romo, R (9.1) OBP: 0.351, SLG: 0.354										0	0	0	0	0	0	0									
<b>Inning Stats</b>	R: 0 E: 0 K: 0 S: 4	H: 1 LOB: 1 BB: 0 P: 4	R: 1 E: 0 K: 0 S: 4	H: 2 LOB: 0 BB: 0 P: 4	R: 0 E: 0 K: 0 S: 4	H: 2 LOB: 2 BB: 0 P: 4	R: 0 E: 0 K: 0 S: 3	H: 0 LOB: 0 BB: 0 P: 3	R: 3 E: 0 K: 0 S: 6	H: 3 LOB: 1 BB: 1 P: 10	R: 0 E: 0 K: 0 S: 3	H: 1 LOB: 0 BB: 0 P: 3	R: 1 E: 0 K: 0 S: 3	H: 0 LOB: 1 BB: 1 P: 7	R: 1 E: 0 K: 1 S: 7	H: 2 LOB: 1 BB: 0 P: 7	R: 3 E: 1 K: 2 S: 9	H: 2 LOB: 0 BB: 1 P: 13	1B: 10 2B: 1 3B: 0 HR: 2	SF: 2 SAC: 0 DP: 2 HBP: 0	WP: 1 PB: 0 SB: 4 CS: 0	PA: 40			
<b>PITCHER</b>	IP	WLS	BF	H	R	ER	SO	BB	IBB	HBP	BLK	WP	HR	S	P	ERA	WHIP								
Dennis Lamp, R (1.1) ERA: 4.75	6.1		27	9	5	4	0	2	0	0	0	0	1	25	33	5.68	1.737								
Bruce Sutter, R (7.1) ERA: 2.53	1.2		7	2	1	1	1	0	0	0	0	0	1	9	9	5.40	1.200								
Dick Tidrow, R (9.1) ERA: 2.51	1.0	L	6	2	3	1	2	0	1	0	0	1	0	9	13	9.00	2.000								

AB 35  
R 9  
H 13  
RBI 7  
BB 3  
SO 3  
LOB 10



Batter	1	2	3	4	5	6	7	8	9	AB	R	H	RBI	BB	SO	LOB	BOTTOM								
Jesus Figueroa, L (1.8) OBP: 0.302, SLG: 0.293	K		F8		G6-4-3		L7		4-3	5	0	1	0	0	1	1	<b>Pittsburgh Pirates @ Chicago Cubs</b> Wrigley Field, Chicago, IL Wed Aug 06 1980, 3:33 AM CDT Unknown								
Lenny Randle, S (1.5) OBP: 0.343, SLG: 0.358	F9		G3-6-3		F5		L5		2B	5	1	1	0	0	0	2									
Bill Buckner, L (1.7) OBP: 0.361, SLG: 0.465										5	2	3	0	0	0	1									
Cliff Johnson, R (1.3) OBP: 0.358, SLG: 0.449										3	2	2	3	1	1	0									
Steve Dillard, R (9.4) OBP: 0.274, SLG: 0.352										0	0	0	1	0	0	0									
Jerry Martin, R (1.9) OBP: 0.307, SLG: 0.466	F9									4	2	1	2	1	1	2									
Barry Foote, R (1.2) OBP: 0.290, SLG: 0.406										3	0	1	0	0	0	1									
Bruce Sutter, R (7.1) OBP: 0.200, SLG: 0.200										0	0	0	0	0	0	0									
Larry Blittner, L (8. PH) OBP: 0.335, SLG: 0.347										0	0	0	0	1	0	0									
Steve Macko, L (1.6) OBP: 0.300, SLG: 0.400										3	0	2	1	0	0	1									
Rick Reuschel, R (6. PH) OBP: 0.185, SLG: 0.259										0	0	0	0	0	0	0									
Ivan De Jesus, R (7.6) OBP: 0.345, SLG: 0.355										0	0	0	0	1	0	0									
Mike Tyson, R (1.4) OBP: 0.297, SLG: 0.354										3	0	1	0	0	0	2									
Mike Vail, R (8. PH) OBP: 0.332, SLG: 0.407										1	0	0	0	0	0	3									
Dick Tidrow, R (9.1) ERA: 2.51										0	0	0	0	0	0	0									
Dennis Lamp, R (1.1) OBP: 0.196, SLG: 0.128										2	0	0	0	0	1	2									
Tim Blackwell, S (7.2) OBP: 0.319, SLG: 0.376										2	0	0	0	0	0	3									
<b>Inning Stats</b>	R: 2 E: 0 K: 1 S: 7	H: 2 LOB: 0 BB: 0 P: 7	R: 0 E: 0 K: 0 S: 3	H: 1 LOB: 0 BB: 0 P: 3	R: 0 E: 1 K: 0 S: 3	H: 0 LOB: 0 BB: 0 P: 3	R: 2 E: 0 K: 1 S: 8	H: 3 LOB: 2 BB: 1 P: 12	R: 0 E: 0 K: 0 S: 3	H: 1 LOB: 0 BB: 0 P: 3	R: 1 E: 0 K: 1 S: 6	H: 1 LOB: 1 BB: 1 P: 10	R: 0 E: 0 K: 0 S: 3	H: 0 LOB: 0 BB: 0 P: 3	R: 1 E: 0 K: 0 S: 5	H: 2 LOB: 2 BB: 2 P: 13	R: 1 E: 0 K: 1 S: 7	H: 2 LOB: 1 BB: 0 P: 7	1B: 7 2B: 4 3B: 0 HR: 2	SF: 1 SAC: 0 DP: 3 HBP: 0	WP: 0 PB: 0 SB: 1 CS: 0	PA: 41			
<b>PITCHER</b>	IP	WLS	BF	H	R	ER	SO	BB	IBB	HBP	BLK	WP	HR	S	P	ERA	WHIP								
Jim Bibby, R (1.1) ERA: 2.97	6.0		26	8	5	5	3	2	0	0	0	0	0	4	4	9.00	1.667								
Grant Jackson, L (7.1) ERA: 2.32	1.0		4	1	1	1	0	0	0	0	0	0	0	4	4	9.00	1.000								
Kent Tekulve, R (8.1) ERA: 2.8	1.0	W	6	1	0	0	0	0	2	0	0	0	0	4	12	0.00	1.000								
Enrique Romo, R (9.1) ERA: 3.56	1.0	S	5	2	1	1	1	0	0	0	0	0	0	7	7	9.00	2.000								













Batter	1	2	3	4	5	6	7	8	9	AB	R	H	RBI	BB	SO	LOB	TOP								
Ron LeFlore, R (1, 7) OBP: 0.343, SLG: 0.355 Jerry White, S (8, 7) OBP: 0.366, SLG: 0.500	4-0 SF8 BB	0-0 F7			4-0 HR BB		0-0 1B		0-0 5-3	2	2	1	0	2	0	2									
Rodney Scott, S (1, 4) OBP: 0.315, SLG: 0.311	0-0 4-3		0-0 1-3		0-0 F7		0-0 4-3			4	0	0	0	0	0	3									
Andre Dawson, R (1, 8) OBP: 0.364, SLG: 0.473	0-0 SF8		0-0 1B		0-0 F9		0-3 K			3	0	1	1	0	1	2									
Ellis Valentine, R (1, 9) OBP: 0.363, SLG: 0.534	0-0 F8		0-0 F8		0-0 HR			0-0 1-3		4	1	1	2	0	0	1									
Warren Cromartie, L (1, 3) OBP: 0.354, SLG: 0.439		0-0 1B 2B	0-3 K2-3		0-3 K			0-0 4-3		4	1	1	0	0	2	1									
Gary Carter, R (1, 2) OBP: 0.320, SLG: 0.477		0-0 6-3			0-0 F8		0-0 4-1		0-0 HR	4	1	1	1	0	0	1									
Larry Parrish, R (1, 5) OBP: 0.330, SLG: 0.484		0-0 2B 1B			0-0 P3		0-0 6-3		0-3 K	4	0	1	1	0	1	0									
Tony Bernazard, S (1, 6) OBP: 0.291, SLG: 0.362		0-0 1-3 2B			0-0 3B		0-3 K		0-3 K	4	0	2	0	0	2	0									
Charlie Lea, R (1, 1) OBP: 0.077, SLG: 0.120 Woodie Fryman, R (8, 1) OBP: 0.111, SLG: 0.111		0-3 K			0-3 K		0-0 4-3		0-0 1-3	3	0	0	0	0	2	3									
										1	0	0	0	0	0	0									
<b>Inning Stats</b>	R: 1 E: 0 K: 0 S: 3	H: 0 LOB: 0 BB: 1 P: 7	R: 1 E: 0 K: 1 S: 8	H: 3 LOB: 2 BB: 0 P: 8	R: 0 E: 0 K: 1 S: 6	H: 1 LOB: 1 BB: 0 P: 6	R: 0 E: 0 K: 1 S: 6	H: 1 LOB: 1 BB: 1 P: 6	R: 2 E: 0 K: 1 S: 6	H: 1 LOB: 0 BB: 0 P: 10	R: 0 E: 0 K: 1 S: 5	H: 0 LOB: 0 BB: 0 P: 5	R: 0 E: 0 K: 1 S: 6	H: 1 LOB: 1 BB: 0 P: 6	R: 1 E: 0 K: 1 S: 6	H: 1 LOB: 0 BB: 0 P: 6	R: 0 E: 0 K: 1 S: 5	H: 0 LOB: 0 BB: 0 P: 5	1B: 3 2B: 2 3B: 1 HR: 2	SF: 1 SAC: 0 DP: 0 HBP: 0	WP: 0 PB: 0 SB: 5 CS: 0	PA: 37			
<b>PITCHER</b>	IP	WLS	BF	H	R	ER	SO	BB	IBB	HBP	BLK	WP	HR	S	P	ERA	WHIP								
Mike Krukow, R (1, 1) ERA: 4.07 George Riley, L (8, 1) ERA: 3.45	7.0	L	30	7	4	4	6	2	0	0	0	0	1	40	48	5.14	1.286								
	2.0	S	7	1	1	1	2	0	0	0	0	0	1	11	11	4.50	0.500								

**Montreal Expos @ Chicago Cubs**  
Wrigley Field, Chicago, IL  
Fri Aug 08 1980, 3:33 AM CDT  
Att: 14,706 - Unknown

AB 34  
R 5  
H 8  
RBI 5  
BB 2  
SO 8  
LOB 13



Batter	1	2	3	4	5	6	7	8	9	AB	R	H	RBI	BB	SO	LOB	BOTTOM								
Ivan De Jesus, R (1, 6) OBP: 0.339, SLG: 0.349	0-0 CS 1B		0-3 K		0-3 K			0-0 4-3	0-0 FC6-4	5	0	1	0	0	2	3									
Mike Tyson, R (1, 4) OBP: 0.284, SLG: 0.351	0-3 K		0-0 6-3			0-0 P4		0-0 1-3		4	0	0	0	0	1	2									
Bill Buckner, L (1, 7) OBP: 0.352, SLG: 0.453	0-0 P6			0-0 F9		0-0 F7		0-0 HR 1B		4	1	1	0	0	0	0									
Cliff Johnson, R (1, 3) OBP: 0.360, SLG: 0.459		0-0 F8		0-0 6-3		4-0 FC6-4 BB		0-0 HR 1B		3	1	1	2	1	0	0									
Jerry Martin, R (1, 9) OBP: 0.311, SLG: 0.468		4-0 BB		4-0 BB		0-0 FC6-4		0-0 2B		2	0	1	0	2	0	1									
Lenny Randle, S (1, 5) OBP: 0.350, SLG: 0.369		0-0 F9		0-0 G1			0-0 FC4 1B	0-0 F2		4	0	1	0	0	0	3									
Jesus Figueroa, L (1, 8) OBP: 0.307, SLG: 0.327		0-0 1-3			0-0 5-3 1B		0-0 FC4		0-0 6-3	4	0	1	0	0	0	2									
Tim Blackwell, S (1, 2) OBP: 0.329, SLG: 0.382			0-0 SH1-4 1B		0-0 P4		0-0 F7		0-0 F9	4	0	1	0	0	0	2									
Mike Krukow, R (1, 1) OBP: 0.191, SLG: 0.174 Scot Thompson, L (7, PH) OBP: 0.301, SLG: 0.315 George Riley, L (8, 1) Steve Dillard, R (8, PH) OBP: 0.288, SLG: 0.359			0-0 SH1-4		0-0 5-3		0-3 K		0-0 FC6-4 1B	1	0	0	0	0	0	1									
										1	0	0	0	0	0	1									
										1	0	0	0	0	0	1									
										1	0	1	0	0	0	0									
<b>Inning Stats</b>	R: 0 E: 0 K: 1 S: 5	H: 1 LOB: 0 BB: 0 P: 5	R: 0 E: 0 K: 0 S: 3	H: 0 LOB: 1 BB: 1 P: 7	R: 0 E: 0 K: 1 S: 6	H: 1 LOB: 1 BB: 0 P: 6	R: 0 E: 0 K: 0 S: 3	H: 0 LOB: 1 BB: 1 P: 7	R: 0 E: 0 K: 1 S: 6	H: 1 LOB: 1 BB: 0 P: 6	R: 2 E: 0 K: 0 S: 6	H: 3 LOB: 1 BB: 0 P: 6	R: 0 E: 0 K: 0 S: 4	H: 1 LOB: 1 BB: 0 P: 4	1B: 6 2B: 2 3B: 0 HR: 1	SF: 0 SAC: 1 DP: 1 HBP: 0	WP: 0 PB: 0 SB: 0 CS: 1	PA: 37							
<b>PITCHER</b>	IP	WLS	BF	H	R	ER	SO	BB	IBB	HBP	BLK	WP	HR	S	P	ERA	WHIP								
Charlie Lea, R (1, 1) ERA: 2.94 Woodie Fryman, L (8, 1) ERA: 1.95	7.2	W	32	7	2	2	4	3	0	0	0	0	1	37	49	2.35	1.304								
	1.1	S	5	1	0	0	0	0	0	0	0	0	0	5	5	0.00	0.750								

**Montreal Expos @ Chicago Cubs**  
Wrigley Field, Chicago, IL  
Fri Aug 08 1980, 3:33 AM CDT  
Att: 14,706 - Unknown

AB 33  
R 2  
H 8  
RBI 2  
BB 3  
SO 4  
LOB 15





Batter	1	2	3	4	5	6	7	8	9	AB	R	H	RBI	BB	SO	LOB	TOP				
Jerry White, S OBP: 0.371, SLG: 0.500 (1, 7)	0-3 K		0-0 1B		0-0 1B			0-3 K		4	0	2	0	0	2	0	<b>Montreal Expos @ Chicago Cubs</b> Wrigley Field, Chicago, IL Sat Aug 09 1980, 3:33 AM CDT Unknown				
Rodney Scott, S OBP: 0.315, SLG: 0.309 (1, 4)	0-0 4-3		0-0 SF7			4-0 BB		0-0 F8		2	0	0	1	1	0	0					
Andre Dawson, R OBP: 0.361, SLG: 0.468 (1, 8)	0-0 6-3		0-3 K			0-0 5-3		0-0 6-3		4	0	0	0	0	1	2					
Ellis Valentine, R OBP: 0.362, SLG: 0.530 (1, 9)		0-0 5-3		0-0 SH1-3 1B		0-3 K		0-0 G3		4	0	1	0	0	1	1					
Warren Cromartie, L OBP: 0.356, SLG: 0.439 (1, 3)		0-0 F8		0-0 SH1-3		4-0 BB		0-0 1B 1B		2	0	1	0	1	0	0					
Gary Carter, R OBP: 0.320, SLG: 0.475 (1, 2)		0-0 FC5-4 1B		0-0 F8		0-0 P4		0-3 K		4	0	1	0	0	1	4					
Larry Parrish, R OBP: 0.329, SLG: 0.480 (1, 5)		0-0 FC5-4		0-3 K			0-0 6-3		0-0 1B 1B	4	0	1	0	0	1	2					
Chris Speier, R OBP: 0.326, SLG: 0.302 Rowland Office, L OBP: 0.341, SLG: 0.436 (9, PH)			0-0 F7		0-0 5-3		0-0 5-3		0-0 1B 1-2 2-3	3	0	0	0	0	0	0					
Steve Rogers, R OBP: 0.270, SLG: 0.179 Tom Hutton, L OBP: 0.245, SLG: 0.244 (9, PH)			0-0 1B SF7		0-0 1-3		0-0 4-3		0-0 4-3	3	1	1	0	0	0	0					
										1	0	0	0	0	0	3					
<b>Inning Stats</b>	R: 0 E: 0 K: 1 S: 5	H: 0 LOB: 0 BB: 0 P: 5	R: 0 E: 0 K: 0 S: 4	H: 1 LOB: 1 BB: 0 P: 4	R: 1 E: 0 K: 1 S: 7	H: 2 LOB: 1 BB: 0 P: 7	R: 0 E: 0 K: 1 S: 6	H: 1 LOB: 1 BB: 0 P: 6	R: 0 E: 0 K: 0 S: 3	H: 0 LOB: 2 BB: 2 P: 13	R: 0 E: 0 K: 0 S: 3	H: 0 LOB: 0 BB: 0 P: 3	R: 0 E: 0 K: 1 S: 5	H: 0 LOB: 0 BB: 0 P: 5	R: 0 E: 0 K: 1 S: 8	H: 3 LOB: 3 BB: 0 P: 8	1B: 8 2B: 0 3B: 0 HR: 0	SF: 1 SAC: 1 DP: 0 HBP: 0	WP: 0 PB: 0 SB: 0 CS: 0	PA: 36	
<b>PITCHER</b>	IP WLS BF H R ER SO BB IBB HBP BLK WP HR S P ERA WHIP	8.2 W 34 7 1 1 6 2 0 0 0 0 0 0 44 52 1.04 1.038	0.1 S 2 1 0 0 0 0 0 0 0 0 0 0 2 2 0.00 3.000																		

AB	32
R	1
H	8
RBI	1
BB	2
SO	6
LOB	12



Batter	1	2	3	4	5	6	7	8	9	AB	R	H	RBI	BB	SO	LOB	BOTTOM				
Ivan De Jesus, R OBP: 0.336, SLG: 0.345 (1, 6)	0-0 P4		0-0 FC6-4		0-0 5-3			0-0 5-3		4	0	0	0	0	0	1	<b>Montreal Expos @ Chicago Cubs</b> Wrigley Field, Chicago, IL Sat Aug 09 1980, 3:33 AM CDT Unknown				
Mike Tyson, R OBP: 0.283, SLG: 0.350 (1, 4)	0-0 5-3			0-0 FC6-4 1B	0-0 F9		0-0 6-3	0-0 6-3		4	0	1	0	0	0	0					
Bill Buckner, L OBP: 0.350, SLG: 0.449 (1, 7)	0-0 1-3			0-0 F9		0-0 6-3				3	0	0	0	0	0	1					
Cliff Johnson, R OBP: 0.356, SLG: 0.454 (1, 3)		0-0 1-3		0-0 FC6-4		0-0 F9		0-0 F9		3	0	0	0	0	0	1					
Jerry Martin, R OBP: 0.308, SLG: 0.464 (1, 9)		0-0 F8		0-3 K		0-0 P4				3	0	0	0	0	1	1					
Lenny Randle, S OBP: 0.350, SLG: 0.369 Mick Kelleher, R OBP: 0.254, SLG: 0.220 (8, 5)		0-0 F7			0-0 1B HR		0-0 F8			3	1	1	0	0	0	0					
Jesus Figueroa, L OBP: 0.308, SLG: 0.327 (1, 8)			0-0 F7		0-0 1B HR		0-0 4-3			3	1	1	0	0	0	0					
Tim Blackwell, S OBP: 0.333, SLG: 0.398 (1, 2)			4-0 FC6-4 BB		0-0 1B HR		0-0 4-3			2	1	1	3	1	0	0					
Rick Reuschel, R OBP: 0.175, SLG: 0.246 Bruce Sutter, R OBP: 0.200, SLG: 0.200 (9, 1)			0-0 F9		0-0 5-3		0-0 F9			3	0	0	0	0	0	1					
										0	0	0	0	0	0	0					
<b>Inning Stats</b>	R: 0 E: 0 K: 0 S: 3	H: 0 LOB: 0 BB: 0 P: 3	R: 0 E: 0 K: 0 S: 3	H: 0 LOB: 1 BB: 0 P: 3	R: 0 E: 0 K: 1 S: 6	H: 1 LOB: 1 BB: 0 P: 6	R: 3 E: 0 K: 0 S: 6	H: 3 LOB: 0 BB: 0 P: 6	R: 0 E: 0 K: 0 S: 3	H: 0 LOB: 0 BB: 0 P: 3	R: 0 E: 0 K: 0 S: 3	H: 0 LOB: 0 BB: 0 P: 3	R: 0 E: 0 K: 0 S: 3	H: 0 LOB: 0 BB: 0 P: 3	R: 0 E: 0 K: 0 S: 3	H: 0 LOB: 0 BB: 0 P: 3	1B: 3 2B: 0 3B: 0 HR: 1	SF: 0 SAC: 0 DP: 0 HBP: 0	WP: 0 PB: 0 SB: 0 CS: 0	PA: 29	
<b>PITCHER</b>	IP WLS BF H R ER SO BB IBB HBP BLK WP HR S P ERA WHIP	8.0 L 29 4 3 3 1 1 0 0 0 0 1 1 30 34 3.38 0.625																			





Batter	1	2	3	4	5	6	7	8	9	AB	R	H	RBI	BB	SO	LOB	TOP								
Ron LeFlore, R OBP: 0.345, SLG: 0.364 Jerry White, S OBP: 0.371, SLG: 0.500	SH1-3 2B		6-3				SF9 3B	F9		4	1	2	0	0	0	1									
Tony Bemazard, S OBP: 0.291, SLG: 0.364	SH1-3 2-3			K		SF9		SH2-4 1B		2	1	1	1	0	1	0									
Andre Dawson, R OBP: 0.363, SLG: 0.470	P4			CS 1B		3-H 0-0 2B	S 1B	SH2-4		3	1	2	0	0	0	1									
Ellis Valentine, R OBP: 0.360, SLG: 0.526	K			F8		1-2	F3	G4-6-3 1B		4	0	1	1	0	1	3									
Warren Cromartie, L OBP: 0.355, SLG: 0.440		E6 CS			F7			G4-6-3 1B		4	0	1	1	0	0	1									
Gary Carter, R OBP: 0.317, SLG: 0.469		K 1-2			1-3		5-3		5-3	4	0	0	0	0	1	2									
Larry Parrish, R OBP: 0.331, SLG: 0.495		F9				HR		F7		4	1	2	1	0	0	0									
Chris Speier, R OBP: 0.328, SLG: 0.303			K						5-3	3	0	1	0	1	1	1									
Hal Dues, R Fred Norman, S Stan Bahnsen, R Rowland Office, L Elias Sosa, R			K		1-3				F8	2	0	0	0	0	1	1									
<b>Inning Stats</b>	R: 0 E: 0 K: 1 S: 6	H: 1 LOB: 1 BB: 0 P: 6	R: 0 E: 1 K: 1 S: 5	H: 0 LOB: 0 BB: 0 P: 5	R: 0 E: 0 K: 2 S: 7	H: 0 LOB: 0 BB: 0 P: 7	R: 0 E: 0 K: 1 S: 5	H: 1 LOB: 0 BB: 0 P: 5	R: 1 E: 0 K: 0 S: 4	H: 1 LOB: 1 BB: 1 P: 8	R: 2 E: 0 K: 0 S: 6	H: 3 LOB: 1 BB: 0 P: 6	R: 0 E: 0 K: 1 S: 6	H: 1 LOB: 1 BB: 0 P: 6	R: 1 E: 0 K: 0 S: 4	H: 2 LOB: 0 BB: 0 P: 4	R: 0 E: 0 K: 0 S: 4	H: 1 LOB: 1 BB: 0 P: 4	1B: 5 2B: 3 3B: 1 HR: 1	SF: 1 SAC: 2 DP: 1 HBP: 0	WP: 0 PB: 0 SB: 1 CS: 2	PA: 36			
<b>PITCHER</b>	IP	WLS	BF	H	R	ER	SO	BB	IBB	HBP	BLK	WP	HR	S	P	ERA	WHIP								
Bill Caudill, R ERA: 2.22	7.0		28	7	3	3	6	1	0	0	0	0	1	39	43	3.86	1.143								
Bruce Sutter, R ERA: 2.57	2.0	L	8	3	1	1	0	0	0	0	0	0	0	8	8	4.50	1.500								

**Montreal Expos @ Chicago Cubs**  
Wrigley Field, Chicago, IL  
Sat Aug 09 1980, 3:38 AM CDT  
Att: 28,306 - Unknown

AB	32
R	4
H	10
RBI	4
BB	1
SO	6
LOB	12



Batter	1	2	3	4	5	6	7	8	9	AB	R	H	RBI	BB	SO	LOB	BOTTOM								
Ivan De Jesus, R OBP: 0.333, SLG: 0.342 Cliff Johnson, R OBP: 0.355, SLG: 0.453	K		4-3		6-3		E4 SH1-4		5-6-3	4	0	0	0	0	1	3									
Jesus Figueroa, L OBP: 0.306, SLG: 0.325	1-3				F9		SH1-4		F7	4	0	1	1	0	0	1									
Bill Buckner, L OBP: 0.354, SLG: 0.452			1-3			FC6-4 BB			IBB	2	0	1	0	2	0	1									
Jerry Martin, R OBP: 0.305, SLG: 0.459	F8			F8	FC6-4		K			4	0	0	0	0	1	6									
Larry Bittner, L OBP: 0.322, SLG: 0.337 Bruce Sutter, R OBP: 0.200, SLG: 0.200		4-3		G3		4-3	4-3			4	0	0	0	0	0	3									
Barry Foote, R OBP: 0.289, SLG: 0.400				F7		K		F8		3	0	0	0	1	1	0									
Lenny Randle, S OBP: 0.351, SLG: 0.373			G4-6-3					6-3		4	1	2	0	0	0	1									
Steve Dillard, R OBP: 0.294, SLG: 0.371				4-3 SH3-4 1B		E7 2B	1-3		K	4	2	2	1	0	1	1									
Bill Caudill, R OBP: 0.333, SLG: 0.500 Scot Thompson, L OBP: 0.303, SLG: 0.318			SH3-4		F9 2B		SH1-4 E		6-3	1	0	1	1	0	0	0									
<b>Inning Stats</b>	R: 0 E: 0 K: 1 S: 6	H: 1 LOB: 1 BB: 0 P: 6	R: 0 E: 0 K: 0 S: 2	H: 0 LOB: 0 BB: 1 P: 6	R: 1 E: 0 K: 0 S: 5	H: 2 LOB: 1 BB: 0 P: 5	R: 0 E: 0 K: 0 S: 3	H: 0 LOB: 0 BB: 0 P: 3	R: 2 E: 1 K: 0 S: 6	H: 3 LOB: 2 BB: 1 P: 10	R: 0 E: 0 K: 1 S: 6	H: 1 LOB: 1 BB: 0 P: 6	R: 0 E: 1 K: 1 S: 7	H: 1 LOB: 3 BB: 1 P: 11	R: 0 E: 0 K: 1 S: 5	H: 0 LOB: 0 BB: 0 P: 5	R: 0 E: 0 K: 0 S: 3	H: 0 LOB: 0 BB: 0 P: 3	1B: 4 2B: 4 3B: 0 HR: 0	SF: 0 SAC: 2 DP: 1 HBP: 0	WP: 0 PB: 0 SB: 0 CS: 0	PA: 38			
<b>PITCHER</b>	IP	WLS	BF	H	R	ER	SO	BB	IBB	HBP	BLK	WP	HR	S	P	ERA	WHIP								
Hal Dues, R ERA: 6.23	1.1		19	6	3	3	1	1	0	0	0	0	0	1	5	0.00	3.000								
Fred Norman, L ERA: 4.21	0.1		2	0	0	0	0	1	0	0	0	0	0	1	5	0.00	3.000								
Stan Bahnsen, R ERA: 3.05	1.1		5	1	0	0	1	0	0	0	0	0	0	7	7	0.00	0.750								
Elias Sosa, R ERA: 3.21	3.0	W	12	1	0	0	2	0	1	0	0	0	0	15	19	0.00	0.333								

**Montreal Expos @ Chicago Cubs**  
Wrigley Field, Chicago, IL  
Sat Aug 09 1980, 3:38 AM CDT  
Att: 28,306 - Unknown

AB	33
R	3
H	8
RBI	3
BB	3
SO	4
LOB	16





Batter	1	2	3	4	5	6	7	8	9	AB	R	H	RBI	BB	SO	LOB	TOP	
Ron LeFlore, R (1,7) OBP: 0.344, SLG: 0.365 Ken Macha, R (8,9) OBP: 0.379, SLG: 0.400	0-0 6-3		0-0 5-3			0-0 6-3	0-0 2B		0-0 6-3	4	0	1	2	0	0	0		
Rodney Scott, S (1,4) OBP: 0.314, SLG: 0.309 Tony Bernazard, S (7,4) OBP: 0.290, SLG: 0.361	0-0 S 1B 4-3 1B		0-0 1-3			0-0 E1	0-0 P4		0-0 F8	4	1	1	0	0	0	0		
Andre Dawson, R (1,8) OBP: 0.364, SLG: 0.469 Jerry White, S (8,7) OBP: 0.371, SLG: 0.500	0-0 4-3 S 1-2 1B			0-0 P4		0-3 K		4-0 1B 1B BB		3	1	1	0	1	1	1		
Ellis Valentine, R (1,9) OBP: 0.359, SLG: 0.520 Rowland Office, L (8,8) OBP: 0.339, SLG: 0.433	0-0 4-3			0-0 6-3			4-0 1B PB BB	0-0 F8		3	1	0	1	1	0	2		
Warren Cromartie, L (1,3) OBP: 0.357, SLG: 0.440 Tom Hutton, L (8,3) OBP: 0.245, SLG: 0.244	0-0 4-3			0-0 4-3			0-0 1B PB 1B	0-0 1B 1B		4	1	2	0	0	0	1		
Larry Parrish, R (1,5) OBP: 0.330, SLG: 0.491		0-0 4-3			0-0 6-3		0-0 1B 1B	0-3 K		4	1	1	1	0	1	2		
Chris Speier, R (1,6) OBP: 0.331, SLG: 0.306		0-0 6-3			0-0 4-3		0-0 SH5-3 1B 1B	0-0 1-2 2H 1B		4	1	2	1	0	0	0		
Bobby Ramos, R (1,2) OBP: 0.167, SLG: 0.136		0-0 F7			0-0 F8		0-0 1-2 2H 1B	0-0 SH5-3 2B 1B	0-0 F9	4	1	1	1	0	0	2		
Bill Gullickson, R (1,1) OBP: 0.211, SLG: 0.167 Woodie Fryman, R (9,1) OBP: 0.111, SLG: 0.111			0-0 6-3			0-0 5-3	0-0 SH5-3		0-0 2-3	3	0	0	0	0	0	0		
<b>Inning Stats</b>	R: 1 E: 0 K: 0 S: 5	H: 2 LOB: 1 BB: 0 P: 5	R: 0 E: 0 K: 0 S: 3	H: 0 LOB: 0 BB: 0 P: 3	R: 0 E: 0 K: 0 S: 3	H: 0 LOB: 0 BB: 0 P: 3	R: 0 E: 0 K: 0 S: 6	H: 0 LOB: 1 BB: 0 P: 6	R: 5 E: 0 K: 0 S: 7	H: 5 LOB: 0 BB: 1 P: 11	R: 1 E: 0 K: 0 S: 7	H: 2 LOB: 2 BB: 1 P: 11	R: 0 E: 0 K: 0 S: 3	H: 0 LOB: 0 BB: 0 P: 3	1B: 8 2B: 1 3B: 0 HR: 0	SF: 0 SAC: 1 DP: 0 HBP: 0	WP: 0 PB: 1 SB: 3 CS: 0	PA: 38
<b>PITCHER</b>	IP WLS BF H R ER SO BB IBB HBP BLK WP HR S P ERA WHIP																	
Dennis Lamp, R (1,1) ERA: 4.92	6.0 L 26 6 6 6 1 1 0 0 0 0 0 27 31 9.00 1.167																	
Doug Capilla, L (7,1) ERA: 2.95	2.0 9 3 1 1 1 1 0 0 0 0 0 10 14 4.50 2.000																	
George Riley, L (9,1) ERA: 3.32	1.0 3 0 0 0 0 0 0 0 0 0 0 3 3 0.00 0.000																	

**Montreal Expos @ Chicago Cubs**  
Wrigley Field, Chicago, IL  
Sun Aug 10 1980, 3:33 AM CDT  
Att: 20,463 - Unknown

AB 35  
R 7  
H 9  
RBI 6  
BB 2  
SO 2  
LOB 8



Batter	1	2	3	4	5	6	7	8	9	AB	R	H	RBI	BB	SO	LOB	BOTTOM			
Ivan De Jesus, R (1,6) OBP: 0.334, SLG: 0.341	0-0 5-3		4-0 BB			0-3 K		0-0 FC4-6 1B	0-3 K	4	0	1	0	1	2	1				
Mike Tyson, R (1,4) OBP: 0.276, SLG: 0.344 Jim Tracy, L (8, PH) OBP: 0.200, SLG: 0.333 Mick Kelleher, R (9,4) OBP: 0.254, SLG: 0.220 Barry Foote, R (9, PH) OBP: 0.288, SLG: 0.398	0-3 K		0-0 F9			0-0 5-3		0-0 FC4-6 1B	0-0 6-3	3	0	0	0	0	1	2				
Bill Buckner, L (1,7) OBP: 0.353, SLG: 0.450	0-3 K2-3			0-3 K		0-0 P6		0-0 1-3 3H 1B		4	0	1	1	0	2	0				
Cliff Johnson, R (1,3) OBP: 0.351, SLG: 0.446		0-0 P4		0-0 F7			0-0 L6	0-0 F8		4	0	0	0	0	0	2				
Jerry Martin, R (1,9) OBP: 0.310, SLG: 0.465 Mike Vail, R (9,9) OBP: 0.326, SLG: 0.399		0-0 G4-6-3 1B					0-0 FC4-6 HBP		0-3 K	2	0	2	0	0	0	0				
Lenny Randle, S (1,5) OBP: 0.350, SLG: 0.372		0-0 G4-6-3 1-2		0-0 4-3			0-0 FC4-6 1-2		0-0 1B 1B	4	1	1	0	0	0	3				
Jesus Figueroa, L (1,8) OBP: 0.304, SLG: 0.322			0-0 F7		0-0 F8		0-0 F8		0-0 1B FC4-6 1B	4	1	1	0	0	0	1				
Tim Blackwell, S (1,2) OBP: 0.336, SLG: 0.405					0-3 K			0-3 K	0-0 FC4-6 1B	4	0	2	1	0	2	0				
Dennis Lamp, R (1,1) OBP: 0.189, SLG: 0.122 Doug Capilla, L (7,1) OBP: 0.273, SLG: 0.455 Scott Thompson, L (9, PH) OBP: 0.307, SLG: 0.318 George Riley, L (9,1) OBP: 0.321, SLG: 0.335		0-0 P5			0-0 F8			4-0 FC4-6 1B BB	0-0 FC4-6 1B	2	0	0	0	0	0	1				
<b>Inning Stats</b>	R: 0 E: 0 K: 2 S: 7	H: 0 LOB: 0 BB: 0 P: 7	R: 0 E: 0 K: 0 S: 3	H: 1 LOB: 0 BB: 0 P: 3	R: 0 E: 0 K: 0 S: 4	H: 1 LOB: 2 BB: 1 P: 8	R: 0 E: 0 K: 1 S: 6	H: 1 LOB: 1 BB: 0 P: 6	R: 0 E: 0 K: 1 S: 5	H: 0 LOB: 0 BB: 0 P: 5	R: 0 E: 0 K: 0 S: 3	H: 0 LOB: 1 BB: 0 P: 4	R: 1 E: 0 K: 1 S: 7	H: 2 LOB: 2 BB: 1 P: 11	R: 2 E: 0 K: 2 S: 11	H: 3 LOB: 2 BB: 0 P: 11	1B: 6 2B: 2 3B: 0 HR: 0	SF: 0 SAC: 0 DP: 1 HBP: 1	WP: 1 PB: 0 SB: 0 CS: 0	PA: 38
<b>PITCHER</b>	IP WLS BF H R ER SO BB IBB HBP BLK WP HR S P ERA WHIP																			
Bill Gullickson, R (1,1) ERA: 4.12	8.1 W 35 8 3 3 7 2 0 0 1 0 0 46 55 3.24 1.200																			
Woodie Fryman, L (9,1) ERA: 1.96	0.2 3 0 0 0 1 0 0 0 0 0 1 0 5 5 0.00 0.000																			

**Montreal Expos @ Chicago Cubs**  
Wrigley Field, Chicago, IL  
Sun Aug 10 1980, 3:33 AM CDT  
Att: 20,463 - Unknown

AB 35  
R 3  
H 8  
RBI 3  
BB 2  
SO 8  
LOB 15











Batter	1	2	3	4	5	6	7	8	9	AB	R	H	RBI	BB	SO	LOB	TOP	
Lonnie Smith, R (1, 7) George Vukovich, L (9, 7) OBP: 0.384, SLG: 0.447 OBP: 0.275, SLG: 0.229										3	0	1	0	1	2	2	Philadelphia Phillies @ Chicago Cubs Wrigley Field, Chicago, IL Wed Aug 13 1980, 3:33 AM CDT Att: 13,215 - Unknown	
Pete Rose, S (1, 3) OBP: 0.369, SLG: 0.374										3	0	0	0	1	0	1		
Bake McBride, L (1, 9) OBP: 0.337, SLG: 0.461										4	0	1	0	0	0	4		
Mike Schmidt, R (1, 5) OBP: 0.364, SLG: 0.597										4	1	2	1	0	1	1		
Manny Trillo, R (1, 4) OBP: 0.370, SLG: 0.441										4	0	0	0	0	2	2		
Gary Maddox, R (1, 8) OBP: 0.265, SLG: 0.376										4	0	0	0	0	0	2		
Larry Bowa, S (1, 6) OBP: 0.283, SLG: 0.299										4	0	0	0	0	1	0		
Bob Boone, R (1, 2) OBP: 0.291, SLG: 0.345										3	0	1	0	0	0	0		
Dick Ruthven, R (1, 1) Ron Reed, R (9, 1) OBP: 0.217, SLG: 0.227 OBP: 0.286, SLG: 0.429										1	0	1	0	1	0	0		
<b>Inning Stats</b>	R: 0 E: 0 K: 0 S: 3	H: 1 LOB: 0 BB: 0 P: 3	R: 0 E: 0 K: 2 S: 7	H: 0 LOB: 0 BB: 0 P: 7	R: 0 E: 0 K: 1 S: 6	H: 1 LOB: 1 BB: 0 P: 6	R: 0 E: 0 K: 0 S: 3	H: 1 LOB: 0 BB: 0 P: 3	R: 0 E: 0 K: 1 S: 5	H: 1 LOB: 2 BB: 0 P: 7	R: 0 E: 0 K: 1 S: 5	H: 0 LOB: 3 BB: 3 P: 17	R: 1 E: 0 K: 0 S: 4	H: 1 LOB: 0 BB: 0 P: 4	1B: 5 2B: 1 3B: 0 HR: 1	SF: 0 SAC: 1 DP: 1 HBP: 0	WP: 0 PA: 34 PB: 0 SB: 0 CS: 3	
<b>PITCHER</b>	IP	WLS	BF	H	R	ER	SO	BB	IBB	HBP	BLK	WP	HR	S	P	ERA	WHIP	
Rick Reuschel, R (1, 1) ERA: 3.41	7.0		24	5	0	0	5	0	0	0	0	0	0	34	34	0.00	0.714	
Bill Caudill, R (8, 1) ERA: 2.14	1.0		6	0	0	0	1	3	0	0	0	0	0	5	17	0.00	3.000	
Dick Tidrow, R (9, 1) ERA: 2.42	1.0	W	4	1	1	1	0	0	0	0	0	0	1	4	4	9.00	1.000	

Batter	1	2	3	4	5	6	7	8	9	AB	R	H	RBI	BB	SO	LOB	BOTTOM	
Scot Thompson, L (1, 3) OBP: 0.305, SLG: 0.314										4	0	0	0	0	0	2	Philadelphia Phillies @ Chicago Cubs Wrigley Field, Chicago, IL Wed Aug 13 1980, 3:33 AM CDT Att: 13,215 - Unknown	
Ivan De Jesus, R (1, 6) OBP: 0.341, SLG: 0.351										3	1	1	0	1	0	0		
Bill Buckner, L (1, 9) OBP: 0.355, SLG: 0.454										3	0	2	0	1	0	0		
Dave Kingman, R (1, 7) Steve Dillard, R (9, 5) OBP: 0.306, SLG: 0.465 OBP: 0.333, SLG: 0.363										3	0	0	0	0	0	3		
Jerry Martin, R (1, 8) OBP: 0.304, SLG: 0.455										3	0	0	1	0	1	1		
Lenny Randle, S (1, 5) Dick Tidrow, R (9, 1) OBP: 0.347, SLG: 0.370										3	1	2	0	0	0	0		
Tim Blackwell, S (1, 2) OBP: 0.343, SLG: 0.407										3	0	2	0	0	1	0		
Mike Tyson, R (1, 4) Larry Blittner, L (8, PH) Mick Kelleher, R (9, 4) OBP: 0.283, SLG: 0.343 OBP: 0.322, SLG: 0.342 OBP: 0.262, SLG: 0.217										2	0	0	0	0	0	1		
Rick Reuschel, R (1, 1) Bill Caudill, R (8, 1) Jesus Figueroa, L (9, 7) OBP: 0.169, SLG: 0.237 OBP: 0.333, SLG: 0.500 OBP: 0.301, SLG: 0.317										2	0	0	0	0	0	0		
<b>Inning Stats</b>	R: 0 E: 0 K: 0 S: 3	H: 0 LOB: 0 BB: 0 P: 3	R: 0 E: 0 K: 0 S: 3	H: 1 LOB: 0 BB: 0 P: 3	R: 0 E: 0 K: 0 S: 3	H: 1 LOB: 1 BB: 0 P: 7	R: 0 E: 0 K: 0 S: 3	H: 0 LOB: 0 BB: 0 P: 3	R: 0 E: 0 K: 0 S: 5	H: 3 LOB: 2 BB: 0 P: 5	R: 1 E: 0 K: 0 S: 2	H: 1 LOB: 2 BB: 2 P: 10	1B: 5 2B: 2 3B: 1 HR: 0	SF: 1 SAC: 0 DP: 1 HBP: 0	WP: 0 PA: 33 PB: 0 SB: 1 CS: 2			
<b>PITCHER</b>	IP	WLS	BF	H	R	ER	SO	BB	IBB	HBP	BLK	WP	HR	S	P	ERA	WHIP	
Dick Ruthven, R (1, 1) Ron Reed, R (9, 1) ERA: 3.75 ERA: 3.89	8.0	L	31	8	2	2	2	3	0	0	0	0	0	1	1	0.00	0.000	



Batter	1	2	3	4	5	6	7	8	9	10	AB	R	H	RBI	BB	SO	LOB	TOP									
<b>Scot Thompson, L</b> <small>(1, 3) OBP: 0.303, SLG: 0.308</small> <b>Dick Tidrow, R</b> <small>(7, 1)</small> <b>Cliff Johnson, R</b> <small>(9, PH) OBP: 0.344, SLG: 0.431</small> <b>George Riley, L</b> <small>(9, 1)</small> <b>Steve Dillard, R</b> <small>(10, 5) OBP: 0.297, SLG: 0.363</small> <b>Ivan De Jesus, R</b> <small>(1, 6) OBP: 0.339, SLG: 0.349</small>	P6		F9			E 1B HR BB	4-3		6-3		3	1	0	0	1	0	0	<b>Chicago Cubs @ St. Louis Cardinals</b> Busch Stadium, St. Louis, MO Thu Aug 14 1980, 7:05 PM CDT Att. 19,475 - Unknown  <b>AB 38</b> <b>R 9</b> <b>H 11</b> <b>RBI 9</b> <b>BB 3</b> <b>SO 5</b> <b>LOB 8</b>  									
<b>Bill Buckner, L</b> <small>(1, 9) OBP: 0.355, SLG: 0.461</small>	6-3			4-3		F9		HR 1B	F9		5	1	1	0	0	1	1										
<b>Dave Kingman, R</b> <small>(1, 7) OBP: 0.314, SLG: 0.491</small>		K								6-3	5	2	3	3	0	1	0										
<b>Jerry Martin, R</b> <small>(1, 8) OBP: 0.305, SLG: 0.453</small>	6-3			1B		HR		2B			4	1	1	0	1	2	1										
<b>Lenny Randle, S</b> <small>(1, 5) OBP: 0.348, SLG: 0.370</small> <b>Bill Caudill, R</b> <small>(10, 1) OBP: 0.333, SLG: 0.500</small>											3	1	1	1	1	1	1										
<b>Tim Blackwell, S</b> <small>(1, 2) OBP: 0.342, SLG: 0.408</small>			F8								4	0	1	1	0	0	2										
<b>Mike Tyson, R</b> <small>(1, 4) OBP: 0.283, SLG: 0.356</small> <b>Mike Vail, R</b> <small>(8, PH) OBP: 0.325, SLG: 0.397</small> <b>Mick Kelleher, R</b> <small>(8, 4) OBP: 0.262, SLG: 0.217</small>											3	1	1	1	0	0	1										
<b>Dennis Lamp, R</b> <small>(1, 11) OBP: 0.186, SLG: 0.120</small> <b>Jesus Figueroa, L</b> <small>(5, PH) OBP: 0.156, SLG: 0.331</small> <b>Doug Capilla, L</b> <small>(5, 1) OBP: 0.175, SLG: 0.485</small> <b>Willie Hernandez, L</b> <small>(5, 1) OBP: 0.175, SLG: 0.485</small> <b>Larry Blittner, R</b> <small>(7, PH) OBP: 0.175, SLG: 0.339</small> <small>(7, 3)</small>			6-3								1	0	0	0	0	0	0										
<b>Inning Stats</b>	R: 0 E: 0 K: 0 S: 3	H: 0 LOB: 0 BB: 0 P: 3	R: 0 E: 0 K: 2 S: 7	H: 0 LOB: 0 BB: 0 P: 7	R: 1 E: 0 K: 0 S: 4	H: 1 LOB: 0 BB: 0 P: 4	R: 0 E: 0 K: 2 S: 8	H: 1 LOB: 1 BB: 0 P: 8	R: 1 E: 0 K: 0 S: 4	H: 2 LOB: 1 BB: 0 P: 4	R: 3 E: 1 K: 0 S: 7	H: 2 LOB: 1 BB: 2 P: 15	R: 0 E: 0 K: 0 S: 3	H: 0 LOB: 0 BB: 0 P: 3	R: 4 E: 0 K: 0 S: 8	H: 5 LOB: 1 BB: 0 P: 8	R: 0 E: 0 K: 0 S: 3		H: 0 LOB: 0 BB: 0 P: 3	R: 0 E: 0 K: 0 S: 2	H: 0 LOB: 0 BB: 1 P: 6	1B: 5 2B: 3 3B: 0 HR: 3	SF: 1 SAC: 0 DP: 1 HBP: 0	WP: 0 PA: 42 PB: 0 SB: 0 CS: 0			
<b>PITCHER</b>	IP 7.0	WLS 31	BF 9	H 8	R 8	ER 8	SO 5	BB 2	IBB 0	HBP 0	BLK 0	WP 0	HR 3	S 39	P 47	ERA 10.29	WHIP 1.571										
<b>Pete Vuckovich, R</b> <small>(1, 1) ERA: 3.47</small>	0.2	4	2	1	1	0	0	0	0	0	0	0	0	4	4	13.50	3.000										
<b>John Littlefield, R</b> <small>(8, 1) ERA: 2.66</small>	2.1	7	0	0	0	0	1	0	0	0	0	0	0	6	10	0.00	0.429										
<b>Jim Kaat, L</b> <small>(8, 1) ERA: 3.71</small>																											

Batter	1	2	3	4	5	6	7	8	9	10	AB	R	H	RBI	BB	SO	LOB	BOTTOM									
<b>Garry Templeton, S</b> <small>(1, 6) OBP: 0.352, SLG: 0.425</small>	6-3		G5-4-3			E6					6	1	2	0	0	1	2	<b>Chicago Cubs @ St. Louis Cardinals</b> Busch Stadium, St. Louis, MO Thu Aug 14 1980, 7:05 PM CDT Att. 19,475 - Unknown  <b>AB 38</b> <b>R 10</b> <b>H 13</b> <b>RBI 7</b> <b>BB 10</b> <b>SO 7</b> <b>LOB 18</b>  									
<b>Tony Scott, S</b> <small>(1, 8) OBP: 0.298, SLG: 0.287</small>	F8		F8			2B					5	3	2	0	1	0	2										
<b>Keith Hernandez, L</b> <small>(1, 3) OBP: 0.400, SLG: 0.488</small>	G3										3	2	1	2	2	1	0										
<b>Ted Simmons, S</b> <small>(1, 2) OBP: 0.391, SLG: 0.525</small>		K									5	2	2	0	1	1	1										
<b>George Hendrick, R</b> <small>(1, 9) OBP: 0.363, SLG: 0.544</small>											4	1	3	2	2	0	0										
<b>Ken Oberkfell, L</b> <small>(1, 4) OBP: 0.385, SLG: 0.406</small>											3	0	0	0	1	2	4										
<b>Dane Iorg, L</b> <small>(1, 7) OBP: 0.358, SLG: 0.452</small> <b>Bobby Bonds, R</b> <small>(9, PH) OBP: 0.313, SLG: 0.326</small> <small>(10, 7)</small>											2	1	0	1	2	0	2										
<b>Ken Reitz, R</b> <small>(1, 5) OBP: 0.294, SLG: 0.360</small>											1	0	0	0	0	1	0										
<b>Pete Vuckovich, R</b> <small>(1, 1) OBP: 0.175, SLG: 0.250</small> <b>John Littlefield, R</b> <small>(8, 1) ERA: 2.66</small> <b>Jim Kaat, L</b> <small>(8, 1) OBP: 0.156, SLG: 0.133</small>											4	0	2	2	0	0	3										
<b>Inning Stats</b>	R: 0 E: 0 K: 0 S: 3	H: 0 LOB: 0 BB: 0 P: 3	R: 0 E: 0 K: 2 S: 8	H: 1 LOB: 2 BB: 1 P: 12	R: 0 E: 0 K: 0 S: 3	H: 1 LOB: 0 BB: 0 P: 3	R: 2 E: 1 K: 0 S: 5	H: 2 LOB: 1 BB: 1 P: 9	R: 2 E: 0 K: 1 S: 7	H: 2 LOB: 2 BB: 2 P: 15	R: 0 E: 0 K: 1 S: 5	H: 2 LOB: 2 BB: 2 P: 15	R: 0 E: 0 K: 2 S: 8	H: 1 LOB: 1 BB: 0 P: 8	R: 0 E: 0 K: 0 S: 3	H: 1 LOB: 2 BB: 1 P: 7	1B: 9 2B: 4 3B: 0 HR: 0		SF: 0 SAC: 2 DP: 2 HBP: 0	WP: 0 PA: 50 PB: 0 SB: 1 CS: 0							
<b>PITCHER</b>	IP 4.0	WLS 18	BF 6	H 2	R 3	ER 2	SO 3	BB 0	IBB 0	HBP 0	BLK 0	WP 0	HR 0	S 21	P 33	ERA 4.50	WHIP 1.750										
<b>Dennis Lamp, R</b> <small>(1, 1) ERA: 4.91</small>	0.2	6	2	3	1	0	2	0	0	0	0	0	0	4	12	13.50	6.000										
<b>Doug Capilla, L</b> <small>(5, 1) ERA: 3.07</small>	1.1	7	2	2	2	0	1	0	0	0	0	0	0	6	10	13.50	2.250										
<b>Willie Hernandez, L</b> <small>(5, 1) ERA: 5.22</small>	2.0	11	2	2	2	2	2	1	0	0	0	0	0	12	24	9.00	2.000										
<b>Dick Tidrow, R</b> <small>(8, 1) ERA: 2.58</small> <b>George Riley, L</b> <small>(8, 1) ERA: 4.22</small>	1.1	L	7	2	1	1	2	0	1	0	0	0	0	10	14	6.75	1.500										



Batter	1	2	3	4	5	6	7	8	9	AB	R	H	RBI	BB	SO	LOB	TOP								
Ivan De Jesus, R OBP: 0.342, SLG: 0.358 (1, 6)	F9		3-1 BLK 1B		S 1B			WP 3B		4	3	3	0	0	0	0	<b>Chicago Cubs @ St. Louis Cardinals</b> Busch Stadium, St. Louis, MO Fri Aug 15 1980, 7:05 PM CDT Att: 28,888 - Unknown								
Lenny Randle, S OBP: 0.349, SLG: 0.370 Mick Kelleher, R OBP: 0.262, SLG: 0.217 (1, 5) (8, 5)	F7		4-0 BLK 3-1 BB		1-H 1B			6-3		3	0	1	1	1	0	0									
Bill Buckner, L OBP: 0.352, SLG: 0.456 (1, 9) (6, 7)	4-3		3-1			4-3		F9		4	0	0	1	0	0	2									
Dave Kingman, R OBP: 0.309, SLG: 0.483 Jesus Figueroa, L OBP: 0.304, SLG: 0.328 (1, 7) (6, 8)	P6		5-3			6-3		F7		3	0	0	0	0	0	1									
Cliff Johnson, R OBP: 0.340, SLG: 0.425 Scot Thompson, L OBP: 0.303, SLG: 0.308 (1, 3) (9, PR) (9, 3)	5-3				6-3			F8		4	0	0	0	0	0	0									
Jerry Martin, R OBP: 0.302, SLG: 0.448 (1, 8) (6, 9)	F2				6-3			F8		4	0	0	0	0	0	1									
Tim Blackwell, S OBP: 0.341, SLG: 0.421 (1, 2)			HR		4-3			6-3		3	1	1	1	0	0	0									
Mike Tyson, R OBP: 0.280, SLG: 0.351 (1, 4)			F7			P4		L9		3	0	0	0	0	0	0									
Lynn McGlothen, L OBP: 0.286, SLG: 0.382 Bruce Sutter, R OBP: 0.167, SLG: 0.167 (1, 1) (8, 1)			1B 3-1 2B			L7		F5		3	1	1	0	0	0	0									
<b>Inning Stats</b>	R: 0 E: 0 K: 0 S: 3	H: 0 LOB: 0 BB: 0 P: 3	R: 0 E: 0 K: 0 S: 3	H: 0 LOB: 0 BB: 0 P: 3	R: 3 E: 0 K: 0 S: 6	H: 3 LOB: 1 BB: 1 P: 10	R: 0 E: 0 K: 0 S: 3	H: 0 LOB: 0 BB: 0 P: 3	R: 1 E: 0 K: 0 S: 4	H: 2 LOB: 1 BB: 0 P: 4	R: 0 E: 0 K: 0 S: 3	H: 0 LOB: 0 BB: 0 P: 3	R: 0 E: 0 K: 0 S: 3	H: 0 LOB: 0 BB: 0 P: 3	R: 1 E: 0 K: 0 S: 4	H: 1 LOB: 0 BB: 0 P: 4		R: 0 E: 1 K: 0 S: 3	H: 0 LOB: 1 BB: 0 P: 3	1B: 3 2B: 1 3B: 1 HR: 1	SF: 0 SAC: 0 DP: 0 HBP: 0	WP: 1 PB: 0 SB: 1 CS: 1	PA: 33		
<b>PITCHER</b>	IP	WLS	BF	H	R	ER	SO	BB	IBB	HBP	BLK	WP	HR	S	P	ERA	WHIP								
Silvio Martinez, R ERA: 4.09 John Urrea, R ERA: 3.58 Don Hood, L ERA: 2.73 Jim Otten, R ERA: 7.26 (1, 1) (6, 1) (8, 1) (9, 1)	5.0	L	20	5	4	4	0	1	0	0	1	0	1	19	23	7.20	1.200								

Batter	1	2	3	4	5	6	7	8	9	AB	R	H	RBI	BB	SO	LOB	BOTTOM								
Garry Templeton, S OBP: 0.356, SLG: 0.433 (1, 6)	1-3			G4-6-3 1B		HR 1B		1-H 1B 3B		4	2	3	1	0	0	0	<b>Chicago Cubs @ St. Louis Cardinals</b> Busch Stadium, St. Louis, MO Fri Aug 15 1980, 7:05 PM CDT Att: 28,888 - Unknown								
Tony Scott, S OBP: 0.298, SLG: 0.287 Mike Phillips, L OBP: 0.259, SLG: 0.244 (1, 8) (9, 4)				G4-6-3 1B		L8		K		4	0	1	0	0	1	3									
Keith Hernandez, L OBP: 0.403, SLG: 0.498 (1, 3)	L7					1B				4	1	3	3	0	0	1									
Ted Simmons, S OBP: 0.389, SLG: 0.521 Jim Otten, R OBP: 0.250, SLG: 0.250 (1, 2) (9, 1)			G6-4-3 BB		F9			4-3		3	0	0	0	1	0	2									
George Hendrick, R OBP: 0.362, SLG: 0.541 (1, 9) (9, 8)			K			1B		F3		4	0	1	0	0	1	1									
Dane Iorg, L OBP: 0.350, SLG: 0.440 (1, 7)			G6-4-3		L4			K		4	0	0	0	0	1	2									
Ken Oberkfell, L OBP: 0.383, SLG: 0.412 (1, 4) (6, 5)			4-3		L9			3B		4	0	1	0	0	0	1									
Ken Reitz, R OBP: 0.293, SLG: 0.358 John Urrea, R OBP: 0.111, SLG: 0.111 Don Hood, L OBP: 0.111, SLG: 0.111 Leon Durham, L OBP: 0.294, SLG: 0.400 (1, 5) (6, 1) (8, 1) (8, PH) (9, 9)			5-3		K			E4 3B		2	0	0	0	0	1	1									
Silvio Martinez, R OBP: 0.143, SLG: 0.077 Mike Ramsey, S OBP: 0.290, SLG: 0.363 Terry Kennedy, L OBP: 0.315, SLG: 0.378 (1, 1) (6, 4) (8, PH) (9, 2)			K		K			F7		1	0	0	0	0	1	0									
<b>Inning Stats</b>	R: 0 E: 0 K: 0 S: 3	H: 1 LOB: 0 BB: 0 P: 3	R: 0 E: 0 K: 1 S: 4	H: 0 LOB: 0 BB: 1 P: 8	R: 0 E: 0 K: 1 S: 5	H: 0 LOB: 0 BB: 0 P: 5	R: 0 E: 0 K: 0 S: 4	H: 2 LOB: 1 BB: 0 P: 4	R: 0 E: 0 K: 1 S: 6	H: 1 LOB: 1 BB: 0 P: 6	R: 2 E: 0 K: 1 S: 7	H: 2 LOB: 0 BB: 0 P: 7	R: 0 E: 0 K: 0 S: 3	H: 0 LOB: 0 BB: 0 P: 3	R: 2 E: 1 K: 1 S: 8	H: 2 LOB: 1 BB: 0 P: 8		R: 0 E: 0 K: 1 S: 6	H: 1 LOB: 2 BB: 1 P: 10	1B: 6 2B: 0 3B: 2 HR: 1	SF: 0 SAC: 0 DP: 2 HBP: 0	WP: 0 PB: 0 SB: 0 CS: 1	PA: 36		
<b>PITCHER</b>	IP	WLS	BF	H	R	ER	SO	BB	IBB	HBP	BLK	WP	HR	S	P	ERA	WHIP								
Lynn McGlothen, R ERA: 4.88 Bruce Sutter, R ERA: 2.35 (1, 1) (8, 1)	7.1	W	28	7	4	2	4	1	0	0	0	0	0	11	15	0.00	1.091								









Batter	1	2	3	4	5	6	7	8	9	AB	R	H	RBI	BB	SO	LOB	TOP										
Ivan De Jesus, R OBP: 0.343, SLG: 0.360	0-0 HR 2B	0-0 F9		0-0 5-3		0-0 F7			0-0 1B 1B	5	1	2	0	0	0	1											
Lenny Randle, S OBP: 0.348, SLG: 0.374	0-0 HR 2H	0-3 K		0-0 F8		0-0 F7			0-0 F8	5	1	1	2	0	1	2											
Bill Buckner, L OBP: 0.360, SLG: 0.475 Mick Kelleher, R OBP: 0.262, SLG: 0.217	0-0 G5-4-3 1B		0-0 2B 2B	0-0 6-3			0-0 WP 2B		0-0 F8	5	1	3	0	0	0	1											
Cliff Johnson, R OBP: 0.340, SLG: 0.425 Larry Blittner, L OBP: 0.322, SLG: 0.342	0-0 G5-4-3 1-2		0-0 1B 2B	0-3 K		0-0 6-3		0-0 2-3	0-0 1-3 1B	4	1	1	1	0	1	2											
Scot Thompson, L OBP: 0.306, SLG: 0.307	0-0 P4		0-0 FC3-6 1B	0-0 F7		0-0 G3-6-3 BB		0-0 G3-6-3	0-0 4-3	4	0	1	1	1	0	2											
Jesus Figueroa, L OBP: 0.307, SLG: 0.326		4-0 2B BB	0-0 FC3-6 1B	0-0 1B		0-0 1B		0-0 G3-6-3 1-2		3	1	1	0	1	0	3											
Tim Blackwell, S OBP: 0.341, SLG: 0.424		0-0 P6	0-0 F8	0-0 F8		0-0 1-2 1B		0-3 K		4	0	1	0	0	1	2											
Mike Tyson, R OBP: 0.290, SLG: 0.368		0-0 1-3 1B 2B	0-0 1-2 1B	0-0 F8		0-0 F8		0-0 5-3		4	1	2	0	0	0	2											
Rick Reuschel, R OBP: 0.175, SLG: 0.238		0-0 2H 3H 1B	0-0 F9	0-0 F8		0-0 F8		0-3 K		4	0	1	2	0	1	2											
<b>Inning Stats</b>	R: 2 E: 0 K: 0 S: 5	H: 3 LOB: 0 BB: 0 P: 5	R: 2 E: 0 K: 1 S: 7	H: 2 LOB: 1 BB: 1 P: 11	R: 2 E: 0 K: 0 S: 7	H: 4 LOB: 2 BB: 0 P: 7	R: 0 E: 0 K: 0 S: 3	H: 0 LOB: 0 BB: 0 P: 3	R: 0 E: 0 K: 1 S: 7	H: 2 LOB: 2 BB: 0 P: 7	R: 0 E: 0 K: 0 S: 3	H: 1 LOB: 1 BB: 1 P: 7	R: 0 E: 0 K: 2 S: 7	H: 0 LOB: 0 BB: 0 P: 7	R: 0 E: 0 K: 0 S: 5	H: 2 LOB: 2 BB: 0 P: 5	1B: 8 2B: 5 3B: 0 HR: 1	SF: 0 SAC: 0 DP: 2 HBP: 0	WP: 1 PA: 41 PB: 0 SB: 0 CS: 0								
<b>PITCHER</b>	IP	WLS	BF	H	R	ER	SO	BB	IBB	HBP	BLK	WP	HR	S	P	ERA	WHIP										
John Fulgham, R ERA: 3.23	2.0	L	13	7	6	6	1	1	0	0	0	0	1	14	18	27.00	4.000										
Don Hood, L ERA: 2.54	4.0		16	4	0	0	1	0	0	0	0	0	0	18	18	0.00	1.000										
Jim Otten, R ERA: 6.69	2.0		7	1	0	0	2	1	0	0	0	1	0	10	14	0.00	1.000										
Jim Kaat, L ERA: 3.68	1.0		5	2	0	0	0	0	0	0	0	0	0	5	5	0.00	2.000										

Chicago Cubs @ St. Louis Cardinals  
 Busch Stadium, St. Louis, MO  
 Sun Aug 17 1980, 3:33 AM CDT  
 Att: 30,812 - Unknown

AB 39  
 R 6  
 H 14  
 RBI 6  
 BB 2  
 SO 4  
 LOB 17



Batter	1	2	3	4	5	6	7	8	9	AB	R	H	RBI	BB	SO	LOB	BOTTOM										
Tony Scott, S OBP: 0.299, SLG: 0.290	0-0 6-3		0-0 FC6-4 1-2			0-0 F9		0-0 4-3		0	0	0	0	0	0	0											
Dane Iorg, L OBP: 0.343, SLG: 0.429			0-0 FC6-4 1-2			0-0 F9		0-0 4-3		4	0	0	0	0	0	2											
Gary Templeton, S OBP: 0.360, SLG: 0.436	0-0 4-3			0-0 L7		0-0 1B			0-0 3B 1B	4	1	2	0	0	0	0											
Keith Hernandez, L OBP: 0.402, SLG: 0.499	0-0 F9			0-0 G6-4-3 1B		0-0 4-3			0-0 1H SF8 3B	4	1	2	1	0	0	1											
George Hendrick, R OBP: 0.358, SLG: 0.533		0-0 F8		0-0 G6-4-3 1-2		0-0 4-3			0-3 K	4	0	0	0	0	1	2											
Leon Durham, L OBP: 0.298, SLG: 0.398		0-0 5-3			0-0 G4-6-3 1B	0-0 4-3		0-0 4-3	0-0 SF8	3	0	1	1	0	0	0											
Terry Kennedy, L OBP: 0.307, SLG: 0.367		0-0 F9			0-0 G4-6-3 1-2	0-0 6-3			0-0 3H L5	4	0	0	0	0	0	1											
Ken Oberkfell, L OBP: 0.381, SLG: 0.408			0-0 4-3		0-0 1B		0-0 G3 6-3 1B			3	0	2	0	0	0	0											
Mike Ramsey, S OBP: 0.289, SLG: 0.358			0-0 FC6-4 1B		0-0 4-3		0-0 6-3		0-0 1-2 6-3	3	0	1	0	0	0	2											
John Fulgham, R OBP: 0.106, SLG: 0.100 Don Hood, L OBP: 0.295, SLG: 0.298 Mike Phillips, L OBP: 0.307, SLG: 0.298 Jim Otten, R OBP: 0.307, SLG: 0.298 Ted Simmons, S OBP: 0.256, SLG: 0.256 Jim Kaat, L OBP: 0.156, SLG: 0.133			0-3 K		0-0 F7		0-0 G3		0-0 2-3	0	0	0	0	0	0	0											
<b>Inning Stats</b>	R: 0 E: 0 K: 0 S: 3	H: 0 LOB: 0 BB: 0 P: 3	R: 0 E: 0 K: 0 S: 3	H: 0 LOB: 0 BB: 0 P: 3	R: 0 E: 0 K: 1 S: 6	H: 1 LOB: 1 BB: 0 P: 6	R: 0 E: 0 K: 0 S: 3	H: 1 LOB: 0 BB: 0 P: 3	R: 0 E: 0 K: 0 S: 4	H: 2 LOB: 1 BB: 0 P: 4	R: 0 E: 0 K: 0 S: 3	H: 0 LOB: 0 BB: 0 P: 3	R: 0 E: 0 K: 0 S: 4	H: 1 LOB: 1 BB: 0 P: 4	R: 0 E: 0 K: 0 S: 4	H: 1 LOB: 0 BB: 0 P: 4	R: 2 E: 0 K: 1 S: 7	H: 2 LOB: 0 BB: 0 P: 7	1B: 7 2B: 0 3B: 1 HR: 0	SF: 1 SAC: 0 DP: 2 HBP: 0	WP: 0 PA: 33 PB: 0 SB: 0 CS: 0						
<b>PITCHER</b>	IP	WLS	BF	H	R	ER	SO	BB	IBB	HBP	BLK	WP	HR	S	P	ERA	WHIP										
Rick Reuschel, R ERA: 3.35	9.0	W	33	8	2	2	2	0	0	0	0	0	0	37	37	2.00	0.889										

Chicago Cubs @ St. Louis Cardinals  
 Busch Stadium, St. Louis, MO  
 Sun Aug 17 1980, 3:33 AM CDT  
 Att: 30,812 - Unknown

AB 32  
 R 2  
 H 8  
 RBI 2  
 BB 0  
 SO 2  
 LOB 10





Batter	1	2	3	4	5	6	7	8	9	10	11	AB	R	H	RBI	BB	SO	LOB	TOP							
Ivan De Jesus, R OBP: 0.344, SLG: 0.359 (1, 6)	G3 HR BB	P6			6-3			S 1B		5-3		4	2	1	0	1	0	1								
Lenny Randle, S OBP: 0.300, SLG: 0.376 (8, 5)	G3			G5-4-3 BB				K		K		3	0	1	0	1	1	2								
Mick Kelleher, R OBP: 0.288, SLG: 0.213 (9, 4)												1	0	0	0	0	1	0								
Bill Buckner, L OBP: 0.363, SLG: 0.484 (1, 9)	HR			G5-4-3		F8						5	1	3	3	0	0	2								
Dave Kingman, R OBP: 0.305, SLG: 0.468 (8, 1)	P6																									
Bruce Sutter, R OBP: 0.143, SLG: 0.143 (11, PH)																										
Rick Reuschel, R OBP: 0.175, SLG: 0.238 (11, 1)																										
Dick Tidrow, R (11, 1)																										
Cliff Johnson, R OBP: 0.335, SLG: 0.418 (1, 3)	E5																									
Jerry Martin, R OBP: 0.300, SLG: 0.444 (8, 9)	3-1																									
Tim Blackwell, S OBP: 0.340, SLG: 0.421 (1, 2)																										
Mike Tyson, R OBP: 0.290, SLG: 0.372 (9, PH)																										
Larry Blitner, L OBP: 0.321, SLG: 0.340 (9, 5)																										
Steve Dillard, R OBP: 0.295, SLG: 0.360 (1, 1)																										
Dennis Lamp, R OBP: 0.179, SLG: 0.115 (8, PH)																										
Jesus Figueroa, L OBP: 0.303, SLG: 0.321 (8, 8)																										
<b>Inning Stats</b>	R: 3 E: 1 K: 0 S: 5	H: 1 LOB: 0 BB: 1 P: 9	R: 0 E: 0 K: 1 S: 6	H: 1 LOB: 1 BB: 0 P: 6	R: 0 E: 0 K: 0 S: 2	H: 0 LOB: 0 BB: 1 P: 6	R: 0 E: 0 K: 0 S: 3	H: 1 LOB: 0 BB: 0 P: 3	R: 0 E: 0 K: 1 S: 5	H: 0 LOB: 0 BB: 0 P: 5	R: 0 E: 0 K: 2 S: 7	H: 0 LOB: 0 BB: 0 P: 7	R: 1 E: 0 K: 1 S: 7	H: 2 LOB: 1 BB: 0 P: 7	R: 0 E: 0 K: 1 S: 6	H: 1 LOB: 1 BB: 0 P: 6	R: 0 E: 0 K: 1 S: 5	H: 0 LOB: 0 BB: 0 P: 5	R: 0 E: 0 K: 1 S: 6	H: 1 LOB: 1 BB: 0 P: 6	1B: 4 2B: 3 3B: 0 HR: 1	SF: 0 SAC: 1 DP: 1 HBP: 0	WP: 0 PB: 0 SB: 1 CS: 1	PA: 42		
<b>PITCHER</b>	IP 7.2	WLS 0.0	BF 29	H 5	R 4	ER 3	SO 6	BB 2	IBB 0	HBP 0	BLK 0	WP 0	HR 1	S 39	P 47	ERA 3.52	WHIP 0.913									
Tommy Boggs, R ERA: 3.59 (8, 1)																										
Larry Bradford, L ERA: 3.16 (8, 1)																										
Rick Camp, R ERA: 2.21 (9, 1)																										
Gene Garber, R ERA: 4.08 (11, 1)																										
Phil Niekro, R ERA: 3.89 (11, 1)																										

Chicago Cubs @ Atlanta Braves  
Atlanta-Fulton County Stadium, Atlanta, GA  
Tue Aug 19 1980, 7:05 PM EDT  
Att: 9,485 - Unknown

AB 39  
R 4  
H 8  
RBI 3  
BB 2  
SO 9  
LOB 12



Batter	1	2	3	4	5	6	7	8	9	10	11	AB	R	H	RBI	BB	SO	LOB	BOTTOM						
Jerry Royster, R OBP: 0.296, SLG: 0.292 (1, 7)	1-3											4	0	0	0	0	0	2							
Rafael Ramirez, R OBP: 0.290, SLG: 0.354 (1, 6)	6-3											5	1	2	3	0	1	1							
Gary Matthews, R OBP: 0.314, SLG: 0.410 (1, 9)												5	0	1	0	0	1	2							
Bob Horner, R OBP: 0.301, SLG: 0.546 (11, PR)																									
Luis Gomez, R OBP: 0.245, SLG: 0.218 (11, PR)	F8																								
Chris Chambliss, L OBP: 0.333, SLG: 0.420 (1, 3)																									
Dale Murphy, R OBP: 0.355, SLG: 0.486 (1, 8)																									
Glenn Hubbard, R OBP: 0.314, SLG: 0.410 (1, 4)																									
Bruce Benedict, R OBP: 0.304, SLG: 0.323 (1, 2)																									
Tommy Boggs, R ERA: 3.59 (8, 1)																									
Larry Bradford, L ERA: 3.16 (8, 1)																									
Rick Camp, R ERA: 2.21 (9, 1)																									
Gene Garber, R ERA: 4.08 (11, 1)																									
Phil Niekro, R ERA: 3.89 (11, 1)																									
<b>Inning Stats</b>	R: 0 E: 0 K: 0 S: 4	H: 1 LOB: 1 BB: 0 P: 4	R: 0 E: 0 K: 1 S: 5	H: 0 LOB: 0 BB: 0 P: 5	R: 2 E: 0 K: 0 S: 5	H: 2 LOB: 0 BB: 0 P: 5	R: 0 E: 0 K: 0 S: 3	H: 0 LOB: 0 BB: 0 P: 3	R: 0 E: 0 K: 0 S: 3	H: 0 LOB: 0 BB: 0 P: 3	R: 1 E: 0 K: 2 S: 9	H: 2 LOB: 1 BB: 0 P: 9	R: 0 E: 0 K: 0 S: 4	H: 1 LOB: 1 BB: 0 P: 4	R: 0 E: 0 K: 1 S: 6	H: 1 LOB: 1 BB: 0 P: 6	R: 1 E: 0 K: 0 S: 3	H: 2 LOB: 3 BB: 1 P: 7	1B: 8 2B: 2 3B: 0 HR: 1	SF: 0 SAC: 3 DP: 1 HBP: 1	WP: 0 PB: 0 SB: 1 CS: 0	PA: 43			
<b>PITCHER</b>	IP 7.0	WLS 3.0	BF 26	H 5	R 3	ER 3	SO 2	BB 1	IBB 0	HBP 0	BLK 0	WP 0	HR 1	S 28	P 33	ERA 3.86	WHIP 0.857								
Dennis Lamp, R ERA: 4.86 (8, 1)																									
Bruce Sutter, R ERA: 2.33 (11, 1)																									
Dick Tidrow, R ERA: 2.86 (11, 1)																									

Chicago Cubs @ Atlanta Braves  
Atlanta-Fulton County Stadium, Atlanta, GA  
Tue Aug 19 1980, 7:05 PM EDT  
Att: 9,485 - Unknown

AB 37  
R 5  
H 11  
RBI 5  
BB 2  
SO 5  
LOB 12









Batter	1	2	3	4	5	6	7	8	9	AB	R	H	RBI	BB	SO	LOB	TOP					
Ivan De Jesus, R OBP: 0.343, SLG: 0.356 (1, 6)	0-0 6-3		0-0 5-3			0-0 1B WP 1B	0-0 FC4-6 E 1B 1-2 1B		0-0 F3	5	2	1	0	0	0	3						
Lenny Randle, S OBP: 0.351, SLG: 0.376 (1, 5)	0-0 3-1			0-0 F7		0-0 WP SF8 1B	0-0 E3 1B 1-3 1B		0-0 FC6-4 1-2 1B	5	1	2	0	0	0	1						
Bill Buckner, L OBP: 0.362, SLG: 0.481 (1, 7)	0-3 K			0-0 E7 1B 1B		0-0 SF8 FC6-4 1B	0-0 1-2 1B		0-0 G1	5	1	3	1	0	1	1						
Cliff Johnson, R OBP: 0.342, SLG: 0.428 (1, 3)		0-3 K		0-0 1B		4-0 1-2 2-3 3-H BB	0-0 F9			3	0	1	0	1	1	2						
Larry Bittner, L OBP: 0.315, SLG: 0.335 (1, 9)	0-0 F4		0-3 K			0-0 SF8	0-0 1-3			3	0	0	1	0	1	4						
Jerry Martin, R OBP: 0.297, SLG: 0.437 (1, 8)	0-0 F9		0-0 F8			0-0 FC6-4 1B 1-2 1B		0-0 F8		4	0	0	1	0	0	3						
Tim Blackwell, S OBP: 0.333, SLG: 0.411 (1, 2)			0-0 F7		0-0 F9	0-0 FC6-4 1B 1-2 1B		0-0 F7		4	0	1	0	0	0	0						
Mike Tyson, R OBP: 0.291, SLG: 0.379 Dick Tidrow, R (6, 1)			0-0 P3		0-0 FC6-4 1-2 1B		0-0 G3			3	0	1	0	0	0	2						
Jesus Figueroa, L OBP: 0.306, SLG: 0.319 Lynn McClothen, L OBP: 0.286, SLG: 0.382 (8, PH) (8, 1)			0-0 2B							0	0	0	0	0	0	0						
Mike Krukow, R OBP: 0.222, SLG: 0.264 Willie Hernandez, L OBP: 0.176, SLG: 0.235 Steve Dillard, R OBP: 0.300, SLG: 0.360 Scot Thompson, L OBP: 0.308, SLG: 0.305 (9, PH) (1, 1) (5, 1) (6, 4)			0-0 4-3		0-3 K		4-0 FC4-6 BB		4-0 FC6-4 BB	2	0	0	0	0	1	1						
<b>Inning Stats</b>	R: 0 E: 0 K: 1 S: 5	H: 0 LOB: 0 BB: 0 P: 5	R: 0 E: 0 K: 1 S: 5	H: 0 LOB: 0 BB: 0 P: 5	R: 0 E: 0 K: 0 S: 4	H: 1 LOB: 1 BB: 0 P: 4	R: 0 E: 1 K: 1 S: 7	H: 2 LOB: 2 BB: 0 P: 7	R: 0 E: 0 K: 1 S: 5	H: 0 LOB: 0 BB: 0 P: 5	R: 3 E: 0 K: 0 S: 7	H: 4 LOB: 2 BB: 1 P: 11	R: 1 E: 1 K: 0 S: 5	H: 2 LOB: 2 BB: 1 P: 9	R: 0 E: 0 K: 0 S: 3	H: 0 LOB: 0 BB: 0 P: 3	R: 0 E: 0 K: 0 S: 3	H: 0 LOB: 1 BB: 1 P: 7	1B: 8 2B: 1 3B: 0 HR: 0	SF: 1 SAC: 0 DP: 0 HBP: 0	WP: 1 PB: 0 SB: 0 CS: 0	PA: 39
<b>PITCHER</b>	IP WLS BF H R ER SO BB IBB HBP BLK WP HR S P ERA WHIP																					
Phil Niekro, R ERA: 3.93 Gene Garber, R ERA: 4.14 Preston Hanna, R ERA: 3.81 Rick Camp, R ERA: 2.21 (1, 1) (6, 1) (7, 1) (9, 1)	5.0 W 22 6 3 3 4 1 0 0 0 0 1 0 29 33 5.40 1.400																					

Chicago Cubs @ Atlanta Braves  
Atlanta-Fulton County Stadium, Atlanta, GA  
Thu Aug 21 1980, 7:05 PM EDT  
Att: 9,617 - Unknown

AB 35  
R 4  
H 9  
RBI 3  
BB 3  
SO 4  
LOB 17



Batter	1	2	3	4	5	6	7	8	9	AB	R	H	RBI	BB	SO	LOB	BOTTOM			
Jerry Royster, R OBP: 0.303, SLG: 0.299 (8, 5)	0-3 K		0-0 F7		0-0 P6	4-0 1-2 2-3 BB		0-0 1-2 1B		4	0	1	0	1	1	0				
Rafael Ramirez, R OBP: 0.268, SLG: 0.382 Brian Asselstine, L OBP: 0.319, SLG: 0.397 Luis Gomez, R OBP: 0.244, SLG: 0.217 (1, 6) (8, PH) (9, 6)	0-3 K		0-3 K		4-0 1B BB	0-3 K		0-0 F5		3	0	0	0	1	3	3				
Gary Matthews, R OBP: 0.315, SLG: 0.409 (1, 9)	0-0 G3		0-0 6-3		0-0 1-2 1B	0-3 K				4	0	1	0	0	1	3				
Bob Horner, R OBP: 0.303, SLG: 0.551 Mike Lum, L OBP: 0.353, SLG: 0.250 (1, 5) (8, 7)		0-0 2B 4-3 1B		0-0 HR 1B	0-0 P4	0-0 F8				4	2	2	0	0	0	2				
Chris Chambliss, L OBP: 0.336, SLG: 0.424 (1, 3)		0-0 4-3 1B 2B		4-0 1-2 HR BB	0-3 K	0-0 F8				3	2	1	0	1	1	2				
Dale Murphy, R OBP: 0.355, SLG: 0.493 (1, 8)		0-0 4-3		0-0 1-H 2-H HR	0-0 5-3	0-0 F9				4	1	1	4	0	0	1				
Glenn Hubbard, R OBP: 0.319, SLG: 0.414 (1, 4)		0-0 5-3 1B		0-0 6-3	0-0 1B 1B	0-0 6-3				4	1	2	1	0	0	0				
Bruce Benedict, R OBP: 0.307, SLG: 0.326 (1, 2)		0-0 5-3		0-0 CS 1B	0-0 BB 1B 1B	0-0 F8				4	0	2	0	0	0	1				
Phil Niekro, R OBP: 0.147, SLG: 0.179 Gene Garber, R OBP: 1.000, SLG: 1.000 Preston Hanna, R OBP: 0.222, SLG: 0.444 Biff Pocoroba, S OBP: 0.403, SLG: 0.400 Rick Camp, R (1, 1) (6, 1) (7, 1) (8, PH) (9, 1)		0-3 K		0-3 K		0-0 1-2 1B		0-0 1B		2	0	0	0	0	2	2				
<b>Inning Stats</b>	R: 0 E: 0 K: 2 S: 7	H: 0 LOB: 0 BB: 0 P: 7	R: 2 E: 0 K: 1 S: 8	H: 3 LOB: 1 BB: 0 P: 8	R: 0 E: 0 K: 1 S: 5	H: 0 LOB: 0 BB: 0 P: 5	R: 3 E: 0 K: 1 S: 7	H: 3 LOB: 0 BB: 1 P: 11	R: 0 E: 0 K: 1 S: 6	H: 1 LOB: 2 BB: 1 P: 10	R: 0 E: 0 K: 2 S: 10	H: 3 LOB: 3 BB: 1 P: 14	R: 0 E: 0 K: 0 S: 3	H: 0 LOB: 0 BB: 0 P: 3	R: 0 E: 0 K: 0 S: 5	H: 2 LOB: 2 BB: 0 P: 5	1B: 10 2B: 1 3B: 0 HR: 1	SF: 0 SAC: 0 DP: 0 HBP: 0	WP: 0 PB: 0 SB: 0 CS: 1	PA: 38
<b>PITCHER</b>	IP WLS BF H R ER SO BB IBB HBP BLK WP HR S P ERA WHIP																			
Mike Krukow, R ERA: 4.14 Willie Hernandez, L ERA: 5.26 Dick Tidrow, R ERA: 2.8 Lynn McClothen, R ERA: 5.33 (1, 1) (5, 1) (6, 1) (8, 1)	4.1 L 20 7 4 1 1 1 0 0 0 0 0 0 0 9 9 9.00 4.000																			

Chicago Cubs @ Atlanta Braves  
Atlanta-Fulton County Stadium, Atlanta, GA  
Thu Aug 21 1980, 7:05 PM EDT  
Att: 9,617 - Unknown

AB 35  
R 6  
H 12  
RBI 6  
BB 3  
SO 8  
LOB 16









Batter	1	2	3	4	5	6	7	8	9	10	11	12	13	14	15	16	17	AB	R	H	RBI	BB	SO	LOB	TOP					
Ivan De Jesus, R OBP: 0.338, SLG: 0.349 (1.4)	F8		S 1B		G3			F7		6-3			4-3			F8		7	0	1	0	0	0	1						
Lenny Randle, S OBP: 0.362, SLG: 0.379 (1.5)	F8		F6		4-3			3-1 1B		K			F4			4-3		7	0	1	0	0	1	2						
Bill Buckner, L OBP: 0.361, SLG: 0.475 (1.7)											6-3				F7			6	0	1	0	1	0	1						
Chif Johnson, R OBP: 0.332, SLG: 0.413 (1.3)	F9		F9					F7			F6				F4			7	0	0	0	0	0	4						
Scott Thompson, L OBP: 0.310, SLG: 0.305 (1.9)		1B BB			4-3						6-3				4-3			6	0	1	0	1	0	0						
Jesus Figueroa, L OBP: 0.361, SLG: 0.368 (1.8)					F9			F7										6	0	1	0	1	1	1						
Tim Blackwell, S OBP: 0.327, SLG: 0.398 (1.2)		L6			G3						F8							6	0	1	0	0	0	2						
Mike Tyson, R OBP: 0.287, SLG: 0.372 (9. PH)																		3	0	1	0	0	0	1						
Larry Blittner, L OBP: 0.312, SLG: 0.332 (8.4)	F2							6-3			F9							1	0	0	0	0	0	1						
Mike Kottcher, R OBP: 0.250, SLG: 0.206 (15.1)								SH1-4 1B										2	0	0	0	0	1	1						
Dennis Lamp, R OBP: 0.277, SLG: 0.311 (15. PH)																		2	0	0	0	0	0	0						
Dick Tidrow, R OBP: 0.330, SLG: 0.443 (15. PH)																		1	0	0	0	0	0	0						
Willie Hernandez, L OBP: 0.282, SLG: 0.345 (15.1)																		1	0	0	0	0	0	0						
George Riley, L OBP: 0.282, SLG: 0.345 (15.1)																		1	0	0	0	0	0	1						
George Riley, L OBP: 0.282, SLG: 0.345 (15.1)																		0	0	0	0	0	0	0						
<b>Inning Stats</b>	R: 0 E: 0 K: 0 S: 4	H: 1 LOB: 1 BB: 0 P: 4	R: 0 E: 0 K: 0 S: 3	H: 1 LOB: 1 BB: 1 P: 7	R: 0 E: 0 K: 0 S: 3	H: 0 LOB: 0 BB: 0 P: 3	R: 0 E: 0 K: 0 S: 4	H: 1 LOB: 1 BB: 0 P: 4	R: 0 E: 0 K: 0 S: 3	H: 0 LOB: 0 BB: 0 P: 3	R: 0 E: 0 K: 0 S: 3	H: 0 LOB: 0 BB: 1 P: 7	R: 0 E: 0 K: 0 S: 3	H: 0 LOB: 0 BB: 0 P: 5	R: 0 E: 0 K: 1 S: 5	H: 0 LOB: 0 BB: 0 P: 5	R: 0 E: 0 K: 1 S: 6	H: 1 LOB: 1 BB: 0 P: 6	R: 0 E: 0 K: 0 S: 3	H: 0 LOB: 0 BB: 0 P: 3	R: 0 E: 0 K: 0 S: 3	H: 0 LOB: 0 BB: 0 P: 3	R: 0 E: 0 K: 0 S: 3	H: 0 LOB: 0 BB: 0 P: 3	1B: 7 2B: 0 3B: 0 HR: 0	SF: 0 SAC: 1 DP: 0 HBP: 0	WP: 0 PB: 0 SB: 1 CS: 0	PA: 60		
<b>PITCHER</b>	IP 8.0	WLS 31	BF 31	H 6	R 0	ER 0	SO 0	BB 2	IBB 0	HBP 0	BLK 0	WP 0	HR 0	S 29	P 37	ERA 0.00	WHIP 1.000													
Joaquin Andujar, R ERA: 3.41 (1.1)																														
Bert Roberge, R ERA: 4.42 (9.1)																														
Joe Sambato, L ERA: 2.14 (12.1)																														
Joe Niekro, R ERA: 3.97 (16.1)																														

Chicago Cubs @ Houston Astros  
Astrodome, Houston, TX  
Sat Aug 23 1980, 8:05 PM EDT  
Att: 25,031 - Unknown

AB 56  
R 0  
H 7  
RBI 0  
BB 3  
SO 4  
LOB 15



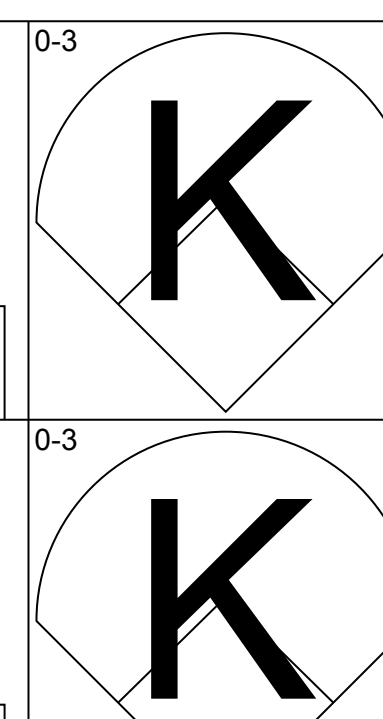
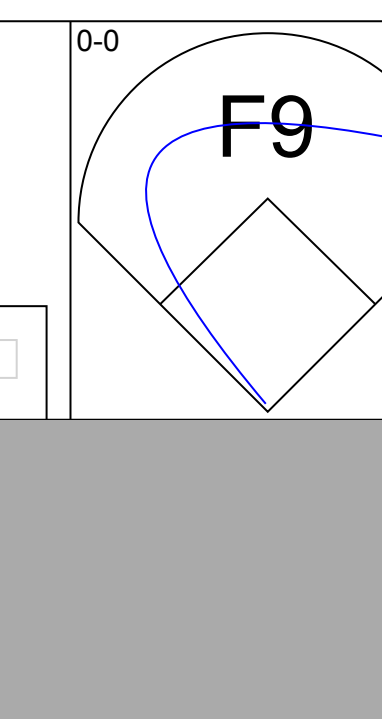
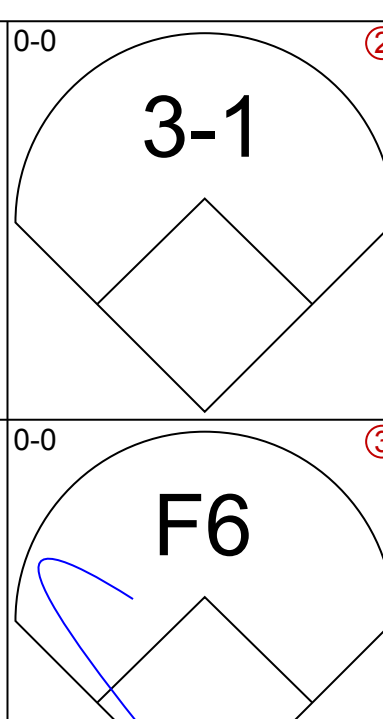
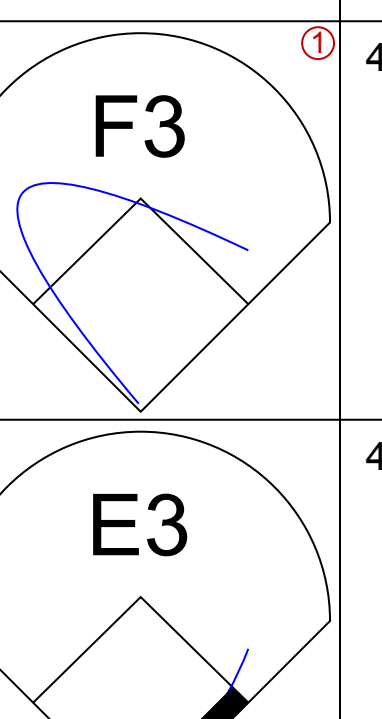
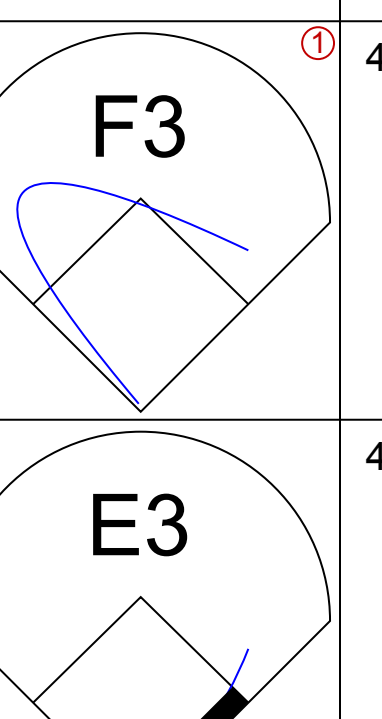
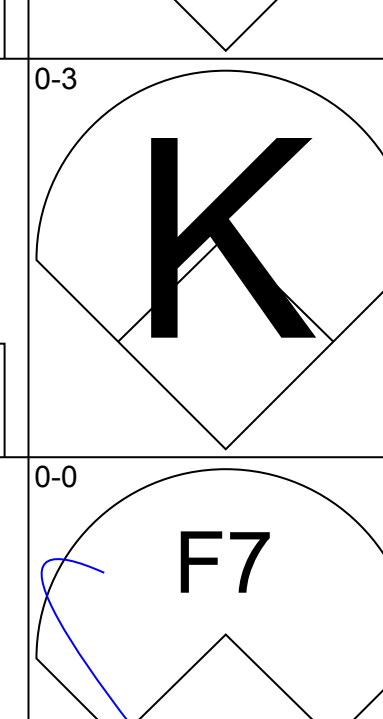
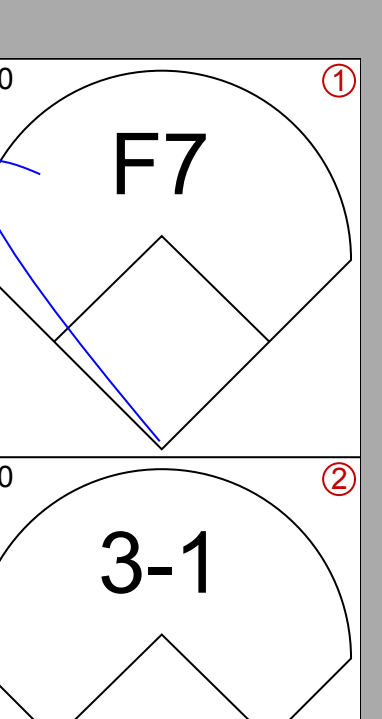
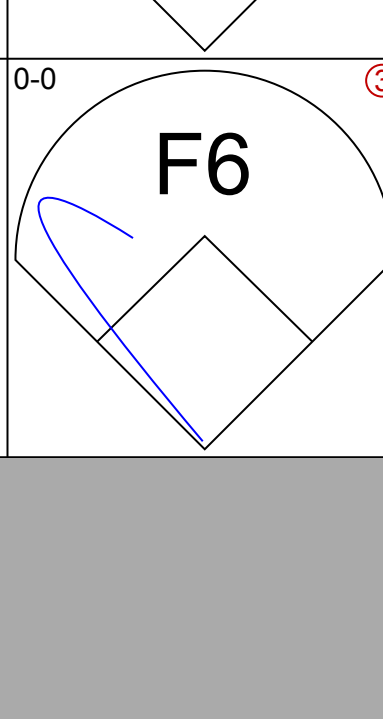
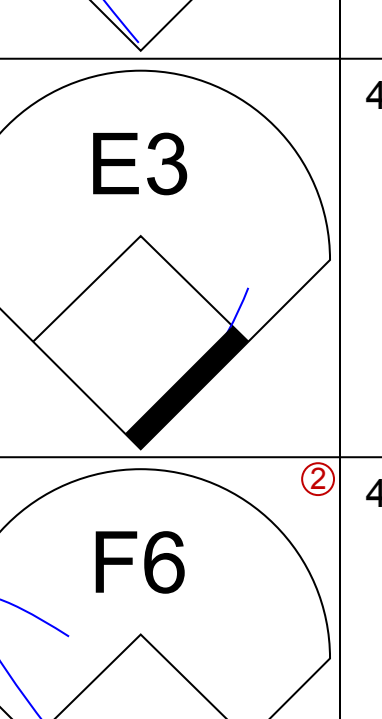
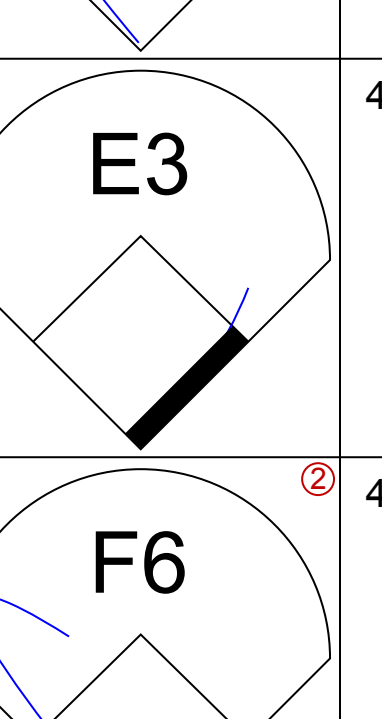
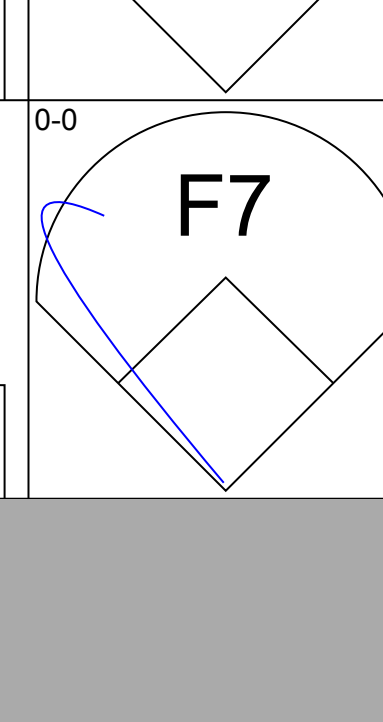
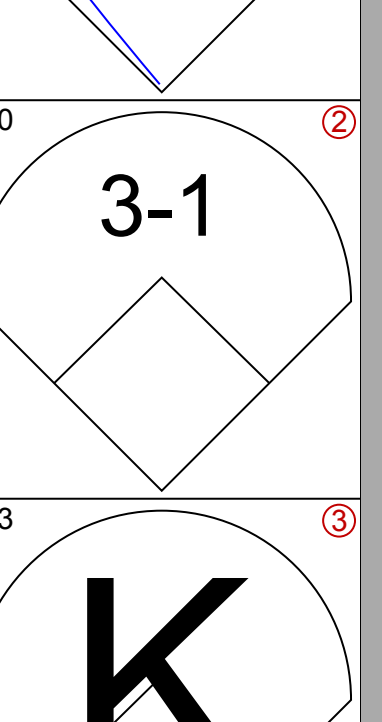
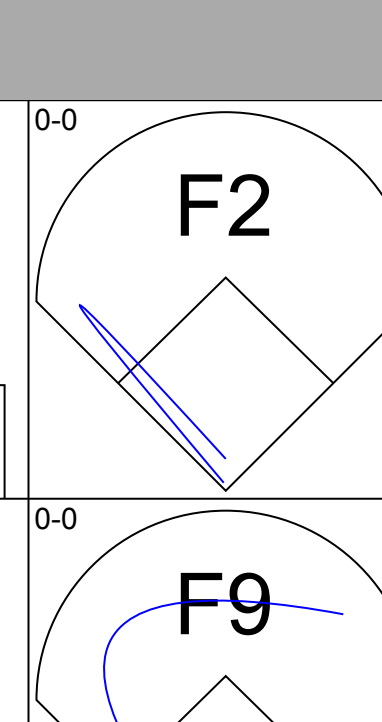
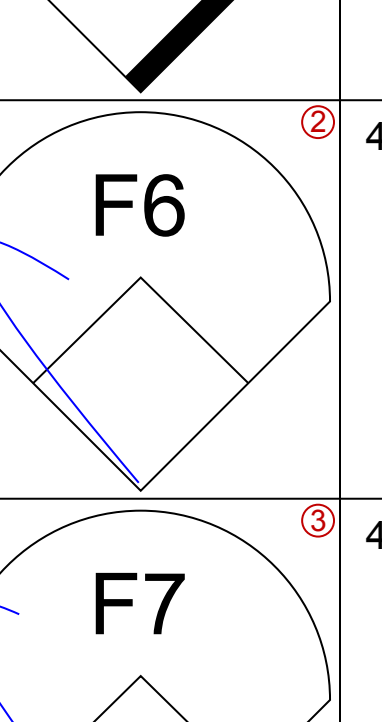
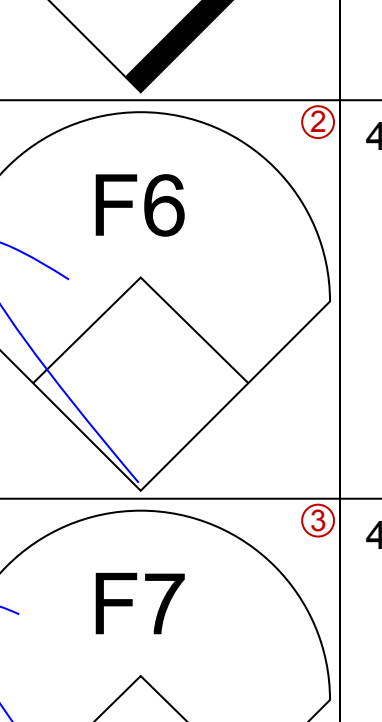
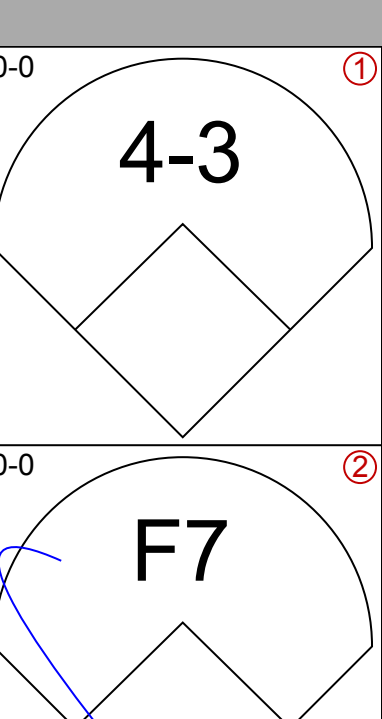
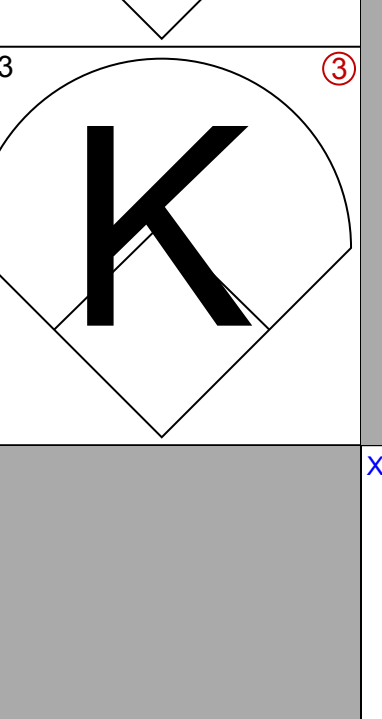
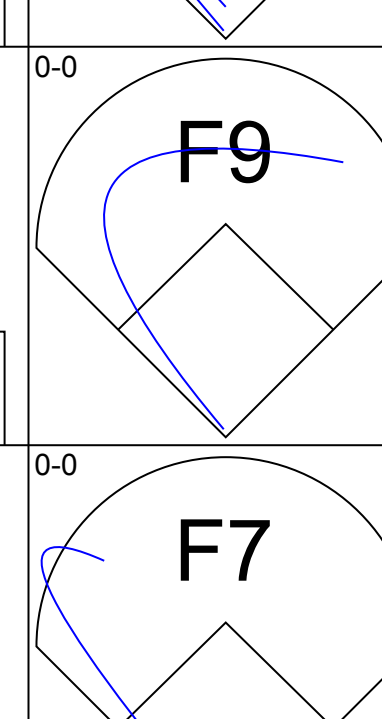
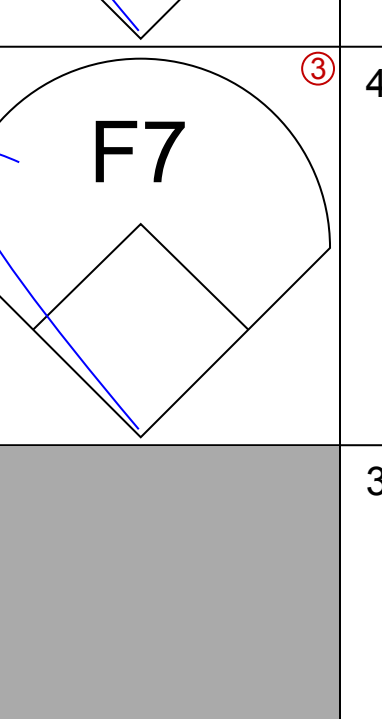
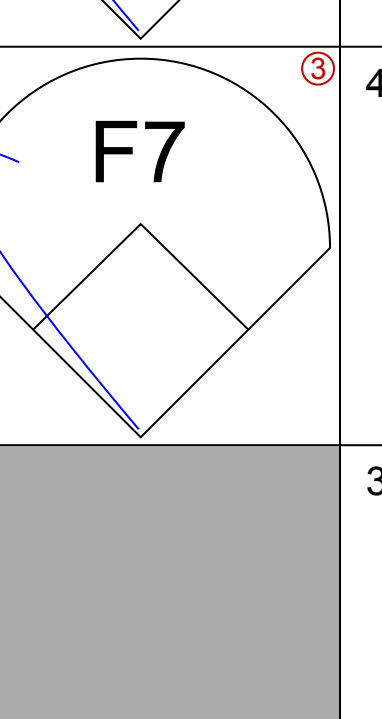
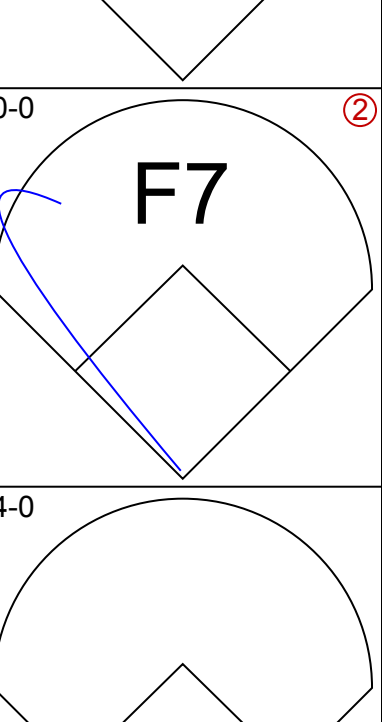
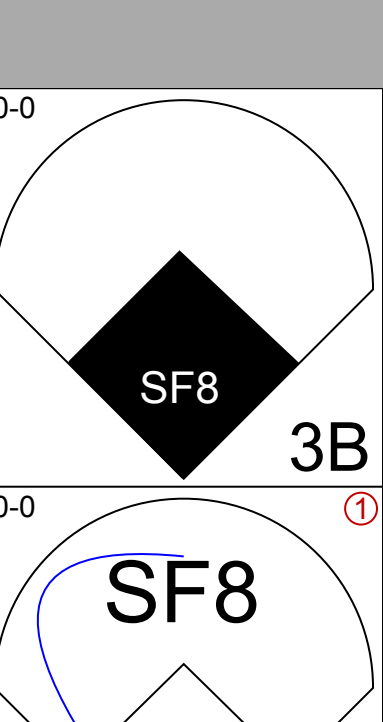
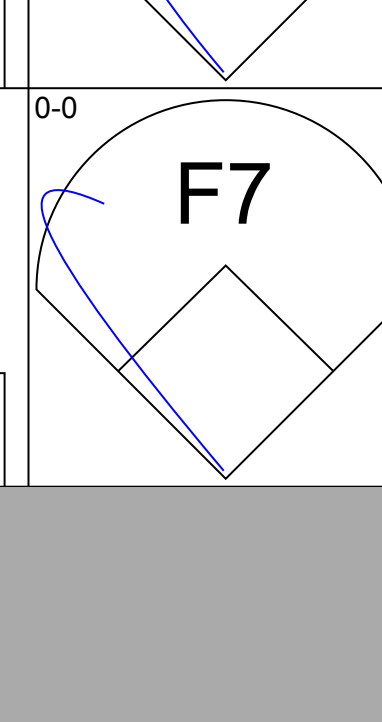
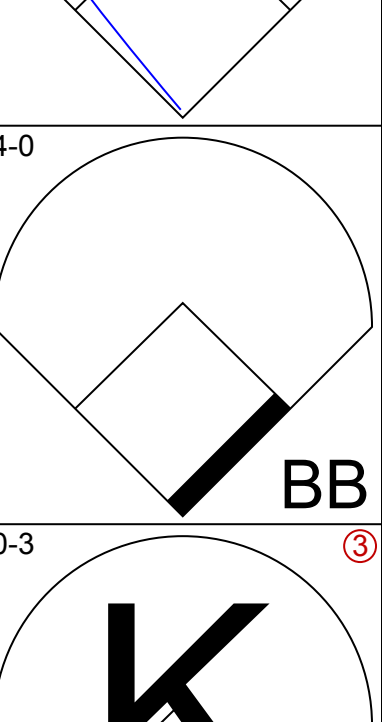
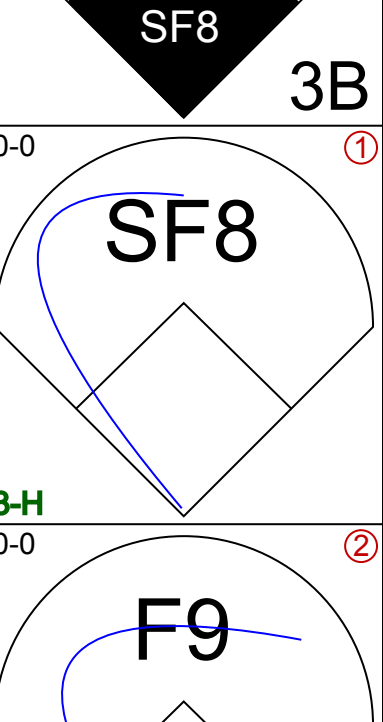
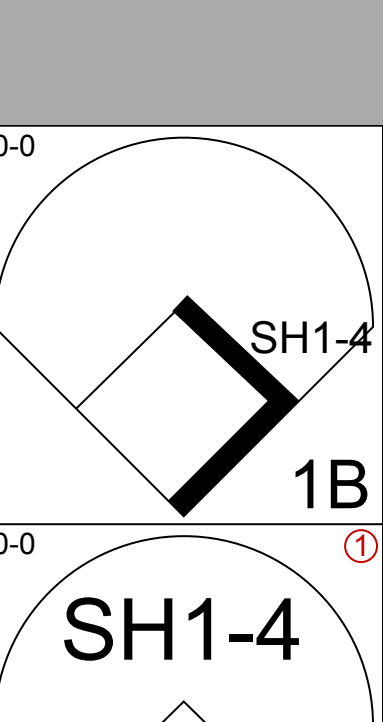
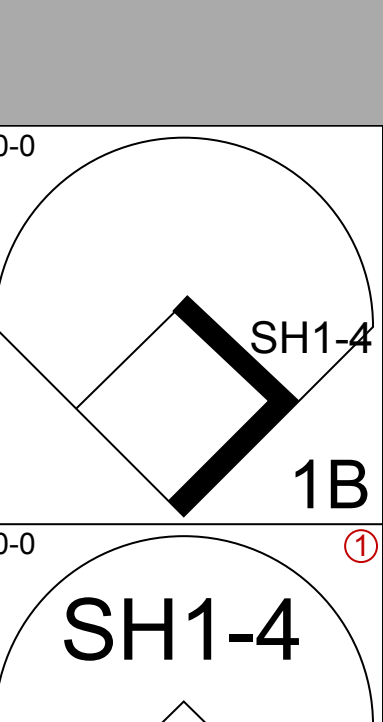
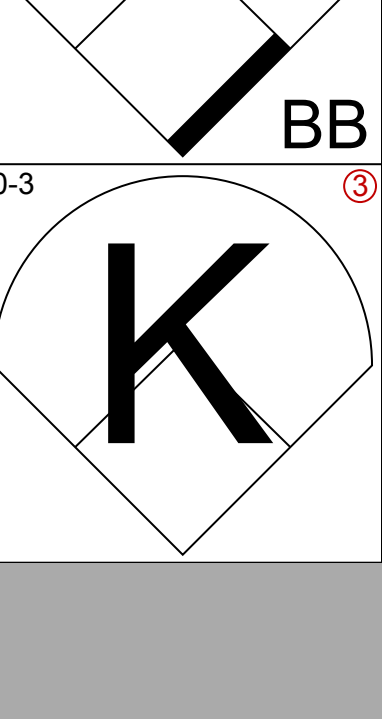
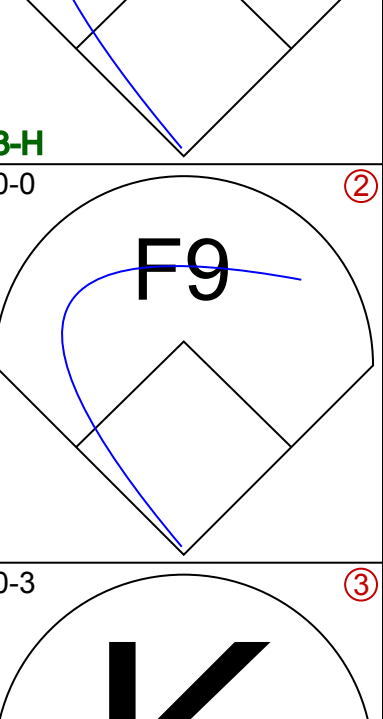
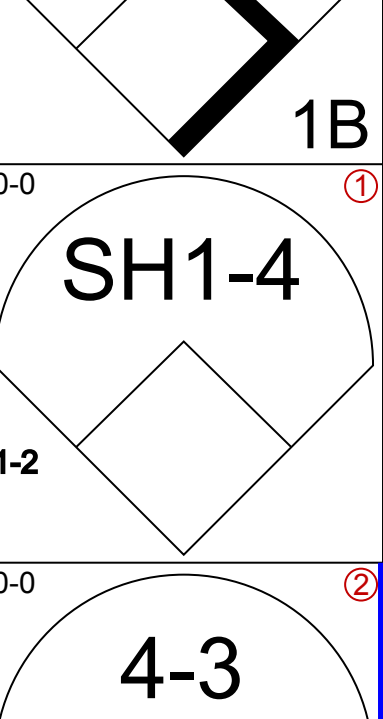
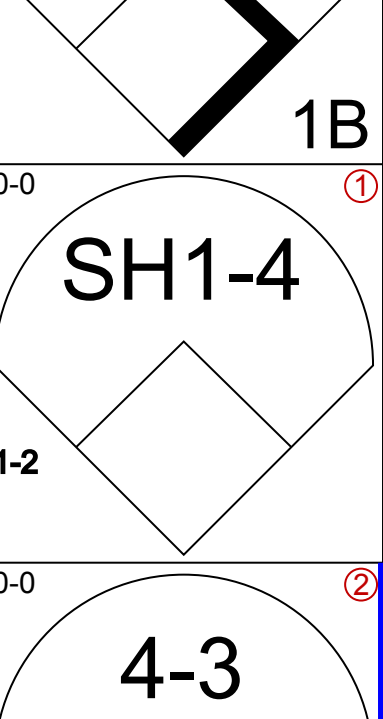
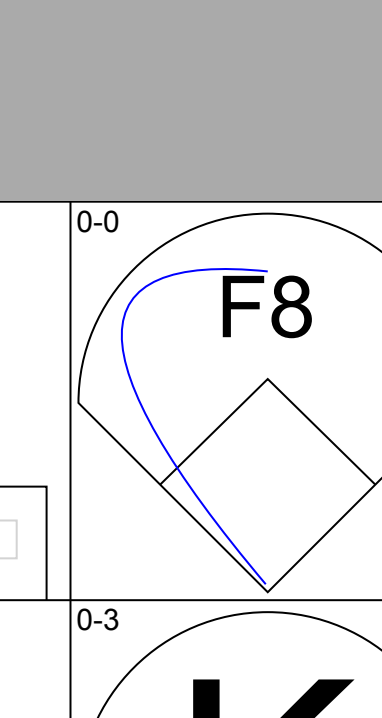
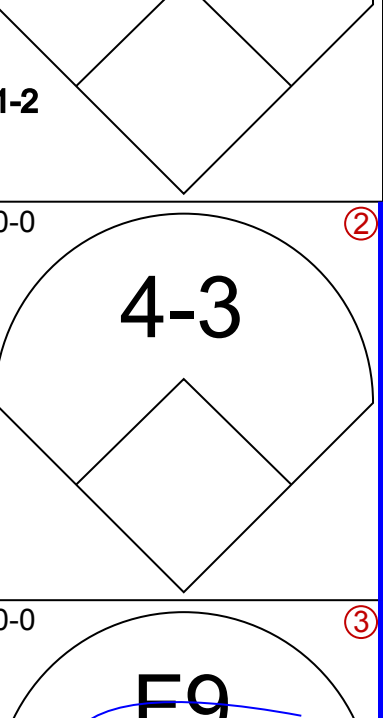
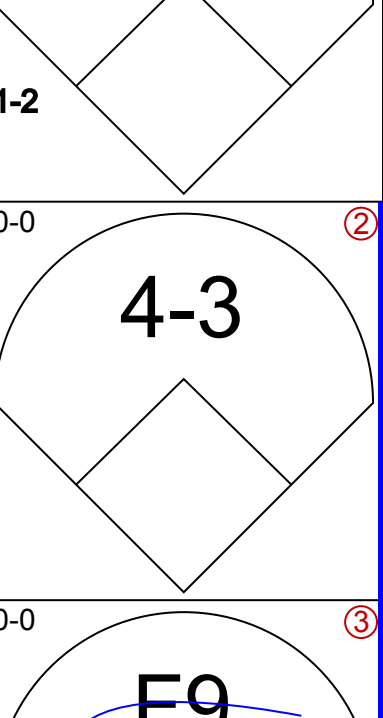
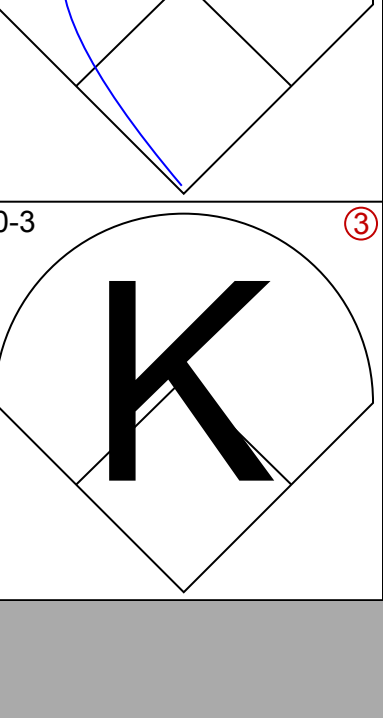
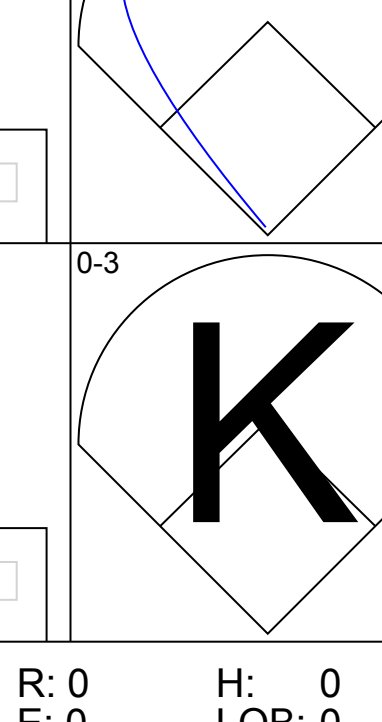
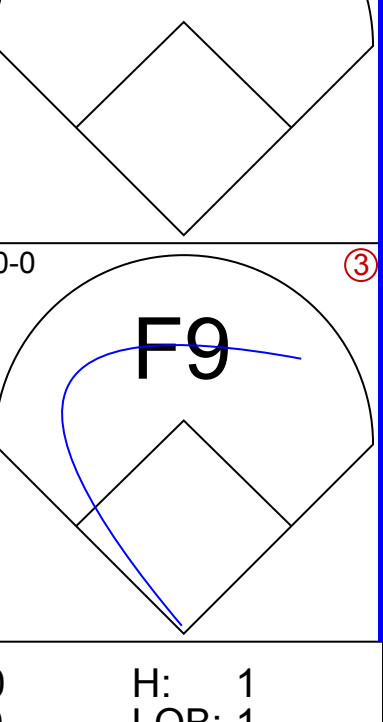
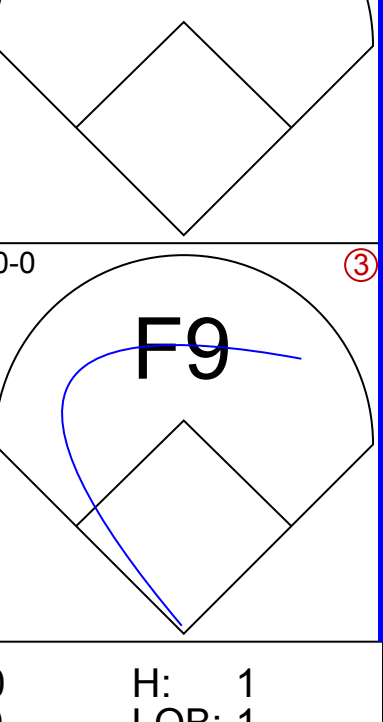
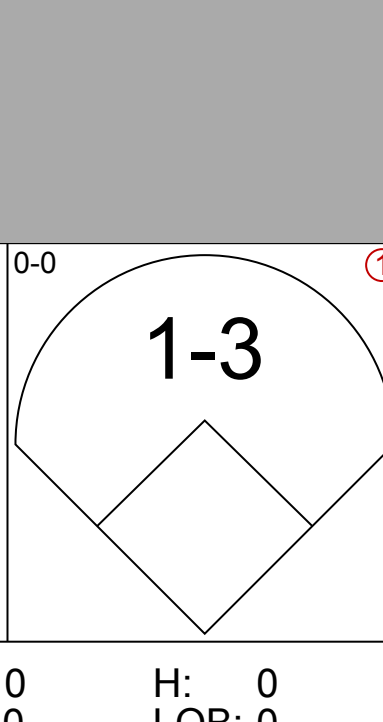
Batter	1	2	3	4	5	6	7	8	9	10	11	12	13	14	15	16	17	AB	R	H	RBI	BB	SO	LOB	BOTTOM					
Joe Morgan, L OBP: 0.357, SLG: 0.340 (1.4)	CS 1B		F5		1-3			G3 BB								F8		6	0	3	0	2	0	2						
Eros Cabell, R OBP: 0.306, SLG: 0.344 (1.5)	K							L6								F3		7	1	1	0	1	2	7						
Terry Puhl, L OBP: 0.351, SLG: 0.422 (1.9)	CS 1B							5-3										6	0	1	0	1	2	7						
Jose Cruz, L OBP: 0.380, SLG: 0.434 (1.7)	CS				1-3													4	0	0	0	4	0	0						
Cesar Cedeno, R OBP: 0.383, SLG: 0.486 (1.8)																		4	0	0	0	0	0	4						
Bert Roberge, R ERA: 4.42 (9.1)																		0	0	0	0	0	0	0						
Denny Walling, L OBP: 0.386, SLG: 0.410 (12.3)																		4	0	1	0	0	0	2						
Danny Heep, L OBP: 0.318, SLG: 0.350 (12.1)																		4	0	2	0	1	0	0						
Joe Sambato, L ERA: 2.14 (12.1)																		1	0	0	0	0	1	0						
Art Howe, R OBP: 0.333, SLG: 0.391 (15. PH)																		1	0	0	0	0	3	0						
Joe Niekro, R OBP: 0.297, SLG: 0.328 (16.1)																		1	0	1	1	0	0	0						
Alan Ashby, S OBP: 0.310, SLG: 0.324 (14. PH)																		5	0	1	0	0	0	3						
Luis Pujols, R OBP: 0.302, SLG: 0.240 (15.2)																		2	0	0	0	0	0	0						
Craig Reynolds, L OBP: 0.289, SLG: 0.315 (15.6)																		5	0	2	0	0	0	1						
Rafael Landestoy, S OBP: 0.312, SLG: 0.350 (15.6)																		2	0	0	0	0	0	0						
Joaquin Andujar, S OBP: 0.278, SLG: 0.529 (1.1)																		2	0	1	0	0	0	0						
Jeffrey Leonard, R OBP: 0.279, SLG: 0.333 (9.8)																		2	0	0	0	1	0	0						
<b>Inning Stats</b>	R: 0 E: 0 K: 1 S: 5	H: 2 LOB: 0 BB: 0 P: 5	R: 0 E: 0 K: 0 S: 3	H: 1 LOB: 1 BB: 1 P: 7	R: 0 E: 0 K: 0 S: 3	H: 0 LOB: 0 BB: 0 P: 1	R: 0 E: 0 K: 0 S: 3	H: 0 LOB: 0 BB: 0 P: 3	R: 0 E: 0 K: 0 S: 4	H: 0 LOB: 0 BB: 0 P: 3	R: 0 E: 0 K: 0 S: 4	H: 1 LOB: 1 BB: 1 P: 4	R: 0 E: 0 K: 2 S: 8	H: 1 LOB: 2 BB: 1 P: 12	R: 0 E: 0 K: 1 S: 5	H: 0 LOB: 0 BB: 0 P: 5	R: 0 E: 0 K: 0 S: 3	H: 2 LOB: 3 BB: 2 P: 12	R: 0 E: 0 K: 0 S: 3	H: 0 LOB: 1 BB: 1 P: 7	R: 1 E: 0 K: 0 S: 4	H: 2 LOB: 2 BB: 1 P: 8	1B: 11 2B: 1 3B: 1 HR: 0	SF: 0 SAC: 3 DP: 0 HBP: 0	WP: 0 PB: 0 SB: 0 CS: 3	PA: 70				
<b>PITCHER</b>	IP 9.0	WLS 35	BF 35	H 4	R 1	ER 0	SO 2	BB 4	IBB 1	HBP 0	BLK 0	WP 0	HR 0	S 34	P 54	ERA 0.00	WHIP 1.111													
Dennis Lamp, R ERA: 4.05 (10.1)																														
Dick Tidrow, R ERA: 2.71 (10.1)																														
Willie Hernandez, L ERA: 5.13 (13.1)																														
George Riley, L ERA: 4.05 (15.1)																														

Chicago Cubs @ Houston Astros  
Astrodome, Houston, TX  
Sat Aug 23 1980, 8:05 PM EDT  
Att: 25,031 - Unknown

AB 56  
R 1  
H 13  
RBI 1  
BB 10  
SO 5  
LOB 29



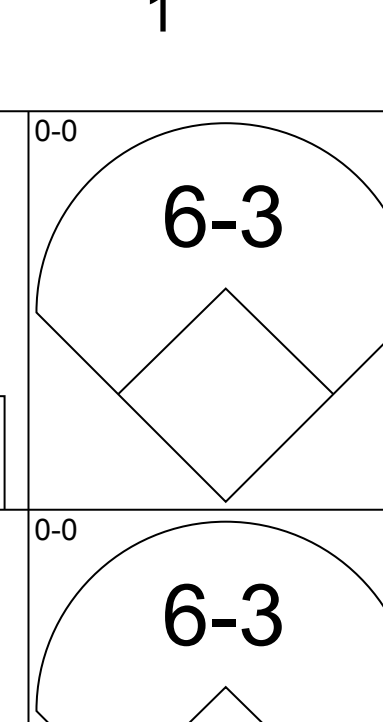
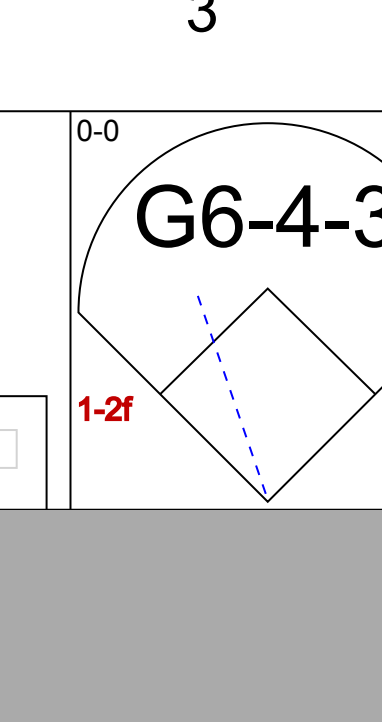
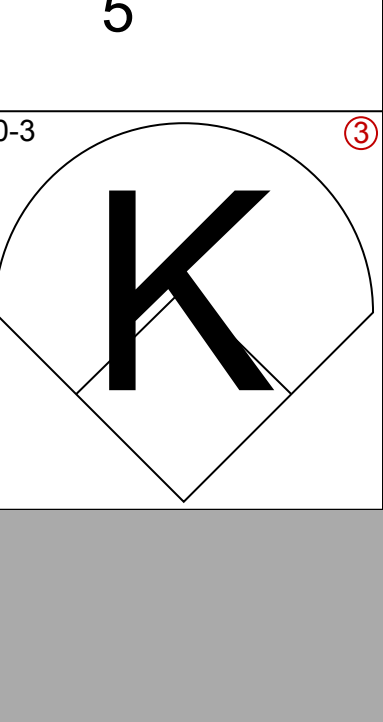
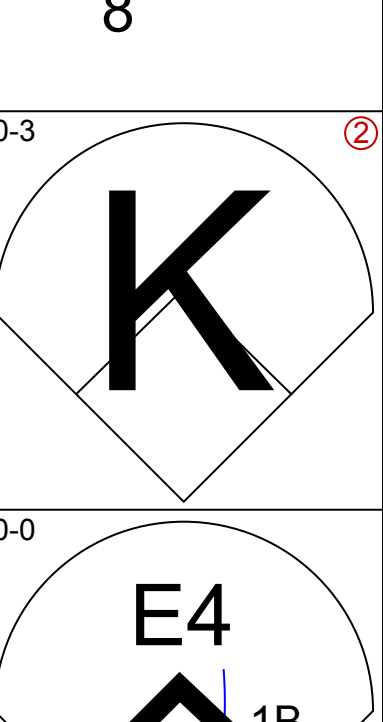
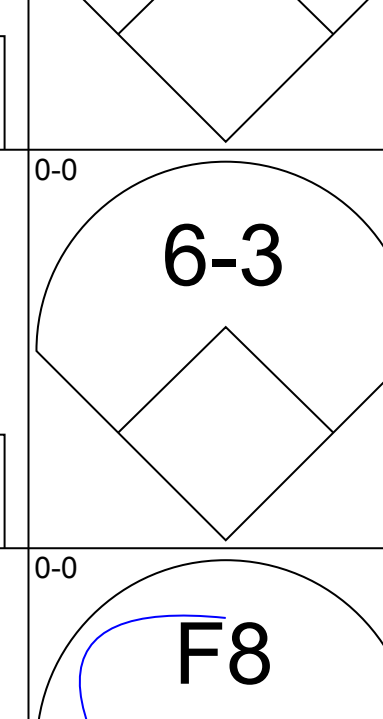
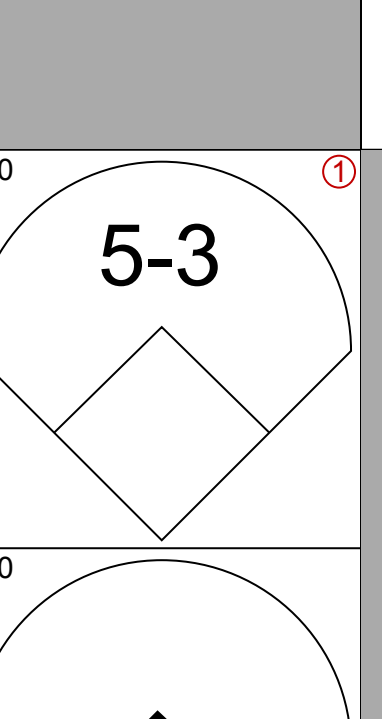
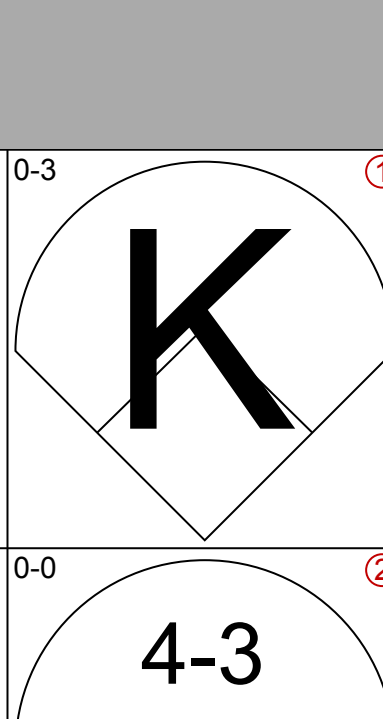
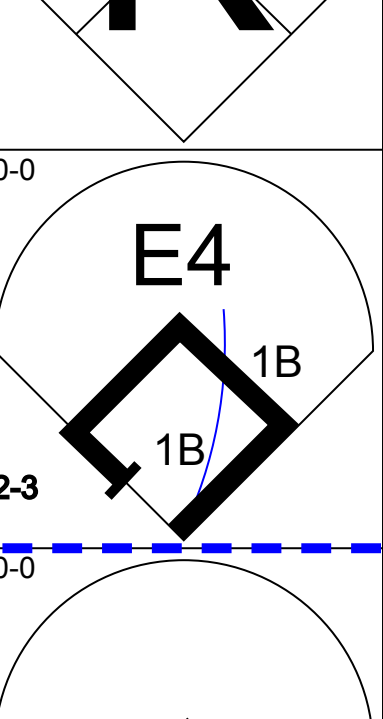
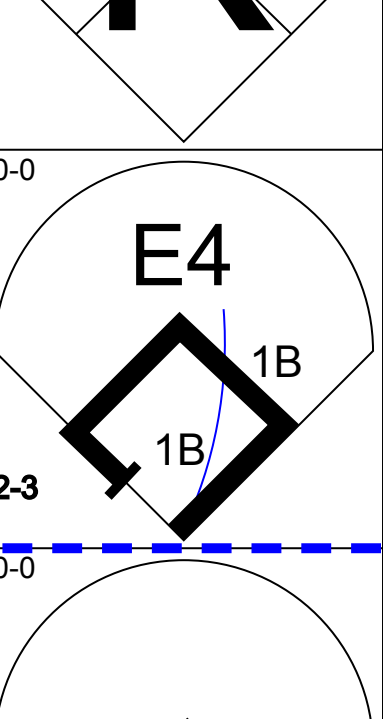
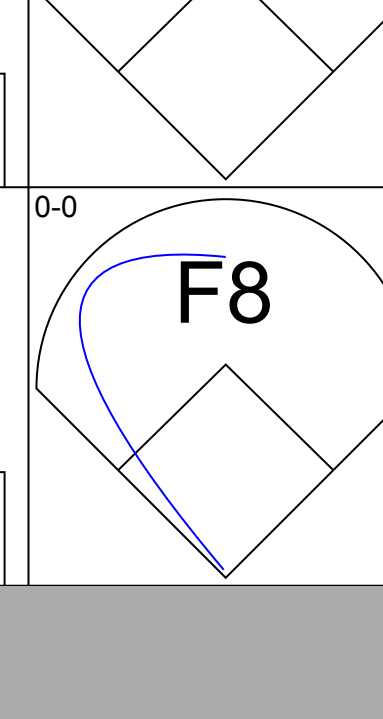
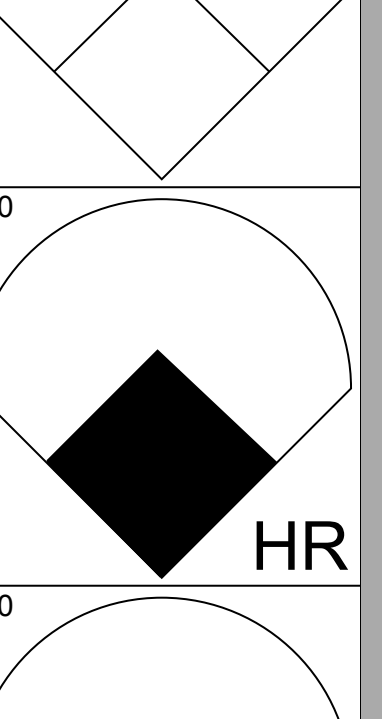
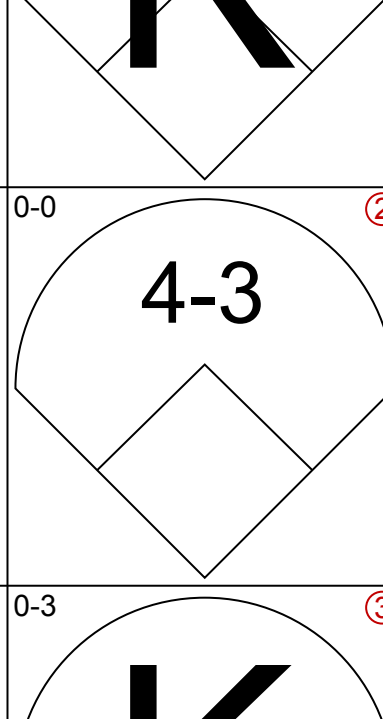
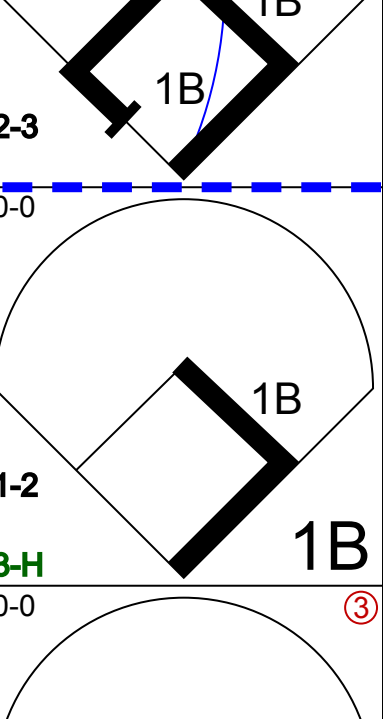
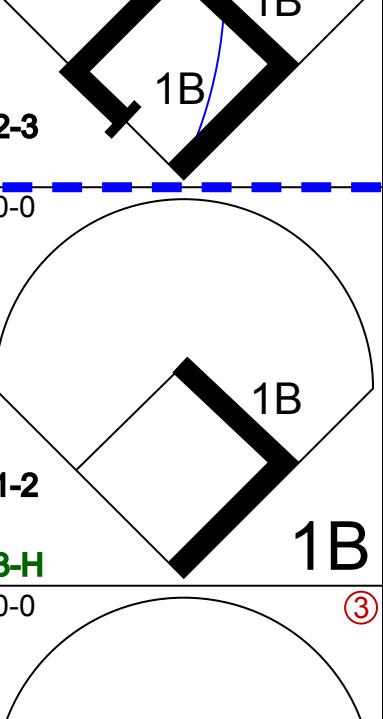
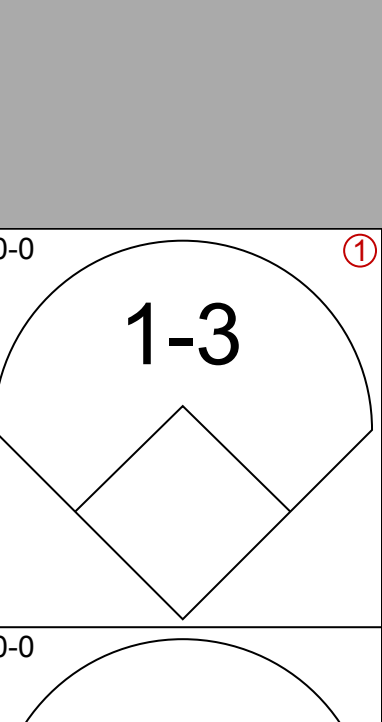
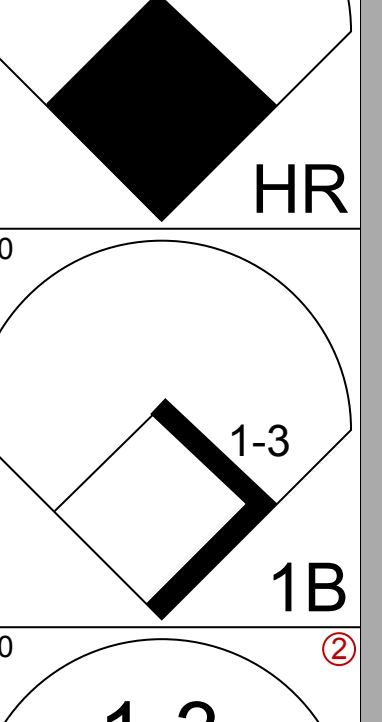
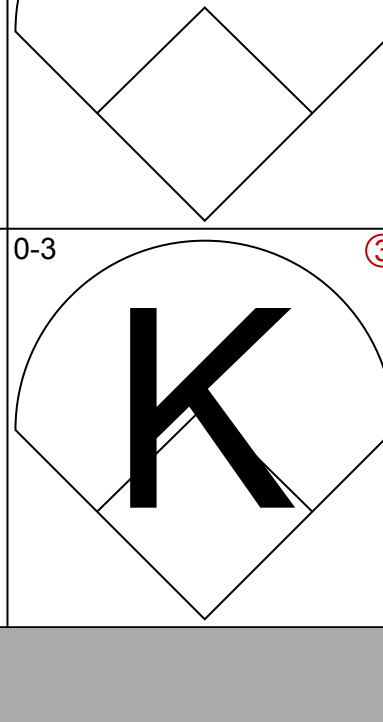
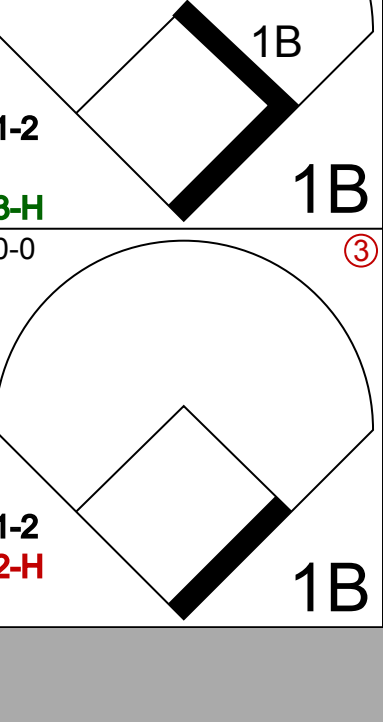
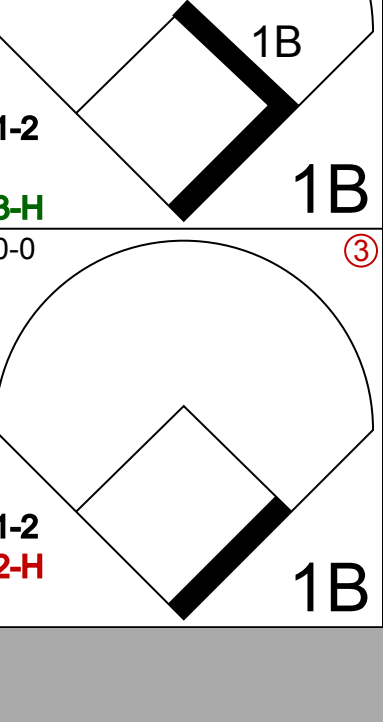
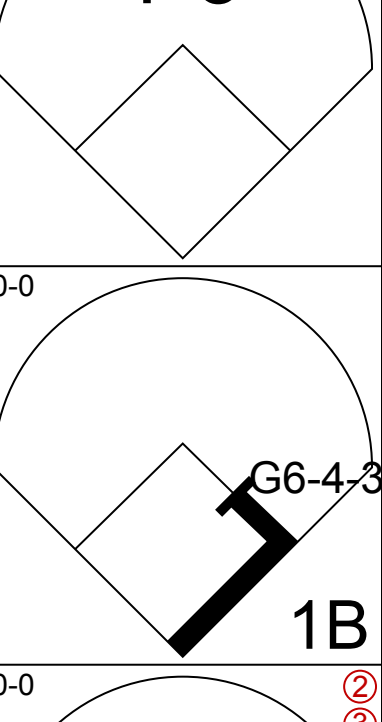
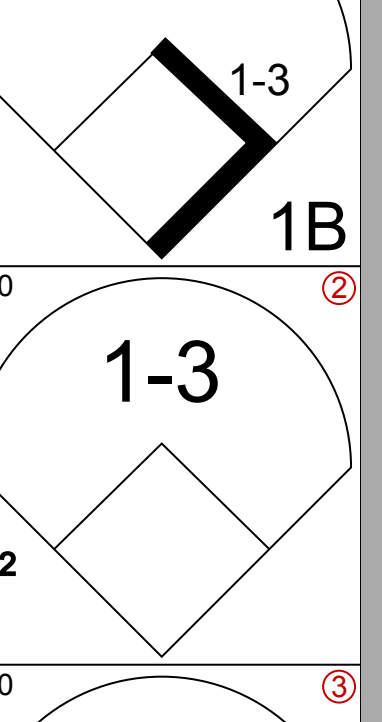
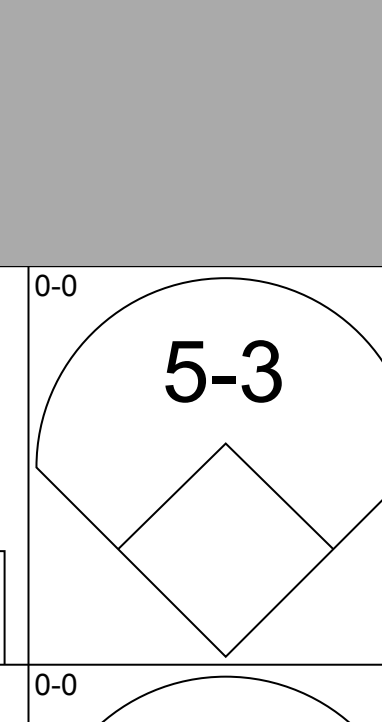
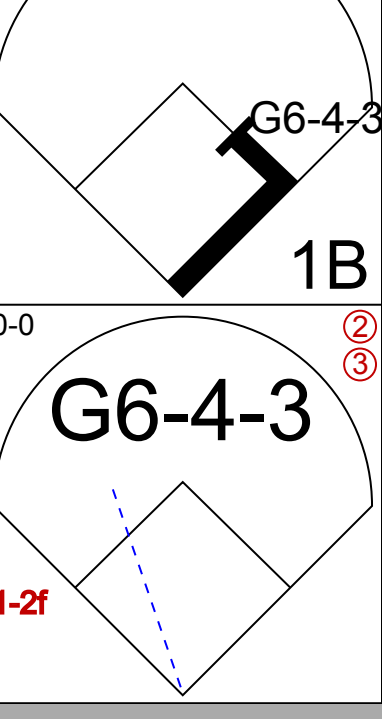
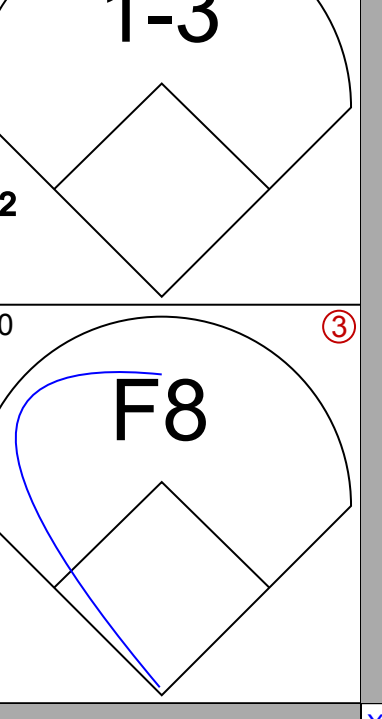
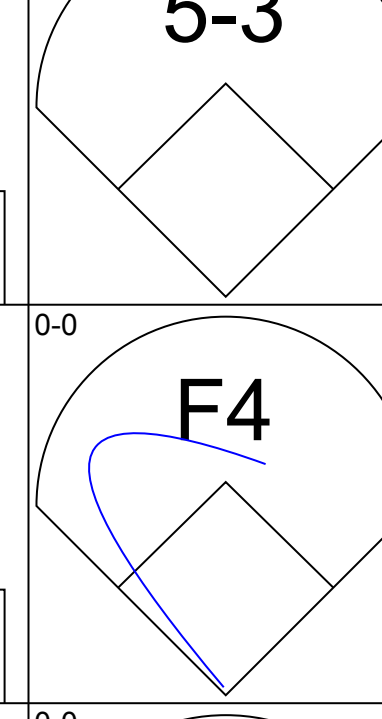
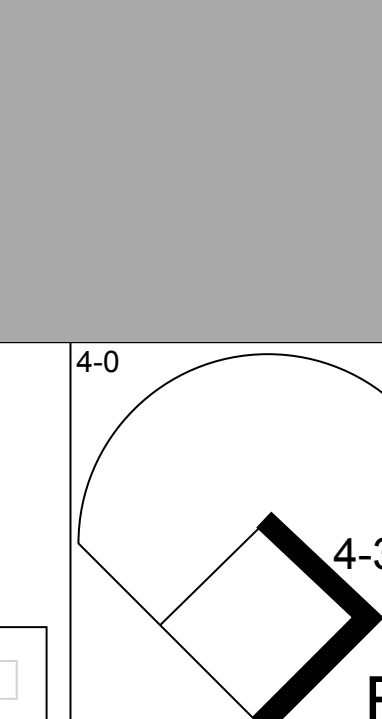
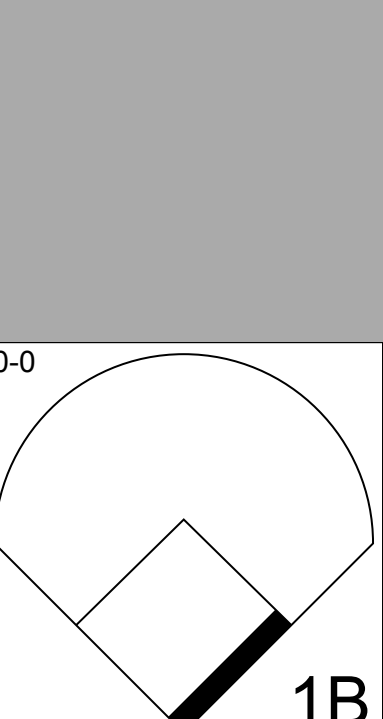
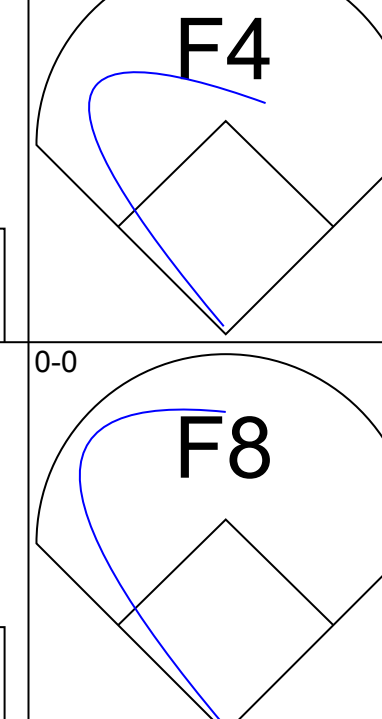
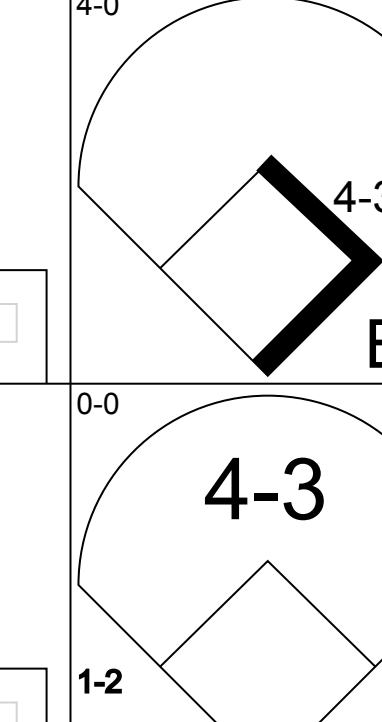
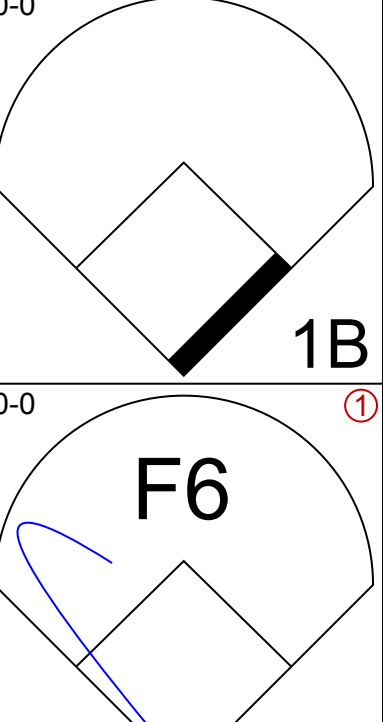
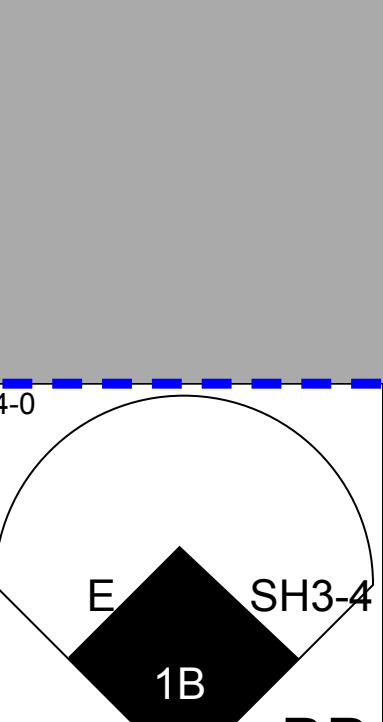
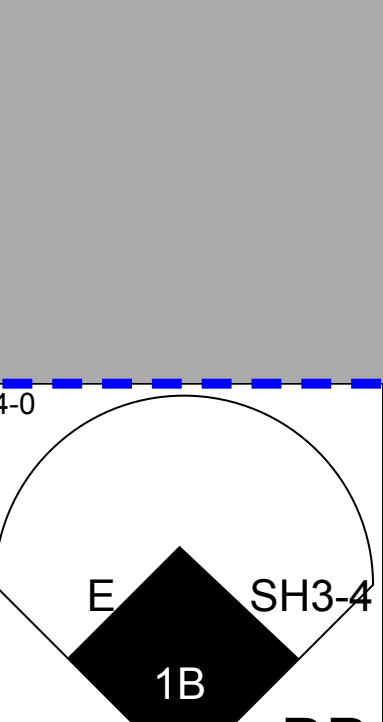
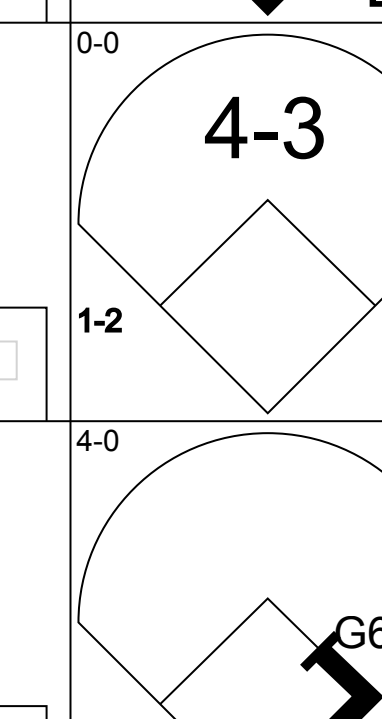
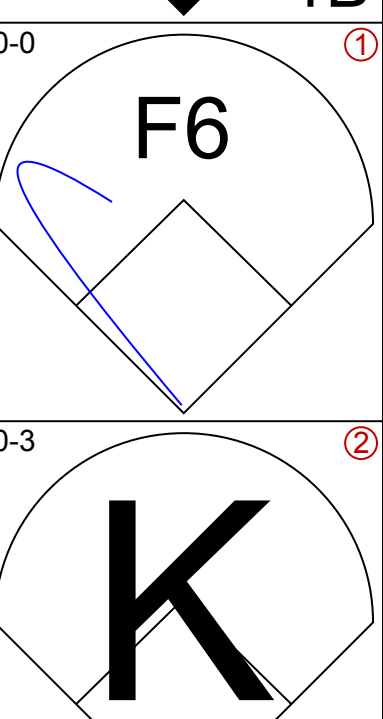
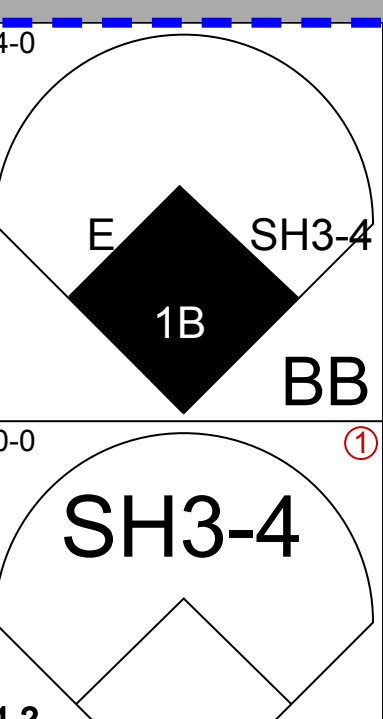
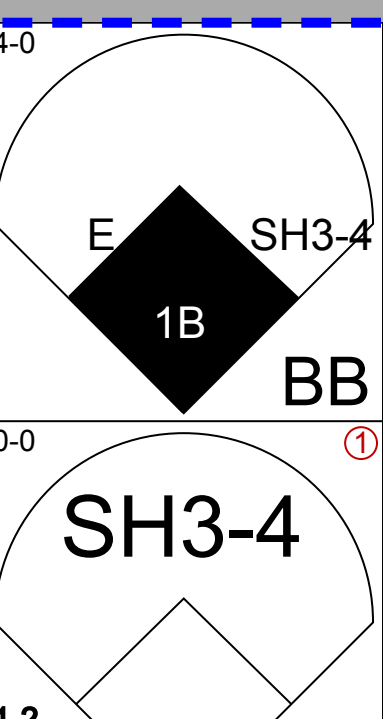


Batter	1	2	3	4	5	6	7	8	9	AB	R	H	RBI	BB	SO	LOB	TOP					
Ivan De Jesus, R (1.6) OBP: 0.335, SLG: 0.346										4	0	0	0	0	1	0						
Scot Thompson, L (1.8) OBP: 0.303, SLG: 0.298										4	0	0	0	0	1	0						
Bill Buckner, L (1.7) OBP: 0.358, SLG: 0.471										4	0	0	0	0	0	1						
Cliff Johnson, R (1.3) OBP: 0.328, SLG: 0.408										4	0	0	0	0	1	1						
Larry Bittner, L (1.9) OBP: 0.313, SLG: 0.342										3	1	1	0	0	0	0						
Tim Lincecum, S (1.2) OBP: 0.331, SLG: 0.401										1	0	1	1	1	0	0						
Mike Tyson, R (1.4) OBP: 0.285, SLG: 0.369										2	0	0	0	0	1	1						
Steve Dillard, R (1.5) OBP: 0.296, SLG: 0.355										2	0	0	0	0	1	0						
Jesus Figueroa, L (8, PH) OBP: 0.299, SLG: 0.306										1	0	0	0	0	0	1						
Mick Kelleher, R (8.5) OBP: 0.250, SLG: 0.206										0	0	0	0	0	0	0						
Doug Capilla, L (1.1) OBP: 0.214, SLG: 0.357										2	0	0	0	0	1	0						
Mike Vail, R (8, PH) OBP: 0.322, SLG: 0.392										1	0	0	0	0	0	1						
Bill Caudill, R (8.1) OBP: 0.286, SLG: 0.429										0	0	0	0	0	0	0						
Bruce Sutter, R (8.1) OBP: 0.143, SLG: 0.143										0	0	0	0	0	0	0						
<b>Inning Stats</b>	R: 0 E: 0 K: 2 S: 7	H: 0 LOB: 0 BB: 0 P: 7	R: 0 E: 0 K: 1 S: 5	H: 0 LOB: 1 BB: 1 P: 9	R: 0 E: 0 K: 1 S: 5	H: 0 LOB: 0 BB: 0 P: 5	R: 0 E: 0 K: 1 S: 5	H: 0 LOB: 0 BB: 0 P: 5	R: 1 E: 0 K: 1 S: 6	H: 1 LOB: 0 BB: 0 P: 6	R: 0 E: 0 K: 0 S: 3	H: 0 LOB: 0 BB: 0 P: 3	R: 0 E: 0 K: 0 S: 3	H: 0 LOB: 0 BB: 0 P: 3	R: 0 E: 0 K: 0 S: 4	H: 1 LOB: 1 BB: 0 P: 4	R: 0 E: 1 K: 0 S: 4	H: 0 LOB: 1 BB: 0 P: 4	1B: 1 2B: 0 3B: 1 HR: 0	SF: 1 SAC: 1 DP: 0 HBP: 0	WP: 0 PB: 0 SB: 0 CS: 0	PA: 31
<b>PITCHER</b> Nolan Ryan, R (1.1) ERA: 3.11	IP: 9.0 WLS: W BF: 31 H: 2 R: 1 ER: 1 SO: 6 BB: 1 IBB: 0 HBP: 0 BLK: 0 WP: 0 HR: 0 S: 42 P: 46 ERA: 1.00 WHIP: 0.333																					

Chicago Cubs @ Houston Astros  
Astrodome, Houston, TX  
Sun Aug 24 1980, 8:05 PM EDT  
Att: 25,703 - Unknown

AB	28
R	1
H	2
RBI	1
BB	1
SO	6
LOB	5



Batter	1	2	3	4	5	6	7	8	9	AB	R	H	RBI	BB	SO	LOB	BOTTOM			
Rafael Landestoy, S (1.4) OBP: 0.308, SLG: 0.345										4	0	0	0	0	2	4				
Enos Cabell, R (1.5) OBP: 0.303, SLG: 0.341										4	0	0	0	0	1	1				
Jose Cruz, L (1.7) OBP: 0.381, SLG: 0.442										4	1	2	2	0	0	0				
Cesar Cedeno, R (1.8) OBP: 0.384, SLG: 0.486										4	0	2	0	0	1	0				
Art Howe, R (1.3) OBP: 0.335, SLG: 0.390										3	0	1	0	0	0	1				
Jeffrey Leonard, R (1.9) OBP: 0.275, SLG: 0.328										3	0	0	0	0	0	2				
Luis Pujols, R (1.2) OBP: 0.289, SLG: 0.251										2	0	1	0	1	0	0				
Craig Reynolds, L (1.6) OBP: 0.261, SLG: 0.313										2	1	0	0	1	0	2				
Nolan Ryan, R (1.1) OBP: 0.188, SLG: 0.140										1	0	0	0	1	1	1				
<b>Inning Stats</b>	R: 0 E: 0 K: 0 S: 3	H: 0 LOB: 0 BB: 0 P: 3	R: 0 E: 0 K: 0 S: 3	H: 1 LOB: 0 BB: 0 P: 3	R: 0 E: 0 K: 0 S: 2	H: 0 LOB: 1 BB: 2 P: 10	R: 0 E: 0 K: 0 S: 5	H: 2 LOB: 1 BB: 0 P: 5	R: 0 E: 0 K: 2 S: 8	H: 1 LOB: 1 BB: 0 P: 8	R: 0 E: 0 K: 2 S: 7	H: 0 LOB: 0 BB: 0 P: 7	R: 0 E: 0 K: 0 S: 3	H: 0 LOB: 0 BB: 0 P: 3	R: 1 E: 1 K: 1 S: 7	H: 2 LOB: 2 BB: 1 P: 11	1B: 5 2B: 0 3B: 0 HR: 1	SF: 0 SAC: 1 DP: 2 HBP: 0	WP: 0 PB: 0 SB: 0 CS: 0	PA: 31
<b>PITCHER</b> Doug Capilla, L (1.1) ERA: 2.91	IP: 7.0 WLS: L BF: 25 H: 4 R: 1 ER: 1 SO: 4 BB: 2 IBB: 0 HBP: 0 BLK: 0 WP: 0 HR: 1 S: 31 P: 39 ERA: 1.29 WHIP: 0.857																			
Bill Caudill, R (8.1) ERA: 2.19	0.2	L	4	0	1	0	1	1	0	0	0	0	0	0	5	9	0.00	1.500		
Bruce Sutter, R (8.1) ERA: 2.35	0.1		2	2	0	0	0	0	0	0	0	0	0	0	2	2	0.00	6.000		

Chicago Cubs @ Houston Astros  
Astrodome, Houston, TX  
Sun Aug 24 1980, 8:05 PM EDT  
Att: 25,703 - Unknown

AB	27
R	2
H	6
RBI	2
BB	3
SO	5
LOB	11






Batter	1	2	3	4	5	6	7	8	9	AB	R	H	RBI	BB	SO	LOB	TOP			
Ivan De Jesus, R OBP: 0.335, SLG: 0.345										4	0	1	0	0	2	0				
Jesus Figueroa, L OBP: 0.297, SLG: 0.304										4	0	1	0	0	0	1				
Bill Buckner, L OBP: 0.357, SLG: 0.468										3	0	0	0	1	0	1				
Larry Bittner, L OBP: 0.311, SLG: 0.337										3	0	0	0	1	2	0				
Scot Thompson, L OBP: 0.304, SLG: 0.294										2	0	0	0	1	1	0				
Tim Blackwell, S OBP: 0.331, SLG: 0.398										2	0	0	0	1	0	3				
Steve Dillard, R OBP: 0.292, SLG: 0.350										2	0	0	0	0	0	1				
Mike Vail, R OBP: 0.320, SLG: 0.390										1	0	0	0	0	0	3				
Mick Kelleher, R OBP: 0.250, SLG: 0.206										0	0	0	0	0	0	0				
Mike Tyson, R OBP: 0.282, SLG: 0.365										3	0	0	0	0	1	0				
Lynn McGlothen, L OBP: 0.270, SLG: 0.361										2	0	0	0	0	0	0				
Dick Tidrow, R										0	0	0	0	0	0	0				
Jerry Martin, R OBP: 0.294, SLG: 0.432										1	0	0	0	1	1	0				
Bill Caudill, R OBP: 0.286, SLG: 0.429										0	0	0	0	0	0	0				
<b>Inning Stats</b>	R: 0 E: 0 K: 0 S: 3	H: 1 LOB: 0 BB: 0 P: 3	R: 0 E: 0 K: 2 S: 7	H: 0 LOB: 1 BB: 1 P: 11	R: 0 E: 0 K: 1 S: 5	H: 0 LOB: 0 BB: 0 P: 5	R: 0 E: 0 K: 1 S: 5	H: 0 LOB: 0 BB: 0 P: 5	R: 0 E: 0 K: 0 S: 3	H: 0 LOB: 0 BB: 0 P: 3	R: 0 E: 0 K: 0 S: 3	H: 0 LOB: 3 BB: 3 P: 15	R: 0 E: 0 K: 3 S: 9	H: 0 LOB: 0 BB: 0 P: 9	R: 0 E: 0 K: 0 S: 3	H: 1 LOB: 0 BB: 0 P: 3	1B: 2 2B: 0 3B: 0 HR: 0	SF: 0 SAC: 0 DP: 1 HBP: 0	WP: 0 PB: 0 SB: 0 CS: 1	PA: 31
<b>PITCHER</b>	IP	WLS	BF	H	R	ER	SO	BB	IBB	HBP	BLK	WP	HR	S	P	ERA	WHIP			
Tom Seaver, R ERA: 4.65	6.1	W	22	1	0	0	4	3	0	0	0	0	0	27	39	0.00	0.632			
Mario Soto, R ERA: 3.71	2.2	S	9	1	0	0	3	1	0	0	0	0	0	14	18	0.00	0.750			

Chicago Cubs @ Cincinnati Reds  
Riverfront Stadium, Cincinnati, OH  
Mon Aug 25 1980, 7:05 PM EDT  
Att: 20,330 - Unknown


AB 27  
R 0  
H 2  
RBI 0  
BB 4  
SO 7  
LOB 9



Batter	1	2	3	4	5	6	7	8	9	AB	R	H	RBI	BB	SO	LOB	BOTTOM			
Cesar Geronimo, L OBP: 0.326, SLG: 0.346										3	1	1	1	1	0	0				
Ron Oester, S OBP: 0.330, SLG: 0.420										4	0	2	0	0	1	0				
Dave Concepcion, R OBP: 0.297, SLG: 0.352										4	0	1	0	0	0	3				
George Foster, R OBP: 0.348, SLG: 0.436										3	0	0	0	1	1	1				
Dan Driessen, L OBP: 0.387, SLG: 0.443										2	1	1	0	1	0	0				
Johnny Bench, R OBP: 0.336, SLG: 0.507										3	0	0	0	0	1	4				
Ray Knight, R OBP: 0.315, SLG: 0.437										3	0	1	1	0	0	3				
Sam Mejias, R OBP: 0.302, SLG: 0.340										3	0	0	0	0	1	1				
Tom Seaver, R OBP: 0.212, SLG: 0.074										2	0	0	0	0	2	1				
Mario Soto, R										1	0	0	0	0	1	0				
<b>Inning Stats</b>	R: 0 E: 0 K: 0 S: 3	H: 1 LOB: 1 BB: 1 P: 7	R: 1 E: 0 K: 2 S: 9	H: 2 LOB: 1 BB: 0 P: 9	R: 0 E: 0 K: 0 S: 3	H: 1 LOB: 0 BB: 0 P: 3	R: 0 E: 0 K: 2 S: 7	H: 0 LOB: 0 BB: 0 P: 7	R: 0 E: 0 K: 1 S: 5	H: 0 LOB: 0 BB: 0 P: 5	R: 1 E: 0 K: 1 S: 7	H: 2 LOB: 2 BB: 2 P: 15	R: 0 E: 0 K: 1 S: 5	H: 0 LOB: 0 BB: 0 P: 5	R: 0 E: 0 K: 0 S: 3	H: 0 LOB: 0 BB: 0 P: 3	1B: 2 2B: 4 3B: 0 HR: 1	SF: 0 SAC: 0 DP: 2 HBP: 0	WP: 0 PB: 0 SB: 0 CS: 0	PA: 31
<b>PITCHER</b>	IP	WLS	BF	H	R	ER	SO	BB	IBB	HBP	BLK	WP	HR	S	P	ERA	WHIP			
Lynn McGlothen, R ERA: 5.24	5.1	L	23	6	2	2	6	3	0	0	0	0	1	32	44	3.38	1.688			
Dick Tidrow, R ERA: 2.66	1.2		5	0	0	0	1	0	0	0	0	0	0	7	7	0.00	0.000			
Bill Caudill, R ERA: 2.17	1.0		3	0	0	0	0	0	0	0	0	0	0	3	3	0.00	0.000			

Chicago Cubs @ Cincinnati Reds  
Riverfront Stadium, Cincinnati, OH  
Mon Aug 25 1980, 7:05 PM EDT  
Att: 20,330 - Unknown

AB 28  
R 2  
H 6  
RBI 2  
BB 3  
SO 7  
LOB 13









Batter	1	2	3	4	5	6	7	8	9	AB	R	H	RBI	BB	SO	LOB	TOP								
Rafael Landestoy, S OBP: 0.305, SLG: 0.336 (1, 4)										5	0	1	0	0	0	2	<b>Houston Astros @ Chicago Cubs</b> Wrigley Field, Chicago, IL Thu Aug 28 1980, 3:33 AM CDT Att: 18,694 - Unknown								
Enos Cabell, R OBP: 0.308, SLG: 0.345 Art Howe, R OBP: 0.331, SLG: 0.388 (8, PH) (8, 5)										3	1	1	0	1	0	0									
Terry Puhl, L OBP: 0.355, SLG: 0.423 (1, 9)										4	1	3	1	1	0	2									
Jose Cruz, L OBP: 0.377, SLG: 0.434 (1, 7)										4	1	0	0	1	0	3									
Cesar Cedeno, R OBP: 0.375, SLG: 0.479 (1, 8)										5	1	2	0	0	0	4									
Denny Walling, L OBP: 0.390, SLG: 0.417 Joe Sambito, L (7, 1)										2	0	0	1	2	2	3									
Alan Ashby, S OBP: 0.312, SLG: 0.330 (1, 2)										4	0	1	2	0	0	6									
Craig Reynolds, L OBP: 0.258, SLG: 0.307 (1, 6)										3	0	0	0	1	0	2									
Joaquin Andujar, S OBP: 0.250, SLG: 0.474 Dave Bergman, L OBP: 0.328, SLG: 0.288 (7, 3)										2	0	0	0	0	1	0									
<b>Inning Stats</b>	R: 1 E: 1 K: 0 S: 6	H: 3 LOB: 3 BB: 1 P: 10	R: 0 E: 0 K: 0 S: 3	H: 0 LOB: 0 BB: 0 P: 3	R: 3 E: 1 K: 0 S: 5	H: 2 LOB: 1 BB: 2 P: 13	R: 0 E: 0 K: 1 S: 5	H: 0 LOB: 0 BB: 0 P: 5	R: 0 E: 0 K: 1 S: 7	H: 2 LOB: 2 BB: 0 P: 7	R: 0 E: 0 K: 0 S: 3	H: 0 LOB: 1 BB: 2 P: 11	R: 0 E: 0 K: 1 S: 6	H: 1 LOB: 1 BB: 0 P: 6	R: 0 E: 0 K: 0 S: 4	H: 1 LOB: 0 BB: 0 P: 4		R: 0 E: 0 K: 0 S: 2	H: 0 LOB: 0 BB: 1 P: 6	1B: 8 2B: 1 3B: 0 HR: 0	SF: 0 SAC: 1 DP: 2 HBP: 0	WP: 0 PB: 0 SB: 2 CS: 1	PA: 41		
<b>PITCHER</b>	IP WLS BF H R ER SO BB IBB HBP BLK WP HR S P ERA WHIP	IP WLS BF H R ER SO BB IBB HBP BLK WP HR S P ERA WHIP	IP WLS BF H R ER SO BB IBB HBP BLK WP HR S P ERA WHIP	IP WLS BF H R ER SO BB IBB HBP BLK WP HR S P ERA WHIP	IP WLS BF H R ER SO BB IBB HBP BLK WP HR S P ERA WHIP	IP WLS BF H R ER SO BB IBB HBP BLK WP HR S P ERA WHIP	IP WLS BF H R ER SO BB IBB HBP BLK WP HR S P ERA WHIP	IP WLS BF H R ER SO BB IBB HBP BLK WP HR S P ERA WHIP	IP WLS BF H R ER SO BB IBB HBP BLK WP HR S P ERA WHIP	IP WLS BF H R ER SO BB IBB HBP BLK WP HR S P ERA WHIP	IP WLS BF H R ER SO BB IBB HBP BLK WP HR S P ERA WHIP	IP WLS BF H R ER SO BB IBB HBP BLK WP HR S P ERA WHIP	IP WLS BF H R ER SO BB IBB HBP BLK WP HR S P ERA WHIP	IP WLS BF H R ER SO BB IBB HBP BLK WP HR S P ERA WHIP	IP WLS BF H R ER SO BB IBB HBP BLK WP HR S P ERA WHIP	IP WLS BF H R ER SO BB IBB HBP BLK WP HR S P ERA WHIP	IP WLS BF H R ER SO BB IBB HBP BLK WP HR S P ERA WHIP	IP WLS BF H R ER SO BB IBB HBP BLK WP HR S P ERA WHIP	IP WLS BF H R ER SO BB IBB HBP BLK WP HR S P ERA WHIP	IP WLS BF H R ER SO BB IBB HBP BLK WP HR S P ERA WHIP	IP WLS BF H R ER SO BB IBB HBP BLK WP HR S P ERA WHIP	IP WLS BF H R ER SO BB IBB HBP BLK WP HR S P ERA WHIP	IP WLS BF H R ER SO BB IBB HBP BLK WP HR S P ERA WHIP	IP WLS BF H R ER SO BB IBB HBP BLK WP HR S P ERA WHIP	IP WLS BF H R ER SO BB IBB HBP BLK WP HR S P ERA WHIP

AB	34
R	4
H	9
RBI	4
BB	6
SO	3
LOB	23



Batter	1	2	3	4	5	6	7	8	9	AB	R	H	RBI	BB	SO	LOB	BOTTOM								
Ivan De Jesus, R OBP: 0.331, SLG: 0.341 (1, 6)										4	0	1	0	0	1	2	<b>Houston Astros @ Chicago Cubs</b> Wrigley Field, Chicago, IL Thu Aug 28 1980, 3:33 AM CDT Att: 18,694 - Unknown								
Lenny Randle, S OBP: 0.351, SLG: 0.380 (1, 5)										4	0	2	0	0	1	0									
Bill Buckner, L OBP: 0.355, SLG: 0.462 (1, 9)										4	0	0	0	0	0	3									
Dave Kingman, R OBP: 0.304, SLG: 0.487 (1, 7)										4	0	1	0	0	1	3									
Cliff Johnson, R OBP: 0.325, SLG: 0.403 (1, 3)										4	0	0	0	0	1	4									
Scot Thompson, L OBP: 0.303, SLG: 0.299 (1, 8)										4	1	1	0	0	0	1									
Tim Blackwell, S OBP: 0.332, SLG: 0.397 (1, 2)										4	0	1	0	0	2	1									
Mike Tyson, R OBP: 0.282, SLG: 0.363 (1, 4)										3	0	1	0	0	0	1									
Dennis Lamp, R OBP: 0.169, SLG: 0.109 Willie Hernandez, L OBP: 0.222, SLG: 0.278 Mike Vail, R OBP: 0.322, SLG: 0.391 George Riley, L (8, 1)										1	0	0	0	0	0	2									
<b>Inning Stats</b>	R: 0 E: 0 K: 0 S: 5	H: 2 LOB: 2 BB: 0 P: 5	R: 0 E: 0 K: 0 S: 4	H: 2 LOB: 1 BB: 0 P: 4	R: 0 E: 0 K: 0 S: 3	H: 0 LOB: 0 BB: 0 P: 3	R: 0 E: 0 K: 1 S: 5	H: 1 LOB: 0 BB: 0 P: 5	R: 0 E: 0 K: 1 S: 6	H: 1 LOB: 1 BB: 0 P: 6	R: 0 E: 0 K: 0 S: 4	H: 1 LOB: 1 BB: 0 P: 4	R: 1 E: 0 K: 2 S: 9	H: 2 LOB: 1 BB: 0 P: 9	R: 0 E: 0 K: 2 S: 7	H: 0 LOB: 0 BB: 0 P: 7		R: 0 E: 0 K: 0 S: 3	H: 0 LOB: 0 BB: 0 P: 3	1B: 8 2B: 1 3B: 0 HR: 0	SF: 0 SAC: 0 DP: 2 HBP: 0	WP: 0 PB: 0 SB: 0 CS: 0	PA: 34		
<b>PITCHER</b>	IP WLS BF H R ER SO BB IBB HBP BLK WP HR S P ERA WHIP	IP WLS BF H R ER SO BB IBB HBP BLK WP HR S P ERA WHIP	IP WLS BF H R ER SO BB IBB HBP BLK WP HR S P ERA WHIP	IP WLS BF H R ER SO BB IBB HBP BLK WP HR S P ERA WHIP	IP WLS BF H R ER SO BB IBB HBP BLK WP HR S P ERA WHIP	IP WLS BF H R ER SO BB IBB HBP BLK WP HR S P ERA WHIP	IP WLS BF H R ER SO BB IBB HBP BLK WP HR S P ERA WHIP	IP WLS BF H R ER SO BB IBB HBP BLK WP HR S P ERA WHIP	IP WLS BF H R ER SO BB IBB HBP BLK WP HR S P ERA WHIP	IP WLS BF H R ER SO BB IBB HBP BLK WP HR S P ERA WHIP	IP WLS BF H R ER SO BB IBB HBP BLK WP HR S P ERA WHIP	IP WLS BF H R ER SO BB IBB HBP BLK WP HR S P ERA WHIP	IP WLS BF H R ER SO BB IBB HBP BLK WP HR S P ERA WHIP	IP WLS BF H R ER SO BB IBB HBP BLK WP HR S P ERA WHIP	IP WLS BF H R ER SO BB IBB HBP BLK WP HR S P ERA WHIP	IP WLS BF H R ER SO BB IBB HBP BLK WP HR S P ERA WHIP	IP WLS BF H R ER SO BB IBB HBP BLK WP HR S P ERA WHIP	IP WLS BF H R ER SO BB IBB HBP BLK WP HR S P ERA WHIP	IP WLS BF H R ER SO BB IBB HBP BLK WP HR S P ERA WHIP	IP WLS BF H R ER SO BB IBB HBP BLK WP HR S P ERA WHIP	IP WLS BF H R ER SO BB IBB HBP BLK WP HR S P ERA WHIP	IP WLS BF H R ER SO BB IBB HBP BLK WP HR S P ERA WHIP	IP WLS BF H R ER SO BB IBB HBP BLK WP HR S P ERA WHIP	IP WLS BF H R ER SO BB IBB HBP BLK WP HR S P ERA WHIP	IP WLS BF H R ER SO BB IBB HBP BLK WP HR S P ERA WHIP

AB	34
R	1
H	9
RBI	1
BB	0
SO	6
LOB	17





Batter	1	2	3	4	5	6	7	8	9	AB	R	H	RBI	BB	SO	LOB	TOP																	
Joe Morgan, L (1,4) OBP: 0.356, SLG: 0.345										5	1	2	0	0	0	1	Houston Astros @ Chicago Cubs Wrigley Field, Chicago, IL Fri Aug 29 1980, 3:33 AM CDT Att: 9,994 - Unknown																	
Enos Cabell, R (1,5) OBP: 0.309, SLG: 0.346										5	0	2	1	0	0	1																		
Terry Puhl, L (1,9) OBP: 0.355, SLG: 0.422										4	1	1	0	0	1	2																		
Jose Cruz, L (1,7) OBP: 0.378, SLG: 0.438										5	1	2	1	0	1	2																		
Cesar Cedeno, R (1,8) OBP: 0.376, SLG: 0.482										4	2	2	2	0	0	1																		
Denny Walling, L (1,3) OBP: 0.392, SLG: 0.416										3	0	1	1	1	0	2																		
Alan Ashby, S (1,2)										3	0	0	1	0	1	2																		
Rafael Landestoy, S (1,6) OBP: 0.308, SLG: 0.339										4	1	2	0	0	0	0																		
Nolan Ryan, R (1,1) OBP: 0.182, SLG: 0.136										2	0	0	0	0	1	0																		
Jeffrey Leonard, R (6,PH) OBP: 0.271, SLG: 0.323										1	0	0	0	0	0	1																		
Dave Smith, R (6,1) OBP: 0.324, SLG: 0.283										0	0	0	0	0	0	0																		
Dave Bergman, L (9,PH) OBP: 0.296, SLG: 0.167										1	0	0	0	0	0	1																		
Frank LaCorte, R (9,1) OBP: 0.296, SLG: 0.167										0	0	0	0	0	0	0																		
<b>Inning Stats</b>	R: 2 E: 0 K: 0 S: 6	H: 3 LOB: 1 BB: 0 P: 6	R: 0 E: 0 K: 1 S: 5	H: 0 LOB: 0 BB: 0 P: 5	R: 0 E: 0 K: 0 S: 3	H: 0 LOB: 1 BB: 1 P: 9	R: 0 E: 0 K: 1 S: 7	H: 2 LOB: 2 BB: 0 P: 7	R: 2 E: 0 K: 0 S: 6	H: 3 LOB: 1 BB: 0 P: 6	R: 0 E: 0 K: 0 S: 3	H: 0 LOB: 0 BB: 0 P: 3	R: 1 E: 0 K: 1 S: 6	H: 2 LOB: 1 BB: 0 P: 6	R: 1 E: 0 K: 0 S: 5	H: 2 LOB: 2 BB: 0 P: 6	1B: 10 2B: 2 3B: 1 HR: 0	SF: 1 SAC: 0 DP: 1 HBP: 1	WP: 0 PB: 0 SB: 3 CS: 1	PA: 40														
<b>PITCHER</b>	IP WLS BF H R ER SO BB IBB HBP BLK WP HR S P ERA WHIP	IP WLS BF H R ER SO BB IBB HBP BLK WP HR S P ERA WHIP																																
Mike Krukow, R (1,1) ERA: 4.23	5.0	23	7	4	4	3	1	0	0	0	0	0	0	28	32	7.20	1.600																	
Doug Capilla, L (6,1) ERA: 2.86	1.0	4	1	0	0	0	0	0	0	0	0	0	0	4	4	0.00	1.000																	
Bruce Sutter, R (7,1) ERA: 2.4	2.0	7	2	1	1	1	0	0	0	1	0	0	0	9	9	4.50	1.000																	
Dick Tidrow, R (9,1) ERA: 2.74	0.2	L 5	2	1	1	0	0	0	0	1	0	0	0	4	5	13.50	3.000																	
Willie Hernandez, L (9,1) ERA: 4.99	0.1	1	0	0	0	0	0	0	0	0	0	0	0	1	1	0.00	0.000																	
Batter	1	2	3	4	5	6	7	8	9	AB	R	H	RBI	BB	SO	LOB	BOTTOM																	
Ivan De Jesus, R (1,6) OBP: 0.331, SLG: 0.342										5	1	2	0	0	1	0	Houston Astros @ Chicago Cubs Wrigley Field, Chicago, IL Fri Aug 29 1980, 3:33 AM CDT Att: 9,994 - Unknown																	
Lenny Randle, S (1,5) OBP: 0.352, SLG: 0.379										4	1	1	0	1	0	3																		
Bill Buckner, L (1,7) OBP: 0.354, SLG: 0.459										5	0	1	0	0	0	4																		
Dave Kingman, R (1,3) OBP: 0.301, SLG: 0.498										4	1	1	2	0	1	2																		
Larry Bittner, L (1,9) OBP: 0.309, SLG: 0.333										4	0	1	2	0	1	1																		
Scot Thompson, L (1,8) OBP: 0.307, SLG: 0.299										3	1	1	0	1	0	1																		
Tim Blackwell, S (1,2) OBP: 0.334, SLG: 0.396										3	0	1	0	1	1	2																		
Mike Tyson, R (1,4) OBP: 0.280, SLG: 0.360										2	0	0	0	0	2	1																		
Jesus Figueroa, L (6,PH) OBP: 0.296, SLG: 0.302										1	0	0	0	0	0	2																		
Mick Kelleher, R (7,4) OBP: 0.257, SLG: 0.203										1	0	0	0	0	1	0																		
Mike Krukow, R (1,1) ERA: 0.282, SLG: 0.273										2	1	1	0	0	0	0																		
Doug Capilla, L (6,1) ERA: 2.14, SLG: 0.357										0	0	0	0	0	0	0																		
Mike Vail, R (6,PH) OBP: 0.294, SLG: 0.393										1	0	1	0	0	0	0																		
Bruce Sutter, R (7,1) ERA: 2.4										0	0	0	0	0	0	0																		
Cliff Johnson, R (8,PH) OBP: 0.242, SLG: 0.402										1	0	0	0	0	1	0																		
Dick Tidrow, R (9,1) ERA: 2.74										0	0	0	0	0	0	0																		
Willie Hernandez, L (9,1) ERA: 4.99										0	0	0	0	0	0	0																		
<b>Inning Stats</b>	R: 0 E: 0 K: 0 S: 3	H: 0 LOB: 0 BB: 0 P: 3	R: 1 E: 0 K: 1 S: 7	H: 2 LOB: 1 BB: 0 P: 7	R: 3 E: 0 K: 0 S: 7	H: 4 LOB: 2 BB: 1 P: 11	R: 0 E: 0 K: 1 S: 5	H: 0 LOB: 0 BB: 0 P: 5	R: 0 E: 0 K: 0 S: 3	H: 0 LOB: 0 BB: 0 P: 3	R: 1 E: 0 K: 1 S: 8	H: 3 LOB: 3 BB: 1 P: 12	R: 0 E: 0 K: 1 S: 6	H: 1 LOB: 1 BB: 0 P: 6	R: 0 E: 0 K: 3 S: 9	H: 0 LOB: 0 BB: 0 P: 9	R: 0 E: 0 K: 1 S: 5	H: 0 LOB: 1 BB: 1 P: 9	1B: 9 2B: 0 3B: 0 HR: 1	SF: 1 SAC: 0 DP: 0 HBP: 0	WP: 0 PB: 0 SB: 0 CS: 0	PA: 40												
<b>PITCHER</b>	IP WLS BF H R ER SO BB IBB HBP BLK WP HR S P ERA WHIP	IP WLS BF H R ER SO BB IBB HBP BLK WP HR S P ERA WHIP																																
Nolan Ryan, R (1,1) ERA: 3.22	5.0	22	6	4	4	2	1	0	0	0	0	0	0	23	27	3.00	1.667																	
Dave Smith, R (6,1) ERA: 2.07	3.0	W 14	4	1	1	5	1	0	0	0	0	0	0	23	27	3.00	1.667																	
Frank LaCorte, R (9,1) ERA: 2.22	1.0	S 4	0	0	0	1	1	0	0	0	0	0	0	5	9	0.00	1.000																	



Batter	1	2	3	4	5	6	7	8	9	AB	R	H	RBI	BB	SO	LOB	TOP			
Joe Morgan, L OBP: 0.397, SLG: 0.344 (1, 4)	F9		FC3-6 1B		F5		IBB		E3 SF8	4	1	1	0	1	0	0				
Enos Cabell, R OBP: 0.310, SLG: 0.346 (1, 5)	1B		K				4-3		E6 1B	5	0	2	0	0	1	5				
Terry Puhl, L OBP: 0.356, SLG: 0.421 (1, 9)	F8		FC3-6 1-2 3-H						SF8	3	0	1	2	1	0	2				
Jose Cruz, L OBP: 0.380, SLG: 0.440 (1, 7)	1B		1-3				F7		1B FC6-4	5	0	3	0	0	0	3				
Cesar Cedeno, R OBP: 0.374, SLG: 0.478 (1, 8)	4-3						K		K FC6-4	5	0	1	0	0	2	8				
Denny Welling, L OBP: 0.390, SLG: 0.413 Dave Bergman, L OBP: 0.324, SLG: 0.283 (8, 3)		G3			8-4		4-3		1B	4	0	1	0	0	0	3				
Alan Ashby, S OBP: 0.310, SLG: 0.326 (1, 2)	F9				6-3				1B	3	0	1	0	1	0	0				
Rafael Landestoy, S OBP: 0.304, SLG: 0.334 (1, 6)	F7						F8		K	4	0	0	0	0	1	4				
Vern Ruhle, R OBP: 0.324, SLG: 0.371 (1, 1)							F9		K	3	1	1	0	0	1	0				
<b>Inning Stats</b>	R: 0 E: 0 K: 0 S: 5	H: 2 LOB: 2 BB: 0 P: 5	R: 0 E: 0 K: 0 S: 3	H: 0 LOB: 0 BB: 0 P: 3	R: 1 E: 0 K: 1 S: 7	H: 2 LOB: 1 BB: 0 P: 7	R: 0 E: 0 K: 0 S: 3	H: 1 LOB: 0 BB: 0 P: 3	R: 0 E: 0 K: 1 S: 6	H: 0 LOB: 0 BB: 1 P: 10	R: 0 E: 0 K: 0 S: 4	H: 1 LOB: 2 BB: 1 P: 8	R: 0 E: 0 K: 2 S: 9	H: 3 LOB: 3 BB: 1 P: 13	R: 1 E: 2 K: 1 S: 8	H: 1 LOB: 2 BB: 0 P: 8	1B: 10 2B: 2 3B: 0 HR: 0	SF: 1 SAC: 1 DP: 1 HBP: 0	WP: 0 PB: 0 SB: 2 CS: 0	PA: 41
<b>PITCHER</b>	IP WLS BF H R ER SO BB IBB HBP BLK WP HR S P ERA WHIP	IP WLS BF H R ER SO BB IBB HBP BLK WP HR S P ERA WHIP																		
Lynn McGlothen, R ERA: 5.04 (1, 1)	7.0 L 29 7 1 1 2 1 1 0 0 0 0 31 39 1.29																			
Willie Hernandez, L ERA: 4.99 (8, 1)	0.0 2 2 0 0 0 0 0 0 0 0 0 2 2 ∞																			
Bill Caudill, R ERA: 2.12 (8, 1)	2.0 10 2 1 0 3 0 1 0 0 0 0 15 19 0.00																			

Houston Astros @ Chicago Cubs  
Wrigley Field, Chicago, IL  
Sat Aug 30 1980, 3:33 AM CDT  
Att: 18,803 - Unknown

AB 36  
R 2  
H 11  
RBI 2  
BB 3  
SO 5  
LOB 25



Batter	1	2	3	4	5	6	7	8	9	AB	R	H	RBI	BB	SO	LOB	BOTTOM					
Ivan De Jesus, R OBP: 0.329, SLG: 0.339 (1, 6)	F9		F7		F4		FC5-2			4	0	0	0	0	0	7						
Lenny Randle, S OBP: 0.349, SLG: 0.375 (1, 5)	K		F7		F5		F8			4	0	0	0	0	1	7						
Bill Buckner, L OBP: 0.351, SLG: 0.455 (1, 7)	L3				4-3		F9		F4	4	0	0	0	0	0	0						
Dave Kingman, R OBP: 0.300, SLG: 0.498 (1, 3)		K			F5		2B		3-1	4	0	1	0	0	1	0						
Larry Bittner, L OBP: 0.304, SLG: 0.327 (1, 9)		4-3			K		F4		1-3	4	0	0	0	0	1	1						
Scot Thompson, L OBP: 0.306, SLG: 0.295 (1, 8)	F5						F8		F9	3	0	0	0	1	0	1						
Tim Blackwell, S OBP: 0.337, SLG: 0.396 (1, 2)			1B		1B		K		F1	3	0	1	0	1	1	0						
Steve Dillard, R OBP: 0.291, SLG: 0.347 Jesus Figueroa, L OBP: 0.300, SLG: 0.307 (7, PH) Mick Kelleher, R OBP: 0.257, SLG: 0.203 Jerry Martin, R OBP: 0.293, SLG: 0.428 (9, PH)			1B		F7		FC5-2 1B		6-3	2	0	1	0	0	0	2						
Lynn McGlothen, L OBP: 0.282, SLG: 0.368 Mike Vail, R OBP: 0.323, SLG: 0.391 Willie Hernandez, L OBP: 0.222, SLG: 0.278 Bill Caudill, R OBP: 0.286, SLG: 0.429 (8, 1)			F9				E4 FC5-2			2	0	1	0	0	0	2						
<b>Inning Stats</b>	R: 0 E: 0 K: 1 S: 5	H: 0 LOB: 0 BB: 0 P: 5	R: 0 E: 0 K: 1 S: 5	H: 0 LOB: 0 BB: 0 P: 5	R: 0 E: 0 K: 0 S: 5	H: 2 LOB: 2 BB: 0 P: 5	R: 0 E: 0 K: 1 S: 5	H: 0 LOB: 0 BB: 0 P: 5	R: 0 E: 1 K: 0 S: 4	H: 1 LOB: 3 BB: 2 P: 12	R: 0 E: 0 K: 0 S: 4	H: 1 LOB: 1 BB: 0 P: 4	R: 0 E: 1 K: 1 S: 7	H: 1 LOB: 2 BB: 0 P: 7	R: 0 E: 0 K: 0 S: 3	H: 0 LOB: 0 BB: 0 P: 3	R: 0 E: 0 K: 0 S: 3	H: 0 LOB: 0 BB: 0 P: 3	1B: 4 2B: 1 3B: 0 HR: 0	SF: 0 SAC: 0 DP: 0 HBP: 0	WP: 0 PB: 0 SB: 0 CS: 0	PA: 35
<b>PITCHER</b>	IP WLS BF H R ER SO BB IBB HBP BLK WP HR S P ERA WHIP	IP WLS BF H R ER SO BB IBB HBP BLK WP HR S P ERA WHIP																				
Vern Ruhle, R ERA: 2.43 (1, 1)	9.0 W 35 5 0 0 4 2 0 0 0 0 41 49 0.00																					

Houston Astros @ Chicago Cubs  
Wrigley Field, Chicago, IL  
Sat Aug 30 1980, 3:33 AM CDT  
Att: 18,803 - Unknown

AB 33  
R 0  
H 5  
RBI 0  
BB 2  
SO 4  
LOB 21





Batter	1	2	3	4	5	6	7	8	9	AB	R	H	RBI	BB	SO	LOB	TOP									
Joe Morgan, L OBP: 0.353, SLG: 0.339	F8	F2		F8		F9			F9	5	0	0	0	0	0	3										
Enos Cabell, R OBP: 0.309, SLG: 0.351	K		HR		F7		K		5-3	5	1	1	1	0	2	1										
Terry Puhl, L OBP: 0.358, SLG: 0.423	HR	1B	4-3		F8		G1-6-3	1B		5	1	3	1	0	0	0										
Jose Cruz, L OBP: 0.380, SLG: 0.444	HR		6-3		5-3		G1-6-3			4	1	1	2	1	0	1										
Cesar Cedeno, R OBP: 0.374, SLG: 0.477	1B	1B				5-3		5-3	K	5	0	2	0	0	1	2										
Denny Walling, L OBP: 0.391, SLG: 0.414			4-3			E6				4	2	0	0	0	0	1										
Dave Bergman, L OBP: 0.324, SLG: 0.283	1-2	1B				G3	1B	4-3		0	0	0	0	0	0	0										
Alan Ashby, S OBP: 0.304, SLG: 0.324	F9			4-3						2	0	0	0	0	0	2										
Luis Pujols, R OBP: 0.270, SLG: 0.256					4-3	1B	G3	1B	BB	1	1	0	0	1	0	1										
Rafael Landestoy, S OBP: 0.304, SLG: 0.333		4-3			6-3		G3			4	0	1	1	0	0	2										
Frank LaCorte, R OBP: 0.286, SLG: 0.167							1-2	2-3		0	0	0	0	0	0	0										
Joe Niekro, R OBP: 0.314, SLG: 0.343										3	0	2	2	0	1	0										
Joe Sambito, L OBP: 0.260, SLG: 0.309	K								5-3	0	0	0	0	0	0	0										
Craig Reynolds, L									1B	1	1	1	0	0	0	0										
Inning Stats	R: 2 E: 0 K: 1 S: 9	H: 4 LOB: 2 BB: 0 P: 9	R: 0 E: 0 K: 1 S: 5	H: 0 LOB: 0 BB: 0 P: 5	R: 1 E: 0 K: 0 S: 5	H: 2 LOB: 1 BB: 0 P: 5	R: 0 E: 0 K: 0 S: 4	H: 1 LOB: 1 BB: 0 P: 4	R: 0 E: 0 K: 0 S: 3	H: 0 LOB: 0 BB: 0 P: 3	R: 2 E: 1 K: 0 S: 5	H: 1 LOB: 1 BB: 1 P: 9	R: 0 E: 0 K: 1 S: 5	H: 1 LOB: 0 BB: 0 P: 5	R: 1 E: 0 K: 0 S: 4	H: 2 LOB: 1 BB: 0 P: 4	R: 1 E: 0 K: 1 S: 7	H: 2 LOB: 2 BB: 1 P: 11	1B: 11 2B: 0 3B: 0 HR: 2	SF: 0 SAC: 0 DP: 1 HBP: 0	WP: 0 PB: 0 SB: 1 CS: 0	PA: 41				
PITCHER	IP	WLS	BF	H	R	ER	SO	BB	IBB	HBP	BLK	WP	HR	S	P	ERA	WHIP									
Rick Reuschel, R ERA: 3.27	(1, 1)	8.0		35	11	6	4	3	1	0	0	0	0	2	40	44	4.50	1.500								
Dick Tidrow, R ERA: 2.61	(9, 1)	1.0	W	6	2	1	1	1	0	1	0	0	0	0	7	11	9.00	2.000								

Houston Astros @ Chicago Cubs  
Wrigley Field, Chicago, IL  
Sun Aug 31 1980, 3:33 AM CDT  
Att: 14,823 - Unknown

AB 39  
R 7  
H 13  
RBI 7  
BB 2  
SO 4  
LOB 13



Batter	1	2	3	4	5	6	7	8	9	AB	R	H	RBI	BB	SO	LOB	BOTTOM									
Ivan De Jesus, R OBP: 0.330, SLG: 0.339	FC1-6	F4			5-3		F8		1B	5	1	2	0	0	0	1										
Lenny Randle, S OBP: 0.348, SLG: 0.373	K		K		BB		F9		F3	5	0	1	0	0	2	2										
Bill Buckner, L OBP: 0.349, SLG: 0.453	FC1-6		L1		K		L4		1B	5	2	1	0	0	1	2										
Cliff Johnson, R OBP: 0.327, SLG: 0.401	E		F8						E5	3	1	1	1	2	0	0										
Scot Thompson, L OBP: 0.306, SLG: 0.295	1B	BB			FC6-4				1B	0	1	0	0	0	0	0										
Larry Bittner, L OBP: 0.310, SLG: 0.333	E7			4-3	FC6-4				WP	5	1	3	2	0	0	2										
Jerry Martin, R OBP: 0.290, SLG: 0.423	1-3	1B			1-3				1B	5	0	0	0	0	2	6										
Tim Blackwell, S OBP: 0.341, SLG: 0.399			SH2-4		2B		K			5	1	3	1	0	2	2										
Mike Tyson, R OBP: 0.284, SLG: 0.367										3	1	2	1	0	1	1										
Dave Kingman, R OBP: 0.304, SLG: 0.505	K									1	0	1	2	0	0	0										
Mick Kelleher, R OBP: 0.257, SLG: 0.203					2B					0	0	0	0	0	0	0										
Rick Reuschel, R OBP: 0.194, SLG: 0.254										2	0	1	1	0	1	1										
Mike Vail, R OBP: 0.322, SLG: 0.390	SH2-4									1	0	0	0	0	1	1										
Dick Tidrow, R										0	0	0	0	0	0	0										
Inning Stats	R: 1 E: 1 K: 2 S: 9	H: 2 LOB: 2 BB: 1 P: 13	R: 0 E: 0 K: 1 S: 6	H: 1 LOB: 0 BB: 0 P: 6	R: 0 E: 0 K: 1 S: 5	H: 0 LOB: 0 BB: 0 P: 5	R: 2 E: 0 K: 0 S: 5	H: 3 LOB: 1 BB: 0 P: 5	R: 0 E: 0 K: 1 S: 6	H: 1 LOB: 2 BB: 1 P: 10	R: 0 E: 0 K: 2 S: 8	H: 1 LOB: 1 BB: 0 P: 8	R: 0 E: 0 K: 0 S: 3	H: 0 LOB: 0 BB: 0 P: 3	R: 2 E: 1 K: 2 S: 10	H: 2 LOB: 1 BB: 0 P: 10	R: 3 E: 0 K: 1 S: 9	H: 5 LOB: 2 BB: 0 P: 9	1B: 12 2B: 3 3B: 0 HR: 0	SF: 0 SAC: 1 DP: 0 HBP: 0	WP: 1 PB: 1 SB: 0 CS: 0	PA: 43				
PITCHER	IP	WLS	BF	H	R	ER	SO	BB	IBB	HBP	BLK	WP	HR	S	P	ERA	WHIP									
Joe Niekro, R ERA: 3.83	(1, 1)	7.0		31	8	4	4	7	2	0	0	0	0	1	6	6	0.00	3.000								
Joe Sambito, L ERA: 2.29	(8, 1)	0.2		4	2	1	0	1	0	0	0	0	0	0	6	6	0.00	3.000								
Frank LaCorte, R ERA: 2.55	(8, 1)	1.0	L	8	5	3	3	2	0	0	0	0	0	0	12	12	27.00	5.000								

Houston Astros @ Chicago Cubs  
Wrigley Field, Chicago, IL  
Sun Aug 31 1980, 3:33 AM CDT  
Att: 14,823 - Unknown

AB 40  
R 8  
H 15  
RBI 8  
BB 2  
SO 10  
LOB 18





Batter	1	2	3	4	5	6	7	8	9	AB	R	H	RBI	BB	SO	LOB	TOP				
Jerry Royster, R OBP: 0.302, SLG: 0.302 (1, 7)	5-3	5-3		1B	FC6-4		F7			5	1	1	0	0	0	6					
Rafael Ramirez, R OBP: 0.283, SLG: 0.392 (1, 6)	K	5-3		F7		F8		4-3		5	0	0	0	0	1	3					
Gary Matthews, R OBP: 0.327, SLG: 0.439 (1, 9)	1B		F9	WP		1B		E		5	1	4	1	0	0	0					
Bob Horner, R OBP: 0.304, SLG: 0.532 Gary Cooper, S (8, PR) (8, 7)	K		BB	F7				E5		5	1	3	1	0	1	2					
Chris Chambliss, L OBP: 0.337, SLG: 0.429 (1, 3)		1B	F8			BB		K		4	1	1	0	1	2	4					
Dale Murphy, R OBP: 0.356, SLG: 0.505 (1, 8)		1B	FC5		G2			K		3	1	0	0	2	1	4					
Glenn Hubbard, R OBP: 0.322, SLG: 0.411 (1, 4)		SH1-4			K			K		5	0	3	1	0	2	1					
Bruce Benedict, R OBP: 0.314, SLG: 0.338 (1, 2)		SH1-4	FC5		F2			F2		4	0	1	2	1	0	3					
Rick Matula, R OBP: 0.151, SLG: 0.118 Rick Camp, R OBP: 0.200, SLG: 0.400 (1, 1) (9, 1)	SH1-4				K			SH3-4		2	0	0	0	1	2	0					
Inning Stats	R: 0 E: 0 K: 2 S: 8	H: 1 LOB: 1 BB: 0 P: 8	R: 2 E: 0 K: 0 S: 6	H: 3 LOB: 2 BB: 1 P: 10	R: 1 E: 0 K: 0 S: 5	H: 2 LOB: 2 BB: 1 P: 9	R: 1 E: 0 K: 1 S: 7	H: 2 LOB: 1 BB: 0 P: 7	R: 0 E: 0 K: 1 S: 5	H: 0 LOB: 3 BB: 3 P: 17	R: 0 E: 0 K: 1 S: 7	H: 2 LOB: 2 BB: 0 P: 7	R: 0 E: 1 K: 2 S: 9	H: 1 LOB: 1 BB: 0 P: 9	R: 1 E: 0 K: 2 S: 7	H: 2 LOB: 0 BB: 0 P: 7	1B: 11 2B: 2 3B: 0 HR: 0	SF: 0 SAC: 2 DP: 0 HBP: 0	WP: 1 PB: 0 SB: 3 CS: 0	PA: 45	
PITCHER	IP	WLS	BF	H	R	ER	SO	BB	IBB	HBP	BLK	WP	HR	S	P	ERA	WHIP				
Dennis Lamp, R ERA: 4.75 (1, 1)	4.0	L	23	8	4	4	3	3	0	0	0	1	0	26	38	9.00	2.750				
Lee Smith, R ERA: (5, 1)	1.0		5	0	0	0	1	1	1	0	0	0	0	5	13	0.00	1.000				
Bill Caudill, R ERA: 2.16 (6, 1)	2.1		12	5	1	1	1	0	0	0	0	0	0	14	14	3.86	2.143				
Doug Capilla, L ERA: 2.85 (8, 1)	0.1		1	0	0	0	1	0	0	0	0	0	0	3	3	0.00	0.000				
Dick Tidrow, R ERA: 2.77 (8, 1)	1.1		4	0	0	0	3	0	0	0	0	0	0	10	10	0.00	0.000				

Atlanta Braves @ Chicago Cubs  
Wrigley Field, Chicago, IL  
Mon Sep 01 1980, 3:33 AM CDT  
Att: 11,647 - Unknown

AB 38  
R 5  
H 13  
RBI 5  
BB 5  
SO 9  
LOB 23



Batter	1	2	3	4	5	6	7	8	9	AB	R	H	RBI	BB	SO	LOB	BOTTOM				
Ivan De Jesus, R OBP: 0.331, SLG: 0.341 (1, 6)	E		FC6-4		G1			F7		4	1	2	0	0	0	1					
Mike Tyson, R OBP: 0.284, SLG: 0.366 (1, 4)	F3		FC6-4			6-3			2B	4	1	1	0	0	0	2					
Bill Buckner, L OBP: 0.348, SLG: 0.451 (1, 7)	4-3		F8			G5-4-3			P4	4	0	1	1	0	0	2					
Cliff Johnson, R OBP: 0.329, SLG: 0.408 (1, 3)				K		G5-4-3				4	0	2	0	0	1	1					
Larry Bittner, L OBP: 0.305, SLG: 0.327 (1, 9)	K			G3			4-3			4	0	0	1	0	1	2					
Scott Thompson, L OBP: 0.301, SLG: 0.290 Dick Tidrow, R (8, 1)		G3		4-3			6-3			3	0	0	0	0	0	0					
Mike Vail, R OBP: 0.321, SLG: 0.388 (9, PH)								F9		1	0	0	0	0	0	1					
Tim Blackwell, S OBP: 0.338, SLG: 0.395 (1, 2)		6-3			1-3					3	0	0	0	0	1	0					
Steve Dillard, R OBP: 0.292, SLG: 0.347 (1, 5)		5-3				FC6-4		F8		3	0	1	0	0	0	0					
Dennis Lamp, R ERA: 4.75 Lee Smith, R ERA: Jim Tracy, L OBP: 0.294 Bill Caudill, R OBP: 0.329, SLG: 0.429 Doug Capilla, L OBP: 0.151, SLG: 0.118 Jesus Figueroa, S OBP: 0.200, SLG: 0.400 (1, 1) (5, 1) (5, PH) (8, 1) (8, 1) (8, 8)			K		FC6-4			G3		1	0	0	0	0	0	0					
Inning Stats	R: 1 E: 0 K: 1 S: 7	H: 2 LOB: 1 BB: 0 P: 7	R: 0 E: 0 K: 0 S: 3	H: 0 LOB: 0 BB: 0 P: 3	R: 0 E: 0 K: 1 S: 6	H: 1 LOB: 1 BB: 0 P: 6	R: 0 E: 0 K: 1 S: 5	H: 0 LOB: 0 BB: 0 P: 5	R: 0 E: 0 K: 0 S: 4	H: 1 LOB: 1 BB: 0 P: 4	R: 0 E: 0 K: 0 S: 3	H: 1 LOB: 0 BB: 0 P: 3	R: 0 E: 0 K: 1 S: 5	H: 0 LOB: 0 BB: 0 P: 5	R: 0 E: 0 K: 0 S: 3	H: 0 LOB: 1 BB: 0 P: 3	1B: 5 2B: 2 3B: 0 HR: 0	SF: 0 SAC: 0 DP: 1 HBP: 0	WP: 0 PB: 0 SB: 1 CS: 0	PA: 33	
PITCHER	IP	WLS	BF	H	R	ER	SO	BB	IBB	HBP	BLK	WP	HR	S	P	ERA	WHIP				
Rick Matula, R ERA: 4.68 Rick Camp, R ERA: 2.13 (1, 1) (9, 1)	8.1	W	31	7	2	2	4	0	0	0	0	0	0	2	2	0.00	0.840				

Atlanta Braves @ Chicago Cubs  
Wrigley Field, Chicago, IL  
Mon Sep 01 1980, 3:33 AM CDT  
Att: 11,647 - Unknown

AB 33  
R 2  
H 7  
RBI 2  
BB 0  
SO 4  
LOB 10









Batter	1	2	3	4	5	6	7	8	9	AB	R	H	RBI	BB	SO	LOB	TOP		
Jerry Royster, R OBP: 0.303, SLG: 0.313 (1, 7)										4	0	0	0	0	1	0			
Rafael Ramirez, R OBP: 0.296, SLG: 0.394 (1, 6)										3	0	0	0	1	2	0			
Gary Matthews, R OBP: 0.327, SLG: 0.442 (1, 9)										4	1	1	1	0	0	1			
Bob Horner, R OBP: 0.305, SLG: 0.528 Gary Cooper, S (8, 7)										3	1	1	0	1	0	0			
Chris Chambliss, L OBP: 0.337, SLG: 0.429 (1, 3)										4	1	2	0	0	0	2			
Dale Murphy, R OBP: 0.356, SLG: 0.513 (1, 8)										4	1	1	3	0	1	1			
Glenn Hubbard, R OBP: 0.322, SLG: 0.411 (1, 4)										4	0	0	0	0	0	1			
Bruce Benedict, R OBP: 0.311, SLG: 0.330 (1, 2)										3	0	0	0	1	1	0			
Tommy Boggs, R OBP: 0.173, SLG: 0.176 Rick Camp, R OBP: 0.200, SLG: 0.400 (9, 1)										4	0	0	0	0	1	2			
<b>Inning Stats</b>	R: 0 E: 1 K: 0 S: 4	H: 0 LOB: 2 BB: 1 P: 8	R: 0 E: 0 K: 1 S: 5	H: 0 LOB: 0 BB: 0 P: 5	R: 0 E: 0 K: 2 S: 7	H: 0 LOB: 0 BB: 0 P: 7	R: 0 E: 0 K: 0 S: 3	H: 0 LOB: 0 BB: 0 P: 3	R: 0 E: 0 K: 1 S: 5	H: 0 LOB: 0 BB: 0 P: 9	R: 3 E: 0 K: 0 S: 6	H: 3 LOB: 0 BB: 0 P: 6	R: 1 E: 0 K: 1 S: 6	H: 1 LOB: 0 BB: 1 P: 6	R: 0 E: 0 K: 0 S: 4	H: 1 LOB: 2 BB: 1 P: 8	1B: 2 2B: 1 3B: 0 HR: 2	SF: 0 SAC: 0 DP: 0 HBP: 0	WP: 1 PA: 36 PB: 0 SB: 0 CS: 0
<b>PITCHER</b> Lynn McGlothen, R ERA: 5.01 Dick Tidrow, R ERA: 2.74	IP: 8.0 W: L BF: 31 H: 4 R: 4 ER: 4 SO: 6 BB: 2 IBB: 0 HBP: 0 BLK: 0 WP: 1 HR: 2 S: 41 P: 49 ERA: 4.50 WHIP: 0.750	IP: 1.0 W: L BF: 5 H: 1 R: 0 ER: 0 SO: 0 BB: 0 IBB: 1 HBP: 0 BLK: 0 WP: 0 HR: 0 S: 4 P: 8 ERA: 0.00 WHIP: 1.000																	

Atlanta Braves @ Chicago Cubs  
Wrigley Field, Chicago, IL  
Wed Sep 03 1980, 3:33 AM CDT  
Att: 1,480 - Unknown

AB 33  
R 4  
H 5  
RBI 4  
BB 3  
SO 6  
LOB 7



Batter	1	2	3	4	5	6	7	8	9	AB	R	H	RBI	BB	SO	LOB	BOTTOM				
Lenny Randle, S OBP: 0.345, SLG: 0.373 (1, 5)										4	0	0	0	0	0	1					
Mike Tyson, R OBP: 0.284, SLG: 0.367 Larry Blittner, L OBP: 0.302, SLG: 0.324 Dick Tidrow, R (9, 1)										3	0	0	0	0	2	1					
Jim Tracy, L OBP: 0.308, SLG: 0.500 (1, 7)										4	1	4	0	0	0	0					
Cliff Johnson, R OBP: 0.327, SLG: 0.402 (1, 3)										4	0	0	0	0	0	4					
Mike Vail, R OBP: 0.320, SLG: 0.387 (1, 9)										4	1	1	1	0	0	1					
Carlos Lezcano, R OBP: 0.302, SLG: 0.435 Dave Kingman, R OBP: 0.302, SLG: 0.502 (9, PH)										3	1	1	2	0	1	0					
Barry Foote, R OBP: 0.282, SLG: 0.387 (1, 2)										3	0	0	0	0	2	0					
Mick Kelleher, R OBP: 0.264, SLG: 0.200 Jesus Figueroa, L OBP: 0.301, SLG: 0.307 Ivan De Jesus, R OBP: 0.332, SLG: 0.342 (8, 6)										1	0	0	0	1	0	0					
Lynn McGlothen, L OBP: 0.275, SLG: 0.359 Bill Buckner, L OBP: 0.346, SLG: 0.447 Steve Dillard, R OBP: 0.287, SLG: 0.340 (9, 4)										1	0	0	0	0	0	0					
<b>Inning Stats</b>	R: 0 E: 0 K: 0 S: 4	H: 1 LOB: 1 BB: 0 P: 4	R: 0 E: 0 K: 2 S: 7	H: 0 LOB: 0 BB: 0 P: 7	R: 0 E: 0 K: 1 S: 5	H: 0 LOB: 1 BB: 1 P: 9	R: 2 E: 0 K: 1 S: 7	H: 3 LOB: 0 BB: 0 P: 7	R: 0 E: 0 K: 0 S: 3	H: 0 LOB: 0 BB: 0 P: 3	R: 0 E: 0 K: 1 S: 6	H: 1 LOB: 1 BB: 0 P: 6	R: 0 E: 0 K: 0 S: 3	H: 0 LOB: 0 BB: 0 P: 3	R: 0 E: 0 K: 0 S: 3	H: 0 LOB: 0 BB: 0 P: 3	R: 1 E: 0 K: 0 S: 4	H: 1 LOB: 0 BB: 0 P: 4	1B: 3 2B: 1 3B: 1 HR: 1	SF: 0 SAC: 1 DP: 1 HBP: 0	WP: 0 PA: 33 PB: 0 SB: 0 CS: 0
<b>PITCHER</b> Tommy Boggs, R ERA: 3.62 Rick Camp, R ERA: 2.11	IP: 8.0 W: L BF: 30 H: 6 R: 3 ER: 3 SO: 5 BB: 1 IBB: 0 HBP: 0 BLK: 0 WP: 0 HR: 1 S: 39 P: 43 ERA: 3.38 WHIP: 0.875	IP: 1.0 W: L BF: 3 H: 0 R: 0 ER: 0 SO: 0 BB: 0 IBB: 0 HBP: 0 BLK: 0 WP: 0 HR: 0 S: 3 P: 3 ERA: 0.00 WHIP: 0.000																			

Atlanta Braves @ Chicago Cubs  
Wrigley Field, Chicago, IL  
Wed Sep 03 1980, 3:33 AM CDT  
Att: 1,480 - Unknown

AB 31  
R 3  
H 6  
RBI 3  
BB 1  
SO 5  
LOB 7





Batter	1	2	3	4	5	6	7	8	9	AB	R	H	RBI	BB	SO	LOB	TOP										
Dave Collins, S OBP: 0.366, SLG: 0.373 Cesar Geronimo, L OBP: 0.325, SLG: 0.338										4	1	2	1	0	0	2											
Ken Griffey, L OBP: 0.375, SLG: 0.439										5	1	1	0	0	1	2											
Dave Concepcion, R OBP: 0.306, SLG: 0.367										5	1	4	1	0	0	1											
George Foster, R OBP: 0.359, SLG: 0.479										3	0	0	0	2	1	3											
Dan Driessen, L OBP: 0.394, SLG: 0.448										2	0	1	1	2	0	0											
Johnny Bench, R OBP: 0.331, SLG: 0.511										4	1	1	2	0	1	6											
Ray Knight, R OBP: 0.310, SLG: 0.426										4	0	1	0	0	1	1											
Ron Oester, S OBP: 0.332, SLG: 0.390										4	1	2	0	0	0	1											
Tom Seaver, R OBP: 0.231, SLG: 0.152 Mario Soto, R (9, 1)										2	0	0	0	0	2	1											
<b>Inning Stats</b>	R: 3 E: 0 K: 0 S: 6	H: 3 LOB: 1 BB: 1 P: 10	R: 0 E: 0 K: 0 S: 4	H: 1 LOB: 1 BB: 0 P: 4	R: 0 E: 0 K: 0 S: 4	H: 2 LOB: 1 BB: 0 P: 4	R: 0 E: 0 K: 1 S: 6	H: 1 LOB: 1 BB: 0 P: 6	R: 0 E: 0 K: 2 S: 8	H: 1 LOB: 2 BB: 1 P: 12	R: 0 E: 0 K: 1 S: 5	H: 1 LOB: 0 BB: 0 P: 5	R: 1 E: 0 K: 2 S: 8	H: 1 LOB: 0 BB: 0 P: 8	R: 0 E: 2 K: 1 S: 6	H: 0 LOB: 3 BB: 2 P: 14	1B: 10 2B: 2 3B: 0 HR: 1	SF: 2 SAC: 2 DP: 2 HBP: 0	WP: 0 PB: 0 SB: 1 CS: 1	PA: 42							
<b>PITCHER</b>	IP	WLS	BF	H	R	ER	SO	BB	IBB	HBP	BLK	WP	HR	S	P	ERA	WHIP										
Rick Reuschel, R ERA: 3.32	7.0	L	32	11	4	4	4	1	1	0	0	0	0	38	46	5.14	1.714										
Dick Tidrow, R ERA: 2.79	1.2		8	1	1	1	3	1	0	0	0	0	1	13	17	5.40	1.200										
Doug Capilla, L ERA: 2.85	0.0		1	0	0	0	0	1	0	0	0	0	0	4	4	∞	∞										
Lee Smith, R ERA:	0.1		1	0	0	0	0	0	0	0	0	0	0	1	1	0.00	0.000										

Cincinnati Reds @ Chicago Cubs  
Wrigley Field, Chicago, IL  
Fri Sep 05 1980, 3:33 AM CDT  
Att: 5,386 - Unknown

AB	34
R	5
H	12
RBI	5
BB	4
SO	7
LOB	17



Batter	1	2	3	4	5	6	7	8	9	AB	R	H	RBI	BB	SO	LOB	BOTTOM										
Ivan De Jesus, R OBP: 0.333, SLG: 0.343										4	1	2	0	0	1	0											
Lenny Randle, S OBP: 0.345, SLG: 0.372										4	0	1	0	0	0	1											
Bill Buckner, L OBP: 0.347, SLG: 0.448										3	1	2	1	0	1	2											
Dave Kingman, R OBP: 0.301, SLG: 0.498										4	0	1	0	0	1	4											
Jim Tracy, L OBP: 0.267, SLG: 0.433										4	0	0	0	0	3	4											
Jerry Martin, R OBP: 0.290, SLG: 0.428										4	1	1	2	0	1	0											
Tim Blackwell, S OBP: 0.342, SLG: 0.397										3	0	0	0	1	2	0											
Mike Tyson, R OBP: 0.284, SLG: 0.367 Scott Thompson, L OBP: 0.302, SLG: 0.298 (9, PH)										3	0	1	0	0	1	0											
Rick Reuschel, R OBP: 0.189, SLG: 0.247 Jesus Figueroa, L OBP: 0.299, SLG: 0.306 Dick Tidrow, R OBP: 0.325, SLG: 0.357 Doug Capilla, L OBP: 0.310, SLG: 0.357 Lee Smith, R OBP: 0.301, SLG: 0.323 Larry Bittner, L OBP: 0.301, SLG: 0.323 (9, PH)										2	0	0	0	0	0	2											
<b>Inning Stats</b>	R: 0 E: 0 K: 2 S: 9	H: 2 LOB: 2 BB: 0 P: 9	R: 0 E: 0 K: 3 S: 9	H: 0 LOB: 0 BB: 0 P: 9	R: 0 E: 0 K: 0 S: 3	H: 0 LOB: 0 BB: 0 P: 3	R: 2 E: 0 K: 2 S: 10	H: 3 LOB: 2 BB: 1 P: 14	R: 1 E: 0 K: 0 S: 5	H: 2 LOB: 1 BB: 0 P: 5	R: 0 E: 0 K: 1 S: 5	H: 0 LOB: 0 BB: 0 P: 5	R: 0 E: 0 K: 1 S: 5	H: 1 LOB: 0 BB: 0 P: 5	R: 0 E: 0 K: 0 S: 3	H: 0 LOB: 1 BB: 1 P: 7	1B: 7 2B: 0 3B: 0 HR: 1	SF: 1 SAC: 0 DP: 1 HBP: 0	WP: 0 PB: 0 SB: 1 CS: 0	PA: 36							
<b>PITCHER</b>	IP	WLS	BF	H	R	ER	SO	BB	IBB	HBP	BLK	WP	HR	S	P	ERA	WHIP										
Tom Seaver, R ERA: 4.43	8.2	W	35	8	3	3	10	2	0	0	0	0	1	53	61	3.12	1.154										
Mario Soto, R ERA: 3.53	0.1	S	1	0	0	0	0	0	0	0	0	0	0	1	1	0.00	0.000										

Cincinnati Reds @ Chicago Cubs  
Wrigley Field, Chicago, IL  
Fri Sep 05 1980, 3:33 AM CDT  
Att: 5,386 - Unknown

AB	33
R	3
H	8
RBI	3
BB	2
SO	10
LOB	14





Batter	1	2	3	4	5	6	7	8	9	10	AB	R	H	RBI	BB	SO	LOB	TOP				
Dave Collins, S OBP: 0.367, SLG: 0.374 Cesar Geronimo, L OBP: 0.323, SLG: 0.336	(1, 8) X 0-0 F8 1B		X 0-0 1B 1B	X 0-0 F7		X 0-0 B1			X 0-0 F7		4	1	2	0	0	0	1	Cincinnati Reds @ Chicago Cubs Wrigley Field, Chicago, IL Sat Sep 06 1980, 3:33 AM CDT Unknown				
Ken Griffey, L OBP: 0.375, SLG: 0.438	(1, 9) X 0-0 F8 1-2		X 0-0 BB 1B	X 0-0 BB 1B		X 0-0 E3 FC4-6			X 0-0 F8		5	0	2	2	0	0	1					
Dave Concepcion, R OBP: 0.309, SLG: 0.388	(1, 6) X 0-0 E 1B		X 0-0 BB 1B	X 0-0 BB 1B		X 0-0 FC4-6 1-2f			X 0-0 5-3		4	0	2	1	1	0	1					
George Foster, R OBP: 0.358, SLG: 0.476	(1, 7) X 0-0 E5 1-2		X 0-0 K	X 0-0 P4				X 0-0 6-3		X 0-0 G3-6-3 1B	5	0	1	0	0	1	5					
Dan Driessen, L OBP: 0.392, SLG: 0.444	(1, 3) X 0-0 G3		X 0-0 BB	X 0-0 4-3				X 0-0 K		X 0-0 G3-6-3 1-2f	4	0	0	0	1	1	3					
Johnny Bench, R OBP: 0.331, SLG: 0.506	(1, 2) X 0-0 F7	X 0-0 K	X 0-0 K	X 0-0 BB		X 0-0 6-3				X 0-0 BB	3	0	0	0	2	1	3					
Ray Knight, R OBP: 0.307, SLG: 0.422	(1, 5) X 0-0 F7	X 0-0 L6	X 0-0 F9					X 0-0 6-3		X 0-0 5-3 1-2	5	0	0	0	0	0	5					
Ron Oester, S OBP: 0.330, SLG: 0.388	(1, 4) X 0-0 4-3		X 0-0 SH3-4 1B	X 0-0 F7				X 0-0 4-3			4	1	1	0	0	0	1					
Michael LaCoss, R OBP: 0.127, SLG: 0.113 Tom Hume, R OBP: 0.154, SLG: 0.231	(1, 1) X 0-0 1B 1B		X 0-0 SH3-4 1B	X 0-0 5-3		X 0-0 5-3					3	1	1	0	0	0	0					
Inning Stats	R: 0 E: 1 K: 0 S: 5	H: 2 LOB: 2 BB: 0 P: 3	R: 0 E: 0 K: 0 S: 3	H: 0 LOB: 0 BB: 0 P: 3	R: 2 E: 0 K: 2 S: 11	H: 4 LOB: 3 BB: 1 P: 15	R: 1 E: 0 K: 0 S: 5	H: 2 LOB: 2 BB: 1 P: 9	R: 0 E: 0 K: 0 S: 3	H: 0 LOB: 1 BB: 0 P: 7	R: 0 E: 1 K: 2 S: 4	H: 0 LOB: 0 BB: 0 P: 4	R: 0 E: 0 K: 1 S: 5	H: 0 LOB: 0 BB: 0 P: 5	R: 0 E: 0 K: 0 S: 3	H: 0 LOB: 0 BB: 0 P: 3	R: 0 E: 0 K: 0 S: 3		H: 1 LOB: 1 BB: 1 P: 7	1B: 9 2B: 0 3B: 0 HR: 0	SF: 0 SAC: 1 DP: 1 HBP: 0	WP: 0 PB: 0 SB: 1 CS: 0
PITCHER	IP	WLS	BF	H	R	ER	SO	BB	IBB	HBP	BLK	WP	HR	S	P	ERA	WHIP					
Dennis Lamp, R ERA: 4.78	(1, 1)	2.1	14	6	2	2	1	1	0	0	0	0	0	15	19	7.71	3.000					
Bill Caudill, R ERA: 3.19	(3, 1)	2.2	12	2	1	1	1	2	0	0	0	0	0	12	20	3.38	1.500					
Willie Hernandez, L ERA: 4.83	(8, 1)	2.0	7	0	0	0	1	0	0	0	0	0	0	9	9	0.00	0.000					
Dick Tidrow, R ERA: 2.73	(8, 1)	2.0	6	0	0	0	0	0	0	0	0	0	0	6	6	0.00	0.000					
Bruce Sutter, R ERA: 2.27	(10, 1)	1.0	W	4	1	0	0	0	1	0	0	0	0	3	7	0.00	2.000					

Cincinnati Reds @ Chicago Cubs  
Wrigley Field, Chicago, IL  
Sat Sep 06 1980, 3:33 AM CDT  
Unknown

AB 38  
R 3  
H 9  
RBI 3  
BB 4  
SO 3  
LOB 20



Batter	1	2	3	4	5	6	7	8	9	10	AB	R	H	RBI	BB	SO	LOB	BOTTOM				
Ivan De Jesus, R OBP: 0.333, SLG: 0.344	(1, 6) X 0-3 K		X 0-0 6-3		X 0-0 FC4-6 1-2			X 0-0 S 1B	X 0-3 K		5	1	2	0	0	2	3	Cincinnati Reds @ Chicago Cubs Wrigley Field, Chicago, IL Sat Sep 06 1980, 3:33 AM CDT Unknown				
Lenny Randle, S OBP: 0.341, SLG: 0.368	(1, 5) X 0-0 B1-3		X 0-3 K		X 0-0 FC4-6 1-2f			X 0-0 E3 1-2f	X 0-0 F8		5	0	0	0	0	1	5					
Bill Buckner, L OBP: 0.348, SLG: 0.448	(1, 7) X 0-0 FC5-4 1B			X 0-0 4-3	X 0-0 FC6-4 1-2f			X 0-0 B1 1-2		X 0-0 HBP 1B	5	1	2	0	0	0	3					
Cliff Johnson, R OBP: 0.328, SLG: 0.400	(1, 3) X 0-0 FC5-4 1-2f			X 0-0 PB 1B 5-3 1B		X 0-3 K		X 0-0 F8		X 1-0 E 1B	4	1	1	0	0	1	1					
Jim Tracy, L OBP: 0.324, SLG: 0.500 Carlos Lezcano, R OBP: 0.296, SLG: 0.426	(1, 9) X 0-0 G4-6-3 1B	X 0-0 G4-6-3 1B		X 0-0 5-3 1B		X 0-0 G3		X 0-0 1B 2B	X 0-0 E5 1-2 2-H		4	0	3	0	0	0	0					
Jerry Martin, R OBP: 0.290, SLG: 0.427	(1, 8) X 0-0 1B	X 0-0 G4-6-3 1B		X 0-0 5-3 1-2	X 0-0 5-3 1-2 2-H		X 0-0 F8		X 0-0 F9		4	0	1	1	0	0	2					
Tim Blackwell, S OBP: 0.339, SLG: 0.393 Dave Kingman, R OBP: 0.304, SLG: 0.500 Barry Foote, R OBP: 0.282, SLG: 0.387	(1, 2) X 0-0 G4-6-3 1-2f 2-3			X 0-0 4-3				X 0-3 K		X 0-0 2B 1B	3	0	0	0	0	1	3					
Mike Tyson, R OBP: 0.286, SLG: 0.366 Jesus Figueroa, L OBP: 0.297, SLG: 0.303 Dick Tidrow, R OBP: 0.290, SLG: 0.427	(1, 4) X 0-3 K				X 0-0 FC4-6 BB		X 0-0 P6		X 0-0 1B	X 0-0 2B	1	0	0	0	1	1	1					
Dennis Lamp, R ERA: 4.63 Tom Hume, R ERA: 2.72	(1, 1) X 0-0 G3		X 0-0 G3		X 0-0 FC4-6 1-2f		X 0-0 G3		X 0-0 IBB		0	0	0	0	0	0	0					
Inning Stats	R: 0 E: 0 K: 1 S: 6	H: 1 LOB: 1 BB: 0 P: 6	R: 0 E: 0 K: 1 S: 6	H: 2 LOB: 1 BB: 0 P: 6	R: 0 E: 0 K: 1 S: 5	H: 0 LOB: 0 BB: 0 P: 5	R: 1 E: 0 K: 0 S: 5	H: 2 LOB: 1 BB: 0 P: 5	R: 0 E: 0 K: 0 S: 4	H: 0 LOB: 0 BB: 0 P: 5	R: 0 E: 0 K: 1 S: 5	H: 0 LOB: 0 BB: 0 P: 5	R: 1 E: 1 K: 0 S: 4	H: 1 LOB: 0 BB: 0 P: 4	R: 1 E: 0 K: 1 S: 8	H: 3 LOB: 3 BB: 1 P: 12	R: 1 E: 1 K: 0 S: 2		H: 1 LOB: 2 BB: 0 P: 3	1B: 9 2B: 2 3B: 0 HR: 0	SF: 0 SAC: 0 DP: 1 HBP: 1	WP: 0 PB: 1 SB: 1 CS: 1
PITCHER	IP	WLS	BF	H	R	ER	SO	BB	IBB	HBP	BLK	WP	HR	S	P	ERA	WHIP					
Michael LaCoss, R ERA: 4.63	(1, 1)	8.0	32	8	3	1	5	1	0	0	0	0	0	41	45	1.12	1.125					
Tom Hume, R ERA: 2.72	(9, 1)	1.0	L	9	3	1	0	0	1	0	0	0	0	9	14	0.00	3.000					

Cincinnati Reds @ Chicago Cubs  
Wrigley Field, Chicago, IL  
Sat Sep 06 1980, 3:33 AM CDT  
Unknown

AB 38  
R 4  
H 11  
RBI 2  
BB 2  
SO 6  
LOB 20









Batter	1	2	3	4	5	6	7	8	9	AB	R	H	RBI	BB	SO	LOB	TOP				
Dave Collins, S OBP: 0.365, SLG: 0.371 Doug Bair, R (7, 1)	F7		2B 1B	5-3			CS BB			3	1	1	0	1	0	1					
Ken Griffey, L OBP: 0.374, SLG: 0.439 (1, 9)	5-3		1B 2B		P4		F8			4	1	1	1	0	0	1					
Dave Concepcion, R OBP: 0.311, SLG: 0.368 (1, 6)	K		1B					6-3		3	0	1	2	1	1	0					
George Foster, R OBP: 0.361, SLG: 0.474 (1, 7)		P4	1B		F2			K		4	0	1	0	0	1	1					
Dan Driessen, L OBP: 0.391, SLG: 0.441 (1, 3)		6-3	K		G3			S BB		3	0	0	0	1	1	3					
Joe Nolan, L OBP: 0.369, SLG: 0.433 (1, 2)		G3			G3		L6			4	0	0	0	0	0	1					
Ray Knight, R OBP: 0.309, SLG: 0.419 (1, 5)			F9	SH5-4 E WP 1B			F7			4	1	1	0	0	0	0					
Ron Oester, S OBP: 0.339, SLG: 0.386 (1, 4)			4-3	WP SH5-4 BB			1-3			3	0	0	0	1	0	0					
Paul Moskau, R OBP: 0.143, SLG: 0.146 Charlie Leibrandt, R OBP: 0.246, SLG: 0.245 Paul Householder, S OBP: 0.281, SLG: 0.290 Cesar Geronimo, L OBP: 0.325, SLG: 0.338 (7, 8)			1B 2B 1B	SH5-4			6-3			1	1	1	0	0	0	0					
<b>Inning Stats</b>	R: 0 E: 0 K: 1 S: 5	H: 0 LOB: 0 BB: 0 P: 5	R: 0 E: 0 K: 0 S: 3	H: 0 LOB: 0 BB: 0 P: 3	R: 3 E: 0 K: 1 S: 10	H: 5 LOB: 2 BB: 0 P: 10	R: 1 E: 0 K: 0 S: 4	H: 1 LOB: 1 BB: 1 P: 8	R: 0 E: 0 K: 0 S: 3	H: 0 LOB: 0 BB: 0 P: 3	R: 0 E: 0 K: 0 S: 2	H: 0 LOB: 0 BB: 1 P: 6	R: 0 E: 0 K: 1 S: 5	H: 0 LOB: 1 BB: 1 P: 9	R: 0 E: 0 K: 0 S: 3	H: 0 LOB: 0 BB: 0 P: 3	1B: 5 2B: 1 3B: 0 HR: 0	SF: 0 SAC: 1 DP: 0 HBP: 0	WP: 1 PB: 0 SB: 1 CS: 1	PA: 36	
<b>PITCHER</b>	IP	WLS	BF	H	R	ER	SO	BB	IBB	HBP	BLK	WP	HR	S	P	ERA	WHIP				
Mike Krukow, R ERA: 4.4 Bruce Sutter, R ERA: 2.32	(1, 1) (8, 1)	7.0 W	29 7	6 0	4 0	4 0	2 1	3 1	0 0	0 0	0 0	1 0	0 0	30 8	42 12	5.14 0.00	1.286 0.500				

Cincinnati Reds @ Chicago Cubs  
Wrigley Field, Chicago, IL  
Sun Sep 07 1980, 3:33 AM CDT  
Att: 10,328 - Unknown

AB	31
R	4
H	6
RBI	3
BB	4
SO	3
LOB	7



Batter	1	2	3	4	5	6	7	8	9	AB	R	H	RBI	BB	SO	LOB	BOTTOM				
Ivan De Jesus, R OBP: 0.331, SLG: 0.341 (1, 6)	K		F7		SH 1B		K			3	0	0	0	0	2	1					
Lenny Randle, S OBP: 0.339, SLG: 0.367 Mick Kelleher, R OBP: 0.264, SLG: 0.200 (9, 5)	K			1B 2B	SF8		K			3	1	1	1	0	2	0					
Jim Tracy, L OBP: 0.368, SLG: 0.514 (9, 7)				2B 3B 1B	CS 1B			6-3		3	1	2	1	1	0	0					
Cliff Johnson, R OBP: 0.327, SLG: 0.398 Carlos Lezcano, R OBP: 0.299, SLG: 0.408 (8, PR) (9, 8)	F7			K	K			2B 1B		4	0	1	0	0	2	4					
Larry Bittner, L OBP: 0.298, SLG: 0.328 (9, 3)		L6		1H 6-3 3B			F8			4	1	1	1	0	0	1					
Jerry Martin, R OBP: 0.287, SLG: 0.423 (9, 9)		6-3		6-3			K			4	1	1	2	0	1	0					
Tim Blackwell, S OBP: 0.344, SLG: 0.394 (1, 2)		F7		3H 4-0 BB				1B IBB		2	0	1	0	2	0	0					
Steve Dillard, R OBP: 0.291, SLG: 0.333 (1, 4)			K	5-3			4-3			4	0	1	1	0	1	2					
Mike Krukow, R OBP: 0.237, SLG: 0.276 Jesus Figueroa, L OBP: 0.299, SLG: 0.306 Bruce Sutter, R OBP: 0.125, SLG: 0.125 (7, PH) (8, 1)			4-3		SH SF8 1B			F9		2	1	1	0	0	0	0					
<b>Inning Stats</b>	R: 0 E: 0 K: 2 S: 7	H: 0 LOB: 1 BB: 1 P: 11	R: 0 E: 0 K: 0 S: 3	H: 0 LOB: 0 BB: 0 P: 3	R: 0 E: 0 K: 1 S: 5	H: 0 LOB: 0 BB: 0 P: 5	R: 3 E: 0 K: 1 S: 8	H: 3 LOB: 1 BB: 1 P: 12	R: 1 E: 1 K: 1 S: 7	H: 2 LOB: 2 BB: 0 P: 7	R: 0 E: 0 K: 1 S: 6	H: 1 LOB: 0 BB: 0 P: 6	R: 0 E: 0 K: 2 S: 7	H: 1 LOB: 0 BB: 0 P: 7	R: 2 E: 0 K: 0 S: 6	H: 3 LOB: 3 BB: 1 P: 10	1B: 7 2B: 3 3B: 1 HR: 0	SF: 1 SAC: 1 DP: 1 HBP: 0	WP: 0 PB: 0 SB: 0 CS: 2	PA: 36	
<b>PITCHER</b>	IP	WLS	BF	H	R	ER	SO	BB	IBB	HBP	BLK	WP	HR	S	P	ERA	WHIP				
Paul Moskau, R ERA: 3.87 Charlie Leibrandt, L ERA: 4.08 Doug Bair, R ERA: 4.79	(1, 1) (5, 1) (7, 1)	4.1 6 2.0	L 10	4 2	2 2	2 2	2 2	0 0	1 0	0 0	0 0	0 0	0 0	13 17	9.00 2.000						

Cincinnati Reds @ Chicago Cubs  
Wrigley Field, Chicago, IL  
Sun Sep 07 1980, 3:33 AM CDT  
Att: 10,328 - Unknown

AB	31
R	6
H	10
RBI	6
BB	3
SO	8
LOB	11





Batter	1	2	3	4	5	6	7	8	9	AB	R	H	RBI	BB	SO	LOB	TOP					
Ivan De Jesus, R OBP: 0.332, SLG: 0.340										4	2	1	0	1	0	0	<b>Chicago Cubs @ St. Louis Cardinals</b> Busch Stadium, St. Louis, MO Mon Sep 08 1980, 7:05 PM CDT Att: 6,307 - Unknown					
Lenny Randle, S OBP: 0.341, SLG: 0.370										5	2	3	0	0	0	1						
Mick Kelleher, R OBP: 0.264, SLG: 0.200										0	0	0	0	0	0	0						
Bill Buckner, L OBP: 0.352, SLG: 0.452										5	1	3	1	0	0	2						
Larry Blittner, L OBP: 0.298, SLG: 0.328										0	0	0	0	0	0	0						
Jim Tracy, L OBP: 0.381, SLG: 0.500										3	1	1	2	1	0	2						
Carlos Lezcano, R OBP: 0.267, SLG: 0.377										4	0	0	0	0	1	5						
Scot Thompson, L OBP: 0.294, SLG: 0.289										4	0	0	0	0	0	3						
Tim Blackwell, S OBP: 0.346, SLG: 0.395										4	0	2	1	0	1	2						
Mike Tyson, R OBP: 0.281, SLG: 0.359										4	0	0	0	0	0	4						
Lynn McGlothen, L OBP: 0.256, SLG: 0.333										3	0	0	0	0	0	1						
Willie Hernandez, L OBP: 0.211, SLG: 0.263										1	0	0	0	0	0	1						
<b>Inning Stats</b>	R: 1 E: 1 K: 0 S: 4	H: 2 LOB: 1 BB: 1 P: 8	R: 0 E: 0 K: 0 S: 4	H: 1 LOB: 1 BB: 0 P: 4	R: 4 E: 3 K: 0 S: 8	H: 3 LOB: 1 BB: 0 P: 8	R: 0 E: 0 K: 0 S: 3	H: 0 LOB: 0 BB: 0 P: 3	R: 0 E: 0 K: 1 S: 5	H: 0 LOB: 0 BB: 0 P: 5	R: 1 E: 0 K: 1 S: 7	H: 2 LOB: 1 BB: 0 P: 7	R: 0 E: 0 K: 0 S: 4	H: 1 LOB: 1 BB: 0 P: 4	R: 0 E: 0 K: 0 S: 2	H: 0 LOB: 0 BB: 1 P: 6	1B: 9 2B: 2 3B: 0 HR: 0	SF: 0 SAC: 0 DP: 3 HBP: 0	WP: 0 PB: 0 SB: 1 CS: 0	PA: 39		
<b>PITCHER</b>	IP WLS BF H R ER SO BB IBB HBP BLK WP HR S P ERA WHIP	5.0 L 24 7 5 1 0 1 0 0 0 0 0 23 27 1.80 1.600	2.0 8 2 1 1 2 0 0 0 0 0 0 12 12 4.50 1.000	1.0 4 1 0 0 0 0 0 0 0 0 0 4 4 0.00 1.000	1.0 3 0 0 0 0 1 0 0 0 0 0 2 6 0.00 1.000																	
Bob Forsch, R ERA: 3.48																						
Jim Kaat, L ERA: 4.2																						
Kim Seaman, L ERA: 3.86																						
Jeff Little, L ERA:																						
<b>Batter</b>	<b>1</b>	<b>2</b>	<b>3</b>	<b>4</b>	<b>5</b>	<b>6</b>	<b>7</b>	<b>8</b>	<b>9</b>	<b>AB</b>	<b>R</b>	<b>H</b>	<b>RBI</b>	<b>BB</b>	<b>SO</b>	<b>LOB</b>	<b>BOTTOM</b>					
Ken Oberkfell, L OBP: 0.386, SLG: 0.428										3	0	0	0	2	0	1	<b>Chicago Cubs @ St. Louis Cardinals</b> Busch Stadium, St. Louis, MO Mon Sep 08 1980, 7:05 PM CDT Att: 6,307 - Unknown					
Tony Scott, S OBP: 0.307, SLG: 0.307										4	0	1	0	0	1	4						
Keith Hernandez, L OBP: 0.398, SLG: 0.483										4	1	2	0	0	0	1						
Ted Simmons, S OBP: 0.377, SLG: 0.515										3	0	0	0	1	2	2						
George Hendrick, R OBP: 0.353, SLG: 0.522										4	1	1	2	0	1	3						
Leon Durham, L OBP: 0.309, SLG: 0.433										4	0	2	0	0	2	1						
Tom Herr, S OBP: 0.238, SLG: 0.310										4	0	1	0	0	0	1						
Tye Waller, R OBP: 0.167, SLG: 0.167										4	0	0	0	0	2	2						
Bob Forsch, R ERA: 3.19, SLG: 0.500																						
Terry Kennedy, L ERA: 4.9																						
Jim Kaat, L OBP: 0.308, SLG: 0.376																						
Joseph Davis, L OBP: 0.189, SLG: 0.258																						
Kim Seaman, L ERA: 3.86																						
Jeff Little, R ERA:																						
Tito Landrum, R OBP: 0.276, SLG: 0.462																						
<b>Inning Stats</b>	R: 0 E: 0 K: 0 S: 3	H: 0 LOB: 0 BB: 0 P: 3	R: 0 E: 0 K: 1 S: 6	H: 1 LOB: 1 BB: 0 P: 6	R: 0 E: 0 K: 0 S: 3	H: 0 LOB: 0 BB: 0 P: 3	R: 0 E: 0 K: 1 S: 5	H: 1 LOB: 2 BB: 1 P: 9	R: 0 E: 0 K: 2 S: 9	H: 2 LOB: 3 BB: 1 P: 13	R: 2 E: 0 K: 2 S: 9	H: 2 LOB: 0 BB: 0 P: 9	R: 0 E: 0 K: 1 S: 5	H: 0 LOB: 1 BB: 1 P: 9	R: 0 E: 0 K: 1 S: 6	H: 1 LOB: 1 BB: 0 P: 6	R: 0 E: 0 K: 0 S: 4	H: 1 LOB: 1 BB: 0 P: 4	1B: 5 2B: 3 3B: 0 HR: 1	SF: 0 SAC: 0 DP: 1 HBP: 0	WP: 0 PB: 0 SB: 1 CS: 0	PA: 37
<b>PITCHER</b>	IP WLS BF H R ER SO BB IBB HBP BLK WP HR S P ERA WHIP	6.2 W 28 6 2 2 7 2 1 0 0 0 0 39 51 2.70 1.200	2.1 9 2 0 0 1 0 0 0 0 0 0 11 11 0.00 0.857																			
Lynn McGlothen, R ERA: 4.9																						
Willie Hernandez, L ERA: 4.72																						

livebaseballscores.com

AB 37  
R 6  
H 10  
RBI 4  
BB 2  
SO 2  
LOB 21

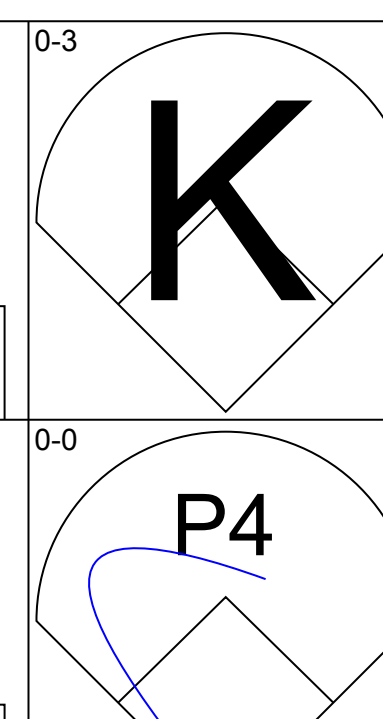
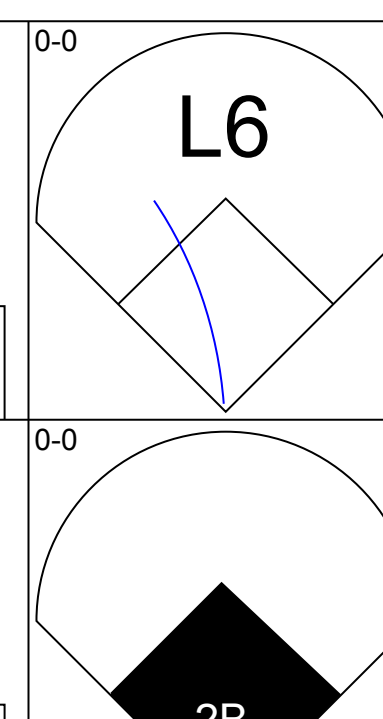
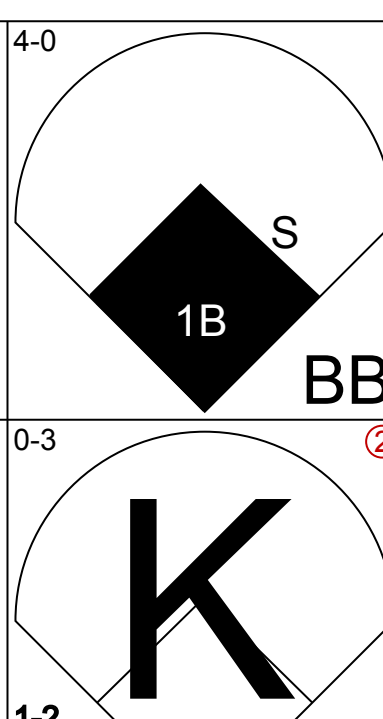
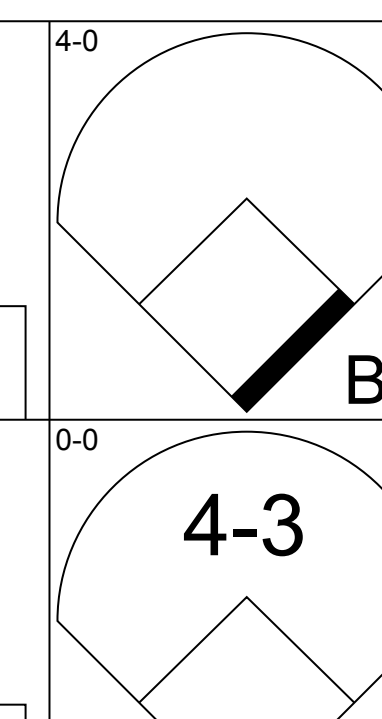
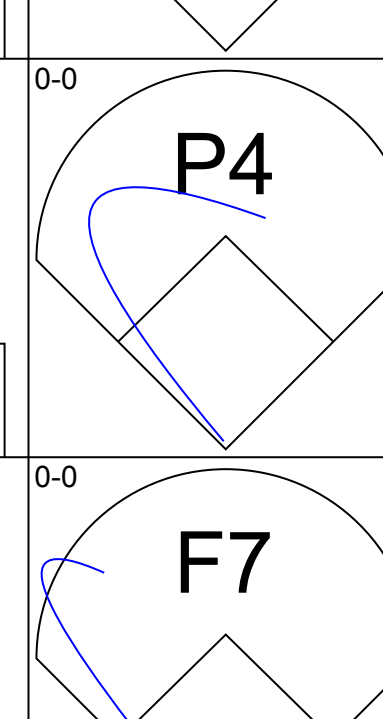
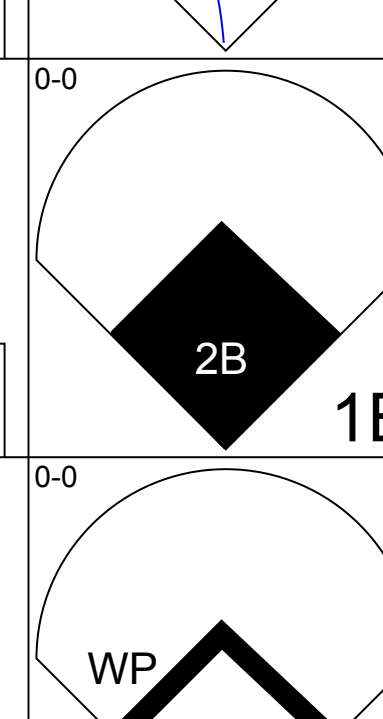
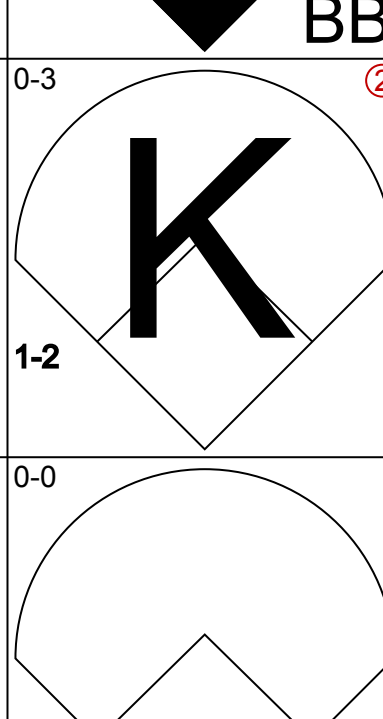
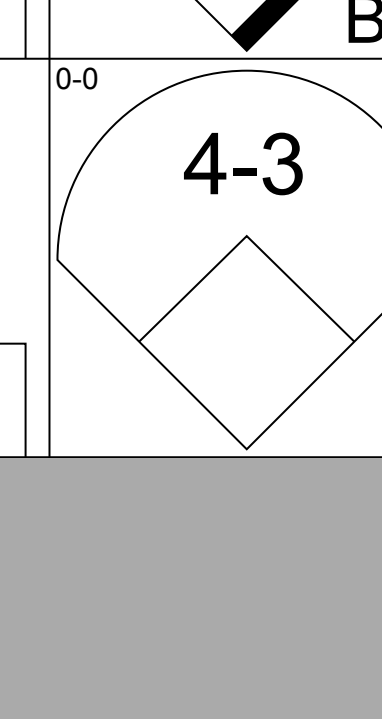
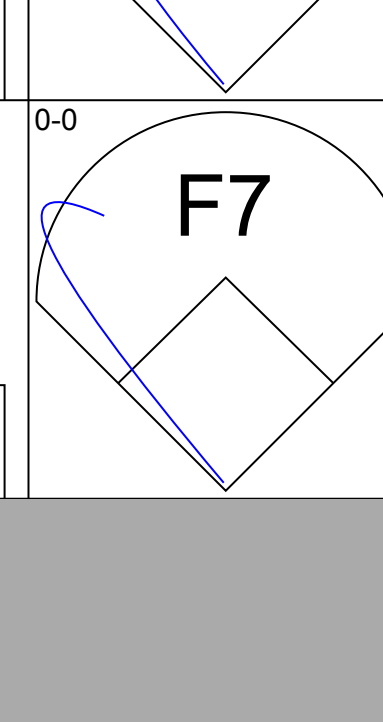
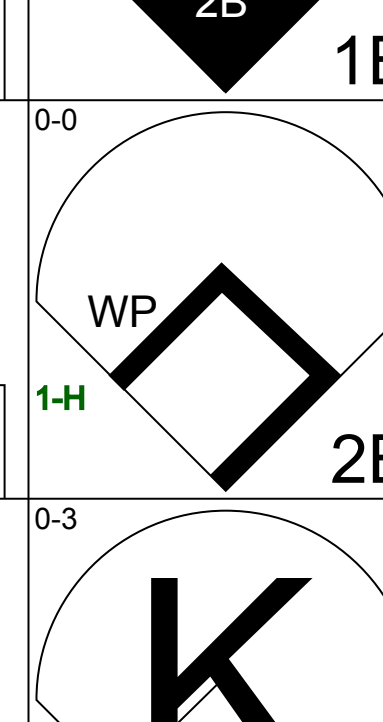
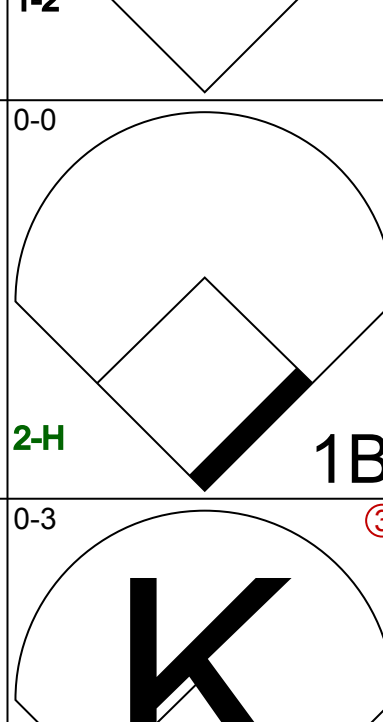

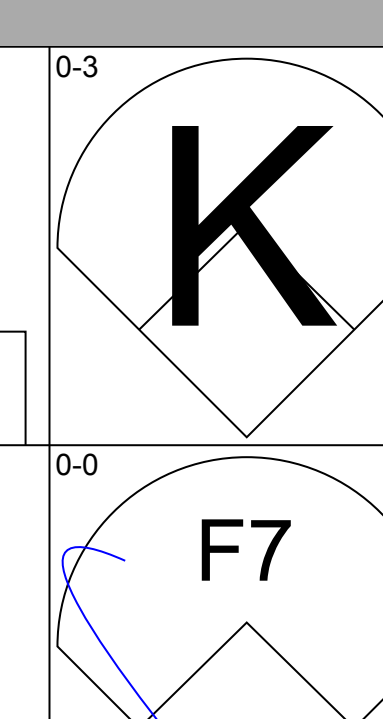
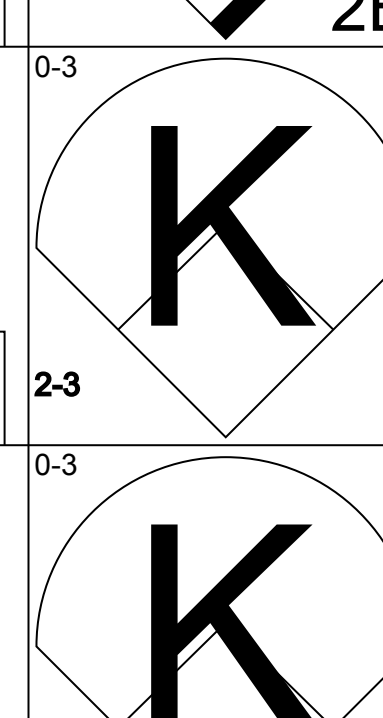



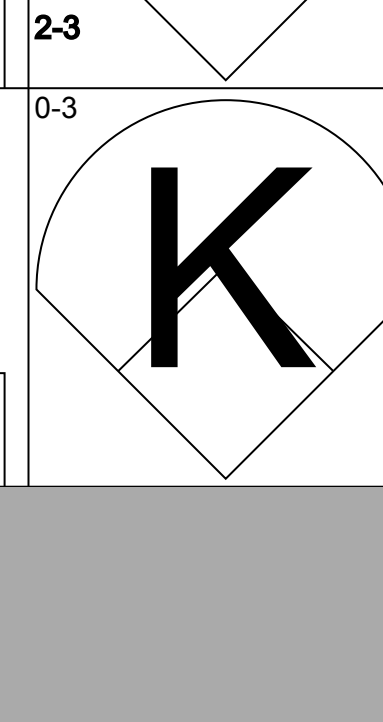
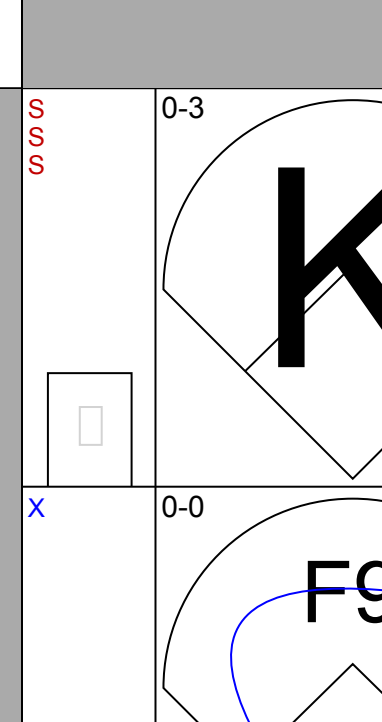
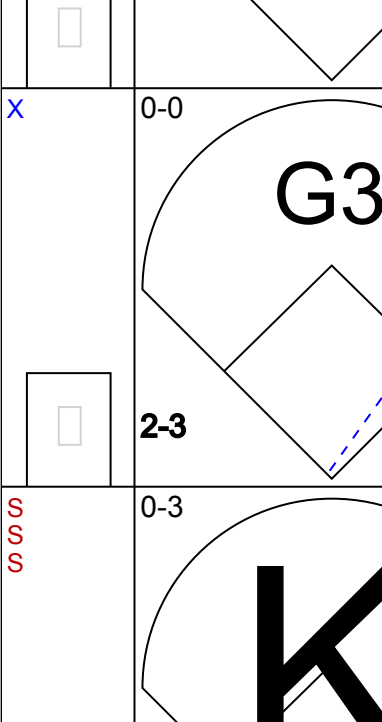

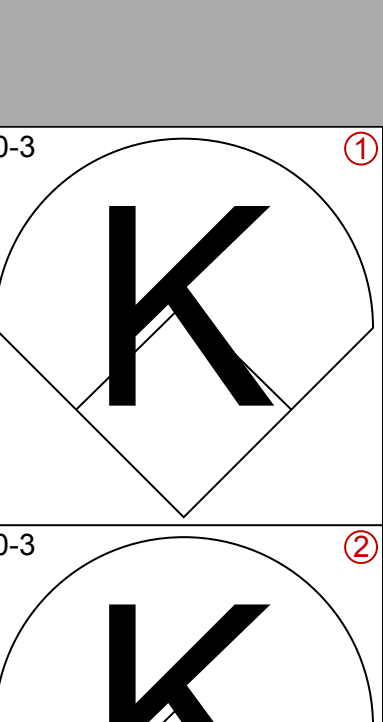
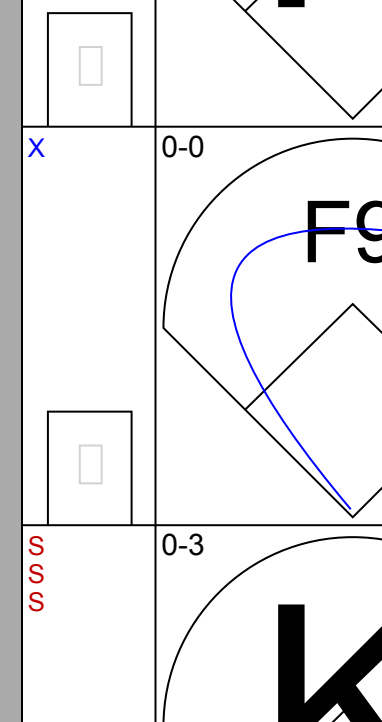
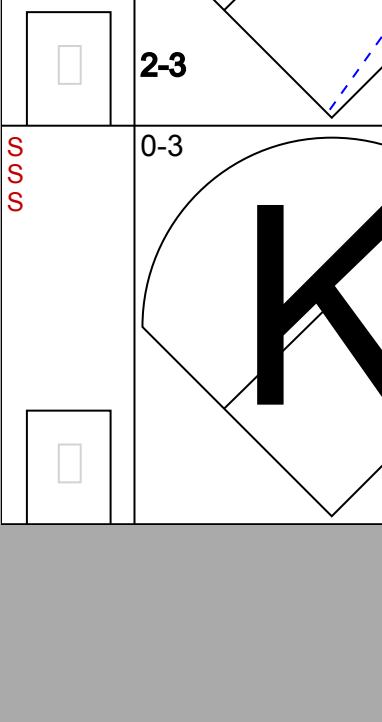
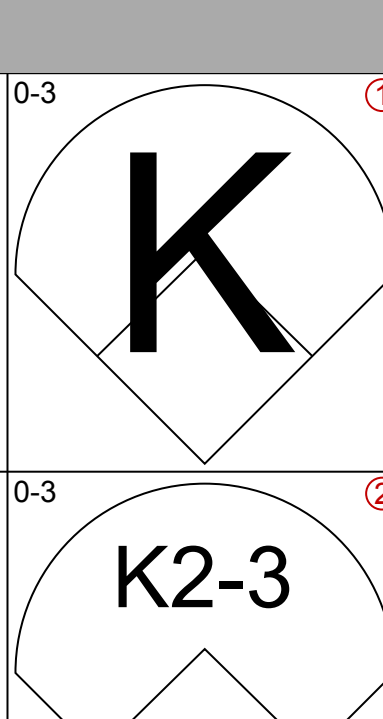
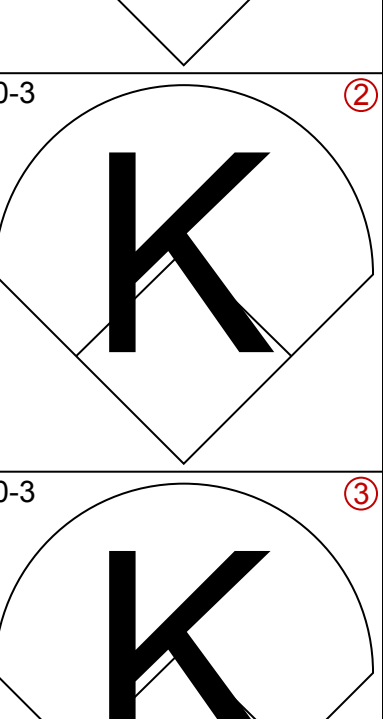
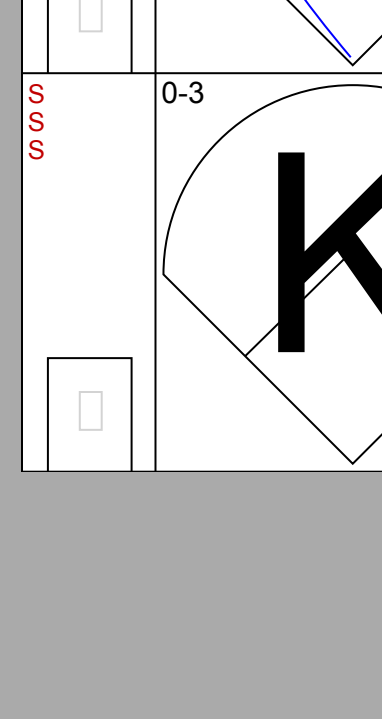
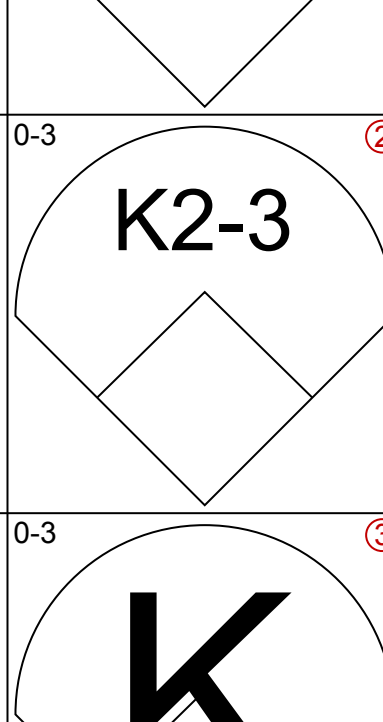
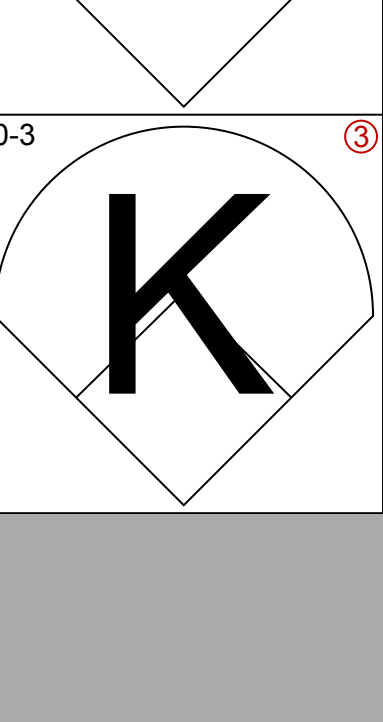
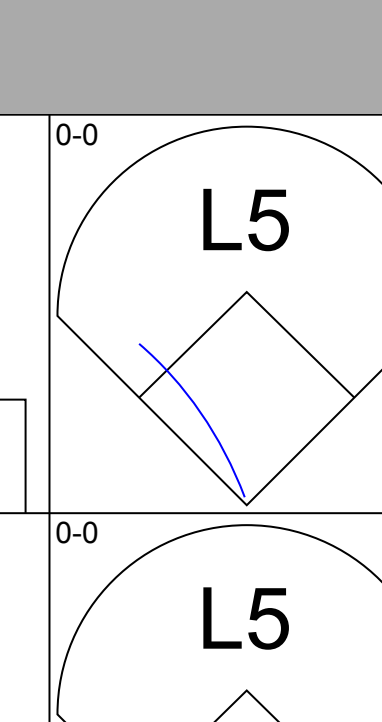
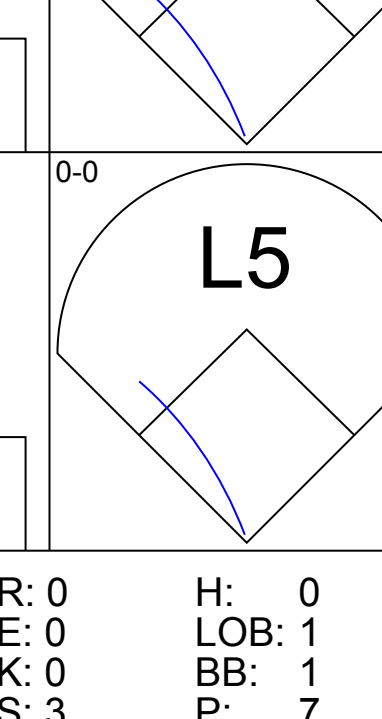
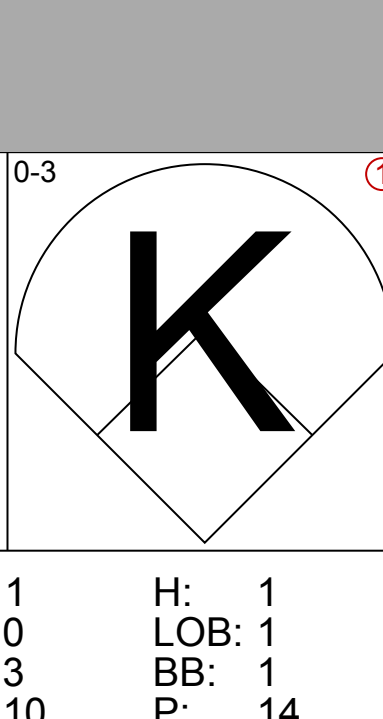
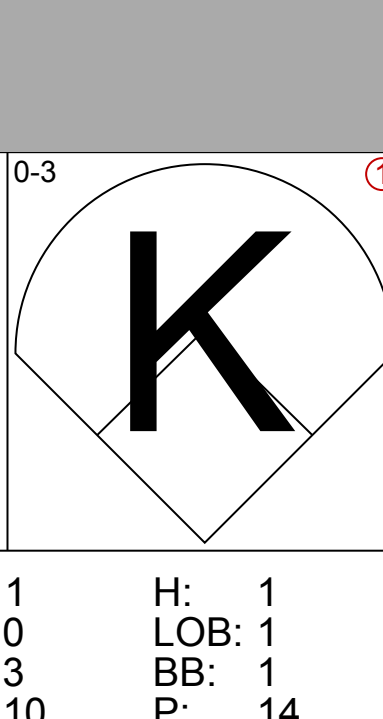
livebaseballscores.com

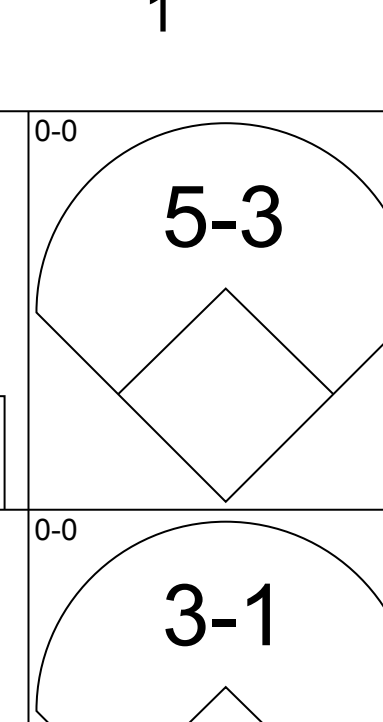
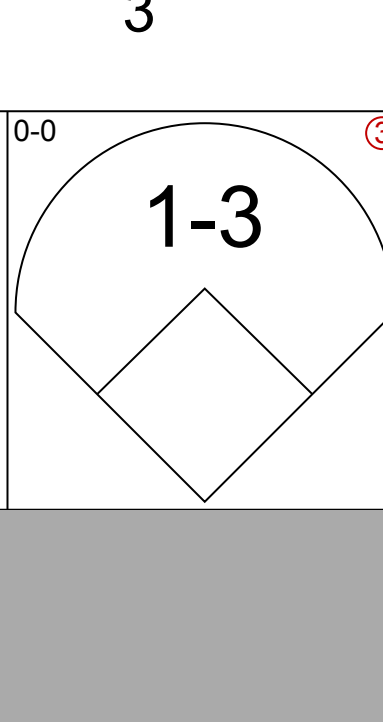
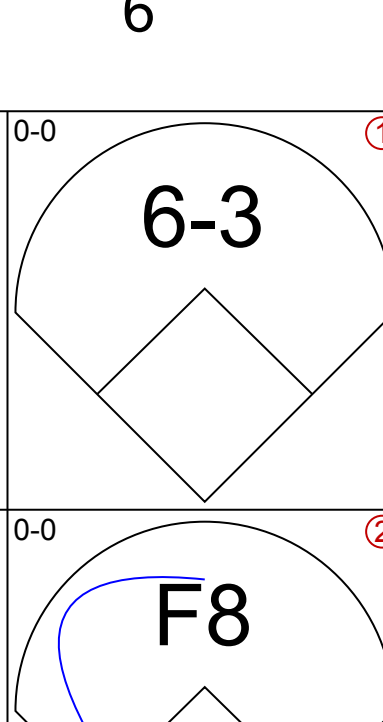
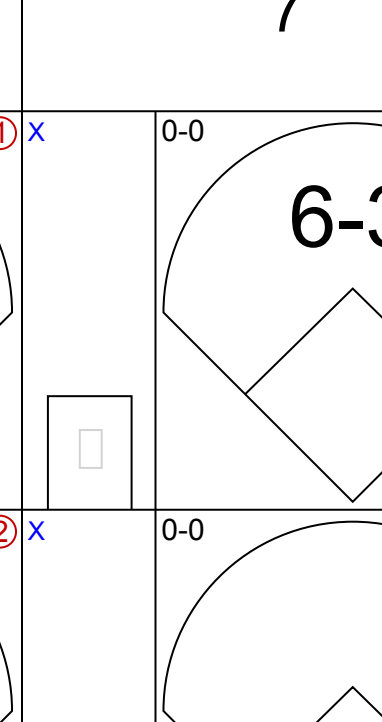
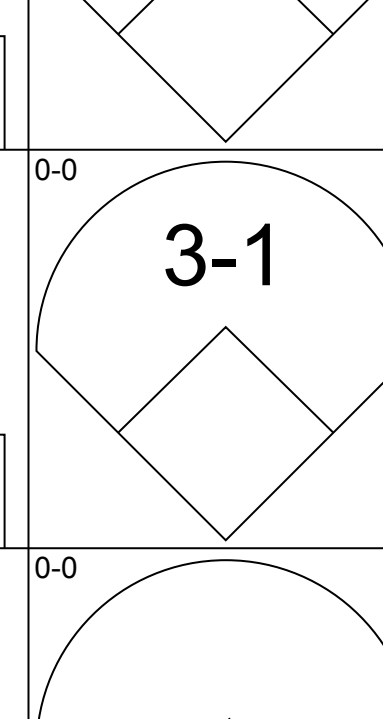
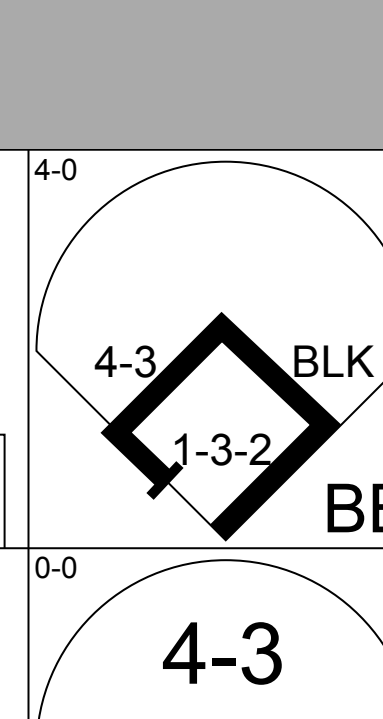
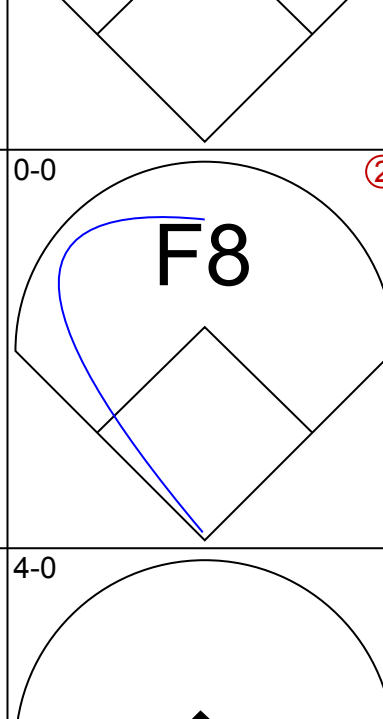
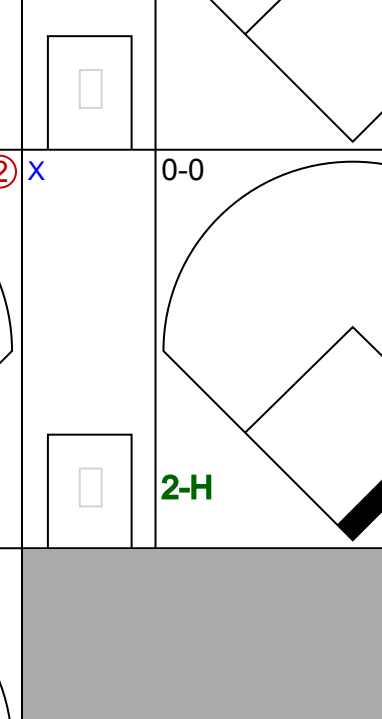
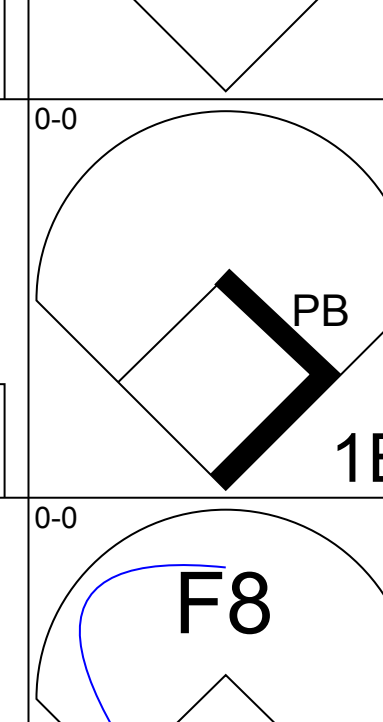
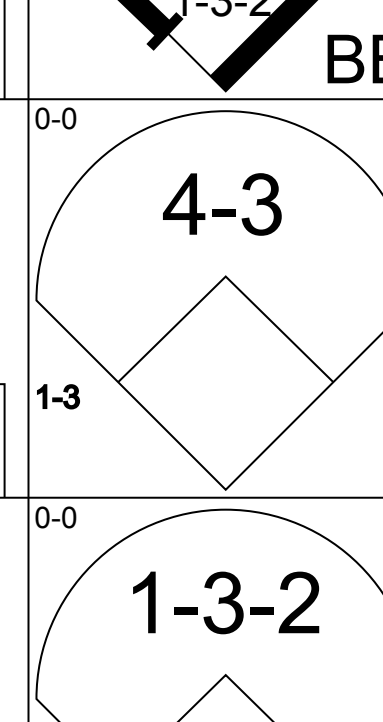
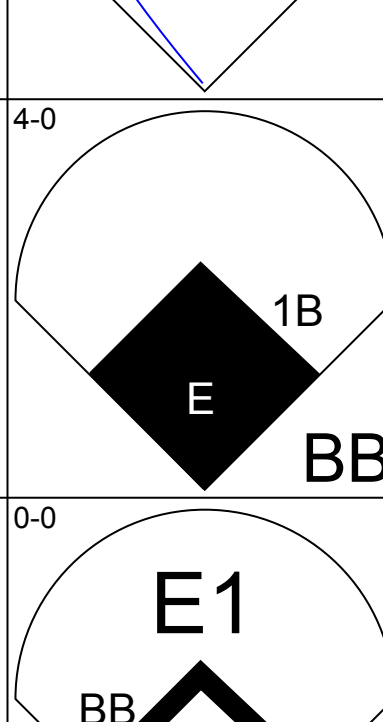
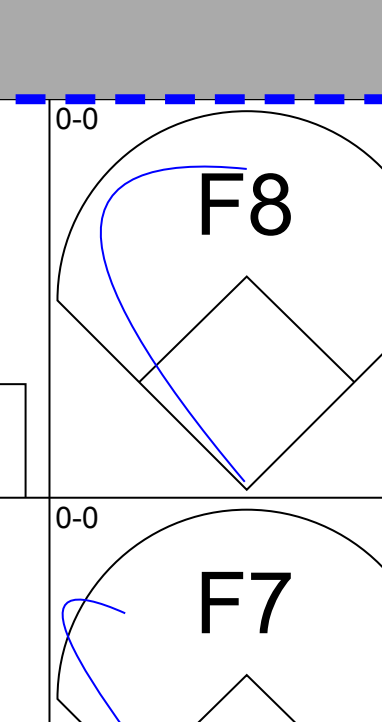
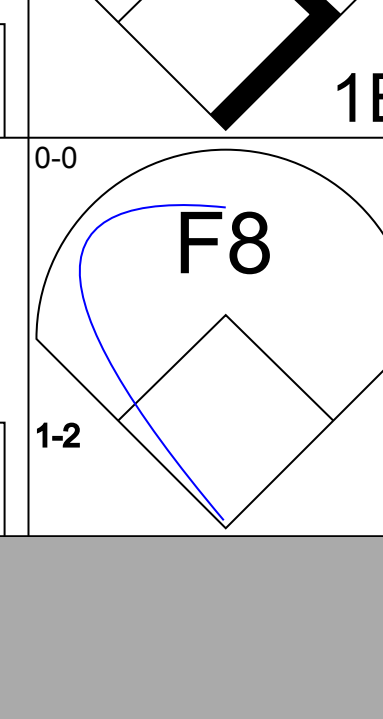
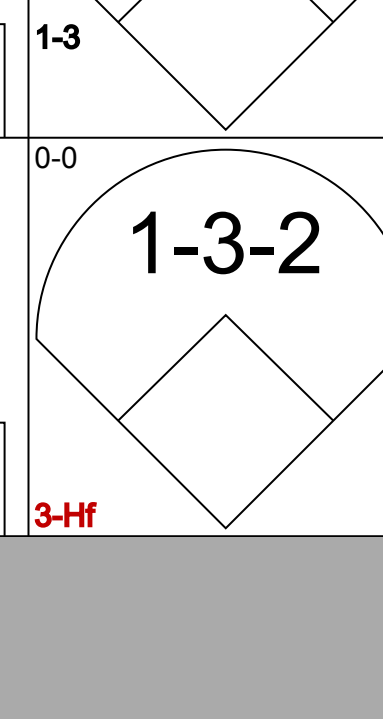
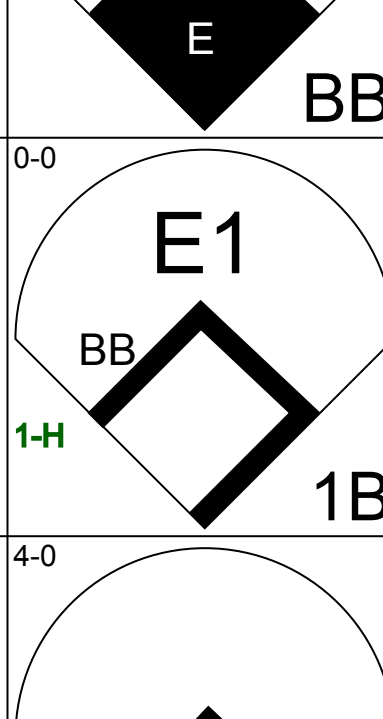
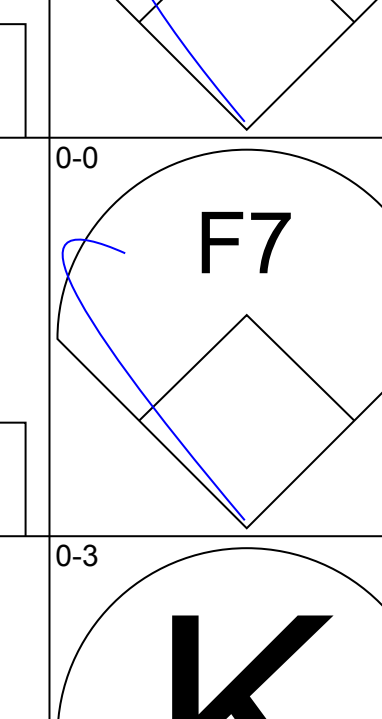
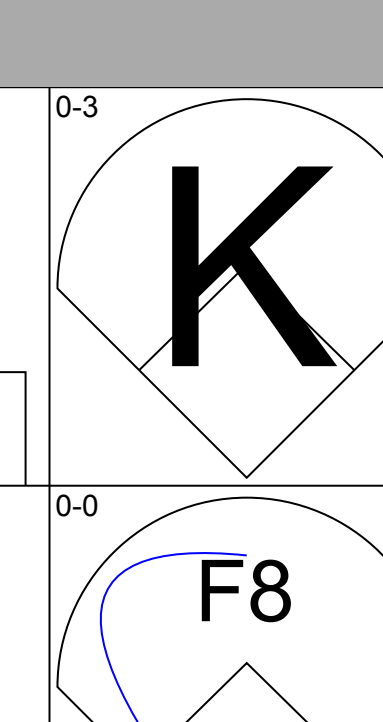
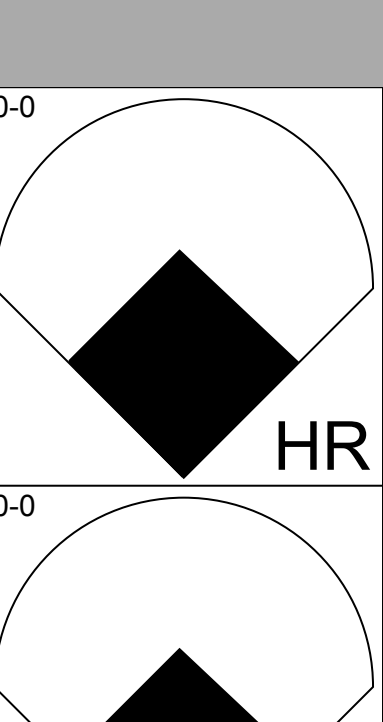
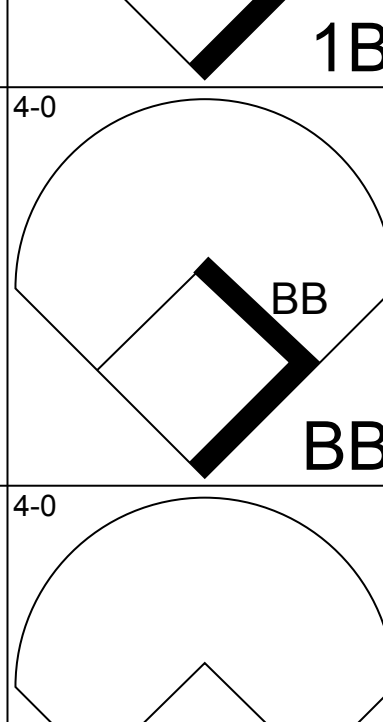
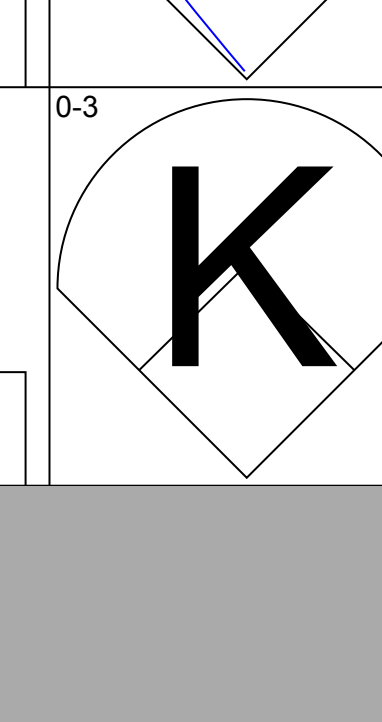

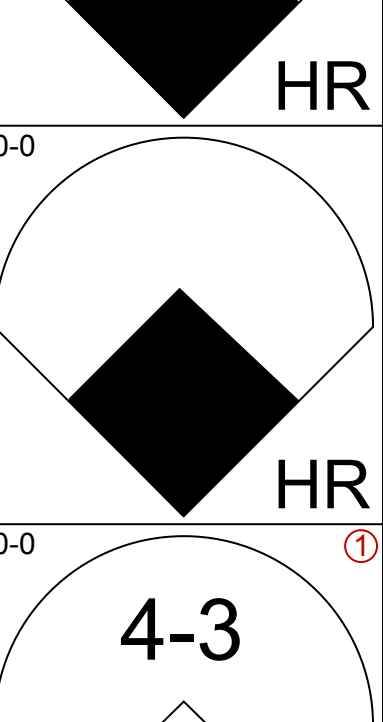
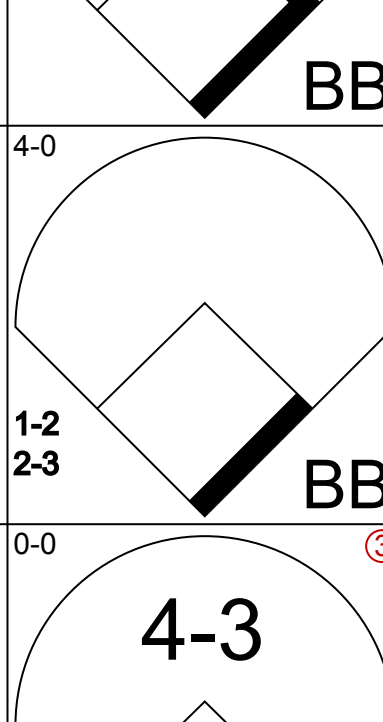

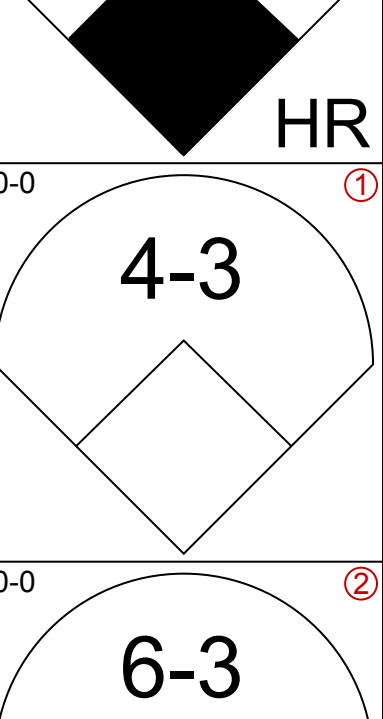
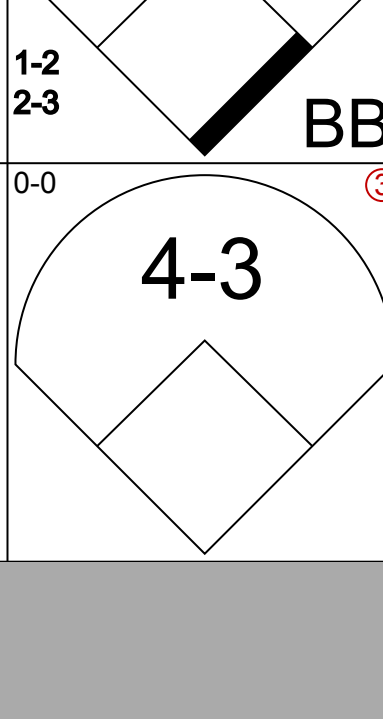
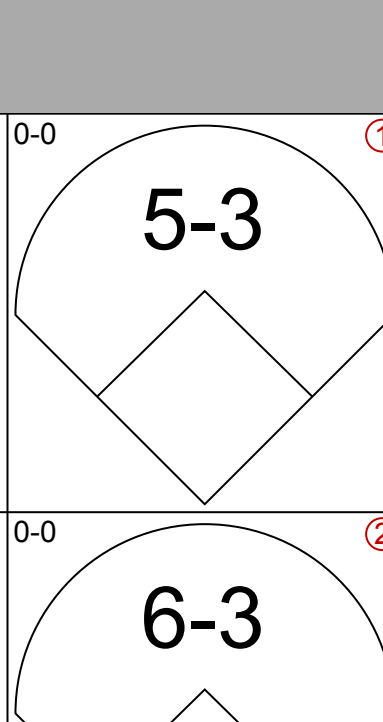
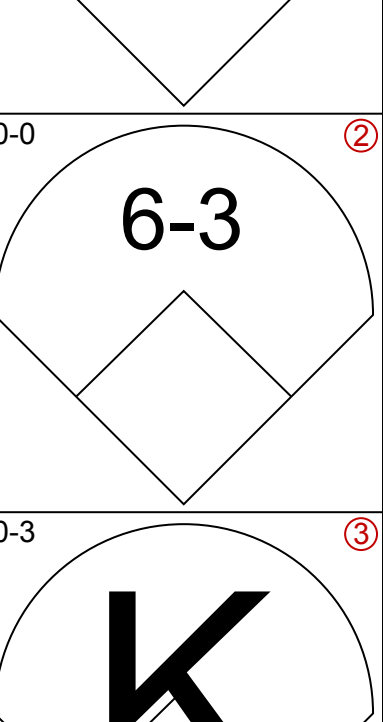
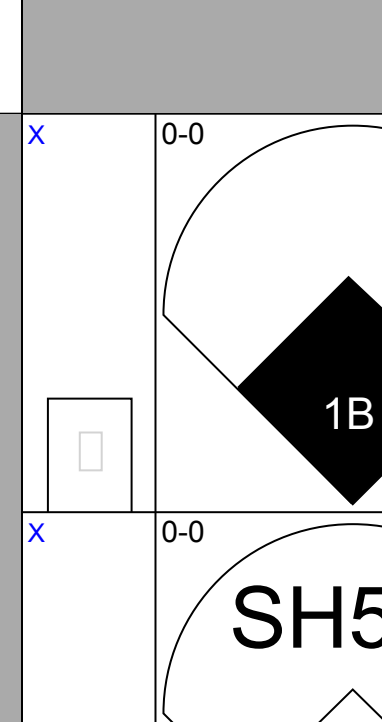
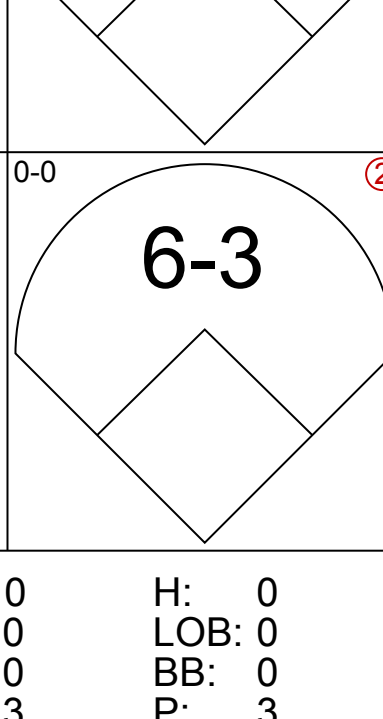
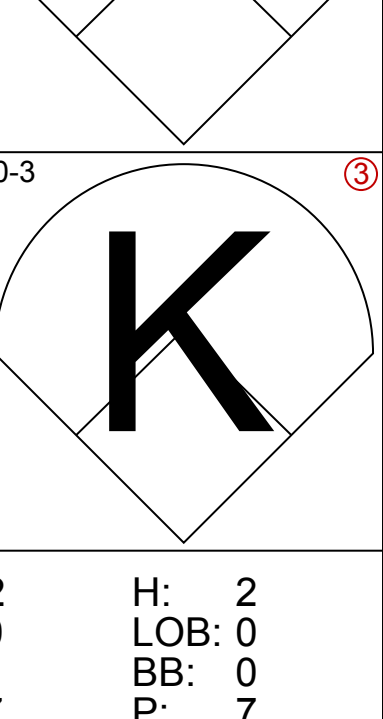
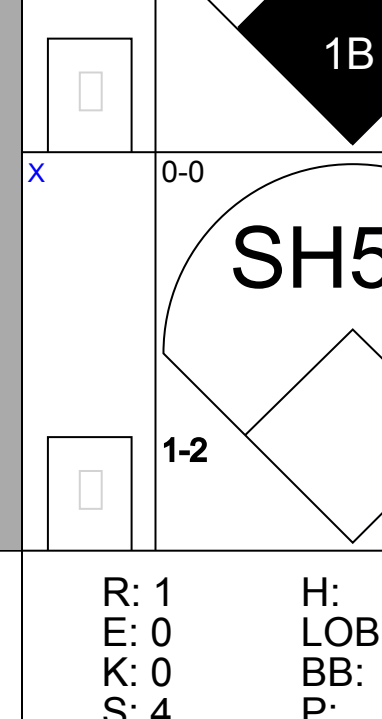
AB 34  
R 2  
H 8  
RBI 2  
BB 3  
SO 8  
LOB 17







Batter	1	2	3	4	5	6	7	8	9	AB	R	H	RBI	BB	SO	LOB	TOP					
Ivan De Jesus, R (1,6) OBP: 0.332, SLG: 0.338										2	1	0	0	2	1	0	<b>Chicago Cubs @ Montreal Expos</b> Olympic Stadium, Montreal, QB Wed Sep 10 1980, 3:33 AM EDT Att: 17,874 - Unknown					
Lenny Randle, S (1,5) OBP: 0.341, SLG: 0.368										4	1	1	0	0	1	2						
Bill Buckner, L (1,3) OBP: 0.353, SLG: 0.456										4	0	3	2	0	0	0						
Jerry Martin, R (1,8) OBP: 0.285, SLG: 0.420										4	0	0	0	0	4	3						
Larry Bittner, L (1,9) OBP: 0.296, SLG: 0.322										4	0	0	0	0	2	2						
Jim Tracy, L (1,7) OBP: 0.333, SLG: 0.417										4	0	0	0	0	3	1						
Tim Blackwell, S (1,2) OBP: 0.347, SLG: 0.401										3	0	0	0	0	3	0						
Steve Dillard, R (1,4) OBP: 0.287, SLG: 0.329										2	0	0	0	0	2	0						
Jesus Figueroa, L (8, PH) OBP: 0.296, SLG: 0.302										1	0	0	0	0	0	0						
Mick Kelleher, R (8,4) OBP: 0.264, SLG: 0.200										0	0	0	0	0	0	0						
Rick Reuschel, R (1,1) OBP: 0.184, SLG: 0.240										2	0	0	0	0	2	0						
Mike Vail, R (8, PH) OBP: 0.323, SLG: 0.393										1	0	0	0	0	0	0						
Dick Tidrow, R (8,1) OBP: 0.264, SLG: 0.200										0	0	0	0	0	0	0						
<b>Inning Stats</b>	R: 0 E: 0 K: 1 S: 5	H: 0 LOB: 0 BB: 0 P: 5	R: 0 E: 0 K: 2 S: 7	H: 0 LOB: 0 BB: 0 P: 7	R: 0 E: 0 K: 3 S: 9	H: 0 LOB: 0 BB: 0 P: 9	R: 1 E: 0 K: 2 S: 9	H: 2 LOB: 1 BB: 0 P: 9	R: 0 E: 0 K: 3 S: 9	H: 0 LOB: 0 BB: 0 P: 9	R: 1 E: 0 K: 3 S: 10	H: 1 LOB: 1 BB: 1 P: 14	R: 0 E: 0 K: 2 S: 7	H: 0 LOB: 0 BB: 0 P: 7	R: 0 E: 0 K: 0 S: 3	H: 0 LOB: 1 BB: 1 P: 7	R: 0 E: 0 K: 2 S: 8	H: 1 LOB: 1 BB: 0 P: 8	1B: 2 2B: 2 3B: 0 HR: 0	SF: 0 SAC: 0 DP: 0 HBP: 0	WP: 1 PB: 0 SB: 1 CS: 0	PA: 33
<b>PITCHER</b> Bill Gullickson, R (1,1) ERA: 3.21	IP: 9.0 WLS: W BF: 33	H: 4 R: 2 ER: 2 SO: 18	BB: 2 IBB: 0 HBP: 0 BLK: 0	WP: 1 HR: 0 S: 67 P: 75	ERA: 2.00 WHIP: 0.667	<b>PITCHER</b>										IP: 9.0 WLS: W BF: 33	H: 4 R: 2 ER: 2 SO: 18	BB: 2 IBB: 0 HBP: 0 BLK: 0	WP: 1 HR: 0 S: 67 P: 75	ERA: 2.00 WHIP: 0.667		

Batter	1	2	3	4	5	6	7	8	9	AB	R	H	RBI	BB	SO	LOB	BOTTOM			
Ron LeFlore, R (1,7) OBP: 0.334, SLG: 0.356										4	0	0	0	0	0	1	<b>Chicago Cubs @ Montreal Expos</b> Olympic Stadium, Montreal, QB Wed Sep 10 1980, 3:33 AM EDT Att: 17,874 - Unknown			
Rodney Scott, S (1,4) OBP: 0.326, SLG: 0.307										3	0	1	1	1	0	0				
Rowland Office, L (1,9) OBP: 0.374, SLG: 0.443										3	1	1	0	1	0	1				
Andre Dawson, R (1,8) OBP: 0.359, SLG: 0.473										4	0	1	0	0	0	2				
Gary Carter, R (1,2) OBP: 0.310, SLG: 0.446										3	1	1	1	1	2	0				
Warren Cromartie, L (1,3) OBP: 0.355, SLG: 0.461										2	1	1	1	1	0	0				
Larry Parrish, R (1,5) OBP: 0.315, SLG: 0.438										3	0	0	0	0	0	3				
Chris Speier, R (1,6) OBP: 0.322, SLG: 0.293										3	1	1	0	0	0	0				
Bill Gullickson, R (1,1) OBP: 0.182, SLG: 0.188										2	0	0	0	0	1	0				
<b>Inning Stats</b>	R: 0 E: 0 K: 0 S: 4	H: 1 LOB: 1 BB: 0 P: 4	R: 0 E: 0 K: 1 S: 5	H: 0 LOB: 0 BB: 0 P: 5	R: 0 E: 0 K: 0 S: 3	H: 0 LOB: 0 BB: 0 P: 3	R: 0 E: 0 K: 0 S: 2	H: 0 LOB: 1 BB: 0 P: 6	R: 2 E: 0 K: 1 S: 7	H: 2 LOB: 0 BB: 0 P: 7	R: 1 E: 0 K: 0 S: 4	H: 1 LOB: 3 BB: 3 P: 16	R: 1 E: 0 K: 0 S: 4	H: 2 LOB: 1 BB: 0 P: 4	R: 0 E: 0 K: 1 S: 5	H: 0 LOB: 0 BB: 0 P: 5		1B: 4 2B: 1 3B: 0 HR: 2	SF: 0 SAC: 1 DP: 1 HBP: 0	WP: 0 PB: 1 SB: 0 CS: 0
<b>PITCHER</b> Rick Reuschel, R (1,1) ERA: 3.38	IP: 7.0 WLS: L BF: 29	H: 6 R: 4 ER: 4 SO: 2	BB: 4 IBB: 4 HBP: 4 BLK: 2	WP: 0 HR: 2 S: 29 P: 45	ERA: 5.14 WHIP: 1.429	<b>PITCHER</b>										IP: 7.0 WLS: L BF: 29	H: 6 R: 4 ER: 4 SO: 2	BB: 4 IBB: 4 HBP: 4 BLK: 2	WP: 0 HR: 2 S: 29 P: 45	ERA: 5.14 WHIP: 1.429
Dick Tidrow, R (8,1) ERA: 2.7	IP: 1.0 WLS: L BF: 3	H: 0 R: 0 ER: 0 SO: 1	BB: 0 IBB: 0 HBP: 0 BLK: 0	WP: 0 HR: 0 S: 5 P: 5	ERA: 0.00 WHIP: 0.000	<b>PITCHER</b>										IP: 1.0 WLS: L BF: 3	H: 0 R: 0 ER: 0 SO: 1	BB: 0 IBB: 0 HBP: 0 BLK: 0	WP: 0 HR: 0 S: 5 P: 5	ERA: 0.00 WHIP: 0.000

AB	31
R	2
H	4
RBI	2
BB	2
SO	18
LOB	8



AB	27
R	4
H	6
RBI	3
BB	4
SO	3
LOB	7





Batter	1	2	3	4	5	6	7	8	9	AB	R	H	RBI	BB	SO	LOB	TOP					
Ivan De Jesus, R OBP: 0.330, SLG: 0.335										4	0	0	0	1	3	4	<b>Chicago Cubs @ Montreal Expos</b> Olympic Stadium, Montreal, QB Thu Sep 11 1980, 7:05 PM EDT Att: 24,703 - Unknown					
Jesus Figueroa, L OBP: 0.310, SLG: 0.309										3	3	2	0	1	1	0						
Bruce Sutter, R OBP: 0.125, SLG: 0.125										0	0	0	0	0	0	0						
Bill Buckner, L OBP: 0.356, SLG: 0.460										5	1	3	1	0	0	3						
Dave Kingman, R OBP: 0.318, SLG: 0.502										5	0	3	2	0	1	1						
Jim Tracy, L OBP: 0.327, SLG: 0.392										3	0	0	0	1	1	5						
Jerry Martin, R OBP: 0.284, SLG: 0.419										1	0	0	0	0	1	0						
Lenny Randle, S OBP: 0.340, SLG: 0.368										5	1	1	1	0	0	5						
Steve Dillard, R OBP: 0.288, SLG: 0.325										2	0	0	0	1	1	1						
Larry Bittner, L OBP: 0.295, SLG: 0.321										1	0	0	0	0	0	1						
Mike O'Berry, R OBP: 0.125, SLG: 0.125										3	0	0	0	0	1	1						
Cliff Johnson, R OBP: 0.328, SLG: 0.398										0	0	0	0	1	0	0						
Mick Kelleher, R OBP: 0.264, SLG: 0.200										0	0	0	0	0	0	0						
Randy Martz, L OBP: 0.291, SLG: 0.358										1	0	0	0	0	1	1						
Mike Tyson, R OBP: 0.291, SLG: 0.358										1	0	1	0	0	0	0						
Lee Smith, R OBP: 0.291, SLG: 0.358										0	0	0	0	0	0	0						
Willie Hernandez, L OBP: 0.322, SLG: 0.348										0	0	0	0	0	0	0						
Scott Thompson, L OBP: 0.322, SLG: 0.348										0	0	0	0	0	0	0						
Dick Tidrow, R OBP: 0.322, SLG: 0.348										0	0	0	0	0	0	0						
Mike Vail, R OBP: 0.322, SLG: 0.348										0	0	0	0	0	0	0						
Tim Blackwell, S OBP: 0.341, SLG: 0.401										1	0	1	0	0	0	0						
<b>Inning Stats</b>	R: 1 E: 0 K: 1 S: 6	H: 2 LOB: 2 BB: 1 P: 11	R: 0 E: 0 K: 2 S: 7	H: 0 LOB: 1 BB: 1 P: 11	R: 1 E: 0 K: 1 S: 5	H: 1 LOB: 1 BB: 2 P: 13	R: 0 E: 0 K: 2 S: 8	H: 1 LOB: 1 BB: 0 P: 8	R: 2 E: 0 K: 0 S: 6	H: 3 LOB: 1 BB: 0 P: 6	R: 0 E: 0 K: 1 S: 5	H: 0 LOB: 1 BB: 0 P: 5	R: 0 E: 0 K: 1 S: 6	H: 1 LOB: 1 BB: 0 P: 6	R: 1 E: 0 K: 1 S: 8	H: 3 LOB: 3 BB: 1 P: 12	R: 0 E: 0 K: 1 S: 5	H: 0 LOB: 0 BB: 0 P: 5	1B: 9 2B: 2 3B: 0 HR: 0	SF: 0 SAC: 0 DP: 1 HBP: 1	WP: 1 PB: 0 SB: 0 CS: 1	PA: 42
<b>PITCHER</b>	IP WLS BF H R ER SO BB IBB HBP BLK WP HR S P ERA WHIP																	IP WLS BF H R ER SO BB IBB HBP BLK WP HR S P ERA WHIP				
Charlie Lea, R ERA: 3.44	(1, 1) 2.1 14 3 2 2 4 4 0 1 0 0 0 0 17 34 7.71 3.000																					
Bill Lee, L ERA: 5.45	(3, 1) 2.2 11 4 2 2 2 0 0 0 0 0 0 0 15 15 6.75 1.500																					
Stan Bahnsen, R ERA: 3.25	(6, 1) 2.1 11 3 1 1 2 1 0 0 0 0 1 0 14 18 3.86 1.714																					
Elias Sosa, R ERA: 3.08	(8, 1) 0.1 2 1 0 0 1 0 0 0 0 0 0 0 4 4 0.00 3.000																					
Woodie Fryman, L ERA: 2.12	(8, 1) 1.1 W 4 0 0 0 1 0 0 0 0 0 0 0 6 6 0.00 0.000																					

**Chicago Cubs @ Montreal Expos**  
 Olympic Stadium, Montreal, QB  
 Thu Sep 11 1980, 7:05 PM EDT  
 Att: 24,703 - Unknown

AB 36  
 R 5  
 H 11  
 RBI 4  
 BB 5  
 SO 10  
 LOB 22



Batter	1	2	3	4	5	6	7	8	9	AB	R	H	RBI	BB	SO	LOB	BOTTOM					
Ron LeFlore, R OBP: 0.337, SLG: 0.363										4	0	2	0	1	0	0	<b>Chicago Cubs @ Montreal Expos</b> Olympic Stadium, Montreal, QB Thu Sep 11 1980, 7:05 PM EDT Att: 24,703 - Unknown					
Jerry White, S OBP: 0.333, SLG: 0.398										0	0	0	0	0	0	0						
Rodney Scott, S OBP: 0.325, SLG: 0.304										4	0	0	0	1	1	2						
Rowland Office, L OBP: 0.371, SLG: 0.447										5	1	1	0	0	0	4						
Andre Dawson, R OBP: 0.355, SLG: 0.468										5	1	0	0	0	2	5						
Gary Carter, R OBP: 0.314, SLG: 0.456										3	2	2	2	1	0	0						
Warren Cromartie, L OBP: 0.354, SLG: 0.462										4	2	1	1	0	0	1						
Larry Parrish, R OBP: 0.317, SLG: 0.440										3	0	1	1	1	1	1						
Chris Speier, R OBP: 0.327, SLG: 0.297										3	0	2	1	1	0	0						
Charlie Lea, R ERA: 3.44	(1, 1) 2.1 14 3 2 2 4 4 0 1 0 0 0 0 17 34 7.71 3.000																					
Bill Lee, L ERA: 5.45	(3, 1) 2.2 11 4 2 2 2 0 0 0 0 0 0 0 15 15 6.75 1.500																					
Stan Bahnsen, R ERA: 3.25	(6, 1) 2.1 11 3 1 1 2 1 0 0 0 0 1 0 14 18 3.86 1.714																					
Elias Sosa, R ERA: 3.08	(8, 1) 0.1 2 1 0 0 1 0 0 0 0 0 0 0 4 4 0.00 3.000																					
Woodie Fryman, L ERA: 2.12	(8, 1) 1.1 W 4 0 0 0 1 0 0 0 0 0 0 0 6 6 0.00 0.000																					
<b>Inning Stats</b>	R: 4 E: 1 K: 0 S: 8	H: 4 LOB: 2 BB: 1 P: 12	R: 0 E: 1 K: 0 S: 4	H: 0 LOB: 1 BB: 0 P: 4	R: 1 E: 0 K: 0 S: 4	H: 1 LOB: 1 BB: 1 P: 8	R: 0 E: 0 K: 1 S: 5	H: 0 LOB: 1 BB: 1 P: 9	R: 0 E: 0 K: 0 S: 4	H: 1 LOB: 2 BB: 1 P: 8	R: 0 E: 0 K: 1 S: 6	H: 1 LOB: 1 BB: 0 P: 6	R: 1 E: 0 K: 1 S: 6	H: 1 LOB: 0 BB: 0 P: 6	R: 0 E: 0 K: 1 S: 6	H: 1 LOB: 2 BB: 1 P: 10	R: 0 E: 0 K: 1 S: 6	H: 1 LOB: 0 BB: 0 P: 5	1B: 2 2B: 4 3B: 2 HR: 1	SF: 0 SAC: 0 DP: 0 HBP: 0	WP: 0 PB: 0 SB: 2 CS: 0	PA: 40
<b>PITCHER</b>	IP WLS BF H R ER SO BB IBB HBP BLK WP HR S P ERA WHIP																	IP WLS BF H R ER SO BB IBB HBP BLK WP HR S P ERA WHIP				
Randy Martz, L ERA: 4.0	(1, 1) 3.0 L 18 5 5 1 0 1 1 0 0 0 0 0 0 8 16 0.00 1.800																					
Lee Smith, R ERA: 2.7	(4, 1) 1.2 8 1 0 0 1 2 0 0 0 0 0 0 8 16 0.00 1.800																					
Willie Hernandez, L ERA: 4.63	(5, 1) 0.1 1 0 0 0 0 0 0 0 0 0 0 0 1 1 0.00 0.000																					
Dick Tidrow, R ERA: 2.74	(6, 1) 2.0 8 2 1 1 2 0 0 0 0 0 0 1 12 12 4.50 1.000																					
Bruce Sutter, R ERA: 2.27	(8, 1) 1.0 5 1 0 0 1 1 0 0 0 0 0 0 6 10 0.00 2.000																					

**Chicago Cubs @ Montreal Expos**  
 Olympic Stadium, Montreal, QB  
 Thu Sep 11 1980, 7:05 PM EDT  
 Att: 24,703 - Unknown

AB 35  
 R 6  
 H 9  
 RBI 5  
 BB 5  
 SO 4  
 LOB 18






Batter	1	2	3	4	5	6	7	8	9	10	11	12	13	14	AB	R	H	RBI	BB	SO	LOB	TOP										
Ivan De Jesus, R OBP: 0.331, SLG: 0.333 (1, 6)															6	1	1	0	2	2	5											
Jesus Figueroa, L OBP: 0.317, SLG: 0.311 (1, 8)															5	1	2	1	1	1	2											
Lee Smith, R (13, 1)															0	0	0	0	0	0	0											
Bill Buckner, L OBP: 0.356, SLG: 0.458 (1, 3)															6	0	2	0	1	0	2											
Dave Kingman, R OBP: 0.322, SLG: 0.513 Carlos Lezcano, R OBP: 0.293, SLG: 0.351 (12, PR)															5	1	2	2	1	0	4											
Jim Tracy, L OBP: 0.311, SLG: 0.357 (12, 7)															5	1	2	2	1	0	4											
Mike Tyson, R OBP: 0.277, SLG: 0.350 (1, 4)															6	1	0	0	1	1	2											
Steve Dillard, R OBP: 0.293, SLG: 0.329 (1, 5)															7	1	3	0	0	2	3											
Mike O'Berry, R OBP: 0.357, SLG: 0.308 (1, 2)															5	2	3	2	1	2	2											
Mike Kingery, R OBP: 0.293, SLG: 0.329 (1, 5)															2	0	1	1	0	0	2											
<b>Inning Stats</b>	R: 1 E: 0 K: 0 S: 4	H: 2 LOB: 0 BB: 0 P: 4	R: 0 E: 0 K: 0 S: 3	H: 0 LOB: 0 BB: 0 P: 3	R: 1 E: 0 K: 0 S: 6	H: 3 LOB: 2 BB: 0 P: 6	R: 1 E: 0 K: 1 S: 7	H: 2 LOB: 2 BB: 1 P: 11	R: 0 E: 0 K: 1 S: 6	H: 0 LOB: 0 BB: 0 P: 7	R: 0 E: 0 K: 1 S: 6	H: 0 LOB: 0 BB: 0 P: 7	R: 0 E: 0 K: 3 S: 9	H: 0 LOB: 1 BB: 0 P: 13	R: 0 E: 0 K: 1 S: 6	H: 1 LOB: 1 BB: 1 P: 10	R: 0 E: 0 K: 2 S: 7	H: 0 LOB: 2 BB: 1 P: 7	R: 0 E: 0 K: 2 S: 7	H: 0 LOB: 0 BB: 0 P: 7	R: 0 E: 0 K: 2 S: 7	H: 0 LOB: 0 BB: 0 P: 7	R: 0 E: 0 K: 1 S: 6	H: 1 LOB: 1 BB: 1 P: 10	R: 0 E: 0 K: 1 S: 6	H: 0 LOB: 2 BB: 1 P: 10	R: 5 E: 1 K: 0 S: 7	H: 3 LOB: 0 BB: 1 P: 11	1B: 13 2B: 1 3B: 0 HR: 2	SF: 0 SAC: 5 DP: 2 HBP: 0	WP: 0 PB: 0 SB: 0 CS: 0	PA: 64
<b>PITCHER</b>	IP 6.0	WLS 28	BF 9	H 3	R 3	ER 2	SO 2	BB 2	IBB 0	HBP 0	BLK 0	WP 0	HR 0	S 30	P 38	ERA 4.50	WHIP 1.633															
Mike Scott, R ERA: 3.75 Neil Allen, R ERA: 3.44 Jeff Reardon, R ERA: 2.73 Tom Hausman, R ERA: 3.98	(1, 1) (7, 1) (9, 1) (14, 1)	2.0 5.0 1.0	8 20 L	1 2 3	2 0 5	2 0 5	3 3 0	2 0 0	0 0 1	0 0 0	0 0 0	0 0 1	0 0 7	13 17 11	17 44 11	45.00	3.000															

Chicago Cubs @ New York Mets  
Shea Stadium, Flushing, NY  
Fri Sep 12 1980, 7:05 PM EDT  
Att. 8,053 - Unknown

AB 51  
R 10  
H 15  
RBI 8  
BB 8  
SO 11  
LOB 28



Batter	1	2	3	4	5	6	7	8	9	10	11	12	13	14	AB	R	H	RBI	BB	SO	LOB	BOTTOM						
Mookie Wilson, S OBP: 0.304, SLG: 0.275 (1, 8)															4	1	0	0	2	1	4							
Wally Backman, S OBP: 0.421, SLG: 0.333 (1, 4)															4	0	2	0	2	1	0							
Alex Trevino, R OBP: 0.295, SLG: 0.294 (1, 2)															6	0	1	0	0	0	6							
Joel Youngblood, R OBP: 0.349, SLG: 0.380 (1, 9)															6	2	1	0	1	1	5							
Lee Mazzilli, S OBP: 0.361, SLG: 0.431 (1, 3)															6	2	3	1	1	1	3							
Steve Henderson, R OBP: 0.367, SLG: 0.398 (1, 7)															7	0	0	0	0	3	7							
Hubie Brooks, R OBP: 0.286, SLG: 0.211 (1, 5)															6	0	2	2	1	0	1							
Bill Almon, R OBP: 0.254, SLG: 0.272 (6, PH)															1	0	0	0	1	0	1							
Mike Jorgensen, L OBP: 0.349, SLG: 0.362 (6, PH)															0	0	0	0	0	0								
Jerry Morales, R OBP: 0.286, SLG: 0.358 (6, PH)															1	0	0	1	0	0								
Mario Ramirez, R OBP: 0.240, SLG: 0.208 (7, 6)															4	0	1	0	0	3	1							
Mike Scott, R ERA: 3.75 Willie Hernandez, L ERA: 4.6 Bill Caswell, R ERA: 2.16 Dick Tidrow, R ERA: 2.05 Bruce Sutter, R ERA: 2.2	(1, 1) (6, 1) (7, 1) (8, 1) (10, 1)	5.1 0.2 1.0 2.0 3.0	WLS 25	BF 6	H 5	R 5	ER 3	SO 3	BB 4	IBB 0	HBP 0	BLK 0	WP 0	HR 0	S 27	P 43	ERA 8.44	WHIP 1.675										
Lee Smith, R ERA: 2.08 (13, 1)	(13, 1)	2.0	WLS 9	BF 1	H 1	R 0	ER 0	SO 3	BB 1	IBB 0	HBP 0	BLK 0	WP 0	HR 0	S 13	P 21	ERA 0.00	WHIP 1.000										
<b>PITCHER</b>	IP 5.1	WLS 25	BF 6	H 5	R 5	ER 3	SO 3	BB 4	IBB 0	HBP 0	BLK 0	WP 0	HR 0	S 27	P 43	ERA 8.44	WHIP 1.675											

Chicago Cubs @ New York Mets  
Shea Stadium, Flushing, NY  
Fri Sep 12 1980, 7:05 PM EDT  
Att. 8,053 - Unknown

AB 48  
R 5  
H 10  
RBI 4  
BB 11  
SO 10  
LOB 32






Batter	1	2	3	4	5	6	7	8	9	AB	R	H	RBI	BB	SO	LOB	TOP										
Ivan De Jesus, R OBP: 0.331, SLG: 0.333 (1, 6)										4	0	1	0	0	0	0											
Jesus Figueroa, L OBP: 0.310, SLG: 0.304 (1, 8)										4	0	0	0	0	0	1											
Bill Buckner, L OBP: 0.358, SLG: 0.460 (1, 3)										4	2	2	0	0	0	1											
Mike Vail, R OBP: 0.330, SLG: 0.416 (1, 9)										3	0	2	2	0	0	0											
Scot Thompson, L OBP: 0.292, SLG: 0.287 (6, 9)										1	0	0	0	0	1	0											
Jim Tracy, L OBP: 0.308, SLG: 0.350 (1, 7)										4	0	1	0	0	1	2											
Mike Tyson, R OBP: 0.275, SLG: 0.347 (1, 4)																											
Larry Bittner, L OBP: 0.293, SLG: 0.318 (9, PH)										3	0	0	0	0	2	1											
Steve Dillard, R OBP: 0.294, SLG: 0.325 (1, 5)										2	0	0	0	0	1	0											
Mike O'Berry, R OBP: 0.353, SLG: 0.313 (1, 2)										3	0	1	0	0	0	0											
Lynn McGlothen, L OBP: 0.244, SLG: 0.318 (1, 1)										2	0	0	0	0	0	2											
Lenny Randle, S OBP: 0.339, SLG: 0.367 (8, PH)										1	0	0	0	0	0	0											
Bill Caudill, R OBP: 0.250, SLG: 0.375 (8, 1)										0	0	0	0	0	0	0											
<b>Inning Stats</b>	R: 0 E: 0 K: 0 S: 3	H: 0 LOB: 0 BB: 0 P: 3	R: 0 E: 0 K: 0 S: 3	H: 1 LOB: 0 BB: 0 P: 3	R: 0 E: 0 K: 1 S: 5	H: 0 LOB: 0 BB: 0 P: 5	R: 1 E: 1 K: 0 S: 5	H: 2 LOB: 1 BB: 0 P: 5	R: 0 E: 0 K: 1 S: 5	H: 1 LOB: 1 BB: 0 P: 6	R: 1 E: 0 K: 0 S: 5	H: 2 LOB: 1 BB: 0 P: 5	R: 0 E: 0 K: 1 S: 5	H: 0 LOB: 0 BB: 0 P: 5	R: 0 E: 0 K: 0 S: 4	H: 1 LOB: 1 BB: 0 P: 4	R: 0 E: 0 K: 2 S: 7	H: 0 LOB: 0 BB: 0 P: 7	1B: 5 2B: 2 3B: 1 HR: 0	SF: 0 SAC: 0 DP: 2 HBP: 1	WP: 0 PB: 0 SB: 0 CS: 0	PA: 33					
<b>PITCHER</b>	IP	WLS	BF	H	R	ER	SO	BB	IBB	HBP	BLK	WP	HR	S	P	ERA	WHIP										
Ed Lynch, R ERA: 6.14 (1, 1)	6.0	W	23	6	2	1	2	0	0	1	0	0	0	26	27	1.50	1.000										
Roy Lee Jackson, R ERA: 4.07 (7, 1)	3.0	S	10	1	0	0	3	0	0	0	0	0	0	16	16	0.00	0.333										

Chicago Cubs @ New York Mets  
Shea Stadium, Flushing, NY  
Sat Sep 13 1980, 3:33 AM EDT  
Att: 7,259 - Unknown


AB 32  
R 2  
H 7  
RBI 2  
BB 0  
SO 5  
LOB 7



Batter	1	2	3	4	5	6	7	8	9	AB	R	H	RBI	BB	SO	LOB	BOTTOM										
Mookie Wilson, S OBP: 0.320, SLG: 0.279 (1, 8)										3	1	1	1	1	1	1											
Wally Backman, S OBP: 0.429, SLG: 0.333 (1, 4)										3	0	1	1	1	1	1											
Lee Mazzilli, S OBP: 0.360, SLG: 0.429 (1, 3)										3	0	0	0	1	2	5											
Joel Youngblood, R OBP: 0.350, SLG: 0.383 (1, 9)										4	1	2	1	0	0	0											
Mike Jorgensen, L OBP: 0.348, SLG: 0.360 (1, 7)										4	1	1	1	0	1	2											
Jerry Morales, R OBP: 0.296, SLG: 0.358 (8, 7)										0	0	0	0	0	0	0											
Hubie Brooks, R OBP: 0.280, SLG: 0.217 (1, 5)										4	0	1	0	0	1	3											
Butch Benton, R OBP: 0.235, SLG: 0.071 (1, 2)										4	0	0	0	0	0	2											
Bill Almon, R OBP: 0.264, SLG: 0.265 (1, 6)										3	1	0	0	1	1	0											
Ed Lynch, R OBP: 0.500, SLG: 0.500 (1, 1)										2	0	1	0	0	1	0											
Jose Moreno, S OBP: 0.250, SLG: 0.486 (6, PH)										1	0	1	0	0	0	0											
Roy Lee Jackson, R OBP: 0.200, SLG: 0.333 (7, 1)										0	0	0	0	0	0	0											
<b>Inning Stats</b>	R: 1 E: 0 K: 1 S: 7	H: 2 LOB: 2 BB: 1 P: 11	R: 0 E: 0 K: 1 S: 5	H: 0 LOB: 0 BB: 0 P: 5	R: 0 E: 0 K: 1 S: 4	H: 0 LOB: 0 BB: 1 P: 8	R: 3 E: 1 K: 2 S: 11	H: 4 LOB: 3 BB: 2 P: 19	R: 0 E: 0 K: 1 S: 6	H: 1 LOB: 1 BB: 0 P: 6	R: 0 E: 0 K: 1 S: 6	H: 1 LOB: 1 BB: 0 P: 6	R: 0 E: 0 K: 0 S: 3	H: 0 LOB: 0 BB: 0 P: 3	R: 0 E: 0 K: 1 S: 5	H: 0 LOB: 0 BB: 0 P: 5	1B: 7 2B: 1 3B: 0 HR: 0	SF: 0 SAC: 0 DP: 0 HBP: 0	WP: 0 PB: 0 SB: 1 CS: 1	PA: 36							
<b>PITCHER</b>	IP	WLS	BF	H	R	ER	SO	BB	IBB	HBP	BLK	WP	HR	S	P	ERA	WHIP										
Lynn McGlothen, R ERA: 4.91 (1, 1)	7.0	L	32	8	4	4	7	3	1	0	0	0	0	42	58	5.14	1.571										
Bill Caudill, R ERA: 2.14 (8, 1)	1.0		3	0	0	0	1	0	0	0	0	0	0	5	5	0.00	0.000										

Chicago Cubs @ New York Mets  
Shea Stadium, Flushing, NY  
Sat Sep 13 1980, 3:33 AM EDT  
Att: 7,259 - Unknown

AB 31  
R 4  
H 8  
RBI 4  
BB 4  
SO 8  
LOB 14





Batter	1	2	3	4	5	6	7	8	9	AB	R	H	RBI	BB	SO	LOB	TOP															
Ivan De Jesus, R OBP: 0.331, SLG: 0.332 (1, 6)										4	1	1	0	0	1	0	<b>Chicago Cubs @ New York Mets</b> Shea Stadium, Flushing, NY Sun Sep 14 1980, 3:33 AM EDT Att: 10,003 - Unknown															
Jesus Figueroa, L OBP: 0.312, SLG: 0.307 (1, 8) (8, 7)										5	1	2	0	0	1	1																
Bill Buckner, L OBP: 0.359, SLG: 0.462 (1, 3)										2	2	1	1	1	0	0																
Dave Kingman, R OBP: 0.329, SLG: 0.542 Carlos Lezcano, R OBP: 0.250, SLG: 0.351 (1, 7) (8, 8)										3	2	2	4	1	0	0																
Jim Tracy, L OBP: 0.294, SLG: 0.333 Dick Tidrow, R (7, 1)										0	0	0	0	0	0	0																
Bruce Sutter, R OBP: 0.125, SLG: 0.125 (8, 1)										0	0	0	0	0	0	0																
Lenny Randle, S OBP: 0.340, SLG: 0.367 Mike Tyson, R OBP: 0.275, SLG: 0.347 (1, 5) (8, 4)										3	1	1	0	1	0	0																
Tim Blackwell, S OBP: 0.346, SLG: 0.400 (1, 2)										3	0	1	1	0	0	3																
Steve Dillard, R OBP: 0.291, SLG: 0.322 Larry Blittner, L OBP: 0.292, SLG: 0.317 Mick Kelleher, R OBP: 0.260, SLG: 0.197 (1, 4) (6, PH) (6, PH) (8, 5)										2	0	0	0	0	2	1																
Dennis Lamp, R OBP: 0.164, SLG: 0.105 Willie Hernandez, L OBP: 0.211, SLG: 0.283 Scott Thompson, L OBP: 0.227, SLG: 0.286 Bill Caudill, R OBP: 0.310, SLG: 0.375 Mike Vail, R OBP: 0.228, SLG: 0.413 (1, 1) (4, 1) (5, PH) (5, 1) (7, PH) (7, 9)										1	0	0	0	0	0	0																
<b>Inning Stats</b>	R: 2 E: 0 K: 2 S: 8	H: 1 LOB: 0 BB: 0 P: 9	R: 1 E: 1 K: 1 S: 6	H: 1 LOB: 0 BB: 0 P: 6	R: 0 E: 0 K: 0 S: 3	H: 0 LOB: 0 BB: 0 P: 3	R: 0 E: 0 K: 0 S: 3	H: 3 LOB: 2 BB: 0 P: 7	R: 1 E: 1 K: 0 S: 4	H: 1 LOB: 2 BB: 2 P: 12	R: 3 E: 0 K: 2 S: 9	H: 2 LOB: 0 BB: 1 P: 13	R: 0 E: 0 K: 1 S: 5	H: 0 LOB: 0 BB: 0 P: 5	R: 0 E: 0 K: 0 S: 3	H: 0 LOB: 0 BB: 0 P: 3	1B: 5 2B: 1 3B: 0 HR: 2	SF: 2 SAC: 1 DP: 0 HBP: 1	WP: 0 PB: 0 SB: 2 CS: 0	PA: 38												
<b>PITCHER</b>	IP WLS BF H R ER SO BB IBB HBP BLK WP HR S P ERA WHIP																															
Pat Zachry, R ERA: 3.01 (1, 1)	6.2	31	8	7	5	5	1	2	1	0	0	2	37	50	6.75	1.350																
Juan Berenguer, R ERA: 8.1 (7, 1)	1.1	4	0	0	0	2	0	0	0	0	0	0	8	8	0.00	0.000																
Neil Allen, R ERA: 3.4 (9, 1)	1.0	W	3	0	0	0	0	0	0	0	0	0	3	3	0.00	0.000																

AB	31
R	7
H	8
RBI	6
BB	3
SO	7
LOB	8



Batter	1	2	3	4	5	6	7	8	9	AB	R	H	RBI	BB	SO	LOB	BOTTOM														
Mookie Wilson, S OBP: 0.364, SLG: 0.375 (1, 8)										5	3	4	0	0	1	0	<b>Chicago Cubs @ New York Mets</b> Shea Stadium, Flushing, NY Sun Sep 14 1980, 3:33 AM EDT Att: 10,003 - Unknown														
Wally Backman, S OBP: 0.457, SLG: 0.378 (1, 4)										4	2	3	1	0	1	2															
Lee Mazzilli, S OBP: 0.362, SLG: 0.436 (1, 3)										5	3	3	5	0	1	3															
Joel Youngblood, R OBP: 0.349, SLG: 0.380 (1, 9)										4	1	0	0	1	1	2															
Mike Jorgensen, L OBP: 0.351, SLG: 0.360 Steve Henderson, R OBP: 0.369, SLG: 0.406 (1, 7) (4, 7)										0	0	0	0	2	0	0															
Alex Trevino, R OBP: 0.295, SLG: 0.294 (1, 2)										3	1	2	3	0	0	0															
Hubie Brooks, R OBP: 0.276, SLG: 0.192 (1, 5)										3	0	0	0	1	1	3															
Bill Almon, R OBP: 0.248, SLG: 0.258 Frank Taveras, R OBP: 0.308, SLG: 0.326 (1, 6) (8, PH) (9, 6)										3	0	0	0	0	1	0															
Pat Zachry, R OBP: 0.083, SLG: 0.044 Juan Berenguer, R (7, 1)										2	0	0	0	1	1	0															
Elliott Maddox, R OBP: 0.340, SLG: 0.326 Neil Allen, R OBP: 0.200, SLG: 0.143 (8, PH) (9, 1)										1	0	0	0	0	0	1															
<b>Inning Stats</b>	R: 2 E: 0 K: 1 S: 7	H: 3 LOB: 1 BB: 1 P: 11	R: 0 E: 0 K: 2 S: 7	H: 0 LOB: 0 BB: 0 P: 7	R: 2 E: 0 K: 0 S: 6	H: 3 LOB: 1 BB: 1 P: 10	R: 0 E: 0 K: 2 S: 8	H: 1 LOB: 2 BB: 1 P: 12	R: 0 E: 0 K: 0 S: 4	H: 1 LOB: 1 BB: 0 P: 4	R: 0 E: 0 K: 2 S: 7	H: 0 LOB: 0 BB: 0 P: 7	R: 2 E: 0 K: 1 S: 7	H: 2 LOB: 0 BB: 0 P: 7	R: 0 E: 0 K: 0 S: 2	H: 0 LOB: 1 BB: 1 P: 6	R: 4 E: 1 K: 0 S: 4	H: 3 LOB: 0 BB: 1 P: 8	1B: 10 2B: 0 3B: 1 HR: 2	SF: 0 SAC: 1 DP: 0 HBP: 0	WP: 1 PB: 0 SB: 3 CS: 2	PA: 41									
<b>PITCHER</b>	IP WLS BF H R ER SO BB IBB HBP BLK WP HR S P ERA WHIP																														
Dennis Lamp, R ERA: 4.88 (1, 1)	3.1	19	4	4	4	3	2	1	0	0	0	22	34	10.80	2.700																
Willie Hernandez, L ERA: 4.57 (4, 1)	0.2	2	0	0	0	2	0	0	0	0	0	6	6	0.00	0.000																
Bill Caudill, R ERA: 2.1 (5, 1)	2.0	7	1	0	0	2	0	0	0	0	0	11	11	0.00	0.500																
Dick Tidrow, R ERA: 2.83 (7, 1)	1.0	6	2	2	2	1	1	0	0	0	1	7	11	18.00	3.000																
Bruce Sutter, R ERA: 2.56 (8, 1)	1.1	L	7	3	4	4	0	0	1	0	0	6	10	27.00	2.250																

AB	35
R	10
H	13
RBI	10
BB	5
SO	8
LOB	14







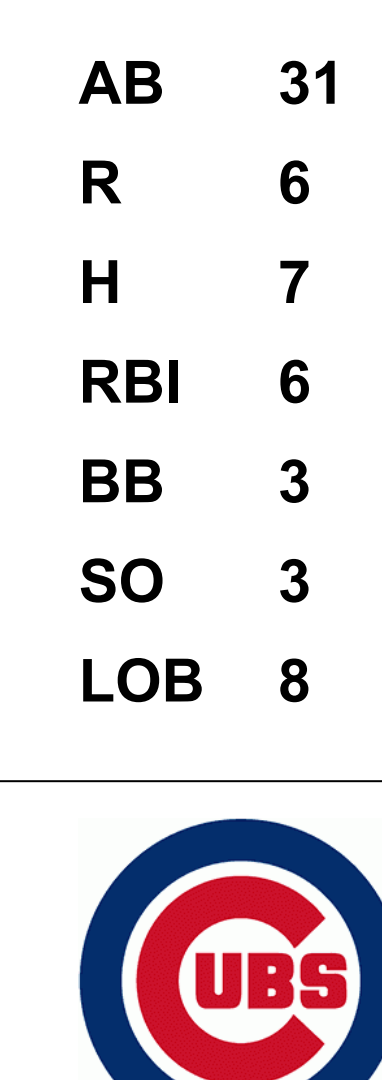


Batter	1	2	3	4	5	6	7	8	9	AB	R	H	RBI	BB	SO	LOB	TOP																	
Ken Oberkfell, L OBP: 0.388, SLG: 0.422	4-3	4-3		1B		1-2 2-3 3-H		SF8		3	0	1	1	1	0	1	<b>St. Louis Cardinals @ Chicago Cubs</b> Wrigley Field, Chicago, IL Tue Sep 16 1980, 3:33 AM CDT Att: 3,019 - Unknown																	
Tony Scott, S OBP: 0.302, SLG: 0.299	FC1-6 1B		6-3	4-3		K		K		5	0	1	0	0	2	4																		
Keith Hernandez, L OBP: 0.406, SLG: 0.499	FC1-6 1-2 BB		1B	2B		5-3	6-3		HR	4	2	2	1	1	0	3																		
Leon Durham, L OBP: 0.318, SLG: 0.446	FC1-6 1-2 2-3		FC5-4 1B			F8		K		5	0	1	1	0	1	2																		
Tito Landrum, R OBP: 0.354, SLG: 0.357	L5		FC5-4 1B			CS	1B	K		5	0	1	0	0	2	3																		
Terry Kennedy, L OBP: 0.306, SLG: 0.362		E5 FC4-6 1B SF9		1-3 1B		CS	1-2	E 1-3 WP BB		2	2	1	0	3	0	0																		
Ken Reitz, R OBP: 0.302, SLG: 0.386			P4					1-3 1-2	F8	5	0	1	0	0	0	5																		
Tom Herr, S OBP: 0.263, SLG: 0.331		FC4-6 1-2 2-3		CS		WP E BB		F9 SF8 2B		3	1	2	0	1	0	2																		
John Martin, S OBP: 0.375, SLG: 0.333			SF9			E6 WP		F9		1	0	0	1	0	0	1																		
Dane Iorg, L OBP: 0.250, SLG: 0.250						1-2 2-3				1	0	0	0	0	0	0																		
John Urrea, R OBP: 0.374, SLG: 0.505										1	0	0	0	0	0	1																		
Ted Simmons, S OBP: 0.374, SLG: 0.505										0	0	0	0	0	0	0																		
John Littlefield, R OBP: 0.250, SLG: 0.375										0	0	0	0	0	0	0																		
<b>Inning Stats</b>	R: 0 E: 0 K: 0 S: 4	H: 1 LOB: 2 BB: 1 P: 8	R: 1 E: 1 K: 0 S: 5	H: 1 LOB: 1 BB: 0 P: 5	R: 1 E: 0 K: 0 S: 6	H: 3 LOB: 2 BB: 0 P: 6	R: 0 E: 0 K: 0 S: 4	H: 2 LOB: 1 BB: 0 P: 4	R: 0 E: 0 K: 1 S: 3	H: 1 LOB: 0 BB: 0 P: 3	R: 0 E: 0 K: 2 S: 7	H: 0 LOB: 1 BB: 1 P: 11	R: 1 E: 0 K: 1 S: 6	H: 1 LOB: 1 BB: 1 P: 6	R: 1 E: 0 K: 1 S: 6	H: 1 LOB: 1 BB: 1 P: 10	1B: 6 2B: 3 3B: 0 HR: 1	SF: 2 SAC: 0 DP: 0 HBP: 0	WP: 1 PB: 0 SB: 1 CS: 2	PA: 44														
<b>PITCHER</b>	IP WLS BF H R ER SO BB IBB HBP BLK WP HR S P ERA WHIP																																	
Randy Martz, R ERA: 3.77	(1, 1)	5.1	27	8	3	2	0	3	0	0	0	0	0	0	24	36	3.38	2.062																
Willie Hernandez, L ERA: 4.43	(6, 1)	1.2	7	0	0	0	3	2	0	0	0	1	0	11	19	0.00	1.200																	
Bill Caudill, R ERA: 2.22	(8, 1)	2.0	9	2	2	2	2	1	0	0	0	0	1	12	16	9.00	1.500																	

AB	35
R	5
H	10
RBI	4
BB	6
SO	5
LOB	24



Batter	1	2	3	4	5	6	7	8	9	AB	R	H	RBI	BB	SO	LOB	BOTTOM																
Ivan De Jesus, R OBP: 0.332, SLG: 0.332	S 1B BB		P4					F9		3	1	0	0	1	0	0	<b>St. Louis Cardinals @ Chicago Cubs</b> Wrigley Field, Chicago, IL Tue Sep 16 1980, 3:33 AM CDT Att: 3,019 - Unknown																
Steve Dillard, R OBP: 0.296, SLG: 0.326			K					1B HR		3	1	2	1	0	1	0																	
Jim Tracy, L OBP: 0.300, SLG: 0.338	1H 1B							1B		1	1	1	0	0	0	0																	
Bill Buckner, L OBP: 0.355, SLG: 0.457	F7		G3					HR 1B		4	1	1	0	0	0	2																	
Dave Kingman, R OBP: 0.327, SLG: 0.530								F8		4	0	1	1	0	0	2																	
Mike Tyson, R OBP: 0.275, SLG: 0.347	2H 1B							F8		0	0	0	0	0	0	0																	
Cliff Johnson, R OBP: 0.327, SLG: 0.404	F2							HR		4	1	1	3	0	1	1																	
Scot Thompson, L OBP: 0.291, SLG: 0.286								HR		0	0	0	0	0	0	0																	
Carlos Lezcano, R OBP: 0.285, SLG: 0.339	F7							5-3		2	1	0	0	2	0	1																	
Tim Blackwell, S OBP: 0.348, SLG: 0.404			5-3					G3		4	0	1	1	0	0	1																	
Mick Kelleher, R OBP: 0.253, SLG: 0.183			F9					F8		3	0	0	0	0	0	1																	
Randy Martz, L ERA: 3.77	(1, 1)							5-3		2	0	0	0	0	1	0																	
Willie Hernandez, L OBP: 0.291, SLG: 0.263	(6, 1)							F7		0	0	0	0	0	0	0																	
Jesus Figueroa, L OBP: 0.311, SLG: 0.305	(7, PH)							K		1	0	0	0	0	0	0																	
Bill Caudill, R OBP: 0.250, SLG: 0.375	(8, 1)							1-3		0	0	0	0	0	0	0																	
<b>Inning Stats</b>	R: 2 E: 0 K: 0 S: 5	H: 2 LOB: 1 BB: 1 P: 9	R: 0 E: 0 K: 0 S: 3	H: 0 LOB: 0 BB: 0 P: 3	R: 0 E: 0 K: 1 S: 5	H: 0 LOB: 0 BB: 0 P: 5	R: 1 E: 0 K: 1 S: 6	H: 1 LOB: 1 BB: 1 P: 10	R: 0 E: 0 K: 0 S: 3	H: 0 LOB: 1 BB: 1 P: 7	R: 0 E: 0 K: 0 S: 3	H: 0 LOB: 0 BB: 0 P: 3	R: 3 E: 0 K: 0 S: 6	H: 3 LOB: 0 BB: 0 P: 6	R: 3 E: 0 K: 0 S: 6	H: 3 LOB: 0 BB: 0 P: 6	1B: 5 2B: 1 3B: 0 HR: 1	SF: 0 SAC: 0 DP: 0 HBP: 0	WP: 0 PB: 0 SB: 1 CS: 0	PA: 34													
<b>PITCHER</b>	IP WLS BF H R ER SO BB IBB HBP BLK WP HR S P ERA WHIP																																
John Martin, L ERA: 3.72	(1, 1)	5.0	21	4	3	3	3	2	0	0	0	0	0	25	33	5.40	1.200																
John Urrea, R ERA: 3.45	(6, 1)	2.0	7	0	0	0	0	1	0	0	0	0	0	6	10	0.00	0.500																
John Littlefield, R ERA: 3.02	(8, 1)	1.0	6	3	3	3	0	0	0	0	0	0	1	6	6	27.00	3.000																





Batter	1	2	3	4	5	6	7	8	9	AB	R	H	RBI	BB	SO	LOB	TOP					
Ken Oberkfell, L OBP: 0.393, SLG: 0.433 (1, 5)										5	2	4	1	0	0	1						
Gary Templeton, S OBP: 0.348, SLG: 0.419 Ken Reitz, R OBP: 0.301, SLG: 0.385 (1, 6) (7, 5)										4	2	2	0	0	1	2						
Keith Hernandez, L OBP: 0.405, SLG: 0.496 (1, 3)										3	1	0	0	2	2	2						
Leon Durham, L OBP: 0.316, SLG: 0.441 (1, 7)										5	1	1	2	0	1	3						
Tito Landrum, R OBP: 0.340, SLG: 0.383 (1, 9)										5	0	1	2	0	2	3						
Tony Scott, S OBP: 0.301, SLG: 0.298 (1, 8)										4	1	1	0	0	1	2						
Terry Kennedy, L OBP: 0.309, SLG: 0.361 (1, 2)										3	1	1	0	1	1	1						
Tom Herr, S OBP: 0.258, SLG: 0.326 (1, 4) (7, 6)										3	0	0	1	0	0	1						
Pete Vuckovich, R OBP: 0.194, SLG: 0.273 Jim Kaat, L OBP: 0.182, SLG: 0.258 (1, 1) (8, 1)										3	0	1	0	0	1	0						
<b>Inning Stats</b>	R: 3 E: 2 K: 1 S: 8	H: 2 LOB: 1 BB: 1 P: 12	R: 0 E: 0 K: 1 S: 6	H: 1 LOB: 1 BB: 0 P: 6	R: 0 E: 0 K: 1 S: 5	H: 0 LOB: 0 BB: 0 P: 5	R: 2 E: 0 K: 0 S: 6	H: 3 LOB: 1 BB: 0 P: 6	R: 0 E: 0 K: 3 S: 9	H: 0 LOB: 0 BB: 0 P: 9	R: 0 E: 0 K: 1 S: 5	H: 0 LOB: 0 BB: 0 P: 5	R: 3 E: 0 K: 2 S: 11	H: 4 LOB: 1 BB: 0 P: 11	R: 0 E: 0 K: 0 S: 2	H: 0 LOB: 2 BB: 1 P: 6	R: 0 E: 0 K: 1 S: 6	H: 1 LOB: 2 BB: 1 P: 10	1B: 7 2B: 3 3B: 1 HR: 0	SF: 1 SAC: 1 DP: 1 HBP: 0	WP: 0 PB: 0 SB: 1 CS: 0	PA: 41
<b>PITCHER</b>	IP WLS BF H R ER SO BB IBB HBP BLK WP HR S P ERA WHIP	IP WLS BF H R ER SO BB IBB HBP BLK WP HR S P ERA WHIP																				
Mike Krukow, R ERA: 4.59 George Riley, L ERA: 5.19 Lee Smith, R ERA: 1.54 Dick Tidrow, R ERA: 2.8 (1, 1) (6, 1) (8, 1) (9, 1)	5.0 L 23 6 5 4 6 1 0 0 0 0 0 0 34 38 7.20 1.400	2.0 10 4 3 3 3 0 0 0 0 0 0 0 16 16 13.50 2.000	1.0 3 0 0 0 0 1 0 0 0 0 0 0 6 6 0.00 1.000	1.0 5 1 0 0 1 0 1 0 0 0 0 0 6 10 0.00 1.000																		

St. Louis Cardinals @ Chicago Cubs  
Wrigley Field, Chicago, IL  
Wed Sep 17 1980, 3:33 AM CDT  
Att: 3,044 - Sunny

AB 36  
R 8  
H 11  
RBI 6  
BB 3  
SO 10  
LOB 16



Batter	1	2	3	4	5	6	7	8	9	AB	R	H	RBI	BB	SO	LOB	BOTTOM	
Ivan De Jesus, R OBP: 0.332, SLG: 0.332 (1, 6)										5	0	2	0	0	0	2		
Jesús Figueroa, L OBP: 0.318, SLG: 0.309 (1, 8)										4	1	2	0	1	0	2		
Bill Buckner, L OBP: 0.354, SLG: 0.455 (1, 7)										5	1	1	0	0	0	4		
Cliff Johnson, R OBP: 0.325, SLG: 0.401 (1, 3)										5	1	1	0	0	3	4		
Jim Tracy, L OBP: 0.311, SLG: 0.338 (1, 9)										3	0	1	1	1	1	2		
Tim Lincecum, S OBP: 0.350, SLG: 0.403 (1, 2)										3	1	1	0	1	0	1		
Steve Dillard, R OBP: 0.295, SLG: 0.324 (1, 5)										4	1	1	1	0	1	2		
Mick Kelleher, R OBP: 0.244, SLG: 0.176 Larry Blittner, L OBP: 0.292, SLG: 0.317 Mike Vail, R OBP: 0.326, SLG: 0.409 Mike Tyson, R OBP: 0.275, SLG: 0.347 (1, 4) (8, PH) (8, PH) (9, 4)										3	0	0	0	0	1	0		
Mike Krukow, R ERA: 4.59 Scott Thorpe, L ERA: 3.36 George Riley, L ERA: 5.19 Lenny Randle, S ERA: 1.54 Lee Smith, R ERA: 2.8 Dave Kingman, R ERA: 3.51 Dick Tidrow, R ERA: 4.14 (1, 1) (5, PH) (8, 1) (7, PH) (8, 1) (8, PH) (9, 1)	7.2 W 34 9 5 4 5 3 0 0 0 0 1 0 41 53 4.70 1.565	1.1 6 3 0 0 1 0 0 0 0 0 0 0 8 8 0.00 2.250																
<b>PITCHER</b>	IP WLS BF H R ER SO BB IBB HBP BLK WP HR S P ERA WHIP	IP WLS BF H R ER SO BB IBB HBP BLK WP HR S P ERA WHIP																

St. Louis Cardinals @ Chicago Cubs  
Wrigley Field, Chicago, IL  
Wed Sep 17 1980, 3:33 AM CDT  
Att: 3,044 - Sunny

AB 37  
R 5  
H 12  
RBI 5  
BB 3  
SO 6  
LOB 18





Batter	1	2	3	4	5	6	7	8	9	AB	R	H	RBI	BB	SO	LOB	TOP								
<b>Pete Rose, S</b> OBP: 0.354, SLG: 0.359 (1, 3)	L7	1-3			4-3				K	4	0	1	1	0	0	1	<b>Philadelphia Phillies @ Chicago Cubs</b> Wrigley Field, Chicago, IL Fri Sep 19 1980, 3:33 AM CDT Att: 4,352 - Unknown								
<b>Bob Dernier, R</b> OBP: 1.000, SLG: 1.000 (7, FR)										0	0	0	0	0	0	0									
<b>Del Unser, L</b> OBP: 0.333, SLG: 0.376 (7, 3)										0	0	0	0	0	0	0									
<b>Lonnie Smith, R</b> OBP: 0.385, SLG: 0.445 (9, PH)										1	0	0	0	0	1	3									
<b>John Vukovich, R</b> OBP: 0.209, SLG: 0.214 (9, 3)										0	0	0	0	0	0	0									
<b>Bake McBride, L</b> OBP: 0.342, SLG: 0.464 (1, 9)	3B		5-3		E4		F2		4-3	5	1	1	0	0	0	4									
<b>Mike Schmidt, R</b> OBP: 0.382, SLG: 0.595 (1, 5)	1B			K						4	0	1	1	0	1	1									
<b>Greg Luzinski, R</b> OBP: 0.359, SLG: 0.452 <b>Warren Brusstar, R</b> OBP: 0.333, SLG: 0.333 (8, 1)	3B									3	0	0	0	1	1	0									
<b>Tug McGraw, R</b> OBP: 0.333, SLG: 0.333 (9, 1)	BB			L7						0	0	0	0	0	0	0									
<b>Manny Trillo, R</b> OBP: 0.333, SLG: 0.408 (1, 4)	K									4	0	0	0	0	2	2									
<b>Gary Maddox, R</b> OBP: 0.277, SLG: 0.384 (1, 8)					P6					3	0	0	0	1	0	2									
<b>Bob Boone, R</b> OBP: 0.304, SLG: 0.345 (1, 2)					F7					4	0	3	0	0	0	0									
<b>Ramon Aviles, R</b> OBP: 0.343, SLG: 0.387 (1, 6)										4	2	2	1	0	1	3									
<b>Bob Walk, R</b> OBP: 0.226, SLG: 0.167 <b>Sparky Lyle, L</b> OBP: 0.337, SLG: 0.308 (7, 1)										2	0	0	0	0	1	1									
<b>Greg Gross, L</b> OBP: 0.352, SLG: 0.459 <b>Keith Moreland, R</b> OBP: 0.352, SLG: 0.459 <b>George Vukovich, L</b> OBP: 0.354, SLG: 0.294 (9, 7)										0	0	0	0	0	0	0									
<b>Inning Stats</b>	R: 1 E: 0 K: 1 S: 7	H: 2 LOB: 2 BB: 1 P: 11	R: 0 E: 0 K: 0 S: 4	H: 1 LOB: 1 BB: 0 P: 4	R: 0 E: 0 K: 1 S: 5	H: 0 LOB: 0 BB: 0 P: 5	R: 0 E: 0 K: 0 S: 3	H: 0 LOB: 0 BB: 0 P: 3	R: 1 E: 0 K: 1 S: 7	H: 1 LOB: 1 BB: 0 P: 7	R: 0 E: 0 K: 0 S: 3	H: 0 LOB: 0 BB: 0 P: 3	R: 1 E: 0 K: 0 S: 5	H: 3 LOB: 1 BB: 0 P: 5	R: 0 E: 0 K: 2 S: 7	H: 0 LOB: 0 BB: 0 P: 7	R: 0 E: 1 K: 2 S: 8	H: 1 LOB: 2 BB: 2 P: 16	1B: 6 2B: 0 3B: 1 HR: 1	SF: 0 SAC: 1 DP: 0 HBP: 0	WP: 0 PB: 0 SB: 2 CS: 1	PA: 38			
<b>PITCHER</b>	IP	WLS	BF	H	R	ER	SO	BB	IBB	HBP	BLK	WP	HR	S	P	ERA	WHIP								
<b>Rick Reuschel, R</b> ERA: 3.39	7.0		29	7	3	3	3	1	0	0	0	0	1	34	38	3.86	1.143								
<b>Dick Tidrow, R</b> ERA: 2.77	1.1		6	1	0	0	3	1	0	0	0	0	0	11	15	0.00	1.500								
<b>Willie Hernandez, L</b> ERA: 4.43	0.0		1	0	0	0	0	0	1	0	0	0	0	0	4	∞	∞								
<b>Lee Smith, R</b> ERA: 1.46	0.2	W	2	0	0	0	1	0	0	0	0	0	0	4	4	0.00	0.000								

Batter	1	2	3	4	5	6	7	8	9	AB	R	H	RBI	BB	SO	LOB	BOTTOM									
<b>Ivan De Jesus, R</b> OBP: 0.336, SLG: 0.334 (1, 6)	L8									3	0	2	2	2	0	0	<b>Philadelphia Phillies @ Chicago Cubs</b> Wrigley Field, Chicago, IL Fri Sep 19 1980, 3:33 AM CDT Att: 4,352 - Unknown									
<b>Jesus Figueroa, L</b> OBP: 0.330, SLG: 0.310 <b>Mike Vail, R</b> OBP: 0.235, SLG: 0.408 <b>Dick Tidrow, R</b> ERA: 2.77 <b>Willie Hernandez, L</b> ERA: 4.43 <b>Lee Smith, R</b> ERA: 1.46 <b>Scott Thompson, L</b> OBP: 0.286, SLG: 0.294 <b>Jerry Martin, R</b> OBP: 0.283, SLG: 0.416 (11, 8)	F8									3	0	1	0	0	0	1										
<b>Bill Buckner, L</b> OBP: 0.353, SLG: 0.453 (1, 3)	1B									4	0	1	0	0	0	3										
<b>Dave Kingman, R</b> OBP: 0.328, SLG: 0.527 (1, 7)	1B									4	0	1	0	0	0	1										
<b>Jim Tracy, L</b> OBP: 0.295, SLG: 0.319 (1, 9)	K									4	0	0	0	0	1	2										
<b>Tim Lincecum, S</b> OBP: 0.348, SLG: 0.399 (1, 2)	K									3	0	0	0	1	3	0										
<b>Mike Tyson, R</b> OBP: 0.275, SLG: 0.344 <b>Larry Bittner, L</b> OBP: 0.294, SLG: 0.324 <b>Mick Kelleher, R</b> OBP: 0.244, SLG: 0.176 (1, 4)	K									2	0	0	0	1	1	1										
<b>Steve Dillard, R</b> OBP: 0.294, SLG: 0.339 (1, 5)	HR									1	0	1	0	0	0	0										
<b>Rick Reuschel, R</b> OBP: 0.179, SLG: 0.234 <b>Lenny Randle, S</b> OBP: 0.343, SLG: 0.370 <b>Carlos Lezcano, R</b> OBP: 0.265, SLG: 0.339 <b>Cliff Johnson, R</b> OBP: 0.327, SLG: 0.401 (1, 1)	F8									2	0	0	0	0	0	0										
<b>Inning Stats</b>	R: 0 E: 0 K: 1 S: 7	H: 2 LOB: 2 BB: 0 P: 7	R: 1 E: 0 K: 2 S: 8	H: 1 LOB: 0 BB: 0 P: 8	R: 0 E: 0 K: 0 S: 3	H: 0 LOB: 1 BB: 1 P: 7	R: 0 E: 0 K: 2 S: 7	H: 0 LOB: 1 BB: 1 P: 11	R: 0 E: 0 K: 0 S: 3	H: 0 LOB: 1 BB: 1 P: 7	R: 1 E: 0 K: 0 S: 5	H: 2 LOB: 1 BB: 0 P: 5	R: 0 E: 0 K: 1 S: 5	H: 0 LOB: 0 BB: 0 P: 5	R: 2 E: 0 K: 0 S: 4	H: 3 LOB: 2 BB: 1 P: 8		1B: 7 2B: 1 3B: 0 HR: 1	SF: 0 SAC: 0 DP: 0 HBP: 0	WP: 1 PB: 0 SB: 2 CS: 0	PA: 38					
<b>PITCHER</b>	IP	WLS	BF	H	R	ER	SO	BB	IBB	HBP	BLK	WP	HR	S	P	ERA		WHIP								
<b>Bob Walk, R</b> ERA: 4.64	6.1		28	6	2	2	5	4	0	0	0	1	0	34	50	2.84		1.579								
<b>Sparky Lyle, L</b> ERA: 4.64	0.2		2	0	0	0	0	0	0	0	0	1	0	2	2	0.00		0.000								
<b>Warren Brusstar, R</b> ERA: 3.55	1.1	L	7	2	2	2	1	1	0	0	0	0	0	8	12	13.50		2.250								
<b>Tug McGraw, L</b> ERA: 1.75	0.0		1	1	0	0	0	0	0	0	0	0	0	1	1	∞	∞									





Batter	1	2	3	4	5	6	7	8	9	AB	R	H	RBI	BB	SO	LOB	TOP										
<b>Pete Rose, S</b> OBP: 0.356, SLG: 0.362 <b>Tug McGraw, R</b> OBP: 0.333, SLG: 0.333	0-0 HR 2B	0-0 G6-4-3 1B		0-0 5-3			0-0 1-3		0-0 E8 1B	5	1	3	1	0	0	0											
<b>Bake McBride, L</b> OBP: 0.340, SLG: 0.460	4-0 HR BB	0-0 G6-4-3 1-2			0-0 4-3		0-0 F7		0-3 K	4	1	0	0	1	1	3											
<b>Mike Schmidt, R</b> OBP: 0.382, SLG: 0.600	0-0 1-H 2-H HR			0-0 FC6-4 BB 1B		0-3 K	0-0 6-3		0-0 6-3	4	1	2	3	0	1	0											
<b>Greg Luzinski, R</b> OBP: 0.355, SLG: 0.447 <b>Greg Gross, L</b> OBP: 0.337, SLG: 0.308	0-3 K			0-0 L8		0-0 6-3			0-0 6-3	4	0	0	0	0	1	1											
<b>Keith Moreland, R</b> OBP: 0.349, SLG: 0.449	0-0 P3			4-0 FC6-4 BB		0-0 6-3			0-0 F3	3	0	0	0	1	0	0											
<b>Gary Maddox, R</b> OBP: 0.277, SLG: 0.389	0-0 L8			0-0 FC6-4 1-2 2-3		0-0 HR			0-0 F9	4	1	1	1	0	0	2											
<b>Manny Trillo, R</b> OBP: 0.337, SLG: 0.413		0-0 E7 2B		0-0 L9		0-0 E7 F8 1B			0-0 SH1-4 BLK 1B	4	2	3	0	0	0	2											
<b>Ramon Aviles, R</b> OBP: 0.343, SLG: 0.396		0-0 1B 2B		0-3 K		0-0 F8 2-3			0-0 SH1-4	3	0	1	1	0	1	1											
<b>Marty Bystrom, R</b> OBP: 0.206, SLG: 0.111 <b>Kevin Saucier, L</b> OBP: 0.333, SLG: 0.333 <b>Dickie Noles, R</b> OBP: 0.196, SLG: 0.254 <b>Jay Loviglio, R</b> OBP: 0.333, SLG: 0.378		0-3 K		0-3 K		0-3 K			4-0 1B E BB	3	0	0	0	0	3	2											
<b>Inning Stats</b>	R: 3 E: 0 K: 1 S: 7	H: 2 LOB: 0 BB: 1 P: 11	R: 1 E: 1 K: 1 S: 7	H: 3 LOB: 1 BB: 0 P: 7	R: 0 E: 0 K: 0 S: 4	H: 1 LOB: 0 BB: 1 P: 8	R: 0 E: 0 K: 2 S: 7	H: 0 LOB: 0 BB: 0 P: 7	R: 0 E: 0 K: 1 S: 5	H: 0 LOB: 0 BB: 0 P: 5	R: 1 E: 1 K: 1 S: 7	H: 2 LOB: 1 BB: 0 P: 7	R: 0 E: 0 K: 0 S: 3	H: 0 LOB: 0 BB: 0 P: 3	R: 0 E: 0 K: 0 S: 3	H: 0 LOB: 0 BB: 0 P: 3	R: 2 E: 1 K: 1 S: 6	H: 2 LOB: 1 BB: 1 P: 10	1B: 5 2B: 3 3B: 0 HR: 2	SF: 0 SAC: 1 DP: 1 HBP: 0	WP: 0 PA: 38 PB: 0 SB: 0 CS: 0						
<b>PITCHER</b>	IP	WLS	BF	H	R	ER	SO	BB	IBB	HBP	BLK	WP	HR	S	P	ERA	WHIP										
<b>Lynn McGlothen, R</b> ERA: 5.01	(1, 1)	6.0	L	27	8	5	5	6	2	0	0	0	2	37	45	7.50	1.667										
<b>Bill Caudill, R</b> ERA: 2.26	(7, 1)	2.1		9	1	2	1	0	1	0	0	1	0	8	12	3.86	0.857										
<b>Willie Hernandez, L</b> ERA: 4.4	(9, 1)	0.2		2	1	0	0	1	0	0	0	0	0	4	4	0.00	1.500										

Philadelphia Phillies @ Chicago Cubs  
Wrigley Field, Chicago, IL  
Sat Sep 20 1980, 3:33 AM CDT  
Att: 11,713 - Unknown

AB 34  
R 7  
H 10  
RBI 6  
BB 3  
SO 7  
LOB 11



Batter	1	2	3	4	5	6	7	8	9	AB	R	H	RBI	BB	SO	LOB	BOTTOM										
<b>Ivan De Jesus, R</b> OBP: 0.338, SLG: 0.338	0-0 1-3		0-0 1B		0-0 2B		0-0 G4-6-3 HBP 1B		0-0 P2	5	0	3	0	0	0	0											
<b>Jesus Figueroa, L</b> OBP: 0.315, SLG: 0.303	0-0 5-3		0-0 4-3		0-0 P1		1-0 G4-6-3 HBP		0-0 6-3	4	0	0	0	0	0	2											
<b>Bill Buckner, L</b> OBP: 0.354, SLG: 0.455	0-0 2B			0-0 HR 1B		0-0 1-3			0-0 G4-6-3 1-2 2-3	4	1	2	0	0	0	3											
<b>Dave Kingman, R</b> OBP: 0.327, SLG: 0.535	0-0 P5			0-0 1-H HR		0-0 F8			0-3 K	4	1	1	2	0	1	3											
<b>Jim Tracy, L</b> OBP: 0.293, SLG: 0.316		0-0 G3		0-3 K		0-0 1B 1B			0-0 F8	4	1	1	0	0	1	0											
<b>Tim Lincecum, S</b> OBP: 0.353, SLG: 0.400		0-0 L7		4-0 BB BB		0-0 1B 1B			4-0 FC6-4 BB	2	0	1	0	2	0	0											
<b>Mike Tyson, R</b> OBP: 0.234, SLG: 0.304 <b>Larry Bittner, L</b> OBP: 0.253, SLG: 0.322 <b>Bill Caudill, R</b> OBP: 0.253, SLG: 0.375 <b>Willie Hernandez, L</b> OBP: 0.211, SLG: 0.263 <b>Mike Vail, R</b> OBP: 0.324, SLG: 0.407		0-0 1-3		0-3 K		0-0 F7			0-0 F8	3	0	0	0	0	1	3											
<b>Steve Dillard, R</b> OBP: 0.298, SLG: 0.339			0-0 F9		4-0 BB		0-0 G4-6-3 1-3 2-H 1B		0-0 FC6-4 1-2	3	0	1	1	1	0	1											
<b>Lynn McGlothen, L</b> OBP: 0.234, SLG: 0.304 <b>Larry Bittner, L</b> OBP: 0.253, SLG: 0.322 <b>Bill Caudill, R</b> OBP: 0.253, SLG: 0.375 <b>Willie Hernandez, L</b> OBP: 0.211, SLG: 0.263 <b>Mike Vail, R</b> OBP: 0.324, SLG: 0.407			0-0 P6		0-0 F2		0-0 G4-6-3 1-2		0-3 K	2	0	0	0	0	0	2											
<b>Inning Stats</b>	R: 0 E: 0 K: 0 S: 4	H: 1 LOB: 1 BB: 0 P: 4	R: 0 E: 0 K: 0 S: 3	H: 0 LOB: 0 BB: 0 P: 3	R: 0 E: 0 K: 0 S: 4	H: 1 LOB: 1 BB: 0 P: 4	R: 2 E: 0 K: 2 S: 9	H: 2 LOB: 2 BB: 2 P: 17	R: 0 E: 0 K: 0 S: 4	H: 1 LOB: 1 BB: 0 P: 4	R: 1 E: 0 K: 0 S: 5	H: 3 LOB: 1 BB: 0 P: 5	R: 0 E: 0 K: 1 S: 5	H: 1 LOB: 1 BB: 0 P: 6	R: 0 E: 0 K: 0 S: 3	H: 0 LOB: 1 BB: 1 P: 7	R: 0 E: 0 K: 1 S: 5	H: 0 LOB: 0 BB: 0 P: 5	1B: 6 2B: 2 3B: 0 HR: 1	SF: 0 SAC: 0 DP: 2 HBP: 1	WP: 0 PA: 38 PB: 0 SB: 0 CS: 0						
<b>PITCHER</b>	IP	WLS	BF	H	R	ER	SO	BB	IBB	HBP	BLK	WP	HR	S	P	ERA	WHIP										
<b>Marty Bystrom, R</b> ERA: 1.21	(1, 1)	5.1	W	26	8	3	3	2	2	0	0	0	0	28	36	5.06	1.875										
<b>Kevin Saucier, L</b> ERA: 3.25	(6, 1)	1.1		4	1	0	0	0	0	0	1	0	0	3	4	0.00	0.750										
<b>Dickie Noles, R</b> ERA: 3.68	(7, 1)	1.1		5	0	0	0	1	1	0	0	0	0	6	10	0.00	0.750										
<b>Tug McGraw, L</b> ERA: 1.73	(9, 1)	1.0		3	0	0	0	1	0	0	0	0	0	5	5	0.00	0.000										

Philadelphia Phillies @ Chicago Cubs  
Wrigley Field, Chicago, IL  
Sat Sep 20 1980, 3:33 AM CDT  
Att: 11,713 - Unknown

AB 34  
R 3  
H 9  
RBI 3  
BB 3  
SO 4  
LOB 17





Batter	1	2	3	4	5	6	7	8	9	AB	R	H	RBI	BB	SO	LOB	TOP									
<b>Pete Rose, S</b> OBP: 0.355, SLG: 0.363 <b>Del Unser, L</b> OBP: 0.333, SLG: 0.376	0-0 3-1	0-0 L4		0-0 SF7-4 1-3 3-H 2B			0-0 F7		0-0 4-3	5	0	1	1	0	0	3										
<b>Bake McBride, L</b> OBP: 0.335, SLG: 0.458	0-0 CS 1B		0-0 4-3	0-0 SF7-4 2-3 3-H			0-0 4-3		0-0 4-3	4	0	1	1	0	0	0										
<b>Mike Schmidt, R</b> OBP: 0.381, SLG: 0.602	0-0 1-2		0-0 6-3		0-0 6-3		0-3 K		0-0 HR	5	1	1	1	0	1	1										
<b>Greg Luzinski, R</b> OBP: 0.357, SLG: 0.459 <b>Jay Loviglio, R</b> (8, PR) <b>Greg Gross, L</b> OBP: 0.341, SLG: 0.313		0-0 F2		0-0 HR	0-3 K			0-0 1B 2B	0-0 2B 1B	4	1	2	1	0	1	0										
<b>Bob Boone, R</b> OBP: 0.307, SLG: 0.350		0-0 FC1-4 1B		0-0 6-3	0-0 1B CS 1B			0-0 P5	0-0 1-3 2B	5	0	3	0	0	0	1										
<b>Gary Maddox, R</b> OBP: 0.282, SLG: 0.390		0-0 FC1-4 2B 1B		4-0 2B BB	0-0 1-3 1B			0-0 1BB 1B	4-0 1B IBB	3	2	2	1	2	0	1										
<b>Manny Trillo, R</b> OBP: 0.337, SLG: 0.417		0-0 1B 2B		0-0 1B 2B	0-0 CS 3-H		0-0 4-3	0-3 K	0-0 P1	5	1	2	1	0	1	5										
<b>Larry Bowa, S</b> OBP: 0.297, SLG: 0.322		4-0 1B IBB		0-0 2B SF7-4 1B	0-0 F7			4-0 1-2 IBB		2	1	1	0	2	0	0										
<b>Dick Ruthven, R</b> OBP: 0.242, SLG: 0.328 <b>Ron Reed, R</b> OBP: 0.300, SLG: 0.400		0-0 1-2 2-3 3-H 1B		0-3 K	0-0 P3			0-0 1-3		3	0	1	1	0	1	2										
<b>Inning Stats</b>	R: 0 E: 0 K: 0 S: 3	H: 1 LOB: 0 BB: 0 P: 3	R: 1 E: 0 K: 0 S: 6	H: 3 LOB: 3 BB: 1 P: 10	R: 1 E: 0 K: 0 S: 4	H: 1 LOB: 0 BB: 0 P: 4	R: 3 E: 0 K: 1 S: 7	H: 3 LOB: 0 BB: 1 P: 11	R: 0 E: 0 K: 0 S: 6	H: 2 LOB: 1 BB: 0 P: 6	R: 0 E: 0 K: 0 S: 5	H: 0 LOB: 0 BB: 0 P: 3	R: 0 E: 0 K: 1 S: 5	H: 0 LOB: 0 BB: 0 P: 5	R: 1 E: 0 K: 0 S: 7	H: 2 LOB: 2 BB: 1 P: 11	R: 1 E: 0 K: 0 S: 6	H: 3 LOB: 3 BB: 1 P: 10	1B: 8 2B: 6 3B: 0 HR: 2	SF: 1 SAC: 0 DP: 1 HBP: 0	WP: 0 PB: 0 SB: 0 CS: 2	PA: 44				
<b>PITCHER</b>	IP	WLS	BF	H	R	ER	SO	BB	IBB	HBP	BLK	WP	HR	S	P	ERA	WHIP									
<b>Dennis Lamp, R</b> ERA: 4.99	(1, 1)	5.0	L	24	10	5	5	2	1	1	0	0	0	1	26	34	9.00	2.200								
<b>Lee Smith, R</b> ERA: 1.25	(6, 1)	2.0		6	0	0	0	1	0	0	0	0	0	0	8	8	0.00	0.000								
<b>Dick Tidrow, R</b> ERA: 2.88	(8, 1)	2.0		13	5	2	2	1	0	2	0	0	0	1	13	21	9.00	2.500								

Philadelphia Phillies @ Chicago Cubs  
Wrigley Field, Chicago, IL  
Sun Sep 21 1980, 3:33 AM CDT  
Att: 10,190 - Unknown

AB	38
R	7
H	15
RBI	7
BB	4
SO	4
LOB	15



Batter	1	2	3	4	5	6	7	8	9	AB	R	H	RBI	BB	SO	LOB	BOTTOM									
<b>Ivan De Jesus, R</b> OBP: 0.336, SLG: 0.336	0-0 2-3		0-0 F9		0-0 FC4-6 G4-6-3		0-0 4-3			4	0	0	0	0	0	1										
<b>Tim Blackwell, S</b> OBP: 0.355, SLG: 0.397	4-0 G4-6-3 BB		4-0 FC6-4 BB		0-0 G4-6-3		0-0 6-3			2	0	0	0	2	0	1										
<b>Bill Buckner, L</b> OBP: 0.353, SLG: 0.454 <b>Mike Vail, R</b> OBP: 0.326, SLG: 0.409 <b>Jesus Figueroa, L</b> OBP: 0.314, SLG: 0.302	0-0 G4-6-3		0-0 FC6-4			0-0 G1-6-3 1B 2B		0-0 L7		2	0	0	0	0	0	2										
<b>Cliff Johnson, R</b> OBP: 0.328, SLG: 0.399		4-0 BB 2B BB	0-0 4-3			0-0 G1-6-3 1B		0-0 5-3		3	1	1	0	1	0	1										
<b>Jim Tracy, L</b> OBP: 0.302, SLG: 0.354		4-0 2B BB		0-0 HR		0-0 G1-6-3		0-0 F7		3	1	1	1	1	0	2										
<b>Jerry Martin, R</b> OBP: 0.285, SLG: 0.421		0-0 1-3 2-H 2B		0-0 6-3		0-0 2B		0-0 6-3		4	0	2	2	0	0	0										
<b>Steve Dillard, R</b> OBP: 0.297, SLG: 0.333		0-0 F9		0-0 6-3		0-0 BB		0-0 1-3		3	0	0	0	1	0	2										
<b>Mick Kelleher, R</b> OBP: 0.235, SLG: 0.169 <b>Larry Blittner, L</b> OBP: 0.232, SLG: 0.321		0-0 F8		0-0 4-3		0-0 F9		0-0 F7		3	0	0	0	0	0	4										
<b>Dennis Lamp, R</b> OBP: 0.161, SLG: 0.103 <b>Scot Thompson, L</b> OBP: 0.289, SLG: 0.288 <b>Lee Smith, R</b> (7, PH) <b>Carlos Lezcano, R</b> OBP: 0.261, SLG: 0.333 <b>Dick Tidrow, R</b> (8, 1)		0-0 F8			0-0 FC4-6 1B		0-3 K			1	0	0	0	0	0	2										
<b>Inning Stats</b>	R: 0 E: 0 K: 0 S: 2	H: 0 LOB: 0 BB: 1 P: 6	R: 1 E: 0 K: 0 S: 4	H: 1 LOB: 2 BB: 2 P: 12	R: 0 E: 0 K: 0 S: 3	H: 0 LOB: 1 BB: 1 P: 7	R: 1 E: 0 K: 0 S: 4	H: 1 LOB: 0 BB: 0 P: 4	R: 0 E: 0 K: 0 S: 3	H: 1 LOB: 0 BB: 0 P: 3	R: 1 E: 0 K: 0 S: 5	H: 3 LOB: 2 BB: 1 P: 9	R: 0 E: 0 K: 1 S: 5	H: 0 LOB: 0 BB: 0 P: 5	R: 0 E: 0 K: 0 S: 3	H: 0 LOB: 0 BB: 0 P: 3	R: 0 E: 0 K: 0 S: 3	H: 0 LOB: 0 BB: 0 P: 3	1B: 3 2B: 2 3B: 0 HR: 1	SF: 0 SAC: 0 DP: 3 HBP: 0	WP: 0 PB: 0 SB: 0 CS: 0	PA: 35				
<b>PITCHER</b>	IP	WLS	BF	H	R	ER	SO	BB	IBB	HBP	BLK	WP	HR	S	P	ERA	WHIP									
<b>Dick Ruthven, R</b> ERA: 3.67	(1, 1)	5.2	W	25	6	3	3	0	5	0	0	0	0	1	20	40	4.76	1.941								
<b>Ron Reed, R</b> ERA: 3.99	(6, 1)	3.1	S	10	0	0	0	1	0	0	0	0	0	0	12	12	0.00	0.000								

Philadelphia Phillies @ Chicago Cubs  
Wrigley Field, Chicago, IL  
Sun Sep 21 1980, 3:33 AM CDT  
Att: 10,190 - Unknown

AB	30
R	3
H	6
RBI	3
BB	5
SO	1
LOB	15





Batter	1	2	3	4	5	6	7	8	9	AB	R	H	RBI	BB	SO	LOB	TOP										
Mookie Wilson, S OBP: 0.369, SLG: 0.447 (1, 8)										4	0	2	0	0	0	0	<b>New York Mets @ Chicago Cubs</b> Wrigley Field, Chicago, IL Mon Sep 22 1980, 3:33 AM CDT Att: 1,171 - Unknown										
Frank Taveras, R OBP: 0.398, SLG: 0.327 (1, 6)										4	0	0	0	0	0	2											
Lee Mazzilli, S OBP: 0.364, SLG: 0.432 (1, 3)										2	0	0	0	2	0	0											
Steve Henderson, R OBP: 0.366, SLG: 0.398 (1, 7)										4	1	0	0	0	1	3											
Dan Norman, R OBP: 0.200, SLG: 0.259 Joel Youngblood, R (9, PH) OBP: 0.345, SLG: 0.374 (1, 9)										3	0	0	1	0	0	0											
Alex Trevino, R OBP: 0.292, SLG: 0.304 (1, 2)										4	1	2	0	0	1	0											
Hubie Brooks, R OBP: 0.300, SLG: 0.239 Claudell Washington, L (9, PH) OBP: 0.328, SLG: 0.464 (1, 5)										3	0	1	1	0	1	1											
Doug Flynn, R OBP: 0.295, SLG: 0.319 (1, 4)										3	0	0	0	0	0	1											
Mark Bomback, R OBP: 0.266, SLG: 0.282 Jose Morones, S OBP: 0.287, SLG: 0.452 Roy Lee Jackson, R OBP: 0.220, SLG: 0.333 Dyar Miller, R OBP: 0.256, SLG: 0.337 Mike Jorgensen, L OBP: 0.256, SLG: 0.337 Jeff Reardon, R OBP: 0.256, SLG: 0.337 (1, 1)										1	0	0	0	0	0	0											
<b>Inning Stats</b>	R: 0 E: 0 K: 0 S: 3	H: 0 LOB: 0 BB: 0 P: 3	R: 0 E: 0 K: 0 S: 4	H: 1 LOB: 1 BB: 0 P: 4	R: 0 E: 0 K: 1 S: 6	H: 1 LOB: 1 BB: 0 P: 6	R: 2 E: 1 K: 0 S: 6	H: 2 LOB: 1 BB: 0 P: 6	R: 0 E: 0 K: 2 S: 7	H: 0 LOB: 0 BB: 0 P: 7	R: 0 E: 0 K: 0 S: 3	H: 0 LOB: 0 BB: 0 P: 3	R: 0 E: 0 K: 0 S: 2	H: 0 LOB: 0 BB: 1 P: 6	R: 0 E: 0 K: 1 S: 5	H: 0 LOB: 0 BB: 0 P: 5		1B: 3 2B: 3 3B: 0 HR: 0	SF: 0 SAC: 0 DP: 1 HBP: 0	WP: 0 PB: 0 SB: 2 CS: 0	PA: 34						
<b>PITCHER</b>	IP	WLS	BF	H	R	ER	SO	BB	IBB	HBP	BLK	WP	HR	S	P	ERA	WHIP										
Randy Martz, R ERA: 2.95 (1, 1)	4.0		17	4	2	0	1	0	0	0	0	0	0	19	19	0.00	1.000										
Bill Caudill, R ERA: 2.22 (5, 1)	2.0	W	8	1	0	0	3	0	1	0	0	0	0	13	17	0.00	0.500										
Bruce Sutter, R ERA: 2.47 (7, 1)	3.0	S	9	0	0	0	1	1	0	0	0	0	0	10	14	0.00	0.333										

AB 32  
R 2  
H 5  
RBI 2  
BB 2  
SO 5  
LOB 7



Batter	1	2	3	4	5	6	7	8	9	AB	R	H	RBI	BB	SO	LOB	BOTTOM										
Ivan De Jesus, R OBP: 0.335, SLG: 0.334 (1, 6)										3	0	0	0	1	0	3	<b>New York Mets @ Chicago Cubs</b> Wrigley Field, Chicago, IL Mon Sep 22 1980, 3:33 AM CDT Att: 1,171 - Unknown										
Mike Tyson, R OBP: 0.272, SLG: 0.340 (1, 4)										4	0	1	1	0	1	4											
Larry Bittner, L OBP: 0.292, SLG: 0.321 (1, 3)										3	0	1	1	0	0	0											
Jim Tracy, L OBP: 0.311, SLG: 0.354 (1, 7)										3	0	1	0	1	1	2											
Tim Blackwell, S OBP: 0.352, SLG: 0.394 Mike O'Berry, R OBP: 0.333, SLG: 0.294 (1, 2)										3	0	0	0	0	1	4											
Mike O'Berry, R OBP: 0.333, SLG: 0.294 (7, 2)										1	0	0	0	0	1	0											
Scot Thompson, L OBP: 0.292, SLG: 0.287 (1, 9)										4	1	1	0	0	0	3											
Carlos Lezcano, R OBP: 0.292, SLG: 0.381 (1, 8)										3	1	3	0	0	0	0											
Steve Dillard, R OBP: 0.296, SLG: 0.332 (1, 5)										4	1	1	0	0	1	2											
Randy Martz, L OBP: 0.200, SLG: 0.200 Lenny Randle, S OBP: 0.344, SLG: 0.371 Bill Caudill, R OBP: 0.250, SLG: 0.375 Jesus Figueroa, L (6, PH) OBP: 0.317, SLG: 0.305 Bruce Sutter, R OBP: 0.311, SLG: 0.111 (1, 1)										1	0	1	0	0	0	0											
<b>Inning Stats</b>	R: 0 E: 0 K: 0 S: 5	H: 2 LOB: 3 BB: 1 P: 9	R: 2 E: 1 K: 0 S: 7	H: 3 LOB: 2 BB: 0 P: 7	R: 0 E: 0 K: 0 S: 3	H: 1 LOB: 0 BB: 0 P: 3	R: 0 E: 0 K: 1 S: 6	H: 1 LOB: 1 BB: 0 P: 6	R: 1 E: 0 K: 1 S: 7	H: 2 LOB: 2 BB: 1 P: 11	R: 0 E: 0 K: 2 S: 7	H: 0 LOB: 0 BB: 0 P: 7	R: 0 E: 0 K: 2 S: 8	H: 1 LOB: 1 BB: 0 P: 8	1B: 10 2B: 1 3B: 0 HR: 0	SF: 1 SAC: 1 DP: 0 HBP: 0	WP: 0 PB: 0 SB: 0 CS: 1	PA: 37									
<b>PITCHER</b>	IP	WLS	BF	H	R	ER	SO	BB	IBB	HBP	BLK	WP	HR	S	P	ERA	WHIP										
Mark Bomback, R ERA: 4.04 (1, 1)	4.0		19	7	2	1	0	0	0	0	0	0	0	18	22	2.25	2.000										
Roy Lee Jackson, R ERA: 3.51 (5, 1)	0.2		3	1	0	0	0	0	0	0	0	0	0	3	3	0.00	1.500										
Dyar Miller, R ERA: 2.04 (5, 1)	1.1	L	7	2	1	1	2	1	0	0	0	0	0	10	14	6.75	2.250										
Jeff Reardon, R ERA: 2.8 (7, 1)	2.0		7	1	0	0	4	0	0	0	0	0	0	15	15	0.00	0.500										

AB 32  
R 3  
H 11  
RBI 3  
BB 2  
SO 6  
LOB 19





Batter	1	2	3	4	5	6	7	8	9	AB	R	H	RBI	BB	SO	LOB	TOP	
Mookie Wilson, S OBP: 0.375, SLG: 0.450										4	1	2	0	0	0	0	<b>New York Mets @ Chicago Cubs</b> Wrigley Field, Chicago, IL Tue Sep 23 1980, 3:33 AM CDT Att: 1,936 - Unknown	
Wally Backman, S OBP: 0.406, SLG: 0.333										4	0	0	0	0	2	2		
Lee Mazzilli, S OBP: 0.363, SLG: 0.431										4	1	1	1	0	0	0		
Claudell Washington, L OBP: 0.324, SLG: 0.488										4	0	0	0	0	0	1		
Steve Henderson, R OBP: 0.371, SLG: 0.405										2	1	2	1	2	0	0		
Elliott Maddox, R OBP: 0.340, SLG: 0.324										4	1	1	1	0	0	3		
Alex Trevino, R OBP: 0.291, SLG: 0.304										4	1	1	0	0	2	3		
Doug Flynn, R OBP: 0.293, SLG: 0.317										3	0	0	0	0	0	2		
Joel Youngblood, R OBP: 0.346, SLG: 0.378										1	0	1	2	0	0	0		
Mike Scott, R Dyar Miller, R Dan Norman, L Scott Holman, R Pete Falcone, L Mike Jaramola, R Juan Berenguer, R Steve Dillard, R										8	0	0	0	0	0	0		
<b>Inning Stats</b>	R: 0 E: 0 K: 0 S: 3	H: 1 LOB: 0 BB: 0 P: 3	R: 0 E: 1 K: 1 S: 5	H: 0 LOB: 1 BB: 1 P: 9	R: 0 E: 0 K: 1 S: 5	H: 0 LOB: 0 BB: 0 P: 3	R: 0 E: 0 K: 1 S: 5	H: 0 LOB: 1 BB: 1 P: 9	R: 0 E: 0 K: 0 S: 4	H: 1 LOB: 0 BB: 0 P: 4	R: 0 E: 0 K: 0 S: 3	H: 1 LOB: 0 BB: 0 P: 3	R: 5 E: 1 K: 1 S: 11	H: 5 LOB: 1 BB: 0 P: 11	1B: 5 2B: 3 3B: 0 HR: 0	SF: 0 SAC: 0 DP: 1 HBP: 0	WP: 0 PB: 0 SB: 0 CS: 2	PA: 36
<b>PITCHER</b>	IP WLS BF H R ER SO BB IBB HBP BLK WP HR S P ERA WHIP																	
Mike Krukow, R ERA: 4.52	(1, 1)	8.2 W 33 7 4 3 5 2 0 0 0 0 0 0 41 49 3.12 1.038																
Lee Smith, R ERA: 1.29	(9, 1)	0.0 2 1 1 0 0 0 0 0 0 0 0 0 2 2 ∞ ∞																
Bruce Sutter, R ERA: 2.46	(9, 1)	0.1 S 1 0 0 0 1 0 0 0 0 0 0 0 3 3 0.00 0.000																

AB	34
R	5
H	8
RBI	5
BB	2
SO	6
LOB	13



Batter	1	2	3	4	5	6	7	8	9	AB	R	H	RBI	BB	SO	LOB	BOTTOM			
Ivan De Jesus, R OBP: 0.335, SLG: 0.333										4	0	1	2	0	0	0	<b>New York Mets @ Chicago Cubs</b> Wrigley Field, Chicago, IL Tue Sep 23 1980, 3:33 AM CDT Att: 1,936 - Unknown			
Mike Tyson, R OBP: 0.266, SLG: 0.335										4	0	0	0	0	1	2				
Larry Bittner, L OBP: 0.295, SLG: 0.321										3	1	1	0	1	0	0				
Jim Tracy, L OBP: 0.319, SLG: 0.353										3	1	1	0	1	1	1				
Scot Thompson, L OBP: 0.300, SLG: 0.292										3	1	2	1	1	1	0				
Carlos Lezcano, R OBP: 0.289, SLG: 0.394										3	0	1	1	0	0	3				
Steve Dillard, R OBP: 0.300, SLG: 0.335										4	2	2	0	0	0	2				
Mike O'Berry, R OBP: 0.333, SLG: 0.278										1	1	0	1	1	0	1				
Mike Krukow, R OBP: 0.246, SLG: 0.270	(1, 1)									2	0	0	0	1	0	0				
Lee Smith, R ERA: 2.03	(9, 1)									0	0	0	0	0	0	0				
Bruce Sutter, R OBP: 0.111, SLG: 0.111	(9, 1)									0	0	0	0	0	0	0				
<b>Inning Stats</b>	R: 0 E: 0 K: 0 S: 3	H: 0 LOB: 0 BB: 0 P: 3	R: 3 E: 1 K: 2 S: 10	H: 3 LOB: 2 BB: 2 P: 18	R: 0 E: 0 K: 1 S: 5	H: 1 LOB: 0 BB: 0 P: 5	R: 1 E: 1 K: 0 S: 4	H: 1 LOB: 0 BB: 0 P: 4	R: 0 E: 0 K: 0 S: 3	H: 0 LOB: 0 BB: 0 P: 3	R: 1 E: 0 K: 0 S: 4	H: 2 LOB: 1 BB: 1 P: 8	R: 0 E: 0 K: 0 S: 3	H: 0 LOB: 0 BB: 0 P: 3	R: 1 E: 0 K: 0 S: 3	H: 1 LOB: 1 BB: 2 P: 11	1B: 7 2B: 1 3B: 0 HR: 0	SF: 2 SAC: 0 DP: 1 HBP: 0	WP: 2 PB: 0 SB: 1 CS: 2	PA: 34
<b>PITCHER</b>	IP WLS BF H R ER SO BB IBB HBP BLK WP HR S P ERA WHIP																			
Mike Scott, R ERA: 5.74	(1, 1)	1.2 L 9 2 3 3 1 2 0 0 0 0 0 0 4 4 0.00 3.000																		
Dyar Miller, R ERA: 2.03	(2, 1)	0.1 2 1 0 0 1 0 0 0 0 0 0 0 4 4 0.00 3.000																		
Scott Holman, R ERA:	(3, 1)	3.0 10 2 1 0 1 0 0 0 0 1 0 12 12 0.00 0.667																		
Pete Falcone, L ERA: 4.73	(6, 1)	2.0 8 2 1 1 0 1 0 0 1 0 0 7 11 4.50 1.500																		
Juan Berenguer, R ERA: 8.53	(8, 1)	1.0 5 1 1 1 0 2 0 0 0 0 0 3 11 9.00 3.000																		

AB	27
R	6
H	8
RBI	5
BB	5
SO	3
LOB	9





Batter	1	2	3	4	5	6	7	8	9	AB	R	H	RBI	BB	SO	LOB	TOP				
Jerry White, S OBP: 0.335, SLG: 0.398 (1, 7)										6	0	1	0	0	2	7					
Rodney Scott, S OBP: 0.308, SLG: 0.291 (1, 4)										5	0	0	0	0	2	2					
Rowland Office, L OBP: 0.360, SLG: 0.422 (1, 9)										5	1	1	0	0	0	0					
Andre Dawson, R OBP: 0.352, SLG: 0.466 (1, 8)										5	3	4	0	0	0	0					
Gary Carter, R OBP: 0.325, SLG: 0.474 (1, 2)										5	1	2	3	0	0	2					
Warren Cromaris, L OBP: 0.356, SLG: 0.451 (1, 3)										3	1	1	1	2	0	0					
Larry Parrish, R OBP: 0.317, SLG: 0.436 (1, 5)										5	2	4	2	0	0	2					
Chris Speier, R OBP: 0.336, SLG: 0.308 (1, 6)										4	0	2	0	1	0	3					
Charlie Lea, R OBP: 0.103, SLG: 0.135 Stan Bahnsen, R OBP: 0.385, SLG: 0.222 (6, 1)									2	0	0	1	0	0	2						
										1	0	0	0	1	0	3					
<b>Inning Stats</b>	R: 0 E: 0 K: 0 S: 3	H: 1 LOB: 0 BB: 0 P: 3	R: 4 E: 1 K: 1 S: 10	H: 4 LOB: 1 BB: 0 P: 10	R: 0 E: 0 K: 0 S: 3	H: 0 LOB: 0 BB: 0 P: 3	R: 1 E: 0 K: 0 S: 5	H: 2 LOB: 1 BB: 0 P: 5	R: 0 E: 0 K: 1 S: 7	H: 1 LOB: 2 BB: 0 P: 7	R: 2 E: 0 K: 1 S: 8	H: 3 LOB: 3 BB: 2 P: 16	R: 0 E: 0 K: 1 S: 5	H: 0 LOB: 0 BB: 0 P: 5	R: 1 E: 0 K: 0 S: 5	H: 2 LOB: 3 BB: 2 P: 13	1B: 10 2B: 4 3B: 1 HR: 0	SF: 1 SAC: 0 DP: 0 HBP: 0	WP: 0 PB: 0 SB: 0 CS: 1	PA: 46	
<b>PITCHER</b>	IP WLS BF H R ER SO BB IBB HBP BLK WP HR S P ERA WHIP	IP WLS BF H R ER SO BB IBB HBP BLK WP HR S P ERA WHIP	IP WLS BF H R ER SO BB IBB HBP BLK WP HR S P ERA WHIP	IP WLS BF H R ER SO BB IBB HBP BLK WP HR S P ERA WHIP	IP WLS BF H R ER SO BB IBB HBP BLK WP HR S P ERA WHIP	IP WLS BF H R ER SO BB IBB HBP BLK WP HR S P ERA WHIP	IP WLS BF H R ER SO BB IBB HBP BLK WP HR S P ERA WHIP	IP WLS BF H R ER SO BB IBB HBP BLK WP HR S P ERA WHIP	IP WLS BF H R ER SO BB IBB HBP BLK WP HR S P ERA WHIP	IP WLS BF H R ER SO BB IBB HBP BLK WP HR S P ERA WHIP	IP WLS BF H R ER SO BB IBB HBP BLK WP HR S P ERA WHIP	IP WLS BF H R ER SO BB IBB HBP BLK WP HR S P ERA WHIP	IP WLS BF H R ER SO BB IBB HBP BLK WP HR S P ERA WHIP	IP WLS BF H R ER SO BB IBB HBP BLK WP HR S P ERA WHIP	IP WLS BF H R ER SO BB IBB HBP BLK WP HR S P ERA WHIP	IP WLS BF H R ER SO BB IBB HBP BLK WP HR S P ERA WHIP	IP WLS BF H R ER SO BB IBB HBP BLK WP HR S P ERA WHIP	IP WLS BF H R ER SO BB IBB HBP BLK WP HR S P ERA WHIP	IP WLS BF H R ER SO BB IBB HBP BLK WP HR S P ERA WHIP	IP WLS BF H R ER SO BB IBB HBP BLK WP HR S P ERA WHIP	IP WLS BF H R ER SO BB IBB HBP BLK WP HR S P ERA WHIP
Rick Reuschel, R ERA: 3.47 Lee Smith, R ERA: 2.2 Doug Capilla, L ERA: 3.82 Bill Caudill, R ERA: 2.2	5.0 L 23 8 5 4 1 0 0 0 0 0 0 0 25 25 7.20 1.600	2.0 13 5 2 2 2 0 2 0 0 0 0 0 15 23 9.00 2.500	1.0 4 1 1 1 1 0 0 0 0 0 0 0 6 6 9.00 1.000	1.0 6 1 0 0 0 1 1 0 0 0 0 0 4 12 0.00 2.000																	

**Montreal Expos @ Chicago Cubs**  
Wrigley Field, Chicago, IL  
Wed Sep 24 1980, 3:33 AM CDT  
Att: 2,915 - Unknown

AB	41
R	8
H	15
RBI	7
BB	4
SO	4
LOB	21



Batter	1	2	3	4	5	6	7	8	9	AB	R	H	RBI	BB	SO	LOB	BOTTOM				
Ivan De Jesus, R OBP: 0.334, SLG: 0.334 (1, 6)										5	1	1	1	0	0	0					
Mike Tyson, R OBP: 0.272, SLG: 0.338 (1, 4)										4	0	2	1	0	0	0					
Bill Buckner, L OBP: 0.350, SLG: 0.450 (1, 3)										4	0	0	0	0	0	2					
Dave Kingman, R OBP: 0.330, SLG: 0.533 (1, 7)										3	1	1	0	1	0	0					
Jim Tracy, L OBP: 0.316, SLG: 0.348 (1, 9)										4	0	1	0	0	2	3					
Jerry Martin, R OBP: 0.285, SLG: 0.433 (1, 8)										4	1	3	2	0	1	2					
Steve Dillard, R OBP: 0.175, SLG: 0.231 Scott Thorpe, L OBP: 0.299, SLG: 0.291 Lee Smith, R OBP: 0.325, SLG: 0.334 Jesus Figueroa, L OBP: 0.225, SLG: 0.333 Doug Capilla, L OBP: 0.325, SLG: 0.375 Bill Caudill, R OBP: 0.325, SLG: 0.407 (5, PH) (6, PH) (9, PH)										3	1	1	0	0	2	1					
										1	0	0	0	0	0	2					
										0	0	0	0	0	0	0					
Mike O'Berry, R OBP: 0.292, SLG: 0.238 Lenny Randle, S OBP: 0.345, SLG: 0.370 (1, 2) (9, PH)										3	0	0	0	0	1	1					
										1	0	0	0	0	0	0					
Rick Reuschel, R OBP: 0.175, SLG: 0.231 Scott Thorpe, L OBP: 0.299, SLG: 0.291 Lee Smith, R OBP: 0.325, SLG: 0.334 Jesus Figueroa, L OBP: 0.225, SLG: 0.333 Doug Capilla, L OBP: 0.325, SLG: 0.375 Bill Caudill, R OBP: 0.325, SLG: 0.407 (1, 1) (5, PH) (6, 1) (7, PH) (9, 1) (9, 1) (9, PH)										1	0	0	0	0	0	0					
										1	0	0	0	0	0	1					
										0	0	0	0	0	0	0					
										0	0	0	0	0	0	0					
										0	0	0	0	0	0	0					
										1	0	0	0	0	1	0					
<b>Inning Stats</b>	R: 0 E: 0 K: 0 S: 3	H: 0 LOB: 0 BB: 0 P: 3	R: 0 E: 0 K: 1 S: 6	H: 1 LOB: 1 BB: 0 P: 6	R: 0 E: 0 K: 0 S: 3	H: 0 LOB: 0 BB: 0 P: 3	R: 0 E: 0 K: 2 S: 9	H: 2 LOB: 2 BB: 0 P: 9	R: 2 E: 0 K: 3 S: 10	H: 1 LOB: 1 BB: 1 P: 14	R: 0 E: 0 K: 0 S: 3	H: 0 LOB: 0 BB: 0 P: 3	R: 0 E: 0 K: 0 S: 5	H: 2 LOB: 2 BB: 0 P: 5	R: 0 E: 0 K: 1 S: 5	H: 0 LOB: 0 BB: 0 P: 5	1B: 5 2B: 3 3B: 0 HR: 1	SF: 0 SAC: 0 DP: 0 HBP: 0	WP: 0 PB: 0 SB: 0 CS: 0	PA: 37	
<b>PITCHER</b>	IP WLS BF H R ER SO BB IBB HBP BLK WP HR S P ERA WHIP	IP WLS BF H R ER SO BB IBB HBP BLK WP HR S P ERA WHIP	IP WLS BF H R ER SO BB IBB HBP BLK WP HR S P ERA WHIP	IP WLS BF H R ER SO BB IBB HBP BLK WP HR S P ERA WHIP	IP WLS BF H R ER SO BB IBB HBP BLK WP HR S P ERA WHIP	IP WLS BF H R ER SO BB IBB HBP BLK WP HR S P ERA WHIP	IP WLS BF H R ER SO BB IBB HBP BLK WP HR S P ERA WHIP	IP WLS BF H R ER SO BB IBB HBP BLK WP HR S P ERA WHIP	IP WLS BF H R ER SO BB IBB HBP BLK WP HR S P ERA WHIP	IP WLS BF H R ER SO BB IBB HBP BLK WP HR S P ERA WHIP	IP WLS BF H R ER SO BB IBB HBP BLK WP HR S P ERA WHIP	IP WLS BF H R ER SO BB IBB HBP BLK WP HR S P ERA WHIP	IP WLS BF H R ER SO BB IBB HBP BLK WP HR S P ERA WHIP	IP WLS BF H R ER SO BB IBB HBP BLK WP HR S P ERA WHIP	IP WLS BF H R ER SO BB IBB HBP BLK WP HR S P ERA WHIP	IP WLS BF H R ER SO BB IBB HBP BLK WP HR S P ERA WHIP	IP WLS BF H R ER SO BB IBB HBP BLK WP HR S P ERA WHIP	IP WLS BF H R ER SO BB IBB HBP BLK WP HR S P ERA WHIP	IP WLS BF H R ER SO BB IBB HBP BLK WP HR S P ERA WHIP	IP WLS BF H R ER SO BB IBB HBP BLK WP HR S P ERA WHIP	IP WLS BF H R ER SO BB IBB HBP BLK WP HR S P ERA WHIP
Charlie Lea, R ERA: 3.71 Stan Bahnsen, R ERA: 3.0	5.1 W 24 7 4 4 4 1 0 0 0 0 0 0 31 35 6.75 1.500	3.2 S 13 2 0 0 3 0 0 0 0 0 0 0 19 19 0.00 0.545																			

**Montreal Expos @ Chicago Cubs**  
Wrigley Field, Chicago, IL  
Wed Sep 24 1980, 3:33 AM CDT  
Att: 2,915 - Unknown

AB	36
R	4
H	9
RBI	4
BB	1
SO	7
LOB	12










Batter	1	2	3	4	5	6	7	8	9	AB	R	H	RBI	BB	SO	LOB	TOP								
<b>Omar Moreno, L</b> OBP: 0.308, SLG: 0.331 (1, 8)										5	0	3	2	0	1	2									
<b>Tim Foli, R</b> OBP: 0.296, SLG: 0.329 (1, 6)										5	0	1	0	0	1	2									
<b>Dave Parker, L</b> OBP: 0.330, SLG: 0.461 <b>Lee Lacy, R</b> OBP: 0.399, SLG: 0.520 (6, PH) (6, 7)										2	1	1	0	1	0	0									
<b>Mike Easter, L</b> OBP: 0.386, SLG: 0.580 (6, 9)										4	2	1	0	1	2	3									
<b>Bill Madlock, R</b> OBP: 0.338, SLG: 0.397 (1, 3)										5	1	3	2	0	0	1									
<b>Phil Garner, R</b> OBP: 0.315, SLG: 0.358 <b>Kurt Bevacqua, R</b> OBP: 0.327, SLG: 0.356 (4, 5)										1	1	0	0	1	0	1									
<b>Ed Ott, L</b> OBP: 0.318, SLG: 0.361 (1, 2)										4	0	0	0	1	2	4									
<b>Dale Berra, R</b> OBP: 0.276, SLG: 0.361 (4, 4)										2	1	0	0	2	0	2									
<b>John Candelaria, L</b> OBP: 0.236, SLG: 0.237 <b>Eddie Solomon, R</b> OBP: 0.219, SLG: 0.281 <b>John Miller, R</b> OBP: 0.318, SLG: 0.375 <b>Manly Santiago, R</b> OBP: 0.260, SLG: 0.400 <b>Enrique Romo, R</b> OBP: 0.300, SLG: 0.400 <b>Tony Peña, R</b> OBP: 0.300, SLG: 0.500 <b>Matt Alexander, R</b> OBP: 0.330, SLG: 0.687 <b>Kent Tekulve, R</b> OBP: 0.330, SLG: 0.687 (1, 1) (4, 1) (5, PH) (5, PH) (5, 1) (5, PH) (5, PH) (8, 1)										2	1	2	4	0	0	0									
<b>Inning Stats</b>	R: 0 E: 0 K: 0 S: 3	H: 1 LOB: 0 BB: 0 P: 3	R: 2 E: 0 K: 2 S: 8	H: 1 LOB: 2 BB: 3 P: 20	R: 0 E: 0 K: 0 S: 2	H: 0 LOB: 0 BB: 1 P: 6	R: 3 E: 0 K: 0 S: 6	H: 3 LOB: 1 BB: 1 P: 10	R: 2 E: 0 K: 1 S: 8	H: 3 LOB: 2 BB: 1 P: 12	R: 0 E: 0 K: 1 S: 5	H: 0 LOB: 0 BB: 0 P: 5	R: 0 E: 1 K: 2 S: 6	H: 0 LOB: 1 BB: 0 P: 6	R: 1 E: 0 K: 2 S: 10	H: 3 LOB: 2 BB: 0 P: 10	R: 0 E: 0 K: 2 S: 7	H: 1 LOB: 0 BB: 0 P: 7	1B: 10 2B: 2 3B: 0 HR: 0	SF: 0 SAC: 0 DP: 1 HBP: 0	WP: 1 PB: 0 SB: 4 CS: 2	PA: 43			
<b>PITCHER</b>	IP	WLS	BF	H	R	ER	SO	BB	IBB	HBP	BLK	WP	HR	S	P	ERA	WHIP								
<b>Dennis Lamp, R</b> ERA: 5.12 (1, 1)	4.0		20	5	5	5	2	4	1	0	0	1	0	19	39	11.25	2.250								
<b>Lee Smith, R</b> ERA: 3.18 (5, 1)	0.2		6	3	2	2	1	0	1	0	0	0	0	7	11	27.00	4.500								
<b>Doug Capilla, L</b> ERA: 3.81 (5, 1)	2.2		11	2	1	1	2	0	0	0	0	0	0	15	15	3.38	0.750								
<b>Bill Caudill, R</b> ERA: 2.17 (8, 1)	1.2	W	6	2	0	0	4	0	0	0	0	0	0	14	14	0.00	1.200								

Pittsburgh Pirates @ Chicago Cubs  
Wrigley Field, Chicago, IL  
Fri Sep 26 1980, 3:33 AM CDT  
Att: 3,941 - Unknown


AB 37  
R 8  
H 12  
RBI 8  
BB 6  
SO 9  
LOB 22



Batter	1	2	3	4	5	6	7	8	9	AB	R	H	RBI	BB	SO	LOB	BOTTOM								
<b>Ivan De Jesus, R</b> OBP: 0.334, SLG: 0.336 (1, 6)										5	1	2	2	0	0	0									
<b>Mike Tyson, R</b> OBP: 0.272, SLG: 0.336 <b>Doug Capilla, L</b> OBP: 0.211, SLG: 0.316 <b>Bill Caudill, R</b> OBP: 0.222, SLG: 0.333 (1, 4) (5, 1) (8, 1)										3	0	1	2	0	0	0									
<b>Bill Buckner, L</b> OBP: 0.352, SLG: 0.457 (1, 3)										4	0	1	0	0	0	1									
<b>Jerry Martin, R</b> OBP: 0.286, SLG: 0.426 (1, 9)										4	0	0	0	0	1	3									
<b>Mike Vail, R</b> OBP: 0.327, SLG: 0.415 <b>Jesus Figueroa, L</b> OBP: 0.316, SLG: 0.304 (1, 7) (8, 7)										4	2	2	0	0	2	0									
<b>Carlos Lezcano, R</b> OBP: 0.288, SLG: 0.414 (1, 8)										4	1	1	1	0	0	1									
<b>Steve Dillard, R</b> OBP: 0.312, SLG: 0.355 (1, 5)										4	3	3	1	0	0	1									
<b>Mike O'Berry, R</b> OBP: 0.281, SLG: 0.286 (1, 2)										3	1	2	2	0	1	1									
<b>Dennis Lamp, R</b> OBP: 0.199, SLG: 0.102 <b>Dave Kingman, R</b> OBP: 0.332, SLG: 0.534 <b>Rick Reuschel, R</b> OBP: 0.177, SLG: 0.231 <b>Lee Smith, R</b> (5, 1) <b>Mick Kelleher, R</b> OBP: 0.230, SLG: 0.165 (5, 4)										1	0	0	0	0	0	0									
<b>Inning Stats</b>	R: 0 E: 0 K: 0 S: 4	H: 1 LOB: 1 BB: 0 P: 4	R: 2 E: 0 K: 0 S: 5	H: 2 LOB: 0 BB: 0 P: 5	R: 0 E: 0 K: 0 S: 3	H: 0 LOB: 0 BB: 0 P: 3	R: 5 E: 2 K: 0 S: 10	H: 6 LOB: 2 BB: 0 P: 10	R: 1 E: 0 K: 2 S: 9	H: 2 LOB: 1 BB: 0 P: 9	R: 0 E: 0 K: 0 S: 3	H: 0 LOB: 0 BB: 0 P: 3	R: 0 E: 0 K: 2 S: 7	H: 0 LOB: 0 BB: 0 P: 7	R: 1 E: 0 K: 1 S: 7	H: 2 LOB: 1 BB: 0 P: 7	1B: 7 2B: 5 3B: 1 HR: 0	SF: 1 SAC: 0 DP: 0 HBP: 0	WP: 0 PB: 0 SB: 0 CS: 0	PA: 38					
<b>PITCHER</b>	IP	WLS	BF	H	R	ER	SO	BB	IBB	HBP	BLK	WP	HR	S	P	ERA	WHIP								
<b>John Candelaria, L</b> ERA: 4.05 (1, 1)	3.2		21	9	7	7	0	0	0	0	0	0	0	1	1	0.00	0.000								
<b>Eddie Solomon, R</b> ERA: 2.69 (4, 1)	0.1		1	0	0	0	0	0	0	0	0	0	0	1	1	0.00	0.000								
<b>Enrique Romo, R</b> ERA: 3.26 (5, 1)	3.0		11	2	1	1	4	0	0	0	0	0	0	19	19	3.00	0.667								
<b>Kent Tekulve, R</b> ERA: 3.48 (8, 1)	1.0	L	5	2	1	1	1	0	0	0	0	0	0	7	7	9.00	2.000								

Pittsburgh Pirates @ Chicago Cubs  
Wrigley Field, Chicago, IL  
Fri Sep 26 1980, 3:33 AM CDT  
Att: 3,941 - Unknown

AB 37  
R 9  
H 13  
RBI 9  
BB 0  
SO 5  
LOB 10





Batter	1	2	3	4	5	6	7	8	9	AB	R	H	RBI	BB	SO	LOB	TOP										
<b>Omar Moreno, L</b> (1, 8) OBP: 0.309, SLG: 0.331	4-0 9-6 S BB		0-0 F8			0-0 3-1		0-0 1-2 1B		3	0	1	0	1	0	0	<b>Pittsburgh Pirates @ Chicago Cubs</b> Wrigley Field, Chicago, IL Sat Sep 27 1980, 3:33 AM CDT Att: 15,565 - Unknown										
<b>Tim Foli, R</b> (1, 6) OBP: 0.293, SLG: 0.326	0-3 K			0-0 6-3		0-0 L5		0-0 F8		4	0	0	0	0	1	3											
<b>Dave Parker, L</b> (1, 9) OBP: 0.328, SLG: 0.457	0-0 9-6 2-3f			0-0 4-3			0-0 6-3		0-0 5-3	4	0	0	0	0	0	1											
<b>Mike Easter, L</b> (1, 7) OBP: 0.389, SLG: 0.581		0-0 4-3		0-0 FC4 1B			4-0 BB		0-0 1B	3	0	2	0	1	0	0											
<b>Kurt Bevacqua, R</b> (1, 3) OBP: 0.314, SLG: 0.340		0-0 3-1		0-0 FC4 1-2f			0-3 K		0-0 F9	4	0	0	0	0	1	3											
<b>Ed Ott, L</b> (1, 2) OBP: 0.317, SLG: 0.360		0-0 FC6 1B			0-0 3-1		0-0 F7		0-0 F9	4	0	1	0	0	0	2											
<b>Dale Berra, R</b> (1, 5) OBP: 0.274, SLG: 0.356		0-0 FC6 1-2f			0-0 F8			0-0 P6		3	0	0	0	0	0	1											
<b>Vance Law, R</b> (1, 4) OBP: 0.260, SLG: 0.298			0-0 6-3			0-0 F8		0-3 K		3	0	0	0	0	1	0											
<b>Jim Bibby, R</b> (1, 1) OBP: 0.217, SLG: 0.227			0-0 4-3				0-0 5-3		0-0 1B 1B	3	0	1	0	0	0	0	<b>P</b>										
<b>Inning Stats</b>	R: 0 E: 0 K: 1 S: 4	H: 0 LOB: 0 BB: 1 P: 8	R: 0 E: 0 K: 0 S: 4	H: 1 LOB: 1 BB: 0 P: 4	R: 0 E: 0 K: 0 S: 3	H: 0 LOB: 0 BB: 0 P: 3	R: 0 E: 0 K: 0 S: 4	H: 1 LOB: 1 BB: 0 P: 4	R: 0 E: 0 K: 0 S: 3	H: 0 LOB: 0 BB: 0 P: 3	R: 0 E: 0 K: 1 S: 5	H: 0 LOB: 1 BB: 1 P: 9	R: 0 E: 0 K: 1 S: 7	H: 2 LOB: 2 BB: 0 P: 7	R: 0 E: 0 K: 0 S: 4	H: 1 LOB: 1 BB: 0 P: 4		1B: 5 2B: 1 3B: 0 HR: 0	SF: 0 SAC: 0 DP: 1 HBP: 0	WP: 0 PB: 0 SB: 1 CS: 0	PA: 33						
<b>PITCHER</b>	IP	WLS	BF	H	R	ER	SO	BB	IBB	HBP	BLK	WP	HR	S	P	ERA	WHIP										
<b>Randy Martz, R</b> (1, 1) ERA: 2.22	6.0	W	20	2	0	0	1	1	0	0	0	0	0	21	25	0.00	0.500										
<b>Dick Tidrow, R</b> (7, 1) ERA: 2.6	3.0	S	13	3	0	0	2	1	0	0	0	0	0	16	20	0.00	1.333										


Batter	1	2	3	4	5	6	7	8	9	AB	R	H	RBI	BB	SO	LOB	BOTTOM										
<b>Ivan De Jesus, R</b> (1, 6) OBP: 0.333, SLG: 0.334	4-0 CS BB		0-0 F3			0-0 F7		0-0 6-3		3	0	0	0	1	0	0	<b>Pittsburgh Pirates @ Chicago Cubs</b> Wrigley Field, Chicago, IL Sat Sep 27 1980, 3:33 AM CDT Att: 15,565 - Unknown										
<b>Steve Dillard, R</b> (1, 5) OBP: 0.306, SLG: 0.349	0-3 K		0-0 F8			0-0 F8		0-0 6-3		4	0	0	0	0	1	1											
<b>Bill Buckner, L</b> (1, 3) OBP: 0.353, SLG: 0.456	4-0 BB			0-0 4-3			0-0 WP 1B		0-0 F9	3	0	1	0	1	0	0											
<b>Larry Bittner, L</b> (1, 9) OBP: 0.293, SLG: 0.319	0-0 F8			0-0 4-3			0-0 F6 1-2			3	0	0	0	0	0	2											
<b>Jerry Martin, R</b> (1, 8) OBP: 0.286, SLG: 0.425		0-3 K		0-0 P6		4-0 BB				2	0	0	0	1	1	0											
<b>Jim Tracy, L</b> (1, 7) OBP: 0.314, SLG: 0.406		0-3 K			0-0 HR		0-3 K			3	1	1	1	0	2	2											
<b>Mike O'Berry, R</b> (1, 2) OBP: 0.314, SLG: 0.300		4-0 BB			0-0 E8 SF7 1B		0-0 F8			2	1	1	0	1	0	0											
<b>Mick Kelleher, R</b> (1, 4) OBP: 0.222, SLG: 0.160		0-0 F7			0-0 SF7		0-0 5-3			2	0	0	1	0	0	1											
<b>Randy Martz, L</b> (1, 1) OBP: 0.143, SLG: 0.143					0-0 3-H 5-3			0-0 F8		2	0	0	0	0	0	0	<b>CBS</b>										
<b>Dick Tidrow, R</b> (7, 1) ERA: 3.28					0-0 5-3					1	0	0	0	0	0	0		WP: 1 PB: 0 SB: 0 CS: 1 PA: 30									
<b>Inning Stats</b>	R: 0 E: 0 K: 1 S: 4	H: 0 LOB: 1 BB: 2 P: 12	R: 0 E: 0 K: 2 S: 7	H: 0 LOB: 1 BB: 1 P: 11	R: 0 E: 0 K: 0 S: 3	H: 0 LOB: 0 BB: 0 P: 3	R: 0 E: 0 K: 0 S: 3	H: 0 LOB: 0 BB: 0 P: 3	R: 2 E: 1 K: 0 S: 5	H: 2 LOB: 0 BB: 0 P: 5	R: 0 E: 0 K: 1 S: 6	H: 1 LOB: 2 BB: 1 P: 10	R: 0 E: 0 K: 0 S: 3	H: 0 LOB: 0 BB: 0 P: 3	R: 0 E: 0 K: 0 S: 3	H: 0 LOB: 0 BB: 0 P: 3	1B: 2 2B: 0 3B: 0 HR: 1	SF: 1 SAC: 0 DP: 0 HBP: 0	WP: 1 PB: 0 SB: 0 CS: 1	PA: 30							
<b>PITCHER</b>	IP	WLS	BF	H	R	ER	SO	BB	IBB	HBP	BLK	WP	HR	S	P	ERA	WHIP										
<b>Jim Bibby, R</b> (1, 1) ERA: 3.28	8.0	L	30	3	2	1	4	4	0	0	0	1	1	34	50	1.12	0.875										
<b>PITCHER</b>	IP	WLS	BF	H	R	ER	SO	BB	IBB	HBP	BLK	WP	HR	S	P	ERA	WHIP										



Batter	1	2	3	4	5	6	7	8	9	AB	R	H	RBI	BB	SO	LOB	TOP																			
Omar Moreno, L (1, 8) OBP: 0.308, SLG: 0.329	0-0 4-3		0-0 FC4-6		0-0 6-3		4-0 BB		0-0 F7	4	0	0	0	1	0	5																				
Tim Foli, R (1, 6) OBP: 0.293, SLG: 0.325	0-0 F3		0-0 F6			0-0 SH3 1B			0-0 FC6-4	5	0	1	0	0	0	6																				
Lee Lacy, R (1, 7) OBP: 0.396, SLG: 0.516 Steve Nicosia, R (5, 2) OBP: 0.289, SLG: 0.276	0-3 K			0-3 K		0-0 SH3			0-0 F8	2	0	0	0	0	2	0																				
Mike Easter, L (1, 9) OBP: 0.392, SLG: 0.589		0-0 G1-6-3 1B		0-0 HR		4-0 FC4-6 IBB			0-0 F8	3	1	2	1	1	0	0																				
Kurt Bevacqua, R (1, 3) OBP: 0.303, SLG: 0.327		0-0 G1-6-3		0-0 6-3		0-3 K			0-3 K	4	0	0	0	0	2	3																				
Ed Ott, L (1, 2) OBP: 0.317, SLG: 0.359		0-0 F7		0-3 K		0-0 FC4-6			0-0 1B 1B	4	1	1	0	0	1	2																				
Dale Berra, R (1, 5) OBP: 0.270, SLG: 0.350			0-0 5-3		0-0 F8		0-0 F8		0-0 F9	4	0	0	0	0	0	1	AB 34																			
Vance Law, R (1, 4) OBP: 0.278, SLG: 0.314			0-0 FC4-6 SH 1B		0-3 K		0-0 5-3		0-0 1B 1B	4	0	2	0	0	1	0	R 2																			
Bert Blyleven, R (1, 1) OBP: 0.097, SLG: 0.098 Bernie Carbo, L (7, PH) OBP: 0.278, SLG: 0.188 Kent Tekulve, R (7, 1) Bill Madlock, R (9, PH) OBP: 0.339, SLG: 0.398 Matt Alexander, S (9, PR) OBP: 0.333, SLG: 0.667			0-0 SH FC4-6		0-0 2B		0-0 BB 1B		0-0 FC6-4 1B	1	0	1	0	0	0	0	H 9																			
<b>Inning Stats</b>	R: 0 E: 0 K: 1 S: 5	H: 0 LOB: 0 BB: 0 P: 5	R: 0 E: 0 K: 0 S: 3	H: 1 LOB: 0 BB: 0 P: 3	R: 0 E: 0 K: 0 S: 5	H: 1 LOB: 2 BB: 0 P: 5	R: 1 E: 0 K: 2 S: 8	H: 1 LOB: 0 BB: 0 P: 8	R: 0 E: 0 K: 1 S: 6	H: 1 LOB: 2 BB: 1 P: 10	R: 0 E: 0 K: 0 S: 4	H: 1 LOB: 1 BB: 1 P: 8	R: 0 E: 0 K: 1 S: 5	H: 0 LOB: 0 BB: 0 P: 5	R: 0 E: 0 K: 0 S: 6	H: 3 LOB: 2 BB: 0 P: 6	1B: 7 2B: 1 3B: 0 HR: 1	SF: 0 SAC: 2 DP: 1 HBP: 0	WP: 0 PA: 38 PB: 0 SB: 1 CS: 0																	
<b>PITCHER</b>	IP	WLS	BF	H	R	ER	SO	BB	IBB	HBP	BLK	WP	HR	S	P	ERA	WHIP	<b>PITCHER</b>		IP	WLS	BF	H	R	ER	SO	BB	IBB	HBP	BLK	WP	HR	S	P	ERA	WHIP
Mike Krukow, R (1, 1) ERA: 4.43	6.0	W	24	5	1	1	5	0	1	0	0	0	1	33	37	1.50	0.833																			
Bill Caudill, R (7, 1) ERA: 2.19	3.0	S	14	4	1	1	1	1	0	0	0	0	0	15	19	3.00	1.667																			

Pittsburgh Pirates @ Chicago Cubs  
Wrigley Field, Chicago, IL  
Sun Sep 28 1980, 3:33 AM CDT  
Att: 10,305 - Unknown


AB 34  
R 2  
H 9  
RBI 2  
BB 2  
SO 6  
LOB 17



Batter	1	2	3	4	5	6	7	8	9	AB	R	H	RBI	BB	SO	LOB	BOTTOM																			
Ivan De Jesus, R (1, 6) OBP: 0.333, SLG: 0.332	0-0 F8		0-0 1-3		4-0 FC4-6 BB	0-0 F3				3	0	0	0	1	0	2																				
Steve Dillard, R (1, 5) OBP: 0.301, SLG: 0.342	0-3 K		0-0 4-3		0-0 F9		0-0 6-3			4	0	0	0	0	1	3																				
Bill Buckner, L (1, 3) OBP: 0.353, SLG: 0.454	0-0 1-3			0-0 6-3	0-0 FC4-6		0-0 1B			4	0	1	0	0	0	2																				
Larry Bittner, L (1, 9) OBP: 0.293, SLG: 0.318 Scot Thompson, L (8, 9) OBP: 0.296, SLG: 0.291		0-0 4-3		0-0 BB 1B E 1B	0-0 F7		0-0 F8			4	1	1	0	0	0	3																				
Jerry Martin, R (1, 8) OBP: 0.286, SLG: 0.423		0-0 F5		0-0 F8 BB 1B		0-0 F3	0-0 F6			4	0	1	0	0	0	1																				
Jim Tracy, L (1, 7) OBP: 0.330, SLG: 0.414		0-0 FC6-4 1B		4-0 1-2 2-3 BB		0-0 BB 3B 1B		0-0 6-3		3	1	2	0	1	0	0																				
Mike O'Berry, R (1, 2) OBP: 0.308, SLG: 0.273		0-0 FC6-4		0-0 F8	1-1 2-3 3-H	4-0 BB 3B BB		0-0 4-3		3	1	0	0	1	0	3	AB 32																			
Mick Kelleher, R (1, 4) OBP: 0.223, SLG: 0.188			0-0 4-3		0-0 F8	0-0 3B		0-0 6-3		4	0	1	2	0	0	2	R 3																			
Mike Krukow, R (1, 1) OBP: 0.269, SLG: 0.292 Jesus Figueroa, L (6, PH) OBP: 0.314, SLG: 0.302 Bill Caudill, R (7, 1) OBP: 0.222, SLG: 0.333			0-0 1-3 1B		0-0 FC4-6 BB 1B	0-3 K				2	0	2	0	0	0	0	H 8																			
<b>Inning Stats</b>	R: 0 E: 0 K: 1 S: 5	H: 0 LOB: 0 BB: 0 P: 5	R: 0 E: 0 K: 0 S: 4	H: 1 LOB: 1 BB: 0 P: 4	R: 0 E: 0 K: 0 S: 4	H: 1 LOB: 1 BB: 0 P: 4	R: 1 E: 1 K: 0 S: 5	H: 2 LOB: 2 BB: 1 P: 9	R: 0 E: 0 K: 0 S: 4	H: 1 LOB: 2 BB: 1 P: 8	R: 2 E: 0 K: 1 S: 7	H: 2 LOB: 1 BB: 1 P: 11	R: 0 E: 0 K: 0 S: 4	H: 1 LOB: 1 BB: 0 P: 4	R: 0 E: 0 K: 0 S: 3	H: 0 LOB: 0 BB: 0 P: 3	1B: 7 2B: 0 3B: 1 HR: 0	SF: 0 SAC: 0 DP: 0 HBP: 0	WP: 0 PA: 35 PB: 0 SB: 0 CS: 0																	
<b>PITCHER</b>	IP	WLS	BF	H	R	ER	SO	BB	IBB	HBP	BLK	WP	HR	S	P	ERA	WHIP	<b>PITCHER</b>		IP	WLS	BF	H	R	ER	SO	BB	IBB	HBP	BLK	WP	HR	S	P	ERA	WHIP
Bert Blyleven, R (1, 1) ERA: 3.82	6.0	L	28	7	3	3	3	3	0	0	0	0	0	29	41	4.50	1.667																			
Kent Tekulve, R (7, 1) ERA: 3.4	2.0		7	1	0	0	0	0	0	0	0	0	0	7	7	0.00	0.500																			

Pittsburgh Pirates @ Chicago Cubs  
Wrigley Field, Chicago, IL  
Sun Sep 28 1980, 3:33 AM CDT  
Att: 10,305 - Unknown

AB 32  
R 3  
H 8  
RBI 2  
BB 3  
SO 2  
LOB 17













Batter	1	2	3	4	5	6	7	8	9	AB	R	H	RBI	BB	SO	LOB	TOP		
Ivan De Jesus, R OBP: 0.327, SLG: 0.326 (1, 6)	0-0 1-3		0-0 6-3			0-0 5-3		0-0 5-3	4 0 0 0 0 0 0										
Steve Dillard, R OBP: 0.296, SLG: 0.332 (1, 5)	0-0 F4			0-3 K		0-0 F8		0-0 5-3	4 0 0 0 0 1 0										
Bill Buckner, L OBP: 0.352, SLG: 0.453 (1, 3)	0-0 F7			0-0 G3		0-0 4-3		0-0 FC6-4 1B	4 0 1 0 0 0 0										
Jerry Martin, R OBP: 0.284, SLG: 0.423 (1, 9)		0-0 5-3		0-0 4-3		0-3 K		0-0 FC6-4 1-2	4 0 0 0 0 1 1										
Mike Vail, R OBP: 0.329, SLG: 0.419 (1, 7)	0-0 F9				0-0 5-3			0-0 BB 1B	3 0 1 0 0 0 0										
Carlos Lezcano, R OBP: 0.295, SLG: 0.408 (1, 8)	4-0 BB			0-3 K		4-0 1-2 BB		0-3 BB	1 0 0 0 2 1 0										
Mike Tyson, R OBP: 0.266, SLG: 0.326 (1, 4)	0-3 K2-3			0-0 F3		0-3 K		0-3 K	3 0 0 0 0 2 3										
Mike O'Berry, R OBP: 0.280, SLG: 0.233 (8, PH)			0-3 K			0-3 K		0-3 K	2 0 0 0 0 2 0										
Cliff Johnson, R OBP: 0.329, SLG: 0.398 (8, 2)				0-0 6-3		0-3 K		0-3 K2-3	1 0 0 0 0 1 2										
Dennis Lamp, R OBP: 0.154, SLG: 0.098 Dick Tidrow, R (6, 1)					0-0 6-3				2 0 0 0 0 1 0										
Dave Kingman, R OBP: 0.331, SLG: 0.526 Lee Smith, R (8, 1)									0 0 0 0 0 0 0										
									1 0 0 0 0 1 2										
									0 0 0 0 0 0 0										
<b>Inning Stats</b>	R: 0 E: 0 K: 0 S: 3	H: 0 LOB: 0 BB: 0 P: 3	R: 0 E: 0 K: 1 S: 5	H: 0 LOB: 1 BB: 1 P: 9	R: 0 E: 0 K: 1 S: 5	H: 0 LOB: 0 BB: 0 P: 5	R: 0 E: 0 K: 1 S: 5	H: 0 LOB: 0 BB: 0 P: 5	R: 0 E: 0 K: 2 S: 7	H: 0 LOB: 0 BB: 0 P: 7	R: 0 E: 0 K: 1 S: 5	H: 0 LOB: 0 BB: 0 P: 5	R: 0 E: 0 K: 3 S: 10	H: 1 LOB: 2 BB: 1 P: 14	R: 0 E: 0 K: 0 S: 4	H: 1 LOB: 1 BB: 0 P: 4	1B: 2 2B: 0 3B: 0 HR: 0	SF: 0 SAC: 0 DP: 0 HBP: 0	WP: 0 PA: 31 PB: 0 SB: 0 CS: 0
<b>PITCHER</b> Steve Carlton, L ERA: 2.34 (1, 1)	IP: 9.0 WLS: W BF: 31 H: 2 R: 0 ER: 0 SO: 10 BB: 2 IBB: 0 HBP: 0 BLK: 0 WP: 0 HR: 0 S: 49 P: 57 ERA: 0.00 WHIP: 0.444																		

Chicago Cubs @ Philadelphia Phillies  
Veterans Stadium, Philadelphia, PA  
Wed Oct 01 1980, 7:05 PM EDT  
Att: 25,658 - Unknown

livebaseballscores.com

AB 29  
R 0  
H 2  
RBI 0  
BB 2  
SO 10  
LOB 8



Batter	1	2	3	4	5	6	7	8	9	AB	R	H	RBI	BB	SO	LOB	BOTTOM		
Pete Rose, S OBP: 0.347, SLG: 0.350 (1, 3)	0-0 6-3		0-0 1-3		0-0 G3	0-3 K			4 0 0 0 0 1 4										
Bake McBride, L OBP: 0.340, SLG: 0.453 (1, 9)	0-0 F8			0-0 6-3		0-0 F8	0-3 K		4 0 0 0 0 1 0										
Mike Schmidt, R OBP: 0.376, SLG: 0.607 (1, 5)	0-0 5-3			0-0 WP 2B		0-0 HR	0-3 K		4 1 2 1 0 1 0										
Greg Luzinski, R OBP: 0.346, SLG: 0.447 Greg Gross, L OBP: 0.343, SLG: 0.311 (8, 7)		0-3 K		0-0 5-3		0-0 HR	0-0 F5		4 1 1 1 0 1 1										
Del Unser, L OBP: 0.330, SLG: 0.392 (1, 8)	0-0 3-1			2-3 FC6-4 BB		0-0 HR	0-0 F8		0 0 0 0 0 0 0										
Manny Trillo, R OBP: 0.336, SLG: 0.417 (1, 4)	0-0 F7			0-0 FC6-4 1-2		0-0 1B 3B	0-0 5-3		3 1 1 0 1 0 0										
Larry Bowa, S OBP: 0.297, SLG: 0.321 (1, 6)			0-0 4-3		0-0 1-3	0-0 SF8 1B	0-0 1B		4 1 1 0 0 0 2										
Bob Boone, R OBP: 0.300, SLG: 0.338 (1, 2)			0-0 6-3		0-0 F8	0-0 SF8 1B	0-0 1B		4 1 2 1 0 0 0										
Steve Carlton, L OBP: 0.190, SLG: 0.198 (1, 1)			0-0 1B		0-0 1B	0-0 SF8	0-3 K		4 0 2 1 0 0 0										
									4 1 2 1 0 0 0										
									4 0 2 1 0 0 0										
									3 0 2 1 0 1 1										
<b>Inning Stats</b>	R: 0 E: 0 K: 0 S: 3	H: 0 LOB: 0 BB: 0 P: 3	R: 0 E: 0 K: 1 S: 5	H: 0 LOB: 0 BB: 0 P: 5	R: 0 E: 0 K: 0 S: 4	H: 1 LOB: 1 BB: 0 P: 4	R: 0 E: 0 K: 0 S: 4	H: 1 LOB: 2 BB: 1 P: 8	R: 0 E: 0 K: 1 S: 4	H: 1 LOB: 1 BB: 0 P: 4	R: 4 E: 0 K: 1 S: 11	H: 6 LOB: 2 BB: 0 P: 11	R: 0 E: 0 K: 2 S: 7	H: 0 LOB: 0 BB: 0 P: 7	R: 1 E: 0 K: 1 S: 7	H: 2 LOB: 1 BB: 0 P: 7	1B: 6 2B: 2 3B: 1 HR: 2	SF: 1 SAC: 0 DP: 0 HBP: 0	WP: 1 PA: 36 PB: 0 SB: 0 CS: 0
<b>PITCHER</b> Dennis Lamp, R ERA: 5.2 Dick Tidrow, R ERA: 2.74 Lee Smith, R ERA: 3.05 (1, 1)	IP: 5.1 WLS: L BF: 25 H: 8 R: 4 ER: 4 SO: 1 BB: 1 IBB: 0 HBP: 0 BLK: 0 WP: 1 HR: 2 S: 26 P: 30 ERA: 6.75 WHIP: 1.688																		
<b>PITCHER</b>	IP: 1.2 WLS: 6 BF: 1 H: 0 R: 0 ER: 0 SO: 3 BB: 0 IBB: 0 HBP: 0 BLK: 0 WP: 0 HR: 0 S: 12 P: 12 ERA: 0.00 WHIP: 0.600																		
<b>PITCHER</b> Lee Smith, R ERA: 3.05 (8, 1)	IP: 1.0 WLS: 5 BF: 2 H: 1 R: 1 ER: 1 SO: 1 BB: 0 IBB: 0 HBP: 0 BLK: 0 WP: 0 HR: 0 S: 7 P: 7 ERA: 9.00 WHIP: 2.000																		

Chicago Cubs @ Philadelphia Phillies  
Veterans Stadium, Philadelphia, PA  
Wed Oct 01 1980, 7:05 PM EDT  
Att: 25,658 - Unknown

livebaseballscores.com

AB 34  
R 5  
H 11  
RBI 5  
BB 1  
SO 5  
LOB 8





Batter	1	2	3	4	5	6	7	8	9	AB	R	H	RBI	BB	SO	LOB	TOP								
Ivan De Jesus, R OBP: 0.328, SLG: 0.326	4-0 S 1B BB		0-0 F8		0-0 1B			0-0 6-3		3	1	1	0	1	0	0	<b>Chicago Cubs @ Philadelphia Phillies</b> Veterans Stadium, Philadelphia, PA Thu Oct 02 1980, 7:05 PM EDT Att: 23,806 - Unknown								
Steve Dillard, R OBP: 0.296, SLG: 0.328	0-3 K 1-2		0-0 L9		0-0 5-3			4-0 1B BB		3	0	0	0	1	1	2									
Bill Buckner, L OBP: 0.354, SLG: 0.455	0-0 2H 1B		0-0 L8			0-0 G6-4-3 1B		0-0 G5-4-3 1B		4	0	3	1	0	0	0									
Larry Bittner, L OBP: 0.291, SLG: 0.316	0-0 F5			0-0 1B		0-0 F8		0-0 G5-4-3 1-2		4	0	1	0	0	0	4									
Bruce Sutter, R OBP: 0.111, SLG: 0.111										0	0	0	0	0	0	0									
Jerry Martin, R OBP: 0.282, SLG: 0.420	0-0 L8			0-0 L5		0-0 G6-4-3 1-2			0-0 E5 2B	4	1	0	0	0	0	3									
Jim Tracy, L OBP: 0.317, SLG: 0.402		0-0 4-3							0-0 2B 1-H	3	0	1	0	0	1	1									
Mike Vail, R OBP: 0.331, SLG: 0.424				0-0 K						1	0	1	1	0	0	0									
Mike Tyson, R OBP: 0.268, SLG: 0.333				0-0 K2-3						2	0	1	0	0	1	1									
Jesus Figueroa, L OBP: 0.314, SLG: 0.299										1	0	0	0	0	0	1									
Mick Kelleher, R OBP: 0.219, SLG: 0.184										0	0	0	0	0	0	0									
Dave Kingman, R OBP: 0.330, SLG: 0.524										1	0	0	0	0	0	1									
Mike O'Berry, R OBP: 0.264, SLG: 0.217										3	0	0	0	0	2	2									
Cliff Johnson, R OBP: 0.326, SLG: 0.397										1	0	0	0	0	0	1									
Randy Martz, L OBP: 0.111, SLG: 0.111										2	0	0	0	0	2	1									
Scot Thompson, L OBP: 0.289, SLG: 0.291										1	0	0	0	0	0	1									
Bill Caudill, R OBP: 0.222, SLG: 0.333										0	0	0	0	0	0	0									
Carlos Lezcano, R OBP: 0.292, SLG: 0.403										1	0	0	0	0	1	1									
<b>Inning Stats</b>	R: 1 E: 0 K: 1 S: 6	H: 1 LOB: 1 BB: 1 P: 10	R: 0 E: 0 K: 1 S: 6	H: 1 LOB: 1 BB: 0 P: 6	R: 0 E: 0 K: 0 S: 3	H: 0 LOB: 0 BB: 0 P: 3	R: 0 E: 0 K: 2 S: 8	H: 1 LOB: 0 BB: 0 P: 8	R: 0 E: 0 K: 0 S: 8	H: 1 LOB: 1 BB: 0 P: 8	R: 0 E: 0 K: 0 S: 3	H: 1 LOB: 1 BB: 0 P: 3	R: 0 E: 0 K: 1 S: 6	H: 1 LOB: 1 BB: 0 P: 6	R: 0 E: 0 K: 0 S: 3	H: 1 LOB: 1 BB: 0 P: 7	R: 1 E: 1 K: 1 S: 7	H: 1 LOB: 1 BB: 0 P: 7	1B: 5 2B: 1 3B: 2 HR: 0	SF: 0 SAC: 0 DP: 2 HBP: 0	WP: 0 PB: 0 SB: 1 CS: 0	PA: 36			
<b>PITCHER</b>	IP WLS BF H R ER SO BB IBB HBP BLK WP HR S P ERA WHIP	7.1 W 30 7 1 1 7 2 0 0 0 0 0 0 42 50 1.23 1.227	1.2 S 6 1 1 0 1 0 0 0 0 0 0 0 8 8 0.00 0.600																						

AB	34
R	2
H	8
RBI	2
BB	2
SO	8
LOB	19



Batter	1	2	3	4	5	6	7	8	9	AB	R	H	RBI	BB	SO	LOB	BOTTOM								
Pete Rose, S OBP: 0.346, SLG: 0.349	0-0 L5		0-0 6-3			0-0 L7		0-0 E 1B		4	1	1	0	0	0	1	<b>Chicago Cubs @ Philadelphia Phillies</b> Veterans Stadium, Philadelphia, PA Thu Oct 02 1980, 7:05 PM EDT Att: 23,806 - Unknown								
Bake McBride, L OBP: 0.339, SLG: 0.451	0-0 6-3			0-0 F7		0-0 G6-4-3 1B		0-3 K 2B		4	0	1	0	0	1	1									
Mike Schmidt, R OBP: 0.375, SLG: 0.610	0-0 F9			0-0 HR		0-0 G6-4-3 1-2		0-0 E5 E 1-H		4	2	1	1	0	0	1									
Greg Luzinski, R OBP: 0.343, SLG: 0.443		0-3 K			0-0 5-3			0-0 E7 WP		3	0	0	0	0	1	0									
Greg Gross, L OBP: 0.347, SLG: 0.316								2H 1B		1	0	1	1	0	0	0									
Del Unser, L OBP: 0.327, SLG: 0.396		0-0 L8		0-0 4-3				0-3 K 2-3		4	1	1	0	0	1	1									
Keith Moreland, R OBP: 0.349, SLG: 0.452		0-0 F8								3	0	1	1	0	0	0									
Manny Trillo, R OBP: 0.334, SLG: 0.415			0-0 L8							3	0	0	0	0	0	1									
Larry Bowa, S OBP: 0.299, SLG: 0.323										3	0	2	0	0	0	1									
Tug McGraw, R OBP: 0.286, SLG: 0.286										0	0	0	0	0	0	0									
Bob Walk, R OBP: 0.218, SLG: 0.160										1	0	0	0	0	0	1									
Ramon Aviles, R OBP: 0.339, SLG: 0.400										1	0	0	0	0	0	0									
<b>Inning Stats</b>	R: 0 E: 0 K: 0 S: 3	H: 0 LOB: 0 BB: 0 P: 3	R: 0 E: 0 K: 1 S: 5	H: 0 LOB: 0 BB: 0 P: 5	R: 0 E: 0 K: 0 S: 4	H: 1 LOB: 1 BB: 0 P: 4	R: 1 E: 0 K: 0 S: 4	H: 1 LOB: 0 BB: 0 P: 4	R: 0 E: 0 K: 0 S: 3	H: 1 LOB: 0 BB: 0 P: 3	R: 1 E: 0 K: 0 S: 5	H: 2 LOB: 1 BB: 0 P: 5	R: 2 E: 2 K: 2 S: 10	H: 2 LOB: 1 BB: 0 P: 10	1B: 6 2B: 1 3B: 0 HR: 1	SF: 0 SAC: 1 DP: 1 HBP: 0		WP: 1 PB: 0 SB: 0 CS: 0	PA: 32						
<b>PITCHER</b>	IP WLS BF H R ER SO BB IBB HBP BLK WP HR S P ERA WHIP	6.0 L 21 4 1 1 1 0 0 0 0 0 0 7 7 6.75 2.250	0.2 4 1 1 0 2 0 0 0 0 0 1 0 8 8 0.00 1.500																						

AB	31
R	4
H	8
RBI	3
BB	0
SO	3
LOB	7





Batter	1	2	3	4	5	6	7	8	9	AB	R	H	RBI	BB	SO	LOB	TOP		
Ivan De Jesus, R OBP: 0.327, SLG: 0.325 (1, 6)							 1B			4	0	1	0	0	2	0	<b>Chicago Cubs @ Pittsburgh Pirates</b> Three Rivers Stadium, Pittsburgh, PA Fri Oct 03 1980, 7:05 PM EDT Att: 5,270 - Unknown <a href="http://livebaseballscorecards.com">livebaseballscorecards.com</a>		
Scot Thompson, L OBP: 0.301, SLG: 0.292 (1, 9)							WP 1B 1-2 BB			3	1	1	0	1	1	0			
Bill Buckner, L OBP: 0.354, SLG: 0.453 (1, 3)							 WP 1-2 1B			4	0	1	0	0	1	1			
Jim Tracy, L OBP: 0.310, SLG: 0.391 Jerry Martin, R OBP: 0.291, SLG: 0.419 (9, PH)										3	0	0	0	0	1	2			
Carlos Lezcano, R OBP: 0.290, SLG: 0.388 (1, 8)							 BB			3	0	0	0	1	2	1			
Steve Dillard, R OBP: 0.293, SLG: 0.325 Larry Bittner, L OBP: 0.294, SLG: 0.318 Bill Hayes, R (7, 2)							 1-2 2-3 3-H			2	0	0	0	0	0	0			
Mike O'Berry, R OBP: 0.273, SLG: 0.229 Jesus Figueroa, L OBP: 0.314, SLG: 0.299 Mike Vail, R OBP: 0.330, SLG: 0.423 Mike Tyson, R OBP: 0.268, SLG: 0.333 (7, PH)						 G6-4-3				2	0	1	0	0	0	0			
Mick Kelleher, R OBP: 0.212, SLG: 0.178 (7, 5)						 1-2				3	0	0	0	0	0	1			
Rick Reuschel, R OBP: 0.169, SLG: 0.220 Dave Kingman, R OBP: 0.329, SLG: 0.522 Lee Smith, R (8, PH)										2	0	0	0	0	0	0			
<b>Inning Stats</b>	R: 0 E: 0 K: 0 S: 3	H: 0 LOB: 0 BB: 0 P: 3	R: 0 E: 0 K: 0 S: 3	H: 0 LOB: 0 BB: 0 P: 3	R: 0 E: 0 K: 0 S: 3	H: 0 LOB: 0 BB: 0 P: 7	R: 0 E: 0 K: 0 S: 5	H: 1 LOB: 0 BB: 0 P: 3	R: 1 E: 0 K: 2 S: 9	H: 3 LOB: 3 BB: 2 P: 17	R: 0 E: 0 K: 1 S: 5	H: 0 LOB: 0 BB: 0 P: 5	R: 0 E: 0 K: 2 S: 8	H: 1 LOB: 1 BB: 0 P: 8	1B: 5 2B: 0 3B: 0 HR: 0	SF: 0 SAC: 0 DP: 1 HBP: 0		WP: 1 PA: 32	
<b>PITCHER</b>	IP	WLS	BF	H	R	ER	SO	BB	IBB	HBP	BLK	WP	HR	S	P	ERA	WHIP		
Jesse Jefferson, R ERA: 5.26 (1, 1)	6.2	W	23	3	1	1	4	2	0	0	0	1	0	29	37	1.35	0.750		
Kent Tekulve, R ERA: 3.33 (7, 1)	0.0		1	1	0	0	0	0	0	0	0	0	0	1	1	∞	∞		
John Candelaria, L ERA: 4.01 (7, 1)	2.1	S	8	1	0	0	4	0	0	0	0	0	0	16	16	0.00	0.429		

Batter	1	2	3	4	5	6	7	8	9	AB	R	H	RBI	BB	SO	LOB	BOTTOM		
Omar Moreno, L OBP: 0.307, SLG: 0.327 (1, 8)										3	0	0	1	0	1	1	<b>Chicago Cubs @ Pittsburgh Pirates</b> Three Rivers Stadium, Pittsburgh, PA Fri Oct 03 1980, 7:05 PM EDT Att: 5,270 - Unknown <a href="http://livebaseballscorecards.com">livebaseballscorecards.com</a>		
Vance Law, R OBP: 0.271, SLG: 0.299 (1, 4)	 3-1			 1B 1B			 1B			4	1	1	0	0	0	1			
Dave Parker, L OBP: 0.328, SLG: 0.460 Lee Lacy, R OBP: 0.395, SLG: 0.514 (7, 7)				 1-3 1B						3	0	1	0	0	0	1			
Mike Easter, L OBP: 0.395, SLG: 0.585 (7, 9)				 2-H 3-H 1B				 1B BB		3	1	2	1	1	0	1			
Bill Robinson, R OBP: 0.320, SLG: 0.468 (1, 3)				 1B IBB				 1B BB		3	0	1	0	1	1	1			
Dale Berra, R OBP: 0.267, SLG: 0.339 (1, 6)				 1-2 2-H 1B		 1B				4	0	2	1	0	1	2			
Kurt Bevacqua, R OBP: 0.320, SLG: 0.324 (1, 5)				 2-3f		 1-2f		 BB		3	0	0	0	1	0	4			
Tony Peña, R OBP: 0.467, SLG: 0.600 (1, 2)					 SH2-4 1B		 3B			4	1	2	0	0	0	3			
Jesse Jefferson, R ERA: 3.4 (1, 1)										1	0	0	0	0	1	0			
Kent Tekulve, R (7, 1)										0	0	0	0	0	0	0			
John Candelaria, L OBP: 0.232, SLG: 0.234 (7, 1)										1	0	0	0	0	0	1			
<b>Inning Stats</b>	R: 0 E: 1 K: 1 S: 6	H: 0 LOB: 1 BB: 0 P: 6	R: 0 E: 0 K: 0 S: 3	H: 0 LOB: 0 BB: 0 P: 3	R: 0 E: 0 K: 1 S: 5	H: 0 LOB: 0 BB: 0 P: 5	R: 2 E: 1 K: 0 S: 5	H: 3 LOB: 1 BB: 1 P: 9	R: 0 E: 0 K: 0 S: 4	H: 1 LOB: 1 BB: 0 P: 4	R: 0 E: 0 K: 1 S: 7	H: 2 LOB: 2 BB: 0 P: 7	R: 1 E: 0 K: 1 S: 7	H: 2 LOB: 1 BB: 0 P: 7	R: 0 E: 0 K: 1 S: 5	H: 1 LOB: 2 BB: 2 P: 13	1B: 8 2B: 0 3B: 1 HR: 0	SF: 1 SAC: 1 DP: 2 HBP: 0	WP: 0 PA: 35
<b>PITCHER</b>	IP	WLS	BF	H	R	ER	SO	BB	IBB	HBP	BLK	WP	HR	S	P	ERA	WHIP		
Rick Reuschel, R ERA: 3.4 (1, 1)	7.0	L	30	8	3	2	4	0	0	0	0	0	0	37	41	2.57	1.143		
Lee Smith, R ERA: 2.91 (8, 1)	1.0		5	1	0	0	1	2	0	0	0	0	0	5	13	0.00	3.000		







Batter	1	2	3	4	5	6	7	8	9	AB	R	H	RBI	BB	SO	LOB	TOP			
Carlos Lezcano, R (1, 8) OBP: 0.294, SLG: 0.375	L3		F8			K		K		4	0	0	0	0	2	1	<b>Chicago Cubs @ Pittsburgh Pirates</b> Three Rivers Stadium, Pittsburgh, PA Sun Oct 05 1980, 3:33 AM EDT Att: 20,588 - Unknown <a href="http://livebaseballscorecards.com">livebaseballscorecards.com</a>			
Jesus Figueroa, L (1, 7) OBP: 0.308, SLG: 0.293	F7		K			4-3		1-3		4	0	0	0	0	1	0				
Bill Buckner, L (1, 3) OBP: 0.353, SLG: 0.457	E6 2B			F9		F7		5-3		4	0	0	0	0	0	0				
Jim Tracy, L (1, 9) OBP: 0.326, SLG: 0.402				E S BB				CS 1B		3	0	2	0	1	0	0				
Bill Hayes, R (1, 2) OBP: 0.222, SLG: 0.333	6-3			K				F7		3	0	0	0	0	1	4				
Mike Tyson, R (1, 4) OBP: 0.273, SLG: 0.337						3-1		G3		3	0	1	0	0	0	1				
Steve Dillard, R (1, 5) OBP: 0.285, SLG: 0.316						K		G3		3	0	0	0	0	2	1				
Mick Kelleher, R (1, 6) OBP: 0.217, SLG: 0.177						4-3		F8		3	0	0	0	0	0	1				
Doug Capilla, L (1, 1) OBP: 0.190, SLG: 0.286						1-3				2	0	0	0	0	1	0				
Larry Bittner, L (8, PH) OBP: 0.294, SLG: 0.319										1	0	1	0	0	0	0				
Dick Tidrow, R (8, 1)								1B		0	0	0	0	0	0	0				
<b>Inning Stats</b>	R: 0 E: 1 K: 0 S: 5	H: 1 LOB: 2 BB: 0 P: 5	R: 0 E: 0 K: 1 S: 5	H: 1 LOB: 0 BB: 0 P: 5	R: 0 E: 0 K: 2 S: 7	H: 0 LOB: 0 BB: 0 P: 7	R: 0 E: 0 K: 1 S: 5	H: 0 LOB: 1 BB: 1 P: 9	R: 0 E: 0 K: 1 S: 5	H: 0 LOB: 0 BB: 0 P: 5	R: 0 E: 0 K: 0 S: 3	H: 1 LOB: 0 BB: 0 P: 3	R: 0 E: 0 K: 1 S: 6	H: 1 LOB: 1 BB: 0 P: 6	R: 0 E: 0 K: 0 S: 3	H: 0 LOB: 0 BB: 0 P: 3	1B: 3 2B: 1 3B: 0 HR: 0	SF: 0 SAC: 0 DP: 1 HBP: 0	WP: 0 PB: 0 SB: 1 CS: 1	PA: 31
<b>PITCHER</b> Don Robinson, R (1, 1) ERA: 3.99	IP: 9.0 WLS: W BF: 31 H: 4 R: 0 ER: 0 SO: 7 BB: 1 IBB: 0 HBP: 0 BLK: 0 WP: 0 HR: 0 S: 44 P: 48 ERA: 0.00 WHIP: 0.556															<b>PITCHER</b>				

Batter	1	2	3	4	5	6	7	8	9	AB	R	H	RBI	BB	SO	LOB	BOTTOM			
Omar Moreno, L (1, 8) OBP: 0.306, SLG: 0.325	K			K				F7		4	0	1	0	0	2	0	<b>Chicago Cubs @ Pittsburgh Pirates</b> Three Rivers Stadium, Pittsburgh, PA Sun Oct 05 1980, 3:33 AM EDT Att: 20,588 - Unknown <a href="http://livebaseballscorecards.com">livebaseballscorecards.com</a>			
Vance Law, R (1, 4) OBP: 0.260, SLG: 0.311	F9			1B 3B		5-3		1-2		3	1	1	0	0	0	1				
Lee Lacy, R (1, 7) OBP: 0.394, SLG: 0.511	F9			F9 1B BB		4-3				2	0	0	0	1	0	0				
Bill Robinson, R (1, 9) OBP: 0.320, SLG: 0.463								CS 1B		3	0	2	1	0	0	0				
Tony Peña, R (1, 2) OBP: 0.429, SLG: 0.571				F9				CS 1B		3	0	2	0	0	0	2				
Dale Berra, R (1, 6) OBP: 0.269, SLG: 0.343				2-3 1B		P6		1-2 2B		3	0	0	0	0	0	4				
Kurt Bevacqua, R (1, 5) OBP: 0.305, SLG: 0.307						6-3		6-3		3	0	0	0	0	0	1				
Manny Sanguillen, R (1, 3) OBP: 0.294, SLG: 0.313				F9		6-3		5-3		3	0	0	0	0	0	0				
Don Robinson, R (1, 1) OBP: 0.333, SLG: 0.456				K		K		5-3		3	0	0	0	0	2	0				
<b>Inning Stats</b>	R: 0 E: 0 K: 1 S: 5	H: 0 LOB: 0 BB: 0 P: 5	R: 0 E: 0 K: 0 S: 3	H: 1 LOB: 0 BB: 0 P: 3	R: 0 E: 0 K: 1 S: 5	H: 0 LOB: 0 BB: 0 P: 5	R: 1 E: 0 K: 1 S: 7	H: 2 LOB: 2 BB: 1 P: 11	R: 0 E: 0 K: 1 S: 5	H: 0 LOB: 0 BB: 0 P: 5	R: 0 E: 0 K: 0 S: 3	H: 1 LOB: 0 BB: 0 P: 3	R: 0 E: 0 K: 0 S: 4	H: 2 LOB: 1 BB: 0 P: 4	R: 0 E: 0 K: 0 S: 3	H: 0 LOB: 0 BB: 0 P: 3		1B: 4 2B: 1 3B: 1 HR: 0	SF: 0 SAC: 0 DP: 0 HBP: 0	WP: 0 PB: 0 SB: 0 CS: 3
<b>PITCHER</b> Doug Capilla, L (1, 1) ERA: 4.12	IP: 7.0 WLS: L BF: 25 H: 6 R: 1 ER: 1 SO: 4 BB: 1 IBB: 0 HBP: 0 BLK: 0 WP: 0 HR: 0 S: 32 P: 36 ERA: 1.29 WHIP: 1.000															<b>PITCHER</b>				
Dick Tidrow, R (8, 1) ERA: 2.72	IP: 1.0 WLS: 3 BF: 0 H: 0 R: 0 ER: 0 SO: 0 BB: 0 IBB: 0 HBP: 0 BLK: 0 WP: 0 HR: 0 S: 3 P: 3 ERA: 0.00 WHIP: 0.000															<b>PITCHER</b>				