Chicago Cubs - 1981

Batter	1	2	3	4	5	6	7	8	9	AB	R	H	RBI	BB	SO	LOB
Mookie Wilson, S (1, 9) (8, 7)	1-3		FC4-2 3-H		K		FC4-6 1-2f 2-3			4	0	0	0	0	1	4
Frank Taveras, R (1, 6)	1-3		3-1		6-3		1-3			4	0	0	0	0	0	4
Lee Mazzilli, S (1, 8) OBP: 0.250, SLG: 1.000	3-1			HR		P6		K		4	1	1	1	0	1	0
Dave Kingman, R (1, 7) Joel Youngblood, R (8, 9)		K		K		BB BB		P4		3	0	0	0	1	2	0
										0	0	0	0	0	0	0
Rusty Staub, L (1, 3) OBP: 0.500, SLG: 1.333 Mike Jorgensen, L (8, 3)		L6		HR		G1-6-3 1-2 BB		4-3		3	1	1	1	1	0	0
										0	0	0	0	0	0	0
Alex Trevino, R (1, 2)		BB		F8		G1-6-3 1-2f			4-3	3	0	0	0	1	0	2
Hubie Brooks, R (1, 5) OBP: 0.250, SLG: 0.250		4-3		4-3			FC4-6 SH2-4 1B		L8	4	0	1	0	0	0	1
Doug Flynn, R (1, 4) OBP: 0.667, SLG: 1.333			SH1-4 FC4-2 2B		SH1-4 2B		SH2-4 1-2		F6-3	3	0	2	0	0	0	0
Pat Zachry, R (1, 1)										0	0	0	0	0	0	0
Tom Hausman, R (6, 1)										0	0	0	0	0	0	0
Mike Cubbage, L (7, PH)										0	0	0	0	1	0	0
Neil Allen, R (7, 1)			SH1-4 2-3		SH1-4 2-3		FC4-6 IBB			0	0	0	0	0	0	0
Inning Stats	R: 0 E: 0 K: 0 S: 3 H: 0 LOB: 0 BB: 0 P: 3	R: 0 E: 0 K: 1 S: 5 H: 0 LOB: 1 BB: 1 P: 9	R: 0 E: 0 K: 0 S: 4 H: 1 LOB: 1 BB: 0 P: 4	R: 2 E: 0 K: 1 S: 7 H: 2 LOB: 0 BB: 0 P: 7	R: 0 E: 0 K: 1 S: 6 H: 1 LOB: 1 BB: 0 P: 6	R: 0 E: 0 K: 0 S: 2 H: 0 LOB: 1 BB: 2 P: 10	R: 0 E: 0 K: 0 S: 4 H: 1 LOB: 2 BB: 1 P: 8	R: 0 E: 0 K: 1 S: 5 H: 0 LOB: 0 BB: 0 P: 5	R: 0 E: 0 K: 0 S: 3 H: 0 LOB: 0 BB: 0 P: 3	1B: 1 2B: 2 3B: 0 HR: 2 SF: 0 SAC: 3 DP: 1 HBP: 0						

TOP

New York Mets @ Chicago Cubs

Wrigley Field, Chicago, IL

Thu Apr 09 1981, 3:33 AM CST

Att. 37,030 - Sunny - 58 F

livebaseballscorecards.com

AB	28
R	2
H	5
RBI	2
BB	4
SO	4
LOB	11

PITCHER		IP	WLS	BF	H	R	ER	SO	BB	IBB	HBP	BLK	WP	HR	S	P	ERA	WHIP
Rick Reuschel, R ERA: 2.57	(1, 1)	7.0	L	29	5	2	2	3	3	1	0	0	0	2	31	47	2.57	1.143
Dick Tidrow, R ERA:	(8, 1)	2.0		6	0	0	0	1	0	0	0	0	0	0	8	8	0.00	0.000

PITCHER	IP	WLS	BF	H	R	ER	SO	BB	IBB	HBP	BLK	WP	HR	S	P	ERA	WHIP

New York Mets @ Chicago Cubs

Wrigley Field, Chicago, IL

Thu Apr 09 1981, 3:33 AM CST

Att. 37,030 - Sunny - 58 F

livebaseballscorecards.com

BOTTOM

Batter	1	2	3	4	5	6	7	8	9	AB	R	H	RBI	BB	SO	LOB
Ivan De Jesus, R (1, 6)	K		F8		F9		F4-3			4	0	0	0	0	1	0
Joe Strain, R (1, 4) OBP: 0.750, SLG: 0.667	1B		BB, FC6-4		1B			5-3		3	0	2	0	1	0	0
Bill Buckner, L (1, 3)	F8		FC6-4, 1-2f		6-3			F8		4	0	0	0	0	0	3
Steve Henderson, R (1, 7)	F4-3			5-3		BB, G1-6-3		K		3	0	0	0	1	1	1
Leon Durham, L (1, 9) OBP: 0.500, SLG: 0.333		BB, CS		1B, 2B		G1-6-3, 1-2f			1-3	3	0	1	0	1	0	1
Ken Reitz, R (1, 5) OBP: 1.000, SLG: 2.333		3B, 1-2		2B, 1-3		BB, PO 1B			F8	3	0	3	0	1	0	0
Scot Thompson, L (1, 8) OBP: 0.250, SLG: 0.250		F4-3		P6		1B, 1-2			F8, 2-3	4	0	1	0	0	0	4
Tim Blackwell, S (1, 2)		F9		F4-3		PO, 2-3	K		K	4	0	0	0	0	2	4
Rick Reuschel, R (1, 1)			F8		5-3		L7			2	0	0	0	0	0	0
Jim Tracy, L (7, PH)										1	0	0	0	0	0	0
Dick Tidrow, R (8, 1)										0	0	0	0	0	0	0

	AB	31
	R	0
	H	7
	RBI	0
	BB	4
	SO	4
	LOB	13

Inning Stats	1	2	3	4	5	6	7	8	9
	R: 0 E: 0 K: 1 S: 6	H: 1 LOB: 1 BB: 0 P: 6	R: 0 E: 0 K: 0 S: 3	H: 1 LOB: 1 BB: 1 P: 7	R: 0 E: 0 K: 0 S: 3	H: 0 LOB: 1 BB: 1 P: 7	R: 0 E: 0 K: 0 S: 5	H: 2 LOB: 2 BB: 0 P: 5	R: 0 E: 0 K: 0 S: 4	H: 1 LOB: 1 BB: 0 P: 4	R: 0 E: 0 K: 0 S: 2	H: 1 LOB: 1 BB: 2 P: 10	R: 0 E: 0 K: 1 S: 5	H: 0 LOB: 0 BB: 0 P: 5	R: 0 E: 0 K: 1 S: 5	H: 0 LOB: 0 BB: 0 P: 5	R: 0 E: 0 K: 1 S: 6	H: 1 LOB: 1 BB: 0 P: 6

| | | | | | | | | | |

Batter	1	2	3	4	5	6	7	8	9	AB	R	H	RBI	BB	SO	LOB
Mookie Wilson, S (1, 9) OBP: 0.222, SLG: 0.222	CS 1B		1-3		S 1B			4-3	4-3	5	0	2	0	0	0	3
Frank Taveras, R (1, 6)	F5 1-2			B1-3	F2 1-2			F7		4	0	0	0	0	0	3
Lee Mazzilli, S (1, 8) OBP: 0.250, SLG: 0.571	4-3			F9	K			E BB		3	0	0	0	1	1	2
Dave Kingman, R (1, 7)		6-3		1B BB		G6-3 BB		E4 1-2		2	0	0	0	2	0	1
Rusty Staub, L (1, 3) OBP: 0.375, SLG: 0.714		4-3		1-2 1B		G6-3 1-2f		K		4	0	1	0	0	1	3
Jeff Reardon, R (8, 1)										0	0	0	0	0	0	0
Hubie Brooks, R (1, 5) OBP: 0.250, SLG: 0.250		F9		F9		K			SH1-4 1B	4	0	1	0	0	1	2
Alex Trevino, R (1, 2) OBP: 0.625, SLG: 0.500			S 1B		2B 1B		G3-6-3 BB		SH1-4 1-2 1B	3	1	3	0	1	0	0
Doug Flynn, R (1, 4) OBP: 0.500, SLG: 1.000			F1-3 1-2		SH2-4 1-H 2B		K		SH1-4 1-2 2-3	3	0	1	1	0	1	2
Randy Jones, R (1, 1)			K		SH2-4 2-3		G3-6-3 1-2f		K	1	0	0	0	0	1	1
Mike Cubbage, L (7, PH)										1	0	0	0	0	0	1
Tom Hausman, R (7, 1)										0	0	0	0	0	0	0
Mike Jorgensen, L (8, 3)										1	0	0	0	0	1	2
Inning Stats	R: 0 E: 0 K: 0 S: 3 H: 1 LOB: 0 BB: 0 P: 3	R: 0 E: 0 K: 0 S: 3 H: 0 LOB: 0 BB: 0 P: 3	R: 0 E: 0 K: 1 S: 6 H: 1 LOB: 1 BB: 0 P: 6	R: 0 E: 0 K: 0 S: 4 H: 1 LOB: 2 BB: 1 P: 8	R: 1 E: 0 K: 1 S: 8 H: 3 LOB: 2 BB: 0 P: 8	R: 0 E: 0 K: 1 S: 4 H: 0 LOB: 0 BB: 1 P: 8	R: 0 E: 0 K: 1 S: 4 H: 0 LOB: 0 BB: 1 P: 8	R: 0 E: 1 K: 1 S: 6 H: 0 LOB: 2 BB: 1 P: 10	R: 0 E: 0 K: 1 S: 7 H: 2 LOB: 2 BB: 0 P: 7	1B: 7 2B: 1 3B: 0 HR: 0	SF: 0 SAC: 2 DP: 2 HBP: 0						

TOP

New York Mets @ Chicago Cubs

Wrigley Field, Chicago, IL

Sat Apr 11 1981, 3:33 AM CST

Att. 12,114 - Unknown - 53 F

livebaseballscorecards.com

AB	31
R	1
H	8
RBI	1
BB	4
SO	6
LOB	20

WP: 0 PB: 0 SB: 2 CS: 1 PA: 37

PITCHER	IP	WLS	BF	H	R	ER	SO	BB	IBB	HBP	BLK	WP	HR	S	P	ERA	WHIP
Lynn McGlothen, R (1, 1) ERA: 1.8	5.0		22	6	1	1	2	2	0	0	0	0	0	24	32	1.80	1.600
Bill Caudill, R (6, 1) ERA:	2.2		8	0	0	0	2	2	0	0	0	0	0	10	18	0.00	0.750
Dick Tidrow, R (8, 1) ERA:	1.1	W	7	2	0	0	2	0	0	0	0	0	0	11	11	0.00	1.500

PITCHER	IP	WLS	BF	H	R	ER	SO	BB	IBB	HBP	BLK	WP	HR	S	P	ERA	WHIP

New York Mets @ Chicago Cubs

Wrigley Field, Chicago, IL

Sat Apr 11 1981, 3:33 AM CST

Att. 12,114 - Unknown - 53 F

BOTTOM

Batter	1	2	3	4	5	6	7	8	9	AB	R	H	RBI	BB	SO	LOB
Ivan De Jesus, R (1, 6) OBP: 0.375, SLG: 0.375	E S F4-3 1B		6-3			FC2-6 1B		S 3B 1B		4	2	3	0	0	0	0
Joe Strain, R (1, 4) OBP: 0.500, SLG: 0.333	F9		BBBB BB			FC2-6 F4-6-3 1-2f		L5 1-2		3	0	0	0	1	0	3
Bill Buckner, L (1, 3)	F4-3 1-H		F7			F4-6-3 1-2		3B IBB		3	1	0	1	1	0	2
Steve Henderson, R (1, 7) OBP: 0.625, SLG: 0.833	BBBB BB			CS 1B			E5 BLK 1B	1-H 2-H 3B		3	0	3	2	1	0	0
Leon Durham, L (1, 9) OBP: 0.375, SLG: 0.167	F9			P6 1-2			F4-3 2-3	IBB		3	0	0	0	1	0	3
Ken Reitz, R (1, 5) OBP: 0.500, SLG: 1.000		F7		1-3			6-3	F4		4	0	0	0	0	0	3
Scot Thompson, L (1, 8) OBP: 0.286, SLG: 0.167		F4-3			G3		S IBB			2	0	0	0	1	0	0
Tim Blackwell, S (1, 2) Dick Tidrow, R (8, 1)		K2-3			5-3		6-3 1-2			3 0	0 0	0 0	0 0	0 0	1 0	2 0
Lynn McGlothen, L (1, 1) Bill Caudill, R (6, 1) Barry Foote, R (8, 2)			G3	F4-3				F4-3		2 0 1	0 0 0	0 0 0	0 0 0	0 0 0	0 0 0	0 0 0
Inning Stats	R: 1 H: 1 E: 0 LOB: 1 K: 0 BB: 1 S: 4 P: 8	R: 0 H: 0 E: 0 LOB: 0 K: 1 BB: 0 S: 5 P: 5	R: 0 H: 0 E: 0 LOB: 1 K: 0 BB: 1 S: 3 P: 7	R: 0 H: 1 E: 0 LOB: 0 K: 0 BB: 0 S: 3 P: 3	R: 0 H: 0 E: 0 LOB: 0 K: 0 BB: 0 S: 3 P: 3	R: 0 H: 1 E: 0 LOB: 0 K: 0 BB: 0 S: 3 P: 3	R: 0 H: 1 E: 1 LOB: 2 K: 0 BB: 1 S: 4 P: 8	R: 2 H: 2 E: 0 LOB: 2 K: 0 BB: 2 S: 5 P: 13		1B: 5 SF: 0 2B: 0 SAC: 0 3B: 1 DP: 1 HR: 0 HBP: 0						WP: 0 PA: 33 PB: 0 SB: 3 CS: 1

livebaseballscorecards.com

	AB	28
	R	3
	H	6
	RBI	3
	BB	5
	SO	1
	LOB	13

PITCHER		IP	WLS	BF	H	R	ER	SO	BB	IBB	HBP	BLK	WP	HR	S	P	ERA	WHIP
Randy Jones, L ERA:	(1, 1)	6.0		21	3	1	0	1	2	0	0	0	0	0	21	29	0.00	0.833
Tom Hausman, R ERA: 4.5	(7, 1)	1.2	L	8	2	1	1	0	0	1	0	1	0	0	7	11	5.40	1.200
Jeff Reardon, R ERA: 27.0	(8, 1)	0.1		4	1	1	1	0	0	2	0	0	0	0	2	10	27.00	3.000

PITCHER		IP	WLS	BF	H	R	ER	SO	BB	IBB	HBP	BLK	WP	HR	S	P	ERA	WHIP

Batter	1	2	3	4	5	6	7	8	9	AB	R	H	RBI	BB	SO	LOB
Mookie Wilson, S (1, 9) (8, 7) OBP: 0.154, SLG: 0.154	5-3		K		6-3			L7		4	0	0	0	0	1	0
Frank Taveras, R (1, 6)	BB		K			B2		K		3	0	0	0	1	2	0
Lee Mazzilli, S (1, 8) OBP: 0.333, SLG: 0.444	P4			BB		L7		S 1B BB		2	1	0	0	2	0	1
Dave Kingman, R (1, 7) OBP: 0.500, SLG: 0.143	BB			P5		BB		WP 1B		2	0	1	1	2	0	1
Jeff Reardon, R (8, 1)										0	0	0	0	0	0	0
Neil Allen, R (8, 1)										0	0	0	0	0	0	0
Rusty Staub, L (1, 3) OBP: 0.273, SLG: 0.500	F9			F8		1-3		F7		3	0	0	0	0	0	4
Joel Youngblood, R (8, PH)										1	0	0	0	0	0	1
(8, 9)																
Hubie Brooks, R (1, 5) OBP: 0.417, SLG: 0.583		5-3		1B			CS 1B		SF8 3B	4	1	3	0	0	0	0
Alex Trevino, R (1, 2) OBP: 0.417, SLG: 0.300		5-3		5-3			P1		L3	4	0	0	0	0	0	4
Doug Flynn, R (1, 4) OBP: 0.444, SLG: 0.778		F9			F5-3		1B		SF8	3	0	1	0	0	0	0
Mike Cubbage, L (9, PH)										0	0	0	1	0	0	0
Wally Backman, S (9, 4)										0	0	0	0	0	0	0
Tim Leary, R (1, 1)			5-3		K		1-3		K	1	0	0	0	0	0	0
Pete Falcone, L (3, 1)										2	0	0	0	0	1	1
Mike Jorgensen, L (8, 3)										1	0	0	0	0	1	0
Inning Stats	R: 0 H: 0 E: 0 LOB: 2 K: 0 BB: 2 S: 3 P: 11	R: 0 H: 0 E: 0 LOB: 0 K: 0 BB: 0 S: 3 P: 3	R: 0 H: 0 E: 0 LOB: 0 K: 2 BB: 0 S: 7 P: 7	R: 0 H: 1 E: 0 LOB: 2 K: 0 BB: 1 S: 4 P: 8	R: 0 H: 0 E: 0 LOB: 0 K: 1 BB: 0 S: 5 P: 5	R: 0 H: 0 E: 0 LOB: 1 K: 0 BB: 1 S: 3 P: 7	R: 0 H: 2 E: 0 LOB: 1 K: 0 BB: 0 S: 4 P: 4	R: 1 H: 1 E: 0 LOB: 1 K: 1 BB: 1 S: 6 P: 10	R: 1 H: 1 E: 0 LOB: 0 K: 1 BB: 0 S: 6 P: 6	1B: 4 SF: 1 2B: 0 SAC: 0 3B: 1 DP: 0 HR: 0 HBP: 0						

PITCHER		IP	WLS	BF	H	R	ER	SO	BB	IBB	HBP	BLK	WP	HR	S	P	ERA	WHIP
Ken Kravec, L	(1, 1)	5.0		19	1	0	0	3	3	0	0	0	0	0	22	34	0.00	0.800
ERA:																		
Lee Smith, R	(6, 1)	2.2		12	3	1	1	1	2	0	0	0	0	0	12	20	3.38	1.875
ERA: 3.38																		
Doug Capilla, L	(8, 1)	0.1		1	0	0	0	0	0	0	0	0	1	0	1	1	0.00	0.000
ERA:																		
Rawly Eastwick, R	(9, 1)	1.0	L	4	1	1	1	1	0	0	0	0	0	0	6	6	9.00	1.000
ERA: 9.0																		

PITCHER	IP	WLS	BF	H	R	ER	SO	BB	IBB	HBP	BLK	WP	HR	S	P	ERA	WHIP

TOP

New York Mets @ Chicago Cubs

Wrigley Field, Chicago, IL

Sun Apr 12 1981, 3:33 AM CST

Att. 7,475 - Unknown - 47 F

livebaseballscorecards.com

AB	30
R	2
H	5
RBI	2
BB	5
SO	5
LOB	12

WP: 1 PA: 36
PB: 0
SB: 1
CS: 1

New York Mets @ Chicago Cubs

Wrigley Field, Chicago, IL

Sun Apr 12 1981, 3:33 AM CST

Att. 7,475 - Unknown - 47 F

livebaseballscorecards.com

BOTTOM

Batter	1	2	3	4	5	6	7	8	9	AB	R	H	RBI	BB	SO	LOB
Ivan De Jesus, R (1, 6) OBP: 0.273, SLG: 0.273	S S S 0-3 ① K		x 0-0 ③ F9			x 0-0 ③ 6-3		x 0-0 ① SH5-4 1-2 2-3		3	0	0	0	0	1	0
Joe Strain, R (1, 4) Jim Tracy, L (8, PH) Rawly Eastwick, R (9, 1)	S S S 0-3 ② K			x 0-0 ① 5-3			x 0-0 G3 1B 1B	B B B B 4-0 BB BB		3 0 0	0 0 0	1 0 0	0 0 0	0 1 0	1 0 0	0 0 0
Bill Buckner, L (1, 3) OBP: 0.167, SLG: 0.091	x 0-0 ③ 6-3			x 0-0 ② F4-3			x 0-0 1-2 G3 1B	x 0-0 ② F5		4	0	1	0	0	0	3
Steve Henderson, R (1, 7) OBP: 0.500, SLG: 0.556		x 0-0 ① L9		x 0-0 ③ 6-3			S S S 0-3 ① K	B B B B 4-0 1-2 2-3 3-H BB		3	0	0	1	1	1	2
Leon Durham, L (1, 9) OBP: 0.250, SLG: 0.100		S S S 0-3 ② K			S S S 0-3 ① K		x 0-0 ② G3 1-2 2-3	x 0-0 ③ P6		4	0	0	0	0	2	5
Ken Reitz, R (1, 5) OBP: 0.583, SLG: 0.889		B B B B 4-0 WP BB			x 0-0 L3 1B		I I I 4-0 IBB		x 0-0 ① L5	2	0	1	0	2	0	0
Scot Thompson, L (1, 8) OBP: 0.222, SLG: 0.125 Jerry Morales, R (7, PH) OBP: 0.500, SLG: 0.500 (8, 8)		x 0-0 ③ F7 1-2			x 0-0 ② ③ L3 1-2		x 0-0 ③ 5-3		x 0-0 FC5-4 1B	2 2	0 0	0 1	0 0	0 0	0 0	2 3
Tim Blackwell, S (1, 2) Steve Dillard, R (9, PR)			S S S 0-3 ① K			S S S 0-3 ① K		B B B B 4-0 SH5-4 BB BB BB	x 0-0 ② FC5-4 1-2f	3 0	1 0	0 0	0 0	1 0	2 0	1 0
Ken Kravec, L (1, 1) Lee Smith, R (6, 1) Doug Capilla, L (8, 1) Mike Tyson, R (8, PH) (9, 4) Barry Foote, R (9, PH)			S S S 0-3 ② K			S S S 0-3 ② K		B B B B 4-0 BB SH5-4 1-2 BB	x 0-0 ③ F2	1 1 0 0 1	0 0 0 0 0	0 0 0 0 0	0 0 0 0 0	1 1 0 1 0	0 0 0 0 0	0 0 0 0 1
Inning Stats	R: 0 E: 0 K: 2 S: 7 H: 0 LOB: 0 BB: 0 P: 7	R: 0 E: 0 K: 1 S: 5 H: 0 LOB: 1 BB: 1 P: 9	R: 0 E: 0 K: 2 S: 7 H: 0 LOB: 0 BB: 0 P: 7	R: 0 E: 0 K: 0 S: 3 H: 0 LOB: 0 BB: 0 P: 3	R: 0 E: 0 K: 1 S: 5 H: 1 LOB: 0 BB: 0 P: 5	R: 0 E: 0 K: 2 S: 7 H: 0 LOB: 0 BB: 0 P: 7	R: 0 E: 0 K: 1 S: 7 H: 2 LOB: 3 BB: 1 P: 11	R: 1 E: 0 K: 0 S: 3 H: 0 LOB: 3 BB: 4 P: 19	R: 0 E: 0 K: 0 S: 4 H: 1 LOB: 1 BB: 0 P: 4	1B: 4 2B: 1 3B: 0 HR: 0	SF: 0 SAC: 1 DP: 1 HBP: 0						

	AB	29
	R	1
	H	4
	RBI	1
	BB	6
	SO	9
	LOB	17

WP: 1 PB: 0 SB: 0 CS: 0 PA: 36

PITCHER		IP	WLS	BF	H	R	ER	SO	BB	IBB	HBP	BLK	WP	HR	S	P	ERA	WHIP
Tim Leary, R ERA:	(1, 1)	2.0		7	0	0	0	3	1	0	0	0	1	0	12	16	0.00	0.500
Pete Falcone, L ERA:	(3, 1)	5.0		18	3	0	0	6	0	1	0	0	0	0	29	33	0.00	0.600
Jeff Reardon, R ERA: 54.0	(8, 1)	0.0		2	0	1	1	0	2	0	0	0	0	0	0	8	∞	∞
Neil Allen, R ERA:	(8, 1)	2.0	W	9	1	0	0	0	2	0	0	0	0	0	7	15	0.00	1.500

PITCHER	IP	WLS	BF	H	R	ER	SO	BB	IBB	HBP	BLK	WP	HR	S	P	ERA	WHIP

Chicago Cubs @ Montreal Expos

Olympic Stadium, Montreal, QB

Wed Apr 15 1981, 3:33 AM EST

Att. 30,003 - Sunny - 31 F

TOP

livebaseballscorecards.com

Batter	1	2	3	4	5	6	7	8	9	AB	R	H	RBI	BB	SO	LOB
Ivan De Jesus, R (1, 6) OBP: 0.200, SLG: 0.200	F9		F9		6-3 2-3		E5 1-2			4	0	0	0	0	0	3
Joe Strain, R (1, 4) OBP: 0.533, SLG: 0.364	G6-3 HBP			BB 1B	G6-3 3-H 1B		K			2	1	1	1	1	1	2
Bill Buckner, L (1, 3) OBP: 0.188, SLG: 0.133	G6-3 1-2f			E 1B FC1-2-5 1-2 1B	G6-3 1-2f		P4			4	0	1	0	0	0	4
Steve Henderson, R (1, 7) OBP: 0.563, SLG: 0.545		K		E8 FC1-2-5 5-3 1-3 2-H 1B		FC5-4 BB		L9 E BB		2	1	1	1	2	1	0
Leon Durham, L (1, 9) OBP: 0.188, SLG: 0.071		K		FC1-2-5 5-3 2-3 3-H		P8		L9 1-3		4	0	0	0	0	1	4
Ken Reitz, R (1, 5) OBP: 0.438, SLG: 0.615		K		5-3 2-3 3-H		FC5-4 1-2f		K		4	0	0	1	0	2	2
Scot Thompson, L (1, 8) OBP: 0.231, SLG: 0.167			5-3 1B	L3		P6			4-3	4	0	1	0	0	0	2
Tim Blackwell, S (1, 2) OBP: 0.133, SLG: 0.143			P6		1B 2B		4-3		F7	4	1	1	0	0	0	1
Rick Reuschel, R (1, 1)			5-3 1-2		6-3 1B 2-H 1B		E 1B		K	1	0	0	0	0	0	1
Mike Tyson, R (5, PH) OBP: 1.000, SLG: 1.000										1	1	1	1	0	0	0
Bill Caudill, R (5, 1) OBP: 1.000, SLG: 1.000										1	0	1	0	0	0	0
Dick Tidrow, R (8, 1)										0	0	0	0	0	0	0
Jim Tracy, L (9, PH)										1	0	0	0	0	1	0

	AB	32
	R	4
	H	7
	RBI	4
	BB	3
	SO	6
	LOB	19

Inning Stats	1	2	3	4	5	6	7	8	9	1B: 6	SF: 0	WP: 0	PA: 36
R:	0	0	0	2	2	0	0	0	0	2B: 1	SAC: 0	PB: 0	
E:	0	0	0	1	0	0	1	0	0	3B: 0	DP: 2	SB: 0	
K:	0	3	0	0	0	0	1	0	1	HR: 0	HBP: 1	CS: 0	
S:	2	9	4	5	5	3	7	4	5				
LOB:	0	0	1	1	3	1	1	1	2				
BB:	0	0	0	1	0	1	0	1	0				
P:	3	9	4	9	5	7	7	8	5				
H:	0	0	1	2	3	0	1	0	0				

PITCHER		IP	WLS	BF	H	R	ER	SO	BB	IBB	HBP	BLK	WP	HR	S	P	ERA	WHIP
Steve Rogers, R ERA: 6.0	(1, 1)	7.0		30	7	4	3	4	2	0	1	0	0	0	35	44	3.86	1.286
Stan Bahnsen, R ERA:	(8, 1)	2.0	W	6	0	0	0	2	1	0	0	0	0	0	9	13	0.00	0.500

PITCHER	IP	WLS	BF	H	R	ER	SO	BB	IBB	HBP	BLK	WP	HR	S	P	ERA	WHIP

Chicago Cubs @ Montreal Expos

Olympic Stadium, Montreal, QB

Wed Apr 15 1981, 3:33 AM EST

Att. 30,003 - Sunny - 31 F

BOTTOM

livebaseballscorecards.com

Batter	1	2	3	4	5	6	7	8	9	AB	R	H	RBI	BB	SO	LOB
Tim Raines, S (1, 7) OBP: 0.462, SLG: 0.583	4-3 S 1B	2-H 1B			4-3			4-3		4	0	2	1	0	0	0
Rodney Scott, S (1, 4)	4-3 1-3	4-3			1-3			BB S 1B		3	1	0	0	1	0	2
Andre Dawson, R (1, 8) OBP: 0.615, SLG: 0.700	5-3		BB CS		P3			E 1B 1-H		3	1	1	1	1	0	1
Ellis Valentine, R (1, 9) OBP: 0.154, SLG: 0.154	K		L4 1-2			K		K 1-3		4	0	0	0	0	3	3
Gary Carter, R (1, 2) OBP: 0.385, SLG: 0.385		E6 1B 1B	1B			F8		S 1B 3-H		4	1	2	1	0	0	0
Larry Parrish, R (1, 5) OBP: 0.308, SLG: 0.308		1B E 1B 2-3	1-3			K		K 1-2		4	1	1	0	0	2	2
Warren Cromartie, L (1, 3) OBP: 0.417, SLG: 0.455		FC4-6 1-2 3-H 1B		L9			K			3	0	1	1	0	1	0
Chris Speier, R (1, 6) OBP: 0.091, SLG: 0.091		FC4-6 1B 1-2f 2-H		G3			6-3			3	1	0	0	0	0	1
Steve Rogers, R (1, 1) OBP: 0.250, SLG: 0.250		5-3		6-3			K			2	0	0	0	0	0	1
Willie Montanez, L (7, PH) OBP: 0.333, SLG: 0.333										1	0	0	0	0	1	0
Stan Bahnsen, R (8, 1)										0	0	0	0	0	0	0
Inning Stats	R: 0 H: 1 E: 0 LOB: 1 K: 1 BB: 0 S: 6 P: 6	R: 3 H: 3 E: 2 LOB: 1 K: 0 BB: 0 S: 7 P: 7	R: 0 H: 1 E: 0 LOB: 1 K: 0 BB: 1 S: 3 P: 7	R: 0 H: 0 E: 0 LOB: 0 K: 0 BB: 0 S: 3 P: 3	R: 0 H: 0 E: 0 LOB: 0 K: 0 BB: 0 S: 3 P: 3	R: 0 H: 0 E: 0 LOB: 0 K: 2 BB: 0 S: 7 P: 7	R: 0 H: 0 E: 0 LOB: 0 K: 2 BB: 0 S: 7 P: 7	R: 2 H: 2 E: 1 LOB: 1 K: 2 BB: 1 S: 9 P: 13		1B: 7 SF: 0 2B: 0 SAC: 0 3B: 0 DP: 0 HR: 0 HBP: 0						

AB	31
R	5
H	7
RBI	4
BB	2
SO	7
LOB	10

WP: 0 PA: 33
PB: 0
SB: 3
CS: 1

PITCHER		IP	WLS	BF	H	R	ER	SO	BB	IBB	HBP	BLK	WP	HR	S	P	ERA	WHIP
Rick Reuschel, R ERA: 1.64	(1, 1)	4.0		18	5	3	0	1	1	0	0	0	0	0	19	23	0.00	1.500
Bill Caudill, R ERA: 1.5	(5, 1)	3.1		11	0	1	1	4	1	0	0	0	0	0	18	22	2.70	0.300
Dick Tidrow, R ERA:	(8, 1)	0.2	L	4	2	1	0	2	0	0	0	0	0	0	8	8	0.00	3.000

PITCHER	IP	WLS	BF	H	R	ER	SO	BB	IBB	HBP	BLK	WP	HR	S	P	ERA	WHIP

Batter	1	2	3	4	5	6	7	8	9	AB	R	H	RBI	BB	SO	LOB
Ivan De Jesus, R (1, 6) OBP: 0.150, SLG: 0.150	F8		K		K		F8		F8	5	0	0	0	0	2	2
Joe Strain, R (1, 4) OBP: 0.444, SLG: 0.286	F7		P4		4-3		F7			3	0	0	0	0	0	1
Doug Capilla, L (5, 1)										0	0	0	0	0	0	0
Randy Martz, L (5, 1)										0	0	0	0	0	0	0
Jim Tracy, L (7, PH)										1	0	0	0	0	0	0
Rawly Eastwick, R (7, 1)										0	0	0	0	0	0	0
Bill Buckner, L (1, 3) OBP: 0.250, SLG: 0.211	1B			4-3		4-3		FC6-4 1B		4	0	2	0	0	0	0
Steve Henderson, R (1, 7) OBP: 0.550, SLG: 0.533	F9			E F2 1B		BB BB 1B		FC6-4 1-2f		4	0	2	0	0	0	2
Leon Durham, L (1, 9) OBP: 0.200, SLG: 0.059		F5		F2 1-2		BBBB 4-0 1-2 BB		F7		3	0	0	0	1	0	2
Ken Reitz, R (1, 5) OBP: 0.400, SLG: 0.529		FC4-6 1B		E6 2-3		SSS 0-3 K		F3		4	0	1	0	0	1	4
Scot Thompson, L (1, 8) OBP: 0.235, SLG: 0.133		F7		L8		BBBB 4-0 1-2 2-3 BB			L8	3	0	0	0	1	0	3
Tim Blackwell, S (1, 2) OBP: 0.125, SLG: 0.133		FC4-6 1-2f			1B	1-3			BB	1	0	0	0	0	0	1
Lee Smith, R (2, 1)										0	0	0	0	0	0	0
Mike Tyson, R (5, PH) OBP: 0.800, SLG: 0.667										2	0	1	0	1	0	3
(5, 4)																
Lynn McGlothen, L (1, 1)			SSS 0-3 K		F9		F9		L7	0	0	0	0	0	0	0
Barry Foote, R (2, 2)										4	0	0	0	0	1	2
Inning Stats	R: 0 E: 0 K: 0 S: 4 H: 1 LOB: 1 BB: 0 P: 4	R: 0 E: 0 K: 0 S: 4 H: 1 LOB: 1 BB: 0 P: 4	R: 0 E: 0 K: 2 S: 7 H: 0 LOB: 0 BB: 0 P: 7	R: 0 E: 1 K: 0 S: 5 H: 1 LOB: 2 BB: 0 P: 5	R: 0 E: 0 K: 1 S: 6 H: 1 LOB: 1 BB: 0 P: 6	R: 0 E: 0 K: 1 S: 6 H: 1 LOB: 3 BB: 2 P: 14	R: 0 E: 0 K: 0 S: 3 H: 0 LOB: 0 BB: 0 P: 3	R: 0 E: 0 K: 0 S: 4 H: 1 LOB: 1 BB: 0 P: 4	R: 0 E: 0 K: 0 S: 3 H: 0 LOB: 1 BB: 1 P: 7	1B: 6 2B: 0 3B: 0 HR: 0	SF: 0 SAC: 0 DP: 0 HBP: 0						

TOP

Chicago Cubs @ Montreal Expos

Olympic Stadium, Montreal, QB

Thu Apr 16 1981, 3:33 AM EST

Att. 11,602 - Overcast - 48 F

livebaseballscorecards.com

AB	34
R	0
H	6
RBI	0
BB	3
SO	4
LOB	20

WP: 0 PB: 0 SB: 0 CS: 0 PA: 37

PITCHER		IP	WLS	BF	H	R	ER	SO	BB	IBB	HBP	BLK	WP	HR	S	P	ERA	WHIP
Scott Sanderson, R ERA:	(1, 1)	6.0	W	26	5	0	0	4	2	0	0	0	0	0	32	40	0.00	1.167
Charlie Lea, R ERA:	(7, 1)	1.0		3	0	0	0	0	0	0	0	0	0	0	3	3	0.00	0.000
Elias Sosa, R ERA:	(8, 1)	2.0		8	1	0	0	0	1	0	0	0	0	0	7	11	0.00	1.000

PITCHER	IP	WLS	BF	H	R	ER	SO	BB	IBB	HBP	BLK	WP	HR	S	P	ERA	WHIP

Chicago Cubs @ Montreal Expos

Olympic Stadium, Montreal, QB

Thu Apr 16 1981, 3:33 AM EST

Att. 11,602 - Overcast - 48 F

livebaseballscorecards.com

BOTTOM

Batter	1	2	3	4	5	6	7	8	9	AB	R	H	RBI	BB	SO	LOB
Tim Raines, S (1, 7) OBP: 0.556, SLG: 0.571	BB 4-0 F9 S BB	1B 0-0 WP 2-H		BB 4-0 G6-4-3 1-2	F5 0-0 ③		BB 4-0 1B 1-2			2	0	1	1	3	0	1
Rodney Scott, S (1, 4) OBP: 0.250, SLG: 0.077	BB 4-0 S 1-2	BB 4-0 S 2-3		G6-4-3 0-0 ② ③ 1-2f		4-3 0-0 ①	1B 0-0 G4-6-3 1-2 2-3			3	0	1	0	2	0	2
Andre Dawson, R (1, 8) OBP: 0.611, SLG: 0.643	F9 0-0 ① 2-3	HBP 1-0 G6-3 1-2			G5-4-3 0-0 1B	E 0-0 1B	G4-6-3 0-0 ② ③ 1-2f			4	0	2	0	0	0	5
Ellis Valentine, R (1, 9) OBP: 0.111, SLG: 0.111	F9 0-0 ② 1-2	G6-3 0-0 ② ③ 1-2f			G5-4-3 0-0 ① ② 1-2f	E5 0-0 1-2		F8 0-0 ①		5	0	0	0	0	0	7
Gary Carter, R (1, 2) OBP: 0.389, SLG: 0.313	BB 4-0 FC4-6	6-3 0-0 ①			BB 4-0 1B E	F9 0-0 ②		5-3 0-0 ②		3	1	0	0	2	0	2
Larry Parrish, R (1, 5) OBP: 0.278, SLG: 0.278	FC4-6 0-0 ③ 1-2f	3-1 0-0 ②			E 0-0 2B 1-2 1B	K 0-3 ③		K 0-3 ③		5	1	1	0	0	2	5
Warren Cromartie, L (1, 3) OBP: 0.375, SLG: 0.400 Elias Sosa, R (8, 1)	F8 0-0 ①	1-3 0-0 ③			E9 0-0 2B 1-3 2-H 1B	E4 0-0 FC6-5				4 1 1 1 0 0 0 0 0 0 0 0 0 0						
Chris Speier, R (1, 6) OBP: 0.200, SLG: 0.214	2B 0-0 2B			1-3 0-0 ①	2B 4-0 IBB	FC6-5 0-0 ① 1B 2-3				3	3	1	0	1	0	1
Scott Sanderson, R (1, 1) OBP: 1.000, SLG: 2.000 Charlie Lea, R (7, 1) Tom Hutton, L (7, PH) (8, 3) OBP: 1.000, SLG: 1.000	2B 0-0 1B 2-H			BB 4-0	2B 0-0 1-H 2-H 3-H	1B BB 0-0 2-H 1B				2 1 2 4 1 0 0 0 0 0 0 0 0 0 1 0 1 1 0 0 0						
Inning Stats	R: 0 H: 0 E: 0 LOB: 3 K: 0 BB: 3 S: 3 P: 15	R: 2 H: 3 E: 0 LOB: 2 K: 0 BB: 1 S: 5 P: 10	R: 0 H: 0 E: 0 LOB: 0 K: 0 BB: 0 S: 3 P: 3	R: 0 H: 0 E: 0 LOB: 1 K: 0 BB: 2 S: 2 P: 10	R: 4 H: 4 E: 1 LOB: 1 K: 0 BB: 2 S: 6 P: 14	R: 0 H: 1 E: 1 LOB: 2 K: 1 BB: 0 S: 7 P: 7	R: 1 H: 2 E: 1 LOB: 2 K: 0 BB: 1 S: 5 P: 9	R: 0 H: 0 E: 0 LOB: 0 K: 1 BB: 0 S: 5 P: 5		1B: 7 SF: 0 2B: 3 SAC: 0 3B: 0 DP: 4 HR: 0 HBP: 1						

	AB	32
	R	7
	H	10
	RBI	7
	BB	9
	SO	2
	LOB	23

PITCHER		IP	WLS	BF	H	R	ER	SO	BB	IBB	HBP	BLK	WP	HR	S	P	ERA	WHIP
Lynn McGlothen, R ERA: 4.26	(1, 1)	1.1	L	12	3	2	2	0	4	0	1	0	1	0	7	24	13.50	5.250
Lee Smith, R ERA: 1.69	(2, 1)	2.2		8	0	0	0	0	2	0	0	0	0	0	6	14	0.00	0.750
Doug Capilla, L ERA: 36.0	(5, 1)	0.2		7	4	4	4	0	1	1	0	0	0	0	5	13	54.00	7.500
Randy Martz, R ERA:	(5, 1)	1.1		6	1	0	0	1	0	0	0	0	0	0	8	8	0.00	0.750
Rawly Eastwick, R ERA: 3.0	(7, 1)	2.0		9	2	1	0	1	1	0	0	0	0	0	10	14	0.00	1.500

PITCHER	IP	WLS	BF	H	R	ER	SO	BB	IBB	HBP	BLK	WP	HR	S	P	ERA	WHIP

WP: 1 PA: 42
PB: 0
SB: 3
CS: 0

Batter	1	2	3	4	5	6	7	8	9	AB	R	H	RBI	BB	SO	LOB
Ivan De Jesus, R (1, 6) OBP: 0.250, SLG: 0.182	BBBB 4-0 1-3 BB			x 0-0 ① F9		BBBB 4-0 FC1-6-5 S BB		x 0-0 FC3-6 1-2 1B		2	0	1	0	2	0	0
Joe Strain, R (1, 4) OBP: 0.364, SLG: 0.222	x 0-0 ①② 1-3 1-2			x 0-0 ② 6-3		x 0-0 ② FC1-6-5 1-3		x 0-0 ① FC3-6 G6-4-3 1-2f 2-3		4	0	0	0	0	0	4
Bill Buckner, L (1, 3) OBP: 0.250, SLG: 0.261	x 0-0 ③ F7			x 0-0 E 2B		x 0-0 ③ 4-3		x 0-0 ②③ G6-4-3 1-2f		4	0	1	0	0	0	3
Steve Henderson, R (1, 7) OBP: 0.458, SLG: 0.421		x 0-0 ① 6-3		x 0-0 E5 2-3			SSS 0-3 ① K		x 0-0 ① F9	4	0	0	0	0	1	1
Leon Durham, L (1, 9) OBP: 0.250, SLG: 0.143		x 0-0 CS 1B		x 0-0 ③ 6-3			x 0-0 1B HBP SF7-5 1B		x 0-0 ② G3	4	1	2	0	0	0	2
Ken Reitz, R (1, 5) OBP: 0.417, SLG: 0.500		SSS 0-3 ②③ K 1-2			SSS 0-3 ① K		H 1-0 SF7-5 1B 1-2 HBP		x 0-0 BB 1B 1B	3	1	1	0	0	2	1
Scot Thompson, L (1, 8) OBP: 0.286, SLG: 0.167			x 0-0 ① F5	x 0-0 ② 5-3			x 0-0 1-2 2-3 1B		BBBB 4-0 1B 1-2 BB	3	0	1	0	1	0	0
Barry Foote, R (1, 2) Doug Capilla, L (7, 1) Jerry Morales, R (9, PH) OBP: 0.667, SLG: 0.667			SSS 0-3 ② K	x 0-0 ③ F8			x 0-0 ②③ SF7-5 2-3 3-H	x	x 0-0 1-2 2-H 1B	2 0 1	0 0 0	0 0 1	0 0 1	0 0 0	1 0 0	0 0 0
Ken Kravec, L (1, 1) Bill Caudill, R (4, 1) OBP: 1.000, SLG: 1.000 Lee Smith, R (5, 1) Tim Blackwell, S (5, 2) OBP: 0.158, SLG: 0.167 Jim Tracy, L (7, PH)			SSS 0-3 ③ K			x 0-0 ① F7		x 0-0 FC3-6 1B	x 0-0 ③ 4-3	1 0 0 3 0	0 0 0 0 0	0 0 0 1 1	0 0 0 0 0	0 0 0 0 0	1 0 0 2 0	0 0 0 2 0
Inning Stats	R: 0 H: 0 E: 0 LOB: 0 K: 0 BB: 1 S: 2 P: 6	R: 0 H: 1 E: 0 LOB: 0 K: 1 BB: 0 S: 5 P: 5	R: 0 H: 0 E: 0 LOB: 0 K: 2 BB: 0 S: 7 P: 7	R: 0 H: 1 E: 1 LOB: 2 K: 0 BB: 0 S: 5 P: 5	R: 0 H: 0 E: 0 LOB: 0 K: 1 BB: 0 S: 5 P: 5	R: 0 H: 0 E: 0 LOB: 1 K: 0 BB: 1 S: 3 P: 7	R: 1 H: 2 E: 0 LOB: 1 K: 1 BB: 0 S: 6 P: 7	R: 0 H: 2 E: 0 LOB: 1 K: 0 BB: 0 S: 4 P: 4	R: 1 H: 2 E: 0 LOB: 2 K: 0 BB: 1 S: 5 P: 9	1B: 7 2B: 2 3B: 0 HR: 0	SF: 1 SAC: 0 DP: 2 HBP: 1						

TOP

Chicago Cubs @ Philadelphia Phillies

Veterans Stadium, Philadelphia, PA

Fri Apr 17 1981, 6:05 PM EST

Att. 21,948 - Unknown - 58 F

livebaseballscorecards.com

AB	31
R	2
H	8
RBI	2
BB	3
SO	5
LOB	13

WP: 0 PB: 0 SB: 1 CS: 1 PA: 36

PITCHER		IP	WLS	BF	H	R	ER	SO	BB	IBB	HBP	BLK	WP	HR	S	P	ERA	WHIP
Larry Christenson, R ERA: 3.75	(1, 1)	7.0	W	26	4	1	1	5	2	0	1	0	0	0	33	42	1.29	0.857
Mike Proly, R ERA: 6.0	(8, 1)	2.0		10	4	1	1	0	1	0	0	0	0	0	9	13	4.50	2.500

PITCHER		IP	WLS	BF	H	R	ER	SO	BB	IBB	HBP	BLK	WP	HR	S	P	ERA	WHIP

Batter	1	2	3	4	5	6	7	8	9	AB	R	H	RBI	BB	SO	LOB
Pete Rose, S (1, 3) OBP: 0.500, SLG: 0.633	4-3 5-3 1B		1-3	1B BB 1-2 2-3 3-H	K		L4-6 2-3			4	0	1	1	1	1	3
Mike Proly, R (8, 1)										0	0	0	0	0	0	0
Manny Trillo, R (1, 4) OBP: 0.346, SLG: 0.304	5-3 1-2		F7	FC4-6 1B 1-2 2-3 3-H	5-3			FC3-6 BB		4	0	1	1	1	0	2
Bake McBride, L (1, 9) OBP: 0.240, SLG: 0.360	4-3 2-3		BB 2B	K		6-3		FC3-6 G4-6-3 1-2f		5	0	1	0	0	1	5
Keith Moreland, R (1, 5) OBP: 0.429, SLG: 0.400	5-3		BB BB	SF8 3-H		4-3		G4-6-3 1-2f		3	0	0	1	1	0	2
(8, 3)																
Gary Matthews, R (1, 7) OBP: 0.379, SLG: 0.577		E G5-4-3 2B	FC4-6 BB 1-2 2-3	FC4-6 1-2f		WP 2B				3	1	2	0	1	0	2
Garry Maddox, R (1, 8) OBP: 0.250, SLG: 0.250		E3 G5-4-3 2-3	FC4-6 1-2f		1B 2B 1B	K 2-3				4	1	1	0	0	1	5
Del Unser, L (7, 8) OBP: 0.500, SLG: 0.500										0	0	0	0	0	0	0
Larry Bowa, S (1, 6) OBP: 0.269, SLG: 0.360	G5-4-3 1-2f 3-H			1B BB 2B	2B PB 1B 1-2		F6			4	2	2	0	0	0	1
John Vukovich, R (8, 5)										0	0	0	0	0	0	0
Bob Boone, R (1, 2) OBP: 0.364, SLG: 0.474		BB		BB 1B 1B BB	PB 2B 1-3 2-H		L4-6 1B BB			1	1	1	1	3	0	0
Larry Christenson, R (1, 1) OBP: 0.200, SLG: 0.200		K		1B BB SF8 1B 1-2 2-3	K 2-3 3-H		1-2			3	1	1	0	0	2	2
Luis Aguayo, R (7, PH) OBP: 0.333, SLG: 0.333										1	0	1	0	0	0	0
(8, 6)																
Inning Stats	R: 0 H: 1 E: 0 LOB: 1 K: 0 BB: 0 S: 4 P: 4	R: 1 H: 1 E: 1 LOB: 1 K: 1 BB: 1 S: 6 P: 10	R: 0 H: 1 E: 0 LOB: 3 K: 0 BB: 2 S: 4 P: 12	R: 3 H: 3 E: 0 LOB: 2 K: 1 BB: 2 S: 8 P: 16	R: 2 H: 3 E: 0 LOB: 1 K: 2 BB: 0 S: 10 P: 10	R: 0 H: 1 E: 0 LOB: 1 K: 1 BB: 0 S: 6 P: 6	R: 0 H: 1 E: 0 LOB: 1 K: 0 BB: 1 S: 3 P: 7	R: 0 H: 0 E: 0 LOB: 0 K: 0 BB: 1 S: 2 P: 6		1B: 6 SF: 1 2B: 6 SAC: 0 3B: 0 DP: 3 HR: 0 HBP: 0						

PITCHER		IP	WLS	BF	H	R	ER	SO	BB	IBB	HBP	BLK	WP	HR	S	P	ERA	WHIP
Ken Kravec, L ERA: 3.38	(1, 1)	3.0	L	19	5	4	3	1	5	0	0	0	0	0	16	36	9.00	3.333
Bill Caudill, R ERA: 2.57	(4, 1)	1.0		7	4	2	1	1	0	0	0	0	0	0	9	9	9.00	4.000
Lee Smith, R ERA: 1.23	(5, 1)	2.0		7	1	0	0	3	0	0	0	0	1	0	13	13	0.00	0.500
Doug Capilla, L ERA: 12.0	(7, 1)	2.0		7	1	0	0	0	2	0	0	0	0	0	5	13	0.00	1.500

PITCHER	IP	WLS	BF	H	R	ER	SO	BB	IBB	HBP	BLK	WP	HR	S	P	ERA	WHIP

BOTTOM

Chicago Cubs @ Philadelphia Phillies

Veterans Stadium, Philadelphia, PA

Fri Apr 17 1981, 6:05 PM EST
Att. 21,948 - Unknown - 58 F

livebaseballscorecards.com

AB	32
R	6
H	11
RBI	4
BB	7
SO	5
LOB	22

WP: 1 PA: 40
PB: 1
SB: 0
CS: 0

Batter	1	2	3	4	5	6	7	8	9	10	AB	R	H	RBI	BB	SO	LOB
Ivan De Jesus, R (1, 6) OBP: 0.310, SLG: 0.200	6-3		BB		G3-6-3 1B		BB			K	3	0	1	0	2	1	0
Bill Buckner, L (1, 3) OBP: 0.207, SLG: 0.214	F4		K		G3-6-3 1-2f		4-3			F8	5	0	0	0	0	1	5
Jerry Morales, R (1, 8) OBP: 0.625, SLG: 0.571	F8			BB 2B 1B		6-3		1B		BB	4	1	2	0	1	0	0
Steve Henderson, R (1, 7) OBP: 0.483, SLG: 0.435		F8 WP FC5-2 1B		2B SF8 BB 1-2		CS 1B		K		K	4	1	2	0	1	2	2
Hector Cruz, R (1, 9) OBP: 0.250, SLG: 0.500		F8 1-3		SF8 SF7 2B 1-3 2-H		F7 1-2		F7			4	1	1	1	0	0	3
Ken Reitz, R (1, 5) OBP: 0.393, SLG: 0.478		FC5-2 3-H		SF8 2-3 3-H			WP 1B	K			3	0	1	1	0	1	2
Barry Foote, R (1, 2)		K		SF7 3-H			F9		F8		3	0	0	1	0	1	2
Mike Tyson, R (1, 4) OBP: 0.571, SLG: 0.400 Randy Martz, L (4, 1) Joe Strain, R (7, PH) OBP: 0.391, SLG: 0.263 Dick Tidrow, R (7, 1) Leon Durham, L (9, PH) OBP: 0.240, SLG: 0.136 Lee Smith, R (9, 1)			4-3	K			WP 1-2		F7		2 0 1 0 1 0	0 0 0 0 0 0	0 0 1 0 0 0	0 0 0 0 0 0	1 0 0 0 0 0	0 0 0 0 0 0	0 0 0 0 0 0
Mike Krukow, R (1, 1) Steve Dillard, R (4, 4)			5-3		K		K 1-2 2-3		4-3		1 3	0 0	0 0	0 0	0 0	0 2	0 2

TOP

Chicago Cubs @ Philadelphia Phillies

Veterans Stadium, Philadelphia, PA

Sat Apr 18 1981, 6:05 PM EST

Att. 27,780 - Unknown - 69 F

livebaseballscorecards.com

AB	34
R	3
H	8
RBI	3
BB	4
SO	9
LOB	16

Inning Stats	1	2	3	4	5	6	7	8	9	10	1B: 7	SF: 2	WP: 2	PA: 40
R	0	0	0	3	0	0	0	0	0	0	2B: 1	SAC: 0	PB: 0	
E	0	0	0	0	0	0	0	0	0	0	3B: 0	DP: 1	SB: 0	
K	0	1	1	1	1	0	1	2	0	2	HR: 0	HBP: 0	CS: 1	
S	3	6	5	7	5	3	7	8	3	7				
H	0	1	0	2	1	1	2	1	0	0				
LOB	0	1	1	0	0	0	1	1	0	1				
BB	0	0	1	1	0	0	1	0	0	1				
P	3	6	9	11	5	3	11	8	3	11				

PITCHER	IP	WLS	BF	H	R	ER	SO	BB	IBB	HBP	BLK	WP	HR	S	P	ERA	WHIP
Steve Carlton, L (1, 1) ERA: 1.73	10.0	W	40	8	3	3	9	4	0	0	0	2	0	54	70	2.70	1.200

PITCHER	IP	WLS	BF	H	R	ER	SO	BB	IBB	HBP	BLK	WP	HR	S	P	ERA	WHIP

Batter	1	2	3	4	5	6	7	8	9	10	AB	R	H	RBI	BB	SO	LOB
Pete Rose, S (1, 3) OBP: 0.474, SLG: 0.559	6-3	BB		4-3		E7	IBB			6-3	4	1	0	0	2	0	1
Manny Trillo, R (1, 4) OBP: 0.406, SLG: 0.464	1B	F7		BB		1B	F8			HR	5	2	3	1	1	0	3
Bake McBride, L (1, 9) OBP: 0.300, SLG: 0.448	2B		F7	BB		2B		F7			4	0	2	1	1	0	0
Keith Moreland, R (1, 5) OBP: 0.333, SLG: 0.333	SF8		1B	F7		K		K			4	0	1	1	0	2	5
Gary Matthews, R (1, 7) OBP: 0.382, SLG: 0.517	BB		BB		K	FC4-2		F9			3	0	0	0	2	1	2
Garry Maddox, R (1, 8) OBP: 0.242, SLG: 0.219	F7		BB		1-3	F8			5-3		4	0	0	0	1	0	4
Larry Bowa, S (1, 6) OBP: 0.323, SLG: 0.400		1B	1-3		BB		G3		F5		5	1	3	0	0	0	2
Bob Boone, R (1, 2) OBP: 0.423, SLG: 0.500		G6-4-3		4-3	BB		SH3-4		K		3	0	2	0	1	1	0
Steve Carlton, L (1, 1) OBP: 0.200, SLG: 0.200		G6-4-3		F7	4-3		G3			F7	4	0	0	0	0	0	5
Del Unser, L (10, PH) OBP: 0.333, SLG: 0.333											1	0	0	0	0	0	0
Inning Stats	R: 1 E: 0 K: 0 S: 5 H: 2 LOB: 2 BB: 1 P: 9	R: 1 E: 0 K: 0 S: 4 H: 2 LOB: 1 BB: 1 P: 8	R: 0 E: 0 K: 0 S: 3 H: 1 LOB: 2 BB: 2 P: 11	R: 0 E: 0 K: 0 S: 4 H: 1 LOB: 3 BB: 2 P: 12	R: 0 E: 0 K: 1 S: 6 H: 1 LOB: 2 BB: 1 P: 10	R: 1 E: 1 K: 1 S: 8 H: 2 LOB: 2 BB: 0 P: 8	R: 0 E: 0 K: 0 S: 4 H: 1 LOB: 2 BB: 1 P: 8	R: 0 E: 0 K: 1 S: 5 H: 0 LOB: 0 BB: 0 P: 5	R: 0 E: 0 K: 1 S: 5 H: 0 LOB: 0 BB: 0 P: 5	R: 1 E: 0 K: 0 S: 3 H: 1 LOB: 0 BB: 0 P: 3	1B: 8 2B: 2 3B: 0 HR: 1 SF: 1 SAC: 1 DP: 1 HBP: 0						

PITCHER		IP	WLS	BF	H	R	ER	SO	BB	IBB	HBP	BLK	WP	HR	S	P	ERA	WHIP
Mike Krukow, R ERA: 4.91	(1, 1)	3.2		21	6	2	2	0	6	0	0	0	2	0	15	39	4.91	3.273
Randy Martz, R ERA:	(4, 1)	2.1		12	3	1	0	2	1	0	0	0	0	0	15	19	0.00	1.714
Dick Tidrow, R ERA:	(7, 1)	2.0		8	1	0	0	1	0	1	0	0	0	0	9	13	0.00	0.500
Lee Smith, R ERA: 2.0	(9, 1)	1.2	L	6	1	1	1	1	0	0	0	0	0	1	8	8	5.40	0.600

PITCHER	IP	WLS	BF	H	R	ER	SO	BB	IBB	HBP	BLK	WP	HR	S	P	ERA	WHIP

BOTTOM

Chicago Cubs @ Philadelphia Phillies

Veterans Stadium, Philadelphia, PA

Sat Apr 18 1981, 6:05 PM EST
Att. 27,780 - Unknown - 69 F

livebaseballscorecards.com

AB	37
R	4
H	11
RBI	3
BB	8
SO	4
LOB	22

WP: 2 PB: 0 SB: 2 CS: 1 PA: 47

Batter	1	2	3	4	5	6	7	8	9	AB	R	H	RBI	BB	SO	LOB
Ivan De Jesus, R (1, 6) OBP: 0.273, SLG: 0.172	B1-3	K		K			6-3			4	0	0	0	0	2	2
Mike Tyson, R (1, 4) OBP: 0.455, SLG: 0.667	HR	F5		6-3			F8			4	1	1	1	0	0	2
Bill Buckner, L (1, 3) OBP: 0.212, SLG: 0.313	6-3		HR		F7			F9		4	1	1	1	0	0	0
Steve Henderson, R (1, 7) OBP: 0.455, SLG: 0.407	1B		1-3		K			6-3		4	0	1	0	0	1	0
Leon Durham, L (1, 9) OBP: 0.276, SLG: 0.269	1-2 1B		SF7 3B		F9			4-3		4	1	2	0	0	0	0
Jerry Morales, R (1, 8) OBP: 0.500, SLG: 0.455	5-3		E4			F7			G4-3 1B	4	0	1	0	0	0	3
Ken Reitz, R (1, 5) OBP: 0.375, SLG: 0.440		FC2-5 BB HBP	SF7 3-H			5-3			G4-3 1-2f	2	0	0	1	0	0	1
Barry Foote, R (1, 2)		1-2 FC2-5 BB	K			5-3			F9	3	0	0	0	1	1	1
Rick Reuschel, R (1, 1) Dick Tidrow, R (8, 1)		FC2-5 1-2 2-3f		F4			4-3			3 0	0 0	0 0	0 0	0 0	0 0	2 0
Inning Stats	R: 1 E: 0 K: 0 S: 6 H: 3 LOB: 2 BB: 0 P: 6	R: 0 E: 0 K: 1 S: 5 H: 0 LOB: 2 BB: 1 P: 10	R: 2 E: 1 K: 1 S: 8 H: 2 LOB: 1 BB: 0 P: 8	R: 0 E: 0 K: 1 S: 5 H: 0 LOB: 0 BB: 0 P: 5	R: 0 E: 0 K: 1 S: 5 H: 0 LOB: 0 BB: 0 P: 5	R: 0 E: 0 K: 0 S: 3 H: 0 LOB: 0 BB: 0 P: 3	R: 0 E: 0 K: 0 S: 3 H: 0 LOB: 0 BB: 0 P: 3	R: 0 E: 0 K: 0 S: 3 H: 0 LOB: 0 BB: 0 P: 3	R: 0 E: 0 K: 0 S: 3 H: 1 LOB: 0 BB: 0 P: 3	1B: 3 2B: 0 3B: 1 HR: 2	SF: 1 SAC: 0 DP: 1 HBP: 1					

TOP

Chicago Cubs @ Philadelphia Phillies

Veterans Stadium, Philadelphia, PA

Sun Apr 19 1981, 3:33 AM EST

Att. 30,204 - Unknown - 77 F

livebaseballscorecards.com

AB	32
R	3
H	6
RBI	3
BB	1
SO	4
LOB	11

WP: 0 PB: 0 SB: 0 CS: 0 PA: 35

PITCHER	IP	WLS	BF	H	R	ER	SO	BB	IBB	HBP	BLK	WP	HR	S	P	ERA	WHIP
Nino Espinosa, R (1, 1) ERA: 2.0	9.0	W	35	6	3	2	4	1	0	1	0	0	2	41	46	2.00	0.778

PITCHER	IP	WLS	BF	H	R	ER	SO	BB	IBB	HBP	BLK	WP	HR	S	P	ERA	WHIP

BOTTOM

Batter	1	2	3	4	5	6	7	8	9	AB	R	H	RBI	BB	SO	LOB
Pete Rose, S (1, 3) OBP: 0.452, SLG: 0.526	0-0 2B WP 1B		0-0 ① 6-3		0-3 ③ K			0-3 ① K		4	1	1	0	0	2	0
Manny Trillo, R (1, 4) OBP: 0.417, SLG: 0.500	0-3 ① K		0-0 E G3 1B			0-0 ① 6-3		0-0 2B 2B		4	1	2	0	0	1	1
Bake McBride, L (1, 9) OBP: 0.324, SLG: 0.469 Greg Gross, L (9, 9)	0-0 WP WP 1-3 2B		0-0 ② G3 1-3			0-0 ② 1-3		4-0 2B 1B IBB		3 0	2 0	1 0	0 0	1 0	0 0	1 0
Keith Moreland, R (1, 5) OBP: 0.313, SLG: 0.385 Lonnie Smith, R (8, PR) OBP: 0.250, SLG: 0.250 John Vukovich, R (9, 5)	0-0 ② 4-3 2-3 3-H		0-0 ③ F9			0-0 ③ 5-3		0-0 1-3 2-H 1B 2B		4 0 0	0 1 0	1 0 0	1 0 0	0 0 0	0 0 0	2 0 0
Gary Matthews, R (1, 7) OBP: 0.421, SLG: 0.531	4-0 FC6-4 3-H BB			0-3 ① K			0-0 1B FC4-6 1B	0-0 5-3 1B 2-H 3-H 1B		3	2	2	2	1	1	0
Garry Maddox, R (1, 8) OBP: 0.243, SLG: 0.222	0-0 ③ FC6-4 1-2f			0-0 ② 4-3			0-0 FC4-6 1-3 1B	0-0 ② 5-3 1-2		4	0	1	0	0	0	3
Larry Bowa, S (1, 6) OBP: 0.314, SLG: 0.382			0-0 ① 4-3	0-0 ③ F7			0-0 ① FC4-6 1-2f 3-H	0-0 2-H 1B		4	0	1	2	0	0	1
Bob Boone, R (1, 2) OBP: 0.367, SLG: 0.423			0-0 ② 6-3		0-0 ① 5-3		0-0 ② F6	0-0 ③ F7		4	0	0	0	0	0	3
Nino Espinosa, R (1, 1)			0-0 ③ 4-3		0-0 ② 5-3		0-3 ③ K			3	0	0	0	0	1	1
Inning Stats	R: 2 H: 2 E: 0 LOB: 1 K: 1 BB: 1 S: 7 P: 11		R: 0 H: 0 E: 0 LOB: 0 K: 0 BB: 0 S: 3 P: 3	R: 0 H: 1 E: 1 LOB: 1 K: 0 BB: 0 S: 4 P: 4	R: 0 H: 0 E: 0 LOB: 0 K: 1 BB: 0 S: 5 P: 5	R: 0 H: 0 E: 0 LOB: 0 K: 0 BB: 0 S: 3 P: 3	R: 1 H: 2 E: 0 LOB: 1 K: 1 BB: 0 S: 7 P: 7	R: 4 H: 4 E: 0 LOB: 2 K: 1 BB: 1 S: 9 P: 13		1B: 6 SF: 0 2B: 3 SAC: 0 3B: 0 DP: 0 HR: 0 HBP: 0						

PITCHER		IP	WLS	BF	H	R	ER	SO	BB	IBB	HBP	BLK	WP	HR	S	P	ERA	WHIP
Rick Reuschel, R ERA: 4.42	(1, 1)	7.1	L	32	8	7	7	5	1	1	0	0	2	0	40	48	8.59	1.227
Dick Tidrow, R ERA:	(8, 1)	0.2		3	1	0	0	0	0	0	0	0	0	0	3	3	0.00	1.500

PITCHER	IP	WLS	BF	H	R	ER	SO	BB	IBB	HBP	BLK	WP	HR	S	P	ERA	WHIP

Chicago Cubs @ Philadelphia Phillies

Veterans Stadium, Philadelphia, PA

Sun Apr 19 1981, 3:33 AM EST

Att. 30,204 - Unknown - 77 F

livebaseballscorecards.com

AB	33
R	7
H	9
RBI	5
BB	2
SO	5
LOB	12

WP: 2 PA: 35
PB: 0
SB: 0
CS: 0

Batter	1	2	3	4	5	6	7	8	9	AB	R	H	RBI	BB	SO	LOB
Ivan De Jesus, R (1, 6) OBP: 0.250, SLG: 0.156	6-3		SH1 2-3		L6			K		3	0	0	0	0	1	0
Scot Thompson, L (1, 8) OBP: 0.240, SLG: 0.143	3-1		SF9 3-H			G1		3-1		3	0	0	1	0	0	0
Bill Buckner, L (1, 3) OBP: 0.189, SLG: 0.278	G3		4-3			F9			6-3	4	0	0	0	0	0	0
Steve Henderson, R (1, 7) OBP: 0.432, SLG: 0.419		2B		6-3		K			K	4	0	1	0	0	2	0
Leon Durham, L (1, 9) OBP: 0.242, SLG: 0.233		5-3		F8			4-3		P7	4	0	0	0	0	0	1
Ken Reitz, R (1, 5) OBP: 0.371, SLG: 0.429		K		1B			K			3	0	1	0	0	2	1
Barry Foote, R (1, 2)		BB		K			BB			1	0	0	0	2	1	1
Mike Tyson, R (1, 4) OBP: 0.357, SLG: 0.500		1-3			K		4-3			3	0	0	0	0	1	3
Lynn McGlothen, L (1, 1) OBP: 0.250, SLG: 0.500			SH1 SF9 2B		K2-3				F7	2	1	1	0	0	1	0
Jim Tracy, L (8, PH)										1	0	0	0	0	0	0
Dick Tidrow, R (8, 1)										0	0	0	0	0	0	0
Inning Stats	R: 0 E: 0 K: 0 S: 3 H: 0 LOB: 0 BB: 0 P: 3	R: 0 E: 0 K: 1 S: 6 H: 1 LOB: 2 BB: 1 P: 10	R: 1 E: 0 K: 0 S: 4 H: 1 LOB: 0 BB: 0 P: 4	R: 0 E: 0 K: 1 S: 6 H: 1 LOB: 1 BB: 0 P: 6	R: 0 E: 0 K: 2 S: 7 H: 0 LOB: 0 BB: 0 P: 7	R: 0 E: 0 K: 1 S: 5 H: 0 LOB: 0 BB: 0 P: 5	R: 0 E: 0 K: 1 S: 5 H: 0 LOB: 1 BB: 1 P: 9	R: 0 E: 0 K: 1 S: 5 H: 0 LOB: 0 BB: 0 P: 5	R: 0 E: 0 K: 1 S: 5 H: 0 LOB: 0 BB: 0 P: 5	1B: 1 2B: 2 3B: 0 HR: 0 SF: 1 SAC: 1 DP: 0 HBP: 0						

PITCHER		IP	WLS	BF	H	R	ER	SO	BB	IBB	HBP	BLK	WP	HR	S	P	ERA	WHIP
Bob Forsch, R ERA: 4.5	(1, 1)	5.0	W	19	3	1	1	4	1	0	0	0	0	0	26	30	1.80	0.800
Jim Kaat, L ERA: 6.75	(6, 1)	2.0		7	0	0	0	2	1	0	0	0	0	0	10	14	0.00	0.500
Bruce Sutter, R ERA:	(8, 1)	2.0	S	6	0	0	0	2	0	0	0	0	0	0	10	10	0.00	0.000

PITCHER	IP	WLS	BF	H	R	ER	SO	BB	IBB	HBP	BLK	WP	HR	S	P	ERA	WHIP

TOP

Chicago Cubs @ St. Louis Cardinals

Busch Stadium, St. Louis, MO

Mon Apr 20 1981, 3:33 AM CST

Att. 10,454 - Unknown - 51 F

livebaseballscorecards.com

AB	28
R	1
H	3
RBI	1
BB	2
SO	8
LOB	6

WP: 0 PA: 32
PB: 0
SB: 0
CS: 0

Batter	1	2	3	4	5	6	7	8	9	AB	R	H	RBI	BB	SO	LOB
Garry Templeton, S (1, 6) OBP: 0.394, SLG: 0.700	1B 2B 1B		4-3		K		G6-3 1-2f			4	1	1	0	0	1	1
Tony Scott, S (1, 8) OBP: 0.379, SLG: 0.655	CS 1-3 1B		3-1		4-3			1-3		4	0	1	0	0	0	0
Keith Hernandez, L (1, 3) OBP: 0.387, SLG: 0.667	PB 1-2 3-H 2B		1B 2B		G3			2B 2B		4	2	3	1	0	0	0
George Hendrick, R (1, 9) OBP: 0.387, SLG: 0.593	6-3 2-3		BB 2-H 1B			5-3		K		4	0	1	1	0	1	2
Darrell Porter, L (1, 2) OBP: 0.462, SLG: 0.500	G3		BB 1-2 BB			F7		2B 3B IBB		2	1	0	0	2	0	1
Ken Oberkfell, L (1, 5) OBP: 0.267, SLG: 0.276		1-3	F9			1B		1-3 2-H 3B 2B		4	1	2	1	0	0	2
Sixto Lezcano, R (1, 7) OBP: 0.280, SLG: 0.318		BB	4-3			K		3B BB		2	1	0	0	2	1	1
Tom Herr, S (1, 4) OBP: 0.241, SLG: 0.320		F8	6-3				6-3	1-H 2-H 3-H 3B		4	0	1	3	0	0	1
Bob Forsch, R (1, 1)		1-3	K				G6-3 1B	K		2	0	0	0	0	1	1
Jim Kaat, L (6, 1) OBP: 1.000, SLG: 1.000										0	0	0	0	0	0	0
Dane Iorg, L (7, PH) OBP: 0.400, SLG: 0.400										1	0	1	0	0	0	0
Tito Landrum, R (7, PR)										0	0	0	0	0	0	0
Bruce Sutter, R (8, 1)										1	0	0	0	0	1	1
Inning Stats	R: 1 H: 3 E: 0 LOB: 1 K: 0 BB: 0 S: 5 P: 5	R: 0 H: 0 E: 0 LOB: 1 K: 0 BB: 1 S: 3 P: 7	R: 1 H: 2 E: 0 LOB: 2 K: 0 BB: 1 S: 5 P: 9	R: 0 H: 0 E: 0 LOB: 0 K: 1 BB: 0 S: 5 P: 5	R: 0 H: 0 E: 0 LOB: 0 K: 1 BB: 0 S: 5 P: 5	R: 0 H: 1 E: 0 LOB: 1 K: 1 BB: 0 S: 6 P: 6	R: 0 H: 1 E: 0 LOB: 1 K: 0 BB: 0 S: 3 P: 3	R: 4 H: 3 E: 0 LOB: 1 K: 2 BB: 2 S: 10 P: 18		1B: 5 SF: 0 2B: 4 SAC: 0 3B: 1 DP: 1 HR: 0 HBP: 0						

PITCHER		IP	WLS	BF	H	R	ER	SO	BB	IBB	HBP	BLK	WP	HR	S	P	ERA	WHIP
Lynn McGlothen, R ERA: 3.38	(1, 1)	7.0	L	28	7	2	2	3	2	0	0	0	0	0	32	40	2.57	1.286
Dick Tidrow, R ERA: 4.7	(8, 1)	1.0		8	3	4	4	2	1	1	0	0	0	0	10	18	36.00	4.000

PITCHER	IP	WLS	BF	H	R	ER	SO	BB	IBB	HBP	BLK	WP	HR	S	P	ERA	WHIP

BOTTOM

Chicago Cubs @ St. Louis Cardinals

Busch Stadium, St. Louis, MO

Mon Apr 20 1981, 3:33 AM CST

Att. 10,454 - Unknown - 51 F

livebaseballscorecards.com

AB	32
R	6
H	10
RBI	6
BB	4
SO	5
LOB	10

Batter	1	2	3	4	5	6	7	8	9	AB	R	H	RBI	BB	SO	LOB
Ivan De Jesus, R (1, 6) OBP: 0.250, SLG: 0.167	6-3		CS 1B		6-3			F9		4	0	1	0	0	0	0
Mike Tyson, R (1, 4) OBP: 0.333, SLG: 0.500	F7		1-2 2B			4-3			G3	4	0	1	0	0	0	0
Bill Buckner, L (1, 3) OBP: 0.220, SLG: 0.325	2B		6-3			6-3			1B	4	0	2	0	0	0	1
Steve Henderson, R (1, 7) OBP: 0.415, SLG: 0.382	HBP			F9		4-3			F9	3	0	0	0	0	0	1
Jerry Morales, R (1, 8) OBP: 0.438, SLG: 0.400	K			FC5-4 1B			P6		5-3	4	0	1	0	0	1	3
Scot Thompson, L (1, 9) OBP: 0.214, SLG: 0.125		4-3		F7			F9			3	0	0	0	0	0	1
Ken Reitz, R (1, 5) OBP: 0.342, SLG: 0.387		5-3		FC5-4 1-2f			K			3	0	0	0	0	1	1
Jody Davis, R (1, 2)		1-3			K			F7		3	0	0	0	0	1	0
Ken Kravec, L (1, 1) Randy Martz, L (3, 1) Joe Strain, R (5, PH) OBP: 0.375, SLG: 0.250 Rawly Eastwick, R (5, 1) Jim Tracy, L (8, PH) Doug Capilla, L (8, 1)			K	F8				K		1 0 1 0 1	0 0 0 0 0	0 0 0 0 0	0 0 0 0 0	0 0 0 0 0	1 0 0 0 1	0 0 0 0 0
Inning Stats	R: 0 H: 1 E: 0 LOB: 2 K: 1 BB: 0 S: 6 P: 7	R: 0 H: 0 E: 0 LOB: 0 K: 0 BB: 0 S: 3 P: 3	R: 0 H: 2 E: 0 LOB: 1 K: 1 BB: 0 S: 6 P: 6	R: 0 H: 1 E: 0 LOB: 1 K: 0 BB: 0 S: 4 P: 4	R: 0 H: 0 E: 0 LOB: 0 K: 1 BB: 0 S: 5 P: 5	R: 0 H: 0 E: 0 LOB: 0 K: 0 BB: 0 S: 3 P: 3	R: 0 H: 0 E: 0 LOB: 0 K: 1 BB: 0 S: 5 P: 5	R: 0 H: 0 E: 0 LOB: 0 K: 1 BB: 0 S: 5 P: 5	R: 0 H: 1 E: 0 LOB: 1 K: 0 BB: 0 S: 4 P: 4	1B: 3 2B: 2 3B: 0 HR: 0	SF: 0 SAC: 0 DP: 0 HBP: 1					

TOP

Chicago Cubs @ St. Louis Cardinals

Busch Stadium, St. Louis, MO

Tue Apr 21 1981, 3:33 AM CST

Att. 11,559 - Sunny - 66 F

livebaseballscorecards.com

AB	31
R	0
H	5
RBI	0
BB	0
SO	5
LOB	7

PITCHER		IP	WLS	BF	H	R	ER	SO	BB	IBB	HBP	BLK	WP	HR	S	P	ERA	WHIP
Andy Rincon, R ERA:	(1, 1)	9.0	W	32	5	0	0	5	0	0	1	0	0	0	41	42	0.00	0.556

PITCHER		IP	WLS	BF	H	R	ER	SO	BB	IBB	HBP	BLK	WP	HR	S	P	ERA	WHIP

Batter	1	2	3	4	5	6	7	8	9	AB	R	H	RBI	BB	SO	LOB
Garry Templeton, S (1, 6) OBP: 0.342, SLG: 0.600	L5	FC6-4 1-2f	G4-6-3 1-2f		K		1-3			5	0	0	0	0	1	5
Tony Scott, S (1, 8) OBP: 0.353, SLG: 0.588	1B 5-3 1B		6-3	F9		P6		K		5	1	1	0	0	1	0
Keith Hernandez, L (1, 3) OBP: 0.417, SLG: 0.657	5-3 1-3 1B		2B 1B	6-3		1-3		BB 1B		5	1	3	0	0	0	0
George Hendrick, R (1, 9) OBP: 0.389, SLG: 0.656	5-3 1-2 3-H		1B 2B 1-H 2B	3B		F7		F8		5	1	2	2	0	0	2
Sixto Lezcano, R (1, 7) OBP: 0.400, SLG: 0.375	BB		2B 2-3 1B	BB			E7 E 1B	1-2 BB		2	2	2	0	3	0	0
Gene Tenace, R (1, 2) OBP: 0.400, SLG: 0.375	F7		3B 1-H 3-H 2B	5-3			K	F7		5	1	1	2	0	1	7
Ken Oberkfell, L (1, 5) OBP: 0.353, SLG: 0.323		4-3 FC6-2 1B	3B BB		SH3 1B		E BB			2	1	2	0	2	0	0
Tom Herr, S (1, 4) OBP: 0.273, SLG: 0.414		4-3 1-2	1B 1-H 2-H 3B		K		E7 1-3 2-H 1B			4	1	2	3	0	1	2
Andy Rincon, R (1, 1) OBP: 0.200, SLG: 0.200		FC6-2 FC6-4 2-H	G4-6-3 3-H 1B		SH3 1-2		K			3	0	1	1	0	1	3
Inning Stats	R: 1 E: 0 K: 0 S: 5 H: 2 LOB: 2 BB: 1 P: 9	R: 0 E: 0 K: 0 S: 4 H: 1 LOB: 1 BB: 0 P: 4	R: 6 E: 0 K: 0 S: 8 H: 6 LOB: 0 BB: 1 P: 12	R: 0 E: 0 K: 0 S: 4 H: 1 LOB: 2 BB: 1 P: 8	R: 0 E: 0 K: 2 S: 8 H: 1 LOB: 1 BB: 0 P: 8	R: 0 E: 0 K: 0 S: 3 H: 0 LOB: 0 BB: 0 P: 3	R: 1 E: 2 K: 2 S: 9 H: 2 LOB: 2 BB: 1 P: 13	R: 0 E: 0 K: 1 S: 6 H: 1 LOB: 2 BB: 1 P: 10								

PITCHER		IP	WLS	BF	H	R	ER	SO	BB	IBB	HBP	BLK	WP	HR	S	P	ERA	WHIP
Ken Kravec, L ERA: 7.84	(1, 1)	2.1	L	16	7	6	6	0	2	0	0	0	0	0	14	22	23.14	3.857
Randy Martz, R ERA: 1.69	(3, 1)	1.2		8	3	1	1	0	1	0	0	0	0	0	7	11	5.40	2.400
Rawly Eastwick, R ERA: 3.0	(5, 1)	3.0		13	3	1	1	4	1	0	0	0	0	0	20	24	3.00	1.333
Doug Capilla, L ERA: 9.0	(8, 1)	1.0		5	1	0	0	1	1	0	0	0	0	0	6	10	0.00	2.000

PITCHER	IP	WLS	BF	H	R	ER	SO	BB	IBB	HBP	BLK	WP	HR	S	P	ERA	WHIP

BOTTOM

Chicago Cubs @ St. Louis Cardinals

Busch Stadium, St. Louis, MO

Tue Apr 21 1981, 3:33 AM CST
Att. 11,559 - Sunny - 66 F

livebaseballscorecards.com

AB	36
R	8
H	14
RBI	8
BB	5
SO	5
LOB	19

1B: 10	SF: 0	WP: 0	PA: 42
2B: 2	SAC: 1	PB: 0	
3B: 2	DP: 1	SB: 0	
HR: 0	HBP: 0	CS: 0	

Batter	1	2	3	4	5	6	7	8	9	AB	R	H	RBI	BB	SO	LOB
Ivan De Jesus, R (1, 6) OBP: 0.227, SLG: 0.150	6-3		F9			5-3			5-3	4	0	0	0	0	0	0
Mike Tyson, R (1, 4) OBP: 0.286, SLG: 0.421	K		K			L8			G3	3	0	0	0	0	2	0
Leon Durham, L (9, PH) OBP: 0.235, SLG: 0.226										1	0	0	0	0	0	0
Steve Henderson, R (1, 7) OBP: 0.422, SLG: 0.421	2B			6-3		K			FC6 1B	4	0	2	0	0	1	0
Bill Buckner, L (1, 3) OBP: 0.200, SLG: 0.295	L9			6-3			4-3		FC6 1-2f	4	0	0	0	0	0	2
Jerry Morales, R (1, 8) OBP: 0.421, SLG: 0.389		1B		5-3			1-4-3			3	0	1	0	0	0	0
Jim Tracy, L (1, 9) OBP: 0.200, SLG: 0.125		K			FC6-4 1B		L6			3	0	1	0	0	1	1
Ken Reitz, R (1, 5) OBP: 0.317, SLG: 0.353		F8			P5			F9		3	0	0	0	0	0	2
Tim Blackwell, S (1, 2) OBP: 0.136, SLG: 0.143		6-3			K			K		3	0	0	0	0	2	2
Mike Krukow, R (1, 1)			K		FC6-4 1-2f			L9		1	0	0	0	0	1	0
Bill Caudill, R (3, 1) OBP: 1.000, SLG: 1.000										0	0	0	0	0	0	0
Scot Thompson, L (5, PH) OBP: 0.207, SLG: 0.120										1	0	0	0	0	0	1
Lee Smith, R (5, 1)										0	0	0	0	0	0	0
Hector Cruz, R (8, PH) OBP: 0.200, SLG: 0.400										1	0	0	0	0	0	0
Doug Capilla, L (8, 1)										0	0	0	0	0	0	0
Dick Tidrow, R (8, 1)										0	0	0	0	0	0	0
Inning Stats	R: 0 E: 0 K: 1 S: 6 H: 1 LOB: 1 BB: 0 P: 6	R: 0 E: 0 K: 1 S: 6 H: 1 LOB: 1 BB: 0 P: 6	R: 0 E: 0 K: 2 S: 7 H: 0 LOB: 0 BB: 0 P: 7	R: 0 E: 0 K: 0 S: 3 H: 0 LOB: 0 BB: 0 P: 3	R: 0 E: 0 K: 1 S: 6 H: 1 LOB: 1 BB: 0 P: 6	R: 0 E: 0 K: 1 S: 5 H: 0 LOB: 0 BB: 0 P: 5	R: 0 E: 0 K: 0 S: 3 H: 0 LOB: 0 BB: 0 P: 3	R: 0 E: 0 K: 1 S: 5 H: 0 LOB: 0 BB: 0 P: 5	R: 0 E: 0 K: 0 S: 4 H: 1 LOB: 1 BB: 0 P: 4	1B: 3 2B: 1 3B: 0 HR: 0	SF: 0 SAC: 0 DP: 0 HBP: 0					

PITCHER	IP	WLS	BF	H	R	ER	SO	BB	IBB	HBP	BLK	WP	HR	S	P	ERA	WHIP
Lary Sorensen, R (1, 1) ERA: 3.32	9.0	W	31	4	0	0	7	0	0	0	0	0	0	45	45	0.00	0.444

PITCHER	IP	WLS	BF	H	R	ER	SO	BB	IBB	HBP	BLK	WP	HR	S	P	ERA	WHIP

TOP

Chicago Cubs @ St. Louis Cardinals

Busch Stadium, St. Louis, MO

Wed Apr 22 1981, 3:33 AM CST
Att. 10,588 - Cloudy - 64 F

livebaseballscorecards.com

AB	31
R	0
H	4
RBI	0
BB	0
SO	7
LOB	8

PA: 31

Batter	1	2	3	4	5	6	7	8	9	AB	R	H	RBI	BB	SO	LOB
Garry Templeton, S (1, 6) OBP: 0.357, SLG: 0.590	1B G4-6-3 1B	4-3		2-3			CS 1B			4	1	2	0	0	0	2
Tony Scott, S (1, 8) OBP: 0.368, SLG: 0.579	G4-6-3 1-3 1B		S 1B		4-3		4-3 1-2			4	0	2	0	0	0	1
Keith Hernandez, L (1, 3) OBP: 0.400, SLG: 0.641	G4-6-3 1-2f 3-H		F7		2B		K			4	0	1	0	0	1	2
George Hendrick, R (1, 9) OBP: 0.350, SLG: 0.583	5-3		F8 1-2		F7			F9		4	0	0	0	0	0	2
Darrell Porter, L (1, 2) OBP: 0.467, SLG: 0.450		K	IBB		FC6-4 IBB			K		2	0	0	0	2	2	0
Ken Oberkfell, L (1, 5) OBP: 0.368, SLG: 0.371		BB 3B 1B	1-3		FC6-4 1-2f			2B		4	1	2	0	0	0	4
Sixto Lezcano, R (1, 7) OBP: 0.412, SLG: 0.370		1-2 3B BB		SH5-4 1B			K	K		3	1	1	0	1	2	1
Tom Herr, S (1, 4) OBP: 0.278, SLG: 0.469		1-H 2-H 3B		P4			1-3			3	0	1	2	0	0	1
Lary Sorensen, R (1, 1) OBP: 0.111, SLG: 0.111		K		SH5-4 1-2			K			2	0	0	0	0	2	1
Inning Stats	R: 1 H: 2 E: 0 LOB: 0 K: 0 BB: 0 S: 4 P: 4	R: 2 H: 2 E: 0 LOB: 1 K: 2 BB: 1 S: 9 P: 13	R: 0 H: 1 E: 0 LOB: 2 K: 0 BB: 1 S: 4 P: 8	R: 0 H: 1 E: 0 LOB: 1 K: 0 BB: 0 S: 4 P: 4	R: 0 H: 1 E: 0 LOB: 2 K: 0 BB: 1 S: 4 P: 8	R: 0 H: 0 E: 0 LOB: 0 K: 2 BB: 0 S: 7 P: 7	R: 0 H: 1 E: 0 LOB: 0 K: 1 BB: 0 S: 5 P: 5	R: 0 H: 1 E: 0 LOB: 1 K: 2 BB: 0 S: 8 P: 8		1B: 6 SF: 0 2B: 2 SAC: 1 3B: 1 DP: 1 HR: 0 HBP: 0						

PITCHER		IP	WLS	BF	H	R	ER	SO	BB	IBB	HBP	BLK	WP	HR	S	P	ERA	WHIP
Mike Krukow, R ERA: 7.94	(1, 1)	2.0	L	11	5	3	3	2	1	0	0	0	0	0	14	18	13.50	3.000
Bill Caudill, R ERA: 2.0	(3, 1)	2.0		8	1	0	0	0	0	1	0	0	0	0	7	11	0.00	0.500
Lee Smith, R ERA: 1.5	(5, 1)	3.0		11	2	0	0	3	0	1	0	0	0	0	16	20	0.00	0.667
Doug Capilla, L ERA: 7.71	(8, 1)	0.2		3	1	0	0	1	0	0	0	0	0	0	5	5	0.00	1.500
Dick Tidrow, R ERA: 4.5	(8, 1)	0.1		1	0	0	0	1	0	0	0	0	0	0	3	3	0.00	0.000

PITCHER	IP	WLS	BF	H	R	ER	SO	BB	IBB	HBP	BLK	WP	HR	S	P	ERA	WHIP

BOTTOM

Chicago Cubs @ St. Louis Cardinals

Busch Stadium, St. Louis, MO

Wed Apr 22 1981, 3:33 AM CST
Att. 10,588 - Cloudy - 64 F

livebaseballscorecards.com

AB	30
R	3
H	9
RBI	2
BB	3
SO	7
LOB	14

WP: 0 PA: 34
PB: 0
SB: 1
CS: 1

Philadelphia Phillies @ Chicago Cubs

Wrigley Field, Chicago, IL

Fri Apr 24 1981, 3:33 AM CST

Att. 6,274 - Unknown

TOP

livebaseballscorecards.com

Batter	1	2	3	4	5	6	7	8	9	AB	R	H	RBI	BB	SO	LOB
Lonnie Smith, R (1, 7) OBP: 0.158, SLG: 0.111 Ron Reed, R (8, 1)	F8		4-3		L3		K	FC3-6-2 1-2 2-3		5 0	0 0	0 0	0 0	0 0	1 0	3 0
Pete Rose, S (1, 3) OBP: 0.475, SLG: 0.536	F7		6-3		1B 1-3 2B		BB 1B		L6	5	1	2	0	0	0	0
Bake McBride, L (1, 9) OBP: 0.391, SLG: 0.524 Greg Gross, L (5, 9) OBP: 0.412, SLG: 0.538	K2-3			BB 1B	HR 2-H 3-H 1B		BB 1-2 BB		6-3	3 1	1 0	2 0	2 0	0 1	1 0	0 0
Mike Schmidt, R (1, 5) OBP: 0.444, SLG: 0.750		BB 1B 1B		1-2 BB	1-H HR		F8		1B	4	2	3	2	1	0	2
Manny Trillo, R (1, 4) OBP: 0.377, SLG: 0.404		FC4-6 1B 1-2 BB		F8	FC4-6 HBP		6-3		F7	3	0	0	0	1	0	5
Garry Maddox, R (1, 8) OBP: 0.273, SLG: 0.283		FC4-6 1-2 2-H 1B		P4	FC4-6 1-2f			BB SF8 2B		4	1	2	1	0	0	3
Larry Bowa, S (1, 6) OBP: 0.288, SLG: 0.320	FC4-6 G6-4-3 1-2f 2-3		1-3			P6		FC3-6-2 BB IBB		3	0	0	0	1	0	4
Bob Boone, R (1, 2) OBP: 0.326, SLG: 0.366	G6-4-3 1-2f				6-3	5-3		FC3-6-2 1-2 2-3 BB		3	0	0	0	1	0	2
Steve Carlton, L (1, 1) OBP: 0.231, SLG: 0.167 Del Unser, L (8, PH) (8, 7) OBP: 0.400, SLG: 0.500			F9		2B 1B BB	F8		SF8 3-H		2 0	1 0	0 0	0 0	1 1	0 0	0 0

Inning Stats	1	2	3	4	5	6	7	8	9
	R: 0 E: 0 K: 1 S: 5	H: 0 LOB: 0 BB: 0 P: 5	R: 1 E: 0 K: 0 S: 4	H: 2 LOB: 1 BB: 1 P: 8	R: 0 E: 0 K: 0 S: 3	H: 0 LOB: 0 BB: 0 P: 3	R: 0 E: 0 K: 0 S: 4	H: 1 LOB: 2 BB: 1 P: 8	R: 4 E: 0 K: 0 S: 6	H: 3 LOB: 1 BB: 1 P: 11	R: 0 E: 0 K: 3 S: 3	H: 0 LOB: 0 BB: 0 P: 3	R: 0 E: 0 K: 1 S: 6	H: 1 LOB: 2 BB: 1 P: 10	R: 1 E: 0 K: 0 S: 3	H: 1 LOB: 1 BB: 2 P: 11	R: 0 E: 0 K: 0 S: 4	H: 1 LOB: 1 BB: 0 P: 4

	AB	R	H	RBI	BB	SO	LOB
TOP	33	6	9	6	6	2	19

1B: 6 SF: 1
2B: 2 SAC: 0
3B: 0 DP: 2
HR: 1 HBP: 1

WP: 0 PA: 41
PB: 0
SB: 0
CS: 0

PITCHER		IP	WLS	BF	H	R	ER	SO	BB	IBB	HBP	BLK	WP	HR	S	P	ERA	WHIP
Rick Reuschel, R ERA: 5.4	(1, 1)	5.0	L	24	6	5	5	1	3	0	1	0	0	1	22	35	9.00	1.800
Randy Martz, R ERA: 1.42	(6, 1)	1.0		3	0	0	0	0	0	0	0	0	0	0	3	3	0.00	0.000
Lee Smith, R ERA: 1.93	(7, 1)	2.0		10	2	1	1	1	2	1	0	0	0	0	9	21	4.50	2.000
Dick Tidrow, R ERA: 4.0	(9, 1)	1.0		4	1	0	0	0	0	0	0	0	0	0	4	4	0.00	1.000

PITCHER		IP	WLS	BF	H	R	ER	SO	BB	IBB	HBP	BLK	WP	HR	S	P	ERA	WHIP

Philadelphia Phillies @ Chicago Cubs

Wrigley Field, Chicago, IL

Fri Apr 24 1981, 3:33 AM CST

Att. 6,274 - Unknown

livebaseballscorecards.com

Batter	1	2	3	4	5	6	7	8	9	AB	R	H	RBI	BB	SO	LOB
Ivan De Jesus, R (1, 6) OBP: 0.224, SLG: 0.156	5-3		F8		K	FC6-4 1B (1-2)			4-3	5	0	1	0	0	1	1
Mike Tyson, R (1, 4) OBP: 0.308, SLG: 0.417	4-3 1B 1B		K		HR 1B (1-3)	FC6-4 (1-2f)			K	5	2	2	0	0	2	2
Bill Buckner, L (1, 3) OBP: 0.224, SLG: 0.375	4-3 (1-2)		1B 1B		HR (1-H, 3-H)		L9			4	1	2	3	0	0	1
Steve Henderson, R (1, 7) OBP: 0.449, SLG: 0.452	1B 1B (2-H)		1B (1-2)		FC4 1B		6-3			4	0	3	1	0	0	0
Jerry Morales, R (1, 8) OBP: 0.391, SLG: 0.364	FC6-4 1B (1-2)		F7		F8		5-3			4	0	1	0	0	0	3
Hector Cruz, R (1, 9) OBP: 0.222, SLG: 0.333	FC6-4 (1-2f)			CS 1B	FC4 (1-2f)			1-3		4	0	1	0	0	0	3
Ken Reitz, R (1, 5) OBP: 0.289, SLG: 0.316		K		4-3 (1-2)		5-3		F8		4	0	0	0	0	1	1
Barry Foote, R (1, 2) Jim Tracy, L (8, PH) OBP: 0.182, SLG: 0.111 Dick Tidrow, R (9, 1)		K		F8		4-3		5-3		3 1 0	0 0 0	0 0 0	0 0 0	0 0 0	1 0 0	0 0 0
Rick Reuschel, R (1, 1) Steve Dillard, R (5, PH) OBP: 0.250, SLG: 0.250 Randy Martz, L (6, 1) Joe Strain, R (6, PH) OBP: 0.400, SLG: 0.286 Scot Thompson, L (6, PR) OBP: 0.207, SLG: 0.120 Lee Smith, R (7, 1) Tim Blackwell, S (9, 2) OBP: 0.130, SLG: 0.136		K			1B HR 1B	1B 1B			4-3	1 1 0 1 0 0 0 1	0 1 0 0 0 0 0 0	0 1 0 1 0 0 0 0	0 0 0 0 0 0 0 0	0 0 0 0 0 0 0 0	1 0 0 0 0 0 0 0	0 0 0 0 0 0 0 0
Inning Stats	R: 1 H: 3 E: 0 LOB: 2 K: 0 BB: 0 S: 6 P: 6	R: 0 H: 0 E: 0 LOB: 0 K: 3 BB: 0 S: 9 P: 9	R: 0 H: 2 E: 0 LOB: 2 K: 1 BB: 0 S: 7 P: 7	R: 0 H: 1 E: 0 LOB: 0 K: 0 BB: 0 S: 3 P: 3	R: 3 H: 4 E: 0 LOB: 1 K: 1 BB: 0 S: 9 P: 9	R: 0 H: 2 E: 0 LOB: 2 K: 0 BB: 0 S: 5 P: 5	R: 0 H: 0 E: 0 LOB: 0 K: 0 BB: 0 S: 3 P: 3	R: 0 H: 0 E: 0 LOB: 0 K: 0 BB: 0 S: 3 P: 3	R: 0 H: 0 E: 0 LOB: 0 K: 1 BB: 0 S: 5 P: 5	1B: 11 2B: 0 3B: 0 HR: 1	SF: 0 SAC: 0 DP: 0 HBP: 0			WP: 0 PB: 0 SB: 0 CS: 1	PA: 38		

BOTTOM	
AB	38
R	4
H	12
RBI	4
BB	0
SO	6
LOB	11

PITCHER		IP	WLS	BF	H	R	ER	SO	BB	IBB	HBP	BLK	WP	HR	S	P	ERA	WHIP
Steve Carlton, L ERA: 2.45	(1, 1)	7.0	W	32	12	4	4	5	0	0	0	0	0	1	42	42	5.14	1.714
Ron Reed, R ERA: 2.45	(8, 1)	2.0	S	6	0	0	0	1	0	0	0	0	0	0	8	8	0.00	0.000

PITCHER	IP	WLS	BF	H	R	ER	SO	BB	IBB	HBP	BLK	WP	HR	S	P	ERA	WHIP

Batter	1	2	3	4	5	6	7	8	9	AB	R	H	RBI	BB	SO	LOB
Pete Rose, S (1, 3) OBP: 0.455, SLG: 0.500	L8		G3 2-3			BBBB 4-0 F8 5-3 1B BB	F7		F7	4	1	0	0	1	0	1
Manny Trillo, R (1, 4) OBP: 0.379, SLG: 0.404	1-3		3-H 1B			1-2 F8 1B 1B	SSS 0-3 K		F9	5	1	2	1	0	1	0
Bake McBride, L (1, 9) OBP: 0.380, SLG: 0.500	F2		3-4-3			F8 1-2 2-3		1B 1B	6-3	4	0	1	0	0	0	3
Lonnie Smith, R (8, PR) OBP: 0.150, SLG: 0.105 (8, 9)										1	1	0	0	0	0	0
Mike Schmidt, R (1, 5) OBP: 0.429, SLG: 0.700		E6 L9 BB 8-2		4-3		5-3 3-H		1B 1-3 1B		4	1	1	1	0	0	1
Gary Matthews, R (1, 7) OBP: 0.442, SLG: 0.528		BBBB 4-0 1-2 BB		SSS 0-3 K		1B 2-H 1B		SSS 0-3 K		3	1	1	1	1	2	2
Garry Maddox, R (1, 8) OBP: 0.288, SLG: 0.298		L9 2-3		6-3		1B 1-2 1B		1B 1-2 E 3-H 1B		4	1	2	1	0	0	2
Larry Bowa, S (1, 6) OBP: 0.304, SLG: 0.333		8-2 3-Hf			4-3	1-2 2-H 1B		E 1-2 CS 2-H 1B		4	0	2	2	0	0	2
Bob Boone, R (1, 2) OBP: 0.340, SLG: 0.378			G3 SH1-4 1B 1B		6-3	F8		E7 1-3 2-H 1B		4	1	2	1	0	0	2
Nino Espinosa, R (1, 1)			SH1-4 1-2		SSS 0-3 K		6-3	4-3 3-H		0	0	0	0	0	0	0
Ramon Aviles, R (5, PH)										1	0	0	0	0	1	0
Mike Proly, R (5, 1)										0	0	0	0	0	0	0
Greg Gross, L (7, PH) OBP: 0.389, SLG: 0.500										1	0	0	0	0	0	0
Sparky Lyle, L (7, 1)										1	0	0	0	0	0	3
Inning Stats	R: 0 E: 0 K: 0 S: 3 H: 0 LOB: 0 BB: 0 P: 3	R: 0 E: 1 K: 0 S: 3 H: 0 LOB: 1 BB: 1 P: 7	R: 1 E: 0 K: 0 S: 5 H: 2 LOB: 1 BB: 0 P: 5	R: 0 E: 0 K: 1 S: 5 H: 0 LOB: 0 BB: 0 P: 5	R: 0 E: 0 K: 1 S: 5 H: 0 LOB: 0 BB: 0 P: 5	R: 3 E: 0 K: 0 S: 7 H: 4 LOB: 2 BB: 1 P: 11	R: 0 E: 0 K: 1 S: 5 H: 0 LOB: 0 BB: 0 P: 5	R: 3 E: 1 K: 1 S: 9 H: 5 LOB: 2 BB: 0 P: 9	R: 0 E: 0 K: 0 S: 3 H: 0 LOB: 0 BB: 0 P: 3	1B: 11 2B: 1 3B: 0 HR: 0 SF: 0 SAC: 1 DP: 1 HBP: 0						

PITCHER		IP	WLS	BF	H	R	ER	SO	BB	IBB	HBP	BLK	WP	HR	S	P	ERA	WHIP
Lynn McGlothen, R ERA: 4.26	(1, 1)	5.2		24	5	4	4	2	2	0	0	0	0	0	26	34	6.35	1.235
Lee Smith, R ERA: 1.76	(6, 1)	1.1		5	1	0	0	1	0	0	0	0	0	0	7	7	0.00	0.750
Dick Tidrow, R ERA: 6.75	(8, 1)	0.1	L	5	4	3	3	1	0	0	0	0	0	0	7	7	81.00	12.000
Rawly Eastwick, R ERA: 2.35	(8, 1)	1.2		5	1	0	0	0	0	0	0	0	0	0	5	5	0.00	0.600

PITCHER	IP	WLS	BF	H	R	ER	SO	BB	IBB	HBP	BLK	WP	HR	S	P	ERA	WHIP

TOP

Philadelphia Phillies @ Chicago Cubs

Wrigley Field, Chicago, IL

Sat Apr 25 1981, 3:33 AM CST

Att. 10,990 - Unknown - 45 F

livebaseballscorecards.com

AB	36
R	7
H	11
RBI	7
BB	2
SO	4
LOB	16

WP: 0 PA: 39
PB: 0
SB: 0
CS: 1

Batter	1	2	3	4	5	6	7	8	9	AB	R	H	RBI	BB	SO	LOB
Ivan De Jesus, R (1, 6) OBP: 0.226, SLG: 0.146	BBBB 4-0 S 1B BB		x 0-0 F9 ②		x 0-0 F9 ①		x 0-0 F8 ③			3	1	0	0	1	0	1
Scott Fletcher, R (1, 4) OBP: 0.250, SLG: 0.250	x 0-0 L4 ① 1-2		x 0-0 6-3 ③		x 0-0 4-3 ②			x 0-0 G4-6-3 1B		4	0	1	0	0	0	1
Bill Buckner, L (1, 3) OBP: 0.226, SLG: 0.365	x 0-0 F7 ②			x 0-0 3B 1B	x 0-0 P6 ③			x 0-0 F8 ①		4	1	1	0	0	0	2
Steve Henderson, R (1, 7) OBP: 0.453, SLG: 0.500	x 0-0 2-H 1B			x 0-0 1-H 3B 3B		SSS 0-3 K ①		x 0-0 G4-6-3 ②③ 1-2f		4	1	2	2	0	1	1
Leon Durham, L (1, 9) OBP: 0.237, SLG: 0.286	SSS 0-3 K ③			x 0-0 3B 3B 3-H		SSS 0-3 K ②			x 0-0 1-4-3 ①	4	1	1	1	0	2	1
Jerry Morales, R (1, 8) OBP: 0.407, SLG: 0.462		x 0-0 G5-4-3 1B		x 0-0 SF7 3B 3-H		x 0-0 F5 ③			x 0-0 6-3 ②	4	1	2	1	0	0	0
Ken Reitz, R (1, 5) OBP: 0.286, SLG: 0.317		x 0-0 F7 ①		x 0-0 SF7 ① 3-H			x 0-0 G3 ①		x 0-0 1B	3	0	1	1	0	0	1
Barry Foote, R (1, 2)		x 0-0 G5-4-3 ②③ 1-2f		x 0-0 F7 ②			x 0-0 F8 ②		SSS 0-3 K ③	4	0	0	0	0	1	2
Lynn McGlothen, L (1, 1) OBP: 0.167, SLG: 0.333			x 0-0 F8 ①	x 0-0 1-6-3 ③			BBBB 4-0 BB			2	0	0	0	0	0	0
Lee Smith, R (6, 1)										0	0	0	0	0	0	0
Hector Cruz, R (7, PH) OBP: 0.300, SLG: 0.333										0	0	0	0	1	0	0
Dick Tidrow, R (8, 1)										0	0	0	0	0	0	0
Rawly Eastwick, R (8, 1)										0	0	0	0	0	0	0
Inning Stats	R: 1 H: 1 E: 0 LOB: 1 K: 1 BB: 1 S: 6 P: 10	R: 0 H: 1 E: 0 LOB: 0 K: 0 BB: 0 S: 3 P: 3	R: 0 H: 0 E: 0 LOB: 0 K: 0 BB: 0 S: 3 P: 3	R: 4 H: 4 E: 0 LOB: 0 K: 0 BB: 0 S: 7 P: 7	R: 0 H: 0 E: 0 LOB: 0 K: 0 BB: 0 S: 3 P: 3	R: 0 H: 0 E: 0 LOB: 0 K: 2 BB: 0 S: 7 P: 7	R: 0 H: 0 E: 0 LOB: 1 K: 0 BB: 1 S: 3 P: 7	R: 0 H: 1 E: 0 LOB: 0 K: 0 BB: 0 S: 3 P: 3	R: 0 H: 1 E: 0 LOB: 1 K: 1 BB: 0 S: 6 P: 6	1B: 5 SF: 1 2B: 0 SAC: 0 3B: 3 DP: 2 HR: 0 HBP: 0							WP: 0 PA: 35 PB: 0 SB: 1 CS: 0

BOTTOM

Philadelphia Phillies @ Chicago Cubs

Wrigley Field, Chicago, IL

Sat Apr 25 1981, 3:33 AM CST

Att. 10,990 - Unknown - 45 F

livebaseballscorecards.com

AB	32
R	5
H	8
RBI	5
BB	2
SO	4
LOB	9

PITCHER		IP	WLS	BF	H	R	ER	SO	BB	IBB	HBP	BLK	WP	HR	S	P	ERA	WHIP
Nino Espinosa, R ERA: 4.85	(1, 1)	4.0		18	6	5	5	1	1	0	0	0	0	0	19	23	11.25	1.750
Mike Proly, R ERA: 2.25	(5, 1)	2.0		6	0	0	0	2	0	0	0	0	0	0	10	10	0.00	0.000
Sparky Lyle, L ERA: 5.06	(7, 1)	3.0	W	11	2	0	0	1	1	0	0	0	0	0	12	16	0.00	1.000

PITCHER	IP	WLS	BF	H	R	ER	SO	BB	IBB	HBP	BLK	WP	HR	S	P	ERA	WHIP

Philadelphia Phillies @ Chicago Cubs

Wrigley Field, Chicago, IL

Sun Apr 26 1981, 3:33 AM CDT

Att. 10,093 - Unknown - 51 F

TOP

livebaseballscorecards.com

Batter	1	2	3	4	5	6	7	8	9	AB	R	H	RBI	BB	SO	LOB
Pete Rose, S (1, 3) OBP: 0.437, SLG: 0.477	0-0 BB 1B	0-0 P6 ③		0-0 5-3 ①		0-0 F9 ③		0-0 FC1-5 WP ② 1-3		5	0	1	0	0	0	2
Tug McGraw, R (8, 1)										0	0	0	0	0	0	0
Manny Trillo, R (1, 4) OBP: 0.355, SLG: 0.375	S S S 0-3 K ①		x 0-0 6-3 ①	x 0-0 F7 ②			S S S 0-3 K ①	B B B B 4-0 FC6-4 BB 1-2		4	0	0	0	0	2	1
Luis Aguayo, R (7, 4) OBP: 0.429, SLG: 0.333										0	0	0	0	1	0	0
Bake McBride, L (1, 9) OBP: 0.396, SLG: 0.521	B B B B 4-0 BB 1-2		x 0-0 HR 2B	x 0-0 G3 ③			x 0-0 FC4-6 S 1B 1B	x 0-0 FC6-4 ③ 1-2f		2	1	1	0	1	0	0
Lonnie Smith, R (6, 9) OBP: 0.182, SLG: 0.143										2	1	1	0	0	0	2
(8, 8)																
Mike Schmidt, R (1, 5) OBP: 0.444, SLG: 0.750	x 0-0 F3 ②		x 0-0 HR 2-H		x 0-0 G5-3 S 1B		4-0 FC4-6 IBB 1-2		x 0-0 4-3 ①	4	1	2	2	1	0	2
John Vukovich, R (9, 5)										0	0	0	0	0	0	0
Gary Matthews, R (1, 7) OBP: 0.438, SLG: 0.487	S S S 0-3 K ③		B B B B 4-0 BB 1B		B B B B 4-0 G5-3 BB 1-2		x 0-0 FC4-6 1B ② 1-2f 2-3		x 0-0 5-3 ②	3	1	0	0	2	1	4
Greg Gross, L (9, 7) OBP: 0.389, SLG: 0.500										0	0	0	0	0	0	0
Garry Maddox, R (1, 8) OBP: 0.317, SLG: 0.317		x 0-0 1B 6-3 1B	B B B B 4-0 1B 4-3 BB 1-2		x 0-0 ①② G5-3 1-2 2-3f		x 0-0 1-2 3-H 1B		x 0-0 2B	3	2	2	1	1	0	2
Del Unser, L (8, 3) OBP: 0.500, SLG: 0.800										1	0	1	0	0	0	0
Larry Bowa, S (1, 6) OBP: 0.311, SLG: 0.339		x 0-0 FC6-5 6-3 1B 1-3	x 0-0 4-3 1B 1-3 2-H		x 0-0 F9 ③		x 0-0 L5 ③		x 0-0 F8 ③	5	0	2	1	0	0	4
Bob Boone, R (1, 2) OBP: 0.315, SLG: 0.347		x 0-0 6-3 ① 1-2 3-H	x 0-0 4-3 ② 1-2 3-H			x 0-0 F7 ①		x 0-0 5-3 ①		4	0	0	2	0	0	2
Marty Bystrom, R (1, 1)		x 0-0 FC6-5 ② 2-3	x 0-0 1-3 ③			x 0-0 6-3 ②		B B B B 4-0 FC1-5 S BB		3	0	0	0	0	0	2
Dick Davis, R (8, PH)										0	0	0	0	1	0	0
(8, 9)																
Inning Stats	R: 0 E: 0 K: 2 S: 8 H: 1 LOB: 2 BB: 1 P: 12	R: 1 E: 0 K: 0 S: 5 H: 2 LOB: 1 BB: 0 P: 5	R: 4 E: 0 K: 0 S: 6 H: 3 LOB: 1 BB: 2 P: 14	R: 0 E: 0 K: 0 S: 3 H: 0 LOB: 0 BB: 0 P: 3	R: 0 E: 0 K: 0 S: 3 H: 1 LOB: 1 BB: 1 P: 7	R: 0 E: 0 K: 0 S: 3 H: 0 LOB: 0 BB: 0 P: 3	R: 1 E: 0 K: 1 S: 7 H: 2 LOB: 2 BB: 1 P: 11	R: 0 E: 0 K: 0 S: 3 H: 0 LOB: 2 BB: 2 P: 11	R: 0 E: 0 K: 0 S: 4 H: 1 LOB: 1 BB: 0 P: 4	1B: 7 2B: 2 3B: 0 HR: 1 SF: 0 SAC: 0 DP: 1 HBP: 0							

	AB	36
	R	6
	H	10
	RBI	6
	BB	7
	SO	3
	LOB	21

WP: 1 PB: 0 SB: 3 CS: 0 PA: 43

PITCHER		IP	WLS	BF	H	R	ER	SO	BB	IBB	HBP	BLK	WP	HR	S	P	ERA	WHIP
Bill Caudill, R ERA: 5.56	(1, 1)	2.1	L	16	6	5	5	2	3	0	0	0	0	1	17	29	19.29	3.857
Randy Martz, R ERA: 1.0	(3, 1)	2.2		9	1	0	0	0	1	0	0	0	0	0	8	12	0.00	0.750
Ken Kravec, L ERA: 7.71	(6, 1)	1.1		6	1	1	1	1	0	1	0	0	0	0	7	11	6.75	0.750
Rawly Eastwick, R ERA: 2.16	(7, 1)	0.2		3	1	0	0	0	0	0	0	0	0	0	3	3	0.00	1.500
Doug Capilla, L ERA: 5.4	(8, 1)	2.0		9	1	0	0	0	2	0	0	0	1	0	7	15	0.00	1.500

PITCHER	IP	WLS	BF	H	R	ER	SO	BB	IBB	HBP	BLK	WP	HR	S	P	ERA	WHIP

Batter	1	2	3	4	5	6	7	8	9	AB	R	H	RBI	BB	SO	LOB
Ivan De Jesus, R (1, 6) OBP: 0.246, SLG: 0.157	BBBB 4-0 S 2B BB		x 0-0 ② 4-3		x 0-0 1-2 1B		x 0-0 ③ 5-3			3	1	1	0	1	0	1
Scott Fletcher, R (1, 4) OBP: 0.250, SLG: 0.375	x 0-0 1-H 2B		x 0-0 ③ 4-3		x 0-0 ③ F9			SSS 0-3 ① K		4	0	1	1	0	1	2
Bill Buckner, L (1, 3) OBP: 0.211, SLG: 0.339	x 0-0 ① F7			x 0-0 ① L9		x 0-0 ① F9		x 0-0 ② L4		4	0	0	0	0	0	1
Steve Henderson, R (1, 7) OBP: 0.456, SLG: 0.500	SSS 0-3 ② K			SSS 0-3 ② K		x 0-0 4-3 S 1B		x 0-0 1B 1B		4	0	2	0	0	2	1
Leon Durham, L (1, 9) OBP: 0.238, SLG: 0.282	x 0-0 ③ 1-3			x 0-0 ③ 4-3		x 0-0 ② 4-3 1-3		x 0-0 1-3 1B		4	0	1	0	0	0	2
Jerry Morales, R (1, 8) OBP: 0.387, SLG: 0.414		BBBB 4-0 G4-3 BB			x 0-0 ① 5-3	x 0-0 ③ 6-3		SSS 0-3 ③ K		3	0	0	0	1	1	3
Ken Reitz, R (1, 5) OBP: 0.264, SLG: 0.289		x 0-0 ① ② G4-3 1-2f			SSS 0-3 ② K		x 0-0 ① 5-3		SSS 0-3 ① K	4	0	0	0	0	2	1
Tim Blackwell, S (1, 2) OBP: 0.154, SLG: 0.200 Steve Dillard, R (9, PH) OBP: 0.200, SLG: 0.200		x 0-0 ③ 6-3			x 0-0 1B 2B		x 0-0 ② 4-3		SSS 0-3 ② K	3	1	1	0	0	0	0
										1	0	0	0	0	1	0
Bill Caudill, R (1, 1) OBP: 1.000, SLG: 1.000 Randy Martz, L (3, 1) Scot Thompson, L (5, PH) OBP: 0.233, SLG: 0.154 Ken Kravec, L (6, 1) Rawly Eastwick, R (7, 1) Jim Tracy, L (7, PH) OBP: 0.250, SLG: 0.200 Doug Capilla, L (8, 1) Hector Cruz, R (9, PH) OBP: 0.273, SLG: 0.300			x 0-0 ① 6-3		x 0-0 2-H 1B 1B		x 0-0 1B		x 0-0 ③ 6-3	0	0	0	0	0	0	0
										1	0	0	0	0	0	0
										1	0	1	1	0	0	0
										0	0	0	0	0	0	0
										0	0	0	0	0	0	0
										1	0	1	0	0	0	0
										0	0	0	0	0	0	0
										1	0	0	0	0	0	0
Inning Stats	R: 1 E: 0 K: 1 S: 6 H: 1 LOB: 1 BB: 1 P: 10	R: 0 E: 0 K: 0 S: 2 H: 0 LOB: 0 BB: 1 P: 6	R: 0 E: 0 K: 0 S: 3 H: 0 LOB: 0 BB: 0 P: 3	R: 0 E: 0 K: 1 S: 5 H: 0 LOB: 0 BB: 0 P: 5	R: 1 E: 0 K: 1 S: 8 H: 3 LOB: 2 BB: 0 P: 8	R: 0 E: 0 K: 0 S: 4 H: 1 LOB: 1 BB: 0 P: 4	R: 0 E: 0 K: 0 S: 4 H: 1 LOB: 1 BB: 0 P: 4	R: 0 E: 0 K: 2 S: 9 H: 2 LOB: 2 BB: 0 P: 9	R: 0 E: 0 K: 2 S: 7 H: 0 LOB: 0 BB: 0 P: 7	1B: 6 2B: 2 3B: 0 HR: 0	SF: 0 SAC: 0 DP: 1 HBP: 0						

PITCHER		IP	WLS	BF	H	R	ER	SO	BB	IBB	HBP	BLK	WP	HR	S	P	ERA	WHIP
Marty Bystrom, R ERA: 4.5	(1, 1)	7.0	W	28	6	2	2	3	2	0	0	0	0	0	32	40	2.57	1.143
Tug McGraw, L ERA: 5.4	(8, 1)	2.0		8	2	0	0	4	0	0	0	0	0	0	16	16	0.00	1.000

PITCHER	IP	WLS	BF	H	R	ER	SO	BB	IBB	HBP	BLK	WP	HR	S	P	ERA	WHIP

BOTTOM

Philadelphia Phillies @ Chicago Cubs

Wrigley Field, Chicago, IL

Sun Apr 26 1981, 3:33 AM CDT

Att. 10,093 - Unknown - 51 F

livebaseballscorecards.com

AB	34
R	2
H	8
RBI	2
BB	2
SO	7
LOB	11

1B: 6	SF: 0	WP: 0	PA: 36
2B: 2	SAC: 0	PB: 0	
3B: 0	DP: 1	SB: 2	
HR: 0	HBP: 0	CS: 0	

Batter	1	2	3	4	5	6	7	8	9	AB	R	H	RBI	BB	SO	LOB
Garry Templeton, S (1, 6) OBP: 0.375, SLG: 0.596	x 0-0 CS 1B		S S S 0-3 ② K			S S S 0-3 ① K		x 0-0 2B		4	0	2	0	0	2	2
Tony Scott, S (1, 8) OBP: 0.300, SLG: 0.460	x 0-0 ① ② 1-3 1-2		x 0-0 ③ 4-3 1-2 2-3			x 0-0 ② 4-3		S S S 0-3 ③ K		4	0	0	0	0	1	4
Keith Hernandez, L (1, 3) OBP: 0.423, SLG: 0.638	x 0-0 ③ F8			x 0-0 ① G3		x 0-0 HR			B B B B 4-0 FC6-4 BB	3	1	1	1	1	0	0
George Hendrick, R (1, 9) OBP: 0.346, SLG: 0.617		x 0-0 ① 5-3		x 0-0 ② F3		x 0-0 ③ 6-3			x 0-0 ① FC6-4 BB 1-2f	4	0	0	0	0	0	1
Darrell Porter, L (1, 2) OBP: 0.447, SLG: 0.360		B B B B 4-0 G4-6-3 BB		x 0-0 ③ F8			B B B B 4-0 G6-4-3 BB		B B B B 4-0 1-2 G6-4-3 BB	1	0	0	0	3	0	0
Ken Oberkfell, L (1, 5) OBP: 0.280, SLG: 0.277		x 0-0 ② ③ G4-6-3 1-2f			x 0-0 ① 3-1		x 0-0 ① F7		x 0-0 ② ③ G6-4-3 1-2f	4	0	0	0	0	0	4
Sixto Lezcano, R (1, 7) OBP: 0.444, SLG: 0.353			B B B B 4-0 WP BB BB		B B B B 4-0 BB		x 0-0 ② ③ G6-4-3 1-2f			1	0	0	0	2	0	1
Tom Herr, S (1, 4) OBP: 0.319, SLG: 0.524			B B B B 4-0 WP 1-2 BB		x 0-0 ② P5			x 0-0 ① 1-3		2	0	0	0	1	0	1
Andy Rincon, R (1, 1) OBP: 0.125, SLG: 0.125			S S S 0-3 ① K		S S S 0-3 ③ K			x 0-0 ② 5-3		3	0	0	0	0	2	3
Bob Shirley, R (8, 1)										0	0	0	0	0	0	0
Joe Edelen, R (8, 1)										0	0	0	0	0	0	0
Jim Kaat, L (8, 1) OBP: 1.000, SLG: 1.000										0	0	0	0	0	0	0
Jim Otten, R (8, 1)										0	0	0	0	0	0	0
Inning Stats	R: 0 E: 0 K: 0 S: 3 H: 1 LOB: 0 BB: 0 P: 3	R: 0 E: 0 K: 0 S: 2 H: 0 LOB: 0 BB: 1 P: 6	R: 0 E: 0 K: 2 S: 7 H: 0 LOB: 2 BB: 2 P: 15	R: 0 E: 0 K: 0 S: 3 H: 0 LOB: 0 BB: 0 P: 3	R: 0 E: 0 K: 1 S: 5 H: 0 LOB: 1 BB: 1 P: 9	R: 1 E: 0 K: 1 S: 6 H: 1 LOB: 0 BB: 0 P: 6	R: 0 E: 0 K: 0 S: 2 H: 0 LOB: 0 BB: 1 P: 6	R: 0 E: 0 K: 1 S: 6 H: 1 LOB: 1 BB: 0 P: 6	R: 0 E: 0 K: 0 S: 2 H: 0 LOB: 1 BB: 2 P: 10	1B: 1 2B: 1 3B: 0 HR: 1	SF: 0 SAC: 0 DP: 3 HBP: 0					

PITCHER		IP	WLS	BF	H	R	ER	SO	BB	IBB	HBP	BLK	WP	HR	S	P	ERA	WHIP
Mike Krukow, R ERA: 3.86	(1, 1)	8.1	W	32	3	1	1	5	7	0	0	0	1	1	35	63	1.08	1.200
Lee Smith, R ERA: 1.69	(9, 1)	0.2		1	0	0	0	0	0	0	0	0	0	0	1	1	0.00	0.000

PITCHER	IP	WLS	BF	H	R	ER	SO	BB	IBB	HBP	BLK	WP	HR	S	P	ERA	WHIP

TOP

St. Louis Cardinals @ Chicago Cubs

Wrigley Field, Chicago, IL

Wed Apr 29 1981, 3:33 AM CDT

Overcast - 52 F

livebaseballscorecards.com

AB	26
R	1
H	3
RBI	1
BB	7
SO	5
LOB	16

1B: 1	SF: 0	WP: 1	PA: 33
2B: 1	SAC: 0	PB: 0	
3B: 0	DP: 3	SB: 0	
HR: 1	HBP: 0	CS: 1	

Batter	1	2	3	4	5	6	7	8	9	AB	R	H	RBI	BB	SO	LOB
Ivan De Jesus, R (1, 6) OBP: 0.246, SLG: 0.148	F9		BBBB 4-0 CS BLK BB			F9		0-0 FC5-4 S 2B 1-2f		3	1	0	0	1	0	1
Scott Fletcher, R (1, 4) OBP: 0.250, SLG: 0.273	F3		SSS 0-3 K 1-2			L6		BBBB 4-0 2B BB 1-2		3	1	0	0	1	1	1
Bill Buckner, L (1, 3) OBP: 0.230, SLG: 0.383	WP 1B 2B		P4 2-3			6-3		1B 2B 1-H 2-H		4	2	2	2	0	0	1
Steve Henderson, R (1, 7) OBP: 0.459, SLG: 0.500	1B 2-H			6-3			4-3	3B 1B 2-H		4	1	2	2	0	0	0
Leon Durham, L (1, 9) OBP: 0.261, SLG: 0.349	4-3			4-3			1B 1B	WP 3B 1-H		4	1	2	1	0	0	1
Jerry Morales, R (1, 8) OBP: 0.371, SLG: 0.394		L8		L9			G5-4-3 1B 1-3	5-3 3-H		4	0	1	0	0	0	0
Ken Reitz, R (1, 5) OBP: 0.250, SLG: 0.271		SSS 0-3 K			F8		G5-4-3 1-2f			3	0	0	0	0	1	2
Tim Blackwell, S (1, 2) OBP: 0.172, SLG: 0.185		BBBB 4-0 FC6-4 BB			1-3			SSS 0-3 K		2	0	0	0	1	1	0
Mike Krukow, R (1, 1) OBP: 0.200, SLG: 0.200 Lee Smith, R (9, 1)		FC6-4 1-2f			L8			FC5-4 1B		3 0	0 0	1 0	0 0	0 0	0 0	1 0
Inning Stats	R: 1 E: 0 K: 0 S: 5 H: 2 LOB: 1 BB: 0 P: 5	R: 0 E: 0 K: 1 S: 5 H: 0 LOB: 1 BB: 1 P: 9	R: 0 E: 0 K: 1 S: 4 H: 0 LOB: 0 BB: 1 P: 8	R: 0 E: 0 K: 0 S: 3 H: 0 LOB: 0 BB: 0 P: 3	R: 0 E: 0 K: 0 S: 3 H: 0 LOB: 0 BB: 0 P: 3	R: 0 E: 0 K: 0 S: 3 H: 0 LOB: 0 BB: 0 P: 3	R: 0 E: 0 K: 0 S: 4 H: 2 LOB: 1 BB: 0 P: 4	R: 5 E: 0 K: 1 S: 9 H: 4 LOB: 0 BB: 1 P: 13		1B: 5 2B: 2 3B: 1 HR: 0	SF: 0 SAC: 0 DP: 1 HBP: 0					

BOTTOM

St. Louis Cardinals @ Chicago Cubs

Wrigley Field, Chicago, IL

Wed Apr 29 1981, 3:33 AM CDT

Overcast - 52 F

livebaseballscorecards.com

AB	30
R	6
H	8
RBI	5
BB	3
SO	3
LOB	7

WP: 2 PB: 0 SB: 1 CS: 1 PA: 33

PITCHER		IP	WLS	BF	H	R	ER	SO	BB	IBB	HBP	BLK	WP	HR	S	P	ERA	WHIP
Andy Rincon, R ERA: 1.17	(1, 1)	7.2	L	29	5	3	3	3	3	0	0	1	1	0	32	44	3.52	1.043
Bob Shirley, L ERA: 2.63	(8, 1)	0.0		1	1	0	0	0	0	0	0	0	0	0	1	1	∞	∞
Joe Edelen, R ERA: 2.45	(8, 1)	0.0		1	1	1	1	0	0	0	0	0	0	0	1	1	∞	∞
Jim Kaat, L ERA: 7.36	(8, 1)	0.0		1	1	1	1	0	0	0	0	0	0	0	1	1	∞	∞
Jim Otten, R ERA:	(8, 1)	0.1		1	0	1	1	0	0	0	0	0	1	0	1	1	27.00	0.000

PITCHER	IP	WLS	BF	H	R	ER	SO	BB	IBB	HBP	BLK	WP	HR	S	P	ERA	WHIP

Batter	1	2	3	4	5	6	7	8	9	10	11	AB	R	H	RBI	BB	SO	LOB
Garry Templeton, S (1, 6) OBP: 0.371, SLG: 0.569	E 3B 1B	4-3			G3		SH1-4 1B	K			K	6	1	2	0	0	2	4
Tony Scott, S (1, 8) OBP: 0.309, SLG: 0.455	E4 3B 1-2		F8		1B		SH1-4 1-2	FC5-4 1-2f			BLK 1B	5	1	2	0	0	0	4
Keith Hernandez, L (1, 3) OBP: 0.431, SLG: 0.600	L7		FC6-4 BB		G3		BB		F7		IBB 1-2	3	0	0	0	3	0	3
George Hendrick, R (1, 9) OBP: 0.310, SLG: 0.547	F2		FC6-4 S 1-2f			K	F8		6-3		L9	6	0	0	0	0	1	7
Darrell Porter, L (1, 2) OBP: 0.432, SLG: 0.419	3B 1-H 2-H		G3 1-2			2B 1B	4-3		P6		F8	6	0	2	2	0	0	5
Ken Oberkfell, L (1, 5) OBP: 0.291, SLG: 0.308	6-3			3-1		1-3 2B		6-3		SH1-4 1B		5	0	2	0	0	0	1
Sixto Lezcano, R (1, 7) OBP: 0.449, SLG: 0.368		F9		G4-6-3 1B		F2		HBP BB 1B		SH1-4 1-2		4	0	2	0	0	0	2
Tito Landrum, R (8, PR) OBP: 0.500, SLG: 0.500 (8, 7)												0	0	0	0	0	0	0
Tom Herr, S (1, 4) OBP: 0.365, SLG: 0.523		SH1-4 1B		G4-6-3 1-2f		IBB		HBP 1-2 BB			G4-6-3 IBB	2	0	1	0	3	0	1
Lary Sorensen, R (1, 1) OBP: 0.091, SLG: 0.091		SH1-4 1-2			K	K		FC5-4 HBP 1-2 2-3			G4-6-3 1-2f	2	0	0	0	0	2	3
Bruce Sutter, R (7, 1)												0	0	0	0	0	0	0
Dane Iorg, L (10, PH) OBP: 0.333, SLG: 0.333												1	0	0	0	0	0	2
Jim Otten, R (10, 1)												0	0	0	0	0	0	0
Jim Kaat, L (11, 1) OBP: 1.000, SLG: 1.000												0	0	0	0	0	0	0
Inning Stats	R: 2 E: 1 K: 0 S: 6 / H: 2 LOB: 1 BB: 0 P: 6	R: 0 E: 0 K: 0 S: 4 / H: 1 LOB: 1 BB: 0 P: 4	R: 0 E: 0 K: 0 S: 3 / H: 0 LOB: 1 BB: 1 P: 7	R: 0 E: 0 K: 0 S: 3 / H: 1 LOB: 0 BB: 0 P: 3	R: 0 E: 0 K: 1 S: 6 / H: 1 LOB: 1 BB: 0 P: 6	R: 0 E: 0 K: 2 S: 9 / H: 2 LOB: 3 BB: 1 P: 13	R: 0 E: 0 K: 0 S: 4 / H: 1 LOB: 2 BB: 1 P: 8	R: 0 E: 0 K: 1 S: 6 / H: 1 LOB: 3 BB: 1 P: 11	R: 0 E: 0 K: 0 S: 3 / H: 0 LOB: 0 BB: 0 P: 3	R: 0 E: 0 K: 0 S: 3 / H: 1 LOB: 1 BB: 1 P: 7	R: 0 E: 0 K: 1 S: 6 / H: 1 LOB: 2 BB: 1 P: 10	1B: 9 2B: 1 3B: 1 HR: 0 / SF: 0 SAC: 3 DP: 2 HBP: 1	WP: 0 PB: 0 SB: 1 CS: 0 / PA: 50					

PITCHER	IP	WLS	BF	H	R	ER	SO	BB	IBB	HBP	BLK	WP	HR	S	P	ERA	WHIP
Lynn McGlothen, R (1, 1) ERA: 3.24	6.0		27	7	2	0	3	1	1	0	0	0	0	31	39	0.00	1.333
Ken Kravec, L (7, 1) ERA: 6.92	1.1		9	2	0	0	0	2	0	1	0	0	0	6	15	0.00	3.000
Lee Smith, R (8, 1) ERA: 1.45	2.2		9	1	0	0	1	0	1	0	0	0	0	10	14	0.00	0.375
Rawly Eastwick, R (11, 1) ERA: 1.93	1.0		5	1	0	0	1	0	1	0	1	0	0	6	10	0.00	1.000

PITCHER	IP	WLS	BF	H	R	ER	SO	BB	IBB	HBP	BLK	WP	HR	S	P	ERA	WHIP

TOP

St. Louis Cardinals @ Chicago Cubs

Wrigley Field, Chicago, IL

Wed Apr 29 1981, 3:38 AM CDT

Att. 4,067 - Sunny - 58 F

livebaseballscorecards.com

AB	40
R	2
H	11
RBI	2
BB	6
SO	5
LOB	32

Batter	1	2	3	4	5	6	7	8	9	10	11	AB	R	H	RBI	BB	SO	LOB
Ivan De Jesus, R (1, 6) OBP: 0.227, SLG: 0.136	F8			F7		P6		5-3		F9		5	0	0	0	0	0	4
Scott Fletcher, R (1, 4) OBP: 0.200, SLG: 0.214	6-3			6-3		FC6 1-2f		L4			F2	3	0	0	0	0	0	1
Jim Tracy, L (8, PH) OBP: 0.231, SLG: 0.182												1	0	0	0	0	0	1
Mike Tyson, R (9, 4) OBP: 0.296, SLG: 0.400												1	0	0	0	0	0	0
Bill Buckner, L (1, 3) OBP: 0.227, SLG: 0.385	6-3			4-3			G3		3-1		2B	5	0	1	0	0	0	0
Steve Henderson, R (1, 7) OBP: 0.455, SLG: 0.483		K			K		HR 1B		6-3		G4-6-3 IBB	4	1	1	0	1	2	0
Leon Durham, L (1, 9) OBP: 0.255, SLG: 0.396		K			4-3		1-H HR		6-3		G4-6-3 1-2f	5	1	1	2	0	1	2
Ken Reitz, R (1, 5) OBP: 0.250, SLG: 0.269		4-3			BLK 1B		6-3			F8		4	0	1	0	0	0	0
Scot Thompson, L (1, 8) OBP: 0.212, SLG: 0.138		K			6-3 1-2		F8			L4		3	0	0	0	0	1	1
Lee Smith, R (8, 1)												0	0	0	0	0	0	0
Hector Cruz, R (10, PH) OBP: 0.250, SLG: 0.273												1	0	0	0	0	0	0
Rawly Eastwick, R (11, 1)												0	0	0	0	0	0	0
Tim Blackwell, S (1, 2) OBP: 0.212, SLG: 0.200		K				F8		BB SH3-4		1B	1B	3	0	1	0	1	1	0
Lynn McGlothen, L (1, 1) OBP: 0.143, SLG: 0.286		4-3				FC6 1B		SH3-4 1-2		1-2 1B		1	0	0	0	0	0	0
Gene Krug, L (6, PH) OBP: 1.000, SLG: 1.000												1	0	1	0	0	0	0
Rick Reuschel, R (6, PR)												0	0	0	0	0	0	0
Ken Kravec, L (7, 1)												0	0	0	0	0	0	0
Jerry Morales, R (8, 8) OBP: 0.389, SLG: 0.412												1	0	1	0	0	0	0
Inning Stats	R: 0 E: 0 K: 0 S: 3 / H: 0 LOB: 0 BB: 0 P: 3	R: 0 E: 0 K: 2 S: 7 / H: 0 LOB: 0 BB: 0 P: 7	R: 0 E: 0 K: 2 S: 7 / H: 0 LOB: 0 BB: 0 P: 7	R: 0 E: 0 K: 0 S: 3 / H: 0 LOB: 0 BB: 0 P: 3	R: 0 E: 0 K: 1 S: 6 / H: 1 LOB: 1 BB: 0 P: 6	R: 0 E: 0 K: 0 S: 4 / H: 1 LOB: 1 BB: 0 P: 4	R: 2 E: 0 K: 0 S: 5 / H: 2 LOB: 0 BB: 0 P: 5	R: 0 E: 0 K: 0 S: 3 / H: 0 LOB: 1 BB: 1 P: 7	R: 0 E: 0 K: 0 S: 3 / H: 0 LOB: 0 BB: 0 P: 3	R: 0 E: 0 K: 0 S: 5 / H: 2 LOB: 2 BB: 0 P: 5	R: 0 E: 0 K: 0 S: 3 / H: 1 LOB: 1 BB: 1 P: 7	1B: 5 2B: 1 3B: 0 HR: 1	SF: 0 SAC: 1 DP: 1 HBP: 0	WP: 0 PB: 0 SB: 0 CS: 0	PA: 41

PITCHER		IP	WLS	BF	H	R	ER	SO	BB	IBB	HBP	BLK	WP	HR	S	P	ERA	WHIP
Lary Sorensen, R ERA: 2.6	(1, 1)	6.0		20	2	0	0	5	0	0	0	1	0	0	30	30	0.00	0.333
Bruce Sutter, R ERA: 1.32	(7, 1)	3.0		12	2	2	2	0	1	0	0	0	0	1	11	15	6.00	1.000
Jim Otten, R ERA:	(10, 1)	1.1		7	3	0	0	0	0	0	0	0	0	0	7	7	0.00	2.250
Jim Kaat, L ERA: 6.23	(11, 1)	0.2		2	0	0	0	0	0	1	0	0	0	0	1	5	0.00	0.000

PITCHER	IP	WLS	BF	H	R	ER	SO	BB	IBB	HBP	BLK	WP	HR	S	P	ERA	WHIP

BOTTOM

St. Louis Cardinals @ Chicago Cubs

Wrigley Field, Chicago, IL

Wed Apr 29 1981, 3:38 AM CDT

Att. 4,067 - Sunny - 58 F

livebaseballscorecards.com

AB	38
R	2
H	7
RBI	2
BB	2
SO	5
LOB	9

Batter	1	2	3	4	5	6	7	8	9	AB	R	H	RBI	BB	SO	LOB
Eddie Miller, S (1, 7) OBP: 0.309, SLG: 0.224	F2		BB			1B	FC6-4 IBB			2	1	1	0	2	0	0
Biff Pocoroba, S (1, 2) Jerry Royster, R (6, PR) OBP: 0.217, SLG: 0.238 Bruce Benedict, R (6, 2) OBP: 0.387, SLG: 0.392	K		3-1			E BB E 1-H 1B	FC6-4 1-2f			3 0 1	0 1 0	1 0 0	1 0 0	0 0 0	1 0 0	2 0 2
Claudell Washington, L (1, 9) OBP: 0.294, SLG: 0.406	F8			4-3		E3 BB E 1-2		G3		4	0	0	0	0	0	1
Bob Horner, R (1, 5) OBP: 0.318, SLG: 0.429		F8		4-3		E5 L4-6 BB 1-2 2-3		G6-3 1B		4	0	1	0	0	0	2
Chris Chambliss, L (1, 3) OBP: 0.407, SLG: 0.388		P7		F3		BB 1-2 2-3 3-H		G6-3 1-2f		3	0	0	1	1	0	1
Dale Murphy, R (1, 8) OBP: 0.259, SLG: 0.395		K			6-3	L4-6 2-3			5-3	4	0	0	0	0	1	3
Glenn Hubbard, R (1, 4) OBP: 0.354, SLG: 0.368			S 1B		L8		4-3 BB		4-3	3	0	1	0	1	0	0
Rafael Ramirez, R (1, 6) OBP: 0.275, SLG: 0.213			K		6-3		4-3 1-2		BB	3	0	0	0	1	1	2
Gaylord Perry, R (1, 1) OBP: 0.231, SLG: 0.231			K 1-2			4-3	F5		1-3	4	0	0	0	0	1	3
Inning Stats	R: 0 E: 0 K: 1 S: 5 H: 0 LOB: 0 BB: 0 P: 5	R: 0 E: 0 K: 1 S: 5 H: 0 LOB: 0 BB: 0 P: 5	R: 0 E: 0 K: 2 S: 8 H: 1 LOB: 2 BB: 1 P: 12	R: 0 E: 0 K: 0 S: 3 H: 0 LOB: 0 BB: 0 P: 3	R: 0 E: 0 K: 0 S: 3 H: 0 LOB: 0 BB: 0 P: 3	R: 2 E: 2 K: 0 S: 6 H: 2 LOB: 2 BB: 1 P: 10	R: 0 E: 0 K: 0 S: 3 H: 0 LOB: 2 BB: 2 P: 11	R: 0 E: 0 K: 0 S: 3 H: 1 LOB: 0 BB: 0 P: 3	R: 0 E: 0 K: 0 S: 3 H: 0 LOB: 1 BB: 1 P: 7	1B: 4 2B: 1 3B: 0 HR: 0 SF: 0 SAC: 0 DP: 2 HBP: 0						WP: 0 PB: 0 SB: 2 CS: 0 PA: 36	

TOP

Atlanta Braves @ Chicago Cubs

Wrigley Field, Chicago, IL

Fri May 01 1981, 3:33 AM CDT

Att. 2,656 - Unknown - 46 F

livebaseballscorecards.com

AB	31
R	2
H	4
RBI	2
BB	5
SO	4
LOB	16

PITCHER		IP	WLS	BF	H	R	ER	SO	BB	IBB	HBP	BLK	WP	HR	S	P	ERA	WHIP
Bill Caudill, R ERA: 4.32	(1, 1)	5.1	L	23	3	2	1	4	2	0	0	0	0	0	29	37	1.69	0.938
Dick Tidrow, R ERA: 5.73	(6, 1)	1.2		6	0	0	0	0	1	1	0	0	0	0	4	12	0.00	0.600
Doug Capilla, L ERA: 4.15	(8, 1)	2.0		7	1	0	0	0	1	0	0	0	0	0	6	10	0.00	1.000

PITCHER	IP	WLS	BF	H	R	ER	SO	BB	IBB	HBP	BLK	WP	HR	S	P	ERA	WHIP

BOTTOM

Atlanta Braves @ Chicago Cubs

Wrigley Field, Chicago, IL

Fri May 01 1981, 3:33 AM CDT

Att. 2,656 - Unknown - 46 F

livebaseballscorecards.com

Batter	1	2	3	4	5	6	7	8	9	AB	R	H	RBI	BB	SO	LOB
Ivan De Jesus, R (1, 6) OBP: 0.214, SLG: 0.127	F4	F8		P4			P9			4	0	0	0	0	0	2
Scott Fletcher, R (1, 4) OBP: 0.263, SLG: 0.278	WP, E, 1B, 1B	F9			G3, 1B		L9			4	1	2	0	0	0	2
Bill Buckner, L (1, 3) OBP: 0.229, SLG: 0.377	WP, 1-2, 1B, 1B		P8		F8			L7		4	0	1	0	0	0	1
Steve Henderson, R (1, 7) OBP: 0.443, SLG: 0.468	E6, 1B, 1-2, 2-H		E, 1B, 1B		G3, 1-2			6-3		4	0	1	1	0	0	2
Leon Durham, L (1, 9) OBP: 0.236, SLG: 0.365	L7		K		F7			K		4	0	0	0	0	2	4
Jerry Morales, R (1, 8) OBP: 0.425, SLG: 0.447	1-2, 2-H, 1B		E6, 1-3, 1B			CS, 1B			F8	4	0	3	0	0	0	0
Ken Reitz, R (1, 5) OBP: 0.254, SLG: 0.273 Jim Tracy, L (9, PH) OBP: 0.214, SLG: 0.167		SH5-4, 1B, 1B	F8			K, 1-2			F5	3 1	0 0	1 0	0 0	0 0	1 0	3 0
Tim Blackwell, S (1, 2) OBP: 0.216, SLG: 0.206		SH5-4, 1-2, 1B		4-3		K			5-3	4	0	1	0	0	1	0
Bill Caudill, R (1, 1) OBP: 0.500, SLG: 0.500 Dick Tidrow, R (6, 1) Scot Thompson, L (7, PH) OBP: 0.206, SLG: 0.133 Doug Capilla, L (8, 1)		SH5-4, 1-2, 2-3		5-3			B1			1 0 1 0	0 0 0 0	0 0 0 0	0 0 0 0	0 0 0 0	0 0 0 0	0 0 0 0
Inning Stats	R: 1 E: 1 K: 0 S: 6 H: 3 LOB: 2 BB: 0 P: 6	R: 0 E: 0 K: 0 S: 5 H: 2 LOB: 2 BB: 0 P: 5	R: 0 E: 1 K: 1 S: 7 H: 2 LOB: 2 BB: 0 P: 7	R: 0 E: 0 K: 0 S: 3 H: 0 LOB: 0 BB: 0 P: 3	R: 0 E: 0 K: 0 S: 4 H: 1 LOB: 1 BB: 0 P: 4	R: 0 E: 0 K: 2 S: 7 H: 1 LOB: 0 BB: 0 P: 7	R: 0 E: 0 K: 0 S: 3 H: 0 LOB: 0 BB: 0 P: 3	R: 0 E: 0 K: 1 S: 5 H: 0 LOB: 0 BB: 0 P: 5	R: 0 E: 0 K: 0 S: 3 H: 0 LOB: 0 BB: 0 P: 3	1B: 9 2B: 0 3B: 0 HR: 0	SF: 0 SAC: 1 DP: 0 HBP: 0						

	AB	34
	R	1
	H	9
	RBI	1
	BB	0
	SO	4
	LOB	14

WP: 1 PB: 0 SB: 0 CS: 1 PA: 35

PITCHER	IP	WLS	BF	H	R	ER	SO	BB	IBB	HBP	BLK	WP	HR	S	P	ERA	WHIP
Gaylord Perry, R (1, 1) ERA: 2.34	9.0	W	35	9	1	1	4	0	0	0	0	1	0	43	43	1.00	1.000

PITCHER	IP	WLS	BF	H	R	ER	SO	BB	IBB	HBP	BLK	WP	HR	S	P	ERA	WHIP

Atlanta Braves @ Chicago Cubs

Wrigley Field, Chicago, IL

Sat May 02 1981, 3:33 AM CDT

Att. 16,936 - Sunny - 47 F

TOP

livebaseballscorecards.com

Batter	1	2	3	4	5	6	7	8	9	AB	R	H	RBI	BB	SO	LOB
Eddie Miller, S (1, 7) OBP: 0.305, SLG: 0.226	SH1-3 S SF7 1B		F9		K			F7		4	1	1	0	0	1	1
Claudell Washington, L (1, 9) OBP: 0.296, SLG: 0.394	SH1-3 1-3		F7		BB			6-3		2	0	0	0	1	0	0
Dale Murphy, R (1, 8) OBP: 0.247, SLG: 0.380	SF7 3-H		5-3		6-3			5-3		3	0	0	1	0	0	2
Bob Horner, R (1, 5) OBP: 0.315, SLG: 0.413	CS BB			K	L8				F5	3	0	0	0	1	1	0
Chris Chambliss, L (1, 3) OBP: 0.388, SLG: 0.366	CS 1-2	F8		P6	L9				4-3	4	0	0	0	0	0	0
Glenn Hubbard, R (1, 4) OBP: 0.362, SLG: 0.393		6-3 2B 2B		1B	K				P5	4	1	2	0	0	1	0
Bruce Benedict, R (1, 2) OBP: 0.369, SLG: 0.370		6-3 2-3		F8		1-3				3	0	0	0	0	0	2
Rafael Ramirez, R (1, 6) OBP: 0.292, SLG: 0.250		3-H 2B			SH2-4 1B	P3				3	0	2	1	0	0	0
Phil Niekro, R (1, 1) OBP: 0.100, SLG: 0.100		4-3			SH2-4 1-2	1-3				1	0	0	0	0	0	1
Gene Garber, R (5, 1)										0	0	0	0	0	0	0
Brian Asselstine, L (7, PH)										1	0	0	0	0	0	0
Larry Bradford, R (7, 1)										0	0	0	0	0	0	0
Rick Mahler, R (8, 1)										0	0	0	0	0	0	0
Inning Stats	R: 1 E: 0 K: 0 S: 3 H: 1 LOB: 0 BB: 1 P: 7	R: 1 E: 0 K: 0 S: 5 H: 2 LOB: 1 BB: 0 P: 5	R: 0 E: 0 K: 0 S: 3 H: 0 LOB: 0 BB: 0 P: 3	R: 0 E: 0 K: 1 S: 6 H: 1 LOB: 1 BB: 0 P: 6	R: 0 E: 0 K: 1 S: 6 H: 1 LOB: 2 BB: 1 P: 10	R: 0 E: 0 K: 1 S: 5 H: 0 LOB: 0 BB: 0 P: 5	R: 0 E: 0 K: 0 S: 3 H: 0 LOB: 0 BB: 0 P: 3	R: 0 E: 0 K: 0 S: 3 H: 0 LOB: 0 BB: 0 P: 3	R: 0 E: 0 K: 0 S: 3 H: 0 LOB: 0 BB: 0 P: 3	1B: 3 2B: 2 3B: 0 HR: 0	SF: 1 SAC: 2 DP: 0 HBP: 0			WP: 0 PB: 0 SB: 1 CS: 1		PA: 34	

	AB	28
	R	2
	H	5
	RBI	2
	BB	2
	SO	3
	LOB	6

PITCHER		IP	WLS	BF	H	R	ER	SO	BB	IBB	HBP	BLK	WP	HR	S	P	ERA	WHIP
Randy Martz, R ERA: 1.93	(1, 1)	5.0	W	21	5	2	2	2	2	0	0	0	0	0	23	31	3.60	1.400
Dick Tidrow, R ERA: 4.2	(6, 1)	4.0	S	12	0	0	0	1	0	0	0	0	0	0	14	14	0.00	0.000

PITCHER		IP	WLS	BF	H	R	ER	SO	BB	IBB	HBP	BLK	WP	HR	S	P	ERA	WHIP

Atlanta Braves @ Chicago Cubs

Wrigley Field, Chicago, IL

Sat May 02 1981, 3:33 AM CDT

Att. 16,936 - Sunny - 47 F

BOTTOM

livebaseballscorecards.com

Batter	1	2	3	4	5	6	7	8	9	AB	R	H	RBI	BB	SO	LOB
Scott Fletcher, R (1, 4) OBP: 0.217, SLG: 0.227	6-3		E5 1B	F8		K				4	0	0	0	0	1	1
Jerry Morales, R (1, 8) OBP: 0.409, SLG: 0.429	L9		1-2 1B		F8	P8				4	0	1	0	0	0	0
Bill Buckner, L (1, 3) OBP: 0.243, SLG: 0.397	2B		P8		1B PB 1B		P4			4	1	2	0	0	0	2
Steve Henderson, R (1, 7) OBP: 0.446, SLG: 0.462	F9			BBBB CS BB	1-3 PB 3B 1B		E5 G6-3			3	1	1	0	1	0	1
Leon Durham, L (1, 9) OBP: 0.254, SLG: 0.411		F7		1-2 S 2B 1B	1-H 3-H 3B		1-2f G6-3			4	1	2	1	0	0	1
Hector Cruz, R (1, 5) OBP: 0.200, SLG: 0.214		L1		F9	1-3			P3		3	0	0	0	0	0	2
Dick Tidrow, R (6, 1)										1	0	0	0	0	0	0
Tim Blackwell, S (1, 2) OBP: 0.244, SLG: 0.194		L9		BBBB 2B 1B 1-2 BB	BBBB BB			1-6-3		2	1	0	0	2	0	0
Ivan De Jesus, R (1, 6) OBP: 0.230, SLG: 0.152			6-3	1-3 1B 2-H 2B	SSS K			BBBB CS BB		3	1	1	1	1	1	2
Randy Martz, L (1, 1) OBP: 0.333, SLG: 0.333			F8	2-H 3-H 1B		5-3		CS 1-2		2	0	1	2	0	0	0
Ken Reitz, R (6, 5) OBP: 0.250, SLG: 0.268										1	0	0	0	0	0	0
Inning Stats	R: 0 E: 0 K: 0 S: 4 H: 1 LOB: 1 BB: 0 P: 4	R: 0 E: 0 K: 0 S: 3 H: 0 LOB: 0 BB: 0 P: 3	R: 0 E: 1 K: 0 S: 5 H: 1 LOB: 2 BB: 0 P: 5	R: 3 E: 0 K: 0 S: 5 H: 3 LOB: 1 BB: 2 P: 13	R: 2 E: 0 K: 1 S: 8 H: 3 LOB: 2 BB: 1 P: 12	R: 0 E: 0 K: 1 S: 5 H: 0 LOB: 0 BB: 0 P: 5	R: 0 E: 1 K: 0 S: 3 H: 0 LOB: 0 BB: 0 P: 3	R: 0 E: 0 K: 0 S: 2 H: 0 LOB: 0 BB: 1 P: 6		1B: 5 2B: 2 3B: 1 HR: 0	SF: 0 SAC: 0 DP: 1 HBP: 0					

	AB	31
	R	5
	H	8
	RBI	4
	BB	4
	SO	2
	LOB	9

WP: 0 PB: 1 SB: 1 CS: 2 PA: 36

PITCHER		IP	WLS	BF	H	R	ER	SO	BB	IBB	HBP	BLK	WP	HR	S	P	ERA	WHIP
Phil Niekro, R ERA: 2.79	(1, 1)	4.1	L	23	8	5	5	0	2	0	0	0	0	0	21	29	10.38	2.308
Gene Garber, R ERA: 3.97	(5, 1)	1.2		6	0	0	0	2	1	0	0	0	0	0	9	13	0.00	0.600
Larry Bradford, L ERA: 1.69	(7, 1)	1.0		3	0	0	0	0	0	0	0	0	0	0	3	3	0.00	0.000
Rick Mahler, R ERA: 4.35	(8, 1)	1.0		3	0	0	0	0	1	0	0	0	0	0	2	6	0.00	1.000

PITCHER	IP	WLS	BF	H	R	ER	SO	BB	IBB	HBP	BLK	WP	HR	S	P	ERA	WHIP

Batter	1	2	3	4	5	6	7	8	9	AB	R	H	RBI	BB	SO	LOB
Eddie Miller, S (1, 7) OBP: 0.313, SLG: 0.259	K	FC6-4 1-2f			1B HR 2B	4-3 SH1-4 1-2 1B	K 2-3			5	1	2	0	0	2	4
Claudell Washington, L (1, 9) OBP: 0.307, SLG: 0.400	3-1		1B		HR 2-3 1B	SH1-4 1-2 2-3		K		4	1	2	0	0	1	0
Chris Chambliss, L (1, 3) OBP: 0.389, SLG: 0.408	F8		F8		1-H 3-H HR	4-3 2-3 3-H		1B		5	1	2	4	0	0	2
Bob Horner, R (1, 5) OBP: 0.330, SLG: 0.429		2B 2B	L5		2B 4-3 1B	HBP		K		4	2	2	0	0	1	2
Dale Murphy, R (1, 8) OBP: 0.256, SLG: 0.405		1B 2-H 2B	K		4-3 1-3 2B	6-3		K		5	1	2	1	0	2	4
Glenn Hubbard, R (1, 4) OBP: 0.378, SLG: 0.400		1B BB		FC5-4 1B	4-3 2-3 3-H		SH3-4 1B 1B		5-3	4	1	2	1	1	0	1
Bruce Benedict, R (1, 2) OBP: 0.377, SLG: 0.397		FC6-4 1-2 2-3 1B		F8	L4-6 3-H 2B		SH3-4 1-2		6-3	4	0	2	1	0	0	1
Rafael Ramirez, R (1, 6) OBP: 0.299, SLG: 0.261		F9		K	L4-6 2-3		2B 2-H 1B		WP 1B	5	1	2	1	0	1	5
John Montefusco, R (1, 1)		K		FC5-4 1-2f		SH1-4 1B 4-3 1B	CS 1-H 2B		L6 1-2	1	0	0	0	0	1	3
Preston Hanna, R (3, 1)										1	0	0	0	0	0	1
Rufino Linares, R (6, PH) OBP: 0.158, SLG: 0.216										1	1	1	0	0	0	0
Gene Garber, R (6, 1)										0	0	0	0	0	0	0
Jerry Royster, R (7, PH) OBP: 0.250, SLG: 0.318										1	0	1	1	0	0	0
Rick Camp, R (7, 1)										1	0	0	0	0	0	1
Inning Stats	R: 0 E: 0 K: 1 S: 5 H: 0 LOB: 0 BB: 0 P: 5	R: 1 E: 0 K: 1 S: 8 H: 3 LOB: 3 BB: 1 P: 12	R: 0 E: 0 K: 1 S: 6 H: 1 LOB: 1 BB: 0 P: 6	R: 0 E: 0 K: 1 S: 6 H: 1 LOB: 1 BB: 0 P: 6	R: 5 E: 0 K: 0 S: 8 H: 6 LOB: 0 BB: 0 P: 8	R: 1 E: 0 K: 0 S: 5 H: 2 LOB: 2 BB: 0 P: 6	R: 2 E: 0 K: 1 S: 7 H: 3 LOB: 0 BB: 0 P: 7	R: 0 E: 0 K: 3 S: 10 H: 1 LOB: 1 BB: 0 P: 10	R: 0 E: 0 K: 0 S: 4 H: 1 LOB: 1 BB: 0 P: 4	1B: 11 2B: 7 3B: 0 HR: 1 SF: 0 SAC: 2 DP: 1 HBP: 1							

PITCHER	IP	WLS	BF	H	R	ER	SO	BB	IBB	HBP	BLK	WP	HR	S	P	ERA	WHIP
Lynn McGlothen, R (1, 1) ERA: 3.72	4.0		21	8	4	3	4	1	0	0	0	0	1	28	32	6.75	2.250
Rawly Eastwick, R (5, 1) ERA: 3.48	1.0		5	3	2	2	0	0	0	0	0	0	0	5	5	18.00	3.000
Ken Kravec, L (6, 1) ERA: 8.16	1.1	L	10	5	3	3	0	0	0	1	0	0	0	9	10	20.25	3.750
Doug Capilla, L (7, 1) ERA: 3.86	0.2		1	0	0	0	1	0	0	0	0	0	0	3	3	0.00	0.000
Lee Smith, R (8, 1) ERA: 1.31	2.0		8	2	0	0	3	0	0	0	0	1	0	14	14	0.00	1.000

PITCHER	IP	WLS	BF	H	R	ER	SO	BB	IBB	HBP	BLK	WP	HR	S	P	ERA	WHIP

TOP

Atlanta Braves @ Chicago Cubs

Wrigley Field, Chicago, IL

Sun May 03 1981, 3:33 AM CDT

Att. 10,852 - Sunny - 69 F

livebaseballscorecards.com

AB	41
R	9
H	18
RBI	9
BB	1
SO	8
LOB	24

WP: 1 PA: 45
PB: 0
SB: 0
CS: 1

Atlanta Braves @ Chicago Cubs

Wrigley Field, Chicago, IL

Sun May 03 1981, 3:33 AM CDT

Att. 10,852 - Sunny - 69 F

livebaseballscorecards.com

BOTTOM

Batter	1	2	3	4	5	6	7	8	9	AB	R	H	RBI	BB	SO	LOB
Scott Fletcher, R (1, 4) OBP: 0.214, SLG: 0.222	6-3	5-3		6-3, 1B		6-3	1-3			5	1	1	0	0	0	2
Jerry Morales, R (1, 8) OBP: 0.388, SLG: 0.391	4-3	BB		6-3 1-2		L5		K		4	0	0	0	1	1	1
Bill Buckner, L (1, 3) OBP: 0.291, SLG: 0.474	HR	1-2 BB		WP 2-H 1B		1B BB		2B		3	2	3	2	2	0	0
Steve Henderson, R (1, 7) OBP: 0.456, SLG: 0.456	1B 2B BB	F9		1-2 BB		1-3 1B		F8		3	1	1	0	2	0	3
Leon Durham, L (1, 9) OBP: 0.281, SLG: 0.443	BB 1-3 2B 1B	S 1B		K		1-3		2-H 2B		5	2	3	1	0	1	4
Hector Cruz, R (1, 5) OBP: 0.300, SLG: 0.294	2B 1-2 WP BB	L9			3-1 2B		1B BB	6-3		3	1	1	0	2	0	2
Tim Blackwell, S (1, 2) OBP: 0.261, SLG: 0.244	WP 1-3 2-H 3-H 2B	G6-4-3 1-H 1B			3-1 2-3		K		F7	5	0	2	3	0	1	2
Ivan De Jesus, R (1, 6) OBP: 0.241, SLG: 0.157	F9 2-3 3-H	G6-4-3 1-2f			G4-6-3 BB		1-2 1B		F8	4	0	1	0	1	0	2
Lynn McGlothen, L (1, 1) OBP: 0.111, SLG: 0.222		F9		1-3		G4-6-3 1-2f	L6		4-3	2	0	0	0	0	0	0
Rawly Eastwick, R (5, 1)										0	0	0	0	0	0	0
Scot Thompson, L (5, PH) OBP: 0.200, SLG: 0.129										1	0	0	0	0	0	2
Ken Kravec, L (6, 1)										0	0	0	0	0	0	0
Doug Capilla, L (7, 1)										0	0	0	0	0	0	0
Jim Tracy, L (7, PH) OBP: 0.200, SLG: 0.154										1	0	0	0	0	0	2
Lee Smith, R (8, 1)										0	0	0	0	0	0	0
Gene Krug, L (9, PH) OBP: 0.500, SLG: 0.500										1	0	0	0	0	0	0
Inning Stats	R: 4 E: 0 K: 0 S: 6 H: 3 LOB: 1 BB: 2 P: 14	R: 0 E: 0 K: 0 S: 3 H: 0 LOB: 2 BB: 2 P: 11	R: 1 E: 0 K: 0 S: 4 H: 2 LOB: 0 BB: 0 P: 4	R: 1 E: 0 K: 1 S: 7 H: 2 LOB: 2 BB: 1 P: 11	R: 0 E: 0 K: 0 S: 3 H: 1 LOB: 1 BB: 1 P: 7	R: 0 E: 0 K: 0 S: 4 H: 1 LOB: 2 BB: 1 P: 8	R: 0 E: 0 K: 1 S: 6 H: 1 LOB: 2 BB: 1 P: 10	R: 1 E: 0 K: 1 S: 7 H: 2 LOB: 1 BB: 0 P: 7	R: 0 E: 0 K: 0 S: 3 H: 0 LOB: 0 BB: 0 P: 3	1B: 7 2B: 4 3B: 0 HR: 1 SF: 0 SAC: 0 DP: 2 HBP: 0						

AB	37
R	7
H	12
RBI	6
BB	8
SO	3
LOB	20

PITCHER		IP	WLS	BF	H	R	ER	SO	BB	IBB	HBP	BLK	WP	HR	S	P	ERA	WHIP
John Montefusco, R ERA: 4.56	(1, 1)	2.1		16	5	5	5	0	4	0	0	0	1	1	12	28	19.29	3.857
Preston Hanna, R ERA: 2.89	(3, 1)	2.2	W	11	3	1	1	1	2	0	0	0	1	0	11	19	3.38	1.875
Gene Garber, R ERA: 3.65	(6, 1)	1.0		5	1	0	0	0	1	0	0	0	0	0	4	8	0.00	2.000
Rick Camp, R ERA: 2.63	(7, 1)	3.0	S	13	3	1	1	2	1	0	0	0	0	0	16	20	3.00	1.333

PITCHER	IP	WLS	BF	H	R	ER	SO	BB	IBB	HBP	BLK	WP	HR	S	P	ERA	WHIP

WP: 2 PA: 45
PB: 0
SB: 1
CS: 0

Batter	1	2	3	4	5	6	7	8	9	AB	R	H	RBI	BB	SO	LOB
Terry Puhl, L (1, 8) OBP: 0.235, SLG: 0.321	E6 HR BB	G6-3 1-2 1B			1B HBP	K		K		4	1	1	0	0	2	3
Craig Reynolds, L (1, 6) OBP: 0.276, SLG: 0.381	K	G6-3 1-2f			F8	BB			K2-3	4	0	0	0	1	2	4
Danny Heep, L (1, 9) OBP: 0.368, SLG: 0.250	HR 1-2 BB	G3			1-3 1B	F7			L9	2	1	1	0	1	0	0
Gary Woods, R (5, PR) OBP: 0.154, SLG: 0.083 (5, 9)										2	0	0	0	0	0	3
Jose Cruz, L (1, 7) OBP: 0.276, SLG: 0.451	HR 1-H 2-H	1-3			K	P3			3-1	5	1	1	3	0	1	2
Mike Ivie, R (1, 3) OBP: 0.283, SLG: 0.347	1B	F8				1B 1B	5-3			4	1	2	0	0	0	0
Art Howe, R (1, 5) OBP: 0.367, SLG: 0.457	F8	F8				1B 1-2 1B	F9			4	1	1	0	0	0	1
Alan Ashby, S (1, 2) OBP: 0.286, SLG: 0.200	L6	F7				1B 1-2 2-H 1B		K		4	0	1	1	0	1	1
Kiko Garcia, R (1, 4) OBP: 0.478, SLG: 0.476		K		1-3		6-3 1-3 2-H 1B		FC5-6 1B		4	0	2	1	0	1	0
Joaquin Andujar, S (1, 1)		1B BB			K	6-3 1-2		FC5-6 1-2f		2	0	0	0	1	1	2
Bobby Sprowl, L (6, 1)										1	0	0	0	0	0	1
Frank LaCorte, R (9, 1)										0	0	0	0	0	0	0
Joe Sambito, L (9, 1)										0	0	0	0	0	0	0
Inning Stats	R: 3 E: 1 K: 1 S: 8 H: 2 LOB: 1 BB: 1 P: 12	R: 0 E: 0 K: 1 S: 5 H: 1 LOB: 1 BB: 1 P: 9	R: 0 E: 0 K: 0 S: 3 H: 0 LOB: 0 BB: 0 P: 3	R: 0 E: 0 K: 0 S: 3 H: 0 LOB: 0 BB: 0 P: 3	R: 0 E: 0 K: 2 S: 8 H: 1 LOB: 2 BB: 0 P: 9	R: 2 E: 0 K: 1 S: 9 H: 4 LOB: 3 BB: 1 P: 13	R: 0 E: 0 K: 0 S: 3 H: 0 LOB: 0 BB: 0 P: 3	R: 0 E: 0 K: 2 S: 8 H: 1 LOB: 1 BB: 0 P: 8	R: 0 E: 0 K: 1 S: 5 H: 0 LOB: 0 BB: 0 P: 5	1B: 8 2B: 0 3B: 0 HR: 1 SF: 0 SAC: 0 DP: 1 HBP: 1						

PITCHER		IP	WLS	BF	H	R	ER	SO	BB	IBB	HBP	BLK	WP	HR	S	P	ERA	WHIP
Mike Krukow, R ERA: 4.26	(1, 1)	5.0	L	26	8	5	3	4	2	0	1	0	0	1	31	40	5.40	2.000
Doug Capilla, L ERA: 3.18	(6, 1)	2.0		7	0	0	0	1	1	0	0	0	0	0	8	12	0.00	0.500
Rawly Eastwick, R ERA: 2.92	(8, 1)	2.0		7	1	0	0	3	0	0	0	0	0	0	13	13	0.00	0.500

PITCHER	IP	WLS	BF	H	R	ER	SO	BB	IBB	HBP	BLK	WP	HR	S	P	ERA	WHIP

TOP

Houston Astros @ Chicago Cubs

Wrigley Field, Chicago, IL

Mon May 04 1981, 3:33 AM CDT

Att. 2,941 - Unknown - 70 F

livebaseballscorecards.com

AB	36
R	5
H	9
RBI	5
BB	3
SO	8
LOB	17

PA: 40

WP: 0
PB: 0
SB: 0
CS: 0

Batter	1	2	3	4	5	6	7	8	9	AB	R	H	RBI	BB	SO	LOB
Scot Thompson, L (1, 8) OBP: 0.250, SLG: 0.200	4-3		FC6-4 1B		1B 2B		4-3		BBBB 1B BB	4	0	2	0	1	0	0
Scott Fletcher, R (1, 4) OBP: 0.219, SLG: 0.226 Rawly Eastwick, R (8, 1) Jerry Morales, R (9, PH) OBP: 0.380, SLG: 0.383	K		FC6-4 1B 1-2f		FC6-4 1B 2-3		4-3		K	4 0 1	0 0 0	1 0 0	0 0 0	0 0 0	1 0 1	1 0 2
Bill Buckner, L (1, 3) OBP: 0.310, SLG: 0.494 Rick Reuschel, R (9, PR)	6-3		1B		F7			4-3 2B	1-3 2-H 1B	5 0	0 0	3 0	1 0	0 0	0 0	2 0
Steve Henderson, R (1, 7) OBP: 0.429, SLG: 0.425		K	K		FC6-4 1-2f			K	K	5	0	0	0	0	4	7
Leon Durham, L (1, 9) OBP: 0.290, SLG: 0.439		S 1B		S 1B		K		4-3 2-3	K	5	0	2	0	0	2	3
Hector Cruz, R (1, 5) OBP: 0.292, SLG: 0.429		K 1-2		P4		HR		F9		4	1	1	1	0	1	3
Tim Blackwell, S (1, 2) OBP: 0.280, SLG: 0.233		BBBB FC4-6 BB		K 1-2		F9			BBBB 1B 2B BB	2	1	0	0	2	1	1
Ivan De Jesus, R (1, 6) OBP: 0.241, SLG: 0.162		FC4-6 1-2f		K		F9			1-2 2B 1B	4	1	1	0	0	1	3
Mike Krukow, R (1, 1) OBP: 0.143, SLG: 0.143 Doug Capilla, L (6, 1) Steve Dillard, R (7, PH) OBP: 0.286, SLG: 0.429 (8, 4)			K		6-3		F8		1-H 2-H 1B 2B	2 0 2	0 0 1	0 0 1	0 0 2	0 0 0	1 0 0	0 0 0
Inning Stats	R: 0 E: 0 K: 1 S: 5 H: 0 LOB: 0 BB: 0 P: 5	R: 0 E: 0 K: 2 S: 8 H: 1 LOB: 2 BB: 1 P: 12	R: 0 E: 0 K: 2 S: 9 H: 2 LOB: 2 BB: 0 P: 9	R: 0 E: 0 K: 2 S: 8 H: 1 LOB: 1 BB: 0 P: 8	R: 0 E: 0 K: 0 S: 5 H: 2 LOB: 2 BB: 0 P: 5	R: 1 E: 0 K: 1 S: 6 H: 1 LOB: 0 BB: 0 P: 6	R: 0 E: 0 K: 0 S: 3 H: 0 LOB: 0 BB: 0 P: 3	R: 0 E: 0 K: 1 S: 6 H: 1 LOB: 1 BB: 0 P: 6	R: 3 E: 0 K: 3 S: 12 H: 3 LOB: 2 BB: 2 P: 20	1B: 7 2B: 3 3B: 0 HR: 1 SF: 0 SAC: 0 DP: 0 HBP: 0						WP: 0 PB: 0 SB: 2 CS: 0 PA: 41

PITCHER		IP	WLS	BF	H	R	ER	SO	BB	IBB	HBP	BLK	WP	HR	S	P	ERA	WHIP
Joaquin Andujar, R ERA: 2.55	(1, 1)	5.1	W	24	7	1	1	8	1	0	0	0	0	1	39	43	1.69	1.500
Bobby Sprowl, L ERA: 4.76	(6, 1)	2.2		13	3	3	3	1	2	0	0	0	0	0	13	21	10.12	1.875
Frank LaCorte, R ERA: 1.86	(9, 1)	0.2		3	1	0	0	2	0	0	0	0	0	0	7	7	0.00	1.500
Joe Sambito, L ERA: 2.4	(9, 1)	0.1	S	1	0	0	0	1	0	0	0	0	0	0	3	3	0.00	0.000

PITCHER	IP	WLS	BF	H	R	ER	SO	BB	IBB	HBP	BLK	WP	HR	S	P	ERA	WHIP

BOTTOM

Houston Astros @ Chicago Cubs

Wrigley Field, Chicago, IL

Mon May 04 1981, 3:33 AM CDT

Att. 2,941 - Unknown - 70 F

livebaseballscorecards.com

AB	38
R	4
H	11
RBI	4
BB	3
SO	12
LOB	22

Batter	1	2	3	4	5	6	7	8	9	AB	R	H	RBI	BB	SO	LOB
Terry Puhl, L (1, 8) OBP: 0.236, SLG: 0.318	K		1B		B1-3			K		4	0	1	0	0	2	0
Craig Reynolds, L (1, 6) OBP: 0.264, SLG: 0.364	4-3		4-3		4-3			F8		4	0	0	0	0	0	1
Danny Heep, L (1, 3) OBP: 0.348, SLG: 0.250	4-3			BB 1B G6-4-3 1B		F7		6-3		4	1	1	0	0	0	0
Jose Cruz, L (1, 7) OBP: 0.294, SLG: 0.463		CS 1B		G6-4-3 BB 1-2 1B 1B		5-3			E 1B 2B 1B	4	2	3	0	0	0	0
Art Howe, R (1, 5) OBP: 0.383, SLG: 0.476 Dickie Thon, R (9, PR) OBP: 0.256, SLG: 0.152 (9, 4)	K 1-2			G6-4-3 1-2 2-3 BB		2B			E6 S 1-3 2B 1B	3 0	0 1	2 0	0 0	1 0	1 0	1 0
Gary Woods, R (1, 9) OBP: 0.118, SLG: 0.063	E5			G6-4-3 1-2f 2-3 3-H		G2			F9	4	0	0	0	0	0	5
Kiko Garcia, R (1, 4) OBP: 0.444, SLG: 0.440 (9, 5)	B1-3			1B 3-H			L1		K 1-2	4	0	1	1	0	1	3
Luis Pujols, R (1, 2) OBP: 0.222, SLG: 0.125 Alan Ashby, S (9, PH) OBP: 0.296, SLG: 0.230 (9, 2)		6-3	F9				K		2B 2-H 3-H	3 1	0 0	0 1	0 2	0 0	1 0	1 0
Joe Niekro, R (1, 1) OBP: 0.176, SLG: 0.067 Dave Smith, R (7, 1)		K			K		K		K	3 1	0 0	0 0	0 0	0 0	3 1	0 2
Inning Stats	R: 0 E: 0 K: 1 S: 5 H: 0 LOB: 0 BB: 0 P: 5	R: 0 E: 1 K: 1 S: 6 H: 1 LOB: 1 BB: 0 P: 6	R: 0 E: 0 K: 1 S: 6 H: 1 LOB: 1 BB: 0 P: 6	R: 2 E: 0 K: 0 S: 5 H: 3 LOB: 1 BB: 1 P: 9	R: 0 E: 0 K: 1 S: 5 H: 0 LOB: 0 BB: 0 P: 5	R: 0 E: 0 K: 0 S: 4 H: 1 LOB: 1 BB: 0 P: 4	R: 0 E: 0 K: 2 S: 7 H: 0 LOB: 0 BB: 0 P: 7	R: 0 E: 0 K: 1 S: 5 H: 0 LOB: 0 BB: 0 P: 5	R: 2 E: 1 K: 2 S: 10 H: 3 LOB: 2 BB: 0 P: 10	1B: 7 2B: 2 3B: 0 HR: 0 SF: 0 SAC: 0 DP: 1 HBP: 0							

TOP

Houston Astros @ Chicago Cubs

Wrigley Field, Chicago, IL

Tue May 05 1981, 3:33 AM CDT

Att. 2,092 - Unknown - 43 F

livebaseballscorecards.com

AB	35
R	4
H	9
RBI	3
BB	1
SO	9
LOB	13

WP: 0 PB: 0 SB: 1 CS: 1 PA: 36

PITCHER		IP	WLS	BF	H	R	ER	SO	BB	IBB	HBP	BLK	WP	HR	S	P	ERA	WHIP
Rick Reuschel, R ERA: 4.75	(1, 1)	7.0		27	6	2	2	6	1	0	0	0	0	0	38	42	2.57	1.000
Lee Smith, R ERA: 1.99	(8, 1)	2.0	L	9	3	2	2	3	0	0	0	0	0	0	15	15	9.00	1.500

PITCHER		IP	WLS	BF	H	R	ER	SO	BB	IBB	HBP	BLK	WP	HR	S	P	ERA	WHIP

Batter	1	2	3	4	5	6	7	8	9	AB	R	H	RBI	BB	SO	LOB
Scot Thompson, L (1, 8) OBP: 0.244, SLG: 0.225	L7		4-3			5-3	1-H, 2-H, 3-H, 2B		4-3	5	0	1	3	0	0	0
Scott Fletcher, R (1, 4) (8, 6) OBP: 0.194, SLG: 0.200	5-3		G3			B5-3	6-3			4	0	0	0	0	0	2
Bill Buckner, L (1, 3) OBP: 0.307, SLG: 0.494	F7			4-3		1B, 2B	P6			4	0	1	0	0	0	2
Steve Henderson, R (1, 7) OBP: 0.443, SLG: 0.455		S, 1B		G1, 2B		2-3, 1B		6-3		4	0	3	0	0	0	0
Leon Durham, L (1, 9) OBP: 0.288, SLG: 0.420		BBBB, 1-2, BB		G1, 2-3		4-3		L7		3	0	0	0	1	0	3
Hector Cruz, R (1, 5) OBP: 0.321, SLG: 0.417 Ken Reitz, R (9, 5) OBP: 0.250, SLG: 0.268		SSS, K		6-3			BB, BB, 2B, 1B	BBBB, BB		3 0	1 0	1 0	0 0	1 0	1 0	3 0
Tim Blackwell, S (1, 2) OBP: 0.259, SLG: 0.213		SSS, K			4-3		SSS, K		G3	4	0	0	0	0	2	4
Ivan De Jesus, R (1, 6) OBP: 0.235, SLG: 0.158 Jim Tracy, L (7, PH) OBP: 0.250, SLG: 0.154 Lee Smith, R (8, 1) Mike Tyson, R (9, PH) OBP: 0.286, SLG: 0.385		SSS, K			4-3		BBBB, 1-2, BB, 2B		3-1	2 0 0 1	0 1 0 0	0 0 0 0	0 1 0 0	1 0 0 0	2 0 0 0	2 0 0 0
Rick Reuschel, R (1, 1) Gene Krug, L (7, PH) OBP: 0.667, SLG: 0.500 Steve Dillard, R (7, PR) OBP: 0.250, SLG: 0.375 (8, 4)			1-3		4-3		BBBB, 1-2, 2-3, BB		SSS, K	2 0 1	0 0 1	0 0 0	0 0 0	0 1 0	0 0 1	0 0 0
Inning Stats	R: 0 E: 0 K: 0 S: 3 H: 0 LOB: 0 BB: 0 P: 3	R: 0 E: 0 K: 3 S: 10 H: 1 LOB: 2 BB: 1 P: 14	R: 0 E: 0 K: 0 S: 3 H: 0 LOB: 0 BB: 0 P: 3	R: 0 E: 0 K: 0 S: 4 H: 1 LOB: 1 BB: 0 P: 4	R: 0 E: 0 K: 0 S: 3 H: 0 LOB: 0 BB: 0 P: 3	R: 0 E: 0 K: 0 S: 5 H: 2 LOB: 2 BB: 0 P: 5	R: 3 E: 0 K: 1 S: 7 H: 2 LOB: 2 BB: 2 P: 15	R: 0 E: 0 K: 0 S: 3 H: 0 LOB: 1 BB: 1 P: 7	R: 0 E: 0 K: 1 S: 5 H: 0 LOB: 0 BB: 0 P: 5	1B: 3 2B: 3 3B: 0 HR: 0 SF: 0 SAC: 0 DP: 0 HBP: 0						WP: 0 PB: 0 SB: 1 CS: 0 PA: 37

PITCHER		IP	WLS	BF	H	R	ER	SO	BB	IBB	HBP	BLK	WP	HR	S	P	ERA	WHIP
Joe Niekro, R ERA: 2.39	(1, 1)	6.1		27	5	3	3	4	3	0	0	0	0	0	32	44	4.26	1.263
Dave Smith, R ERA: 2.7	(7, 1)	2.2	W	10	1	0	0	1	1	0	0	0	0	0	11	15	0.00	0.750

PITCHER	IP	WLS	BF	H	R	ER	SO	BB	IBB	HBP	BLK	WP	HR	S	P	ERA	WHIP

BOTTOM

Houston Astros @ Chicago Cubs

Wrigley Field, Chicago, IL

Tue May 05 1981, 3:33 AM CDT

Att. 2,092 - Unknown - 43 F

livebaseballscorecards.com

AB	33
R	3
H	6
RBI	3
BB	4
SO	5
LOB	16

Batter	1	2	3	4	5	6	7	8	9	10	11	AB	R	H	RBI	BB	SO	LOB
Terry Puhl, L (1, 8) OBP: 0.253, SLG: 0.322	S S S 0-3 ① K		B B B 4-0 SH5-3 BB		x 0-0 ① L9	x 0-0 BB 1-3 2-H 1B		x 0-0 ② 4-3			x 0-0 BLK 1B	5	0	2	1	1	1	0
Craig Reynolds, L (1, 6) OBP: 0.274, SLG: 0.363 Joe Sambito, L (8, 1) Rafael Landestoy, S (11, PH) OBP: 0.219, SLG: 0.138 Frank LaCorte, R (11, 1)	x 0-0 ② L8		x 0-0 ① SH5-3 1-2		x 0-0 E 1B	B B B 4-0 1-2 BB		S S S 0-3 ③ K			S S S 0-3 ② K 1-2	3 0 1 0	0 0 0 0	1 0 0 0	0 0 0 0	1 0 0 0	1 0 1 0	0 0 1 0
Danny Heep, L (1, 3) OBP: 0.346, SLG: 0.227 Mike Ivie, R (6, PH) OBP: 0.268, SLG: 0.327 (6, 3)	B B B 4-0 BB		S S S 0-3 ② K		x 0-0 ② F7	S S S 0-3 ③ K			x 0-0 ① F8		S S S 0-3 ③ K	2 3	0 0	0 0	0 0	1 0	1 2	2 4
Jose Cruz, L (1, 7) OBP: 0.290, SLG: 0.444	x 0-0 ③ P4		B B B 4-0 FC4-6 BB		x 0-0 E4 1-3		x 0-0 ① P8		x 0-0 ② P5			4	0	0	0	1	0	2
Art Howe, R (1, 5) OBP: 0.388, SLG: 0.477 Dickie Thon, R (7, PR) OBP: 0.250, SLG: 0.147 (7, 4) (8, 6)		x 0-0 1B 1B	x 0-0 ③ FC4-6 1-2f		S S S 0-3 ③ K		x 0-0 FC5-4 1B		x 0-0 ③ 6-3			4 1	0 0	2 0	0 0	0 0	1 0	4 0
Gary Woods, R (1, 9) OBP: 0.136, SLG: 0.050		x 0-0 ① L9		x 0-0 ① 6-3		B B B 4-0 S 1B BB	x 0-0 ② FC5-4 BLK 1-2f			x 0-0 ① 1-3		4	1	0	0	1	0	2
Alan Ashby, S (1, 2) OBP: 0.329, SLG: 0.266		x 0-0 1-3 1B		x 0-0 2B		B B B 4-0 1B 1-2 BB	4-0 1-2 IBB			x 0-0 ② 4-3		3	0	2	0	2	0	0
Kiko Garcia, R (1, 4) (7, 5) OBP: 0.375, SLG: 0.367	S S S 0-3 ② K			x 0-0 ② F9		x 0-0 ① F8	x 0-0 ③ 5-3			x 0-0 ③ 6-3		5	0	0	0	0	1	7
Nolan Ryan, R (1, 1) OBP: 0.111, SLG: 0.111 Joe Pittman, R (8, PH) OBP: 0.200, SLG: 0.200 (8, 4)	S S S 0-3 ③ K			x 0-0 ③ 1-3		x 0-0 ② B1		x 0-0 ① F7			S S S 0-3 ① K	3 2	0 0	0 0	0 0	0 0	1 1	5 0
Inning Stats	R: 0 E: 0 K: 1 S: 5 H: 0 LOB: 1 BB: 1 P: 9	R: 0 E: 0 K: 2 S: 9 H: 2 LOB: 2 BB: 0 P: 9	R: 0 E: 0 K: 1 S: 5 H: 0 LOB: 2 BB: 2 P: 13	R: 0 E: 0 K: 0 S: 4 H: 1 LOB: 1 BB: 0 P: 4	R: 0 E: 1 K: 1 S: 7 H: 1 LOB: 2 BB: 0 P: 7	R: 1 E: 0 K: 1 S: 6 H: 1 LOB: 3 BB: 3 P: 18	R: 0 E: 0 K: 0 S: 4 H: 1 LOB: 2 BB: 1 P: 8	R: 0 E: 0 K: 1 S: 5 H: 0 LOB: 0 BB: 0 P: 5	R: 0 E: 0 K: 0 S: 3 H: 0 LOB: 0 BB: 0 P: 3	R: 0 E: 0 K: 0 S: 3 H: 0 LOB: 0 BB: 0 P: 3	R: 0 E: 0 K: 3 S: 10 H: 1 LOB: 1 BB: 0 P: 10							

PITCHER		IP	WLS	BF	H	R	ER	SO	BB	IBB	HBP	BLK	WP	HR	S	P	ERA	WHIP
Bill Caudill, R ERA: 3.63	(1, 1)	5.2		29	5	1	1	5	6	0	0	0	0	0	33	57	1.59	1.941
Doug Capilla, L ERA: 2.92	(6, 1)	1.0		5	1	0	0	1	0	1	0	1	0	0	6	10	0.00	1.000
Dick Tidrow, R ERA: 3.63	(7, 1)	2.1		7	0	0	0	1	0	0	0	0	0	0	9	9	0.00	0.000
Lee Smith, R ERA: 1.82	(10, 1)	2.0	W	7	1	0	0	3	0	0	0	1	0	0	13	13	0.00	0.500

PITCHER	IP	WLS	BF	H	R	ER	SO	BB	IBB	HBP	BLK	WP	HR	S	P	ERA	WHIP

TOP

Houston Astros @ Chicago Cubs

Wrigley Field, Chicago, IL

Wed May 06 1981, 3:33 AM CDT

Att. 2,572 - Sunny - 44 F

livebaseballscorecards.com

AB	40
R	1
H	7
RBI	1
BB	7
SO	10
LOB	27

1B: 6 2B: 1 3B: 0 HR: 0	SF: 0 SAC: 1 DP: 0 HBP: 0	WP: 0 PB: 0 SB: 1 CS: 0	PA: 48

Batter	1	2	3	4	5	6	7	8	9	10	11	AB	R	H	RBI	BB	SO	LOB
Ivan De Jesus, R (1, 6) OBP: 0.233, SLG: 0.160	6-3		L7		S 1B		L7			L8		5	0	1	0	0	0	0
Scot Thompson, L (1, 8) OBP: 0.240, SLG: 0.244	E4 G4-6-3		6-3		6-3 1-2			F7		2B		5	0	1	0	0	0	1
Bill Buckner, L (1, 3) OBP: 0.312, SLG: 0.489	G4-6-3 1-2f			F9 E 1B 1B		F7		1B		L9		5	1	2	0	0	0	2
Steve Henderson, R (1, 7) OBP: 0.430, SLG: 0.432		4-3		F9 1-3		K2-3		K		FC6-4 IBB		4	0	0	0	1	2	2
Leon Durham, L (1, 9) OBP: 0.308, SLG: 0.432		S 1B		E 1B 3-H		1B 1B		K		FC6-4 1-2f		5	0	3	1	0	1	3
Hector Cruz, R (1, 5) OBP: 0.355, SLG: 0.423 Dick Tidrow, R (7, 1) Steve Dillard, R (9, PH) OBP: 0.300, SLG: 0.333 (10, 4)	BBBB 1-3 BB			P7 1-2		1-3 1B			L9		BBBB SH1-4 1B BB	2 0 1	0 0 1	1 0 1	0 0 0	1 0 0	0 0 1	1 0 0
Tim Blackwell, S (1, 2) OBP: 0.259, SLG: 0.216	K			P8		4-3			FC6-4 1B		SH1-4 1-2	4	0	1	0	0	1	5
Mike Tyson, R (1, 4) OBP: 0.250, SLG: 0.333 Lee Smith, R (10, 1) Jim Tracy, L (11, PH) OBP: 0.235, SLG: 0.143		4-3			L7		L8		FC6-4 1-2f		K	4 0 1	0 0 0	0 0 0	0 0 0	0 0 1	0 0 1	3 0 1
Bill Caudill, R (1, 1) OBP: 0.250, SLG: 0.250 Doug Capilla, L (6, 1) Ken Reitz, R (7, 5) OBP: 0.254, SLG: 0.271			L3		K2-3		L6		K		2-H 1B	2 0 3	0 0 0	0 0 1	0 0 1	0 0 0	0 0 1	0 0 1
Inning Stats	R: 0 H: 0 E: 1 LOB: 0 K: 0 BB: 0 S: 3 P: 3	R: 0 H: 1 E: 0 LOB: 2 K: 1 BB: 1 S: 6 P: 10	R: 0 H: 0 E: 0 LOB: 0 K: 0 BB: 0 S: 3 P: 3	R: 1 H: 2 E: 2 LOB: 1 K: 0 BB: 0 S: 5 P: 5	R: 0 H: 1 E: 0 LOB: 1 K: 1 BB: 0 S: 6 P: 6	R: 0 H: 2 E: 0 LOB: 2 K: 1 BB: 0 S: 7 P: 7	R: 0 H: 0 E: 0 LOB: 0 K: 0 BB: 0 S: 3 P: 3	R: 0 H: 1 E: 0 LOB: 1 K: 2 BB: 0 S: 8 P: 8	R: 0 H: 1 E: 0 LOB: 1 K: 1 BB: 0 S: 6 P: 6	R: 0 H: 1 E: 0 LOB: 2 K: 0 BB: 1 S: 4 P: 8	R: 1 H: 1 E: 0 LOB: 1 K: 1 BB: 1 S: 5 P: 9	1B: 9 SF: 0 2B: 1 SAC: 1 3B: 0 DP: 1 HR: 0 HBP: 0						

PITCHER		IP	WLS	BF	H	R	ER	SO	BB	IBB	HBP	BLK	WP	HR	S	P	ERA	WHIP
Nolan Ryan, R ERA: 1.73	(1, 1)	7.0		28	6	1	0	3	1	0	0	0	0	0	33	37	0.00	1.000
Joe Sambito, L ERA: 2.0	(8, 1)	3.0		13	3	0	0	3	0	1	0	0	0	0	18	22	0.00	1.000
Frank LaCorte, R ERA: 2.61	(11, 1)	0.2	L	4	1	1	1	1	1	0	0	0	0	0	5	9	13.50	3.000

PITCHER	IP	WLS	BF	H	R	ER	SO	BB	IBB	HBP	BLK	WP	HR	S	P	ERA	WHIP

Houston Astros @ Chicago Cubs

Wrigley Field, Chicago, IL

Wed May 06 1981, 3:33 AM CDT

Att. 2,572 - Sunny - 44 F

BOTTOM

livebaseballscorecards.com

AB	41
R	2
H	10
RBI	2
BB	3
SO	7
LOB	19

WP: 0 PA: 45
PB: 0
SB: 3
CS: 0

Batter	1	2	3	4	5	6	7	8	9	AB	R	H	RBI	BB	SO	LOB
Terry Puhl, L (1, 8) OBP: 0.270, SLG: 0.344	BBBB 4-0 S E BB	BBBB 4-0 SF7 BB 1-2 1B BB		SSS 0-3 ① K		x 0-0 3B 3B		x 0-0 ③ 4-3		3	3	1	0	2	1	0
Craig Reynolds, L (1, 6) OBP: 0.290, SLG: 0.389	x 0-0 E5 1B 1-H SF8 1B	BBBBB 4-0 1B 1-2 2-3 BB		x 0-0 ② 4-3		x 0-0 2B 3-H 3B			x 0-0 ① 3-1	4	2	2	1	1	0	0
Danny Heep, L (1, 3) OBP: 0.355, SLG: 0.296	x 0-0 BB 5-3 1-3 1B	SSS 0-3 ① K		SSS 0-3 ③ K		x 0-0 3-H 2B			SSS 0-3 ② K	5	0	2	1	0	3	3
Jose Cruz, L (1, 7) OBP: 0.295, SLG: 0.446	x 0-0 ① SF8 3-H	x 0-0 ② SF7 2-3 3-H			BBBB 4-0 6-3 5-3 BB	SSS 0-3 ③ K			x 0-0 1B 1B	2	0	1	2	1	1	1
Art Howe, R (1, 5) OBP: 0.388, SLG: 0.473	x 0-0 ② 5-3 1-2	x 0-0 1-2 3-H 1B			x 0-0 ① 5-3 1-2		x 0-0 ① 6-3		x 0-0 1-2 1B	5	0	2	1	0	0	2
Gary Woods, R (1, 9) OBP: 0.148, SLG: 0.042	BBBB 4-0 BB BB	x 0-0 ③ 4-3			x 0-0 ② 6-3 2-3		x 0-0 ② 5-3		SSS 0-3 ③ K	4	0	0	0	1	1	5
Alan Ashby, S (1, 2) OBP: 0.325, SLG: 0.254	BBBB 4-0 FC6-4 1-2 2-3 BB		x 0-0 ① F9		x 0-0 ③ 1-3		SSS 0-3 ③ K			3	0	0	0	1	1	1
Kiko Garcia, R (1, 4) OBP: 0.333, SLG: 0.324	x 0-0 ③ FC6-4 1-2f		x 0-0 ② F2			x 0-0 ① F9		x 0-0 ① F8		4	0	0	0	0	0	3
Bob Knepper, L (1, 1) OBP: 0.231, SLG: 0.308		x 0-0 BB BB SF7 1B	x 0-0 ③ L9			x 0-0 ② G1		SSS 0-3 ② K		4	1	1	0	0	1	0
Inning Stats	R: 2 E: 1 K: 0 S: 5 H: 2 LOB: 3 BB: 3 P: 17	R: 2 E: 0 K: 1 S: 7 H: 2 LOB: 2 BB: 2 P: 15	R: 0 E: 0 K: 0 S: 3 H: 0 LOB: 0 BB: 0 P: 3	R: 0 E: 0 K: 2 S: 7 H: 0 LOB: 0 BB: 0 P: 7	R: 0 E: 0 K: 0 S: 3 H: 0 LOB: 1 BB: 1 P: 7	R: 2 E: 0 K: 1 S: 8 H: 3 LOB: 1 BB: 0 P: 8	R: 0 E: 0 K: 1 S: 5 H: 0 LOB: 0 BB: 0 P: 5	R: 0 E: 0 K: 1 S: 5 H: 0 LOB: 0 BB: 0 P: 5	R: 0 E: 0 K: 2 S: 9 H: 2 LOB: 2 BB: 0 P: 9	1B: 6 2B: 1 3B: 2 HR: 0	SF: 2 SAC: 0 DP: 0 HBP: 0						

TOP

Houston Astros @ Chicago Cubs

Wrigley Field, Chicago, IL

Thu May 07 1981, 3:33 AM CDT

Att. 3,112 - Sunny - 51 F

livebaseballscorecards.com

AB	34
R	6
H	9
RBI	5
BB	6
SO	8
LOB	15

PITCHER		IP	WLS	BF	H	R	ER	SO	BB	IBB	HBP	BLK	WP	HR	S	P	ERA	WHIP
Randy Martz, R ERA: 4.2	(1, 1)	1.0	L	10	3	4	4	0	4	0	0	0	0	0	6	22	36.00	7.000
Ken Kravec, L ERA: 6.98	(2, 1)	5.0		21	4	2	2	4	2	0	0	0	0	0	27	35	3.60	1.200
Lynn McGlothen, R ERA: 3.48	(7, 1)	2.0		6	0	0	0	2	0	0	0	0	0	0	10	10	0.00	0.000
Rawly Eastwick, R ERA: 2.7	(9, 1)	1.0		5	2	0	0	2	0	0	0	0	0	0	9	9	0.00	2.000

PITCHER	IP	WLS	BF	H	R	ER	SO	BB	IBB	HBP	BLK	WP	HR	S	P	ERA	WHIP

Houston Astros @ Chicago Cubs

Wrigley Field, Chicago, IL

Thu May 07 1981, 3:33 AM CDT

Att. 3,112 - Sunny - 51 F

BOTTOM

Batter	1	2	3	4	5	6	7	8	9	AB	R	H	RBI	BB	SO	LOB
Ivan De Jesus, R (1, 6) OBP: 0.234, SLG: 0.165	4-3			5-3		G6-3, 1-3		K		4	0	1	0	0	1	0
Scot Thompson, L (1, 8) OBP: 0.222, SLG: 0.224	4-3			F8		K		3-1		4	0	0	0	0	1	2
Bill Buckner, L (1, 3) OBP: 0.299, SLG: 0.468	5-3			4-3		G6-3, 1-2f			4-3	4	0	0	0	0	0	2
Steve Henderson, R (1, 7) OBP: 0.433, SLG: 0.429		6-3			6-3		1B		2-3, BB	3	0	1	0	1	0	0
Leon Durham, L (1, 9) OBP: 0.305, SLG: 0.423		G1-6-3			4-3		K		2-3, 1-2	4	0	1	0	0	1	2
Ken Reitz, R (1, 5) OBP: 0.254, SLG: 0.258		G1-6-3, 1-2f			1B, BB		F2		K	3	0	0	0	1	1	3
Jody Davis, R (1, 2) OBP: 0.333, SLG: 0.333			P4		FC6-4, 1-2		1-2, 1B			3	0	2	0	0	0	0
Mike Tyson, R (1, 4) OBP: 0.229, SLG: 0.303			P9		FC6-4, 1-2f		4-3			3	0	0	0	0	0	4
Randy Martz, L (1, 1) OBP: 0.333, SLG: 0.333 Ken Kravec, L (2, 1) Steve Dillard, R (6, PH) OBP: 0.364, SLG: 0.400 Lynn McGlothen, L (7, 1) OBP: 0.111, SLG: 0.222 Hector Cruz, R (8, PH) OBP: 0.344, SLG: 0.407 Rawly Eastwick, R (9, 1)			K			1B		P4		0 1 1 0 1 0	0 0 0 0 0 0	0 0 1 0 0 0	0 0 0 0 0 0	0 1 0 0 0 0	0 0 0 0 0 0	0 0 0 0 0 0
Inning Stats	R: 0 E: 0 K: 0 S: 3 H: 0 LOB: 0 BB: 0 P: 3	R: 0 E: 0 K: 0 S: 3 H: 1 LOB: 0 BB: 0 P: 3	R: 0 E: 0 K: 1 S: 5 H: 0 LOB: 0 BB: 0 P: 5	R: 0 E: 0 K: 0 S: 3 H: 0 LOB: 0 BB: 0 P: 3	R: 0 E: 0 K: 0 S: 4 H: 1 LOB: 2 BB: 1 P: 8	R: 0 E: 0 K: 1 S: 6 H: 2 LOB: 1 BB: 0 P: 6	R: 0 E: 0 K: 1 S: 7 H: 2 LOB: 2 BB: 0 P: 7	R: 0 E: 0 K: 1 S: 5 H: 0 LOB: 0 BB: 0 P: 5	R: 0 E: 0 K: 1 S: 5 H: 0 LOB: 1 BB: 1 P: 9	1B: 6 2B: 0 3B: 0 HR: 0 SF: 0 SAC: 0 DP: 2 HBP: 0						

livebaseballscorecards.com

AB	31
R	0
H	6
RBI	0
BB	2
SO	5
LOB	13

PITCHER	IP	WLS	BF	H	R	ER	SO	BB	IBB	HBP	BLK	WP	HR	S	P	ERA	WHIP
Bob Knepper, L (1, 1) ERA: 0.99	9.0	W	33	6	0	0	5	2	0	0	0	0	0	41	49	0.00	0.889

PITCHER	IP	WLS	BF	H	R	ER	SO	BB	IBB	HBP	BLK	WP	HR	S	P	ERA	WHIP

WP: 0 PB: 0 SB: 0 CS: 0 PA: 33

Chicago Cubs @ Atlanta Braves

Atlanta-Fulton County Stadium, Atlanta, GA

Fri May 08 1981, 7:05 PM EDT

Att. 19,433 - Unknown - 69 F

TOP

livebaseballscorecards.com

Batter	1	2	3	4	5	6	7	8	9	10	11	AB	R	H	RBI	BB	SO	LOB
Ivan De Jesus, R (1, 6) OBP: 0.237, SLG: 0.161	F7			BB		4-3		SH1-4		SH1-4		2	1	0	0	1	0	0
Scot Thompson, L (1, 8) OBP: 0.228, SLG: 0.231	F7			5-3		6-3		K		K		3	0	1	0	0	0	0
Jerry Morales, R (8, PH) OBP: 0.365, SLG: 0.367 (8, 8)												2	0	0	0	0	2	3
Bill Buckner, L (1, 3) OBP: 0.294, SLG: 0.454	L8			SF7		K		F9		FC6-4		3	0	0	1	1	1	1
Steve Henderson, R (1, 7) OBP: 0.422, SLG: 0.409		5-3		5-3			P8		BB	FC6-4		4	0	0	0	1	0	3
Leon Durham, L (1, 9) OBP: 0.310, SLG: 0.422		L6			HR		S		L7		F8	5	1	2	0	0	0	1
Ken Reitz, R (1, 5) OBP: 0.250, SLG: 0.299		K			HR		5-3		K		F7	5	1	1	2	0	2	2
Tim Blackwell, S (1, 2) OBP: 0.286, SLG: 0.222			G4-6-3		4-3		IBB		FC4-6		4-3	3	0	1	0	2	0	0
Mike Tyson, R (1, 4) OBP: 0.211, SLG: 0.278			F8		K		G3		FC4-6			3	0	0	0	0	1	3
Jim Tracy, L (9, PH) OBP: 0.222, SLG: 0.133												1	0	0	0	0	0	2
Steve Dillard, R (9, 4) OBP: 0.364, SLG: 0.400												0	0	0	0	0	0	0
Mike Krukow, R (1, 1) OBP: 0.200, SLG: 0.200			G4-6-3		6-3			SH1-4		SH1-4		3	0	1	0	0	0	1
Lee Smith, R (8, 1)												0	0	0	0	0	0	0
Gene Krug, L (10, PH) OBP: 0.750, SLG: 0.667												1	0	1	0	0	0	0
Scott Fletcher, R (10, PR) OBP: 0.194, SLG: 0.200												0	0	0	0	0	0	0
Doug Capilla, L (10, 1)												0	0	0	0	0	0	0
Dick Tidrow, R (10, 1)												0	0	0	0	0	0	0

Inning Stats	1	2	3	4	5	6	7	8	9	10	11
	R: 0 E: 0 K: 0 S: 3	H: 0 LOB: 0 BB: 0 P: 3	R: 0 E: 0 K: 1 S: 5	H: 0 LOB: 0 BB: 0 P: 5	R: 0 E: 0 K: 0 S: 3	H: 1 LOB: 0 BB: 0 P: 3	R: 1 E: 0 K: 0 S: 3	H: 1 LOB: 0 BB: 1 P: 7	R: 2 E: 0 K: 1 S: 7	H: 2 LOB: 0 BB: 0 P: 7	R: 0 E: 0 K: 1 S: 5	H: 0 LOB: 0 BB: 0 P: 5	R: 0 E: 0 K: 0 S: 4	H: 1 LOB: 2 BB: 1 P: 8	R: 0 E: 0 K: 1 S: 6	H: 1 LOB: 1 BB: 0 P: 6	R: 0 E: 0 K: 1 S: 5	H: 0 LOB: 2 BB: 2 P: 13	R: 0 E: 0 K: 1 S: 6	H: 1 LOB: 2 BB: 1 P: 10	R: 0 E: 0 K: 0 S: 3	H: 0 LOB: 0 BB: 0 P: 3

	AB	35
	R	3
	H	7
	RBI	3
	BB	5
	SO	6
	LOB	16

	1B: 6	SF: 1	WP: 0	PA: 43
	2B: 0	SAC: 2	PB: 0	
	3B: 0	DP: 1	SB: 2	
	HR: 1	HBP: 0	CS: 0	

PITCHER		IP	WLS	BF	H	R	ER	SO	BB	IBB	HBP	BLK	WP	HR	S	P	ERA	WHIP
John Montefusco, R ERA: 4.41	(1, 1)	7.0		26	5	3	3	3	1	1	0	0	0	1	30	38	3.86	0.857
Larry Bradford, L ERA: 3.12	(8, 1)	1.1		6	1	0	0	1	1	0	0	0	0	0	7	11	0.00	1.500
Rick Camp, R ERA: 2.04	(9, 1)	0.2		3	0	0	0	1	0	1	0	1	0	0	4	8	0.00	0.000
Rick Mahler, R ERA: 3.38	(10, 1)	2.0	W	8	1	0	0	1	0	1	0	0	0	0	9	13	0.00	0.500

PITCHER	IP	WLS	BF	H	R	ER	SO	BB	IBB	HBP	BLK	WP	HR	S	P	ERA	WHIP

Batter	1	2	3	4	5	6	7	8	9	10	11	AB	R	H	RBI	BB	SO	LOB
Eddie Miller, S (1, 7) OBP: 0.322, SLG: 0.269	4-3		6-3		K			4-3	CS 1-2	K		5	1	1	0	0	2	0
Claudell Washington, L (1, 9) OBP: 0.316, SLG: 0.413	4-3 1-3		4-3		4-3			CS		6-3		5	1	2	0	0	0	0
Chris Chambliss, L (1, 3) OBP: 0.395, SLG: 0.417	4-3 1-3 3-H		F8			4-3		BB 1-2		FC6-4		4	1	1	1	1	0	1
Bob Horner, R (1, 5) OBP: 0.353, SLG: 0.457	3-H			F8		P3		E 1-2		FC6-4 1-2f		5	0	2	1	0	0	1
Dale Murphy, R (1, 8) OBP: 0.277, SLG: 0.379	F8			F9 S		K		E6 1-3 2-H			L6	5	0	2	0	0	1	1
Glenn Hubbard, R (1, 4) OBP: 0.375, SLG: 0.442	F9			F9 1-3			F7	5-3			HR	5	1	1	1	0	0	4
Bruce Benedict, R (1, 2) OBP: 0.395, SLG: 0.425		L8		IBB			P5		5-3			3	0	0	0	1	0	0
Rafael Ramirez, R (1, 6) OBP: 0.284, SLG: 0.256		1-3		L8			S		FC6-4			4	0	2	0	0	0	2
John Montefusco, R (1, 1) Biff Pocoroba, S (7, PH) OBP: 0.370, SLG: 0.320 Larry Bradford, R (8, 1) OBP: 1.000, SLG: 1.000 Rick Camp, R (9, 1) Brian Asselstine, L (9, PH) Jerry Royster, R (9, PR) OBP: 0.231, SLG: 0.292 Rick Mahler, R (10, 1)		K			K		K 1-2		FC6-4 CS 1-2f			2 0 0 0 0 2 0 1 0 0 0 0 1 1 0 0 0 0 0 0 0 0 0 0 0 0 0 0 1 0 0 0 0 0 1 0 0 0 0 0 0 0 0 0 0 0 0 0 0						
Inning Stats	R: 2 H: 3 E: 0 LOB: 1 K: 0 BB: 0 S: 6 P: 6	R: 0 H: 0 E: 0 LOB: 0 K: 1 BB: 0 S: 5 P: 5	R: 0 H: 0 E: 0 LOB: 0 K: 0 BB: 0 S: 3 P: 3	R: 0 H: 1 E: 0 LOB: 2 K: 0 BB: 1 S: 4 P: 8	R: 0 H: 0 E: 0 LOB: 0 K: 2 BB: 0 S: 7 P: 7	R: 0 H: 0 E: 0 LOB: 0 K: 1 BB: 0 S: 5 P: 5	R: 0 H: 1 E: 0 LOB: 1 K: 1 BB: 0 S: 6 P: 6	R: 1 H: 3 E: 1 LOB: 2 K: 0 BB: 1 S: 5 P: 9	R: 0 H: 1 E: 0 LOB: 1 K: 0 BB: 0 S: 3 P: 3	R: 0 H: 1 E: 0 LOB: 1 K: 1 BB: 0 S: 6 P: 6	R: 1 H: 1 E: 0 LOB: 0 K: 0 BB: 0 S: 2 P: 2						

PITCHER		IP	WLS	BF	H	R	ER	SO	BB	IBB	HBP	BLK	WP	HR	S	P	ERA	WHIP
Mike Krukow, R ERA: 3.71	(1, 1)	7.2		32	8	3	2	5	1	1	0	0	0	0	40	48	2.35	1.174
Lee Smith, R ERA: 1.73	(8, 1)	1.1		4	1	0	0	0	0	0	0	0	0	0	4	4	0.00	0.750
Doug Capilla, L ERA: 2.77	(10, 1)	0.2		3	1	0	0	1	0	0	0	0	0	0	5	5	0.00	1.500
Dick Tidrow, R ERA: 4.0	(10, 1)	0.2	L	3	1	1	1	0	0	0	0	0	0	1	3	3	13.50	1.500

PITCHER	IP	WLS	BF	H	R	ER	SO	BB	IBB	HBP	BLK	WP	HR	S	P	ERA	WHIP

BOTTOM

Chicago Cubs @ Atlanta Braves

Atlanta-Fulton County Stadium, Atlanta, GA

Fri May 08 1981, 7:05 PM EDT

Att. 19,433 - Unknown - 69 F

livebaseballscorecards.com

AB	40
R	4
H	11
RBI	3
BB	2
SO	6
LOB	11

1B: 10	SF: 0	WP: 0	PA: 43
2B: 0	SAC: 0	PB: 0	
3B: 0	DP: 0	SB: 4	
HR: 1	HBP: 0	CS: 2	

TOP

Chicago Cubs @ Atlanta Braves

Atlanta-Fulton County Stadium, Atlanta, GA

Sat May 09 1981, 7:05 PM EDT

Att. 14,365 - Unknown - 66 F

livebaseballscorecards.com

Batter	1	2	3	4	5	6	7	8	9	AB	R	H	RBI	BB	SO	LOB
Ivan De Jesus, R (1, 6) OBP: 0.257, SLG: 0.189	0-0 2B 1B 1B		0-0 ① L4		0-0 ① SH1-3 1-2 2-3		0-0 SF8 2B 1-3 2-H 2B		BBBB 4-0 E E G6-2-3 BB	3	2	2	1	1	0	0
Scot Thompson, L (1, 8) (8, 9) OBP: 0.226, SLG: 0.250	0-0 1-3 1B 2B		SSS 0-3 K G3-6-3		0-0 ②③ 8-2 3-Hf		0-0 ② SF8 2-3 3-H		0-0 E1 G6-2-3 E 1-2	4	0	1	1	0	1	3
Bill Buckner, L (1, 3) OBP: 0.299, SLG: 0.461	0-0 ① HR 2-H 3-H 1B		0-0 ②③ G3-6-3 1-2f			0-0 ① L8	0-0 3-H 2B		0-0 E4 G6-2-3 1-2 2-3	5	1	2	2	0	0	3
Steve Henderson, R (1, 7) OBP: 0.430, SLG: 0.440	0-0 1-H HR			SSS 0-3 ① K		BBBB 4-0 FC1-6 BB	BBB 4-0 BB		0-0 ①② G6-2-3 1-2 2-3 3-Hf	3	1	1	2	2	1	3
Leon Durham, L (1, 9) OBP: 0.308, SLG: 0.414 Jerry Morales, R (8, 8) OBP: 0.358, SLG: 0.360	0-0 ② F7			0-0 S 1B		0-0 ② FC1-6 CS 1-2f	0-0 ③ 4-3		0-0 ③ F8	4	0	1	0	0	0	3
										1	0	0	0	0	0	2
Ken Reitz, R (1, 5) OBP: 0.238, SLG: 0.282	0-0 ③ F9			0-0 ② 5-3 1-2		0-0 ③ CS 1-2	SSS 0-3 ① K	0-0 ① 6-3		4	0	0	0	0	1	1
Mike Tyson, R (1, 4) OBP: 0.262, SLG: 0.325		0-0 G3-6 1B		0-0 ③ P4			0-0 BB 1B 1B	0-0 1B		4	1	3	0	0	0	1
Tim Blackwell, S (1, 2) OBP: 0.299, SLG: 0.214		0-0 ①② G3-6 1-2f			BBBB 4-0 SH1-3 SH 8-2 BB		BBBB 4-0 1B 1-2 2B BB	0-0 ② L9		2	1	0	0	2	0	2
Rick Reuschel, R (1, 1) OBP: 0.091, SLG: 0.091 Lee Smith, R (7, 1)		0-0 ③ 6-3			0-0 SH SH1-3 1-2		0-0 2B SF8 1-2 2-H 1B	SSS 0-3 ③ K		2	1	1	1	0	0	0
										1	0	0	0	0	1	1
Inning Stats	R: 3 E: 0 K: 0 S: 6 H: 4 LOB: 0 BB: 0 P: 6	R: 0 E: 0 K: 0 S: 3 H: 1 LOB: 0 BB: 0 P: 3	R: 0 E: 0 K: 1 S: 5 H: 0 LOB: 0 BB: 0 P: 5	R: 0 E: 0 K: 1 S: 6 H: 1 LOB: 1 BB: 0 P: 6	R: 0 E: 0 K: 0 S: 3 H: 0 LOB: 1 BB: 1 P: 7	R: 0 E: 0 K: 0 S: 2 H: 0 LOB: 0 BB: 1 P: 6	R: 4 E: 0 K: 1 S: 9 H: 4 LOB: 2 BB: 2 P: 17	R: 0 E: 0 K: 1 S: 6 H: 1 LOB: 1 BB: 0 P: 6	R: 0 E: 2 K: 0 S: 4 H: 0 LOB: 2 BB: 1 P: 8	1B: 7 2B: 4 3B: 0 HR: 1	SF: 1 SAC: 2 DP: 4 HBP: 0						

	AB	33
	R	7
	H	11
	RBI	7
	BB	5
	SO	4
	LOB	19

WP: 1 PB: 0 SB: 1 CS: 1 PA: 42

PITCHER		IP	WLS	BF	H	R	ER	SO	BB	IBB	HBP	BLK	WP	HR	S	P	ERA	WHIP
Bob Walk, R ERA: 3.86	(1, 1)	6.0	L	23	6	3	3	2	2	0	0	0	1	1	25	33	4.50	1.333
Preston Hanna, R ERA: 6.3	(7, 1)	0.2		8	4	4	4	1	2	0	0	0	0	0	8	16	54.00	9.000
Al Hrabosky, L ERA:	(7, 1)	1.1		5	1	0	0	1	0	0	0	0	0	0	7	7	0.00	0.750
Rick Mahler, R ERA: 3.14	(9, 1)	1.0		5	0	0	0	0	1	0	0	0	0	0	4	8	0.00	1.000

PITCHER	IP	WLS	BF	H	R	ER	SO	BB	IBB	HBP	BLK	WP	HR	S	P	ERA	WHIP

BOTTOM

Chicago Cubs @ Atlanta Braves

Atlanta-Fulton County Stadium, Atlanta, GA

Sat May 09 1981, 7:05 PM EDT

Att. 14,365 - Unknown - 66 F

livebaseballscorecards.com

Batter	1	2	3	4	5	6	7	8	9	AB	R	H	RBI	BB	SO	LOB
Eddie Miller, S (1, 7) OBP: 0.319, SLG: 0.268	L5		P5			F8		1B 1B 1-2 1B		4	1	1	0	0	0	0
Claudell Washington, L (1, 9) OBP: 0.324, SLG: 0.411	HBP		F8			5-3		1-H 2-H 1B		3	0	1	2	0	0	0
Chris Chambliss, L (1, 3) OBP: 0.381, SLG: 0.400	F9			K			L9	G3		4	0	0	0	0	1	2
Bob Horner, R (1, 5) OBP: 0.350, SLG: 0.450	F9			K			5-3		WP G3 6-3 1B	4	1	1	0	0	1	1
Biff Pocoroba, S (1, 2) OBP: 0.355, SLG: 0.310		4-3		G3			FC6-4 1B		G3 1-2	4	0	1	0	0	0	1
Dale Murphy, R (1, 8) OBP: 0.276, SLG: 0.374		FC4-6 1B			K		FC6-4 1-2f		6-3 2-H	4	0	1	1	0	1	1
Glenn Hubbard, R (1, 4) OBP: 0.360, SLG: 0.422		F9			K			6-3	P6	4	0	0	0	0	1	1
Rafael Ramirez, R (1, 6) OBP: 0.276, SLG: 0.247		FC4-6 1-2f			F8			K		3	0	0	0	0	1	1
Bob Walk, R (1, 1) OBP: 0.143, SLG: 0.143			4-3			F9		1B 1B		1	0	0	0	0	0	0
Brian Asselstine, L (6, PH)										1	0	0	0	0	0	0
Preston Hanna, R (7, 1)										0	0	0	0	0	0	0
Al Hrabosky, R (7, 1)										0	0	0	0	0	0	0
Rufino Linares, R (8, PH) OBP: 0.179, SLG: 0.237										1	1	1	0	0	0	0
Rick Mahler, R (9, 1)										0	0	0	0	0	0	0

	AB	33
	R	3
	H	6
	RBI	3
	BB	0
	SO	5
	LOB	7

Inning Stats										
	R: 0 H: 0 E: 0 LOB: 1 K: 0 BB: 0 S: 3 P: 4	R: 0 H: 1 E: 0 LOB: 1 K: 0 BB: 0 S: 4 P: 4	R: 0 H: 0 E: 0 LOB: 0 K: 0 BB: 0 S: 3 P: 3	R: 0 H: 0 E: 0 LOB: 0 K: 2 BB: 0 S: 7 P: 7	R: 0 H: 0 E: 0 LOB: 0 K: 2 BB: 0 S: 7 P: 7	R: 0 H: 0 E: 0 LOB: 0 K: 0 BB: 0 S: 3 P: 3	R: 0 H: 1 E: 0 LOB: 1 K: 0 BB: 0 S: 4 P: 4	R: 2 H: 3 E: 0 LOB: 1 K: 1 BB: 0 S: 8 P: 8	R: 1 H: 1 E: 0 LOB: 0 K: 0 BB: 0 S: 4 P: 4	1B: 6 SF: 0 2B: 0 SAC: 0 3B: 0 DP: 0 HR: 0 HBP: 1	WP: 1 PA: 34 PB: 0 SB: 0 CS: 0

PITCHER		IP	WLS	BF	H	R	ER	SO	BB	IBB	HBP	BLK	WP	HR	S	P	ERA	WHIP
Rick Reuschel, R ERA: 3.96	(1, 1)	6.0	W	20	1	0	0	4	0	0	1	0	0	0	27	28	0.00	0.167
Lee Smith, R ERA: 2.48	(7, 1)	3.0		14	5	3	3	1	0	0	0	0	1	0	16	16	9.00	1.667

PITCHER		IP	WLS	BF	H	R	ER	SO	BB	IBB	HBP	BLK	WP	HR	S	P	ERA	WHIP

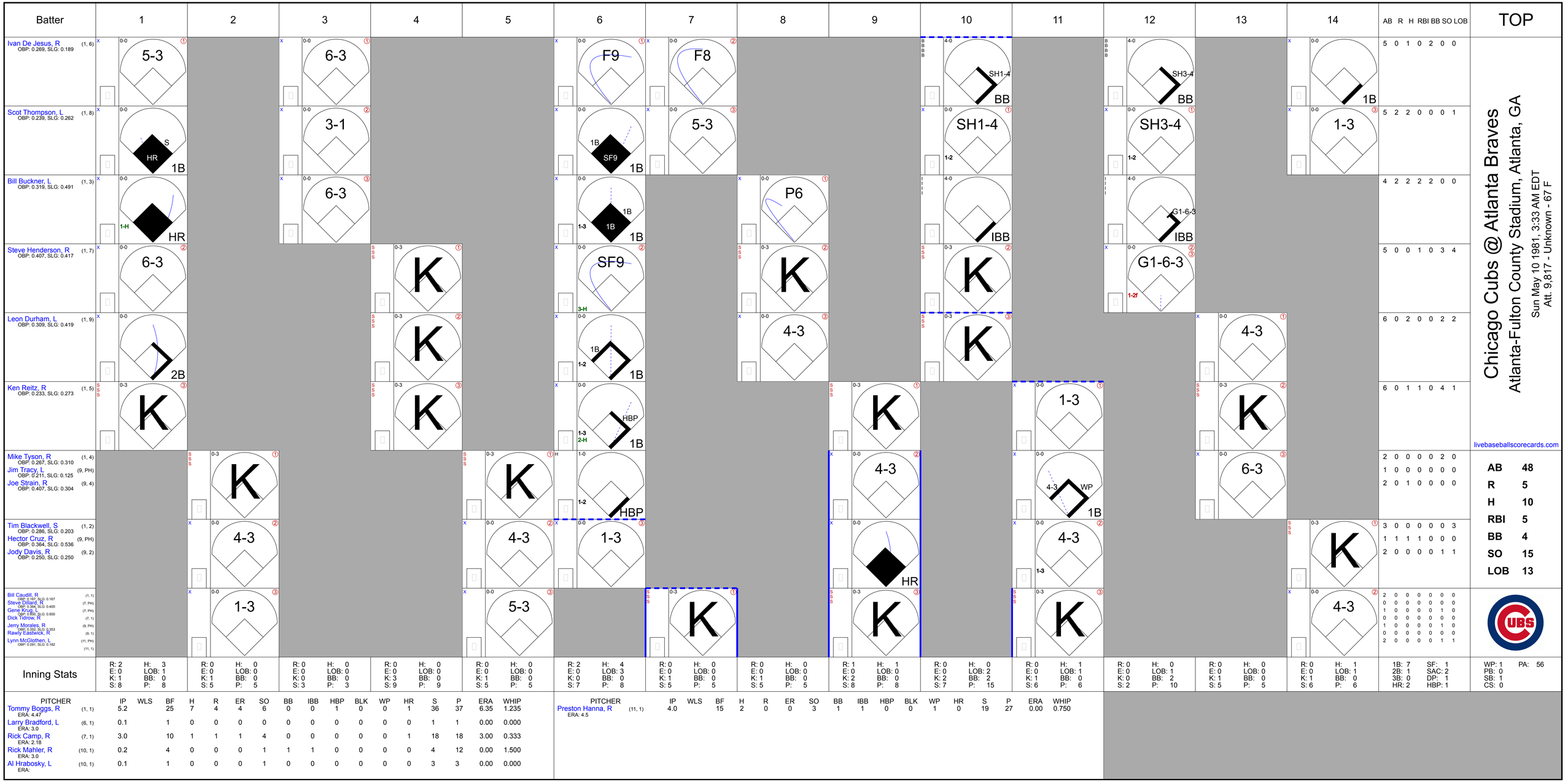
Batter
1
2
3
4
5
6
7
8
9
10
11
12
13
14
AB R H RBI BB SO LOB
TOP
Ivan De Jesus, R (1, 6) OBP: 0.269, SLG: 0.189
5-3
6-3
F9
F8
SH1-4
SH3-4
1B
5 0 1 0 2 0 0
Scot Thompson, L (1, 8) OBP: 0.239, SLG: 0.262
S HR 1B
3-1
1B SF9 1B
5-3
SH1-4
SH3-4
1-2
BB
1-3
5 2 2 0 0 0 1
Bill Buckner, L (1, 3) OBP: 0.319, SLG: 0.491
1-H HR
6-3
1B 1B 1B
P6
IBB
G1-6-3
4 2 2 2 2 0 0
Steve Henderson, R (1, 7) OBP: 0.407, SLG: 0.417
6-3
K
SF9
3-H
K
K
1-2f
5 0 0 1 0 3 4
Leon Durham, L (1, 9) OBP: 0.309, SLG: 0.419
2B
1B 1B
4-3
K
4-3
6 0 2 0 0 2 2
Ken Reitz, R (1, 5) OBP: 0.233, SLG: 0.273
K
K
K
HBP 1-3 2-H 1B
K
1-3
4-3
K
6 0 1 1 0 4 1
Mike Tyson, R (1, 4) OBP: 0.267, SLG: 0.310
Jim Tracy, L (9, PH) OBP: 0.211, SLG: 0.125
Joe Strain, R (9, 4) OBP: 0.407, SLG: 0.304
K
K
HBP 1-2
4-3
4-3 WP 1B
6-3
2 0 0 0 0 2 0
1 0 0 0 0 0 0
2 0 1 0 0 0 0
Tim Blackwell, S (1, 2) OBP: 0.286, SLG: 0.203
Hector Cruz, R (9, PH) OBP: 0.364, SLG: 0.536
Jody Davis, R (9, 2) OBP: 0.250, SLG: 0.250
4-3
1-3
4-3
HR
4-3
K
3 0 0 0 0 0 3
1 1 1 1 0 0 0
2 0 0 0 0 1 1
Bill Caudill, R (1, 1) OBP: 0.167, SLG: 0.167
Steve Dillard, R (7, PH) OBP: 0.364, SLG: 0.400
Gene Krug, L (7, PH) OBP: 0.600, SLG: 0.500
Dick Tidrow, R (7, 1)
Jerry Morales, R (9, PH) OBP: 0.352, SLG: 0.353
Rawly Eastwick, R (9, 1)
Lynn McGlothen, L (11, PH) OBP: 0.091, SLG: 0.182 (11, 1)
1-3
5-3
K
K
K
4-3
2 0 0 0 0 0 0
0 0 0 0 0 0 0
1 0 0 0 0 1 0
0 0 0 0 0 0 0
1 0 0 0 0 1 0
0 0 0 0 0 0 0
2 0 0 0 0 1 1
Chicago Cubs @ Atlanta Braves
Atlanta-Fulton County Stadium, Atlanta, GA
Sun May 10 1981, 3:33 AM EDT
Att. 9,817 - Unknown - 67 F
livebaseballscorecards.com
AB 48
R 5
H 10
RBI 5
BB 4
SO 15
LOB 13
Inning Stats
1: R: 2 E: 0 K: 1 S: 8 | H: 3 LOB: 1 BB: 0 P: 8
2: R: 0 E: 0 K: 1 S: 5 | H: 0 LOB: 0 BB: 0 P: 5
3: R: 0 E: 0 K: 0 S: 3 | H: 0 LOB: 0 BB: 0 P: 3
4: R: 0 E: 0 K: 3 S: 9 | H: 0 LOB: 0 BB: 0 P: 9
5: R: 0 E: 0 K: 1 S: 5 | H: 0 LOB: 0 BB: 0 P: 5
6: R: 2 E: 0 K: 0 S: 7 | H: 4 LOB: 3 BB: 0 P: 8
7: R: 0 E: 0 K: 1 S: 5 | H: 0 LOB: 0 BB: 0 P: 5
8: R: 0 E: 0 K: 1 S: 5 | H: 0 LOB: 0 BB: 0 P: 5
9: R: 1 E: 0 K: 2 S: 8 | H: 1 LOB: 0 BB: 0 P: 8
10: R: 0 E: 0 K: 2 S: 7 | H: 0 LOB: 2 BB: 2 P: 15
11: R: 0 E: 0 K: 1 S: 6 | H: 1 LOB: 1 BB: 0 P: 6
12: R: 0 E: 0 K: 0 S: 2 | H: 0 LOB: 1 BB: 2 P: 10
13: R: 0 E: 0 K: 1 S: 5 | H: 0 LOB: 0 BB: 0 P: 5
14: R: 0 E: 0 K: 1 S: 6 | H: 1 LOB: 1 BB: 0 P: 6
1B: 7 2B: 1 3B: 0 HR: 2
SF: 1 SAC: 2 DP: 1 HBP: 1
WP: 1 PB: 0 SB: 1 CS: 0
PA: 56
PITCHER IP WLS BF H R ER SO BB IBB HBP BLK WP HR S P ERA WHIP
Tommy Boggs, R (1, 1) ERA: 4.47 5.2 25 7 4 4 6 0 0 1 0 0 1 36 37 6.35 1.235
Larry Bradford, L (6, 1) ERA: 3.0 0.1 1 0 0 0 0 0 0 0 0 0 0 1 1 0.00 0.000
Rick Camp, R (7, 1) ERA: 2.18 3.0 10 1 1 1 4 0 0 0 0 0 1 18 18 3.00 0.333
Rick Mahler, R (10, 1) ERA: 3.0 0.2 4 0 0 0 1 1 1 0 0 0 0 4 12 0.00 1.500
Al Hrabosky, L (10, 1) ERA: 0.1 1 0 0 0 1 0 0 0 0 0 0 0 3 3 0.00 0.000
PITCHER IP WLS BF H R ER SO BB IBB HBP BLK WP HR S P ERA WHIP
Preston Hanna, R (11, 1) ERA: 4.5 4.0 15 2 0 0 3 1 1 0 0 1 0 19 27 0.00 0.750

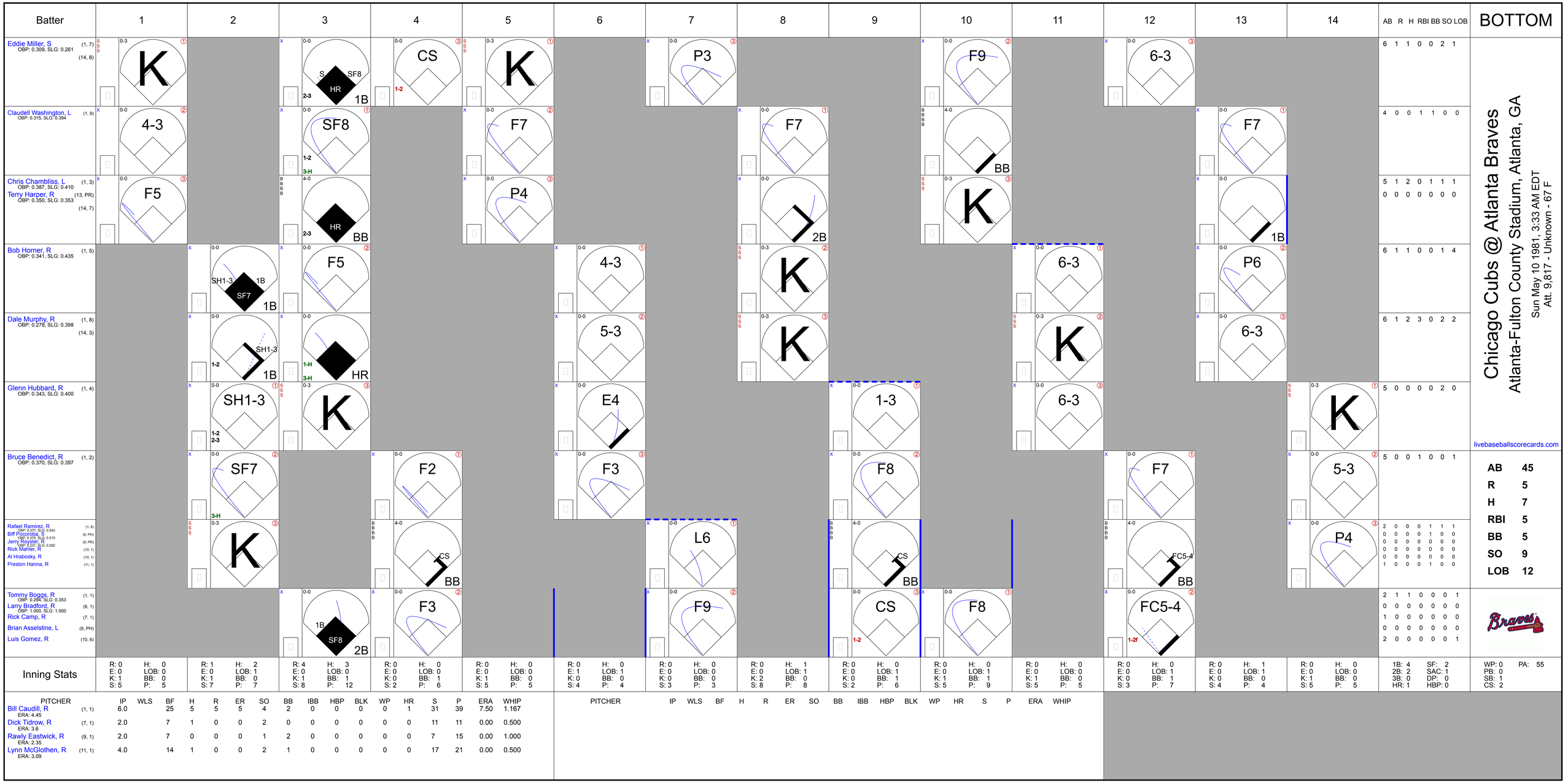
Batter
1
2
3
4
5
6
7
8
9
10
11
12
13
14
AB R H RBI BB SO LOB
BOTTOM
Eddie Miller, S (1, 7) (14, 8) OBP: 0.309, SLG: 0.261
Claudell Washington, L (1, 9) OBP: 0.315, SLG: 0.394
Chris Chambliss, L (1, 3) OBP: 0.387, SLG: 0.410
Terry Harper, R (13, PR) (14, 7) OBP: 0.350, SLG: 0.353
Bob Horner, R (1, 5) OBP: 0.341, SLG: 0.435
Dale Murphy, R (1, 8) (14, 3) OBP: 0.279, SLG: 0.398
Glenn Hubbard, R (1, 4) OBP: 0.343, SLG: 0.400
Bruce Benedict, R (1, 2) OBP: 0.370, SLG: 0.397
Rafael Ramirez, R (1, 6) OBP: 0.277, SLG: 0.242
Biff Pocoroba, S (9, PH) OBP: 0.375, SLG: 0.310
Jerry Royster, S (9, PR) OBP: 0.333, SLG: 0.292
Rick Mahler, R (10, 1)
Al Hrabosky, R (10, 1)
Preston Hanna, R (11, 1)
Tommy Boggs, R (1, 1) OBP: 0.294, SLG: 0.353
Larry Bradford, R (6, 1) OBP: 1.000, SLG: 1.000
Rick Camp, R (7, 1)
Brian Asselstine, L (9, PH)
Luis Gomez, R (10, 6)
Chicago Cubs @ Atlanta Braves
Atlanta-Fulton County Stadium, Atlanta, GA
Sun May 10 1981, 3:33 AM EDT
Att. 9,817 - Unknown - 67 F
livebaseballscorecards.com
AB 45
R 5
H 7
RBI 5
BB 5
SO 9
LOB 12
Inning Stats
PITCHER IP WLS BF H R ER SO BB IBB HBP BLK WP HR S P ERA WHIP
Bill Caudill, R (1, 1) ERA: 4.45 6.0 25 5 5 5 4 2 0 0 0 0 1 31 39 7.50 1.167
Dick Tidrow, R (7, 1) ERA: 3.6 2.0 7 1 0 0 2 0 0 0 0 0 0 11 11 0.00 0.500
Rawly Eastwick, R (9, 1) ERA: 2.35 2.0 7 0 0 0 1 2 0 0 0 0 0 7 15 0.00 1.000
Lynn McGlothen, R (11, 1) ERA: 3.09 4.0 14 1 0 0 2 1 0 0 0 0 0 17 21 0.00 0.500
1B: 4 SF: 2
2B: 2 SAC: 1
3B: 0 DP: 0
HR: 1 HBP: 0
WP: 0 PA: 55
PB: 0
SB: 1
CS: 2

Chicago Cubs @ Cincinnati Reds

Riverfront Stadium, Cincinnati, OH

Tue May 12 1981, 7:05 PM EDT

Att. 12,016 - Unknown - 65 F

TOP

livebaseballscorecards.com

Batter	1	2	3	4	5	6	7	8	9	AB	R	H	RBI	BB	SO	LOB
Ivan De Jesus, R (1, 6) OBP: 0.259, SLG: 0.182	K	F9			K		CS 1-2	F7		4	0	0	0	0	2	3
Joe Strain, R (1, 4) OBP: 0.355, SLG: 0.259	K		4-3		4-3			4-3		4	0	0	0	0	1	0
Bill Buckner, L (1, 3) OBP: 0.316, SLG: 0.482	1B		4-3		4-3			P4		4	0	1	0	0	0	0
Leon Durham, L (1, 9) OBP: 0.307, SLG: 0.412	K		K			K			FC3-6 1B	4	0	1	0	0	3	1
Steve Henderson, R (1, 7) OBP: 0.393, SLG: 0.400		K		4-3		K			FC3-6 BLK 1-2f	4	0	0	0	0	2	1
Scot Thompson, L (1, 8) OBP: 0.239, SLG: 0.277		6-3		2B 2B		F8			P6	4	1	1	0	0	0	1
Hector Cruz, R (1, 5) OBP: 0.405, SLG: 0.581		BB S BB		2-H 2B			CS 1B		F7 1-2	3	0	2	1	1	0	1
Tim Blackwell, S (1, 2) OBP: 0.288, SLG: 0.197		BB 1-2 BB		F7			B5			2	0	0	0	1	0	2
Randy Martz, L (1, 1) OBP: 0.333, SLG: 0.200		1-2 2-3 BB		K			K			2	0	0	0	1	2	2
Dick Tidrow, R (8, 1)										0	0	0	0	0	0	0
Inning Stats	R: 0 E: 0 K: 3 S: 10 H: 1 LOB: 1 BB: 0 P: 10	R: 0 E: 0 K: 1 S: 5 H: 0 LOB: 3 BB: 3 P: 17	R: 0 E: 0 K: 1 S: 5 H: 0 LOB: 0 BB: 0 P: 5	R: 1 E: 0 K: 1 S: 7 H: 2 LOB: 1 BB: 0 P: 7	R: 0 E: 0 K: 1 S: 5 H: 0 LOB: 0 BB: 0 P: 5	R: 0 E: 0 K: 2 S: 7 H: 0 LOB: 0 BB: 0 P: 7	R: 0 E: 0 K: 1 S: 5 H: 1 LOB: 0 BB: 0 P: 5	R: 0 E: 0 K: 3 S: 3 H: 0 LOB: 0 BB: 0 P: 3	R: 0 E: 0 K: 0 S: 4 H: 1 LOB: 1 BB: 0 P: 4	1B: 3 2B: 2 3B: 0 HR: 0	SF: 0 SAC: 0 DP: 0 HBP: 0						

	AB	31
	R	1
	H	5
	RBI	1
	BB	3
	SO	10
	LOB	11

WP: 0 PB: 0 SB: 1 CS: 1 PA: 35

PITCHER	IP	WLS	BF	H	R	ER	SO	BB	IBB	HBP	BLK	WP	HR	S	P	ERA	WHIP
Mario Soto, R (1, 1) ERA: 2.92	9.0	W	34	5	1	1	10	3	0	0	1	0	0	51	63	1.00	0.889

PITCHER	IP	WLS	BF	H	R	ER	SO	BB	IBB	HBP	BLK	WP	HR	S	P	ERA	WHIP

Chicago Cubs @ Cincinnati Reds

Riverfront Stadium, Cincinnati, OH

Tue May 12 1981, 7:05 PM EDT

Att. 12,016 - Unknown - 65 F

BOTTOM

Batter	1	2	3	4	5	6	7	8	9	AB	R	H	RBI	BB	SO	LOB
Dave Collins, S (1, 9) OBP: 0.431, SLG: 0.522	0-0 2B 5-3 1B		0-0 ① 4-3		0-0 ① F8		0-0 ③ 4-3			4	1	1	0	0	0	0
Ken Griffey, L (1, 8) OBP: 0.280, SLG: 0.342	0-0 FC6-5-4 1-3 2B		0-0 ② 4-3		0-0 ② 4-3			0-0 ① L7		4	0	1	0	0	0	0
Dave Concepcion, R (1, 6) OBP: 0.386, SLG: 0.450	0-0 ① 5-3 3-H		0-0 ③ B1-3		BBB 4-0 FC6-4 BB			SSS 0-3 ② K		3	0	0	1	1	1	1
George Foster, R (1, 7) OBP: 0.344, SLG: 0.474	0-0 ② FC6-5-4 1B 2-3			0-0 E4 G6-4-3 1B FC5-2	0-0 ③ FC6-4 1-2f			BBBB 4-0 E S BB		3	0	0	0	1	0	2
Johnny Bench, R (1, 3) OBP: 0.388, SLG: 0.467	0-0 1-2 1B			0-0 G6-4-3 1-2 1B		SSS 0-3 ① K		SSS 0-3 ③ K 1-3		4	0	2	0	0	2	1
Joe Nolan, L (1, 2) OBP: 0.278, SLG: 0.306	0-0 ③ 4-3			0-0 ①② G6-4-3 1-2f 2-3		0-0 ② 4-3			0-0 ① 6-3	4	0	0	0	0	0	4
Ray Knight, R (1, 5) OBP: 0.301, SLG: 0.307		0-0 E6 G4-6-3		BBBB 4-0 BB BB		0-0 ③ 1-4-3			BBBB 4-0 1B E BB	2	1	0	0	2	0	0
Ron Oester, S (1, 4) OBP: 0.347, SLG: 0.416		0-0 ①② G4-6-3 1-2f		BBBB 4-0 1-2 BB			0-0 ① L9		0-0 E9 1-H 1B	3	0	1	0	1	0	1
Mario Soto, R (1, 1) OBP: 0.067, SLG: 0.067		SSS 0-3 ③ K		0-0 ③ FC5-2 3-Hf			0-0 ② 5-3			3	0	0	0	0	1	3
Inning Stats	R: 1 H: 3 E: 0 LOB: 2 K: 0 BB: 0 S: 6 P: 6	R: 0 H: 0 E: 1 LOB: 0 K: 1 BB: 0 S: 5 P: 5	R: 0 H: 0 E: 0 LOB: 0 K: 0 BB: 0 S: 3 P: 3	R: 0 H: 1 E: 1 LOB: 3 K: 0 BB: 2 S: 4 P: 12	R: 0 H: 0 E: 0 LOB: 1 K: 0 BB: 1 S: 3 P: 7	R: 0 H: 0 E: 0 LOB: 0 K: 1 BB: 0 S: 5 P: 5	R: 0 H: 0 E: 0 LOB: 0 K: 0 BB: 0 S: 3 P: 3	R: 0 H: 0 E: 0 LOB: 1 K: 2 BB: 1 S: 7 P: 11	R: 1 H: 1 E: 1 LOB: 1 K: 0 BB: 1 S: 2 P: 6	1B: 4 SF: 0 2B: 1 SAC: 0 3B: 0 DP: 2 HR: 0 HBP: 0						

livebaseballscorecards.com

AB	30
R	2
H	5
RBI	1
BB	5
SO	4
LOB	12

WP: 0 PA: 35
PB: 0
SB: 1
CS: 0

PITCHER		IP	WLS	BF	H	R	ER	SO	BB	IBB	HBP	BLK	WP	HR	S	P	ERA	WHIP
Randy Martz, R ERA: 3.27	(1, 1)	7.0		28	4	1	1	2	3	0	0	0	0	0	29	41	1.29	1.000
Dick Tidrow, R ERA: 3.38	(8, 1)	1.1	L	7	1	1	0	2	2	0	0	0	0	0	9	17	0.00	2.250

PITCHER		IP	WLS	BF	H	R	ER	SO	BB	IBB	HBP	BLK	WP	HR	S	P	ERA	WHIP

Chicago Cubs @ Cincinnati Reds

Riverfront Stadium, Cincinnati, OH

Wed May 13 1981, 7:05 PM EDT

Att. 12,528 - Unknown - 67 F

TOP

livebaseballscorecards.com

Batter	1	2	3	4	5	6	7	8	9	AB	R	H	RBI	BB	SO	LOB
Scot Thompson, L (1, 8) OBP: 0.250, SLG: 0.265	6-3		2B BB		F9		F7		BB	3	0	0	0	2	0	0
Ivan De Jesus, R (1, 6) OBP: 0.256, SLG: 0.192	B2-3		L9		2B		F4		L6	5	1	1	0	0	0	3
Bill Buckner, L (1, 3) OBP: 0.322, SLG: 0.500	F8		1-3 2B		2-H HR 2B		3-1			4	1	2	1	0	0	0
Leon Durham, L (1, 9) OBP: 0.324, SLG: 0.450		4-3 S 1B	BB		2-H HR			P4		3	1	2	2	1	0	0
Steve Henderson, R (1, 7) OBP: 0.380, SLG: 0.385		4-3 1-3	4-3		E3			K		4	0	0	0	0	1	4
Hector Cruz, R (1, 5) OBP: 0.400, SLG: 0.545		BB		P3	K			L8		2	0	0	0	1	1	1
Rawly Eastwick, R (5, 1)										0	0	0	0	0	0	0
Ken Kravec, L (7, 1)										0	0	0	0	0	0	0
Gene Krug, L (8, PH) OBP: 0.500, SLG: 0.400										1	0	0	0	0	0	0
Doug Capilla, L (8, 1)										0	0	0	0	0	0	0
Joe Strain, R (1, 4) OBP: 0.333, SLG: 0.241		K		P4	6-3				P6	2	0	0	0	0	1	2
Steve Dillard, R (5, 5) OBP: 0.308, SLG: 0.333										2	0	0	0	0	0	0
Tim Blackwell, S (1, 2) OBP: 0.276, SLG: 0.188		G3		K	K			K		3	0	0	0	0	2	2
Jim Tracy, L (9, PH) OBP: 0.200, SLG: 0.118										1	0	0	0	0	1	0
Mike Krukow, R (1, 1) OBP: 0.182, SLG: 0.182			K		F7	F7			BB	1	0	0	0	0	1	0
Lynn McGlothen, L (4, 1) OBP: 0.091, SLG: 0.182										0	0	0	0	0	0	0
Mike Tyson, R (4, 4) OBP: 0.271, SLG: 0.295										2	0	0	0	1	0	0

	AB	33
	R	3
	H	5
	RBI	3
	BB	5
	SO	7
	LOB	12

Inning Stats										
	R: 0	H: 0	R: 0	H: 1	R: 0	H: 1	R: 0	H: 0	R: 3	H: 3
	E: 0	LOB: 0	E: 0	LOB: 2	E: 0	LOB: 3	E: 0	LOB: 0	E: 1	LOB: 1
	K: 0	BB: 0	K: 1	BB: 1	K: 1	BB: 2	K: 1	BB: 0	K: 1	BB: 0
	S: 3	P: 3	S: 6	P: 10	S: 6	P: 14	S: 5	P: 5	S: 9	P: 9

	R: 0	H: 0	R: 0	H: 0	R: 0	H: 0	R: 0	H: 2	1B: 1	SF: 0	WP: 0	PA: 38
	E: 0	LOB: 0	E: 0	LOB: 0	E: 0	LOB: 0	E: 0	LOB: 2	2B: 3	SAC: 0	PB: 0	
	K: 5	BB: 0	K: 3	BB: 0	K: 1	BB: 0	K: 1	BB: 2	3B: 0	DP: 0	SB: 1	
	S: 5	P: 5	S: 3	P: 3	S: 5	P: 5	S: 5	P: 13	HR: 1	HBP: 0	CS: 0	

PITCHER	IP	WLS	BF	H	R	ER	SO	BB	IBB	HBP	BLK	WP	HR	S	P	ERA	WHIP
Tom Seaver, R (1, 1) ERA: 2.2	9.0	W	38	5	3	3	7	5	0	0	0	0	1	47	67	3.00	1.111

PITCHER	IP	WLS	BF	H	R	ER	SO	BB	IBB	HBP	BLK	WP	HR	S	P	ERA	WHIP

Batter	1	2	3	4	5	6	7	8	9	AB	R	H	RBI	BB	SO	LOB
Dave Collins, S (1, 9) OBP: 0.437, SLG: 0.530	4-3	FC4-6 1-2f		BB S 1B	2-H 1B WP 1B		2B			4	2	2	1	1	0	2
Sam Mejias, R (8, 9) OBP: 0.250, SLG: 0.375										0	0	0	0	0	0	0
Ken Griffey, L (1, 8) OBP: 0.292, SLG: 0.352	L7		2B S 1B	1-H SF8 F9 1B	2-3 WP 1B		K			5	2	3	1	0	1	1
Dave Concepcion, R (1, 6) OBP: 0.386, SLG: 0.465	2B		1-H HR 2B	F9 2-3	P3			5-3		5	1	2	1	0	0	3
George Foster, R (1, 7) OBP: 0.346, SLG: 0.500	4-3		2-H HR	SF8 3-H	1-2 3-H F7			1B		4	1	2	3	0	0	2
Johnny Bench, R (1, 3) OBP: 0.375, SLG: 0.446		F7	5-3	1B		F8		K		5	0	1	0	0	1	1
Joe Nolan, L (1, 2) OBP: 0.305, SLG: 0.352		1B FC4-6 1B	2B	FC6-4 1-2 1B		4-3		F9		5	1	3	0	0	0	1
Ray Knight, R (1, 5) OBP: 0.299, SLG: 0.305		FC4-6 1-3 1B	F9	FC6-4 1-2f		F7				4	0	1	0	0	0	3
Ron Oester, S (1, 4) OBP: 0.354, SLG: 0.413		FC4-6 BB 1-2f 3-H	IBB		SH3 1B 1B		5-3			3	1	1	1	1	0	1
Tom Seaver, R (1, 1) OBP: 0.250, SLG: 0.263		FC4-6 1-2 BB	K		SH3 1-2		P4			2	0	0	0	1	1	2
Inning Stats	R: 0 E: 0 K: 0 S: 4 H: 1 LOB: 1 BB: 0 P: 4	R: 1 E: 0 K: 0 S: 5 H: 2 LOB: 2 BB: 1 P: 9	R: 3 E: 0 K: 1 S: 9 H: 4 LOB: 2 BB: 1 P: 13	R: 2 E: 0 K: 0 S: 6 H: 3 LOB: 2 BB: 1 P: 10	R: 2 E: 0 K: 0 S: 6 H: 3 LOB: 1 BB: 0 P: 6	R: 0 E: 0 K: 0 S: 3 H: 0 LOB: 0 BB: 0 P: 3	R: 0 E: 0 K: 1 S: 6 H: 1 LOB: 1 BB: 0 P: 6	R: 0 E: 0 K: 1 S: 6 H: 1 LOB: 1 BB: 0 P: 6		1B: 10 2B: 4 3B: 0 HR: 1 SF: 1 SAC: 1 DP: 0 HBP: 0					

PITCHER		IP	WLS	BF	H	R	ER	SO	BB	IBB	HBP	BLK	WP	HR	S	P	ERA	WHIP
Mike Krukow, R ERA: 5.16	(1, 1)	3.0	L	20	8	6	6	1	2	1	0	0	0	1	19	31	18.00	3.333
Lynn McGlothen, R ERA: 3.47	(4, 1)	1.1		8	4	2	2	0	0	0	0	0	0	0	8	8	13.50	3.000
Rawly Eastwick, R ERA: 2.12	(5, 1)	1.2		6	1	0	0	0	0	0	0	0	1	0	6	6	0.00	0.600
Ken Kravec, L ERA: 6.64	(7, 1)	1.0		4	1	0	0	1	0	0	0	0	0	0	6	6	0.00	1.000
Doug Capilla, L ERA: 2.57	(8, 1)	1.0		4	1	0	0	1	0	0	0	0	0	0	6	6	0.00	1.000

PITCHER	IP	WLS	BF	H	R	ER	SO	BB	IBB	HBP	BLK	WP	HR	S	P	ERA	WHIP

BOTTOM

Chicago Cubs @ Cincinnati Reds

Riverfront Stadium, Cincinnati, OH

Wed May 13 1981, 7:05 PM EDT

Att. 12,528 - Unknown - 67 F

livebaseballscorecards.com

AB	37
R	8
H	15
RBI	7
BB	3
SO	3
LOB	16

Chicago Cubs @ Cincinnati Reds

Riverfront Stadium, Cincinnati, OH

Thu May 14 1981, 7:05 PM EDT

Att. 11,098 - Unknown - 68 F

TOP

livebaseballscorecards.com

Batter	1	2	3	4	5	6	7	8	9	AB	R	H	RBI	BB	SO	LOB
Scot Thompson, L (1, 8) OBP: 0.235, SLG: 0.247	4-3		E3 BB 1B	F7			K		F5	5	0	0	0	0	1	1
Ivan De Jesus, R (1, 6) OBP: 0.248, SLG: 0.185	6-3		L8		F8		6-3			4	0	0	0	0	0	1
Bill Buckner, L (1, 3) OBP: 0.328, SLG: 0.500	1B		BB 1B 1-2		F8			L6		4	0	2	0	0	0	0
Leon Durham, L (1, 9) OBP: 0.330, SLG: 0.441	F8		BB 1-2 2-3		5-3			S BB		2	0	0	0	2	0	1
Hector Cruz, R (1, 5) OBP: 0.364, SLG: 0.486		K	6-3			3-1		K 1-2		4	0	0	0	0	2	4
Jim Tracy, L (1, 7) OBP: 0.333, SLG: 0.300		FC4-6 1B		4-3 2B 2B		1B		BB		3	1	3	0	1	0	0
Steve Dillard, R (1, 4) OBP: 0.250, SLG: 0.267		FC4-6 1-2f		4-3 2-3		F9		F5		3	0	0	0	0	0	3
Gene Krug, L (8, PH) OBP: 0.500, SLG: 0.400										0	0	0	0	0	0	0
Jerry Morales, R (8, PH) OBP: 0.345, SLG: 0.346										1	0	0	0	0	0	2
Mike Tyson, R (8, 4) OBP: 0.271, SLG: 0.295										0	0	0	0	0	0	0
Jody Davis, R (1, 2) OBP: 0.250, SLG: 0.333		G3		2B 3-H		P6			6-3	4	0	1	1	0	0	2
Rick Reuschel, R (1, 1) OBP: 0.077, SLG: 0.077			K	5-3			6-3		1-3	2	0	0	0	0	1	1
Steve Henderson, R (7, PH) OBP: 0.377, SLG: 0.381										1	0	0	0	0	0	0
Dick Tidrow, R (7, 1)										0	0	0	0	0	0	0
Doug Capilla, L (8, 1)										0	0	0	0	0	0	0
Ken Reitz, R (9, PH) OBP: 0.230, SLG: 0.269										1	0	0	0	0	0	0

	AB	34
	R	1
	H	6
	RBI	1
	BB	3
	SO	4
	LOB	15

Inning Stats	1	2	3	4	5	6	7	8	9	1B: 4	SF: 0	WP: 0	PA: 37
R:	0	0	0	1	0	0	0	0	0	2B: 2	SAC: 0	PB: 0	
E:	0	0	1	0	0	0	0	0	0	3B: 0	DP: 0	SB: 1	
K:	0	1	1	0	0	0	1	1	0	HR: 0	HBP: 0	CS: 0	
S:	4	6	7	5	3	4	5	5	3				
H:	1	1	1	2	0	1	0	0	0				
LOB:	1	1	3	1	0	1	0	2	0				
BB:	0	0	1	0	0	0	0	2	0				
P:	4	6	11	5	3	4	5	13	3				

PITCHER		IP	WLS	BF	H	R	ER	SO	BB	IBB	HBP	BLK	WP	HR	S	P	ERA	WHIP
Bruce Berenyi, R ERA: 3.86	(1, 1)	7.2	W	33	6	1	1	4	3	0	0	0	0	0	38	50	1.17	1.174
Joe Price, L ERA: 3.71	(8, 1)	0.1		1	0	0	0	0	0	0	0	0	0	0	1	1	0.00	0.000
Tom Hume, R ERA: 2.79	(9, 1)	1.0		3	0	0	0	0	0	0	0	0	0	0	3	3	0.00	0.000

PITCHER	IP	WLS	BF	H	R	ER	SO	BB	IBB	HBP	BLK	WP	HR	S	P	ERA	WHIP

Batter	1	2	3	4	5	6	7	8	9	AB	R	H	RBI	BB	SO	LOB
Dave Collins, S (1, 9) OBP: 0.432, SLG: 0.521	L6	3-1			S, 1B		K	1B, 3-H		4	1	1	0	0	1	1
Sam Mejias, R (8, 9) OBP: 0.333, SLG: 0.444										1	0	1	1	0	0	0
Ken Griffey, L (1, 8) OBP: 0.289, SLG: 0.346	E4, 1B, 1B		G1-6-3, 1B		F7, 1-2		6-3	F8		5	1	1	0	0	0	2
Dave Concepcion, R (1, 6) OBP: 0.390, SLG: 0.466	1B, 1-2, 1B		G1-6-3, 1-2f		1B, 2-H, 1B		5-3			4	0	2	1	0	0	1
George Foster, R (1, 7) OBP: 0.358, SLG: 0.508	1-2, 2-H, 1B		E6		G4-6-3, 1-2, 1B			BB, SH3-4, 1B, 1B		4	1	3	1	0	0	0
Harry Spilman, L (1, 3) OBP: 0.176, SLG: 0.125	K		F7		G4-6-3, 1-2f			SH3-4, 1-2		3	0	0	0	0	1	5
Joe Nolan, L (1, 2) OBP: 0.302, SLG: 0.333	1-3			F8		4-1		BB, 1B, IBB		3	0	0	0	1	0	2
Dan Driessen, L (8, PR) OBP: 0.349, SLG: 0.409										0	1	0	0	0	0	0
Mike O'Berry, R (9, 2) OBP: 0.241, SLG: 0.259										0	0	0	0	0	0	0
Ray Knight, R (1, 5) OBP: 0.306, SLG: 0.312		FC4-6, 1B		G3, 1B		1-3		P7		4	0	2	0	0	0	2
Ron Oester, S (1, 4) OBP: 0.359, SLG: 0.404		FC4-6, SH3, 1-2f		G3, 1-2		BB		1B, E, 1-2, 2-3, BB		2	1	0	0	2	0	2
Bruce Berenyi, R (1, 1) OBP: 0.143, SLG: 0.167		SH3, 1-2		K		K		E8, 1B, 1-H, 2-H, 3-H, 1B		2	0	0	0	0	2	2
Joe Price, R (8, 1)										0	0	0	0	0	0	0
Larry Biittner, L (8, PH) OBP: 0.375, SLG: 0.500										0	0	0	0	0	0	0
Mike Vail, R (8, PH) OBP: 0.333, SLG: 0.333										1	1	1	2	0	0	0
Tom Hume, R (9, 1)										0	0	0	0	0	0	0
Inning Stats	R: 1 E: 1 K: 1 S: 8 H: 2 LOB: 2 BB: 0 P: 8	R: 0 E: 0 K: 0 S: 4 H: 1 LOB: 1 BB: 0 P: 4	R: 0 E: 1 K: 0 S: 4 H: 1 LOB: 1 BB: 0 P: 4	R: 0 E: 0 K: 1 S: 6 H: 1 LOB: 1 BB: 0 P: 6	R: 1 E: 0 K: 0 S: 5 H: 3 LOB: 1 BB: 0 P: 5	R: 0 E: 0 K: 1 S: 5 H: 0 LOB: 1 BB: 1 P: 9	R: 0 E: 0 K: 1 S: 5 H: 0 LOB: 0 BB: 0 P: 5	R: 4 E: 1 K: 0 S: 6 H: 3 LOB: 1 BB: 2 P: 14		1B: 11 2B: 0 3B: 0 HR: 0 SF: 0 SAC: 2 DP: 2 HBP: 0						

PITCHER		IP	WLS	BF	H	R	ER	SO	BB	IBB	HBP	BLK	WP	HR	S	P	ERA	WHIP
Rick Reuschel, R ERA: 3.61	(1, 1)	6.0	L	27	8	2	1	3	1	0	0	0	0	0	32	36	1.50	1.500
Dick Tidrow, R ERA: 4.3	(7, 1)	1.2		8	1	3	3	1	1	1	0	0	0	0	8	16	16.20	1.200
Doug Capilla, L ERA: 2.51	(8, 1)	0.1		3	2	1	0	0	0	0	0	0	0	0	3	3	0.00	6.000

PITCHER	IP	WLS	BF	H	R	ER	SO	BB	IBB	HBP	BLK	WP	HR	S	P	ERA	WHIP

BOTTOM

Chicago Cubs @ Cincinnati Reds

Riverfront Stadium, Cincinnati, OH

Thu May 14 1981, 7:05 PM EDT

Att. 11,098 - Unknown - 68 F

livebaseballscorecards.com

AB	33
R	6
H	11
RBI	5
BB	3
SO	4
LOB	17

Batter	1	2	3	4	5	6	7	8	9	AB	R	H	RBI	BB	SO	LOB
Ivan De Jesus, R (1, 6) OBP: 0.240, SLG: 0.179	5-3			P4		K2-3		F7		4	0	0	0	0	1	1
Joe Strain, R (1, 4) OBP: 0.378, SLG: 0.303	F8			FC3-6 1B		1B			BB 1B	4	0	3	0	0	0	0
Bill Buckner, L (1, 3) OBP: 0.326, SLG: 0.488	K			FC3-6 1B 1-2f		P2			G4-6-3 BB 1-2	3	0	0	0	1	1	2
Leon Durham, L (1, 9) OBP: 0.327, SLG: 0.434		G3		1B 1-3			P6		F7	4	0	1	0	0	0	2
Jim Tracy, L (1, 7) OBP: 0.286, SLG: 0.250		F7		4-1			F8		G4-6-3 1-2f	4	0	0	0	0	0	4
Ken Reitz, R (1, 5) OBP: 0.222, SLG: 0.259 Lynn McGlothen, L (7, 1) OBP: 0.091, SLG: 0.182		G3			6-3		F7			3 0	0 0	0 0	0 0	0 0	0 0	0 0
Scot Thompson, L (1, 8) OBP: 0.226, SLG: 0.237			1-3		F8			G3		3	0	0	0	0	0	0
Jody Davis, R (1, 2) OBP: 0.267, SLG: 0.286			5-3		F8			BB		2	0	0	0	1	0	0
Bill Caudill, R (1, 1) OBP: 0.143, SLG: 0.143 Mike Tyson, R (6, PH) OBP: 0.265, SLG: 0.289 Ken Kravec, L (6, 1) Hector Cruz, R (7, 5) OBP: 0.356, SLG: 0.474			F9			6-3		F7		1 1 0 1	0 0 0 0	0 0 0 0	0 0 0 0	0 0 0 0	0 0 0 1	0 0 0 1

TOP

Chicago Cubs @ Houston Astros

Astrodome, Houston, TX

Fri May 15 1981, 8:05 PM EDT

Att. 23,718 - Dome - 72 F

livebaseballscorecards.com

AB	30
R	0
H	4
RBI	0
BB	2
SO	2
LOB	10

Inning Stats	1	2	3	4	5	6	7	8	9
R	0	0	0	0	0	0	0	0	0
E	0	0	0	0	0	0	0	0	0
K	1	0	0	0	0	1	0	0	0
S	5	3	3	5	3	6	3	3	3
H	0	0	0	2	0	1	0	0	1
LOB	0	0	0	2	0	1	0	1	1
BB	0	0	0	0	0	0	0	1	1
P	5	3	3	5	3	6	3	7	7

1B	4
2B	0
3B	0
HR	0
SF	0
SAC	0
DP	1
HBP	0
WP	0
PB	0
SB	0
CS	0
PA	32

PITCHER	IP	WLS	BF	H	R	ER	SO	BB	IBB	HBP	BLK	WP	HR	S	P	ERA	WHIP
Joe Niekro, R (1, 1) ERA: 2.14	9.0	W	32	4	0	0	2	2	0	0	0	0	0	34	42	0.00	0.667

Batter	1	2	3	4	5	6	7	8	9	AB	R	H	RBI	BB	SO	LOB
Terry Puhl, L (1, 8) OBP: 0.333, SLG: 0.380	H 1-0 4-3 S HBP		S S S 0-3 ① K	x 0-0 1-3 2-H 1B		x 0-0 ② SF9 2-3 3-H		B B B B 4-0 FC4-6 BB		2	0	1	2	1	1	0
Craig Reynolds, L (1, 6) OBP: 0.282, SLG: 0.395	x 0-0 ① P6 1-2		x 0-0 ② F8	x 0-0 ③ F9		x 0-0 ③ F9		x 0-0 ② FC4-6 1-2f		5	0	0	0	0	0	6
Denny Walling, L (1, 9) OBP: 0.388, SLG: 0.513	x 0-0 ② 4-3 2-3		x 0-0 ③ F8		x 0-0 ① F9		x 0-0 1B 5-3 1B	S S S 0-3 ③ K		5	1	1	0	0	1	2
Jose Cruz, L (1, 7) OBP: 0.306, SLG: 0.446	x 0-0 ③ F7			x 0-0 ① F9	S S S 0-3 ② K		S S S 0-3 ① K			4	0	0	0	0	2	2
Danny Heep, L (1, 3) OBP: 0.368, SLG: 0.300		x 0-0 ① 3-1		x 0-0 2B 2B 1B	S S S 0-3 ③ K		x 0-0 5-3 1-3 1B			4	1	2	0	0	1	0
Art Howe, R (1, 5) OBP: 0.412, SLG: 0.512		x 0-0 ② P2		x 0-0 1-3 2B 2B		B B B B 4-0 1B SH1 SF9 BB	x 0-0 ② 5-3 1-2 3-H			3	2	1	1	1	0	1
Alan Ashby, S (1, 2) OBP: 0.350, SLG: 0.277		x 0-0 1B 1B		x 0-0 1B 2-H 3-H 2B		x 0-0 ① SH1 1-2	I I I I 4-0 IBB			2	1	2	2	1	0	0
Rafael Landestoy, S (1, 4) OBP: 0.273, SLG: 0.135		x 0-0 1-2 1B	B B B B 4-0 1B BB			I I I I 4-0 SF9 1B IBB	x 0-0 ③ P5			2	0	1	0	2	0	2
Joe Niekro, R (1, 1) OBP: 0.174, SLG: 0.095		x 0-0 ③ P6	S S S 0-3 ② K			x 0-0 1-2 2-3 1B		x 0-0 ① 6-3		4	0	1	0	0	1	4
Inning Stats	R: 0 H: 0 E: 0 LOB: 1 K: 0 BB: 0 S: 3 P: 4	R: 0 H: 2 E: 0 LOB: 2 K: 0 BB: 0 S: 5 P: 5	R: 0 H: 0 E: 0 LOB: 0 K: 1 BB: 0 S: 5 P: 5	R: 3 H: 4 E: 0 LOB: 2 K: 1 BB: 1 S: 9 P: 13	R: 0 H: 0 E: 0 LOB: 0 K: 2 BB: 0 S: 7 P: 7	R: 1 H: 1 E: 0 LOB: 2 K: 0 BB: 2 S: 4 P: 12	R: 1 H: 2 E: 0 LOB: 2 K: 1 BB: 1 S: 7 P: 11	R: 0 H: 0 E: 0 LOB: 1 K: 1 BB: 1 S: 5 P: 9		1B: 7 SF: 1 2B: 2 SAC: 1 3B: 0 DP: 0 HR: 0 HBP: 1						

PITCHER		IP	WLS	BF	H	R	ER	SO	BB	IBB	HBP	BLK	WP	HR	S	P	ERA	WHIP
Bill Caudill, R ERA: 4.59	(1, 1)	5.0	L	23	6	3	3	4	1	0	1	0	0	0	29	34	5.40	1.400
Ken Kravec, L ERA: 7.06	(6, 1)	1.1		9	3	2	2	1	1	1	0	0	0	0	9	17	13.50	3.000
Lynn McGlothen, R ERA: 3.32	(7, 1)	1.2		7	0	0	0	1	1	1	0	0	0	0	7	15	0.00	0.600

PITCHER	IP	WLS	BF	H	R	ER	SO	BB	IBB	HBP	BLK	WP	HR	S	P	ERA	WHIP

BOTTOM

Chicago Cubs @ Houston Astros

Astrodome, Houston, TX

Fri May 15 1981, 8:05 PM EDT

Att. 23,718 - Dome - 72 F

livebaseballscorecards.com

AB	31
R	5
H	9
RBI	5
BB	5
SO	6
LOB	17

WP: 0	PA: 39		
PB: 0			
SB: 1			
CS: 0			

Batter	1	2	3	4	5	6	7	8	9	AB	R	H	RBI	BB	SO	LOB
Ivan De Jesus, R (1, 6) OBP: 0.264, SLG: 0.193	BBBB 4-0 G3 S BB		x 0-0 E SF7 1B		x 0-0 CS 1B		BBBB 4-0 BB			2	1	2	0	2	0	0
Joe Strain, R (1, 4) OBP: 0.341, SLG: 0.270	x 0-0 ① F7 1-2		x 0-0 E3 1-3		x 0-0 ②③ 6-3 1-2		x 0-0 ③ P8			4	0	0	0	0	0	6
Bill Buckner, L (1, 3) OBP: 0.331, SLG: 0.488	BBBB 4-0 G3 BB		x 0-0 ② SF7 3-H			x 0-0 FC6-4 1B		x 0-0 P6		2	0	1	1	1	0	0
Leon Durham, L (1, 9) OBP: 0.316, SLG: 0.418	x 0-0 ② G3 1-2 2-3		x 0-0 ③ F8			x 0-0 ① FC6-4 G5-4-3 1-2f		x 0-0 ② F8		4	0	0	0	0	0	4
Steve Henderson, R (1, 7) OBP: 0.365, SLG: 0.367	SSS 0-3 ③ K			SSS 0-3 ① K		x 0-0 ②③ G5-4-3 1-2f		x 0-0 ③ F8		4	0	0	0	0	2	3
Scot Thompson, L (1, 8) OBP: 0.218, SLG: 0.228 Steve Dillard, R (9, PH) OBP: 0.294, SLG: 0.267		x 0-0 ① F8		x 0-0 ② 3-1			SSS 0-3 ① K		BBBB 4-0 BB BB	3 0	0 0	0 0	0 0	0 1	1 0	0 0
Ken Reitz, R (1, 5) OBP: 0.234, SLG: 0.282		SSS 0-3 ② K		x 0-0 1B			x 0-0 1B 2B		x 0-0 ① F9	4	0	2	0	0	1	1
Tim Blackwell, S (1, 2) OBP: 0.278, SLG: 0.194 Jerry Morales, R (9, PH) OBP: 0.357, SLG: 0.346		SSS 0-3 ③ K		x 0-0 ③ 3-1			x 0-0 S 2-3 1B		BBBB 4-0 G5-4-3 1-2 BB	3 0	0 0	1 0	0 0	0 1	1 0	1 0
Randy Martz, L (1, 1) OBP: 0.250, SLG: 0.143 Doug Capilla, L (5, 1) Jim Tracy, L (7, PH) OBP: 0.276, SLG: 0.240 Lee Smith, R (7, 1) Ken Kravec, L (8, 1) Hector Cruz, R (9, PH) OBP: 0.348, SLG: 0.462			SSS 0-3 ① K		SSS 0-3 ① K		SSS 0-3 ② K 1-2		x 0-0 ②③ G5-4-3 1-2f	2 0 1 0 0 1	0 0 0 0 0 0	0 0 0 0 0 0	0 0 0 0 0 0	2 0 1 0 0 0	0 0 0 0 0 0	0 0 2 0 0 2
Inning Stats	R: 0 H: 0 E: 0 LOB: 2 K: 1 BB: 2 S: 5 P: 13	R: 0 H: 0 E: 0 LOB: 0 K: 2 BB: 0 S: 7 P: 7	R: 1 H: 1 E: 1 LOB: 1 K: 1 BB: 0 S: 7 P: 7	R: 0 H: 1 E: 0 LOB: 1 K: 1 BB: 0 S: 6 P: 6	R: 0 H: 1 E: 0 LOB: 0 K: 1 BB: 0 S: 5 P: 5	R: 0 H: 1 E: 0 LOB: 0 K: 0 BB: 0 S: 3 P: 3	R: 0 H: 2 E: 0 LOB: 3 K: 2 BB: 1 S: 9 P: 13	R: 0 H: 0 E: 0 LOB: 0 K: 0 BB: 0 S: 3 P: 3	R: 0 H: 0 E: 0 LOB: 1 K: 0 BB: 2 S: 2 P: 10	1B: 5 2B: 1 3B: 0 HR: 0	SF: 1 SAC: 0 DP: 2 HBP: 0					

TOP

Chicago Cubs @ Houston Astros

Astrodome, Houston, TX

Sat May 16 1981, 8:05 PM EDT

Att. 43,726 - Dome - 72 F

livebaseballscorecards.com

AB	30
R	1
H	6
RBI	1
BB	5
SO	8
LOB	19

PITCHER		IP	WLS	BF	H	R	ER	SO	BB	IBB	HBP	BLK	WP	HR	S	P	ERA	WHIP
Nolan Ryan, R ERA: 1.07	(1, 1)	7.0	W	29	6	1	0	8	3	0	0	0	0	0	42	54	0.00	1.286
Joe Sambito, L ERA: 2.53	(8, 1)	2.0	S	7	0	0	0	0	2	0	0	0	0	0	5	13	0.00	1.000

PITCHER	IP	WLS	BF	H	R	ER	SO	BB	IBB	HBP	BLK	WP	HR	S	P	ERA	WHIP

WP: 0	PB: 0	SB: 3	CS: 1
PA: 36			

Batter	1	2	3	4	5	6	7	8	9	AB	R	H	RBI	BB	SO	LOB
Terry Puhl, L (1, 8) OBP: 0.329, SLG: 0.376	P5		4-3 2-3		3B 1-2 1B		P6	SF9 2-3 3-H		4	1	1	1	0	0	1
Craig Reynolds, L (1, 6) OBP: 0.302, SLG: 0.460	3B		BB 1B		SF9 1-H 2-H 3B		P5	1-H 3-H 3B		5	1	4	4	0	0	0
Denny Walling, L (1, 9) (8, 3) OBP: 0.389, SLG: 0.488	4-3		G4-6-3 1-2 BB		SF9 3-H		1B BB	F7		2	0	0	1	2	0	2
Jose Cruz, L (1, 7) OBP: 0.305, SLG: 0.440	F7		G4-6-3 1-2f		P4		FC4-6 1-3 1B			4	0	1	0	0	0	4
Danny Heep, L (1, 3) OBP: 0.344, SLG: 0.278 Joe Sambito, L (8, 1)		F7		F8		F7	FC4-6 1-2f			4 0	0 0	0 0	0 0	0 0	0 0	2 0
Art Howe, R (1, 5) OBP: 0.414, SLG: 0.512		G3-4-1 1B		5-3		P4		FC5-4 1B SF9 1B		4	1	2	0	0	0	0
Alan Ashby, S (1, 2) OBP: 0.356, SLG: 0.279		G3-4-1 1-2		F8		BB BB		FC5-4 1-2 1B		3	0	1	0	1	0	1
Rafael Landestoy, S (1, 4) OBP: 0.271, SLG: 0.125		P3			K	BB 1-2 BB		FC5-4 SF9 S 1-2f 2-3 3B		3	1	0	0	1	1	3
Nolan Ryan, R (1, 1) OBP: 0.250, SLG: 0.200 Gary Woods, R (8, 9) OBP: 0.214, SLG: 0.083			E7 4-3 1B		1B 3B BB	K		1B 1-2 3B IBB		2 0	1 1	1 0	0 0	1 1	1 0	2 0
Inning Stats	R: 0 E: 0 K: 0 S: 4 H: 1 LOB: 1 BB: 0 P: 4	R: 0 E: 0 K: 0 S: 4 H: 1 LOB: 1 BB: 0 P: 4	R: 0 E: 1 K: 0 S: 4 H: 2 LOB: 2 BB: 1 P: 8	R: 0 E: 0 K: 0 S: 3 H: 0 LOB: 0 BB: 0 P: 3	R: 3 E: 0 K: 1 S: 7 H: 2 LOB: 0 BB: 1 P: 11	R: 0 E: 0 K: 1 S: 5 H: 0 LOB: 2 BB: 2 P: 13	R: 0 E: 0 K: 0 S: 4 H: 1 LOB: 2 BB: 1 P: 8	R: 3 E: 0 K: 0 S: 6 H: 3 LOB: 1 BB: 1 P: 10		1B: 7 2B: 0 3B: 3 HR: 0 SF: 2 SAC: 0 DP: 1 HBP: 0				WP: 0 PB: 0 SB: 1 CS: 0 PA: 39		

PITCHER	IP	WLS	BF	H	R	ER	SO	BB	IBB	HBP	BLK	WP	HR	S	P	ERA	WHIP
Randy Martz, R (1, 1) ERA: 3.76	4.1	L	20	6	3	3	1	2	0	0	0	0	0	20	28	6.23	1.846
Doug Capilla, L (5, 1) ERA: 2.25	1.2		7	0	0	0	1	2	0	0	0	0	0	7	15	0.00	1.200
Lee Smith, R (7, 1) ERA: 2.97	1.1		8	3	2	2	0	1	0	0	0	0	0	7	11	13.50	3.000
Ken Kravec, L (8, 1) ERA: 7.25	0.2		4	1	1	1	0	0	1	0	0	0	0	3	7	13.50	1.500

PITCHER	IP	WLS	BF	H	R	ER	SO	BB	IBB	HBP	BLK	WP	HR	S	P	ERA	WHIP

BOTTOM

Chicago Cubs @ Houston Astros

Astrodome, Houston, TX

Sat May 16 1981, 8:05 PM EDT

Att. 43,726 - Dome - 72 F

livebaseballscorecards.com

AB	31
R	6
H	10
RBI	6
BB	6
SO	2
LOB	15

Batter	1	2	3	4	5	6	7	8	9	AB	R	H	RBI	BB	SO	LOB
Ivan De Jesus, R (1, 6) OBP: 0.276, SLG: 0.190	F8		F9		BB (1-2, 2-3)			1B, 2B, BB	BB (1-2, 2-3)	2	1	0	0	3	0	1
Joe Strain, R (1, 4) OBP: 0.318, SLG: 0.250	1-3		1-3		G3			2B, 1-3, 1B	K	3	0	0	0	0	0	4
Doug Capilla, L (5, 1)										0	0	0	0	0	0	0
Hector Cruz, R (8, PH) OBP: 0.362, SLG: 0.475										1	0	1	0	0	0	0
Dick Tidrow, R (8, 1)										0	0	0	0	0	0	0
Jim Tracy, L (9, PH) OBP: 0.267, SLG: 0.231										1	0	0	0	0	1	3
Bill Buckner, L (1, 3) OBP: 0.328, SLG: 0.488	F7			4-3		G3		1-3, 3-H, 2B		4	0	1	1	0	0	0
Steve Henderson, R (1, 7) OBP: 0.362, SLG: 0.357		L1		6-3		6-3		BB, G6-4-3		3	0	0	0	1	0	0
Leon Durham, L (1, 9) OBP: 0.306, SLG: 0.404		K		K		K		G6-4-3 (1-2f)		4	0	0	0	0	3	3
Jerry Morales, R (1, 8) OBP: 0.350, SLG: 0.339		1B			F8		6-3		F7	4	0	1	0	0	0	0
Ken Reitz, R (1, 5) OBP: 0.224, SLG: 0.270		F9			F8		6-3		K	4	0	0	0	0	1	1
Jody Davis, R (1, 2) OBP: 0.333, SLG: 0.313			SH5-4, 1B		BB, BB, BB		F8		WP, BB, 1B	2	0	1	0	1	0	0
Mike Lum, L (9, PH) OBP: 0.286, SLG: 0.167										1	0	1	0	0	0	0
Mike Krukow, R (1, 1) OBP: 0.182, SLG: 0.182										0	0	0	0	0	0	0
Lynn McGlothen, L (3, 1) OBP: 0.091, SLG: 0.182										0	0	0	0	0	0	0
Steve Dillard, R (5, PH) OBP: 0.350, SLG: 0.250			SH5-4 (1-2)		BB (1-2)			F8	WP (1-2), BB	1	0	0	0	2	0	0
(5, 4)																
Inning Stats	R: 0 E: 0 K: 0 S: 3 H: 0 LOB: 0 BB: 0 P: 3	R: 0 E: 0 K: 1 S: 6 H: 1 LOB: 1 BB: 0 P: 6	R: 0 E: 0 K: 0 S: 4 H: 1 LOB: 1 BB: 0 P: 4	R: 0 E: 0 K: 1 S: 5 H: 0 LOB: 0 BB: 0 P: 5	R: 0 E: 0 K: 0 S: 3 H: 0 LOB: 3 BB: 3 P: 15	R: 0 E: 0 K: 1 S: 5 H: 0 LOB: 0 BB: 0 P: 5	R: 0 E: 0 K: 0 S: 3 H: 0 LOB: 0 BB: 0 P: 3	R: 1 E: 0 K: 0 S: 4 H: 2 LOB: 2 BB: 2 P: 12	R: 0 E: 0 K: 2 S: 8 H: 1 LOB: 3 BB: 2 P: 16	1B: 4 2B: 1 3B: 0 HR: 0	SF: 0 SAC: 1 DP: 1 HBP: 0					

TOP

Chicago Cubs @ Houston Astros

Astrodome, Houston, TX

Sun May 17 1981, 4:33 AM EDT

Att. 34,068 - Dome - 72 F

livebaseballscorecards.com

AB	30
R	1
H	5
RBI	1
BB	7
SO	5
LOB	12

		WP: 1	PA: 38
		PB: 0	
		SB: 0	
		CS: 0	

PITCHER		IP	WLS	BF	H	R	ER	SO	BB	IBB	HBP	BLK	WP	HR	S	P	ERA	WHIP
Bob Knepper, L ERA: 1.03	(1, 1)	7.1	W	30	4	1	1	3	4	0	0	0	0	0	32	48	1.23	1.091
Frank LaCorte, R ERA: 1.8	(8, 1)	1.2		8	1	0	0	2	3	0	0	0	1	0	9	21	0.00	2.400

PITCHER	IP	WLS	BF	H	R	ER	SO	BB	IBB	HBP	BLK	WP	HR	S	P	ERA	WHIP

Batter	1	2	3	4	5	6	7	8	9	AB	R	H	RBI	BB	SO	LOB
Terry Puhl, L (1, 8) OBP: 0.345, SLG: 0.378	BBBB 4-0 1-3 S BB	BBBB 4-0 FC3-6 1-2 2-3 3-H BB	BBBB 4-0 1-2 2-3 3-H BB		x 0-0 S 1B		SSS 0-3 ② K			2	0	1	2	3	1	2
Craig Reynolds, L (1, 6) OBP: 0.299, SLG: 0.450	SSS 0-3 ① K 1-2	x 0-0 ③ FC3-6 1-2f	x 0-0 ③ P3		x 0-0 ③ F8 1-2		x 0-0 2-H 3-H 1B			5	0	1	2	0	1	8
Denny Walling, L (1, 9) (7, 3) OBP: 0.373, SLG: 0.444	x 0-0 ② 1-3 2-3		BBBB 4-0 1B 3-1 BB	x 0-0 ① 5-3		x 0-0 ① F7	x 0-0 ③ P5			4	1	0	0	1	0	2
Jose Cruz, L (1, 7) OBP: 0.314, SLG: 0.446	x 0-0 ③ 5-3		x 0-0 3-1 BB 1-3 1B 1B	x 0-0 FC3-6 1B		x 0-0 WP 1B		x 0-0 ① F8		5	1	3	0	0	0	1
Danny Heep, L (1, 3) Gary Woods, R (7, 9) OBP: 0.338, SLG: 0.263 OBP: 0.209, SLG: 0.081		x 0-0 ① F8	BBBB 4-0 1B 3-1 1-2 BB BB	x 0-0 ② FC3-6 1B 1-2f		x 0-0 ② F8 1-2		x 0-0 ② 6-3		3 1	1 0	0 0	0 0	1 0	0 0	2 0
Art Howe, R (1, 5) OBP: 0.414, SLG: 0.508		x 0-0 HBP BB BB 1B	x 0-0 ① 3-1 1-2 2-3 3-H	x 0-0 1-3 1B		x 0-0 ③ F8		x 0-0 ③ 5-3		5	1	2	1	0	0	3
Alan Ashby, S (1, 2) OBP: 0.370, SLG: 0.284		BBBB 4-0 BB HBP 1-2 BB	IIII 4-0 BB 1B IBB	SSS 0-3 ③ K			x 0-0 SH1-4 BB 1B 1B			2	1	1	0	2	1	2
Rafael Landestoy, S (1, 4) OBP: 0.288, SLG: 0.140		SSS 0-3 ② K	x 0-0 BB 1-2 2-3 3-H 1B		x 0-0 ① P6		BBBB 4-0 SH1-4 1-2 1B BB			3	1	1	1	1	1	2
Bob Knepper, L (1, 1) Frank LaCorte, R (8, 1) OBP: 0.211, SLG: 0.222		H 1-0 BB 1-2 2-3 HBP	SSSS 0-3 ② K		x 0-0 ② G3		x 0-0 ① SH1-4 1-2 2-3			2 0	0 0	0 0	0 0	0 0	1 0	3 0
Inning Stats	R: 0 E: 0 K: 1 S: 5 H: 0 LOB: 1 BB: 1 P: 9	R: 1 E: 0 K: 1 S: 6 H: 1 LOB: 3 BB: 2 P: 15	R: 3 E: 0 K: 1 S: 7 H: 2 LOB: 3 BB: 4 P: 23	R: 0 E: 0 K: 1 S: 7 H: 2 LOB: 2 BB: 0 P: 7	R: 0 E: 0 K: 0 S: 4 H: 1 LOB: 1 BB: 0 P: 4	R: 0 E: 0 K: 0 S: 4 H: 1 LOB: 1 BB: 0 P: 4	R: 2 E: 0 K: 1 S: 7 H: 2 LOB: 1 BB: 1 P: 11	R: 0 E: 0 K: 0 S: 3 H: 0 LOB: 0 BB: 0 P: 3								

PITCHER		IP	WLS	BF	H	R	ER	SO	BB	IBB	HBP	BLK	WP	HR	S	P	ERA	WHIP
Mike Krukow, R ERA: 5.91	(1, 1)	2.1	L	17	3	4	4	2	5	1	1	0	0	0	14	39	15.43	3.429
Lynn McGlothen, R ERA: 3.18	(3, 1)	1.2		8	2	0	0	2	1	0	0	0	0	0	11	15	0.00	1.800
Doug Capilla, L ERA: 2.84	(5, 1)	3.0		14	4	2	2	1	1	0	0	0	1	0	15	19	6.00	1.667
Dick Tidrow, R ERA: 4.13	(8, 1)	1.0		3	0	0	0	0	0	0	0	0	0	0	3	3	0.00	0.000

PITCHER	IP	WLS	BF	H	R	ER	SO	BB	IBB	HBP	BLK	WP	HR	S	P	ERA	WHIP

BOTTOM

Chicago Cubs @ Houston Astros

Astrodome, Houston, TX

Sun May 17 1981, 4:33 AM EDT

Att. 34,068 - Dome - 72 F

livebaseballscorecards.com

AB	32
R	6
H	9
RBI	6
BB	8
SO	5
LOB	25

1B: 9	SF: 0	WP: 1	PA: 42
2B: 0	SAC: 1	PB: 0	
3B: 0	DP: 0	SB: 2	
HR: 0	HBP: 1	CS: 0	

Batter	1	2	3	4	5	6	7	8	9	AB	R	H	RBI	BB	SO	LOB
Dave Collins, S (1, 9) OBP: 0.410, SLG: 0.481	4-3		F8		G6-4-3 1-2f	5-3			4-3	4	0	0	0	0	0	4
Sam Mejias, R (7, 9) OBP: 0.357, SLG: 0.429										1	0	0	0	0	0	0
Ron Oester, S (1, 6) OBP: 0.383, SLG: 0.435	K			K		1B 1B 2B	1-3 1B		E3	5	1	2	0	0	2	0
Ken Griffey, L (1, 8) OBP: 0.298, SLG: 0.366	4-3			BB 1B		BB 1B 2-3 1B	L7		L5	5	1	2	0	0	0	1
George Foster, R (1, 7) OBP: 0.357, SLG: 0.500		4-3		FC6-4 1-2 BB		K	1-3 1-2			3	0	0	0	1	1	3
Dan Driessen, L (1, 3) OBP: 0.356, SLG: 0.397		P6		F7		1B 1-2 BB	BB			2	0	0	0	2	0	2
Ray Knight, R (1, 5) OBP: 0.314, SLG: 0.347		P3		FC6-4 1-2f		1B 1-3 2-H 3-H 1B	K			4	1	1	2	0	1	4
Joe Nolan, L (1, 2) OBP: 0.333, SLG: 0.358			1B		2B	1B 2B IBB		F8		3	1	2	0	1	0	0
Junior Kennedy, R (1, 4) OBP: 0.176, SLG: 0.188			F4		K	1-3 2-H 2B 1B		F9		4	1	1	1	0	1	2
Tom Seaver, R (1, 1) OBP: 0.269, SLG: 0.250			K		G6-4-3 BB	1-H 3-H 2B		P5		1	0	0	0	1	1	1
Harry Spilman, L (6, PH) OBP: 0.222, SLG: 0.235										1	0	1	2	0	0	0
Paul Moskau, R (6, 1)										1	0	0	0	0	0	0

TOP

Cincinnati Reds @ Chicago Cubs

Wrigley Field, Chicago, IL

Tue May 19 1981, 3:33 AM CDT

Att. 5,896 - Unknown - 52 F

livebaseballscorecards.com

AB	34
R	5
H	9
RBI	5
BB	5
SO	6
LOB	17

Inning Stats	1	2	3	4	5	6	7	8	9
	R: 0 E: 0 K: 1 S: 5	R: 0 E: 0 K: 0 S: 3	R: 0 E: 0 K: 1 S: 6	R: 0 E: 0 K: 1 S: 6	R: 0 E: 0 K: 1 S: 5	R: 5 E: 0 K: 1 S: 9	R: 0 E: 0 K: 1 S: 6	R: 0 E: 0 K: 0 S: 3	R: 0 E: 1 K: 0 S: 3
	H: 0 LOB: 0 BB: 0 P: 5	H: 0 LOB: 0 BB: 0 P: 3	H: 1 LOB: 1 BB: 0 P: 6	H: 1 LOB: 2 BB: 1 P: 10	H: 1 LOB: 1 BB: 1 P: 9	H: 5 LOB: 1 BB: 2 P: 17	H: 1 LOB: 2 BB: 1 P: 10	H: 0 LOB: 0 BB: 0 P: 3	H: 0 LOB: 0 BB: 0 P: 3

| | | | | | | | | | |

Cincinnati Reds @ Chicago Cubs

Wrigley Field, Chicago, IL

Tue May 19 1981, 3:33 AM CDT

Att. 5,896 - Unknown - 52 F

BOTTOM

livebaseballscorecards.com

Batter	1	2	3	4	5	6	7	8	9	AB	R	H	RBI	BB	SO	LOB
Ivan De Jesus, R (1, 6) OBP: 0.268, SLG: 0.183	F9	K			FC1-6 G6-4-3			K		4	0	0	0	0	2	4
Joe Strain, R (1, 4) OBP: 0.292, SLG: 0.227	F8		F8		G6-4-3			6-3		4	0	0	0	0	0	1
Bill Buckner, L (1, 3) OBP: 0.326, SLG: 0.477	BB		F5			P6		L7		3	0	0	0	1	0	0
Leon Durham, L (1, 9) OBP: 0.304, SLG: 0.398	K		P7			5-3			1B	4	0	1	0	0	1	1
Jerry Morales, R (1, 8) OBP: 0.344, SLG: 0.333		F9		F9		F9			1B	4	0	1	0	0	0	0
Jim Tracy, L (1, 7) OBP: 0.294, SLG: 0.241		BB 1B		BB			K		P9	3	0	1	0	1	1	2
Hector Cruz, R (1, 5) OBP: 0.353, SLG: 0.455		BB		5-3			F7		K	4	0	1	0	0	1	3
Tim Blackwell, S (1, 2) OBP: 0.293, SLG: 0.191		BB		F9			BB		K	1	0	0	0	2	0	1
Scot Thompson, L (9, PH) OBP: 0.216, SLG: 0.225										1	0	0	0	0	1	2
Rick Reuschel, R (1, 1) OBP: 0.133, SLG: 0.071		K			FC1-6 BB		K			1	0	0	0	1	1	3
Doug Capilla, L (6, 1)										0	0	0	0	0	0	0
Mike Lum, L (7, PH) OBP: 0.267, SLG: 0.154										1	0	0	0	0	1	1
Dick Tidrow, R (8, 1)										0	0	0	0	0	0	0

Inning Stats	1	2	3	4	5	6	7	8	9
	R: 0 H: 0 E: 0 LOB: 1 K: 1 BB: 1 S: 5 P: 9	R: 0 H: 2 E: 0 LOB: 3 K: 2 BB: 1 S: 9 P: 13	R: 0 H: 0 E: 0 LOB: 0 K: 0 BB: 0 S: 3 P: 3	R: 0 H: 0 E: 0 LOB: 1 K: 0 BB: 1 S: 3 P: 7	R: 0 H: 0 E: 0 LOB: 0 K: 0 BB: 1 S: 2 P: 6	R: 0 H: 0 E: 0 LOB: 0 K: 0 BB: 0 S: 3 P: 3	R: 0 H: 0 E: 0 LOB: 1 K: 2 BB: 1 S: 7 P: 11	R: 0 H: 0 E: 0 LOB: 0 K: 1 BB: 0 S: 5 P: 5	R: 0 H: 2 E: 0 LOB: 2 K: 2 BB: 0 S: 9 P: 9

1B: 4	SF: 0	WP: 0 PA: 35
2B: 0	SAC: 0	PB: 0
3B: 0	DP: 1	SB: 1
HR: 0	HBP: 0	CS: 0

AB	30
R	0
H	4
RBI	0
BB	5
SO	8
LOB	18

PITCHER	IP	WLS	BF	H	R	ER	SO	BB	IBB	HBP	BLK	WP	HR	S	P	ERA	WHIP
Tom Seaver, R (1, 1) ERA: 2.04	5.0	W	20	2	0	0	3	4	0	0	0	0	0	22	38	0.00	1.200
Paul Moskau, R (6, 1) ERA: 2.42	4.0	S	15	2	0	0	5	1	0	0	0	0	0	24	28	0.00	0.750

PITCHER	IP	WLS	BF	H	R	ER	SO	BB	IBB	HBP	BLK	WP	HR	S	P	ERA	WHIP

Batter	1	2	3	4	5	6	7	8	9	AB	R	H	RBI	BB	SO	LOB
Dave Collins, S (1, 9) OBP: 0.398, SLG: 0.464	S S S 0-3 ① K	x 0-0 ② G3 1-2 2-3 3-H			x 0-0 ① G3		x 0-0 E5 1B SH BB 1-2	x 0-0 ③ G3		5	1	0	1	0	1	3
Sam Mejias, R (8, 9) OBP: 0.357, SLG: 0.429										0	0	0	0	0	0	0
Ken Griffey, L (1, 8) OBP: 0.310, SLG: 0.376	x 0-0 S HR 1B	x 0-0 ③ G3			x 0-0 1B		x 0-0 SH BB 1B 1-2 2-3		x 0-0 S 2B 1B	4	2	3	0	0	0	2
Dave Concepcion, R (1, 6) OBP: 0.383, SLG: 0.452	x 0-0 ② F3 1-2		x 0-0 S 1B		x 0-0 ② F8		x 0-0 BB 1-2 2-3 3-H 1B		x 0-0 5-3 1-H HR 2B	5	1	3	2	0	0	2
George Foster, R (1, 7) OBP: 0.352, SLG: 0.511	x 0-0 2-H HR	S S S 0-3 ① K			x 0-0 ③ F8		S S S 0-3 ① K		x 0-0 ① 5-3 2-3	5	1	1	2	0	2	6
Dan Driessen, L (1, 3) OBP: 0.359, SLG: 0.380	x 0-0 ③ F8		B B B B 4-0 G6-4-3 1-3 BB			x 0-0 ① F8	x 0-0 ② F5		4-0 HR IBB	3	1	0	0	2	0	3
Ray Knight, R (1, 5) OBP: 0.317, SLG: 0.367		S S S 0-3 ① K	x 0-0 ② ③ G6-4-3 1-2f			x 0-0 HR	B B B B 4-0 1-2 2-3 3-H BB		x 0-0 ② L8	4	1	1	2	1	1	4
Joe Nolan, L (1, 2) OBP: 0.329, SLG: 0.343		B B B B 4-0 E WP G3 BB		x 0-0 ① F2		x 0-0 ② 6-3	x 0-0 ③ F7		x 0-0 1-H 3-H HR	3	1	0	0	1	0	3
Doug Bair, R (7, 1) OBP: 0.500, SLG: 2.000										1	1	1	3	0	0	0
Tom Hume, R (9, 1)										0	0	0	0	0	0	0
Ron Oester, S (1, 4) OBP: 0.376, SLG: 0.420		B B B B 4-0 G3 E 1-2 BB		x 0-0 ② F8		x 0-0 ③ L7		x 0-0 ① 4-3	x 0-0 ③ 4-3	4	0	0	0	1	0	0
Bruce Berenyi, R (1, 1) OBP: 0.133, SLG: 0.154	x 0-0 E1 G3 1-2 2-3			S S S 0-3 ③ K		x 0-0 SH E 1B 1B	S S S 0-3 ② K			1	0	0	0	0	0	2
Joe Price, R (2, 1)										1	0	0	0	0	1	0
Harry Spilman, L (7, PH) OBP: 0.263, SLG: 0.278										1	1	1	0	0	0	0
Mike O'Berry, R (7, 2) OBP: 0.257, SLG: 0.281										1	0	0	0	0	1	0
Inning Stats	R: 2 E: 0 K: 1 S: 7 H: 2 LOB: 0 BB: 0 P: 7	R: 1 E: 1 K: 1 S: 6 H: 0 LOB: 2 BB: 2 P: 14	R: 0 E: 0 K: 1 S: 5 H: 1 LOB: 1 BB: 1 P: 9	R: 0 E: 0 K: 1 S: 5 H: 0 LOB: 0 BB: 0 P: 5	R: 0 E: 0 K: 0 S: 4 H: 1 LOB: 1 BB: 0 P: 4	R: 1 E: 0 K: 0 S: 4 H: 1 LOB: 0 BB: 0 P: 4	R: 2 E: 1 K: 1 S: 9 H: 2 LOB: 3 BB: 1 P: 13	R: 0 E: 0 K: 1 S: 5 H: 0 LOB: 0 BB: 0 P: 5	R: 4 E: 0 K: 0 S: 6 H: 3 LOB: 0 BB: 1 P: 10	1B: 6 2B: 1 3B: 0 HR: 3 SF: 0 SAC: 1 DP: 1 HBP: 0						

PITCHER		IP	WLS	BF	H	R	ER	SO	BB	IBB	HBP	BLK	WP	HR	S	P	ERA	WHIP
Bill Caudill, R ERA: 4.58	(1, 1)	6.0		26	5	4	3	4	3	0	0	0	1	2	31	43	4.50	1.333
Lee Smith, R ERA: 3.26	(7, 1)	0.0	L	4	2	2	1	0	0	0	0	0	0	0	4	4	∞	∞
Dick Tidrow, R ERA: 4.66	(7, 1)	3.0		14	3	4	4	2	1	1	0	0	0	1	16	24	12.00	1.333

PITCHER	IP	WLS	BF	H	R	ER	SO	BB	IBB	HBP	BLK	WP	HR	S	P	ERA	WHIP

TOP

Cincinnati Reds @ Chicago Cubs

Wrigley Field, Chicago, IL

Wed May 20 1981, 3:33 AM CDT

Att. 5,914 - Sunny - 54 F

livebaseballscorecards.com

AB	38
R	10
H	10
RBI	10
BB	5
SO	6
LOB	25

WP: 1 PA: 44
PB: 0
SB: 4
CS: 0

Batter	1	2	3	4	5	6	7	8	9	AB	R	H	RBI	BB	SO	LOB
Jerry Morales, R (1, 8) OBP: 0.333, SLG: 0.313	BBBB 4-0 BB BB 1B BB	x 0-0 ① L7		x 0-0 ③ F8			x 0-0 ① P4		x 0-0 ② F4	4	1	0	0	1	0	3
Joe Strain, R (1, 4) OBP: 0.283, SLG: 0.224	x 0-0 ① L4	x 0-0 ② F7			x 0-0 ① F9		x 0-0 G4-6-3 1B		x 0-0 E6 E E 1B 3-H	5	1	1	0	0	0	2
Bill Buckner, L (1, 3) OBP: 0.329, SLG: 0.470	BBBB 4-0 BB 1-2 1B BB	x 0-0 ③ F9			x 0-0 WP 1B		x 0-0 ②③ G4-6-3 1-2f		x 0-0 E4 BB 1B 1-3	4	1	1	0	1	0	3
Leon Durham, L (1, 9) OBP: 0.315, SLG: 0.397	BBBB 4-0 1B HR 1-2 2-3 BB		SSS 0-3 ① K		BBBB 4-0 1-2 BB			SSS 0-3 ① K	x 0-0 BB 1-2 3-H 1B	3	1	1	1	2	2	0
Jim Tracy, L (1, 7) OBP: 0.333, SLG: 0.273	x 0-0 HR 1-3 2-H 3-H 1B		SSS 0-3 ② K		SSS 0-3 ② K			x 0-0 1B	BBBB 4-0 1-2 2-3 BB	4	1	2	2	1	2	2
Hector Cruz, R (1, 5) OBP: 0.339, SLG: 0.490	x 0-0 1-H 3-H HR		SSS 0-3 ③ K		x 0-0 ③ F9			x 0-0 ② L7	SSS 0-3 ③ K	5	1	1	3	0	2	6
Ivan De Jesus, R (1, 6) OBP: 0.262, SLG: 0.179 Mike Lum, L (8, PH) OBP: 0.250, SLG: 0.143 Steve Dillard, R (9, 6) OBP: 0.350, SLG: 0.250	x 0-0 ② P4			x 0-0 ① F8		x 0-0 ① F8		x 0-0 ③ F8		3 1 0	0 0 0	0 0 0	0 0 0	0 0 0	0 0 0	0 1 0
Tim Blackwell, S (1, 2) OBP: 0.302, SLG: 0.250	x 0-0 ③ L7			x 0-0 2B		x 0-0 ② 6-3			x 0-0 E 3B	4	1	2	0	0	0	0
Bill Caudill, R (1, 1) OBP: 0.222, SLG: 0.125 Steve Henderson, R (6, PH) OBP: 0.359, SLG: 0.354 Lee Smith, R (7, 1) Dick Tidrow, R (7, 1) Scot Thompson, L (9, PH) OBP: 0.213, SLG: 0.222		BBBB 4-0 BB		SSS 0-3 ② K		x 0-0 ③ L9		SSS 0-3 ① K		1 1 0 0 1	0 0 0 0 0	0 0 0 0 0	0 0 0 0 0	1 0 0 0 1	1 0 0 0 1	1 0 0 0 1
Inning Stats	R: 5 E: 0 K: 0 S: 5 H: 2 LOB: 0 BB: 3 P: 17	R: 0 E: 0 K: 0 S: 3 H: 0 LOB: 1 BB: 1 P: 7	R: 0 E: 0 K: 3 S: 9 H: 0 LOB: 0 BB: 0 P: 9	R: 0 E: 0 K: 1 S: 6 H: 1 LOB: 1 BB: 0 P: 6	R: 0 E: 0 K: 1 S: 6 H: 1 LOB: 2 BB: 1 P: 10	R: 0 E: 0 K: 0 S: 3 H: 0 LOB: 0 BB: 0 P: 3	R: 0 E: 0 K: 0 S: 3 H: 1 LOB: 0 BB: 0 P: 3	R: 0 E: 0 K: 1 S: 6 H: 1 LOB: 1 BB: 0 P: 6	R: 2 E: 2 K: 2 S: 11 H: 2 LOB: 3 BB: 1 P: 15	1B: 5 2B: 1 3B: 1 HR: 1 SF: 0 SAC: 0 DP: 1 HBP: 0						

PITCHER	IP	WLS	BF	H	R	ER	SO	BB	IBB	HBP	BLK	WP	HR	S	P	ERA	WHIP
Bruce Berenyi, R (1, 1) ERA: 4.87	1.0		9	2	5	5	0	4	0	0	0	0	1	5	21	45.00	6.000
Joe Price, L (2, 1) ERA: 2.82	5.0	W	18	2	0	0	5	1	0	0	0	1	0	27	31	0.00	0.600
Doug Bair, R (7, 1) ERA: 5.51	2.2		13	4	2	0	2	0	0	0	0	0	0	17	17	0.00	1.500
Tom Hume, R (9, 1) ERA: 2.61	0.1	S	2	0	0	0	1	1	0	0	0	0	0	3	7	0.00	3.000

PITCHER	IP	WLS	BF	H	R	ER	SO	BB	IBB	HBP	BLK	WP	HR	S	P	ERA	WHIP

BOTTOM

Cincinnati Reds @ Chicago Cubs

Wrigley Field, Chicago, IL

Wed May 20 1981, 3:33 AM CDT

Att. 5,914 - Sunny - 54 F

livebaseballscorecards.com

AB	36
R	7
H	8
RBI	6
BB	6
SO	8
LOB	19

WP: 1	PA: 42		
PB: 0			
SB: 0			
CS: 0			

Batter	1	2	3	4	5	6	7	8	9	AB	R	H	RBI	BB	SO	LOB
Ken Griffey, L (1, 8) OBP: 0.308, SLG: 0.368	3-1			F7		BBBB 4-0 FC6-4 BB		4-3 2-3		3	0	0	0	1	0	1
Ron Oester, S (1, 4) OBP: 0.364, SLG: 0.405	4-3			4-3		FC6-4 1-2f		4-3		4	0	0	0	0	0	3
Dave Concepcion, R (1, 6) OBP: 0.373, SLG: 0.439	5-3			F7			1-3		L6	4	0	0	0	0	0	0
George Foster, R (1, 7) OBP: 0.350, SLG: 0.510		F3			G3		1B 2B		6-3	4	1	1	0	0	0	0
Larry Biittner, L (1, 9) OBP: 0.429, SLG: 0.500		4-3			F7		1B 2-H 1B		1B 1B	4	0	2	1	0	0	0
Ray Knight, R (1, 5) OBP: 0.329, SLG: 0.379		CS 1B			F3		G1-6-3 1-2 1B		1-3 1B	4	0	3	0	0	0	0
Dan Driessen, L (1, 3) OBP: 0.344, SLG: 0.360		CS 1-2	SSS K			4-3	G1-6-3 1-2f		4-3	4	0	0	0	0	1	4
Joe Nolan, L (1, 2) OBP: 0.341, SLG: 0.361			G3			BBBB 4-0 SH1-4 BB		4-3 2B		2	0	1	0	1	0	0
Frank Pastore, R (1, 1) OBP: 0.143, SLG: 0.143			6-3			SH1-4 1-2		F7		1	0	0	0	0	0	0
Geoff Combe, R (6, 1)										0	0	0	0	0	0	0
Harry Spilman, L (8, PH) OBP: 0.250, SLG: 0.263										1	0	0	0	0	0	1
Tom Hume, R (8, 1)										0	0	0	0	0	0	0
Inning Stats	R: 0 E: 0 K: 0 S: 3	H: 0 LOB: 0 BB: 0 P: 3	R: 0 E: 0 K: 0 S: 3	H: 1 LOB: 0 BB: 0 P: 3	R: 0 E: 0 K: 1 S: 5	H: 0 LOB: 0 BB: 0 P: 5	R: 0 E: 0 K: 0 S: 3	H: 0 LOB: 0 BB: 0 P: 3	R: 0 E: 0 K: 0 S: 3	H: 0 LOB: 0 BB: 0 P: 3	R: 0 E: 0 K: 0 S: 3	H: 0 LOB: 2 BB: 2 P: 11	R: 1 E: 0 K: 0 S: 5	H: 3 LOB: 1 BB: 0 P: 5	R: 0 E: 0 K: 0 S: 4	H: 1 LOB: 1 BB: 0 P: 4	R: 0 E: 0 K: 0 S: 5	H: 2 LOB: 2 BB: 0 P: 5	1B: 5 2B: 2 3B: 0 HR: 0	SF: 0 SAC: 1 DP: 1 HBP: 0	WP: 0 PB: 0 SB: 0 CS: 1	PA: 35

PITCHER	IP	WLS	BF	H	R	ER	SO	BB	IBB	HBP	BLK	WP	HR	S	P	ERA	WHIP
Randy Martz, R (1, 1) ERA: 3.06	9.0	W	34	7	1	1	1	2	0	0	0	0	0	34	42	1.00	1.000

PITCHER IP WLS BF H R ER SO BB IBB HBP BLK WP HR S P ERA WHIP

Cincinnati Reds @ Chicago Cubs

Wrigley Field, Chicago, IL

Thu May 21 1981, 3:33 AM CDT

Att. 7,132 - Sunny - 68 F

TOP

livebaseballscorecards.com

AB	31
R	1
H	7
RBI	1
BB	2
SO	1
LOB	9

Batter	1	2	3	4	5	6	7	8	9	AB	R	H	RBI	BB	SO	LOB
Ivan De Jesus, R (1, 6) OBP: 0.255, SLG: 0.173	B1-3		E6 S		6-3		F9			4	0	0	0	0	0	0
Joe Strain, R (1, 4) OBP: 0.281, SLG: 0.226	F8		F7 1-2			1B HR 1B	3-1			4	1	1	0	0	0	1
Bill Buckner, L (1, 3) OBP: 0.333, SLG: 0.471	P6		F7			HR 1-3 1B		1B SF9-6-3-6 1B		4	2	2	0	0	0	1
Leon Durham, L (1, 9) OBP: 0.336, SLG: 0.448		1B FC4-6 2B	4-3 S 1B			1-H 3-H HR		SF9-6-3-6 1-3 1B		4	2	4	3	0	0	0
Steve Henderson, R (1, 7) OBP: 0.363, SLG: 0.362		FC4-6 2-3 1B	4-3 1-3			CS 1B		SF9-6-3-6 1-2 3-H		3	0	2	1	0	0	1
Jerry Morales, R (1, 8) OBP: 0.329, SLG: 0.299		FC4-6 1B 1-2f 3-H	F3			B B B B 4-0 1-2 BB		6-3		3	0	0	1	1	0	2
Ken Reitz, R (1, 5) OBP: 0.228, SLG: 0.272		G4-6-3 1-3 1B	6-3			F3				3	0	1	0	0	0	2
Tim Blackwell, S (1, 2) OBP: 0.292, SLG: 0.240		G4-6-3 1-2f			F8	4-3				3	0	0	0	0	0	3
Randy Martz, L (1, 1) OBP: 0.182, SLG: 0.100			L7		6-3		S S S K			3	0	0	0	0	1	0
Inning Stats	R: 0 H: 0 E: 0 LOB: 0 K: 0 BB: 0 S: 3 P: 3	R: 1 H: 3 E: 0 LOB: 1 K: 0 BB: 0 S: 5 P: 5	R: 0 H: 0 E: 1 LOB: 1 K: 0 BB: 0 S: 4 P: 4	R: 0 H: 1 E: 0 LOB: 1 K: 0 BB: 0 S: 4 P: 4	R: 0 H: 0 E: 0 LOB: 0 K: 0 BB: 0 S: 3 P: 3	R: 3 H: 4 E: 0 LOB: 1 K: 0 BB: 1 S: 6 P: 10	R: 0 H: 0 E: 0 LOB: 0 K: 1 BB: 0 S: 5 P: 5	R: 1 H: 2 E: 0 LOB: 0 K: 0 BB: 0 S: 4 P: 4		1B: 8 SF: 1 2B: 2 SAC: 0 3B: 0 DP: 2 HR: 1 HBP: 0						WP: 0 PA: 33 PB: 0 SB: 2 CS: 1

PITCHER	IP	WLS	BF	H	R	ER	SO	BB	IBB	HBP	BLK	WP	HR	S	P	ERA	WHIP
Frank Pastore, R (1, 1) ERA: 4.01	5.0	L	23	8	4	4	0	0	0	0	0	0	1	23	23	7.20	1.600
Geoff Combe, R (6, 1) ERA: 3.6	2.0		6	0	0	0	1	1	0	0	0	0	0	7	11	0.00	0.500
Tom Hume, R (8, 1) ERA: 2.91	1.0		4	2	1	1	0	0	0	0	0	0	0	4	4	9.00	2.000

PITCHER	IP	WLS	BF	H	R	ER	SO	BB	IBB	HBP	BLK	WP	HR	S	P	ERA	WHIP

BOTTOM

Cincinnati Reds @ Chicago Cubs

Wrigley Field, Chicago, IL

Thu May 21 1981, 3:33 AM CDT

Att. 7,132 - Sunny - 68 F

livebaseballscorecards.com

AB	31
R	5
H	10
RBI	5
BB	1
SO	1
LOB	10

Batter	1	2	3	4	5	6	7	8	9	AB	R	H	RBI	BB	SO	LOB
Tim Raines, S (1, 7) OBP: 0.438, SLG: 0.456	0-0 S 1B	0-0 4-3 2-3		4-0 IBB	0-0 F7			0-0 L4		4	0	1	0	1	0	3
Rodney Scott, S (1, 4) OBP: 0.333, SLG: 0.215	0-3 K 1-2	0-0 4-3		0-0 4-3		0-0 4-3		0-0 6-3		5	0	0	0	0	1	4
Andre Dawson, R (1, 8) OBP: 0.378, SLG: 0.614 Elias Sosa, R (8, 1) OBP: 1.000, SLG: 1.000 Bill Lee, L (9, 1) OBP: 0.429, SLG: 0.429	0-3 K		0-0 WP 4-3 1B		0-0 HR	0-0 BB 1B		0-0 4-3		5 0 0	1 0 0	3 0 0	1 0 0	0 0 0	1 0 0	1 0 0
Willie Montanez, L (1, 3) OBP: 0.229, SLG: 0.182 Bob Pate, R (8, 8)	0-0 4-3		0-0 4-3 1-2		0-0 E4 2B	0-0 P5			0-0 F8	4 1	1 0	0 0	0 0	0 0	0 0	3 0
Gary Carter, R (1, 2) OBP: 0.342, SLG: 0.408		0-0 1B BB 2B 1B	B B B B 4-0 G6-3 BB		0-0 F6	B B B B 4-0 1-2 BB			0-0 L7	3	1	1	0	2	0	1
Warren Cromartie, L (1, 9) OBP: 0.317, SLG: 0.391		B B B B 4-0 1B 1-2 2B BB	0-0 G6-3 1-2f 2-3		0-0 1B 2B 3-H	0-0 F5			0-0 1B	4	2	2	1	1	0	4
Tim Wallach, R (1, 5) OBP: 0.315, SLG: 0.369		0-0 2B 1-2 2-3 1B		S S S 0-3 K	0-0 FC2-5 BB 2-H 1B		0-0 6-3	S S S 0-3 K		5	1	2	1	0	2	1
Chris Speier, R (1, 6) OBP: 0.338, SLG: 0.336		0-0 4-3 1-H 2-H 3-H 2B		0-0 SH3-4 1B	B B B B 4-0 FC2-5 1-2 BB		0-0 F8			3	0	2	3	1	0	0
Charlie Lea, R (1, 1) Tom Hutton, L (8, 3) OBP: 0.300, SLG: 0.222		S S S 0-3 K		0-0 SH3-4 1-2	0-0 FC2-5 1-2 2-3f		0-0 4-3			3 0	0 0	0 0	0 0	0 0	1 0	3 0
Inning Stats	R: 0 H: 1 E: 0 LOB: 1 K: 2 BB: 0 S: 8 P: 8	R: 3 H: 3 E: 0 LOB: 1 K: 1 BB: 1 S: 8 P: 12	R: 0 H: 1 E: 0 LOB: 1 K: 0 BB: 1 S: 3 P: 7	R: 0 H: 1 E: 0 LOB: 1 K: 1 BB: 1 S: 6 P: 10	R: 3 H: 3 E: 1 LOB: 2 K: 0 BB: 1 S: 7 P: 11	R: 0 H: 1 E: 0 LOB: 2 K: 0 BB: 1 S: 4 P: 8	R: 0 H: 0 E: 0 LOB: 0 K: 0 BB: 0 S: 3 P: 3	R: 0 H: 0 E: 0 LOB: 0 K: 0 BB: 0 S: 3 P: 3	R: 0 H: 1 E: 0 LOB: 1 K: 1 BB: 0 S: 6 P: 6	1B: 8 SF: 0 2B: 2 SAC: 1 3B: 0 DP: 1 HR: 1 HBP: 0						

TOP

Montreal Expos @ Chicago Cubs

Wrigley Field, Chicago, IL

Fri May 22 1981, 3:33 AM CDT

Att. 6,071 - Overcast - 72 F

livebaseballscorecards.com

AB	37
R	6
H	11
RBI	6
BB	5
SO	5
LOB	20

WP: 1 PA: 43
PB: 0
SB: 1
CS: 0

PITCHER		IP	WLS	BF	H	R	ER	SO	BB	IBB	HBP	BLK	WP	HR	S	P	ERA	WHIP
Mike Krukow, R ERA: 6.44	(1, 1)	4.1	L	24	8	6	5	4	2	1	0	0	1	1	29	41	10.38	2.308
Lynn McGlothen, R ERA: 3.05	(5, 1)	1.2		9	2	0	0	0	2	0	0	0	0	0	7	15	0.00	2.400
Ken Kravec, L ERA: 6.66	(7, 1)	2.0		6	0	0	0	0	0	0	0	0	0	0	6	6	0.00	0.000
Doug Capilla, L ERA: 2.53	(9, 1)	1.0		4	1	0	0	1	0	0	0	0	0	0	6	6	0.00	1.000

PITCHER	IP	WLS	BF	H	R	ER	SO	BB	IBB	HBP	BLK	WP	HR	S	P	ERA	WHIP

Montreal Expos @ Chicago Cubs

Wrigley Field, Chicago, IL

Fri May 22 1981, 3:33 AM CDT

Att. 6,071 - Overcast - 72 F

livebaseballscorecards.com

BOTTOM

Batter	1	2	3	4	5	6	7	8	9	AB	R	H	RBI	BB	SO	LOB
Ivan De Jesus, R (1, 6) OBP: 0.248, SLG: 0.168	S S S 0-3 ① K		x 0-0 ② 4-3			x 0-0 ② 6-3		x 0-0 ② P8		4	0	0	0	0	1	0
Joe Strain, R (1, 4) OBP: 0.279, SLG: 0.228	S S S 0-3 ② K		x 0-0 ③ 6-3			x 0-0 WP 1B		x 0-0 ③ L9		4	0	1	0	0	1	0
Bill Buckner, L (1, 3) OBP: 0.331, SLG: 0.465	x 0-0 2B 1B			x 0-0 ① 3-1		x 0-0 ③ F8 1-2			x 0-0 ① F8	4	0	1	0	0	0	1
Leon Durham, L (1, 9) OBP: 0.333, SLG: 0.450	x 0-0 1-3 2B			x 0-0 ② 3-1			x 0-0 ① L9		S S S 0-3 ② K	4	0	1	0	0	1	0
Steve Henderson, R (1, 7) OBP: 0.367, SLG: 0.367	x 0-0 ③ 5-3			x 0-0 ③ F9			x 0-0 G1-6-3 1B		x 0-0 1B 1B 1B	4	1	2	0	0	0	2
Jerry Morales, R (1, 8) OBP: 0.338, SLG: 0.300		B B B B 4-0 G1-6-3 BB			x 0-0 ① 1-3		x 0-0 ② ③ G1-6-3 1-2f		x 0-0 1B 1-2 1B	3	0	1	0	1	0	1
Ken Reitz, R (1, 5) OBP: 0.238, SLG: 0.292 Mike Tyson, R (9, PR) OBP: 0.265, SLG: 0.289		x 0-0 ① ② G1-6-3 1-2f			x 0-0 ② 6-3			x 0-0 HR 2B	x 0-0 1-2 2-H 1B	4 0	1 0	2 0	1 0	0 0	0 0	1 0
Tim Blackwell, S (1, 2) OBP: 0.293, SLG: 0.282 Hector Cruz, R (9, PH) OBP: 0.333, SLG: 0.480		x 0-0 ③ F8			x 0-0 ③ F2			x 0-0 2-H HR	x 0-0 ③ F9	3 1	1 0	1 0	2 0	0 0	0 0	0 2
Mike Krukow, R (1, 1) OBP: 0.167, SLG: 0.167 Lynn McGlothen, L (5, 1) OBP: 0.091, SLG: 0.182 Scot Thompson, L (6, PH) OBP: 0.211, SLG: 0.220 Ken Kravec, L (7, 1) Mike Lum, L (8, PH) OBP: 0.235, SLG: 0.133 Doug Capilla, L (9, 1)			x 0-0 ① F9			x 0-0 ① F7		x 0-0 ① L3		1 0 1 0 1 0	0 0 0 0 0 0	0 0 0 0 0 0	0 0 0 0 0 0	0 0 0 0 0 0	0 0 0 0 0 0	0 0 0 0 0 0
Inning Stats	R: 0 E: 0 K: 2 S: 9 H: 2 LOB: 2 BB: 0 P: 9	R: 0 E: 0 K: 0 S: 2 H: 0 LOB: 0 BB: 1 P: 6	R: 0 E: 0 K: 0 S: 3 H: 0 LOB: 0 BB: 0 P: 3	R: 0 E: 0 K: 0 S: 3 H: 0 LOB: 0 BB: 0 P: 3	R: 0 E: 0 K: 0 S: 3 H: 0 LOB: 0 BB: 0 P: 3	R: 0 E: 0 K: 0 S: 4 H: 1 LOB: 1 BB: 0 P: 4	R: 0 E: 0 K: 0 S: 3 H: 1 LOB: 0 BB: 0 P: 3	R: 2 E: 0 K: 0 S: 5 H: 2 LOB: 0 BB: 0 P: 5	R: 1 E: 0 K: 1 S: 8 H: 3 LOB: 2 BB: 0 P: 8	1B: 6 2B: 2 3B: 0 HR: 1	SF: 0 SAC: 0 DP: 2 HBP: 0			WP: 1 PB: 0 SB: 0 CS: 0	PA: 35		

	AB	34
	R	3
	H	9
	RBI	3
	BB	1
	SO	3
	LOB	7

PITCHER		IP	WLS	BF	H	R	ER	SO	BB	IBB	HBP	BLK	WP	HR	S	P	ERA	WHIP
Charlie Lea, R ERA: 2.25	(1, 1)	7.0	W	24	4	0	0	2	1	0	0	0	1	0	27	31	0.00	0.714
Elias Sosa, R ERA: 1.64	(8, 1)	1.0		5	2	2	2	0	0	0	0	0	0	1	5	5	18.00	2.000
Bill Lee, L ERA: 2.87	(9, 1)	1.0		6	3	1	1	1	0	0	0	0	0	0	8	8	9.00	3.000

PITCHER	IP	WLS	BF	H	R	ER	SO	BB	IBB	HBP	BLK	WP	HR	S	P	ERA	WHIP

Batter	1	2	3	4	5	6	7	8	9	AB	R	H	RBI	BB	SO	LOB
Tim Raines, S (1, 7) OBP: 0.443, SLG: 0.482	4-3		FC4-5-6 S 1-3 3-H 1B		6-3		1B S S 1B		HR	5	2	3	2	0	0	0
Rodney Scott, S (1, 4) OBP: 0.336, SLG: 0.241	4-3		FC4-5-6 1B 1-3 3-H		3B		WP S 1-3 1B		F7	5	0	2	1	0	0	1
Andre Dawson, R (1, 8) OBP: 0.394, SLG: 0.622	1B		1-2 1B		1B 1B		B B B B 4-0 G3-6-3 1-3 3-H BB			3	0	3	0	1	0	0
Willie Montanez, L (1, 3) OBP: 0.231, SLG: 0.189	L7		S S S K		1-3 1B		G3-6-3 1-2f			4	0	1	0	0	1	5
Gary Carter, R (1, 2) OBP: 0.333, SLG: 0.396		6-3	4-3			S S S K		4-3		4	0	0	0	0	1	2
Warren Cromartie, L (1, 9) OBP: 0.307, SLG: 0.378		B1-3		4-3		G3		B1-3		4	0	0	0	0	0	0
Tim Wallach, R (1, 5) OBP: 0.312, SLG: 0.353		5-3		S S S K		B B B 4-0 BB		S S S K		3	0	0	0	1	2	0
Chris Speier, R (1, 6) OBP: 0.336, SLG: 0.342			SH 1B 2B	5-3		G3			F2	4	1	1	0	0	0	1
Ray Burris, R (1, 1) OBP: 0.250, SLG: 0.154			SH 1B FC4-5-6 2-3		S S S K		S S S K		S S S K	2	1	0	0	0	2	0
Woodie Fryman, R (7, 1) OBP: 1.000, SLG: 1.000										0	0	0	0	0	0	0
Stan Bahnsen, R (8, 1) OBP: 0.333, SLG: 0.333										0	0	0	0	0	0	0
Tom Hutton, L (9, PH) OBP: 0.273, SLG: 0.200										1	0	0	0	0	1	0

TOP

Montreal Expos @ Chicago Cubs

Wrigley Field, Chicago, IL

Sat May 23 1981, 3:33 AM CDT

Att. 15,981 - Overcast - 72 F

livebaseballscorecards.com

AB	35
R	4
H	10
RBI	3
BB	2
SO	7
LOB	9

Inning Stats	1	2	3	4	5	6	7	8	9	1B: 7	SF: 0	WP: 1	PA: 38
R:	0	0	2	0	0	0	1	0	1	2B: 1	SAC: 1	PB: 0	
E:	0	0	1	0	0	0	0	0	0	3B: 1	DP: 1	SB: 4	
K:	0	0	1	1	1	1	1	1	1	HR: 1	HBP: 0	CS: 0	
S:	4	3	9	5	7	5	6	5	6				
H:	1	0	3	0	3	0	2	0	1				
LOB:	1	0	2	0	3	1	1	0	0				
BB:	0	0	0	0	0	1	1	0	0				
P:	4	3	9	5	7	9	10	5	6				

PITCHER		IP	WLS	BF	H	R	ER	SO	BB	IBB	HBP	BLK	WP	HR	S	P	ERA	WHIP
Rick Reuschel, R ERA: 3.93	(1, 1)	7.0	W	31	9	3	2	5	2	0	0	0	1	0	39	47	2.57	1.571
Dick Tidrow, R ERA: 4.65	(8, 1)	2.0	S	7	1	1	1	2	0	0	0	0	0	1	11	11	4.50	0.500

PITCHER		IP	WLS	BF	H	R	ER	SO	BB	IBB	HBP	BLK	WP	HR	S	P	ERA	WHIP

Montreal Expos @ Chicago Cubs

Wrigley Field, Chicago, IL

Sat May 23 1981, 3:33 AM CDT

Att. 15,981 - Overcast - 72 F

BOTTOM

livebaseballscorecards.com

Batter	1	2	3	4	5	6	7	8	9	AB	R	H	RBI	BB	SO	LOB
Ivan De Jesus, R (1, 6) OBP: 0.255, SLG: 0.172	BBBB 4-0 BB S 1B BB	x 0-0 ③ F8			SSS 0-3 ③ K		x 0-0 1-2 3-H 1B			3	1	1	1	1	1	1
Joe Strain, R (1, 4) OBP: 0.277, SLG: 0.217 Dick Tidrow, R (8, 1)	BBBB 4-0 BB 1-2 1B BB	x 0-0 ① 5-3				x 0-0 ① 5-3	x 0-0 ③ F7			3 0	1 0	0 0	0 0	1 0	0 0	2 0
Bill Buckner, L (1, 3) OBP: 0.329, SLG: 0.466	x 0-0 ① L9	x 0-0 ② L9				x 0-0 3-1 CS 2B		x 0-0 ① 6-3		4	0	1	0	0	0	2
Leon Durham, L (1, 9) OBP: 0.331, SLG: 0.444	x 0-0 ② P6	x 0-0 ③ F7				x 0-0 ② 3-1 2-3		x 0-0 1B 1B 1B		4	0	1	0	0	0	3
Steve Henderson, R (1, 7) OBP: 0.371, SLG: 0.366	BBBB 4-0 1B 1-2 2-3 BB			x 0-0 ① F9		x 0-0 ③ CS 3-H	x 0-0 ① 5-3	x 0-0 1B 1-2 2B 1B		3	1	1	0	1	0	0
Jerry Morales, R (1, 8) OBP: 0.358, SLG: 0.324	x 0-0 ③ 1-3 2-H 3-H 1B			x 0-0 ② 4-3			x 0-0 HBP 1B 1B	x 0-0 ② 1-2 2-H 2B 1B		4	2	3	2	0	0	0
Ken Reitz, R (1, 5) OBP: 0.257, SLG: 0.313		x 0-0 1B 1B		x 0-0 ③ P6			H 1-0 1B 1-2 1B HBP	x 0-0 1-H 2-H 2B		3	1	2	2	0	0	0
Tim Blackwell, S (1, 2) OBP: 0.298, SLG: 0.288 Hector Cruz, R (7, PH) OBP: 0.328, SLG: 0.471 Jody Davis, R (8, 2) OBP: 0.316, SLG: 0.294		x 0-0 ① 1-3 1B			x 0-0 ① F8		x 0-0 ② P4	x 0-0 ③ 5-3		2 1 1	0 0 0	1 0 0	0 0 0	0 0 0	0 0 0	0 2 1
Rick Reuschel, R (1, 1) OBP: 0.118, SLG: 0.063 Steve Dillard, R (7, PH) OBP: 0.381, SLG: 0.294 (8, 4)		SSS 0-3 ② K			x 0-0 ② F7		x 0-0 1-3 2-H 1B			2 1	0 0	0 1	0 1	0 0	1 0	1 0
Inning Stats	R: 2 E: 0 K: 0 S: 3 H: 1 LOB: 2 BB: 3 P: 15	R: 0 E: 0 K: 1 S: 6 H: 2 LOB: 1 BB: 0 P: 6	R: 0 E: 0 K: 0 S: 3 H: 0 LOB: 0 BB: 0 P: 3	R: 0 E: 0 K: 0 S: 3 H: 0 LOB: 0 BB: 0 P: 3	R: 0 E: 0 K: 1 S: 5 H: 0 LOB: 0 BB: 0 P: 5	R: 0 E: 0 K: 0 S: 3 H: 1 LOB: 0 BB: 0 P: 3	R: 2 E: 0 K: 0 S: 6 H: 3 LOB: 2 BB: 0 P: 7	R: 2 E: 0 K: 0 S: 6 H: 4 LOB: 1 BB: 0 P: 6		1B: 9 2B: 2 3B: 0 HR: 0	SF: 0 SAC: 0 DP: 0 HBP: 1		WP: 0 PB: 0 SB: 1 CS: 1	PA: 36			

	AB	31
	R	6
	H	11
	RBI	6
	BB	3
	SO	2
	LOB	12

PITCHER		IP	WLS	BF	H	R	ER	SO	BB	IBB	HBP	BLK	WP	HR	S	P	ERA	WHIP
Ray Burris, R ERA: 3.83	(1, 1)	6.1	L	25	5	4	4	2	3	0	1	0	0	0	25	38	5.68	1.263
Woodie Fryman, L ERA: 2.13	(7, 1)	1.0		7	4	2	2	0	0	0	0	0	0	0	7	7	18.00	4.000
Stan Bahnsen, R ERA: 6.2	(8, 1)	0.2		3	2	0	0	0	0	0	0	0	0	0	3	3	0.00	3.000

PITCHER	IP	WLS	BF	H	R	ER	SO	BB	IBB	HBP	BLK	WP	HR	S	P	ERA	WHIP

Montreal Expos @ Chicago Cubs

Wrigley Field, Chicago, IL

Sun May 24 1981, 3:33 AM CDT

Att. 10,821 - Cloudy - 74 F

livebaseballscorecards.com

TOP

Batter	1	2	3	4	5	6	7	8	9	AB	R	H	RBI	BB	SO	LOB
Tim Raines, S (1, 7) OBP: 0.442, SLG: 0.483	K		BB		2B		F9		4-3	4	1	1	0	1	1	0
Rodney Scott, S (1, 4) OBP: 0.331, SLG: 0.233	G3		K 1-2		F8 2-3		BB		4-3	4	0	0	0	1	1	2
Andre Dawson, R (1, 8) OBP: 0.396, SLG: 0.616	BB E		F8		G4-6-3 3-H 1B		F8			3	0	1	1	1	0	2
Willie Montanez, L (1, 3) OBP: 0.209, SLG: 0.171	E6 1-3		F2 2-3		G4-6-3 1-2f			1-3		4	0	0	0	0	0	3
Gary Carter, R (1, 2) OBP: 0.325, SLG: 0.384	F7			5-3		L7		F7		4	0	0	0	0	0	2
Warren Cromartie, L (1, 9) OBP: 0.313, SLG: 0.390		1B B3 2B		K		4-3		FC5 1B 1B		4	0	2	0	0	1	0
Tim Wallach, R (1, 5) OBP: 0.333, SLG: 0.417		6-3		1B 1B		HR		1-2 1B		4	1	3	1	0	0	1
Chris Speier, R (1, 6) OBP: 0.340, SLG: 0.347		2-3 1B		FC6 1-3 1B		F8		FC5 2-3f		4	0	2	0	0	0	2
Scott Sanderson, R (1, 1) OBP: 0.294, SLG: 0.333		B3 3-Hf		FC6 1-2f			L3		F8	2	0	0	0	0	0	4
Tom Hutton, L (7, PH) OBP: 0.250, SLG: 0.182										1	0	0	0	0	0	0
Elias Sosa, R (7, 1) OBP: 1.000, SLG: 1.000										0	0	0	0	0	0	0
Chris Smith, S (9, PH)										1	0	0	0	0	0	0

Inning Stats	1	2	3	4	5	6	7	8	9
	R: 0 E: 1 K: 1 S: 6	H: 0 LOB: 2 BB: 1 P: 10	R: 0 E: 0 K: 0 S: 4	H: 2 LOB: 1 BB: 0 P: 4	R: 0 E: 0 K: 1 S: 5	H: 0 LOB: 1 BB: 1 P: 9	R: 0 E: 0 K: 1 S: 7	H: 2 LOB: 2 BB: 0 P: 7	R: 1 E: 0 K: 0 S: 4	H: 2 LOB: 0 BB: 0 P: 4
	R: 1 E: 0 K: 0 S: 4	H: 1 LOB: 0 BB: 0 P: 4	R: 0 E: 0 K: 0 S: 3	H: 0 LOB: 1 BB: 1 P: 7	R: 0 E: 0 K: 0 S: 5	H: 2 LOB: 2 BB: 0 P: 5	R: 0 E: 0 K: 0 S: 3	H: 0 LOB: 0 BB: 0 P: 3	1B: 6 2B: 3 3B: 0 HR: 1	SF: 0 SAC: 0 DP: 2 HBP: 0

	AB	35
	R	2
	H	9
	RBI	2
	BB	3
	SO	3
	LOB	16

WP: 0 PB: 0 SB: 2 CS: 0 PA: 38

PITCHER	IP	WLS	BF	H	R	ER	SO	BB	IBB	HBP	BLK	WP	HR	S	P	ERA	WHIP
Bill Caudill, R (1, 1) ERA: 4.21	7.2	W	33	8	2	2	3	3	0	0	0	0	1	36	48	2.35	1.435
Dick Tidrow, R (8, 1) ERA: 4.45	1.1	S	5	1	0	0	0	0	0	0	0	0	0	5	5	0.00	0.750

PITCHER	IP	WLS	BF	H	R	ER	SO	BB	IBB	HBP	BLK	WP	HR	S	P	ERA	WHIP

Batter	1	2	3	4	5	6	7	8	9	AB	R	H	RBI	BB	SO	LOB
Ivan De Jesus, R (1, 6) OBP: 0.255, SLG: 0.174	F8		FC2-5 3B 1-2 1B		K		1-3			4	1	1	0	0	1	0
Joe Strain, R (1, 4) OBP: 0.275, SLG: 0.234	2B 2B		FC2-5 3B 1-2 2-3f		L4			F9		4	2	1	0	0	0	2
Bill Buckner, L (1, 3) OBP: 0.338, SLG: 0.493 Scot Thompson, L (3, PR) OBP: 0.228, SLG: 0.238 (4, 9)	2B 2-H 2B		3B 1-H 2-H 3B			SH5-4 4-3 1B 1B		HR 1B		2 2	0 2	2 2	3 2	0 0	0 0	0 0
Leon Durham, L (1, 9) OBP: 0.336, SLG: 0.467 (4, 3)	F8		K			4-3 SH5-4 1-2 1B		1-H HR		4	1	2	2	0	1	2
Steve Henderson, R (1, 7) OBP: 0.363, SLG: 0.357	L7		P6			SH5-4 1-2 2-3		K		3	0	0	0	0	1	2
Jerry Morales, R (1, 8) OBP: 0.341, SLG: 0.308		L4		F8		4-3 2-3 3-H		K		4	0	0	1	0	1	1
Ken Reitz, R (1, 5) OBP: 0.250, SLG: 0.304		4-3		5-3		K				3	0	0	0	0	1	1
Tim Blackwell, S (1, 2) OBP: 0.289, SLG: 0.277		K		F7			F8			3	0	0	0	0	1	0
Bill Caudill, R (1, 1) OBP: 0.250, SLG: 0.100 Dick Tidrow, R (8, 1)			FC2-5 1B BB		K		5-3			2 0	0 0	0 0	0 0	1 0	1 0	0 0
Inning Stats	R: 1 E: 0 K: 0 S: 5 H: 2 LOB: 1 BB: 0 P: 5	R: 0 E: 0 K: 1 S: 5 H: 0 LOB: 0 BB: 0 P: 5	R: 2 E: 0 K: 1 S: 7 H: 2 LOB: 1 BB: 1 P: 11	R: 0 E: 0 K: 0 S: 3 H: 0 LOB: 0 BB: 0 P: 3	R: 0 E: 0 K: 2 S: 7 H: 0 LOB: 0 BB: 0 P: 7	R: 1 E: 0 K: 1 S: 7 H: 2 LOB: 1 BB: 0 P: 7	R: 0 E: 0 K: 0 S: 3 H: 0 LOB: 0 BB: 0 P: 3	R: 2 E: 0 K: 2 S: 9 H: 2 LOB: 0 BB: 0 P: 9		1B: 4 2B: 2 3B: 1 HR: 1 SF: 0 SAC: 1 DP: 0 HBP: 0						

PITCHER	IP	WLS	BF	H	R	ER	SO	BB	IBB	HBP	BLK	WP	HR	S	P	ERA	WHIP
Scott Sanderson, R (1, 1) ERA: 2.41	6.0	L	25	6	4	4	5	1	0	0	0	0	0	34	38	6.00	1.167
Elias Sosa, R (7, 1) ERA: 2.77	2.0		8	2	2	2	2	0	0	0	0	0	1	12	12	9.00	1.000

PITCHER	IP	WLS	BF	H	R	ER	SO	BB	IBB	HBP	BLK	WP	HR	S	P	ERA	WHIP

BOTTOM

Montreal Expos @ Chicago Cubs

Wrigley Field, Chicago, IL

Sun May 24 1981, 3:33 AM CDT

Att. 10,821 - Cloudy - 74 F

livebaseballscorecards.com

AB	31
R	6
H	8
RBI	6
BB	1
SO	7
LOB	8

WP: 0	PA: 33
PB: 0	
SB: 0	
CS: 0	

Batter	1	2	3	4	5	6	7	8	9	10	11	AB	R	H	RBI	BB	SO	LOB
Lee Lacy, R (1, 7) OBP: 0.303, SLG: 0.378	P4	FC5-4 1-2f		E5 S 3B	6-3			6-3		4-3		6	1	0	0	0	0	2
Omar Moreno, L (1, 8) OBP: 0.281, SLG: 0.311	E 2B 1B		F8	1-H 2B 3B		K		S HBP		BB 1B		5	2	3	1	0	1	0
Bill Madlock, R (1, 5) OBP: 0.380, SLG: 0.434	1-H 2B		S 1B BB	S 2B IBB		P4		5-3 1-2		P4		4	2	1	1	2	0	2
Jason Thompson, L (1, 3) OBP: 0.310, SLG: 0.330	BB		1B 1-2 3B BB	1-H 3-H 2B		K		K		1-2 BB		3	1	1	2	3	2	1
Mike Easler, L (1, 9) OBP: 0.377, SLG: 0.580	L8		1-3 2-H 3B 1B	F6			CS 1B		FC5-4 1B	4-3		6	1	3	1	0	0	5
Phil Garner, R (1, 4) OBP: 0.402, SLG: 0.500	K		1-H SH1-4 3-H 3B	L3			1-2 1B 2B		FC5-4 1B 1-2f		G3	6	2	2	2	0	1	4
Tim Foli, R (1, 6) OBP: 0.269, SLG: 0.270		FC1-6 BB	SH1-4 3-H		2B		P3		F7		P4	4	0	1	1	1	0	2
Steve Nicosia, R (1, 2) OBP: 0.279, SLG: 0.282 Willie Stargell, L (11, PH) OBP: 0.269, SLG: 0.174 Tony Peña, R (11, 2) OBP: 0.375, SLG: 0.452	FC1-6 FC5-4 1-2f	P8		F7			2-H 1B		S 1-3 1B		K	5 1 0	0 0 0	2 0 0	1 0 0	0 1 0	0 0 0	2 0 0
Rick Rhoden, R (1, 1) OBP: 0.190, SLG: 0.238 Enrique Romo, R (8, 1) Grant Jackson, S (8, 1) Victor Cruz, R (8, 1)	F7			5-3	P6		P5		F8 1-2			4 0 0 1	0 0 0 0	0 0 0 0	0 0 0 0	0 0 0 0	0 0 0 0	3 0 0 2
Inning Stats	R: 1 H: 2 E: 1 LOB: 2 K: 1 BB: 1 S: 7 P: 11	R: 0 H: 0 E: 0 LOB: 1 K: 0 BB: 1 S: 3 P: 7	R: 4 H: 2 E: 0 LOB: 0 K: 0 BB: 2 S: 5 P: 13	R: 3 H: 2 E: 1 LOB: 1 K: 0 BB: 1 S: 6 P: 10	R: 0 H: 1 E: 0 LOB: 1 K: 0 BB: 0 S: 4 P: 4	R: 0 H: 0 E: 0 LOB: 0 K: 2 BB: 0 S: 7 P: 7	R: 1 H: 3 E: 0 LOB: 1 K: 0 BB: 0 S: 5 P: 5	R: 0 H: 0 E: 0 LOB: 1 K: 1 BB: 0 S: 5 P: 6	R: 0 H: 2 E: 0 LOB: 2 K: 0 BB: 0 S: 5 P: 5	R: 0 H: 1 E: 0 LOB: 2 K: 0 BB: 1 S: 4 P: 8	R: 0 H: 0 E: 0 LOB: 0 K: 1 BB: 0 S: 5 P: 5	1B: 7 SF: 0 2B: 4 SAC: 1 3B: 2 DP: 0 HR: 0 HBP: 1						WP: 0 PA: 53 PB: 0 SB: 6 CS: 1

PITCHER		IP	WLS	BF	H	R	ER	SO	BB	IBB	HBP	BLK	WP	HR	S	P	ERA	WHIP
Randy Martz, R ERA: 4.06	(1, 1)	2.1		15	4	5	5	1	4	0	0	0	0	0	13	29	19.29	3.429
Ken Kravec, L ERA: 6.92	(3, 1)	1.2		9	2	3	2	0	0	1	0	0	0	0	8	12	10.80	1.200
Rawly Eastwick, R ERA: 2.25	(5, 1)	3.0		12	4	1	1	2	0	0	0	0	0	0	16	16	3.00	1.333
Doug Capilla, L ERA: 2.42	(8, 1)	1.0		4	0	0	0	1	0	0	1	0	0	0	5	6	0.00	0.000
Lynn McGlothen, R ERA: 2.91	(9, 1)	2.0		10	3	0	0	0	1	0	0	0	0	0	9	13	0.00	2.000

PITCHER		IP	WLS	BF	H	R	ER	SO	BB	IBB	HBP	BLK	WP	HR	S	P	ERA	WHIP
Dick Tidrow, R ERA: 4.32	(11, 1)	1.0	W	3	0	0	0	1	0	0	0	0	0	0	5	5	0.00	0.000

TOP

Pittsburgh Pirates @ Chicago Cubs

Wrigley Field, Chicago, IL

Mon May 25 1981, 3:33 AM CDT

Att. 18,506 - Sunny - 76 F

livebaseballscorecards.com

AB	45
R	9
H	13
RBI	9
BB	6
SO	5
LOB	23

Batter	1	2	3	4	5	6	7	8	9	10	11	AB	R	H	RBI	BB	SO	LOB
Ivan De Jesus, R (1, 6) OBP: 0.258, SLG: 0.188	6-3		2B	E6 1-3 2-H 3-H			5-3	P3-4 2-3 1B		P9		6	0	2	0	0	0	2
Joe Strain, R (1, 4) OBP: 0.257, SLG: 0.217 Hector Cruz, R (10, PH) OBP: 0.322, SLG: 0.462 Dick Tidrow, R (11, 1)	K		6-3	K			1-3 2-3	P3-4 1-2f		5-3		5 1 0	0 0 0	0 0 0	0 0 0	0 0 0	2 0 0	7 0 0
Leon Durham, L (1, 3) OBP: 0.342, SLG: 0.469	CS 1B			1B PB SF7 1B	5-3		L1		F7		1B S 1B 1B	6	2	3	0	0	0	1
Steve Henderson, R (1, 7) OBP: 0.375, SLG: 0.412	CS 1-2	1-3		BB 1B BB 1-2 BB	F8			HR	HR		1B BB 1-3 1B	5	3	3	2	1	0	0
Jerry Morales, R (1, 8) OBP: 0.374, SLG: 0.333		3-1 2B		BB BB E 1-2 2-3 1B	F9			F9 1B E BB	1B BB		1B 1-2 BB	3	2	2	0	3	0	0
Scot Thompson, L (1, 9) OBP: 0.245, SLG: 0.258	3-1 2-3			SF7 3-H		6-3		E 2B 1-2 1B	1-2 1B		1-2 2-3 3-H 1B	5	1	3	2	0	0	1
Ken Reitz, R (1, 5) OBP: 0.239, SLG: 0.290	F9			F3		F8		F9 2-3	P4			5	0	0	0	0	0	7
Tim Blackwell, S (1, 2) OBP: 0.284, SLG: 0.264			4-3	BB E 1-2 2-3 BB		6-3		E4 2B 1-2 3-H	F7			4	2	0	1	1	0	3
Randy Martz, L (1, 1) OBP: 0.167, SLG: 0.182 Ken Kravec, L (3, 1) Jim Tracy, L (4, PH) OBP: 0.000, SLG: 0.000 Rawly Eastwick, R (5, 1) Mike Lum, L (7, PH) OBP: 0.375, SLG: 0.188 Doug Capilla, L (8, 1) Bill Buckner, L (9, PH) OBP: 0.000, SLG: 0.000 Rick Reuschel, R (4, PH) Lynn McGlothen, L (9, 1) OBP: 1.000, SLG: 0.750 Steve Dillard, R (10, PH) OBP: 0.000, SLG: 0.278			K	E			E9 1-3	1B 1-H 2-H		K		0 1 0 0 1 0 1 0 0 1 0 0 1	0 0 0 0 0 0 0 0 0 0 0 0 0	0 0 0 1 0 0 0 0 0 0 0 0 0	0 0 0 1 0 0 0 0 0 0 0 0 0	0 0 0 0 0 0 0 0 0 0 0 0 0	0 1 0 0 1 0 0 0 0 0 0 0 0	0 0 0 0 0 0 0 0 0 0 0 0 0
Inning Stats	R: 0 E: 0 K: 1 S: 5 H: 1 LOB: 0 BB: 0 P: 5	R: 0 E: 0 K: 0 S: 4 H: 1 LOB: 1 BB: 0 P: 4	R: 0 E: 0 K: 1 S: 6 H: 1 LOB: 1 BB: 0 P: 6	R: 4 E: 1 K: 1 S: 8 H: 2 LOB: 2 BB: 3 P: 20	R: 0 E: 0 K: 0 S: 3 H: 0 LOB: 0 BB: 0 P: 3	R: 0 E: 0 K: 0 S: 3 H: 0 LOB: 0 BB: 0 P: 3	R: 0 E: 1 K: 0 S: 4 H: 1 LOB: 1 BB: 0 P: 4	R: 4 E: 1 K: 0 S: 7 H: 4 LOB: 2 BB: 1 P: 11	R: 1 E: 0 K: 0 S: 5 H: 2 LOB: 2 BB: 1 P: 9	R: 0 E: 0 K: 1 S: 5 H: 0 LOB: 0 BB: 0 P: 5	R: 1 E: 0 K: 0 S: 3 H: 3 LOB: 3 BB: 1 P: 7	1B: 10 2B: 4 3B: 0 HR: 2	SF: 1 SAC: 0 DP: 1 HBP: 0		WP: 0 PB: 1 SB: 1 CS: 1	PA: 52		

PITCHER		IP	WLS	BF	H	R	ER	SO	BB	IBB	HBP	BLK	WP	HR	S	P	ERA	WHIP
Rick Rhoden, R ERA: 2.62	(1, 1)	7.0		32	7	6	4	3	4	0	0	0	0	1	34	50	5.14	1.571
Enrique Romo, R ERA: 5.18	(8, 1)	0.1		3	1	0	0	0	0	0	0	0	0	0	3	3	0.00	3.000
Grant Jackson, L ERA: 1.76	(8, 1)	0.0		1	1	2	1	0	0	0	0	0	0	0	1	1	∞	∞
Victor Cruz, R ERA: 1.98	(8, 1)	2.2	L	15	6	2	2	1	2	0	0	0	0	1	15	23	6.75	3.000

PITCHER	IP	WLS	BF	H	R	ER	SO	BB	IBB	HBP	BLK	WP	HR	S	P	ERA	WHIP

Pittsburgh Pirates @ Chicago Cubs

Wrigley Field, Chicago, IL

Mon May 25 1981, 3:33 AM CDT

Att. 18,506 - Sunny - 76 F

livebaseballscorecards.com

AB	44
R	10
H	15
RBI	8
BB	6
SO	4
LOB	21

Batter	1	2	3	4	5	6	7	8	9	AB	R	H	RBI	BB	SO	LOB
Lee Lacy, R (1, 7) OBP: 0.296, SLG: 0.359	L4		K		BB			K	K	4	0	0	0	1	3	4
Omar Moreno, L (1, 8) OBP: 0.285, SLG: 0.314	K		FC7-2-6 1B		F8			1-3	1B	5	0	2	2	0	1	1
Bill Madlock, R (1, 5) OBP: 0.381, SLG: 0.442	G3		FC7-2-6			P5		2B	1B	5	0	2	1	0	0	2
Jason Thompson, L (1, 3) OBP: 0.305, SLG: 0.316		4-3	P4			F7		K	BB	4	0	0	0	1	1	3
Mike Easler, L (1, 9) OBP: 0.370, SLG: 0.573		P6		5-3		3-1			2B F8	5	1	1	0	0	0	3
Phil Garner, R (1, 4) OBP: 0.395, SLG: 0.487		K		6-3			K		1B 1B	4	1	1	1	0	2	0
Tim Foli, R (1, 6) OBP: 0.284, SLG: 0.286			1B SH	F8			S		1B 1B	4	1	3	0	0	0	0
Matt Alexander, S (9, PR)										0	1	0	0	0	0	0
Tony Peña, R (9, 2) OBP: 0.375, SLG: 0.452										0	0	0	0	0	0	0
Steve Nicosia, R (1, 2) OBP: 0.281, SLG: 0.284			SH 1B		6-3		F9		1B 1B	3	1	1	0	0	0	1
Willie Stargell, L (9, PH) OBP: 0.296, SLG: 0.208										1	0	1	1	0	0	0
Eddie Solomon, R (9, PR)										0	1	0	0	0	0	0
Enrique Romo, R (9, 1)										0	0	0	0	0	0	0
Ernie Camacho, R (1, 1)										1	0	0	0	0	1	0
John Milner, L (7, PH) OBP: 0.300, SLG: 0.206										1	0	0	0	0	0	1
Kent Tekulve, R (7, 1)										0	0	0	0	0	0	0
Dale Berra, R (9, PH) OBP: 0.366, SLG: 0.381			SH 1B		K		6-3		K	1	0	0	0	0	1	2
(9, 6)																

TOP

Pittsburgh Pirates @ Chicago Cubs

Wrigley Field, Chicago, IL

Tue May 26 1981, 3:33 AM CDT

Att. 6,988 - Cloudy - 60 F

livebaseballscorecards.com

AB	38
R	6
H	11
RBI	5
BB	2
SO	9
LOB	17

Inning Stats	1	2	3	4	5	6	7	8	9	1B	SF	WP	PA
R	0	0	2	0	0	0	0	0	4	9	0	0	41
E	0	0	1	0	0	0	0	0	0	2	1	0	
K	1	1	1	0	1	0	1	2	2	0	0	2	
S	5	5	9	3	5	3	6	8	13	0	0	0	
H	0	0	3	0	0	0	1	1	6	SAC	1		
LOB	0	0	2	0	1	0	1	1	3	DP	0		
BB	0	0	0	0	1	0	0	0	1	3B	0		
P	5	5	9	3	9	3	6	8	17	HR	0	HBP	0

PITCHER		IP	WLS	BF	H	R	ER	SO	BB	IBB	HBP	BLK	WP	HR	S	P	ERA	WHIP
Mike Krukow, R ERA: 6.29	(1, 1)	8.0	L	34	8	5	5	7	1	0	0	0	0	0	47	51	5.62	1.125
Doug Capilla, L ERA: 2.82	(9, 1)	0.0		1	1	0	0	0	0	0	0	0	0	0	1	1	∞	∞
Dick Tidrow, R ERA: 4.24	(9, 1)	0.2		5	2	1	1	2	1	0	0	0	0	0	8	12	13.50	4.500
Rawly Eastwick, R ERA: 2.21	(9, 1)	0.1		1	0	0	0	0	0	0	0	0	0	0	1	1	0.00	0.000

PITCHER	IP	WLS	BF	H	R	ER	SO	BB	IBB	HBP	BLK	WP	HR	S	P	ERA	WHIP

Pittsburgh Pirates @ Chicago Cubs

Wrigley Field, Chicago, IL

Tue May 26 1981, 3:33 AM CDT

Att. 6,988 - Cloudy - 60 F

livebaseballscorecards.com

BOTTOM

Batter	1	2	3	4	5	6	7	8	9	AB	R	H	RBI	BB	SO	LOB
Ivan De Jesus, R (1, 6) OBP: 0.257, SLG: 0.184	BBB 4-0 4-3 SF7 S BB		x 0-0 ① SH5-4 1-2 2-3		SSS 0-3 ② K			SSS 0-3 ① K	x 0-0 ③ L6	3	1	0	0	1	2	2
Joe Strain, R (1, 4) OBP: 0.244, SLG: 0.205	x 0-0 ① 4-3 1-3		x 0-0 ② 1-3		x 0-0 ③ 5-3			x 0-0 ② 5-3		4	0	0	0	0	0	3
Bill Buckner, L (1, 3) OBP: 0.345, SLG: 0.507 Scot Thompson, L (8, PR) OBP: 0.245, SLG: 0.258 (9, 9)	x 0-0 ② SF7 3-H		x 0-0 ③ 1B 2-H 3-H			x 0-0 ① L9		x 0-0 BB 1B		3	0	2	3	0	0	0
										0	0	0	0	0	0	0
Leon Durham, L (1, 9) OBP: 0.353, SLG: 0.473 (9, 3)	SSS 0-3 ③ K			x 0-0 FC6-5 S 1B		x 0-0 ② 1B		BBBB 4-0 1-2 FC6-4 BB		3	0	2	0	1	1	0
Steve Henderson, R (1, 7) OBP: 0.365, SLG: 0.400		x 0-0 ① F8		x 0-0 ① 1-3 1-2		x 0-0 ③ F8		x 0-0 ③ FC6-4 1-2f		4	0	0	0	0	0	3
Jerry Morales, R (1, 8) OBP: 0.368, SLG: 0.329		x 0-0 ② 6-3		x 0-0 ② FC6-5 E 2-3			x 0-0 ① 1-3		x 0-0 BB 1B	4	1	1	0	0	0	1
Ken Reitz, R (1, 5) OBP: 0.233, SLG: 0.282 Mike Lum, L (9, PH) OBP: 0.263, SLG: 0.176		x 0-0 ③ F8		x 0-0 E7 BLK 1-H			SSS 0-3 ② K		SSS 0-3 ① K	3	0	0	0	0	1	0
										1	0	0	0	0	1	1
Tim Blackwell, S (1, 2) OBP: 0.295, SLG: 0.289 Jim Tracy, L (9, PH) OBP: 0.341, SLG: 0.265			x 0-0 SH5-4 1B 2B	x 0-0 ③ F8 2-3			x 0-0 FC6-4 1B		x 0-0 ② F5	3	1	2	0	0	0	1
										1	0	0	0	0	0	1
Mike Krukow, R (1, 1) OBP: 0.200, SLG: 0.200 Doug Capilla, L (9, 1) Dick Tidrow, R (9, 1) Rawly Eastwick, R (9, 1) Hector Cruz, R (9, PH) OBP: 0.333, SLG: 0.462			x 0-0 SH5-4 1B 1B		x 0-0 ① F7		x 0-0 ③ FC6-4 1-2f		BBBB 4-0 1-2 BB	3	1	1	0	0	0	1
										0	0	0	0	0	0	0
										0	0	0	0	0	0	0
										0	0	0	0	0	0	0
										0	0	0	0	1	0	0

	AB	32
	R	4
	H	8
	RBI	3
	BB	3
	SO	5
	LOB	13

Inning Stats	1	2	3	4	5	6	7	8	9	1B: 7	SF: 1	WP: 0	PA: 37
R:	1	0	2	1	0	0	0	0	0	2B: 1	SAC: 1	PB: 0	
E:	0	0	0	1	0	0	0	0	0	3B: 0	DP: 0	SB: 2	
K:	1	0	0	0	1	0	1	1	1	HR: 0	HBP: 0	CS: 0	
S:	5	3	5	5	5	3	6	6	6				
H:	0	0	3	1	0	1	1	1	1				
LOB:	0	0	1	1	0	0	1	2	2				
BB:	1	0	0	0	0	0	0	1	1				
P:	9	3	5	5	5	3	6	10	10				

PITCHER		IP	WLS	BF	H	R	ER	SO	BB	IBB	HBP	BLK	WP	HR	S	P	ERA	WHIP
Ernie Camacho, R ERA: 2.57	(1, 1)	6.0		23	5	4	3	2	1	0	0	1	0	0	26	30	4.50	1.000
Kent Tekulve, R ERA: 5.51	(7, 1)	2.0	W	9	2	0	0	2	1	0	0	0	0	0	12	16	0.00	1.500
Enrique Romo, R ERA: 4.97	(9, 1)	1.0	S	5	1	0	0	1	1	0	0	0	0	0	6	10	0.00	2.000

PITCHER	IP	WLS	BF	H	R	ER	SO	BB	IBB	HBP	BLK	WP	HR	S	P	ERA	WHIP

Batter	1	2	3	4	5	6	7	8	9	AB	R	H	RBI	BB	SO	LOB
Lee Lacy, R (1, 7) (9, 9) OBP: 0.294, SLG: 0.354	F8		6-3			K		CS S 1B		4	0	1	0	0	1	2
Omar Moreno, L (1, 8) OBP: 0.290, SLG: 0.325	1-3			G6-3 E 1B		1-H 2B		L6 1-2		4	0	2	1	0	0	1
Bill Madlock, R (1, 5) OBP: 0.379, SLG: 0.434	5-3			G6-3 HBP 1-2		5-3		4-3 2-3		2	0	0	0	0	0	1
Kurt Bevacqua, R (7, 5) OBP: 0.286, SLG: 0.182										1	0	0	0	0	0	1
Jason Thompson, L (1, 3) OBP: 0.303, SLG: 0.313		G6-3 1B		G6-3 1-2f 2-3		K			F7	4	0	1	0	0	1	3
Mike Easler, L (1, 9) OBP: 0.374, SLG: 0.567		F8		F7			6-3 WP 1B 1B		1-3 1B BB	3	1	1	0	1	0	2
Matt Alexander, S (9, PR) (9, 7)										0	1	0	0	0	0	0
Phil Garner, R (1, 4) OBP: 0.378, SLG: 0.463		G6-3 1-2f			5-3		6-3 1-3		1-3 1-2	4	0	0	0	0	0	3
Tony Peña, R (1, 2) OBP: 0.385, SLG: 0.457			K		4-3		1B 3-H		1B 2-H	4	0	2	2	0	1	0
Dale Berra, R (1, 6) OBP: 0.360, SLG: 0.388			2B		6-3		K		5-3	4	0	1	0	0	1	2
Pascual Perez, R (1, 1) OBP: 0.125, SLG: 0.125			K			2B 1B	K			3	1	1	0	0	2	2
Inning Stats	R: 0 E: 0 K: 0 S: 3 H: 0 LOB: 0 BB: 0 P: 3	R: 0 E: 0 K: 0 S: 3 H: 1 LOB: 0 BB: 0 P: 3	R: 0 E: 0 K: 2 S: 8 H: 1 LOB: 1 BB: 0 P: 8	R: 0 E: 1 K: 0 S: 3 H: 1 LOB: 1 BB: 0 P: 4	R: 0 E: 0 K: 0 S: 3 H: 0 LOB: 0 BB: 0 P: 3	R: 1 E: 0 K: 2 S: 9 H: 2 LOB: 1 BB: 0 P: 9	R: 1 E: 0 K: 2 S: 9 H: 2 LOB: 1 BB: 0 P: 9	R: 0 E: 0 K: 0 S: 3 H: 1 LOB: 0 BB: 0 P: 3	R: 1 E: 0 K: 0 S: 4 H: 1 LOB: 1 BB: 1 P: 8	1B: 7 2B: 2 3B: 0 HR: 0	SF: 0 SAC: 0 DP: 2 HBP: 1						

PITCHER	IP	WLS	BF	H	R	ER	SO	BB	IBB	HBP	BLK	WP	HR	S	P	ERA	WHIP
Rick Reuschel, R (1, 1) ERA: 3.8	9.0	L	35	9	3	3	6	1	0	1	0	1	0	45	50	3.00	1.111

PITCHER	IP	WLS	BF	H	R	ER	SO	BB	IBB	HBP	BLK	WP	HR	S	P	ERA	WHIP

TOP

Pittsburgh Pirates @ Chicago Cubs

Wrigley Field, Chicago, IL

Wed May 27 1981, 3:33 AM CDT

Att. 6,970 - Overcast - 54 F

livebaseballscorecards.com

AB	33
R	3
H	9
RBI	3
BB	1
SO	6
LOB	17

WP: 1 PA: 35
PB: 0
SB: 1
CS: 1

Batter	1	2	3	4	5	6	7	8	9	AB	R	H	RBI	BB	SO	LOB
Ivan De Jesus, R (1, 6) OBP: 0.262, SLG: 0.185	E 1B		BBB 4-0 1-3 1B BB		F7		6-3		FC6-4 1-2f	4	1	1	0	1	0	3
Steve Dillard, R (1, 4) OBP: 0.346, SLG: 0.273	F8 1-2		1-3 1-2		1-2 1B			SSS 0-3 K		4	0	1	0	0	1	3
Bill Buckner, L (1, 3) OBP: 0.349, SLG: 0.506	L9		2-H 3-H 1B		F8			1B FC5-2 1B		4	0	2	2	0	0	3
Leon Durham, L (1, 9) OBP: 0.350, SLG: 0.467	P6		G3			SSS 0-3 K		FC5-2 1-3 1B		4	0	1	0	0	1	2
Steve Henderson, R (1, 7) OBP: 0.369, SLG: 0.399		SSS 0-3 K		BBBB 4-0 CS BB		G6-4-3 1B		FC5-2 1-2 3-H		3	0	1	0	1	1	2
Jerry Morales, R (1, 8) OBP: 0.354, SLG: 0.315		SSS 0-3 K2-3		F8		G6-4-3 1-2f		F9		4	0	0	0	0	1	4
Ken Reitz, R (1, 5) OBP: 0.228, SLG: 0.274 Scot Thompson, L (9, PH) OBP: 0.242, SLG: 0.256		F8	SSS 0-3 K				F3		F7	3 1	0 0	0 0	0 0	1 0	1 0	1 0
Tim Blackwell, S (1, 2) OBP: 0.306, SLG: 0.312 Mike Lum, L (9, PH) OBP: 0.300, SLG: 0.176			SH1-4 1B 2B	CS 1-2	G3		SH1-4 1B		BBBB 4-0 FC6-4 BB	3 0	1 0	2 0	0 0	0 1	0 0	0 0
Rick Reuschel, R (1, 1) OBP: 0.167, SLG: 0.118 Jim Tracy, L (9, PH) OBP: 0.333, SLG: 0.257			SH1-4 2-3		1B 1B		SH1-4 1-2		SSS 0-3 K	1 1	0 0	1 0	0 0	0 0	0 1	0 1
Inning Stats	R: 0 H: 1 E: 1 LOB: 1 K: 0 BB: 0 S: 4 P: 4	R: 0 H: 0 E: 0 LOB: 0 K: 2 BB: 0 S: 7 P: 7	R: 2 H: 2 E: 0 LOB: 1 K: 0 BB: 1 S: 5 P: 9	R: 0 H: 0 E: 0 LOB: 0 K: 1 BB: 1 S: 4 P: 8	R: 0 H: 2 E: 0 LOB: 2 K: 0 BB: 0 S: 5 P: 5	R: 0 H: 1 E: 0 LOB: 0 K: 1 BB: 0 S: 5 P: 5	R: 0 H: 1 E: 0 LOB: 1 K: 0 BB: 0 S: 4 P: 4	R: 0 H: 2 E: 0 LOB: 2 K: 1 BB: 0 S: 7 P: 7	R: 0 H: 0 E: 0 LOB: 1 K: 1 BB: 1 S: 5 P: 9	1B: 8 2B: 1 3B: 0 HR: 0	SF: 0 SAC: 2 DP: 1 HBP: 0						

PITCHER	IP	WLS	BF	H	R	ER	SO	BB	IBB	HBP	BLK	WP	HR	S	P	ERA	WHIP
Pascual Perez, R (1, 1) ERA: 1.38	9.0	W	37	9	2	2	6	3	0	0	0	0	0	46	58	2.00	1.333

PITCHER	IP	WLS	BF	H	R	ER	SO	BB	IBB	HBP	BLK	WP	HR	S	P	ERA	WHIP

BOTTOM

Pittsburgh Pirates @ Chicago Cubs

Wrigley Field, Chicago, IL

Wed May 27 1981, 3:33 AM CDT

Att. 6,970 - Overcast - 54 F

livebaseballscorecards.com

AB	32
R	2
H	9
RBI	2
BB	3
SO	6
LOB	19

1B: 8	SF: 0	WP: 0	PA: 38
2B: 1	SAC: 2	PB: 0	
3B: 0	DP: 1	SB: 0	
HR: 0	HBP: 0	CS: 1	

Batter	1	2	3	4	5	6	7	8	9	AB	R	H	RBI	BB	SO	LOB
Lee Lacy, R (1, 9) OBP: 0.311, SLG: 0.368	P4		1-2 1B		BLK 1B 1B	1B SF8 1B		6-3		5	2	3	0	0	0	0
Omar Moreno, L (1, 8) OBP: 0.293, SLG: 0.327	F8		F7		1-H S E 1B	F8		BB BB E 1B		5	2	2	1	0	0	3
Bill Madlock, R (1, 5) OBP: 0.388, SLG: 0.436	5-3		F8		1-H E8 FC3-2 1B	1-3 FC4-6 1B		B B B B 1-2 E BB BB		4	0	2	1	1	0	2
Jason Thompson, L (1, 3) OBP: 0.315, SLG: 0.327		L3		4-3 1B 2B	B B B FC3-2 2B BB	3-H SF8		B B B B 1-2 2-3 E BB		2	2	1	1	2	0	0
John Milner, L (1, 7) OBP: 0.273, SLG: 0.184		4-3		2-3 4-3	1-3 3-H FC3-2 2B	1-2f FC4-6		1-2 2-3 3-H E4		4	1	0	0	0	0	4
Matt Alexander, S (7, 7)										1	0	0	0	0	0	2
Phil Garner, R (1, 4) OBP: 0.379, SLG: 0.453		6-3		3-H WP 4-3 1B	4-0 2B IBB		F8	1-3		4	1	1	1	1	0	3
Tony Peña, R (1, 2) OBP: 0.368, SLG: 0.451			1-3 1B 2B	1-2 4-3	L5		4-3		6-3	5	1	1	0	0	0	4
Dale Berra, R (1, 6) OBP: 0.363, SLG: 0.394			2-3 1-3	WP IBB	1-H 2-H 3-H 2B		P4	S S S	K	4	0	1	3	1	1	1
Eddie Solomon, R (1, 1) OBP: 0.067, SLG: 0.067			3-H 1B 1B	1-2 2-3 6-3	6-3			5-3	S S S K	5	0	1	1	0	1	3
Inning Stats	R: 0 E: 0 K: 0 S: 3 H: 0 LOB: 0 BB: 0 P: 3	R: 0 E: 0 K: 0 S: 3 H: 0 LOB: 0 BB: 0 P: 3	R: 1 E: 0 K: 0 S: 6 H: 3 LOB: 2 BB: 0 P: 6	R: 1 E: 0 K: 0 S: 5 H: 2 LOB: 2 BB: 1 P: 9	R: 5 E: 1 K: 0 S: 7 H: 4 LOB: 1 BB: 2 P: 15	R: 1 E: 0 K: 0 S: 5 H: 2 LOB: 1 BB: 0 P: 5	R: 0 E: 0 K: 0 S: 3 H: 0 LOB: 0 BB: 0 P: 3	R: 1 E: 1 K: 0 S: 5 H: 1 LOB: 3 BB: 2 P: 13	R: 0 E: 0 K: 2 S: 7 H: 0 LOB: 0 BB: 0 P: 7	1B: 9 2B: 3 3B: 0 HR: 0	SF: 1 SAC: 0 DP: 0 HBP: 0						

TOP

Pittsburgh Pirates @ Chicago Cubs

Wrigley Field, Chicago, IL

Thu May 28 1981, 3:33 AM CDT

Att. 7,886 - Sunny - 54 F

livebaseballscorecards.com

AB	39
R	9
H	12
RBI	8
BB	5
SO	2
LOB	22

WP: 1 PB: 0 SB: 1 CS: 0 PA: 45

PITCHER		IP	WLS	BF	H	R	ER	SO	BB	IBB	HBP	BLK	WP	HR	S	P	ERA	WHIP
Bill Caudill, R ERA: 4.76	(1, 1)	4.0	L	21	8	5	5	0	0	1	0	1	1	0	20	24	11.25	2.000
Lynn McGlothen, R ERA: 3.43	(5, 1)	1.1		9	3	3	3	0	1	1	0	0	0	0	7	15	20.25	3.000
Doug Capilla, L ERA: 2.74	(6, 1)	0.2		2	0	0	0	0	0	0	0	0	0	0	2	2	0.00	0.000
Rawly Eastwick, R ERA: 2.01	(7, 1)	2.0		10	1	1	0	0	2	0	0	0	0	0	8	16	0.00	1.500
Lee Smith, R ERA: 3.16	(9, 1)	1.0		3	0	0	0	2	0	0	0	0	0	0	7	7	0.00	0.000

PITCHER	IP	WLS	BF	H	R	ER	SO	BB	IBB	HBP	BLK	WP	HR	S	P	ERA	WHIP

Pittsburgh Pirates @ Chicago Cubs

Wrigley Field, Chicago, IL

Thu May 28 1981, 3:33 AM CDT

Att. 7,886 - Sunny - 54 F

BOTTOM

Batter	1	2	3	4	5	6	7	8	9	AB	R	H	RBI	BB	SO	LOB
Ivan De Jesus, R (1, 6) OBP: 0.260, SLG: 0.186	5-3		1B	6-3		F8			F9	5	0	1	0	0	0	3
Steve Dillard, R (1, 4) OBP: 0.355, SLG: 0.407	5-3		1-2 1B		P4		F7		HR	5	1	2	1	0	0	0
Bill Buckner, L (1, 3) OBP: 0.345, SLG: 0.497	1-3		L7		FC3-6 1B		4-3		P5	5	0	1	0	0	0	2
Leon Durham, L (1, 9) OBP: 0.348, SLG: 0.474		F9	4-3		FC3-6 1-2f HR		3B			4	1	1	0	0	0	3
Steve Henderson, R (1, 7) OBP: 0.372, SLG: 0.423		E6 PB		1B 1B	1-H HR		F9			4	1	2	2	0	0	1
Jerry Morales, R (1, 8) OBP: 0.350, SLG: 0.312		L8		1B 1-2 1B 1B	6-3			4-3		4	1	1	0	0	0	1
Hector Cruz, R (1, 5) OBP: 0.328, SLG: 0.436		B B B 4-0 1-2 BB		F9		S S S 0-3 K		F8		3	0	0	0	1	1	1
Tim Blackwell, S (1, 2) OBP: 0.313, SLG: 0.320		L8		1B 1-2 1B		1B		1-3		4	0	2	0	0	0	2
Bill Caudill, R (1, 1) OBP: 0.286, SLG: 0.167 Lynn McGlothen, L (5, 1) OBP: 0.091, SLG: 0.182 Doug Capilla, L (6, 1) Jim Tracy, L (6, PH) OBP: 0.326, SLG: 0.250 Rawly Eastwick, R (7, 1) Lee Smith, R (9, 1) Scot Thompson, L (9, PH) OBP: 0.240, SLG: 0.253			S S S 0-3 K	1-2 2-H 1B		F7			F7	2 0 0 1 0 0 1	0 0 0 0 0 0 0	1 0 0 0 0 0 0	1 0 0 0 0 0 0	0 0 0 0 0 0 0	1 0 0 0 0 0 0	0 0 0 1 0 0 0

Inning Stats	1	2	3	4	5	6	7	8	9
	R: 0 H: 0 E: 0 LOB: 0 K: 0 BB: 0 S: 3 P: 3	R: 0 H: 0 E: 1 LOB: 2 K: 0 BB: 1 S: 4 P: 8	R: 0 H: 2 E: 0 LOB: 2 K: 1 BB: 0 S: 7 P: 7	R: 1 H: 4 E: 0 LOB: 2 K: 0 BB: 0 S: 6 P: 6	R: 2 H: 2 E: 0 LOB: 0 K: 0 BB: 0 S: 5 P: 5	R: 0 H: 1 E: 0 LOB: 1 K: 1 BB: 0 S: 6 P: 6	R: 0 H: 1 E: 0 LOB: 1 K: 0 BB: 0 S: 4 P: 4	R: 0 H: 0 E: 0 LOB: 0 K: 0 BB: 0 S: 3 P: 3	R: 1 H: 1 E: 0 LOB: 0 K: 0 BB: 0 S: 4 P: 4

1B: 8	SF: 0
2B: 0	SAC: 0
3B: 1	DP: 0
HR: 2	HBP: 0

WP: 0 PA: 39
PB: 1
SB: 0
CS: 0

livebaseballscorecards.com

AB	38
R	4
H	11
RBI	4
BB	1
SO	2
LOB	14

PITCHER	IP	WLS	BF	H	R	ER	SO	BB	IBB	HBP	BLK	WP	HR	S	P	ERA	WHIP
Eddie Solomon, R (1, 1) ERA: 2.8	9.0	W	39	11	4	4	2	1	0	0	0	0	2	42	46	4.00	1.333

Batter	1	2	3	4	5	6	7	8	9	AB	R	H	RBI	BB	SO	LOB
Ivan De Jesus, R (1, 6) OBP: 0.260, SLG: 0.188	F4-3		F4-3		F8		1B			4	0	1	0	0	0	1
Steve Dillard, R (1, 4) OBP: 0.314, SLG: 0.355	6-3		F4-3		FC1-6 1-2f		1-3			4	0	0	0	0	0	2
Bill Buckner, L (1, 3) OBP: 0.343, SLG: 0.491	FC6-4 1B			P9	L8			F9		4	0	1	0	0	0	1
Leon Durham, L (1, 9) OBP: 0.353, SLG: 0.484	FC6-4 1-2f			S 1B 1B		2B		F4-3		3	1	2	0	0	0	1
Scot Thompson, L (6, PR) (6, 9) OBP: 0.238, SLG: 0.250										1	0	0	0	0	0	0
Jerry Morales, R (1, 8) OBP: 0.346, SLG: 0.309		F8		1B 1-H 1B		P6		6-3		4	0	1	1	0	0	1
Mike Lum, L (1, 7) OBP: 0.250, SLG: 0.143		F4-3		F8		F2			6-3	4	0	0	0	0	0	2
Ken Reitz, R (1, 5) OBP: 0.238, SLG: 0.284		1B		1-2 1B		F5			2B	3	0	2	0	0	0	1
Ken Kravec, L (8, 1)										0	0	0	0	0	0	0
Jim Tracy, L (9, PH) OBP: 0.341, SLG: 0.297										1	0	1	0	0	0	0
Tim Blackwell, S (1, 2) OBP: 0.310, SLG: 0.310		F8		P6			F7		BB F6-4-3	3	0	0	0	1	0	3
Randy Martz, L (1, 1) OBP: 0.231, SLG: 0.167			K		FC1-6 1B					2	0	1	0	0	1	0
Rawly Eastwick, R (5, 1)										0	0	0	0	0	0	0
Doug Capilla, L (6, 1)										0	0	0	0	0	0	0
Hector Cruz, R (6, 5) OBP: 0.318, SLG: 0.421							K		F6-4-3 1-2	2	0	0	0	0	1	2
Inning Stats	R: 0 H: 1 E: 0 LOB: 1 K: 0 BB: 0 S: 4 P: 4	R: 0 H: 1 E: 0 LOB: 1 K: 0 BB: 0 S: 4 P: 4	R: 0 H: 0 E: 0 LOB: 0 K: 1 BB: 0 S: 5 P: 5	R: 1 H: 3 E: 0 LOB: 2 K: 0 BB: 0 S: 6 P: 6	R: 0 H: 1 E: 0 LOB: 1 K: 0 BB: 0 S: 4 P: 4	R: 0 H: 1 E: 0 LOB: 1 K: 0 BB: 0 S: 4 P: 4	R: 0 H: 1 E: 0 LOB: 1 K: 1 BB: 0 S: 6 P: 6	R: 0 H: 0 E: 0 LOB: 0 K: 0 BB: 0 S: 3 P: 3	R: 0 H: 1 E: 0 LOB: 1 K: 0 BB: 1 S: 3 P: 7	1B: 7 SF: 0 2B: 2 SAC: 0 3B: 0 DP: 1 HR: 0 HBP: 0						

PITCHER	IP	WLS	BF	H	R	ER	SO	BB	IBB	HBP	BLK	WP	HR	S	P	ERA	WHIP
Mike Scott, R (1, 1) ERA: 3.99	9.0	W	36	9	1	1	2	1	0	0	0	0	0	39	43	1.00	1.111

PITCHER	IP	WLS	BF	H	R	ER	SO	BB	IBB	HBP	BLK	WP	HR	S	P	ERA	WHIP

TOP

Chicago Cubs @ New York Mets

Shea Stadium, Flushing, NY

Fri May 29 1981, 7:05 PM EDT

Att. 18,035 - Overcast - 66 F

livebaseballscorecards.com

AB	35
R	1
H	9
RBI	1
BB	1
SO	2
LOB	14

WP: 0 PA: 36
PB: 0
SB: 1
CS: 0

Chicago Cubs @ New York Mets

Shea Stadium, Flushing, NY

Fri May 29 1981, 7:05 PM EDT

Att. 18,035 - Overcast - 66 F

BOTTOM

Batter	1	2	3	4	5	6	7	8	9	AB	R	H	RBI	BB	SO	LOB
Mookie Wilson, S (1, 8) OBP: 0.317, SLG: 0.351	4-3 S 1B		1-3 1B 2B		HR 3B	BBB BB S BB BB	1B			4	3	4	0	1	0	0
Bob Bailor, R (1, 6) OBP: 0.311, SLG: 0.256	4-3 ① 1-3		2-H 3-H 1B		5-3 ①	BBB BB BB 1-2 BB	4-3 ③			4	0	1	2	1	0	3
Joel Youngblood, R (1, 9) OBP: 0.404, SLG: 0.557 Mike Jorgensen, L (3, 9) OBP: 0.286, SLG: 0.460	SSS K ②		SSS K ①		BBB HR BB	L7 ①		1-3 ①		1 3	0 1	0 0	0 0	0 1	1 1	1 3
Dave Kingman, R (1, 3) OBP: 0.362, SLG: 0.474	SSS K ③		F9 ②		1-H 3-H HR	BBB BB 1-2 2-3 BB		BBB BB		3	1	1	3	2	1	2
Lee Mazzilli, S (1, 7) OBP: 0.312, SLG: 0.343		4-3 ①	IIII IBB		1B S 1B	BBB 1-2 2-3 3-H BB		SSS K ②		3	0	1	1	2	1	1
John Stearns, R (1, 2) OBP: 0.333, SLG: 0.348		2B	L9 ③		1-3 S 1B	SSS K ②		F7 ③		5	0	2	0	0	1	6
Hubie Brooks, R (1, 5) OBP: 0.367, SLG: 0.404		BBB F4-6-3 BB	CS 1B		SSS 1-2 K ②	SSS K ③				3	0	1	0	1	2	5
Doug Flynn, R (1, 4) OBP: 0.318, SLG: 0.407		F4-6-3 ②③ 1-2	F1-3 ①② 1-2		IBB		F5 ①			3	0	0	0	1	0	3
Mike Scott, R (1, 1) OBP: 0.200, SLG: 0.059			BBB 2B 1B BB		SSS K ③	SSS K ③	SSS K ②			3	1	0	0	1	3	3
Inning Stats	R: 0 E: 0 K: 2 S: 8 H: 1 LOB: 1 BB: 0 P: 8	R: 0 E: 0 K: 0 S: 3 H: 1 LOB: 1 BB: 1 P: 7	R: 2 E: 0 K: 1 S: 7 H: 2 LOB: 2 BB: 2 P: 15	R: 0 E: 0 K: 1 S: 5 H: 1 LOB: 0 BB: 0 P: 5	R: 3 E: 0 K: 2 S: 11 H: 4 LOB: 3 BB: 2 P: 19	R: 1 E: 0 K: 2 S: 7 H: 0 LOB: 3 BB: 4 P: 23	R: 0 E: 0 K: 1 S: 6 H: 1 LOB: 1 BB: 0 P: 6	R: 0 E: 0 K: 1 S: 5 H: 0 LOB: 1 BB: 1 P: 9		1B: 6 2B: 2 3B: 1 HR: 1	SF: 0 SAC: 0 DP: 1 HBP: 0						

livebaseballscorecards.com

AB	32
R	6
H	10
RBI	6
BB	10
SO	10
LOB	27

WP: 0 PB: 0 SB: 4 CS: 1 PA: 42

PITCHER		IP	WLS	BF	H	R	ER	SO	BB	IBB	HBP	BLK	WP	HR	S	P	ERA	WHIP
Randy Martz, R ERA: 4.71	(1, 1)	4.1	L	23	8	5	5	4	3	1	0	0	0	1	27	43	10.38	2.538
Rawly Eastwick, R ERA: 2.35	(5, 1)	0.2		6	1	1	1	2	2	1	0	0	0	0	7	19	13.50	4.500
Doug Capilla, L ERA: 2.52	(6, 1)	2.0		9	1	0	0	3	2	0	0	0	0	0	13	21	0.00	1.500
Ken Kravec, L ERA: 6.67	(8, 1)	1.0		4	0	0	0	1	1	0	0	0	0	0	5	9	0.00	1.000

PITCHER	IP	WLS	BF	H	R	ER	SO	BB	IBB	HBP	BLK	WP	HR	S	P	ERA	WHIP

Chicago Cubs @ New York Mets

Shea Stadium, Flushing, NY

Sat May 30 1981, 3:33 AM EDT

Att. 11,507 - Sunny - 78 F

TOP

livebaseballscorecards.com

Batter	1	2	3	4	5	6	7	8	9	AB	R	H	RBI	BB	SO	LOB
Ivan De Jesus, R (1, 6) OBP: 0.262, SLG: 0.188	F8		F8	1B 1-2 1B	FC6-4 1-2f 2-3		BBBB 4-0 1B BB		F8	5	1	1	0	1	0	3
Steve Dillard, R (1, 4) OBP: 0.317, SLG: 0.378	F7		5-3	F7	1-2 3-H 1B		F8		2B	6	0	2	1	0	0	6
Bill Buckner, L (1, 3) OBP: 0.342, SLG: 0.485	F8		L8	BB 1-3 2-H 1B	G3		1-2 2-H 3-H 1B		F9	6	1	2	3	0	0	4
Jim Tracy, L (1, 7) OBP: 0.367, SLG: 0.300		F4-3		WP 2B BB 1-2 BB		G6-3 1B	L7			3	1	1	0	2	0	2
Jerry Morales, R (1, 8) OBP: 0.357, SLG: 0.333		1B 1B		WP 1-H 3B 2B 1-2 2-H 3-H 1B		G6-3 1-2f		6-3		5	1	3	3	0	0	1
Scot Thompson, L (1, 9) OBP: 0.226, SLG: 0.237		L9		1-3 2-3 5-3		G3		4-3		5	0	0	0	0	0	4
Ken Reitz, R (1, 5) OBP: 0.267, SLG: 0.308		1-2 1B		BBB 4-0 3B BB	FC1-5 BB 1B		1B 1B			4	2	4	0	1	0	0
Tim Blackwell, S (1, 2) OBP: 0.322, SLG: 0.337		F4-3		1-H SH 3-H 3B	BBB 4-0 FC6-4 FC1-5 1-2 1B BB		1-3 SH1-4 1B		F9	4	3	2	2	1	0	3
Mike Krukow, R (1, 1) OBP: 0.235, SLG: 0.294 Dick Tidrow, R (8, 1)		2B		SH 1B 3-H	FC1-5 FC6-4 1-2 2-3f		SH1-4 1-2		K	2 1	1 0	1 0	1 0	0 0	0 1	2 0
Inning Stats	R: 0 E: 0 K: 0 S: 3 H: 0 LOB: 0 BB: 0 P: 3	R: 0 E: 0 K: 0 S: 5 H: 2 LOB: 2 BB: 0 P: 5	R: 0 E: 0 K: 0 S: 4 H: 1 LOB: 1 BB: 0 P: 4	R: 7 E: 0 K: 0 S: 9 H: 5 LOB: 2 BB: 3 P: 21	R: 1 E: 0 K: 0 S: 5 H: 2 LOB: 2 BB: 1 P: 9	R: 0 E: 0 K: 0 S: 3 H: 1 LOB: 0 BB: 0 P: 3	R: 2 E: 0 K: 0 S: 6 H: 3 LOB: 2 BB: 1 P: 10	R: 0 E: 0 K: 0 S: 4 H: 1 LOB: 1 BB: 0 P: 4	R: 0 E: 0 K: 1 S: 6 H: 1 LOB: 1 BB: 0 P: 6	1B: 12 2B: 3 3B: 1 HR: 0 SF: 0 SAC: 2 DP: 1 HBP: 0						

	AB	41
	R	10
	H	16
	RBI	10
	BB	5
	SO	1
	LOB	25

WP: 2 PB: 0 SB: 0 CS: 0 PA: 48

PITCHER		IP	WLS	BF	H	R	ER	SO	BB	IBB	HBP	BLK	WP	HR	S	P	ERA	WHIP
Greg Harris, R ERA: 4.8	(1, 1)	3.1	L	17	5	4	4	0	2	0	0	0	2	0	15	23	10.80	2.100
Ed Lynch, R ERA: 3.71	(4, 1)	0.1		6	3	3	3	0	1	0	0	0	0	0	5	9	81.00	12.000
Dyar Miller, R ERA: 2.6	(4, 1)	3.0		16	6	3	3	0	2	0	0	0	0	0	14	22	9.00	2.667
Tom Hausman, R ERA: 2.4	(7, 1)	1.0		3	0	0	0	0	0	0	0	0	0	0	3	3	0.00	0.000
Pete Falcone, L ERA: 2.59	(8, 1)	1.1		6	2	0	0	1	0	0	0	0	0	0	8	8	0.00	1.500

PITCHER	IP	WLS	BF	H	R	ER	SO	BB	IBB	HBP	BLK	WP	HR	S	P	ERA	WHIP

Chicago Cubs @ New York Mets

Shea Stadium, Flushing, NY

Sat May 30 1981, 3:33 AM EDT

Att. 11,507 - Sunny - 78 F

BOTTOM

livebaseballscorecards.com

Batter	1	2	3	4	5	6	7	8	9	AB	R	H	RBI	BB	SO	LOB
Mookie Wilson, S (1, 8) OBP: 0.330, SLG: 0.357	0-0 1B SF9 1B	0-0 ③ F7			B B B 4-0 CS 1B BB		x 0-0 ②③ G4-6-3 1-2f		x 0-0 1B 1B 3-H 1B	4	2	2	1	1	0	2
Bob Bailor, R (1, 6) OBP: 0.340, SLG: 0.295	0-0 S BB 1-3 1B	x 0-0 ① F8			x 0-0 1-2 1B			x 0-0 ① L6	x 0-0 1B 1-3 1B	5	0	3	0	0	0	0
Mike Jorgensen, L (1, 9) OBP: 0.295, SLG: 0.444	B B B 4-0 S 1-2 BB	x 0-0 ② P6			S S S 0-3 ②③ K 2-3			x 0-0 ② P4	x 0-0 FC6-4 1-3 3-H 1B	4	0	1	1	1	1	2
Dave Kingman, R (1, 3) OBP: 0.357, SLG: 0.467	x 0-0 ① SF9 3-H	x 0-0 ③ 6-3				x 0-0 ① P6		x 0-0 BB 1B	x 0-0 ③ FC6-4 1-2f	4	0	1	1	0	0	2
Lee Mazzilli, S (1, 7) OBP: 0.317, SLG: 0.343	x 0-0 ② P4			x 0-0 ① L9		x 0-0 S 1B		B B B B 4-0 1-2 BB		3	0	1	0	1	0	2
Hubie Brooks, R (1, 5) OBP: 0.357, SLG: 0.393	x 0-0 ③ G3 1-2 2-3			x 0-0 ② F3		x 0-0 ② P3		x 0-0 ③ F8		4	0	0	0	0	0	5
Ron Hodges, L (1, 2) OBP: 0.438, SLG: 0.600 Tom Hausman, R (7, 1) Pete Falcone, L (8, 1) Mike Cubbage, L (9, PH) OBP: 0.273, SLG: 0.176		B B B 4-0 F3 S BB		x 0-0 1B		x 0-0 ③ 6-3 1-2			x 0-0 ① F9	2 0 0 1	0 0 0 0	1 0 0 0	0 0 0 0	1 0 0 0	0 0 0 0	1 0 0 0
Doug Flynn, R (1, 4) OBP: 0.311, SLG: 0.399 Wally Backman, S (8, 4) OBP: 0.342, SLG: 0.343		x 0-0 ① F3 1-3		x 0-0 ③ F8			x 0-0 ① F6-3		x 0-0 F8 1B 2B	3 1	0 1	0 1	0 1	0 1	0 0	2 0
Greg Harris, S (1, 1) Ed Lynch, R (4, 1) OBP: 0.222, SLG: 0.250 Dyar Miller, R (4, 1) OBP: 0.333, SLG: 0.333 Alex Trevino, R (7, 2) OBP: 0.343, SLG: 0.289		x 0-0 ② 6-3			x 0-0 ① 5-3		B B B B 4-0 G4-6-3 BB		x 0-0 ② F8 2-3	1 0 1 1	0 0 0 0	0 0 0 1	0 0 0 0	0 0 0 0	0 0 0 1	1 0 0 1
Inning Stats	R: 1 E: 0 K: 0 S: 5 H: 2 LOB: 2 BB: 1 P: 9	R: 0 E: 0 K: 0 S: 3 H: 0 LOB: 1 BB: 1 P: 7	R: 0 E: 0 K: 0 S: 3 H: 0 LOB: 0 BB: 0 P: 3	R: 0 E: 0 K: 0 S: 4 H: 1 LOB: 1 BB: 0 P: 4	R: 0 E: 0 K: 1 S: 5 H: 1 LOB: 2 BB: 1 P: 9	R: 0 E: 0 K: 0 S: 4 H: 1 LOB: 1 BB: 0 P: 4	R: 0 E: 0 K: 0 S: 2 H: 0 LOB: 0 BB: 1 P: 6	R: 0 E: 0 K: 0 S: 4 H: 1 LOB: 2 BB: 1 P: 8	R: 2 E: 0 K: 0 S: 7 H: 4 LOB: 2 BB: 0 P: 7	1B: 9 2B: 2 3B: 0 HR: 0	SF: 1 SAC: 0 DP: 2 HBP: 0						

	AB	34
	R	3
	H	10
	RBI	3
	BB	5
	SO	1
	LOB	18

PITCHER		IP	WLS	BF	H	R	ER	SO	BB	IBB	HBP	BLK	WP	HR	S	P	ERA	WHIP
Mike Krukow, R ERA: 5.61	(1, 1)	7.0	W	28	5	1	1	1	4	0	0	0	0	0	26	42	1.29	1.286
Dick Tidrow, R ERA: 4.5	(8, 1)	2.0		12	5	2	2	0	1	0	0	0	0	0	11	15	9.00	3.000

PITCHER	IP	WLS	BF	H	R	ER	SO	BB	IBB	HBP	BLK	WP	HR	S	P	ERA	WHIP

Batter	1	2	3	4	5	6	7	8	9	AB	R	H	RBI	BB	SO	LOB
Ivan De Jesus, R (1, 6) OBP: 0.257, SLG: 0.183	F9		L7		5-3		SH2-4 1-2 2-3		K	4	0	0	0	0	1	1
Steve Dillard, R (1, 4) OBP: 0.326, SLG: 0.366	L9		B1-3			F4-3	FC6-4 BB		1B	4	0	1	0	1	0	0
Bill Buckner, L (1, 3) OBP: 0.339, SLG: 0.477	F4-3		F4-3			BB 1B 1B	P6		5-3	5	0	1	0	0	0	4
Jerry Morales, R (1, 8) OBP: 0.362, SLG: 0.333		FC4-6 1B E BB		F9		BB 1-2 1B	FC6-4 1-2f			3	1	1	0	1	0	3
Hector Cruz, R (1, 7) OBP: 0.343, SLG: 0.483		FC4-6 1-2 1B		L9		FC6-4 1-2 2-3 BB		HR		3	1	2	1	1	0	0
Ken Reitz, R (1, 5) OBP: 0.259, SLG: 0.298		FC4-6 1B E 1-2f 2-3		1-3		F4		K		4	0	0	0	0	1	5
Carlos Lezcano, R (1, 9)		E6 1B 1-2 3-H			B1-3	FC6-4 1-2f		5-3		4	0	0	1	0	0	4
Jody Davis, R (1, 2) OBP: 0.391, SLG: 0.381		F6-4-3 1-2 2-3 1B			SH5-4 1B		SH2-4 BB 1B	K		4	0	3	0	0	1	0
Rick Reuschel, R (1, 1) OBP: 0.158, SLG: 0.111 Mike Tyson, R (7, PH) OBP: 0.280, SLG: 0.289 Lynn McGlothen, L (7, 1) OBP: 0.091, SLG: 0.182 Joe Strain, R (9, PH) OBP: 0.241, SLG: 0.203		F6-4-3 1-2			SH5-4 1-2		SH2-4 1-2 BB		5-3	1 0 0 1	0 0 0 0	0 0 0 0	0 0 0 0	0 1 0 0	0 0 0 0	3 0 0 0
Inning Stats	R: 0 E: 0 K: 0 S: 3 H: 0 LOB: 0 BB: 0 P: 3	R: 1 E: 1 K: 0 S: 5 H: 2 LOB: 2 BB: 1 P: 9	R: 0 E: 0 K: 0 S: 3 H: 0 LOB: 0 BB: 0 P: 3	R: 0 E: 0 K: 0 S: 3 H: 0 LOB: 0 BB: 0 P: 3	R: 0 E: 0 K: 0 S: 4 H: 1 LOB: 1 BB: 0 P: 4	R: 0 E: 0 K: 0 S: 5 H: 2 LOB: 3 BB: 1 P: 9	R: 0 E: 0 K: 0 S: 4 H: 1 LOB: 3 BB: 2 P: 12	R: 1 E: 0 K: 2 S: 8 H: 1 LOB: 0 BB: 0 P: 8	R: 0 E: 0 K: 1 S: 6 H: 1 LOB: 1 BB: 0 P: 6	1B: 7 2B: 0 3B: 0 HR: 1 SF: 0 SAC: 2 DP: 1 HBP: 0						

PITCHER	IP	WLS	BF	H	R	ER	SO	BB	IBB	HBP	BLK	WP	HR	S	P	ERA	WHIP
Randy Jones, L (1, 1) ERA: 4.36	6.1	W	29	6	1	1	0	4	0	0	0	0	0	25	41	1.42	1.579
Pete Falcone, L (7, 1) ERA: 2.65	2.2	S	10	2	1	1	3	0	0	0	0	0	1	16	16	3.38	0.750

PITCHER	IP	WLS	BF	H	R	ER	SO	BB	IBB	HBP	BLK	WP	HR	S	P	ERA	WHIP

TOP

Chicago Cubs @ New York Mets

Shea Stadium, Flushing, NY

Sun May 31 1981, 3:33 AM EDT

Att. 17,524 - Overcast - 74 F

livebaseballscorecards.com

AB	33
R	2
H	8
RBI	2
BB	4
SO	3
LOB	20

Batter	1	2	3	4	5	6	7	8	9	AB	R	H	RBI	BB	SO	LOB
Mookie Wilson, S (1, 8) OBP: 0.318, SLG: 0.343	F7		4-3		P6			4-3		4	0	0	0	0	0	0
Bob Bailor, R (1, 6) OBP: 0.315, SLG: 0.271	5-3		F9			5-3		K		4	0	0	0	0	1	0
Lee Mazzilli, S (1, 7) OBP: 0.321, SLG: 0.343	4-3			BB, 2B		CS, 1B		1-3		3	1	1	0	1	0	0
Dave Kingman, R (1, 3) OBP: 0.363, SLG: 0.500		K		1-H, 2B		1-2, HR				3	1	2	2	0	1	0
Mike Jorgensen, L (1, 9) OBP: 0.297, SLG: 0.456		E, FC6-4, 2B		5-3		K				3	1	1	0	0	1	1
John Stearns, R (1, 2) OBP: 0.333, SLG: 0.347		E6, FC6-4, 2-3, 1B		6-3			6-3			3	0	1	0	0	0	1
Hubie Brooks, R (1, 5) OBP: 0.350, SLG: 0.385		FC6-4, 1-2f, 3-H		4-3			L9			3	0	0	1	0	0	2
Doug Flynn, R (1, 4) OBP: 0.305, SLG: 0.390		F5-3			F6-3		F3			3	0	0	0	0	0	1
Randy Jones, R (1, 1) OBP: 0.154, SLG: 0.154 Pete Falcone, L (7, 1)			K		K		B5-3			2 1	0 0	0 0	0 0	0 0	2 0	0 1
Inning Stats	R: 0 E: 0 K: 0 S: 3 H: 0 LOB: 0 BB: 0 P: 3	R: 1 E: 1 K: 1 S: 7 H: 2 LOB: 1 BB: 0 P: 7	R: 0 E: 0 K: 1 S: 5 H: 0 LOB: 0 BB: 0 P: 5	R: 1 E: 0 K: 0 S: 4 H: 1 LOB: 1 BB: 1 P: 8	R: 0 E: 0 K: 1 S: 5 H: 0 LOB: 0 BB: 0 P: 5	R: 1 E: 0 K: 1 S: 6 H: 2 LOB: 0 BB: 0 P: 6	R: 0 E: 1 K: 0 S: 4 H: 0 LOB: 1 BB: 0 P: 4	R: 0 E: 0 K: 1 S: 5 H: 0 LOB: 0 BB: 0 P: 5		1B: 2 2B: 2 3B: 0 HR: 1 SF: 0 SAC: 0 DP: 0 HBP: 0						

PITCHER		IP	WLS	BF	H	R	ER	SO	BB	IBB	HBP	BLK	WP	HR	S	P	ERA	WHIP
Rick Reuschel, R ERA: 3.73	(1, 1)	6.0	L	23	5	3	2	4	1	0	0	0	0	1	30	34	3.00	1.000
Lynn McGlothen, R ERA: 3.28	(7, 1)	2.0		7	0	0	0	1	0	0	0	0	0	0	9	9	0.00	0.000

PITCHER	IP	WLS	BF	H	R	ER	SO	BB	IBB	HBP	BLK	WP	HR	S	P	ERA	WHIP

BOTTOM

Chicago Cubs @ New York Mets

Shea Stadium, Flushing, NY

Sun May 31 1981, 3:33 AM EDT
Att. 17,524 - Overcast - 74 F

livebaseballscorecards.com

AB	29
R	3
H	5
RBI	3
BB	1
SO	5
LOB	6

Chicago Cubs @ Pittsburgh Pirates

Three Rivers Stadium, Pittsburgh, PA

Tue Jun 02 1981, 7:05 PM EDT

Att. 6,437 - Unknown - 73 F

livebaseballscorecards.com

TOP

Batter	1	2	3	4	5	6	7	8	9	AB	R	H	RBI	BB	SO	LOB
Ivan De Jesus, R (1, 6) OBP: 0.256, SLG: 0.180	P4		F8		BB, 4-0, 1-2, 2-3, 2B, SF5, BB		F8			3	1	0	0	1	0	0
Steve Dillard, R (1, 4) OBP: 0.340, SLG: 0.400	1B, 1B		K, S S S		SF5, 1-3, 2-H, 3-H, 2B		F9			4	0	2	2	0	1	0
Lee Smith, R (7, 1)										0	0	0	0	0	0	0
Lynn McGlothen, L (7, 1) OBP: 0.091, SLG: 0.182										0	0	0	0	0	0	0
Bill Buckner, L (1, 3) OBP: 0.342, SLG: 0.478	1-2, 1B			BB, B B B B, 4-0	SF5, 2-3, 3-H			F7		2	0	1	1	1	0	0
Jim Tracy, L (1, 7) OBP: 0.340, SLG: 0.273	F8			F7	K, S S S			P6		4	0	0	0	0	1	4
Jerry Morales, R (1, 8) OBP: 0.350, SLG: 0.321	F9			F9		P3		K, S S S		4	0	0	0	0	1	3
Scot Thompson, L (1, 9) OBP: 0.218, SLG: 0.228		F8		F8		P3			F8	4	0	0	0	0	0	1
Ken Reitz, R (1, 5) OBP: 0.266, SLG: 0.305		5-3			BB, BB, 2B, 1B	1B			6-3	4	1	2	0	0	0	0
Tim Blackwell, S (1, 2) OBP: 0.320, SLG: 0.333		F8			K, S S S	5-3			1B	4	0	1	0	0	1	2
Bill Caudill, R (1, 1) OBP: 0.267, SLG: 0.154			K, S S S		BB, B B B B, 4-0, 1-2, 2B		L8		F7	1	0	0	0	0	1	0
Ken Kravec, L (3, 1)										0	0	0	0	0	0	0
Rawly Eastwick, R (4, 1)										0	0	0	0	0	0	0
Joe Strain, R (5, PH) OBP: 0.250, SLG: 0.203										0	1	0	0	1	0	0
Doug Capilla, L (5, 1)										0	0	0	0	0	0	0
Mike Tyson, R (7, PH) OBP: 0.269, SLG: 0.277										2	0	0	0	0	0	1
(7, 4)																

Inning Stats	1	2	3	4	5	6	7	8	9
	R: 0 E: 0 K: 0 S: 5	H: 2 LOB: 2 BB: 0 P: 5	R: 0 E: 0 K: 0 S: 3	H: 0 LOB: 0 BB: 0 P: 3	R: 0 E: 0 K: 2 S: 7	H: 0 LOB: 0 BB: 0 P: 7	R: 0 E: 0 K: 0 S: 3	H: 0 LOB: 1 BB: 1 P: 7	R: 3 E: 0 K: 2 S: 9	H: 2 LOB: 1 BB: 2 P: 17	R: 0 E: 0 K: 0 S: 4	H: 1 LOB: 1 BB: 0 P: 4	R: 0 E: 0 K: 0 S: 3	H: 0 LOB: 0 BB: 0 P: 3	R: 0 E: 0 K: 1 S: 5	H: 0 LOB: 0 BB: 0 P: 5	R: 0 E: 0 K: 0 S: 4	H: 1 LOB: 1 BB: 0 P: 4

AB	32
R	3
H	6
RBI	3
BB	3
SO	5
LOB	11

1B: 5	SF: 1
2B: 1	SAC: 0
3B: 0	DP: 0
HR: 0	HBP: 0

WP: 0	PA: 36
PB: 0	
SB: 0	
CS: 0	

PITCHER	IP	WLS	BF	H	R	ER	SO	BB	IBB	HBP	BLK	WP	HR	S	P	ERA	WHIP
Eddie Solomon, R (1, 1) ERA: 2.83	9.0	W	36	6	3	3	5	3	0	0	0	0	0	43	55	3.00	1.000

PITCHER	IP	WLS	BF	H	R	ER	SO	BB	IBB	HBP	BLK	WP	HR	S	P	ERA	WHIP

Batter	1	2	3	4	5	6	7	8	9	AB	R	H	RBI	BB	SO	LOB
Omar Moreno, L (1, 8) OBP: 0.295, SLG: 0.337	0-0 S 2B 1B	0-0 ② 5-3		0-0 F9 BLK 1B 1B	0-0 ① F8		S S S 0-3 ① K	S S S 0-3 ① K		6	2	2	0	0	2	1
Tim Foli, R (1, 6) OBP: 0.286, SLG: 0.282 Dale Berra, R (8, 6) OBP: 0.348, SLG: 0.366	H 1-0 1-2 2B HBP	0-0 ③ 5-3		0-0 ① F9 1-3	0-0 ② 5-3		0-0 WP 2B 1B	B B B B 4-0 1B 1B BB		4 0	2 1	1 0	0 0	0 1	0 0	2 0
Dave Parker, L (1, 9) OBP: 0.288, SLG: 0.467 Lee Lacy, R (8, 9) OBP: 0.315, SLG: 0.371	0-0 1-H 2-H 1B 2B		0-0 2B SF8 1B	0-0 1B WP 3-H 1B	0-0 1B		0-0 ② L9	0-0 1B 1-3 FC4-6 1B		5 1	3 1	4 1	3 0	0 0	0 0	1 0
Willie Stargell, L (1, 3) OBP: 0.382, SLG: 0.367	B B B B 4-0 G6-4-3 1B BB		0-0 BB 1-3 2B	0-0 BB WP 1-3 1B 1B	0-0 ③ 6-3		S S S 0-3 K BB 1-3 2B	0-0 FC4-6 1-3 3-H 1B		5	2	3	1	1	1	2
Mike Easler, L (1, 7) OBP: 0.369, SLG: 0.563	0-0 G6-4-3 1-2 2-H 1B	0-0 ① SF8 3-H	B B B B 4-0 BB 1-2 3-H BB			0-0 G6-4-3 BB 2B 1B	B B B B 4-0 1-2 2B BB	0-0 ② FC4-6 1-2f 3-H		3	3	2	3	2	0	1
Bill Madlock, R (1, 5) OBP: 0.410, SLG: 0.468	0-0 ① ② G6-4-3 1-2f 2-3	I I I I 4-0 BB IBB	0-0 ② P4			B B B B 4-0 G6-4-3 1-2 BB	0-0 1B 1-H 2-H 3-H 2B	0-0 ③ F8		4	1	1	3	2	0	5
Phil Garner, R (1, 4) OBP: 0.366, SLG: 0.404	0-0 ③ F8	B B B B 4-0 1-2 2-3 BB	B B B B 4-0 1B 1-2 2-3 BB			0-0 ① ② G6-4-3 1-2f 2-3	B B B B 4-0 1B 1B BB			2	1	0	0	3	0	3
Steve Nicosia, R (1, 2) OBP: 0.305, SLG: 0.333		0-0 SH5-4 2B	0-0 ② P4	0-0 1-3 2-H 3-H 1B		0-0 3-H 2B	0-0 1B 1-3 2-H 1B			5	0	4	4	0	0	3
Eddie Solomon, R (1, 1) OBP: 0.105, SLG: 0.105		0-0 ① SH5-4 2-3	0-0 ③ G3	S S S 0-3 ③ K		S S S 0-3 ③ K	0-0 ③ 1-3 3-H 1B			4	0	1	1	0	2	6
Inning Stats	R: 3 E: 0 K: 0 S: 5 H: 3 LOB: 1 BB: 1 P: 10	R: 0 E: 0 K: 0 S: 4 H: 1 LOB: 1 BB: 0 P: 4	R: 1 E: 0 K: 0 S: 5 H: 2 LOB: 3 BB: 2 P: 13	R: 4 E: 0 K: 1 S: 9 H: 4 LOB: 2 BB: 2 P: 17	R: 0 E: 0 K: 0 S: 4 H: 1 LOB: 1 BB: 0 P: 4	R: 1 E: 0 K: 1 S: 6 H: 2 LOB: 1 BB: 1 P: 10	R: 5 E: 0 K: 2 S: 11 H: 4 LOB: 2 BB: 2 P: 19	R: 2 E: 0 K: 1 S: 7 H: 2 LOB: 1 BB: 1 P: 11		1B: 14 2B: 5 3B: 0 HR: 0		SF: 1 SAC: 1 DP: 2 HBP: 1		WP: 3 PB: 0 SB: 1 CS: 0	PA: 51	

PITCHER		IP	WLS	BF	H	R	ER	SO	BB	IBB	HBP	BLK	WP	HR	S	P	ERA	WHIP
Bill Caudill, R ERA: 5.26	(1, 1)	2.0	L	13	6	4	4	0	1	0	1	0	0	0	11	16	18.00	3.500
Ken Kravec, L ERA: 7.62	(3, 1)	1.1		10	3	4	4	0	2	1	0	1	1	0	7	19	27.00	3.750
Rawly Eastwick, R ERA: 2.28	(4, 1)	0.2		4	1	0	0	1	1	0	0	0	0	0	5	9	0.00	3.000
Doug Capilla, L ERA: 2.67	(5, 1)	2.0		9	3	1	1	1	1	0	0	0	0	0	10	14	4.50	2.000
Lee Smith, R ERA: 3.94	(7, 1)	0.2		5	1	3	3	2	1	0	0	0	1	0	8	12	40.50	3.000

PITCHER		IP	WLS	BF	H	R	ER	SO	BB	IBB	HBP	BLK	WP	HR	S	P	ERA	WHIP
Lynn McGlothen, R ERA: 3.94	(7, 1)	1.1		10	5	4	4	1	2	0	0	0	0	0	10	18	27.00	5.250

BOTTOM

Chicago Cubs @ Pittsburgh Pirates

Three Rivers Stadium, Pittsburgh, PA

Tue Jun 02 1981, 7:05 PM EDT

Att. 6,437 - Unknown - 73 F

livebaseballscorecards.com

AB	39
R	16
H	19
RBI	15
BB	9
SO	5
LOB	24

Chicago Cubs @ Pittsburgh Pirates

Three Rivers Stadium, Pittsburgh, PA

Wed Jun 03 1981, 7:05 PM EDT

Att. 5,003 - Unknown - 73 F

TOP

livebaseballscorecards.com

Batter	1	2	3	4	5	6	7	8	9	AB	R	H	RBI	BB	SO	LOB
Ivan De Jesus, R (1, 6) OBP: 0.253, SLG: 0.177	F9			6-3		F9			F8	3	0	0	0	0	0	0
Mike Lum, L (9, PH) OBP: 0.240, SLG: 0.136										1	0	0	0	0	0	0
Steve Dillard, R (1, 4) OBP: 0.321, SLG: 0.375	K			F8			P2		4-3	3	0	0	0	0	1	0
Mike Tyson, R (9, PH) OBP: 0.264, SLG: 0.271										1	0	0	0	0	0	0
Bill Buckner, L (1, 3) OBP: 0.340, SLG: 0.470	F7			4-3			L8		FC6, BB	3	0	0	0	1	0	0
Carlos Lezcano, R (9, PR)										0	0	0	0	0	0	0
Jerry Morales, R (1, 8) OBP: 0.347, SLG: 0.319		4-3			BB, 1B		P4		FC6, 1-2f	4	0	1	0	0	0	1
Jim Tracy, L (1, 7) OBP: 0.357, SLG: 0.326		4-3			BBBB, G5-4-3, 1-2, BB			HR, 3B		2	1	1	0	1	0	0
Hector Cruz, R (1, 9) OBP: 0.342, SLG: 0.524		5-3			SSS, K			HR, 3-H		3	1	1	2	0	1	2
Ken Reitz, R (1, 5) OBP: 0.261, SLG: 0.298			F7		G5-4-3, 1-2f			SSS, K		3	0	0	0	0	1	2
Jody Davis, R (1, 2) OBP: 0.385, SLG: 0.375			B1-6-3, 1B			F8		SSS, K		3	0	1	0	0	1	0
Randy Martz, L (1, 1) OBP: 0.188, SLG: 0.133			B1-6-3, 1-2f			SSS, K		SSS, K		3	0	0	0	0	2	1
Doug Capilla, L (8, 1)										0	0	0	0	0	0	0

	AB	29
	R	2
	H	4
	RBI	2
	BB	2
	SO	6
	LOB	6

Inning Stats	1	2	3	4	5	6	7	8	9
	R: 0 E: 0 K: 1 S: 5	H: 0 LOB: 0 BB: 0 P: 5	R: 0 E: 0 K: 0 S: 3	H: 0 LOB: 0 BB: 0 P: 3	R: 0 E: 0 K: 0 S: 3	H: 1 LOB: 0 BB: 0 P: 3	R: 0 E: 0 K: 0 S: 3	H: 0 LOB: 0 BB: 0 P: 3	R: 0 E: 0 K: 1 S: 5	H: 1 LOB: 1 BB: 1 P: 9	R: 0 E: 0 K: 1 S: 5	H: 0 LOB: 0 BB: 0 P: 5	R: 0 E: 0 K: 0 S: 3	H: 0 LOB: 0 BB: 0 P: 3	R: 2 E: 0 K: 3 S: 11	H: 2 LOB: 0 BB: 0 P: 11	R: 0 E: 0 K: 0 S: 3	H: 0 LOB: 1 BB: 1 P: 7

	1B: 2	SF: 0	WP: 0	PA: 31
	2B: 0	SAC: 0	PB: 0	
	3B: 1	DP: 2	SB: 0	
	HR: 1	HBP: 0	CS: 0	

PITCHER		IP	WLS	BF	H	R	ER	SO	BB	IBB	HBP	BLK	WP	HR	S	P	ERA	WHIP
Jim Bibby, R ERA: 2.64	(1, 1)	8.0	W	27	4	2	2	6	1	0	0	0	0	1	38	42	2.25	0.625
Kent Tekulve, R ERA: 4.74	(9, 1)	0.2		2	0	0	0	0	0	0	0	0	0	0	2	2	0.00	0.000
Grant Jackson, L ERA: 1.76	(9, 1)	0.0		1	0	0	0	0	1	0	0	0	0	0	0	4	∞	∞
Enrique Romo, R ERA: 4.55	(9, 1)	0.1	S	1	0	0	0	0	0	0	0	0	0	0	1	1	0.00	0.000

PITCHER	IP	WLS	BF	H	R	ER	SO	BB	IBB	HBP	BLK	WP	HR	S	P	ERA	WHIP

Chicago Cubs @ Pittsburgh Pirates

Three Rivers Stadium, Pittsburgh, PA

Wed Jun 03 1981, 7:05 PM EDT

Att. 5,003 - Unknown - 73 F

BOTTOM

Batter	1	2	3	4	5	6	7	8	9	AB	R	H	RBI	BB	SO	LOB
Omar Moreno, L (1, 8) OBP: 0.294, SLG: 0.341	K			F7		6-3 2B		4-3		4	0	1	0	0	1	1
Tim Foli, R (1, 6) OBP: 0.285, SLG: 0.281	E6 CS			G4-6-3 1B		6-3 2-3		F8		4	0	1	0	0	0	2
Dave Parker, L (1, 9) OBP: 0.281, SLG: 0.455	K 1-2			G4-6-3 1-2f		K				3	0	0	0	0	2	3
Willie Stargell, L (1, 3) OBP: 0.351, SLG: 0.333		6-3			P8		3-1			3	0	0	0	0	0	0
Mike Easler, L (1, 7) OBP: 0.369, SLG: 0.566		4-3			WP FC5 2B		4-3			3	1	1	0	0	0	0
Bill Madlock, R (1, 5) OBP: 0.415, SLG: 0.464		CS BB			FC5 2-3 BB		F7			1	0	0	0	2	0	0
Phil Garner, R (1, 4) OBP: 0.357, SLG: 0.392		CS 1-2	4-3		FC5 G6-3 1-2 3-H			1-3		3	0	0	1	0	0	1
Steve Nicosia, R (1, 2) OBP: 0.299, SLG: 0.326			6-3		G6-3 1-2f			E S HR 1B		2	0	0	0	0	0	2
John Milner, L (8, PH) OBP: 0.289, SLG: 0.205										1	0	1	0	0	0	0
Lee Lacy, R (8, PR) OBP: 0.315, SLG: 0.371										0	1	0	0	0	0	0
Tony Peña, R (9, 2) OBP: 0.328, SLG: 0.393										0	0	0	0	0	0	0
Jim Bibby, R (1, 1) OBP: 0.250, SLG: 0.409			K			K		1-H HR		2	0	0	0	0	2	0
Jason Thompson, L (8, PH) OBP: 0.326, SLG: 0.349										1	1	1	2	0	0	0
Kent Tekulve, R (9, 1)										0	0	0	0	0	0	0
Grant Jackson, S (9, 1)										0	0	0	0	0	0	0
Enrique Romo, R (9, 1)										0	0	0	0	0	0	0
Inning Stats	R: 0 E: 1 K: 2 S: 7 H: 0 LOB: 0 BB: 0 P: 7	R: 0 E: 0 K: 0 S: 2 H: 0 LOB: 0 BB: 1 P: 6	R: 0 E: 0 K: 1 S: 5 H: 0 LOB: 0 BB: 0 P: 5	R: 0 E: 0 K: 0 S: 3 H: 1 LOB: 0 BB: 0 P: 3	R: 1 E: 0 K: 0 S: 4 H: 1 LOB: 1 BB: 1 P: 8	R: 0 E: 0 K: 2 S: 8 H: 1 LOB: 1 BB: 0 P: 8	R: 0 E: 0 K: 0 S: 3 H: 0 LOB: 0 BB: 0 P: 3	R: 2 E: 0 K: 0 S: 5 H: 2 LOB: 1 BB: 0 P: 5		1B: 2 2B: 2 3B: 0 HR: 1 SF: 0 SAC: 0 DP: 2 HBP: 0						

livebaseballscorecards.com

AB	27
R	3
H	5
RBI	3
BB	2
SO	5
LOB	9

WP: 1 PA: 30
PB: 0
SB: 1
CS: 2

PITCHER		IP	WLS	BF	H	R	ER	SO	BB	IBB	HBP	BLK	WP	HR	S	P	ERA	WHIP
Randy Martz, R ERA: 4.56	(1, 1)	7.1	L	27	5	3	3	5	2	0	0	0	1	1	35	43	3.68	0.955
Doug Capilla, L ERA: 2.6	(8, 1)	0.2		2	0	0	0	0	0	0	0	0	0	0	2	2	0.00	0.000

PITCHER	IP	WLS	BF	H	R	ER	SO	BB	IBB	HBP	BLK	WP	HR	S	P	ERA	WHIP

Batter	1	2	3	4	5	6	7	8	9	10	AB	R	H	RBI	BB	SO	LOB
Steve Dillard, R (1, 4) OBP: 0.328, SLG: 0.377 Lynn McGlothen, L (10, 1) OBP: 0.091, SLG: 0.182	F9		1-3			5-3		4-3 1B		1B	5 0	1 0	2 0	0 0	0 0	0 0	0 0
Jerry Morales, R (1, 8) OBP: 0.349, SLG: 0.316	BBBB G4-6-3 BB			6-3			1B 1B	4-3 1-2		4-3	4	1	1	0	1	0	2
Bill Buckner, L (1, 3) OBP: 0.343, SLG: 0.470	G4-6-3 1-2f			F8			1B 1-3	G6-4-3 2-H			4	1	2	1	0	0	1
Bobby Bonds, R (1, 9) Jim Tracy, L (1, 7) OBP: 0.367, SLG: 0.327		BBBB G1-6-3 BB		L5			1B 1-2 3-H	G6-4-3 1-2f			0 3	0 1	0 1	0 1	0 1	0 0	0 1
Hector Cruz, R (1, 7) OBP: 0.338, SLG: 0.500 (1, 9)		G1-6-3 1-2f			BBBB G6-4-3 BB		F9		F9		3	0	0	0	1	0	3
Ken Reitz, R (1, 5) OBP: 0.267, SLG: 0.304		1B			G6-4-3 1-2f		1B 1-3 2-H		1-4-3		4	0	2	1	0	0	1
Ivan De Jesus, R (1, 6) OBP: 0.248, SLG: 0.173		L8			P9		SSS K		5-3		4	0	0	0	0	1	3
Jody Davis, R (1, 2) OBP: 0.367, SLG: 0.357			SSS K			E4 G4-6-3	1B 1-2 3-H			B1-3	4	0	1	1	0	1	0
Mike Krukow, R (1, 1) OBP: 0.000, SLG: 0.079 Scot Thompson, L (9, PH) OBP: 0.364, SLG: 0.455 Rawly Eastwick, R (9, 1) Mike Lum, L (7, PH) OBP: 0.240, SLG: 0.296 Carlos Lezcano, R (7, PH) Doug Capilla, L (7, 1) Dick Tidrow, R (8, 1) Mike Tyson, R (10, PH) OBP: 0.286, SLG: 0.286 (10, 4)			SSS K			G4-6-3 1-2f	SSS K			F8	1 1 0 0 0 1 0 0 1	0 0 0 0 0 0 0 0 0	0 0 0 0 0 0 0 0 0	0 0 0 0 0 1 0 0 0	0 0 0 0 0 0 0 0 0	1 1 0 0 0 0 0 0 1	0 1 0 0 0 2 0 0 0

TOP

Chicago Cubs @ Pittsburgh Pirates

Three Rivers Stadium, Pittsburgh, PA

Thu Jun 04 1981, 7:05 PM EDT
Att. 6,740 - Unknown - 72 F

livebaseballscorecards.com

AB	35
R	4
H	9
RBI	4
BB	3
SO	4
LOB	14

Inning Stats	1	2	3	4	5	6	7	8	9	10	1B: 9	SF: 0	WP: 0	PA: 38
	R: 0 E: 0 K: 0 S: 2	H: 0 LOB: 0 BB: 1 P: 6	R: 0 E: 0 K: 0 S: 3	H: 1 LOB: 1 BB: 1 P: 7	R: 0 E: 0 K: 2 S: 7	H: 0 LOB: 0 BB: 0 P: 7	R: 0 E: 0 K: 0 S: 3	H: 0 LOB: 0 BB: 0 P: 3	R: 0 E: 0 K: 0 S: 2	H: 0 LOB: 0 BB: 1 P: 6	R: 0 E: 1 K: 0 S: 3	H: 0 LOB: 0 BB: 0 P: 3	R: 3 E: 0 K: 2 S: 12	H: 5 LOB: 2 BB: 0 P: 12	R: 1 E: 0 K: 0 S: 4	H: 2 LOB: 0 BB: 0 P: 4	R: 0 E: 0 K: 0 S: 3	H: 0 LOB: 0 BB: 0 P: 3	R: 0 E: 0 K: 0 S: 4	H: 1 LOB: 1 BB: 0 P: 4	2B: 0 3B: 0 HR: 0	SAC: 0 DP: 5 HBP: 0	PB: 0 SB: 0 CS: 0	

PITCHER	IP	WLS	BF	H	R	ER	SO	BB	IBB	HBP	BLK	WP	HR	S	P	ERA	WHIP
Rick Rhoden, R (1, 1) ERA: 2.67	6.2		26	6	3	3	3	3	0	0	0	0	0	29	41	4.05	1.350
Grant Jackson, L (7, 1) ERA: 2.16	1.1		5	2	1	1	1	0	0	0	0	0	0	7	7	6.75	1.500
Kent Tekulve, R (9, 1) ERA: 4.29	2.0	W	7	1	0	0	0	0	0	0	0	0	0	7	7	0.00	0.500

PITCHER	IP	WLS	BF	H	R	ER	SO	BB	IBB	HBP	BLK	WP	HR	S	P	ERA	WHIP

Batter	1	2	3	4	5	6	7	8	9	10	AB	R	H	RBI	BB	SO	LOB
Omar Moreno, L (1, 8) OBP: 0.292, SLG: 0.337	G3	K			F7		CS 1B		B2		5	0	1	0	0	1	3
Tim Foli, R (1, 6) OBP: 0.302, SLG: 0.321	1B 3B		FC4-6 1B		HR 1B		F8 CS 1-2 2B		P6		5	2	4	0	0	0	1
Dave Parker, L (1, 9) OBP: 0.303, SLG: 0.491	3-H 1B		FC4-6 1-2f 2B		1-H HR		BBB BB		1-3 1B		4	2	3	3	1	0	1
Willie Stargell, L (1, 3) OBP: 0.333, SLG: 0.342	F7		1-H 2B		K2-3		F8 2-3		K		5	0	1	1	0	2	5
Mike Easler, L (1, 7) OBP: 0.364, SLG: 0.550	P5		4-0 G5-4-3 IBB		3-1		CS 3-H	F8		L7	4	0	0	0	1	0	1
Phil Garner, R (1, 4) OBP: 0.362, SLG: 0.392 Kurt Bevacqua, R (3, 4) OBP: 0.316, SLG: 0.250 Lee Lacy, R (8, PR) OBP: 0.323, SLG: 0.400 (9, 5)		BBB 4-0 S 1B BB	G5-4-3 1-2f			SSS K		S 1B		1B 3B	0 3 1	0 0 1	0 1 1	0 0 1	1 0 0	0 1 0	0 2 0
Dale Berra, R (1, 5) OBP: 0.351, SLG: 0.379 (9, 4)		SSS K 1-2		F9		2B		P3 1-2		3-H 1B	5	0	2	1	0	1	2
Steve Nicosia, R (1, 2) OBP: 0.300, SLG: 0.326 John Milner, L (8, PH) OBP: 0.283, SLG: 0.200 Kent Tekulve, R (9, 1)		2-H 1B		L8		L7		L9			3 1 0	0 0 0	1 0 0	0 0 0	0 0 0	0 0 0	1 2 0
Rick Rhoden, R (1, 1) OBP: 0.179, SLG: 0.185 Grant Jackson, S (7, 1) Tony Peña, R (9, 2) OBP: 0.338, SLG: 0.403		BBBB 4-0 BB		4-3		L7			1B 1B		2 0 1	0 0 0	0 0 1	0 0 0	1 0 0	0 0 0	1 0 0
Inning Stats	R: 1 E: 0 K: 0 S: 5 H: 2 LOB: 1 BB: 0 P: 5	R: 0 E: 0 K: 2 S: 7 H: 1 LOB: 2 BB: 2 P: 15	R: 1 E: 0 K: 0 S: 4 H: 2 LOB: 1 BB: 1 P: 8	R: 0 E: 0 K: 0 S: 3 H: 0 LOB: 0 BB: 0 P: 3	R: 2 E: 0 K: 1 S: 7 H: 2 LOB: 0 BB: 0 P: 7	R: 0 E: 0 K: 1 S: 6 H: 1 LOB: 1 BB: 0 P: 6	R: 0 E: 0 K: 0 S: 3 H: 2 LOB: 1 BB: 1 P: 7	R: 0 E: 0 K: 0 S: 4 H: 1 LOB: 2 BB: 0 P: 4	R: 0 E: 0 K: 1 S: 7 H: 2 LOB: 2 BB: 0 P: 7	R: 1 E: 0 K: 0 S: 3 H: 2 LOB: 1 BB: 0 P: 3	1B: 9 2B: 3 3B: 2 HR: 1 SF: 0 SAC: 0 DP: 1 HBP: 0						

PITCHER		IP	WLS	BF	H	R	ER	SO	BB	IBB	HBP	BLK	WP	HR	S	P	ERA	WHIP
Mike Krukow, R ERA: 5.75	(1, 1)	5.0		23	7	4	4	3	2	1	0	0	0	1	26	38	7.20	1.800
Rawly Eastwick, R ERA: 2.19	(6, 1)	1.0		4	1	0	0	1	0	0	0	0	0	0	6	6	0.00	1.000
Doug Capilla, L ERA: 2.48	(7, 1)	1.1		6	3	0	0	0	1	0	0	0	0	0	5	9	0.00	3.000
Dick Tidrow, R ERA: 4.3	(8, 1)	1.2		7	2	0	0	1	0	0	0	0	0	0	9	9	0.00	1.200
Lynn McGlothen, R ERA: 4.1	(10, 1)	0.1	L	3	2	1	1	0	0	0	0	0	0	0	3	3	27.00	6.000

PITCHER	IP	WLS	BF	H	R	ER	SO	BB	IBB	HBP	BLK	WP	HR	S	P	ERA	WHIP

Chicago Cubs @ Pittsburgh Pirates

Three Rivers Stadium, Pittsburgh, PA

Thu Jun 04 1981, 7:05 PM EDT

Att. 6,740 - Unknown - 72 F

BOTTOM

livebaseballscorecards.com

AB	39
R	5
H	15
RBI	5
BB	4
SO	5
LOB	19

WP: 0 PA: 44
PB: 0
SB: 2
CS: 2

Batter	1	2	3	4	5	6	7	8	9	AB	R	H	RBI	BB	SO	LOB
Derrel Thomas, S (1, 4) OBP: 0.323, SLG: 0.302	P5		CS 1B			F9		K		4	0	1	0	0	1	2
Ken Landreaux, L (1, 8) OBP: 0.325, SLG: 0.399	L7		L9			1-2 1B		1-3 1B		4	0	2	0	0	0	1
Dusty Baker Jr., R (1, 7) OBP: 0.333, SLG: 0.402	5-3		1-2 CS	G5-4-3 1B		1-2 2-H G5-4-3 1B		F9		4	0	2	1	0	0	2
Steve Garvey, R (1, 3) OBP: 0.319, SLG: 0.437		2B 1B		F8		1-2f G5-4-3		L6		4	0	1	0	0	0	5
Ron Cey, R (1, 5) OBP: 0.360, SLG: 0.484		F6		1-2f G5-4-3			F7		K	4	0	0	0	0	1	2
Pedro Guerrero, R (1, 9) OBP: 0.364, SLG: 0.563		F9			G4-6-3 1B		2B		F9	4	0	2	0	0	0	1
Mike Scioscia, L (1, 2) OBP: 0.382, SLG: 0.341		1-3 2B			1-2f G4-6-3		L4		HR BB	3	1	1	0	1	0	2
Bill Russell, R (1, 6) OBP: 0.230, SLG: 0.215 Reggie Smith, S (9, PH) OBP: 0.400, SLG: 0.615		4-3			4-3		5-3		1-H HR	3 1	0 1	0 1	0 2	0 0	0 0	3 0
Jerry Reuss, L (1, 1) OBP: 0.250, SLG: 0.250 Jay Johnstone, L (6, PH) OBP: 0.250, SLG: 0.325 Bobby Castillo, R (6, 1) OBP: 0.429, SLG: 0.714 Terry Forster, L (6, 1) Rick Monday, L (8, PH) OBP: 0.344, SLG: 0.554 Rick Sutcliffe, L (8, 1) OBP: 0.308, SLG: 0.182 Joe Ferguson, R (9, PH) OBP: 0.200, SLG: 0.077			4-3			1B 1B		BB	F8	1 1 0 0 0 0 1	0 1 0 0 0 0 0	0 1 0 0 0 0 0	0 0 0 0 1 0 0	0 0 0 0 0 0 0	0 0 0 0 0 0 0	0 0 0 0 0 0 0
Inning Stats	R: 0 E: 0 K: 0 S: 3 H: 0 LOB: 0 BB: 0 P: 3	R: 0 E: 0 K: 0 S: 5 H: 2 LOB: 2 BB: 0 P: 5	R: 0 E: 0 K: 0 S: 3 H: 1 LOB: 0 BB: 0 P: 3	R: 0 E: 0 K: 0 S: 3 H: 1 LOB: 0 BB: 0 P: 3	R: 0 E: 0 K: 0 S: 3 H: 1 LOB: 0 BB: 0 P: 3	R: 1 E: 0 K: 0 S: 5 H: 3 LOB: 1 BB: 0 P: 5	R: 0 E: 0 K: 0 S: 4 H: 1 LOB: 1 BB: 0 P: 4	R: 0 E: 0 K: 1 S: 6 H: 1 LOB: 2 BB: 1 P: 10	R: 2 E: 0 K: 1 S: 6 H: 1 LOB: 0 BB: 1 P: 10	1B: 8 2B: 2 3B: 0 HR: 1	SF: 0 SAC: 0 DP: 3 HBP: 0					

TOP

Los Angeles Dodgers @ Chicago Cubs

Wrigley Field, Chicago, IL

Fri Jun 05 1981, 3:33 AM CDT

Att. 7,815 - Unknown - 79 F

livebaseballscorecards.com

AB	34
R	3
H	11
RBI	3
BB	2
SO	2
LOB	18

WP: 0 PB: 0 SB: 0 CS: 1 PA: 37

PITCHER		IP	WLS	BF	H	R	ER	SO	BB	IBB	HBP	BLK	WP	HR	S	P	ERA	WHIP
Rick Reuschel, R ERA: 3.49	(1, 1)	7.1	W	29	10	1	1	1	1	0	0	0	0	0	30	34	1.23	1.500
Dick Tidrow, R ERA: 4.58	(8, 1)	1.2	S	7	1	2	2	1	1	0	0	0	0	1	8	12	10.80	1.200

PITCHER	IP	WLS	BF	H	R	ER	SO	BB	IBB	HBP	BLK	WP	HR	S	P	ERA	WHIP

Batter	1	2	3	4	5	6	7	8	9	AB	R	H	RBI	BB	SO	LOB
Ivan De Jesus, R (1, 6) OBP: 0.248, SLG: 0.180	L9		5-3		6-3 2B		L7			4	0	1	0	0	0	0
Steve Dillard, R (1, 4) OBP: 0.339, SLG: 0.404	HBP 1B			FC3-6 1B 2B	6-3 2-3		6-3			4	1	2	0	0	0	1
Bill Buckner, L (1, 3) OBP: 0.351, SLG: 0.473	G6-4-3 HBP 1-2			FC3-6 1B	L3		1B			3	0	2	0	0	0	1
Jerry Morales, R (1, 8) OBP: 0.346, SLG: 0.314	G6-4-3 1-2f			FC3-6 1B 2B 1-2f 2-3		1B 1B	F9			4	2	1	0	0	0	5
Hector Cruz, R (1, 7) (7, 9) OBP: 0.358, SLG: 0.514		F9		2B 1B 1-2 3-H		G5-3 1B 1B 1-3		S 1B		4	1	3	1	0	0	0
Carlos Lezcano, R (1, 9) Mike Lum, L (6, PH) (7, 7) OBP: 0.259, SLG: 0.167		K		K		G5-3 1-2 3-H		P4		2 2	0 0	0 1	0 1	0 0	2 0	2 1
Ken Reitz, R (1, 5) OBP: 0.267, SLG: 0.309		6-3		2B 1-H 2-H		G5-3 1-2 2-3f		L9		4	0	1	2	0	0	3
Jody Davis, R (1, 2) OBP: 0.382, SLG: 0.333			P4	F9		IBB		IBB 1-2		2	0	0	0	2	0	1
Rick Reuschel, R (1, 1) OBP: 0.136, SLG: 0.095			4-1		K	1-3		K		3	0	0	0	0	1	2
Dick Tidrow, R (8, 1)										1	0	0	0	0	1	2
Inning Stats	R: 0 E: 0 K: 0 S: 3 H: 1 LOB: 1 BB: 0 P: 4	R: 0 E: 0 K: 1 S: 5 H: 0 LOB: 0 BB: 0 P: 5	R: 0 E: 0 K: 0 S: 3 H: 0 LOB: 0 BB: 0 P: 3	R: 3 E: 0 K: 1 S: 9 H: 4 LOB: 1 BB: 0 P: 9	R: 0 E: 0 K: 1 S: 6 H: 1 LOB: 1 BB: 0 P: 6	R: 1 E: 0 K: 0 S: 5 H: 3 LOB: 2 BB: 1 P: 9	R: 0 E: 0 K: 0 S: 4 H: 1 LOB: 1 BB: 0 P: 4	R: 0 E: 0 K: 1 S: 6 H: 1 LOB: 2 BB: 1 P: 10		1B: 8 2B: 3 3B: 0 HR: 0	SF: 0 SAC: 0 DP: 2 HBP: 1					

PITCHER		IP	WLS	BF	H	R	ER	SO	BB	IBB	HBP	BLK	WP	HR	S	P	ERA	WHIP
Jerry Reuss, L ERA: 2.01	(1, 1)	5.0	L	21	6	3	3	3	0	0	1	0	0	0	26	27	5.40	1.200
Bobby Castillo, R ERA: 5.53	(6, 1)	0.0		2	2	1	1	0	0	0	0	0	0	0	2	2	∞	∞
Terry Forster, L ERA: 4.38	(6, 1)	2.0		8	2	0	0	0	0	1	0	0	0	0	7	11	0.00	1.000
Rick Sutcliffe, R ERA: 3.43	(8, 1)	1.0		5	1	0	0	1	0	1	0	0	0	0	6	10	0.00	1.000

PITCHER	IP	WLS	BF	H	R	ER	SO	BB	IBB	HBP	BLK	WP	HR	S	P	ERA	WHIP

BOTTOM

Los Angeles Dodgers @ Chicago Cubs

Wrigley Field, Chicago, IL

Fri Jun 05 1981, 3:33 AM CDT

Att. 7,815 - Unknown - 79 F

livebaseballscorecards.com

AB	33
R	4
H	11
RBI	4
BB	2
SO	4
LOB	18

WP: 0	PA: 36		
PB: 0			
SB: 1			
CS: 0			

Batter	1	2	3	4	5	6	7	8	9	AB	R	H	RBI	BB	SO	LOB
Derrel Thomas, S (1, 4) OBP: 0.327, SLG: 0.300	3B 1B	2B 1B BB		L8		L9		FC4 1-2f		4	2	1	0	1	0	1
Ken Landreaux, L (1, 8) OBP: 0.327, SLG: 0.415	1-H SF9 3B	1B 1-3 2-H 2B		5-3			P6		K	5	1	2	2	0	1	0
Dusty Baker Jr., R (1, 7) OBP: 0.335, SLG: 0.404	SF9 3-H	2-3 3-H 1B			BB 1B		4-3		6-3	4	0	2	2	0	0	0
Steve Garvey, R (1, 3) OBP: 0.316, SLG: 0.432	5-3	K			L7		1B		6-3	5	0	1	0	0	1	2
Ron Cey, R (1, 5) OBP: 0.367, SLG: 0.487	BB 1B		G6-4-3 1B		1-2 BB		K			3	0	2	0	1	1	1
Pedro Guerrero, R (1, 9) OBP: 0.361, SLG: 0.554	1-2 FC4-6 BB		G6-4-3 1-2f		P3			F7		3	0	0	0	1	0	3
Mike Scioscia, L (1, 2) OBP: 0.385, SLG: 0.353	FC4-6 1-2f		1B		3-1			1B SF7 2B		4	1	2	0	0	0	4
Bill Russell, R (1, 6) OBP: 0.244, SLG: 0.224		SH3-4 2B BB	K			G4-6-3 1B		2-3 FC4 1B		3	1	2	0	1	1	1
Fernando Valenzuela, L (1, 1) OBP: 0.286, SLG: 0.265 Bobby Castillo, R (4, 1) OBP: 0.429, SLG: 0.714 Jay Johnstone, L (6, PH) OBP: 0.244, SLG: 0.317 Rick Sutcliffe, L (6, 1) OBP: 0.308, SLG: 0.182 Rick Monday, L (8, PH) OBP: 0.336, SLG: 0.554 Steve Howe, L (8, 1)		SH3-4 1-2		F8		G4-6-3 1-2f		SF7 3-H		1 0 1 0 0 0	0 0 0 0 0 0	0 0 0 0 0 0	0 0 0 0 1 0	0 0 0 0 0 0	0 0 0 0 0 0	0 0 1 0 0 0
Inning Stats	R: 2 E: 0 K: 0 S: 6 H: 3 LOB: 2 BB: 1 P: 10	R: 2 E: 0 K: 1 S: 6 H: 2 LOB: 1 BB: 2 P: 14	R: 0 E: 0 K: 1 S: 6 H: 2 LOB: 1 BB: 0 P: 6	R: 0 E: 0 K: 0 S: 3 H: 0 LOB: 0 BB: 0 P: 3	R: 0 E: 0 K: 0 S: 4 H: 1 LOB: 2 BB: 1 P: 8	R: 0 E: 0 K: 0 S: 3 H: 1 LOB: 0 BB: 0 P: 3	R: 0 E: 0 K: 1 S: 6 H: 1 LOB: 1 BB: 0 P: 6	R: 1 E: 0 K: 0 S: 5 H: 2 LOB: 1 BB: 0 P: 5	R: 0 E: 0 K: 1 S: 5 H: 0 LOB: 0 BB: 0 P: 5	1B: 9 2B: 2 3B: 1 HR: 0	SF: 2 SAC: 1 DP: 2 HBP: 0			WP: 0 PB: 0 SB: 0 CS: 0	PA: 40	

PITCHER		IP	WLS	BF	H	R	ER	SO	BB	IBB	HBP	BLK	WP	HR	S	P	ERA	WHIP
Bill Caudill, R ERA: 5.53	(1, 1)	0.2		6	3	2	2	0	1	0	0	0	0	0	5	9	27.00	6.000
Lynn McGlothen, R ERA: 4.18	(1, 1)	3.1	W	14	4	2	2	2	2	0	0	0	0	0	16	24	5.40	1.800
Rawly Eastwick, R ERA: 2.2	(5, 1)	4.0		17	5	1	1	1	1	0	0	0	0	0	18	22	2.25	1.500
Doug Capilla, L ERA: 2.4	(9, 1)	1.0		3	0	0	0	1	0	0	0	0	0	0	5	5	0.00	0.000

PITCHER	IP	WLS	BF	H	R	ER	SO	BB	IBB	HBP	BLK	WP	HR	S	P	ERA	WHIP

TOP

Los Angeles Dodgers @ Chicago Cubs

Wrigley Field, Chicago, IL

Sat Jun 06 1981, 3:33 AM CDT

Att. 30,556 - Sunny - 69 F

livebaseballscorecards.com

AB	33
R	5
H	12
RBI	5
BB	4
SO	4
LOB	13

Batter	1	2	3	4	5	6	7	8	9	AB	R	H	RBI	BB	SO	LOB
Ivan De Jesus, R (1, 6) OBP: 0.256, SLG: 0.178	BBBB 4-0 3-1 S BB		SSS 0-3 ① K	BBBB 4-0 2B BB		X 0-0 ① F9		IIII 4-0 1B 1B IBB		2	2	0	0	3	1	0
Steve Dillard, R (1, 4) OBP: 0.328, SLG: 0.387	X 0-0 ① L5 1-2		SSS 0-3 ② K	X 0-0 ② P5		X 0-0 ② 4-3		X 0-0 BB 1B 1-2 2-3 3-H 1B		5	0	1	1	0	1	2
Bill Buckner, L (1, 3) OBP: 0.352, SLG: 0.477	X 0-0 ② 3-1 2-3		X 0-0 ③ F7	X 0-0 1-H 2B		X 0-0 ③ 4-3		X 0-0 BB 1B 1-2 2-H 3-H 1B		5	0	2	3	0	0	1
Jerry Morales, R (1, 8) OBP: 0.341, SLG: 0.325	X 0-0 ③ 5-3			X 0-0 1B 3B X 0-0 ③ 4-3			X 0-0 ① F7	X 0-0 ② L7		5	1	1	0	0	0	4
Hector Cruz, R (1, 7) OBP: 0.384, SLG: 0.575		X 0-0 HR		BBBB 4-0 F9 1B 1B BB	X 0-0 4-3 SF8 2B		X 0-0 ② P4	BBBB 4-0 1-2 2-3 BB		3	3	2	1	2	0	0
Carlos Lezcano, R (1, 9) OBP: 0.083, SLG: 0.083		X 0-0 ① B1-3		X 0-0 1B 1-2 HR 3-H 1B	X 0-0 ① 4-3 2-3		X 0-0 ③ 5-3	X 0-0 ③ F8		5	1	1	1	0	0	4
Ken Reitz, R (1, 5) OBP: 0.279, SLG: 0.312		X 0-0 1B		X 0-0 ① F9 2-3	4-0 IBB			BBBB 4-0 2B 1B BB		2	1	1	0	2	0	2
Jody Davis, R (1, 2) OBP: 0.368, SLG: 0.333		SSS 0-3 ② K		X 0-0 1B 1-2 HR 3-H	X 0-0 ② SF8 3-H			SSS 0-3 ① K		3	1	1	2	0	2	2
Bill Caudill, R (1, 1) OBP: 0.267, SLG: 0.154 Lynn McGlothen, L (1, 1) OBP: 0.083, SLG: 0.167 Mike Tyson, R (4, PH) OBP: 0.273, SLG: 0.340 Rawly Eastwick, R (5, 1) Tye Waller, R (8, PH) OBP: 1.000, SLG: 2.000 Doug Capilla, L (9, 1)		SSS 0-3 ③ K		X 0-0 1-H 2-H HR	SSS 0-3 ③ K			X 0-0 1B 1-3 1B 2B		0 1 1 1 1 0	0 0 1 0 0 0	0 0 1 0 0 0	0 0 3 0 0 0	0 1 0 0 1 0	0 1 0 0 1 0	0 1 0 1 1 0
Inning Stats	R: 0 H: 0 E: 0 LOB: 1 K: 0 BB: 1 S: 3 P: 7	R: 1 H: 2 E: 0 LOB: 1 K: 2 BB: 0 S: 9 P: 9	R: 0 H: 0 E: 0 LOB: 0 K: 2 BB: 0 S: 7 P: 7	R: 6 H: 5 E: 0 LOB: 1 K: 0 BB: 2 S: 8 P: 16	R: 1 H: 1 E: 0 LOB: 1 K: 1 BB: 1 S: 6 P: 10	R: 0 H: 0 E: 0 LOB: 0 K: 0 BB: 0 S: 3 P: 3	R: 0 H: 0 E: 0 LOB: 0 K: 0 BB: 0 S: 3 P: 3	R: 3 H: 3 E: 0 LOB: 3 K: 1 BB: 3 S: 8 P: 20		1B: 5 SF: 1 2B: 3 SAC: 0 3B: 1 DP: 0 HR: 2 HBP: 0						

PITCHER		IP	WLS	BF	H	R	ER	SO	BB	IBB	HBP	BLK	WP	HR	S	P	ERA	WHIP
Fernando Valenzuela, L ERA: 2.45	(1, 1)	3.1	L	19	6	7	7	4	3	0	0	0	0	2	24	36	18.90	2.700
Bobby Castillo, R ERA: 5.52	(4, 1)	1.2		8	2	1	1	1	0	1	0	0	0	0	9	13	5.40	1.200
Rick Sutcliffe, R ERA: 3.27	(6, 1)	2.0		6	0	0	0	0	0	0	0	0	0	0	6	6	0.00	0.000
Steve Howe, L ERA: 2.13	(8, 1)	1.0		9	3	3	3	1	2	1	0	0	0	0	8	20	27.00	5.000

PITCHER	IP	WLS	BF	H	R	ER	SO	BB	IBB	HBP	BLK	WP	HR	S	P	ERA	WHIP

BOTTOM

Los Angeles Dodgers @ Chicago Cubs

Wrigley Field, Chicago, IL

Sat Jun 06 1981, 3:33 AM CDT

Att. 30,556 - Sunny - 69 F

livebaseballscorecards.com

AB	34
R	11
H	11
RBI	11
BB	7
SO	6
LOB	17

WP: 0 PA: 42
PB: 0
SB: 1
CS: 0

Batter	1	2	3	4	5	6	7	8	9	AB	R	H	RBI	BB	SO	LOB
Derrel Thomas, S (1, 4) OBP: 0.333, SLG: 0.309	F7	SH5-3 3-H		1-2 1B		2-H 1B		P4		4	0	2	2	0	0	0
Ken Landreaux, L (1, 8) OBP: 0.329, SLG: 0.419	HR 1B	F9		P6		F7		1B 2B		5	2	2	0	0	0	3
Dusty Baker Jr., R (1, 7) OBP: 0.336, SLG: 0.423 Jay Johnstone, L (8, 7) OBP: 0.244, SLG: 0.317	1-H HR	WP 4-3 2B		4-3		P6		5-3		5 0	2 0	2 0	2 0	0 0	0 0	2 0
Steve Garvey, R (1, 3) OBP: 0.322, SLG: 0.438	B2	L6 2-3		BB BB		PB 1B 2B		1B 2-H 1B		4	1	2	1	1	0	1
Ron Cey, R (1, 5) OBP: 0.368, SLG: 0.482 Pepe Frias, R (8, PR) OBP: 0.300, SLG: 0.296 (8, 5)	BBBB 1B BB	4-3 3-H		F9		5-3		1-2 1B		4 0	0 0	1 0	1 0	1 0	0 0	2 0
Pedro Guerrero, R (1, 9) OBP: 0.372, SLG: 0.556	1-2 1B	CS 1B			BBBB FC6-4 1-2 BB	BBBB 1B 2-3 BB		P3		3	0	2	0	2	0	2
Mike Scioscia, L (1, 2) OBP: 0.386, SLG: 0.354	4-3	CS 1-2		G6-4-3 1B	FC6-4 1-2f	1-3 3-H 1B	SSS	K	0-3	5	0	2	1	0	1	4
Bill Russell, R (1, 6) OBP: 0.248, SLG: 0.232		SH5-4 SH5-3 2B		G6-4-3 1-2f		BBBB SH1-3 1B BB		P4	6-3	4	2	1	0	1	0	3
Bob Welch, R (1, 1) OBP: 0.250, SLG: 0.296		SH5-4 2-3		1B		SH1-3 1-2	SSS K		6-3	3	0	1	0	0	1	2
Inning Stats	R: 2 E: 0 K: 0 S: 6 H: 3 LOB: 2 BB: 1 P: 10	R: 1 E: 0 K: 0 S: 4 H: 1 LOB: 0 BB: 0 P: 4	R: 1 E: 0 K: 0 S: 4 H: 2 LOB: 0 BB: 0 P: 4	R: 0 E: 0 K: 0 S: 5 H: 3 LOB: 2 BB: 0 P: 5	R: 0 E: 0 K: 0 S: 3 H: 0 LOB: 2 BB: 2 P: 11	R: 1 E: 0 K: 0 S: 4 H: 1 LOB: 1 BB: 1 P: 8	R: 1 E: 0 K: 1 S: 7 H: 2 LOB: 2 BB: 1 P: 11	R: 1 E: 0 K: 0 S: 6 H: 3 LOB: 2 BB: 0 P: 6	R: 0 E: 0 K: 1 S: 5 H: 0 LOB: 0 BB: 0 P: 5	1B: 10 2B: 4 3B: 0 HR: 1 SF: 0 SAC: 3 DP: 1 HBP: 0							

TOP

Los Angeles Dodgers @ Chicago Cubs

Wrigley Field, Chicago, IL

Sun Jun 07 1981, 3:33 AM CDT

Att. 20,024 - Sunny - 82 F

livebaseballscorecards.com

AB	37
R	7
H	15
RBI	7
BB	5
SO	2
LOB	19

PITCHER		IP	WLS	BF	H	R	ER	SO	BB	IBB	HBP	BLK	WP	HR	S	P	ERA	WHIP	PITCHER		IP	WLS	BF	H	R	ER	SO	BB	IBB	HBP	BLK	WP	HR	S	P	ERA	WHIP
Randy Martz, R ERA: 4.92	(1, 1)	3.2	L	18	8	4	4	0	1	0	0	0	1	1	17	21	9.82	2.455																			
Ken Kravec, L ERA: 7.34	(4, 1)	2.1		12	2	1	1	0	3	0	0	0	0	0	9	21	3.86	2.143																			
Lynn McGlothen, R ERA: 4.39	(7, 1)	1.2		11	5	2	2	1	1	0	0	0	0	0	12	16	10.80	3.600																			
Bill Caudill, R ERA: 5.4	(8, 1)	1.1		4	0	0	0	1	0	0	0	0	0	0	6	6	0.00	0.000																			

Batter	1	2	3	4	5	6	7	8	9	AB	R	H	RBI	BB	SO	LOB
Ivan De Jesus, R (1, 6) OBP: 0.251, SLG: 0.175	K			F9		K		K		4	0	0	0	0	3	0
Steve Dillard, R (1, 4) Lynn McGlothen, L (7, 1) Bill Caudill, R (8, 1) Mike Lum, L (9, PH) OBP: 0.314, SLG: 0.369 OBP: 0.083, SLG: 0.167 OBP: 0.267, SLG: 0.154 OBP: 0.250, SLG: 0.160	P2			K		K			F8	3 0 0 1	0 0 0 0	0 0 0 0	0 0 0 0	0 0 0 0	2 0 0 0	0 0 0 0
Bill Buckner, L (1, 3) OBP: 0.350, SLG: 0.472	F8			1B			L7		F9	4	0	1	0	0	0	0
Jerry Morales, R (1, 8) OBP: 0.352, SLG: 0.338		K		1-3 1B			1B		1B	4	0	3	0	0	1	0
Hector Cruz, R (1, 9) OBP: 0.378, SLG: 0.558		P4		K			1-2 1B		F9	4	0	1	0	0	1	3
Jim Tracy, L (1, 7) OBP: 0.349, SLG: 0.308		F7			6-3		F8			3	0	0	0	0	0	2
Ken Reitz, R (1, 5) OBP: 0.280, SLG: 0.313			G6-4-3 1B		P6		K			3	0	1	0	0	1	2
Jody Davis, R (1, 2) OBP: 0.341, SLG: 0.306			G6-4-3 1-2f		1-3			P4		3	0	0	0	0	0	1
Randy Martz, L (1, 1) Ken Kravec, L (4, 1) Mike Tyson, R (6, PH) OBP: 0.176, SLG: 0.125 OBP: 0.263, SLG: 0.327 (7, 4)			K			K		K		1 0 2	0 0 0	0 0 0	0 0 0	0 0 0	1 0 2	0 0 0
Inning Stats	R: 0 E: 0 K: 1 S: 5 H: 0 LOB: 0 BB: 0 P: 5	R: 0 E: 0 K: 1 S: 5 H: 0 LOB: 0 BB: 0 P: 5	R: 0 E: 0 K: 1 S: 5 H: 1 LOB: 0 BB: 0 P: 5	R: 0 E: 0 K: 2 S: 9 H: 2 LOB: 2 BB: 0 P: 9	R: 0 E: 0 K: 0 S: 3 H: 0 LOB: 0 BB: 0 P: 3	R: 0 E: 0 K: 3 S: 9 H: 0 LOB: 0 BB: 0 P: 9	R: 0 E: 0 K: 1 S: 7 H: 2 LOB: 2 BB: 0 P: 7	R: 0 E: 0 K: 2 S: 7 H: 0 LOB: 0 BB: 0 P: 7	R: 0 E: 0 K: 0 S: 4 H: 1 LOB: 1 BB: 0 P: 4	1B: 6 2B: 0 3B: 0 HR: 0	SF: 0 SAC: 0 DP: 1 HBP: 0					

PITCHER	IP	WLS	BF	H	R	ER	SO	BB	IBB	HBP	BLK	WP	HR	S	P	ERA	WHIP
Bob Welch, R (1, 1) ERA: 3.24	9.0	W	32	6	0	0	11	0	0	0	0	0	0	54	54	0.00	0.667

PITCHER	IP	WLS	BF	H	R	ER	SO	BB	IBB	HBP	BLK	WP	HR	S	P	ERA	WHIP

BOTTOM

Los Angeles Dodgers @ Chicago Cubs

Wrigley Field, Chicago, IL

Sun Jun 07 1981, 3:33 AM CDT

Att. 20,024 - Sunny - 82 F

livebaseballscorecards.com

AB	32
R	0
H	6
RBI	0
BB	0
SO	11
LOB	8

Batter	1	2	3	4	5	6	7	8	9	AB	R	H	RBI	BB	SO	LOB
Bill North, S (1, 8) OBP: 0.357, SLG: 0.305	0-3 ① K		0-0 ② 4-3			4-0 CS BB		0-3 ③ K		3	0	0	0	1	2	1
Enos Cabell, R (1, 5) OBP: 0.277, SLG: 0.339	0-3 ② K		0-0 ③ 4-3			0-0 ②③ F8 1-2			0-0 G4-6-3 1B	4	0	1	0	0	1	1
Joe Morgan, L (1, 4) OBP: 0.344, SLG: 0.368	0-0 1B			0-0 ① F5			0-0 FC4-6 1B		0-0 ①② G4-6-3 1-2f	4	0	2	0	0	0	1
Darrell Evans, L (1, 3) OBP: 0.312, SLG: 0.411	0-3 ③ K			0-0 ② F7			0-0 ① FC4-6 1-2f 3B		0-0 ③ F8	4	1	0	0	0	1	2
Larry Herndon, R (1, 9) OBP: 0.333, SLG: 0.436		0-0 ① 6-3		0-3 ③ K			0-0 1-H F9 3B			3	0	1	1	0	1	0
Jerry Martin, R (1, 7) OBP: 0.306, SLG: 0.354		0-0 ② F7			0-3 ① K		0-0 ②③ F9 3-H			3	0	0	0	0	1	1
Milt May, L (1, 2) OBP: 0.374, SLG: 0.388		0-0 E4 FC6			0-0 ② 4-3			0-0 FC4-6 1B		3	0	1	0	0	0	0
Mike Sadek, R (8, PR) OBP: 0.341, SLG: 0.273 (8, 2)										0	0	0	0	0	0	0
Johnnie LeMaster, R (1, 6) OBP: 0.310, SLG: 0.299		0-0 ③ FC6 1-2f			0-3 ③ K			0-0 ① F2		3	0	0	0	0	1	2
Allen Ripley, R (1, 1) OBP: 0.148, SLG: 0.148			0-3 ① K			0-0 ① G3		0-0 ② FC4-6 1-2f		1	0	0	0	0	1	0
Rennie Stennett, R (6, PH) OBP: 0.273, SLG: 0.274										1	0	0	0	0	0	0
Fred Breining, R (6, 1)										0	0	0	0	0	0	0
Dave Bergman, L (8, PH) OBP: 0.329, SLG: 0.412										1	0	0	0	0	0	1
Greg Minton, S (8, 1)										0	0	0	0	0	0	0
Inning Stats	R: 0 E: 0 K: 3 S: 10 H: 1 LOB: 1 BB: 0 P: 10	R: 0 E: 1 K: 0 S: 4 H: 0 LOB: 1 BB: 0 P: 4	R: 0 E: 0 K: 1 S: 5 H: 0 LOB: 0 BB: 0 P: 5	R: 0 E: 0 K: 1 S: 5 H: 0 LOB: 0 BB: 0 P: 5	R: 0 E: 0 K: 2 S: 7 H: 0 LOB: 0 BB: 0 P: 7	R: 0 E: 0 K: 0 S: 2 H: 0 LOB: 0 BB: 1 P: 6	R: 1 E: 0 K: 0 S: 4 H: 2 LOB: 1 BB: 0 P: 4	R: 0 E: 0 K: 1 S: 6 H: 1 LOB: 1 BB: 0 P: 6	R: 0 E: 0 K: 0 S: 3 H: 1 LOB: 0 BB: 0 P: 3	1B: 4 2B: 0 3B: 1 HR: 0	SF: 0 SAC: 0 DP: 1 HBP: 0						

TOP

San Francisco Giants @ Chicago Cubs

Wrigley Field, Chicago, IL

Wed Jun 10 1981, 3:33 AM CDT

Att. 4,735 - Unknown

livebaseballscorecards.com

AB	30
R	1
H	5
RBI	1
BB	1
SO	8
LOB	9

WP: 0 PB: 0 SB: 0 CS: 1 PA: 31

PITCHER		IP	WLS	BF	H	R	ER	SO	BB	IBB	HBP	BLK	WP	HR	S	P	ERA	WHIP
Mike Krukow, R ERA: 5.28	(1, 1)	5.0	W	17	1	0	0	7	0	0	0	0	0	0	31	31	0.00	0.200
Rawly Eastwick, R ERA: 2.35	(6, 1)	2.0		8	3	1	1	0	1	0	0	0	0	0	7	11	4.50	2.000
Dick Tidrow, R ERA: 4.35	(8, 1)	2.0	S	6	1	0	0	1	0	0	0	0	0	0	8	8	0.00	0.500

PITCHER	IP	WLS	BF	H	R	ER	SO	BB	IBB	HBP	BLK	WP	HR	S	P	ERA	WHIP

Batter	1	2	3	4	5	6	7	8	9	AB	R	H	RBI	BB	SO	LOB
Ivan De Jesus, R (1, 6) OBP: 0.251, SLG: 0.176	F8		5-3 1-2		F8			6-3 BLK 1B		4	0	1	0	0	0	1
Steve Dillard, R (1, 4) OBP: 0.297, SLG: 0.348	6-3		F3		4-3			6-3 1-3		4	0	0	0	0	0	2
Bill Buckner, L (1, 3) OBP: 0.349, SLG: 0.465	F8		1B IBB			G3		6-3		3	0	0	0	1	0	1
Jerry Morales, R (1, 9) (8, 8) OBP: 0.359, SLG: 0.353		4-3 1B 2B	1-3 2-H 1B			4-3				3	1	2	1	0	0	0
Mike Lum, L (1, 7) OBP: 0.226, SLG: 0.143		4-3 2-3	L4			4-3				3	0	0	0	0	0	3
Tye Waller, R (1, 8) (8, 5) OBP: 0.250, SLG: 0.500		K		K			3-1			3	0	0	0	0	2	1
Ken Reitz, R (1, 5) OBP: 0.281, SLG: 0.313		3-H 1B		6-3			5-3			3	0	1	1	0	0	0
Jody Davis, R (1, 2) OBP: 0.318, SLG: 0.282		F8		F4			5-3			3	0	0	0	0	0	1
Mike Krukow, R (1, 1) OBP: 0.250, SLG: 0.300			PB 1B		6-3			6-3		2	1	1	0	0	0	0
Rawly Eastwick, R (6, 1)										0	0	0	0	0	0	0
Dick Tidrow, R (8, 1)										0	0	0	0	0	0	0
Carlos Lezcano, R (8, 9) OBP: 0.077, SLG: 0.077										1	0	0	0	0	0	0
Inning Stats	R: 0 E: 0 K: 0 S: 3 H: 0 LOB: 0 BB: 0 P: 3	R: 1 E: 0 K: 1 S: 7 H: 2 LOB: 1 BB: 0 P: 7	R: 1 E: 0 K: 0 S: 5 H: 2 LOB: 2 BB: 1 P: 9	R: 0 E: 0 K: 1 S: 5 H: 0 LOB: 0 BB: 0 P: 5	R: 0 E: 0 K: 0 S: 3 H: 0 LOB: 0 BB: 0 P: 3	R: 0 E: 0 K: 0 S: 3 H: 0 LOB: 0 BB: 0 P: 3	R: 0 E: 0 K: 0 S: 3 H: 0 LOB: 0 BB: 0 P: 3	R: 0 E: 0 K: 0 S: 4 H: 1 LOB: 1 BB: 0 P: 4		1B: 4 2B: 1 3B: 0 HR: 0	SF: 0 SAC: 0 DP: 0 HBP: 0					

PITCHER		IP	WLS	BF	H	R	ER	SO	BB	IBB	HBP	BLK	WP	HR	S	P	ERA	WHIP
Allen Ripley, R ERA: 3.41	(1, 1)	5.0	L	20	4	2	2	2	0	1	0	0	0	0	23	27	3.60	0.800
Fred Breining, R ERA: 1.93	(6, 1)	2.0		6	0	0	0	0	0	0	0	0	0	0	6	6	0.00	0.000
Greg Minton, R ERA: 3.8	(8, 1)	1.0		4	1	0	0	0	0	0	0	1	0	0	4	4	0.00	1.000

PITCHER	IP	WLS	BF	H	R	ER	SO	BB	IBB	HBP	BLK	WP	HR	S	P	ERA	WHIP

BOTTOM

San Francisco Giants @ Chicago Cubs

Wrigley Field, Chicago, IL

Wed Jun 10 1981, 3:33 AM CDT

Att. 4,735 - Unknown

livebaseballscorecards.com

AB	29
R	2
H	5
RBI	2
BB	1
SO	2
LOB	9

WP: 0 PA: 30
PB: 1
SB: 0
CS: 0

Batter	1	2	3	4	5	6	7	8	9	AB	R	H	RBI	BB	SO	LOB
Bill North, S (1, 8) OBP: 0.354, SLG: 0.298	x 0-0 ① P3		BBBB 4-0 S BB			x 0-0 ① F9		x 0-0 ② 6-3		2	0	0	0	1	0	0
Jim Wohlford, R (8, PH) OBP: 0.282, SLG: 0.389 (8, 7)										1	0	0	0	0	0	0
Enos Cabell, R (1, 5) OBP: 0.275, SLG: 0.335	x 0-0 5-3 1B		x 0-0 ③ 5-3 1-2			x 0-0 ② 6-3		x 0-0 ③ 6-3		4	0	1	0	0	0	1
Randy Moffitt, R (8, 1)										0	0	0	0	0	0	0
Joe Morgan, L (1, 4) OBP: 0.346, SLG: 0.389	x 0-0 ② 5-3 1-2			x 0-0 ① 3-1		x 0-0 HR			x 0-0 ① L4	4	1	1	1	0	0	1
Darrell Evans, L (1, 3) OBP: 0.314, SLG: 0.406	x 0-0 ③ 4-3			x 0-0 1B		x 0-0 PB 1B			x 0-0 ② 6-3	4	0	2	0	0	0	1
Larry Herndon, R (1, 9) OBP: 0.325, SLG: 0.424		x 0-0 ① F9		x 0-0 ② F8		x 0-0 ③ 4-3 1-2			x 0-0 ③ 4-3	4	0	0	0	0	0	2
Jerry Martin, R (1, 7) OBP: 0.297, SLG: 0.336 (8, 8)		x 0-0 ② 5-3		x 0-0 ③ 5-3			x 0-0 ① 6-3			3	0	0	0	0	0	1
Milt May, L (1, 2) OBP: 0.371, SLG: 0.385		x 0-0 ③ 6-3			SSS 0-3 ① K		x 0-0 E3 G6-4-3			3	0	0	0	0	1	0
Johnnie LeMaster, R (1, 6) OBP: 0.305, SLG: 0.294			x 0-0 ① P4		x 0-0 G4-6-3 1B		x 0-0 ②③ G6-4-3 1-2f			3	0	1	0	0	0	1
Tom Griffin, R (1, 1) OBP: 0.200, SLG: 0.292			x 0-0 ② P4		x 0-0 ②③ G4-6-3 1-2f			SSS 0-3 ① K		0	0	0	0	0	0	0
Fred Breining, R (1, 1)										1	0	0	0	0	0	0
Rennie Stennett, R (5, PH) OBP: 0.266, SLG: 0.269										1	0	0	0	0	0	1
Al Holland, R (5, 1) OBP: 0.200, SLG: 0.200										0	0	0	0	0	0	0
Dave Bergman, L (8, PH) OBP: 0.321, SLG: 0.397										0	0	0	0	0	0	0
Joe Pettini, R (8, PH)										1	0	0	0	0	1	0
(8, 5)																

TOP

San Francisco Giants @ Chicago Cubs

Wrigley Field, Chicago, IL

Thu Jun 11 1981, 3:33 AM CDT

Att. 5,017 - Unknown

livebaseballscorecards.com

AB	31
R	1
H	5
RBI	1
BB	1
SO	2
LOB	8

Inning Stats	1	2	3	4	5	6	7	8	9
	R: 0 E: 0 K: 0 S: 4	H: 1 LOB: 1 BB: 0 P: 4	R: 0 E: 0 K: 0 S: 3	H: 0 LOB: 0 BB: 0 P: 3	R: 0 E: 0 K: 0 S: 3	H: 0 LOB: 1 BB: 1 P: 7	R: 0 E: 0 K: 0 S: 4	H: 1 LOB: 1 BB: 0 P: 4	R: 0 E: 0 K: 1 S: 5	H: 1 LOB: 0 BB: 0 P: 5	R: 1 E: 0 K: 0 S: 5	H: 2 LOB: 1 BB: 0 P: 5	R: 0 E: 1 K: 0 S: 3	H: 0 LOB: 0 BB: 0 P: 3	R: 0 E: 0 K: 1 S: 5	H: 0 LOB: 0 BB: 0 P: 5	R: 0 E: 0 K: 0 S: 3	H: 0 LOB: 0 BB: 0 P: 3

| | | | | | | | | | | | | | | | |

Batter	1	2	3	4	5	6	7	8	9	AB	R	H	RBI	BB	SO	LOB
Ivan De Jesus, R (1, 6) OBP: 0.263, SLG: 0.185	BBBB 4-0 S 2B BB	x 0-0 1B 1B		x 0-0 FC1-5 1-2 1B		BBBB 4-0 G6-4-3 1-2 BB				2	1	2	0	2	0	0
Steve Dillard, R (1, 4) OBP: 0.301, SLG: 0.351	x 0-0 3-1 1-H 1B 2B	x 0-0 ② F6		x 0-0 ① FC1-5 L9-3 1-2 2-3f		x 0-0 ②③ G6-4-3 1-2f				4	1	1	1	0	0	5
Bill Buckner, L (1, 3) OBP: 0.350, SLG: 0.471	x 0-0 ① 3-1 2-3	x 0-0 1-2 1B		x 0-0 ②③ L9-3 1-2			x 0-0 ① F8			4	0	1	0	0	0	3
Mike Lum, L (1, 7) OBP: 0.308, SLG: 0.314	x 0-0 BB 2B 1B 3-H	x 0-0 ③ 3-1			SSS 0-3 ① K		SSS 0-3 ② K			4	1	1	1	0	2	2
Jerry Morales, R (1, 8) OBP: 0.366, SLG: 0.353	BBBB 4-0 1-2 2B BB		BBBB 4-0 BB		x 0-0 ② F8		x 0-0 ③ P6			2	1	0	0	2	0	0
Hector Cruz, R (1, 9) OBP: 0.372, SLG: 0.580	SSS 0-3 ② K		x 0-0 ① F8		SSS 0-3 ③ K			x 0-0 HR		4	1	1	1	0	2	3
Ken Reitz, R (1, 5) OBP: 0.274, SLG: 0.312	x 0-0 1-H 2-H 2B		SSS 0-3 ② K			SSS 0-3 ① K		x 0-0 ① 6-3		4	0	1	2	0	2	1
Jody Davis, R (1, 2) OBP: 0.313, SLG: 0.349	x 0-0 ③ 6-3		x 0-0 ③ F3			x 0-0 HR		SSS 0-3 ② K		4	1	1	1	0	1	2
Randy Martz, L (1, 1) OBP: 0.250, SLG: 0.167 Doug Capilla, L (8, 1)		SSS 0-3 ① K		x 0-0 FC1-5 1B 1B		BBBB 4-0 BB BB		x 0-0 ③ 5-3		2 1	0 0	1 0	0 0	1 0	1 0	0 0
Inning Stats	R: 4 H: 3 E: 0 LOB: 1 K: 1 BB: 2 S: 8 P: 16	R: 0 H: 2 E: 0 LOB: 2 K: 1 BB: 0 S: 7 P: 7	R: 0 H: 0 E: 0 LOB: 1 K: 1 BB: 1 S: 5 P: 9	R: 0 H: 2 E: 0 LOB: 1 K: 0 BB: 0 S: 4 P: 4	R: 0 H: 0 E: 0 LOB: 0 K: 2 BB: 0 S: 7 P: 7	R: 1 H: 1 E: 0 LOB: 1 K: 1 BB: 2 S: 5 P: 13	R: 0 H: 0 E: 0 LOB: 0 K: 1 BB: 0 S: 5 P: 5	R: 1 H: 1 E: 0 LOB: 0 K: 1 BB: 0 S: 6 P: 6		1B: 5 SF: 0 2B: 3 SAC: 0 3B: 0 DP: 2 HR: 2 HBP: 0						

PITCHER		IP	WLS	BF	H	R	ER	SO	BB	IBB	HBP	BLK	WP	HR	S	P	ERA	WHIP
Tom Griffin, R ERA: 4.46	(1, 1)	0.2	L	7	3	4	4	1	2	0	0	0	0	0	7	15	54.00	7.500
Fred Breining, R ERA: 1.75	(1, 1)	3.1		14	4	0	0	2	1	0	0	0	0	0	17	21	0.00	1.500
Al Holland, L ERA: 3.05	(5, 1)	3.0		11	1	1	1	4	2	0	0	0	0	1	17	25	3.00	1.000
Randy Moffitt, R ERA: 7.94	(8, 1)	1.0		4	1	1	1	1	0	0	0	0	0	1	6	6	9.00	1.000

PITCHER	IP	WLS	BF	H	R	ER	SO	BB	IBB	HBP	BLK	WP	HR	S	P	ERA	WHIP

BOTTOM

San Francisco Giants @ Chicago Cubs

Wrigley Field, Chicago, IL

Thu Jun 11 1981, 3:33 AM CDT

Att. 5,017 - Unknown

livebaseballscorecards.com

AB	31
R	6
H	9
RBI	6
BB	5
SO	8
LOB	16

WP: 0 PA: 36
PB: 0
SB: 1
CS: 0

New York Mets @ Chicago Cubs

Wrigley Field, Chicago, IL

Mon Aug 10 1981, 3:33 AM CDT

Att. 7,551 - Cloudy - 74 F

TOP

livebaseballscorecards.com

Batter	1	2	3	4	5	6	7	8	9	10	11	12	13	AB	R	H	RBI	BB	SO	LOB
Mookie Wilson, S (1, 8) OBP: 0.333, SLG: 0.379	4-3			SH3-1 S BLK 1B		K2-3		L7			E3 F8 S HR	FC6 1-2f		6	2	1	0	0	1	1
Frank Taveras, R (1, 6) OBP: 0.279, SLG: 0.313 Rusty Staub, L (11, PH) OBP: 0.390, SLG: 0.416 Bob Bailor, R (11, PR) OBP: 0.328, SLG: 0.291 (11, 6)	5-3			SH3-1 1-3		WP S 1B		K			HR 1-2 IBB		F4	3 0 1	0 0 1	1 0 0	0 0 0	0 1 0	1 0 0	0 0 0
Lee Mazzilli, S (1, 7) OBP: 0.322, SLG: 0.317 Joel Youngblood, R (11, PH) OBP: 0.407, SLG: 0.562 (11, 7)	K			K 3-H		K 1-3			G3		F8 2-3		1B 2B	4 2	0 1	0 1	0 0	0 0	3 2	1 2
Dave Kingman, R (1, 3) OBP: 0.342, SLG: 0.506 Neil Allen, R (11, 1) OBP: 0.500, SLG: 1.500 Ray Searage, L (11, 1) Dyar Miller, R (11, 1) OBP: 0.333, SLG: 0.333 Ron Hodges, C (13, PH) OBP: 0.450, SLG: 0.556 Greg Harris, S (13, 1)	F8			5-3		G3		F7			1-H 3-H HR		1B FC6-4 IBB	5 0 0 0 0 0	1 0 0 0 1 0	1 0 0 0 0 0	3 0 0 0 1 0	0 0 0 0 0 0	0 0 0 0 0 0	1 0 0 0 0 0
Ellis Valentine, R (1, 9) OBP: 0.243, SLG: 0.323	L7				K		P5		F9		P4		FC6-4 1-3 2-H 1B	6	0	1	1	0	1	1
Hubie Brooks, R (1, 5) OBP: 0.324, SLG: 0.349	F8				E4 S		4-3			F9		F8 SH1-4 1B 1B	FC6-4 1-2f 3-H	6	1	1	1	0	0	1
John Stearns, R (1, 2) OBP: 0.324, SLG: 0.320	6-3				6-3 1-2					F8		SH1-4 1-2		5	0	1	0	0	0	2
Doug Flynn, R (1, 4) OBP: 0.270, SLG: 0.333	F9				IBB		F7			F9		F8 2-3		4	0	0	0	1	0	2
Mike Scott, R (1, 1) OBP: 0.148, SLG: 0.043 Mike Cubbage, L (8, PH) OBP: 0.293, SLG: 0.257 Pete Falcone, L (8, 1) Mike Jorgensen, L (11, PH) OBP: 0.313, SLG: 0.438 (11, 3)	K				1-3			F7			P6	FC6 3-H 1B		2 1 0 2	0 0 0 0	0 0 0 1	0 0 0 1	1 0 0 0	2 0 0 0	2 0 0 0
Inning Stats	R: 0 E: 0 K: 1 S: 5 H: 0 LOB: 0 BB: 0 P: 5	R: 0 E: 0 K: 0 S: 3 H: 0 LOB: 0 BB: 0 P: 3	R: 0 E: 0 K: 1 S: 5 H: 0 LOB: 0 BB: 0 P: 5	R: 1 E: 0 K: 1 S: 6 H: 1 LOB: 0 BB: 0 P: 6	R: 0 E: 1 K: 1 S: 6 H: 0 LOB: 2 BB: 1 P: 10	R: 0 E: 0 K: 2 S: 8 H: 1 LOB: 1 BB: 0 P: 8	R: 0 E: 0 K: 0 S: 4 H: 1 LOB: 1 BB: 0 P: 4	R: 0 E: 0 K: 1 S: 5 H: 0 LOB: 0 BB: 0 P: 5	R: 0 E: 0 K: 0 S: 3 H: 0 LOB: 0 BB: 0 P: 3	R: 0 E: 0 K: 0 S: 3 H: 0 LOB: 0 BB: 0 P: 3	R: 3 E: 1 K: 0 S: 5 H: 1 LOB: 1 BB: 1 P: 9	R: 1 E: 0 K: 0 S: 5 H: 2 LOB: 1 BB: 0 P: 5	R: 2 E: 0 K: 0 S: 5 H: 2 LOB: 1 BB: 1 P: 9	1B: 6 2B: 1 3B: 0 HR: 1	SF: 0 SAC: 2 DP: 0 HBP: 0	WP: 1 PB: 0 SB: 4 CS: 0	PA: 52			

PITCHER		IP	WLS	BF	H	R	ER	SO	BB	IBB	HBP	BLK	WP	HR	S	P	ERA	WHIP
Mike Krukow, R (1, 1) ERA: 4.95	(1, 1)	6.0		22	2	1	1	6	0	1	0	1	1	0	33	37	1.50	0.333
Bill Caudill, R (7, 1) ERA: 5.21	(7, 1)	2.0		7	1	0	0	1	0	0	0	0	0	0	9	9	0.00	0.500
Dick Tidrow, R (9, 1) ERA: 4.09	(9, 1)	2.0		6	0	0	0	0	0	0	0	0	0	0	6	6	0.00	0.000
Lee Smith, R (11, 1) ERA: 3.9	(11, 1)	0.1		3	0	2	1	0	0	1	0	0	0	0	2	6	27.00	0.000
Doug Capilla, L (11, 1) ERA: 2.23	(11, 1)	0.1		1	0	0	0	0	0	0	0	0	0	0	1	1	0.00	0.000
Rawly Eastwick, R (11, 1) ERA: 2.61	(11, 1)	0.1		2	1	1	0	0	0	0	0	0	0	0	2	2	0.00	3.000
Lynn McGlothen, R (12, 1) ERA: 4.77	(12, 1)	1.1	L	9	4	3	3	0	0	1	0	0	0	0	8	12	20.25	3.000
Mike Griffin, R (13, 1) ERA: 1.8	(13, 1)	0.2		2	0	0	0	0	0	0	0	0	0	0	2	2	0.00	0.000

AB	47
R	7
H	8
RBI	6
BB	3
SO	7
LOB	13

Batter	1	2	3	4	5	6	7	8	9	10	11	12	13	AB	R	H	RBI	BB	SO	LOB
Ivan De Jesus, R (1, 6) OBP: 0.261, SLG: 0.180	6-3		F4-3			6-3			L7		BBBB 4-0 1B PB 1-2 2B BB	F8		5	1	0	0	1	0	1
Steve Dillard, R (1, 4) Mike Lum, L (11, PH) OBP: 0.293, SLG: 0.297 (12, 7)	SSS K			F4-3 1B			F8		L8		F8 2-3	F9		4 2	0 0	1 0	0 0	0 0	1 0	0 2
Bill Buckner, L (1, 3) OBP: 0.349, SLG: 0.481	SSS K			F4-3 1-2			HR		F9		F8 1-2 3-H		F5-4-3 E 1B	6	1	2	1	0	1	2
Leon Durham, L (1, 9) OBP: 0.353, SLG: 0.479		G3		6-3			F7			SH5-4 1B	F8 2-3 2B 1B		FC3 F5-4-3 1-2	6	1	2	0	0	0	1
Bobby Bonds, R (1, 8) OBP: 0.200, SLG: 0.400		F7			P5		L6			SH5-4 1-2	F8 1-H 3-H 2B		F5-4-3 1-2 2-3	5	0	1	2	0	0	2
Jerry Morales, R (1, 7) OBP: 0.361, SLG: 0.343 Lynn McGlothen, L (12, 1) OBP: 0.083, SLG: 0.167 Mike Griffin, R (13, 1) Randy Martz, L (13, PH) OBP: 0.286, SLG: 0.167 Willie Hernandez, L (13, PR)		F8			6-3			F8		5-3	HBP		BBBB 4-0 BB	4 0 0 0 0	0 0 0 0 0	0 0 0 1 0	0 0 0 0 0	0 0 0 0 0	0 0 0 0 0	1 0 0 0 0
Ken Reitz, R (1, 5) OBP: 0.270, SLG: 0.302			F9		SSS K			F8		IBBB IBB	F7		F8	5	0	0	0	1	1	4
Jody Davis, R (1, 2) OBP: 0.327, SLG: 0.348 Lee Smith, R (11, 1) Doug Capilla, L (11, 1) Rawly Eastwick, R (11, 1) Tye Waller, R (12, 4) OBP: 0.400, SLG: 0.800			SH1-4 1B			6-3		BBBB 4-0 FC5-4 BB		L5		1B 2B		3 0 0 0 1	0 0 0 0 1	1 0 0 0 1	0 0 0 0 0	1 0 0 0 0	0 0 0 0 0	2 0 0 0 0
Mike Krukow, R (1, 1) OBP: 0.259, SLG: 0.300 Hector Cruz, R (6, PH) OBP: 0.368, SLG: 0.573 Bill Caudill, R (7, 1) OBP: 0.207, SLG: 0.154 Mike Tyson, R (8, PH) OBP: 0.259, SLG: 0.321 Dick Tidrow, R (9, 1) Tim Blackwell, S (11, 2) OBP: 0.336, SLG: 0.354			SH1-4 1-2			6-3		FC5-4 1-2f			F8 BB PB 1B	1B 2B 2-H 1B		0 1 0 1 0 2	0 0 0 0 0 1	0 0 0 0 0 2	0 0 0 0 0 1	0 0 0 0 0 0	0 0 0 1 0 0	0 0 0 0 0 0
Inning Stats	R: 0 E: 0 K: 2 S: 7 H: 0 LOB: 0 BB: 0 P: 7	R: 0 E: 0 K: 0 S: 3 H: 0 LOB: 0 BB: 0 P: 3	R: 0 E: 0 K: 0 S: 4 H: 1 LOB: 1 BB: 0 P: 4	R: 0 E: 0 K: 0 S: 3 H: 1 LOB: 0 BB: 0 P: 3	R: 0 E: 0 K: 1 S: 5 H: 0 LOB: 0 BB: 0 P: 5	R: 0 E: 0 K: 0 S: 3 H: 0 LOB: 0 BB: 0 P: 3	R: 1 E: 0 K: 0 S: 4 H: 1 LOB: 0 BB: 0 P: 4	R: 0 E: 0 K: 0 S: 3 H: 0 LOB: 1 BB: 1 P: 7	R: 0 E: 0 K: 0 S: 3 H: 0 LOB: 0 BB: 0 P: 3	R: 0 E: 0 K: 0 S: 4 H: 1 LOB: 2 BB: 1 P: 8	R: 3 E: 0 K: 0 S: 6 H: 3 LOB: 2 BB: 1 P: 11	R: 1 E: 0 K: 0 S: 4 H: 2 LOB: 0 BB: 0 P: 4	R: 0 E: 1 K: 0 S: 4 H: 1 LOB: 2 BB: 1 P: 8	1B: 7 2B: 2 3B: 0 HR: 1	SF: 0 SAC: 2 DP: 1 HBP: 1				

PITCHER		IP	WLS	BF	H	R	ER	SO	BB	IBB	HBP	BLK	WP	HR	S	P	ERA	WHIP
Mike Scott, R ERA: 3.97	(1, 1)	7.0		23	3	1	1	3	0	0	0	0	0	1	29	29	1.29	0.429
Pete Falcone, L ERA: 2.85	(8, 1)	3.0		12	1	0	0	0	1	1	0	0	0	0	10	18	0.00	0.667
Neil Allen, R ERA: 3.55	(11, 1)	0.2		4	1	2	2	0	1	0	0	0	0	0	3	7	27.00	3.000
Ray Searage, L ERA: 4.5	(11, 1)	0.0		1	1	0	0	0	0	0	0	0	0	0	1	1	∞	∞
Dyar Miller, R ERA: 3.19	(11, 1)	1.1	W	7	3	2	2	0	0	0	1	0	0	0	6	7	13.50	2.250

PITCHER		IP	WLS	BF	H	R	ER	SO	BB	IBB	HBP	BLK	WP	HR	S	P	ERA	WHIP
Greg Harris, R ERA: 4.03	(13, 1)	1.0	S	5	1	0	0	0	1	0	0	0	0	0	4	8	0.00	2.000

BOTTOM

New York Mets @ Chicago Cubs

Wrigley Field, Chicago, IL

Mon Aug 10 1981, 3:33 AM CDT

Att. 7,551 - Cloudy - 74 F

livebaseballscorecards.com

AB	45
R	5
H	10
RBI	4
BB	4
SO	3
LOB	16

WP: 0 PB: 1 SB: 0 CS: 0 PA: 52

Batter	1	2	3	4	5	6	7	8	9	AB	R	H	RBI	BB	SO	LOB
Mookie Wilson, S (1, 8) OBP: 0.342, SLG: 0.389	F8		F8		1B 1B		2B	BBB FC6-4 1-2 2-3 BB		4	0	2	0	1	0	0
Frank Taveras, R (1, 6) OBP: 0.283, SLG: 0.315	5-3		S 1B		BB 1-2 1B 1B		P4	FC6-4 1-2f		5	1	2	0	0	0	4
Joel Youngblood, R (1, 7) OBP: 0.407, SLG: 0.552	BB 1B		5-3 1-2		BBBB 1B 1-2 BB		SSS K		F8	4	0	1	0	1	1	2
Dave Kingman, R (1, 3) OBP: 0.349, SLG: 0.503 Mike Jorgensen, L (9, 3) OBP: 0.313, SLG: 0.438	BBBB FC6-4 1-2 BB		SSS K		FC6-4 1-3 2-H 1B			BBBB 1B SF9 BB	P6	3 0	1 0	1 0	1 0	2 0	1 0	1 0
Ellis Valentine, R (1, 9) OBP: 0.250, SLG: 0.320	FC6-4 1-2f			F7	FC6-4 1-2f			1-2-3 SF9 1-3 1B 1B	BBBB 2B BB	4	2	1	0	1	0	4
Hubie Brooks, R (1, 5) OBP: 0.326, SLG: 0.358		F1-6-3 1B 1B		P2		4-3		SF9 1-2 3-H	2B 1-H	4	0	2	2	0	0	0
John Stearns, R (1, 2) OBP: 0.326, SLG: 0.323		F1-6-3 1-2 1B		1B		L5		1-2-3 2-3	L8	5	0	2	0	0	0	2
Doug Flynn, R (1, 4) OBP: 0.269, SLG: 0.332		F1-6-3 1-2 2-3		F1-3		F5-3		BB 1B 3-H 1B		4	0	1	1	0	0	3
Pat Zachry, R (1, 1) OBP: 0.222, SLG: 0.200 Pete Falcone, L (6, 1) Lee Mazzilli, S (7, PH) OBP: 0.320, SLG: 0.315 Ray Searage, L (7, 1) OBP: 1.000, SLG: 1.000 Neil Allen, R (9, 1) OBP: 0.500, SLG: 1.500 Alex Trevino, R (9, 2) OBP: 0.345, SLG: 0.288		SSS K			SSS K		F8	BB 1-2 1B		2 0 1 1 0 0	0 0 0 0 0 0	0 0 0 1 0 0	0 0 0 0 0 0	0 0 0 0 0 0	2 0 0 0 0 0	1 0 0 0 0 0
Inning Stats	R: 0 H: 1 E: 0 LOB: 2 K: 0 BB: 1 S: 4 P: 8	R: 0 H: 2 E: 0 LOB: 1 K: 1 BB: 0 S: 6 P: 6	R: 0 H: 1 E: 0 LOB: 1 K: 1 BB: 0 S: 6 P: 6	R: 0 H: 1 E: 0 LOB: 1 K: 0 BB: 0 S: 4 P: 4	R: 1 H: 3 E: 0 LOB: 2 K: 1 BB: 1 S: 7 P: 11	R: 0 H: 0 E: 0 LOB: 0 K: 0 BB: 0 S: 3 P: 3	R: 0 H: 1 E: 0 LOB: 1 K: 1 BB: 0 S: 6 P: 6	R: 2 H: 3 E: 0 LOB: 3 K: 0 BB: 2 S: 6 P: 14	R: 1 H: 1 E: 0 LOB: 1 K: 0 BB: 1 S: 4 P: 8	1B: 11 SF: 1 2B: 2 SAC: 0 3B: 0 DP: 1 HR: 0 HBP: 0						

TOP

New York Mets @ Chicago Cubs

Wrigley Field, Chicago, IL

Tue Aug 11 1981, 3:33 AM CDT

Att. 10,250 - Sunny - 75 F

livebaseballscorecards.com

AB	37
R	4
H	13
RBI	4
BB	5
SO	4
LOB	17

PITCHER		IP	WLS	BF	H	R	ER	SO	BB	IBB	HBP	BLK	WP	HR	S	P	ERA	WHIP
Randy Martz, R ERA: 4.31	(1, 1)	4.2		22	8	1	1	3	2	0	0	0	0	0	26	34	1.93	2.143
Lee Smith, R ERA: 4.15	(5, 1)	2.1	L	10	2	2	2	1	1	0	0	0	0	0	11	15	7.71	1.286
Dick Tidrow, R ERA: 4.03	(8, 1)	0.2		4	2	0	0	0	0	0	0	0	0	0	4	4	0.00	3.000
Doug Capilla, L ERA: 2.23	(8, 1)	0.0		1	0	0	0	0	1	0	0	0	0	0	0	4	∞	∞
Mike Griffin, R ERA: 2.84	(8, 1)	1.1		6	1	1	1	0	1	0	0	0	0	0	5	9	6.75	1.500

PITCHER	IP	WLS	BF	H	R	ER	SO	BB	IBB	HBP	BLK	WP	HR	S	P	ERA	WHIP

New York Mets @ Chicago Cubs

Wrigley Field, Chicago, IL

Tue Aug 11 1981, 3:33 AM CDT

Att. 10,250 - Sunny - 75 F

livebaseballscorecards.com

BOTTOM

Batter	1	2	3	4	5	6	7	8	9	AB	R	H	RBI	BB	SO	LOB
Ivan De Jesus, R (1, 6) OBP: 0.269, SLG: 0.188	1B		SF8 3-H		1B 2-H			BB SH2-4		2	0	2	2	1	0	0
Steve Henderson, R (1, 7) OBP: 0.371, SLG: 0.421	F1-5-4-3 1-2		1B		5-3			SH2-4 1-2		3	0	1	0	0	0	2
Bill Buckner, L (1, 3) OBP: 0.343, SLG: 0.472	1-6-3		G3			P6		F7		4	0	0	0	0	0	2
Leon Durham, L (1, 9) OBP: 0.358, SLG: 0.482 Jerry Morales, R (7, 9) OBP: 0.358, SLG: 0.340		L8		F5-4-3 1B		CS 1B		K		3 1	0 0	2 0	0 0	0 0	0 1	0 1
Bobby Bonds, R (1, 8) OBP: 0.333, SLG: 0.375		K		F5-4-3 1-2		1B 1-2			F4-6-3 BB	3	0	1	0	1	1	1
Jody Davis, R (1, 2) OBP: 0.321, SLG: 0.340		1B		F8		F7			F4-6-3 1-2	4	0	1	0	0	0	2
Ken Reitz, R (1, 5) OBP: 0.275, SLG: 0.307 Tye Waller, R (9, PR) OBP: 0.400, SLG: 0.800		P2			FC6-4 1B		L7		1B	4 0	0 0	2 0	0 0	0 0	0 0	1 0
Steve Dillard, R (1, 4) OBP: 0.300, SLG: 0.357 Mike Lum, L (9, PH) OBP: 0.286, SLG: 0.289			SH1-4 SF8 2B		FC6-4 SH2-4 1-2f 1B		F8		P3	3 1	2 0	1 0	0 0	0 0	0 0	1 1
Randy Martz, L (1, 1) OBP: 0.286, SLG: 0.167 Lee Smith, R (5, 1) Dick Tidrow, R (8, 1) Doug Capilla, L (8, 1) Mike Griffin, R (8, 1)			SH1-4 2-3		SH2-4 1-2		K			0 1 0 0 0	0 0 0 0 0	0 0 0 0 0	0 0 0 0 0	0 1 0 0 0	0 0 0 0 0	0 0 0 0 0
Inning Stats	R: 0 H: 1 E: 0 LOB: 0 K: 0 BB: 0 S: 3 P: 3	R: 0 H: 1 E: 0 LOB: 1 K: 1 BB: 0 S: 6 P: 6	R: 1 H: 2 E: 0 LOB: 1 K: 0 BB: 0 S: 5 P: 5	R: 0 H: 1 E: 0 LOB: 0 K: 0 BB: 0 S: 3 P: 3	R: 1 H: 2 E: 0 LOB: 1 K: 0 BB: 0 S: 5 P: 5	R: 0 H: 2 E: 0 LOB: 1 K: 0 BB: 0 S: 4 P: 4	R: 0 H: 0 E: 0 LOB: 0 K: 1 BB: 0 S: 5 P: 5	R: 0 H: 0 E: 0 LOB: 1 K: 1 BB: 1 S: 5 P: 9	R: 0 H: 1 E: 0 LOB: 1 K: 0 BB: 1 S: 3 P: 7	1B: 9 SF: 1 2B: 1 SAC: 3 3B: 0 DP: 3 HR: 0 HBP: 0						

	AB	29
	R	2
	H	10
	RBI	2
	BB	2
	SO	3
	LOB	11

WP: 0 PA: 35
PB: 0
SB: 0
CS: 1

PITCHER		IP	WLS	BF	H	R	ER	SO	BB	IBB	HBP	BLK	WP	HR	S	P	ERA	WHIP
Pat Zachry, R ERA: 4.13	(1, 1)	5.0		20	7	2	2	1	0	0	0	0	0	0	22	22	3.60	1.400
Pete Falcone, L ERA: 2.79	(6, 1)	1.0		4	2	0	0	0	0	0	0	0	0	0	4	4	0.00	2.000
Ray Searage, L ERA: 2.25	(7, 1)	2.0	W	8	0	0	0	2	2	0	0	0	0	0	10	18	0.00	1.000
Neil Allen, R ERA: 3.44	(9, 1)	1.0	S	3	1	0	0	0	0	0	0	0	0	0	3	3	0.00	1.000

PITCHER	IP	WLS	BF	H	R	ER	SO	BB	IBB	HBP	BLK	WP	HR	S	P	ERA	WHIP

Batter	1	2	3	4	5	6	7	8	9	10	AB	R	H	RBI	BB	SO	LOB
Mookie Wilson, S (1, 8) OBP: 0.353, SLG: 0.388	CS 1B		CS BB		L9		SF7 1B IBB		L8	IBB	3	0	1	0	3	0	1
Frank Taveras, R (1, 6) OBP: 0.285, SLG: 0.312	HBP BB		CS	K		6-3	E 1B		P2	G3	5	0	1	0	1	1	2
Joel Youngblood, R (1, 7) OBP: 0.406, SLG: 0.547	G5-4-3 HBP			K		L7-4 BB 1B	SF7		L7		3	0	1	1	0	1	0
Dave Kingman, R (1, 3) OBP: 0.359, SLG: 0.516	G5-4-3			FC5-4 1B		BB	FC6-4 IBB			3B	3	1	2	0	2	0	2
Ellis Valentine, R (1, 9) OBP: 0.248, SLG: 0.333		K		FC5-4		L7-4	FC6-4			1B 3B	5	1	1	1	0	1	6
Hubie Brooks, R (1, 5) OBP: 0.338, SLG: 0.383		G3			HR		WP 2B 1B	SH3-4 BB		PB 1B	4	3	3	2	1	0	0
John Stearns, R (1, 2) OBP: 0.317, SLG: 0.313		F8			4-3		F9	SH3-4		F9	4	0	0	0	0	0	2
Doug Flynn, R (1, 4) OBP: 0.267, SLG: 0.328 Rusty Staub, L (7, PH) OBP: 0.396, SLG: 0.422 Alex Trevino, R (7, PR) OBP: 0.347, SLG: 0.292 (7, 4)			F9		F5-3		WP 2B 1B	L9		SH1-4 1B	2 1 2	0 0 1	0 1 1	0 0 1	0 0 0	0 0 0	0 0 1
Ed Lynch, R (1, 1) OBP: 0.273, SLG: 0.222 Mike Cubbage, L (7, PH) OBP: 0.293, SLG: 0.257 Lee Mazzilli, S (7, PH) OBP: 0.323, SLG: 0.325 Terry Leach, R (7, 1) Mike Jorgensen, L (8, PH) OBP: 0.310, SLG: 0.432 Neil Allen, R (8, 1) OBP: 0.500, SLG: 1.500		K			BB		1B SF7 2B	F7		SH1-4	1 0 1 0 1 0	0 0 1 0 0 0	0 0 1 0 0 0	0 0 2 0 0 0	1 0 0 0 0 0	1 0 0 0 0 0	0 0 0 0 1 0
Inning Stats	R: 0 E: 0 K: 0 S: 2 H: 1 LOB: 1 BB: 1 P: 7	R: 0 E: 0 K: 1 S: 5 H: 0 LOB: 0 BB: 0 P: 5	R: 0 E: 0 K: 1 S: 4 H: 0 LOB: 0 BB: 1 P: 8	R: 0 E: 0 K: 2 S: 8 H: 1 LOB: 1 BB: 0 P: 8	R: 1 E: 0 K: 0 S: 4 H: 1 LOB: 1 BB: 1 P: 8	R: 0 E: 0 K: 0 S: 3 H: 1 LOB: 1 BB: 1 P: 7	R: 3 E: 1 K: 0 S: 7 H: 4 LOB: 3 BB: 2 P: 15	R: 0 E: 0 K: 0 S: 3 H: 0 LOB: 1 BB: 1 P: 7	R: 0 E: 0 K: 0 S: 3 H: 0 LOB: 0 BB: 0 P: 3	R: 3 E: 0 K: 0 S: 7 H: 4 LOB: 2 BB: 1 P: 11	1B: 8 2B: 2 3B: 2 HR: 1	SF: 1 SAC: 2 DP: 2 HBP: 1	WP: 1 PB: 1 SB: 0 CS: 2	PA: 48			

PITCHER		IP	WLS	BF	H	R	ER	SO	BB	IBB	HBP	BLK	WP	HR	S	P	ERA	WHIP
Ken Kravec, L ERA: 6.56	(1, 1)	5.0		19	3	1	1	4	3	0	1	0	0	1	23	36	1.80	1.200
Bill Caudill, R ERA: 5.4	(6, 1)	1.1		7	3	2	2	0	1	0	0	0	0	0	6	10	13.50	3.000
Doug Capilla, L ERA: 2.51	(7, 1)	0.0		1	1	0	0	0	0	0	0	0	1	0	1	1	∞	∞
Lee Smith, R ERA: 4.08	(7, 1)	0.2		5	1	1	1	0	0	2	0	0	0	0	3	11	13.50	1.500
Dick Tidrow, R ERA: 4.24	(8, 1)	2.0	L	10	3	3	2	0	1	0	0	0	0	0	9	13	9.00	2.000

PITCHER		IP	WLS	BF	H	R	ER	SO	BB	IBB	HBP	BLK	WP	HR	S	P	ERA	WHIP
Rawly Eastwick, R ERA: 2.53	(10, 1)	1.0		5	1	0	0	0	0	1	0	0	0	0	4	8	0.00	1.000

TOP

New York Mets @ Chicago Cubs

Wrigley Field, Chicago, IL

Wed Aug 12 1981, 3:33 AM CDT
Att. 8,372 - Sunny - 78 F

livebaseballscorecards.com

AB	35
R	7
H	12
RBI	7
BB	8
SO	4
LOB	15

Batter	1	2	3	4	5	6	7	8	9	10	AB	R	H	RBI	BB	SO	LOB
Ivan De Jesus, R (1, 6) OBP: 0.272, SLG: 0.190	F8		5-3			E 1B BLK 1B	BBBB S BB			4-3	4	1	1	0	1	0	0
Steve Henderson, R (1, 7) OBP: 0.368, SLG: 0.416	6-3			K		BLK E 1B	K			F9	4	0	1	0	0	2	1
Dick Tidrow, R (8, 1)											0	0	0	0	0	0	0
Rawly Eastwick, R (10, 1)											0	0	0	0	0	0	0
Jerry Morales, R (10, 9) OBP: 0.356, SLG: 0.338											1	0	0	0	0	0	0
Bill Buckner, L (1, 3) OBP: 0.342, SLG: 0.466	F4-3			F4-3		BLK IBB		4-3			3	0	0	0	1	0	0
Bobby Bonds, R (1, 8) OBP: 0.385, SLG: 0.636		HR		K		IBB		K			3	1	1	1	1	2	0
Hector Cruz, R (1, 9) OBP: 0.354, SLG: 0.547		G3	6-3			K		5-3			4	0	0	0	0	1	3
(10, 5)																	
Jody Davis, R (1, 2) OBP: 0.317, SLG: 0.333		F8	F4-3				CS 1B 1B		F9		4	0	1	0	0	0	0
Ken Reitz, R (1, 5) OBP: 0.276, SLG: 0.307		F8	F9				HR 1B		K		3	0	1	0	0	0	0
Tye Waller, R (7, PR) OBP: 0.333, SLG: 0.667											1	1	0	0	0	1	0
(8, 5)																	
(10, 4)																	
Steve Dillard, R (1, 4) OBP: 0.287, SLG: 0.341			F4-3			F8	P4		F8		4	0	0	0	0	0	2
Ken Kravec, L (1, 1)			F7			K	HR			6-3	1	0	0	0	0	0	0
Bill Caudill, R (6, 1) OBP: 0.250, SLG: 0.143											1	0	0	0	0	1	0
Doug Capilla, L (7, 1)											0	0	0	0	0	0	0
Lee Smith, R (7, 1)											0	0	0	0	0	0	0
Mike Lum, L (7, PH) OBP: 0.295, SLG: 0.375											2	1	1	2	0	0	0
(8, 7)																	
Inning Stats	R: 0 E: 0 K: 0 S: 3 H: 0 LOB: 0 BB: 0 P: 3	R: 1 E: 0 K: 0 S: 4 H: 1 LOB: 0 BB: 0 P: 4	R: 0 E: 0 K: 0 S: 3 H: 0 LOB: 0 BB: 0 P: 3	R: 0 E: 0 K: 2 S: 7 H: 0 LOB: 0 BB: 0 P: 7	R: 0 E: 0 K: 0 S: 3 H: 0 LOB: 0 BB: 0 P: 3	R: 1 E: 1 K: 2 S: 9 H: 2 LOB: 3 BB: 2 P: 17	R: 2 E: 0 K: 1 S: 7 H: 3 LOB: 2 BB: 1 P: 11	R: 0 E: 0 K: 1 S: 5 H: 0 LOB: 0 BB: 0 P: 5	R: 0 E: 0 K: 1 S: 5 H: 0 LOB: 0 BB: 0 P: 5	R: 0 E: 0 K: 0 S: 3 H: 0 LOB: 0 BB: 0 P: 3	1B: 4 2B: 0 3B: 0 HR: 2	SF: 0 SAC: 0 DP: 0 HBP: 0						

PITCHER		IP	WLS	BF	H	R	ER	SO	BB	IBB	HBP	BLK	WP	HR	S	P	ERA	WHIP
Ed Lynch, R ERA: 3.78	(1, 1)	6.0		23	3	2	2	4	0	2	0	1	0	1	29	37	3.00	0.500
Terry Leach, R ERA: 18.0	(7, 1)	1.0		6	3	2	2	1	1	0	0	0	0	1	7	11	18.00	4.000
Neil Allen, R ERA: 3.16	(8, 1)	3.0	W	9	0	0	0	2	0	0	0	0	0	0	13	13	0.00	0.000

PITCHER	IP	WLS	BF	H	R	ER	SO	BB	IBB	HBP	BLK	WP	HR	S	P	ERA	WHIP

BOTTOM

New York Mets @ Chicago Cubs

Wrigley Field, Chicago, IL

Wed Aug 12 1981, 3:33 AM CDT

Att. 8,372 - Sunny - 78 F

livebaseballscorecards.com

AB	35
R	4
H	6
RBI	3
BB	3
SO	7
LOB	6

1B: 4	SF: 0	WP: 0	PA: 38
2B: 0	SAC: 0	PB: 0	
3B: 0	DP: 0	SB: 1	
HR: 2	HBP: 0	CS: 1	

Batter	1	2	3	4	5	6	7	8	9	AB	R	H	RBI	BB	SO	LOB
Mookie Wilson, S (1, 8) OBP: 0.357, SLG: 0.397	4-3		FC5 1-2 1B		F7			2B		4	0	2	0	0	0	0
Frank Taveras, R (1, 6) OBP: 0.284, SLG: 0.310	S 1B		FC5 FC5-4 1-2 2-3f		6-3			K		4	0	1	0	0	1	3
Joel Youngblood, R (1, 7) OBP: 0.396, SLG: 0.532	F8 1-2		FC5-4 1-2f			L8		F8		4	0	0	0	0	0	4
Dave Kingman, R (1, 3) OBP: 0.352, SLG: 0.505	1-3			P2		F8		L4		4	0	0	0	0	0	2
Ellis Valentine, R (1, 9) OBP: 0.248, SLG: 0.330		F7		K		K			G4-6-3 1B	4	0	1	0	0	2	0
Hubie Brooks, R (1, 5) OBP: 0.342, SLG: 0.401		4-3		HR			FC4-6 1B		K	4	1	2	1	0	1	1
John Stearns, R (1, 2) OBP: 0.322, SLG: 0.314		BBBB 4-0 CS BB		FC5-4 1B			FC4-6 1B 1-2f		G4-6-3 1-2f	3	0	1	0	1	0	2
Doug Flynn, R (1, 4) OBP: 0.268, SLG: 0.328		CS 1-2	F6-3	FC5-4 1-2f			G4-6-3 1B 1-2			3	0	1	0	0	0	1
Greg Harris, S (1, 1) OBP: 0.091, SLG: 0.091			FC5 1B		4-3		G4-6-3 1-2f			1	0	1	0	0	0	0
Mike Cubbage, L (5, PH) OBP: 0.286, SLG: 0.250										1	0	0	0	0	0	0
Ray Searage, L (5, 1) OBP: 1.000, SLG: 1.000										0	0	0	0	0	0	0
Rusty Staub, L (7, PH) OBP: 0.392, SLG: 0.418										1	0	0	0	0	0	2
Dyar Miller, R (7, 1) OBP: 0.333, SLG: 0.333										0	0	0	0	0	0	0
Inning Stats	R: 0 E: 0 K: 0 S: 4 H: 1 LOB: 1 BB: 0 P: 4	R: 0 E: 0 K: 0 S: 2 H: 0 LOB: 0 BB: 1 P: 6	R: 0 E: 0 K: 0 S: 5 H: 2 LOB: 2 BB: 0 P: 5	R: 1 E: 0 K: 1 S: 7 H: 2 LOB: 1 BB: 0 P: 7	R: 0 E: 0 K: 0 S: 3 H: 0 LOB: 0 BB: 0 P: 3	R: 0 E: 0 K: 1 S: 5 H: 0 LOB: 0 BB: 0 P: 5	R: 0 E: 0 K: 0 S: 4 H: 2 LOB: 1 BB: 0 P: 4	R: 0 E: 0 K: 1 S: 6 H: 1 LOB: 1 BB: 0 P: 6	R: 0 E: 0 K: 1 S: 5 H: 1 LOB: 0 BB: 0 P: 5	1B: 7 2B: 1 3B: 0 HR: 1 SF: 0 SAC: 0 DP: 2 HBP: 0						

PITCHER		IP	WLS	BF	H	R	ER	SO	BB	IBB	HBP	BLK	WP	HR	S	P	ERA	WHIP
Doug Bird, R ERA: 2.62	(1, 1)	5.0	W	20	5	1	1	1	1	0	0	0	0	1	21	25	1.80	1.200
Mike Griffin, R ERA: 1.74	(6, 1)	4.0	S	14	4	0	0	3	0	0	0	0	0	0	20	20	0.00	1.000

PITCHER	IP	WLS	BF	H	R	ER	SO	BB	IBB	HBP	BLK	WP	HR	S	P	ERA	WHIP

TOP

New York Mets @ Chicago Cubs

Wrigley Field, Chicago, IL

Thu Aug 13 1981, 3:33 AM CDT

Att. 7,412 - Sunny - 82 F

livebaseballscorecards.com

AB	33
R	1
H	9
RBI	1
BB	1
SO	4
LOB	15

WP: 0	PA: 35					
PB: 0						
SB: 1						
CS: 1						

New York Mets @ Chicago Cubs

Wrigley Field, Chicago, IL

Thu Aug 13 1981, 3:33 AM CDT

Att. 7,412 - Sunny - 82 F

BOTTOM

Batter	1	2	3	4	5	6	7	8	9	AB	R	H	RBI	BB	SO	LOB
Ivan De Jesus, R (1, 6) OBP: 0.271, SLG: 0.191	5-3		6-3		F4		CS 1B			4	0	1	0	0	0	0
Steve Henderson, R (1, 7) OBP: 0.377, SLG: 0.413	5-3			1B F4-3 HR BB	2B BB		F3-6-4 BB			1	2	0	0	3	0	0
Bill Buckner, L (1, 3) OBP: 0.336, SLG: 0.458	P5			F4-3	L8		F3-6-4			4	0	0	0	0	0	3
Bobby Bonds, R (1, 8) OBP: 0.500, SLG: 0.667		F6-4-3 BB HBP		S HR 1B	2B BB			L6		1	1	1	0	1	0	0
Tye Waller, R (8, 8) OBP: 0.286, SLG: 0.571										1	0	0	0	0	0	0
Hector Cruz, R (1, 9) OBP: 0.363, SLG: 0.557				K				K		2	0	1	1	1	1	2
Mike Griffin, R (6, 1)		F6-4-3 BB			2B					1	0	0	0	0	1	0
Jody Davis, R (1, 2) OBP: 0.313, SLG: 0.379		F6-4-3		HR	K			K		4	1	1	3	0	2	4
Ken Reitz, R (1, 5) OBP: 0.272, SLG: 0.302		5-3		K		K				3	0	0	0	0	2	1
Steve Dillard, R (1, 4) OBP: 0.289, SLG: 0.363			F4-3		HR 3B	6-3				3	1	1	0	0	0	0
Doug Bird, R (1, 1)										1	0	0	0	0	1	0
Jerry Morales, R (5, PH) (6, 9) OBP: 0.358, SLG: 0.361			K		HR	6-3				2	1	1	2	0	0	0
Inning Stats	R: 0 E: 0 K: 0 S: 3 H: 0 LOB: 0 BB: 0 P: 3	R: 0 E: 0 K: 0 S: 2 H: 0 LOB: 1 BB: 1 P: 7	R: 0 E: 0 K: 1 S: 5 H: 0 LOB: 0 BB: 0 P: 5	R: 3 E: 0 K: 2 S: 9 H: 2 LOB: 0 BB: 1 P: 13	R: 3 E: 0 K: 1 S: 8 H: 3 LOB: 2 BB: 2 P: 16	R: 0 E: 0 K: 1 S: 5 H: 0 LOB: 0 BB: 0 P: 5	R: 0 E: 0 K: 0 S: 2 H: 1 LOB: 0 BB: 1 P: 6	R: 0 E: 0 K: 2 S: 7 H: 0 LOB: 0 BB: 0 P: 7		1B: 2 2B: 1 3B: 1 HR: 2		SF: 0 SAC: 0 DP: 2 HBP: 1		WP: 0 PB: 0 SB: 1 CS: 1	PA: 33	

livebaseballscorecards.com

	AB	27
	R	6
	H	6
	RBI	6
	BB	5
	SO	7
	LOB	10

PITCHER		IP	WLS	BF	H	R	ER	SO	BB	IBB	HBP	BLK	WP	HR	S	P	ERA	WHIP
Greg Harris, R ERA: 4.36	(1, 1)	4.0	L	16	2	3	3	3	2	0	1	0	0	1	19	28	6.75	1.000
Ray Searage, L ERA: 6.0	(5, 1)	2.0		11	3	3	3	2	2	0	0	0	0	1	13	21	13.50	2.500
Dyar Miller, R ERA: 3.0	(7, 1)	2.0		6	1	0	0	2	1	0	0	0	0	0	9	13	0.00	1.000

PITCHER	IP	WLS	BF	H	R	ER	SO	BB	IBB	HBP	BLK	WP	HR	S	P	ERA	WHIP

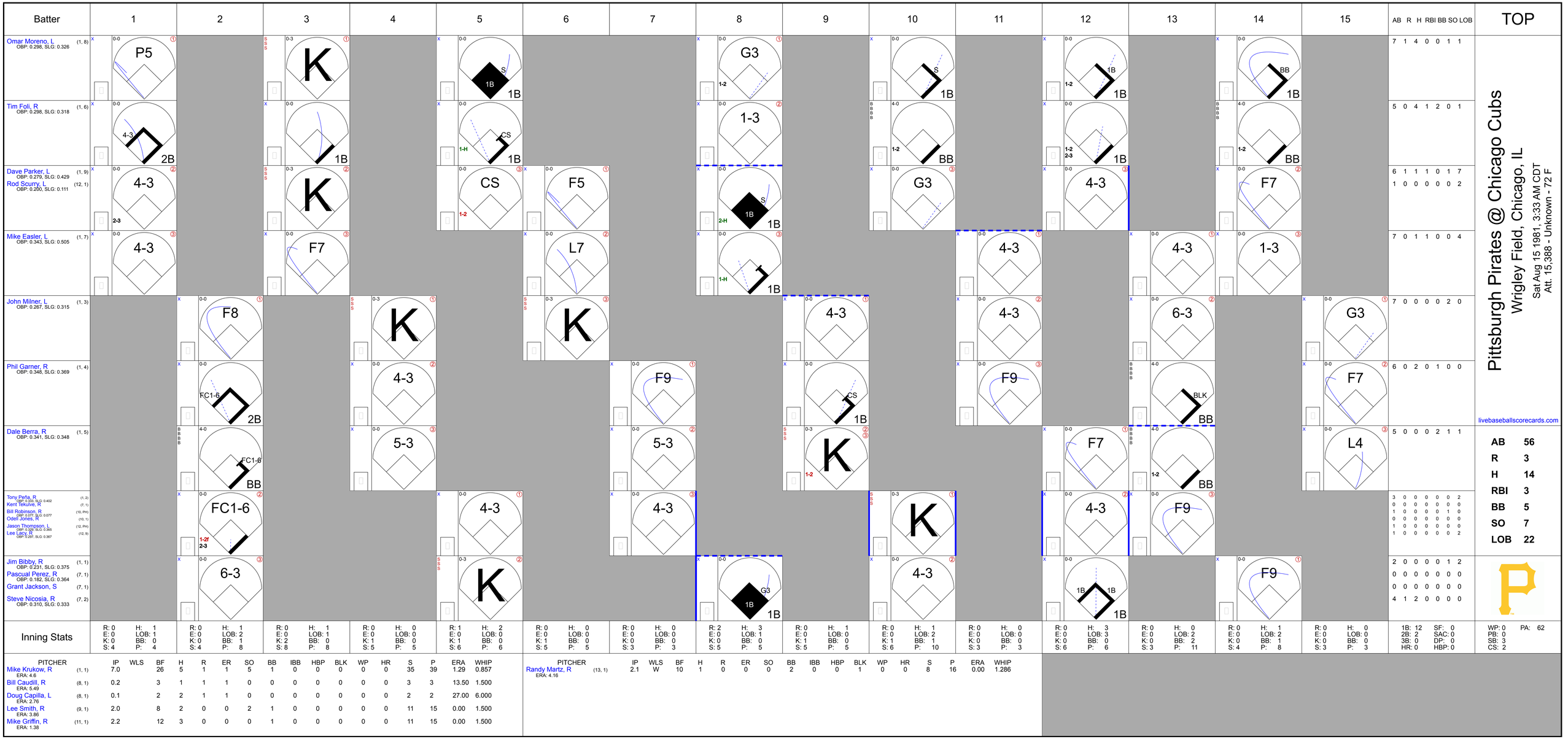

PITCHER		IP	WLS	BF	H	R	ER	SO	BB	IBB	HBP	BLK	WP	HR	S	P	ERA	WHIP
Mike Krukow, R ERA: 4.6	(1, 1)	7.0		26	5	1	1	5	1	0	0	0	0	0	35	39	1.29	0.857
Bill Caudill, R ERA: 5.49	(8, 1)	0.2		3	1	1	1	0	0	0	0	0	0	0	3	3	13.50	1.500
Doug Capilla, L ERA: 2.76	(8, 1)	0.1		2	2	1	1	0	0	0	0	0	0	0	2	2	27.00	6.000
Lee Smith, R ERA: 3.86	(9, 1)	2.0		8	2	0	0	2	1	0	0	0	0	0	11	15	0.00	1.500
Mike Griffin, R ERA: 1.38	(11, 1)	2.2		12	3	0	0	0	1	0	0	0	0	0	11	15	0.00	1.500

PITCHER		IP	WLS	BF	H	R	ER	SO	BB	IBB	HBP	BLK	WP	HR	S	P	ERA	WHIP
Randy Martz, R ERA: 4.16	(13, 1)	2.1	W	10	1	0	0	0	2	0	0	1	0	0	8	16	0.00	1.286

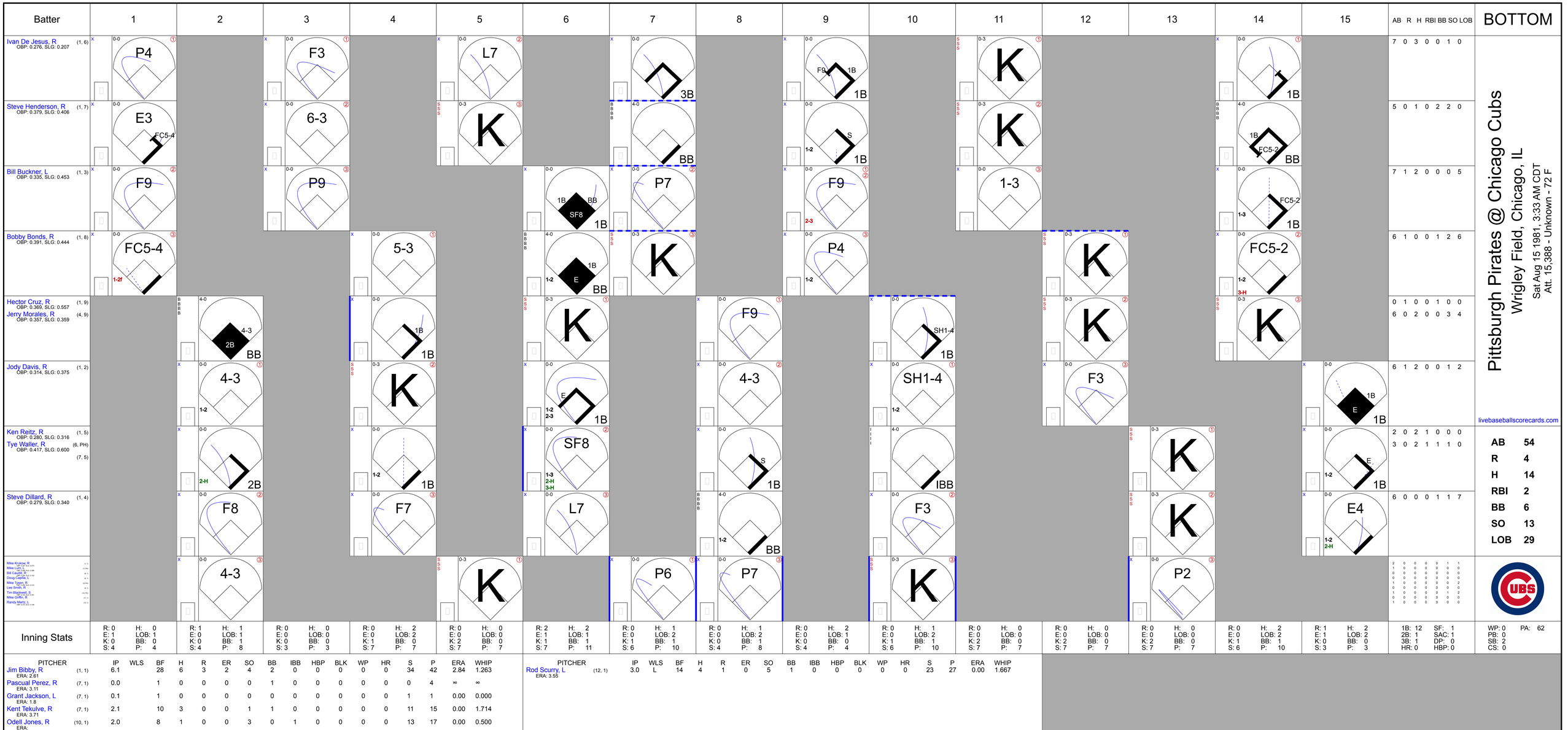

Pittsburgh Pirates @ Chicago Cubs

Wrigley Field, Chicago, IL

Sat Aug 15 1981, 3:33 AM CDT
Att. 15,388 - Unknown - 72 F

livebaseballscorecards.com

Batter	1	2	3	4	5	6	7	8	9	10	11	12	13	14	15	AB	R	H	RBI	BB	SO	LOB
Ivan De Jesus, R (1, 6) OBP: 0.276, SLG: 0.207	P4		F3		L7		3B		F9 1B 1B		K			1B		7	0	3	0	0	1	0
Steve Henderson, R (1, 7) OBP: 0.379, SLG: 0.406	E3 FC5-4		6-3		K		BB		S 1-2 1B		K			1B FC5-2 BB		5	0	1	0	2	2	0
Bill Buckner, L (1, 3) OBP: 0.335, SLG: 0.453	F9		P9			1B SF8 BB 1B	P7		F9 2-3		1-3			FC5-2 1-3 1B		7	1	2	0	0	0	5
Bobby Bonds, R (1, 8) OBP: 0.391, SLG: 0.444	FC5-4 1-2f			5-3		1B E 1-2 BB	K		P4 1-2			K		FC5-2 1-2 3-H		6	1	0	0	1	2	6
Hector Cruz, R (1, 9) OBP: 0.369, SLG: 0.557		4-3 2B BB		1B 1B		K		F9		SH1-4 1B		K		K		0	1	0	0	1	0	0
Jerry Morales, R (4, 9) OBP: 0.357, SLG: 0.359																6	0	2	0	0	3	4
Jody Davis, R (1, 2) OBP: 0.314, SLG: 0.375		4-3 1-2		K		E 1-2 2-3 1B		4-3		SH1-4 1-2		F3			1B E 1B	6	1	2	0	0	1	2
Ken Reitz, R (1, 5) OBP: 0.280, SLG: 0.316		2-H 2B		1-2 1B		SF8 1-3 2-H 3-H		S 1B		IBB			K		E 1-2 1B	2	0	2	1	0	0	0
Tye Waller, R (6, PH) OBP: 0.417, SLG: 0.600 (7, 5)																3	0	2	1	1	1	0
Steve Dillard, R (1, 4) OBP: 0.279, SLG: 0.340		F8		F7		L7		BB 1-2		F3			K		E4 1-2 2-H	6	0	0	0	1	1	7
Mike Krukow, R (5, 5) Mike Lum, L (7, PH) Bill Caudill, R (8, 5) Doug Capilla, L (8, 5) Mike Tyson, R (8, PH) Lee Smith, R (9, 5) Tim Blackwell, S (10, PH) Mike Griffin, R (10, 5) Randy Martz, L (10, 5)		4-3			K		P6	P7		K			P2									

Inning Stats	1	2	3	4	5	6	7	8	9	10	11	12	13	14	15	AB	R	H	RBI	BB	SO	LOB
	R: 0 E: 1 K: 0 S: 4	H: 0 LOB: 1 BB: 0 P: 4	R: 1 E: 0 K: 0 S: 4	H: 1 LOB: 1 BB: 1 P: 8	R: 0 E: 0 K: 0 S: 3	H: 0 LOB: 0 BB: 0 P: 3	R: 0 E: 0 K: 1 S: 7	H: 2 LOB: 2 BB: 0 P: 7	R: 0 E: 0 K: 2 S: 7	H: 0 LOB: 0 BB: 0 P: 7	R: 2 E: 1 K: 1 S: 7	H: 2 LOB: 1 BB: 1 P: 11	R: 0 E: 0 K: 1 S: 6	H: 1 LOB: 2 BB: 1 P: 10	R: 0 E: 0 K: 0 S: 4	H: 1 LOB: 2 BB: 1 P: 8	R: 0 E: 0 K: 0 S: 4	H: 2 LOB: 1 BB: 0 P: 4	R: 0 E: 0 K: 1 S: 6	H: 1 LOB: 2 BB: 1 P: 10	R: 0 E: 0 K: 2 S: 7	H: 0 LOB: 0 BB: 0 P: 7	R: 0 E: 0 K: 2 S: 7	H: 0 LOB: 0 BB: 0 P: 7	R: 0 E: 0 K: 1 S: 6	H: 2 LOB: 2 BB: 1 P: 10	R: 1 E: 1 K: 0 S: 3	H: 2 LOB: 2 BB: 0 P: 3	1B: 12 2B: 1 3B: 1 HR: 0	SF: 1 SAC: 1 DP: 0 HBP: 0	WP: 0 PB: 0 SB: 2 CS: 0	PA: 62

PITCHER		IP	WLS	BF	H	R	ER	SO	BB	IBB	HBP	BLK	WP	HR	S	P	ERA	WHIP
Jim Bibby, R ERA: 2.61	(1, 1)	6.1		28	6	3	2	4	2	0	0	0	0	0	34	42	2.84	1.263
Pascual Perez, R ERA: 3.11	(7, 1)	0.0		1	0	0	0	0	1	0	0	0	0	0	0	4	∞	∞
Grant Jackson, L ERA: 1.8	(7, 1)	0.1		1	0	0	0	0	0	0	0	0	0	0	1	1	0.00	0.000
Kent Tekulve, R ERA: 3.71	(7, 1)	2.1		10	3	0	0	1	1	0	0	0	0	0	11	15	0.00	1.714
Odell Jones, R ERA:	(10, 1)	2.0		8	1	0	0	3	0	1	0	0	0	0	13	17	0.00	0.500

PITCHER		IP	WLS	BF	H	R	ER	SO	BB	IBB	HBP	BLK	WP	HR	S	P	ERA	WHIP
Rod Scurry, L ERA: 3.55	(12, 1)	3.0	L	14	4	1	0	5	1	0	0	0	0	0	23	27	0.00	1.667

AB	54
R	4
H	14
RBI	2
BB	6
SO	13
LOB	29

Pittsburgh Pirates @ Chicago Cubs

Wrigley Field, Chicago, IL

Sun Aug 16 1981, 3:33 AM CDT

Sunny - 65 F

TOP

livebaseballscorecards.com

Batter	1	2	3	4	5	6	7	8	9	10	11	AB	R	H	RBI	BB	SO	LOB
Omar Moreno, L (1, 8) OBP: 0.300, SLG: 0.325	BBBB 4-0 S 1B BB		x 0-0 ② 1-3		x 0-0 ② 1-3 2-3			x 0-0 1B 1B 1B		x 0-0 F8 ①		4	2	1	0	1	0	1
Tim Foli, R (1, 6) OBP: 0.295, SLG: 0.315	x 0-0 ① 6-3 1-2		x 0-0 ③ 6-3		x 0-0 ③ L6			x 0-0 1B G4-2-3 1-2 1B		x 0-0 ② 5-3		5	0	1	0	0	0	2
Bill Madlock, R (1, 5) OBP: 0.407, SLG: 0.449	x 0-0 ② 5-3			x 0-0 ① 6-3		SSS 0-3 ① K		x 0-0 G4-2-3 BB 1-3 2-H 1B		SSS 0-3 ③ K		5	0	1	1	0	2	1
Bill Robinson, R (1, 3) OBP: 0.125, SLG: 0.125 Mike Easler, L (8, PH) OBP: 0.349, SLG: 0.508 (8, 9) (11, 7)	x 0-0 2-H 1B			x 0-0 ② 4-3		x 0-0 ② F8		BBBB 4-0 G4-2-3 1-2 BB			x 0-0 6-3 SH2-3 1B 1B	3 1	0 1	1 1	1 0	0 1	0 0	0 0
Lee Lacy, R (1, 9) OBP: 0.298, SLG: 0.376 John Milner, L (8, PH) OBP: 0.262, SLG: 0.309 (8, 3)	x 0-0 ③ P6			x 0-0 1B 2B		SSS 0-3 ③ K		x 0-0 ① ② G4-2-3 1-2 2-3 3-Hf			x 0-0 ① SH2-3 1-2	3 1	1 0	1 0	0 0	0 0	1 0	1 3
Phil Garner, R (1, 4) OBP: 0.343, SLG: 0.362		SSS 0-3 ① K		x 0-0 2-H 1B			SSS 0-3 ① K	x 0-0 ③ 4-3			x 0-0 ② 6-3 2-3	5	0	1	1	0	2	3
Gary Alexander, R (1, 7) OBP: 0.333, SLG: 0.571 Dave Parker, L (11, PH) OBP: 0.284, SLG: 0.429 (11, 9)	x 0-0 ② 6-3		x 0-0 ③ 4-3				SSS 0-3 ② K		SSS 0-3 ① K		x 4-0 1B IBB	4 0	0 0	0 0	0 1	0 0	2 0	1 0
Tony Peña, R (1, 2) OBP: 0.347, SLG: 0.413	SSS 0-3 ③ K2-3			x 0-0 1-3 SH1-4 1B			x 0-0 1B		x 0-0 ② 6-3		x 0-0 1-2 3-H 1B	5	0	3	1	0	1	0
Rick Rhoden, R (1, 1) OBP: 0.167, SLG: 0.172 Dale Berra, R (7, PH) OBP: 0.339, SLG: 0.345 Kent Tekulve, R (7, 1) Grant Jackson, S (11, 1)			x 0-0 ① 4-3		x 0-0 ① SH1-4 1-2		x 0-0 ③ F8		SSS 0-3 ③ K		x 0-0 ③ 6-3	1 1 2 0	0 0 0 0	0 0 0 0	0 0 1 0	0 0 0 0	0 0 0 0	0 1 2 0
Inning Stats	R: 1 E: 0 K: 0 S: 4 H: 1 LOB: 1 BB: 1 P: 8	R: 0 E: 0 K: 2 S: 7 H: 0 LOB: 0 BB: 0 P: 7	R: 0 E: 0 K: 0 S: 3 H: 0 LOB: 0 BB: 0 P: 3	R: 1 E: 0 K: 0 S: 5 H: 2 LOB: 1 BB: 0 P: 5	R: 0 E: 0 K: 0 S: 4 H: 1 LOB: 1 BB: 0 P: 4	R: 0 E: 0 K: 2 S: 7 H: 0 LOB: 0 BB: 0 P: 7	R: 0 E: 0 K: 2 S: 8 H: 1 LOB: 1 BB: 0 P: 8	R: 1 E: 0 K: 0 S: 5 H: 3 LOB: 2 BB: 1 P: 9	R: 0 E: 0 K: 2 S: 7 H: 0 LOB: 0 BB: 0 P: 7	R: 0 E: 0 K: 1 S: 5 H: 0 LOB: 0 BB: 0 P: 5	R: 1 E: 0 K: 0 S: 5 H: 2 LOB: 2 BB: 1 P: 9	1B: 9 2B: 1 3B: 0 HR: 0 SF: 0 SAC: 2 DP: 1 HBP: 0						

PITCHER		IP	WLS	BF	H	R	ER	SO	BB	IBB	HBP	BLK	WP	HR	S	P	ERA	WHIP
Ken Kravec, L ERA: 5.91	(1, 1)	7.0		27	5	2	2	6	1	0	0	0	0	0	38	42	2.57	0.857
Bill Caudill, R ERA: 5.64	(8, 1)	0.0		3	3	1	1	0	0	0	0	0	0	0	3	3	∞	∞
Doug Capilla, L ERA: 2.76	(8, 1)	0.0		1	0	0	0	0	1	0	0	0	0	0	0	4	∞	∞
Lee Smith, R ERA: 3.7	(8, 1)	4.0	L	14	2	1	1	3	0	1	0	0	0	0	19	23	2.25	0.500

PITCHER	IP	WLS	BF	H	R	ER	SO	BB	IBB	HBP	BLK	WP	HR	S	P	ERA	WHIP

AB	40
R	4
H	10
RBI	4
BB	3
SO	9
LOB	15

WP: 0 PA: 45
PB: 0
SB: 1
CS: 0

Pittsburgh Pirates @ Chicago Cubs

Wrigley Field, Chicago, IL

Sun Aug 16 1981, 3:33 AM CDT

Sunny - 65 F

livebaseballscorecards.com

BOTTOM

Batter	1	2	3	4	5	6	7	8	9	10	11	AB	R	H	RBI	BB	SO	LOB
Ivan De Jesus, R (1, 6) OBP: 0.274, SLG: 0.216	6-3		SF8 3B		6-3		F8			5-3		5	1	1	0	0	0	1
Steve Henderson, R (1, 7) OBP: 0.374, SLG: 0.403	K		SF8 3-H		5-3		F8			2B 1B		4	0	1	1	0	1	1
Bill Buckner, L (1, 3) OBP: 0.332, SLG: 0.447	L8		2B 1B		4-3			F7		F7		5	1	1	0	0	0	1
Bobby Bonds, R (1, 8) OBP: 0.429, SLG: 0.565		1B SF9 1B	1-H 2B			K		L7		1-3 2B		5	1	3	1	0	1	0
Jerry Morales, R (1, 9) OBP: 0.364, SLG: 0.367		2B 1-3 1B	5-3			1B		FC5-4 1B		6-3		5	0	3	0	0	0	3
Jody Davis, R (1, 2) OBP: 0.297, SLG: 0.358		SF9 3-H	6-3			F9		FC5-4 1-2f			WP SH2-3 1B	3	0	0	1	0	0	3
Leon Durham, L (11, PH) OBP: 0.362, SLG: 0.485												1	0	1	0	0	0	0
Ken Reitz, R (1, 5) OBP: 0.274, SLG: 0.309		K		F9		F8			1-3		SH2-3 1-2	4	0	0	0	0	1	2
Steve Dillard, R (1, 4) OBP: 0.287, SLG: 0.356		1-3 2B		4-3			SH1-4 1B		K		F7 2-3	4	0	2	0	0	1	0
Mike Lum, L (11, PH) OBP: 0.289, SLG: 0.366												0	0	0	0	0	0	0
Hector Cruz, R (11, PH) OBP: 0.365, SLG: 0.551												1	0	0	0	0	0	1
Ken Kravec, L (1, 1)		L8		6-3			SH1-4 1-2		6-3		P7	2	0	0	0	0	0	2
Bill Caudill, R (8, 1) OBP: 0.250, SLG: 0.143												0	0	0	0	0	0	0
Doug Capilla, L (8, 1)												0	0	0	0	0	0	0
Lee Smith, R (8, 1)												1	0	0	0	0	0	0
Tim Blackwell, S (11, PH) OBP: 0.331, SLG: 0.348												1	0	0	0	0	0	1
Inning Stats	R: 0 H: 0 E: 0 LOB: 0 K: 1 BB: 0 S: 5 P: 5	R: 1 H: 3 E: 0 LOB: 2 K: 1 BB: 0 S: 8 P: 8	R: 2 H: 3 E: 0 LOB: 1 K: 0 BB: 0 S: 6 P: 6	R: 0 H: 0 E: 0 LOB: 0 K: 0 BB: 0 S: 3 P: 3	R: 0 H: 0 E: 0 LOB: 0 K: 0 BB: 0 S: 3 P: 3	R: 0 H: 1 E: 0 LOB: 1 K: 1 BB: 0 S: 6 P: 6	R: 0 H: 1 E: 0 LOB: 1 K: 0 BB: 0 S: 4 P: 4	R: 0 H: 1 E: 0 LOB: 1 K: 0 BB: 0 S: 4 P: 4	R: 0 H: 0 E: 0 LOB: 0 K: 1 BB: 0 S: 5 P: 5	R: 0 H: 2 E: 0 LOB: 2 K: 0 BB: 0 S: 5 P: 5	R: 0 H: 1 E: 0 LOB: 1 K: 0 BB: 0 S: 4 P: 4	1B: 8 SF: 2 2B: 3 SAC: 2 3B: 1 DP: 0 HR: 0 HBP: 0						

	AB	41
	R	3
	H	12
	RBI	3
	BB	0
	SO	4
	LOB	15

WP: 1 PA: 45
PB: 0
SB: 0
CS: 0

PITCHER		IP	WLS	BF	H	R	ER	SO	BB	IBB	HBP	BLK	WP	HR	S	P	ERA	WHIP
Rick Rhoden, R ERA: 3.4	(1, 1)	6.0		25	7	3	3	3	0	0	0	0	0	0	31	31	4.50	1.167
Kent Tekulve, R ERA: 3.19	(7, 1)	4.1	W	18	5	0	0	1	0	0	0	0	0	0	20	20	0.00	1.154
Grant Jackson, L ERA: 1.74	(11, 1)	0.2	S	2	0	0	0	0	0	0	0	0	1	0	2	2	0.00	0.000

PITCHER	IP	WLS	BF	H	R	ER	SO	BB	IBB	HBP	BLK	WP	HR	S	P	ERA	WHIP

Batter	1	2	3	4	5	6	7	8	9	AB	R	H	RBI	BB	SO	LOB
Omar Moreno, L (1, 8) OBP: 0.296, SLG: 0.320	3-1		6-3			E3	4-3			4	1	0	0	0	0	1
Tim Foli, R (1, 6) OBP: 0.294, SLG: 0.314	1-3			F2		1B	F9			4	1	1	0	0	0	0
Dave Parker, L (1, 9) OBP: 0.283, SLG: 0.430	F7			P8		2B		4-3		4	1	1	2	0	0	0
Mike Easler, L (1, 7) OBP: 0.352, SLG: 0.510		BB CS		1B		K		P6		3	1	1	0	1	1	1
John Milner, L (1, 3) OBP: 0.292, SLG: 0.356		K		1B		FC6-4		FC6-4		4	0	3	2	0	1	1
Phil Garner, R (1, 4) OBP: 0.347, SLG: 0.362		PO 1B		F7		BB FC6-4		FC6-4		3	0	1	0	1	0	2
Dale Berra, R (1, 5) OBP: 0.328, SLG: 0.333		PO	F2		1-3	FC6-4			6-3	4	0	0	0	0	0	2
Steve Nicosia, R (1, 2) OBP: 0.299, SLG: 0.321			E9		F8	P6			F3	4	0	0	0	0	0	2
Pascual Perez, R (1, 1) OBP: 0.154, SLG: 0.308			K		B5-3		P3		F7	2	0	0	0	0	1	1
Bill Robinson, R (7, PH) OBP: 0.118, SLG: 0.118										1	0	0	0	0	0	0
Odell Jones, R (7, 1)										0	0	0	0	0	0	0
Grant Jackson, S (8, 1)										0	0	0	0	0	0	0
Jason Thompson, L (9, PH) OBP: 0.327, SLG: 0.362										1	0	0	0	0	0	0
Inning Stats	R: 0 E: 0 K: 0 S: 3 H: 0 LOB: 0 BB: 0 P: 3	R: 0 E: 0 K: 1 S: 4 H: 1 LOB: 0 BB: 1 P: 8	R: 0 E: 1 K: 1 S: 6 H: 0 LOB: 1 BB: 0 P: 6	R: 1 E: 0 K: 0 S: 5 H: 2 LOB: 1 BB: 0 P: 5	R: 0 E: 0 K: 0 S: 3 H: 0 LOB: 0 BB: 0 P: 3	R: 3 E: 1 K: 1 S: 9 H: 3 LOB: 2 BB: 1 P: 13	R: 0 E: 0 K: 0 S: 3 H: 0 LOB: 0 BB: 0 P: 3	R: 0 E: 0 K: 0 S: 4 H: 1 LOB: 1 BB: 0 P: 4	R: 0 E: 0 K: 0 S: 3 H: 0 LOB: 0 BB: 0 P: 3	1B: 4 2B: 3 3B: 0 HR: 0 SF: 0 SAC: 0 DP: 0 HBP: 0						

PITCHER		IP	WLS	BF	H	R	ER	SO	BB	IBB	HBP	BLK	WP	HR	S	P	ERA	WHIP
Jay Howell, R ERA: 5.06	(1, 1)	5.1	W	23	6	4	3	3	1	0	0	0	0	0	28	32	5.06	1.312
Randy Martz, R ERA: 3.95	(6, 1)	3.2	S	13	1	0	0	0	1	0	0	0	0	0	12	16	0.00	0.545

PITCHER	IP	WLS	BF	H	R	ER	SO	BB	IBB	HBP	BLK	WP	HR	S	P	ERA	WHIP

TOP

Pittsburgh Pirates @ Chicago Cubs

Wrigley Field, Chicago, IL

Sun Aug 16 1981, 3:38 AM CDT

Att. 18,991 - Unknown - 65 F

livebaseballscorecards.com

AB	34
R	4
H	7
RBI	4
BB	2
SO	3
LOB	10

WP: 0 PB: 0 SB: 0 CS: 1 PA: 37

Batter	1	2	3	4	5	6	7	8	9	AB	R	H	RBI	BB	SO	LOB
Ivan De Jesus, R (1, 6) OBP: 0.275, SLG: 0.214	L7		5-3		BB		SH1-4			2	1	0	0	1	0	2
Steve Henderson, R (1, 7) OBP: 0.377, SLG: 0.417	1-3		3B		K		1B			4	0	2	2	0	1	2
Bill Buckner, L (1, 3) OBP: 0.338, SLG: 0.460	HR		G3		IBB		IBB			2	2	1	1	2	0	1
Bobby Bonds, R (1, 8) OBP: 0.406, SLG: 0.519	K		F8		E2		K			4	0	1	3	0	2	3
Mike Lum, L (1, 9) OBP: 0.286, SLG: 0.378		F8		P4	4-3			2B		4	0	1	0	0	0	1
Tye Waller, R (1, 5) OBP: 0.313, SLG: 0.429		F7		F8		4-3		K		4	0	0	0	0	1	1
Steve Dillard, R (1, 4) OBP: 0.277, SLG: 0.343		F7		F8		P3		5-3		4	0	0	0	0	0	1
Tim Blackwell, S (1, 2) OBP: 0.343, SLG: 0.364			5-3 3B 2B		WP SH1 E 1B	1-3		FC4-6 IBB		3	2	2	0	1	0	0
Jay Howell, R (1, 1)			SH 5-3 3B		SH1			FC4-6		0	1	0	0	0	0	0
Randy Martz, L (6, 1) OBP: 0.292, SLG: 0.190							SH1-4 1B 1B			2	0	1	0	0	0	2
Inning Stats	R: 1 H: 1 E: 0 LOB: 0 K: 1 BB: 0 S: 6 P: 6	R: 0 H: 0 E: 0 LOB: 0 K: 0 BB: 0 S: 3 P: 3	R: 2 H: 2 E: 0 LOB: 1 K: 0 BB: 0 S: 6 P: 6	R: 0 H: 0 E: 0 LOB: 0 K: 0 BB: 0 S: 3 P: 3	R: 3 H: 2 E: 1 LOB: 1 K: 1 BB: 2 S: 7 P: 15	R: 0 H: 0 E: 0 LOB: 0 K: 0 BB: 0 S: 3 P: 3	R: 0 H: 2 E: 0 LOB: 2 K: 1 BB: 1 S: 6 P: 10	R: 0 H: 1 E: 0 LOB: 2 K: 1 BB: 1 S: 6 P: 10		1B: 4 SF: 0 2B: 2 SAC: 3 3B: 1 DP: 0 HR: 1 HBP: 0						

PITCHER		IP	WLS	BF	H	R	ER	SO	BB	IBB	HBP	BLK	WP	HR	S	P	ERA	WHIP
Pascual Perez, R ERA: 3.78	(1, 1)	6.0	L	26	5	6	6	2	1	1	0	0	1	1	28	36	9.00	1.000
Odell Jones, R ERA:	(7, 1)	1.2		9	3	0	0	2	0	2	0	0	0	0	11	19	0.00	1.800
Grant Jackson, L ERA: 1.71	(8, 1)	0.1		1	0	0	0	0	0	0	0	0	0	0	1	1	0.00	0.000

PITCHER	IP	WLS	BF	H	R	ER	SO	BB	IBB	HBP	BLK	WP	HR	S	P	ERA	WHIP

BOTTOM

Pittsburgh Pirates @ Chicago Cubs

Wrigley Field, Chicago, IL

Sun Aug 16 1981, 3:38 AM CDT

Att. 18,991 - Unknown - 65 F

livebaseballscorecards.com

AB	29
R	6
H	8
RBI	6
BB	4
SO	4
LOB	13

WP: 1	PA: 36		
PB: 0			
SB: 1			
CS: 0			

Batter	1	2	3	4	5	6	7	8	9	AB	R	H	RBI	BB	SO	LOB
Davey Lopes, R (1, 4) OBP: 0.273, SLG: 0.270	BBB 4-0 F9 S BB		SSS 0-3 ① K		x 0-0 ① B3		SSS 0-3 ② K			2	0	0	0	1	1	1
Pepe Frias, R (5, 4) OBP: 0.297, SLG: 0.294										1	0	0	0	0	1	1
Ken Landreaux, L (1, 8) OBP: 0.320, SLG: 0.401	x 0-0 ① F9 1-3		x 0-0 ② G3		x 0-0 ② F9		x 0-0 ③ F3			4	0	0	0	0	0	3
Dusty Baker Jr., R (1, 7) OBP: 0.341, SLG: 0.431	x 0-0 ② F5		x 0-0 FC6-4 1B		x 0-0 ③ F8			x 0-0 ① 6-3		4	0	1	0	0	0	2
Steve Garvey, R (1, 3) OBP: 0.323, SLG: 0.415	SSS 0-3 ③ K		x 0-0 ③ FC6-4 1-2f			x 0-0 ① 5-3		x 0-0 ② F7		4	0	0	0	0	1	2
Ron Cey, R (1, 5) OBP: 0.367, SLG: 0.456		BBBB 4-0 1B FC6-4 BB		x 0-0 ① F8		x 0-0 ② 6-3		x 0-0 ③ 6-3		3	1	0	0	1	0	0
Rick Monday, L (1, 9) OBP: 0.367, SLG: 0.536		x 0-0 FC6-4 1-3 1B		SSS 0-3 ② K		x 0-0 1B			x 0-0 ① 4-3	4	0	2	0	0	1	0
Steve Yeager, R (1, 2) OBP: 0.320, SLG: 0.400		x 0-0 ① FC6-4 FC4-6 1-2f 3-H		x 0-0 1B		x 0-0 ③ P4			x 0-0 E9 4-3	3	0	1	1	0	0	2
Mike Scioscia, L (9, PH) OBP: 0.366, SLG: 0.341										1	0	0	0	0	0	0
Derrel Thomas, S (1, 6) OBP: 0.331, SLG: 0.325		x 0-0 ② F8		x 0-0 ③ 4-3			x 0-0 1B		x 0-0 ② 4-3 2-3	4	0	1	0	0	0	3
Bob Welch, R (1, 1) OBP: 0.258, SLG: 0.300		x 0-0 ③ FC4-6 1-2f			x 0-0 1B		x 0-0 ① F2		SSS 0-3 ③ K	2	0	1	0	0	0	1
Bobby Castillo, R (6, 1) OBP: 0.429, SLG: 0.714										0	0	0	0	0	0	0
Jay Johnstone, L (7, PH) OBP: 0.278, SLG: 0.367										1	0	0	0	0	0	1
Alejandro Pena, R (7, 1)										0	0	0	0	0	0	0
Reggie Smith, S (9, PH) OBP: 0.316, SLG: 0.471										1	0	0	0	0	1	1
Inning Stats	R: 0 H: 0 E: 0 LOB: 1 K: 1 BB: 1 S: 5 P: 9	R: 1 H: 1 E: 0 LOB: 1 K: 0 BB: 1 S: 4 P: 8	R: 0 H: 1 E: 0 LOB: 1 K: 1 BB: 0 S: 6 P: 6	R: 0 H: 1 E: 0 LOB: 1 K: 1 BB: 0 S: 6 P: 6	R: 0 H: 1 E: 0 LOB: 1 K: 0 BB: 0 S: 4 P: 4	R: 0 H: 1 E: 0 LOB: 1 K: 0 BB: 0 S: 4 P: 4	R: 0 H: 1 E: 0 LOB: 1 K: 1 BB: 0 S: 6 P: 6	R: 0 H: 0 E: 0 LOB: 0 K: 0 BB: 0 S: 3 P: 3	R: 0 H: 0 E: 1 LOB: 1 K: 1 BB: 0 S: 6 P: 6	1B: 6 SF: 0 2B: 0 SAC: 0 3B: 0 DP: 0 HR: 0 HBP: 0						

PITCHER	IP	WLS	BF	H	R	ER	SO	BB	IBB	HBP	BLK	WP	HR	S	P	ERA	WHIP
Doug Bird, R (1, 1) ERA: 2.41	9.0	W	36	6	1	1	5	2	0	0	0	0	0	44	52	1.00	0.889

PITCHER	IP	WLS	BF	H	R	ER	SO	BB	IBB	HBP	BLK	WP	HR	S	P	ERA	WHIP

TOP

Los Angeles Dodgers @ Chicago Cubs

Wrigley Field, Chicago, IL

Mon Aug 17 1981, 3:33 AM CDT

Att. 10,153 - Unknown - 71 F

livebaseballscorecards.com

AB	34
R	1
H	6
RBI	1
BB	2
SO	5
LOB	17

1B: 6	SF: 0	WP: 0	PA: 36														
2B: 0	SAC: 0	PB: 0															
3B: 0	DP: 0	SB: 1															
HR: 0	HBP: 0	CS: 0															

Batter	1	2	3	4	5	6	7	8	9	AB	R	H	RBI	BB	SO	LOB
Ivan De Jesus, R (1, 6) OBP: 0.271, SLG: 0.210	K	F8 1-2			F8	F8				4	0	0	0	0	1	3
Steve Henderson, R (1, 7) OBP: 0.379, SLG: 0.416	E WP 4-3 BB	5-3			K	G4-6-3 1B				3	1	1	0	1	1	0
Jerry Morales, R (9, 7) OBP: 0.364, SLG: 0.367										0	0	0	0	0	0	0
Bill Buckner, L (1, 3) OBP: 0.337, SLG: 0.457	4-3 1-2	K			1B	F7				4	0	1	0	0	1	2
Leon Durham, L (1, 9) OBP: 0.354, SLG: 0.474	E6 S 2-3	F5			L8	G4-6-3 1-2f				4	0	0	0	0	0	3
Bobby Bonds, R (1, 8) OBP: 0.444, SLG: 0.517	1-2 3-H BB	SF8 1B			E 1B BB	F7				2	2	1	0	2	0	0
Jody Davis, R (1, 2) OBP: 0.308, SLG: 0.366	F9	1-3 1B			E4 SH3-4 1B 1-H 1B	5-3				4	0	2	0	0	0	2
Ken Reitz, R (1, 5) OBP: 0.278, SLG: 0.315	FC6-4 1B	SF8 3-H			F9	1B				3	0	2	1	0	0	1
Mike Tyson, R (1, 4) OBP: 0.254, SLG: 0.310	FC6-4 S 1-2f	K			SH3-4 1-2 1B	F8				4	0	1	0	0	1	3
Doug Bird, R (1, 1)	K	K			SH3-4 1-2 2-3					2	0	0	0	0	2	2
Inning Stats	R: 1 E: 1 K: 1 S: 6 H: 0 LOB: 2 BB: 2 P: 14	R: 0 E: 0 K: 1 S: 6 H: 1 LOB: 1 BB: 0 P: 6	R: 0 E: 0 K: 1 S: 5 H: 0 LOB: 0 BB: 0 P: 5	R: 1 E: 0 K: 2 S: 9 H: 2 LOB: 1 BB: 0 P: 9	R: 0 E: 0 K: 1 S: 6 H: 1 LOB: 1 BB: 0 P: 6	R: 1 E: 1 K: 0 S: 5 H: 2 LOB: 2 BB: 1 P: 9	R: 0 E: 0 K: 0 S: 3 H: 1 LOB: 0 BB: 0 P: 3	R: 0 E: 0 K: 0 S: 4 H: 1 LOB: 1 BB: 0 P: 4		1B: 8 2B: 0 3B: 0 HR: 0	SF: 1 SAC: 1 DP: 1 HBP: 0					

PITCHER	IP	WLS	BF	H	R	ER	SO	BB	IBB	HBP	BLK	WP	HR	S	P	ERA	WHIP
Bob Welch, R (1, 1) ERA: 3.5	5.1	L	26	6	3	2	6	3	0	0	0	1	0	35	47	3.38	1.688
Bobby Castillo, R (6, 1) ERA: 5.6	0.2		2	0	0	0	0	0	0	0	0	0	0	2	2	0.00	0.000
Alejandro Pena, R (7, 1) ERA:	2.0		7	2	0	0	0	0	0	0	0	0	0	7	7	0.00	1.000

PITCHER	IP	WLS	BF	H	R	ER	SO	BB	IBB	HBP	BLK	WP	HR	S	P	ERA	WHIP

BOTTOM

Los Angeles Dodgers @ Chicago Cubs

Wrigley Field, Chicago, IL

Mon Aug 17 1981, 3:33 AM CDT

Att. 10,153 - Unknown - 71 F

livebaseballscorecards.com

AB	30
R	3
H	8
RBI	1
BB	3
SO	6
LOB	16

Batter	1	2	3	4	5	6	7	8	9	AB	R	H	RBI	BB	SO	LOB
Derrel Thomas, S (1, 6) OBP: 0.326, SLG: 0.320	S S S 0-3 ① K		x 0-0 ② F7		x 0-0 1B 1-2 2-3 1B		x 0-0 ① FC1-6 1-2f 1B		x 0-0 ① F9	5	2	1	0	0	1	2
Ken Landreaux, L (1, 8) OBP: 0.322, SLG: 0.398	x 0-0 ② 5-3		x 0-0 ③ F7		x 0-0 WP 1B 1-2 2-H 3-H 1B		H 1-0 1B 1B HBP		x 0-0 ② G3	4	1	1	2	0	0	1
Dusty Baker Jr., R (1, 7) OBP: 0.345, SLG: 0.432	x 0-0 ③ P8			x 0-0 ① 5-3	x 0-0 E 1-2 2-H 1B		x 0-0 1B 1-3 3-H 1B		B B B B 4-0 2B BB	4	0	2	2	1	0	0
Steve Garvey, R (1, 3) OBP: 0.328, SLG: 0.420		x 0-0 ① F7		x 0-0 ② 4-3	4-0 1-2 2-3 IBB		x 0-0 1-3 3-H 1B		x 0-0 1-3 2B	4	0	2	1	1	0	0
Ron Cey, R (1, 5) OBP: 0.364, SLG: 0.450		x 0-0 1B 1B		x 0-0 ③ 6-3	x 0-0 ③ F8		S S S 0-3 ② K		S S S 0-3 ③ K	5	0	1	0	0	2	7
Pedro Guerrero, R (1, 9) OBP: 0.371, SLG: 0.523		x 0-0 G6-4-3 1-3 1B			x 0-0 1B BB 1B 1B	x 0-0 ① 6-3	x 0-0 ③ F7			4	1	2	0	0	0	2
Steve Yeager, R (1, 2) OBP: 0.296, SLG: 0.367		x 0-0 ② ③ G6-4-3 1-2f			S S S 0-3 ① K	S S S 0-3 ② K		x 0-0 ① F5		4	0	0	0	0	2	3
Steve Sax, R (1, 4) OBP: 0.250, SLG: 0.250			x 0-0 SH1-4 1B		x 0-0 ② P4	S S S 0-3 ③ K2-3		x 0-0 ② F8		4	0	1	0	0	1	1
Burt Hooton, R (1, 1) OBP: 0.267, SLG: 0.222			x 0-0 ① SH1-4 1-2		B B B B 4-0 1B 1-2 1B BB		x 0-0 FC1-6 1B	S S S 0-3 ③ K		2	1	1	0	1	1	0
Inning Stats	R: 0 E: 0 K: 1 S: 5 H: 0 LOB: 0 BB: 0 P: 5	R: 0 E: 0 K: 0 S: 4 H: 2 LOB: 1 BB: 0 P: 4	R: 0 E: 0 K: 0 S: 4 H: 1 LOB: 1 BB: 0 P: 4	R: 0 E: 0 K: 0 S: 3 H: 0 LOB: 0 BB: 0 P: 3	R: 3 E: 0 K: 1 S: 9 H: 4 LOB: 3 BB: 2 P: 17	R: 0 E: 0 K: 2 S: 7 H: 0 LOB: 0 BB: 0 P: 7	R: 2 E: 1 K: 1 S: 8 H: 3 LOB: 2 BB: 0 P: 9	R: 0 E: 0 K: 1 S: 5 H: 0 LOB: 0 BB: 0 P: 5	R: 0 E: 0 K: 1 S: 6 H: 1 LOB: 2 BB: 1 P: 10	1B: 10 2B: 1 3B: 0 HR: 0	SF: 0 SAC: 1 DP: 1 HBP: 1						

PITCHER		IP	WLS	BF	H	R	ER	SO	BB	IBB	HBP	BLK	WP	HR	S	P	ERA	WHIP
Mike Griffin, R ERA: 2.55	(1, 1)	4.2	L	20	6	3	3	2	1	0	0	0	0	0	23	27	5.79	1.500
Doug Capilla, L ERA: 3.15	(5, 1)	1.2		9	2	2	2	2	0	1	1	0	1	0	11	16	10.80	1.200
Bill Caudill, R ERA: 5.49	(7, 1)	1.2		7	2	0	0	2	0	0	0	0	0	0	11	11	0.00	1.200
Jay Howell, R ERA: 4.26	(9, 1)	1.0		5	1	0	0	1	1	0	0	0	0	0	6	10	0.00	2.000

PITCHER	IP	WLS	BF	H	R	ER	SO	BB	IBB	HBP	BLK	WP	HR	S	P	ERA	WHIP

TOP

Los Angeles Dodgers @ Chicago Cubs

Wrigley Field, Chicago, IL

Tue Aug 18 1981, 3:33 AM CDT

Att. 15,973 - Unknown - 74 F

livebaseballscorecards.com

AB	36
R	5
H	11
RBI	5
BB	3
SO	7
LOB	16

1B: 10	SF: 0	WP: 1	PA: 41
2B: 1	SAC: 1	PB: 0	
3B: 0	DP: 1	SB: 0	
HR: 0	HBP: 1	CS: 0	

Batter	1	2	3	4	5	6	7	8	9	AB	R	H	RBI	BB	SO	LOB
Ivan De Jesus, R (1, 6) OBP: 0.267, SLG: 0.207	S S S 0-3 K ①		x 0-0 6-3 ②			x 0-0 6-3 ①		S S S 0-3 K ③		4	0	0	0	0	2	0
Steve Henderson, R (1, 7) OBP: 0.372, SLG: 0.406	x 0-0 6-3 ②		x 0-0 4-3 ③			x 0-0 P9 ②			x 0-0 F9 ①	4	0	0	0	0	0	0
Bill Buckner, L (1, 3) OBP: 0.336, SLG: 0.453	x 0-0 4-3 ③			x 0-0 4-3 ①		x 0-0 1B			S S S 0-3 K ②	4	0	1	0	0	1	0
Leon Durham, L (1, 9) OBP: 0.357, SLG: 0.480		x 0-0 FC5 2B		x 0-0 CS 1B		x 0-0 L8 ③			x 0-0 4-3 ③	4	0	2	0	0	0	1
Bobby Bonds, R (1, 8) OBP: 0.436, SLG: 0.500		x 0-0 5-3 ①		x 0-0 FC4-6 ② 1-2 1B			x 0-0 F9 ①			3	0	1	0	0	0	1
Jody Davis, R (1, 2) OBP: 0.296, SLG: 0.351		S S S 0-3 K ②		x 0-0 FC4-6 ③ 1-2f			x 0-0 5-3 ②			3	0	0	0	0	1	2
Ken Reitz, R (1, 5) OBP: 0.279, SLG: 0.311		B B B B 4-0 BB			x 0-0 P6 ①		x 0-0 F9 ③			2	0	0	0	1	0	0
Mike Tyson, R (1, 4) OBP: 0.242, SLG: 0.295		x 0-0 FC5 ③ 2-3f			x 0-0 4-3 ②			x 0-0 F2 ①		3	0	0	0	0	0	2
Mike Griffin, R (1, 1)			S S S 0-3 K ①		x 0-0 4-3 ③			x 0-0 1-3 ②		1	0	0	0	0	1	0
Doug Capilla, L (5, 1)										1	0	0	0	0	0	0
Bill Caudill, R (7, 1) OBP: 0.250, SLG: 0.143										0	0	0	0	0	0	0
Mike Lum, L (8, PH) OBP: 0.280, SLG: 0.370										1	0	0	0	0	0	0
Jay Howell, R (9, 1)										0	0	0	0	0	0	0
Inning Stats	R: 0 E: 0 K: 1 S: 5 H: 0 LOB: 0 BB: 0 P: 5	R: 0 E: 0 K: 1 S: 6 H: 1 LOB: 2 BB: 1 P: 10	R: 0 E: 0 K: 1 S: 5 H: 0 LOB: 0 BB: 0 P: 5	R: 0 E: 0 K: 0 S: 4 H: 2 LOB: 1 BB: 0 P: 4	R: 0 E: 0 K: 0 S: 3 H: 0 LOB: 0 BB: 0 P: 3	R: 0 E: 0 K: 0 S: 4 H: 1 LOB: 1 BB: 0 P: 4	R: 0 E: 0 K: 0 S: 3 H: 0 LOB: 0 BB: 0 P: 3	R: 0 E: 0 K: 1 S: 5 H: 0 LOB: 0 BB: 0 P: 5	R: 0 E: 0 K: 1 S: 5 H: 0 LOB: 0 BB: 0 P: 5	1B: 3 2B: 1 3B: 0 HR: 0	SF: 0 SAC: 0 DP: 0 HBP: 0						

PITCHER	IP	WLS	BF	H	R	ER	SO	BB	IBB	HBP	BLK	WP	HR	S	P	ERA	WHIP
Burt Hooton, R (1, 1) ERA: 2.53	9.0	W	31	4	0	0	5	1	0	0	0	0	0	40	44	0.00	0.556

PITCHER	IP	WLS	BF	H	R	ER	SO	BB	IBB	HBP	BLK	WP	HR	S	P	ERA	WHIP

BOTTOM

Los Angeles Dodgers @ Chicago Cubs

Wrigley Field, Chicago, IL

Tue Aug 18 1981, 3:33 AM CDT

Att. 15,973 - Unknown - 74 F

livebaseballscorecards.com

AB	30
R	0
H	4
RBI	0
BB	1
SO	5
LOB	6

WP: 0 PA: 31
PB: 0
SB: 0
CS: 1

Batter	1	2	3	4	5	6	7	8	9	AB	R	H	RBI	BB	SO	LOB
Derrel Thomas, S (1, 6) OBP: 0.324, SLG: 0.318	x 0-0 CS 1B			x 0-0 ① F8		x 0-0 ③ F2		x 0-0 5-3		4	0	1	0	0	0	1
Ken Landreaux, L (1, 8) OBP: 0.324, SLG: 0.424	S S S 0-3 ① ② K 1-2			x 0-0 HR			x 0-0 ① 4-3		x 0-0 HR	4	2	2	2	0	1	1
Dusty Baker Jr., R (1, 7) OBP: 0.344, SLG: 0.427	x 0-0 ③ G3			x 0-0 ② 6-3			x 0-0 ② L5		B B B B 4-0 1B S BB	3	0	0	0	1	0	0
Steve Garvey, R (1, 3) OBP: 0.327, SLG: 0.421		x 0-0 ① 6-3		x 0-0 ③ 6-3			x 0-0 2B		x 0-0 ① P6	4	0	1	0	0	0	1
Ron Cey, R (1, 5) OBP: 0.363, SLG: 0.447		x 0-0 ② L8			x 0-0 ① F9		x 0-0 ③ 4-3		x 0-0 1-3 BB 1B	4	0	1	0	0	0	1
Pedro Guerrero, R (1, 9) OBP: 0.373, SLG: 0.534		S S S 0-3 ③ K			x 0-0 ② 6-3			x 0-0 HR	B B B B 4-0 1-2 G4-6-3 BB	3	1	1	1	1	1	0
Mike Scioscia, L (1, 2) OBP: 0.361, SLG: 0.335			x 0-0 ① 4-3		x 0-0 ③ 4-1			x 0-0 ① F2	x 0-0 ② ③ G4-6-3 1-2f	3	0	0	0	0	0	0
Reggie Smith, S (9, PH) OBP: 0.300, SLG: 0.444										1	0	0	0	0	0	3
Steve Sax, R (1, 4) OBP: 0.286, SLG: 0.286			x 0-0 ② F8			S S S 0-3 ① K2-3		x 0-0 1B		3	0	1	0	0	1	0
Dave Goltz, R (1, 1)			x 0-0 ③ F9			S S S 0-3 ② K		x 0-0 ② F9		1	0	0	0	0	0	0
Jay Johnstone, L (6, PH) OBP: 0.273, SLG: 0.360										1	0	0	0	0	1	0
Tom Niedenfuer, R (6, 1)										0	0	0	0	0	0	0
Rick Monday, L (8, PH) OBP: 0.363, SLG: 0.529										1	0	0	0	0	0	1
Steve Howe, L (8, 1)										0	0	0	0	0	0	0
Inning Stats	R: 0 E: 0 K: 1 S: 5 H: 1 LOB: 0 BB: 0 P: 5	R: 0 E: 0 K: 1 S: 5 H: 0 LOB: 0 BB: 0 P: 5	R: 0 E: 0 K: 0 S: 3 H: 0 LOB: 0 BB: 0 P: 3	R: 1 E: 0 K: 0 S: 4 H: 1 LOB: 0 BB: 0 P: 4	R: 0 E: 0 K: 0 S: 3 H: 0 LOB: 0 BB: 0 P: 3	R: 0 E: 0 K: 2 S: 7 H: 0 LOB: 0 BB: 0 P: 7	R: 0 E: 0 K: 0 S: 4 H: 1 LOB: 1 BB: 0 P: 4	R: 1 E: 0 K: 0 S: 5 H: 2 LOB: 1 BB: 0 P: 5	R: 1 E: 0 K: 0 S: 4 H: 2 LOB: 2 BB: 2 P: 12	1B: 3 2B: 1 3B: 0 HR: 3 SF: 0 SAC: 0 DP: 1 HBP: 0						

TOP

Los Angeles Dodgers @ Chicago Cubs

Wrigley Field, Chicago, IL

Wed Aug 19 1981, 3:33 AM CDT

Att. 26,860 - Unknown - 73 F

livebaseballscorecards.com

AB	32
R	3
H	7
RBI	3
BB	2
SO	4
LOB	8

WP: 0 PB: 0 SB: 1 CS: 1 PA: 34

PITCHER		IP	WLS	BF	H	R	ER	SO	BB	IBB	HBP	BLK	WP	HR	S	P	ERA	WHIP
Mike Krukow, R ERA: 4.41	(1, 1)	7.1	W	26	5	2	2	4	0	0	0	0	0	2	34	34	2.46	0.682
Lee Smith, R ERA: 3.86	(8, 1)	0.2		4	1	1	1	0	1	0	0	0	0	1	3	7	13.50	3.000
Randy Martz, R ERA: 3.89	(9, 1)	1.0	S	4	1	0	0	0	1	0	0	0	0	0	3	7	0.00	2.000

PITCHER	IP	WLS	BF	H	R	ER	SO	BB	IBB	HBP	BLK	WP	HR	S	P	ERA	WHIP

Batter	1	2	3	4	5	6	7	8	9	AB	R	H	RBI	BB	SO	LOB
Ivan De Jesus, R (1, 6) OBP: 0.270, SLG: 0.212	P6		FC1-6 1B	F9			E 1B 1B			4	1	2	0	0	0	2
Mike Tyson, R (1, 4) OBP: 0.229, SLG: 0.277	L9		FC1-6 G1-6-3 1-2f		5-3		L6 1-3			4	0	0	0	0	0	2
Bill Buckner, L (1, 3) OBP: 0.335, SLG: 0.450	K		G1-6-3 1-2f		L9		FC6-4 3-H 1B			4	0	1	1	0	1	1
Leon Durham, L (1, 9) OBP: 0.360, SLG: 0.478		5-3		E S 3B 1B	BBB 2B BB		FC6-4 S 1-2f			3	2	1	0	1	0	1
Bobby Bonds, R (1, 8) OBP: 0.465, SLG: 0.611		BB E 1B		1-H FC6-4 3B	1-H 2B		P3 1-2			4	1	3	2	0	0	1
Jerry Morales, R (1, 7) OBP: 0.356, SLG: 0.358		P6	SSS K		6-3				5-3	4	0	0	0	0	1	3
Tim Blackwell, S (1, 2) OBP: 0.348, SLG: 0.364		E6 BB 1-2		FC6-4 IBB		F5			3-1 1B	3	0	1	0	1	0	1
Ken Reitz, R (1, 5) OBP: 0.279, SLG: 0.306		BBBB BB 1-2 2-3		FC6-4 1B 1-2f 3-H		SSS K			3-1 1-2	3	0	0	1	1	1	2
Mike Krukow, R (1, 1) OBP: 0.240, SLG: 0.280		6-3		1-2 1B		SSS K		SSS K		3	0	1	0	0	1	3
Lee Smith, R (8, 1)										1	0	0	0	0	1	1
Randy Martz, L (9, 1) OBP: 0.292, SLG: 0.190										0	0	0	0	0	0	0
Inning Stats	R: 0 E: 0 K: 1 S: 5 H: 0 LOB: 0 BB: 0 P: 5	R: 0 E: 1 K: 0 S: 5 H: 1 LOB: 3 BB: 1 P: 9	R: 0 E: 0 K: 0 S: 3 H: 1 LOB: 0 BB: 0 P: 3	R: 2 E: 0 K: 1 S: 8 H: 3 LOB: 2 BB: 1 P: 12	R: 1 E: 0 K: 0 S: 4 H: 1 LOB: 1 BB: 1 P: 8	R: 0 E: 0 K: 2 S: 7 H: 0 LOB: 0 BB: 0 P: 7	R: 1 E: 1 K: 0 S: 5 H: 2 LOB: 1 BB: 0 P: 5	R: 0 E: 0 K: 1 S: 6 H: 1 LOB: 1 BB: 0 P: 6		1B: 7 2B: 1 3B: 1 HR: 0 SF: 0 SAC: 0 DP: 1 HBP: 0						

PITCHER	IP	WLS	BF	H	R	ER	SO	BB	IBB	HBP	BLK	WP	HR	S	P	ERA	WHIP
Dave Goltz, R (1, 1) ERA: 2.66	5.0	L	24	6	3	3	2	2	1	0	0	0	0	25	37	5.40	1.600
Tom Niedenfuer, R (6, 1) ERA: 1.8	2.0		8	2	1	1	2	0	0	0	0	0	0	12	12	4.50	1.000
Steve Howe, L (8, 1) ERA: 1.97	1.0		4	1	0	0	1	0	0	0	0	0	0	6	6	0.00	1.000

PITCHER	IP	WLS	BF	H	R	ER	SO	BB	IBB	HBP	BLK	WP	HR	S	P	ERA	WHIP

BOTTOM

Los Angeles Dodgers @ Chicago Cubs

Wrigley Field, Chicago, IL

Wed Aug 19 1981, 3:33 AM CDT

Att. 26,860 - Unknown - 73 F

livebaseballscorecards.com

AB	33
R	4
H	9
RBI	4
BB	3
SO	5
LOB	17

PA: 36

Batter	1	2	3	4	5	6	7	8	9	AB	R	H	RBI	BB	SO	LOB
Larry Herndon, R (1, 7) OBP: 0.328, SLG: 0.444	CS 2B		6-3		1B SF7 1B		5-3		L9	5	1	2	0	0	0	0
Enos Cabell, R (1, 3) OBP: 0.263, SLG: 0.315	K 2-3		K		1-3 1B		6-3		1-3	5	0	1	0	0	2	1
Jack Clark, R (1, 9) OBP: 0.306, SLG: 0.411	1B			HR	SF7 3-H		L6		5-3	4	1	2	2	0	0	0
Darrell Evans, L (1, 5) OBP: 0.328, SLG: 0.433	F9			F2	3-1			K		4	0	0	0	0	1	1
Jeffrey Leonard, R (1, 8) OBP: 0.294, SLG: 0.479		E6 S		1B 2B		5-3		2B FC6-4 1B		4	2	2	0	0	0	0
Bob Brenly, R (1, 2) OBP: 0.222, SLG: 0.125		F7		BBBB 1B BB		L7		FC6-4 1-3 2B		2	0	0	0	1	0	1
Milt May, L (8, PH) OBP: 0.368, SLG: 0.385 (8, 2)										1	0	1	0	0	0	0
Rennie Stennett, R (1, 4) OBP: 0.267, SLG: 0.267		K 1-2		P4		BB 1B		FC6-4 IBB		3	0	1	0	0	1	3
Joe Morgan, L (8, PH) OBP: 0.368, SLG: 0.398 (8, 4)										0	0	0	0	1	0	0
Johnnie LeMaster, R (1, 6) OBP: 0.308, SLG: 0.286		K		1-2 1B 2-H		1-2 BB		FC6-4 1-2f FC6-4 2-3 3-H		1	0	0	0	0	1	1
Billy Smith, S (2, 6) OBP: 0.229, SLG: 0.214										1	0	1	1	1	0	0
Jim Wohlford, R (8, PH) OBP: 0.267, SLG: 0.341										1	0	0	1	0	0	2
Joe Pettini, R (8, 6)										0	0	0	0	0	0	0
Tom Griffin, R (1, 1) OBP: 0.219, SLG: 0.290			P3	K	4-3			FC6-4 1-2f		3	0	0	0	0	1	4
Bob Tufts, L (6, 1)										0	0	0	0	0	0	0
Fred Breining, R (6, 1)										0	0	0	0	0	0	0
Dave Bergman, L (8, PH) OBP: 0.320, SLG: 0.393										1	0	0	0	0	0	2
Greg Minton, S (8, 1)										0	0	0	0	0	0	0
Inning Stats	R: 0 E: 0 K: 1 S: 6 H: 2 LOB: 1 BB: 0 P: 6	R: 0 E: 1 K: 2 S: 8 H: 0 LOB: 1 BB: 0 P: 8	R: 0 E: 0 K: 1 S: 5 H: 0 LOB: 0 BB: 0 P: 5	R: 2 E: 0 K: 1 S: 8 H: 3 LOB: 2 BB: 1 P: 12	R: 1 E: 0 K: 0 S: 4 H: 2 LOB: 0 BB: 0 P: 4	R: 0 E: 0 K: 0 S: 4 H: 1 LOB: 2 BB: 1 P: 8	R: 0 E: 0 K: 0 S: 3 H: 0 LOB: 0 BB: 0 P: 3	R: 1 E: 0 K: 1 S: 7 H: 2 LOB: 2 BB: 1 P: 11	R: 0 E: 0 K: 0 S: 3 H: 0 LOB: 0 BB: 0 P: 3	1B: 6 2B: 3 3B: 0 HR: 1 SF: 1 SAC: 0 DP: 0 HBP: 0						

PITCHER		IP	WLS	BF	H	R	ER	SO	BB	IBB	HBP	BLK	WP	HR	S	P	ERA	WHIP
Ken Kravec, L ERA: 5.98	(1, 1)	4.0		19	6	3	3	5	1	0	0	0	0	1	28	32	6.75	1.750
Jay Howell, R ERA: 3.68	(5, 1)	1.0		3	1	0	0	0	0	0	0	0	0	0	3	3	0.00	1.000
Bill Caudill, R ERA: 5.4	(6, 1)	1.0		5	1	0	0	0	1	0	0	0	0	0	4	8	0.00	2.000
Dick Tidrow, R ERA: 4.17	(7, 1)	3.0	L	12	2	1	1	1	0	1	0	0	0	0	13	17	3.00	0.667

PITCHER	IP	WLS	BF	H	R	ER	SO	BB	IBB	HBP	BLK	WP	HR	S	P	ERA	WHIP

TOP

San Francisco Giants @ Chicago Cubs

Wrigley Field, Chicago, IL

Fri Aug 21 1981, 3:33 AM CDT

Att. 12,826 - Unknown - 70 F

livebaseballscorecards.com

AB	35
R	4
H	10
RBI	4
BB	3
SO	6
LOB	15

WP: 0	PB: 0	SB: 1	CS: 1
PA: 39			

Batter	1	2	3	4	5	6	7	8	9	AB	R	H	RBI	BB	SO	LOB
Ivan De Jesus, R (1, 6) OBP: 0.269, SLG: 0.208	BBBB 4-0 4-3 S 1B BB	SSS 0-3 ② K			x 0-0 ② P6	x 0-0 ③ FC5-4 1-2f			SSS 0-3 ② K	4	1	0	0	1	2	6
Steve Henderson, R (1, 7) OBP: 0.368, SLG: 0.397	SSS 0-3 ① K 1-2	x 0-0 ③ P8			BBBB 4-0 2B BB		x 0-0 ① 4-3		x 0-0 ③ F9	4	1	0	0	1	1	4
Bill Buckner, L (1, 3) OBP: 0.333, SLG: 0.451	x 0-0 ② 4-3 2-3		x 0-0 ① L3		x 0-0 1-H 2B		x 0-0 ② L9			4	0	1	1	0	0	1
Leon Durham, L (1, 9) OBP: 0.358, SLG: 0.473	x 0-0 PO 1B 3-H		x 0-0 ② L3		SSS 0-3 ③ K		x 0-0 ③ G3			4	0	1	1	0	1	1
Bobby Bonds, R (1, 8) OBP: 0.447, SLG: 0.575	0-0 ③ PO 1-2	x 0-0 ① P4	SSS 0-3 ③ K			x 0-0 ① 5-3		x 0-0 4-3 SH1-4 1B		4	0	1	0	0	1	0
Jody Davis, R (1, 2) OBP: 0.310, SLG: 0.355		BBBB 4-0 E 1B 2B BB		x 0-0 ① P4		x 0-0 FC4-6 1B		x 0-0 ① SH1-4 1-2		2	1	1	0	1	0	0
Pat Tabler, R (1, 4) OBP: 0.250, SLG: 0.250		x 0-0 E6 2B 1-3 1B		x 0-0 ② P9		x 0-0 ② FC4-6 HBP 1B 1-2f		x 0-0 ② 4-3 2-3		4	0	1	0	0	0	2
Ken Reitz, R (1, 5) OBP: 0.283, SLG: 0.316		x 0-0 1-3 2B 3-H		x 0-0 ③ 5-3		x 0-0 HBP 1B 1-2		x 0-0 ③ 5-3		4	0	2	1	0	0	1
Ken Kravec, L (1, 1) Jay Howell, R (5, 1) Steve Dillard, R (5, PH) OBP: 0.274, SLG: 0.340 Bill Caudill, R (6, 1) OBP: 0.250, SLG: 0.143 Mike Lum, L (6, PH) OBP: 0.294, SLG: 0.370 Dick Tidrow, R (7, 1) Jerry Morales, R (9, PH) OBP: 0.354, SLG: 0.356		BBBB 4-0 BB			x 0-0 ① F2	H 1-0 FC5-4 1-2 2-3 HBP			x 0-0 ① 6-3	0 0 1 0 0 0 1	0 0 0 0 0 0 0	0 0 0 0 0 0 0	0 0 0 0 0 0 0	1 0 0 0 0 0 0	0 0 0 0 0 0 0	0 0 0 0 0 0 0
Inning Stats	R: 1 E: 0 K: 1 S: 5 H: 1 LOB: 0 BB: 1 P: 9	R: 1 E: 1 K: 1 S: 7 H: 2 LOB: 3 BB: 2 P: 15	R: 0 E: 0 K: 1 S: 5 H: 0 LOB: 0 BB: 0 P: 5	R: 0 E: 0 K: 0 S: 3 H: 0 LOB: 0 BB: 0 P: 3	R: 1 E: 0 K: 1 S: 6 H: 1 LOB: 1 BB: 1 P: 10	R: 0 E: 0 K: 0 S: 5 H: 2 LOB: 3 BB: 0 P: 6	R: 0 E: 0 K: 0 S: 3 H: 0 LOB: 0 BB: 0 P: 3	R: 0 E: 0 K: 0 S: 4 H: 1 LOB: 1 BB: 0 P: 4	R: 0 E: 0 K: 1 S: 5 H: 0 LOB: 0 BB: 0 P: 5	1B: 5 2B: 2 3B: 0 HR: 0	SF: 0 SAC: 1 DP: 0 HBP: 1					

PITCHER		IP	WLS	BF	H	R	ER	SO	BB	IBB	HBP	BLK	WP	HR	S	P	ERA	WHIP
Tom Griffin, R ERA: 4.17	(1, 1)	5.2		26	6	3	3	4	4	0	0	0	0	0	30	46	4.76	1.765
Bob Tufts, L ERA: 7.71	(6, 1)	0.0		1	0	0	0	0	0	0	1	0	0	0	0	1	∞	∞
Fred Breining, R ERA: 2.11	(6, 1)	1.1	W	4	0	0	0	0	0	0	0	0	0	0	4	4	0.00	0.000
Greg Minton, R ERA: 3.29	(8, 1)	2.0	S	7	1	0	0	1	0	0	0	0	0	0	9	9	0.00	0.500

PITCHER	IP	WLS	BF	H	R	ER	SO	BB	IBB	HBP	BLK	WP	HR	S	P	ERA	WHIP

BOTTOM

San Francisco Giants @ Chicago Cubs

Wrigley Field, Chicago, IL

Fri Aug 21 1981, 3:33 AM CDT

Att. 12,826 - Unknown - 70 F

livebaseballscorecards.com

AB	32
R	3
H	7
RBI	3
BB	4
SO	5
LOB	15

WP: 0 PB: 0 SB: 1 CS: 0 PA: 39

San Francisco Giants @ Chicago Cubs

Wrigley Field, Chicago, IL

Sat Aug 22 1981, 3:33 AM CDT

Att. 16,486 - Unknown - 70 F

TOP

livebaseballscorecards.com

Batter	1	2	3	4	5	6	7	8	9	AB	R	H	RBI	BB	SO	LOB
Joe Morgan, L (1, 4) OBP: 0.362, SLG: 0.390	3-1		P6			F3	FC3-6 1-2f			4	0	0	0	0	0	1
Enos Cabell, R (1, 3) OBP: 0.260, SLG: 0.310	5-3			F3		6-3		K		4	0	0	0	0	1	0
Jack Clark, R (1, 9) OBP: 0.313, SLG: 0.426	BB			HR		1B 1B 1B		5-3		3	2	2	1	1	0	0
Darrell Evans, L (1, 5) OBP: 0.327, SLG: 0.430	4-3			G3		1B 1-3 1B		F9		4	0	1	0	0	0	1
Larry Herndon, R (1, 7) OBP: 0.331, SLG: 0.444		6-3		FC6-4 1B		1-3 3-H 1B			K	4	0	2	1	0	1	0
Jeffrey Leonard, R (1, 8) OBP: 0.273, SLG: 0.442		5-3		FC6-4 1-2f		F7			F9	4	0	0	0	0	0	3
Milt May, L (1, 2) OBP: 0.361, SLG: 0.378		4-3	K				F8		K	4	0	0	0	0	2	0
Bob Brenly, R (9, 2) OBP: 0.222, SLG: 0.125										0	0	0	0	0	0	0
Billy Smith, S (1, 6) OBP: 0.216, SLG: 0.200			F9		F9		3-4-1			3	0	0	0	0	0	0
Vida Blue, S (1, 1) OBP: 0.290, SLG: 0.286			1-3		F8		FC3-6 1B			3	0	1	0	0	0	0
Greg Minton, S (9, 1)										0	0	0	0	0	0	0

	AB	33
	R	2
	H	6
	RBI	2
	BB	1
	SO	4
	LOB	5

Inning Stats	1	2	3	4	5	6	7	8	9
	R: 0 E: 0 K: 0 S: 3	H: 0 LOB: 1 BB: 1 P: 7	R: 0 E: 0 K: 0 S: 3	H: 0 LOB: 0 BB: 0 P: 3	R: 0 E: 0 K: 0 S: 3	H: 0 LOB: 0 BB: 0 P: 3	R: 1 E: 0 K: 0 S: 5	H: 2 LOB: 1 BB: 0 P: 5	R: 0 E: 0 K: 1 S: 5	H: 0 LOB: 0 BB: 0 P: 5	R: 1 E: 0 K: 0 S: 6	H: 3 LOB: 2 BB: 0 P: 6	R: 0 E: 0 K: 0 S: 4	H: 1 LOB: 1 BB: 0 P: 4	R: 0 E: 0 K: 1 S: 5	H: 0 LOB: 0 BB: 0 P: 5	R: 0 E: 0 K: 2 S: 7	H: 0 LOB: 0 BB: 0 P: 7

1B: 5	SF: 0	WP: 0	PA: 34
2B: 0	SAC: 0	PB: 0	
3B: 0	DP: 0	SB: 0	
HR: 1	HBP: 0	CS: 0	

PITCHER		IP	WLS	BF	H	R	ER	SO	BB	IBB	HBP	BLK	WP	HR	S	P	ERA	WHIP
Doug Bird, R ERA: 2.39	(1, 1)	8.0	L	31	6	2	2	2	1	0	0	0	0	1	34	38	2.25	0.875
Mike Griffin, R ERA: 2.41	(9, 1)	1.0		3	0	0	0	2	0	0	0	0	0	0	7	7	0.00	0.000

PITCHER	IP	WLS	BF	H	R	ER	SO	BB	IBB	HBP	BLK	WP	HR	S	P	ERA	WHIP

Batter	1	2	3	4	5	6	7	8	9	AB	R	H	RBI	BB	SO	LOB
Steve Henderson, R (1, 7) OBP: 0.361, SLG: 0.388	x 0-0 F8 ①		x 0-0 G6-4-3 ①② 1-2f		x 0-0 FC5-4 ② CS 1-2f			x 0-0 4-3 ③		4	0	0	0	0	0	2
Mike Griffin, R (9, 1)										0	0	0	0	0	0	0
Pat Tabler, R (1, 4) OBP: 0.375, SLG: 0.286	x 0-0 5-3 ②		B B B B 4-0 1B BB		0-0 CS ③ 1-2	S S S 0-3 K ①			x 0-0 1B	3	0	1	0	1	1	0
Bill Buckner, L (1, 3) OBP: 0.332, SLG: 0.448	x 0-0 1-4-3 ③		x 0-0 1B 1-3			x 0-0 F8 ②			S S S 0-3 K ①	4	0	1	0	0	1	1
Bobby Bonds, R (1, 8) OBP: 0.451, SLG: 0.548		B B B B 4-0 E S 1B BB	x 0-0 F8 ③			B B B B 4-0 CS BB			x 0-0 P4 ②	2	1	0	0	2	0	3
Leon Durham, L (1, 9) OBP: 0.350, SLG: 0.462		x 0-0 5-3 ① 1-3		S S S 0-3 K ①		0-0 CS ③ 1-2	x 0-0 L8 ①		x 0-0 F8 ③	4	0	0	0	0	1	2
Jody Davis, R (1, 2) OBP: 0.310, SLG: 0.354		x 0-0 FC6-4 3-H 1B		x 0-0 F8 ②			x 0-0 F9 ②			3	0	1	1	0	0	0
Ken Reitz, R (1, 5) OBP: 0.279, SLG: 0.311		x 0-0 P7 ②		x 0-0 P4 ③			x 0-0 F7 ③			3	0	0	0	0	0	1
Ivan De Jesus, R (1, 6) OBP: 0.267, SLG: 0.206		x 0-0 FC6-4 ③ 1-2f			x 0-0 F9 ①			x 0-0 F6 ①		2	0	0	0	0	0	1
Jerry Morales, R (8, PH) OBP: 0.352, SLG: 0.354										1	0	0	0	0	0	0
Doug Bird, R (1, 1) OBP: 0.400, SLG: 0.250			x 0-0 G6-4-3 1B		B B B B 4-0 FC5-4 BB			x 0-0 F7 ②		1	0	1	0	1	0	0
Hector Cruz, R (8, PH) OBP: 0.362, SLG: 0.544										1	0	0	0	0	0	0
Mike Tyson, R (9, 6) OBP: 0.229, SLG: 0.277										0	0	0	0	0	0	0
Inning Stats	R: 0 E: 0 K: 0 S: 3 H: 0 LOB: 0 BB: 0 P: 3	R: 1 E: 0 K: 0 S: 4 H: 1 LOB: 1 BB: 1 P: 8	R: 0 E: 0 K: 0 S: 4 H: 2 LOB: 2 BB: 1 P: 8	R: 0 E: 0 K: 1 S: 5 H: 0 LOB: 0 BB: 0 P: 5	R: 0 E: 0 K: 0 S: 2 H: 0 LOB: 0 BB: 1 P: 6	R: 0 E: 0 K: 1 S: 4 H: 0 LOB: 0 BB: 1 P: 8	R: 0 E: 0 K: 0 S: 3 H: 0 LOB: 0 BB: 0 P: 3	R: 0 E: 0 K: 0 S: 3 H: 0 LOB: 0 BB: 0 P: 3	R: 0 E: 0 K: 1 S: 6 H: 1 LOB: 1 BB: 0 P: 6	1B: 4 2B: 0 3B: 0 HR: 0 SF: 0 SAC: 0 DP: 1 HBP: 0						

PITCHER		IP	WLS	BF	H	R	ER	SO	BB	IBB	HBP	BLK	WP	HR	S	P	ERA	WHIP
Vida Blue, L ERA: 2.12	(1, 1)	8.0	W	28	3	1	0	2	4	0	0	0	0	0	28	44	0.00	0.875
Greg Minton, R ERA: 3.23	(9, 1)	1.0	S	4	1	0	0	1	0	0	0	0	0	0	6	6	0.00	1.000

PITCHER	IP	WLS	BF	H	R	ER	SO	BB	IBB	HBP	BLK	WP	HR	S	P	ERA	WHIP

BOTTOM

San Francisco Giants @ Chicago Cubs

Wrigley Field, Chicago, IL

Sat Aug 22 1981, 3:33 AM CDT

Att. 16,486 - Unknown - 70 F

livebaseballscorecards.com

AB	28
R	1
H	4
RBI	1
BB	4
SO	3
LOB	10

Batter	1	2	3	4	5	6	7	8	9	AB	R	H	RBI	BB	SO	LOB
Joe Morgan, L (1, 4) OBP: 0.358, SLG: 0.382	K		F8	1B BB 1-2		4-3			K	4	0	0	0	1	2	1
Enos Cabell, R (1, 3) OBP: 0.259, SLG: 0.309	6-3		6-3	1B 1-2 2-H 3-H			F8		1-3	5	0	1	2	0	0	0
Jack Clark, R (1, 9) OBP: 0.318, SLG: 0.423	BB BB BB		BB	F9			F2		BB	2	0	0	0	3	0	2
Darrell Evans, L (1, 5) OBP: 0.329, SLG: 0.440	BB BB 1-2		F5		F9		HR		F7	4	1	1	1	1	0	2
Larry Herndon, R (1, 7) OBP: 0.333, SLG: 0.451	FC6-4 BB 1-2 2-3			WP 3B	6-3		F9			3	1	1	0	1	0	0
Jeffrey Leonard, R (1, 8) OBP: 0.271, SLG: 0.482	FC6-4 1-2f			K 3-H	F9			HR		4	1	1	1	0	1	3
Milt May, L (1, 2) OBP: 0.355, SLG: 0.371		6-3		F9		6-3		6-3		4	0	0	0	0	0	0
Billy Smith, S (1, 6) OBP: 0.255, SLG: 0.229		4-1		1B 1B 1B		BB SH1-4		G6-4-3 1B		3	1	2	0	1	0	0
Ed Whitson, R (1, 1) OBP: 0.192, SLG: 0.125		4-3		BB 1B 1-3 1B		SH1-4 1-2		G6-4-3 1-2f		2	1	1	0	0	0	0
Fred Breining, R (6, 1)										0	0	0	0	0	0	0
Al Holland, R (6, 1) OBP: 0.200, SLG: 0.200										0	0	0	0	0	0	0
Jim Wohlford, R (8, PH) OBP: 0.261, SLG: 0.333										1	0	0	0	0	0	1
Gary Lavelle, S (8, 1) OBP: 0.400, SLG: 0.400										0	0	0	0	0	0	0
Inning Stats	R: 0 E: 0 K: 1 S: 5 H: 0 LOB: 3 BB: 3 P: 17	R: 0 E: 0 K: 0 S: 3 H: 0 LOB: 0 BB: 0 P: 3	R: 0 E: 0 K: 0 S: 3 H: 0 LOB: 1 BB: 1 P: 7	R: 3 E: 0 K: 1 S: 9 H: 4 LOB: 2 BB: 1 P: 13	R: 0 E: 0 K: 0 S: 3 H: 0 LOB: 0 BB: 0 P: 3	R: 0 E: 0 K: 0 S: 3 H: 0 LOB: 1 BB: 1 P: 7	R: 1 E: 0 K: 0 S: 4 H: 1 LOB: 0 BB: 0 P: 4	R: 1 E: 0 K: 0 S: 4 H: 2 LOB: 0 BB: 0 P: 4	R: 0 E: 0 K: 1 S: 5 H: 0 LOB: 1 BB: 1 P: 9	1B: 4 2B: 0 3B: 1 HR: 2 SF: 0 SAC: 1 DP: 1 HBP: 0						

TOP

San Francisco Giants @ Chicago Cubs

Wrigley Field, Chicago, IL

Sun Aug 23 1981, 3:33 AM CDT

Att. 14,737 - Unknown

livebaseballscorecards.com

AB	32
R	5
H	7
RBI	4
BB	7
SO	3
LOB	9

WP: 1 PA: 40
PB: 0
SB: 0
CS: 0

PITCHER		IP	WLS	BF	H	R	ER	SO	BB	IBB	HBP	BLK	WP	HR	S	P	ERA	WHIP
Randy Martz, R ERA: 4.06	(1, 1)	3.2		20	4	3	3	2	5	0	0	0	1	0	19	39	7.36	2.455
Jay Howell, R ERA: 3.12	(4, 1)	1.1		4	0	0	0	0	0	0	0	0	0	0	4	4	0.00	0.000
Willie Hernandez, L ERA:	(6, 1)	1.0		4	0	0	0	0	1	0	0	0	0	0	3	7	0.00	1.000
Bill Caudill, R ERA: 5.6	(7, 1)	1.0		5	2	2	2	0	0	0	0	0	0	2	5	5	18.00	2.000
Doug Capilla, L ERA: 2.97	(8, 1)	2.0	W	7	1	0	0	1	1	0	0	0	0	0	8	12	0.00	1.000

PITCHER		IP	WLS	BF	H	R	ER	SO	BB	IBB	HBP	BLK	WP	HR	S	P	ERA	WHIP

BOTTOM

San Francisco Giants @ Chicago Cubs

Wrigley Field, Chicago, IL

Sun Aug 23 1981, 3:33 AM CDT

Att. 14,737 - Unknown

livebaseballscorecards.com

Batter	1	2	3	4	5	6	7	8	9	AB	R	H	RBI	BB	SO	LOB
Steve Henderson, R (1, 7) OBP: 0.362, SLG: 0.385	S S S 0-3 ① K			x 0-0 ① 3-1	x 0-0 FC4-6 1B 1-2 2-H		x 0-0 ① 5-3		I I I I 4-0 BB BB IBB	4	0	1	1	1	1	0
Pat Tabler, R (1, 4) OBP: 0.308, SLG: 0.250	x 0-0 ② F9			x 0-0 ② F9	x 0-0 ③ FC4-6 1-2f		x 0-0 FC5-4 1B		x 0-0 ② F8 2-3	5	0	1	0	0	0	4
Bill Buckner, L (1, 3) OBP: 0.333, SLG: 0.445	x 0-0 ③ 4-3			x 0-0 ③ F9		x 0-0 BB 1B 1B	x 0-0 ② F9		B B B B 4-0 BB 1-2 BB	4	1	1	0	1	0	1
Leon Durham, L (1, 9) OBP: 0.356, SLG: 0.463		x 0-0 CS 1B			x 0-0 2B 4-3 1B	x 0-0 ① F7	x 0-0 ③ FC5-4 1-2f		B B B B 4-0 1-2 2-3 3-H BB	4	1	2	1	1	0	2
Bobby Bonds, R (1, 8) OBP: 0.436, SLG: 0.543		S S S 0-3 ① ② K 1-2			x 0-0 4-3 2B 1-3	x 0-0 ② F2		S S S 0-3 ① K		4	1	1	0	0	2	2
Jody Davis, R (1, 2) OBP: 0.308, SLG: 0.341		x 0-0 ③ G3			S S S 0-3 ① K	B B B 4-0 1-2 1B BB		S S S 0-3 ② K		3	1	0	0	1	2	2
Ken Reitz, R (1, 5) OBP: 0.280, SLG: 0.311 Steve Dillard, R (6, PR) OBP: 0.272, SLG: 0.336 (7, 5)			S S S 0-3 ① K		x 0-0 ② 4-3 2-3 3-H	x 0-0 1-3 2-H 1B		x 0-0 ③ 6-3		3 1	0 0	1 0	2 0	0 0	1 0	1 0
Ivan De Jesus, R (1, 6) OBP: 0.274, SLG: 0.215			x 0-0 ② 4-3		x 0-0 BB 1B 1B 3-H	x 0-0 FC3-6 1-2 3-H 1B			x 0-0 F8 SH1-4 BB 1B	4	2	3	2	0	0	0
Randy Martz, L (1, 1) OBP: 0.280, SLG: 0.182 Jay Howell, R (4, 1) Hector Cruz, R (5, PH) OBP: 0.368, SLG: 0.544 Willie Hernandez, L (6, 1) Mike Lum, L (6, PH) OBP: 0.288, SLG: 0.362 Bill Caudill, R (7, 1) OBP: 0.250, SLG: 0.143 Doug Capilla, L (8, 1) Mike Tyson, R (9, PH) OBP: 0.229, SLG: 0.277			S S S 0-3 ③ K		B B B 4-0 1-2 1B BB	x 0-0 ③ FC3-6 1-2f			x 0-0 ① SH1-4 1-2	1 0 0 0 1 0 0 0 0	0 0 0 0 0 0 0 0 0	0 0 0 0 0 0 0 0 0	0 0 0 0 1 0 0 0 0	0 0 0 0 0 0 0 0 0	1 0 0 0 0 0 0 0 0	0 0 0 0 0 2 0 0 0
Inning Stats	R: 0 E: 0 K: 1 S: 5 H: 0 LOB: 0 BB: 0 P: 5	R: 0 E: 0 K: 1 S: 5 H: 1 LOB: 0 BB: 0 P: 5	R: 0 E: 0 K: 2 S: 7 H: 0 LOB: 0 BB: 0 P: 7	R: 0 E: 0 K: 0 S: 3 H: 0 LOB: 0 BB: 0 P: 3	R: 3 E: 0 K: 1 S: 9 H: 4 LOB: 2 BB: 1 P: 13	R: 2 E: 0 K: 0 S: 6 H: 3 LOB: 2 BB: 1 P: 10	R: 0 E: 0 K: 0 S: 4 H: 1 LOB: 1 BB: 0 P: 4	R: 0 E: 0 K: 2 S: 7 H: 0 LOB: 0 BB: 0 P: 7	R: 1 E: 0 K: 0 S: 3 H: 1 LOB: 3 BB: 3 P: 15	1B: 9 2B: 1 3B: 0 HR: 0	SF: 0 SAC: 1 DP: 0 HBP: 0			WP: 0 PB: 0 SB: 0 CS: 1	PA: 40		

PITCHER		IP	WLS	BF	H	R	ER	SO	BB	IBB	HBP	BLK	WP	HR	S	P	ERA	WHIP
Ed Whitson, R ERA: 3.97	(1, 1)	5.2		24	6	5	5	5	2	0	0	0	0	0	32	40	7.94	1.412
Fred Breining, R ERA: 2.11	(6, 1)	0.0		2	2	0	0	0	0	0	0	0	0	0	2	2	∞	∞
Al Holland, L ERA: 2.78	(6, 1)	1.1		5	1	0	0	0	0	0	0	0	0	0	5	5	0.00	0.750
Gary Lavelle, L ERA: 3.63	(8, 1)	1.2	L	9	1	1	1	2	2	1	0	0	0	0	10	22	5.40	1.800

PITCHER	IP	WLS	BF	H	R	ER	SO	BB	IBB	HBP	BLK	WP	HR	S	P	ERA	WHIP

AB	34
R	6
H	10
RBI	6
BB	5
SO	7
LOB	14

Batter	1	2	3	4	5	6	7	8	9	10	11	AB	R	H	RBI	BB	SO	LOB
Ozzie Smith, S (1, 6) OBP: 0.322, SLG: 0.293	G1-6-3 1B		S 1B		4-3	F7			6-3		L4	6	1	2	0	0	0	0
Juan Bonilla, R (1, 4) OBP: 0.336, SLG: 0.356	G1-6-3 1-2f		K 1-2		BB 1B 2B		SH5-4 1B		BB 1B		3-1	6	1	3	0	0	1	2
Gene Richards, L (1, 7) OBP: 0.354, SLG: 0.399	2B 1B		2-H 1B		BB 1B BB		SH5-4 1-2		1B 1-2 BB			2	2	2	1	2	0	0
Terry Kennedy, L (1, 2) OBP: 0.349, SLG: 0.369	1-H 2B			F7	1B 1-2 2-3 BB		K		1-3 1B			4	0	2	1	1	1	1
Ruppert Jones, L (1, 8) OBP: 0.326, SLG: 0.353	K			4-3	G4-6-3 1-3 2-H 3-H 1B		F8		F8			5	0	1	2	0	1	4
Randy Bass, L (1, 3) OBP: 0.294, SLG: 0.352		BB G3-6-3		F8	G4-6-3 1-2f			F7		G3		3	0	0	0	1	0	2
Broderick Perkins, L (8, 3) OBP: 0.320, SLG: 0.438												1	0	0	0	0	0	0
Luis Salazar, R (1, 5) OBP: 0.315, SLG: 0.390		K			1B HR 1B	SH1-3 WP SF7 1B		BB F9 S		CS 1B		4	2	3	0	1	1	1
Joe Lefebvre, L (1, 9) OBP: 0.343, SLG: 0.407		G3-6-3 1-2f			1-3 HR 1B	SH1-3 1-3		F9 1-3			K 1-2	4	1	1	0	0	1	3
Juan Eichelberger, R (1, 1) OBP: 0.133, SLG: 0.133			F7		1-H 3-H HR	SF7		K			K	0	0	0	0	0	0	0
Danny Boone, L (1, 1) OBP: 0.500, SLG: 0.500												0	0	0	0	0	0	0
Tim Flannery, L (3, PH) OBP: 0.333, SLG: 0.444												1	0	0	0	0	0	0
John Littlefield, R (3, 1)												0	0	0	0	0	0	0
Jerry Turner, L (5, PH) OBP: 0.310, SLG: 0.440												1	1	1	3	0	0	0
John Curtis, L (5, 1) OBP: 0.067, SLG: 0.077												1	0	0	1	0	1	1
John Urrea, R (9, 1) OBP: 0.250, SLG: 0.250												0	0	0	0	0	0	0
Gary Lucas, L (9, 1) OBP: 0.111, SLG: 0.111												1	0	0	0	0	1	0
Inning Stats	R: 1 E: 0 K: 1 S: 7 H: 3 LOB: 1 BB: 0 P: 7	R: 0 E: 0 K: 1 S: 4 H: 0 LOB: 0 BB: 1 P: 8	R: 1 E: 0 K: 1 S: 6 H: 2 LOB: 1 BB: 0 P: 6	R: 0 E: 0 K: 0 S: 3 H: 0 LOB: 0 BB: 0 P: 3	R: 5 E: 0 K: 0 S: 7 H: 5 LOB: 1 BB: 2 P: 15	R: 1 E: 0 K: 0 S: 4 H: 1 LOB: 0 BB: 0 P: 4	R: 0 E: 0 K: 1 S: 6 H: 1 LOB: 1 BB: 0 P: 6	R: 0 E: 0 K: 1 S: 5 H: 0 LOB: 1 BB: 1 P: 9	R: 0 E: 0 K: 0 S: 4 H: 2 LOB: 2 BB: 1 P: 8	R: 0 E: 0 K: 1 S: 5 H: 1 LOB: 0 BB: 0 P: 5	R: 0 E: 0 K: 1 S: 5 H: 0 LOB: 0 BB: 0 P: 5							

PITCHER		IP	WLS	BF	H	R	ER	SO	BB	IBB	HBP	BLK	WP	HR	S	P	ERA	WHIP
Mike Krukow, R ERA: 4.81	(1, 1)	4.1		20	9	6	6	3	1	0	0	0	0	1	25	29	12.46	2.308
Willie Hernandez, L ERA: 6.75	(5, 1)	1.2		8	2	2	2	0	2	0	0	0	1	0	6	14	10.80	2.400
Doug Capilla, L ERA: 2.75	(7, 1)	3.0		13	3	0	0	2	2	0	0	0	0	0	15	23	0.00	1.667
Lee Smith, R ERA: 3.68	(10, 1)	2.0	W	6	1	0	0	2	0	0	0	0	0	0	10	10	0.00	0.500

PITCHER	IP	WLS	BF	H	R	ER	SO	BB	IBB	HBP	BLK	WP	HR	S	P	ERA	WHIP

TOP

San Diego Padres @ Chicago Cubs

Wrigley Field, Chicago, IL

Mon Aug 24 1981, 3:33 AM CDT

Att. 7,068 - Unknown - 75 F

livebaseballscorecards.com

AB	39
R	8
H	15
RBI	8
BB	5
SO	7
LOB	14

1B: 12	SF: 1	WP: 1	PA: 47
2B: 2	SAC: 2	PB: 0	
3B: 0	DP: 3	SB: 2	
HR: 1	HBP: 0	CS: 1	

Batter	1	2	3	4	5	6	7	8	9	10	11	AB	R	H	RBI	BB	SO	LOB
Steve Henderson, R (1, 7) OBP: 0.367, SLG: 0.392	4-0 BB 1B BB 0-0 1-3 3-H 2B			S S S 0-3 K			x 0-0 L8		x 0-0 1B 1-2 2-3 1B			4	1	2	1	1	1	0
Pat Tabler, R (1, 4) OBP: 0.333, SLG: 0.200	4-0 1B 1-2 1B BB 0-0 4-3			B B B B 4-0 G3-6-1 BB			S S S 0-3 K2-3		S S S 0-3 K			3	1	0	0	2	2	5
Bill Buckner, L (1, 3) OBP: 0.334, SLG: 0.444	x 0-0 1B 2B 1-3 2-H 1B	x 0-0 F9		x 0-0 G3-6-1 1-2f			x 0-0 F8		x 0-0 S 1-3 2-H 3-H 1B			5	1	2	3	0	0	1
Leon Durham, L (1, 9) OBP: 0.359, SLG: 0.464 Mike Lum, L (9, 9) OBP: 0.288, SLG: 0.362 Jerry Morales, R (9, PH) OBP: 0.350, SLG: 0.352 (10, 9)	x 0-0 S 2B 1-3 3-H 1B	x 0-0 3-1			x 0-0 L5-3 1B			x 0-0 5-3	x 0-0 P4 1-2			4 0 1	1 0 0	2 0 0	1 0 0	0 0 0	0 0 0	0 0 2
Bobby Bonds, R (1, 8) OBP: 0.417, SLG: 0.500	B B B B 4-0 2B 1-2 BB	x 0-0 F8			x 0-0 F7			x 0-0 F9		x 0-0 F8		4	1	0	0	1	0	1
Tim Blackwell, S (1, 2) OBP: 0.342, SLG: 0.357	x 0-0 F8		x 0-0 F7		x 0-0 L5-3 1-2			x 0-0 F7		x 0-0 CS 1B		5	0	1	0	0	0	4
Ken Reitz, R (1, 5) OBP: 0.278, SLG: 0.308	S S S 0-3 K		x 0-0 5-3 1B		S S S 0-3 K				x 0-0 6-3	x 0-0 6-3 1-2		5	0	1	0	0	2	4
Ivan De Jesus, R (1, 6) OBP: 0.279, SLG: 0.220	x 0-0 1B 2B 1-H 2-H 3-H 2B		x 0-0 5-3 1-2		x 0-0 F2				B B B B 4-0 1B BB 1B BB		B B B B 4-0 2B BB	3	3	1	3	2	0	1
Mike Krukow, R (1, 1) OBP: 0.259, SLG: 0.296 Willie Hernandez, L (5, 1) Steve Dillard, R (6, PH) OBP: 0.270, SLG: 0.333 Doug Capilla, L (7, 1) Hector Cruz, R (9, PH) OBP: 0.374, SLG: 0.544 Lee Smith, R (10, 1) Mike Tyson, R (11, PH) OBP: 0.239, SLG: 0.303	x 0-0 2B 2-3 1B		x 0-0 P4		x 0-0 L8				B B B B 4-0 1B 1-2 1B BB		x 0-0 1-H 2B	2 0 1 0 0 0 1	0 0 0 0 1 0 0	1 0 0 0 0 0 1	0 0 0 0 1 0 0	0 0 0 0 0 0 0	0 0 0 0 0 0 0	1 0 0 0 0 0 0
Inning Stats	R: 6 E: 0 K: 1 S: 10 H: 5 LOB: 2 BB: 3 P: 22	R: 0 E: 0 K: 0 S: 3 H: 0 LOB: 0 BB: 0 P: 3	R: 0 E: 0 K: 0 S: 4 H: 1 LOB: 1 BB: 0 P: 4	R: 0 E: 0 K: 1 S: 4 H: 0 LOB: 0 BB: 1 P: 8	R: 0 E: 0 K: 0 S: 3 H: 1 LOB: 0 BB: 0 P: 3	R: 0 E: 0 K: 1 S: 5 H: 0 LOB: 0 BB: 0 P: 5	R: 0 E: 0 K: 1 S: 5 H: 0 LOB: 0 BB: 0 P: 5	R: 0 E: 0 K: 0 S: 3 H: 0 LOB: 0 BB: 0 P: 3	R: 2 E: 0 K: 1 S: 7 H: 2 LOB: 2 BB: 2 P: 15	R: 0 E: 0 K: 0 S: 3 H: 1 LOB: 0 BB: 0 P: 3	R: 1 E: 0 K: 0 S: 1 H: 1 LOB: 1 BB: 1 P: 5	1B: 8 2B: 4 3B: 0 HR: 0	SF: 0 SAC: 0 DP: 2 HBP: 0		WP: 0 PB: 0 SB: 2 CS: 1		PA: 45	

PITCHER		IP	WLS	BF	H	R	ER	SO	BB	IBB	HBP	BLK	WP	HR	S	P	ERA	WHIP
Juan Eichelberger, R ERA: 3.83	(1, 1)	0.0		5	2	5	5	0	3	0	0	0	0	0	2	14	∞	∞
Danny Boone, L ERA: 2.55	(1, 1)	2.0		9	3	1	1	1	0	0	0	0	0	0	11	11	4.50	1.500
John Littlefield, R ERA: 4.53	(3, 1)	2.0		7	1	0	0	1	1	0	0	0	0	0	8	12	0.00	1.000
John Curtis, L ERA: 5.34	(5, 1)	4.1		14	1	1	1	2	1	0	0	0	0	0	17	21	2.08	0.462
John Urrea, R ERA: 0.77	(9, 1)	0.1		3	1	0	0	1	1	0	0	0	0	0	4	8	0.00	6.000

PITCHER		IP	WLS	BF	H	R	ER	SO	BB	IBB	HBP	BLK	WP	HR	S	P	ERA	WHIP
Gary Lucas, L ERA: 2.37	(9, 1)	1.1	L	7	3	2	2	0	1	0	0	0	0	0	6	10	13.50	3.000

San Diego Padres @ Chicago Cubs

Wrigley Field, Chicago, IL

Mon Aug 24 1981, 3:33 AM CDT

Att. 7,068 - Unknown - 75 F

BOTTOM

livebaseballscorecards.com

AB	38
R	9
H	11
RBI	9
BB	7
SO	5
LOB	19

Batter	1	2	3	4	5	6	7	8	9	AB	R	H	RBI	BB	SO	LOB
Ozzie Smith, S (1, 6) OBP: 0.324, SLG: 0.294	G3			6-3 SH1-3 HBP		5-3		FC5-4 1B 1-2		3	0	1	0	0	0	0
Juan Bonilla, R (1, 4) OBP: 0.332, SLG: 0.352	K			SH1-3 1-2			5-3	FC5-4 1-2f		3	0	0	0	0	1	2
Gene Richards, L (1, 7) OBP: 0.356, SLG: 0.399	K			6-3 2-3			2B 1B		F8 BB 2B BB	3	2	1	0	1	1	1
Luis Salazar, R (1, 5) OBP: 0.317, SLG: 0.393		5-3		K			4-3 1-H		1-2 2B BB	3	1	1	1	1	1	1
Terry Kennedy, L (1, 2) OBP: 0.344, SLG: 0.363		F8			G3		4-3 2-3		F8 2-3	4	0	0	0	0	0	3
Jose Moreno, S (1, 9) OBP: 0.200, SLG: 0.214 Jerry Turner, L (9, PH) OBP: 0.310, SLG: 0.440 Doug Gwosdz, R (9, PH)	K				L7		5-3		K	3 0 1	0 0 0	0 0 0	0 0 0	1 0 1	1 0 2	1 0 2
Ruppert Jones, L (1, 8) OBP: 0.329, SLG: 0.359			4-3	K				1B 1B	1-H 2B 3-H	4	0	2	2	0	1	0
Broderick Perkins, L (1, 3) OBP: 0.318, SLG: 0.434			K			G5-4-3 1B		F7	4-3	4	0	1	0	0	1	2
Tim Lollar, L (1, 1) OBP: 0.167, SLG: 0.417 John Littlefield, R (5, 1) Dave Edwards, R (6, PH) OBP: 0.232, SLG: 0.288 Danny Boone, L (6, 1) OBP: 0.500, SLG: 0.500 Randy Bass, L (8, PH) OBP: 0.292, SLG: 0.349 Juan Eichelberger, R (8, 1) OBP: 0.133, SLG: 0.133			4-3			G5-4-3 1-2f		F9		1 0 1 0 1 0	0 0 0 0 0 0	0 0 0 0 0 0	0 0 0 0 0 0	0 0 0 0 0 0	0 0 1 0 1 0	0 0 1 0 1 0
Inning Stats	R: 0 H: 0 E: 0 LOB: 0 K: 2 BB: 0 S: 7 P: 7	R: 0 H: 0 E: 0 LOB: 0 K: 1 BB: 0 S: 5 P: 5	R: 0 H: 0 E: 0 LOB: 0 K: 1 BB: 0 S: 5 P: 5	R: 0 H: 0 E: 0 LOB: 1 K: 1 BB: 0 S: 5 P: 6	R: 0 H: 0 E: 0 LOB: 0 K: 1 BB: 0 S: 5 P: 5	R: 0 H: 1 E: 0 LOB: 0 K: 0 BB: 0 S: 3 P: 3	R: 1 H: 2 E: 0 LOB: 1 K: 0 BB: 0 S: 5 P: 5	R: 0 H: 2 E: 0 LOB: 2 K: 0 BB: 0 S: 5 P: 5	R: 2 H: 1 E: 0 LOB: 1 K: 1 BB: 2 S: 6 P: 14	1B: 4 SF: 0 2B: 2 SAC: 1 3B: 0 DP: 1 HR: 0 HBP: 1						

PITCHER		IP	WLS	BF	H	R	ER	SO	BB	IBB	HBP	BLK	WP	HR	S	P	ERA	WHIP
Ken Kravec, L ERA: 5.37	(1, 1)	7.0	W	24	3	1	1	6	0	0	1	0	0	0	35	36	1.29	0.429
Dick Tidrow, R ERA: 4.41	(8, 1)	1.1		8	2	2	2	0	2	0	0	0	0	0	6	14	13.50	3.000
Willie Hernandez, L ERA: 5.4	(9, 1)	0.2	S	3	1	0	0	1	0	0	0	0	0	0	5	5	0.00	1.500

PITCHER	IP	WLS	BF	H	R	ER	SO	BB	IBB	HBP	BLK	WP	HR	S	P	ERA	WHIP

TOP

San Diego Padres @ Chicago Cubs

Wrigley Field, Chicago, IL

Tue Aug 25 1981, 3:33 AM CDT

Att. 5,878 - Unknown - 70 F

livebaseballscorecards.com

AB	31
R	3
H	6
RBI	3
BB	2
SO	7
LOB	14

WP: 0 PA: 35
PB: 0
SB: 0
CS: 0

Batter	1	2	3	4	5	6	7	8	9	AB	R	H	RBI	BB	SO	LOB
Steve Henderson, R (1, 7) OBP: 0.368, SLG: 0.393 Willie Hernandez, L (9, 1)	3-1		K		BLK BB 1B	1B		K		5 0	1 0	2 0	0 0	0 0	2 0	2 0
Pat Tabler, R (1, 4) OBP: 0.409, SLG: 0.294	BB		BB 1-3 2B		BLK 1-2 1B BB	F4				2	1	1	0	2	0	1
Bill Buckner, L (1, 3) OBP: 0.333, SLG: 0.441	K		G3		6-3 1-H 2-H 1B	F9				4	1	1	2	0	1	4
Bobby Bonds, R (1, 8) OBP: 0.422, SLG: 0.481	K		BB IBB		6-3 1-2		L4 BB			2	0	0	0	2	1	2
Leon Durham, L (1, 9) OBP: 0.364, SLG: 0.464 Jerry Morales, R (5, PR) OBP: 0.348, SLG: 0.349 (6, 9)		F7	FC6-4 BB 1-2 2-3 3-H		BB 2-H 1B		L4 1-2			2 1	0 0	1 0	2 0	1 0	0 0	0 1
Jody Davis, R (1, 2) OBP: 0.305, SLG: 0.337	1B		FC6-4 1-2f		F5		F9			4	0	1	0	0	0	4
Ken Reitz, R (1, 5) OBP: 0.282, SLG: 0.308		P6	K		BB 1-2			SH2-5-4 1B		3	0	1	0	1	1	1
Ivan De Jesus, R (1, 6) OBP: 0.276, SLG: 0.217		1-3	F9		F7			L8		4	0	0	0	0	0	4
Ken Kravec, L (1, 1) Dick Tidrow, R (8, 1) Hector Cruz, R (9, 7) OBP: 0.374, SLG: 0.544			2B BB BB K			4-3		SH2-5-4 1-2		2 0 0	1 0 0	0 0 0	0 0 0	1 0 0	1 0 0	0 0 0
Inning Stats	R: 0 E: 0 K: 2 S: 7 H: 0 LOB: 1 BB: 1 P: 11	R: 0 E: 0 K: 0 S: 4 H: 1 LOB: 1 BB: 0 P: 4	R: 1 E: 0 K: 1 S: 6 H: 1 LOB: 3 BB: 3 P: 18	R: 0 E: 0 K: 2 S: 7 H: 0 LOB: 0 BB: 0 P: 7	R: 3 E: 0 K: 0 S: 6 H: 3 LOB: 2 BB: 2 P: 14	R: 0 E: 0 K: 0 S: 4 H: 1 LOB: 1 BB: 0 P: 4	R: 0 E: 0 K: 0 S: 2 H: 0 LOB: 0 BB: 1 P: 6	R: 0 E: 0 K: 1 S: 6 H: 1 LOB: 1 BB: 0 P: 6		1B: 6 2B: 2 3B: 0 HR: 0	SF: 0 SAC: 1 DP: 1 HBP: 0				WP: 0 PB: 0 SB: 0 CS: 0	PA: 37	

PITCHER		IP	WLS	BF	H	R	ER	SO	BB	IBB	HBP	BLK	WP	HR	S	P	ERA	WHIP
Tim Lollar, L ERA: 7.24	(1, 1)	4.1	L	23	5	4	4	5	4	1	0	1	0	0	28	48	8.31	2.077
John Littlefield, R ERA: 4.47	(5, 1)	0.2		3	0	0	0	0	1	0	0	0	0	0	2	6	0.00	1.500
Danny Boone, L ERA: 2.44	(6, 1)	2.0		7	1	0	0	0	1	0	0	0	0	0	6	10	0.00	1.000
Juan Eichelberger, R ERA: 3.79	(8, 1)	1.0		4	1	0	0	1	0	0	0	0	0	0	6	6	0.00	1.000

PITCHER	IP	WLS	BF	H	R	ER	SO	BB	IBB	HBP	BLK	WP	HR	S	P	ERA	WHIP

BOTTOM

San Diego Padres @ Chicago Cubs

Wrigley Field, Chicago, IL

Tue Aug 25 1981, 3:33 AM CDT

Att. 5,878 - Unknown - 70 F

livebaseballscorecards.com

AB	29
R	4
H	7
RBI	4
BB	7
SO	6
LOB	19

Batter	1	2	3	4	5	6	7	8	9	AB	R	H	RBI	BB	SO	LOB
Ozzie Smith, S (1, 6) OBP: 0.324, SLG: 0.294	G1-6-3 1B			L6	SH3-4 1-2		6-3		SH2-4 1-2	3	0	1	0	0	0	0
Juan Bonilla, R (1, 4) OBP: 0.333, SLG: 0.350	G1-6-3 1-2f			2B SF7 1B	FC6-5-4 2-3		BBBB BB		4-3 2-3	4	1	1	0	1	0	3
Gene Richards, L (1, 7) OBP: 0.354, SLG: 0.399	3-1			HBP 1-3 1B 2B	F7		F7		6-3	5	1	1	0	0	0	3
Ruppert Jones, L (1, 8) OBP: 0.331, SLG: 0.363		6-3		BBBB HBP 1B BB	5-3			4-3 1B 2B		3	2	1	0	1	0	0
Terry Kennedy, L (1, 2) OBP: 0.339, SLG: 0.359		L7		SF7 3-H	4-3			SSS K		3	0	0	1	0	1	1
Randy Bass, L (1, 3) OBP: 0.297, SLG: 0.344		P7		H 1B 1-2 2B 2-3 HBP	BBBB FC6-4 BB			4-3 2-3		2	1	0	0	1	0	1
Luis Salazar, R (1, 5) OBP: 0.324, SLG: 0.398			1B S 1B	1-2 2B 2-H 3-H 1B	FC6-4 1-2f			1B 3-H 1B		4	1	3	3	0	0	1
Joe Lefebvre, L (1, 9) OBP: 0.350, SLG: 0.435			G5-4-3 1-H 1B	1-H 2-H 2B			HR	P3		4	1	3	3	0	0	1
Steve Mura, R (1, 1) OBP: 0.182, SLG: 0.167 Chris Welsh, L (5, 1) OBP: 0.094, SLG: 0.065 Jose Moreno, S (7, PH) OBP: 0.188, SLG: 0.200 Gary Lucas, L (7, 1) OBP: 0.111, SLG: 0.111 Jerry Turner, L (9, PH) OBP: 0.333, SLG: 0.462 John Curtis, L (9, 1) OBP: 0.067, SLG: 0.077			G5-4-3 1-2f	BBBB FC6-5-4 SH3-4 BB			6-3		4-3 SH2-4 1B	1 0 1 0 1 0	0 0 0 0 0 0	0 0 0 0 1 0	0 0 0 0 0 0	1 0 0 0 0 0	0 0 0 0 0 0	1 0 0 0 0 0
Inning Stats	R: 0 E: 0 K: 0 S: 3 H: 1 LOB: 0 BB: 0 P: 3	R: 0 E: 0 K: 0 S: 3 H: 0 LOB: 0 BB: 0 P: 3	R: 0 E: 0 K: 0 S: 3 H: 2 LOB: 0 BB: 0 P: 3	R: 5 E: 0 K: 0 S: 6 H: 4 LOB: 1 BB: 1 P: 11	R: 0 E: 0 K: 0 S: 3 H: 0 LOB: 1 BB: 1 P: 7	R: 0 E: 0 K: 0 S: 3 H: 0 LOB: 1 BB: 1 P: 7	R: 1 E: 0 K: 0 S: 4 H: 1 LOB: 1 BB: 1 P: 8	R: 1 E: 0 K: 1 S: 7 H: 2 LOB: 1 BB: 0 P: 7	R: 0 E: 0 K: 0 S: 4 H: 1 LOB: 1 BB: 0 P: 4	1B: 7 2B: 3 3B: 0 HR: 1 SF: 1 SAC: 2 DP: 2 HBP: 1						

PITCHER		IP	WLS	BF	H	R	ER	SO	BB	IBB	HBP	BLK	WP	HR	S	P	ERA	WHIP
Doug Bird, R ERA: 2.84	(1, 1)	4.0		17	7	5	5	0	1	0	1	0	0	0	15	20	11.25	2.000
Doug Capilla, L ERA: 2.76	(5, 1)	3.0		13	1	1	1	0	3	0	0	0	0	1	10	22	3.00	1.333
Willie Hernandez, L ERA: 6.75	(8, 1)	0.2		3	1	1	1	1	0	0	0	0	0	0	5	5	13.50	1.500
Dick Tidrow, R ERA: 4.38	(8, 1)	0.1		2	1	0	0	0	0	0	0	0	0	0	2	2	0.00	3.000
Lee Smith, R ERA: 3.6	(9, 1)	1.0	W	4	1	0	0	0	0	0	0	0	0	0	4	4	0.00	1.000

PITCHER	IP	WLS	BF	H	R	ER	SO	BB	IBB	HBP	BLK	WP	HR	S	P	ERA	WHIP

TOP

San Diego Padres @ Chicago Cubs

Wrigley Field, Chicago, IL

Wed Aug 26 1981, 3:33 AM CDT

Att. 9,944 - Unknown - 77 F

livebaseballscorecards.com

AB	31
R	7
H	11
RBI	7
BB	4
SO	1
LOB	11

WP: 0 PA: 39
PB: 0
SB: 1
CS: 0

Batter	1	2	3	4	5	6	7	8	9	AB	R	H	RBI	BB	SO	LOB
Steve Henderson, R (1, 7) OBP: 0.373, SLG: 0.389	F9		BB 1-3	L9		FC6-4 BB		IBB		2	0	0	0	3	0	2
Pat Tabler, R (1, 4) OBP: 0.346, SLG: 0.238	6-3		1-3 1-2		K	FC6-4 1-2f		SF9 3-H		4	0	0	0	0	1	2
Jerry Morales, R (8, PH) OBP: 0.346, SLG: 0.349										0	0	0	1	0	0	0
Lee Smith, R (9, 1)										0	0	0	0	0	0	0
Bill Buckner, L (1, 3) OBP: 0.331, SLG: 0.437	F7		F8		HR 1B	6-3		4-3		5	1	1	0	0	0	4
Leon Durham, L (1, 9) OBP: 0.364, SLG: 0.493		HR	3-1		1-H HR		F7		K	5	2	2	3	0	1	1
Bobby Bonds, R (1, 8) OBP: 0.435, SLG: 0.473		BB 2B		BB E S 1B	F8		G6-4-3 1B		F7	3	2	1	0	2	0	0
Jody Davis, R (1, 2) OBP: 0.330, SLG: 0.389		1-H 2B		BB 1B L3 1-3	1B 3B		G6-4-3 1-2f		HR 1B	4	2	3	1	1	0	1
Ken Reitz, R (1, 5) OBP: 0.286, SLG: 0.312	6-3			L3 1-2	3-H 1B			SH5-4 E SF9 1B	1-H HR	4	0	2	1	0	0	3
Steve Dillard, R (8, PR) OBP: 0.276, SLG: 0.367										1	2	1	2	0	0	0
(9, 5)																
Ivan De Jesus, R (1, 6) OBP: 0.272, SLG: 0.214	F3			P4	L6			FC2 SH5-4 1-2		4	0	0	0	0	0	5
Doug Bird, R (1, 1) OBP: 0.333, SLG: 0.200	K			2-3 3-H 1B		K		SH5-4 1-2 2-3		1	0	0	0	0	1	1
Mike Lum, L (4, PH) OBP: 0.302, SLG: 0.375										1	0	1	1	0	0	0
Doug Capilla, L (5, 1)										1	0	0	0	0	1	0
Willie Hernandez, L (8, 1)										0	0	0	0	0	0	0
Dick Tidrow, R (8, 1)										0	0	0	0	0	0	0
Mike Tyson, R (8, PH) OBP: 0.239, SLG: 0.303										0	0	0	0	0	0	0
(9, 4)																
Inning Stats	R: 0 E: 0 K: 0 S: 3 H: 0 LOB: 0 BB: 0 P: 3	R: 2 E: 0 K: 1 S: 7 H: 2 LOB: 1 BB: 1 P: 11	R: 0 E: 0 K: 0 S: 3 H: 0 LOB: 1 BB: 1 P: 7	R: 1 E: 0 K: 0 S: 4 H: 1 LOB: 2 BB: 2 P: 12	R: 3 E: 0 K: 1 S: 9 H: 4 LOB: 1 BB: 0 P: 9	R: 0 E: 0 K: 1 S: 5 H: 0 LOB: 1 BB: 1 P: 9	R: 0 E: 0 K: 0 S: 3 H: 1 LOB: 0 BB: 0 P: 3	R: 1 E: 1 K: 0 S: 5 H: 1 LOB: 2 BB: 1 P: 9	R: 2 E: 0 K: 1 S: 6 H: 2 LOB: 0 BB: 0 P: 6	1B: 6 2B: 1 3B: 1 HR: 3 SF: 1 SAC: 1 DP: 1 HBP: 0						

PITCHER		IP	WLS	BF	H	R	ER	SO	BB	IBB	HBP	BLK	WP	HR	S	P	ERA	WHIP
Steve Mura, R ERA: 4.4	(1, 1)	4.2		24	6	6	6	2	4	0	0	0	0	2	24	40	11.57	2.143
Chris Welsh, L ERA: 2.99	(5, 1)	1.1		6	1	0	0	1	1	0	0	0	0	0	7	11	0.00	1.500
Gary Lucas, L ERA: 2.3	(7, 1)	2.0		9	2	1	0	0	0	1	0	0	0	0	8	12	0.00	1.000
John Curtis, L ERA: 5.58	(9, 1)	0.2	L	4	2	2	2	1	0	0	0	0	0	1	6	6	27.00	3.000

PITCHER	IP	WLS	BF	H	R	ER	SO	BB	IBB	HBP	BLK	WP	HR	S	P	ERA	WHIP

BOTTOM

San Diego Padres @ Chicago Cubs

Wrigley Field, Chicago, IL

Wed Aug 26 1981, 3:33 AM CDT

Att. 9,944 - Unknown - 77 F

livebaseballscorecards.com

AB	35
R	9
H	11
RBI	9
BB	6
SO	4
LOB	19

WP: 0	PA: 43		
PB: 0			
SB: 1			
CS: 0			

Batter	1	2	3	4	5	6	7	8	9	AB	R	H	RBI	BB	SO	LOB
Steve Henderson, R (1, 7) OBP: 0.371, SLG: 0.386	6-3		K			G5-4-3 1B		F9		4	0	1	0	0	1	1
Pat Tabler, R (1, 4) OBP: 0.333, SLG: 0.208	FC6-4 BB			L7		G5-4-3 1-2f			K	3	0	0	0	1	1	1
Bill Buckner, L (1, 3) OBP: 0.333, SLG: 0.438	FC6-4 S 1-2f			1B			1B		F3	4	0	2	0	0	0	1
Bobby Bonds, R (1, 8) OBP: 0.411, SLG: 0.441	K 1-2			F9			K		K	4	0	0	0	0	3	3
Leon Durham, L (1, 9) OBP: 0.359, SLG: 0.485		4-3		1-3			K			3	0	0	0	0	1	2
Jody Davis, R (1, 2) OBP: 0.330, SLG: 0.387		F9 1B			F8		F8			3	0	1	0	0	0	1
Ken Reitz, R (1, 5) OBP: 0.282, SLG: 0.308		F9 1-2			L7			K		3	0	0	0	0	1	1
Ivan De Jesus, R (1, 6) OBP: 0.269, SLG: 0.211			K		L8			4-3		3	0	0	0	0	1	0
Randy Martz, L (1, 1) OBP: 0.269, SLG: 0.174			K			K		BB		1	0	0	0	0	1	0
Mike Tyson, R (6, PH) OBP: 0.236, SLG: 0.299										1	0	0	0	0	1	0
Jay Howell, R (6, 1)										0	0	0	0	0	0	0
Jerry Morales, R (8, PH) OBP: 0.350, SLG: 0.349										0	0	0	0	1	0	0
Bill Caudill, R (8, 1) OBP: 0.250, SLG: 0.143										0	0	0	0	0	0	0
Inning Stats	R: 0 E: 0 K: 1 S: 5 H: 0 LOB: 1 BB: 1 P: 9	R: 0 E: 0 K: 0 S: 3 H: 1 LOB: 0 BB: 0 P: 3	R: 0 E: 0 K: 3 S: 9 H: 0 LOB: 0 BB: 0 P: 9	R: 0 E: 0 K: 0 S: 4 H: 1 LOB: 1 BB: 0 P: 4	R: 0 E: 0 K: 0 S: 3 H: 0 LOB: 0 BB: 0 P: 3	R: 0 E: 0 K: 1 S: 5 H: 1 LOB: 0 BB: 0 P: 5	R: 0 E: 0 K: 2 S: 8 H: 1 LOB: 1 BB: 0 P: 8	R: 0 E: 0 K: 1 S: 5 H: 0 LOB: 1 BB: 1 P: 9	R: 0 E: 0 K: 2 S: 7 H: 0 LOB: 0 BB: 0 P: 7	1B: 4 2B: 0 3B: 0 HR: 0	SF: 0 SAC: 0 DP: 1 HBP: 0						

PITCHER	IP	WLS	BF	H	R	ER	SO	BB	IBB	HBP	BLK	WP	HR	S	P	ERA	WHIP
Fernando Valenzuela, L (1, 1) ERA: 2.63	9.0	W	31	4	0	0	10	2	0	0	0	0	0	49	57	0.00	0.667

PITCHER	IP	WLS	BF	H	R	ER	SO	BB	IBB	HBP	BLK	WP	HR	S	P	ERA	WHIP

TOP

Chicago Cubs @ Los Angeles Dodgers

Dodger Stadium, Los Angeles, CA

Thu Aug 27 1981, 7:05 PM PDT

Att. 48,191 - Unknown - 88 F

livebaseballscorecards.com

AB	29
R	0
H	4
RBI	0
BB	2
SO	10
LOB	10

PA: 31

WP: 0 PB: 0 SB: 1 CS: 0

Batter	1	2	3	4	5	6	7	8	9	AB	R	H	RBI	BB	SO	LOB
Steve Sax, R (1, 4) OBP: 0.350, SLG: 0.395	6-3	FC6-4 1-2f 3-H			FC1 SH1-4 1-2 1B		FC3-6 1B S 1-2f 3B	L6		5	2	0	1	0	0	4
Ken Landreaux, L (1, 8) OBP: 0.319, SLG: 0.413	F7	L4			SH1-4 1-2 2-3		BBBB 1B 1-2 3B BB			2	1	0	0	1	0	1
Dusty Baker Jr., R (1, 7) OBP: 0.347, SLG: 0.435	BB S 1B		5-3		L7		P6			4	0	1	0	0	0	4
Steve Garvey, R (1, 3) OBP: 0.332, SLG: 0.434	BBBB BB 1-2 BB		L7		2-H 3-H 1B		1-2 2-3 3B 1B			3	1	2	2	1	0	0
Ron Cey, R (1, 5) OBP: 0.365, SLG: 0.445	BBBB 1-2 2-3 BB		6-3		SSS K		1-H 2-H 3-H 3B			3	0	1	3	1	1	1
Pedro Guerrero, R (1, 9) OBP: 0.377, SLG: 0.512	5-3			L8		5-3	F8			4	0	0	0	0	0	4
Mike Scioscia, L (1, 2) OBP: 0.366, SLG: 0.356		4-3		F8		G1-6-3 1B	SSS K			4	0	1	0	0	1	0
Bill Russell, R (1, 6) OBP: 0.264, SLG: 0.281		1B FC6-4 2B		5-3		G1-6-3 1-2f	4-3 2B			4	1	2	0	0	0	1
Fernando Valenzuela, L (1, 1) OBP: 0.283, SLG: 0.267		FC6-4 2-3 1B			BBBB SH1-4 E 1B BB		FC3-6 1B	4-3 2-3		3	1	2	0	1	0	1
Inning Stats	R: 0 H: 1 E: 0 LOB: 3 K: 0 BB: 2 S: 4 P: 12	R: 1 H: 2 E: 0 LOB: 1 K: 0 BB: 0 S: 5 P: 5	R: 0 H: 0 E: 0 LOB: 0 K: 0 BB: 0 S: 3 P: 3	R: 0 H: 0 E: 0 LOB: 0 K: 0 BB: 0 S: 3 P: 3	R: 2 H: 1 E: 1 LOB: 1 K: 1 BB: 1 S: 7 P: 11	R: 0 H: 1 E: 0 LOB: 0 K: 0 BB: 0 S: 3 P: 3	R: 3 H: 3 E: 0 LOB: 1 K: 0 BB: 1 S: 6 P: 10	R: 0 H: 1 E: 0 LOB: 1 K: 1 BB: 0 S: 6 P: 6		1B: 6 SF: 0 2B: 2 SAC: 1 3B: 1 DP: 1 HR: 0 HBP: 0						

PITCHER		IP	WLS	BF	H	R	ER	SO	BB	IBB	HBP	BLK	WP	HR	S	P	ERA	WHIP
Randy Martz, R ERA: 3.92	(1, 1)	5.0	L	23	4	3	1	1	3	0	0	0	0	0	22	34	1.80	1.400
Jay Howell, R ERA: 5.06	(6, 1)	2.0		10	4	3	3	0	1	0	0	0	0	0	9	13	13.50	2.500
Bill Caudill, R ERA: 5.51	(8, 1)	1.0		4	1	0	0	1	0	0	0	0	0	0	6	6	0.00	1.000

PITCHER	IP	WLS	BF	H	R	ER	SO	BB	IBB	HBP	BLK	WP	HR	S	P	ERA	WHIP

BOTTOM

Chicago Cubs @ Los Angeles Dodgers

Dodger Stadium, Los Angeles, CA

Thu Aug 27 1981, 7:05 PM PDT

Att. 48,191 - Unknown - 88 F

livebaseballscorecards.com

AB	32
R	6
H	9
RBI	6
BB	4
SO	2
LOB	16

Chicago Cubs @ Los Angeles Dodgers

Dodger Stadium, Los Angeles, CA

Fri Aug 28 1981, 7:05 PM PDT

Att. 42,160 - Unknown - 84 F

livebaseballscorecards.com

TOP

Batter	1	2	3	4	5	6	7	8	9	AB	R	H	RBI	BB	SO	LOB
Steve Henderson, R (1, 7) OBP: 0.377, SLG: 0.393	G5-4-3 1B		L4			FC5 1B		E6 4-3 1B		4	0	3	0	0	0	0
Pat Tabler, R (1, 4) OBP: 0.324, SLG: 0.214	G5-4-3 1-2f			CS 1B		F9		4-3 2-3		4	0	1	0	0	0	3
Bill Buckner, L (1, 3) OBP: 0.332, SLG: 0.435	4-3			L9		1-2 1B		F2		4	0	1	0	0	0	2
Leon Durham, L (1, 9) OBP: 0.353, SLG: 0.476		E4 FC5-4		K 1-2		K			K	4	0	0	0	0	3	3
Bobby Bonds, R (1, 8) OBP: 0.403, SLG: 0.444		L9			1B 2B	FC5 2-3f			L7	4	1	1	0	0	0	3
Jody Davis, R (1, 2) OBP: 0.336, SLG: 0.392		FC5-4 1-2f			1B 2-H 1B		F7		1B	4	0	2	1	0	0	1
Ken Reitz, R (1, 5) OBP: 0.277, SLG: 0.302		K			K		1-4-3		K	4	0	0	0	0	3	3
Ivan De Jesus, R (1, 6) OBP: 0.270, SLG: 0.213			F4		G6-3 1-2 1B		L8			3	0	1	0	0	0	0
Lee Smith, R (7, 1)										0	0	0	0	0	0	0
Doug Capilla, L (8, 1)										0	0	0	0	0	0	0
Mike Krukow, R (1, 1) OBP: 0.241, SLG: 0.276			L8		G6-3 1-2f			F2		2	0	0	0	0	0	2
Dick Tidrow, R (6, 1)										0	0	0	0	0	0	0
Steve Dillard, R (7, 6) OBP: 0.274, SLG: 0.364										1	0	0	0	0	0	0
Inning Stats	R: 0 E: 0 K: 0 S: 3	H: 1 LOB: 0 BB: 0 P: 3	R: 0 E: 1 K: 1 S: 6	H: 0 LOB: 1 BB: 0 P: 6	R: 0 E: 0 K: 0 S: 3	H: 0 LOB: 0 BB: 0 P: 3	R: 0 E: 0 K: 1 S: 5	H: 1 LOB: 1 BB: 0 P: 5	R: 1 E: 0 K: 1 S: 7	H: 3 LOB: 1 BB: 0 P: 7	R: 0 E: 0 K: 1 S: 7	H: 2 LOB: 2 BB: 0 P: 7	R: 0 E: 0 K: 0 S: 3	H: 0 LOB: 0 BB: 0 P: 3	R: 0 E: 1 K: 0 S: 4	H: 1 LOB: 1 BB: 0 P: 4	R: 0 E: 0 K: 2 S: 8	H: 1 LOB: 1 BB: 0 P: 8	1B: 8 2B: 2 3B: 0 HR: 0	SF: 0 SAC: 0 DP: 3 HBP: 0	WP: 0 PB: 0 SB: 0 CS: 1	PA: 34

	AB	34
	R	1
	H	9
	RBI	1
	BB	0
	SO	6
	LOB	17

PITCHER		IP	WLS	BF	H	R	ER	SO	BB	IBB	HBP	BLK	WP	HR	S	P	ERA	WHIP
Bob Welch, R ERA: 3.75	(1, 1)	6.0	W	23	7	1	1	4	0	0	0	0	0	0	31	31	1.50	1.167
Dave Stewart, R ERA: 1.0	(7, 1)	3.0	S	11	2	0	0	2	0	0	0	0	0	0	15	15	0.00	0.667

PITCHER		IP	WLS	BF	H	R	ER	SO	BB	IBB	HBP	BLK	WP	HR	S	P	ERA	WHIP

BOTTOM

Chicago Cubs @ Los Angeles Dodgers

Dodger Stadium, Los Angeles, CA

Fri Aug 28 1981, 7:05 PM PDT

Att. 42,160 - Unknown - 84 F

Batter	1	2	3	4	5	6	7	8	9	AB	R	H	RBI	BB	SO	LOB
Steve Sax, R (1, 4) OBP: 0.364, SLG: 0.405	P3		SH3-4		E7			FC1-6		4	2	2	0	0	0	1
Ken Landreaux, L (1, 8) OBP: 0.324, SLG: 0.414	S, BB		L7		CS			K		4	1	2	1	1	1	2
Dusty Baker Jr., R (1, 7) OBP: 0.343, SLG: 0.429	6-3		K		L7					4	0	0	0	0	1	5
Derrel Thomas, S (9, 7) OBP: 0.327, SLG: 0.329							F2			0	0	0	0	0	0	0
Steve Garvey, R (1, 3) OBP: 0.331, SLG: 0.431	P4			K2-3		F7	WP			4	1	1	1	0	1	1
Ron Cey, R (1, 5) OBP: 0.373, SLG: 0.464		1B		HR		WP, BB	1B			4	1	4	2	0	0	0
Pedro Guerrero, R (1, 9) OBP: 0.379, SLG: 0.510		G4-6-3		K		WP	K			3	0	1	0	1	2	2
Mike Scioscia, L (1, 2) OBP: 0.368, SLG: 0.356		K		F8		IBB	1B			3	0	1	1	1	1	2
Bill Russell, R (1, 6) OBP: 0.264, SLG: 0.281		G4-6-3			SH3-4, E	F7	K			4	1	1	0	0	1	7
Bob Welch, R (1, 1) OBP: 0.303, SLG: 0.344			SH3-4		SH3-4	K		FC1-6		1	0	1	0	0	0	0
Reggie Smith, S (6, PH) OBP: 0.286, SLG: 0.421										1	0	0	0	0	1	3
Dave Stewart, R (7, 1) OBP: 0.500, SLG: 0.800										0	0	0	0	1	0	0
Inning Stats	R: 0 E: 0 K: 0 S: 3 H: 0 LOB: 1 BB: 1 P: 7	R: 0 E: 0 K: 1 S: 6 H: 2 LOB: 1 BB: 0 P: 6	R: 0 E: 0 K: 1 S: 6 H: 1 LOB: 1 BB: 0 P: 6	R: 1 E: 0 K: 2 S: 8 H: 1 LOB: 0 BB: 0 P: 8	R: 2 E: 1 K: 0 S: 5 H: 3 LOB: 0 BB: 0 P: 5	R: 0 E: 0 K: 1 S: 6 H: 1 LOB: 3 BB: 2 P: 14	R: 3 E: 0 K: 2 S: 12 H: 5 LOB: 2 BB: 0 P: 12	R: 0 E: 0 K: 1 S: 4 H: 0 LOB: 1 BB: 1 P: 8		1B: 12 2B: 1 3B: 0 HR: 1 SF: 0 SAC: 2 DP: 2 HBP: 0				WP: 2 PB: 0 SB: 1 CS: 2 PA: 38		

livebaseballscorecards.com

AB	32	
R	6	
H	13	
RBI	5	
BB	4	
SO	8	
LOB	23	

PITCHER		IP	WLS	BF	H	R	ER	SO	BB	IBB	HBP	BLK	WP	HR	S	P	ERA	WHIP
Mike Krukow, R ERA: 4.73	(1, 1)	5.1	L	24	8	3	2	4	2	0	0	0	0	1	30	38	3.38	1.875
Dick Tidrow, R ERA: 4.82	(6, 1)	1.0		7	3	3	3	1	0	1	0	0	1	0	8	12	27.00	3.000
Lee Smith, R ERA: 3.55	(7, 1)	0.2		4	2	0	0	2	0	0	0	0	1	0	8	8	0.00	3.000
Doug Capilla, L ERA: 2.7	(8, 1)	1.0		3	0	0	0	1	1	0	0	0	0	0	4	8	0.00	1.000

PITCHER	IP	WLS	BF	H	R	ER	SO	BB	IBB	HBP	BLK	WP	HR	S	P	ERA	WHIP

Chicago Cubs @ Los Angeles Dodgers

Dodger Stadium, Los Angeles, CA

Sat Aug 29 1981, 7:05 PM PDT

Att. 47,424 - Unknown - 78 F

TOP

livebaseballscorecards.com

Batter	1	2	3	4	5	6	7	8	9	AB	R	H	RBI	BB	SO	LOB
Steve Henderson, R (1, 7) OBP: 0.371, SLG: 0.385	S S S 0-3 ① K		x 0-0 ② 6-3 2-3		x 0-0 ③ F9			x 0-0 ② L8		4	0	0	0	0	1	2
Ken Reitz, R (8, 5) OBP: 0.277, SLG: 0.302										0	0	0	0	0	0	0
Pat Tabler, R (1, 4) OBP: 0.316, SLG: 0.194	S S S 0-3 ② K		B B B B 4-0 2B BB			x 0-0 ① G3		x 0-0 ③ FC5-4 1-2f		3	1	0	0	1	1	1
Bill Buckner, L (1, 3) OBP: 0.334, SLG: 0.439	x 0-0 1B		x 0-0 1-H 3-H 2B			x 0-0 ② G3			x 0-0 ① L7	4	0	2	2	0	0	0
Leon Durham, L (1, 9) OBP: 0.351, SLG: 0.472	x 0-0 ③ F8		S S S 0-3 ③ K			x 0-0 ③ G3			x 0-0 1B S SF9 1B	4	1	1	0	0	1	2
Bobby Bonds, R (1, 8) OBP: 0.395, SLG: 0.433		S S S 0-3 ① K		x 0-0 ① F9			x 0-0 ① G3		x 0-0 1-3 1B	4	0	1	0	0	1	0
Jody Davis, R (1, 2) OBP: 0.327, SLG: 0.380		x 0-0 ② F6		x 0-0 ② 5-3			x 0-0 ② F9		x 0-0 ② SF9 3-H	3	0	0	0	0	0	0
Mike Lum, L (9, PH) OBP: 0.296, SLG: 0.375										0	0	0	1	0	0	0
Tim Blackwell, S (9, 2) OBP: 0.342, SLG: 0.357										0	0	0	0	0	0	0
Hector Cruz, R (1, 5) OBP: 0.360, SLG: 0.521		x 0-0 ③ L6		S S S 0-3 ③ K			x 0-0 ③ 6-3		x 0-0 ③ F7	4	0	0	0	0	1	1
(8, 7)																
Ivan De Jesus, R (1, 6) OBP: 0.270, SLG: 0.214			x 0-0 6-3 SH3 2B 1B		S S S 0-3 ① K			S S S 0-3 ① K		3	1	1	0	0	2	0
Mike Griffin, R (1, 1) OBP: 0.250, SLG: 0.250			x 0-0 ① SH3 1-2		S S S 0-3 ② K			x 0-0 FC5-4 1B		2	0	1	0	0	1	0
Lee Smith, R (8, 1)										0	0	0	0	0	0	0

	AB	31
	R	3
	H	6
	RBI	3
	BB	1
	SO	8
	LOB	6

Inning Stats																																		
	R: 0	H: 1	R: 0	H: 0	R: 2	H: 2	R: 0	H: 0	R: 0	H: 0	R: 0	H: 0	R: 0	H: 1	R: 1	H: 2	1B: 5	SF: 1	WP: 0	PA: 34
	E: 0	LOB: 1	E: 0	LOB: 0	E: 0	LOB: 1	E: 0	LOB: 0	E: 0	LOB: 0	E: 0	LOB: 0	E: 0	LOB: 0	E: 0	LOB: 1	2B: 1	SAC: 1	PB: 0	
	K: 2	BB: 0	K: 1	BB: 0	K: 1	BB: 1	K: 1	BB: 0	K: 2	BB: 0	K: 0	BB: 0	K: 0	BB: 0	K: 1	BB: 0	3B: 0	DP: 0	SB: 1	
	S: 8	P: 8	S: 5	P: 5	S: 7	P: 11	S: 5	P: 5	S: 7	P: 7	S: 3	P: 3	S: 3	P: 3	S: 6	P: 6	S: 5	P: 5	HR: 0	HBP: 0	CS: 0	

PITCHER		IP	WLS	BF	H	R	ER	SO	BB	IBB	HBP	BLK	WP	HR	S	P	ERA	WHIP
Burt Hooton, R ERA: 2.3	(1, 1)	8.0	L	29	4	2	2	8	1	0	0	0	0	0	44	48	2.25	0.625
Steve Howe, L ERA: 2.6	(9, 1)	0.1		3	2	1	1	0	0	0	0	0	0	0	3	3	27.00	6.000
Tom Niedenfuer, R ERA: 1.35	(9, 1)	0.2		2	0	0	0	0	0	0	0	0	0	0	2	2	0.00	0.000

PITCHER	IP	WLS	BF	H	R	ER	SO	BB	IBB	HBP	BLK	WP	HR	S	P	ERA	WHIP

Batter	1	2	3	4	5	6	7	8	9	AB	R	H	RBI	BB	SO	LOB
Steve Sax, R (1, 4) OBP: 0.333, SLG: 0.370	4-3		6-3			K		K		4	0	0	0	0	2	2
Ken Landreaux, L (1, 8) OBP: 0.323, SLG: 0.412	F5			4-3		F9		1B 1-2 2-H		4	0	1	1	0	0	0
Dusty Baker Jr., R (1, 7) OBP: 0.342, SLG: 0.427	P6			K		5-3		1B 1-2 2-3		4	0	1	0	0	1	0
Steve Garvey, R (1, 3) OBP: 0.330, SLG: 0.427		BB		4-3			5-3	P8		3	0	0	0	1	0	3
Ron Cey, R (1, 5) OBP: 0.369, SLG: 0.458		L8			F9		K	F9		4	0	0	0	0	1	4
Pedro Guerrero, R (1, 9) OBP: 0.380, SLG: 0.510		P6			1B		1B		P6	4	0	2	0	0	0	1
Steve Yeager, R (1, 2) OBP: 0.284, SLG: 0.387		5-3			F8		F9		P3	3	0	0	0	0	0	3
Jay Johnstone, L (9, PH) OBP: 0.276, SLG: 0.377										1	0	0	0	0	0	0
Bill Russell, R (1, 6) OBP: 0.270, SLG: 0.286			P9		1-3 1B			1B 1B	K	3	1	2	0	0	0	0
Reggie Smith, S (9, PH) OBP: 0.273, SLG: 0.400										1	0	0	0	0	1	0
Burt Hooton, R (1, 1) OBP: 0.278, SLG: 0.273			K		F8			1B 1-2 1B		2	0	0	0	0	1	2
Rick Monday, L (8, PH) OBP: 0.382, SLG: 0.519										1	0	1	0	0	0	0
Steve Howe, L (9, 1)										0	0	0	0	0	0	0
Tom Niedenfuer, R (9, 1)										0	0	0	0	0	0	0
Inning Stats	R: 0 E: 0 K: 0 S: 3 H: 0 LOB: 0 BB: 0 P: 3	R: 0 E: 0 K: 0 S: 3 H: 0 LOB: 1 BB: 1 P: 7	R: 0 E: 0 K: 1 S: 5 H: 0 LOB: 0 BB: 0 P: 5	R: 0 E: 0 K: 1 S: 5 H: 0 LOB: 0 BB: 0 P: 5	R: 0 E: 0 K: 0 S: 5 H: 2 LOB: 2 BB: 0 P: 5	R: 0 E: 0 K: 1 S: 5 H: 0 LOB: 0 BB: 0 P: 5	R: 0 E: 0 K: 1 S: 6 H: 1 LOB: 1 BB: 0 P: 6	R: 1 E: 0 K: 1 S: 9 H: 4 LOB: 3 BB: 0 P: 9	R: 0 E: 0 K: 1 S: 5 H: 0 LOB: 0 BB: 0 P: 5	1B: 7 2B: 0 3B: 0 HR: 0 SF: 0 SAC: 0 DP: 0 HBP: 0						

PITCHER	IP	WLS	BF	H	R	ER	SO	BB	IBB	HBP	BLK	WP	HR	S	P	ERA	WHIP
Mike Griffin, R (1, 1) ERA: 2.08	7.1	W	29	6	1	1	5	1	0	0	0	0	0	38	42	1.23	0.955
Lee Smith, R (8, 1) ERA: 3.42	1.2	S	6	1	0	0	1	0	0	0	0	0	0	8	8	0.00	0.600

PITCHER	IP	WLS	BF	H	R	ER	SO	BB	IBB	HBP	BLK	WP	HR	S	P	ERA	WHIP

BOTTOM

Chicago Cubs @ Los Angeles Dodgers

Dodger Stadium, Los Angeles, CA

Sat Aug 29 1981, 7:05 PM PDT

Att. 47,424 - Unknown - 78 F

livebaseballscorecards.com

AB	34
R	1
H	7
RBI	1
BB	1
SO	6
LOB	15

WP: 0 PB: 0 SB: 0 CS: 0 PA: 35

Chicago Cubs @ Los Angeles Dodgers

Dodger Stadium, Los Angeles, CA

Sun Aug 30 1981, 3:33 AM PDT

Att. 34,284 - Unknown - 85 F

livebaseballscorecards.com

Batter	1	2	3	4	5	6	7	8	9	AB	R	H	RBI	BB	SO	LOB
Steve Henderson, R (1, 7) OBP: 0.373, SLG: 0.382 Dick Tidrow, R (8, 1) OBP: 0.000, SLG: 0.000	F9		G4-6-3 BB		BB		K			2 0	0 0	0 0	0 0	2 0	1 0	0 0
Pat Tabler, R (1, 4) OBP: 0.286, SLG: 0.171	F3		G4-6-3 1-2f		1-3			4-3		4	0	0	0	0	0	2
Bill Buckner, L (1, 3) OBP: 0.337, SLG: 0.438	FC4-6 1B			G6-4-3 1B 1B BB		4-3		6-3		3	1	1	0	1	0	0
Leon Durham, L (1, 9) OBP: 0.354, SLG: 0.477	FC4-6 1-2f			G6-4-3 1-2 1B		1B 2B		L4		4	1	2	0	0	0	1
Bobby Bonds, R (1, 8) OBP: 0.400, SLG: 0.429		CS 1B		G6-4-3 1-2f 2-3		1B IBB			L7	3	0	1	0	1	0	2
Jody Davis, R (1, 2) OBP: 0.351, SLG: 0.398		1B 1-2 1B		3-H 1B		1-3 2-H 1B			FC6-4 BB	3	0	3	2	1	0	0
Hector Cruz, R (1, 5) OBP: 0.357, SLG: 0.510 (8, 7)		G6-4-3 1-2 1B	K		P6				P8	4	0	1	0	0	1	3
Ivan De Jesus, R (1, 6) OBP: 0.267, SLG: 0.211		G6-4-3 1-2f		L8		F8			FC6-4 1-2f	4	0	0	0	0	0	3
Doug Bird, R (1, 1) OBP: 0.222, SLG: 0.125 Ken Reitz, R (8, 5) OBP: 0.277, SLG: 0.302			K	K		K				3 0	0 0	0 0	0 0	0 0	3 0	0 0
Inning Stats	R: 0 E: 0 K: 0 S: 4 H: 1 LOB: 1 BB: 0 P: 4	R: 0 E: 0 K: 0 S: 4 H: 3 LOB: 1 BB: 0 P: 4	R: 0 E: 0 K: 1 S: 4 H: 0 LOB: 0 BB: 1 P: 8	R: 1 E: 0 K: 1 S: 6 H: 2 LOB: 1 BB: 1 P: 10	R: 0 E: 0 K: 1 S: 5 H: 0 LOB: 1 BB: 1 P: 9	R: 1 E: 0 K: 0 S: 4 H: 2 LOB: 1 BB: 1 P: 8	R: 0 E: 0 K: 2 S: 7 H: 0 LOB: 0 BB: 0 P: 7	R: 0 E: 0 K: 0 S: 3 H: 0 LOB: 0 BB: 0 P: 3	R: 0 E: 0 K: 0 S: 3 H: 0 LOB: 1 BB: 1 P: 7	1B: 7 2B: 1 3B: 0 HR: 0 SF: 0 SAC: 0 DP: 3 HBP: 0						

TOP

AB	30
R	2
H	8
RBI	2
BB	5
SO	5
LOB	11

WP: 0 PA: 35
PB: 0
SB: 0
CS: 1

PITCHER		IP	WLS	BF	H	R	ER	SO	BB	IBB	HBP	BLK	WP	HR	S	P	ERA	WHIP
Dave Goltz, R ERA: 2.76	(1, 1)	8.0	L	31	8	2	2	5	3	1	0	0	0	0	37	53	2.25	1.375
Alejandro Pena, R ERA: 2.51	(9, 1)	1.0		4	0	0	0	0	1	0	0	0	0	0	3	7	0.00	1.000

PITCHER	IP	WLS	BF	H	R	ER	SO	BB	IBB	HBP	BLK	WP	HR	S	P	ERA	WHIP

Batter	1	2	3	4	5	6	7	8	9	AB	R	H	RBI	BB	SO	LOB
Steve Sax, R (1, 4) OBP: 0.327, SLG: 0.360	L3		1B			B5-3		4-3		4	0	1	0	0	0	0
Ken Landreaux, L (1, 8) OBP: 0.319, SLG: 0.406	B2-3		F5			F9		E4 1B		4	0	0	0	0	0	1
Dusty Baker Jr., R (1, 7) OBP: 0.344, SLG: 0.428	P7		L4			1B		1-2 1B		4	0	2	0	0	0	1
Steve Garvey, R (1, 3) OBP: 0.326, SLG: 0.422		F9		K2-3		1-4-3		K		4	0	0	0	0	2	3
Ron Cey, R (1, 5) OBP: 0.373, SLG: 0.469		FC3-6 1B		WP 1B			G3 3B		F8	4	1	3	0	0	0	0
Rick Monday, L (1, 9) OBP: 0.366, SLG: 0.494		FC3-6 1B 1-2f		K 1-2			K		K	4	0	0	0	0	3	3
Derrel Thomas, S (1, 6) OBP: 0.327, SLG: 0.329		FC6-4 1B 1-3			F7		G3 3-H		P8	3	0	1	1	0	0	0
Reggie Smith, S (9, PH) OBP: 0.261, SLG: 0.381										1	0	0	0	0	0	0
Steve Yeager, R (1, 2) OBP: 0.271, SLG: 0.369		FC6-4 1-2f			F9		5-3			3	0	0	0	0	0	2
Dave Goltz, R (1, 1) OBP: 0.200, SLG: 0.077			6-3		K					2	0	0	0	0	1	0
Jay Johnstone, L (8, PH) OBP: 0.271, SLG: 0.370								F9		1	0	0	0	0	0	0
Alejandro Pena, R (9, 1)										0	0	0	0	0	0	0
Inning Stats	R: 0 E: 0 K: 0 S: 3 H: 0 LOB: 0 BB: 0 P: 3	R: 0 E: 0 K: 0 S: 5 H: 2 LOB: 2 BB: 0 P: 5	R: 0 E: 0 K: 0 S: 4 H: 1 LOB: 1 BB: 0 P: 4	R: 0 E: 0 K: 2 S: 7 H: 1 LOB: 0 BB: 0 P: 7	R: 0 E: 0 K: 1 S: 5 H: 0 LOB: 0 BB: 0 P: 5	R: 0 E: 0 K: 0 S: 4 H: 1 LOB: 1 BB: 0 P: 4	R: 1 E: 0 K: 1 S: 6 H: 1 LOB: 0 BB: 0 P: 6	R: 0 E: 1 K: 1 S: 7 H: 1 LOB: 2 BB: 0 P: 7	R: 0 E: 0 K: 1 S: 5 H: 0 LOB: 0 BB: 0 P: 5	1B: 6 2B: 0 3B: 1 HR: 0	SF: 0 SAC: 0 DP: 0 HBP: 0						

PITCHER	IP	WLS	BF	H	R	ER	SO	BB	IBB	HBP	BLK	WP	HR	S	P	ERA	WHIP
Doug Bird, R (1, 1) ERA: 2.71	7.0	W	26	6	1	1	4	0	0	0	0	1	0	34	34	1.29	0.857
Dick Tidrow, R (8, 1) ERA: 4.64	2.0	S	8	1	0	0	2	0	0	0	0	0	0	12	12	0.00	0.500

PITCHER	IP	WLS	BF	H	R	ER	SO	BB	IBB	HBP	BLK	WP	HR	S	P	ERA	WHIP

BOTTOM

Chicago Cubs @ Los Angeles Dodgers

Dodger Stadium, Los Angeles, CA

Sun Aug 30 1981, 3:33 AM PDT

Att. 34,284 - Unknown - 85 F

livebaseballscorecards.com

AB	34
R	1
H	7
RBI	1
BB	0
SO	6
LOB	10

WP: 1 PA: 34
PB: 0
SB: 0
CS: 0

Batter	1	2	3	4	5	6	7	8	9	AB	R	H	RBI	BB	SO	LOB
Steve Henderson, R (1, 7) OBP: 0.367, SLG: 0.374	F2	FC6-4 1-2f			4-3		F9			4	0	0	0	0	0	4
Pat Tabler, R (1, 4) OBP: 0.267, SLG: 0.158	K		L8		K		G5-3 2-3f			3	0	0	0	0	2	0
Jerry Morales, R (7, PH) OBP: 0.348, SLG: 0.347										1	0	0	0	0	0	2
Doug Capilla, L (7, 1)										0	0	0	0	0	0	0
Randy Martz, L (7, 1) OBP: 0.269, SLG: 0.174										0	0	0	0	0	0	0
Bill Buckner, L (1, 3) OBP: 0.332, SLG: 0.432	E4 1B		4-3			F7		3-1		4	0	0	0	0	0	0
Leon Durham, L (1, 9) OBP: 0.361, SLG: 0.479	1-3 1B		S 1B			S 1B BB		F8		3	1	2	0	1	0	0
Bobby Bonds, R (1, 8) OBP: 0.393, SLG: 0.419	L8		K 1-2			L7 1-2		1B		4	0	1	0	0	1	4
Jody Davis, R (1, 2) OBP: 0.356, SLG: 0.396		BB 1B		6-3		2-H 1B		K		3	0	1	1	1	1	1
Hector Cruz, R (1, 5) OBP: 0.345, SLG: 0.490		K		4-3		K			K	4	0	0	0	0	3	2
Ivan De Jesus, R (1, 6) OBP: 0.270, SLG: 0.215		FC6-4 1-2 1B		K			G5-3 S 1B		6-3	4	0	2	0	0	1	0
Ken Kravec, L (1, 1)		F2			L8				K	2	0	0	0	0	0	2
Mike Lum, L (7, PH) OBP: 0.309, SLG: 0.375										0	0	0	0	1	0	0
Steve Dillard, R (7, 4) OBP: 0.271, SLG: 0.360							BB 1-2			1	0	0	0	0	1	0
Inning Stats	R: 0 E: 1 K: 1 S: 7 H: 1 LOB: 2 BB: 0 P: 7	R: 0 E: 0 K: 1 S: 6 H: 1 LOB: 2 BB: 1 P: 10	R: 0 E: 0 K: 1 S: 6 H: 1 LOB: 1 BB: 0 P: 6	R: 0 E: 0 K: 1 S: 5 H: 0 LOB: 0 BB: 0 P: 5	R: 0 E: 0 K: 1 S: 5 H: 0 LOB: 0 BB: 0 P: 5	R: 1 E: 0 K: 1 S: 6 H: 1 LOB: 1 BB: 1 P: 10	R: 0 E: 0 K: 0 S: 3 H: 1 LOB: 1 BB: 1 P: 7	R: 0 E: 0 K: 1 S: 6 H: 1 LOB: 1 BB: 0 P: 6	R: 0 E: 0 K: 2 S: 7 H: 0 LOB: 0 BB: 0 P: 7	1B: 6 2B: 0 3B: 0 HR: 0 SF: 0 SAC: 0 DP: 1 HBP: 0						

PITCHER	IP	WLS	BF	H	R	ER	SO	BB	IBB	HBP	BLK	WP	HR	S	P	ERA	WHIP
Steve Mura, R (1, 1) ERA: 4.14	9.0	W	36	6	1	1	9	3	0	0	0	0	0	51	63	1.00	1.000

PITCHER	IP	WLS	BF	H	R	ER	SO	BB	IBB	HBP	BLK	WP	HR	S	P	ERA	WHIP

TOP

Chicago Cubs @ San Diego Padres

Jack Murphy Stadium, San Diego, CA

Mon Aug 31 1981, 10:05 PM EDT

Att. 3,997 - Unknown - 71 F

livebaseballscorecards.com

AB	33
R	1
H	6
RBI	1
BB	3
SO	9
LOB	15

WP: 0 PB: 0 SB: 3 CS: 0 PA: 36

Batter	1	2	3	4	5	6	7	8	9	AB	R	H	RBI	BB	SO	LOB
Ozzie Smith, S (1, 6) OBP: 0.319, SLG: 0.287	S S S 0-3 K ①		x 0-0 6-3 ①		S S S 0-3 K ③		B B B 4-0 1B 1-2 2-3 BB			3	0	0	0	1	2	0
Juan Bonilla, R (1, 4) OBP: 0.354, SLG: 0.377	x 0-0 1-3 ②		x 0-0 F9 ②			x 0-0 FC6-4 1B	x 0-0 1B 1-2 2-3 3-H			4	0	2	1	0	0	0
Luis Salazar, R (1, 5) OBP: 0.331, SLG: 0.408	B B B B 4-0 CS BB		x 0-0 6-3 ③			x 0-0 FC6-4 1-2f ①	x 0-0 P3 ③			3	0	0	0	1	0	4
Ruppert Jones, L (1, 8) OBP: 0.325, SLG: 0.363	0-0 CS 1-2 ③	x 0-0 4-3 ①		x 0-0 G3 ①		S S S 0-3 K ②		x 0-0 E3 4-3 SF9		4	1	0	0	0	1	1
Terry Kennedy, L (1, 2) OBP: 0.331, SLG: 0.347		S S S S 0-3 K ②		x 0-0 CS 1B		x 0-0 F8 ③		x 0-0 4-3 2-3 ①		4	0	1	0	0	1	2
Dave Edwards, R (1, 9) OBP: 0.269, SLG: 0.338 (7, 7)	x 0-0 HR			B B B 4-0 1-2 BB ②			x 0-0 F8 ①	x 0-0 SF9 3-H ②		2	1	1	2	1	0	0
Jose Moreno, S (1, 7) OBP: 0.160, SLG: 0.167 Joe Lefebvre, L (7, 9) OBP: 0.343, SLG: 0.418	x 0-0 E5 S 1B			S S S 0-3 K ③			x 0-0 BB BB 1B	x 0-0 P6 ③		2 2	1 1	0 1	0 0	1 0	1 0	1 0
Broderick Perkins, L (1, 3) OBP: 0.316, SLG: 0.418	x 0-0 1-H 1B				x 0-0 P4 ①		S S S 0-3 K ②			3	0	1	1	0	1	1
Steve Mura, R (1, 1) OBP: 0.175, SLG: 0.158	x 0-0 4-3 ③				S S S 0-3 K ②		B B B 4-0 1B BB 1-2 BB			2	0	0	0	1	1	1
Inning Stats	R: 0 H: 0 E: 0 LOB: 0 K: 1 BB: 1 S: 4 P: 8	R: 2 H: 2 E: 1 LOB: 1 K: 1 BB: 0 S: 8 P: 8	R: 0 H: 0 E: 0 LOB: 0 K: 0 BB: 0 S: 3 P: 3	R: 0 H: 1 E: 0 LOB: 1 K: 1 BB: 1 S: 5 P: 9	R: 0 H: 0 E: 0 LOB: 0 K: 2 BB: 0 S: 7 P: 7	R: 0 H: 1 E: 0 LOB: 1 K: 1 BB: 0 S: 6 P: 6	R: 1 H: 2 E: 0 LOB: 3 K: 1 BB: 2 S: 7 P: 15	R: 1 H: 0 E: 1 LOB: 0 K: 0 BB: 0 S: 4 P: 4		1B: 5 SF: 1 2B: 0 SAC: 0 3B: 0 DP: 0 HR: 1 HBP: 0						WP: 0 PA: 35 PB: 0 SB: 1 CS: 2

PITCHER		IP	WLS	BF	H	R	ER	SO	BB	IBB	HBP	BLK	WP	HR	S	P	ERA	WHIP
Ken Kravec, L ERA: 4.98	(1, 1)	6.0	L	23	4	2	1	6	2	0	0	0	0	1	33	41	1.50	1.000
Doug Capilla, L ERA: 2.86	(7, 1)	0.2		5	1	1	1	1	2	0	0	0	0	0	5	13	13.50	4.500
Randy Martz, R ERA: 3.86	(7, 1)	1.1		6	1	1	0	0	0	0	0	0	0	0	6	6	0.00	0.750

PITCHER	IP	WLS	BF	H	R	ER	SO	BB	IBB	HBP	BLK	WP	HR	S	P	ERA	WHIP

BOTTOM

Chicago Cubs @ San Diego Padres

Jack Murphy Stadium, San Diego, CA

Mon Aug 31 1981, 10:05 PM EDT

Att. 3,997 - Unknown - 71 F

livebaseballscorecards.com

AB	29
R	4
H	6
RBI	4
BB	4
SO	7
LOB	10

Batter	1	2	3	4	5	6	7	8	9	AB	R	H	RBI	BB	SO	LOB
Steve Henderson, R (1, 7) OBP: 0.365, SLG: 0.372	S S S 0-3 ① K			x 0-0 ① 4-3		x 0-0 2B 1B		x 0-0 ① F8 1-3		4	1	1	0	0	1	1
Mike Tyson, R (1, 4) OBP: 0.237, SLG: 0.300	x 0-0 ② 5-3			x 0-0 1B 1B		x 0-0 ① F8		x 0-0 ② SF9 3-H		3	0	1	1	0	0	1
Bill Buckner, L (1, 3) OBP: 0.337, SLG: 0.440 Tye Waller, R (8, PR) OBP: 0.313, SLG: 0.429 Dave Geisel, L (8, 1)	x 0-0 ③ G3			x 0-0 1-3 1B		x 0-0 FC6-5 1-H 2B		x 0-0 1B 1B		4 0 0	0 0 0	3 0 0	1 0 0	0 0 0	0 0 0	0 0 0
Leon Durham, L (1, 9) OBP: 0.359, SLG: 0.475		S S S 0-3 ① K		x 0-0 ② P6		x 0-0 ② FC6-5 E S 2-3		x 0-0 1-2 1B		4	0	1	0	0	1	3
Bobby Bonds, R (1, 8) OBP: 0.376, SLG: 0.397		x 0-0 ② F8		x 0-0 ③ L7		x 0-0 ③ 5-3 1-3		x 0-0 ③ 1-3		4	0	0	0	0	0	5
Jody Davis, R (1, 2) OBP: 0.352, SLG: 0.391		S S S 0-3 ③ K			x 0-0 FC6-4 1B		S S S 0-3 ① K		x 0-0 ① 4-3	4	0	1	0	0	2	0
Ken Reitz, R (1, 5) OBP: 0.272, SLG: 0.296			x 0-0 ① L8		S S S 0-3 ① K		S S S 0-3 ② K		x 0-0 ② 4-3	4	0	0	0	0	2	1
Ivan De Jesus, R (1, 6) OBP: 0.267, SLG: 0.213 Jerry Morales, R (9, PH) OBP: 0.351, SLG: 0.351 Scott Fletcher, R (9, PR) OBP: 0.194, SLG: 0.200			x 0-0 ② F9		x 0-0 ② FC6-4 FC6-4 1-2f		x 0-0 ③ P3		x 0-0 1B	3 1 0	0 0 0	0 1 0	0 0 0	0 0 0	0 0 0	1 0 0
Mike Krukow, R (1, 1) OBP: 0.233, SLG: 0.267 Scot Thompson, L (5, PH) OBP: 0.214, SLG: 0.223 Jay Howell, R (5, 1) Willie Hernandez, L (5, 1) Mike Lum, L (8, PH) OBP: 0.316, SLG: 0.380 (8, 3)			S S S 0-3 ③ K		x 0-0 ③ FC6-4 1-2f			x 0-0 F8 WP SF9 1B	x 0-0 ③ F9	1 1 0 0 2	0 0 0 0 1	0 0 0 0 1	0 0 0 0 1	1 0 0 0 0	0 0 0 0 0	0 1 0 0 1
Inning Stats	R: 0 E: 0 K: 1 S: 5 H: 0 LOB: 0 BB: 0 P: 5	R: 0 E: 0 K: 2 S: 7 H: 0 LOB: 0 BB: 0 P: 7	R: 0 E: 0 K: 1 S: 5 H: 0 LOB: 0 BB: 0 P: 5	R: 0 E: 0 K: 0 S: 5 H: 2 LOB: 2 BB: 0 P: 5	R: 0 E: 0 K: 1 S: 6 H: 1 LOB: 1 BB: 0 P: 6	R: 1 E: 0 K: 0 S: 5 H: 2 LOB: 1 BB: 0 P: 5	R: 0 E: 0 K: 2 S: 7 H: 0 LOB: 0 BB: 0 P: 7	R: 1 E: 0 K: 0 S: 6 H: 3 LOB: 2 BB: 0 P: 6	R: 0 E: 0 K: 0 S: 4 H: 1 LOB: 1 BB: 0 P: 4	1B: 8 2B: 1 3B: 0 HR: 0	SF: 1 SAC: 0 DP: 0 HBP: 0					

PITCHER		IP	W/L/S	BF	H	R	ER	SO	BB	IBB	HBP	BLK	WP	HR	S	P	ERA	WHIP
Rick Wise, R ERA: 3.39	(1, 1)	6.0	W	23	5	1	1	5	0	0	0	0	0	0	33	33	1.50	0.833
John Urrea, R ERA: 1.1	(7, 1)	3.0	S	13	4	1	1	2	0	0	0	0	1	0	17	17	3.00	1.333

PITCHER	IP	W/L	BF	H	R	ER	SO	BB	IBB	HBP	BLK	WP	HR	S	P	ERA	WHIP

TOP

Chicago Cubs @ San Diego Padres

Jack Murphy Stadium, San Diego, CA

Tue Sep 01 1981, 10:05 PM EDT

Att. 5,227 - Unknown - 72 F

livebaseballscorecards.com

AB	35
R	2
H	9
RBI	2
BB	0
SO	7
LOB	14

WP: 1 PA: 36
PB: 0
SB: 1
CS: 0

BOTTOM

Chicago Cubs @ San Diego Padres

Jack Murphy Stadium, San Diego, CA

Tue Sep 01 1981, 10:05 PM EDT

Att. 5,227 - Unknown - 72 F

livebaseballscorecards.com

Batter	1	2	3	4	5	6	7	8	9	AB	R	H	RBI	BB	SO	LOB
Ozzie Smith, S (1, 6) OBP: 0.321, SLG: 0.287	BB SF8 BB 1B		BBB 1-6-3 BB	5-3			5-3			3	1	1	0	1	0	2
Juan Bonilla, R (1, 4) OBP: 0.352, SLG: 0.372	BBB 3-1 BB 1-2 BB		1-6-3 1-2		L9		5-3			3	0	0	0	1	0	1
Luis Salazar, R (1, 5) OBP: 0.333, SLG: 0.408	BBB 3-1 1-2 2-3 BB		5-3		CS 1B		F8			3	0	1	0	1	0	1
Ruppert Jones, L (1, 8) OBP: 0.324, SLG: 0.373	SF8 3-H		SSS K		1-2 HR			L7		3	1	1	2	0	1	1
Terry Kennedy, L (1, 2) OBP: 0.330, SLG: 0.345	3-1 1-2 2-3			SSS K	1B			SSS K		4	0	1	0	0	2	2
Randy Bass, L (1, 3) OBP: 0.306, SLG: 0.345 Broderick Perkins, L (6, 3) OBP: 0.314, SLG: 0.415	P6			1B 1B 1B	SSS K			4-3		3 1	1 0	1 0	0 0	0 0	1 0	3 0
Joe Lefebvre, L (1, 9) OBP: 0.347, SLG: 0.419			BBB G6-4-3 BB	1B 1-2 1B		SSS K				2	0	1	0	1	1	0
Jose Moreno, S (1, 7) OBP: 0.214, SLG: 0.222 John Urrea, R (7, 1) OBP: 0.250, SLG: 0.250			G6-4-3 1-2f	1-3 2-H 1B		G6-4-3 1B				3 0	0 0	2 0	1 0	0 0	0 0	1 0
Rick Wise, R (1, 1) OBP: 0.045, SLG: 0.091 Dave Edwards, R (6, PH) OBP: 0.266, SLG: 0.333 (7, 7)			SSS K	SSS K		G6-4-3 1-2f				2 1	0 0	0 0	0 0	0 0	2 0	2 1
Inning Stats	R: 1 E: 0 K: 0 S: 4 H: 1 LOB: 2 BB: 2 P: 12		R: 0 E: 0 K: 1 S: 4 H: 0 LOB: 0 BB: 1 P: 8	R: 0 E: 0 K: 1 S: 5 H: 0 LOB: 1 BB: 1 P: 9	R: 1 E: 0 K: 2 S: 10 H: 3 LOB: 2 BB: 0 P: 10	R: 1 E: 0 K: 1 S: 7 H: 3 LOB: 1 BB: 0 P: 7	R: 0 E: 0 K: 1 S: 5 H: 1 LOB: 0 BB: 0 P: 5	R: 0 E: 0 K: 0 S: 3 H: 0 LOB: 0 BB: 0 P: 3	R: 0 E: 0 K: 1 S: 5 H: 0 LOB: 0 BB: 0 P: 5	1B: 7 2B: 0 3B: 0 HR: 1	SF: 1 SAC: 0 DP: 2 HBP: 0						

	AB	28
	R	3
	H	8
	RBI	3
	BB	4
	SO	7
	LOB	14

PITCHER		IP	WLS	BF	H	R	ER	SO	BB	IBB	HBP	BLK	WP	HR	S	P	ERA	WHIP
Mike Krukow, R ERA: 4.72	(1, 1)	4.0	L	19	4	2	2	4	4	0	0	0	0	0	23	39	4.50	2.000
Jay Howell, R ERA: 5.56	(5, 1)	0.2		4	3	1	1	0	0	0	0	0	0	1	4	4	13.50	4.500
Willie Hernandez, L ERA: 4.26	(5, 1)	2.1		7	1	0	0	2	0	0	0	0	0	0	11	11	0.00	0.429
Dave Geisel, L ERA:	(8, 1)	1.0		3	0	0	0	1	0	0	0	0	0	0	5	5	0.00	0.000

PITCHER		IP	WLS	BF	H	R	ER	SO	BB	IBB	HBP	BLK	WP	HR	S	P	ERA	WHIP

Batter	1	2	3	4	5	6	7	8	9	10	AB	R	H	RBI	BB	SO	LOB
Steve Henderson, R (1, 7) OBP: 0.367, SLG: 0.372	F9		G3		CS 1B			BB		5-3	3	0	1	0	1	0	0
Jerry Morales, R (8, 7) OBP: 0.349, SLG: 0.349											1	0	0	0	0	0	0
Mike Tyson, R (1, 4) OBP: 0.247, SLG: 0.297	BB 1B		P9		K			P6		1-3 BB	4	0	1	0	1	1	2
Bill Buckner, L (1, 3) OBP: 0.335, SLG: 0.436	L8			FC6-4 1B	CS 1-2	G3		P5		1-3 1-2	5	0	1	0	0	0	3
Bobby Bonds, R (1, 8) OBP: 0.388, SLG: 0.395	1-2 BB			FC6-4 1-2f 2B		P2			FC4-6 1B	IBB	3	1	1	0	2	0	1
Leon Durham, L (1, 9) OBP: 0.355, SLG: 0.474	P6			1-H 2B 2B		4-3			FC4-6 1B 1-2f E	F8	5	2	1	1	0	0	5
Jody Davis, R (1, 2) OBP: 0.349, SLG: 0.395		6-3		3-H 1B 2B			4-3		L9		4	1	1	1	0	0	1
Ken Reitz, R (1, 5) OBP: 0.276, SLG: 0.300		6-3		L3 2-H 1B			1-3		E7 1-H 1B		4	0	2	1	0	0	0
Ivan De Jesus, R (1, 6) OBP: 0.267, SLG: 0.211		K		L3 1-2			6-3			IBB	3	0	0	0	1	1	1
Mike Griffin, R (1, 1) OBP: 0.167, SLG: 0.167			4-3		4-3			K	6-3		2	0	0	0	0	0	0
Lee Smith, R (6, 1)											1	0	0	0	0	1	0
Dave Geisel, L (8, 1)											0	0	0	0	0	0	0
Dick Tidrow, R (8, 1)											1	0	0	0	0	0	2
Doug Capilla, L (10, 1)											0	0	0	0	0	0	0
Inning Stats	R: 0 E: 0 K: 0 S: 4 H: 1 LOB: 2 BB: 1 P: 8	R: 0 E: 0 K: 1 S: 5 H: 0 LOB: 0 BB: 0 P: 5	R: 0 E: 0 K: 0 S: 3 H: 0 LOB: 0 BB: 0 P: 3	R: 3 E: 0 K: 0 S: 6 H: 4 LOB: 0 BB: 0 P: 6	R: 0 E: 0 K: 1 S: 5 H: 1 LOB: 0 BB: 0 P: 5	R: 0 E: 0 K: 0 S: 3 H: 0 LOB: 0 BB: 0 P: 3	R: 0 E: 0 K: 0 S: 3 H: 0 LOB: 0 BB: 0 P: 3	R: 0 E: 0 K: 1 S: 5 H: 0 LOB: 1 BB: 1 P: 9	R: 1 E: 1 K: 0 S: 5 H: 2 LOB: 2 BB: 1 P: 9	R: 0 E: 0 K: 0 S: 3 H: 0 LOB: 2 BB: 2 P: 11	1B: 6 2B: 3 3B: 0 HR: 0 SF: 0 SAC: 0 DP: 1 HBP: 0						

PITCHER	IP	WLS	BF	H	R	ER	SO	BB	IBB	HBP	BLK	WP	HR	S	P	ERA	WHIP
Chris Welsh, L (1, 1) ERA: 3.4	6.0		23	6	3	3	2	1	0	0	0	0	0	26	30	4.50	1.167
Eric Show, R (7, 1) ERA:	2.0		7	0	0	0	1	1	0	0	0	0	0	8	12	0.00	0.500
Gary Lucas, L (9, 1) ERA: 2.06	2.0	W	11	2	1	0	0	1	2	0	0	0	0	8	20	0.00	1.500

PITCHER	IP	WLS	BF	H	R	ER	SO	BB	IBB	HBP	BLK	WP	HR	S	P	ERA	WHIP

TOP

Chicago Cubs @ San Diego Padres

Jack Murphy Stadium, San Diego, CA

Wed Sep 02 1981, 10:05 PM EDT
Att. 5,099 - Unknown - 71 F

livebaseballscorecards.com

AB	36
R	4
H	8
RBI	3
BB	5
SO	3
LOB	15

1B: 6	SF: 0	WP: 0	PA: 42
2B: 3	SAC: 0	PB: 0	
3B: 0	DP: 1	SB: 0	
HR: 0	HBP: 0	CS: 1	

Batter	1	2	3	4	5	6	7	8	9	10	AB	R	H	RBI	BB	SO	LOB
Ozzie Smith, S (1, 6) OBP: 0.322, SLG: 0.289	2B	4-3			E4 1B SH3		BBBB 4-0 SH3 BB	0-0 ② FC6-2 1-2 2-3 3-Hf		SSS 0-3 ① K	5	1	1	0	1	1	6
Juan Bonilla, R (1, 4) OBP: 0.358, SLG: 0.382	2-H 2B		1B BLK 1B		SH3 1-2		0-0 ① SH3 1-2	0-0 ③ L8		1B 1-2 1B	4	1	3	1	0	0	3
Terry Kennedy, L (1, 2) OBP: 0.330, SLG: 0.345	0-0 ① L7		SSS 0-3 ① K		P5 2-3 1B		0-0 ② L7		0-0 ① 4-3	1-2 2-H 1B	6	0	2	1	0	1	3
Ruppert Jones, L (1, 8) OBP: 0.325, SLG: 0.381	0-0 ② 1-3		1-H CS 1B		P5 1-2		0-0 ③ P6		0-0 2B 3B		5	1	2	1	0	0	4
Luis Salazar, R (1, 5) OBP: 0.331, SLG: 0.408	0-0 ③ F8		0-0 ②③ 1-3 1-2		F9			0-0 E6 SH3-4 1B	0-0 2B 3-H		5	1	1	1	0	0	4
Randy Bass, L (1, 3) OBP: 0.313, SLG: 0.348 Mario Ramirez, R (6, PR) OBP: 0.500, SLG: 0.500 Broderick Perkins, L (7, 3) OBP: 0.318, SLG: 0.415		0-0 ① F7		0-0 1B		BBBB 4-0 SH3-4 BB		0-0 ① SH3-4 1-2	4-0 IBB		2 0 0	0 0 0	1 0 0	0 0 1	1 0 0	0 0 0	0 0 0
Jose Moreno, S (1, 7) OBP: 0.200, SLG: 0.207 Dave Edwards, R (7, 7) OBP: 0.272, SLG: 0.338		0-0 ② 1-3		0-0 ① P6	0-0 ① SH3-4 1-2			0-0 2B FC6-2 2-H 1B	0-0 ② L8		2 2	0 0	0 1	0 1	0 0	0 0	1 2
Joe Lefebvre, L (1, 9) OBP: 0.349, SLG: 0.420		BBBB 4-0 2B BB		0-0 ② P7	0-0 ② P8			0-0 FC6-2 1-3 2B	0-0 ③ F8		4	0	1	0	1	0	5
Chris Welsh, L (1, 1) OBP: 0.114, SLG: 0.118 Gene Richards, L (6, PH) OBP: 0.357, SLG: 0.399 Eric Show, R (7, 1) Jerry Turner, L (8, PH) OBP: 0.313, SLG: 0.429 Barry Evans, R (8, PH) OBP: 0.361, SLG: 0.344 Gary Lucas, L (9, 1) OBP: 0.100, SLG: 0.100 Tim Flannery, L (10, PH) OBP: 0.381, SLG: 0.450		0-0 ③ 1-3 2B		0-0 ③ L7		0-0 ③ 6-3		4-0 FC6-2 IBB		0-0 1B 1B	2 1 0 0 0 0 1	0 0 0 0 0 0 1	1 0 0 0 0 0 1	0 0 0 0 1 0 0	0 0 0 0 0 0 0	0 0 0 0 0 0 0	1 2 0 0 0 0 0
Inning Stats	R: 1 E: 0 K: 0 S: 5 H: 2 LOB: 1 BB: 0 P: 5	R: 0 E: 0 K: 0 S: 4 H: 1 LOB: 2 BB: 1 P: 8	R: 1 E: 0 K: 1 S: 6 H: 2 LOB: 0 BB: 0 P: 6	R: 0 E: 0 K: 0 S: 4 H: 1 LOB: 1 BB: 0 P: 4	R: 0 E: 1 K: 0 S: 5 H: 1 LOB: 2 BB: 0 P: 5	R: 0 E: 0 K: 0 S: 3 H: 0 LOB: 2 BB: 1 P: 7	R: 0 E: 0 K: 0 S: 3 H: 0 LOB: 1 BB: 1 P: 7	R: 1 E: 1 K: 0 S: 6 H: 2 LOB: 3 BB: 1 P: 10	R: 1 E: 0 K: 0 S: 5 H: 2 LOB: 2 BB: 1 P: 9	R: 1 E: 0 K: 1 S: 6 H: 3 LOB: 2 BB: 0 P: 6	1B: 8 2B: 5 3B: 1 HR: 0	SF: 0 SAC: 4 DP: 0 HBP: 0					

PITCHER		IP	WLS	BF	H	R	ER	SO	BB	IBB	HBP	BLK	WP	HR	S	P	ERA	WHIP
Mike Griffin, R ERA: 2.32	(1, 1)	5.0		23	7	2	2	1	1	0	0	1	0	0	24	28	3.60	1.600
Lee Smith, R ERA: 3.26	(6, 1)	2.1		12	2	1	0	0	2	0	0	0	0	0	10	18	0.00	1.714
Dave Geisel, L ERA:	(8, 1)	0.1		2	0	0	0	0	0	1	0	0	0	0	1	5	0.00	0.000
Dick Tidrow, R ERA: 4.82	(8, 1)	1.2	L	10	4	2	2	1	0	1	0	0	0	0	11	15	10.80	2.400
Doug Capilla, L ERA: 2.86	(10, 1)	0.0		1	1	0	0	0	0	0	0	0	0	0	1	1	∞	∞

PITCHER	IP	WLS	BF	H	R	ER	SO	BB	IBB	HBP	BLK	WP	HR	S	P	ERA	WHIP

BOTTOM

Chicago Cubs @ San Diego Padres

Jack Murphy Stadium, San Diego, CA

Wed Sep 02 1981, 10:05 PM EDT

Att. 5,099 - Unknown - 71 F

livebaseballscorecards.com

AB	39
R	5
H	14
RBI	5
BB	5
SO	2
LOB	31

WP: 0 PB: 0 SB: 0 CS: 1 PA: 48

Batter	1	2	3	4	5	6	7	8	9	AB	R	H	RBI	BB	SO	LOB
Bobby Bonds, R (1, 8) OBP: 0.386, SLG: 0.393	6-3		CS 1B			4-3			L7	3	0	1	0	0	0	0
Tye Waller, R (6, 8) OBP: 0.294, SLG: 0.400										1	0	0	0	0	0	0
Ivan De Jesus, R (1, 6) OBP: 0.264, SLG: 0.208	F8		P9 1-2			F9			5-3	4	0	0	0	0	0	1
Bill Buckner, L (1, 3) OBP: 0.334, SLG: 0.434	1B		F9			F9			P7	4	0	1	0	0	0	0
Leon Durham, L (1, 9) OBP: 0.351, SLG: 0.468	G3			5-3			F7			3	0	0	0	0	0	1
Jody Davis, R (1, 2) OBP: 0.341, SLG: 0.385		K		F8			L5			3	0	0	0	0	1	0
Bill Hayes, R (8, 2)										0	0	0	0	0	0	0
Mike Lum, L (1, 7) OBP: 0.300, SLG: 0.358		F8		6-3			4-3			3	0	0	0	0	0	0
Ken Reitz, R (1, 5) OBP: 0.277, SLG: 0.297		BB BB			K			P8		2	0	0	0	1	1	0
Pat Tabler, R (1, 4) OBP: 0.271, SLG: 0.150		1-2 BB			L7			L9		2	0	0	0	1	0	0
Doug Bird, R (1, 1) OBP: 0.200, SLG: 0.111		K			F9			K		1	0	0	0	0	1	2
Mel Hall, L (5, PH)										1	0	0	0	0	0	0
Bill Caudill, R (5, 1) OBP: 0.250, SLG: 0.143										0	0	0	0	0	0	0
Doug Capilla, L (7, 1)										0	0	0	0	0	0	0
Scot Thompson, L (7, 7) OBP: 0.212, SLG: 0.221										1	0	0	0	0	1	0
Inning Stats	R: 0 H: 1 E: 0 LOB: 1 K: 0 BB: 0 S: 4 P: 4	R: 0 H: 0 E: 0 LOB: 2 K: 2 BB: 2 S: 7 P: 15	R: 0 H: 1 E: 0 LOB: 0 K: 0 BB: 0 S: 3 P: 3	R: 0 H: 0 E: 0 LOB: 0 K: 0 BB: 0 S: 3 P: 3	R: 0 H: 0 E: 0 LOB: 0 K: 1 BB: 0 S: 5 P: 5	R: 0 H: 0 E: 0 LOB: 0 K: 0 BB: 0 S: 3 P: 3	R: 0 H: 0 E: 0 LOB: 0 K: 0 BB: 0 S: 3 P: 3	R: 0 H: 0 E: 0 LOB: 0 K: 1 BB: 0 S: 5 P: 5	R: 0 H: 0 E: 0 LOB: 0 K: 0 BB: 0 S: 3 P: 3	1B: 2 SF: 0 2B: 0 SAC: 0 3B: 0 DP: 0 HR: 0 HBP: 0						

TOP

Chicago Cubs @ San Francisco Giants

Candlestick Park, San Francisco, CA

Thu Sep 03 1981, 6:33 AM EDT

Att. 5,573 - Sunny - 78 F

livebaseballscorecards.com

AB	28
R	0
H	2
RBI	0
BB	2
SO	4
LOB	4

WP: 0 PB: 0 SB: 0 CS: 1 PA: 30

PITCHER	IP	WLS	BF	H	R	ER	SO	BB	IBB	HBP	BLK	WP	HR	S	P	ERA	WHIP
Doyle Alexander, R (1, 1) ERA: 2.59	9.0	W	30	2	0	0	4	2	0	0	0	0	0	36	44	0.00	0.444

PITCHER	IP	WLS	BF	H	R	ER	SO	BB	IBB	HBP	BLK	WP	HR	S	P	ERA	WHIP

Batter	1	2	3	4	5	6	7	8	9	AB	R	H	RBI	BB	SO	LOB
Joe Morgan, L (1, 4) OBP: 0.380, SLG: 0.399	F3			3B BB		BBB 4-0 E BB		F9		2	1	0	0	2	0	1
Joe Pettini, R (6, PR) (7, 4) (8, 6) OBP: 0.143, SLG: 0.154				F9 1-3 3-H						1	0	0	0	0	0	0
Enos Cabell, R (1, 3) OBP: 0.261, SLG: 0.313	F7			1-H SF8 3B	P4	E6 1-3 2-H 1B		4-3		5	1	2	1	0	0	0
Jack Clark, R (1, 9) OBP: 0.335, SLG: 0.453	5-3			SF8 3-H	HR	SSS K		BBBB WP 1B 1B BB		3	2	1	2	1	1	3
Darrell Evans, L (1, 5) OBP: 0.337, SLG: 0.425		6-3		1B 2B 1B	F7		1B 3B	1-2 WP 1B 1B		5	3	3	0	0	0	0
Jeffrey Leonard, R (1, 8) OBP: 0.330, SLG: 0.444		1-3		2B 1-3 1B 1B	BBBB BB		1B 3-H FC6-4 1B	1B 1-H 2-H 1B		4	2	3	3	1	0	0
Larry Herndon, R (1, 7) OBP: 0.322, SLG: 0.426		L9		1B 2-3 3-H SF9 2B	F8		FC6-4 1-3 BB 1B	FC5-4 1-3 1B		5	1	3	1	0	0	1
Milt May, L (1, 2) OBP: 0.367, SLG: 0.387			CS 1B	SF9 E 1B IBB		FC6-4 BBBB 1B	FC6-4 1-2 BB	FC5-4 1-2f		2	1	2	0	1	0	0
Bob Brenly, R (7, PH) (8, 2) OBP: 0.474, SLG: 0.500										1	0	0	0	1	0	2
Johnnie LeMaster, R (1, 6) OBP: 0.300, SLG: 0.283			6-3 1-2	E 1-2 2-3 3-H 1B		FC6-4 1B SH3-4 E 1-2f	FC6-4 G6-4-3 1-2f 2-3 3-H			4	1	1	2	0	0	4
Guy Sularz, R (7, PR) (8, 4)										0	0	0	0	0	0	0
Doyle Alexander, R (1, 1) OBP: 0.195, SLG: 0.237			SSS K	2-3 3-H SF9		1-2 SH3-4	1-2f G6-4-3			2	0	0	1	0	1	2
Inning Stats	R: 0 E: 0 K: 0 S: 3 H: 0 LOB: 0 BB: 0 P: 3	R: 0 E: 0 K: 0 S: 3 H: 0 LOB: 0 BB: 0 P: 3	R: 0 E: 0 K: 1 S: 5 H: 1 LOB: 0 BB: 0 P: 5	R: 6 E: 1 K: 0 S: 8 H: 5 LOB: 1 BB: 2 P: 16	R: 1 E: 0 K: 0 S: 4 H: 1 LOB: 1 BB: 1 P: 8	R: 1 E: 1 K: 1 S: 7 H: 2 LOB: 3 BB: 1 P: 11	R: 2 E: 0 K: 0 S: 5 H: 3 LOB: 2 BB: 1 P: 9	R: 2 E: 0 K: 0 S: 6 H: 3 LOB: 2 BB: 1 P: 10		1B: 11 2B: 1 3B: 2 HR: 1 SF: 2 SAC: 1 DP: 1 HBP: 0						

PITCHER		IP	WLS	BF	H	R	ER	SO	BB	IBB	HBP	BLK	WP	HR	S	P	ERA	WHIP
Doug Bird, R ERA: 3.09	(1, 1)	4.0	L	19	6	6	5	1	1	1	0	0	0	0	19	27	11.25	1.750
Bill Caudill, R ERA: 5.76	(5, 1)	2.0		14	6	4	3	1	2	0	0	0	0	1	14	22	13.50	4.000
Doug Capilla, L ERA: 3.13	(7, 1)	2.0		10	3	2	2	0	2	0	0	0	1	0	8	16	9.00	2.500

PITCHER	IP	WLS	BF	H	R	ER	SO	BB	IBB	HBP	BLK	WP	HR	S	P	ERA	WHIP

BOTTOM

Chicago Cubs @ San Francisco Giants

Candlestick Park, San Francisco, CA

Thu Sep 03 1981, 6:33 AM EDT

Att. 5,573 - Sunny - 78 F

livebaseballscorecards.com

AB	34
R	12
H	15
RBI	10
BB	6
SO	2
LOB	13

WP: 1 PA: 43
PB: 0
SB: 0
CS: 1

Batter	1	2	3	4	5	6	7	8	9	10	AB	R	H	RBI	BB	SO	LOB
Bobby Bonds, R (1, 8) OBP: 0.374, SLG: 0.378	P6		CS 2B 1B	1-3		F7			P4	K	6	1	1	0	0	1	4
Ivan De Jesus, R (1, 6) OBP: 0.262, SLG: 0.207	K		F8 1-2		P5		L5		WP 1B	P9	6	0	1	0	0	1	4
Bill Buckner, L (1, 3) OBP: 0.338, SLG: 0.438	S BB		1B 2-H 2B		E 1B		F8		F8 1-2		4	1	2	1	1	0	1
Leon Durham, L (1, 9) OBP: 0.356, SLG: 0.468	1-3 1-2		S 1B 2-H 1B		E9 1-3 1B		K		IBB		4	0	2	1	1	1	1
Jody Davis, R (1, 2) OBP: 0.336, SLG: 0.372		F7	1B 1-2 BB		P4			6-3	1-3		4	0	0	0	1	0	4
Mike Lum, L (1, 7) OBP: 0.313, SLG: 0.357		G1	1-2 2-H 1B		FC6-4 IBB			F8		BB 1B BB	3	0	1	0	1	0	0
Jerry Morales, R (8, 7) OBP: 0.353, SLG: 0.349											0	0	0	0	1	0	0
Ken Reitz, R (1, 5) OBP: 0.280, SLG: 0.298		BB		L9	FC6-4 1-2f			1B		BB 1-2 1B	3	0	1	0	1	0	3
Steve Dillard, R (8, PR) OBP: 0.277, SLG: 0.366 (8, 5)											1	0	1	0	0	0	0
Pat Tabler, R (1, 4) OBP: 0.255, SLG: 0.140		F7		F9		K		1-2 1B		1-2 2-3 BB	3	0	0	0	0	1	1
Jim Tracy, L (8, PH) OBP: 0.358, SLG: 0.309											1	0	1	0	0	0	0
Mike Tyson, R (8, PR) OBP: 0.256, SLG: 0.297 (8, 4)											0	0	0	0	1	0	0
Randy Martz, L (1, 1) OBP: 0.276, SLG: 0.192			F8	1B		K		3-1		K	3	0	1	0	0	1	0
Mel Hall, L (8, PH)											1	0	0	0	0	0	2
Lee Smith, R (8, 1)											0	0	0	0	0	0	0
Steve Henderson, R (10, PH) OBP: 0.366, SLG: 0.370											1	0	0	0	0	1	3
Dick Tidrow, R (10, 1)											0	0	0	0	0	0	0
Inning Stats	R: 0 E: 0 K: 1 S: 5 H: 0 LOB: 1 BB: 1 P: 9	R: 0 E: 0 K: 0 S: 3 H: 0 LOB: 1 BB: 1 P: 7	R: 2 E: 0 K: 0 S: 6 H: 4 LOB: 2 BB: 1 P: 10	R: 0 E: 0 K: 0 S: 4 H: 1 LOB: 1 BB: 0 P: 4	R: 0 E: 1 K: 0 S: 5 H: 2 LOB: 3 BB: 1 P: 9	R: 0 E: 0 K: 2 S: 7 H: 0 LOB: 0 BB: 0 P: 7	R: 0 E: 0 K: 1 S: 5 H: 0 LOB: 0 BB: 0 P: 5	R: 0 E: 0 K: 0 S: 5 H: 2 LOB: 2 BB: 0 P: 5	R: 0 E: 0 K: 0 S: 4 H: 1 LOB: 2 BB: 1 P: 8	R: 0 E: 0 K: 2 S: 8 H: 1 LOB: 3 BB: 2 P: 16	1B: 10 2B: 1 3B: 0 HR: 0 SF: 0 SAC: 0 DP: 0 HBP: 0						

PITCHER	IP	WLS	BF	H	R	ER	SO	BB	IBB	HBP	BLK	WP	HR	S	P	ERA	WHIP
Tom Griffin, R (1, 1) ERA: 3.43	7.0		31	7	2	0	4	3	1	0	0	0	0	35	51	0.00	1.429
Greg Minton, R (8, 1) ERA: 3.27	2.0		10	3	0	0	0	0	1	0	0	1	0	9	13	0.00	1.500
Al Holland, L (10, 1) ERA: 2.28	1.0	W	6	1	0	0	2	2	0	0	0	0	0	8	16	0.00	3.000

PITCHER	IP	WLS	BF	H	R	ER	SO	BB	IBB	HBP	BLK	WP	HR	S	P	ERA	WHIP

TOP

Chicago Cubs @ San Francisco Giants

Candlestick Park, San Francisco, CA

Fri Sep 04 1981, 10:05 PM EDT
Att. 9,707 - Unknown - 57 F

livebaseballscorecards.com

AB	40
R	2
H	11
RBI	2
BB	7
SO	6
LOB	23

WP: 1 PB: 0 SB: 2 CS: 1 PA: 47

Batter	1	2	3	4	5	6	7	8	9	10	AB	R	H	RBI	BB	SO	LOB
Joe Morgan, L (1, 4) OBP: 0.374, SLG: 0.390	P6	F9			K		L8			P6	5	0	0	0	0	1	2
Enos Cabell, R (1, 3) OBP: 0.260, SLG: 0.314	HBP 2B		P9		FC6-5 2-3			K		F9	5	0	1	0	0	1	1
Jack Clark, R (1, 9) OBP: 0.333, SLG: 0.459	6-3		F8			5-3				HR	5	1	1	1	0	1	1
Darrell Evans, L (1, 5) OBP: 0.339, SLG: 0.422	HBP BB		F9			HR BB		F8			2	1	0	0	2	0	0
Jeffrey Leonard, R (1, 8) OBP: 0.337, SLG: 0.440	1-2 2-3 HBP			F8		K			FC6-4 SH3-4 1B		3	0	1	0	0	1	1
Larry Herndon, R (1, 7) OBP: 0.322, SLG: 0.435	F9			F9		1-H HR			SH3-4 1-2		3	1	1	2	0	0	3
Milt May, L (1, 2) OBP: 0.366, SLG: 0.382		F8		5-3		F9			FC6-4 IBB		3	0	0	0	1	0	0
Bob Brenly, R (9, PR) OBP: 0.474, SLG: 0.500 (10, 2)											0	0	0	0	0	0	0
Johnnie LeMaster, R (1, 6) OBP: 0.300, SLG: 0.283		SH1-4 1B			4-3		5-3			FC6-4 1-2f 2-3	3	0	1	0	0	0	0
Jim Wohlford, R (9, PH) OBP: 0.255, SLG: 0.319											1	0	0	0	0	0	2
Joe Pettini, R (10, 6) OBP: 0.143, SLG: 0.154											0	0	0	0	0	0	0
Tom Griffin, R (1, 1) OBP: 0.231, SLG: 0.306		SH1-4 1-2			FC6-5 2B		F8		L9		1	0	1	0	0	0	0
Dave Bergman, L (7, PH) OBP: 0.342, SLG: 0.390											1	0	0	0	0	0	0
Greg Minton, S (8, 1)											0	0	0	0	0	0	0
Max Venable, L (9, PH) OBP: 0.333, SLG: 0.333											1	0	0	0	0	0	2
Al Holland, R (10, 1) OBP: 0.333, SLG: 0.200											0	0	0	0	0	0	0
Inning Stats	R: 0 E: 0 K: 0 S: 4 H: 1 LOB: 3 BB: 1 P: 9	R: 0 E: 0 K: 0 S: 4 H: 1 LOB: 1 BB: 0 P: 4	R: 0 E: 0 K: 0 S: 3 H: 0 LOB: 0 BB: 0 P: 3	R: 0 E: 0 K: 0 S: 3 H: 0 LOB: 0 BB: 0 P: 3	R: 0 E: 0 K: 1 S: 6 H: 1 LOB: 1 BB: 0 P: 6	R: 2 E: 0 K: 1 S: 6 H: 1 LOB: 0 BB: 1 P: 10	R: 0 E: 0 K: 0 S: 3 H: 0 LOB: 0 BB: 0 P: 3	R: 0 E: 0 K: 2 S: 7 H: 0 LOB: 0 BB: 0 P: 7	R: 0 E: 0 K: 0 S: 4 H: 1 LOB: 2 BB: 1 P: 8	R: 1 E: 0 K: 0 S: 3 H: 1 LOB: 0 BB: 0 P: 3	1B: 2 2B: 2 3B: 0 HR: 2	SF: 0 SAC: 2 DP: 0 HBP: 1					

PITCHER		IP	WLS	BF	H	R	ER	SO	BB	IBB	HBP	BLK	WP	HR	S	P	ERA	WHIP
Randy Martz, R ERA: 3.76	(1, 1)	7.0		28	4	2	2	2	2	0	1	0	0	1	29	38	2.57	0.857
Lee Smith, R ERA: 3.14	(8, 1)	2.0		8	1	0	0	2	0	1	0	0	0	0	11	15	0.00	0.500
Dick Tidrow, R ERA: 4.92	(10, 1)	0.2	L	3	1	1	1	0	0	0	0	0	0	1	3	3	13.50	1.500

PITCHER	IP	WLS	BF	H	R	ER	SO	BB	IBB	HBP	BLK	WP	HR	S	P	ERA	WHIP

BOTTOM

Chicago Cubs @ San Francisco Giants

Candlestick Park, San Francisco, CA

Fri Sep 04 1981, 10:05 PM EDT
Att. 9,707 - Unknown - 57 F

livebaseballscorecards.com

AB	33
R	3
H	6
RBI	3
BB	3
SO	4
LOB	12

WP: 0 PB: 0 SB: 0 CS: 0 PA: 39

Chicago Cubs @ San Francisco Giants

Candlestick Park, San Francisco, CA

Sat Sep 05 1981, 6:33 AM EDT

Att. 9,548 - Unknown - 74 F

TOP

livebaseballscorecards.com

Batter	1	2	3	4	5	6	7	8	9	AB	R	H	RBI	BB	SO	LOB
Ivan De Jesus, R (1, 6) OBP: 0.260, SLG: 0.206	HR HBP 1B	K		F8		1-3	K		L9	6	1	1	0	0	2	3
Steve Henderson, R (1, 7) OBP: 0.369, SLG: 0.379	HR HBP 1-2	K		E6 1B 1-3 1B		E S 1B	1-H 2-H 2B 3B		F9	5	3	2	2	0	1	1
Bill Buckner, L (1, 3) OBP: 0.342, SLG: 0.453	HR 1-H 2-H	1B		1-3 1-2		F7 1-2	3-H 2B			5	1	3	4	0	0	2
Leon Durham, L (1, 9) OBP: 0.357, SLG: 0.464	E4 S 1B	L7		1B 2-3 1B		E IBB	K			4	0	1	0	1	1	3
Jerry Morales, R (1, 8) OBP: 0.354, SLG: 0.351	K		2B 1B	1-2 3-H 1B		E6 1-2 2-3		P6		5	1	2	1	0	1	3
Tim Blackwell, S (1, 2) OBP: 0.338, SLG: 0.359	F9		1-H 2B	5-3		L9		F8		5	0	1	1	0	0	6
Ken Reitz, R (1, 5) OBP: 0.284, SLG: 0.298	FC5 BB 1-2 1B		L7		K		BB FC2-5 1B BB	K		3	0	1	0	1	1	1
Steve Dillard, R (7, PR) OBP: 0.275, SLG: 0.363 (7, 5)										1	0	0	0	0	1	0
Pat Tabler, R (1, 4) OBP: 0.286, SLG: 0.170	BB 1-2 2-3		1-3		L7		FC2-5 3B 1B 1-2		SH2-4 1B	4	1	2	0	1	0	1
Mike Krukow, R (1, 1) OBP: 0.206, SLG: 0.235	FC5 2-3f		K		1-3		FC2-5 3B 1-2 2-3f		SH2-4 1-2	4	1	0	0	0	1	6
Inning Stats	R: 3 E: 1 K: 1 S: 9 H: 3 LOB: 3 BB: 1 P: 14	R: 0 E: 0 K: 2 S: 8 H: 1 LOB: 1 BB: 0 P: 8	R: 1 E: 0 K: 1 S: 7 H: 2 LOB: 1 BB: 0 P: 7	R: 1 E: 1 K: 0 S: 6 H: 2 LOB: 2 BB: 0 P: 6	R: 0 E: 0 K: 1 S: 5 H: 0 LOB: 0 BB: 0 P: 5	R: 0 E: 1 K: 0 S: 5 H: 1 LOB: 3 BB: 1 P: 9	R: 3 E: 0 K: 2 S: 10 H: 3 LOB: 2 BB: 1 P: 14	R: 0 E: 0 K: 1 S: 5 H: 0 LOB: 0 BB: 0 P: 5	R: 0 E: 0 K: 0 S: 4 H: 1 LOB: 1 BB: 0 P: 4	1B: 9 2B: 2 3B: 1 HR: 1 SF: 0 SAC: 1 DP: 0 HBP: 1						

AB	42
R	8
H	13
RBI	8
BB	3
SO	8
LOB	26

WP: 0 PB: 0 SB: 2 CS: 0 PA: 47

PITCHER		IP	WLS	BF	H	R	ER	SO	BB	IBB	HBP	BLK	WP	HR	S	P	ERA	WHIP
Alan Hargesheimer, R ERA: 40.5	(1, 1)	0.2	L	7	3	3	3	1	0	0	1	0	0	1	8	9	40.50	4.500
Gary Lavelle, L ERA: 3.75	(1, 1)	4.1		20	5	2	1	4	1	0	0	0	0	0	27	31	2.08	1.385
Allen Ripley, R ERA: 3.89	(6, 1)	2.0		13	4	3	3	2	1	1	0	0	0	0	15	23	13.50	2.500
Fred Breining, R ERA: 2.9	(8, 1)	2.0		7	1	0	0	1	0	0	0	0	0	0	9	9	0.00	0.500

PITCHER		IP	WLS	BF	H	R	ER	SO	BB	IBB	HBP	BLK	WP	HR	S	P	ERA	WHIP

BOTTOM

Chicago Cubs @ San Francisco Giants

Candlestick Park, San Francisco, CA

Sat Sep 05 1981, 6:33 AM EDT

Att. 9,548 - Unknown - 74 F

livebaseballscorecards.com

Batter	1	2	3	4	5	6	7	8	9	AB	R	H	RBI	BB	SO	LOB
Joe Morgan, L (1, 4) OBP: 0.372, SLG: 0.388	4-3 1B		K ①		4-3 ③		K ②		E8 1B 1-2	4	0	1	0	0	2	1
Fred Breining, R (8, 1)										0	0	0	0	0	0	0
Jim Wohlford, R (9, PH) OBP: 0.250, SLG: 0.313										1	0	0	0	0	0	1
Dave Bergman, L (1, 3) OBP: 0.344, SLG: 0.391	4-3 ① 1-2		K ②			1B 1B 1B	FC6-4 ③ 1-2f		1-2 2-3 1B	5	0	2	0	0	1	2
Jack Clark, R (1, 9) OBP: 0.328, SLG: 0.452	L7 ②		K ③			F9 ①		E6 1B SF8	SF9 ② 3-H	4	1	0	1	0	1	2
Darrell Evans, L (1, 5) OBP: 0.343, SLG: 0.425	P5 ③			1B		1B 1-2 1B		1-3 1B	F7 ③	5	0	3	0	0	0	3
Jeffrey Leonard, R (1, 7) OBP: 0.323, SLG: 0.420		K ①		F9 ①		K ②		K ①		4	0	0	0	0	3	5
Jerry Martin, R (1, 8) OBP: 0.298, SLG: 0.337		K ②		F8 ②		1-2 2-3 1B		SF8 ② 3-H		3	0	1	1	0	1	1
Milt May, L (1, 2) OBP: 0.365, SLG: 0.382		1B 1B		F9 ③		6-3 ③		F8 ③		3	0	1	0	0	0	4
Jeff Ransom, R (8, PH)										1	0	0	0	0	0	1
(9, 2)																
Johnnie LeMaster, R (1, 6) OBP: 0.304, SLG: 0.287		1-2 1B			G3 ①		L8 ①		1B E SF9 1B	4	1	2	0	0	0	0
Alan Hargesheimer, R (1, 1)		K ③			K ②		FC6-4 1B		K ①	0	0	0	0	0	0	0
Gary Lavelle, S (1, 1) OBP: 0.375, SLG: 0.500										1	0	0	0	0	1	2
Billy Smith, S (5, PH) OBP: 0.241, SLG: 0.216										1	0	0	0	0	1	0
Allen Ripley, R (6, 1) OBP: 0.143, SLG: 0.143										0	0	0	0	0	0	0
Guy Sularz, R (7, PH) OBP: 0.500, SLG: 0.500										2	0	1	0	0	1	1
(8, 4)																

	AB	38
	R	2
	H	11
	RBI	2
	BB	0
	SO	11
	LOB	23

Inning Stats	1	2	3	4	5	6	7	8	9
	R: 0 E: 0 K: 0 S: 4	H: 1 LOB: 1 BB: 0 P: 4	R: 0 E: 0 K: 3 S: 11	H: 2 LOB: 2 BB: 0 P: 11	R: 0 E: 0 K: 3 S: 9	H: 0 LOB: 0 BB: 0 P: 9	R: 0 E: 0 K: 0 S: 4	H: 1 LOB: 1 BB: 0 P: 4	R: 0 E: 0 K: 3 S: 5	H: 0 LOB: 0 BB: 0 P: 5
	R: 0 E: 0 K: 1 S: 8	H: 3 LOB: 3 BB: 0 P: 8	R: 0 E: 0 K: 1 S: 6	H: 1 LOB: 1 BB: 0 P: 6	R: 1 E: 1 K: 1 S: 7	H: 1 LOB: 1 BB: 0 P: 7	R: 1 E: 1 K: 1 S: 8	H: 2 LOB: 2 BB: 0 P: 8		

	1B: 11	SF: 2	WP: 0	PA: 40
	2B: 0	SAC: 0	PB: 0	
	3B: 0	DP: 0	SB: 0	
	HR: 0	HBP: 0	CS: 0	

PITCHER		IP	WLS	BF	H	R	ER	SO	BB	IBB	HBP	BLK	WP	HR	S	P	ERA	WHIP
Mike Krukow, R ERA: 4.31	(1, 1)	9.0	W	40	11	2	0	11	0	0	0	0	0	0	62	62	0.00	1.222

PITCHER	IP	WLS	BF	H	R	ER	SO	BB	IBB	HBP	BLK	WP	HR	S	P	ERA	WHIP

Batter	1	2	3	4	5	6	7	8	9	AB	R	H	RBI	BB	SO	LOB
Ivan De Jesus, R (1, 6) OBP: 0.258, SLG: 0.204	F9		K			L7		FC1-2 (FC4-6) 1-2 2-3 3-Hf		3	0	0	0	0	1	0
Scot Thompson, L (8, PH) OBP: 0.211, SLG: 0.219										1	0	0	0	0	0	3
Tye Waller, R (8, 4) OBP: 0.294, SLG: 0.400										0	0	0	0	0	0	0
Steve Henderson, R (1, 7) OBP: 0.363, SLG: 0.373	K		K				B1-3	FC4-6 1-2f		4	0	0	0	0	2	3
Dave Geisel, L (8, 1)										0	0	0	0	0	0	0
Bill Buckner, L (1, 3) OBP: 0.341, SLG: 0.450	E4			1-3			FC4-6 1B		K	4	0	1	0	0	1	0
Jerry Morales, R (1, 8) OBP: 0.347, SLG: 0.343	F7			5-3			P3		4-3	4	0	0	0	0	0	2
Leon Durham, L (1, 9) OBP: 0.351, SLG: 0.457		E4 (CS)			6-3		FC4-6 1-2f		4-3	4	0	0	0	0	0	1
Jody Davis, R (1, 2) OBP: 0.336, SLG: 0.366		F5 1-2			K			1B 1B FC1-2 BB		2	0	0	0	1	1	1
Ken Kravec, L (8, PR)										0	0	0	0	0	0	0
Tim Blackwell, S (8, 2) OBP: 0.338, SLG: 0.359										0	0	0	0	0	0	0
Steve Dillard, R (1, 5) OBP: 0.270, SLG: 0.357		5-3			L8			FC1-2 (1B) 1-2 1B		2	0	0	0	0	0	0
Dick Tidrow, R (5, 1)										0	0	0	0	0	0	0
Mike Tyson, R (8, PH) OBP: 0.256, SLG: 0.297										0	0	0	0	0	0	0
Jim Tracy, L (8, PH) OBP: 0.368, SLG: 0.321										1	0	1	0	0	0	0
Scott Fletcher, R (8, PR) OBP: 0.194, SLG: 0.200										0	0	0	0	0	0	0
Pat Tabler, R (1, 4) OBP: 0.276, SLG: 0.163			6-3			5-3		FC1-2 1-2 2-3 1B		2	0	0	0	0	0	0
Mike Lum, L (8, PH) OBP: 0.323, SLG: 0.368										1	0	1	0	0	0	0
(8, 7)																
Mike Griffin, R (1, 1) OBP: 0.143, SLG: 0.143			K			6-3		K		1	0	0	0	0	1	0
Willie Hernandez, L (5, 1)										0	0	0	0	0	0	0
Hector Cruz, R (5, 5) OBP: 0.339, SLG: 0.481										2	0	0	0	0	1	3
Inning Stats	R: 0 E: 1 K: 1 S: 6 H: 0 LOB: 1 BB: 0 P: 6	R: 0 E: 1 K: 0 S: 3 H: 0 LOB: 0 BB: 0 P: 3	R: 0 E: 0 K: 2 S: 7 H: 0 LOB: 0 BB: 0 P: 7	R: 0 E: 0 K: 1 S: 5 H: 0 LOB: 0 BB: 0 P: 5	R: 0 E: 0 K: 1 S: 5 H: 0 LOB: 0 BB: 0 P: 5	R: 0 E: 0 K: 0 S: 3 H: 0 LOB: 0 BB: 0 P: 3	R: 0 E: 0 K: 0 S: 4 H: 1 LOB: 1 BB: 0 P: 4	R: 0 E: 0 K: 1 S: 7 H: 2 LOB: 3 BB: 1 P: 11	R: 0 E: 0 K: 1 S: 5 H: 0 LOB: 0 BB: 0 P: 5	1B: 3 2B: 0 3B: 0 HR: 0	SF: 0 SAC: 0 DP: 0 HBP: 0						

TOP

Chicago Cubs @ San Francisco Giants

Candlestick Park, San Francisco, CA

Sun Sep 06 1981, 6:33 AM EDT
Att. 12,036 - Unknown - 68 F

livebaseballscorecards.com

AB	31
R	0
H	3
RBI	0
BB	1
SO	7
LOB	13

WP: 0 PB: 0 SB: 0 CS: 1 PA: 32

PITCHER		IP	WLS	BF	H	R	ER	SO	BB	IBB	HBP	BLK	WP	HR	S	P	ERA	WHIP
Vida Blue, L ERA: 2.15	(1, 1)	7.0	W	24	1	0	0	5	1	0	0	0	0	0	33	37	0.00	0.286
Greg Minton, R ERA: 3.17	(8, 1)	2.0	S	8	2	0	0	2	0	0	0	0	0	0	12	12	0.00	1.000

Batter	1	2	3	4	5	6	7	8	9	AB	R	H	RBI	BB	SO	LOB
Larry Herndon, R (1, 7) OBP: 0.317, SLG: 0.428	L3		F8		1-3	F3		3-1		5	0	0	0	0	0	2
Enos Cabell, R (1, 3) OBP: 0.263, SLG: 0.317	1B		1-3		1B	F9				4	1	2	0	0	0	2
Jack Clark, R (1, 9) OBP: 0.327, SLG: 0.450	F3		6-3		1-2	FC5-4 1-2f				4	0	1	0	0	0	3
Darrell Evans, L (1, 5) OBP: 0.345, SLG: 0.426	1-3			1B	F7		F5			4	1	2	0	0	0	2
Jerry Martin, R (1, 8) OBP: 0.302, SLG: 0.341	6-3			SH1-4 1-3	1-2 2-H		SSS K			4	0	2	1	0	1	2
Milt May, L (1, 2) OBP: 0.367, SLG: 0.383		6-3		SH1-4 1-2 3-H	4-3					4	0	2	1	0	0	2
Johnnie LeMaster, R (1, 6) OBP: 0.308, SLG: 0.296		F9 2B		SH1-4 1-2 2-3		SH 1B	B2-3			3	1	2	0	0	0	1
Joe Pettini, R (1, 4) OBP: 0.118, SLG: 0.125		F9 2-3		1-3		SH 1-3		SSS K		3	0	0	0	0	1	3
Vida Blue, S (1, 1) OBP: 0.270, SLG: 0.265		6-3		G3		FC5-4 1-2 3-H		4-3		3	0	1	1	0	0	3
Greg Minton, S (8, 1)										1	0	0	0	0	0	0
Inning Stats	R: 0 E: 0 K: 0 S: 5 H: 2 LOB: 2 BB: 0 P: 5	R: 0 E: 0 K: 0 S: 4 H: 1 LOB: 1 BB: 0 P: 4	R: 0 E: 0 K: 0 S: 3 H: 0 LOB: 0 BB: 0 P: 3	R: 1 E: 0 K: 0 S: 6 H: 3 LOB: 2 BB: 0 P: 6	R: 1 E: 0 K: 0 S: 6 H: 3 LOB: 2 BB: 0 P: 6	R: 1 E: 1 K: 0 S: 6 H: 2 LOB: 2 BB: 0 P: 6	R: 0 E: 0 K: 1 S: 6 H: 1 LOB: 1 BB: 0 P: 6	R: 0 E: 0 K: 1 S: 5 H: 0 LOB: 0 BB: 0 P: 5		1B: 11 2B: 1 3B: 0 HR: 0 SF: 0 SAC: 2 DP: 0 HBP: 0						

PITCHER	IP	WLS	BF	H	R	ER	SO	BB	IBB	HBP	BLK	WP	HR	S	P	ERA	WHIP
Mike Griffin, R (1, 1) ERA: 2.55	4.1	L	21	8	2	2	0	0	0	0	0	0	0	21	21	4.15	1.846
Willie Hernandez, L (5, 1) ERA: 4.05	0.1		1	0	0	0	0	0	0	0	0	0	0	1	1	0.00	0.000
Dick Tidrow, R (5, 1) ERA: 4.88	2.1		12	4	1	1	1	0	0	0	0	0	0	14	14	3.86	1.714
Dave Geisel, L (8, 1) ERA:	1.0		3	0	0	0	1	0	0	0	0	0	0	5	5	0.00	0.000

PITCHER	IP	WLS	BF	H	R	ER	SO	BB	IBB	HBP	BLK	WP	HR	S	P	ERA	WHIP

BOTTOM

Chicago Cubs @ San Francisco Giants

Candlestick Park, San Francisco, CA

Sun Sep 06 1981, 6:33 AM EDT

Att. 12,036 - Unknown - 68 F

livebaseballscorecards.com

AB	35
R	3
H	12
RBI	3
BB	0
SO	2
LOB	20

WP: 0 PA: 37
PB: 0
SB: 0
CS: 0

Batter	1	2	3	4	5	6	7	8	9	AB	R	H	RBI	BB	SO	LOB
Bobby Bonds, R (1, 8) OBP: 0.375, SLG: 0.442	5-3	HR			K	HR			K	5	2	2	5	0	2	0
Ivan De Jesus, R (1, 6) OBP: 0.260, SLG: 0.207	S 1B	5-3			P4	F9			2B	5	2	2	0	0	0	0
Bill Buckner, L (1, 3) OBP: 0.348, SLG: 0.459	4-1 1B	G3					FC4-6		WP FC6-4	5	1	4	2	0	0	0
Scot Thompson, L (9, PR) (9, 3) OBP: 0.211, SLG: 0.219					1B		1B		2B	0	1	0	0	0	0	0
Leon Durham, L (1, 9) OBP: 0.352, SLG: 0.457	4-1		CS 2B		F8		FC4-6 4-3		FC6-4 BB	4	0	1	0	1	0	3
Jerry Morales, R (1, 7) OBP: 0.348, SLG: 0.344	1B 1B		1-3			1B 1B	4-3		FC6-4 FC6-4	5	1	2	2	0	0	4
Jody Davis, R (1, 2) OBP: 0.331, SLG: 0.359	FC6-4 1B		5-3			P5	G3		FC6-4	5	0	1	0	0	0	5
Ken Reitz, R (1, 5) OBP: 0.283, SLG: 0.297	FC6-4			5-3		1B HR 1B		F9		4	1	1	0	0	0	2
Pat Tabler, R (1, 4) OBP: 0.290, SLG: 0.189		SH1-4 HR 1B		6-3		B2 HR 1B		K		4	2	2	1	0	1	0
Doug Bird, R (1, 1) OBP: 0.154, SLG: 0.083		SH1-4		1-3		B2		F9		3	0	0	0	0	0	2
Inning Stats	R: 2 E: 0 K: 0 S: 7 H: 4 LOB: 2 BB: 0 P: 7	R: 2 E: 0 K: 0 S: 5 H: 2 LOB: 0 BB: 0 P: 5	R: 0 E: 0 K: 0 S: 3 H: 1 LOB: 0 BB: 0 P: 3	R: 0 E: 0 K: 0 S: 3 H: 0 LOB: 0 BB: 0 P: 3	R: 0 E: 0 K: 1 S: 6 H: 1 LOB: 1 BB: 0 P: 6	R: 4 E: 0 K: 0 S: 7 H: 4 LOB: 0 BB: 0 P: 7	R: 0 E: 0 K: 0 S: 4 H: 1 LOB: 1 BB: 0 P: 4	R: 0 E: 0 K: 1 S: 5 H: 0 LOB: 0 BB: 0 P: 5	R: 2 E: 0 K: 1 S: 7 H: 2 LOB: 2 BB: 1 P: 11	1B: 11 2B: 2 3B: 0 HR: 2 SF: 0 SAC: 1 DP: 0 HBP: 0						

TOP

Chicago Cubs @ St. Louis Cardinals

Busch Stadium, St. Louis, MO

Mon Sep 07 1981, 3:33 AM CDT

Att. 32,393 - Cloudy - 74 F

livebaseballscorecards.com

AB	40
R	10
H	15
RBI	10
BB	1
SO	3
LOB	16

WP: 1 PB: 0 SB: 1 CS: 1 PA: 42

PITCHER		IP	WLS	BF	H	R	ER	SO	BB	IBB	HBP	BLK	WP	HR	S	P	ERA	WHIP
Lary Sorensen, R ERA: 3.35	(1, 1)	3.0	L	15	7	4	4	0	0	0	0	0	0	1	15	15	12.00	2.333
Joe Edelen, R ERA: 9.39	(4, 1)	3.0		14	5	4	4	1	0	0	0	0	0	1	16	16	12.00	1.667
Bob Sykes, L ERA: 5.72	(7, 1)	3.0		13	3	2	2	2	1	0	0	0	1	0	16	20	6.00	1.333

PITCHER	IP	WLS	BF	H	R	ER	SO	BB	IBB	HBP	BLK	WP	HR	S	P	ERA	WHIP

BOTTOM

Chicago Cubs @ St. Louis Cardinals

Busch Stadium, St. Louis, MO

Mon Sep 07 1981, 3:33 AM CDT

Att. 32,393 - Cloudy - 74 F

Batter	1	2	3	4	5	6	7	8	9	AB	R	H	RBI	BB	SO	LOB
Tom Herr, S (1, 4) OBP: 0.343, SLG: 0.359	G4-6-3 1B		3-1			L8			G6-4-3 1-2f	3	0	1	0	0	0	0
Julio Gonzalez, R (7, 4) OBP: 0.286, SLG: 0.231										1	0	0	0	0	0	1
Ken Oberkfell, L (1, 5) OBP: 0.359, SLG: 0.376	G4-6-3 1-2f			L8		G3			5-3	3	0	0	0	0	0	1
Bob Sykes, S (7, 1)										0	0	0	0	0	0	0
Gene Tenace, R (9, PH) OBP: 0.415, SLG: 0.365										1	0	0	0	0	0	0
Keith Hernandez, L (1, 3) OBP: 0.416, SLG: 0.504	FC5-4 BB			2B			K			2	0	1	0	1	1	0
George Hendrick, R (1, 8) OBP: 0.358, SLG: 0.484	FC5-4 1-2f			L7			P3			2	0	0	0	0	0	2
David Green, R (7, 8)										1	0	0	0	0	0	0
Dane Iorg, L (1, 7) OBP: 0.342, SLG: 0.445		4-3		F8			6-3			3	0	0	0	0	0	1
(7, 5)																
Darrell Porter, L (1, 2) OBP: 0.368, SLG: 0.350		F8			3-1			L9		2	0	0	0	0	0	0
Gene Roof, S (7, 7) OBP: 0.400, SLG: 0.400										1	0	0	0	0	0	0
Steve Braun, L (1, 9) OBP: 0.425, SLG: 0.333		1-3			L7			5-3		3	0	0	0	0	0	0
Mike Ramsey, S (1, 6) OBP: 0.304, SLG: 0.299			K		4-3			F7		3	0	0	0	0	1	0
Lary Sorensen, R (1, 1) OBP: 0.054, SLG: 0.081			K			F9			G6-4-3 1B	0	0	0	0	0	0	0
Neil Fiala, L (3, PH)										1	0	0	0	0	1	0
Joe Edelen, R (4, 1) OBP: 0.333, SLG: 0.333										0	0	0	0	0	0	0
Orlando Sanchez, L (6, PH) OBP: 0.385, SLG: 0.472										2	0	1	0	0	0	0
(7, 2)																
Inning Stats	R: 0 E: 0 K: 0 S: 3 H: 1 LOB: 1 BB: 1 P: 7	R: 0 E: 0 K: 0 S: 3 H: 0 LOB: 0 BB: 0 P: 3	R: 0 E: 0 K: 2 S: 7 H: 0 LOB: 0 BB: 0 P: 7	R: 0 E: 0 K: 0 S: 4 H: 1 LOB: 1 BB: 0 P: 4	R: 0 E: 0 K: 0 S: 3 H: 0 LOB: 0 BB: 0 P: 3	R: 0 E: 0 K: 0 S: 3 H: 0 LOB: 0 BB: 0 P: 3	R: 0 E: 0 K: 1 S: 5 H: 0 LOB: 0 BB: 0 P: 5	R: 0 E: 0 K: 0 S: 3 H: 0 LOB: 0 BB: 0 P: 3	R: 0 E: 0 K: 0 S: 3 H: 1 LOB: 0 BB: 0 P: 3	1B: 2 2B: 1 3B: 0 HR: 0	SF: 0 SAC: 0 DP: 2 HBP: 0						

PITCHER	IP	WLS	BF	H	R	ER	SO	BB	IBB	HBP	BLK	WP	HR	S	P	ERA	WHIP
Doug Bird, R (1, 1) ERA: 2.81	9.0	W	29	3	0	0	3	1	0	0	0	0	0	34	38	0.00	0.444

PITCHER	IP	WLS	BF	H	R	ER	SO	BB	IBB	HBP	BLK	WP	HR	S	P	ERA	WHIP

AB	28
R	0
H	3
RBI	0
BB	1
SO	3
LOB	5

WP: 0 PA: 29
PB: 0
SB: 0
CS: 0

livebaseballscorecards.com

Batter	1	2	3	4	5	6	7	8	9	10	11	12	AB	R	H	RBI	BB	SO	LOB
Bobby Bonds, R (1, 8) OBP: 0.364, SLG: 0.420	G3		BB 1B S		F8			K			B5	K	5	1	0	0	1	2	3
Ivan De Jesus, R (1, 6) OBP: 0.265, SLG: 0.211	F8		1B 1-H			F9			BB CS		1B SF8 1-3		4	0	2	1	1	0	0
Bill Buckner, L (1, 3) OBP: 0.346, SLG: 0.456	L7		1B CS			4-3			L6 1-2		SF8 1-2 3-H		4	0	1	1	0	0	1
Leon Durham, L (1, 9) OBP: 0.353, SLG: 0.466		HR	CS 1-2	F8		G3			BB		4-3		4	1	1	1	1	0	2
Jerry Morales, R (1, 7) OBP: 0.354, SLG: 0.353		BB		1B			6-3		K			SH2-3 SF8	4	1	2	0	1	1	1
Jody Davis, R (1, 2) OBP: 0.329, SLG: 0.351 Tye Waller, R (10, PR) OBP: 0.294, SLG: 0.400 Tim Blackwell, S (10, 2) OBP: 0.342, SLG: 0.359		F7		P6			K			L 4-3 BB		SH2-3 BB	3 0 0	0 0 0	0 0 0	0 0 0	1 0 1	1 0 0	2 0 0
Ken Reitz, R (1, 5) OBP: 0.279, SLG: 0.292		F7		F8			F7			F8		SH2-3 1-2 2-3	4	0	0	0	0	0	3
Pat Tabler, R (1, 4) OBP: 0.277, SLG: 0.179 Scot Thompson, L (10, PH) OBP: 0.209, SLG: 0.217 Mike Tyson, R (10, 4) OBP: 0.265, SLG: 0.297		P9			6-3			L9		L4-3 1-2		IBB	3 1 0	0 0 0	0 0 0	0 0 0	0 0 1	1 0 0	1 1 0
Ken Kravec, L (1, 1) Willie Hernandez, L (8, 1) Mike Lum, L (8, PH) Randy Martz (8, 1) SF: 1.000, SLG: 1.000 Jim Tracy, L (1, PH) OBP: 0.000, SLG: 0.000 Steve Dillard, R (1, PR) OBP: 0.000, SLG: 0.000 Lee Smith, R (1, 1) Dave Geisel, L (1, 1) Steve Henderson, R (10, PH) OBP: 0.000, SLG: 0.000 Dick Tidrow, R (10, 1)			K		4-3			3-1			1B SF8 1B	SF8 3-H	2 0 0 1 0 0 0 1 0 0 0 0 0 0	0 0 0 0 0 0 1 0 0 0 0 0 0 0	0 0 0 0 0 0 0 0 0 0 0 0 0 0	0 0 0 0 0 0 0 1 0 0 0 0 0 0	1 0 0 0 0 0 0 0 0 0 0 0 0 0	0 0 0 0 0 0 0 0 0 0 0 0 0 0	0 0 0 0 0 0 0 0 0 0 0 0 0 0
Inning Stats	R: 0 E: 0 K: 0 S: 3 H: 0 LOB: 0 BB: 0 P: 3	R: 1 E: 0 K: 0 S: 4 H: 1 LOB: 1 BB: 1 P: 8	R: 1 E: 0 K: 1 S: 5 H: 2 LOB: 0 BB: 1 P: 9	R: 0 E: 0 K: 0 S: 4 H: 1 LOB: 1 BB: 0 P: 4	R: 0 E: 0 K: 0 S: 3 H: 0 LOB: 0 BB: 0 P: 3	R: 0 E: 0 K: 0 S: 3 H: 0 LOB: 0 BB: 0 P: 3	R: 0 E: 0 K: 1 S: 5 H: 0 LOB: 0 BB: 0 P: 5	R: 0 E: 0 K: 1 S: 5 H: 0 LOB: 0 BB: 0 P: 5	R: 0 E: 0 K: 1 S: 4 H: 0 LOB: 1 BB: 2 P: 12	R: 0 E: 0 K: 0 S: 2 H: 0 LOB: 1 BB: 1 P: 6	R: 1 E: 0 K: 0 S: 5 H: 2 LOB: 2 BB: 0 P: 5	R: 1 E: 0 K: 1 S: 6 H: 1 LOB: 2 BB: 2 P: 14	1B: 5 2B: 2 3B: 0 HR: 1	SF: 2 SAC: 1 DP: 1 HBP: 0	WP: 0 PB: 0 SB: 1 CS: 2	PA: 47

PITCHER		IP	WLS	BF	H	R	ER	SO	BB	IBB	HBP	BLK	WP	HR	S	P	ERA	WHIP
Silvio Martinez, R ERA: 4.04	(1, 1)	3.0		12	3	2	2	1	2	0	0	0	0	1	12	20	6.00	1.667
Joaquin Andujar, R ERA: 4.76	(4, 1)	4.0		13	1	0	0	1	0	0	0	0	0	0	15	15	0.00	0.250
Mark Littell, R ERA: 2.93	(8, 1)	3.0		10	0	0	0	2	3	0	0	0	0	0	11	23	0.00	1.000
Luis DeLeon, R ERA: 4.5	(11, 1)	0.1		3	2	1	1	0	0	0	0	0	0	0	3	3	27.00	6.000
Jim Kaat, L ERA: 2.32	(11, 1)	1.2	L	8	1	1	1	1	1	1	0	0	0	0	8	16	5.40	1.200

PITCHER		IP	WLS	BF	H	R	ER	SO	BB	IBB	HBP	BLK	WP	HR	S	P	ERA	WHIP

TOP

Chicago Cubs @ St. Louis Cardinals

Busch Stadium, St. Louis, MO

Tue Sep 08 1981, 7:05 PM CDT

Att. 11,341 - Unknown - 68 F

livebaseballscorecards.com

AB	36
R	4
H	7
RBI	4
BB	7
SO	5
LOB	14

Batter	1	2	3	4	5	6	7	8	9	10	11	12	AB	R	H	RBI	BB	SO	LOB
Tom Herr, S (1, 4) OBP: 0.342, SLG: 0.356	0-0 SH1-3 1B 1B		0-3 K		0-0 P6		0-0 P4			4-0 BB		0-0 B2	5	1	1	0	1	1	1
Tito Landrum, R (1, 7) OBP: 0.283, SLG: 0.337 Steve Braun, L (8, PH) OBP: 0.405, SLG: 0.313 (9, 7) Luis DeLeon, R (11, 1) Jim Kaat, L (11, 1) OBP: 0.571, SLG: 0.667 Orlando Sanchez, L (12, PH) OBP: 0.375, SLG: 0.459	0-0 SH1-3 1-2		0-0 6-3		0-0 5-3			0-0 P3		0-0 5-3		0-0 G3-6 1-2f	2 2	0 0	0 0	0 0	0 0	0 1	0 1
Keith Hernandez, L (1, 3) OBP: 0.410, SLG: 0.495	0-3 K		0-0 1-3			0-3 K		0-0 6-3			0-0 4-3		5	0	0	0	0	2	1
George Hendrick, R (1, 8) OBP: 0.364, SLG: 0.498 David Green, R (11, PR) (12, 8)	0-0 2-H 1B			0-0 1B FC1-2-5 2B		0-0 1B 3B		0-3 K			BB SF7 1B BB		4 0	1 1	3 0	1 0	1 0	1 0	0 0
Sixto Lezcano, R (1, 9) OBP: 0.365, SLG: 0.393	0-0 F7			0-0 F8		0-0 G3 E 3-H 1B			0-3 K		0-0 BB 1-2 1B		5	0	2	1	0	1	2
Ken Oberkfell, L (1, 5) OBP: 0.360, SLG: 0.374		0-0 4-3		0-0 FC1-2-5 2-3 1B		0-0 G3 1-3			0-0 F8		4-0 BB 1-2 2-3		4	0	1	0	1	0	1
Darrell Porter, L (1, 2) OBP: 0.354, SLG: 0.337		0-0 4-3		0-0 FC1-2-5 1-2 3-H		0-3 K			0-0 4-3		0-0 SF7 3-H		4	0	0	1	0	1	3
Mike Ramsey, S (1, 6) OBP: 0.299, SLG: 0.287		4-0 BB		0-0 F9			0-3 K			0-3 K	0-0 6-3		4	0	0	0	1	2	4
Silvio Martinez, R (1, 1) OBP: 0.222, SLG: 0.257 Joaquin Andujar, S (4, 1) Gene Tenace, R (7, PH) OBP: 0.411, SLG: 0.362 Mark Littell, L (8, 1) OBP: 0.400, SLG: 0.400 Dane Iorg, L (10, PH) OBP: 0.344, SLG: 0.446 (11, 7)	0-3 K				0-0 5-3		0-0 P6			0-0 1-3		0-0 G3-6 1B	1 1 1 0 2	0 0 0 0 0	0 0 0 0 1	0 0 0 0 0	0 0 0 0 0	1 0 0 0 0	1 0 0 0 0
Inning Stats	R: 1 H: 2 E: 0 LOB: 1 K: 1 BB: 0 S: 7 P: 7	R: 0 H: 0 E: 0 LOB: 1 K: 1 BB: 1 S: 5 P: 9	R: 0 H: 0 E: 0 LOB: 0 K: 1 BB: 0 S: 5 P: 5	R: 0 H: 2 E: 0 LOB: 2 S: 5 BB: 0 P: 5	R: 0 H: 0 E: 0 LOB: 0 K: 0 BB: 0 S: 3 P: 3	R: 1 H: 2 E: 0 LOB: 1 K: 2 BB: 0 S: 9 P: 9	R: 0 H: 0 E: 0 LOB: 0 K: 1 BB: 0 S: 5 P: 5	R: 0 H: 0 E: 0 LOB: 0 K: 1 BB: 0 S: 5 P: 5	R: 0 H: 0 E: 0 LOB: 0 K: 1 BB: 0 S: 5 P: 5	R: 0 H: 0 E: 0 LOB: 1 K: 1 BB: 1 S: 5 P: 9	R: 1 H: 1 E: 0 LOB: 2 K: 0 BB: 2 S: 4 P: 12	R: 0 H: 1 E: 0 LOB: 0 K: 0 BB: 0 S: 3 P: 3	1B: 6 2B: 1 3B: 1 HR: 0	SF: 1 SAC: 1 DP: 1 HBP: 0		WP: 0 PB: 0 SB: 0 CS: 0	PA: 47		

PITCHER		IP	WLS	BF	H	R	ER	SO	BB	IBB	HBP	BLK	WP	HR	S	P	ERA	WHIP
Ken Kravec, L ERA: 4.85	(1, 1)	5.1		23	6	2	2	4	1	0	0	0	0	0	30	34	3.38	1.312
Willie Hernandez, L ERA: 3.24	(6, 1)	1.2		5	0	0	0	2	0	0	0	0	0	0	9	9	0.00	0.000
Randy Martz, R ERA: 3.63	(8, 1)	3.0		10	0	0	0	3	1	0	0	0	0	0	15	19	0.00	0.333
Lee Smith, R ERA: 3.29	(11, 1)	0.1		3	1	1	1	0	1	0	0	0	0	0	2	6	27.00	6.000
Dave Geisel, L ERA:	(11, 1)	0.2	W	3	0	0	0	0	1	0	0	0	0	0	2	6	0.00	1.500

PITCHER		IP	WLS	BF	H	R	ER	SO	BB	IBB	HBP	BLK	WP	HR	S	P	ERA	WHIP
Dick Tidrow, R ERA: 4.8	(12, 1)	1.0	S	3	1	0	0	0	0	0	0	0	0	0	3	3	0.00	1.000

BOTTOM

Chicago Cubs @ St. Louis Cardinals

Busch Stadium, St. Louis, MO

Tue Sep 08 1981, 7:05 PM CDT

Att. 11,341 - Unknown - 68 F

livebaseballscorecards.com

AB	41
R	3
H	8
RBI	3
BB	4
SO	9
LOB	15

Batter	1	2	3	4	5	6	7	8	9	AB	R	H	RBI	BB	SO	LOB
Bobby Bonds, R (1, 8) OBP: 0.366, SLG: 0.476	6-3	2-H HR		HR		K2-3		K		5	2	2	3	0	2	1
Ivan De Jesus, R (1, 6) OBP: 0.270, SLG: 0.215	2B 1B	PO BB 1B		5-3		BB		K		4	1	2	0	1	1	1
Bill Buckner, L (1, 3) OBP: 0.346, SLG: 0.461	1-H 1B 2B	K		1B 2B		P7			4-3	5	2	2	1	0	1	2
Jerry Morales, R (1, 7) OBP: 0.355, SLG: 0.351	5-3	1-2 BB		1B 2-H 1B		F4			F7	4	0	1	1	1	0	2
Leon Durham, L (1, 9) OBP: 0.358, SLG: 0.469	2-H 2B 1B	PO 2-3	1B 1B	1-3 1B			P5		L9	5	1	3	1	0	0	0
Jody Davis, R (1, 2) OBP: 0.333, SLG: 0.363	1-H 2B		1-2 G4-6-3 1B	6-3			K			4	0	2	1	0	1	2
Ken Reitz, R (1, 5) OBP: 0.275, SLG: 0.288	L5		L8		P2		5-3			4	0	0	0	0	0	3
Pat Tabler, R (1, 4) OBP: 0.275, SLG: 0.183		SH1-4 HR 1B	G4-6-3 1-2f		K			K		4	1	1	0	0	2	2
Mike Krukow, R (1, 1) OBP: 0.194, SLG: 0.222 Randy Martz, L (6, 1) OBP: 0.300, SLG: 0.222		SH1-4 1-2		F7	K			1B		2 1	0 0	0 1	0 0	0 0	1 0	0 0
Inning Stats	R: 3 E: 0 K: 0 S: 7 H: 4 LOB: 1 BB: 0 P: 7	R: 2 E: 0 K: 1 S: 7 H: 3 LOB: 1 BB: 1 P: 11	R: 0 E: 0 K: 0 S: 4 H: 2 LOB: 1 BB: 0 P: 4	R: 2 E: 0 K: 0 S: 7 H: 4 LOB: 2 BB: 0 P: 7	R: 0 E: 0 K: 2 S: 7 H: 0 LOB: 0 BB: 0 P: 7	R: 0 E: 0 K: 1 S: 5 H: 0 LOB: 1 BB: 1 P: 9	R: 0 E: 0 K: 1 S: 5 H: 0 LOB: 0 BB: 0 P: 5	R: 0 E: 0 K: 3 S: 10 H: 1 LOB: 1 BB: 0 P: 10	R: 0 E: 0 K: 0 S: 3 H: 0 LOB: 0 BB: 0 P: 3	1B: 9 2B: 3 3B: 0 HR: 2 SF: 0 SAC: 1 DP: 1 HBP: 0						

PITCHER		IP	WLS	BF	H	R	ER	SO	BB	IBB	HBP	BLK	WP	HR	S	P	ERA	WHIP
John Martin, L ERA: 3.15	(1, 1)	1.1	L	10	6	5	5	0	0	0	0	0	0	1	10	10	33.75	4.500
Bob Sykes, L ERA: 5.4	(2, 1)	1.2		7	3	0	0	1	1	0	0	0	0	0	8	12	0.00	2.400
Joe Edelen, R ERA: 9.35	(4, 1)	2.0		10	4	2	2	2	0	0	0	0	0	1	14	14	9.00	2.000
Bob Shirley, L ERA: 4.19	(6, 1)	1.0		4	0	0	0	1	1	0	0	0	0	0	5	9	0.00	1.000
Luis DeLeon, R ERA: 1.8	(7, 1)	3.0		10	1	0	0	4	0	0	0	0	0	0	18	18	0.00	0.333

PITCHER	IP	WLS	BF	H	R	ER	SO	BB	IBB	HBP	BLK	WP	HR	S	P	ERA	WHIP

TOP

Chicago Cubs @ St. Louis Cardinals

Busch Stadium, St. Louis, MO

Wed Sep 09 1981, 7:05 PM CDT

Att. 13,109 - Overcast - 69 F

livebaseballscorecards.com

AB	38
R	7
H	14
RBI	7
BB	2
SO	8
LOB	13

PA: 42

WP: 0 PB: 0 SB: 0 CS: 0

Batter	1	2	3	4	5	6	7	8	9	AB	R	H	RBI	BB	SO	LOB
Tom Herr, S (1, 4) OBP: 0.343, SLG: 0.360	5-3		1-2 1B		5-3		L7		G3 2B	5	0	2	0	0	0	1
Ken Oberkfell, L (1, 5) OBP: 0.358, SLG: 0.369	4-3		F8			E6 BB 1B	1B BB		2-3 G3	4	1	0	0	1	0	3
Keith Hernandez, L (1, 3) OBP: 0.412, SLG: 0.493	3-4-1			L6		1B 1-2 SF7 BB	1-3 G4-6-3 1B		BB	3	1	1	0	2	0	0
George Hendrick, R (1, 8) OBP: 0.368, SLG: 0.500		G1-6-3 1B		4-3 1B		BB 1B 1-3 2-H WP 1B	2 3 G4-6-3 1-2f		L9	5	1	3	1	0	0	4
Dane Iorg, L (1, 7) OBP: 0.335, SLG: 0.437		1 2 G1-6-3 1-2f		4-3 1-2		SF7 3-H		P2		3	0	0	1	0	0	2
Darrell Porter, L (1, 2) OBP: 0.351, SLG: 0.333		3-1		P5		WP 1-2 1B		F7		4	0	1	0	0	0	1
Sixto Lezcano, R (1, 9) OBP: 0.363, SLG: 0.390			L6		F8	S S S K		FC4-6 1B		4	0	1	0	0	1	2
Mike Ramsey, S (1, 6) OBP: 0.306, SLG: 0.288			E3 1B		1B	1-2 2-H E2 BB		1-2f FC4-6		3	0	1	0	1	0	1
John Martin, S (1, 1) OBP: 0.308, SLG: 0.429 Bob Sykes, S (2, 1) Steve Braun, L (3, PH) OBP: 0.286, SLG: 0.303 Joe Edelen, R (4, 1) OBP: 0.370, SLG: 0.333 Gene Roof, S (5, PH) OBP: 0.333, SLG: 0.333 Bob Shirley, L (6, 1) OBP: 0.000, SLG: 0.100 Orlando Sanchez, L (5, PH) OBP: 0.368, SLG: 0.447 Luis DeLeon, R (7, 1) Neil Fiala, L (8, PH)			L8		F8	P5			F8	0 0 1 0 1 0 0 0 1	0 0 0 0 0 0 0 0 0	0 0 0 0 0 0 0 0 0	0 0 0 0 0 0 0 0 0	0 0 0 0 0 0 0 0 0	0 0 1 0 0 0 1 0 0	0 0 0 0 0 0 0 0 0
Inning Stats	R: 0 E: 0 K: 0 S: 3 H: 0 LOB: 0 BB: 0 P: 3	R: 0 E: 0 K: 0 S: 3 H: 1 LOB: 0 BB: 0 P: 3	R: 0 E: 1 K: 0 S: 5 H: 1 LOB: 2 BB: 0 P: 5	R: 0 E: 0 K: 0 S: 4 H: 1 LOB: 1 BB: 0 P: 4	R: 0 E: 0 K: 0 S: 4 H: 1 LOB: 1 BB: 0 P: 4	R: 3 E: 2 K: 1 S: 8 H: 2 LOB: 2 BB: 2 P: 16	R: 0 E: 0 K: 0 S: 3 H: 1 LOB: 1 BB: 1 P: 7	R: 0 E: 0 K: 0 S: 4 H: 1 LOB: 1 BB: 0 P: 4	R: 0 E: 0 K: 0 S: 4 H: 1 LOB: 2 BB: 1 P: 8	1B: 8 2B: 1 3B: 0 HR: 0	SF: 1 SAC: 0 DP: 2 HBP: 0					

PITCHER		IP	WLS	BF	H	R	ER	SO	BB	IBB	HBP	BLK	WP	HR	S	P	ERA	WHIP
Mike Krukow, R ERA: 4.17	(1, 1)	5.2	W	26	6	3	1	1	2	0	0	0	1	0	26	34	1.59	1.412
Randy Martz, R ERA: 3.51	(6, 1)	3.1	S	14	3	0	0	0	2	0	0	0	0	0	12	20	0.00	1.500

PITCHER	IP	WLS	BF	H	R	ER	SO	BB	IBB	HBP	BLK	WP	HR	S	P	ERA	WHIP

BOTTOM

Chicago Cubs @ St. Louis Cardinals

Busch Stadium, St. Louis, MO

Wed Sep 09 1981, 7:05 PM CDT

Att. 13,109 - Overcast - 69 F

livebaseballscorecards.com

AB	35
R	3
H	9
RBI	2
BB	4
SO	1
LOB	18

WP: 1 PB: 0 SB: 0 CS: 0 PA: 40

Batter	1	2	3	4	5	6	7	8	9	AB	R	H	RBI	BB	SO	LOB
Tim Raines, S (1, 7) OBP: 0.389, SLG: 0.440	1-3		HR		P7			G6-4-3, BB, 1B	K	5	2	2	2	0	1	2
Jerry White, S (1, 9) OBP: 0.319, SLG: 0.366	4-3		F7		6-3			BB, G6-4-3, BB		3	0	0	0	1	0	0
Andre Dawson, R (1, 8) OBP: 0.378, SLG: 0.599	K		L9			5-3		G6-4-3		4	0	0	0	0	1	2
Gary Carter, R (1, 2) OBP: 0.305, SLG: 0.442		F9	P6			K		1B		4	0	1	1	0	1	0
John Milner, L (1, 3) OBP: 0.312, SLG: 0.403		1B		F8		4-3		F8		3	0	1	0	0	0	0
Tim Wallach, R (8, PH) OBP: 0.290, SLG: 0.331										1	0	0	0	0	0	1
Jeff Reardon, R (8, 1)										0	0	0	0	0	0	0
Larry Parrish, R (1, 5) OBP: 0.279, SLG: 0.346		1-2, 1B		1B			6-3		1B, 1B	4	1	3	0	0	0	0
Chris Speier, R (1, 6) OBP: 0.307, SLG: 0.289		K		L6			6-3		S, 1B	3	0	0	0	0	1	3
Terry Francona, L (9, PH) OBP: 0.385, SLG: 0.360									1-2	1	0	1	0	0	0	0
Jerry Manuel, S (1, 4) OBP: 0.286, SLG: 0.517		4-3		K			F9		CS, 1B	2	0	0	0	0	1	3
Dan Briggs, L (7, PH) OBP: 0.167, SLG: 0.167									2-H	1	0	0	0	0	0	0
Mike Phillips, L (7, 4) OBP: 0.239, SLG: 0.254										0	0	0	0	0	0	0
Wallace Johnson, S (9, PH) OBP: 0.500, SLG: 0.500										1	0	1	1	0	0	0
Ray Burris, R (1, 1) OBP: 0.333, SLG: 0.214			HR		4-3			BB, G6-4-3, 1B	K	0	0	0	0	0	0	0
Rowland Office, L (3, PH) OBP: 0.238, SLG: 0.158									2-3	1	1	1	0	0	0	0
Stan Bahnsen, R (3, 1) OBP: 0.111, SLG: 0.111										0	0	0	0	0	0	0
Bryn Smith, R (3, 1)										0	0	0	0	0	0	0
Brad Mills, L (5, PH) OBP: 0.214, SLG: 0.231										1	0	0	0	0	0	0
Bill Lee, L (5, 1) OBP: 0.385, SLG: 0.385										0	0	0	0	0	0	0
Warren Cromartie, L (8, PH) OBP: 0.342, SLG: 0.380										2	1	1	0	0	1	2
(8, 3)																

TOP

Montreal Expos @ Chicago Cubs
Wrigley Field, Chicago, IL
Fri Sep 11 1981, 3:33 AM CDT
Att. 7,204 - Cloudy - 78 F

livebaseballscorecards.com

	AB	36
	R	5
	H	11
	RBI	4
	BB	1
	SO	6
	LOB	13

Inning Stats	1	2	3	4	5	6	7	8	9	1B: 10	SF: 0	WP: 0	PA: 37
R:	0	0	2	0	0	0	0	2	1	2B: 1	SAC: 0	PB: 0	
E:	0	0	0	0	0	0	0	0	0	3B: 0	DP: 2	SB: 1	
K:	1	1	0	1	3	1	3	0	2	HR: 1	HBP: 0	CS: 1	
S:	5	7	5	6	3	5	3	5	9				
H:	0	2	2	1	0	0	0	3	3				
LOB:	0	2	0	1	0	0	0	1	2				
BB:	0	0	0	0	0	0	0	1	0				
P:	5	7	5	6	3	5	3	9	9				

PITCHER		IP	WLS	BF	H	R	ER	SO	BB	IBB	HBP	BLK	WP	HR	S	P	ERA	WHIP
Mike Griffin, R ERA: 2.98	(1, 1)	7.0	W	28	7	4	4	4	0	0	0	0	0	1	36	36	5.14	1.000
Dick Tidrow, R ERA: 4.75	(8, 1)	0.2		3	1	0	0	0	1	0	0	0	0	0	2	6	0.00	3.000
Dave Geisel, L ERA:	(8, 1)	0.1		1	0	0	0	0	0	0	0	0	0	0	1	1	0.00	0.000
Lee Smith, R ERA: 3.46	(9, 1)	0.0		1	1	1	1	0	0	0	0	0	0	0	1	1	∞	∞
Willie Hernandez, L ERA: 2.89	(9, 1)	1.0	S	4	2	0	0	2	0	0	0	0	0	0	8	8	0.00	2.000

PITCHER	IP	WLS	BF	H	R	ER	SO	BB	IBB	HBP	BLK	WP	HR	S	P	ERA	WHIP

Batter	1	2	3	4	5	6	7	8	9	AB	R	H	RBI	BB	SO	LOB
Bobby Bonds, R (1, 8) OBP: 0.352, SLG: 0.455	K	K	5-3		P8			F8		5	0	0	0	0	2	3
Ivan De Jesus, R (1, 6) OBP: 0.274, SLG: 0.219	E 1B BB	K		1-3 2B		6-3		CS BB		3	1	1	0	2	1	0
Bill Buckner, L (1, 3) OBP: 0.348, SLG: 0.468	1B 1-H 1B	3B		P6		P6		CS 1-2		4	2	2	1	0	0	1
Leon Durham, L (1, 9) OBP: 0.360, SLG: 0.477	1B 1-3 SF6 1B	3B 3-H		1-3 2-3		3-1				4	1	2	1	0	0	1
Jerry Morales, R (1, 7) OBP: 0.353, SLG: 0.349	BB 1-3 3-H 1B	K		5-3			4-3			4	1	1	1	0	1	2
Jody Davis, R (1, 2) OBP: 0.344, SLG: 0.360	1B 1-2 BB		WP BB BB		F9		FC6-4 HBP			1	0	0	0	2	0	0
Ken Reitz, R (1, 5) OBP: 0.278, SLG: 0.302	SF6 3-H		WP 1-2 BB		HR		F8			2	1	1	2	1	0	1
Pat Tabler, R (1, 4) OBP: 0.288, SLG: 0.203	1-3 2-H 1B		K 1-2 2-3		SH1 1B		FC6-4 1-2f			4	0	2	1	0	1	3
Mike Griffin, R (1, 1) OBP: 0.111, SLG: 0.111 Dick Tidrow, R (8, 1) Dave Geisel, L (8, 1) Mike Lum, L (8, PH) OBP: 0.313, SLG: 0.356 Lee Smith, R (9, 1) Willie Hernandez, L (9, 1)	K		K		SH1 1-2			P3		2 0 0 1 0 0	0 0 0 0 0 0	0 0 0 0 0 0	0 0 0 0 0 0	0 0 0 0 0 0	2 0 0 0 0 0	4 0 0 0 0 0
Inning Stats	R: 4 E: 1 K: 2 S: 11 H: 4 LOB: 2 BB: 2 P: 19	R: 1 E: 0 K: 3 S: 11 H: 2 LOB: 1 BB: 0 P: 11	R: 0 E: 0 K: 2 S: 7 H: 0 LOB: 2 BB: 2 P: 15	R: 0 E: 0 K: 0 S: 4 H: 1 LOB: 1 BB: 0 P: 4	R: 1 E: 0 K: 0 S: 5 H: 2 LOB: 1 BB: 0 P: 5	R: 0 E: 0 K: 0 S: 3 H: 0 LOB: 0 BB: 0 P: 3	R: 0 E: 0 K: 0 S: 3 H: 0 LOB: 1 BB: 0 P: 4	R: 0 E: 0 K: 0 S: 2 H: 0 LOB: 0 BB: 1 P: 6		1B: 5 2B: 1 3B: 2 HR: 1 SF: 1 SAC: 1 DP: 0 HBP: 1				WP: 1 PB: 0 SB: 0 CS: 1 PA: 39		

PITCHER		IP	WLS	BF	H	R	ER	SO	BB	IBB	HBP	BLK	WP	HR	S	P	ERA	WHIP
Ray Burris, R ERA: 3.39	(1, 1)	2.0	L	14	6	5	5	5	2	0	0	0	0	0	22	30	22.50	4.000
Stan Bahnsen, R ERA: 5.44	(3, 1)	0.0		2	0	0	0	0	2	0	0	0	0	0	0	8	∞	∞
Bryn Smith, R ERA:	(3, 1)	2.0		7	1	0	0	2	0	0	0	0	1	0	11	11	0.00	0.500
Bill Lee, L ERA: 2.73	(5, 1)	3.0		12	2	1	1	0	0	0	1	0	0	1	11	12	3.00	0.667
Jeff Reardon, R ERA: 2.5	(8, 1)	1.0		3	0	0	0	0	1	0	0	0	0	0	2	6	0.00	1.000

PITCHER	IP	WLS	BF	H	R	ER	SO	BB	IBB	HBP	BLK	WP	HR	S	P	ERA	WHIP

BOTTOM

Montreal Expos @ Chicago Cubs

Wrigley Field, Chicago, IL

Fri Sep 11 1981, 3:33 AM CDT

Att. 7,204 - Cloudy - 78 F

livebaseballscorecards.com

AB	30
R	6
H	9
RBI	6
BB	5
SO	7
LOB	15

Batter	1	2	3	4	5	6	7	8	9	AB	R	H	RBI	BB	SO	LOB
Tim Raines, S (1, 7) OBP: 0.389, SLG: 0.439	K		FC4-6, 1-3, 1B		F7		S, 1B		6-3	5	0	2	0	0	1	3
Rodney Scott, S (1, 4) OBP: 0.320, SLG: 0.252	K		FC4-6, 1-2f, 3-H		BB, FC6-4		5-3, 1-2			3	0	0	1	1	1	2
Andre Dawson, R (1, 8) OBP: 0.377, SLG: 0.597	2B		5-3		FC6-4, 1-2f			P2		4	0	1	0	0	0	3
Gary Carter, R (1, 2) OBP: 0.301, SLG: 0.436	5-3			K		F7		6-3		4	0	0	0	0	1	1
Warren Cromartie, L (1, 3) OBP: 0.341, SLG: 0.378		4-3		1B		G3		4-3		4	0	1	0	0	0	0
Larry Parrish, R (1, 5) OBP: 0.279, SLG: 0.356		K		K		HR			F8	4	1	1	1	0	2	1
Tim Wallach, R (1, 9) OBP: 0.289, SLG: 0.329		5-3		F9		L4			SH3, E, 1B	4	0	1	0	0	0	1
Chris Speier, R (1, 6) OBP: 0.310, SLG: 0.292			1B, WP, FC4-6, 1B		SH1-4, 1B		F9		FC1, SH3, 1-2	4	1	2	0	0	0	1
Steve Rogers, R (1, 1) OBP: 0.191, SLG: 0.156			K		SH1-4, 1-2		K		SH3, 1-2, 2-3	2	0	0	0	0	2	1
Woodie Fryman, R (7, 1) OBP: 0.500, SLG: 0.500										0	0	0	0	0	0	0
Jeff Reardon, R (8, 1)										0	0	0	0	0	0	0
Inning Stats	R: 0 E: 0 K: 2 S: 8 H: 1 LOB: 1 BB: 0 P: 8	R: 0 E: 0 K: 1 S: 5 H: 0 LOB: 0 BB: 0 P: 5	R: 1 E: 0 K: 1 S: 7 H: 2 LOB: 1 BB: 0 P: 7	R: 0 E: 0 K: 2 S: 8 H: 1 LOB: 1 BB: 0 P: 8	R: 0 E: 0 K: 0 S: 4 H: 1 LOB: 2 BB: 1 P: 8	R: 1 E: 0 K: 0 S: 4 H: 1 LOB: 0 BB: 0 P: 4	R: 0 E: 0 K: 1 S: 6 H: 1 LOB: 1 BB: 0 P: 6	R: 0 E: 0 K: 0 S: 3 H: 0 LOB: 0 BB: 0 P: 3	R: 0 E: 1 K: 0 S: 5 H: 1 LOB: 2 BB: 0 P: 5	1B: 6 2B: 1 3B: 0 HR: 1 SF: 0 SAC: 2 DP: 0 HBP: 0	WP: 1 PB: 0 SB: 1 CS: 0 PA: 37					

PITCHER	IP	WLS	BF	H	R	ER	SO	BB	IBB	HBP	BLK	WP	HR	S	P	ERA	WHIP
Doug Bird, R (1, 1) ERA: 2.82	6.0	L	25	6	2	2	6	1	0	0	0	1	1	36	40	3.00	1.167
Lee Smith, R (7, 1) ERA: 3.33	2.0		7	1	0	0	1	0	0	0	0	0	0	9	9	0.00	0.500
Dick Tidrow, R (9, 1) ERA: 4.7	0.2		4	1	0	0	0	0	0	0	0	0	0	4	4	0.00	1.500
Dave Geisel, L (9, 1) ERA:	0.1		1	0	0	0	0	0	0	0	0	0	0	1	1	0.00	0.000

PITCHER	IP	WLS	BF	H	R	ER	SO	BB	IBB	HBP	BLK	WP	HR	S	P	ERA	WHIP

TOP

Montreal Expos @ Chicago Cubs

Wrigley Field, Chicago, IL

Sat Sep 12 1981, 3:33 AM CDT

Att. 18,124 - Sunny - 71 F

livebaseballscorecards.com

AB	34
R	2
H	8
RBI	2
BB	1
SO	7
LOB	13

BOTTOM

Montreal Expos @ Chicago Cubs

Wrigley Field, Chicago, IL

Sat Sep 12 1981, 3:33 AM CDT

Att. 18,124 - Sunny - 71 F

Batter	1	2	3	4	5	6	7	8	9	AB	R	H	RBI	BB	SO	LOB
Bobby Bonds, R (1, 8) OBP: 0.349, SLG: 0.450	K			6-3		K			F8	1	0	0	0	0	1	0
Steve Henderson, R (2, 7) OBP: 0.358, SLG: 0.368										3	0	0	0	0	1	0
Ivan De Jesus, R (1, 6) OBP: 0.271, SLG: 0.216	K			6-3			K		F9	4	0	0	0	0	2	0
Bill Buckner, L (1, 3) OBP: 0.344, SLG: 0.462	P5			F8			K		F9	4	0	0	0	0	1	0
Leon Durham, L (1, 9) OBP: 0.367, SLG: 0.483		CS 1B			1B		FC4 1B			3	0	3	0	0	0	0
Jerry Morales, R (1, 7) (2, 8) OBP: 0.349, SLG: 0.343		K 1-2			K		FC4 1-2f			3	0	0	0	0	2	3
Jody Davis, R (1, 2) OBP: 0.338, SLG: 0.353		P4			K			E6		3	0	0	0	0	1	1
Scott Fletcher, R (8, PR) (9, 4) OBP: 0.194, SLG: 0.200										0	0	0	0	0	0	0
Ken Reitz, R (1, 5) OBP: 0.275, SLG: 0.298			F8		L7			F8		3	0	0	0	0	0	2
Pat Tabler, R (1, 4) OBP: 0.280, SLG: 0.197			K			6-3		P5		2	0	0	0	0	1	0
Jim Tracy, L (8, PH) OBP: 0.371, SLG: 0.328										1	0	0	0	0	0	1
Tim Blackwell, S (9, 2) OBP: 0.342, SLG: 0.359										0	0	0	0	0	0	0
Doug Bird, R (1, 1) OBP: 0.143, SLG: 0.077			K			4-3		F9		1	0	0	0	0	1	0
Scot Thompson, L (6, PH) OBP: 0.207, SLG: 0.215										1	0	0	0	0	0	0
Lee Smith, R (7, 1)										0	0	0	0	0	0	0
Mike Lum, L (8, PH) OBP: 0.309, SLG: 0.350										1	0	0	0	0	0	1
Dick Tidrow, R (9, 1)										0	0	0	0	0	0	0
Dave Geisel, L (9, 1)										0	0	0	0	0	0	0
Inning Stats	R: 0 E: 0 K: 2 S: 7 H: 0 LOB: 0 BB: 0 P: 7	R: 0 E: 0 K: 1 S: 5 H: 1 LOB: 0 BB: 0 P: 5	R: 0 E: 0 K: 2 S: 7 H: 0 LOB: 0 BB: 0 P: 7	R: 0 E: 0 K: 0 S: 3 H: 0 LOB: 0 BB: 0 P: 3	R: 0 E: 0 K: 2 S: 8 H: 1 LOB: 1 BB: 0 P: 8	R: 0 E: 0 K: 1 S: 5 H: 0 LOB: 0 BB: 0 P: 5	R: 0 E: 0 K: 2 S: 8 H: 1 LOB: 1 BB: 0 P: 8	R: 0 E: 1 K: 0 S: 4 H: 0 LOB: 1 BB: 0 P: 4	R: 0 E: 0 K: 0 S: 3 H: 0 LOB: 0 BB: 0 P: 3	1B: 3 2B: 1 3B: 0 HR: 0	SF: 0 SAC: 0 DP: 1 HBP: 0						

livebaseballscorecards.com

AB	30
R	0
H	3
RBI	0
BB	0
SO	10
LOB	8

WP: 0 PA: 30
PB: 0
SB: 0
CS: 1

PITCHER		IP	WLS	BF	H	R	ER	SO	BB	IBB	HBP	BLK	WP	HR	S	P	ERA	WHIP
Steve Rogers, R ERA: 3.51	(1, 1)	6.0	W	19	2	0	0	8	0	0	0	0	0	0	35	35	0.00	0.333
Woodie Fryman, L ERA: 2.43	(7, 1)	1.0		5	1	0	0	2	0	0	0	0	0	0	9	9	0.00	1.000
Jeff Reardon, R ERA: 2.41	(8, 1)	2.0	S	6	0	0	0	0	0	0	0	0	0	0	6	6	0.00	0.000

PITCHER	IP	WLS	BF	H	R	ER	SO	BB	IBB	HBP	BLK	WP	HR	S	P	ERA	WHIP

Montreal Expos @ Chicago Cubs

Wrigley Field, Chicago, IL

Sun Sep 13 1981, 3:33 AM CDT

Att. 14,589 - Sunny - 77 F

TOP

livebaseballscorecards.com

Batter	1	2	3	4	5	6	7	8	9	AB	R	H	RBI	BB	SO	LOB
Tim Raines, S (1, 7)	BBBB 4-0 G3 2B BB	SSS 0-3 ③ K			BBBB 4-0 1-3 1B BB	x 0-0 ① FC6-4 1B 1-2f 2B 2-3	x 0-0 E3 G4-6-3 2-3			1	2	0	0	2	1	0
Terry Francona, L (5, 7)										2	1	0	0	0	0	3
Rodney Scott, S (1, 4)	x 0-0 ① G3 1-2	x 0-0 ① B1-3	x 0-0 ① 1-3 1-2		x 0-0 ① 2B 2B 1-2 1B 3-H	x 0-0 ②③ G4-6-3 1-2f				5	1	1	1	0	0	4
Andre Dawson, R (1, 8)	x 0-0 1B 2B 2-H	x 0-0 E9 1B	x 0-0 1B 1B 2-H		x 0-0 2B 2B 1-3 2-H			x 0-0 ① F9		5	3	4	3	0	0	0
Dan Briggs, L (8, 8)										0	0	0	0	0	0	0
Gary Carter, R (1, 2)	x 0-0 ② F9	x 0-0 ② F8			x 0-0 ② 6-3	SSS 0-3 ② K		x 0-0 G6-4-3 1B		5	0	1	0	0	1	5
Warren Cromartie, L (1, 3)	x 0-0 2-H 1B	x 0-0 ③ 4-3			4-0 1B IBB	4-0 2B WP IBB		x 0-0 ②③ G6-4-3 1-2f		3	1	1	1	2	0	2
Larry Parrish, R (1, 5)	x 0-0 ③ P6	x 0-0 ① P6			x 0-0 1-2 2-H 1B	x 0-0 WP 1-3 2-H 3-H 2B			SSS 0-3 ① K	5	0	2	3	0	1	1
Tim Wallach, R (1, 9)	x 0-0 HR	BBBB 4-0 BB	x 0-0 ③ L8		x 0-0 ③ P6 2-3 3-H				SSS 0-3 ② K	4	1	1	1	1	1	3
Chris Speier, R (1, 6)	x 0-0 ① F9	x 0-0 ② F9			BBBB 4-0 FC6-4 1B 1B BB	x 0-0 E SH3-4 1B			SSS 0-3 ③ K	3	1	1	0	1	0	1
Mike Phillips, L (8, 6)										1	0	0	0	0	1	0
Scott Sanderson, R (1, 1)	SSS 0-3 ② K	SSS 0-3 ③ K			x 0-0 FC6-4 1-2 1B	x 0-0 ① SH3-4 1-2				2	0	0	0	0	2	1
Rowland Office, L (6, PH)										1	0	1	0	0	0	0
Bryn Smith, R (6, 1)										0	0	0	0	0	0	0
Woodie Fryman, R (9, 1)										0	0	0	0	0	0	0

	AB	37
	R	10
	H	12
	RBI	9
	BB	6
	SO	7
	LOB	20

Inning Stats	1	2	3	4	5	6	7	8	9
	R: 2 E: 0 K: 0 S: 5	H: 2 LOB: 1 BB: 1 P: 9	R: 1 E: 0 K: 2 S: 8	H: 1 LOB: 0 BB: 0 P: 8	R: 0 E: 1 K: 0 S: 4	H: 1 LOB: 1 BB: 0 P: 4	R: 0 E: 0 K: 1 S: 5	H: 0 LOB: 1 BB: 1 P: 9	R: 2 E: 0 K: 0 S: 5	H: 2 LOB: 2 BB: 2 P: 13	R: 5 E: 0 K: 1 S: 9	H: 4 LOB: 1 BB: 2 P: 17	R: 0 E: 1 K: 0 S: 4	H: 1 LOB: 1 BB: 0 P: 4	R: 0 E: 0 K: 0 S: 3	H: 1 LOB: 0 BB: 0 P: 3	R: 0 E: 0 K: 3 S: 9	H: 0 LOB: 0 BB: 0 P: 9

	1B: 8	SF: 0	WP: 1	PA: 44
	2B: 3	SAC: 1	PB: 0	
	3B: 0	DP: 2	SB: 0	
	HR: 1	HBP: 0	CS: 0	

PITCHER		IP	WLS	BF	H	R	ER	SO	BB	IBB	HBP	BLK	WP	HR	S	P	ERA	WHIP
Mike Krukow, R (1, 1) ERA: 4.41		4.1	L	21	5	5	5	3	3	0	0	0	0	1	24	36	10.38	1.846
Jay Howell, R (5, 1) ERA: 5.25		0.2		4	1	0	0	0	0	1	0	0	0	0	3	7	0.00	1.500
Lee Smith, R (6, 1) ERA: 3.81		0.1		4	2	3	3	0	1	0	0	0	0	0	3	7	81.00	9.000
Dick Tidrow, R (6, 1) ERA: 4.94		0.2		5	2	2	2	1	0	1	0	0	1	0	6	10	27.00	3.000
Rawly Eastwick, R (7, 1) ERA: 2.38		2.0		7	2	0	0	0	0	0	0	0	0	0	7	7	0.00	1.000

PITCHER		IP	WLS	BF	H	R	ER	SO	BB	IBB	HBP	BLK	WP	HR	S	P	ERA	WHIP
Bill Caudill, R (9, 1) ERA: 5.67		1.0		3	0	0	0	3	0	0	0	0	0	0	9	9	0.00	0.000

Batter	1	2	3	4	5	6	7	8	9	AB	R	H	RBI	BB	SO	LOB
Bobby Bonds, R (1, 8) OBP: 0.351, SLG: 0.448	1-3		6-3		K		4-3		1-2	5	2	2	0	0	1	0
Ivan De Jesus, R (1, 6) OBP: 0.270, SLG: 0.216	K		BB		F8		4-3 1-2		F9	5	0	1	0	0	1	3
Bill Buckner, L (1, 3) OBP: 0.353, SLG: 0.474	1B		1-2 BB		1B		2-H 2B		4-3 1-H 2-H	4	0	4	3	1	0	0
Leon Durham, L (1, 9) OBP: 0.360, SLG: 0.474	G3		P6		F8		K		4-3 2-3	5	0	0	0	0	1	6
Jerry Morales, R (1, 7) OBP: 0.350, SLG: 0.342		P5		K		1B		6-3	BB	4	0	1	0	1	1	0
Jody Davis, R (1, 2) OBP: 0.346, SLG: 0.378		1B		G6-4-3 BB		L7		HR	F9	4	1	2	1	1	0	3
Ken Reitz, R (1, 5) OBP: 0.272, SLG: 0.294 Rawly Eastwick, R (7, 1) Scot Thompson, L (8, PH) OBP: 0.205, SLG: 0.213 Bill Caudill, R (9, 1) OBP: 0.250, SLG: 0.143	K		G6-4-3 1-2f		F7		4-3			3 0 1 0	0 0 0 0	0 0 0 0	0 0 0 0	0 0 0 0	1 0 0 0	3 0 0 0
Pat Tabler, R (1, 4) OBP: 0.278, SLG: 0.229	K			HR 3B	4-3		K			4	1	1	0	0	2	2
Mike Krukow, R (1, 1) OBP: 0.189, SLG: 0.216 Jay Howell, R (5, 1) Mel Hall, L (5, PH) OBP: 0.333, SLG: 1.333 Lee Smith, R (6, 1) Dick Tidrow, R (6, 1) Tye Waller, R (7, 5) OBP: 0.316, SLG: 0.412		K		HR 3-H			K		1B 2B	1 0 1 0 0 2	0 0 1 0 0 1	0 0 1 0 0 0	0 0 2 0 0 0	0 0 0 0 0 0	1 0 0 0 0 1	0 0 0 0 0 0
Inning Stats	R: 0 E: 0 K: 1 S: 6 H: 1 LOB: 1 BB: 0 P: 6	R: 0 E: 0 K: 2 S: 8 H: 1 LOB: 1 BB: 0 P: 8	R: 0 E: 0 K: 1 S: 6 H: 1 LOB: 2 BB: 1 P: 10	R: 0 E: 0 K: 1 S: 4 H: 0 LOB: 0 BB: 1 P: 8	R: 2 E: 0 K: 1 S: 8 H: 3 LOB: 1 BB: 0 P: 8	R: 0 E: 0 K: 0 S: 4 H: 1 LOB: 1 BB: 0 P: 4	R: 1 E: 0 K: 2 S: 9 H: 2 LOB: 1 BB: 0 P: 9	R: 1 E: 0 K: 1 S: 6 H: 1 LOB: 0 BB: 0 P: 6	R: 2 E: 0 K: 0 S: 6 H: 3 LOB: 2 BB: 1 P: 10	1B: 8 2B: 2 3B: 1 HR: 2	SF: 0 SAC: 0 DP: 1 HBP: 0					

PITCHER		IP	WLS	BF	H	R	ER	SO	BB	IBB	HBP	BLK	WP	HR	S	P	ERA	WHIP
Scott Sanderson, R ERA: 2.82	(1, 1)	5.0	W	22	6	2	2	6	2	0	0	0	0	1	32	40	3.60	1.600
Bryn Smith, R ERA: 6.0	(6, 1)	3.1		17	7	4	4	3	0	0	0	0	0	1	23	23	10.80	2.100
Woodie Fryman, L ERA: 2.38	(9, 1)	0.2		3	0	0	0	0	1	0	0	0	0	0	2	6	0.00	1.500

PITCHER	IP	WLS	BF	H	R	ER	SO	BB	IBB	HBP	BLK	WP	HR	S	P	ERA	WHIP

BOTTOM

Montreal Expos @ Chicago Cubs

Wrigley Field, Chicago, IL

Sun Sep 13 1981, 3:33 AM CDT

Att. 14,589 - Sunny - 77 F

livebaseballscorecards.com

AB	39
R	6
H	13
RBI	6
BB	3
SO	9
LOB	17

Batter	1	2	3	4	5	6	7	8	9	AB	R	H	RBI	BB	SO	LOB
Omar Moreno, L (1, 8) OBP: 0.329, SLG: 0.370	HR		4-3		S 1B	K		4-3		5	1	2	1	0	1	1
Tim Foli, R (1, 6) OBP: 0.274, SLG: 0.287	6-3		6-3		P5 1-2	4-3			1B 1B	5	0	1	0	0	0	2
Bill Madlock, R (1, 5) OBP: 0.422, SLG: 0.492	F8		L9			E 1B 1B	BBBB BB 1B BB		G4-6-3 1-2 1B	3	2	1	0	1	0	0
Dale Berra, R (7, 5) OBP: 0.313, SLG: 0.324										1	0	1	0	0	0	0
Jason Thompson, L (1, 3) OBP: 0.382, SLG: 0.440	F7			4-3		E6 1B 1-3 1B	BBBB 1B 1-2 BB		K	4	1	0	0	1	1	3
Dave Parker, L (1, 9) OBP: 0.282, SLG: 0.458		HR		F8 S 1B		E 1B 1-2 2B 3-H 1B	SSS K		G4-6-3 1-2f	5	2	3	2	0	1	4
Mike Easler, L (1, 7) OBP: 0.325, SLG: 0.421		3-1		F8 1-3		SSS K	SSS K			4	0	0	0	0	2	5
Tony Peña, R (1, 2) OBP: 0.314, SLG: 0.373		4-3		6-3		E2 1-3 2B 2-H 1B	 1-3 1B 2-H			4	1	2	2	0	0	1
Johnny Ray, S (1, 4) OBP: 0.372, SLG: 0.475	1B				F9	2B IBB		5-3		3	1	1	0	1	0	0
Luis Tiant, R (1, 1) OBP: 0.250, SLG: 0.273	F7				6-3	1-H 2-H 3-H 2B		F7		4	0	1	3	0	0	1
Inning Stats	R: 1 E: 0 K: 0 S: 4 H: 1 LOB: 0 BB: 0 P: 4	R: 1 E: 0 K: 0 S: 5 H: 2 LOB: 1 BB: 0 P: 5	R: 0 E: 0 K: 0 S: 3 H: 0 LOB: 0 BB: 0 P: 3	R: 0 E: 0 K: 0 S: 4 H: 1 LOB: 1 BB: 0 P: 4	R: 0 E: 0 K: 0 S: 4 H: 1 LOB: 1 BB: 0 P: 4	R: 5 E: 2 K: 2 S: 12 H: 4 LOB: 1 BB: 1 P: 16	R: 1 E: 0 K: 2 S: 7 H: 1 LOB: 2 BB: 2 P: 15	R: 0 E: 0 K: 0 S: 3 H: 0 LOB: 0 BB: 0 P: 3	R: 0 E: 0 K: 1 S: 6 H: 2 LOB: 1 BB: 0 P: 6	1B: 9 2B: 1 3B: 0 HR: 2 SF: 0 SAC: 0 DP: 1 HBP: 0						

TOP

Pittsburgh Pirates @ Chicago Cubs

Wrigley Field, Chicago, IL

Tue Sep 15 1981, 3:33 AM CDT

Att. 5,254 - Cloudy - 66 F

livebaseballscorecards.com

AB	38
R	8
H	12
RBI	8
BB	3
SO	5
LOB	17

WP: 0 PB: 0 SB: 2 CS: 0 PA: 41

PITCHER		IP	WLS	BF	H	R	ER	SO	BB	IBB	HBP	BLK	WP	HR	S	P	ERA	WHIP
Mike Griffin, R ERA: 3.23	(1, 1)	5.0	L	22	6	4	4	0	0	0	0	0	0	2	22	22	7.20	1.200
Willie Hernandez, L ERA: 5.4	(6, 1)	0.2		6	3	3	2	2	0	1	0	0	0	0	9	13	27.00	4.500
Rawly Eastwick, R ERA: 2.36	(6, 1)	0.1		1	0	0	0	0	0	0	0	0	0	0	1	1	0.00	0.000
Doug Capilla, L ERA: 3.12	(7, 1)	3.0		12	3	1	1	3	2	0	0	0	0	0	16	24	3.00	1.667

PITCHER	IP	WLS	BF	H	R	ER	SO	BB	IBB	HBP	BLK	WP	HR	S	P	ERA	WHIP

BOTTOM

Pittsburgh Pirates @ Chicago Cubs

Wrigley Field, Chicago, IL

Tue Sep 15 1981, 3:33 AM CDT

Att. 5,254 - Cloudy - 66 F

livebaseballscorecards.com

Batter	1	2	3	4	5	6	7	8	9	AB	R	H	RBI	BB	SO	LOB
Bobby Bonds, R (1, 8) OBP: 0.343, SLG: 0.437	B1-3		P3			P4			HR	3	0	0	0	0	0	0
Doug Capilla, L (7, 1)									BB	0	0	0	0	0	0	0
Scot Thompson, L (9, PH) OBP: 0.212, SLG: 0.213										0	1	0	0	1	0	0
Ivan De Jesus, R (1, 6) OBP: 0.270, SLG: 0.216	K			F7			4-3		K	4	0	1	0	0	2	1
							1B									
Bill Buckner, L (1, 3) OBP: 0.352, SLG: 0.472	1B			P3			F9		L7	4	0	1	0	0	0	2
Leon Durham, L (1, 9) OBP: 0.359, SLG: 0.482	F9			P6			4-3		HR	4	1	1	2	0	0	2
							1-2		1-H							
Steve Henderson, R (1, 7) OBP: 0.353, SLG: 0.362		K			K		K		4-3	4	0	0	0	0	3	1
Jody Davis, R (1, 2) OBP: 0.345, SLG: 0.377		K			P2			1B		3	0	1	0	0	1	0
Ken Reitz, R (1, 5) OBP: 0.269, SLG: 0.291		F9			P3			F7		3	0	0	0	0	0	1
Pat Tabler, R (1, 4) OBP: 0.268, SLG: 0.219			5-3			4-3		F8		3	0	0	0	0	0	1
Mike Griffin, R (1, 1) OBP: 0.100, SLG: 0.100			K			P8		K		1	0	0	0	0	1	0
Willie Hernandez, L (6, 1)										0	0	0	0	0	0	0
Rawly Eastwick, R (6, 1)										0	0	0	0	0	0	0
Mel Hall, L (6, PH) OBP: 0.200, SLG: 0.800										2	0	0	0	0	1	1
(7, 8)																
Inning Stats	R: 0 E: 0 K: 1 S: 6 H: 1 LOB: 1 BB: 0 P: 6	R: 0 E: 0 K: 2 S: 7 H: 0 LOB: 0 BB: 0 P: 7	R: 0 E: 0 K: 1 S: 5 H: 0 LOB: 0 BB: 0 P: 5	R: 0 E: 0 K: 0 S: 3 H: 0 LOB: 0 BB: 0 P: 3	R: 0 E: 0 K: 1 S: 5 H: 0 LOB: 0 BB: 0 P: 5	R: 0 E: 0 K: 0 S: 3 H: 0 LOB: 0 BB: 0 P: 3	R: 0 E: 0 K: 1 S: 6 H: 1 LOB: 1 BB: 0 P: 6	R: 0 E: 0 K: 1 S: 6 H: 1 LOB: 1 BB: 0 P: 6	R: 2 E: 0 K: 1 S: 6 H: 1 LOB: 0 BB: 1 P: 10	1B: 3 2B: 0 3B: 0 HR: 1 SF: 0 SAC: 0 DP: 0 HBP: 0						

PITCHER	IP	WLS	BF	H	R	ER	SO	BB	IBB	HBP	BLK	WP	HR	S	P	ERA	WHIP
Luis Tiant, R (1, 1) ERA: 3.86	9.0	W	32	4	2	2	8	1	0	0	0	0	1	47	51	2.00	0.556

PITCHER	IP	WLS	BF	H	R	ER	SO	BB	IBB	HBP	BLK	WP	HR	S	P	ERA	WHIP

AB	31
R	2
H	4
RBI	2
BB	1
SO	8
LOB	9

WP: 0 PA: 32
PB: 0
SB: 0
CS: 0

Chicago Cubs @ Montreal Expos

Olympic Stadium, Montreal, QB

Fri Sep 18 1981, 7:05 PM EDT

Att. 23,606 - Cloudy - 56 F

TOP

livebaseballscorecards.com

Batter	1	2	3	4	5	6	7	8	9	AB	R	H	RBI	BB	SO	LOB
Bobby Bonds, R (1, 8) OBP: 0.336, SLG: 0.426	K		P2		K			K		3	0	0	0	0	2	2
Jay Howell, R (5, 1)										0	0	0	0	0	0	0
Bill Caudill, R (6, 1) OBP: 0.250, SLG: 0.143										0	0	0	0	0	0	0
Tye Waller, R (7, 5) OBP: 0.300, SLG: 0.389										1	0	0	0	0	1	0
Ivan De Jesus, R (1, 6) OBP: 0.272, SLG: 0.217	1B		FC6-4 (1-2f)			5-3		BB		3	0	1	0	1	0	1
Randy Martz, L (8, 1) OBP: 0.300, SLG: 0.222										0	0	0	0	0	0	0
Bill Buckner, L (1, 3) OBP: 0.348, SLG: 0.466	P4			P3		F9		F7		4	0	0	0	0	0	2
Leon Durham, L (1, 9) OBP: 0.361, SLG: 0.480	K			BB		F8			FC4-6 1B	3	0	1	0	1	1	1
Mike Lum, L (1, 7) OBP: 0.310, SLG: 0.349		F9		P5			1B		P4	3	0	1	0	0	0	1
Hector Cruz, R (7, 7) OBP: 0.336, SLG: 0.476										1	0	0	0	0	0	1
Jody Davis, R (1, 2) OBP: 0.341, SLG: 0.372		K		F8			K		FC4-6 (1-2f) BB	2	0	0	0	0	1	1
Rawly Eastwick, R (4, 1)										0	0	0	0	0	0	0
Mel Hall, L (5, 8) OBP: 0.143, SLG: 0.571										2	0	0	0	0	1	2
Steve Dillard, R (1, 5) OBP: 0.264, SLG: 0.347		K			6-3		P4		BB	3	0	0	0	0	1	1
Dave Geisel, L (7, 1)										0	0	0	0	0	0	0
Scott Fletcher, R (8, 6) OBP: 0.216, SLG: 0.200										0	0	0	0	1	0	0
Pat Tabler, R (1, 4) OBP: 0.267, SLG: 0.221			K		1B		3-1		K	4	0	1	0	0	2	3
Doug Bird, R (1, 1) OBP: 0.200, SLG: 0.143								P6		1	0	1	0	0	0	0
Tim Blackwell, S (4, 2) OBP: 0.338, SLG: 0.353			FC6-4 1B		F8					2	0	0	0	0	0	1

	AB	32
	R	0
	H	5
	RBI	0
	BB	3
	SO	9
	LOB	16

Inning Stats	1	2	3	4	5	6	7	8	9
	R: 0 E: 0 K: 2 S: 8	H: 1 LOB: 1 BB: 0 P: 8	R: 0 E: 0 K: 2 S: 7	H: 0 LOB: 0 BB: 0 P: 7	R: 0 E: 0 K: 1 S: 6	H: 1 LOB: 1 BB: 0 P: 6	R: 0 E: 0 K: 0 S: 3	H: 0 LOB: 1 BB: 1 P: 7	R: 0 E: 0 K: 1 S: 6	H: 1 LOB: 1 BB: 0 P: 6	R: 0 E: 0 K: 0 S: 3	H: 0 LOB: 0 BB: 0 P: 3	R: 0 E: 0 K: 1 S: 6	H: 1 LOB: 1 BB: 0 P: 6	R: 0 E: 0 K: 1 S: 5	H: 0 LOB: 1 BB: 1 P: 9	R: 0 E: 0 K: 1 S: 6	H: 1 LOB: 2 BB: 1 P: 10

	1B: 5	SF: 0	WP: 0	PA: 35
	2B: 0	SAC: 0	PB: 0	
	3B: 0	DP: 0	SB: 0	
	HR: 0	HBP: 0	CS: 0	

PITCHER	IP	WLS	BF	H	R	ER	SO	BB	IBB	HBP	BLK	WP	HR	S	P	ERA	WHIP
Scott Sanderson, R (1, 1) ERA: 2.61	9.0	W	35	5	0	0	9	3	0	0	0	0	0	50	62	0.00	0.889

PITCHER	IP	WLS	BF	H	R	ER	SO	BB	IBB	HBP	BLK	WP	HR	S	P	ERA	WHIP

Chicago Cubs @ Montreal Expos

Olympic Stadium, Montreal, QB

Fri Sep 18 1981, 7:05 PM EDT

Att. 23,606 - Cloudy - 56 F

BOTTOM

livebaseballscorecards.com

Batter	1	2	3	4	5	6	7	8	9	AB	R	H	RBI	BB	SO	LOB
Warren Cromartie, L (1, 3)	BBBB 4-0 FC5 4-3 BB	0-0 E5 1B 1-3 2-H 3-H 1B		0-0 1B 1B			0-0 FC4-6 1B 1B			4	2	3	1	1	0	1
Dave Hostetler, R (8, 3)				0-0 L5						0	0	0	0	0	0	0
Terry Francona, L (1, 7)	0-0 ① 4-3 1-2	0-0 ② P6		0-0 ① F7	0-0 ① 6-3		0-0 FC4-6 1B 1-2			5	0	1	0	0	0	4
Andre Dawson, R (1, 8)	BBBB 4-0 FC5 BB	4-0 1B IBB		0-0 1B E 1B 1-2	0-0 2B		SSS 0-3 ① K			2	1	2	0	2	0	0
Rowland Office, L (5, PR) (6, 8) OBP: 0.294, SLG: 0.226		IIII								1	0	0	0	0	1	2
Gary Carter, R (1, 2)	0-0 ② FC5 1-2 2-3f	0-0 1B 1-2 2-H 3-H		0-0 E E 1B 1-3 2-H	SSS 0-3 ② K		0-0 ② FC4-6 FC6-4 1-2f 2-3			4	1	2	3	0	1	3
Bobby Ramos, R (6, 2)										1	0	0	0	0	0	2
Larry Parrish, R (1, 5)	0-0 ③ P2	SSS 0-3 ③ K		0-0 E8 E 2B 1-2 3-H	0-0 ③ P3		0-0 ③ FC6-4 1-2f			5	1	0	0	0	1	8
Brad Mills, L (8, 5)										0	0	0	0	0	0	0
Tim Wallach, R (1, 9)		0-0 ① 6-3	0-0 ① F8	0-0 E5 2B E 1-3 2-H		0-0 ① L5		0-0 ① P6		4	1	0	0	0	0	1
Pat Rooney, R (8, 9)										1	0	0	0	0	0	0
Chris Speier, R (1, 6)	0-0 2B 1B 1B	0-0 ② F7		0-0 1-3 E 3-H 2B		0-0 1B		0-0 ② 6-3		5	2	3	1	0	0	0
Jerry Manuel, S (1, 4)	0-0 1B E 2B 1-3	0-0 HR		0-0 ② 6-3		0-0 ② P2		0-0 ③ 4-3		5	2	2	1	0	0	3
Scott Sanderson, R (1, 1)	0-0 E 1B 1B	SSS 0-3 ③ K		0-0 E1 2-H 3-H		SSS 0-3 ③ K				4	1	1	0	0	2	1

	AB	R	H	RBI	BB	SO	LOB
	41	11	14	6	3	5	25

Inning Stats	1	2	3	4	5	6	7	8	9
	R: 0 E: 0 K: 0 S: 3	R: 4 E: 1 K: 1 S: 10	R: 1 E: 0 K: 1 S: 6	R: 6 E: 3 K: 0 S: 10	R: 0 E: 0 K: 1 S: 6	R: 0 E: 0 K: 1 S: 6	R: 0 E: 0 K: 1 S: 7	R: 0 E: 0 K: 0 S: 3	
	H: 0 LOB: 2 BB: 2 P: 11	H: 5 LOB: 2 BB: 1 P: 14	H: 1 LOB: 0 BB: 0 P: 6	H: 4 LOB: 1 BB: 0 P: 10	H: 1 LOB: 1 BB: 0 P: 6	H: 1 LOB: 1 BB: 0 P: 6	H: 2 LOB: 2 BB: 0 P: 7	H: 0 LOB: 0 BB: 0 P: 3	

	1B	SF	WP	PA
	10	0	0	44
	2B: 3	SAC: 0	PB: 0	
	3B: 0	DP: 0	SB: 0	
	HR: 1	HBP: 0	CS: 0	

PITCHER		IP	WLS	BF	H	R	ER	SO	BB	IBB	HBP	BLK	WP	HR	S	P	ERA	WHIP
Doug Bird, R (1, 1) ERA: 3.23		3.1	L	22	9	8	6	2	2	1	0	0	0	1	23	35	16.20	3.300
Rawly Eastwick, R (4, 1) ERA: 2.31		0.2		6	1	3	0	0	0	0	0	0	0	0	6	6	0.00	1.500
Jay Howell, R (5, 1) ERA: 4.85		1.0		4	1	0	0	1	0	0	0	0	0	0	6	6	0.00	1.000
Bill Caudill, R (6, 1) ERA: 5.59		1.0		4	1	0	0	1	0	0	0	0	0	0	6	6	0.00	1.000
Dave Geisel, L (7, 1) ERA:		1.0		5	2	0	0	1	0	0	0	0	0	0	7	7	0.00	2.000

PITCHER		IP	WLS	BF	H	R	ER	SO	BB	IBB	HBP	BLK	WP	HR	S	P	ERA	WHIP
Randy Martz, R (8, 1) ERA: 3.47		1.0		3	0	0	0	0	0	0	0	0	0	0	3	3	0.00	0.000

Chicago Cubs @ Montreal Expos

Olympic Stadium, Montreal, QB

Sat Sep 19 1981, 3:33 AM EDT
Att. 30,099 - Cloudy - 60 F

livebaseballscorecards.com

Batter	1	2	3	4	5	6	7	8	9	AB	R	H	RBI	BB	SO	LOB
Bobby Bonds, R (1, 8) OBP: 0.333, SLG: 0.429	P5			1B 3B 2B	P4			P5		4	1	1	0	0	0	0
Ivan De Jesus, R (1, 6) OBP: 0.272, SLG: 0.218	F8			2-3 3B 1B		F9		F9		4	1	1	0	0	0	0
Bill Buckner, L (1, 3) OBP: 0.350, SLG: 0.472	F8			1-H 3-H FC5-2 3B		1B			F7	4	0	2	2	0	0	0
Leon Durham, L (1, 9) OBP: 0.356, SLG: 0.473		E3 G6-4-3		G3		K			K	4	0	0	0	0	2	2
Jerry Morales, R (1, 7) OBP: 0.344, SLG: 0.335		G6-4-3 1-2f		FC6 FC5-2		1-3			F8	4	0	0	0	0	0	3
Ken Reitz, R (1, 5) OBP: 0.266, SLG: 0.287		6-3		FC5-2 1-2 3-H			1-3			3	0	0	0	0	0	2
Pat Tabler, R (1, 4) OBP: 0.270, SLG: 0.215			6-3	L8			BBBB 4-0 L1-3 BB			2	0	0	0	1	0	2
Tim Blackwell, S (1, 2) OBP: 0.331, SLG: 0.346			4-3		6-3		L1-3 1-2			3	0	0	0	0	0	1
Mike Krukow, R (1, 1) OBP: 0.175, SLG: 0.200			L1		F9			K		3	0	0	0	0	1	0
Randy Martz, L (9, 1) OBP: 0.300, SLG: 0.222										0	0	0	0	0	0	0

Inning Stats	1	2	3	4	5	6	7	8	9		
	R: 0 H: 0 E: 0 LOB: 0 K: 0 BB: 0 S: 3 P: 3	R: 0 H: 0 E: 1 LOB: 0 K: 0 BB: 0 S: 3 P: 3	R: 0 H: 0 E: 0 LOB: 0 K: 0 BB: 0 S: 3 P: 3	R: 2 H: 3 E: 0 LOB: 2 K: 0 BB: 0 S: 7 P: 7	R: 0 H: 0 E: 0 LOB: 0 K: 0 BB: 0 S: 3 P: 3	R: 0 H: 1 E: 0 LOB: 1 K: 1 BB: 0 S: 6 P: 6	R: 0 H: 0 E: 0 LOB: 0 K: 0 BB: 1 S: 2 P: 6	R: 0 H: 0 E: 0 LOB: 0 K: 1 BB: 0 S: 5 P: 5	R: 0 H: 0 E: 0 LOB: 0 K: 1 BB: 0 S: 5 P: 5	1B: 2 SF: 0 2B: 2 SAC: 0 3B: 1 DP: 2 HR: 0 HBP: 0	WP: 0 PA: 32 PB: 0 SB: 0 CS: 0

PITCHER		IP	WLS	BF	H	R	ER	SO	BB	IBB	HBP	BLK	WP	HR	S	P	ERA	WHIP
Bill Lee, L ERA: 2.58	(1, 1)	7.0	L	26	4	2	2	1	1	0	0	0	0	0	27	31	2.57	0.714
Jeff Reardon, R ERA: 2.53	(8, 1)	2.0		6	0	0	0	2	0	0	0	0	0	0	10	10	0.00	0.000

PITCHER	IP	WLS	BF	H	R	ER	SO	BB	IBB	HBP	BLK	WP	HR	S	P	ERA	WHIP

AB	31
R	2
H	4
RBI	2
BB	1
SO	3
LOB	10

Chicago Cubs @ Montreal Expos

Olympic Stadium, Montreal, QB

Sat Sep 19 1981, 3:33 AM EDT

Att. 30,099 - Cloudy - 60 F

BOTTOM

Batter	1	2	3	4	5	6	7	8	9	AB	R	H	RBI	BB	SO	LOB
Warren Cromartie, L (1, 3) OBP: 0.344, SLG: 0.383	6-3		6-3 S 1B		P5			P5		4	0	1	0	0	0	1
Terry Francona, L (1, 7) OBP: 0.280, SLG: 0.327	3-1		6-3 1-3		3-1			F7		4	0	0	0	0	0	2
Andre Dawson, R (1, 8) OBP: 0.383, SLG: 0.596	K		P9			1B 1B			L9	4	0	1	0	0	1	1
Gary Carter, R (1, 2) OBP: 0.301, SLG: 0.429		K		G3		G5-4-3 1B 1-2			4-3	4	0	1	0	0	1	0
Larry Parrish, R (1, 5) OBP: 0.279, SLG: 0.356 John Milner, L (9, PH) OBP: 0.319, SLG: 0.394 Tim Raines, S (9, PR) OBP: 0.391, SLG: 0.438		E 1B		F7		G5-4-3 1-2f			S BB	3 0 0	0 0 0	1 0 0	0 0 0	0 1 0	0 0 0	1 0 0
Tim Wallach, R (1, 9) OBP: 0.291, SLG: 0.337 Jerry White, S (9, PH) OBP: 0.311, SLG: 0.372	P4			K			P3		4-3 1-2	3 1	0 0	0 0	0 0	0 0	1 0	1 1
Chris Speier, R (1, 6) OBP: 0.311, SLG: 0.303	E6 1-2				1B 3B		F8			3	1	1	0	0	0	1
Jerry Manuel, S (1, 4) OBP: 0.273, SLG: 0.553 Jeff Reardon, R (8, 1)	L4				F9		K			3 0	0 0	0 0	0 0	0 0	1 0	3 0
Bill Lee, L (1, 1) OBP: 0.389, SLG: 0.389 Mike Phillips, L (8, 4) OBP: 0.241, SLG: 0.244			L4		3-H 1B			G3		2 1	0 0	1 0	1 0	0 0	0 0	0 0
Inning Stats	R: 0 H: 0 E: 0 LOB: 0 K: 1 BB: 0 S: 5 P: 5	R: 0 H: 1 E: 1 LOB: 2 K: 1 BB: 0 S: 7 P: 7	R: 0 H: 1 E: 0 LOB: 1 K: 0 BB: 0 S: 4 P: 4	R: 0 H: 0 E: 0 LOB: 0 K: 1 BB: 0 S: 5 P: 5	R: 1 H: 2 E: 0 LOB: 1 K: 0 BB: 0 S: 5 P: 5	R: 0 H: 2 E: 0 LOB: 0 K: 0 BB: 0 S: 3 P: 3	R: 0 H: 0 E: 0 LOB: 0 K: 1 BB: 0 S: 5 P: 5	R: 0 H: 0 E: 0 LOB: 0 K: 0 BB: 0 S: 3 P: 3	R: 0 H: 0 E: 0 LOB: 2 K: 0 BB: 1 S: 3 P: 7	1B: 5 SF: 0 2B: 0 SAC: 0 3B: 1 DP: 1 HR: 0 HBP: 0						WP: 0 PA: 33 PB: 0 SB: 2 CS: 0	

livebaseballscorecards.com

AB	32
R	1
H	6
RBI	1
BB	1
SO	4
LOB	11

PITCHER		IP	WLS	BF	H	R	ER	SO	BB	IBB	HBP	BLK	WP	HR	S	P	ERA	WHIP
Mike Krukow, R ERA: 4.19	(1, 1)	8.0	W	29	6	1	1	4	0	0	0	0	0	0	37	37	1.12	0.750
Randy Martz, R ERA: 3.43	(9, 1)	1.0	S	4	0	0	0	0	1	0	0	0	0	0	3	7	0.00	1.000

PITCHER	IP	WLS	BF	H	R	ER	SO	BB	IBB	HBP	BLK	WP	HR	S	P	ERA	WHIP

Batter	1	2	3	4	5	6	7	8	9	AB	R	H	RBI	BB	SO	LOB
Bobby Bonds, R (1, 8) OBP: 0.331, SLG: 0.423	K			L5		1B		K		4	0	1	0	0	2	0
Ivan De Jesus, R (1, 6) OBP: 0.269, SLG: 0.215	4-3			K		F9			F7	4	0	0	0	0	1	1
Bill Buckner, L (1, 3) OBP: 0.346, SLG: 0.467	K			3-1		F9			P9	4	0	0	0	0	1	1
Leon Durham, L (1, 9) OBP: 0.354, SLG: 0.473		K			2B		P3		F7	4	0	1	0	0	1	0
Jerry Morales, R (1, 7) OBP: 0.343, SLG: 0.340		K			K		2B			3	0	1	0	0	2	1
Tim Blackwell, S (1, 2) OBP: 0.331, SLG: 0.341		K			BB		L8			2	0	0	0	1	1	1
Ken Reitz, R (1, 5) OBP: 0.263, SLG: 0.284			4-3		K		K			3	0	0	0	0	2	3
Pat Tabler, R (1, 4) OBP: 0.267, SLG: 0.213			K		L1			K		1	0	0	0	0	1	0
Jim Tracy, L (5, PH) OBP: 0.366, SLG: 0.322										1	0	0	0	0	0	2
Mike Tyson, R (5, 4) OBP: 0.265, SLG: 0.297										0	0	0	0	0	0	0
Mel Hall, L (8, PH) OBP: 0.125, SLG: 0.500										1	0	0	0	0	1	0
Tye Waller, R (8, 5) OBP: 0.300, SLG: 0.389										0	0	0	0	0	0	0
Mike Griffin, R (1, 1) OBP: 0.150, SLG: 0.150										0	0	0	0	0	0	0
Jay Howell, R (1, 1) OBP: 0.000, SLG: 0.000										1	0	0	0	0	0	0
Scot Thompson, L (8, PH) OBP: 0.333, SLG: 0.571										1	0	0	0	0	0	0
Lee Smith, R (8, 1) OBP: .---, SLG: .---										0	0	0	0	0	0	0
Dave Geisel, L (7, 1) OBP: .---, SLG: .---										0	0	0	0	0	0	0
Scott Fletcher, R (7, 6) OBP: 0.214, SLG: 0.200										0	0	0	0	0	0	0
Dick Tidrow, R (7, 1) OBP: .---, SLG: .---										0	0	0	0	0	0	0
Mike Lum, L (8, PH) OBP: 0.364, SLG: 0.364										1	0	0	0	0	1	0
Steve Dillard, R (8, 4) OBP: 0.294, SLG: 0.347			P4			4-3		K		0	0	0	0	0	0	0
Inning Stats	R: 0 E: 0 K: 2 S: 7 H: 0 LOB: 0 BB: 0 P: 7	R: 0 E: 0 K: 3 S: 9 H: 0 LOB: 0 BB: 0 P: 9	R: 0 E: 0 K: 1 S: 5 H: 0 LOB: 0 BB: 0 P: 5	R: 0 E: 0 K: 1 S: 5 H: 0 LOB: 0 BB: 0 P: 5	R: 0 E: 0 K: 2 S: 8 H: 1 LOB: 2 BB: 1 P: 12	R: 0 E: 0 K: 0 S: 4 H: 1 LOB: 1 BB: 0 P: 4	R: 0 E: 0 K: 1 S: 6 H: 1 LOB: 1 BB: 0 P: 6	R: 0 E: 0 K: 3 S: 9 H: 0 LOB: 0 BB: 0 P: 9	R: 0 E: 0 K: 0 S: 3 H: 0 LOB: 0 BB: 0 P: 3	1B: 1 2B: 2 3B: 0 HR: 0 SF: 0 SAC: 0 DP: 0 HBP: 0						

PITCHER		IP	WLS	BF	H	R	ER	SO	BB	IBB	HBP	BLK	WP	HR	S	P	ERA	WHIP
Bill Gullickson, R ERA: 2.79	(1, 1)	9.0	W	31	3	0	0	13	1	0	0	0	0	0	56	60	0.00	0.444

PITCHER	IP	WLS	BF	H	R	ER	SO	BB	IBB	HBP	BLK	WP	HR	S	P	ERA	WHIP

TOP

Chicago Cubs @ Montreal Expos

Olympic Stadium, Montreal, QB

Sun Sep 20 1981, 3:33 AM EDT
Att. 40,851 - Cloudy - 54 F

livebaseballscorecards.com

AB	30
R	0
H	3
RBI	0
BB	1
SO	13
LOB	9

WP: 0 PA: 31
PB: 0
SB: 0
CS: 0

Batter	1	2	3	4	5	6	7	8	9	AB	R	H	RBI	BB	SO	LOB
Warren Cromartie, L (1, 3) OBP: 0.353, SLG: 0.390	BBBB 4-0 SH5-4 1B BB	X 0-0 CS 1B			X 0-0 SH1-3 1-3 2B		BBBB 4-0 FC6-2 1B 1-2 BB	III 4-0 IBB		2	2	2	0	3	0	0
Terry Francona, L (1, 7) OBP: 0.283, SLG: 0.327	X 0-0 ① SH5-4 1-2	X 0-0 ①② F7 1-2			X 0-0 ① SH1-3 2-3		X 0-0 FC6-2 1-2 2-3 1B	X 0-0 ③ P4		3	0	1	0	0	0	4
Andre Dawson, R (1, 8) OBP: 0.381, SLG: 0.591	BBBB 4-0 1B 1B BB	SSS 0-3 ③ K			X 0-0 ② 1-3 3-H		X 0-0 ① FC6-2 FC5-4 1-2 2-3 3-H			3	1	0	1	1	1	3
Gary Carter, R (1, 2) OBP: 0.298, SLG: 0.424	X 0-0 ② P2		X 0-0 ① 6-3		X 0-0 ③ F9		X 0-0 ② P5			4	0	0	0	0	0	5
Larry Parrish, R (1, 5) OBP: 0.278, SLG: 0.354	X 0-0 1B 1B 1-3 2-H 1B		X 0-0 ② 5-3			X 0-0 ① P3	X 0-0 ③ FC5-4 1-2f			4	1	1	1	0	0	3
Tim Wallach, R (1, 9) OBP: 0.301, SLG: 0.339	X 0-0 1B 1-2 3-H 1B		SSS 0-3 ③ K			BBBB 4-0 CS BB		H 1-0 SH5-4 SH3-4 HBP		2	0	1	1	1	1	0
Chris Speier, R (1, 6) OBP: 0.315, SLG: 0.305	X 0-0 1B 1-3 2-H			X 0-0 ① 5-3		BBBB 4-0 ② 1-2 BB		X 0-0 ① SH3-4 1-2		2	0	1	1	1	0	0
Jerry Manuel, S (1, 4) OBP: 0.292, SLG: 0.525	III 4-0 IBB			X 0-0 ② B1-3		X 0-0 ③ F8		BBBB 4-0 SH5-4 BB		2	0	0	0	2	0	1
Bill Gullickson, R (1, 1) OBP: 0.159, SLG: 0.143	X 0-0 ③ 1-3			X 0-0 ③ B2-3			BBBB 4-0 1B BB FC6-2 BB	X 0-0 ② SH5-4 1-2 2-3		2	0	0	0	1	0	3
Inning Stats	R: 3 E: 0 K: 0 S: 6 H: 3 LOB: 3 BB: 3 P: 18	R: 0 E: 0 K: 1 S: 5 H: 1 LOB: 0 BB: 0 P: 5	R: 0 E: 0 K: 1 S: 5 H: 0 LOB: 0 BB: 0 P: 5	R: 0 E: 0 K: 0 S: 3 H: 0 LOB: 0 BB: 0 P: 3	R: 1 E: 0 K: 0 S: 4 H: 1 LOB: 0 BB: 0 P: 4	R: 0 E: 0 K: 0 S: 2 H: 0 LOB: 1 BB: 2 P: 10	R: 0 E: 0 K: 0 S: 4 H: 1 LOB: 3 BB: 2 P: 12	R: 0 E: 0 K: 0 S: 3 H: 0 LOB: 3 BB: 2 P: 12		1B: 5 2B: 1 3B: 0 HR: 0	SF: 0 SAC: 4 DP: 0 HBP: 1					

Chicago Cubs @ Montreal Expos

Olympic Stadium, Montreal, QB

Sun Sep 20 1981, 3:33 AM EDT

Att. 40,851 - Cloudy - 54 F

BOTTOM

livebaseballscorecards.com

AB	24
R	4
H	6
RBI	4
BB	9
SO	2
LOB	19

PITCHER		IP	WLS	BF	H	R	ER	SO	BB	IBB	HBP	BLK	WP	HR	S	P	ERA	WHIP
Mike Griffin, R ERA: 3.75	(1, 1)	0.2	L	6	2	3	3	0	2	0	0	0	0	0	4	12	40.50	6.000
Jay Howell, R ERA: 4.15	(1, 1)	4.1		16	3	1	1	2	0	1	0	0	0	0	19	23	2.08	0.692
Lee Smith, R ERA: 3.74	(6, 1)	1.0		5	0	0	0	0	3	0	0	0	0	0	2	14	0.00	3.000
Dave Geisel, L ERA:	(7, 1)	0.0		2	1	0	0	0	1	0	0	0	0	0	1	5	∞	∞
Dick Tidrow, R ERA: 4.78	(7, 1)	2.0		9	0	0	0	0	1	1	1	0	0	0	6	15	0.00	0.500

PITCHER	IP	WLS	BF	H	R	ER	SO	BB	IBB	HBP	BLK	WP	HR	S	P	ERA	WHIP

Batter	1	2	3	4	5	6	7	8	9	AB	R	H	RBI	BB	SO	LOB
Tom Herr, S (1, 4) OBP: 0.335, SLG: 0.351	4-3 2B		F8		5-3		E6 SF9 1B 1-2		9-3 1B	5	0	2	0	0	0	2
Garry Templeton, S (1, 6) OBP: 0.317, SLG: 0.400	4-3 2-3		P9			SF9 3B	1-2 2-3 1B		9-3 1-2f	5	1	2	0	0	0	2
Keith Hernandez, L (1, 3) OBP: 0.395, SLG: 0.456	5-3			1B		K	SF9 2-3 3-H			3	0	1	1	0	1	2
George Hendrick, R (1, 8) OBP: 0.361, SLG: 0.487	6-3			F9		SF9 IBB	L3			3	0	0	0	1	0	4
Darrell Porter, L (1, 2) OBP: 0.349, SLG: 0.365		4-3		F9		SF9 1-2 3-H		G3		3	0	0	1	0	0	1
Gene Roof, S (1, 7) OBP: 0.426, SLG: 0.351		K		6-3		BB		E S BB		2	0	0	0	2	1	1
Ken Oberkfell, L (1, 5) OBP: 0.347, SLG: 0.366		1B			F9	3-1		E3 G4-6-3 1-3		4	0	1	0	0	0	3
Tito Landrum, R (1, 9) OBP: 0.287, SLG: 0.352		6-3			SH2-4 1B		1B E SF9 BB	G4-6-3 1-2f		3	1	1	0	1	0	3
Joaquin Andujar, S (1, 1)			6-3		SH2-4 1-2		K		K	2	0	0	0	0	1	1
Gene Tenace, R (9, PH) OBP: 0.410, SLG: 0.345										1	0	0	0	0	1	0
Bruce Sutter, R (9, 1)										0	0	0	0	0	0	0
Inning Stats	R: 0 E: 0 K: 0 S: 4 H: 1 LOB: 1 BB: 0 P: 4	R: 0 E: 0 K: 1 S: 6 H: 1 LOB: 1 BB: 0 P: 6	R: 0 E: 0 K: 0 S: 3 H: 0 LOB: 0 BB: 0 P: 3	R: 0 E: 0 K: 0 S: 4 H: 1 LOB: 1 BB: 0 P: 4	R: 0 E: 0 K: 0 S: 4 H: 1 LOB: 1 BB: 0 P: 4	R: 1 E: 0 K: 1 S: 6 H: 1 LOB: 2 BB: 2 P: 14	R: 1 E: 1 K: 1 S: 7 H: 1 LOB: 2 BB: 1 P: 11	R: 0 E: 1 K: 0 S: 3 H: 0 LOB: 1 BB: 1 P: 7	R: 0 E: 0 K: 1 S: 5 H: 1 LOB: 0 BB: 0 P: 5	1B: 5 2B: 2 3B: 1 HR: 0	SF: 2 SAC: 1 DP: 2 HBP: 0					

St. Louis Cardinals @ Chicago Cubs

Wrigley Field, Chicago, IL

Mon Sep 21 1981, 3:33 AM CDT

Att. 3,635 - Cloudy - 69 F

TOP

livebaseballscorecards.com

AB	31
R	2
H	7
RBI	2
BB	4
SO	4
LOB	19

PITCHER		IP	WLS	BF	H	R	ER	SO	BB	IBB	HBP	BLK	WP	HR	S	P	ERA	WHIP
Ken Kravec, L ERA: 4.56	(1, 1)	6.0	L	25	5	1	1	2	1	1	0	0	0	0	27	35	1.50	1.000
Willie Hernandez, L ERA: 5.06	(7, 1)	0.2		5	1	1	0	1	1	0	0	0	0	0	6	10	0.00	3.000
Rawly Eastwick, R ERA: 2.29	(7, 1)	0.1		1	0	0	0	0	0	0	0	0	0	0	1	1	0.00	0.000
Dave Geisel, L ERA:	(8, 1)	2.0		7	1	0	0	1	1	0	0	0	0	0	8	12	0.00	1.000

PITCHER	IP	WLS	BF	H	R	ER	SO	BB	IBB	HBP	BLK	WP	HR	S	P	ERA	WHIP

Batter	1	2	3	4	5	6	7	8	9	AB	R	H	RBI	BB	SO	LOB
Bobby Bonds, R (1, 8) OBP: 0.329, SLG: 0.414	F8		P6			BB			K	3	0	0	0	1	1	0
Ivan De Jesus, R (1, 6) OBP: 0.270, SLG: 0.216	4-3			G3-6-3 1B		6-3			G3	3	0	1	0	0	0	1
Jim Tracy, L (9, PH) OBP: 0.361, SLG: 0.317										1	0	0	0	0	0	0
Bill Buckner, L (1, 3) OBP: 0.344, SLG: 0.463	F8			G3-6-3 1-2f			4-3			3	0	0	0	0	0	1
Leon Durham, L (1, 9) OBP: 0.354, SLG: 0.472		G3		F9			G3-6-3 1B			3	0	1	0	0	0	0
Mike Lum, L (1, 7) OBP: 0.293, SLG: 0.328		3-1			G3		G3-6-3 1-2f			3	0	0	0	0	0	1
Jody Davis, R (1, 2) OBP: 0.341, SLG: 0.371		1B			B5-3			6-3		3	0	1	0	0	0	0
Ken Reitz, R (1, 5) OBP: 0.261, SLG: 0.282		K			K			4-3		2	0	0	0	0	2	1
Mel Hall, L (8, PH) OBP: 0.111, SLG: 0.444										1	0	0	0	0	0	0
Tye Waller, R (9, 5) OBP: 0.300, SLG: 0.389										0	0	0	0	0	0	0
Mike Tyson, R (1, 4) OBP: 0.256, SLG: 0.286			1-3			F7		P8		3	0	0	0	0	0	0
Ken Kravec, L (1, 1)			K			G3			K	1	0	0	0	0	1	0
Scot Thompson, L (6, PH) OBP: 0.208, SLG: 0.209										1	0	0	0	0	0	0
Willie Hernandez, L (7, 1)										0	0	0	0	0	0	0
Rawly Eastwick, R (7, 1)										0	0	0	0	0	0	0
Dave Geisel, L (8, 1)										0	0	0	0	0	0	0
Steve Henderson, R (9, PH) OBP: 0.351, SLG: 0.360										1	0	0	0	0	1	0
Inning Stats	R: 0 E: 0 K: 0 S: 3 H: 0 LOB: 0 BB: 0 P: 3	R: 0 E: 0 K: 1 S: 6 H: 1 LOB: 1 BB: 0 P: 6	R: 0 E: 0 K: 1 S: 5 H: 0 LOB: 0 BB: 0 P: 5	R: 0 E: 0 K: 0 S: 3 H: 1 LOB: 0 BB: 0 P: 3	R: 0 E: 0 K: 1 S: 5 H: 0 LOB: 0 BB: 0 P: 5	R: 0 E: 0 K: 0 S: 3 H: 0 LOB: 1 BB: 1 P: 7	R: 0 E: 0 K: 0 S: 3 H: 1 LOB: 0 BB: 0 P: 3	R: 0 E: 0 K: 0 S: 3 H: 0 LOB: 0 BB: 0 P: 3	R: 0 E: 0 K: 2 S: 7 H: 0 LOB: 0 BB: 0 P: 7	1B: 3 2B: 0 3B: 0 HR: 0 SF: 0 SAC: 0 DP: 2 HBP: 0						

PITCHER		IP	WLS	BF	H	R	ER	SO	BB	IBB	HBP	BLK	WP	HR	S	P	ERA	WHIP
Joaquin Andujar, R ERA: 4.01	(1, 1)	8.0	W	26	3	0	0	3	1	0	0	0	0	0	31	35	0.00	0.500
Bruce Sutter, R ERA: 2.71	(9, 1)	1.0	S	3	0	0	0	2	0	0	0	0	0	0	7	7	0.00	0.000

PITCHER	IP	WLS	BF	H	R	ER	SO	BB	IBB	HBP	BLK	WP	HR	S	P	ERA	WHIP

BOTTOM

St. Louis Cardinals @ Chicago Cubs

Wrigley Field, Chicago, IL

Mon Sep 21 1981, 3:33 AM CDT

Att. 3,635 - Cloudy - 69 F

livebaseballscorecards.com

AB	28
R	0
H	3
RBI	0
BB	1
SO	5
LOB	4

WP: 0 PA: 29
PB: 0
SB: 0
CS: 0

St. Louis Cardinals @ Chicago Cubs

Wrigley Field, Chicago, IL

Tue Sep 22 1981, 3:33 AM CDT

Att. 4,531 - Sunny - 55 F

Batter	1	2	3	4	5	6	7	8	9	AB	R	H	RBI	BB	SO	LOB
Tom Herr, S (1, 4) OBP: 0.333, SLG: 0.349	0-0 E S 1B	0-0 6-3			0-0 4-3	0-0 F8			0-0 6-3	5	0	1	0	0	0	1
Garry Templeton, S (1, 6) OBP: 0.313, SLG: 0.394	0-3 K		0-0 4-3		0-3 K		0-0 6-3			4	0	0	0	0	2	1
Keith Hernandez, L (1, 3) OBP: 0.399, SLG: 0.456	4-0 E 1-2 BB		0-0 G3		4-0 1B 1B BB		0-0 G6-4-3 1B			2	1	1	0	2	0	0
George Hendrick, R (1, 8) OBP: 0.359, SLG: 0.484	0-0 F4 1-2 2-3		0-0 5-3		0-0 1B 1B 1-3 1B		0-0 G6-4-3 1-2f			4	1	1	0	0	0	3
Darrell Porter, L (1, 2) OBP: 0.358, SLG: 0.397	0-0 4-3			0-0 6-3 2B	0-0 1B 1-3 3-H 1B			0-0 CS 3B		4	0	3	1	0	0	2
Dane Iorg, L (1, 9) OBP: 0.342, SLG: 0.418		0-0 3-1		0-0 6-3 2-3	0-0 1-2 3-H 1B			0-0 F9		4	0	1	1	0	0	2
Bob Sykes, S (8, 1)										0	0	0	0	0	0	0
Mark Littell, L (8, 1) OBP: 0.286, SLG: 0.286										0	0	0	0	0	0	0
Bob Shirley, R (9, 1) OBP: 0.150, SLG: 0.150										0	0	0	0	0	0	0
Ken Oberkfell, L (1, 5) OBP: 0.343, SLG: 0.361		0-0 3-1		0-0 G3	0-0 G3			0-0 L5 3-H		4	0	0	0	0	0	4
Gene Roof, S (1, 7) OBP: 0.431, SLG: 0.375		0-0 2B 2B		4-0 IBB		0-3 K			0-0 6-3	3	1	1	0	1	1	0
Bob Forsch, R (1, 1) OBP: 0.154, SLG: 0.158		0-0 2-H 2B		0-0 P3		0-3 K			0-0 4-3	3	0	1	1	0	1	2
Tito Landrum, R (8, 9) OBP: 0.284, SLG: 0.349										1	0	0	0	0	0	0

Inning Stats	1	2	3	4	5	6	7	8	9	1B	SF	WP	PA
	R: 0 H: 1 E: 1 LOB: 2 K: 1 BB: 1 S: 6 P: 10	R: 1 H: 2 E: 0 LOB: 1 K: 0 BB: 0 S: 5 P: 5	R: 0 H: 0 E: 0 LOB: 0 K: 0 BB: 0 S: 3 P: 3	R: 0 H: 1 E: 0 LOB: 2 K: 0 BB: 1 S: 4 P: 8	R: 2 H: 3 E: 0 LOB: 2 K: 1 BB: 1 S: 8 P: 12	R: 0 H: 0 E: 0 LOB: 0 K: 2 BB: 0 S: 7 P: 7	R: 0 H: 1 E: 0 LOB: 0 K: 0 BB: 0 S: 3 P: 3	R: 0 H: 1 E: 0 LOB: 0 K: 0 BB: 0 S: 3 P: 3	R: 0 H: 0 E: 0 LOB: 0 K: 0 BB: 0 S: 3 P: 3	1B: 5 2B: 3 3B: 1 HR: 0	SF: 0 SAC: 0 DP: 1 HBP: 0	WP: 0 PB: 0 SB: 1 CS: 1	PA: 37

PITCHER		IP	WLS	BF	H	R	ER	SO	BB	IBB	HBP	BLK	WP	HR	S	P	ERA	WHIP
Doug Bird, R ERA: 3.27	(1, 1)	7.0		31	8	3	3	4	2	1	0	0	0	0	36	48	3.86	1.429
Randy Martz, R ERA: 3.36	(8, 1)	2.0	W	6	1	0	0	0	0	0	0	0	0	0	6	6	0.00	0.500

PITCHER	IP	WLS	BF	H	R	ER	SO	BB	IBB	HBP	BLK	WP	HR	S	P	ERA	WHIP

TOP

AB	34
R	3
H	9
RBI	3
BB	3
SO	4
LOB	15

livebaseballscorecards.com

Batter	1	2	3	4	5	6	7	8	9	AB	R	H	RBI	BB	SO	LOB
Bobby Bonds, R (1, 8) OBP: 0.321, SLG: 0.401	K		K		6-3		L7			4	0	0	0	0	2	4
Ivan De Jesus, R (1, 6) OBP: 0.267, SLG: 0.214	E6 CS			5-3		K		6-3		4	0	0	0	0	1	0
Bill Buckner, L (1, 3) OBP: 0.340, SLG: 0.458	4-3 1-2			4-3		F8		P8		4	0	0	0	0	0	1
Leon Durham, L (1, 9) OBP: 0.356, SLG: 0.481		G3		BB		K CS		HR		3	1	1	1	1	1	0
Steve Henderson, R (1, 7) OBP: 0.350, SLG: 0.358		P9		F7		CS 1-2	BB SH2-4 1B	L9		4	0	1	0	0	0	1
Jody Davis, R (1, 2) OBP: 0.347, SLG: 0.373		6-3			HR 1B		SH2-4 1-2		BB 1B SH SF7	2	1	1	0	1	0	0
Steve Dillard, R (9, PR) OBP: 0.264, SLG: 0.347										0	1	0	0	0	0	0
Tye Waller, R (1, 5) OBP: 0.304, SLG: 0.524			F8		HR 1-H		1-3		SH 1B 1-2	3	1	1	2	0	0	1
Mike Tyson, R (1, 4) OBP: 0.261, SLG: 0.291			6-3 BLK 1B		F7		BB		1B 1-2 2-3	2	0	1	0	0	0	0
Mike Lum, L (7, PH) OBP: 0.303, SLG: 0.328										0	0	0	0	1	0	0
Pat Tabler, R (7, PR) OBP: 0.275, SLG: 0.222 (8, 4)										1	0	1	0	0	0	0
Doug Bird, R (1, 1) OBP: 0.176, SLG: 0.125			6-3 1-3		1-3		BB 1-2 2-3		SF7 3-H	2	0	0	0	0	0	1
Jim Tracy, L (7, PH) OBP: 0.370, SLG: 0.317										0	0	0	0	1	0	0
Randy Martz, L (8, 1) OBP: 0.300, SLG: 0.222										0	0	0	0	0	0	0
Scot Thompson, L (9, PH) OBP: 0.208, SLG: 0.209										0	0	0	0	0	0	0
Jerry Morales, R (9, PH) OBP: 0.342, SLG: 0.340										0	0	0	1	0	0	0
Inning Stats	R: 0 E: 1 K: 1 S: 5 H: 0 LOB: 0 BB: 0 P: 5	R: 0 E: 0 K: 0 S: 3 H: 0 LOB: 0 BB: 0 P: 3	R: 0 E: 0 K: 1 S: 6 H: 1 LOB: 1 BB: 0 P: 6	R: 0 E: 0 K: 0 S: 3 H: 0 LOB: 1 BB: 1 P: 7	R: 2 E: 0 K: 0 S: 5 H: 2 LOB: 0 BB: 0 P: 5	R: 0 E: 0 K: 2 S: 7 H: 0 LOB: 0 BB: 0 P: 7	R: 0 E: 0 K: 0 S: 4 H: 1 LOB: 3 BB: 2 P: 12	R: 1 E: 0 K: 0 S: 4 H: 1 LOB: 0 BB: 0 P: 4	R: 1 E: 0 K: 0 S: 3 H: 1 LOB: 2 BB: 1 P: 7	1B: 4 2B: 0 3B: 0 HR: 2	SF: 1 SAC: 2 DP: 0 HBP: 0			WP: 1 PB: 0 SB: 0 CS: 2	PA: 37		

PITCHER		IP	WLS	BF	H	R	ER	SO	BB	IBB	HBP	BLK	WP	HR	S	P	ERA	WHIP
Bob Forsch, R ERA: 2.83	(1, 1)	7.0		28	4	2	2	4	3	0	0	1	1	1	33	45	2.57	1.000
Bob Sykes, L ERA: 5.18	(8, 1)	0.2		3	1	1	1	0	0	0	0	0	0	1	3	3	13.50	1.500
Mark Littell, R ERA: 3.53	(8, 1)	0.1	L	4	1	1	1	0	1	0	0	0	0	0	3	7	27.00	6.000
Bob Shirley, L ERA: 4.42	(9, 1)	0.1		1	0	0	0	0	0	0	0	0	0	0	1	1	0.00	0.000

PITCHER	IP	WLS	BF	H	R	ER	SO	BB	IBB	HBP	BLK	WP	HR	S	P	ERA	WHIP

BOTTOM

St. Louis Cardinals @ Chicago Cubs

Wrigley Field, Chicago, IL

Tue Sep 22 1981, 3:33 AM CDT

Att. 4,531 - Sunny - 55 F

St.

livebaseballscorecards.com

AB	29
R	4
H	6
RBI	4
BB	4
SO	4
LOB	8

Batter	1	2	3	4	5	6	7	8	9	AB	R	H	RBI	BB	SO	LOB
Mookie Wilson, S (1, 8) OBP: 0.332, SLG: 0.389	1-3		6-3 2-3			1-3			1B FC4-6 1B	4	1	1	0	0	0	1
Bob Bailor, R (1, 9) OBP: 0.345, SLG: 0.338	F8			B1-3		G6-4-3 1B			FC4-6 1-3 1B	3	0	1	0	0	0	0
Rusty Staub, L (9, PH) OBP: 0.391, SLG: 0.398										1	0	1	0	0	0	0
Brian Giles, R (9, PR)										0	0	0	0	0	0	0
Hubie Brooks, R (1, 5) OBP: 0.351, SLG: 0.414	K			5-3		G6-4-3 1-2f			FC4-6 1-2f 3-H	4	0	0	1	0	1	2
Dave Kingman, R (1, 3) OBP: 0.312, SLG: 0.437		K		6-3			K		P6	4	0	0	0	0	2	1
Lee Mazzilli, S (1, 7) OBP: 0.326, SLG: 0.369		F8			SH5-4 E 1B		F7		P5	4	0	1	0	0	0	1
John Stearns, R (1, 2) OBP: 0.332, SLG: 0.336		P6			E8 SH5-4 1-2		K			3	0	0	0	0	1	1
Doug Flynn, R (1, 4) OBP: 0.243, SLG: 0.293			F6-3		SH5-4 1-2 2-3			F9		2	0	0	0	0	0	0
Ron Gardenhire, R (1, 6) OBP: 0.281, SLG: 0.258			E4 WP SH3		K			1-3		1	0	0	0	0	0	0
Mike Jorgensen, L (5, PH) OBP: 0.275, SLG: 0.368										1	0	0	0	0	1	2
Frank Taveras, R (5, 6) OBP: 0.263, SLG: 0.289										1	0	0	0	0	0	0
Ed Lynch, R (1, 1) OBP: 0.261, SLG: 0.200			SH3 1-2		K			4-3		0	0	0	0	0	0	0
Mike Cubbage, L (5, PH) OBP: 0.314, SLG: 0.328										1	0	0	0	0	1	2
Dan Boitano, R (5, 1)										0	0	0	0	0	0	0
Ray Searage, L (6, 1) OBP: 1.000, SLG: 1.000										0	0	0	0	0	0	0
Ron Hodges, L (8, PH) OBP: 0.349, SLG: 0.385										1	0	0	0	0	0	0
Terry Leach, R (8, 1)										0	0	0	0	0	0	0
Inning Stats	R: 0 E: 0 K: 1 S: 5 H: 0 LOB: 0 BB: 0 P: 5	R: 0 E: 0 K: 1 S: 5 H: 0 LOB: 0 BB: 0 P: 5	R: 0 E: 1 K: 0 S: 4 H: 0 LOB: 0 BB: 0 P: 4	R: 0 E: 0 K: 0 S: 3 H: 0 LOB: 0 BB: 0 P: 3	R: 0 E: 1 K: 2 S: 9 H: 1 LOB: 2 BB: 0 P: 9	R: 0 E: 0 K: 0 S: 3 H: 1 LOB: 0 BB: 0 P: 3	R: 0 E: 0 K: 2 S: 7 H: 0 LOB: 0 BB: 0 P: 7	R: 0 E: 0 K: 0 S: 3 H: 0 LOB: 0 BB: 0 P: 3	R: 1 E: 0 K: 0 S: 5 H: 2 LOB: 1 BB: 0 P: 5	1B: 4 2B: 0 3B: 0 HR: 0 SF: 0 SAC: 2 DP: 1 HBP: 0	WP: 1 PB: 0 SB: 0 CS: 0 PA: 32					

TOP

New York Mets @ Chicago Cubs

Wrigley Field, Chicago, IL

Wed Sep 23 1981, 3:33 AM CDT

Att. 2,754 - Sunny - 56 F

livebaseballscorecards.com

AB	30
R	1
H	4
RBI	1
BB	0
SO	6
LOB	10

PITCHER		IP	WLS	BF	H	R	ER	SO	BB	IBB	HBP	BLK	WP	HR	S	P	ERA	WHIP
Mike Krukow, R ERA: 4.01	(1, 1)	8.0	W	29	4	1	1	6	0	0	0	0	1	0	41	41	1.12	0.500
Dick Tidrow, R ERA: 4.71	(9, 1)	1.0	S	3	0	0	0	0	0	0	0	0	0	0	3	3	0.00	0.000

PITCHER	IP	WLS	BF	H	R	ER	SO	BB	IBB	HBP	BLK	WP	HR	S	P	ERA	WHIP

Batter	1	2	3	4	5	6	7	8	9	AB	R	H	RBI	BB	SO	LOB
Bobby Bonds, R (1, 8) OBP: 0.325, SLG: 0.400	5-3		CS, 1B			BBBB, 4-0, F4-6-3, BB		P9		3	0	1	0	1	0	0
Ivan De Jesus, R (1, 6) OBP: 0.268, SLG: 0.220	6-3		CS, 1-2	E, 3B		SSS, 0-3, K				3	1	1	0	0	1	1
Bill Buckner, L (1, 3) OBP: 0.340, SLG: 0.456	BBBB, 4-0, BB			FC1, 5-3, 1B, 3-H		0-0, F4-6-3, 1-2				2	1	0	0	1	0	1
Leon Durham, L (1, 9) OBP: 0.353, SLG: 0.476	F4-3			5-3, 1-2			F4-3			3	0	0	0	0	0	2
Steve Henderson, R (1, 7) OBP: 0.353, SLG: 0.362 Jerry Morales, R (8, 7) OBP: 0.342, SLG: 0.340		1-3		F8-4, S, 1B, 2-H			1-3, 1B			3 0	0 0	2 0	1 0	0 0	0 0	0 0
Tim Blackwell, S (1, 2) OBP: 0.325, SLG: 0.333		SSS, 0-3, K		F8-4, 1-3			1-3, 1-2			3	0	0	0	0	1	2
Tye Waller, R (1, 5) OBP: 0.269, SLG: 0.458		SSS, 0-3, K			F8		L1			3	0	0	0	0	1	1
Mike Tyson, R (1, 4) OBP: 0.253, SLG: 0.280			P3		6-3			F4-3		3	0	0	0	0	0	0
Mike Krukow, R (1, 1) OBP: 0.163, SLG: 0.186 Dick Tidrow, R (9, 1)			F7		F9			F4-3		3 0	0 0	0 0	0 0	0 0	0 0	0 0
Inning Stats	R: 0, E: 0, K: 0, S: 3, H: 0, LOB: 1, BB: 1, P: 7	R: 0, E: 0, K: 2, S: 7, H: 0, LOB: 0, BB: 0, P: 7	R: 0, E: 0, K: 0, S: 3, H: 1, LOB: 0, BB: 0, P: 3	R: 2, E: 1, K: 0, S: 5, H: 2, LOB: 0, BB: 0, P: 5	R: 0, E: 0, K: 0, S: 3, H: 0, LOB: 0, BB: 0, P: 3	R: 0, E: 0, K: 1, S: 4, H: 0, LOB: 0, BB: 1, P: 8	R: 0, E: 0, K: 0, S: 4, H: 1, LOB: 1, BB: 0, P: 4	R: 0, E: 0, K: 0, S: 3, H: 0, LOB: 0, BB: 0, P: 3		1B: 3, 2B: 1, 3B: 1, HR: 0	SF: 0, SAC: 0, DP: 2, HBP: 0					

PITCHER		IP	WLS	BF	H	R	ER	SO	BB	IBB	HBP	BLK	WP	HR	S	P	ERA	WHIP
Ed Lynch, R ERA: 2.47	(1, 1)	4.0	L	15	3	2	1	2	1	0	0	0	0	0	18	22	2.25	1.000
Dan Boitano, R ERA: 4.5	(5, 1)	1.1		5	0	0	0	1	1	0	0	0	0	0	6	10	0.00	0.750
Ray Searage, L ERA: 3.15	(6, 1)	1.2		5	1	0	0	0	0	0	0	0	0	0	5	5	0.00	0.600
Terry Leach, R ERA: 1.48	(8, 1)	1.0		3	0	0	0	0	0	0	0	0	0	0	3	3	0.00	0.000

PITCHER	IP	WLS	BF	H	R	ER	SO	BB	IBB	HBP	BLK	WP	HR	S	P	ERA	WHIP

BOTTOM

New York Mets @ Chicago Cubs

Wrigley Field, Chicago, IL

Wed Sep 23 1981, 3:33 AM CDT

Att. 2,754 - Sunny - 56 F

livebaseballscorecards.com

AB	26
R	2
H	4
RBI	1
BB	2
SO	3
LOB	7

WP: 0 PB: 0 SB: 1 CS: 1 PA: 29

Batter	1	2	3	4	5	6	7	8	9	AB	R	H	RBI	BB	SO	LOB
Mookie Wilson, S (1, 8) OBP: 0.333, SLG: 0.387	K		SF9 1B		E6 2B	4-3	FC5-4 IBB		K	4	1	1	0	1	1	1
Mike Howard, S (8, 7) OBP: 0.240, SLG: 0.190										1	0	0	0	0	1	0
Frank Taveras, R (1, 6) OBP: 0.262, SLG: 0.293	1-3 1B 2B		SF9 1-H		P2		E4 1B HBP E FC5-4 1-2f			4	2	1	1	0	0	3
Hubie Brooks, R (1, 5) OBP: 0.353, SLG: 0.416	1-3 2-3		F9		FC5 1-3 2B		1B 1-2 E HBP	2B 1B		3	1	1	0	0	0	1
Bob Bailor, R (7, 5) OBP: 0.352, SLG: 0.346										1	1	1	0	0	0	0
Dave Kingman, R (1, 3) OBP: 0.316, SLG: 0.443	3-H 1B		2B		L4		E HR 1-2 2-3 1B	K		5	1	3	1	0	1	3
Lee Mazzilli, S (1, 7) OBP: 0.325, SLG: 0.364	F8		G3		BB		E3 HR 1-3 2-H 3-H	F7		4	1	0	1	1	0	4
(8, 8)																
Ellis Valentine, R (1, 9) OBP: 0.247, SLG: 0.389		K		HR	FC5 2-3f		HR 1-H 3-H	2B 1-H		5	2	3	5	0	1	3
John Stearns, R (1, 2) OBP: 0.330, SLG: 0.333		5-3		4-3		B3	1B S	F7		5	0	1	0	0	0	1
Doug Flynn, R (1, 4) OBP: 0.247, SLG: 0.299		FC6-4 1B		F6-3		2B	F3		4-3	4	0	2	0	0	0	1
Mike Jorgensen, L (9, PH) OBP: 0.273, SLG: 0.364										1	0	0	0	0	0	0
Pete Falcone, L (1, 1) OBP: 0.067, SLG: 0.067		FC6-4 1-2f		3-1	K	K 1-2			P5	1	0	0	0	0	0	1
Terry Leach, R (2, 1)										0	0	0	0	0	0	0
Mike Cubbage, L (4, PH) OBP: 0.310, SLG: 0.323										1	0	0	0	0	0	0
Mike Marshall, R (4, 1)										0	0	0	0	0	0	0
Ron Hodges, L (6, PH) OBP: 0.341, SLG: 0.375										1	0	0	0	0	1	1
Jesse Orosco, R (6, 1)										1	0	0	0	0	1	1
Rusty Staub, L (9, PH) OBP: 0.389, SLG: 0.396										1	0	0	0	0	0	0

TOP

New York Mets @ Chicago Cubs

Wrigley Field, Chicago, IL

Thu Sep 24 1981, 3:33 AM CDT

Att. 2,555 - Sunny - 63 F

livebaseballscorecards.com

AB	42
R	9
H	13
RBI	8
BB	2
SO	6
LOB	20

Inning Stats	1	2	3	4	5	6	7	8	9
	R: 1 E: 0 K: 1 S: 7	R: 0 E: 0 K: 1 S: 6	R: 1 E: 0 K: 0 S: 5	R: 1 E: 0 K: 0 S: 4	R: 0 E: 1 K: 0 S: 5	R: 0 E: 0 K: 1 S: 6	R: 5 E: 2 K: 1 S: 10	R: 1 E: 0 K: 1 S: 7	R: 0 E: 0 K: 1 S: 5
	H: 2 LOB: 1 BB: 0 P: 7	H: 1 LOB: 1 BB: 0 P: 6	H: 2 LOB: 1 BB: 0 P: 5	H: 1 LOB: 0 BB: 0 P: 4	H: 1 LOB: 3 BB: 1 P: 9	H: 1 LOB: 1 BB: 0 P: 6	H: 3 LOB: 2 BB: 1 P: 15	H: 2 LOB: 1 BB: 0 P: 7	H: 0 LOB: 0 BB: 0 P: 5

1B: 6	SF: 1	WP: 0	PA: 46
2B: 5	SAC: 0	PB: 0	
3B: 0	DP: 0	SB: 2	
HR: 2	HBP: 1	CS: 0	

PITCHER		IP	WLS	BF	H	R	ER	SO	BB	IBB	HBP	BLK	WP	HR	S	P	ERA	WHIP
Mike Griffin, R ERA: 3.96	(1, 1)	4.1		21	7	3	3	2	0	0	0	0	0	1	25	25	6.23	1.615
Lee Smith, R ERA: 3.79	(5, 1)	1.2		9	1	2	2	1	1	0	1	0	0	0	9	14	10.80	1.200
Randy Martz, R ERA: 3.55	(7, 1)	0.0		3	2	3	1	0	0	0	0	0	0	1	3	3	∞	∞
Dick Tidrow, R ERA: 4.7	(7, 1)	2.0	W	10	3	1	1	2	0	1	0	0	0	0	13	17	4.50	1.500
Rawly Eastwick, R ERA: 2.23	(9, 1)	1.0	S	3	0	0	0	1	0	0	0	0	0	0	5	5	0.00	0.000

PITCHER	IP	WLS	BF	H	R	ER	SO	BB	IBB	HBP	BLK	WP	HR	S	P	ERA	WHIP

New York Mets @ Chicago Cubs

Wrigley Field, Chicago, IL

Thu Sep 24 1981, 3:33 AM CDT

Att. 2,555 - Sunny - 63 F

BOTTOM

Batter	1	2	3	4	5	6	7	8	9	AB	R	H	RBI	BB	SO	LOB
Bobby Bonds, R (1, 8) OBP: 0.333, SLG: 0.420	BBBB 4-0 S E BB	IIII 4-0 1-2 2-3 IBB		x 0-0 ① ② F5-4-3 1-2		SSS 0-3 ② K		x 0-0 HR		3	2	1	1	2	1	2
Ivan De Jesus, R (1, 6) OBP: 0.267, SLG: 0.220	x 0-0 E3 CS 1-H 1B	x 0-0 ③ F4		SSS 0-3 ③ K		x 0-0 ③ F9		x 0-0 ③ P9		5	0	1	0	0	1	4
Bill Buckner, L (1, 3) OBP: 0.339, SLG: 0.456	x 0-0 ① ② F4 1-2	x 0-0 ① G3	x 0-0 WP HR 2B			x 0-0 ① L9				4	1	1	0	0	0	1
Leon Durham, L (1, 9) OBP: 0.354, SLG: 0.485	x 0-0 ③ G3	x 0-0 ② F4-3	x 0-0 2-H HR			BBBB 4-0 HR BB				3	2	1	2	1	0	0
Steve Henderson, R (1, 7) OBP: 0.355, SLG: 0.362 Jerry Morales, R (8, 7) OBP: 0.342, SLG: 0.340	x 0-0 F9 BB 1B 1B	BBBB 4-0 BB HR BB	x 0-0 ① P3			x 0-0 ② L6				3 0	2 0	1 0	0 0	1 0	0 0	1 0
Jody Davis, R (1, 2) OBP: 0.356, SLG: 0.394	BBBB 4-0 WP 1B 1-2 BB	BBBB 4-0 1-2 HR BB	x 0-0 ② F9			x 0-0 1-H HR				2	2	1	2	2	0	0
Tye Waller, R (1, 5) OBP: 0.267, SLG: 0.536	x 0-0 ① F9 2-3	x 0-0 1-H 2-H HR	x 0-0 ③ F9			x 0-0 ③ F4				4	1	1	3	0	0	2
Mike Tyson, R (1, 4) OBP: 0.266, SLG: 0.294 Pat Tabler, R (8, 4) OBP: 0.272, SLG: 0.220	x 0-0 WP 1-2 3-H 1B	x 0-0 ③ 6-3			x 0-0 1B		x 0-0 ① F4-3			3 1	0 0	2 0	1 0	0 0	0 0	0 0
Mike Griffin, R (1, 1) OBP: 0.167, SLG: 0.167 Lee Smith, R (5, 1) Randy Martz, L (7, 1) OBP: 0.300, SLG: 0.222 Dick Tidrow, R (7, 1) Hector Cruz, R (8, PH) OBP: 0.333, SLG: 0.472 Rawly Eastwick, R (9, 1)	x 0-0 ② B5	x 0-0 F5-4-3 1B		SSS 0-3 ① K		SSS 0-3 ② K				2 1 0 0 1 0	0 0 0 0 0 0	1 0 0 0 0 0	0 0 0 0 0 0	0 1 0 0 0 1	0 1 0 0 0 0	2 1 0 0 0 0
Inning Stats	R: 1 E: 1 K: 0 S: 3 H: 1 LOB: 0 BB: 1 P: 7	R: 1 E: 0 K: 0 S: 5 H: 2 LOB: 3 BB: 2 P: 13	R: 3 E: 0 K: 0 S: 4 H: 1 LOB: 0 BB: 2 P: 12	R: 0 E: 0 K: 1 S: 5 H: 1 LOB: 0 BB: 0 P: 5	R: 2 E: 0 K: 0 S: 5 H: 2 LOB: 0 BB: 0 P: 5	R: 0 E: 0 K: 2 S: 8 H: 1 LOB: 1 BB: 0 P: 8	R: 2 E: 0 K: 0 S: 4 H: 1 LOB: 0 BB: 1 P: 8	R: 1 E: 0 K: 1 S: 6 H: 1 LOB: 0 BB: 0 P: 6		1B: 5 2B: 1 3B: 0 HR: 4	SF: 0 SAC: 0 DP: 1 HBP: 0			WP: 2 PB: 0 SB: 1 CS: 1	PA: 38	

	AB	R	H	RBI	BB	SO	LOB
AB	32						
R		10					
H			10				
RBI				9			
BB					6		
SO						4	
LOB							13

livebaseballscorecards.com

PITCHER		IP	WLS	BF	H	R	ER	SO	BB	IBB	HBP	BLK	WP	HR	S	P	ERA	WHIP
Pete Falcone, L ERA: 3.04	(1, 1)	1.2		10	3	2	1	0	2	1	0	0	1	0	7	19	5.40	3.000
Terry Leach, R ERA: 2.27	(2, 1)	1.1		7	1	3	3	0	2	0	0	0	0	1	5	13	20.25	2.250
Mike Marshall, R ERA: 3.04	(4, 1)	2.0		8	3	2	2	1	0	0	0	0	1	1	10	10	9.00	1.500
Jesse Orosco, L ERA: 1.8	(6, 1)	3.0	L	13	3	3	3	3	1	0	0	0	0	2	18	22	9.00	1.333

PITCHER	IP	WLS	BF	H	R	ER	SO	BB	IBB	HBP	BLK	WP	HR	S	P	ERA	WHIP

Batter	1	2	3	4	5	6	7	8	9	AB	R	H	RBI	BB	SO	LOB
Lonnie Smith, R (1, 8) OBP: 0.369, SLG: 0.430	F8		K		1B 2B		1B HR 1B		S FC3-2 E 2-3 1B	4	2	2	0	0	1	0
Garry Maddox, R (7, 8) OBP: 0.292, SLG: 0.338										1	1	1	0	0	0	0
Pete Rose, S (1, 3) OBP: 0.390, SLG: 0.393	E4 2B		4-3		K		HR 1B 1-3		FC3-2 1B E 1B 1-2 3-H	4	1	1	0	0	1	2
Del Unser, L (7, 3) OBP: 0.317, SLG: 0.235										1	1	0	0	0	0	2
Gary Matthews, R (1, 7) OBP: 0.385, SLG: 0.454	F8			WP HR BB	1B 2-H 3-H		HR 1-H 3-H		1B 1-3 2-H 1B	4	2	3	5	1	0	1
Mike Schmidt, R (1, 5) OBP: 0.428, SLG: 0.625	2B 1-3			HR 1-H	5-3		BB		G5-4-3 1B 1-2 3-H	3	1	2	2	1	0	1
Ramon Aviles, R (7, PR) OBP: 0.280, SLG: 0.261										1	0	1	1	0	0	0
(7, 5)																
Keith Moreland, R (1, 2) OBP: 0.314, SLG: 0.408	4-3			5-3		CS 1B	F9		G5-4-3 1-2f	5	0	1	0	0	0	5
Dick Davis, R (1, 9) OBP: 0.408, SLG: 0.500		5-3		K		F8 1-2		L6		4	0	0	0	0	1	1
Larry Bowa, S (1, 6) OBP: 0.331, SLG: 0.341		K		4-3		F8		G3		4	0	0	0	0	1	0
Manny Trillo, R (1, 4) OBP: 0.345, SLG: 0.403		F9			5-3		6-3	5-3		4	0	0	0	0	0	0
Ron Reed, R (8, 1) OBP: 0.600, SLG: 0.800										0	0	0	0	0	0	0
Dan Larson, R (1, 1) OBP: 0.222, SLG: 0.125			5-3		2B 1B BB		4-3		1B FC3-2 2B	2	1	0	0	1	0	0
Luis Aguayo, R (8, 4) OBP: 0.298, SLG: 0.325										1	0	1	0	0	0	0
Inning Stats	R: 0 E: 1 K: 0 S: 5 H: 1 LOB: 2 BB: 0 P: 5	R: 0 E: 0 K: 1 S: 5 H: 0 LOB: 0 BB: 0 P: 5	R: 0 E: 0 K: 1 S: 5 H: 0 LOB: 0 BB: 0 P: 5	R: 2 E: 0 K: 1 S: 6 H: 1 LOB: 0 BB: 1 P: 10	R: 2 E: 0 K: 1 S: 7 H: 2 LOB: 1 BB: 1 P: 11	R: 0 E: 0 K: 0 S: 3 H: 1 LOB: 0 BB: 0 P: 3	R: 3 E: 0 K: 0 S: 6 H: 3 LOB: 1 BB: 1 P: 10	R: 0 E: 0 K: 0 S: 3 H: 0 LOB: 0 BB: 0 P: 3	R: 2 E: 0 K: 0 S: 6 H: 4 LOB: 1 BB: 0 P: 6	1B: 7 2B: 3 3B: 0 HR: 2 SF: 0 SAC: 0 DP: 1 HBP: 0							

TOP

Philadelphia Phillies @ Chicago Cubs

Wrigley Field, Chicago, IL

Fri Sep 25 1981, 3:33 AM CDT

Att. 4,482 - Unknown - 68 F

livebaseballscorecards.com

AB	38
R	9
H	12
RBI	8
BB	3
SO	4
LOB	12

WP: 1 PB: 0 SB: 1 CS: 1 PA: 41

PITCHER		IP	WLS	BF	H	R	ER	SO	BB	IBB	HBP	BLK	WP	HR	S	P	ERA	WHIP
Ken Kravec, L ERA: 4.76	(1, 1)	4.2	L	21	4	4	4	4	2	0	0	0	1	1	27	35	7.71	1.286
Lee Smith, R ERA: 3.7	(5, 1)	1.1		4	1	0	0	0	0	0	0	0	0	0	4	4	0.00	0.750
Bill Caudill, R ERA: 5.93	(7, 1)	0.2		5	3	3	3	0	0	0	0	0	0	1	5	5	40.50	4.500
Rawly Eastwick, R ERA: 2.17	(7, 1)	1.0		4	0	0	0	0	1	0	0	0	0	0	3	7	0.00	1.000
Doug Capilla, L ERA: 3.22	(8, 1)	1.1		7	4	2	1	0	0	0	0	0	0	0	7	7	6.75	3.000

PITCHER	IP	WLS	BF	H	R	ER	SO	BB	IBB	HBP	BLK	WP	HR	S	P	ERA	WHIP

Batter	1	2	3	4	5	6	7	8	9	AB	R	H	RBI	BB	SO	LOB
Bobby Bonds, R (1, 8) OBP: 0.329, SLG: 0.408	S S S 0-3 ① K	S S S 0-3 ③ K		B B B B 4-0 BB			S S S 0-3 ① K		x 0-0 ② F8	4	0	0	0	1	3	1
Ivan De Jesus, R (1, 6) OBP: 0.268, SLG: 0.223	x 0-0 E BLK 1B		x 0-0 1B FC6-4 1B	x 0-0 ③ F2			S S S 0-3 ② K		x 0-0 ③ F7	5	2	2	0	0	1	2
Bill Buckner, L (1, 3) OBP: 0.343, SLG: 0.459	x 0-0 E9 BLK 1-3 1B		x 0-0 FC6-4 1-3 1B		x 0-0 ① L7		x 0-0 BB 1B			4	0	3	0	0	0	0
Leon Durham, L (1, 9) OBP: 0.353, SLG: 0.480	x 0-0 ② 1-3		x 0-0 ① FC6-4 1B 1-2f 3-H		x 0-0 ② 3-1		B B B B 4-0 1-2 BB			3	0	0	1	1	0	3
Steve Henderson, R (1, 7) OBP: 0.361, SLG: 0.363 Doug Capilla, L (8, 1)	B B B B 4-0 2-3 3-H FC6-4 BB		x 0-0 1-2 G5-4-3 1B		B B B B 4-0 FC6-4 BB		x 0-0 ③ L9			2 0	0 0	1 0	0 0	2 0	0 0	2 0
Jody Davis, R (1, 2) OBP: 0.348, SLG: 0.384	x 0-0 ③ FC6-4 1-2f		x 0-0 ② ③ G5-4-3 1-2f		x 0-0 ③ FC6-4 1-2f			x 0-0 ① L3		4	0	0	0	0	0	5
Tye Waller, R (1, 5) OBP: 0.265, SLG: 0.500		x 0-0 SH5-4 1B		x 0-0 ① P4		x 0-0 ① 3-1		x 0-0 ② F9		4	0	1	0	0	0	0
Mike Tyson, R (1, 4) OBP: 0.263, SLG: 0.291 Pat Tabler, R (3, 4) OBP: 0.274, SLG: 0.214		x 0-0 ① P8		B B B B 4-0 SH2-4 BB		x 0-0 ② 6-3		S S S 0-3 ③ K		1 2	0 0	0 0	0 0	0 1	0 1	1 0
Ken Kravec, L (1, 1) Lee Smith, R (5, 1) Scot Thompson, L (6, PH) OBP: 0.207, SLG: 0.207 Bill Caudill, R (7, 1) OBP: 0.250, SLG: 0.143 Rawly Eastwick, R (7, 1) Mel Hall, L (8, 7) OBP: 0.100, SLG: 0.400		x 0-0 ② SH5-4 1-2		x 0-0 ② SH2-4 1-2		x 0-0 ③ P6			x 0-0 ① F7	0 0 1 0 0 0 1	0 0 0 0 0 0 0	0 0 0 0 0 0 0	0 0 0 0 0 0 0	0 0 0 0 0 0 0	0 0 0 0 0 0 0	0 0 0 0 0 0 0
Inning Stats	R: 1 E: 1 K: 1 S: 7 H: 2 LOB: 2 BB: 1 P: 11	R: 0 E: 0 K: 1 S: 6 H: 1 LOB: 1 BB: 0 P: 6	R: 1 E: 0 K: 0 S: 5 H: 3 LOB: 1 BB: 0 P: 5	R: 0 E: 0 K: 0 S: 3 H: 0 LOB: 2 BB: 2 P: 11	R: 0 E: 0 K: 0 S: 3 H: 0 LOB: 1 BB: 1 P: 7	R: 0 E: 0 K: 0 S: 3 H: 0 LOB: 0 BB: 0 P: 3	R: 0 E: 0 K: 2 S: 8 H: 1 LOB: 2 BB: 1 P: 12	R: 0 E: 0 K: 1 S: 5 H: 0 LOB: 0 BB: 0 P: 5	R: 0 E: 0 K: 0 S: 3 H: 0 LOB: 0 BB: 0 P: 3	1B: 7 2B: 0 3B: 0 HR: 0	SF: 0 SAC: 2 DP: 1 HBP: 0						

PITCHER		IP	WLS	BF	H	R	ER	SO	BB	IBB	HBP	BLK	WP	HR	S	P	ERA	WHIP
Dan Larson, R ERA: 3.52	(1, 1)	7.0	W	32	7	2	2	4	5	0	0	1	0	0	35	55	2.57	1.714
Ron Reed, R ERA: 3.36	(8, 1)	2.0		6	0	0	0	1	0	0	0	0	0	0	8	8	0.00	0.000

PITCHER	IP	WLS	BF	H	R	ER	SO	BB	IBB	HBP	BLK	WP	HR	S	P	ERA	WHIP

BOTTOM

Philadelphia Phillies @ Chicago Cubs

Wrigley Field, Chicago, IL

Fri Sep 25 1981, 3:33 AM CDT

Att. 4,482 - Unknown - 68 F

livebaseballscorecards.com

AB	31
R	2
H	7
RBI	1
BB	5
SO	5
LOB	14

1B: 7	SF: 0	WP: 0	PA: 38
2B: 0	SAC: 2	PB: 0	
3B: 0	DP: 1	SB: 0	
HR: 0	HBP: 0	CS: 0	

Batter	1	2	3	4	5	6	7	8	9	AB	R	H	RBI	BB	SO	LOB
Lonnie Smith, R (1, 8) OBP: 0.366, SLG: 0.425	E6 F9 1B SF8		CS 1B		6-3		5-3			4	1	1	0	0	0	1
Garry Maddox, R (8, 8) OBP: 0.292, SLG: 0.338										0	0	0	0	0	0	0
Pete Rose, S (1, 3) OBP: 0.391, SLG: 0.394	1-2 1B		F8 1-2		F7			1B		4	0	2	0	0	0	2
Del Unser, L (8, 3) OBP: 0.317, SLG: 0.235										0	0	0	0	0	0	0
Gary Matthews, R (1, 7) OBP: 0.384, SLG: 0.450	F9 2-3			BBBB 1B S HR BB	F8			F9		3	1	0	0	1	0	4
Mike Schmidt, R (1, 5) OBP: 0.426, SLG: 0.622	SF8 3-H			1-3 HR 1B		F3		SSS K		3	1	1	1	0	1	1
Greg Gross, L (8, 9) OBP: 0.330, SLG: 0.330										0	0	0	0	0	0	0
Bake McBride, L (1, 9) OBP: 0.318, SLG: 0.413	F7			1-H HR 3-H		E7 1B 2B		4-3		4	2	2	3	0	0	2
Ramon Aviles, R (8, 5) OBP: 0.280, SLG: 0.261										0	0	0	0	0	0	0
Keith Moreland, R (1, 2) OBP: 0.313, SLG: 0.404		F9		F8		7-3 3-H 1B			F9	4	0	1	1	0	0	0
Larry Bowa, S (1, 6) OBP: 0.328, SLG: 0.337		F9		E6 G6-4-3		7-3 1-2f			SSS K	4	0	0	0	0	1	1
Manny Trillo, R (1, 4) OBP: 0.341, SLG: 0.398		F8		G6-4-3 1-2f			F9		4-3	4	0	0	0	0	0	1
Steve Carlton, L (1, 1) OBP: 0.164, SLG: 0.231			L7		2B		4-3			3	0	1	0	0	0	0
Inning Stats	R: 1 E: 1 K: 0 S: 5 H: 1 LOB: 1 BB: 0 P: 5	R: 0 E: 0 K: 0 S: 3 H: 0 LOB: 0 BB: 0 P: 3	R: 0 E: 0 K: 0 S: 3 H: 1 LOB: 0 BB: 0 P: 3	R: 3 E: 1 K: 0 S: 5 H: 2 LOB: 0 BB: 1 P: 9	R: 0 E: 0 K: 0 S: 4 H: 1 LOB: 1 BB: 0 P: 4	R: 1 E: 1 K: 0 S: 4 H: 2 LOB: 0 BB: 0 P: 4	R: 0 E: 0 K: 0 S: 3 H: 0 LOB: 0 BB: 0 P: 3	R: 0 E: 0 K: 1 S: 6 H: 1 LOB: 1 BB: 0 P: 6	R: 0 E: 0 K: 1 S: 5 H: 0 LOB: 0 BB: 0 P: 5	1B: 5 2B: 3 3B: 0 HR: 1 SF: 1 SAC: 0 DP: 2 HBP: 0						

TOP

Philadelphia Phillies @ Chicago Cubs

Wrigley Field, Chicago, IL

Sun Sep 27 1981, 3:33 AM CDT

Unknown - 64 F

livebaseballscorecards.com

AB	33
R	5
H	8
RBI	5
BB	1
SO	2
LOB	12

WP: 0 PB: 0 SB: 1 CS: 1 PA: 35

PITCHER		IP	WLS	BF	H	R	ER	SO	BB	IBB	HBP	BLK	WP	HR	S	P	ERA	WHIP
Doug Bird, R ERA: 3.36	(1, 1)	5.0	L	21	5	4	3	0	1	0	0	0	0	1	20	24	5.40	1.200
Rawly Eastwick, R ERA: 2.23	(6, 1)	3.0		11	3	1	1	1	0	0	0	0	0	0	13	13	3.00	1.000
Lee Smith, R ERA: 3.64	(9, 1)	1.0		3	0	0	0	1	0	0	0	0	0	0	5	5	0.00	0.000

PITCHER	IP	WLS	BF	H	R	ER	SO	BB	IBB	HBP	BLK	WP	HR	S	P	ERA	WHIP

Batter	1	2	3	4	5	6	7	8	9	AB	R	H	RBI	BB	SO	LOB
Bobby Bonds, R (1, 8) OBP: 0.322, SLG: 0.397	5-3		K		K			K		4	0	0	0	0	3	1
Ivan De Jesus, R (1, 6) OBP: 0.268, SLG: 0.221	5-3			2B BB		K		FC6-4 1-2f		3	0	0	0	1	1	1
Bill Buckner, L (1, 3) OBP: 0.347, SLG: 0.473	1B			1-3 2B		4-3			HR	4	1	3	1	0	0	0
Leon Durham, L (1, 9) OBP: 0.352, SLG: 0.475	G3			G4-6-3 BB		K			K	3	0	0	0	1	2	1
Steve Henderson, R (1, 7) OBP: 0.359, SLG: 0.361		L5		K			G3		1B	4	0	1	0	0	1	3
Jody Davis, R (1, 2) OBP: 0.341, SLG: 0.374		K		G4-6-3 1-2f			6-3		K	4	0	0	0	0	2	4
Tye Waller, R (1, 5) OBP: 0.263, SLG: 0.556		P4			HR		K		G3	4	1	1	1	0	1	1
Mike Tyson, R (1, 4) OBP: 0.258, SLG: 0.284			F9		1-3			5-3		2	0	0	0	0	0	0
Jerry Morales, R (8, PH) OBP: 0.341, SLG: 0.338										1	0	0	0	0	0	0
Pat Tabler, R (9, 4) OBP: 0.274, SLG: 0.214										0	0	0	0	0	0	0
Doug Bird, R (1, 1) OBP: 0.167, SLG: 0.118			5-3		K			FC6-4 1B		1	0	0	0	0	0	0
Steve Dillard, R (5, PH) OBP: 0.262, SLG: 0.345										1	0	0	0	0	1	0
Rawly Eastwick, R (6, 1)										0	0	0	0	0	0	0
Hector Cruz, R (8, PH) OBP: 0.339, SLG: 0.477										1	0	1	0	0	0	0
Lee Smith, R (9, 1)										0	0	0	0	0	0	0
Inning Stats	R: 0 E: 0 K: 0 S: 4 H: 1 LOB: 1 BB: 0 P: 4	R: 0 E: 0 K: 1 S: 5 H: 0 LOB: 0 BB: 0 P: 5	R: 0 E: 0 K: 1 S: 5 H: 0 LOB: 0 BB: 0 P: 5	R: 0 E: 0 K: 1 S: 5 H: 1 LOB: 2 BB: 2 P: 13	R: 1 E: 0 K: 2 S: 8 H: 1 LOB: 0 BB: 0 P: 8	R: 0 E: 0 K: 2 S: 7 H: 0 LOB: 0 BB: 0 P: 7	R: 0 E: 0 K: 1 S: 5 H: 0 LOB: 0 BB: 0 P: 5	R: 0 E: 0 K: 1 S: 6 H: 1 LOB: 1 BB: 0 P: 6	R: 1 E: 0 K: 2 S: 9 H: 2 LOB: 1 BB: 0 P: 9	1B: 3 2B: 1 3B: 0 HR: 2	SF: 0 SAC: 0 DP: 1 HBP: 0						

PITCHER	IP	WLS	BF	H	R	ER	SO	BB	IBB	HBP	BLK	WP	HR	S	P	ERA	WHIP
Steve Carlton, L (1, 1) ERA: 2.31	9.0	W	34	6	2	2	11	2	0	0	0	0	2	54	62	2.00	0.889

PITCHER	IP	WLS	BF	H	R	ER	SO	BB	IBB	HBP	BLK	WP	HR	S	P	ERA	WHIP

Philadelphia Phillies @ Chicago Cubs

Wrigley Field, Chicago, IL

Sun Sep 27 1981, 3:33 AM CDT

Unknown - 64 F

BOTTOM

livebaseballscorecards.com

AB	32
R	2
H	6
RBI	2
BB	2
SO	11
LOB	11

WP: 0	PB: 0	SB: 0	CS: 0
PA: 34			

Batter	1	2	3	4	5	6	7	8	9	AB	R	H	RBI	BB	SO	LOB
Lonnie Smith, R (1, 8) OBP: 0.368, SLG: 0.426	4-3		CS 1B		FC4-6 1-2f			1-3		2	0	1	0	0	0	0
Greg Gross, L (5, PH) (5, 9) OBP: 0.324, SLG: 0.323										2	0	0	0	0	0	1
Pete Rose, S (1, 3) OBP: 0.391, SLG: 0.395	4-3		G6-4-3 1-2 1B			P1		F2		2	0	1	0	0	0	0
George Vukovich, L (5, 7) OBP: 0.409, SLG: 0.524										2	0	0	0	0	0	0
Gary Matthews, R (1, 7) OBP: 0.385, SLG: 0.451	BB 1B		G6-4-3 1-2f			2-3		E3 1B		2	0	1	0	0	0	1
Del Unser, L (5, 3) OBP: 0.308, SLG: 0.226										2	0	0	0	0	0	0
Mike Schmidt, R (1, 5) OBP: 0.425, SLG: 0.618	BBBB			F8		K		1-3 1B		2	0	0	0	1	1	0
Ryne Sandberg, R (6, 6) OBP: 0.250, SLG: 0.250	FC6-4 1-2 BB									1	0	1	0	0	0	0
Bake McBride, L (1, 9) OBP: 0.315, SLG: 0.409	FC6-4 1-2f			F8			1B 1B	F8		2	0	0	0	0	0	2
Bob Dernier, R (5, 8) OBP: 0.667, SLG: 0.667										2	0	1	0	0	0	2
Bob Boone, R (1, 2) OBP: 0.280, SLG: 0.307		1B		F7			F7		FC6-4 1B	3	0	1	0	0	0	1
Don McCormack, R (7, 2) OBP: 1.000, SLG: 1.000										1	0	1	0	0	0	0
Larry Bowa, S (1, 6) OBP: 0.326, SLG: 0.335		L6			F9		1-3 1B		L6	2	0	0	0	0	0	1
Ramon Aviles, R (5, 4) (6, 5) OBP: 0.296, SLG: 0.280										2	0	1	0	0	0	1
Manny Trillo, R (1, 4) OBP: 0.342, SLG: 0.399		SSS K			FC4-6 1B		SSS K		FC6-4 FC5-4 1-2f	2	0	1	0	0	1	1
Luis Aguayo, R (5, 6) (6, 4) OBP: 0.291, SLG: 0.316										2	0	0	0	0	1	3
Dick Ruthven, R (1, 1) ERA: 3.75, SLG: 0.200		SSS K			SSS K		SSS K		FC5-4 1-2f	1	0	0	0	0	1	1
Mike Proly, R (4, 1)										0	0	0	0	0	0	0
Warren Brusstar, R (4, 1)										0	0	0	0	0	0	0
Ozzie Virgil, R (5, PH)										1	0	0	0	0	1	1
Jerry Reed, R (5, 1)										0	0	0	0	0	0	0
Len Matuszek, L (7, PH) OBP: 0.000, SLG: 0.571										1	0	0	0	0	1	2
Sparky Lyle, L (7, 1) OBP: 0.000, SLG: 0.400										0	0	0	0	0	0	0
Tug McGraw, R (8, 1)										0	0	0	0	0	0	0
Dick Davis, R (9, PH) OBP: 0.444, SLG: 0.444										1	0	0	0	0	0	1
Inning Stats	R: 0 E: 0 K: 0 S: 4 H: 1 LOB: 2 BB: 1 P: 8	R: 0 E: 0 K: 2 S: 8 H: 1 LOB: 1 BB: 0 P: 8	R: 0 E: 0 K: 0 S: 3 H: 2 LOB: 0 BB: 0 P: 3	R: 0 E: 0 K: 0 S: 3 H: 0 LOB: 0 BB: 0 P: 3	R: 0 E: 0 K: 1 S: 6 H: 1 LOB: 1 BB: 0 P: 6	R: 0 E: 0 K: 1 S: 5 H: 0 LOB: 0 BB: 0 P: 5	R: 0 E: 0 K: 2 S: 9 H: 2 LOB: 2 BB: 0 P: 9	R: 0 E: 1 K: 0 S: 5 H: 1 LOB: 2 BB: 0 P: 5	R: 0 E: 0 K: 0 S: 4 H: 1 LOB: 1 BB: 0 P: 4	1B: 9 2B: 0 3B: 0 HR: 0 SF: 0 SAC: 0 DP: 1 HBP: 0						

PITCHER		IP	W/L/S	BF	H	R	ER	SO	BB	IBB	HBP	BLK	WP	HR	S	P	ERA	WHIP
Mike Krukow, R ERA: 3.75	(1, 1)	9.0	W	36	9	0	0	6	1	0	0	0	0	0	47	51	0.00	1.111

PITCHER	IP	W/L/S	BF	H	R	ER	SO	BB	IBB	HBP	BLK	WP	HR	S	P	ERA	WHIP

TOP

Philadelphia Phillies @ Chicago Cubs

Wrigley Field, Chicago, IL

Sun Sep 27 1981, 3:38 AM CDT

Att. 18,783 - Unknown - 64 F

livebaseballscorecards.com

AB	35
R	0
H	9
RBI	0
BB	1
SO	6
LOB	18

WP: 0 PA: 36
PB: 0
SB: 0
CS: 1

Batter	1	2	3	4	5	6	7	8	9	AB	R	H	RBI	BB	SO	LOB
Jerry Morales, R (1, 8) OBP: 0.342, SLG: 0.346	1B	F9		SF8	3-1 2B	K				4	1	2	1	0	1	1
Ivan De Jesus, R (1, 6) OBP: 0.267, SLG: 0.220	F8		P7	1-2 2B 1B	3-1		F9			5	1	1	0	0	0	2
Scott Fletcher, R (8, 6) OBP: 0.216, SLG: 0.200					2-3					0	0	0	0	0	0	0
Bill Buckner, L (1, 3) OBP: 0.350, SLG: 0.492	K		HR	1B 1-H 2-H 3B 2B	4-3		HR			5	3	3	4	0	1	2
Scot Thompson, L (8, 3) OBP: 0.207, SLG: 0.207										0	0	0	0	0	0	0
Leon Durham, L (1, 9) OBP: 0.353, SLG: 0.475	P5		F7	1B 3B IBB	3-H 2B		4-3			4	1	1	1	1	0	1
Steve Henderson, R (1, 7) OBP: 0.370, SLG: 0.379		1B HR 1B	E 2B	1-2 2-3 3B 1B	BB		E4 2B			4	3	4	0	1	0	0
Tye Waller, R (1, 5) OBP: 0.279, SLG: 0.585		F3	E4 2-H 1B	1-H 2-H 3-H 1B 3B	K		6-3			5	1	2	4	0	1	4
Tim Blackwell, S (1, 2) OBP: 0.333, SLG: 0.338		1-3 HR 1B	P6	FC6-4 3-H 1B		BB FC9-4-6		F7		4	1	2	1	1	0	1
Pat Tabler, R (1, 4) OBP: 0.280, SLG: 0.270		1-H 3-H HR		2B SF8 F8		FC9-4-6 1-2f		6-3		5	2	2	3	0	0	2
Mike Krukow, R (1, 1) OBP: 0.167, SLG: 0.188		L5		1B 2B 1B FC6-4 1-2f		K		F9		5	1	1	0	0	1	2
Inning Stats	R: 0 E: 0 K: 1 S: 6 H: 1 LOB: 1 BB: 0 P: 6	R: 3 E: 0 K: 0 S: 6 H: 3 LOB: 0 BB: 0 P: 6	R: 2 E: 1 K: 0 S: 6 H: 3 LOB: 1 BB: 0 P: 6	R: 7 E: 0 K: 0 S: 10 H: 7 LOB: 1 BB: 1 P: 14	R: 1 E: 0 K: 1 S: 7 H: 2 LOB: 2 BB: 1 P: 11	R: 0 E: 0 K: 2 S: 7 H: 0 LOB: 1 BB: 1 P: 11	R: 1 E: 1 K: 0 S: 5 H: 2 LOB: 1 BB: 0 P: 5	R: 0 E: 0 K: 0 S: 3 H: 0 LOB: 0 BB: 0 P: 3		1B: 8 2B: 6 3B: 1 HR: 3	SF: 1 SAC: 0 DP: 0 HBP: 0						

BOTTOM

Philadelphia Phillies @ Chicago Cubs

Wrigley Field, Chicago, IL

Sun Sep 27 1981, 3:38 AM CDT

Att. 18,783 - Unknown - 64 F

livebaseballscorecards.com

AB	41
R	14
H	18
RBI	14
BB	3
SO	4
LOB	15

WP: 0 PB: 0 SB: 0 CS: 0 PA: 45

PITCHER		IP	WLS	BF	H	R	ER	SO	BB	IBB	HBP	BLK	WP	HR	S	P	ERA	WHIP
Dick Ruthven, R ERA: 5.23	(1, 1)	3.0	L	18	9	7	7	1	0	0	0	0	0	2	20	20	21.00	3.000
Mike Proly, R ERA: 4.02	(4, 1)	0.1		7	5	5	5	0	0	1	0	0	0	0	6	10	135.00	15.000
Warren Brusstar, R ERA: 4.82	(4, 1)	0.2		2	0	0	0	0	0	0	0	0	0	0	2	2	0.00	0.000
Jerry Reed, R ERA: 7.71	(5, 1)	2.0		10	2	1	1	3	2	0	0	0	0	0	14	22	4.50	2.000
Sparky Lyle, L ERA: 4.17	(7, 1)	1.0		5	2	1	1	0	0	0	0	0	0	1	5	5	9.00	2.000

PITCHER		IP	WLS	BF	H	R	ER	SO	BB	IBB	HBP	BLK	WP	HR	S	P	ERA	WHIP
Tug McGraw, L ERA: 2.93	(8, 1)	1.0		3	0	0	0	0	0	0	0	0	0	0	3	3	0.00	0.000

Batter	1	2	3	4	5	6	7	8	9	AB	R	H	RBI	BB	SO	LOB
Jerry Morales, R (1, 8) OBP: 0.340, SLG: 0.344	x 0-0 FC5-4 1B			x 0-0 ① G3	x 0-0 ③ FC4-6 1-2f			x 0-0 ② 5-3		4	0	1	0	0	0	2
Ivan De Jesus, R (1, 6) OBP: 0.272, SLG: 0.227	x 0-0 ① FC5-4 G4-6-3 1-2f			x 0-0 2B		BBBB 4-0 BB		x 0-0 1B		3	0	2	0	1	0	1
Bill Buckner, L (1, 3) OBP: 0.349, SLG: 0.489	x 0-0 ②③ G4-6-3 1-2f			BBBB 4-0 BB		x 0-0 ① F8		x 0-0 ③ L9		3	0	0	0	1	0	3
Leon Durham, L (1, 9) OBP: 0.348, SLG: 0.469		x 0-0 ① P5		x 0-0 ② F8		SSS 0-3 ② K			x 0-0 ① F9	4	0	0	0	0	1	3
Steve Henderson, R (1, 7) OBP: 0.365, SLG: 0.373		x 0-0 ② 6-3		SSS 0-3 ③ K		SSS 0-3 ③ K			x 0-0 ② F9	4	0	0	0	0	2	3
Tye Waller, R (1, 5) OBP: 0.255, SLG: 0.533		x 0-0 ③ F9			x 0-0 ① F9		x 0-0 ① P5		SSS 0-3 ③ K	4	0	0	0	0	1	0
Tim Blackwell, S (1, 2) OBP: 0.327, SLG: 0.331			x 0-0 ① F8		x 0-0 E7		x 0-0 ② F7			3	0	0	0	0	0	0
Pat Tabler, R (1, 4) OBP: 0.277, SLG: 0.267 Scot Thompson, L (5, PH) OBP: 0.213, SLG: 0.214 Mike Tyson, R (5, 4) OBP: 0.255, SLG: 0.281			SSS 0-3 ② K		x 0-0 FC4-6 1B		x 0-0 ③ 6-3			1 1 1	0 0 0	0 1 0	0 0 0	0 0 0	1 0 0	0 0 0
Mike Griffin, R (1, 1) OBP: 0.154, SLG: 0.154 Bill Caudill, R (4, 1) OBP: 0.250, SLG: 0.143 Jim Tracy, L (5, PH) OBP: 0.365, SLG: 0.311 Willie Hernandez, L (5, 1) Mel Hall, L (8, PH) OBP: 0.091, SLG: 0.364 Dick Tidrow, R (8, 1)			SSS 0-3 ③ K		x 0-0 ② F7			SSS 0-3 ① K		1 0 1 0 1 0	0 0 0 0 0 0	0 0 0 0 0 0	0 0 0 0 0 0	0 0 0 0 1 0	1 0 2 0 0 0	0 0 0 0 0 0
Inning Stats	R: 0 H: 1 E: 0 LOB: 0 K: 0 BB: 0 S: 3 P: 3	R: 0 H: 0 E: 0 LOB: 0 K: 0 BB: 0 S: 3 P: 3	R: 0 H: 0 E: 0 LOB: 0 K: 2 BB: 0 S: 7 P: 7	R: 0 H: 1 E: 0 LOB: 2 K: 1 BB: 1 S: 6 P: 10	R: 0 H: 1 E: 1 LOB: 2 K: 0 BB: 0 S: 5 P: 5	R: 0 H: 0 E: 0 LOB: 1 K: 2 BB: 1 S: 7 P: 11	R: 0 H: 0 E: 0 LOB: 0 K: 0 BB: 0 S: 3 P: 3	R: 0 H: 1 E: 0 LOB: 1 K: 1 BB: 0 S: 6 P: 6	R: 0 H: 0 E: 0 LOB: 0 K: 1 BB: 0 S: 5 P: 5	1B: 3 2B: 1 3B: 0 HR: 0	SF: 0 SAC: 0 DP: 1 HBP: 0					

PITCHER		IP	W/L/S	BF	H	R	ER	SO	BB	IBB	HBP	BLK	WP	HR	S	P	ERA	WHIP
Rick Rhoden, R ERA: 3.89	(1, 1)	9.0	W	33	4	0	0	7	2	0	0	0	0	0	45	53	0.00	0.667

PITCHER	IP	W/L/S	BF	H	R	ER	SO	BB	IBB	HBP	BLK	WP	HR	S	P	ERA	WHIP

TOP

Chicago Cubs @ Pittsburgh Pirates

Three Rivers Stadium, Pittsburgh, PA

Mon Sep 28 1981, 7:05 PM EDT

Unknown - 52 F

livebaseballscorecards.com

AB	31
R	0
H	4
RBI	0
BB	2
SO	7
LOB	14

WP: 0	PA: 33		
PB: 0			
SB: 0			
CS: 0			

Chicago Cubs @ Pittsburgh Pirates

Three Rivers Stadium, Pittsburgh, PA

Mon Sep 28 1981, 7:05 PM EDT

Unknown - 52 F

livebaseballscorecards.com

BOTTOM

Batter	1	2	3	4	5	6	7	8	9	AB	R	H	RBI	BB	SO	LOB
Omar Moreno, L (1, 8) OBP: 0.328, SLG: 0.372	0-0 SH3-4 SF9 2B		0-0 F8 ①	0-0 3-1 ③		SSS 0-3 K 2-3				4	1	1	0	0	1	4
Tim Foli, R (1, 6) OBP: 0.281, SLG: 0.288	0-0 SH3-4 ① 2-3		0-0 4-3 WP 2B 1-3		0-0 F7 ①	0-0 F7 ③				3	1	1	0	0	0	2
Bill Madlock, R (1, 5) OBP: 0.415, SLG: 0.498	0-0 SF9 ② 3-H		0-0 4-3 ② 2-3 3-H		0-0 2B		0-0 P4 ①			2	0	1	2	0	0	1
Dale Berra, R (5, PR) OBP: 0.295, SLG: 0.299 (6, 5)										1	0	0	0	0	0	0
Dave Parker, L (1, 9) OBP: 0.286, SLG: 0.463	0-0 F7 ③		0-0 4-3 ③ 3-H		SSS 0-3 K ②		0-0 L7 ②			3	0	0	0	0	1	1
Bill Robinson, R (7, 9) OBP: 0.247, SLG: 0.310										1	0	0	0	0	0	0
Jason Thompson, L (1, 3) OBP: 0.377, SLG: 0.478		0-0 1B		0-0 1B 1B 2B	BBBB 4-0 BB		BBBB 4-0 BB			2	1	2	0	2	0	0
Mike Easler, L (1, 7) OBP: 0.326, SLG: 0.415		SSS 0-3 K ①		0-0 1B 2-3 1B	0-0 1-3 ③		0-0 P5 ③			4	0	1	0	0	1	4
Johnny Ray, S (1, 4) OBP: 0.301, SLG: 0.397		0-0 F8 ②	SSS 0-3 K ①			0-0 WP 2B		0-0 F9 ①		4	0	1	0	0	1	3
Steve Nicosia, R (1, 2) OBP: 0.289, SLG: 0.335		0-0 5-3 ③		0-0 1-2 3-H 1B		0-0 5-3 ①		0-0 1-3 ②		4	0	1	1	0	0	2
Rick Rhoden, R (1, 1) OBP: 0.204, SLG: 0.229			0-0 2B 4-3 1B	0-0 F8 ②		0-0 P8 ②		0-0 F8 ③		4	1	1	0	0	0	3
Inning Stats	R: 1 E: 0 K: 0 S: 4 H: 1 LOB: 0 BB: 0 P: 4	R: 0 E: 0 K: 1 S: 6 H: 1 LOB: 1 BB: 0 P: 6	R: 2 E: 0 K: 0 S: 5 H: 2 LOB: 0 BB: 0 P: 5	R: 1 E: 0 K: 1 S: 8 H: 3 LOB: 2 BB: 0 P: 8	R: 0 E: 0 K: 1 S: 6 H: 1 LOB: 2 BB: 1 P: 10	R: 0 E: 0 K: 1 S: 7 H: 1 LOB: 2 BB: 0 P: 7	R: 0 E: 0 K: 0 S: 3 H: 0 LOB: 1 BB: 1 P: 7	R: 0 E: 0 K: 0 S: 3 H: 0 LOB: 0 BB: 0 P: 3		1B: 4 2B: 5 3B: 0 HR: 0	SF: 1 SAC: 1 DP: 0 HBP: 0			WP: 2 PB: 0 SB: 0 CS: 0	PA: 36		

	AB	32
	R	4
	H	9
	RBI	3
	BB	2
	SO	4
	LOB	20

PITCHER		IP	WLS	BF	H	R	ER	SO	BB	IBB	HBP	BLK	WP	HR	S	P	ERA	WHIP
Mike Griffin, R ERA: 4.39	(1, 1)	3.0	L	15	6	4	4	1	0	0	0	0	1	0	17	17	12.00	2.000
Bill Caudill, R ERA: 5.84	(4, 1)	1.0		4	1	0	0	1	0	0	0	0	0	0	6	6	0.00	1.000
Willie Hernandez, L ERA: 3.95	(5, 1)	3.0		14	2	0	0	2	2	0	0	0	1	0	16	24	0.00	1.333
Dick Tidrow, R ERA: 4.63	(8, 1)	1.0		3	0	0	0	0	0	0	0	0	0	0	3	3	0.00	0.000

PITCHER	IP	WLS	BF	H	R	ER	SO	BB	IBB	HBP	BLK	WP	HR	S	P	ERA	WHIP

Chicago Cubs @ Pittsburgh Pirates

Three Rivers Stadium, Pittsburgh, PA

Mon Sep 28 1981, 7:05 PM EDT

Att. 3,698 - Unknown - 48 F

livebaseballscorecards.com

Batter	1	2	3	4	5	6	7	8	9	AB	R	H	RBI	BB	SO	LOB
Bobby Bonds, R (1, 8) OBP: 0.313, SLG: 0.385	F8	K			F7	F9			F8	5	0	0	0	0	1	2
Ivan De Jesus, R (1, 6) OBP: 0.272, SLG: 0.225	P6		K		BB, BB, 1B, BB		L9			3	1	0	0	1	1	0
Bill Buckner, L (1, 3) OBP: 0.348, SLG: 0.485	F8		3-1		1B, BB, 1-2, BB		L8			3	0	0	0	1	0	0
Leon Durham, L (1, 9) OBP: 0.350, SLG: 0.471		HR, 2B	F9		1B, 1-2, 2-3, BB		3-1			3	1	1	0	1	0	0
Steve Henderson, R (1, 7) OBP: 0.367, SLG: 0.386		2-H, HR		F9	1-2, 2-3, 3-H, 1B			3-1		4	1	2	3	0	0	0
Jerry Morales, R (8, 7) OBP: 0.340, SLG: 0.344										0	0	0	0	0	0	0
Tye Waller, R (1, 5) OBP: 0.255, SLG: 0.500		6-3		1B, BB	K			K		3	0	0	0	1	2	3
Tim Blackwell, S (1, 2) OBP: 0.326, SLG: 0.329		F7		1-3, 1B	P6			4-3		4	0	1	0	0	0	3
Pat Tabler, R (1, 4) OBP: 0.276, SLG: 0.258		BB, BB		K		F9			1-3	3	0	0	0	1	1	2
Dave Geisel, L (1, 1)		1-2, BB		F9		6-3			1-3	1	0	0	0	1	0	2
Scot Thompson, L (6, PH) OBP: 0.211, SLG: 0.212										1	0	0	0	0	0	0
Randy Martz, L (6, 1) OBP: 0.290, SLG: 0.214										1	0	0	0	0	0	0
Inning Stats	R: 0 E: 0 K: 0 S: 3 H: 0 LOB: 0 BB: 0 P: 3	R: 2 E: 0 K: 1 S: 7 H: 2 LOB: 2 BB: 2 P: 15	R: 0 E: 0 K: 1 S: 5 H: 0 LOB: 0 BB: 0 P: 5	R: 0 E: 0 K: 1 S: 6 H: 1 LOB: 2 BB: 1 P: 10	R: 1 E: 0 K: 1 S: 6 H: 1 LOB: 3 BB: 3 P: 18	R: 0 E: 0 K: 0 S: 3 H: 0 LOB: 0 BB: 0 P: 3	R: 0 E: 0 K: 0 S: 3 H: 0 LOB: 0 BB: 0 P: 3	R: 0 E: 0 K: 1 S: 5 H: 0 LOB: 0 BB: 0 P: 5	R: 0 E: 0 K: 0 S: 3 H: 0 LOB: 0 BB: 0 P: 3	1B: 2 2B: 1 3B: 0 HR: 1 SF: 0 SAC: 0 DP: 0 HBP: 0	WP: 0 PB: 0 SB: 0 CS: 0 PA: 37					

TOP

AB	31
R	3
H	4
RBI	3
BB	6
SO	5
LOB	12

PITCHER		IP	WLS	BF	H	R	ER	SO	BB	IBB	HBP	BLK	WP	HR	S	P	ERA	WHIP
Bob Long, R ERA: 6.75	(1, 1)	4.1	L	21	3	3	3	3	5	0	0	0	0	1	22	42	6.23	1.846
Don Robinson, R ERA: 6.14	(5, 1)	2.2		10	1	0	0	1	1	0	0	0	0	0	11	15	0.00	0.750
Kent Tekulve, R ERA: 2.43	(8, 1)	2.0		6	0	0	0	1	0	0	0	0	0	0	8	8	0.00	0.000

PITCHER	IP	WLS	BF	H	R	ER	SO	BB	IBB	HBP	BLK	WP	HR	S	P	ERA	WHIP

BOTTOM

Chicago Cubs @ Pittsburgh Pirates

Three Rivers Stadium, Pittsburgh, PA

Mon Sep 28 1981, 7:05 PM EDT

Att. 3,698 - Unknown - 48 F

Batter	1	2	3	4	5	6	7	8	9	AB	R	H	RBI	BB	SO	LOB
Omar Moreno, L (1, 8) OBP: 0.328, SLG: 0.372	CS 1B		6-3		K		3-1		F8	0	0	0	0	0	0	0
Matt Alexander, S (1, PH) (2, 8) OBP: 0.222, SLG: 0.222										4	0	1	0	0	1	0
Willie Stargell, L (9, PH) OBP: 0.333, SLG: 0.351										1	0	0	0	0	0	0
Dale Berra, R (1, 5) OBP: 0.294, SLG: 0.303	P4 1-2		F9			3-1 E 2B		P6		4	1	1	0	0	0	1
Johnny Ray, S (1, 4) OBP: 0.299, SLG: 0.383	BB BB BB		K			3-1 2-3		P5		3	0	0	0	1	1	1
Bill Robinson, R (1, 9) OBP: 0.260, SLG: 0.311	BB 1-2 BB			F9		E4 6-3 3-H		BB 1B 1B		3	0	1	1	1	0	0
Tony Peña, R (1, 2) OBP: 0.322, SLG: 0.374	BB 1-2 2-3			4-3		6-3 1-2		BB 1-2 1B		3	0	1	0	1	0	1
Jason Thompson, L (1, 3) OBP: 0.383, SLG: 0.483	K			2B		FC4 BB		1-2 2-3 BB		2	0	1	0	2	1	3
Gary Alexander, R (1, 7) OBP: 0.255, SLG: 0.404		F9		5-3		FC4 1-2f		F8		3	0	0	0	0	0	3
Mike Easler, L (8, PH) (9, 7) OBP: 0.325, SLG: 0.414										1	0	0	0	0	0	3
Vance Law, R (1, 6) OBP: 0.167, SLG: 0.175		G3			F7		F8		F7	3	0	0	0	0	0	0
Tim Foli, R (9, PH) OBP: 0.280, SLG: 0.287										1	0	0	0	0	0	0
Bob Long, R (1, 1)		6-3			5-3		F7		F8	1	0	0	0	0	0	0
Don Robinson, R (5, 1) OBP: 0.308, SLG: 0.250										1	0	0	0	0	0	0
Willie Montanez, L (7, PH) OBP: 0.245, SLG: 0.258										1	0	0	0	0	0	0
Kent Tekulve, R (8, 1)										0	0	0	0	0	0	0
Doe Boyland, L (9, PH)										1	0	0	0	0	0	0
Inning Stats	R: 0 H: 1 E: 0 LOB: 3 K: 1 BB: 3 S: 5 P: 17	R: 0 H: 0 E: 0 LOB: 0 K: 0 BB: 0 S: 3 P: 3	R: 0 H: 0 E: 0 LOB: 0 K: 1 BB: 0 S: 5 P: 5	R: 0 H: 1 E: 0 LOB: 1 K: 0 BB: 0 S: 4 P: 4	R: 0 H: 0 E: 0 LOB: 0 K: 1 BB: 0 S: 5 P: 5	R: 1 H: 1 E: 1 LOB: 2 K: 0 BB: 1 S: 5 P: 9	R: 0 H: 0 E: 0 LOB: 0 K: 0 BB: 0 S: 3 P: 3	R: 0 H: 2 E: 0 LOB: 3 K: 0 BB: 1 S: 5 P: 9	R: 0 H: 0 E: 0 LOB: 0 K: 0 BB: 0 S: 3 P: 3	1B: 3 SF: 0 2B: 2 SAC: 0 3B: 0 DP: 0 HR: 0 HBP: 0						WP: 0 PA: 37 PB: 0 SB: 0 CS: 1

livebaseballscorecards.com

AB	32
R	1
H	5
RBI	1
BB	5
SO	3
LOB	12

PITCHER	IP	WLS	BF	H	R	ER	SO	BB	IBB	HBP	BLK	WP	HR	S	P	ERA	WHIP
Dave Geisel, L (1, 1) ERA:	5.0	W	19	2	0	0	3	3	0	0	0	0	0	22	34	0.00	1.000
Randy Martz, R (6, 1) ERA: 3.5	4.0	S	18	3	1	1	0	2	0	0	0	0	0	16	24	2.25	1.250

PITCHER	IP	WLS	BF	H	R	ER	SO	BB	IBB	HBP	BLK	WP	HR	S	P	ERA	WHIP

Batter	1	2	3	4	5	6	7	8	9	AB	R	H	RBI	BB	SO	LOB
Jerry Morales, R (1, 8) OBP: 0.341, SLG: 0.345	x 0-0 E WP 1B	x 0-0 ③ 5-3			x 0-0 1-2 1B 1B 1B	S S S 0-3 ③ K		S S S 0-3 ③ K		5	2	2	0	0	2	3
Ivan De Jesus, R (1, 6) OBP: 0.273, SLG: 0.227	x 0-0 ① L9		x 0-0 ① F9		x 0-0 1-2 2-H 1B 1B 1B		x 0-0 ① 6-3		x 0-0 1B 4-3 1B	5	2	2	1	0	0	1
Bill Buckner, L (1, 3) OBP: 0.351, SLG: 0.485	x 0-0 ② F7		x 0-0 ② F8		x 0-0 1-2 2-H 1B 1B		B B B B 4-0 G1 BB		x 0-0 4-3 S 1-3 1B	4	0	2	1	1	0	1
Leon Durham, L (1, 9) OBP: 0.345, SLG: 0.464	x 0-0 E3 1-H 2B		x 0-0 ③ 3-1		x 0-0 ② P6		x 0-0 ② G1 1-2		S S S 0-3 ① K 1-2	5	1	0	0	0	1	5
Steve Henderson, R (1, 7) OBP: 0.371, SLG: 0.392	x 0-0 2-H 2B			x 0-0 ① 4-3	x 0-0 1-2 2-H 1B		4-0 IBB		x 0-0 ② 4-3 2-3 3-H	4	0	2	3	1	0	1
Tye Waller, R (1, 5) OBP: 0.241, SLG: 0.471 Mike Lum, L (7, PH) OBP: 0.299, SLG: 0.324 Ken Reitz, R (7, 5) OBP: 0.261, SLG: 0.281	x 0-0 ③ 6-3			S S S 0-3 ② K	S S S 0-3 ③ K		x 0-0 ③ G3		x 0-0 ③ 4-3	3 1 1	0 0 0	0 0 0	0 0 0	0 0 0	2 0 0	3 2 1
Tim Blackwell, S (1, 2) OBP: 0.324, SLG: 0.327		x 0-0 ① P7		x 0-0 ③ P2		x 0-0 SH2-4 1B		x 0-0 ① 5-3		4	0	1	0	0	0	0
Pat Tabler, R (1, 4) OBP: 0.287, SLG: 0.263		B B B B 4-0 SH1-4 BB			x 0-0 1B 1B 1B	x 0-0 ① SH2-4 1-2		x 0-0 ② F9		2	1	1	0	1	0	0
Ken Kravec, L (1, 1) Lee Smith, R (3, 1) Scot Thompson, L (5, PH) OBP: 0.750, SLG: 0.833 Rawly Eastwick, R (6, 1) Jim Tracy, L (6, PH) OBP: 0.000, SLG: 0.000 Dick Tidrow, R (6, 1) Doug Capilla, L (7, 1) Mel Hall, L (8, PH) OBP: 0.167, SLG: 0.364 Bill Caudill, R (8, 1) OBP: 0.000, SLG: 0.143	x 0-0 ② SH1-4 1-2				x 0-0 ① F8	x 0-0 ② F7		B B B B 4-0 BB		0 0 1 0 0 1 0 0 0 0	0 0 0 0 0 0 0 0 0 0	0 0 0 0 0 0 0 0 1 0	0 0 0 0 0 0 0 0 0 0	0 0 1 0 0 1 0 0 0 0	0 0 0 0 0 0 0 0 0 0	0 0 1 0 0 1 0 0 0 0
Inning Stats	R: 2 E: 1 K: 0 S: 6 H: 2 LOB: 1 BB: 0 P: 6	R: 0 E: 0 K: 0 S: 3 H: 0 LOB: 1 BB: 1 P: 7	R: 0 E: 0 K: 0 S: 3 H: 0 LOB: 0 BB: 0 P: 3	R: 0 E: 0 K: 1 S: 5 H: 0 LOB: 0 BB: 0 P: 5	R: 3 E: 0 K: 1 S: 10 H: 5 LOB: 2 BB: 0 P: 10	R: 0 E: 0 K: 1 S: 6 H: 1 LOB: 1 BB: 0 P: 6	R: 0 E: 0 K: 0 S: 3 H: 0 LOB: 2 BB: 2 P: 11	R: 0 E: 0 K: 1 S: 5 H: 0 LOB: 1 BB: 1 P: 9	R: 1 E: 0 K: 1 S: 7 H: 2 LOB: 1 BB: 0 P: 7	1B: 9 2B: 1 3B: 0 HR: 0	SF: 0 SAC: 2 DP: 0 HBP: 0					

TOP

Chicago Cubs @ Pittsburgh Pirates

Three Rivers Stadium, Pittsburgh, PA

Tue Sep 29 1981, 7:05 PM EDT

Att. 3,439 - Cloudy - 48 F

livebaseballscorecards.com

AB	36
R	6
H	10
RBI	5
BB	4
SO	5
LOB	19

WP: 1 PB: 0 SB: 1 CS: 0 PA: 42

PITCHER		IP	WLS	BF	H	R	ER	SO	BB	IBB	HBP	BLK	WP	HR	S	P	ERA	WHIP
Odell Jones, R ERA: 3.33	(1, 1)	4.1		20	5	5	3	1	1	0	0	0	1	0	21	25	6.23	1.385
Rod Scurry, L ERA: 3.68	(5, 1)	0.2		4	2	0	0	1	0	0	0	0	0	0	6	6	0.00	3.000
Mark Lee, R ERA: 3.07	(6, 1)	1.1		6	1	0	0	1	1	0	0	0	0	0	7	11	0.00	1.500
Enrique Romo, R ERA: 4.54	(7, 1)	0.2	W	3	0	0	0	0	0	1	0	0	0	0	2	6	0.00	0.000
Kent Tekulve, R ERA: 2.5	(8, 1)	2.0		9	2	1	1	2	1	0	0	0	0	0	12	16	4.50	1.500

PITCHER	IP	WLS	BF	H	R	ER	SO	BB	IBB	HBP	BLK	WP	HR	S	P	ERA	WHIP

Chicago Cubs @ Pittsburgh Pirates

Three Rivers Stadium, Pittsburgh, PA

Tue Sep 29 1981, 7:05 PM EDT

Att. 3,439 - Cloudy - 48 F

livebaseballscorecards.com

BOTTOM

Batter	1	2	3	4	5	6	7	8	9	AB	R	H	RBI	BB	SO	LOB
Omar Moreno, L (1, 8) OBP: 0.327, SLG: 0.371	F8	K		1B		G3	SF9 3-H			4	0	1	1	0	1	1
Tim Foli, R (1, 6) OBP: 0.285, SLG: 0.295	1B 2B	P9		1-2 1B		4-3	FC6-4 1-3 1B			5	1	3	0	0	0	1
Bill Madlock, R (1, 5) OBP: 0.415, SLG: 0.498 Johnny Ray, S (4, 4) OBP: 0.289, SLG: 0.369	F9 BB E 2-H 1B		F7	F7		P8	FC6-4 1-2f			2 3	1 0	1 0	1 0	0 0	0 0	0 4
Jason Thompson, L (1, 3) OBP: 0.391, SLG: 0.490	BBBB E 1-2 BB		HR 1B	K			BBBB SH3-4 1B BB	WP 1B 2B		3	3	2	0	2	1	2
Bill Robinson, R (1, 9) OBP: 0.259, SLG: 0.346	F9 2-3		1-H HR	K			SH3-4 1-2	K 2-3		4	1	1	2	0	2	5
Mike Easler, L (1, 7) OBP: 0.323, SLG: 0.409	E1 1-2 3-H		F8	K			1B 1B IBB	4-3		4	1	0	0	1	1	2
Dale Berra, R (1, 4) OBP: 0.305, SLG: 0.319 (4, 5)	F8		1B S 1B	2B			S 1-3 2-H 1B	3-H 1B		5	2	4	2	0	0	2
Steve Nicosia, R (1, 2) OBP: 0.292, SLG: 0.333		L5	S 1-3 1B	P4			1B 1-2 SF9 IBB	F9		4	1	1	0	1	0	2
Odell Jones, R (1, 1) OBP: 0.200, SLG: 0.200 Rod Scurry, L (5, 1) OBP: 0.250, SLG: 0.167 Willie Montanez, L (5, PH) OBP: 0.243, SLG: 0.255 Mark Lee, R (6, 1) OBP: 0.500, SLG: 0.500 Enrique Romo, R (7, 1) Willie Stargell, L (7, PH) OBP: 0.344, SLG: 0.362 Matt Alexander, S (7, PR) OBP: 0.222, SLG: 0.222 Kent Tekulve, R (8, 1)		1B	4-3 1-2 3-H	4-3			1B S 1-3 2-H 3-H 1B			2 0 1 0 0 1 0 0 0	0 0 0 0 0 0 0 0 0	1 0 0 0 0 2 0 0 0	0 0 0 0 0 0 0 0 0	0 0 0 0 0 0 0 0 0	0 0 0 0 0 0 0 0 0	1 0 1 0 0 0 0 0 0
Inning Stats	R: 2 H: 2 E: 1 LOB: 2 K: 0 BB: 1 S: 6 P: 10	R: 0 H: 1 E: 0 LOB: 1 K: 1 BB: 0 S: 6 P: 6	R: 3 H: 4 E: 0 LOB: 1 K: 0 BB: 0 S: 7 P: 7	R: 0 H: 2 E: 0 LOB: 2 K: 2 BB: 0 S: 9 P: 9	R: 0 H: 1 E: 0 LOB: 1 K: 1 BB: 0 S: 6 P: 6	R: 0 H: 0 E: 0 LOB: 0 K: 0 BB: 0 S: 3 P: 3	R: 4 H: 3 E: 0 LOB: 2 K: 0 BB: 3 S: 6 P: 18	R: 1 H: 2 E: 0 LOB: 1 K: 1 BB: 0 S: 7 P: 7		1B: 11 SF: 1 2B: 3 SAC: 1 3B: 0 DP: 0 HR: 1 HBP: 0						

AB	38
R	10
H	15
RBI	8
BB	4
SO	5
LOB	21

WP: 1 PA: 44
PB: 0
SB: 4
CS: 0

PITCHER		IP	WLS	BF	H	R	ER	SO	BB	IBB	HBP	BLK	WP	HR	S	P	ERA	WHIP
Ken Kravec, L ERA: 5.06	(1, 1)	2.2		17	7	5	4	1	1	0	0	0	0	1	18	22	13.50	3.000
Lee Smith, R ERA: 3.56	(3, 1)	1.1		6	2	0	0	2	0	0	0	0	0	0	10	10	0.00	1.500
Rawly Eastwick, R ERA: 2.18	(5, 1)	1.0		4	1	0	0	1	0	0	0	0	0	0	6	6	0.00	1.000
Dick Tidrow, R ERA: 5.06	(6, 1)	1.1	L	8	1	4	4	0	1	2	0	0	0	0	5	17	27.00	1.500
Doug Capilla, L ERA: 3.18	(7, 1)	0.2		4	2	0	0	0	0	0	0	0	0	0	4	4	0.00	3.000

PITCHER		IP	WLS	BF	H	R	ER	SO	BB	IBB	HBP	BLK	WP	HR	S	P	ERA	WHIP
Bill Caudill, R ERA: 5.89	(8, 1)	1.0		5	2	1	1	1	0	0	0	0	1	0	7	7	9.00	2.000

Batter	1	2	3	4	5	6	7	8	9	AB	R	H	RBI	BB	SO	LOB
Jerry Morales, R (1, 8) OBP: 0.347, SLG: 0.345	FC1-6 1B		BBBB 4-0 F6-4-3 BB		6-3			F7	BBBB BB	3	0	1	0	2	0	0
Ivan De Jesus, R (1, 6) OBP: 0.273, SLG: 0.227	FC1-6 2B 1-2f		L6		S 1B			F9	L8	5	0	1	0	0	0	4
Bill Buckner, L (1, 3) OBP: 0.353, SLG: 0.490	1-3 2B		F6-4-3 1-2		F4 1-2			1B 2B		4	0	2	0	0	0	2
Leon Durham, L (1, 9) OBP: 0.347, SLG: 0.466	SSS K			F4-3 E 2B		7-3		1B IBB		3	1	1	0	1	1	2
Steve Henderson, R (1, 7) OBP: 0.369, SLG: 0.390	5-3			F4-3 2-3		5-3		1-2 2-3 1B		4	0	1	0	0	0	3
Jody Davis, R (1, 2) OBP: 0.335, SLG: 0.367		P2		P6		SSS K		P5		3	0	0	0	0	1	1
Mike Lum, L (8, PH) OBP: 0.295, SLG: 0.319										1	0	0	0	0	0	3
Tim Blackwell, S (8, 2) OBP: 0.324, SLG: 0.327										0	0	0	0	0	0	0
Tye Waller, R (1, 5) OBP: 0.259, SLG: 0.463		F4-3		BBBB 4-0 S BB			F7		SH1-4 1B	3	0	1	0	1	0	0
Pat Tabler, R (1, 4) OBP: 0.288, SLG: 0.276		WP 2B		SSS K 1-2 3-H			SSS K		SH1-4 1-2	3	0	1	0	0	2	1
Doug Bird, R (1, 1) OBP: 0.143, SLG: 0.100		SSS K 2-3			SSS K		G3		SSS K	3	0	0	0	0	2	1
Jim Tracy, L (9, PH) OBP: 0.355, SLG: 0.302										1	0	0	0	0	1	1
Randy Martz, L (9, 1) OBP: 0.290, SLG: 0.214										0	0	0	0	0	0	0
Willie Hernandez, L (9, 1)										0	0	0	0	0	0	0
Inning Stats	R: 0 E: 0 K: 1 S: 7 H: 2 LOB: 2 BB: 0 P: 7	R: 0 E: 0 K: 1 S: 6 H: 1 LOB: 1 BB: 0 P: 6	R: 0 E: 0 K: 0 S: 2 H: 0 LOB: 0 BB: 1 P: 6	R: 1 E: 0 K: 1 S: 6 H: 1 LOB: 1 BB: 1 P: 10	R: 0 E: 0 K: 1 S: 6 H: 1 LOB: 1 BB: 0 P: 6	R: 0 E: 0 K: 1 S: 5 H: 0 LOB: 0 BB: 0 P: 5	R: 0 E: 0 K: 1 S: 5 H: 0 LOB: 0 BB: 0 P: 5	R: 0 E: 0 K: 0 S: 5 H: 2 LOB: 3 BB: 1 P: 9	R: 0 E: 0 K: 1 S: 6 H: 1 LOB: 2 BB: 1 P: 10	1B: 4 2B: 4 3B: 0 HR: 0	SF: 0 SAC: 1 DP: 1 HBP: 0					

TOP

Chicago Cubs @ New York Mets

Shea Stadium, Flushing, NY

Wed Sep 30 1981, 7:05 PM EDT

Att. 4,473 - Sunny - 49 F

livebaseballscorecards.com

AB	33
R	1
H	8
RBI	0
BB	4
SO	7
LOB	18

WP: 1 PB: 0 SB: 2 CS: 0 PA: 38

PITCHER		IP	WLS	BF	H	R	ER	SO	BB	IBB	HBP	BLK	WP	HR	S	P	ERA	WHIP
Charlie Puleo, R ERA:	(1, 1)	8.0		33	7	1	0	6	2	1	0	0	1	0	42	54	0.00	1.125
Neil Allen, R ERA: 2.86	(9, 1)	1.0	W	5	1	0	0	1	1	0	0	0	0	0	6	10	0.00	2.000

PITCHER	IP	WLS	BF	H	R	ER	SO	BB	IBB	HBP	BLK	WP	HR	S	P	ERA	WHIP

Chicago Cubs @ New York Mets

Shea Stadium, Flushing, NY

Wed Sep 30 1981, 7:05 PM EDT

Att. 4,473 - Sunny - 49 F

BOTTOM

livebaseballscorecards.com

Batter	1	2	3	4	5	6	7	8	9	AB	R	H	RBI	BB	SO	LOB
Mookie Wilson, S (1, 8) OBP: 0.325, SLG: 0.381	4-3		K			K		L8		4	0	0	0	0	2	0
John Stearns, R (1, 2) OBP: 0.333, SLG: 0.338	4-3		5-3			4-3			SH1-3 1B	4	1	1	0	0	0	0
Hubie Brooks, R (1, 5) OBP: 0.349, SLG: 0.418	2B			4-3			1B 2B		SH1-3 1-2	3	1	2	0	0	0	0
Dave Kingman, R (1, 7) OBP: 0.328, SLG: 0.466	K2-3			L5			2-H 1B		1B IBB	3	0	1	1	1	1	1
Rusty Staub, L (1, 3) OBP: 0.393, SLG: 0.409		1B		L4			2B		1-2 2-H 1B	3	0	2	0	0	0	0
Brian Giles, R (7, PR)										0	0	0	0	0	0	0
Mike Jorgensen, L (8, 3) OBP: 0.274, SLG: 0.358										0	0	0	0	0	0	0
Lee Mazzilli, S (9, PH) OBP: 0.326, SLG: 0.363										1	0	1	1	0	0	0
Ellis Valentine, R (1, 9) OBP: 0.234, SLG: 0.365		F8			P6		5-3			3	0	0	0	0	0	2
Doug Flynn, R (1, 4) OBP: 0.248, SLG: 0.294		F7			F6-3		K			3	0	0	0	0	1	2
Ron Gardenhire, R (1, 6) OBP: 0.333, SLG: 0.295		F8			6-3			5-3		3	0	0	0	0	0	1
Charlie Puleo, R (1, 1)			K			K		4-3		2	0	0	0	0	2	0
Mike Cubbage, L (8, PH) OBP: 0.287, SLG: 0.286										1	0	0	0	0	0	0
Neil Allen, R (9, 1) OBP: 0.200, SLG: 0.600										0	0	0	0	0	0	0
Inning Stats	R: 0 E: 0 K: 1 S: 6 H: 1 LOB: 1 BB: 0 P: 6	R: 0 E: 0 K: 0 S: 4 H: 1 LOB: 1 BB: 0 P: 4	R: 0 E: 0 K: 2 S: 7 H: 0 LOB: 0 BB: 0 P: 7	R: 0 E: 0 K: 0 S: 3 H: 0 LOB: 0 BB: 0 P: 3	R: 0 E: 0 K: 0 S: 3 H: 0 LOB: 0 BB: 0 P: 3	R: 0 E: 0 K: 2 S: 7 H: 0 LOB: 0 BB: 0 P: 7	R: 1 E: 0 K: 1 S: 7 H: 3 LOB: 1 BB: 0 P: 7	R: 0 E: 0 K: 0 S: 3 H: 0 LOB: 0 BB: 0 P: 3	R: 1 E: 0 K: 0 S: 3 H: 2 LOB: 2 BB: 1 P: 7	1B: 4 2B: 3 3B: 0 HR: 0 SF: 0 SAC: 1 DP: 0 HBP: 0						

	AB	30
	R	2
	H	7
	RBI	2
	BB	1
	SO	6
	LOB	6

WP: 0 PA: 32
PB: 0
SB: 0
CS: 0

PITCHER		IP	WLS	BF	H	R	ER	SO	BB	IBB	HBP	BLK	WP	HR	S	P	ERA	WHIP
Doug Bird, R ERA: 3.22	(1, 1)	8.0		28	5	1	1	6	0	0	0	0	0	0	40	40	1.12	0.625
Randy Martz, R ERA: 3.57	(9, 1)	0.1	L	2	1	1	1	0	0	0	0	0	0	0	2	2	27.00	3.000
Willie Hernandez, L ERA: 3.95	(9, 1)	0.0		2	1	0	0	0	0	1	0	0	0	0	1	5	∞	∞

PITCHER	IP	WLS	BF	H	R	ER	SO	BB	IBB	HBP	BLK	WP	HR	S	P	ERA	WHIP

Chicago Cubs @ New York Mets
Shea Stadium, Flushing, NY
Thu Oct 01 1981, 7:05 PM EDT
Att. 3,553 - Cloudy - 47 F

TOP

livebaseballscorecards.com

Batter	1	2	3	4	5	6	7	8	9	AB	R	H	RBI	BB	SO	LOB
Jerry Morales, R (1, 8) OBP: 0.344, SLG: 0.342	F4		F8		6-3			WP, SH1-4 1B	5-3	5	0	1	0	0	0	2
Ivan De Jesus, R (1, 6) OBP: 0.273, SLG: 0.228	K			L8		BB 1B		SH1-4 1-2		3	0	1	0	0	1	0
Bill Buckner, L (1, 3) OBP: 0.354, SLG: 0.489	5-3			F4-6-3 1B		1-2 BB		K		3	0	1	0	1	1	1
Leon Durham, L (1, 9) OBP: 0.346, SLG: 0.461		P6		F4-6-3 1-2		K		WP IBB		3	0	0	0	1	1	2
Steve Henderson, R (1, 7) OBP: 0.371, SLG: 0.389		6-3			F4-3	1B		FC4-6 1-2 2-3 IBB		3	0	1	0	1	0	0
Dick Tidrow, R (8, 1)										0	0	0	0	0	0	0
Tim Blackwell, S (1, 2) OBP: 0.331, SLG: 0.342		1B			1B 2B 2B		P6	FC4-6 1-2f		2	1	2	0	0	0	0
Jody Davis, R (6, 2) OBP: 0.332, SLG: 0.363										2	0	0	0	0	0	3
Tye Waller, R (1, 5) OBP: 0.290, SLG: 0.483		F8			2-3 2B 1B		FC5-4 1B		SH1-4 1B	4	1	3	0	0	0	1
Pat Tabler, R (1, 4) OBP: 0.281, SLG: 0.267			K		K		FC5-4 1-2f		SH1-4 1-2	3	0	0	0	0	2	3
Mike Krukow, R (1, 1) OBP: 0.180, SLG: 0.220			K		1-H 3-H 2B		K		6-3	2	0	1	2	0	1	0
Rawly Eastwick, R (6, 1)										1	0	0	0	0	1	1
Scot Thompson, L (8, 7) OBP: 0.208, SLG: 0.209										1	0	0	0	0	0	1

AB	32	1B: 8	SF: 0	WP: 1	PA: 37
R	2	2B: 2	SAC: 2	PB: 0	
H	10	3B: 0	DP: 1	SB: 0	
RBI	2	HR: 0	HBP: 0	CS: 0	
BB	3				
SO	7				
LOB	14				

Inning Stats	1	2	3	4	5	6	7	8	9
	R: 0 E: 0 K: 1 S: 5	H: 0 LOB: 0 BB: 0 P: 5	R: 0 E: 0 K: 0 S: 4	H: 1 LOB: 1 BB: 0 P: 4	R: 0 E: 0 K: 2 S: 7	H: 0 LOB: 0 BB: 0 P: 7	R: 0 E: 0 K: 0 S: 3	H: 1 LOB: 0 BB: 0 P: 3	R: 2 E: 0 K: 1 S: 8	H: 3 LOB: 1 BB: 0 P: 8	R: 0 E: 0 K: 1 S: 5	H: 2 LOB: 1 BB: 1 P: 9	R: 0 E: 0 K: 1 S: 6	H: 1 LOB: 1 BB: 0 P: 6	R: 0 E: 0 K: 1 S: 6	H: 1 LOB: 3 BB: 2 P: 14	R: 0 E: 0 K: 0 S: 4	H: 1 LOB: 1 BB: 0 P: 4

PITCHER		IP	WLS	BF	H	R	ER	SO	BB	IBB	HBP	BLK	WP	HR	S	P	ERA	WHIP
Craig Swan, R ERA: 3.29	(1, 1)	4.1		16	4	2	2	3	0	0	0	0	0	0	22	22	4.15	0.923
Terry Leach, R ERA: 2.62	(5, 1)	0.2		3	1	0	0	1	0	0	0	0	0	0	5	5	0.00	1.500
Jesse Orosco, L ERA: 1.59	(6, 1)	2.0		8	3	0	0	2	1	0	0	0	0	0	11	15	0.00	2.000
Neil Allen, R ERA: 2.77	(8, 1)	2.0		10	2	0	0	1	0	2	0	0	1	0	10	18	0.00	1.000

PITCHER	IP	WLS	BF	H	R	ER	SO	BB	IBB	HBP	BLK	WP	HR	S	P	ERA	WHIP

Batter	1	2	3	4	5	6	7	8	9	AB	R	H	RBI	BB	SO	LOB
Mookie Wilson, S (1, 8) OBP: 0.321, SLG: 0.377	4-3			4-3	K			K		4	0	0	0	0	2	3
John Stearns, R (1, 2) OBP: 0.329, SLG: 0.333	F7			5-3		1-3		5-3		4	0	0	0	0	0	0
Hubie Brooks, R (1, 5) OBP: 0.348, SLG: 0.416	5-3			6-3		F9		1B		4	0	1	0	0	0	0
Dave Kingman, R (1, 7) OBP: 0.325, SLG: 0.461		P4			K	K		K		4	0	0	0	0	3	1
Rusty Staub, L (1, 3) OBP: 0.398, SLG: 0.454		3-1			HR		HR			3	2	2	2	0	0	0
Ellis Valentine, R (1, 9) OBP: 0.235, SLG: 0.364		K			E1 F3-1 1B		3-1			3	0	1	0	0	1	0
Doug Flynn, R (1, 4) OBP: 0.246, SLG: 0.292			F9		F3-1 2-3		1B			2	0	0	0	0	0	1
Frank Taveras, R (6, 6) OBP: 0.266, SLG: 0.293										1	0	1	0	0	0	0
Ron Gardenhire, R (1, 6) OBP: 0.333, SLG: 0.283			4-3		BB		L7			2	0	0	0	1	0	1
(6, 4)																
Craig Swan, R (1, 1)			1-3		BB 1-2		1-3			1	0	0	0	0	0	0
Terry Leach, R (5, 1)										0	0	0	0	0	0	0
Ron Hodges, L (5, PH) OBP: 0.383, SLG: 0.429										0	0	0	0	1	0	0
Jesse Orosco, R (6, 1)										0	0	0	0	0	0	0
Mike Cubbage, L (7, PH) OBP: 0.284, SLG: 0.282										1	0	0	0	0	0	1
Neil Allen, R (8, 1) OBP: 0.200, SLG: 0.600										0	0	0	0	0	0	0
Inning Stats	R: 0 E: 0 K: 0 S: 3 H: 0 LOB: 0 BB: 0 P: 3	R: 0 E: 0 K: 1 S: 5 H: 0 LOB: 0 BB: 0 P: 5	R: 0 E: 0 K: 0 S: 3 H: 0 LOB: 0 BB: 0 P: 3	R: 0 E: 0 K: 0 S: 3 H: 0 LOB: 0 BB: 0 P: 3	R: 1 E: 1 K: 2 S: 9 H: 2 LOB: 3 BB: 2 P: 17	R: 0 E: 0 K: 1 S: 5 H: 0 LOB: 0 BB: 0 P: 5	R: 1 E: 0 K: 0 S: 5 H: 2 LOB: 1 BB: 0 P: 5	R: 0 E: 0 K: 2 S: 8 H: 1 LOB: 1 BB: 0 P: 8		1B: 3 2B: 0 3B: 0 HR: 2 SF: 0 SAC: 0 DP: 0 HBP: 0						

PITCHER		IP	WLS	BF	H	R	ER	SO	BB	IBB	HBP	BLK	WP	HR	S	P	ERA	WHIP
Mike Krukow, R ERA: 3.68	(1, 1)	5.0		19	2	1	1	3	2	0	0	0	0	1	23	31	1.80	0.800
Rawly Eastwick, R ERA: 2.28	(6, 1)	2.0		8	2	1	1	1	0	0	0	0	0	1	10	10	4.50	1.000
Dick Tidrow, R ERA: 4.99	(8, 1)	1.0		4	1	0	0	2	0	0	0	0	0	0	8	8	0.00	1.000

PITCHER	IP	WLS	BF	H	R	ER	SO	BB	IBB	HBP	BLK	WP	HR	S	P	ERA	WHIP

BOTTOM

Chicago Cubs @ New York Mets

Shea Stadium, Flushing, NY

Thu Oct 01 1981, 7:05 PM EDT

Att. 3,553 - Cloudy - 47 F

livebaseballscorecards.com

AB	29
R	2
H	5
RBI	2
BB	2
SO	6
LOB	7

WP: 0 PA: 31
PB: 0
SB: 0
CS: 0

Batter	1	2	3	4	5	6	7	8	9	AB	R	H	RBI	BB	SO	LOB
Jerry Morales, R (1, 8) OBP: 0.340, SLG: 0.338	SSS 0-3 ① K	x 0-0 BB 2-3 3-H 1B		x 0-0 ① F7		x 0-0 E5 BB 2B	x 0-0 E6 6-3 2-H		x 0-0 ① P2	6	1	1	1	0	1	1
Ivan De Jesus, R (1, 6) OBP: 0.278, SLG: 0.230	x 0-0 E 1B	BBBB 4-0 1-2 BB		x 0-0 FC5-4 1B		BBBB 4-0 1-2 2-3 2B BB	x 0-0 ① 6-3 1-2		x 0-0 ② F8	4	1	2	0	2	0	1
Bill Buckner, L (1, 3) OBP: 0.351, SLG: 0.487	x 0-0 FC3 1-2	x 0-0 ③ 4-3		x 0-0 ② P7		x 0-0 S 1-H 2-H 3-H BLK 2B	x 0-0 ② L9		SSS 0-3 ③ K	6	1	1	3	0	1	6
Steve Henderson, R (1, 7) OBP: 0.374, SLG: 0.388 Scot Thompson, L (9, 7) OBP: 0.208, SLG: 0.209	SSS 0-3 ② K		x 0-0 2B FC4-2 1B	x 0-0 ③ FC5-4 1-2f		BBBB 4-0 BLK 2-3 BB	4-0 FC6-4 IBB			3 0	0 0	1 0	0 0	2 0	1 0	3 0
Leon Durham, L (1, 9) OBP: 0.344, SLG: 0.460	x 0-0 ③ 3-1		x 0-0 FC4-2 1-3 E 2B		SSS 0-3 ① K	SSS 0-3 ① K	x 0-0 ③ FC6-4 1-2f			5	1	1	0	0	2	6
Jody Davis, R (1, 2) OBP: 0.338, SLG: 0.372		x 0-0 1B 1B 2B	x 0-0 ① P6		x 0-0 E5	4-0 1-2 3-H IBB		x 0-0 L6-4 BB 1B		4	1	2	0	1	0	2
Tye Waller, R (1, 5) OBP: 0.299, SLG: 0.468		x 0-0 1B 5-3 2-3 1B	x 0-0 ② FC4-2 E 2-3 3-H		SSS 0-3 ② K	x 0-0 ② F9		BBBB 4-0 1-2 BB		4	0	1	0	1	1	5
Mike Tyson, R (1, 4) OBP: 0.248, SLG: 0.272 Mike Griffin, R (5, 1) OBP: 0.154, SLG: 0.154 Hector Cruz, R (6, PH) OBP: 0.336, SLG: 0.472 Randy Martz, L (6, 1) OBP: 0.290, SLG: 0.214 Dick Tidrow, R (7, 1)	x 0-0 ① 5-3 1-2	x 0-0 E5 1-2 3-H		SSS 0-3 ③ K	SSS 0-3 ③ K	x 0-0 B4			3 0 1 0 1	0 0 0 0 0	0 0 0 0 0	0 0 0 0 0	1 0 1 0 1	4 0 2 0 2
Dave Geisel, L (1, 1) Scott Fletcher, R (5, 4) OBP: 0.250, SLG: 0.289	SSS 0-3 ② K	SSS 0-3 ③ K		x 0-0 BB 2B 2B	x 0-0 E 2B	x 0-0 ②③ L6-4 2-3			2 3	0 2	0 2	0 0	2 0	4 2
Inning Stats	R: 0 H: 1 E: 1 LOB: 2 K: 2 BB: 0 S: 9 P: 9	R: 1 H: 3 E: 0 LOB: 3 K: 1 BB: 1 S: 8 P: 12	R: 1 H: 2 E: 1 LOB: 2 K: 1 BB: 0 S: 8 P: 8	R: 0 H: 1 E: 0 LOB: 1 K: 0 BB: 0 S: 4 P: 4	R: 0 H: 0 E: 1 LOB: 1 K: 3 BB: 0 S: 10 P: 10	R: 4 H: 2 E: 1 LOB: 2 K: 2 BB: 3 S: 10 P: 22	R: 1 H: 1 E: 1 LOB: 2 K: 0 BB: 1 S: 5 P: 9	R: 0 H: 1 E: 0 LOB: 1 K: 0 BB: 1 S: 3 P: 7	R: 0 H: 0 E: 0 LOB: 0 K: 1 BB: 0 S: 5 P: 5	1B: 6 SF: 0 2B: 6 SAC: 0 3B: 0 DP: 1 HR: 0 HBP: 0						

TOP

Chicago Cubs @ Philadelphia Phillies

Veterans Stadium, Philadelphia, PA

Fri Oct 02 1981, 7:05 PM EDT

Att. 20,453 - Cloudy - 47 F

livebaseballscorecards.com

AB	42
R	7
H	11
RBI	4
BB	6
SO	10
LOB	38

WP: 0 PB: 0 SB: 1 CS: 0 PA: 48

PITCHER		IP	WLS	BF	H	R	ER	SO	BB	IBB	HBP	BLK	WP	HR	S	P	ERA	WHIP
Steve Carlton, L ERA: 2.42	(1, 1)	7.0		41	10	7	4	9	3	2	0	1	0	0	54	74	5.14	1.857
Warren Brusstar, R ERA: 4.38	(8, 1)	0.0		2	1	0	0	0	1	0	0	0	0	0	1	5	∞	∞
Tug McGraw, L ERA: 2.79	(8, 1)	1.0		2	0	0	0	0	0	0	0	0	0	0	2	2	0.00	0.000
Ron Reed, R ERA: 3.13	(9, 1)	1.0	W	3	0	0	0	1	0	0	0	0	0	0	5	5	0.00	0.000

PITCHER	IP	WLS	BF	H	R	ER	SO	BB	IBB	HBP	BLK	WP	HR	S	P	ERA	WHIP

Batter	1	2	3	4	5	6	7	8	9	AB	R	H	RBI	BB	SO	LOB
Lonnie Smith, R (1, 9) OBP: 0.390, SLG: 0.460	4-3		E 1B		4-3 S BB		1B 2B	S 1B		4	2	3	0	1	0	0
Pete Rose, S (1, 3) OBP: 0.394, SLG: 0.394	L9		E6 SF8 1-H		4-3 1-2 BB		1B 1B 2-H 1B	F7 1-2		4	2	1	1	1	0	1
Gary Matthews, R (1, 7) OBP: 0.396, SLG: 0.453	S BB		SF8 3-H		4-3 1-2 2-3		FC4-6 1B 1-2 1B		1B SH3 HR 1B	3	2	2	1	1	0	2
Keith Moreland, R (1, 5) OBP: 0.307, SLG: 0.383 Ryne Sandberg, R (7, PR) OBP: 0.250, SLG: 0.250 Ramon Aviles, R (8, 5) OBP: 0.286, SLG: 0.269	3-1 1-2		F8		6-3		FC4-6 1-2 2-H 1B		SH3 1-2	4 0 0	0 0 0	1 0 0	1 0 0	0 0 0	0 0 0	3 0 0
Garry Maddox, R (1, 8) OBP: 0.299, SLG: 0.342		1B 1B	F8 1B			P4	FC4-6 1-2f 2-3		HR 2-3 1B	5	2	3	0	0	0	2
Manny Trillo, R (1, 4) OBP: 0.340, SLG: 0.390		L6 1B 1-3 1B		P5		P4	1B 1-3 3-H 1B		P4	5	0	2	1	0	0	2
Larry Bowa, S (1, 6) OBP: 0.330, SLG: 0.338 Mike Schmidt, R (9, PH) OBP: 0.434, SLG: 0.636		1-2 3-H 1B		5-3		FC6-4 1B	P6		1-H 3-H HR	4 1	0 1	2 1	1 3	0 0	0 0	2 0
Bob Boone, R (1, 2) OBP: 0.278, SLG: 0.298		P4		P8		FC6-4 1-2f		6-3		4	0	0	0	0	0	3
Steve Carlton, L (1, 1) OBP: 0.159, SLG: 0.224 Greg Gross, L (7, PH) OBP: 0.313, SLG: 0.303 Warren Brusstar, R (8, 1) Tug McGraw, R (8, 1) Bake McBride, L (8, PH) OBP: 0.307, SLG: 0.390 Ron Reed, R (9, 1) OBP: 0.500, SLG: 0.667		L6 2-3			L7		F7	F8		2 1 0 0 1 0	0 0 0 0 0 0	0 0 0 0 0 0	0 0 0 0 0 0	0 0 0 0 0 0	0 0 0 0 0 0	2 0 0 0 0 0
Inning Stats	R: 0 E: 0 K: 0 S: 3 H: 0 LOB: 1 BB: 1 P: 7	R: 1 E: 0 K: 0 S: 5 H: 3 LOB: 1 BB: 0 P: 5	R: 2 E: 1 K: 0 S: 5 H: 2 LOB: 1 BB: 0 P: 5	R: 0 E: 0 K: 0 S: 3 H: 0 LOB: 0 BB: 0 P: 3	R: 0 E: 0 K: 0 S: 3 H: 0 LOB: 2 BB: 2 P: 11	R: 0 E: 0 K: 0 S: 4 H: 1 LOB: 1 BB: 0 P: 4	R: 3 E: 0 K: 0 S: 8 H: 5 LOB: 2 BB: 0 P: 8	R: 0 E: 0 K: 0 S: 4 H: 1 LOB: 1 BB: 0 P: 4	R: 3 E: 0 K: 0 S: 5 H: 3 LOB: 0 BB: 0 P: 5	1B: 13 2B: 2 3B: 0 HR: 1	SF: 1 SAC: 1 DP: 1 HBP: 0						

PITCHER		IP	WLS	BF	H	R	ER	SO	BB	IBB	HBP	BLK	WP	HR	S	P	ERA	WHIP
Dave Geisel, L ERA: 0.56	(1, 1)	4.1		20	5	3	1	0	3	0	0	0	0	0	17	29	2.08	1.846
Mike Griffin, R ERA: 4.34	(5, 1)	0.2		2	0	0	0	0	0	0	0	0	0	0	2	2	0.00	0.000
Randy Martz, R ERA: 3.78	(6, 1)	1.1		9	5	3	3	0	0	0	0	0	0	0	9	9	20.25	3.750
Dick Tidrow, R ERA: 5.2	(7, 1)	2.1	L	12	5	3	3	0	0	0	0	0	0	1	12	12	11.57	2.143

PITCHER	IP	WLS	BF	H	R	ER	SO	BB	IBB	HBP	BLK	WP	HR	S	P	ERA	WHIP

BOTTOM

Chicago Cubs @ Philadelphia Phillies

Veterans Stadium, Philadelphia, PA

Fri Oct 02 1981, 7:05 PM EDT

Att. 20,453 - Cloudy - 47 F

livebaseballscorecards.com

AB	38
R	9
H	15
RBI	8
BB	3
SO	0
LOB	17

WP: 0 PA: 43
PB: 0
SB: 3
CS: 0

Batter	1	2	3	4	5	6	7	8	9	AB	R	H	RBI	BB	SO	LOB
Bobby Bonds, R (1, 9) OBP: 0.319, SLG: 0.385	x 0-0 WP E 1B	x 0-0 F8 ③			H 1-0 1B SH1-4 1B 1-2 HBP	x 0-0 F7 ① 1-2	x 0-0 2-H 1B		S S S 0-3 K ③	5	1	2	1	0	1	5
Ivan De Jesus, R (1, 6) OBP: 0.276, SLG: 0.228	x 0-0 L4 ① 1-2		S S S 0-3 K ①		x 0-0 SH1-4 ① 1-2 2-3	x 0-0 4-3 ② 2-3	x 0-0 L9 ③			4	0	0	0	0	1	3
Bill Buckner, L (1, 3) OBP: 0.352, SLG: 0.484 Scot Thompson, L (8, 3) OBP: 0.208, SLG: 0.209	x 0-0 L8 ②		x 0-0 L8 ②		4-0 1B 1B BB IBB	x 0-0 3-H 1B		x 0-0 F9 ①		4 0	1 0	1 0	1 0	1 0	0 0	1 0
Jerry Morales, R (1, 8) OBP: 0.345, SLG: 0.340	x 0-0 P2 ③ 2-3		B B B 4-0 S 1B BB		x 0-0 BB 1B 1-2 2-3 3-H 1B	x 0-0 F8 ③		x 0-0 G5-4-3 1B		4	0	2	1	1	0	2
Steve Henderson, R (1, 7) OBP: 0.381, SLG: 0.403		x 0-0 E 1B 1B	x 0-0 ③ 1-H 1B		x 0-0 BB 1B 1-2 2-3 3-H 1B		x 0-0 1B 3B	x 0-0 ② ③ G5-4-3 1-2f		5	2	4	1	0	0	1
Jody Davis, R (1, 2) OBP: 0.340, SLG: 0.369		x 0-0 E4 E 1B 1-2		x 0-0 4-3 ①	B B B 4-0 1-2 2-3 3-H BB		S S S 0-3 K ①		x 0-0 SH5-3 E 1B	4	0	1	1	1	1	2
Tye Waller, R (1, 5) OBP: 0.306, SLG: 0.463		x 0-0 E 1-2 2-H 1B		x 0-0 F7 ②	x 0-0 F8 ②		x 0-0 2B SF8 3-H 1B		S S S 0-3 K ①	5	1	2	2	0	1	4
Scott Fletcher, R (1, 4) OBP: 0.244, SLG: 0.302		x 0-0 P3 ① 1-2 2-3		x 0-0 F9 ③	x 0-0 L3 ③		x 0-0 1-3 1B 2B		x 0-0 E5 SH5-3 1-2	5	1	1	0	0	0	6
Jay Howell, R (1, 1) Steve Dillard, R (6, PH) OBP: 0.268, SLG: 0.345 Mike Griffin, R (6, 1) OBP: 0.154, SLG: 0.154 Bill Caudill, R (6, 1) OBP: 0.250, SLG: 0.143 Hector Cruz, R (7, PH) OBP: 0.333, SLG: 0.472 Randy Martz, L (7, 1) OBP: 0.290, SLG: 0.214		x 0-0 F8 ②			B B B 4-0 SH1-4 HBP 1B BB	B B B 4-0 4-3 BLK 1B BB	x 0-0 SF8 ② 3-H		x 0-0 SH5-3 ② 1-2 2-3	1 0 0 0 0 0	1 1 0 0 0 0	0 0 0 0 1 0	0 0 0 0 0 0	1 1 0 0 0 0	0 0 0 0 0 0	2 0 0 0 0 0

TOP

Chicago Cubs @ Philadelphia Phillies

Veterans Stadium, Philadelphia, PA

Sat Oct 03 1981, 7:05 PM EDT

Att. 35,169 - Sunny - 49 F

livebaseballscorecards.com

AB	37
R	8
H	13
RBI	8
BB	5
SO	4
LOB	26

Inning Stats	1	2	3	4	5	6	7	8	9	1B: 11	SF: 1	WP: 1	PA: 46
	R: 0 E: 1 K: 0 S: 4	R: 1 E: 2 K: 0 S: 6	R: 0 E: 0 K: 1 S: 5	R: 0 E: 0 K: 0 S: 3	R: 3 E: 0 K: 0 S: 5	R: 1 E: 0 K: 0 S: 4	R: 3 E: 0 K: 1 S: 9	R: 0 E: 0 K: 0 S: 3	R: 0 E: 1 K: 2 S: 9	2B: 1 3B: 1 HR: 0	SAC: 2 DP: 1 HBP: 1	PB: 0 SB: 1 CS: 0	
	H: 1 LOB: 1 BB: 0 P: 4	H: 2 LOB: 2 BB: 0 P: 6	H: 1 LOB: 2 BB: 1 P: 9	H: 0 LOB: 0 BB: 0 P: 3	H: 2 LOB: 3 BB: 3 P: 18	H: 1 LOB: 1 BB: 1 P: 8	H: 4 LOB: 1 BB: 0 P: 9	H: 1 LOB: 0 BB: 0 P: 3	H: 1 LOB: 2 BB: 0 P: 9				

PITCHER		IP	WLS	BF	H	R	ER	SO	BB	IBB	HBP	BLK	WP	HR	S	P	ERA	WHIP
Dickie Noles, R ERA: 4.17	(1, 1)	5.0		26	6	4	3	1	3	1	1	0	1	0	23	40	5.40	1.800
Sparky Lyle, L ERA: 4.5	(6, 1)	2.0	L	12	5	4	4	1	1	0	0	1	0	0	13	17	18.00	3.000
Larry Christenson, R ERA: 3.54	(8, 1)	1.0		3	1	0	0	0	0	0	0	0	0	0	3	3	0.00	1.000
Tug McGraw, L ERA: 2.72	(9, 1)	1.0		5	1	0	0	2	0	0	0	0	0	0	9	9	0.00	1.000

PITCHER	IP	WLS	BF	H	R	ER	SO	BB	IBB	HBP	BLK	WP	HR	S	P	ERA	WHIP

Batter	1	2	3	4	5	6	7	8	9	AB	R	H	RBI	BB	SO	LOB
Lonnie Smith, R (1, 9) OBP: 0.396, SLG: 0.463	BBBB 4-0 S E BB		x 0-0 CS 1B		BBBB 4-0 FC4-6 BB	x 0-0 ② F7			x 0-0 ② F9	1	0	1	0	1	0	0
Del Unser, L (4, 9) OBP: 0.300, SLG: 0.211										2	0	0	0	1	0	2
Del Unser, L (6, 7)																
Pete Rose, S (1, 3) OBP: 0.393, SLG: 0.392	x 0-0 ① F8		BBBB 4-0 ① HBP 1-2 BB		x 0-0 ① FC4-6 BB 1-2f HR	x 0-0 ③ FC6-4 1-2f			x 0-0 1B	3	1	0	0	1	0	4
Bob Dernier, R (8, 8) OBP: 0.750, SLG: 0.750										1	0	1	0	0	0	0
Gary Matthews, R (1, 7) OBP: 0.398, SLG: 0.451	BBBB 4-0 1-3 BB		SSS 0-3 ② K		BBBB 4-0 1-2 HR BB		x 0-0 ① 5-3		x 0-0 ③ 6-3	1	1	0	0	2	1	1
Ryne Sandberg, R (6, 4) OBP: 0.167, SLG: 0.167										2	0	0	0	0	0	1
Mike Schmidt, R (1, 5) OBP: 0.435, SLG: 0.644	SSS 0-3 ② K		H 1-0 1-2 HBP		x 0-0 1-H 2-H HR	x 0-0 ② L9				2	1	1	3	0	1	2
Sparky Lyle, L (6, 1) OBP: 0.500, SLG: 0.400										0	0	0	0	0	0	0
Len Matuszek, L (7, PH) OBP: 0.400, SLG: 0.444										1	0	0	0	0	0	0
Len Matuszek, L (8, 3)																
Garry Maddox, R (1, 8) OBP: 0.295, SLG: 0.337	x 0-0 ③ 5-3		x 0-0 ③ P4		x 0-0 ② P6		SSS 0-3 ③ K			4	0	0	0	0	1	4
Larry Christenson, R (8, 1) OBP: 0.125, SLG: 0.100										0	0	0	0	0	0	0
Tug McGraw, R (9, 1)										0	0	0	0	0	0	0
Manny Trillo, R (1, 4) OBP: 0.340, SLG: 0.399		x 0-0 HR		x 0-0 ① 1-4-3	x 0-0 ③ 4-3			x 0-0 ① 6-3		2	1	1	1	0	0	0
Ramon Aviles, R (5, 4) OBP: 0.267, SLG: 0.250										2	0	0	0	0	0	0
Ramon Aviles, R (6, 5)																
Bob Boone, R (1, 2) OBP: 0.279, SLG: 0.295		SSS 0-3 ① K		x 0-0 ② 5-3		BBBB 4-0 1B BB		x 0-0 ② 6-3		2	0	0	0	1	1	0
Ozzie Virgil, R (8, 2)										1	0	0	0	0	0	0
Luis Aguayo, R (1, 6) OBP: 0.286, SLG: 0.301		x 0-0 ② 5-3		H 1-0 HBP		x 0-0 ① F9		x 0-0 ③ 5-3		3	0	0	0	0	0	1
Dickie Noles, R (1, 1) OBP: 0.105, SLG: 0.105		x 0-0 ③ F7		x 0-0 ③ L6		x 0-0 FC6-4 1-2 1B			x 0-0 ① F8	2	0	0	0	0	0	1
George Vukovich, L (6, 9) OBP: 0.400, SLG: 0.500										2	0	1	0	0	0	0
Inning Stats	R: 0 E: 1 K: 1 S: 5 H: 0 LOB: 2 BB: 2 P: 13	R: 1 E: 0 K: 1 S: 6 H: 1 LOB: 0 BB: 0 P: 6	R: 0 E: 0 K: 1 S: 5 H: 1 LOB: 2 BB: 1 P: 10	R: 0 E: 0 K: 0 S: 3 H: 0 LOB: 1 BB: 0 P: 4	R: 3 E: 0 K: 0 S: 4 H: 1 LOB: 0 BB: 2 P: 12	R: 0 E: 0 K: 0 S: 4 H: 1 LOB: 2 BB: 1 P: 8	R: 0 E: 0 K: 1 S: 5 H: 0 LOB: 0 BB: 0 P: 5	R: 0 E: 0 K: 0 S: 3 H: 0 LOB: 0 BB: 0 P: 3	R: 0 E: 0 K: 0 S: 4 H: 1 LOB: 1 BB: 0 P: 4	1B: 3 2B: 0 3B: 0 HR: 2	SF: 0 SAC: 0 DP: 0 HBP: 2			WP: 0 PB: 0 SB: 1 CS: 1	PA: 39		

PITCHER		IP	WLS	BF	H	R	ER	SO	BB	IBB	HBP	BLK	WP	HR	S	P	ERA	WHIP
Jay Howell, R ERA: 4.84	(1, 1)	5.0	W	24	3	4	4	3	5	0	2	0	0	2	23	45	7.20	1.600
Mike Griffin, R ERA: 4.31	(6, 1)	0.1		3	1	0	0	0	1	0	0	0	0	0	2	6	0.00	6.000
Bill Caudill, R ERA: 5.83	(6, 1)	0.2		2	0	0	0	0	0	0	0	0	0	0	2	2	0.00	0.000
Randy Martz, R ERA: 3.68	(7, 1)	3.0	S	10	1	0	0	1	0	0	0	0	0	0	12	12	0.00	0.333

PITCHER	IP	WLS	BF	H	R	ER	SO	BB	IBB	HBP	BLK	WP	HR	S	P	ERA	WHIP

BOTTOM

Chicago Cubs @ Philadelphia Phillies

Veterans Stadium, Philadelphia, PA

Sat Oct 03 1981, 7:05 PM EDT

Att. 35,169 - Sunny - 49 F

livebaseballscorecards.com

AB	31
R	4
H	5
RBI	4
BB	6
SO	4
LOB	16

Batter	1	2	3	4	5	6	7	8	9	AB	R	H	RBI	BB	SO	LOB
Bobby Bonds, R (1, 9) OBP: 0.323, SLG: 0.380	BBBB 4-0 CS BB		BBBB 4-0 BB		x 0-0 ③ 5-3		x 0-0 ③ F9			2	0	0	0	2	0	2
Ivan De Jesus, R (1, 6) OBP: 0.276, SLG: 0.233	x 0-0 ① F9		x 0-0 ② F9			x 0-0 FC1-2/5 3B		x 0-0 ① 4-3		4	0	1	0	0	0	2
Bill Buckner, L (1, 3) OBP: 0.349, SLG: 0.480	x 0-0 ② ③ F8 1-2		x 0-0 ③ P5			x 0-0 ① 6-3		x 0-0 ② L4		4	0	0	0	0	0	3
Jerry Morales, R (1, 8) OBP: 0.343, SLG: 0.339		x 0-0 2B 1B		x 0-0 ① 4-3		x 0-0 ② FC1-2-5 3-H		x 0-0 ③ 6-3		4	1	1	0	0	0	1
Steve Henderson, R (1, 7) OBP: 0.382, SLG: 0.411		x 0-0 4-3 1-H 2B		x 0-0 5-3 2B		x 0-0 ③ 2-3			x 0-0 ① 3-1	4	0	2	1	0	0	1
Jody Davis, R (1, 2) OBP: 0.333, SLG: 0.361		x 0-0 ① 4-3 2-3		x 0-0 ② 5-3 2-3			x 0-0 ① F8		x 0-0 ② 6-3	4	0	0	0	0	0	2
Tye Waller, R (1, 5) OBP: 0.303, SLG: 0.451		SSS 0-3 ② K		x 0-0 ③ 5-3			x 0-0 1B 1B		x 0-0 ③ F7	4	0	1	0	0	1	2
Scott Fletcher, R (1, 4) OBP: 0.250, SLG: 0.304		x 0-0 ③ 5-3			x 0-0 ① 6-3		x 0-0 1-2 1B			3	0	1	0	0	0	1
Lee Smith, R (1, 1) Hector Cruz, R (7, PH) OBP: 0.331, SLG: 0.468 Dick Tidrow, R (7, 1)		x 0-0 ① P3			SSS 0-3 ② K		x 0-0 ② F8			2 1 0	0 0 0	0 0 0	0 0 0	0 0 0	1 0 0	0 2 0
Inning Stats	R: 0 H: 0 E: 0 LOB: 0 K: 0 BB: 1 S: 2 P: 6	R: 1 H: 2 E: 0 LOB: 1 K: 1 BB: 0 S: 7 P: 7	R: 0 H: 0 E: 0 LOB: 1 K: 0 BB: 1 S: 3 P: 7	R: 0 H: 1 E: 0 LOB: 1 K: 0 BB: 0 S: 4 P: 4	R: 0 H: 0 E: 0 LOB: 0 K: 1 BB: 0 S: 5 P: 5	R: 0 H: 1 E: 0 LOB: 1 K: 0 BB: 0 S: 4 P: 4	R: 0 H: 2 E: 0 LOB: 2 K: 0 BB: 0 S: 5 P: 5	R: 0 H: 0 E: 0 LOB: 0 K: 0 BB: 0 S: 3 P: 3	R: 0 H: 0 E: 0 LOB: 0 K: 0 BB: 0 S: 3 P: 3	1B: 3 SF: 0 2B: 2 SAC: 0 3B: 1 DP: 0 HR: 0 HBP: 0						

TOP

Chicago Cubs @ Philadelphia Phillies

Veterans Stadium, Philadelphia, PA

Sun Oct 04 1981, 3:33 AM EDT

Att. 21,912 - Sunny - 28 F

livebaseballscorecards.com

AB	32
R	1
H	6
RBI	1
BB	2
SO	2
LOB	16

WP: 0 PA: 34
PB: 0
SB: 0
CS: 1

PITCHER		IP	WLS	BF	H	R	ER	SO	BB	IBB	HBP	BLK	WP	HR	S	P	ERA	WHIP
Mark Davis, L ERA: 7.74	(1, 1)	3.0		12	2	1	1	1	2	0	0	0	0	0	12	20	3.00	1.333
Dick Ruthven, R ERA: 5.15	(4, 1)	2.0	W	7	1	0	0	1	0	0	0	0	0	0	9	9	0.00	0.500
Mike Proly, R ERA: 3.86	(6, 1)	1.0		4	1	0	0	0	0	0	0	0	0	0	4	4	0.00	1.000
Sparky Lyle, L ERA: 4.44	(7, 1)	1.0		5	2	0	0	0	0	0	0	0	0	0	5	5	0.00	2.000
Ron Reed, R ERA: 3.08	(8, 1)	1.0		3	0	0	0	0	0	0	0	0	0	0	3	3	0.00	0.000

PITCHER		IP	WLS	BF	H	R	ER	SO	BB	IBB	HBP	BLK	WP	HR	S	P	ERA	WHIP
Tug McGraw, L ERA: 2.66	(9, 1)	1.0	S	3	0	0	0	0	0	0	0	0	0	0	3	3	0.00	0.000

BOTTOM

Chicago Cubs @ Philadelphia Phillies

Veterans Stadium, Philadelphia, PA

Sun Oct 04 1981, 3:33 AM EDT

Att. 21,912 - Sunny - 28 F

livebaseballscorecards.com

Batter	1	2	3	4	5	6	7	8	9	AB	R	H	RBI	BB	SO	LOB
Lonnie Smith, R (1, 8) OBP: 0.402, SLG: 0.472	BBBB 4-0 CS BB		x 0-0 4-3 WP 1-3 2B		x 0-0 ② L8			x 0-0 6-3 SH3-4 1B		1	1	1	0	1	0	0
George Vukovich, L (4, 8) OBP: 0.407, SLG: 0.500										2	0	1	0	0	0	0
Pete Rose, S (1, 3) OBP: 0.391, SLG: 0.390	SSS 0-3 ①② K 1-2		x 0-0 ① 4-3 2-3 3-H		BBB 4-0 BB			x 0-0 ① SH3-4 1-2		2	0	0	1	0	1	2
Dick Ruthven, R (4, 1) OBP: 0.173, SLG: 0.200										0	0	0	0	0	0	0
Ramon Aviles, R (5, PH) OBP: 0.290, SLG: 0.250										0	0	0	0	1	0	0
(6, 6)																
(8, 4)																
Greg Gross, L (1, 7) OBP: 0.319, SLG: 0.304	x 0-0 1B		SSS 0-3 ② K		x 0-0 ③ F8			0-0 4-0 6-3 IBB		3	0	1	0	1	1	2
Bake McBride, L (1, 9) OBP: 0.303, SLG: 0.385	SSS 0-3 ③ K		x 0-0 ③ P4 3-H			x 0-0 ① F7		x 0-0 ② 6-3 1-2 2-3		3	0	0	0	0	1	1
Sparky Lyle, L (7, 1) OBP: 0.500, SLG: 0.400										0	0	0	0	0	0	0
Luis Aguayo, R (8, 6) OBP: 0.283, SLG: 0.298										1	0	0	0	0	0	2
Len Matuszek, L (1, 5) OBP: 0.429, SLG: 0.364		BBBB 4-0 CS E BB		x 0-0 ① 6-3		x 0-0 ② 4-3		4-0 IBB		2	0	0	0	2	0	0
Larry Bowa, S (1, 6) OBP: 0.331, SLG: 0.339		x 0-0 E4 CS 1-2		x 0-0 1B		SSS 0-3 ③ K		x 0-0 ③ 5-3		2	0	1	0	0	0	1
Mike Proly, R (6, 1)										0	0	0	0	0	0	0
Dick Davis, R (6, PH) OBP: 0.387, SLG: 0.479										2	0	0	0	0	1	3
(7, 9)																
Manny Trillo, R (1, 4) OBP: 0.338, SLG: 0.395		SSS 0-3 ①② K 1-2 2-3		x 0-0 ② F7			x 0-0 E5 G6-4-3			3	0	0	0	0	1	3
Ron Reed, R (8, 1) OBP: 0.500, SLG: 0.667										0	0	0	0	0	0	0
Tug McGraw, R (9, 1)										0	0	0	0	0	0	0
Don McCormack, R (1, 2) OBP: 0.250, SLG: 0.250		x 0-0 ③ 6-3		SSS 0-3 ③ K			x 0-0 ①② G6-4-3 1-2f			3	0	0	0	0	1	3
Mark Davis, L (1, 1) OBP: 0.231, SLG: 0.091			BBBB 4-0 2B 4-3 BB		SSS 0-3 ① K		x 0-0 ③ F7			0	0	0	0	0	0	0
Del Unser, L (3, PH) OBP: 0.301, SLG: 0.203										2	1	0	0	1	1	0
(4, 3)																
Inning Stats	R: 0 H: 1 E: 0 LOB: 1 K: 2 BB: 1 S: 7 P: 11	R: 0 H: 0 E: 1 LOB: 1 K: 1 BB: 1 S: 5 P: 9	R: 2 H: 1 E: 0 LOB: 0 K: 1 BB: 1 S: 6 P: 10	R: 0 H: 1 E: 0 LOB: 1 K: 1 BB: 0 S: 6 P: 6	R: 0 H: 0 E: 0 LOB: 1 K: 1 BB: 1 S: 5 P: 9	R: 0 H: 0 E: 0 LOB: 0 K: 1 BB: 0 S: 5 P: 5	R: 0 H: 0 E: 1 LOB: 0 K: 0 BB: 0 S: 3 P: 3	R: 0 H: 1 E: 0 LOB: 3 K: 0 BB: 2 S: 4 P: 12		1B: 3 SF: 0 2B: 2 SAC: 1 3B: 0 DP: 2 HR: 0 HBP: 0						

	AB	26
	R	2
	H	4
	RBI	1
	BB	6
	SO	7
	LOB	17

WP: 1 PA: 33
PB: 0
SB: 0
CS: 3

PITCHER		IP	WLS	BF	H	R	ER	SO	BB	IBB	HBP	BLK	WP	HR	S	P	ERA	WHIP
Lee Smith, R ERA: 3.51	(1, 1)	6.0	L	24	3	2	2	7	4	0	0	0	1	0	34	50	3.00	1.167
Dick Tidrow, R ERA: 5.06	(7, 1)	2.0		9	1	0	0	0	0	2	0	0	0	0	7	15	0.00	0.500

PITCHER	IP	WLS	BF	H	R	ER	SO	BB	IBB	HBP	BLK	WP	HR	S	P	ERA	WHIP