

Chicago Cubs - 1981

Batter	1	2	3	4	5	6	7	8	9	AB	R	H	RBI	BB	SO	LOB	TOP										
Mookie Wilson, S OBP: 0.222, SLG: 0.222	0-0 CS 1B		0-0 1-3		0-0 S 1B			0-0 4-3	0-0 4-3	5	0	2	0	0	0	3											
Frank Taveras, R (1, 6)	0-0 F5 1-2			0-0 B1-3	0-0 F2 1-2			0-0 F7		4	0	0	0	0	0	3											
Lee Mazzilli, S OBP: 0.250, SLG: 0.571	0-0 4-3			0-0 F9	0-3 K			4-0 E BB		3	0	0	0	1	2												
Dave Kingman, R (1, 7)		0-0 6-3		4-0 1B BB		4-0 G6-3 BB		0-0 E4 1-2		2	0	0	0	2	0	1											
Rusty Staub, L OBP: 0.375, SLG: 0.714 Jeff Reardon, R (8, 1)	0-0 4-3			0-0 1B		0-0 G6-3 1-2		0-3 K		4	0	1	0	0	1	3											
Hubie Brooks, R OBP: 0.250, SLG: 0.250	0-0 F9			0-0 F9		0-3 K			0-0 SH1-4 1B	4	0	1	0	0	1	2											
Alex Trevino, R OBP: 0.625, SLG: 0.500			0-0 S 1B		0-0 2B 1B		4-0 G3-6-3 BB		0-0 SH1-4 1B	3	1	3	0	1	0	0											
Doug Flynn, R OBP: 0.500, SLG: 1.000			0-0 F1-3 1-2		0-0 SH2-4 1-H 2B		0-3 K		0-0 SH1-4	3	0	1	1	0	1	2											
Randy Jones, R Mike Cubbage, L (7, PH) Tom Hausman, R (7, 1) Mike Jorgensen, L (8, 3)			0-3 K		0-0 SH2-4 2-3		0-0 G3-6-3 1-2		0-3 K	1	0	0	0	0	1	1											
Inning Stats	R: 0 E: 0 K: 0 S: 3	H: 1 LOB: 0 BB: 0 P: 3	R: 0 E: 0 K: 0 S: 3	H: 0 LOB: 0 BB: 0 P: 3	R: 0 E: 0 K: 1 S: 6	H: 1 LOB: 1 BB: 0 P: 6	R: 0 E: 0 K: 0 S: 4	H: 1 LOB: 2 BB: 1 P: 8	R: 1 E: 0 K: 1 S: 8	H: 3 LOB: 2 BB: 0 P: 8	R: 0 E: 0 K: 1 S: 4	H: 0 LOB: 0 BB: 1 P: 8	R: 0 E: 1 K: 1 S: 6	H: 0 LOB: 2 BB: 1 P: 10	R: 0 E: 0 K: 1 S: 7	H: 2 LOB: 2 BB: 0 P: 7	1B: 7 2B: 1 3B: 0 HR: 0	SF: 0 SAC: 2 DP: 2 HBP: 0	WP: 0 PB: 0 SB: 2 CS: 1	PA: 37							
PITCHER	IP	WLS	BF	H	R	ER	SO	BB	IBB	HBP	BLK	WP	HR	S	P	ERA	WHIP										
Lynn McGlothen, R ERA: 1.8	5.0		22	6	1	1	2	2	0	0	0	0	0	24	32	1.80	1.600										
Bill Caudill, R ERA:	2.2		8	0	0	0	2	2	0	0	0	0	0	10	18	0.00	0.750										
Dick Tidrow, R ERA:	1.1	W	7	2	0	0	2	0	0	0	0	0	0	11	11	0.00	1.500										

New York Mets @ Chicago Cubs
Wrigley Field, Chicago, IL
Sat Apr 11 1981, 3:33 AM CST
Att: 12,114 - Unknown - 53 F

AB	31
R	1
H	8
RBI	1
BB	4
SO	6
LOB	20



Batter	1	2	3	4	5	6	7	8	9	AB	R	H	RBI	BB	SO	LOB	BOTTOM										
Ivan De Jesus, R OBP: 0.375, SLG: 0.375	0-0 E S F4-3 1B		0-0 6-3			0-0 FC2-6 1B		0-0 S 3B 1B		4	2	3	0	0	0	0											
Joe Strain, R OBP: 0.500, SLG: 0.333	0-0 F9		4-0 BB			0-0 FC2-6 F4-6-3 1-2		0-0 L5 1-2		3	0	0	0	1	0	3											
Bill Buckner, L (1, 3)	0-0 F4-3 1-H		0-0 F7			0-0 F4-6-3 1-2		4-0 3B IBB		3	1	0	1	1	0	2											
Steve Henderson, R OBP: 0.625, SLG: 0.833	4-0 BB			0-0 CS 1B		0-0 E5 BLK 1B		0-0 1-H 2-H 3B		3	0	3	2	1	0	0											
Leon Durham, L OBP: 0.375, SLG: 0.167	0-0 F9			0-0 P6 1-2		0-0 F4-3 2-3		4-0 IBB		3	0	0	0	1	0	3											
Ken Reitz, R OBP: 0.500, SLG: 1.000		0-0 F7		0-0 1-3		0-0 6-3		0-0 F4 3		4	0	0	0	0	0	3											
Scot Thompson, L OBP: 0.286, SLG: 0.167		0-0 F4-3			0-0 G3		4-0 S IBB			2	0	0	0	1	0	0											
Tim Blackwell, S Dick Tidrow, R (8, 1)		0-3 K2-3			0-0 5-3		0-0 6-3 1-2			3	0	0	0	0	1	2											
Lynn McGlothen, L Bill Caudill, R Barry Foote, R (8, 2)			0-0 G3		0-0 F4-3			0-0 F4-3		2	0	0	0	0	0	0											
Inning Stats	R: 1 E: 0 K: 0 S: 4	H: 1 LOB: 1 BB: 1 P: 8	R: 0 E: 0 K: 1 S: 5	H: 0 LOB: 0 BB: 0 P: 5	R: 0 E: 0 K: 0 S: 3	H: 0 LOB: 1 BB: 1 P: 7	R: 0 E: 0 K: 0 S: 3	H: 1 LOB: 0 BB: 0 P: 3	R: 0 E: 0 K: 0 S: 3	H: 1 LOB: 2 BB: 1 P: 8	R: 2 E: 0 K: 0 S: 5	H: 2 LOB: 2 BB: 2 P: 13	R: 0 E: 0 K: 0 S: 5	H: 0 LOB: 0 BB: 0 P: 13	1B: 5 2B: 0 3B: 1 HR: 0	SF: 0 SAC: 0 DP: 1 HBP: 0	WP: 0 PB: 0 SB: 3 CS: 1	PA: 33									
PITCHER	IP	WLS	BF	H	R	ER	SO	BB	IBB	HBP	BLK	WP	HR	S	P	ERA	WHIP										
Randy Jones, L ERA:	6.0		21	3	1	0	1	2	0	0	0	0	0	21	29	0.00	0.833										
Tom Hausman, R ERA: 4.5	1.2	L	8	2	1	1	0	0	1	0	1	0	0	7	11	5.40	1.200										
Jeff Reardon, R ERA: 27.0	0.1		4	1	1	1	0	0	2	0	0	0	0	2	10	27.00	3.000										

New York Mets @ Chicago Cubs
Wrigley Field, Chicago, IL
Sat Apr 11 1981, 3:33 AM CST
Att: 12,114 - Unknown - 53 F

AB	28
R	3
H	6
RBI	3
BB	5
SO	1
LOB	13



Batter	1	2	3	4	5	6	7	8	9	AB	R	H	RBI	BB	SO	LOB	TOP								
Mookie Wilson, S OBP: 0.154, SLG: 0.154 (1, 9)	5-3		K		6-3			L7		4	0	0	0	0	1	0	New York Mets @ Chicago Cubs Wrigley Field, Chicago, IL Sun Apr 12 1981, 3:33 AM CST Att. 7,475 - Unknown - 47 F								
Frank Taveras, R (1, 6)	BB		K			B2		K		3	0	0	0	1	2	0									
Lee Mazzilli, S OBP: 0.333, SLG: 0.444 (1, 8)	P4			1B		L7		S	1B	2	1	0	0	2	0	1									
Dave Kingman, R OBP: 0.500, SLG: 0.143 Jeff Reardon, R Neil Allen, R (8, 1)	BB			P5					WP	2	0	1	1	2	0	1									
Rusty Staub, L OBP: 0.273, SLG: 0.500 Joel Youngblood, R (8, PH) (8, 9)	F9			F8		1-3			1B	0	0	0	0	0	0	0									
Hubie Brooks, R OBP: 0.417, SLG: 0.583 (1, 5)		5-3		1B					SF8	4	1	3	0	0	0	0									
Alex Trevino, R OBP: 0.417, SLG: 0.300 (1, 2)		5-3		5-3		P1			L3	4	0	0	0	0	0	4									
Doug Flynn, R OBP: 0.444, SLG: 0.778 Mike Cabbage, L Wally Backman, S (9, PH) (9, 4)	F9			F5-3					SF8	3	0	1	0	0	0	0									
Tim Leary, R Pete Falcone, L Mike Jorgensen, L (3, 1) (8, 3)			5-3		K				K	1	0	0	0	0	0	0									
										2	0	0	0	0	1	1									
										1	0	0	0	0	1	0									
Inning Stats	R: 0 E: 0 K: 0 S: 3	H: 0 LOB: 2 BB: 2 P: 11	R: 0 E: 0 K: 0 S: 3	H: 0 LOB: 0 BB: 0 P: 3	R: 0 E: 0 K: 2 S: 7	H: 0 LOB: 0 BB: 0 P: 7	R: 0 E: 0 K: 0 S: 4	H: 1 LOB: 2 BB: 1 P: 8	R: 0 E: 0 K: 1 S: 5	H: 0 LOB: 0 BB: 0 P: 5	R: 0 E: 0 K: 0 S: 3	H: 0 LOB: 1 BB: 1 P: 7	R: 0 E: 0 K: 0 S: 4	H: 2 LOB: 0 BB: 0 P: 4	R: 1 E: 0 K: 1 S: 6	H: 1 LOB: 1 BB: 1 P: 10	R: 1 E: 0 K: 1 S: 6	H: 1 LOB: 0 BB: 0 P: 6	1B: 4 2B: 0 3B: 1 HR: 0	SF: 1 SAC: 0 DP: 0 HBP: 0	WP: 1 PB: 0 SB: 1 CS: 1	PA: 36			
PITCHER	IP	WLS	BF	H	R	ER	SO	BB	IBB	HBP	BLK	WP	HR	S	P	ERA	WHIP								
Ken Kravec, L ERA: 3.38	5.0		19	1	0	0	3	3	0	0	0	0	0	22	34	0.00	0.800								
Lee Smith, R ERA: 3.38	2.2		12	3	1	1	1	2	0	0	0	0	0	12	20	3.38	1.875								
Doug Capilla, L ERA: 9.0	0.1	L	4	1	0	0	1	0	0	0	0	0	0	1	1	0.00	0.000								
Rawly Eastwick, R ERA: 9.0	1.0		4	1	1	1	1	0	0	0	0	0	0	6	6	9.00	1.000								

Batter	1	2	3	4	5	6	7	8	9	AB	R	H	RBI	BB	SO	LOB	BOTTOM								
Ivan De Jesus, R OBP: 0.273, SLG: 0.273 (1, 6)	K		F9			6-3		SH5-4		3	0	0	0	0	1	0	New York Mets @ Chicago Cubs Wrigley Field, Chicago, IL Sun Apr 12 1981, 3:33 AM CST Att. 7,475 - Unknown - 47 F								
Joe Strain, R OBP: 0.455, SLG: 0.333 Jim Tracy, L Rawly Eastwick, R (8, PH) (9, 1)	K			5-3			G3	BB	BB	3	0	1	0	0	1	0									
Bill Buckner, L OBP: 0.167, SLG: 0.091 (1, 3)	6-3			F4-3			G3	F5		4	0	1	0	0	0	3									
Steve Henderson, R OBP: 0.500, SLG: 0.556 (1, 7)		L9		6-3			K	BB	BB	3	0	0	1	1	1	2									
Leon Durham, L OBP: 0.250, SLG: 0.100 (1, 9)		K					G3	P6		4	0	0	0	0	2	5									
Ken Reitz, R OBP: 0.583, SLG: 0.889 (1, 5)		WP					L3	1B		2	0	1	0	2	0	0									
Scot Thompson, L OBP: 0.222, SLG: 0.125 Jerry Morales, R OBP: 0.500, SLG: 0.500 (7, PH) (8, 8)		F7					L3	1B		2	0	0	0	0	0	2									
Tim Blackwell, S Steve Dillard, R (9, PR)								5-3		2	0	1	0	0	0	3									
									FC5-4	3	1	0	0	1	2	1									
									BB	0	0	0	0	0	0	0									
Ken Kravec, L Lee Smith, R Doug Capilla, L Mike Tyson, R Barry Foote, R (8, PH) (9, PH)									F2	1	0	0	0	0	1	0									
										1	0	0	0	0	1	0									
										0	0	0	0	0	0	0									
										0	0	0	0	1	0	0									
										1	0	0	0	0	1	0									
Inning Stats	R: 0 E: 0 K: 2 S: 7	H: 0 LOB: 0 BB: 0 P: 7	R: 0 E: 0 K: 1 S: 5	H: 0 LOB: 1 BB: 1 P: 9	R: 0 E: 0 K: 2 S: 7	H: 0 LOB: 0 BB: 0 P: 7	R: 0 E: 0 K: 0 S: 3	H: 0 LOB: 0 BB: 0 P: 3	R: 0 E: 0 K: 1 S: 5	H: 1 LOB: 0 BB: 0 P: 5	R: 0 E: 0 K: 2 S: 7	H: 0 LOB: 0 BB: 0 P: 7	R: 0 E: 0 K: 1 S: 7	H: 2 LOB: 3 BB: 1 P: 11	R: 1 E: 0 K: 0 S: 3	H: 0 LOB: 3 BB: 4 P: 19	R: 0 E: 0 K: 0 S: 4	H: 1 LOB: 1 BB: 0 P: 4	1B: 4 2B: 1 3B: 0 HR: 0	SF: 0 SAC: 0 DP: 1 HBP: 0	WP: 1 PB: 0 SB: 0 CS: 0	PA: 36			
PITCHER	IP	WLS	BF	H	R	ER	SO	BB	IBB	HBP	BLK	WP	HR	S	P	ERA	WHIP								
Tim Leary, R ERA: 54.0	2.0		7	0	0	0	3	1	0	0	0	0	0	12	16	0.00	0.500								
Pete Falcone, L ERA: 54.0	5.0		18	3	0	0	6	0	1	0	0	0	0	29	33	0.00	0.600								
Jeff Reardon, R ERA: 54.0	0.0		2	0	1	1	0	2	0	0	0	0	0	0	8	∞	∞								
Neil Allen, R ERA: 54.0	2.0	W	9	1	0	0	0	2	0	0	0	0	0	7	15	0.00	1.500								

AB	30
R	2
H	5
RBI	2
BB	5
SO	5
LOB	12



AB	29
R	1
H	4
RBI	1
BB	6
SO	9
LOB	17



Batter	1	2	3	4	5	6	7	8	9	AB	R	H	RBI	BB	SO	LOB	TOP								
Ivan De Jesus, R OBP: 0.200, SLG: 0.200	F9		F9		6-3		E5			4	0	0	0	0	0	3	Chicago Cubs @ Montreal Expos Olympic Stadium, Montreal, QB Wed Apr 15 1981, 3:33 AM EST Att: 30,003 - Sunny - 31 F								
Joe Strain, R OBP: 0.533, SLG: 0.364	G6-3 HBP			1B BB	G6-3 1B		K			2	1	1	1	1	1	2									
Bill Buckner, L OBP: 0.188, SLG: 0.133	G6-3			E 1B 1B	G6-3		P4			4	0	1	0	0	4										
Steve Henderson, R OBP: 0.563, SLG: 0.545		K		E8 FC1-2-5 5-3 1B		FC5-4 BB		L9 E BB		2	1	1	1	2	1	0									
Leon Durham, L OBP: 0.188, SLG: 0.071	K			FC1-2-5 5-3		P8		L9		4	0	0	0	0	1	4									
Ken Reitz, R OBP: 0.438, SLG: 0.615	K			5-3		FC5-4		K		4	0	0	1	0	2	2									
Scot Thompson, L OBP: 0.231, SLG: 0.167			5-3 1B	L3		P6			4-3	4	0	1	0	0	0	2									
Tim Blackwell, S OBP: 0.133, SLG: 0.143			P6		1B 2B		4-3		F7	4	1	1	0	0	0	1									
Rick Reuschel, R			5-3		6-3 1B 1B				K	1	0	0	0	0	0	1									
Mike Tyson, R OBP: 1.000, SLG: 1.000										1	1	1	1	0	0	0									
Bill Caudill, R OBP: 1.000, SLG: 1.000										1	0	1	0	0	0	0									
Dick Tidrow, R										0	0	0	0	0	0	0									
Jim Tracy, L										1	0	0	0	0	1	0									
Inning Stats	R: 0 E: 0 K: 0 S: 2	H: 0 LOB: 0 BB: 0 P: 3	R: 0 E: 0 K: 3 S: 9	H: 0 LOB: 0 BB: 0 P: 9	R: 0 E: 0 K: 0 S: 4	H: 1 LOB: 1 BB: 0 P: 4	R: 2 E: 1 K: 0 S: 5	H: 2 LOB: 1 BB: 1 P: 9	R: 2 E: 0 K: 0 S: 5	H: 3 LOB: 0 BB: 0 P: 5	R: 0 E: 0 K: 0 S: 3	H: 0 LOB: 1 BB: 1 P: 7	R: 0 E: 1 K: 1 S: 7	H: 1 LOB: 2 BB: 0 P: 7	R: 0 E: 1 K: 1 S: 4	H: 0 LOB: 0 BB: 1 P: 8	R: 0 E: 0 K: 1 S: 5	H: 0 LOB: 0 BB: 0 P: 5	1B: 6 2B: 1 3B: 0 HR: 0	SF: 0 SAC: 0 DP: 2 HBP: 1	WP: 0 PB: 0 SB: 0 CS: 0	PA: 36			
PITCHER	IP	WLS	BF	H	R	ER	SO	BB	IBB	HBP	BLK	WP	HR	S	P	ERA	WHIP								
Steve Rogers, R ERA: 6.0	(1, 1)	7.0	30	7	4	3	4	2	0	1	0	0	0	35	44	3.86	1.286								
Stan Bahnsen, R ERA:	(8, 1)	2.0	W	6	0	0	0	2	1	0	0	0	0	9	13	0.00	0.500								

Chicago Cubs @ Montreal Expos
Olympic Stadium, Montreal, QB
Wed Apr 15 1981, 3:33 AM EST
Att: 30,003 - Sunny - 31 F




AB 32
R 4
H 7
RBI 4
BB 3
SO 6
LOB 19


Batter	1	2	3	4	5	6	7	8	9	AB	R	H	RBI	BB	SO	LOB	BOTTOM								
Tim Raines, S OBP: 0.462, SLG: 0.583	4-3 S 1B	2H 1B			4-3			4-3		4	0	2	1	0	0	0	Chicago Cubs @ Montreal Expos Olympic Stadium, Montreal, QB Wed Apr 15 1981, 3:33 AM EST Att: 30,003 - Sunny - 31 F								
Rodney Scott, S	4-3 1-3	4-3			1-3			S 1B BB		3	1	0	0	1	0	2									
Andre Dawson, R OBP: 0.615, SLG: 0.700	5-3		4-0 CS BB		P3			E 1B 1B		3	1	1	1	1	0	1									
Ellis Valentine, R OBP: 0.154, SLG: 0.154	K		L4				K	K		4	0	0	0	0	3	3									
Gary Carter, R OBP: 0.385, SLG: 0.385		E6 1B					F8	S 1B		4	1	2	1	0	0	0									
Larry Parrish, R OBP: 0.308, SLG: 0.308		E 1B			1-3		K	K		4	1	1	0	0	2	2									
Warren Cromartie, L OBP: 0.417, SLG: 0.455		FC4-6 1B			L9			K		3	0	1	1	0	1	0									
Chris Speier, R OBP: 0.091, SLG: 0.091		FC4-6 1B			G3			6-3		3	1	0	0	0	0	1									
Steve Rogers, R OBP: 0.250, SLG: 0.250		5-3			6-3			K		2	0	0	0	0	0	1									
Willie Montanez, L OBP: 0.333, SLG: 0.333										1	0	0	0	0	1	0									
Stan Bahnsen, R ERA:	(8, 1)									0	0	0	0	0	0	0									
Inning Stats	R: 0 E: 0 K: 1 S: 6	H: 1 LOB: 1 BB: 0 P: 6	R: 3 E: 2 K: 0 S: 7	H: 3 LOB: 1 BB: 0 P: 7	R: 0 E: 0 K: 0 S: 3	H: 1 LOB: 1 BB: 1 P: 7	R: 0 E: 0 K: 0 S: 3	H: 0 LOB: 0 BB: 0 P: 3	R: 0 E: 0 K: 2 S: 7	H: 0 LOB: 0 BB: 0 P: 7	R: 0 E: 0 K: 2 S: 7	H: 0 LOB: 0 BB: 0 P: 7	R: 0 E: 1 K: 2 S: 9	H: 2 LOB: 1 BB: 1 P: 13	1B: 7 2B: 0 3B: 0 HR: 0	SF: 0 SAC: 0 DP: 0 HBP: 0	WP: 0 PB: 0 SB: 3 CS: 1	PA: 33							
PITCHER	IP	WLS	BF	H	R	ER	SO	BB	IBB	HBP	BLK	WP	HR	S	P	ERA	WHIP								
Rick Reuschel, R ERA: 1.64	(1, 1)	4.0	18	5	3	0	1	1	0	0	0	0	0	19	23	0.00	1.500								
Bill Caudill, R ERA: 1.5	(5, 1)	3.1	11	0	1	1	4	1	0	0	0	0	0	18	22	2.70	0.300								
Dick Tidrow, R ERA:	(8, 1)	0.2	L	4	2	1	0	2	0	0	0	0	0	8	8	0.00	3.000								


Chicago Cubs @ Montreal Expos
Olympic Stadium, Montreal, QB
Wed Apr 15 1981, 3:33 AM EST
Att: 30,003 - Sunny - 31 F




AB 31
R 5
H 7
RBI 4
BB 2
SO 7
LOB 10

Batter	1	2	3	4	5	6	7	8	9	10	AB	R	H	RBI	BB	SO	LOB	TOP				
Ivan De Jesus, R OBP: 0.310, SLG: 0.200 (1,6)	6-3									K	3	0	1	0	2	1	0	Chicago Cubs @ Philadelphia Phillies Veterans Stadium, Philadelphia, PA Sat. Apr 18 1981, 6:05 PM EST Att: 27,780 - Unknown - 69 F AB 34 R 3 H 8 RBI 3 BB 4 SO 9 LOB 16 				
Bill Buckner, L OBP: 0.207, SLG: 0.214 (1,3)	F4		K		G3-6-3 1B		4-3			F8	5	0	0	0	0	1	5					
Jerry Morales, R OBP: 0.625, SLG: 0.571 (1,8)	F8					6-3					4	1	2	0	1	0	0					
Steve Henderson, R OBP: 0.463, SLG: 0.435 (1,7)						6-3					4	1	2	0	1	2	2					
Hector Cruz, R OBP: 0.250, SLG: 0.500 (1,9)											4	1	1	1	0	0	3					
Ken Reitz, R OBP: 0.393, SLG: 0.478 (1,5)											3	0	1	1	0	1	2					
Barry Foote, R (1,2)											3	0	0	1	0	1	2					
Mike Tyson, R Randy Martz, L Joe Strain, R Dick Tidrow, R Leon Durham, L Lee Smith, R (1-4) (4,1) (7,PH) (7,1) (8,PH) (9,1)											2	0	0	0	0	1	0					
Mike Krukow, R Steve Dillard, R (1,1) (4,4)											1	0	0	0	0	0	0					
											3	0	0	0	0	2	2					
Inning Stats	R: 0 E: 0 K: 0 S: 3	H: 0 LOB: 0 BB: 0 P: 3	R: 0 E: 0 K: 1 S: 6	H: 1 LOB: 1 BB: 0 P: 6	R: 0 E: 0 K: 1 S: 5	H: 0 LOB: 1 BB: 1 P: 9	R: 3 E: 0 K: 1 S: 7	H: 2 LOB: 0 BB: 1 P: 11	R: 0 E: 0 K: 1 S: 5	H: 1 LOB: 0 BB: 0 P: 5	R: 0 E: 0 K: 0 S: 3	H: 1 LOB: 3 BB: 0 P: 3	R: 0 E: 0 K: 2 S: 8	H: 1 LOB: 1 BB: 0 P: 8	R: 0 E: 0 K: 0 S: 3	H: 0 LOB: 0 BB: 0 P: 3	R: 0 E: 0 K: 2 S: 7	H: 0 LOB: 1 BB: 1 P: 11	1B: 7 2B: 1 3B: 0 HR: 0	SF: 2 SAC: 0 DP: 1 HBP: 0	WP: 2 PB: 0 SB: 0 CS: 1	PA: 40
PITCHER Steve Carlton, L ERA: 1.73 (1,1)	IP 10.0	WLS W	BF 40	H 8	R 3	ER 3	SO 9	BB 4	IBB 0	HBP 0	BLK 0	WP 2	HR 0	S 54	P 70	ERA 2.70	WHIP 1.200					

Batter	1	2	3	4	5	6	7	8	9	10	AB	R	H	RBI	BB	SO	LOB	BOTTOM					
Pete Rose, S OBP: 0.474, SLG: 0.559 (1,3)	6-3									6-3	4	1	0	0	2	0	1	Chicago Cubs @ Philadelphia Phillies Veterans Stadium, Philadelphia, PA Sat. Apr 18 1981, 6:05 PM EST Att: 27,780 - Unknown - 69 F AB 37 R 4 H 11 RBI 3 BB 8 SO 4 LOB 22 					
Manny Trillo, R OBP: 0.406, SLG: 0.464 (1,4)											5	2	3	1	1	0	3						
Bake McBride, L OBP: 0.300, SLG: 0.448 (1,9)											4	0	2	1	1	0	0						
Keith Moreland, R OBP: 0.333, SLG: 0.333 (1,5)											4	0	1	1	0	2	5						
Gary Matthews, R OBP: 0.392, SLG: 0.517 (1,7)											3	0	0	0	2	1	2						
Garry Maddox, R OBP: 0.242, SLG: 0.219 (1,8)											4	0	0	0	1	0	4						
Larry Bowa, S OBP: 0.323, SLG: 0.400 (1,6)											5	1	3	0	0	0	2						
Bob Boone, R OBP: 0.423, SLG: 0.500 (1,2)											3	0	2	0	1	1	0						
Steve Carlton, L OBP: 0.200, SLG: 0.200 Del Unser, L OBP: 0.333, SLG: 0.333 (1,1) (10,PH)											4	0	0	0	0	0	5						
											1	0	0	0	0	0	0						
Inning Stats	R: 1 E: 0 K: 0 S: 5	H: 2 LOB: 2 BB: 1 P: 9	R: 1 E: 0 K: 0 S: 4	H: 2 LOB: 1 BB: 1 P: 8	R: 0 E: 0 K: 0 S: 3	H: 1 LOB: 2 BB: 2 P: 11	R: 0 E: 0 K: 0 S: 4	H: 1 LOB: 3 BB: 2 P: 12	R: 0 E: 0 K: 1 S: 6	H: 1 LOB: 2 BB: 0 P: 10	R: 1 E: 1 K: 1 S: 8	H: 2 LOB: 2 BB: 0 P: 8	R: 0 E: 0 K: 1 S: 5	H: 0 LOB: 0 BB: 0 P: 5	R: 0 E: 0 K: 1 S: 5	H: 0 LOB: 0 BB: 0 P: 5	R: 1 E: 0 K: 0 S: 3	H: 1 LOB: 0 BB: 0 P: 3	1B: 8 2B: 2 3B: 0 HR: 1	SF: 1 SAC: 1 DP: 1 HBP: 0	WP: 2 PB: 0 SB: 2 CS: 1	PA: 47	
PITCHER Mike Krukow, R ERA: 4.91 (1,1)	IP 3.2	WLS L	BF 21	H 6	R 2	ER 2	SO 0	BB 6	IBB 0	HBP 0	BLK 0	WP 2	HR 0	S 15	P 39	ERA 4.91	WHIP 3.273						
Randy Martz, R ERA: (4,1)	2.1	12	3	1	0	2	1	0	0	0	0	0	0	0	15	19	0.00	1.714					
Dick Tidrow, R ERA: (7,1)	2.0	8	1	0	0	1	0	1	0	0	0	0	0	9	13	0.00	0.500						
Lee Smith, R ERA: 2.0 (9,1)	1.2	L	6	1	1	1	1	0	0	0	0	0	1	8	8	5.40	0.600						

Batter	1	2	3	4	5	6	7	8	9	AB	R	H	RBI	BB	SO	LOB	TOP
Ivan De Jesus, R OBP: 0.273, SLG: 0.172	0-0 B1-3	0-3 K		0-3 K			0-0 6-3			4	0	0	0	0	2	2	Chicago Cubs @ Philadelphia Phillies Veterans Stadium, Philadelphia, PA Sun Apr 19 1981, 3:33 AM EST Att: 30,204 - Unknown - 77 F AB 32 R 3 H 6 RBI 3 BB 1 SO 4 LOB 11 
Mike Tyson, R OBP: 0.455, SLG: 0.667	0-0 HR	0-0 F5		0-0 6-3			0-0 F8			4	1	1	1	0	0	2	
Bill Buckner, L OBP: 0.212, SLG: 0.313	0-0 6-3		0-0 HR		0-0 F7			0-0 F9		4	1	1	1	0	0	0	
Steve Henderson, R OBP: 0.455, SLG: 0.407	0-0 1B 1B		0-0 1-3		0-3 K			0-0 6-3		4	0	1	0	0	1	0	
Leon Durham, L OBP: 0.276, SLG: 0.269	0-0 1-2 1B		0-0 SF7 3B		0-0 F9			0-0 4-3		4	1	2	0	0	0	0	
Jerry Morales, R OBP: 0.500, SLG: 0.455	0-0 5-3		0-0 E4			0-0 F7		0-0 G4-3 1B		4	0	1	0	0	0	3	
Ken Reitz, R OBP: 0.375, SLG: 0.440		1-0 FC2-5 HBP	0-0 SF7			0-0 5-3		0-0 G4-3 1-2		2	0	0	1	0	0	1	
Barry Foote, R		4-0 FC2-5 BB	0-3 K			0-0 5-3		0-0 F9		3	0	0	0	1	1	1	
Rick Reuschel, R		0-0 FC2-5		0-0 F4						3	0	0	0	0	0	2	
Dick Tidrow, R		1-2 2-3F					0-0 4-3			0	0	0	0	0	0	0	
Inning Stats	R: 1 E: 0 K: 0 S: 6	H: 3 LOB: 2 BB: 0 P: 6	R: 0 E: 0 K: 1 S: 5	H: 0 LOB: 2 BB: 1 P: 10	R: 2 E: 1 K: 1 S: 8	H: 2 LOB: 1 BB: 0 P: 8	R: 0 E: 0 K: 1 S: 5	H: 0 LOB: 0 BB: 0 P: 5	R: 0 E: 0 K: 0 S: 3	H: 0 LOB: 0 BB: 0 P: 3	R: 0 E: 0 K: 0 S: 3	H: 0 LOB: 0 BB: 0 P: 3	R: 0 E: 0 K: 0 S: 3	H: 1 LOB: 0 BB: 0 P: 3	1B: 3 2B: 0 3B: 1 HR: 2	SF: 1 SAC: 0 DP: 1 HBP: 1	WP: 0 PA: 35 PB: 0 SB: 0 CS: 0
PITCHER Nino Espinosa, R ERA: 2.0	IP: 9.0 WLS: W BF: 35	H: 6 R: 3 ER: 2 SO: 4	BB: 1 IBB: 0 HBP: 1 BLK: 0	WP: 0 HR: 2 S: 41 P: 46	ERA: 2.00 WHIP: 0.778	PITCHER											

Batter	1	2	3	4	5	6	7	8	9	AB	R	H	RBI	BB	SO	LOB	BOTTOM
Pete Rose, S OBP: 0.452, SLG: 0.526	0-0 2B WP 1B		0-0 6-3		0-3 K			0-3 K		4	1	1	0	0	2	0	Chicago Cubs @ Philadelphia Phillies Veterans Stadium, Philadelphia, PA Sun Apr 19 1981, 3:33 AM EST Att: 30,204 - Unknown - 77 F AB 33 R 7 H 9 RBI 5 SO 5 LOB 12 
Manny Trillo, R OBP: 0.417, SLG: 0.500	0-3 K		0-0 E G3 1B			0-0 6-3		0-0 2B 2B		4	1	2	0	0	1	1	
Bake McBride, L OBP: 0.324, SLG: 0.469	0-0 WP WP 2B		0-0 G3			0-0 1-3		4-0 2B 1B IBB		3	2	1	0	1	0	1	
Greg Gross, L	1-3 WP 2B		1-3							0	0	0	0	0	0	0	
Keith Moreland, R OBP: 0.313, SLG: 0.385	0-0 4-3		0-0 F9			0-0 5-3		0-0 1B 2B		4	0	1	1	0	0	2	
Lonnie Smith, R OBP: 0.250, SLG: 0.250										0	1	0	0	0	0	0	
John Vukovich, R										0	0	0	0	0	0	0	
Gary Matthews, R OBP: 0.421, SLG: 0.531	4-0 FC6-4 BB			0-3 K			0-0 1B FC4-6 1B	0-0 2B 3H 1B		3	2	2	2	1	1	0	
Gary Maddox, R OBP: 0.243, SLG: 0.222	0-0 FC6-4			0-0 4-3			0-0 FC4-6 1B	0-0 1-2 5-3		4	0	1	0	0	0	3	
Larry Bowa, S OBP: 0.314, SLG: 0.382		0-0 4-3		0-0 F7			0-0 FC4-6 1-2 1B	0-0 2H 1B		4	0	1	2	0	0	1	
Bob Boone, R OBP: 0.367, SLG: 0.423		0-0 6-3			0-0 5-3		0-0 F6	0-0 F7		4	0	0	0	0	0	3	
Nino Espinosa, R		0-0 4-3			0-0 5-3		0-3 K			3	0	0	0	0	1	1	
Inning Stats	R: 2 E: 0 K: 1 S: 7	H: 2 LOB: 1 BB: 1 P: 11	R: 0 E: 0 K: 0 S: 3	H: 0 LOB: 0 BB: 0 P: 3	R: 0 E: 1 K: 0 S: 4	H: 1 LOB: 1 BB: 0 P: 4	R: 0 E: 0 K: 1 S: 5	H: 0 LOB: 0 BB: 0 P: 5	R: 0 E: 0 K: 0 S: 3	H: 0 LOB: 0 BB: 0 P: 3	R: 1 E: 0 K: 1 S: 7	H: 2 LOB: 1 BB: 0 P: 7	R: 4 E: 0 K: 1 S: 9	H: 4 LOB: 2 BB: 1 P: 13	1B: 6 2B: 3 3B: 0 HR: 0	SF: 0 SAC: 0 DP: 0 HBP: 0	WP: 2 PA: 35 PB: 0 SB: 0 CS: 0
PITCHER Rick Reuschel, R ERA: 4.42	IP: 7.1 WLS: L BF: 32	H: 8 R: 7 ER: 7 SO: 5	BB: 1 IBB: 1 HBP: 0 BLK: 0	WP: 2 HR: 0 S: 40 P: 48	ERA: 8.59 WHIP: 1.227	PITCHER											
PITCHER Dick Tidrow, R	IP: 0.2 WLS: L BF: 3	H: 1 R: 0 ER: 0 SO: 0	BB: 0 IBB: 0 HBP: 0 BLK: 0	WP: 0 HR: 0 S: 3 P: 3	ERA: 0.00 WHIP: 1.500	PITCHER											

Batter	1	2	3	4	5	6	7	8	9	AB	R	H	RBI	BB	SO	LOB	TOP										
Ivan De Jesus, R OBP: 0.250, SLG: 0.156	0-0 6-3		0-0 SH1		0-0 L6			0-3 K		3	0	0	0	0	1	0	Chicago Cubs @ St. Louis Cardinals Busch Stadium, St. Louis, MO Mon Apr 20 1981, 3:33 AM CST Att: 10,454 - Unknown - 51 F										
Scot Thompson, L OBP: 0.240, SLG: 0.143	0-0 3-1		0-0 SF9			0-0 G1		0-0 3-1		3	0	0	1	0	0	0											
Bill Buckner, L OBP: 0.189, SLG: 0.278	0-0 G3		0-0 4-3			0-0 F9			0-0 6-3	4	0	0	0	0	0	0											
Steve Henderson, R OBP: 0.432, SLG: 0.419		0-0 2B		0-0 6-3		0-3 K		0-3 K	0-3 K	4	0	1	0	0	2	0											
Leon Durham, L OBP: 0.242, SLG: 0.233	0-0 5-3			0-0 F8			0-0 4-3		0-0 P7	4	0	0	0	0	0	1											
Ken Reitz, R OBP: 0.371, SLG: 0.429	0-3 K			0-0 1B			0-3 K			3	0	1	0	0	2	1											
Barry Foote, R (1, 2)	4-0 BB			0-3 K			4-0 BB			1	0	0	0	2	1	1											
Mike Tyson, R OBP: 0.357, SLG: 0.500	0-0 1-3			0-3 K			0-0 4-3			3	0	0	0	0	1	3											
Lynn McGlothen, L OBP: 0.250, SLG: 0.500			0-0 SH1		0-3 K2-3			0-0 F7		2	1	1	0	0	1	0											
Jim Tracy, L (8, PH)										1	0	0	0	0	0	0											
Dick Tidrow, R (8, 1)										0	0	0	0	0	0	0											
Inning Stats	R: 0 E: 0 K: 0 S: 3	H: 0 LOB: 0 BB: 0 P: 3	R: 0 E: 0 K: 1 S: 6	H: 1 LOB: 2 BB: 1 P: 10	R: 1 E: 0 K: 0 S: 4	H: 1 LOB: 0 BB: 0 P: 4	R: 0 E: 0 K: 1 S: 6	H: 1 LOB: 1 BB: 0 P: 6	R: 0 E: 0 K: 1 S: 7	H: 0 LOB: 0 BB: 0 P: 7	R: 0 E: 0 K: 1 S: 5	H: 0 LOB: 0 BB: 0 P: 5	R: 0 E: 0 K: 1 S: 5	H: 0 LOB: 1 BB: 1 P: 9	R: 0 E: 0 K: 1 S: 5	H: 0 LOB: 0 BB: 0 P: 5	R: 0 E: 0 K: 1 S: 5	H: 0 LOB: 0 BB: 0 P: 5	1B: 1 2B: 2 3B: 0 HR: 0	SF: 1 SAC: 1 DP: 0 HBP: 0	WP: 0 PB: 0 SB: 0 CS: 0	PA: 32					
PITCHER	IP	WLS	BF	H	R	ER	SO	BB	IBB	HBP	BLK	WP	HR	S	P	ERA	WHIP										
Bob Forsch, R ERA: 4.5	5.0	W	19	3	1	1	4	1	0	0	0	0	0	26	30	1.80	0.800										
Jim Kaat, L ERA: 6.75	2.0		7	0	0	0	2	1	0	0	0	0	0	10	14	0.00	0.500										
Bruce Sutter, R ERA:	2.0	S	6	0	0	0	2	0	0	0	0	0	0	10	10	0.00	0.000										

livebaseballscores.com

AB 28
R 1
H 3
RBI 1
BB 2
SO 8
LOB 6



Batter	1	2	3	4	5	6	7	8	9	AB	R	H	RBI	BB	SO	LOB	BOTTOM										
Garry Templeton, S OBP: 0.394, SLG: 0.700	0-0 1B 2B		0-0 4-3		0-3 K		0-0 G6-3			4	1	1	0	0	1	1	Chicago Cubs @ St. Louis Cardinals Busch Stadium, St. Louis, MO Mon Apr 20 1981, 3:33 AM CST Att: 10,454 - Unknown - 51 F										
Tony Scott, S OBP: 0.379, SLG: 0.655	0-0 CS 1B		0-0 3-1		0-0 4-3		0-0 1-3			4	0	1	0	0	0	0											
Keith Hernandez, L OBP: 0.387, SLG: 0.667	0-0 PB 1-2 3-H 2B		0-0 1B 2B		0-0 G3		0-0 2B 2B			4	2	3	1	0	0	0											
George Hendrick, R OBP: 0.387, SLG: 0.593	0-0 6-3		0-0 BB 1B		0-0 5-3		0-3 K			4	0	1	1	0	1	2											
Darrell Porter, L OBP: 0.462, SLG: 0.500	0-0 G3		4-0 BB		0-0 F7		4-0 2B 3B IBB			2	1	0	0	2	0	1											
Ken Oberkfell, L OBP: 0.287, SLG: 0.276		0-0 1-3	0-0 F9		0-0 1B		0-0 1-3 2-H 3B 2B			4	1	2	1	0	0	2											
Sixto Lezcano, R OBP: 0.280, SLG: 0.318	4-0 BB		0-0 4-3		0-3 K		4-0 3B BB			2	1	0	0	2	1	1											
Tom Herr, S OBP: 0.241, SLG: 0.320	0-0 F8		0-0 6-3		0-0 6-3		0-0 3B 3B			4	0	1	3	0	0	1											
Bob Forsch, R ERA: 3.38	0-0 1-3		0-3 K			0-0 G6-3	0-3 K			2	0	0	0	0	1	1											
Jim Kaat, L OBP: 1.000, SLG: 1.000										0	0	0	0	0	0	0											
Dane Iorg, L OBP: 0.400, SLG: 0.400										1	0	1	0	0	0	0											
Tito Landrum, R (7, FR)										0	0	0	0	0	0	0											
Bruce Sutter, R (8, 1)										1	0	0	0	0	1	1											
Inning Stats	R: 1 E: 0 K: 0 S: 5	H: 3 LOB: 1 BB: 0 P: 5	R: 0 E: 0 K: 0 S: 3	H: 0 LOB: 1 BB: 1 P: 7	R: 1 E: 0 K: 0 S: 5	H: 2 LOB: 2 BB: 1 P: 9	R: 0 E: 0 K: 1 S: 5	H: 0 LOB: 0 BB: 0 P: 5	R: 0 E: 0 K: 1 S: 6	H: 1 LOB: 1 BB: 0 P: 6	R: 0 E: 0 K: 0 S: 3	H: 1 LOB: 1 BB: 0 P: 3	R: 0 E: 0 K: 2 S: 10	H: 3 LOB: 1 BB: 2 P: 18	R: 4 E: 0 K: 2 S: 10	H: 3 LOB: 1 BB: 2 P: 18	1B: 5 2B: 4 3B: 1 HR: 0	SF: 0 SAC: 0 DP: 1 HBP: 0	WP: 0 PB: 1 SB: 0 CS: 1	PA: 36							
PITCHER	IP	WLS	BF	H	R	ER	SO	BB	IBB	HBP	BLK	WP	HR	S	P	ERA	WHIP										
Lynn McGlothen, R ERA: 3.38	7.0	L	28	7	2	2	3	2	0	0	0	0	0	32	40	2.57	1.286										
Dick Tidrow, R ERA: 4.7	1.0		8	3	4	4	2	1	1	0	0	0	0	10	18	36.00	4.000										

livebaseballscores.com


AB 32
R 6
H 10
RBI 6
BB 4
SO 5
LOB 10



Batter	1	2	3	4	5	6	7	8	9	AB	R	H	RBI	BB	SO	LOB	TOP			
Ivan De Jesus, R OBP: 0.250, SLG: 0.167	6-3		CS 1B		6-3			F9		4	0	1	0	0	0	0				
Mike Tyson, R OBP: 0.333, SLG: 0.500	F7		1-2 2B		4-3			G3		4	0	1	0	0	0	0				
Bill Buckner, L OBP: 0.220, SLG: 0.325	2B		6-3		6-3			1B		4	0	2	0	0	0	1				
Steve Henderson, R OBP: 0.415, SLG: 0.382	HBP				F9			F9		3	0	0	0	0	0	1				
Jerry Morales, R OBP: 0.438, SLG: 0.400	K				FC5-4 1B			P6		4	0	1	0	0	1	3				
Scot Thompson, L OBP: 0.214, SLG: 0.125		4-3			F7			F9		3	0	0	0	0	0	1				
Ken Reitz, R OBP: 0.342, SLG: 0.387		5-3			FC5-4			K		3	0	0	0	0	1	1				
Jody Davis, R		1-3						F7		3	0	0	0	0	1	0				
Ken Kravec, L Randy Martz, L Joe Strain, R Rawly Eastwick, R Jim Tracy, L Doug Capilla, L			K		F8			K		1	0	0	0	0	1	0				
Inning Stats	R: 0 E: 0 K: 1 S: 6	H: 1 LOB: 2 BB: 0 P: 7	R: 0 E: 0 K: 0 S: 3	H: 0 LOB: 0 BB: 0 P: 3	R: 0 E: 0 K: 1 S: 6	H: 2 LOB: 1 BB: 0 P: 6	R: 0 E: 0 K: 0 S: 4	H: 1 LOB: 2 BB: 0 P: 4	R: 0 E: 0 K: 1 S: 5	H: 0 LOB: 0 BB: 0 P: 5	R: 0 E: 0 K: 1 S: 5	H: 0 LOB: 0 BB: 0 P: 5	R: 0 E: 0 K: 1 S: 5	H: 0 LOB: 0 BB: 0 P: 5	R: 0 E: 0 K: 0 S: 4	H: 1 LOB: 1 BB: 0 P: 4	1B: 3 2B: 2 3B: 0 HR: 0	SF: 0 SAC: 0 DP: 0 HBP: 1	WP: 0 PB: 0 SB: 0 CS: 1	PA: 32
PITCHER Andy Rincon, R ERA:	IP: 9.0 WLS: W BF: 32 H: 5 R: 0 ER: 0 SO: 5 BB: 0 IBB: 0 HBP: 1 BLK: 0 WP: 0 HR: 0 S: 41 P: 42 ERA: 0.00 WHIP: 0.556																			

Chicago Cubs @ St. Louis Cardinals
 Busch Stadium, St. Louis, MO
 Tue Apr 21 1981, 3:33 AM CST
 Att: 11,559 - Sunny - 66 F


AB	31
R	0
H	5
RBI	0
BB	0
SO	5
LOB	7



Batter	1	2	3	4	5	6	7	8	9	AB	R	H	RBI	BB	SO	LOB	BOTTOM			
Garry Templeton, S OBP: 0.342, SLG: 0.600	L5	FC6-4	G4-6-3		K		1-3			5	0	0	0	0	1	5				
Tony Scott, S OBP: 0.353, SLG: 0.588	1B 5-3		6-3		F9		P6		K	5	1	1	0	0	1	0				
Keith Hernandez, L OBP: 0.417, SLG: 0.657	1-3 1B	5-3 1B	6-3 2B 1B		6-3		1-3		BB 1B	5	1	3	0	0	0	0				
George Hendrick, R OBP: 0.389, SLG: 0.656	5-3		1B 2B 2B		3B		F7		F8	5	1	2	2	0	0	2				
Sixto Lezcano, R OBP: 0.400, SLG: 0.375	BB		2B 1B		BB		E7 E 1B		BB BB BB BB BB BB	2	2	2	0	3	0	0				
Gene Tenace, R OBP: 0.400, SLG: 0.375	F7		3B 2B		5-3		K		F7	5	1	1	2	0	1	7				
Ken Oberkfell, L OBP: 0.353, SLG: 0.323		4-3 FC6-2 1B	3B BB		SH3 1B		E BB			2	1	2	0	2	0	0				
Tom Herr, S OBP: 0.273, SLG: 0.414		4-3	1B 3B		K		E7 1B			4	1	2	3	0	1	2				
Andy Rincon, R OBP: 0.200, SLG: 0.200		FC6-2 FC6-4	1B 1B		SH3		K			3	0	1	1	0	1	3				
Inning Stats	R: 1 E: 0 K: 0 S: 5	H: 2 LOB: 2 BB: 1 P: 9	R: 0 E: 0 K: 0 S: 4	H: 1 LOB: 0 BB: 0 P: 4	R: 6 E: 0 K: 0 S: 8	H: 6 LOB: 0 BB: 1 P: 12	R: 0 E: 0 K: 0 S: 4	H: 1 LOB: 2 BB: 1 P: 8	R: 0 E: 0 K: 2 S: 8	H: 1 LOB: 1 BB: 0 P: 8	R: 0 E: 0 K: 0 S: 3	H: 0 LOB: 0 BB: 0 P: 3	R: 1 E: 2 K: 2 S: 9	H: 2 LOB: 2 BB: 1 P: 13	R: 0 E: 0 K: 1 S: 6	H: 1 LOB: 2 BB: 1 P: 10	1B: 10 2B: 2 3B: 2 HR: 0	SF: 0 SAC: 1 DP: 1 HBP: 0	WP: 0 PB: 0 SB: 0 CS: 0	PA: 42
PITCHER Ken Kravec, L ERA: 7.84 Randy Martz, R ERA: 1.69 Rawly Eastwick, R ERA: 3.0 Doug Capilla, L ERA: 9.0	IP: 2.1 WLS: L BF: 16 H: 7 R: 6 ER: 6 SO: 6 BB: 2 IBB: 0 HBP: 0 BLK: 0 WP: 0 HR: 0 S: 14 P: 22 ERA: 23.14 WHIP: 3.857																			
PITCHER	IP: 9.0 WLS: W BF: 32 H: 5 R: 0 ER: 0 SO: 5 BB: 0 IBB: 0 HBP: 1 BLK: 0 WP: 0 HR: 0 S: 41 P: 42 ERA: 0.00 WHIP: 0.556																			

Chicago Cubs @ St. Louis Cardinals
 Busch Stadium, St. Louis, MO
 Tue Apr 21 1981, 3:33 AM CST
 Att: 11,559 - Sunny - 66 F

AB	36
R	8
H	14
RBI	8
BB	5
SO	5
LOB	19



Batter	1	2	3	4	5	6	7	8	9	AB	R	H	RBI	BB	SO	LOB	TOP				
Ivan De Jesus, R OBP: 0.227, SLG: 0.150	6-3		F9			5-3			5-3	4	0	0	0	0	0	0					
Mike Tyson, R OBP: 0.286, SLG: 0.421	K		K			L8			G3	3	0	0	0	0	2	0					
Leon Durham, L OBP: 0.235, SLG: 0.226										1	0	0	0	0	0	0					
Steve Henderson, R OBP: 0.422, SLG: 0.421	2B			6-3					FC6 1B	4	0	2	0	0	1	0					
Bill Buckner, L OBP: 0.200, SLG: 0.295	L9			6-3					FC6	4	0	0	0	0	0	2					
Jerry Morales, R OBP: 0.421, SLG: 0.389		1B		5-3						3	0	1	0	0	0	0					
Jim Tracy, L OBP: 0.200, SLG: 0.125	K					FC6-4 1B			L6	3	0	1	0	0	1	1					
Ken Reitz, R OBP: 0.317, SLG: 0.353	F8					P5			F9	3	0	0	0	0	0	2					
Tim Blackwell, S OBP: 0.136, SLG: 0.143	6-3					K			K	3	0	0	0	0	2	2					
Mike Krukow, R OBP: 0.200, SLG: 1.000										1	0	0	0	0	1	0					
Bill Caudill, R OBP: 0.200, SLG: 0.125										0	0	0	0	0	0	0					
Scott Thompson, L OBP: 0.200, SLG: 0.125										0	0	0	0	0	0	0					
Lee Smith, R OBP: 0.200, SLG: 0.125										0	0	0	0	0	0	0					
Hector Cruz, R OBP: 0.200, SLG: 0.125										0	0	0	0	0	0	0					
Doug Capilla, L OBP: 0.200, SLG: 0.125										0	0	0	0	0	0	0					
Dick Tidrow, R OBP: 0.200, SLG: 0.125										0	0	0	0	0	0	0					
Inning Stats	R: 0 E: 0 K: 1 S: 6	H: 1 LOB: 1 BB: 0 P: 6	R: 0 E: 0 K: 1 S: 6	H: 1 LOB: 1 BB: 0 P: 6	R: 0 E: 0 K: 2 S: 7	H: 0 LOB: 0 BB: 0 P: 7	R: 0 E: 0 K: 0 S: 3	H: 0 LOB: 0 BB: 0 P: 3	R: 0 E: 0 K: 1 S: 6	H: 1 LOB: 1 BB: 0 P: 6	R: 0 E: 0 K: 1 S: 5	H: 0 LOB: 0 BB: 0 P: 5	R: 0 E: 0 K: 0 S: 3	H: 0 LOB: 0 BB: 0 P: 3	R: 0 E: 0 K: 1 S: 5	H: 0 LOB: 0 BB: 0 P: 5	R: 0 E: 0 K: 0 S: 4	H: 1 LOB: 1 BB: 0 P: 4	1B: 3 2B: 1 3B: 0 HR: 0	SF: 0 SAC: 0 DP: 0 HBP: 0	WP: 0 PA: 31
PITCHER Lary Sorensen, R ERA: 3.32	IP: 9.0 WLS: W BF: 31 H: 4 R: 0 ER: 0 SO: 7 BB: 0 IBB: 0 HBP: 0 BLK: 0 WP: 0 HR: 0 S: 45 P: 45 ERA: 0.00 WHIP: 0.444																				

Chicago Cubs @ St. Louis Cardinals
Busch Stadium, St. Louis, MO
Wed Apr 22 1981, 3:33 AM CST
Att: 10,588 - Cloudy - 64 F

AB	31
R	0
H	4
RBI	0
BB	0
SO	7
LOB	8



Batter	1	2	3	4	5	6	7	8	9	AB	R	H	RBI	BB	SO	LOB	BOTTOM
Garry Templeton, S OBP: 0.357, SLG: 0.590	1B G4-6-3	4-3		2-3			CS 1B			4	1	2	0	0	0	2	
Tony Scott, S OBP: 0.368, SLG: 0.579	1B G4-6-3			S 1B		4-3	4-3			4	0	2	0	0	0	1	
Keith Hernandez, L OBP: 0.400, SLG: 0.641	1B G4-6-3		F7				1-2 K			4	0	1	0	0	1	2	
George Hendrick, R OBP: 0.350, SLG: 0.583	5-3		F8			F7			F9	4	0	0	0	0	0	2	
Darrell Porter, L OBP: 0.467, SLG: 0.450		K		IBB		FC6-4 IBB			K	2	0	0	0	2	2	0	
Ken Oberkfell, L OBP: 0.368, SLG: 0.371	3B 1B		1-3			FC6-4			2B	4	1	2	0	0	0	4	
Sixto Lezcano, R OBP: 0.412, SLG: 0.370	3B 1B					SH5-4 1B			K	3	1	1	0	1	2	1	
Tom Herr, S OBP: 0.278, SLG: 0.469	3B					P4			1-3	3	0	1	2	0	0	1	
Lary Sorensen, R OBP: 0.111, SLG: 0.111	K			SH5-4					K	2	0	0	0	2	1		
Inning Stats	R: 1 E: 0 K: 0 S: 4	H: 2 LOB: 0 BB: 0 P: 4	R: 2 E: 0 K: 2 S: 9	H: 2 LOB: 1 BB: 1 P: 13	R: 0 E: 0 K: 0 S: 4	H: 1 LOB: 2 BB: 1 P: 8	R: 0 E: 0 K: 0 S: 4	H: 1 LOB: 1 BB: 0 P: 4	R: 0 E: 0 K: 2 S: 7	H: 0 LOB: 0 BB: 0 P: 7	R: 0 E: 0 K: 1 S: 5	H: 1 LOB: 0 BB: 0 P: 5	R: 0 E: 0 K: 2 S: 8	H: 1 LOB: 1 BB: 0 P: 8	1B: 6 2B: 2 3B: 1 HR: 0	SF: 0 SAC: 1 DP: 1 HBP: 0	WP: 0 PA: 34
PITCHER Mike Krukow, R ERA: 7.94 Bill Caudill, R ERA: 2.0 Lee Smith, R ERA: 1.5 Doug Capilla, L ERA: 7.71 Dick Tidrow, R ERA: 4.5	IP: 2.0 WLS: L BF: 11 H: 5 R: 3 ER: 3 SO: 2 BB: 1 IBB: 0 HBP: 0 BLK: 0 WP: 0 HR: 0 S: 14 P: 18 ERA: 13.50 WHIP: 3.000																
PITCHER	IP: 2.0 WLS: L BF: 8 H: 1 R: 0 ER: 0 SO: 0 BB: 0 IBB: 1 HBP: 0 BLK: 0 WP: 0 HR: 0 S: 7 P: 11 ERA: 0.00 WHIP: 0.500																
PITCHER	IP: 3.0 WLS: L BF: 11 H: 2 R: 0 ER: 0 SO: 3 BB: 0 IBB: 1 HBP: 0 BLK: 0 WP: 0 HR: 0 S: 16 P: 20 ERA: 0.00 WHIP: 0.667																
PITCHER	IP: 0.2 WLS: L BF: 3 H: 1 R: 0 ER: 0 SO: 0 BB: 0 IBB: 0 HBP: 0 BLK: 0 WP: 0 HR: 0 S: 5 P: 5 ERA: 0.00 WHIP: 1.500																
PITCHER	IP: 0.1 WLS: L BF: 1 H: 0 R: 0 ER: 0 SO: 0 BB: 0 IBB: 0 HBP: 0 BLK: 0 WP: 0 HR: 0 S: 3 P: 3 ERA: 0.00 WHIP: 0.000																

Chicago Cubs @ St. Louis Cardinals
Busch Stadium, St. Louis, MO
Wed Apr 22 1981, 3:33 AM CST
Att: 10,588 - Cloudy - 64 F

AB	30
R	3
H	9
RBI	2
BB	3
SO	7
LOB	14



Batter	1	2	3	4	5	6	7	8	9	AB	R	H	RBI	BB	SO	LOB	TOP				
Lonnie Smith, R OBP: 0.158, SLG: 0.111 Ron Reed, R (8, 1)	F8		4-3		L3		K	FC3-6-2		5	0	0	0	0	1	3					
Pete Rose, S OBP: 0.475, SLG: 0.536 (1, 3)	F7		6-3						L6	5	1	2	0	0	0	0					
Bake McBride, L OBP: 0.391, SLG: 0.524 Greg Gross, L OBP: 0.412, SLG: 0.538 (1, 9)	K2-3									3	1	2	2	0	1	0					
Mike Schmidt, R OBP: 0.444, SLG: 0.750 (1, 5)										1	0	0	0	1	0	0					
Manny Trillo, R OBP: 0.377, SLG: 0.404 (1, 4)										4	2	3	2	1	0	2					
Gary Maddox, R OBP: 0.273, SLG: 0.283 (1, 8)										3	0	0	0	1	0	5					
Larry Bowa, S OBP: 0.288, SLG: 0.320 (1, 6)										4	1	2	1	0	0	3					
Bob Boone, R OBP: 0.326, SLG: 0.366 (1, 2)										3	0	0	0	1	0	2					
Steve Carlton, L OBP: 0.231, SLG: 0.167 Del Unser, L OBP: 0.400, SLG: 0.500 (8, PH) (8, 7)										2	1	0	0	1	0	0					
Inning Stats	R: 0 E: 0 K: 1 S: 5	H: 0 LOB: 0 BB: 0 P: 5	R: 1 E: 0 K: 0 S: 4	H: 2 LOB: 1 BB: 1 P: 8	R: 0 E: 0 K: 0 S: 3	H: 0 LOB: 2 BB: 0 P: 3	R: 0 E: 0 K: 0 S: 4	H: 1 LOB: 2 BB: 1 P: 8	R: 4 E: 0 K: 0 S: 6	H: 3 LOB: 1 BB: 1 P: 11	R: 0 E: 0 K: 0 S: 3	H: 0 LOB: 0 BB: 0 P: 3	R: 0 E: 0 K: 1 S: 6	H: 1 LOB: 2 BB: 1 P: 10	R: 1 E: 0 K: 0 S: 3	H: 1 LOB: 1 BB: 2 P: 11	R: 0 E: 0 K: 0 S: 4	H: 1 LOB: 1 BB: 0 P: 4	1B: 6 2B: 2 3B: 0 HR: 1	SF: 1 SAC: 0 DP: 2 HBP: 1	WP: 0 PA: 41 PB: 0 SB: 0 CS: 0
PITCHER	IP	WLS	BF	H	R	ER	SO	BB	IBB	HBP	BLK	WP	HR	S	P	ERA	WHIP				
Rick Reuschel, R ERA: 5.4 (1, 1)	5.0	L	24	6	5	5	1	3	0	1	0	0	1	22	35	9.00	1.800				
Randy Martz, R ERA: 1.42 (6, 1)	1.0		3	0	0	0	0	0	0	0	0	0	0	3	3	0.00	0.000				
Lee Smith, R ERA: 1.93 (7, 1)	2.0		10	2	1	1	1	2	1	0	0	0	0	9	21	4.50	2.000				
Dick Tidrow, R ERA: 4.0 (9, 1)	1.0		4	1	0	0	0	0	0	0	0	0	0	4	4	0.00	1.000				

Philadelphia Phillies @ Chicago Cubs
Wrigley Field, Chicago, IL
Fri Apr 24 1981, 3:33 AM CST
Att: 6,274 - Unknown

AB	33
R	6
H	9
RBI	6
BB	6
SO	2
LOB	19



Batter	1	2	3	4	5	6	7	8	9	AB	R	H	RBI	BB	SO	LOB	BOTTOM				
Ivan De Jesus, R OBP: 0.224, SLG: 0.156 (1, 6)	5-3		F8		K	FC6-4			4-3	5	0	1	0	0	1	1					
Mike Tyson, R OBP: 0.308, SLG: 0.417 (1, 4)			K			FC6-4			K	5	2	2	0	0	2	2					
Bill Buckner, L OBP: 0.224, SLG: 0.375 (1, 3)	4-3									4	1	2	3	0	0	1					
Steve Henderson, R OBP: 0.449, SLG: 0.452 (1, 7)										4	0	3	1	0	0	0					
Jerry Morales, R OBP: 0.391, SLG: 0.364 (1, 8)			F7		F8				5-3	4	0	1	0	0	0	3					
Hector Cruz, R OBP: 0.222, SLG: 0.333 (1, 9)	FC6-4				FC4				1-3	4	0	1	0	0	0	3					
Ken Reitz, R OBP: 0.289, SLG: 0.316 (1, 5)					4-3				F8	4	0	0	0	0	1	1					
Barry Foote, R (1, 2)										3	0	0	0	0	1	0					
Jim Tracy, L OBP: 0.182, SLG: 0.111 Dick Tidrow, R (9, 1)					F8				5-3	1	0	0	0	0	0	0					
Rick Reuschel, R Steve Dillard, R Randy Martz, L Joe Strain, R Scott Thompson, L Lee Smith, R Tim Lincecum, S (1, 1) (5, PH) (6, 1) (6, PH) (6, PH) (7, 1) (9, 2)										1	0	0	0	0	1	0					
Inning Stats	R: 1 E: 0 K: 0 S: 6	H: 3 LOB: 2 BB: 0 P: 6	R: 0 E: 0 K: 3 S: 9	H: 0 LOB: 0 BB: 0 P: 9	R: 0 E: 0 K: 1 S: 7	H: 2 LOB: 2 BB: 0 P: 7	R: 0 E: 0 K: 0 S: 3	H: 1 LOB: 0 BB: 0 P: 3	R: 3 E: 0 K: 1 S: 9	H: 4 LOB: 1 BB: 0 P: 9	R: 0 E: 0 K: 0 S: 5	H: 2 LOB: 2 BB: 0 P: 5	R: 0 E: 0 K: 0 S: 3	H: 0 LOB: 0 BB: 0 P: 3	R: 0 E: 0 K: 0 S: 3	H: 0 LOB: 0 BB: 0 P: 3	R: 0 E: 0 K: 1 S: 5	H: 0 LOB: 0 BB: 0 P: 5	1B: 11 2B: 0 3B: 0 HR: 1	SF: 0 SAC: 0 DP: 0 HBP: 0	WP: 0 PA: 38 PB: 0 SB: 0 CS: 1
PITCHER	IP	WLS	BF	H	R	ER	SO	BB	IBB	HBP	BLK	WP	HR	S	P	ERA	WHIP				
Steve Carlton, L ERA: 2.45 (1, 1)	7.0	W	32	12	4	4	5	0	0	0	0	0	0	42	42	5.14	1.714				
Ron Reed, R ERA: 2.45 (8, 1)	2.0	S	6	0	0	0	1	0	0	0	0	0	0	8	8	0.00	0.000				

Philadelphia Phillies @ Chicago Cubs
Wrigley Field, Chicago, IL
Fri Apr 24 1981, 3:33 AM CST
Att: 6,274 - Unknown

AB	38
R	4
H	12
RBI	4
BB	0
SO	6
LOB	11



Batter	1	2	3	4	5	6	7	8	9	AB	R	H	RBI	BB	SO	LOB	TOP										
Pete Rose, S OBP: 0.455, SLG: 0.500 (1, 3)	L8		G3			F8 1B 5-3 BB	F7		F7	4	1	0	0	1	0	1	Philadelphia Phillies @ Chicago Cubs Wrigley Field, Chicago, IL Sat Apr 25 1981, 3:33 AM CST Att: 10,990 - Unknown - 45 F										
Manny Trillo, R OBP: 0.379, SLG: 0.404 (1, 4)	1-3					F8 1B 1-2	K		F9	5	1	2	1	0	1	0											
Bake McBride, L OBP: 0.380, SLG: 0.500 Lonnie Smith, R OBP: 0.150, SLG: 0.105 (8, PR) (8, 9)	F2		3-4-3			F8 1B 1-2 2-3			6-3	4	0	1	0	0	0	3											
Mike Schmidt, R OBP: 0.429, SLG: 0.700 (1, 5)		E6 L9 BB 8-2		4-3		5-3			1B 1B	4	1	1	1	0	0	1											
Gary Matthews, R OBP: 0.442, SLG: 0.528 (1, 7)		1-2 BB		K		3-H 1B 1B			K	3	1	1	1	1	2	2											
Gary Maddox, R OBP: 0.288, SLG: 0.298 (1, 8)	L9			6-3		1B 1-2			1B E	4	1	2	1	0	0	2											
Larry Bowa, S OBP: 0.304, SLG: 0.333 (1, 6)	8-2				4-3	1-2 2-H 1B			1B E CS	4	0	2	2	0	0	2											
Bob Boone, R OBP: 0.340, SLG: 0.378 (1, 2)			G3 SH1-4 1B		6-3	F8			E7 1-3 2-H 1B	4	1	2	1	0	0	2											
Nino Espinosa, R (1, 1)									4-3	0	0	0	0	0	0	0											
Ramon Aviles, R (5, PH)			SH1-4						4-3	1	0	0	0	0	1	0											
Mike Proly, R (7, PH)										0	0	0	0	0	0	0											
Greg Gross, L OBP: 0.389, SLG: 0.500 Sparky Lyle, L (7, 1)									3-H	1	0	0	0	0	0	3											
Inning Stats	R: 0 E: 0 K: 0 S: 3	H: 0 LOB: 0 BB: 0 P: 3	R: 0 E: 1 K: 0 S: 3	H: 0 LOB: 1 BB: 1 P: 7	R: 1 E: 0 K: 0 S: 5	H: 2 LOB: 1 BB: 0 P: 5	R: 0 E: 0 K: 1 S: 5	H: 0 LOB: 0 BB: 0 P: 5	R: 0 E: 0 K: 1 S: 7	H: 4 LOB: 2 BB: 1 P: 11	R: 0 E: 0 K: 1 S: 5	H: 0 LOB: 0 BB: 0 P: 5	R: 3 E: 1 K: 1 S: 9	H: 5 LOB: 2 BB: 0 P: 9	R: 0 E: 0 K: 0 S: 3	H: 0 LOB: 0 BB: 0 P: 3	1B: 11 2B: 1 3B: 0 HR: 0	SF: 0 SAC: 1 DP: 1 HBP: 0	WP: 0 PB: 0 SB: 0 CS: 1	PA: 39							
PITCHER	IP	WLS	BF	H	R	ER	SO	BB	IBB	HBP	BLK	WP	HR	S	P	ERA	WHIP										
Lynn McGlothen, R ERA: 4.26 (1, 1)	5.2		24	5	4	4	2	2	0	0	0	0	0	26	34	6.35	1.235										
Lee Smith, R ERA: 1.75 (6, 1)	1.1		5	1	0	0	1	0	0	0	0	0	0	7	7	0.00	0.750										
Dick Tidrow, R ERA: 6.75 (8, 1)	0.1	L	5	4	3	3	1	0	0	0	0	0	0	7	7	81.00	12.000										
Rawly Eastwick, R ERA: 2.35 (8, 1)	1.2		5	1	0	0	0	0	0	0	0	0	0	5	5	0.00	0.600										

Batter	1	2	3	4	5	6	7	8	9	AB	R	H	RBI	BB	SO	LOB	BOTTOM										
Ivan De Jesus, R OBP: 0.226, SLG: 0.146 (1, 6)	S 1B BB		F9		F9		F8			3	1	0	0	1	0	1	Philadelphia Phillies @ Chicago Cubs Wrigley Field, Chicago, IL Sat Apr 25 1981, 3:33 AM CST Att: 10,990 - Unknown - 45 F										
Scott Fletcher, R OBP: 0.250, SLG: 0.250 (1, 4)	L4		6-3		4-3				G4-6-3 1B	4	0	1	0	0	0	1											
Bill Buckner, L OBP: 0.226, SLG: 0.365 (1, 3)	F7				P6				F8	4	1	1	0	0	0	2											
Steve Henderson, R OBP: 0.453, SLG: 0.500 (1, 7)									G4-6-3 1-2	4	1	2	2	0	1	1											
Leon Durham, L OBP: 0.237, SLG: 0.286 (1, 9)	K								1-4-3	4	1	1	1	0	2	1											
Jerry Morales, R OBP: 0.407, SLG: 0.462 (1, 8)			G5-4-3 1B		SF7 3B		F5		6-3	4	1	2	1	0	0	0											
Ken Reitz, R OBP: 0.286, SLG: 0.317 (1, 5)	F7				SF7					3	0	1	1	0	0	1											
Barry Foote, R (1, 2)			G5-4-3 1-2		F7				K	4	0	0	0	0	1	2											
Lynn McGlothen, L OBP: 0.167, SLG: 0.333 Lee Smith, R (6, 1)					F8					2	0	0	0	0	0	0											
Hector Cruz, R OBP: 0.300, SLG: 0.333 Dick Tidrow, R (8, 1)					1-6-3					0	0	0	0	1	0	0											
Rawly Eastwick, R (8, 1)									BB	0	0	0	0	0	0	0											
Inning Stats	R: 1 E: 0 K: 1 S: 6	H: 1 LOB: 1 BB: 1 P: 10	R: 0 E: 0 K: 0 S: 3	H: 1 LOB: 0 BB: 0 P: 3	R: 0 E: 0 K: 0 S: 3	H: 0 LOB: 0 BB: 0 P: 3	R: 4 E: 0 K: 0 S: 7	H: 4 LOB: 0 BB: 0 P: 7	R: 0 E: 0 K: 2 S: 7	H: 0 LOB: 0 BB: 0 P: 7	R: 0 E: 0 K: 0 S: 3	H: 1 LOB: 1 BB: 0 P: 3	R: 0 E: 0 K: 1 S: 6	H: 1 LOB: 1 BB: 0 P: 6	R: 0 E: 0 K: 0 S: 3	H: 0 LOB: 0 BB: 0 P: 3	1B: 5 2B: 0 3B: 3 HR: 0	SF: 1 SAC: 0 DP: 2 HBP: 0	WP: 0 PB: 0 SB: 1 CS: 0	PA: 35							
PITCHER	IP	WLS	BF	H	R	ER	SO	BB	IBB	HBP	BLK	WP	HR	S	P	ERA	WHIP										
Nino Espinosa, R ERA: 4.85 (1, 1)	4.0		18	6	5	5	1	1	0	0	0	0	0	19	23	11.25	1.750										
Mike Proly, R ERA: 2.55 (5, 1)	2.0		6	0	0	0	2	0	0	0	0	0	0	10	10	0.00	0.000										
Sparky Lyle, L ERA: 5.06 (7, 1)	3.0	W	11	2	0	0	1	1	0	0	0	0	0	12	16	0.00	1.000										

AB	36
R	7
H	11
RBI	7
BB	2
SO	4
LOB	16



Batter	1	2	3	4	5	6	7	8	9	AB	R	H	RBI	BB	SO	LOB	TOP										
Pete Rose, S OBP: 0.437, SLG: 0.477 Tug McGraw, R (8, 1)	0-0 BB 1B	0-0 P6	0-0 5-3	0-0 5-3	0-0 F9	0-0 FC1-5 WP	0-0 FC1-5 WP	0-0 FC1-5 WP	0-0 FC1-5 WP	5	0	1	0	0	0	2											
Manny Trillo, R OBP: 0.355, SLG: 0.375 Luis Aguayo, R OBP: 0.429, SLG: 0.333	0-3 K		0-0 6-3	0-0 F7	0-3 K	0-0 FC6-4 BB	0-0 FC6-4 BB	0-0 FC6-4 BB	0-0 FC6-4 BB	4	0	0	0	0	2	1											
Bake McBride, L OBP: 0.396, SLG: 0.521 Lonnie Smith, R OBP: 0.182, SLG: 0.143	4-0 BB		0-0 HR	0-0 G3	0-0 FC4-6 1B	0-0 FC4-6 1B	0-0 FC4-6 1B	0-0 FC4-6 1B	0-0 FC4-6 1B	2	1	1	0	1	0	0											
Mike Schmidt, R OBP: 0.444, SLG: 0.750 John Vukovich, R (9, 5)	0-0 F3		0-0 HR	0-0 G5-3 1B	0-0 G5-3 1B	0-0 FC4-6 1B	0-0 FC4-6 1B	0-0 FC4-6 1B	0-0 FC4-6 1B	4	1	2	2	1	0	2											
Gary Matthews, R OBP: 0.438, SLG: 0.487 Greg Gross, L OBP: 0.389, SLG: 0.500	0-3 K		0-0 BB 1B	0-0 BB 1B	0-0 G5-3 BB	0-0 FC4-6 1B	0-0 FC4-6 1B	0-0 FC4-6 1B	0-0 FC4-6 1B	3	1	0	0	2	1	4											
Gary Maddox, R OBP: 0.317, SLG: 0.317 Del Unser, L OBP: 0.500, SLG: 0.800		0-0 1B 6-3	0-0 1B 4-3	0-0 G5-3	0-0 G5-3	0-0 1B	0-0 1B	0-0 1B	0-0 1B	3	2	2	1	1	0	2											
Larry Bowa, S OBP: 0.311, SLG: 0.339		0-0 FC6-5 1B	0-0 1B 4-3	0-0 F9	0-0 F9	0-0 L5	0-0 L5	0-0 L5	0-0 L5	5	0	2	1	0	0	4											
Bob Boone, R OBP: 0.315, SLG: 0.347		0-0 6-3	0-0 4-3	0-0 F7	0-0 F7	0-0 5-3	0-0 5-3	0-0 5-3	0-0 5-3	4	0	0	2	0	0	2											
Marty Bystrom, R Dick Davis, R (8, PH)		0-0 FC6-5	0-0 1-3	0-0 6-3	0-0 6-3	0-0 FC1-5 BB	0-0 FC1-5 BB	0-0 FC1-5 BB	0-0 FC1-5 BB	3	0	0	0	0	0	2											
Inning Stats	R: 0 E: 0 K: 2 S: 8	H: 1 LOB: 2 BB: 1 P: 12	R: 1 E: 0 K: 0 S: 5	H: 2 LOB: 1 BB: 0 P: 5	R: 4 E: 0 K: 0 S: 6	H: 3 LOB: 1 BB: 2 P: 14	R: 0 E: 0 K: 0 S: 3	H: 0 LOB: 0 BB: 0 P: 3	R: 0 E: 0 K: 0 S: 3	H: 1 LOB: 1 BB: 1 P: 7	R: 0 E: 0 K: 0 S: 3	H: 0 LOB: 0 BB: 0 P: 3	R: 1 E: 0 K: 1 S: 7	H: 2 LOB: 2 BB: 1 P: 11	R: 0 E: 0 K: 0 S: 3	H: 1 LOB: 2 BB: 0 P: 4	R: 0 E: 0 K: 0 S: 4	H: 1 LOB: 1 BB: 0 P: 4	1B: 7 2B: 2 3B: 0 HR: 1	SF: 0 SAC: 0 DP: 1 HBP: 0	WP: 1 PA: 43 PB: 0 SB: 3 CS: 0						
PITCHER	IP	WLS	BF	H	R	ER	SO	BB	IBB	HBP	BLK	WP	HR	S	P	ERA	WHIP										
Bill Caudill, R ERA: 5.56	2.1	L	16	6	5	5	2	3	0	0	0	0	1	17	29	19.29	3.857										
Randy Martz, R ERA: 1.0	3.1		9	1	0	0	0	1	0	0	0	0	0	8	12	0.00	0.750										
Ken Kravec, L ERA: 7.71	6.1		6	1	1	1	1	0	1	0	0	0	0	7	11	6.75	0.750										
Rawly Eastwick, R ERA: 2.16	7.1		3	1	0	0	0	0	0	0	0	0	0	3	3	0.00	1.500										
Doug Capilla, L ERA: 5.4	8.1		9	1	0	0	0	2	0	0	0	1	0	7	15	0.00	1.500										

Philadelphia Phillies @ Chicago Cubs
Wrigley Field, Chicago, IL
Sun Apr 26 1981, 3:33 AM CDT
Att: 10,093 - Unknown - 51 F

AB 36
R 6
H 10
RBI 6
BB 7
SO 3
LOB 21



Batter	1	2	3	4	5	6	7	8	9	AB	R	H	RBI	BB	SO	LOB	BOTTOM										
Ivan De Jesus, R OBP: 0.246, SLG: 0.157	4-0 S 2B		0-0 4-3	0-0 4-3	0-0 F9	0-0 5-3	0-0 5-3	0-0 5-3	0-0 5-3	3	1	1	0	1	0	1											
Scott Fletcher, R OBP: 0.250, SLG: 0.375	0-0 1-H 2B		0-0 4-3	0-0 F9	0-0 K	0-0 K	0-0 K	0-0 K	0-0 K	4	0	1	1	0	1	2											
Bill Buckner, L OBP: 0.211, SLG: 0.339	0-0 F7		0-0 L9	0-0 L9	0-0 F9	0-0 F9	0-0 L4	0-0 L4	0-0 L4	4	0	0	0	0	0	1											
Steve Henderson, R OBP: 0.456, SLG: 0.500	0-3 K		0-3 K	0-3 K	0-3 K	0-3 K	0-0 1B	0-0 1B	0-0 1B	4	0	2	0	0	2	1											
Leon Durham, L OBP: 0.238, SLG: 0.282	0-0 1-3		0-0 4-3	0-0 4-3	0-0 4-3	0-0 4-3	0-0 1B	0-0 1B	0-0 1B	4	0	1	0	0	0	2											
Jerry Morales, R OBP: 0.387, SLG: 0.414		4-0 G4-3 BB	0-0 5-3	0-0 6-3	0-0 5-3	0-0 6-3	0-0 K	0-0 K	0-0 K	3	0	0	0	1	1	3											
Ken Reitz, R OBP: 0.264, SLG: 0.289		0-0 G4-3	0-0 K	0-0 K	0-0 K	0-0 5-3	0-0 5-3	0-0 K	0-0 K	4	0	0	0	0	2	1											
Tim Blackwell, S OBP: 0.154, SLG: 0.200 Steve Dillard, R OBP: 0.200, SLG: 0.200		0-0 6-3	0-0 6-3	0-0 1B	0-0 2B	0-0 1B	0-0 1B	0-0 1B	0-0 1B	3	1	1	0	0	0	0											
Bill Caudill, R ERA: 7.00, SLG: 1.000 Randy Martz, L OBP: 0.238, SLG: 0.154 Ken Kravec, L Rawly Eastwick, R Jim Tracy, L Doug Capilla, L Hector Cruz, R OBP: 0.273, SLG: 0.300			0-0 6-3	0-0 6-3	0-0 1B	0-0 1B	0-0 1B	0-0 1B	0-0 1B	0	0	0	0	0	0	0											
Inning Stats	R: 1 E: 0 K: 1 S: 6	H: 1 LOB: 1 BB: 1 P: 10	R: 0 E: 0 K: 0 S: 2	H: 0 LOB: 0 BB: 1 P: 6	R: 0 E: 0 K: 0 S: 3	H: 0 LOB: 0 BB: 0 P: 3	R: 0 E: 0 K: 1 S: 5	H: 0 LOB: 0 BB: 0 P: 5	R: 0 E: 0 K: 0 S: 4	H: 1 LOB: 1 BB: 0 P: 4	R: 0 E: 0 K: 0 S: 4	H: 1 LOB: 1 BB: 0 P: 4	R: 0 E: 0 K: 2 S: 9	H: 2 LOB: 2 BB: 0 P: 9	R: 0 E: 0 K: 2 S: 7	H: 0 LOB: 0 BB: 0 P: 7	1B: 6 2B: 2 3B: 0 HR: 0	SF: 0 SAC: 0 DP: 1 HBP: 0	WP: 0 PA: 36 PB: 0 SB: 2 CS: 0								
PITCHER	IP	WLS	BF	H	R	ER	SO	BB	IBB	HBP	BLK	WP	HR	S	P	ERA	WHIP										
Marty Bystrom, R ERA: 4.5	7.0	W	28	6	2	2	3	2	0	0	0	0	0	16	16	0.00	1.000										
Tug McGraw, L ERA: 5.4	2.0		8	2	0	0	4	0	0	0	0	0	0	16	16	0.00	1.000										

Philadelphia Phillies @ Chicago Cubs
Wrigley Field, Chicago, IL
Sun Apr 26 1981, 3:33 AM CDT
Att: 10,093 - Unknown - 51 F



AB 34
R 2
H 8
RBI 2
BB 2
SO 7
LOB 11



Batter	1	2	3	4	5	6	7	8	9	AB	R	H	RBI	BB	SO	LOB	TOP							
Garry Templeton, S OBP: 0.375, SLG: 0.596 (1, 6)										4	0	2	0	0	2	2	St. Louis Cardinals @ Chicago Cubs Wrigley Field, Chicago, IL Wed Apr 29 1981, 3:33 AM CDT Overcast - 52 F							
Tony Scott, S OBP: 0.300, SLG: 0.460 (1, 8)										4	0	0	0	0	1	4								
Keith Hernandez, L OBP: 0.423, SLG: 0.638 (1, 3)										3	1	1	1	1	0	0								
George Hendrick, R OBP: 0.346, SLG: 0.617 (1, 9)										4	0	0	0	0	0	1								
Darrell Porter, L OBP: 0.447, SLG: 0.360 (1, 2)											1	0	0	0	3	0								
Ken Oberkfell, L OBP: 0.280, SLG: 0.277 (1, 5)											4	0	0	0	0	4								
Sixto Lezcano, R OBP: 0.444, SLG: 0.353 (1, 7)											1	0	0	0	2	0								
Tom Herr, S OBP: 0.319, SLG: 0.524 (1, 4)										2	0	0	0	1	0	1								
Andy Rincon, R OBP: 0.125, SLG: 0.125 Bob Shirley, R (8, 1)										3	0	0	0	0	2	3								
Joe Edelen, R (8, 1)										0	0	0	0	0	0	0								
Jim Kaat, L OBP: 1.000, SLG: 1.000 Jim Otten, R (8, 1)										0	0	0	0	0	0	0								
Inning Stats	R: 0 E: 0 K: 0 S: 3	H: 1 LOB: 0 BB: 0 P: 3	R: 0 E: 0 K: 0 S: 2	H: 0 LOB: 0 BB: 1 P: 6	R: 0 E: 0 K: 2 S: 7	H: 0 LOB: 2 BB: 2 P: 15	R: 0 E: 0 K: 0 S: 3	H: 0 LOB: 0 BB: 0 P: 3	R: 0 E: 0 K: 1 S: 5	H: 0 LOB: 1 BB: 1 P: 9	R: 1 E: 0 K: 1 S: 6	H: 1 LOB: 0 BB: 0 P: 6	R: 0 E: 0 K: 0 S: 2	H: 0 LOB: 0 BB: 1 P: 6	R: 0 E: 0 K: 1 S: 6	H: 1 LOB: 1 BB: 0 P: 6	R: 0 E: 0 K: 0 S: 2	H: 0 LOB: 0 BB: 2 P: 10	1B: 1 2B: 1 3B: 0 HR: 1	SF: 0 SAC: 0 DP: 3 HBP: 0	WP: 1 PB: 0 SB: 0 CS: 1	PA: 33		
PITCHER	IP WLS BF H R ER SO BB IBB HBP BLK WP HR S P ERA WHIP	8.1 W 32 3 1 1 5 7 0 0 0 1 1 35 63 1.08 1.200	0.2 1 0 0 0 0 0 0 0 0 0 0 0 1 1 0.00 0.000																					

Batter	1	2	3	4	5	6	7	8	9	AB	R	H	RBI	BB	SO	LOB	BOTTOM						
Ivan De Jesus, R OBP: 0.246, SLG: 0.148 (1, 6)										3	1	0	0	1	0	1	St. Louis Cardinals @ Chicago Cubs Wrigley Field, Chicago, IL Wed Apr 29 1981, 3:33 AM CDT Overcast - 52 F						
Scott Fletcher, R OBP: 0.250, SLG: 0.273 (1, 4)										3	1	0	0	1	1	1							
Bill Buckner, L OBP: 0.230, SLG: 0.383 (1, 3)										4	2	2	2	0	0	1							
Steve Henderson, R OBP: 0.459, SLG: 0.500 (1, 7)										4	1	2	2	0	0	0							
Leon Durham, L OBP: 0.261, SLG: 0.349 (1, 9)										4	1	2	1	0	0	1							
Jerry Morales, R OBP: 0.371, SLG: 0.394 (1, 8)										4	0	1	0	0	0	0							
Ken Reitz, R OBP: 0.250, SLG: 0.271 (1, 5)											3	0	0	0	1	2							
Tim Blackwell, S OBP: 0.172, SLG: 0.185 (1, 2)										2	0	0	0	1	1	0							
Mike Krukow, R OBP: 0.200, SLG: 0.200 Lee Smith, R (9, 1)										3	0	1	0	0	0	1							
Inning Stats	R: 1 E: 0 K: 0 S: 5	H: 2 LOB: 1 BB: 0 P: 5	R: 0 E: 0 K: 1 S: 5	H: 0 LOB: 1 BB: 1 P: 9	R: 0 E: 0 K: 1 S: 4	H: 0 LOB: 0 BB: 1 P: 8	R: 0 E: 0 K: 0 S: 3	H: 0 LOB: 0 BB: 0 P: 3	R: 0 E: 0 K: 0 S: 3	H: 0 LOB: 0 BB: 0 P: 3	R: 0 E: 0 K: 0 S: 4	H: 2 LOB: 1 BB: 0 P: 4	R: 5 E: 0 K: 1 S: 9	H: 4 LOB: 0 BB: 1 P: 13	1B: 5 2B: 2 3B: 1 HR: 0	SF: 0 SAC: 0 DP: 1 HBP: 0		WP: 2 PB: 0 SB: 1 CS: 1	PA: 33				
PITCHER	IP WLS BF H R ER SO BB IBB HBP BLK WP HR S P ERA WHIP	7.2 L 29 5 3 3 3 3 0 0 0 1 0 32 44 3.52 1.043																					

AB	26
R	1
H	3
RBI	1
BB	7
SO	5
LOB	16



Batter	1	2	3	4	5	6	7	8	9	10	11	AB	R	H	RBI	BB	SO	LOB	TOP			
Gary Templeton, S OBP: 0.371, SLG: 0.569												6	1	2	0	0	2	4				
Tony Scott, S OBP: 0.309, SLG: 0.455												5	1	2	0	0	0	4				
Keith Hernandez, L OBP: 0.431, SLG: 0.600												3	0	0	0	3	0	3				
George Hendrick, R OBP: 0.310, SLG: 0.547												6	0	0	0	0	1	7				
Darrell Porter, L OBP: 0.432, SLG: 0.419												6	0	2	2	0	0	5				
Ken Oberkfell, L OBP: 0.291, SLG: 0.306												5	0	2	0	0	0	1				
Sixto Lezcano, R OBP: 0.449, SLG: 0.368												4	0	2	0	0	0	2	AB 40			
Tito Landrum, R OBP: 0.500, SLG: 0.500												0	0	0	0	0	0	0	R 2			
Tom Herr, S OBP: 0.365, SLG: 0.523												2	0	1	0	3	0	1	H 11			
Lary Sorensen, R OBP: 0.091, SLG: 0.091												2	0	0	0	0	2	3	RBI 2			
Bruce Sutter, R OBP: 0.333, SLG: 0.333												0	0	0	0	0	0	0	BB 6			
Dane Iorg, L OBP: 0.333, SLG: 0.333												1	0	0	0	0	0	2	SO 5			
Jim Otten, R OBP: 1.000, SLG: 1.000												0	0	0	0	0	0	0	LOB 32			
Jim Kaat, L OBP: 1.000, SLG: 1.000												0	0	0	0	0	0	0				
Inning Stats	R: 2 E: 1 K: 0 S: 6	H: 2 LOB: 1 BB: 0 P: 6	R: 0 E: 0 K: 0 S: 4	H: 1 LOB: 1 BB: 0 P: 4	R: 0 E: 0 K: 0 S: 3	H: 0 LOB: 1 BB: 1 P: 7	R: 0 E: 0 K: 0 S: 3	H: 1 LOB: 0 BB: 0 P: 3	R: 0 E: 0 K: 1 S: 6	H: 1 LOB: 3 BB: 1 P: 13	R: 0 E: 0 K: 0 S: 4	H: 1 LOB: 2 BB: 1 P: 8	R: 0 E: 0 K: 1 S: 6	H: 1 LOB: 3 BB: 1 P: 11	R: 0 E: 0 K: 0 S: 3	H: 0 LOB: 0 BB: 0 P: 3	R: 0 E: 0 K: 0 S: 3	H: 1 LOB: 1 BB: 1 P: 10	1B: 9 2B: 1 3B: 1 HR: 0	SF: 0 SAC: 3 DP: 2 HBP: 1	WP: 0 PB: 0 SB: 1 CS: 0	PA: 50
PITCHER	IP WLS BF H R ER SO BB IBB HBP BLK WP HR S P ERA WHIP																					
Lynn McGlothen, R ERA: 3.24	(1, 1)	6.0	1.1	9	2	0	0	0	2	0	1	0	0	0	0	6	15	0.00	3.000			
Ken Kravec, L ERA: 6.92	(7, 1)	1.1	9	1	0	0	1	0	1	0	0	0	0	0	10	14	0.00	0.375				
Lee Smith, R ERA: 1.45	(8, 1)	2.2	9	1	0	0	1	0	1	0	0	0	0	0	6	10	0.00	1.000				
Rawly Eastwick, R ERA: 1.93	(11, 1)	1.0	5	1	0	0	1	0	1	0	0	0	0	0	6	10	0.00	1.000				

St. Louis Cardinals @ Chicago Cubs
Wrigley Field, Chicago, IL
Wed Apr 29 1981, 3:38 AM CDT
Att. 4,067 - Sunny - 58 F

livebaseballscores.com
AB 40
R 2
H 11
RBI 2
BB 6
SO 5
LOB 32



Batter	1	2	3	4	5	6	7	8	9	10	11	AB	R	H	RBI	BB	SO	LOB	BOTTOM					
Ivan De Jesus, R OBP: 0.227, SLG: 0.136												5	0	0	0	0	0	4						
Scott Fletcher, R OBP: 0.200, SLG: 0.214												3	0	0	0	0	0	1						
Jim Tracy, L OBP: 0.231, SLG: 0.182												1	0	0	0	0	0	1						
Mike Tyson, R OBP: 0.295, SLG: 0.400												1	0	0	0	0	0	0						
Bill Buckner, L OBP: 0.227, SLG: 0.385												5	0	1	0	0	0	0						
Steve Henderson, R OBP: 0.455, SLG: 0.483												4	1	1	0	1	2	0						
Leon Durham, L OBP: 0.295, SLG: 0.396												5	1	1	2	0	1	2						
Ken Reitz, R OBP: 0.250, SLG: 0.269												4	0	1	0	0	0	0						
Scot Thompson, L OBP: 0.212, SLG: 0.138												3	0	0	0	0	1	1	AB 38					
Lee Smith, R OBP: 0.250, SLG: 0.273												0	0	0	0	0	0	0	R 2					
Hector Cruz, R OBP: 0.250, SLG: 0.273												1	0	0	0	0	0	0	H 7					
Rawly Eastwick, R OBP: 0.250, SLG: 0.273												0	0	0	0	0	0	0	RBI 2					
Tim Blackwell, S OBP: 0.212, SLG: 0.200												3	0	1	0	1	1	0	BB 2					
Lynn McGlothen, L OBP: 0.243, SLG: 0.286												1	0	0	0	0	0	0	SO 5					
Gene Krug, L OBP: 1.000, SLG: 1.000												1	0	1	0	0	0	0	LOB 9					
Rick Reuschel, R OBP: 0.250, SLG: 0.273												0	0	0	0	0	0	0						
Ken Kravec, L OBP: 0.250, SLG: 0.273												0	0	0	0	0	0	0						
Jerry Morales, R OBP: 0.389, SLG: 0.412												1	0	1	0	0	0	0						
Inning Stats	R: 0 E: 0 K: 0 S: 3	H: 0 LOB: 0 BB: 0 P: 3	R: 0 E: 0 K: 2 S: 7	H: 0 LOB: 0 BB: 0 P: 7	R: 0 E: 0 K: 2 S: 7	H: 0 LOB: 0 BB: 0 P: 7	R: 0 E: 0 K: 0 S: 3	H: 0 LOB: 0 BB: 0 P: 3	R: 0 E: 0 K: 1 S: 6	H: 1 LOB: 1 BB: 0 P: 6	R: 0 E: 0 K: 0 S: 4	H: 2 LOB: 0 BB: 0 P: 5	R: 0 E: 0 K: 0 S: 3	H: 0 LOB: 1 BB: 1 P: 7	R: 0 E: 0 K: 0 S: 3	H: 0 LOB: 0 BB: 0 P: 3	R: 0 E: 0 K: 0 S: 5	H: 2 LOB: 2 BB: 0 P: 5	R: 0 E: 0 K: 0 S: 3	H: 1 LOB: 1 BB: 1 P: 7	1B: 5 2B: 1 3B: 0 HR: 1	SF: 0 SAC: 1 DP: 1 HBP: 0	WP: 0 PB: 0 SB: 0 CS: 0	PA: 41
PITCHER	IP WLS BF H R ER SO BB IBB HBP BLK WP HR S P ERA WHIP																							
Lary Sorensen, R ERA: 2.6	(1, 1)	6.0	3.0	12	2	2	2	0	5	0	1	0	0	0	0	1	11	15	6.00	1.000				
Bruce Sutter, R ERA: 1.32	(7, 1)	1.1	7	3	0	0	0	0	0	0	0	0	0	0	7	7	0.00	2.250						
Jim Otten, R ERA: 1.32	(10, 1)	1.1	7	3	0	0	0	0	0	0	0	0	0	7	7	0.00	2.250							
Jim Kaat, L ERA: 6.23	(11, 1)	0.2	2	0	0	0	0	0	0	0	1	0	0	1	5	0.00	0.000							

St. Louis Cardinals @ Chicago Cubs
Wrigley Field, Chicago, IL
Wed Apr 29 1981, 3:38 AM CDT
Att. 4,067 - Sunny - 58 F

livebaseballscores.com
AB 38
R 2
H 7
RBI 2
BB 2
SO 5
LOB 9



Batter	1	2	3	4	5	6	7	8	9	AB	R	H	RBI	BB	SO	LOB	TOP									
Eddie Miller, S OBP: 0.309, SLG: 0.224 (1, 7)	F2		BB			1B	FC6-4			2	1	1	0	2	0	0	Atlanta Braves @ Chicago Cubs Wrigley Field, Chicago, IL Fri May 01 1981, 3:33 AM CDT Att. 2,656 - Unknown - 46 F									
Biff Pocoreba, S OBP: 0.286, SLG: 0.286 (1, 2)	K		3-1			BB	FC6-4			3	0	1	1	0	1	2										
Jerry Royster, R OBP: 0.217, SLG: 0.238 (6, FR)										0	1	0	0	0	0	0										
Bruce Benedict, R OBP: 0.397, SLG: 0.392 (6, 2)										1	0	0	0	0	0	2										
Claudell Washington, L OBP: 0.294, SLG: 0.496 (1, 9)	F8			4-3		E3		G3		4	0	0	0	0	1											
Bob Horner, R OBP: 0.318, SLG: 0.429 (1, 5)		F8		4-3		E5				4	0	1	0	0	2											
Chris Chambliss, L OBP: 0.407, SLG: 0.388 (1, 3)		P7		F3				G6-3		3	0	0	1	1	0	1										
Dale Murphy, R OBP: 0.295, SLG: 0.395 (1, 8)		K			6-3	L4-6				4	0	0	0	0	1	3										
Glenn Hubbard, R OBP: 0.354, SLG: 0.368 (1, 4)			S		L8		4-3			3	0	1	0	1	0	0	AB 31 R 2 H 4 RBI 2 BB 5 SO 4 LOB 16									
Rafael Ramirez, R OBP: 0.275, SLG: 0.213 (1, 6)			K		6-3		4-3			3	0	0	0	1	1	2										
Gaylord Perry, R OBP: 0.231, SLG: 0.231 (1, 1)			K			4-3		F5		4	0	0	0	0	1	3										
Inning Stats	R: 0 E: 0 K: 1 S: 5	H: 0 LOB: 0 BB: 0 P: 5	R: 0 E: 0 K: 1 S: 5	H: 0 LOB: 0 BB: 0 P: 5	R: 0 E: 0 K: 2 S: 8	H: 1 LOB: 2 BB: 1 P: 12	R: 0 E: 0 K: 0 S: 3	H: 0 LOB: 0 BB: 0 P: 3	R: 0 E: 0 K: 0 S: 3	H: 0 LOB: 0 BB: 0 P: 3	R: 2 E: 2 K: 0 S: 6	H: 2 LOB: 2 BB: 1 P: 10	R: 0 E: 0 K: 0 S: 3	H: 0 LOB: 0 BB: 2 P: 11	R: 0 E: 0 K: 0 S: 3	H: 1 LOB: 0 BB: 0 P: 3		R: 0 E: 0 K: 0 S: 3	H: 0 LOB: 1 BB: 1 P: 7	1B: 4 2B: 1 3B: 0 HR: 0	SF: 0 SAC: 0 DP: 2 HBP: 0	WP: 0 PB: 0 CS: 0	PA: 36			
PITCHER	IP	WLS	BF	H	R	ER	SO	BB	IBB	HBP	BLK	WP	HR	S	P	ERA		WHIP								
Bill Caudill, R ERA: 4.32 (1, 1)	5.1	L	23	3	2	1	4	2	0	0	0	0	0	29	37	1.69		0.938								
Dick Tidrow, R ERA: 5.73 (6, 1)	1.2		6	0	0	0	0	1	1	0	0	0	0	4	12	0.00		0.600								
Doug Capilla, L ERA: 4.15 (8, 1)	2.0		7	1	0	0	0	1	0	0	0	0	0	6	10	0.00		1.000								

Batter	1	2	3	4	5	6	7	8	9	AB	R	H	RBI	BB	SO	LOB	BOTTOM								
Ivan De Jesus, R OBP: 0.214, SLG: 0.127 (1, 6)	F4	F8		P4						4	0	0	0	0	0	2	Atlanta Braves @ Chicago Cubs Wrigley Field, Chicago, IL Fri May 01 1981, 3:33 AM CDT Att. 2,656 - Unknown - 46 F								
Scott Fletcher, R OBP: 0.283, SLG: 0.278 (1, 4)	WP	F9				G3				4	1	2	0	0	0	2									
Bill Buckner, L OBP: 0.229, SLG: 0.377 (1, 3)	WP			P8		F8		L7		4	0	1	0	0	0	1									
Steve Henderson, R OBP: 0.443, SLG: 0.468 (1, 7)	E6			E		G3		6-3		4	0	1	1	0	0	2									
Leon Durham, L OBP: 0.236, SLG: 0.365 (1, 9)	L7			K		F7		K		4	0	0	0	0	2	4									
Jerry Morales, R OBP: 0.425, SLG: 0.447 (1, 8)				E6						4	0	3	0	0	0	0									
Ken Reitz, R OBP: 0.254, SLG: 0.273 (1, 5)										3	0	1	0	0	1	3		AB 34 R 1 H 9 RBI 1 BB 0 SO 4 LOB 14							
Jim Tracy, L OBP: 0.214, SLG: 0.167 (9, PH)										1	0	0	0	0	0	0									
Tim Blackwell, S OBP: 0.216, SLG: 0.206 (1, 2)										4	0	1	0	0	1	0									
Bill Caudill, R OBP: 0.500, SLG: 0.500 (6, 1)										1	0	0	0	0	0	0									
Dick Tidrow, R (6, PH)										0	0	0	0	0	0	0									
Scot Thompson, L OBP: 0.206, SLG: 0.133 (7, PH)										1	0	0	0	0	0	0									
Doug Capilla, L (8, 1)										0	0	0	0	0	0	0									
Inning Stats	R: 1 E: 1 K: 0 S: 6	H: 3 LOB: 2 BB: 0 P: 6	R: 0 E: 0 K: 0 S: 5	H: 2 LOB: 2 BB: 0 P: 5	R: 0 E: 1 K: 1 S: 7	H: 2 LOB: 2 BB: 0 P: 7	R: 0 E: 0 K: 0 S: 3	H: 0 LOB: 0 BB: 0 P: 3	R: 0 E: 0 K: 0 S: 4	H: 1 LOB: 1 BB: 0 P: 4	R: 0 E: 0 K: 2 S: 7	H: 1 LOB: 0 BB: 0 P: 7	R: 0 E: 0 K: 0 S: 3	H: 0 LOB: 0 BB: 0 P: 3	R: 0 E: 0 K: 1 S: 5	H: 0 LOB: 0 BB: 0 P: 5	R: 0 E: 0 K: 0 S: 3		H: 0 LOB: 0 BB: 0 P: 3	1B: 9 2B: 0 3B: 0 HR: 0	SF: 0 SAC: 1 DP: 0 HBP: 0	WP: 1 PB: 0 CS: 1	PA: 35		
PITCHER	IP	WLS	BF	H	R	ER	SO	BB	IBB	HBP	BLK	WP	HR	S	P	ERA	WHIP								
Gaylord Perry, R ERA: 2.34 (1, 1)	9.0	W	35	9	1	1	4	0	0	0	0	1	0	43	43	1.00	1.000								



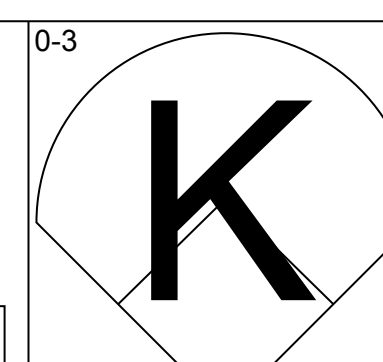
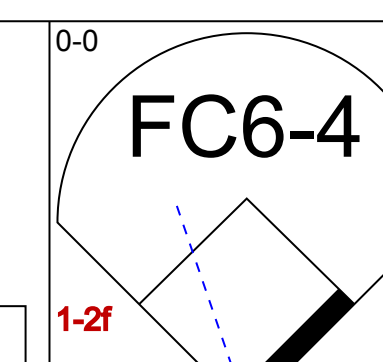
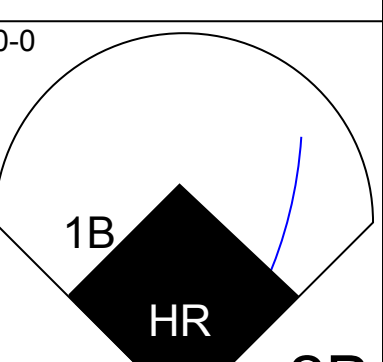
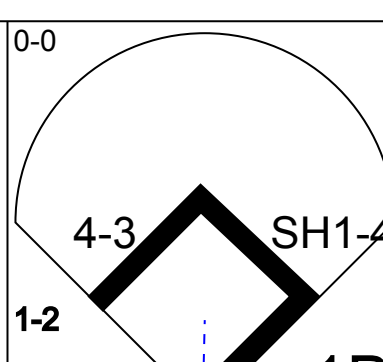
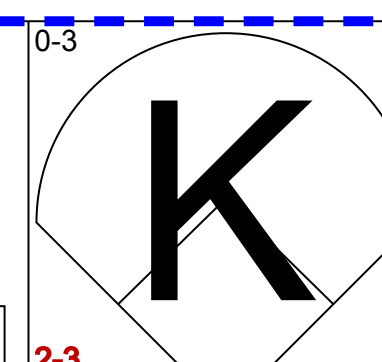
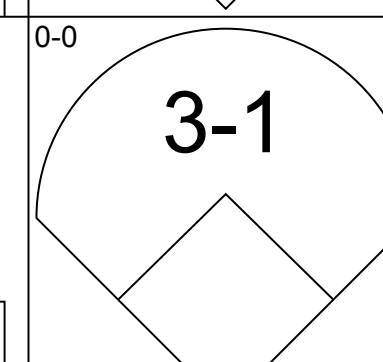
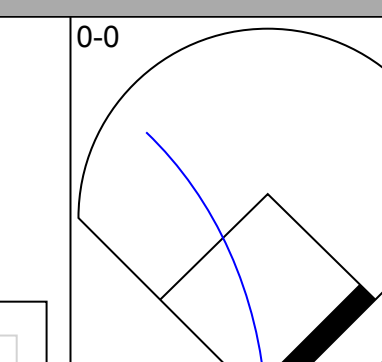
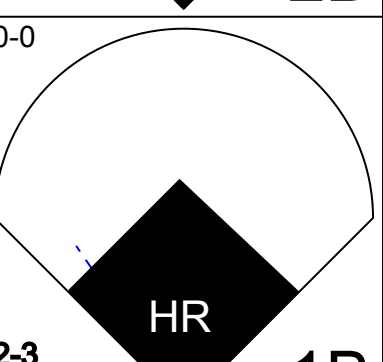
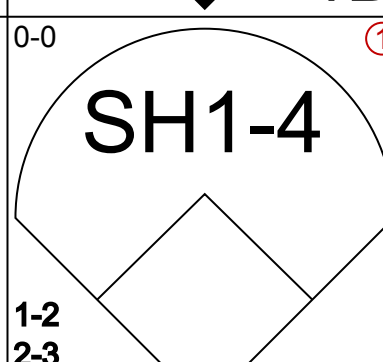
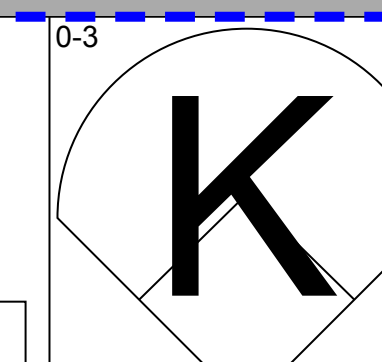
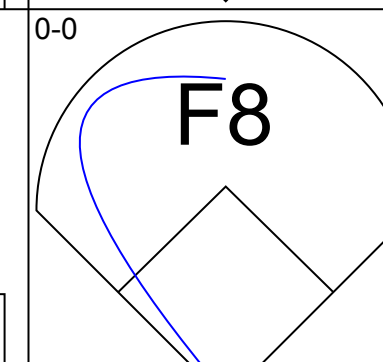
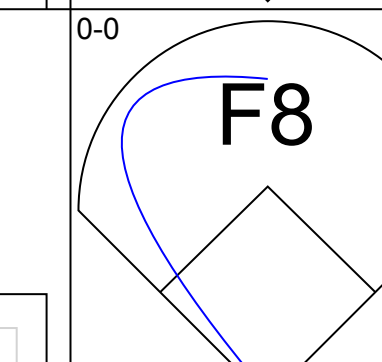
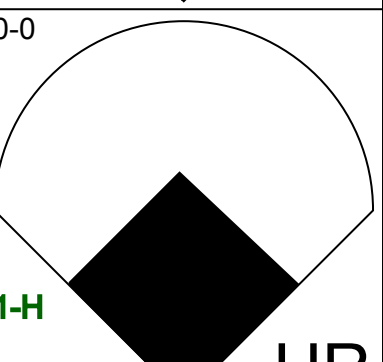
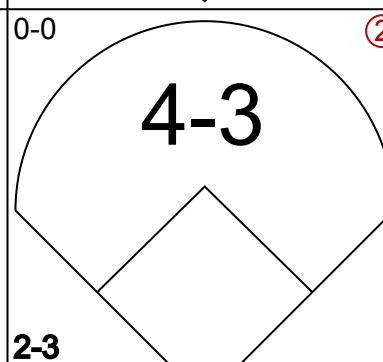
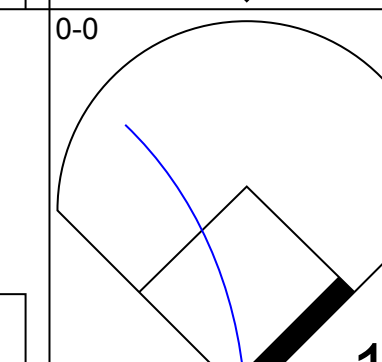
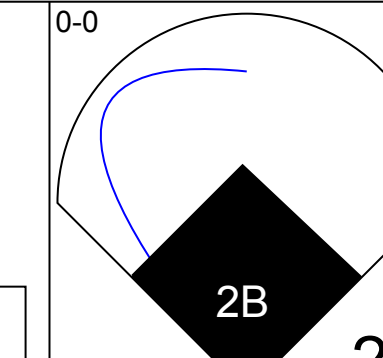
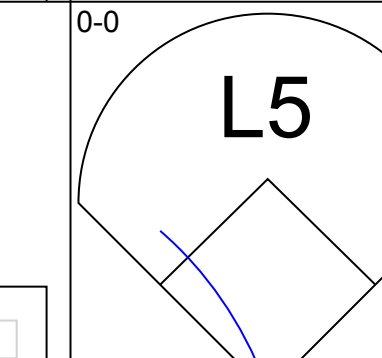
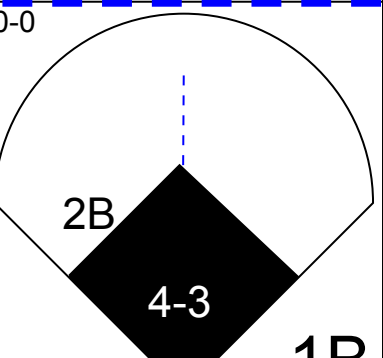
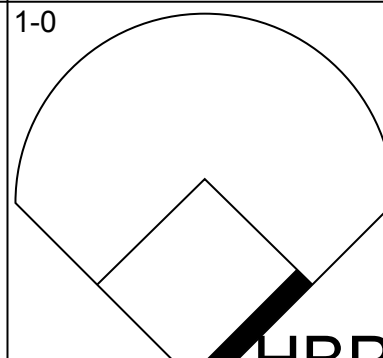
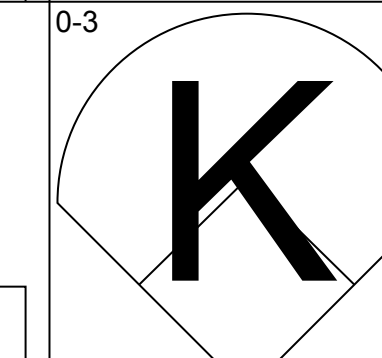
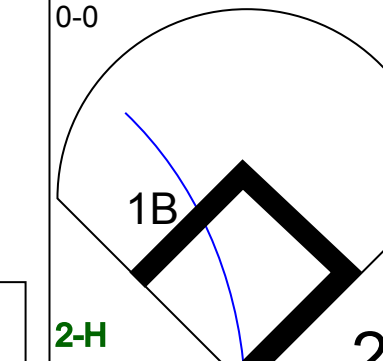
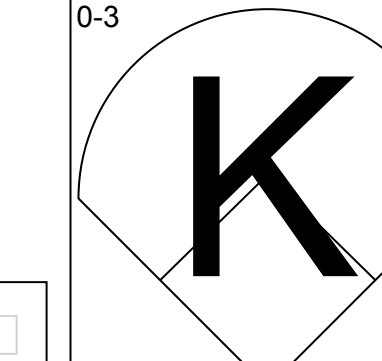
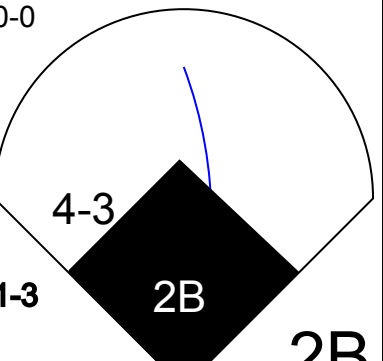
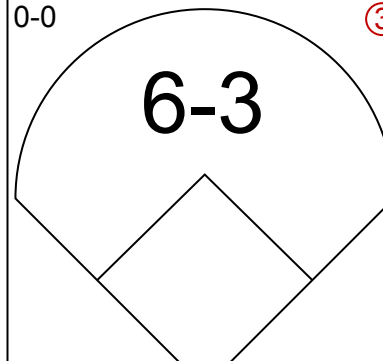
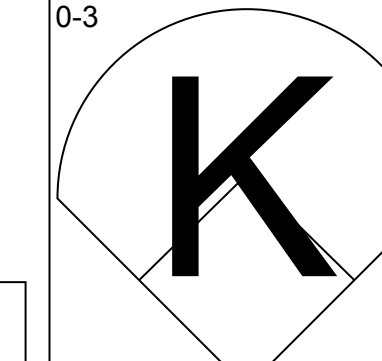
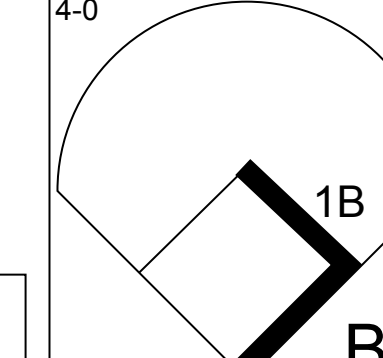
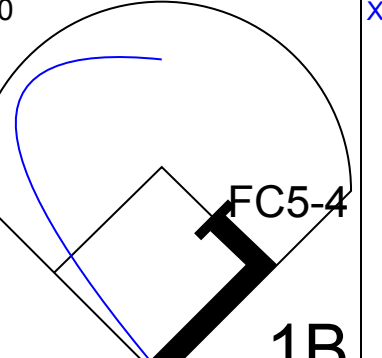
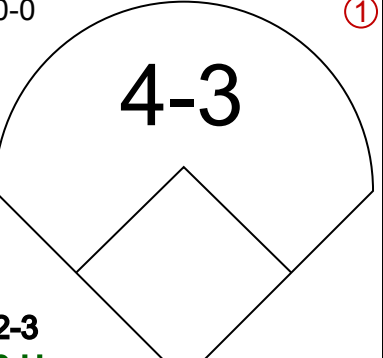
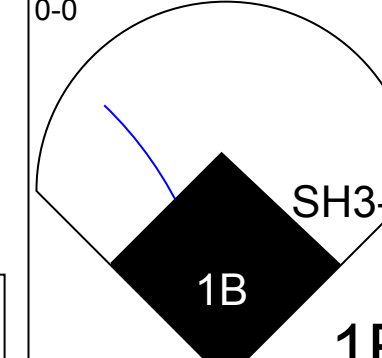
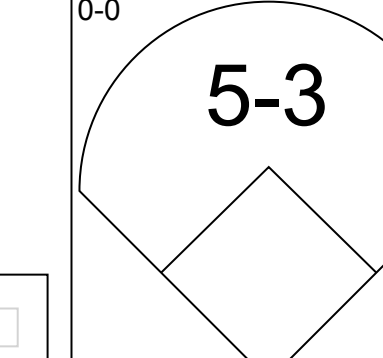
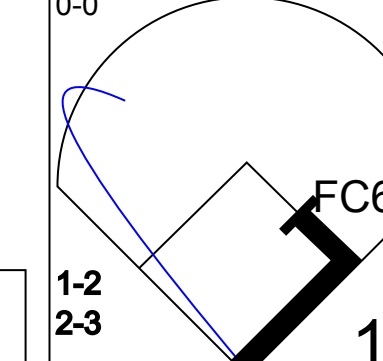

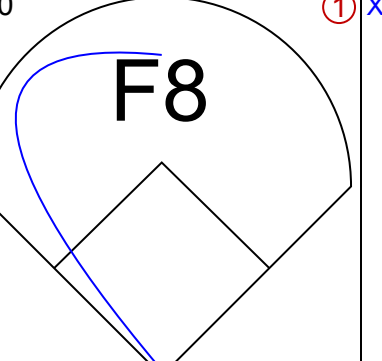
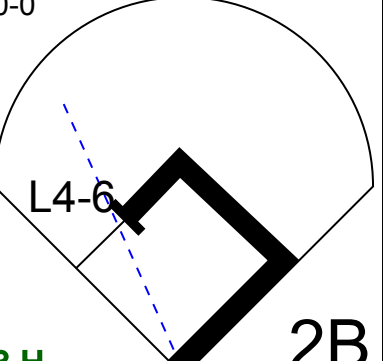
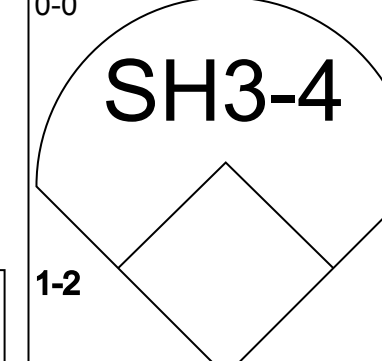
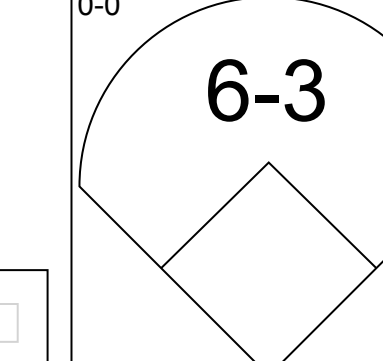
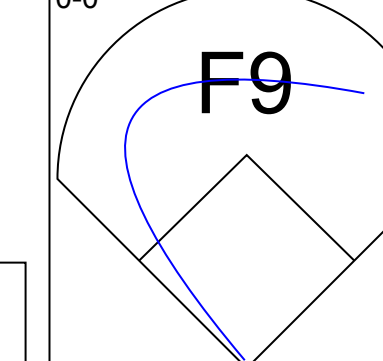
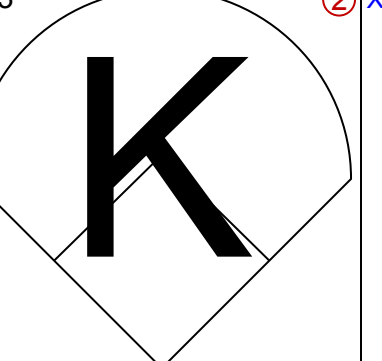
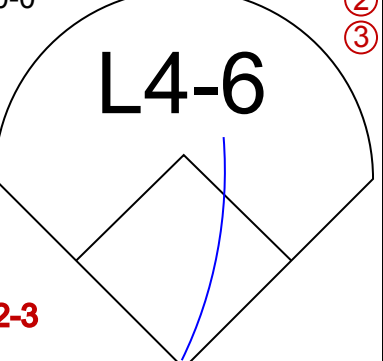
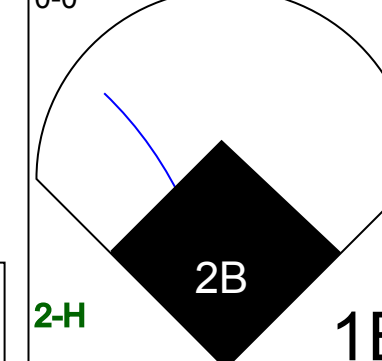
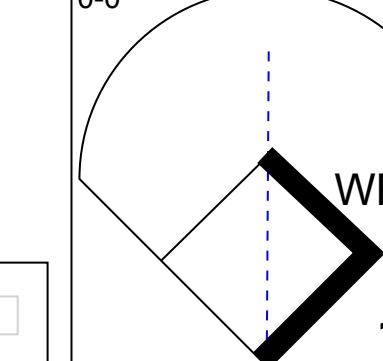
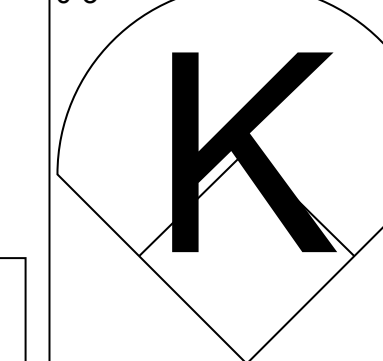
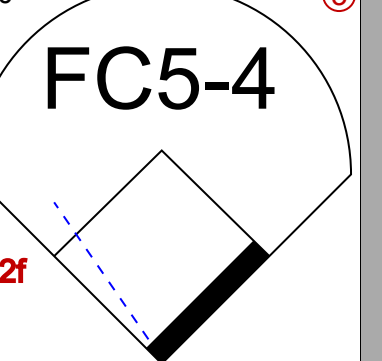
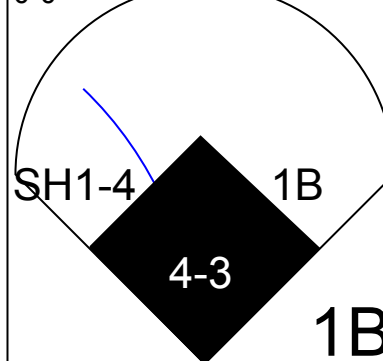
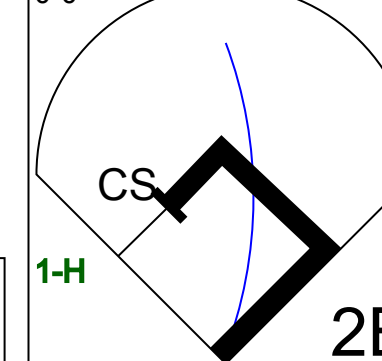
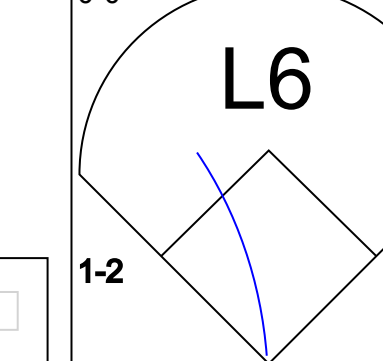
Batter	1	2	3	4	5	6	7	8	9	AB	R	H	RBI	BB	SO	LOB	TOP		
Eddie Miller, S OBP: 0.305, SLG: 0.226	SH1-3 SF7 1B		F9		K			F7		4	1	1	0	0	1	1	<p>Atlanta Braves @ Chicago Cubs</p> <p>Wrigley Field, Chicago, IL</p> <p>Sat May 02 1981, 3:33 AM CDT</p> <p>Att. 16,936 - Sunny - 47 F</p>		
Claudell Washington, L OBP: 0.296, SLG: 0.394	SH1-3		F7					6-3		2	0	0	0	1	0	0			
Dale Murphy, R OBP: 0.247, SLG: 0.380	SF7		5-3					5-3		3	0	0	1	0	0	2			
Bob Horner, R OBP: 0.315, SLG: 0.413	CS BB			K				L8		3	0	0	0	1	1	0			
Chris Chambliss, L OBP: 0.388, SLG: 0.366	CS	F8		P6				L9		4	0	0	0	0	0	0			
Glenn Hubbard, R OBP: 0.362, SLG: 0.393		6-3 2B						K		4	1	2	0	0	1	0			
Bruce Benedict, R OBP: 0.369, SLG: 0.370		6-3		F8				1-3		3	0	0	0	0	0	2			
Rafael Ramirez, R OBP: 0.292, SLG: 0.250		2-3 2B						P3		3	0	2	1	0	0	0			
Phil Niekro, R OBP: 0.100, SLG: 0.100										1	0	0	0	0	0	1			
Gene Garber, R OBP: 0.100, SLG: 0.100										0	0	0	0	0	0	0			
Brian Asselstine, L OBP: 0.100, SLG: 0.100										0	0	0	0	0	0	0			
Larry Bradford, R OBP: 0.100, SLG: 0.100										0	0	0	0	0	0	0			
Rick Mahler, R OBP: 0.100, SLG: 0.100										0	0	0	0	0	0	0			
Inning Stats	R: 1 E: 0 K: 0 S: 3	H: 1 LOB: 0 BB: 1 P: 7	R: 1 E: 0 K: 0 S: 5	H: 2 LOB: 1 BB: 0 P: 5	R: 0 E: 0 K: 0 S: 3	H: 0 LOB: 0 BB: 0 P: 3	R: 0 E: 0 K: 1 S: 6	H: 1 LOB: 1 BB: 0 P: 6	R: 0 E: 0 K: 1 S: 6	H: 0 LOB: 0 BB: 0 P: 10	R: 0 E: 0 K: 0 S: 3	H: 0 LOB: 0 BB: 0 P: 3	R: 0 E: 0 K: 0 S: 3	H: 0 LOB: 0 BB: 0 P: 3	R: 0 E: 0 K: 0 S: 3	H: 0 LOB: 0 BB: 0 P: 3	1B: 3 2B: 2 3B: 0 HR: 0	SF: 1 SAC: 2 DP: 0 HBP: 0	WP: 0 PA: 34 PB: 0 SB: 1 CS: 1
PITCHER	IP WLS BF H R ER SO BB IBB HBP BLK WP HR S P ERA WHIP	IP WLS BF H R ER SO BB IBB HBP BLK WP HR S P ERA WHIP	IP WLS BF H R ER SO BB IBB HBP BLK WP HR S P ERA WHIP	IP WLS BF H R ER SO BB IBB HBP BLK WP HR S P ERA WHIP	IP WLS BF H R ER SO BB IBB HBP BLK WP HR S P ERA WHIP	IP WLS BF H R ER SO BB IBB HBP BLK WP HR S P ERA WHIP	IP WLS BF H R ER SO BB IBB HBP BLK WP HR S P ERA WHIP	IP WLS BF H R ER SO BB IBB HBP BLK WP HR S P ERA WHIP	IP WLS BF H R ER SO BB IBB HBP BLK WP HR S P ERA WHIP	IP WLS BF H R ER SO BB IBB HBP BLK WP HR S P ERA WHIP	IP WLS BF H R ER SO BB IBB HBP BLK WP HR S P ERA WHIP	IP WLS BF H R ER SO BB IBB HBP BLK WP HR S P ERA WHIP	IP WLS BF H R ER SO BB IBB HBP BLK WP HR S P ERA WHIP	IP WLS BF H R ER SO BB IBB HBP BLK WP HR S P ERA WHIP	IP WLS BF H R ER SO BB IBB HBP BLK WP HR S P ERA WHIP	IP WLS BF H R ER SO BB IBB HBP BLK WP HR S P ERA WHIP	IP WLS BF H R ER SO BB IBB HBP BLK WP HR S P ERA WHIP		
Randy Martz, R ERA: 1.93	5.0 W 21	5 2 2 2	2 2 2 2	2 2 2 2	2 2 2 2	2 2 2 2	2 2 2 2	2 2 2 2	2 2 2 2	2 2 2 2	2 2 2 2	2 2 2 2	2 2 2 2	2 2 2 2	2 2 2 2	2 2 2 2	3.60 1.400		
Dick Tidrow, R ERA: 4.2	4.0 S 12	0 0 0 1	0 0 0 1	0 0 0 1	0 0 0 1	0 0 0 1	0 0 0 1	0 0 0 1	0 0 0 1	0 0 0 1	0 0 0 1	0 0 0 1	0 0 0 1	0 0 0 1	0 0 0 1	0 0 0 1	0.00 0.000		

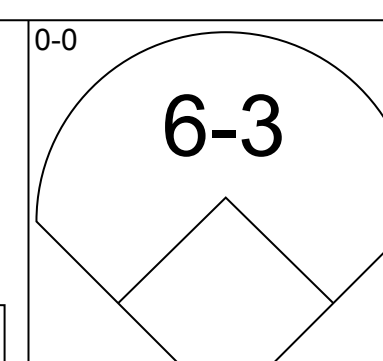
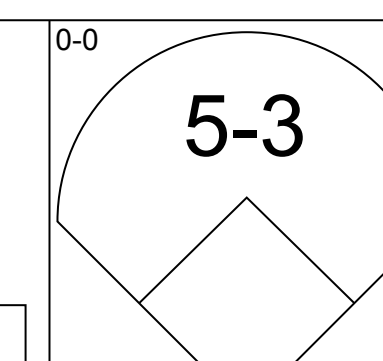
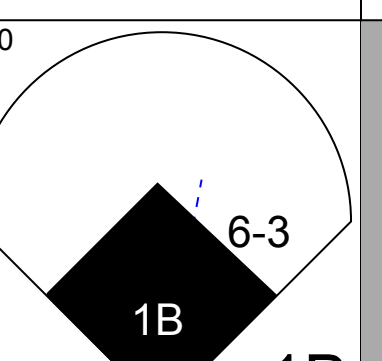
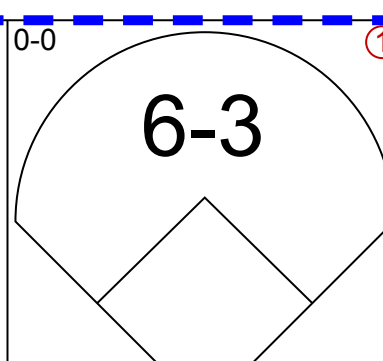
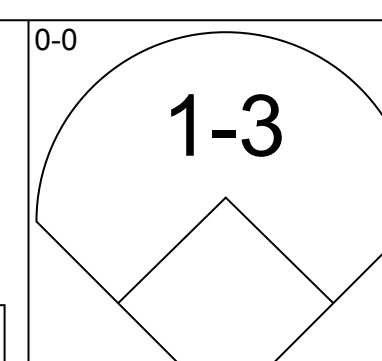
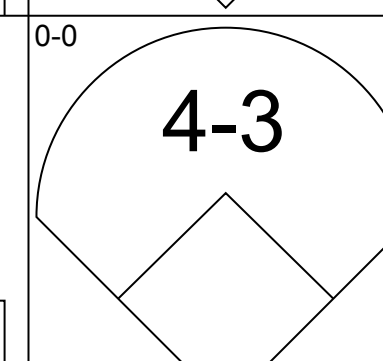
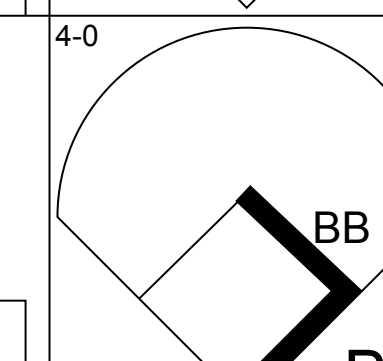
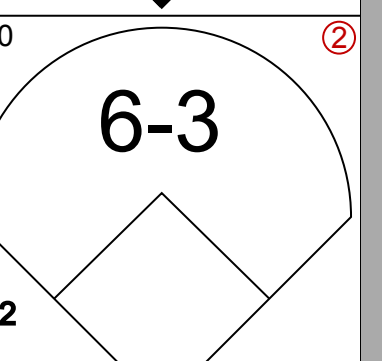
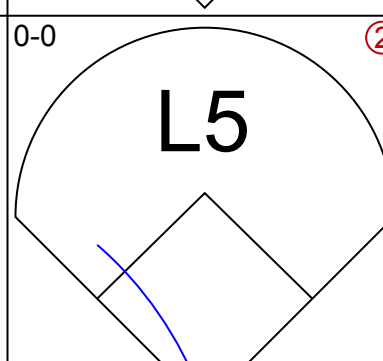
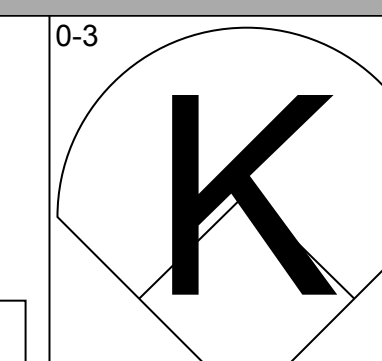
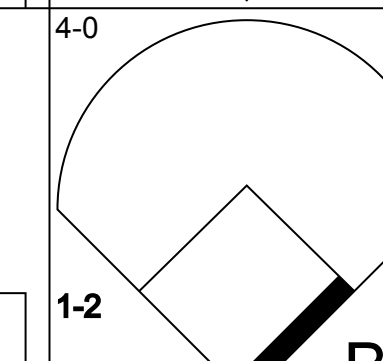
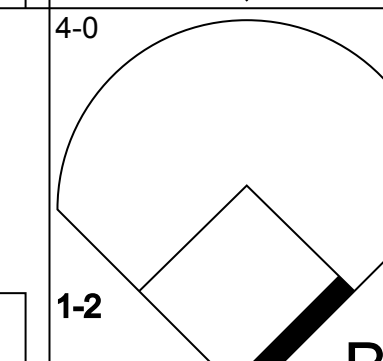
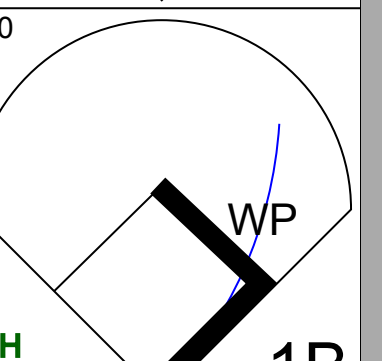
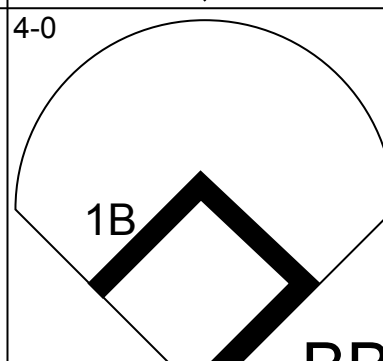

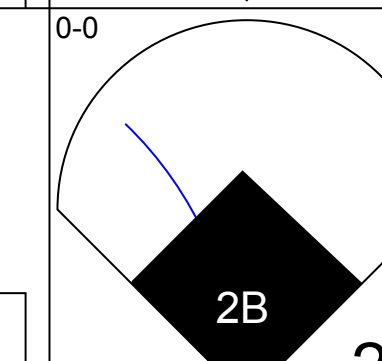
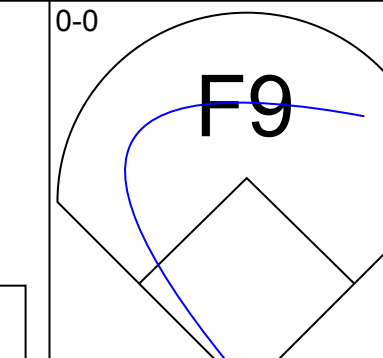
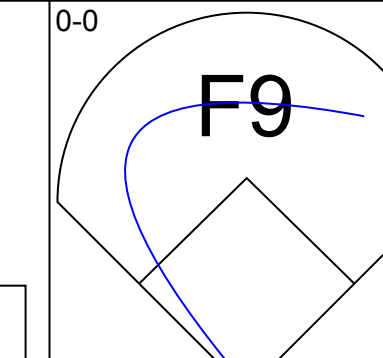
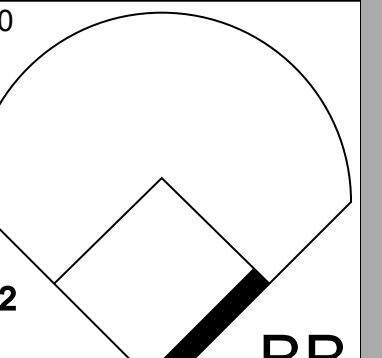
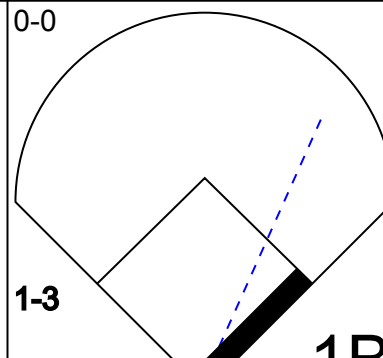
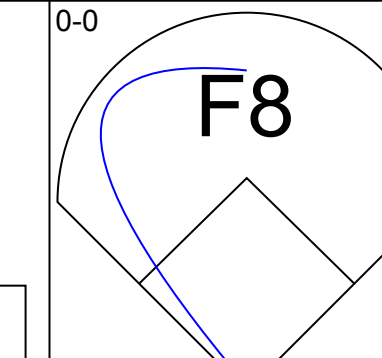

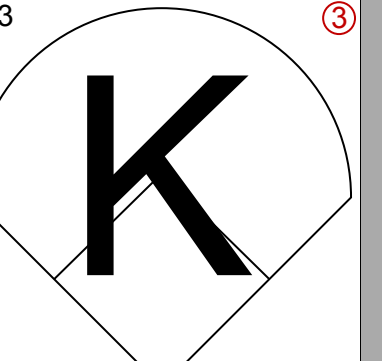
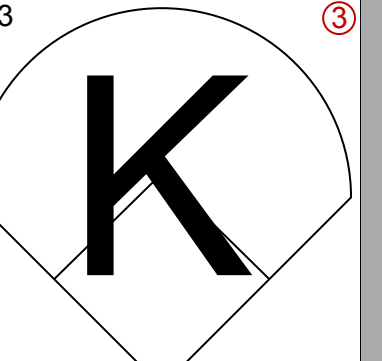
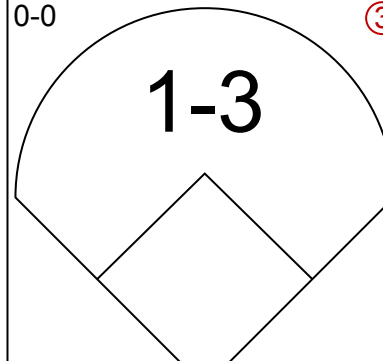
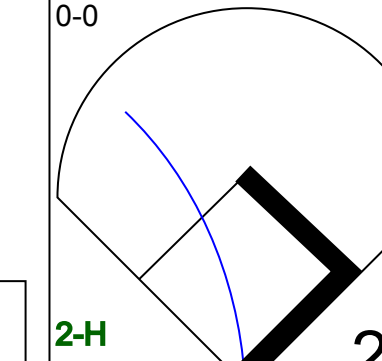

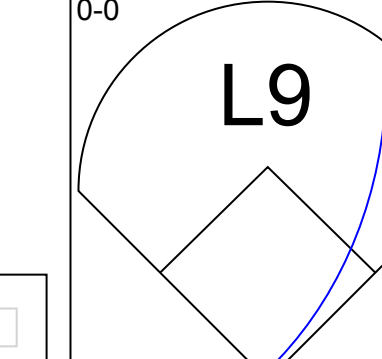
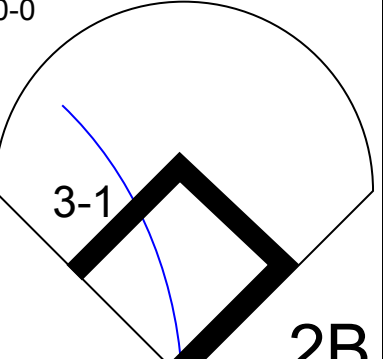
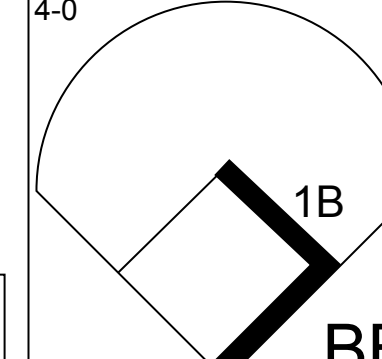


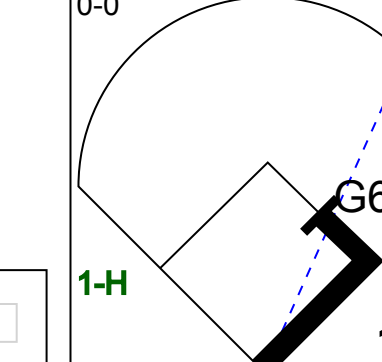
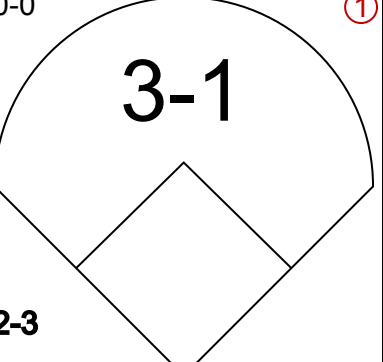
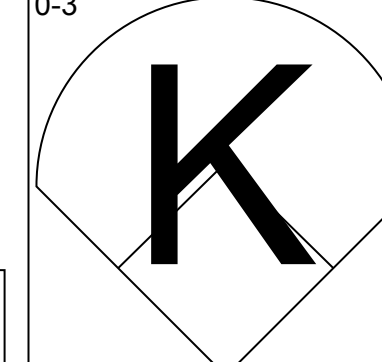
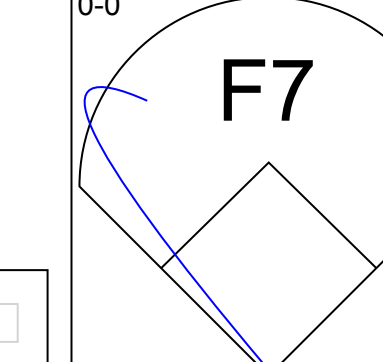

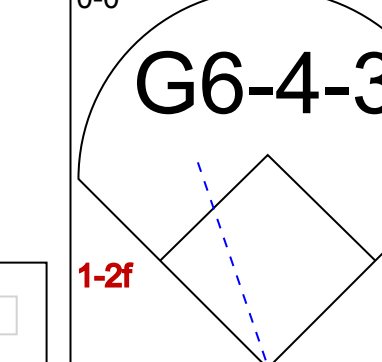
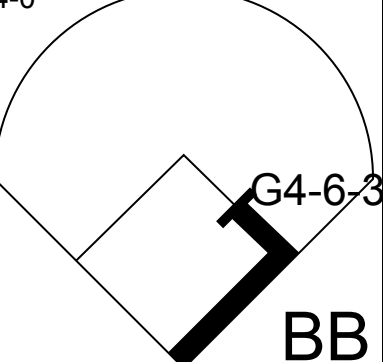
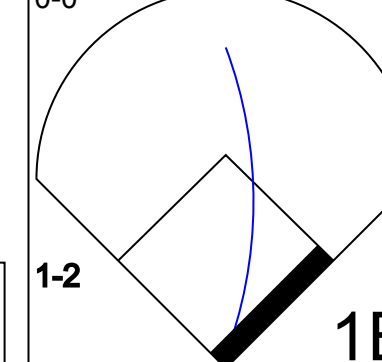
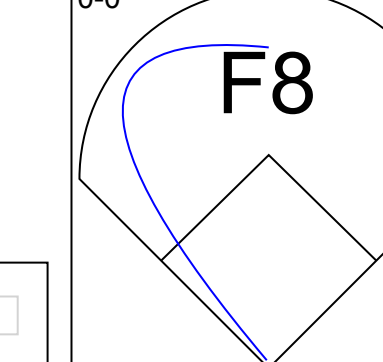
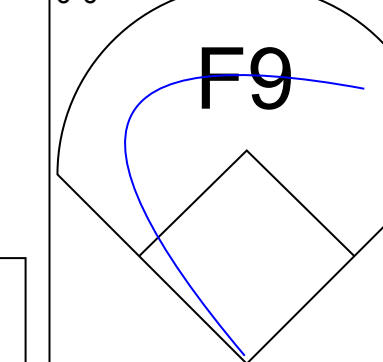
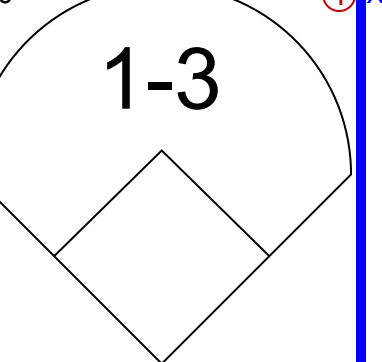
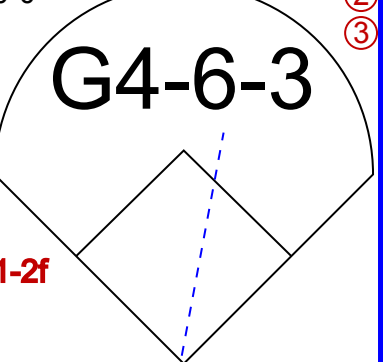
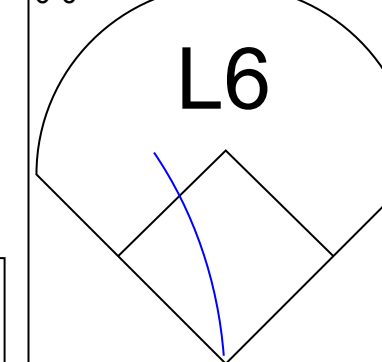
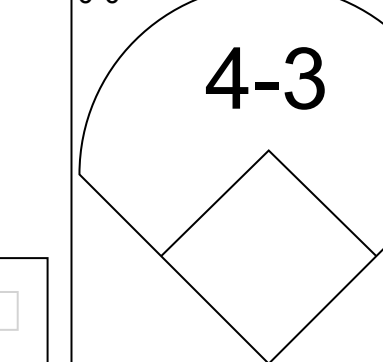
AB	28
R	2
H	5
RBI	2
BB	2
SO	3
LOB	6




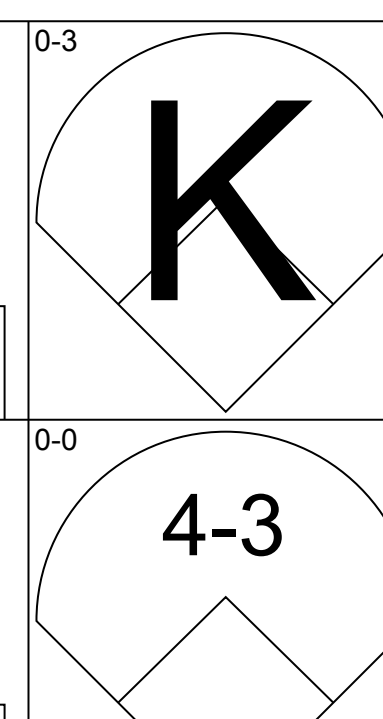
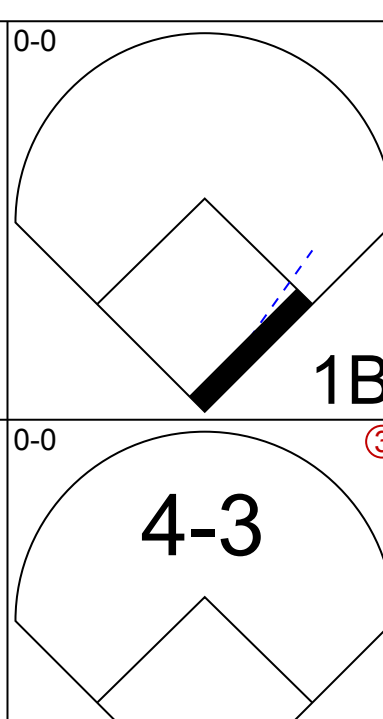
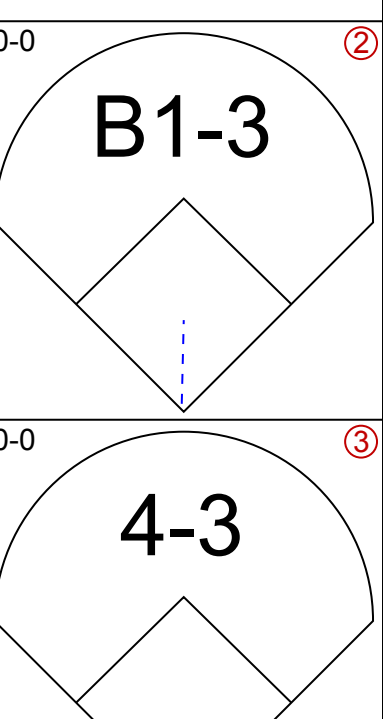
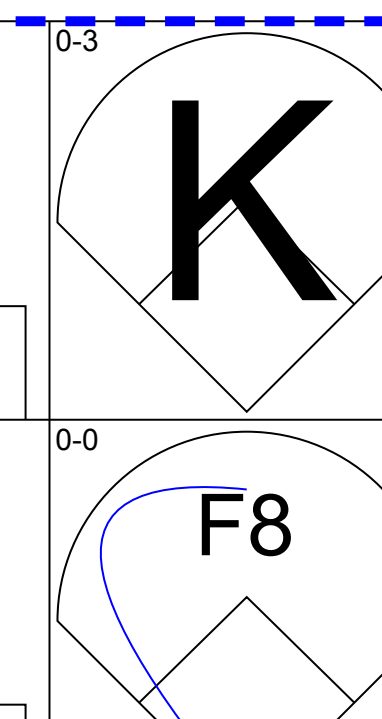
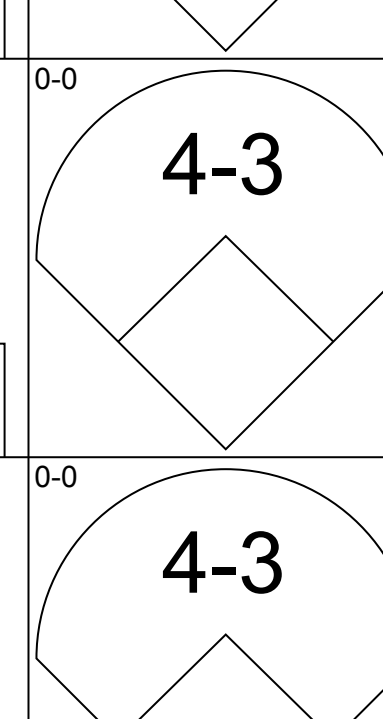

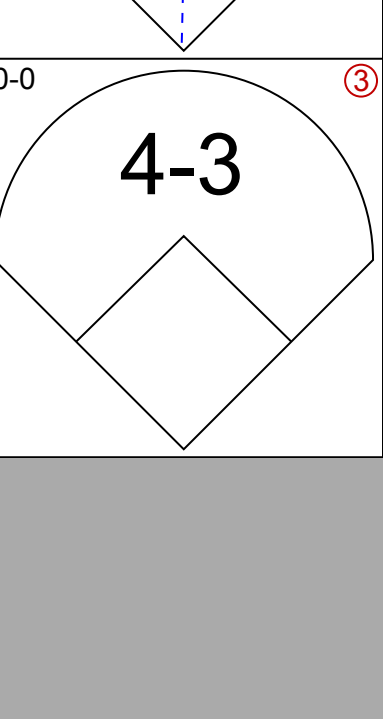
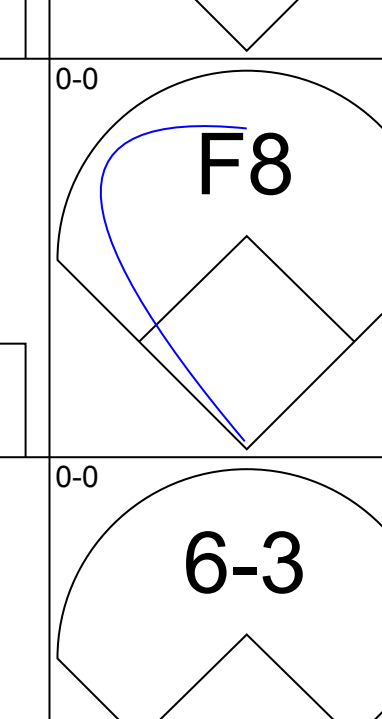
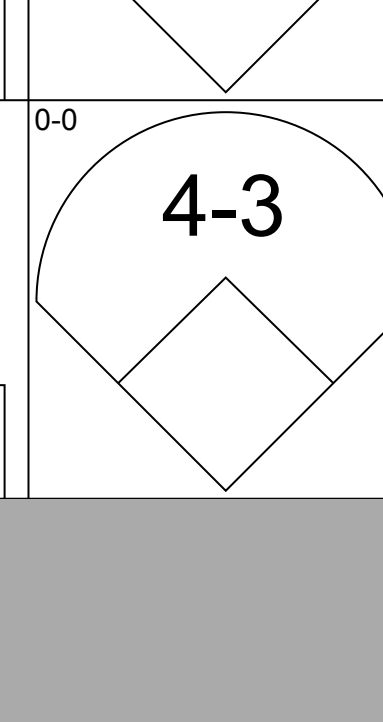
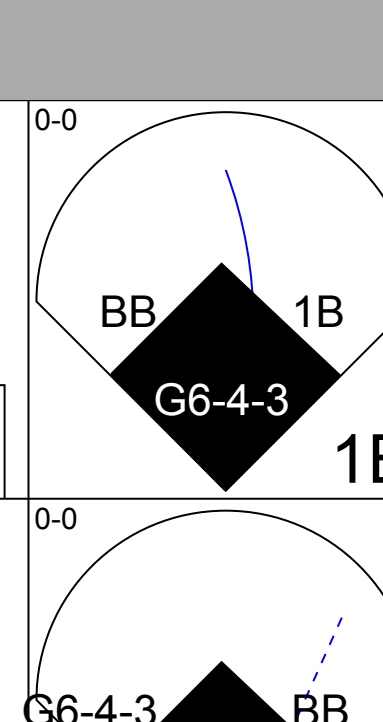
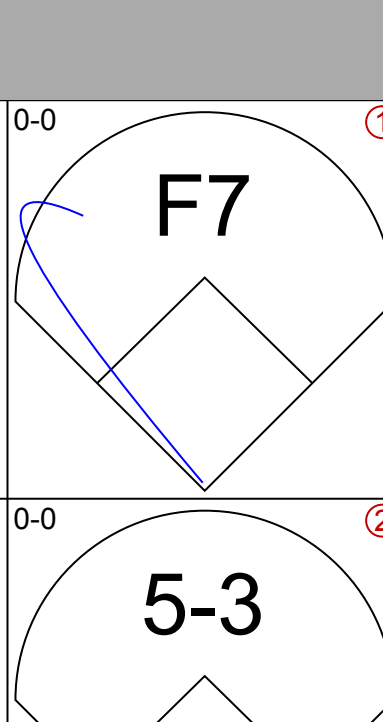
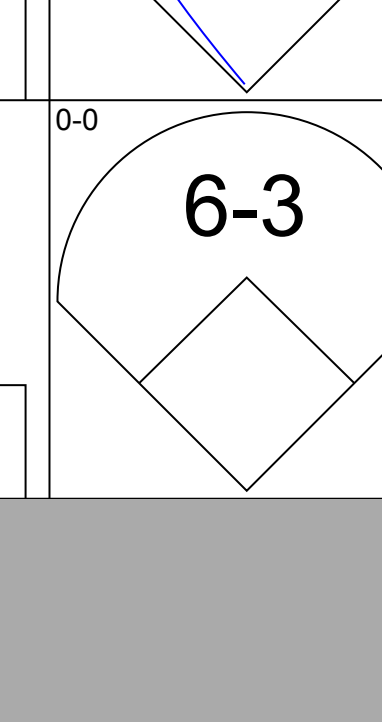
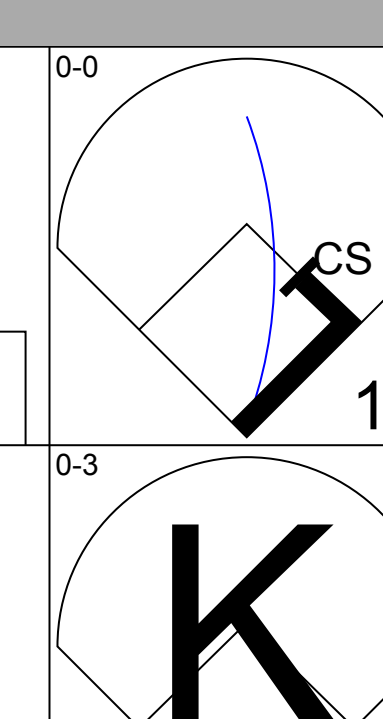
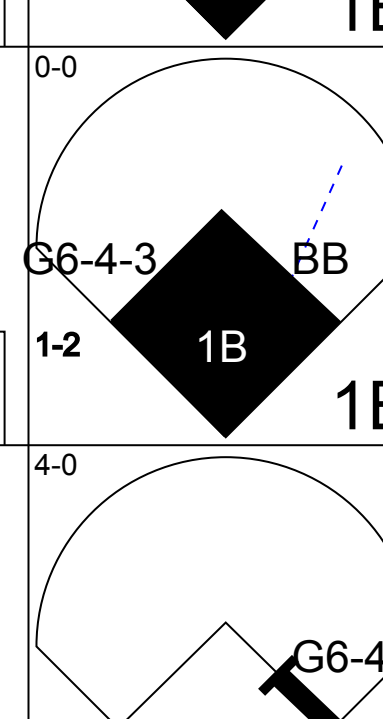
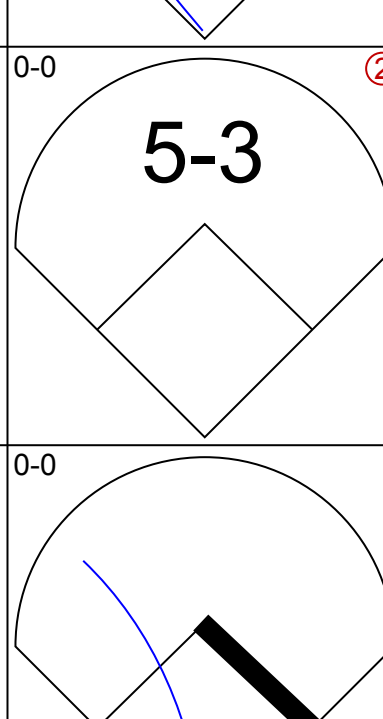
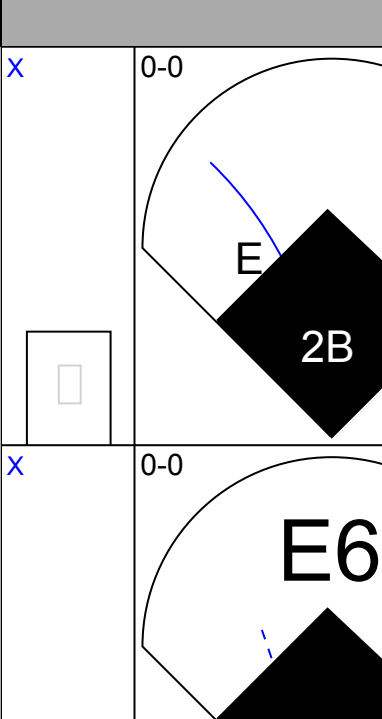

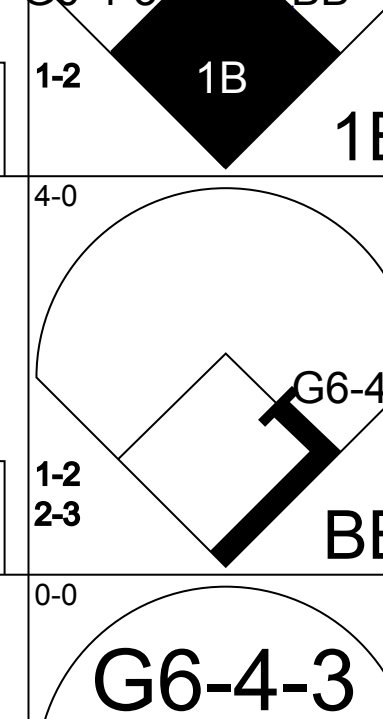
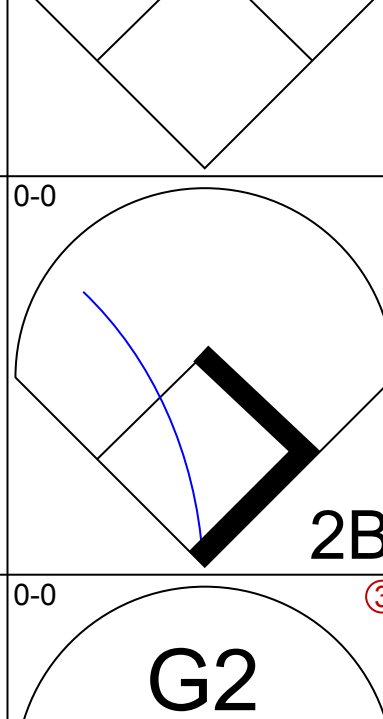
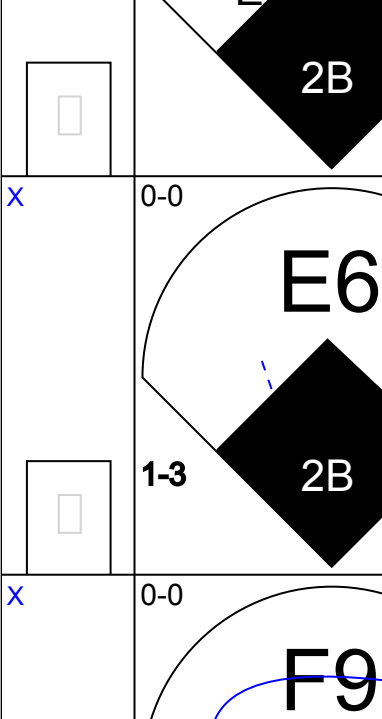

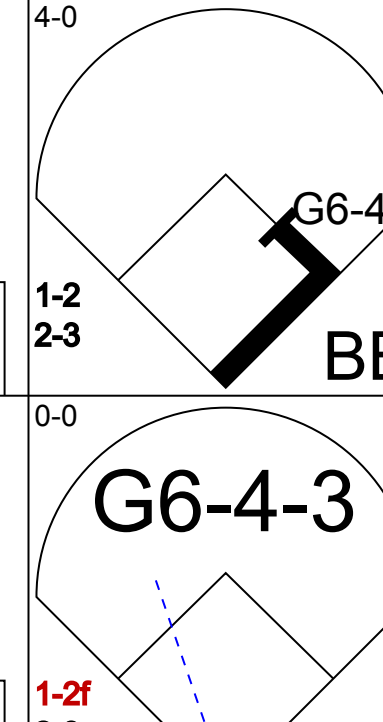
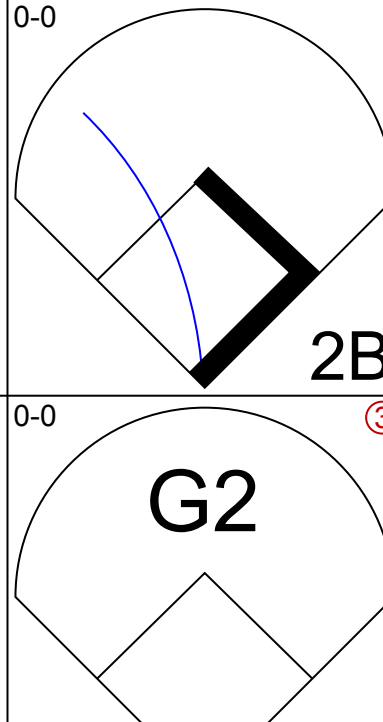
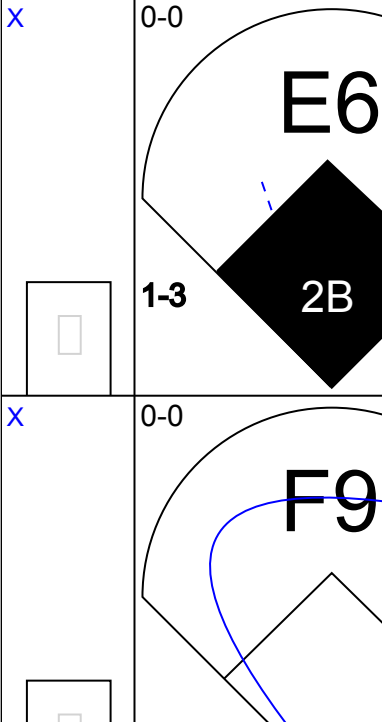

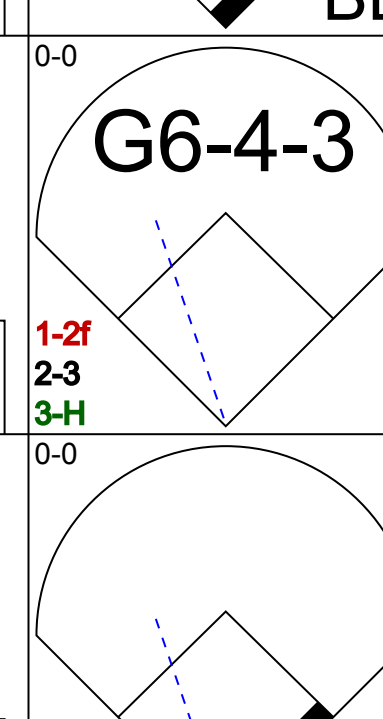
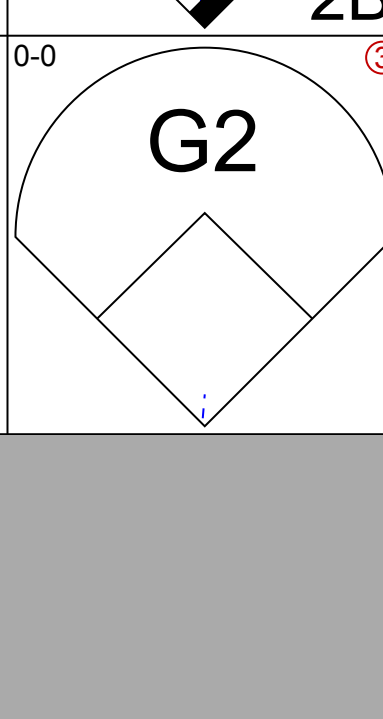
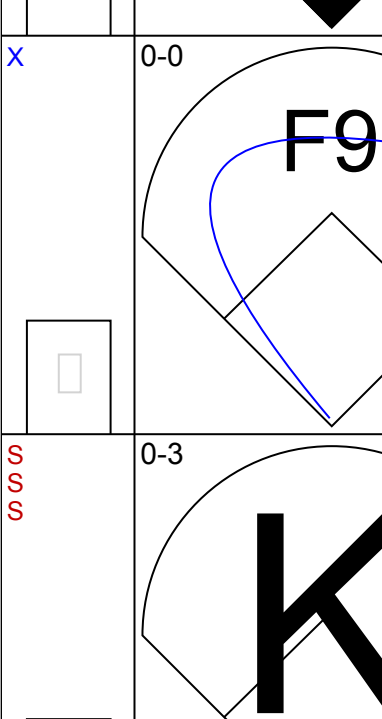
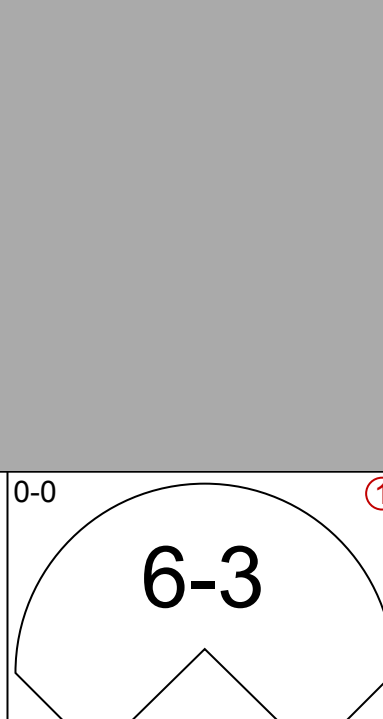
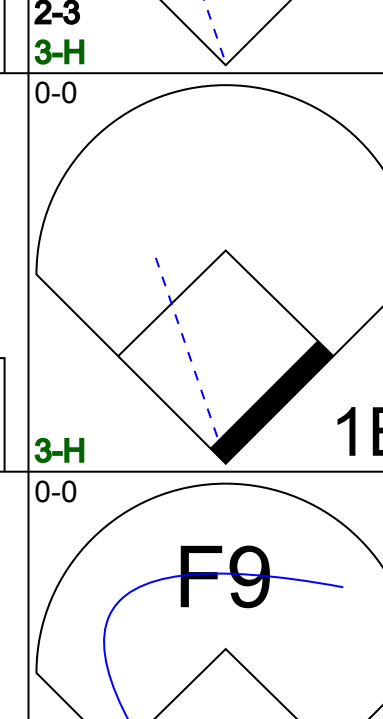

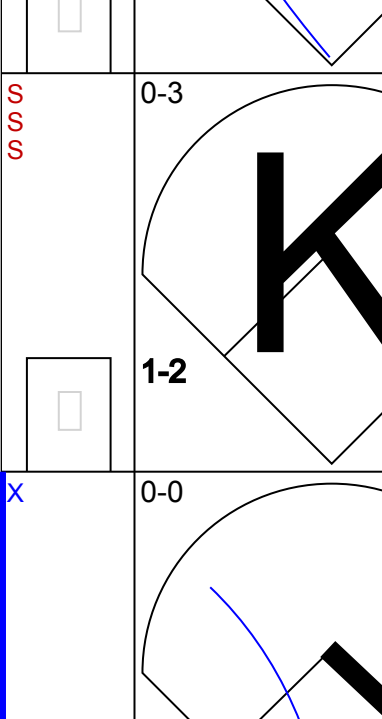
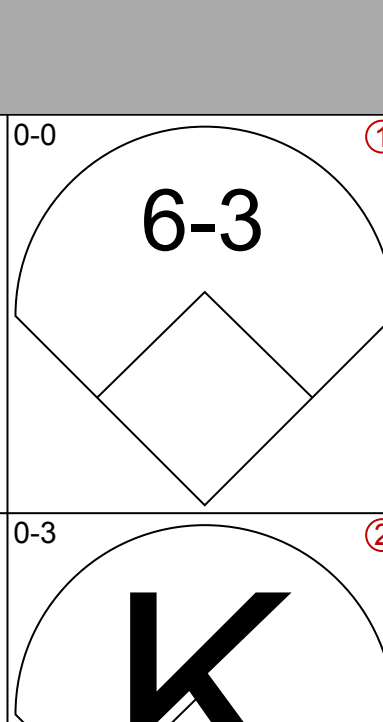


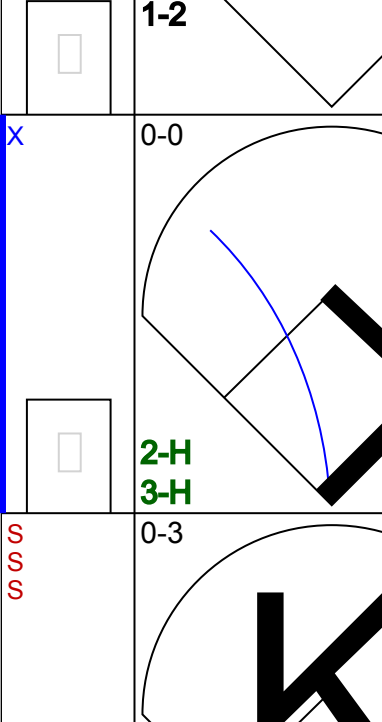
Batter	1	2	3	4	5	6	7	8	9	AB	R	H	RBI	BB	SO	LOB	BOTTOM		
Scott Fletcher, R OBP: 0.217, SLG: 0.227	6-3		E5 1B	F8		K				4	0	0	0	0	1	1	<p>Atlanta Braves @ Chicago Cubs</p> <p>Wrigley Field, Chicago, IL</p> <p>Sat May 02 1981, 3:33 AM CDT</p> <p>Att. 16,936 - Sunny - 47 F</p>		
Jerry Morales, R OBP: 0.405, SLG: 0.429	L9		1-2 1B		F8	P8				4	0	1	0	0	0	0			
Bill Buckner, L OBP: 0.243, SLG: 0.397	2B		P8		1B PB	1B		P4		4	1	2	0	0	0	2			
Steve Henderson, R OBP: 0.446, SLG: 0.462	F9			CS BB	1-3 3B	1B		E5 G6-3		3	1	1	0	1	0	1			
Leon Durham, L OBP: 0.254, SLG: 0.411		F7		1-2 2B	1B			G6-3		4	1	2	1	0	0	1			
Hector Cruz, R OBP: 0.200, SLG: 0.214					1-3 3B					3	0	0	0	0	0	2			
Dick Tidrow, R ERA: 3.97		L1			F9	1-3		P3		1	0	0	0	0	0	0			
Tim Blackwell, S OBP: 0.244, SLG: 0.194		L9			2B 1B	BB		1-6-3		2	1	0	0	2	0	0			
Ivan De Jesus, R OBP: 0.230, SLG: 0.152			6-3		1-3 2B	1B				3	1	1	1	1	1	2			
Randy Martz, L OBP: 0.333, SLG: 0.333					F8					2	0	1	2	0	0	0			
Ken Reitz, R OBP: 0.250, SLG: 0.268					2H 3H	1B		5-3		1	0	0	0	0	0	0			
Inning Stats	R: 0 E: 0 K: 0 S: 4	H: 1 LOB: 1 BB: 0 P: 4	R: 0 E: 0 K: 0 S: 3	H: 0 LOB: 0 BB: 0 P: 3	R: 0 E: 1 K: 0 S: 5	H: 1 LOB: 2 BB: 0 P: 5	R: 3 E: 0 K: 0 S: 5	H: 3 LOB: 1 BB: 2 P: 13	R: 2 E: 0 K: 1 S: 8	H: 3 LOB: 2 BB: 1 P: 12	R: 0 E: 0 K: 1 S: 5	H: 0 LOB: 0 BB: 0 P: 5	R: 0 E: 1 K: 0 S: 3	H: 0 LOB: 0 BB: 0 P: 3	R: 0 E: 0 K: 0 S: 2	H: 0 LOB: 0 BB: 1 P: 6	1B: 5 2B: 2 3B: 1 HR: 0	SF: 0 SAC: 0 DP: 1 HBP: 0	WP: 0 PA: 36 PB: 1 SB: 1 CS: 2
PITCHER	IP WLS BF H R ER SO BB IBB HBP BLK WP HR S P ERA WHIP	IP WLS BF H R ER SO BB IBB HBP BLK WP HR S P ERA WHIP	IP WLS BF H R ER SO BB IBB HBP BLK WP HR S P ERA WHIP	IP WLS BF H R ER SO BB IBB HBP BLK WP HR S P ERA WHIP	IP WLS BF H R ER SO BB IBB HBP BLK WP HR S P ERA WHIP	IP WLS BF H R ER SO BB IBB HBP BLK WP HR S P ERA WHIP	IP WLS BF H R ER SO BB IBB HBP BLK WP HR S P ERA WHIP	IP WLS BF H R ER SO BB IBB HBP BLK WP HR S P ERA WHIP	IP WLS BF H R ER SO BB IBB HBP BLK WP HR S P ERA WHIP	IP WLS BF H R ER SO BB IBB HBP BLK WP HR S P ERA WHIP	IP WLS BF H R ER SO BB IBB HBP BLK WP HR S P ERA WHIP	IP WLS BF H R ER SO BB IBB HBP BLK WP HR S P ERA WHIP	IP WLS BF H R ER SO BB IBB HBP BLK WP HR S P ERA WHIP	IP WLS BF H R ER SO BB IBB HBP BLK WP HR S P ERA WHIP	IP WLS BF H R ER SO BB IBB HBP BLK WP HR S P ERA WHIP	IP WLS BF H R ER SO BB IBB HBP BLK WP HR S P ERA WHIP			
Phil Niekro, R ERA: 2.79	4.1 L 23	8 5 5 0	8 5 5 0	8 5 5 0	8 5 5 0	8 5 5 0	8 5 5 0	8 5 5 0	8 5 5 0	8 5 5 0	8 5 5 0	8 5 5 0	8 5 5 0	8 5 5 0	8 5 5 0	8 5 5 0	10.38 2.308		
Gene Garber, R ERA: 3.97	1.2 6 0 0 0 2	0 0 0 0 2	0 0 0 0 2	0 0 0 0 2	0 0 0 0 2	0 0 0 0 2	0 0 0 0 2	0 0 0 0 2	0 0 0 0 2	0 0 0 0 2	0 0 0 0 2	0 0 0 0 2	0 0 0 0 2	0 0 0 0 2	0 0 0 0 2	0 0 0 0 2	0.00 0.600		
Larry Bradford, L ERA: 1.69	1.0 3 0 0 0 0	0 0 0 0 0	0 0 0 0 0	0 0 0 0 0	0 0 0 0 0	0 0 0 0 0	0 0 0 0 0	0 0 0 0 0	0 0 0 0 0	0 0 0 0 0	0 0 0 0 0	0 0 0 0 0	0 0 0 0 0	0 0 0 0 0	0 0 0 0 0	0 0 0 0 0	0.00 0.000		
Rick Mahler, R ERA: 4.35	1.0 3 0 0 0 0	0 0 0 0 0	0 0 0 0 0	0 0 0 0 0	0 0 0 0 0	0 0 0 0 0	0 0 0 0 0	0 0 0 0 0	0 0 0 0 0	0 0 0 0 0	0 0 0 0 0	0 0 0 0 0	0 0 0 0 0	0 0 0 0 0	0 0 0 0 0	0 0 0 0 0	0.00 1.000		



Batter	1	2	3	4	5	6	7	8	9	AB	R	H	RBI	BB	SO	LOB	TOP								
Eddie Miller, S OBP: 0.313, SLG: 0.259 (1, 7)										5	1	2	0	0	2	4	Atlanta Braves @ Chicago Cubs Wrigley Field, Chicago, IL Sun May 03 1981, 3:33 AM CDT Att: 10,852 - Sunny - 69 F								
Claudell Washington, L OBP: 0.307, SLG: 0.460 (1, 9)										4	1	2	0	0	1	0									
Chris Chambliss, L OBP: 0.389, SLG: 0.408 (1, 3)										5	1	2	4	0	0	2									
Bob Horner, R OBP: 0.330, SLG: 0.429 (1, 5)										4	2	2	0	0	1	2									
Dale Murphy, R OBP: 0.256, SLG: 0.405 (1, 8)										5	1	2	1	0	2	4									
Glenn Hubbard, R OBP: 0.378, SLG: 0.400 (1, 4)										4	1	2	1	1	0	1									
Bruce Benedict, R OBP: 0.377, SLG: 0.397 (1, 2)										4	0	2	1	0	0	1									
Rafael Ramirez, R OBP: 0.299, SLG: 0.261 (1, 6)										5	1	2	1	0	1	5									
John Montefusco, R Preston Hanna, R Rufino Linares, R Gene Garber, R Jerry Royster, R Rick Camp, R (1, 1) (3, 1) (6, PH) (6, 1) (7, PH) (7, 1)										1	0	0	0	0	1	3									
Inning Stats	R: 0 E: 0 K: 1 S: 5	H: 0 LOB: 0 BB: 0 P: 5	R: 1 E: 0 K: 1 S: 8	H: 3 LOB: 3 BB: 1 P: 12	R: 0 E: 0 K: 1 S: 6	H: 1 LOB: 1 BB: 0 P: 6	R: 0 E: 0 K: 1 S: 6	H: 1 LOB: 0 BB: 0 P: 6	R: 5 E: 0 K: 0 S: 8	H: 6 LOB: 0 BB: 0 P: 8	R: 1 E: 0 K: 0 S: 5	H: 2 LOB: 2 BB: 0 P: 6	R: 2 E: 0 K: 1 S: 7	H: 3 LOB: 0 BB: 0 P: 7	R: 0 E: 0 K: 3 S: 10	H: 1 LOB: 1 BB: 0 P: 10		R: 0 E: 0 K: 0 S: 4	H: 1 LOB: 1 BB: 0 P: 4	1B: 11 2B: 7 3B: 0 HR: 1	SF: 0 SAC: 2 DP: 1 HBP: 1	WP: 1 PB: 0 SB: 0 CS: 1	PA: 45		
PITCHER	IP	WLS	BF	H	R	ER	SO	BB	IBB	HBP	BLK	WP	HR	S	P	ERA	WHIP								
Lynn McGlothen, R ERA: 3.72 (1, 1)	4.0		21	8	4	3	4	1	0	0	0	0	1	28	32	6.75	2.250								
Rawly Eastwick, R ERA: 3.49 (5, 1)	1.0	L	5	3	2	2	0	0	0	0	0	0	0	5	5	18.00	3.000								
Ken Kravec, L ERA: 8.16 (6, 1)	1.1		10	5	3	3	0	0	0	1	0	0	0	9	10	20.25	3.750								
Doug Capilla, L ERA: 3.86 (7, 1)	0.2		1	0	0	0	1	0	0	0	0	0	0	3	3	0.00	0.000								
Lee Smith, R ERA: 1.31 (8, 1)	2.0		8	2	0	0	3	0	0	0	0	1	0	14	14	0.00	1.000								

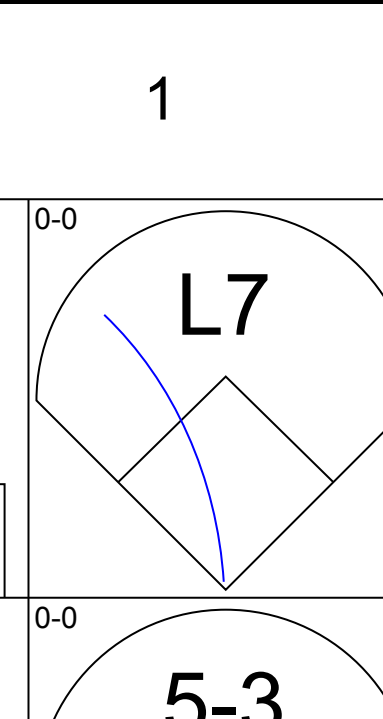
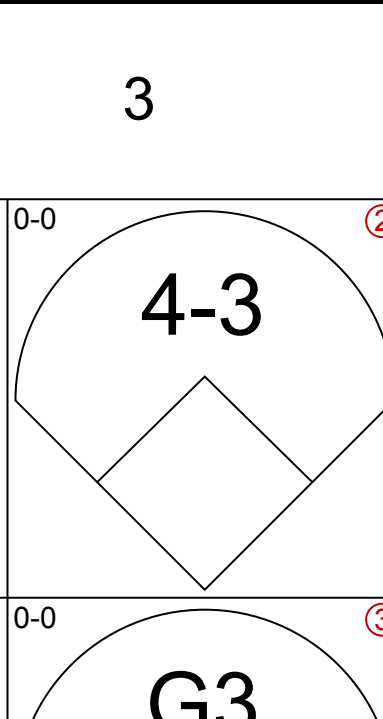
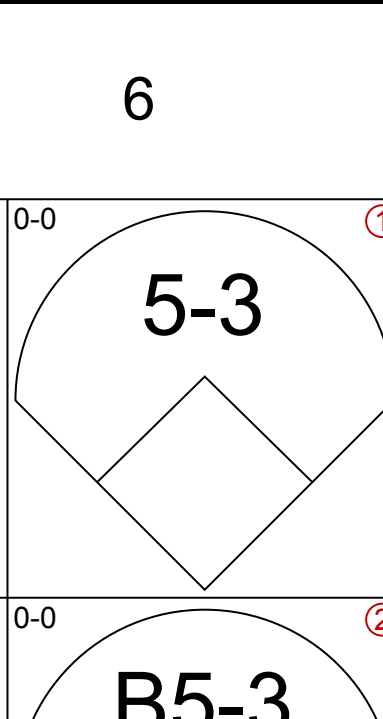
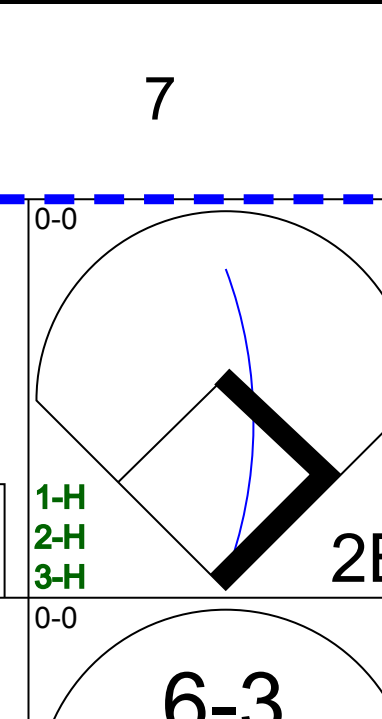
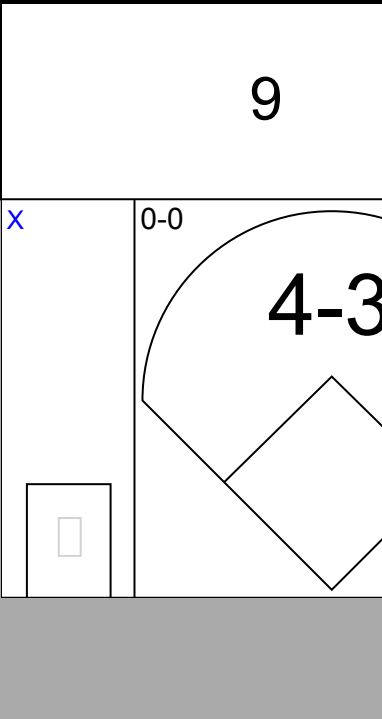
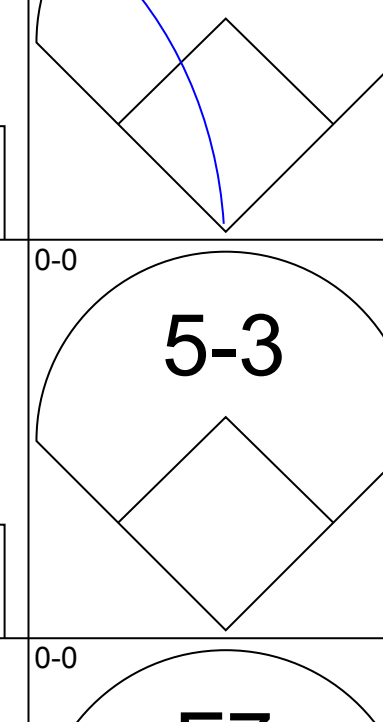
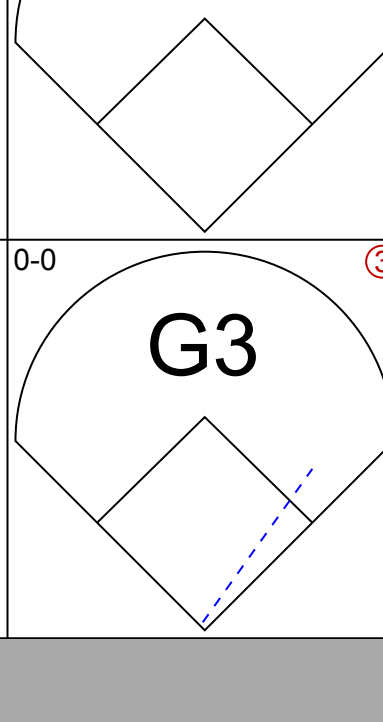
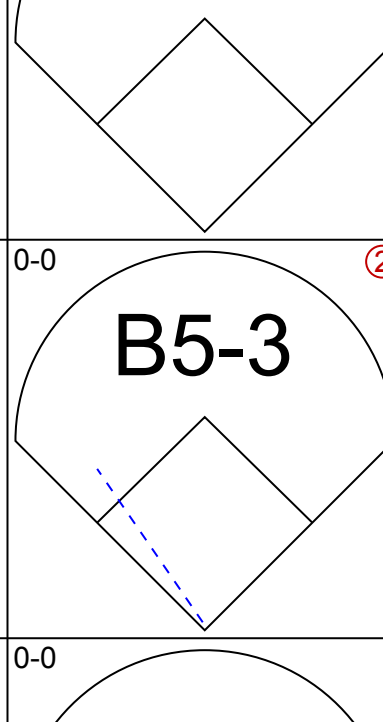
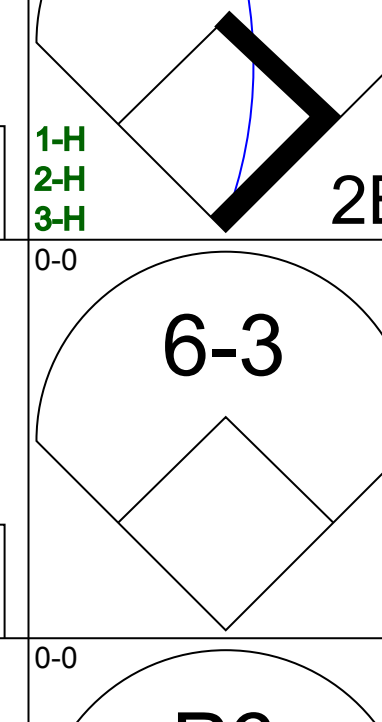
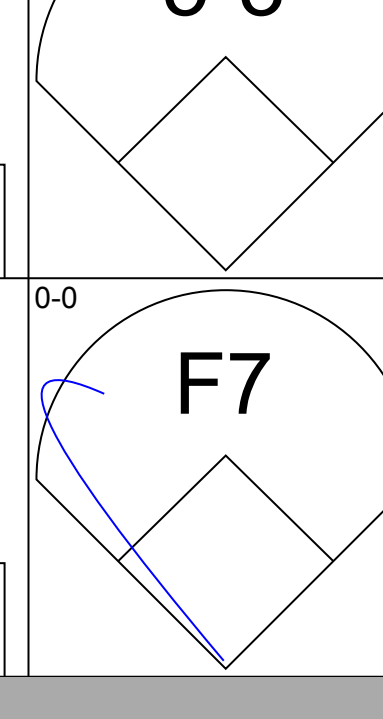
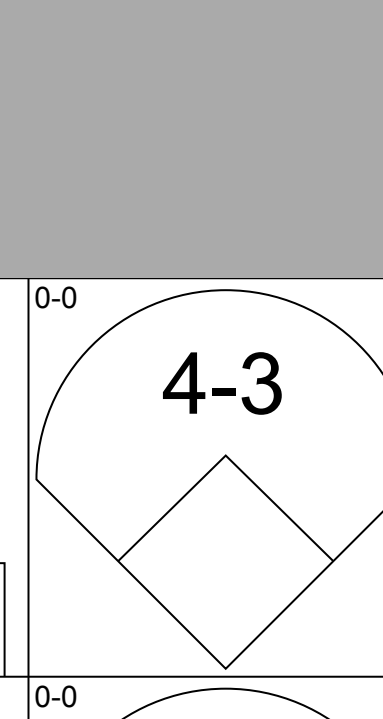
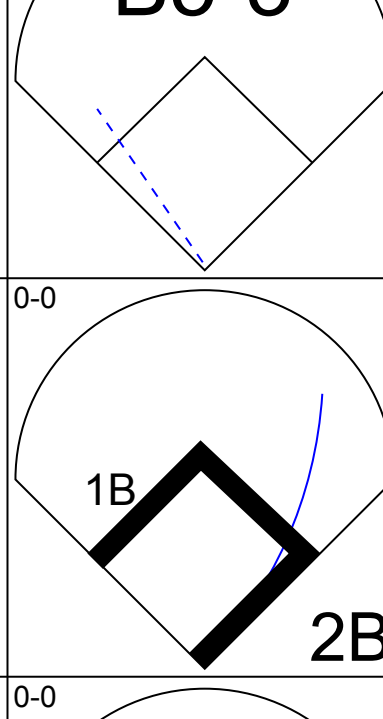
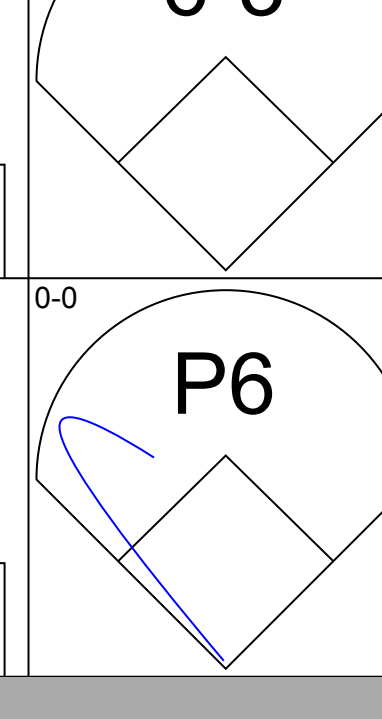
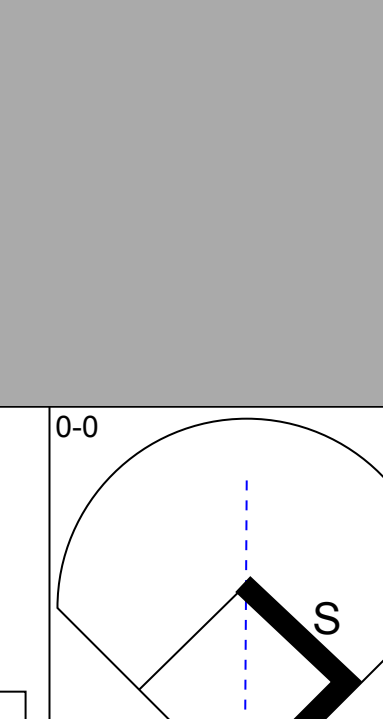
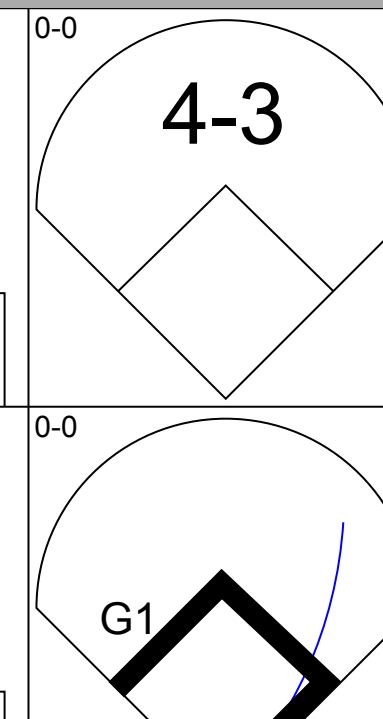
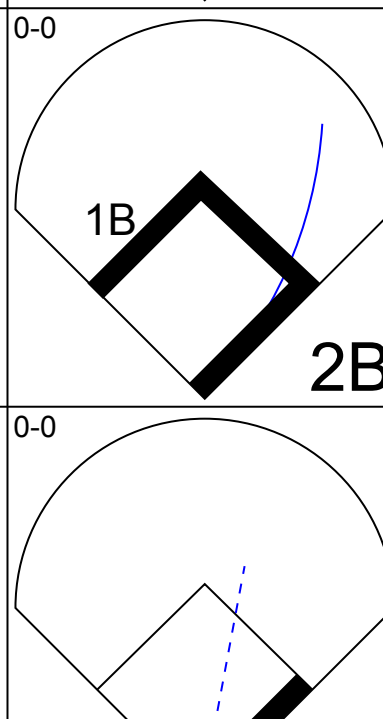
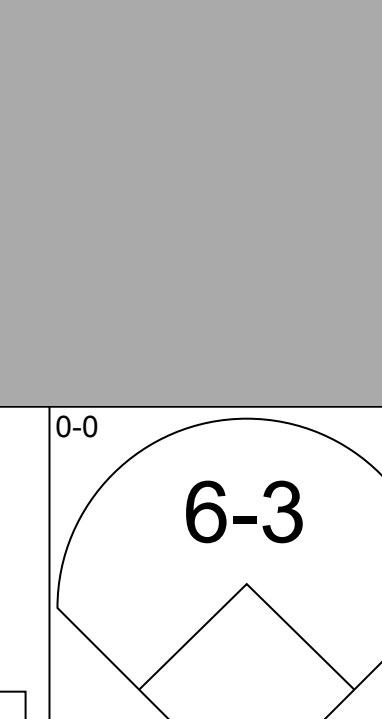
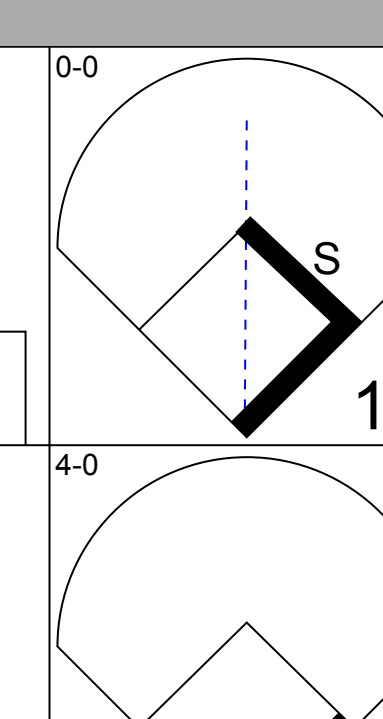
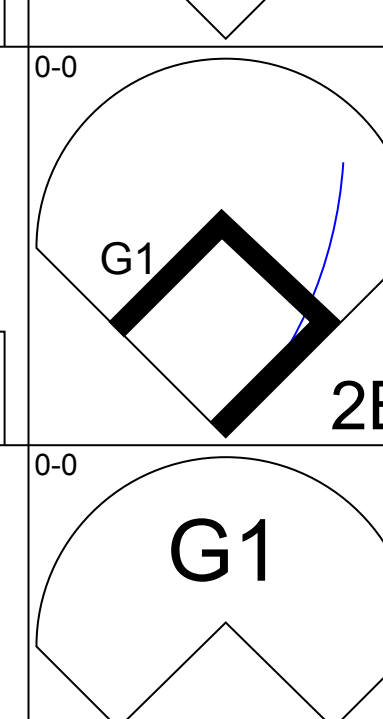
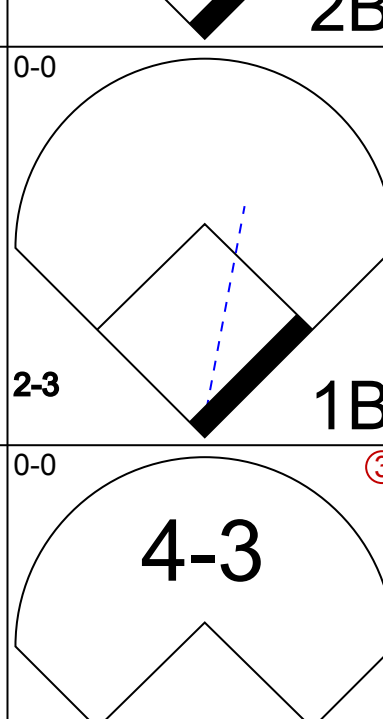
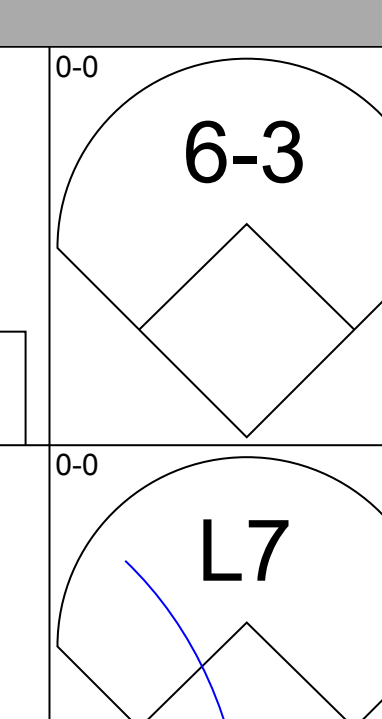

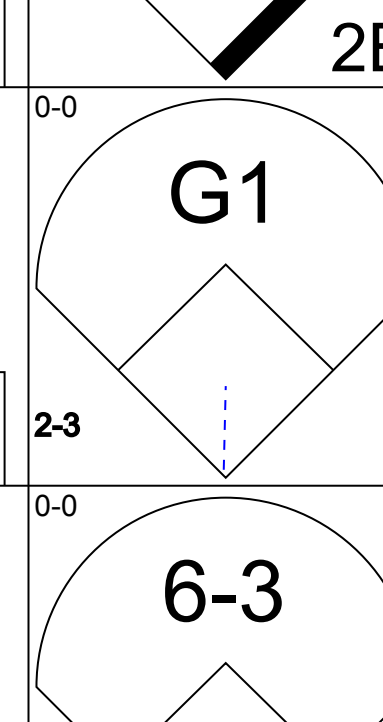
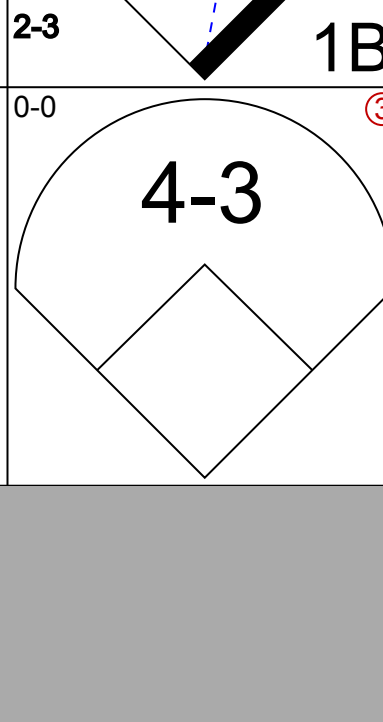
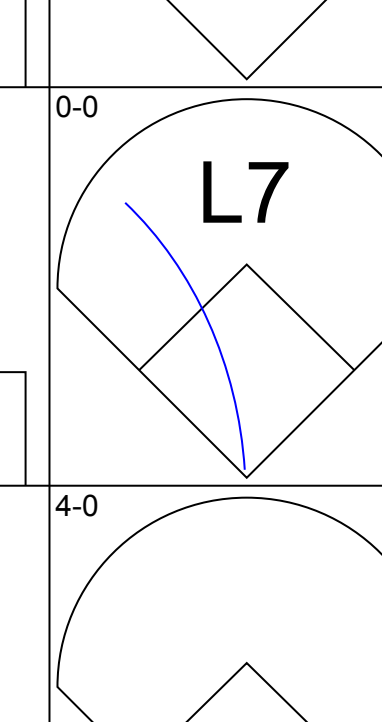


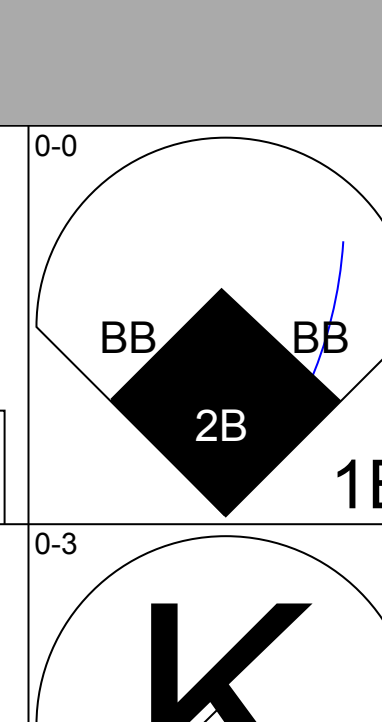
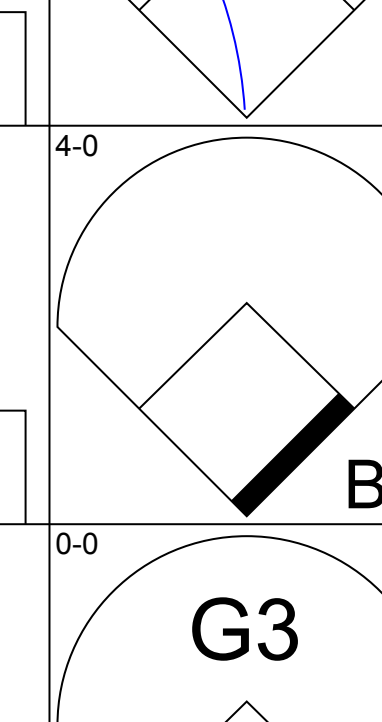

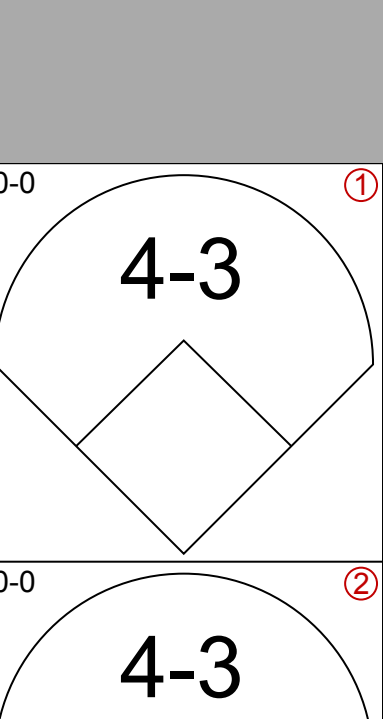
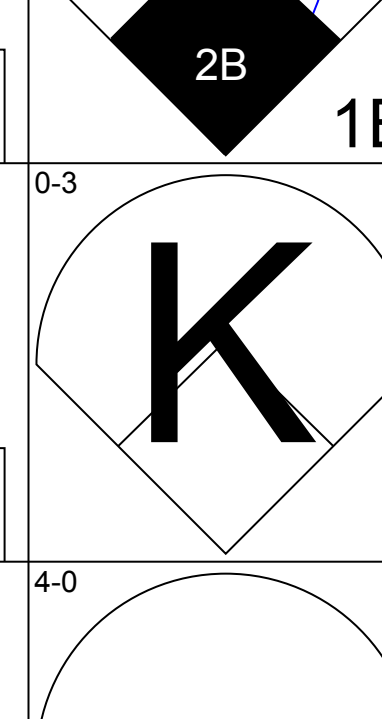

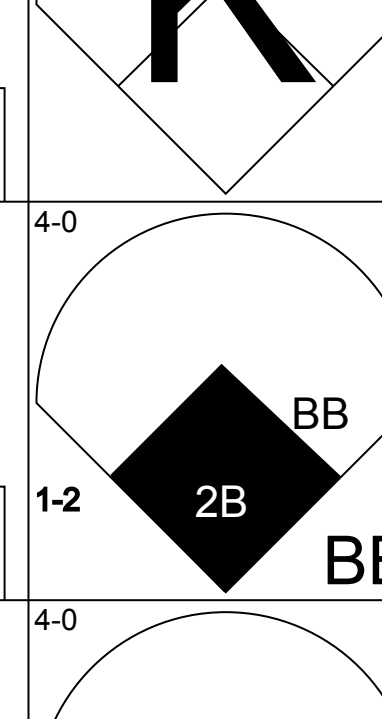
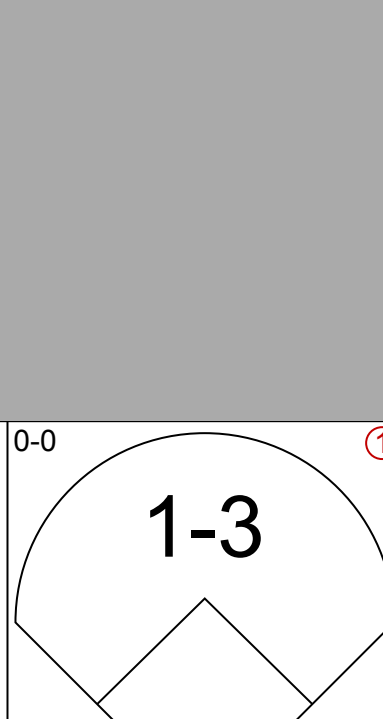
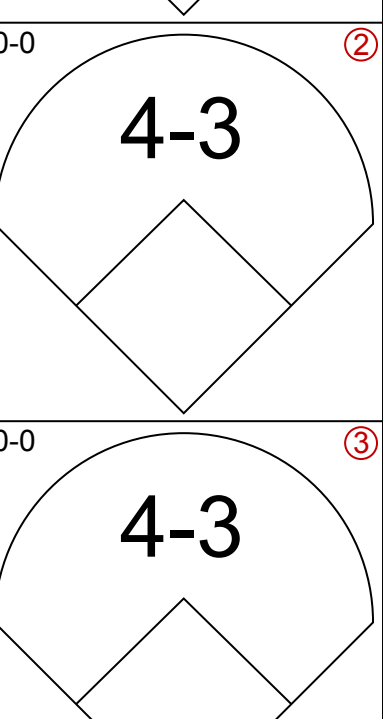
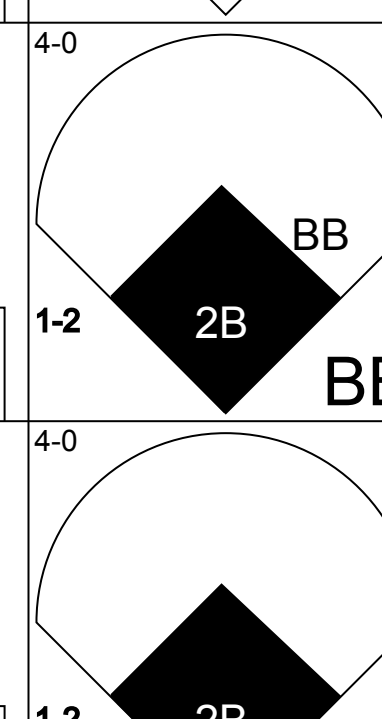
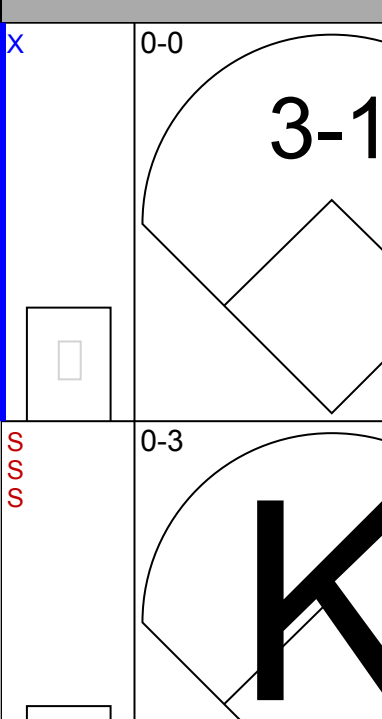
Batter	1	2	3	4	5	6	7	8	9	AB	R	H	RBI	BB	SO	LOB	BOTTOM								
Scott Fletcher, R OBP: 0.214, SLG: 0.222 (1, 4)										5	1	1	0	0	0	2	Atlanta Braves @ Chicago Cubs Wrigley Field, Chicago, IL Sun May 03 1981, 3:33 AM CDT Att: 10,852 - Sunny - 69 F								
Jerry Morales, R OBP: 0.388, SLG: 0.391 (1, 8)										4	0	0	0	1	1	1									
Bill Buckner, L OBP: 0.291, SLG: 0.474 (1, 3)										3	2	3	2	2	0	0									
Steve Henderson, R OBP: 0.456, SLG: 0.456 (1, 7)										3	1	1	0	2	0	3									
Leon Durham, L OBP: 0.281, SLG: 0.443 (1, 9)										5	2	3	1	0	1	4									
Hector Cruz, R OBP: 0.300, SLG: 0.294 (1, 5)										3	1	1	0	2	0	2									
Tim Blackwell, S OBP: 0.261, SLG: 0.244 (1, 2)										5	0	2	3	0	1	2									
Ivan De Jesus, R OBP: 0.241, SLG: 0.157 (1, 6)										4	0	1	0	1	0	2									
Lynn McGlothen, L Rawly Eastwick, R Scott Thompson, L Ken Kravec, L Doug Capilla, L Jim Tracy, L Lee Smith, R Gene Krug, R (1, 1) (5, 1) (5, PH) (6, 1) (7, 1) (7, PH) (8, 1) (9, PH)										2	0	0	0	0	0	0									
Inning Stats	R: 4 E: 0 K: 0 S: 6	H: 3 LOB: 1 BB: 2 P: 14	R: 0 E: 0 K: 0 S: 3	H: 0 LOB: 2 BB: 2 P: 11	R: 1 E: 0 K: 0 S: 4	H: 2 LOB: 0 BB: 0 P: 4	R: 1 E: 0 K: 1 S: 7	H: 2 LOB: 2 BB: 1 P: 11	R: 0 E: 0 K: 0 S: 3	H: 1 LOB: 1 BB: 1 P: 7	R: 0 E: 0 K: 0 S: 4	H: 1 LOB: 2 BB: 1 P: 8	R: 0 E: 0 K: 1 S: 6	H: 1 LOB: 1 BB: 1 P: 10	R: 1 E: 0 K: 1 S: 7	H: 2 LOB: 1 BB: 0 P: 7		R: 0 E: 0 K: 0 S: 3	H: 0 LOB: 0 BB: 0 P: 3	1B: 7 2B: 4 3B: 0 HR: 1	SF: 0 SAC: 0 DP: 2 HBP: 0	WP: 2 PB: 0 SB: 1 CS: 0	PA: 45		
PITCHER	IP	WLS	BF	H	R	ER	SO	BB	IBB	HBP	BLK	WP	HR	S	P	ERA	WHIP								
John Montefusco, R ERA: 4.56 (1, 1)	2.1		16	5	5	5	0	4	0	0	0	1	0	11	19	3.38	1.875								
Preston Hanna, R ERA: 2.89 (3, 1)	2.2	W	11	3	1	1	1	2	0	0	0	0	0	4	8	0.00	2.000								
Gene Garber, R ERA: 3.65 (6, 1)	1.0		5	1	0	0	0	1	0	0	0	0	0	4	8	0.00	2.000								
Rick Camp, R ERA: 2.63 (7, 1)	3.0	S	13	3	1	1	2	1	0	0	0	0	0	16	20	3.00	1.333								



Batter	1	2	3	4	5	6	7	8	9	AB	R	H	RBI	BB	SO	LOB	TOP					
Terry Puhl, L OBP: 0.236, SLG: 0.318 (1, 8)										4	0	1	0	0	2	0	Houston Astros @ Chicago Cubs Wrigley Field, Chicago, IL Tue May 05 1981, 3:33 AM CDT Att. 2,092 - Unknown - 43 F					
Craig Reynolds, L OBP: 0.294, SLG: 0.364 (1, 6)										4	0	0	0	0	0	1						
Danny Heep, L OBP: 0.348, SLG: 0.250 (1, 3)										4	1	1	0	0	0	0						
Jose Cruz, L OBP: 0.294, SLG: 0.463 (1, 7)										4	2	3	0	0	0	0						
Art Howe, R OBP: 0.383, SLG: 0.476 Dickie Thon, R OBP: 0.256, SLG: 0.152 (9, PR) (9, 4)										3	0	2	0	1	1	1						
Gary Woods, R OBP: 0.318, SLG: 0.063 (1, 9)										4	0	0	0	0	0	5						
Kiko Garcia, R OBP: 0.444, SLG: 0.440 (9, 5)										4	0	1	1	0	1	3						
Luis Pujols, R OBP: 0.222, SLG: 0.125 Alan Ashby, S OBP: 0.236, SLG: 0.230 (9, PH) (9, 2)										3	0	0	0	0	1	1						
Joe Niekro, R OBP: 0.176, SLG: 0.067 Dave Smith, R (7, 1)										3	0	0	0	0	3	0						
Inning Stats	R: 0 E: 0 K: 1 S: 5	H: 0 LOB: 0 BB: 0 P: 5	R: 0 E: 1 K: 1 S: 6	H: 1 LOB: 1 BB: 0 P: 6	R: 0 E: 0 K: 1 S: 6	H: 1 LOB: 1 BB: 0 P: 6	R: 2 E: 0 K: 0 S: 5	H: 3 LOB: 1 BB: 1 P: 9	R: 0 E: 0 K: 1 S: 5	H: 0 LOB: 0 BB: 0 P: 5	R: 0 E: 0 K: 0 S: 4	H: 1 LOB: 0 BB: 0 P: 4	R: 0 E: 0 K: 2 S: 7	H: 0 LOB: 0 BB: 0 P: 7	R: 0 E: 0 K: 1 S: 5	H: 0 LOB: 0 BB: 0 P: 5		R: 2 E: 1 K: 2 S: 10	H: 3 LOB: 2 BB: 0 P: 10	1B: 7 2B: 2 3B: 0 HR: 0	SF: 0 SAC: 0 DP: 1 HBP: 0	WP: 0 PB: 0 SB: 1 CS: 1
PITCHER	IP WLS BF H R ER SO BB IBB HBP BLK WP HR S P ERA WHIP																					
Rick Reuschel, R ERA: 4.75 Lee Smith, R ERA: 1.99 (8, 1)	7.0 L 9 3 2 2 3 0 0 0 0 0 0 0 15 15 2.57 1.000																					

AB	35
R	4
H	9
RBI	3
BB	1
SO	9
LOB	13



Batter	1	2	3	4	5	6	7	8	9	AB	R	H	RBI	BB	SO	LOB	BOTTOM					
Scot Thompson, L OBP: 0.244, SLG: 0.225 (1, 8)										5	0	1	3	0	0	0	Houston Astros @ Chicago Cubs Wrigley Field, Chicago, IL Tue May 05 1981, 3:33 AM CDT Att. 2,092 - Unknown - 43 F					
Scott Fletcher, R OBP: 0.194, SLG: 0.200 (8, 6)										4	0	0	0	0	0	2						
Bill Buckner, L OBP: 0.307, SLG: 0.494 (1, 3)										4	0	1	0	0	0	2						
Steve Henderson, R OBP: 0.443, SLG: 0.455 (1, 7)										4	0	3	0	0	0	0						
Leon Durham, L OBP: 0.288, SLG: 0.420 (1, 9)										3	0	0	0	1	0	3						
Hector Cruz, R OBP: 0.321, SLG: 0.417 Ken Reitz, R OBP: 0.250, SLG: 0.268 (9, 5)										3	1	1	0	1	1	3						
Tim Blackwell, S OBP: 0.259, SLG: 0.213 (1, 2)										4	0	0	0	0	2	4						
Ivan De Jesus, R OBP: 0.235, SLG: 0.158 Jim Tracy, L OBP: 0.250, SLG: 0.154 Lee Smith, R (8, 1)										2	0	0	0	0	1	2						
Mike Tyson, R OBP: 0.286, SLG: 0.385 (9, PH)										1	0	0	0	0	0	0						
Rick Reuschel, R Gene Krug, L OBP: 0.507, SLG: 0.500 Steve Dillard, R OBP: 0.250, SLG: 0.375 (8, 4)										2	0	0	0	0	0	0						
Inning Stats	R: 0 E: 0 K: 0 S: 3	H: 0 LOB: 0 BB: 0 P: 3	R: 0 E: 0 K: 3 S: 10	H: 1 LOB: 2 BB: 1 P: 14	R: 0 E: 0 K: 0 S: 3	H: 0 LOB: 0 BB: 0 P: 3	R: 0 E: 0 K: 0 S: 4	H: 1 LOB: 1 BB: 0 P: 4	R: 0 E: 0 K: 0 S: 3	H: 0 LOB: 0 BB: 0 P: 3	R: 0 E: 0 K: 0 S: 5	H: 2 LOB: 2 BB: 0 P: 5	R: 3 E: 0 K: 1 S: 7	H: 2 LOB: 2 BB: 2 P: 15	R: 0 E: 0 K: 0 S: 3	H: 0 LOB: 1 BB: 1 P: 7	R: 0 E: 0 K: 1 S: 5	H: 0 LOB: 0 BB: 0 P: 5	1B: 3 2B: 3 3B: 0 HR: 0	SF: 0 SAC: 0 DP: 0 HBP: 0	WP: 0 PB: 0 SB: 1 CS: 0	PA: 37
PITCHER	IP WLS BF H R ER SO BB IBB HBP BLK WP HR S P ERA WHIP																					
Joe Niekro, R ERA: 2.39 Dave Smith, R ERA: 2.7 (7, 1)	6.1 W 10 1 0 0 1 1 0 0 0 0 0 0 11 15 0.00 0.750																					


AB	33
R	3
H	6
RBI	3
BB	4
SO	5
LOB	16



Batter	1	2	3	4	5	6	7	8	9	10	11	12	13	14	AB	R	H	RBI	BB	SO	LOB	TOP
Ivan De Jesus, R OBP: 0.269, SLG: 0.189 (1, 6)	5-3		6-3			F9	F8			SH1-4 BB		SH3-4 BB		1B	5	0	1	0	2	0	0	
Scott Thompson, L OBP: 0.239, SLG: 0.262 (1, 8)	HR		3-1			1B SF9	5-3			SH1-4		SH3-4		1-3	5	2	2	0	0	0	1	
Bill Buckner, L OBP: 0.319, SLG: 0.491 (1, 3)	HR		6-3			1B 1B						G1-6-3 IBB			4	2	2	2	2	0	0	
Steve Henderson, R OBP: 0.407, SLG: 0.417 (1, 7)	6-3					SF9				K		G1-6-3			5	0	0	1	0	3	4	
Leon Durham, L OBP: 0.309, SLG: 0.419 (1, 9)	2B					1B 1-2				K				4-3	6	0	2	0	0	2	2	
Ken Reitz, R OBP: 0.233, SLG: 0.273 (1, 5)	K					HBP 1B				K				1-3	6	0	1	1	0	4	1	
Mike Tyson, R OBP: 0.267, SLG: 0.310 (9, PH)						1-2				4-3				6-3	2	0	0	0	0	2	0	
Jim Tracy, L OBP: 0.211, SLG: 0.125 (9, 4)						HBP				4-3 WP					1	0	0	0	0	0	0	
Joe Strain, R OBP: 0.407, SLG: 0.304 (9, 4)						1-2				1B					2	0	1	0	0	0	0	
Tim Blackwell, S OBP: 0.269, SLG: 0.203 (9, PH)						1-3				4-3					3	0	0	0	0	0	3	
Hector Cruz, R OBP: 0.364, SLG: 0.536 (9, 2)						1-3				HR				K	1	1	1	1	0	0	0	
Jody Davis, L OBP: 0.250, SLG: 0.250 (9, 1)														4-3	2	0	0	0	0	1	1	
Bill Caullif, R OBP: 0.153, SLG: 0.147 (7, PH)															2	0	0	0	0	0	0	
Steve Dillard, R OBP: 0.113, SLG: 0.400 (7, PH)															0	0	0	0	0	0	0	
Clayton Kershaw, R OBP: 0.333, SLG: 0.500 (7, 1)															0	0	0	0	0	0	0	
Dick Tidrow, R OBP: 0.222, SLG: 0.333 (8, PH)															1	0	0	0	0	0	0	
Jerry Morales, R OBP: 0.250, SLG: 0.333 (8, 1)															0	0	0	0	0	0	0	
Rawly Eastwick, R OBP: 0.250, SLG: 0.333 (8, 1)															0	0	0	0	0	0	0	
Lynn McClellan, L OBP: 0.250, SLG: 0.333 (8, 1)															2	0	0	0	0	0	1	
Inning Stats	R: 2 E: 0 K: 1 S: 8	H: 3 LOB: 1 BB: 0 P: 5	R: 0 E: 0 K: 1 S: 5	H: 0 LOB: 0 BB: 0 P: 5	R: 0 E: 0 K: 3 S: 9	H: 0 LOB: 0 BB: 0 P: 9	R: 2 E: 0 K: 0 S: 7	H: 4 LOB: 3 BB: 0 P: 8	R: 0 E: 0 K: 1 S: 5	H: 0 LOB: 0 BB: 0 P: 5	R: 0 E: 0 K: 2 S: 7	H: 0 LOB: 2 BB: 2 P: 15	R: 0 E: 0 K: 1 S: 6	H: 1 LOB: 1 BB: 0 P: 6	R: 0 E: 0 K: 1 S: 5	H: 0 LOB: 0 BB: 0 P: 5	R: 0 E: 0 K: 1 S: 6	H: 1 LOB: 1 BB: 0 P: 6	1B: 7 2B: 1 3B: 0 HR: 2	SF: 1 SAC: 2 DP: 1 HBP: 1	WP: 1 PB: 0 SB: 1 CS: 0	PA: 56
PITCHER	IP 5.2	WLS 25	BF 7	H 4	R 4	ER 4	SO 6	BB 0	IBB 0	HBP 0	BLK 0	WP 0	HR 1	S 36	P 37	ERA 4.47	WHIP 1.235					
Tommy Boggs, R ERA: 4.47																						
Larry Bradford, L ERA: 3.0	0.1	1	0	0	0	0	0	0	0	0	0	0	0	1	1	0.00	0.000					
Rick Camp, R ERA: 2.18	3.0	10	1	1	1	4	0	0	0	0	0	0	1	18	18	3.00	0.333					
Rick Watten, R ERA: 3.0	0.2	4	0	0	0	1	1	1	0	0	0	0	0	4	12	0.00	1.500					
Al Hrabosky, L ERA:	0.1	1	0	0	0	1	0	0	0	0	0	0	0	3	3	0.00	0.000					

Chicago Cubs @ Atlanta Braves
Atlanta-Fulton County Stadium, Atlanta, GA
Sun May 10 1981, 3:33 AM EDT
Att. 9,817 - Unknown - 67 F


AB 48
R 5
H 10
RBI 5
BB 4
SO 15
LOB 13

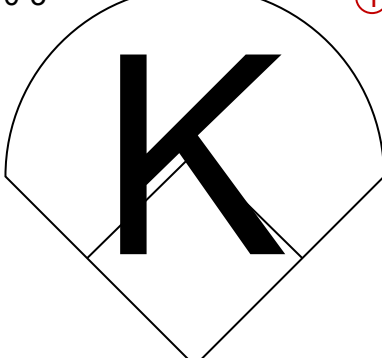
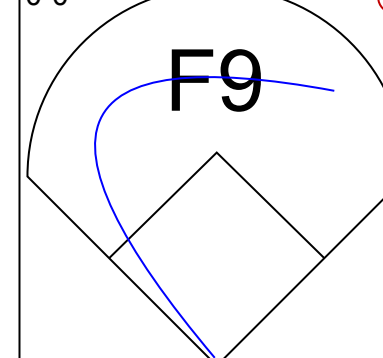
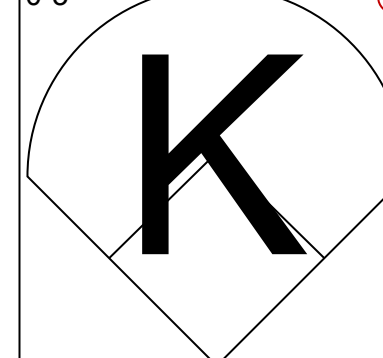
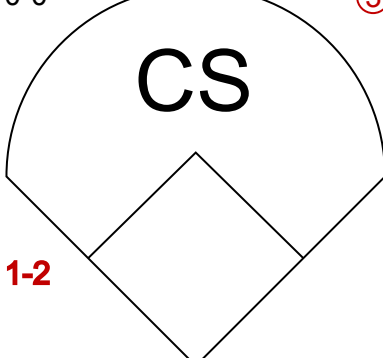
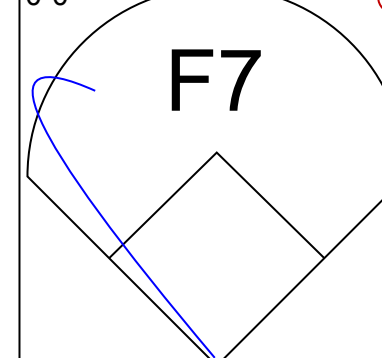
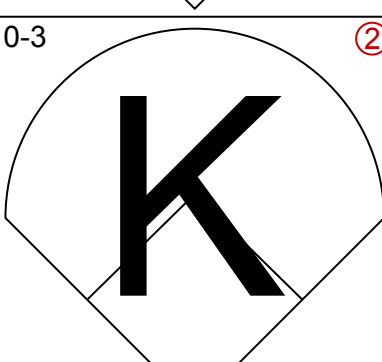
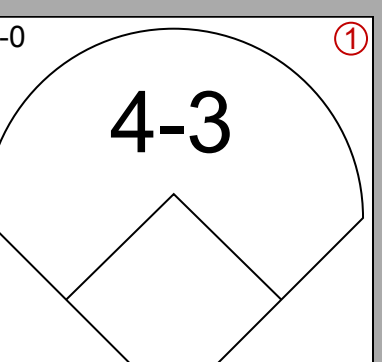
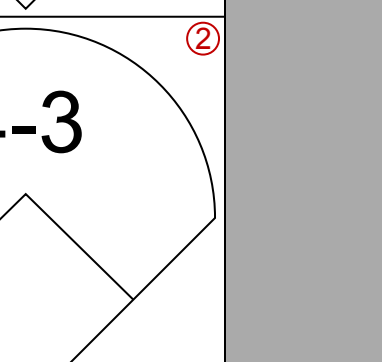
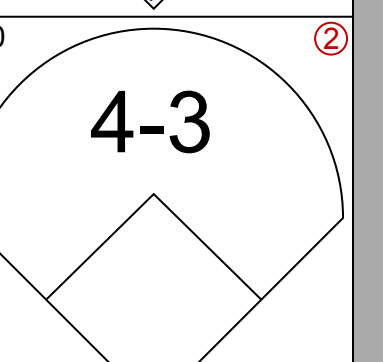
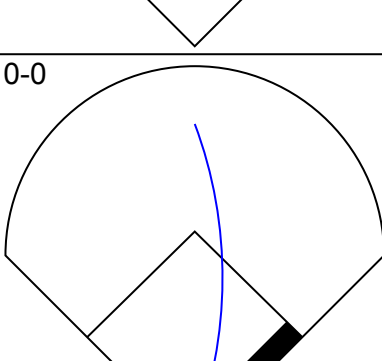
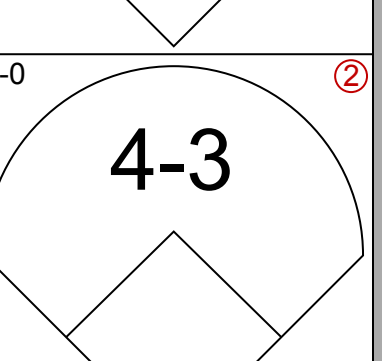
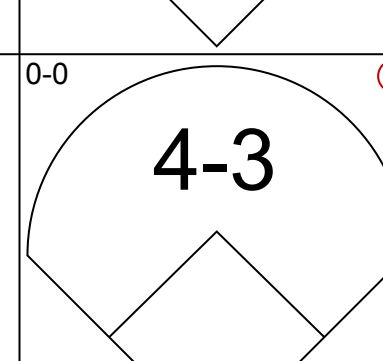
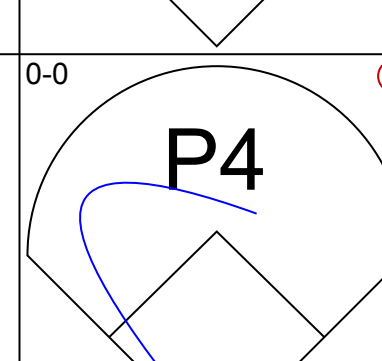
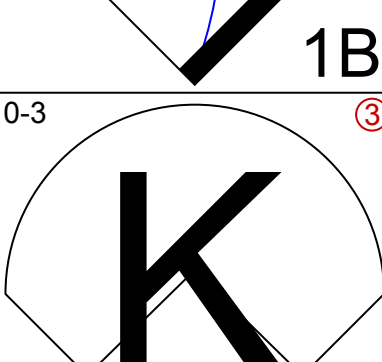
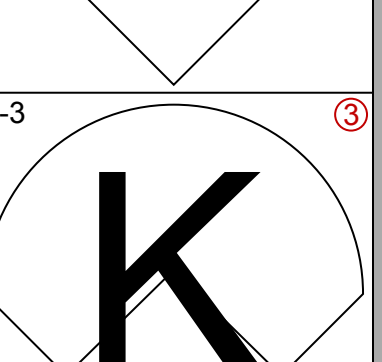
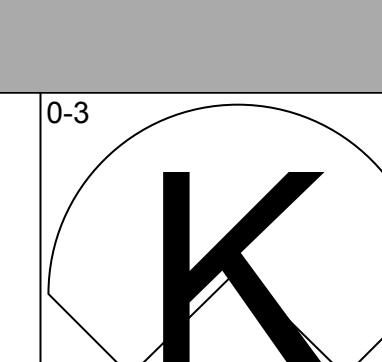
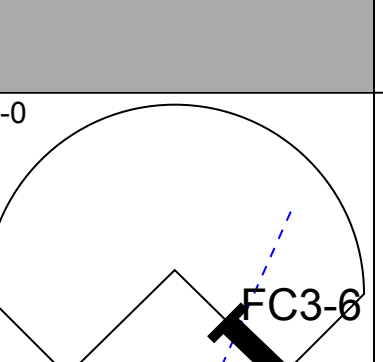
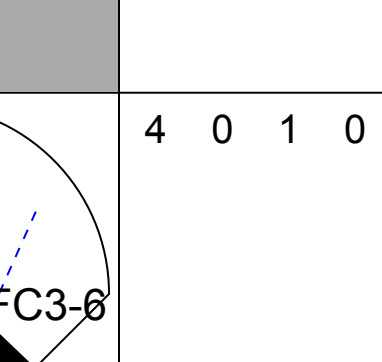
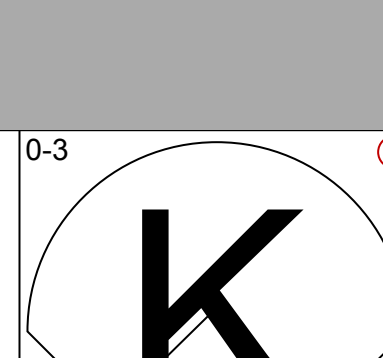
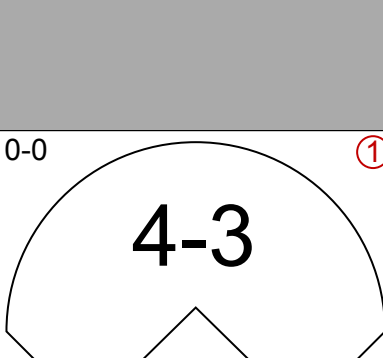
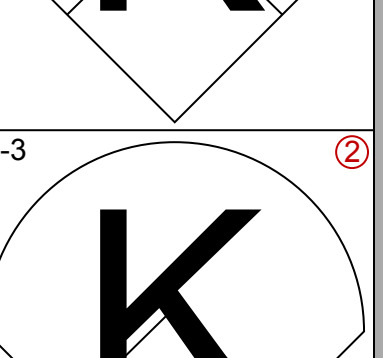
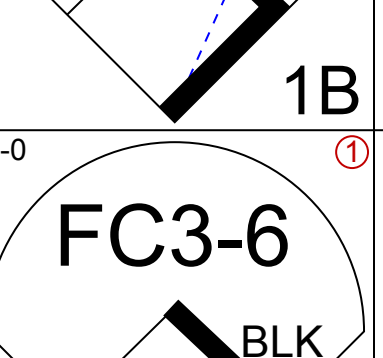
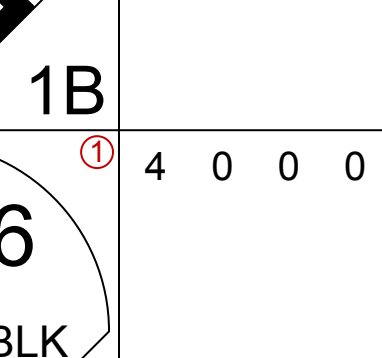
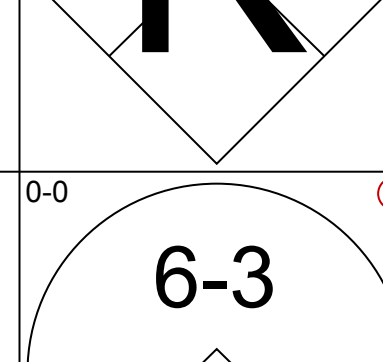
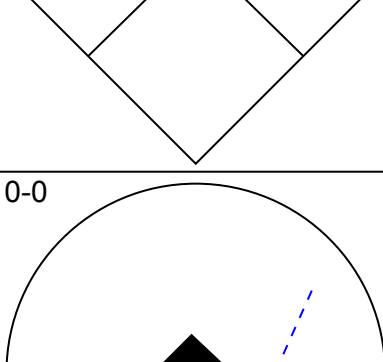
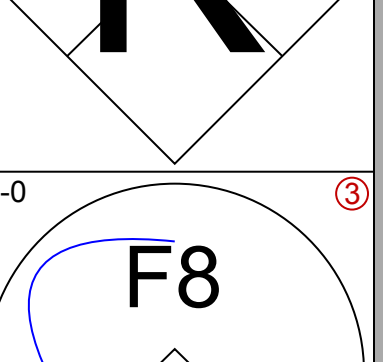
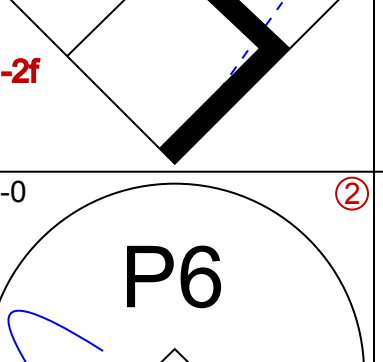
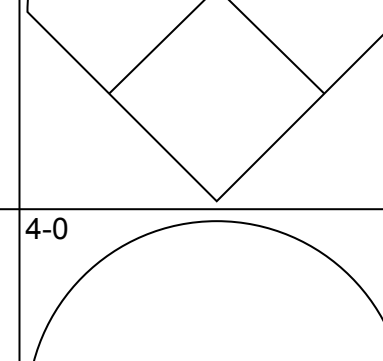
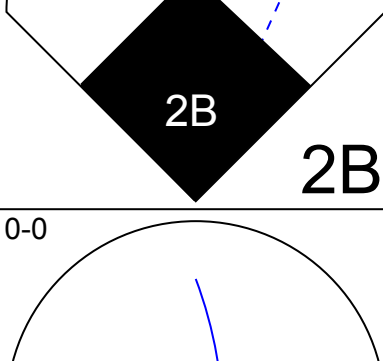
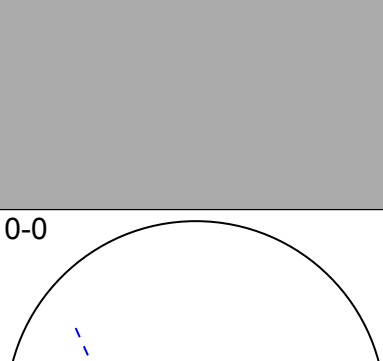
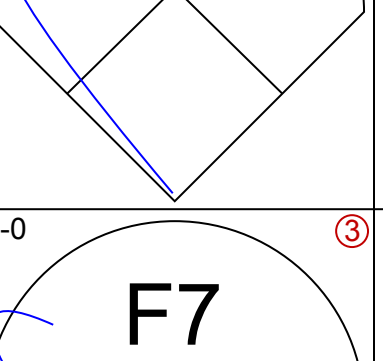
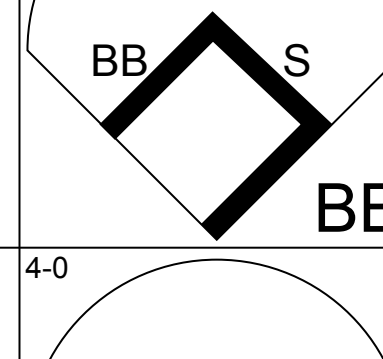
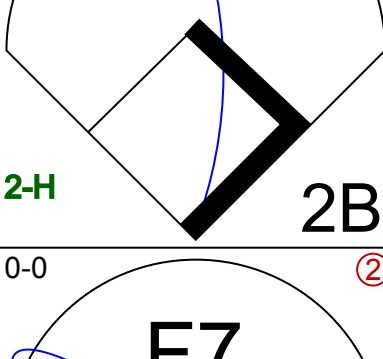
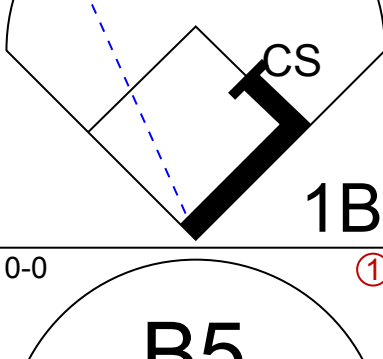
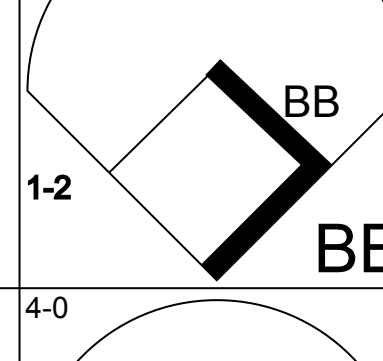
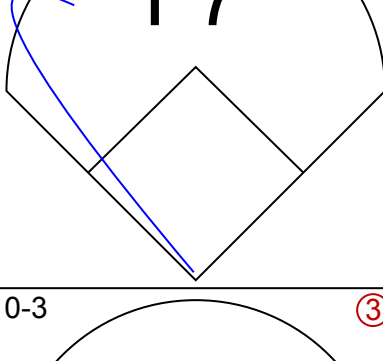
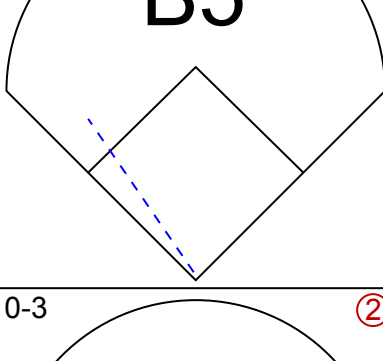
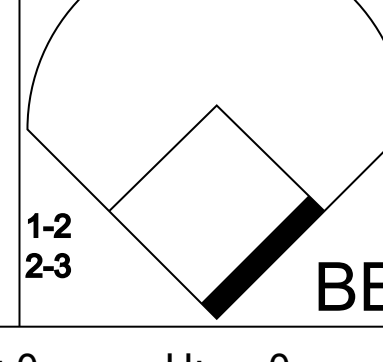


Batter	1	2	3	4	5	6	7	8	9	10	11	12	13	14	AB	R	H	RBI	BB	SO	LOB	BOTTOM				
Eddie Miller, S OBP: 0.309, SLG: 0.261 (1, 7)	K		HR SF8 1B	CS	K		P3			F9		6-3			6	1	1	0	0	2	1					
Claudell Washington, L OBP: 0.316, SLG: 0.394 (1, 9)	4-3		SF8		F7					F7				F7	4	0	0	1	1	0	0					
Chris Chambliss, L OBP: 0.387, SLG: 0.410 (1, 3)	F5		3H		P4					BB					5	1	2	0	1	1	1					
Terry Harper, R OBP: 0.359, SLG: 0.353 (13, PR)			HR							K				1B	0	0	0	0	0	0	0					
Bob Horner, R OBP: 0.341, SLG: 0.435 (1, 5)			SH1-3 SF7 1B	F5		4-3				K				P6	6	1	1	0	0	1	4					
Dale Murphy, R OBP: 0.279, SLG: 0.398 (14, 3)			SH1-3 1B	HR		5-3				K				6-3	6	1	2	3	0	2	2					
Glenn Hubbard, R OBP: 0.343, SLG: 0.400 (1, 4)			SH1-3 1-2 2-3	K		E4				1-3				6-3	5	0	0	0	0	2	0					
Bruce Benedict, R OBP: 0.370, SLG: 0.397 (1, 2)			SF7		F2					F8				F7	5	0	0	1	0	0	1					
Rafael Ramirez, R OBP: 0.294, SLG: 0.342 (8, PH)			3H							L6				FC5-4 BB	2	0	0	0	1	1	1					
Bill Picot, S OBP: 0.210, SLG: 0.310 (8, PH)			K							CS BB					0	0	0	0	0	0	0					
Jim Rice, L OBP: 0.321, SLG: 0.502 (8, 1)															0	0	0	0	0	0	0					
Rick Mahler, R OBP: 0.222, SLG: 0.333 (8, 1)															0	0	0	0	0	0	0					
Al Hrabosky, R OBP: 0.250, SLG: 0.333 (8, 1)															1	0	0	0	1	0	0					
Tommy Boggs, R OBP: 0.309, SLG: 0.353 (8, 1)															2	1	1	0	0	0	1					
Larry Bradford, R OBP: 0.309, SLG: 1.000 (7, 1)										CS				FC5-4	0	0	0	0	0	0	0					
Rick Camp, R OBP: 0.359, SLG: 0.353 (7, 1)										F9				1-2	1	0	0	0	0	0	0					
Brian Asselstine, L OBP: 0.250, SLG: 0.333 (8, PH)			1B SF8		F3										0	0	0	0	0	0	0					
Luis Gomez, R OBP: 0.250, SLG: 0.333 (10, 6)															2	0	0	0	0	0	1					
Inning Stats	R: 0 E: 0 K: 1 S: 5	H: 0 LOB: 0 BB: 0 P: 5	R: 1 E: 0 K: 1 S: 7	H: 2 LOB: 1 BB: 0 P: 7	R: 4 E: 0 K: 1 S: 8	H: 3 LOB: 0 BB: 1 P: 12	R: 0 E: 0 K: 0 S: 2	H: 0 LOB: 0 BB: 1 P: 6	R: 0 E: 0 K: 1 S: 5	H: 0 LOB: 0 BB: 0 P: 5	R: 0 E: 0 K: 0 S: 4	H: 0 LOB: 0 BB: 0 P: 4	R: 0 E: 0 K: 0 S: 3	H: 1 LOB: 1 BB: 1 P: 8	R: 0 E: 0 K: 1 S: 5	H: 0 LOB: 1 BB: 1 P: 9	R: 0 E: 0 K: 1 S: 5	H: 0 LOB: 0 BB: 0 P: 5	R: 0 E: 0 K: 1 S: 4	H: 1 LOB: 1 BB: 0 P: 4	R: 0 E: 0 K: 1 S: 5	H: 0 LOB: 0 BB: 0 P: 5	1B: 4 2B: 2 3B: 0 HR: 1	SF: 2 SAC: 1 DP: 0 HBP: 0	WP: 0 PB: 0 SB: 1 CS: 2	PA: 55
PITCHER	IP 6.0	WLS 25	BF 5	H 5	R 5	ER 5	SO 4	BB 2	IBB 0	HBP 0	BLK 0	WP 0	HR 1	S 31	P 39	ERA 7.50	WHIP 1.167									
Bill Caullif, R ERA: 4.45																										
Dick Tidrow, R ERA: 3.6	2.0	7	1	0	0	2	0	0	0	0	0	0	0	11	11	0.00	0.500									
Rawly Eastwick, R ERA: 2.36	2.0	7	0	0	0	1	2	0	0	0	0	0	0	7	15	0.00	1.000									
Lynn McClellan, R ERA: 3.09	4.0	14	1	0	0	2	1	0	0	0	0	0	0	17	21	0.00	0.500									

Chicago Cubs @ Atlanta Braves
Atlanta-Fulton County Stadium, Atlanta, GA
Sun May 10 1981, 3:33 AM EDT
Att. 9,817 - Unknown - 67 F

AB 45
R 5
H 7
RBI 5
BB 5
SO 9
LOB 12

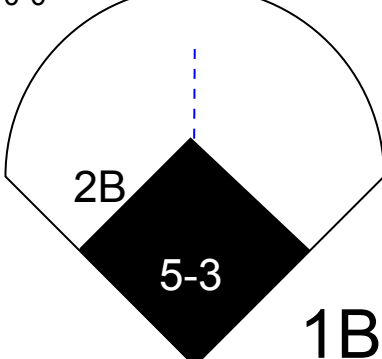
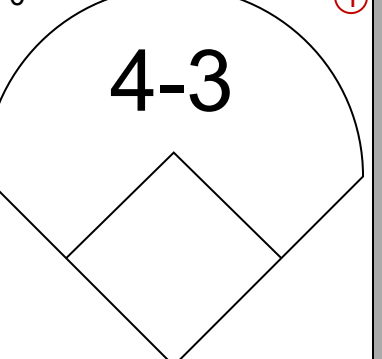
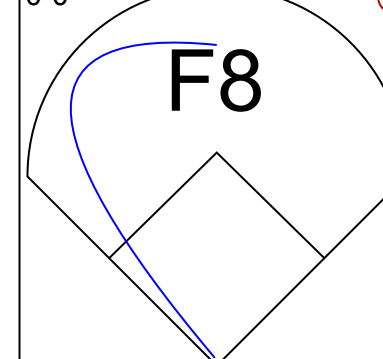
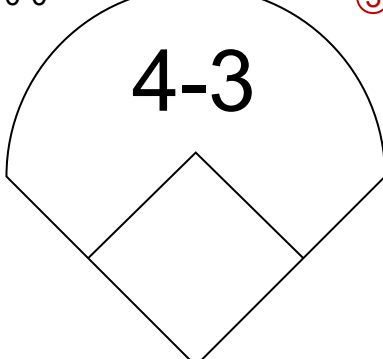
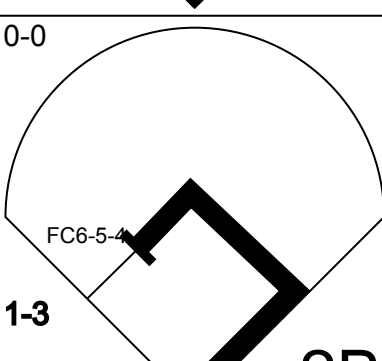
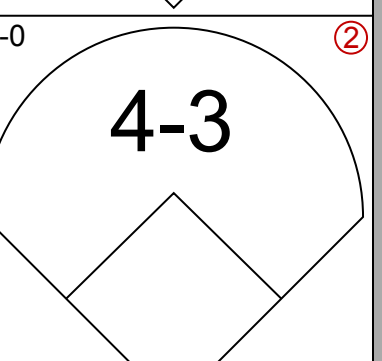
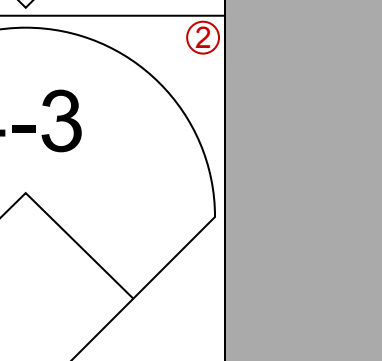
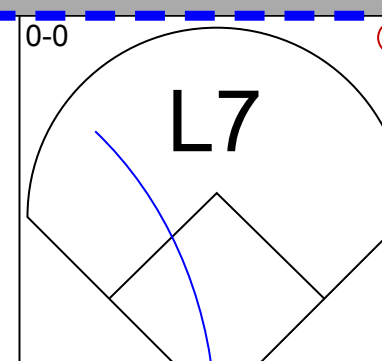
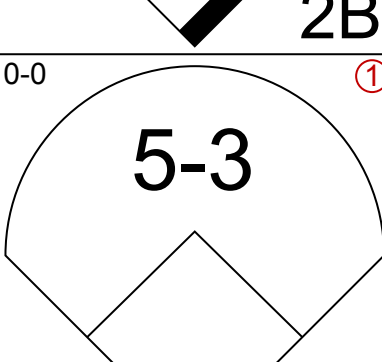
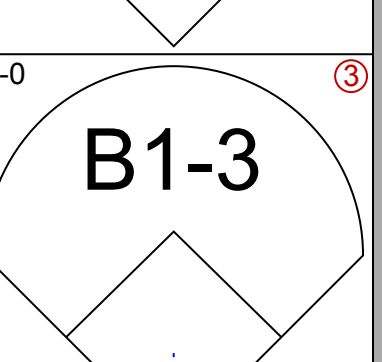
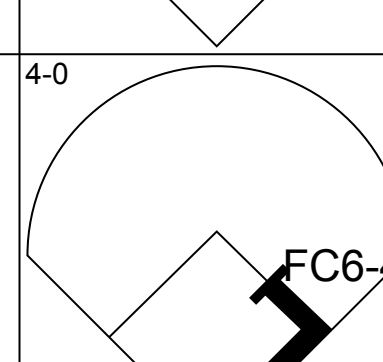
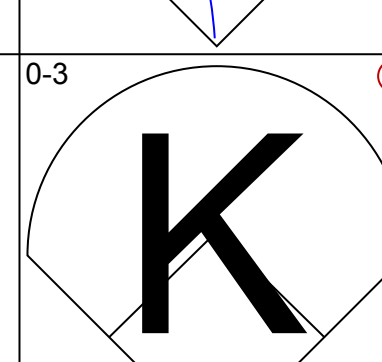
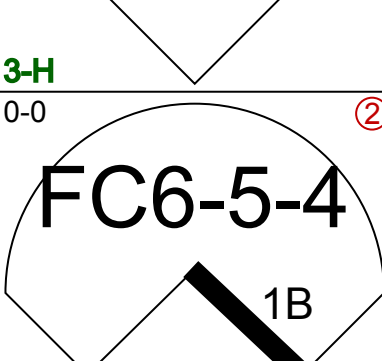
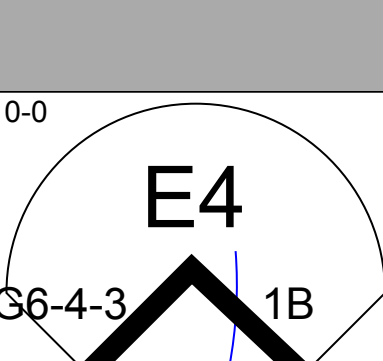
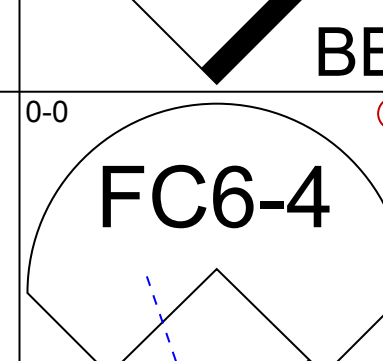
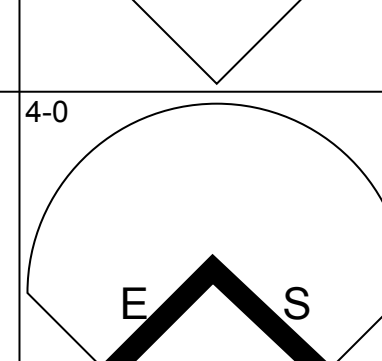
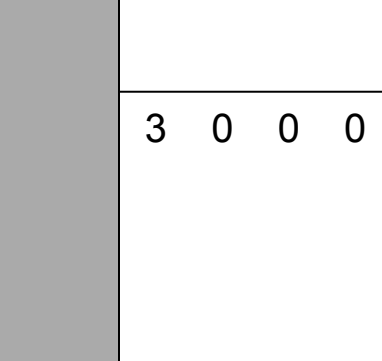
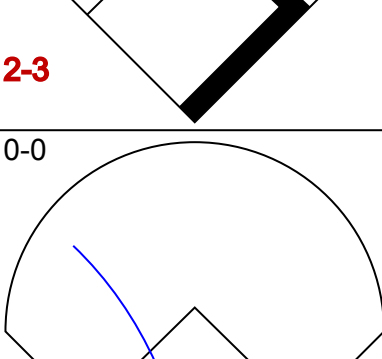
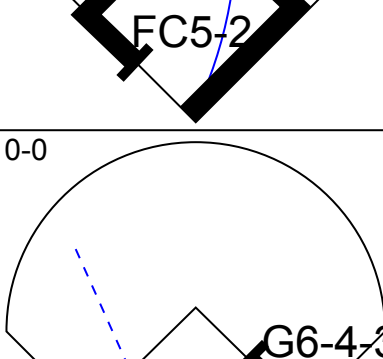

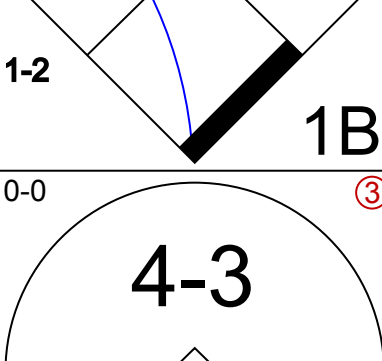
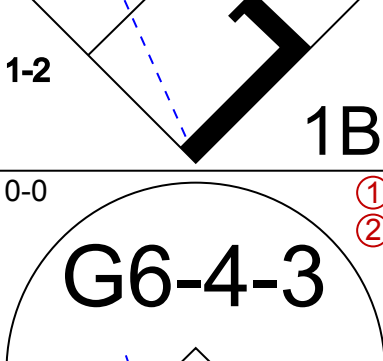
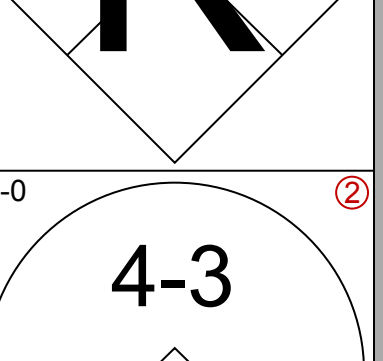
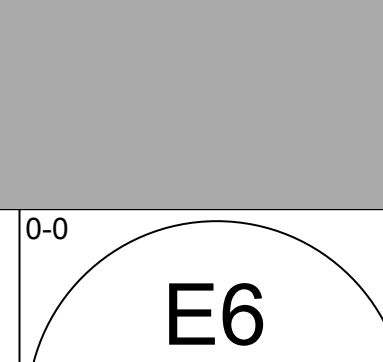
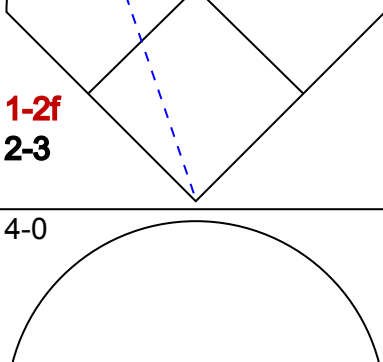

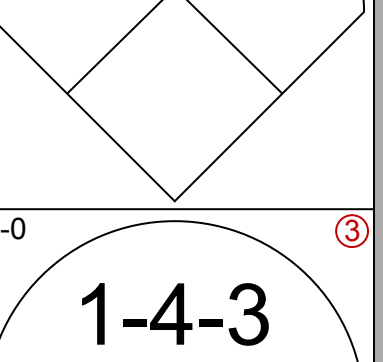
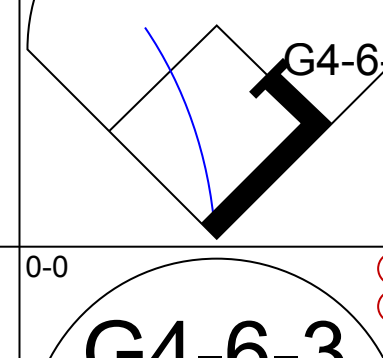
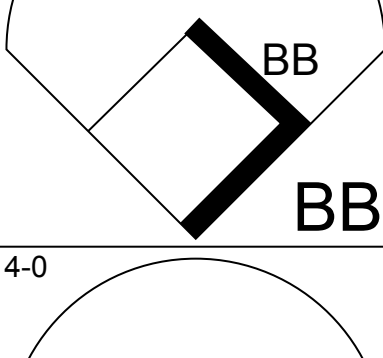

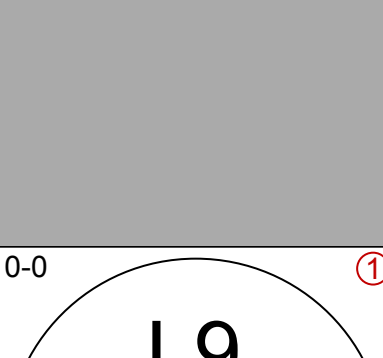
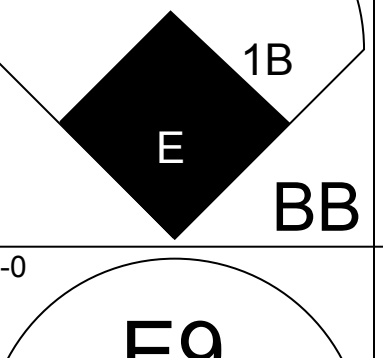
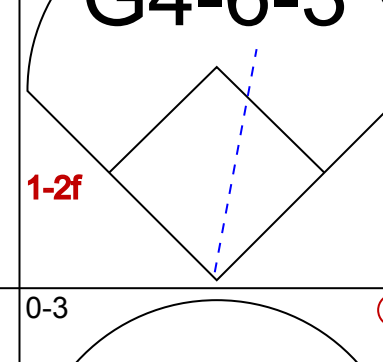
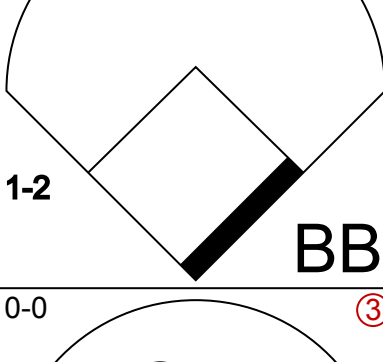
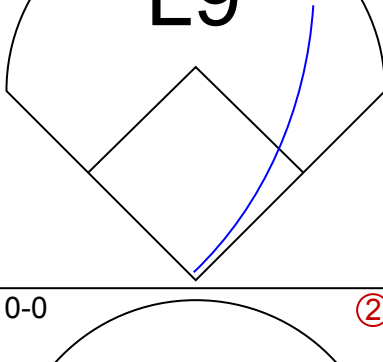


Batter	1	2	3	4	5	6	7	8	9	AB	R	H	RBI	BB	SO	LOB	TOP		
Ivan De Jesus, R OBP: 0.259, SLG: 0.182 (1, 6)										4	0	0	0	0	2	3			
Joe Strain, R OBP: 0.355, SLG: 0.259 (1, 4)										4	0	0	0	0	1	0			
Bill Buckner, L OBP: 0.316, SLG: 0.482 (1, 3)										4	0	1	0	0	0	0			
Leon Durham, L OBP: 0.307, SLG: 0.412 (1, 9)										4	0	1	0	0	3	1			
Steve Henderson, R OBP: 0.393, SLG: 0.400 (1, 7)										4	0	0	0	0	2	1			
Scot Thompson, L OBP: 0.236, SLG: 0.277 (1, 8)										4	1	1	0	0	0	1			
Hector Cruz, R OBP: 0.405, SLG: 0.581 (1, 5)										3	0	2	1	1	0	1			
Tim Blackwell, S OBP: 0.288, SLG: 0.197 (1, 2)										2	0	0	0	1	0	2			
Randy Martz, L OBP: 0.333, SLG: 0.200 Dick Tidrow, R (8, 1)										2	0	0	0	1	2	2			
										0	0	0	0	0	0	0			
Inning Stats	R: 0 E: 0 K: 3 S: 10	H: 1 LOB: 1 BB: 0 P: 10	R: 0 E: 0 K: 1 S: 5	H: 0 LOB: 3 BB: 3 P: 17	R: 0 E: 0 K: 1 S: 5	H: 0 LOB: 0 BB: 0 P: 5	R: 1 E: 0 K: 1 S: 7	H: 2 LOB: 1 BB: 0 P: 7	R: 0 E: 0 K: 2 S: 5	H: 0 LOB: 0 BB: 0 P: 7	R: 0 E: 0 K: 1 S: 5	H: 1 LOB: 0 BB: 0 P: 5	R: 0 E: 0 K: 0 S: 3	H: 0 LOB: 0 BB: 0 P: 3	R: 0 E: 0 K: 0 S: 4	H: 1 LOB: 1 BB: 0 P: 4	1B: 3 2B: 2 3B: 0 HR: 0	SF: 0 SAC: 0 DP: 0 HBP: 0	WP: 0 PA: 35 PB: 0 SB: 1 CS: 1
PITCHER Mario Soto, R ERA: 2.92 (1, 1)	IP: 9.0 WLS: W BF: 34 H: 5 R: 1 ER: 1 SO: 10 BB: 3 IBB: 0 HBP: 0 BLK: 1 WP: 0 HR: 0 S: 51 P: 63 ERA: 1.00 WHIP: 0.889															PITCHER			

Chicago Cubs @ Cincinnati Reds
Riverfront Stadium, Cincinnati, OH
Tue May 12 1981, 7:05 PM EDT
Att: 12,016 - Unknown - 65 F

AB 31
R 1
H 5
RBI 1
BB 3
SO 10
LOB 11





Batter	1	2	3	4	5	6	7	8	9	AB	R	H	RBI	BB	SO	LOB	BOTTOM		
Dave Collins, S OBP: 0.431, SLG: 0.522 (1, 9)										4	1	1	0	0	0	0			
Ken Griffey, L OBP: 0.280, SLG: 0.342 (1, 8)										4	0	1	0	0	0	0			
Dave Concepcion, R OBP: 0.386, SLG: 0.450 (1, 6)										3	0	0	1	1	1	1			
George Foster, R OBP: 0.344, SLG: 0.474 (1, 7)										3	0	0	0	1	0	2			
Johnny Bench, R OBP: 0.388, SLG: 0.467 (1, 3)										4	0	2	0	0	2	1			
Joe Nolan, L OBP: 0.276, SLG: 0.306 (1, 2)										4	0	0	0	0	0	4			
Ray Knight, R OBP: 0.301, SLG: 0.307 (1, 5)										2	1	0	0	2	0	0			
Ron Oester, S OBP: 0.347, SLG: 0.416 (1, 4)										3	0	1	0	1	0	1			
Mario Soto, R OBP: 0.067, SLG: 0.067 (1, 1)										3	0	0	0	0	1	3			
Inning Stats	R: 1 E: 0 K: 0 S: 6	H: 3 LOB: 2 BB: 0 P: 6	R: 0 E: 1 K: 1 S: 5	H: 0 LOB: 0 BB: 0 P: 5	R: 0 E: 0 K: 0 S: 3	H: 0 LOB: 0 BB: 0 P: 3	R: 0 E: 1 K: 0 S: 4	H: 1 LOB: 3 BB: 2 P: 12	R: 0 E: 0 K: 0 S: 3	H: 0 LOB: 0 BB: 1 P: 7	R: 0 E: 0 K: 1 S: 5	H: 0 LOB: 0 BB: 0 P: 5	R: 0 E: 0 K: 2 S: 7	H: 0 LOB: 1 BB: 1 P: 11	R: 1 E: 1 K: 0 S: 2	H: 1 LOB: 1 BB: 1 P: 6	1B: 4 2B: 1 3B: 0 HR: 0	SF: 0 SAC: 0 DP: 2 HBP: 0	WP: 0 PA: 35 PB: 0 SB: 1 CS: 0
PITCHER Randy Martz, R ERA: 3.27 Dick Tidrow, R ERA: 3.35 (8, 1)	IP: 7.0 WLS: L BF: 28 H: 4 R: 1 ER: 1 SO: 2 BB: 3 IBB: 0 HBP: 0 BLK: 0 WP: 0 HR: 0 S: 29 P: 41 ERA: 1.29 WHIP: 1.000															PITCHER			

Chicago Cubs @ Cincinnati Reds
Riverfront Stadium, Cincinnati, OH
Tue May 12 1981, 7:05 PM EDT
Att: 12,016 - Unknown - 65 F

AB 30
R 2
H 5
RBI 1
BB 5
SO 4
LOB 12



Batter	1	2	3	4	5	6	7	8	9	AB	R	H	RBI	BB	SO	LOB	TOP				
Scot Thompson, L OBP: 0.250, SLG: 0.265 (1, 8)	6-3		2B BB		F9		F7		1-2 BB	3	0	0	0	2	0	0	Chicago Cubs @ Cincinnati Reds Riverfront Stadium, Cincinnati, OH Wed May 13 1981, 7:05 PM EDT Att: 12,528 - Unknown - 67 F AB 33 R 3 H 5 RBI 3 BB 5 SO 7 LOB 12 				
Ivan De Jesus, R OBP: 0.256, SLG: 0.192 (1, 6)	B2-3		L9		2B 2B		F4		L6	5	1	1	0	0	0	3					
Bill Buckner, L OBP: 0.322, SLG: 0.500 (1, 3)	F8		1-3 2B		2H HR 2B		3-1			4	1	2	1	0	0	0					
Leon Durham, L OBP: 0.324, SLG: 0.450 (1, 9)		4-3 1B	BB		2H HR			P4		3	1	2	2	1	0	0					
Steve Henderson, R OBP: 0.380, SLG: 0.385 (1, 7)	4-3	4-3			E3			K		4	0	0	0	0	1	4					
Hector Cruz, R OBP: 0.400, SLG: 0.545 Rawly Eastwick, R (5, 1)					P3			L8		2	0	0	0	1	1	1					
Ken Kravec, L (7, 1)					K					0	0	0	0	0	0	0					
Gene Krug, L OBP: 0.500, SLG: 0.400 Doug Capilla, L (8, 1)										1	0	0	0	0	0	0					
Joe Strain, R OBP: 0.333, SLG: 0.241 Steve Dillard, R OBP: 0.308, SLG: 0.333 (5, 5)		K			P4		6-3		P6	2	0	0	0	0	1	2					
Tim Blackwell, S OBP: 0.276, SLG: 0.188 Jim Tracy, L OBP: 0.200, SLG: 0.118 (9, PH)		G3			K		K		K	3	0	0	0	0	2	2					
Mike Krukow, R OBP: 0.182, SLG: 0.182 Lynn McClothen, L OBP: 0.091, SLG: 0.182 Mike Tyson, R OBP: 0.271, SLG: 0.295 (4, 4)					K		F7		F7	1	0	0	0	0	1	0					
									BB	2	0	0	0	0	0	0					
									BB	2	0	0	0	1	0	0					
Inning Stats	R: 0 E: 0 K: 0 S: 3	H: 0 LOB: 0 BB: 0 P: 3	R: 0 E: 0 K: 1 S: 6	H: 1 LOB: 2 BB: 1 P: 10	R: 0 E: 0 K: 1 S: 6	H: 1 LOB: 3 BB: 2 P: 14	R: 0 E: 0 K: 1 S: 5	H: 0 LOB: 0 BB: 0 P: 5	R: 3 E: 1 K: 1 S: 9	H: 3 LOB: 1 BB: 0 P: 9	R: 0 E: 0 K: 0 S: 3	H: 0 LOB: 0 BB: 0 P: 3	R: 0 E: 0 K: 1 S: 5	H: 0 LOB: 0 BB: 2 P: 5	R: 0 E: 0 K: 1 S: 5	H: 0 LOB: 2 BB: 2 P: 13		1B: 1 2B: 3 3B: 0 HR: 1	SF: 0 SAC: 0 DP: 0 HBP: 0	WP: 0 PB: 0 SB: 1 CS: 0	PA: 38
PITCHER Tom Seaver, R ERA: 2.2 (1, 1)	IP: 9.0 WLS: W BF: 38 H: 5 R: 3 ER: 3 SO: 7 BB: 5 IBB: 0 HBP: 0 BLK: 0 WP: 0 HR: 1 S: 47 P: 67 ERA: 3.00 WHIP: 1.111															PITCHER IP: WLS: BF: H: R: ER: SO: BB: IBB: HBP: BLK: WP: HR: S: P: ERA: WHIP					

Batter	1	2	3	4	5	6	7	8	9	AB	R	H	RBI	BB	SO	LOB	BOTTOM				
Dave Collins, S OBP: 0.437, SLG: 0.530 Sam Mejias, R OBP: 0.250, SLG: 0.375 (8, 9)	4-3	FC4-6		1B BB	1B WP 1B		2B			4	2	2	1	1	0	2	Chicago Cubs @ Cincinnati Reds Riverfront Stadium, Cincinnati, OH Wed May 13 1981, 7:05 PM EDT Att: 12,528 - Unknown - 67 F AB 37 R 8 H 15 RBI 7 BB 3 SO 3 LOB 16 				
Ken Griffey, L OBP: 0.292, SLG: 0.352 (1, 8)	L7		2B	F9 SF8 1B	2-3 1B		K			5	2	3	1	0	1	1					
Dave Concepcion, R OBP: 0.386, SLG: 0.465 (1, 6)	2B		1H HR 2B	F9	P3			5-3		5	1	2	1	0	0	3					
George Foster, R OBP: 0.346, SLG: 0.500 (1, 7)	4-3		2H HR	SF8	F7			1B		4	1	2	3	0	0	2					
Johnny Bench, R OBP: 0.375, SLG: 0.446 (1, 3)		F7	5-3	1B 1B			F8		K	5	0	1	0	0	1	1					
Joe Nolan, L OBP: 0.305, SLG: 0.352 (1, 2)		1B FC4-6 1B		1-2 1B	FC6-4 1B		4-3		F9	5	1	3	0	0	0	1					
Ray Knight, R OBP: 0.299, SLG: 0.305 (1, 5)		FC4-6 1B	F9	FC6-4			F7			4	0	1	0	0	0	3					
Ron Oester, S OBP: 0.354, SLG: 0.413 (1, 4)		FC4-6 BB		IBB	SH3 1B 1B		5-3			3	1	1	1	1	0	1					
Tom Seaver, R OBP: 0.250, SLG: 0.263 (1, 1)		FC4-6 BB		K	SH3		P4			2	0	0	0	1	1	2					
Inning Stats	R: 0 E: 0 K: 0 S: 4	H: 1 LOB: 1 BB: 0 P: 4	R: 1 E: 0 K: 0 S: 5	H: 2 LOB: 2 BB: 1 P: 9	R: 3 E: 0 K: 1 S: 9	H: 4 LOB: 2 BB: 1 P: 13	R: 2 E: 0 K: 0 S: 6	H: 3 LOB: 2 BB: 1 P: 10	R: 2 E: 0 K: 0 S: 6	H: 3 LOB: 1 BB: 0 P: 6	R: 0 E: 0 K: 0 S: 3	H: 0 LOB: 0 BB: 0 P: 3	R: 0 E: 0 K: 1 S: 6	H: 1 LOB: 1 BB: 0 P: 6	R: 0 E: 0 K: 1 S: 6	H: 1 LOB: 1 BB: 0 P: 6		1B: 10 2B: 4 3B: 0 HR: 1	SF: 1 SAC: 1 DP: 0 HBP: 0	WP: 1 PB: 0 SB: 2 CS: 0	PA: 42
PITCHER Mike Krukow, R ERA: 5.16 Lynn McClothen, R ERA: 3.47 Rawly Eastwick, R ERA: 2.12 Ken Kravec, L ERA: 6.64 Doug Capilla, L ERA: 2.57 (8, 1)	IP: 3.0 WLS: L BF: 20 H: 8 R: 6 ER: 6 SO: 6 BB: 2 IBB: 0 HBP: 0 BLK: 0 WP: 0 HR: 1 S: 19 P: 31 ERA: 18.00 WHIP: 3.333															PITCHER IP: WLS: BF: H: R: ER: SO: BB: IBB: HBP: BLK: WP: HR: S: P: ERA: WHIP					

Batter	1	2	3	4	5	6	7	8	9	AB	R	H	RBI	BB	SO	LOB	TOP	
Scot Thompson, L (1,8) OBP: 0.235, SLG: 0.247	4-3		E3 BB 1B	F7			K		F5	5	0	0	0	0	1	1		
Ivan De Jesus, R (1,6) OBP: 0.248, SLG: 0.185	6-3		L8		F8		6-3			4	0	0	0	0	0	1		
Bill Buckner, L (1,3) OBP: 0.328, SLG: 0.500	1B		1B		F8			L6		4	0	2	0	0	0	0		
Leon Durham, L (1,9) OBP: 0.330, SLG: 0.441	F8		1B		5-3			BB		2	0	0	0	2	0	1		
Hector Cruz, R (1,5) OBP: 0.364, SLG: 0.486		K	6-3				3-1		K	4	0	0	0	0	2	4		
Jim Tracy, L (1,7) OBP: 0.333, SLG: 0.300		FC4-6 1B		2B			1B		BB	3	1	3	0	1	0	0		
Steve Dillard, R (1,4) OBP: 0.250, SLG: 0.267 Gene Krug, L (8, PH) OBP: 0.500, SLG: 0.400 Jerry Morales, R (8, PH) OBP: 0.345, SLG: 0.346 Mike Tyson, R (8, 4) OBP: 0.271, SLG: 0.295	FC4-6 1B		4-3		F9		F5			3	0	0	0	0	0	3	AB 34	
Jody Davis, R (1,2) OBP: 0.250, SLG: 0.333	G3				P6				6-3	4	0	1	1	0	0	2	R 1	
Rick Reuschel, R (1,1) OBP: 0.077, SLG: 0.077 Steve Henderson, R (7, PH) OBP: 0.377, SLG: 0.381 Dick Tidrow, R (7, 1) Doug Capilla, L (8, 1) Ken Reitz, R (9, PH) OBP: 0.230, SLG: 0.269			K		5-3		6-3		1-3	2	0	0	0	0	1	1	H 6	
	R: 0 H: 1 E: 0 LOB: 1 K: 0 BB: 0 S: 4 P: 4	R: 0 H: 1 E: 0 LOB: 1 K: 1 BB: 0 S: 6 P: 6	R: 0 H: 1 E: 1 LOB: 3 K: 1 BB: 1 S: 7 P: 11	R: 1 H: 2 E: 0 LOB: 1 K: 0 BB: 0 S: 5 P: 5	R: 0 H: 0 E: 0 LOB: 0 K: 0 BB: 0 S: 3 P: 3	R: 0 H: 1 E: 0 LOB: 1 K: 0 BB: 0 S: 4 P: 4	R: 0 H: 0 E: 0 LOB: 0 K: 1 BB: 0 S: 5 P: 5	R: 0 H: 0 E: 0 LOB: 0 K: 1 BB: 2 S: 5 P: 13	R: 0 H: 0 E: 0 LOB: 0 K: 0 BB: 0 S: 3 P: 3	1B: 4 SF: 0 2B: 2 SAC: 0 3B: 0 DP: 0 HR: 0 HBP: 0	WP: 0 PA: 37 PB: 0 SB: 1 CS: 0							
	PITCHER	IP	WLS	BF	H	R	ER	SO	BB	IBB	HBP	BLK	WP	HR	S	P	ERA	WHIP
Bruce Berenyi, R (1,1) ERA: 3.86	7.2	W	33	6	1	1	4	4	3	0	0	0	0	0	38	50	1.17	1.174
Joe Price, L (8, 1) ERA: 3.71	0.1		1	0	0	0	0	0	0	0	0	0	0	0	1	1	0.00	0.000
Tom Hume, R (9, 1) ERA: 2.79	1.0		3	0	0	0	0	0	0	0	0	0	0	0	3	3	0.00	0.000

Chicago Cubs @ Cincinnati Reds
Riverfront Stadium, Cincinnati, OH
Thu May 14 1981, 7:05 PM EDT
Att: 11,098 - Unknown - 68 F

AB	34
R	1
H	6
RBI	1
BB	3
SO	4
LOB	15



Batter	1	2	3	4	5	6	7	8	9	AB	R	H	RBI	BB	SO	LOB	BOTTOM	
Dave Collins, S (1,9) OBP: 0.432, SLG: 0.521 Sam Mejias, R (8, 9) OBP: 0.333, SLG: 0.444	L6		3-1		S 1B		K			4	1	1	0	0	1	1		
Ken Griffey, L (1,8) OBP: 0.289, SLG: 0.346	E4 1B		G1-6-3 1B		F7		6-3		F8	5	1	1	0	0	2			
Dave Concepcion, R (1,6) OBP: 0.390, SLG: 0.466	1B		G1-6-3 1B		1B		5-3			4	0	2	1	0	0	1		
George Foster, R (1,7) OBP: 0.358, SLG: 0.508	1B		E6		G4-6-3 1B				BB SH3-4 1B	4	1	3	1	0	0	0		
Harry Spilman, L (1,3) OBP: 0.176, SLG: 0.125	K		F7		G4-6-3 1B				SH3-4	3	0	0	0	0	1	5		
Joe Nolan, L (1,2) OBP: 0.302, SLG: 0.333 Dan Driessen, L (8, FR) OBP: 0.349, SLG: 0.409 Mike O'Berry, R (9, 2) OBP: 0.241, SLG: 0.259	1-3				F8		4-1		BB 1B IBB	3	0	0	0	1	0	2	AB 33	
Ray Knight, R (1,5) OBP: 0.306, SLG: 0.312			FC4-6 1B		G3 1B		1-3		P7	4	0	2	0	0	0	2	R 6	
Ron Oester, S (1,4) OBP: 0.359, SLG: 0.404	FC4-6 SH3				G3				1B E BB	2	1	0	0	2	0	2	H 11	
Bruce Berenyi, R (1,1) OBP: 0.143, SLG: 0.167 Joe Price, R (8, 1) Larry Blittner, L (8, PH) OBP: 0.375, SLG: 0.500 Mike Vail, R (8, PH) OBP: 0.333, SLG: 0.333 Tom Hume, R (9, 1)	SH3				K		K		E8 1B	2	0	0	0	0	2	2	RBI 5	
	R: 1 H: 2 E: 1 LOB: 2 K: 1 BB: 0 S: 8 P: 8	R: 0 H: 1 E: 0 LOB: 1 K: 0 BB: 0 S: 4 P: 4	R: 0 H: 1 E: 1 LOB: 1 K: 0 BB: 0 S: 4 P: 4	R: 0 H: 1 E: 0 LOB: 1 K: 1 BB: 0 S: 6 P: 6	R: 1 H: 3 E: 0 LOB: 1 K: 0 BB: 0 S: 5 P: 5	R: 0 H: 0 E: 0 LOB: 0 K: 1 BB: 1 S: 5 P: 9	R: 0 H: 0 E: 0 LOB: 0 K: 1 BB: 0 S: 5 P: 5	R: 0 H: 0 E: 1 LOB: 1 K: 0 BB: 2 S: 6 P: 14	R: 4 H: 3 E: 1 LOB: 1 K: 0 BB: 2 S: 6 P: 14	1B: 11 SF: 0 2B: 0 SAC: 2 3B: 0 DP: 2 HR: 0 HBP: 0	WP: 0 PA: 38 PB: 0 SB: 1 CS: 0							
	PITCHER	IP	WLS	BF	H	R	ER	SO	BB	IBB	HBP	BLK	WP	HR	S	P	ERA	WHIP
Rick Reuschel, R (1,1) ERA: 3.61	6.0	L	27	8	2	1	3	3	1	0	0	0	0	0	32	36	1.50	1.500
Dick Tidrow, R (7, 1) ERA: 4.3	1.2		8	1	3	3	1	1	1	0	0	0	0	0	8	16	16.20	1.200
Doug Capilla, L (8, 1) ERA: 2.51	0.1		3	2	1	0	0	0	0	0	0	0	0	0	3	3	0.00	6.000

Chicago Cubs @ Cincinnati Reds
Riverfront Stadium, Cincinnati, OH
Thu May 14 1981, 7:05 PM EDT
Att: 11,098 - Unknown - 68 F

AB	33
R	6
H	11
RBI	5
BB	3
SO	4
LOB	17



Batter	1	2	3	4	5	6	7	8	9	AB	R	H	RBI	BB	SO	LOB	TOP			
Ivan De Jesus, R OBP: 0.240, SLG: 0.179	0-0 5-3			0-0 P4		0-3 K2-3		0-0 F7		4	0	0	0	0	1	1				
Joe Strain, R OBP: 0.376, SLG: 0.303	0-0 F8			0-0 FC3-6 1B		0-0 1B			0-0 BB 1B	4	0	3	0	0	0	0				
Bill Buckner, L OBP: 0.326, SLG: 0.488	0-3 K			0-0 FC3-6 1B 1-2		0-0 P2			4-0 BB G4-6-3 BB 1-2	3	0	0	0	1	1	2				
Leon Durham, L OBP: 0.327, SLG: 0.434		0-0 G3		0-0 1B 1-3			0-0 P6		0-0 F7	4	0	1	0	0	0	2				
Jim Tracy, L OBP: 0.286, SLG: 0.250		0-0 F7		0-0 4-1			0-0 F8		0-0 G4-6-3 1-2	4	0	0	0	0	0	4				
Ken Reitz, R OBP: 0.222, SLG: 0.259 Lynn McGlothen, L OBP: 0.091, SLG: 0.182		0-0 G3			0-0 6-3		0-0 F7			3	0	0	0	0	0	0				
Scot Thompson, L OBP: 0.226, SLG: 0.237			0-0 1-3		0-0 F8			0-0 G3		3	0	0	0	0	0	0				
Jody Davis, R OBP: 0.267, SLG: 0.286			0-0 5-3		0-0 F8			4-0 BB		2	0	0	0	1	0	0				
Bill Caudill, R OBP: 0.143, SLG: 0.143 Mike Tyson, R OBP: 0.265, SLG: 0.289 Ken Kravec, L Hector Cruz, R OBP: 0.356, SLG: 0.474			0-0 F9			0-0 6-3		0-0 F7		1	0	0	0	0	0	0				
										1	0	0	0	0	0	0				
										1	0	0	0	0	0	0				
										1	0	0	0	0	0	1				
Inning Stats	R: 0 E: 0 K: 1 S: 5	H: 0 LOB: 0 BB: 0 P: 5	R: 0 E: 0 K: 0 S: 3	H: 0 LOB: 0 BB: 0 P: 3	R: 0 E: 0 K: 0 S: 3	H: 2 LOB: 2 BB: 0 P: 5	R: 0 E: 0 K: 0 S: 3	H: 0 LOB: 0 BB: 0 P: 3	R: 0 E: 0 K: 1 S: 6	H: 1 LOB: 1 BB: 0 P: 6	R: 0 E: 0 K: 0 S: 3	H: 0 LOB: 0 BB: 0 P: 3	R: 0 E: 0 K: 0 S: 3	H: 0 LOB: 1 BB: 1 P: 7	R: 0 E: 0 K: 0 S: 3	H: 1 LOB: 1 BB: 1 P: 7	1B: 4 2B: 0 3B: 0 HR: 0	SF: 0 SAC: 0 DP: 1 HBP: 0	WP: 0 PB: 0 SB: 0 CS: 0	PA: 32
PITCHER Joe Niekro, R ERA: 2.14	IP: 9.0 WLS: W BF: 32 H: 4 R: 0 ER: 0 SO: 2 BB: 2 IBB: 0 HBP: 0 BLK: 0 WP: 0 HR: 0 S: 34 P: 42 ERA: 0.00 WHIP: 0.667															PITCHER				

Chicago Cubs @ Houston Astros
Astrodome, Houston, TX
Fri May 15 1981, 8:05 PM EDT
Att: 23,718 - Dome - 72 F

AB	30
R	0
H	4
RBI	0
BB	2
SO	2
LOB	10



Batter	1	2	3	4	5	6	7	8	9	AB	R	H	RBI	BB	SO	LOB	BOTTOM	
Terry Puhl, L OBP: 0.333, SLG: 0.380	1-0 4-3 S HBP		0-3 K	0-0 1-3 2-H 1B		0-0 SF9		4-0 FC4-6 BB		2	0	1	2	1	1	0		
Craig Reynolds, L OBP: 0.282, SLG: 0.395	0-0 P6 1-2		0-0 F8	0-0 F9		0-0 F9		0-0 FC4-6 1-2		5	0	0	0	0	0	6		
Denny Walling, L OBP: 0.388, SLG: 0.513	0-0 4-3 2-3		0-0 F8		0-0 F9		0-0 1B 5-3 1B	0-3 K		5	1	1	0	0	1	2		
Jose Cruz, L OBP: 0.306, SLG: 0.446	0-0 F7			0-0 F9	0-3 K		0-3 K			4	0	0	0	0	2	2		
Danny Heep, L OBP: 0.368, SLG: 0.300		0-0 3-1		0-0 2B 2B 1B	0-3 K		0-0 5-3 1B			4	1	2	0	0	1	0		
Art Howe, R OBP: 0.412, SLG: 0.512		0-0 P2		0-0 2B 2B		4-0 1B SH1 SF9 BB	0-0 5-3	1-2 3-H 4-0		3	2	1	1	1	0	1		
Alan Ashby, S OBP: 0.350, SLG: 0.277		0-0 1B 1B		0-0 2H 3H 2B		0-0 SH1	1-2	0-0 IBB		2	1	2	2	1	0	0		
Rafael Landestoy, S OBP: 0.273, SLG: 0.135		0-0 1B		0-0 1B 2B BB		4-0 SF9 1B IBB	0-0 P5			2	0	1	0	2	0	2		
Joe Niekro, R OBP: 0.174, SLG: 0.095		0-0 P6		0-3 K		0-0 1B 1-2 2-3		0-0 6-3		4	0	1	0	0	1	4		
Inning Stats	R: 0 E: 0 K: 0 S: 3	H: 0 LOB: 1 BB: 0 P: 4	R: 0 E: 0 K: 0 S: 5	H: 2 LOB: 2 BB: 0 P: 5	R: 3 E: 0 K: 1 S: 9	H: 4 LOB: 1 BB: 1 P: 13	R: 0 E: 0 K: 2 S: 7	H: 0 LOB: 0 BB: 0 P: 7	R: 1 E: 0 K: 0 S: 4	H: 1 LOB: 2 BB: 2 P: 12	R: 1 E: 0 K: 1 S: 7	H: 2 LOB: 2 BB: 1 P: 11	R: 0 E: 0 K: 1 S: 5	H: 0 LOB: 1 BB: 1 P: 9	1B: 7 2B: 2 3B: 0 HR: 0	SF: 1 SAC: 1 DP: 0 HBP: 1	WP: 0 PB: 0 SB: 1 CS: 0	PA: 39
PITCHER Bill Caudill, R ERA: 4.59 Ken Kravec, L ERA: 7.06 Lynn McGlothen, R ERA: 3.32	IP: 5.0 WLS: L BF: 23 H: 6 R: 3 ER: 3 SO: 3 BB: 1 IBB: 0 HBP: 1 BLK: 0 WP: 0 HR: 0 S: 29 P: 34 ERA: 5.40 WHIP: 1.400															PITCHER		

Chicago Cubs @ Houston Astros
Astrodome, Houston, TX
Fri May 15 1981, 8:05 PM EDT
Att: 23,718 - Dome - 72 F

AB	31
R	5
H	9
RBI	5
BB	5
SO	6
LOB	17



Batter	1	2	3	4	5	6	7	8	9	AB	R	H	RBI	BB	SO	LOB	TOP				
Ivan De Jesus, R OBP: 0.264, SLG: 0.193										2	1	2	0	2	0	0	Chicago Cubs @ Houston Astros Astrodome, Houston, TX Sat May 16 1981, 8:05 PM EDT Att: 43,726 - Dome - 72 F				
Joe Strain, R OBP: 0.341, SLG: 0.270										4	0	0	0	0	0	6					
Bill Buckner, L OBP: 0.331, SLG: 0.488										2	0	1	1	1	0	0					
Leon Durham, L OBP: 0.316, SLG: 0.418										4	0	0	0	0	0	4					
Steve Henderson, R OBP: 0.365, SLG: 0.367										4	0	0	0	0	2	3					
Scott Thompson, L OBP: 0.216, SLG: 0.228										3	0	0	0	0	1	0					
Steve Dillard, R OBP: 0.294, SLG: 0.267										0	0	0	0	1	0	0					
Ken Reitz, R OBP: 0.234, SLG: 0.282										4	0	2	0	0	1	1					
Tim Blackwell, S OBP: 0.278, SLG: 0.194										3	0	1	0	0	1	1					
Jerry Morales, R OBP: 0.337, SLG: 0.346										0	0	0	0	1	0	0					
Randy Martz, L OBP: 0.336, SLG: 0.143										2	0	0	0	0	2	0					
Doug Capilla, L OBP: 0.275, SLG: 0.240										1	0	0	0	0	1	2					
Jim Tracy, L OBP: 0.297, SLG: 0.240										0	0	0	0	0	0	0					
Lee Smith, R OBP: 0.297, SLG: 0.240										0	0	0	0	0	0	0					
Ken Kravec, L OBP: 0.348, SLG: 0.462										0	0	0	0	0	0	0					
Hector Cruz, R OBP: 0.348, SLG: 0.462										1	0	0	0	0	0	2					
Inning Stats	R: 0 E: 0 K: 1 S: 5	H: 0 LOB: 2 BB: 2 P: 13	R: 0 E: 0 K: 2 S: 7	H: 0 LOB: 0 BB: 0 P: 7	R: 1 E: 1 K: 1 S: 7	H: 1 LOB: 1 BB: 0 P: 7	R: 0 E: 0 K: 1 S: 6	H: 1 LOB: 1 BB: 0 P: 6	R: 0 E: 0 K: 1 S: 5	H: 1 LOB: 0 BB: 0 P: 5	R: 0 E: 0 K: 0 S: 3	H: 1 LOB: 0 BB: 0 P: 3	R: 0 E: 0 K: 2 S: 9	H: 2 LOB: 3 BB: 1 P: 13	R: 0 E: 0 K: 0 S: 3	H: 0 LOB: 0 BB: 0 P: 3	R: 0 E: 0 K: 0 S: 2	H: 0 LOB: 1 BB: 2 P: 10	1B: 5 2B: 1 3B: 0 HR: 0	SF: 1 SAC: 0 DP: 2 HBP: 0	WP: 0 PA: 36 PB: 0 SB: 3 CS: 1
PITCHER	IP WLS BF H R ER SO BB IBB HBP BLK WP HR S P ERA WHIP																				
Nolan Ryan, R ERA: 1.07	(1, 1) 7.0 W 29 6 1 0 8 3 0 0 0 0 0 0 42 54 0.00 1.286																				
Joe Sambito, L ERA: 2.53	(8, 1) 2.0 S 7 0 0 0 0 2 0 0 0 0 0 0 5 13 0.00 1.000																				

Chicago Cubs @ Houston Astros
Astrodome, Houston, TX
Sat May 16 1981, 8:05 PM EDT
Att: 43,726 - Dome - 72 F

AB	30
R	1
H	6
RBI	1
BB	5
SO	8
LOB	19



Batter	1	2	3	4	5	6	7	8	9	AB	R	H	RBI	BB	SO	LOB	BOTTOM		
Terry Puhl, L OBP: 0.329, SLG: 0.376										4	1	1	1	0	0	1	Chicago Cubs @ Houston Astros Astrodome, Houston, TX Sat May 16 1981, 8:05 PM EDT Att: 43,726 - Dome - 72 F		
Craig Reynolds, L OBP: 0.302, SLG: 0.460										5	1	4	4	0	0	0			
Denny Walling, L OBP: 0.389, SLG: 0.488										2	0	0	1	2	0	2			
Jose Cruz, L OBP: 0.305, SLG: 0.440										4	0	1	0	0	0	4			
Danny Heep, L OBP: 0.344, SLG: 0.278										4	0	0	0	0	0	2			
Joe Sambito, L ERA: 2.53										0	0	0	0	0	0	0			
Art Howe, R OBP: 0.414, SLG: 0.512										4	1	2	0	0	0	0			
Alan Ashby, S OBP: 0.356, SLG: 0.279										3	0	1	0	1	0	1			
Rafael Landestoy, S OBP: 0.271, SLG: 0.125										3	1	0	0	1	1	3			
Nolan Ryan, R OBP: 0.250, SLG: 0.200										2	1	1	0	1	1	2			
Gary Woods, R OBP: 0.214, SLG: 0.083										0	1	0	0	1	0	0			
Inning Stats	R: 0 E: 0 K: 0 S: 4	H: 1 LOB: 1 BB: 0 P: 4	R: 0 E: 0 K: 0 S: 4	H: 1 LOB: 0 BB: 0 P: 4	R: 0 E: 1 K: 0 S: 4	H: 2 LOB: 2 BB: 1 P: 8	R: 0 E: 0 K: 0 S: 3	H: 0 LOB: 0 BB: 0 P: 3	R: 3 E: 0 K: 1 S: 7	H: 2 LOB: 0 BB: 1 P: 11	R: 0 E: 0 K: 1 S: 5	H: 0 LOB: 2 BB: 2 P: 13	R: 0 E: 0 K: 0 S: 4	H: 1 LOB: 2 BB: 1 P: 8	R: 3 E: 0 K: 0 S: 6	H: 3 LOB: 1 BB: 3 P: 10	1B: 7 2B: 0 3B: 3 HR: 0	SF: 2 SAC: 0 DP: 1 HBP: 0	WP: 0 PA: 39 PB: 0 SB: 1 CS: 0
PITCHER	IP WLS BF H R ER SO BB IBB HBP BLK WP HR S P ERA WHIP																		
Randy Martz, R ERA: 3.76	(1, 1) 4.1 L 20 6 3 3 1 2 0 0 0 0 0 0 7 15 0.00 1.200																		
Doug Capilla, L ERA: 2.25	(5, 1) 1.2 7 0 0 0 0 1 2 0 0 0 0 0 7 15 0.00 1.200																		
Lee Smith, R ERA: 2.97	(7, 1) 1.1 8 3 2 2 0 1 0 0 0 0 0 0 7 11 13.50 3.000																		
Ken Kravec, L ERA: 7.25	(8, 1) 0.2 4 1 1 1 0 0 0 1 0 0 0 0 0 3 7 13.50 1.500																		

Chicago Cubs @ Houston Astros
Astrodome, Houston, TX
Sat May 16 1981, 8:05 PM EDT
Att: 43,726 - Dome - 72 F

AB	31
R	6
H	10
RBI	6
BB	6
SO	2
LOB	15



Batter	1	2	3	4	5	6	7	8	9	AB	R	H	RBI	BB	SO	LOB	TOP										
Ivan De Jesus, R OBP: 0.276, SLG: 0.190	F8		F9					1B 2B BB		2	1	0	0	3	0	1	Chicago Cubs @ Houston Astros Astrodome, Houston, TX Sun May 17 1981, 4:33 AM EDT Att: 34,068 - Dome - 72 F										
Joe Strain, R OBP: 0.318, SLG: 0.250 Doug Capilla, L (5, 1)	1-3		1-3				G3	2B BB	BB	3	0	0	0	0	0	4											
Hector Cruz, R OBP: 0.075, SLG: 0.475 Dick Tidrow, R (8, PH)								2B 1B	K	1	0	1	0	0	0	0											
Jim Tracy, L OBP: 0.267, SLG: 0.231 Bill Buckner, L (1, 3)	F7			4-3				1B		1	0	0	0	0	1	3											
Steve Henderson, R OBP: 0.362, SLG: 0.357		L1		6-3				2B		3	0	0	0	1	0	0											
Leon Durham, L OBP: 0.306, SLG: 0.404		K		K				BB	G6-4-3	4	0	0	0	0	3	3											
Jerry Morales, R OBP: 0.350, SLG: 0.339							F8			4	0	1	0	0	0	0											
Ken Reitz, R OBP: 0.224, SLG: 0.270		1B					F8			4	0	0	0	0	1	1											
Jody Davis, R OBP: 0.333, SLG: 0.313 Mike Lum, L (9, PH)							F8		WP	2	0	1	0	1	0	0											
Mike Krukow, R OBP: 0.182, SLG: 0.182 Lynn McClothen, L OBP: 0.091, SLG: 0.182 Steve Dillard, R OBP: 0.350, SLG: 0.250			SH5-4				BB	BB	BB	1	0	1	0	0	0	0											
			1B				BB	BB	BB	1	0	1	0	0	0	0											
			SH5-4				BB	BB	BB	1	0	0	0	0	0	0											
			1-2				BB	BB	BB	1	0	0	0	2	0	0											
Inning Stats	R: 0 E: 0 K: 0 S: 3	H: 0 LOB: 0 BB: 0 P: 3	R: 0 E: 0 K: 1 S: 6	H: 1 LOB: 1 BB: 0 P: 6	R: 0 E: 0 K: 0 S: 4	H: 1 LOB: 1 BB: 0 P: 4	R: 0 E: 0 K: 1 S: 5	H: 0 LOB: 0 BB: 0 P: 5	R: 0 E: 0 K: 0 S: 3	H: 0 LOB: 0 BB: 0 P: 15	R: 0 E: 0 K: 0 S: 5	H: 0 LOB: 0 BB: 0 P: 5	R: 0 E: 0 K: 0 S: 3	H: 0 LOB: 0 BB: 0 P: 3	R: 1 E: 0 K: 0 S: 4	H: 2 LOB: 2 BB: 2 P: 12		R: 0 E: 0 K: 2 S: 8	H: 1 LOB: 3 BB: 2 P: 16	1B: 4 2B: 1 3B: 0 HR: 0	SF: 0 SAC: 1 DP: 1 HBP: 0	WP: 1 PB: 0 SB: 0 CS: 0	PA: 38				
PITCHER	IP	WLS	BF	H	R	ER	SO	BB	IBB	HBP	BLK	WP	HR	S	P	ERA	WHIP										
Bob Knepper, L ERA: 1.03	7.1	W	30	4	1	1	3	4	0	0	0	0	0	32	48	1.23	1.091										
Frank LaCorte, R ERA: 1.8	1.2		8	1	0	0	2	3	0	0	0	1	0	9	21	0.00	2.400										

AB	30
R	1
H	5
RBI	1
BB	7
SO	5
LOB	12



Batter	1	2	3	4	5	6	7	8	9	AB	R	H	RBI	BB	SO	LOB	BOTTOM											
Terry Puhl, L OBP: 0.345, SLG: 0.378	1-3 BB		FC3-6 BB							2	0	1	2	3	1	2	Chicago Cubs @ Houston Astros Astrodome, Houston, TX Sun May 17 1981, 4:33 AM EDT Att: 34,068 - Dome - 72 F											
Craig Reynolds, L OBP: 0.299, SLG: 0.450	K		FC3-6							5	0	1	2	0	1	8												
Denny Walling, L OBP: 0.373, SLG: 0.444	1-3		1B 3-1 BB		5-3			F7	P5	4	1	0	0	1	0	2												
Jose Cruz, L OBP: 0.314, SLG: 0.446	5-3		3-1 BB 1B					WP	1B	5	1	3	0	0	0	1												
Danny Heep, L OBP: 0.338, SLG: 0.263 Gary Woods, R OBP: 0.209, SLG: 0.081			F8		FC3-6 1B BB			F8	6-3	3	1	0	0	1	0	2												
Art Howe, R OBP: 0.414, SLG: 0.508			HBP BB 1B		3-1			F8	5-3	1	0	0	0	0	0	0												
Alan Ashby, S OBP: 0.370, SLG: 0.284			BB HBP BB		BB 1B IBB			K		2	1	1	0	2	1	2												
Rafael Landestoy, S OBP: 0.288, SLG: 0.140			K					P6		3	1	1	1	1	1	2												
Bob Knepper, L OBP: 0.211, SLG: 0.222 Frank LaCorte, R			HBP BB		K			G3	SH1-4	2	0	0	0	0	1	3												
			1-2 2-3							0	0	0	0	0	0	0												
Inning Stats	R: 0 E: 0 K: 1 S: 5	H: 0 LOB: 1 BB: 1 P: 9	R: 1 E: 0 K: 1 S: 6	H: 1 LOB: 3 BB: 2 P: 15	R: 3 E: 0 K: 1 S: 7	H: 2 LOB: 3 BB: 4 P: 23	R: 0 E: 0 K: 1 S: 7	H: 2 LOB: 2 BB: 0 P: 7	R: 0 E: 0 K: 0 S: 4	H: 1 LOB: 1 BB: 0 P: 4	R: 2 E: 0 K: 1 S: 7	H: 2 LOB: 1 BB: 1 P: 11	R: 0 E: 0 K: 0 S: 3	H: 0 LOB: 0 BB: 0 P: 3	1B: 9 2B: 0 3B: 0 HR: 0	SF: 0 SAC: 1 DP: 0 HBP: 1		WP: 1 PB: 0 SB: 2 CS: 0	PA: 42									
PITCHER	IP	WLS	BF	H	R	ER	SO	BB	IBB	HBP	BLK	WP	HR	S	P	ERA		WHIP										
Mike Krukow, R ERA: 5.91	2.1	L	17	3	4	4	2	5	1	1	0	0	0	14	39	15.43		3.429										
Lynn McClothen, R ERA: 3.18	1.2		8	2	0	0	2	1	0	0	0	0	0	11	15	0.00		1.800										
Doug Capilla, L ERA: 2.84	3.0		14	4	2	2	1	1	0	0	0	1	0	15	19	6.00	1.667											
Dick Tidrow, R ERA: 4.13	1.0		3	0	0	0	0	0	0	0	0	0	0	3	3	0.00	0.000											

AB	32
R	6
H	9
RBI	6
BB	8
SO	5
LOB	25



Batter	1	2	3	4	5	6	7	8	9	AB	R	H	RBI	BB	SO	LOB	TOP										
Dave Collins, S (1, 9) OBP: 0.410, SLG: 0.481 Sam Mejias, R (7, 9) OBP: 0.357, SLG: 0.429	0-0 4-3		0-0 F8		0-0 G6-4-3	0-0 5-3			0-0 4-3	4	0	0	0	0	0	4											
Ron Oester, S (1, 6) OBP: 0.383, SLG: 0.435	0-3 K			0-3 K		0-0 1B 2B	0-0 1-3 1B		0-0 E3	5	1	2	0	0	2	0											
Ken Griffey, L (1, 8) OBP: 0.298, SLG: 0.366	0-0 4-3			0-0 BB 1B		0-0 BB 1B	0-0 L7		0-0 L5	5	1	2	0	0	0	1											
George Foster, R (1, 7) OBP: 0.357, SLG: 0.500		0-0 4-3		4-0 FC6-4 BB		0-3 K	0-0 1-3			3	0	0	0	1	1	3											
Dan Driessen, L (1, 3) OBP: 0.356, SLG: 0.397	0-0 P6			0-0 F7		4-0 1B BB	4-0 BB			2	0	0	0	2	0	2											
Ray Knight, R (1, 5) OBP: 0.314, SLG: 0.347	0-0 P3			0-0 FC6-4		0-0 1B	0-3 K			4	1	1	2	0	1	4											
Joe Nolan, L (1, 2) OBP: 0.333, SLG: 0.358			0-0 1B		0-0 2B	0-0 1B 2B IBB		0-0 F8		3	1	2	0	1	0	0											
Junior Kennedy, R (1, 4) OBP: 0.176, SLG: 0.188			0-0 F4		0-3 K	0-0 2B 1B		0-0 F9		4	1	1	1	0	1	2											
Tom Seaver, R (1, 1) OBP: 0.269, SLG: 0.250 Harry Spilman, L (6, PH) OBP: 0.222, SLG: 0.235 Paul Moskau, R (6, 1)			0-3 K		4-0 BB	0-0 2B		0-0 P5		1	0	0	0	1	1	1											
Inning Stats	R: 0 E: 0 K: 1 S: 5	H: 0 LOB: 0 BB: 0 P: 5	R: 0 E: 0 K: 0 S: 3	H: 0 LOB: 0 BB: 0 P: 3	R: 0 E: 0 K: 1 S: 6	H: 1 LOB: 1 BB: 0 P: 6	R: 0 E: 0 K: 1 S: 6	H: 1 LOB: 2 BB: 1 P: 10	R: 0 E: 0 K: 1 S: 5	H: 1 LOB: 1 BB: 1 P: 9	R: 5 E: 0 K: 1 S: 9	H: 5 LOB: 1 BB: 2 P: 17	R: 0 E: 0 K: 1 S: 6	H: 1 LOB: 2 BB: 1 P: 10	R: 0 E: 0 K: 0 S: 3	H: 0 LOB: 0 BB: 0 P: 3	R: 0 E: 1 K: 0 S: 3	H: 0 LOB: 0 BB: 0 P: 3	1B: 6 2B: 3 3B: 0 HR: 0	SF: 0 SAC: 0 DP: 1 HBP: 0	WP: 0 PB: 0 SB: 0 CS: 0	PA: 39					
PITCHER	IP	WLS	BF	H	R	ER	SO	BB	IBB	HBP	BLK	WP	HR	S	P	ERA	WHIP										
Rick Reuschel, R (1, 1) ERA: 4.13	5.2	L	27	8	5	5	5	3	1	0	0	0	0	33	49	7.94	1.941										
Doug Capilla, L (6, 1) ERA: 2.56	1.1		6	1	0	0	1	1	0	0	0	0	0	7	11	0.00	1.500										
Dick Tidrow, R (8, 1) ERA: 3.81	2.0		6	0	0	0	0	0	0	0	0	0	0	6	6	0.00	0.000										

Cincinnati Reds @ Chicago Cubs
Wrigley Field, Chicago, IL
Tue May 19 1981, 3:33 AM CDT
Att. 5,896 - Unknown - 52 F

AB	34
R	5
H	9
RBI	5
BB	5
SO	6
LOB	17



Batter	1	2	3	4	5	6	7	8	9	AB	R	H	RBI	BB	SO	LOB	BOTTOM										
Ivan De Jesus, R (1, 6) OBP: 0.268, SLG: 0.183	0-0 F9	0-3 K			0-0 FC1-6			0-3 K		4	0	0	0	0	2	4											
Joe Strain, R (1, 4) OBP: 0.292, SLG: 0.227	0-0 F8		0-0 F8		0-0 G6-4-3			0-0 6-3		4	0	0	0	0	0	1											
Bill Buckner, L (1, 3) OBP: 0.326, SLG: 0.477	4-0 BB		0-0 F5		0-0 P6		0-0 L7			3	0	0	0	1	0	0											
Leon Durham, L (1, 9) OBP: 0.304, SLG: 0.398	0-3 K		0-0 P7		0-0 5-3			0-0 1B 1B		4	0	1	0	0	1	1											
Jerry Morales, R (1, 8) OBP: 0.344, SLG: 0.333		0-0 F9		0-0 F9		0-0 F9		0-0 1B 1B		4	0	1	0	0	0	0											
Jim Tracy, L (1, 7) OBP: 0.294, SLG: 0.241		0-0 BB 1B		4-0 S BB		0-3 K		0-0 P9		3	0	1	0	1	1	2											
Hector Cruz, R (1, 5) OBP: 0.353, SLG: 0.455		0-0 BB 1B		0-0 5-3		0-0 F7		0-3 K		4	0	1	0	0	1	3											
Tim Blackwell, S (1, 2) OBP: 0.293, SLG: 0.191 Scott Thompson, L (9, PH) OBP: 0.216, SLG: 0.225		4-0 BB		0-0 F9		4-0 BB		0-3 K		1	0	0	0	2	0	1											
Rick Reuschel, R (1, 1) OBP: 0.133, SLG: 0.071 Doug Capilla, L (6, 1) Mike Lum, L (7, PH) OBP: 0.267, SLG: 0.154 Dick Tidrow, R (8, 1)		0-3 K		4-0 FC1-6 BB		0-3 K				1	0	0	0	1	1	3											
Inning Stats	R: 0 E: 0 K: 1 S: 5	H: 2 LOB: 3 BB: 1 P: 13	R: 0 E: 0 K: 2 S: 9	H: 0 LOB: 0 BB: 1 P: 13	R: 0 E: 0 K: 0 S: 3	H: 0 LOB: 0 BB: 1 P: 7	R: 0 E: 0 K: 0 S: 2	H: 0 LOB: 0 BB: 1 P: 6	R: 0 E: 0 K: 0 S: 3	H: 0 LOB: 0 BB: 0 P: 3	R: 0 E: 0 K: 2 S: 7	H: 0 LOB: 1 BB: 1 P: 11	R: 0 E: 0 K: 1 S: 5	H: 0 LOB: 0 BB: 0 P: 5	R: 0 E: 0 K: 2 S: 9	H: 2 LOB: 2 BB: 0 P: 9	1B: 4 2B: 0 3B: 0 HR: 0	SF: 0 SAC: 0 DP: 1 HBP: 0	WP: 0 PB: 0 SB: 1 CS: 0	PA: 35							
PITCHER	IP	WLS	BF	H	R	ER	SO	BB	IBB	HBP	BLK	WP	HR	S	P	ERA	WHIP										
Tom Seaver, R (1, 1) ERA: 2.04	5.0	W	20	2	0	0	3	4	0	0	0	0	0	22	38	0.00	1.200										
Paul Moskau, R (6, 1) ERA: 2.42	4.0	S	15	2	0	0	5	1	0	0	0	0	0	24	28	0.00	0.750										

Cincinnati Reds @ Chicago Cubs
Wrigley Field, Chicago, IL
Tue May 19 1981, 3:33 AM CDT
Att. 5,896 - Unknown - 52 F

AB	30
R	0
H	4
RBI	0
BB	5
SO	8
LOB	18



Batter	1	2	3	4	5	6	7	8	9	AB	R	H	RBI	BB	SO	LOB	TOP			
Ken Griffey, L (1, 8) OBP: 0.308, SLG: 0.368	0-0 3-1			0-0 F7		4-0 FC6-4 BB		0-0 4-3		3	0	0	0	1	0	1	Cincinnati Reds @ Chicago Cubs Wrigley Field, Chicago, IL Thu May 21 1981, 3:33 AM CDT Att: 7,132 - Sunny - 68 F			
Ron Oester, S (1, 4) OBP: 0.364, SLG: 0.405	0-0 4-3			0-0 4-3		0-0 FC6-4 1-2		0-0 4-3		4	0	0	0	0	0	3				
Dave Concepcion, R (1, 6) OBP: 0.373, SLG: 0.439	0-0 5-3			0-0 F7			0-0 1-3		0-0 L6	4	0	0	0	0	0	0				
George Foster, R (1, 7) OBP: 0.350, SLG: 0.510		0-0 F3			0-0 G3		0-0 1B 2B		0-0 6-3	4	1	1	0	0	0	0				
Larry Bittner, L (1, 9) OBP: 0.429, SLG: 0.500		0-0 4-3			0-0 F7		0-0 1B 2H		0-0 1B 1B	4	0	2	1	0	0	0				
Ray Knight, R (1, 5) OBP: 0.329, SLG: 0.379		0-0 CS 1B			0-0 F3		0-0 1-2 G1-6-3 1B		0-0 1-3 1B	4	0	3	0	0	0	0				
Dan Driessen, L (1, 3) OBP: 0.344, SLG: 0.360		0-0 CS 1-2	0-3 K		0-0 G3		0-0 4-3		0-0 G1-6-3 1-2	4	0	0	0	0	1	4				
Joe Nolan, L (1, 2) OBP: 0.341, SLG: 0.361			0-0 G3		4-0 SH1-4 BB		0-0 4-3 2B			2	0	1	0	1	0	0				
Frank Pastore, R (1, 1) OBP: 0.143, SLG: 0.143			0-0 6-3		0-0 SH1-4		0-0 F7			1	0	0	0	0	0	0				
Geoff Combe, R (6, 1)										0	0	0	0	0	0	0				
Harry Spilman, L (8, PH) OBP: 0.250, SLG: 0.263										1	0	0	0	0	0	1				
Tom Hume, R (8, 1)										0	0	0	0	0	0	0				
Inning Stats	R: 0 E: 0 K: 0 S: 3	H: 0 LOB: 0 BB: 0 P: 3	R: 0 E: 0 K: 0 S: 3	H: 1 LOB: 0 BB: 0 P: 3	R: 0 E: 0 K: 1 S: 5	H: 0 LOB: 0 BB: 0 P: 5	R: 0 E: 0 K: 0 S: 3	H: 0 LOB: 0 BB: 0 P: 3	R: 0 E: 0 K: 0 S: 3	H: 0 LOB: 0 BB: 0 P: 11	R: 1 E: 0 K: 0 S: 5	H: 3 LOB: 1 BB: 0 P: 5	R: 0 E: 0 K: 0 S: 4	H: 1 LOB: 1 BB: 0 P: 4	R: 0 E: 0 K: 0 S: 5	H: 2 LOB: 2 BB: 0 P: 5	1B: 5 2B: 2 HR: 0	SF: 0 SAC: 1 DP: 1 HBP: 0	WP: 0 PB: 0 SB: 0 CS: 1	PA: 35
PITCHER Randy Martz, R (1, 1) ERA: 3.06	IP: 9.0 WLS: W BF: 34 H: 7 R: 1 ER: 1 SO: 1 BB: 2 IBB: 0 HBP: 0 BLK: 0 WP: 0 HR: 0 S: 34 P: 42 ERA: 1.00 WHIP: 1.000																			

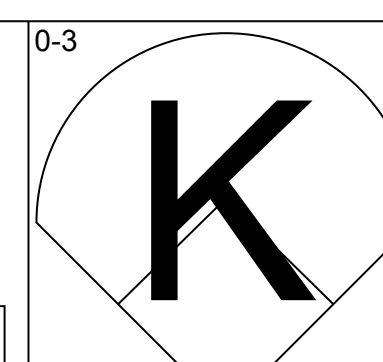
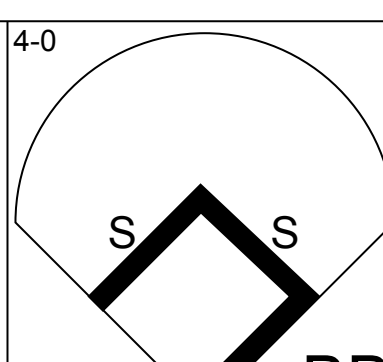
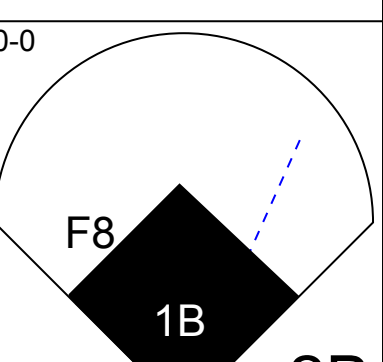
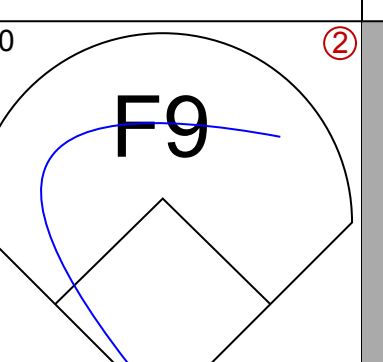
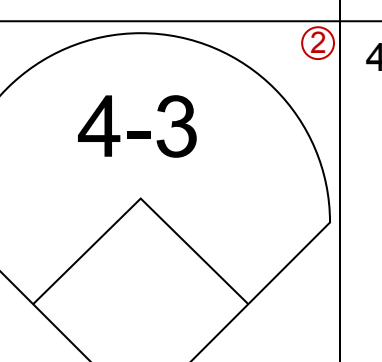
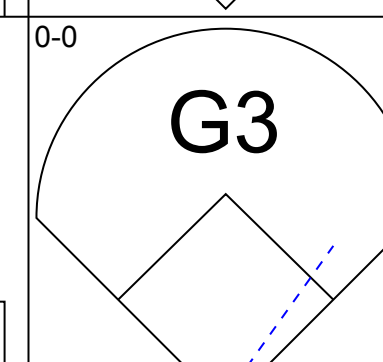
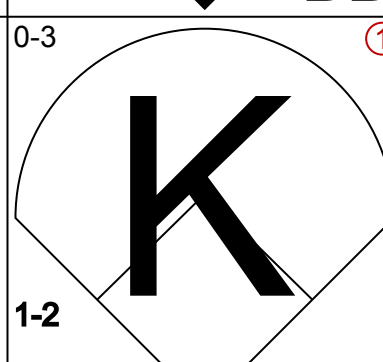
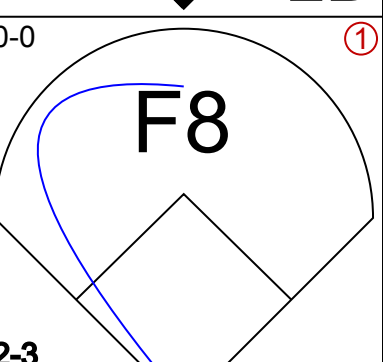
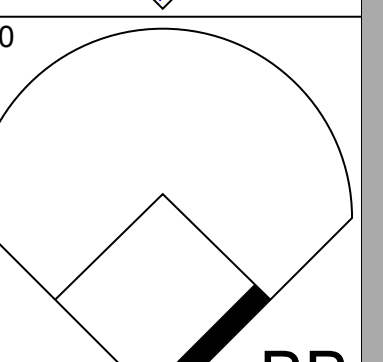

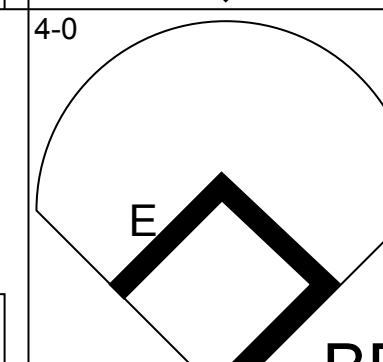
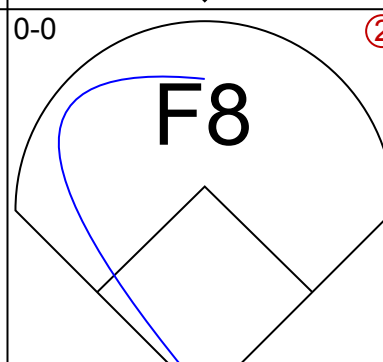
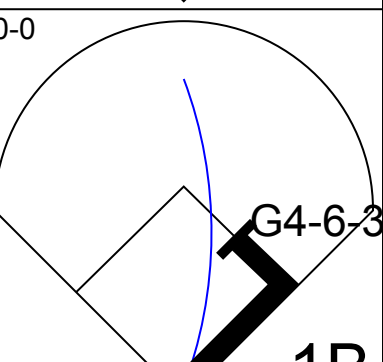
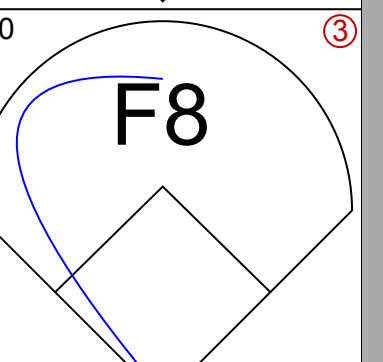
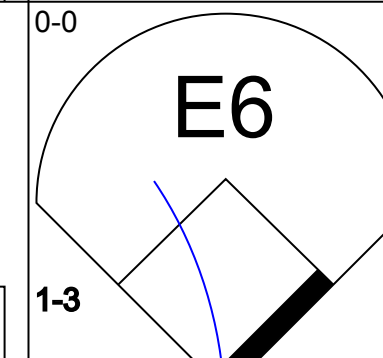
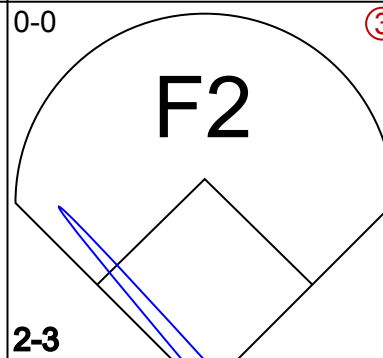
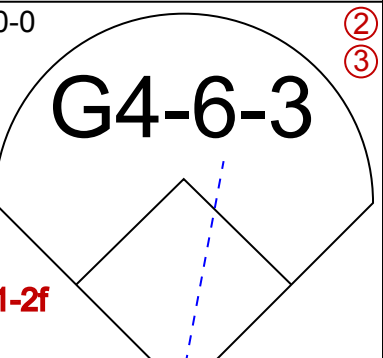

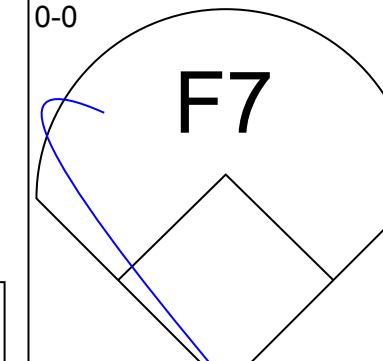
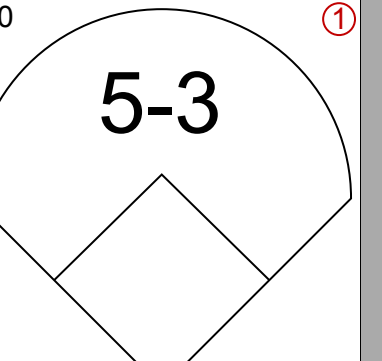
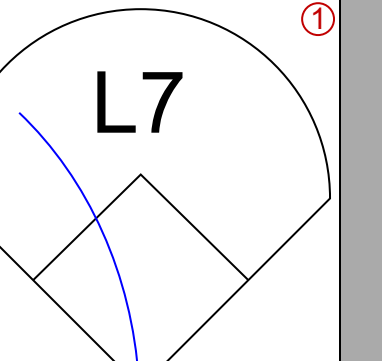
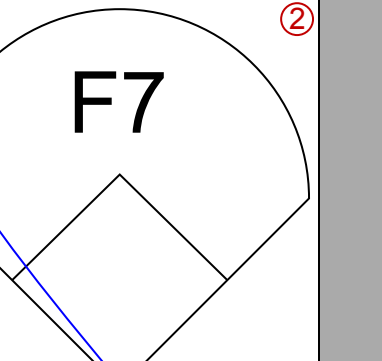
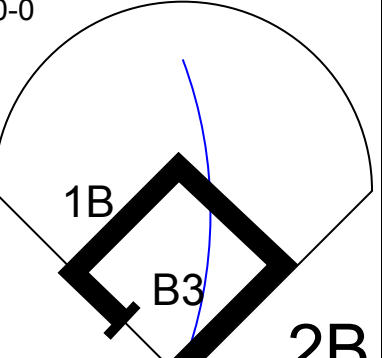

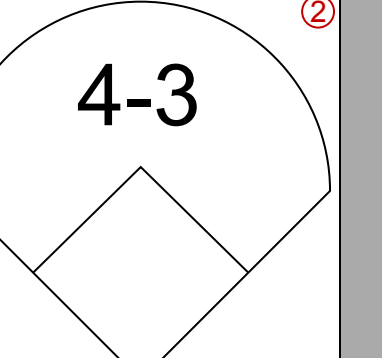
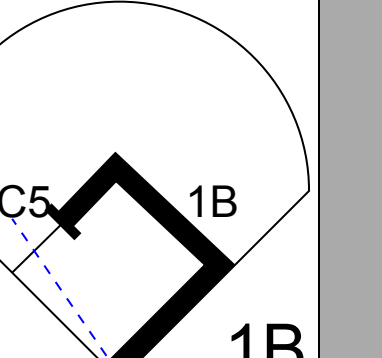
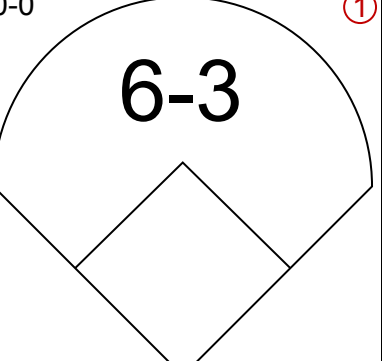
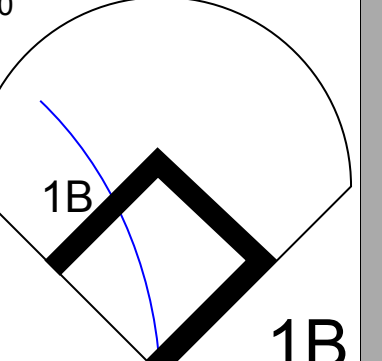
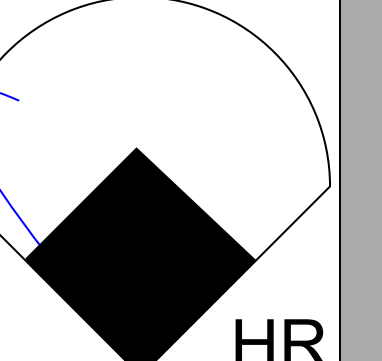
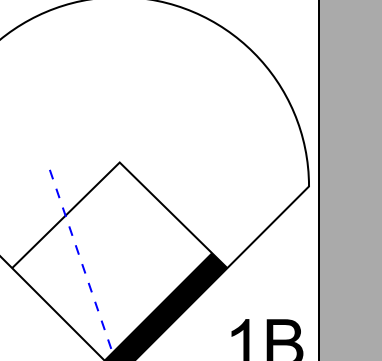
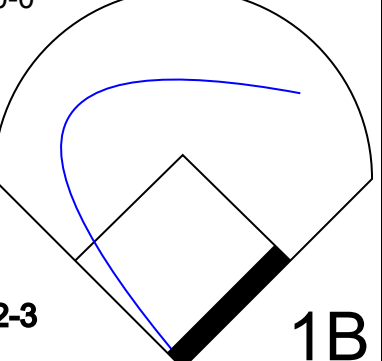
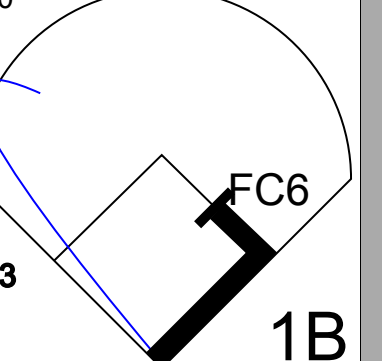
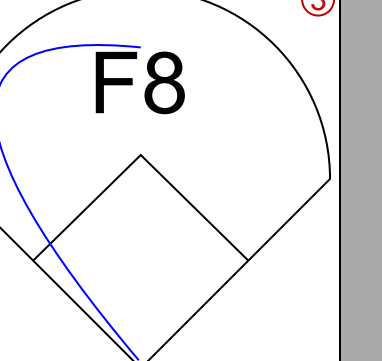
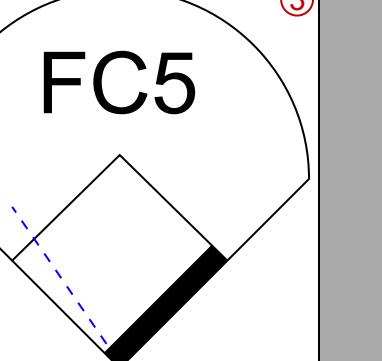
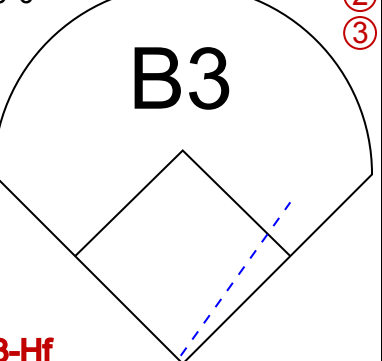
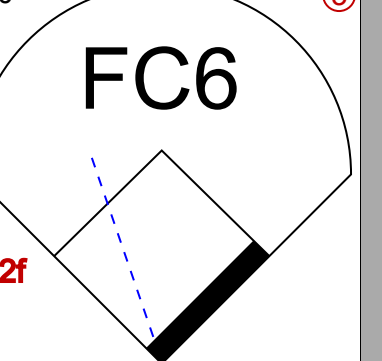
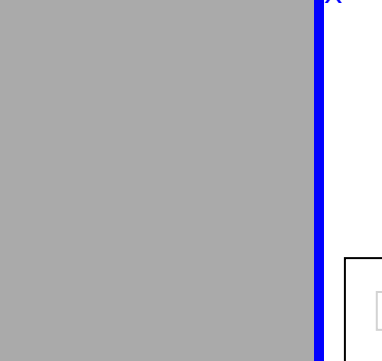
Batter	1	2	3	4	5	6	7	8	9	AB	R	H	RBI	BB	SO	LOB	BOTTOM			
Ivan De Jesus, R (1, 6) OBP: 0.255, SLG: 0.173	0-0 B1-3		0-0 E6		0-0 6-3		0-0 F9			4	0	0	0	0	0	0	Cincinnati Reds @ Chicago Cubs Wrigley Field, Chicago, IL Thu May 21 1981, 3:33 AM CDT Att: 7,132 - Sunny - 68 F			
Joe Strain, R (1, 4) OBP: 0.281, SLG: 0.226	0-0 F8		0-0 F7			0-0 1B HR	0-0 3-1			4	1	1	0	0	0	1				
Bill Buckner, L (1, 3) OBP: 0.333, SLG: 0.471	0-0 P6		0-0 F7			0-0 1B HR		0-0 1B SF9-6-3		4	2	2	0	0	0	1				
Leon Durham, L (1, 9) OBP: 0.336, SLG: 0.448		0-0 1B FC4-6 2B		0-0 4-3 1B		0-0 1B HR		0-0 1B SF9-6-3		4	2	4	3	0	0	0				
Steve Henderson, R (1, 7) OBP: 0.363, SLG: 0.362		0-0 FC4-6 1B		0-0 4-3		0-0 1B CS		0-0 SF9-6-3-6		3	0	2	1	0	0	1				
Jerry Morales, R (1, 8) OBP: 0.325, SLG: 0.299		0-0 FC4-6 1B		0-0 F3		0-0 1B BB		0-0 6-3		3	0	0	1	1	0	2				
Ken Reitz, R (1, 5) OBP: 0.228, SLG: 0.272		0-0 G4-6-3 1B		0-0 6-3		0-0 F3				3	0	1	0	0	0	2				
Tim Blackwell, S (1, 2) OBP: 0.292, SLG: 0.240		0-0 G4-6-3			0-0 F8		0-0 4-3			3	0	0	0	0	0	3				
Randy Martz, L (1, 1) OBP: 0.182, SLG: 0.100			0-0 L7		0-0 6-3		0-3 K			3	0	0	0	0	1	0				
Inning Stats	R: 0 E: 0 K: 0 S: 3	H: 0 LOB: 0 BB: 0 P: 3	R: 1 E: 0 K: 0 S: 5	H: 3 LOB: 1 BB: 0 P: 5	R: 0 E: 1 K: 0 S: 4	H: 0 LOB: 1 BB: 0 P: 4	R: 0 E: 0 K: 0 S: 4	H: 1 LOB: 1 BB: 0 P: 4	R: 0 E: 0 K: 0 S: 3	H: 0 LOB: 0 BB: 0 P: 3	R: 3 E: 0 K: 0 S: 6	H: 4 LOB: 1 BB: 1 P: 10	R: 0 E: 0 K: 1 S: 5	H: 0 LOB: 0 BB: 0 P: 5	R: 1 E: 0 K: 0 S: 4	H: 2 LOB: 0 BB: 0 P: 4		1B: 8 2B: 2 3B: 0 HR: 1	SF: 1 SAC: 0 DP: 2 HBP: 0	WP: 0 PB: 0 SB: 2 CS: 1
PITCHER Frank Pastore, R (1, 1) ERA: 4.01	IP: 5.0 WLS: L BF: 23 H: 8 R: 4 ER: 4 SO: 4 BB: 0 IBB: 0 HBP: 0 BLK: 0 WP: 0 HR: 1 S: 23 P: 23 ERA: 7.20 WHIP: 1.600																			
Geoff Combe, R (6, 1) ERA: 3.6	2.0 6 0 0 0 1 1 0 0 0 0 0 7 11 0.00 0.500																			
Tom Hume, R (8, 1) ERA: 2.91	1.0 4 2 1 1 0 0 0 0 0 0 0 4 4 9.00 2.000																			

AB	31
R	1
H	7
RBI	1
BB	2
SO	1
LOB	9



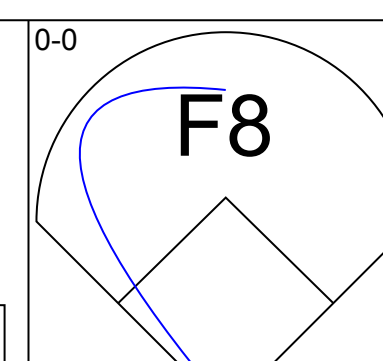
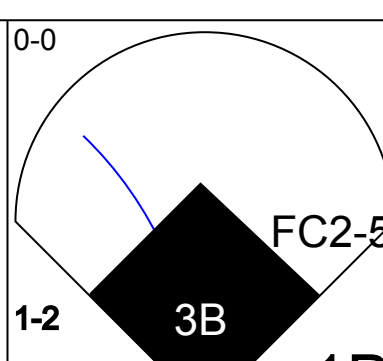
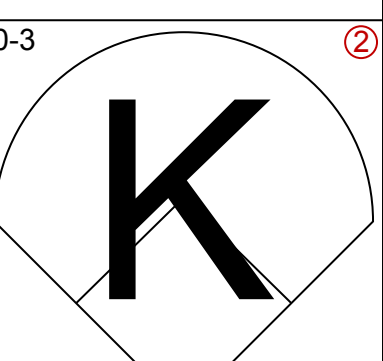
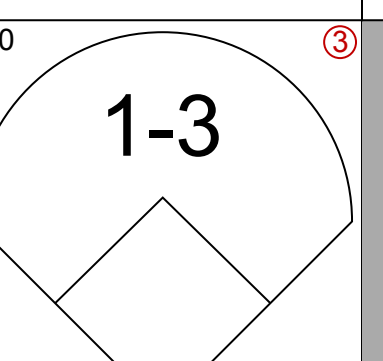
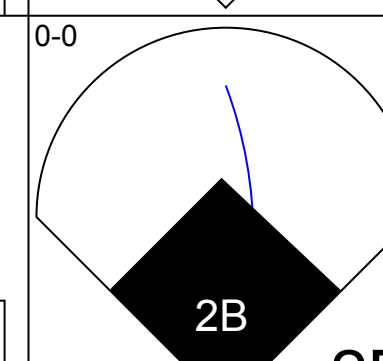
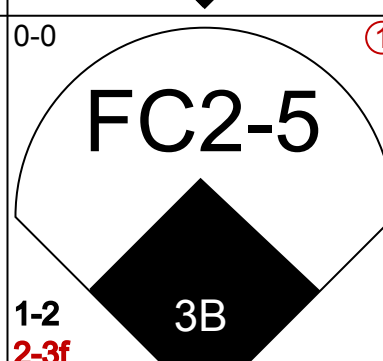
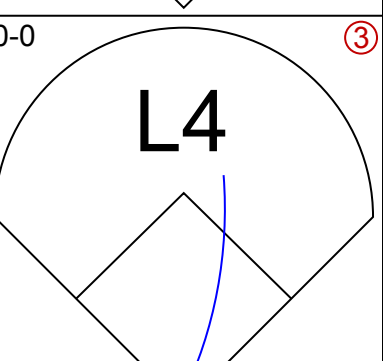
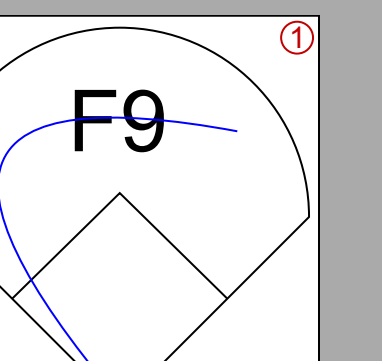
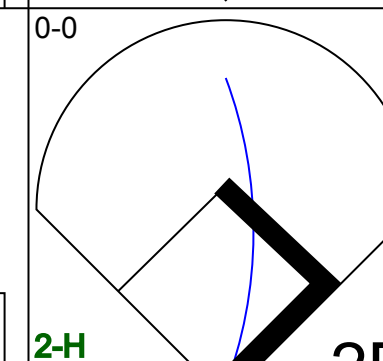
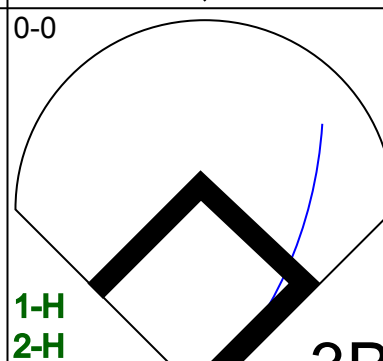
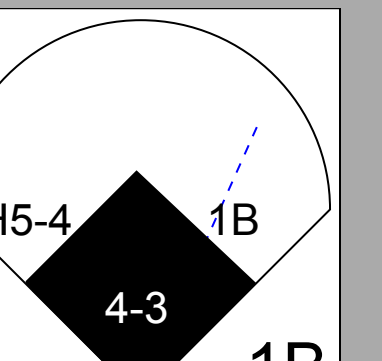
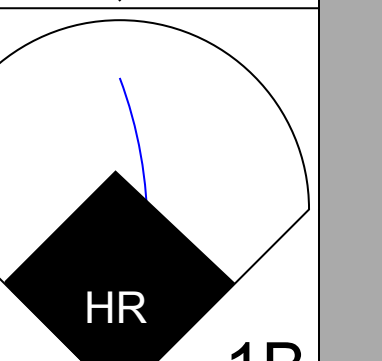
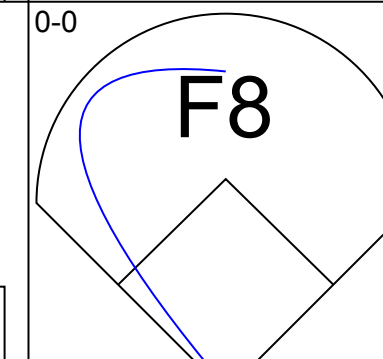
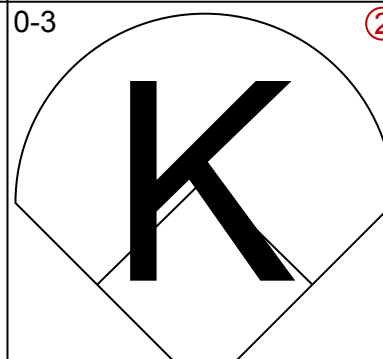
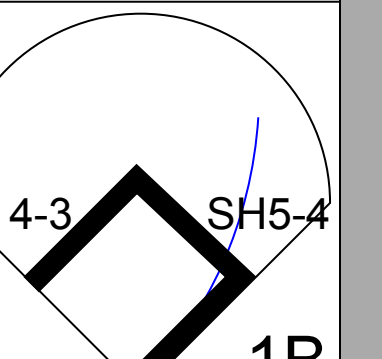
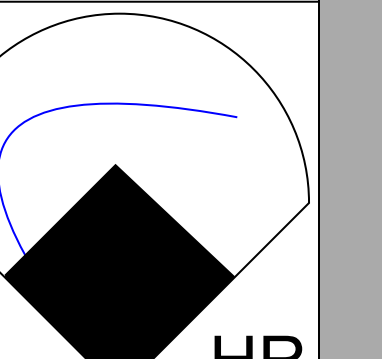
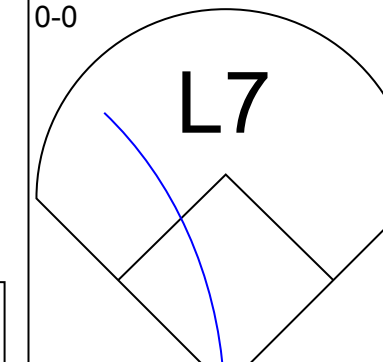
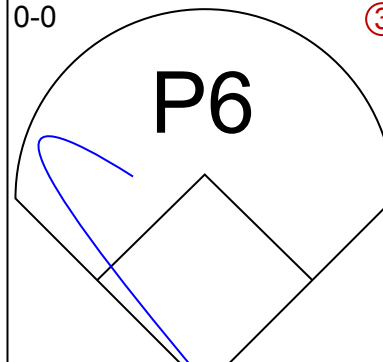
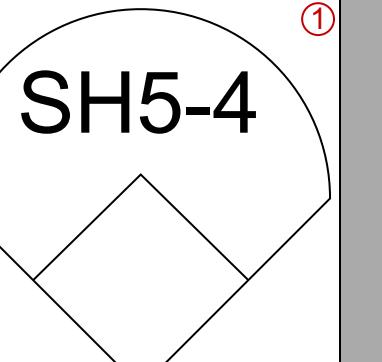
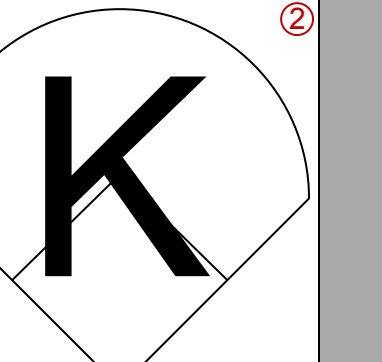
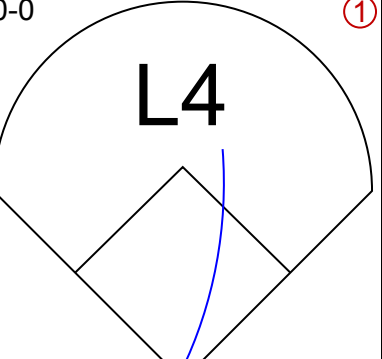
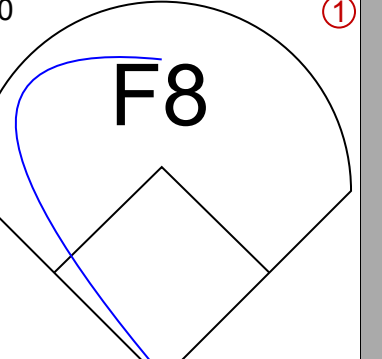
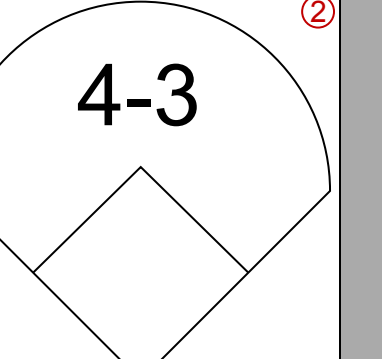
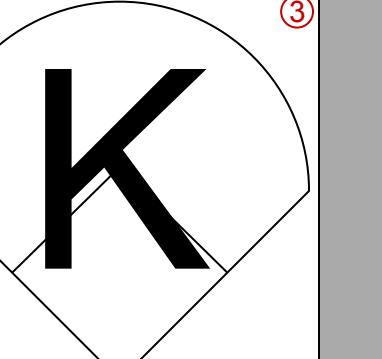
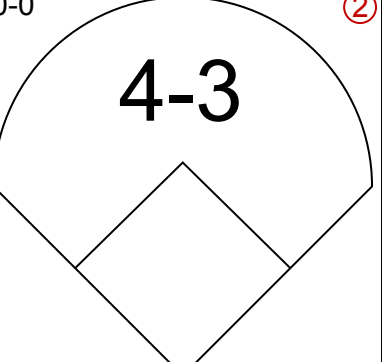
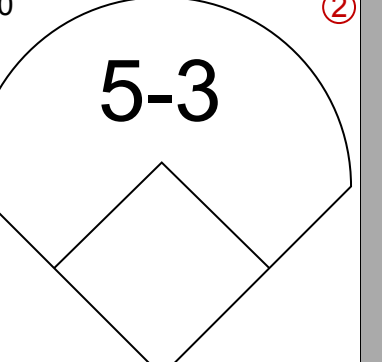
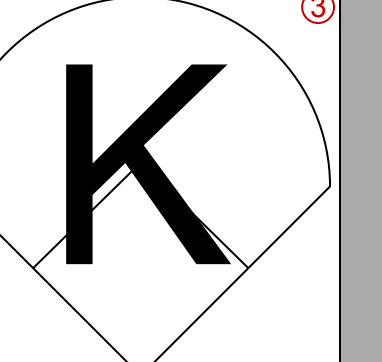

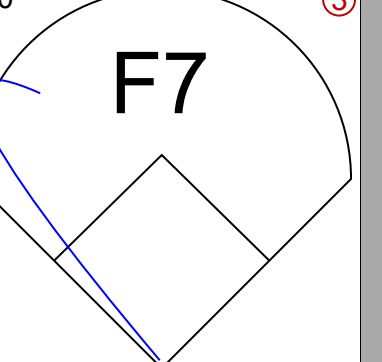

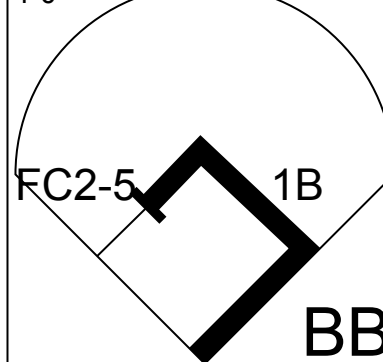
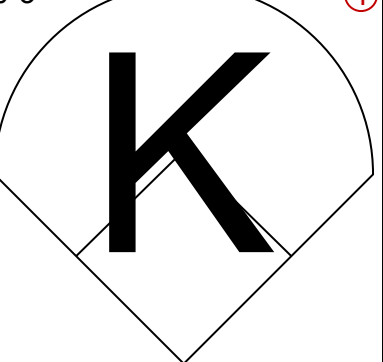

AB	31
R	5
H	10
RBI	5
BB	1
SO	1
LOB	10



Batter	1	2	3	4	5	6	7	8	9	AB	R	H	RBI	BB	SO	LOB	TOP			
Tim Raines, S OBP: 0.442, SLG: 0.483 (1, 7)										4	1	1	0	1	1	0	Montreal Expos @ Chicago Cubs Wrigley Field, Chicago, IL Sun May 24 1981, 3:33 AM CDT Att: 10,821 - Cloudy - 74 F			
Rodney Scott, S OBP: 0.331, SLG: 0.233 (1, 4)										4	0	0	0	1	1	2				
Andre Dawson, R OBP: 0.396, SLG: 0.616 (1, 8)										3	0	1	1	1	0	2				
Willie Montanez, L OBP: 0.209, SLG: 0.171 (1, 3)										4	0	0	0	0	0	3				
Gary Carter, R OBP: 0.325, SLG: 0.384 (1, 2)										4	0	0	0	0	0	2				
Warren Cromartie, L OBP: 0.313, SLG: 0.390 (1, 9)										4	0	2	0	0	1	0				
Tim Wallach, R OBP: 0.333, SLG: 0.417 (1, 5)										4	1	3	1	0	0	1				
Chris Speier, R OBP: 0.340, SLG: 0.347 (1, 6)										4	0	2	0	0	0	2				
Scott Sanderson, R OBP: 0.294, SLG: 0.333 (1, 1)										2	0	0	0	0	0	4				
Tom Hutton, L OBP: 0.250, SLG: 0.162 (7, PH)										1	0	0	0	0	0	0				
Elias Sosa, R OBP: 1.000, SLG: 1.000 (7, 1)										0	0	0	0	0	0	0				
Chris Smith, S OBP: 0.000, SLG: 0.000 (9, PH)										1	0	0	0	0	0	0				
Inning Stats	R: 0 E: 1 K: 1 S: 6	H: 0 LOB: 2 BB: 1 P: 10	R: 0 E: 0 K: 0 S: 4	H: 2 LOB: 1 BB: 0 P: 4	R: 0 E: 0 K: 1 S: 5	H: 0 LOB: 1 BB: 1 P: 9	R: 0 E: 0 K: 1 S: 7	H: 2 LOB: 2 BB: 0 P: 7	R: 1 E: 0 K: 0 S: 4	H: 1 LOB: 0 BB: 0 P: 4	R: 0 E: 0 K: 0 S: 3	H: 0 LOB: 1 BB: 1 P: 7	R: 0 E: 0 K: 0 S: 5	H: 2 LOB: 2 BB: 0 P: 5	R: 0 E: 0 K: 0 S: 3	H: 0 LOB: 0 BB: 0 P: 3	1B: 6 2B: 3 3B: 0 HR: 1	SF: 0 SAC: 0 DP: 2 HBP: 0	WP: 0 PB: 0 SB: 2 CS: 0	PA: 38
PITCHER	IP WLS BF H R ER SO BB IBB HBP BLK WP HR S P ERA WHIP																			
Bill Caudill, R ERA: 4.21 (1, 1)	7.2 W 33 8 2 2 3 3 0 0 0 0 0 1 36 48 2.35 1.435																			
Dick Tidrow, R ERA: 4.45 (8, 1)	1.1 S 5 1 0 0 0 0 0 0 0 0 0 0 5 5 0.00 0.750																			

AB	35
R	2
H	9
RBI	2
BB	3
SO	3
LOB	16




Batter	1	2	3	4	5	6	7	8	9	AB	R	H	RBI	BB	SO	LOB	BOTTOM			
Ivan De Jesus, R OBP: 0.255, SLG: 0.174 (1, 6)										4	1	1	0	0	1	0	Montreal Expos @ Chicago Cubs Wrigley Field, Chicago, IL Sun May 24 1981, 3:33 AM CDT Att: 10,821 - Cloudy - 74 F			
Joe Strain, R OBP: 0.275, SLG: 0.234 (1, 4)									4	2	1	0	0	0	2					
Bill Buckner, L OBP: 0.338, SLG: 0.493 (3, PR)										2	0	2	3	0	0	0				
Scott Thompson, L OBP: 0.228, SLG: 0.238 (4, 9)										2	2	2	0	0	0	0				
Leon Durham, L OBP: 0.336, SLG: 0.467 (1, 9)										4	1	2	2	0	1	2				
Steve Henderson, R OBP: 0.363, SLG: 0.357 (1, 7)										3	0	0	0	0	1	2				
Jerry Morales, R OBP: 0.341, SLG: 0.308 (1, 8)										4	0	0	1	0	1	1				
Ken Reitz, R OBP: 0.250, SLG: 0.304 (1, 5)										3	0	0	0	0	1	1				
Tim Blackwell, S OBP: 0.289, SLG: 0.277 (1, 2)										3	0	0	0	0	1	0				
Bill Caudill, R OBP: 0.250, SLG: 0.100 (1, 1)										2	0	0	0	1	1	0				
Dick Tidrow, R (8, 1)										0	0	0	0	0	0	0				
Inning Stats	R: 1 E: 0 K: 0 S: 5	H: 2 LOB: 0 BB: 0 P: 5	R: 0 E: 0 K: 1 S: 5	H: 0 LOB: 0 BB: 0 P: 5	R: 2 E: 0 K: 1 S: 7	H: 2 LOB: 1 BB: 1 P: 11	R: 0 E: 0 K: 0 S: 3	H: 0 LOB: 0 BB: 0 P: 3	R: 0 E: 0 K: 2 S: 7	H: 0 LOB: 0 BB: 0 P: 7	R: 1 E: 0 K: 1 S: 7	H: 2 LOB: 1 BB: 0 P: 7	R: 0 E: 0 K: 0 S: 3	H: 0 LOB: 0 BB: 0 P: 3	R: 2 E: 0 K: 2 S: 9	H: 2 LOB: 0 BB: 0 P: 9	1B: 4 2B: 2 3B: 1 HR: 1	SF: 0 SAC: 1 DP: 0 HBP: 0	WP: 0 PB: 0 SB: 0 CS: 0	PA: 33
PITCHER	IP WLS BF H R ER SO BB IBB HBP BLK WP HR S P ERA WHIP																			
Scott Sanderson, R ERA: 2.41 (1, 1)	6.0 L 25 6 4 4 4 5 1 0 0 0 0 0 34 38 6.00 1.167																			
Elias Sosa, R ERA: 2.77 (7, 1)	2.0 8 2 2 2 2 0 0 0 0 0 0 1 12 12 9.00 1.000																			

AB	31
R	6
H	8
RBI	6
BB	1
SO	7
LOB	8



Batter	1	2	3	4	5	6	7	8	9	AB	R	H	RBI	BB	SO	LOB	TOP								
Lee Lacy, R OBP: 0.296, SLG: 0.359 (1, 7)	L4		K		S			K	K	4	0	0	0	1	3	4	Pittsburgh Pirates @ Chicago Cubs Wrigley Field, Chicago, IL Tue May 26 1981, 3:33 AM CDT Att: 6,988 - Cloudy - 60 F								
Omar Moreno, L OBP: 0.265, SLG: 0.314 (1, 8)	K		1B		F8			1-3	1B	5	0	2	2	0	1	1									
Bill Madlock, R OBP: 0.381, SLG: 0.442 (1, 5)	G3		FC7-2-6		P5			2B	1B	5	0	2	1	0	0	2									
Jason Thompson, L OBP: 0.305, SLG: 0.316 (1, 3)		4-3	P4		F7			K	1B	4	0	0	0	1	1	3									
Mike Easter, L OBP: 0.370, SLG: 0.573 (1, 9)	P6				5-3				2B	5	1	1	0	0	0	3									
Phil Garner, R OBP: 0.395, SLG: 0.487 (1, 4)	K				6-3				1B	4	1	1	1	0	2	0									
Tim Foli, R OBP: 0.284, SLG: 0.286 (9, PR)					F8				1B	4	1	3	0	0	0	0									
Matt Alexander, S OBP: 0.266, SLG: 0.208 (9, PR)									1B	0	0	1	0	0	0	0									
Tony Peña, R OBP: 0.375, SLG: 0.452 (9, 2)			1B						1B	0	0	0	0	0	0	0									
Steve Nicosia, R OBP: 0.281, SLG: 0.284 (1, 2)			SH						1B	0	0	0	0	0	0	0									
Willie Stargell, L OBP: 0.306, SLG: 0.208 (9, PH)					6-3				1B	3	1	1	0	0	0	1									
Eddie Solomon, R OBP: 0.266, SLG: 0.208 (9, PR)			SH						1B	1	0	1	1	0	0	0									
Enrique Romo, R OBP: 0.395, SLG: 0.487 (9, 1)			1B						1B	0	0	0	0	0	0	0									
Ernie Camacho, R OBP: 0.305, SLG: 0.316 (1, 1)									1B	1	0	0	0	0	1	0									
John Milner, L OBP: 0.306, SLG: 0.206 (7, PH)			SH						1B	1	0	0	0	0	0	1									
Kent Tekulve, R OBP: 0.366, SLG: 0.381 (9, PH)			1B						K	0	0	0	0	0	0	0									
Dale Berra, R OBP: 0.366, SLG: 0.381 (9, 6)									K	1	0	0	0	0	1	2									
Inning Stats	R: 0 E: 0 K: 1 S: 5	H: 0 LOB: 0 BB: 0 P: 5	R: 0 E: 0 K: 1 S: 5	H: 0 LOB: 0 BB: 0 P: 5	R: 2 E: 1 K: 1 S: 9	H: 3 LOB: 2 BB: 0 P: 9	R: 0 E: 0 K: 0 S: 3	H: 0 LOB: 0 BB: 0 P: 3	R: 0 E: 0 K: 1 S: 5	H: 0 LOB: 1 BB: 1 P: 9	R: 0 E: 0 K: 0 S: 3	H: 0 LOB: 0 BB: 0 P: 3	R: 0 E: 0 K: 1 S: 6	H: 1 LOB: 1 BB: 0 P: 6	R: 0 E: 0 K: 2 S: 8	H: 1 LOB: 1 BB: 0 P: 8	R: 4 E: 0 K: 2 S: 13	H: 6 LOB: 3 BB: 1 P: 17	1B: 9 2B: 2 3B: 0 HR: 0	SF: 0 SAC: 1 DP: 0 HBP: 0	WP: 0 PB: 0 SB: 2 CS: 0	PA: 41			
PITCHER	IP	WLS	BF	H	R	ER	SO	BB	IBB	HBP	BLK	WP	HR	S	P	ERA	WHIP								
Mike Krukow, R ERA: 6.29 (1, 1)	8.0	L	34	8	5	5	7	1	0	0	0	0	0	47	51	5.62	1.125								
Doug Capilla, L ERA: 2.52 (9, 1)	0.0	1	1	0	0	0	0	0	0	0	0	0	0	1	1	∞	∞								
Dick Tidrow, R ERA: 4.24 (9, 1)	0.2	5	2	1	1	2	1	0	0	0	0	0	0	8	12	13.50	4.500								
Rawly Eastwick, R ERA: 2.21 (9, 1)	0.1	1	0	0	0	0	0	0	0	0	0	0	0	1	1	0.00	0.000								


Batter	1	2	3	4	5	6	7	8	9	AB	R	H	RBI	BB	SO	LOB	BOTTOM								
Ivan De Jesus, R OBP: 0.257, SLG: 0.184 (1, 6)	4-3		SH5-4		K			K	L6	3	1	0	0	1	2	2	Pittsburgh Pirates @ Chicago Cubs Wrigley Field, Chicago, IL Tue May 26 1981, 3:33 AM CDT Att: 6,988 - Cloudy - 60 F								
Joe Strain, R OBP: 0.244, SLG: 0.205 (1, 4)	4-3		1-3		5-3			5-3		4	0	0	0	0	0	3									
Bill Buckner, L OBP: 0.345, SLG: 0.507 (1, 3)										3	0	2	3	0	0	0									
Scot Thompson, L OBP: 0.245, SLG: 0.258 (9, PR)	SF7							1B		0	0	0	0	0	0	0									
Leon Durham, L OBP: 0.353, SLG: 0.473 (9, 3)	K							1B		3	0	2	0	1	1	0									
Steve Henderson, R OBP: 0.365, SLG: 0.400 (1, 7)			F8		1-3			F8	FC6-4	4	0	0	0	0	0	3									
Jerry Morales, R OBP: 0.388, SLG: 0.329 (1, 8)			6-3		FC6-5			1-3		4	1	1	0	0	0	1									
Ken Reitz, R OBP: 0.233, SLG: 0.282 (1, 5)					E7					3	0	0	0	0	1	0									
Mike Lum, L OBP: 0.263, SLG: 0.176 (9, PH)	F8				BLK			K		1	0	0	0	0	1	1									
Tim Blackwell, S OBP: 0.295, SLG: 0.289 (1, 2)					F8					3	1	2	0	0	0	1									
Jim Tracy, L OBP: 0.341, SLG: 0.265 (9, PH)			SH5-4					FC6-4		1	0	0	0	0	0	1									
Mike Krukow, R OBP: 0.200, SLG: 0.200 (1, 1)										3	1	1	0	0	0	1									
Doug Capilla, L OBP: 0.263, SLG: 0.176 (9, 1)								FC6-4		0	0	0	0	0	0	0									
Dick Tidrow, R OBP: 0.263, SLG: 0.176 (9, 1)										0	0	0	0	0	0	0									
Rawly Eastwick, R OBP: 0.263, SLG: 0.176 (9, 1)										0	0	0	0	0	0	0									
Hector Cruz, R OBP: 0.333, SLG: 0.462 (9, PH)										0	0	0	0	1	0	0									
Inning Stats	R: 1 E: 0 K: 1 S: 5	H: 0 LOB: 1 BB: 1 P: 9	R: 0 E: 0 K: 0 S: 3	H: 0 LOB: 0 BB: 0 P: 3	R: 2 E: 0 K: 0 S: 5	H: 3 LOB: 1 BB: 0 P: 5	R: 1 E: 1 K: 0 S: 5	H: 1 LOB: 1 BB: 0 P: 5	R: 0 E: 0 K: 1 S: 5	H: 0 LOB: 0 BB: 0 P: 5	R: 0 E: 0 K: 0 S: 3	H: 1 LOB: 0 BB: 0 P: 3	R: 0 E: 0 K: 1 S: 6	H: 1 LOB: 1 BB: 0 P: 6	R: 0 E: 0 K: 1 S: 6	H: 1 LOB: 2 BB: 1 P: 10	R: 0 E: 0 K: 1 S: 6	H: 1 LOB: 2 BB: 1 P: 10	1B: 7 2B: 1 3B: 0 HR: 0	SF: 1 SAC: 1 DP: 0 HBP: 0	WP: 0 PB: 0 SB: 2 CS: 0	PA: 37			
PITCHER	IP	WLS	BF	H	R	ER	SO	BB	IBB	HBP	BLK	WP	HR	S	P	ERA	WHIP								
Ernie Camacho, R ERA: 2.57 (1, 1)	6.0		23	5	4	3	2	1	0	0	0	0	0	26	30	4.50	1.000								
Kent Tekulve, R ERA: 5.51 (7, 1)	2.0	W	9	2	0	0	2	1	0	0	0	0	0	12	16	0.00	1.500								
Enrique Romo, R ERA: 4.97 (9, 1)	1.0	S	5	1	0	0	1	1	0	0	0	0	0	6	10	0.00	2.000								



Batter	1	2	3	4	5	6	7	8	9	AB	R	H	RBI	BB	SO	LOB	TOP			
Lee Lacy, R OBP: 0.294, SLG: 0.354 (1, 7)	F8		6-3			K		CS S 1B		4	0	1	0	0	1	2				
Omar Moreno, L OBP: 0.290, SLG: 0.325 (1, 8)	1-3			G6-3 E 1B		1-H 2B		L6 1-2		4	0	2	1	0	0	1				
Bill Madlock, R OBP: 0.379, SLG: 0.434 Kurt Bevacqua, R OBP: 0.286, SLG: 0.182 (1, 5) (7, 5)	5-3			1-0 G6-3 HBP		5-3		4-3 2-3		2	0	0	0	0	0	1				
Jason Thompson, L OBP: 0.303, SLG: 0.313 (1, 3)		G6-3 1B		0-0 G6-3 1-2 2-3		K		F7		4	0	1	0	0	1	3				
Mike Easter, L OBP: 0.374, SLG: 0.567 Matt Alexander, S (9, PR) (9, 7)	F8			F7			6-3 WP 1B	1-3 BB		3	1	1	0	1	0	2				
Phil Garner, R OBP: 0.378, SLG: 0.463 (1, 4)	G6-3 1-2			5-3		6-3		1-3		4	0	0	0	0	0	3				
Tony Peña, R OBP: 0.385, SLG: 0.457 (1, 2)			K		4-3		3-H 1B	2-H 1B		4	0	2	2	0	1	0				
Dale Berra, R OBP: 0.360, SLG: 0.388 (1, 6)				6-3 2B		6-3		5-3		4	0	1	0	0	1	2				
Pascual Perez, R OBP: 0.125, SLG: 0.125 (1, 1)			K			K		2B 1B		3	1	1	0	0	2	2				
Inning Stats	R: 0 E: 0 K: 0 S: 3	H: 0 LOB: 0 BB: 0 P: 3	R: 0 E: 0 K: 0 S: 3	H: 1 LOB: 0 BB: 0 P: 3	R: 0 E: 0 K: 2 S: 8	H: 1 LOB: 1 BB: 0 P: 8	R: 0 E: 1 K: 0 S: 3	H: 0 LOB: 0 BB: 0 P: 3	R: 1 E: 0 K: 2 S: 9	H: 2 LOB: 1 BB: 0 P: 9	R: 1 E: 0 K: 2 S: 9	H: 2 LOB: 1 BB: 0 P: 9	R: 0 E: 0 K: 0 S: 3	H: 1 LOB: 0 BB: 0 P: 3	R: 1 E: 0 K: 0 S: 4	H: 1 LOB: 1 BB: 1 P: 8	1B: 7 2B: 2 3B: 0 HR: 0	SF: 0 SAC: 0 DP: 2 HBP: 1	WP: 1 PB: 0 SB: 1 CS: 1	PA: 35
PITCHER Rick Reuschel, R ERA: 3.8 (1, 1)	IP: 9.0 WLS: L BF: 35	H: 9 R: 3 ER: 3 SO: 6	BB: 1 IBB: 0 HBP: 1 BLK: 0	WP: 1 HR: 0 S: 45 P: 50	ERA: 3.00 WHIP: 1.111											PITCHER IP: 9.0 WLS: L BF: 35	H: 9 R: 3 ER: 3 SO: 6	BB: 1 IBB: 0 HBP: 1 BLK: 0	WP: 1 HR: 0 S: 45 P: 50	ERA: 3.00 WHIP: 1.111

Pittsburgh Pirates @ Chicago Cubs
Wrigley Field, Chicago, IL
Wed May 27 1981, 3:33 AM CDT
Att. 6,970 - Overcast - 54 F


AB 33
R 3
H 9
RBI 3
BB 1
SO 6
LOB 17



Batter	1	2	3	4	5	6	7	8	9	AB	R	H	RBI	BB	SO	LOB	BOTTOM					
Ivan De Jesus, R OBP: 0.262, SLG: 0.185 (1, 6)	E 1B		4-0 1-3 1B BB		F7		6-3		FC6-4 1-2	4	1	1	0	1	0	3						
Steve Dillard, R OBP: 0.346, SLG: 0.273 (1, 4)	F8 1-2		1-3 1-2		1B			K		4	0	1	0	0	1	3						
Bill Buckner, L OBP: 0.349, SLG: 0.506 (1, 3)	L9		2-H 3-H 1B		F8			1B FC5-2 1B		4	0	2	2	0	0	3						
Leon Durham, L OBP: 0.350, SLG: 0.467 (1, 9)	P6		G3			K		FC5-2 1B		4	0	1	0	0	1	2						
Steve Henderson, R OBP: 0.369, SLG: 0.399 (1, 7)		K		4-0 CS BB		G6-4-3 1B		FC5-2 1-2 3-H 1B		3	0	1	0	1	1	2						
Jerry Morales, R OBP: 0.354, SLG: 0.315 (1, 8)		K2-3		F8		G6-4-3 1-2		F9		4	0	0	0	0	1	4						
Ken Reitz, R OBP: 0.228, SLG: 0.274 Scot Thompson, L OBP: 0.242, SLG: 0.256 (1, 5) (9, PH)	F8			K				F3		3	0	0	0	0	1	1						
Tim Blackwell, S OBP: 0.306, SLG: 0.312 Mike Lum, L OBP: 0.300, SLG: 0.176 (9, PH)			SH1-4 1B 2B		CS		G3		FC6-4 BB	3	1	2	0	0	0	0						
Rick Reuschel, R OBP: 0.167, SLG: 0.118 Jim Tracy, L OBP: 0.333, SLG: 0.257 (1, 1) (9, PH)			SH1-4 2-3			SH1-4 1B		K		1	0	1	0	0	0	0						
Inning Stats	R: 0 E: 1 K: 0 S: 4	H: 1 LOB: 1 BB: 0 P: 4	R: 0 E: 0 K: 2 S: 7	H: 0 LOB: 0 BB: 0 P: 7	R: 2 E: 0 K: 0 S: 5	H: 2 LOB: 1 BB: 1 P: 9	R: 0 E: 0 K: 1 S: 4	H: 0 LOB: 0 BB: 1 P: 8	R: 0 E: 0 K: 0 S: 5	H: 2 LOB: 2 BB: 0 P: 5	R: 0 E: 0 K: 1 S: 5	H: 1 LOB: 0 BB: 0 P: 5	R: 0 E: 0 K: 0 S: 4	H: 1 LOB: 1 BB: 0 P: 4	R: 0 E: 0 K: 1 S: 7	H: 2 LOB: 2 BB: 0 P: 7	R: 0 E: 0 K: 1 S: 5	H: 0 LOB: 1 BB: 1 P: 9	1B: 8 2B: 1 3B: 0 HR: 0	SF: 0 SAC: 2 DP: 1 HBP: 0	WP: 0 PB: 0 SB: 0 CS: 1	PA: 38
PITCHER Pascual Perez, R ERA: 1.38 (1, 1)	IP: 9.0 WLS: W BF: 37	H: 9 R: 2 ER: 2 SO: 6	BB: 3 IBB: 0 HBP: 0 BLK: 0	WP: 0 HR: 0 S: 46 P: 58	ERA: 2.00 WHIP: 1.333											PITCHER IP: 9.0 WLS: W BF: 37	H: 9 R: 2 ER: 2 SO: 6	BB: 3 IBB: 0 HBP: 0 BLK: 0	WP: 0 HR: 0 S: 46 P: 58	ERA: 2.00 WHIP: 1.333		

Pittsburgh Pirates @ Chicago Cubs
Wrigley Field, Chicago, IL
Wed May 27 1981, 3:33 AM CDT
Att. 6,970 - Overcast - 54 F


AB 32
R 2
H 9
RBI 2
BB 3
SO 6
LOB 19



Batter	1	2	3	4	5	6	7	8	9	AB	R	H	RBI	BB	SO	LOB	TOP										
Lee Lacy, R OBP: 0.311, SLG: 0.368 (1, 9)										5	2	3	0	0	0	0											
Omar Moreno, L OBP: 0.295, SLG: 0.327 (1, 8)										5	2	2	1	0	0	3											
Bill Madlock, R OBP: 0.388, SLG: 0.436 (1, 5)										4	0	2	1	1	0	2											
Jason Thompson, L OBP: 0.315, SLG: 0.327 (1, 3)										2	2	1	1	2	0	0											
John Milner, L OBP: 0.273, SLG: 0.184 Matt Alexander, S (7, 7)										4	1	0	0	0	0	4											
Phil Garner, R OBP: 0.379, SLG: 0.453 (1, 4)										4	1	1	1	1	0	3											
Tony Peña, R OBP: 0.366, SLG: 0.451 (1, 2)										5	1	1	0	0	0	4											
Dale Berra, R OBP: 0.363, SLG: 0.394 (1, 6)										4	0	1	3	1	1	1											
Eddie Solomon, R OBP: 0.067, SLG: 0.067 (1, 1)										5	0	1	1	0	1	3											
Inning Stats	R: 0 E: 0 K: 0 S: 3	H: 0 LOB: 0 BB: 0 P: 3	R: 0 E: 0 K: 0 S: 3	H: 0 LOB: 0 BB: 0 P: 3	R: 0 E: 0 K: 0 S: 6	H: 3 LOB: 2 BB: 0 P: 6	R: 1 E: 0 K: 0 S: 5	H: 2 LOB: 2 BB: 1 P: 9	R: 5 E: 1 K: 0 S: 7	H: 4 LOB: 1 BB: 2 P: 15	R: 0 E: 0 K: 0 S: 3	H: 0 LOB: 0 BB: 0 P: 3	R: 1 E: 1 K: 0 S: 5	H: 1 LOB: 3 BB: 2 P: 13	R: 0 E: 0 K: 2 S: 7	H: 0 LOB: 0 BB: 0 P: 7	1B: 9 2B: 3 3B: 0 HR: 0	SF: 1 SAC: 0 DP: 0 HBP: 0	WP: 1 PB: 0 SB: 1 CS: 0	PA: 45							
PITCHER	IP	WLS	BF	H	R	ER	SO	BB	IBB	HBP	BLK	WP	HR	S	P	ERA	WHIP										
Bill Caudill, R ERA: 4.76 (1, 1)	4.0	L	21	8	5	5	0	0	1	0	0	1	0	20	24	11.25	2.000										
Lynn McGlothen, R ERA: 3.43 (5, 1)	1.1		9	3	3	3	0	1	1	0	0	0	0	7	15	20.25	3.000										
Doug Capilla, L ERA: 2.74 (6, 1)	0.2		2	0	0	0	0	0	0	0	0	0	0	2	2	0.00	0.000										
Rawly Eastwick, R ERA: 2.01 (7, 1)	2.0		10	1	1	0	0	2	0	0	0	0	0	8	16	0.00	1.500										
Lee Smith, R ERA: 3.16 (9, 1)	1.0		3	0	0	0	2	0	0	0	0	0	0	7	7	0.00	0.000										

Pittsburgh Pirates @ Chicago Cubs
Wrigley Field, Chicago, IL
Thu May 28 1981, 3:33 AM CDT
Att: 7,886 - Sunny - 54 F


AB 39
R 9
H 12
RBI 8
BB 5
SO 2
LOB 22



Batter	1	2	3	4	5	6	7	8	9	AB	R	H	RBI	BB	SO	LOB	BOTTOM										
Ivan De Jesus, R OBP: 0.260, SLG: 0.186 (1, 6)										5	0	1	0	0	0	3											
Steve Dillard, R OBP: 0.355, SLG: 0.407 (1, 4)										5	1	2	1	0	0	0											
Bill Buckner, L OBP: 0.345, SLG: 0.497 (1, 3)										5	0	1	0	0	0	2											
Leon Durham, L OBP: 0.348, SLG: 0.474 (1, 9)										4	1	1	0	0	0	3											
Steve Henderson, R OBP: 0.372, SLG: 0.423 (1, 7)										4	1	2	2	0	0	1											
Jerry Morales, R OBP: 0.350, SLG: 0.312 (1, 8)										4	1	1	0	0	0	1											
Hector Cruz, R OBP: 0.328, SLG: 0.436 (1, 5)										3	0	0	0	1	1	1											
Tim Blackwell, S OBP: 0.313, SLG: 0.320 (1, 2)										4	0	2	0	0	0	2											
Bill Caudill, R OBP: 0.288, SLG: 0.167 (5, 1)										2	0	1	1	0	1	0											
Lynn McGlothen, L OBP: 0.285, SLG: 0.182 (5, 1)										0	0	0	0	0	0	0											
Doug Capilla, L OBP: 0.285, SLG: 0.182 (5, 1)										0	0	0	0	0	0	0											
Jim Tracy, L OBP: 0.285, SLG: 0.250 (6, PH)										0	0	0	0	0	0	1											
Rawly Eastwick, R OBP: 0.285, SLG: 0.250 (7, 1)										0	0	0	0	0	0	0											
Lee Smith, R OBP: 0.285, SLG: 0.250 (9, 1)										0	0	0	0	0	0	0											
Scott Thompson, L OBP: 0.285, SLG: 0.250 (9, PH)										0	0	0	0	0	0	0											
Inning Stats	R: 0 E: 0 K: 0 S: 3	H: 0 LOB: 0 BB: 0 P: 3	R: 0 E: 1 K: 0 S: 4	H: 0 LOB: 2 BB: 1 P: 8	R: 0 E: 0 K: 1 S: 7	H: 2 LOB: 0 BB: 0 P: 7	R: 1 E: 0 K: 0 S: 6	H: 4 LOB: 2 BB: 0 P: 6	R: 2 E: 0 K: 0 S: 5	H: 2 LOB: 0 BB: 0 P: 5	R: 0 E: 0 K: 1 S: 6	H: 1 LOB: 1 BB: 0 P: 6	R: 0 E: 0 K: 0 S: 4	H: 1 LOB: 1 BB: 0 P: 4	R: 0 E: 0 K: 0 S: 3	H: 0 LOB: 0 BB: 0 P: 3	R: 1 E: 0 K: 0 S: 4	H: 1 LOB: 0 BB: 0 P: 4	1B: 8 2B: 0 3B: 1 HR: 2	SF: 0 SAC: 0 DP: 0 HBP: 0	WP: 0 PB: 1 SB: 0 CS: 0	PA: 39					
PITCHER	IP	WLS	BF	H	R	ER	SO	BB	IBB	HBP	BLK	WP	HR	S	P	ERA	WHIP										
Eddie Solomon, R ERA: 2.8 (1, 1)	9.0	W	39	11	4	4	2	1	0	0	0	0	2	42	46	4.00	1.333										

Pittsburgh Pirates @ Chicago Cubs
Wrigley Field, Chicago, IL
Thu May 28 1981, 3:33 AM CDT
Att: 7,886 - Sunny - 54 F

AB 38
R 4
H 11
RBI 4
BB 1
SO 2
LOB 14



Batter	1	2	3	4	5	6	7	8	9	AB	R	H	RBI	BB	SO	LOB	TOP			
Ivan De Jesus, R OBP: 0.260, SLG: 0.188	F4-3		F4-3		F8		1B			4	0	1	0	0	0	1	Chicago Cubs @ New York Mets Shea Stadium, Flushing, NY Fri May 29 1981, 7:05 PM EDT Att: 18,035 - Overcast - 66 F			
Steve Dillard, R OBP: 0.314, SLG: 0.355	6-3		F4-3		FC1-6		1-3			4	0	0	0	0	0	2				
Bill Buckner, L OBP: 0.343, SLG: 0.491	FC6-4				P9		L8			4	0	1	0	0	0	1				
Leon Durham, L OBP: 0.353, SLG: 0.484	FC6-4				S					3	1	2	0	0	0	1				
Scot Thompson, L OBP: 0.236, SLG: 0.250	FC6-4				1B					1	0	0	0	0	0	0				
Jerry Morales, R OBP: 0.346, SLG: 0.309			F8		1B		P6			4	0	1	1	0	0	1				
Mike Lum, L OBP: 0.250, SLG: 0.143	F4-3		F8		F8		F2			4	0	0	0	0	0	2				
Ken Reitz, R OBP: 0.238, SLG: 0.284										3	0	2	0	0	0	1				
Ken Kravec, L OBP: 0.341, SLG: 0.297										0	0	0	0	0	0	0				
Jim Tracy, L OBP: 0.318, SLG: 0.421										1	0	1	0	0	0	0				
Tim Blackwell, S OBP: 0.310, SLG: 0.310	F8				P6		F7			3	0	0	0	1	0	3				
Randy Martz, L OBP: 0.231, SLG: 0.167										2	0	1	0	0	1	0				
Rawly Eastwick, R OBP: 0.317, SLG: 0.351			K							0	0	0	0	0	0	0				
Doug Capilla, L OBP: 0.318, SLG: 0.421										0	0	0	0	0	0	0				
Hector Cruz, R OBP: 0.318, SLG: 0.421										2	0	0	0	0	1	2				
Inning Stats	R: 0 E: 0 K: 0 S: 4	H: 1 LOB: 1 BB: 0 P: 4	R: 0 E: 0 K: 0 S: 4	H: 1 LOB: 1 BB: 0 P: 4	R: 0 E: 0 K: 1 S: 5	H: 0 LOB: 0 BB: 0 P: 5	R: 1 E: 0 K: 0 S: 6	H: 3 LOB: 2 BB: 0 P: 6	R: 0 E: 0 K: 0 S: 4	H: 1 LOB: 1 BB: 0 P: 4	R: 0 E: 0 K: 1 S: 6	H: 1 LOB: 1 BB: 0 P: 6	R: 0 E: 0 K: 0 S: 3	H: 0 LOB: 0 BB: 0 P: 3	R: 0 E: 0 K: 0 S: 3	H: 1 LOB: 1 BB: 1 P: 7	1B: 7 2B: 2 3B: 0 HR: 0	SF: 0 SAC: 0 DP: 1 HBP: 0	WP: 0 PB: 0 SB: 1 CS: 0	PA: 36
PITCHER Mike Scott, R ERA: 3.99	IP: 9.0 WLS: W BF: 36 H: 9 R: 1 ER: 1 SO: 2 BB: 1 IBB: 0 HBP: 0 BLK: 0 WP: 0 HR: 0 S: 39 P: 43 ERA: 1.00 WHIP: 1.111																			

AB 35
R 1
H 9
RBI 1
BB 1
SO 2
LOB 14



Batter	1	2	3	4	5	6	7	8	9	AB	R	H	RBI	BB	SO	LOB	BOTTOM			
Mookie Wilson, S OBP: 0.317, SLG: 0.351	4-3		1B		HR		1B			4	3	4	0	1	0	0	Chicago Cubs @ New York Mets Shea Stadium, Flushing, NY Fri May 29 1981, 7:05 PM EDT Att: 18,035 - Overcast - 66 F			
Bob Bailor, R OBP: 0.311, SLG: 0.256	4-3		2B		3B		1B			4	0	1	2	1	0	3				
Joel Youngblood, R OBP: 0.404, SLG: 0.557			1B							1	0	0	0	0	1	1				
Mike Jorgensen, L OBP: 0.286, SLG: 0.460	K		K		HR		L7			3	1	0	0	1	1	3				
Dave Kingman, R OBP: 0.362, SLG: 0.474	K		F9		HR		BB			3	1	1	3	2	1	2				
Lee Mazzilli, S OBP: 0.312, SLG: 0.343	4-3		IBB		1B		BB			3	0	1	1	2	1	1				
John Stearns, R OBP: 0.333, SLG: 0.348	2B		L9		1B		K			5	0	2	0	0	1	6				
Hubie Brooks, R OBP: 0.367, SLG: 0.404	F4-6-3		CS		K		K			3	0	1	0	1	2	5				
Doug Flynn, R OBP: 0.318, SLG: 0.407	F4-6-3		1B		F1-3		IBB			3	0	0	0	1	0	3				
Mike Scott, R OBP: 0.200, SLG: 0.059			2B		K		K			3	1	0	0	1	3	3				
Inning Stats	R: 0 E: 0 K: 2 S: 8	H: 1 LOB: 1 BB: 0 P: 8	R: 0 E: 0 K: 0 S: 3	H: 1 LOB: 1 BB: 1 P: 7	R: 2 E: 0 K: 1 S: 7	H: 2 LOB: 2 BB: 2 P: 15	R: 0 E: 0 K: 1 S: 5	H: 1 LOB: 0 BB: 0 P: 5	R: 3 E: 0 K: 2 S: 11	H: 4 LOB: 3 BB: 2 P: 19	R: 1 E: 0 K: 2 S: 7	H: 0 LOB: 3 BB: 4 P: 23	R: 0 E: 0 K: 1 S: 6	H: 1 LOB: 1 BB: 0 P: 6	R: 0 E: 0 K: 1 S: 5	H: 0 LOB: 1 BB: 1 P: 9	1B: 6 2B: 2 3B: 1 HR: 1	SF: 0 SAC: 0 DP: 1 HBP: 0	WP: 0 PB: 0 SB: 4 CS: 1	PA: 42
PITCHER Randy Martz, R ERA: 4.71 Rawly Eastwick, R ERA: 2.35 Doug Capilla, L ERA: 2.52 Ken Kravec, L ERA: 6.67	IP: 4.1 WLS: L BF: 23 H: 8 R: 5 ER: 5 SO: 4 BB: 3 IBB: 1 HBP: 0 BLK: 0 WP: 0 HR: 1 S: 27 P: 43 ERA: 10.38 WHIP: 2.538																			

AB 32
R 6
H 10
RBI 6
BB 10
SO 10
LOB 27



Batter	1	2	3	4	5	6	7	8	9	AB	R	H	RBI	BB	SO	LOB	TOP			
Ivan De Jesus, R OBP: 0.257, SLG: 0.183	F9		L7		5-3		SH2-4		K	4	0	0	0	0	1	1				
Steve Dillard, R OBP: 0.326, SLG: 0.366	L9		B1-3			F4-3	FC6-4 BB		1B	4	0	1	0	1	0	0				
Bill Buckner, L OBP: 0.339, SLG: 0.477	F4-3		F4-3			BB 1B	P6		5-3	5	0	1	0	0	0	4				
Jerry Morales, R OBP: 0.362, SLG: 0.333		FC4-6 1B E BB		F9		BB 1B	FC6-4			3	1	1	0	1	0	3				
Hector Cruz, R OBP: 0.343, SLG: 0.483		FC4-6 1B		L9		FC6-4 BB		HR		3	1	2	1	1	0	0				
Ken Reitz, R OBP: 0.299, SLG: 0.298	FC4-6 1B E			1-3		F4		K		4	0	0	0	0	1	5				
Carlos Lezcano, R OBP: 0.299, SLG: 0.298		E6 1B		B1-3		FC6-4		5-3		4	0	0	1	0	0	4	AB 33			
Jody Davis, R OBP: 0.391, SLG: 0.381		F6-4-3 1B		SH5-4 1B		SH2-4 BB		K		4	0	3	0	0	1	0	R 2			
Rick Reuschel, R OBP: 0.158, SLG: 0.111		F6-4-3		SH5-4		SH2-4 BB		5-3		1	0	0	0	0	0	3	H 8			
Mike Tyson, R OBP: 0.289, SLG: 0.289										0	0	0	0	1	0	0	RBI 2			
Lynn McGlothen, L OBP: 0.091, SLG: 0.182										0	0	0	0	0	0	0	BB 4			
Joe Strain, R OBP: 0.241, SLG: 0.203										1	0	0	0	0	0	0	SO 3			
Inning Stats	R: 0 E: 0 K: 0 S: 3	H: 0 LOB: 0 BB: 0 P: 3	R: 1 E: 1 K: 0 S: 5	H: 2 LOB: 2 BB: 1 P: 9	R: 0 E: 0 K: 0 S: 3	H: 0 LOB: 0 BB: 0 P: 3	R: 0 E: 0 K: 0 S: 4	H: 1 LOB: 1 BB: 0 P: 4	R: 0 E: 0 K: 0 S: 5	H: 2 LOB: 3 BB: 1 P: 9	R: 0 E: 0 K: 0 S: 4	H: 1 LOB: 3 BB: 2 P: 12	R: 1 E: 0 K: 2 S: 8	H: 1 LOB: 0 BB: 0 P: 8	R: 0 E: 0 K: 1 S: 6	H: 1 LOB: 1 BB: 0 P: 6	1B: 7 2B: 0 3B: 0 HR: 1	SF: 0 SAC: 2 DP: 1 HBP: 0	WP: 0 PB: 0 SB: 0 CS: 0	PA: 39
PITCHER	IP WLS BF H R ER SO BB IBB HBP BLK WP HR S P ERA WHIP																			
Randy Jones, L ERA: 4.36	(1, 1) 6.1 W 29 6 1 1 0 4 0 0 0 0 0 0 25 41 1.42 1.579																			
Pete Falcone, L ERA: 2.65	(7, 1) 2.2 S 10 2 1 1 3 0 0 0 0 0 0 1 16 16 3.38 0.750																			

Chicago Cubs @ New York Mets
Shea Stadium, Flushing, NY
Sun May 31 1981, 3:33 AM EDT
Att: 17,524 - Overcast - 74 F

AB	33
R	2
H	8
RBI	2
BB	4
SO	3
LOB	20



Batter	1	2	3	4	5	6	7	8	9	AB	R	H	RBI	BB	SO	LOB	BOTTOM			
Mookie Wilson, S OBP: 0.318, SLG: 0.343	F7		4-3		P6			4-3		4	0	0	0	0	0	0				
Bob Bailor, R OBP: 0.315, SLG: 0.271	5-3		F9			5-3		K		4	0	0	0	0	1	0				
Lee Mazzilli, S OBP: 0.321, SLG: 0.343	4-3			2B BB		CS 1B		1-3		3	1	1	0	1	0	0				
Dave Kingman, R OBP: 0.363, SLG: 0.500		K		1-H 2B		HR				3	1	2	2	0	1	0				
Mike Jorgensen, L OBP: 0.297, SLG: 0.456		E FC6-4 2B		5-3		K				3	1	1	0	0	1	1				
John Stearns, R OBP: 0.333, SLG: 0.347		E6 FC6-4 1B		6-3			6-3			3	0	1	0	0	0	1				
Hubie Brooks, R OBP: 0.350, SLG: 0.385		FC6-4		4-3			L9			3	0	0	1	0	0	2	AB 29			
Doug Flynn, R OBP: 0.305, SLG: 0.390		F5-3			F6-3		F3			3	0	0	0	0	0	1	R 3			
Randy Jones, R OBP: 0.154, SLG: 0.154							B5-3			2	0	0	0	0	2	0	H 5			
Pete Falcone, L ERA: 3.29										1	0	0	0	0	0	1	RBI 3			
Inning Stats	R: 0 E: 0 K: 0 S: 3	H: 0 LOB: 0 BB: 0 P: 3	R: 1 E: 1 K: 1 S: 7	H: 2 LOB: 1 BB: 0 P: 7	R: 0 E: 0 K: 1 S: 5	H: 0 LOB: 0 BB: 0 P: 5	R: 1 E: 0 K: 0 S: 4	H: 1 LOB: 1 BB: 1 P: 8	R: 0 E: 0 K: 1 S: 5	H: 0 LOB: 0 BB: 0 P: 5	R: 1 E: 0 K: 1 S: 6	H: 2 LOB: 0 BB: 0 P: 6	R: 0 E: 1 K: 0 S: 4	H: 0 LOB: 1 BB: 0 P: 4	R: 0 E: 0 K: 1 S: 5	H: 0 LOB: 0 BB: 0 P: 5	1B: 2 2B: 2 3B: 0 HR: 1	SF: 0 SAC: 0 DP: 0 HBP: 0	WP: 0 PB: 0 SB: 0 CS: 1	PA: 30
PITCHER	IP WLS BF H R ER SO BB IBB HBP BLK WP HR S P ERA WHIP																			
Rick Reuschel, R ERA: 3.73	(1, 1) 6.0 L 23 5 3 2 4 1 0 0 0 0 0 0 30 34 3.00 1.000																			
Lynn McGlothen, R ERA: 3.29	(7, 1) 2.0 7 0 0 0 1 0 0 0 0 0 0 0 9 9 0.00 0.000																			

Chicago Cubs @ New York Mets
Shea Stadium, Flushing, NY
Sun May 31 1981, 3:33 AM EDT
Att: 17,524 - Overcast - 74 F

AB	29
R	3
H	5
RBI	3
BB	1
SO	5
LOB	6



Batter	1	2	3	4	5	6	7	8	9	AB	R	H	RBI	BB	SO	LOB	TOP				
Ivan De Jesus, R OBP: 0.256, SLG: 0.180										3	1	0	0	1	0	0	Chicago Cubs @ Pittsburgh Pirates Three Rivers Stadium, Pittsburgh, PA Tue Jun 02 1981, 7:05 PM EDT Att: 6,437 - Unknown - 73 F				
Steve Dillard, R OBP: 0.340, SLG: 0.400 Lee Smith, R Lynn McGlothen, L OBP: 0.091, SLG: 0.182										4	0	2	2	0	1	0					
Bill Buckner, L OBP: 0.342, SLG: 0.478											2	0	1	1	1	0					
Jim Tracy, L OBP: 0.340, SLG: 0.273										4	0	0	0	0	1	4					
Jerry Morales, R OBP: 0.350, SLG: 0.321											4	0	0	0	0	1		3			
Scott Thompson, L OBP: 0.216, SLG: 0.228											4	0	0	0	0	1					
Ken Reitz, R OBP: 0.266, SLG: 0.305											4	1	2	0	0	0					
Tim Blackwell, S OBP: 0.320, SLG: 0.333											4	0	1	0	0	1		2			
Bill Caudill, R OBP: 0.287, SLG: 0.154 Ken Kravec, L Rawly Eastwick, R Joe Strain, R Doug Capilla, L Mike Tyson, R OBP: 0.299, SLG: 0.277												1	0	0	0	0		1			
Inning Stats	R: 0 E: 0 K: 0 S: 5	H: 2 LOB: 2 BB: 0 P: 5	R: 0 E: 0 K: 0 S: 3	H: 0 LOB: 0 BB: 0 P: 3	R: 0 E: 0 K: 2 S: 7	H: 0 LOB: 0 BB: 0 P: 7	R: 0 E: 0 K: 0 S: 3	H: 0 LOB: 1 BB: 1 P: 7	R: 3 E: 0 K: 2 S: 9	H: 2 LOB: 1 BB: 2 P: 17	R: 0 E: 0 K: 0 S: 4	H: 1 LOB: 1 BB: 0 P: 4	R: 0 E: 0 K: 0 S: 3	H: 0 LOB: 0 BB: 0 P: 3	R: 0 E: 0 K: 1 S: 5	H: 0 LOB: 0 BB: 0 P: 5		R: 0 E: 0 K: 0 S: 4	H: 1 LOB: 1 BB: 0 P: 4	1B: 5 2B: 1 3B: 0 HR: 0	SF: 1 SAC: 0 DP: 0 HBP: 0
PITCHER Eddie Solomon, R ERA: 2.83	IP: 9.0 WLS: W BF: 36 H: 6 R: 3 ER: 3 SO: 5 BB: 3 IBB: 0 HBP: 0 BLK: 0 WP: 0 HR: 0 S: 43 P: 55 ERA: 3.00 WHIP: 1.000															PITCHER Lynn McGlothen, R ERA: 3.94	IP: 7.1 WLS: L BF: 10 H: 5 R: 4 ER: 4 SO: 1 BB: 2 IBB: 0 HBP: 0 BLK: 0 WP: 0 HR: 0 S: 10 P: 18 ERA: 27.00 WHIP: 5.250				

AB 32
R 3
H 6
RBI 3
BB 3
SO 5
LOB 11



Batter	1	2	3	4	5	6	7	8	9	AB	R	H	RBI	BB	SO	LOB	BOTTOM		
Omar Moreno, L OBP: 0.295, SLG: 0.337										6	2	2	0	0	2	1	Chicago Cubs @ Pittsburgh Pirates Three Rivers Stadium, Pittsburgh, PA Tue Jun 02 1981, 7:05 PM EDT Att: 6,437 - Unknown - 73 F		
Tim Foli, R OBP: 0.286, SLG: 0.282 Dale Berra, R OBP: 0.348, SLG: 0.366										4	2	1	0	0	0	2			
Dave Parker, L OBP: 0.467 Lee Lacy, R OBP: 0.315, SLG: 0.371										5	3	4	3	0	0	1			
Willie Stargell, L OBP: 0.382, SLG: 0.367										5	2	3	1	1	1	2			
Mike Easter, L OBP: 0.369, SLG: 0.563										3	3	2	3	2	0	1			
Bill Madlock, R OBP: 0.410, SLG: 0.468										4	1	1	3	2	0	5			
Phil Garner, R OBP: 0.366, SLG: 0.404									2	1	0	0	3	0	3				
Steve Nicosia, R OBP: 0.305, SLG: 0.333									5	0	4	4	0	0	3				
Eddie Solomon, R OBP: 0.105, SLG: 0.105									4	0	1	1	0	2	6				
Inning Stats	R: 3 E: 0 K: 0 S: 5	H: 3 LOB: 1 BB: 1 P: 10	R: 0 E: 0 K: 0 S: 4	H: 1 LOB: 1 BB: 0 P: 4	R: 1 E: 0 K: 0 S: 5	H: 2 LOB: 2 BB: 2 P: 13	R: 4 E: 0 K: 1 S: 9	H: 4 LOB: 2 BB: 2 P: 17	R: 0 E: 0 K: 0 S: 4	H: 1 LOB: 1 BB: 0 P: 4	R: 1 E: 0 K: 1 S: 6	H: 2 LOB: 1 BB: 1 P: 10	R: 5 E: 0 K: 2 S: 11	H: 4 LOB: 2 BB: 2 P: 19	R: 2 E: 0 K: 1 S: 7	H: 2 LOB: 1 BB: 1 P: 11		1B: 14 2B: 5 3B: 0 HR: 0	SF: 1 SAC: 1 DP: 2 HBP: 1
PITCHER Bill Caudill, R ERA: 5.26 Ken Kravec, L ERA: 7.02 Rawly Eastwick, R ERA: 2.28 Doug Capilla, L ERA: 2.87 Lee Smith, R ERA: 3.94	IP: 2.0 WLS: L BF: 13 H: 3 R: 4 ER: 4 SO: 0 BB: 1 IBB: 0 HBP: 0 BLK: 0 WP: 1 HR: 0 S: 11 P: 16 ERA: 18.00 WHIP: 3.500															PITCHER Lynn McGlothen, R ERA: 3.94	IP: 7.1 WLS: L BF: 10 H: 5 R: 4 ER: 4 SO: 1 BB: 2 IBB: 0 HBP: 0 BLK: 0 WP: 0 HR: 0 S: 10 P: 18 ERA: 27.00 WHIP: 5.250		

AB 39
R 16
H 19
RBI 15
BB 9
SO 5
LOB 24



Batter	1	2	3	4	5	6	7	8	9	AB	R	H	RBI	BB	SO	LOB	TOP										
Ivan De Jesus, R OBP: 0.253, SLG: 0.177 Mike Lum, L OBP: 0.240, SLG: 0.136	F9			6-3		F9			F8	3	0	0	0	0	0	0											
Steve Dillard, R OBP: 0.321, SLG: 0.375 Mike Tyson, R OBP: 0.264, SLG: 0.271	K			F8			P2		4-3	3	0	0	0	0	1	0											
Bill Buckner, L OBP: 0.340, SLG: 0.470 Carlos Lezcano, R OBP: 0.264, SLG: 0.271	F7			4-3			L8		FC6 BB	3	0	0	0	1	0	0											
Jerry Morales, R OBP: 0.347, SLG: 0.319		4-3					P4		FC6	4	0	1	0	0	0	1											
Jim Tracy, L OBP: 0.357, SLG: 0.326		4-3								2	1	1	0	1	0	0											
Hector Cruz, R OBP: 0.342, SLG: 0.524		5-3								3	1	1	2	0	1	2											
Ken Reitz, R OBP: 0.261, SLG: 0.298				F7		G5-4-3			K	3	0	0	0	0	1	2											
Jody Davis, R OBP: 0.385, SLG: 0.375							F8		K	3	0	1	0	0	1	0											
Randy Martz, L OBP: 0.188, SLG: 0.133 Doug Capilla, L OBP: 0.264, SLG: 0.271				B1-6-3			K		K	3	0	0	0	0	2	1											
Inning Stats	R: 0 E: 0 K: 1 S: 5	H: 0 LOB: 0 BB: 0 P: 5	R: 0 E: 0 K: 0 S: 3	H: 0 LOB: 0 BB: 0 P: 3	R: 0 E: 0 K: 0 S: 3	H: 1 LOB: 0 BB: 0 P: 3	R: 0 E: 0 K: 0 S: 3	H: 0 LOB: 0 BB: 0 P: 3	R: 0 E: 0 K: 1 S: 5	H: 0 LOB: 0 BB: 0 P: 5	R: 0 E: 0 K: 0 S: 3	H: 0 LOB: 0 BB: 0 P: 3	R: 2 E: 0 K: 3 S: 11	H: 2 LOB: 1 BB: 0 P: 11	R: 0 E: 0 K: 0 S: 3	H: 0 LOB: 1 BB: 1 P: 7	1B: 2 2B: 0 3B: 1 HR: 1	SF: 0 SAC: 0 DP: 2 HBP: 0	WP: 0 PA: 31 CS: 0								
PITCHER	IP	WLS	BF	H	R	ER	SO	BB	IBB	HBP	BLK	WP	HR	S	P	ERA	WHIP										
Jim Bibby, R ERA: 2.64	8.0	W	27	4	2	2	6	1	0	0	0	0	1	38	42	2.25	0.625										
Kent Tekulve, R ERA: 4.74	0.2		2	0	0	0	0	0	0	0	0	0	0	2	2	0.00	0.000										
Grant Jackson, L ERA: 1.76	0.0	S	1	0	0	0	0	0	0	0	0	0	0	0	4	∞	∞										
Enrique Romo, R ERA: 4.55	0.1		1	0	0	0	0	0	0	0	0	0	0	1	1	0.00	0.000										

Chicago Cubs @ Pittsburgh Pirates
Three Rivers Stadium, Pittsburgh, PA
Wed Jun 03 1981, 7:05 PM EDT
Att: 5,003 - Unknown - 73 F

AB	29
R	2
H	4
RBI	2
BB	2
SO	6
LOB	6



Batter	1	2	3	4	5	6	7	8	9	AB	R	H	RBI	BB	SO	LOB	BOTTOM										
Omar Moreno, L OBP: 0.294, SLG: 0.341	K			F7				4-3		4	0	1	0	0	1	1											
Tim Foli, R OBP: 0.285, SLG: 0.281	E6			G4-6-3			6-3	F8		4	0	1	0	0	0	2											
Dave Parker, L OBP: 0.281, SLG: 0.455	K			G4-6-3			K			3	0	0	0	0	2	3											
Willie Stargell, L OBP: 0.351, SLG: 0.333		6-3					P8			3	0	0	0	0	0	0											
Mike Easter, L OBP: 0.369, SLG: 0.566		4-3					WP FC5			3	1	1	0	0	0	0											
Bill Madlock, R OBP: 0.415, SLG: 0.464								FC5		1	0	0	0	2	0	0											
Phil Garner, R OBP: 0.357, SLG: 0.392				CS			FC5			3	0	0	1	0	0	1											
Steve Nicosia, R OBP: 0.299, SLG: 0.326 John Milner, L OBP: 0.269, SLG: 0.205 Lee Lacy, R OBP: 0.315, SLG: 0.371 Tony Peña, R OBP: 0.328, SLG: 0.393							G6-3			2	0	0	0	0	0	2											
Jim Bibby, R OBP: 0.250, SLG: 0.409 Jason Thompson, L OBP: 0.326, SLG: 0.349 Kent Tekulve, R OBP: 0.264, SLG: 0.271 Grant Jackson, S OBP: 0.264, SLG: 0.271 Enrique Romo, R OBP: 0.264, SLG: 0.271				K						2	0	0	0	0	2	0											
Inning Stats	R: 0 E: 1 K: 2 S: 7	H: 0 LOB: 0 BB: 0 P: 7	R: 0 E: 0 K: 0 S: 2	H: 0 LOB: 0 BB: 1 P: 6	R: 0 E: 0 K: 1 S: 5	H: 0 LOB: 0 BB: 0 P: 5	R: 0 E: 0 K: 0 S: 3	H: 1 LOB: 0 BB: 0 P: 3	R: 1 E: 0 K: 0 S: 4	H: 1 LOB: 1 BB: 1 P: 8	R: 0 E: 0 K: 2 S: 8	H: 1 LOB: 0 BB: 0 P: 8	R: 0 E: 0 K: 0 S: 3	H: 0 LOB: 0 BB: 0 P: 3	R: 2 E: 0 K: 0 S: 5	H: 2 LOB: 1 BB: 0 P: 5	1B: 2 2B: 2 3B: 0 HR: 1	SF: 0 SAC: 0 DP: 2 HBP: 0	WP: 1 PA: 30 CS: 2								
PITCHER	IP	WLS	BF	H	R	ER	SO	BB	IBB	HBP	BLK	WP	HR	S	P	ERA	WHIP										
Randy Martz, R ERA: 4.56	7.1	L	27	5	3	3	5	2	0	0	0	0	1	35	43	3.68	0.955										
Doug Capilla, L ERA: 2.6	0.2		2	0	0	0	0	0	0	0	0	0	0	2	2	0.00	0.000										

Chicago Cubs @ Pittsburgh Pirates
Three Rivers Stadium, Pittsburgh, PA
Wed Jun 03 1981, 7:05 PM EDT
Att: 5,003 - Unknown - 73 F

AB	27
R	3
H	5
RBI	3
BB	2
SO	5
LOB	9



Batter	1	2	3	4	5	6	7	8	9	AB	R	H	RBI	BB	SO	LOB	TOP				
Derrel Thomas, S (1,4) OBP: 0.323, SLG: 0.302										4	0	1	0	0	1	2	Los Angeles Dodgers @ Chicago Cubs Wrigley Field, Chicago, IL Fri Jun 05 1981, 3:33 AM CDT Att: 7,815 - Unknown - 79 F				
Ken Landreaux, L (1,8) OBP: 0.325, SLG: 0.399										4	0	2	0	0	0	1					
Dusty Baker Jr., R (1,7) OBP: 0.333, SLG: 0.402										4	0	2	1	0	0	2					
Steve Garvey, R (1,3) OBP: 0.319, SLG: 0.437										4	0	1	0	0	0	5					
Ron Cey, R (1,5) OBP: 0.360, SLG: 0.484										4	0	0	0	0	1	2					
Pedro Guerrero, R (1,9) OBP: 0.394, SLG: 0.563										4	0	2	0	0	0	1					
Mike Scioscia, L (1,2) OBP: 0.382, SLG: 0.341										3	1	1	0	1	0	2					
Bill Russell, R (1,6) OBP: 0.230, SLG: 0.215										3	0	0	0	0	0	3					
Reggie Smith, S (9, PH) OBP: 0.400, SLG: 0.615										1	1	1	2	0	0	0					
Jerry Reuss, L (11, 1) OBP: 0.250, SLG: 0.250										1	0	0	0	0	0	0					
Jay Johnstone, L (5, PH) OBP: 0.290, SLG: 0.325										1	1	1	0	0	0	0					
Bobby Castillo, R (5, 1) OBP: 0.420, SLG: 0.714										0	0	0	0	0	0	0					
Terry Forster, L (5, 1) OBP: 0.340, SLG: 0.554										0	0	0	0	0	0	0					
Rick Monday, L (8, PH) OBP: 0.300, SLG: 0.182										0	0	0	0	0	1	0					
Rick Sutcliffe, L (8, 1) OBP: 0.300, SLG: 0.277										1	0	0	0	0	0	0					
Joe Ferguson, R (9, PH) OBP: 0.200, SLG: 0.277										1	0	0	0	0	0	0					
Inning Stats	R: 0 E: 0 K: 0 S: 3	H: 0 LOB: 0 BB: 0 P: 3	R: 0 E: 0 K: 0 S: 5	H: 2 LOB: 2 BB: 0 P: 5	R: 0 E: 0 K: 0 S: 3	H: 1 LOB: 0 BB: 0 P: 3	R: 0 E: 0 K: 0 S: 3	H: 1 LOB: 0 BB: 0 P: 3	R: 0 E: 0 K: 0 S: 3	H: 1 LOB: 0 BB: 0 P: 3	R: 1 E: 0 K: 0 S: 5	H: 3 LOB: 1 BB: 0 P: 5	R: 0 E: 0 K: 0 S: 4	H: 1 LOB: 1 BB: 0 P: 4	R: 0 E: 0 K: 1 S: 6	H: 1 LOB: 2 BB: 1 P: 10	R: 2 E: 0 K: 1 S: 6	H: 1 LOB: 0 BB: 1 P: 10	1B: 8 2B: 2 3B: 0 HR: 1	SF: 0 SAC: 0 DP: 3 HBP: 0	WP: 0 PA: 37 PB: 0 SB: 0 CS: 1
PITCHER	IP WLS BF H R ER SO BB IBB HBP BLK WP HR S P ERA WHIP																				
Rick Reuschel, R (1, 1) ERA: 3.49	7.1 W 29 10 1 1 1 1 1 0 0 0 0 0 30 34 1.23 1.500																				
Dick Tidrow, R (8, 1) ERA: 4.59	1.2 S 7 1 2 2 1 1 0 0 0 0 1 8 12 10.80 1.200																				

Batter	1	2	3	4	5	6	7	8	9	AB	R	H	RBI	BB	SO	LOB	BOTTOM				
Ivan De Jesus, R (1,6) OBP: 0.248, SLG: 0.180										4	0	1	0	0	0	0	Los Angeles Dodgers @ Chicago Cubs Wrigley Field, Chicago, IL Fri Jun 05 1981, 3:33 AM CDT Att: 7,815 - Unknown - 79 F				
Steve Dillard, R (1,4) OBP: 0.335, SLG: 0.404										4	1	2	0	0	0	1					
Bill Buckner, L (1,3) OBP: 0.351, SLG: 0.473										3	0	2	0	0	0	1					
Jerry Morales, R (1,8) OBP: 0.346, SLG: 0.314										4	2	1	0	0	0	5					
Hector Cruz, R (1,7) OBP: 0.358, SLG: 0.514										4	1	3	1	0	0	0					
Carlos Lezcano, R (1,9) OBP: 0.259, SLG: 0.167										2	0	0	0	0	2	2					
Mike Lum, L (6, PH) OBP: 0.259, SLG: 0.167										2	0	1	1	0	0	1					
Ken Reitz, R (1,5) OBP: 0.267, SLG: 0.309										4	0	1	2	0	0	3					
Jody Davis, R (1,2) OBP: 0.382, SLG: 0.333										2	0	0	0	2	0	1					
Rick Reuschel, R (1, 1) ERA: 2.01										3	0	0	0	0	1	2					
Dick Tidrow, R (8, 1) ERA: 3.43										1	0	0	0	0	1	2					
Inning Stats	R: 0 E: 0 K: 0 S: 3	H: 1 LOB: 1 BB: 0 P: 4	R: 0 E: 0 K: 1 S: 5	H: 0 LOB: 0 BB: 0 P: 5	R: 0 E: 0 K: 0 S: 3	H: 0 LOB: 0 BB: 0 P: 3	R: 3 E: 0 K: 1 S: 9	H: 4 LOB: 1 BB: 0 P: 9	R: 0 E: 0 K: 1 S: 6	H: 1 LOB: 1 BB: 0 P: 6	R: 1 E: 0 K: 0 S: 5	H: 3 LOB: 2 BB: 1 P: 9	R: 0 E: 0 K: 0 S: 4	H: 1 LOB: 1 BB: 0 P: 4	R: 0 E: 0 K: 1 S: 6	H: 1 LOB: 2 BB: 1 P: 10	R: 0 E: 0 K: 1 S: 6	H: 1 LOB: 0 BB: 1 P: 10	1B: 8 2B: 3 3B: 0 HR: 0	SF: 0 SAC: 0 DP: 2 HBP: 1	WP: 0 PA: 36 PB: 0 SB: 1 CS: 0
PITCHER	IP WLS BF H R ER SO BB IBB HBP BLK WP HR S P ERA WHIP																				
Jerry Reuss, L (1, 1) ERA: 2.01	5.0 L 21 6 3 3 3 3 0 0 0 0 0 0 2 27 5.40 1.200																				
Bobby Castillo, R (6, 1) ERA: 5.53	0.0 2 2 1 1 0 0 0 0 0 0 0 2 2 0 0 0																				
Terry Forster, L (6, 1) ERA: 4.38	2.0 8 2 0 0 0 0 0 1 0 0 0 0 7 11 0.00 1.000																				
Rick Sutcliffe, R (8, 1) ERA: 3.43	1.0 5 1 0 0 1 0 1 0 0 0 0 6 10 0.00 1.000																				

AB	34
R	3
H	11
RBI	3
BB	2
SO	2
LOB	18



Batter	1	2	3	4	5	6	7	8	9	AB	R	H	RBI	BB	SO	LOB	TOP					
Derrel Thomas, S OBP: 0.327, SLG: 0.300 (1, 4)										4	2	1	0	1	0	1						
Ken Landreaux, L OBP: 0.327, SLG: 0.415 (1, 8)										5	1	2	2	0	1	0						
Dusty Baker Jr., R OBP: 0.335, SLG: 0.404 (1, 7)										4	0	2	2	0	0	0						
Steve Garvey, R OBP: 0.316, SLG: 0.432 (1, 3)										5	0	1	0	0	1	2						
Ron Cey, R OBP: 0.367, SLG: 0.487 (1, 5)										3	0	2	0	1	1	1						
Pedro Guerrero, R OBP: 0.381, SLG: 0.554 (1, 9)										3	0	0	0	1	0	3						
Mike Scioscia, L OBP: 0.385, SLG: 0.353 (1, 2)										4	1	2	0	0	0	4						
Bill Russell, R OBP: 0.244, SLG: 0.224 (1, 6)										3	1	2	0	1	1	1						
Fernando Valenzuela, L OBP: 0.285, SLG: 0.265 (4, 1) Bobby Castillo, R OBP: 0.429, SLG: 0.714 (6, PH) Jay Johnston, L OBP: 0.244, SLG: 0.317 (6, PH) Rick Sutcliffe, R OBP: 0.327, SLG: 0.192 (8, PH) Rick Monday, L OBP: 0.327, SLG: 0.554 (8, PH) Steve Howe, L (8, 1)										1	0	0	0	0	0	0						
Inning Stats	R: 2 E: 0 K: 0 S: 6	H: 3 LOB: 2 BB: 1 P: 10	R: 2 E: 0 K: 1 S: 6	H: 2 LOB: 1 BB: 2 P: 14	R: 0 E: 0 K: 1 S: 6	H: 2 LOB: 1 BB: 0 P: 6	R: 0 E: 0 K: 0 S: 3	H: 0 LOB: 0 BB: 0 P: 3	R: 0 E: 0 K: 0 S: 4	H: 1 LOB: 2 BB: 1 P: 8	R: 0 E: 0 K: 1 S: 6	H: 1 LOB: 1 BB: 0 P: 6	R: 0 E: 0 K: 0 S: 5	H: 2 LOB: 1 BB: 0 P: 5	R: 0 E: 0 K: 1 S: 5	H: 0 LOB: 0 BB: 0 P: 5	1B: 9 2B: 2 3B: 1 HR: 0	SF: 2 SAC: 1 DP: 2 HBP: 0	WP: 0 PB: 0 SB: 0 CS: 0	PA: 40		
PITCHER	IP WLS BF H R ER SO BB IBB HBP BLK WP HR S P ERA WHIP	IP WLS BF H R ER SO BB IBB HBP BLK WP HR S P ERA WHIP	IP WLS BF H R ER SO BB IBB HBP BLK WP HR S P ERA WHIP	IP WLS BF H R ER SO BB IBB HBP BLK WP HR S P ERA WHIP	IP WLS BF H R ER SO BB IBB HBP BLK WP HR S P ERA WHIP	IP WLS BF H R ER SO BB IBB HBP BLK WP HR S P ERA WHIP	IP WLS BF H R ER SO BB IBB HBP BLK WP HR S P ERA WHIP	IP WLS BF H R ER SO BB IBB HBP BLK WP HR S P ERA WHIP	IP WLS BF H R ER SO BB IBB HBP BLK WP HR S P ERA WHIP	IP WLS BF H R ER SO BB IBB HBP BLK WP HR S P ERA WHIP	IP WLS BF H R ER SO BB IBB HBP BLK WP HR S P ERA WHIP	IP WLS BF H R ER SO BB IBB HBP BLK WP HR S P ERA WHIP	IP WLS BF H R ER SO BB IBB HBP BLK WP HR S P ERA WHIP	IP WLS BF H R ER SO BB IBB HBP BLK WP HR S P ERA WHIP	IP WLS BF H R ER SO BB IBB HBP BLK WP HR S P ERA WHIP	IP WLS BF H R ER SO BB IBB HBP BLK WP HR S P ERA WHIP	IP WLS BF H R ER SO BB IBB HBP BLK WP HR S P ERA WHIP	IP WLS BF H R ER SO BB IBB HBP BLK WP HR S P ERA WHIP	IP WLS BF H R ER SO BB IBB HBP BLK WP HR S P ERA WHIP	IP WLS BF H R ER SO BB IBB HBP BLK WP HR S P ERA WHIP	IP WLS BF H R ER SO BB IBB HBP BLK WP HR S P ERA WHIP	
Bill Caudill, R ERA: 5.53	0.2	6	3	2	2	0	1	0	0	0	0	0	0	0	5	9	27.00	6.000				
Lynn McClothen, R ERA: 4.18	3.1	W	14	4	2	2	2	0	0	0	0	0	0	0	16	24	5.40	1.800				
Rawly Eastwick, R ERA: 2.2	4.0		17	5	1	1	1	0	0	0	0	0	0	0	18	22	2.25	1.500				
Doug Capilla, L ERA: 2.4	1.0		3	0	0	0	0	0	0	0	0	0	0	0	5	5	0.00	0.000				

Los Angeles Dodgers @ Chicago Cubs
Wrigley Field, Chicago, IL
Sat Jun 06 1981, 3:33 AM CDT
Att: 30,556 - Sunny - 69 F

AB	33
R	5
H	12
RBI	5
BB	4
SO	4
LOB	13



Batter	1	2	3	4	5	6	7	8	9	AB	R	H	RBI	BB	SO	LOB	BOTTOM				
Ivan De Jesus, R OBP: 0.256, SLG: 0.178 (1, 6)										2	2	0	0	3	1	0					
Steve Dillard, R OBP: 0.328, SLG: 0.387 (1, 4)										5	0	1	1	0	1	2					
Bill Buckner, L OBP: 0.352, SLG: 0.477 (1, 3)										5	0	2	3	0	0	1					
Jerry Morales, R OBP: 0.341, SLG: 0.325 (1, 8)										5	1	1	0	0	0	4					
Hector Cruz, R OBP: 0.384, SLG: 0.575 (1, 7)										3	3	2	1	2	0	0					
Carlos Lezcano, R OBP: 0.083, SLG: 0.083 (1, 9)										5	1	1	1	0	0	4					
Ken Reitz, R OBP: 0.279, SLG: 0.312 (1, 5)										2	1	1	0	2	0	2					
Jody Davis, R OBP: 0.368, SLG: 0.333 (1, 2)										3	1	1	2	0	2	2					
Bill Caudill, R ERA: 5.53 Lynn McClothen, R ERA: 4.18 Mike Jurgens, L OBP: 0.279, SLG: 0.167 (4, PH) Rawly Eastwick, R ERA: 2.2 Tye Walker, R OBP: 0.327, SLG: 2.000 (8, PH) Doug Capilla, L (9, 1)										0	0	0	0	0	0	0					
Inning Stats	R: 0 E: 0 K: 0 S: 3	H: 0 LOB: 1 BB: 1 P: 7	R: 1 E: 0 K: 2 S: 9	H: 2 LOB: 0 BB: 0 P: 9	R: 0 E: 0 K: 2 S: 7	H: 0 LOB: 0 BB: 0 P: 7	R: 6 E: 0 K: 0 S: 8	H: 5 LOB: 1 BB: 2 P: 16	R: 1 E: 0 K: 1 S: 6	H: 1 LOB: 1 BB: 1 P: 10	R: 0 E: 0 K: 0 S: 3	H: 0 LOB: 0 BB: 0 P: 3	R: 0 E: 0 K: 0 S: 3	H: 0 LOB: 0 BB: 0 P: 3	R: 3 E: 0 K: 1 S: 8	H: 3 LOB: 3 BB: 3 P: 20	1B: 5 2B: 3 3B: 1 HR: 2	SF: 1 SAC: 0 DP: 0 HBP: 0	WP: 0 PB: 0 SB: 1 CS: 0	PA: 42	
PITCHER	IP WLS BF H R ER SO BB IBB HBP BLK WP HR S P ERA WHIP	IP WLS BF H R ER SO BB IBB HBP BLK WP HR S P ERA WHIP	IP WLS BF H R ER SO BB IBB HBP BLK WP HR S P ERA WHIP	IP WLS BF H R ER SO BB IBB HBP BLK WP HR S P ERA WHIP	IP WLS BF H R ER SO BB IBB HBP BLK WP HR S P ERA WHIP	IP WLS BF H R ER SO BB IBB HBP BLK WP HR S P ERA WHIP	IP WLS BF H R ER SO BB IBB HBP BLK WP HR S P ERA WHIP	IP WLS BF H R ER SO BB IBB HBP BLK WP HR S P ERA WHIP	IP WLS BF H R ER SO BB IBB HBP BLK WP HR S P ERA WHIP	IP WLS BF H R ER SO BB IBB HBP BLK WP HR S P ERA WHIP	IP WLS BF H R ER SO BB IBB HBP BLK WP HR S P ERA WHIP	IP WLS BF H R ER SO BB IBB HBP BLK WP HR S P ERA WHIP	IP WLS BF H R ER SO BB IBB HBP BLK WP HR S P ERA WHIP	IP WLS BF H R ER SO BB IBB HBP BLK WP HR S P ERA WHIP	IP WLS BF H R ER SO BB IBB HBP BLK WP HR S P ERA WHIP	IP WLS BF H R ER SO BB IBB HBP BLK WP HR S P ERA WHIP	IP WLS BF H R ER SO BB IBB HBP BLK WP HR S P ERA WHIP	IP WLS BF H R ER SO BB IBB HBP BLK WP HR S P ERA WHIP	IP WLS BF H R ER SO BB IBB HBP BLK WP HR S P ERA WHIP	IP WLS BF H R ER SO BB IBB HBP BLK WP HR S P ERA WHIP	IP WLS BF H R ER SO BB IBB HBP BLK WP HR S P ERA WHIP
Fernando Valenzuela, L ERA: 2.45	1.2	L	8	2	1	1	0	1	0	0	0	0	0	9	13	5.40	1.200				
Bobby Castillo, R ERA: 5.52	1.2		8	2	1	1	0	1	0	0	0	0	0	9	13	5.40	1.200				
Rick Sutcliffe, R ERA: 3.23	2.0		6	0	0	0	0	0	0	0	0	0	0	6	6	0.00	0.000				
Steve Howe, L ERA: 2.13	1.0		9	3	3	3	2	1	0	0	0	0	0	8	20	27.00	5.000				

Los Angeles Dodgers @ Chicago Cubs
Wrigley Field, Chicago, IL
Sat Jun 06 1981, 3:33 AM CDT
Att: 30,556 - Sunny - 69 F

AB	34
R	11
H	11
RBI	11
BB	7
SO	6
LOB	17



Batter	1	2	3	4	5	6	7	8	9	AB	R	H	RBI	BB	SO	LOB	TOP		
Bill North, S OBP: 0.357, SLG: 0.305 (1, 8)										3	0	0	0	1	2	1	San Francisco Giants @ Chicago Cubs Wrigley Field, Chicago, IL Wed Jun 10 1981, 3:33 AM CDT Att: 4,735 - Unknown livebaseballscorecards.com		
Enos Cabell, R OBP: 0.277, SLG: 0.339 (1, 5)										4	0	1	0	0	1	1			
Joe Morgan, L OBP: 0.344, SLG: 0.368 (1, 4)										4	0	2	0	0	0	1			
Darrell Evans, L OBP: 0.312, SLG: 0.411 (1, 3)										4	1	0	0	0	1	2			
Larry Herndon, R OBP: 0.333, SLG: 0.436 (1, 9)										3	0	1	1	0	1	0			
Jerry Martin, R OBP: 0.306, SLG: 0.354 (1, 7)										3	0	0	0	0	1	1			
Milt May, L OBP: 0.374, SLG: 0.388 (8, PR)										3	0	1	0	0	0	0			
Mike Sadek, R OBP: 0.341, SLG: 0.273 (8, 2)										0	0	0	0	0	0	0			
Johnnie LeMaster, R OBP: 0.310, SLG: 0.299 (1, 6)										3	0	0	0	0	1	2			
Allen Ripley, R OBP: 0.148, SLG: 0.148 (6, PH)										1	0	0	0	0	1	0			
Rennie Stennett, R OBP: 0.273, SLG: 0.274 (6, 1)										1	0	0	0	0	0	0			
Fred Breining, R OBP: 0.329, SLG: 0.412 (8, PH)										0	0	0	0	0	0	1			
Dave Bergman, L OBP: 0.329, SLG: 0.412 (8, 1)										0	0	0	0	0	0	0			
Inning Stats	R: 0 E: 0 K: 3 S: 10	H: 1 LOB: 1 BB: 0 P: 10	R: 0 E: 1 K: 0 S: 4	H: 0 LOB: 1 BB: 0 P: 4	R: 0 E: 0 K: 1 S: 5	H: 0 LOB: 0 BB: 0 P: 5	R: 0 E: 0 K: 1 S: 5	H: 0 LOB: 0 BB: 0 P: 5	R: 0 E: 0 K: 2 S: 7	H: 0 LOB: 0 BB: 0 P: 7	R: 1 E: 0 K: 0 S: 4	H: 2 LOB: 1 BB: 0 P: 4	R: 0 E: 0 K: 1 S: 6	H: 1 LOB: 1 BB: 0 P: 6	R: 0 E: 0 K: 0 S: 3	H: 1 LOB: 0 BB: 0 P: 3	1B: 4 2B: 0 3B: 1 HR: 0	SF: 0 SAC: 0 DP: 1 HBP: 0	WP: 0 PA: 31 PB: 0 SB: 0 CS: 1
PITCHER	IP WLS BF H R ER SO BB IBB HBP BLK WP HR S P ERA WHIP																		
Mike Krukow, R ERA: 5.28 (1, 1)	5.0 W 17 1 0 0 7 0 0 0 0 0 0 0 31 31 0.00 0.200																		
Rawly Eastwick, R ERA: 2.35 (6, 1)	2.0 8 3 1 1 0 1 0 0 0 0 0 0 7 11 4.50 2.000																		
Dick Tidrow, R ERA: 4.35 (8, 1)	2.0 S 6 1 0 0 1 0 0 0 0 0 0 0 8 8 0.00 0.500																		

Batter	1	2	3	4	5	6	7	8	9	AB	R	H	RBI	BB	SO	LOB	BOTTOM		
Ivan De Jesus, R OBP: 0.251, SLG: 0.176 (1, 6)										4	0	1	0	0	0	1	San Francisco Giants @ Chicago Cubs Wrigley Field, Chicago, IL Wed Jun 10 1981, 3:33 AM CDT Att: 4,735 - Unknown livebaseballscorecards.com		
Steve Dillard, R OBP: 0.297, SLG: 0.348 (1, 4)										4	0	0	0	0	0	2			
Bill Buckner, L OBP: 0.349, SLG: 0.465 (1, 3)										3	0	0	0	1	0	1			
Jerry Morales, R OBP: 0.359, SLG: 0.353 (8, 8)										3	1	2	1	0	0	0			
Mike Lum, L OBP: 0.226, SLG: 0.143 (1, 7)										3	0	0	0	0	0	3			
Tye Waller, R OBP: 0.250, SLG: 0.500 (8, 5)										3	0	0	0	0	2	1			
Ken Reitz, R OBP: 0.281, SLG: 0.313 (1, 5)										3	0	1	1	0	0	0			
Jody Davis, R OBP: 0.318, SLG: 0.282 (1, 2)										3	0	0	0	0	0	1			
Mike Krukow, R OBP: 0.250, SLG: 0.300 (6, 1)										2	1	1	0	0	0	0			
Rawly Eastwick, R OBP: 0.281, SLG: 0.313 (8, 1)										0	0	0	0	0	0	0			
Dick Tidrow, R OBP: 0.277, SLG: 0.077 (8, 9)										0	0	0	0	0	0	0			
Inning Stats	R: 0 E: 0 K: 0 S: 3	H: 0 LOB: 0 BB: 0 P: 3	R: 1 E: 0 K: 1 S: 7	H: 2 LOB: 1 BB: 0 P: 7	R: 1 E: 0 K: 0 S: 5	H: 2 LOB: 2 BB: 1 P: 9	R: 0 E: 0 K: 1 S: 5	H: 0 LOB: 0 BB: 0 P: 5	R: 0 E: 0 K: 1 S: 5	H: 0 LOB: 0 BB: 0 P: 5	R: 0 E: 0 K: 0 S: 3	H: 0 LOB: 0 BB: 0 P: 3	R: 0 E: 0 K: 0 S: 3	H: 0 LOB: 0 BB: 0 P: 3	R: 0 E: 0 K: 0 S: 4	H: 1 LOB: 1 BB: 0 P: 4		1B: 4 2B: 1 3B: 0 HR: 0	SF: 0 SAC: 0 DP: 0 HBP: 0
PITCHER	IP WLS BF H R ER SO BB IBB HBP BLK WP HR S P ERA WHIP																		
Allen Ripley, R ERA: 3.41 (6, 1)	5.0 L 20 4 2 2 2 2 0 0 0 0 0 0 6 6 0.00 0.000																		
Fred Breining, R ERA: 1.53 (8, 1)	2.0 6 0 0 0 0 0 0 0 0 0 0 0 6 6 0.00 0.000																		
Greg Minton, R ERA: 3.8 (8, 1)	1.0 4 1 0 0 0 0 0 0 0 0 1 0 0 4 4 0.00 1.000																		

Batter	1	2	3	4	5	6	7	8	9	AB	R	H	RBI	BB	SO	LOB	TOP																		
Bill North, S OBP: 0.354, SLG: 0.298 Jim Wohlford, R OBP: 0.282, SLG: 0.389	P3		S BB			F9		6-3		2	0	0	0	1	0	0	San Francisco Giants @ Chicago Cubs Wrigley Field, Chicago, IL Thu Jun 11 1981, 3:33 AM CDT Att: 5,017 - Unknown																		
Enos Cabell, R OBP: 0.275, SLG: 0.335 Randy Moffitt, R	5-3 1B		5-3 1-2			6-3		6-3		4	0	1	0	0	0	1																			
Joe Morgan, L OBP: 0.346, SLG: 0.389	5-3			3-1		HR		L4		4	1	1	1	0	0	1																			
Darrell Evans, L OBP: 0.314, SLG: 0.406	4-3			1B		PB 1B		6-3		4	0	2	0	0	0	1																			
Larry Herndon, R OBP: 0.325, SLG: 0.424		F9		F8		4-3		4-3		4	0	0	0	0	0	2																			
Jerry Martin, R OBP: 0.297, SLG: 0.336	5-3			5-3				6-3		3	0	0	0	0	0	1																			
Milt May, L OBP: 0.371, SLG: 0.385	6-3				K			E3 G6-4-3		3	0	0	0	0	1	0																			
Johnnie LeMaster, R OBP: 0.305, SLG: 0.294			P4			G4-6-3 1B		G6-4-3		3	0	1	0	0	0	1																			
Tom Griffin, R Fred Breining, R Rennie Stennett, R Al Holland, L Dave Bergman, L Joe Pettini, R	P4		P4			G4-6-3		K		0	0	0	0	0	0	0	GIANTS																		
Inning Stats	R: 0 E: 0 K: 0 S: 4	H: 1 LOB: 1 BB: 0 P: 4	R: 0 E: 0 K: 0 S: 3	H: 0 LOB: 0 BB: 0 P: 3	R: 0 E: 0 K: 0 S: 3	H: 0 LOB: 1 BB: 1 P: 7	R: 0 E: 0 K: 0 S: 4	H: 1 LOB: 0 BB: 0 P: 4	R: 0 E: 0 K: 1 S: 5	H: 1 LOB: 0 BB: 0 P: 5	R: 1 E: 0 K: 0 S: 5	H: 2 LOB: 1 BB: 0 P: 5	R: 0 E: 1 K: 0 S: 3	H: 0 LOB: 0 BB: 0 P: 3	R: 0 E: 0 K: 0 S: 5	H: 0 LOB: 0 BB: 0 P: 5		R: 0 E: 0 K: 0 S: 3	H: 0 LOB: 0 BB: 0 P: 3	1B: 4 2B: 0 3B: 0 HR: 1	SF: 0 SAC: 0 DP: 2 HBP: 0	WP: 0 PB: 1 SB: 1 CS: 0	PA: 32												
PITCHER	IP	WLS	BF	H	R	ER	SO	BB	IBB	HBP	BLK	WP	HR	S	P	ERA	WHIP	PITCHER	IP	WLS	BF	H	R	ER	SO	BB	IBB	HBP	BLK	WP	HR	S	P	ERA	WHIP
Randy Martz, R ERA: 4.5	(1, 1)	7.0	W	26	5	1	1	1	1	1	0	0	0	0	0	0	1.29	0.857	Doug Capilla, L ERA: 2.25	(8, 1)	2.0	6	0	0	0	1	0	0	0	0	0	0	0	0.00	0.000

Batter	1	2	3	4	5	6	7	8	9	AB	R	H	RBI	BB	SO	LOB	BOTTOM																			
Ivan De Jesus, R OBP: 0.263, SLG: 0.185	S 2B BB			FC1-5 1B		G6-4-3 BB				2	1	2	0	2	0	0	San Francisco Giants @ Chicago Cubs Wrigley Field, Chicago, IL Thu Jun 11 1981, 3:33 AM CDT Att: 5,017 - Unknown																			
Steve Dillard, R OBP: 0.301, SLG: 0.351	3-1 1B 2B	F6		FC1-5 L9-3		G6-4-3				4	1	1	1	0	0	5																				
Bill Buckner, L OBP: 0.350, SLG: 0.471	3-1			L9-3		F8				4	0	1	0	0	0	3																				
Mike Lum, L OBP: 0.308, SLG: 0.314	2B BB 1B	3-1			K		K			4	1	1	1	0	2	2																				
Jerry Morales, R OBP: 0.366, SLG: 0.353	2B BB			BB	F8		P6			2	1	0	0	2	0	0																				
Hector Cruz, R OBP: 0.372, SLG: 0.580	K			F8		K		HR		4	1	1	1	0	2	3																				
Ken Reitz, R OBP: 0.274, SLG: 0.312	2B			K		K		6-3		4	0	1	2	0	2	1																				
Jody Davis, R OBP: 0.313, SLG: 0.349	6-3			F3		HR		K		4	1	1	1	0	1	2																				
Randy Martz, L OBP: 0.250, SLG: 0.167 Doug Capilla, L			K	FC1-5 1B 1B		BB BB		5-3		2	0	1	0	1	1	0	CUBS																			
Inning Stats	R: 4 E: 0 K: 1 S: 8	H: 3 LOB: 1 BB: 2 P: 16	R: 0 E: 0 K: 1 S: 7	H: 2 LOB: 2 BB: 0 P: 7	R: 0 E: 0 K: 1 S: 5	H: 0 LOB: 1 BB: 1 P: 9	R: 0 E: 0 K: 0 S: 4	H: 2 LOB: 1 BB: 0 P: 4	R: 0 E: 0 K: 2 S: 7	H: 0 LOB: 0 BB: 0 P: 7	R: 1 E: 0 K: 1 S: 5	H: 1 LOB: 1 BB: 2 P: 13	R: 0 E: 0 K: 1 S: 5	H: 0 LOB: 0 BB: 0 P: 5	R: 1 E: 0 K: 1 S: 6	H: 1 LOB: 0 BB: 0 P: 6		R: 0 E: 0 K: 1 S: 6	H: 0 LOB: 0 BB: 0 P: 6	1B: 5 2B: 3 3B: 0 HR: 2	SF: 0 SAC: 0 DP: 2 HBP: 0	WP: 0 PB: 0 SB: 1 CS: 0	PA: 36													
PITCHER	IP	WLS	BF	H	R	ER	SO	BB	IBB	HBP	BLK	WP	HR	S	P	ERA	WHIP	PITCHER	IP	WLS	BF	H	R	ER	SO	BB	IBB	HBP	BLK	WP	HR	S	P	ERA	WHIP	
Tom Griffin, R ERA: 4.46	(1, 1)	0.2	L	7	3	4	4	1	0	0	0	0	0	7	15	54.00	7.500	Fred Breining, R ERA: 1.75	(1, 1)	3.1	14	4	0	0	2	1	0	0	0	0	0	0	0	0	0.00	1.500
Al Holland, L ERA: 3.05	(5, 1)	3.0	11	1	1	1	4	2	0	0	0	0	1	17	25	3.00	1.000	Randy Moffitt, R ERA: 7.94	(8, 1)	1.0	4	1	1	1	1	0	0	0	0	0	1	6	6	9.00	1.000	

Batter	1	2	3	4	5	6	7	8	9	10	11	12	13	AB	R	H	RBI	BB	SO	LOB	TOP	
Mookie Wilson, S OBP: 0.333, SLG: 0.379 (1, 6)	4-3			SH3-1 BLK 1B		K2-3		L7			E3 F8 HR	FC6		6	2	1	0	0	1	1		
Frank Taveras, R OBP: 0.270, SLG: 0.313 (1, 6)	5-3			SH3-1							HR IBB		F4	3	0	1	0	0	1	0		
Rusty Staub, L OBP: 0.390, SLG: 0.416 (11, PH)														0	0	0	0	1	0	0		
Bob Bailor, R OBP: 0.328, SLG: 0.291 (11, PR)														1	1	0	0	0	0	0		
Lee Mazzilli, S OBP: 0.322, SLG: 0.317 (1, 7)	K										F8			4	0	0	0	0	3	1		
Joel Youngblood, R OBP: 0.407, SLG: 0.562 (11, PH)				K						G3				2	1	1	0	0	0	2		
Dave Kingman, R OBP: 0.292, SLG: 0.368 (1, 1)		F8												5	1	1	3	0	0	1		
Neil Allen, R OBP: 0.292, SLG: 0.368 (1, 1)														0	0	0	0	0	0	0		
Ray Seearge, L OBP: 0.292, SLG: 0.368 (1, 1)														0	0	0	0	0	0	0		
Dyar Miller, R OBP: 0.292, SLG: 0.368 (1, 1)														0	0	0	0	0	0	0		
Ron Hoyle, R OBP: 0.292, SLG: 0.368 (1, 1)														0	0	0	0	0	0	0		
Greg Harris, S OBP: 0.292, SLG: 0.368 (1, 1)														0	0	0	0	0	0	0		
Ellis Valentine, R OBP: 0.243, SLG: 0.323 (1, 9)	L7													6	0	1	1	0	1	1		
Hubie Brooks, R OBP: 0.324, SLG: 0.349 (1, 5)	F8													6	1	1	1	0	0	1		
John Stearns, R OBP: 0.324, SLG: 0.320 (1, 2)			6-3			6-3								5	0	1	0	0	0	2		
Doug Flynn, R OBP: 0.270, SLG: 0.333 (1, 4)				F9				F7						4	0	0	0	1	0	2		
Mike Scott, R OBP: 0.148, SLG: 0.043 (1, 1)														2	0	0	0	0	1	2		
Mike Cubbage, L OBP: 0.293, SLG: 0.297 (6, PH)														1	0	0	0	0	0	0		
Pete Falcone, L OBP: 0.293, SLG: 0.297 (8, 1)														0	0	0	0	0	0	0		
Mike Jorgensen, L OBP: 0.313, SLG: 0.438 (11, PH)				K		1-3		F7			P6			2	0	1	1	0	0	0		
Inning Stats	R: 0 E: 0 K: 1 S: 5	H: 0 LOB: 0 BB: 0 P: 5	R: 0 E: 0 K: 0 S: 3	H: 0 LOB: 0 BB: 0 P: 3	R: 0 E: 0 K: 1 S: 5	H: 0 LOB: 0 BB: 0 P: 5	R: 1 E: 0 K: 1 S: 6	H: 1 LOB: 0 BB: 0 P: 6	R: 0 E: 1 K: 2 S: 8	H: 1 LOB: 1 BB: 0 P: 4	R: 0 E: 0 K: 0 S: 3	H: 0 LOB: 0 BB: 0 P: 3	R: 3 E: 1 K: 0 S: 5	H: 1 LOB: 1 BB: 1 P: 9	R: 1 E: 0 K: 0 S: 5	H: 2 LOB: 1 BB: 0 P: 5	R: 2 E: 0 K: 0 S: 5	H: 2 LOB: 1 BB: 1 P: 9	1B: 6 2B: 1 3B: 0 HR: 1	SF: 0 SAC: 2 DP: 0 HBP: 0	WP: 1 PB: 0 SB: 4 CS: 0	PA: 52
PITCHER	IP	WLS	BF	H	R	ER	SO	BB	IBB	HBP	BLK	WP	HR	S	P	ERA	WHIP					
Mike Krukow, R ERA: 4.95	6.0		22	2	1	1	6	0	1	0	0	1	0	0	33	37	1.50	0.333				
Bill Caudill, R ERA: 5.21	2.0	7	1	0	0	1	0	0	0	0	0	0	0	9	9	0.00	0.500					
Dick Tidrow, R ERA: 4.09	2.0	6	0	0	0	0	0	0	0	0	0	0	0	6	6	0.00	0.000					
Lee Smith, R ERA: 3.9	0.1	3	0	2	1	0	0	0	1	0	0	0	0	2	6	27.00	0.000					
Doug Capilla, L ERA: 2.23	0.1	1	0	0	0	0	0	0	0	0	0	0	0	1	1	0.00	0.000					
PITCHER	IP	WLS	BF	H	R	ER	SO	BB	IBB	HBP	BLK	WP	HR	S	P	ERA	WHIP					
Rawly Eastwick, R ERA: 2.61	0.1		2	1	1	0	0	0	0	0	0	0	1	2	2	0.00	3.000					
Lynn McGlothen, R ERA: 4.77	1.1	L	9	4	3	3	0	0	1	0	0	0	0	8	12	20.25	3.000					
Mike Griffin, R ERA: 1.8	0.2		2	0	0	0	0	0	0	0	0	0	0	2	2	0.00	0.000					

New York Mets @ Chicago Cubs
Wrigley Field, Chicago, IL
Mon Aug 10 1981, 3:33 AM CDT
Att: 7,551 - Cloudy - 74 F

AB 47
R 7
H 8
RBI 6
BB 3
SO 7
LOB 13



Batter	1	2	3	4	5	6	7	8	9	10	11	12	13	AB	R	H	RBI	BB	SO	LOB	BOTTOM	
Ivan De Jesus, R OBP: 0.261, SLG: 0.180 (1, 6)	6-3		F4-3			6-3					L7			5	1	0	0	1	0	1		
Steve Dillard, R OBP: 0.290, SLG: 0.346 (1, 4)	K													4	0	1	0	0	1	0		
Mike Lum, L OBP: 0.293, SLG: 0.297 (12, 7)				F4-3 1B										2	0	0	0	0	0	2		
Bill Buckner, L OBP: 0.349, SLG: 0.481 (1, 3)	K													6	1	2	1	0	1	2		
Leon Durham, L OBP: 0.353, SLG: 0.479 (1, 9)														6	1	2	0	0	0	1		
Bobby Bonds, R OBP: 0.200, SLG: 0.400 (1, 8)		F7												5	0	1	2	0	0	2		
Jerry Morales, R OBP: 0.261, SLG: 0.343 (1, 7)														4	0	0	0	0	0	1		
Lynn McGlothen, L OBP: 0.083, SLG: 0.167 (13, 1)														0	0	0	0	0	0	0		
Mike Griffin, R OBP: 0.286, SLG: 0.167 (13, PH)														0	0	0	0	1	0	0		
Randy Martz, L OBP: 0.286, SLG: 0.167 (13, PR)														0	0	0	0	0	0	0		
Willie Hernandez, L OBP: 0.286, SLG: 0.167 (13, PR)														0	0	0	0	0	0	0		
Ken Reitz, R OBP: 0.270, SLG: 0.302 (1, 5)														5	0	0	0	1	1	4		
Jody Davis, R OBP: 0.327, SLG: 0.348 (1, 2)														3	0	1	0	1	0	2		
Lee Smith, R OBP: 0.327, SLG: 0.348 (11, 1)														0	0	0	0	0	0	0		
Doug Capilla, L OBP: 0.327, SLG: 0.348 (11, 1)														0	0	0	0	0	0	0		
Rawly Eastwick, R OBP: 0.400, SLG: 0.800 (12, 4)														0	0	0	0	0	0	0		
Tye Walter, R OBP: 0.400, SLG: 0.800 (12, 4)														1	1	1	0	0	0	0		
Mike Krukow, R OBP: 0.292, SLG: 0.368 (1, 1)														0	0	0	0	0	0	0		
Heidi Cribari, R OBP: 0.292, SLG: 0.368 (1, 1)														1	0	0	0	0	0	0		
Bill Caudill, R OBP: 0.293, SLG: 0.297 (7, 1)														0	0	0	0	0	0	0		
Mike Jorgensen, L OBP: 0.313, SLG: 0.438 (11, PH)														1	0	0	0	0	0	1		
Dick Tidrow, R OBP: 0.292, SLG: 0.368 (1, 1)														0	0	0	0	0	0	0		
Tim Lincecum, S OBP: 0.292, SLG: 0.368 (1, 1)														2	1	2	1	0	0	0		
Inning Stats	R: 0 E: 0 K: 2 S: 7	H: 0 LOB: 0 BB: 0 P: 7	R: 0 E: 0 K: 0 S: 3	H: 0 LOB: 0 BB: 0 P: 3	R: 0 E: 0 K: 0 S: 3	H: 1 LOB: 1 BB: 0 P: 4	R: 0 E: 0 K: 0 S: 3	H: 1 LOB: 0 BB: 0 P: 3	R: 0 E: 0 K: 0 S: 3	H: 0 LOB: 0 BB: 1 P: 7	R: 0 E: 0 K: 0 S: 3	H: 0 LOB: 0 BB: 0 P: 3	R: 0 E: 0 K: 0 S: 4	H: 1 LOB: 2 BB: 1 P: 8	R: 1 E: 0 K: 0 S: 4	H: 2 LOB: 0 BB: 0 P: 4	R: 0 E: 1 K: 0 S: 4	H: 1 LOB: 2 BB: 1 P: 8	1B: 7 2B: 2 3B: 0 HR: 1	SF: 0 SAC: 2 DP: 1 HBP: 1	WP: 0 PB: 1 SB: 0 CS: 0	PA: 52
PITCHER	IP	WLS	BF	H	R	ER	SO	BB	IBB	HBP	BLK	WP	HR	S	P	ERA	WHIP					
Mike Scott, R ERA: 3.97	7.0		23	3	1	1	3	0	0	0	0	0	0	10	18	0.00	0.667					
Pete Falcone, L ERA: 2.85	3.0	12	1	0	0	0	1	1	0	0	0	0	0	3	7	27.00	3.000					
Neil Allen, R ERA: 3.56	0.2	4	1	2	2	0	0	0	0	0	0	0	0	1	1	=	=					
Ray Seearge, L ERA: 4.5	0.0	1	1	0	0	0	0	0	0	0	0	0	0	1	1	=	=					
Dyar Miller, R ERA: 3.19	1.1	W	7	3	2	2	0	0	0	1	0	0	0	6	7	13.50	2.250					
PITCHER	IP	WLS	BF	H	R	ER	SO	BB	IBB	HBP	BLK	WP	HR	S	P	ERA	WHIP					
Greg Harris, R ERA: 4.03	13.1		5	1	0	0	0	0	1	0	0	0	0	4	8	0.00	2.000					

New York Mets @ Chicago Cubs
Wrigley Field, Chicago, IL
Mon Aug 10 1981, 3:33 AM CDT
Att: 7,551 - Cloudy - 74 F

AB 45
R 5
H 10
RBI 4
BB 4
SO 3
LOB 16



Batter	1	2	3	4	5	6	7	8	9	AB	R	H	RBI	BB	SO	LOB	TOP					
Mookie Wilson, S OBP: 0.342, SLG: 0.389	F8		F8							4	0	2	0	1	0	0	New York Mets @ Chicago Cubs Wrigley Field, Chicago, IL Tue Aug 11 1981, 3:33 AM CDT Att: 10,250 - Sunny - 75 F					
Frank Taveras, R OBP: 0.263, SLG: 0.315	5-3									5	1	2	0	0	0	4						
Joel Youngblood, R OBP: 0.407, SLG: 0.552			5-3							4	0	1	0	1	1	2						
Dave Kingman, R OBP: 0.349, SLG: 0.503										3	1	1	1	2	1	1						
Mike Jorgensen, L OBP: 0.313, SLG: 0.438										0	0	0	0	0	0	0						
Ellis Valentine, R OBP: 0.250, SLG: 0.320	FC6-4									4	2	1	0	1	0	4						
Hubie Brooks, R OBP: 0.326, SLG: 0.358										4	0	2	2	0	0	0						
John Stearns, R OBP: 0.326, SLG: 0.323										5	0	2	0	0	0	2						
Doug Flynn, R OBP: 0.269, SLG: 0.332										4	0	1	1	0	0	3						
Pat Zachry, R OBP: 0.232, SLG: 0.200										2	0	0	0	0	2	1						
Pete Falcone, L OBP: 0.275, SLG: 0.307										0	0	0	0	0	0	0						
Lee Mazzilli, S OBP: 0.300, SLG: 0.357										1	0	0	0	0	0	0						
Ray Searage, L OBP: 0.225, SLG: 1.000										1	0	1	0	0	0	0						
Neil Allen, R OBP: 0.300, SLG: 1.500										0	0	0	0	0	0	0						
Alex Trevino, R OBP: 0.340, SLG: 0.298										0	0	0	0	0	0	0						
Inning Stats	R: 0 E: 0 K: 0 S: 4	H: 1 LOB: 2 BB: 1 P: 8	R: 0 E: 0 K: 1 S: 6	H: 2 LOB: 1 BB: 0 P: 6	R: 0 E: 0 K: 1 S: 6	H: 1 LOB: 1 BB: 0 P: 6	R: 0 E: 0 K: 0 S: 4	H: 1 LOB: 1 BB: 0 P: 4	R: 1 E: 0 K: 1 S: 7	H: 3 LOB: 2 BB: 1 P: 11	R: 0 E: 0 K: 0 S: 3	H: 0 LOB: 0 BB: 0 P: 3	R: 0 E: 0 K: 1 S: 6	H: 1 LOB: 1 BB: 0 P: 6	R: 2 E: 0 K: 0 S: 6	H: 3 LOB: 3 BB: 2 P: 14	R: 1 E: 0 K: 0 S: 4	H: 1 LOB: 1 BB: 1 P: 8	1B: 11 2B: 2 3B: 0 HR: 0	SF: 1 SAC: 0 DP: 1 HBP: 0	WP: 0 PB: 0 SB: 1 CS: 0	PA: 43
PITCHER	IP WLS BF H R ER SO BB IBB HBP BLK WP HR S P ERA WHIP																					
Randy Martz, R ERA: 4.31	(1, 1) 4.2 22 8 1 1 3 2 0 0 0 0 0 0 26 34 1.93 2.143																					
Lee Smith, R ERA: 4.15	(5, 1) 2.1 L 10 2 2 2 1 1 0 0 0 0 0 0 11 15 7.71 1.286																					
Dick Tidrow, R ERA: 4.03	(8, 1) 0.2 4 2 0 0 0 0 0 0 0 0 0 0 4 4 0.00 3.000																					
Doug Capilla, L ERA: 2.23	(8, 1) 0.0 1 0 0 0 0 1 0 0 0 0 0 0 0 4 ∞ ∞																					
Mike Griffin, R ERA: 2.84	(8, 1) 1.1 6 1 1 1 0 1 0 0 0 0 0 0 5 9 6.75 1.500																					

AB	37
R	4
H	13
RBI	4
BB	5
SO	4
LOB	17



Batter	1	2	3	4	5	6	7	8	9	AB	R	H	RBI	BB	SO	LOB	BOTTOM					
Ivan De Jesus, R OBP: 0.269, SLG: 0.188			SF8							2	0	2	2	1	0	0	New York Mets @ Chicago Cubs Wrigley Field, Chicago, IL Tue Aug 11 1981, 3:33 AM CDT Att: 10,250 - Sunny - 75 F					
Steve Henderson, R OBP: 0.371, SLG: 0.421										3	0	1	0	0	0	2						
Bill Buckner, L OBP: 0.343, SLG: 0.472										4	0	0	0	0	0	2						
Leon Durham, L OBP: 0.358, SLG: 0.482										3	0	2	0	0	0	0						
Jerry Morales, R OBP: 0.336, SLG: 0.340										1	0	0	0	0	1	1						
Bobby Bonds, R OBP: 0.333, SLG: 0.375										3	0	1	0	1	1	1						
Jody Davis, R OBP: 0.321, SLG: 0.340										4	0	1	0	0	0	2						
Ken Reitz, R OBP: 0.275, SLG: 0.307										4	0	2	0	0	0	1						
Tye Waller, R OBP: 0.400, SLG: 0.800										0	0	0	0	0	0	0						
Steve Dillard, R OBP: 0.300, SLG: 0.357										3	2	1	0	0	0	1						
Mike Lum, L OBP: 0.286, SLG: 0.289										1	0	0	0	0	0	1						
Randy Martz, L OBP: 0.286, SLG: 0.167										0	0	0	0	0	0	0						
Lee Smith, R ERA: 4.15										1	0	0	0	0	1	0						
Dick Tidrow, R ERA: 4.03										0	0	0	0	0	0	0						
Doug Capilla, L ERA: 2.23										0	0	0	0	0	0	0						
Mike Griffin, R ERA: 2.84										0	0	0	0	0	0	0						
Inning Stats	R: 0 E: 0 K: 0 S: 3	H: 1 LOB: 0 BB: 0 P: 3	R: 0 E: 0 K: 1 S: 6	H: 1 LOB: 1 BB: 0 P: 6	R: 1 E: 0 K: 0 S: 5	H: 2 LOB: 1 BB: 0 P: 5	R: 0 E: 0 K: 0 S: 3	H: 1 LOB: 0 BB: 0 P: 3	R: 1 E: 0 K: 0 S: 5	H: 2 LOB: 1 BB: 0 P: 5	R: 0 E: 0 K: 0 S: 4	H: 2 LOB: 1 BB: 0 P: 4	R: 0 E: 0 K: 1 S: 5	H: 0 LOB: 0 BB: 0 P: 5	R: 0 E: 0 K: 1 S: 5	H: 0 LOB: 1 BB: 1 P: 9	R: 0 E: 0 K: 0 S: 3	H: 1 LOB: 1 BB: 1 P: 7	1B: 9 2B: 1 3B: 0 HR: 0	SF: 1 SAC: 3 DP: 3 HBP: 0	WP: 0 PB: 0 SB: 0 CS: 1	PA: 35
PITCHER	IP WLS BF H R ER SO BB IBB HBP BLK WP HR S P ERA WHIP																					
Pat Zachry, R ERA: 4.13	(1, 1) 5.0 20 7 2 2 2 0 0 0 0 0 0 0 4 4 3.60 1.400																					
Pete Falcone, L ERA: 2.79	(6, 1) 1.0 4 2 0 0 0 0 0 0 0 0 0 0 4 4 0.00 2.000																					
Ray Searage, L ERA: 2.25	(7, 1) 2.0 W 8 0 0 0 2 2 0 0 0 0 0 0 10 18 0.00 1.000																					
Neil Allen, R ERA: 3.44	(9, 1) 1.0 S 3 1 0 0 0 0 0 0 0 0 0 0 3 3 0.00 1.000																					

AB	29
R	2
H	10
RBI	2
BB	2
SO	3
LOB	11



Batter	1	2	3	4	5	6	7	8	9	AB	R	H	RBI	BB	SO	LOB	TOP					
Mookie Wilson, S (1, 8) OBP: 0.357, SLG: 0.397	4-3		FC5 1-2		F7			2B		4	0	2	0	0	0	0	New York Mets @ Chicago Cubs Wrigley Field, Chicago, IL Thu Aug 13 1981, 3:33 AM CDT Att: 7,412 - Sunny - 82 F					
Frank Taveras, R (1, 6) OBP: 0.294, SLG: 0.310			FC5 1-2 2-3F		6-3			K		4	0	1	0	0	1	3						
Joel Youngblood, R (1, 7) OBP: 0.396, SLG: 0.532	F8		FC5-4 1-2				L8	F8		4	0	0	0	0	0	4						
Dave Kingman, R (1, 3) OBP: 0.352, SLG: 0.505	1-3			P2			F8	L4		4	0	0	0	0	0	2						
Ellis Valentine, R (1, 9) OBP: 0.248, SLG: 0.330			F7		K			K		4	0	1	0	0	2	0						
Hubie Brooks, R (1, 5) OBP: 0.342, SLG: 0.401	4-3			HR				K		4	1	2	1	0	1	1						
John Stearns, R (1, 2) OBP: 0.322, SLG: 0.314							FC4-6 1B	K		3	0	1	0	1	0	2						
Doug Flynn, R (1, 4) OBP: 0.268, SLG: 0.328			CS 1-2		FC5-4 1B			G4-6-3 1B		3	0	1	0	0	0	1						
Greg Harris, S (1, 1) OBP: 0.091, SLG: 0.091					4-3			G4-6-3		1	0	1	0	0	0	0						
Mike Cubbage, L (5, PH) OBP: 0.290, SLG: 0.250										1	0	0	0	0	0	0						
Ray Seearge, L (5, 1) OBP: 1.000, SLG: 1.000										0	0	0	0	0	0	0						
Rusty Staub, L (7, PH) OBP: 0.392, SLG: 0.418										1	0	0	0	0	0	2						
Dyar Miller, R (7, 1) OBP: 0.333, SLG: 0.333										0	0	0	0	0	0	0						
Inning Stats	R: 0 E: 0 K: 0 S: 4	H: 1 LOB: 1 BB: 0 P: 4	R: 0 E: 0 K: 0 S: 2	H: 0 LOB: 0 BB: 1 P: 6	R: 0 E: 0 K: 0 S: 5	H: 2 LOB: 2 BB: 0 P: 5	R: 1 E: 0 K: 1 S: 7	H: 2 LOB: 1 BB: 0 P: 7	R: 0 E: 0 K: 1 S: 3	H: 0 LOB: 0 BB: 0 P: 3	R: 0 E: 0 K: 1 S: 5	H: 0 LOB: 0 BB: 0 P: 5	R: 0 E: 0 K: 0 S: 4	H: 2 LOB: 1 BB: 0 P: 4	R: 0 E: 0 K: 1 S: 6	H: 1 LOB: 1 BB: 0 P: 6	R: 0 E: 0 K: 1 S: 5	H: 1 LOB: 0 BB: 0 P: 5	1B: 7 2B: 1 3B: 0 HR: 1	SF: 0 SAC: 0 DP: 2 HBP: 0	WP: 0 PB: 0 SB: 1 CS: 1	PA: 35
PITCHER	IP WLS BF H R ER SO BB IBB HBP BLK WP HR S P ERA WHIP																					
Doug Bird, R (1, 1) ERA: 2.62	5.0 W 20 5 1 1 1 1 1 0 0 0 0 0 1 21 25 1.80 1.200																					
Mike Griffin, R (6, 1) ERA: 1.74	4.0 S 14 4 0 0 3 0 0 0 0 0 0 0 0 20 20 0.00 1.000																					

AB	33
R	1
H	9
RBI	1
BB	1
SO	4
LOB	15



Batter	1	2	3	4	5	6	7	8	9	AB	R	H	RBI	BB	SO	LOB	BOTTOM			
Ivan De Jesus, R (1, 6) OBP: 0.271, SLG: 0.191	5-3		6-3		F4			CS 1B		4	0	1	0	0	0	0	New York Mets @ Chicago Cubs Wrigley Field, Chicago, IL Thu Aug 13 1981, 3:33 AM CDT Att: 7,412 - Sunny - 82 F			
Steve Henderson, R (1, 7) OBP: 0.377, SLG: 0.413	5-3			1B HR BB	F4-3 BB			F3-6-4 BB		1	2	0	0	3	0	0				
Bill Buckner, L (1, 3) OBP: 0.336, SLG: 0.458	P5				F4-3 1-2			F3-6-4 1-2		4	0	0	0	0	0	3				
Bobby Bonds, R (1, 8) OBP: 0.500, SLG: 0.667								L6		1	1	1	0	1	0	0				
Tye Wailer, F (8, 8) OBP: 0.286, SLG: 0.571										1	0	0	0	0	0	0				
Hector Cruz, R (1, 9) OBP: 0.363, SLG: 0.557										2	0	1	1	1	1	2				
Mike Griffin, R (6, 1) ERA: 1.74										1	0	0	0	0	1	0				
Jody Davis, R (1, 2) OBP: 0.313, SLG: 0.379										4	1	1	3	0	2	4				
Ken Reitz, R (1, 5) OBP: 0.272, SLG: 0.302										3	0	0	0	0	2	1				
Steve Dillard, R (1, 4) OBP: 0.289, SLG: 0.363										3	1	1	0	0	0	0				
Doug Bird, R (1, 1) ERA: 2.62										1	0	0	0	0	1	0				
Jerry Morales, R (5, PH) OBP: 0.358, SLG: 0.361										2	1	1	2	0	0	0				
Inning Stats	R: 0 E: 0 K: 0 S: 3	H: 0 LOB: 0 BB: 0 P: 3	R: 0 E: 0 K: 0 S: 2	H: 0 LOB: 1 BB: 1 P: 7	R: 0 E: 0 K: 1 S: 5	H: 0 LOB: 0 BB: 0 P: 5	R: 3 E: 0 K: 2 S: 9	H: 2 LOB: 0 BB: 1 P: 13	R: 3 E: 0 K: 1 S: 8	H: 3 LOB: 2 BB: 2 P: 16	R: 0 E: 0 K: 1 S: 5	H: 0 LOB: 0 BB: 0 P: 5	R: 0 E: 0 K: 0 S: 2	H: 1 LOB: 0 BB: 1 P: 6	R: 0 E: 0 K: 2 S: 7	H: 0 LOB: 0 BB: 0 P: 7	1B: 2 2B: 1 3B: 1 HR: 2	SF: 0 SAC: 0 DP: 2 HBP: 1	WP: 0 PB: 0 SB: 1 CS: 1	PA: 33
PITCHER	IP WLS BF H R ER SO BB IBB HBP BLK WP HR S P ERA WHIP																			
Greg Harris, R (1, 1) ERA: 4.36	4.0 L 16 2 3 3 3 3 2 0 0 0 0 0 1 19 28 6.75 1.000																			
Ray Seearge, L (5, 1) ERA: 6.0	2.0 11 3 3 3 2 2 0 0 0 0 0 1 13 21 13.50 2.500																			
Dyar Miller, R (7, 1) ERA: 3.0	2.0 6 1 0 0 2 1 0 0 0 0 0 0 9 13 0.00 1.000																			

AB	27
R	6
H	6
RBI	6
BB	5
SO	7
LOB	10



Batter	1	2	3	4	5	6	7	8	9	10	11	12	13	14	15	AB	R	H	RBI	BB	SO	LOB	TOP									
Omar Moreno, L CBP: 0.288, SLG: 0.326 (1.8)																7	1	4	0	0	1	1										
Tim Foli, R CBP: 0.298, SLG: 0.318 (1.6)																5	0	4	1	2	0	1										
Dave Parker, L CBP: 0.279, SLG: 0.429 Rod Scurry, L CBP: 0.200, SLG: 0.111 (1.9)																6	1	1	1	0	1	7										
Mike Easter, L CBP: 0.343, SLG: 0.505 (1.7)																7	0	1	1	0	0	4										
John Milner, L CBP: 0.267, SLG: 0.315 (1.3)																7	0	0	0	2	0											
Phil Garner, R CBP: 0.348, SLG: 0.369 (1.4)																6	0	2	0	1	0	0										
Dale Berra, R CBP: 0.341, SLG: 0.348 (1.5)																5	0	0	0	2	1	1										
Tony Peña, R CBP: 0.311, SLG: 0.442 Kent Tekulve, R CBP: 0.275, SLG: 0.107 Bill Robinson, R CBP: 0.275, SLG: 0.107 Odell Jones, R CBP: 0.275, SLG: 0.107 Lee Smith, R CBP: 0.275, SLG: 0.107 (1.5)																3	0	0	0	0	0	2										
Jim Bibby, R CBP: 0.231, SLG: 0.375 Pascual Perez, R CBP: 0.182, SLG: 0.364 Grant Jackson, S CBP: 0.310, SLG: 0.333 (1.1)																2	0	0	0	1	2											
Inning Stats	R: 0 E: 0 K: 0 S: 4	H: 1 LOB: 1 BB: 0 P: 4	R: 0 E: 0 K: 0 S: 4	H: 1 LOB: 2 BB: 1 P: 8	R: 0 E: 0 K: 2 S: 8	H: 1 LOB: 1 BB: 0 P: 8	R: 0 E: 0 K: 1 S: 5	H: 0 LOB: 0 BB: 0 P: 5	R: 1 E: 0 K: 1 S: 6	H: 2 LOB: 0 BB: 0 P: 6	R: 0 E: 0 K: 1 S: 5	H: 0 LOB: 0 BB: 0 P: 5	R: 0 E: 0 K: 0 S: 3	H: 0 LOB: 0 BB: 0 P: 3	R: 0 E: 0 K: 0 S: 3	H: 0 LOB: 0 BB: 0 P: 3	R: 0 E: 0 K: 0 S: 6	H: 3 LOB: 3 BB: 0 P: 6	R: 0 E: 0 K: 0 S: 4	H: 3 LOB: 3 BB: 0 P: 6	R: 0 E: 0 K: 0 S: 3	H: 0 LOB: 2 BB: 2 P: 11	R: 0 E: 0 K: 0 S: 4	H: 1 LOB: 2 BB: 1 P: 8	R: 0 E: 0 K: 0 S: 3	H: 0 LOB: 0 BB: 0 P: 3	R: 0 E: 0 K: 0 S: 3	H: 0 LOB: 0 BB: 0 P: 3	1B: 12 2B: 2 3B: 0 HR: 0	SF: 0 SAC: 0 DP: 0 HBP: 0	WP: 0 PB: 0 CS: 0	PA: 62
PITCHER	IP ERA	WLS 4.6	BF 26	H 5	R 1	ER 1	SO 5	BB 1	IBB 0	HBP 0	BLK 0	WP 0	HR 0	S 35	P 39	ERA 1.29	WHIP 0.857															
Mike Krout, R ERA: 4.6 (1.1)	2.1	2	10	1	0	0	0	0	0	0	0	0	0	2	2	13.50	1.500															
Bill Caudill, R ERA: 5.49 (8.1)	0.2	3	1	1	1	0	0	0	0	0	0	0	0	3	3	27.00	6.000															
Doug Capilla, L ERA: 2.76 (8.1)	0.1	2	2	1	1	0	0	0	0	0	0	0	0	2	2	0.00	1.500															
Lee Smith, R ERA: 3.86 (9.1)	2.0	8	2	0	0	2	1	0	0	0	0	0	0	11	15	0.00	1.500															
Mike Griffin, R ERA: 1.38 (11.1)	2.2	12	3	0	0	0	1	0	0	0	0	0	0	11	15	0.00	1.500															

Pittsburgh Pirates @ Chicago Cubs
Wrigley Field, Chicago, IL
Sat Aug 15 1981, 3:33 AM CDT
Att. 15,388 - Unknown - 72 F

AB 56
R 3
H 14
RBI 3
BB 5
SO 7
LOB 22



Batter	1	2	3	4	5	6	7	8	9	10	11	12	13	14	15	AB	R	H	RBI	BB	SO	LOB	BOTTOM							
Ivan De Jesus, R CBP: 0.276, SLG: 0.207 (1.6)																7	0	3	0	0	1	0								
Steve Henderson, R CBP: 0.379, SLG: 0.406 (1.7)																5	0	1	0	2	2	0								
Bill Buckner, L CBP: 0.335, SLG: 0.453 (1.3)																7	1	2	0	0	0	5								
Bobby Bonds, R CBP: 0.391, SLG: 0.444 (1.8)																6	1	0	0	1	2	6								
Hector Cruz, R CBP: 0.369, SLG: 0.557 Jerry Morales, R CBP: 0.357, SLG: 0.359 (1.9)																0	1	0	0	1	0	0								
Jody Davis, R CBP: 0.314, SLG: 0.375 (1.2)																6	1	2	0	0	1	2								
Ken Reitz, R CBP: 0.260, SLG: 0.316 Tye Walker, R CBP: 0.417, SLG: 0.600 (1.5)																2	0	2	1	0	0	0								
Steve Dillard, R CBP: 0.275, SLG: 0.340 (1.4)																6	0	0	0	1	1	7								
Mike Krout, R ERA: 4.6 (1.1)	2.1	2	10	1	0	0	0	0	0	0	0	0	0	2	2	13.50	1.500													
Bill Caudill, R ERA: 5.49 (8.1)	0.2	3	1	1	1	0	0	0	0	0	0	0	0	3	3	27.00	6.000													
Doug Capilla, L ERA: 2.76 (8.1)	0.1	2	2	1	1	0	0	0	0	0	0	0	0	2	2	0.00	1.500													
Lee Smith, R ERA: 3.86 (9.1)	2.0	8	2	0	0	2	1	0	0	0	0	0	0	11	15	0.00	1.500													
Mike Griffin, R ERA: 1.38 (11.1)	2.2	12	3	0	0	0	1	0	0	0	0	0	0	11	15	0.00	1.500													
Inning Stats	R: 0 E: 1 K: 0 S: 4	H: 0 LOB: 1 BB: 0 P: 4	R: 1 E: 0 K: 0 S: 4	H: 1 LOB: 1 BB: 1 P: 8	R: 0 E: 0 K: 0 S: 3	H: 0 LOB: 0 BB: 0 P: 3	R: 0 E: 0 K: 1 S: 7	H: 2 LOB: 2 BB: 0 P: 7	R: 0 E: 0 K: 2 S: 7	H: 2 LOB: 0 BB: 0 P: 7	R: 2 E: 1 K: 1 S: 7	H: 2 LOB: 1 BB: 1 P: 11	R: 0 E: 0 K: 0 S: 6	H: 1 LOB: 2 BB: 0 P: 10	R: 0 E: 0 K: 0 S: 6	H: 0 LOB: 0 BB: 0 P: 7	R: 0 E: 0 K: 0 S: 7	H: 0 LOB: 0 BB: 0 P: 7	R: 0 E: 0 K: 0 S: 7	H: 0 LOB: 0 BB: 0 P: 7	R: 0 E: 0 K: 0 S: 6	H: 2 LOB: 2 BB: 1 P: 10	R: 0 E: 1 K: 0 S: 3	H: 2 LOB: 2 BB: 0 P: 3	R: 1 E: 0 K: 0 S: 3	H: 2 LOB: 2 BB: 0 P: 3	1B: 12 2B: 1 3B: 1 HR: 0	SF: 1 SAC: 1 DP: 0 HBP: 0	WP: 0 PB: 0 CS: 0	PA: 62
PITCHER	IP ERA	WLS 2.61	BF 26	H 6	R 3	ER 2	SO 4	BB 2	IBB 0	HBP 0	BLK 0	WP 0	HR 0	S 34	P 42	ERA 2.84	WHIP 1.263													
Jim Bibby, R ERA: 2.61 (7.1)	0.0	1	0	0	0	0	1	0	0	0	0	0	0	4	4	0.00	0.000													
Pascual Perez, R ERA: 3.11 (7.1)	0.1	0	0	0	0	0	0	0	0	0	0	0	0	1	1	0.00	0.000													
Grant Jackson, L ERA: 1.8 (7.1)	2.1	10	3	0	0	1	1	0	0	0	0	0	0	11	15	0.00	1.714													
Kent Tekulve, R ERA: 3.71 (10.1)	2.0	8	1	0	0	3	0	1	0	0	0	0	0	13	17	0.00	0.500													

Pittsburgh Pirates @ Chicago Cubs
Wrigley Field, Chicago, IL
Sat Aug 15 1981, 3:33 AM CDT
Att. 15,388 - Unknown - 72 F

AB 54
R 4
H 14
RBI 2
BB 13
SO 16
LOB 29



Batter	1	2	3	4	5	6	7	8	9	AB	R	H	RBI	BB	SO	LOB	TOP										
Omar Moreno, L (1, 8) OBP: 0.296, SLG: 0.320	3-1		6-3			E3 1B 2B	4-3			4	1	0	0	0	0	1											
Tim Foli, R (1, 6) OBP: 0.294, SLG: 0.314	1-3			F2		2B 1-2	F9			4	1	1	0	0	0	0											
Dave Parker, L (1, 9) OBP: 0.283, SLG: 0.430	F7			P8		2B 1H 2H		4-3		4	1	1	2	0	0	0											
Mike Easter, L (1, 7) OBP: 0.352, SLG: 0.510		CS BB		1B 2B		K		P6		3	1	1	0	1	1	1											
John Milner, L (1, 3) OBP: 0.292, SLG: 0.356	K			2H 1B		FC6-4 2H 2B		FC6-4 1B		4	0	3	2	0	1	1											
Phil Garner, R (1, 4) OBP: 0.347, SLG: 0.362	PO 1B			F7		FC6-4 BB		FC6-4 1-2		3	0	1	0	1	0	2											
Dale Berra, R (1, 5) OBP: 0.328, SLG: 0.333	PO 1-2		F2		1-3	FC6-4 1-2 2-3		6-3		4	0	0	0	0	0	2											
Steve Nicosia, R (1, 2) OBP: 0.299, SLG: 0.321			E9		F8	P6		F3		4	0	0	0	0	0	2											
Pascual Perez, R (1, 1) OBP: 0.154, SLG: 0.308			K		B5-3			F7		2	0	0	0	0	1	1											
Bill Robinson, R (7, PH) OBP: 0.116, SLG: 0.118										1	0	0	0	0	0	0											
Odell Jones, R (7, 1) OBP: 0.347, SLG: 0.362										0	0	0	0	0	0	0											
Grant Jackson, S (8, 1) OBP: 0.327, SLG: 0.362										1	0	0	0	0	0	0											
Jason Thompson, L (9, PH) OBP: 0.327, SLG: 0.362										1	0	0	0	0	0	0											
Inning Stats	R: 0 E: 0 K: 0 S: 3	H: 0 LOB: 0 BB: 0 P: 3	R: 0 E: 0 K: 1 S: 4	H: 1 LOB: 0 BB: 1 P: 8	R: 0 E: 1 K: 1 S: 6	H: 0 LOB: 1 BB: 0 P: 6	R: 1 E: 0 K: 0 S: 5	H: 2 LOB: 1 BB: 0 P: 5	R: 0 E: 0 K: 0 S: 3	H: 0 LOB: 0 BB: 0 P: 3	R: 3 E: 1 K: 1 S: 9	H: 3 LOB: 2 BB: 1 P: 13	R: 0 E: 0 K: 0 S: 3	H: 0 LOB: 1 BB: 0 P: 4	R: 0 E: 0 K: 0 S: 3	H: 0 LOB: 0 BB: 0 P: 3	1B: 4 2B: 3 3B: 0 HR: 0	SF: 0 SAC: 0 DP: 0 HBP: 0	WP: 0 PB: 0 SB: 0 CS: 1	PA: 37							
PITCHER	IP	WLS	BF	H	R	ER	SO	BB	IBB	HBP	BLK	WP	HR	S	P	ERA	WHIP										
Jay Howell, R (1, 1) ERA: 5.06	5.1	W	23	6	4	3	3	1	0	0	0	0	0	28	32	5.06	1.312										
Randy Martz, R (6, 1) ERA: 3.95	3.2	S	13	1	0	0	0	1	0	0	0	0	0	12	16	0.00	0.545										

Pittsburgh Pirates @ Chicago Cubs
Wrigley Field, Chicago, IL
Sun Aug 16 1981, 3:38 AM CDT
Att: 18,991 - Unknown - 65 F

AB	34
R	4
H	7
RBI	4
BB	2
SO	3
LOB	10



Batter	1	2	3	4	5	6	7	8	9	AB	R	H	RBI	BB	SO	LOB	BOTTOM										
Ivan De Jesus, R (1, 6) OBP: 0.275, SLG: 0.214	L7		5-3		S E BB		SH1-4			2	1	0	0	1	0	2											
Steve Henderson, R (1, 7) OBP: 0.377, SLG: 0.417	1-3		2-3 2-3		K		2H 1B			4	0	2	2	0	1	2											
Bill Buckner, L (1, 3) OBP: 0.338, SLG: 0.460	HR		G3		E IBB		IBB			2	2	1	1	2	0	1											
Bobby Bonds, R (1, 8) OBP: 0.406, SLG: 0.519	K		F8		E2 1H 2H 3H		K			4	0	1	3	0	2	3											
Mike Lum, L (1, 9) OBP: 0.286, SLG: 0.378		F8		P4	4-3			2B		4	0	1	0	0	0	1											
Tye Waller, R (1, 5) OBP: 0.313, SLG: 0.429		F7		F8		4-3		K		4	0	0	0	0	1	1											
Steve Dillard, R (1, 4) OBP: 0.277, SLG: 0.343		F7		F8		P3		5-3		4	0	0	0	0	0	1											
Tim Blackwell, S (1, 2) OBP: 0.343, SLG: 0.364			5-3 3B 2B		WP SH1 E 1B	1-3		FC4-6 IBB		3	2	2	0	1	0	0											
Jay Howell, R (1, 1) OBP: 0.292, SLG: 0.190		SH 3B		SH1 1-2		SH1-4 1B		FC4-6 1-2		0	1	0	0	0	0	0											
Inning Stats	R: 1 E: 0 K: 1 S: 6	H: 1 LOB: 0 BB: 0 P: 6	R: 0 E: 0 K: 0 S: 3	H: 0 LOB: 0 BB: 0 P: 3	R: 2 E: 0 K: 0 S: 6	H: 2 LOB: 1 BB: 0 P: 6	R: 0 E: 0 K: 0 S: 3	H: 0 LOB: 0 BB: 0 P: 3	R: 3 E: 1 K: 1 S: 7	H: 2 LOB: 2 BB: 2 P: 15	R: 0 E: 0 K: 0 S: 3	H: 0 LOB: 0 BB: 0 P: 3	R: 0 E: 0 K: 1 S: 6	H: 2 LOB: 2 BB: 1 P: 10	R: 0 E: 0 K: 1 S: 6	H: 1 LOB: 2 BB: 1 P: 10	1B: 4 2B: 2 3B: 1 HR: 1	SF: 0 SAC: 3 DP: 0 HBP: 0	WP: 1 PB: 0 SB: 1 CS: 0	PA: 36							
PITCHER	IP	WLS	BF	H	R	ER	SO	BB	IBB	HBP	BLK	WP	HR	S	P	ERA	WHIP										
Pascual Perez, R (1, 1) ERA: 3.78	6.0	L	26	5	6	6	2	1	1	0	0	0	0	28	36	9.00	1.000										
Odell Jones, R (7, 1) ERA:	1.2		9	3	0	0	2	0	2	0	0	0	0	11	19	0.00	1.800										
Grant Jackson, L (8, 1) ERA: 1.71	0.1		1	0	0	0	0	0	0	0	0	0	0	1	1	0.00	0.000										

Pittsburgh Pirates @ Chicago Cubs
Wrigley Field, Chicago, IL
Sun Aug 16 1981, 3:38 AM CDT
Att: 18,991 - Unknown - 65 F

AB	29
R	6
H	8
RBI	6
BB	4
SO	4
LOB	13

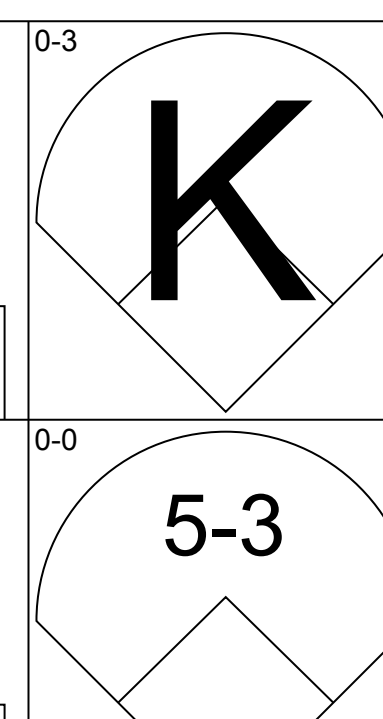
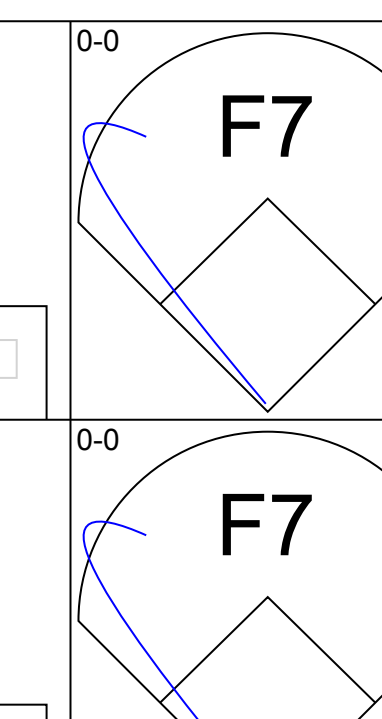
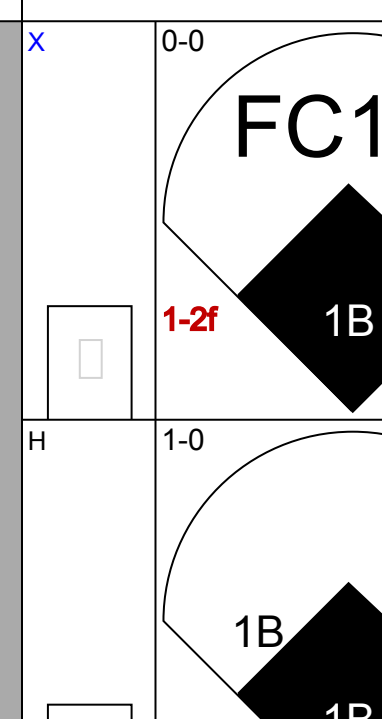
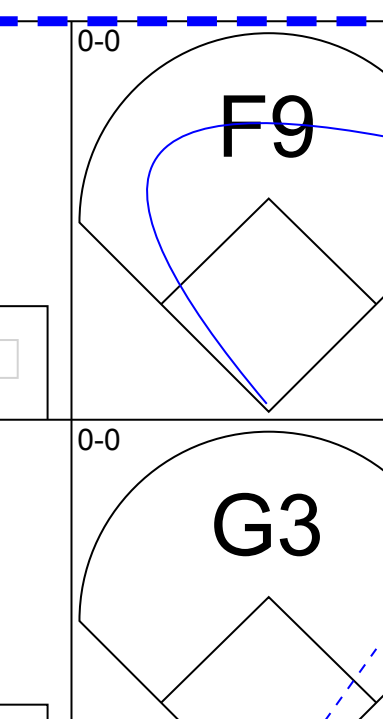
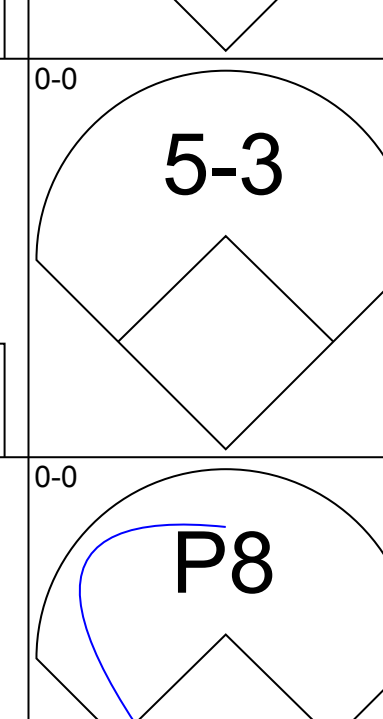
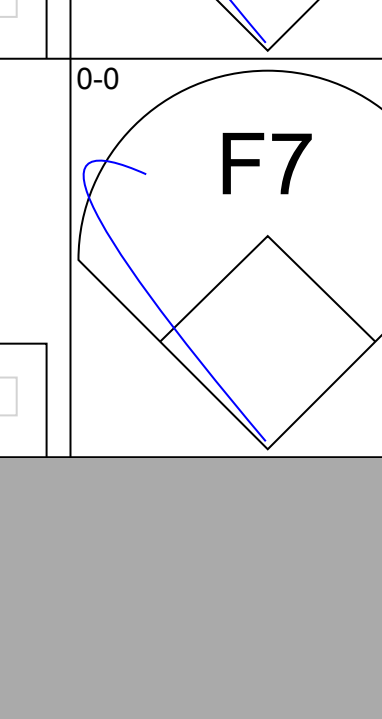
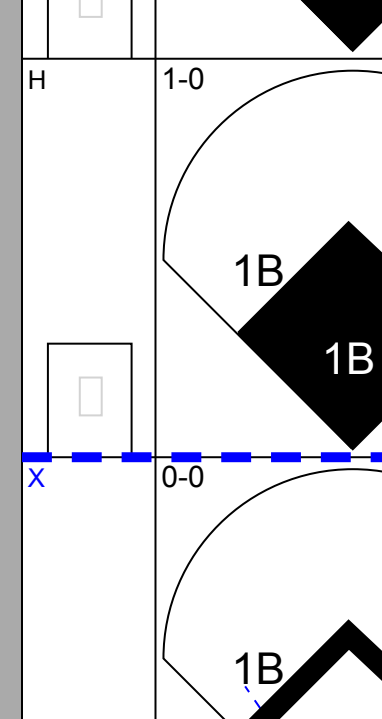
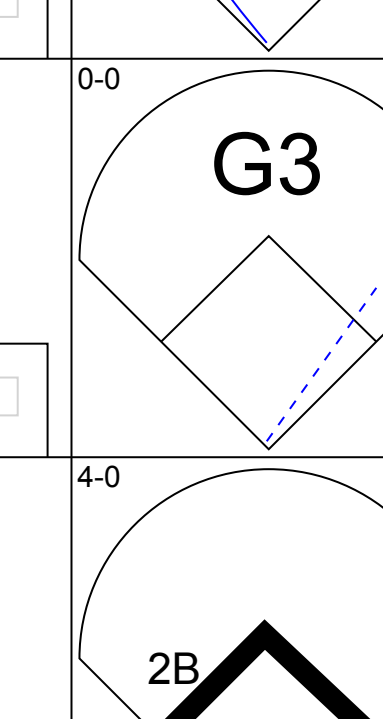
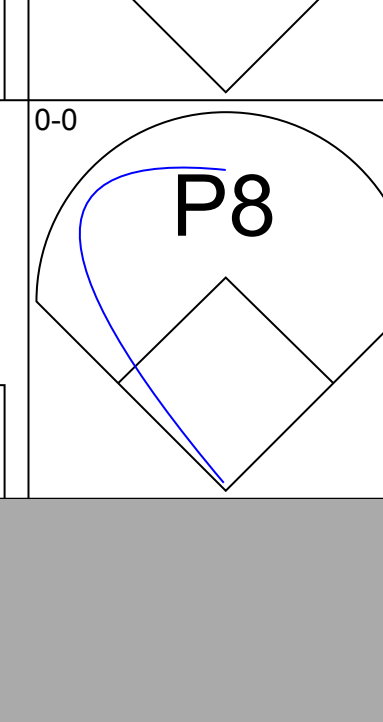
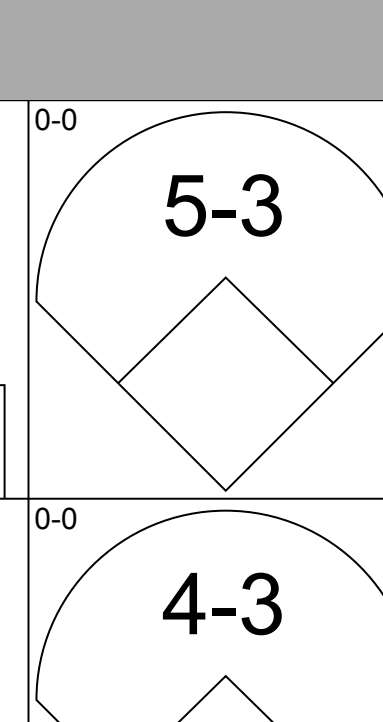
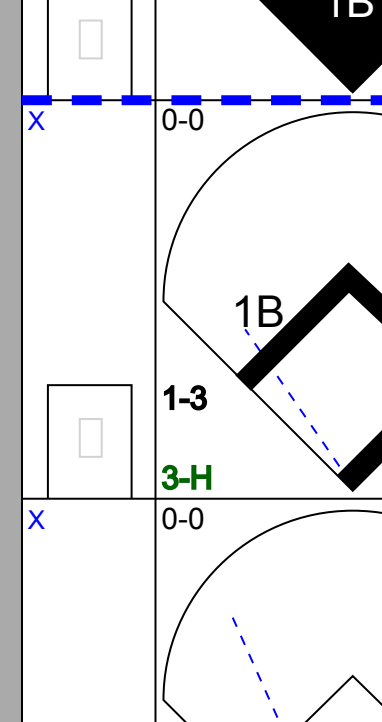
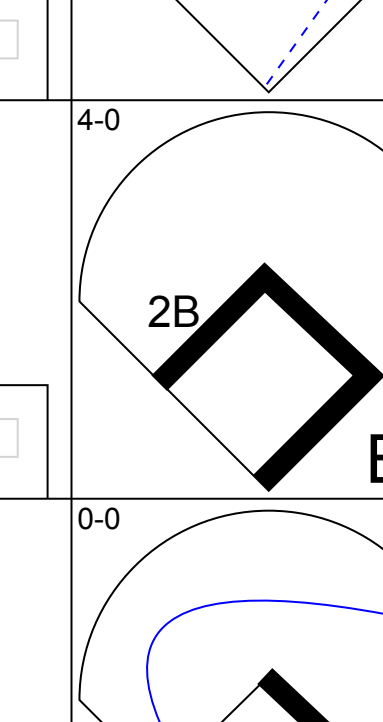
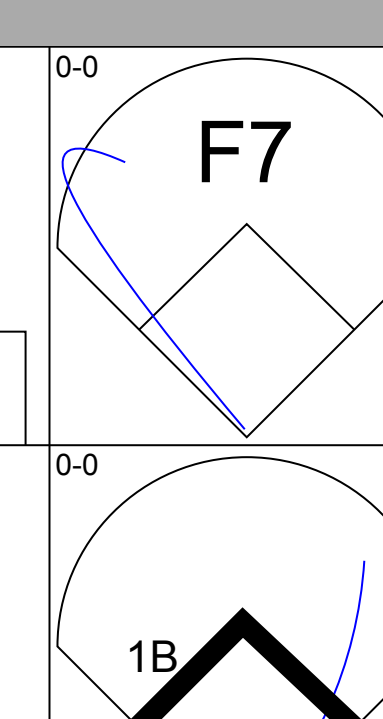
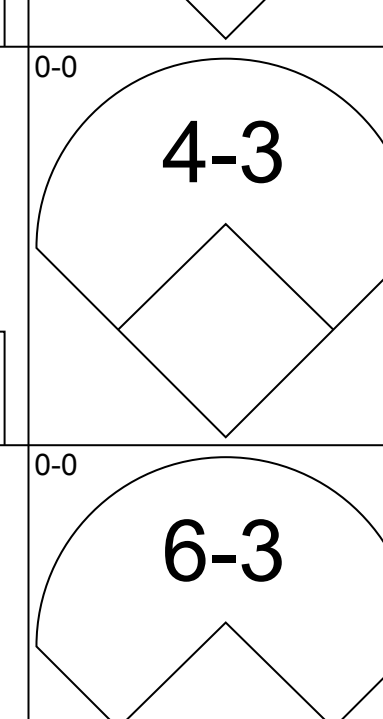
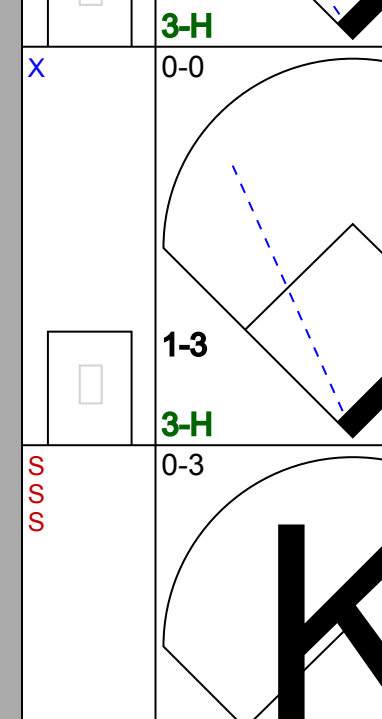
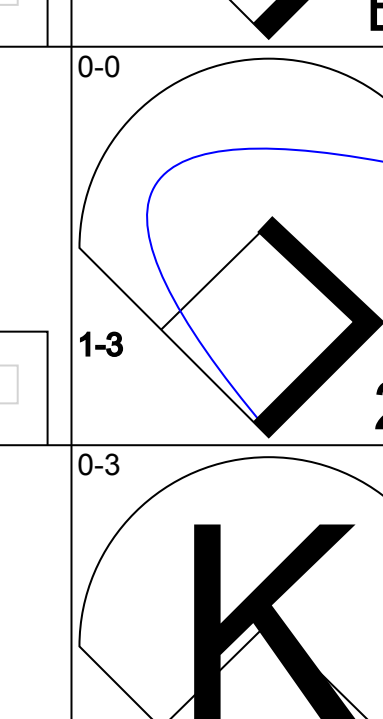
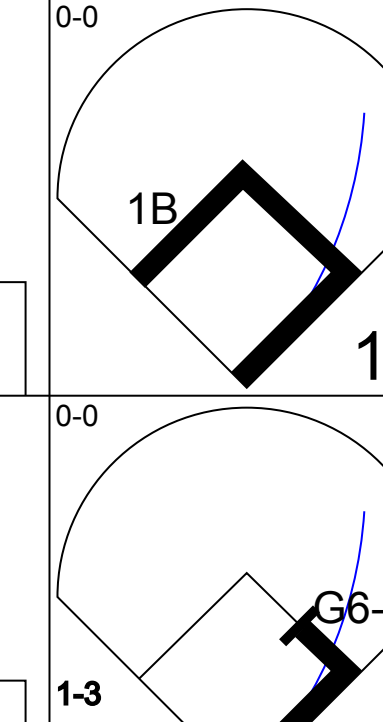
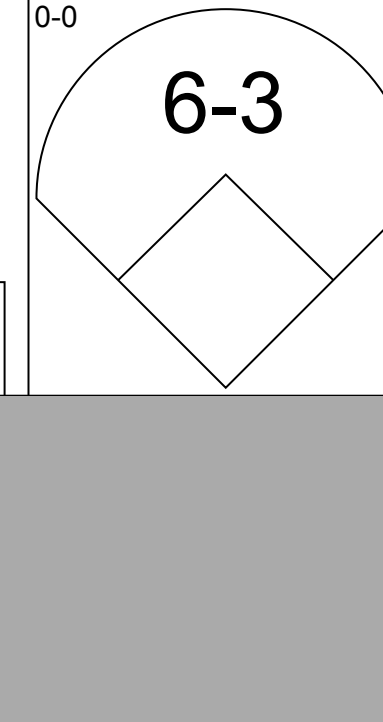
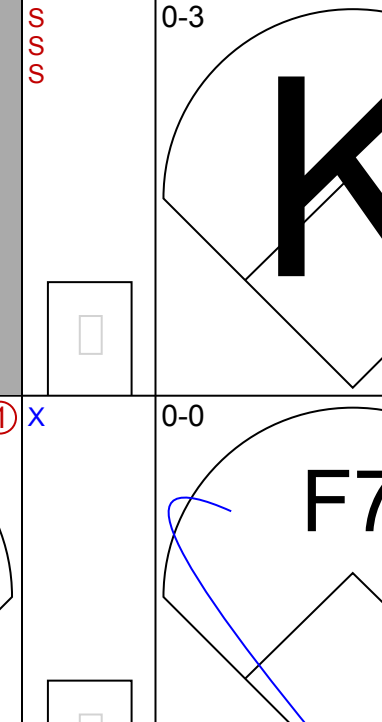

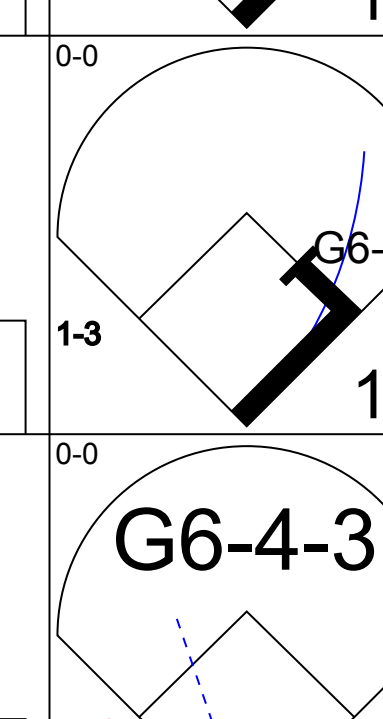
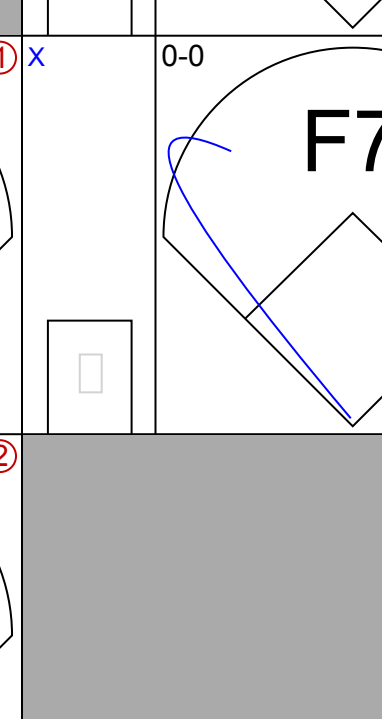
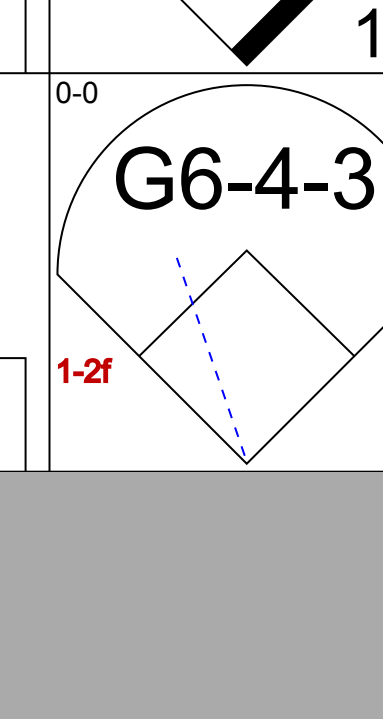
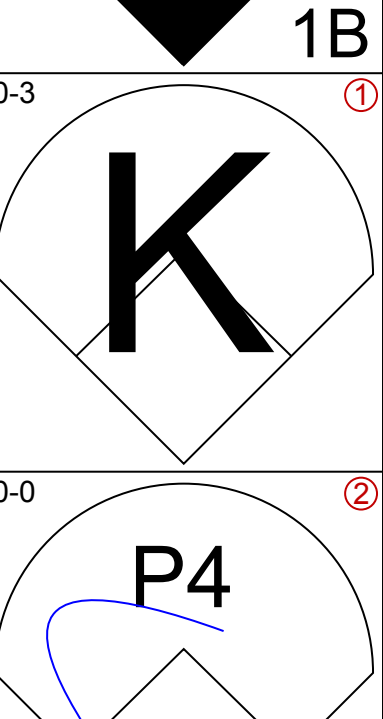
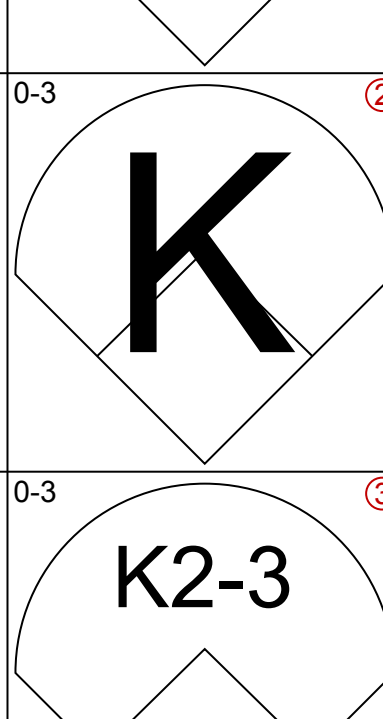
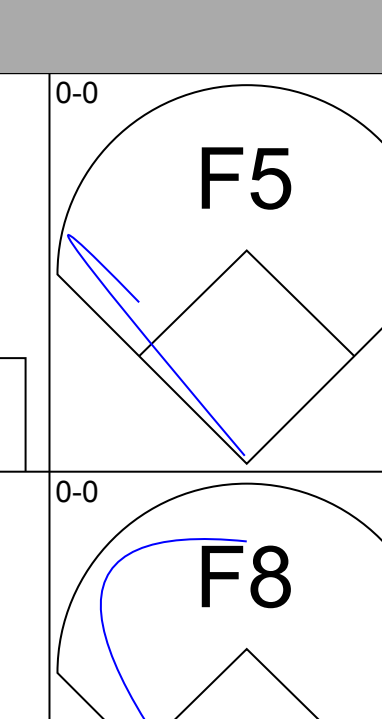
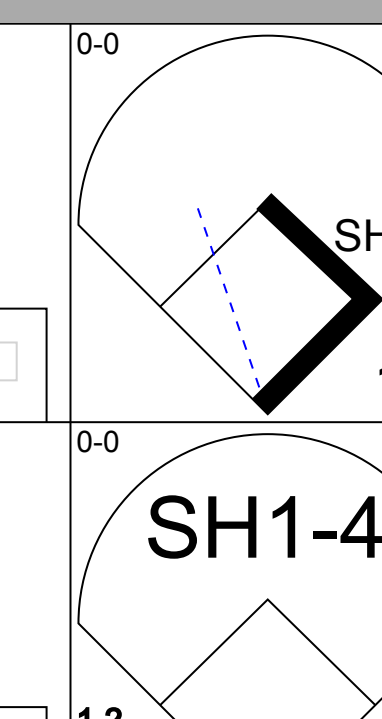
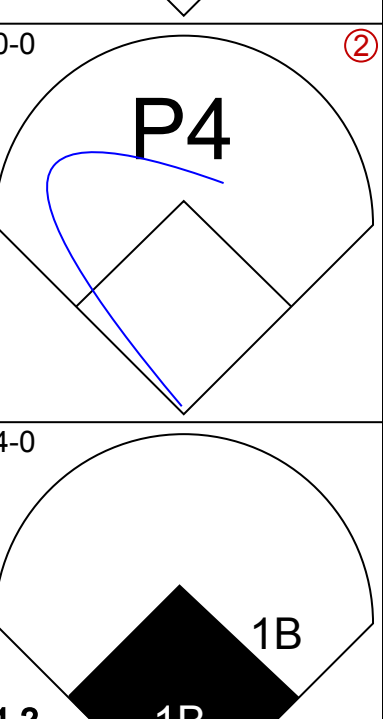
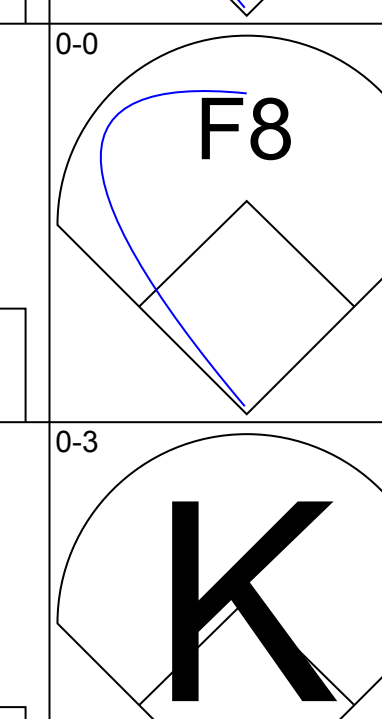
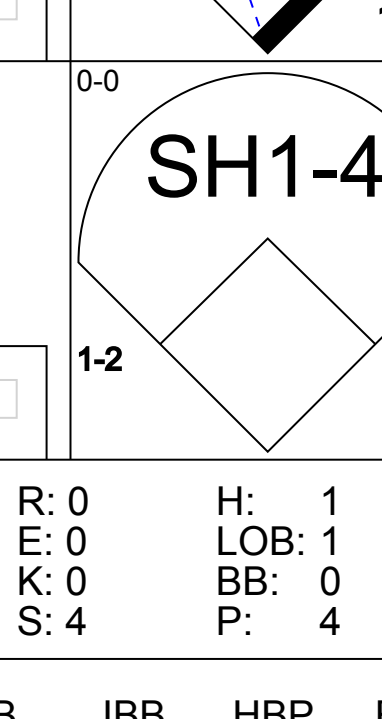
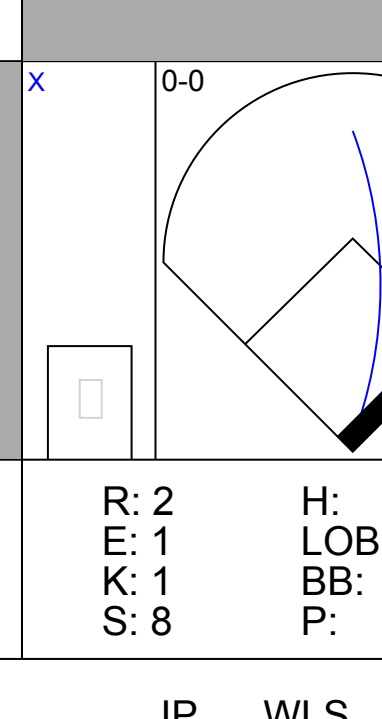
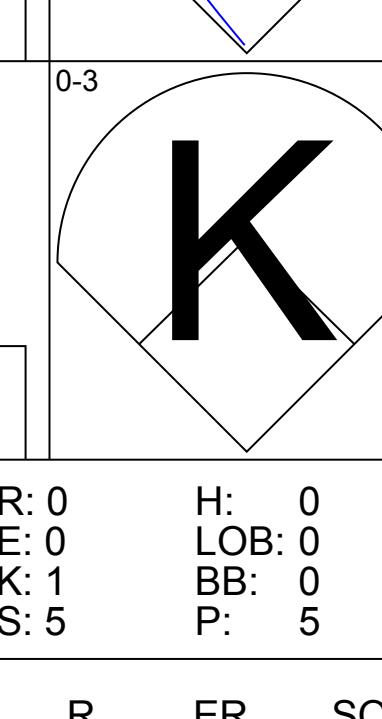


Batter	1	2	3	4	5	6	7	8	9	AB	R	H	RBI	BB	SO	LOB	TOP				
Davey Lopes, R OBP: 0.273, SLG: 0.270 Pepe Frias, R OBP: 0.297, SLG: 0.294	4-0 F9 S BB		0-3 K		0-0 B3		0-3 K			2	0	0	0	1	1	1	Los Angeles Dodgers @ Chicago Cubs Wrigley Field, Chicago, IL Mon Aug 17 1981, 3:33 AM CDT Att: 10,153 - Unknown - 71 F				
Ken Landreaux, L OBP: 0.320, SLG: 0.401	0-0 F9		0-0 G3		0-0 F9		0-0 F3			4	0	0	0	0	0	3					
Dusty Baker Jr., R OBP: 0.341, SLG: 0.431	0-0 F5		0-0 FC6-4 1B		0-0 F8			0-0 6-3		4	0	1	0	0	0	2					
Steve Garvey, R OBP: 0.323, SLG: 0.415	0-3 K		0-0 FC6-4 1-2		0-0 5-3			0-0 F7		4	0	0	0	0	1	2					
Ron Cey, R OBP: 0.367, SLG: 0.456		4-0 1B FC6-4 BB		0-0 F8		0-0 6-3		0-0 6-3		3	1	0	0	1	0	0					
Rick Monday, L OBP: 0.367, SLG: 0.536		0-0 FC6-4 1B		0-3 K		0-0 1B			0-0 4-3	4	0	2	0	0	1	0					
Steve Yeager, R OBP: 0.329, SLG: 0.400 Mike Scioscia, L OBP: 0.366, SLG: 0.341		0-0 FC6-4 FC4-6 1-2 3-H		0-0 1B		0-0 P4			0-0 E9 4-3	3	0	1	1	0	0	2					
Derrel Thomas, S OBP: 0.331, SLG: 0.325		0-0 F8		0-0 4-3			0-0 1B		0-0 4-3 2-3	4	0	1	0	0	0	3					
Bob Welch, R OBP: 0.258, SLG: 0.300 Bobby Castillo, R OBP: 0.429, SLG: 0.714 Jay Johnstone, L OBP: 0.278, SLG: 0.367 Alejandro Pena, R OBP: 0.316, SLG: 0.471		0-0 FC4-6 1-2		0-0 1B		0-0 1B		0-0 F2		2	0	1	0	0	0	1					
Inning Stats	R: 0 E: 0 K: 1 S: 5	H: 0 LOB: 1 BB: 1 P: 9	R: 1 E: 0 K: 0 S: 4	H: 1 LOB: 1 BB: 1 P: 8	R: 0 E: 0 K: 1 S: 6	H: 1 LOB: 1 BB: 0 P: 6	R: 0 E: 0 K: 1 S: 6	H: 1 LOB: 1 BB: 0 P: 4	R: 0 E: 0 K: 0 S: 4	H: 1 LOB: 1 BB: 0 P: 4	R: 0 E: 0 K: 1 S: 6	H: 1 LOB: 0 BB: 0 P: 3	R: 0 E: 0 K: 1 S: 6	H: 0 LOB: 0 BB: 0 P: 6	R: 0 E: 1 K: 1 S: 6	H: 0 LOB: 1 BB: 0 P: 6		1B: 6 2B: 0 3B: 0 HR: 0	SF: 0 SAC: 0 DP: 0 HBP: 0	WP: 0 PB: 0 SB: 1 CS: 0	PA: 36
PITCHER Doug Bird, R ERA: 2.41	IP: 9.0 WLS: W BF: 36 H: 6 R: 1 ER: 1 SO: 5 BB: 2 IBB: 0 HBP: 0 BLK: 0 WP: 0 HR: 0 S: 44 P: 52 ERA: 1.00 WHIP: 0.889																				

Batter	1	2	3	4	5	6	7	8	9	AB	R	H	RBI	BB	SO	LOB	BOTTOM				
Ivan De Jesus, R OBP: 0.271, SLG: 0.210	0-3 K		0-0 F8 1-2		0-0 F8		0-0 F8			4	0	0	0	0	1	3	Los Angeles Dodgers @ Chicago Cubs Wrigley Field, Chicago, IL Mon Aug 17 1981, 3:33 AM CDT Att: 10,153 - Unknown - 71 F				
Steve Henderson, R OBP: 0.379, SLG: 0.416 Jerry Morales, R OBP: 0.364, SLG: 0.367	4-0 E WP BB		0-0 5-3		0-3 K		0-0 G4-6-3 1B			3	1	1	0	1	1	0					
Bill Buckner, L OBP: 0.337, SLG: 0.457	0-0 4-3 1-2		0-3 K		0-0 1B		0-0 F7			4	0	1	0	0	1	2					
Leon Durham, L OBP: 0.354, SLG: 0.474	0-0 E6 2-3		0-0 F5		0-0 L8		0-0 G4-6-3 1-2			4	0	0	0	0	0	3					
Bobby Bonds, R OBP: 0.444, SLG: 0.517	4-0 1-2 3-H BB		0-0 1B SF8 1B		4-0 1B E BB		0-0 F7			2	2	1	0	2	0	0					
Jody Davis, R OBP: 0.308, SLG: 0.366	0-0 F9		0-0 1B 1-3		0-0 E4 SH3-4 1-H 1B 1B		0-0 5-3			4	0	2	0	0	0	2					
Ken Reitz, R OBP: 0.278, SLG: 0.315		0-0 FC6-4 1B		0-0 SF8 3-H		0-0 F9		0-0 1B		3	0	2	1	0	0	1					
Mike Tyson, R OBP: 0.254, SLG: 0.310		0-0 FC6-4 1-2		0-3 K		0-0 SH3-4 1B		0-0 F8		4	0	1	0	0	1	3					
Doug Bird, R ERA: 2.41		0-3 K		0-3 K		0-0 SH3-4 1-2 2-3				2	0	0	0	0	2	2					
Inning Stats	R: 1 E: 1 K: 1 S: 6	H: 0 LOB: 2 BB: 2 P: 14	R: 0 E: 0 K: 1 S: 6	H: 1 LOB: 0 BB: 0 P: 6	R: 0 E: 0 K: 1 S: 5	H: 0 LOB: 0 BB: 0 P: 5	R: 1 E: 0 K: 2 S: 9	H: 2 LOB: 1 BB: 0 P: 9	R: 0 E: 0 K: 1 S: 6	H: 1 LOB: 1 BB: 0 P: 6	R: 1 E: 1 K: 0 S: 5	H: 2 LOB: 2 BB: 1 P: 9	R: 0 E: 0 K: 0 S: 3	H: 1 LOB: 0 BB: 0 P: 3	R: 0 E: 0 K: 0 S: 4	H: 1 LOB: 1 BB: 0 P: 4		1B: 8 2B: 0 3B: 0 HR: 0	SF: 1 SAC: 1 DP: 1 HBP: 0	WP: 1 PB: 0 SB: 2 CS: 0	PA: 35
PITCHER Bob Welch, R ERA: 3.5 Bobby Castillo, R ERA: 5.0 Alejandro Pena, R ERA: 7.1	IP: 5.1 WLS: L BF: 26 H: 6 R: 3 ER: 2 SO: 6 BB: 3 IBB: 0 HBP: 0 BLK: 0 WP: 1 HR: 0 S: 35 P: 47 ERA: 3.38 WHIP: 1.688																				

AB	34
R	1
H	6
RBI	1
BB	2
SO	5
LOB	17

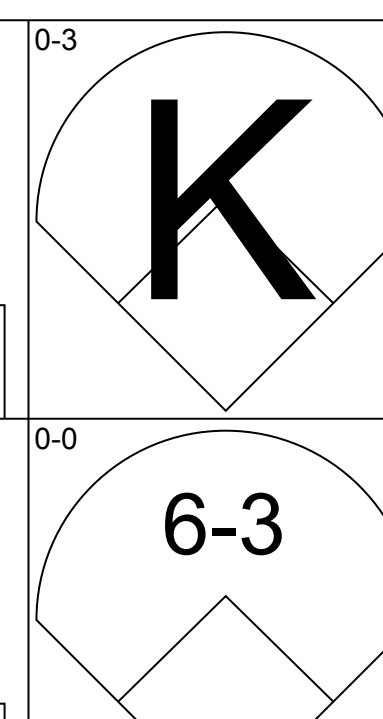
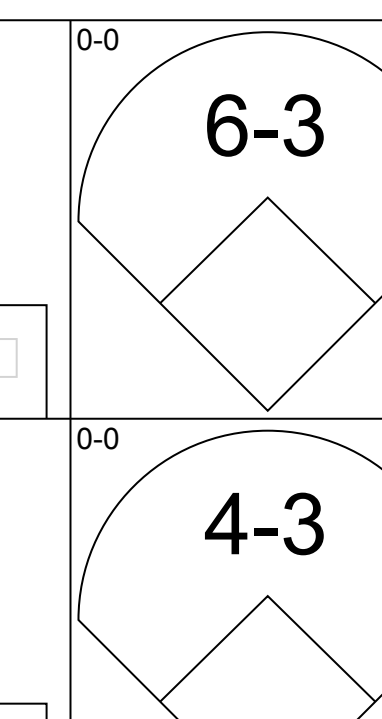
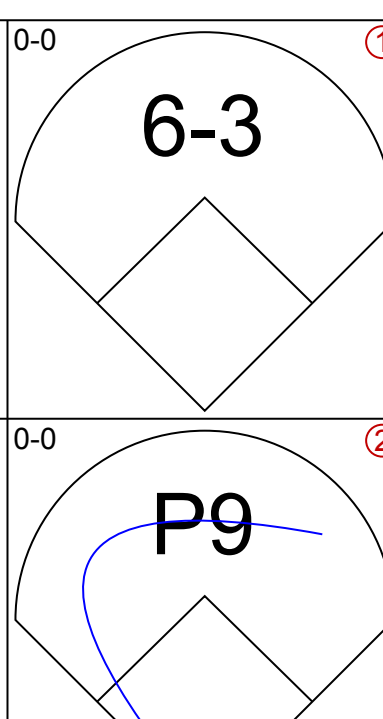
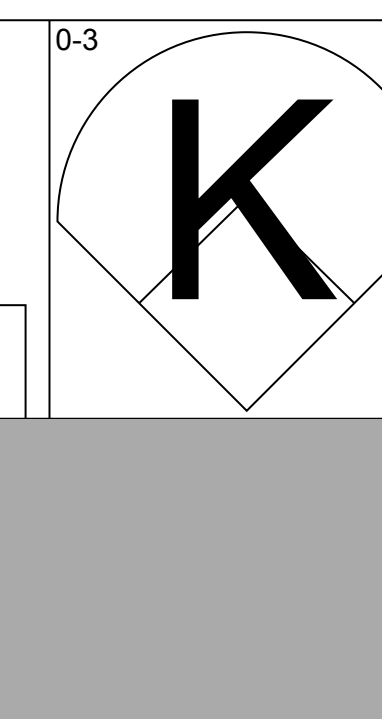
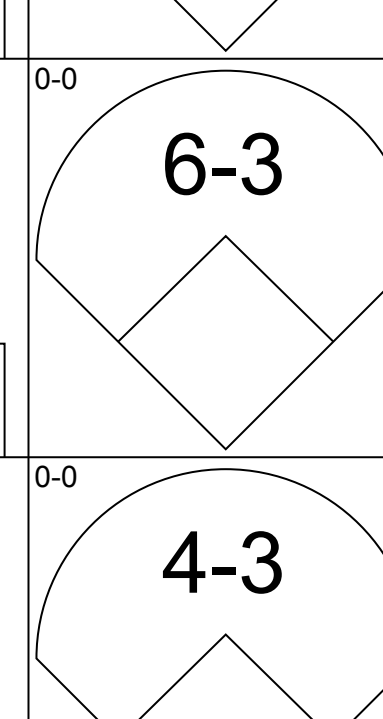
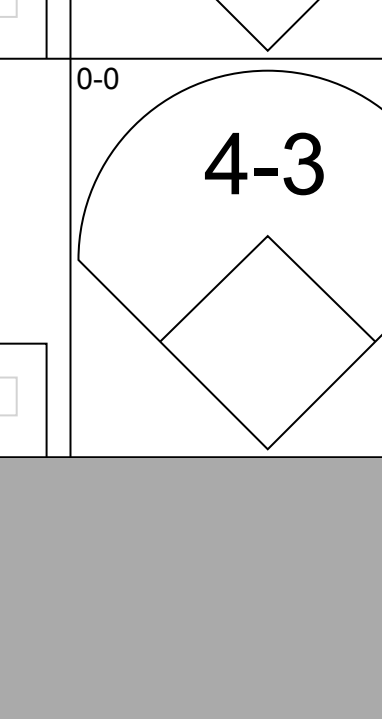
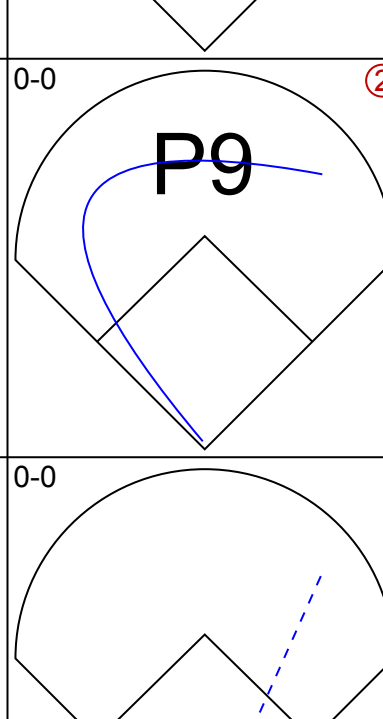
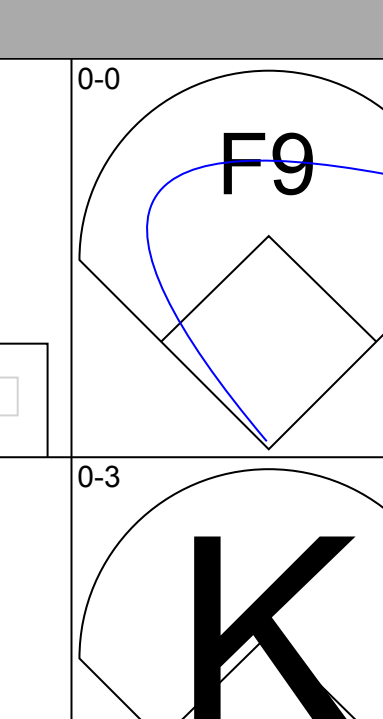
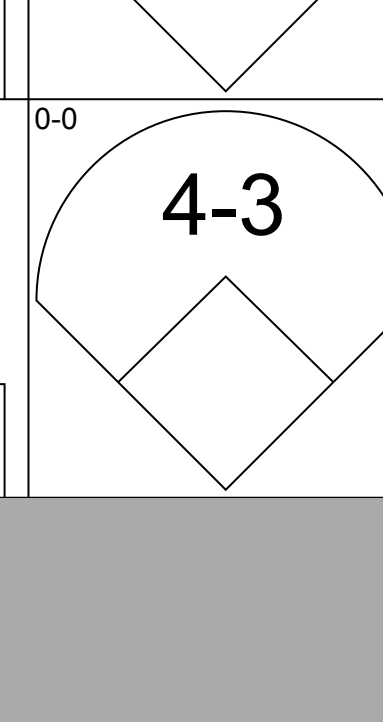
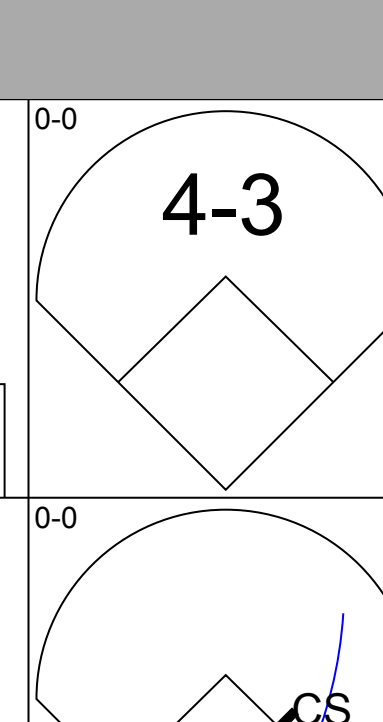
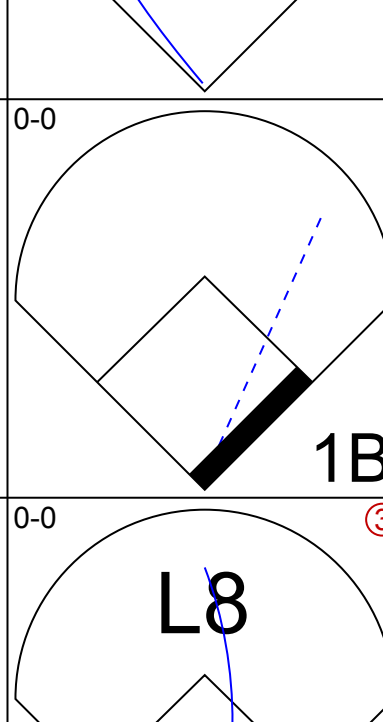
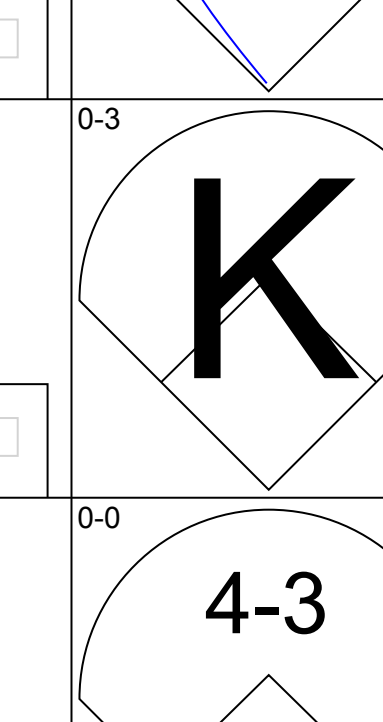
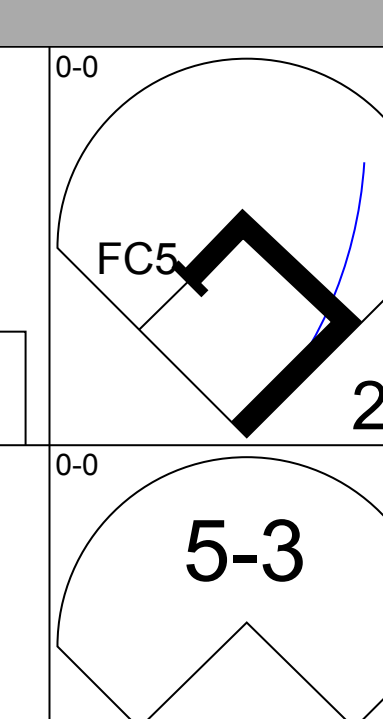
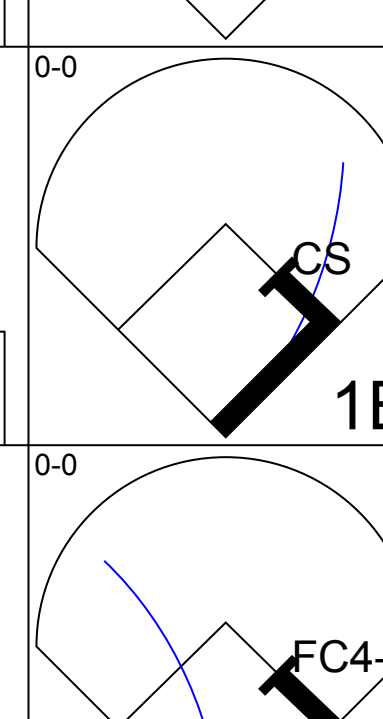
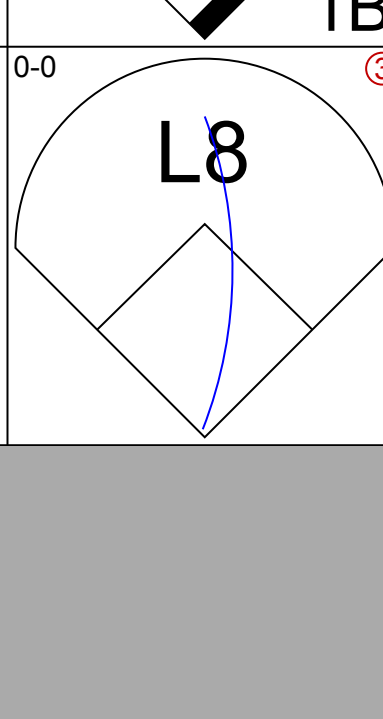
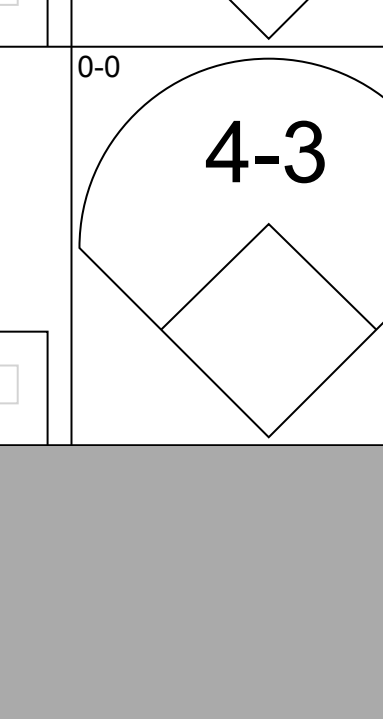
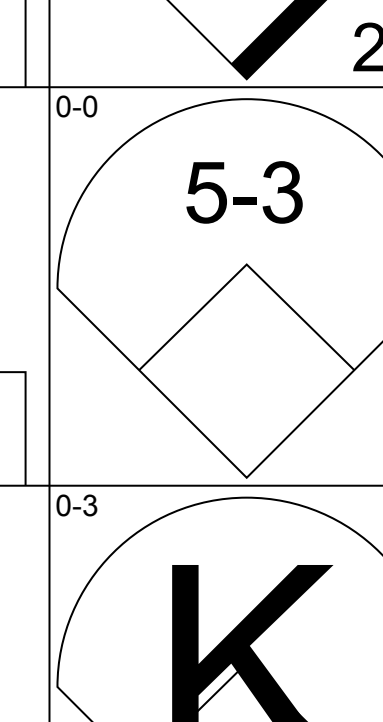
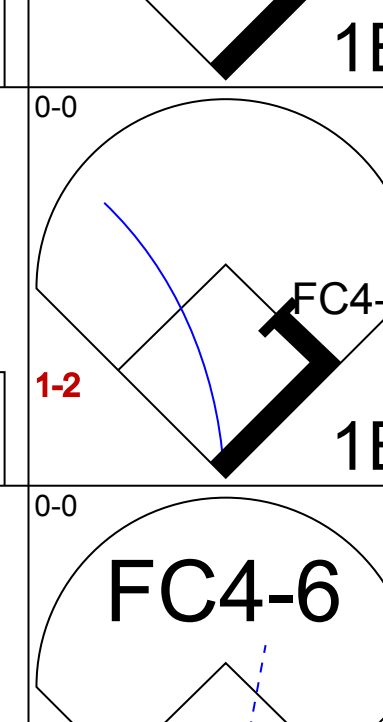
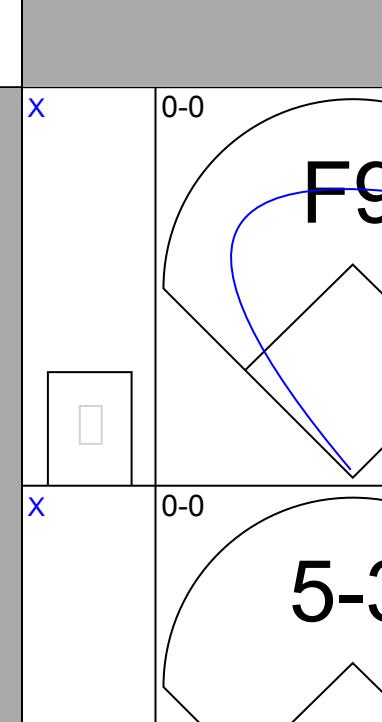
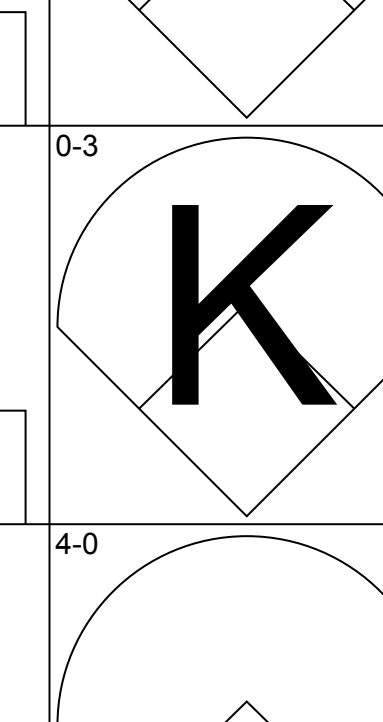
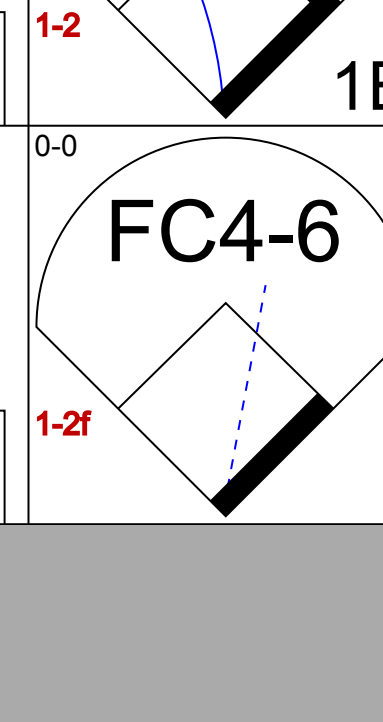
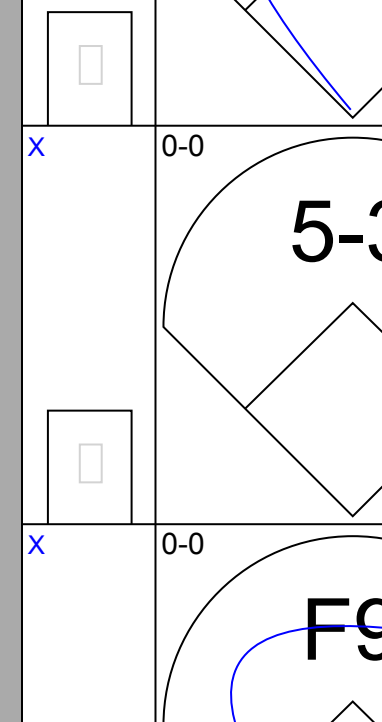
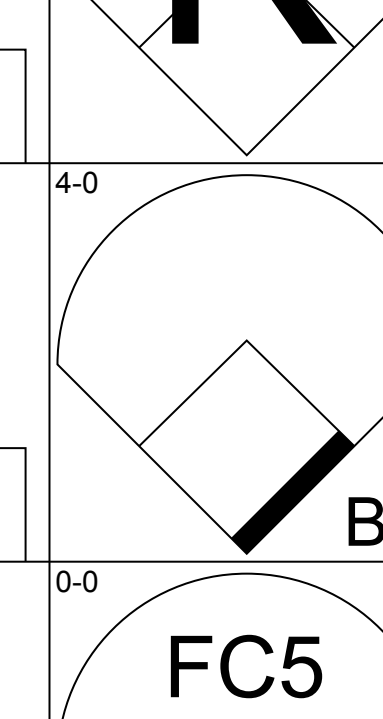
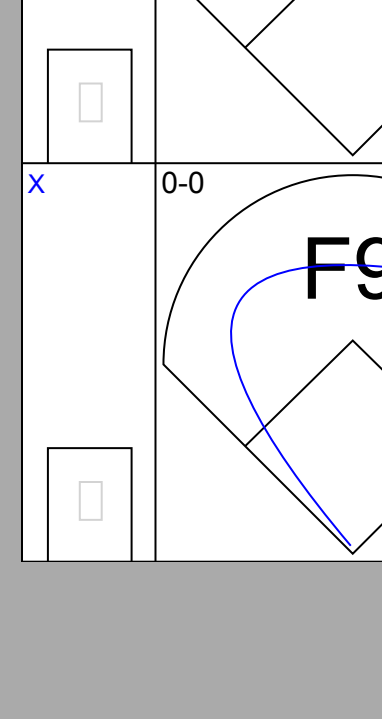
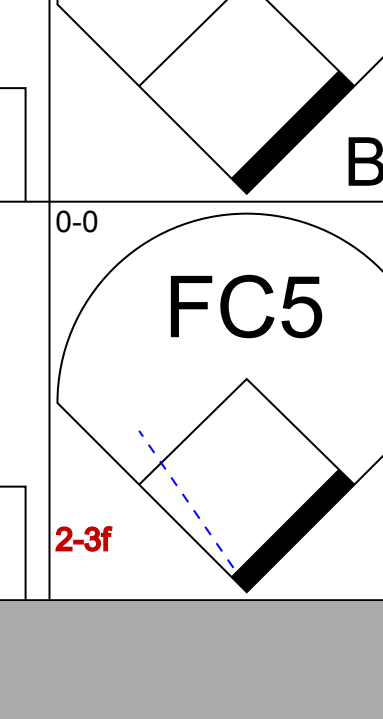
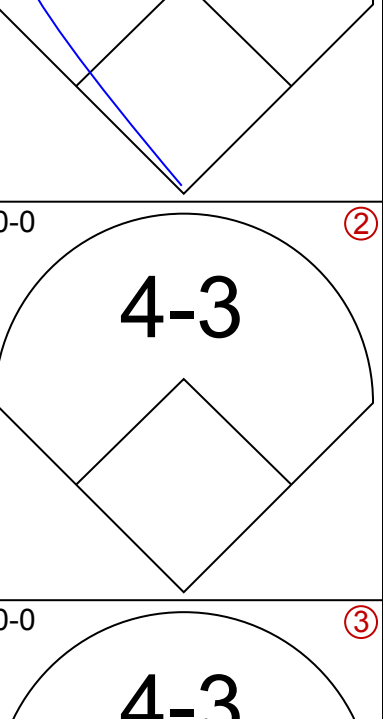
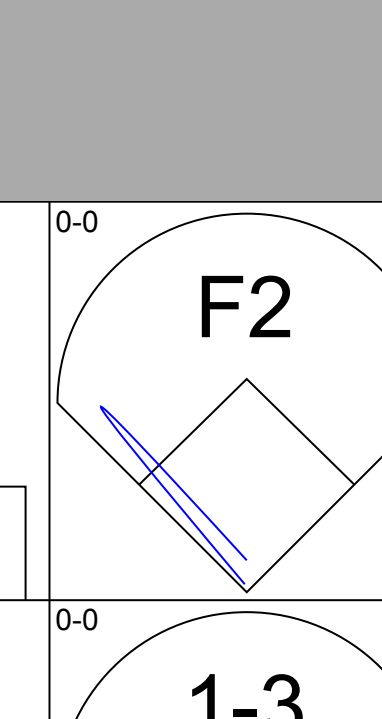
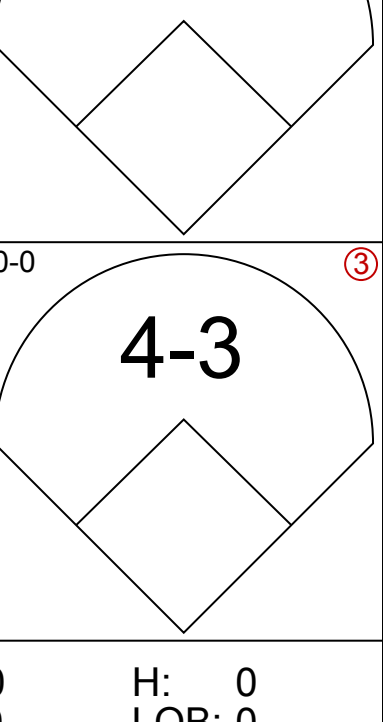
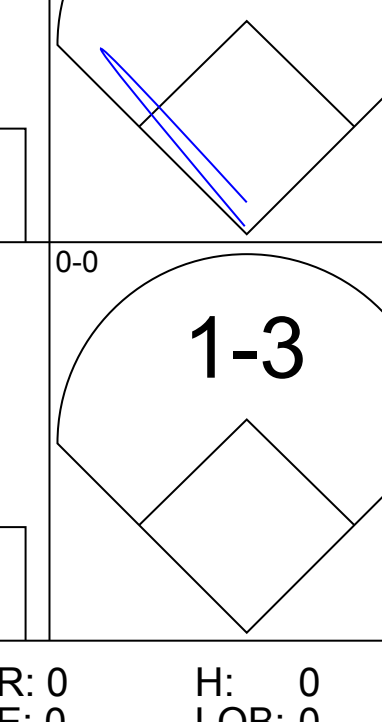


Batter	1	2	3	4	5	6	7	8	9	AB	R	H	RBI	BB	SO	LOB	TOP					
Derrel Thomas, S (1, 6) OBP: 0.326, SLG: 0.320										5	2	1	0	0	1	2						
Ken Landreaux, L (1, 8) OBP: 0.322, SLG: 0.398										4	1	1	2	0	0	1						
Dusty Baker Jr., R (1, 7) OBP: 0.345, SLG: 0.432										4	0	2	2	1	0	0						
Steve Garvey, R (1, 3)										4	0	2	1	1	0	0						
Ron Cey, R (1, 5)										5	0	1	0	0	2	7						
Pedro Guerrero, R (1, 9) OBP: 0.371, SLG: 0.523										4	1	2	0	0	0	2						
Steve Yeager, R (1, 2) OBP: 0.296, SLG: 0.367										4	0	0	0	0	2	3						
Steve Sax, R (1, 4) OBP: 0.250, SLG: 0.250										4	0	1	0	0	1	1						
Burt Hooton, R (1, 1) OBP: 0.267, SLG: 0.222										2	1	1	0	1	1	0						
Inning Stats	R: 0 E: 0 K: 1 S: 5	H: 0 LOB: 0 BB: 0 P: 5	R: 0 E: 0 K: 0 S: 4	H: 2 LOB: 1 BB: 4 P: 4	R: 0 E: 0 K: 0 S: 4	H: 1 LOB: 1 BB: 0 P: 4	R: 0 E: 0 K: 0 S: 3	H: 0 LOB: 0 BB: 0 P: 3	R: 3 E: 0 K: 1 S: 9	H: 4 LOB: 3 BB: 2 P: 17	R: 0 E: 0 K: 2 S: 7	H: 0 LOB: 0 BB: 0 P: 7	R: 2 E: 1 K: 1 S: 8	H: 3 LOB: 2 BB: 0 P: 9	R: 0 E: 0 K: 1 S: 5	H: 0 LOB: 0 BB: 0 P: 5	R: 0 E: 0 K: 1 S: 6	H: 1 LOB: 2 BB: 1 P: 10	1B: 10 2B: 1 3B: 0 HR: 0	SF: 0 SAC: 1 DP: 1 HBP: 1	WP: 1 PB: 0 SB: 0 CS: 0	PA: 41
PITCHER	IP	WLS	BF	H	R	ER	SO	BB	IBB	HBP	BLK	WP	HR	S	P	ERA	WHIP					
Mike Griffin, R (1, 1) ERA: 2.55	4.2	L	20	6	3	3	2	1	0	0	0	0	0	23	27	5.79	1.500					
Doug Capilla, L (5, 1) ERA: 3.15	1.2		9	2	2	2	2	0	1	1	0	1	0	11	16	10.80	1.200					
Bill Caudill, R (7, 1) ERA: 5.49	1.2		7	2	0	0	2	0	0	0	0	0	0	11	11	0.00	1.200					
Jay Howell, R (9, 1) ERA: 4.26	1.0		5	1	0	0	1	1	0	0	0	0	0	6	10	0.00	2.000					

Los Angeles Dodgers @ Chicago Cubs
Wrigley Field, Chicago, IL
Tue Aug 18 1981, 3:33 AM CDT
Att: 15,973 - Unknown - 74 F

AB 36
R 5
H 11
RBI 5
BB 3
SO 7
LOB 16



Batter	1	2	3	4	5	6	7	8	9	AB	R	H	RBI	BB	SO	LOB	BOTTOM					
Ivan De Jesus, R (1, 6) OBP: 0.267, SLG: 0.207										4	0	0	0	0	2	0						
Steve Henderson, R (1, 7) OBP: 0.372, SLG: 0.406										4	0	0	0	0	0	0						
Bill Buckner, L (1, 3) OBP: 0.336, SLG: 0.453										4	0	1	0	0	1	0						
Leon Durham, L (1, 9) OBP: 0.357, SLG: 0.480										4	0	2	0	0	0	1						
Bobby Bonds, R (1, 8) OBP: 0.436, SLG: 0.500										3	0	1	0	0	0	1						
Jody Davis, R (1, 2) OBP: 0.296, SLG: 0.351										3	0	0	0	0	1	2						
Ken Reitz, R (1, 5) OBP: 0.279, SLG: 0.311										2	0	0	0	1	0	0						
Mike Tyson, R (1, 4) OBP: 0.242, SLG: 0.295										3	0	0	0	0	0	2						
Mike Griffin, R (1, 1)										1	0	0	0	0	1	0						
Doug Capilla, L (5, 1)										1	0	0	0	0	0	0						
Bill Caudill, R (7, 1) OBP: 0.250, SLG: 0.143										0	0	0	0	0	0	0						
Mike Lum, L (8, PH) OBP: 0.280, SLG: 0.370										1	0	0	0	0	0	0						
Jay Howell, R (9, 1)										0	0	0	0	0	0	0						
Inning Stats	R: 0 E: 0 K: 1 S: 5	H: 0 LOB: 0 BB: 0 P: 5	R: 0 E: 0 K: 1 S: 6	H: 1 LOB: 2 BB: 1 P: 10	R: 0 E: 0 K: 1 S: 5	H: 0 LOB: 0 BB: 0 P: 5	R: 0 E: 0 K: 0 S: 4	H: 2 LOB: 1 BB: 0 P: 4	R: 0 E: 0 K: 0 S: 3	H: 0 LOB: 0 BB: 0 P: 3	R: 0 E: 0 K: 0 S: 4	H: 1 LOB: 1 BB: 0 P: 4	R: 0 E: 0 K: 0 S: 3	H: 0 LOB: 0 BB: 0 P: 3	R: 0 E: 0 K: 1 S: 5	H: 0 LOB: 0 BB: 0 P: 5	R: 0 E: 0 K: 1 S: 5	H: 0 LOB: 0 BB: 0 P: 5	1B: 3 2B: 1 3B: 0 HR: 0	SF: 0 SAC: 0 DP: 0 HBP: 0	WP: 0 PB: 0 SB: 0 CS: 1	PA: 31
PITCHER	IP	WLS	BF	H	R	ER	SO	BB	IBB	HBP	BLK	WP	HR	S	P	ERA	WHIP					
Burt Hooton, R (1, 1) ERA: 2.53	9.0	W	31	4	0	0	5	1	0	0	0	0	0	40	44	0.00	0.556					

Los Angeles Dodgers @ Chicago Cubs
Wrigley Field, Chicago, IL
Tue Aug 18 1981, 3:33 AM CDT
Att: 15,973 - Unknown - 74 F

AB 30
R 0
H 4
RBI 0
BB 1
SO 5
LOB 6



Batter	1	2	3	4	5	6	7	8	9	AB	R	H	RBI	BB	SO	LOB	TOP				
Derrel Thomas, S (1, 6) OBP: 0.324, SLG: 0.318										4	0	1	0	0	0	1					
Ken Landreaux, L (1, 8) OBP: 0.324, SLG: 0.424										4	2	2	2	0	1	1					
Dusty Baker Jr., R (1, 7) OBP: 0.344, SLG: 0.427										3	0	0	0	1	0	0					
Steve Garvey, R (1, 3) OBP: 0.327, SLG: 0.421										4	0	1	0	0	0	1					
Ron Cey, R (1, 5) OBP: 0.363, SLG: 0.447										4	0	1	0	0	0	1					
Pedro Guerrero, R (1, 9) OBP: 0.373, SLG: 0.534										3	1	1	1	1	1	0					
Mike Scioscia, L (1, 2) Reggie Smith, S (9, PH) OBP: 0.363, SLG: 0.444										3	0	0	0	0	0	0					
Steve Sax, R (1, 4) OBP: 0.286, SLG: 0.286										3	0	1	0	0	1	0					
Dave Goltz, R (1, 1) Jay Johnstone, L (6, PH) Tom Niedenfuer, R (6, 1) Rick Monday, L (8, PH) Steve Howe, L (8, 1)										1	0	0	0	0	0	0					
Inning Stats	R: 0 E: 0 K: 1 S: 5	H: 1 LOB: 0 BB: 0 P: 5	R: 0 E: 0 K: 1 S: 5	H: 0 LOB: 0 BB: 0 P: 5	R: 0 E: 0 K: 0 S: 3	H: 0 LOB: 0 BB: 0 P: 3	R: 1 E: 0 K: 0 S: 4	H: 1 LOB: 0 BB: 0 P: 4	R: 0 E: 0 K: 2 S: 7	H: 0 LOB: 0 BB: 0 P: 7	R: 0 E: 0 K: 0 S: 4	H: 1 LOB: 1 BB: 0 P: 4	R: 1 E: 0 K: 0 S: 5	H: 2 LOB: 1 BB: 0 P: 5	R: 1 E: 0 K: 0 S: 4	H: 2 LOB: 2 BB: 2 P: 12	1B: 3 2B: 1 3B: 0 HR: 3	SF: 0 SAC: 0 DP: 1 HBP: 0	WP: 0 PB: 0 SB: 1 CS: 1	PA: 34	
PITCHER	IP	WLS	BF	H	R	ER	SO	BB	IBB	HBP	BLK	WP	HR	S	P	ERA	WHIP				
Mike Krukow, R (1, 1) ERA: 4.41	7.1	W	26	5	2	2	4	0	0	0	0	0	2	34	34	2.46	0.682				
Lee Smith, R (8, 1) ERA: 3.86	0.2		4	1	1	1	0	1	0	0	0	0	1	3	7	13.50	3.000				
Randy Martz, R (9, 1) ERA: 3.89	1.0	S	4	1	0	0	0	1	0	0	0	0	0	3	7	0.00	2.000				

Los Angeles Dodgers @ Chicago Cubs
Wrigley Field, Chicago, IL
Wed Aug 19 1981, 3:33 AM CDT
Att: 26,860 - Unknown - 73 F

AB 32
R 3
H 7
RBI 3
BB 2
SO 4
LOB 8



Batter	1	2	3	4	5	6	7	8	9	AB	R	H	RBI	BB	SO	LOB	BOTTOM				
Ivan De Jesus, R (1, 6) OBP: 0.270, SLG: 0.212										4	1	2	0	0	0	2					
Mike Tyson, R (1, 4) OBP: 0.228, SLG: 0.277										4	0	0	0	0	0	2					
Bill Buckner, L (1, 3) OBP: 0.335, SLG: 0.450										4	0	1	1	0	1	1					
Leon Durham, L (1, 9) OBP: 0.360, SLG: 0.478										3	2	1	0	1	0	1					
Bobby Bonds, R (1, 8) OBP: 0.465, SLG: 0.611										4	1	3	2	0	0	1					
Jerry Morales, R (1, 7) OBP: 0.396, SLG: 0.358										4	0	0	0	0	1	3					
Tim Blackwell, S (1, 2) OBP: 0.348, SLG: 0.364										3	0	1	0	1	0	1					
Ken Reitz, R (1, 5) OBP: 0.279, SLG: 0.306										3	0	0	1	1	1	2					
Mike Krukow, R (1, 1) OBP: 0.240, SLG: 0.280 Lee Smith, R (8, 1) Randy Martz, L (9, 1) OBP: 0.292, SLG: 0.190										3	0	1	0	0	1	3					
Inning Stats	R: 0 E: 0 K: 1 S: 5	H: 0 LOB: 0 BB: 0 P: 5	R: 0 E: 1 K: 0 S: 5	H: 1 LOB: 3 BB: 1 P: 9	R: 0 E: 0 K: 0 S: 3	H: 1 LOB: 0 BB: 0 P: 3	R: 2 E: 0 K: 1 S: 8	H: 3 LOB: 2 BB: 1 P: 12	R: 1 E: 0 K: 0 S: 4	H: 1 LOB: 1 BB: 1 P: 8	R: 0 E: 0 K: 2 S: 7	H: 0 LOB: 0 BB: 0 P: 7	R: 1 E: 1 K: 0 S: 5	H: 2 LOB: 1 BB: 0 P: 5	R: 0 E: 0 K: 1 S: 6	H: 1 LOB: 1 BB: 0 P: 6	1B: 7 2B: 1 3B: 1 HR: 0	SF: 0 SAC: 0 DP: 1 HBP: 0	WP: 0 PB: 0 SB: 2 CS: 0	PA: 36	
PITCHER	IP	WLS	BF	H	R	ER	SO	BB	IBB	HBP	BLK	WP	HR	S	P	ERA	WHIP				
Dave Goltz, R (1, 1) ERA: 2.66	5.0	L	24	6	3	3	2	2	1	0	0	0	0	12	12	4.50	1.600				
Tom Niedenfuer, R (6, 1) ERA: 1.5	2.0		8	2	1	1	2	0	0	0	0	0	0	6	6	0.00	1.000				
Steve Howe, L (8, 1) ERA: 1.97	1.0		4	1	0	0	1	0	0	0	0	0	0	6	6	0.00	1.000				

Los Angeles Dodgers @ Chicago Cubs
Wrigley Field, Chicago, IL
Wed Aug 19 1981, 3:33 AM CDT
Att: 26,860 - Unknown - 73 F

AB 33
R 4
H 9
RBI 4
BB 3
SO 5
LOB 17



Batter	1	2	3	4	5	6	7	8	9	AB	R	H	RBI	BB	SO	LOB	TOP																				
Larry Herndon, R OBP: 0.328, SLG: 0.444 (1, 7)										5	1	2	0	0	0	0																					
Enos Cabell, R OBP: 0.293, SLG: 0.315 (1, 3)										5	0	1	0	0	2	1																					
Jack Clark, R OBP: 0.306, SLG: 0.411 (1, 9)										4	1	2	2	0	0	0																					
Darrell Evans, L OBP: 0.328, SLG: 0.433 (1, 5)										4	0	0	0	0	1	1																					
Jeffrey Leonard, R OBP: 0.294, SLG: 0.479 (1, 8)										4	2	2	0	0	0	0																					
Bob Brenly, R OBP: 0.222, SLG: 0.125 (8, PH)										2	0	0	0	1	0	1																					
Mitt May, L OBP: 0.368, SLG: 0.385 (8, 2)										1	0	1	0	0	0	0																					
Rennie Stennett, R OBP: 0.267, SLG: 0.267 (8, PH)										3	0	1	0	0	1	3																					
Joe Morgan, L OBP: 0.368, SLG: 0.398 (8, 4)										0	0	0	0	1	0	0																					
Johnnie LeMaster, R OBP: 0.308, SLG: 0.286 (1, 6)										1	0	0	0	0	1	1																					
Billy Smith, S OBP: 0.229, SLG: 0.214 (2, 6)										1	0	1	1	1	0	0																					
Jim Wohlford, R OBP: 0.297, SLG: 0.341 (8, PH)										1	0	0	1	0	0	2																					
Joe Pettini, R (8, 6)										0	0	0	0	0	0	0																					
Tom Griffin, R OBP: 0.219, SLG: 0.290 (6, 1)										3	0	0	0	0	1	4																					
Bob Tufts, L (6, 1)										0	0	0	0	0	0	0																					
Fred Breining, R (6, 1)										0	0	0	0	0	0	0																					
Dave Bergman, L OBP: 0.320, SLG: 0.393 (8, PH)										1	0	0	0	0	2																						
Greg Minton, S (8, 1)										0	0	0	0	0	0	0																					
Inning Stats	R: 0 E: 0 K: 1 S: 6	H: 2 LOB: 1 BB: 0 P: 6	R: 0 E: 1 K: 2 S: 8	H: 0 LOB: 1 BB: 0 P: 8	R: 0 E: 0 K: 1 S: 5	H: 0 LOB: 0 BB: 0 P: 5	R: 2 E: 0 K: 1 S: 8	H: 3 LOB: 2 BB: 1 P: 12	R: 1 E: 0 K: 0 S: 4	H: 2 LOB: 0 BB: 0 P: 4	R: 0 E: 0 K: 0 S: 4	H: 1 LOB: 2 BB: 1 P: 8	R: 0 E: 0 K: 0 S: 3	H: 0 LOB: 0 BB: 0 P: 3	R: 1 E: 0 K: 1 S: 7	H: 2 LOB: 2 BB: 1 P: 11	R: 0 E: 0 K: 0 S: 3	H: 0 LOB: 0 BB: 0 P: 3	1B: 6 2B: 3 3B: 0 HR: 1	SF: 1 SAC: 0 DP: 0 HBP: 0	WP: 0 PA: 39 PB: 0 SB: 1 CS: 1																
PITCHER	IP WLS BF H R ER SO BB IBB HBP BLK WP HR S P ERA WHIP																																				
Ken Kravec, L ERA: 5.98 (1, 1)	4.0	19	6	3	3	5	1	0	0	0	0	0	0	1	28	32	6.75	1.750																			
Jay Howell, R ERA: 3.68 (5, 1)	1.0	3	1	0	0	0	0	0	0	0	0	0	0	0	3	3	0.00	1.000																			
Bill Caudill, R ERA: 5.4 (6, 1)	1.0	5	1	0	0	0	1	0	0	0	0	0	0	0	4	8	0.00	2.000																			
Dick Tidrow, R ERA: 4.17 (7, 1)	3.0	L 12	2	1	1	1	0	1	0	0	0	0	0	0	13	17	3.00	0.667																			

San Francisco Giants @ Chicago Cubs
Wrigley Field, Chicago, IL
Fri Aug 21 1981, 3:33 AM CDT
Att: 12,826 - Unknown - 70 F

AB 35
R 4
H 10
RBI 4
BB 3
SO 6
LOB 15



Batter	1	2	3	4	5	6	7	8	9	AB	R	H	RBI	BB	SO	LOB	BOTTOM				
Ivan De Jesus, R OBP: 0.269, SLG: 0.208 (1, 6)										4	1	0	0	1	2	6					
Steve Henderson, R OBP: 0.368, SLG: 0.397 (1, 7)										4	1	0	0	1	1	4					
Bill Buckner, L OBP: 0.333, SLG: 0.451 (1, 3)										4	0	1	1	0	0	1					
Leon Durham, L OBP: 0.358, SLG: 0.473 (1, 9)										4	0	1	1	0	1	1					
Bobby Bonds, R OBP: 0.447, SLG: 0.575 (1, 8)										4	0	1	0	0	1	0					
Jody Davis, R OBP: 0.310, SLG: 0.355 (1, 2)										2	1	1	0	1	0	0					
Pat Tabler, R OBP: 0.250, SLG: 0.250 (1, 4)										4	0	1	0	0	0	2					
Ken Reitz, R OBP: 0.283, SLG: 0.316 (1, 5)										4	0	2	1	0	0	1					
Ken Kravec, L ERA: 4.17 (5, 1)	5.2	26	6	3	3	4	4	0	0	0	0	0	0	0	0	0					
Steve Dillard, R OBP: 0.276, SLG: 0.340 (5, PH)	0.0	1	0	0	0	0	0	0	0	0	0	0	0	0	0	0					
Bill Caudill, R OBP: 0.320, SLG: 0.443 (8, 1)	1.1	W 4	0	0	0	0	0	0	0	0	0	0	0	0	0	0					
Mike Lum, L OBP: 0.282, SLG: 0.370 (8, PH)	2.0	S 7	1	0	0	1	0	0	0	0	0	0	0	0	0	0					
Dick Tidrow, R (7, 1)																					
Jerry Morales, R OBP: 0.356, SLG: 0.356 (8, PH)																					
Inning Stats	R: 1 E: 0 K: 1 S: 5	H: 1 LOB: 0 BB: 1 P: 9	R: 1 E: 1 K: 1 S: 7	H: 2 LOB: 3 BB: 2 P: 15	R: 0 E: 0 K: 1 S: 5	H: 0 LOB: 0 BB: 0 P: 5	R: 0 E: 0 K: 0 S: 3	H: 0 LOB: 0 BB: 0 P: 3	R: 1 E: 0 K: 1 S: 6	H: 1 LOB: 1 BB: 1 P: 10	R: 0 E: 0 K: 0 S: 5	H: 2 LOB: 3 BB: 0 P: 6	R: 0 E: 0 K: 0 S: 3	H: 0 LOB: 0 BB: 0 P: 3	R: 0 E: 0 K: 0 S: 4	H: 1 LOB: 1 BB: 0 P: 4	R: 0 E: 0 K: 1 S: 5	H: 0 LOB: 0 BB: 0 P: 5	1B: 5 2B: 2 3B: 0 HR: 0	SF: 0 SAC: 1 DP: 0 HBP: 1	WP: 0 PA: 39 PB: 0 SB: 1 CS: 0
PITCHER	IP WLS BF H R ER SO BB IBB HBP BLK WP HR S P ERA WHIP																				
Tom Griffin, L ERA: 4.17 (1, 1)	5.2	26	6	3	3	4	4	0	0	0	0	0	0	0	0	0					
Bob Tufts, L ERA: 7.71 (6, 1)	0.0	1	0	0	0	0	0	0	0	0	0	0	0	0	0	0					
Fred Breining, R ERA: 2.11 (6, 1)	1.1	W 4	0	0	0	0	0	0	0	0	0	0	0	0	0	0					
Greg Minton, R ERA: 3.29 (8, 1)	2.0	S 7	1	0	0	1	0	0	0	0	0	0	0	0	0	0					


San Francisco Giants @ Chicago Cubs
Wrigley Field, Chicago, IL
Fri Aug 21 1981, 3:33 AM CDT
Att: 12,826 - Unknown - 70 F

AB 32
R 3
H 7
RBI 3
BB 4
SO 5
LOB 15



Batter	1	2	3	4	5	6	7	8	9	AB	R	H	RBI	BB	SO	LOB	TOP		
Joe Morgan, L OBP: 0.362, SLG: 0.390 (1, 4)	3-1		P6			F3	FC3-6			4	0	0	0	0	0	1	San Francisco Giants @ Chicago Cubs Wrigley Field, Chicago, IL Sat Aug 22 1981, 3:33 AM CDT Att: 16,486 - Unknown - 70 F		
Enos Cabell, R OBP: 0.280, SLG: 0.310 (1, 3)	5-3			F3		6-3		K		4	0	0	0	0	1	0			
Jack Clark, R OBP: 0.313, SLG: 0.426 (1, 9)				HR		1B	1B	5-3		3	2	2	1	1	0	0			
Darrell Evans, L OBP: 0.327, SLG: 0.430 (1, 5)	4-3			G3		1B	1B	F9		4	0	1	0	0	0	1			
Larry Herndon, R OBP: 0.331, SLG: 0.444 (1, 7)		6-3		FC6-4		1B		K		4	0	2	1	0	1	0			
Jeffrey Leonard, R OBP: 0.273, SLG: 0.442 (1, 8)	5-3			FC6-4		1B	F7	F9		4	0	0	0	0	0	3			
Milt May, L OBP: 0.361, SLG: 0.378 Bob Brenly, R OBP: 0.222, SLG: 0.125 (9, 2)	4-3					K		F8		4	0	0	0	0	2	0			
Billy Smith, S OBP: 0.216, SLG: 0.200 (1, 6)				F9		F9	3-4-1			3	0	0	0	0	0	0			
Vida Blue, S OBP: 0.290, SLG: 0.286 Greg Minton, S (9, 1)			1-3			F8				3	0	1	0	0	0	0			
										0	0	0	0	0	0	0			
Inning Stats	R: 0 E: 0 K: 0 S: 3	H: 0 LOB: 1 BB: 1 P: 7	R: 0 E: 0 K: 0 S: 3	H: 0 LOB: 0 BB: 0 P: 3	R: 0 E: 0 K: 0 S: 3	H: 0 LOB: 0 BB: 0 P: 3	R: 1 E: 0 K: 0 S: 5	H: 2 LOB: 1 BB: 0 P: 5	R: 0 E: 0 K: 1 S: 5	H: 0 LOB: 0 BB: 0 P: 5	R: 1 E: 0 K: 0 S: 6	H: 3 LOB: 2 BB: 0 P: 6	R: 0 E: 0 K: 0 S: 4	H: 1 LOB: 1 BB: 0 P: 4	R: 0 E: 0 K: 1 S: 5	H: 0 LOB: 0 BB: 0 P: 5	1B: 5 2B: 0 3B: 0 HR: 1	SF: 0 SAC: 0 DP: 0 HBP: 0	WP: 0 PA: 34 PB: 0 SB: 0 CS: 0
PITCHER	IP WLS BF H R ER SO BB IBB HBP BLK WP HR S P ERA WHIP	8.0 L 31 6 2 2 2 1 0 0 0 0 1 34 38 2.25 0.875	1.0 S 3 0 0 0 2 0 0 0 0 0 0 7 7 0.00 0.000																

Batter	1	2	3	4	5	6	7	8	9	AB	R	H	RBI	BB	SO	LOB	BOTTOM		
Steve Henderson, R OBP: 0.361, SLG: 0.388 Mike Griffin, R (9, 1)	F8		G6-4-3			FC5-4		4-3		4	0	0	0	0	0	2	San Francisco Giants @ Chicago Cubs Wrigley Field, Chicago, IL Sat Aug 22 1981, 3:33 AM CDT Att: 16,486 - Unknown - 70 F		
Pat Tabler, R OBP: 0.375, SLG: 0.286 (1, 4)	5-3		1B		CS	K				3	0	1	0	1	1	0			
Bill Buckner, L OBP: 0.332, SLG: 0.448 (1, 3)	1-4-3					F8		K		4	0	1	0	0	1	1			
Bobby Bonds, R OBP: 0.451, SLG: 0.548 (1, 8)		1B	F8			CS		P4		2	1	0	0	2	0	3			
Leon Durham, L OBP: 0.350, SLG: 0.462 (1, 9)	5-3					CS	L8	F8		4	0	0	0	0	1	2			
Jody Davis, R OBP: 0.310, SLG: 0.354 (1, 2)			FC6-4		F8		F9			3	0	1	1	0	0	0			
Ken Reitz, R OBP: 0.279, SLG: 0.311 (1, 5)			P7			P4		F7		3	0	0	0	0	0	1			
Ivan De Jesus, R OBP: 0.267, SLG: 0.206 Jerry Morales, R OBP: 0.352, SLG: 0.354 (8, PH) (9, 7)			FC6-4			F9		F6		2	0	0	0	0	0	1			
Doug Bird, R OBP: 0.400, SLG: 0.250 Hector Cruz, R OBP: 0.362, SLG: 0.544 Mike Tyson, R OBP: 0.228, SLG: 0.277 (8, PH) (9, 6)						G6-4-3		F7		1	0	1	0	1	0	0			
										1	0	0	0	0	0	0			
										0	0	0	0	0	0	0			
Inning Stats	R: 0 E: 0 K: 0 S: 3	H: 0 LOB: 0 BB: 0 P: 3	R: 1 E: 0 K: 0 S: 4	H: 1 LOB: 1 BB: 1 P: 8	R: 0 E: 0 K: 0 S: 4	H: 2 LOB: 2 BB: 1 P: 8	R: 0 E: 0 K: 1 S: 5	H: 0 LOB: 0 BB: 0 P: 5	R: 0 E: 0 K: 0 S: 2	H: 0 LOB: 0 BB: 1 P: 6	R: 0 E: 0 K: 1 S: 4	H: 0 LOB: 0 BB: 1 P: 8	R: 0 E: 0 K: 0 S: 3	H: 0 LOB: 0 BB: 0 P: 3	R: 0 E: 0 K: 1 S: 5	H: 1 LOB: 1 BB: 0 P: 6	1B: 4 2B: 0 3B: 0 HR: 0	SF: 0 SAC: 0 DP: 1 HBP: 0	WP: 0 PA: 34 PB: 0 SB: 1 CS: 2
PITCHER	IP WLS BF H R ER SO BB IBB HBP BLK WP HR S P ERA WHIP	8.0 W 28 3 1 0 0 1 0 0 0 0 0 6 44 0.00 1.000	1.0 S 4 1 0 0 1 0 0 0 0 0 0 6 6 0.00 1.000																



Batter	1	2	3	4	5	6	7	8	9	10	11	AB	R	H	RBI	BB	SO	LOB	TOP							
Ozzie Smith, S OBP: 0.322, SLG: 0.293	(1,6) X G1-6-3 1B		X 0-0 1B		X 0-0 4-3	X 0-0 F7			X 0-0 6-3		X 0-0 L4	6	1	2	0	0	0	0								
Juan Bonilla, R OBP: 0.336, SLG: 0.356	(1,4) X G1-6-3 1-2		X 0-3 K		X 0-0 BB 1B 2B		X 0-0 SH5-4 1B		X 0-0 BB 1B		X 0-0 3-1	6	1	3	0	0	1	2								
Gene Richards, L OBP: 0.354, SLG: 0.399	(1,7) X 2B 1B		X 0-0 2H 1B		X 4-0 BB 1B BB		X 0-0 SH5-4 1-2		X 4-0 1B BB			2	2	2	1	2	0	0								
Terry Kennedy, L OBP: 0.349, SLG: 0.369	(1,2) X 1-H 2B			X 0-0 F7	X 4-0 1B BB		X 0-3 K		X 0-0 BB 1B			4	0	2	1	1	1	1								
Ruppert Jones, L OBP: 0.320, SLG: 0.353	(1,8) X K			X 0-0 4-3	X 0-0 G4-6-3 1B		X 0-0 F8		X 0-0 F8			5	0	1	2	0	1	4								
Randy Bass, L OBP: 0.284, SLG: 0.352	(1,3)			X 4-0 G3-6-3 BB	X 0-0 F8	X 0-0 G4-6-3 1-2		X 0-0 F7		X 0-0 G3		3	0	0	0	1	0	2								
Broderick Perkins, L OBP: 0.320, SLG: 0.438	(8,3)											1	0	0	0	0	0	0								
Luis Salazar, R OBP: 0.315, SLG: 0.390	(1,5) X K		X 0-3 K		X 0-0 1B HR 1B	X 0-0 SH1-3 WP SF7 1B		X 4-0 F9 S BB		X 0-0 CS 1B		4	2	3	0	1	1	1								
Joe Lefebvre, L OBP: 0.343, SLG: 0.407	(1,9) X G3-6-3 1-2		X 0-0 G3-6-3 1-2		X 0-0 HR 1B	X 0-0 SH1-3 1B		X 0-0 F9 1-3		X 0-3 K 1-2		4	1	1	0	0	1	3								
Juan Eichelberger, R OBP: 0.330, SLG: 0.333	(1,1)			X 0-0 F7	X 0-0 HR	X 0-0 SF7		X 0-3 K			X 0-3 K	0	0	0	0	0	0	0								
Danny Boone, R OBP: 0.350, SLG: 0.500	(1,1)											0	0	0	0	0	0	0								
Tim Lincecum, R OBP: 0.270, SLG: 0.444	(9,PH)											0	0	0	0	0	0	0								
John Littlefield, R OBP: 0.333, SLG: 0.444	(3,PH)											0	0	0	0	0	0	0								
Jerry Turner, L OBP: 0.310, SLG: 0.440	(9,PH)											0	1	1	3	0	0	0								
John Curtis, L OBP: 0.340, SLG: 0.507	(5,1)											0	0	0	0	1	0	1								
John Urrea, R OBP: 0.330, SLG: 0.250	(8,1)											0	0	0	0	0	0	0								
Gary Lucas, L OBP: 0.311, SLG: 0.311	(9,1)											0	0	0	0	0	1	0								
Inning Stats	R: 1 E: 0 K: 1 S: 7	H: 3 LOB: 1 BB: 0 P: 7	R: 0 E: 0 K: 1 S: 4	H: 0 LOB: 0 BB: 1 P: 8	R: 1 E: 0 K: 1 S: 6	H: 2 LOB: 1 BB: 0 P: 6	R: 0 E: 0 K: 0 S: 3	H: 0 LOB: 0 BB: 0 P: 3	R: 5 E: 0 K: 0 S: 7	H: 5 LOB: 1 BB: 2 P: 15	R: 1 E: 0 K: 0 S: 4	H: 1 LOB: 0 BB: 0 P: 4	R: 0 E: 0 K: 1 S: 6	H: 1 LOB: 1 BB: 0 P: 6	R: 0 E: 0 K: 1 S: 5	H: 0 LOB: 1 BB: 1 P: 9	R: 0 E: 0 K: 1 S: 4	H: 2 LOB: 2 BB: 1 P: 8	R: 0 E: 0 K: 1 S: 5	H: 1 LOB: 0 BB: 0 P: 5	R: 0 E: 0 K: 1 S: 5	H: 0 LOB: 0 BB: 0 P: 5	1B: 12 2B: 2 3B: 0 HR: 1	SF: 1 SAC: 2 DP: 3 HBP: 0	WP: 1 PB: 0 SB: 2 CS: 1	PA: 47
PITCHER	IP 4.1	WLS 1.2	BF 8	H 2	R 2	ER 2	SO 2	BB 2	IBB 0	HBP 0	BLK 0	WP 1	HR 0	S 6	P 14	ERA 12.46	WHIP 2.308									
Mike Krukow, R ERA: 4.81	(1,1)																									
Willie Hernandez, L ERA: 6.75	(5,1)																									
Doug Capilla, L ERA: 2.75	(7,1)																									
Lee Smith, R ERA: 3.68	(10,1)																									

San Diego Padres @ Chicago Cubs
Wrigley Field, Chicago, IL
Mon Aug 24 1981, 3:33 AM CDT
Att: 7,068 - Unknown - 75 F

AB 39
R 8
H 15
RBI 8
BB 5
SO 7
LOB 14



Batter	1	2	3	4	5	6	7	8	9	10	11	AB	R	H	RBI	BB	SO	LOB	BOTTOM							
Steve Henderson, R OBP: 0.367, SLG: 0.392	(1,7) X BB 1B			X 0-3 K			X 0-0 L8		X 0-0 1B 1B			4	1	2	1	1	1	0								
Pat Tabler, R OBP: 0.333, SLG: 0.200	(1,4) X BB 4-3			X 4-0 BB			X 0-3 K2-3		X 0-3 K			3	1	0	0	2	2	5								
Bill Buckner, L OBP: 0.334, SLG: 0.444	(1,3) X 1B 2B 1B		X 0-0 F9		X 0-0 G3-6-1 1-2		X 0-0 F8		X 0-0 F8		X 0-0 1B	5	1	2	3	0	0	1								
Leon Durham, L OBP: 0.359, SLG: 0.464	(1,9) X 3-1		X 0-0 3-1		X 0-0 L5-3 1B		X 0-0 5-3		X 0-0 P4			4	1	2	1	0	0	0								
Mike Lum, L OBP: 0.288, SLG: 0.362	(9,9)											0	0	0	0	0	0	0								
Jerry Morales, R OBP: 0.350, SLG: 0.352	(9,PH)											0	0	0	0	0	0	2								
Bobby Bonds, R OBP: 0.417, SLG: 0.500	(10,9)											1	0	0	0	0	0	2								
Bobby Bonds, R OBP: 0.417, SLG: 0.500	(1,8) X 2B BB		X 4-0 F8		X 0-0 F7		X 0-0 F9		X 0-0 F8		X 0-0 F8	4	1	0	0	1	0	1								
Tim Blackwell, S OBP: 0.342, SLG: 0.357	(1,2) X F8		X 0-0 F7		X 0-0 L5-3 1-2		X 0-0 F7		X 0-0 F7		X 0-0 CS 1B	5	0	1	0	0	0	4								
Ken Reitz, R OBP: 0.278, SLG: 0.308	(1,5) X K		X 0-0 5-3 1B		X 0-3 K		X 0-0 6-3		X 0-0 6-3			5	0	1	0	0	2	4								
Ivan De Jesus, R OBP: 0.279, SLG: 0.220	(1,6) X 1B 2B 2B		X 0-0 5-3		X 0-0 F2		X 4-0 1B BB		X 4-0 1B BB		X 4-0 2B BB	3	3	1	3	2	0	1								
Mike Krukow, R OBP: 0.336, SLG: 0.296	(1,1)											2	0	1	0	0	0	1								
Willie Hernandez, L ERA: 4.50	(5,1)											0	0	0	0	0	0	0								
Steve Dillner, R OBP: 0.270, SLG: 0.333	(8,PH)											0	0	0	0	0	0	0								
Doug Capilla, L ERA: 2.75	(7,1)											0	0	0	0	0	0	0								
Hector Cruz, R OBP: 0.310, SLG: 0.544	(8,PH)											0	1	0	0	1	0	0								
Lee Smith, R ERA: 3.34	(10,1)											0	0	0	0	0	0	0								
Mike Tyson, R ERA: 0.300	(11,PH)											0	1	1	1	0	0	0								
Inning Stats	R: 6 E: 0 K: 1 S: 10	H: 5 LOB: 2 BB: 3 P: 22	R: 0 E: 0 K: 0 S: 3	H: 0 LOB: 0 BB: 0 P: 3	R: 0 E: 0 K: 0 S: 4	H: 1 LOB: 1 BB: 0 P: 4	R: 0 E: 0 K: 1 S: 4	H: 0 LOB: 0 BB: 1 P: 8	R: 0 E: 0 K: 0 S: 3	H: 0 LOB: 0 BB: 0 P: 3	R: 0 E: 0 K: 1 S: 5	H: 0 LOB: 0 BB: 0 P: 5	R: 0 E: 0 K: 1 S: 5	H: 0 LOB: 0 BB: 0 P: 5	R: 0 E: 0 K: 0 S: 3	H: 0 LOB: 0 BB: 0 P: 3	R: 2 E: 0 K: 1 S: 7	H: 2 LOB: 2 BB: 2 P: 15	R: 0 E: 0 K: 0 S: 3	H: 1 LOB: 0 BB: 0 P: 3	R: 1 E: 0 K: 0 S: 1	H: 1 LOB: 1 BB: 1 P: 5	1B: 8 2B: 4 3B: 0 HR: 0	SF: 0 SAC: 0 DP: 2 HBP: 0	WP: 0 PB: 0 SB: 2 CS: 1	PA: 45
PITCHER	IP 2.0	WLS 0.0	BF 5	H 3	R 2	ER 5	SO 1	BB 3	IBB 0	HBP 0	BLK 0	WP 0	HR 0	S 2	P 14	ERA 4.50	WHIP 1.500									
Juan Eichelberger, R ERA: 3.83	(1,1)																									
Danny Boone, L ERA: 2.50	(1,1)																									
John Littlefield, R ERA: 4.53	(3,1)																									
John Curtis, L ERA: 5.34	(5,1)																									
John Urrea, R ERA: 0.77	(9,1)																									

San Diego Padres @ Chicago Cubs
Wrigley Field, Chicago, IL
Mon Aug 24 1981, 3:33 AM CDT
Att: 7,068 - Unknown - 75 F

AB 38
R 9
H 11
RBI 9
BB 7
SO 5
LOB 19



Batter	1	2	3	4	5	6	7	8	9	AB	R	H	RBI	BB	SO	LOB	TOP
Ozzie Smith, S OBP: 0.324, SLG: 0.294 (1, 6)	G3			6-3 SH1-3 HBP		5-3		FC5-4 1B		3	0	1	0	0	0	0	San Diego Padres @ Chicago Cubs Wrigley Field, Chicago, IL Tue Aug 25 1981, 3:33 AM CDT Att: 5,878 - Unknown - 70 F livebaseballscorecards.com
Juan Bonilla, R OBP: 0.332, SLG: 0.352 (1, 4)	K			SH1-3			5-3	FC5-4 1-2		3	0	0	0	0	1	2	
Gene Richards, L OBP: 0.356, SLG: 0.399 (1, 7)	K			6-3				2B 1B		3	2	1	0	1	1	1	
Luis Salazar, R OBP: 0.317, SLG: 0.393 (1, 5)		5-3		K				4-3 1-H 2B		3	1	1	1	1	1	1	
Terry Kennedy, L OBP: 0.344, SLG: 0.363 (1, 2)	F8				G3			4-3		4	0	0	0	0	0	3	
Jose Moreno, S OBP: 0.200, SLG: 0.214 (9, PH) Jerry Turner, L OBP: 0.310, SLG: 0.440 (9, PH) Doug Gwosdz, R (9, PH)	K				L7			5-3		3	0	0	0	0	1	1	
Ruppert Jones, L OBP: 0.329, SLG: 0.359 (1, 8)				4-3				K		4	0	2	2	0	1	0	
Broderick Perkins, L OBP: 0.318, SLG: 0.434 (1, 3)				K				F7 1B		4	0	1	0	0	1	2	
Tim Lollar, L OBP: 0.197, SLG: 0.417 (5, 1) John Littlefield, R (5, 1) Dave Edwards, R OBP: 0.220, SLG: 0.288 (6, PH) Danny Boone, L OBP: 0.200, SLG: 0.500 (6, 1) Randy Bass, L OBP: 0.200, SLG: 0.390 (6, PH) Juan Eichelberger, R OBP: 0.133, SLG: 0.133 (8, 1)	4-3				G5-4-3 1B			F9		1	0	0	0	0	0	0	
Inning Stats	R: 0 E: 0 K: 2 S: 7	H: 0 LOB: 0 BB: 0 P: 7	R: 0 E: 0 K: 1 S: 5	H: 0 LOB: 0 BB: 0 P: 5	R: 0 E: 0 K: 1 S: 5	H: 0 LOB: 1 BB: 0 P: 6	R: 0 E: 0 K: 1 S: 5	H: 1 LOB: 0 BB: 0 P: 3	R: 1 E: 0 K: 0 S: 5	H: 2 LOB: 1 BB: 0 P: 5	R: 0 E: 0 K: 0 S: 5	H: 2 LOB: 2 BB: 0 P: 5	R: 2 E: 0 K: 1 S: 6	H: 1 LOB: 1 BB: 2 P: 14	1B: 4 2B: 2 3B: 0 HR: 0	SF: 0 SAC: 1 DP: 1 HBP: 1	
PITCHER	IP WLS BF H R ER SO BB IBB HBP BLK WP HR S P ERA WHIP																
Ken Kravec, L ERA: 5.37 (1, 1)	7.0 W 24 3 1 1 6 0 0 1 0 0 0 0 35 36 1.29 0.429																
Dick Tidrow, R ERA: 4.41 (8, 1)	1.1 S 8 2 2 2 0 2 0 0 0 0 0 0 6 14 13.50 3.000																
Willie Hernandez, L ERA: 5.4 (9, 1)	0.2 S 3 1 0 0 1 0 0 0 0 0 0 0 5 5 0.00 1.500																

Batter	1	2	3	4	5	6	7	8	9	AB	R	H	RBI	BB	SO	LOB	BOTTOM		
Steve Henderson, R OBP: 0.369, SLG: 0.393 (1, 7) Willie Hernandez, L (9, 1)	3-1		K					K		5	1	2	0	0	2	2	San Diego Padres @ Chicago Cubs Wrigley Field, Chicago, IL Tue Aug 25 1981, 3:33 AM CDT Att: 5,878 - Unknown - 70 F livebaseballscorecards.com		
Pat Tabler, R OBP: 0.409, SLG: 0.294 (1, 4)					BLK 1B					2	1	1	0	2	0	1			
Bill Buckner, L OBP: 0.333, SLG: 0.441 (1, 3)					BB 1-3 2B					4	1	1	2	0	1	4			
Bobby Bonds, R OBP: 0.422, SLG: 0.481 (1, 8)					G3					2	0	0	0	2	1	2			
Leon Durham, L OBP: 0.364, SLG: 0.464 (5, PR) Jerry Morales, R OBP: 0.348, SLG: 0.349 (6, 9)					6-3 1B					2	0	0	0	2	1	2			
Jody Davis, R OBP: 0.305, SLG: 0.337 (1, 2)					6-3 1B					2	0	1	2	1	0	0			
Ken Reitz, R OBP: 0.282, SLG: 0.308 (1, 5)					1-2 2-H 3-H 1B					1	0	0	0	0	1	1			
Ivan De Jesus, R OBP: 0.276, SLG: 0.217 (1, 6)					6-3 1B					4	0	0	0	0	4	4			
Ken Kravec, L (1, 1) Dick Tidrow, R (8, 1) Hector Cruz, R OBP: 0.374, SLG: 0.544 (9, 7)					6-3 1B					2	1	0	0	1	1	0			
Inning Stats	R: 0 E: 0 K: 2 S: 7	H: 0 LOB: 1 BB: 1 P: 11	R: 0 E: 0 K: 0 S: 4	H: 1 LOB: 0 BB: 0 P: 4	R: 1 E: 0 K: 1 S: 6	H: 1 LOB: 3 BB: 3 P: 18	R: 0 E: 0 K: 2 S: 7	H: 0 LOB: 0 BB: 0 P: 7	R: 3 E: 0 K: 0 S: 6	H: 3 LOB: 2 BB: 2 P: 14	R: 0 E: 0 K: 0 S: 4	H: 1 LOB: 1 BB: 0 P: 4	R: 0 E: 0 K: 0 S: 2	H: 0 LOB: 0 BB: 1 P: 6	R: 0 E: 0 K: 1 S: 6	H: 1 LOB: 1 BB: 0 P: 6		1B: 6 2B: 2 3B: 0 HR: 0	SF: 0 SAC: 1 DP: 1 HBP: 0
PITCHER	IP WLS BF H R ER SO BB IBB HBP BLK WP HR S P ERA WHIP																		
Tim Lollar, L ERA: 7.24 (1, 1)	4.1 L 23 5 4 4 4 5 4 1 0 1 1 0 28 48 8.31 2.077																		
John Littlefield, R ERA: 4.47 (5, 1)	0.2 S 3 0 0 0 0 1 0 0 0 0 0 0 2 6 0.00 1.500																		
Danny Boone, L ERA: 2.44 (6, 1)	2.0 S 7 1 0 0 0 1 0 0 0 0 0 0 6 10 0.00 1.000																		
Juan Eichelberger, R ERA: 3.79 (8, 1)	1.0 S 4 1 0 0 1 0 0 0 0 0 0 0 6 6 0.00 1.000																		



Batter	1	2	3	4	5	6	7	8	9	AB	R	H	RBI	BB	SO	LOB	TOP										
Ozzie Smith, S OBP: 0.324, SLG: 0.294 (1, 6)										3	0	1	0	0	0	0	San Diego Padres @ Chicago Cubs Wrigley Field, Chicago, IL Wed Aug 26 1981, 3:33 AM CDT Alt. 9,944 - Unknown - 77 F										
Juan Bonilla, R OBP: 0.333, SLG: 0.350 (1, 4)										4	1	1	0	1	0	3											
Gene Richards, L OBP: 0.354, SLG: 0.399 (1, 7)										5	1	1	0	0	0	3											
Ruppert Jones, L OBP: 0.331, SLG: 0.363 (1, 8)										3	2	1	0	1	0	0											
Terry Kennedy, L OBP: 0.339, SLG: 0.359 (1, 2)										3	0	0	1	0	1	1											
Randy Bass, L OBP: 0.297, SLG: 0.344 (1, 3)										2	1	0	0	1	0	1											
Luis Salazar, R OBP: 0.324, SLG: 0.398 (1, 5)										4	1	3	3	0	0	1											
Joe Lefebvre, L OBP: 0.350, SLG: 0.435 (1, 9)										4	1	3	3	0	0	1											
Steve Mura, R OBP: 0.162, SLG: 0.167 Chris Welsh, L OBP: 0.294, SLG: 0.295 Jose Moreno, S OBP: 0.288, SLG: 0.290 Gary Lucas, L OBP: 0.310, SLG: 0.311 Jerry Turner, R OBP: 0.325, SLG: 0.462 John Curtis, L OBP: 0.297, SLG: 0.277 (1, 1)										1	0	0	0	1	0	1	AB 31 R 7 H 11 RBI 7 BB 4 SO 1 LOB 11										
Inning Stats	R: 0 E: 0 K: 0 S: 3	H: 1 LOB: 0 BB: 0 P: 3	R: 0 E: 0 K: 0 S: 3	H: 0 LOB: 0 BB: 0 P: 3	R: 0 E: 0 K: 0 S: 3	H: 2 LOB: 0 BB: 0 P: 3	R: 5 E: 0 K: 0 S: 6	H: 4 LOB: 1 BB: 1 P: 11	R: 0 E: 0 K: 0 S: 3	H: 0 LOB: 1 BB: 1 P: 7	R: 0 E: 0 K: 0 S: 3	H: 0 LOB: 1 BB: 1 P: 7	R: 1 E: 0 K: 0 S: 4	H: 1 LOB: 1 BB: 1 P: 8	R: 1 E: 0 K: 1 S: 7	H: 2 LOB: 1 BB: 0 P: 7		R: 0 E: 0 K: 0 S: 4	H: 1 LOB: 1 BB: 0 P: 4	1B: 7 2B: 3 3B: 0 HR: 1	SF: 1 SAC: 2 DP: 2 HBP: 1	WP: 0 PB: 0 SB: 1 CS: 0	PA: 39				
PITCHER	IP	WLS	BF	H	R	ER	SO	BB	IBB	HBP	BLK	WP	HR	S	P	ERA	WHIP										
Doug Bird, R ERA: 2.84 (1, 1)	4.0		17	7	5	5	0	1	0	1	0	0	0	15	20	11.25	2.000										
Doug Capilla, L ERA: 2.76 (5, 1)	3.0		13	1	1	1	0	3	0	0	0	0	1	10	22	3.00	1.333										
Willie Hernandez, L ERA: 6.75 (8, 1)	0.2		3	1	1	1	1	0	0	0	0	0	0	5	5	13.50	1.500										
Dick Tidrow, R ERA: 4.38 (8, 1)	0.1		2	1	0	0	0	0	0	0	0	0	0	2	2	0.00	3.000										
Lee Smith, R ERA: 3.8 (9, 1)	1.0	W	4	1	0	0	0	0	0	0	0	0	0	4	4	0.00	1.000										

Batter	1	2	3	4	5	6	7	8	9	AB	R	H	RBI	BB	SO	LOB	BOTTOM										
Steve Henderson, R OBP: 0.373, SLG: 0.389 (1, 7)										2	0	0	0	3	0	2	San Diego Padres @ Chicago Cubs Wrigley Field, Chicago, IL Wed Aug 26 1981, 3:33 AM CDT Alt. 9,944 - Unknown - 77 F										
Pat Tabler, R OBP: 0.346, SLG: 0.238 Jerry Morales, R OBP: 0.346, SLG: 0.349 Lee Smith, R (1, 4)										4	0	0	0	0	1	2											
Bill Buckner, L OBP: 0.331, SLG: 0.437 (1, 3)										5	1	1	0	0	0	4											
Leon Durham, L OBP: 0.364, SLG: 0.493 (1, 9)										5	2	2	3	0	1	1											
Bobby Bonds, R OBP: 0.435, SLG: 0.473 (1, 8)										3	2	1	0	2	0	0											
Jody Davis, R OBP: 0.330, SLG: 0.389 (1, 2)										4	2	3	1	1	0	1											
Ken Reitz, R OBP: 0.286, SLG: 0.312 Steve Dillard, R OBP: 0.276, SLG: 0.367 (1, 5)										4	0	2	1	0	0	3											
Ivan De Jesus, R OBP: 0.272, SLG: 0.214 (1, 6)										4	0	0	0	0	0	5											
Doug Bird, R OBP: 0.333, SLG: 0.200 Mike Lutt, L OBP: 0.302, SLG: 0.375 Doug Capilla, L OBP: 0.294, SLG: 0.295 Willie Hernandez, L OBP: 0.310, SLG: 0.311 Dick Tidrow, R OBP: 0.325, SLG: 0.462 Mike Tyson, R OBP: 0.297, SLG: 0.277 (1, 1)										1	0	0	0	0	1	1	AB 35 R 9 H 11 RBI 9 BB 6 SO 4 LOB 19										
Inning Stats	R: 0 E: 0 K: 0 S: 3	H: 0 LOB: 0 BB: 0 P: 3	R: 2 E: 0 K: 1 S: 7	H: 2 LOB: 1 BB: 1 P: 11	R: 0 E: 0 K: 0 S: 3	H: 0 LOB: 1 BB: 1 P: 7	R: 3 E: 0 K: 0 S: 9	H: 4 LOB: 2 BB: 2 P: 12	R: 0 E: 0 K: 1 S: 5	H: 0 LOB: 1 BB: 1 P: 9	R: 0 E: 0 K: 0 S: 3	H: 1 LOB: 0 BB: 0 P: 3	R: 1 E: 1 K: 0 S: 5	H: 1 LOB: 2 BB: 1 P: 9	R: 2 E: 0 K: 1 S: 6	H: 2 LOB: 0 BB: 0 P: 6		1B: 6 2B: 1 3B: 1 HR: 3	SF: 1 SAC: 1 DP: 1 HBP: 0	WP: 0 PB: 0 SB: 1 CS: 0	PA: 43						
PITCHER	IP	WLS	BF	H	R	ER	SO	BB	IBB	HBP	BLK	WP	HR	S	P	ERA	WHIP										
Steve Mura, R ERA: 4.4 (1, 1)	4.2		24	6	6	6	2	4	0	0	0	0	0	7	11	0.00	1.500										
Chris Welsh, L ERA: 2.89 (5, 1)	1.1		6	1	0	0	1	1	0	0	0	0	0	7	11	0.00	1.500										
Gary Lucas, L ERA: 2.3 (7, 1)	2.0		9	2	1	0	0	0	1	0	0	0	0	8	12	0.00	1.000										
John Curtis, L ERA: 5.88 (9, 1)	0.2	L	4	2	2	2	1	0	0	0	0	0	1	6	6	27.00	3.000										

Batter	1	2	3	4	5	6	7	8	9	AB	R	H	RBI	BB	SO	LOB	TOP					
Steve Henderson, R (1,7) OBP: 0.371, SLG: 0.386	6-3		K			G5-4-3 1B		F9		4	0	1	0	0	1	1						
Pat Tabler, R (1,4) OBP: 0.333, SLG: 0.208	FC6-4 BB			L7		G5-4-3 1-2			K	3	0	0	0	1	1	1						
Bill Buckner, L (1,3) OBP: 0.333, SLG: 0.438	FC6-4 1-2			1B			1B		F3	4	0	2	0	0	0	1						
Bobby Bonds, R (1,8) OBP: 0.411, SLG: 0.441	K			F9			K		K	4	0	0	0	0	3	3						
Leon Durham, L (1,9) OBP: 0.359, SLG: 0.485		4-3		1-3			K			3	0	0	0	0	1	2						
Jody Davis, R (1,2) OBP: 0.330, SLG: 0.387					F8		F8			3	0	1	0	0	0	1						
Ken Reitz, R (1,5) OBP: 0.282, SLG: 0.308					L7			K		3	0	0	0	0	1	1						
Ivan De Jesus, R (1,6) OBP: 0.269, SLG: 0.211			K		L8			4-3		3	0	0	0	0	1	0						
Randy Martz, L (1,1) OBP: 0.269, SLG: 0.174										1	0	0	0	0	1	0						
Mike Tyson, R (6,PH) OBP: 0.236, SLG: 0.299			K							1	0	0	0	0	1	0						
Jay Howell, R (6,PH) OBP: 0.350, SLG: 0.349										0	0	0	0	0	0	0						
Jerry Morales, R (8,PH) OBP: 0.350, SLG: 0.349										0	0	0	0	1	0	0						
Bill Caudill, R (8,1) OBP: 0.250, SLG: 0.143								BB		0	0	0	0	0	0	0						
Inning Stats	R: 0 E: 0 K: 1 S: 5	H: 0 LOB: 1 BB: 1 P: 9	R: 0 E: 0 K: 0 S: 3	H: 1 LOB: 0 BB: 0 P: 3	R: 0 E: 0 K: 3 S: 9	H: 0 LOB: 0 BB: 0 P: 9	R: 0 E: 0 K: 0 S: 4	H: 1 LOB: 1 BB: 0 P: 4	R: 0 E: 0 K: 1 S: 3	H: 0 LOB: 0 BB: 0 P: 3	R: 0 E: 0 K: 1 S: 5	H: 1 LOB: 0 BB: 0 P: 5	R: 0 E: 0 K: 2 S: 8	H: 1 LOB: 1 BB: 0 P: 8	R: 0 E: 0 K: 1 S: 5	H: 0 LOB: 1 BB: 1 P: 9	R: 0 E: 0 K: 2 S: 7	H: 0 LOB: 0 BB: 0 P: 7	1B: 4 2B: 0 3B: 0 HR: 0	SF: 0 SAC: 0 DP: 1 HBP: 0	WP: 0 PB: 0 SB: 1 CS: 0	PA: 31
PITCHER	IP WLS BF H R ER SO BB IBB HBP BLK WP HR S P ERA WHIP																					
Fernando Valenzuela, L (1,1) ERA: 2.63	9.0 W 31 4 0 0 10 2 0 0 0 0 0 0 49 57 0.00 0.667																					

Chicago Cubs @ Los Angeles Dodgers
 Dodger Stadium, Los Angeles, CA
 Thu Aug 27 1981, 7:05 PM PDT
 Att: 48,191 - Unknown - 88 F

AB	29
R	0
H	4
RBI	0
BB	2
SO	10
LOB	10



Batter	1	2	3	4	5	6	7	8	9	AB	R	H	RBI	BB	SO	LOB	BOTTOM			
Steve Sax, R (1,4) OBP: 0.350, SLG: 0.395	6-3	FC6-4 1-2 3-H			FC1 SH1-4 1B		FC3-6 1B S 3B	L6		5	2	0	1	0	0	4				
Ken Landreaux, L (1,8) OBP: 0.319, SLG: 0.413	F7	L4			SH1-4		1B 3B BB			2	1	0	0	1	0	1				
Dusty Baker Jr., R (1,7) OBP: 0.347, SLG: 0.435	BB S 1B			5-3	L7		P6			4	0	1	0	0	0	4				
Steve Garvey, R (1,3) OBP: 0.332, SLG: 0.434	BB BB			L7			3B 1B			3	1	2	2	1	0	0				
Ron Cey, R (1,5) OBP: 0.365, SLG: 0.445	BB BB			6-3	K		3B			3	0	1	3	1	1	1				
Pedro Guerrero, R (1,9) OBP: 0.377, SLG: 0.512	5-3			L8			F8			4	0	0	0	0	0	4				
Mike Scioscia, L (1,2) OBP: 0.366, SLG: 0.356				4-3	F8			K		4	0	1	0	0	1	0				
Bill Russell, R (1,6) OBP: 0.264, SLG: 0.281		1B FC6-4 2B		5-3			G1-6-3 1B	4-3 2B		4	1	2	0	0	0	1				
Fernando Valenzuela, L (1,1) OBP: 0.283, SLG: 0.287		FC6-4 2-3 1B			SH1-4 E 1B BB		FC3-6 1B	4-3		3	1	2	0	1	0	1				
Inning Stats	R: 0 E: 0 K: 0 S: 4	H: 1 LOB: 3 BB: 2 P: 12	R: 1 E: 0 K: 0 S: 5	H: 2 LOB: 1 BB: 0 P: 5	R: 0 E: 0 K: 0 S: 3	H: 0 LOB: 0 BB: 0 P: 3	R: 0 E: 0 K: 0 S: 3	H: 0 LOB: 0 BB: 0 P: 3	R: 2 E: 1 K: 1 S: 7	H: 1 LOB: 1 BB: 1 P: 11	R: 0 E: 0 K: 0 S: 3	H: 1 LOB: 0 BB: 0 P: 3	R: 3 E: 0 K: 0 S: 6	H: 3 LOB: 1 BB: 1 P: 10	R: 0 E: 0 K: 1 S: 6	H: 1 LOB: 1 BB: 0 P: 6	1B: 6 2B: 2 3B: 1 HR: 0	SF: 0 SAC: 1 DP: 1 HBP: 0	WP: 0 PB: 0 SB: 2 CS: 0	PA: 37
PITCHER	IP WLS BF H R ER SO BB IBB HBP BLK WP HR S P ERA WHIP																			
Randy Martz, R (1,1) ERA: 3.92	5.0 L 23 4 3 3 0 1 0 0 0 0 0 0 9 13 13.50 2.500																			
Jay Howell, R (6,1) ERA: 5.06	2.0 10 4 3 3 0 1 0 0 0 0 0 0 9 13 13.50 2.500																			
Bill Caudill, R (8,1) ERA: 5.51	1.0 4 1 0 0 1 0 0 0 0 0 0 0 6 6 0.00 1.000																			

Chicago Cubs @ Los Angeles Dodgers
 Dodger Stadium, Los Angeles, CA
 Thu Aug 27 1981, 7:05 PM PDT
 Att: 48,191 - Unknown - 88 F

AB	32
R	6
H	9
RBI	6
BB	4
SO	2
LOB	16



Batter	1	2	3	4	5	6	7	8	9	AB	R	H	RBI	BB	SO	LOB	TOP					
Steve Henderson, R (1, 7) OBP: 0.377, SLG: 0.393										4	0	3	0	0	0	0	Chicago Cubs @ Los Angeles Dodgers Dodger Stadium, Los Angeles, CA Fri Aug 28, 1981, 7:05 PM PDT Att: 42,160 - Unknown - 84 F					
Pat Tabler, R (1, 4) OBP: 0.324, SLG: 0.214										4	0	1	0	0	0	3						
Bill Buckner, L (1, 3) OBP: 0.332, SLG: 0.435										4	0	1	0	0	0	2						
Leon Durham, L (1, 9) OBP: 0.353, SLG: 0.476										4	0	0	0	0	3	3						
Bobby Bonds, R (1, 8) OBP: 0.403, SLG: 0.444										4	1	1	0	0	0	3						
Jody Davis, R (1, 2) OBP: 0.336, SLG: 0.392										4	0	2	1	0	0	1						
Ken Reitz, R (1, 5) OBP: 0.277, SLG: 0.302										4	0	0	0	0	3	3						
Ivan De Jesus, R (1, 6) OBP: 0.270, SLG: 0.213										3	0	1	0	0	0	0						
Lee Smith, R (7, 1)										0	0	0	0	0	0	0						
Doug Capilla, L (8, 1)										0	0	0	0	0	0	0						
Mike Krukow, R (1, 1) OBP: 0.241, SLG: 0.276										2	0	0	0	0	0	2						
Dick Tidrow, R (6, 1)										0	0	0	0	0	0	0						
Steve Dillard, R (7, 6) OBP: 0.274, SLG: 0.364										1	0	0	0	0	0	0						
Inning Stats	R: 0 E: 0 K: 0 S: 3	H: 1 LOB: 0 BB: 0 P: 3	R: 0 E: 1 K: 1 S: 6	H: 0 LOB: 1 BB: 0 P: 6	R: 0 E: 0 K: 0 S: 3	H: 0 LOB: 0 BB: 0 P: 3	R: 0 E: 0 K: 1 S: 5	H: 1 LOB: 1 BB: 0 P: 5	R: 1 E: 0 K: 1 S: 7	H: 3 LOB: 1 BB: 0 P: 7	R: 0 E: 0 K: 1 S: 7	H: 2 LOB: 2 BB: 0 P: 7	R: 0 E: 0 K: 0 S: 3	H: 0 LOB: 0 BB: 0 P: 3	R: 0 E: 1 K: 0 S: 4	H: 1 LOB: 1 BB: 0 P: 4	R: 0 E: 0 K: 2 S: 8	H: 1 LOB: 1 BB: 0 P: 8	1B: 8 2B: 2 3B: 0 HR: 0	SF: 0 SAC: 0 DP: 3 HBP: 0	WP: 0 PB: 0 SB: 0 CS: 1	PA: 34
PITCHER	IP WLS BF H R ER SO BB IBB HBP BLK WP HR S P ERA WHIP																					
Bob Welch, R (1, 1) ERA: 3.75	6.0 W 23 7 1 1 4 0 0 0 0 0 0 0 31 31 1.50 1.167																					
Dave Stewart, R (7, 1) ERA: 1.0	3.0 S 11 2 0 0 2 0 0 0 0 0 0 0 15 15 0.00 0.667																					

AB	34
R	1
H	9
RBI	1
BB	0
SO	6
LOB	17



Batter	1	2	3	4	5	6	7	8	9	AB	R	H	RBI	BB	SO	LOB	BOTTOM					
Steve Sax, R (1, 4) OBP: 0.364, SLG: 0.405										4	2	2	0	0	0	1	Chicago Cubs @ Los Angeles Dodgers Dodger Stadium, Los Angeles, CA Fri Aug 28, 1981, 7:05 PM PDT Att: 42,160 - Unknown - 84 F					
Ken Landreaux, L (1, 8) OBP: 0.324, SLG: 0.414										4	1	2	1	1	1	2						
Dusty Baker Jr., R (1, 7) OBP: 0.343, SLG: 0.429										4	0	0	0	0	1	5						
Derrel Thomas, S (9, 7) OBP: 0.327, SLG: 0.329										0	0	0	0	0	0	0						
Steve Garvey, R (1, 3) OBP: 0.331, SLG: 0.431										4	1	1	1	0	1	1						
Ron Cey, R (1, 5) OBP: 0.373, SLG: 0.464										4	1	4	2	0	0	0						
Pedro Guerrero, R (1, 9) OBP: 0.379, SLG: 0.510										3	0	1	0	1	2	2						
Mike Scioscia, L (1, 2) OBP: 0.368, SLG: 0.356										3	0	1	1	1	1	2						
Bill Russell, R (1, 6) OBP: 0.264, SLG: 0.281										4	1	1	0	0	1	7						
Bob Welch, R (1, 1) OBP: 0.303, SLG: 0.344										1	0	1	0	0	0	0						
Reggie Smith, S (6, PH) ERA: 4.92										1	0	0	0	0	1	3						
Dave Stewart, R (7, 1) OBP: 0.500, SLG: 0.800										0	0	0	0	1	0	0						
Inning Stats	R: 0 E: 0 K: 0 S: 3	H: 0 LOB: 1 BB: 1 P: 7	R: 0 E: 0 K: 1 S: 6	H: 2 LOB: 1 BB: 0 P: 6	R: 0 E: 0 K: 1 S: 6	H: 1 LOB: 0 BB: 0 P: 6	R: 1 E: 0 K: 2 S: 8	H: 1 LOB: 0 BB: 0 P: 8	R: 2 E: 1 K: 0 S: 5	H: 3 LOB: 0 BB: 0 P: 5	R: 0 E: 0 K: 1 S: 6	H: 1 LOB: 2 BB: 2 P: 14	R: 3 E: 0 K: 2 S: 12	H: 5 LOB: 2 BB: 0 P: 12	R: 0 E: 0 K: 1 S: 4	H: 0 LOB: 1 BB: 1 P: 8	R: 0 E: 0 K: 1 S: 4	H: 0 LOB: 1 BB: 1 P: 8	1B: 12 2B: 1 3B: 0 HR: 1	SF: 0 SAC: 2 DP: 2 HBP: 0	WP: 2 PB: 0 SB: 1 CS: 2	PA: 38
PITCHER	IP WLS BF H R ER SO BB IBB HBP BLK WP HR S P ERA WHIP																					
Mike Krukow, R (1, 1) ERA: 4.73	5.1 L 24 8 3 3 2 4 0 1 0 0 1 0 8 12 3.38 1.875																					
Dick Tidrow, R (6, 1) ERA: 4.92	1.0 7 3 3 3 1 0 0 0 0 0 0 0 8 8 27.00 3.000																					
Lee Smith, R (7, 1) ERA: 3.55	0.2 4 2 0 0 2 0 0 0 0 0 0 0 8 8 0.00 3.000																					
Doug Capilla, L (8, 1) ERA: 2.7	1.0 3 0 0 0 1 1 0 0 0 0 0 0 4 8 0.00 1.000																					

AB	32
R	6
H	13
RBI	5
BB	4
SO	8
LOB	23



Batter	1	2	3	4	5	6	7	8	9	AB	R	H	RBI	BB	SO	LOB	TOP								
Steve Henderson, R (1, 7) OBP: 0.371, SLG: 0.385 Ken Reitz, R (8, 5) OBP: 0.277, SLG: 0.302	K		6-3		F9			L8		4	0	0	0	0	1	2									
Pat Tabler, R (1, 4) OBP: 0.316, SLG: 0.194	K		2-3			G3		FC5-4		3	1	0	0	1	1	1									
Bill Buckner, L (1, 3) OBP: 0.334, SLG: 0.439			2B			G3			L7	4	0	2	2	0	0	0									
Leon Durham, L (1, 9) OBP: 0.351, SLG: 0.472	F8		1-H			G3			1B	4	1	1	0	0	1	2									
			3-H						SF9																
Bobby Bonds, R (1, 8) OBP: 0.395, SLG: 0.433		K			F9				1B	4	0	1	0	0	1	0									
									1-3																
Jody Davis, R (1, 2) OBP: 0.327, SLG: 0.380 Mike Lum, L (9, PH) OBP: 0.296, SLG: 0.375 Tim Blackwell, S (9, 2) OBP: 0.342, SLG: 0.357	F6				5-3			F9	SF9	3	0	0	0	0	0	0									
									3-H	0	0	0	1	0	0	0									
									0-0	0	0	0	0	0	0	0									
Hector Cruz, R (1, 5) OBP: 0.360, SLG: 0.521	L6					6-3			F7	4	0	0	0	0	1	1									
Ivan De Jesus, R (1, 6) OBP: 0.270, SLG: 0.214			6-3					K		3	1	1	0	0	2	0									
			SH3																						
Mike Griffin, R (1, 1) OBP: 0.250, SLG: 0.250 Lee Smith, R (8, 1)			SH3					K		2	0	1	0	0	1	0									
			1-2						FC5-4	0	0	0	0	0	0	0									
									1B																
Inning Stats	R: 0 E: 0 K: 2 S: 8	H: 1 LOB: 1 BB: 0 P: 8	R: 0 E: 0 K: 1 S: 5	H: 0 LOB: 0 BB: 0 P: 5	R: 2 E: 0 K: 1 S: 7	H: 2 LOB: 1 BB: 1 P: 11	R: 0 E: 0 K: 1 S: 5	H: 0 LOB: 0 BB: 0 P: 5	R: 0 E: 0 K: 2 S: 7	H: 0 LOB: 0 BB: 0 P: 7	R: 0 E: 0 K: 0 S: 3	H: 0 LOB: 0 BB: 0 P: 3	R: 0 E: 0 K: 0 S: 3	H: 0 LOB: 0 BB: 0 P: 3	R: 0 E: 0 K: 1 S: 6	H: 1 LOB: 1 BB: 0 P: 6	R: 1 E: 0 K: 0 S: 5	H: 2 LOB: 1 BB: 0 P: 5	1B: 5 2B: 1 3B: 0 HR: 0	SF: 1 SAC: 1 DP: 0 HBP: 0	WP: 0 PB: 0 SB: 1 CS: 0	PA: 34			
PITCHER	IP	WLS	BF	H	R	ER	SO	BB	IBB	HBP	BLK	WP	HR	S	P	ERA	WHIP								
Burt Hooton, R (1, 1) ERA: 2.3	8.0	L	29	4	2	2	8	1	0	0	0	0	0	44	48	2.25	0.625								
Steve Howe, L (9, 1) ERA: 2.5	0.1		3	2	1	1	0	0	0	0	0	0	0	3	3	27.00	6.000								
Tom Niedenfuer, R (9, 1) ERA: 1.35	0.2		2	0	0	0	0	0	0	0	0	0	0	2	2	0.00	0.000								

Chicago Cubs @ Los Angeles Dodgers
 Dodger Stadium, Los Angeles, CA
 Sat Aug 29 1981, 7:05 PM PDT
 Att: 47,424 - Unknown - 78 F

AB	31
R	3
H	6
RBI	3
BB	1
SO	8
LOB	6



Batter	1	2	3	4	5	6	7	8	9	AB	R	H	RBI	BB	SO	LOB	BOTTOM								
Steve Sax, R (1, 4) OBP: 0.333, SLG: 0.370	4-3		6-3			K		K		4	0	0	0	0	2	2									
Ken Landreaux, L (1, 8) OBP: 0.323, SLG: 0.412	F5				4-3	F9		1B		4	0	1	1	0	0	0									
Dusty Baker Jr., R (1, 7) OBP: 0.342, SLG: 0.427	P6				K	5-3		1B		4	0	1	0	0	1	0									
								1-2																	
								2-3																	
Steve Garvey, R (1, 3) OBP: 0.330, SLG: 0.427					4-3			P8		3	0	0	0	1	0	3									
Ron Cey, R (1, 5) OBP: 0.369, SLG: 0.458						F9		F9		4	0	0	0	0	1	4									
Pedro Guerrero, R (1, 9) OBP: 0.380, SLG: 0.510						1B				4	0	2	0	0	0	1									
Steve Yeager, R (1, 2) OBP: 0.274, SLG: 0.387 Jay Johnstone, L (9, PH) OBP: 0.276, SLG: 0.377						1B		1B		3	0	0	0	0	0	3									
										1	0	0	0	0	0	0									
Bill Russell, R (1, 6) OBP: 0.270, SLG: 0.286 Reggie Smith, S (9, PH) OBP: 0.273, SLG: 0.400						P9				3	1	2	0	0	0	0									
										1	0	0	0	0	1	0									
Burt Hooton, R (1, 1) OBP: 0.278, SLG: 0.273 Rick Monday, L (8, PH) OBP: 0.382, SLG: 0.519 Steve Howe, L (9, 1) Tom Niedenfuer, R (9, 1)						1B		1B		2	0	0	0	0	1	2									
										1	0	1	0	0	0	0									
										0	0	0	0	0	0	0									
										0	0	0	0	0	0	0									
Inning Stats	R: 0 E: 0 K: 0 S: 3	H: 0 LOB: 0 BB: 0 P: 3	R: 0 E: 0 K: 0 S: 3	H: 0 LOB: 1 BB: 1 P: 7	R: 0 E: 0 K: 1 S: 5	H: 0 LOB: 0 BB: 0 P: 5	R: 0 E: 0 K: 1 S: 5	H: 0 LOB: 0 BB: 0 P: 5	R: 0 E: 0 K: 1 S: 5	H: 2 LOB: 2 BB: 0 P: 5	R: 0 E: 0 K: 1 S: 5	H: 0 LOB: 0 BB: 0 P: 5	R: 0 E: 0 K: 1 S: 6	H: 1 LOB: 1 BB: 0 P: 6	R: 1 E: 0 K: 1 S: 9	H: 4 LOB: 3 BB: 0 P: 9	R: 0 E: 0 K: 1 S: 5	H: 0 LOB: 0 BB: 0 P: 5	1B: 7 2B: 0 3B: 0 HR: 0	SF: 0 SAC: 0 DP: 0 HBP: 0	WP: 0 PB: 0 SB: 0 CS: 0	PA: 35			
PITCHER	IP	WLS	BF	H	R	ER	SO	BB	IBB	HBP	BLK	WP	HR	S	P	ERA	WHIP								
Mike Griffin, R (1, 1) ERA: 2.08	7.1	W	29	6	1	1	5	1	0	0	0	0	0	8	8	1.23	0.955								
Lee Smith, R (8, 1) ERA: 3.42	1.2	S	6	1	0	0	1	0	0	0	0	0	0	8	8	0.00	0.600								

Chicago Cubs @ Los Angeles Dodgers
 Dodger Stadium, Los Angeles, CA
 Sat Aug 29 1981, 7:05 PM PDT
 Att: 47,424 - Unknown - 78 F

AB	34
R	1
H	7
RBI	1
BB	1
SO	6
LOB	15



Batter	1	2	3	4	5	6	7	8	9	AB	R	H	RBI	BB	SO	LOB	TOP		
Steve Henderson, R (1, 7) OBP: 0.373, SLG: 0.382 Dick Tidrow, R (8, 1)	F9		G4-6-3 BB		BB	BB	K			2	0	0	0	2	1	0			
Pat Tabler, R (1, 4) OBP: 0.286, SLG: 0.171	F3		G4-6-3 1-2		BB	BB	1-3		4-3	4	0	0	0	0	0	2			
Bill Buckner, L (1, 3) OBP: 0.337, SLG: 0.438	FC4-6 1B			G6-4-3 1B BB		BB	4-3		6-3	3	1	1	0	1	0	0			
Leon Durham, L (1, 9) OBP: 0.354, SLG: 0.477	FC4-6 1-2			G6-4-3 1B		BB	4-3		L4	4	1	2	0	0	0	1			
Bobby Bonds, R (1, 8) OBP: 0.400, SLG: 0.429		CS 1B		G6-4-3 1-2 2-3		BB	1B		L7	3	0	1	0	1	0	2			
Jody Davis, R (1, 2) OBP: 0.351, SLG: 0.398	1B 1-2			1B		BB	1B		FC6-4 BB	3	0	3	2	1	0	0			
Hector Cruz, R (1, 5) OBP: 0.357, SLG: 0.510 (8, 7)	G6-4-3 1B			1B 3-H 6-3		BB	P6		P8	4	0	1	0	0	1	3			
Ivan De Jesus, R (1, 6) OBP: 0.267, SLG: 0.211	G6-4-3 1-2					BB	L8		FC6-4	4	0	0	0	0	0	3			
Doug Bird, R (1, 1) OBP: 0.222, SLG: 0.125 Ken Reitz, R (8, 5)			K			BB	K		K	3	0	0	0	0	3	0			
Inning Stats	R: 0 E: 0 K: 0 S: 4	H: 1 LOB: 1 BB: 0 P: 4	R: 0 E: 0 K: 0 S: 4	H: 3 LOB: 1 BB: 0 P: 4	R: 0 E: 0 K: 1 S: 4	H: 0 LOB: 0 BB: 1 P: 8	R: 1 E: 0 K: 1 S: 6	H: 2 LOB: 1 BB: 1 P: 10	R: 0 E: 0 K: 1 S: 5	H: 0 LOB: 1 BB: 1 P: 9	R: 1 E: 0 K: 2 S: 7	H: 2 LOB: 0 BB: 0 P: 7	R: 0 E: 0 K: 0 S: 3	H: 0 LOB: 0 BB: 0 P: 3	R: 0 E: 0 K: 0 S: 3	H: 0 LOB: 1 BB: 1 P: 7	1B: 7 2B: 1 3B: 0 HR: 0	SF: 0 SAC: 0 DP: 3 HBP: 0	WP: 0 PA: 35 PB: 0 SB: 0 CS: 1
PITCHER	IP	WLS	BF	H	R	ER	SO	BB	IBB	HBP	BLK	WP	HR	S	P	ERA	WHIP		
Dave Goltz, R (1, 1) ERA: 2.76	8.0	L	31	8	2	2	5	3	1	0	0	0	0	37	53	2.25	1.375		
Alejandro Pena, R (9, 1) ERA: 2.51	1.0		4	0	0	0	0	1	0	0	0	0	0	3	7	0.00	1.000		

Chicago Cubs @ Los Angeles Dodgers
Dodger Stadium, Los Angeles, CA
Sun Aug 30 1981, 3:33 AM PDT
Att: 34,284 - Unknown - 85 F

AB	30
R	2
H	8
RBI	2
BB	5
SO	5
LOB	11



Batter	1	2	3	4	5	6	7	8	9	AB	R	H	RBI	BB	SO	LOB	BOTTOM				
Steve Sax, R (1, 4) OBP: 0.327, SLG: 0.360	L3		1B			B5-3		4-3		4	0	1	0	0	0	0					
Ken Landreaux, L (1, 8) OBP: 0.319, SLG: 0.406	B2-3		F5			F9		E4 1B		4	0	0	0	0	0	1					
Dusty Baker Jr., R (1, 7) OBP: 0.344, SLG: 0.428	P7		L4			1B		1-2 1B		4	0	2	0	0	0	1					
Steve Garvey, R (1, 3) OBP: 0.326, SLG: 0.422	F9			K2-3		1-4-3		K		4	0	0	0	0	2	3					
Ron Cey, R (1, 5) OBP: 0.373, SLG: 0.469	FC3-6 1B			WP 1B		G3 3B		F8		4	1	3	0	0	0	0					
Rick Monday, L (1, 9) OBP: 0.366, SLG: 0.494	FC3-6 1B 1-2			K 1-2		K		K		4	0	0	0	0	3	3					
Derrel Thomas, S (1, 6) OBP: 0.327, SLG: 0.329 Reggie Smith, S (9, PH) OBP: 0.261, SLG: 0.381	FC6-4 1B			F7		G3		P8		3	0	1	1	0	0	0					
Steve Yeager, R (1, 2) OBP: 0.271, SLG: 0.369	FC6-4 1-2			F9		5-3				3	0	0	0	0	0	2					
Dave Goltz, R (1, 1) OBP: 0.200, SLG: 0.077 Jay Johnstone, L (8, PH) OBP: 0.271, SLG: 0.370 Alejandro Pena, R (9, 1)			6-3			K		F9		2	0	0	0	0	1	0					
Inning Stats	R: 0 E: 0 K: 0 S: 3	H: 0 LOB: 0 BB: 0 P: 3	R: 0 E: 0 K: 0 S: 5	H: 2 LOB: 2 BB: 0 P: 5	R: 0 E: 0 K: 0 S: 4	H: 1 LOB: 1 BB: 0 P: 4	R: 0 E: 0 K: 2 S: 7	H: 1 LOB: 0 BB: 0 P: 7	R: 0 E: 0 K: 1 S: 5	H: 0 LOB: 0 BB: 0 P: 5	R: 0 E: 0 K: 0 S: 4	H: 1 LOB: 1 BB: 0 P: 4	R: 1 E: 0 K: 1 S: 6	H: 1 LOB: 0 BB: 0 P: 6	R: 0 E: 1 K: 1 S: 7	H: 1 LOB: 2 BB: 0 P: 7	R: 0 E: 0 K: 1 S: 5	H: 0 LOB: 0 BB: 0 P: 5	1B: 6 2B: 0 3B: 1 HR: 0	SF: 0 SAC: 0 DP: 0 HBP: 0	WP: 1 PA: 34 PB: 0 SB: 0 CS: 0
PITCHER	IP	WLS	BF	H	R	ER	SO	BB	IBB	HBP	BLK	WP	HR	S	P	ERA	WHIP				
Doug Bird, R (1, 1) ERA: 2.71	7.0	W	26	6	1	1	4	0	0	0	0	0	0	34	34	1.29	0.857				
Dick Tidrow, R (8, 1) ERA: 4.64	2.0	S	8	1	0	0	2	0	0	0	0	0	0	12	12	0.00	0.500				

Chicago Cubs @ Los Angeles Dodgers
Dodger Stadium, Los Angeles, CA
Sun Aug 30 1981, 3:33 AM PDT
Att: 34,284 - Unknown - 85 F

AB	34
R	1
H	7
RBI	1
BB	0
SO	6
LOB	10



Batter	1	2	3	4	5	6	7	8	9	AB	R	H	RBI	BB	SO	LOB	TOP			
Steve Henderson, R OBP: 0.367, SLG: 0.374 (1, 7)	F2	FC6-4			4-3		F9			4	0	0	0	0	0	4	Chicago Cubs @ San Diego Padres Jack Murphy Stadium, San Diego, CA Mon Aug 31 1981, 10:05 PM EDT Att: 3,997 - Unknown - 71 F			
Pat Tabler, R OBP: 0.267, SLG: 0.158 (1, 4)	K		L8		K		G5-3			3	0	0	0	0	2	0				
Jerry Morales, R OBP: 0.348, SLG: 0.347 (7, PH)										1	0	0	0	0	0	2				
Doug Capilla, L (7, 1)										0	0	0	0	0	0	0				
Randy Martz, L OBP: 0.269, SLG: 0.174 (7, 1)										0	0	0	0	0	0	0				
Bill Buckner, L OBP: 0.332, SLG: 0.432 (1, 3)	E4		4-3			F7		3-1		4	0	0	0	0	0	0				
Leon Durham, L OBP: 0.361, SLG: 0.479 (1, 9)								F8		3	1	2	0	1	0	0				
Bobby Bonds, R OBP: 0.393, SLG: 0.419 (1, 8)	L8									4	0	1	0	0	1	4				
Jody Davis, R OBP: 0.356, SLG: 0.396 (1, 2)					6-3					3	0	1	1	1	1	1				
Hector Cruz, R OBP: 0.345, SLG: 0.490 (1, 5)					4-3					4	0	0	0	0	3	2				
Ivan De Jesus, R OBP: 0.270, SLG: 0.215 (1, 6)					K					4	0	2	0	0	1	0				
Ken Kravec, L (1, 1)										2	0	0	0	0	0	2				
Mike Lum, L OBP: 0.309, SLG: 0.375 (7, PH)	F2				L8					0	0	0	0	1	0	0				
Steve Dillard, R OBP: 0.271, SLG: 0.360 (7, 4)										1	0	0	0	0	1	0				
Inning Stats	R: 0 E: 1 K: 1 S: 7	H: 1 LOB: 2 BB: 0 P: 7	R: 0 E: 0 K: 1 S: 6	H: 1 LOB: 2 BB: 1 P: 10	R: 0 E: 0 K: 1 S: 6	H: 1 LOB: 1 BB: 0 P: 6	R: 0 E: 0 K: 1 S: 5	H: 0 LOB: 0 BB: 0 P: 5	R: 0 E: 0 K: 1 S: 5	H: 0 LOB: 0 BB: 0 P: 5	R: 1 E: 0 K: 1 S: 6	H: 1 LOB: 1 BB: 1 P: 10	R: 0 E: 0 K: 0 S: 3	H: 1 LOB: 1 BB: 1 P: 7	R: 0 E: 0 K: 1 S: 6	H: 0 LOB: 0 BB: 0 P: 7	1B: 6 2B: 0 3B: 0 HR: 0	SF: 0 SAC: 0 DP: 1 HBP: 0	WP: 0 PB: 0 SB: 3 CS: 0	PA: 36
PITCHER Steve Mura, R ERA: 4.14 (1, 1)	IP: 9.0 WLS: W BF: 36 H: 6 R: 1 ER: 1 SO: 9 BB: 3 IBB: 0 HBP: 0 BLK: 0 WP: 0 HR: 0 S: 51 P: 63 ERA: 1.00 WHIP: 1.000															PITCHER	IP: 9.0 WLS: W BF: 36 H: 6 R: 1 ER: 1 SO: 9 BB: 3 IBB: 0 HBP: 0 BLK: 0 WP: 0 HR: 0 S: 51 P: 63 ERA: 1.00 WHIP: 1.000			

AB	33
R	1
H	6
RBI	1
BB	3
SO	9
LOB	15



Batter	1	2	3	4	5	6	7	8	9	AB	R	H	RBI	BB	SO	LOB	BOTTOM			
Ozzie Smith, S OBP: 0.319, SLG: 0.287 (1, 6)	K		6-3		K					3	0	0	0	1	2	0	Chicago Cubs @ San Diego Padres Jack Murphy Stadium, San Diego, CA Mon Aug 31 1981, 10:05 PM EDT Att: 3,997 - Unknown - 71 F			
Juan Bonilla, R OBP: 0.354, SLG: 0.377 (1, 4)	1-3		F9							4	0	2	1	0	0	0				
Luis Salazar, R OBP: 0.331, SLG: 0.408 (1, 5)										3	0	0	0	1	0	4				
Ruppert Jones, L OBP: 0.325, SLG: 0.363 (1, 8)	CS		4-3		G3					4	1	0	0	0	1	1				
Terry Kennedy, L OBP: 0.331, SLG: 0.347 (1, 2)										4	0	1	0	0	1	2				
Dave Edwards, R OBP: 0.289, SLG: 0.338 (7, 7)										2	1	1	2	1	0	0				
Jose Moreno, S OBP: 0.160, SLG: 0.167 (1, 7)										2	1	0	0	0	1	1				
Joe Lefebvre, L OBP: 0.343, SLG: 0.418 (7, 9)										2	1	1	0	0	0	0				
Broderick Perkins, L OBP: 0.316, SLG: 0.418 (1, 3)										3	0	1	1	0	1	1				
Steve Mura, R OBP: 0.175, SLG: 0.158 (1, 1)										2	0	0	0	1	1	1				
Inning Stats	R: 0 E: 0 K: 1 S: 4	H: 0 LOB: 0 BB: 1 P: 8	R: 2 E: 1 K: 1 S: 8	H: 2 LOB: 1 BB: 0 P: 8	R: 0 E: 0 K: 0 S: 3	H: 0 LOB: 0 BB: 0 P: 3	R: 0 E: 0 K: 1 S: 5	H: 1 LOB: 1 BB: 1 P: 9	R: 0 E: 0 K: 2 S: 7	H: 0 LOB: 0 BB: 0 P: 7	R: 0 E: 0 K: 1 S: 6	H: 1 LOB: 1 BB: 0 P: 6	R: 1 E: 0 K: 1 S: 7	H: 2 LOB: 2 BB: 2 P: 15	R: 1 E: 1 K: 0 S: 4	H: 0 LOB: 0 BB: 0 P: 4	1B: 5 2B: 0 3B: 0 HR: 1	SF: 1 SAC: 0 DP: 0 HBP: 0	WP: 0 PB: 0 SB: 1 CS: 2	PA: 35
PITCHER Ken Kravec, L ERA: 4.98 (7, 1)	IP: 6.0 WLS: L BF: 23 H: 4 R: 2 ER: 1 SO: 6 BB: 2 IBB: 0 HBP: 0 BLK: 0 WP: 0 HR: 1 S: 33 P: 41 ERA: 1.50 WHIP: 1.000															PITCHER	IP: 6.0 WLS: L BF: 23 H: 4 R: 2 ER: 1 SO: 6 BB: 2 IBB: 0 HBP: 0 BLK: 0 WP: 0 HR: 1 S: 33 P: 41 ERA: 1.50 WHIP: 1.000			
PITCHER Doug Capilla, L ERA: 2.86 (7, 1)	IP: 0.2 WLS: 5 BF: 1 H: 1 R: 1 ER: 1 SO: 1 BB: 2 IBB: 0 HBP: 0 BLK: 0 WP: 0 HR: 0 S: 5 P: 13 ERA: 13.50 WHIP: 4.500															PITCHER	IP: 0.2 WLS: 5 BF: 1 H: 1 R: 1 ER: 1 SO: 1 BB: 2 IBB: 0 HBP: 0 BLK: 0 WP: 0 HR: 0 S: 5 P: 13 ERA: 13.50 WHIP: 4.500			
PITCHER Randy Martz, R ERA: 3.86 (7, 1)	IP: 1.1 WLS: 6 BF: 1 H: 1 R: 1 ER: 0 SO: 0 BB: 0 IBB: 0 HBP: 0 BLK: 0 WP: 0 HR: 0 S: 6 P: 6 ERA: 0.00 WHIP: 0.750															PITCHER	IP: 1.1 WLS: 6 BF: 1 H: 1 R: 1 ER: 0 SO: 0 BB: 0 IBB: 0 HBP: 0 BLK: 0 WP: 0 HR: 0 S: 6 P: 6 ERA: 0.00 WHIP: 0.750			

AB	29
R	4
H	6
RBI	4
BB	4
SO	7
LOB	10



Batter	1	2	3	4	5	6	7	8	9	AB	R	H	RBI	BB	SO	LOB	TOP					
Steve Henderson, R (1, 7) OBP: 0.365, SLG: 0.372	K			4-3		2B		F8		4	1	1	0	0	1	1	Chicago Cubs @ San Diego Padres Jack Murphy Stadium, San Diego, CA Tue Sep 01 1981, 10:05 PM EDT Alt. 5,227' - Unknown - 72 F					
Mike Tyson, R (1, 4) OBP: 0.237, SLG: 0.300	5-3			1B		F8		SF9		3	0	1	1	0	0	1						
Bill Buckner, L (1, 3) OBP: 0.337, SLG: 0.440	G3									4	0	3	1	0	0	0						
Tye Waller, R (6, PR) OBP: 0.313, SLG: 0.429										0	0	0	0	0	0	0						
Dave Geisel, L (8, 1)										0	0	0	0	0	0	0						
Leon Durham, L (1, 9) OBP: 0.359, SLG: 0.475		K		P6		FC6-5				4	0	1	0	0	1	3						
Bobby Bonds, R (1, 8) OBP: 0.376, SLG: 0.397		F8		L7		5-3				4	0	0	0	0	0	5						
Jody Davis, R (1, 2) OBP: 0.352, SLG: 0.391										4	0	1	0	0	2	0						
Ken Reitz, R (1, 5) OBP: 0.272, SLG: 0.296				L8		K				4	0	0	0	0	2	1						
Ivan De Jesus, R (1, 6) OBP: 0.267, SLG: 0.213				F9		FC6-4				3	0	0	0	0	0	1						
Jerry Morales, R (9, PH) OBP: 0.351, SLG: 0.351										1	0	1	0	0	0	0						
Scott Fletcher, R (9, PR) OBP: 0.194, SLG: 0.200										0	0	0	0	0	0	0						
Mike Krukow, R (11, 1) OBP: 0.233, SLG: 0.287										1	0	0	0	0	1	0						
Scott Thompson, L (5, PH) OBP: 0.174, SLG: 0.223										1	0	0	0	0	0	1						
Jay Howell, R (5, 1)										0	0	0	0	0	0	0						
Willie Hernandez, L (5, 1)										0	0	0	0	0	0	0						
Mike Lum, L (8, PH) OBP: 0.176, SLG: 0.380										2	1	1	0	0	0	1						
Inning Stats	R: 0 E: 0 K: 1 S: 5	H: 0 LOB: 0 BB: 0 P: 5	R: 0 E: 0 K: 2 S: 7	H: 0 LOB: 0 BB: 0 P: 7	R: 0 E: 0 K: 1 S: 5	H: 0 LOB: 0 BB: 0 P: 5	R: 0 E: 0 K: 0 S: 5	H: 2 LOB: 2 BB: 0 P: 5	R: 0 E: 0 K: 1 S: 6	H: 1 LOB: 1 BB: 0 P: 6	R: 1 E: 0 K: 0 S: 5	H: 2 LOB: 1 BB: 0 P: 5	R: 0 E: 0 K: 2 S: 7	H: 0 LOB: 0 BB: 0 P: 7	R: 1 E: 0 K: 0 S: 6	H: 3 LOB: 2 BB: 0 P: 6	R: 0 E: 0 K: 0 S: 4	H: 1 LOB: 1 BB: 0 P: 4	1B: 8 2B: 1 3B: 0 HR: 0	SF: 1 SAC: 0 DP: 0 HBP: 0	WP: 1 PB: 0 SB: 1 CS: 0	PA: 36
PITCHER	IP WLS BF H R ER SO BB IBB HBP BLK WP HR S P ERA WHIP																					
Rick Wise, R (1, 1) ERA: 3.39	6.0 W 23 5 1 1 5 0 0 0 0 0 0 0 33 33 1.50 0.833																					
John Ureia, R (7, 1) ERA: 1.1	3.0 S 13 4 1 1 2 0 0 0 0 0 1 0 17 17 3.00 1.333																					

AB	35
R	2
H	9
RBI	2
BB	0
SO	7
LOB	14



Batter	1	2	3	4	5	6	7	8	9	AB	R	H	RBI	BB	SO	LOB	BOTTOM			
Ozzie Smith, S (1, 6) OBP: 0.321, SLG: 0.287	BB			5-3				5-3		3	1	1	0	1	0	2	Chicago Cubs @ San Diego Padres Jack Murphy Stadium, San Diego, CA Tue Sep 01 1981, 10:05 PM EDT Alt. 5,227' - Unknown - 72 F			
Juan Bonilla, R (1, 4) OBP: 0.352, SLG: 0.372	BB			1-6-3		L9		5-3		3	0	0	0	1	0	1				
Luis Salazar, R (1, 5) OBP: 0.333, SLG: 0.408	BB			5-3				F8		3	0	1	0	1	0	1				
Ruppert Jones, L (1, 8) OBP: 0.324, SLG: 0.373	SF8			K				L7		3	1	1	2	0	1	1				
Terry Kennedy, L (1, 2) OBP: 0.330, SLG: 0.345	3-1			K				K		4	0	1	0	0	2	2				
Randy Bass, L (1, 3) OBP: 0.308, SLG: 0.345	P6			1B				4-3		3	1	1	0	0	1	3				
Broderick Perkins, L (6, 3) OBP: 0.314, SLG: 0.415				1B						1	0	0	0	0	0	0				
Joe Lefebvre, L (1, 9) OBP: 0.347, SLG: 0.419				1B				K		2	0	1	0	1	1	0				
Jose Moreno, S (1, 7) ERA: 4.72				1B						3	0	2	1	0	0	1				
John Ureia, R (7, 1) OBP: 0.250, SLG: 0.250				1B				1B		0	0	0	0	0	0	0				
Rick Wise, R (1, 1) OBP: 0.045, SLG: 0.091				K				G6-4-3		2	0	0	0	0	2	2				
Dave Edwards, R (6, PH) OBP: 0.286, SLG: 0.333				K				G6-4-3		1	0	0	0	0	0	1				
Inning Stats	R: 1 E: 0 K: 0 S: 4	H: 1 LOB: 2 BB: 2 P: 12	R: 0 E: 0 K: 1 S: 4	H: 0 LOB: 1 BB: 1 P: 8	R: 0 E: 0 K: 1 S: 5	H: 0 LOB: 1 BB: 1 P: 9	R: 1 E: 0 K: 2 S: 10	H: 3 LOB: 2 BB: 0 P: 10	R: 1 E: 0 K: 1 S: 7	H: 3 LOB: 1 BB: 0 P: 7	R: 0 E: 0 K: 1 S: 5	H: 1 LOB: 0 BB: 0 P: 5	R: 0 E: 0 K: 0 S: 3	H: 0 LOB: 0 BB: 0 P: 3	R: 0 E: 0 K: 1 S: 5	H: 0 LOB: 0 BB: 0 P: 5	1B: 7 2B: 0 3B: 0 HR: 1	SF: 1 SAC: 0 DP: 2 HBP: 0	WP: 0 PB: 0 SB: 0 CS: 1	PA: 33
PITCHER	IP WLS BF H R ER SO BB IBB HBP BLK WP HR S P ERA WHIP																			
Mike Krukow, R (1, 1) ERA: 4.72	4.0 L 19 4 2 2 2 4 4 0 0 0 0 0 1 4 4 13.50 4.500																			
Jay Howell, R (5, 1) ERA: 5.56	0.2 4 3 1 1 0 0 0 0 0 0 0 1 4 4 0.00 0.429																			
Willie Hernandez, L (5, 1) ERA: 4.26	2.1 7 1 0 0 2 0 0 0 0 0 0 0 11 11 0.00 0.000																			
Dave Geisel, L (8, 1) ERA:	1.0 3 0 0 0 1 0 0 0 0 0 0 0 5 5 0.00 0.000																			

AB	28
R	3
H	8
RBI	3
BB	4
SO	7
LOB	14



Batter	1	2	3	4	5	6	7	8	9	10	AB	R	H	RBI	BB	SO	LOB	TOP				
Steve Henderson, R (1.7) Jerry Morales, R (8.7) OBP: 0.367, SLG: 0.372 OBP: 0.349, SLG: 0.349	F9		G3					BB		5-3	3	0	1	0	1	0	0	Chicago Cubs @ San Diego Padres Jack Murphy Stadium, San Diego, CA Wed Sep 02 1981, 10:05 PM EDT Att: 5,099 - Unknown - 71 F livebaseballscorecards.com				
Mike Tyson, R (1.4) OBP: 0.247, SLG: 0.297	BB		P9					P6		BB	4	0	1	0	1	1	2					
Bill Buckner, L (1.3) OBP: 0.335, SLG: 0.436	L8							P5		1-3	5	0	1	0	0	0	3					
Bobby Bonds, R (1.8) OBP: 0.388, SLG: 0.395	BB							FC6-4		1B	3	1	1	0	2	0	1					
Leon Durham, L (1.9) OBP: 0.355, SLG: 0.474	P6							4-3		FC4-6	5	2	1	1	0	0	5					
Jody Davis, R (1.2) OBP: 0.249, SLG: 0.395		6-3						4-3		L9	4	1	1	1	0	0	1					
Ken Reitz, R (1.5) OBP: 0.276, SLG: 0.300		6-3						1-3		E7	4	0	2	1	0	0	0					
Ivan De Jesus, R (1.6) OBP: 0.267, SLG: 0.211								6-3		1B	3	0	0	0	1	1	1					
Mike Griffin, R (1.1) Lee Smith, R (6.1) Dave Geisel, L (8.1) Dick Tidrow, R (8.1) Doug Capilla, L (10.1)								K		6-3	2	0	0	0	0	0	0					
											1	0	0	0	0	1	0					
											0	0	0	0	0	0	0					
											1	0	0	0	0	0	2					
											0	0	0	0	0	0	0					
Inning Stats	R: 0 E: 0 K: 0 S: 4	H: 1 LOB: 2 BB: 1 P: 8	R: 0 E: 0 K: 1 S: 5	H: 0 LOB: 0 BB: 0 P: 5	R: 0 E: 0 K: 0 S: 3	H: 0 LOB: 0 BB: 0 P: 3	R: 3 E: 0 K: 0 S: 6	H: 4 LOB: 0 BB: 0 P: 6	R: 0 E: 0 K: 1 S: 5	H: 1 LOB: 0 BB: 0 P: 5	R: 0 E: 0 K: 0 S: 3	H: 0 LOB: 0 BB: 0 P: 3	R: 0 E: 0 K: 0 S: 5	H: 0 LOB: 1 BB: 1 P: 9	R: 1 E: 1 K: 0 S: 5	H: 2 LOB: 2 BB: 1 P: 9	R: 0 E: 0 K: 0 S: 3	H: 0 LOB: 2 BB: 2 P: 11	1B: 6 2B: 3 3B: 0 HR: 0	SF: 0 SAC: 0 DP: 1 HBP: 0	WP: 0 PB: 0 SB: 0 CS: 1	PA: 42
PITCHER	IP Chris Welsh, L (1.1) Eric Show, R (7.1) Gary Lucas, L (9.1) ERA: 3.4 ERA: 2.08 ERA: 2.08	WLS 6.0 2.0 2.0	BF 23 7 11	H 6 0 2	R 3 0 1	ER 3 0 0	SO 2 1 0	BB 0 0 0	IBB 0 0 2	HBP 0 0 0	BLK 0 0 0	WP 0 0 0	HR 0 0 0	S 26 8 8	P 30 12 20	ERA 4.50 0.00 0.00	WHIP 1.167 0.500 1.500					

Batter	1	2	3	4	5	6	7	8	9	10	AB	R	H	RBI	BB	SO	LOB	BOTTOM				
Ozzie Smith, S (1.6) OBP: 0.322, SLG: 0.289	2B		4-3					SH3		K	5	1	1	0	1	1	6	Chicago Cubs @ San Diego Padres Jack Murphy Stadium, San Diego, CA Wed Sep 02 1981, 10:05 PM EDT Att: 5,099 - Unknown - 71 F livebaseballscorecards.com				
Juan Bonilla, R (1.4) OBP: 0.358, SLG: 0.382	2B							SH3		L8	4	1	3	1	0	0	3					
Terry Kennedy, L (1.2) OBP: 0.330, SLG: 0.345	L7							L7		4-3	6	0	2	1	0	1	3					
Ruppert Jones, L (1.8) OBP: 0.325, SLG: 0.381	1-3							P5		P6	5	1	2	1	0	0	4					
Luis Salazar, R (1.5) OBP: 0.331, SLG: 0.408	F8							F9		E6	5	1	1	1	0	0	4					
Randy Bass, L (1.3) Mario Ramirez, R (6. PR) Broderick Perkins, L (7.3) OBP: 0.313, SLG: 0.348 OBP: 0.500, SLG: 0.500 OBP: 0.318, SLG: 0.415								SH3-4		SH3-4	2	0	1	0	0	0	0					
Joe Moreno, S (1.7) Dave Edwards, R (7.7) OBP: 0.200, SLG: 0.207 OBP: 0.272, SLG: 0.338								SH3-4		L8	2	0	1	1	0	0	2					
Joe Lefebvre, L (1.9) OBP: 0.349, SLG: 0.420								SH3-4		L8	4	0	1	0	1	0	5					
Chris Welsh, L (1.1) Gene Richards, L (8. PR) Eric Show, R (7.1) Jerry Turner, R (8. PR) Barry Evans, R (8. PR) Gary Lucas, L (9.1) Tim Lincecum, L (10. PR) OBP: 0.114, SLG: 0.118 OBP: 0.385, SLG: 0.399 OBP: 0.313, SLG: 0.429 OBP: 0.341, SLG: 0.344 OBP: 0.301, SLG: 0.100 OBP: 0.381, SLG: 0.450								SH3-4		FC6-2	2	0	1	0	0	0	1					
								SH3-4		L8	1	0	0	0	0	0	2					
								SH3-4		F8	0	0	0	0	0	0	0					
								SH3-4		1B	1	1	1	0	0	0	0					
Inning Stats	R: 1 E: 0 K: 0 S: 5	H: 2 LOB: 1 BB: 5 P: 5	R: 0 E: 0 K: 0 S: 4	H: 1 LOB: 2 BB: 1 P: 8	R: 1 E: 0 K: 1 S: 6	H: 2 LOB: 0 BB: 0 P: 6	R: 0 E: 0 K: 0 S: 4	H: 1 LOB: 1 BB: 0 P: 4	R: 0 E: 1 K: 0 S: 5	H: 1 LOB: 2 BB: 0 P: 5	R: 0 E: 0 K: 0 S: 3	H: 0 LOB: 2 BB: 1 P: 7	R: 0 E: 0 K: 0 S: 3	H: 0 LOB: 1 BB: 1 P: 7	R: 1 E: 1 K: 0 S: 5	H: 2 LOB: 2 BB: 0 P: 9	R: 1 E: 0 K: 1 S: 6	H: 3 LOB: 3 BB: 0 P: 6	1B: 8 2B: 5 3B: 1 HR: 0	SF: 0 SAC: 4 DP: 0 HBP: 0	WP: 0 PB: 0 SB: 0 CS: 1	PA: 48
PITCHER	IP Mike Griffin, R (1.1) Lee Smith, R (6.1) Dave Geisel, L (8.1) Dick Tidrow, R (8.1) Doug Capilla, L (10.1) ERA: 2.32 ERA: 3.26 ERA: 4.82 ERA: 2.89	WLS 5.0 2.1 0.1 1.2 0.0	BF 23 2 10 1	H 7 2 4 0	R 2 1 2 0	ER 2 0 2 1	SO 1 0 1 1	BB 0 0 0 0	IBB 0 0 1 0	HBP 0 0 0 0	BLK 1 0 0 0	WP 0 0 0 0	HR 0 0 0 0	S 24 10 5 11 1	P 28 18 5 15 1	ERA 3.60 0.00 0.00 10.80 ∞	WHIP 1.600 1.714 0.000 2.400 ∞					

Batter	1	2	3	4	5	6	7	8	9	AB	R	H	RBI	BB	SO	LOB	TOP					
Bobby Bonds, R (1,8) OBP: 0.386, SLG: 0.393 Tye Waller, R (6,8) OBP: 0.294, SLG: 0.400	0-0 6-3		0-0 1B			0-0 4-3		0-0 L7	0-0 L7	3	0	1	0	0	0	0	Chicago Cubs @ San Francisco Giants Candlestick Park, San Francisco, CA Thu Sep 03 1981, 6:33 AM EDT Att.: 5,573 - Sunny - 78 F					
Ivan De Jesus, R (1,6) OBP: 0.294, SLG: 0.208	0-0 F8		0-0 P9			0-0 F9		0-0 5-3	0-0 5-3	4	0	0	0	0	0	1						
Bill Buckner, L (1,3) OBP: 0.334, SLG: 0.434	0-0 1B		0-0 F9			0-0 F9		0-0 P7	0-0 P7	4	0	1	0	0	0	0						
Leon Durham, L (1,9) OBP: 0.351, SLG: 0.468	0-0 G3			0-0 5-3				0-0 F7		3	0	0	0	0	0	1						
Jody Davis, R (1,2) OBP: 0.341, SLG: 0.385 Bill Hayes, R (8,2)		0-3 K		0-0 F8				0-0 L5		3	0	0	0	0	1	0						
Mike Lum, L (1,7) OBP: 0.300, SLG: 0.358	0-0 F8			0-0 6-3				0-0 4-3		3	0	0	0	0	0	0						
Ken Reitz, R (1,5) OBP: 0.277, SLG: 0.297		4-0 BB BB			0-3 K			0-0 P8		2	0	0	0	1	1	0						
Pat Tabler, R (1,4) OBP: 0.271, SLG: 0.150		4-0 BB BB			0-0 L7			0-0 L9		2	0	0	0	1	0	0						
Doug Bird, R (1,1) OBP: 0.200, SLG: 0.111 Mel Hall, L (5, PH)		0-3 K			0-0 F9			0-3 K		1	0	0	0	0	1	2						
Bill Caudill, R (5,1) OBP: 0.250, SLG: 0.143 Doug Capilla, L (7,1) Scot Thompson, L (7,7) OBP: 0.212, SLG: 0.221										1	0	0	0	0	0	0						
Inning Stats	R: 0 E: 0 K: 0 S: 4	H: 1 LOB: 1 BB: 0 P: 4	R: 0 E: 0 K: 2 S: 7	H: 0 LOB: 2 BB: 2 P: 15	R: 0 E: 0 K: 0 S: 3	H: 1 LOB: 0 BB: 0 P: 3	R: 0 E: 0 K: 0 S: 3	H: 0 LOB: 0 BB: 0 P: 3	R: 0 E: 0 K: 0 S: 3	H: 0 LOB: 0 BB: 0 P: 3	R: 0 E: 0 K: 0 S: 5	H: 0 LOB: 0 BB: 0 P: 5	R: 0 E: 0 K: 0 S: 3	H: 0 LOB: 0 BB: 0 P: 3	R: 0 E: 0 K: 0 S: 5	H: 0 LOB: 0 BB: 0 P: 5	R: 0 E: 0 K: 0 S: 3	H: 0 LOB: 0 BB: 0 P: 3	1B: 2 2B: 0 3B: 0 HR: 0	SF: 0 SAC: 0 DP: 0 HBP: 0	WP: 0 PB: 0 SB: 0 CS: 1	PA: 30
PITCHER Doyle Alexander, R (1,1) ERA: 2.59	IP: 9.0 WLS: W BF: 30 H: 2 R: 0 ER: 0 SO: 4 BB: 2 IBB: 0 HBP: 0 BLK: 0 WP: 0 HR: 0 S: 36 P: 44 ERA: 0.00 WHIP: 0.444															PITCHER						

AB	28
R	0
H	2
RBI	0
BB	2
SO	4
LOB	4



Batter	1	2	3	4	5	6	7	8	9	AB	R	H	RBI	BB	SO	LOB	BOTTOM			
Joe Morgan, L (1,4) OBP: 0.380, SLG: 0.399 Joe Pettini, R (6, PR) OBP: 0.143, SLG: 0.154	0-0 F3			0-0 BB		4-0 BB		0-0 F9		2	1	0	0	2	0	1	Chicago Cubs @ San Francisco Giants Candlestick Park, San Francisco, CA Thu Sep 03 1981, 6:33 AM EDT Att.: 5,573 - Sunny - 78 F			
Enos Cabell, R (1,3) OBP: 0.281, SLG: 0.313	0-0 F7			0-0 SF8	0-0 P4	0-0 E6		0-0 4-3		5	1	2	1	0	0	0				
Jack Clark, R (1,9) OBP: 0.335, SLG: 0.453	0-0 5-3			0-0 SF8	0-0 HR	0-3 K		4-0 WP 1B		3	2	1	2	1	1	3				
Darrell Evans, L (1,5) OBP: 0.337, SLG: 0.425	0-0 6-3			0-0 1B	0-0 F7			0-0 WP 1B		5	3	3	0	0	0	0				
Jeffrey Leonard, R (1,8) OBP: 0.330, SLG: 0.444	0-0 1-3			0-0 2B	4-0 BB			0-0 1B		4	2	3	3	1	0	0				
Larry Hemdon, R (1,7) OBP: 0.322, SLG: 0.426	0-0 L9			0-0 1B	0-0 F8			0-0 FC6-4		5	1	3	1	0	0	1				
Milt May, L (1,2) OBP: 0.367, SLG: 0.387 Bob Brenly, R (7, PH) OBP: 0.474, SLG: 0.500				0-0 CS	0-0 SF9	0-0 E		0-0 FC5-4		2	1	2	0	1	0	0				
Johnnie LeMaster, R (1,6) OBP: 0.300, SLG: 0.283 Guy Sularz, R (8,4)				0-0 1B	0-0 E	0-0 IBB		0-0 FC6-4		1	0	0	0	1	0	2				
Doyle Alexander, R (1,1) OBP: 0.195, SLG: 0.237				0-0 6-3	0-0 E	0-0 SH3-4		0-0 FC6-4		4	1	1	2	0	0	4				
Inning Stats	R: 0 E: 0 K: 0 S: 3	H: 0 LOB: 0 BB: 0 P: 3	R: 0 E: 0 K: 0 S: 3	H: 0 LOB: 0 BB: 0 P: 3	R: 0 E: 0 K: 1 S: 5	H: 1 LOB: 0 BB: 0 P: 5	R: 0 E: 1 K: 0 S: 8	H: 5 LOB: 1 BB: 2 P: 16	R: 1 E: 0 K: 0 S: 4	H: 1 LOB: 1 BB: 1 P: 8	R: 1 E: 1 K: 1 S: 7	H: 2 LOB: 3 BB: 1 P: 11	R: 2 E: 0 K: 0 S: 5	H: 3 LOB: 2 BB: 1 P: 9	R: 2 E: 0 K: 0 S: 6	H: 3 LOB: 2 BB: 1 P: 10		1B: 11 2B: 1 3B: 2 HR: 1	SF: 2 SAC: 1 DP: 1 HBP: 0	WP: 1 PB: 0 SB: 0 CS: 1
PITCHER Doug Bird, R (1,1) ERA: 3.09 Bill Caudill, R (5,1) ERA: 5.75 Doug Capilla, L (7,1) ERA: 3.13	IP: 4.0 WLS: L BF: 19 H: 6 R: 6 ER: 5 SO: 1 BB: 1 IBB: 0 HBP: 0 BLK: 0 WP: 0 HR: 1 S: 19 P: 27 ERA: 11.25 WHIP: 1.750															PITCHER				

AB	34
R	12
H	15
RBI	10
BB	6
SO	2
LOB	13



Batter	1	2	3	4	5	6	7	8	9	10	AB	R	H	RBI	BB	SO	LOB	TOP								
Bobby Bonds, R OBP: 0.374, SLG: 0.378 (1, 8)	P6		CS 2B 1B	1-3		F7			P4	K	6	1	1	0	0	1	4	Chicago Cubs @ San Francisco Giants Candlestick Park, San Francisco, CA Fri Sep 04 1981, 10:05 PM EDT Att: 9,707 - Unknown - 57 F livebaseballscorecards.com								
Ivan De Jesus, R OBP: 0.262, SLG: 0.207 (1, 6)	K		F8		P5		L5		WP 1B	P9	6	0	1	0	0	1	4									
Bill Buckner, L OBP: 0.338, SLG: 0.438 (1, 3)	S BB		1B 2B		E 1B		F8		F8		4	1	2	1	1	0	1									
Leon Durham, L OBP: 0.356, SLG: 0.468 (1, 9)	1-3		1B 1B		E9 1B		K			IBB	4	0	2	1	1	1	1									
Jody Davis, R OBP: 0.336, SLG: 0.372 (1, 2)			F7		P4				6-3	1-3	4	0	0	0	1	0	4									
Mike Lum, L OBP: 0.313, SLG: 0.357 (1, 7)			G1						F8		3	0	1	0	1	0	0									
Jerry Morales, R OBP: 0.353, SLG: 0.349 (8, 7)			1B		FC6-4 IBB					BB 1B BB	0	0	0	0	1	0	0									
Ken Reitz, R OBP: 0.280, SLG: 0.298 (8, PR)					L9					BB 1B	3	0	1	0	1	0	3									
Steve Dillard, R OBP: 0.277, SLG: 0.366 (8, 5)					1B					BB 1B	1	0	1	0	0	0	0									
Pat Tabler, R OBP: 0.255, SLG: 0.140 (8, PH)					F9					BB 1B	3	0	0	0	0	1	1									
Jim Tracy, L OBP: 0.358, SLG: 0.309 (8, PR)											1	0	1	0	0	0	0									
Mike Tyson, R OBP: 0.256, SLG: 0.297 (8, 4)										BB	0	0	0	0	1	0	0									
Randy Martz, L OBP: 0.276, SLG: 0.192 (8, PH)										1-2 2-3 BB	3	0	1	0	0	1	0									
Mel Hall, L (8, PH)											1	0	0	0	0	0	2									
Lee Smith, R (8, 1)											0	0	0	0	0	0	0									
Steve Henderson, R OBP: 0.370, SLG: 0.370 (10, PH)											1	0	0	0	0	1	3									
Dick Tidrow, R (10, 1)											0	0	0	0	0	0	0									
Inning Stats	R: 0 E: 0 K: 1 S: 5	H: 0 LOB: 1 BB: 1 P: 9	R: 0 E: 0 K: 0 S: 3	H: 0 LOB: 1 BB: 1 P: 7	R: 2 E: 0 K: 0 S: 6	H: 4 LOB: 2 BB: 1 P: 10	R: 0 E: 0 K: 0 S: 4	H: 1 LOB: 1 BB: 0 P: 4	R: 0 E: 1 K: 1 S: 5	H: 2 LOB: 3 BB: 1 P: 9	R: 0 E: 0 K: 2 S: 7	H: 0 LOB: 0 BB: 0 P: 7	R: 0 E: 0 K: 1 S: 5	H: 0 LOB: 0 BB: 0 P: 5	R: 0 E: 0 K: 0 S: 5	H: 2 LOB: 2 BB: 0 P: 5	R: 0 E: 0 K: 0 S: 4	H: 1 LOB: 2 BB: 1 P: 8	R: 0 E: 0 K: 2 S: 8	H: 1 LOB: 3 BB: 2 P: 16	1B: 10 2B: 1 3B: 0 HR: 0	SF: 0 SAC: 0 DP: 0 HBP: 0	WP: 1 PB: 0 SB: 2 CS: 1	PA: 47		
PITCHER	IP 7.0	WLS 31	BF 7	H 2	R 0	ER 0	SO 4	BB 3	IBB 0	HBP 0	BLK 0	WP 0	HR 0	S 35	P 51	ERA 0.00	WHIP 1.429									
Tom Griffin, R ERA: 3.43	(1, 1)																									
Greg Minton, R ERA: 3.27	(8, 1)	2.0	10	3	0	0	0	0	1	0	0	1	0	9	13	0.00	1.500									
Al Holland, L ERA: 2.28	(10, 1)	1.0	W 6	1	0	0	2	2	0	0	0	0	0	8	16	0.00	3.000									

Batter	1	2	3	4	5	6	7	8	9	10	AB	R	H	RBI	BB	SO	LOB	BOTTOM							
Joe Morgan, L OBP: 0.374, SLG: 0.390 (1, 4)	P6	F9			K		L8			P6	5	0	0	0	0	1	2	Chicago Cubs @ San Francisco Giants Candlestick Park, San Francisco, CA Fri Sep 04 1981, 10:05 PM EDT Att: 9,707 - Unknown - 57 F livebaseballscorecards.com							
Enos Cabell, R OBP: 0.260, SLG: 0.314 (1, 3)	HBP 2B		P9		FC6-5				K	F9	5	0	1	0	0	1	1								
Jack Clark, R OBP: 0.333, SLG: 0.459 (1, 9)	6-3		F8				5-3		K		5	1	1	1	0	1	1								
Darrell Evans, L OBP: 0.339, SLG: 0.422 (1, 5)	HBP BB		F9				HR BB		F8		2	1	0	0	2	0	0								
Jeffrey Leonard, R OBP: 0.337, SLG: 0.440 (1, 8)	1-2 2-3 HBP				F8		K			FC6-4 SH3-4 1B	3	0	1	0	0	1	1								
Larry Hemdon, R OBP: 0.322, SLG: 0.435 (1, 7)	F9				F9		HR			SH3-4	3	1	1	2	0	0	3								
Milt May, L OBP: 0.366, SLG: 0.382 (1, 2)											3	0	0	0	1	0	0								
Bob Brenly, R OBP: 0.474, SLG: 0.500 (10, 2)			F8		5-3		F9			FC6-4 IBB	0	0	0	0	0	0	0								
Johnnie LeMaster, R OBP: 0.300, SLG: 0.283 (1, 6)											3	0	1	0	0	0	0								
Jim Wohlford, R OBP: 0.295, SLG: 0.319 (9, PH)			SH1-4 1B		4-3					FC6-4	1	0	0	0	0	0	2								
Joe Pettini, R OBP: 0.143, SLG: 0.154 (10, 6)										1-2 2-3	0	0	0	0	0	0	0								
Tom Griffin, R OBP: 0.231, SLG: 0.306 (1, 1)											1	0	1	0	0	0	0								
Dave Bergman, L OBP: 0.342, SLG: 0.390 (7, PH)			SH1-4								1	0	0	0	0	0	0								
Greg Minton, S (8, 1)											0	0	0	0	0	0	0								
Max Venable, L OBP: 0.333, SLG: 0.333 (9, PH)											1	0	0	0	0	0	2								
Al Holland, R OBP: 0.333, SLG: 0.200 (10, 1)											0	0	0	0	0	0	0								
Inning Stats	R: 0 E: 0 K: 0 S: 4	H: 1 LOB: 3 BB: 1 P: 9	R: 0 E: 0 K: 0 S: 4	H: 1 LOB: 1 BB: 0 P: 4	R: 0 E: 0 K: 0 S: 3	H: 0 LOB: 0 BB: 0 P: 3	R: 0 E: 0 K: 0 S: 3	H: 0 LOB: 0 BB: 0 P: 3	R: 0 E: 0 K: 1 S: 6	H: 1 LOB: 1 BB: 1 P: 10	R: 0 E: 0 K: 0 S: 3	H: 0 LOB: 0 BB: 0 P: 3	R: 0 E: 0 K: 2 S: 7	H: 0 LOB: 0 BB: 0 P: 7	R: 0 E: 0 K: 0 S: 4	H: 1 LOB: 2 BB: 1 P: 8	R: 1 E: 0 K: 0 S: 3	H: 1 LOB: 0 BB: 0 P: 3	1B: 2 2B: 2 3B: 0 HR: 2	SF: 0 SAC: 2 DP: 0 HBP: 1	WP: 0 PB: 0 SB: 0 CS: 0	PA: 39			
PITCHER	IP 7.0	WLS 28	BF 4	H 2	R 2	ER 2	SO 2	BB 2	IBB 1	HBP 0	BLK 0	WP 0	HR 1	S 29	P 38	ERA 2.57	WHIP 0.857								
Randy Martz, R ERA: 3.76	(1, 1)																								
Lee Smith, R ERA: 3.14	(8, 1)	2.0	8	1	0	0	2	0	1	0	0	0	0	11	15	0.00	0.500								
Dick Tidrow, R ERA: 4.92	(10, 1)	0.2	L 3	1	1	1	0	0	0	0	0	0	1	3	3	13.50	1.500								

AB	40
R	2
H	11
RBI	2
BB	7
SO	6
LOB	23



AB	33
R	3
H	6
RBI	3
BB	3
SO	4
LOB	12



Batter	1	2	3	4	5	6	7	8	9	AB	R	H	RBI	BB	SO	LOB	TOP			
Ivan De Jesus, R OBP: 0.258, SLG: 0.204 Scot Thompson, L OBP: 0.211, SLG: 0.219 Tye Waller, R OBP: 0.294, SLG: 0.400	F9		K			L7		FC1-2		3	0	0	0	0	1	0	Chicago Cubs @ San Francisco Giants Candlestick Park, San Francisco, CA Sun Sep 06 1981, 6:33 AM EDT Att: 12,036 - Unknown - 68 F			
Steve Henderson, R OBP: 0.363, SLG: 0.373 Dave Geisel, L	K			K			B1-3	FC4-6		4	0	0	0	0	2	3				
Bill Buckner, L OBP: 0.341, SLG: 0.450	E4			1-3				FC4-6	K	4	0	1	0	0	1	0				
Jerry Morales, R OBP: 0.347, SLG: 0.343	F7			5-3				1B	4-3	4	0	0	0	0	2					
Leon Durham, L OBP: 0.351, SLG: 0.457	E4				6-3			FC4-6	4-3	4	0	0	0	0	1					
Jody Davis, R OBP: 0.336, SLG: 0.366 Ken Kravec, L	F5				K					2	0	0	0	1	1					
Tim Blackwell, S OBP: 0.336, SLG: 0.359										0	0	0	0	0	0					
Steve Dillard, R OBP: 0.270, SLG: 0.307 Dick Tidrow, R OBP: 0.297, SLG: 0.297 Jim Tracy, S OBP: 0.300, SLG: 0.321 Scott Fischer, R OBP: 0.194, SLG: 0.200	5-3				L8				1B	2	0	0	0	0	0					
Pat Tabler, R OBP: 0.276, SLG: 0.163 Mike Lum, L OBP: 0.323, SLG: 0.368				6-3						2	0	0	0	0	0					
Mike Griffin, R OBP: 0.143, SLG: 0.143 Willie Hernandez, L Hector Cruz, R OBP: 0.339, SLG: 0.481				K						1	0	0	0	0	1	0				
Inning Stats	R: 0 E: 1 K: 1 S: 6	H: 0 LOB: 1 BB: 0 P: 6	R: 0 E: 1 K: 0 S: 3	H: 0 LOB: 0 BB: 0 P: 3	R: 0 E: 0 K: 2 S: 7	H: 0 LOB: 0 BB: 0 P: 7	R: 0 E: 0 K: 1 S: 5	H: 0 LOB: 0 BB: 0 P: 5	R: 0 E: 0 K: 0 S: 3	H: 0 LOB: 0 BB: 0 P: 3	R: 0 E: 0 K: 0 S: 4	H: 1 LOB: 1 BB: 0 P: 4	R: 0 E: 0 K: 1 S: 7	H: 2 LOB: 3 BB: 1 P: 11	R: 0 E: 0 K: 1 S: 5	H: 0 LOB: 0 BB: 0 P: 5	1B: 3 2B: 0 3B: 0 HR: 0	SF: 0 SAC: 0 DP: 0 HBP: 0	WP: 0 PB: 0 SB: 0 CS: 1	PA: 32
PITCHER	IP WLS BF H R ER SO BB IBB HBP BLK WP HR S P ERA WHIP																			
Vida Blue, L ERA: 2.15 Greg Minton, R ERA: 3.17	7.0 W 24 1 0 0 5 1 0 0 0 0 0 0 0 33 37 0.00 0.286																			

AB	31
R	0
H	3
RBI	0
BB	1
SO	7
LOB	13




Batter	1	2	3	4	5	6	7	8	9	AB	R	H	RBI	BB	SO	LOB	BOTTOM			
Larry Herndon, R OBP: 0.317, SLG: 0.428	L3		F8		1-3	F3		3-1		5	0	0	0	0	2		Chicago Cubs @ San Francisco Giants Candlestick Park, San Francisco, CA Sun Sep 06 1981, 6:33 AM EDT Att: 12,036 - Unknown - 68 F			
Enos Cabell, R OBP: 0.283, SLG: 0.317	1B		1-3		1B	F9				4	1	2	0	0	2					
Jack Clark, R OBP: 0.327, SLG: 0.450	F3		6-3		1B	FC5-4				4	0	1	0	0	3					
Darrell Evans, L OBP: 0.345, SLG: 0.426	1B			1B	F7		F5			4	1	2	0	0	2					
Jerry Martin, R OBP: 0.302, SLG: 0.341	6-3			SH1-4	1B	1B	K			4	0	2	1	0	1	2				
Milt May, L OBP: 0.367, SLG: 0.383		6-3		SH1-4	1B	4-3		1B		4	0	2	1	0	2					
Johnnie LeMaster, R OBP: 0.309, SLG: 0.296	F9			SH1-4			SH	B2-3		3	1	2	0	0	1					
Joe Pettini, R OBP: 0.118, SLG: 0.125	F9			1-3	1B		SH			3	0	0	0	0	1	3				
Vida Blue, S OBP: 0.270, SLG: 0.265 Greg Minton, S	6-3			G3			FC5-4	4-3		3	0	1	1	0	3					
Inning Stats	R: 0 E: 0 K: 0 S: 5	H: 2 LOB: 2 BB: 0 P: 5	R: 0 E: 0 K: 0 S: 4	H: 1 LOB: 1 BB: 0 P: 4	R: 0 E: 0 K: 0 S: 3	H: 0 LOB: 0 BB: 0 P: 3	R: 1 E: 0 K: 0 S: 6	H: 3 LOB: 2 BB: 0 P: 6	R: 1 E: 0 K: 0 S: 6	H: 3 LOB: 2 BB: 0 P: 6	R: 0 E: 0 K: 1 S: 6	H: 1 LOB: 1 BB: 0 P: 6	R: 0 E: 0 K: 1 S: 5	H: 0 LOB: 0 BB: 0 P: 5	R: 0 E: 0 K: 1 S: 5	H: 0 LOB: 0 BB: 0 P: 5		1B: 11 2B: 1 3B: 0 HR: 0	SF: 0 SAC: 2 DP: 0 HBP: 0	WP: 0 PB: 0 SB: 0 CS: 0
PITCHER	IP WLS BF H R ER SO BB IBB HBP BLK WP HR S P ERA WHIP																			
Mike Griffin, R ERA: 2.55 Willie Hernandez, L ERA: 4.05 Dick Tidrow, R ERA: 4.86 Dave Geisel, L ERA:	4.1 L 21 8 2 2 0 0 0 0 0 0 0 0 0 1 1 4.15 1.846																			
	0.1 1 0 0 0 0 0 0 0 0 0 0 0 1 1 0.00 0.000																			
	2.1 12 4 1 1 1 0 0 0 0 0 0 0 14 14 3.86 1.714																			
	1.0 3 0 0 0 0 1 0 0 0 0 0 0 5 5 0.00 0.000																			


AB	35
R	3
H	12
RBI	3
BB	0
SO	2
LOB	20



Batter	1	2	3	4	5	6	7	8	9	AB	R	H	RBI	BB	SO	LOB	TOP																			
Bobby Bonds, R OBP: 0.375, SLG: 0.442 (1, 8)	5-3	HR			K	HR			K	5	2	5	0	2	0		Chicago Cubs @ St. Louis Cardinals Busch Stadium, St. Louis, MO Mon Sep 07 1981, 3:33 AM CDT Att: 32,393 - Cloudy - 74 F																			
Ivan De Jesus, R OBP: 0.260, SLG: 0.207 (1, 6)	1B	5-3			P4	F9			2B	5	2	0	0	0	0																					
Bill Buckner, L OBP: 0.349, SLG: 0.459 (1, 3) Scot Thompson, L OBP: 0.211, SLG: 0.219 (9, PR) (9, 3)	4-1	G3			1B				WP FC6-4	5	1	4	2	0	0	0																				
Leon Durham, L OBP: 0.352, SLG: 0.457 (1, 9)	4-1				F8				FC6-4	4	0	1	0	1	0	3																				
Jerry Morales, R OBP: 0.348, SLG: 0.344 (1, 7)	1B	1B			1-3				FC6-4	5	1	2	2	0	0	4																				
Jody Davis, R OBP: 0.331, SLG: 0.359 (1, 2)	FC6-4				5-3				FC6-4	5	0	1	0	0	0	5																				
Ken Reitz, R OBP: 0.283, SLG: 0.297 (1, 5)	FC6-4				5-3				F9	4	1	1	0	0	0	2																				
Pat Tabler, R OBP: 0.290, SLG: 0.189 (1, 4)		HR			6-3				K	4	2	2	1	0	1	0																				
Doug Bird, R OBP: 0.154, SLG: 0.083 (1, 1)	SH1-4	SH1-4			1-3				F9	3	0	0	0	0	0	2																				
Inning Stats	R: 2 E: 0 K: 0 S: 7	H: 4 LOB: 2 BB: 0 P: 7	R: 2 E: 0 K: 0 S: 5	H: 2 LOB: 0 BB: 0 P: 5	R: 0 E: 0 K: 0 S: 3	H: 1 LOB: 0 BB: 0 P: 3	R: 0 E: 0 K: 0 S: 3	H: 0 LOB: 0 BB: 0 P: 3	R: 0 E: 0 K: 1 S: 6	H: 1 LOB: 1 BB: 0 P: 6	R: 0 E: 0 K: 0 S: 4	H: 1 LOB: 1 BB: 0 P: 4	R: 0 E: 0 K: 1 S: 5	H: 0 LOB: 0 BB: 0 P: 5	R: 2 E: 0 K: 1 S: 7	H: 2 LOB: 2 BB: 1 P: 11		1B: 11 2B: 2 3B: 0 HR: 2	SF: 0 SAC: 1 DP: 0 HBP: 0	WP: 1 PB: 0 SB: 1 CS: 1	PA: 42															
PITCHER	IP	WLS	BF	H	R	ER	SO	BB	IBB	HBP	BLK	WP	HR	S	P	ERA	WHIP	PITCHER		IP	WLS	BF	H	R	ER	SO	BB	IBB	HBP	BLK	WP	HR	S	P	ERA	WHIP
Lary Sorensen, R ERA: 3.35 (1, 1)	3.0	L	15	7	4	4	0	0	0	0	0	0	1	15	15	12.00	2.333			3.0	L	15	7	4	4	0	0	0	0	0	1	15	15	12.00	2.333	
Joe Edelen, R ERA: 9.39 (4, 1)	3.0		14	5	4	4	1	0	0	0	0	0	1	16	16	12.00	1.667			3.0		13	3	2	2	2	1	0	0	0	1	0	16	20	6.00	1.333
Bob Sykes, L ERA: 5.72 (7, 1)	3.0		13	3	2	2	2	1	0	0	0	1	0	16	20	6.00	1.333																			

Batter	1	2	3	4	5	6	7	8	9	AB	R	H	RBI	BB	SO	LOB	BOTTOM																			
Tom Herr, S OBP: 0.343, SLG: 0.359 (1, 4)	G4-6-3					L8			G6-4-3	3	0	1	0	0	0	0	Chicago Cubs @ St. Louis Cardinals Busch Stadium, St. Louis, MO Mon Sep 07 1981, 3:33 AM CDT Att: 32,393 - Cloudy - 74 F																			
Julio Gonzalez, R OBP: 0.286, SLG: 0.231 (7, 4)	1B					3-1			5-3	1	0	0	0	0	0	1																				
Ken Oberkfell, L OBP: 0.395, SLG: 0.376 (1, 5) Bob Sykes, S ERA: 9.39 (7, 1)	G4-6-3					L8			5-3	3	0	0	0	0	0	1																				
Gene Tenace, R OBP: 0.415, SLG: 0.365 (9, PH)	1-2					L8			5-3	0	0	0	0	0	0	0																				
Keith Hernandez, L OBP: 0.416, SLG: 0.504 (1, 3)	FC5-4					L8			5-3	2	0	1	0	1	1	0																				
George Hendrick, R OBP: 0.358, SLG: 0.484 (1, 8) David Green, R ERA: 9.39 (7, 8)	FC5-4					L7			5-3	2	0	0	0	0	0	2																				
Dane Iorg, L OBP: 0.342, SLG: 0.445 (1, 7) (7, 5)						F8			6-3	3	0	0	0	0	0	1																				
Darrell Porter, L OBP: 0.386, SLG: 0.350 (1, 2) Gene Roof, S OBP: 0.400, SLG: 0.400 (7, 7)	F8					3-1			L9	2	0	0	0	0	0	0																				
Steve Braun, L OBP: 0.425, SLG: 0.333 (1, 9)	1-3					L7			5-3	3	0	0	0	0	0	0																				
Mike Ramsey, S OBP: 0.304, SLG: 0.299 (1, 6)						K			F7	3	0	0	0	0	1	0																				
Lary Sorensen, R OBP: 0.054, SLG: 0.081 (1, 1) Neil Fiala, L (3, PH) Joe Edelen, R OBP: 0.333, SLG: 0.333 (4, 1) Orlando Sanchez, L OBP: 0.385, SLG: 0.472 (6, PH) (7, 2)						K			F9	0	0	0	0	0	0	0																				
Inning Stats	R: 0 E: 0 K: 0 S: 3	H: 1 LOB: 1 BB: 1 P: 7	R: 0 E: 0 K: 0 S: 3	H: 0 LOB: 0 BB: 0 P: 3	R: 0 E: 0 K: 2 S: 7	H: 0 LOB: 0 BB: 0 P: 7	R: 0 E: 0 K: 0 S: 4	H: 1 LOB: 1 BB: 0 P: 4	R: 0 E: 0 K: 0 S: 3	H: 0 LOB: 0 BB: 0 P: 3	R: 0 E: 0 K: 1 S: 5	H: 0 LOB: 0 BB: 0 P: 5	R: 0 E: 0 K: 0 S: 3	H: 0 LOB: 0 BB: 0 P: 3	R: 0 E: 0 K: 0 S: 3	H: 1 LOB: 0 BB: 0 P: 3	1B: 2 2B: 1 3B: 0 HR: 0	SF: 0 SAC: 0 DP: 2 HBP: 0	WP: 0 PB: 0 SB: 0 CS: 0	PA: 29																
PITCHER	IP	WLS	BF	H	R	ER	SO	BB	IBB	HBP	BLK	WP	HR	S	P	ERA	WHIP	PITCHER		IP	WLS	BF	H	R	ER	SO	BB	IBB	HBP	BLK	WP	HR	S	P	ERA	WHIP
Doug Bird, R ERA: 2.81 (1, 1)	9.0	W	29	3	0	0	3	1	0	0	0	0	0	34	38	0.00	0.444			9.0	W	29	3	0	0	0	3	1	0	0	0	0	34	38	0.00	0.444

Batter	1	2	3	4	5	6	7	8	9	AB	R	H	RBI	BB	SO	LOB	TOP				
Bobby Bonds, R OBP: 0.366, SLG: 0.476 (1, 8)	0-0 6-3	0-0 HR		0-0 HR		0-3 K2-3		0-3 K		5	2	2	3	0	2	1	Chicago Cubs @ St. Louis Cardinals Busch Stadium, St. Louis, MO Wed Sep 09 1981, 7:05 PM CDT Att: 13,109 - Overcast - 69 F AB 38 R 7 H 14 RBI 7 BB 2 SO 8 LOB 13 				
Ivan De Jesus, R OBP: 0.270, SLG: 0.215 (1, 6)	0-0 2B	0-0 PO BB		0-0 5-3		4-0 BB		0-3 K		4	1	2	0	1	1						
Bill Buckner, L OBP: 0.346, SLG: 0.461 (1, 3)	0-0 1B	0-3 K		0-0 1B		0-0 P7			0-0 4-3	5	2	2	1	0	1	2					
Jerry Morales, R OBP: 0.355, SLG: 0.351 (1, 7)	0-0 5-3	4-0 BB		0-0 1B		0-0 F4			0-0 F7	4	0	1	1	1	0	2					
Leon Durham, L OBP: 0.358, SLG: 0.469 (1, 9)	0-0 2B	0-0 PO		0-0 1B		0-0 1B			0-0 L9	5	1	3	1	0	0	0					
Jody Davis, R OBP: 0.333, SLG: 0.363 (1, 2)	0-0 2B			0-0 1B		0-3 K				4	0	2	1	0	1	2					
Ken Reitz, R OBP: 0.275, SLG: 0.288 (1, 5)	0-0 L5			0-0 L8		0-0 P2				4	0	0	0	0	0	3					
Pat Tabler, R OBP: 0.275, SLG: 0.183 (1, 4)		0-0 SH1-4		0-0 G4-6-3		0-3 K		0-3 K		4	1	1	0	0	2	2					
Mike Krukow, R OBP: 0.194, SLG: 0.222 Randy Martz, L OBP: 0.300, SLG: 0.222 (6, 1)		0-0 SH1-4		0-0 F7		0-3 K		0-0 1B		2	0	0	0	0	1	0					
Inning Stats	R: 3 E: 0 K: 0 S: 7	H: 4 LOB: 1 BB: 0 P: 7	R: 2 E: 0 K: 1 S: 7	H: 3 LOB: 1 BB: 1 P: 11	R: 0 E: 0 K: 0 S: 4	H: 2 LOB: 1 BB: 0 P: 4	R: 2 E: 0 K: 0 S: 7	H: 4 LOB: 2 BB: 0 P: 7	R: 0 E: 0 K: 2 S: 5	H: 0 LOB: 0 BB: 0 P: 9	R: 0 E: 0 K: 1 S: 5	H: 0 LOB: 0 BB: 0 P: 5	R: 0 E: 0 K: 3 S: 10	H: 1 LOB: 1 BB: 0 P: 10	R: 0 E: 0 K: 0 S: 3	H: 0 LOB: 0 BB: 0 P: 3		1B: 9 2B: 3 3B: 0 HR: 2	SF: 0 SAC: 1 DP: 1 HBP: 0	WP: 0 PB: 0 SB: 0 CS: 0	PA: 42
PITCHER	IP WLS BF H R ER SO BB IBB HBP BLK WP HR S P ERA WHIP																				
John Martin, L ERA: 3.15 Bob Sykes, L ERA: 5.4 Joe Edelen, R ERA: 9.35 Bob Shirley, L ERA: 4.19 Luis Delmon, R ERA: 1.6	(1, 1) (2, 1) (4, 1) (6, 1) (7, 1)	1.1 1.2 2.0 1.0 3.0	L 7 10 4 10	6 3 4 0 1	5 0 2 0 0	5 0 1 0 0	0 0 2 0 4	0 1 0 1 0	0 0 0 0 0	0 0 0 0 0	0 0 1 0 0	0 0 14 5 18	10 8 14 9 18	12 0.00 9.00 0.00 0.00	33.75 2.400 2.000 1.000 0.333	4.500					

Batter	1	2	3	4	5	6	7	8	9	AB	R	H	RBI	BB	SO	LOB	BOTTOM					
Tom Herr, S OBP: 0.343, SLG: 0.360 (1, 4)	0-0 5-3				0-0 5-3				0-0 L7	5	0	2	0	0	0	1	Chicago Cubs @ St. Louis Cardinals Busch Stadium, St. Louis, MO Wed Sep 09 1981, 7:05 PM CDT Att: 13,109 - Overcast - 69 F AB 35 R 3 H 9 RBI 2 BB 4 SO 1 LOB 18 					
Ken Oberkfell, L OBP: 0.356, SLG: 0.369 (1, 5)	0-0 4-3			0-0 F8		0-0 E6		0-0 G3	4	1	0	0	1	0	3							
Keith Hernandez, L OBP: 0.412, SLG: 0.493 (1, 3)	0-0 3-4-1			0-0 L6		4-0 1B		4-0 G3	3	1	1	0	2	0	0							
George Hendrick, R OBP: 0.368, SLG: 0.500 (1, 8)		0-0 G1-6-3		0-0 4-3		0-0 1B		0-0 L9	5	1	3	1	0	0	4							
Dane Iorg, L OBP: 0.335, SLG: 0.437 (1, 7)		0-0 G1-6-3		0-0 4-3		0-0 SF7		0-0 P2	3	0	0	1	0	0	2							
Darrell Porter, L OBP: 0.351, SLG: 0.333 (1, 2)		0-0 3-1		0-0 P5		0-0 WP		0-0 F7	4	0	1	0	0	0	1							
Sixto Lezcano, R OBP: 0.363, SLG: 0.390 (1, 9)				0-0 L6		0-3 K		0-0 1B	4	0	1	0	0	1	2							
Mike Ramsey, S OBP: 0.306, SLG: 0.288 (1, 6)				0-0 E3		4-0 E2		0-0 FC4-6	3	0	1	0	1	0	1							
Inning Stats	R: 0 E: 0 K: 0 S: 3	H: 0 LOB: 0 BB: 0 P: 3	R: 0 E: 0 K: 0 S: 3	H: 1 LOB: 0 BB: 0 P: 3	R: 0 E: 1 K: 0 S: 5	H: 1 LOB: 2 BB: 0 P: 5	R: 0 E: 0 K: 0 S: 4	H: 1 LOB: 1 BB: 0 P: 4	R: 0 E: 0 K: 1 S: 3	H: 1 LOB: 1 BB: 1 P: 7	R: 0 E: 0 K: 0 S: 4	H: 1 LOB: 1 BB: 0 P: 4	R: 0 E: 0 K: 0 S: 4	H: 1 LOB: 2 BB: 1 P: 8	R: 0 E: 0 K: 0 S: 4	H: 1 LOB: 0 BB: 0 P: 8		1B: 8 2B: 1 3B: 0 HR: 0	SF: 1 SAC: 0 DP: 2 HBP: 0	WP: 1 PB: 0 SB: 0 CS: 0	PA: 40	
PITCHER	IP WLS BF H R ER SO BB IBB HBP BLK WP HR S P ERA WHIP																					
Mike Krukow, R ERA: 4.17 Randy Martz, R ERA: 3.51	(1, 1) (6, 1)	5.2 3.1	W S	26 14	3 3	0 0	0 0	0 0	2 0	0 0	0 0	0 0	0 0	0 12	20	0.00 1.500	1.412					

Batter	1	2	3	4	5	6	7	8	9	AB	R	H	RBI	BB	SO	LOB	TOP										
Tim Raines, S OBP: 0.389, SLG: 0.440 (1, 7)	1-3		HR		P7			G6-4-3 1B	K	5	2	2	2	0	1	2											
Jerry White, S OBP: 0.319, SLG: 0.366 (1, 9)	4-3		F7		6-3			G6-4-3 BB		3	0	0	0	1	0	0											
Andre Dawson, R OBP: 0.378, SLG: 0.599 (1, 8)	K		L9		5-3			G6-4-3		4	0	0	0	0	1	2											
Gary Carter, R OBP: 0.305, SLG: 0.442 (1, 2)		F9	P6		K			1B		4	0	1	1	0	1	0											
John Milner, L OBP: 0.312, SLG: 0.403 (8, PH)				F8						3	0	1	0	0	0	0											
Tim Wallach, R OBP: 0.290, SLG: 0.331 Jeff Reardon, R (8, 1)	1B				4-3			F8		1	0	0	0	0	0	1											
Larry Parrish, R OBP: 0.279, SLG: 0.346 (1, 5)		1B					6-3			4	1	3	0	0	0	0											
Chris Speier, R OBP: 0.307, SLG: 0.289 Terry Francona, L (9, PH)		1B		L6			6-3			3	0	0	0	0	1	3											
Jerry Manuel, S OBP: 0.286, SLG: 0.517 Dan Briggs, L (7, PH)								1B		1	0	1	0	0	0	0											
Mike Phillips, L OBP: 0.239, SLG: 0.254 Wallace Johnson, S (9, PH)	4-3			K			F9			2	0	0	0	0	1	3											
Ray Burris, R OBP: 0.293, SLG: 0.214 Rowland Collins, L (3, PH)					4-3					0	0	0	0	0	0	0											
Stan Sather, R OBP: 0.111, SLG: 0.111 Bryn Smith, R (3, 1)										0	0	0	0	0	0	0											
Brad Mills, L OBP: 0.214, SLG: 0.231 Bill Lee, L OBP: 0.298, SLG: 0.393 Warren Cromartie, L OBP: 0.500, SLG: 0.500 (8, 3)			HR					G6-4-3 1B	K	2	1	1	0	0	1	2											
Inning Stats	R: 0 E: 0 K: 1 S: 5	H: 0 LOB: 0 BB: 0 P: 5	R: 0 E: 0 K: 1 S: 7	H: 2 LOB: 2 BB: 0 P: 7	R: 2 E: 0 K: 0 S: 5	H: 2 LOB: 0 BB: 0 P: 5	R: 0 E: 0 K: 1 S: 6	H: 1 LOB: 1 BB: 0 P: 6	R: 0 E: 0 K: 0 S: 3	H: 0 LOB: 0 BB: 0 P: 3	R: 0 E: 0 K: 0 S: 5	H: 0 LOB: 0 BB: 0 P: 5	R: 0 E: 0 K: 0 S: 3	H: 0 LOB: 0 BB: 0 P: 3	R: 2 E: 0 K: 0 S: 5	H: 3 LOB: 1 BB: 1 P: 9	R: 1 E: 0 K: 2 S: 9	H: 3 LOB: 2 BB: 0 P: 9	1B: 10 2B: 1 3B: 0 HR: 1	SF: 0 SAC: 0 DP: 2 HBP: 0	WP: 0 PB: 0 SB: 1 CS: 1	PA: 37					
PITCHER	IP	WLS	BF	H	R	ER	SO	BB	IBB	HBP	BLK	WP	HR	S	P	ERA	WHIP										
Mike Griffin, R ERA: 2.98	7.0	W	28	7	4	4	4	0	0	0	0	0	1	36	36	5.14	1.000										
Dick Tidrow, R ERA: 4.75	0.2		3	1	0	0	0	1	0	0	0	0	0	2	6	0.00	3.000										
Dave Geisel, L ERA:	0.1		1	0	0	0	0	0	0	0	0	0	0	1	1	0.00	0.000										
Lee Smith, R ERA: 3.46	0.0		1	1	1	1	0	0	0	0	0	0	0	1	1	-	-										
Willie Hernandez, L ERA: 2.89	1.0	S	4	2	0	0	2	0	0	0	0	0	0	8	8	0.00	2.000										

Montreal Expos @ Chicago Cubs
Wrigley Field, Chicago, IL
Fri Sep 11 1981, 3:33 AM CDT
Att: 7,204 - Cloudy - 78 F

AB	36
R	5
H	11
RBI	4
BB	1
SO	6
LOB	13

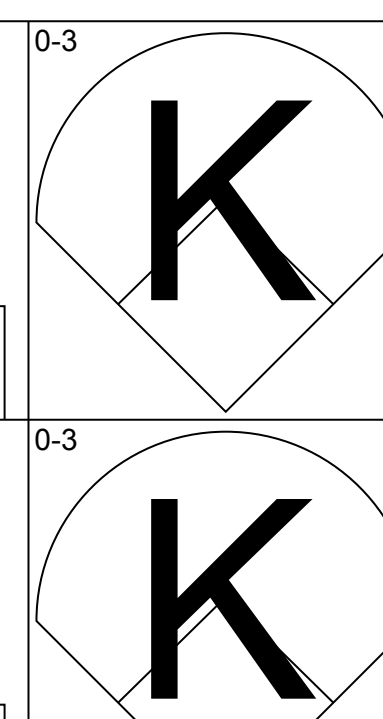
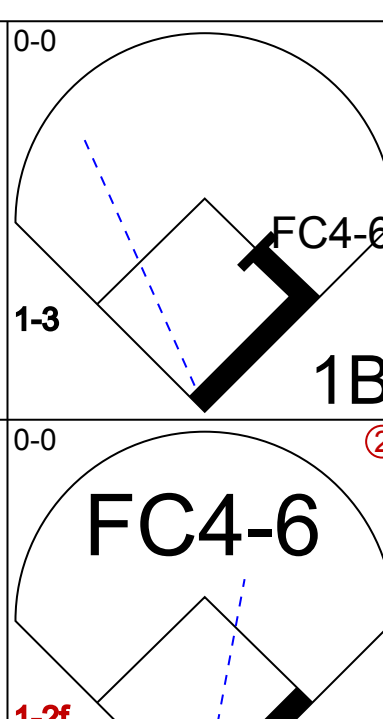
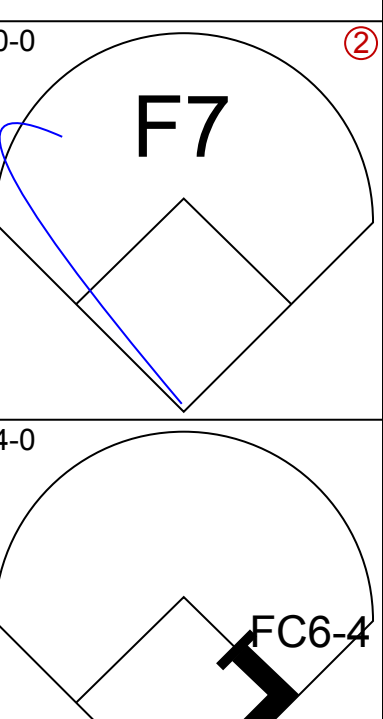
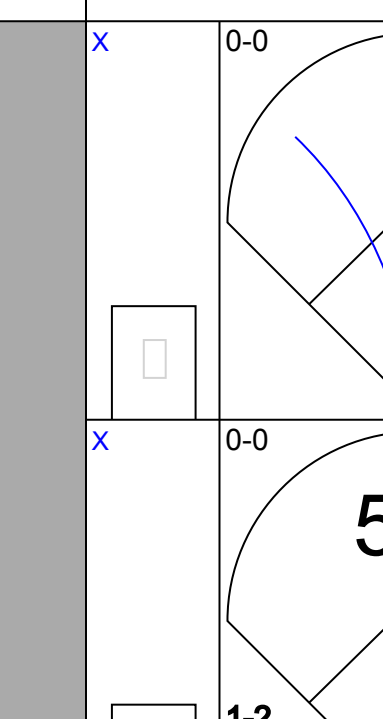

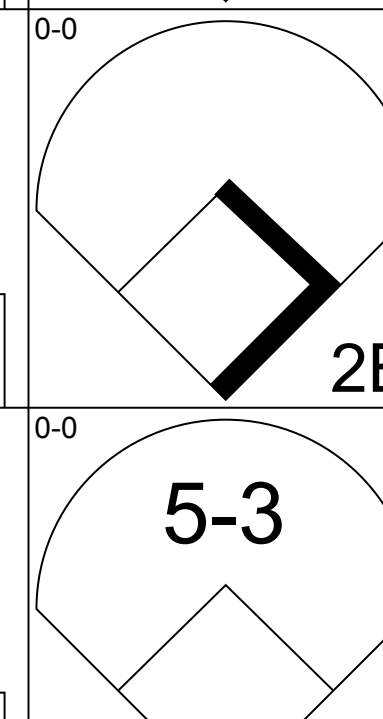
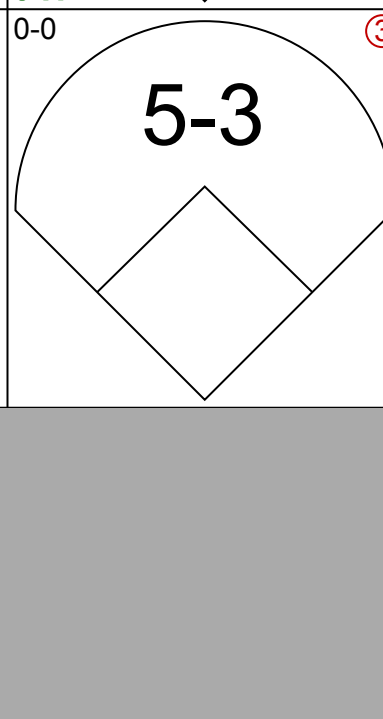
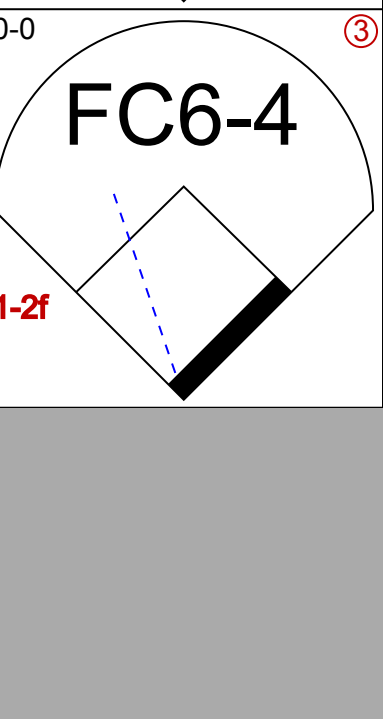
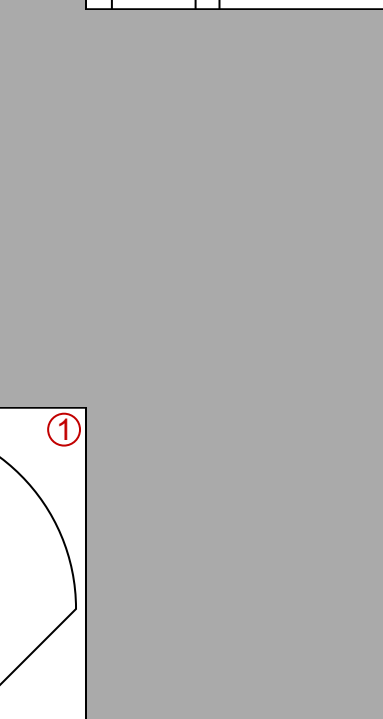



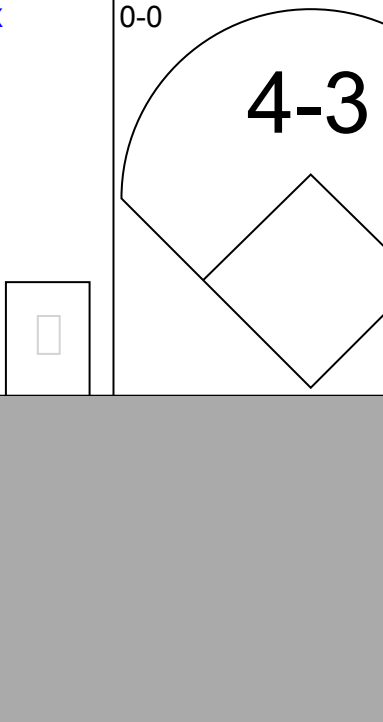

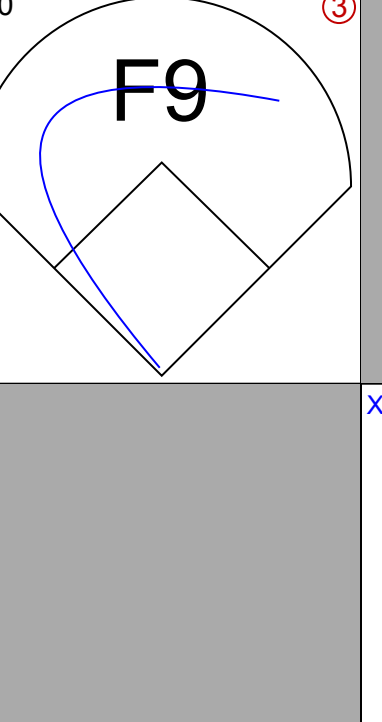
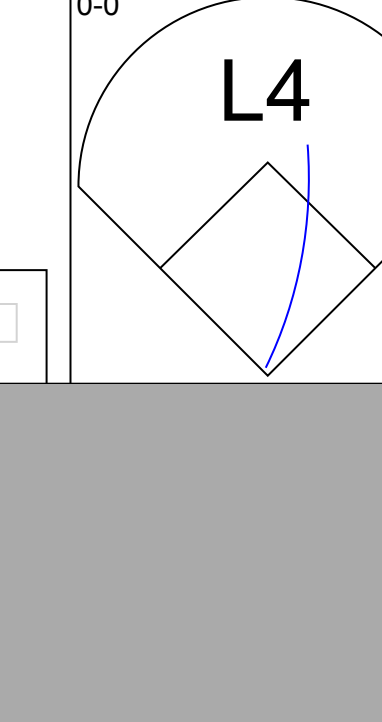
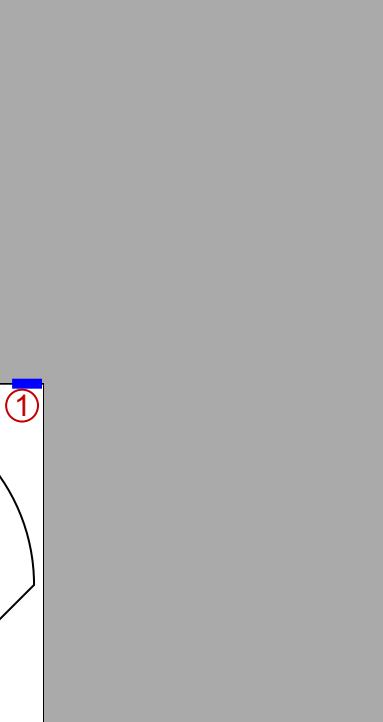
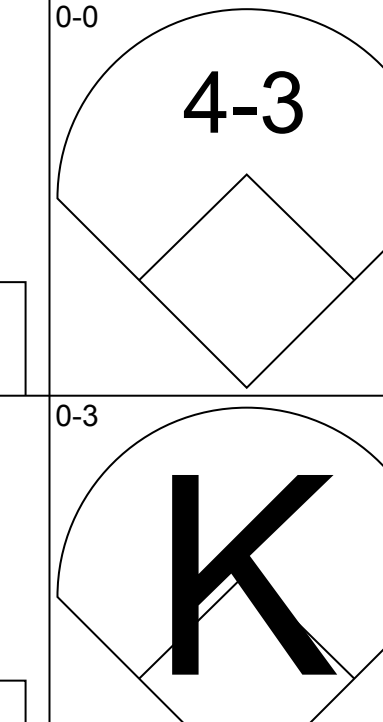
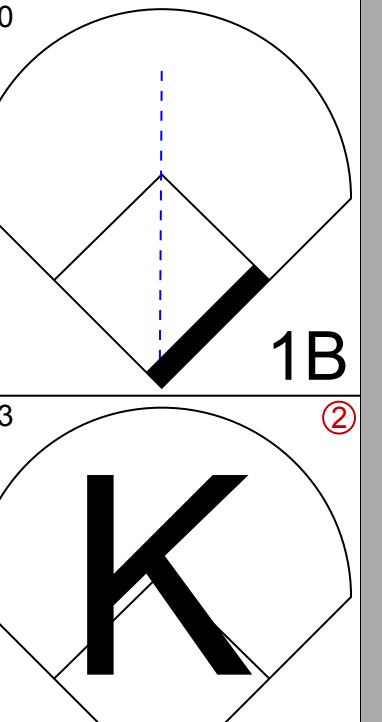
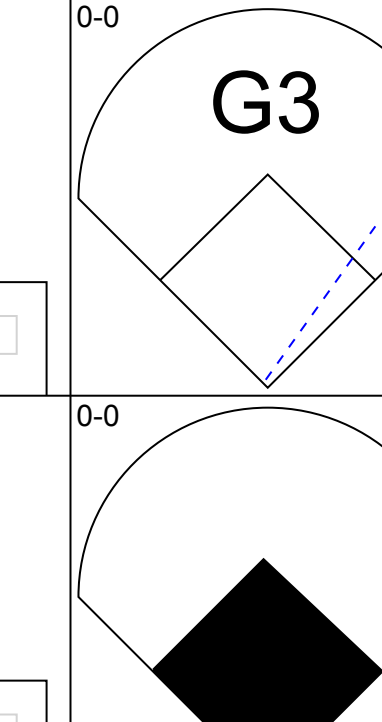
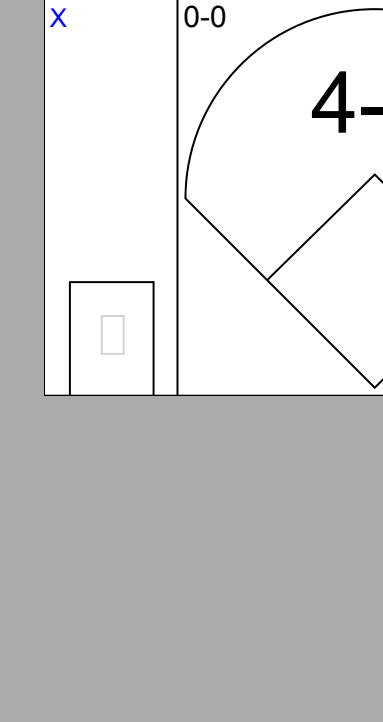

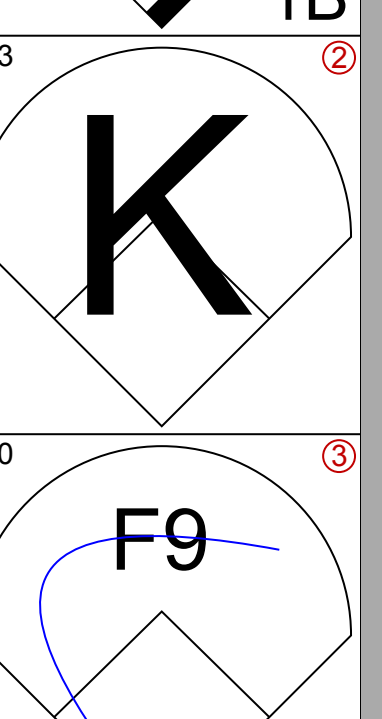
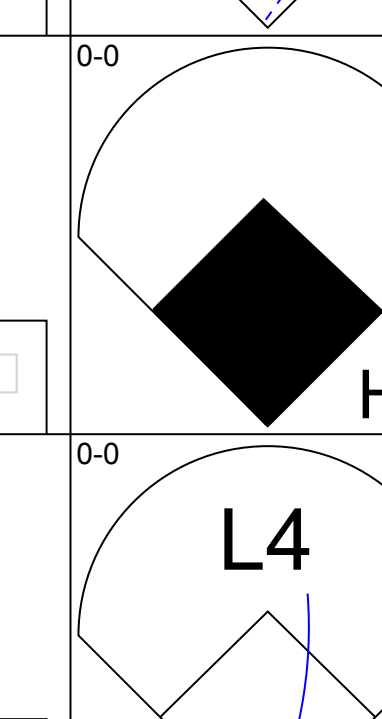
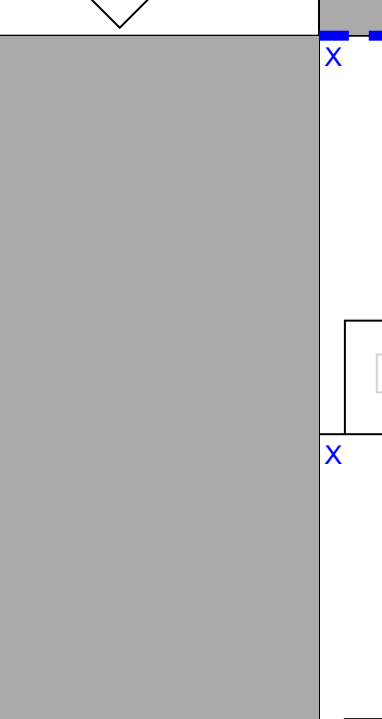



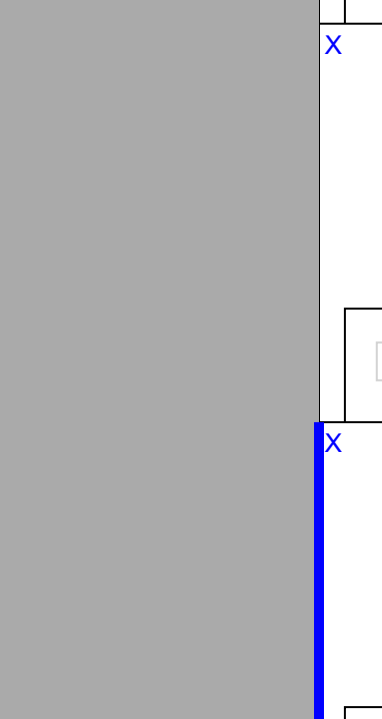
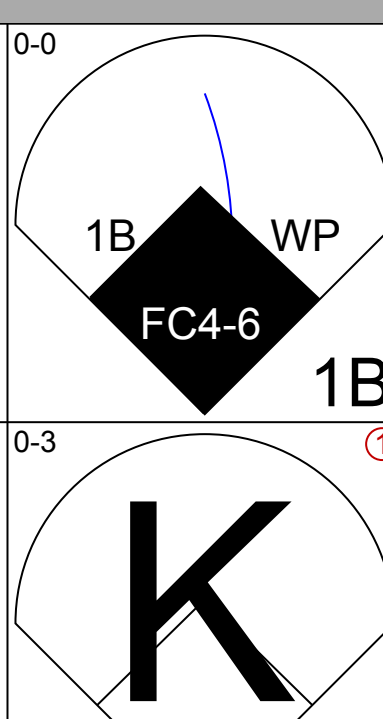
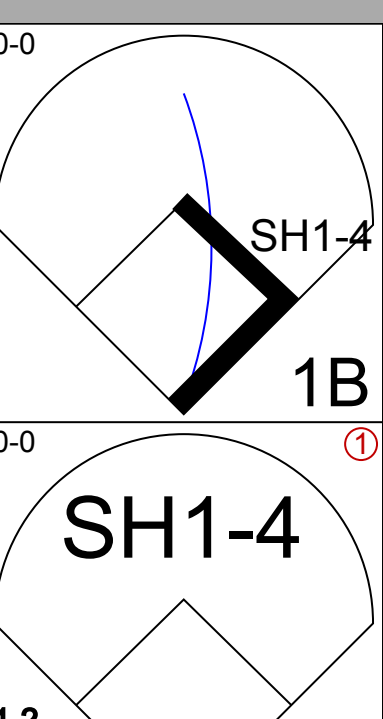
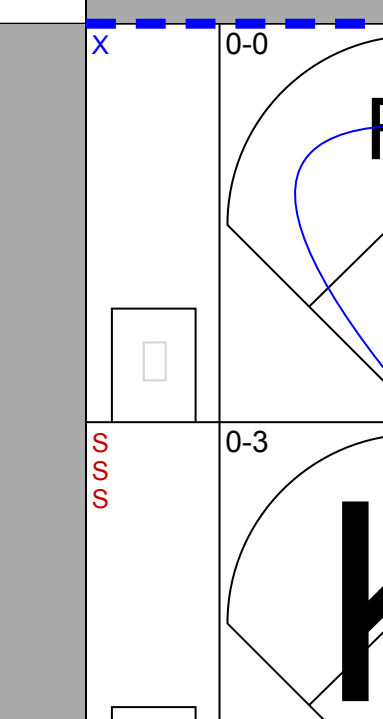
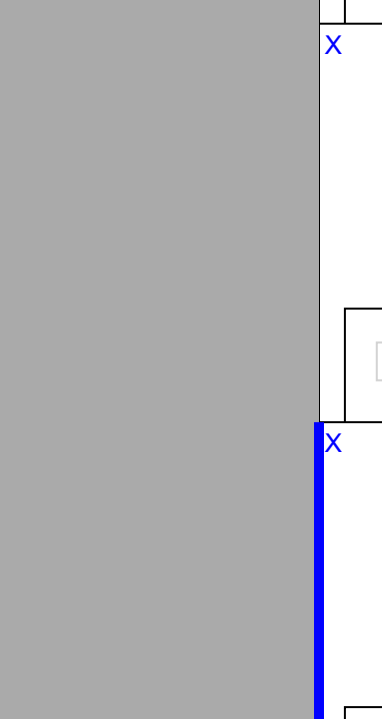
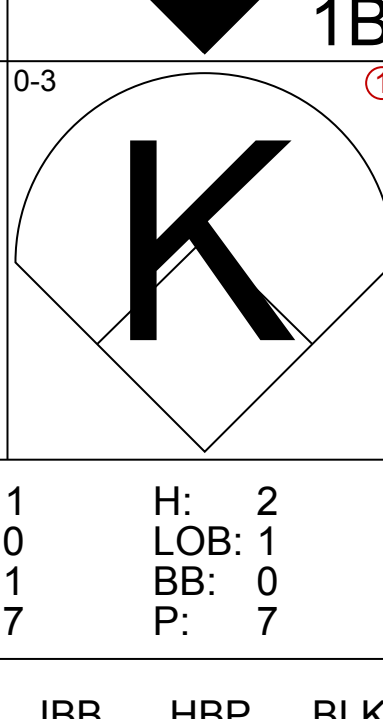
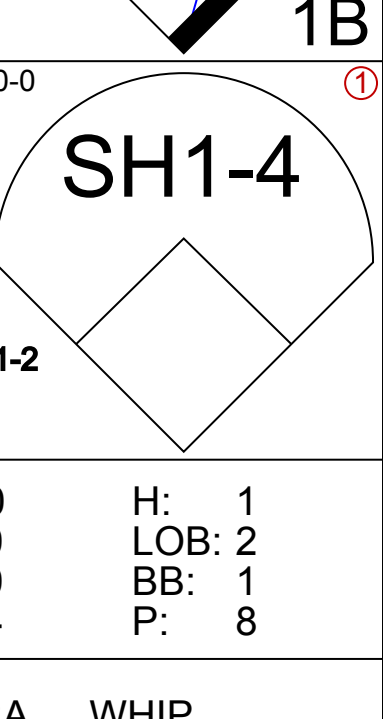
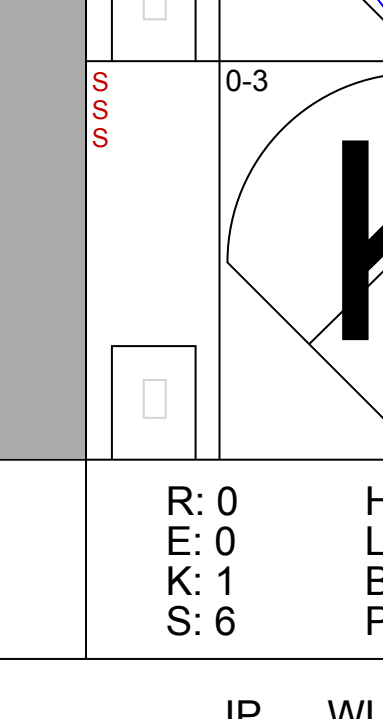
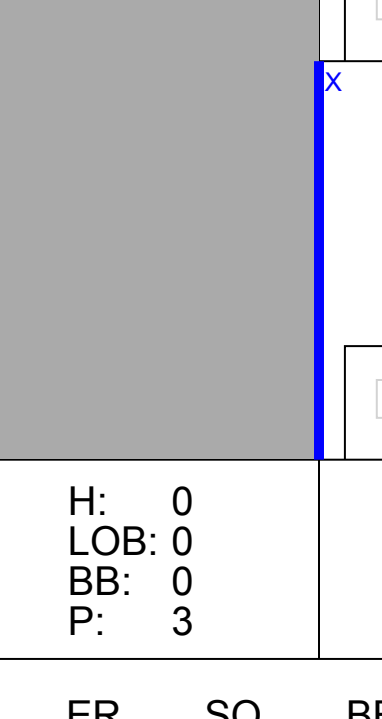

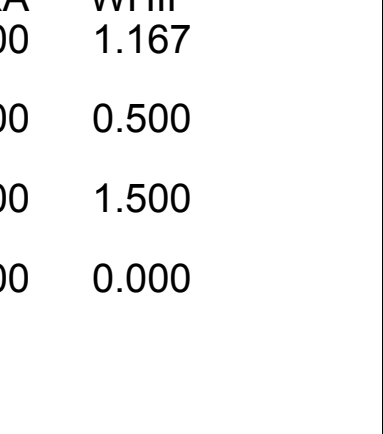




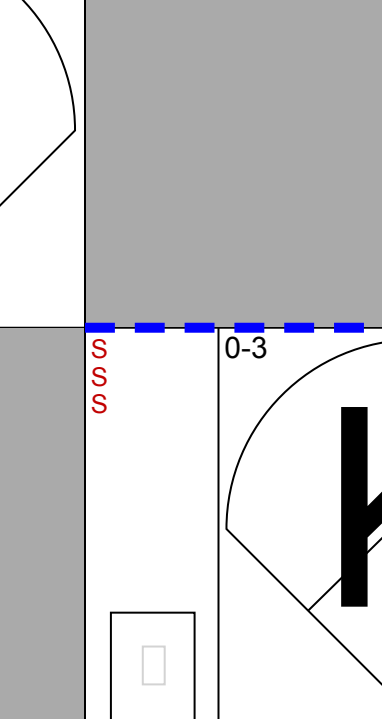
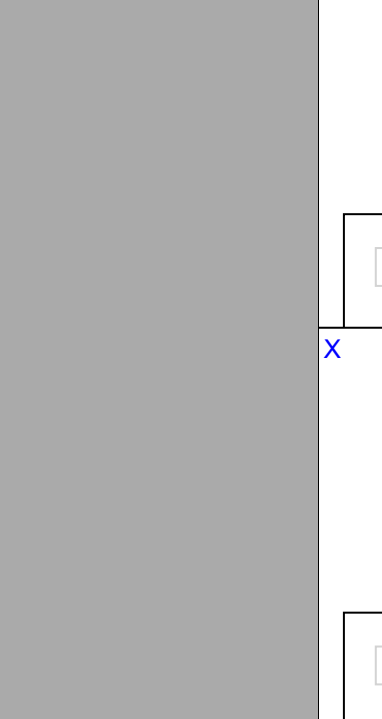


Batter	1	2	3	4	5	6	7	8	9	AB	R	H	RBI	BB	SO	LOB	BOTTOM										
Bobby Bonds, R OBP: 0.352, SLG: 0.455 (1, 8)	K	K	5-3		P8			F8		5	0	0	0	0	2	3											
Ivan De Jesus, R OBP: 0.274, SLG: 0.219 (1, 6)	E 1B	K		1-3 2B		6-3		CS BB		3	1	1	0	2	1	0											
Bill Buckner, L OBP: 0.348, SLG: 0.468 (1, 3)	1B	3B		P6		P6		CS		4	2	2	1	0	0	1											
Leon Durham, L OBP: 0.360, SLG: 0.477 (1, 9)	1B	3B		1-3 SF6		1-3		3-1		4	1	2	1	0	0	1											
Jerry Morales, R OBP: 0.353, SLG: 0.349 (1, 7)	1B	K		5-3				4-3		4	1	1	1	0	1	2											
Jody Davis, R OBP: 0.344, SLG: 0.360 (1, 2)	1B		WP BB		F9			FC6-4 HBP		1	0	0	0	2	0	0											
Ken Reitz, R OBP: 0.278, SLG: 0.302 (1, 5)	SF6		WP BB					F8		2	1	1	2	1	0	1											
Pat Tabler, R OBP: 0.288, SLG: 0.203 (1, 4)	1B		K					FC6-4		4	0	2	1	0	1	3											
Mike Griffin, R OBP: 0.211, SLG: 0.111 Dick Tidrow, R ERA: 5.44 Dave Geisel, L OBP: 0.298, SLG: 0.393 Lee Smith, R Willie Hernandez, L (9, 1)	K		K		SH1			P3		2	0	0	0	0	2	4											
Inning Stats	R: 4 E: 1 K: 2 S: 11	H: 4 LOB: 2 BB: 2 P: 19	R: 1 E: 0 K: 3 S: 11	H: 2 LOB: 1 BB: 0 P: 11	R: 0 E: 0 K: 2 S: 7	H: 0 LOB: 2 BB: 2 P: 15	R: 0 E: 0 K: 0 S: 4	H: 1 LOB: 1 BB: 0 P: 4	R: 1 E: 0 K: 0 S: 5	H: 2 LOB: 1 BB: 0 P: 5	R: 0 E: 0 K: 0 S: 3	H: 0 LOB: 0 BB: 0 P: 3	R: 0 E: 0 K: 0 S: 3	H: 0 LOB: 1 BB: 0 P: 4	R: 0 E: 0 K: 0 S: 2	H: 0 LOB: 0 BB: 1 P: 6	1B: 5 2B: 1 3B: 2 HR: 1	SF: 1 SAC: 1 DP: 0 HBP: 1	WP: 1 PB: 0 SB: 0 CS: 1	PA: 39							
PITCHER	IP	WLS	BF	H	R	ER	SO	BB	IBB	HBP	BLK	WP	HR	S	P	ERA	WHIP										
Ray Burris, R ERA: 3.39	2.0	L	14	6	5	5	5	2	0	0	0	0	0	0	8	-	-										
Stan Bahnsen, R ERA: 5.44	0.0		2	0	0	0	0	2	0	0	0	0	0	0	8	-	-										
Bryn Smith, R ERA:	2.0		7	1	0	0	2	0	0	0	0	1	0	11	11	0.00	0.500										
Bill Lee, L ERA: 2.73	3.0		12	2	1	1	0	0	0	1	0	0	1	11	12	3.00	0.667										
Jeff Reardon, R ERA: 2.5	1.0		3	0	0	0	0	1	0	0	0	0	0	2	6	0.00	1.000										

Montreal Expos @ Chicago Cubs
Wrigley Field, Chicago, IL
Fri Sep 11 1981, 3:33 AM CDT
Att: 7,204 - Cloudy - 78 F

AB	30
R	6
H	9
RBI	6
BB	5
SO	7
LOB	15

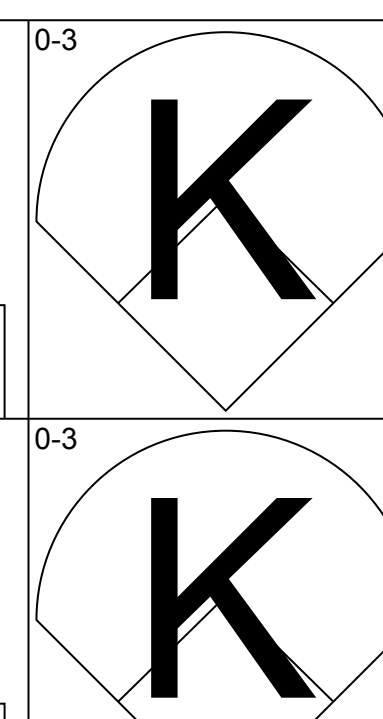
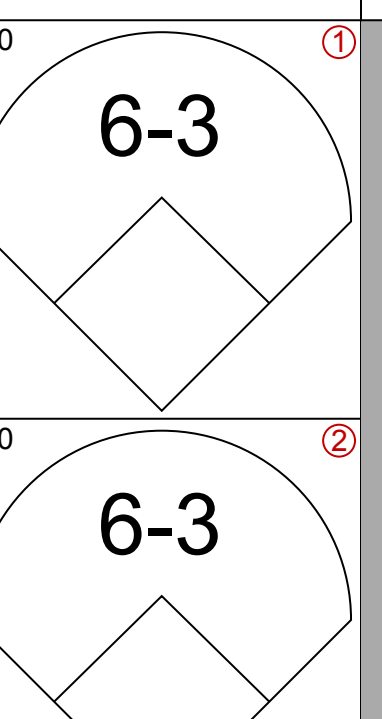
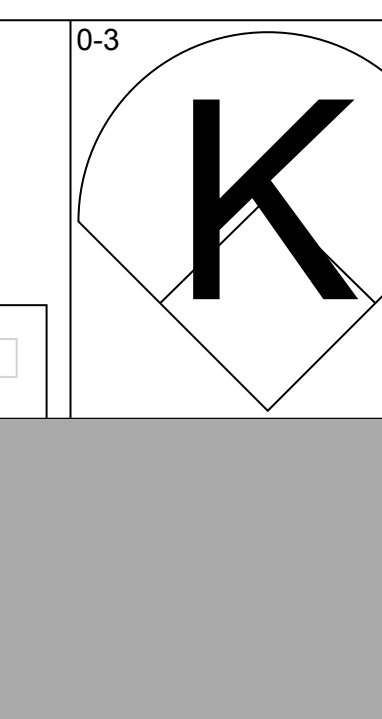
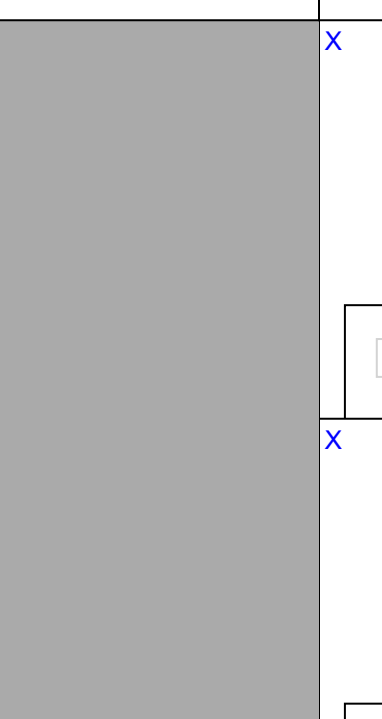
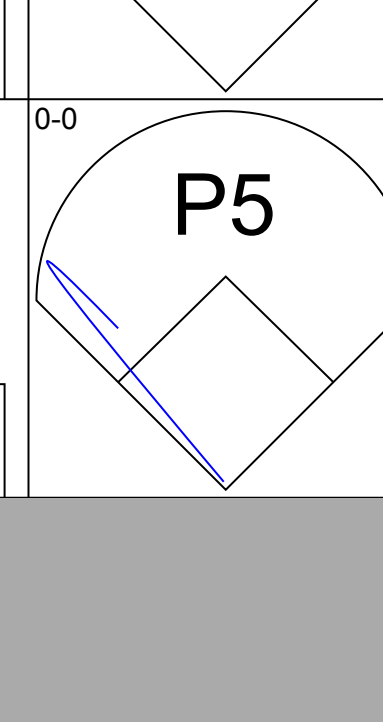
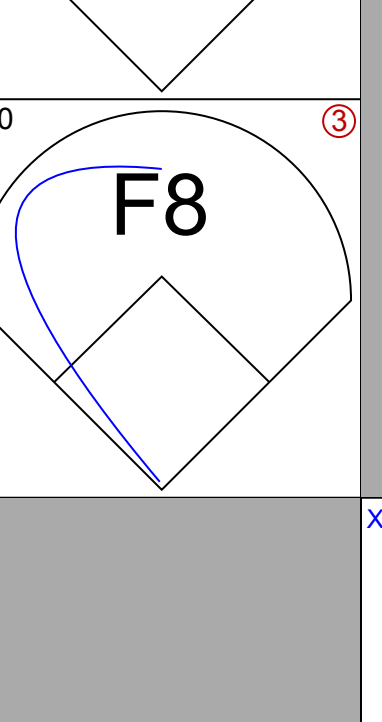



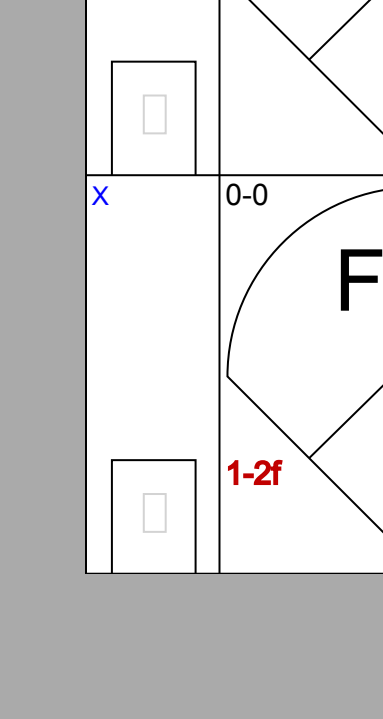




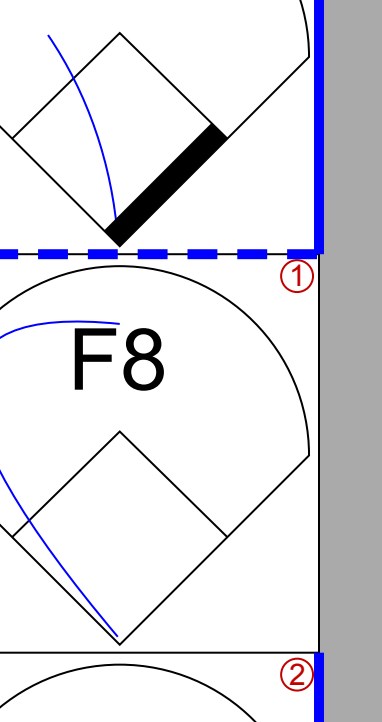
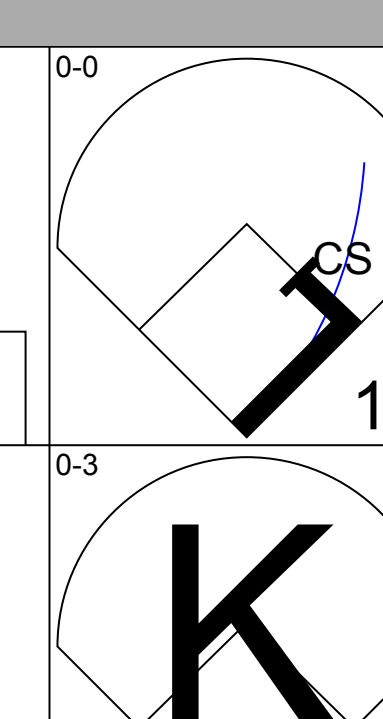
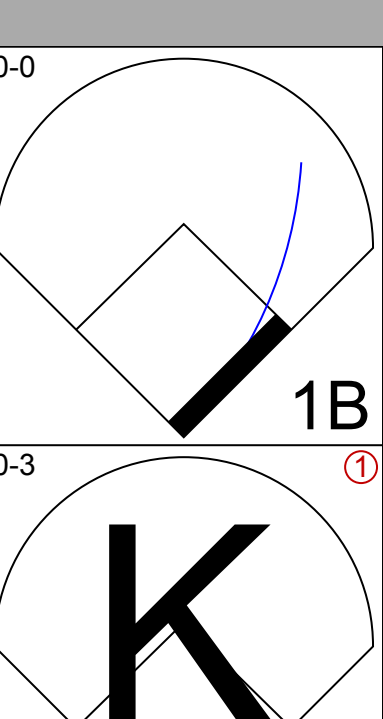
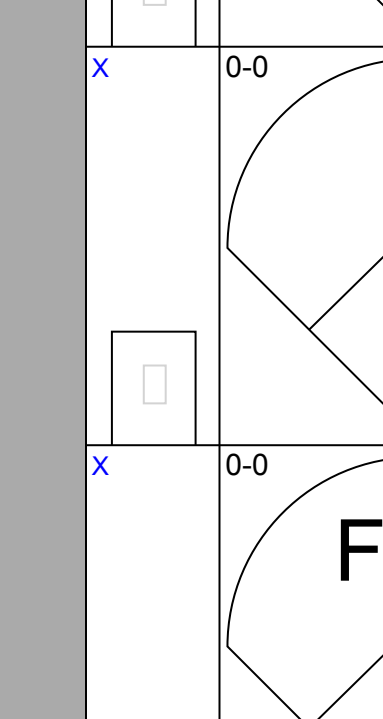





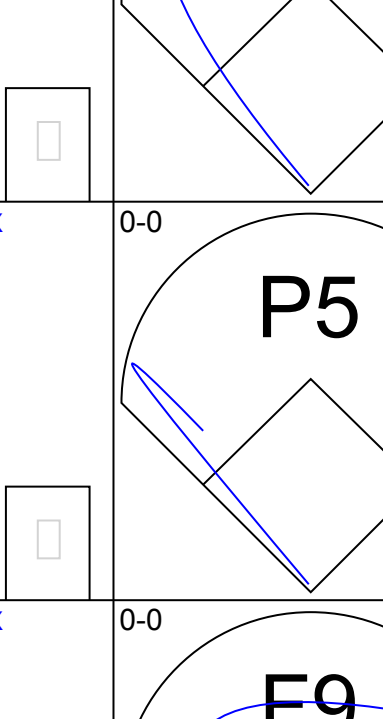
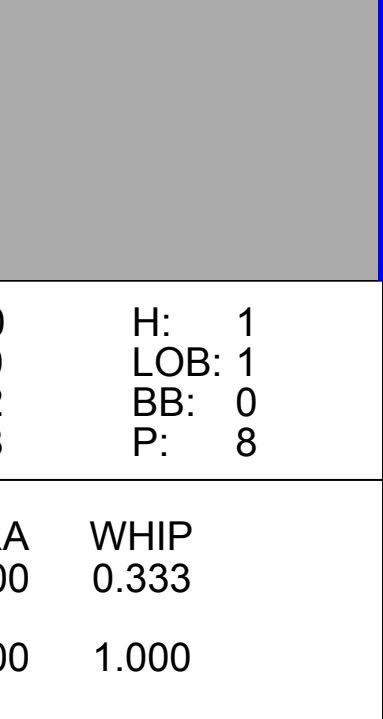
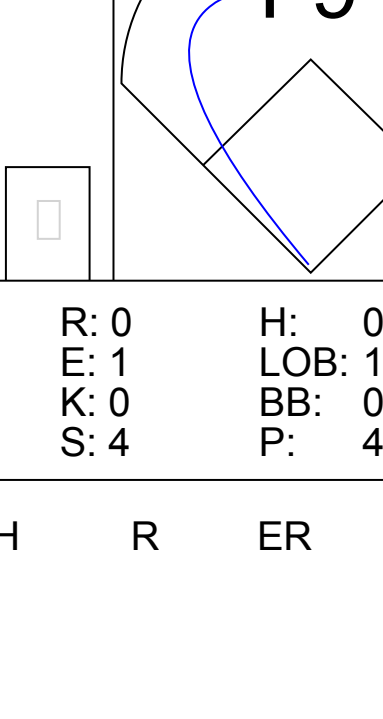
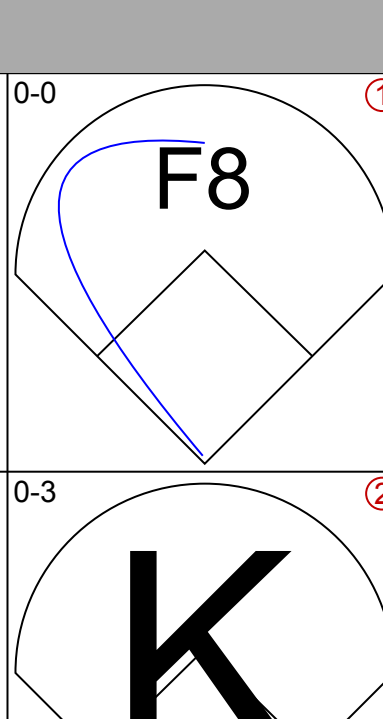
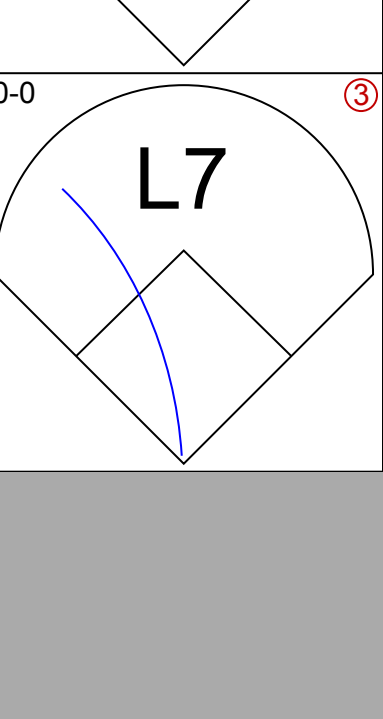
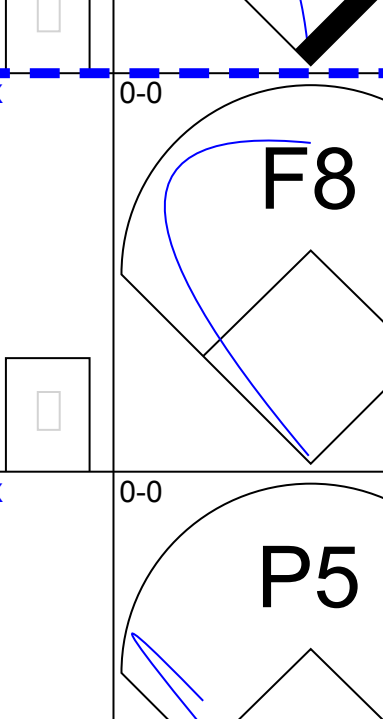
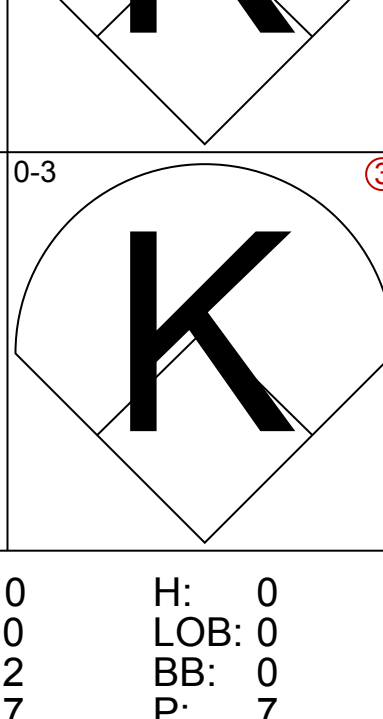
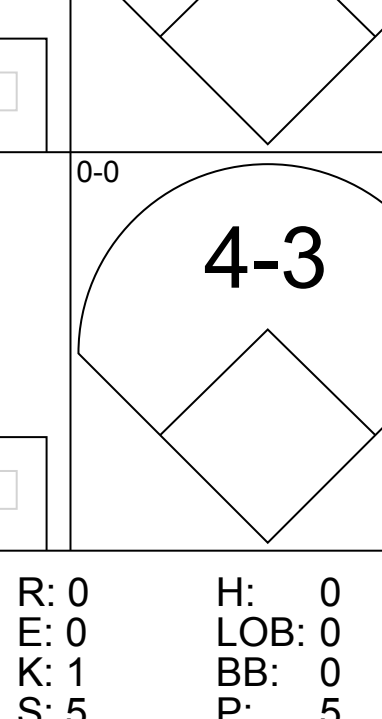
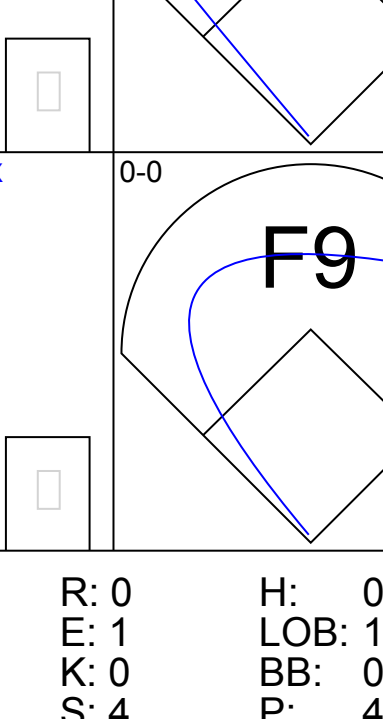
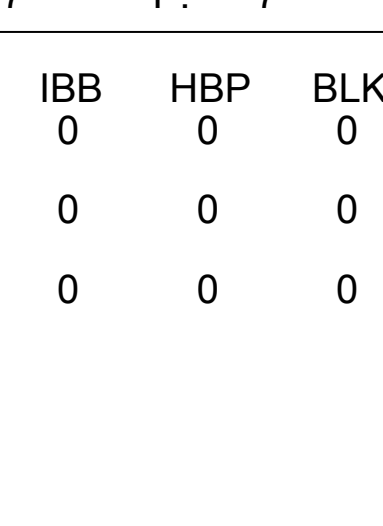




Batter	1	2	3	4	5	6	7	8	9	AB	R	H	RBI	BB	SO	LOB	TOP					
Tim Raines, S (1, 7) OBP: 0.389, SLG: 0.439										5	0	2	0	0	1	3						
Rodney Scott, S (1, 4) OBP: 0.320, SLG: 0.252										3	0	0	1	1	1	2						
Andre Dawson, R (1, 8) OBP: 0.377, SLG: 0.597										4	0	1	0	0	0	3						
Gary Carter, R (1, 2) OBP: 0.301, SLG: 0.436										4	0	0	0	0	1	1						
Warren Cromartie, L (1, 3)										4	0	1	0	0	0	0						
Larry Parrish, R (1, 5) OBP: 0.279, SLG: 0.356										4	1	1	1	0	2	1						
Tim Wallach, R (1, 9) OBP: 0.289, SLG: 0.329										4	0	1	0	0	0	1						
Chris Speier, R (1, 6) OBP: 0.310, SLG: 0.292										4	1	2	0	0	0	1						
Steve Rogers, R (1, 1) OBP: 0.191, SLG: 0.156										2	0	0	0	0	2	1						
Woodie Fryman, R (7, 1) OBP: 0.500, SLG: 0.500										0	0	0	0	0	0	0						
Jeff Reardon, R (8, 1)										0	0	0	0	0	0	0						
Inning Stats	R: 0 E: 0 K: 2 S: 8	H: 1 LOB: 1 BB: 0 P: 8	R: 0 E: 0 K: 1 S: 5	H: 0 LOB: 0 BB: 0 P: 5	R: 1 E: 0 K: 1 S: 7	H: 2 LOB: 1 BB: 0 P: 7	R: 0 E: 0 K: 2 S: 8	H: 1 LOB: 1 BB: 0 P: 8	R: 0 E: 0 K: 0 S: 4	H: 1 LOB: 2 BB: 1 P: 8	R: 1 E: 0 K: 0 S: 4	H: 1 LOB: 0 BB: 0 P: 4	R: 0 E: 0 K: 1 S: 6	H: 1 LOB: 1 BB: 0 P: 6	R: 0 E: 0 K: 0 S: 3	H: 0 LOB: 0 BB: 0 P: 3	R: 0 E: 0 K: 0 S: 5	H: 1 LOB: 2 BB: 0 P: 5	1B: 6 2B: 1 3B: 0 HR: 1	SF: 0 SAC: 2 DP: 0 HBP: 0	WP: 1 PB: 0 SB: 1 CS: 0	PA: 37
PITCHER	IP	WLS	BF	H	R	ER	SO	BB	IBB	HBP	BLK	WP	HR	S	P	ERA	WHIP					
Doug Bird, R (1, 1) ERA: 2.82	6.0	L	25	6	2	2	6	1	0	0	0	1	1	36	40	3.00	1.167					
Lee Smith, R (7, 1) ERA: 3.33	2.0		7	1	0	0	1	0	0	0	0	0	0	9	9	0.00	0.500					
Dick Tidrow, R (9, 1) ERA: 4.7	0.2		4	1	0	0	0	0	0	0	0	0	0	4	4	0.00	1.500					
Dave Geisel, L (9, 1) ERA:	0.1		1	0	0	0	0	0	0	0	0	0	0	1	1	0.00	0.000					

Montreal Expos @ Chicago Cubs
Wrigley Field, Chicago, IL
Sat Sep 12 1981, 3:33 AM CDT
Att: 18,124 - Sunny - 71 F

AB	34
R	2
H	8
RBI	2
BB	1
SO	7
LOB	13



Batter	1	2	3	4	5	6	7	8	9	AB	R	H	RBI	BB	SO	LOB	BOTTOM					
Bobby Bonds, R (1, 8) OBP: 0.349, SLG: 0.450										1	0	0	0	0	1	0						
Steve Henderson, R (2, 7) OBP: 0.358, SLG: 0.368										3	0	0	0	0	1	0						
Ivan De Jesus, R (1, 6) OBP: 0.271, SLG: 0.216										4	0	0	0	0	2	0						
Bill Buckner, L (1, 3) OBP: 0.344, SLG: 0.462										4	0	0	0	0	1	0						
Leon Durham, L (1, 9) OBP: 0.367, SLG: 0.483										3	0	3	0	0	0	0						
Jerry Morales, R (1, 7) OBP: 0.349, SLG: 0.343										3	0	0	0	0	2	3						
Jody Davis, R (1, 2) OBP: 0.338, SLG: 0.353										3	0	0	0	0	1	1						
Scott Fletcher, R (8, FR) OBP: 0.194, SLG: 0.200										0	0	0	0	0	0	0						
Ken Reitz, R (1, 5) OBP: 0.275, SLG: 0.298										3	0	0	0	0	2							
Pat Tabler, R (1, 4) OBP: 0.280, SLG: 0.197										2	0	0	0	0	1	0						
Jim Tracy, L (8, PH) OBP: 0.371, SLG: 0.328										1	0	0	0	0	0	1						
Tim Blackwell, S (9, 2) OBP: 0.342, SLG: 0.359										0	0	0	0	0	0	0						
Doug Bird, R (1, 1) OBP: 0.143, SLG: 0.077										1	0	0	0	0	1	0						
Scott Thompson, L (6, PH) OBP: 0.227, SLG: 0.215										1	0	0	0	0	0	0						
Lee Smith, R (7, 1) ERA: 2.43										0	0	0	0	0	0	0						
Mike Lum, L (8, PH) OBP: 0.336, SLG: 0.330										0	0	0	0	0	0	0						
Dick Tidrow, R (9, 1) ERA: 2.41										0	0	0	0	0	0	0						
Dave Geisel, L (9, 1) ERA:										0	0	0	0	0	0	0						
Inning Stats	R: 0 E: 0 K: 2 S: 7	H: 0 LOB: 0 BB: 0 P: 7	R: 0 E: 0 K: 1 S: 5	H: 1 LOB: 0 BB: 0 P: 5	R: 0 E: 0 K: 2 S: 7	H: 0 LOB: 0 BB: 0 P: 7	R: 0 E: 0 K: 0 S: 3	H: 0 LOB: 0 BB: 0 P: 3	R: 0 E: 0 K: 1 S: 5	H: 0 LOB: 0 BB: 0 P: 5	R: 0 E: 0 K: 0 S: 8	H: 1 LOB: 1 BB: 0 P: 8	R: 0 E: 0 K: 0 S: 4	H: 0 LOB: 0 BB: 0 P: 4	R: 0 E: 0 K: 0 S: 3	H: 0 LOB: 0 BB: 0 P: 3	R: 0 E: 0 K: 0 S: 5	H: 0 LOB: 0 BB: 0 P: 5	1B: 3 2B: 1 3B: 0 HR: 0	SF: 0 SAC: 0 DP: 1 HBP: 0	WP: 0 PB: 0 SB: 0 CS: 1	PA: 30
PITCHER	IP	WLS	BF	H	R	ER	SO	BB	IBB	HBP	BLK	WP	HR	S	P	ERA	WHIP					
Steve Rogers, R (1, 1) ERA: 3.51	6.0	W	19	2	0	0	8	0	0	0	0	0	0	35	35	0.00	0.333					
Woodie Fryman, L (7, 1) ERA: 2.43	1.0		5	1	0	0	2	0	0	0	0	0	0	9	9	0.00	1.000					
Jeff Reardon, R (8, 1) ERA: 2.41	2.0	S	6	0	0	0	0	0	0	0	0	0	0	6	6	0.00	0.000					

Montreal Expos @ Chicago Cubs
Wrigley Field, Chicago, IL
Sat Sep 12 1981, 3:33 AM CDT
Att: 18,124 - Sunny - 71 F

AB	30
R	0
H	3
RBI	0
BB	0
SO	10
LOB	8



Batter	1	2	3	4	5	6	7	8	9	AB	R	H	RBI	BB	SO	LOB	TOP							
Tim Raines, S (1, 7) <small>OBP: 0.391, SLG: 0.438</small> Terry Francona, L (5, 7) <small>OBP: 0.357, SLG: 0.333</small>										1	2	0	0	2	1	0								
Rodney Scott, S (1, 4) <small>OBP: 0.318, SLG: 0.251</small>										5	1	1	1	0	0	4								
Andre Dawson, R (1, 8) <small>OBP: 0.383, SLG: 0.607</small> Dan Briggs, L (8, 8) <small>OBP: 0.167, SLG: 0.167</small>										5	3	4	3	0	0	0								
Gary Carter, R (1, 2) <small>OBP: 0.300, SLG: 0.432</small>										5	0	1	0	0	1	5								
Warren Cromartie, L (1, 3) <small>OBP: 0.345, SLG: 0.378</small>										3	1	1	1	2	0	2								
Larry Parrish, R (1, 5) <small>OBP: 0.281, SLG: 0.360</small>										5	0	2	3	0	1	1								
Tim Wallach, R (1, 9) <small>OBP: 0.293, SLG: 0.347</small>										4	1	1	1	1	1	3								
Chris Speier, R (1, 6) <small>OBP: 0.312, SLG: 0.292</small> Mike Phillips, L (8, 6) <small>OBP: 0.236, SLG: 0.250</small>										3	1	1	0	1	0	1								
Scott Sanderson, R (1, 1) <small>OBP: 0.333, SLG: 0.185</small> Rowland Office, L (6, PH) <small>OBP: 0.273, SLG: 0.200</small> Bryn Smith, R (6, 1) <small>OBP: 0.500, SLG: 0.500</small>										2	0	0	0	0	2	1								
Inning Stats	R: 2 E: 0 K: 0 S: 5	H: 2 LOB: 1 BB: 1 P: 9	R: 1 E: 0 K: 2 S: 8	H: 1 LOB: 0 BB: 0 P: 8	R: 0 E: 1 K: 0 S: 4	H: 1 LOB: 1 BB: 0 P: 4	R: 0 E: 0 K: 1 S: 5	H: 0 LOB: 1 BB: 1 P: 9	R: 2 E: 0 K: 0 S: 5	H: 2 LOB: 2 BB: 2 P: 13	R: 5 E: 0 K: 1 S: 9	H: 4 LOB: 1 BB: 2 P: 17	R: 0 E: 1 K: 0 S: 4	H: 1 LOB: 1 BB: 0 P: 4	R: 0 E: 0 K: 0 S: 3	H: 1 LOB: 0 BB: 0 P: 3	R: 0 E: 0 K: 3 S: 9	H: 0 LOB: 0 BB: 0 P: 9	1B: 8 2B: 3 3B: 0 HR: 1	SF: 0 SAC: 1 DP: 2 HBP: 0	WP: 1 PB: 0 SB: 0 CS: 0	PA: 44		
PITCHER	IP WLS BF H R ER SO BB IBB HBP BLK WP HR S P ERA WHIP	IP WLS BF H R ER SO BB IBB HBP BLK WP HR S P ERA WHIP	IP WLS BF H R ER SO BB IBB HBP BLK WP HR S P ERA WHIP	IP WLS BF H R ER SO BB IBB HBP BLK WP HR S P ERA WHIP	IP WLS BF H R ER SO BB IBB HBP BLK WP HR S P ERA WHIP	IP WLS BF H R ER SO BB IBB HBP BLK WP HR S P ERA WHIP	IP WLS BF H R ER SO BB IBB HBP BLK WP HR S P ERA WHIP	IP WLS BF H R ER SO BB IBB HBP BLK WP HR S P ERA WHIP	IP WLS BF H R ER SO BB IBB HBP BLK WP HR S P ERA WHIP	IP WLS BF H R ER SO BB IBB HBP BLK WP HR S P ERA WHIP	IP WLS BF H R ER SO BB IBB HBP BLK WP HR S P ERA WHIP	IP WLS BF H R ER SO BB IBB HBP BLK WP HR S P ERA WHIP	IP WLS BF H R ER SO BB IBB HBP BLK WP HR S P ERA WHIP	IP WLS BF H R ER SO BB IBB HBP BLK WP HR S P ERA WHIP	IP WLS BF H R ER SO BB IBB HBP BLK WP HR S P ERA WHIP	IP WLS BF H R ER SO BB IBB HBP BLK WP HR S P ERA WHIP	IP WLS BF H R ER SO BB IBB HBP BLK WP HR S P ERA WHIP	IP WLS BF H R ER SO BB IBB HBP BLK WP HR S P ERA WHIP	IP WLS BF H R ER SO BB IBB HBP BLK WP HR S P ERA WHIP	IP WLS BF H R ER SO BB IBB HBP BLK WP HR S P ERA WHIP	IP WLS BF H R ER SO BB IBB HBP BLK WP HR S P ERA WHIP	IP WLS BF H R ER SO BB IBB HBP BLK WP HR S P ERA WHIP	IP WLS BF H R ER SO BB IBB HBP BLK WP HR S P ERA WHIP	IP WLS BF H R ER SO BB IBB HBP BLK WP HR S P ERA WHIP
Mike Krukow, R (1, 1) <small>ERA: 4.41</small> Jay Howell, R (5, 1) <small>ERA: 5.25</small> Lee Smith, R (6, 1) <small>ERA: 3.81</small> Dick Tidrow, R (6, 1) <small>ERA: 4.94</small> Rawly Eastwick, R (7, 1) <small>ERA: 2.38</small>	4.1 L 21 5 5 0 5 3 3 0 0 0 0 0 0 3 7 10.38 1.846	0.2 4 1 0 0 0 0 1 0 0 0 0 0 0 3 7 0.00 1.500	0.1 4 2 3 3 0 1 0 0 0 0 0 0 0 3 7 81.00 9.000	0.2 5 2 2 2 1 0 1 0 0 1 0 0 6 10 27.00 3.000	2.0 7 2 0 0 0 0 0 0 0 0 0 0 7 7 0.00 1.000																			
Bobby Bonds, R (1, 8) <small>OBP: 0.351, SLG: 0.448</small>										5	2	2	0	0	1	0								
Ivan De Jesus, R (1, 6) <small>OBP: 0.270, SLG: 0.216</small>										5	0	1	0	0	1	3								
Bill Buckner, L (1, 3) <small>OBP: 0.353, SLG: 0.474</small>										4	0	4	3	1	0	0								
Leon Durham, L (1, 9) <small>OBP: 0.360, SLG: 0.474</small>										5	0	0	0	0	1	6								
Jerry Morales, R (1, 7) <small>OBP: 0.350, SLG: 0.342</small>										4	0	1	0	1	1	0								
Jody Davis, R (1, 2) <small>OBP: 0.346, SLG: 0.378</small>										4	1	2	1	1	0	3								
Ken Reitz, R (1, 5) <small>OBP: 0.272, SLG: 0.294</small> Rawly Eastwick, R (7, 1) <small>ERA: 2.38</small> Scot Thompson, L (8, PH) <small>OBP: 0.205, SLG: 0.213</small> Bill Caudill, R (9, 1) <small>OBP: 0.250, SLG: 0.143</small>										3	0	0	0	0	1	3								
Pat Tabler, R (1, 4) <small>OBP: 0.278, SLG: 0.229</small>										4	1	1	0	0	2	2								
Mike Krukow, R (1, 1) <small>ERA: 4.41</small> Jay Howell, R (5, 1) <small>ERA: 5.25</small> Mel Hall, L (5, PH) <small>OBP: 0.335, SLG: 1.333</small> Lee Smith, R (6, 1) <small>ERA: 3.81</small> Dick Tidrow, R (6, 1) <small>ERA: 4.94</small> Tye Walker, R (7, 9) <small>OBP: 0.316, SLG: 0.412</small>	5.0 W 22 6 2 2 6 2 0 0 0 0 0 0 1 32 40 3.60 1.600	3.1 17 7 4 4 3 0 0 0 0 0 0 1 23 23 10.80 2.100	0.2 3 0 0 0 0 0 1 0 0 0 0 0 2 6 0.00 1.500																					
Inning Stats	R: 0 E: 0 K: 1 S: 6	H: 1 LOB: 1 BB: 0 P: 6	R: 0 E: 0 K: 2 S: 8	H: 1 LOB: 1 BB: 0 P: 8	R: 0 E: 0 K: 1 S: 6	H: 1 LOB: 2 BB: 1 P: 10	R: 0 E: 0 K: 1 S: 4	H: 0 LOB: 0 BB: 1 P: 8	R: 2 E: 0 K: 0 S: 8	H: 3 LOB: 1 BB: 0 P: 8	R: 0 E: 0 K: 0 S: 4	H: 1 LOB: 1 BB: 0 P: 4	R: 1 E: 0 K: 2 S: 9	H: 2 LOB: 1 BB: 0 P: 9	R: 1 E: 0 K: 1 S: 6	H: 1 LOB: 0 BB: 0 P: 6	R: 2 E: 0 K: 0 S: 6	H: 3 LOB: 2 BB: 1 P: 10	1B: 8 2B: 2 3B: 1 HR: 2	SF: 0 SAC: 0 DP: 1 HBP: 0	WP: 0 PB: 0 SB: 0 CS: 0	PA: 42		
PITCHER	IP WLS BF H R ER SO BB IBB HBP BLK WP HR S P ERA WHIP	IP WLS BF H R ER SO BB IBB HBP BLK WP HR S P ERA WHIP	IP WLS BF H R ER SO BB IBB HBP BLK WP HR S P ERA WHIP	IP WLS BF H R ER SO BB IBB HBP BLK WP HR S P ERA WHIP	IP WLS BF H R ER SO BB IBB HBP BLK WP HR S P ERA WHIP	IP WLS BF H R ER SO BB IBB HBP BLK WP HR S P ERA WHIP	IP WLS BF H R ER SO BB IBB HBP BLK WP HR S P ERA WHIP	IP WLS BF H R ER SO BB IBB HBP BLK WP HR S P ERA WHIP	IP WLS BF H R ER SO BB IBB HBP BLK WP HR S P ERA WHIP	IP WLS BF H R ER SO BB IBB HBP BLK WP HR S P ERA WHIP	IP WLS BF H R ER SO BB IBB HBP BLK WP HR S P ERA WHIP	IP WLS BF H R ER SO BB IBB HBP BLK WP HR S P ERA WHIP	IP WLS BF H R ER SO BB IBB HBP BLK WP HR S P ERA WHIP	IP WLS BF H R ER SO BB IBB HBP BLK WP HR S P ERA WHIP	IP WLS BF H R ER SO BB IBB HBP BLK WP HR S P ERA WHIP	IP WLS BF H R ER SO BB IBB HBP BLK WP HR S P ERA WHIP	IP WLS BF H R ER SO BB IBB HBP BLK WP HR S P ERA WHIP	IP WLS BF H R ER SO BB IBB HBP BLK WP HR S P ERA WHIP	IP WLS BF H R ER SO BB IBB HBP BLK WP HR S P ERA WHIP	IP WLS BF H R ER SO BB IBB HBP BLK WP HR S P ERA WHIP	IP WLS BF H R ER SO BB IBB HBP BLK WP HR S P ERA WHIP	IP WLS BF H R ER SO BB IBB HBP BLK WP HR S P ERA WHIP	IP WLS BF H R ER SO BB IBB HBP BLK WP HR S P ERA WHIP	

Montreal Expos @ Chicago Cubs
Wrigley Field, Chicago, IL
Sun Sep 13 1981, 3:33 AM CDT
Att: 14,589 - Sunny - 77 F

AB 37
R 10
H 12
RBI 9
BB 6
SO 7
LOB 20



Montreal Expos @ Chicago Cubs
Wrigley Field, Chicago, IL
Sun Sep 13 1981, 3:33 AM CDT
Att: 14,589 - Sunny - 77 F

AB 39
R 6
H 13
RBI 6
BB 3
SO 9
LOB 17



Batter	1	2	3	4	5	6	7	8	9	AB	R	H	RBI	BB	SO	LOB	TOP					
Omar Moreno, L (1,8) OBP: 0.329, SLG: 0.370										5	1	2	1	0	1	1						
Tim Foli, R (1,6) OBP: 0.274, SLG: 0.287										5	0	1	0	0	0	2						
Bill Madlock, R (1,5) OBP: 0.422, SLG: 0.492										3	2	1	0	1	0	0						
Dale Berra, R (7,5) OBP: 0.313, SLG: 0.324										1	0	1	0	0	0	0						
Jason Thompson, L (1,3) OBP: 0.382, SLG: 0.440										4	1	0	0	1	1	3						
Dave Parker, L (1,9) OBP: 0.282, SLG: 0.458										5	2	3	2	0	1	4						
Mike Easter, L (1,7) OBP: 0.325, SLG: 0.421										4	0	0	0	0	2	5						
Tony Peña, R (1,2) OBP: 0.314, SLG: 0.373										4	1	2	2	0	0	1						
Johnny Ray, S (1,4) OBP: 0.372, SLG: 0.475										3	1	1	0	1	0	0						
Luis Tiant, R (1,1) OBP: 0.250, SLG: 0.273										4	0	1	3	0	0	1						
Inning Stats	R: 1 E: 0 K: 0 S: 4	H: 1 LOB: 0 BB: 0 P: 4	R: 1 E: 0 K: 0 S: 5	H: 2 LOB: 1 BB: 0 P: 5	R: 0 E: 0 K: 0 S: 3	H: 0 LOB: 0 BB: 0 P: 3	R: 0 E: 0 K: 0 S: 4	H: 1 LOB: 1 BB: 0 P: 4	R: 0 E: 0 K: 0 S: 4	H: 1 LOB: 1 BB: 0 P: 4	R: 5 E: 2 K: 2 S: 12	H: 4 LOB: 1 BB: 1 P: 16	R: 1 E: 0 K: 2 S: 7	H: 1 LOB: 2 BB: 2 P: 15	R: 0 E: 0 K: 0 S: 3	H: 0 LOB: 0 BB: 0 P: 3	R: 0 E: 0 K: 1 S: 6	H: 2 LOB: 1 BB: 0 P: 6	1B: 9 2B: 1 3B: 0 HR: 2	SF: 0 SAC: 0 DP: 1 HBP: 0	WP: 0 PB: 0 SB: 2 CS: 0	PA: 41
PITCHER	IP WLS BF H R ER SO BB IBB HBP BLK WP HR S P ERA WHIP																					
Mike Griffin, R (1,1) ERA: 3.23	5.0 L 22 6 4 4 0 0 0 0 0 0 0 2 22 22 7.20 1.200																					
Willie Hernandez, L (6,1) ERA: 5.4	0.2 6 3 3 2 2 0 1 0 0 0 0 0 9 13 27.00 4.500																					
Rawly Eastwick, R (6,1) ERA: 2.38	0.1 1 0 0 0 0 0 0 0 0 0 0 0 1 1 0.00 0.000																					
Doug Capilla, L (7,1) ERA: 3.12	3.0 12 3 1 1 3 2 0 0 0 0 0 0 16 24 3.00 1.667																					

Pittsburgh Pirates @ Chicago Cubs
Wrigley Field, Chicago, IL
Tue Sep 15 1981, 3:33 AM CDT
Att: 5,254 - Cloudy - 66 F

AB	38
R	8
H	12
RBI	8
BB	3
SO	5
LOB	17



Batter	1	2	3	4	5	6	7	8	9	AB	R	H	RBI	BB	SO	LOB	BOTTOM			
Bobby Bonds, R (1,8) OBP: 0.343, SLG: 0.437										3	0	0	0	0	0	0				
Doug Capilla, L (7,1) OBP: 0.212, SLG: 0.213										0	0	0	0	0	0	0				
Scot Thompson, L (9,PH) OBP: 0.212, SLG: 0.213										0	1	0	0	1	0	0				
Ivan De Jesus, R (1,6) OBP: 0.270, SLG: 0.216										4	0	1	0	0	2	1				
Bill Buckner, L (1,3) OBP: 0.352, SLG: 0.472										4	0	1	0	0	0	2				
Leon Durham, L (1,9) OBP: 0.359, SLG: 0.482										4	1	1	2	0	0	2				
Steve Henderson, R (1,7) OBP: 0.353, SLG: 0.362										4	0	0	0	0	3	1				
Jody Davis, R (1,2) OBP: 0.345, SLG: 0.377										3	0	1	0	0	1	0				
Ken Reitz, R (1,5) OBP: 0.269, SLG: 0.291										3	0	0	0	0	0	1				
Pat Tabler, R (1,4) OBP: 0.268, SLG: 0.219										3	0	0	0	0	0	1				
Mike Griffin, R (1,1) OBP: 0.100, SLG: 0.100										1	0	0	0	0	1	0				
Willie Hernandez, L (6,1) OBP: 0.100, SLG: 0.100										0	0	0	0	0	0	0				
Rawly Eastwick, R (6,1) OBP: 0.200, SLG: 0.800										0	0	0	0	0	0	0				
Mel Hall, L (7,8) OBP: 0.200, SLG: 0.800										2	0	0	0	0	1	1				
Inning Stats	R: 0 E: 0 K: 1 S: 6	H: 1 LOB: 0 BB: 0 P: 6	R: 0 E: 0 K: 2 S: 7	H: 0 LOB: 0 BB: 0 P: 7	R: 0 E: 0 K: 1 S: 5	H: 0 LOB: 0 BB: 0 P: 5	R: 0 E: 0 K: 0 S: 3	H: 0 LOB: 0 BB: 0 P: 3	R: 0 E: 0 K: 1 S: 6	H: 1 LOB: 1 BB: 0 P: 6	R: 0 E: 0 K: 1 S: 6	H: 1 LOB: 1 BB: 0 P: 6	R: 0 E: 0 K: 1 S: 6	H: 1 LOB: 1 BB: 0 P: 6	R: 2 E: 0 K: 1 S: 6	H: 1 LOB: 0 BB: 1 P: 10	1B: 3 2B: 0 3B: 0 HR: 1	SF: 0 SAC: 0 DP: 0 HBP: 0	WP: 0 PB: 0 SB: 0 CS: 0	PA: 32
PITCHER	IP WLS BF H R ER SO BB IBB HBP BLK WP HR S P ERA WHIP																			
Luis Tiant, R (1,1) ERA: 3.86	9.0 W 32 4 2 2 8 1 0 0 0 0 1 47 51 2.00 0.556																			

Pittsburgh Pirates @ Chicago Cubs
Wrigley Field, Chicago, IL
Tue Sep 15 1981, 3:33 AM CDT
Att: 5,254 - Cloudy - 66 F


AB	31
R	2
H	4
RBI	2
BB	1
SO	8
LOB	9



Batter	1	2	3	4	5	6	7	8	9	AB	R	H	RBI	BB	SO	LOB	TOP
Bobby Bonds, R OBP: 0.336, SLG: 0.426 Jay Howell, R	(1,8) K		(2) P2		(3) K			(2) K		3	0	0	0	0	2	2	Chicago Cubs @ Montreal Expos Olympic Stadium, Montreal, QB Fri Sep 18 1981, 7:05 PM EDT Att: 23,606 - Cloudy - 56 F
Ivan De Jesus, R OBP: 0.272, SLG: 0.217 Randy Martz, L OBP: 0.300, SLG: 0.222	(1,6) 1B		(3) FC6-4			(1) 5-3		BB		3	0	1	0	1	0	1	
Bill Buckner, L OBP: 0.348, SLG: 0.466	(1,3) P4			(1) P3		(2) F9		F7		4	0	0	0	0	0	2	
Leon Durham, L OBP: 0.361, SLG: 0.480	(1,9) K			BB		(3) F8		FC4-6 1B		3	0	1	0	1	1	1	
Mike Lum, L OBP: 0.310, SLG: 0.349 Hector Cruz, R OBP: 0.336, SLG: 0.476	(1,7) F9		(1) F9		(2) P5		1B	(1) P4		3	0	1	0	0	0	1	
Jody Davis, R OBP: 0.341, SLG: 0.372 Rawly Eastwick, R	(1,2) K		(2) K		(3) F8		BB	(2) FC4-6 BB		2	0	0	0	0	1	1	
Mel Hall, L OBP: 0.143, SLG: 0.571	(5,8) K						(1) K	1-2 FC4-6 BB		2	0	0	0	0	0	0	
Steve Dillard, R OBP: 0.254, SLG: 0.347 Dave Geisel, L	(1,5) K		(3) K		(1) 6-3		(2) P4	4-0 1-2 BB		3	0	0	0	0	1	1	
Scott Fletcher, R OBP: 0.216, SLG: 0.200	(8,6) K						(3) 3-1	(3) K		4	0	1	0	0	2	3	
Pat Tabler, R OBP: 0.267, SLG: 0.221	(1,4) K		(1) K					1B		4	0	1	0	0	2	3	
Doug Bird, R OBP: 0.200, SLG: 0.143 Tim Blackwell, S OBP: 0.338, SLG: 0.353	(1,1) FC6-4 1B				(2) F8			(1) P6		1	0	1	0	0	0	0	
Inning Stats	R: 0 E: 0 K: 2 S: 8	H: 1 LOB: 1 BB: 0 P: 8	R: 0 E: 0 K: 2 S: 7	H: 0 LOB: 2 BB: 0 P: 7	R: 0 E: 0 K: 1 S: 6	H: 1 LOB: 1 BB: 0 P: 6	R: 0 E: 0 K: 0 S: 3	H: 0 LOB: 1 BB: 1 P: 7	R: 0 E: 0 K: 1 S: 6	H: 1 LOB: 1 BB: 0 P: 6	R: 0 E: 0 K: 1 S: 5	H: 0 LOB: 1 BB: 1 P: 9	R: 0 E: 0 K: 1 S: 6	H: 1 LOB: 2 BB: 1 P: 10	1B: 5 2B: 0 3B: 0 HR: 0	SF: 0 SAC: 0 DP: 0 HBP: 0	WP: 0 PA: 35 PB: 0 SB: 0 CS: 0
PITCHER Scott Sanderson, R ERA: 2.61	IP: 9.0 WLS: W BF: 35 H: 5 R: 0 ER: 0 SO: 9 BB: 3 IBB: 0 HBP: 0 BLK: 0 WP: 0 HR: 0 S: 50 P: 62 ERA: 0.00 WHIP: 0.889											PITCHER	IP: 0 WLS: 0 BF: 0 H: 0 R: 0 ER: 0 SO: 0 BB: 0 IBB: 0 HBP: 0 BLK: 0 WP: 0 HR: 0 S: 0 P: 0 ERA: 0.00 WHIP: 0.000				

Chicago Cubs @ Montreal Expos
 Olympic Stadium, Montreal, QB
 Fri Sep 18 1981, 7:05 PM EDT
 Att: 23,606 - Cloudy - 56 F


AB 32
 R 0
 H 5
 RBI 0
 BB 3
 SO 9
 LOB 16



Batter	1	2	3	4	5	6	7	8	9	AB	R	H	RBI	BB	SO	LOB	BOTTOM
Warren Cromartie, L OBP: 0.345, SLG: 0.385 Dave Hostetter, R	(1,3) FC5 4-3 BB									4	2	3	1	1	0	1	Chicago Cubs @ Montreal Expos Olympic Stadium, Montreal, QB Fri Sep 18 1981, 7:05 PM EDT Att: 23,606 - Cloudy - 56 F
Terry Francona, L OBP: 0.304, SLG: 0.356	(1,7) 4-3 1-2	(2) E5 1B			(1) F7	(1) 6-3		FC4-6 1B		5	0	1	0	0	0	4	
Andre Dawson, R OBP: 0.384, SLG: 0.600 Rowland Office, L OBP: 0.294, SLG: 0.226	(1,8) FC5 BB	4-0 1B IBB			1B E 1-2 1B	2B		FC4-6 1B		2	1	2	0	2	0	0	
Gary Carter, R OBP: 0.302, SLG: 0.432 Bobby Ramos, R OBP: 0.292, SLG: 0.308	(1,2) FC5 1-2 2-3	1-2 2H 3H 1B			1-3 2H 3H E 1B	K		FC4-6 FC6-4		4	1	2	3	0	1	3	
Larry Parrish, R OBP: 0.278, SLG: 0.356 Brad Mills, L OBP: 0.300, SLG: 0.316	(1,5) P2	(3) K			1-2 2H 3H E 2B	(3) P3		FC6-4		5	1	0	0	0	1	8	
Tim Lincecum, R OBP: 0.296, SLG: 0.344 Pat Rooney, R	(1,9) 6-3		(1) F8		1-2 2H 3H E 2B		(1) L5		(1) P6	4	1	0	0	0	0	1	
Chris Speier, R OBP: 0.311, SLG: 0.295										5	2	3	1	0	0	0	
Jerry Manuel, S OBP: 0.293, SLG: 0.600	(1,4) 1B E 2B				6-3					5	2	2	1	0	0	3	
Scott Sanderson, R OBP: 0.325, SLG: 0.194	(1,1) E 1B				K					4	1	1	0	0	2	1	
Inning Stats	R: 0 E: 0 K: 0 S: 3	H: 0 LOB: 2 BB: 2 P: 11	R: 4 E: 1 K: 1 S: 10	H: 5 LOB: 2 BB: 1 P: 14	R: 1 E: 0 K: 1 S: 6	H: 1 LOB: 0 BB: 0 P: 6	R: 6 E: 3 K: 0 S: 10	H: 4 LOB: 1 BB: 0 P: 10	R: 0 E: 0 K: 1 S: 6	H: 1 LOB: 1 BB: 0 P: 6	R: 0 E: 0 K: 1 S: 7	H: 2 LOB: 2 BB: 0 P: 7	R: 0 E: 0 K: 0 S: 3	H: 0 LOB: 0 BB: 0 P: 3	1B: 10 2B: 3 3B: 0 HR: 1	SF: 0 SAC: 0 DP: 0 HBP: 0	
PITCHER Doug Bird, R ERA: 3.23 Rawly Eastwick, R ERA: 2.31 Jay Howell, R ERA: 4.85 Bill Caudill, R ERA: 5.59 Dave Geisel, L ERA:	IP: 3.1 WLS: L BF: 22 H: 9 R: 8 ER: 6 SO: 2 BB: 2 IBB: 1 HBP: 0 BLK: 0 WP: 0 HR: 1 S: 23 P: 35 ERA: 16.20 WHIP: 3.300											PITCHER Randy Martz, R ERA: 3.47	IP: 8.1 WLS: 0 BF: 3 H: 0 R: 0 ER: 0 SO: 0 BB: 0 IBB: 0 HBP: 0 BLK: 0 WP: 0 HR: 0 S: 3 P: 3 ERA: 0.00 WHIP: 0.000				

Chicago Cubs @ Montreal Expos
 Olympic Stadium, Montreal, QB
 Fri Sep 18 1981, 7:05 PM EDT
 Att: 23,606 - Cloudy - 56 F

AB 41
 R 11
 H 14
 RBI 6
 BB 3
 SO 5
 LOB 25



Batter	1	2	3	4	5	6	7	8	9	AB	R	H	RBI	BB	SO	LOB	TOP			
Bobby Bonds, R OBP: 0.333, SLG: 0.429 (1, 8)										4	1	1	0	0	0	0	Chicago Cubs @ Montreal Expos Olympic Stadium, Montreal, QB Sat Sep 19 1981, 3:33 AM EDT Att: 30,099 - Cloudy - 60 F			
Ivan De Jesus, R OBP: 0.272, SLG: 0.218 (1, 6)										4	1	1	0	0	0					
Bill Buckner, L OBP: 0.350, SLG: 0.472 (1, 3)										4	0	2	2	0	0					
Leon Durham, L OBP: 0.356, SLG: 0.473 (1, 9)										4	0	0	0	0	2					
Jerry Morales, R OBP: 0.344, SLG: 0.335 (1, 7)										4	0	0	0	0	3					
Ken Reitz, R OBP: 0.266, SLG: 0.287 (1, 5)										3	0	0	0	0	2					
Pat Tabler, R OBP: 0.270, SLG: 0.215 (1, 4)										2	0	0	0	1	2					
Tim Blackwell, S OBP: 0.331, SLG: 0.346 (1, 2)										3	0	0	0	0	1					
Mike Krukow, R OBP: 0.175, SLG: 0.200 (1, 1)										3	0	0	0	0	1					
Randy Martz, L OBP: 0.300, SLG: 0.222 (9, 1)										0	0	0	0	0	0					
Inning Stats	R: 0 E: 0 K: 0 S: 3	H: 0 LOB: 0 BB: 0 P: 3	R: 0 E: 1 K: 0 S: 3	H: 0 LOB: 0 BB: 0 P: 3	R: 0 E: 0 K: 0 S: 3	H: 0 LOB: 0 BB: 0 P: 3	R: 2 E: 0 K: 0 S: 7	H: 3 LOB: 2 BB: 0 P: 7	R: 0 E: 0 K: 1 S: 6	H: 1 LOB: 1 BB: 0 P: 6	R: 0 E: 0 K: 0 S: 2	H: 0 LOB: 0 BB: 1 P: 6	R: 0 E: 0 K: 1 S: 5	H: 0 LOB: 0 BB: 0 P: 5	R: 0 E: 0 K: 1 S: 5	H: 0 LOB: 0 BB: 0 P: 5	1B: 2 2B: 2 3B: 1 HR: 0	SF: 0 SAC: 0 DP: 2 HBP: 0	WP: 0 PB: 0 SB: 0 CS: 0	PA: 32
PITCHER	IP WLS BF H R ER SO BB IBB HBP BLK WP HR S P ERA WHIP																			
Bill Lee, L ERA: 2.58 (1, 1)	7.0 L 26 4 2 2 1 1 0 0 0 0 0 0 27 31 2.57 0.714																			
Jeff Reardon, R ERA: 2.53 (8, 1)	2.0 6 0 0 0 2 0 0 0 0 0 0 0 10 10 0.00 0.000																			

Batter	1	2	3	4	5	6	7	8	9	AB	R	H	RBI	BB	SO	LOB	BOTTOM			
Warren Cromartie, L OBP: 0.344, SLG: 0.383 (1, 3)										4	0	1	0	0	0	1	Chicago Cubs @ Montreal Expos Olympic Stadium, Montreal, QB Sat Sep 19 1981, 3:33 AM EDT Att: 30,099 - Cloudy - 60 F			
Terry Francona, L OBP: 0.280, SLG: 0.327 (1, 7)										4	0	0	0	0	2					
Andre Dawson, R OBP: 0.383, SLG: 0.596 (1, 8)										4	0	1	0	0	1					
Gary Carter, R OBP: 0.301, SLG: 0.429 (1, 2)										4	0	1	0	0	1					
Larry Parrish, R OBP: 0.279, SLG: 0.356 (1, 5)										3	0	1	0	0	1					
John Milner, L OBP: 0.319, SLG: 0.394 (9, PH)										0	0	0	0	1	0					
Tim Raines, S OBP: 0.391, SLG: 0.438 (9, PR)										0	0	0	0	0	0					
Tim Lincecum, R OBP: 0.291, SLG: 0.337 (1, 9)										3	0	0	0	0	1					
Jerry White, S OBP: 0.311, SLG: 0.372 (9, PH)										1	0	0	0	0	1					
Chris Speier, R OBP: 0.311, SLG: 0.303 (1, 6)										3	1	1	0	0	1					
Jerry Manuel, S OBP: 0.273, SLG: 0.553 (1, 4)										3	0	0	0	0	1					
Jeff Reardon, R ERA: 2.53 (8, 1)										0	0	0	0	0	0					
Bill Lee, L OBP: 0.389, SLG: 0.389 (1, 1)										2	0	1	1	0	0					
Mike Phillips, L OBP: 0.241, SLG: 0.244 (8, 4)										1	0	0	0	0	0					
Inning Stats	R: 0 E: 0 K: 1 S: 5	H: 1 LOB: 2 BB: 0 P: 7	R: 0 E: 1 K: 1 S: 7	H: 1 LOB: 1 BB: 0 P: 4	R: 0 E: 0 K: 1 S: 5	H: 0 LOB: 0 BB: 0 P: 5	R: 1 E: 0 K: 0 S: 5	H: 2 LOB: 1 BB: 0 P: 5	R: 0 E: 0 K: 0 S: 3	H: 2 LOB: 0 BB: 0 P: 3	R: 0 E: 0 K: 1 S: 5	H: 0 LOB: 0 BB: 0 P: 5	R: 0 E: 0 K: 0 S: 3	H: 0 LOB: 2 BB: 1 P: 7	R: 0 E: 0 K: 0 S: 3	H: 0 LOB: 0 BB: 0 P: 3	1B: 5 2B: 0 3B: 1 HR: 0	SF: 0 SAC: 0 DP: 1 HBP: 0	WP: 0 PB: 0 SB: 2 CS: 0	PA: 33
PITCHER	IP WLS BF H R ER SO BB IBB HBP BLK WP HR S P ERA WHIP																			
Mike Krukow, R ERA: 4.19 (1, 1)	8.0 W 29 6 1 1 4 4 0 0 0 0 0 0 37 37 1.12 0.750																			
Randy Martz, R ERA: 3.43 (9, 1)	1.0 S 4 0 0 0 0 1 0 0 0 0 0 0 3 7 0.00 1.000																			

AB	31
R	2
H	4
RBI	2
BB	1
SO	3
LOB	10



AB	32
R	1
H	6
RBI	1
BB	1
SO	4
LOB	11



livebaseballscores.com

livebaseballscores.com

Batter	1	2	3	4	5	6	7	8	9	AB	R	H	RBI	BB	SO	LOB	TOP
Bobby Bonds, R OBP: 0.331, SLG: 0.423 (1, 8)	0-3 K			0-0 L5		0-0 1B		0-3 K		4	0	1	0	0	2	0	Chicago Cubs @ Montreal Expos Olympic Stadium, Montreal, QB Sun Sep 20 1981, 3:33 AM EDT Att: 40,851 - Cloudy - 54 F
Ivan De Jesus, R OBP: 0.269, SLG: 0.215 (1, 6)	0-0 4-3			0-3 K		0-0 F9		0-0 F7		4	0	0	0	0	1	1	
Bill Buckner, L OBP: 0.346, SLG: 0.467 (1, 3)	0-3 K			0-0 3-1		0-0 F9		0-0 P9		4	0	0	0	0	1	1	
Leon Durham, L OBP: 0.354, SLG: 0.473 (1, 9)		0-3 K			0-0 2B		0-0 P3		0-0 F7		4	0	1	0	0	1	
Jerry Morales, R OBP: 0.343, SLG: 0.340 (1, 7)		0-3 K			0-3 K		0-0 2B				3	0	1	0	0	2	
Tim Lincecum, S OBP: 0.331, SLG: 0.341 (1, 2)		0-3 K			4-0 BB		0-0 L8				2	0	0	0	1	1	
Ken Reitz, R OBP: 0.263, SLG: 0.284 (1, 5)			0-0 4-3		0-3 K		0-3 K				3	0	0	0	0	2	
Pat Tabler, R OBP: 0.267, SLG: 0.213 (5, PH)				0-3 K		0-0 L1		0-3 K		1	0	0	0	0	1	0	
Jim Tracy, L OBP: 0.366, SLG: 0.322 (5, PH)										1	0	0	0	0	0	2	
Mike Tyson, R OBP: 0.265, SLG: 0.297 (8, PH)										0	0	0	0	0	0	0	
Mel Hall, L OBP: 0.125, SLG: 0.500 (8, PH)										1	0	0	0	0	1	0	
Tye Waller, R OBP: 0.300, SLG: 0.389 (8, 5)										0	0	0	0	0	0	0	
Mike Griffin, R OBP: 0.267, SLG: 0.213 (8, PH)										0	0	0	0	0	0	0	
Jay Howell, R OBP: 0.267, SLG: 0.213 (8, PH)										0	0	0	0	0	0	0	
Bob Tompkins, L OBP: 0.267, SLG: 0.213 (8, PH)										0	0	0	0	0	0	0	
Lee Smith, R OBP: 0.267, SLG: 0.213 (8, PH)										0	0	0	0	0	0	0	
Dave Geisel, L OBP: 0.267, SLG: 0.213 (8, PH)										0	0	0	0	0	0	0	
Scott Fletcher, R OBP: 0.267, SLG: 0.213 (8, PH)										0	0	0	0	0	0	0	
Dick Tidrow, R OBP: 0.267, SLG: 0.213 (8, PH)										0	0	0	0	0	0	0	
Mike Lynn, L OBP: 0.267, SLG: 0.213 (8, PH)										0	0	0	0	0	0	0	
Steve Schiraldi, R OBP: 0.267, SLG: 0.213 (8, PH)										0	0	0	0	0	0	0	
Inning Stats	R: 0 H: 0 E: 0 K: 2 S: 7	H: 0 LOB: 0 BB: 0 P: 7	R: 0 H: 0 E: 0 K: 3 S: 9	H: 0 LOB: 0 BB: 0 P: 9	R: 0 H: 0 E: 0 K: 1 S: 5	H: 0 LOB: 0 BB: 0 P: 5	R: 0 H: 1 E: 0 K: 2 S: 8	H: 1 LOB: 2 BB: 0 P: 12	R: 0 H: 1 E: 0 K: 3 S: 9	H: 0 LOB: 0 BB: 0 P: 9	R: 0 H: 0 E: 0 K: 0 S: 3	H: 0 LOB: 0 BB: 0 P: 3	R: 0 H: 0 E: 0 K: 0 S: 3	H: 0 LOB: 0 BB: 0 P: 3	1B: 1 2B: 2 3B: 0 HR: 0	SF: 0 SAC: 0 DP: 0 HBP: 0	WP: 0 PA: 31 PB: 0 SB: 0 CS: 0
PITCHER Bill Gullickson, R ERA: 2.79 (1, 1)	IP: 9.0 WLS: W BF: 31 H: 3 R: 0 ER: 0 SO: 13 BB: 1 IBB: 0 HBP: 0 BLK: 0 WP: 0 HR: 0 S: 56 P: 60 ERA: 0.00 WHIP: 0.444																

AB	30
R	0
H	3
RBI	0
BB	1
SO	13
LOB	9



Batter	1	2	3	4	5	6	7	8	9	AB	R	H	RBI	BB	SO	LOB	BOTTOM	
Warren Cromartie, L OBP: 0.353, SLG: 0.390 (1, 3)	4-0 1B BB	0-0 CS 1B			0-0 SH1-3 2B		4-0 FC6-2 1B BB	4-0 IBB		2	2	2	0	3	0	0	Chicago Cubs @ Montreal Expos Olympic Stadium, Montreal, QB Sun Sep 20 1981, 3:33 AM EDT Att: 40,851 - Cloudy - 54 F	
Terry Francona, L OBP: 0.283, SLG: 0.327 (1, 7)	0-0 SH5-4 1-2	0-0 F7 1-2			0-0 SH1-3 2-3		0-0 FC6-2 1-2 2-3 1B	0-0 P4		3	0	1	0	0	0	4		
Andre Dawson, R OBP: 0.381, SLG: 0.591 (1, 8)	4-0 1B BB	0-3 K			0-0 1-3 3-H		0-0 FC6-2 1-2 2-3 3-H FC5-4			3	1	0	1	1	1	3		
Gary Carter, R OBP: 0.298, SLG: 0.424 (1, 2)	0-0 P2				0-0 F9 3-H		0-0 P5			4	0	0	0	0	0	5		
Larry Parrish, R OBP: 0.278, SLG: 0.354 (1, 5)	0-0 1B 1-3 2-H 1B				0-0 5-3		0-0 P3 FC5-4	0-0 FC5-4 1-2		4	1	1	1	0	0	3		
Tim Wallach, R OBP: 0.301, SLG: 0.339 (1, 9)	0-0 1B 1-2 3-H 1B				0-0 K		4-0 CS BB	1-0 SH5-4 SH3-4 HBP		2	0	1	1	1	1	0		
Chris Speier, R OBP: 0.315, SLG: 0.305 (1, 6)	0-0 1B 1-3 2-H 1B				0-0 5-3		4-0 BB 1-2 BB	0-0 SH3-4		2	0	1	1	1	0	0		
Jerry Manuel, S OBP: 0.292, SLG: 0.525 (1, 4)	4-0 IBB				0-0 B1-3		0-0 F8	4-0 SH5-4 BB		2	0	0	0	2	0	1		
Bill Gullickson, R OBP: 0.159, SLG: 0.143 (1, 1)	0-0 1-3				0-0 B2-3		4-0 1B FC6-2 BB	0-0 SH5-4 1-2 2-3		2	0	0	0	1	0	3		
Inning Stats	R: 3 H: 3 E: 0 K: 0 S: 6	H: 3 LOB: 3 BB: 3 P: 18	R: 0 H: 1 E: 0 K: 1 S: 5	H: 1 LOB: 0 BB: 0 P: 5	R: 0 H: 0 E: 0 K: 0 S: 3	H: 0 LOB: 0 BB: 0 P: 3	R: 1 H: 1 E: 0 K: 0 S: 4	H: 1 LOB: 0 BB: 0 P: 4	R: 0 H: 0 E: 0 K: 0 S: 2	H: 0 LOB: 1 BB: 2 P: 10	R: 0 H: 1 E: 0 K: 0 S: 4	H: 1 LOB: 3 BB: 2 P: 12	R: 0 H: 0 E: 0 K: 0 S: 3	H: 0 LOB: 3 BB: 2 P: 12	1B: 5 2B: 1 3B: 0 HR: 0	SF: 0 SAC: 4 DP: 0 HBP: 1		WP: 0 PA: 38 PB: 0 SB: 0 CS: 2
PITCHER Mike Griffin, R ERA: 3.75 (1, 1)	IP: 0.2 WLS: L BF: 6 H: 2 R: 3 ER: 3 SO: 3 BB: 2 IBB: 0 HBP: 0 BLK: 0 WP: 0 HR: 0 S: 4 P: 12 ERA: 40.50 WHIP: 6.000																	
Jay Howell, R ERA: 4.15 (1, 1)	4.1 16 3 1 1 2 0 1 0 0 0 0 0 19 23 2.08 0.692																	
Lee Smith, R ERA: 3.74 (6, 1)	1.0 5 0 0 0 0 3 0 0 0 0 0 0 2 14 0.00 3.000																	
Dave Geisel, L ERA: 4.15 (7, 1)	0.0 2 1 0 0 0 1 0 0 0 0 0 0 1 5 ∞ ∞																	
Dick Tidrow, R ERA: 4.78 (7, 1)	2.0 9 0 0 0 0 1 1 1 0 0 0 0 6 15 0.00 0.500																	

AB	24
R	4
H	6
RBI	4
BB	9
SO	2
LOB	19



Batter	1	2	3	4	5	6	7	8	9	AB	R	H	RBI	BB	SO	LOB	TOP					
Tom Herr, S OBP: 0.335, SLG: 0.351 (1, 4)										5	0	2	0	0	0	2	St. Louis Cardinals @ Chicago Cubs Wrigley Field, Chicago, IL Mon Sep 21 1981, 3:33 AM CDT Att: 3,635 - Cloudy - 69 F					
Gary Templeton, S OBP: 0.317, SLG: 0.400 (1, 6)										5	1	2	0	0	0	2						
Keith Hernandez, L OBP: 0.395, SLG: 0.456 (1, 3)										3	0	1	1	0	1	2						
George Hendrick, R OBP: 0.361, SLG: 0.487 (1, 8)										3	0	0	0	1	0	4						
Darrell Porter, L OBP: 0.349, SLG: 0.365 (1, 2)										3	0	0	1	0	0	1						
Gene Roof, S OBP: 0.426, SLG: 0.351 (1, 7)										2	0	0	0	2	1	1						
Ken Oberkfell, L OBP: 0.347, SLG: 0.366 (1, 5)										4	0	1	0	0	0	3						
Tito Landrum, R OBP: 0.287, SLG: 0.352 (1, 9)										3	1	1	0	1	0	3						
Joaquin Andujar, S OBP: 0.410, SLG: 0.345 (9, PH)										2	0	0	0	0	1	1						
Bruce Sutter, R (9, 1)										1	0	0	0	0	1	0						
										0	0	0	0	0	0	0						
Inning Stats	R: 0 E: 0 K: 0 S: 4	H: 1 LOB: 1 BB: 0 P: 4	R: 0 E: 0 K: 1 S: 6	H: 1 LOB: 1 BB: 0 P: 6	R: 0 E: 0 K: 0 S: 3	H: 0 LOB: 0 BB: 0 P: 3	R: 0 E: 0 K: 0 S: 4	H: 1 LOB: 1 BB: 0 P: 4	R: 0 E: 0 K: 0 S: 4	H: 1 LOB: 1 BB: 0 P: 4	R: 1 E: 0 K: 1 S: 6	H: 1 LOB: 2 BB: 1 P: 14	R: 1 E: 1 K: 1 S: 7	H: 1 LOB: 2 BB: 1 P: 11	R: 0 E: 1 K: 0 S: 3	H: 0 LOB: 1 BB: 1 P: 7	R: 0 E: 0 K: 1 S: 5	H: 1 LOB: 0 BB: 0 P: 5	1B: 5 2B: 2 3B: 1 HR: 0	SF: 2 SAC: 1 DP: 2 HBP: 0	WP: 0 PB: 0 SB: 1 CS: 0	PA: 38
PITCHER	IP WLS BF H R ER SO BB IBB HBP BLK WP HR S P ERA WHIP																					
Ken Kravec, L ERA: 4.36 (1, 1)	6.0 L 25 5 1 1 2 1 1 0 0 0 0 0 27 35 1.50 1.000																					
Willie Hernandez, L ERA: 5.06 (7, 1)	0.2 5 1 1 0 0 1 0 0 0 0 0 0 6 10 0.00 3.000																					
Rawly Eastwick, R ERA: 2.29 (7, 1)	0.1 1 0 0 0 0 0 0 0 0 0 0 0 1 1 0.00 0.000																					
Dave Geisel, L ERA: (8, 1)	2.0 7 1 0 0 1 1 0 0 0 0 0 0 8 12 0.00 1.000																					

Batter	1	2	3	4	5	6	7	8	9	AB	R	H	RBI	BB	SO	LOB	BOTTOM					
Bobby Bonds, R OBP: 0.329, SLG: 0.414 (1, 8)										3	0	0	0	1	1	0	St. Louis Cardinals @ Chicago Cubs Wrigley Field, Chicago, IL Mon Sep 21 1981, 3:33 AM CDT Att: 3,635 - Cloudy - 69 F					
Ivan De Jesus, R OBP: 0.270, SLG: 0.216 (1, 6)										3	0	1	0	0	0	1						
Jim Tracy, L OBP: 0.361, SLG: 0.317 (9, PH)										1	0	0	0	0	0	0						
Bill Buckner, L OBP: 0.344, SLG: 0.463 (1, 3)										3	0	0	0	0	0	1						
Leon Durham, L OBP: 0.354, SLG: 0.472 (1, 9)										3	0	1	0	0	0	0						
Mike Lum, L OBP: 0.293, SLG: 0.328 (1, 7)										3	0	0	0	0	0	1						
Jody Davis, R OBP: 0.341, SLG: 0.371 (1, 2)										3	0	1	0	0	0	0						
Ken Reitz, R OBP: 0.261, SLG: 0.282 (1, 5)										2	0	0	0	0	2	1						
Mel Hall, L OBP: 0.111, SLG: 0.444 (9, PH)										1	0	0	0	0	0	0						
Tye Waller, R OBP: 0.300, SLG: 0.389 (9, 5)										0	0	0	0	0	0	0						
Mike Tyson, R OBP: 0.256, SLG: 0.286 (1, 4)										3	0	0	0	0	0	0						
Ken Kravec, L ERA: 4.36 (1, 1)										1	0	0	0	0	1	0						
Scot Thompson, L OBP: 0.266, SLG: 0.299 (6, PH)										1	0	0	0	0	0	0						
Willie Hernandez, L (7, 1)										0	0	0	0	0	0	0						
Rawly Eastwick, R (7, 1)										0	0	0	0	0	0	0						
Dave Geisel, L (8, 1)										0	0	0	0	0	0	0						
Steve Henderson, R OBP: 0.301, SLG: 0.336 (9, PH)										1	0	0	0	0	1	0						
Inning Stats	R: 0 E: 0 K: 0 S: 3	H: 0 LOB: 0 BB: 0 P: 3	R: 0 E: 0 K: 1 S: 6	H: 1 LOB: 1 BB: 0 P: 6	R: 0 E: 0 K: 1 S: 5	H: 0 LOB: 0 BB: 0 P: 5	R: 0 E: 0 K: 0 S: 3	H: 1 LOB: 0 BB: 0 P: 3	R: 0 E: 0 K: 0 S: 3	H: 0 LOB: 1 BB: 1 P: 7	R: 0 E: 0 K: 0 S: 3	H: 1 LOB: 0 BB: 0 P: 3	R: 0 E: 0 K: 0 S: 3	H: 0 LOB: 0 BB: 0 P: 3	R: 0 E: 0 K: 2 S: 7	H: 0 LOB: 0 BB: 0 P: 7	R: 0 E: 0 K: 0 S: 7	H: 0 LOB: 0 BB: 0 P: 7	1B: 3 2B: 0 3B: 0 HR: 0	SF: 0 SAC: 0 DP: 2 HBP: 0	WP: 0 PB: 0 SB: 0 CS: 0	PA: 29
PITCHER	IP WLS BF H R ER SO BB IBB HBP BLK WP HR S P ERA WHIP																					
Joaquin Andujar, R ERA: 4.01 (1, 1)	8.0 W 26 3 0 0 3 1 0 0 0 0 0 0 31 35 0.00 0.500																					
Bruce Sutter, R ERA: 2.71 (9, 1)	1.0 S 3 0 0 0 2 0 0 0 0 0 0 0 7 7 0.00 0.000																					

AB	31
R	2
H	7
RBI	2
BB	4
SO	4
LOB	19



Batter	1	2	3	4	5	6	7	8	9	AB	R	H	RBI	BB	SO	LOB	TOP										
Tom Herr, S OBP: 0.333, SLG: 0.349 (1,4)		6-3			4-3	F8			6-3	5	0	1	0	0	0	1											
Gary Templeton, S OBP: 0.313, SLG: 0.394 (1,6)	K		4-3		K		6-3			4	0	0	0	0	2	1											
Keith Hernandez, L OBP: 0.399, SLG: 0.456 (1,3)			G3		1B	BB				2	1	1	0	2	0	0											
George Hendrick, R OBP: 0.359, SLG: 0.484 (1,8)	F4		5-3		1B	BB			G6-4-3	4	1	1	0	0	0	3											
Darrell Porter, L OBP: 0.358, SLG: 0.397 (1,2)	4-3									4	0	3	1	0	0	2											
Dane Iorg, L OBP: 0.342, SLG: 0.418 (1,9)		3-1			6-3					4	0	1	1	0	0	2											
Bob Sykes, S (8,1)										0	0	0	0	0	0	0											
Mark Littell, L (8,1)										0	0	0	0	0	0	0											
Bob Shirley, R (9,1)										0	0	0	0	0	0	0											
Ken Oberkfell, L (1,5)		3-1			G3					4	0	0	0	0	0	4											
Gene Roof, S (1,7)										3	1	1	0	1	1	0											
Bob Forsch, R (1,1)										3	0	1	1	0	1	2											
Tito Landrum, R (8,9)					P3					1	0	0	0	0	0	0											
Inning Stats	R: 0 E: 1 K: 1 S: 6	H: 1 LOB: 2 BB: 1 P: 10	R: 1 E: 0 K: 0 S: 5	H: 2 LOB: 1 BB: 0 P: 5	R: 0 E: 0 K: 0 S: 3	H: 0 LOB: 0 BB: 0 P: 3	R: 0 E: 0 K: 0 S: 4	H: 1 LOB: 2 BB: 1 P: 8	R: 2 E: 0 K: 1 S: 8	H: 3 LOB: 2 BB: 1 P: 12	R: 0 E: 0 K: 2 S: 7	H: 0 LOB: 0 BB: 0 P: 7	R: 0 E: 0 K: 0 S: 3	H: 1 LOB: 0 BB: 0 P: 3	R: 0 E: 0 K: 0 S: 3	H: 1 LOB: 0 BB: 0 P: 3	R: 0 E: 0 K: 0 S: 3	H: 0 LOB: 0 BB: 0 P: 3	1B: 5 2B: 3 3B: 1 HR: 0	SF: 0 SAC: 0 DP: 1 HBP: 0	WP: 0 PB: 0 SB: 1 CS: 1	PA: 37					
PITCHER	IP	WLS	BF	H	R	ER	SO	BB	IBB	HBP	BLK	WP	HR	S	P	ERA	WHIP										
Doug Bird, R (1,1)	7.0		31	8	3	3	4	2	1	0	0	0	0	36	48	3.86	1.429										
Randy Martz, R (8,1)	2.0	W	6	1	0	0	0	0	0	0	0	0	0	6	6	0.00	0.500										

St. Louis Cardinals @ Chicago Cubs
Wrigley Field, Chicago, IL
Tue Sep 22 1981, 3:33 AM CDT
Att: 4,531 - Sunny - 55 F

AB 34
R 3
H 9
RBI 3
BB 3
SO 4
LOB 15



Batter	1	2	3	4	5	6	7	8	9	AB	R	H	RBI	BB	SO	LOB	BOTTOM										
Bobby Bonds, R (1,8)	K		K		6-3				L7	4	0	0	0	0	2	4											
Ivan De Jesus, R (1,6)	E6				5-3				6-3	4	0	0	0	0	1	0											
Bill Buckner, L (1,3)	4-3				4-3				P8	4	0	0	0	0	0	1											
Leon Durham, L (1,9)		G3								3	1	1	1	1	1	0											
Steve Henderson, R (1,7)		P9			F7				L9	4	0	1	0	0	0	1											
Jody Davis, R (1,2)										2	1	1	0	1	0	0											
Steve Dillard, R (8, FR)		6-3								0	1	0	0	0	0	0											
Tye Waller, R (1,5)										3	1	1	2	0	0	1											
Mike Tyson, R (1,4)										2	0	1	0	0	0	0											
Mike Lum, L (7, PH)										0	0	0	0	1	0	0											
Pat Tabler, R (7, FR)										1	0	1	0	0	0	0											
Doug Bird, R (1,1)										2	0	0	0	0	0	1											
Jim Tracy, L (7, PH)										0	0	0	0	1	0	0											
Randy Martz, L (8,1)										0	0	0	0	0	0	0											
Scot Thompson, L (8, PH)										0	0	0	0	0	0	0											
Jerry Morales, R (8, PH)										0	0	0	1	0	0	0											
Inning Stats	R: 0 E: 1 K: 1 S: 5	H: 0 LOB: 0 BB: 0 P: 5	R: 0 E: 0 K: 0 S: 3	H: 0 LOB: 0 BB: 0 P: 3	R: 0 E: 0 K: 1 S: 6	H: 1 LOB: 1 BB: 0 P: 6	R: 0 E: 0 K: 0 S: 3	H: 0 LOB: 1 BB: 1 P: 7	R: 2 E: 0 K: 0 S: 5	H: 2 LOB: 0 BB: 0 P: 5	R: 0 E: 0 K: 2 S: 7	H: 0 LOB: 0 BB: 0 P: 7	R: 0 E: 0 K: 0 S: 4	H: 1 LOB: 3 BB: 2 P: 12	R: 1 E: 0 K: 0 S: 4	H: 1 LOB: 0 BB: 0 P: 4	R: 0 E: 0 K: 0 S: 3	H: 1 LOB: 2 BB: 1 P: 7	1B: 4 2B: 0 3B: 0 HR: 2	SF: 1 SAC: 2 DP: 0 HBP: 0	WP: 1 PB: 0 SB: 0 CS: 2	PA: 37					
PITCHER	IP	WLS	BF	H	R	ER	SO	BB	IBB	HBP	BLK	WP	HR	S	P	ERA	WHIP										
Bob Forsch, R (1,1)	7.0		28	4	2	2	4	3	0	0	1	0	1	33	45	2.57	1.000										
Bob Sykes, L (8,1)	0.2		3	1	1	1	0	0	0	0	0	0	1	3	3	13.50	1.500										
Mark Littell, R (8,1)	0.1	L	4	1	1	1	0	1	0	0	0	0	0	3	7	27.00	6.000										
Bob Shirley, L (9,1)	0.1		1	0	0	0	0	0	0	0	0	0	0	1	1	0.00	0.000										

St. Louis Cardinals @ Chicago Cubs
Wrigley Field, Chicago, IL
Tue Sep 22 1981, 3:33 AM CDT
Att: 4,531 - Sunny - 55 F

AB 29
R 4
H 6
RBI 4
BB 4
SO 4
LOB 8



Batter	1	2	3	4	5	6	7	8	9	AB	R	H	RBI	BB	SO	LOB	TOP			
Mookie Wilson, S (1, 8) OBP: 0.332, SLG: 0.389	1-3		6-3			1-3			1B FC4-6	4	1	1	0	0	0	1				
Bob Bailor, R (1, 9) OBP: 0.345, SLG: 0.338	F8			B1-3					1B FC4-6	3	0	1	0	0	0	0				
Rusty Staub, L (9, PH) OBP: 0.391, SLG: 0.398						G6-4-3			1B	1	0	1	0	0	0	0				
Brian Giles, R (9, FR)									1B	0	0	0	0	0	0	0				
Hubie Brooks, R (1, 5) OBP: 0.351, SLG: 0.414	K			5-3		G6-4-3			FC4-6	4	0	0	1	0	1	2				
Dave Kingman, R (1, 3) OBP: 0.312, SLG: 0.437		K		6-3					P6	4	0	0	0	0	2	1				
Lee Mazzilli, S (1, 7) OBP: 0.326, SLG: 0.369	F8					SH5-4			P5	4	0	1	0	0	0	1				
John Stearns, R (1, 2) OBP: 0.332, SLG: 0.336	P6					E8				3	0	0	0	0	1	1				
Doug Flynn, R (1, 4) OBP: 0.243, SLG: 0.293			F6-3			SH5-4			F9	2	0	0	0	0	0	0				
Ron Gardenhire, R (1, 6) OBP: 0.281, SLG: 0.258										1	0	0	0	0	0	0				
Mike Jorgensen, L (5, PH) OBP: 0.275, SLG: 0.368			E4			K			1-3	1	0	0	0	0	1	2				
Frank Taveras, R (5, 6) OBP: 0.263, SLG: 0.289			WP SH3							1	0	0	0	0	0	0				
Ed Lynch, R (1, 1) OBP: 0.261, SLG: 0.200										0	0	0	0	0	0	0				
Mike Cuddihy, L (5, PH) OBP: 0.314, SLG: 0.328										1	0	0	0	0	1	2				
Dan Botano, R (5, 1) OBP: 0.285, SLG: 1.000			SH3			K				0	0	0	0	0	0	0				
Ray Searage, L (6, 1) OBP: 0.262, SLG: 0.365										0	0	0	0	0	0	0				
Ron Hodges, L (8, PH) OBP: 0.262, SLG: 0.365										1	0	0	0	0	0	0				
Terry Leach, R (8, 1)										0	0	0	0	0	0	0				
Inning Stats	R: 0 E: 0 K: 1 S: 5	H: 0 LOB: 0 BB: 0 P: 5	R: 0 E: 0 K: 1 S: 5	H: 0 LOB: 0 BB: 0 P: 5	R: 0 E: 1 K: 0 S: 4	H: 0 LOB: 1 BB: 0 P: 4	R: 0 E: 0 K: 0 S: 3	H: 0 LOB: 0 BB: 0 P: 3	R: 0 E: 1 K: 2 S: 9	H: 1 LOB: 2 BB: 0 P: 9	R: 0 E: 0 K: 2 S: 7	H: 0 LOB: 0 BB: 0 P: 7	R: 0 E: 0 K: 0 S: 3	H: 0 LOB: 0 BB: 0 P: 3	R: 1 E: 0 K: 0 S: 5	H: 2 LOB: 1 BB: 0 P: 5	1B: 4 2B: 0 3B: 0 HR: 0	SF: 0 SAC: 2 DP: 1 HBP: 0	WP: 1 PB: 0 SB: 0 CS: 0	PA: 32
PITCHER	IP WLS BF H R ER SO BB IBB HBP BLK WP HR S P ERA WHIP																			
Mike Krukow, R (1, 1) ERA: 4.01	8.0 W 29 4 1 1 6 0 0 0 0 1 0 41 41 1.12 0.500																			
Dick Tidrow, R (9, 1) ERA: 4.71	1.0 S 3 0 0 0 0 0 0 0 0 0 0 3 3 0.00 0.000																			

New York Mets @ Chicago Cubs
Wrigley Field, Chicago, IL
Wed Sep 23 1981, 3:33 AM CDT
Att: 2,754 - Sunny - 56 F

AB	30
R	1
H	4
RBI	1
BB	0
SO	6
LOB	10



Batter	1	2	3	4	5	6	7	8	9	AB	R	H	RBI	BB	SO	LOB	BOTTOM			
Bobby Bonds, R (1, 8) OBP: 0.325, SLG: 0.400	5-3		CS			F4-6-3			P9	3	0	1	0	1	0	0				
Ivan De Jesus, R (1, 6) OBP: 0.268, SLG: 0.220	6-3		CS		E					3	1	1	0	0	1	1				
Bill Buckner, L (1, 3) OBP: 0.340, SLG: 0.456					FC1					2	1	0	0	1	0	1				
Leon Durham, L (1, 9) OBP: 0.353, SLG: 0.476	F4-3				5-3					3	0	0	0	0	0	2				
Steve Henderson, R (1, 7) OBP: 0.353, SLG: 0.362			1-3							3	0	2	1	0	0	0				
Jerry Morales, R (8, 7) OBP: 0.342, SLG: 0.340					F8-4				1B	0	0	0	0	0	0	0				
Tim Lincecum, S (1, 2) OBP: 0.325, SLG: 0.333	K				F8-4					3	0	0	0	0	1	2				
Tye Waller, R (1, 5) OBP: 0.269, SLG: 0.458	K					F8			L1	3	0	0	0	0	1	1				
Mike Tyson, R (1, 4) OBP: 0.253, SLG: 0.280					P3					3	0	0	0	0	0	0				
Mike Krukow, R (1, 1) OBP: 0.163, SLG: 0.186										3	0	0	0	0	0	0				
Dick Tidrow, R (9, 1) ERA: 4.71	F7					F9				0	0	0	0	0	0	0				
Inning Stats	R: 0 E: 0 K: 0 S: 3	H: 0 LOB: 1 BB: 1 P: 7	R: 0 E: 0 K: 2 S: 7	H: 0 LOB: 0 BB: 0 P: 7	R: 0 E: 0 K: 0 S: 3	H: 1 LOB: 0 BB: 0 P: 3	R: 2 E: 1 K: 0 S: 5	H: 2 LOB: 0 BB: 0 P: 5	R: 0 E: 0 K: 0 S: 3	H: 0 LOB: 0 BB: 0 P: 3	R: 0 E: 0 K: 1 S: 4	H: 0 LOB: 1 BB: 1 P: 8	R: 0 E: 0 K: 0 S: 4	H: 1 LOB: 1 BB: 0 P: 4	R: 0 E: 0 K: 0 S: 3	H: 0 LOB: 0 BB: 0 P: 3	1B: 3 2B: 1 3B: 1 HR: 0	SF: 0 SAC: 0 DP: 2 HBP: 0	WP: 0 PB: 0 SB: 1 CS: 1	PA: 29
PITCHER	IP WLS BF H R ER SO BB IBB HBP BLK WP HR S P ERA WHIP																			
Ed Lynch, R (1, 1) ERA: 2.47	4.0 L 15 3 2 1 2 1 0 0 0 0 0 0 6 22 0.00 0.750																			
Dan Botano, R (5, 1) ERA: 4.5	1.1 5 0 0 0 1 1 0 0 0 0 0 0 6 10 0.00 0.750																			
Ray Searage, L (6, 1) ERA: 3.15	1.2 5 1 0 0 0 0 0 0 0 0 0 0 5 5 0.00 0.600																			
Terry Leach, R (8, 1) ERA: 1.48	1.0 3 0 0 0 0 0 0 0 0 0 0 0 3 3 0.00 0.000																			

New York Mets @ Chicago Cubs
Wrigley Field, Chicago, IL
Wed Sep 23 1981, 3:33 AM CDT
Att: 2,754 - Sunny - 56 F

AB	26
R	2
H	4
RBI	1
BB	2
SO	3
LOB	7



Batter	1	2	3	4	5	6	7	8	9	AB	R	H	RBI	BB	SO	LOB	TOP											
Lonnie Smith, R OBP: 0.369, SLG: 0.430 Gary Maddox, R OBP: 0.292, SLG: 0.338	F8		K				1B HR		E FC3-2	4	2	2	0	0	1	0	Philadelphia Phillies @ Chicago Cubs Wrigley Field, Chicago, IL Fri Sep 25 1981, 3:33 AM CDT Att. 4,482 - Unknown - 68 F											
Pete Rose, S OBP: 0.390, SLG: 0.393 Del Unser, L OBP: 0.317, SLG: 0.235	E4		4-3				HR		FC3-2 E 1B	4	1	1	0	0	1	2												
Gary Matthews, R OBP: 0.385, SLG: 0.454	F8					WP HR BB			1B	4	2	3	5	1	0	1												
Mike Schmidt, R OBP: 0.428, SLG: 0.625 Ramon Aviles, R OBP: 0.290, SLG: 0.261					5-3				G5-4-3 1B	3	1	2	2	1	0	1												
Keith Moreland, R OBP: 0.314, SLG: 0.408	4-3								G5-4-3 1B	1	0	1	1	0	0	0												
Dick Davis, R OBP: 0.408, SLG: 0.500			5-3						G5-4-3 1B	5	0	1	0	0	0	5												
Larry Bowa, S OBP: 0.331, SLG: 0.341			K						1B	4	0	0	0	0	1	1												
Manny Trillo, R OBP: 0.345, SLG: 0.403 Ron Reed, R OBP: 0.600, SLG: 0.800			F9						1B	4	0	0	0	0	0	0												
Dan Larson, R OBP: 0.222, SLG: 0.125 Luis Aguayo, R OBP: 0.298, SLG: 0.325			5-3						FC3-2 1B 2B	2	1	0	0	1	0	0												
Inning Stats	R: 0 E: 1 K: 0 S: 5	H: 1 LOB: 2 BB: 0 P: 5	R: 0 E: 0 K: 1 S: 5	H: 0 LOB: 0 BB: 0 P: 5	R: 0 E: 0 K: 1 S: 5	H: 0 LOB: 0 BB: 0 P: 5	R: 2 E: 0 K: 1 S: 6	H: 1 LOB: 0 BB: 1 P: 10	R: 2 E: 0 K: 1 S: 7	H: 2 LOB: 1 BB: 1 P: 11	R: 0 E: 0 K: 0 S: 3	H: 1 LOB: 0 BB: 0 P: 3	R: 3 E: 0 K: 0 S: 6	H: 3 LOB: 1 BB: 1 P: 10	R: 0 E: 0 K: 0 S: 3	H: 0 LOB: 0 BB: 0 P: 3		R: 2 E: 0 K: 0 S: 6	H: 4 LOB: 1 BB: 0 P: 6	1B: 7 2B: 3 3B: 0 HR: 2	SF: 0 SAC: 0 DP: 1 HBP: 0	WP: 1 PB: 0 SB: 1 CS: 1	PA: 41					
PITCHER	IP	WLS	BF	H	R	ER	SO	BB	IBB	HBP	BLK	WP	HR	S	P	ERA	WHIP											
Ken Kravec, L ERA: 4.76	(1, 1)	4.2	L	21	4	4	4	4	2	0	0	0	1	1	27	35	7.71	1.286										
Lee Smith, R ERA: 3.7	(5, 1)	1.1		4	1	0	0	0	0	0	0	0	0	0	4	4	0.00	0.750										
Bill Caudill, R ERA: 5.93	(7, 1)	0.2		5	3	3	0	0	0	0	0	0	0	1	5	5	40.50	4.500										
Rawly Eastwick, R ERA: 2.17	(7, 1)	1.0		4	0	0	0	1	0	0	0	0	0	3	7	0.00	1.000											
Doug Capilla, L ERA: 3.22	(8, 1)	1.1		7	4	2	1	0	0	0	0	0	0	7	7	6.75	3.000											

Batter	1	2	3	4	5	6	7	8	9	AB	R	H	RBI	BB	SO	LOB	BOTTOM											
Bobby Bonds, R OBP: 0.329, SLG: 0.408	K						K		F8	4	0	0	0	1	3	1	Philadelphia Phillies @ Chicago Cubs Wrigley Field, Chicago, IL Fri Sep 25 1981, 3:33 AM CDT Att. 4,482 - Unknown - 68 F											
Ivan De Jesus, R OBP: 0.288, SLG: 0.223	E BLK				F2		K		F7	5	2	2	0	0	1	2												
Bill Buckner, L OBP: 0.343, SLG: 0.459	E9						BB			4	0	3	0	0	0	0												
Leon Durham, L OBP: 0.353, SLG: 0.480	1-3									3	0	0	1	1	0	3												
Steve Henderson, R OBP: 0.361, SLG: 0.363 Doug Capilla, L										2	0	1	0	2	0	2												
Jody Davis, R OBP: 0.348, SLG: 0.384	FC6-4								L3	4	0	0	0	0	0	5												
Tye Waller, R OBP: 0.265, SLG: 0.500									F9	4	0	1	0	0	0	0												
Mike Tyson, R OBP: 0.263, SLG: 0.291 Pat Tabler, R OBP: 0.274, SLG: 0.214									K	1	0	0	0	0	0	1												
Ken Kravec, L Lee Smith, R Scott Thompson, L Bill Caudill, R Rawly Eastwick, R Mel Hall, L	(1, 1) (5, 1) (6, PR) (7, 1) (7, 1) (8, 7)	SH5-4							F7	0	0	0	0	0	0	0												
Inning Stats	R: 1 E: 1 K: 1 S: 7	H: 2 LOB: 2 BB: 1 P: 11	R: 0 E: 0 K: 1 S: 6	H: 1 LOB: 1 BB: 0 P: 6	R: 1 E: 0 K: 0 S: 5	H: 3 LOB: 1 BB: 0 P: 5	R: 0 E: 0 K: 0 S: 3	H: 0 LOB: 2 BB: 2 P: 11	R: 0 E: 0 K: 0 S: 3	H: 0 LOB: 1 BB: 1 P: 7	R: 0 E: 0 K: 2 S: 8	H: 0 LOB: 0 BB: 0 P: 3	R: 0 E: 0 K: 1 S: 5	H: 1 LOB: 2 BB: 1 P: 12	R: 0 E: 0 K: 1 S: 5	H: 0 LOB: 0 BB: 0 P: 5		R: 0 E: 0 K: 0 S: 3	H: 0 LOB: 0 BB: 0 P: 3	1B: 7 2B: 0 3B: 0 HR: 0	SF: 0 SAC: 2 DP: 1 HBP: 0	WP: 0 PB: 0 SB: 0 CS: 0	PA: 38					
PITCHER	IP	WLS	BF	H	R	ER	SO	BB	IBB	HBP	BLK	WP	HR	S	P	ERA	WHIP											
Dan Larson, R ERA: 3.52	(1, 1)	7.0	W	32	7	2	2	4	5	0	0	1	0	0	35	55	2.57	1.714										
Ron Reed, R ERA: 3.35	(8, 1)	2.0		6	0	0	0	1	0	0	0	0	0	8	8	0.00	0.000											

AB	38
R	9
H	12
RBI	8
BB	3
SO	4
LOB	12

AB	31
R	2
H	7
RBI	1
BB	5
SO	5
LOB	14



Batter	1	2	3	4	5	6	7	8	9	AB	R	H	RBI	BB	SO	LOB	TOP							
Lonnie Smith, R (1, 8) Garry Maddox, R (8, 8) OBP: 0.366, SLG: 0.425 OBP: 0.292, SLG: 0.338	E6 F9 1B SF8		CS 1B		6-3		5-3			4	1	1	0	0	0	1								
Pete Rose, S (1, 3) Del Unser, L (8, 3) OBP: 0.391, SLG: 0.394 OBP: 0.317, SLG: 0.235	1-2 1B		F8		F7			1B		4	0	2	0	0	0	2								
Gary Matthews, R (1, 7) OBP: 0.384, SLG: 0.450	F9 2-3			1B HR BB	F8			F9		3	1	0	0	1	0	4								
Mike Schmidt, R (1, 5) Greg Gross, L (8, 9) OBP: 0.426, SLG: 0.622 OBP: 0.330, SLG: 0.330	SF8			1-3 HR 1B		F3		K		3	1	1	1	0	1	1								
Bake McBride, L (1, 9) Ramon Aviles, R (8, 5) OBP: 0.318, SLG: 0.413 OBP: 0.280, SLG: 0.261	3-H F7			1-H HR 3-H		E7 1B 2B		4-3		4	2	3	0	0	2	2								
Keith Moreland, R (1, 2) OBP: 0.313, SLG: 0.404		F9		F8		7-3 1B		F9		4	0	1	1	0	0	0								
Larry Bowa, S (1, 6) OBP: 0.328, SLG: 0.337		F9		E6 G6-4-3		7-3 1-2		K		4	0	0	0	0	1	1								
Manny Trillo, R (1, 4) OBP: 0.341, SLG: 0.398		F8		G6-4-3 1-2			F9	4-3		4	0	0	0	0	0	1								
Steve Carlton, L (1, 1) OBP: 0.164, SLG: 0.231			L7		2B		4-3			3	0	1	0	0	0	0								
Inning Stats	R: 1 E: 1 K: 0 S: 5	H: 1 LOB: 1 BB: 0 P: 5	R: 0 E: 0 K: 0 S: 3	H: 0 LOB: 0 BB: 0 P: 3	R: 0 E: 0 K: 0 S: 3	H: 1 LOB: 0 BB: 0 P: 3	R: 3 E: 1 K: 0 S: 5	H: 2 LOB: 1 BB: 1 P: 9	R: 0 E: 0 K: 0 S: 4	H: 1 LOB: 1 BB: 0 P: 4	R: 1 E: 1 K: 0 S: 4	H: 2 LOB: 0 BB: 0 P: 4	R: 0 E: 0 K: 0 S: 3	H: 0 LOB: 0 BB: 0 P: 3	R: 0 E: 0 K: 1 S: 6	H: 1 LOB: 1 BB: 0 P: 6	R: 0 E: 0 K: 1 S: 5	H: 0 LOB: 0 BB: 0 P: 5	1B: 5 2B: 3 3B: 0 HR: 1	SF: 1 SAC: 0 DP: 2 HBP: 0	WP: 0 PB: 0 SB: 1 CS: 1	PA: 35		
PITCHER	IP	WLS	BF	H	R	ER	SO	BB	IBB	HBP	BLK	WP	HR	S	P	ERA	WHIP							
Doug Bird, R (1, 1) ERA: 3.36	5.0	L	21	5	4	3	0	1	0	0	0	0	1	20	24	5.40	1.200							
Rawly Eastwick, R (6, 1) ERA: 2.23	3.0		11	3	1	1	1	0	0	0	0	0	0	13	13	3.00	1.000							
Lee Smith, R (9, 1) ERA: 3.64	1.0		3	0	0	0	1	0	0	0	0	0	0	5	5	0.00	0.000							

Philadelphia Phillies @ Chicago Cubs
Wrigley Field, Chicago, IL
Sun Sep 27 1981, 3:33 AM CDT
Unknown - 64 F

AB 33
R 5
H 8
RBI 5
BB 1
SO 2
LOB 12



Batter	1	2	3	4	5	6	7	8	9	AB	R	H	RBI	BB	SO	LOB	BOTTOM							
Bobby Bonds, R (1, 8) OBP: 0.322, SLG: 0.397	5-3		K		K			K		4	0	0	0	0	3	1								
Ivan De Jesus, R (1, 6) OBP: 0.268, SLG: 0.221	5-3			2B BB		K		FC6-4		3	0	0	0	1	1	1								
Bill Buckner, L (1, 3) OBP: 0.347, SLG: 0.473				1-3 2B		4-3			HR	4	1	3	1	0	0	0								
Leon Durham, L (1, 9) OBP: 0.352, SLG: 0.475	G3			G4-6-3 BB		K		K		3	0	0	0	1	2	1								
Steve Henderson, R (1, 7) OBP: 0.359, SLG: 0.361		L5		K		G3			1B	4	0	1	0	0	1	3								
Jody Davis, R (1, 2) OBP: 0.341, SLG: 0.374		K		G4-6-3 1-2		6-3		K		4	0	0	0	0	2	4								
Tye Waller, R (1, 5) OBP: 0.283, SLG: 0.556		P4			HR		K		G3	4	1	1	1	0	1	1								
Mike Tyson, R (1, 4) OBP: 0.258, SLG: 0.284			F9		1-3			5-3		2	0	0	0	0	0	0								
Jerry Morales, R (8, PH) OBP: 0.341, SLG: 0.338										1	0	0	0	0	0	0								
Pat Tabler, R (9, 4) OBP: 0.274, SLG: 0.214										0	0	0	0	0	0	0								
Doug Bird, R (1, 1) OBP: 0.167, SLG: 0.118										1	0	0	0	0	0	0								
Steve Dillard, R (5, PH) OBP: 0.262, SLG: 0.345										1	0	0	0	0	1	0								
Rawly Eastwick, R (6, 1)										0	0	0	0	0	0	0								
Hector Cruz, R (8, PH) OBP: 0.339, SLG: 0.477										1	0	1	0	0	0	0								
Lee Smith, R (9, 1)										0	0	0	0	0	0	0								
Inning Stats	R: 0 E: 0 K: 0 S: 4	H: 1 LOB: 1 BB: 0 P: 4	R: 0 E: 0 K: 1 S: 5	H: 0 LOB: 0 BB: 0 P: 5	R: 0 E: 0 K: 1 S: 5	H: 0 LOB: 0 BB: 0 P: 5	R: 0 E: 0 K: 1 S: 5	H: 1 LOB: 2 BB: 2 P: 13	R: 1 E: 0 K: 2 S: 8	H: 1 LOB: 0 BB: 0 P: 8	R: 0 E: 0 K: 2 S: 7	H: 0 LOB: 0 BB: 0 P: 7	R: 0 E: 0 K: 1 S: 5	H: 0 LOB: 0 BB: 0 P: 5	R: 0 E: 0 K: 1 S: 6	H: 1 LOB: 1 BB: 0 P: 6	R: 1 E: 0 K: 2 S: 9	H: 2 LOB: 1 BB: 0 P: 9	1B: 3 2B: 1 3B: 0 HR: 2	SF: 0 SAC: 0 DP: 1 HBP: 0	WP: 0 PB: 0 SB: 0 CS: 0	PA: 34		
PITCHER	IP	WLS	BF	H	R	ER	SO	BB	IBB	HBP	BLK	WP	HR	S	P	ERA	WHIP							
Steve Carlton, L (1, 1) ERA: 2.31	9.0	W	34	6	2	2	11	2	0	0	0	0	2	54	62	2.00	0.889							

Philadelphia Phillies @ Chicago Cubs
Wrigley Field, Chicago, IL
Sun Sep 27 1981, 3:33 AM CDT
Unknown - 64 F

AB 32
R 2
H 6
RBI 2
BB 2
SO 11
LOB 11



Batter	1	2	3	4	5	6	7	8	9	AB	R	H	RBI	BB	SO	LOB	TOP		
Jerry Morales, R OBP: 0.340, SLG: 0.344 (1, 8)										4	0	1	0	0	0	2	Chicago Cubs @ Pittsburgh Pirates Three Rivers Stadium, Pittsburgh, PA Mon Sep 28 1981, 7:05 PM EDT Unknown - 52 F		
Ivan De Jesus, R OBP: 0.272, SLG: 0.227 (1, 6)										3	0	2	0	1	0	1			
Bill Buckner, L OBP: 0.349, SLG: 0.489 (1, 3)										3	0	0	0	1	0	3			
Leon Durham, L OBP: 0.348, SLG: 0.469 (1, 9)										4	0	0	0	1	0	3			
Steve Henderson, R OBP: 0.365, SLG: 0.373 (1, 7)										4	0	0	0	0	2	3			
Tye Waller, R OBP: 0.255, SLG: 0.533 (1, 5)											4	0	0	0	1	0			
Tim Blackwell, S OBP: 0.327, SLG: 0.331 (1, 2)										3	0	0	0	0	0	0			
Pat Tabler, R OBP: 0.277, SLG: 0.267 (5, PH)										1	0	0	0	0	1	0			
Scott Thompson, L OBP: 0.213, SLG: 0.214 (5, PH)										1	0	1	0	0	0	0			
Mike Tyson, R OBP: 0.255, SLG: 0.281 (5, 4)										1	0	0	0	0	0	0			
Mike Griffin, R OBP: 0.154, SLG: 0.154 (4, 1)										1	0	0	0	0	1	0			
Bill Caudill, R OBP: 0.296, SLG: 0.143 (5, PH)										0	0	0	0	0	0	0			
Jim Tracy, L OBP: 0.362, SLG: 0.311 (5, 1)										0	0	0	0	0	0	2			
Willie Hernandez, L OBP: 0.305, SLG: 0.354 (8, PH)										0	0	0	0	0	0	0			
Mel Hall, L OBP: 0.305, SLG: 0.354 (8, 1)										0	0	0	0	0	1	0			
Dick Tidrow, R OBP: 0.255, SLG: 0.281 (8, 1)										0	0	0	0	0	0	0			
Inning Stats	R: 0 E: 0 K: 0 S: 3	H: 1 LOB: 0 BB: 0 P: 3	R: 0 E: 0 K: 0 S: 3	H: 0 LOB: 0 BB: 0 P: 3	R: 0 E: 0 K: 2 S: 7	H: 0 LOB: 0 BB: 0 P: 7	R: 0 E: 0 K: 1 S: 6	H: 1 LOB: 2 BB: 1 P: 10	R: 0 E: 1 K: 0 S: 5	H: 0 LOB: 1 BB: 1 P: 11	R: 0 E: 0 K: 0 S: 3	H: 0 LOB: 0 BB: 0 P: 3	R: 0 E: 0 K: 1 S: 6	H: 1 LOB: 1 BB: 0 P: 6	R: 0 E: 0 K: 1 S: 5	H: 0 LOB: 0 BB: 0 P: 5	1B: 3 2B: 1 3B: 0 HR: 0	SF: 0 SAC: 0 DP: 1 HBP: 0	WP: 0 PA: 33 CS: 0
PITCHER Rick Rhoden, R ERA: 3.89 (1, 1)	IP: 9.0 WLS: W BF: 33 H: 4 R: 0 ER: 0 SO: 7 BB: 2 IBB: 0 HBP: 0 BLK: 0 WP: 0 HR: 0 S: 45 P: 53 ERA: 0.00 WHIP: 0.667															PITCHER IP: WLS: BF: H: R: ER: SO: BB: IBB: HBP: BLK: WP: HR: S: P: ERA: WHIP			

AB	31
R	0
H	4
RBI	0
BB	2
SO	7
LOB	14



Batter	1	2	3	4	5	6	7	8	9	AB	R	H	RBI	BB	SO	LOB	BOTTOM		
Omar Moreno, L OBP: 0.328, SLG: 0.372 (1, 8)										4	1	1	0	0	1	4	Chicago Cubs @ Pittsburgh Pirates Three Rivers Stadium, Pittsburgh, PA Mon Sep 28 1981, 7:05 PM EDT Unknown - 52 F		
Tim Foli, R OBP: 0.281, SLG: 0.288 (1, 6)										3	1	1	0	0	0	2			
Bill Madlock, R OBP: 0.415, SLG: 0.498 (5, PR)										2	0	1	2	0	0	1			
Dale Berra, R OBP: 0.295, SLG: 0.299 (6, 5)										1	0	0	0	0	0	0			
Dave Parker, L OBP: 0.286, SLG: 0.463 (1, 9)										3	0	0	0	0	1	1			
Bill Robinson, R OBP: 0.247, SLG: 0.310 (7, 9)										1	0	0	0	0	0	0			
Jason Thompson, L OBP: 0.377, SLG: 0.478 (1, 3)										2	1	2	0	2	0	0			
Mike Easter, L OBP: 0.326, SLG: 0.415 (1, 7)										4	0	1	0	0	1	4			
Johnny Ray, S OBP: 0.301, SLG: 0.397 (1, 4)										4	0	1	0	0	1	3			
Steve Nicosia, R OBP: 0.289, SLG: 0.335 (1, 2)										4	0	1	1	0	0	2			
Rick Rhoden, R OBP: 0.204, SLG: 0.229 (1, 1)										4	1	1	0	0	0	3			
Inning Stats	R: 1 E: 0 K: 0 S: 4	H: 1 LOB: 0 BB: 0 P: 4	R: 0 E: 0 K: 1 S: 6	H: 1 LOB: 1 BB: 0 P: 6	R: 2 E: 0 K: 0 S: 5	H: 2 LOB: 0 BB: 0 P: 5	R: 1 E: 0 K: 1 S: 8	H: 3 LOB: 2 BB: 0 P: 8	R: 0 E: 0 K: 1 S: 7	H: 1 LOB: 2 BB: 1 P: 10	R: 0 E: 0 K: 0 S: 3	H: 0 LOB: 1 BB: 1 P: 7	R: 0 E: 0 K: 0 S: 3	H: 0 LOB: 0 BB: 0 P: 3	R: 0 E: 0 K: 0 S: 3	H: 0 LOB: 0 BB: 0 P: 3	1B: 4 2B: 5 3B: 0 HR: 0	SF: 1 SAC: 1 DP: 0 HBP: 0	WP: 2 PA: 36 CS: 0
PITCHER Mike Griffin, R ERA: 4.38 (1, 1)	IP: 3.0 WLS: L BF: 15 H: 6 R: 4 ER: 4 SO: 1 BB: 0 IBB: 0 HBP: 0 BLK: 0 WP: 0 HR: 0 S: 17 P: 17 ERA: 0.00 WHIP: 2.000															PITCHER IP: WLS: BF: H: R: ER: SO: BB: IBB: HBP: BLK: WP: HR: S: P: ERA: WHIP			
Bill Caudill, R ERA: 5.84 (4, 1)	IP: 1.0 WLS: L BF: 4 H: 1 R: 0 ER: 0 SO: 1 BB: 0 IBB: 0 HBP: 0 BLK: 0 WP: 0 HR: 0 S: 6 P: 6 ERA: 0.00 WHIP: 1.000															PITCHER IP: WLS: BF: H: R: ER: SO: BB: IBB: HBP: BLK: WP: HR: S: P: ERA: WHIP			
Willie Hernandez, L ERA: 3.95 (5, 1)	IP: 3.0 WLS: L BF: 14 H: 2 R: 0 ER: 0 SO: 2 BB: 2 IBB: 0 HBP: 0 BLK: 0 WP: 1 HR: 0 S: 16 P: 24 ERA: 0.00 WHIP: 1.333															PITCHER IP: WLS: BF: H: R: ER: SO: BB: IBB: HBP: BLK: WP: HR: S: P: ERA: WHIP			
Dick Tidrow, R ERA: 4.63 (8, 1)	IP: 1.0 WLS: L BF: 3 H: 0 R: 0 ER: 0 SO: 0 BB: 0 IBB: 0 HBP: 0 BLK: 0 WP: 0 HR: 0 S: 3 P: 3 ERA: 0.00 WHIP: 0.000															PITCHER IP: WLS: BF: H: R: ER: SO: BB: IBB: HBP: BLK: WP: HR: S: P: ERA: WHIP			

AB	32
R	4
H	9
RBI	3
BB	2
SO	4
LOB	20



Batter	1	2	3	4	5	6	7	8	9	AB	R	H	RBI	BB	SO	LOB	TOP										
Bobby Bonds, R OBP: 0.313, SLG: 0.385 (1, 8)	F8	K			F7	F9			F8	5	0	0	0	0	1	2											
Ivan De Jesus, R OBP: 0.272, SLG: 0.225 (1, 6)	P6		K		BB 1B BB				L9	3	1	0	0	1	1	0											
Bill Buckner, L OBP: 0.348, SLG: 0.485 (1, 3)	F8		3-1		1B 1-2 BB				L8	3	0	0	0	1	0	0											
Leon Durham, L OBP: 0.350, SLG: 0.471 (1, 9)		HR 2B	F9		1-2 2-3 3-4 BB				3-1	3	1	1	0	1	0	0											
Steve Henderson, R OBP: 0.367, SLG: 0.386 (1, 7)					F9				3-1	4	1	2	3	0	0	0											
Jerry Morales, R OBP: 0.340, SLG: 0.344 (8, 7)	2H HR				1-2 2-3 3-4 1B					0	0	0	0	0	0	0											
Tye Waller, R OBP: 0.255, SLG: 0.500 (1, 5)	6-3				1B BB				K	3	0	0	0	1	2	3											
Tim Blackwell, S OBP: 0.326, SLG: 0.329 (1, 2)	F7				1-3 1B				P6	4	0	1	0	0	0	3											
Pat Tabler, R OBP: 0.276, SLG: 0.258 (1, 4)		BB BB			K				F9	3	0	0	0	1	1	2											
Dave Geisel, L (1, 1)					F9					1	0	0	0	1	0	2											
Scot Thompson, L OBP: 0.211, SLG: 0.212 (6, PH)					F9				6-3	1	0	0	0	0	0	0											
Randy Martz, L OBP: 0.290, SLG: 0.214 (6, 1)	1-2 BB								6-3	1	0	0	0	0	0	0											
Inning Stats	R: 0 E: 0 K: 0 S: 3	H: 0 LOB: 0 BB: 0 P: 3	R: 2 E: 0 K: 1 S: 7	H: 2 LOB: 2 BB: 2 P: 15	R: 0 E: 0 K: 1 S: 5	H: 0 LOB: 0 BB: 0 P: 5	R: 0 E: 0 K: 1 S: 6	H: 1 LOB: 2 BB: 1 P: 10	R: 1 E: 0 K: 1 S: 6	H: 1 LOB: 3 BB: 3 P: 18	R: 0 E: 0 K: 0 S: 3	H: 0 LOB: 0 BB: 0 P: 3	R: 0 E: 0 K: 1 S: 5	H: 0 LOB: 0 BB: 0 P: 5	R: 0 E: 0 K: 0 S: 3	H: 0 LOB: 0 BB: 0 P: 3	R: 0 E: 0 K: 0 S: 3	H: 0 LOB: 0 BB: 0 P: 3	1B: 2 2B: 1 3B: 0 HR: 1	SF: 0 SAC: 0 DP: 0 HBP: 0	WP: 0 PB: 0 SB: 0 CS: 0	PA: 37					
PITCHER	IP	WLS	BF	H	R	ER	SO	BB	IBB	HBP	BLK	WP	HR	S	P	ERA	WHIP										
Bob Long, R ERA: 6.75 (1, 1)	4.1	L	21	3	3	3	3	5	0	0	0	0	1	22	42	6.23	1.846										
Don Robinson, R ERA: 9.14 (5, 1)	2.2		10	1	0	0	1	1	0	0	0	0	0	11	15	0.00	0.750										
Kent Tekulve, R ERA: 2.43 (8, 1)	2.0		6	0	0	0	1	0	0	0	0	0	0	8	8	0.00	0.000										

Chicago Cubs @ Pittsburgh Pirates
Three Rivers Stadium, Pittsburgh, PA
Mon Sep 28 1981, 7:05 PM EDT
Att: 3,698 - Unknown - 48 F

AB 31
R 3
H 4
RBI 3
BB 6
SO 5
LOB 12



Batter	1	2	3	4	5	6	7	8	9	AB	R	H	RBI	BB	SO	LOB	BOTTOM										
Omar Moreno, L OBP: 0.328, SLG: 0.372 (1, 8)			6-3						F8	0	0	0	0	0	0	0											
Matt Alexander, S OBP: 0.222, SLG: 0.222 (1, PH)	CS				K					4	0	1	0	0	1	0											
Willie Stargell, L OBP: 0.333, SLG: 0.351 (9, PH)	1B									1	0	0	0	0	0	0											
Dale Berra, R OBP: 0.294, SLG: 0.303 (1, 5)	P4		F9			3-1 E 2B			P6	4	1	1	0	0	0	1											
Johnny Ray, S OBP: 0.299, SLG: 0.383 (1, 4)	BB BB		K			3-1			P5	3	0	0	0	1	1	1											
Bill Robinson, R OBP: 0.260, SLG: 0.311 (1, 9)	BB BB				F9	E4			P6	3	0	1	1	1	0	0											
Tony Peña, R OBP: 0.322, SLG: 0.374 (1, 2)	BB BB				4-3	6-3			P5	3	0	1	0	1	0	1											
Jason Thompson, L OBP: 0.383, SLG: 0.483 (1, 3)	K				2B	FC4 BB			BB	2	0	1	0	2	1	3											
Gary Alexander, R OBP: 0.308, SLG: 0.404 (1, 7)			F9			FC4			F8	3	0	0	0	0	3												
Mike Easter, L OBP: 0.325, SLG: 0.414 (9, 7)					5-3	FC4				1	0	0	0	0	3												
Vance Law, R OBP: 0.167, SLG: 0.175 (1, 6)						1-2 2-3 BB			F8	3	0	0	0	0	0	0											
Tim Foli, R OBP: 0.280, SLG: 0.287 (9, PH)			G3			F7			F7	1	0	0	0	0	0	0											
Bob Long, R (1, 1)									F7	1	0	0	0	0	0	0											
Don Robinson, R OBP: 0.250, SLG: 0.250 (5, 1)			6-3			5-3			F8	1	0	0	0	0	0	0											
Willie Montanez, L OBP: 0.245, SLG: 0.258 (7, PH)									F7	1	0	0	0	0	0	0											
Kent Tekulve, R (8, 1)										0	0	0	0	0	0	0											
Doe Boyland, L (9, PH)										1	0	0	0	0	0	0											
Inning Stats	R: 0 E: 0 K: 1 S: 5	H: 1 LOB: 3 BB: 3 P: 17	R: 0 E: 0 K: 0 S: 3	H: 0 LOB: 0 BB: 0 P: 3	R: 0 E: 0 K: 1 S: 5	H: 0 LOB: 0 BB: 0 P: 5	R: 0 E: 0 K: 0 S: 4	H: 1 LOB: 1 BB: 0 P: 4	R: 0 E: 0 K: 1 S: 5	H: 0 LOB: 0 BB: 0 P: 5	R: 1 E: 1 K: 0 S: 5	H: 1 LOB: 2 BB: 1 P: 9	R: 0 E: 0 K: 0 S: 3	H: 0 LOB: 0 BB: 0 P: 3	R: 0 E: 0 K: 0 S: 5	H: 2 LOB: 3 BB: 1 P: 9	R: 0 E: 0 K: 0 S: 3	H: 0 LOB: 0 BB: 0 P: 3	1B: 3 2B: 2 3B: 0 HR: 0	SF: 0 SAC: 0 DP: 0 HBP: 0	WP: 0 PB: 0 SB: 0 CS: 1	PA: 37					
PITCHER	IP	WLS	BF	H	R	ER	SO	BB	IBB	HBP	BLK	WP	HR	S	P	ERA	WHIP										
Dave Geisel, L ERA: 3.5 (1, 1)	5.0	W	19	2	0	0	3	3	0	0	0	0	0	22	34	0.00	1.000										
Randy Martz, R ERA: 3.5 (6, 1)	4.0	S	18	3	1	1	0	2	0	0	0	0	0	16	24	2.25	1.250										

Chicago Cubs @ Pittsburgh Pirates
Three Rivers Stadium, Pittsburgh, PA
Mon Sep 28 1981, 7:05 PM EDT
Att: 3,698 - Unknown - 48 F

AB 32
R 1
H 5
RBI 1
BB 5
SO 3
LOB 12



Batter	1	2	3	4	5	6	7	8	9	AB	R	H	RBI	BB	SO	LOB	TOP	
Jerry Morales, R OBP: 0.341, SLG: 0.345	0-0 WP E 1B	0-0 5-3			0-0 1-2 1B 1B	0-3 K		0-3 K		5	2	2	0	0	2	3	Chicago Cubs @ Pittsburgh Pirates Three Rivers Stadium, Pittsburgh, PA Tue Sep 29 1981, 7:05 PM EDT Att: 3,439 - Cloudy - 48 F	
Ivan De Jesus, R OBP: 0.273, SLG: 0.227	0-0 L9		0-0 F9		0-0 1-2 2-H 1B 1B		0-0 6-3		0-0 1B 4-3 1B	5	2	2	1	0	0	1		
Bill Buckner, L OBP: 0.351, SLG: 0.485	0-0 F7		0-0 F8		0-0 1-2 2-H 1B 1B		4-0 G1 BB		0-0 4-3 S 1B	4	0	2	1	1	0	1		
Leon Durham, L OBP: 0.345, SLG: 0.464	0-0 E3 1-H 2B		0-0 3-1		0-0 P6		0-0 G1		0-3 1-2 K	5	1	0	0	0	1	5		
Steve Henderson, R OBP: 0.371, SLG: 0.392	0-0 2-H 2B			0-0 4-3	0-0 1-2 2-H 1B		4-0 IBB		0-0 4-3	4	0	2	3	1	0	1		
Tye Waller, R OBP: 0.241, SLG: 0.471	0-0 6-3			0-3 K	0-3 K		0-0 G3		0-0 4-3	3	0	0	0	0	2	3		
Mike Lum, L OBP: 0.299, SLG: 0.324										1	0	0	0	0	2			
Ken Reitz, R OBP: 0.261, SLG: 0.281										1	0	0	0	0	1			
Tim Blackwell, S OBP: 0.324, SLG: 0.327		0-0 P7		0-0 P2		0-0 SH2-4 1B		0-0 5-3		4	0	1	0	0	0	0		
Pat Tabler, R OBP: 0.287, SLG: 0.263		4-0 SH1-4 BB			0-0 1B 1B	0-0 SH2-4		0-0 F9		2	1	1	0	1	0	0		
Ken Kravec, L Lee Smith, R Rod Scully, L Willie Montañez, R Mark Lee, R Enrique Romo, R Kent Tekulve, R		0-0 SH1-4 1-2			0-0 F8	0-0 F7		4-0 BB		0	0	0	0	0	0	0		
Inning Stats	R: 2 E: 1 K: 0 S: 6	H: 2 LOB: 1 BB: 0 P: 6	R: 0 E: 0 K: 0 S: 3	H: 0 LOB: 1 BB: 0 P: 7	R: 0 E: 0 K: 0 S: 3	H: 0 LOB: 0 BB: 0 P: 3	R: 0 E: 0 K: 1 S: 5	H: 1 LOB: 2 BB: 0 P: 5	R: 0 E: 0 K: 1 S: 6	H: 0 LOB: 2 BB: 2 P: 11	R: 0 E: 0 K: 1 S: 5	H: 0 LOB: 1 BB: 1 P: 9	R: 1 E: 0 K: 1 S: 7	H: 2 LOB: 1 BB: 0 P: 7	1B: 9 2B: 1 3B: 0 HR: 0	SF: 0 SAC: 2 DP: 0 HBP: 0	WP: 1 PB: 0 SB: 1 CS: 0	PA: 42
PITCHER	IP WLS BF H R ER SO BB IBB HBP BLK WP HR S P ERA WHIP																	
Odell Jones, R ERA: 3.33	(1, 1) 4.1 20 5 5 3 1 1 0 0 0 0 1 0 21 25 6.23 1.385																	
Rod Scully, L ERA: 3.66	(5, 1) 0.2 4 2 0 0 1 0 0 0 0 0 0 0 6 6 0.00 3.000																	
Mark Lee, R ERA: 3.07	(6, 1) 1.1 6 1 0 0 1 1 0 0 0 0 0 0 7 11 0.00 1.500																	
Enrique Romo, R ERA: 4.54	(7, 1) 0.2 W 3 0 0 0 0 0 1 0 0 0 0 0 2 6 0.00 0.000																	
Kent Tekulve, R ERA: 2.5	(8, 1) 2.0 9 2 1 1 2 1 0 0 0 0 0 0 12 16 4.50 1.500																	
Batter	1	2	3	4	5	6	7	8	9	AB	R	H	RBI	BB	SO	LOB	BOTTOM	
Omar Moreno, L OBP: 0.327, SLG: 0.371	0-0 F8	0-3 K		0-0 1B 1B		0-0 G3	0-0 SF9			4	0	1	1	0	1	1	Chicago Cubs @ Pittsburgh Pirates Three Rivers Stadium, Pittsburgh, PA Tue Sep 29 1981, 7:05 PM EDT Att: 3,439 - Cloudy - 48 F	
Tim Foli, R OBP: 0.285, SLG: 0.295	0-0 1B 2B	0-0 P9		0-0 1-2 1B		0-0 4-3	0-0 FC6-4 1B		0-0 1-3 1B	5	1	3	0	0	0	1		
Bill Madlock, R OBP: 0.415, SLG: 0.498	0-0 F9 2-H E 1B		0-0 F7	0-0 F7		0-0 P8	0-0 FC6-4 1-2 1B			2	1	1	1	0	0	0		
Johnny Ray, S OBP: 0.289, SLG: 0.369										3	0	0	0	0	0	4		
Jason Thompson, L OBP: 0.391, SLG: 0.490	4-0 E 1-2 BB		0-0 HR 1B	0-3 K		4-0 SH3-4 1B BB	0-0 WP 1B 2B			3	3	2	0	2	1	2		
Bill Robinson, R OBP: 0.259, SLG: 0.346	0-0 F9 2-3		0-0 1-H HR	0-3 K		0-0 SH3-4	0-3 K			4	1	1	2	0	2	5		
Mike Easter, L OBP: 0.323, SLG: 0.409	0-0 E1 1-2 3-H		0-0 F8		0-3 K	4-0 1B 1B IBB	0-0 4-3			4	1	0	0	1	1	2		
Dale Berra, R OBP: 0.305, SLG: 0.319	0-0 F8		0-0 1B S 1B			0-0 1-3 2-H 1B 1B	0-0 3-H 1B			5	2	4	2	0	2			
Steve Nicosia, R OBP: 0.292, SLG: 0.333		0-0 L5	0-0 1-3 S 1B	0-0 P4		4-0 1B 1-2 SF9 IBB	0-0 F9			4	1	1	0	1	0	2		
Odell Jones, R OBP: 0.260, SLG: 0.200										2	0	1	0	0	0	1		
Rod Scully, L OBP: 0.290, SLG: 0.167										0	0	0	0	0	0	0		
Willie Montañez, R OBP: 0.290, SLG: 0.167										1	0	0	0	0	0	1		
Mark Lee, R OBP: 0.255, SLG: 0.255										0	0	0	0	0	0	0		
Enrique Romo, R OBP: 0.340, SLG: 0.500										0	0	0	0	0	0	0		
Willie Stargatt, L OBP: 0.344, SLG: 0.362										1	0	1	2	0	0	0		
Matt Alexander, R OBP: 0.220, SLG: 0.222										0	0	0	0	0	0	0		
Kent Tekulve, R ERA: 2.5										0	0	0	0	0	0	0		
Inning Stats	R: 2 E: 1 K: 0 S: 6	H: 2 LOB: 2 BB: 1 P: 10	R: 0 E: 0 K: 1 S: 6	H: 1 LOB: 1 BB: 0 P: 6	R: 3 E: 0 K: 2 S: 9	H: 2 LOB: 2 BB: 0 P: 9	R: 0 E: 0 K: 1 S: 6	H: 1 LOB: 1 BB: 0 P: 6	R: 0 E: 0 K: 0 S: 3	H: 0 LOB: 0 BB: 3 P: 3	R: 4 E: 0 K: 0 S: 6	H: 3 LOB: 2 BB: 3 P: 18	R: 1 E: 0 K: 1 S: 7	H: 2 LOB: 1 BB: 0 P: 7	1B: 11 2B: 3 3B: 0 HR: 1	SF: 1 SAC: 1 DP: 0 HBP: 0	WP: 1 PB: 0 SB: 4 CS: 0	PA: 44
PITCHER	IP WLS BF H R ER SO BB IBB HBP BLK WP HR S P ERA WHIP																	
Ken Kravec, L ERA: 5.06	(1, 1) 2.2 17 5 4 1 1 0 0 0 0 0 0 0 10 10 13.50 3.000																	
Lee Smith, R ERA: 3.56	(3, 1) 1.1 6 2 0 0 2 0 0 0 0 0 0 0 10 10 0.00 1.500																	
Rawly Eastwick, R ERA: 2.18	(5, 1) 1.0 4 1 0 0 1 0 0 0 0 0 0 0 6 6 0.00 1.000																	
Dick Tidrow, R ERA: 5.06	(6, 1) 1.1 L 8 1 4 4 0 1 2 0 0 0 0 0 5 17 27.00 1.500																	
Doug Capilla, L ERA: 3.18	(7, 1) 0.2 4 2 0 0 0 0 0 0 0 0 0 0 4 4 0.00 3.000																	
Batter	1	2	3	4	5	6	7	8	9	AB	R	H	RBI	BB	SO	LOB	BOTTOM	
Bill Caudill, R ERA: 5.89	(8, 1) 1.0 5 2 1 1 1 0 0 0 0 0 0 0 7 7 9.00 2.000																	

Batter	1	2	3	4	5	6	7	8	9	AB	R	H	RBI	BB	SO	LOB	TOP																	
Jerry Morales, R (1, 8) OBP: 0.347, SLG: 0.345										3	0	1	0	2	0	0																		
Ivan De Jesus, R (1, 6) OBP: 0.273, SLG: 0.227										5	0	1	0	0	0	4																		
Bill Buckner, L (1, 3) OBP: 0.353, SLG: 0.490										4	0	2	0	0	0	2																		
Leon Durham, L (1, 9) OBP: 0.347, SLG: 0.466										3	1	1	0	1	1	2																		
Steve Henderson, R (1, 7) OBP: 0.369, SLG: 0.390										4	0	1	0	0	0	3																		
Jody Davis, R (1, 2) OBP: 0.335, SLG: 0.367										3	0	0	0	0	1	1																		
Mike Lum, L (8, PH) OBP: 0.295, SLG: 0.319										1	0	0	0	0	0	3																		
Tim Blackwell, S (8, 2) OBP: 0.324, SLG: 0.327										0	0	0	0	0	0	0																		
Tye Waller, R (1, 5) OBP: 0.259, SLG: 0.463										3	0	1	0	1	0	0																		
Pat Tabler, R (1, 4) OBP: 0.288, SLG: 0.276										3	0	1	0	0	2	1																		
Doug Bird, R (1, 1) OBP: 0.143, SLG: 0.100										3	0	0	0	0	2	1																		
Jim Tracy, L (8, PH) OBP: 0.355, SLG: 0.302										1	0	0	0	0	1	1																		
Randy Martz, L (8, 1) OBP: 0.290, SLG: 0.214										0	0	0	0	0	0	0																		
Willie Hernandez, L (8, 1) OBP: 0.324, SLG: 0.327										0	0	0	0	0	0	0																		
Inning Stats	R: 0 E: 0 K: 1 S: 7	H: 2 LOB: 2 P: 7	R: 0 E: 0 K: 1 S: 6	H: 1 LOB: 1 BB: 0 P: 6	R: 0 E: 0 K: 0 S: 2	H: 0 LOB: 0 BB: 1 P: 6	R: 1 E: 0 K: 1 S: 6	H: 1 LOB: 1 BB: 1 P: 10	R: 0 E: 0 K: 1 S: 5	H: 0 LOB: 0 BB: 0 P: 5	R: 0 E: 0 K: 1 S: 5	H: 0 LOB: 0 BB: 0 P: 5	R: 0 E: 0 K: 0 S: 5	H: 2 LOB: 3 BB: 1 P: 9	R: 0 E: 0 K: 1 S: 6	H: 1 LOB: 2 BB: 1 P: 10	1B: 4 2B: 4 3B: 0 HR: 0	SF: 0 SAC: 1 DP: 1 HBP: 0	WP: 1 PB: 0 SB: 2 CS: 0	PA: 38														
PITCHER	IP WLS BF H R ER SO BB IBB HBP BLK WP HR S P ERA WHIP																																	
Charlie Puleo, R (1, 1) ERA: 2.86	8.0	33	7	1	0	6	2	1	0	0	0	1	0	42	54	0.00	1.125																	
Neil Allen, R (8, 1) ERA: 2.86	1.0	W 5	1	0	0	1	1	0	0	0	0	0	0	6	10	0.00	2.000																	

Chicago Cubs @ New York Mets
Shea Stadium, Flushing, NY
Wed Sep 30 1981, 7:05 PM EDT
Att: 4,473 - Sunny - 49 F

AB 33
R 1
H 8
RBI 0
BB 4
SO 7
LOB 18



Batter	1	2	3	4	5	6	7	8	9	AB	R	H	RBI	BB	SO	LOB	BOTTOM																	
Mookie Wilson, S (1, 8) OBP: 0.325, SLG: 0.381										4	0	0	0	0	2	0																		
John Stearns, R (1, 2) OBP: 0.333, SLG: 0.338										4	1	1	0	0	0	0																		
Hubie Brooks, R (1, 5) OBP: 0.349, SLG: 0.418										3	1	2	0	0	0	0																		
Dave Kingman, R (1, 7) OBP: 0.328, SLG: 0.466										3	0	1	1	1	1	1																		
Rusty Staub, L (1, 3) OBP: 0.393, SLG: 0.409										3	0	2	0	0	0	0																		
Brian Giles, R (7, PR)										0	0	0	0	0	0	0																		
Mike Jorgensen, L (8, 3) OBP: 0.274, SLG: 0.358										0	0	0	0	0	0	0																		
Lee Mazzilli, S (8, PH) OBP: 0.326, SLG: 0.363										1	0	1	1	0	0	0																		
Ellis Valentine, R (1, 9) OBP: 0.234, SLG: 0.365										3	0	0	0	0	0	2																		
Doug Flynn, R (1, 4) OBP: 0.248, SLG: 0.294										3	0	0	0	0	1	2																		
Ron Gardenhire, R (1, 6) OBP: 0.333, SLG: 0.295										3	0	0	0	0	0	1																		
Charlie Puleo, R (1, 1) ERA: 3.22										2	0	0	0	0	2	0																		
Mike Cabbage, L (8, PH) ERA: 3.57										1	0	0	0	0	0	0																		
Neil Allen, R (8, 1) ERA: 3.96										0	0	0	0	0	0	0																		
Inning Stats	R: 0 E: 0 K: 1 S: 6	H: 1 LOB: 1 P: 6	R: 0 E: 0 K: 0 S: 4	H: 1 LOB: 0 BB: 0 P: 4	R: 0 E: 0 K: 2 S: 7	H: 0 LOB: 0 BB: 0 P: 7	R: 0 E: 0 K: 0 S: 3	H: 0 LOB: 0 BB: 0 P: 3	R: 0 E: 0 K: 2 S: 7	H: 0 LOB: 0 BB: 0 P: 7	R: 1 E: 0 K: 1 S: 7	H: 3 LOB: 1 BB: 0 P: 7	R: 0 E: 0 K: 0 S: 3	H: 0 LOB: 2 BB: 0 P: 3	R: 1 E: 0 K: 0 S: 3	H: 2 LOB: 1 BB: 1 P: 7	1B: 4 2B: 3 3B: 0 HR: 0	SF: 0 SAC: 1 DP: 0 HBP: 0	WP: 0 PB: 0 SB: 0 CS: 0	PA: 32														
PITCHER	IP WLS BF H R ER SO BB IBB HBP BLK WP HR S P ERA WHIP																																	
Doug Bird, R (1, 1) ERA: 3.22	8.0	28	5	1	1	6	0	0	0	0	0	0	0	40	40	1.12	0.625																	
Randy Martz, R (8, 1) ERA: 3.57	0.1	L 2	1	1	1	0	0	0	0	0	0	2	2	27.00	3.000																			
Willie Hernandez, L (8, 1) ERA: 3.96	0.0	2	1	0	0	0	0	1	0	0	0	1	5	*	*																			

Chicago Cubs @ New York Mets
Shea Stadium, Flushing, NY
Wed Sep 30 1981, 7:05 PM EDT
Att: 4,473 - Sunny - 49 F

AB 30
R 2
H 7
RBI 2
BB 1
SO 6
LOB 6



Batter	1	2	3	4	5	6	7	8	9	AB	R	H	RBI	BB	SO	LOB	TOP								
Jerry Morales, R OBP: 0.344, SLG: 0.342 (1, 8)	F4		F8		6-3			WP SH1-4 1B	5-3	5	0	1	0	0	0	2									
Ivan De Jesus, R OBP: 0.273, SLG: 0.228 (1, 6)	K			L8				SH1-4 1-2 1B		3	0	1	0	0	1	0									
Bill Buckner, L OBP: 0.354, SLG: 0.489 (1, 3)	5-3			F4-6-3 1B				K		3	0	1	0	1	1	1									
Leon Durham, L OBP: 0.346, SLG: 0.461 (1, 9)		P6		F4-6-3 1-2 1B				WP IBB		3	0	0	0	1	1	2									
Steve Henderson, R OBP: 0.371, SLG: 0.389 Dick Tidrow, R (8, 1)	6-3				F4-3			FC4-6 IBB		3	0	1	0	1	0	0									
Tim Blackwell, S OBP: 0.331, SLG: 0.342 Jody Davis, R OBP: 0.332, SLG: 0.363 (1, 2)								P6 FC4-6 1-2 1B		2	1	2	0	0	0	0									
Tye Waller, R OBP: 0.290, SLG: 0.483 (1, 5)										4	1	3	0	0	0	1									
Pat Tabler, R OBP: 0.281, SLG: 0.267 (1, 4)			K					FC5-4 1B		3	0	0	0	0	2	3									
Mike Krukow, R OBP: 0.180, SLG: 0.220 Rawly Eastwick, R (6, 1)			K							2	0	1	2	0	1	0									
Scot Thompson, L OBP: 0.208, SLG: 0.209 (8, 7)			K							1	0	0	0	0	1	1									
Inning Stats	R: 0 E: 0 K: 1 S: 5	H: 0 LOB: 0 BB: 0 P: 5	R: 0 E: 0 K: 0 S: 4	H: 1 LOB: 1 BB: 0 P: 4	R: 0 E: 0 K: 2 S: 7	H: 0 LOB: 0 BB: 0 P: 7	R: 0 E: 0 K: 0 S: 3	H: 1 LOB: 0 BB: 0 P: 3	R: 2 E: 0 K: 1 S: 8	H: 3 LOB: 1 BB: 0 P: 8	R: 0 E: 0 K: 1 S: 5	H: 2 LOB: 1 BB: 1 P: 9	R: 0 E: 0 K: 1 S: 6	H: 1 LOB: 1 BB: 0 P: 6	R: 0 E: 0 K: 1 S: 6	H: 1 LOB: 3 BB: 2 P: 14	R: 0 E: 0 K: 0 S: 4	H: 1 LOB: 1 BB: 0 P: 4	1B: 8 2B: 2 3B: 0 HR: 0	SF: 0 SAC: 2 DP: 1 HBP: 0	WP: 1 PB: 0 CS: 0	PA: 37			
PITCHER	IP	WLS	BF	H	R	ER	SO	BB	IBB	HBP	BLK	WP	HR	S	P	ERA	WHIP								
Craig Swan, R ERA: 3.29 (1, 1)	4.1	16	4	2	2	3	0	0	0	0	0	0	0	22	22	4.15	0.923								
Terry Leach, R ERA: 2.92 (5, 1)	0.2	3	1	0	0	1	0	0	0	0	0	0	0	5	5	0.00	1.500								
Jesse Orosco, L ERA: 1.59 (6, 1)	2.0	8	3	0	0	2	1	0	0	0	0	0	0	11	15	0.00	2.000								
Neil Allen, R ERA: 2.77 (8, 1)	2.0	10	2	0	0	1	0	2	0	0	0	1	0	10	18	0.00	1.000								

Chicago Cubs @ New York Mets
Shea Stadium, Flushing, NY
Thu Oct 01 1981, 7:05 PM EDT
Att: 3,553 - Cloudy - 47 F

AB	32
R	2
H	10
RBI	2
BB	3
SO	7
LOB	14



Batter	1	2	3	4	5	6	7	8	9	AB	R	H	RBI	BB	SO	LOB	BOTTOM								
Mookie Wilson, S OBP: 0.321, SLG: 0.377 (1, 8)	4-3			4-3	K			K		4	0	0	0	0	2	3									
John Stearns, R OBP: 0.329, SLG: 0.333 (1, 2)	F7			5-3			1-3	5-3		4	0	0	0	0	0	0									
Hubie Brooks, R OBP: 0.348, SLG: 0.416 (1, 5)	5-3			6-3			F9	1B		4	0	1	0	0	0	0									
Dave Kingman, R OBP: 0.325, SLG: 0.461 (1, 7)		P4			K		K	K		4	0	0	0	0	3	1									
Rusty Staub, L OBP: 0.398, SLG: 0.454 (1, 3)	3-1				HR			HR		3	2	2	2	0	0	0									
Ellis Valentine, R OBP: 0.235, SLG: 0.364 (1, 9)	K				E1 F3-1 1B			3-1		3	0	1	0	0	1	0									
Doug Flynn, R OBP: 0.246, SLG: 0.292 Frank Taveras, R OBP: 0.266, SLG: 0.293 (1, 4)				F9	F3-1			1B		2	0	0	0	0	0	1									
Ron Gardenhire, R OBP: 0.333, SLG: 0.283 (6, 4)				4-3				L7		2	0	0	0	1	0	1									
Craig Swan, R Terry Leach, R Ron Hodges, L Jesse Orosco, R Mike Cutchase, L Neil Allen, R (1, 1)				1-3				1-3		1	0	0	0	0	0	0									
Inning Stats	R: 0 E: 0 K: 0 S: 3	H: 0 LOB: 0 BB: 0 P: 3	R: 0 E: 0 K: 1 S: 5	H: 0 LOB: 0 BB: 0 P: 5	R: 0 E: 0 K: 0 S: 3	H: 0 LOB: 0 BB: 0 P: 3	R: 0 E: 0 K: 0 S: 3	H: 0 LOB: 0 BB: 0 P: 3	R: 1 E: 1 K: 2 S: 9	H: 2 LOB: 3 BB: 2 P: 17	R: 0 E: 0 K: 1 S: 5	H: 0 LOB: 0 BB: 1 P: 5	R: 1 E: 0 K: 0 S: 5	H: 2 LOB: 1 BB: 0 P: 5	R: 0 E: 0 K: 2 S: 8	H: 1 LOB: 1 BB: 0 P: 8	R: 0 E: 0 K: 0 S: 4	H: 1 LOB: 1 BB: 0 P: 4	1B: 3 2B: 0 3B: 0 HR: 2	SF: 0 SAC: 0 DP: 0 HBP: 0	WP: 0 PB: 0 CS: 0	PA: 31			
PITCHER	IP	WLS	BF	H	R	ER	SO	BB	IBB	HBP	BLK	WP	HR	S	P	ERA	WHIP								
Mike Krukow, R ERA: 3.68 (1, 1)	5.0	19	2	1	1	3	2	0	0	0	0	0	1	23	31	1.80	0.800								
Rawly Eastwick, R ERA: 2.29 (6, 1)	2.0	8	2	1	1	1	0	0	0	0	0	0	1	10	10	4.50	1.000								
Dick Tidrow, R ERA: 4.99 (8, 1)	1.0	4	1	0	0	2	0	0	0	0	0	0	0	8	8	0.00	1.000								

Chicago Cubs @ New York Mets
Shea Stadium, Flushing, NY
Thu Oct 01 1981, 7:05 PM EDT
Att: 3,553 - Cloudy - 47 F

AB	29
R	2
H	5
RBI	2
BB	2
SO	6
LOB	7



Batter	1	2	3	4	5	6	7	8	9	AB R H RBI BB SO LOB	TOP												
Jerry Morales, R OBP: 0.340, SLG: 0.338	0-3 K	0-0 BB 1B		0-0 F7		0-0 E5 2B	0-0 E6 6-3		0-0 P2	6 1 1 1 0 1 1	Chicago Cubs @ Philadelphia Phillies Veterans Stadium, Philadelphia, PA Fri Oct 02 1981, 7:05 PM EDT Att: 20,453 - Cloudy - 47 F												
Ivan De Jesus, R OBP: 0.278, SLG: 0.230	0-0 E 1B	0-0 BB		0-0 FC5-4 1B		4-0 2B BB	0-0 6-3		0-0 F8	4 1 2 0 2 0 1													
Bill Buckner, L OBP: 0.351, SLG: 0.487	0-0 FC3 1-2	0-0 4-3		0-0 P7		0-0 BLK 2B	0-0 L9		0-3 K	6 1 1 3 0 1 6													
Steve Henderson, R OBP: 0.374, SLG: 0.388	0-3 K			0-0 FC4-2 1B		0-0 BLK BB	4-0 FC6-4 IBB			3 0 1 0 2 1 3													
Scot Thompson, L OBP: 0.206, SLG: 0.209	0-0 K			0-0 FC4-2 1B		2-3 BB	0-0 FC6-4 IBB			0 0 0 0 0 0 0													
Leon Durham, L OBP: 0.344, SLG: 0.460	0-0 3-1			0-0 FC4-2 E 2B		0-3 K	0-3 K		0-0 FC6-4 1-2	5 1 1 0 0 2 6													
Jody Davis, R OBP: 0.338, SLG: 0.372		0-0 1B 2B		0-0 P6		0-0 E5	4-0 IBB		0-0 L6-4 BB 1B	4 1 2 0 1 0 2													
Tye Waller, R OBP: 0.299, SLG: 0.468		0-0 1B 5-3 1B		0-0 FC4-2 E		0-3 K	0-0 F9		4-0 BB	4 0 1 0 1 1 5													
Mike Tyson, R OBP: 0.248, SLG: 0.272		0-0 5-3		0-0 E5		0-3 K	0-3 K		0-0 B4	3 0 0 0 0 1 4													
Mike Griffin, R OBP: 0.154, SLG: 0.154										0 0 0 0 0 0 0													
Hector Cruz, R OBP: 0.336, SLG: 0.472										1 0 0 0 0 1 2													
Randy Martz, L OBP: 0.214, SLG: 0.214										0 0 0 0 0 0 0													
Dick Tidrow, R OBP: 0.214, SLG: 0.214										1 0 0 0 0 0 2													
Dave Geisel, L OBP: 0.250, SLG: 0.289		0-3 K		0-3 K			0-0 BB 2B		0-0 L6-4 2-3	2 0 0 0 0 2 4													
Scott Fletcher, R OBP: 0.250, SLG: 0.289							0-0 E 2B			3 2 2 0 0 0 2													
Inning Stats	R: 0 E: 1 K: 2 S: 9	H: 1 LOB: 2 BB: 0 P: 9	R: 1 E: 0 K: 1 S: 8	H: 3 LOB: 3 BB: 1 P: 12	R: 1 E: 1 K: 1 S: 8	H: 2 LOB: 2 BB: 0 P: 8	R: 0 E: 0 K: 0 S: 4	H: 1 LOB: 1 BB: 0 P: 4	R: 0 E: 0 K: 3 S: 10	H: 0 LOB: 1 BB: 0 P: 10		R: 4 E: 1 K: 2 S: 10	H: 2 LOB: 2 BB: 3 P: 22	R: 1 E: 1 K: 0 S: 5	H: 1 LOB: 2 BB: 1 P: 9	R: 0 E: 0 K: 0 S: 3	H: 1 LOB: 1 BB: 1 P: 7	R: 0 E: 0 K: 1 S: 5	H: 0 LOB: 0 BB: 0 P: 5	1B: 6 2B: 6 3B: 0 HR: 0	SF: 0 SAC: 0 DP: 1 HBP: 0	WP: 0 PB: 0 SB: 1 CS: 0	PA: 48
PITCHER	IP WLS BF H R ER SO BB IBB HBP BLK WP HR S P ERA WHIP											IP WLS BF H R ER SO BB IBB HBP BLK WP HR S P ERA WHIP											
Steve Carlton, L ERA: 2.42	(1, 1) 7.0 41 10 7 4 9 3 2 0 0 0 0 0 0 54 74 5.14 1.857																						
Warren Brusstar, R ERA: 4.39	(8, 1) 0.0 2 1 0 0 0 1 0 0 0 0 0 0 1 5 ∞ ∞																						
Tug McGraw, L ERA: 2.79	(8, 1) 1.0 2 0 0 0 0 0 0 0 0 0 0 0 2 2 0.00 0.000																						
Ron Reed, R ERA: 3.13	(9, 1) 1.0 W 3 0 0 0 1 0 0 0 0 0 0 0 5 5 0.00 0.000																						

AB	42
R	7
H	11
RBI	4
BB	6
SO	10
LOB	38



Batter	1	2	3	4	5	6	7	8	9	AB R H RBI BB SO LOB	BOTTOM										
Lonnie Smith, R OBP: 0.390, SLG: 0.460	0-0 4-3		0-0 E 1B		4-0 4-3 BB		0-0 1B 2B		0-0 S 1B	4 2 3 0 1 0 0	Chicago Cubs @ Philadelphia Phillies Veterans Stadium, Philadelphia, PA Fri Oct 02 1981, 7:05 PM EDT Att: 20,453 - Cloudy - 47 F										
Pete Rose, S OBP: 0.394, SLG: 0.394	0-0 L9		0-0 E6 SF8		4-0 4-3 BB		0-0 1B 1B		0-0 F7	4 2 1 1 1 0 1											
Gary Matthews, R OBP: 0.396, SLG: 0.453	4-0 S BB		0-0 SF8		0-0 4-3		0-0 FC4-6 1B 1B		0-0 1B SH3 1B	3 2 2 1 1 0 2											
Keith Moreland, R OBP: 0.307, SLG: 0.383	0-0 3-1		0-0 F8		0-0 6-3		0-0 FC4-6 1B		0-0 SH3	4 0 1 1 0 0 3											
Ryne Sandberg, R OBP: 0.250, SLG: 0.250										0 0 0 0 0 0 0											
Ramon Aviles, R OBP: 0.286, SLG: 0.269										0 0 0 0 0 0 0											
Garry Maddox, R OBP: 0.299, SLG: 0.342		0-0 1B 1B		0-0 1B		0-0 P4	0-0 FC4-6 1B		0-0 HR 1B	5 2 3 0 0 0 2											
Manny Trillo, R OBP: 0.340, SLG: 0.390		0-0 L6 1B		0-0 P5		0-0 P4	0-0 P4		0-0 P4	5 0 2 1 0 0 2											
Larry Bowa, S OBP: 0.330, SLG: 0.338		0-0 1B		0-0 5-3		0-0 FC6-4 1B	0-0 P6		0-0 HR	4 0 2 1 0 0 2											
Mike Schmidt, R OBP: 0.434, SLG: 0.636		1-2 1B							1-2 1B	1 1 1 3 0 0 0											
Bob Boone, R OBP: 0.278, SLG: 0.298		0-0 P4		0-0 P8		0-0 FC6-4			0-0 6-3	4 0 0 0 0 0 3											
Steve Carlton, L ERA: 2.15, SLG: 0.224										2 0 0 0 0 0 2											
Greg Gross, R ERA: 3.15, SLG: 0.200										1 0 0 0 0 0 0											
Warren Brusstar, R ERA: 4.34										0 0 0 0 0 0 0											
Tug McGraw, L ERA: 3.78										0 0 0 0 0 0 0											
Bake McBride, L OBP: 0.300, SLG: 0.300										1 0 0 0 0 0 0											
Ron Reed, R OBP: 0.200, SLG: 0.667										0 0 0 0 0 0 0											
Inning Stats	R: 0 E: 0 K: 0 S: 3	H: 0 LOB: 1 BB: 1 P: 7	R: 1 E: 0 K: 0 S: 5	H: 3 LOB: 0 BB: 0 P: 5	R: 2 E: 1 K: 0 S: 5	H: 2 LOB: 1 BB: 0 P: 5	R: 0 E: 0 K: 0 S: 3	H: 0 LOB: 0 BB: 0 P: 3	R: 0 E: 0 K: 0 S: 4	H: 1 LOB: 1 BB: 0 P: 4		R: 3 E: 0 K: 0 S: 8	H: 5 LOB: 2 BB: 0 P: 8	R: 0 E: 0 K: 0 S: 4	H: 1 LOB: 1 BB: 0 P: 4	R: 3 E: 0 K: 0 S: 5	H: 3 LOB: 0 BB: 0 P: 5	1B: 13 2B: 2 3B: 0 HR: 1	SF: 1 SAC: 1 DP: 1 HBP: 0	WP: 0 PB: 0 SB: 3 CS: 0	PA: 43
PITCHER	IP WLS BF H R ER SO BB IBB HBP BLK WP HR S P ERA WHIP											IP WLS BF H R ER SO BB IBB HBP BLK WP HR S P ERA WHIP									
Dave Geisel, L ERA: 0.56	(1, 1) 4.1 20 5 3 1 0 3 0 0 0 0 0 0 2 2 0.00 0.000																				
Mike Griffin, R ERA: 4.34	(5, 1) 0.2 2 0 0 0 0 0 0 0 0 0 0 0 2 2 0.00 0.000																				
Randy Martz, R ERA: 3.78	(6, 1) 1.1 9 5 3 3 0 0 0 0 0 0 0 0 9 9 20.25 3.750																				
Dick Tidrow, R ERA: 5.2	(7, 1) 2.1 L 12 5 3 3 0 0 0 0 0 0 1 12 12 11.57 2.143																				

AB	38
R	9
H	15
RBI	8
BB	3
SO	0
LOB	17



Batter	1	2	3	4	5	6	7	8	9	AB	R	H	RBI	BB	SO	LOB	TOP										
Bobby Bonds, R OBP: 0.319, SLG: 0.385 (1, 9)										5	1	2	1	0	1	5	Chicago Cubs @ Philadelphia Phillies Veterans Stadium, Philadelphia, PA Sat Oct 03 1981, 7:05 PM EDT Att: 35,169 - Sunny - 49 F										
Ivan De Jesus, R OBP: 0.276, SLG: 0.228 (1, 6)										4	0	0	0	0	1	3											
Bill Buckner, L OBP: 0.352, SLG: 0.484 Scott Thompson, L OBP: 0.208, SLG: 0.209 (1, 3) (8, 3)										4	1	1	1	1	0	1											
Jerry Morales, R OBP: 0.345, SLG: 0.340 (1, 8)										4	0	2	1	1	0	2											
Steve Henderson, R OBP: 0.381, SLG: 0.403 (1, 7)										5	2	4	1	0	0	1											
Jody Davis, R OBP: 0.340, SLG: 0.369 (1, 2)										4	0	1	1	1	1	2											
Tye Waller, R OBP: 0.306, SLG: 0.463 (1, 5)										5	1	2	2	0	1	4											
Scott Fletcher, R OBP: 0.244, SLG: 0.302 (1, 4)										5	1	1	0	0	0	6											
Jay Howell, R Steve Dillard, R Mike Griffin, L Bill Caudill, R Hector Cruz, R Randy Martz, L (1, 1) (6, PH) (6, 1) (6, 1) (7, PH) (7, 1)										1	1	0	0	1	0	2											
Inning Stats	R: 0 E: 1 K: 0 S: 4	H: 1 LOB: 1 BB: 0 P: 4	R: 1 E: 2 K: 0 S: 6	H: 2 LOB: 2 BB: 0 P: 6	R: 0 E: 0 K: 1 S: 5	H: 1 LOB: 2 BB: 1 P: 9	R: 0 E: 0 K: 0 S: 3	H: 0 LOB: 0 BB: 0 P: 3	R: 3 E: 0 K: 0 S: 5	H: 2 LOB: 3 BB: 3 P: 18	R: 1 E: 0 K: 0 S: 4	H: 1 LOB: 1 BB: 1 P: 8	R: 3 E: 0 K: 1 S: 9	H: 4 LOB: 1 BB: 0 P: 9	R: 0 E: 0 K: 0 S: 3	H: 1 LOB: 0 BB: 0 P: 3		R: 0 E: 1 K: 2 S: 9	H: 1 LOB: 2 BB: 0 P: 9	1B: 11 2B: 1 3B: 1 HR: 0	SF: 1 SAC: 2 DP: 1 HBP: 1	WP: 1 PB: 0 SB: 1 CS: 0	PA: 46				
PITCHER	IP	WLS	BF	H	R	ER	SO	BB	IBB	HBP	BLK	WP	HR	S	P	ERA	WHIP										
Dickie Noles, R ERA: 4.17 Sparky Lyle, L ERA: 4.5 Larry Christenson, R ERA: 5.54 Tug McGraw, L ERA: 2.72	(1, 1) (6, 1) (8, 1) (9, 1)	5.0 2.0 1.0 1.0	26 L 12 3 5	6 5 1 0	4 4 0 0	3 1 0 0	3 1 0 2	3 1 0 0	1 0 0 0	1 0 0 0	0 0 0 0	1 0 0 0	0 0 3 9	23 13 3 9	40 17 3 9	5.40 18.00 0.00 0.00	1.800 3.000 1.000 1.000										

AB	37
R	8
H	13
RBI	8
BB	5
SO	4
LOB	26



Batter	1	2	3	4	5	6	7	8	9	AB	R	H	RBI	BB	SO	LOB	BOTTOM										
Lonnie Smith, R OBP: 0.396, SLG: 0.463 Del Unser, L OBP: 0.300, SLG: 0.211 (1, 9) (4, 9) (6, 7)										1	0	1	0	1	0	0	Chicago Cubs @ Philadelphia Phillies Veterans Stadium, Philadelphia, PA Sat Oct 03 1981, 7:05 PM EDT Att: 35,169 - Sunny - 49 F										
Pete Rose, S OBP: 0.393, SLG: 0.392 Bob Dernier, R OBP: 0.750, SLG: 0.750 (1, 3) (8, 8)										3	1	0	0	1	0	4											
Gary Matthews, R OBP: 0.398, SLG: 0.451 Ryne Sandberg, R OBP: 0.167, SLG: 0.167 (1, 7) (6, 4)										1	1	0	0	2	1	1											
Mike Schmidt, R OBP: 0.435, SLG: 0.644 Sparky Lyle, L OBP: 0.500, SLG: 0.400 Len Matuszek, L OBP: 0.400, SLG: 0.444 (1, 5) (6, 1) (7, PH) (8, 3)										2	1	1	3	0	1	2											
Garry Maddox, R OBP: 0.295, SLG: 0.337 Larry Christenson, R OBP: 0.152, SLG: 0.100 Tug McGraw, R (1, 8) (8, 1) (9, 1)										4	0	0	0	0	1	4											
Manny Trillo, R OBP: 0.340, SLG: 0.399 Ramon Aviles, R OBP: 0.267, SLG: 0.250 (1, 4) (5, 4) (6, 5)										2	1	1	1	0	0	0											
Bob Boone, R OBP: 0.279, SLG: 0.295 Ozzie Virgil, R (1, 2) (8, 2)										2	0	0	0	1	1	0											
Luis Aguayo, R OBP: 0.286, SLG: 0.301 (1, 6)										3	0	0	0	0	0	1											
Dickie Noles, R OBP: 0.105, SLG: 0.105 George Vukovich, L OBP: 0.400, SLG: 0.500 (1, 1) (6, 9)										2	0	0	0	0	0	1											
Inning Stats	R: 0 E: 1 K: 1 S: 5	H: 0 LOB: 2 BB: 2 P: 13	R: 1 E: 0 K: 1 S: 6	H: 1 LOB: 0 BB: 0 P: 6	R: 0 E: 0 K: 1 S: 5	H: 1 LOB: 1 BB: 1 P: 10	R: 0 E: 0 K: 0 S: 3	H: 0 LOB: 1 BB: 0 P: 4	R: 3 E: 0 K: 0 S: 4	H: 1 LOB: 2 BB: 2 P: 12	R: 0 E: 0 K: 0 S: 5	H: 1 LOB: 0 BB: 1 P: 8	R: 0 E: 0 K: 1 S: 9	H: 0 LOB: 0 BB: 0 P: 5	R: 0 E: 0 K: 0 S: 3	H: 0 LOB: 0 BB: 0 P: 3		R: 0 E: 0 K: 0 S: 4	H: 1 LOB: 1 BB: 0 P: 4	1B: 3 2B: 0 3B: 0 HR: 2	SF: 0 SAC: 0 DP: 0 HBP: 2	WP: 0 PB: 0 SB: 1 CS: 1	PA: 39				
PITCHER	IP	WLS	BF	H	R	ER	SO	BB	IBB	HBP	BLK	WP	HR	S	P	ERA	WHIP										
Jay Howell, R ERA: 4.84 Mike Griffin, R ERA: 4.31 Bill Caudill, R ERA: 5.83 Randy Martz, R ERA: 3.88	(1, 1) (6, 1) (6, 1) (7, 1)	5.0 0.1 0.2 3.0	24 3 2 10	3 1 0 1	4 0 0 0	4 0 0 0	3 0 0 1	2 0 0 0	2 0 0 0	2 0 0 0	0 0 0 0	0 0 0 0	0 0 2 12	23 6 2 12	45 6 2 12	7.20 0.00 0.00 0.00	1.600 6.000 0.000 0.333										

AB	31
R	4
H	5
RBI	4
BB	6
SO	4
LOB	16



Batter	1	2	3	4	5	6	7	8	9	AB	R	H	RBI	BB	SO	LOB	TOP					
Bobby Bonds, R OBP: 0.323, SLG: 0.380 (1, 9)										2	0	0	0	2	0	2	Chicago Cubs @ Philadelphia Phillies Veterans Stadium, Philadelphia, PA Sun Oct 04 1981, 3:33 AM EDT Att: 21,912 - Sunny - 28 F					
Ivan De Jesus, R OBP: 0.276, SLG: 0.233 (1, 6)										4	0	1	0	0	0	2						
Bill Buckner, L OBP: 0.349, SLG: 0.480 (1, 3)										4	0	0	0	0	0	3						
Jerry Morales, R OBP: 0.343, SLG: 0.339 (1, 8)										4	1	1	0	0	0	1						
Steve Henderson, R OBP: 0.382, SLG: 0.411 (1, 7)										4	0	2	1	0	0	1						
Jody Davis, R OBP: 0.333, SLG: 0.361 (1, 2)											4	0	0	0	0	2						
Tye Waller, R OBP: 0.303, SLG: 0.451 (1, 5)											4	0	1	0	0	1						
Scott Fletcher, R OBP: 0.250, SLG: 0.304 (1, 4)										3	0	1	0	0	0	1						
Lee Smith, R (7, PH) Hector Cruz, R OBP: 0.331, SLG: 0.468 Dick Tidrow, R (7, 1)										2	0	0	0	0	1	0						
										1	0	0	0	0	0	2						
										0	0	0	0	0	0	0						
Inning Stats	R: 0 E: 0 K: 0 S: 2	H: 0 LOB: 0 BB: 1 P: 6	R: 1 E: 0 K: 1 S: 7	H: 2 LOB: 1 BB: 0 P: 7	R: 0 E: 0 K: 0 S: 3	H: 0 LOB: 1 BB: 1 P: 7	R: 0 E: 0 K: 0 S: 4	H: 1 LOB: 1 BB: 0 P: 4	R: 0 E: 0 K: 1 S: 5	H: 0 LOB: 0 BB: 0 P: 5	R: 0 E: 0 K: 0 S: 4	H: 1 LOB: 1 BB: 0 P: 4	R: 0 E: 0 K: 0 S: 5	H: 2 LOB: 2 BB: 0 P: 5	R: 0 E: 0 K: 0 S: 3	H: 0 LOB: 0 BB: 0 P: 3	R: 0 E: 0 K: 0 S: 3	H: 0 LOB: 0 BB: 0 P: 3	1B: 3 2B: 2 3B: 1 HR: 0	SF: 0 SAC: 0 DP: 0 HBP: 0	WP: 0 PB: 0 SB: 0 CS: 1	PA: 34
PITCHER	IP	WLS	BF	H	R	ER	SO	BB	IBB	HBP	BLK	WP	HR	S	P	ERA	WHIP					
Mark Davis, L ERA: 7.74	3.0		12	2	1	1	1	2	0	0	0	0	0	12	20	3.00	1.333					
Dick Ruthven, R ERA: 5.15	2.0	W	7	1	0	0	1	0	0	0	0	0	0	9	9	0.00	0.500					
Mike Proly, R ERA: 3.86	1.0		4	1	0	0	0	0	0	0	0	0	0	4	4	0.00	1.000					
Sparky Lyle, L ERA: 4.44	1.0		5	2	0	0	0	0	0	0	0	0	0	5	5	0.00	2.000					
Ron Reed, R ERA: 3.09	1.0		3	0	0	0	0	0	0	0	0	0	0	3	3	0.00	0.000					
PITCHER	IP	WLS	BF	H	R	ER	SO	BB	IBB	HBP	BLK	WP	HR	S	P	ERA	WHIP					
Tug McGraw, L ERA: 2.66	1.0		3	0	0	0	0	0	0	0	0	0	0	3	3	0.00	0.000					

AB	32
R	1
H	6
RBI	1
BB	2
SO	2
LOB	16



Batter	1	2	3	4	5	6	7	8	9	AB	R	H	RBI	BB	SO	LOB	BOTTOM				
Lonnie Smith, R OBP: 0.402, SLG: 0.472 George Vukovich, L OBP: 0.407, SLG: 0.500 (4, 8)										1	1	1	0	1	0	0	Chicago Cubs @ Philadelphia Phillies Veterans Stadium, Philadelphia, PA Sun Oct 04 1981, 3:33 AM EDT Att: 21,912 - Sunny - 28 F				
Pete Rose, S OBP: 0.391, SLG: 0.390 Dick Ruthven, R OBP: 0.173, SLG: 0.200 Ramon Aviles, R OBP: 0.290, SLG: 0.250 (6, 8)										2	0	0	1	0	1	2					
Greg Gross, L OBP: 0.319, SLG: 0.304 (1, 7)										3	0	1	0	1	1	2					
Bake McBride, L OBP: 0.303, SLG: 0.385 Sparky Lyle, L OBP: 0.500, SLG: 0.400 Luis Aguayo, R OBP: 0.283, SLG: 0.298 (8, 6)										3	0	0	0	0	1	1					
										0	0	0	0	0	0	0					
										1	0	0	0	0	0	2					
Len Matuszek, L OBP: 0.429, SLG: 0.364 (1, 5)										2	0	0	0	2	0	0					
Larry Bowa, S OBP: 0.331, SLG: 0.339 Mike Proly, R (6, 1)										2	0	1	0	0	0	1					
Dick Davis, R OBP: 0.387, SLG: 0.479 (6, PH) (7, 9)										2	0	0	0	0	1	3					
Manny Trillo, R OBP: 0.338, SLG: 0.395 Ron Reed, R OBP: 0.500, SLG: 0.667 Tug McGraw, R (9, 1)										3	0	0	0	0	1	3					
										0	0	0	0	0	0	0					
										3	0	0	0	0	1	3					
Don McCormack, R OBP: 0.250, SLG: 0.250 (1, 2)										0	0	0	0	0	0	0					
Mark Davis, L OBP: 0.231, SLG: 0.091 Del Unser, L OBP: 0.301, SLG: 0.203 (3, PH) (4, 3)										2	1	0	0	1	1	0					
Inning Stats	R: 0 E: 0 K: 2 S: 7	H: 1 LOB: 1 BB: 1 P: 11	R: 0 E: 1 K: 1 S: 5	H: 0 LOB: 1 BB: 1 P: 9	R: 2 E: 0 K: 1 S: 6	H: 1 LOB: 0 BB: 1 P: 10	R: 0 E: 0 K: 1 S: 6	H: 1 LOB: 1 BB: 0 P: 6	R: 0 E: 0 K: 1 S: 5	H: 0 LOB: 0 BB: 0 P: 5	R: 0 E: 0 K: 0 S: 3	H: 0 LOB: 0 BB: 0 P: 3	R: 0 E: 0 K: 0 S: 4	H: 1 LOB: 3 BB: 2 P: 12	R: 0 E: 0 K: 0 S: 3	H: 0 LOB: 0 BB: 0 P: 3	1B: 3 2B: 2 3B: 0 HR: 0	SF: 0 SAC: 1 DP: 2 HBP: 0	WP: 1 PB: 0 SB: 0 CS: 3	PA: 33	
PITCHER	IP	WLS	BF	H	R	ER	SO	BB	IBB	HBP	BLK	WP	HR	S	P	ERA	WHIP				
Lee Smith, R ERA: 3.51	3	L	24	3	2	2	7	4	0	0	0	0	0	7	15	0.00	0.500				
Dick Tidrow, R ERA: 5.06	2.0		9	1	0	0	0	0	2	0	0	0	0	7	15	0.00	0.500				
PITCHER	IP	WLS	BF	H	R	ER	SO	BB	IBB	HBP	BLK	WP	HR	S	P	ERA	WHIP				

AB	26
R	2
H	4
RBI	1
BB	6
SO	7
LOB	17

