Chicago Cubs - 1982

TOP

Chicago Cubs @ Cincinnati Reds

Riverfront Stadium, Cincinnati, OH

Mon Apr 05 1982, 3:33 AM EST

Att. 51,894 - Overcast - 40 F

livebaseballscorecards.com

Batter	1	2	3	4	5	6	7	8	9	AB	R	H	RBI	BB	SO	LOB
Bump Wills, S (1, 4) OBP: 0.500, SLG: 1.250	HR		K		K			CS, 1B		4	1	2	1	0	2	0
Larry Bowa, S (1, 6) OBP: 0.250, SLG: 0.250	F7		6-3			K		HBP, 1B, 1B 1-2		4	1	1	0	0	1	0
Bill Buckner, L (1, 3) OBP: 0.750, SLG: 0.750	G3-6-3-6, 1B			F8		WP, 1B, 1B		HBP, 1B, 1B 1-2		4	0	3	0	0	0	0
Leon Durham, L (1, 9) OBP: 0.500, SLG: 0.333	G3-6-3-6 1-2f			S, 1B		K 1-2		1B, HBP 1-2 2-3		3	0	1	0	0	1	2
Keith Moreland, R (1, 2)		HR		P4 1-2		2-H, 1B		1B 1-2 2-H 3-H		4	1	3	2	0	0	1
Steve Henderson, R (1, 7)		K		BB			K			2	0	0	0	1	2	0
23 Ryne Sandberg, R (1, 5)		6-3		K			K			3	0	0	0	0	2	2
Tye Waller, R (1, 8)		F8			F3		K			3	0	0	0	0	1	0
Doug Bird, R (1, 1)			K		4-3			P4		2	0	0	0	0	1	0
Jerry Morales, R (8, PH)										1	0	0	0	0	0	0
Lee Smith, R (8, 1)										0	0	0	0	0	0	0
Willie Hernandez, L (8, 1)										0	0	0	0	0	0	0
Inning Stats	R: 1 E: 0 K: 0 S: 4 H: 2 LOB: 0 BB: 0 P: 4	R: 1 E: 0 K: 1 S: 6 H: 1 LOB: 0 BB: 0 P: 6	R: 0 E: 0 K: 2 S: 7 H: 0 LOB: 0 BB: 0 P: 7	R: 0 E: 0 K: 1 S: 6 H: 1 LOB: 2 BB: 1 P: 10	R: 0 E: 0 K: 1 S: 5 H: 0 LOB: 0 BB: 0 P: 5	R: 0 E: 0 K: 2 S: 8 H: 2 LOB: 2 BB: 0 P: 8	R: 0 E: 0 K: 3 S: 9 H: 0 LOB: 0 BB: 0 P: 9	R: 1 E: 0 K: 0 S: 5 H: 4 LOB: 2 BB: 0 P: 6		1B: 8 2B: 0 3B: 0 HR: 2 SF: 0 SAC: 0 DP: 1 HBP: 1						

AB	30
R	3
H	10
RBI	3
BB	1
SO	10
LOB	5

WP: 1 PB: 0 SB: 1 CS: 1 PA: 32

PITCHER		IP	WLS	BF	H	R	ER	SO	BB	IBB	HBP	BLK	WP	HR	S	P	ERA	WHIP
Mario Soto, R ERA: 2.57	(1, 1)	7.0	L	26	6	2	2	10	1	0	0	0	1	2	45	49	2.57	1.000
Bob Shirley, L ERA: 13.5	(8, 1)	0.2		5	3	1	1	0	0	0	1	0	0	0	4	5	13.50	4.500
Jim Kern, R ERA:	(8, 1)	0.1		1	1	0	0	0	0	0	0	0	0	0	1	1	0.00	3.000

PITCHER		IP	WLS	BF	H	R	ER	SO	BB	IBB	HBP	BLK	WP	HR	S	P	ERA	WHIP

Batter	1	2	3	4	5	6	7	8	9	AB	R	H	RBI	BB	SO	LOB
Ron Oester, S (1, 4) OBP: 0.250, SLG: 0.250	6-3		G3		E3 1-3		2-H 1B			4	0	1	1	0	0	1
Dan Driessen, L (1, 3)	F8		BBBB 4-0 1B BB		F3		P3			3	0	0	0	1	0	3
Dave Concepcion, R (1, 6) OBP: 0.250, SLG: 0.250	6-3		1-2 1B		SSS 0-3 K			F9		4	0	1	0	0	1	2
Cesar Cedeno, R (1, 8)		6-3	4-3			F3		E4 FC4-6		4	0	0	0	0	0	2
Johnny Bench, R (1, 5) OBP: 0.250, SLG: 0.250		1B 1B		6-3		6-3		FC4-6 1B 1-2f 2B		4	1	1	0	0	0	1
Paul Householder, S (1, 9) OBP: 0.500, SLG: 0.500		FC6-4 1-2 1B		1-3		F7		2B 1-2 1B		4	0	2	0	0	0	0
Clint Hurdle, L (1, 7)		F2		G3			F7	1-3 2-H 2B		3	0	0	0	0	0	2
Mike Vail, R (8, PH) OBP: 1.000, SLG: 2.000										1	0	1	1	0	0	0
Eddie Milner, L (8, PR)										0	0	0	0	0	0	0
Alex Trevino, R (1, 2)		FC6-4 1-2f			6-3		L8	IBB		3	0	0	0	1	0	2
Mario Soto, R (1, 1)			1-3		BBBB 4-0 E BB		1B 2B	F9		1	0	0	0	1	0	0
German Barranca, L (7, PH) OBP: 1.000, SLG: 2.000										1	1	1	0	0	0	0
Bob Shirley, R (8, 1)										0	0	0	0	0	0	0
Jim Kern, R (8, 1)										0	0	0	0	0	0	0
Rafael Landestoy, S (8, PH)										1	0	0	0	0	0	3
Inning Stats	R: 0 E: 0 K: 0 S: 3 H: 0 LOB: 0 BB: 0 P: 3	R: 0 E: 0 K: 0 S: 5 H: 2 LOB: 2 BB: 0 P: 5	R: 0 E: 0 K: 0 S: 4 H: 1 LOB: 2 BB: 1 P: 8	R: 0 E: 0 K: 0 S: 3 H: 0 LOB: 0 BB: 0 P: 3	R: 0 E: 1 K: 1 S: 6 H: 0 LOB: 2 BB: 1 P: 10	R: 0 E: 0 K: 0 S: 3 H: 0 LOB: 0 BB: 0 P: 3	R: 1 E: 0 K: 0 S: 5 H: 2 LOB: 1 BB: 0 P: 5	R: 1 E: 1 K: 0 S: 6 H: 2 LOB: 3 BB: 1 P: 10		1B: 5 2B: 2 3B: 0 HR: 0 SF: 0 SAC: 0 DP: 0 HBP: 0						

BOTTOM

Chicago Cubs @ Cincinnati Reds

Riverfront Stadium, Cincinnati, OH

Mon Apr 05 1982, 3:33 AM EST

Att. 51,894 - Overcast - 40 F

livebaseballscorecards.com

AB	33
R	2
H	7
RBI	2
BB	3
SO	1
LOB	16

PITCHER		IP	WLS	BF	H	R	ER	SO	BB	IBB	HBP	BLK	WP	HR	S	P	ERA	WHIP
Doug Bird, R ERA: 1.29	(1, 1)	7.0	W	29	5	1	1	1	2	0	0	0	0	0	29	37	1.29	1.000
Lee Smith, R ERA:	(8, 1)	0.2		4	1	1	0	0	0	0	0	0	0	0	4	4	0.00	1.500
Willie Hernandez, L ERA:	(8, 1)	0.1	S	3	1	0	0	0	0	1	0	0	0	0	2	6	0.00	3.000

PITCHER	IP	WLS	BF	H	R	ER	SO	BB	IBB	HBP	BLK	WP	HR	S	P	ERA	WHIP

Batter	1	2	3	4	5	6	7	8	9	AB	R	H	RBI	BB	SO	LOB
Bump Wills, S (1, 4) OBP: 0.667, SLG: 1.250	G6-4-3 BB 1B		4-3		4-3 S BB		3-H 3B		1B 1B	4	0	3	1	1	0	0
Larry Bowa, S (1, 6) OBP: 0.333, SLG: 0.143	1-2 G6-4-3 BB		E5 S		4-3 1-3		BB		F8	3	0	0	0	2	0	2
Bill Buckner, L (1, 3) OBP: 0.444, SLG: 0.444	G6-4-3 1-2f 2-3		F3 1-2		4-3		4-3		1-3 1B	5	0	1	0	0	0	6
Leon Durham, L (1, 9) OBP: 0.333, SLG: 0.375	4-3		K			4-3		1B 2B	F8	5	1	1	0	0	1	4
Keith Moreland, R (1, 2) OBP: 0.375, SLG: 0.750		F8		P5		6-3		K		4	0	0	0	0	1	1
Steve Henderson, R (1, 7) OBP: 0.571, SLG: 0.500		23 S 1B		23 6-3 1B		6-3		2-H 1B		4	0	3	1	0	0	0
23 Ryne Sandberg, R (1, 5)		1-2 BB		6-3 1-2			F9	K		3	0	0	0	1	1	2
Tye Waller, R (1, 8) OBP: 0.143, SLG: 0.143		K		K			F8 WP 3B 1B	1-3		4	1	1	0	0	2	4
Dickie Noles, R (1, 1) Dick Tidrow, R (6, 1) Dan Briggs, L (7, PH) Bill Campbell, R (7, 1) Willie Hernandez, L (7, 1) Herman Segelke, R (8, 1) Bob Molinaro, L (9, PH)		K			K		F8 1-3		G3	2 0 1 0 0 0 1	0 0 0 0 0 0 0	0 0 0 0 0 0 0	0 0 0 0 0 0 0	0 0 0 0 0 0 0	2 0 0 0 0 0 0	2 0 1 0 0 0 0

Inning Stats	1	2	3	4	5	6	7	8	9
R	0	0	0	0	0	0	1	1	0
E	0	0	1	0	0	0	0	0	0
K	0	2	1	1	1	0	0	2	0
S	3	8	6	6	5	3	5	9	5
H	1	1	0	1	0	0	2	2	2
LOB	1	2	1	1	1	0	2	1	2
BB	1	1	0	0	1	0	1	0	0
P	7	12	6	6	9	3	9	9	5

1B	7	SF	0	WP	1	PA	40
2B	1	SAC	0	PB	0		
3B	1	DP	1	SB	3		
HR	0	HBP	0	CS	0		

PITCHER		IP	WLS	BF	H	R	ER	SO	BB	IBB	HBP	BLK	WP	HR	S	P	ERA	WHIP
Bruce Berenyi, R ERA: 1.35	(1, 1)	6.2	W	29	5	1	1	5	4	0	0	0	1	0	35	51	1.35	1.350
Joe Price, L ERA:	(7, 1)	0.1		1	0	0	0	0	0	0	0	0	0	0	1	1	0.00	0.000
Tom Hume, R ERA: 4.5	(8, 1)	2.0	S	10	4	1	1	2	0	0	0	0	0	0	14	14	4.50	2.000

PITCHER	IP	WLS	BF	H	R	ER	SO	BB	IBB	HBP	BLK	WP	HR	S	P	ERA	WHIP

TOP

Chicago Cubs @ Cincinnati Reds

Riverfront Stadium, Cincinnati, OH

Wed Apr 07 1982, 6:05 PM EST

Att. 10,158 - Overcast - 35 F

livebaseballscorecards.com

AB	36
R	2
H	9
RBI	2
BB	4
SO	7
LOB	22

Chicago Cubs @ Cincinnati Reds

Riverfront Stadium, Cincinnati, OH

Wed Apr 07 1982, 6:05 PM EST

Att. 10,158 - Overcast - 35 F

livebaseballscorecards.com

BOTTOM

Batter	1	2	3	4	5	6	7	8	9	AB	R	H	RBI	BB	SO	LOB
Ron Oester, S (1, 4) OBP: 0.444, SLG: 0.500	BBBB 4-0 1-4-3 BLK BB		0-0 4-3 ①	0-0 1-3 ②	0-0 G4-3-6 ①② 1-2f		0-0 4-3 1B 2B	0-0 2-H 1B		4	1	2	1	1	0	1
Dan Driessen, L (1, 3)	BBBB 4-0 1-4-3 1-2 BB		0-0 1-3 ②	0-0 F9 ③	0-0 F8 ③		0-0 4-3 ② 2-3	0-0 6-3 ③		4	0	0	0	1	0	2
Dave Concepcion, R (1, 6) OBP: 0.250, SLG: 0.250	0-0 1-4-3 ① 1-2 2-3			0-0 1-3 ①		0-0 6-3 ①	0-0 2B 3-H 1B			4	1	1	1	0	0	2
Cesar Cedeno, R (1, 8) OBP: 0.125, SLG: 0.250	SSS 0-3 K ②			0-0 4-3 ②		0-0 F2 ②	0-0 1-H 2B			4	0	1	1	0	1	2
Johnny Bench, R (1, 5) OBP: 0.286, SLG: 0.167 Wayne Krenchicki, L (7, 5)	0-0 F7 ③					BBBB 4-0 3B BB	SSS 0-3 K ③			2 1	1 0	0 0	0 0	1 0	0 1	2 1
Paul Householder, S (1, 9) OBP: 0.500, SLG: 1.125		0-0 G3 ①	0-0 HR			0-0 1-H 3B		0-0 G3 ①		4	1	2	2	0	0	0
Clint Hurdle, L (1, 7) Eddie Milner, L (4, PR) (5, 7) OBP: 1.000, SLG: 1.000		0-0 1-3 ②	H 1-0 HBP			BBBB 4-0 S BB		0-0 S WP 1B		1 1	0 1	0 1	0 0	0 1	0 0	0 0
Alex Trevino, R (1, 2) OBP: 0.375, SLG: 0.167		0-0 1B	0-0 F9 ③			0-0 4-3 ③ 1-2		4-0 S 1-H 1B BB		3	1	1	0	1	0	3
Bruce Berenyi, R (1, 1) OBP: 0.500, SLG: 0.500 Joe Price, R (7, 1) German Barranca, L (7, PH) OBP: 0.500, SLG: 1.000 Tom Hume, R (8, 1)		0-0 F7 ③			0-0 G4-3-6 1B		0-0 F7 ①	0-3 K ② 1-2		2 0 1 1	0 0 0 0	1 0 0 0	0 0 0 0	0 0 0 0	0 0 0 1	1 0 0 1
Inning Stats	R: 0 H: 0 E: 0 LOB: 2 K: 1 BB: 2 S: 5 P: 13	R: 0 H: 1 E: 0 LOB: 1 K: 0 BB: 0 S: 4 P: 4	R: 0 H: 0 E: 0 LOB: 0 K: 0 BB: 0 S: 3 P: 3	R: 1 H: 1 E: 0 LOB: 1 K: 0 BB: 0 S: 4 P: 5	R: 0 H: 1 E: 0 LOB: 0 K: 0 BB: 0 S: 3 P: 3	R: 1 H: 1 E: 0 LOB: 2 K: 0 BB: 2 S: 4 P: 12	R: 2 H: 3 E: 0 LOB: 1 K: 1 BB: 0 S: 8 P: 8	R: 2 H: 2 E: 0 LOB: 1 K: 1 BB: 1 S: 7 P: 11		1B: 5 SF: 0 2B: 2 SAC: 0 3B: 1 DP: 1 HR: 1 HBP: 1						

	AB	32
	R	6
	H	9
	RBI	5
	BB	5
	SO	3
	LOB	15

WP: 2 PA: 38
PB: 0
SB: 3
CS: 0

PITCHER		IP	WLS	BF	H	R	ER	SO	BB	IBB	HBP	BLK	WP	HR	S	P	ERA	WHIP
Dickie Noles, R ERA: 3.18	(1, 1)	5.2	L	25	4	2	2	1	4	0	1	1	0	1	22	39	3.18	1.412
Dick Tidrow, R ERA:	(6, 1)	0.1		1	0	0	0	0	0	0	0	0	0	0	1	1	0.00	0.000
Bill Campbell, R ERA: 27.0	(7, 1)	0.2		5	3	2	2	0	0	0	0	0	0	0	5	5	27.00	4.500
Willie Hernandez, L ERA:	(7, 1)	0.1		1	0	0	0	1	0	0	0	0	0	0	3	3	0.00	0.000
Herman Segelke, R ERA: 18.0	(8, 1)	1.0		6	2	2	2	1	1	0	0	0	1	0	7	11	18.00	3.000

PITCHER	IP	WLS	BF	H	R	ER	SO	BB	IBB	HBP	BLK	WP	HR	S	P	ERA	WHIP

Batter	1	2	3	4	5	6	7	8	9	AB	R	H	RBI	BB	SO	LOB
Mookie Wilson, S (1, 8) OBP: 0.400, SLG: 0.333	P6		S 1B		F7		G3		5-3	5	0	1	0	0	0	0
Wally Backman, S (1, 4) OBP: 0.500, SLG: 0.750	P6		F8		1B		2B			4	0	2	0	0	0	1
George Foster, R (1, 7) OBP: 0.333, SLG: 0.286	K		5-3 1-2		F9		K			4	0	0	0	0	2	3
Dave Kingman, R (1, 3) OBP: 0.125, SLG: 0.125		P2	K			5-3		F9		4	0	0	0	0	1	1
Ellis Valentine, R (1, 9) OBP: 0.500, SLG: 0.500		P6		1-3 1B		5-3		1-6-3 1B		4	0	2	0	0	0	0
John Stearns, R (1, 2) OBP: 0.250, SLG: 0.143		BBBB 4-0 WP S BB		1-3 1-2		E1 1B		1-6-3 1-2		3	0	1	0	1	0	2
Hubie Brooks, R (1, 5)		H 1-0 WP 1-2 HBP		P6		BBBB 4-0 BB		SSS 0-3 K		2	0	0	0	1	1	2
Ron Gardenhire, R (1, 6) OBP: 0.500, SLG: 0.250		BBBB 4-0 1-2 2-3 BB		P3		F8			SSS 0-3 K	1	0	0	0	1	0	1
Rusty Staub, L (6, PH) OBP: 0.500, SLG: 0.500										1	0	0	0	0	0	2
Tom Veryzer, R (6, 6)										0	0	0	0	0	0	0
Mike Jorgensen, L (9, PH)										1	0	0	0	0	1	0
Mike Scott, R (1, 1)		SSS 0-3 K			5-3		G3		1-3	2	0	0	0	0	1	3
Rick Sweet, S (7, PH)										1	0	0	0	0	0	0
Charlie Puleo, R (7, 1)										0	0	0	0	0	0	0
Jesse Orosco, R (8, 1)										0	0	0	0	0	0	0
Gary Rajsich, L (9, PH)										1	0	0	0	0	0	0
Inning Stats	R: 0 E: 0 K: 1 S: 5 H: 0 LOB: 0 BB: 0 P: 5	R: 0 E: 0 K: 1 S: 5 H: 0 LOB: 3 BB: 2 P: 14	R: 0 E: 0 K: 1 S: 6 H: 1 LOB: 1 BB: 0 P: 6	R: 0 E: 0 K: 0 S: 4 H: 1 LOB: 1 BB: 0 P: 4	R: 0 E: 0 K: 0 S: 4 H: 1 LOB: 1 BB: 0 P: 4	R: 0 E: 1 K: 0 S: 4 H: 1 LOB: 2 BB: 1 P: 8	R: 0 E: 0 K: 1 S: 6 H: 1 LOB: 1 BB: 0 P: 6	R: 0 E: 0 K: 1 S: 6 H: 1 LOB: 1 BB: 0 P: 6	R: 0 E: 0 K: 1 S: 5 H: 0 LOB: 0 BB: 0 P: 5	1B: 5 2B: 1 3B: 0 HR: 0 SF: 0 SAC: 0 DP: 0 HBP: 1						

TOP

New York Mets @ Chicago Cubs

Wrigley Field, Chicago, IL

Fri Apr 09 1982, 3:33 AM CST

Att. 26,712 - Overcast - 34 F

livebaseballscorecards.com

AB	33
R	0
H	6
RBI	0
BB	3
SO	6
LOB	15

WP: 1 PB: 0 SB: 2 CS: 0 PA: 37

PITCHER		IP	WLS	BF	H	R	ER	SO	BB	IBB	HBP	BLK	WP	HR	S	P	ERA	WHIP
Fergie Jenkins, R ERA:	(1, 1)	6.2	W	29	5	0	0	3	3	0	1	0	1	0	31	44	0.00	1.200
Lee Smith, R ERA:	(7, 1)	2.1	S	8	1	0	0	3	0	0	0	0	0	0	14	14	0.00	0.429

PITCHER		IP	WLS	BF	H	R	ER	SO	BB	IBB	HBP	BLK	WP	HR	S	P	ERA	WHIP

Batter	1	2	3	4	5	6	7	8	9	AB	R	H	RBI	BB	SO	LOB
Bump Wills, S (1, 4) OBP: 0.462, SLG: 0.833	S S S 0-3 K ①		S S S 0-3 K ③		S S S 0-3 K ③			x 0-0 P4 ①		4	0	0	0	0	3	3
Larry Bowa, S (1, 6) OBP: 0.385, SLG: 0.273	x 0-0 3-1 ②			x 0-0 HR 1B		x 0-0 E6 1B 1B		x 0-0 FC6-4 S BB 1B ② 1-2f		4	3	2	0	0	0	1
Bill Buckner, L (1, 3) OBP: 0.462, SLG: 0.667	x 0-0 P5 ③			x 0-0 1-H HR		x 0-0 1-3 ①		B B B B 4-0 BB 1B ② 1-2 BB		3	2	1	2	1	0	1
Leon Durham, L (1, 9) OBP: 0.385, SLG: 0.364		x 0-0 F8 ①		x 0-0 6-3 ①		x 0-0 CS 2-H 1B		B B B B 4-0 1B ② 1-2 2-3 BB		3	0	1	1	1	0	0
Keith Moreland, R (1, 2) OBP: 0.417, SLG: 0.667		x 0-0 G1-6-3 1B		x 0-0 6-3 ②	S S S 0-3 K ②			x 0-0 ② 1-3 2-H 3-H 1B		4	0	2	2	0	1	1
Steve Henderson, R (1, 7) OBP: 0.364, SLG: 0.300		x 0-0 G1-6-3 ② ③ 1-2f		S S S 0-3 K ③		0-0 CS ③ 1-2	x 0-0 P4 ①	x 0-0 F8 ③		4	0	0	0	0	1	3
23 Ryne Sandberg, R (1, 5)			x 0-0 4-3 ①		x 0-0 1-3 ①		x 0-0 1-3 ②			3	0	0	0	0	0	0
Tye Waller, R (1, 8) OBP: 0.300, SLG: 0.222			B B B B 4-0 SH3-4 BB		x 0-0 SH3-4 1B		x 0-0 P4 ③			2	0	1	0	1	0	0
Fergie Jenkins, R (1, 1) Lee Smith, R (7, 1)			x 0-0 SH3-4 ② 1-2		x 0-0 SH3-4 ② 1-2			B B B B 4-0 FC6-4 BB		0 0	0 0	0 0	0 0	0 1	0 0	0 0
Inning Stats	R: 0 E: 0 K: 1 S: 5 H: 0 LOB: 0 BB: 0 P: 5	R: 0 E: 0 K: 0 S: 3 H: 1 LOB: 0 BB: 0 P: 3	R: 0 E: 0 K: 1 S: 5 H: 0 LOB: 1 BB: 1 P: 9	R: 2 E: 0 K: 1 S: 7 H: 2 LOB: 0 BB: 0 P: 7	R: 0 E: 0 K: 1 S: 6 H: 1 LOB: 1 BB: 0 P: 6	R: 1 E: 1 K: 1 S: 6 H: 2 LOB: 0 BB: 0 P: 6	R: 0 E: 0 K: 0 S: 3 H: 0 LOB: 0 BB: 0 P: 3	R: 2 E: 0 K: 0 S: 4 H: 1 LOB: 2 BB: 3 P: 16		1B: 6 2B: 0 3B: 0 HR: 1	SF: 0 SAC: 2 DP: 1 HBP: 0					

New York Mets @ Chicago Cubs

Wrigley Field, Chicago, IL

Fri Apr 09 1982, 3:33 AM CST

Att. 26,712 - Overcast - 34 F

BOTTOM

livebaseballscorecards.com

AB	27
R	5
H	7
RBI	5
BB	4
SO	5
LOB	9

PITCHER		IP	WLS	BF	H	R	ER	SO	BB	IBB	HBP	BLK	WP	HR	S	P	ERA	WHIP
Mike Scott, R ERA: 3.0	(1, 1)	6.0	L	23	6	3	2	5	1	0	0	0	0	1	32	36	3.00	1.167
Charlie Puleo, R ERA: 10.8	(7, 1)	1.2		7	0	2	2	0	2	0	0	0	0	0	5	13	10.80	1.200
Jesse Orosco, L ERA:	(8, 1)	0.1		3	1	0	0	0	1	0	0	0	0	0	2	6	0.00	6.000

PITCHER	IP	WLS	BF	H	R	ER	SO	BB	IBB	HBP	BLK	WP	HR	S	P	ERA	WHIP

Batter	1	2	3	4	5	6	7	8	9	AB	R	H	RBI	BB	SO	LOB
Mookie Wilson, S (1, 8) OBP: 0.467, SLG: 0.385	BBBB 4-0 6-3 BB		x 0-0 ③ 6-3		x 0-0 S 1B		x 0-0 S 1-2 3-H 1B	x 0-0 ② 3-1		4	1	2	1	1	0	0
Hubie Brooks, R (1, 5) OBP: 0.417, SLG: 0.125	SSS 0-3 ① K			BBBB 4-0 E HR BB	x 0-0 ② 5-3 1-2		x 0-0 ① SH3 2-3	x 0-0 BB BB 1B		3	1	1	0	1	1	2
George Foster, R (1, 7) OBP: 0.357, SLG: 0.200	x 0-0 ② 6-3 1-2			x 0-0 E4 1-2 HR	x 0-0 ③ P4		IIII 4-0 1B 1B SF7 1-2 IBB	BBBB 4-0 BB 1-2 BB		3	2	0	0	2	0	3
Joel Youngblood, R (8, PR) OBP: 0.250, SLG: 0.250 (8, 7)										0	0	0	0	0	0	0
Dave Kingman, R (1, 3) OBP: 0.308, SLG: 0.500	x 0-0 ③ 6-3			x 0-0 1-H 2-H HR		x 0-0 ① P2	x 0-0 1B 2B 1-2 2-H 3-H 1B	BBBB 4-0 1-2 2-3 BB		4	2	2	5	1	0	1
Mike Jorgensen, L (8, PR) (8, 3)										0	0	0	0	0	0	0
Ellis Valentine, R (1, 9) OBP: 0.333, SLG: 0.333		x 0-0 ① 6-3		x 0-0 ① 1-3		x 0-0 E6	x 0-0 2B 1-2 2-3 1B	x 0-0 ③ F8		5	1	1	0	0	0	3
John Stearns, R (1, 2) OBP: 0.231, SLG: 0.273		x 0-0 ② 5-3		x 0-0 1-3 2B		x 0-0 ② F8	x 0-0 ② SF7 3-H		x 0-0 ① P6	4	0	1	1	0	0	1
Wally Backman, S (1, 4) OBP: 0.444, SLG: 0.667		x 0-0 ③ 1B		x 0-0 ② 1-3 2-3		x 0-0 ③ 4-3	x 0-0 1-H 2-H 2B		x 0-0 ② F7	5	0	2	2	0	0	2
Tom Veryzer, R (9, 4)										0	0	0	0	0	0	0
Ron Gardenhire, R (1, 6) OBP: 0.455, SLG: 0.333			x 0-0 CS 1B	x 0-0 ③ 6-3			x E 1B 4-3		SSS 0-3 ③ K	5	1	2	0	0	1	2
Pat Zachry, R (1, 1)			SSS 0-3 ① ② K 1-2		SSS 0-3 ① K		x 0-0 E3 SH3 1B 1-3 1B	SSS 0-3 ① K		4	1	0	0	0	3	2
Neil Allen, R (9, 1)										0	0	0	0	0	0	0
Inning Stats	R: 0 E: 0 K: 1 S: 5 H: 0 LOB: 1 BB: 1 P: 9	R: 0 E: 0 K: 0 S: 3 H: 1 LOB: 1 BB: 0 P: 3	R: 0 E: 0 K: 1 S: 5 H: 1 LOB: 0 BB: 0 P: 5	R: 3 E: 1 K: 0 S: 6 H: 2 LOB: 1 BB: 1 P: 10	R: 0 E: 0 K: 1 S: 6 H: 1 LOB: 1 BB: 0 P: 6	R: 0 E: 1 K: 0 S: 4 H: 0 LOB: 1 BB: 0 P: 4	R: 6 E: 1 K: 0 S: 9 H: 5 LOB: 1 BB: 1 P: 13	R: 0 E: 0 K: 1 S: 6 H: 1 LOB: 3 BB: 2 P: 14	R: 0 E: 0 K: 1 S: 5 H: 0 LOB: 0 BB: 0 P: 5	1B: 8 2B: 2 3B: 0 HR: 1	SF: 1 SAC: 1 DP: 0 HBP: 0						

TOP

New York Mets @ Chicago Cubs

Wrigley Field, Chicago, IL

Sat Apr 10 1982, 3:33 AM CST

Att. 8,019 - Sunny - 39 F

livebaseballscorecards.com

AB	37
R	9
H	11
RBI	9
BB	5
SO	5
LOB	16

WP: 0 PB: 0 SB: 2 CS: 1 PA: 44

PITCHER		IP	WLS	BF	H	R	ER	SO	BB	IBB	HBP	BLK	WP	HR	S	P	ERA	WHIP
Doug Bird, R ERA: 2.08	(1, 1)	6.0	L	25	5	3	2	3	2	0	0	0	0	1	29	37	3.00	1.167
Dick Tidrow, R ERA: 18.0	(7, 1)	0.2		9	5	6	2	0	0	1	0	0	0	0	8	12	27.00	7.500
Herman Segelke, R ERA: 7.71	(7, 1)	1.1		7	1	0	0	1	2	0	0	0	0	0	7	15	0.00	2.250
Allen Ripley, R ERA:	(9, 1)	1.0		3	0	0	0	1	0	0	0	0	0	0	5	5	0.00	0.000

PITCHER	IP	WLS	BF	H	R	ER	SO	BB	IBB	HBP	BLK	WP	HR	S	P	ERA	WHIP

New York Mets @ Chicago Cubs

Wrigley Field, Chicago, IL

Sat Apr 10 1982, 3:33 AM CST

Att. 8,019 - Sunny - 39 F

livebaseballscorecards.com

BOTTOM

Batter	1	2	3	4	5	6	7	8	9	AB	R	H	RBI	BB	SO	LOB
Bump Wills, S (1, 4) OBP: 0.353, SLG: 0.625	4-3		P6			6-3		E4 1B 1B 1-3 3-H		4	1	0	0	0	0	1
Larry Bowa, S (1, 6) OBP: 0.313, SLG: 0.214	F9			4-3			F8	1B 2-3 3-H		3	0	0	0	0	0	0
Junior Kennedy, R (8, 6) OBP: 1.000, SLG: 1.000								1B	1B	1	0	1	1	0	0	0
Bill Buckner, L (1, 3) OBP: 0.471, SLG: 0.600	BB			6-3			G3	1-3 3-H	1B	3	0	1	1	1	0	0
Leon Durham, L (1, 9) OBP: 0.294, SLG: 0.267	6-3			3-1			P3	F7		4	0	0	0	0	0	3
Keith Moreland, R (1, 2) OBP: 0.400, SLG: 0.571		F8			6-3			BB	HR	2	0	0	0	1	0	0
Allen Ripley, R (9, 1)										0	0	0	0	0	0	0
Jerry Morales, R (9, PH) OBP: 0.500, SLG: 2.000								23 FC6-4		1	1	1	1	0	0	0
Steve Henderson, R (1, 7) OBP: 0.267, SLG: 0.214		4-3			P2			F8	6-3	4	0	0	0	0	0	1
23 Ryne Sandberg, R (1, 5)		1-3			6-3			FC6-4 BB 1B 1-2f	6-3	4	1	0	0	0	0	1
Tye Waller, R (1, 8) OBP: 0.286, SLG: 0.167			P5			F9		BB 1B 1-2 E	P5	3	1	0	0	1	0	0
Doug Bird, R (1, 1)			1-3			P3		E 1B 1-3 2-H	1B	1	0	0	0	0	0	0
Dan Briggs, L (6, PH)										1	0	0	0	0	0	0
Dick Tidrow, R (7, 1)										0	0	0	0	0	0	0
Herman Segelke, R (7, 1)										0	0	0	0	0	0	0
Bob Molinaro, L (8, PH) OBP: 0.500, SLG: 0.500										1	1	1	1	0	0	0
Jody Davis, R (9, 2)										0	0	0	0	0	0	0
Inning Stats	R: 0 E: 0 K: 0 S: 3 H: 0 LOB: 1 BB: 1 P: 7	R: 0 E: 0 K: 0 S: 3 H: 0 LOB: 0 BB: 0 P: 3	R: 0 E: 0 K: 0 S: 3 H: 0 LOB: 0 BB: 0 P: 3	R: 0 E: 0 K: 0 S: 3 H: 0 LOB: 0 BB: 0 P: 3	R: 0 E: 0 K: 0 S: 3 H: 0 LOB: 0 BB: 0 P: 3	R: 0 E: 0 K: 0 S: 3 H: 0 LOB: 0 BB: 0 P: 3	R: 0 E: 0 K: 0 S: 3 H: 0 LOB: 0 BB: 0 P: 3	R: 4 E: 1 K: 0 S: 7 H: 3 LOB: 2 BB: 2 P: 15	R: 1 E: 0 K: 0 S: 4 H: 1 LOB: 0 BB: 0 P: 4	1B: 3 2B: 0 3B: 0 HR: 1 SF: 0 SAC: 0 DP: 0 HBP: 0	WP: 0 PB: 0 SB: 0 CS: 0 PA: 35					

PITCHER		IP	WLS	BF	H	R	ER	SO	BB	IBB	HBP	BLK	WP	HR	S	P	ERA	WHIP
Pat Zachry, R ERA: 2.25	(1, 1)	8.0	W	32	4	5	2	0	3	0	0	0	0	1	29	41	2.25	0.875
Neil Allen, R ERA: 4.5	(9, 1)	1.0		3	0	0	0	0	0	0	0	0	0	0	3	3	0.00	0.000

PITCHER	IP	WLS	BF	H	R	ER	SO	BB	IBB	HBP	BLK	WP	HR	S	P	ERA	WHIP

Batter	1	2	3	4	5	6	7	8	9	AB	R	H	RBI	BB	SO	LOB
Mookie Wilson, S (1, 8) OBP: 0.400, SLG: 0.333	K		5-3		K	S 1B 2-3 3-H		6-3		5	0	1	1	0	2	1
Hubie Brooks, R (1, 5) OBP: 0.294, SLG: 0.077	6-3		6-3		K 1-2	K			F8	5	0	0	0	0	2	3
George Foster, R (1, 7) OBP: 0.421, SLG: 0.462	P3			5-3 BB		HR	BB		K	3	1	1	1	2	1	0
Ellis Valentine, R (9, 7) OBP: 0.333, SLG: 0.333										0	0	0	0	0	0	0
Dave Kingman, R (1, 3) OBP: 0.222, SLG: 0.353		K		5-3 1-2		F8	F8		K	5	0	0	0	0	2	2
Joel Youngblood, R (1, 9) OBP: 0.250, SLG: 0.375		E6 FC4-6 1B		K		1B 1B 2B	P3			4	1	1	0	0	1	2
Ron Hodges, L (1, 2) OBP: 0.750, SLG: 0.667		FC4-6 1-2 1B		BB		1B 2B 2-3 1B	F7			3	1	2	0	1	0	1
Wally Backman, S (1, 4) OBP: 0.417, SLG: 0.583		FC4-6 1-2f 2-3		K		2B 1B 1-2 3-H 1B		WP S SF9 1B		3	1	1	1	0	1	4
Tom Veryzer, R (7, 4) OBP: 1.000, SLG: 1.000										1	1	1	0	0	0	0
Ron Gardenhire, R (1, 6) OBP: 0.467, SLG: 0.583		5-3			2B	1B 1-3 2-H 2B		SF9 1-H		3	0	2	2	0	0	2
Pete Falcone, L (1, 1)			F8		K	4-3		3-1		2	0	0	0	0	1	1
Mike Jorgensen, L (6, PH)										1	0	0	0	0	0	2
Ed Lynch, R (6, 1)										1	0	0	0	0	0	0
Neil Allen, R (9, 1)										0	0	0	0	0	0	0
Inning Stats	R: 0 E: 0 K: 1 S: 5 H: 0 LOB: 0 BB: 0 P: 5	R: 0 E: 1 K: 1 S: 7 H: 1 LOB: 2 BB: 0 P: 7	R: 0 E: 0 K: 0 S: 3 H: 0 LOB: 0 BB: 0 P: 3	R: 0 E: 0 K: 2 S: 7 H: 0 LOB: 2 BB: 2 P: 15	R: 0 E: 0 K: 3 S: 10 H: 1 LOB: 1 BB: 0 P: 10	R: 4 E: 0 K: 1 S: 11 H: 6 LOB: 2 BB: 0 P: 11	R: 0 E: 0 K: 0 S: 3 H: 0 LOB: 1 BB: 1 P: 7	R: 1 E: 0 K: 0 S: 4 H: 1 LOB: 0 BB: 0 P: 4	R: 0 E: 0 K: 2 S: 7 H: 0 LOB: 0 BB: 0 P: 7	1B: 5 2B: 3 3B: 0 HR: 1 SF: 1 SAC: 0 DP: 0 HBP: 0						

PITCHER		IP	WLS	BF	H	R	ER	SO	BB	IBB	HBP	BLK	WP	HR	S	P	ERA	WHIP
Dan Larson, R ERA: 6.75	(1, 1)	5.1	L	25	6	4	4	7	2	0	0	0	0	1	37	45	6.75	1.500
Lee Smith, R ERA:	(6, 1)	0.2		4	2	0	0	1	0	0	0	0	0	0	6	6	0.00	3.000
Allen Ripley, R ERA: 3.0	(7, 1)	2.0		8	1	1	1	0	1	0	0	0	1	0	7	11	4.50	1.000
Bill Campbell, R ERA: 10.8	(9, 1)	1.0		3	0	0	0	2	0	0	0	0	0	0	7	7	0.00	0.000

PITCHER	IP	WLS	BF	H	R	ER	SO	BB	IBB	HBP	BLK	WP	HR	S	P	ERA	WHIP

TOP

New York Mets @ Chicago Cubs

Wrigley Field, Chicago, IL

Sun Apr 11 1982, 3:33 AM CST

Att. 5,430 - Sunny - 40 F

livebaseballscorecards.com

AB	36
R	5
H	9
RBI	5
BB	3
SO	10
LOB	18

WP: 1 PA: 40
PB: 0
SB: 2
CS: 0

Batter	1	2	3	4	5	6	7	8	9	AB	R	H	RBI	BB	SO	LOB
Bump Wills, S (1, 4) OBP: 0.409, SLG: 0.650	HR 1B		F9		5-3		BB		4-3 1B 2B	4	2	2	0	1	0	0
Larry Bowa, S (1, 6) OBP: 0.286, SLG: 0.167	K		FC4-6 BB		K		F8		4-3 2-3	4	0	0	0	1	2	3
Bill Buckner, L (1, 3) OBP: 0.455, SLG: 0.600	K		FC4-6 1B 1-2f		2B		F9		1B 3-H	5	0	2	1	0	1	3
Tye Waller, R (9, PR) OBP: 0.286, SLG: 0.167										0	0	0	0	0	0	0
Keith Moreland, R (1, 2) OBP: 0.450, SLG: 0.722	1-H HR		1-2 1B		IBB		F9		F7	4	1	2	2	1	0	2
Leon Durham, L (1, 9) OBP: 0.286, SLG: 0.263	4-3		F7		K				FC4-6 1B	4	0	1	0	0	1	4
Jerry Morales, R (1, 8) OBP: 0.500, SLG: 1.600		HR		FC6-4 BB		6-3		FC4-6 1-2f		3	1	1	1	1	0	1
Steve Henderson, R (1, 7) OBP: 0.316, SLG: 0.235		23 CS 1B		FC6-4 23 1-3 1-2f		BB		K		3	0	1	0	1	1	2
Bill Campbell, R (9, 1)										0	0	0	0	0	0	0
23 Ryne Sandberg, R (1, 5)		P6 1-2		1-3 2-3		P3		4-3		4	0	0	0	0	0	4
Dan Larson, R (1, 1)		K		F8		4-3			5-3	2	0	0	0	0	1	1
Lee Smith, R (6, 1)										0	0	0	0	0	0	0
Dan Briggs, L (6, PH)										1	0	0	0	0	0	1
Allen Ripley, R (7, 1)										0	0	0	0	0	0	0
Gary Woods, R (9, 7)										1	0	0	0	0	0	0
Inning Stats	R: 2 E: 0 K: 2 S: 9 H: 2 LOB: 0 BB: 0 P: 9	R: 1 E: 0 K: 1 S: 6 H: 2 LOB: 0 BB: 0 P: 6	R: 0 E: 0 K: 0 S: 4 H: 1 LOB: 2 BB: 1 P: 8	R: 0 E: 1 K: 0 S: 3 H: 0 LOB: 1 BB: 1 P: 7	R: 0 E: 0 K: 2 S: 8 H: 1 LOB: 2 BB: 1 P: 12	R: 0 E: 0 K: 0 S: 3 H: 0 LOB: 1 BB: 1 P: 7	R: 0 E: 0 K: 0 S: 3 H: 0 LOB: 1 BB: 1 P: 7	R: 0 E: 0 K: 1 S: 6 H: 1 LOB: 1 BB: 0 P: 6	R: 1 E: 0 K: 0 S: 5 H: 2 LOB: 1 BB: 0 P: 5	1B: 5 2B: 2 3B: 0 HR: 2	SF: 0 SAC: 0 DP: 0 HBP: 0						

PITCHER		IP	WLS	BF	H	R	ER	SO	BB	IBB	HBP	BLK	WP	HR	S	P	ERA	WHIP
Pete Falcone, L ERA: 5.4	(1, 1)	5.0	W	23	6	3	3	5	2	1	0	0	0	2	30	42	5.40	1.600
Ed Lynch, R ERA: 1.69	(6, 1)	3.1		14	2	1	1	1	2	0	0	0	0	0	14	22	2.70	1.200
Neil Allen, R ERA: 3.38	(9, 1)	0.2	S	3	1	0	0	0	0	0	0	0	0	0	3	3	0.00	1.500

PITCHER	IP	WLS	BF	H	R	ER	SO	BB	IBB	HBP	BLK	WP	HR	S	P	ERA	WHIP

BOTTOM

New York Mets @ Chicago Cubs

Wrigley Field, Chicago, IL

Sun Apr 11 1982, 3:33 AM CST

Att. 5,430 - Sunny - 40 F

livebaseballscorecards.com

AB	35
R	4
H	9
RBI	4
BB	5
SO	6
LOB	21

1B: 5	SF: 0	WP: 0	PA: 40
2B: 2	SAC: 0	PB: 0	
3B: 0	DP: 0	SB: 0	
HR: 2	HBP: 0	CS: 1	

Batter	1	2	3	4	5	6	7	8	9	AB	R	H	RBI	BB	SO	LOB
Mookie Wilson, S (1, 8) OBP: 0.333, SLG: 0.273	4-3		1-3		K		FC6-4 4-3 S 1-2f 3-H			4	0	0	1	0	1	1
Bob Bailor, R (1, 4) OBP: 0.556, SLG: 0.750	P6		S HR 1B		P3		4-3 1-3			4	1	1	0	0	0	1
George Foster, R (1, 7) OBP: 0.435, SLG: 0.706	2B		1-H HR		P3		4-3			4	1	2	2	0	0	1
Dave Kingman, R (1, 3) OBP: 0.227, SLG: 0.300	F7		B B B B BB			K		K		3	0	0	0	1	2	1
Gary Rajsich, L (1, 9) OBP: 0.200, SLG: 0.400		2B	G3			F9		1-3		4	0	1	0	0	0	1
John Stearns, R (1, 2) OBP: 0.235, SLG: 0.467		F8		5-3		HR		F9		4	1	1	1	0	0	1
Hubie Brooks, R (1, 5) OBP: 0.286, SLG: 0.118		5-3		L5		1B			F9	4	0	1	0	0	0	1
Ron Gardenhire, R (1, 6) OBP: 0.500, SLG: 0.571 Ellis Valentine, R (9, PH) OBP: 0.300, SLG: 0.300		6-3		B B B B FC6-4 BB			1B FC6-4 1B		S S S K	2 1	1 0	1 0	0 0	1 0	0 1	1 0
Craig Swan, R (1, 1) Mike Jorgensen, L (7, PH) OBP: 0.250, SLG: 0.250 Charlie Puleo, R (7, 1) Rusty Staub, L (9, PH) OBP: 0.333, SLG: 0.333			6-3	FC6-4 1-2f			1-3 FC6-4 1B		6-3	2 1 0 1	0 0 0 0	0 1 0 0	0 0 0 0	0 0 0 0	0 0 0 0	1 0 0 0
Inning Stats	R: 0 E: 0 K: 0 S: 4 H: 1 LOB: 1 BB: 0 P: 4	R: 0 E: 0 K: 0 S: 4 H: 1 LOB: 1 BB: 0 P: 4	R: 2 E: 0 K: 0 S: 5 H: 2 LOB: 1 BB: 1 P: 9	R: 0 E: 0 K: 0 S: 3 H: 0 LOB: 1 BB: 1 P: 7	R: 0 E: 0 K: 1 S: 5 H: 0 LOB: 0 BB: 0 P: 5	R: 1 E: 0 K: 1 S: 6 H: 2 LOB: 1 BB: 0 P: 6	R: 1 E: 0 K: 0 S: 5 H: 2 LOB: 1 BB: 0 P: 5	R: 0 E: 0 K: 1 S: 5 H: 0 LOB: 0 BB: 0 P: 5	R: 0 E: 0 K: 1 S: 5 H: 0 LOB: 0 BB: 0 P: 5	1B: 4 2B: 2 3B: 0 HR: 2 SF: 0 SAC: 0 DP: 0 HBP: 0						WP: 0 PB: 0 SB: 2 CS: 0 PA: 36

PITCHER		IP	WLS	BF	H	R	ER	SO	BB	IBB	HBP	BLK	WP	HR	S	P	ERA	WHIP
Dickie Noles, R ERA: 4.38	(1, 1)	6.2	W	29	8	4	4	2	2	0	0	0	0	2	31	39	5.40	1.500
Bill Campbell, R ERA: 4.5	(7, 1)	2.1	S	7	0	0	0	2	0	0	0	0	0	0	11	11	0.00	0.000

PITCHER	IP	WLS	BF	H	R	ER	SO	BB	IBB	HBP	BLK	WP	HR	S	P	ERA	WHIP

TOP

New York Mets @ Chicago Cubs

Wrigley Field, Chicago, IL

Mon Apr 12 1982, 3:33 AM CST

Att. 6,866 - Sunny - 51 F

livebaseballscorecards.com

AB	34
R	4
H	8
RBI	4
BB	2
SO	4
LOB	9

Batter	1	2	3	4	5	6	7	8	9	AB	R	H	RBI	BB	SO	LOB
Bump Wills, S (1, 4) OBP: 0.462, SLG: 0.696	BBBB 4-0 G4-6-3 BB			x 0-0 1B 1B 1B	x 0-0 ① FC3-6 FC6 1-2f	x 0-0 2B				3	1	2	0	1	0	1
Larry Bowa, S (1, 6) OBP: 0.280, SLG: 0.182	x 0-0 ①② G4-6-3 1-2f			x 0-0 1B 1B 1-2 1B	x 0-0 ② F8	x 0-0 ③ F7				4	1	1	0	0	0	3
Bill Buckner, L (1, 3) OBP: 0.423, SLG: 0.542	x 0-0 ③ 1-3			x 0-0 1B E 1-3 2-H 1B	x 0-0 ③ FC6 1-2f			x 0-0 ① 1-3		4	1	1	1	0	0	1
Keith Moreland, R (1, 2) OBP: 0.458, SLG: 0.818		x 0-0 ① 4-3		x 0-0 FC6-4 1-2 3-H 1B		x 0-0 HR		x 0-0 ② F9		4	1	2	2	0	0	0
Leon Durham, L (1, 9) OBP: 0.240, SLG: 0.217		x 0-0 ② F8		S S S 0-3 ① K		x 0-0 ① F8		x 0-0 ③ F8		4	0	0	0	0	1	2
Jerry Morales, R (1, 8) OBP: 0.333, SLG: 1.000		x 0-0 ③ F7		x 0-0 ② FC6-4 1-2f 2-H 1B		x 0-0 ② P5				3	1	0	0	0	0	1
Dan Briggs, L (1, 7) OBP: 0.167, SLG: 0.167 Bill Campbell, R (7, 1)		x 0-0 ① 5-3		x 0-0 2-H 1B		x 0-0 ③ G3				3 0	0 0	1 0	1 0	0 0	0 0	0 0
23 Ryne Sandberg, R (1, 5)		x 0-0 ② F8		x 0-0 ③ 6-3			H 1-0 6-3 HBP			2	0	0	0	0	0	1
Dickie Noles, R (1, 1) OBP: 0.250, SLG: 0.250 Steve Henderson, R (7, 7) OBP: 0.300, SLG: 0.222		S S S 0-3 ③ K			x 0-0 FC3-6 1B		x 0-0 ①② 6-3 1-2			2 1	0 0	1 0	0 0	0 0	1 0	0 1
Inning Stats	R: 0 H: 0 E: 0 LOB: 0 K: 0 BB: 1 S: 2 P: 6	R: 0 H: 0 E: 0 LOB: 0 K: 0 BB: 0 S: 3 P: 3	R: 0 H: 0 E: 0 LOB: 0 K: 1 BB: 0 S: 5 P: 5	R: 4 H: 5 E: 1 LOB: 1 K: 1 BB: 0 S: 10 P: 10	R: 0 H: 1 E: 0 LOB: 1 K: 0 BB: 0 S: 4 P: 4	R: 1 H: 1 E: 0 LOB: 0 K: 0 BB: 0 S: 4 P: 4	R: 0 H: 1 E: 0 LOB: 1 K: 0 BB: 0 S: 3 P: 4	R: 0 H: 0 E: 0 LOB: 0 K: 0 BB: 0 S: 3 P: 3		1B: 6 SF: 0 2B: 1 SAC: 0 3B: 0 DP: 1 HR: 1 HBP: 1				WP: 0 PA: 32 PB: 0 SB: 0 CS: 0		

PITCHER		IP	WLS	BF	H	R	ER	SO	BB	IBB	HBP	BLK	WP	HR	S	P	ERA	WHIP
Craig Swan, R ERA: 6.0	(1, 1)	6.0	L	25	7	5	4	2	1	0	0	0	0	1	28	32	6.00	1.333
Charlie Puleo, R ERA: 4.91	(7, 1)	2.0		7	1	0	0	0	0	0	1	0	0	0	6	7	0.00	0.500

PITCHER	IP	WLS	BF	H	R	ER	SO	BB	IBB	HBP	BLK	WP	HR	S	P	ERA	WHIP

BOTTOM

New York Mets @ Chicago Cubs

Wrigley Field, Chicago, IL

Mon Apr 12 1982, 3:33 AM CST

Att. 6,866 - Sunny - 51 F

livebaseballscorecards.com

AB	30
R	5
H	8
RBI	4
BB	1
SO	2
LOB	10

Batter	1	2	3	4	5	6	7	8	9	AB	R	H	RBI	BB	SO	LOB
Lonnie Smith, R (1, 8) (8, 7) OBP: 0.455, SLG: 0.444	E5 S G3 E		F8		1-3	1-3 3-H 1B			P1	5	1	1	1	0	0	1
Tom Herr, S (1, 4) OBP: 0.303, SLG: 0.387	G3 1-2		2B		E S 1B 1B		K		F8	5	1	2	0	0	1	2
Keith Hernandez, L (1, 3) OBP: 0.515, SLG: 0.538	BB 2-H		BB		2B 1-3-2 1-H 1B		6-3		K	3	0	1	1	2	1	1
Darrell Porter, L (1, 2) OBP: 0.310, SLG: 0.556	F3		K		1-3 2B		K			4	0	1	0	0	2	3
George Hendrick, R (1, 9) OBP: 0.368, SLG: 0.706	F7			K	1-3-2 3-Hf			K		4	0	0	0	0	2	3
David Green, R (8, 8) OBP: 0.294, SLG: 0.412										0	0	0	0	0	0	0
Dane Iorg, L (1, 7) OBP: 0.222, SLG: 0.294		L6		BB FC6-4		4-1		6-3		3	0	0	0	1	0	0
Tito Landrum, R (8, 9)										0	0	0	0	0	0	0
Julio Gonzalez, R (1, 5) OBP: 0.333, SLG: 0.667		F9		FC6-4 1B 1-2f		1B 1B 1B		1-3		4	1	1	0	0	0	1
Ozzie Smith, S (1, 6) OBP: 0.393, SLG: 0.481		F8		FC6-4 1-2 1B		1B 1-3 1B			HR	4	1	3	1	0	0	0
Joaquin Andujar, S (1, 1) OBP: 0.143, SLG: 0.143			6-3	FC6-4 1-2f		K			1B	4	0	1	0	0	1	4
Bruce Sutter, R (9, 1)										0	0	0	0	0	0	0
Inning Stats	R: 1 E: 1 K: 0 S: 4 H: 0 LOB: 1 BB: 1 P: 8	R: 0 E: 0 K: 0 S: 3 H: 0 LOB: 0 BB: 0 P: 3	R: 0 E: 0 K: 1 S: 6 H: 1 LOB: 2 BB: 1 P: 10	R: 0 E: 0 K: 1 S: 6 H: 1 LOB: 2 BB: 1 P: 10	R: 1 E: 0 K: 0 S: 5 H: 3 LOB: 1 BB: 0 P: 5	R: 1 E: 0 K: 1 S: 7 H: 3 LOB: 2 BB: 0 P: 7	R: 0 E: 0 K: 2 S: 7 H: 0 LOB: 0 BB: 0 P: 7	R: 0 E: 0 K: 1 S: 5 H: 0 LOB: 0 BB: 0 P: 5	R: 1 E: 0 K: 1 S: 7 H: 2 LOB: 1 BB: 0 P: 7	1B: 7 2B: 3 3B: 0 HR: 1 SF: 0 SAC: 0 DP: 1 HBP: 0							

TOP

St. Louis Cardinals @ Chicago Cubs

Wrigley Field, Chicago, IL

Tue Apr 13 1982, 3:33 AM CST

Att. 6,472 - Sunny - 45 F

livebaseballscorecards.com

AB	36
R	4
H	10
RBI	3
BB	3
SO	7
LOB	15

PITCHER		IP	WLS	BF	H	R	ER	SO	BB	IBB	HBP	BLK	WP	HR	S	P	ERA	WHIP
Randy Martz, R ERA: 2.08	(1, 1)	4.1	L	22	5	2	1	2	3	0	0	0	0	0	23	35	2.08	1.846
Lee Smith, R ERA:	(5, 1)	0.2		1	0	0	0	0	0	0	0	0	0	0	1	1	0.00	0.000
Dick Tidrow, R ERA: 6.75	(6, 1)	3.0		11	3	1	1	4	0	0	0	0	0	0	19	19	3.00	1.000
Willie Hernandez, L ERA: 5.4	(9, 1)	1.0		5	2	1	1	1	0	0	0	0	0	1	7	7	9.00	2.000

PITCHER	IP	WLS	BF	H	R	ER	SO	BB	IBB	HBP	BLK	WP	HR	S	P	ERA	WHIP

BOTTOM

St. Louis Cardinals @ Chicago Cubs

Wrigley Field, Chicago, IL

Tue Apr 13 1982, 3:33 AM CST

Att. 6,472 - Sunny - 45 F

livebaseballscorecards.com

Batter	1	2	3	4	5	6	7	8	9	AB	R	H	RBI	BB	SO	LOB
Bump Wills, S (1, 4) OBP: 0.467, SLG: 0.692	H 1-0 E 4-3 S HBP		x 0-0 F5 ②			x 0-0 1B 2B		x 0-0 F7 ②		3	2	1	0	0	0	1
Larry Bowa, S (1, 6) OBP: 0.241, SLG: 0.154	x 0-0 4-3 ① 1-H		x 0-0 1-3 ③			x 0-0 F8 ①		x 0-0 G1 ③		4	0	0	1	0	0	2
Bill Buckner, L (1, 3) OBP: 0.400, SLG: 0.500	x 0-0 G3 ②			x 0-0 G3 ①		x 0-0 2-H 1B			x 0-0 P4 ①	4	0	1	1	0	0	0
Leon Durham, L (1, 9) OBP: 0.241, SLG: 0.296	x 0-0 5-3 ③			x 0-0 6-3 ②		x 0-0 L5 ②			x 0-0 1B 3B	4	1	1	0	0	0	1
Jerry Morales, R (1, 8) OBP: 0.308, SLG: 0.750		x 0-0 P6 ①		x 0-0 4-3 ③		x 0-0 P4 ③			x 0-0 23 E 1B 3-H 1B	4	0	1	1	0	0	1
Steve Henderson, R (1, 7) OBP: 0.292, SLG: 0.227		x 0-0 5-3 ②			S S S 0-3 K ①		x 0-0 F7 ①		x 0-0 23 E 1-2 1B	4	0	1	0	0	1	0
23 Ryne Sandberg, R (1, 5) OBP: 0.120, SLG: 0.043		x 0-0 5-3 ③			x 0-0 1B		S S S 0-3 K ②		x 0-0 E6 FC6-4 1-2 2-3	4	0	1	0	0	1	2
Jody Davis, R (1, 2) Keith Moreland, R (9, PH) OBP: 0.440, SLG: 0.783			S S S 0-3 K ①		x 0-0 F9 ②		x 0-0 6-3 ③		S S S 0-3 K ②	3	0	0	0	0	1	1
										1	0	0	0	0	1	3
Randy Martz, L (1, 1) Lee Smith, R (5, 1) Dan Briggs, L (5, PH) OBP: 0.143, SLG: 0.143 Dick Tidrow, R (6, 1) Bob Molinaro, L (8, PH) OBP: 0.333, SLG: 0.333 Willie Hernandez, L (9, 1) Gary Woods, R (9, PH)			B B B B 4-0 BB		x 0-0 G3 ③			x 0-0 F9 ①	x 0-0 FC6-4 ③ 1-2f	0	0	0	0	1	0	0
										0	0	0	0	0	0	0
										1	0	0	0	0	0	1
										0	0	0	0	0	0	0
										1	0	0	0	0	0	0
										0	0	0	0	0	0	0
										1	0	0	0	0	0	3
Inning Stats	R: 1 E: 1 K: 0 S: 3 H: 0 LOB: 0 BB: 0 P: 4	R: 0 E: 0 K: 0 S: 3 H: 0 LOB: 0 BB: 0 P: 3	R: 0 E: 0 K: 1 S: 5 H: 0 LOB: 1 BB: 1 P: 9	R: 0 E: 0 K: 0 S: 3 H: 0 LOB: 0 BB: 0 P: 3	R: 0 E: 0 K: 1 S: 6 H: 1 LOB: 1 BB: 0 P: 6	R: 1 E: 0 K: 0 S: 5 H: 2 LOB: 1 BB: 0 P: 5	R: 0 E: 0 K: 1 S: 5 H: 0 LOB: 0 BB: 0 P: 5	R: 0 E: 0 K: 0 S: 3 H: 0 LOB: 0 BB: 0 P: 3	R: 1 E: 1 K: 1 S: 9 H: 3 LOB: 3 BB: 0 P: 9	1B: 4 2B: 1 3B: 1 HR: 0	SF: 0 SAC: 0 DP: 0 HBP: 1						

PITCHER	IP	WLS	BF	H	R	ER	SO	BB	IBB	HBP	BLK	WP	HR	S	P	ERA	WHIP
Joaquin Andujar, R (1, 1) ERA: 1.69	8.1	W	32	5	3	3	3	1	0	1	0	0	0	36	41	3.24	0.720
Bruce Sutter, R (9, 1) ERA: 4.91	0.2	S	4	1	0	0	1	0	0	0	0	0	0	6	6	0.00	1.500

PITCHER	IP	WLS	BF	H	R	ER	SO	BB	IBB	HBP	BLK	WP	HR	S	P	ERA	WHIP

AB	34
R	3
H	6
RBI	3
BB	1
SO	4
LOB	15

WP: 0 PA: 36
PB: 0
SB: 1
CS: 0

Batter	1	2	3	4	5	6	7	8	9	AB	R	H	RBI	BB	SO	LOB
Lonnie Smith, R (1, 8) (7, 7) OBP: 0.421, SLG: 0.438	0-0 1B FC5-2-5 2B		0-0 ② 5-3		0-0 ③ 5-3		0-0 ② F7		0-3 ① K	5	0	1	0	0	1	2
Tom Herr, S (1, 4) OBP: 0.316, SLG: 0.389	0-0 FC5-2-5 2-3 1B		0-0 ③ F7			0-0 ① F7	0-0 2-H 3-H 1B		0-3 ② K	5	0	2	2	0	1	0
Keith Hernandez, L (1, 3) OBP: 0.526, SLG: 0.533	0-0 ① FC5-2-5 G4-6-3 1-2 3-H			0-0 1B 1B		B B B B 4-0 BB BB	0-0 ③ 1-3		0-0 1B	4	0	2	0	1	0	3
Darrell Porter, L (1, 2) OBP: 0.324, SLG: 0.516	0-0 ② ③ G4-6-3 1-2f			0-0 ① 6-3 1B 1-3 1B		B B B B 4-0 1-2 BB		S S S 0-3 ① K	S S S 0-3 ③ K2-3	4	1	1	0	1	2	3
George Hendrick, R (1, 9) OBP: 0.348, SLG: 0.600 Tito Landrum, R (8, PR) (8, 9)		S S S 0-3 ① K		0-0 ② 6-3 1-2		0-0 ② F2		B B B B 4-0 G3 1B BB		3 0	0 0	0 0	0 0	1 0	1 0	3 0
Dane Iorg, L (1, 7) OBP: 0.238, SLG: 0.300 David Green, R (7, 8) OBP: 0.333, SLG: 0.444		0-0 ② F7		0-0 2-H 1B		0-0 ③ F7		0-0 1-2 G3 1B		3 1	0 0	1 1	1 0	0 0	0 0	2 0
Julio Gonzalez, R (1, 5) OBP: 0.400, SLG: 0.700	0-0 2B	S S S 0-3 ③ K					0-0 CS 1B	0-0 ② G3 1-2 2-3		4	0	2	0	0	1	3
Ozzie Smith, S (1, 6) OBP: 0.406, SLG: 0.467	0-0 ③ F7				0-0 ① B5-3		0-0 ① SH 1-2 1B	4-0 IBB		3	1	1	0	1	0	1
Andy Rincon, R (1, 1)		S S S 0-3 ① K			0-0 ② 6-3		0-0 SH 1-3	S S S 0-3 ③ K		3	1	0	0	0	2	3
Inning Stats	R: 0 E: 0 K: 0 S: 4 H: 2 LOB: 1 BB: 0 P: 4	R: 0 E: 0 K: 1 S: 6 H: 1 LOB: 1 BB: 0 P: 6	R: 0 E: 0 K: 1 S: 5 H: 0 LOB: 0 BB: 0 P: 5	R: 1 E: 0 K: 1 S: 7 H: 3 LOB: 1 BB: 0 P: 7	R: 0 E: 0 K: 0 S: 3 H: 0 LOB: 0 BB: 0 P: 3	R: 0 E: 0 K: 0 S: 3 H: 0 LOB: 2 BB: 2 P: 11	R: 2 E: 1 K: 0 S: 6 H: 3 LOB: 1 BB: 0 P: 6	R: 0 E: 0 K: 2 S: 8 H: 1 LOB: 3 BB: 2 P: 16	R: 0 E: 0 K: 3 S: 10 H: 1 LOB: 1 BB: 0 P: 10	1B: 9 2B: 2 3B: 0 HR: 0	SF: 0 SAC: 1 DP: 1 HBP: 0						

TOP

St. Louis Cardinals @ Chicago Cubs

Wrigley Field, Chicago, IL

Wed Apr 14 1982, 3:33 AM CST

Att. 11,655 - Sunny - 46 F

livebaseballscorecards.com

AB	35
R	3
H	11
RBI	3
BB	4
SO	8
LOB	20

PITCHER		IP	WLS	BF	H	R	ER	SO	BB	IBB	HBP	BLK	WP	HR	S	P	ERA	WHIP
Fergie Jenkins, R ERA: 0.66	(1, 1)	7.0	L	30	9	3	1	3	2	0	0	0	0	0	34	42	1.29	1.571
Willie Hernandez, L ERA: 2.45	(8, 1)	2.0		10	2	0	0	5	1	1	0	0	0	0	18	26	0.00	1.500

PITCHER	IP	WLS	BF	H	R	ER	SO	BB	IBB	HBP	BLK	WP	HR	S	P	ERA	WHIP

Batter	1	2	3	4	5	6	7	8	9	AB	R	H	RBI	BB	SO	LOB
Bump Wills, S (1, 4) OBP: 0.471, SLG: 0.655	BBBB 4-0 FC6-4 3-1 1B BB		x 0-0 G4-6-3 S 1B		x 0-0 ② 4-3			x 0-0 ① 4-3		3	1	1	0	1	0	0
Larry Bowa, S (1, 6) OBP: 0.273, SLG: 0.143	x 0-0 ① 3-1 1-2		BBBB 4-0 G4-6-3 1-2 BB		x 0-0 ③ F8			BBBB 4-0 G3-6-3 BB		2	0	0	0	2	0	1
Bill Buckner, L (1, 3) OBP: 0.382, SLG: 0.452	BBBB 4-0 FC6-4 BB		x 0-0 ①② G4-6-3 1-2f 2-3			x 0-0 ① 3-1		x 0-0 ②③ G3-6-3 1-2f		3	0	0	0	1	0	3
Keith Moreland, R (1, 2) OBP: 0.414, SLG: 0.692	x 0-0 ② FC6-4 WP 1B 1-2f 2-3		BBBB 4-0 BB			x 0-0 ② 5-3			x 0-0 ① F8	3	0	0	0	1	0	2
Leon Durham, L (1, 9) OBP: 0.273, SLG: 0.323	x 0-0 WP 1-2 3-H 1B		x 0-0 ③ G3			x 0-0 1B			x 0-0 ② L4	4	0	2	1	0	0	2
Steve Henderson, R (1, 7) OBP: 0.250, SLG: 0.192	SSS 0-3 ③ K 1-2 2-3			SSS 0-3 ① K		x 0-0 ③ F8			x 0-0 ③ F9	4	0	0	0	0	2	3
Jerry Morales, R (1, 8) OBP: 0.250, SLG: 0.600		x 0-0 ① 4-3		x 0-0 ② L9			x 0-0 ① 6-3			3	0	0	0	0	0	0
23 Ryne Sandberg, R (1, 5) OBP: 0.107, SLG: 0.038		SSS 0-3 ② K		x 0-0 ③ 6-3			x 0-0 ② 5-3			3	0	0	0	0	1	0
Fergie Jenkins, R (1, 1) Dan Briggs, L (7, PH) OBP: 0.125, SLG: 0.125 Willie Hernandez, L (8, 1)		x 0-0 ③ 4-3			x 0-0 ① 6-3		SSS 0-3 ③ K			2 1 0	0 0 0	0 0 0	0 0 0	0 1 0	0 0 0	0 0 0
Inning Stats	R: 1 H: 1 E: 0 LOB: 2 K: 1 BB: 2 S: 6 P: 14	R: 0 H: 0 E: 0 LOB: 0 K: 1 BB: 0 S: 5 P: 5	R: 0 H: 1 E: 0 LOB: 2 K: 0 BB: 2 S: 3 P: 11	R: 0 H: 0 E: 0 LOB: 0 K: 1 BB: 0 S: 5 P: 5	R: 0 H: 0 E: 0 LOB: 0 K: 0 BB: 0 S: 3 P: 3	R: 0 H: 1 E: 0 LOB: 1 K: 0 BB: 0 S: 4 P: 4	R: 0 H: 0 E: 0 LOB: 0 K: 1 BB: 0 S: 5 P: 5	R: 0 H: 0 E: 0 LOB: 0 K: 0 BB: 1 S: 2 P: 6	R: 0 H: 0 E: 0 LOB: 0 K: 0 BB: 0 S: 3 P: 3	1B: 3 SF: 0 2B: 0 SAC: 0 3B: 0 DP: 2 HR: 0 HBP: 0						

PITCHER		IP	WLS	BF	H	R	ER	SO	BB	IBB	HBP	BLK	WP	HR	S	P	ERA	WHIP
Andy Rincon, R ERA: 1.64	(1, 1)	9.0	W	33	3	1	1	4	5	0	0	0	1	0	36	56	1.00	0.889

PITCHER	IP	WLS	BF	H	R	ER	SO	BB	IBB	HBP	BLK	WP	HR	S	P	ERA	WHIP

BOTTOM

St. Louis Cardinals @ Chicago Cubs

Wrigley Field, Chicago, IL

Wed Apr 14 1982, 3:33 AM CST

Att. 11,655 - Sunny - 46 F

livebaseballscorecards.com

AB	28
R	1
H	3
RBI	1
BB	5
SO	4
LOB	11

WP: 1 PA: 33
PB: 0
SB: 1
CS: 0

Batter	1	2	3	4	5	6	7	8	9	AB	R	H	RBI	BB	SO	LOB
Lonnie Smith, R (1, 8) (6, 7) OBP: 0.395, SLG: 0.486	P6		3-1		HR		K		K	5	1	1	1	0	2	1
Tom Herr, S (1, 4) OBP: 0.349, SLG: 0.436	SF6 3B			G3	4-3		CS BB		BB	3	1	1	0	2	0	0
Keith Hernandez, L (1, 3) OBP: 0.512, SLG: 0.529	SF6 3-H			6-3 BB 1B 1B	K		CS 1-2	PB E 1B	4-3	4	2	2	1	0	1	2
Darrell Porter, L (1, 2) OBP: 0.316, SLG: 0.471	F9			6-3 1-2 1B BB		F8		F8 1-2		3	1	0	0	1	0	1
George Hendrick, R (1, 9) OBP: 0.333, SLG: 0.667		5-3		6-3 1-2 2-3		HR		F5		4	1	1	1	0	0	3
Tito Landrum, R (8, 9)										0	0	0	0	0	0	0
Dane Iorg, L (1, 7) OBP: 0.292, SLG: 0.286		F7		1B IBB		FC6 BB		E9 2-H 1B		1	0	0	0	2	0	0
David Green, R (6, PR) (6, 8) OBP: 0.368, SLG: 0.474										1	0	1	1	0	0	0
Julio Gonzalez, R (1, 5) OBP: 0.357, SLG: 0.571		5-3		1-2 2-H 3-H 1B		L7		4-3		4	0	1	2	0	0	2
Ozzie Smith, S (1, 6) OBP: 0.389, SLG: 0.424			F8	F8		FC6 1-2f			SH3 BB	3	0	0	0	1	0	3
Steve Mura, R (1, 1)			F9		5-3		6-3		SH3 1-2	3	0	0	0	0	0	0
Inning Stats	R: 1 E: 0 K: 0 S: 4 H: 1 LOB: 0 BB: 0 P: 4	R: 0 E: 0 K: 0 S: 3 H: 0 LOB: 0 BB: 0 P: 3	R: 0 E: 0 K: 0 S: 3 H: 0 LOB: 0 BB: 0 P: 3	R: 2 E: 0 K: 0 S: 5 H: 2 LOB: 2 BB: 2 P: 13	R: 1 E: 0 K: 1 S: 6 H: 1 LOB: 0 BB: 0 P: 6	R: 1 E: 0 K: 0 S: 4 H: 1 LOB: 1 BB: 1 P: 8	R: 0 E: 0 K: 1 S: 4 H: 0 LOB: 0 BB: 1 P: 8	R: 1 E: 1 K: 0 S: 5 H: 2 LOB: 1 BB: 0 P: 5	R: 0 E: 0 K: 1 S: 5 H: 0 LOB: 2 BB: 2 P: 13	1B: 4 2B: 0 3B: 1 HR: 2 SF: 1 SAC: 1 DP: 0 HBP: 0						

TOP

St. Louis Cardinals @ Chicago Cubs

Wrigley Field, Chicago, IL

Thu Apr 15 1982, 3:33 AM CST

Att. 13,673 - Sunny - 58 F

livebaseballscorecards.com

AB	31
R	6
H	7
RBI	6
BB	6
SO	3
LOB	12

PITCHER		IP	WLS	BF	H	R	ER	SO	BB	IBB	HBP	BLK	WP	HR	S	P	ERA	WHIP
Doug Bird, R ERA: 3.79	(1, 1)	6.0	L	26	5	5	5	1	2	1	0	0	0	2	25	37	7.50	1.167
Lee Smith, R ERA:	(7, 1)	2.0		8	2	1	0	1	1	0	0	0	0	0	9	13	0.00	1.500
Allen Ripley, R ERA: 2.25	(9, 1)	1.0		5	0	0	0	1	2	0	0	0	0	0	5	13	0.00	2.000

PITCHER	IP	WLS	BF	H	R	ER	SO	BB	IBB	HBP	BLK	WP	HR	S	P	ERA	WHIP

WP: 0	PB: 1	SB: 0	CS: 1
PA: 40			

Batter	1	2	3	4	5	6	7	8	9	AB	R	H	RBI	BB	SO	LOB
Bump Wills, S (1, 4) OBP: 0.421, SLG: 0.576	4-3		F8			F9		F8		4	0	0	0	0	0	2
Junior Kennedy, R (1, 5) OBP: 0.200, SLG: 0.200	6-3			F9		K			F7	4	0	0	0	0	1	0
Bill Buckner, L (1, 3) OBP: 0.368, SLG: 0.429	1B			G3			1-3		P4	4	0	1	0	0	0	0
Keith Moreland, R (1, 2) OBP: 0.394, SLG: 0.733	K			6-3			1-3		HR	4	1	1	1	0	1	1
Leon Durham, L (1, 9) OBP: 0.243, SLG: 0.286		K			1-3		K		4-3	4	0	0	0	0	2	0
Jerry Morales, R (1, 8) OBP: 0.263, SLG: 0.529		G6-3 BB			L5			F7		2	0	0	0	1	0	0
Steve Henderson, R (1, 7) OBP: 0.290, SLG: 0.310		G6-3 1-2f			2B			2B		3	0	2	0	0	0	1
Larry Bowa, S (1, 6) OBP: 0.250, SLG: 0.129			L4		5-3			F7		3	0	0	0	0	0	2
Doug Bird, R (1, 1)			K			F8		BB		1	0	0	0	0	1	0
Tye Waller, R (6, PH) OBP: 0.267, SLG: 0.154										1	0	0	0	0	0	0
Lee Smith, R (7, 1)										0	0	0	0	0	0	0
Bob Molinaro, L (8, PH) OBP: 0.500, SLG: 0.333										0	0	0	0	1	0	0
Allen Ripley, R (9, 1)										0	0	0	0	0	0	0
Inning Stats	R: 0 E: 0 K: 1 S: 6	R: 0 E: 0 K: 1 S: 4	R: 0 E: 0 K: 1 S: 5	R: 0 E: 0 K: 0 S: 3	R: 0 E: 0 K: 0 S: 4	R: 0 E: 0 K: 1 S: 5	R: 0 E: 0 K: 1 S: 5	R: 0 E: 0 K: 0 S: 4	R: 1 E: 0 K: 0 S: 4							
	H: 1 LOB: 1 BB: 0 P: 6	H: 0 LOB: 0 BB: 1 P: 8	H: 0 LOB: 0 BB: 0 P: 5	H: 0 LOB: 0 BB: 0 P: 3	H: 1 LOB: 1 BB: 0 P: 4	H: 0 LOB: 0 BB: 0 P: 5	H: 0 LOB: 0 BB: 0 P: 5	H: 1 LOB: 2 BB: 1 P: 8	H: 1 LOB: 0 BB: 0 P: 4							

PITCHER	IP	WLS	BF	H	R	ER	SO	BB	IBB	HBP	BLK	WP	HR	S	P	ERA	WHIP
Steve Mura, R (1, 1) ERA: 3.48	9.0	W	32	4	1	1	5	2	0	0	0	0	1	40	48	1.00	0.667

PITCHER	IP	WLS	BF	H	R	ER	SO	BB	IBB	HBP	BLK	WP	HR	S	P	ERA	WHIP

BOTTOM

St. Louis Cardinals @ Chicago Cubs

Wrigley Field, Chicago, IL

Thu Apr 15 1982, 3:33 AM CST

Att. 13,673 - Sunny - 58 F

livebaseballscorecards.com

AB	30
R	1
H	4
RBI	1
BB	2
SO	5
LOB	6

1B: 1	SF: 0	WP: 0	PA: 32
2B: 2	SAC: 0	PB: 0	
3B: 0	DP: 1	SB: 0	
HR: 1	HBP: 0	CS: 0	

Batter	1	2	3	4	5	6	7	8	9	10	11	12	AB	R	H	RBI	BB	SO	LOB
Bump Wills, S (1, 4) OBP: 0.432, SLG: 0.622	F9			HR	F8		BB 1-2 2-3 3-H 23 SF4			BB 23 SH1-4		P6	4	1	1	2	2	0	1
23 Ryne Sandberg, R (1, 5) OBP: 0.091, SLG: 0.033	6-3			K		6-3	SF4 1-2 2-3 3-H			SH1-4 1-2		F8	4	0	0	1	0	1	0
Bill Buckner, L (1, 3) OBP: 0.372, SLG: 0.395	K			P6		BB G5-4-3	L4			IBB FC4			3	0	0	0	2	1	2
Keith Moreland, R (1, 2) OBP: 0.342, SLG: 0.629		P3		K		G5-4-3 1-2f		5-3		K			5	0	0	0	0	2	3
Leon Durham, L (1, 9) OBP: 0.262, SLG: 0.263		1-3			BB FC 2B		BB E 2B	F7		FC4 1-2f			3	2	0	0	2	0	2
Steve Henderson, R (1, 7) OBP: 0.278, SLG: 0.273 Willie Hernandez, L (11, 1)		BB CS			FC 2B 1-2		E5 2B 1-2 BB	5-3			F7		4 0	2 0	0 0	0 0	1 0	0 0	2 0
Gary Woods, R (1, 8) OBP: 0.286, SLG: 0.571		CS 1-2	K		SH5-3 FC4-2 1-H 2-H 2B		BB 23 SF4 1-3 2-H 2B		L9		6-3		5	1	2	3	0	1	0
Larry Bowa, S (1, 6) OBP: 0.225, SLG: 0.114			E8		SH5-3 2-3		1-3		4-3		P5		4	0	0	0	0	0	2
Dan Larson, R (1, 1) Dick Tidrow, R (5, 1) Bob Molinaro, L (7, PH) OBP: 0.500, SLG: 0.333 Jerry Morales, R (7, PH) OBP: 0.286, SLG: 0.529 Bill Campbell, R (7, 1) Dan Briggs, L (11, 7) OBP: 0.111, SLG: 0.111			4-3		FC4-2 3-H		23 SF4 BB BB		K			L3	2 0 0 0 0 1 1	0 0 0 0 0 0 0	0 0 0 0 0 0 0	0 0 0 0 1 0 0	0 0 0 0 0 0 0	0 0 0 0 0 0 0	1 0 0 0 0 0 0
Inning Stats	R: 0 E: 0 K: 1 S: 5 H: 0 LOB: 0 BB: 0 P: 5	R: 0 E: 0 K: 0 S: 2 H: 0 LOB: 0 BB: 1 P: 6	R: 0 E: 1 K: 1 S: 5 H: 0 LOB: 0 BB: 0 P: 5	R: 1 E: 0 K: 2 S: 8 H: 1 LOB: 0 BB: 0 P: 8	R: 2 E: 0 K: 0 S: 5 H: 1 LOB: 1 BB: 1 P: 9	R: 0 E: 0 K: 0 S: 2 H: 0 LOB: 0 BB: 1 P: 6	R: 3 E: 1 K: 0 S: 5 H: 1 LOB: 2 BB: 3 P: 17	R: 0 E: 0 K: 0 S: 3 H: 0 LOB: 0 BB: 0 P: 3	R: 0 E: 0 K: 1 S: 5 H: 0 LOB: 0 BB: 0 P: 5	R: 0 E: 0 K: 1 S: 5 H: 0 LOB: 2 BB: 2 P: 13	R: 0 E: 0 K: 0 S: 3 H: 0 LOB: 0 BB: 0 P: 3	R: 0 E: 0 K: 0 S: 3 H: 0 LOB: 0 BB: 0 P: 3	1B: 0 2B: 2 3B: 0 HR: 1	SF: 1 SAC: 2 DP: 1 HBP: 0	WP: 0 PB: 0 SB: 0 CS: 1	PA: 48

PITCHER	IP	WLS	BF	H	R	ER	SO	BB	IBB	HBP	BLK	WP	HR	S	P	ERA	WHIP
John Candelaria, L (1, 1) ERA: 3.38	5.0		19	2	3	3	4	2	0	0	0	0	1	25	33	5.40	0.800
Don Robinson, R (6, 1) ERA: 2.35	1.0		6	1	3	1	0	2	0	0	0	0	0	4	12	9.00	3.000
Tom Griffin, R (7, 1) ERA: 7.11	0.1		1	0	0	0	0	0	0	0	0	0	0	1	1	0.00	0.000
Rod Scurry, L (7, 1) ERA:	1.2		7	0	0	0	0	2	0	0	0	0	0	5	13	0.00	1.200
Kent Tekulve, R (9, 1) ERA:	2.0		8	0	0	0	2	1	1	0	0	0	0	10	18	0.00	0.500

PITCHER	IP	WLS	BF	H	R	ER	SO	BB	IBB	HBP	BLK	WP	HR	S	P	ERA	WHIP
Enrique Romo, R (11, 1) ERA: 4.91	2.0	W	6	0	0	0	0	0	0	0	0	0	0	6	6	0.00	0.000

Chicago Cubs @ Pittsburgh Pirates

Three Rivers Stadium, Pittsburgh, PA

Fri Apr 16 1982, 3:33 AM EST
Att. 28,985 - Sunny - 76 F

TOP

livebaseballscorecards.com

AB	36
R	6
H	3
RBI	6
BB	8
SO	6
LOB	13

Batter	1	2	3	4	5	6	7	8	9	10	11	12	AB	R	H	RBI	BB	SO	LOB
Omar Moreno, L (1, 8) OBP: 0.313, SLG: 0.375	4-3		K		S 1B 1B	S 1B		SH3-4 1-2		5-3		1-2 2-3 3-H 1B	6	1	3	1	0	1	0
Mike Easler, L (1, 7) OBP: 0.360, SLG: 0.211	F9		P6		1B G3 1-H 6-3 1B	F9 1-2		3-1 2-3		G3			6	1	1	1	0	0	3
Dave Parker, L (1, 9) OBP: 0.370, SLG: 0.609	BBBB BB		HR		G3 1-2		P6	BBBB S 3-H BB			K		4	1	1	1	2	1	1
Jason Thompson, L (1, 3) OBP: 0.379, SLG: 0.478	P6		2B		6-3 2-3 2B 1B		F7	F8 1-2			F7		6	1	2	0	0	0	2
Bill Madlock, R (1, 5) OBP: 0.286, SLG: 0.208		BBBB 2B 3-1 BB	F8		6-3 1-2 3-H		BBBB BB 1B BB		6-3		P4		4	1	0	1	2	0	2
Tony Peña, R (1, 2) OBP: 0.519, SLG: 0.808		3-1 1-3 2B		3-1	2-H 2B		BB 1-2 1B		CS 1B			H 1-0 SH1-4 SH 1B HBP	5	1	4	1	0	0	0
Johnny Ray, S (1, 4) OBP: 0.269, SLG: 0.400	3-1 2-3 3-H			4-3	F8		BBBB 1-2 BB 2-3		FC6 1-2 1B			SH 1B SH1-4 1-2	4	0	1	1	1	0	2
Dale Berra, R (1, 6) OBP: 0.526, SLG: 0.600 Willie Stargell, L (7, PH) OBP: 0.333, SLG: 0.400 Jim Smith, R (8, 6)	F8			BBBB BB		F8	SSS K		FC6 1-2f			SH1-4 1-2 2-3	2 1 1	0 0 0	0 0 0	0 0 0	1 1 0	0 3 1	1 3 1
John Candelaria, L (1, 1) ERA: 0.00 WHIP: 0.00 Don Robinson, R (6, 1) Tom Griffin, R (1, 1) Rod Scurry, L (1, 1) Willie Montanez, L (8, PH) BAT: .000 AVG: 0.750 Lee Lacy, R (8, PR) Kent Tekulve, R (9, 1) Bill Robinson, R (10, PH) BAT: 0.000 AVG: 0.000 Enrique Romo, R (11, 1) Steve Nicosia, R (12, PH)	3-1		SSS K		SSS K			3-1 PB SH3-4 1B		P3		1B IBB	2 1 0 0 1 0 0 0 1 0 0	0 0 1 0 0 0 0 0 0 0 0	0 0 0 0 0 0 0 0 0 0 0	0 0 0 1 0 0 0 0 0 0 0	1 1 0 0 0 0 0 0 0 0 1	2 0 0 0 0 0 0 0 0 0 0	
Inning Stats	R: 0 E: 0 K: 0 S: 3 H: 0 LOB: 1 BB: 1 P: 7	R: 1 E: 0 K: 0 S: 4 H: 1 LOB: 1 BB: 1 P: 8	R: 1 E: 0 K: 1 S: 7 H: 2 LOB: 1 BB: 0 P: 7	R: 0 E: 0 K: 1 S: 5 H: 0 LOB: 1 BB: 1 P: 9	R: 3 E: 0 K: 0 S: 7 H: 4 LOB: 1 BB: 0 P: 7	R: 0 E: 0 K: 1 S: 6 H: 1 LOB: 1 BB: 0 P: 6	R: 0 E: 0 K: 1 S: 6 H: 1 LOB: 3 BB: 2 P: 14	R: 1 E: 0 K: 0 S: 4 H: 1 LOB: 2 BB: 1 P: 8	R: 0 E: 0 K: 0 S: 4 H: 2 LOB: 1 BB: 0 P: 4	R: 0 E: 0 K: 0 S: 3 H: 0 LOB: 0 BB: 0 P: 3	R: 0 E: 0 K: 1 S: 5 H: 0 LOB: 0 BB: 0 P: 5	R: 1 E: 1 K: 0 S: 3 H: 1 LOB: 3 BB: 1 P: 8	1B: 9 2B: 3 3B: 0 HR: 1	SF: 0 SAC: 3 DP: 0 HBP: 1	WP: 0 PB: 1 SB: 3 CS: 1	PA: 55		

PITCHER		IP	WLS	BF	H	R	ER	SO	BB	IBB	HBP	BLK	WP	HR	S	P	ERA	WHIP
Dan Larson, R ERA: 8.1	(1, 1)	4.2		24	7	5	5	2	3	0	0	0	0	1	25	37	9.64	2.143
Dick Tidrow, R ERA: 5.06	(5, 1)	1.1		5	1	0	0	1	0	0	0	0	0	0	7	7	0.00	0.750
Bill Campbell, R ERA: 2.25	(7, 1)	4.0		18	4	1	0	1	3	0	0	0	0	0	17	29	0.00	1.750
Willie Hernandez, L ERA: 3.6	(11, 1)	1.1	L	8	1	1	1	1	0	1	1	0	0	0	8	13	6.75	0.750

PITCHER	IP	WLS	BF	H	R	ER	SO	BB	IBB	HBP	BLK	WP	HR	S	P	ERA	WHIP

BOTTOM

Chicago Cubs @ Pittsburgh Pirates

Three Rivers Stadium, Pittsburgh, PA

Fri Apr 16 1982, 3:33 AM EST

Att. 28,985 - Sunny - 76 F

livebaseballscorecards.com

AB	44
R	7
H	13
RBI	6
BB	7
SO	5
LOB	17

Chicago Cubs @ Pittsburgh Pirates

Three Rivers Stadium, Pittsburgh, PA

Sat Apr 17 1982, 3:33 AM EST
Att. 6,436 - Unknown - 75 F

TOP

livebaseballscorecards.com

Batter	1	2	3	4	5	6	7	8	9	AB	R	H	RBI	BB	SO	LOB
Bump Wills, S (1, 4) OBP: 0.440, SLG: 0.605	4-3	K			F9		F7	1B	FC5-4	6	1	3	2	0	1	2
23 Ryne Sandberg, R (1, 5) OBP: 0.128, SLG: 0.083	F8	5-3			1B		F9	1B	FC5-4	6	0	2	0	0	0	4
Bill Buckner, L (1, 3) OBP: 0.375, SLG: 0.395	4-3		3-1				L1			5	0	2	2	0	0	0
Keith Moreland, R (1, 2) OBP: 0.381, SLG: 0.667	1B				K			HR	F7	4	0	3	0	0	1	2
Tye Waller, R (8, PR) OBP: 0.267, SLG: 0.154										0	1	0	0	0	0	0
Jody Davis, R (8, PH)										1	0	0	0	0	0	3
(8, 2)	1B	1B														
Leon Durham, L (1, 9) OBP: 0.298, SLG: 0.357	1B		4-3		4-3			HR	2B	4	2	2	2	1	0	2
Steve Henderson, R (1, 7) OBP: 0.293, SLG: 0.342	K			5-3		F9		2B	1B 2B	5	2	2	1	0	1	2
Gary Woods, R (1, 8) OBP: 0.417, SLG: 0.500		2B BB		5-3		E5		3B 1B	1B BB	3	2	1	0	2	0	0
Larry Bowa, S (1, 6) OBP: 0.244, SLG: 0.225		SH3-4 2B		F7		F8		1B 3B	P6	5	1	2	3	0	0	3
Dickie Noles, R (1, 1) OBP: 0.286, SLG: 0.429		SH3-4			23 1B 1B 2B	K		K	K	3	1	1	0	0	2	3
Willie Hernandez, L (8, 1)										1	0	0	0	0	1	2

	AB	43
	R	10
	H	18
	RBI	10
	BB	3
	SO	6
	LOB	23

Inning Stats	1	2	3	4	5	6	7	8	9	1B: 11	SF: 0	WP: 0	PA: 47
	R: 1 E: 0 K: 1 S: 8 H: 3 LOB: 2 BB: 0 P: 8	R: 1 E: 0 K: 1 S: 6 H: 1 LOB: 1 BB: 1 P: 10	R: 0 E: 0 K: 0 S: 3 H: 1 LOB: 0 BB: 0 P: 3	R: 0 E: 0 K: 0 S: 3 H: 0 LOB: 0 BB: 0 P: 3	R: 1 E: 0 K: 1 S: 8 H: 3 LOB: 2 BB: 0 P: 8	R: 0 E: 1 K: 1 S: 6 H: 0 LOB: 1 BB: 0 P: 6	R: 0 E: 0 K: 0 S: 3 H: 0 LOB: 0 BB: 0 P: 3	R: 5 E: 0 K: 1 S: 12 H: 8 LOB: 3 BB: 0 P: 12	R: 2 E: 0 K: 1 S: 7 H: 2 LOB: 2 BB: 2 P: 15	2B: 5	SAC: 1	PB: 0	
										3B: 1	DP: 0	SB: 2	
										HR: 1	HBP: 0	CS: 0	

PITCHER		IP	WLS	BF	H	R	ER	SO	BB	IBB	HBP	BLK	WP	HR	S	P	ERA	WHIP
Ross Baumgarten, L ERA: 9.95	(1, 1)	4.1	L	21	8	3	3	2	1	0	0	0	0	0	24	28	6.23	2.077
Paul Moskau, R ERA:	(5, 1)	2.2		9	0	0	0	2	0	0	0	0	0	0	13	13	0.00	0.000
Tom Griffin, R ERA: 12.27	(8, 1)	1.0		10	8	5	5	1	0	0	0	0	0	1	12	12	45.00	8.000
Enrique Romo, R ERA: 7.71	(9, 1)	1.0		7	2	2	2	1	2	0	0	0	0	0	7	15	18.00	4.000

PITCHER	IP	WLS	BF	H	R	ER	SO	BB	IBB	HBP	BLK	WP	HR	S	P	ERA	WHIP

BOTTOM

Chicago Cubs @ Pittsburgh Pirates

Three Rivers Stadium, Pittsburgh, PA

Sat Apr 17 1982, 3:33 AM EST

Att. 6,436 - Unknown - 75 F

livebaseballscorecards.com

Batter	1	2	3	4	5	6	7	8	9	AB	R	H	RBI	BB	SO	LOB
Omar Moreno, L (1, 8) OBP: 0.278, SLG: 0.333	4-3		F7		F8			L4		4	0	0	0	0	0	0
Mike Easler, L (1, 7) OBP: 0.357, SLG: 0.227	K		F8			4-3 1B		K		3	0	1	0	0	1	0
Lee Lacy, R (8, PH) (9, 7)										1	0	0	0	0	1	0
Dave Parker, L (1, 9) OBP: 0.355, SLG: 0.556	1B			4-3		4-3 1-2		K		4	0	1	0	0	1	1
Jason Thompson, L (1, 3) OBP: 0.364, SLG: 0.556	K			HR		F9			4-3	4	1	1	1	0	1	2
Bill Madlock, R (1, 5) OBP: 0.281, SLG: 0.214		6-3		2B 1B		K			6-3	4	1	1	0	0	1	1
Tony Peña, R (1, 2) OBP: 0.548, SLG: 0.833		5-3		1-H 2B			SH3-4 1B		FC5-4 1B	4	0	3	1	0	0	0
Johnny Ray, S (1, 4) OBP: 0.276, SLG: 0.393		S 1B		G3			SH3-4 1-2		FC5-4 1-2f	3	0	1	0	0	0	1
Dale Berra, R (1, 6) OBP: 0.500, SLG: 0.556		K 1-2			CS 1B		F7			3	0	1	0	0	1	2
Ross Baumgarten, L (1, 1)			K		F8 1-2		P6			1	0	0	0	0	1	0
Paul Moskau, R (5, 1)										1	0	0	0	0	0	1
Willie Stargell, L (7, PH) OBP: 0.286, SLG: 0.333										1	0	0	0	0	0	1
Tom Griffin, R (8, 1)										0	0	0	0	0	0	0
Enrique Romo, R (9, 1)										0	0	0	0	0	0	0
Inning Stats	R: 0 E: 0 K: 2 S: 8 H: 1 LOB: 1 BB: 0 P: 8	R: 0 E: 0 K: 1 S: 6 H: 1 LOB: 1 BB: 0 P: 6	R: 0 E: 0 K: 1 S: 5 H: 0 LOB: 0 BB: 0 P: 5	R: 2 E: 0 K: 0 S: 5 H: 3 LOB: 0 BB: 0 P: 5	R: 0 E: 0 K: 0 S: 3 H: 1 LOB: 0 BB: 0 P: 3	R: 0 E: 0 K: 1 S: 6 H: 1 LOB: 1 BB: 0 P: 6	R: 0 E: 0 K: 0 S: 4 H: 1 LOB: 1 BB: 0 P: 4	R: 0 E: 0 K: 2 S: 7 H: 0 LOB: 0 BB: 0 P: 7	R: 0 E: 0 K: 0 S: 4 H: 1 LOB: 1 BB: 0 P: 4	1B: 7 2B: 1 3B: 0 HR: 1	SF: 0 SAC: 1 DP: 0 HBP: 0			WP: 0 PB: 0 SB: 1 CS: 1		PA: 34	

PITCHER	IP	WLS	BF	H	R	ER	SO	BB	IBB	HBP	BLK	WP	HR	S	P	ERA	WHIP
Dickie Noles, R (1, 1) ERA: 3.72	7.0	W	27	8	2	2	5	0	0	0	0	0	1	37	37	2.57	1.143
Willie Hernandez, L (8, 1) ERA: 2.57	2.0		7	1	0	0	2	0	0	0	0	0	0	11	11	0.00	0.500

PITCHER	IP	WLS	BF	H	R	ER	SO	BB	IBB	HBP	BLK	WP	HR	S	P	ERA	WHIP

Batter	1	2	3	4	5	6	7	8	9	AB	R	H	RBI	BB	SO	LOB
Bump Wills, S (1, 4) OBP: 0.473, SLG: 0.622	BBBB 4-0 23 1B 1B BB		BBBB 4-0 23 1B FC3-2-5 BB	BBBB 4-0 23 WP BB		x 0-0 ① 4-3		x 0-0 23 1B 2B		2	1	1	0	3	0	0
23 Ryne Sandberg, R (1, 5) OBP: 0.182, SLG: 0.146	x 0-0 1B 1-3 FC7-2 1B		x 0-0 FC3-2-5 1-3 HR 1B	x 0-0 ① 6-3 1-2		x 0-0 ② F9		x 0-0 ③ 2-3 1B		5	1	3	0	0	0	1
Bill Buckner, L (1, 3) OBP: 0.358, SLG: 0.375	x 0-0 ① 1-3 3-H 1B		x 0-0 ① FC3-2-5 1-2 3-3 HR	x 0-0 ② F8		x 0-0 ③ F8			x 0-0 ① F7	5	1	1	1	0	0	3
Leon Durham, L (1, 9) OBP: 0.288, SLG: 0.404	x 0-0 ② ③ FC7-2 3-H		x 0-0 1-H 2-H HR	SSS 0-3 ③ K			SSS 0-3 ① K		x SSS 0-3 ② K	5	1	1	3	0	3	2
Keith Moreland, R (1, 2) OBP: 0.391, SLG: 0.674 Jody Davis, R (7, 2)		x 0-0 ① 6-3	x 0-0 ② F9		x 0-0 WP 2B		x 0-0 1B		BBBB 4-0 BB	4 0	0 0	2 0	0 0	0 1	0 0	0 0
Steve Henderson, R (1, 7) OBP: 0.283, SLG: 0.326		x 0-0 ② 4-3	x 0-0 1B 1B		SSS 0-3 ① K		SSS 0-3 ② K		SSS 0-3 ③ K	5	1	1	0	0	3	3
Gary Woods, R (1, 8) OBP: 0.438, SLG: 0.571		x 0-0 2B	x 0-0 1B 1-3 1B		SSS 0-3 ② K2-3		SSS 0-3 ③ K			4	0	2	0	0	2	2
Larry Bowa, S (1, 6) OBP: 0.286, SLG: 0.238		BBBB 4-0 BB	x 0-0 1-2 3-H 1B	IIII 4-0 WP IBB				x 0-0 ① P4		2	0	1	1	2	0	0
Fergie Jenkins, R (1, 1) Randy Martz, L (6, 1)		x 0-0 ③ F8	x 0-0 ③ F8		x 0-0 ③ F8 1-2 2-3			x 0-0 ② 5-3		3 1	0 0	0 0	0 0	0 0	0 0	6 0
Inning Stats	R: 1 E: 0 K: 0 S: 3 H: 2 LOB: 0 BB: 1 P: 7	R: 0 E: 0 K: 0 S: 4 H: 1 LOB: 2 BB: 1 P: 8	R: 4 E: 0 K: 0 S: 8 H: 5 LOB: 2 BB: 1 P: 12	R: 0 E: 0 K: 1 S: 5 H: 0 LOB: 1 BB: 1 P: 9	R: 0 E: 0 K: 2 S: 8 H: 1 LOB: 2 BB: 1 P: 12	R: 0 E: 0 K: 0 S: 3 H: 0 LOB: 0 BB: 0 P: 3	R: 0 E: 0 K: 3 S: 10 H: 1 LOB: 1 BB: 0 P: 10	R: 0 E: 0 K: 0 S: 4 H: 2 LOB: 2 BB: 0 P: 4	R: 0 E: 0 K: 2 S: 7 H: 0 LOB: 1 BB: 1 P: 11	1B: 8 2B: 4 3B: 0 HR: 1	SF: 0 SAC: 0 DP: 1 HBP: 0						

TOP

Chicago Cubs @ Pittsburgh Pirates

Three Rivers Stadium, Pittsburgh, PA

Sun Apr 18 1982, 3:33 AM EST
Att. 8,028 - Unknown - 68 F

livebaseballscorecards.com

AB	36
R	5
H	12
RBI	5
BB	6
SO	8
LOB	17

WP: 2 PB: 0 SB: 0 CS: 0 PA: 42

PITCHER		IP	WLS	BF	H	R	ER	SO	BB	IBB	HBP	BLK	WP	HR	S	P	ERA	WHIP
Eddie Solomon, R ERA: 9.35	(1, 1)	3.0	L	18	8	5	5	0	3	0	0	0	0	1	15	27	15.00	3.667
Don Robinson, R ERA: 1.42	(4, 1)	5.0		20	4	0	0	6	1	1	0	0	2	0	30	38	0.00	1.000
Rod Scurry, L ERA:	(9, 1)	1.0		4	0	0	0	2	1	0	0	0	0	0	7	11	0.00	1.000

PITCHER	IP	WLS	BF	H	R	ER	SO	BB	IBB	HBP	BLK	WP	HR	S	P	ERA	WHIP

Batter	1	2	3	4	5	6	7	8	9	AB	R	H	RBI	BB	SO	LOB
Omar Moreno, L (1, 8) OBP: 0.275, SLG: 0.325	E S 1B 1B		4-3		F7			5-3		4	1	1	0	0	0	1
Mike Easler, L (1, 7) OBP: 0.313, SLG: 0.192	1-3 1-3			5-3		4-3			F7	4	0	0	0	0	0	1
Dave Parker, L (1, 9) OBP: 0.343, SLG: 0.516	CS 3-H 1B			6-3		F7			4-3	4	0	1	1	0	0	0
Jason Thompson, L (1, 3) OBP: 0.351, SLG: 0.516	4-3 1-2			1B 1B		K			F9	4	0	1	0	0	1	1
Bill Madlock, R (1, 5) OBP: 0.286, SLG: 0.226		F7		1-2 1B			5-3			3	0	1	0	0	0	0
Tony Peña, R (1, 2) OBP: 0.500, SLG: 0.758		K		K			6-3			3	0	0	0	0	2	2
Johnny Ray, S (1, 4) OBP: 0.281, SLG: 0.387		1-3			FC5-4 1B		G3			3	0	1	0	0	0	0
Dale Berra, R (1, 6) OBP: 0.440, SLG: 0.476			F8		FC5-4 1-2f			4-3		3	0	0	0	0	0	1
Eddie Solomon, R (1, 1)			F7		F8			G3		0	0	0	0	0	0	0
Brian Harper, R (3, PH) OBP: 0.333, SLG: 0.333										1	0	0	0	0	0	0
Don Robinson, R (4, 1)										1	0	0	0	0	0	1
Willie Montanez, L (8, PH) OBP: 0.400, SLG: 0.600										1	0	0	0	0	0	0
Rod Scurry, L (9, 1)										0	0	0	0	0	0	0
Inning Stats	R: 1 E: 0 K: 0 S: 4 H: 2 LOB: 0 BB: 0 P: 4	R: 0 E: 0 K: 1 S: 5 H: 0 LOB: 0 BB: 0 P: 5	R: 0 E: 0 K: 0 S: 3 H: 0 LOB: 0 BB: 0 P: 3	R: 0 E: 0 K: 1 S: 7 H: 2 LOB: 2 BB: 0 P: 7	R: 0 E: 0 K: 0 S: 4 H: 1 LOB: 1 BB: 0 P: 4	R: 0 E: 0 K: 1 S: 5 H: 0 LOB: 0 BB: 0 P: 5	R: 0 E: 0 K: 0 S: 3 H: 0 LOB: 0 BB: 0 P: 3	R: 0 E: 0 K: 0 S: 3 H: 0 LOB: 0 BB: 0 P: 3	R: 0 E: 0 K: 0 S: 3 H: 0 LOB: 0 BB: 0 P: 3	1B: 5 2B: 0 3B: 0 HR: 0 SF: 0 SAC: 0 DP: 0 HBP: 0						

PITCHER		IP	WLS	BF	H	R	ER	SO	BB	IBB	HBP	BLK	WP	HR	S	P	ERA	WHIP
Fergie Jenkins, R ERA: 0.96	(1, 1)	5.0	W	19	5	1	1	2	0	0	0	0	0	0	23	23	1.80	1.000
Randy Martz, R ERA: 1.08	(6, 1)	4.0	S	12	0	0	0	1	0	0	0	0	0	0	14	14	0.00	0.000

PITCHER	IP	WLS	BF	H	R	ER	SO	BB	IBB	HBP	BLK	WP	HR	S	P	ERA	WHIP

BOTTOM

Chicago Cubs @ Pittsburgh Pirates

Three Rivers Stadium, Pittsburgh, PA

Sun Apr 18 1982, 3:33 AM EST
Att. 8,028 - Unknown - 68 F

livebaseballscorecards.com

AB	31
R	1
H	5
RBI	1
BB	0
SO	3
LOB	7

PA: 31

Batter	1	2	3	4	5	6	7	8	9	AB	R	H	RBI	BB	SO	LOB
Bump Wills, S (1, 4) OBP: 0.433, SLG: 0.560	6-3	FC4-6 1-2f			K		F9		FC4-6 1-2f	5	0	0	0	0	1	4
23 Ryne Sandberg, R (1, 5) OBP: 0.167, SLG: 0.133	6-3		K		FC6-4 1-2f			F8		4	0	0	0	0	1	1
Bill Buckner, L (1, 3) OBP: 0.333, SLG: 0.346	E6 1B		6-3		F7			F7		4	1	0	0	0	0	1
Leon Durham, L (1, 9) OBP: 0.304, SLG: 0.412	1B 1-3		CS			E5 4-6-3		F7		4	0	2	0	0	0	0
Keith Moreland, R (1, 2) OBP: 0.420, SLG: 0.702	FC6-4 1-2 3-H		CS 1-2	1B		4-6-3 1-2			4-3	4	1	3	1	0	0	1
Steve Henderson, R (1, 7) OBP: 0.265, SLG: 0.304 Dick Tidrow, R (6, 1) Bob Molinaro, L (9, PH) OBP: 0.400, SLG: 0.250	FC6-4 1-2f			F9		K			4-3 2-3	3 0 1	0 0 0	0 0 0	0 0 0	0 0 0	1 0 0	4 0 1
Gary Woods, R (1, 8) OBP: 0.500, SLG: 0.611		FC4-6		G4-6-3 1-3		K			1B 3-H	4	0	3	1	0	1	1
Larry Bowa, S (1, 6) OBP: 0.264, SLG: 0.217		FC4-6 FC4-6 1-2f		G4-6-3 1-2f			F8		L4	4	0	0	0	0	0	4
Doug Bird, R (1, 1) OBP: 0.167, SLG: 0.167 Dan Briggs, L (6, 7) OBP: 0.182, SLG: 0.182		K			23 FC6-4		K		FC4-6 1-3	2 2	0 0	1 1	0 0	0 0	1 1	1 0
Inning Stats	R: 1 E: 1 K: 0 S: 6 H: 2 LOB: 2 BB: 0 P: 6	R: 0 E: 0 K: 1 S: 6 H: 1 LOB: 1 BB: 0 P: 6	R: 0 E: 0 K: 1 S: 5 H: 1 LOB: 0 BB: 0 P: 5	R: 0 E: 0 K: 0 S: 4 H: 2 LOB: 1 BB: 0 P: 4	R: 0 E: 0 K: 1 S: 6 H: 1 LOB: 1 BB: 0 P: 6	R: 0 E: 1 K: 2 S: 8 H: 0 LOB: 1 BB: 0 P: 8	R: 0 E: 0 K: 1 S: 5 H: 0 LOB: 0 BB: 0 P: 5	R: 0 E: 0 K: 0 S: 3 H: 0 LOB: 0 BB: 0 P: 3	R: 1 E: 0 K: 0 S: 6 H: 3 LOB: 2 BB: 0 P: 6	1B: 9 2B: 1 3B: 0 HR: 0 SF: 0 SAC: 0 DP: 1 HBP: 0						

PITCHER		IP	WLS	BF	H	R	ER	SO	BB	IBB	HBP	BLK	WP	HR	S	P	ERA	WHIP
Mike Scott, R ERA: 1.54	(1, 1)	8.1	W	34	9	2	1	6	0	0	0	0	0	0	46	46	1.08	1.080
Neil Allen, R ERA: 1.04	(9, 1)	0.2	S	3	1	0	0	0	0	0	0	0	0	0	3	3	0.00	1.500

PITCHER	IP	WLS	BF	H	R	ER	SO	BB	IBB	HBP	BLK	WP	HR	S	P	ERA	WHIP

TOP

Chicago Cubs @ New York Mets

Shea Stadium, Flushing, NY

Tue Apr 20 1982, 6:05 PM EST

Att. 8,226 - Unknown - 59 F

livebaseballscorecards.com

AB	37
R	2
H	10
RBI	2
BB	0
SO	6
LOB	18

WP: 0	PA: 38
PB: 0	
SB: 0	
CS: 1	

BOTTOM

Chicago Cubs @ New York Mets

Shea Stadium, Flushing, NY

Tue Apr 20 1982, 6:05 PM EST

Att. 8,226 - Unknown - 59 F

Batter	1	2	3	4	5	6	7	8	9	AB	R	H	RBI	BB	SO	LOB
Mookie Wilson, S (1, 8) OBP: 0.357, SLG: 0.500	F8	FC5-4 1-2 2-H 1B			F7		G4-6-3 1-2f			4	0	1	1	0	0	1
Wally Backman, S (1, 4) OBP: 0.333, SLG: 0.417 Tom Veryzer, R (9, 4) OBP: 0.333, SLG: 0.500	S 1B	FC5-4 1-2f			1B		6-3			4 0	0 0	2 0	0 0	0 0	0 0	2 0
George Foster, R (1, 7) OBP: 0.333, SLG: 0.457 Ellis Valentine, R (9, 7) OBP: 0.222, SLG: 0.222	P5 1-2		K		F8			G5-4-3 1B		4 0	0 0	1 0	0 0	0 0	1 0	2 0
Dave Kingman, R (1, 3) OBP: 0.321, SLG: 0.574 Mike Jorgensen, L (9, 3) OBP: 0.429, SLG: 0.200	K		K			HR		G5-4-3 1-2f		4 0	1 0	1 0	1 0	0 0	2 0	2 0
Joel Youngblood, R (1, 9) OBP: 0.273, SLG: 0.455		HR	2-3			L6		CS 1B		4	1	2	1	0	0	0
John Stearns, R (1, 2) OBP: 0.356, SLG: 0.488		2-3		1B		4-3 2B		CS 1-2		3	0	2	0	0	0	0
Hubie Brooks, R (1, 5) OBP: 0.327, SLG: 0.275		6-3		L4		4-3 2-3				3	0	0	0	0	0	1
Ron Gardenhire, R (1, 6) OBP: 0.429, SLG: 0.452		E 1B 1B		F7		4-3				3	1	1	0	0	0	1
Mike Scott, R (1, 1) OBP: 0.222, SLG: 0.250 Neil Allen, R (9, 1)		E4 1-2 1B			K					2 0	0 0	0 0	0 0	1 0	1 0	1 0
Inning Stats	R: 0 E: 0 K: 1 S: 6 H: 1 LOB: 1 BB: 0 P: 6	R: 2 E: 1 K: 0 S: 7 H: 3 LOB: 2 BB: 0 P: 7	R: 0 E: 0 K: 2 S: 7 H: 0 LOB: 0 BB: 0 P: 7	R: 0 E: 0 K: 0 S: 3 H: 1 LOB: 0 BB: 0 P: 3	R: 0 E: 0 K: 1 S: 6 H: 1 LOB: 1 BB: 0 P: 6	R: 1 E: 0 K: 0 S: 5 H: 2 LOB: 1 BB: 0 P: 5	R: 0 E: 0 K: 0 S: 2 H: 0 LOB: 0 BB: 1 P: 6	R: 0 E: 0 K: 0 S: 3 H: 2 LOB: 0 BB: 0 P: 3		1B: 7 2B: 1 3B: 0 HR: 2 SF: 0 SAC: 0 DP: 2 HBP: 0				WP: 0 PB: 0 SB: 1 CS: 1 PA: 33		

livebaseballscorecards.com

	AB	31
	R	3
	H	10
	RBI	3
	BB	1
	SO	4
	LOB	10

PITCHER		IP	WLS	BF	H	R	ER	SO	BB	IBB	HBP	BLK	WP	HR	S	P	ERA	WHIP
Doug Bird, R ERA: 3.7	(1, 1)	5.1	L	24	8	3	2	4	0	0	0	0	0	2	32	32	3.38	1.500
Dick Tidrow, R ERA: 3.38	(6, 1)	2.2		8	2	0	0	0	1	0	0	0	0	0	7	11	0.00	1.125

PITCHER	IP	WLS	BF	H	R	ER	SO	BB	IBB	HBP	BLK	WP	HR	S	P	ERA	WHIP

Batter	1	2	3	4	5	6	7	8	9	AB	R	H	RBI	BB	SO	LOB
Bump Wills, S (1, 4) OBP: 0.446, SLG: 0.556	L6		L1-6; 23 6-3 1B		1-2 1B		BBBB 4-0 23 S 1B BB		F7	4	1	2	0	1	0	0
23 Ryne Sandberg, R (1, 5) OBP: 0.170, SLG: 0.140	SSS 0-3 K		0-0 6-3 1-2		0-0 F8 2-3		0-0 6-3 1-2		1B	5	0	1	0	0	1	4
Bill Buckner, L (1, 3) OBP: 0.371, SLG: 0.439	HR		0-0 L1-6 2-3		1-2 3-H 1B		2-H BB 1B		1-2 1B	5	1	4	3	0	0	1
Leon Durham, L (1, 9) OBP: 0.333, SLG: 0.415 Tye Waller, R (7, 8) OBP: 0.250, SLG: 0.143	BBBB 4-0 S 1B BB			G4-6-3 1B	F8		BBBB 4-0 1-2 BB		F3	2 1	1 0	1 0	0 0	2 0	0 0	2 2
Keith Moreland, R (1, 2) OBP: 0.444, SLG: 0.700	1-H 1B			1-2 G4-6-3 1B		BBBB 4-0 CS BB	P5			3	0	2	1	1	0	2
Dan Briggs, L (1, 7) OBP: 0.133, SLG: 0.133	P2			G4-6-3 1-2f 2-3		3-1 1-2		4-3		4	0	0	0	0	0	4
Gary Woods, R (1, 8) OBP: 0.500, SLG: 0.591 (7, 9)		F7	SSS 0-3 K			1B		F7-4 1B		4	0	2	0	0	1	1
Larry Bowa, S (1, 6) OBP: 0.246, SLG: 0.200		P4			F9	P4		F7-4 1-2		4	0	0	0	0	0	2
Dan Larson, R (1, 1) OBP: 0.167, SLG: 0.167 Lee Smith, R (6, 1) Bill Campbell, R (8, 1) Bob Molinaro, L (9, PH) OBP: 0.333, SLG: 0.200		SSS 0-3 K			23 F8 1B 1B		F9		SSS 0-3 K	2 1 0 1	1 0 0 0	1 0 0 0	0 0 0 0	1 0 0 1	0 0 0 0	0 0 0 0
Inning Stats	R: 2 E: 0 K: 1 S: 7 H: 2 LOB: 1 BB: 1 P: 11	R: 0 E: 0 K: 1 S: 5 H: 0 LOB: 0 BB: 0 P: 5	R: 0 E: 0 K: 0 S: 3 H: 1 LOB: 0 BB: 0 P: 3	R: 0 E: 0 K: 1 S: 6 H: 2 LOB: 1 BB: 0 P: 6	R: 1 E: 0 K: 0 S: 6 H: 3 LOB: 2 BB: 0 P: 6	R: 0 E: 0 K: 0 S: 3 H: 1 LOB: 1 BB: 1 P: 7	R: 1 E: 0 K: 0 S: 4 H: 1 LOB: 2 BB: 2 P: 12	R: 0 E: 0 K: 0 S: 3 H: 1 LOB: 0 BB: 0 P: 3	R: 0 E: 0 K: 1 S: 7 H: 2 LOB: 2 BB: 0 P: 7	1B: 12 2B: 2 3B: 0 HR: 1	SF: 0 SAC: 0 DP: 3 HBP: 0						

TOP

Chicago Cubs @ New York Mets

Shea Stadium, Flushing, NY

Wed Apr 21 1982, 6:05 PM EST

Att. 8,815 - Unknown - 55 F

livebaseballscorecards.com

AB	36
R	4
H	13
RBI	4
BB	4
SO	4
LOB	18

WP: 0 PB: 0 SB: 2 CS: 1 PA: 40

PITCHER		IP	WLS	BF	H	R	ER	SO	BB	IBB	HBP	BLK	WP	HR	S	P	ERA	WHIP
Pat Zachry, R ERA: 3.38	(1, 1)	6.2		30	10	4	4	3	3	0	0	0	0	1	33	45	5.40	1.950
Jesse Orosco, L ERA: 3.24	(7, 1)	0.1		2	0	0	0	0	1	0	0	0	0	0	1	5	0.00	3.000
Craig Swan, R ERA: 3.75	(8, 1)	1.0	W	3	1	0	0	0	0	0	0	0	0	0	3	3	0.00	1.000
Neil Allen, R ERA: 0.93	(9, 1)	1.0	S	5	2	0	0	1	0	0	0	0	0	0	7	7	0.00	2.000

PITCHER	IP	WLS	BF	H	R	ER	SO	BB	IBB	HBP	BLK	WP	HR	S	P	ERA	WHIP

Batter	1	2	3	4	5	6	7	8	9	AB	R	H	RBI	BB	SO	LOB
Mookie Wilson, S (1, 8) OBP: 0.350, SLG: 0.482	1-3		F7		F8			FC6-4 1B		4	0	1	0	0	0	2
Wally Backman, S (1, 4) OBP: 0.286, SLG: 0.357	6-3			1-3	K2-3			FC6-4 BB 1-2f		4	1	0	0	0	1	2
George Foster, R (1, 7) OBP: 0.345, SLG: 0.449 Ellis Valentine, R (9, 7) OBP: 0.222, SLG: 0.222	F8			2B E 1B		F9		1B 1B E BB 1-2		3 0	2 0	1 0	0 0	1 0	0 0	0 0
Dave Kingman, R (1, 3) OBP: 0.351, SLG: 0.608 Neil Allen, R (9, 1)		1B		E7 1B 2B 1-H		K		E 1B PB 1B 1-2 2-H		4 0	2 0	3 0	1 0	0 0	1 0	0 0
Joel Youngblood, R (1, 9) OBP: 0.308, SLG: 0.462		G5-4-3 1B		F8		K		PB E 1B 1B 1-2 2-3		4	1	2	0	0	1	1
Hubie Brooks, R (1, 5) OBP: 0.340, SLG: 0.295		G5-4-3 1-2f		S 1B 3-H			1B	E6 PB 1B 1-2 2-3 3-H		4	1	2	2	0	0	3
Ron Hodges, L (1, 2) OBP: 0.625, SLG: 0.500			SH2-4 BB	K 1-2			K	1B 1-H 2-H 3-H		3	0	1	2	1	2	2
Ron Gardenhire, R (1, 6) OBP: 0.432, SLG: 0.438 Rusty Staub, L (7, PH) OBP: 0.429, SLG: 0.333 Tom Veryzer, R (8, 6) OBP: 0.286, SLG: 0.429			K		SH2-4 BB		F9	F8		1 1 1	0 0 0	0 0 0	0 0 0	1 0 0	1 0 0	1 1 1
Pat Zachry, R (1, 1) Jesse Orosco, R (7, 1) Gary Rajsich, L (7, PH) OBP: 0.200, SLG: 0.222 Craig Swan, R (8, 1) Mike Jorgensen, L (8, PH) OBP: 0.375, SLG: 0.167 (9, 3)			SH2-4 1-2		SH2-4 1-2		F9	G3		0 0 1 0 1	0 0 0 0 0	0 0 0 0 0	0 0 0 0 0	0 0 0 0 0	0 0 0 0 0	0 0 1 0 1
Inning Stats	R: 0 E: 0 K: 0 S: 3 H: 0 LOB: 0 BB: 0 P: 3	R: 0 E: 0 K: 0 S: 3 H: 2 LOB: 0 BB: 0 P: 3	R: 0 E: 0 K: 1 S: 5 H: 0 LOB: 1 BB: 1 P: 9	R: 2 E: 1 K: 1 S: 8 H: 3 LOB: 1 BB: 0 P: 8	R: 0 E: 0 K: 1 S: 5 H: 0 LOB: 1 BB: 1 P: 9	R: 0 E: 0 K: 2 S: 7 H: 0 LOB: 0 BB: 0 P: 7	R: 0 E: 0 K: 1 S: 6 H: 1 LOB: 1 BB: 0 P: 6	R: 5 E: 1 K: 0 S: 8 H: 4 LOB: 1 BB: 1 P: 12		1B: 9 2B: 1 3B: 0 HR: 0 SF: 0 SAC: 2 DP: 1 HBP: 0						

PITCHER		IP	WLS	BF	H	R	ER	SO	BB	IBB	HBP	BLK	WP	HR	S	P	ERA	WHIP
Dan Larson, R ERA: 6.0	(1, 1)	5.0		20	5	2	1	3	2	0	0	0	0	0	24	32	1.80	1.400
Lee Smith, R ERA: 2.08	(6, 1)	2.1		10	2	2	2	3	1	0	0	0	0	0	15	19	7.71	1.286
Bill Campbell, R ERA: 3.12	(8, 1)	0.2	L	6	3	3	1	0	0	0	0	0	0	0	6	6	13.50	4.500

PITCHER	IP	WLS	BF	H	R	ER	SO	BB	IBB	HBP	BLK	WP	HR	S	P	ERA	WHIP

BOTTOM

Chicago Cubs @ New York Mets

Shea Stadium, Flushing, NY

Wed Apr 21 1982, 6:05 PM EST

Att. 8,815 - Unknown - 55 F

livebaseballscorecards.com

AB	31
R	7
H	10
RBI	5
BB	3
SO	6
LOB	15

Batter	1	2	3	4	5	6	7	8	9	AB	R	H	RBI	BB	SO	LOB
Omar Moreno, L (1, 8) OBP: 0.315, SLG: 0.353	E4 CS	SF7 3-H		SF8 3-H	1-3 2-H 3-H 1B		BBB 1B 1-2 BB		SSS K	3	0	1	4	1	1	0
Johnny Ray, S (1, 4) OBP: 0.326, SLG: 0.390	4-3 1-2	4-3		G6-4-3 1-2f		3-1	1-3 2-H 1B		BBBB BB	5	0	1	1	1	0	3
Dave Parker, L (1, 9) OBP: 0.286, SLG: 0.444	5-3		F7		4-3	G3 2B	SSS K		SSS K	6	0	1	0	0	2	3
Jason Thompson, L (1, 3) OBP: 0.373, SLG: 0.524		BBBB 1B 1B BB	P4		2B 1B 1B	G3 2-3		1B HR	P5	5	3	2	1	1	0	2
Bill Madlock, R (1, 5) OBP: 0.354, SLG: 0.333		1B 2B 1-2 1B	S 1B 1B		1B 2B 1-3 2B	BBBB BB		BBBB F8 PB BB		3	3	3	0	2	0	0
Mike Easler, L (1, 7) OBP: 0.350, SLG: 0.242	2B 1-3 2-H 1B	1-H 1B			2B 1B 2-3 3-H 1B	1-3		SSS K 1-2		5	2	3	3	0	1	3
Lee Lacy, R (8, 7)										0	0	0	0	0	0	0
Tony Peña, R (1, 2) OBP: 0.404, SLG: 0.630		1B SF7 2-H 3-H 2B	P4		1B 1-3 3-H 2B		5-3	F8 2-3		5	2	2	3	0	0	2
Dale Berra, R (1, 6) OBP: 0.432, SLG: 0.400		SH3-4 2-3 1B		1B SF8 1B	1B IBB		5-3	BBBB BB		3	1	2	0	2	0	0
Eddie Solomon, R (1, 1) OBP: 0.250, SLG: 0.250		SH3-4 1-2		G6-4-3 1-3 1B	SSS K		BB 1B 1B		6-3	2	0	1	0	0	1	3
Paul Moskau, R (6, 1) OBP: 0.333, SLG: 0.333										2	1	1	0	0	0	2
Rod Scurry, L (8, 1)										0	0	0	0	0	0	0
Kent Tekulve, R (8, 1)										0	0	0	0	0	0	0
Inning Stats	R: 0 E: 1 K: 0 S: 3 H: 0 LOB: 0 BB: 0 P: 3	R: 4 E: 0 K: 0 S: 7 H: 4 LOB: 1 BB: 1 P: 11	R: 1 E: 0 K: 0 S: 5 H: 2 LOB: 1 BB: 0 P: 5	R: 1 E: 0 K: 0 S: 4 H: 2 LOB: 0 BB: 0 P: 4	R: 4 E: 0 K: 1 S: 9 H: 5 LOB: 2 BB: 1 P: 13	R: 0 E: 0 K: 0 S: 4 H: 1 LOB: 2 BB: 1 P: 8	R: 1 E: 0 K: 1 S: 7 H: 2 LOB: 2 BB: 1 P: 11	R: 1 E: 0 K: 1 S: 6 H: 1 LOB: 2 BB: 2 P: 14	R: 0 E: 0 K: 2 S: 7 H: 0 LOB: 1 BB: 1 P: 11	1B: 12 2B: 4 3B: 0 HR: 1	SF: 2 SAC: 1 DP: 1 HBP: 0					

TOP

Pittsburgh Pirates @ Chicago Cubs

Wrigley Field, Chicago, IL

Fri Apr 23 1982, 3:33 AM CST

Att. 8,813 - Sunny - 63 F

livebaseballscorecards.com

AB	39
R	12
H	17
RBI	12
BB	7
SO	5
LOB	18

PITCHER		IP	WLS	BF	H	R	ER	SO	BB	IBB	HBP	BLK	WP	HR	S	P	ERA	WHIP
Dickie Noles, R ERA: 5.4	(1, 1)	4.0	L	20	8	6	6	0	1	0	0	0	0	0	19	23	13.50	2.250
Allen Ripley, R ERA: 7.5	(5, 1)	2.0		13	6	4	4	1	1	1	0	0	0	0	13	21	18.00	3.500
Herman Segelke, R ERA: 8.31	(7, 1)	2.0		12	3	2	2	2	3	0	0	0	0	1	13	25	9.00	3.000
Willie Hernandez, L ERA: 2.25	(9, 1)	1.0		4	0	0	0	2	1	0	0	0	0	0	7	11	0.00	1.000

PITCHER	IP	WLS	BF	H	R	ER	SO	BB	IBB	HBP	BLK	WP	HR	S	P	ERA	WHIP

WP: 0	PB: 1	SB: 1	CS: 1	PA: 49	

Batter	1	2	3	4	5	6	7	8	9	AB	R	H	RBI	BB	SO	LOB
Bump Wills, S (1, 4) OBP: 0.437, SLG: 0.533	K	23 BB 1B		F7		L5		E9 23 E 23 WP 1-3 1B 1B	6-3	6	1	2	0	0	1	2
23 Ryne Sandberg, R (1, 5) OBP: 0.224, SLG: 0.296	4-3 S 1B 1B	1-2 BB		1-H HR			HR	E4 1B 1-3 3-H WP		4	4	3	3	1	0	1
Bill Buckner, L (1, 3) OBP: 0.358, SLG: 0.419	4-3 1-3	4-3		F8			K	WP 1-3 3-H 1B		5	0	1	1	0	1	3
Leon Durham, L (1, 9) OBP: 0.369, SLG: 0.456	3B 3-H 1B		4-3 2B		4-3		FC6-4 1B	FC6-4 1-2 3-H BB		4	1	3	1	1	0	0
Keith Moreland, R (1, 7) OBP: 0.424, SLG: 0.691	1-H 3B		4-3 2-3		G3		P4	FC6-4 1-2f		5	0	1	1	0	0	4
Jody Davis, R (1, 2) OBP: 0.200, SLG: 0.222	F8		P6		2B		FC6-4 1-2f		E7 1B 1B G4-3	5	1	1	0	0	0	3
Gary Woods, R (1, 8) OBP: 0.483, SLG: 0.667		HR	L5		6-3			K	G4-3 1B 1-2 1B	5	1	2	1	0	1	2
Larry Bowa, S (1, 6) OBP: 0.242, SLG: 0.200		6-3		F7		4-3		4-3	G4-3 1-2 2-3 1B	5	0	1	0	0	0	0
Dickie Noles, R (1, 1) OBP: 0.250, SLG: 0.375		K		23 HR 1B		1-3		E 23 WP 1B	G4-3 1-2f 2-3 3-H	1	0	0	0	0	1	0
Tye Waller, R (4, PH) OBP: 0.294, SLG: 0.200										1	1	1	0	0	0	0
Allen Ripley, R (5, 1)										0	0	0	0	0	0	0
Dan Briggs, L (6, PH) OBP: 0.125, SLG: 0.125										1	0	0	0	0	0	0
Herman Segelke, R (7, 1)										0	0	0	0	0	0	0
Bob Molinaro, L (8, PH) OBP: 0.429, SLG: 0.333										1	1	1	0	0	0	0
Willie Hernandez, L (9, 1)										0	0	0	0	0	0	0
Jerry Morales, R (9, PH) OBP: 0.286, SLG: 0.500										1	0	0	0	0	0	2
Inning Stats	R: 2 E: 0 K: 1 S: 8 H: 3 LOB: 1 BB: 0 P: 8	R: 1 E: 0 K: 1 S: 7 H: 2 LOB: 2 BB: 1 P: 11	R: 0 E: 0 K: 0 S: 4 H: 1 LOB: 1 BB: 0 P: 4	R: 2 E: 0 K: 0 S: 5 H: 2 LOB: 0 BB: 0 P: 5	R: 0 E: 0 K: 0 S: 4 H: 1 LOB: 1 BB: 0 P: 4	R: 0 E: 0 K: 0 S: 3 H: 0 LOB: 0 BB: 0 P: 3	R: 1 E: 0 K: 1 S: 7 H: 2 LOB: 1 BB: 0 P: 7	R: 3 E: 2 K: 1 S: 9 H: 3 LOB: 2 BB: 1 P: 13	R: 1 E: 1 K: 0 S: 5 H: 2 LOB: 1 BB: 0 P: 5	1B: 10 2B: 2 3B: 1 HR: 3	SF: 0 SAC: 0 DP: 1 HBP: 0						

PITCHER		IP	WLS	BF	H	R	ER	SO	BB	IBB	HBP	BLK	WP	HR	S	P	ERA	WHIP
Eddie Solomon, R ERA: 9.22	(1, 1)	5.0	W	25	9	5	5	2	1	0	0	0	0	2	28	32	9.00	2.000
Paul Moskau, R ERA: 1.69	(6, 1)	2.2		14	5	4	1	2	0	0	0	0	1	1	18	18	3.38	1.875
Rod Scurry, L ERA: 1.23	(8, 1)	0.0		1	0	0	0	0	1	0	0	0	1	0	0	4	∞	∞
Kent Tekulve, R ERA: 1.86	(8, 1)	1.1	S	6	2	1	0	0	0	0	0	0	0	0	6	6	0.00	1.500

PITCHER	IP	WLS	BF	H	R	ER	SO	BB	IBB	HBP	BLK	WP	HR	S	P	ERA	WHIP

BOTTOM

Pittsburgh Pirates @ Chicago Cubs

Wrigley Field, Chicago, IL

Fri Apr 23 1982, 3:33 AM CST

Att. 8,813 - Sunny - 63 F

livebaseballscorecards.com

AB	44
R	10
H	16
RBI	7
BB	2
SO	4
LOB	17

WP: 2	PA: 46		
PB: 0			
SB: 1			
CS: 0			

Batter	1	2	3	4	5	6	7	8	9	AB	R	H	RBI	BB	SO	LOB
Omar Moreno, L (1, 8) OBP: 0.300, SLG: 0.321	1-3		F7		G3, 1B, BB	F7		6-3	FC5-4, 1-2f	5	1	0	0	1	0	3
Johnny Ray, S (1, 4) OBP: 0.333, SLG: 0.391	BB, 1B		4-3		G3, 1-2, 2-3, 3-H		2B, 1B	F9		5	1	2	1	0	0	2
Dave Parker, L (1, 9) OBP: 0.278, SLG: 0.449	F8			K	SF7, 3-H		1-H, 1B, 2B	5-3		4	1	1	2	0	1	1
Jason Thompson, L (1, 3) OBP: 0.393, SLG: 0.522	1-2, BB			K	2-H, 1B		1B, FC1-5-2, 2-H, 1B		K	4	0	2	2	1	2	0
Bill Madlock, R (1, 5) OBP: 0.377, SLG: 0.404	K			WP, 2B	P3		1-3, 1B		HBP, 1B, 2B	5	1	3	0	0	1	3
Mike Easler, L (1, 7) OBP: 0.364, SLG: 0.229 Lee Lacy, R (9, PH) (9, 7)		F5		2-3, BB		4-3	FC1-5-2, IBB		HBP, 1B, IBB	2 0	0 1	0 0	0 0	2 1	0 0	0 0
Tony Peña, R (1, 2) OBP: 0.385, SLG: 0.580		5-3	4-3		L9	FC1-5-2, 1-3, 3-H			1B, 1-2, 2-3, HBP	4	0	0	0	0	0	4
Dale Berra, R (1, 6) OBP: 0.452, SLG: 0.500		K			1B, G3, 1B	HR	IBB		K	4	2	2	1	1	2	3
Ross Baumgarten, L (1, 1) Don Robinson, R (3, 1) OBP: 0.429, SLG: 0.429			4-3		G3, 1-3, SF7, 1B	1B	F3		FC5-4, 1-2, 2-H, 3-H, 1B	1 4	0 1	0 3	0 2	0 0	0 0	0 3
Inning Stats	R: 0 E: 0 K: 1 S: 6 H: 1 LOB: 2 BB: 1 P: 10	R: 0 E: 0 K: 1 S: 5 H: 0 LOB: 0 BB: 0 P: 5	R: 0 E: 0 K: 0 S: 3 H: 0 LOB: 0 BB: 0 P: 3	R: 0 E: 0 K: 2 S: 8 H: 1 LOB: 2 BB: 1 P: 12	R: 3 E: 0 K: 0 S: 6 H: 3 LOB: 1 BB: 1 P: 10	R: 1 E: 0 K: 0 S: 5 H: 2 LOB: 1 BB: 0 P: 5	R: 2 E: 0 K: 0 S: 6 H: 4 LOB: 3 BB: 2 P: 14	R: 0 E: 0 K: 0 S: 3 H: 0 LOB: 0 BB: 0 P: 3	R: 2 E: 0 K: 2 S: 9 H: 2 LOB: 2 BB: 1 P: 14	1B: 9 2B: 3 3B: 0 HR: 1 SF: 1 SAC: 0 DP: 0 HBP: 1						

TOP

Pittsburgh Pirates @ Chicago Cubs

Wrigley Field, Chicago, IL

Sat Apr 24 1982, 3:33 AM CST

Att. 19,312 - Sunny - 73 F

livebaseballscorecards.com

AB	38
R	8
H	13
RBI	8
BB	6
SO	6
LOB	19

WP: 1 PA: 46
PB: 0
SB: 0
CS: 0

PITCHER		IP	WLS	BF	H	R	ER	SO	BB	IBB	HBP	BLK	WP	HR	S	P	ERA	WHIP
Fergie Jenkins, R ERA: 1.9	(1, 1)	5.0		23	5	3	3	4	3	0	0	0	1	0	28	40	5.40	1.600
Randy Martz, R ERA: 3.86	(6, 1)	1.0	L	7	4	3	3	0	0	0	0	0	0	1	7	7	27.00	4.000
Dick Tidrow, R ERA: 3.0	(7, 1)	1.0		6	2	0	0	0	0	2	0	0	0	0	4	12	0.00	2.000
Willie Hernandez, L ERA: 3.86	(8, 1)	1.1		6	1	2	2	1	0	1	0	0	0	0	7	11	13.50	0.750
Lee Smith, R ERA: 1.93	(9, 1)	0.2		4	1	0	0	1	0	0	1	0	0	0	5	6	0.00	1.500

PITCHER		IP	WLS	BF	H	R	ER	SO	BB	IBB	HBP	BLK	WP	HR	S	P	ERA	WHIP

BOTTOM

Pittsburgh Pirates @ Chicago Cubs

Wrigley Field, Chicago, IL

Sat Apr 24 1982, 3:33 AM CST

Att. 19,312 - Sunny - 73 F

livebaseballscorecards.com

Batter	1	2	3	4	5	6	7	8	9	AB	R	H	RBI	BB	SO	LOB
Bump Wills, S (1, 4) OBP: 0.427, SLG: 0.508	6-3		BBBB 23 2B FC1-2 BB		F9		SSS K			3	0	0	0	1	1	1
23 Ryne Sandberg, R (1, 5) OBP: 0.226, SLG: 0.310	F9		FC1-2 E 1-3 2-H 3-H 2B		6-3			F9		4	1	1	2	0	0	0
Bill Buckner, L (1, 3) OBP: 0.338, SLG: 0.394	L8		FC1-2 WP HR 2-3 3-H		F7			L4		4	1	0	0	0	0	2
Keith Moreland, R (1, 7) OBP: 0.413, SLG: 0.712		F9	HR 1-H 3-H			P6		SSS K		4	1	1	2	0	1	0
Leon Durham, L (1, 9) OBP: 0.348, SLG: 0.426		4-3	E4 S			SSS K			4-3	4	0	0	0	0	1	0
Jody Davis, R (1, 2) OBP: 0.143, SLG: 0.154		4-3	1-3 1-2			6-3			SSS K	4	0	0	0	0	1	1
Gary Woods, R (1, 8) OBP: 0.485, SLG: 0.677			SH1-4 23 2B 1B 1B	F8			F8		2B	4	1	2	0	0	0	0
Larry Bowa, S (1, 6) OBP: 0.258, SLG: 0.237			1-2 23 2B SH1-4 1B	F8				2B	4-3	4	1	2	0	0	0	1
Fergie Jenkins, R (1, 1)			SH1-4 1-2 2-3	6-3			SSS K			1	0	0	0	0	0	0
Randy Martz, L (6, 1)										0	0	0	0	0	0	0
Dick Tidrow, R (7, 1)										0	0	0	0	0	0	0
Dan Briggs, L (7, PH) OBP: 0.118, SLG: 0.118										1	0	0	0	0	1	1
Willie Hernandez, L (8, 1)										0	0	0	0	0	0	0
Lee Smith, R (9, 1)										0	0	0	0	0	0	0

Inning Stats	1	2	3	4	5	6	7	8	9
R:	0	0	5	0	0	0	0	0	0
E:	0	0	2	0	0	0	0	0	0
K:	0	0	0	0	0	1	2	1	1
S:	3	3	8	3	3	5	8	5	6
H:	0	0	4	0	0	0	1	0	1
LOB:	0	0	1	0	0	0	1	0	1
BB:	0	0	1	0	0	0	0	0	0
P:	3	3	12	3	3	5	8	5	6

1B:	2
2B:	3
3B:	0
HR:	1
SF:	0
SAC:	1
DP:	0
HBP:	0
WP:	1
PB:	0
SB:	1
CS:	0
PA:	35

PITCHER		IP	WLS	BF	H	R	ER	SO	BB	IBB	HBP	BLK	WP	HR	S	P	ERA	WHIP
Ross Baumgarten, L	(1, 1)	2.2		12	3	4	4	0	1	0	0	0	0	0	11	15	13.50	1.500
ERA: 11.0																		
Don Robinson, R	(3, 1)	6.1	W	23	3	1	1	5	0	0	0	0	1	1	33	33	1.42	0.474
ERA: 1.71																		

PITCHER	IP	WLS	BF	H	R	ER	SO	BB	IBB	HBP	BLK	WP	HR	S	P	ERA	WHIP

Batter	1	2	3	4	5	6	7	8	9	AB	R	H	RBI	BB	SO	LOB
Omar Moreno, L (1, 8) OBP: 0.292, SLG: 0.311	4-3		4-3	CS 1B 2-3			G3		G3	5	0	1	0	0	0	0
Johnny Ray, S (1, 4) OBP: 0.345, SLG: 0.420	1B 2B		E 1B 1B	F8 1-2			6-3			4	2	2	0	0	0	2
Dave Parker, L (1, 9) OBP: 0.259, SLG: 0.415	F7		E4 1B 1B 1-3		K		6-3			4	1	0	0	0	1	2
Jason Thompson, L (1, 3) OBP: 0.400, SLG: 0.520	1B 1B 2-H		1B 1B 1-2 3-H		F8			K		4	0	2	2	0	1	0
Bill Madlock, R (1, 5) OBP: 0.386, SLG: 0.412	1B 1-2		F8		1B			K		4	0	2	0	0	1	2
Mike Easler, L (1, 7) OBP: 0.375, SLG: 0.282	F8		1B 1-3 2-H		G3			2B		4	0	2	1	0	0	3
Tony Peña, R (1, 2) OBP: 0.357, SLG: 0.537		F9	5-3			P3		5-3		4	0	0	0	0	0	3
Dale Berra, R (1, 6) OBP: 0.422, SLG: 0.459		5-3		6-3		5-3			G3	3	0	0	0	0	0	0
Willie Montanez, L (9, PH) OBP: 0.286, SLG: 0.429										1	0	0	0	0	0	0
Rick Rhoden, R (1, 1) OBP: 0.222, SLG: 0.667		K		1B 2B		F8			4-3	2	0	1	0	0	1	0
Paul Moskau, R (5, 1) OBP: 0.250, SLG: 0.250										1	0	0	0	0	0	0
Willie Stargell, L (9, PH) OBP: 0.250, SLG: 0.286										1	0	0	0	0	0	0
Inning Stats	R: 1 E: 0 K: 0 S: 6 H: 3 LOB: 2 BB: 0 P: 6	R: 0 E: 0 K: 1 S: 5 H: 0 LOB: 0 BB: 0 P: 5	R: 2 E: 1 K: 0 S: 7 H: 3 LOB: 2 BB: 0 P: 7	R: 0 E: 0 K: 0 S: 4 H: 2 LOB: 1 BB: 0 P: 4	R: 0 E: 0 K: 1 S: 6 H: 1 LOB: 1 BB: 0 P: 6	R: 0 E: 0 K: 0 S: 3 H: 0 LOB: 0 BB: 0 P: 3	R: 0 E: 0 K: 0 S: 3 H: 0 LOB: 0 BB: 0 P: 3	R: 0 E: 0 K: 2 S: 8 H: 1 LOB: 1 BB: 0 P: 8	R: 0 E: 0 K: 0 S: 3 H: 0 LOB: 0 BB: 0 P: 3	1B: 7 2B: 3 3B: 0 HR: 0 SF: 0 SAC: 0 DP: 0 HBP: 0						

TOP

Pittsburgh Pirates @ Chicago Cubs

Wrigley Field, Chicago, IL

Sun Apr 25 1982, 3:33 AM CDT

Att. 29,832 - Overcast - 64 F

livebaseballscorecards.com

AB	37
R	3
H	10
RBI	3
BB	0
SO	4
LOB	12

WP: 0 PB: 0 SB: 0 CS: 1 PA: 37

PITCHER		IP	WLS	BF	H	R	ER	SO	BB	IBB	HBP	BLK	WP	HR	S	P	ERA	WHIP
Doug Bird, R ERA: 3.49	(1, 1)	4.0		20	8	3	1	1	0	0	0	0	0	0	22	22	2.25	2.000
Randy Martz, R ERA: 2.51	(5, 1)	5.0	W	17	2	0	0	3	0	0	0	0	0	0	23	23	0.00	0.400

PITCHER		IP	WLS	BF	H	R	ER	SO	BB	IBB	HBP	BLK	WP	HR	S	P	ERA	WHIP

Batter	1	2	3	4	5	6	7	8	9	AB	R	H	RBI	BB	SO	LOB
Bump Wills, S (1, 4) OBP: 0.405, SLG: 0.478	L7		E6 1-2 2-3	4-3 1-2			6-3			4	0	0	0	0	0	3
Junior Kennedy, R (8, 4) OBP: 0.200, SLG: 0.200										0	0	0	0	0	0	0
23 Ryne Sandberg, R (1, 5) OBP: 0.227, SLG: 0.323	K		K		1B 2B		4-3			4	1	1	0	0	2	3
Bill Buckner, L (1, 3) OBP: 0.333, SLG: 0.386	G3		4-3		G4-6-3 2-H 1B		4-3			4	0	1	1	0	0	3
Leon Durham, L (1, 9) OBP: 0.342, SLG: 0.431		4-3		6-3	G4-6-3 1-2f			F8 2B		4	0	1	0	0	0	1
Keith Moreland, R (1, 7) OBP: 0.418, SLG: 0.714		P6		2B 2B	1B			5-3		4	1	2	0	0	0	1
Jerry Morales, R (9, 8) OBP: 0.286, SLG: 0.500										0	0	0	0	0	0	0
Jody Davis, R (1, 2) OBP: 0.167, SLG: 0.125		6-3		B B B 2B 2B BB	G3			F8 2-3		3	1	0	0	1	0	2
Gary Woods, R (1, 8) OBP: 0.486, SLG: 0.686			F9	2B 1-3 2-H 2B		L6-3 1B		4-3		4	1	2	1	0	0	1
Larry Bowa, S (1, 6) OBP: 0.275, SLG: 0.274			E E 1B	PB 1B 2-H 3-H 2B		L6-3 1-2				3	1	2	2	0	0	1
Doug Bird, R (1, 1) OBP: 0.143, SLG: 0.143			E4 E 1-2	CS 2-H 1B		K				1	0	0	0	0	0	1
Steve Henderson, R (4, PH) OBP: 0.280, SLG: 0.319										1	0	1	1	0	0	0
Randy Martz, L (5, 1)										1	0	0	0	0	1	0
Inning Stats	R: 0 E: 0 K: 1 S: 5 H: 0 LOB: 0 BB: 0 P: 5	R: 0 E: 0 K: 0 S: 3 H: 0 LOB: 0 BB: 0 P: 3	R: 0 E: 2 K: 1 S: 8 H: 1 LOB: 3 BB: 0 P: 8	R: 4 E: 0 K: 0 S: 6 H: 4 LOB: 0 BB: 1 P: 10	R: 1 E: 0 K: 0 S: 5 H: 3 LOB: 1 BB: 0 P: 5	R: 0 E: 0 K: 1 S: 5 H: 1 LOB: 0 BB: 0 P: 5	R: 0 E: 0 K: 0 S: 3 H: 0 LOB: 0 BB: 0 P: 3	R: 0 E: 0 K: 0 S: 4 H: 1 LOB: 1 BB: 0 P: 4		1B: 5 2B: 6 3B: 0 HR: 0 SF: 0 SAC: 0 DP: 2 HBP: 0						

PITCHER		IP	WLS	BF	H	R	ER	SO	BB	IBB	HBP	BLK	WP	HR	S	P	ERA	WHIP
Rick Rhoden, R ERA: 8.31	(1, 1)	4.0	L	21	7	5	5	2	1	0	0	0	0	0	24	28	11.25	2.000
Paul Moskau, R ERA: 0.96	(5, 1)	4.0		13	3	0	0	1	0	0	0	0	0	0	15	15	0.00	0.750

PITCHER	IP	WLS	BF	H	R	ER	SO	BB	IBB	HBP	BLK	WP	HR	S	P	ERA	WHIP

BOTTOM

Pittsburgh Pirates @ Chicago Cubs

Wrigley Field, Chicago, IL

Sun Apr 25 1982, 3:33 AM CDT

Att. 29,832 - Overcast - 64 F

livebaseballscorecards.com

AB	33
R	5
H	10
RBI	5
BB	1
SO	3
LOB	16

WP: 0 PA: 34
PB: 1
SB: 0
CS: 1

Cincinnati Reds @ Chicago Cubs

Wrigley Field, Chicago, IL

Tue Apr 27 1982, 3:33 AM CDT

Att. 3,743 - Sunny - 44 F

TOP

livebaseballscorecards.com

Batter	1	2	3	4	5	6	7	8	9	AB	R	H	RBI	BB	SO	LOB
Eddie Milner, L (1, 9) OBP: 0.357, SLG: 0.289	5-3	6-3 2-3			4-3		4-3	6-3		5	0	0	0	0	0	1
Ron Oester, S (1, 4) OBP: 0.313, SLG: 0.390	E6 1B SF9	1-3			F9 HR 2B		B1-3	1B 1B		5	2	2	0	0	0	1
Dave Concepcion, R (1, 6) OBP: 0.400, SLG: 0.470	SF9 BB 2-3 1B		B B B B CS BB		F9 2-3		1B 2B 1B	1-3 1B		4	1	3	0	1	0	1
Johnny Bench, R (1, 5) OBP: 0.313, SLG: 0.300	B B B B SF9 1-2 BB		S S S K 1-2		HR 3-H		1-2 2B 1B	S S S K		4	2	2	2	1	2	3
Cesar Cedeno, R (1, 8) OBP: 0.277, SLG: 0.344	SF9 1-2 2-3 3-H		F8		5-3		E 1-H 2-H 2B		F9	4	1	1	3	0	0	0
Larry Biittner, L (1, 7) OBP: 0.423, SLG: 0.500 Clint Hurdle, L (6, 7) OBP: 0.276, SLG: 0.231	H HBP			G3		S S S K	E7 3-H		CS 1B	2 2	0 0	0 1	0 0	0 0	1 0	0 0
Dan Driessen, L (1, 3) OBP: 0.363, SLG: 0.318	F8			BB 1B		F9	IBB		1-2 2B	4	0	2	0	1	0	3
Alex Trevino, R (1, 2) OBP: 0.417, SLG: 0.296		6-3 SH3 1B		B B B B B1-4 1-2 BB		1B	5-3		I I I I IBB	3	0	2	0	2	0	2
Bruce Berenyi, R (1, 1) OBP: 0.273, SLG: 0.273 Jim Kern, R (6, 1)		SH3 1-2		B1-4 1-2f		5-3		S S S K	S S S K	2 2	0 0	0 0	0 0	0 0	0 2	3 2

	AB	37
	R	6
	H	13
	RBI	5
	BB	5
	SO	5
	LOB	16

Inning Stats									
	R: 1 E: 1 K: 0 S: 5	H: 1 LOB: 3 BB: 1 P: 10	R: 0 E: 0 K: 0 S: 4	H: 1 LOB: 1 BB: 0 P: 4	R: 0 E: 0 K: 1 S: 4	H: 0 LOB: 0 BB: 1 P: 8	R: 0 E: 0 K: 0 S: 3	H: 1 LOB: 1 BB: 1 P: 7	R: 2 E: 0 K: 0 S: 5	H: 2 LOB: 0 BB: 0 P: 5
	R: 0 E: 0 K: 1 S: 6	H: 1 LOB: 1 BB: 0 P: 6	R: 3 E: 1 K: 0 S: 7	H: 3 LOB: 2 BB: 1 P: 11	R: 0 E: 0 K: 2 S: 9	H: 2 LOB: 2 BB: 0 P: 9	R: 0 E: 0 K: 1 S: 6	H: 2 LOB: 2 BB: 1 P: 10	1B: 9 2B: 4 3B: 0 HR: 1	SF: 1 SAC: 1 DP: 1 HBP: 1	WP: 0 PB: 0 SB: 0 CS: 2	PA: 45

PITCHER		IP	WLS	BF	H	R	ER	SO	BB	IBB	HBP	BLK	WP	HR	S	P	ERA	WHIP
Dan Larson, R ERA: 5.14	(1, 1)	6.0	L	27	6	3	2	2	3	0	1	0	0	1	27	40	3.00	1.500
Dick Tidrow, R ERA: 4.22	(7, 1)	1.2		12	5	3	2	1	0	1	0	0	0	0	13	17	10.80	3.000
Bill Campbell, R ERA: 2.7	(8, 1)	1.1		6	2	0	0	2	0	1	0	0	0	0	9	13	0.00	1.500

PITCHER	IP	WLS	BF	H	R	ER	SO	BB	IBB	HBP	BLK	WP	HR	S	P	ERA	WHIP

Batter	1	2	3	4	5	6	7	8	9	AB	R	H	RBI	BB	SO	LOB
Bump Wills, S (1, 4) OBP: 0.405, SLG: 0.500	0-0 1B 3B	0-3 K		0-3 K		0-0 4-3		0-0 1B		5	1	2	0	0	2	3
23 Ryne Sandberg, R (1, 5) OBP: 0.225, SLG: 0.313	0-0 G3	0-3 K		0-0 6-3			0-0 FC3-6 BB 1B	0-0 B1-3		5	1	1	0	0	1	3
Bill Buckner, L (1, 3) OBP: 0.313, SLG: 0.360	0-0 F7		0-0 F9		0-0 F9		0-0 P4		0-0 4-3	5	0	0	0	0	0	2
Leon Durham, L (1, 9) OBP: 0.359, SLG: 0.435	0-0 BB BB BB 1B 3-H		0-3 K		0-0 F7		4-0 FC3-6 BB 1-2		0-0 1B	4	1	2	1	1	1	0
Keith Moreland, R (1, 2) OBP: 0.417, SLG: 0.687	4-0 BB BB BB 1-2		0-0 1B 1B		0-3 K		0-0 FC3-6 1B 1-2f 2-3		0-3 K	4	0	1	0	1	2	3
Steve Henderson, R (1, 7) OBP: 0.333, SLG: 0.347 Bill Campbell, R (8, 1) Bob Molinaro, L (9, PH) OBP: 0.375, SLG: 0.286	4-0 BB BB 1-2 2-3		0-0 1B 1B 1-2			4-0 1-3 E BB	0-0 FC6-4 1B 1-2 3-H		0-3 K	2 0 1	0 0 0	2 0 0	1 0 0	2 0 1	0 0 1	0 0 1
Gary Woods, R (1, 8) OBP: 0.463, SLG: 0.632 (8, 7)	4-0 FC5-4 BB 1-2 2-3 3-H		0-0 5-3			0-3 K	0-0 FC6-4 1-2f			3	0	0	1	1	1	5
Larry Bowa, S (1, 6) OBP: 0.260, SLG: 0.258	0-0 FC5-4 1-2f			0-0 1-3		0-0 E4 1-3 1-2		0-0 1-3		4	0	0	0	0	0	4
Dan Larson, R (1, 1) OBP: 0.250, SLG: 0.250 Dan Briggs, L (6, PH) OBP: 0.111, SLG: 0.111 Dick Tidrow, R (7, 1) Jerry Morales, R (8, 8) OBP: 0.273, SLG: 0.474		0-0 4-3		0-0 1B		0-0 1-3 1-2 2-3		0-0 1-3		2 1 0 1	0 0 0 0	1 0 0 0	0 0 0 0	0 0 0 0	0 0 0 0	0 2 0 0
Inning Stats	R: 2 E: 0 K: 0 S: 5 H: 2 LOB: 3 BB: 3 P: 17	R: 0 E: 0 K: 2 S: 7 H: 0 LOB: 0 BB: 0 P: 7	R: 0 E: 0 K: 1 S: 7 H: 2 LOB: 2 BB: 0 P: 7	R: 0 E: 0 K: 1 S: 6 H: 1 LOB: 1 BB: 0 P: 6	R: 0 E: 0 K: 1 S: 5 H: 0 LOB: 0 BB: 0 P: 5	R: 0 E: 1 K: 1 S: 6 H: 0 LOB: 2 BB: 1 P: 10	R: 1 E: 0 K: 0 S: 5 H: 2 LOB: 2 BB: 1 P: 9	R: 0 E: 0 K: 0 S: 4 H: 1 LOB: 1 BB: 0 P: 4	R: 0 E: 0 K: 2 S: 8 H: 1 LOB: 1 BB: 0 P: 8	1B: 8 2B: 0 3B: 1 HR: 0 SF: 0 SAC: 0 DP: 0 HBP: 0						

PITCHER		IP	WLS	BF	H	R	ER	SO	BB	IBB	HBP	BLK	WP	HR	S	P	ERA	WHIP
Bruce Berenyi, R ERA: 2.93	(1, 1)	5.0	W	24	5	2	2	5	4	0	0	0	0	0	30	46	3.60	1.800
Jim Kern, R ERA: 4.73	(6, 1)	4.0	S	18	4	1	1	3	1	0	0	0	0	0	23	27	2.25	1.250

PITCHER		IP	WLS	BF	H	R	ER	SO	BB	IBB	HBP	BLK	WP	HR	S	P	ERA	WHIP

BOTTOM

Cincinnati Reds @ Chicago Cubs

Wrigley Field, Chicago, IL

Tue Apr 27 1982, 3:33 AM CDT

Att. 3,743 - Sunny - 44 F

livebaseballscorecards.com

AB	37
R	3
H	9
RBI	3
BB	5
SO	8
LOB	23

WP: 0 PA: 42
PB: 0
SB: 0
CS: 0

Batter	1	2	3	4	5	6	7	8	9	AB	R	H	RBI	BB	SO	LOB
Eddie Milner, L (1, 9) OBP: 0.370, SLG: 0.293	F7			F8 SH5-4 1B		F8			BB	3	0	1	0	1	0	0
Ron Oester, S (1, 4) OBP: 0.301, SLG: 0.375	B1-3			SH5-4 1-2			K		G3	3	0	0	0	0	1	1
Dave Concepcion, R (1, 6) OBP: 0.385, SLG: 0.449	K			F8 2-3			6-3			3	0	0	0	0	1	1
Johnny Bench, R (1, 5) OBP: 0.300, SLG: 0.286		F5		F7			1-3			3	0	0	0	0	0	1
Cesar Cedeno, R (1, 8) OBP: 0.279, SLG: 0.333		K			6-3			L3 BB		2	0	0	0	1	1	0
Dan Driessen, L (1, 3) OBP: 0.349, SLG: 0.304		L7			K			P3		3	0	0	0	0	1	1
Clint Hurdle, L (1, 7) OBP: 0.250, SLG: 0.207			K		4-3			L3 1-2		3	0	0	0	0	1	1
Alex Trevino, R (1, 2) OBP: 0.385, SLG: 0.267			4-3			L3			K	3	0	0	0	0	1	0
Tom Seaver, R (1, 1) OBP: 0.250, SLG: 0.500			F8			5-3			K	1	0	0	0	0	0	0
Rafael Landestoy, S (6, PH) OBP: 0.200, SLG: 0.400										1	0	0	0	0	0	0
Joe Edelen, R (6, 1) OBP: 0.500, SLG: 0.500										0	0	0	0	0	0	0
Charlie Leibrandt, R (8, 1)										0	0	0	0	0	0	0
German Barranca, L (9, PH) OBP: 0.273, SLG: 0.545										1	0	0	0	0	1	0
Inning Stats	R: 0 H: 0 E: 0 LOB: 0 K: 1 BB: 0 S: 5 P: 5	R: 0 H: 0 E: 0 LOB: 0 K: 1 BB: 0 S: 5 P: 5	R: 0 H: 0 E: 0 LOB: 0 K: 1 BB: 0 S: 5 P: 5	R: 0 H: 1 E: 0 LOB: 1 K: 0 BB: 0 S: 4 P: 4	R: 0 H: 0 E: 0 LOB: 0 K: 1 BB: 0 S: 5 P: 5	R: 0 H: 0 E: 0 LOB: 0 K: 0 BB: 0 S: 3 P: 3	R: 0 H: 0 E: 0 LOB: 0 K: 1 BB: 0 S: 5 P: 5	R: 0 H: 0 E: 0 LOB: 0 K: 0 BB: 1 S: 2 P: 6	R: 0 H: 0 E: 0 LOB: 1 K: 2 BB: 1 S: 7 P: 11	1B: 1 SF: 0 2B: 1 SAC: 1 3B: 0 DP: 1 HR: 0 HBP: 0						

PITCHER	IP	WLS	BF	H	R	ER	SO	BB	IBB	HBP	BLK	WP	HR	S	P	ERA	WHIP
Dickie Noles, R (1, 1) ERA: 3.9	9.0	W	29	1	0	0	7	2	0	0	0	0	0	41	49	0.00	0.333

PITCHER	IP	WLS	BF	H	R	ER	SO	BB	IBB	HBP	BLK	WP	HR	S	P	ERA	WHIP

TOP

Cincinnati Reds @ Chicago Cubs

Wrigley Field, Chicago, IL

Wed Apr 28 1982, 3:33 AM CDT

Att. 5,335 - Cloudy - 48 F

livebaseballscorecards.com

AB	26
R	0
H	1
RBI	0
BB	2
SO	7
LOB	5

Batter	1	2	3	4	5	6	7	8	9	AB	R	H	RBI	BB	SO	LOB
Bump Wills, S (1, 4) OBP: 0.404, SLG: 0.494	x 0-0 ① 4-3		x 0-0 4-3 23 1B 1-2 FC5-2-4-1 1B		S S S 0-3 ① K	x 0-0 23 CS 1B		x 0-0 ③ 6-3		5	0	2	0	0	1	0
23 Ryne Sandberg, R (1, 5) OBP: 0.240, SLG: 0.324	x 0-0 ② 6-3		x 0-0 FC5-2-4-1 4-3 1-2 2-3 1B		x 0-0 1B E 1B	0-0 ③ CS 1-2	x 0-0 ① F7			4	1	2	0	0	0	0
Bill Buckner, L (1, 3) OBP: 0.310, SLG: 0.354	x 0-0 ③ 4-3		x 0-0 ① 4-3 1-2 2-3 3-H		x 0-0 E 1-3 3B 1B		x 0-0 ② 5-3			4	1	1	1	0	0	2
Keith Moreland, R (1, 2) OBP: 0.408, SLG: 0.676		x 0-0 ① F9	x 0-0 ② FC5-2-4-1 2-3 3-H		x 0-0 E5 1-2 3B 3-H		x 0-0 3B 2B			4	2	1	1	0	0	3
Leon Durham, L (1, 9) OBP: 0.366, SLG: 0.423		x 0-0 ② F7	4-0 IBB		x 0-0 ② P6		4-0 3B IBB			2	1	0	0	2	0	2
Steve Henderson, R (1, 7) OBP: 0.351, SLG: 0.392 Jerry Morales, R (6, 8) OBP: 0.304, SLG: 0.600		B B B 4-0 1B BB	S S S 0-3 ③ K		x 0-0 1-H 2-H 3B		x 0-0 1-H 2-H 3B			2 1	0 0	1 1	2 2	1 0	1 0	3 0
Gary Woods, R (1, 8) OBP: 0.444, SLG: 0.595 (6, 7)		x 0-0 1-2 1B	x 0-0 ① F9		x 0-0 ③ 5-3		S S S 0-3 ③ K			4	0	1	0	0	1	2
Junior Kennedy, R (1, 6) OBP: 0.111, SLG: 0.111		x 0-0 ③ 4-3	x 0-0 ② 6-3			x 0-0 ① F7		x 0-0 ① F9		4	0	0	0	0	0	2
Dickie Noles, R (1, 1) OBP: 0.250, SLG: 0.333			x 0-0 23 1B 1B 4-3 1B		S S S 0-3 ③ K	x 0-0 ② F8		S S S 0-3 ② K		4	1	1	0	0	2	0
Inning Stats	R: 0 H: 0 E: 0 LOB: 0 K: 0 BB: 0 S: 3 P: 3	R: 0 H: 1 E: 0 LOB: 2 K: 0 BB: 1 S: 4 P: 8	R: 1 H: 3 E: 0 LOB: 3 K: 1 BB: 1 S: 8 P: 12	R: 0 H: 0 E: 0 LOB: 0 K: 1 BB: 0 S: 5 P: 5	R: 3 H: 3 E: 1 LOB: 1 K: 1 BB: 0 S: 9 P: 9	R: 0 H: 1 E: 0 LOB: 0 K: 0 BB: 0 S: 3 P: 3	R: 2 H: 2 E: 0 LOB: 1 K: 1 BB: 1 S: 7 P: 11	R: 0 H: 0 E: 0 LOB: 0 K: 1 BB: 0 S: 5 P: 5		1B: 7 SF: 0 2B: 1 SAC: 0 3B: 2 DP: 0 HR: 0 HBP: 0						

Cincinnati Reds @ Chicago Cubs

Wrigley Field, Chicago, IL

Wed Apr 28 1982, 3:33 AM CDT

Att. 5,335 - Cloudy - 48 F

BOTTOM

livebaseballscorecards.com

AB	34
R	6
H	10
RBI	6
BB	3
SO	5
LOB	14

WP: 0 PA: 38
PB: 0
SB: 0
CS: 1

PITCHER		IP	WLS	BF	H	R	ER	SO	BB	IBB	HBP	BLK	WP	HR	S	P	ERA	WHIP
Tom Seaver, R ERA: 7.9	(1, 1)	5.0	L	25	7	4	2	3	1	1	0	0	0	0	29	37	3.60	1.600
Joe Edelen, R ERA: 6.3	(6, 1)	2.0		9	3	2	2	1	0	1	0	0	0	0	10	14	9.00	1.500
Charlie Leibrandt, L ERA: 3.38	(8, 1)	1.0		3	0	0	0	1	0	0	0	0	0	0	5	5	0.00	0.000

PITCHER	IP	WLS	BF	H	R	ER	SO	BB	IBB	HBP	BLK	WP	HR	S	P	ERA	WHIP

Batter	1	2	3	4	5	6	7	8	9	AB	R	H	RBI	BB	SO	LOB
Bump Wills, S (1, 4) OBP: 0.409, SLG: 0.481	F7			F7		BB		IBB		2	0	0	0	2	0	0
23 Ryne Sandberg, R (1, 5) OBP: 0.228, SLG: 0.307	F9			4-3		F9		K		4	0	0	0	0	1	4
Bill Buckner, L (1, 3) OBP: 0.295, SLG: 0.337	F8			F8			4-3		1-3	4	0	0	0	0	0	0
Leon Durham, L (1, 9) OBP: 0.372, SLG: 0.419		G3			CS 1B		3-4-1		FC6-4 BB	3	0	1	0	1	0	0
Keith Moreland, R (1, 2) OBP: 0.413, SLG: 0.667		CS 1B			F3 1-2		FC6-4 1B		F7	4	0	2	0	0	0	2
Steve Henderson, R (1, 7) OBP: 0.328, SLG: 0.364		K 1-2			K		FC6-4 1-2f		FC6-4 1-2f	4	0	0	0	0	2	3
Gary Woods, R (1, 8) OBP: 0.458, SLG: 0.600			G4-6-3 1B			1-3		6-3 1B		3	0	2	0	0	0	0
Larry Bowa, S (1, 6) OBP: 0.263, SLG: 0.261			G4-6-3 1-2f			SH1-3 1B		6-3 1-2		3	0	1	0	0	0	2
Fergie Jenkins, R (1, 1) Willie Hernandez, L (8, 1)			F8			SH1-3 1-2		F7		2 0	0 0	0 0	0 0	0 0	0 0	1 0
Inning Stats	R: 0 E: 0 K: 0 S: 3 H: 0 LOB: 0 BB: 0 P: 3	R: 0 E: 0 K: 1 S: 5 H: 1 LOB: 0 BB: 0 P: 5	R: 0 E: 0 K: 0 S: 3 H: 1 LOB: 0 BB: 0 P: 3	R: 0 E: 0 K: 0 S: 3 H: 0 LOB: 0 BB: 0 P: 3	R: 0 E: 0 K: 1 S: 5 H: 1 LOB: 0 BB: 0 P: 5	R: 0 E: 0 K: 0 S: 4 H: 1 LOB: 2 BB: 1 P: 8	R: 0 E: 0 K: 0 S: 4 H: 1 LOB: 1 BB: 0 P: 4	R: 0 E: 0 K: 1 S: 6 H: 1 LOB: 2 BB: 1 P: 10	R: 0 E: 0 K: 0 S: 3 H: 0 LOB: 1 BB: 1 P: 7	1B: 6 2B: 0 3B: 0 HR: 0	SF: 0 SAC: 1 DP: 1 HBP: 0						

PITCHER	IP	WLS	BF	H	R	ER	SO	BB	IBB	HBP	BLK	WP	HR	S	P	ERA	WHIP
Joe Cowley, R (1, 1) ERA: 2.45	7.0		24	5	0	0	2	1	0	0	0	0	0	27	31	0.00	0.857
Gene Garber, R (8, 1) ERA: 1.56	1.0	W	5	1	0	0	1	0	1	0	0	0	0	6	10	0.00	1.000
Larry McWilliams, L (9, 1) ERA: 5.11	0.1		2	0	0	0	0	1	0	0	0	0	0	1	5	0.00	3.000
Rick Camp, R (9, 1) ERA: 3.45	0.2	S	2	0	0	0	0	0	0	0	0	0	0	2	2	0.00	0.000

PITCHER	IP	WLS	BF	H	R	ER	SO	BB	IBB	HBP	BLK	WP	HR	S	P	ERA	WHIP

TOP

Chicago Cubs @ Atlanta Braves

Atlanta-Fulton County Stadium, Atlanta, GA

Thu Apr 29 1982, 7:05 PM EDT

Att. 8,802 - Unknown - 63 F

livebaseballscorecards.com

AB	29
R	0
H	6
RBI	0
BB	3
SO	3
LOB	12

1B: 6	SF: 0	WP: 0	PA: 33
2B: 0	SAC: 1	PB: 0	
3B: 0	DP: 1	SB: 0	
HR: 0	HBP: 0	CS: 2	

BOTTOM

Chicago Cubs @ Atlanta Braves

Atlanta-Fulton County Stadium, Atlanta, GA

Thu Apr 29 1982, 7:05 PM EDT

Att. 8,802 - Unknown - 63 F

Batter	1	2	3	4	5	6	7	8	9	AB	R	H	RBI	BB	SO	LOB
Brett Butler, L (1, 8) OBP: 0.337, SLG: 0.250	0-0 B3		0-0 F8		0-3 K		0-3 K			4	0	0	0	0	2	4
Glenn Hubbard, R (1, 4) OBP: 0.360, SLG: 0.338	0-0 F9			0-0 F9	4-0 BB			0-0 6-3		3	0	0	0	1	0	0
Claudell Washington, L (1, 9) OBP: 0.313, SLG: 0.368	0-0 4-3			0-0 1B 1B	0-0 F8			0-0 E S HR 1B		4	1	2	0	0	0	3
Dale Murphy, R (1, 7) OBP: 0.376, SLG: 0.639		0-0 6-3		0-0 1-3 1B		0-0 5-3		0-0 1-H HR		4	1	2	2	0	0	0
Bob Horner, R (1, 5) OBP: 0.341, SLG: 0.536		0-0 5-3		0-0 F8		0-3 K		0-0 HR		4	1	1	1	0	1	2
Chris Chambliss, L (1, 3) OBP: 0.380, SLG: 0.522		0-0 F5		0-0 G3		0-0 F9		0-0 6-3		4	0	0	0	0	0	2
Biff Pocoroba, S (1, 2) OBP: 0.500, SLG: 0.778			0-0 4-3 2B		0-0 1B 2B		0-0 SH1-4 1B	0-0 F8		4	0	3	0	0	0	0
Rafael Ramirez, R (1, 6) OBP: 0.321, SLG: 0.466			0-0 4-3 2-3		0-0 S 2-3 1B		0-0 SH1-4 1-2			2	0	1	0	0	0	1
Joe Cowley, R (1, 1) OBP: 0.222, SLG: 0.222			0-0 5-3		0-3 K 1-2		0-3 K			2	0	0	0	0	1	3
Bob Watson, R (7, PH) OBP: 0.308, SLG: 0.348										1	0	0	0	0	1	1
Gene Garber, R (8, 1)										0	0	0	0	0	0	0
Larry McWilliams, L (9, 1) OBP: 0.667, SLG: 0.500										0	0	0	0	0	0	0
Rick Camp, R (9, 1)										0	0	0	0	0	0	0
Inning Stats	R: 0 E: 0 K: 0 S: 3 H: 0 LOB: 0 BB: 0 P: 3	R: 0 E: 0 K: 0 S: 3 H: 0 LOB: 0 BB: 0 P: 3	R: 0 E: 0 K: 0 S: 4 H: 1 LOB: 1 BB: 0 P: 4	R: 0 E: 0 K: 0 S: 5 H: 2 LOB: 2 BB: 0 P: 5	R: 0 E: 0 K: 2 S: 9 H: 2 LOB: 3 BB: 1 P: 13	R: 0 E: 0 K: 1 S: 5 H: 0 LOB: 0 BB: 0 P: 5	R: 0 E: 0 K: 2 S: 8 H: 1 LOB: 1 BB: 0 P: 8	R: 3 E: 0 K: 0 S: 6 H: 3 LOB: 0 BB: 0 P: 6		1B: 5 2B: 2 3B: 0 HR: 2	SF: 0 SAC: 1 DP: 0 HBP: 0						

AB	32
R	3
H	9
RBI	3
BB	1
SO	5
LOB	16

WP: 0 PB: 0 SB: 2 CS: 0 PA: 34

livebaseballscorecards.com

PITCHER		IP	WLS	BF	H	R	ER	SO	BB	IBB	HBP	BLK	WP	HR	S	P	ERA	WHIP
Fergie Jenkins, R ERA: 2.32	(1, 1)	7.1	L	32	9	3	3	5	1	0	0	0	0	2	41	45	3.68	1.364
Willie Hernandez, L ERA: 3.6	(8, 1)	0.2		2	0	0	0	0	0	0	0	0	0	0	2	2	0.00	0.000

PITCHER	IP	WLS	BF	H	R	ER	SO	BB	IBB	HBP	BLK	WP	HR	S	P	ERA	WHIP

Chicago Cubs @ Atlanta Braves

Atlanta-Fulton County Stadium, Atlanta, GA

Fri Apr 30 1982, 7:05 PM EDT

Att. 19,757 - Unknown - 63 F

TOP

livebaseballscorecards.com

Batter	1	2	3	4	5	6	7	8	9	AB	R	H	RBI	BB	SO	LOB
Bump Wills, S (1, 4) OBP: 0.402, SLG: 0.463	4-3		HBP		L6		F8			3	0	0	0	0	0	1
23 Ryne Sandberg, R (1, 5) OBP: 0.229, SLG: 0.304	4-3		E3			F3 1B, 1B		3-1		4	0	1	0	0	0	1
Bill Buckner, L (1, 3) OBP: 0.293, SLG: 0.345	F5		F8			F8		2B		4	0	1	0	0	0	3
Leon Durham, L (1, 9) OBP: 0.389, SLG: 0.449		4-3, 1B		2B		1-2, 1B		K		4	0	3	0	0	1	1
Keith Moreland, R (1, 7) OBP: 0.393, SLG: 0.633		F8		5-3		F3, 2-3		1-3		4	0	0	0	0	0	5
Gary Woods, R (1, 8) OBP: 0.423, SLG: 0.551		4-3, 1-2		F7		K			K	4	0	0	0	0	2	4
Larry Bowa, S (1, 6) OBP: 0.250, SLG: 0.247		F8		3-1			L7		4-3	4	0	0	0	0	0	2
Jody Davis, R (1, 2) OBP: 0.190, SLG: 0.111		F9			F5		BB		E4	2	0	0	0	1	0	0
Bob Molinaro, L (9, PH) OBP: 0.333, SLG: 0.250										1	0	0	0	0	0	0
Doug Bird, R (1, 1) OBP: 0.111, SLG: 0.111			K		K		F9		5-3, 1-2	2	0	0	0	0	2	0
Dan Briggs, L (7, PH) OBP: 0.105, SLG: 0.105										1	0	0	0	0	0	1
Lee Smith, R (7, 1)										0	0	0	0	0	0	0
Jerry Morales, R (9, PH) OBP: 0.292, SLG: 0.571										1	0	0	0	0	0	1

	AB	34
	R	0
	H	5
	RBI	0
	BB	1
	SO	5
	LOB	19

Inning Stats	1	2	3	4	5	6	7	8	9	1B: 3	SF: 0	WP: 0	PA: 36
R:	0	0	0	0	0	0	0	0	0	2B: 2	SAC: 0	PB: 0	
E:	0	0	1	0	0	0	0	0	1	3B: 0	DP: 0	SB: 2	
K:	0	0	1	0	1	2	3	1	1	HR: 0	HBP: 1	CS: 0	
S:	3	4	6	4	5	7	3	6	6				
H:	0	1	0	1	0	2	0	1	0				
LOB:	0	1	2	1	0	2	1	1	1				
BB:	0	0	0	0	0	0	1	0	0				
P:	3	4	7	4	5	7	7	6	6				

PITCHER		IP	WLS	BF	H	R	ER	SO	BB	IBB	HBP	BLK	WP	HR	S	P	ERA	WHIP
Steve Bedrosian, R ERA: 1.4	(1, 1)	7.0	W	28	4	0	0	3	1	0	1	0	0	0	32	37	0.00	0.714
Gene Garber, R ERA: 1.4	(8, 1)	2.0	S	8	1	0	0	2	0	0	0	0	0	0	12	12	0.00	0.500

PITCHER	IP	WLS	BF	H	R	ER	SO	BB	IBB	HBP	BLK	WP	HR	S	P	ERA	WHIP

Batter	1	2	3	4	5	6	7	8	9	AB	R	H	RBI	BB	SO	LOB
Claudell Washington, L (1, 9) OBP: 0.338, SLG: 0.443	CS 1B		FC4-6 1B			HR		F8		4	1	3	1	0	0	0
Glenn Hubbard, R (1, 4) OBP: 0.344, SLG: 0.321	F3 1-2		FC4-6 1-2f			5-3		K		4	0	0	0	0	1	2
Chris Chambliss, L (1, 3) OBP: 0.373, SLG: 0.500	BB			G3		F8		F5		3	0	0	0	1	0	0
Dale Murphy, R (1, 8) OBP: 0.375, SLG: 0.627 (9, 7)	5-3			K		1B 1B				3	0	1	0	0	1	1
Larry Whisenton, L (1, 7) OBP: 0.545, SLG: 0.500 Brett Butler, L (9, 8) OBP: 0.337, SLG: 0.250		4-3		S 1B		1-3 1B				3 0	0 0	2 0	0 0	0 0	0 0	0 0
Biff Pocoroba, S (1, 2) OBP: 0.385, SLG: 0.583		4-3		K2-3 1-2		G3				3	0	0	0	0	1	3
Jerry Royster, R (1, 5)		K			P6		3-1			3	0	0	0	0	1	0
Rafael Ramirez, R (1, 6) OBP: 0.309, SLG: 0.447			6-3		L7		P4			3	0	0	0	0	0	0
Steve Bedrosian, R (1, 1) Rufino Linares, R (7, PH) OBP: 0.400, SLG: 0.448 Gene Garber, R (8, 1)			P6		F7		6-3			2 1 0	0 0 0	0 0 0	0 0 0	0 0 0	0 0 0	0 0 0
Inning Stats	R: 0 E: 0 K: 0 S: 3 H: 1 LOB: 1 BB: 1 P: 7	R: 0 E: 0 K: 1 S: 5 H: 0 LOB: 0 BB: 0 P: 5	R: 0 E: 0 K: 0 S: 4 H: 1 LOB: 1 BB: 0 P: 4	R: 0 E: 0 K: 2 S: 8 H: 1 LOB: 1 BB: 0 P: 8	R: 0 E: 0 K: 0 S: 3 H: 0 LOB: 0 BB: 0 P: 3	R: 1 E: 0 K: 0 S: 6 H: 3 LOB: 2 BB: 0 P: 6	R: 0 E: 0 K: 0 S: 3 H: 0 LOB: 0 BB: 0 P: 3	R: 0 E: 0 K: 1 S: 5 H: 0 LOB: 0 BB: 0 P: 5		1B: 5 2B: 0 3B: 0 HR: 1	SF: 0 SAC: 0 DP: 0 HBP: 0					

PITCHER		IP	WLS	BF	H	R	ER	SO	BB	IBB	HBP	BLK	WP	HR	S	P	ERA	WHIP
Doug Bird, R ERA: 3.15	(1, 1)	6.0	L	24	6	1	1	3	1	0	0	0	0	1	29	33	1.50	1.167
Lee Smith, R ERA: 1.59	(7, 1)	2.0		6	0	0	0	1	0	0	0	0	0	0	8	8	0.00	0.000

PITCHER	IP	WLS	BF	H	R	ER	SO	BB	IBB	HBP	BLK	WP	HR	S	P	ERA	WHIP

BOTTOM

Chicago Cubs @ Atlanta Braves

Atlanta-Fulton County Stadium, Atlanta, GA

Fri Apr 30 1982, 7:05 PM EDT

Att. 19,757 - Unknown - 63 F

livebaseballscorecards.com

AB	29
R	1
H	6
RBI	1
BB	1
SO	4
LOB	6

Chicago Cubs @ Atlanta Braves

Atlanta-Fulton County Stadium, Atlanta, GA

Sat May 01 1982, 7:05 PM EDT

Att. 27,094 - Unknown - 71 F

TOP

livebaseballscorecards.com

Batter	1	2	3	4	5	6	7	8	9	AB	R	H	RBI	BB	SO	LOB
Bump Wills, S (1, 4) OBP: 0.396, SLG: 0.453	4-3		G1-6-3 1-2f		4-3		1B 1-2 1B		FC6-4 1-2 2-3 3-H 1B	4	0	1	0	0	0	1
Junior Kennedy, R (8, 4) OBP: 0.200, SLG: 0.200										1	0	1	1	0	0	0
Gary Woods, R (1, 7) OBP: 0.421, SLG: 0.537	1B G3 1B		6-3			4-3	1-2 2-3 1B		FC6-4 1-2f 2-H 3-H	5	1	2	1	0	0	1
Bill Buckner, L (1, 3) OBP: 0.299, SLG: 0.348	G3 1-3 1B			1B 1B 1B		L8		4-3	4-3	5	1	2	0	0	0	1
Leon Durham, L (1, 9) OBP: 0.394, SLG: 0.451	G3 1-2 3-H			G4-6-3 1-3 1B		1B 1B		K		4	0	2	1	0	1	1
Keith Moreland, R (1, 2) OBP: 0.398, SLG: 0.627	6-3			G4-6-3 1-2 3-H 1B		1-2 1B		F9		4	0	2	1	0	0	1
Jody Davis, R (8, 2) OBP: 0.190, SLG: 0.111										0	0	0	0	0	0	0
Jerry Morales, R (1, 8) OBP: 0.286, SLG: 0.520		K	G4-6-3 1-2f 2-3		4-3				BB 23 SH1-4 1B 1B	4	1	1	0	0	1	4
23 Ryne Sandberg, R (1, 5) OBP: 0.221, SLG: 0.293	4-3		P4			1-3			SH1-4 1-2	3	0	0	0	0	0	1
Larry Bowa, S (1, 6) OBP: 0.262, SLG: 0.260	B1-3			P4		1B 1B 1B			1B BB FC6-4 1B	4	1	2	0	0	0	0
Randy Martz, L (1, 1) OBP: 0.400, SLG: 0.250		G1-6-3 1B		K		F2			1B 1-2 2-3 E BB	2	0	1	0	0	1	0
Tye Waller, R (7, PH) OBP: 0.278, SLG: 0.188										1	0	0	0	0	0	1
Lee Smith, R (7, 1)										0	0	0	0	0	0	0
Willie Hernandez, L (8, 1)										0	0	0	0	0	0	0
Bob Molinaro, L (9, PH) OBP: 0.400, SLG: 0.250										0	1	0	0	1	0	0
Bill Campbell, R (9, 1)										0	0	0	0	0	0	0
Inning Stats	R: 1 E: 0 K: 0 S: 5 H: 2 LOB: 1 BB: 0 P: 5	R: 0 E: 0 K: 1 S: 5 H: 0 LOB: 0 BB: 0 P: 5	R: 0 E: 0 K: 0 S: 3 H: 1 LOB: 0 BB: 0 P: 3	R: 1 E: 0 K: 0 S: 5 H: 3 LOB: 1 BB: 0 P: 5	R: 0 E: 0 K: 1 S: 5 H: 0 LOB: 0 BB: 0 P: 5	R: 0 E: 0 K: 0 S: 5 H: 2 LOB: 2 BB: 0 P: 5	R: 0 E: 0 K: 0 S: 5 H: 3 LOB: 2 BB: 0 P: 5	R: 0 E: 0 K: 1 S: 5 H: 0 LOB: 0 BB: 0 P: 5	R: 3 E: 1 K: 0 S: 6 H: 3 LOB: 1 BB: 1 P: 10	1B: 14 2B: 0 3B: 0 HR: 0 SF: 0 SAC: 1 DP: 2 HBP: 0						

AB	37
R	5
H	14
RBI	4
BB	1
SO	3
LOB	11

WP: 0 PB: 0 SB: 0 CS: 0 PA: 39

PITCHER		IP	WLS	BF	H	R	ER	SO	BB	IBB	HBP	BLK	WP	HR	S	P	ERA	WHIP
Rick Mahler, R ERA: 2.29	(1, 1)	7.0	L	29	11	2	2	2	0	0	0	0	0	0	33	33	2.57	1.571
Larry McWilliams, L ERA: 4.73	(8, 1)	1.0		3	0	0	0	1	0	0	0	0	0	0	5	5	0.00	0.000
Rick Camp, R ERA: 4.32	(9, 1)	1.0		7	3	3	2	0	1	0	0	0	0	0	6	10	18.00	4.000

PITCHER	IP	WLS	BF	H	R	ER	SO	BB	IBB	HBP	BLK	WP	HR	S	P	ERA	WHIP

BOTTOM

Chicago Cubs @ Atlanta Braves

Atlanta-Fulton County Stadium, Atlanta, GA

Sat May 01 1982, 7:05 PM EDT

Att. 27,094 - Unknown - 71 F

Batter	1	2	3	4	5	6	7	8	9	AB	R	H	RBI	BB	SO	LOB
Claudell Washington, L (1, 9) OBP: 0.333, SLG: 0.431	4-3 1B		F8		3-1			FC6-4 CS 1-2f		4	0	1	0	0	0	1
Glenn Hubbard, R (1, 4) OBP: 0.340, SLG: 0.317	F9		E6			F9		FC4-6 1B 1-2		4	0	1	0	0	0	1
Chris Chambliss, L (1, 3) OBP: 0.356, SLG: 0.474	4-3 1-2		L8			3-1		FC4-6 1-2f		4	0	0	0	0	0	3
Dale Murphy, R (1, 8) OBP: 0.370, SLG: 0.646	F9			HR		F3			K	4	1	1	1	0	1	1
Larry Whisenton, L (1, 7) OBP: 0.533, SLG: 0.500		CS 1B		F5			K		1B 1B	4	0	2	0	0	1	0
Biff Pocoroba, S (1, 5) OBP: 0.375, SLG: 0.533 Jerry Royster, R (7, PR) OBP: 0.167, SLG: 0.167 (8, 5)		K 1-2		4-3			6-3 1B		1B 1-2 1B	3 1	0 0	1 1	0 0	0 0	1 0	1 0
Bruce Benedict, R (1, 2) OBP: 0.347, SLG: 0.311		2B		5-3			6-3 1-2		P6	4	0	1	0	0	0	3
Rafael Ramirez, R (1, 6) OBP: 0.294, SLG: 0.425		P6			1-3		F9		K	4	0	0	0	0	1	5
Rick Mahler, R (1, 1) Larry McWilliams, L (8, 1) OBP: 0.667, SLG: 0.500 Brett Butler, L (8, PH) OBP: 0.344, SLG: 0.250 Rick Camp, R (9, 1)			1-3		F9			FC6-4 BB		2 0 0 0	0 0 0 0	0 0 0 0	0 0 0 0	0 0 1 0	0 0 0 0	0 0 0 0
Inning Stats	R: 0 E: 0 K: 0 S: 4 H: 1 LOB: 1 BB: 0 P: 4	R: 0 E: 0 K: 1 S: 6 H: 2 LOB: 1 BB: 0 P: 6	R: 0 E: 1 K: 0 S: 4 H: 0 LOB: 1 BB: 0 P: 4	R: 1 E: 0 K: 0 S: 4 H: 1 LOB: 0 BB: 0 P: 4	R: 0 E: 0 K: 0 S: 3 H: 0 LOB: 0 BB: 0 P: 3	R: 0 E: 0 K: 0 S: 3 H: 0 LOB: 0 BB: 0 P: 3	R: 0 E: 0 K: 1 S: 6 H: 1 LOB: 2 BB: 0 P: 6	R: 0 E: 0 K: 0 S: 3 H: 1 LOB: 1 BB: 1 P: 7	R: 0 E: 0 K: 2 S: 9 H: 2 LOB: 2 BB: 0 P: 9	1B: 6 2B: 2 3B: 0 HR: 1	SF: 0 SAC: 0 DP: 1 HBP: 0						

livebaseballscorecards.com

AB	34
R	1
H	8
RBI	1
BB	1
SO	4
LOB	15

WP: 0 PB: 0 SB: 0 CS: 2 PA: 35

PITCHER		IP	WLS	BF	H	R	ER	SO	BB	IBB	HBP	BLK	WP	HR	S	P	ERA	WHIP
Randy Martz, R ERA: 2.21	(1, 1)	6.0	W	22	4	1	1	1	0	0	0	0	0	1	24	24	1.50	0.667
Lee Smith, R ERA: 1.46	(7, 1)	1.0		5	1	0	0	1	1	0	0	0	0	0	6	10	0.00	2.000
Willie Hernandez, L ERA: 3.27	(8, 1)	1.0		3	1	0	0	0	0	0	0	0	0	0	3	3	0.00	1.000
Bill Campbell, R ERA: 2.45	(9, 1)	1.0		5	2	0	0	2	0	0	0	0	0	0	9	9	0.00	2.000

PITCHER	IP	WLS	BF	H	R	ER	SO	BB	IBB	HBP	BLK	WP	HR	S	P	ERA	WHIP

Chicago Cubs @ Atlanta Braves

Atlanta-Fulton County Stadium, Atlanta, GA

Sun May 02 1982, 3:33 AM EDT

Att. 19,494 - Sunny - 74 F

TOP

livebaseballscorecards.com

Batter	1	2	3	4	5	6	7	8	9	AB	R	H	RBI	BB	SO	LOB
Bump Wills, S (1, 4) OBP: 0.381, SLG: 0.433	4-3		F9			K		F8		4	0	0	0	0	1	0
Gary Woods, R (1, 7) OBP: 0.393, SLG: 0.500	F8			F7		K		6-3		4	0	0	0	0	1	0
Bill Buckner, L (1, 3) OBP: 0.297, SLG: 0.337	G3			BB		4-3			4-3	3	0	0	0	1	0	0
Leon Durham, L (1, 9) Lee Smith, R (7, 1) Bill Campbell, R (8, 1) Bob Molinaro, L (9, PH) OBP: 0.364, SLG: 0.222		4-3		K			E SF9 2B		G3	3 0 0 1	1 0 0 0	1 0 0 0	0 0 0 0	0 0 0 0	1 0 0 0	1 0 0 0
Keith Moreland, R (1, 2) OBP: 0.402, SLG: 0.655	FC5-4 1B			P3			E5 SF9 2-3		HR	4	1	2	1	0	0	2
Jerry Morales, R (1, 8) OBP: 0.281, SLG: 0.500	FC5-4 23 FC6 1-2f				F4		SF9 2-3 3-H		WP 1B	3	1	1	1	0	0	1
23 Ryne Sandberg, R (1, 5) OBP: 0.216, SLG: 0.286 Tye Waller, R (6, 5) OBP: 0.300, SLG: 0.222	FC6 1-2f				6-3	K			1-H 1B	2 2	0 0	0 1	0 1	0 0	0 1	1 1
Larry Bowa, S (1, 6) OBP: 0.267, SLG: 0.256 Junior Kennedy, R (6, 6) OBP: 0.167, SLG: 0.167			K		BB		F9		P6	1 2	0 0	0 0	0 0	1 0	1 0	0 2
Dan Larson, R (1, 1) OBP: 0.222, SLG: 0.222 Dick Tidrow, R (3, 1) Hector Cruz, R (5, PH) Allen Ripley, R (5, 1) Willie Hernandez, L (5, 1) Dan Briggs, L (7, 9) OBP: 0.100, SLG: 0.100			6-3		K			F9		1 0 1 0 0 1	0 0 0 0 0 0	0 0 0 0 0 0	0 0 0 0 0 0	0 0 0 0 0 0	0 0 1 0 0 0	0 0 1 0 0 0
Inning Stats	R: 0 E: 0 K: 0 S: 3 H: 0 LOB: 0 BB: 0 P: 3	R: 0 E: 0 K: 0 S: 4 H: 1 LOB: 1 BB: 0 P: 4	R: 0 E: 0 K: 1 S: 5 H: 0 LOB: 0 BB: 0 P: 5	R: 0 E: 0 K: 1 S: 5 H: 0 LOB: 1 BB: 1 P: 9	R: 0 E: 0 K: 1 S: 5 H: 0 LOB: 1 BB: 1 P: 9	R: 0 E: 0 K: 2 S: 7 H: 0 LOB: 0 BB: 0 P: 7	R: 1 E: 1 K: 1 S: 7 H: 1 LOB: 1 BB: 0 P: 7	R: 0 E: 0 K: 0 S: 3 H: 0 LOB: 0 BB: 0 P: 3	R: 2 E: 0 K: 0 S: 6 H: 3 LOB: 1 BB: 0 P: 6	1B: 3 2B: 1 3B: 0 HR: 1 SF: 1 SAC: 0 DP: 0 HBP: 0						

	AB	32
	R	3
	H	5
	RBI	3
	BB	2
	SO	6
	LOB	9

WP: 1 PB: 0 SB: 0 CS: 0 PA: 35

PITCHER		IP	WLS	BF	H	R	ER	SO	BB	IBB	HBP	BLK	WP	HR	S	P	ERA	WHIP
Bob Walk, R ERA: 2.41	(1, 1)	9.0	W	35	5	3	2	6	2	0	0	0	1	1	45	53	2.00	0.778

PITCHER		IP	WLS	BF	H	R	ER	SO	BB	IBB	HBP	BLK	WP	HR	S	P	ERA	WHIP

Chicago Cubs @ Atlanta Braves

Atlanta-Fulton County Stadium, Atlanta, GA

Sun May 02 1982, 3:33 AM EDT

Att. 19,494 - Sunny - 74 F

livebaseballscorecards.com

BOTTOM

Batter	1	2	3	4	5	6	7	8	9	AB	R	H	RBI	BB	SO	LOB
Jerry Royster, R (1, 5) OBP: 0.182, SLG: 0.273	0-0 ① 6-3		0-0 ② F8	SSS 0-3 ① K	1-H 2-H 3-H 1B 2B	0-0 ③ 6-3				5	1	1	3	0	1	2
Glenn Hubbard, R (1, 4) OBP: 0.364, SLG: 0.349	0-0 ② L3		0-0 1B 1B	1-3 2B	0-0 2-H 1B 1B		BBBB 4-0 BB BB			4	2	3	1	1	0	0
Claudell Washington, L (1, 9) OBP: 0.338, SLG: 0.429	0-0 ③ 3-1		0-0 1B 1-3 1B	SSS 0-3 ② K	0-0 1B 1-3 1B		SSS 0-3 ① K			5	2	2	0	0	2	3
Dale Murphy, R (1, 8) OBP: 0.385, SLG: 0.646 Brett Butler, L (6, 8) OBP: 0.351, SLG: 0.250		BBBB 4-0 BB BB	0-0 1B 1-3 3-H 1B	SSS 0-3 ③ K	0-0 1B 1-3 3-H 1B		BBBB 4-0 1-2 BB			3 0	1 0	2 0	2 0	1 1	1 0	2 0
Chris Chambliss, L (1, 3) OBP: 0.374, SLG: 0.513 Bob Watson, R (7, 3) OBP: 0.296, SLG: 0.333	SSS 0-3 ① K	0-0 BB 1-3 3-H 1B	0-0 2B 3B 1-2 3-H 1B			SSS 0-3 ② K			4 1	2 0	3 0	2 0	0 0	1 1	1 2
Larry Whisenton, L (1, 7) OBP: 0.500, SLG: 0.412	BBBB 4-0 1-2 BB	BBBB 4-0 1B 1-2 BB	G3 F8			0-0 ③ 4-3				3	0	0	0	2	0	5
Bruce Benedict, R (1, 2) OBP: 0.338, SLG: 0.303	SSS 0-3 ② K	0-0 1-3 2-H 3-H 1B	SSS 0-3 ② K	0-0 ① 5-3		0-0 ① F8				5	0	1	2	0	2	3
Rafael Ramirez, R (1, 6) OBP: 0.289, SLG: 0.405	0-0 ③ F8	0-0 ③ L5	4-0 BB 2B IBB	0-0 E5		0-0 ② F9				4	1	0	0	1	0	4
Bob Walk, R (1, 1) OBP: 0.400, SLG: 0.182		SSS 0-3 ① K	BBBB 4-0 2B BB	BBBB 4-0 1-2 2B BB	0-0 ② P5		SSS 0-3 ③ K			3	1	0	0	2	2	1
Inning Stats	R: 0 H: 0 E: 0 LOB: 0 K: 0 BB: 0 S: 3 P: 3	R: 0 H: 0 E: 0 LOB: 2 K: 2 BB: 2 S: 7 P: 15	R: 4 H: 5 E: 0 LOB: 2 K: 1 BB: 1 S: 10 P: 14	R: 0 H: 1 E: 0 LOB: 2 K: 3 BB: 1 S: 10 P: 14	R: 6 H: 6 E: 0 LOB: 2 K: 1 BB: 2 S: 11 P: 19	R: 0 H: 0 E: 1 LOB: 1 K: 0 BB: 0 S: 4 P: 4	R: 0 H: 0 E: 0 LOB: 2 K: 2 BB: 2 S: 7 P: 15	R: 0 H: 0 E: 0 LOB: 0 K: 1 BB: 0 S: 5 P: 5		1B: 9 SF: 0 2B: 2 SAC: 0 3B: 1 DP: 0 HR: 0 HBP: 0						

	AB	R	H	RBI	BB	SO	LOB
Totals	**37**	**10**	**12**	**10**	**8**	**10**	**23**

WP: 0 PB: 0 SB: 0 CS: 0 PA: 45

PITCHER		IP	WLS	BF	H	R	ER	SO	BB	IBB	HBP	BLK	WP	HR	S	P	ERA	WHIP
Dan Larson, R ERA: 6.08	(1, 1)	2.2	L	16	5	4	4	3	3	0	0	0	0	0	19	31	13.50	3.000
Dick Tidrow, R ERA: 3.75	(3, 1)	1.1		6	1	0	0	3	1	0	0	0	0	0	11	15	0.00	1.500
Allen Ripley, R ERA: 14.85	(5, 1)	0.2		9	5	6	6	1	1	1	0	0	0	0	9	17	81.00	9.000
Willie Hernandez, L ERA: 2.92	(5, 1)	1.1		6	1	0	0	0	0	0	0	0	0	0	6	6	0.00	0.750
Lee Smith, R ERA: 1.35	(7, 1)	1.0		5	0	0	0	2	2	0	0	0	0	0	7	15	0.00	2.000

PITCHER		IP	WLS	BF	H	R	ER	SO	BB	IBB	HBP	BLK	WP	HR	S	P	ERA	WHIP
Bill Campbell, R ERA: 2.25	(8, 1)	1.0		3	0	0	0	1	0	0	0	0	0	0	5	5	0.00	0.000

Batter	1	2	3	4	5	6	7	8	9	AB	R	H	RBI	BB	SO	LOB
Bump Wills, S (1, 4) OBP: 0.382, SLG: 0.442	FC3-6 1B			K	1-3 3-H 2B		4-3		G3	5	0	2	1	0	1	1
Bob Molinaro, L (1, 7) OBP: 0.267, SLG: 0.154	FC3-6 G3-6-3 1-2f			F9	5-3			P3		4	0	0	0	0	0	3
Bill Buckner, L (1, 3) OBP: 0.305, SLG: 0.374	G3-6-3 1-2f			E 3B		4-3		2B		4	1	2	0	0	0	1
Keith Moreland, R (1, 5) OBP: 0.406, SLG: 0.644		5-3		E5 3-H		HR 1B		BB		3	1	1	0	1	0	0
Leon Durham, L (1, 9) OBP: 0.386, SLG: 0.483		P6		F8		1-H HR		F9		4	1	1	2	0	0	3
Gary Woods, R (1, 8) OBP: 0.385, SLG: 0.484		6-3			F9 1B 2B 1B	6-3		F9		4	1	1	0	0	0	2
Larry Bowa, S (1, 6) OBP: 0.256, SLG: 0.244			4-3		F7	F9			4-3	4	0	0	0	0	0	1
Jody Davis, R (1, 2) OBP: 0.240, SLG: 0.227			5-3		2B 1-2 1B		K		2B	4	0	2	0	0	1	0
Dickie Noles, R (1, 1) OBP: 0.200, SLG: 0.267			K		F9 2-3		K		F8	3	0	0	0	0	2	2
Willie Hernandez, L (7, 1)										0	0	0	0	0	0	0
Lee Smith, R (7, 1)										0	0	0	0	0	0	0
Allen Ripley, R (7, 1)										0	0	0	0	0	0	0
Dan Briggs, L (9, PH) OBP: 0.095, SLG: 0.095										1	0	0	0	0	0	1
Inning Stats	R: 0 E: 0 K: 0 S: 3 H: 1 LOB: 0 BB: 0 P: 3	R: 0 E: 0 K: 0 S: 3 H: 0 LOB: 0 BB: 0 P: 3	R: 0 E: 0 K: 1 S: 5 H: 0 LOB: 0 BB: 0 P: 5	R: 1 E: 1 K: 1 S: 7 H: 1 LOB: 1 BB: 0 P: 7	R: 1 E: 0 K: 0 S: 6 H: 3 LOB: 2 BB: 0 P: 6	R: 2 E: 0 K: 0 S: 5 H: 2 LOB: 0 BB: 0 P: 5	R: 0 E: 0 K: 2 S: 7 H: 0 LOB: 0 BB: 0 P: 7	R: 0 E: 0 K: 0 S: 4 H: 1 LOB: 2 BB: 1 P: 8	R: 0 E: 0 K: 0 S: 4 H: 1 LOB: 1 BB: 0 P: 4	1B: 4 2B: 3 3B: 1 HR: 1 SF: 0 SAC: 0 DP: 1 HBP: 0	WP: 0 PB: 0 SB: 0 CS: 0 PA: 37					

PITCHER		IP	WLS	BF	H	R	ER	SO	BB	IBB	HBP	BLK	WP	HR	S	P	ERA	WHIP
Bob Forsch, R ERA: 3.53	(1, 1)	6.0		25	7	4	3	2	0	0	0	0	0	1	29	29	4.50	1.167
Doug Bair, R ERA: 0.77	(7, 1)	3.0	W	12	2	0	0	2	1	0	0	0	0	0	15	19	0.00	1.000

PITCHER	IP	WLS	BF	H	R	ER	SO	BB	IBB	HBP	BLK	WP	HR	S	P	ERA	WHIP

TOP

Chicago Cubs @ St. Louis Cardinals

Busch Stadium, St. Louis, MO

Mon May 03 1982, 7:05 PM CDT

Att. 14,521 - Unknown - 75 F

livebaseballscorecards.com

AB	36
R	4
H	9
RBI	3
BB	1
SO	4
LOB	14

BOTTOM

Chicago Cubs @ St. Louis Cardinals

Busch Stadium, St. Louis, MO

Mon May 03 1982, 7:05 PM CDT

Att. 14,521 - Unknown - 75 F

livebaseballscorecards.com

Batter	1	2	3	4	5	6	7	8	9	AB	R	H	RBI	BB	SO	LOB
Lonnie Smith, R (1, 8) OBP: 0.390, SLG: 0.451	BB 1B SF8 1B	1B			S E 1B		1B BLK HBP	FC6-4 1-2f		4	3	3	0	0	0	2
Mike Ramsey, S (8, 7) OBP: 0.333, SLG: 0.400										0	0	0	0	0	0	0
Ozzie Smith, S (1, 6) OBP: 0.391, SLG: 0.471	SF8 BB 1B 1-2 1B	G3			E BB 1-2		1B 1B 1-3 1B	FC6-4 BB		3	2	2	0	2	0	1
Keith Hernandez, L (1, 3) OBP: 0.431, SLG: 0.370	1B G3 1-2 2-3 BB	1-3			E3 1-3 2-H		1B E 1-2 3-H 1B	P6		4	2	1	1	1	0	2
George Hendrick, R (1, 9) OBP: 0.338, SLG: 0.484	SF8 2-3 3-H	G6-4-3 1B			P6		K	K		3	0	1	1	0	1	4
Tito Landrum, R (8, 9) OBP: 0.063, SLG: 0.063										1	0	0	0	0	1	1
Dane Iorg, L (1, 7) OBP: 0.387, SLG: 0.346	G3 1-3 3-H 1B	G6-4-3 1-2f			L4		E S HR 1B 1-3 2-H	FC6-4 1-2f		4	0	2	2	0	0	3
David Green, R (7, PR) (8, 8) OBP: 0.333, SLG: 0.426										1	1	0	0	0	0	1
Darrell Porter, L (1, 2) OBP: 0.337, SLG: 0.470	G3 1-2 3-H	F5			FC5-4 BB		1-H 3-H HR			3	1	1	3	1	0	1
Ken Oberkfell, L (1, 5) OBP: 0.308, SLG: 0.278	4-3	F9			FC5-4 4-3 1-2f		FC1-5 BB 1B			4	0	1	0	0	0	2
Tom Herr, S (1, 4) OBP: 0.301, SLG: 0.337		4-3		K	4-3 1-2		FC1-5 BB 1-2			3	0	0	0	1	1	1
Bob Forsch, R (1, 1) OBP: 0.333, SLG: 0.444		4-3			F8		FC6-4 1-2 2-3f			2	0	0	0	0	0	0
Steve Braun, L (6, PH) OBP: 0.385, SLG: 0.318										1	0	0	0	0	0	1
Doug Bair, R (7, 1)										1	0	0	0	0	0	2

AB	34
R	9
H	11
RBI	7
BB	5
SO	3
LOB	21

Inning Stats	1	2	3	4	5	6	7	8	9
	R: 3 E: 0 K: 0 S: 6	H: 3 LOB: 1 BB: 1 P: 10	R: 0 E: 0 K: 0 S: 4	H: 1 LOB: 1 BB: 0 P: 4	R: 0 E: 0 K: 0 S: 3	H: 1 LOB: 0 BB: 0 P: 3	R: 0 E: 0 K: 1 S: 5	H: 0 LOB: 0 BB: 0 P: 5	R: 1 E: 1 K: 0 S: 5	H: 1 LOB: 2 BB: 1 P: 9	R: 0 E: 0 K: 0 S: 3	H: 0 LOB: 1 BB: 1 P: 7	R: 5 E: 0 K: 1 S: 10	H: 5 LOB: 2 BB: 1 P: 15	R: 0 E: 0 K: 1 S: 5	H: 0 LOB: 1 BB: 1 P: 9

| | | | | | | | | | |

Batter	1	2	3	4	5	6	7	8	9	AB	R	H	RBI	BB	SO	LOB
Bump Wills, S (1, 4) OBP: 0.368, SLG: 0.424	L3			4-3		G4-6-3 1-2f		K		4	0	0	0	0	1	1
Larry Bowa, S (1, 6) OBP: 0.245, SLG: 0.233	4-3			3-1		4-3		6-3		4	0	0	0	0	0	0
Bill Buckner, L (1, 3) OBP: 0.303, SLG: 0.369	4-3			L6			BB 3B 1B		L3	4	1	1	0	0	0	0
Keith Moreland, R (1, 2) OBP: 0.400, SLG: 0.628		F9			1B PB FC5-4 1B		F9		5-3	4	1	1	0	0	0	1
Leon Durham, L (1, 9) OBP: 0.381, SLG: 0.473		6-3			FC5-4 1-3 1B		P6		K	4	0	1	0	0	1	1
Gary Woods, R (1, 8) OBP: 0.382, SLG: 0.469		5-3			FC5-4 4-3 S 1-2f 3-H		BBBB 3B 1-2 BB			2	1	0	1	1	0	1
Steve Henderson, R (1, 7) OBP: 0.328, SLG: 0.397			F9		4-3 1-3		WP 1-H 2-H 3B			3	1	1	2	0	0	1
23 Ryne Sandberg, R (1, 5) OBP: 0.211, SLG: 0.279 Bob Molinaro, L (7, PH) OBP: 0.250, SLG: 0.143 Bill Campbell, R (7, 1)		F9			K		6-3 3-H			2 1 0	0 0 0	0 0 0	0 0 0	0 0 0	1 0 0	1 0 0
Fergie Jenkins, R (1, 1) Dan Briggs, L (6, PH) OBP: 0.136, SLG: 0.136 Dick Tidrow, R (6, 1) Willie Hernandez, L (6, 1) Junior Kennedy, R (7, 5) OBP: 0.154, SLG: 0.154		G3				G4-6-3 1B		K		1 1 0 0 1	0 0 0 0 0	0 1 0 0 0	0 0 0 0 0	0 0 0 0 0	0 0 0 0 1	0 0 0 0 0
Inning Stats	R: 0 E: 0 K: 0 S: 3 H: 0 LOB: 0 BB: 0 P: 3	R: 0 E: 0 K: 0 S: 3 H: 0 LOB: 0 BB: 0 P: 3	R: 0 E: 0 K: 0 S: 3 H: 0 LOB: 0 BB: 0 P: 3	R: 0 E: 0 K: 0 S: 3 H: 0 LOB: 0 BB: 0 P: 3	R: 1 E: 0 K: 1 S: 7 H: 2 LOB: 1 BB: 0 P: 7	R: 0 E: 0 K: 0 S: 3 H: 1 LOB: 0 BB: 0 P: 3	R: 3 E: 0 K: 0 S: 5 H: 2 LOB: 0 BB: 1 P: 9	R: 0 E: 0 K: 2 S: 7 H: 0 LOB: 0 BB: 0 P: 7	R: 0 E: 0 K: 1 S: 5 H: 0 LOB: 0 BB: 0 P: 5	1B: 4 2B: 0 3B: 1 HR: 0 SF: 0 SAC: 0 DP: 1 HBP: 0						

PITCHER		IP	WLS	BF	H	R	ER	SO	BB	IBB	HBP	BLK	WP	HR	S	P	ERA	WHIP
Joaquin Andujar, R ERA: 2.95	(1, 1)	6.2	W	25	5	4	4	1	1	0	0	0	0	0	26	30	5.40	0.900
Bruce Sutter, R ERA: 1.62	(7, 1)	2.1	S	7	0	0	0	3	0	0	0	0	1	0	13	13	0.00	0.000

PITCHER	IP	WLS	BF	H	R	ER	SO	BB	IBB	HBP	BLK	WP	HR	S	P	ERA	WHIP

TOP

Chicago Cubs @ St. Louis Cardinals

Busch Stadium, St. Louis, MO

Tue May 04 1982, 7:05 PM CDT

Att. 22,123 - Unknown - 80 F

livebaseballscorecards.com

AB	31
R	4
H	5
RBI	3
BB	1
SO	4
LOB	6

1B: 4	SF: 0	WP: 1	PA: 32
2B: 0	SAC: 0	PB: 1	
3B: 1	DP: 1	SB: 1	
HR: 0	HBP: 0	CS: 0	

Chicago Cubs @ St. Louis Cardinals

Busch Stadium, St. Louis, MO

Tue May 04 1982, 7:05 PM CDT

Att. 22,123 - Unknown - 80 F

BOTTOM

livebaseballscorecards.com

Batter	1	2	3	4	5	6	7	8	9	AB	R	H	RBI	BB	SO	LOB
Lonnie Smith, R (1, 8) (6, 7) OBP: 0.390, SLG: 0.472	6-3		S HR 1B		SF9 3B	6-3 1-2		SF8 3-H		4	2	2	1	0	0	2
Ozzie Smith, S (1, 6) OBP: 0.392, SLG: 0.477	2B		K 1-2		SF9 3-H	G4-6-3 IBB		1-3		3	0	1	1	1	1	1
Keith Hernandez, L (1, 3) OBP: 0.425, SLG: 0.396	K		HR 2-H		4-3	G4-6-3 1-2f				4	1	1	2	0	1	4
George Hendrick, R (1, 9) OBP: 0.333, SLG: 0.515	4-3		K		HR		L4			4	1	1	1	0	1	1
Tito Landrum, R (9, 9) OBP: 0.063, SLG: 0.063										0	0	0	0	0	0	0
Dane Iorg, L (1, 7) OBP: 0.385, SLG: 0.364		F7	6-3		2B		4-3			3	0	1	0	0	0	0
David Green, R (5, PR) (6, 8) OBP: 0.327, SLG: 0.418										1	0	0	0	0	0	0
Darrell Porter, L (1, 2) OBP: 0.323, SLG: 0.448		4-3		3-1	F9		K			4	0	0	0	0	1	1
Ken Oberkfell, L (1, 5) OBP: 0.372, SLG: 0.359		S BB		6-3 2B		1B 1B		2B SF8 1B		3	2	3	0	1	0	0
Tom Herr, S (1, 4) OBP: 0.316, SLG: 0.356		1-2 BB		6-3 2-3		1B S 1-3 1B		SF8 SF8 1-3 2B		3	1	2	0	1	0	1
Joaquin Andujar, S (1, 1) OBP: 0.235, SLG: 0.235		4-3		3-1		S 1-3 3-H 1B		SF8 2-3 3-H		3	0	1	1	0	0	3
Bruce Sutter, R (7, 1)										0	0	0	1	0	0	0
Inning Stats	R: 0 E: 0 K: 1 S: 6 H: 1 LOB: 1 BB: 0 P: 6	R: 0 E: 0 K: 0 S: 3 H: 0 LOB: 2 BB: 2 P: 11	R: 2 E: 0 K: 2 S: 9 H: 2 LOB: 0 BB: 0 P: 9	R: 0 E: 0 K: 0 S: 4 H: 1 LOB: 1 BB: 0 P: 4	R: 2 E: 0 K: 0 S: 6 H: 3 LOB: 1 BB: 0 P: 6	R: 1 E: 0 K: 0 S: 5 H: 3 LOB: 2 BB: 1 P: 9	R: 0 E: 0 K: 1 S: 5 H: 0 LOB: 0 BB: 0 P: 5	R: 2 E: 0 K: 0 S: 5 H: 2 LOB: 0 BB: 0 P: 5		1B: 5 2B: 4 3B: 1 HR: 2	SF: 3 SAC: 0 DP: 1 HBP: 0						

	AB	32
	R	7
	H	12
	RBI	7
	BB	3
	SO	4
	LOB	13

WP: 0 PB: 0 SB: 4 CS: 0 PA: 38

PITCHER	IP	WLS	BF	H	R	ER	SO	BB	IBB	HBP	BLK	WP	HR	S	P	ERA	WHIP
Fergie Jenkins, R (1, 1) ERA: 3.0	5.0	L	24	7	4	4	3	2	0	0	0	0	2	28	36	7.20	1.800
Dick Tidrow, R (6, 1) ERA: 4.38	0.1		5	3	1	1	0	0	1	0	0	0	0	4	8	27.00	9.000
Willie Hernandez, L (6, 1) ERA: 4.15	0.2		1	0	0	0	0	0	0	0	0	0	0	1	1	0.00	0.000
Bill Campbell, R (7, 1) ERA: 3.21	2.0		8	2	2	2	1	0	0	0	0	0	0	10	10	9.00	1.000

PITCHER	IP	WLS	BF	H	R	ER	SO	BB	IBB	HBP	BLK	WP	HR	S	P	ERA	WHIP

Batter	1	2	3	4	5	6	7	8	9	AB	R	H	RBI	BB	SO	LOB
Bump Wills, S (1, 4) OBP: 0.353, SLG: 0.404	S S S 0-3 ① K			x 0-0 ① F8	x 0-0 ② 6-3 3-H	x 0-0 ②③ G4-6-3 1-2f			S S S 0-3 ① K	5	0	0	1	0	2	4
Junior Kennedy, R (1, 6) OBP: 0.294, SLG: 0.375 Dan Briggs, L (9, PH) OBP: 0.130, SLG: 0.130	x 0-0 ② 6-3			x 0-0 1B 3B	x 0-0 1B 2-H 1B		B B B B 4-0 1B FC5-2 BB		S S S 0-3 ② K	3 1	2 0	2 0	1 0	1 0	0 1	0 0
Bill Buckner, L (1, 3) OBP: 0.316, SLG: 0.380	x 0-0 ③ 6-3			x 0-0 1B WP 3-H 1B	x 0-0 1B 1-2 1B		x 0-0 FC5-2 1-3 1B 1B		x 0-0 ③ 4-3	5	1	3	1	0	0	0
Keith Moreland, R (1, 5) OBP: 0.404, SLG: 0.622		x 0-0 ① F8		x 0-0 WP 1-3 1B 1B	x 0-0 1-2 2-H 1B		x 0-0 ① FC5-2 1B 1-2 3-H			4	1	2	1	0	0	2
Leon Durham, L (1, 9) OBP: 0.385, SLG: 0.474		x 0-0 ② F7		x 0-0 ② 1-H 3-H 1B	x 0-0 ③ 5-3		x 0-0 ② 1-3 2-H 1B			4	0	2	1	0	0	2
Gary Woods, R (1, 8) OBP: 0.375, SLG: 0.456		S S S 0-3 ③ K		x 0-0 ③ F7		x 0-0 BB SH 1B	x 0-0 ③ F9			4	0	1	0	0	1	2
Steve Henderson, R (1, 7) OBP: 0.328, SLG: 0.393			x 0-0 ① 6-3		x 0-0 SH2-3 1B 6-3 1B	x 0-0 SH BB 1-2		x 0-0 ① 1-3		3	1	1	0	0	0	0
Jody Davis, R (1, 2) OBP: 0.241, SLG: 0.231			S S S 0-3 ② K		x 0-0 SH2-3 1-2 1B 1B	S S S 0-3 ① K		x 0-0 ② 6-3		4	1	1	0	0	2	2
Doug Bird, R (1, 1) OBP: 0.100, SLG: 0.100 Tye Waller, R (5, PH) OBP: 0.300, SLG: 0.222 Dick Tidrow, R (5, 1) Bob Molinaro, L (6, PH) OBP: 0.294, SLG: 0.143 Willie Hernandez, L (6, 1) Jerry Morales, R (8, PH) OBP: 0.273, SLG: 0.483 Lee Smith, R (8, 1)			x 0-0 ③ P4		x 0-0 ① SH2-3 1-2 2-3	B B B B 4-0 G4-6-3 1-2 2-3 BB		x 0-0 ③ 6-3		1 0 0 0 0 1 0	0 0 0 0 0 0 0	0 0 0 0 0 0 0	0 0 0 1 0 0 0	0 0 0 0 0 0 0	0 0 0 0 0 0 0	0 0 0 0 0 0 0
Inning Stats	R: 0 E: 0 K: 1 S: 5 H: 0 LOB: 0 BB: 0 P: 5	R: 0 E: 0 K: 1 S: 5 H: 0 LOB: 0 BB: 0 P: 5	R: 0 E: 0 K: 1 S: 5 H: 0 LOB: 0 BB: 0 P: 5	R: 3 E: 0 K: 0 S: 6 H: 4 LOB: 0 BB: 0 P: 6	R: 3 E: 0 K: 0 S: 8 H: 5 LOB: 2 BB: 0 P: 8	R: 0 E: 1 K: 1 S: 6 H: 1 LOB: 2 BB: 1 P: 10	R: 0 E: 0 K: 0 S: 4 H: 2 LOB: 2 BB: 1 P: 8	R: 0 E: 0 K: 0 S: 3 H: 0 LOB: 0 BB: 0 P: 3	R: 0 E: 0 K: 2 S: 7 H: 0 LOB: 0 BB: 0 P: 7	1B: 11 2B: 0 3B: 1 HR: 0 SF: 0 SAC: 2 DP: 1 HBP: 0						

TOP

Chicago Cubs @ St. Louis Cardinals

Busch Stadium, St. Louis, MO

Wed May 05 1982, 3:33 AM CDT

Att. 22,528 - Sunny - 88 F

livebaseballscorecards.com

AB	35
R	6
H	12
RBI	5
BB	2
SO	6
LOB	12

WP: 1 PA: 39
PB: 0
SB: 0
CS: 0

PITCHER		IP	WLS	BF	H	R	ER	SO	BB	IBB	HBP	BLK	WP	HR	S	P	ERA	WHIP
Andy Rincon, R ERA: 5.22	(1, 1)	4.0		17	6	5	5	3	0	0	0	0	1	0	23	23	11.25	1.500
Dave LaPoint, L ERA: 5.54	(5, 1)	1.0		8	4	1	1	0	0	0	0	0	0	0	8	8	9.00	4.000
Doug Bair, R ERA: 0.61	(6, 1)	3.0	W	11	2	0	0	1	2	0	0	0	0	0	11	19	0.00	1.333
Bruce Sutter, R ERA: 1.53	(9, 1)	1.0	S	3	0	0	0	2	0	0	0	0	0	0	7	7	0.00	0.000

PITCHER	IP	WLS	BF	H	R	ER	SO	BB	IBB	HBP	BLK	WP	HR	S	P	ERA	WHIP

Batter	1	2	3	4	5	6	7	8	9	AB	R	H	RBI	BB	SO	LOB
Lonnie Smith, R (1, 8) (7, 7) OBP: 0.402, SLG: 0.491	F7		1B	CS 2B 2-H		1B 2-3				4	0	3	1	0	0	0
Ozzie Smith, S (1, 6) OBP: 0.386, SLG: 0.478	1-3		F9 1B 2B	CS 2-3	6-3	L7				4	1	1	0	0	0	2
Keith Hernandez, L (1, 3) OBP: 0.419, SLG: 0.390	F7		F9 2-3		6-3 1B 1B		F8			4	1	1	0	0	0	1
George Hendrick, R (1, 9) OBP: 0.354, SLG: 0.614		HR	1B 3-H		6-3 1-2		HR			4	2	3	3	0	0	1
Dane Iorg, L (1, 7) OBP: 0.397, SLG: 0.379		1-3 1B 1B	4-3		1B 2-H		F8			3	1	2	1	0	0	1
David Green, R (7, 8) OBP: 0.321, SLG: 0.411										1	0	0	0	0	0	0
Darrell Porter, L (1, 2) OBP: 0.311, SLG: 0.429		1-3 1-2		F8	F9		F9			4	0	0	0	0	0	2
Ken Oberkfell, L (1, 5) OBP: 0.383, SLG: 0.372		4-3 1B 2-H		G3		1B SH1-4 1B		4-3		4	0	2	1	0	0	0
Tom Herr, S (1, 4) OBP: 0.314, SLG: 0.352		4-3 2-3		S E 1B		F9		K		4	1	1	0	0	1	2
Andy Rincon, R (1, 1) OBP: 0.111, SLG: 0.111		F8		E7 1B 1-H 2B		SH1-4 1-2		L5		2	1	1	1	0	0	1
Dave LaPoint, L (5, 1)										0	0	0	0	0	0	0
Doug Bair, R (6, 1)										0	0	0	0	0	0	0
Steve Braun, L (8, PH) OBP: 0.370, SLG: 0.304										1	0	0	0	0	0	0
Bruce Sutter, R (9, 1)										0	0	0	0	0	0	0
Inning Stats	R: 0 E: 0 K: 0 S: 3 H: 0 LOB: 0 BB: 0 P: 3	R: 2 E: 0 K: 0 S: 6 H: 3 LOB: 1 BB: 0 P: 6	R: 1 E: 0 K: 0 S: 5 H: 3 LOB: 1 BB: 0 P: 5	R: 2 E: 1 K: 0 S: 5 H: 3 LOB: 0 BB: 0 P: 5	R: 1 E: 0 K: 0 S: 5 H: 2 LOB: 1 BB: 0 P: 5	R: 0 E: 0 K: 0 S: 5 H: 2 LOB: 2 BB: 0 P: 5	R: 1 E: 0 K: 0 S: 4 H: 1 LOB: 0 BB: 0 P: 4	R: 0 E: 0 K: 1 S: 5 H: 0 LOB: 0 BB: 0 P: 5		1B: 10 2B: 2 3B: 0 HR: 2	SF: 0 SAC: 1 DP: 0 HBP: 0					

PITCHER	IP	WLS	BF	H	R	ER	SO	BB	IBB	HBP	BLK	WP	HR	S	P	ERA	WHIP
Doug Bird, R (1, 1) ERA: 3.76	4.0		19	9	5	4	0	0	0	0	0	0	1	19	19	9.00	2.250
Dick Tidrow, R (5, 1) ERA: 4.73	1.0		5	2	1	1	0	0	0	0	0	0	0	5	5	9.00	2.000
Willie Hernandez, L (6, 1) ERA: 4.2	2.0	L	9	3	1	1	0	0	0	0	0	0	1	9	9	4.50	1.500
Lee Smith, R (8, 1) ERA: 2.45	1.0		3	0	0	0	1	0	0	0	0	0	0	5	5	0.00	0.000

PITCHER	IP	WLS	BF	H	R	ER	SO	BB	IBB	HBP	BLK	WP	HR	S	P	ERA	WHIP

BOTTOM

Chicago Cubs @ St. Louis Cardinals

Busch Stadium, St. Louis, MO

Wed May 05 1982, 3:33 AM CDT
Att. 22,528 - Sunny - 88 F

livebaseballscorecards.com

AB	35
R	7
H	14
RBI	7
BB	0
SO	1
LOB	10

WP: 0 PB: 0 SB: 1 CS: 1 PA: 37

Batter	1	2	3	4	5	6	7	8	9	AB	R	H	RBI	BB	SO	LOB
Terry Puhl, L (1, 8) (8, 9) OBP: 0.342, SLG: 0.416	F8		G3			4-1 3-H		1B G4-6-3 1-2 2-H 1B	4-1	5	1	1	2	0	0	2
Danny Heep, L (1, 9) (8, 7) OBP: 0.333, SLG: 0.357	G3			1-3		4-3		G4-6-3 1-3 2-H 1B		4	0	1	1	0	0	0
Ray Knight, R (1, 5) OBP: 0.342, SLG: 0.421 Dickie Thon, R (8, 5) OBP: 0.283, SLG: 0.291	F9			G4-6-3 1B			F8 2B	G4-6-3 1-2f 3-H		4 0	0 0	2 0	0 0	0 0	0 0	1 0
Jose Cruz, L (1, 7) OBP: 0.336, SLG: 0.438 Randy Moffitt, R (8, 1)		6-3		G4-6-3 1-2f			BB BB	F8		3 0	0 0	0 0	0 0	1 0	0 0	1 0
Alan Ashby, S (1, 2) OBP: 0.333, SLG: 0.466 Alan Knicely, R (5, 2) OBP: 0.235, SLG: 0.200		K			P5		F8 2-3		1B 2B BB	2 1	0 1	0 1	0 0	0 1	1 0	0 2
Art Howe, R (1, 3) OBP: 0.315, SLG: 0.347		K			L5		G4-6-3 1-2 BB		2B G6-4-3 1-2 1B	3	1	1	0	1	1	0
Phil Garner, R (1, 4) OBP: 0.314, SLG: 0.414			FC3-6 1B		5-3		G4-6-3 1-2f 2-3		G6-4-3 1-3 2-H 2B	4	0	2	1	0	0	3
Craig Reynolds, L (1, 6) OBP: 0.500, SLG: 0.600			FC3-6 1-2f			4-1 3B		1B 1B 1B	G6-4-3 1B	4	2	3	0	0	0	1
Nolan Ryan, R (1, 1) OBP: 0.214, SLG: 0.154 Michael LaCoss, R (3, 1) Tony Scott, S (6, PH) OBP: 0.289, SLG: 0.341 Frank LaCorte, R (6, 1) Denny Walling, L (8, PH) OBP: 0.361, SLG: 0.185 Scott Loucks, R (8, 8)			K			P5		1B 1B 1-2 1B	G6-4-3 1-2f 2-3 3-H	1 0 1 0 1 1	0 0 0 0 1 0	0 0 0 0 0 0	0 0 0 0 0 0	1 0 0 0 0 0	1 0 1 0 0 2	1 0 0 0 0 0
Inning Stats	R: 0 E: 0 K: 0 S: 3 H: 0 LOB: 0 BB: 0 P: 3	R: 0 E: 0 K: 2 S: 7 H: 0 LOB: 0 BB: 0 P: 7	R: 0 E: 0 K: 1 S: 6 H: 1 LOB: 1 BB: 0 P: 6	R: 0 E: 0 K: 0 S: 3 H: 1 LOB: 0 BB: 0 P: 3	R: 0 E: 0 K: 0 S: 3 H: 0 LOB: 0 BB: 0 P: 3	R: 1 E: 0 K: 0 S: 4 H: 1 LOB: 0 BB: 0 P: 4	R: 0 E: 0 K: 0 S: 3 H: 1 LOB: 2 BB: 2 P: 11	R: 3 E: 0 K: 0 S: 6 H: 4 LOB: 0 BB: 0 P: 6	R: 2 E: 0 K: 0 S: 5 H: 3 LOB: 1 BB: 1 P: 9	1B: 8 2B: 2 3B: 1 HR: 0 SF: 0 SAC: 0 DP: 4 HBP: 0						

PITCHER		IP	WLS	BF	H	R	ER	SO	BB	IBB	HBP	BLK	WP	HR	S	P	ERA	WHIP
Randy Martz, R ERA: 1.98	(1, 1)	7.0	W	25	4	1	1	3	2	0	0	0	0	0	29	37	1.29	0.857
Dan Larson, R ERA: 7.23	(8, 1)	0.0		4	4	3	3	0	0	0	0	0	0	0	4	4	∞	∞
Allen Ripley, R ERA: 11.32	(8, 1)	2.0		8	3	2	2	0	1	0	0	0	0	0	7	11	9.00	2.000

PITCHER	IP	WLS	BF	H	R	ER	SO	BB	IBB	HBP	BLK	WP	HR	S	P	ERA	WHIP

TOP

Houston Astros @ Chicago Cubs

Wrigley Field, Chicago, IL

Fri May 07 1982, 3:33 AM CDT

Att. 6,404 - Sunny - 56 F

livebaseballscorecards.com

AB	34
R	6
H	11
RBI	4
BB	3
SO	3
LOB	14

PA: 37

WP: 0
PB: 0
SB: 0
CS: 0

Batter	1	2	3	4	5	6	7	8	9	AB	R	H	RBI	BB	SO	LOB
Steve Henderson, R (1, 7) OBP: 0.338, SLG: 0.391	BBBB 4-0 1B S HR BB	SSS 0-3 ③ K	X 0-0 2-H 1B			X 0-0 ② P4	SSS 0-3 ③ K			3	1	1	1	1	1	1
Gary Woods, R (7, 7) OBP: 0.370, SLG: 0.449										1	0	0	0	0	1	0
Bump Wills, S (1, 4) OBP: 0.355, SLG: 0.404	SSS 0-3 ① K 1-2		X 0-0 S 1B 1B X 0-0 ③ 4-3			X 0-0 1B HR 1B		X 0-0 ① F7		5	2	2	0	0	1	2
Bill Buckner, L (1, 3) OBP: 0.319, SLG: 0.381	X 0-0 2-3 HR 1B		X 0-0 ① F7 1-2	X 0-0 ① F8		X 0-0 1-3 HR 1B		X 0-0 ② 4-3		5	2	2	0	0	0	1
Dan Briggs, L (9, 3) OBP: 0.130, SLG: 0.130										0	0	0	0	0	0	0
Keith Moreland, R (1, 9) OBP: 0.413, SLG: 0.680	X 0-0 1-H 3-H HR		X 0-0 F9 1B 2-H 1B	X 0-0 ② F9		X 0-0 1-H 3-H HR		X 0-0 ③ P4		5	3	3	7	0	0	0
Leon Durham, L (1, 8) OBP: 0.389, SLG: 0.470	X 0-0 ② G3		X 0-0 23 1B 1B 1-2 2B 1B	X 0-0 ③ F7		BBBB 4-0 BB BB				3	1	1	0	1	0	0
Jody Davis, R (1, 2) OBP: 0.242, SLG: 0.207	X 0-0 ③ F7		X 0-0 ② F9 2-3		X 0-0 ① F8	BBBB 4-0 1-2 BB				3	0	0	0	1	0	2
Junior Kennedy, R (1, 6) OBP: 0.286, SLG: 0.350		SSS 0-3 ① K	X 0-0 23 1B 1-2 2B 3-H 1B		X 0-0 ② 6-3	X 0-0 ③ F7				4	1	1	1	0	1	2
23 Ryne Sandberg, R (1, 5) OBP: 0.213, SLG: 0.278		SSS 0-3 ② K	X 0-0 1-2 2-3 2B 1B		X 0-0 ③ F7		SSS 0-3 ① K			4	1	1	0	0	2	0
Randy Martz, L (1, 1) OBP: 0.500, SLG: 0.571		X 0-0 1B	X 0-0 1-H 2-H 3-H 1B 2B			SSS 0-3 ① K	SSS 0-3 ② K			3	1	2	3	0	1	0
Hector Cruz, R (7, PH)										1	0	0	0	0	1	0
Dan Larson, R (8, 1) OBP: 0.222, SLG: 0.222										0	0	0	0	0	0	0
Allen Ripley, R (8, 1)										0	0	0	0	0	0	0
Inning Stats	R: 3 E: 0 K: 1 S: 7 / H: 2 LOB: 0 BB: 1 P: 11	R: 0 E: 0 K: 3 S: 10 / H: 1 LOB: 1 BB: 0 P: 10	R: 6 E: 0 K: 0 S: 10 / H: 7 LOB: 1 BB: 0 P: 10	R: 0 E: 0 K: 0 S: 3 / H: 0 LOB: 0 BB: 0 P: 3	R: 0 E: 0 K: 0 S: 3 / H: 0 LOB: 0 BB: 0 P: 3	R: 3 E: 0 K: 1 S: 8 / H: 3 LOB: 2 BB: 2 P: 16	R: 0 E: 0 K: 3 S: 9 / H: 0 LOB: 0 BB: 0 P: 9	R: 0 E: 0 K: 0 S: 3 / H: 0 LOB: 0 BB: 0 P: 3		1B: 10 2B: 1 3B: 0 HR: 2	SF: 0 SAC: 0 DP: 0 HBP: 0					

PITCHER	IP	WLS	BF	H	R	ER	SO	BB	IBB	HBP	BLK	WP	HR	S	P	ERA	WHIP
Nolan Ryan, R (1, 1) ERA: 6.92	2.2	L	18	9	9	9	4	1	0	0	0	0	1	25	29	30.38	3.750
Michael LaCoss, R (3, 1) ERA: 3.38	2.1		8	1	0	0	0	0	0	0	0	0	0	8	8	0.00	0.429
Frank LaCorte, R (6, 1) ERA: 6.28	2.0		11	3	3	3	4	2	0	0	0	0	1	17	25	13.50	2.500
Randy Moffitt, R (8, 1) ERA: 3.24	1.0		3	0	0	0	0	0	0	0	0	0	0	3	3	0.00	0.000

PITCHER	IP	WLS	BF	H	R	ER	SO	BB	IBB	HBP	BLK	WP	HR	S	P	ERA	WHIP

BOTTOM

Houston Astros @ Chicago Cubs

Wrigley Field, Chicago, IL

Fri May 07 1982, 3:33 AM CDT

Att. 6,404 - Sunny - 56 F

livebaseballscorecards.com

AB	37
R	12
H	13
RBI	12
BB	3
SO	8
LOB	8

WP: 0 PB: 0 SB: 2 CS: 0 PA: 40

Houston Astros @ Chicago Cubs

Wrigley Field, Chicago, IL

Sat May 08 1982, 3:33 AM CDT

Att. 22,151 - Sunny - 57 F

TOP

livebaseballscorecards.com

Batter	1	2	3	4	5	6	7	8	9	AB	R	H	RBI	BB	SO	LOB
Denny Walling, L (1, 8) OBP: 0.375, SLG: 0.200	G3		E8 FC4 2-3		FC4-6 1B			BBB 4-0 FC6 1-2 BB		3	0	1	0	1	0	1
Randy Moffitt, R (8, 1)										0	0	0	0	0	0	0
Terry Puhl, L (1, 9) OBP: 0.331, SLG: 0.400	P6		F7		FC4-6 1-2f			F8 2-3		4	0	0	0	0	0	5
Ray Knight, R (1, 5) OBP: 0.339, SLG: 0.418	1B		FC4 1-2f			6-3		SF9 3-H		3	0	1	1	0	0	2
Jose Cruz, L (1, 7) OBP: 0.325, SLG: 0.422	P4			F8		F9		FC6 1-2f		4	0	0	0	0	0	2
Alan Ashby, S (1, 2) OBP: 0.340, SLG: 0.462		BBBB 4-0 G5-4-3 BB		2B 1B		F8			F8	3	1	1	0	1	0	0
Art Howe, R (1, 3) OBP: 0.304, SLG: 0.333		G5-4-3 1-2f		F9			F8		4-3	4	0	0	0	0	0	2
Phil Garner, R (1, 4) OBP: 0.320, SLG: 0.426		F9		1-H 2B			SSS 0-3 K		1B	4	0	2	1	0	1	0
Craig Reynolds, L (1, 6) OBP: 0.455, SLG: 0.526			E SH3-4 1B		F8		4-3		F8	4	0	1	0	0	0	1
Joe Niekro, R (1, 1) OBP: 0.059, SLG: 0.118			SH3-4 1-2		SSS K			F8 BB SF9 1B		1	0	0	0	0	1	0
Tony Scott, S (8, PH) OBP: 0.298, SLG: 0.349										1	1	1	0	0	0	0
(8, 8)																
Inning Stats	R: 0 E: 0 K: 0 S: 4 H: 1 LOB: 1 BB: 0 P: 4	R: 0 E: 0 K: 0 S: 2 H: 0 LOB: 0 BB: 1 P: 6	R: 0 E: 1 K: 0 S: 5 H: 1 LOB: 2 BB: 0 P: 5	R: 1 E: 0 K: 0 S: 4 H: 2 LOB: 1 BB: 0 P: 4	R: 0 E: 0 K: 1 S: 6 H: 1 LOB: 1 BB: 0 P: 6	R: 0 E: 0 K: 0 S: 3 H: 0 LOB: 0 BB: 0 P: 3	R: 0 E: 0 K: 1 S: 5 H: 0 LOB: 0 BB: 0 P: 5	R: 1 E: 0 K: 0 S: 4 H: 1 LOB: 1 BB: 1 P: 8	R: 0 E: 0 K: 0 S: 4 H: 1 LOB: 1 BB: 0 P: 4	1B: 6 2B: 1 3B: 0 HR: 0	SF: 1 SAC: 1 DP: 1 HBP: 0						

	AB	31
	R	2
	H	7
	RBI	2
	BB	2
	SO	2
	LOB	13

WP: 0 PB: 0 SB: 0 CS: 0 PA: 35

PITCHER		IP	WLS	BF	H	R	ER	SO	BB	IBB	HBP	BLK	WP	HR	S	P	ERA	WHIP
Dickie Noles, R ERA: 3.97	(1, 1)	7.0	W	28	6	2	2	2	2	0	0	0	0	0	30	38	2.57	1.143
Willie Hernandez, L ERA: 4.11	(8, 1)	0.1		1	0	0	0	0	0	0	0	0	0	0	1	1	0.00	0.000
Bill Campbell, R ERA: 2.87	(8, 1)	1.2	S	6	1	0	0	0	0	0	0	0	0	0	6	6	0.00	0.600

PITCHER	IP	WLS	BF	H	R	ER	SO	BB	IBB	HBP	BLK	WP	HR	S	P	ERA	WHIP

BOTTOM

Houston Astros @ Chicago Cubs

Wrigley Field, Chicago, IL

Sat May 08 1982, 3:33 AM CDT

Att. 22,151 - Sunny - 57 F

Batter	1	2	3	4	5	6	7	8	9	AB	R	H	RBI	BB	SO	LOB
Steve Henderson, R (1, 7) OBP: 0.333, SLG: 0.373	5-3	BB		5-3			K2-3			3	0	0	0	1	1	0
Gary Woods, R (8, 7) OBP: 0.370, SLG: 0.449										0	0	0	0	0	0	0
Bump Wills, S (1, 4) OBP: 0.359, SLG: 0.407	1B	1B			P1			K		4	1	2	1	0	1	0
Bill Buckner, L (1, 3) OBP: 0.309, SLG: 0.368	K	F8			K2-3			F9		4	0	0	0	0	2	3
Keith Moreland, R (1, 9) OBP: 0.416, SLG: 0.673	1B		K		K			1B		4	0	2	1	0	2	0
Tye Waller, R (8, PR) OBP: 0.300, SLG: 0.222										0	0	0	0	0	0	0
Jerry Morales, R (9, 8) OBP: 0.273, SLG: 0.483										0	0	0	0	0	0	0
Leon Durham, L (1, 8) OBP: 0.376, SLG: 0.452	G1	F8		F8				F8		4	0	0	0	0	0	2
(9, 9)																
Jody Davis, R (1, 2) OBP: 0.222, SLG: 0.188		F8	E5			K2-3				3	0	0	0	0	1	0
Junior Kennedy, R (1, 6) OBP: 0.250, SLG: 0.304		E5	F9			L5				3	1	0	0	0	0	1
23 Ryne Sandberg, R (1, 5) OBP: 0.227, SLG: 0.290		1B		F9			B1-6-4			3	1	2	0	0	0	0
Dickie Noles, R (1, 1) OBP: 0.167, SLG: 0.235		SF8		6-3			B1-6-4			2	0	0	1	0	0	1
Willie Hernandez, L (8, 1)										0	0	0	0	0	0	0
Bill Campbell, R (8, 1)										0	0	0	0	0	0	0
Inning Stats	R: 1 E: 0 K: 1 S: 7 H: 2 LOB: 1 BB: 0 P: 7	R: 2 E: 1 K: 0 S: 6 H: 2 LOB: 2 BB: 1 P: 10	R: 0 E: 1 K: 1 S: 6 H: 0 LOB: 1 BB: 0 P: 6	R: 0 E: 0 K: 0 S: 3 H: 0 LOB: 0 BB: 0 P: 3	R: 0 E: 0 K: 2 S: 7 H: 0 LOB: 0 BB: 0 P: 7	R: 0 E: 0 K: 1 S: 5 H: 0 LOB: 0 BB: 0 P: 5	R: 0 E: 0 K: 1 S: 5 H: 1 LOB: 0 BB: 0 P: 5	R: 0 E: 0 K: 1 S: 6 H: 1 LOB: 1 BB: 0 P: 6		1B: 6 2B: 0 3B: 0 HR: 0 SF: 1 SAC: 0 DP: 1 HBP: 0						

PITCHER		IP	WLS	BF	H	R	ER	SO	BB	IBB	HBP	BLK	WP	HR	S	P	ERA	WHIP
Joe Niekro, R ERA: 2.64	(1, 1)	7.0	L	28	5	3	1	6	1	0	0	0	1	0	39	43	1.29	0.857
Randy Moffitt, R ERA: 2.89	(8, 1)	1.0		4	1	0	0	1	0	0	0	0	0	0	6	6	0.00	1.000

PITCHER	IP	WLS	BF	H	R	ER	SO	BB	IBB	HBP	BLK	WP	HR	S	P	ERA	WHIP

AB	30
R	3
H	6
RBI	3
BB	1
SO	7
LOB	7

WP: 1 PA: 32
PB: 0
SB: 2
CS: 0

livebaseballscorecards.com

Houston Astros @ Chicago Cubs

Wrigley Field, Chicago, IL

Sun May 09 1982, 3:33 AM CDT

Att. 14,343 - Sunny - 59 F

TOP

livebaseballscorecards.com

Batter	1	2	3	4	5	6	7	8	9	AB	R	H	RBI	BB	SO	LOB
Terry Puhl, L (1, 9) OBP: 0.317, SLG: 0.382	S S S 0-3 ① K		x 0-0 ② 5-3		x 0-0 ① F9		x 0-0 ② 6-3 2-3		x 0-0 ②③ G1-6-3 1-2f	5	0	0	0	0	1	3
Tony Scott, S (1, 8) OBP: 0.295, SLG: 0.356	x 0-0 1B 2B		x 0-0 ③ 4-3		x 0-0 ② 6-3		S S S 0-3 ③ K			4	1	1	0	0	1	1
Ray Knight, R (1, 5) OBP: 0.336, SLG: 0.412	S S S 0-3 ② K			x 0-0 2B 1B 1B	x 0-0 ③ F9			x 0-0 ① 4-3		4	1	1	0	0	1	1
Jose Cruz, L (1, 7) OBP: 0.339, SLG: 0.438	x 0-0 2-H 1B			x 0-0 1-3 1B 2B		x 0-0 ① F7		B B B B 4-0 S BB		3	1	2	1	1	0	0
Alan Ashby, S (1, 2) OBP: 0.346, SLG: 0.474	S S S 0-3 ③ K			x 0-0 FC4-6 2-H 3-H 1B		x 0-0 2B		x 0-0 ② F7 1-2		4	0	2	2	0	1	2
Art Howe, R (1, 3) OBP: 0.294, SLG: 0.321		x 0-0 ① 6-3		x 0-0 ① FC4-6 1-3 1-2f		x 0-0 ② 1-3		x 0-0 ③ 6-3		4	0	0	0	0	0	3
Phil Garner, R (1, 4) OBP: 0.318, SLG: 0.420		x 0-0 ② F8		x 0-0 ② 1-3 1-2		x 0-0 ③ 3-1			x 0-0 SH5-4 1B	4	0	1	0	0	0	2
Craig Reynolds, L (1, 6) OBP: 0.480, SLG: 0.500		x 0-0 ③ G3		H 1-0 HBP			B B B B 4-0 6-3 SH1-4 BB		x 0-0 ① SH5-4 1-2	1	0	0	0	1	0	0
Bob Knepper, L (1, 1)			S S S 0-3 ① K	S S S 0-3 ③ K			x 0-0 ① SH1-4 1-2		L L L 4-0 G1-6-3 IBB	2	0	0	0	0	2	2
Denny Walling, L (9, PH) OBP: 0.375, SLG: 0.200										0	0	0	0	0	0	0
Alan Knicely, R (9, PH) OBP: 0.278, SLG: 0.200										0	0	0	0	1	0	0
Randy Moffitt, R (9, 1)										0	0	0	0	0	0	0

Inning Stats	1	2	3	4	5	6	7	8	9	1B: 4	SF: 0	WP: 0	PA: 37
	R: 1 E: 0 K: 3 S: 11 H: 2 LOB: 1 BB: 0 P: 11	R: 0 E: 0 K: 0 S: 3 H: 0 LOB: 0 BB: 0 P: 3	R: 0 E: 0 K: 1 S: 5 H: 0 LOB: 0 BB: 0 P: 5	R: 2 E: 0 K: 1 S: 8 H: 3 LOB: 2 BB: 0 P: 9	R: 0 E: 0 K: 0 S: 3 H: 0 LOB: 0 BB: 0 P: 3	R: 0 E: 0 K: 0 S: 4 H: 1 LOB: 1 BB: 0 P: 4	R: 0 E: 0 K: 1 S: 5 H: 0 LOB: 1 BB: 1 P: 9	R: 0 E: 0 K: 0 S: 3 H: 0 LOB: 1 BB: 1 P: 7	R: 0 E: 0 K: 0 S: 3 H: 1 LOB: 1 BB: 1 P: 7	2B: 3 3B: 0 HR: 0	SAC: 2 DP: 1 HBP: 1	PB: 0 SB: 1 CS: 0	

	AB	31
	R	3
	H	7
	RBI	3
	BB	3
	SO	6
	LOB	14

PITCHER		IP	WLS	BF	H	R	ER	SO	BB	IBB	HBP	BLK	WP	HR	S	P	ERA	WHIP
Fergie Jenkins, R ERA: 3.14	(1, 1)	7.0		29	6	3	3	6	1	0	1	0	0	0	39	44	3.86	1.000
Lee Smith, R ERA: 2.25	(8, 1)	1.1		6	1	0	0	0	1	0	0	0	0	0	5	9	0.00	1.500
Willie Hernandez, L ERA: 3.94	(9, 1)	0.2	W	2	0	0	0	0	0	1	0	0	0	0	1	5	0.00	0.000

PITCHER		IP	WLS	BF	H	R	ER	SO	BB	IBB	HBP	BLK	WP	HR	S	P	ERA	WHIP

Houston Astros @ Chicago Cubs

Wrigley Field, Chicago, IL

Sun May 09 1982, 3:33 AM CDT

Att. 14,343 - Sunny - 59 F

livebaseballscorecards.com

Batter	1	2	3	4	5	6	7	8	9	AB	R	H	RBI	BB	SO	LOB
Steve Henderson, R (1, 7) OBP: 0.316, SLG: 0.352	S S S 0-3 ① K		x 0-0 ② 1-6-3		x 0-0 ① F9			x 0-0 ① 5-3		4	0	0	0	0	1	0
Bump Wills, S (1, 4) OBP: 0.348, SLG: 0.393	x 0-0 ② F9		S S S 0-3 ③ K		S S S 0-3 ② K			x 0-0 ② F7		4	0	0	0	0	2	0
Bill Buckner, L (1, 3) OBP: 0.315, SLG: 0.367	x 0-0 E8 2B 1B			H 1-0 BB BB FC6-4 HBP	x 0-0 ③ P5			x 0-0 ③ F7		3	2	1	0	0	0	0
Keith Moreland, R (1, 9) OBP: 0.419, SLG: 0.673	x 0-0 2B 3-H			B B B B 4-0 FC6-4 23 FC3-2-5 BB 1-2 BB		x 0-0 ① F3			x 0-0 ① F7	3	0	1	1	1	0	0
Leon Durham, L (1, 8) OBP: 0.380, SLG: 0.458	x 0-0 ③ F9			B B B B 4-0 FC6-4 BB 1-2 2-3		x 0-0 ② G3			x 0-0 6-3 HR 2B	3	1	1	0	1	0	1
Junior Kennedy, R (1, 6) OBP: 0.250, SLG: 0.296		x 0-0 23 CS 1B		x 0-0 ① FC6-4 23 FC3-2-5 1B 1-2f 2-3 3-H		x 0-0 ③ F7			x 0-0 ② 6-3 2-3	4	1	1	1	0	0	3
23 Ryne Sandberg, R (1, 5) OBP: 0.220, SLG: 0.281 Bob Molinaro, L (9, PH) OBP: 0.333, SLG: 0.143	S S S 0-3 ① ② K 1-2		x 0-0 ② FC3-2-5 1B 1-2 3-H				S S S 0-3 ① K		4-0 HR IBB	3 0	0 1	0 0	0 1	0 0	2 0	3 0
Jody Davis, R (1, 2) OBP: 0.250, SLG: 0.306	x 0-0 ③ F9		x 0-0 1-3 2-H 1B				x 0-0 ② P2		x 0-0 1-H 3-H HR	4	1	2	4	0	0	0
Fergie Jenkins, R (1, 1) Hector Cruz, R (7, PH) Lee Smith, R (8, 1) Willie Hernandez, L (9, 1)		x 0-0 ① F8	x 0-0 ③ F9				x 0-0 ③ P4			2 1 0 0	0 0 0 0	0 0 0 0	0 0 0 0	0 0 0 0	0 0 0 0	2 0 0 0
Inning Stats	R: 1 H: 2 E: 1 LOB: 1 K: 1 BB: 0 S: 7 P: 7	R: 0 H: 1 E: 0 LOB: 0 K: 1 BB: 0 S: 5 P: 5	R: 0 H: 0 E: 0 LOB: 0 K: 1 BB: 0 S: 5 P: 5	R: 2 H: 1 E: 0 LOB: 2 K: 0 BB: 2 S: 4 P: 13	R: 0 H: 0 E: 0 LOB: 0 K: 1 BB: 0 S: 5 P: 5	R: 0 H: 0 E: 0 LOB: 0 K: 0 BB: 0 S: 3 P: 3	R: 0 H: 0 E: 0 LOB: 0 K: 1 BB: 0 S: 5 P: 5	R: 0 H: 0 E: 0 LOB: 0 K: 0 BB: 0 S: 3 P: 3	R: 3 H: 2 E: 0 LOB: 0 K: 0 BB: 1 S: 4 P: 8	1B: 3 SF: 0 2B: 2 SAC: 0 3B: 0 DP: 0 HR: 1 HBP: 1						WP: 0 PA: 35 PB: 0 SB: 0 CS: 1	

PITCHER		IP	WLS	BF	H	R	ER	SO	BB	IBB	HBP	BLK	WP	HR	S	P	ERA	WHIP
Bob Knepper, L ERA: 4.81	(1, 1)	8.0		30	4	3	3	5	2	0	1	0	0	0	37	46	3.38	0.750
Randy Moffitt, R ERA: 5.4	(9, 1)	0.2	L	5	2	3	3	0	0	1	0	0	0	1	4	8	40.50	3.000

PITCHER	IP	WLS	BF	H	R	ER	SO	BB	IBB	HBP	BLK	WP	HR	S	P	ERA	WHIP

AB	31
R	6
H	6
RBI	6
BB	3
SO	5
LOB	9

Batter	1	2	3	4	5	6	7	8	9	AB	R	H	RBI	BB	SO	LOB
Brett Butler, L (1, 8) OBP: 0.326, SLG: 0.239 Rufino Linares, R (9, PH) OBP: 0.406, SLG: 0.452	S S S 0-3 ① K		x 0-0 ③ F9		x 0-0 1-2 1B		x 0-0 ③ G3		x 0-0 FC6-4 1B	4	0	1	0	0	1	1
										1	0	1	0	0	0	0
Glenn Hubbard, R (1, 4) OBP: 0.371, SLG: 0.393	x 0-0 ② 6-3			x 0-0 1B 2B	x 0-0 ③ L3			x 0-0 ① 6-3	S S S 0-3 ② K	5	1	1	0	0	1	3
Claudell Washington, L (1, 9) OBP: 0.324, SLG: 0.416	x 0-0 ③ F8			H 1-0 G5-4-3 1B HBP		x 0-0 CS 1B		x 0-0 1B 1B	x 0-0 ③ FC6-4 1-2f	4	1	2	0	0	0	1
Dale Murphy, R (1, 7) OBP: 0.406, SLG: 0.617		x 0-0 ① 5-3		x 0-0 G5-4-3 1-2 2-H 1B		x 0-0 ① ② P5 1-2		S S S 0-3 ② K		4	0	1	1	0	1	2
Bob Horner, R (1, 5) OBP: 0.398, SLG: 0.638		x 0-0 ② F7		x 0-0 ① ② G5-4-3 1-2f 2-3		x 0-0 FC3-6 1B		x 0-0 PB 1-3 1B 1B		4	1	2	0	0	0	2
Chris Chambliss, L (1, 3) OBP: 0.385, SLG: 0.509		x 0-0 HR		S S S 0-3 ③ K		x 0-0 ③ FC3-6 1-2f		x 0-0 1B 1-H 3-H 1B		4	1	2	3	0	1	2
Biff Pocoroba, S (1, 2) OBP: 0.346, SLG: 0.391 Jerry Royster, R (8, PR) OBP: 0.188, SLG: 0.250 (8, 6)		x 0-0 ③ G3			x 0-0 ① 4-1		x 0-0 ① F8	x 0-0 1-3 1B		4	0	1	0	0	0	0
										0	0	0	0	0	0	0
Rafael Ramirez, R (1, 6) OBP: 0.322, SLG: 0.398 Larry Whisenton, L (8, PH) OBP: 0.458, SLG: 0.381 Bob Watson, R (8, PH) OBP: 0.281, SLG: 0.286 Al Hrabosky, R (8, 1) OBP: 1.000, SLG: 1.000			x 0-0 ① 6-3		x 0-0 ② F9		x 0-0 1B	S S S 0-3 ③ K		3	0	1	0	0	0	0
										0	0	0	0	0	0	0
										1	0	0	0	0	1	2
										0	0	0	0	0	0	0
Rick Mahler, R (1, 1) OBP: 0.063, SLG: 0.063 Larry McWilliams, L (6, 1) OBP: 0.667, SLG: 0.500 Rick Camp, R (6, 1) Ken Smith, L (7, PH) OBP: 0.500, SLG: 0.333 Steve Bedrosian, R (7, 1) Bruce Benedict, R (8, 2) OBP: 0.333, SLG: 0.291			x 0-0 ② G3		x 0-0 1B 1B		x 0-0 ② F7		x 0-0 ① 6-3	2	0	1	0	0	0	0
										0	0	0	0	0	0	0
										0	0	0	0	0	0	0
										1	0	0	0	0	0	1
										0	0	0	0	0	0	0
										1	0	0	0	0	0	0
Inning Stats	R: 0 E: 0 K: 1 S: 5 H: 0 LOB: 0 BB: 0 P: 5	R: 1 E: 0 K: 0 S: 4 H: 1 LOB: 0 BB: 0 P: 4	R: 0 E: 0 K: 0 S: 3 H: 0 LOB: 0 BB: 0 P: 3	R: 1 E: 0 K: 1 S: 6 H: 2 LOB: 1 BB: 0 P: 7	R: 0 E: 0 K: 0 S: 5 H: 2 LOB: 2 BB: 0 P: 5	R: 0 E: 0 K: 0 S: 4 H: 2 LOB: 1 BB: 0 P: 4	R: 0 E: 0 K: 0 S: 4 H: 1 LOB: 1 BB: 0 P: 4	R: 2 E: 0 K: 2 S: 11 H: 4 LOB: 2 BB: 0 P: 11	R: 0 E: 0 K: 1 S: 6 H: 1 LOB: 1 BB: 0 P: 6	1B: 11 2B: 1 3B: 0 HR: 1 SF: 0 SAC: 0 DP: 1 HBP: 1						

PITCHER		IP	WLS	BF	H	R	ER	SO	BB	IBB	HBP	BLK	WP	HR	S	P	ERA	WHIP
Doug Bird, R ERA: 3.57	(1, 1)	7.0	W	28	8	2	2	2	0	0	1	0	0	1	31	32	2.57	1.143
Lee Smith, R ERA: 3.24	(8, 1)	0.2		6	4	2	2	1	0	0	0	0	0	0	8	8	27.00	6.000
Willie Hernandez, L ERA: 3.63	(8, 1)	1.1	S	5	1	0	0	2	0	0	0	0	0	0	9	9	0.00	0.750

PITCHER	IP	WLS	BF	H	R	ER	SO	BB	IBB	HBP	BLK	WP	HR	S	P	ERA	WHIP

TOP

Atlanta Braves @ Chicago Cubs

Wrigley Field, Chicago, IL

Tue May 11 1982, 3:33 AM CDT

Att. 11,876 - Sunny - 83 F

livebaseballscorecards.com

AB	38
R	4
H	13
RBI	4
BB	0
SO	5
LOB	14

WP: 0 PA: 39
PB: 1
SB: 0
CS: 1

Atlanta Braves @ Chicago Cubs

Wrigley Field, Chicago, IL

Tue May 11 1982, 3:33 AM CDT

Att. 11,876 - Sunny - 83 F

livebaseballscorecards.com

BOTTOM

Batter	1	2	3	4	5	6	7	8	9	AB	R	H	RBI	BB	SO	LOB
Steve Henderson, R (1, 7)	K		6-3 1-2			BB E 1B	F7			3	1	1	0	0	1	1
Gary Woods, R (7, 7)										1	0	0	0	0	0	0
Bump Wills, S (1, 4)	CS 1B		G3			FC4-6 1-2 BB		CS BB		2	0	1	0	1	0	1
Junior Kennedy, R (7, 4)										0	0	0	0	1	0	0
Bill Buckner, L (1, 3)	K 1-2			F8		FC4-6 S 1B 1-2f 2-H		F7 1-2		4	1	0	0	0	1	3
Keith Moreland, R (1, 9)		K		4-3		K 2-3		F8		4	0	0	0	0	2	1
Leon Durham, L (1, 8)		4-3		4-3		HR S 3-H 1B				3	1	1	1	0	0	0
Jody Davis, R (1, 2)		K			HR	HR 1-H				3	2	2	3	0	1	0
Larry Bowa, S (1, 6)			4-3		3-1	4-3				3	0	0	0	0	0	0
23 Ryne Sandberg, R (1, 5)			1B 2B		F8		P3			3	1	1	0	0	0	0
Doug Bird, R (1, 1)					F9		P6			2	0	1	1	0	0	0
Dan Briggs, L (7, PH)										1	0	0	0	0	0	0
Lee Smith, R (8, 1)										0	0	0	0	0	0	0
Willie Hernandez, L (8, 1)			6-3 2-H 1B							0	0	0	0	0	0	0
Inning Stats	R: 0 E: 0 K: 2 S: 7 H: 1 LOB: 1 BB: 0 P: 7	R: 0 E: 0 K: 2 S: 7 H: 0 LOB: 0 BB: 0 P: 7	R: 1 E: 0 K: 0 S: 5 H: 2 LOB: 1 BB: 0 P: 5	R: 0 E: 0 K: 0 S: 3 H: 0 LOB: 0 BB: 0 P: 3	R: 1 E: 0 K: 0 S: 4 H: 1 LOB: 0 BB: 0 P: 4	R: 4 E: 1 K: 1 S: 8 H: 3 LOB: 0 BB: 1 P: 12	R: 0 E: 0 K: 0 S: 3 H: 0 LOB: 0 BB: 0 P: 3	R: 0 E: 0 K: 0 S: 2 H: 0 LOB: 0 BB: 1 P: 6		1B: 4 2B: 2 3B: 0 HR: 2	SF: 0 SAC: 0 DP: 1 HBP: 0						

	AB	29
	R	6
	H	7
	RBI	5
	BB	2
	SO	5
	LOB	6

WP: 0 PB: 0 SB: 2 CS: 2 PA: 31

PITCHER		IP	WLS	BF	H	R	ER	SO	BB	IBB	HBP	BLK	WP	HR	S	P	ERA	WHIP
Rick Mahler, R (1, 1) ERA: 3.22		5.2	L	22	5	4	4	5	1	0	0	0	0	1	31	35	6.35	1.059
Larry McWilliams, L (6, 1) ERA: 4.96		0.0		1	1	0	0	0	0	0	0	0	0	0	1	1	∞	∞
Rick Camp, R (6, 1) ERA: 5.68		0.1		2	1	2	2	0	0	0	0	0	0	1	2	2	54.00	3.000
Steve Bedrosian, R (7, 1) ERA: 1.46		1.0		3	0	0	0	0	0	0	0	0	0	0	3	3	0.00	0.000
Al Hrabosky, L (8, 1) ERA: 1.42		1.0		3	0	0	0	0	1	0	0	0	0	0	2	6	0.00	1.000

PITCHER	IP	WLS	BF	H	R	ER	SO	BB	IBB	HBP	BLK	WP	HR	S	P	ERA	WHIP

Atlanta Braves @ Chicago Cubs

Wrigley Field, Chicago, IL

Wed May 12 1982, 3:33 AM CDT

Att. 11,392 - Sunny - 65 F

TOP

livebaseballscorecards.com

Batter	1	2	3	4	5	6	7	8	9	AB	R	H	RBI	BB	SO	LOB
Claudell Washington, L (1, 9) OBP: 0.328, SLG: 0.425	0-0 2B 1B		0-0 3-1 ①	0-0 4-3 ③		0-0 L3 ②			0-0 SH5-4 HR 2B	5	2	2	0	0	0	5
Glenn Hubbard, R (1, 4) OBP: 0.375, SLG: 0.400	0-0 4-3 1-H 4-3 2B		0-0 6-3 ②		0-0 5-3 ①	BBBB 4-0 1-2 2-3 BB			0-0 SH5-4 ① 2-3	3	1	1	1	1	0	0
Chris Chambliss, L (1, 3) OBP: 0.370, SLG: 0.487	0-0 4-3 ① 2-3		0-0 P6 ③		0-0 F9 ②	0-0 4-3 ③			0-0 F8 ②	5	0	0	0	0	0	5
Dale Murphy, R (1, 8) (9, 7) OBP: 0.406, SLG: 0.634	0-0 4-3 ② 3-H			0-0 5-3 ①	0-0 1B		0-0 P4 ①		0-0 HR 3-H	5	1	2	3	0	0	0
Bob Horner, R (1, 5) OBP: 0.393, SLG: 0.633	0-0 5-3 ③			0-0 E BB 2B	0-0 6-3 ③		0-0 6-3 ②		0-0 F9 ③	4	1	1	0	0	0	1
Randy Johnson, R (7, 5)										1	0	0	0	0	0	0
Larry Whisenton, L (1, 7) OBP: 0.464, SLG: 0.348		0-0 L3 ①		BBBB 4-0 BB E BB		BBBB 4-0 E SH 1B BB	SSS 0-3 K ③			2	1	0	0	2	1	0
Brett Butler, L (9, 8) OBP: 0.326, SLG: 0.239										0	0	0	0	0	0	0
Bruce Benedict, R (1, 2) OBP: 0.333, SLG: 0.292		0-0 1B		0-0 F9 ②		0-0 SH BB 1B 1-3		0-0 5-3 ①		3	0	1	0	0	0	2
Rafael Ramirez, R (1, 6) OBP: 0.311, SLG: 0.384		0-0 F9 ②		0-0 E5 BB 1-2 2-3		0-0 P2 ①		0-0 5-3 ②		4	0	0	0	0	0	5
Bob Walk, R (1, 1) OBP: 0.368, SLG: 0.143										1	0	0	1	1	0	1
Ken Smith, L (6, PH) OBP: 0.600, SLG: 0.500		0-0 6-3 ③		BBBB 4-0 1-2 2-3 3-H BB		0-0 BB 1-2 3-H 1B		SSS 0-3 K ③		1	0	1	1	0	0	0
Steve Bedrosian, R (6, 1)										1	0	0	0	0	1	0
Al Hrabosky, R (8, 1) OBP: 1.000, SLG: 1.000										0	0	0	0	0	0	0
Gene Garber, R (8, 1)										0	0	0	0	0	0	0

Inning Stats																															
	R: 2	E: 0	K: 0	S: 5	H: 2	LOB: 0	BB: 0	P: 5	R: 0	E: 0	K: 0	S: 4	H: 1	LOB: 1	BB: 0	P: 4	R: 0	E: 0	K: 0	S: 3	H: 0	LOB: 0	BB: 0	P: 3	R: 1	E: 1	K: 0	S: 5	H: 1	LOB: 3	BB: 2	P: 13
	R: 0	E: 0	K: 0	S: 4	H: 0	LOB: 1	BB: 0	P: 4	R: 1	E: 1	K: 0	S: 5	H: 1	LOB: 3	BB: 2	P: 13	R: 0	E: 0	K: 1	S: 5	H: 0	LOB: 0	BB: 0	P: 5	R: 0	E: 0	K: 1	S: 5	H: 0	LOB: 0	BB: 0	P: 5
	R: 2	E: 0	K: 0	S: 5	H: 2	LOB: 0	BB: 0	P: 5																							

	AB	35
	R	6
	H	8
	RBI	6
	BB	4
	SO	2
	LOB	19

	1B: 4	SF: 0	WP: 0	PA: 41
	2B: 3	SAC: 2	PB: 0	
	3B: 0	DP: 0	SB: 0	
	HR: 1	HBP: 0	CS: 0	

PITCHER		IP	WLS	BF	H	R	ER	SO	BB	IBB	HBP	BLK	WP	HR	S	P	ERA	WHIP
Randy Martz, R ERA: 2.51	(1, 1)	5.0	L	25	5	4	3	0	3	0	0	0	0	0	22	34	5.40	1.600
Dick Tidrow, R ERA: 4.11	(6, 1)	2.0		8	1	0	0	1	1	0	0	0	0	0	9	13	0.00	1.000
Bill Campbell, R ERA: 3.57	(8, 1)	2.0		8	2	2	2	1	0	0	0	0	0	1	10	10	9.00	1.000

PITCHER	IP	WLS	BF	H	R	ER	SO	BB	IBB	HBP	BLK	WP	HR	S	P	ERA	WHIP

Atlanta Braves @ Chicago Cubs

Wrigley Field, Chicago, IL

Wed May 12 1982, 3:33 AM CDT

Att. 11,392 - Sunny - 65 F

BOTTOM

Batter	1	2	3	4	5	6	7	8	9	AB	R	H	RBI	BB	SO	LOB
Steve Henderson, R (1, 7) OBP: 0.314, SLG: 0.338	6-3		F8		K			BB		3	0	0	0	1	1	1
Bump Wills, S (1, 4) OBP: 0.360, SLG: 0.398	K		S 2B 2-H 1B		E1 1B			F7		4	1	2	1	0	1	1
Bill Buckner, L (1, 3) OBP: 0.304, SLG: 0.359	F8		1-H 2B		G3			F9		4	0	1	1	0	0	2
Keith Moreland, R (1, 9) OBP: 0.400, SLG: 0.636		1B	F9			K		P6		4	0	1	0	0	1	2
Leon Durham, L (1, 8) OBP: 0.375, SLG: 0.474		P3		HR		K			E3 FC3-6	4	1	1	1	0	1	1
Jody Davis, R (1, 2) OBP: 0.255, SLG: 0.442		K		K		K			P2	4	0	0	0	0	3	2
Larry Bowa, S (1, 6) OBP: 0.228, SLG: 0.215		P6		F9			F7		FC3-6 23 FC6-4 1-2f	4	0	0	0	0	0	2
23 Ryne Sandberg, R (1, 5) OBP: 0.224, SLG: 0.291			SH1-4 1B 1B	6-3			K		FC6-4 1-2f	4	1	1	0	0	1	1
Randy Martz, L (1, 1) OBP: 0.444, SLG: 0.500			SH1-4 1-2		4-3		G3			1	0	0	0	0	0	0
Dick Tidrow, R (6, 1)										0	0	0	0	0	0	0
Dan Briggs, L (7, PH) OBP: 0.120, SLG: 0.120										1	0	0	0	0	0	0
Bill Campbell, R (8, 1)										0	0	0	0	0	0	0
Inning Stats	R: 0 E: 0 K: 1 S: 5 H: 0 LOB: 0 BB: 0 P: 5	R: 0 E: 0 K: 1 S: 6 H: 1 LOB: 1 BB: 0 P: 6	R: 2 E: 0 K: 0 S: 6 H: 3 LOB: 1 BB: 0 P: 6	R: 1 E: 0 K: 1 S: 6 H: 1 LOB: 0 BB: 0 P: 6	R: 0 E: 1 K: 1 S: 6 H: 1 LOB: 1 BB: 0 P: 6	R: 0 E: 0 K: 3 S: 9 H: 0 LOB: 0 BB: 0 P: 9	R: 0 E: 0 K: 1 S: 5 H: 0 LOB: 0 BB: 0 P: 5	R: 0 E: 0 K: 0 S: 3 H: 0 LOB: 1 BB: 1 P: 7	R: 0 E: 1 K: 0 S: 4 H: 0 LOB: 1 BB: 0 P: 4	1B: 4 2B: 1 3B: 0 HR: 1	SF: 0 SAC: 1 DP: 0 HBP: 0						

livebaseballscorecards.com

AB	33
R	3
H	6
RBI	3
BB	1
SO	8
LOB	12

PITCHER		IP	WLS	BF	H	R	ER	SO	BB	IBB	HBP	BLK	WP	HR	S	P	ERA	WHIP
Bob Walk, R ERA: 3.0	(1, 1)	5.0	W	21	6	3	3	4	0	0	0	0	0	1	29	29	5.40	1.200
Steve Bedrosian, R ERA: 1.33	(6, 1)	2.1		8	0	0	0	4	1	0	0	0	0	0	15	19	0.00	0.429
Al Hrabosky, L ERA: 1.35	(8, 1)	0.1		1	0	0	0	0	0	0	0	0	0	0	1	1	0.00	0.000
Gene Garber, R ERA: 0.94	(8, 1)	1.1	S	5	0	0	0	0	0	0	0	0	0	0	5	5	0.00	0.000

PITCHER		IP	WLS	BF	H	R	ER	SO	BB	IBB	HBP	BLK	WP	HR	S	P	ERA	WHIP

WP: 0 PB: 0 SB: 1 CS: 0 PA: 35

Batter	1	2	3	4	5	6	7	8	9	AB	R	H	RBI	BB	SO	LOB
Steve Henderson, R (1, 7) OBP: 0.311, SLG: 0.333	5-3		1B	F9		L4			P4	4	1	1	0	0	0	2
Gary Woods, R (6, 7) OBP: 0.360, SLG: 0.437			1-3 1B							1	0	0	0	0	0	0
Bump Wills, S (1, 4) OBP: 0.364, SLG: 0.397	K2-3		1B	4-3			SF7 BB		K	3	1	1	1	1	1	2
Lee Smith, R (7, 1)			1-2 3-H				S S			1	0	0	0	0	1	0
Bill Buckner, L (1, 3) OBP: 0.302, SLG: 0.356	F9		K		6-3		P6			4	1	1	0	0	1	3
Dan Briggs, L (9, 3) OBP: 0.120, SLG: 0.120					1B		1-2			0	0	0	0	0	0	0
Keith Moreland, R (1, 9) OBP: 0.395, SLG: 0.628		P5	1-2 2-H 1B		6-3		SF7			3	0	1	2	0	0	1
					1-2		2-H									
Leon Durham, L (1, 8) OBP: 0.382, SLG: 0.479		FC6-5 S 1B	K		2-H 1B		F9			3	0	2	1	0	1	2
Jerry Morales, R (5, PR) OBP: 0.265, SLG: 0.467										1	0	0	0	0	0	0
(5, 8)																
Jody Davis, R (1, 2) OBP: 0.235, SLG: 0.404		FC6-5		6-3	F8			F7		4	0	0	0	0	0	2
		1-3														
Larry Bowa, S (1, 6) OBP: 0.229, SLG: 0.216		4-3		23 2B 1B	F7			F9		4	1	1	0	0	0	2
23 Ryne Sandberg, R (1, 5) OBP: 0.225, SLG: 0.299			F8	1B 1-3 2B			K	K		4	0	1	0	0	2	0
Allen Ripley, R (1, 1) OBP: 0.667, SLG: 0.667			1B PB 1B				5-3		G3	3	1	2	1	0	0	0
Junior Kennedy, R (7, 4) OBP: 0.267, SLG: 0.286				2-3 3-H						1	0	0	0	0	0	0
Inning Stats	R: 0 E: 0 K: 1 S: 5 H: 0 LOB: 0 BB: 0 P: 5	R: 0 E: 0 K: 0 S: 4 H: 1 LOB: 1 BB: 0 P: 4	R: 2 E: 0 K: 2 S: 11 H: 4 LOB: 2 BB: 0 P: 11	R: 1 E: 0 K: 0 S: 6 H: 3 LOB: 2 BB: 0 P: 6	R: 1 E: 0 K: 0 S: 5 H: 2 LOB: 1 BB: 0 P: 5	R: 0 E: 0 K: 1 S: 5 H: 0 LOB: 0 BB: 0 P: 5	R: 1 E: 0 K: 0 S: 3 H: 0 LOB: 0 BB: 1 P: 7	R: 0 E: 0 K: 1 S: 5 H: 0 LOB: 0 BB: 0 P: 5	R: 0 E: 0 K: 1 S: 5 H: 0 LOB: 0 BB: 0 P: 5							

PITCHER		IP	WLS	BF	H	R	ER	SO	BB	IBB	HBP	BLK	WP	HR	S	P	ERA	WHIP
Joe Niekro, R ERA: 3.12	(1, 1)	4.1	L	23	10	4	4	3	0	0	0	0	0	0	29	29	8.31	2.308
Michael LaCoss, R ERA: 3.1	(5, 1)	1.2		5	0	0	0	1	0	0	0	0	0	0	7	7	0.00	0.000
Frank LaCorte, R ERA: 5.71	(7, 1)	3.0		10	0	1	1	2	1	0	0	0	0	0	13	17	3.00	0.333

PITCHER	IP	WLS	BF	H	R	ER	SO	BB	IBB	HBP	BLK	WP	HR	S	P	ERA	WHIP

TOP

Chicago Cubs @ Houston Astros

Astrodome, Houston, TX

Thu May 13 1982, 8:05 PM EDT

Att. 13,534 - Dome - 72 F

livebaseballscorecards.com

AB	36
R	5
H	10
RBI	5
BB	1
SO	6
LOB	14

1B: 9	SF: 1	WP: 0	PA: 38
2B: 1	SAC: 0	PB: 1	
3B: 0	DP: 0	SB: 3	
HR: 0	HBP: 0	CS: 0	

Batter	1	2	3	4	5	6	7	8	9	AB	R	H	RBI	BB	SO	LOB
Terry Puhl, L (1, 9) OBP: 0.314, SLG: 0.366	4-3			F9		G4-6-3 1B			G3 1-2	4	0	1	0	0	0	1
Tony Scott, S (1, 8) OBP: 0.280, SLG: 0.327	F7			F9		G4-6-3 1-2f			5-3 2-3	4	0	0	0	0	0	2
Ray Knight, R (1, 5) OBP: 0.336, SLG: 0.437	K			1B			K			4	0	1	0	0	2	1
Jose Cruz, L (1, 7) OBP: 0.341, SLG: 0.433		4-3		5-3			F8			3	0	0	0	0	0	1
Alan Ashby, S (1, 2) OBP: 0.357, SLG: 0.456		4-3			BB		K			2	0	0	0	1	1	0
Denny Walling, L (1, 3) OBP: 0.370, SLG: 0.250		4-3			F8			6-3		3	0	0	0	0	0	1
Phil Garner, R (1, 4) OBP: 0.307, SLG: 0.423			5-3		F8			6-3		3	0	0	0	0	0	1
Craig Reynolds, L (1, 6) OBP: 0.417, SLG: 0.379			F9		F9			P4		3	0	0	0	0	0	1
Joe Niekro, R (1, 1) OBP: 0.056, SLG: 0.111			F7			P4			5-3 G3 1B	1	0	0	0	0	0	0
Michael LaCoss, R (5, 1)										0	0	0	0	0	0	0
Joe Pittman, R (6, PH) OBP: 0.250, SLG: 0.500										1	0	0	0	0	0	0
Frank LaCorte, R (7, 1)										0	0	0	0	0	0	0
Danny Heep, L (9, PH) OBP: 0.375, SLG: 0.400										1	0	1	0	0	0	0
Inning Stats	R: 0 E: 0 K: 1 S: 5 H: 0 LOB: 0 BB: 0 P: 5	R: 0 E: 0 K: 0 S: 3 H: 0 LOB: 0 BB: 0 P: 3	R: 0 E: 0 K: 0 S: 3 H: 0 LOB: 0 BB: 0 P: 3	R: 0 E: 0 K: 0 S: 4 H: 1 LOB: 1 BB: 0 P: 4	R: 0 E: 0 K: 0 S: 3 H: 0 LOB: 1 BB: 1 P: 7	R: 0 E: 0 K: 0 S: 3 H: 1 LOB: 0 BB: 0 P: 3	R: 0 E: 0 K: 2 S: 7 H: 0 LOB: 0 BB: 0 P: 7	R: 0 E: 0 K: 0 S: 3 H: 0 LOB: 0 BB: 0 P: 3	R: 0 E: 0 K: 0 S: 4 H: 1 LOB: 1 BB: 0 P: 4	1B: 3 2B: 0 3B: 0 HR: 0 SF: 0 SAC: 0 DP: 1 HBP: 0						

PITCHER	IP	WLS	BF	H	R	ER	SO	BB	IBB	HBP	BLK	WP	HR	S	P	ERA	WHIP
Allen Ripley, R (1, 1) ERA: 7.16	6.0	W	20	2	0	0	1	1	0	0	0	0	0	21	25	0.00	0.500
Lee Smith, R (7, 1) ERA: 2.75	3.0	S	10	1	0	0	2	0	0	0	0	0	0	14	14	0.00	0.333

PITCHER	IP	WLS	BF	H	R	ER	SO	BB	IBB	HBP	BLK	WP	HR	S	P	ERA	WHIP

BOTTOM

Chicago Cubs @ Houston Astros

Astrodome, Houston, TX

Thu May 13 1982, 8:05 PM EDT

Att. 13,534 - Dome - 72 F

livebaseballscorecards.com

AB	29
R	0
H	3
RBI	0
BB	1
SO	3
LOB	8

Batter	1	2	3	4	5	6	7	8	9	AB	R	H	RBI	BB	SO	LOB
Steve Henderson, R (1, 7) OBP: 0.316, SLG: 0.329	BBBB 4-0 G5-4-3 BB		x 0-0 ② 5-3			x 0-0 ① 1-3	x 0-0 ① F9		x 0-0 2-H 1B	4	0	1	1	1	0	0
Bump Wills, S (1, 4) OBP: 0.361, SLG: 0.400 Junior Kennedy, R (7, 4) OBP: 0.258, SLG: 0.276	x 0-0 ① ② G5-4-3 1-2f		x 0-0 ③ F9			x 0-0 2B 2B	x 0-0 ② 4-3		x 0-0 ② F8	4 1	1 0	1 0	0 0	0 0	0 0	1 1
Bill Buckner, L (1, 3) OBP: 0.313, SLG: 0.372	x 0-0 S 1B			x 0-0 ① F8		x 0-0 2-H 2B	x 0-0 1B		x 0-0 ③ 4-3	5	1	3	1	0	0	1
Keith Moreland, R (1, 9) OBP: 0.406, SLG: 0.626	BBBB 4-0 FC6-4 1-2 BB			x 0-0 CS 1B		4-0 2B SF7 IBB	x 0-0 ③ 5-3			2	1	1	0	2	0	1
Gary Woods, R (1, 8) OBP: 0.354, SLG: 0.440	x 0-0 ③ FC6-4 1-2f			x 0-0 ② P2		x 0-0 1-3 2-H 3B 2B		SSS 0-3 ① K		4	1	1	1	0	1	3
Jody Davis, R (1, 2) OBP: 0.218, SLG: 0.380		x 0-0 ① G3		x 0-0 ③ CS 1-2	SSS 0-3 ① K	x 0-0 ② SF7 3-H		x 0-0 ② 5-3		3	0	0	1	0	1	0
Larry Bowa, S (1, 6) OBP: 0.239, SLG: 0.257		x 0-0 ② 6-3			x 0-0 2B	x 0-0 23 1B 2-H 3B		x 0-0 ③ F9		4	1	2	1	0	0	0
23 Ryne Sandberg, R (1, 5) OBP: 0.235, SLG: 0.306		x 0-0 ③ 1-3			x 0-0 ② F9	x 0-0 3-H 1B			x 0-0 SH3-4 1B 1B	4	1	2	1	0	0	1
Dickie Noles, R (1, 1) OBP: 0.143, SLG: 0.200 Dick Tidrow, R (6, 1) Willie Hernandez, L (7, 1)			SSS 0-3 ① K		SSS 0-3 ③ K	x 0-0 ③ F8			x 0-0 ① SH3-4 1-2	3 0 0	0 0 0	0 0 0	0 0 0	0 0 0	2 0 0	2 0 0
Inning Stats	R: 0 H: 1 E: 0 LOB: 2 K: 0 BB: 2 S: 3 P: 11	R: 0 H: 0 E: 0 LOB: 0 K: 0 BB: 0 S: 3 P: 3	R: 0 H: 0 E: 0 LOB: 0 K: 1 BB: 0 S: 5 P: 5	R: 0 H: 1 E: 0 LOB: 0 K: 0 BB: 0 S: 3 P: 3	R: 0 H: 1 E: 0 LOB: 1 K: 2 BB: 0 S: 8 P: 8	R: 5 H: 5 E: 0 LOB: 1 K: 0 BB: 1 S: 8 P: 12	R: 0 H: 1 E: 0 LOB: 1 K: 0 BB: 0 S: 4 P: 4	R: 0 H: 0 E: 0 LOB: 0 K: 1 BB: 0 S: 5 P: 5	R: 1 H: 2 E: 0 LOB: 1 K: 0 BB: 0 S: 5 P: 5	1B: 6 SF: 1 2B: 4 SAC: 1 3B: 1 DP: 1 HR: 0 HBP: 0						

TOP

Chicago Cubs @ Houston Astros

Astrodome, Houston, TX

Fri May 14 1982, 8:05 PM EDT

Att. 19,193 - Dome - 72 F

livebaseballscorecards.com

AB	34
R	6
H	11
RBI	6
BB	3
SO	4
LOB	10

PITCHER		IP	WLS	BF	H	R	ER	SO	BB	IBB	HBP	BLK	WP	HR	S	P	ERA	WHIP
Bob Knepper, L ERA: 5.04	(1, 1)	5.1	L	23	6	4	4	3	2	1	0	0	0	0	26	38	6.75	1.500
Vern Ruhle, R ERA: 5.33	(6, 1)	0.2		4	2	1	1	0	0	0	0	0	0	0	4	4	13.50	3.000
Randy Moffitt, R ERA: 4.5	(7, 1)	2.0		7	1	0	0	1	0	0	0	0	0	0	9	9	0.00	0.500
Dave Smith, R ERA: 3.1	(9, 1)	1.0		5	2	1	1	0	0	0	0	0	0	0	5	5	9.00	2.000

PITCHER	IP	WLS	BF	H	R	ER	SO	BB	IBB	HBP	BLK	WP	HR	S	P	ERA	WHIP

Batter	1	2	3	4	5	6	7	8	9	AB	R	H	RBI	BB	SO	LOB
Terry Puhl, L (1, 9) OBP: 0.312, SLG: 0.362	4-3		P6		4-3		2B 4-3 1B		BB	4	1	1	0	0	0	1
Alan Knicely, R (9, PH) OBP: 0.316, SLG: 0.200										0	0	0	0	1	0	0
Tony Scott, S (1, 8) OBP: 0.295, SLG: 0.359	F9 S 1B		F8			1B SF7 2B	4-3 1-3 2B		F7	5	1	3	0	0	0	1
Ray Knight, R (1, 5) OBP: 0.333, SLG: 0.431	F9 1-3		P5			E WP 2-3 1B	4-3 2-3 3-H			4	0	1	1	0	0	2
Jose Cruz, L (1, 7) OBP: 0.331, SLG: 0.423	5-3			G2		SF7 1-2 3-H	K			3	0	0	1	0	1	2
Alan Ashby, S (1, 2) OBP: 0.345, SLG: 0.439		F7		F9		K		F9		4	0	0	0	0	1	1
Denny Walling, L (1, 3) OBP: 0.347, SLG: 0.231		6-3		4-3		E4 2-3		4-3		3	0	0	0	0	0	1
Randy Moffitt, R (7, 1)										0	0	0	0	0	0	0
Dickie Thon, R (8, PH) OBP: 0.279, SLG: 0.286										1	0	0	0	0	0	0
Dave Smith, R (9, 1)										0	0	0	0	0	0	0
Phil Garner, R (1, 4) OBP: 0.313, SLG: 0.433		1B 1B			FC3-5-6 2B	K		K		4	0	2	0	0	2	2
Craig Reynolds, L (1, 6) OBP: 0.410, SLG: 0.375		S 1-3 1B			FC3-5-6 SH1-4 2-3		P6		K	3	0	1	0	0	0	1
Kiko Garcia, R (9, PH) OBP: 0.229, SLG: 0.343										1	0	0	0	0	1	0
Bob Knepper, L (1, 1)		K 1-2			SH1-4 1-2		HR		6-3	1	0	0	0	0	1	2
Vern Ruhle, R (6, 1) OBP: 0.222, SLG: 0.222										0	0	0	0	0	0	0
Danny Heep, L (7, 3) OBP: 0.389, SLG: 0.588										2	1	1	1	0	0	0
Inning Stats	R: 0 E: 0 K: 0 S: 4 H: 1 LOB: 1 BB: 0 P: 4	R: 0 E: 0 K: 1 S: 7 H: 2 LOB: 2 BB: 0 P: 7	R: 0 E: 0 K: 0 S: 3 H: 0 LOB: 0 BB: 0 P: 3	R: 0 E: 0 K: 0 S: 3 H: 0 LOB: 0 BB: 0 P: 3	R: 0 E: 0 K: 0 S: 4 H: 1 LOB: 1 BB: 0 P: 4	R: 1 E: 1 K: 2 S: 10 H: 2 LOB: 2 BB: 0 P: 10	R: 2 E: 0 K: 1 S: 8 H: 3 LOB: 1 BB: 0 P: 8	R: 0 E: 0 K: 1 S: 5 H: 0 LOB: 0 BB: 0 P: 5	R: 0 E: 0 K: 1 S: 5 H: 0 LOB: 1 BB: 1 P: 9	1B: 5 2B: 3 3B: 0 HR: 1	SF: 1 SAC: 1 DP: 0 HBP: 0					

PITCHER		IP	WLS	BF	H	R	ER	SO	BB	IBB	HBP	BLK	WP	HR	S	P	ERA	WHIP
Dickie Noles, R ERA: 3.71	(1, 1)	5.2	W	24	6	1	1	2	0	0	0	0	1	0	28	28	1.59	1.059
Dick Tidrow, R ERA: 4.96	(6, 1)	1.0		6	3	2	2	1	0	0	0	0	0	1	8	8	18.00	3.000
Willie Hernandez, L ERA: 3.2	(7, 1)	2.1	S	8	0	0	0	3	1	0	0	0	0	0	13	17	0.00	0.429

PITCHER	IP	WLS	BF	H	R	ER	SO	BB	IBB	HBP	BLK	WP	HR	S	P	ERA	WHIP

BOTTOM

Chicago Cubs @ Houston Astros

Astrodome, Houston, TX

Fri May 14 1982, 8:05 PM EDT

Att. 19,193 - Dome - 72 F

livebaseballscorecards.com

AB	35
R	3
H	9
RBI	3
BB	1
SO	6
LOB	13

WP: 1 PB: 0 SB: 2 CS: 0 PA: 38

Batter	1	2	3	4	5	6	7	8	9	AB	R	H	RBI	BB	SO	LOB
Steve Henderson, R (1, 7) OBP: 0.303, SLG: 0.315	S S S 0-3 ① K		x 0-0 ② 4-3 3-H		x 0-0 ③ F8			x 0-0 ③ F8		4	0	0	1	0	1	1
Bump Wills, S (1, 4) OBP: 0.371, SLG: 0.406	B B B B 4-0 1-3 BB		x 0-0 1B			S S S 0-3 ① K			x 0-0 BLK 1B	3	0	2	0	1	1	0
Bill Buckner, L (1, 3) OBP: 0.304, SLG: 0.362	x 0-0 ② 1-3 1-2		x 0-0 ③ F8			x 0-0 ② L4			x 0-0 ① F9	4	0	0	0	0	0	3
Keith Moreland, R (1, 9) OBP: 0.394, SLG: 0.606	x 0-0 ③ 6-3			x 0-0 ① 5-3		x 0-0 ③ G3			x 0-0 ② F9	4	0	0	0	0	0	2
Gary Woods, R (1, 8) OBP: 0.341, SLG: 0.423 Dan Briggs, L (9, PH) OBP: 0.115, SLG: 0.115		x 0-0 ① F9		x 0-0 ② 6-3			x 0-0 ① 1-3		S S S 0-3 ③ K 1-2	3 1	0 0	0 0	0 0	0 0	0 1	0 1
Jody Davis, R (1, 2) OBP: 0.207, SLG: 0.358		x 0-0 ② F9		S S S 0-3 ③ K			x 0-0 ② 5-3			3	0	0	0	0	1	0
Larry Bowa, S (1, 6) OBP: 0.232, SLG: 0.250		x 0-0 ③ F9			x 0-0 ① F8		x 0-0 ③ 4-3			3	0	0	0	0	0	0
23 Ryne Sandberg, R (1, 5) OBP: 0.246, SLG: 0.310			x 0-0 SH1-4 S 4-3 1B		B B B B 4-0 S BB			S S S 0-3 ① K		2	1	1	0	1	1	0
Fergie Jenkins, R (1, 1) Lee Smith, R (6, 1) Willie Hernandez, L (7, 1) Bob Molinaro, L (8, PH) OBP: 0.316, SLG: 0.133 Bill Campbell, R (8, 1)			x 0-0 ① SH1-4 1-3		S S S 0-3 ② K 1-2			x 0-0 ② F9		1 0 0 1 0	0 0 0 0 0	0 0 0 0 0	0 0 0 0 0	0 0 0 0 0	1 0 0 0 0	1 0 0 0 0
Inning Stats	R: 0 H: 0 E: 0 LOB: 1 K: 1 BB: 1 S: 5 P: 9	R: 0 H: 0 E: 0 LOB: 0 K: 0 BB: 0 S: 3 P: 3	R: 1 H: 2 E: 0 LOB: 1 K: 0 BB: 0 S: 5 P: 5	R: 0 H: 0 E: 0 LOB: 0 K: 1 BB: 0 S: 5 P: 5	R: 0 H: 0 E: 0 LOB: 1 K: 1 BB: 1 S: 5 P: 9	R: 0 H: 0 E: 0 LOB: 0 K: 1 BB: 0 S: 5 P: 5	R: 0 H: 0 E: 0 LOB: 0 K: 0 BB: 0 S: 3 P: 3	R: 0 H: 0 E: 0 LOB: 0 K: 1 BB: 0 S: 5 P: 5	R: 0 H: 1 E: 0 LOB: 1 K: 1 BB: 0 S: 6 P: 6	1B: 3 2B: 0 3B: 0 HR: 0	SF: 0 SAC: 1 DP: 0 HBP: 0					

TOP

Chicago Cubs @ Houston Astros

Astrodome, Houston, TX

Sat May 15 1982, 8:05 PM EDT
Att. 43,543 - Dome - 72 F

livebaseballscorecards.com

AB	29
R	1
H	3
RBI	1
BB	2
SO	6
LOB	8

PITCHER	IP	WLS	BF	H	R	ER	SO	BB	IBB	HBP	BLK	WP	HR	S	P	ERA	WHIP
Don Sutton, R (1, 1) ERA: 2.4	9.0	W	32	3	1	1	6	2	0	0	1	0	0	42	50	1.00	0.556

PITCHER	IP	WLS	BF	H	R	ER	SO	BB	IBB	HBP	BLK	WP	HR	S	P	ERA	WHIP

Batter	1	2	3	4	5	6	7	8	9	AB	R	H	RBI	BB	SO	LOB
Denny Walling, L (1, 9) (9, 3) OBP: 0.340, SLG: 0.279	SF9 3B		1-3 1-2		G6-4-3 1-2f		4-3 2-3			4	1	1	0	0	0	3
Tony Scott, S (1, 8) OBP: 0.284, SLG: 0.349	SF9 3-H		G3			3-1	K			3	0	0	1	0	1	2
Scott Loucks, R (8, 8)										0	0	0	0	0	0	0
Ray Knight, R (1, 5) OBP: 0.345, SLG: 0.432	K			1-3 1B BB		1B 1B BB		3-4-3 2B 1B		2	3	1	0	2	1	0
Jose Cruz, L (1, 7) OBP: 0.329, SLG: 0.417	F8		1-3 1-2			1B 1-2 1B		F7		4	0	1	0	0	0	2
Danny Heep, L (1, 3) OBP: 0.364, SLG: 0.524		G3	F7			1-3 2-H 1B		3-4-3 1-2		4	0	1	1	0	0	2
Terry Puhl, L (9, 9) OBP: 0.312, SLG: 0.362										0	0	0	0	0	0	0
Phil Garner, R (1, 4) OBP: 0.318, SLG: 0.442		F8	2-H 1B			P3		2-H 2B		4	0	2	2	0	0	2
Alan Ashby, S (1, 2) OBP: 0.341, SLG: 0.427		4-3	4-3			F8		IBB		3	0	0	0	1	0	3
Craig Reynolds, L (1, 6) OBP: 0.419, SLG: 0.371			1-3 1B		K		4-3 SH1-4 BB	G3		3	0	1	0	1	1	2
Don Sutton, R (1, 1) OBP: 0.238, SLG: 0.200			K		G6-4-3 1B		SH1-4 1-2			2	0	1	0	0	1	1
Inning Stats	R: 1 H: 1 E: 0 LOB: 0 K: 1 BB: 0 S: 6 P: 6	R: 0 H: 0 E: 0 LOB: 0 K: 0 BB: 0 S: 3 P: 3	R: 0 H: 1 E: 0 LOB: 1 K: 1 BB: 0 S: 6 P: 6	R: 1 H: 1 E: 0 LOB: 1 K: 0 BB: 1 S: 4 P: 8	R: 0 H: 1 E: 0 LOB: 0 K: 1 BB: 0 S: 5 P: 5	R: 1 H: 2 E: 0 LOB: 2 K: 0 BB: 1 S: 5 P: 9	R: 0 H: 0 E: 0 LOB: 1 K: 1 BB: 1 S: 5 P: 9	R: 1 H: 2 E: 0 LOB: 2 K: 0 BB: 1 S: 5 P: 9		1B: 6 SF: 1 2B: 1 SAC: 1 3B: 1 DP: 1 HR: 0 HBP: 0						

PITCHER		IP	WLS	BF	H	R	ER	SO	BB	IBB	HBP	BLK	WP	HR	S	P	ERA	WHIP
Fergie Jenkins, R ERA: 3.35	(1, 1)	5.1	L	23	6	3	3	3	2	0	0	0	0	0	27	35	5.06	1.500
Lee Smith, R ERA: 2.61	(6, 1)	1.0		4	0	0	0	0	1	0	0	0	0	0	3	7	0.00	1.000
Willie Hernandez, L ERA: 3.1	(7, 1)	0.2		2	0	0	0	1	0	0	0	0	0	0	4	4	0.00	0.000
Bill Campbell, R ERA: 3.86	(8, 1)	1.0		6	2	1	1	0	0	1	0	0	0	0	5	9	9.00	2.000

PITCHER	IP	WLS	BF	H	R	ER	SO	BB	IBB	HBP	BLK	WP	HR	S	P	ERA	WHIP

BOTTOM

Chicago Cubs @ Houston Astros

Astrodome, Houston, TX

Sat May 15 1982, 8:05 PM EDT

Att. 43,543 - Dome - 72 F

livebaseballscorecards.com

AB	29
R	4
H	8
RBI	4
BB	4
SO	4
LOB	17

PA: 35

Batter	1	2	3	4	5	6	7	8	9	AB	R	H	RBI	BB	SO	LOB
Bob Molinaro, L (1, 7) OBP: 0.348, SLG: 0.167	x 0-0 ① 4-3		x 0-0 ② 4-3		B B B B 4-0 CS BB			x 0-0 F8 1B		3	0	1	0	1	0	0
Bill Campbell, R (8, 1)										0	0	0	0	0	0	0
Willie Hernandez, L (9, 1)										0	0	0	0	0	0	0
Junior Kennedy, R (1, 4) OBP: 0.257, SLG: 0.250	B B B B 4-0 BB		S S S 0-3 ③ K		S S S 0-3 ②③ K 1-2			x 0-0 ②③ F8 1-2		3	0	0	0	1	2	2
Bill Buckner, L (1, 3) OBP: 0.296, SLG: 0.352	x 0-0 ② F8			x 0-0 ① G1		x 0-0 ① 4-3			x 0-0 ① G3	4	0	0	0	0	0	1
Keith Moreland, R (1, 9) OBP: 0.390, SLG: 0.595	S S S 0-3 ③ K			x 0-0 2B 23 4-3 1B		x 0-0 ② 6-3			x 0-0 ② 6-3	4	1	1	0	0	1	1
Gary Woods, R (1, 8) OBP: 0.337, SLG: 0.427		x 0-0 ① 6-3		x 0-0 23 4-3 1-3 1B 2B		S S S 0-3 ③ K			x 0-0 ③ 6-3	4	1	1	0	0	1	0
23 Ryne Sandberg, R (1, 5) OBP: 0.240, SLG: 0.302		x 0-0 ② F9		x 0-0 ② 4-3 2-3 3-H			x 0-0 ① 6-3			3	0	0	1	0	0	1
Larry Bowa, S (1, 6) OBP: 0.243, SLG: 0.262		x 0-0 FC6-4 1B		x 0-0 3-H S 1B			x 0-0 ② 4-3			3	0	2	1	0	0	0
Larry Cox, R (1, 2)		x 0-0 ③ FC6-4 1-2f		S S S 0-3 ③ K 1-2			x 0-0 ③ 5-3			3	0	0	0	0	1	2
Jody Davis, R (8, 2) OBP: 0.207, SLG: 0.358										0	0	0	0	0	0	0
Doug Bird, R (1, 1) OBP: 0.143, SLG: 0.143			S S S 0-3 ① K		x 0-0 ① 4-3			x 0-0 ① F8		2	0	0	0	0	1	0
Dan Briggs, L (8, PH) OBP: 0.111, SLG: 0.111										1	0	0	0	0	0	0
(8, 7)																

TOP

Chicago Cubs @ Houston Astros

Astrodome, Houston, TX

Sun May 16 1982, 4:33 AM EDT

Att. 21,267 - Dome - 72 F

livebaseballscorecards.com

AB	30
R	2
H	5
RBI	2
BB	2
SO	6
LOB	7

Inning Stats	1	2	3	4	5	6	7	8	9	1B: 4	SF: 0	WP: 0	PA: 32
R:	0	0	0	2	0	0	0	0	0	2B: 1	SAC: 0	PB: 0	
E:	0	0	0	0	0	0	0	0	0	3B: 0	DP: 0	SB: 1	
K:	1	0	2	1	1	1	0	0	0	HR: 0	HBP: 0	CS: 1	
S:	5	4	7	8	4	5	3	3	3				
H:	0	1	0	3	0	0	0	1	0				
LOB:	1	1	0	1	0	0	0	0	0				
BB:	1	0	0	0	1	0	0	0	0				
P:	9	4	7	8	8	5	3	3	3				

PITCHER		IP	WLS	BF	H	R	ER	SO	BB	IBB	HBP	BLK	WP	HR	S	P	ERA	WHIP
Nolan Ryan, R ERA: 5.74	(1, 1)	8.0	L	29	5	2	2	6	2	0	0	0	0	0	39	47	2.25	0.875
Dave Smith, R ERA: 2.95	(9, 1)	1.0		3	0	0	0	0	0	0	0	0	0	0	3	3	0.00	0.000

PITCHER		IP	WLS	BF	H	R	ER	SO	BB	IBB	HBP	BLK	WP	HR	S	P	ERA	WHIP

Chicago Cubs @ Houston Astros

Astrodome, Houston, TX

Sun May 16 1982, 4:33 AM EDT

Att. 21,267 - Dome - 72 F

BOTTOM

Batter	1	2	3	4	5	6	7	8	9	AB	R	H	RBI	BB	SO	LOB
Denny Walling, L (1, 9) OBP: 0.316, SLG: 0.255	G3		K			4-3			F7	4	0	0	0	0	1	0
Tony Scott, S (1, 8) OBP: 0.283, SLG: 0.345	4-3			1-3 S 1B		K			F7	4	0	1	0	0	1	0
Ray Knight, R (1, 5) OBP: 0.349, SLG: 0.449	5-3			F9 1-2			4-3 3B		S 1B	4	1	2	0	0	0	1
Dickie Thon, R (9, PR) OBP: 0.279, SLG: 0.286										0	0	0	0	0	0	0
Jose Cruz, L (1, 7) OBP: 0.327, SLG: 0.408		3-1		1-3 2-3			4-3 3-H		B B B B 1-2 BB	3	0	0	1	1	0	1
Danny Heep, L (1, 3) OBP: 0.320, SLG: 0.458		K		G3			G3		K	3	0	0	0	0	1	1
Alan Knicely, R (9, PH) OBP: 0.300, SLG: 0.188										1	0	0	0	0	1	2
Phil Garner, R (1, 4) OBP: 0.318, SLG: 0.447		2B			5-3		6-3			3	0	1	0	0	0	0
Alan Ashby, S (1, 2) OBP: 0.333, SLG: 0.416		3-1			6-3			4-3		3	0	0	0	0	0	1
Craig Reynolds, L (1, 6) OBP: 0.391, SLG: 0.342			3-1		P2			F8		3	0	0	0	0	0	0
Nolan Ryan, R (1, 1) OBP: 0.222, SLG: 0.125			6-3			K		K		2	0	0	0	0	1	0
Terry Puhl, L (8, PH) OBP: 0.310, SLG: 0.359										1	0	0	0	0	1	0
Dave Smith, R (9, 1)										0	0	0	0	0	0	0
Inning Stats	R: 0 E: 0 K: 0 S: 3 H: 0 LOB: 0 BB: 0 P: 3	R: 0 E: 0 K: 1 S: 6 H: 1 LOB: 1 BB: 0 P: 6	R: 0 E: 0 K: 1 S: 5 H: 0 LOB: 0 BB: 0 P: 5	R: 0 E: 0 K: 0 S: 4 H: 1 LOB: 1 BB: 0 P: 4	R: 0 E: 0 K: 0 S: 3 H: 0 LOB: 0 BB: 0 P: 3	R: 0 E: 0 K: 2 S: 7 H: 0 LOB: 0 BB: 0 P: 7	R: 1 E: 0 K: 0 S: 4 H: 1 LOB: 0 BB: 0 P: 4	R: 0 E: 0 K: 1 S: 5 H: 0 LOB: 0 BB: 0 P: 5	R: 0 E: 0 K: 1 S: 6 H: 1 LOB: 2 BB: 1 P: 10	1B: 2 2B: 1 3B: 1 HR: 0 SF: 0 SAC: 0 DP: 0 HBP: 0						

PITCHER		IP	WLS	BF	H	R	ER	SO	BB	IBB	HBP	BLK	WP	HR	S	P	ERA	WHIP
Doug Bird, R ERA: 3.27	(1, 1)	7.0	W	24	3	1	1	4	0	0	0	0	0	0	32	32	1.29	0.429
Bill Campbell, R ERA: 3.54	(8, 1)	1.2		7	1	0	0	1	1	0	0	0	0	0	8	12	0.00	1.200
Willie Hernandez, L ERA: 3.05	(9, 1)	0.1	S	1	0	0	0	1	0	0	0	0	0	0	3	3	0.00	0.000

PITCHER	IP	WLS	BF	H	R	ER	SO	BB	IBB	HBP	BLK	WP	HR	S	P	ERA	WHIP

AB	31
R	1
H	4
RBI	1
BB	1
SO	6
LOB	6

WP: 0 PA: 32
PB: 0
SB: 2
CS: 0

livebaseballscorecards.com

Batter	1	2	3	4	5	6	7	8	9	AB	R	H	RBI	BB	SO	LOB
Steve Henderson, R (1, 7) OBP: 0.304, SLG: 0.315	G3 S 1B		5-3			K				3	0	1	0	0	1	1
Dan Briggs, L (7, 7) OBP: 0.143, SLG: 0.143								1B		1	0	1	0	0	0	0
Bump Wills, S (1, 4) OBP: 0.368, SLG: 0.401	K 1-2		K			1B 1B		F8		4	0	1	0	0	2	3
Bill Buckner, L (1, 3) OBP: 0.295, SLG: 0.349	G3 2-3			6-3		1-3 1B			4-3	4	0	1	0	0	0	1
Keith Moreland, R (1, 9) OBP: 0.386, SLG: 0.585	K			K		K			1B 1B 1B	4	0	1	0	0	3	3
Gary Woods, R (9, PR) OBP: 0.337, SLG: 0.427 (9, 8)										0	1	0	0	0	0	0
Leon Durham, L (1, 8) OBP: 0.378, SLG: 0.471 (9, 9)		4-3		G3			K		1B 1-2 1B	4	0	1	0	0	1	0
Jody Davis, R (1, 2) OBP: 0.194, SLG: 0.333		F8			K		F7		P3	4	0	0	0	0	1	2
Larry Bowa, S (1, 6) OBP: 0.252, SLG: 0.270		6-3			3-1		23 CS 1B		23 FC6-4 1-2 2-H 1B	4	0	2	1	0	0	0
23 Ryne Sandberg, R (1, 5) OBP: 0.240, SLG: 0.300			SH1-4 1B		6-3		CS 1-2	F9	FC6-4 1-2f	4	0	1	0	0	0	2
Randy Martz, L (1, 1) OBP: 0.400, SLG: 0.444			SH1-4 1-2			K		F5		1	0	0	0	0	1	0
Lee Smith, R (7, 1)										0	0	0	0	0	0	0
Bob Molinaro, L (8, PH) OBP: 0.333, SLG: 0.158										1	0	0	0	0	0	0
Bill Campbell, R (8, 1)										0	0	0	0	0	0	0
Inning Stats	R: 0 E: 0 K: 2 S: 8 H: 1 LOB: 1 BB: 0 P: 8	R: 0 E: 0 K: 0 S: 3 H: 0 LOB: 0 BB: 0 P: 3	R: 0 E: 0 K: 1 S: 6 H: 1 LOB: 1 BB: 0 P: 6	R: 0 E: 0 K: 1 S: 5 H: 0 LOB: 0 BB: 0 P: 5	R: 0 E: 0 K: 1 S: 5 H: 0 LOB: 0 BB: 0 P: 5	R: 0 E: 0 K: 3 S: 11 H: 2 LOB: 2 BB: 0 P: 11	R: 0 E: 0 K: 1 S: 5 H: 1 LOB: 0 BB: 0 P: 5	R: 0 E: 0 K: 0 S: 4 H: 1 LOB: 1 BB: 0 P: 4	R: 1 E: 0 K: 0 S: 6 H: 3 LOB: 2 BB: 0 P: 6	1B: 9 2B: 0 3B: 0 HR: 0 SF: 0 SAC: 1 DP: 0 HBP: 0							

PITCHER	IP	WLS	BF	H	R	ER	SO	BB	IBB	HBP	BLK	WP	HR	S	P	ERA	WHIP
Bob Welch, R (1, 1) ERA: 3.31	8.1		32	8	1	1	9	0	0	0	0	0	0	50	50	1.08	0.960
Tom Niedenfuer, R (9, 1) ERA: 0.87	0.2	W	3	1	0	0	0	0	0	0	0	0	0	3	3	0.00	1.500

PITCHER	IP	WLS	BF	H	R	ER	SO	BB	IBB	HBP	BLK	WP	HR	S	P	ERA	WHIP

Chicago Cubs @ Los Angeles Dodgers

Dodger Stadium, Los Angeles, CA

Tue May 18 1982, 7:05 PM PDT

Att. 39,910 - Cloudy - 72 F

TOP

livebaseballscorecards.com

AB	34
R	1
H	9
RBI	1
BB	0
SO	9
LOB	12

1B: 9	SF: 0	WP: 0	PA: 36
2B: 0	SAC: 1	PB: 0	
3B: 0	DP: 0	SB: 1	
HR: 0	HBP: 0	CS: 1	

Batter	1	2	3	4	5	6	7	8	9	AB	R	H	RBI	BB	SO	LOB
Steve Sax, R (1, 4) OBP: 0.373, SLG: 0.357	G2			S 1B		2B		1-3		4	0	2	0	0	0	0
Ken Landreaux, L (1, 8) Derrel Thomas, S (9, 8) OBP: 0.373, SLG: 0.375 OBP: 0.393, SLG: 0.400	CS 1B			P5		F7		4-3		4 0	0 0	1 0	0 0	0 0	0 0	2 0
Dusty Baker Jr., R (1, 7) OBP: 0.351, SLG: 0.485	5-3 1-2			F2		P5		F8		4	0	0	0	0	0	3
Pedro Guerrero, R (1, 9) OBP: 0.384, SLG: 0.606		F8		BB 1-2		F3			HR	3	1	1	1	1	0	1
Ron Cey, R (1, 5) OBP: 0.349, SLG: 0.412		L7		F9			SH3-4 SH SF8 HBP			2	1	0	0	0	0	2
Steve Garvey, R (1, 3) OBP: 0.258, SLG: 0.327		L7			F3		SH SH3-4 1-2			2	0	0	0	0	0	0
Mike Scioscia, L (1, 2) OBP: 0.333, SLG: 0.256			K		4-3		SH3-4 1-2 2-3			2	0	0	0	0	1	0
Bill Russell, R (1, 6) OBP: 0.379, SLG: 0.337			P3		1B		SF8 3-H			2	0	1	1	0	0	0
Bob Welch, R (1, 1) OBP: 0.083, SLG: 0.087 Tom Niedenfuer, R (9, 1)			1-2-3		K		K			3 0	0 0	0 0	0 0	0 0	2 0	2 0
Inning Stats	R: 0 E: 0 K: 0 S: 3 H: 1 LOB: 0 BB: 0 P: 3	R: 0 E: 0 K: 0 S: 3 H: 0 LOB: 0 BB: 0 P: 3	R: 0 E: 0 K: 1 S: 5 H: 0 LOB: 0 BB: 0 P: 5	R: 0 E: 0 K: 0 S: 4 H: 1 LOB: 2 BB: 1 P: 8	R: 0 E: 0 K: 1 S: 6 H: 1 LOB: 1 BB: 0 P: 6	R: 0 E: 0 K: 0 S: 4 H: 1 LOB: 1 BB: 0 P: 4	R: 1 E: 1 K: 1 S: 6 H: 0 LOB: 1 BB: 0 P: 7	R: 0 E: 0 K: 0 S: 3 H: 0 LOB: 0 BB: 0 P: 3	R: 1 E: 0 K: 0 S: 1 H: 1 LOB: 0 BB: 0 P: 1	1B: 3 2B: 1 3B: 0 HR: 1	SF: 1 SAC: 2 DP: 0 HBP: 1			WP: 0 PB: 0 SB: 1 CS: 1		PA: 31	

PITCHER		IP	WLS	BF	H	R	ER	SO	BB	IBB	HBP	BLK	WP	HR	S	P	ERA	WHIP
Randy Martz, R ERA: 2.09	(1, 1)	6.1		25	4	1	0	2	1	0	1	0	0	0	27	32	0.00	0.789
Lee Smith, R ERA: 2.53	(7, 1)	0.2		2	0	0	0	1	0	0	0	0	0	0	4	4	0.00	0.000
Bill Campbell, R ERA: 3.8	(8, 1)	1.0	L	4	1	1	1	0	0	0	0	0	0	1	4	4	9.00	1.000

PITCHER	IP	WLS	BF	H	R	ER	SO	BB	IBB	HBP	BLK	WP	HR	S	P	ERA	WHIP

BOTTOM

Chicago Cubs @ Los Angeles Dodgers

Dodger Stadium, Los Angeles, CA

Tue May 18 1982, 7:05 PM PDT

Att. 39,910 - Cloudy - 72 F

livebaseballscorecards.com

AB	26
R	2
H	5
RBI	2
BB	1
SO	3
LOB	10

Chicago Cubs @ Los Angeles Dodgers

Dodger Stadium, Los Angeles, CA

Wed May 19 1982, 7:05 PM PDT

Att. 43,083 - Unknown - 75 F

TOP

livebaseballscorecards.com

Batter	1	2	3	4	5	6	7	8	9	AB	R	H	RBI	BB	SO	LOB
Steve Henderson, R (1, 7) OBP: 0.302, SLG: 0.305	K		6-3			K			BB	3	1	0	0	1	2	0
Bump Wills, S (1, 4) OBP: 0.371, SLG: 0.400	CS 1B			F7		K			FC6-4 1B 1-2 BB	3	0	1	0	1	1	0
Bill Buckner, L (1, 3) OBP: 0.300, SLG: 0.353	6-3 1-2			WP 1B			FC1-6 1B		F6	4	0	2	0	0	0	3
Keith Moreland, R (1, 9) OBP: 0.383, SLG: 0.576		K		F9			FC1-6 1-2f		FC6-4 1-2 2-H 1B	4	0	1	1	0	1	2
Leon Durham, L (1, 8) OBP: 0.381, SLG: 0.468		1B BB		1-H 1B			K		FC6-4 1-2f 2-3	3	0	1	0	1	1	3
Jody Davis, R (1, 2) OBP: 0.215, SLG: 0.339 Gary Woods, R (9, PH) OBP: 0.333, SLG: 0.422	L1-3 1-3 1B				23 G4-3 BB		K		K	2 1	0 0	1 0	0 0	1 0	1 1	1 2
Larry Bowa, S (1, 6) OBP: 0.246, SLG: 0.263	L1-3 1-2				F7			1-3		3	0	0	0	0	0	3
23 Ryne Sandberg, R (1, 5) OBP: 0.234, SLG: 0.293			1-3		G4-3 1-2f			F9		3	0	0	0	0	0	1
Dickie Noles, R (1, 1) OBP: 0.136, SLG: 0.190 Dick Tidrow, R (4, 1) Bob Molinaro, L (6, PH) OBP: 0.320, SLG: 0.150 Dan Larson, R (6, 1) OBP: 0.222, SLG: 0.222 Dan Briggs, L (8, PH) OBP: 0.138, SLG: 0.138 Bill Campbell, R (8, 1)			K			3-1		3-1		1 0 1 0 1 0	0 0 0 0 0 0	0 0 0 0 0 0	0 0 0 0 0 0	1 0 0 0 0 0	0 0 0 0 0 0	0 0 0 0 0 0
Inning Stats	R: 0 E: 0 K: 1 S: 5 H: 1 LOB: 0 BB: 0 P: 5	R: 0 E: 0 K: 1 S: 5 H: 1 LOB: 1 BB: 1 P: 9	R: 0 E: 0 K: 1 S: 5 H: 0 LOB: 0 BB: 0 P: 5	R: 0 E: 0 K: 0 S: 4 H: 2 LOB: 2 BB: 0 P: 4	R: 0 E: 0 K: 0 S: 2 H: 0 LOB: 0 BB: 1 P: 6	R: 0 E: 0 K: 2 S: 7 H: 0 LOB: 0 BB: 0 P: 7	R: 0 E: 0 K: 2 S: 8 H: 1 LOB: 1 BB: 0 P: 8	R: 0 E: 0 K: 0 S: 3 H: 0 LOB: 0 BB: 0 P: 3	R: 1 E: 0 K: 1 S: 6 H: 1 LOB: 2 BB: 2 P: 14	1B: 6 2B: 1 3B: 0 HR: 0	SF: 0 SAC: 0 DP: 2 HBP: 0						

AB	29
R	1
H	6
RBI	1
BB	4
SO	8
LOB	15

WP: 1 PB: 0 SB: 0 CS: 1 PA: 33

PITCHER		IP	WLS	BF	H	R	ER	SO	BB	IBB	HBP	BLK	WP	HR	S	P	ERA	WHIP
Dave Stewart, R ERA: 6.48	(1, 1)	8.0	W	29	5	1	1	7	4	0	0	0	1	0	39	55	1.12	1.125
Steve Howe, L ERA: 3.71	(9, 1)	0.2		3	1	0	0	0	0	0	0	0	0	0	3	3	0.00	1.500
Tom Niedenfuer, R ERA: 0.84	(9, 1)	0.1	S	1	0	0	0	1	0	0	0	0	0	0	3	3	0.00	0.000

PITCHER	IP	WLS	BF	H	R	ER	SO	BB	IBB	HBP	BLK	WP	HR	S	P	ERA	WHIP

Batter	1	2	3	4	5	6	7	8	9	AB	R	H	RBI	BB	SO	LOB
Steve Sax, R (1, 4) OBP: 0.364, SLG: 0.347	F9		F8	FC6-4 S 1-2f		6-3				4	0	0	0	0	0	3
Ken Landreaux, L (1, 8) OBP: 0.369, SLG: 0.365	L6		F8	BBBB FC6-4 4-0 1-2 BB			3-1			3	0	0	0	1	0	1
Dusty Baker Jr., R (1, 7) OBP: 0.362, SLG: 0.493	1B 1B		FC6-4 1-2 1B	FC6-4 1-2f			WP 1B 1B			4	1	3	0	0	0	2
Pedro Guerrero, R (1, 9) OBP: 0.387, SLG: 0.603	FC5-4 1-2 1B		FC6-4 1-2f		L4		G4-6-3 1-H 1B			4	0	2	1	0	0	2
Ron Cey, R (1, 5) OBP: 0.340, SLG: 0.400	FC5-4 1-2f			SSS K 0-3	SSS K 0-3		G4-6-3 1-2f			4	0	0	0	0	2	3
Steve Garvey, R (1, 3) OBP: 0.258, SLG: 0.338		L6		SSS 1B 3B 0-0	SSS K 0-3			P5		4	1	1	0	0	1	0
Mike Scioscia, L (1, 2) OBP: 0.349, SLG: 0.300		6-3		HR 3-H 1B		3-1 1B		FC1-5-6 3B		4	1	3	1	0	0	0
Bill Russell, R (1, 6) OBP: 0.383, SLG: 0.364		6-3		1-H HR		3-1 1-2		FC1-5-6 IBB 4-0		3	1	1	2	1	0	1
Dave Stewart, R (1, 1) OBP: 0.400, SLG: 0.400			1B 1B	FC6-4		5-3		FC1-5-6 1-2 3-H		4	0	2	0	0	0	3
Steve Howe, L (9, 1)										0	0	0	0	0	0	0
Tom Niedenfuer, R (9, 1)										0	0	0	0	0	0	0
Inning Stats	R: 0 E: 0 K: 0 S: 5 H: 2 LOB: 2 BB: 0 P: 5	R: 0 E: 0 K: 0 S: 3 H: 0 LOB: 0 BB: 0 P: 3	R: 0 E: 0 K: 0 S: 5 H: 2 LOB: 2 BB: 0 P: 5	R: 3 E: 0 K: 1 S: 9 H: 4 LOB: 2 BB: 1 P: 13	R: 0 E: 0 K: 2 S: 7 H: 0 LOB: 0 BB: 0 P: 7	R: 0 E: 0 K: 0 S: 4 H: 1 LOB: 1 BB: 0 P: 4	R: 1 E: 0 K: 0 S: 4 H: 2 LOB: 0 BB: 0 P: 4	R: 0 E: 0 K: 0 S: 3 H: 1 LOB: 1 BB: 1 P: 7		1B: 9 2B: 1 3B: 2 HR: 1	SF: 0 SAC: 0 DP: 2 HBP: 0						

BOTTOM

Chicago Cubs @ Los Angeles Dodgers

Dodger Stadium, Los Angeles, CA

Wed May 19 1982, 7:05 PM PDT

Att. 43,083 - Unknown - 75 F

livebaseballscorecards.com

AB	34
R	4
H	12
RBI	4
BB	2
SO	3
LOB	15

WP: 1 PB: 0 SB: 1 CS: 0 PA: 36

PITCHER		IP	WLS	BF	H	R	ER	SO	BB	IBB	HBP	BLK	WP	HR	S	P	ERA	WHIP
Dickie Noles, R ERA: 3.95	(1, 1)	3.2	L	20	8	3	3	1	1	0	0	0	0	1	21	25	7.36	2.455
Dick Tidrow, R ERA: 4.58	(4, 1)	1.1		4	0	0	0	2	0	0	0	0	0	0	8	8	0.00	0.000
Dan Larson, R ERA: 7.01	(6, 1)	2.0		8	3	1	1	0	0	0	0	0	1	0	8	8	4.50	1.500
Bill Campbell, R ERA: 3.63	(8, 1)	1.0		4	1	0	0	0	0	1	0	0	0	0	3	7	0.00	1.000

PITCHER	IP	WLS	BF	H	R	ER	SO	BB	IBB	HBP	BLK	WP	HR	S	P	ERA	WHIP

Batter	1	2	3	4	5	6	7	8	9	AB	R	H	RBI	BB	SO	LOB
Steve Henderson, R (1, 7) OBP: 0.309, SLG: 0.316	BBBB 1B BB	1-3		L4		2-H 2B			6-3	3	1	1	1	1	0	1
Gary Woods, R (6, 7) OBP: 0.330, SLG: 0.417 (7, 8)										1	0	0	0	0	0	0
Bump Wills, S (1, 4) OBP: 0.372, SLG: 0.396	1-3 FC1-6 1B	BBBB 1B BB		SSS K		6-3			4-3	4	1	1	0	1	1	1
Bill Buckner, L (1, 3) OBP: 0.305, SLG: 0.363	1-2f FC1-6 1B E	1-3 2-H 1B			E9 SF8 2B		G3			4	2	2	1	0	0	2
Keith Moreland, R (1, 9) OBP: 0.386, SLG: 0.577	1-2 3-H E 1B	1-3 3-H 1B			SF8 3-H		SSS K			3	1	2	3	0	1	0
Leon Durham, L (1, 8) OBP: 0.380, SLG: 0.472	1-H 2-H E8 SF8 2B		P6		6-3		5-3			3	1	1	2	0	0	0
Hector Cruz, R (7, PH) (7, 7)										1	0	0	0	0	0	0
Jody Davis, R (1, 2) OBP: 0.232, SLG: 0.355	3-H SF8		1B		P4			G4-6-3 1B		3	0	2	1	0	0	0
Larry Bowa, S (1, 6) OBP: 0.238, SLG: 0.254	SSS K		F9			6-3		1-2f G4-6-3		4	0	0	0	0	1	2
23 Ryne Sandberg, R (1, 5) OBP: 0.242, SLG: 0.299		SH3-4 1B 1B	6-3			SH1-4 2B 1B		SSS K		4	2	2	0	0	1	1
Fergie Jenkins, R (1, 1)		1-2 SH3-4		5-3		1-2 SH1-4			6-3	2	0	0	0	0	0	0
Inning Stats	R: 4 E: 1 K: 1 S: 8 H: 3 LOB: 0 BB: 1 P: 12	R: 2 E: 0 K: 0 S: 5 H: 3 LOB: 2 BB: 1 P: 9	R: 0 E: 0 K: 0 S: 4 H: 1 LOB: 1 BB: 0 P: 4	R: 0 E: 0 K: 1 S: 5 H: 0 LOB: 0 BB: 0 P: 5	R: 1 E: 1 K: 0 S: 4 H: 1 LOB: 0 BB: 0 P: 4	R: 1 E: 0 K: 0 S: 5 H: 2 LOB: 1 BB: 0 P: 5	R: 0 E: 0 K: 1 S: 5 H: 0 LOB: 0 BB: 0 P: 5	R: 0 E: 0 K: 1 S: 5 H: 1 LOB: 0 BB: 0 P: 5	R: 0 E: 0 K: 0 S: 3 H: 0 LOB: 0 BB: 0 P: 3	1B: 8 2B: 3 3B: 0 HR: 0	SF: 2 SAC: 2 DP: 1 HBP: 0					

PITCHER		IP	WLS	BF	H	R	ER	SO	BB	IBB	HBP	BLK	WP	HR	S	P	ERA	WHIP
Fernando Valenzuela, L ERA: 2.91	(1, 1)	5.0	L	24	8	7	5	2	2	0	0	0	0	0	26	34	9.00	2.000
Terry Forster, L ERA: 5.0	(6, 1)	2.0		8	2	1	1	1	0	0	0	0	0	0	10	10	4.50	1.000
Alejandro Pena, R ERA: 4.84	(8, 1)	2.0		6	1	0	0	1	0	0	0	0	0	0	8	8	0.00	0.500

PITCHER	IP	WLS	BF	H	R	ER	SO	BB	IBB	HBP	BLK	WP	HR	S	P	ERA	WHIP

TOP

Chicago Cubs @ Los Angeles Dodgers

Dodger Stadium, Los Angeles, CA

Thu May 20 1982, 7:05 PM PDT

Att. 50,904 - Unknown - 68 F

livebaseballscorecards.com

AB	32
R	8
H	11
RBI	8
BB	2
SO	4
LOB	7

1B: 8	SF: 2	WP: 0	PA: 38
2B: 3	SAC: 2	PB: 0	
3B: 0	DP: 1	SB: 0	
HR: 0	HBP: 0	CS: 0	

Batter	1	2	3	4	5	6	7	8	9	AB	R	H	RBI	BB	SO	LOB
Steve Sax, R (1, 4) OBP: 0.365, SLG: 0.356	2B	1-3			1B			F7	K	5	0	2	0	0	1	2
Ken Landreaux, L (1, 8) OBP: 0.373, SLG: 0.373	BB		F9		K			WP, SF8 2B		3	1	1	0	1	1	1
Dusty Baker Jr., R (1, 7) OBP: 0.359, SLG: 0.482	K		5-3		P4			BB 2-3		3	0	0	0	1	1	3
Pedro Guerrero, R (1, 9) OBP: 0.377, SLG: 0.590	K		K			P4		SF8 3-H		3	0	0	1	0	2	2
Ron Cey, R (1, 5) OBP: 0.331, SLG: 0.389	K			K		F9		F8		4	0	0	0	0	2	3
Steve Garvey, R (1, 3) OBP: 0.251, SLG: 0.329		F6		K		5-3			F6	4	0	0	0	0	1	0
Mike Scioscia, L (1, 2) OBP: 0.363, SLG: 0.312		E 1B 1B		BB			L8		E6 6-3 1B	3	2	2	0	1	0	0
Bill Russell, R (1, 6) OBP: 0.371, SLG: 0.351		F3 1-3		L5			5-3		6-3 3-H	4	0	0	1	0	0	2
Fernando Valenzuela, L (1, 1) OBP: 0.154, SLG: 0.125		1B 3-H			F2		F8		BB	1	0	1	1	0	0	0
Jay Johnstone, L (5, PH)										1	0	0	0	0	0	0
Terry Forster, L (6, 1)										0	0	0	0	0	0	0
Jorge Orta, L (7, PH) OBP: 0.273, SLG: 0.333										1	0	0	0	0	0	0
Alejandro Pena, R (8, 1)										0	0	0	0	0	0	0
Rick Monday, L (9, PH) OBP: 0.452, SLG: 0.534										0	0	0	0	1	0	0
Inning Stats	R: 0 E: 0 K: 3 S: 10 H: 1 LOB: 2 BB: 1 P: 14	R: 1 E: 1 K: 0 S: 5 H: 2 LOB: 1 BB: 0 P: 5	R: 0 E: 0 K: 1 S: 5 H: 0 LOB: 0 BB: 0 P: 5	R: 0 E: 0 K: 2 S: 7 H: 0 LOB: 1 BB: 1 P: 11	R: 0 E: 0 K: 1 S: 6 H: 1 LOB: 1 BB: 0 P: 6	R: 0 E: 0 K: 0 S: 3 H: 0 LOB: 0 BB: 0 P: 3	R: 0 E: 0 K: 0 S: 3 H: 0 LOB: 0 BB: 0 P: 3	R: 1 E: 0 K: 0 S: 4 H: 1 LOB: 1 BB: 1 P: 8	R: 1 E: 1 K: 1 S: 6 H: 1 LOB: 1 BB: 1 P: 10	1B: 4 2B: 2 3B: 0 HR: 0	SF: 1 SAC: 0 DP: 0 HBP: 0					

PITCHER	IP	WLS	BF	H	R	ER	SO	BB	IBB	HBP	BLK	WP	HR	S	P	ERA	WHIP
Fergie Jenkins, R (1, 1) ERA: 2.98	9.0	W	37	6	3	1	8	4	0	0	0	1	0	49	65	1.00	1.111

PITCHER	IP	WLS	BF	H	R	ER	SO	BB	IBB	HBP	BLK	WP	HR	S	P	ERA	WHIP

BOTTOM

Chicago Cubs @ Los Angeles Dodgers

Dodger Stadium, Los Angeles, CA

Thu May 20 1982, 7:05 PM PDT

Att. 50,904 - Unknown - 68 F

livebaseballscorecards.com

AB	32
R	3
H	6
RBI	3
BB	4
SO	8
LOB	13

1B: 4	SF: 1	WP: 1	PA: 37
2B: 2	SAC: 0	PB: 0	
3B: 0	DP: 0	SB: 0	
HR: 0	HBP: 0	CS: 0	

Batter	1	2	3	4	5	6	7	8	9	AB	R	H	RBI	BB	SO	LOB
Steve Henderson, R (1, 7) OBP: 0.307, SLG: 0.307	S S S 0-3 ① K		x 0-0 ③ 5-3			x 0-0 ② 5-3	4-0 FC6-4 IBB			3	0	0	0	1	1	0
Lee Smith, R (7, 1)										0	0	0	0	0	0	0
Willie Hernandez, L (8, 1)										0	0	0	0	0	0	0
Bill Campbell, R (8, 1)										0	0	0	0	0	0	0
Junior Kennedy, R (1, 4) OBP: 0.231, SLG: 0.229	x 0-0 ② 4-3			x 0-0 ① 4-3		x 0-0 ③ 5-3	x 0-0 ② SF9 3-H			3	0	0	1	0	0	0
Bill Buckner, L (1, 3) OBP: 0.310, SLG: 0.373	x 0-0 ③ 1-3			x 0-0 FC3-6 1B CS 1B			x 0-0 1B 1B 2B x 0-0 FC6-4 1-2f			4	1	2	0	0	0	2
Keith Moreland, R (1, 9) OBP: 0.389, SLG: 0.575 (7, 7)		x 0-0 ① F8		x 0-0 FC3-6 1-2 1B			x 0-0 1B BB 23 1B 2-3 1B	x 0-0 ① F8		4	1	2	0	0	0	0
Leon Durham, L (1, 8) OBP: 0.384, SLG: 0.465 (7, 9)	B B B B 4-0 S E BB			x 0-0 ② FC3-6 S 1-2f 2-3			B B B B 4-0 23 1B 1B 2B 1-2 BB	x 0-0 ② 6-3		2	2	0	0	2	0	2
Jody Davis, R (1, 2) OBP: 0.233, SLG: 0.348		x 0-0 ② F9 1-H		x 0-0 ③ CS 1-2 3-H	x 0-0 ① P4		x 0-0 23 1B 2B 1B 1-2 2-3 3-H	x 0-0 ③ F7		4	1	1	1	0	0	0
Larry Bowa, S (1, 6) OBP: 0.231, SLG: 0.246		x 0-0 ③ 4-3			x 0-0 ② 1-3		x 0-0 ① P5		x 0-0 ① P5	4	0	0	0	0	0	3
23 Ryne Sandberg, R (1, 5) OBP: 0.243, SLG: 0.298			S S S 0-3 ① K		x 0-0 ③ 5-3		x 0-0 2B SF9 1-2 2-3 3-H 1B		x 0-0 ② 1-3	4	1	1	1	0	1	0
Doug Bird, R (1, 1) OBP: 0.133, SLG: 0.133			x 0-0 ② P3			x 0-0 ① F8	x 0-0 1-3 2-H 3-H 2B		S S S 0-3 ③ K	1	0	0	0	0	0	0
Dan Briggs, L (6, PH) OBP: 0.133, SLG: 0.133										1	0	0	0	0	0	0
Dick Tidrow, R (6, 1)										0	0	0	0	0	0	0
Bob Molinaro, L (7, PH) OBP: 0.320, SLG: 0.150										0	0	0	0	0	0	0
Gary Woods, R (7, PH) OBP: 0.333, SLG: 0.430										2	0	1	2	0	1	0
(7, 8)																
Inning Stats	R: 0 E: 0 K: 1 S: 5 H: 0 LOB: 0 BB: 0 P: 5	R: 1 E: 0 K: 0 S: 3 H: 0 LOB: 0 BB: 1 P: 7	R: 0 E: 0 K: 1 S: 5 H: 0 LOB: 0 BB: 0 P: 5	R: 0 E: 0 K: 0 S: 4 H: 2 LOB: 1 BB: 0 P: 4	R: 0 E: 0 K: 0 S: 3 H: 0 LOB: 0 BB: 0 P: 3	R: 0 E: 0 K: 0 S: 3 H: 0 LOB: 0 BB: 0 P: 3	R: 5 E: 0 K: 0 S: 8 H: 5 LOB: 2 BB: 2 P: 16	R: 0 E: 0 K: 0 S: 3 H: 0 LOB: 0 BB: 0 P: 3	R: 0 E: 0 K: 1 S: 5 H: 0 LOB: 0 BB: 0 P: 5	1B: 5 2B: 2 3B: 0 HR: 0	SF: 1 SAC: 0 DP: 0 HBP: 0						

TOP

Chicago Cubs @ San Francisco Giants

Candlestick Park, San Francisco, CA

Fri May 21 1982, 10:05 PM EDT

Att. 20,650 - Cloudy - 59 F

livebaseballscorecards.com

AB	32
R	6
H	7
RBI	5
BB	3
SO	3
LOB	7

PITCHER		IP	WLS	BF	H	R	ER	SO	BB	IBB	HBP	BLK	WP	HR	S	P	ERA	WHIP
Renie Martin, R ERA: 3.32	(1, 1)	6.0	L	23	4	4	3	2	2	0	0	0	0	0	25	33	4.50	1.000
Fred Breining, R ERA: 4.63	(7, 1)	0.1		3	2	0	0	0	0	0	0	0	0	0	3	3	0.00	6.000
Dan Schatzeder, L ERA: 6.59	(7, 1)	1.2		7	1	2	2	0	0	1	0	0	0	0	6	10	10.80	0.600
Jim Barr, R ERA: 2.67	(9, 1)	1.0		3	0	0	0	1	0	0	0	0	0	0	5	5	0.00	0.000

PITCHER	IP	WLS	BF	H	R	ER	SO	BB	IBB	HBP	BLK	WP	HR	S	P	ERA	WHIP

WP: 0	PB: 0	SB: 2	CS: 1
PA: 37			

Batter	1	2	3	4	5	6	7	8	9	AB	R	H	RBI	BB	SO	LOB
Joe Morgan, L (1, 4) OBP: 0.349, SLG: 0.321	BBBB 4-0 F9 S SF7 BB		x 0-0 ① L8		x 0-0 ② L7			x 0-0 FC1-4 1-2 1B		3	1	1	0	1	0	0
Milt May, L (1, 2) OBP: 0.303, SLG: 0.366 Bob Brenly, R (8, PH) OBP: 0.500, SLG: 0.444 (9, 2)	x 0-0 ① F9 1-3		x 0-0 1B 2B		x 0-0 ③ 4-3			x 0-0 ① FC1-4 1B 1-2f 2-3		3 1	0 0	1 0	0 0	0 0	0 0	1 2
Chili Davis, S (1, 8) OBP: 0.349, SLG: 0.401	x 0-0 ② SF7 3-H		x 0-0 ② 2-H 1B			x 0-0 ① 4-3		x 0-0 1-2 3-H 1B		3	0	2	2	0	0	0
Darrell Evans, L (1, 5) OBP: 0.342, SLG: 0.376	x 0-0 ③ G3		x 0-0 ③ P4			x 0-0 ② F7		SSS 0-3 ② K		4	0	0	0	0	1	3
Champ Summers, L (1, 7) OBP: 0.304, SLG: 0.333 Jack Clark, R (8, PH) OBP: 0.317, SLG: 0.339 (9, 9)		x 0-0 1B FC6-4 2B		SSS 0-3 ① K		x 0-0 ③ P4		x 0-0 ③ 6-3		3 1	1 0	1 0	0 0	0 0	1 0	0 2
Dave Bergman, L (1, 3) OBP: 0.333, SLG: 0.325		x 0-0 FC6-4 2-3 1B		x 0-0 ② F8			SSS 0-3 ① K		x 0-0 ① F8	4	0	1	0	0	1	0
Jim Wohlford, R (1, 9) OBP: 0.368, SLG: 0.481 (9, 7)		x 0-0 ① FC6-4 1B 1-2f 3-H		x 0-0 HR			x 0-0 ② 4-3		x 0-0 ② F8	4	1	1	2	0	0	1
Johnnie LeMaster, R (1, 6) OBP: 0.288, SLG: 0.241		x 0-0 ② 1-3 1B		x 0-0 ③ 1-3			x 0-0 ③ 5-3		x 0-0 ③ P5	4	0	1	0	0	0	0
Renie Martin, R (1, 1) OBP: 0.333, SLG: 0.333 Fred Breining, R (7, 1) Dan Schatzeder, L (7, 1) OBP: 0.125, SLG: 0.125 Duane Kuiper, L (8, PH) OBP: 0.400, SLG: 0.345 Jim Barr, R (9, 1) OBP: 0.333, SLG: 0.333	SSS 0-3 ③ K				SSS 0-3 ① K			x 0-0 FC1-4 1B 1B 1B		2 0 0 1 0	0 0 0 1 0	0 0 0 1 0	0 0 0 0 0	2 0 0 0 0	0 0 0 0 0	1 0 0 0 0
Inning Stats	R: 1 E: 0 K: 0 S: 3 H: 0 LOB: 0 BB: 1 P: 7	R: 1 E: 0 K: 1 S: 7 H: 3 LOB: 1 BB: 0 P: 7	R: 0 E: 0 K: 0 S: 4 H: 2 LOB: 1 BB: 0 P: 4	R: 1 E: 0 K: 1 S: 6 H: 1 LOB: 0 BB: 0 P: 6	R: 0 E: 0 K: 1 S: 5 H: 0 LOB: 0 BB: 0 P: 5	R: 0 E: 0 K: 0 S: 3 H: 0 LOB: 0 BB: 0 P: 3	R: 0 E: 0 K: 1 S: 5 H: 0 LOB: 0 BB: 0 P: 5	R: 1 E: 0 K: 1 S: 8 H: 3 LOB: 2 BB: 0 P: 8	R: 0 E: 0 K: 0 S: 3 H: 0 LOB: 0 BB: 0 P: 3	1B: 6 2B: 2 3B: 0 HR: 1	SF: 1 SAC: 0 DP: 0 HBP: 0			WP: 0 PB: 0 SB: 1 CS: 0	PA: 35		

PITCHER		IP	WLS	BF	H	R	ER	SO	BB	IBB	HBP	BLK	WP	HR	S	P	ERA	WHIP
Doug Bird, R ERA: 3.45	(1, 1)	5.0		20	6	3	3	3	1	0	0	0	0	1	25	29	5.40	1.400
Dick Tidrow, R ERA: 4.34	(6, 1)	1.0	W	3	0	0	0	0	0	0	0	0	0	0	3	3	0.00	0.000
Lee Smith, R ERA: 2.82	(7, 1)	1.0		5	2	1	1	1	0	0	0	0	0	0	7	7	9.00	2.000
Willie Hernandez, L ERA: 2.95	(8, 1)	0.2		3	1	0	0	1	0	0	0	0	0	0	5	5	0.00	1.500
Bill Campbell, R ERA: 3.42	(8, 1)	1.1	S	4	0	0	0	0	0	0	0	0	0	0	4	4	0.00	0.000

PITCHER	IP	WLS	BF	H	R	ER	SO	BB	IBB	HBP	BLK	WP	HR	S	P	ERA	WHIP

BOTTOM

Chicago Cubs @ San Francisco Giants

Candlestick Park, San Francisco, CA

Fri May 21 1982, 10:05 PM EDT

Att. 20,650 - Cloudy - 59 F

livebaseballscorecards.com

AB	33
R	4
H	9
RBI	4
BB	1
SO	5
LOB	10

Chicago Cubs @ San Francisco Giants

Candlestick Park, San Francisco, CA

Sat May 22 1982, 6:33 AM EDT
Att. 8,401 - Sunny - 70 F

livebaseballscorecards.com

Batter	1	2	3	4	5	6	7	8	9	AB	R	H	RBI	BB	SO	LOB
Steve Henderson, R (1, 7) OBP: 0.314, SLG: 0.314	5-3		K		CS 1B 2-H 3-H			BLK 1B		4	0	2	2	0	1	0
Lee Smith, R (8, 1)										0	0	0	0	0	0	0
Willie Hernandez, L (9, 1)										0	0	0	0	0	0	0
Junior Kennedy, R (1, 4) OBP: 0.209, SLG: 0.205	5-3		K		CS 1-2	5-3		F9 1-2		4	0	0	0	0	1	1
Bill Buckner, L (1, 3) OBP: 0.308, SLG: 0.370	4-3			4-3		3-1			1B 4-3 FC6-2 1B	4	0	1	0	0	0	0
Keith Moreland, R (1, 9) OBP: 0.379, SLG: 0.560		4-3		5-3		L6			4-3 1-2	4	0	0	0	0	0	1
Leon Durham, L (1, 8) OBP: 0.387, SLG: 0.462		F8 1B 1B		F7			K		FC6-2 1B IBB	3	0	1	0	1	1	0
Jody Davis, R (1, 2) OBP: 0.247, SLG: 0.357		1-2 1B			P3		K		FC6-2 1-2 2-3 1B	4	0	2	0	0	1	0
Larry Bowa, S (1, 6) OBP: 0.231, SLG: 0.246		F8 2-3			23 1B 1B 1B		5-3		FC6-2 1-2 2-3 3-Hf	4	1	1	0	0	0	5
23 Ryne Sandberg, R (1, 5) OBP: 0.243, SLG: 0.296		5-3			S 1-3 1B 1B			F9	1-3	4	1	1	0	0	0	5
Allen Ripley, R (1, 1) OBP: 0.400, SLG: 0.400			K		P3 1-2			F7		2	0	0	0	0	1	2
Hector Cruz, R (8, PH)										1	0	0	0	0	0	0
Gary Woods, R (8, 7) OBP: 0.333, SLG: 0.430										0	0	0	0	0	0	0

Inning Stats	1	2	3	4	5	6	7	8	9	
	R: 0 H: 0 E: 0 LOB: 0 K: 0 BB: 0 S: 3 P: 3	R: 0 H: 2 E: 0 LOB: 2 K: 0 BB: 0 S: 5 P: 5	R: 0 H: 0 E: 0 LOB: 0 K: 3 BB: 0 S: 9 P: 9	R: 0 H: 0 E: 0 LOB: 0 K: 0 BB: 0 S: 3 P: 3	R: 2 H: 3 E: 0 LOB: 0 K: 0 BB: 0 S: 5 P: 5	R: 0 H: 0 E: 0 LOB: 0 K: 0 BB: 0 S: 3 P: 3	R: 0 H: 0 E: 0 LOB: 0 K: 2 BB: 0 S: 7 P: 7	R: 0 H: 1 E: 0 LOB: 1 K: 0 BB: 0 S: 4 P: 4	R: 0 H: 2 E: 0 LOB: 3 K: 0 BB: 1 S: 5 P: 9	1B: 8 SF: 0 2B: 0 SAC: 0 3B: 0 DP: 0 HR: 0 HBP: 0

WP: 0 PA: 36
PB: 0
SB: 1
CS: 1

PITCHER	IP	WLS	BF	H	R	ER	SO	BB	IBB	HBP	BLK	WP	HR	S	P	ERA	WHIP
Atlee Hammaker, L (1, 1) ERA: 4.83	8.0	L	29	6	2	2	5	0	0	0	1	0	0	39	39	2.25	0.750
Greg Minton, R (9, 1) ERA: 2.22	1.0		6	2	0	0	0	0	1	0	0	0	0	5	9	0.00	2.000

PITCHER	IP	WLS	BF	H	R	ER	SO	BB	IBB	HBP	BLK	WP	HR	S	P	ERA	WHIP

AB	34
R	2
H	8
RBI	2
BB	1
SO	5
LOB	14

BOTTOM

Chicago Cubs @ San Francisco Giants

Candlestick Park, San Francisco, CA

Sat May 22 1982, 6:33 AM EDT

Att. 8,401 - Sunny - 70 F

livebaseballscorecards.com

Batter	1	2	3	4	5	6	7	8	9	AB	R	H	RBI	BB	SO	LOB
Joe Morgan, L (1, 4) OBP: 0.353, SLG: 0.330	K		BB			F9			4-3	3	0	1	0	1	1	0
Milt May, L (1, 2) OBP: 0.291, SLG: 0.351	K		F7			1-3			F8	4	0	0	0	0	1	2
Chili Davis, S (1, 8) OBP: 0.341, SLG: 0.391	F7			F8		K			4-3	4	0	0	0	0	1	1
Darrell Evans, L (1, 5) OBP: 0.341, SLG: 0.375		F8		G3-6-3			P6		G3	3	0	1	0	0	0	0
Jack Clark, R (9, PH) OBP: 0.315, SLG: 0.336										1	0	0	0	0	0	1
Champ Summers, L (1, 7) OBP: 0.292, SLG: 0.317		F5		G3-6-3			4-3			3	0	0	0	0	0	1
Dave Bergman, L (1, 3) OBP: 0.353, SLG: 0.333		BLK			BB		P6			2	1	1	0	1	0	0
Jim Wohlford, R (1, 9) OBP: 0.383, SLG: 0.481		K			G6-4-3			BB		2	0	1	0	1	1	1
Johnnie LeMaster, R (1, 6) OBP: 0.281, SLG: 0.237			F9		SF7			L3-4		2	0	0	1	0	0	1
Atlee Hammaker, S (1, 1)			1-3		G6-4-3			K		2	0	0	0	0	0	1
Tom O'Malley, L (8, PH) OBP: 0.294, SLG: 0.406										1	0	0	0	0	1	0
Greg Minton, S (9, 1) OBP: 0.333, SLG: 0.667										0	0	0	0	0	0	0
Inning Stats	R: 0 E: 0 K: 2 S: 7 H: 0 LOB: 0 BB: 0 P: 7	R: 0 E: 0 K: 1 S: 6 H: 1 LOB: 1 BB: 0 P: 6	R: 0 E: 0 K: 0 S: 3 H: 0 LOB: 1 BB: 1 P: 7	R: 0 E: 0 K: 0 S: 3 H: 1 LOB: 0 BB: 0 P: 3	R: 1 E: 0 K: 0 S: 3 H: 1 LOB: 0 BB: 1 P: 7	R: 0 E: 0 K: 1 S: 5 H: 0 LOB: 0 BB: 0 P: 5	R: 0 E: 0 K: 0 S: 3 H: 0 LOB: 0 BB: 0 P: 3	R: 0 E: 0 K: 1 S: 4 H: 0 LOB: 0 BB: 1 P: 8	R: 0 E: 0 K: 0 S: 4 H: 1 LOB: 1 BB: 0 P: 4	1B: 3 2B: 2 3B: 0 HR: 0	SF: 1 SAC: 0 DP: 3 HBP: 0						

AB	27
R	1
H	4
RBI	1
BB	3
SO	5
LOB	8

WP: 0 PB: 0 SB: 0 CS: 0 PA: 31

PITCHER		IP	WLS	BF	H	R	ER	SO	BB	IBB	HBP	BLK	WP	HR	S	P	ERA	WHIP
Allen Ripley, R ERA: 5.4	(1, 1)	7.0	W	24	3	1	1	4	2	0	0	1	0	0	30	38	1.29	0.714
Lee Smith, R ERA: 2.63	(8, 1)	1.2		6	1	0	0	1	1	0	0	0	0	0	7	11	0.00	1.200
Willie Hernandez, L ERA: 2.91	(9, 1)	0.1	S	1	0	0	0	0	0	0	0	0	0	0	1	1	0.00	0.000

PITCHER	IP	WLS	BF	H	R	ER	SO	BB	IBB	HBP	BLK	WP	HR	S	P	ERA	WHIP

Batter	1	2	3	4	5	6	7	8	9	10	AB	R	H	RBI	BB	SO	LOB
Steve Henderson, R (1, 7) OBP: 0.306, SLG: 0.306	0-3 K			0-0 F8		0-0 6-3		0-0 SH5-4 1B 1-2 2-H 3-H	4-0 IBB		3	0	0	0	0	1	0
Bob Molinaro, L (8, PH) OBP: 0.346, SLG: 0.190											1	0	1	2	0	0	0
Gary Woods, R (8, PR) OBP: 0.341, SLG: 0.430 (8, 7)											0	0	0	0	1	0	0
Junior Kennedy, R (1, 4) OBP: 0.234, SLG: 0.302	0-0 6-3			0-0 HR			0-0 S 1B	0-0 SH5-4 1-2 2-3	0-0 P5		4	1	2	1	0	0	3
Bill Buckner, L (1, 3) OBP: 0.305, SLG: 0.361	0-0 F9			0-0 4-3			0-0 F8 1-2	4-0 IBB		0-0 P5	4	0	0	0	1	0	1
Keith Moreland, R (1, 9) OBP: 0.367, SLG: 0.542		0-0 F4		0-3 K			0-3 K	0-3 K		0-0 6-3	5	0	0	0	0	3	4
Leon Durham, L (1, 8) OBP: 0.381, SLG: 0.449		0-0 F8			0-0 3-1		4-0 IBB	0-0 G3		0-3 K	4	0	0	0	1	1	3
Jody Davis, R (1, 2) OBP: 0.247, SLG: 0.351		0-3 K			0-0 F7		0-3 K		0-0 FC3-6 1B		4	0	1	0	0	2	2
Larry Bowa, S (1, 6) OBP: 0.232, SLG: 0.246			0-0 F8		0-0 P2			0-0 SH 23 1B 1B	0-0 FC3-6 5-3 23 1B 1-2f		4	1	1	0	0	0	1
23 Ryne Sandberg, R (1, 5) OBP: 0.250, SLG: 0.302			0-0 6-3			0-0 F7		0-0 SH 1B 1-2	0-0 5-3 1-2		4	1	2	0	0	0	0
Randy Martz, L (1, 1) OBP: 0.333, SLG: 0.364			0-0 4-1			0-0 P6		0-0 SH SH5-4 1B 1-2 2-3	0-0 5-3 1-2 2-3		2	0	0	0	0	0	0
Bump Wills, S (8, PR) OBP: 0.372, SLG: 0.396											0	0	0	0	0	0	0
Bill Campbell, R (8, 1)											0	0	0	0	0	0	0
Willie Hernandez, L (8, 1)											0	0	0	0	0	0	0
Lee Smith, R (8, 1)											0	0	0	0	0	0	0
Dan Briggs, L (9, PH) OBP: 0.129, SLG: 0.129											1	0	0	0	0	0	2
Dick Tidrow, R (9, 1)											0	0	0	0	0	0	0
Inning Stats	R: 0 E: 0 K: 1 S: 5 H: 0 LOB: 0 BB: 0 P: 5	R: 0 E: 0 K: 1 S: 5 H: 0 LOB: 0 BB: 0 P: 5	R: 0 E: 0 K: 0 S: 3 H: 0 LOB: 0 BB: 0 P: 3	R: 1 E: 0 K: 1 S: 6 H: 1 LOB: 0 BB: 0 P: 6	R: 0 E: 0 K: 0 S: 3 H: 0 LOB: 0 BB: 0 P: 3	R: 0 E: 0 K: 0 S: 3 H: 0 LOB: 0 BB: 0 P: 3	R: 0 E: 0 K: 2 S: 8 H: 1 LOB: 2 BB: 1 P: 12	R: 2 E: 1 K: 1 S: 9 H: 3 LOB: 3 BB: 1 P: 13	R: 0 E: 0 K: 0 S: 5 H: 2 LOB: 3 BB: 1 P: 9	R: 0 E: 0 K: 1 S: 5 H: 0 LOB: 0 BB: 0 P: 5	1B: 6 2B: 0 3B: 0 HR: 1	SF: 0 SAC: 2 DP: 0 HBP: 0					

PITCHER		IP	WLS	BF	H	R	ER	SO	BB	IBB	HBP	BLK	WP	HR	S	P	ERA	WHIP
Bill Laskey, R ERA: 1.99	(1, 1)	7.0		27	4	3	3	5	0	1	0	0	0	1	36	40	3.86	0.571
Greg Minton, R ERA: 2.1	(8, 1)	1.2		10	3	0	0	1	0	2	0	0	0	0	10	18	0.00	1.800
Jim Barr, R ERA: 2.63	(9, 1)	0.1		1	0	0	0	0	0	0	0	0	0	0	1	1	0.00	0.000
Gary Lavelle, L ERA: 3.04	(10, 1)	1.0	W	3	0	0	0	1	0	0	0	0	0	0	5	5	0.00	0.000

PITCHER	IP	WLS	BF	H	R	ER	SO	BB	IBB	HBP	BLK	WP	HR	S	P	ERA	WHIP

TOP

Chicago Cubs @ San Francisco Giants

Candlestick Park, San Francisco, CA

Sun May 23 1982, 6:33 AM EDT

Sunny - 75 F

livebaseballscorecards.com

AB	36
R	3
H	7
RBI	3
BB	3
SO	7
LOB	16

WP: 0 PA: 41
PB: 0
SB: 1
CS: 0

Chicago Cubs @ San Francisco Giants

Candlestick Park, San Francisco, CA

Sun May 23 1982, 6:33 AM EDT

Sunny - 75 F

livebaseballscorecards.com

BOTTOM

Batter	1	2	3	4	5	6	7	8	9	10	AB	R	H	RBI	BB	SO	LOB
Joe Morgan, L (1, 4) OBP: 0.355, SLG: 0.328	6-3		F8			3-1		SH1-4 1B SF9 1B	BBBB 1-2 BB		4	1	1	0	1	0	1
Jim Wohlford, R (1, 7) OBP: 0.400, SLG: 0.508	G1-6-3 1B			F2		3B 2B		1-2 SH1-4 1B	F7		5	1	3	0	0	0	2
Chili Davis, S (1, 8) OBP: 0.344, SLG: 0.406	G1-6-3 1-2f			4-3		2-H 3B		1-2 2-3 SH1-4		SH1-4 1B 1B 1B	4	1	2	1	0	0	1
Reggie Smith, S (1, 3) OBP: 0.338, SLG: 0.397		F9		HR		4-0 IBB		4-0 IBB		1B SH1-4 1-2 1B	2	1	1	1	2	0	0
Dave Bergman, L (8, PR) (9, 3) OBP: 0.365, SLG: 0.349											1	0	1	0	0	0	0
Darrell Evans, L (1, 5) OBP: 0.333, SLG: 0.367		S S S K		F7		G3		SF9 3-H		SH1-4 1-2 2-3	3	0	0	1	0	1	2
Jack Clark, R (1, 9) OBP: 0.311, SLG: 0.331		P3			5-3		P3	F8		2-3 3-H 1B	5	0	1	1	0	0	2
Milt May, L (1, 2) OBP: 0.290, SLG: 0.347			F2		G4-6-3 1B		G3		F9		4	0	1	0	0	0	0
Johnnie LeMaster, R (1, 6) OBP: 0.295, SLG: 0.263			2B		G4-6-3 1-2f		1B		BB 1B		4	0	3	0	0	0	1
Bill Laskey, R (1, 1) OBP: 0.118, SLG: 0.118			6-3			S S S K	F8		F8		3	0	0	0	0	1	2
Greg Minton, S (8, 1) OBP: 0.333, SLG: 0.667											0	0	0	0	0	0	0
Jim Barr, R (9, 1) OBP: 0.333, SLG: 0.333											0	0	0	0	0	0	0
Tom O'Malley, L (9, PH) OBP: 0.286, SLG: 0.394											1	0	0	0	0	0	1
Gary Lavelle, S (10, 1)											0	0	0	0	0	0	0
Inning Stats	R: 0 E: 0 K: 0 S: 3 H: 1 LOB: 0 BB: 0 P: 3	R: 0 E: 0 K: 1 S: 5 H: 0 LOB: 0 BB: 0 P: 5	R: 0 E: 0 K: 0 S: 4 H: 1 LOB: 1 BB: 0 P: 4	R: 1 E: 0 K: 0 S: 4 H: 1 LOB: 0 BB: 0 P: 4	R: 0 E: 0 K: 0 S: 3 H: 1 LOB: 0 BB: 0 P: 3	R: 1 E: 0 K: 1 S: 7 H: 2 LOB: 2 BB: 1 P: 11	R: 0 E: 0 K: 0 S: 4 H: 1 LOB: 1 BB: 0 P: 4	R: 1 E: 0 K: 0 S: 5 H: 2 LOB: 2 BB: 1 P: 9	R: 0 E: 0 K: 0 S: 4 H: 1 LOB: 2 BB: 1 P: 8	R: 1 E: 0 K: 0 S: 4 H: 3 LOB: 2 BB: 0 P: 4	1B: 9 2B: 2 3B: 1 HR: 1	SF: 1 SAC: 2 DP: 2 HBP: 0					

	AB	36
	R	4
	H	13
	RBI	4
	BB	3
	SO	2
	LOB	12

WP: 0 PB: 0 SB: 0 CS: 0 PA: 42

PITCHER		IP	WLS	BF	H	R	ER	SO	BB	IBB	HBP	BLK	WP	HR	S	P	ERA	WHIP
Randy Martz, R ERA: 2.17	(1, 1)	7.0		27	7	2	2	2	0	1	0	0	0	1	30	34	2.57	1.000
Bill Campbell, R ERA: 3.75	(8, 1)	0.1		3	2	1	1	0	0	0	0	0	0	0	3	3	27.00	6.000
Willie Hernandez, L ERA: 2.86	(8, 1)	0.1		2	0	0	0	0	0	1	0	0	0	0	1	5	0.00	0.000
Lee Smith, R ERA: 2.59	(8, 1)	0.1		1	0	0	0	0	0	0	0	0	0	0	1	1	0.00	0.000
Dick Tidrow, R ERA: 4.5	(9, 1)	1.1	L	9	4	1	1	0	1	0	0	0	0	0	8	12	6.75	3.750

PITCHER		IP	WLS	BF	H	R	ER	SO	BB	IBB	HBP	BLK	WP	HR	S	P	ERA	WHIP

Chicago Cubs @ San Francisco Giants

Candlestick Park, San Francisco, CA

Sun May 23 1982, 6:38 AM EDT

Att. 17,865 - Sunny - 76 F

TOP

livebaseballscorecards.com

Batter	1	2	3	4	5	6	7	8	9	AB	R	H	RBI	BB	SO	LOB
Gary Woods, R (1, 8) OBP: 0.333, SLG: 0.418	P6		5-3	F3		F8		1B		5	0	1	0	0	0	2
Junior Kennedy, R (1, 4) OBP: 0.231, SLG: 0.292	F8		4-3	1B 1-2 2-H		6-3		F9		5	0	1	1	0	0	1
Bill Buckner, L (1, 3) OBP: 0.313, SLG: 0.364	P5		BB	1B 1-2 2-3		PB 1B			F9	4	0	2	0	1	0	0
Keith Moreland, R (1, 9) OBP: 0.368, SLG: 0.532		CS BB	FC6-4 1-2 BB	6-3		F7 1-2			F3	3	0	0	0	2	0	4
Hector Cruz, R (1, 7) OBP: 0.300, SLG: 0.250		23 1B 1B 1-2 BB	FC6-4 1-2f		5-3 BB		F8		2B	3	1	1	0	2	0	2
23 Ryne Sandberg, R (1, 5) OBP: 0.255, SLG: 0.306		CS 1B 1-3 1B		BB 1B 1B	F8		1-3		F8	5	1	2	0	0	0	2
Larry Bowa, S (1, 6) OBP: 0.239, SLG: 0.248		CS 1-2 3-H 1B		P4	5-3 1-2 BB		F7			3	0	1	1	1	0	1
Larry Cox, R (1, 2) Bob Molinaro, L (8, PH) OBP: 0.333, SLG: 0.182 Jody Davis, R (8, 2) OBP: 0.247, SLG: 0.351		FC5-4 1-2 2-3 IBB		1B 1B 1-2 BB	5-3 1-2 2-3			1-3		1 1 0	1 0 0	0 0 0	0 0 0	2 0 0	0 0 0	2 0 0
Dan Larson, R (1, 1) OBP: 0.200, SLG: 0.200 Steve Henderson, R (4, PH) OBP: 0.311, SLG: 0.312 Lee Smith, R (4, 1) Dan Briggs, L (8, PH) OBP: 0.125, SLG: 0.125 Bill Campbell, R (8, 1)		FC5-4 1-2f		1B 1B 1-2 2-H	K			F8		1 1 1 1 0	0 0 0 0 0	0 1 0 0 0	0 1 0 0 0	0 0 0 0 0	0 0 1 0 0	2 0 2 0 0
Inning Stats	R: 0 E: 0 K: 0 S: 3 H: 0 LOB: 0 BB: 0 P: 3	R: 1 E: 0 K: 0 S: 3 H: 2 LOB: 2 BB: 3 P: 15	R: 0 E: 0 K: 0 S: 3 H: 0 LOB: 2 BB: 2 P: 11	R: 2 E: 0 K: 0 S: 7 H: 4 LOB: 3 BB: 1 P: 11	R: 0 E: 0 K: 1 S: 5 H: 0 LOB: 2 BB: 2 P: 13	R: 0 E: 0 K: 0 S: 4 H: 1 LOB: 1 BB: 0 P: 4	R: 0 E: 0 K: 0 S: 3 H: 0 LOB: 0 BB: 0 P: 3	R: 0 E: 0 K: 0 S: 4 H: 1 LOB: 1 BB: 0 P: 4	R: 0 E: 0 K: 0 S: 4 H: 1 LOB: 1 BB: 0 P: 4	1B: 8 2B: 1 3B: 0 HR: 0 SF: 0 SAC: 0 DP: 0 HBP: 0						

AB	34
R	3
H	9
RBI	3
BB	8
SO	1
LOB	18

WP: 0 PB: 1 SB: 0 CS: 3 PA: 42

PITCHER		IP	WLS	BF	H	R	ER	SO	BB	IBB	HBP	BLK	WP	HR	S	P	ERA	WHIP
Mike Chris, L ERA: 2.38	(1, 1)	4.1		25	6	3	3	0	7	1	0	0	0	0	17	49	6.23	3.000
Dan Schatzeder, L ERA: 6.21	(5, 1)	1.2	W	6	1	0	0	1	0	0	0	0	0	0	8	8	0.00	0.600
Jim Barr, R ERA: 2.37	(7, 1)	3.0	S	11	2	0	0	0	0	0	0	0	0	0	11	11	0.00	0.667

PITCHER		IP	WLS	BF	H	R	ER	SO	BB	IBB	HBP	BLK	WP	HR	S	P	ERA	WHIP

BOTTOM

Chicago Cubs @ San Francisco Giants

Candlestick Park, San Francisco, CA

Sun May 23 1982, 6:38 AM EDT

Att. 17,865 - Sunny - 76 F

livebaseballscorecards.com

Batter	1	2	3	4	5	6	7	8	9	AB	R	H	RBI	BB	SO	LOB
Duane Kuiper, L (1, 4) OBP: 0.414, SLG: 0.383	4-3	2B		1-3		FC5-4 2-H 1B		FC4-6 1-2 1B		5	0	3	1	0	0	1
Jim Wohlford, R (1, 7) OBP: 0.400, SLG: 0.500	CS 1B	P4			6-3 BLK SF9 1B	FC5-4 1-2f		FC4-6 1-2f		5	1	2	0	0	0	4
Chili Davis, S (1, 8) OBP: 0.353, SLG: 0.414	BB 1-2		3-1 1B 2B		6-3 1-3		4-3 S BB			2	1	1	0	2	0	1
Reggie Smith, S (1, 3) OBP: 0.325, SLG: 0.386	F8		3-1 2-3		SF9 3-H		F9 1-2			2	0	0	1	0	0	2
Dave Bergman, L (6, 3) OBP: 0.358, SLG: 0.341										1	0	0	0	0	0	1
Darrell Evans, L (1, 5) OBP: 0.343, SLG: 0.369		BB 1B 3B	CS 3-H 1B		WP BB		4-3 2-3			2	1	1	1	2	0	1
Jack Clark, R (1, 9) OBP: 0.303, SLG: 0.321		F9	K 1-2		K 1-2		F8			4	0	0	0	0	2	4
Bob Brenly, R (1, 2) OBP: 0.429, SLG: 0.385	1B 1-3 3B			K		5-3		F9		4	1	1	0	0	1	0
Johnnie LeMaster, R (1, 6) OBP: 0.301, SLG: 0.287	3B 1-H SF8 3-H			1-3		S 1B 1B		K		4	2	2	2	0	1	0
Mike Chris, L (1, 1) OBP: 0.250, SLG: 0.333	SF8 3-H			1B		K 1-2		1B 1B		1	0	1	1	0	0	0
Dan Schatzeder, L (5, 1) OBP: 0.125, SLG: 0.125										0	0	0	0	0	0	0
Tom O'Malley, L (6, PH) OBP: 0.278, SLG: 0.382										1	0	0	0	0	1	1
Jim Barr, R (7, 1) OBP: 0.500, SLG: 0.500										1	0	1	0	0	0	0
Inning Stats	R: 0 E: 0 K: 0 S: 3 H: 1 LOB: 1 BB: 1 P: 7	R: 3 E: 0 K: 0 S: 6 H: 3 LOB: 1 BB: 1 P: 10	R: 1 E: 0 K: 1 S: 6 H: 2 LOB: 1 BB: 0 P: 6	R: 0 E: 0 K: 1 S: 6 H: 1 LOB: 1 BB: 0 P: 6	R: 1 E: 0 K: 1 S: 6 H: 1 LOB: 1 BB: 1 P: 10	R: 1 E: 0 K: 1 S: 7 H: 2 LOB: 1 BB: 0 P: 7	R: 0 E: 0 K: 0 S: 3 H: 0 LOB: 1 BB: 1 P: 7	R: 0 E: 0 K: 1 S: 7 H: 2 LOB: 2 BB: 0 P: 7		1B: 9 2B: 3 3B: 1 HR: 0 SF: 2 SAC: 0 DP: 1 HBP: 0				WP: 1 PB: 0 SB: 2 CS: 2 PA: 38		

	AB	32
	R	6
	H	12
	RBI	6
	BB	4
	SO	5
	LOB	15

PITCHER		IP	WLS	BF	H	R	ER	SO	BB	IBB	HBP	BLK	WP	HR	S	P	ERA	WHIP
Dan Larson, R ERA: 7.53	(1, 1)	3.0	L	15	6	4	4	1	2	0	0	0	0	0	15	23	12.00	2.667
Lee Smith, R ERA: 2.86	(4, 1)	4.0		18	4	2	2	3	2	0	0	1	1	0	22	30	4.50	1.500
Bill Campbell, R ERA: 3.6	(8, 1)	1.0		5	2	0	0	1	0	0	0	0	0	0	7	7	0.00	2.000

PITCHER	IP	WLS	BF	H	R	ER	SO	BB	IBB	HBP	BLK	WP	HR	S	P	ERA	WHIP

Batter	1	2	3	4	5	6	7	8	9	AB	R	H	RBI	BB	SO	LOB
23 Ryne Sandberg, R (1, 5) OBP: 0.260, SLG: 0.309	1-3		L9-3 1B		K		1B WP WP 1-2 1B		6-3	5	1	2	0	0	1	1
Junior Kennedy, R (1, 4) OBP: 0.228, SLG: 0.283	1-3		P4		FC6-4 1-2f		WP 1-3 2-H 1B		6-3	5	0	1	1	0	0	2
Bill Buckner, L (1, 3) OBP: 0.308, SLG: 0.358	E6		L9-3 1-2			F8	K 1-2 3-H			3	0	0	0	0	0	1
Dan Briggs, L (6, 3) OBP: 0.121, SLG: 0.121										1	0	0	0	0	1	1
Keith Moreland, R (1, 9) OBP: 0.360, SLG: 0.519	K			K		6-3	F8			4	0	0	0	0	2	2
Leon Durham, L (1, 8) OBP: 0.376, SLG: 0.442		K		4-3		BB 1B		K		2	0	0	0	0	1	0
Gary Woods, R (6, PH) OBP: 0.337, SLG: 0.419										2	0	1	0	0	1	0
(6, 8)																
Steve Henderson, R (1, 7) OBP: 0.333, SLG: 0.318		1B S 1B		BB		BB 1-2		FC5-4 BB		1	0	1	0	3	0	0
Larry Bowa, S (1, 6) OBP: 0.240, SLG: 0.248		1-3 1B		F7		1-3		FC5-4 FC6-4 1-2f		4	0	1	0	0	0	4
Jody Davis, R (1, 2) OBP: 0.235, SLG: 0.333		L6			E5 FC5-4		F7	FC6-4 1-2f		4	0	0	0	0	0	3
Dickie Noles, R (1, 1) OBP: 0.130, SLG: 0.182		K			FC5-4 FC6-4 1-2f		WP 23 1B 1B 1B		G3	1	0	0	0	0	1	2
Dick Tidrow, R (3, 1)										0	0	0	0	0	0	0
Hector Cruz, R (5, PH) OBP: 0.273, SLG: 0.222										1	0	0	0	0	0	1
Dan Larson, R (5, 1) OBP: 0.273, SLG: 0.273										1	1	1	0	0	0	0
Scot Thompson, L (9, PH)										1	0	0	0	0	0	0
Inning Stats	R: 0 E: 1 K: 1 S: 6 H: 0 LOB: 1 BB: 0 P: 6	R: 0 E: 0 K: 2 S: 9 H: 2 LOB: 2 BB: 0 P: 9	R: 0 E: 0 K: 0 S: 3 H: 1 LOB: 0 BB: 0 P: 3	R: 0 E: 0 K: 1 S: 5 H: 0 LOB: 1 BB: 1 P: 9	R: 0 E: 1 K: 1 S: 6 H: 0 LOB: 1 BB: 0 P: 6	R: 0 E: 0 K: 0 S: 4 H: 1 LOB: 2 BB: 1 P: 8	R: 2 E: 0 K: 1 S: 8 H: 3 LOB: 1 BB: 0 P: 8	R: 0 E: 0 K: 1 S: 5 H: 0 LOB: 1 BB: 1 P: 9	R: 0 E: 0 K: 0 S: 3 H: 0 LOB: 0 BB: 0 P: 3	1B: 7 2B: 1 3B: 0 HR: 0	SF: 0 SAC: 0 DP: 1 HBP: 0						

TOP

Chicago Cubs @ San Diego Padres

Jack Murphy Stadium, San Diego, CA

Mon May 24 1982, 10:05 PM EDT

Att. 8,635 - Unknown - 70 F

livebaseballscorecards.com

AB	35
R	2
H	7
RBI	1
BB	3
SO	7
LOB	17

WP: 2 PB: 0 SB: 1 CS: 0 PA: 38

PITCHER		IP	WLS	BF	H	R	ER	SO	BB	IBB	HBP	BLK	WP	HR	S	P	ERA	WHIP
Tim Lollar, L ERA: 2.57	(1, 1)	7.0	W	31	7	2	2	6	2	0	0	0	2	0	41	49	2.57	1.286
Danny Boone, L ERA: 5.63	(8, 1)	2.0		7	0	0	0	1	1	0	0	0	0	0	8	12	0.00	0.500

PITCHER	IP	WLS	BF	H	R	ER	SO	BB	IBB	HBP	BLK	WP	HR	S	P	ERA	WHIP

Chicago Cubs @ San Diego Padres

Jack Murphy Stadium, San Diego, CA

Mon May 24 1982, 10:05 PM EDT

Att. 8,635 - Unknown - 70 F

BOTTOM

livebaseballscorecards.com

Batter	1	2	3	4	5	6	7	8	9	AB	R	H	RBI	BB	SO	LOB
Alan Wiggins, S (1, 7) OBP: 0.390, SLG: 0.387	S S S 0-3 K ①		x 0-0 E BB 1-2 2-3 1B	x 0-0 E 1B 1B	x 0-0 ② ③ G6-3 1-2f			x 0-0 4-3 1B		5	2	3	0	0	1	2
Tim Flannery, L (1, 4) OBP: 0.400, SLG: 0.500	x 0-0 ② 3-1		B B B B 4-0 E 1B 1-2 2-3 3-H BB	x 0-0 E8 1-3 1B 1B		H 1-0 G5-4-3 HBP		x 0-0 ② 4-3 1-2		3	2	1	1	1	0	1
Garry Templeton, S (1, 6) OBP: 0.282, SLG: 0.360	x 0-0 ③ 1-3		x 0-0 E1 1B SF9 1-3 2-H 3-H	4-0 1B IBB		x 0-0 ① P6		S S S 0-3 K ③		2	1	0	0	1	0	1
Mario Ramirez, R (6, 6) OBP: 0.333, SLG: 0.444										2	0	0	0	0	1	2
Ruppert Jones, L (1, 8) OBP: 0.448, SLG: 0.529		x 0-0 5-3 BLK SF9 1B	x 0-0 SF9 BB 2-3 3-H 1B	x 0-0 1-3 2-H 3-H 1B		x 0-0 ② ③ G5-4-3 1-2f				3	1	3	3	0	0	0
Dave Edwards, R (6, 8) OBP: 0.222, SLG: 0.278										1	0	0	0	0	0	1
Sixto Lezcano, R (1, 9) OBP: 0.338, SLG: 0.448		x 0-0 ① 5-3 1-3	B B B B 4-0 1-2 BB	x 0-0 ② F2			S S S 0-3 K ①			2	0	0	0	1	0	3
Joe Lefebvre, L (6, 9) OBP: 0.282, SLG: 0.265										1	0	0	0	0	1	0
Terry Kennedy, L (1, 2) OBP: 0.277, SLG: 0.419		x 0-0 ② SF9 3-H	x 0-0 ① F7	x 0-0 ③ 6-3			x 0-0 ② F9			3	0	0	1	0	0	5
Danny Boone, L (8, 1) OBP: 0.200, SLG: 0.400										0	0	0	0	0	0	0
Luis Salazar, R (1, 5) OBP: 0.252, SLG: 0.282		x 0-0 ③ 5-3	x 0-0 ② SF9 2-3 3-H		x 0-0 1B 1B		B B B B 4-0 BB			2	0	1	1	0	0	0
Jerry Manuel, S (6, 5)										0	0	0	0	1	0	0
Broderick Perkins, L (1, 3) OBP: 0.340, SLG: 0.319			B B B B 4-0 1B E BB BB		x 0-0 G6-3 1-2 1B		x 0-0 ③ 5-3			2	1	1	0	1	0	2
Kurt Bevacqua, R (6, 3) OBP: 0.367, SLG: 0.261			x 0-0 F7 ③							1	0	0	0	0	0	1
Tim Lollar, L (1, 1) OBP: 0.333, SLG: 0.538			x 0-0 E4 BB 1B 1-2 E	x 0-0 ① 4-3	x 0-0 ① F9			S S S 0-3 K ①		3	1	0	0	0	0	3
Doug Gwosdz, R (8, 2) OBP: 0.263, SLG: 0.176										1	0	0	0	0	1	0
Inning Stats	R: 0 H: 0 E: 0 LOB: 0 K: 1 BB: 0 S: 5 P: 5	R: 1 H: 1 E: 0 LOB: 0 K: 0 BB: 0 S: 4 P: 4	R: 5 H: 2 E: 2 LOB: 2 K: 0 BB: 3 S: 7 P: 19	R: 2 H: 3 E: 1 LOB: 2 K: 0 BB: 1 S: 6 P: 10	R: 0 H: 2 E: 0 LOB: 1 K: 0 BB: 0 S: 4 P: 4	R: 0 H: 0 E: 0 LOB: 0 K: 0 BB: 0 S: 2 P: 3	R: 0 H: 0 E: 0 LOB: 1 K: 1 BB: 1 S: 5 P: 9	R: 0 H: 1 E: 0 LOB: 1 K: 2 BB: 0 S: 8 P: 8		1B: 9 SF: 2 2B: 0 SAC: 0 3B: 0 DP: 2 HR: 0 HBP: 1						WP: 0 PA: 39 PB: 0 SB: 0 CS: 0	

	AB	R	H	RBI	BB	SO	LOB
AB	31						
R	8						
H	9						
RBI	6						
BB	5						
SO	4						
LOB	21						

PITCHER		IP	WLS	BF	H	R	ER	SO	BB	IBB	HBP	BLK	WP	HR	S	P	ERA	WHIP
Dickie Noles, R ERA: 4.29	(1, 1)	2.0	L	14	3	6	3	1	3	0	0	1	0	0	13	25	13.50	3.000
Dick Tidrow, R ERA: 4.91	(3, 1)	2.0		10	3	2	2	0	0	1	0	0	0	0	9	13	9.00	1.500
Dan Larson, R ERA: 6.61	(5, 1)	4.0		15	3	0	0	3	1	0	1	0	0	0	19	24	0.00	1.000

PITCHER		IP	WLS	BF	H	R	ER	SO	BB	IBB	HBP	BLK	WP	HR	S	P	ERA	WHIP

Batter	1	2	3	4	5	6	7	8	9	AB	R	H	RBI	BB	SO	LOB
23 Ryne Sandberg, R (1, 5) OBP: 0.259, SLG: 0.307	E4 1B 1B		G6-4-3 1-2 1B		6-3 2-3			1-3		4	1	1	0	0	0	1
Junior Kennedy, R (1, 4) OBP: 0.230, SLG: 0.281	L9-6 1B 1-3 1B		G6-4-3 1-2f		1-3			4-3		4	0	1	0	0	0	3
Leon Durham, L (1, 3) OBP: 0.385, SLG: 0.458	L9-6 1-2 3-H 1B			SH3 2B		F7		1B 1B		4	0	3	1	0	0	0
Keith Moreland, R (1, 9) OBP: 0.369, SLG: 0.518	L9-6 1-2 2-3			BBBB G5-3 SH3 BB		BBBB BB		1-3 1B		2	0	1	0	2	0	2
Steve Henderson, R (1, 7) OBP: 0.326, SLG: 0.310		L4		SH3 1-2 2-3		L8		SSS K		3	0	0	0	0	1	3
Gary Woods, R (1, 8) OBP: 0.333, SLG: 0.406		6-3		BBBB BB		F9			L8	3	0	0	0	1	0	1
Larry Bowa, S (1, 6) OBP: 0.233, SLG: 0.241		5-3		G5-3 2-3f			5-3		P5	4	0	0	0	0	0	3
Jody Davis, R (1, 2) OBP: 0.239, SLG: 0.333 Dan Briggs, L (9, PH) OBP: 0.118, SLG: 0.118			6-3		23 6-3 SH5-4 1B		F7		6-3	3 1	0 0	1 0	0 0	0 0	0 0	0 0
Fergie Jenkins, R (1, 1) OBP: 0.063, SLG: 0.063 Willie Hernandez, L (8, 1)			23 1B 1B		SH5-4 1-2		SSS K			2 0	0 0	1 0	0 0	0 0	1 0	0 0
Inning Stats	R: 1 E: 1 K: 0 S: 4 H: 2 LOB: 0 BB: 0 P: 4	R: 0 E: 0 K: 0 S: 3 H: 0 LOB: 0 BB: 0 P: 3	R: 0 E: 0 K: 0 S: 4 H: 2 LOB: 0 BB: 0 P: 4	R: 0 E: 0 K: 0 S: 3 H: 1 LOB: 2 BB: 2 P: 11	R: 0 E: 0 K: 0 S: 4 H: 1 LOB: 1 BB: 0 P: 4	R: 0 E: 0 K: 0 S: 3 H: 0 LOB: 1 BB: 1 P: 7	R: 0 E: 0 K: 1 S: 5 H: 0 LOB: 0 BB: 0 P: 5	R: 0 E: 0 K: 1 S: 7 H: 2 LOB: 2 BB: 0 P: 7	R: 0 E: 0 K: 0 S: 3 H: 0 LOB: 0 BB: 0 P: 3	1B: 7 2B: 2 3B: 0 HR: 0 SF: 0 SAC: 2 DP: 3 HBP: 0						

PITCHER	IP	WLS	BF	H	R	ER	SO	BB	IBB	HBP	BLK	WP	HR	S	P	ERA	WHIP
Chris Welsh, L (1, 1) ERA: 4.31	7.2	W	31	8	1	0	1	3	0	0	0	0	0	30	42	0.00	1.435
Floyd Chiffer, R (8, 1) ERA: 2.37	1.1	S	4	0	0	0	1	0	0	0	0	0	0	6	6	0.00	0.000

PITCHER	IP	WLS	BF	H	R	ER	SO	BB	IBB	HBP	BLK	WP	HR	S	P	ERA	WHIP

TOP

Chicago Cubs @ San Diego Padres

Jack Murphy Stadium, San Diego, CA

Tue May 25 1982, 10:05 PM EDT

Att. 14,261 - Unknown - 70 F

livebaseballscorecards.com

AB	30
R	1
H	8
RBI	1
BB	3
SO	2
LOB	13

WP: 0	PA: 35		
PB: 0			
SB: 0			
CS: 0			

Batter	1	2	3	4	5	6	7	8	9	AB	R	H	RBI	BB	SO	LOB
Alan Wiggins, S (1, 7) OBP: 0.395, SLG: 0.385	BBBB 4-0 S BB	x 0-0 4-3 ③			x 0-0 S 1B			x 0-0 6-3 ①		3	0	1	0	1	0	1
Tim Flannery, L (1, 4) OBP: 0.359, SLG: 0.444	x 0-0 P1 ① 1-2		x 0-0 F9 ①		x 0-0 3-1 ③ 1-2			x 0-0 6-3 ②		4	0	0	0	0	0	2
Garry Templeton, S (1, 6) OBP: 0.282, SLG: 0.358	x 0-0 F7 ②		SSS 0-3 K ②			x 0-0 4-3 ①		x 0-0 BB 1B		4	0	1	0	0	1	1
Ruppert Jones, L (1, 8) OBP: 0.444, SLG: 0.517	x 0-0 4-3 ③		x 0-0 F9 ③			x 0-0 P6 ②		BBBB 4-0 FC5-4 1-2 BB		3	0	0	0	1	0	1
Sixto Lezcano, R (1, 9) OBP: 0.335, SLG: 0.442		x 0-0 2B 1B		x 0-0 L7 ①		SSS 0-3 K ③		x 0-0 FC5-4 ③ 1-2f		4	1	1	0	0	1	2
Terry Kennedy, L (1, 2) OBP: 0.285, SLG: 0.432		x 0-0 1-H 1B 2B		x 0-0 P4 ②			x 0-0 4-3 SH2-4 1B			3	1	2	1	0	0	0
Luis Salazar, R (1, 5) OBP: 0.248, SLG: 0.278		x 0-0 F9 ①		x 0-0 5-3 ③			x 0-0 SH2-4 ① 1-2			2	0	0	0	0	0	1
Broderick Perkins, L (1, 3) OBP: 0.340, SLG: 0.319		x 0-0 SH2-3 2-H 1B			x 0-0 G3 ①		x 0-0 4-3 ② 2-3			3	0	1	1	0	0	1
Chris Welsh, L (1, 1) OBP: 0.222, SLG: 0.125 Floyd Chiffer, R (8, 1)		x 0-0 SH2-3 ② 1-2			SSS 0-3 K ②		SSS 0-3 K ③			2 0	0 0	0 0	0 0	0 0	2 0	1 0
Inning Stats	R: 0 E: 0 K: 0 S: 3 H: 0 LOB: 1 BB: 1 P: 7	R: 2 E: 0 K: 0 S: 6 H: 3 LOB: 1 BB: 0 P: 6	R: 0 E: 0 K: 1 S: 5 H: 0 LOB: 0 BB: 0 P: 5	R: 0 E: 0 K: 0 S: 3 H: 0 LOB: 0 BB: 0 P: 3	R: 0 E: 0 K: 1 S: 6 H: 1 LOB: 1 BB: 0 P: 6	R: 0 E: 0 K: 1 S: 5 H: 0 LOB: 0 BB: 0 P: 5	R: 0 E: 0 K: 1 S: 6 H: 1 LOB: 1 BB: 0 P: 6	R: 0 E: 0 K: 0 S: 4 H: 1 LOB: 2 BB: 1 P: 8		1B: 5 2B: 1 3B: 0 HR: 0	SF: 0 SAC: 2 DP: 0 HBP: 0					

PITCHER		IP	WLS	BF	H	R	ER	SO	BB	IBB	HBP	BLK	WP	HR	S	P	ERA	WHIP
Fergie Jenkins, R ERA: 2.94	(1, 1)	7.0	L	27	5	2	2	4	1	0	0	0	0	0	34	38	2.57	0.857
Willie Hernandez, L ERA: 2.74	(8, 1)	1.0		5	1	0	0	0	1	0	0	0	0	0	4	8	0.00	2.000

PITCHER	IP	WLS	BF	H	R	ER	SO	BB	IBB	HBP	BLK	WP	HR	S	P	ERA	WHIP

BOTTOM

Chicago Cubs @ San Diego Padres

Jack Murphy Stadium, San Diego, CA

Tue May 25 1982, 10:05 PM EDT
Att. 14,261 - Unknown - 70 F

livebaseballscorecards.com

AB	28
R	2
H	6
RBI	2
BB	2
SO	4
LOB	10

Chicago Cubs @ San Diego Padres

Jack Murphy Stadium, San Diego, CA

Wed May 26 1982, 10:05 PM EDT

Att. 9,433 - Overcast - 70 F

livebaseballscorecards.com

TOP

Batter	1	2	3	4	5	6	7	8	9	AB	R	H	RBI	BB	SO	LOB
23 Ryne Sandberg, R (1, 5) OBP: 0.252, SLG: 0.297	P4		E5 SF8 1-3 1B		FC5-4 S 1-2f 1B			K	3-1	5	2	0	0	0	1	4
Junior Kennedy, R (1, 4) OBP: 0.246, SLG: 0.300	1B		SF8 2-3 3-H		1-H 1B			F9		3	0	2	2	0	0	0
Bill Buckner, L (1, 3) OBP: 0.307, SLG: 0.356	K		3-H 1B		F7			3-1		4	0	1	1	0	1	2
Keith Moreland, R (1, 9) OBP: 0.366, SLG: 0.518	L7		P4			F9			1B FC1-2 2B	4	0	1	0	0	0	2
Leon Durham, L (1, 8) OBP: 0.388, SLG: 0.459		CS 1B		3-1		G3			PB FC1-2 2-3 1B	4	1	2	0	0	0	0
Steve Henderson, R (1, 7) OBP: 0.318, SLG: 0.302 Dan Briggs, L (9, PH) OBP: 0.114, SLG: 0.114 Bill Campbell, R (9, 1)	K 1-2			6-3		K			K	3 1 0	0 0 0	0 0 0	0 0 0	0 0 0	2 1 0	1 2 0
Larry Bowa, S (1, 6) OBP: 0.227, SLG: 0.234	F2			4-3			G3		FC1-2 PB 1-2 3-H 1B	4	1	0	0	0	0	2
Jody Davis, R (1, 2) OBP: 0.250, SLG: 0.333			P6		23 FC5-4 1B		K		1B 1-2 2-3 IBB	3	0	1	0	1	1	0
Allen Ripley, R (1, 1) OBP: 0.429, SLG: 0.429 Lee Smith, R (5, 1) Scot Thompson, L (7, PH) Willie Hernandez, L (7, 1) Bob Molinaro, L (9, PH) OBP: 0.333, SLG: 0.182 Gary Woods, R (9, PH) OBP: 0.340, SLG: 0.412 (9, 7)			23 E SF8 1B		K		6-3		1-2 2-H 3-H 1B	2 0 1 0 0 1	1 0 0 0 0 0	1 0 0 0 0 2	0 0 0 0 0 0	0 0 0 0 0 0	1 0 0 0 0 0	1 0 0 0 0 0
Inning Stats	R: 0 E: 0 K: 1 S: 6 H: 1 LOB: 1 BB: 0 P: 6	R: 0 E: 0 K: 1 S: 5 H: 1 LOB: 0 BB: 0 P: 5	R: 2 E: 1 K: 0 S: 6 H: 2 LOB: 1 BB: 0 P: 6	R: 0 E: 0 K: 0 S: 3 H: 0 LOB: 0 BB: 0 P: 3	R: 1 E: 0 K: 1 S: 7 H: 2 LOB: 1 BB: 0 P: 7	R: 0 E: 0 K: 1 S: 5 H: 0 LOB: 0 BB: 0 P: 5	R: 0 E: 0 K: 1 S: 5 H: 0 LOB: 0 BB: 0 P: 5	R: 0 E: 0 K: 1 S: 5 H: 0 LOB: 0 BB: 0 P: 5	R: 2 E: 0 K: 1 S: 8 H: 3 LOB: 2 BB: 1 P: 12	1B: 8 2B: 1 3B: 0 HR: 0 SF: 1 SAC: 0 DP: 0 HBP: 0						

	AB	35
	R	5
	H	9
	RBI	5
	BB	1
	SO	7
	LOB	14

WP: 0 PB: 1 SB: 1 CS: 1 PA: 37

PITCHER		IP	WLS	BF	H	R	ER	SO	BB	IBB	HBP	BLK	WP	HR	S	P	ERA	WHIP
John Montefusco, R ERA: 4.27	(1, 1)	6.0		24	6	3	1	4	0	0	0	0	0	0	32	32	1.50	1.000
Luis DeLeon, R ERA: 2.39	(7, 1)	2.2	L	11	2	2	2	3	0	1	0	0	0	0	16	20	6.75	0.750
Gary Lucas, L ERA: 4.35	(9, 1)	0.1		2	1	0	0	0	0	0	0	0	0	0	2	2	0.00	3.000

PITCHER		IP	WLS	BF	H	R	ER	SO	BB	IBB	HBP	BLK	WP	HR	S	P	ERA	WHIP

Chicago Cubs @ San Diego Padres

Jack Murphy Stadium, San Diego, CA

Wed May 26 1982, 10:05 PM EDT

Att. 9,433 - Overcast - 70 F

livebaseballscorecards.com

BOTTOM

Batter	1	2	3	4	5	6	7	8	9	AB	R	H	RBI	BB	SO	LOB
Alan Wiggins, S (1, 7) OBP: 0.385, SLG: 0.373	4-3 S SF8 1B		F8 ②	5-3 ③			5-3 ①		1-3 ②	5	1	1	0	0	0	3
Tim Flannery, L (1, 4) OBP: 0.341, SLG: 0.400	4-3 ① 1-3		BBB HBP BB		L8 ①		4-3 ②		4-3 ③	4	0	0	0	1	0	1
Garry Templeton, S (1, 6) OBP: 0.281, SLG: 0.353	SF8 ② 3-H		H 1-2 HBP 2-3		4-3 ②		4-3 ③			2	0	0	1	0	0	0
Ruppert Jones, L (1, 8) OBP: 0.445, SLG: 0.514	4-3 ③		4-3 ③		BBB S 1B BB			CS 1B		3	1	1	0	1	0	3
Sixto Lezcano, R (1, 9) OBP: 0.339, SLG: 0.450		F3 ①		F7 ①	1-H 1B			1-2 2B ①		4	0	2	1	0	0	0
Terry Kennedy, L (1, 2) OBP: 0.277, SLG: 0.420		F8 ②		F9 ②	F5 ③			L6 ②		4	0	0	0	0	0	2
Luis Salazar, R (1, 5) OBP: 0.255, SLG: 0.299		F9 ③		HR		E9 S L1		IBB		3	1	1	1	1	0	0
Broderick Perkins, L (1, 3) OBP: 0.345, SLG: 0.327			HBP SH1-4 1B	BB 1B		P4 ① 2-3		1-3 ③		4	0	2	0	0	0	3
John Montefusco, R (1, 1) OBP: 0.190, SLG: 0.105 Joe Lefebvre, L (6, PH) OBP: 0.275, SLG: 0.257 Luis DeLeon, R (7, 1) OBP: 0.250, SLG: 0.500 Gary Lucas, L (9, 1) Dave Edwards, R (9, PH) OBP: 0.211, SLG: 0.263			SH1-4 ① 1-2	BBB 1-2 BB		L1 ②③ 3-H			SSS K ①	0 1 0 0 1	0 0 0 0 0	0 0 0 0 0	0 0 0 0 0	1 0 0 0 1	0 0 0 0 0	0 1 0 0 0
Inning Stats	R: 1 H: 1 E: 0 LOB: 0 K: 0 BB: 0 S: 4 P: 4	R: 0 H: 0 E: 0 LOB: 0 K: 0 BB: 0 S: 3 P: 3	R: 0 H: 1 E: 0 LOB: 3 K: 0 BB: 1 S: 4 P: 9	R: 1 H: 2 E: 0 LOB: 2 K: 0 BB: 1 S: 5 P: 9	R: 1 H: 1 E: 0 LOB: 1 K: 0 BB: 1 S: 4 P: 8	R: 0 H: 0 E: 1 LOB: 0 K: 0 BB: 0 S: 3 P: 3	R: 0 H: 0 E: 0 LOB: 0 K: 0 BB: 0 S: 3 P: 3	R: 0 H: 2 E: 0 LOB: 2 K: 0 BB: 1 S: 4 P: 8	R: 0 H: 0 E: 0 LOB: 0 K: 1 BB: 0 S: 5 P: 5	1B: 5 2B: 2 3B: 0 HR: 1	SF: 1 SAC: 1 DP: 1 HBP: 1						

	AB	31
	R	3
	H	7
	RBI	3
	BB	4
	SO	1
	LOB	13

PITCHER		IP	WLS	BF	H	R	ER	SO	BB	IBB	HBP	BLK	WP	HR	S	P	ERA	WHIP
Allen Ripley, R ERA: 5.27	(1, 1)	4.0		19	4	2	2	0	2	0	1	0	0	1	16	25	4.50	1.500
Lee Smith, R ERA: 2.97	(5, 1)	2.0		8	1	1	1	0	1	0	0	0	0	0	7	11	4.50	1.000
Willie Hernandez, L ERA: 2.52	(7, 1)	2.0	W	8	2	0	0	0	0	1	0	0	0	0	7	11	0.00	1.000
Bill Campbell, R ERA: 3.46	(9, 1)	1.0	S	3	0	0	0	1	0	0	0	0	0	0	5	5	0.00	0.000

PITCHER		IP	WLS	BF	H	R	ER	SO	BB	IBB	HBP	BLK	WP	HR	S	P	ERA	WHIP

WP: 0 PB: 0 SB: 3 CS: 1 PA: 38

Los Angeles Dodgers @ Chicago Cubs

Wrigley Field, Chicago, IL

Fri May 28 1982, 3:33 AM CDT

Att. 14,644 - Sunny - 62 F

TOP

livebaseballscorecards.com

Batter	1	2	3	4	5	6	7	8	9	AB	R	H	RBI	BB	SO	LOB
Steve Sax, R (1, 4) OBP: 0.377, SLG: 0.371	6-3		B1-3		6-3			1B	4-3	5	1	1	0	0	0	1
Jorge Orta, L (1, 9) OBP: 0.370, SLG: 0.500	1B		HR		2B			CS 1-2 1B		4	1	4	1	0	0	0
Dusty Baker Jr., R (1, 7) OBP: 0.365, SLG: 0.491	F9		K		5-3			F7		4	0	0	0	0	1	4
Pedro Guerrero, R (1, 8) OBP: 0.383, SLG: 0.576	K		K			L5		1-2 2-H 1B		4	0	1	1	0	2	1
Steve Garvey, R (1, 3) OBP: 0.251, SLG: 0.335		2B		1-3		F7		K 2-3		4	0	1	0	0	1	2
Ron Cey, R (1, 5) OBP: 0.316, SLG: 0.365		F9		6-3		5-3			BB 6-3 SF9	3	1	0	0	1	0	1
Steve Yeager, R (1, 2) OBP: 0.333, SLG: 0.426		6-3		1B			P3		BB 6-3 1-2	3	0	1	0	0	0	1
Rick Monday, L (9, PH) OBP: 0.446, SLG: 0.500										0	0	0	0	1	0	0
Bill Russell, R (1, 6) OBP: 0.379, SLG: 0.346		BB		F8			6-3		6-3 1-2 2-3	3	0	0	0	1	0	3
Bob Welch, R (1, 1) OBP: 0.100, SLG: 0.103		6-3			F9		F7		SF9 3-H	2	0	0	0	0	0	2
Terry Forster, L (5, 1)										0	0	0	0	0	0	0
Ken Landreaux, L (7, PH) OBP: 0.342, SLG: 0.348										1	0	0	0	0	0	0
Vicente Romo, R (7, 1)										0	0	0	0	0	0	0
Ron Roenicke, S (9, PH)										0	0	0	1	0	0	0
Inning Stats	R: 0 E: 0 K: 1 S: 6 H: 1 LOB: 1 BB: 0 P: 6	R: 0 E: 0 K: 0 S: 4 H: 1 LOB: 2 BB: 1 P: 8	R: 1 E: 0 K: 2 S: 8 H: 1 LOB: 0 BB: 0 P: 8	R: 0 E: 0 K: 0 S: 4 H: 1 LOB: 1 BB: 0 P: 4	R: 0 E: 0 K: 0 S: 4 H: 1 LOB: 1 BB: 0 P: 4	R: 0 E: 0 K: 0 S: 3 H: 0 LOB: 0 BB: 0 P: 3	R: 0 E: 0 K: 0 S: 3 H: 0 LOB: 0 BB: 0 P: 3	R: 1 E: 0 K: 1 S: 7 H: 3 LOB: 2 BB: 0 P: 7	R: 1 E: 0 K: 0 S: 3 H: 0 LOB: 1 BB: 2 P: 11	1B: 5 2B: 3 3B: 0 HR: 1	SF: 1 SAC: 0 DP: 1 HBP: 0						

AB	33
R	3
H	8
RBI	3
BB	3
SO	4
LOB	15

WP: 0 PB: 0 SB: 0 CS: 1 PA: 37

PITCHER		IP	WLS	BF	H	R	ER	SO	BB	IBB	HBP	BLK	WP	HR	S	P	ERA	WHIP
Randy Martz, R ERA: 2.21	(1, 1)	7.1	W	30	7	2	2	3	1	0	0	0	0	1	35	39	2.46	1.091
Lee Smith, R ERA: 3.19	(8, 1)	0.2		4	1	1	1	1	2	0	0	0	0	0	4	12	13.50	4.500
Bill Campbell, R ERA: 3.33	(9, 1)	1.0	S	3	0	0	0	0	0	0	0	0	0	0	3	3	0.00	0.000

PITCHER	IP	WLS	BF	H	R	ER	SO	BB	IBB	HBP	BLK	WP	HR	S	P	ERA	WHIP

Batter	1	2	3	4	5	6	7	8	9	AB	R	H	RBI	BB	SO	LOB
Bump Wills, S (1, 4) OBP: 0.369, SLG: 0.392	F7		K		23 2B 1-2 2-3 1B		5-3			4	0	1	0	0	1	1
23 Ryne Sandberg, R (1, 5) OBP: 0.251, SLG: 0.302	F8			F9	1-3 2-H 3-H 2B		P4			4	0	1	2	0	0	0
Bill Buckner, L (1, 3) OBP: 0.306, SLG: 0.353	F8			HR 1B	F3			6-3		4	1	1	0	0	0	2
Keith Moreland, R (1, 9) OBP: 0.374, SLG: 0.538		K		1-H HR	IBB			WP 1B		3	1	2	2	1	1	0
Leon Durham, L (1, 8) OBP: 0.379, SLG: 0.447		F7		F8	1-3			F8		4	0	0	0	0	0	4
Steve Henderson, R (1, 7) OBP: 0.311, SLG: 0.294		K		G3		K		3-1 1-2		3	0	0	0	0	2	0
Gary Woods, R (7, 7)										1	0	0	0	0	0	1
Larry Bowa, S (1, 6) OBP: 0.229, SLG: 0.236			4-3 1B		F9	K				3	0	1	0	0	1	0
Jody Davis, R (1, 2) OBP: 0.253, SLG: 0.345			4-3 1-2		1B 23 2B 2B	F9				3	1	1	0	0	0	1
Randy Martz, L (1, 1) OBP: 0.333, SLG: 0.308			K		1B 23 2B BB		F7			2	1	0	0	1	1	1
Lee Smith, R (8, 1)										0	0	0	0	0	0	0
Bill Campbell, R (9, 1)										0	0	0	0	0	0	0
Inning Stats	R: 0 E: 0 K: 0 S: 3 H: 0 LOB: 0 BB: 0 P: 3	R: 0 E: 0 K: 2 S: 7 H: 0 LOB: 0 BB: 0 P: 7	R: 0 E: 0 K: 2 S: 8 H: 1 LOB: 1 BB: 0 P: 8	R: 2 E: 0 K: 0 S: 5 H: 2 LOB: 0 BB: 0 P: 5	R: 2 E: 0 K: 0 S: 6 H: 3 LOB: 3 BB: 2 P: 14	R: 0 E: 0 K: 2 S: 7 H: 0 LOB: 0 BB: 0 P: 7	R: 0 E: 0 K: 0 S: 3 H: 0 LOB: 0 BB: 0 P: 3	R: 0 E: 0 K: 0 S: 4 H: 1 LOB: 1 BB: 0 P: 4		1B: 4 2B: 2 3B: 0 HR: 1	SF: 0 SAC: 0 DP: 0 HBP: 0						

PITCHER		IP	WLS	BF	H	R	ER	SO	BB	IBB	HBP	BLK	WP	HR	S	P	ERA	WHIP
Bob Welch, R ERA: 3.19	(1, 1)	4.1	L	20	6	4	4	4	1	0	0	0	0	1	27	31	8.31	1.615
Terry Forster, L ERA: 4.64	(5, 1)	1.2		6	0	0	0	2	0	1	0	0	0	0	9	13	0.00	0.000
Vicente Romo, R ERA:	(7, 1)	2.0		7	1	0	0	0	0	0	0	0	1	0	7	7	0.00	0.500

PITCHER	IP	WLS	BF	H	R	ER	SO	BB	IBB	HBP	BLK	WP	HR	S	P	ERA	WHIP

BOTTOM

Los Angeles Dodgers @ Chicago Cubs

Wrigley Field, Chicago, IL

Fri May 28 1982, 3:33 AM CDT

Att. 14,644 - Sunny - 62 F

livebaseballscorecards.com

AB	31
R	4
H	7
RBI	4
BB	2
SO	6
LOB	10

WP: 1 PB: 0 SB: 0 CS: 0 PA: 33

Batter	1	2	3	4	5	6	7	8	9	10	11	12	13	AB	R	H	RBI	BB	SO	LOB
Steve Sax, R (1, 4) OBP: 0.366, SLG: 0.359	0-0 6-3 ①		0-0 L7 ①		0-0 5-3 ③		0-0 5-3 ③			0-0 4-3 ②			0-0 L6 ①	6	0	0	0	0	0	0
Jorge Orta, L (1, 9) OBP: 0.380, SLG: 0.523 Derrel Thomas, S (8, 8) OBP: 0.382, SLG: 0.367 (9, 7) (13, 8)	0-0 1B 2B		0-0 P5 ②			0-0 5-3 1B 1B		0-0 F5 ①		0-0 4-3 ③			0-0 F7 ②	4 2	2 0	2 0	0 0	0 0	0 0	0 0
Dusty Baker Jr., R (1, 7) OBP: 0.368, SLG: 0.494 Ken Landreaux, L (9, 8) OBP: 0.338, SLG: 0.343 Alejandro Pena, R (13, 1)	BBBB 4-0 6-3 1B BB		0-0 WP 2B			0-0 5-3 ① 1-2		0-0 E8 FC1			0-0 F8 ①		0-0 F9 ③	3 2 0	0 0 0	1 0 0	0 0 0	1 0 0	0 0 0	1 0 0
Pedro Guerrero, R (1, 8) OBP: 0.383, SLG: 0.569 (8, 9)	0-0 6-3 1-2 2-H 1B		0-0 5-3 2-3			BBBB 4-0 1B BB		0-0 5-3 ②			0-0 6-3 ②			4	0	1	1	1	0	2
Steve Garvey, R (1, 3) OBP: 0.251, SLG: 0.333 Tom Niedenfuer, R (8, 1) Terry Forster, L (9, 1) Jose Morales, R (11, PH) OBP: 0.444, SLG: 0.286 Mark Belanger, R (11, PR) OBP: 0.278, SLG: 0.294 Vicente Romo, R (11, 1) Ron Roenicke, S (13, 7)	0-0 6-3 ② 1-2 2-3			0-0 F8 ①		0-0 1-2 2-H 1B		0-0 FC1 3-H			0-0 1B			4 0 0 1 0 0 0	0 0 0 0 0 0 0	1 0 0 1 0 0 0	1 0 0 0 0 0 0	0 0 0 0 0 0 0	0 0 0 0 0 0 0	3 0 0 0 0 0 0
Ron Cey, R (1, 5) OBP: 0.308, SLG: 0.354	SSS 0-3 K ③			0-0 5-3 ②		0-0 P3 ②			0-0 4-3 ①		0-0 F8 ③			5	0	0	0	0	1	5
Mike Scioscia, L (1, 2) OBP: 0.340, SLG: 0.288		0-0 5-3 ①		0-0 6-3 ③		0-0 F9 ③			SSS 0-3 K ②			0-0 F2 ①		5	0	0	0	0	1	2
Bill Russell, R (1, 6) OBP: 0.367, SLG: 0.333		0-0 F9 ②			0-0 6-3 ①		SSS 0-3 K ①		0-0 6-3 ③			0-0 F8 ②		5	0	0	0	0	1	0
Dave Stewart, R (1, 1) OBP: 0.222, SLG: 0.222 Steve Howe, L (7, 1) Rick Monday, L (8, 3) OBP: 0.435, SLG: 0.485		0-0 1-3 ③			0-0 5-3 ②		0-0 4-3 ②			SSS 0-3 K ①		SSS 0-3 K ③		3 0 2	0 0 0	0 0 0	0 0 0	0 0 2	0 0 0	0 0 0
Inning Stats	R: 1 E: 0 K: 1 S: 7 H: 2 LOB: 2 BB: 1 P: 11	R: 0 E: 0 K: 0 S: 3 H: 0 LOB: 0 BB: 0 P: 3	R: 0 E: 0 K: 0 S: 4 H: 1 LOB: 1 BB: 0 P: 4	R: 0 E: 0 K: 0 S: 3 H: 0 LOB: 0 BB: 0 P: 3	R: 0 E: 0 K: 0 S: 3 H: 0 LOB: 0 BB: 0 P: 3	R: 1 E: 0 K: 0 S: 5 H: 2 LOB: 2 BB: 1 P: 9	R: 0 E: 0 K: 1 S: 5 H: 0 LOB: 0 BB: 0 P: 5	R: 0 E: 1 K: 0 S: 4 H: 0 LOB: 1 BB: 0 P: 4	R: 0 E: 0 K: 1 S: 5 H: 0 LOB: 0 BB: 0 P: 5	R: 0 E: 0 K: 1 S: 5 H: 0 LOB: 0 BB: 0 P: 5	R: 0 E: 0 K: 0 S: 4 H: 1 LOB: 1 BB: 0 P: 4	R: 0 E: 0 K: 1 S: 5 H: 0 LOB: 0 BB: 0 P: 5	R: 0 E: 0 K: 0 S: 3 H: 0 LOB: 0 BB: 0 P: 3	1B: 4 2B: 2 3B: 0 HR: 0	SF: 0 SAC: 0 DP: 0 HBP: 0		WP: 1 PB: 0 SB: 0 CS: 0	PA: 48	

PITCHER		IP	WLS	BF	H	R	ER	SO	BB	IBB	HBP	BLK	WP	HR	S	P	ERA	WHIP
Dickie Noles, R ERA: 4.1	(1, 1)	7.0		28	5	2	2	2	2	0	0	0	1	0	30	38	2.57	1.000
Bill Campbell, R ERA: 3.1	(8, 1)	2.0		7	0	0	0	1	0	0	0	0	0	0	9	9	0.00	0.000
Willie Hernandez, L ERA: 2.33	(10, 1)	2.0		7	1	0	0	1	0	0	0	0	0	0	9	9	0.00	0.500
Lee Smith, R ERA: 3.0	(12, 1)	2.0	W	6	0	0	0	1	0	0	0	0	0	0	8	8	0.00	0.000

PITCHER	IP	WLS	BF	H	R	ER	SO	BB	IBB	HBP	BLK	WP	HR	S	P	ERA	WHIP

TOP

Los Angeles Dodgers @ Chicago Cubs

Wrigley Field, Chicago, IL

Sat May 29 1982, 3:33 AM CDT

Att. 25,671 - Overcast - 67 F

livebaseballscorecards.com

AB	46
R	2
H	6
RBI	2
BB	2
SO	5
LOB	13

Batter	1	2	3	4	5	6	7	8	9	10	11	12	13	AB	R	H	RBI	BB	SO	LOB
Bump Wills, S (1, 4) OBP: 0.372, SLG: 0.397	F7		23 5-3 1B		1-2 1B		SF8 3-H		BB 23 BB		5-3		FC6-2 23 1B 1-2 3-H	3	0	2	1	0	0	0
Bill Campbell, R (8, 1)														0	0	0	0	0	0	0
Scot Thompson, L (9, PH)														0	0	0	0	1	0	0
Willie Hernandez, L (10, 1)														0	0	0	0	0	0	0
Steve Henderson, R (11, PH) OBP: 0.309, SLG: 0.292														1	0	0	0	0	0	0
Lee Smith, R (12, 1)														0	0	0	0	0	0	0
Hector Cruz, R (13, PH) OBP: 0.250, SLG: 0.200														1	0	0	0	0	0	2
23 Ryne Sandberg, R (1, 5) OBP: 0.253, SLG: 0.298	F9		5-3 1-2		L4		FC6-4 1-2f		BB 1-2 BB		5-3		1-2 2-H 1B	6	0	1	1	1	0	5
Bill Buckner, L (1, 3) OBP: 0.302, SLG: 0.353	3-1		F7			6-3		FC1-6 FC5-2 2B	F8			F8		6	0	1	0	0	0	3
Keith Moreland, R (1, 9) OBP: 0.378, SLG: 0.529		F9		4-3		F9		FC1-6 IBB	1-2 2-3 BB			BB		3	0	0	0	3	0	0
Leon Durham, L (1, 8) OBP: 0.371, SLG: 0.442		1B 2B		F9		F7		FC1-6 FC5-2 BB 1-2f 2-3	P5			K		6	1	1	0	0	1	6
Bob Molinaro, L (1, 7) OBP: 0.367, SLG: 0.240										K										
Junior Kennedy, R (8, 4) OBP: 0.250, SLG: 0.290	2-H 1B			4-3			SH5-4 BB SF8 1B	FC5-2 1-2 BB				1-3		3	1	2	1	0	0	0
														2	0	0	0	1	1	1
Larry Bowa, S (1, 6) OBP: 0.233, SLG: 0.230	F8				K		SH5-4 1-2 BB	FC5-2 1-2 2-3 3-Hf		6-3			1B SH3-4 FC6-2 BB	4	0	0	0	2	1	4
Jody Davis, R (1, 2) OBP: 0.253, SLG: 0.341	1-3				1B		SH5-4 1-2 2-3	F8		K			SH3-4 1-2	4	0	1	0	0	1	4
Dickie Noles, R (1, 1) OBP: 0.120, SLG: 0.167			K		K				F8		P4			2	0	0	0	0	2	1
Dan Briggs, L (7, PH) OBP: 0.114, SLG: 0.114														0	0	0	0	0	0	0
Gary Woods, R (7, PH) OBP: 0.343, SLG: 0.406 (8, 7)								23 FC6-4 IBB					23 FC6-2 1B 2-3	3	1	1	0	1	0	0
Inning Stats	R: 0 E: 0 K: 0 S: 3 H: 0 LOB: 0 BB: 0 P: 3	R: 1 E: 0 K: 0 S: 5 H: 2 LOB: 1 BB: 0 P: 5	R: 0 E: 0 K: 1 S: 6 H: 1 LOB: 1 BB: 0 P: 6	R: 0 E: 0 K: 0 S: 3 H: 0 LOB: 0 BB: 0 P: 3	R: 0 E: 0 K: 2 S: 9 H: 2 LOB: 2 BB: 0 P: 9	R: 0 E: 0 K: 0 S: 3 H: 0 LOB: 0 BB: 0 P: 3	R: 1 E: 0 K: 0 S: 4 H: 1 LOB: 2 BB: 2 P: 12	R: 0 E: 0 K: 0 S: 4 H: 1 LOB: 3 BB: 2 P: 12	R: 0 E: 0 K: 0 S: 3 H: 0 LOB: 3 BB: 3 P: 15	R: 0 E: 0 K: 2 S: 7 H: 0 LOB: 0 BB: 0 P: 7	R: 0 E: 0 K: 0 S: 3 H: 0 LOB: 0 BB: 0 P: 3	R: 0 E: 0 K: 1 S: 5 H: 0 LOB: 1 BB: 1 P: 9	R: 1 E: 0 K: 0 S: 4 H: 2 LOB: 2 BB: 1 P: 8	1B: 7 2B: 2 3B: 0 HR: 0 SF: 1 SAC: 2 DP: 0 HBP: 0						

PITCHER		IP	WLS	BF	H	R	ER	SO	BB	IBB	HBP	BLK	WP	HR	S	P	ERA	WHIP
Dave Stewart, R ERA: 5.06	(1, 1)	6.1		26	6	2	2	3	1	0	0	0	0	0	31	35	2.84	1.105
Steve Howe, L ERA: 2.63	(7, 1)	1.0		6	1	0	0	0	0	2	0	0	0	0	4	12	0.00	1.000
Tom Niedenfuer, R ERA: 4.15	(8, 1)	1.1		8	0	0	0	0	4	0	0	0	0	0	4	20	0.00	3.000
Terry Forster, L ERA: 4.37	(9, 1)	1.1		4	0	0	0	2	0	0	0	0	0	0	8	8	0.00	0.000
Vicente Romo, R ERA:	(11, 1)	2.0		7	0	0	0	1	1	0	0	0	0	0	8	12	0.00	0.500

PITCHER		IP	WLS	BF	H	R	ER	SO	BB	IBB	HBP	BLK	WP	HR	S	P	ERA	WHIP
Alejandro Pena, R ERA: 4.44	(13, 1)	0.2	L	5	2	1	1	0	1	0	0	0	0	0	4	8	13.50	4.500

BOTTOM

Los Angeles Dodgers @ Chicago Cubs

Wrigley Field, Chicago, IL

Sat May 29 1982, 3:33 AM CDT

Att. 25,671 - Overcast - 67 F

livebaseballscorecards.com

AB	44
R	3
H	9
RBI	3
BB	9
SO	6
LOB	26

Batter	1	2	3	4	5	6	7	8	9	AB	R	H	RBI	BB	SO	LOB
Steve Sax, R (1, 4) OBP: 0.367, SLG: 0.360	E7 4-3 1B		4-3 ①	G2 ③			F8 ②		SH3 1-3 HR 1B	5	2	2	0	0	0	1
Jorge Orta, L (1, 9) OBP: 0.370, SLG: 0.489 Mark Belanger, R (7, 6) OBP: 0.278, SLG: 0.294	4-3 ① 3-H		BBBB 1B BB		F2 ①		SSS K ③		SH3 ② 1-3 3-H	3 0	0 0	0 0	1 1	1 0	1 0	0 0
Steve Garvey, R (1, 3) OBP: 0.260, SLG: 0.361	F8 ②		1-2 1B		F7 ②			SH3 6-3 2B	3-H HR	5	2	3	2	0	0	0
Pedro Guerrero, R (1, 8) OBP: 0.381, SLG: 0.579 (7, 9)	L4 ③		SSS K ②		HR			SH3 ① 2-3	SSS K ③	4	1	1	1	0	2	2
Rick Monday, L (1, 7) OBP: 0.438, SLG: 0.478 Ron Roenicke, S (8, PR) (8, 7)		1B 1B	SSS K ③		F9 ③			6-3 IBB		3 0	0 0	1 0	0 0	1 0	1 0	2 0
Ron Cey, R (1, 5) OBP: 0.301, SLG: 0.345		L5 ①		SSS K ①		P3 ①		6-3 ② 1-2 3-H		4	0	0	1	0	1	2
Mike Scioscia, L (1, 2) OBP: 0.345, SLG: 0.303		1-2 1B		1B 2B		L8 ②		F8 ③		4	1	2	0	0	0	2
Derrel Thomas, S (1, 6) OBP: 0.342, SLG: 0.324 (7, 8)		SSS K ②		F7 ②		F8 ③			L8 ①	4	0	0	0	0	1	3
Fernando Valenzuela, L (1, 1) OBP: 0.147, SLG: 0.125		4-3 ③		2-H 1B			SSS K ①		E4 1B SH3	4	1	1	1	0	1	2
Inning Stats	R: 1 E: 1 K: 0 S: 4 H: 1 LOB: 0 BB: 0 P: 4	R: 0 E: 0 K: 1 S: 7 H: 2 LOB: 2 BB: 0 P: 7	R: 0 E: 0 K: 2 S: 8 H: 1 LOB: 2 BB: 1 P: 12	R: 1 E: 0 K: 1 S: 7 H: 2 LOB: 1 BB: 0 P: 7	R: 1 E: 0 K: 0 S: 4 H: 1 LOB: 0 BB: 0 P: 4	R: 0 E: 0 K: 0 S: 3 H: 0 LOB: 0 BB: 0 P: 3	R: 0 E: 0 K: 2 S: 7 H: 0 LOB: 0 BB: 0 P: 7	R: 1 E: 0 K: 0 S: 4 H: 1 LOB: 2 BB: 1 P: 8	R: 3 E: 1 K: 1 S: 8 H: 2 LOB: 0 BB: 0 P: 8	1B: 6 2B: 2 3B: 0 HR: 2 SF: 0 SAC: 2 DP: 0 HBP: 0						

PITCHER		IP	WLS	BF	H	R	ER	SO	BB	IBB	HBP	BLK	WP	HR	S	P	ERA	WHIP
Fergie Jenkins, R ERA: 2.94	(1, 1)	6.0	L	26	7	3	2	4	1	0	0	0	0	1	33	37	3.00	1.333
Dick Tidrow, R ERA: 4.88	(7, 1)	2.0		8	1	1	1	2	0	1	0	0	0	0	11	15	4.50	0.500
Dan Larson, R ERA: 6.42	(9, 1)	1.0		6	2	3	0	1	0	0	0	0	0	1	8	8	0.00	2.000

PITCHER	IP	WLS	BF	H	R	ER	SO	BB	IBB	HBP	BLK	WP	HR	S	P	ERA	WHIP

TOP

Los Angeles Dodgers @ Chicago Cubs

Wrigley Field, Chicago, IL

Sun May 30 1982, 3:33 AM CDT

Att. 34,306 - Sunny - 71 F

livebaseballscorecards.com

AB	36
R	7
H	10
RBI	7
BB	2
SO	7
LOB	14

WP: 0 PA: 40
PB: 0
SB: 0
CS: 0

Los Angeles Dodgers @ Chicago Cubs

Wrigley Field, Chicago, IL

Sun May 30 1982, 3:33 AM CDT

Att. 34,306 - Sunny - 71 F

livebaseballscorecards.com

BOTTOM

Batter	1	2	3	4	5	6	7	8	9	AB	R	H	RBI	BB	SO	LOB
Bump Wills, S (1, 4) OBP: 0.364, SLG: 0.387	6-3		F9 2-3			E6 1B		K		4	0	0	0	0	1	1
23 Ryne Sandberg, R (1, 5) OBP: 0.258, SLG: 0.302	1B 1B		K			K		1B		4	0	2	0	0	2	2
Bill Buckner, L (1, 3) OBP: 0.305, SLG: 0.356	G4-6-3 1-3 1B			P1		1-2 1B		4-3		4	0	2	0	0	0	1
Keith Moreland, R (1, 9) OBP: 0.371, SLG: 0.517	G4-6-3 1-2f			F9		K			F8	4	0	0	0	0	1	4
Leon Durham, L (1, 8) OBP: 0.369, SLG: 0.438		4-3		F7			1-3		E4 4-3 1B	4	0	1	0	0	0	0
Steve Henderson, R (1, 7) OBP: 0.314, SLG: 0.306		L1-3 1B			G3		2B		4-3 2-3	4	0	2	0	0	0	1
Larry Bowa, S (1, 6) OBP: 0.228, SLG: 0.224		L1-3 1-2			5-3		K		1-3	4	0	0	0	0	1	3
Jody Davis, R (1, 2) OBP: 0.255, SLG: 0.340			E5 F9 1B		K		6-3			3	0	1	0	0	1	1
Fergie Jenkins, R (1, 1) OBP: 0.059, SLG: 0.059			K			K			K	1	0	0	0	0	1	1
Hector Cruz, R (6, PH) OBP: 0.231, SLG: 0.182										1	0	0	0	0	1	0
Dick Tidrow, R (7, 1)										0	0	0	0	0	0	0
Gary Woods, R (8, PH) OBP: 0.339, SLG: 0.402										1	0	0	0	0	1	0
Dan Larson, R (9, 1) OBP: 0.273, SLG: 0.273										0	0	0	0	0	0	0

Inning Stats	1	2	3	4	5	6	7	8	9
	R: 0 E: 0 K: 0 S: 4	H: 2 LOB: 1 BB: 0 P: 4	R: 0 E: 0 K: 0 S: 3	H: 1 LOB: 0 BB: 0 P: 3	R: 0 E: 1 K: 2 S: 8	H: 1 LOB: 1 BB: 0 P: 8	R: 0 E: 0 K: 2 S: 3	H: 0 LOB: 0 BB: 0 P: 3	R: 0 E: 0 K: 1 S: 5	H: 0 LOB: 0 BB: 0 P: 5	R: 0 E: 1 K: 3 S: 11	H: 1 LOB: 2 BB: 0 P: 11	R: 0 E: 0 K: 1 S: 6	H: 1 LOB: 1 BB: 0 P: 6	R: 0 E: 0 K: 2 S: 8	H: 1 LOB: 1 BB: 0 P: 8	R: 0 E: 1 K: 0 S: 4	H: 1 LOB: 1 BB: 0 P: 4

	1B	SF	PA
	2B	SAC	
	3B	DP	
	HR	HBP	

	WP	PA
	PB	
	SB	
	CS	

PITCHER	IP	WLS	BF	H	R	ER	SO	BB	IBB	HBP	BLK	WP	HR	S	P	ERA	WHIP
Fernando Valenzuela, L (1, 1) ERA: 2.51	9.0	W	34	8	0	0	9	0	0	0	0	0	0	52	52	0.00	0.889

PITCHER	IP	WLS	BF	H	R	ER	SO	BB	IBB	HBP	BLK	WP	HR	S	P	ERA	WHIP

San Diego Padres @ Chicago Cubs

Wrigley Field, Chicago, IL

Mon May 31 1982, 3:33 AM CDT

Att. 20,093 - Cloudy - 76 F

livebaseballscorecards.com

Batter	1	2	3	4	5	6	7	8	9	AB	R	H	RBI	BB	SO	LOB
Gene Richards, L (1, 7) OBP: 0.313, SLG: 0.326	4-3	4-3		2B 1B 1-2		E S SF7 1B		K		5	2	2	0	0	1	1
Tim Flannery, L (1, 4) OBP: 0.351, SLG: 0.442	G3 HR 1B		F7	2B 2B 1-H 2-H		SF7 1-H		4-3		4	2	2	3	0	0	0
Sixto Lezcano, R (1, 9) OBP: 0.339, SLG: 0.455	G3 1-2		HR	2B 2-H		P6			K	5	1	2	2	0	1	1
Ruppert Jones, L (1, 8) OBP: 0.450, SLG: 0.550	HR 2-H		5-3	4-3		1B			4-3	5	1	2	2	0	0	1
Terry Kennedy, L (1, 2) OBP: 0.278, SLG: 0.404	F8		F8		4-1 BB G1-2-3 1B	F8			F7	5	0	1	0	0	0	1
Joe Lefebvre, L (1, 5) OBP: 0.289, SLG: 0.282		F8		L6	B B B B 4-1 BB 1-2		3-1			3	0	0	0	1	0	0
Broderick Perkins, L (1, 3) OBP: 0.345, SLG: 0.320		F9		4-3 1B 1B	4-1 1-2 2-3		P6			4	1	1	0	0	0	2
Mario Ramirez, R (1, 6) OBP: 0.400, SLG: 0.385		B B B B 2B BB		4-3 1-2	B B B B BB		F9			2	1	0	0	2	0	1
Chris Welsh, L (1, 1) OBP: 0.333, SLG: 0.364 Luis DeLeon, R (7, 1) OBP: 0.200, SLG: 0.400		1-H 2B		1B 2B 1B 2-H	G1-2-3 3-Hf			6-3		3 1	1 0	2 0	2 0	0 0	0 0	3 0
Inning Stats	R: 2 E: 0 K: 0 S: 5 H: 2 LOB: 0 BB: 0 P: 5	R: 1 E: 0 K: 0 S: 4 H: 1 LOB: 1 BB: 1 P: 8	R: 1 E: 0 K: 0 S: 4 H: 1 LOB: 0 BB: 0 P: 4	R: 4 E: 0 K: 0 S: 8 H: 5 LOB: 1 BB: 0 P: 8	R: 0 E: 0 K: 0 S: 3 H: 1 LOB: 2 BB: 2 P: 11	R: 1 E: 0 K: 0 S: 5 H: 2 LOB: 1 BB: 0 P: 5	R: 0 E: 0 K: 0 S: 3 H: 0 LOB: 0 BB: 0 P: 3	R: 0 E: 0 K: 1 S: 5 H: 0 LOB: 0 BB: 0 P: 5	R: 0 E: 0 K: 1 S: 5 H: 0 LOB: 0 BB: 0 P: 5	1B: 7 2B: 3 3B: 0 HR: 2 SF: 1 SAC: 0 DP: 1 HBP: 0							

TOP	
AB	37
R	9
H	12
RBI	9
BB	3
SO	2
LOB	10

WP: 0 PB: 0 SB: 1 CS: 0 PA: 41

PITCHER		IP	WLS	BF	H	R	ER	SO	BB	IBB	HBP	BLK	WP	HR	S	P	ERA	WHIP
Doug Bird, R ERA: 4.28	(1, 1)	3.2	L	19	7	7	7	0	1	0	0	0	0	2	18	22	17.18	2.182
Dick Tidrow, R ERA: 5.18	(4, 1)	0.1		3	2	1	1	0	0	0	0	0	0	0	3	3	27.00	6.000
Dan Larson, R ERA: 6.14	(5, 1)	3.0		13	3	1	1	0	2	0	0	0	0	0	11	19	3.00	1.667
Lee Smith, R ERA: 2.83	(8, 1)	2.0		6	0	0	0	2	0	0	0	0	0	0	10	10	0.00	0.000

PITCHER	IP	WLS	BF	H	R	ER	SO	BB	IBB	HBP	BLK	WP	HR	S	P	ERA	WHIP

Batter	1	2	3	4	5	6	7	8	9	AB	R	H	RBI	BB	SO	LOB
Bump Wills, S (1, 4) OBP: 0.370, SLG: 0.400	23 FC6-4 1B		4-3	F9			BB 2B 1B 1-2	23 4-3 2B		5	1	3	0	0	0	0
23 Ryne Sandberg, R (1, 5) OBP: 0.257, SLG: 0.299	FC6-4 1-3 E 1B 1-2f		2B 1B		K		F3	4-3 2-3		5	2	1	0	0	1	4
Bill Buckner, L (1, 3) OBP: 0.308, SLG: 0.359	1-3 1-3		1B 2B 1-H		F2		2B FC BB 1-2 2-3	4-3		4	2	1	1	1	0	2
Keith Moreland, R (1, 9) OBP: 0.376, SLG: 0.525	1B 3-H		BB 1B 2-H		5-3		E 2B 1-3 2-H 3-H		F9	5	1	3	4	0	0	0
Leon Durham, L (1, 8) OBP: 0.364, SLG: 0.427	G3		K			G3	FC BB		F7	4	0	0	0	1	1	2
Gary Woods, R (1, 7) OBP: 0.339, SLG: 0.394 Bob Molinaro, L (7, PH) OBP: 0.355, SLG: 0.231 Lee Smith, R (8, 1) Dan Briggs, L (9, PH) OBP: 0.111, SLG: 0.111		4-3	BB 1-2			5-3	FC 1B 1-2f 2-H 3-H		F7	2 1 0 1	0 0 0 0	0 1 0 0	0 1 0 0	1 0 0 0	0 0 0 0	0 1 0 0
Larry Bowa, S (1, 6) OBP: 0.234, SLG: 0.231		F7	K			1B	1B 1-3			4	0	2	0	0	1	2
Jody Davis, R (1, 2) OBP: 0.264, SLG: 0.340		BB	G6-4-3 1B			5-3	P3			3	0	1	0	1	0	3
Doug Bird, R (1, 1) OBP: 0.125, SLG: 0.125 Dick Tidrow, R (4, 1) Hector Cruz, R (4, PH) OBP: 0.214, SLG: 0.167 Dan Larson, R (5, 1) OBP: 0.273, SLG: 0.273 Steve Henderson, R (7, PH) OBP: 0.317, SLG: 0.310 (8, 7)		L6		G6-4-3 1-2f			BB 1B 2B 1B	6-3		1 0 1 0 2	0 0 0 0 1	0 0 0 0 1	0 0 0 0 1	0 0 0 0 0	0 0 0 0 0	1 0 1 0 0
Inning Stats	R: 1 E: 1 K: 0 S: 5 H: 2 LOB: 1 BB: 0 P: 5	R: 0 E: 0 K: 0 S: 3 H: 0 LOB: 1 BB: 1 P: 7	R: 2 E: 0 K: 2 S: 10 H: 3 LOB: 2 BB: 1 P: 14	R: 0 E: 0 K: 0 S: 3 H: 1 LOB: 0 BB: 0 P: 3	R: 0 E: 0 K: 1 S: 5 H: 0 LOB: 0 BB: 0 P: 5	R: 0 E: 0 K: 0 S: 4 H: 1 LOB: 1 BB: 0 P: 4	R: 4 E: 1 K: 0 S: 7 H: 4 LOB: 2 BB: 2 P: 15	R: 0 E: 0 K: 0 S: 4 H: 1 LOB: 1 BB: 0 P: 4	R: 0 E: 0 K: 0 S: 3 H: 0 LOB: 0 BB: 0 P: 3	1B: 9 2B: 3 3B: 0 HR: 0 SF: 0 SAC: 0 DP: 1 HBP: 0						

PITCHER		IP	WLS	BF	H	R	ER	SO	BB	IBB	HBP	BLK	WP	HR	S	P	ERA	WHIP
Chris Welsh, L ERA: 5.02	(1, 1)	6.1	W	32	10	7	6	3	4	0	0	0	0	0	34	50	8.53	2.211
Luis DeLeon, R ERA: 2.17	(7, 1)	2.2	S	10	2	0	0	0	0	0	0	0	0	0	10	10	0.00	0.750

PITCHER	IP	WLS	BF	H	R	ER	SO	BB	IBB	HBP	BLK	WP	HR	S	P	ERA	WHIP

BOTTOM

San Diego Padres @ Chicago Cubs

Wrigley Field, Chicago, IL

Mon May 31 1982, 3:33 AM CDT

Att. 20,093 - Cloudy - 76 F

livebaseballscorecards.com

AB	38
R	7
H	12
RBI	6
BB	4
SO	3
LOB	16

WP: 0	PA: 42		
PB: 0			
SB: 0			
CS: 0			

Batter	1	2	3	4	5	6	7	8	9	AB	R	H	RBI	BB	SO	LOB
Gene Richards, L (1, 7) OBP: 0.298, SLG: 0.310	F3	G3		3-1		1-3		6-3		5	0	0	0	0	0	0
Tim Flannery, L (1, 4) OBP: 0.355, SLG: 0.439	4-3		E HR 1B	2B 1B		4-3			4-3	5	2	2	0	0	0	0
Garry Templeton, S (1, 6) OBP: 0.280, SLG: 0.363	F7		E9 HR 1B 1-3	4-3 2B 1-H		2B			G3	5	1	3	1	0	0	0
Ruppert Jones, L (1, 8) OBP: 0.454, SLG: 0.571		S 1B 1B	2-H HR 3-H	4-3 2-3		2-3			1B	3	2	2	3	0	0	1
Dave Edwards, R (5, 8) OBP: 0.238, SLG: 0.286										2	0	1	0	0	0	1
Sixto Lezcano, R (1, 9) OBP: 0.339, SLG: 0.453		4-3 3B 1B 1-H	P5	4-3			6-3		1-3	3	1	1	1	0	0	1
Kurt Bevacqua, R (5, 3) OBP: 0.344, SLG: 0.240										2	0	0	0	0	0	1
Terry Kennedy, L (1, 2) OBP: 0.277, SLG: 0.406	4-3 2-3	1B 2B			F8		F8			4	1	1	0	0	0	1
Joe Lefebvre, L (1, 5) OBP: 0.286, SLG: 0.262	3B IBB	F8			K		4-3			3	1	0	0	1	1	1
Broderick Perkins, L (1, 3) OBP: 0.358, SLG: 0.349 (5, 9)	SH3-4 3B 1-H 3-H	2-H 1B			FC5-4 HBP			F8		3	1	2	3	0	0	0
John Montefusco, R (1, 1) OBP: 0.174, SLG: 0.095	SH3-4	K			FC5-4 1-2f			6-3		2	0	0	1	0	1	2
Eric Show, R (6, 1)										1	0	0	0	0	0	0
Inning Stats	R: 0 H: 0 E: 0 LOB: 0 K: 0 BB: 0 S: 3 P: 3	R: 4 H: 3 E: 0 LOB: 0 K: 0 BB: 1 S: 6 P: 10	R: 4 H: 5 E: 1 LOB: 1 K: 1 BB: 0 S: 10 P: 10	R: 1 H: 2 E: 0 LOB: 1 K: 0 BB: 0 S: 5 P: 5	R: 0 H: 0 E: 0 LOB: 1 K: 1 BB: 0 S: 5 P: 6	R: 0 H: 1 E: 0 LOB: 1 K: 0 BB: 0 S: 4 P: 4	R: 0 H: 0 E: 0 LOB: 0 K: 0 BB: 0 S: 3 P: 3	R: 0 H: 0 E: 0 LOB: 0 K: 0 BB: 0 S: 3 P: 3	R: 0 H: 1 E: 0 LOB: 1 K: 0 BB: 0 S: 4 P: 4	1B: 7 SF: 0 2B: 3 SAC: 1 3B: 1 DP: 0 HR: 1 HBP: 1						

TOP

San Diego Padres @ Chicago Cubs

Wrigley Field, Chicago, IL

Tue Jun 01 1982, 3:33 AM CDT

Att. 8,797 - Sunny - 69 F

livebaseballscorecards.com

AB	38
R	9
H	12
RBI	9
BB	1
SO	2
LOB	8

WP: 0 PA: 41
PB: 0
SB: 1
CS: 0

PITCHER		IP	WLS	BF	H	R	ER	SO	BB	IBB	HBP	BLK	WP	HR	S	P	ERA	WHIP
Randy Martz, R ERA: 3.42	(1, 1)	2.1	L	15	7	8	8	0	0	1	0	0	0	1	14	18	30.86	3.000
Dick Tidrow, R ERA: 5.0	(3, 1)	2.2		12	3	1	1	2	0	0	1	0	0	0	15	16	3.38	1.125
Dan Larson, R ERA: 5.67	(6, 1)	3.0		10	1	0	0	0	0	0	0	0	0	0	10	10	0.00	0.333
Willie Hernandez, L ERA: 2.25	(9, 1)	1.0		4	1	0	0	0	0	0	0	0	0	0	4	4	0.00	1.000

PITCHER	IP	WLS	BF	H	R	ER	SO	BB	IBB	HBP	BLK	WP	HR	S	P	ERA	WHIP

Batter	1	2	3	4	5	6	7	8	9	AB	R	H	RBI	BB	SO	LOB
Bump Wills, S (1, 4) OBP: 0.368, SLG: 0.399	L5		SF7 3-H		F8			23 G6-3 1-2 1B		3	0	1	1	0	0	1
23 Ryne Sandberg, R (1, 5) OBP: 0.257, SLG: 0.298	F8		FC6 1B			6-3		G6-3 1-2f 2-3		4	0	1	0	0	0	2
Bill Buckner, L (1, 3) OBP: 0.302, SLG: 0.351	G3		FC6 1-2f			L7		4-3		4	0	0	0	0	0	2
Leon Durham, L (1, 8) OBP: 0.362, SLG: 0.423		FC4-6 1B		F8		4-3			P5	4	0	1	0	0	0	0
Keith Moreland, R (1, 9) OBP: 0.369, SLG: 0.513		K		F7			K		F8	4	0	0	0	0	2	1
Bob Molinaro, L (1, 7) OBP: 0.343, SLG: 0.207		FC4-6 1-2f		4-3			G3		BB BB	3	0	0	0	1	0	1
Larry Bowa, S (1, 6) OBP: 0.240, SLG: 0.245		F8			L4		3B		BB 1-2	3	0	1	0	1	0	1
Jody Davis, R (1, 2) OBP: 0.264, SLG: 0.356			SF7 3B		K		F3		K	4	1	1	0	0	2	3
Randy Martz, L (1, 1) OBP: 0.333, SLG: 0.308 Dick Tidrow, R (3, 1) Hector Cruz, R (5, PH) OBP: 0.267, SLG: 0.231 Dan Larson, R (6, 1) OBP: 0.273, SLG: 0.273 Dan Briggs, L (8, PH) OBP: 0.135, SLG: 0.135 Willie Hernandez, L (9, 1)			K		1B			23 G6-3 1B		0 1 1 0 1 0	0 0 0 0 0 0	0 0 1 0 0 0	0 0 0 0 0 0	0 1 0 0 0 0	0 0 0 0 0 0	0 1 0 0 0 0
Inning Stats	R: 0 E: 0 K: 0 S: 3 H: 0 LOB: 0 BB: 0 P: 3	R: 0 E: 0 K: 1 S: 6 H: 1 LOB: 1 BB: 0 P: 6	R: 1 E: 0 K: 1 S: 7 H: 2 LOB: 1 BB: 0 P: 7	R: 0 E: 0 K: 0 S: 3 H: 0 LOB: 0 BB: 0 P: 3	R: 0 E: 0 K: 1 S: 6 H: 1 LOB: 1 BB: 0 P: 6	R: 0 E: 0 K: 0 S: 3 H: 0 LOB: 0 BB: 0 P: 3	R: 0 E: 0 K: 1 S: 6 H: 1 LOB: 1 BB: 0 P: 6	R: 0 E: 0 K: 0 S: 4 H: 2 LOB: 1 BB: 0 P: 4	R: 0 E: 0 K: 1 S: 5 H: 0 LOB: 2 BB: 2 P: 13	1B: 5 2B: 0 3B: 2 HR: 0 SF: 1 SAC: 0 DP: 1 HBP: 0						

BOTTOM

San Diego Padres @ Chicago Cubs

Wrigley Field, Chicago, IL

Tue Jun 01 1982, 3:33 AM CDT

Att. 8,797 - Sunny - 69 F

livebaseballscorecards.com

AB	32
R	1
H	7
RBI	1
BB	2
SO	5
LOB	12

PITCHER		IP	WLS	BF	H	R	ER	SO	BB	IBB	HBP	BLK	WP	HR	S	P	ERA	WHIP
John Montefusco, R ERA: 4.08	(1, 1)	5.0	W	19	4	1	1	3	0	0	0	0	0	0	25	25	1.80	0.800
Eric Show, R ERA: 1.09	(6, 1)	4.0	S	16	3	0	0	2	2	0	0	0	0	0	18	26	0.00	1.250

PITCHER	IP	WLS	BF	H	R	ER	SO	BB	IBB	HBP	BLK	WP	HR	S	P	ERA	WHIP

San Diego Padres @ Chicago Cubs

Wrigley Field, Chicago, IL

Wed Jun 02 1982, 3:33 AM CDT

Att. 12,605 - Sunny - 59 F

TOP

livebaseballscorecards.com

Batter	1	2	3	4	5	6	7	8	9	AB	R	H	RBI	BB	SO	LOB
Gene Richards, L (1, 7) OBP: 0.306, SLG: 0.317	CS 1B		6-3 2-3		F7		CS 1B			4	0	2	0	0	0	1
Tim Flannery, L (1, 4) OBP: 0.348, SLG: 0.417	F9 1-2		BBBB FC4-6 BB			4-3	SSS K 1-2			3	0	0	0	1	1	2
Garry Templeton, S (1, 6) OBP: 0.284, SLG: 0.362	CS 1B		FC4-6 1-2f			BBBB 1B E BB		F7		3	1	1	0	1	0	2
Ruppert Jones, L (1, 8) OBP: 0.455, SLG: 0.566	CS 1-2	F7		F8		BBBB 1B E 1-2 BB		CS 1B		3	1	1	0	1	0	0
Sixto Lezcano, R (1, 9) OBP: 0.342, SLG: 0.454		1B		1-3		E 1-2 2-3 1B		P6 1-2		4	1	2	0	0	0	1
Terry Kennedy, L (1, 2) OBP: 0.277, SLG: 0.402		F7		1B		L3			4-3	4	0	1	0	0	0	4
Joe Lefebvre, L (1, 5) OBP: 0.264, SLG: 0.239		F5		F7		E8 1-H 2-H 3-H			F7	4	0	0	0	0	0	2
Broderick Perkins, L (1, 3) OBP: 0.355, SLG: 0.339			BBBB 6-3 SH3-4 BB		F7	F7			6-3	3	0	0	0	1	0	1
Juan Eichelberger, R (1, 1) OBP: 0.107, SLG: 0.148			SH3-4 1-2		F9		SSS K			2	0	0	0	0	1	0

	AB	30
	R	3
	H	7
	RBI	0
	BB	4
	SO	2
	LOB	13

Inning Stats	1	2	3	4	5	6	7	8	9
	R: 0 E: 0 K: 0 S: 3	H: 2 LOB: 0 BB: 0 P: 3	R: 0 E: 0 K: 0 S: 4	H: 1 LOB: 1 BB: 0 P: 4	R: 0 E: 0 K: 0 S: 3	H: 0 LOB: 2 BB: 2 P: 11	R: 0 E: 0 K: 0 S: 4	H: 1 LOB: 1 BB: 0 P: 4	R: 0 E: 0 K: 0 S: 3	H: 0 LOB: 0 BB: 0 P: 3	R: 3 E: 1 K: 0 S: 5	H: 1 LOB: 1 BB: 2 P: 13	R: 0 E: 0 K: 2 S: 7	H: 1 LOB: 0 BB: 0 P: 7	R: 0 E: 0 K: 0 S: 3	H: 1 LOB: 0 BB: 0 P: 3	R: 0 E: 0 K: 0 S: 3	H: 0 LOB: 0 BB: 0 P: 3

1B: 7 SF: 0 2B: 0 SAC: 1 3B: 0 DP: 0 HR: 0 HBP: 0

WP: 0 PA: 36 PB: 0 SB: 0 CS: 4

PITCHER		IP	WLS	BF	H	R	ER	SO	BB	IBB	HBP	BLK	WP	HR	S	P	ERA	WHIP
Dickie Noles, R ERA: 3.75	(1, 1)	6.0	L	26	5	3	0	0	4	0	0	0	0	0	22	38	0.00	1.500
Lee Smith, R ERA: 2.68	(7, 1)	2.0		6	2	0	0	2	0	0	0	0	0	0	10	10	0.00	1.000
Willie Hernandez, L ERA: 2.17	(9, 1)	1.0		3	0	0	0	0	0	0	0	0	0	0	3	3	0.00	0.000

PITCHER		IP	WLS	BF	H	R	ER	SO	BB	IBB	HBP	BLK	WP	HR	S	P	ERA	WHIP

Batter	1	2	3	4	5	6	7	8	9	AB	R	H	RBI	BB	SO	LOB
Bump Wills, S (1, 4) OBP: 0.360, SLG: 0.392	4-3		K			SF9		4-3		3	0	0	1	0	1	0
23 Ryne Sandberg, R (1, 5) OBP: 0.251, SLG: 0.292	1-3		6-3			F9			4-3	4	0	0	0	0	0	0
Bill Buckner, L (1, 3) OBP: 0.301, SLG: 0.346	FC4-6 BB			3-1		6-3			P4	3	0	0	0	1	0	0
Leon Durham, L (1, 8) OBP: 0.354, SLG: 0.413	FC4-6			F9			E3 FC		L3	4	0	0	0	0	0	1
Keith Moreland, R (1, 9) OBP: 0.364, SLG: 0.505		6-3		F9			K			3	0	0	0	0	1	1
Scot Thompson, L (1, 7) OBP: 0.333, SLG: 0.200		CS 1B			3-1		FC			3	0	1	0	0	0	1
Larry Bowa, S (1, 6) OBP: 0.242, SLG: 0.242		BBBB 1-2 FC5-4 BB			G3		3-1			2	0	0	0	1	0	1
Jody Davis, R (1, 2) OBP: 0.257, SLG: 0.346		FC5-4			5-3			F9		3	0	0	0	0	0	1
Dickie Noles, R (1, 1) OBP: 0.115, SLG: 0.160			K			E7		F9		1	0	0	0	0	1	0
Dan Briggs, L (6, PH) OBP: 0.132, SLG: 0.132										1	1	0	0	0	0	0
Lee Smith, R (7, 1)										0	0	0	0	0	0	0
Bob Molinaro, L (8, PH) OBP: 0.333, SLG: 0.200										1	0	0	0	0	0	0
Willie Hernandez, L (9, 1)										0	0	0	0	0	0	0
Inning Stats	R: 0 E: 0 K: 0 S: 3 H: 0 LOB: 1 BB: 1 P: 7	R: 0 E: 0 K: 0 S: 3 H: 1 LOB: 1 BB: 1 P: 7	R: 0 E: 0 K: 2 S: 7 H: 0 LOB: 0 BB: 0 P: 7	R: 0 E: 0 K: 0 S: 3 H: 0 LOB: 0 BB: 0 P: 3	R: 0 E: 0 K: 0 S: 3 H: 0 LOB: 0 BB: 0 P: 3	R: 1 E: 1 K: 0 S: 4 H: 0 LOB: 0 BB: 0 P: 4	R: 0 E: 1 K: 1 S: 6 H: 0 LOB: 1 BB: 0 P: 6	R: 0 E: 0 K: 0 S: 3 H: 0 LOB: 0 BB: 0 P: 3	R: 0 E: 0 K: 0 S: 3 H: 0 LOB: 0 BB: 0 P: 3	1B: 1 2B: 0 3B: 0 HR: 0	SF: 1 SAC: 0 DP: 0 HBP: 0					

PITCHER	IP	WLS	BF	H	R	ER	SO	BB	IBB	HBP	BLK	WP	HR	S	P	ERA	WHIP
Juan Eichelberger, R (1, 1) ERA: 3.98	9.0	W	31	1	1	0	3	2	0	0	0	0	0	35	43	0.00	0.333

PITCHER	IP	WLS	BF	H	R	ER	SO	BB	IBB	HBP	BLK	WP	HR	S	P	ERA	WHIP

BOTTOM

San Diego Padres @ Chicago Cubs

Wrigley Field, Chicago, IL

Wed Jun 02 1982, 3:33 AM CDT

Att. 12,605 - Sunny - 59 F

livebaseballscorecards.com

AB	28
R	1
H	1
RBI	1
BB	2
SO	3
LOB	5

WP: 0 PA: 31
PB: 0
SB: 0
CS: 1

Batter	1	2	3	4	5	6	7	8	9	AB	R	H	RBI	BB	SO	LOB
Joe Morgan, L (1, 4) OBP: 0.383, SLG: 0.370	HR HBP	K		4-3			G6-4-3 BB		3-1	3	1	0	0	1	1	3
Jim Wohlford, R (1, 7) OBP: 0.378, SLG: 0.468	F8	K		CS 1B			G6-4-3		F9	5	0	1	0	0	1	5
Chili Davis, S (1, 8) OBP: 0.325, SLG: 0.389	HR		5-3	CS	5-3			F7		4	1	1	2	0	0	0
Reggie Smith, S (1, 3) OBP: 0.325, SLG: 0.418	G3		3-1		3-1			K		4	0	0	0	0	1	0
Dave Bergman, L (8, 3) OBP: 0.339, SLG: 0.320										0	0	0	0	0	0	0
Jack Clark, R (1, 9) OBP: 0.332, SLG: 0.422	S BB		2B BB		F7			1B BB		1	1	0	0	3	0	0
Milt May, L (1, 2) OBP: 0.336, SLG: 0.397	4-3		1B 2B			4-3		1B		4	1	2	1	0	0	1
Tom O'Malley, L (1, 5) OBP: 0.358, SLG: 0.383		SH3-4 1B BB	FC6-4 1B			5-3		G3		3	0	1	1	1	0	2
Johnnie LeMaster, R (1, 6) OBP: 0.270, SLG: 0.262		SH3-4 1B	FC6-4			4-3			4-3	4	0	1	0	0	0	1
Mike Chris, L (1, 1) OBP: 0.167, SLG: 0.200		SH3-4		5-3			3-1		3-1 2B	0	0	0	0	0	0	0
Fred Breining, R (1, 1) OBP: 0.400, SLG: 0.400										1	0	0	0	0	0	0
Jim Barr, R (6, 1) OBP: 0.375, SLG: 0.500										2	0	1	0	0	0	0
Greg Minton, S (9, 1) OBP: 0.167, SLG: 0.333										0	0	0	0	0	0	0
Inning Stats	R: 2 E: 0 K: 0 S: 4 H: 1 LOB: 1 BB: 1 P: 9	R: 0 E: 0 K: 2 S: 8 H: 1 LOB: 2 BB: 1 P: 12	R: 2 E: 0 K: 0 S: 5 H: 2 LOB: 1 BB: 1 P: 9	R: 0 E: 0 K: 0 S: 3 H: 1 LOB: 0 BB: 0 P: 3	R: 0 E: 0 K: 0 S: 3 H: 0 LOB: 0 BB: 0 P: 3	R: 0 E: 0 K: 0 S: 3 H: 0 LOB: 0 BB: 0 P: 3	R: 0 E: 0 K: 0 S: 2 H: 0 LOB: 0 BB: 1 P: 6	R: 0 E: 0 K: 1 S: 6 H: 1 LOB: 2 BB: 1 P: 10	R: 0 E: 0 K: 0 S: 4 H: 1 LOB: 1 BB: 0 P: 4	1B: 4 2B: 2 3B: 0 HR: 1 SF: 0 SAC: 1 DP: 1 HBP: 1						

PITCHER		IP	WLS	BF	H	R	ER	SO	BB	IBB	HBP	BLK	WP	HR	S	P	ERA	WHIP
Fergie Jenkins, R ERA: 3.23	(1, 1)	5.0	L	23	5	4	4	2	3	0	1	0	0	1	23	36	7.20	1.600
Dick Tidrow, R ERA: 4.66	(6, 1)	2.0		6	0	0	0	0	1	0	0	0	0	0	5	9	0.00	0.500
Lee Smith, R ERA: 2.54	(8, 1)	2.0		9	2	0	0	1	1	0	0	0	0	0	10	14	0.00	1.500

PITCHER	IP	WLS	BF	H	R	ER	SO	BB	IBB	HBP	BLK	WP	HR	S	P	ERA	WHIP

TOP

San Francisco Giants @ Chicago Cubs

Wrigley Field, Chicago, IL

Fri Jun 04 1982, 3:33 AM CDT

Att. 7,034 - Sunny - 57 F

livebaseballscorecards.com

AB	31
R	4
H	7
RBI	4
BB	5
SO	3
LOB	12

WP: 0 PB: 0 SB: 1 CS: 1 PA: 39

BOTTOM

San Francisco Giants @ Chicago Cubs

Wrigley Field, Chicago, IL

Fri Jun 04 1982, 3:33 AM CDT

Att. 7,034 - Sunny - 57 F

livebaseballscorecards.com

Batter	1	2	3	4	5	6	7	8	9	AB	R	H	RBI	BB	SO	LOB
Bump Wills, S (1, 4) OBP: 0.361, SLG: 0.388	BBBB 4-0 BB 23 BLK BB BB		x 0-0 ① 3-1		SSS 0-3 ② K		x 0-0 ② F5		x 0-0 23 S 2-H 1B	4	1	1	1	1	1	1
23 Ryne Sandberg, R (1, 5) OBP: 0.255, SLG: 0.287	BBBB 4-0 BB BB 1-2 BB		x 0-0 ② F9		BBBB 4-0 1B 1-2 BB		x 0-0 ③ 4-3		x 0-0 ③ F7 1-2	3	0	0	0	2	0	1
Bill Buckner, L (1, 3) OBP: 0.309, SLG: 0.351	BBBB 4-0 BB 1-2 2-3 BB		x 0-0 1B		x 0-0 1-3 2-H 1B			x 0-0 ① F9		3	0	2	1	1	0	0
Keith Moreland, R (1, 9) OBP: 0.362, SLG: 0.500	x 0-0 ① F8		x 0-0 ③ F8		x 0-0 ③ L6			x 0-0 1B		4	0	1	0	0	0	6
Leon Durham, L (1, 8) OBP: 0.352, SLG: 0.406	BBBB 4-0 G6-4-3 1-2 2-3 3-H BB			SSS 0-3 ① K		x 0-0 ① L7		x 0-0 ② F8		3	0	0	1	1	1	1
Steve Henderson, R (1, 7) OBP: 0.310, SLG: 0.302 Bob Molinaro, L (8, PH) OBP: 0.324, SLG: 0.194 Hector Cruz, R (9, 7) OBP: 0.267, SLG: 0.231	x 0-0 ②③ G6-4-3 1-2f			x 0-0 ② 5-3		x 0-0 ② 4-3		x 0-0 ③ G3		3 1 0	0 0 0	0 0 0	0 0 0	0 0 0	0 0 0	3 1 0
Larry Bowa, S (1, 6) OBP: 0.247, SLG: 0.254		x 0-0 ① F8		x 0-0 ③ F8		x 0-0 2B			x 0-0 4-3 1B	4	1	2	0	0	0	0
Jody Davis, R (1, 2) OBP: 0.250, SLG: 0.336 Jay Johnstone, L (9, PH) OBP: 0.300, SLG: 0.143		SSS 0-3 ② K			SSS 0-3 ① K	x 0-0 ③ 6-3			x 0-0 ① 4-3 1-2	3 1	0 0	0 0	0 0	0 0	2 0	1 1
Fergie Jenkins, R (1, 1) OBP: 0.056, SLG: 0.056 Scot Thompson, L (5, PH) OBP: 0.429, SLG: 0.333 Dick Tidrow, R (6, 1) Dan Briggs, L (7, PH) OBP: 0.128, SLG: 0.128 Lee Smith, R (8, 1) Gary Woods, R (9, PH) OBP: 0.336, SLG: 0.390		SSS 0-3 ③ K			x 0-0 23 BB 1B 1B		SSS 0-3 ① K		x 0-0 ② F7	1 1 0 1 0 1	0 1 0 0 0 0	0 1 0 0 0 1	0 0 0 0 0 0	1 0 0 1 0 0	0 0 0 0 0 0	0 0 0 0 0 1
Inning Stats	R: 1 E: 0 K: 0 S: 2 H: 0 LOB: 2 BB: 4 P: 18	R: 0 E: 0 K: 2 S: 7 H: 0 LOB: 0 BB: 0 P: 7	R: 0 E: 0 K: 0 S: 4 H: 1 LOB: 1 BB: 0 P: 4	R: 0 E: 0 K: 1 S: 5 H: 0 LOB: 0 BB: 0 P: 5	R: 1 E: 0 K: 2 S: 9 H: 2 LOB: 2 BB: 1 P: 13	R: 0 E: 0 K: 0 S: 4 H: 1 LOB: 1 BB: 0 P: 4	R: 0 E: 0 K: 1 S: 5 H: 0 LOB: 0 BB: 0 P: 5	R: 0 E: 0 K: 0 S: 4 H: 1 LOB: 1 BB: 0 P: 4	R: 1 E: 0 K: 0 S: 5 H: 2 LOB: 1 BB: 0 P: 5	1B: 6 2B: 1 3B: 0 HR: 0	SF: 0 SAC: 0 DP: 1 HBP: 0						

	AB	33
	R	3
	H	7
	RBI	3
	BB	5
	SO	6
	LOB	16

PITCHER		IP	WLS	BF	H	R	ER	SO	BB	IBB	HBP	BLK	WP	HR	S	P	ERA	WHIP	PITCHER	IP	WLS	BF	H	R	ER	SO	BB	IBB	HBP	BLK	WP	HR	S	P	ERA	WHIP
Mike Chris, L ERA: 4.7	(1, 1)	0.1		5	0	1	1	0	4	0	0	1	0	0	1	17	27.00	12.000																	
Fred Breining, R ERA: 2.95	(1, 1)	4.2	W	17	3	1	1	5	1	0	0	0	0	0	26	30	1.93	0.857																	
Jim Barr, R ERA: 2.68	(6, 1)	3.0		12	3	1	1	1	0	0	0	0	0	0	14	14	3.00	1.000																	
Greg Minton, R ERA: 1.94	(9, 1)	1.0	S	4	1	0	0	0	0	0	0	0	0	0	4	4	0.00	1.000																	

Batter	1	2	3	4	5	6	7	8	9	AB	R	H	RBI	BB	SO	LOB
Joe Morgan, L (1, 4) OBP: 0.392, SLG: 0.376	1B	BB		P4			1B			3	0	2	0	1	0	1
Jim Wohlford, R (1, 7) OBP: 0.374, SLG: 0.460	1-2 1B	F9			6-3		F7			4	0	1	0	0	0	2
Chili Davis, S (1, 8) OBP: 0.319, SLG: 0.382	F7		4-3		K			1-3		4	0	0	0	0	1	2
Reggie Smith, S (1, 3) OBP: 0.323, SLG: 0.412	F8		BB 1B		3-1			F8		4	0	1	0	0	0	2
Dave Bergman, L (8, 3) OBP: 0.339, SLG: 0.320										0	0	0	0	0	0	0
Jack Clark, R (1, 9) OBP: 0.330, SLG: 0.415	K		G4-6-3 BB			F9		F9		3	0	0	0	1	1	2
Tom O'Malley, L (1, 5) OBP: 0.352, SLG: 0.391		HR 2B	G4-6-3 1-2f			F8			G3	4	1	1	0	0	0	2
Bob Brenly, R (1, 2) OBP: 0.324, SLG: 0.438		6-3		2B		6-3			F9	4	0	1	0	0	0	1
Johnnie LeMaster, R (1, 6) OBP: 0.269, SLG: 0.268		6-3		F9			K		2B	4	0	1	0	0	1	2
Rich Gale, R (1, 1) OBP: 0.227, SLG: 0.263		HR		K			K		K	3	1	1	2	0	2	1
Gary Lavelle, S (8, 1)										1	0	0	0	0	1	1
Greg Minton, S (9, 1) OBP: 0.167, SLG: 0.333										0	0	0	0	0	0	0
Inning Stats	R: 0 E: 0 K: 1 S: 7 H: 2 LOB: 2 BB: 0 P: 7	R: 2 E: 0 K: 0 S: 5 H: 2 LOB: 1 BB: 1 P: 9	R: 0 E: 0 K: 0 S: 3 H: 1 LOB: 1 BB: 1 P: 7	R: 0 E: 0 K: 1 S: 6 H: 1 LOB: 1 BB: 0 P: 6	R: 0 E: 0 K: 1 S: 5 H: 0 LOB: 0 BB: 0 P: 5	R: 0 E: 0 K: 0 S: 3 H: 0 LOB: 0 BB: 0 P: 3	R: 0 E: 0 K: 2 S: 8 H: 1 LOB: 1 BB: 0 P: 8	R: 0 E: 0 K: 0 S: 3 H: 0 LOB: 0 BB: 0 P: 3	R: 0 E: 0 K: 1 S: 6 H: 1 LOB: 1 BB: 0 P: 6	1B: 4 2B: 3 3B: 0 HR: 1 SF: 0 SAC: 0 DP: 1 HBP: 0							

TOP

San Francisco Giants @ Chicago Cubs

Wrigley Field, Chicago, IL

Sat Jun 05 1982, 3:33 AM CDT

Att. 24,072 - Sunny - 62 F

livebaseballscorecards.com

AB	34
R	2
H	8
RBI	2
BB	2
SO	6
LOB	16

WP: 0 PB: 0 SB: 0 CS: 0 PA: 36

PITCHER		IP	WLS	BF	H	R	ER	SO	BB	IBB	HBP	BLK	WP	HR	S	P	ERA	WHIP
Doug Bird, R ERA: 4.04	(1, 1)	8.0	L	32	7	2	2	5	2	0	0	0	0	1	40	48	2.25	1.125
Bill Campbell, R ERA: 3.0	(9, 1)	1.0		4	1	0	0	1	0	0	0	0	0	0	6	6	0.00	1.000

PITCHER	IP	WLS	BF	H	R	ER	SO	BB	IBB	HBP	BLK	WP	HR	S	P	ERA	WHIP

Batter	1	2	3	4	5	6	7	8	9	AB	R	H	RBI	BB	SO	LOB
Bump Wills, S (1, 4) OBP: 0.364, SLG: 0.391	E S G3 1B		3-1 ②		F7 ③			G4-6-3 1B		4	1	2	0	0	0	1
Larry Bowa, S (1, 6) OBP: 0.242, SLG: 0.249	F7 ① 1-3		G3 ③			1-4-3 ①		G4-6-3 ②③ 1-2f		4	0	0	0	0	0	2
Bill Buckner, L (1, 3) OBP: 0.308, SLG: 0.349	G3 ② 3-H			G3 ①		4-3 ②			1B	4	0	1	1	0	0	0
Leon Durham, L (1, 9) OBP: 0.355, SLG: 0.425	3B			F8 2B		F7 ③			F2 ①	4	0	2	0	0	0	1
Keith Moreland, R (1, 2) OBP: 0.359, SLG: 0.495	F3 ③			F8 ② 2-3			P3 1B		F8 ②	4	0	1	0	0	0	3
Jay Johnstone, L (1, 7) OBP: 0.250, SLG: 0.111		L5 ①		L4 ③			P3 ①② 1-2		1-3 ③	4	0	0	0	0	0	3
Gary Woods, R (1, 8) OBP: 0.336, SLG: 0.389		S S S K ②			F7 ①		1B			3	0	1	0	0	1	0
Junior Kennedy, R (1, 5) OBP: 0.254, SLG: 0.281		6-3 ③			B B B B SH1-4 BB		6-3 ③			2	0	0	0	1	0	1
Doug Bird, R (1, 1) OBP: 0.118, SLG: 0.118 Scot Thompson, L (8, PH) OBP: 0.500, SLG: 0.429 Bill Campbell, R (9, 1)			S S S K ①		SH1-4 ② 1-2			1B ①		1 1 0	0 0 0	0 1 0	0 0 0	0 0 0	1 0 0	0 0 0
Inning Stats	R: 1 E: 0 K: 0 S: 5 H: 2 LOB: 1 BB: 0 P: 5	R: 0 E: 0 K: 1 S: 5 H: 0 LOB: 0 BB: 0 P: 5	R: 0 E: 0 K: 1 S: 5 H: 0 LOB: 0 BB: 0 P: 5	R: 0 E: 0 K: 0 S: 4 H: 1 LOB: 1 BB: 0 P: 4	R: 0 E: 0 K: 0 S: 3 H: 0 LOB: 1 BB: 1 P: 7	R: 0 E: 0 K: 0 S: 3 H: 0 LOB: 0 BB: 0 P: 3	R: 0 E: 0 K: 0 S: 4 H: 2 LOB: 1 BB: 0 P: 4	R: 0 E: 0 K: 0 S: 3 H: 2 LOB: 0 BB: 0 P: 3	R: 0 E: 0 K: 0 S: 4 H: 1 LOB: 1 BB: 0 P: 4	1B: 6 2B: 1 3B: 1 HR: 0	SF: 0 SAC: 1 DP: 1 HBP: 0						

PITCHER		IP	WLS	BF	H	R	ER	SO	BB	IBB	HBP	BLK	WP	HR	S	P	ERA	WHIP
Rich Gale, R ERA: 4.5	(1, 1)	7.1	W	28	7	1	1	2	1	0	0	0	0	0	31	35	1.23	1.091
Gary Lavelle, L ERA: 2.81	(8, 1)	1.0		3	1	0	0	0	0	0	0	0	0	0	3	3	0.00	1.000
Greg Minton, R ERA: 1.91	(9, 1)	0.2	S	2	0	0	0	0	0	0	0	0	0	0	2	2	0.00	0.000

PITCHER	IP	WLS	BF	H	R	ER	SO	BB	IBB	HBP	BLK	WP	HR	S	P	ERA	WHIP

BOTTOM

San Francisco Giants @ Chicago Cubs

Wrigley Field, Chicago, IL

Sat Jun 05 1982, 3:33 AM CDT

Att. 24,072 - Sunny - 62 F

livebaseballscorecards.com

AB	31
R	1
H	8
RBI	1
BB	1
SO	2
LOB	11

Batter	1	2	3	4	5	6	7	8	9	AB	R	H	RBI	BB	SO	LOB
Joe Morgan, L (1, 4) OBP: 0.380, SLG: 0.363	F9	1-3			F8		4-3 2-3	K		5	0	0	0	0	1	3
Jim Wohlford, R (1, 7) OBP: 0.367, SLG: 0.453	E4 HR		4-3 SH2-3 1B		F8		SF9 3-H		1-3	4	1	1	1	0	0	0
Chili Davis, S (1, 8) OBP: 0.322, SLG: 0.395	1-H HR		SH2-3 1-2		F7		BBBB 1B 1B BB		SSS K	3	2	1	2	1	1	0
Reggie Smith, S (1, 3) OBP: 0.321, SLG: 0.407 Jim Barr, R (7, PR) OBP: 0.375, SLG: 0.500 (7, 1) Gary Lavelle, S (8, 1) Greg Minton, S (9, 1) OBP: 0.167, SLG: 0.333	6-3		4-3 2-3			SSS K	1B 1-3 1B		SSS K	4 0 1 0	0 0 0 0	1 0 0 0	0 0 0 0	0 0 0 0	1 0 1 0	1 0 0 0
Jack Clark, R (1, 9) OBP: 0.328, SLG: 0.411	F9		5-3			P5	1-2 3-H 1B			4	0	1	1	0	0	1
Tom O'Malley, L (1, 5) OBP: 0.347, SLG: 0.382		G3		F8		BB 1B	SSS K			4	0	1	0	0	1	2
Bob Brenly, R (1, 2) OBP: 0.368, SLG: 0.543		HR		6-3		BBBB 4-0 1-2 BB		S 1B		3	1	2	1	1	0	0
Johnnie LeMaster, R (1, 6) OBP: 0.274, SLG: 0.279		SH1-4 1B		2B		SSS K		1-3 1-2		4	0	2	0	0	1	3
Renie Martin, R (1, 1) OBP: 0.250, SLG: 0.250 Duane Kuiper, L (7, PH) OBP: 0.424, SLG: 0.420 Dave Bergman, L (7, 3) OBP: 0.333, SLG: 0.314		SH1-4 1-2		5-3			4-3 SF9 2B	K		1 1 1	0 1 0	0 1 0	0 0 0	0 0 0	0 0 1	1 0 1
Inning Stats	R: 2 E: 1 K: 0 S: 5 H: 1 LOB: 0 BB: 0 P: 5	R: 1 E: 0 K: 0 S: 5 H: 2 LOB: 1 BB: 0 P: 5	R: 0 E: 0 K: 0 S: 4 H: 1 LOB: 1 BB: 0 P: 4	R: 0 E: 0 K: 0 S: 4 H: 1 LOB: 1 BB: 0 P: 4	R: 0 E: 0 K: 0 S: 3 H: 0 LOB: 0 BB: 0 P: 3	R: 0 E: 0 K: 2 S: 8 H: 1 LOB: 2 BB: 1 P: 12	R: 2 E: 0 K: 1 S: 8 H: 3 LOB: 2 BB: 1 P: 12	R: 0 E: 0 K: 2 S: 8 H: 1 LOB: 1 BB: 0 P: 8	R: 0 E: 0 K: 2 S: 7 H: 0 LOB: 0 BB: 0 P: 7	1B: 6 2B: 2 3B: 0 HR: 2 SF: 1 SAC: 2 DP: 0 HBP: 0				WP: 0 PB: 0 SB: 1 CS: 0	PA: 40	

PITCHER		IP	WLS	BF	H	R	ER	SO	BB	IBB	HBP	BLK	WP	HR	S	P	ERA	WHIP
Randy Martz, R ERA: 3.52	(1, 1)	6.0	L	27	7	4	3	2	1	0	0	0	0	2	30	34	4.50	1.333
Lee Smith, R ERA: 2.72	(7, 1)	0.2		5	2	1	1	0	1	0	0	0	0	0	4	8	13.50	4.500
Willie Hernandez, L ERA: 2.08	(7, 1)	1.1		5	1	0	0	3	0	0	0	0	0	0	11	11	0.00	0.750
Bill Campbell, R ERA: 2.9	(9, 1)	1.0		3	0	0	0	2	0	0	0	0	0	0	7	7	0.00	0.000

PITCHER	IP	WLS	BF	H	R	ER	SO	BB	IBB	HBP	BLK	WP	HR	S	P	ERA	WHIP

TOP

San Francisco Giants @ Chicago Cubs

Wrigley Field, Chicago, IL

Sun Jun 06 1982, 3:33 AM CDT

Att. 14,730 - Overcast - 62 F

livebaseballscorecards.com

AB	35
R	5
H	10
RBI	5
BB	2
SO	7
LOB	12

Batter	1	2	3	4	5	6	7	8	9	AB	R	H	RBI	BB	SO	LOB
Bump Wills, S (1, 4) OBP: 0.361, SLG: 0.388	2B 1B	F7			P3			G3		4	1	1	0	0	0	1
Larry Bowa, S (1, 6) OBP: 0.247, SLG: 0.260	1-H 3B 2B		4-3		F7			1B		4	1	2	1	0	0	1
Bill Buckner, L (1, 3) OBP: 0.311, SLG: 0.358	2-H 1B 3B		G3			BBB G4-6-3 BB		SSS K		3	1	1	1	1	1	1
Leon Durham, L (1, 9) OBP: 0.353, SLG: 0.421	SSS K		1-3			G4-6-3 1-2f			G5-4-3 1B	4	0	1	0	0	1	2
Keith Moreland, R (1, 2) OBP: 0.353, SLG: 0.485	SSS K			P5		F7			G5-4-3 1-2f	4	0	0	0	0	1	2
Jay Johnstone, L (1, 7) OBP: 0.286, SLG: 0.182	3-H 1B			SSS K			F7		1B	4	0	2	1	0	1	0
Gary Woods, R (1, 8) OBP: 0.328, SLG: 0.378	5-3			F7			6-3		5-3	3	0	0	0	0	0	1
Bob Molinaro, L (9, PH) OBP: 0.316, SLG: 0.188										1	0	0	0	0	0	1
Junior Kennedy, R (1, 5) OBP: 0.257, SLG: 0.273		F7			BBB SH3 BB		6-3			2	0	0	0	1	0	0
Randy Martz, L (1, 1) OBP: 0.313, SLG: 0.286		6-3			SH3 1-2			F7		1	0	0	0	0	0	0
Lee Smith, R (7, 1)										0	0	0	0	0	0	0
Willie Hernandez, L (7, 1)										0	0	0	0	0	0	0
Scot Thompson, L (8, PH) OBP: 0.444, SLG: 0.375										1	0	0	0	0	0	0
Bill Campbell, R (9, 1)										0	0	0	0	0	0	0
Inning Stats	R: 3 H: 4 E: 0 LOB: 1 K: 2 BB: 0 S: 11 P: 11	R: 0 H: 0 E: 0 LOB: 0 K: 0 BB: 0 S: 3 P: 3	R: 0 H: 0 E: 0 LOB: 0 K: 0 BB: 0 S: 3 P: 3	R: 0 H: 0 E: 0 LOB: 0 K: 1 BB: 0 S: 5 P: 5	R: 0 H: 0 E: 0 LOB: 1 K: 0 BB: 1 S: 3 P: 7	R: 0 H: 0 E: 0 LOB: 0 K: 0 BB: 1 S: 2 P: 6	R: 0 H: 0 E: 0 LOB: 0 K: 0 BB: 0 S: 3 P: 3	R: 0 H: 1 E: 0 LOB: 1 K: 1 BB: 0 S: 6 P: 6	R: 0 H: 2 E: 0 LOB: 1 K: 0 BB: 0 S: 4 P: 4	1B: 5 SF: 0 2B: 1 SAC: 1 3B: 1 DP: 2 HR: 0 HBP: 0						

PITCHER		IP	WLS	BF	H	R	ER	SO	BB	IBB	HBP	BLK	WP	HR	S	P	ERA	WHIP
Renie Martin, R ERA: 5.08	(1, 1)	6.0	W	23	4	3	3	3	2	0	0	0	0	0	27	35	4.50	1.000
Jim Barr, R ERA: 2.57	(7, 1)	1.2		6	1	0	0	0	0	0	0	0	0	0	6	6	0.00	0.600
Gary Lavelle, L ERA: 2.78	(8, 1)	0.1		2	1	0	0	1	0	0	0	0	0	0	4	4	0.00	3.000
Greg Minton, R ERA: 1.87	(9, 1)	1.0	S	3	1	0	0	0	0	0	0	0	0	0	3	3	0.00	1.000

PITCHER	IP	WLS	BF	H	R	ER	SO	BB	IBB	HBP	BLK	WP	HR	S	P	ERA	WHIP

BOTTOM

San Francisco Giants @ Chicago Cubs

Wrigley Field, Chicago, IL

Sun Jun 06 1982, 3:33 AM CDT

Att. 14,730 - Overcast - 62 F

livebaseballscorecards.com

AB	31
R	3
H	7
RBI	3
BB	2
SO	4
LOB	9

WP: 0 PA: 34
PB: 0
SB: 0
CS: 0

Chicago Cubs @ Philadelphia Phillies

Veterans Stadium, Philadelphia, PA

Mon Jun 07 1982, 7:05 PM EDT

Att. 30,146 - Unknown

TOP

livebaseballscorecards.com

Batter	1	2	3	4	5	6	7	8	9	AB	R	H	RBI	BB	SO	LOB
Bump Wills, S (1, 4) OBP: 0.359, SLG: 0.385	K		K		23 6-3 1B; 23 S 1B		FC1-6; 23 CS; 1-2f			4	1	1	0	0	2	2
23 Ryne Sandberg, R (1, 5) OBP: 0.255, SLG: 0.286	F9		FC6-4; CS; 1-2f		6-3; 1-3		1-2; 1B			4	0	1	0	0	0	2
Bill Buckner, L (1, 3) OBP: 0.315, SLG: 0.358	F8		CS; 1-2	S; HR; HBP	WP; S; 3-H; 1B		K			3	1	1	1	0	1	1
Keith Moreland, R (1, 9) OBP: 0.351, SLG: 0.481		FC4-6; 1B		5-3; 1-2	K; 1-3			K		4	0	1	0	0	2	2
Leon Durham, L (1, 8) OBP: 0.351, SLG: 0.433		FC4-6; S; 1-2f; 2B		HR; 2-H		F7		K		4	2	1	2	0	1	1
Jay Johnstone, L (1, 7) OBP: 0.344, SLG: 0.423 Bill Campbell, R (8, 1)		1-H; 2B		HR		G5-3; BB; 1B		1-4-3		4 0	1 0	3 0	2 0	0 0	0 0	0 0
Larry Bowa, S (1, 6) OBP: 0.247, SLG: 0.256		L6		F8		BB; 1-2			F6	3	0	0	0	1	0	1
Jody Davis, R (1, 2) OBP: 0.244, SLG: 0.327 Bob Molinaro, L (9, PH) OBP: 0.308, SLG: 0.182		F3		5-3		G5-3; 2-3f			4-3	3 1	0 0	0 0	0 0	0 0	0 0	3 0
Dickie Noles, R (1, 1) OBP: 0.143, SLG: 0.154 Steve Henderson, R (7, PH) OBP: 0.308, SLG: 0.300 Lee Smith, R (7, 1) Scot Thompson, L (8, 7) OBP: 0.400, SLG: 0.333			23 FC6-4; BB	F4			E6; FC1-6		F7	1 1 0 1	0 0 0 0	0 0 0 0	0 0 0 0	1 0 0 0	0 0 0 0	0 0 0 0

Inning Stats	1	2	3	4	5	6	7	8	9
	R: 0 E: 0 K: 1 S: 5	H: 0 LOB: 0 BB: 0 P: 5	R: 1 E: 0 K: 0 S: 5	H: 2 LOB: 1 BB: 0 P: 5	R: 0 E: 0 K: 1 S: 4	H: 0 LOB: 0 BB: 1 P: 8	R: 3 E: 0 K: 0 S: 5	H: 2 LOB: 0 BB: 0 P: 6	R: 1 E: 0 K: 1 S: 7	H: 2 LOB: 1 BB: 0 P: 7	R: 0 E: 0 K: 0 S: 3	H: 1 LOB: 1 BB: 1 P: 7	R: 0 E: 1 K: 1 S: 6	H: 1 LOB: 1 BB: 0 P: 6	R: 0 E: 0 K: 2 S: 7	H: 0 LOB: 0 BB: 0 P: 7	R: 0 E: 0 K: 0 S: 3	H: 0 LOB: 0 BB: 0 P: 3

AB	33
R	5
H	8
RBI	5
BB	2
SO	6
LOB	12

1B: 5	SF: 0
2B: 1	SAC: 0
3B: 0	DP: 1
HR: 2	HBP: 1

WP: 1	PA: 37
PB: 0	
SB: 4	
CS: 2	

PITCHER		IP	WLS	BF	H	R	ER	SO	BB	IBB	HBP	BLK	WP	HR	S	P	ERA	WHIP
Dick Ruthven, R ERA: 2.89	(1, 1)	5.0		22	6	5	5	3	1	0	1	0	1	2	26	31	9.00	1.400
Sid Monge, L ERA: 3.74	(6, 1)	3.0	W	11	2	0	0	3	1	0	0	0	0	0	16	20	0.00	1.000
Ed Farmer, R ERA: 6.04	(9, 1)	1.0	S	3	0	0	0	0	0	0	0	0	0	0	3	3	0.00	0.000

PITCHER	IP	WLS	BF	H	R	ER	SO	BB	IBB	HBP	BLK	WP	HR	S	P	ERA	WHIP

Batter	1	2	3	4	5	6	7	8	9	AB	R	H	RBI	BB	SO	LOB
Bob Dernier, R (1, 9) OBP: 0.382, SLG: 0.380	F8		F3	1B 2-H 3-H			CS 1B	F8		5	0	2	1	0	0	2
Pete Rose, S (1, 3) OBP: 0.323, SLG: 0.338	F7		2B		F6		6-3 1-2			4	0	1	0	0	0	1
Gary Matthews, R (1, 7) OBP: 0.316, SLG: 0.364	F5		5-3		5-3					4	0	0	0	0	0	1
Ozzie Virgil, R (9, 2) OBP: 0.231, SLG: 0.308										0	0	0	0	0	0	0
Mike Schmidt, R (1, 5) OBP: 0.456, SLG: 0.508		2B BB		BB 1B BB	HR			5-3		2	3	1	1	2	0	0
Bo Diaz, R (1, 2) OBP: 0.355, SLG: 0.517		2B 1-H		K	1-3			1B 1B		4	0	2	1	0	1	1
Luis Aguayo, R (8, PR) OBP: 0.286, SLG: 0.421										0	1	0	0	0	0	0
Ed Farmer, R (9, 1)										0	0	0	0	0	0	0
Garry Maddox, R (1, 8) OBP: 0.314, SLG: 0.448		G3		BB BB SF9 1-2 1B		F7		F9 1B E 1-2 1B		4	2	2	0	0	0	1
Manny Trillo, R (1, 4) OBP: 0.306, SLG: 0.301		1-3		SF9 BB 1B 1-2 2-3 BB				E 1-2 2-H 1B		3	1	2	1	1	0	1
Ivan De Jesus, R (1, 6) OBP: 0.282, SLG: 0.245		2-3		SF9 1B 1-2 2-3 3-H BB		F9		F9 2-3		3	0	0	1	1	0	4
Dick Ruthven, R (1, 1) OBP: 0.080, SLG: 0.083			K	SF9 1-2 2-3 3-H		K		E6 1-2 3-H		1	0	0	1	0	1	0
Sid Monge, S (6, 1)										1	0	0	0	0	1	1
Greg Gross, L (8, PH) OBP: 0.395, SLG: 0.303 (9, 7)										1	0	0	0	0	0	1
Inning Stats	R: 0 E: 0 K: 0 S: 3 H: 0 LOB: 0 BB: 0 P: 3	R: 1 E: 0 K: 0 S: 4 H: 1 LOB: 1 BB: 1 P: 8	R: 0 E: 0 K: 1 S: 6 H: 1 LOB: 1 BB: 0 P: 6	R: 3 E: 0 K: 1 S: 6 H: 2 LOB: 2 BB: 3 P: 18	R: 1 E: 0 K: 0 S: 4 H: 1 LOB: 0 BB: 0 P: 4	R: 0 E: 0 K: 1 S: 6 H: 1 LOB: 1 BB: 0 P: 6	R: 0 E: 0 K: 0 S: 3 H: 1 LOB: 0 BB: 0 P: 3	R: 2 E: 1 K: 0 S: 7 H: 3 LOB: 2 BB: 0 P: 7		1B: 7 2B: 2 3B: 0 HR: 1 SF: 1 SAC: 0 DP: 0 HBP: 0					WP: 0 PB: 0 SB: 0 CS: 1 PA: 37	

PITCHER		IP	WLS	BF	H	R	ER	SO	BB	IBB	HBP	BLK	WP	HR	S	P	ERA	WHIP
Dickie Noles, R ERA: 4.04	(1, 1)	6.0		27	6	5	5	3	4	0	0	0	0	1	29	45	7.50	1.667
Lee Smith, R ERA: 2.83	(7, 1)	1.2	L	9	4	2	1	0	0	0	0	0	0	0	9	9	5.40	2.400
Bill Campbell, R ERA: 2.87	(8, 1)	0.1		1	0	0	0	0	0	0	0	0	0	0	1	1	0.00	0.000

PITCHER	IP	WLS	BF	H	R	ER	SO	BB	IBB	HBP	BLK	WP	HR	S	P	ERA	WHIP

BOTTOM

Chicago Cubs @ Philadelphia Phillies

Veterans Stadium, Philadelphia, PA

Mon Jun 07 1982, 7:05 PM EDT

Att. 30,146 - Unknown

livebaseballscorecards.com

AB	32
R	7
H	10
RBI	6
BB	4
SO	3
LOB	13

Batter	1	2	3	4	5	6	7	8	9	AB	R	H	RBI	BB	SO	LOB
Bump Wills, S (1, 4) OBP: 0.352, SLG: 0.376	S S S 0-3 ① K		x 0-0 ③ 4-3		x 0-0 ② FC6-4 23 S 1-2f			x 0-0 ① 4-3		4	0	0	0	0	1	2
23 Ryne Sandberg, R (1, 5) OBP: 0.255, SLG: 0.291 Bill Campbell, R (8, 1)	x 0-0 ② 6-3			x 0-0 1B 2B	x 0-0 ③ F8 1-2			x 0-0 ② 6-3		4	1	1	0	0	0	1
										0	0	0	0	0	0	0
Bill Buckner, L (1, 3) OBP: 0.309, SLG: 0.351	x 0-0 ③ L5			x 0-0 ① F7		x 0-0 ① 3-1		x 0-0 ③ 1-3		4	0	0	0	0	0	1
Keith Moreland, R (1, 9) OBP: 0.349, SLG: 0.476		x 0-0 G6-3 1B		x 0-0 ② 6-3		x 0-0 ② F9			x 0-0 ① F8	4	0	1	0	0	0	1
Leon Durham, L (1, 8) OBP: 0.349, SLG: 0.426		x 0-0 ① ② G6-3 1-2f		B B B B 4-0 1B BB		x 0-0 ③ F8			S S S 0-3 ② K	3	0	0	0	1	1	1
Jay Johnstone, L (1, 7) OBP: 0.343, SLG: 0.414 Gary Woods, R (9, PH) OBP: 0.325, SLG: 0.375		x 0-0 ③ G3		x 0-0 1-2 2-H 1B			x 0-0 ① F5		S S S 0-3 ③ K	3	0	1	1	0	0	0
										1	0	0	0	0	1	0
Larry Bowa, S (1, 6) OBP: 0.244, SLG: 0.251			x 0-0 ① F2	x 0-0 ③ G3			x 0-0 ② F6			3	0	0	0	0	0	2
Jody Davis, R (1, 2) OBP: 0.254, SLG: 0.330			B B B B 4-0 BB		x 0-0 FC6-4 1B		x 0-0 ③ 6-3			2	0	1	0	1	0	0
Tom Filer, R (1, 1) Mike Proly, R (4, 1) Dan Briggs, L (5, PH) OBP: 0.125, SLG: 0.125 Dick Tidrow, R (5, 1) Bob Molinaro, L (8, PH) OBP: 0.325, SLG: 0.294 Junior Kennedy, R (8, 5) OBP: 0.257, SLG: 0.273			S S S 0-3 ② K		S S S 0-3 ① K			x 0-0 HR		1	0	0	0	0	1	1
										0	0	0	0	0	0	0
										1	0	0	0	0	0	1
										0	0	0	0	0	0	0
										1	1	1	1	0	0	0
										0	0	0	0	0	0	0
Inning Stats	R: 0 E: 0 K: 1 S: 5 H: 0 LOB: 0 BB: 0 P: 5	R: 0 E: 0 K: 0 S: 3 H: 1 LOB: 0 BB: 0 P: 3	R: 0 E: 0 K: 1 S: 5 H: 0 LOB: 1 BB: 1 P: 9	R: 1 E: 0 K: 0 S: 5 H: 2 LOB: 2 BB: 1 P: 9	R: 0 E: 0 K: 1 S: 6 H: 1 LOB: 1 BB: 0 P: 6	R: 0 E: 0 K: 0 S: 3 H: 0 LOB: 0 BB: 0 P: 3	R: 0 E: 0 K: 0 S: 3 H: 0 LOB: 0 BB: 0 P: 3	R: 1 E: 0 K: 0 S: 4 H: 1 LOB: 0 BB: 0 P: 4	R: 0 E: 0 K: 2 S: 7 H: 0 LOB: 0 BB: 0 P: 7	1B: 3 2B: 1 3B: 0 HR: 1	SF: 0 SAC: 0 DP: 1 HBP: 0						

PITCHER	IP	WLS	BF	H	R	ER	SO	BB	IBB	HBP	BLK	WP	HR	S	P	ERA	WHIP
Marty Bystrom, R (1, 1) ERA: 2.25	8.0	W	30	5	2	2	3	2	0	0	0	0	1	34	42	2.25	0.875
Sparky Lyle, L (9, 1) ERA: 2.59	1.0	S	3	0	0	0	2	0	0	0	0	0	0	7	7	0.00	0.000

PITCHER	IP	WLS	BF	H	R	ER	SO	BB	IBB	HBP	BLK	WP	HR	S	P	ERA	WHIP

TOP

Chicago Cubs @ Philadelphia Phillies

Veterans Stadium, Philadelphia, PA

Tue Jun 08 1982, 7:05 PM EDT

Att. 30,289 - Unknown

livebaseballscorecards.com

AB	31
R	2
H	5
RBI	2
BB	2
SO	5
LOB	10

WP: 0	PA: 33
PB: 0	
SB: 1	
CS: 0	

Batter	1	2	3	4	5	6	7	8	9	AB	R	H	RBI	BB	SO	LOB
Bob Dernier, R (1, 9) OBP: 0.379, SLG: 0.377	4-3	1-3		L6-4 2-3			CS 1B			4	0	1	0	0	0	2
Pete Rose, S (1, 3) OBP: 0.322, SLG: 0.336	2B 1B		K	4-3			K 1-2			4	1	1	0	0	2	1
Gary Matthews, R (1, 7) OBP: 0.329, SLG: 0.394	1-H 2B		HR	1B			BB			3	1	3	2	1	0	0
Greg Gross, L (8, 7) OBP: 0.395, SLG: 0.303										0	0	0	0	0	0	0
Mike Schmidt, R (1, 5) OBP: 0.451, SLG: 0.496	K		1B 2B BB		F4		K			3	1	0	0	1	2	3
Ozzie Virgil, R (1, 2) OBP: 0.353, SLG: 0.438	BB		1-2 2B 1B		K			E8 2B		3	1	2	0	1	1	1
Luis Aguayo, R (8, PR) OBP: 0.286, SLG: 0.421										0	1	0	0	0	0	0
Sparky Lyle, L (9, 1) OBP: 0.500, SLG: 0.500										0	0	0	0	0	0	0
Garry Maddox, R (1, 8) OBP: 0.312, SLG: 0.450	F4		F6			F8		4-3 3-H 2B		4	0	1	1	0	0	4
Manny Trillo, R (1, 4) OBP: 0.310, SLG: 0.313		F6	1-H 2-H 2B			5-3 1B		4-3 2-3		4	0	2	2	0	0	2
Ivan De Jesus, R (1, 6) OBP: 0.282, SLG: 0.245		3-1		L6-4 SH1-3 1B		5-3 1-2		K		4	0	1	0	0	1	2
Marty Bystrom, R (1, 1)		BB		SH1-3 1-2		K		K		1	0	0	0	1	1	1
Bo Diaz, R (8, PH) OBP: 0.353, SLG: 0.514 (9, 2)										1	0	0	0	0	1	1
Inning Stats	R: 1 E: 0 K: 1 S: 7 H: 2 LOB: 2 BB: 1 P: 11	R: 0 E: 0 K: 0 S: 3 H: 0 LOB: 1 BB: 1 P: 7	R: 3 E: 0 K: 1 S: 7 H: 3 LOB: 1 BB: 1 P: 11	R: 0 E: 0 K: 0 S: 3 H: 1 LOB: 0 BB: 0 P: 3	R: 0 E: 0 K: 1 S: 6 H: 1 LOB: 1 BB: 0 P: 6	R: 0 E: 0 K: 1 S: 6 H: 1 LOB: 1 BB: 0 P: 6	R: 0 E: 0 K: 2 S: 7 H: 1 LOB: 1 BB: 1 P: 11	R: 1 E: 1 K: 2 S: 9 H: 2 LOB: 1 BB: 0 P: 9		1B: 6 2B: 5 3B: 0 HR: 1 SF: 0 SAC: 1 DP: 1 HBP: 0						

PITCHER		IP	WLS	BF	H	R	ER	SO	BB	IBB	HBP	BLK	WP	HR	S	P	ERA	WHIP
Tom Filer, R ERA: 12.0	(1, 1)	3.0	L	16	5	4	4	2	3	0	0	0	0	1	17	29	12.00	2.667
Mike Proly, R ERA:	(4, 1)	1.0		3	1	0	0	0	0	0	0	0	0	0	3	3	0.00	1.000
Dick Tidrow, R ERA: 4.22	(5, 1)	3.0		12	3	0	0	4	1	0	0	0	0	0	19	23	0.00	1.333
Bill Campbell, R ERA: 3.06	(8, 1)	1.0		5	2	1	1	2	0	0	0	0	0	0	9	9	9.00	2.000

PITCHER	IP	WLS	BF	H	R	ER	SO	BB	IBB	HBP	BLK	WP	HR	S	P	ERA	WHIP

BOTTOM

Chicago Cubs @ Philadelphia Phillies

Veterans Stadium, Philadelphia, PA

Tue Jun 08 1982, 7:05 PM EDT

Att. 30,289 - Unknown

livebaseballscorecards.com

AB	31
R	5
H	11
RBI	5
BB	4
SO	8
LOB	17

WP: 0 PB: 0 SB: 0 CS: 1 PA: 36

Chicago Cubs @ Philadelphia Phillies

Veterans Stadium, Philadelphia, PA

Wed Jun 09 1982, 7:05 PM EDT

Att. 31,099 - Unknown

TOP

livebaseballscorecards.com

Batter	1	2	3	4	5	6	7	8	9	AB	R	H	RBI	BB	SO	LOB
23 Ryne Sandberg, R (1, 5) OBP: 0.249, SLG: 0.284	K		K		K		FC5-4 S 1-2f		K	5	0	0	0	0	4	3
Junior Kennedy, R (1, 4) OBP: 0.244, SLG: 0.257	K		K		K		F8 1-2			4	0	0	0	0	3	2
Bill Buckner, L (1, 3) OBP: 0.321, SLG: 0.364	S 1B		FC5-4 1B			1B SF9 2B		BB CS		3	1	3	0	1	0	0
Keith Moreland, R (1, 9) OBP: 0.343, SLG: 0.467	6-3 1-2		FC5-4 1-2f			K		K 1-2		4	0	0	0	0	2	4
Gary Woods, R (1, 8) OBP: 0.347, SLG: 0.417		HR		BB CS		2-3 1B		1B		3	1	3	1	1	0	0
Steve Henderson, R (1, 7) OBP: 0.300, SLG: 0.293		K		K 1-2		SF9 3-H		K		3	0	0	1	0	3	2
Bill Campbell, R (8, 1)										0	0	0	0	0	0	0
Larry Bowa, S (1, 6) OBP: 0.244, SLG: 0.251		1B		F8		6-3			K	4	0	1	0	0	1	1
Jody Davis, R (1, 2) OBP: 0.262, SLG: 0.336		K			FC3-6 1B		K		1B	4	0	2	0	0	2	1
Bob Molinaro, L (9, PR) OBP: 0.325, SLG: 0.294										0	0	0	0	0	0	0
Fergie Jenkins, R (1, 1) OBP: 0.050, SLG: 0.050		K			FC3-6 1-2f		23 FC5-4 1B		F8	2	0	0	0	0	1	2
Hector Cruz, R (7, PH) OBP: 0.313, SLG: 0.286										1	0	1	0	0	0	0
Lee Smith, R (7, 1)										0	0	0	0	0	0	0
Dan Briggs, L (8, 7) OBP: 0.125, SLG: 0.125										0	0	0	0	0	0	0
Bump Wills, S (9, PH) OBP: 0.351, SLG: 0.374										1	0	0	0	0	0	1
Inning Stats	R: 0 E: 0 K: 2 S: 8 H: 1 LOB: 1 BB: 0 P: 8	R: 1 E: 0 K: 3 S: 11 H: 2 LOB: 1 BB: 0 P: 11	R: 0 E: 0 K: 2 S: 8 H: 1 LOB: 1 BB: 0 P: 8	R: 0 E: 0 K: 1 S: 4 H: 0 LOB: 0 BB: 1 P: 8	R: 0 E: 0 K: 2 S: 8 H: 1 LOB: 1 BB: 0 P: 8	R: 1 E: 0 K: 1 S: 7 H: 2 LOB: 1 BB: 0 P: 7	R: 0 E: 0 K: 1 S: 6 H: 1 LOB: 1 BB: 0 P: 6	R: 0 E: 0 K: 2 S: 7 H: 1 LOB: 1 BB: 1 P: 11	R: 0 E: 0 K: 2 S: 8 H: 1 LOB: 1 BB: 0 P: 8	1B: 8 2B: 1 3B: 0 HR: 1	SF: 1 SAC: 0 DP: 0 HBP: 0						

	AB	34
	R	2
	H	10
	RBI	2
	BB	2
	SO	16
	LOB	16

WP: 0 PB: 0 SB: 2 CS: 2 PA: 37

PITCHER	IP	WLS	BF	H	R	ER	SO	BB	IBB	HBP	BLK	WP	HR	S	P	ERA	WHIP
Steve Carlton, L (1, 1) ERA: 3.67	9.0	W	37	10	2	2	16	2	0	0	0	0	1	67	75	2.00	1.333

PITCHER	IP	WLS	BF	H	R	ER	SO	BB	IBB	HBP	BLK	WP	HR	S	P	ERA	WHIP

Batter	1	2	3	4	5	6	7	8	9	AB	R	H	RBI	BB	SO	LOB
Greg Gross, L (1, 9) (9, 7) OBP: 0.381, SLG: 0.297	1B SF9 1B		6-3		4-3		4-3			4	1	1	0	0	0	1
Pete Rose, S (1, 3) OBP: 0.325, SLG: 0.340	CS 1-3 1B		1B		4-3			F8		4	0	2	0	0	0	0
Gary Matthews, R (1, 7) OBP: 0.327, SLG: 0.390 Bob Dernier, R (9, 9) OBP: 0.379, SLG: 0.377	SF9 1-2 3-H		F9			6-3		BBBB 2-3 1B BB		2 0	1 0	0 0	1 0	1 0	0 0	1 0
Mike Schmidt, R (1, 5) OBP: 0.452, SLG: 0.515	SSS K			HR		BBBB 6-3 BB		2-3 1-2		3	1	1	1	1	1	1
Bo Diaz, R (1, 2) OBP: 0.361, SLG: 0.538		HR		F9 2B		6-3 1-2		IIII IBB 1B IBB		3	1	2	1	1	0	1
Garry Maddox, R (1, 8) OBP: 0.310, SLG: 0.444		F3		F4		1-3		IBB 1-2 2-H 1B		4	0	1	1	0	0	2
Manny Trillo, R (1, 4) OBP: 0.309, SLG: 0.307		6-3		F9 2-3			1-3	1-2 2-3 IBB		3	0	0	0	1	0	1
Ivan De Jesus, R (1, 6) OBP: 0.276, SLG: 0.240		5-3		F8			6-3	1-3		4	0	0	0	0	0	4
Steve Carlton, L (1, 1) OBP: 0.257, SLG: 0.371			5-3		F6		1B			3	0	1	0	0	0	0
Inning Stats	R: 1 H: 2 E: 0 LOB: 0 K: 1 BB: 0 S: 6 P: 6	R: 1 H: 1 E: 0 LOB: 0 K: 0 BB: 0 S: 4 P: 4	R: 0 H: 1 E: 0 LOB: 1 K: 0 BB: 0 S: 4 P: 4	R: 1 H: 2 E: 0 LOB: 1 K: 0 BB: 0 S: 5 P: 5	R: 0 H: 0 E: 0 LOB: 0 K: 0 BB: 0 S: 3 P: 3	R: 0 H: 0 E: 0 LOB: 1 K: 0 BB: 1 S: 3 P: 7	R: 0 H: 1 E: 0 LOB: 1 K: 0 BB: 0 S: 4 P: 4	R: 1 H: 1 E: 0 LOB: 3 K: 0 BB: 3 S: 4 P: 16		1B: 5 SF: 1 2B: 1 SAC: 0 3B: 0 DP: 0 HR: 2 HBP: 0				WP: 0 PA: 35 PB: 0 SB: 0 CS: 1		

BOTTOM

Chicago Cubs @ Philadelphia Phillies

Veterans Stadium, Philadelphia, PA

Wed Jun 09 1982, 7:05 PM EDT

Att. 31,099 - Unknown

livebaseballscorecards.com

AB	30
R	4
H	8
RBI	4
BB	4
SO	1
LOB	11

PITCHER		IP	WLS	BF	H	R	ER	SO	BB	IBB	HBP	BLK	WP	HR	S	P	ERA	WHIP
Fergie Jenkins, R ERA: 3.32	(1, 1)	6.0	L	24	6	3	3	1	1	0	0	0	0	2	25	29	4.50	1.167
Lee Smith, R ERA: 2.93	(7, 1)	1.2		10	2	1	1	0	1	2	0	0	0	0	7	19	5.40	1.800
Bill Campbell, R ERA: 3.03	(8, 1)	0.1		1	0	0	0	0	0	0	0	0	0	0	1	1	0.00	0.000

PITCHER	IP	WLS	BF	H	R	ER	SO	BB	IBB	HBP	BLK	WP	HR	S	P	ERA	WHIP

Batter	1	2	3	4	5	6	7	8	9	AB	R	H	RBI	BB	SO	LOB
Bump Wills, S (1, 4) OBP: 0.349, SLG: 0.368	S S S 0-3 ① K		S S S 0-3 ② K		x 0-0 ② F8			B B B B 4-0 23 2B 1-2 1B BB	S S S 0-3 ③ K	3	1	0	0	1	2	1
Junior Kennedy, R (8, 4) OBP: 0.244, SLG: 0.257										0	0	0	0	0	0	0
Bob Molinaro, L (9, PH) OBP: 0.317, SLG: 0.286										1	0	0	0	0	1	0
23 Ryne Sandberg, R (1, 5) OBP: 0.249, SLG: 0.288	x 0-0 ② 6-3		x 0-0 ③ F7		x 0-0 ③ 4-3			x 0-0 1B 1-3 2-H HR 2B		4	1	1	1	0	0	1
Bill Buckner, L (1, 3) OBP: 0.324, SLG: 0.364	B B B B 4-0 BB			x 0-0 BB HR 1B		x 0-0 ① F8		x 0-0 ① F5		3	1	1	0	1	0	2
Leon Durham, L (1, 9) OBP: 0.352, SLG: 0.425	x 0-0 ③ F8			B B B B 4-0 1-2 HR BB		x 0-0 ② F9		x 0-0 2-3 3-H HR 1B		3	2	1	1	1	0	1
Jay Johnstone, L (1, 7) OBP: 0.342, SLG: 0.500		x 0-0 ① P5		x 0-0 1-H 2-H HR		x 0-0 ③ G3		x 0-0 1-H 3-H HR		3	1	1	3	0	0	0
Willie Hernandez, L (6, 1)										0	0	0	0	0	0	0
Keith Moreland, R (8, PH) OBP: 0.346, SLG: 0.484										1	1	1	3	0	0	0
Bill Campbell, R (8, 1)										0	0	0	0	0	0	0
Gary Woods, R (1, 8) OBP: 0.336, SLG: 0.403		x 0-0 ② 6-3		x 0-0 ① 6-3			S S S 0-3 ① K	x 0-0 ② 6-3		4	0	0	0	0	1	0
Larry Bowa, S (1, 6) OBP: 0.244, SLG: 0.251		x 0-0 CS 1B		S S S 0-3 ② K			x 0-0 ② F8	x 0-0 ③ F9		4	0	1	0	0	1	0
Jody Davis, R (1, 2) OBP: 0.262, SLG: 0.333		0-0 ③ CS 1-2	x 0-0 CS 1B	x 0-0 ③ F9			x 0-0 ③ F8		S S S 0-3 ① K	4	0	1	0	0	1	0
Doug Bird, R (1, 1) OBP: 0.167, SLG: 0.222			x 0-0 ① 1-2 2B		x 0-0 ① F9			x 0-0 BB 23 2B 1B	x 0-0 ② F8	1	0	1	0	0	0	0
Mike Proly, R (3, 1)										0	0	0	0	0	0	0
Dan Briggs, L (5, PH) OBP: 0.122, SLG: 0.122										1	0	0	0	0	0	0
Dick Tidrow, R (5, 1)										0	0	0	0	0	0	0
Lee Smith, R (6, 1)										0	0	0	0	0	0	0
Scot Thompson, L (6, 7) OBP: 0.417, SLG: 0.364										2	1	1	0	0	0	0
Inning Stats	R: 0 E: 0 K: 1 S: 5 H: 0 LOB: 1 BB: 1 P: 9	R: 0 E: 0 K: 0 S: 3 H: 1 LOB: 0 BB: 0 P: 3	R: 0 E: 0 K: 1 S: 6 H: 2 LOB: 0 BB: 1 P: 6	R: 3 E: 0 K: 1 S: 7 H: 2 LOB: 0 BB: 1 P: 11	R: 0 E: 0 K: 0 S: 3 H: 0 LOB: 0 BB: 0 P: 3	R: 0 E: 0 K: 0 S: 3 H: 0 LOB: 0 BB: 0 P: 3	R: 0 E: 0 K: 1 S: 5 H: 0 LOB: 0 BB: 0 P: 5	R: 5 E: 0 K: 0 S: 7 H: 4 LOB: 0 BB: 1 P: 11	R: 0 E: 0 K: 2 S: 7 H: 0 LOB: 0 BB: 0 P: 7	1B: 5 2B: 2 3B: 0 HR: 2 SF: 0 SAC: 0 DP: 0 HBP: 0						

TOP

Chicago Cubs @ Montreal Expos

Olympic Stadium, Montreal, QB

Fri Jun 11 1982, 7:05 PM EDT

Att. 31,121 - Unknown - 70 F

livebaseballscorecards.com

AB	34
R	8
H	9
RBI	8
BB	3
SO	6
LOB	5

WP: 0 PB: 0 SB: 0 CS: 2 PA: 38

PITCHER		IP	WLS	BF	H	R	ER	SO	BB	IBB	HBP	BLK	WP	HR	S	P	ERA	WHIP
Charlie Lea, R ERA: 2.86	(1, 1)	7.0		29	7	6	6	4	3	0	0	0	0	1	34	46	7.71	1.429
Woodie Fryman, L ERA: 3.68	(8, 1)	1.0	W	5	2	2	2	0	0	0	0	0	0	1	5	5	18.00	2.000
Jeff Reardon, R ERA: 1.87	(9, 1)	1.0	S	3	0	0	0	2	0	0	0	0	0	0	7	7	0.00	0.000

PITCHER	IP	WLS	BF	H	R	ER	SO	BB	IBB	HBP	BLK	WP	HR	S	P	ERA	WHIP

Chicago Cubs @ Montreal Expos

Olympic Stadium, Montreal, QB

Fri Jun 11 1982, 7:05 PM EDT

Att. 31,121 - Unknown - 70 F

BOTTOM

Batter	1	2	3	4	5	6	7	8	9	AB	R	H	RBI	BB	SO	LOB
Tim Raines, S (1, 4) OBP: 0.355, SLG: 0.393	F7		E S 1B 1B	6-3		L6-5 3-H		1-3 2-H 3-H 2B		5	1	2	2	0	0	3
Terry Francona, L (1, 7) OBP: 0.362, SLG: 0.349 (9, 3)	F8		E 1-H 3B 1B	F7		1-3 2-H 1B		L5		5	1	2	2	0	0	3
Andre Dawson, R (1, 8) OBP: 0.343, SLG: 0.502	S HR 1B		P2 1-3		K		L3	F3		5	1	1	0	0	1	4
Al Oliver, L (1, 3) OBP: 0.386, SLG: 0.487 Dan Norman, R (9, 7) OBP: 0.391, SLG: 0.476	1-H HR		S 3B IBB		P3		6-3			3 0	2 0	1 0	2 0	1 0	0 0	0 0
Gary Carter, R (1, 2) OBP: 0.354, SLG: 0.515	WP 1B		1-H 3-H 3B		K		K			4	0	2	2	0	2	0
Tim Wallach, R (1, 5) OBP: 0.362, SLG: 0.475	5-3 1-2		BB HBP			1B 1B 1B		BB 1B 2B 1B		3	2	2	0	0	0	1
Warren Cromartie, L (1, 9) OBP: 0.313, SLG: 0.353		F8	G6-4-3 1-2 BB			BB 1B L6-5 1-2 1B		F8		3	0	1	0	1	0	1
Chris Speier, R (1, 6) OBP: 0.277, SLG: 0.341 Frank Taveras, R (8, PR) (9, 6) OBP: 0.154, SLG: 0.057		5-3	G6-4-3 1-2f			BB 1B 1-2 2-H 1B		BB 2B 1-2 1B		4 0	1 1	2 0	1 0	0 0	0 0	3 0
Charlie Lea, R (1, 1) OBP: 0.269, SLG: 0.208 Woodie Fryman, R (8, 1) Brad Mills, L (8, PH) OBP: 0.304, SLG: 0.318 Jeff Reardon, R (9, 1) OBP: 0.333, SLG: 0.667		K		4-3		1B 1-2 2-3 BB		2B 1-2 2-3 BB		2 0 0 0	0 0 0 0	0 0 0 0	0 0 0 0	1 0 1 0	1 0 0 0	0 0 0 0
Inning Stats	R: 2 E: 0 K: 0 S: 6 H: 3 LOB: 1 BB: 0 P: 6	R: 0 E: 0 K: 1 S: 5 H: 0 LOB: 0 BB: 0 P: 5	R: 3 E: 1 K: 0 S: 5 H: 3 LOB: 2 BB: 2 P: 14	R: 0 E: 0 K: 0 S: 3 H: 0 LOB: 0 BB: 0 P: 3	R: 0 E: 0 K: 2 S: 7 H: 0 LOB: 0 BB: 0 P: 7	R: 2 E: 0 K: 0 S: 5 H: 4 LOB: 2 BB: 1 P: 9	R: 0 E: 0 K: 1 S: 5 H: 0 LOB: 0 BB: 0 P: 5	R: 2 E: 0 K: 0 S: 6 H: 3 LOB: 3 BB: 1 P: 10		1B: 10 2B: 2 3B: 1 HR: 1	SF: 0 SAC: 0 DP: 2 HBP: 1					

	AB	34
	R	9
	H	13
	RBI	9
	BB	4
	SO	4
	LOB	15

WP: 1 PB: 0 SB: 3 CS: 0 PA: 39

livebaseballscorecards.com

PITCHER		IP	WLS	BF	H	R	ER	SO	BB	IBB	HBP	BLK	WP	HR	S	P	ERA	WHIP
Doug Bird, R ERA: 4.54	(1, 1)	2.1		14	6	5	5	1	0	1	0	0	1	1	15	19	19.29	2.571
Mike Proly, R ERA:	(3, 1)	1.2		6	0	0	0	0	1	0	1	0	0	0	4	9	0.00	0.600
Dick Tidrow, R ERA: 4.64	(5, 1)	1.0		6	3	2	2	2	0	0	0	0	0	0	10	10	18.00	3.000
Lee Smith, R ERA: 2.89	(6, 1)	0.2		2	0	0	0	0	1	0	0	0	0	0	1	5	0.00	1.500
Willie Hernandez, L ERA: 1.99	(6, 1)	1.1		4	1	0	0	1	0	0	0	0	0	0	6	6	0.00	0.750

PITCHER		IP	WLS	BF	H	R	ER	SO	BB	IBB	HBP	BLK	WP	HR	S	P	ERA	WHIP
Bill Campbell, R ERA: 3.48	(8, 1)	1.0	L	7	3	2	2	0	1	0	0	0	0	0	6	10	18.00	4.000

Chicago Cubs @ Montreal Expos

Olympic Stadium, Montreal, QB

Sat Jun 12 1982, 7:05 PM EDT

Att. 32,502 - Cloudy - 75 F

TOP

livebaseballscorecards.com

Batter	1	2	3	4	5	6	7	8	9	AB	R	H	RBI	BB	SO	LOB
Bump Wills, S (1, 4) OBP: 0.347, SLG: 0.373	23 G3 SF5 2B		K		SF7 1-2 3-H		SH5-3 1-2 2-3		F7	3	1	1	1	0	1	1
23 Ryne Sandberg, R (1, 5) OBP: 0.244, SLG: 0.284	G3 2-3			K	E3 1B 2-3		SF9 2-3 3-H		F3	3	0	0	1	0	1	2
Bob Molinaro, L (9, PH) OBP: 0.310, SLG: 0.278										1	0	0	0	0	0	1
Bill Buckner, L (1, 3) OBP: 0.323, SLG: 0.364	SF5 3-H			6-3	1B 1-2 3-H		4-1			3	0	1	2	0	0	1
Leon Durham, L (1, 9) OBP: 0.350, SLG: 0.418	K			BB S	K			F2		3	0	0	0	1	2	2
Jay Johnstone, L (1, 7) OBP: 0.357, SLG: 0.514		K		BB 1-2		K		E9 2B		3	1	1	0	1	2	0
Keith Moreland, R (1, 2) OBP: 0.345, SLG: 0.477		5-3		F8		BB CS		P5		3	0	0	0	1	0	2
Gary Woods, R (1, 8) OBP: 0.333, SLG: 0.398		3-1			1B 4-3 SF7 1B	K 1-2		K		4	1	1	0	0	2	1
Larry Bowa, S (1, 6) OBP: 0.249, SLG: 0.253			1-3		4-3 1-2		SH5-3 HBP 23 SF9 1B		BB	3	1	1	0	1	0	1
Randy Martz, L (1, 1) OBP: 0.333, SLG: 0.313			K		23 E SF7 1B 2-3	HBP	23 SF9 SH5-3 1-2		F8	2	1	1	0	0	1	0
Lee Smith, R (6, 1)										0	0	0	0	0	0	0
Dan Briggs, L (7, PH) OBP: 0.143, SLG: 0.122										0	0	0	0	0	0	0
Willie Hernandez, L (7, 1)										0	0	0	0	0	0	0
Mike Proly, R (7, 1)										0	0	0	0	0	0	0
Scot Thompson, L (9, PH) OBP: 0.385, SLG: 0.333										1	0	0	0	0	0	1

Inning Stats	1	2	3	4	5	6	7	8	9
R	1	0	0	0	2	0	1	1	0
E	0	0	0	0	1	0	0	0	0
K	1	1	2	1	1	2	0	1	0
S	6	5	7	5	9	6	4	6	3
H	1	0	0	0	3	0	1	1	0
LOB	0	0	0	0	2	1	1	0	1
BB	0	0	0	2	0	1	0	0	1
P	6	5	7	13	9	10	5	6	7

1B	4
2B	3
3B	0
HR	0
SF	3
SAC	1
DP	1
HBP	1

WP	0
PB	0
SB	1
CS	1
PA	38

AB	29
R	5
H	6
RBI	4
BB	4
SO	9
LOB	12

PITCHER	IP	WLS	BF	H	R	ER	SO	BB	IBB	HBP	BLK	WP	HR	S	P	ERA	WHIP
David Palmer, R (1, 1) ERA: 2.45	5.0		22	4	3	2	6	2	0	0	0	0	0	32	40	3.60	1.200
Ray Burris, R (6, 1) ERA: 4.91	2.0	W	8	1	1	1	2	1	0	1	0	0	0	10	15	4.50	1.000
Jeff Reardon, R (8, 1) ERA: 1.77	2.0	S	8	1	1	0	1	1	0	0	0	0	0	9	13	0.00	1.000

PITCHER	IP	WLS	BF	H	R	ER	SO	BB	IBB	HBP	BLK	WP	HR	S	P	ERA	WHIP

Chicago Cubs @ Montreal Expos

Olympic Stadium, Montreal, QB

Sat Jun 12 1982, 7:05 PM EDT

Att. 32,502 - Cloudy - 75 F

livebaseballscorecards.com

BOTTOM

Batter	1	2	3	4	5	6	7	8	9	AB	R	H	RBI	BB	SO	LOB
Tim Raines, S (1, 4) OBP: 0.347, SLG: 0.384	1-3		G3		F8		F8	1-3		5	0	0	0	0	0	2
Terry Francona, L (1, 7) (8, 3) OBP: 0.364, SLG: 0.351	L5			F2		1B 2B 1B	1B 2B 1B	1-3		5	2	2	0	0	0	0
Andre Dawson, R (1, 8) OBP: 0.346, SLG: 0.502	F9			5-3		1-2 2B 1B	1-2 2B 1B			4	2	2	0	0	0	0
Al Oliver, L (1, 3) OBP: 0.388, SLG: 0.492		4-3		1B		F9	1-H 2-H 1B 2B			4	1	2	2	0	0	2
Jeff Reardon, R (8, 1) OBP: 0.333, SLG: 0.667										0	0	0	0	0	0	0
Gary Carter, R (1, 2) OBP: 0.356, SLG: 0.517		S S S K		F7		1-H 2-H 2B	1B 1B IBB			3	0	1	2	1	1	1
Tim Wallach, R (1, 5) OBP: 0.369, SLG: 0.478		F7			1B 1B	B B B 1B WP BB	1-2 2-H 1B			3	2	2	1	1	0	0
Warren Cromartie, L (1, 9) OBP: 0.321, SLG: 0.362			S S S K		1-3 1B	1-3 WP 1B	1-2 2-3 FC6-4 1B			4	0	3	0	0	1	0
Chris Speier, R (1, 6) OBP: 0.282, SLG: 0.345			FC1-6 1B		3-H FC4-6 1B	1-2 3-H 6-3	1-2f FC6-4			4	0	2	1	0	0	4
David Palmer, R (1, 1)			1-2f FC1-6		1-2f FC4-6		F7	4-3		1	0	0	0	0	0	1
John Milner, L (5, PH) OBP: 0.111, SLG: 0.063										1	0	0	0	0	0	1
Ray Burris, R (6, 1) OBP: 0.400, SLG: 0.385										0	0	0	0	0	0	0
Jerry White, S (7, PH) (8, 7) OBP: 0.245, SLG: 0.304										2	0	0	0	0	0	0
Inning Stats	R: 0 E: 0 K: 0 S: 3 H: 0 LOB: 0 BB: 0 P: 3	R: 0 E: 0 K: 1 S: 5 H: 0 LOB: 0 BB: 0 P: 5	R: 0 E: 0 K: 1 S: 6 H: 1 LOB: 1 BB: 0 P: 6	R: 0 E: 0 K: 0 S: 4 H: 1 LOB: 1 BB: 0 P: 4	R: 1 E: 0 K: 0 S: 5 H: 3 LOB: 1 BB: 0 P: 5	R: 3 E: 0 K: 0 S: 6 H: 4 LOB: 1 BB: 1 P: 10	R: 3 E: 0 K: 0 S: 8 H: 5 LOB: 3 BB: 1 P: 12	R: 0 E: 0 K: 0 S: 3 H: 0 LOB: 0 BB: 0 P: 3		1B: 12 2B: 2 3B: 0 HR: 0			SF: 0 SAC: 0 DP: 0 HBP: 0				

	AB	36
	R	7
	H	14
	RBI	6
	BB	2
	SO	2
	LOB	11

WP: 1 PB: 0 SB: 0 CS: 0 PA: 38

PITCHER

PITCHER		IP	WLS	BF	H	R	ER	SO	BB	IBB	HBP	BLK	WP	HR	S	P	ERA	WHIP
Randy Martz, R ERA: 3.76	(1, 1)	5.2		25	9	4	4	2	1	0	0	0	0	0	28	32	6.35	1.765
Lee Smith, R ERA: 2.86	(6, 1)	0.1		1	0	0	0	0	0	0	0	0	1	0	1	1	0.00	0.000
Willie Hernandez, L ERA: 2.78	(7, 1)	0.2	L	8	5	3	3	0	0	1	0	0	0	0	7	11	40.50	7.500
Mike Proly, R ERA:	(7, 1)	1.1		4	0	0	0	0	0	0	0	0	0	0	4	4	0.00	0.000

PITCHER

PITCHER		IP	WLS	BF	H	R	ER	SO	BB	IBB	HBP	BLK	WP	HR	S	P	ERA	WHIP

Batter	1	2	3	4	5	6	7	8	9	10	AB	R	H	RBI	BB	SO	LOB
Bump Wills, S (1, 4) OBP: 0.341, SLG: 0.365	S S S 0-3 K ①		x 0-0 6-3 ③		x 0-0 5-3 ③		x 0-0 F7 ②		x 0-0 F2 ②		4	0	0	0	0	1	2
Bill Campbell, R (7, 1)											0	0	0	0	0	0	0
Bob Molinaro, L (9, PH) OBP: 0.302, SLG: 0.270											1	0	0	0	0	0	0
Willie Hernandez, L (9, 1)											0	0	0	0	0	0	0
23 Ryne Sandberg, R (1, 5) OBP: 0.248, SLG: 0.286	x 0-0 6-3 ②			x 0-0 HR 1B		x 0-0 5-3 ①	x 0-0 BB 1-2 2-H 1B		S S S 0-3 K ③		5	1	2	1	0	1	0
Bill Buckner, L (1, 3) OBP: 0.324, SLG: 0.362	x 0-0 FC6 1B			x 0-0 F9 ①		x 0-0 E3 6-3 1B	B B B 4-0 1-2 2-3 BB			x 0-0 F2 ①	4	0	1	0	1	0	1
Leon Durham, L (1, 9) OBP: 0.351, SLG: 0.433	x 0-0 FC6 ③ 1-2f			x 0-0 1-H HR		x 0-0 6-3 1-2 1B	x 0-0 L5 ③			x 0-0 L7 ②	5	1	2	2	0	0	4
Keith Moreland, R (1, 2) OBP: 0.342, SLG: 0.468		x 0-0 6-3 ①		B B B B 4-0 BB		x 0-0 6-3 ② 1-2 2-3		x 0-0 6-3 ①		S S S 0-3 K ③	4	0	0	0	1	1	2
Jay Johnstone, L (1, 7) OBP: 0.326, SLG: 0.462		x 0-0 F7 ②		x 0-0 F2 ②		x 0-0 L9 ③		x 0-0 L9 ②			4	0	0	0	0	0	3
Scot Thompson, L (1, 8) OBP: 0.353, SLG: 0.267		x 0-0 L6 ③		x 0-0 F2 ③			x 0-0 F8 ①	B B B 4-0 BB			3	0	0	0	1	0	1
Gary Woods, R (8, 8) OBP: 0.333, SLG: 0.398											0	0	0	0	0	0	0
Larry Bowa, S (1, 6) OBP: 0.249, SLG: 0.253			x 0-0 6-3 ①		x 0-0 6-3 ①		x 0-0 23 1B 1B	x 0-0 F9 ③			4	1	1	0	0	0	1
Tom Filer, R (1, 1)			S S S 0-3 K ②		x 0-0 3-1 ②		x 0-0 BB 23 1B 1-2 1B		S S S 0-3 K ①		2	0	0	0	0	1	0
Dan Briggs, L (7, PH) OBP: 0.163, SLG: 0.143											1	0	1	0	0	0	0
Junior Kennedy, R (7, PR) OBP: 0.241, SLG: 0.254											1	0	0	0	0	1	0
(7, 4)																	

TOP

Chicago Cubs @ Montreal Expos

Olympic Stadium, Montreal, QB

Sun Jun 13 1982, 7:05 PM EDT
Att. 35,428 - Cloudy - 70 F

livebaseballscorecards.com

AB	38
R	3
H	7
RBI	3
BB	3
SO	5
LOB	14

Inning Stats	1	2	3	4	5	6	7	8	9	10
	R: 0 E: 0 K: 1 S: 6	R: 0 E: 0 K: 0 S: 3	R: 0 E: 0 K: 1 S: 5	R: 2 E: 0 K: 0 S: 5	R: 0 E: 0 K: 0 S: 3	R: 0 E: 1 K: 0 S: 5	R: 1 E: 0 K: 0 S: 6	R: 0 E: 0 K: 0 S: 3	R: 0 E: 0 K: 2 S: 7	R: 0 E: 0 K: 1 S: 5
	H: 1 LOB: 1 BB: 0 P: 6	H: 0 LOB: 0 BB: 0 P: 3	H: 0 LOB: 0 BB: 0 P: 5	H: 2 LOB: 1 BB: 1 P: 9	H: 0 LOB: 0 BB: 0 P: 3	H: 1 LOB: 2 BB: 0 P: 5	H: 3 LOB: 3 BB: 1 P: 10	H: 0 LOB: 1 BB: 1 P: 7	H: 0 LOB: 0 BB: 0 P: 7	H: 0 LOB: 0 BB: 0 P: 5

1B: 6	SF: 0
2B: 0	SAC: 0
3B: 0	DP: 0
HR: 1	HBP: 0

WP: 0	PA: 41
PB: 0	
SB: 0	
CS: 0	

PITCHER		IP	WLS	BF	H	R	ER	SO	BB	IBB	HBP	BLK	WP	HR	S	P	ERA	WHIP
Steve Rogers, R ERA: 2.04	(1, 1)	9.0		38	7	3	3	4	3	0	0	0	0	1	43	55	3.00	1.111
Woodie Fryman, L ERA: 3.52	(10, 1)	1.0	W	3	0	0	0	1	0	0	0	0	0	0	5	5	0.00	0.000

PITCHER		IP	WLS	BF	H	R	ER	SO	BB	IBB	HBP	BLK	WP	HR	S	P	ERA	WHIP

Batter	1	2	3	4	5	6	7	8	9	10	AB	R	H	RBI	BB	SO	LOB
Tim Raines, S (1, 4) OBP: 0.361, SLG: 0.397	0-0 S 1B 1B		0-0 1B S 1B 1B	4-0 IBB			0-0 SH1-4 2B		4-0 S BB		3	2	3	0	2	0	0
Terry Francona, L (1, 7) OBP: 0.360, SLG: 0.347	0-0 1-H 1B		0-3 ① K 1-2	0-0 ② F2			0-0 ① SH1-4 2-3		0-0 ③ 1-3 1-2		4	0	1	1	0	1	5
Andre Dawson, R (1, 8) OBP: 0.343, SLG: 0.496	0-3 ① K		0-0 1B 2-3 1B	0-0 ③ F8			0-0 ② F2			0-0 ① 6-3	5	0	1	0	0	1	5
Al Oliver, L (1, 3) OBP: 0.389, SLG: 0.488 Jerry White, S (10, PR) OBP: 0.245, SLG: 0.304	0-0 ② F2		0-0 FC6-4 1-3 3-H 1B		0-0 ① P6		0-0 ③ 4-3			4-0 HR BB	4 0	0 1	1 0	1 0	1 0	0 0	2 0
Gary Carter, R (1, 2) OBP: 0.348, SLG: 0.503	0-0 ③ F8		0-0 ② F2		0-0 ② F5			0-0 ① L5		0-0 ② F2	5	0	0	0	0	0	4
Tim Wallach, R (1, 5) OBP: 0.370, SLG: 0.497		0-0 F8 WP 2B	0-0 ③ FC6-4 1-2f		0-0 ③ 5-3			0-0 ② F2		0-0 1-H HR	5	2	2	2	0	0	2
Warren Cromartie, L (1, 9) OBP: 0.320, SLG: 0.359		0-0 ① F8 2-3		0-0 SH1-4 1B 1B		0-0 ① G3		0-3 ③ K			4	0	1	0	0	1	1
Chris Speier, R (1, 6) OBP: 0.281, SLG: 0.343		0-0 ② F8 3-H		0-0 SH1-4 1-2 1B		0-3 ② K			0-0 ① 4-3		4	0	1	0	0	1	0
Steve Rogers, R (1, 1) OBP: 0.250, SLG: 0.133 Dan Norman, R (9, PH) OBP: 0.375, SLG: 0.455 Woodie Fryman, R (10, 1)		0-0 ③ 1-3		0-0 ① SH1-4 1-2 2-3		0-3 ③ K			0-3 ② K		2 1 0	0 0 0	0 0 0	0 0 0	0 1 0	1 0 0	0 0 0
Inning Stats	R: 1 H: 2 E: 0 LOB: 1 K: 1 BB: 0 S: 7 P: 7	R: 1 H: 1 E: 0 LOB: 0 K: 0 BB: 0 S: 4 P: 4	R: 1 H: 3 E: 0 LOB: 2 K: 1 BB: 0 S: 8 P: 8	R: 0 H: 2 E: 0 LOB: 3 K: 0 BB: 1 S: 5 P: 9	R: 0 H: 0 E: 0 LOB: 0 K: 0 BB: 0 S: 3 P: 3	R: 0 H: 0 E: 0 LOB: 0 K: 2 BB: 0 S: 7 P: 7	R: 0 H: 1 E: 0 LOB: 1 K: 0 BB: 0 S: 4 P: 4	R: 0 H: 0 E: 0 LOB: 0 K: 1 BB: 0 S: 5 P: 5	R: 0 H: 0 E: 0 LOB: 1 K: 1 BB: 1 S: 5 P: 9	R: 2 H: 1 E: 0 LOB: 1 K: 0 BB: 1 S: 3 P: 7	1B: 7 SF: 0 2B: 2 SAC: 2 3B: 0 DP: 0 HR: 1 HBP: 0						

PITCHER		IP	WLS	BF	H	R	ER	SO	BB	IBB	HBP	BLK	WP	HR	S	P	ERA	WHIP
Tom Filer, R ERA: 7.0	(1, 1)	6.0		27	8	3	3	4	0	1	0	0	1	0	34	38	4.50	1.333
Bill Campbell, R ERA: 3.28	(7, 1)	2.0		7	1	0	0	1	0	0	0	0	0	0	9	9	0.00	0.500
Willie Hernandez, L ERA: 3.18	(9, 1)	1.2	L	8	1	2	2	1	2	0	0	0	0	1	8	16	10.80	1.800

PITCHER		IP	WLS	BF	H	R	ER	SO	BB	IBB	HBP	BLK	WP	HR	S	P	ERA	WHIP

BOTTOM

Chicago Cubs @ Montreal Expos

Olympic Stadium, Montreal, QB

Sun Jun 13 1982, 7:05 PM EDT
Att. 35,428 - Cloudy - 70 F

livebaseballscorecards.com

AB	37
R	5
H	10
RBI	4
BB	3
SO	6
LOB	19

WP: 1 PA: 42
PB: 0
SB: 3
CS: 0

Philadelphia Phillies @ Chicago Cubs

Wrigley Field, Chicago, IL

Mon Jun 14 1982, 3:33 AM CDT

Att. 10,797 - Sunny - 84 F

TOP

livebaseballscorecards.com

Batter	1	2	3	4	5	6	7	8	9	AB	R	H	RBI	BB	SO	LOB
Bob Dernier, R (1, 9) OBP: 0.365, SLG: 0.361	4-3			5-3	K		E5 E 1B		HR 1B	5	2	2	0	0	1	1
Pete Rose, S (1, 3) OBP: 0.332, SLG: 0.361	F8			CS HBP		HR	F7		HR 1B	4	2	2	1	0	0	1
Gary Matthews, R (1, 7) OBP: 0.326, SLG: 0.390	K			K		5-3	FC5-4 BB		HR	4	1	1	3	1	2	1
Mike Schmidt, R (1, 5) OBP: 0.448, SLG: 0.528		6-3			E6 E 2B	HR	FC5-4		6-3 WP 6-3 1B	5	3	2	1	0	0	1
Bo Diaz, R (1, 2) OBP: 0.353, SLG: 0.531		K			E5 2B SF9	1-3	K		6-3	5	1	0	0	0	2	3
Garry Maddox, R (1, 8) OBP: 0.298, SLG: 0.430		K			SF9 SF9 2B	1B 1B		F8	6-3	5	2	2	2	0	1	0
Manny Trillo, R (1, 4) OBP: 0.307, SLG: 0.305			L7		FC5 SF9	1B		4-3	FC6-4 1B	5	0	2	0	0	0	2
Ivan De Jesus, R (1, 6) OBP: 0.271, SLG: 0.236			K		SF9	1B		E6	FC6-4	1	0	0	1	0	1	0
Greg Gross, L (6, PH) OBP: 0.409, SLG: 0.333										1	0	1	1	0	0	0
Luis Aguayo, R (6, 6) OBP: 0.261, SLG: 0.381										2	0	0	0	0	0	1
Steve Carlton, L (1, 1) OBP: 0.250, SLG: 0.361			L4		SF9	K		F8		1	0	0	0	0	0	0
Porfi Altamirano, R (4, 1) OBP: 0.333, SLG: 0.333										0	0	0	0	0	0	0
George Vukovich, L (5, PH) OBP: 0.287, SLG: 0.321										0	0	0	1	0	0	0
Sid Monge, S (5, 1)										0	0	0	0	0	0	0
Dick Davis, R (6, PH) OBP: 0.300, SLG: 0.448										1	0	0	0	0	1	2
Warren Brusstar, R (6, 1)										0	0	0	0	0	0	0
Ozzie Virgil, R (8, PH) OBP: 0.333, SLG: 0.412										1	0	0	0	0	0	1
Sparky Lyle, L (8, 1) OBP: 0.500, SLG: 0.500										0	0	0	0	0	0	0
Inning Stats	R: 0 E: 0 K: 1 S: 5 H: 0 LOB: 0 BB: 0 P: 5	R: 0 E: 0 K: 2 S: 7 H: 0 LOB: 0 BB: 0 P: 7	R: 0 E: 0 K: 1 S: 5 H: 0 LOB: 0 BB: 0 P: 5	R: 0 E: 0 K: 1 S: 4 H: 0 LOB: 1 BB: 0 P: 5	R: 3 E: 3 K: 1 S: 9 H: 1 LOB: 1 BB: 0 P: 9	R: 3 E: 0 K: 1 S: 10 H: 5 LOB: 2 BB: 0 P: 10	R: 1 E: 2 K: 1 S: 6 H: 1 LOB: 1 BB: 1 P: 10	R: 0 E: 1 K: 0 S: 4 H: 0 LOB: 1 BB: 0 P: 4	R: 4 E: 0 K: 0 S: 8 H: 5 LOB: 1 BB: 0 P: 8	1B: 8 2B: 2 3B: 0 HR: 3 SF: 2 SAC: 0 DP: 1 HBP: 1	WP: 1 PB: 0 SB: 0 CS: 1 PA: 44					

	AB	40
	R	11
	H	12
	RBI	10
	BB	1
	SO	8
	LOB	13

PITCHER		IP	WLS	BF	H	R	ER	SO	BB	IBB	HBP	BLK	WP	HR	S	P	ERA	WHIP
Fergie Jenkins, R ERA: 3.41	(1, 1)	5.2	W	25	5	6	3	6	0	0	1	0	0	2	36	37	4.76	0.882
Dick Tidrow, R ERA: 4.84	(6, 1)	2.1		13	4	3	2	2	1	0	0	0	0	0	16	20	7.71	2.143
Bill Campbell, R ERA: 3.68	(9, 1)	1.0		6	3	2	2	0	0	0	0	0	1	1	6	6	18.00	3.000

PITCHER		IP	WLS	BF	H	R	ER	SO	BB	IBB	HBP	BLK	WP	HR	S	P	ERA	WHIP

BOTTOM

Philadelphia Phillies @ Chicago Cubs

Wrigley Field, Chicago, IL

Mon Jun 14 1982, 3:33 AM CDT

Att. 10,797 - Sunny - 84 F

livebaseballscorecards.com

Batter	1	2	3	4	5	6	7	8	9	AB	R	H	RBI	BB	SO	LOB
Bump Wills, S (1, 4) OBP: 0.351, SLG: 0.391	K	1B 1B 2-3 3-H 1B		CS 1B	2-H 3-H HR		CS 1B			5	2	4	4	0	1	0
Junior Kennedy, R (8, 4) OBP: 0.241, SLG: 0.254										0	0	0	0	0	0	0
Gary Woods, R (1, 8) OBP: 0.343, SLG: 0.409	6-3	1B 1B 1-3 3-H 1B		BLK E 1-2 BB	2B		5-3 1-2			4	2	2	1	1	0	1
Bill Buckner, L (1, 3) OBP: 0.329, SLG: 0.367	E8 1B	IBB 1B 1-3 3-H 1B		E1 1-H 1B	L9			HR 1B		5	2	3	2	0	0	1
Keith Moreland, R (1, 7) OBP: 0.348, SLG: 0.471	1-2 1B	1B 1-2 IBB		P6		G4-6-3 1B		F9		3	0	2	0	1	0	1
Scot Thompson, L (7, 7) OBP: 0.333, SLG: 0.250										1	0	0	0	0	0	1
Leon Durham, L (1, 9) OBP: 0.352, SLG: 0.447	K	1-3 2-H 3-H 1B		P6		G4-6-3 1-2f		1-H HR		5	1	2	4	0	1	4
Jody Davis, R (1, 2) OBP: 0.267, SLG: 0.368		F9 F9			1B HR 2B	HR		5-3		5	2	2	1	0	0	2
Larry Bowa, S (1, 6) OBP: 0.257, SLG: 0.261		23 2B 1B 1B	K		23 5-3 HR 2-3 1B	23 WP 1B		6-3		5	2	3	0	0	1	0
23 Ryne Sandberg, R (1, 5) OBP: 0.248, SLG: 0.290		1B 1B 1-3 2B	K		5-3 1-2	K 1-2				4	1	1	0	0	2	3
Fergie Jenkins, R (1, 1) OBP: 0.043, SLG: 0.043	K	K	K		K		K			3	0	0	0	0	3	4
Dick Tidrow, R (6, 1)										1	0	0	0	0	1	0
Bill Campbell, R (9, 1)										0	0	0	0	0	0	0
Inning Stats	R: 0 E: 1 K: 2 S: 9 H: 1 LOB: 2 BB: 0 P: 9	R: 5 E: 0 K: 1 S: 11 H: 6 LOB: 2 BB: 1 P: 15	R: 0 E: 0 K: 3 S: 9 H: 0 LOB: 0 BB: 0 P: 9	R: 1 E: 1 K: 0 S: 4 H: 2 LOB: 1 BB: 1 P: 8	R: 3 E: 0 K: 1 S: 9 H: 4 LOB: 1 BB: 0 P: 9	R: 1 E: 0 K: 1 S: 7 H: 3 LOB: 1 BB: 0 P: 7	R: 0 E: 0 K: 1 S: 5 H: 1 LOB: 0 BB: 0 P: 5	R: 2 E: 0 K: 0 S: 5 H: 2 LOB: 0 BB: 0 P: 5		1B: 13 2B: 3 3B: 0 HR: 3 SF: 0 SAC: 0 DP: 1 HBP: 0						

	AB	41
	R	12
	H	19
	RBI	12
	BB	2
	SO	9
	LOB	17

WP: 1 PB: 0 SB: 0 CS: 2 PA: 43

PITCHER		IP	WLS	BF	H	R	ER	SO	BB	IBB	HBP	BLK	WP	HR	S	P	ERA	WHIP
Steve Carlton, L ERA: 4.06	(1, 1)	3.1	L	21	9	6	6	6	1	1	0	1	0	0	31	39	16.20	3.000
Porfi Altamirano, R ERA: 2.45	(4, 1)	0.2		2	0	0	0	0	0	0	0	0	0	0	2	2	0.00	0.000
Sid Monge, L ERA: 4.56	(5, 1)	1.0		7	4	3	3	1	0	0	0	0	0	1	9	9	27.00	4.000
Warren Brusstar, R ERA: 4.22	(6, 1)	2.0		8	4	1	1	2	0	0	0	0	1	1	12	12	4.50	2.000
Sparky Lyle, L ERA: 3.2	(8, 1)	1.0		5	2	2	2	0	0	0	0	0	0	1	5	5	18.00	2.000

PITCHER	IP	WLS	BF	H	R	ER	SO	BB	IBB	HBP	BLK	WP	HR	S	P	ERA	WHIP

Batter	1	2	3	4	5	6	7	8	9	AB	R	H	RBI	BB	SO	LOB
Bob Dernier, R (1, 9) OBP: 0.365, SLG: 0.362	x 0-0 ① L8			x 0-0 1B FC5-2 1B		x 0-0 ① F7	x 0-0 1-2 2-H 1B		S S S 0-3 ① K	5	0	2	1	0	1	0
Pete Rose, S (1, 3) OBP: 0.333, SLG: 0.362	x 0-0 ② F8			x 0-0 BB FC5-2 1-3 FC6-4 1B		x 0-0 2B 1B 1B	x 0-0 ② L8		x 0-0 ② L7	5	2	2	0	0	0	2
Gary Matthews, R (1, 7) OBP: 0.320, SLG: 0.381	x 0-0 ③ F9			x 0-0 ① FC5-2 FC6-4 BB 1-2 3-H		x 0-0 ② F9	x 0-0 ③ F9		x 0-0 ③ 4-3	5	0	0	0	0	0	5
Mike Schmidt, R (1, 5) OBP: 0.454, SLG: 0.535		x 0-0 ① 5-3		B B B 4-0 FC6-4 1-2 2-3 BB		x 0-0 1-3 1B 2B		B B B 4-0 1B 1B BB		2	1	1	0	2	0	0
Bo Diaz, R (1, 2) OBP: 0.351, SLG: 0.525		S S S 0-3 ② K		x 0-0 ② FC6-4 1-2f 2-3 3-H		x 0-0 ③ 2-H 3-H 1B		x 0-0 ① F3		4	0	1	3	0	1	3
Garry Maddox, R (1, 8) OBP: 0.303, SLG: 0.428		x 0-0 ③ 6-3		x 0-0 ③ F7			B B B 4-0 1B 1B BB	x 0-0 1-2 1B 1B		3	1	1	0	1	0	2
Manny Trillo, R (1, 4) OBP: 0.311, SLG: 0.309			x 0-0 ① F9		x 0-0 ① F8		x 0-0 1-2 1B 1B 1B	x 0-0 1-2 2-3 1B		4	1	2	0	0	0	0
Ivan De Jesus, R (1, 6) OBP: 0.275, SLG: 0.241			x 0-0 CS 1B		x 0-0 ② L8		x 0-0 1-2 2-H 1B 1B	x 0-0 ② L9		4	0	2	1	0	0	3
Dick Ruthven, R (1, 1) OBP: 0.074, SLG: 0.077			x 0-0 ② ③ 4-3 1-2		x 0-0 ③ 5-3		x 0-0 ① F9	x 0-0 ③ L8		2	0	0	0	0	0	1
Porfi Altamirano, R (5, 1) OBP: 0.333, SLG: 0.333										0	0	0	0	0	0	0
Greg Gross, L (7, PH) OBP: 0.409, SLG: 0.333										0	0	0	0	0	0	0
Dick Davis, R (7, PH) OBP: 0.296, SLG: 0.441										1	0	0	0	0	0	2
Ed Farmer, R (7, 1)										0	0	0	0	0	0	0
George Vukovich, L (8, PH) OBP: 0.284, SLG: 0.316										1	0	0	0	0	0	3
Warren Brusstar, R (8, 1)										0	0	0	0	0	0	0
Inning Stats	R: 0 E: 0 K: 0 S: 3 H: 0 LOB: 0 BB: 0 P: 3	R: 0 E: 0 K: 1 S: 5 H: 0 LOB: 0 BB: 0 P: 5	R: 0 E: 0 K: 0 S: 3 H: 1 LOB: 0 BB: 0 P: 3	R: 1 E: 0 K: 0 S: 5 H: 2 LOB: 2 BB: 1 P: 9	R: 0 E: 0 K: 0 S: 3 H: 0 LOB: 0 BB: 0 P: 3	R: 2 E: 0 K: 0 S: 5 H: 3 LOB: 1 BB: 0 P: 5	R: 2 E: 0 K: 0 S: 6 H: 3 LOB: 2 BB: 1 P: 10	R: 0 E: 0 K: 0 S: 5 H: 2 LOB: 3 BB: 1 P: 9	R: 0 E: 0 K: 1 S: 5 H: 0 LOB: 0 BB: 0 P: 5	1B: 10 2B: 1 3B: 0 HR: 0	SF: 0 SAC: 0 DP: 0 HBP: 0						

TOP

Philadelphia Phillies @ Chicago Cubs

Wrigley Field, Chicago, IL

Tue Jun 15 1982, 3:33 AM CDT

Att. 8,639 - Unknown

livebaseballscorecards.com

AB	36
R	5
H	11
RBI	5
BB	3
SO	2
LOB	21

WP: 0 PB: 0 SB: 0 CS: 1 PA: 39

PITCHER		IP	WLS	BF	H	R	ER	SO	BB	IBB	HBP	BLK	WP	HR	S	P	ERA	WHIP
Doug Bird, R ERA: 4.77	(1, 1)	6.0	W	26	8	5	5	1	2	0	0	0	0	0	26	34	7.50	1.667
Willie Hernandez, L ERA: 3.12	(7, 1)	0.2		3	1	0	0	0	0	0	0	0	0	0	3	3	0.00	1.500
Mike Proly, R ERA:	(7, 1)	2.1	S	10	2	0	0	1	1	0	0	0	0	0	11	15	0.00	1.286

PITCHER	IP	WLS	BF	H	R	ER	SO	BB	IBB	HBP	BLK	WP	HR	S	P	ERA	WHIP

BOTTOM

Philadelphia Phillies @ Chicago Cubs

Wrigley Field, Chicago, IL

Tue Jun 15 1982, 3:33 AM CDT

Att. 8,639 - Unknown

Batter	1	2	3	4	5	6	7	8	9	AB	R	H	RBI	BB	SO	LOB
Bump Wills, S (1, 4) OBP: 0.353, SLG: 0.390 Junior Kennedy, R (7, 4) OBP: 0.241, SLG: 0.254	3-1		HR 1B		BBBB 1B 1B BB	G3		SH5-3 3-H		3 0	2 0	1 0	0 1	1 0	0 0	0 0
Jay Johnstone, L (1, 9) OBP: 0.320, SLG: 0.512 Gary Woods, R (7, 8) OBP: 0.341, SLG: 0.406	F8		1-H HR		SSS K 1-2	F9		SSS K		4 1	1 0	1 0	2 0	0 0	1 1	1 0
Bill Buckner, L (1, 3) OBP: 0.332, SLG: 0.369	F8		P6		S 1B 2-3 1B	1B				4	1	2	0	0	0	0
Keith Moreland, R (1, 7) OBP: 0.355, SLG: 0.471		1B		4-3 1B BB	1B SF8 1-2 BB	SSS K				2	2	1	0	2	1	1
Leon Durham, L (1, 8) OBP: 0.350, SLG: 0.443 (7, 9)		SSS K		4-3 1-2	BB 23 1B 1-3 2-H 3-H 1B		4-3			4	1	1	2	0	1	2
Jody Davis, R (1, 2) OBP: 0.266, SLG: 0.367		SSS K		FC2-6 1B 2-H	SF8 3-H		SSS K			3	0	1	2	0	2	1
Larry Bowa, S (1, 6) OBP: 0.257, SLG: 0.257		P6		FC2-6 23 S 1-2f	BBB 23 1B 1-2 BB		G3			3	0	0	0	1	0	2
23 Ryne Sandberg, R (1, 5) OBP: 0.257, SLG: 0.300			6-3	1-2 IBB	1-2 2-H 1B			SH2-4 SH5-3 2B		3	1	2	1	1	0	0
Doug Bird, R (1, 1) OBP: 0.143, SLG: 0.190 Willie Hernandez, L (7, 1) Mike Proly, R (7, 1)			4-3	SSS F7	SSS K			SH2-4 2-3		3 0 0	0 0 0	0 0 0	0 0 0	0 0 0	1 0 0	4 0 0
Inning Stats	R: 0 E: 0 K: 0 S: 3 H: 0 LOB: 0 BB: 0 P: 3	R: 0 E: 0 K: 2 S: 8 H: 1 LOB: 1 BB: 0 P: 8	R: 2 E: 0 K: 0 S: 5 H: 2 LOB: 0 BB: 0 P: 5	R: 1 E: 0 K: 0 S: 4 H: 1 LOB: 2 BB: 2 P: 12	R: 4 E: 0 K: 2 S: 10 H: 3 LOB: 2 BB: 3 P: 22	R: 0 E: 0 K: 1 S: 6 H: 1 LOB: 1 BB: 0 P: 6	R: 0 E: 0 K: 1 S: 5 H: 0 LOB: 0 BB: 0 P: 5	R: 1 E: 0 K: 1 S: 6 H: 1 LOB: 0 BB: 0 P: 6		1B: 7 2B: 1 3B: 0 HR: 1	SF: 1 SAC: 2 DP: 0 HBP: 0				WP: 0 PB: 0 SB: 4 CS: 0	PA: 38

livebaseballscorecards.com

	AB	R	H	RBI	BB	SO	LOB
	30	8	9	8	5	7	11

PITCHER		IP	WLS	BF	H	R	ER	SO	BB	IBB	HBP	BLK	WP	HR	S	P	ERA	WHIP
Dick Ruthven, R ERA: 3.46	(1, 1)	4.1	L	23	6	7	7	3	3	1	0	0	0	1	25	41	14.54	2.077
Porfi Altamirano, R ERA: 2.13	(5, 1)	1.2		8	2	0	0	2	1	0	0	0	0	0	11	15	0.00	1.800
Ed Farmer, R ERA: 6.59	(7, 1)	1.0		3	0	0	0	1	0	0	0	0	0	0	5	5	0.00	0.000
Warren Brusstar, R ERA: 4.43	(8, 1)	1.0		4	1	1	1	1	0	0	0	0	0	0	6	6	9.00	1.000

PITCHER	IP	WLS	BF	H	R	ER	SO	BB	IBB	HBP	BLK	WP	HR	S	P	ERA	WHIP

Philadelphia Phillies @ Chicago Cubs

Wrigley Field, Chicago, IL

Wed Jun 16 1982, 3:33 AM CDT

Att. 9,377 - Unknown

TOP

livebaseballscorecards.com

Batter	1	2	3	4	5	6	7	8	9	10	11	AB	R	H	RBI	BB	SO	LOB
Bob Dernier, R (1, 9) OBP: 0.374, SLG: 0.365	BBBB 4-0 2B 6-3 BB	x 0-0 3-1 ①	x 0-0 1B 2-H 1B	x 0-0 G4-6-3 ②③ 1-2f	BBB 4-0 1B 1-2 2-3 1B BB	x 0-0 S 1B						4	2	2	1	2	0	1
Pete Rose, S (1, 3) OBP: 0.341, SLG: 0.371	x 0-0 1-3 2B	x 0-0 ② 4-3	x 0-0 1-3 1B	x 0-0 F9 ①	x 0-0 1B 1-2 2-3 3-H 1B	x 0-0 4-3 ③					III 4-0 1-2 IBB	5	0	3	1	1	0	0
George Vukovich, L (1, 7) OBP: 0.275, SLG: 0.305 Gary Matthews, R (8, PH) OBP: 0.321, SLG: 0.382 (8, 7) Ron Reed, R (9, 1) OBP: 0.200, SLG: 0.250 Luis Aguayo, R (11, PH) OBP: 0.250, SLG: 0.364 Warren Brusstar, R (11, 1)	x 0-0 6-3 ① 3-H	x 0-0 6-3 ③	x 0-0 L8 ③	SSS 0-3 K ②	x 0-0 FC5-4 1-2 2-H 3-H 1B	x 0-0 L7 ③						3 2 0 1 0	0 0 0 0 0	0 1 0 0 0	1 2 0 0 0	0 0 0 0 0	0 1 0 0 0	3 0 0 2 0
Mike Schmidt, R (1, 5) OBP: 0.447, SLG: 0.530	SSS 0-3 K ②	SSS 0-3 K ①	x 0-0 2B	x 0-0 L8 ③	x 0-0 FC5-4 ③ 1-2f							5	0	1	0	0	2	3
Ozzie Virgil, R (1, 2) OBP: 0.286, SLG: 0.350 Ed Farmer, R (7, 1) Sparky Lyle, L (7, 1) OBP: 0.500, SLG: 0.500 Porfi Altamirano, R (7, 1) OBP: 0.333, SLG: 0.333 Sid Monge, S (8, 1) Greg Gross, L (9, PH) OBP: 0.391, SLG: 0.317 (9, 7)	x 0-0 5-3 ③	SSS 0-3 K ②	x 0-0 F7 ①	x 0-0 6-3 ①	x 0-0 5-3 ①							3 0 0 0 0 2	0 0 0 0 0 0	0 0 0 0 0 0	0 0 0 0 0 0	1 0 0 0 0 0	0 0 0 0 0 0	2 0 0 0 0 0
Garry Maddox, R (1, 8) OBP: 0.300, SLG: 0.420	x 0-0 5-3 ①	x 0-0 F9 ③	x 0-0 F7 ②	x 0-0 1B SF8 1B	x 0-0 P4 ②							5	1	1	0	0	0	1
Manny Trillo, R (1, 4) OBP: 0.313, SLG: 0.317	x 0-0 2B	x 0-0 F9 ①	x 0-0 4-3 ③	x 0-0 BB 1B 1-3 1B	x 0-0 5-3 ③							5	1	2	0	0	0	1
Ivan De Jesus, R (1, 6) OBP: 0.273, SLG: 0.242	SSS 0-3 K ②	x 0-0 1B SH2-4 1B	SSS 0-3 K ①	x 0-0 SF8 ② 3-H	SSS 0-3 K ①							4	1	1	1	0	3	1
Marty Bystrom, R (1, 1) Bo Diaz, R (7, PH) OBP: 0.355, SLG: 0.527 (7, 2)	SSS 0-3 K ③	x 0-0 SH2-4 ② 1-2	x 0-0 G4-6-3 1B	x 0-0 1B BB 1-2 1B	SSS 0-3 K ②							1 3	0 1	0 2	0 0	0 1	1 0	1 0
Inning Stats	R: 1 E: 0 K: 1 S: 6 H: 1 LOB: 1 BB: 1 P: 10	R: 0 E: 0 K: 2 S: 8 H: 1 LOB: 1 BB: 0 P: 8	R: 0 E: 0 K: 0 S: 3 H: 0 LOB: 0 BB: 0 P: 3	R: 0 E: 0 K: 2 S: 7 H: 0 LOB: 0 BB: 0 P: 7	R: 1 E: 0 K: 0 S: 6 H: 3 LOB: 2 BB: 0 P: 6	R: 0 E: 0 K: 0 S: 4 H: 1 LOB: 1 BB: 0 P: 4	R: 0 E: 0 K: 1 S: 5 H: 1 LOB: 0 BB: 0 P: 5	R: 0 E: 0 K: 1 S: 5 H: 0 LOB: 0 BB: 0 P: 5	R: 4 E: 0 K: 0 S: 8 H: 5 LOB: 2 BB: 1 P: 12	R: 0 E: 0 K: 0 S: 3 H: 0 LOB: 0 BB: 0 P: 3	R: 0 E: 0 K: 2 S: 8 H: 1 LOB: 2 BB: 1 P: 12	1B: 10 2B: 3 3B: 0 HR: 0	SF: 1 SAC: 1 DP: 1 HBP: 0		WP: 0 PB: 0 SB: 1 CS: 0	PA: 48		

	AB	43
	R	6
	H	13
	RBI	6
	BB	3
	SO	9
	LOB	15

PITCHER		IP	WLS	BF	H	R	ER	SO	BB	IBB	HBP	BLK	WP	HR	S	P	ERA	WHIP
Lee Smith, R ERA: 2.82	(1, 1)	7.0		28	7	2	2	6	1	0	0	0	0	0	39	43	2.57	1.143
Willie Hernandez, L ERA: 3.03	(8, 1)	1.0		3	0	0	0	1	0	0	0	0	0	0	5	5	0.00	0.000
Bill Campbell, R ERA: 4.58	(9, 1)	0.2		6	3	4	4	0	1	0	0	0	0	0	5	9	54.00	6.000
Mike Proly, R ERA:	(9, 1)	1.1		6	2	0	0	0	0	0	0	0	0	0	6	6	0.00	1.500
Dick Tidrow, R ERA: 4.71	(11, 1)	1.0	W	5	1	0	0	2	0	1	0	0	0	0	8	12	0.00	1.000

PITCHER	IP	WLS	BF	H	R	ER	SO	BB	IBB	HBP	BLK	WP	HR	S	P	ERA	WHIP

Batter	1	2	3	4	5	6	7	8	9	10	11	AB	R	H	RBI	BB	SO	LOB
Bump Wills, S (1, 4) OBP: 0.354, SLG: 0.388	G3		K		L6		BB, 1B	1B, SF9, 1B		L9		4	2	1	0	1	1	0
Junior Kennedy, R (9, 4) OBP: 0.238, SLG: 0.250												1	0	0	0	0	0	0
Jay Johnstone, L (1, 9) OBP: 0.321, SLG: 0.489	BB, BB		K			G3	1B, BB	SF9, 1B		E, 1B		2	0	0	0	1	1	0
Gary Woods, R (7, PH) OBP: 0.355, SLG: 0.415 (8, 8)												2	0	2	1	1	0	0
Bill Buckner, L (1, 3) OBP: 0.336, SLG: 0.378	L8		1B			E9, SF9, 2B	1-3, 1B	SF9, 1B		E5		5	1	3	3	0	0	2
Keith Moreland, R (1, 7) OBP: 0.355, SLG: 0.467	BB		K			SF9	1-3	IBB		5-3		2	0	0	1	2	1	3
Bill Campbell, R (9, 1)												0	0	0	0	0	0	0
Mike Proly, R (9, 1)												0	0	0	0	0	0	0
Bob Molinaro, L (10, PH) OBP: 0.295, SLG: 0.263												1	0	0	0	0	0	2
Dick Tidrow, R (11, 1)												0	0	0	0	0	0	0
Leon Durham, L (1, 8) OBP: 0.354, SLG: 0.439	P4			G6-3, 1B		HBP	IBB	L5			F7	4	0	1	0	1	0	4
(8, 9)																		
Jody Davis, R (1, 2) OBP: 0.269, SLG: 0.368		K		G6-3		HBP	F7		5-3		2B	5	1	1	0	0	1	4
Larry Bowa, S (1, 6) OBP: 0.263, SLG: 0.264	E1, 1B			F8		4-3		23, SH3-1, 1B	P6		23, 1B, 1B	6	1	3	0	0	0	2
23 Ryne Sandberg, R (1, 5) OBP: 0.260, SLG: 0.299	6-3		L5				BB, SH1-4, 1B, BB	SH3-1	F9		1B	4	1	1	1	1	0	1
Lee Smith, R (1, 1)		K			K		SH1-4	1B, 1B		L8		2	0	0	0	0	2	1
Dan Briggs, L (7, PH) OBP: 0.163, SLG: 0.143												0	0	0	0	0	0	0
Willie Hernandez, L (8, 1)												0	0	0	0	0	0	0
Scot Thompson, L (8, PH) OBP: 0.350, SLG: 0.278 (9, 7)												2	1	1	1	0	0	0
Inning Stats	R: 0 E: 0 K: 0 S: 3 H: 0 LOB: 2 BB: 2 P: 11	R: 0 E: 1 K: 2 S: 8 H: 1 LOB: 1 BB: 0 P: 8	R: 0 E: 0 K: 3 S: 10 H: 1 LOB: 1 BB: 0 P: 10	R: 0 E: 0 K: 0 S: 3 H: 1 LOB: 0 BB: 0 P: 3	R: 0 E: 0 K: 1 S: 5 H: 0 LOB: 0 BB: 0 P: 5	R: 1 E: 1 K: 0 S: 4 H: 1 LOB: 2 BB: 0 P: 6	R: 2 E: 0 K: 0 S: 4 H: 1 LOB: 3 BB: 4 P: 20	R: 3 E: 0 K: 0 S: 7 H: 4 LOB: 2 BB: 1 P: 11	R: 0 E: 0 K: 0 S: 3 H: 0 LOB: 0 BB: 0 P: 3	R: 0 E: 1 K: 0 S: 5 H: 1 LOB: 2 BB: 0 P: 5	R: 1 E: 0 K: 0 S: 4 H: 3 LOB: 2 BB: 0 P: 4	1B: 11 2B: 2 3B: 0 HR: 0 SF: 2 SAC: 2 DP: 1 HBP: 2	WP: 0 PB: 0 SB: 1 CS: 0 PA: 53					

PITCHER		IP	WLS	BF	H	R	ER	SO	BB	IBB	HBP	BLK	WP	HR	S	P	ERA	WHIP
Marty Bystrom, R ERA: 1.29	(1, 1)	6.0		25	4	1	0	6	2	0	2	0	0	0	33	43	0.00	1.000
Ed Farmer, R ERA: 7.16	(7, 1)	0.1		3	0	2	2	0	2	0	0	0	0	0	1	9	54.00	6.000
Sparky Lyle, L ERA: 3.2	(7, 1)	0.0		2	1	0	0	0	1	0	0	0	0	0	1	5	∞	∞
Porfi Altamirano, R ERA: 3.95	(7, 1)	1.0		8	4	3	3	0	0	1	0	0	0	0	7	11	27.00	4.000
Sid Monge, L ERA: 4.44	(8, 1)	0.2		3	0	0	0	0	0	1	0	0	0	0	2	6	0.00	0.000

PITCHER		IP	WLS	BF	H	R	ER	SO	BB	IBB	HBP	BLK	WP	HR	S	P	ERA	WHIP
Ron Reed, R ERA: 2.9	(9, 1)	2.0		8	1	0	0	0	0	0	0	0	0	0	8	8	0.00	0.500
Warren Brusstar, R ERA: 4.76	(11, 1)	0.1	L	4	3	1	1	0	0	0	0	0	0	0	4	4	27.00	9.000

BOTTOM

Philadelphia Phillies @ Chicago Cubs

Wrigley Field, Chicago, IL

Wed Jun 16 1982, 3:33 AM CDT

Att. 9,377 - Unknown

livebaseballscorecards.com

AB	40
R	7
H	13
RBI	7
BB	7
SO	6
LOB	19

Batter	1	2	3	4	5	6	7	8	9	AB	R	H	RBI	BB	SO	LOB
Tim Raines, S (1, 4) OBP: 0.371, SLG: 0.422	S S S 0-3 ① K		x 0-0 1B 1B 1B	x 0-0 ② 5-3 3-H		x 0-0 ① F7		S S S 0-3 ② K		5	1	1	1	0	2	1
Jerry White, S (1, 7) OBP: 0.255, SLG: 0.365	x 0-0 ② 3-1		x 0-0 1B 1-3 1B	x 0-0 ③ 4-3		x 0-0 HR		x 0-0 ③ G3		5	1	2	1	0	0	1
Andre Dawson, R (1, 8) OBP: 0.345, SLG: 0.506	x 0-0 BB 1B		x 0-0 G6-4-3 1-2 3-H 1B		x 0-0 HR 2B	x 0-0 ② 6-3			x 0-0 1B 2B	5	2	4	1	0	0	0
Al Oliver, L (1, 3) OBP: 0.394, SLG: 0.493	B B B B 4-0 1-2 BB		x 0-0 ① F7		x 0-0 2-H HR	x 0-0 ③ 4-3			x 0-0 1-4-3 4-3 2-H 1B	4	1	2	3	1	0	2
Tim Wallach, R (1, 5) OBP: 0.352, SLG: 0.466	S S S 0-3 ③ K		x 0-0 ② ③ G6-4-3 1-2f		x 0-0 ① 6-3		x 0-0 ① F7		x 0-0 ① 4-3 1-2	5	0	0	0	0	1	5
Warren Cromartie, L (1, 9) OBP: 0.332, SLG: 0.377		x 0-0 ① 3-1		x 0-0 E 2B 1B	B B B B 4-0 2B BB		x 0-0 ② 6-3		x 0-0 ② 1-4-3 2-3	4	1	1	0	1	0	1
Brad Gulden, L (1, 2) Gary Carter, R (9, PH) OBP: 0.351, SLG: 0.497		B B B B 4-0 BB	x 0-0 E4 2B 1-2 4-3	x 0-0 ② F9		x 0-0 ③ F8		x 0-0 ③ 5-3		3 1	1 0	0 0	0 0	1 0	0 0	2 1
Frank Taveras, R (1, 6) OBP: 0.209, SLG: 0.179		x 0-0 ② F8		x 0-0 4-3 5-3 1-3 2-H 2B	x 0-0 1-3 2B			x 0-0 1B		4	1	3	1	0	0	1
David Palmer, R (1, 1) Bryn Smith, R (3, 1) John Milner, L (4, PH) OBP: 0.100, SLG: 0.056 Dan Schatzeder, L (4, 1) OBP: 0.125, SLG: 0.125 Brad Mills, L (5, PH) OBP: 0.320, SLG: 0.333 Ray Burris, R (5, 1) OBP: 0.400, SLG: 0.385 Tim Blackwell, S (8, PH) OBP: 0.308, SLG: 0.304 Jeff Reardon, R (8, 1) OBP: 0.333, SLG: 0.667		x 0-0 ③ 1-3		x 0-0 ① 4-3 2-3 3-H	x 0-0 ③ 4-3			x 0-0 ① F8		1 0 1 0 1 0 1 0	0 0 0 0 0 0 0 0	0 0 0 0 0 0 0 0	0 0 1 0 0 0 0 0	0 0 0 0 0 0 0 0	0 0 0 0 0 0 0 0	1 0 1 0 2 0 1 0
Inning Stats	R: 0 E: 0 K: 2 S: 8 H: 1 LOB: 2 BB: 1 P: 12	R: 0 E: 0 K: 0 S: 3 H: 0 LOB: 1 BB: 1 P: 7	R: 1 E: 0 K: 0 S: 5 H: 3 LOB: 1 BB: 0 P: 5	R: 3 E: 1 K: 0 S: 6 H: 2 LOB: 0 BB: 0 P: 6	R: 2 E: 0 K: 0 S: 6 H: 3 LOB: 2 BB: 1 P: 10	R: 1 E: 0 K: 0 S: 4 H: 1 LOB: 0 BB: 0 P: 4	R: 0 E: 0 K: 0 S: 3 H: 0 LOB: 0 BB: 0 P: 3	R: 0 E: 0 K: 1 S: 6 H: 1 LOB: 1 BB: 0 P: 6	R: 1 E: 0 K: 0 S: 5 H: 2 LOB: 1 BB: 0 P: 5	1B: 7 2B: 4 3B: 0 HR: 2	SF: 0 SAC: 0 DP: 1 HBP: 0						

TOP

Montreal Expos @ Chicago Cubs

Wrigley Field, Chicago, IL

Thu Jun 17 1982, 3:33 AM CDT

Att. 9,290 - Cloudy - 72 F

livebaseballscorecards.com

AB	40
R	8
H	13
RBI	8
BB	3
SO	3
LOB	19

PITCHER		IP	WLS	BF	H	R	ER	SO	BB	IBB	HBP	BLK	WP	HR	S	P	ERA	WHIP
Randy Martz, R ERA: 4.02	(1, 1)	4.2		26	9	6	4	2	3	0	0	0	0	1	27	39	7.71	2.571
Mike Proly, R ERA: 1.5	(5, 1)	4.1	W	17	4	2	2	1	0	0	0	0	0	1	19	19	4.15	0.923

PITCHER	IP	WLS	BF	H	R	ER	SO	BB	IBB	HBP	BLK	WP	HR	S	P	ERA	WHIP

BOTTOM

Montreal Expos @ Chicago Cubs
Wrigley Field, Chicago, IL
Thu Jun 17 1982, 3:33 AM CDT
Att. 9,290 - Cloudy - 72 F

livebaseballscorecards.com

Batter	1	2	3	4	5	6	7	8	9	AB	R	H	RBI	BB	SO	LOB
Bump Wills, S (1, 4) OBP: 0.355, SLG: 0.399	4-3	BB	F7		HR	P5		K 2-3		4	1	1	1	1	0	2
Junior Kennedy, R (8, 4) OBP: 0.235, SLG: 0.247										1	0	0	0	0	1	1
Jay Johnstone, L (1, 9) OBP: 0.356, SLG: 0.560	HR	1-2 2-3 BB	E9 2-H 1B		HR 1B	K		G3		5	3	3	2	1	1	2
Bill Buckner, L (1, 3) OBP: 0.344, SLG: 0.398	S WP 1B	K	BB 3-H 1B		1-H HR		L6-4 1B			5	2	4	3	0	1	3
Keith Moreland, R (1, 7) OBP: 0.364, SLG: 0.470	1-H BB	FC4-6 1B K			K		1-2 1B			3	0	2	0	2	1	0
Gary Woods, R (8, 7) OBP: 0.355, SLG: 0.415										0	0	0	0	0	0	0
Leon Durham, L (1, 8) OBP: 0.347, SLG: 0.429	L6	FC4-6 1-2f K			4-3		L6-4 2-3			5	1	0	0	0	1	6
Jody Davis, R (1, 2) OBP: 0.280, SLG: 0.375	F8	E 1-3 2B BB	FC6-4 BB		2B		K			3	1	1	0	2	1	2
Larry Bowa, S (1, 6) OBP: 0.262, SLG: 0.272		G3	E1 1-3 2B 3-H		FC6-4 23 CS 1-2f	4-3		23 1B 3B		5	2	1	0	0	0	3
23 Ryne Sandberg, R (1, 5) OBP: 0.275, SLG: 0.313		BB S 1B	2B IBB		1-2 BB	SH5-4 2B		WP SH1-4 3-H 1B		3	1	3	1	2	0	0
Randy Martz, L (1, 1) OBP: 0.333, SLG: 0.368		P3 1-2	E 1-H 2-H 3-H 2B		K	SH5-4 2-3		SH1-4 1-2		3	1	1	3	0	1	2
Mike Proly, R (5, 1)										0	0	0	0	0	0	0

Inning Stats	1	2	3	4	5	6	7	8	9
	R: 2 E: 0 K: 0 S: 5 H: 2 LOB: 1 BB: 1 P: 9	R: 0 E: 0 K: 1 S: 6 H: 1 LOB: 3 BB: 2 P: 14	R: 6 E: 2 K: 1 S: 10 H: 4 LOB: 2 BB: 3 P: 22	R: 0 E: 0 K: 1 S: 4 H: 0 LOB: 1 BB: 2 P: 12	R: 3 E: 0 K: 1 S: 9 H: 4 LOB: 1 BB: 0 P: 9	R: 0 E: 0 K: 1 S: 6 H: 1 LOB: 1 BB: 0 P: 6	R: 0 E: 0 K: 1 S: 6 H: 2 LOB: 1 BB: 0 P: 6	R: 1 E: 0 K: 1 S: 7 H: 2 LOB: 1 BB: 0 P: 7	

1B: 9 2B: 4 3B: 1 HR: 3 SF: 0 SAC: 2 DP: 1 HBP: 0

WP: 3 PB: 0 SB: 4 CS: 1 PA: 47

	AB	37
	R	12
	H	16
	RBI	10
	BB	8
	SO	7
	LOB	21

PITCHER		IP	WLS	BF	H	R	ER	SO	BB	IBB	HBP	BLK	WP	HR	S	P	ERA	WHIP
David Palmer, R ERA: 5.4	(1, 1)	2.1	L	18	5	7	5	1	4	1	0	0	1	1	15	35	19.29	3.857
Bryn Smith, R ERA: 2.89	(3, 1)	0.2		5	2	1	0	1	1	0	0	0	0	0	6	10	0.00	4.500
Dan Schatzeder, L ERA: 7.08	(4, 1)	1.0		4	0	0	0	1	2	0	0	0	0	0	4	12	0.00	2.000
Ray Burris, R ERA: 5.08	(5, 1)	3.0		15	7	3	3	3	0	0	0	0	0	2	21	21	9.00	2.333
Jeff Reardon, R ERA: 1.96	(8, 1)	1.0		5	2	1	1	1	0	0	0	0	1	0	7	7	9.00	2.000

PITCHER	IP	WLS	BF	H	R	ER	SO	BB	IBB	HBP	BLK	WP	HR	S	P	ERA	WHIP

Montreal Expos @ Chicago Cubs

Wrigley Field, Chicago, IL

Fri Jun 18 1982, 3:33 AM CDT

Att. 6,659 - Overcast - 54 F

TOP

livebaseballscorecards.com

Batter	1	2	3	4	5	6	7	8	9	AB	R	H	RBI	BB	SO	LOB
Tim Raines, S (1, 7) OBP: 0.364, SLG: 0.413	F7		K		4-1 (1-2)			3-1	4-3 (2-3)	5	0	0	0	0	1	2
Mike Gates, L (1, 4) OBP: 0.400, SLG: 0.800	FC5-4 1B		G3		3-1			1B 3B	4-3	5	1	2	0	0	0	2
Andre Dawson, R (1, 8) OBP: 0.343, SLG: 0.502	FC5-4 (1-2f)			F2		F9		FC5-4 1B 1B 1B (3-H)		4	1	1	1	0	0	1
Al Oliver, L (1, 3) OBP: 0.396, SLG: 0.491	K			BB		6-3		FC5-4 (1-2)		3	0	1	0	1	1	1
Gary Carter, R (1, 2) OBP: 0.345, SLG: 0.487		F8		F7		E3		FC5-4 1B (1-2f) (2-3)		4	0	0	0	0	0	3
Tim Wallach, R (1, 5) OBP: 0.351, SLG: 0.462		F7		L1		5-3		1B (1-3) (3-H)		4	0	1	1	0	0	2
Warren Cromartie, L (1, 9) OBP: 0.331, SLG: 0.389		HR			G3		F8	F9		4	1	1	1	0	0	2
Frank Taveras, R (1, 6) OBP: 0.213, SLG: 0.209		F7			1B 2B		P3		E6 (4-3) (SH3-4)	4	1	1	0	0	0	0
Steve Rogers, R (1, 1) OBP: 0.256, SLG: 0.152			4-3		4-1 1B (2-H)		1-3		SH3-4 (1-2)	3	0	1	1	0	0	0
Inning Stats	R: 0 E: 0 K: 1 S: 6 H: 1 LOB: 1 BB: 0 P: 6	R: 1 E: 0 K: 0 S: 4 H: 1 LOB: 0 BB: 0 P: 4	R: 0 E: 0 K: 1 S: 5 H: 0 LOB: 0 BB: 0 P: 5	R: 0 E: 0 K: 0 S: 3 H: 0 LOB: 1 BB: 1 P: 7	R: 1 E: 0 K: 0 S: 5 H: 2 LOB: 1 BB: 0 P: 5	R: 0 E: 1 K: 0 S: 4 H: 0 LOB: 1 BB: 0 P: 4	R: 0 E: 0 K: 0 S: 3 H: 0 LOB: 0 BB: 0 P: 3	R: 2 E: 0 K: 0 S: 7 H: 4 LOB: 2 BB: 0 P: 7	R: 0 E: 1 K: 0 S: 4 H: 0 LOB: 1 BB: 0 P: 4	1B: 5 2B: 1 3B: 1 HR: 1	SF: 0 SAC: 1 DP: 0 HBP: 0						

	AB	36
	R	4
	H	8
	RBI	4
	BB	1
	SO	2
	LOB	13

WP: 0 PB: 0 SB: 0 CS: 0 PA: 38

PITCHER		IP	WLS	BF	H	R	ER	SO	BB	IBB	HBP	BLK	WP	HR	S	P	ERA	WHIP
Tom Filer, R (1, 1) ERA: 6.06		7.1	L	31	7	4	4	2	1	0	0	0	0	1	34	38	4.91	1.091
Dick Tidrow, R (8, 1) ERA: 4.5		1.2		7	1	0	0	0	0	0	0	0	0	0	7	7	0.00	0.600

PITCHER	IP	WLS	BF	H	R	ER	SO	BB	IBB	HBP	BLK	WP	HR	S	P	ERA	WHIP

Batter	1	2	3	4	5	6	7	8	9	AB	R	H	RBI	BB	SO	LOB
Bump Wills, S (1, 4) OBP: 0.354, SLG: 0.394	F8		BB		K			F8		3	0	0	0	1	1	0
Jay Johnstone, L (1, 9) OBP: 0.365, SLG: 0.547	G6-4-3 BB		P6 1-2			G4-6-3 1B			P6	3	0	1	0	1	0	1
Bill Buckner, L (1, 3) OBP: 0.343, SLG: 0.395	G6-4-3 1-2f		F9			F8			FC4-6 1B 1B	4	0	1	0	0	0	3
Keith Moreland, R (1, 7) OBP: 0.366, SLG: 0.470		G3 23 1B 1B		K		G4-6-3 1-2f			FC4-6 1-2 1B	4	0	2	0	0	1	1
Leon Durham, L (1, 8) OBP: 0.341, SLG: 0.422		G3 1-2		F8			F8		FC4-6 FC6-4 1-2f 2-3	4	0	0	0	0	0	3
Jody Davis, R (1, 2) OBP: 0.279, SLG: 0.371		K		1B			F8		FC6-4 1-2f	4	0	1	0	0	1	3
Larry Bowa, S (1, 6) OBP: 0.263, SLG: 0.269		23 1B BB		K			5-3			2	0	0	0	1	1	1
Dick Tidrow, R (8, 1)										0	0	0	0	0	0	0
23 Ryne Sandberg, R (1, 5) OBP: 0.276, SLG: 0.313		1-2 2-H 1B			1-3			L1		3	0	1	0	0	0	0
Tom Filer, R (1, 1)			3-1							2	0	0	0	0	1	0
Junior Kennedy, R (8, 6) OBP: 0.232, SLG: 0.243					K			K		1	0	0	0	0	1	0

BOTTOM

Montreal Expos @ Chicago Cubs

Wrigley Field, Chicago, IL

Fri Jun 18 1982, 3:33 AM CDT

Att. 6,659 - Overcast - 54 F

livebaseballscorecards.com

AB	30
R	0
H	6
RBI	0
BB	3
SO	6
LOB	12

Inning Stats	1	2	3	4	5	6	7	8	9
	R: 0 E: 0 K: 0 S: 2	H: 0 LOB: 0 BB: 1 P: 6	R: 0 E: 0 K: 1 S: 6	H: 2 LOB: 2 BB: 1 P: 10	R: 0 E: 0 K: 0 S: 3	H: 0 LOB: 1 BB: 1 P: 7	R: 0 E: 0 K: 2 S: 8	H: 1 LOB: 1 BB: 0 P: 8	R: 0 E: 0 K: 2 S: 7	H: 0 LOB: 0 BB: 0 P: 7	R: 0 E: 0 K: 0 S: 3	H: 1 LOB: 0 BB: 0 P: 3	R: 0 E: 0 K: 0 S: 3	H: 0 LOB: 0 BB: 0 P: 3	R: 0 E: 0 K: 1 S: 5	H: 0 LOB: 0 BB: 0 P: 5	R: 0 E: 0 K: 0 S: 5	H: 2 LOB: 2 BB: 0 P: 5

| | | | | | | | | | |

Batter	1	2	3	4	5	6	7	8	9	AB	R	H	RBI	BB	SO	LOB
Tim Raines, S (1, 7) OBP: 0.361, SLG: 0.409	4-3		F7		6-3		S 1B	FC6-4 1-2f		5	0	1	0	0	0	2
Mike Gates, L (1, 4) OBP: 0.300, SLG: 0.500	K		F9			4-3	F7 1-2		1B	5	0	1	0	0	1	2
Andre Dawson, R (1, 8) OBP: 0.344, SLG: 0.500	K			S 2B 1B		K		2B SF9 1B	P4	5	2	2	0	0	2	1
Al Oliver, L (1, 3) OBP: 0.396, SLG: 0.493		4-3		F9 1-2		BB 1B 1B		5-3 1-3 2B	F9	5	1	2	0	0	0	2
Gary Carter, R (1, 2) OBP: 0.351, SLG: 0.498		1-3 1B		2-H 2B		BB 1-2 1B		SF9 3-H	K	4	0	3	2	0	1	1
Warren Cromartie, L (1, 9) OBP: 0.333, SLG: 0.385		1-3 1-2		F9		BB 1-2 2-3 BB		5-3 2B IBB		2	1	0	0	2	0	2
Tim Wallach, R (1, 5) OBP: 0.345, SLG: 0.453		K		6-3		F8		5-3 1-2 2-3		4	0	0	0	0	1	7
Frank Taveras, R (1, 6) OBP: 0.204, SLG: 0.200			K 1B		F7		4-3	2-H 3-H 2B		2	0	0	0	0	1	0
Brad Mills, L (7, PH) OBP: 0.308, SLG: 0.320										1	0	0	0	0	0	0
Ray Burris, R (7, 1) OBP: 0.400, SLG: 0.385										0	0	0	0	0	0	0
Jerry White, S (8, PH) OBP: 0.268, SLG: 0.396										1	1	1	2	0	0	0
Woodie Fryman, R (8, 1)										0	0	0	0	0	0	0
Jeff Reardon, R (9, 1) OBP: 0.333, SLG: 0.667										0	0	0	0	0	0	0
Bill Gullickson, R (1, 1) OBP: 0.071, SLG: 0.071			1B		K		F7	FC6-4 2-H 1B		2	0	1	0	0	1	0
John Milner, L (7, PH) OBP: 0.095, SLG: 0.053										1	0	0	0	0	0	0
Chris Speier, R (7, 6) OBP: 0.286, SLG: 0.349										1	0	1	1	0	0	0
Inning Stats	R: 0 E: 0 K: 2 S: 7 H: 0 LOB: 0 BB: 0 P: 7	R: 0 E: 0 K: 1 S: 6 H: 1 LOB: 1 BB: 0 P: 6	R: 0 E: 0 K: 1 S: 6 H: 1 LOB: 1 BB: 0 P: 6	R: 1 E: 0 K: 0 S: 5 H: 2 LOB: 1 BB: 0 P: 5	R: 0 E: 0 K: 1 S: 5 H: 0 LOB: 0 BB: 0 P: 5	R: 0 E: 0 K: 1 S: 7 H: 2 LOB: 3 BB: 1 P: 11	R: 0 E: 0 K: 0 S: 4 H: 1 LOB: 1 BB: 0 P: 4	R: 4 E: 0 K: 0 S: 7 H: 4 LOB: 1 BB: 1 P: 11	R: 0 E: 0 K: 1 S: 6 H: 1 LOB: 1 BB: 0 P: 6	1B: 9 2B: 3 3B: 0 HR: 0	SF: 1 SAC: 0 DP: 0 HBP: 0						

TOP

Montreal Expos @ Chicago Cubs

Wrigley Field, Chicago, IL

Sat Jun 19 1982, 3:33 AM CDT

Att. 23,352 - Sunny - 56 F

livebaseballscorecards.com

AB	38
R	5
H	12
RBI	5
BB	2
SO	7
LOB	17

PITCHER		IP	WLS	BF	H	R	ER	SO	BB	IBB	HBP	BLK	WP	HR	S	P	ERA	WHIP
Fergie Jenkins, R ERA: 3.26	(1, 1)	7.0		29	7	1	1	6	1	0	0	0	0	0	40	44	1.29	1.143
Willie Hernandez, L ERA: 3.53	(8, 1)	0.0	L	2	2	2	2	0	0	0	0	0	0	0	2	2	∞	∞
Bill Campbell, R ERA: 4.81	(8, 1)	2.0		10	3	2	2	1	0	1	0	0	0	0	11	15	9.00	1.500

PITCHER	IP	WLS	BF	H	R	ER	SO	BB	IBB	HBP	BLK	WP	HR	S	P	ERA	WHIP

WP: 0	PB: 0	SB: 2	CS: 0	PA: 41		

Batter	1	2	3	4	5	6	7	8	9	AB	R	H	RBI	BB	SO	LOB
Bump Wills, S (1, 4) OBP: 0.348, SLG: 0.386	G3		F8		F9		4-3			4	0	0	0	0	0	1
23 Ryne Sandberg, R (1, 5) OBP: 0.279, SLG: 0.316	HR 1B		F8			1B 1B		K		4	1	2	0	0	1	0
Bill Buckner, L (1, 3) OBP: 0.338, SLG: 0.389	F7		F7			F8		4-3		4	0	0	0	0	0	2
Leon Durham, L (1, 8) OBP: 0.348, SLG: 0.441	1-H HR			1B		1-3 1B		6-3		4	1	3	2	0	0	0
Jay Johnstone, L (1, 9) OBP: 0.348, SLG: 0.518 Gary Woods, R (8, 9) OBP: 0.352, SLG: 0.412	P6			K		P6			F8	3 1	0 0	0 0	0 0	0 0	1 0	3 0
Jody Davis, R (1, 2) OBP: 0.278, SLG: 0.368		F9		F9		P6			FC5-4 1B	4	0	1	0	0	0	3
Steve Henderson, R (1, 7) OBP: 0.299, SLG: 0.287		F8		K			SH1-4 BB		FC5-4 2B 1-2f	3	0	0	0	1	1	2
Larry Bowa, S (1, 6) OBP: 0.268, SLG: 0.279		FC4-6 1B			F7		SH1-4 1-2		1-3 2B	3	0	2	0	0	0	0
Fergie Jenkins, R (1, 1) OBP: 0.040, SLG: 0.040 Bob Molinaro, L (7, PH) OBP: 0.289, SLG: 0.256 Willie Hernandez, L (8, 1) Bill Campbell, R (8, 1) Keith Moreland, R (9, PH) OBP: 0.365, SLG: 0.468		FC4-6 1-2f			F8		P4		K	2 1 0 0 1	0 0 0 0 0	0 0 0 0 0	0 0 0 0 0	0 0 0 0 0	0 0 0 0 1	1 1 0 0 2
Inning Stats	R: 2 H: 2 E: 0 LOB: 0 K: 0 BB: 0 S: 5 P: 5	R: 0 H: 1 E: 0 LOB: 1 K: 0 BB: 0 S: 4 P: 4	R: 0 H: 0 E: 0 LOB: 0 K: 0 BB: 0 S: 3 P: 3	R: 0 H: 1 E: 0 LOB: 1 K: 2 BB: 0 S: 8 P: 8	R: 0 H: 0 E: 0 LOB: 0 K: 0 BB: 0 S: 3 P: 3	R: 0 H: 2 E: 0 LOB: 2 K: 0 BB: 0 S: 5 P: 5	R: 0 H: 0 E: 0 LOB: 1 K: 0 BB: 1 S: 3 P: 7	R: 0 H: 0 E: 0 LOB: 0 K: 1 BB: 0 S: 5 P: 5	R: 0 H: 2 E: 0 LOB: 2 K: 1 BB: 0 S: 7 P: 7	1B: 6 SF: 0 2B: 1 SAC: 1 3B: 0 DP: 0 HR: 1 HBP: 0						

PITCHER		IP	WLS	BF	H	R	ER	SO	BB	IBB	HBP	BLK	WP	HR	S	P	ERA	WHIP
Bill Gullickson, R ERA: 3.94	(1, 1)	6.0		24	6	2	2	2	0	0	0	0	0	1	28	28	3.00	1.000
Ray Burris, R ERA: 4.99	(7, 1)	1.0	W	4	0	0	0	0	1	0	0	0	0	0	3	7	0.00	1.000
Woodie Fryman, L ERA: 3.12	(8, 1)	1.2		7	2	0	0	1	0	0	0	0	0	0	9	9	0.00	1.200
Jeff Reardon, R ERA: 1.95	(9, 1)	0.1	S	1	0	0	0	1	0	0	0	0	0	0	3	3	0.00	0.000

PITCHER	IP	WLS	BF	H	R	ER	SO	BB	IBB	HBP	BLK	WP	HR	S	P	ERA	WHIP

BOTTOM

Montreal Expos @ Chicago Cubs

Wrigley Field, Chicago, IL

Sat Jun 19 1982, 3:33 AM CDT

Att. 23,352 - Sunny - 56 F

livebaseballscorecards.com

AB	34
R	2
H	8
RBI	2
BB	1
SO	4
LOB	15

WP: 0 PA: 36
PB: 0
SB: 0
CS: 0

Montreal Expos @ Chicago Cubs

Wrigley Field, Chicago, IL

Sun Jun 20 1982, 3:33 AM CDT

Att. 22,237 - Sunny - 70 F

TOP

livebaseballscorecards.com

Batter	1	2	3	4	5	6	7	8	9	AB	R	H	RBI	BB	SO	LOB
Tim Raines, S (1, 7) OBP: 0.355, SLG: 0.401	6-3		1-3		4-3	4-3		F9		5	0	0	0	0	0	1
Mike Gates, L (1, 4) OBP: 0.333, SLG: 0.571	F7		P6		E 3B	BB			F9	4	1	1	0	1	0	1
Andre Dawson, R (1, 8) OBP: 0.345, SLG: 0.496	K		HR 1B		E6 S 1B	P4			1B 1B HBP	4	3	1	2	0	1	1
Al Oliver, L (1, 3) OBP: 0.400, SLG: 0.509		1B FC6-4 1B	HR		FC6-4 1B HR 1B		4-1		P6	5	3	3	3	0	0	1
Gary Carter, R (1, 2) OBP: 0.360, SLG: 0.510		F5	2B		FC6-4 1B		1B		1B WP 1B	5	1	4	0	0	0	1
Warren Cromartie, L (1, 9) OBP: 0.335, SLG: 0.385		FC6-4 1B	4-3		FC6-4 HR		F8		WP 1B	5	1	2	1	0	0	4
Tim Wallach, R (1, 5) OBP: 0.342, SLG: 0.461		FC6-4		F9	HR		K		F7	5	1	1	4	0	1	3
Chris Speier, R (1, 6) OBP: 0.286, SLG: 0.347		F9		4-3	6-3			CS 1B		4	0	1	0	0	0	1
Scott Sanderson, R (1, 1) OBP: 0.179, SLG: 0.154			1B 2B	F8		5-3		F9		4	1	1	0	0	0	1

AB	41
R	11
H	14
RBI	10
BB	1
SO	2
LOB	14

Inning Stats	1	2	3	4	5	6	7	8	9	1B: 9	SF: 0	WP: 1	PA: 43
R	0	1	3	0	5	0	0	0	2	2B: 2	SAC: 0	PB: 0	
E	0	0	0	0	1	0	0	0	0	3B: 1	DP: 0	SB: 1	
K	1	0	0	0	0	0	1	0	0	HR: 2	HBP: 1	CS: 1	
S	5	5	7	3	8	3	6	3	5				
H	0	2	4	0	4	0	1	1	2				
LOB	0	1	1	0	1	1	1	1	1				
BB	0	0	0	0	0	1	0	0	0				
P	5	5	7	3	8	7	6	3	6				

PITCHER		IP	WLS	BF	H	R	ER	SO	BB	IBB	HBP	BLK	WP	HR	S	P	ERA	WHIP
Doug Bird, R ERA: 5.07	(1, 1)	4.1	L	22	8	7	6	1	0	0	0	0	0	1	24	24	12.46	1.846
Mike Proly, R ERA: 2.63	(5, 1)	1.2		8	2	2	1	0	1	0	0	0	0	1	7	11	5.40	1.800
Dick Tidrow, R ERA: 4.61	(7, 1)	3.0		13	4	2	2	1	0	0	1	0	1	0	14	15	6.00	1.333

PITCHER	IP	WLS	BF	H	R	ER	SO	BB	IBB	HBP	BLK	WP	HR	S	P	ERA	WHIP

Montreal Expos @ Chicago Cubs

Wrigley Field, Chicago, IL

Sun Jun 20 1982, 3:33 AM CDT

Att. 22,237 - Sunny - 70 F

livebaseballscorecards.com

BOTTOM

Batter	1	2	3	4	5	6	7	8	9	AB	R	H	RBI	BB	SO	LOB
Bump Wills, S (1, 4) OBP: 0.341, SLG: 0.378	G3		4-3		K	F7			K	5	0	0	0	0	2	1
23 Ryne Sandberg, R (1, 5) OBP: 0.286, SLG: 0.324	E 2B		HR 1B		2B BB		F8		K	4	2	2	0	1	1	0
Bill Buckner, L (1, 3) OBP: 0.340, SLG: 0.406	F7 2-3		1-H HR		1-H 2B		G3			4	2	2	3	0	0	1
Leon Durham, L (1, 8) OBP: 0.354, SLG: 0.445	BB		K		2-H 2B		BB			2	0	1	1	2	1	0
Keith Moreland, R (1, 7) OBP: 0.359, SLG: 0.461	P4		F7		K		F2-3			4	0	0	0	0	1	4
Jay Johnstone, L (1, 9) OBP: 0.343, SLG: 0.533		F8		F3		1B 3B		K		4	1	1	0	0	1	0
Jody Davis, R (1, 2) OBP: 0.278, SLG: 0.365		1B		5-3		K		K		4	0	1	0	0	2	1
Larry Bowa, S (1, 6) OBP: 0.267, SLG: 0.279		P6		4-3		3-H 1B		4-3		4	0	1	1	0	0	1
Doug Bird, R (1, 1) OBP: 0.136, SLG: 0.182		K			4-3	F8			F3	1	0	0	0	0	1	1
Mike Proly, R (5, 1)										1	0	0	0	0	0	0
Dan Briggs, L (6, PH) OBP: 0.159, SLG: 0.140										1	0	0	0	0	0	1
Dick Tidrow, R (7, 1)										0	0	0	0	0	0	0
Bob Molinaro, L (9, PH) OBP: 0.283, SLG: 0.250										1	0	0	0	0	0	0
Inning Stats	R: 0 E: 1 K: 0 S: 4 H: 1 LOB: 2 BB: 1 P: 8	R: 0 E: 0 K: 1 S: 6 H: 1 LOB: 1 BB: 0 P: 6	R: 2 E: 0 K: 1 S: 7 H: 2 LOB: 0 BB: 0 P: 7	R: 0 E: 0 K: 0 S: 3 H: 0 LOB: 0 BB: 0 P: 3	R: 2 E: 0 K: 2 S: 9 H: 2 LOB: 1 BB: 1 P: 13	R: 1 E: 0 K: 1 S: 7 H: 2 LOB: 1 BB: 0 P: 7	R: 0 E: 0 K: 0 S: 3 H: 0 LOB: 1 BB: 1 P: 7	R: 0 E: 0 K: 2 S: 7 H: 0 LOB: 0 BB: 0 P: 7	R: 0 E: 0 K: 2 S: 7 H: 0 LOB: 0 BB: 0 P: 7	1B: 3 2B: 3 3B: 1 HR: 1 SF: 0 SAC: 0 DP: 0 HBP: 0						

	AB	35
	R	5
	H	8
	RBI	5
	BB	3
	SO	9
	LOB	10

WP: 0 PB: 0 SB: 0 CS: 0 PA: 38

PITCHER	IP	WLS	BF	H	R	ER	SO	BB	IBB	HBP	BLK	WP	HR	S	P	ERA	WHIP
Scott Sanderson, R (1, 1) ERA: 2.75	9.0	W	38	8	5	5	9	3	0	0	0	0	1	53	65	5.00	1.222

PITCHER	IP	WLS	BF	H	R	ER	SO	BB	IBB	HBP	BLK	WP	HR	S	P	ERA	WHIP

Chicago Cubs @ Pittsburgh Pirates

Three Rivers Stadium, Pittsburgh, PA

Mon Jun 21 1982, 7:05 PM EDT

Att. 6,136 - Unknown - 70 F

TOP

livebaseballscorecards.com

Batter	1	2	3	4	5	6	7	8	9	AB	R	H	RBI	BB	SO	LOB
Bump Wills, S (1, 4) OBP: 0.346, SLG: 0.380	0-0 23 CS 1B	0-3 K		4-0 1-2 2-3 BB		0-0 F9		0-0 23 1B 1-H 2-3 1B		4	0	2	1	1	1	2
23 Ryne Sandberg, R (1, 5) OBP: 0.288, SLG: 0.329	0-0 6-3 1-2 2B		0-0 F8	0-0 F8		0-3 K		0-0 1-3 1B		5	0	2	0	0	1	4
Bill Buckner, L (1, 3) OBP: 0.341, SLG: 0.404	0-0 6-3 2-3		4-0 G3 BB		0-0 FC5-4 E SF8 1B		0-0 F7	0-0 F8		4	1	1	0	1	0	3
Leon Durham, L (1, 8) (7, 9) OBP: 0.355, SLG: 0.442	4-0 BB	0-0 G3 1-2			0-0 E6 FC5-4 1-2		0-3 K		0-0 4-3 S 1B	4	0	1	0	1	1	2
Keith Moreland, R (1, 7) OBP: 0.356, SLG: 0.453	0-0 F9	0-0 F9			0-0 FC5-4 1-2f 2-3		1-0 HBP		0-0 F9 1-2	4	0	0	0	0	0	6
Jay Johnstone, L (1, 9) OBP: 0.356, SLG: 0.541 Gary Woods, R (7, PH) OBP: 0.350, SLG: 0.409 (7, 8) Dan Briggs, L (9, PH) OBP: 0.156, SLG: 0.136		4-0 2B BB		0-0 BB 1B 1B	0-0 SF8 3-H		0-3 K		0-0 4-3 2-3	1 1 1	1 0 0	1 0 0	1 0 0	0 1 1	0 1 0	0 1 1
Jody Davis, R (1, 2) OBP: 0.277, SLG: 0.368 Bob Molinaro, L (9, PH) OBP: 0.277, SLG: 0.244	0-0 1-H 2B	0-0 F8 1B	0-0 3-1			0-0 6-3	0-0 3-1			4 1	0 0	1 0	1 0	0 0	0 0	2 1
Larry Bowa, S (1, 6) OBP: 0.275, SLG: 0.291	0-0 L6	0-0 BB 1-2 1B			0-0 FC6-4 1B		0-0 WP 2B			4	0	3	0	0	0	1
Lee Smith, R (1, 1) Hector Cruz, R (6, PH) OBP: 0.294, SLG: 0.267 Dick Tidrow, R (6, 1) Steve Henderson, R (8, PH) OBP: 0.303, SLG: 0.287 Willie Hernandez, L (8, 1)	0-3 K	0-3 K			0-0 FC6-4 1-2f		4-0 WP 1B BB			2 1 0 0 0	0 0 0 1 0	0 0 0 0 0	0 0 0 0 0	0 0 0 1 0	2 0 0 0 0	3 1 0 0 0
Inning Stats	R: 0 E: 0 K: 0 S: 4 H: 2 LOB: 2 BB: 1 P: 8	R: 1 E: 0 K: 2 S: 8 H: 1 LOB: 1 BB: 1 P: 12	R: 0 E: 0 K: 0 S: 3 H: 0 LOB: 1 BB: 1 P: 7	R: 0 E: 0 K: 1 S: 7 H: 2 LOB: 3 BB: 1 P: 11	R: 1 E: 1 K: 0 S: 5 H: 1 LOB: 1 BB: 0 P: 5	R: 0 E: 0 K: 1 S: 6 H: 1 LOB: 1 BB: 0 P: 6	R: 0 E: 0 K: 2 S: 7 H: 0 LOB: 1 BB: 0 P: 8	R: 1 E: 0 K: 0 S: 5 H: 3 LOB: 2 BB: 1 P: 9	R: 0 E: 0 K: 0 S: 4 H: 1 LOB: 1 BB: 0 P: 4	1B: 8 2B: 3 3B: 0 HR: 0		SF: 1 SAC: 0 DP: 0 HBP: 1				

	AB	36
	R	3
	H	11
	RBI	3
	BB	5
	SO	6
	LOB	27

WP: 2 PB: 0 SB: 1 CS: 1 PA: 43

PITCHER		IP	WLS	BF	H	R	ER	SO	BB	IBB	HBP	BLK	WP	HR	S	P	ERA	WHIP
Paul Moskau, R ERA: 4.5	(1, 1)	5.0	W	25	6	2	1	3	4	0	0	0	0	0	27	43	1.80	2.000
Rod Scurry, L ERA: 2.82	(6, 1)	3.0		15	5	1	1	3	1	0	1	0	1	0	19	24	3.00	2.000
Kent Tekulve, R ERA: 1.15	(9, 1)	1.0	S	3	0	0	0	0	0	0	0	0	0	0	3	3	0.00	0.000

PITCHER	IP	WLS	BF	H	R	ER	SO	BB	IBB	HBP	BLK	WP	HR	S	P	ERA	WHIP

Chicago Cubs @ Pittsburgh Pirates

Three Rivers Stadium, Pittsburgh, PA

Mon Jun 21 1982, 7:05 PM EDT

Att. 6,136 - Unknown - 70 F

livebaseballscorecards.com

BOTTOM

Batter	1	2	3	4	5	6	7	8	9	AB	R	H	RBI	BB	SO	LOB
Omar Moreno, L (1, 8) OBP: 0.280, SLG: 0.299	4-3	4-3			S, 3B, 1B		F8			4	1	1	0	0	0	1
Johnny Ray, S (1, 4) OBP: 0.349, SLG: 0.440	F7		4-3		1-H, SF9, 3B		HR			4	2	2	2	0	0	0
Bill Madlock, R (1, 5) OBP: 0.361, SLG: 0.456	2B, 1B		E, 1B		SF9, 3-H		6-3			3	1	2	1	0	0	0
Jason Thompson, L (1, 3) OBP: 0.432, SLG: 0.595	1B, 1-H, 2B		E4, FC4-6, 1-2		S S S, K			F7		4	0	1	1	0	1	1
Dave Parker, L (1, 9) OBP: 0.342, SLG: 0.452	FC6-4, 2-3, 1B		S S S, K		5-3			G4-6-3, 1B		4	0	2	0	0	1	2
Tony Peña, R (1, 2) OBP: 0.333, SLG: 0.437	FC6-4, 1-2f		FC4-6, 1-2f		5-3			G4-6-3, 1-2f		4	0	0	0	0	0	5
Lee Lacy, R (1, 7) OBP: 0.385, SLG: 0.404		6-3	S S S, K		S S S, K					3	0	0	0	0	2	0
Dale Berra, R (1, 6) OBP: 0.273, SLG: 0.330		4-3, 2B	S S S, F8		5-3					3	0	1	0	0	0	0
Paul Moskau, R (1, 1) OBP: 0.100, SLG: 0.100		4-3, 2-3	S S S, K				5-3			2	0	0	0	0	1	1
Rod Scurry, L (6, 1) OBP: 0.143, SLG: 0.143										1	0	0	0	0	0	0
Kent Tekulve, R (9, 1)										0	0	0	0	0	0	0
Inning Stats	R: 1 E: 0 K: 0 S: 6 H: 3 LOB: 2 BB: 0 P: 6	R: 0 E: 0 K: 0 S: 4 H: 1 LOB: 1 BB: 0 P: 4	R: 0 E: 1 K: 1 S: 7 H: 1 LOB: 2 BB: 0 P: 7	R: 0 E: 0 K: 2 S: 7 H: 0 LOB: 0 BB: 0 P: 7	R: 2 E: 0 K: 1 S: 7 H: 2 LOB: 0 BB: 0 P: 7	R: 0 E: 0 K: 1 S: 5 H: 0 LOB: 0 BB: 0 P: 5	R: 1 E: 0 K: 0 S: 4 H: 1 LOB: 0 BB: 0 P: 4	R: 0 E: 0 K: 0 S: 3 H: 1 LOB: 0 BB: 0 P: 3		1B: 5 2B: 2 3B: 1 HR: 1	SF: 1 SAC: 0 DP: 1 HBP: 0						

AB	32
R	4
H	9
RBI	4
BB	0
SO	5
LOB	10

WP: 0 PB: 0 SB: 1 CS: 0 PA: 33

PITCHER		IP	WLS	BF	H	R	ER	SO	BB	IBB	HBP	BLK	WP	HR	S	P	ERA	WHIP
Lee Smith, R ERA: 3.05	(1, 1)	5.0	L	23	7	3	3	4	0	0	0	0	0	0	31	31	5.40	1.400
Dick Tidrow, R ERA: 4.6	(6, 1)	2.0		7	1	1	1	1	0	0	0	0	0	1	9	9	4.50	0.500
Willie Hernandez, L ERA: 3.44	(8, 1)	1.0		3	1	0	0	0	0	0	0	0	0	0	3	3	0.00	1.000

PITCHER	IP	WLS	BF	H	R	ER	SO	BB	IBB	HBP	BLK	WP	HR	S	P	ERA	WHIP

Chicago Cubs @ Pittsburgh Pirates

Three Rivers Stadium, Pittsburgh, PA

Tue Jun 22 1982, 7:05 PM EDT

Att. 6,174 - Overcast - 65 F

livebaseballscorecards.com

TOP

Batter	1	2	3	4	5	6	7	8	9	AB	R	H	RBI	BB	SO	LOB
Bump Wills, S (1, 4) OBP: 0.340, SLG: 0.372	F8		K		F9		F8		4-3	5	0	0	0	0	1	2
23 Ryne Sandberg, R (1, 5) OBP: 0.282, SLG: 0.323	K		1-3		P5		F8		F7	5	0	0	0	0	1	2
Bill Buckner, L (1, 3) OBP: 0.344, SLG: 0.409	1B			5-3		E6 1B 2B	3-1			4	1	2	0	0	0	0
Keith Moreland, R (1, 9) OBP: 0.355, SLG: 0.450 (8, 7)	F9			F8		1B 1B 1B		K		4	0	1	0	0	1	1
Gary Woods, R (1, 8) OBP: 0.342, SLG: 0.400 Leon Durham, L (8, PH) OBP: 0.354, SLG: 0.440 (8, 8)		F3		E3		F7		K		3 1	0 0	0 0	0 0	0 0	0 1	2 0
Steve Henderson, R (1, 7) OBP: 0.304, SLG: 0.288 Jay Johnstone, L (8, PH) OBP: 0.365, SLG: 0.548 (8, 9)		K		K		1B 1-2 3-H		1B		3 1	0 0	1 1	1 0	0 0	2 0	1 0
Jody Davis, R (1, 2) OBP: 0.276, SLG: 0.365		6-3			4-3	K		1B 1-2		4	0	1	0	0	1	2
Larry Bowa, S (1, 6) OBP: 0.283, SLG: 0.299			SH1-4 1B		2B 1B	1B 1-2 2-3		P6		4	1	3	0	0	0	2
Randy Martz, L (1, 1) OBP: 0.333, SLG: 0.368 Mike Proly, R (3, 1) OBP: 0.500, SLG: 1.000 Hector Cruz, R (6, PH) OBP: 0.278, SLG: 0.250 Allen Ripley, R (6, 1) OBP: 0.429, SLG: 0.429 Bill Campbell, R (8, 1) Bob Molinaro, L (9, PH) OBP: 0.271, SLG: 0.238			SH1-4 1-2		F9 1B 1-H 2B	F8			K	0 1 1 0 0 1	0 0 0 0 0 0	0 1 0 0 0 1	0 1 0 0 0 0	0 0 0 0 0 0	0 0 0 0 0 1	0 0 3 0 0 0

	AB	37
	R	2
	H	10
	RBI	2
	BB	0
	SO	8
	LOB	15

Inning Stats	1	2	3	4	5	6	7	8	9
	R: 0 E: 0 K: 1 S: 6	H: 1 LOB: 1 BB: 0 P: 6	R: 0 E: 0 K: 1 S: 5	H: 0 LOB: 0 BB: 0 P: 5	R: 0 E: 0 K: 1 S: 6	H: 1 LOB: 1 BB: 0 P: 6	R: 0 E: 1 K: 1 S: 6	H: 0 LOB: 1 BB: 0 P: 6	R: 1 E: 0 K: 0 S: 5	H: 2 LOB: 1 BB: 0 P: 5	R: 1 E: 1 K: 1 S: 9	H: 4 LOB: 3 BB: 0 P: 9	R: 0 E: 0 K: 0 S: 3	H: 0 LOB: 0 BB: 0 P: 3	R: 0 E: 0 K: 2 S: 9	H: 2 LOB: 2 BB: 0 P: 9	R: 0 E: 0 K: 1 S: 5	H: 0 LOB: 0 BB: 0 P: 5

1B: 8	SF: 0	WP: 0	PA: 38
2B: 2	SAC: 1	PB: 0	
3B: 0	DP: 0	SB: 0	
HR: 0	HBP: 0	CS: 0	

PITCHER		IP	WLS	BF	H	R	ER	SO	BB	IBB	HBP	BLK	WP	HR	S	P	ERA	WHIP
John Candelaria, L ERA: 2.89	(1, 1)	6.0	W	27	8	2	2	5	0	0	0	0	0	0	37	37	3.00	1.333
Enrique Romo, R ERA: 4.46	(7, 1)	3.0	S	11	2	0	0	3	0	0	0	0	0	0	17	17	0.00	0.667

PITCHER	IP	WLS	BF	H	R	ER	SO	BB	IBB	HBP	BLK	WP	HR	S	P	ERA	WHIP

BOTTOM

Chicago Cubs @ Pittsburgh Pirates

Three Rivers Stadium, Pittsburgh, PA

Tue Jun 22 1982, 7:05 PM EDT

Att. 6,174 - Overcast - 65 F

livebaseballscorecards.com

Batter	1	2	3	4	5	6	7	8	9	AB	R	H	RBI	BB	SO	LOB
Omar Moreno, L (1, 8) OBP: 0.278, SLG: 0.297	1-3	4-3	4-3			F6		1B		5	1	1	0	0	0	3
Johnny Ray, S (1, 4) OBP: 0.354, SLG: 0.451	K		1B 2B	4-3		2B 2B		1B 1-2 1B		5	2	3	0	0	1	0
Bill Madlock, R (1, 5) OBP: 0.364, SLG: 0.456	5-3		1B 1B HBP	FC5-4 1B		F9 2-H 2B		L4 BB 1-3 2-H 1B		2	1	1	0	0	0	0
Jim Morrison, R (6, 5) OBP: 0.286, SLG: 0.438										2	0	2	2	0	0	0
Jason Thompson, L (1, 3) OBP: 0.435, SLG: 0.594		PB 1B 1B	E 1B 1-2 2-H E 1B	L8		F9 2-3		BBBB 4-0 1-2 BB		4	2	2	1	1	0	2
Dave Parker, L (1, 9) OBP: 0.347, SLG: 0.454		S 1-H 1B 1B	E2 1-3 2-H E 1B	FC5-4 1-2f		F7		L4 2-3		4	2	2	2	0	0	2
Mike Easler, L (8, 7) OBP: 0.350, SLG: 0.384										1	0	0	0	0	0	2
Tony Peña, R (1, 2) OBP: 0.332, SLG: 0.433	P6 1-2	F5			1B 1B		SSS K			4	0	1	0	0	1	3
Lee Lacy, R (1, 7) OBP: 0.382, SLG: 0.396 (8, 9)	SSS K	E 4-3 IBB			SSS K		SSS K			3	1	0	0	1	3	2
Dale Berra, R (1, 6) OBP: 0.282, SLG: 0.335	BBBB 1B BB	E5 4-3 1-3 2-H 3-H			G6-4-3 1-2 1B		1B			3	0	2	1	1	0	1
John Candelaria, L (1, 1) OBP: 0.240, SLG: 0.280	1-3 2-H 1B	4-3 2-3 3-H			G6-4-3 1-2f		P4			3	0	1	2	0	0	3
Enrique Romo, R (7, 1) OBP: 0.333, SLG: 0.667										1	0	0	0	0	0	1
Inning Stats	R: 0 E: 0 K: 1 S: 5 H: 0 LOB: 0 BB: 0 P: 5	R: 2 E: 0 K: 1 S: 8 H: 3 LOB: 2 BB: 1 P: 12	R: 5 E: 2 K: 0 S: 7 H: 3 LOB: 1 BB: 1 P: 12	R: 0 E: 0 K: 0 S: 4 H: 1 LOB: 1 BB: 0 P: 4	R: 0 E: 0 K: 1 S: 6 H: 2 LOB: 1 BB: 0 P: 6	R: 1 E: 0 K: 0 S: 5 H: 2 LOB: 1 BB: 0 P: 5	R: 0 E: 0 K: 2 S: 8 H: 1 LOB: 1 BB: 0 P: 8	R: 1 E: 0 K: 0 S: 4 H: 3 LOB: 1 BB: 1 P: 8		1B: 12 2B: 4 3B: 0 HR: 0 SF: 0 SAC: 0 DP: 2 HBP: 1						

AB	37
R	9
H	15
RBI	8
BB	3
SO	5
LOB	19

PITCHER		IP	WLS	BF	H	R	ER	SO	BB	IBB	HBP	BLK	WP	HR	S	P	ERA	WHIP
Randy Martz, R ERA: 4.62	(1, 1)	2.1	L	17	6	7	6	2	1	1	1	0	0	0	18	27	23.14	3.000
Mike Proly, R ERA: 2.2	(3, 1)	2.2		10	3	0	0	1	0	0	0	0	0	0	12	12	0.00	1.125
Allen Ripley, R ERA: 5.22	(6, 1)	2.0		9	3	1	1	2	0	0	0	0	0	0	13	13	4.50	1.500
Bill Campbell, R ERA: 4.91	(8, 1)	1.0		5	3	1	1	0	1	0	0	0	0	0	4	8	9.00	4.000

PITCHER	IP	WLS	BF	H	R	ER	SO	BB	IBB	HBP	BLK	WP	HR	S	P	ERA	WHIP

Batter	1	2	3	4	5	6	7	8	9	10	AB	R	H	RBI	BB	SO	LOB
Bump Wills, S (1, 4) OBP: 0.346, SLG: 0.380	0-3 K		4-0 23 1B BB		0-0 23 SH 1B 2B	0-0 BB BB 1-2 3-H 1B		0-0 SH1-4 1-2		0-0 2-H 2B	3	1	2	1	1	1	0
Junior Kennedy, R (7, 4) OBP: 0.241, SLG: 0.267											1	0	1	1	0	0	0
23 Ryne Sandberg, R (1, 5) OBP: 0.285, SLG: 0.324	0-0 G3		0-0 1-3 2-H 1B		0-0 SH FC1-6 1B 2-3	0-0 F8		0-0 2-H 1B		0-0 6-3	5	0	2	1	0	0	3
Bill Buckner, L (1, 3) OBP: 0.347, SLG: 0.404	0-3 K		0-0 4-3		0-0 F7	4-0 BB 1-2 2-3 BB		4-0 IBB		4-0 IBB	3	0	0	0	3	1	4
Leon Durham, L (1, 8) OBP: 0.357, SLG: 0.439		0-0 4-3		0-0 1B 1B 1B	0-0 FC1-6 1-2 3-H 1B	4-0 BB 1-2 2-3 3-H BB		0-3 K		0-0 1-3	5	1	2	2	1	1	4
Steve Henderson, R (1, 7) OBP: 0.296, SLG: 0.280		0-0 F8		0-0 F9	0-0 FC1-6 1-2f 2-3	0-0 F8			0-0 4-3		4	0	0	0	0	0	6
Bill Campbell, R (8, 1)											1	0	0	0	0	0	0
Jay Johnstone, L (1, 9) OBP: 0.342, SLG: 0.507		0-0 F9		0-0 F5	0-0 F9		0-0 G3		0-0 3-1		5	0	0	0	0	0	3
Jody Davis, R (1, 2) OBP: 0.280, SLG: 0.373			0-0 F9	0-0 1B 1-2 1B		0-0 WP 1B 2B	0-0 6-3		0-0 F9		5	1	2	0	0	0	0
Larry Bowa, S (1, 6) OBP: 0.289, SLG: 0.305			0-0 F8	0-0 1-2 2-H 1B		0-0 BB 1B BB 2-3 1B	0-0 4-3			0-0 SH1-4 2B 1B	5	2	3	1	0	0	0
Tom Filer, R (1, 1) OBP: 0.125, SLG: 0.250			0-0 23 1B 2B	0-3 K		0-3 K		4-0 SH1-4 23 1B BB		0-0 SH1-4 1-2	3	1	1	0	0	2	4
Willie Hernandez, L (7, 1)											0	0	0	0	0	0	0
Gary Woods, R (7, 7) OBP: 0.347, SLG: 0.400											0	0	0	0	1	0	0
Inning Stats	R: 0 E: 0 K: 2 S: 7 H: 0 LOB: 0 BB: 0 P: 7	R: 0 E: 0 K: 0 S: 3 H: 0 LOB: 0 BB: 0 P: 3	R: 1 E: 0 K: 0 S: 5 H: 2 LOB: 2 BB: 1 P: 9	R: 1 E: 0 K: 1 S: 8 H: 3 LOB: 2 BB: 0 P: 8	R: 1 E: 1 K: 0 S: 6 H: 2 LOB: 2 BB: 0 P: 6	R: 2 E: 0 K: 1 S: 8 H: 3 LOB: 3 BB: 2 P: 16	R: 0 E: 0 K: 0 S: 3 H: 0 LOB: 0 BB: 0 P: 3	R: 0 E: 0 K: 1 S: 5 H: 1 LOB: 2 BB: 2 P: 13	R: 0 E: 0 K: 0 S: 3 H: 0 LOB: 0 BB: 0 P: 3	R: 1 E: 0 K: 0 S: 5 H: 2 LOB: 2 BB: 1 P: 9	1B: 9 2B: 4 3B: 0 HR: 0	SF: 0 SAC: 3 DP: 0 HBP: 0					

PITCHER	IP	WLS	BF	H	R	ER	SO	BB	IBB	HBP	BLK	WP	HR	S	P	ERA	WHIP
Manny Sarmiento, R (1, 1) ERA: 3.18	5.1		27	9	5	5	4	1	0	0	0	1	0	34	38	8.44	1.875
Rod Scurry, L (6, 1) ERA: 2.8	0.1		4	1	0	0	0	2	0	0	0	0	0	2	10	0.00	9.000
Enrique Romo, R (6, 1) ERA: 4.41	0.1		1	0	0	0	0	0	0	0	0	0	0	1	1	0.00	0.000
Kent Tekulve, R (7, 1) ERA: 1.11	2.0		8	1	0	0	1	1	1	0	0	0	0	8	16	0.00	1.000
Randy Niemann, L (9, 1) ERA: 7.11	2.0	L	9	2	1	1	0	0	1	0	0	0	0	8	12	4.50	1.000

PITCHER	IP	WLS	BF	H	R	ER	SO	BB	IBB	HBP	BLK	WP	HR	S	P	ERA	WHIP

TOP

Chicago Cubs @ Pittsburgh Pirates

Three Rivers Stadium, Pittsburgh, PA

Wed Jun 23 1982, 7:05 PM EDT
Att. 8,297 - Cloudy - 70 F

livebaseballscorecards.com

AB	40
R	6
H	13
RBI	6
BB	6
SO	5
LOB	24

1B: 9 SF: 0 PA: 49
2B: 4 SAC: 3
3B: 0 DP: 0
HR: 0 HBP: 0

WP: 1
PB: 0
SB: 0
CS: 0

Batter	1	2	3	4	5	6	7	8	9	10	AB	R	H	RBI	BB	SO	LOB
Omar Moreno, L (1, 8) OBP: 0.279, SLG: 0.298	S S S 0-3 ① K	x 0-0 ③ F8		x 0-0 ③ L4			x 0-0 CS 1B		x 0-0 CS 1B	x 0-0 ③ F8	6	0	2	0	0	1	3
Johnny Ray, S (1, 4) OBP: 0.351, SLG: 0.446	x 0-0 ② 1-3		x 0-0 ① F8		x 0-0 ① 3-1		x 0-0 ① 1-2 5-3		x 0-0 ① BB BB 1-2 G3 1B		5	1	1	0	0	0	1
Bill Madlock, R (1, 5) OBP: 0.365, SLG: 0.453	x 0-0 ③ L6		x 0-0 BB 1B		x 0-0 ② F9		x 0-0 ③ 6-3		B B B B 4-0 G3 BB 1-2 BB		4	0	1	0	1	0	0
Jason Thompson, L (1, 3) OBP: 0.435, SLG: 0.586		x 0-0 ① 3-1	B B B B 4-0 FC6-4 1-2 BB		x 0-0 ③ F9			S S S 0-3 ① K	B B B B 4-0 G3 1-2 2-3 BB		3	0	0	0	2	1	0
Dave Parker, L (1, 9) OBP: 0.349, SLG: 0.446		B B B B 4-0 HR BB	x 0-0 ② F7			x 0-0 ① F7		x 0-0 1B 1B 1B	x 0-0 ② G3 1-2 2-3 3-H		4	2	1	1	1	0	4
Mike Easler, L (1, 7) OBP: 0.350, SLG: 0.400 Lee Lacy, R (8, PH) OBP: 0.379, SLG: 0.394 (9, 7) Willie Montanez, L (9, PH) OBP: 0.344, SLG: 0.333 (10, 7)		x 0-0 1-H HR	x 0-0 ③ FC6-4 1-2f			x 0-0 ② 3-1		x 0-0 ② F9	4-0 FC6-4 IBB		3 1 0	1 0 0	1 0 0	2 0 0	0 0 1	0 0 0	2 1 0
Tony Peña, R (1, 2) OBP: 0.333, SLG: 0.433		x 0-0 ② 3-1		x 0-0 ① 6-3		x 0-0 E6 2B 1B		x 0-0 1B 1-2 1B	x 0-0 ③ FC6-4 1-2f		5	1	2	0	0	0	3
Dale Berra, R (1, 6) OBP: 0.294, SLG: 0.352		x 0-0 1B 1B		x 0-0 SH3 1B		x 0-0 2-H 2B		x 0-0 1-2 2-H 1B		S S S 0-3 ① K	5	0	4	2	0	1	0
Manny Sarmiento, R (1, 1) OBP: 0.471, SLG: 0.400 Rod Scurry, L (6, 1) OBP: 0.143, SLG: 0.143 Enrique Romo, R (6, 1) OBP: 0.333, SLG: 0.667 Dick Davis, R (6, PH) OBP: 0.286, SLG: 0.421 Kent Tekulve, R (7, 1) Jim Morrison, R (8, PH) OBP: 0.284, SLG: 0.435 Randy Niemann, L (9, 1) Steve Nicosia, R (10, PH) OBP: 0.289, SLG: 0.286		x 0-0 1-2 1B		x 0-0 ② SH3 1-2		x 0-0 ③ F9		x 0-0 ③ F9		x 0-0 ② 6-3	1 0 0 0 1 0 1 0 1 1	0 0 0 0 0 0 0 0 0 0	1 0 0 0 0 0 0 0 0 0	0 0 0 0 0 0 0 0 0 0	0 0 0 0 0 0 0 0 0 0	0 0 0 0 1 0 2 0 0 0	0 0 0 0 0 0 0 0 0 0
Inning Stats	R: 0 H: 0 E: 0 LOB: 0 K: 1 BB: 0 S: 5 P: 5	R: 2 H: 3 E: 0 LOB: 2 K: 0 BB: 1 S: 6 P: 10	R: 0 H: 1 E: 0 LOB: 2 K: 0 BB: 1 S: 4 P: 8	R: 0 H: 1 E: 0 LOB: 1 K: 0 BB: 0 S: 4 P: 4	R: 0 H: 0 E: 0 LOB: 0 K: 0 BB: 0 S: 3 P: 3	R: 1 H: 2 E: 1 LOB: 1 K: 0 BB: 0 S: 5 P: 5	R: 0 H: 1 E: 0 LOB: 0 K: 0 BB: 0 S: 3 P: 3	R: 1 H: 3 E: 0 LOB: 2 K: 1 BB: 0 S: 8 P: 8	R: 1 H: 2 E: 0 LOB: 3 K: 0 BB: 3 S: 4 P: 16	R: 0 H: 0 E: 0 LOB: 0 K: 1 BB: 0 S: 5 P: 5	1B: 11 2B: 1 3B: 0 HR: 1	SF: 0 SAC: 1 DP: 0 HBP: 0					

PITCHER	IP	WLS	BF	H	R	ER	SO	BB	IBB	HBP	BLK	WP	HR	S	P	ERA	WHIP
Tom Filer, R (1, 1) ERA: 5.64	6.0		28	8	3	3	1	2	0	0	0	0	1	28	36	4.50	1.667
Willie Hernandez, L (7, 1) ERA: 3.52	1.2		7	3	1	1	1	0	0	0	0	0	0	9	9	5.40	1.800
Bill Campbell, R (8, 1) ERA: 4.85	2.1	W	11	2	1	1	1	2	1	0	0	0	0	10	22	3.86	1.714

PITCHER	IP	WLS	BF	H	R	ER	SO	BB	IBB	HBP	BLK	WP	HR	S	P	ERA	WHIP

BOTTOM

Chicago Cubs @ Pittsburgh Pirates

Three Rivers Stadium, Pittsburgh, PA

Wed Jun 23 1982, 7:05 PM EDT

Att. 8,297 - Cloudy - 70 F

livebaseballscorecards.com

AB	40
R	5
H	13
RBI	5
BB	5
SO	3
LOB	17

WP: 0 PA: 46
PB: 0
SB: 0
CS: 2

St. Louis Cardinals @ Chicago Cubs

Wrigley Field, Chicago, IL

Fri Jun 25 1982, 3:33 AM CDT

Att. 16,414 - Overcast - 70 F

TOP

livebaseballscorecards.com

Batter	1	2	3	4	5	6	7	8	9	AB	R	H	RBI	BB	SO	LOB
Lonnie Smith, R (1, 7) OBP: 0.370, SLG: 0.449	4-3		5-3			3-1 S SF7 1B		F8 1-2		4	1	1	0	0	0	1
Willie McGee, S (1, 8) OBP: 0.372, SLG: 0.455	S 1B		L3			3-1 1-3		4-3 2-3		4	0	1	0	0	0	2
Keith Hernandez, L (1, 3) OBP: 0.381, SLG: 0.373	K 1-2			6-3		SF7 3-H		3-H 1B		3	0	1	2	0	1	1
Darrell Porter, L (1, 2) OBP: 0.328, SLG: 0.416	K			BB		BB		4-3		2	0	0	0	2	1	2
Dane Iorg, L (1, 9) OBP: 0.384, SLG: 0.367		1B		L6		F5			F7	4	0	1	0	0	0	2
Ken Oberkfell, L (1, 5) OBP: 0.325, SLG: 0.332		F8		4-1			4-3		1B 2B	4	1	1	0	0	0	2
Mike Ramsey, S (1, 4) OBP: 0.350, SLG: 0.357		F9			F9		4-3		F7	4	0	0	0	0	0	2
Ozzie Smith, S (1, 6) OBP: 0.342, SLG: 0.370		P6			L9		4-3		2-H FC5-4 1B	4	0	1	1	0	0	1
Joaquin Andujar, S (1, 1) OBP: 0.205, SLG: 0.273			K		K			4-3 BLK 1B	FC5-4 1-2f	2	0	0	0	0	2	0
Steve Braun, L (8, PH) OBP: 0.375, SLG: 0.294										1	1	1	0	0	0	0
Doug Bair, R (8, 1)										0	0	0	0	0	0	0
George Hendrick, R (9, PH) OBP: 0.286, SLG: 0.423										1	0	0	0	0	0	1
Inning Stats	R: 0 E: 0 K: 2 S: 8 H: 1 LOB: 1 BB: 0 P: 8	R: 0 E: 0 K: 0 S: 4 H: 1 LOB: 1 BB: 0 P: 4	R: 0 E: 0 K: 1 S: 5 H: 0 LOB: 0 BB: 0 P: 5	R: 0 E: 0 K: 0 S: 3 H: 0 LOB: 1 BB: 1 P: 7	R: 0 E: 0 K: 1 S: 5 H: 0 LOB: 0 BB: 0 P: 5	R: 1 E: 0 K: 0 S: 4 H: 1 LOB: 1 BB: 1 P: 8	R: 0 E: 0 K: 0 S: 3 H: 0 LOB: 0 BB: 0 P: 3	R: 1 E: 0 K: 0 S: 5 H: 2 LOB: 1 BB: 0 P: 5	R: 1 E: 0 K: 0 S: 5 H: 2 LOB: 1 BB: 0 P: 5	1B: 6 2B: 1 3B: 0 HR: 0	SF: 1 SAC: 0 DP: 0 HBP: 0						

AB	33
R	3
H	7
RBI	3
BB	2
SO	4
LOB	14

WP: 0 PB: 0 SB: 2 CS: 0 PA: 36

PITCHER	IP	W	L	S	BF	H	R	ER	SO	BB	IBB	HBP	BLK	WP	HR	P	ERA	WHIP
Fergie Jenkins, R (1, 1) ERA: 3.23	9.0	W			36	7	3	3	4	2	0	0	1	0	0	50	3.00	1.000

PITCHER	IP	W	L	S	BF	H	R	ER	SO	BB	IBB	HBP	BLK	WP	HR	P	ERA	WHIP

BOTTOM

St. Louis Cardinals @ Chicago Cubs

Wrigley Field, Chicago, IL

Fri Jun 25 1982, 3:33 AM CDT

Att. 16,414 - Overcast - 70 F

Batter	1	2	3	4	5	6	7	8	9	AB	R	H	RBI	BB	SO	LOB
Bump Wills, S (1, 4) OBP: 0.341, SLG: 0.373	F7		K		4-3		6-3			4	0	0	0	0	1	3
Junior Kennedy, R (8, 4) OBP: 0.241, SLG: 0.267										0	0	0	0	0	0	0
23 Ryne Sandberg, R (1, 5) OBP: 0.284, SLG: 0.323	L9		K		K			SH5-3 2B 1B		4	1	1	0	0	2	2
Bill Buckner, L (1, 3) OBP: 0.347, SLG: 0.404	F9			HR BB 1B	G3			SH5-3 1-2		3	1	1	0	0	0	0
Leon Durham, L (1, 8) OBP: 0.359, SLG: 0.442		6-3		HR 1-2 BB		4-3		FC5-4 1B 2-H 2B		3	2	1	1	1	0	0
Jay Johnstone, L (1, 9) OBP: 0.349, SLG: 0.543		4-3		HR 1-H 2-H		F8		FC5-4 IBB		3	1	1	3	1	0	0
Keith Moreland, R (1, 7) OBP: 0.351, SLG: 0.444		K		F7		1-3		FC5-4 1B 1-2f 2-3		3	0	0	0	0	1	0
Gary Woods, R (7, 7) OBP: 0.345, SLG: 0.397										1	0	0	0	0	0	2
Jody Davis, R (1, 2) OBP: 0.279, SLG: 0.370			F9	5-3			4-3	1-3 3-H 1B		4	0	1	1	0	0	0
Larry Bowa, S (1, 6) OBP: 0.296, SLG: 0.313			1B S 1B				SH3-4 1B	F9		4	0	3	0	0	0	2
Fergie Jenkins, R (1, 1) OBP: 0.074, SLG: 0.074			1-3 1B	P4			SH3-4 1-2			2	0	1	0	0	0	1
Inning Stats	R: 0 E: 0 K: 0 S: 3 H: 0 LOB: 0 BB: 0 P: 3	R: 0 E: 0 K: 1 S: 5 H: 0 LOB: 0 BB: 0 P: 5	R: 0 E: 0 K: 2 S: 9 H: 2 LOB: 2 BB: 0 P: 9	R: 3 E: 0 K: 0 S: 6 H: 3 LOB: 1 BB: 1 P: 10	R: 0 E: 0 K: 1 S: 5 H: 0 LOB: 0 BB: 0 P: 5	R: 0 E: 0 K: 0 S: 3 H: 0 LOB: 0 BB: 0 P: 3	R: 0 E: 0 K: 0 S: 4 H: 1 LOB: 1 BB: 0 P: 4	R: 2 E: 0 K: 0 S: 6 H: 3 LOB: 2 BB: 1 P: 10		1B: 7 2B: 1 3B: 0 HR: 1 SF: 0 SAC: 2 DP: 0 HBP: 0						

PITCHER	IP	WLS	BF	H	R	ER	SO	BB	IBB	HBP	BLK	WP	HR	S	P	ERA	WHIP
Joaquin Andujar, R (1, 1) ERA: 2.34	7.0	L	28	6	3	3	4	1	0	0	0	0	1	35	39	3.86	1.000
Doug Bair, R (8, 1) ERA: 2.82	1.0		7	3	2	2	0	0	1	0	0	0	0	6	10	18.00	3.000

PITCHER	IP	WLS	BF	H	R	ER	SO	BB	IBB	HBP	BLK	WP	HR	S	P	ERA	WHIP

livebaseballscorecards.com

AB	31
R	5
H	9
RBI	5
BB	2
SO	4
LOB	10

WP: 0 PB: 0 SB: 1 CS: 0 PA: 35

Batter	1	2	3	4	5	6	7	8	9	AB	R	H	RBI	BB	SO	LOB
Lonnie Smith, R (1, 7) OBP: 0.368, SLG: 0.446	5-3		SH5-3 1B		L8			F8		4	1	1	0	0	0	0
Willie McGee, S (1, 8) OBP: 0.364, SLG: 0.444	K		SH5-3 1-2			B3			4-3	3	0	0	0	0	1	0
Keith Hernandez, L (1, 3) OBP: 0.382, SLG: 0.375	P5		S 1B 2-H			4-3			2B 1B	4	1	2	1	0	0	0
George Hendrick, R (1, 9) OBP: 0.289, SLG: 0.429 Tito Landrum, R (9, 9) OBP: 0.355, SLG: 0.429		1B 4-1 1B	F8 1-2			4-3			E 4-3 2B 1-H	4 0	2 0	2 0	1 0	0 0	0 0	1 0
Darrell Porter, L (1, 2) OBP: 0.320, SLG: 0.405		F8		4-3			P6		E6 4-3 2-3	4	0	0	0	0	0	2
Tom Herr, S (1, 4) OBP: 0.339, SLG: 0.331 Mike Ramsey, S (7, 4) OBP: 0.348, SLG: 0.354		4-1 1B 1-3		6-3			F8		4-3 1-2 3-H	3 1	0 0	1 0	0 1	0 0	0 0	0 1
Ken Oberkfell, L (1, 5) OBP: 0.319, SLG: 0.325		4-1 1-2 3-H		1-3			4-3		F8	4	0	0	1	0	0	2
Ozzie Smith, S (1, 6) OBP: 0.338, SLG: 0.366		5-3			F8			G3		3	0	0	0	0	0	1
Dave LaPoint, L (1, 1) OBP: 0.154, SLG: 0.154 Bruce Sutter, R (9, 1)			K		K			6-3		3 0	0 0	0 0	0 0	0 0	2 0	0 0
Inning Stats	R: 0 E: 0 K: 1 S: 5 H: 0 LOB: 0 BB: 0 P: 5	R: 1 E: 0 K: 0 S: 5 H: 2 LOB: 1 BB: 0 P: 5	R: 1 E: 0 K: 1 S: 7 H: 2 LOB: 1 BB: 0 P: 7	R: 0 E: 0 K: 0 S: 3 H: 0 LOB: 0 BB: 0 P: 3	R: 0 E: 0 K: 1 S: 5 H: 0 LOB: 0 BB: 0 P: 5	R: 0 E: 0 K: 0 S: 3 H: 0 LOB: 0 BB: 0 P: 3	R: 0 E: 0 K: 0 S: 3 H: 0 LOB: 0 BB: 0 P: 3	R: 0 E: 0 K: 0 S: 3 H: 0 LOB: 0 BB: 0 P: 3	R: 2 E: 1 K: 0 S: 6 H: 2 LOB: 1 BB: 0 P: 6	1B: 5 2B: 1 3B: 0 HR: 0 SF: 0 SAC: 1 DP: 0 HBP: 0						

PITCHER		IP	WLS	BF	H	R	ER	SO	BB	IBB	HBP	BLK	WP	HR	S	P	ERA	WHIP
Doug Bird, R ERA: 4.9	(1, 1)	8.1	L	31	6	4	3	3	0	0	0	0	0	0	37	37	3.24	0.720
Willie Hernandez, L ERA: 3.46	(9, 1)	0.2		3	0	0	0	0	0	0	0	0	0	0	3	3	0.00	0.000

PITCHER	IP	WLS	BF	H	R	ER	SO	BB	IBB	HBP	BLK	WP	HR	S	P	ERA	WHIP

TOP

St. Louis Cardinals @ Chicago Cubs

Wrigley Field, Chicago, IL

Sat Jun 26 1982, 3:33 AM CDT

Cloudy - 54 F

livebaseballscorecards.com

AB	33
R	4
H	6
RBI	4
BB	0
SO	3
LOB	7

WP: 0 PA: 34
PB: 0
SB: 1
CS: 0

Batter	1	2	3	4	5	6	7	8	9	AB	R	H	RBI	BB	SO	LOB
Bump Wills, S (1, 4) OBP: 0.335, SLG: 0.366	5-3	6-3			F7		F8		6-3 1-2	5	0	0	0	0	0	4
23 Ryne Sandberg, R (1, 5) OBP: 0.284, SLG: 0.322	K		6-3		B3		FC4-6 2-3 1B			4	0	1	0	0	1	0
Bill Buckner, L (1, 3) OBP: 0.345, SLG: 0.399	S BB		P4		6-3		FC4-6 1-2f			3	0	0	0	1	0	2
Keith Moreland, R (1, 7) OBP: 0.346, SLG: 0.438	5-3 1-2		F8			P3		F3		4	0	0	0	0	0	1
Jay Johnstone, L (1, 9) OBP: 0.360, SLG: 0.548		BB 2B 1B		K		2B 1B		G4-6-3 1B		3	1	2	0	0	1	0
Jerry Morales, R (8, PH) OBP: 0.286, SLG: 0.484 (9, 8)										1	0	1	0	0	0	0
Gary Woods, R (1, 8) OBP: 0.349, SLG: 0.407 (9, 9)		K		S 1B		1-H 2B		G4-6-3 1-2f		4	0	2	0	0	1	2
Jody Davis, R (1, 2) OBP: 0.284, SLG: 0.365		2B 1-2 BB		K 1-2		L5			FC4-6 BB	2	0	0	0	2	1	2
Larry Bowa, S (1, 6) OBP: 0.303, SLG: 0.321		1-3 2-H 2B		IBB			23 1B SH3-4 1B		F8	3	0	2	1	1	0	1
Doug Bird, R (1, 1) OBP: 0.125, SLG: 0.167		F9		F8			SH3-4 1-2		FC4-6 WP 1-2f	2	0	0	0	0	0	4
Willie Hernandez, L (9, 1)										0	0	0	0	0	0	0
Leon Durham, L (9, PH) OBP: 0.358, SLG: 0.440										1	0	0	0	0	0	1
Inning Stats	R: 0 E: 0 K: 1 S: 5 H: 0 LOB: 1 BB: 1 P: 9	R: 1 E: 0 K: 1 S: 7 H: 2 LOB: 2 BB: 1 P: 11	R: 0 E: 0 K: 0 S: 3 H: 0 LOB: 0 BB: 0 P: 3	R: 0 E: 0 K: 2 S: 8 H: 1 LOB: 2 BB: 1 P: 12	R: 0 E: 0 K: 0 S: 3 H: 0 LOB: 0 BB: 0 P: 3	R: 0 E: 0 K: 0 S: 4 H: 2 LOB: 1 BB: 0 P: 4	R: 0 E: 0 K: 0 S: 5 H: 2 LOB: 2 BB: 0 P: 5	R: 0 E: 0 K: 0 S: 3 H: 1 LOB: 0 BB: 0 P: 3	R: 0 E: 0 K: 0 S: 3 H: 0 LOB: 1 BB: 1 P: 7	1B: 6 2B: 2 3B: 0 HR: 0	SF: 0 SAC: 1 DP: 1 HBP: 0			WP: 1 PB: 0 SB: 2 CS: 0	PA: 37		

PITCHER	IP	WLS	BF	H	R	ER	SO	BB	IBB	HBP	BLK	WP	HR	S	P	ERA	WHIP
Dave LaPoint, L (1, 1) ERA: 3.6	8.0	W	34	8	1	1	4	3	1	0	0	0	0	38	54	1.12	1.375
Bruce Sutter, R (9, 1) ERA: 4.66	1.0	S	3	0	0	0	0	0	0	0	0	1	0	3	3	0.00	0.000

PITCHER	IP	WLS	BF	H	R	ER	SO	BB	IBB	HBP	BLK	WP	HR	S	P	ERA	WHIP

BOTTOM

St. Louis Cardinals @ Chicago Cubs

Wrigley Field, Chicago, IL

Sat Jun 26 1982, 3:33 AM CDT

Cloudy - 54 F

St.

livebaseballscorecards.com

AB	32
R	1
H	8
RBI	1
BB	4
SO	4
LOB	17

Batter	1	2	3	4	5	6	7	8	9	AB	R	H	RBI	BB	SO	LOB
Willie McGee, S (1, 8) OBP: 0.360, SLG: 0.434	S S S 0-3 ① K		B B B B 4-0 CS BB		x 0-0 ② 6-3		x 0-0 ③ 3-1			3	0	0	0	1	1	1
Tom Herr, S (1, 4) Mike Ramsey, S (5, 4) OBP: 0.346, SLG: 0.352	B B B B 4-0 5-3 BB		S S S 0-3 ① ② K 1-2		x 0-0 ③ 6-3			x 0-0 ① 6-3		2 1	0 0	0 0	0 0	1 0	1 0	1 0
Lonnie Smith, R (1, 7) OBP: 0.370, SLG: 0.445	x 0-0 ② 5-3 1-2		x 0-0 S 1B 1B			x 0-0 ① 5-3		B B B B 4-0 CS E BB		3	1	1	0	1	0	1
Keith Hernandez, L (1, 3) OBP: 0.384, SLG: 0.374	x 0-0 ③ 6-3		x 0-0 1-H 1B			B B B B 4-0 S BB		S S S 0-3 ② ③ K 1-3		3	0	1	1	1	1	2
Dane Iorg, L (1, 9) Tito Landrum, R (7, 9) OBP: 0.349, SLG: 0.421		x 0-0 ① 6-3	x 0-0 ③ 3-1			S S S 0-3 ② K 1-2			x 0-0 ① 1-3	3 1	0 0	0 0	0 0	0 0	1 0	2 0
Ken Oberkfell, L (1, 5) OBP: 0.318, SLG: 0.328		x 0-0 2B 2B		x 0-0 ① F7		x 0-0 ③ 4-3			x 0-0 ② F8	4	1	1	0	0	0	1
Gene Tenace, R (1, 2) OBP: 0.577, SLG: 0.861		x 0-0 3-1 2-H 2B		x 0-0 ② F3			B B B B 4-0 SH5-4 BB		x 0-0 ③ L7	3	0	1	1	1	0	0
Ozzie Smith, S (1, 6) OBP: 0.336, SLG: 0.363		x 0-0 ② 3-1 2-3		x 0-0 ③ 5-3			x 0-0 ① SH5-4 1-2			2	0	0	0	0	0	1
Jim Kaat, L (1, 1) Steve Braun, L (7, PH) OBP: 0.366, SLG: 0.286 Doug Bair, R (7, 1) Bruce Sutter, R (8, 1)		x 0-0 ③ B1-3			S S S 0-3 ① K		x 0-0 ② P6			2 1 0 0	0 0 0 0	0 0 0 0	0 0 0 0	1 0 0 0	1 0 0 0	1 1 0 0
Inning Stats	R: 0 E: 0 K: 1 S: 5 H: 0 LOB: 1 BB: 1 P: 9	R: 1 E: 0 K: 0 S: 5 H: 2 LOB: 1 BB: 0 P: 5	R: 1 E: 0 K: 1 S: 6 H: 2 LOB: 1 BB: 1 P: 10	R: 0 E: 0 K: 0 S: 3 H: 0 LOB: 0 BB: 0 P: 3	R: 0 E: 0 K: 1 S: 5 H: 0 LOB: 0 BB: 0 P: 5	R: 0 E: 0 K: 1 S: 5 H: 0 LOB: 1 BB: 1 P: 9	R: 0 E: 0 K: 0 S: 3 H: 0 LOB: 1 BB: 1 P: 7	R: 0 E: 1 K: 1 S: 4 H: 0 LOB: 1 BB: 1 P: 8	R: 0 E: 0 K: 0 S: 3 H: 0 LOB: 0 BB: 0 P: 3	1B: 2 2B: 3 3B: 0 HR: 0	SF: 0 SAC: 1 DP: 1 HBP: 0			WP: 0 PB: 0 SB: 2 CS: 2	PA: 34	

TOP

St. Louis Cardinals @ Chicago Cubs

Wrigley Field, Chicago, IL

Sat Jun 26 1982, 3:38 AM CDT

Att. 29,357 - Cloudy - 56 F

livebaseballscorecards.com

AB	28
R	2
H	4
RBI	2
BB	5
SO	5
LOB	11

PITCHER		IP	WLS	BF	H	R	ER	SO	BB	IBB	HBP	BLK	WP	HR	S	P	ERA	WHIP
Lee Smith, R ERA: 3.0	(1, 1)	7.0	L	28	4	2	2	4	4	0	0	0	0	0	32	48	2.57	1.143
Willie Hernandez, L ERA: 3.29	(8, 1)	2.0		6	0	0	0	1	1	0	0	0	0	0	7	11	0.00	0.500

PITCHER	IP	WLS	BF	H	R	ER	SO	BB	IBB	HBP	BLK	WP	HR	S	P	ERA	WHIP

St. Louis Cardinals @ Chicago Cubs

Wrigley Field, Chicago, IL

Sat Jun 26 1982, 3:38 AM CDT

Att. 29,357 - Cloudy - 56 F

BOTTOM

Batter	1	2	3	4	5	6	7	8	9	AB	R	H	RBI	BB	SO	LOB
Bump Wills, S (1, 4) OBP: 0.332, SLG: 0.363	6-3		5-3		F8		E4 23 FC6-4 1-2 2-3		1B	5	0	1	0	0	0	2
23 Ryne Sandberg, R (1, 5) OBP: 0.286, SLG: 0.323	4-3 1B 1B		1B		F9		FC6-4 1-2f		F8	5	1	2	0	0	0	4
Bill Buckner, L (1, 3) OBP: 0.340, SLG: 0.392	4-3 1-2		K			3-1		3-1	G3	5	0	0	0	0	1	3
Keith Moreland, R (1, 9) (9, 2) OBP: 0.345, SLG: 0.435	2-H 1B		P3			F8		P6		4	0	1	1	0	0	1
Leon Durham, L (1, 8) OBP: 0.360, SLG: 0.437	K			BB E		L4		BB S		2	0	0	0	2	1	1
Steve Henderson, R (1, 7) OBP: 0.295, SLG: 0.274		K		E4 G4-6-3 1-3			K	BB 1-2		3	0	0	0	1	2	1
Jody Davis, R (1, 2) OBP: 0.290, SLG: 0.376 Jay Johnstone, L (8, PH) OBP: 0.368, SLG: 0.548 (9, 9)	2B		K				E 1B 1B	1-2 2-3 BB		3 0	0 0	2 0	0 0	0 0	1 1	2 0
Junior Kennedy, R (1, 6) OBP: 0.233, SLG: 0.256 Larry Bowa, S (8, PH) OBP: 0.302, SLG: 0.320 (9, 6)	L9			G4-6-3 1-2f			F8	1-3		3 1	0 0	0 0	0 0	0 0	0 0	4 3
Lee Smith, R (1, 1) Bob Molinaro, L (7, PH) OBP: 0.286, SLG: 0.256 Willie Hernandez, L (8, 1) Gary Woods, R (9, PH) OBP: 0.346, SLG: 0.404	6-3				6-3		E 1-2		K	2 1 0 1	0 0 0 0	0 1 0 0	0 0 0 0	0 0 0 0	0 0 0 1	1 0 0 0
Inning Stats	R: 1 E: 0 K: 1 S: 7 H: 2 LOB: 1 BB: 0 P: 7	R: 0 E: 0 K: 1 S: 6 H: 1 LOB: 1 BB: 0 P: 6	R: 0 E: 0 K: 1 S: 6 H: 1 LOB: 1 BB: 0 P: 6	R: 0 E: 1 K: 1 S: 5 H: 0 LOB: 1 BB: 1 P: 9	R: 0 E: 0 K: 1 S: 3 H: 0 LOB: 0 BB: 0 P: 3	R: 0 E: 0 K: 0 S: 3 H: 0 LOB: 0 BB: 0 P: 3	R: 0 E: 1 K: 1 S: 8 H: 2 LOB: 3 BB: 0 P: 8	R: 0 E: 0 K: 0 S: 3 H: 0 LOB: 3 BB: 3 P: 15	R: 0 E: 0 K: 1 S: 6 H: 1 LOB: 1 BB: 0 P: 6	1B: 6 2B: 1 3B: 0 HR: 0	SF: 0 SAC: 0 DP: 1 HBP: 0						

AB	35
R	1
H	7
RBI	1
BB	4
SO	6
LOB	22

WP: 0 PB: 0 SB: 1 CS: 0 PA: 39

livebaseballscorecards.com

PITCHER		IP	WLS	BF	H	R	ER	SO	BB	IBB	HBP	BLK	WP	HR	S	P	ERA	WHIP
Jim Kaat, L ERA: 3.48	(1, 1)	6.0	W	23	4	1	1	4	1	0	0	0	0	0	30	34	1.50	0.833
Doug Bair, R ERA: 2.7	(7, 1)	1.2		10	2	0	0	1	2	0	0	0	0	0	10	18	0.00	2.400
Bruce Sutter, R ERA: 4.53	(8, 1)	1.1	S	6	1	0	0	1	1	0	0	0	0	0	7	11	0.00	1.500

PITCHER	IP	WLS	BF	H	R	ER	SO	BB	IBB	HBP	BLK	WP	HR	S	P	ERA	WHIP

Batter	1	2	3	4	5	6	7	8	9	AB	R	H	RBI	BB	SO	LOB
Lonnie Smith, R (1, 7) OBP: 0.375, SLG: 0.447	S 1B		L6			CS 1B	1B BB 1-2			3	0	2	0	1	0	1
Willie McGee, S (1, 8) OBP: 0.357, SLG: 0.429	P6		FC5-4 1-2f			6-3 1-2	1B 1-3 2-H 3-H			4	0	1	1	0	0	3
Keith Hernandez, L (1, 3) OBP: 0.382, SLG: 0.372	6-3 1-2			1-3		1B 1B	F7			4	0	1	0	0	0	3
George Hendrick, R (1, 9) OBP: 0.293, SLG: 0.427	G3			F9		1-2 1B		BB G3-6-3		3	0	1	0	1	0	1
Darrell Porter, L (1, 2) OBP: 0.319, SLG: 0.407		K		2B		K		G3-6-3 1-2f		4	0	1	0	0	2	3
Tom Herr, S (1, 4) OBP: 0.337, SLG: 0.325		4-3		6-3			1B 1B 1B	K		4	1	1	0	0	1	1
Ken Oberkfell, L (1, 5) OBP: 0.317, SLG: 0.327		4-3	4-3				FC3-6 1B 1-2 1B 1B		4-3	4	1	1	0	0	0	0
Ozzie Smith, S (1, 6) OBP: 0.334, SLG: 0.361			5-3	4-3			FC3-6 1-2 2-H 1B		F7	4	0	1	1	0	0	0
John Stuper, R (1, 1) OBP: 0.273, SLG: 0.455 Gene Tenace, R (7, PH) OBP: 0.577, SLG: 0.861 Dane Iorg, L (7, PH) OBP: 0.373, SLG: 0.356 Tito Landrum, R (7, PR) OBP: 0.349, SLG: 0.421 Jeff Lahti, R (7, 1) Steve Braun, L (9, PH) OBP: 0.357, SLG: 0.278			FC5-4 1B		K		FC3-6 BB 1-2f 1B 2-3		6-3	2 0 1 0 0 1	0 0 0 0 0 0	1 0 0 0 0 0	0 0 0 0 0 0	0 0 0 0 0 0	1 0 0 0 0 0	0 0 2 0 0 0
Inning Stats	R: 0 E: 0 K: 0 S: 4 H: 1 LOB: 1 BB: 0 P: 4	R: 0 E: 0 K: 1 S: 5 H: 0 LOB: 0 BB: 0 P: 5	R: 0 E: 0 K: 0 S: 4 H: 1 LOB: 1 BB: 0 P: 4	R: 0 E: 0 K: 0 S: 4 H: 1 LOB: 1 BB: 0 P: 4	R: 0 E: 0 K: 1 S: 5 H: 0 LOB: 0 BB: 0 P: 5	R: 0 E: 0 K: 1 S: 7 H: 3 LOB: 2 BB: 0 P: 7	R: 2 E: 0 K: 0 S: 6 H: 4 LOB: 2 BB: 1 P: 10	R: 0 E: 0 K: 1 S: 4 H: 0 LOB: 0 BB: 1 P: 8	R: 0 E: 0 K: 0 S: 3 H: 0 LOB: 0 BB: 0 P: 3	1B: 9 2B: 1 3B: 0 HR: 0	SF: 0 SAC: 0 DP: 1 HBP: 0					

TOP

St. Louis Cardinals @ Chicago Cubs

Wrigley Field, Chicago, IL

Sun Jun 27 1982, 3:33 AM CDT

Att. 24,674 - Unknown - 60 F

livebaseballscorecards.com

AB	34
R	2
H	10
RBI	2
BB	2
SO	4
LOB	14

WP: 0 PB: 0 SB: 1 CS: 1 PA: 36

PITCHER		IP	WLS	BF	H	R	ER	SO	BB	IBB	HBP	BLK	WP	HR	S	P	ERA	WHIP
Allen Ripley, R ERA: 4.33	(1, 1)	6.0	W	23	6	0	0	3	0	0	0	0	0	0	29	29	0.00	1.000
Willie Hernandez, L ERA: 3.73	(7, 1)	0.0		3	3	2	2	0	0	0	0	0	0	0	3	3	∞	∞
Bill Campbell, R ERA: 4.53	(7, 1)	3.0	S	10	1	0	0	1	2	0	0	0	0	0	10	18	0.00	1.000

PITCHER	IP	WLS	BF	H	R	ER	SO	BB	IBB	HBP	BLK	WP	HR	S	P	ERA	WHIP

BOTTOM

St. Louis Cardinals @ Chicago Cubs

Wrigley Field, Chicago, IL

Sun Jun 27 1982, 3:33 AM CDT

Att. 24,674 - Unknown - 60 F

livebaseballscorecards.com

Batter	1	2	3	4	5	6	7	8	9	AB	R	H	RBI	BB	SO	LOB
Bump Wills, S (1, 4) OBP: 0.328, SLG: 0.357	K		4-3		3-1		1-3			4	0	0	0	0	1	0
Junior Kennedy, R (8, 4) OBP: 0.233, SLG: 0.256										0	0	0	0	0	0	0
23 Ryne Sandberg, R (1, 5) OBP: 0.285, SLG: 0.322	5-3		E S 1B		F8		6-3			4	0	1	0	0	0	0
Bill Buckner, L (1, 3) OBP: 0.339, SLG: 0.394	2B 2B		F7 1-3			F8	G3			4	1	1	0	0	0	1
Leon Durham, L (1, 8) OBP: 0.369, SLG: 0.454	2-H 2B			G6-3 1B		CS 1B		1B SF9 2B		4	1	4	1	0	0	0
Jay Johnstone, L (1, 9) OBP: 0.374, SLG: 0.539	F7			G6-3 1-2f		B B B B E 1B E 1-2 BB		SF9 2-3 1B		3	1	1	0	1	0	2
Keith Moreland, R (1, 7) OBP: 0.347, SLG: 0.441		F8		2B		E E 1-2 1B		SF9 1-2 3-H		3	1	2	1	0	0	0
Gary Woods, R (9, 7) OBP: 0.346, SLG: 0.404										0	0	0	0	0	0	0
Jody Davis, R (1, 2) OBP: 0.289, SLG: 0.370		4-3		B B B B BB		E5 E 1-2 2-3		5-3		3	0	0	0	1	0	3
Larry Bowa, S (1, 6) OBP: 0.305, SLG: 0.320		4-3		4-3		E8 1-3 2-H 3-H 1B		IBB		3	0	1	2	1	0	2
Allen Ripley, R (1, 1) OBP: 0.333, SLG: 0.333			K		K	G3		K		2	0	0	0	0	2	0
Dan Briggs, L (6, PH) OBP: 0.152, SLG: 0.133										1	0	0	0	0	0	2
Willie Hernandez, L (7, 1)										0	0	0	0	0	0	0
Bill Campbell, R (7, 1)										1	0	0	0	0	1	2
Inning Stats	R: 1 H: 2 E: 0 LOB: 1 K: 1 BB: 0 S: 7 P: 7	R: 0 H: 0 E: 0 LOB: 0 K: 0 BB: 0 S: 3 P: 3	R: 0 H: 1 E: 0 LOB: 1 K: 1 BB: 0 S: 6 P: 6	R: 0 H: 2 E: 0 LOB: 2 K: 0 BB: 1 S: 4 P: 8	R: 0 H: 0 E: 0 LOB: 0 K: 1 BB: 0 S: 5 P: 5	R: 2 H: 3 E: 2 LOB: 2 K: 0 BB: 1 S: 6 P: 10	R: 0 H: 0 E: 0 LOB: 0 K: 0 BB: 0 S: 3 P: 3	R: 1 H: 2 E: 0 LOB: 2 K: 1 BB: 1 S: 7 P: 11		1B: 6 SF: 1 2B: 4 SAC: 0 3B: 0 DP: 1 HR: 0 HBP: 0						

	AB	R	H	RBI	BB	SO	LOB
	32	4	10	4	3	4	12

WP: 0 PA: 36
PB: 0
SB: 1
CS: 1

PITCHER	IP	WLS	BF	H	R	ER	SO	BB	IBB	HBP	BLK	WP	HR	S	P	ERA	WHIP
John Stuper, R (1, 1) ERA: 3.09	6.0	L	27	8	3	1	3	2	0	0	0	0	0	31	39	1.50	1.667
Jeff Lahti, R (7, 1) ERA: 4.5	2.0		9	2	1	1	1	0	1	0	0	0	0	10	14	4.50	1.000

PITCHER	IP	WLS	BF	H	R	ER	SO	BB	IBB	HBP	BLK	WP	HR	S	P	ERA	WHIP

Batter	1	2	3	4	5	6	7	8	9	AB	R	H	RBI	BB	SO	LOB
Omar Moreno, L (1, 8) OBP: 0.274, SLG: 0.289	G3	1B 1-2 3-H 1B			L6		6-3 SH3 1B		4-3	5	0	2	1	0	0	0
Johnny Ray, S (1, 4) OBP: 0.348, SLG: 0.434	5-3 1B	FC6-4 1-2 2-H 1B			4-3		SH3 1-2		F7	4	0	2	1	0	0	0
Bill Madlock, R (1, 5) OBP: 0.358, SLG: 0.430	5-3 1-2	FC6-4 1-2f			6-3		6-3 2-3			4	0	0	0	0	0	4
Jason Thompson, L (1, 3) OBP: 0.445, SLG: 0.580		PB BB 1B BB	1-3			2B 1B	G3			3	1	1	0	1	0	1
Dave Parker, L (1, 9) OBP: 0.345, SLG: 0.435		1B PB 2B 1-2 BB	F7			1-3 2B		F8		3	1	1	0	1	0	0
Mike Easler, L (1, 7) OBP: 0.358, SLG: 0.403		2B FC1-2 1-3 2-H 1B	F7			4-3		1B		4	0	2	1	0	0	2
Tony Peña, R (1, 2) OBP: 0.349, SLG: 0.471		FC1-2 1B 1-3 3-H 2B		FC1-4 1B		IBB		F7		3	1	2	1	1	0	1
Dale Berra, R (1, 6) OBP: 0.288, SLG: 0.340		6-3		FC1-4 CS 1-2f		K		F9		4	0	0	0	0	1	7
Manny Sarmiento, R (1, 1) OBP: 0.421, SLG: 0.353 Willie Montanez, L (6, PH) OBP: 0.324, SLG: 0.313 Enrique Romo, R (6, 1) OBP: 0.400, SLG: 0.600 Willie Stargell, L (9, PH) OBP: 0.297, SLG: 0.250		FC1-2 1B 1B 2-3 3-H		F8 1-2		G3			F9	2 1 0 1	1 0 0 0	0 0 0 0	0 0 0 0	0 0 0 0	0 0 0 0	3 3 0 0
Inning Stats	R: 0 H: 1 E: 0 LOB: 0 K: 0 BB: 0 S: 3 P: 3	R: 4 H: 4 E: 0 LOB: 2 K: 0 BB: 2 S: 7 P: 15	R: 0 H: 0 E: 0 LOB: 0 K: 0 BB: 0 S: 3 P: 3	R: 0 H: 1 E: 0 LOB: 0 K: 0 BB: 0 S: 3 P: 3	R: 0 H: 0 E: 0 LOB: 0 K: 0 BB: 0 S: 3 P: 3	R: 0 H: 2 E: 0 LOB: 3 K: 1 BB: 1 S: 7 P: 11	R: 0 H: 1 E: 0 LOB: 1 K: 0 BB: 0 S: 4 P: 4	R: 0 H: 1 E: 0 LOB: 1 K: 0 BB: 0 S: 4 P: 4	R: 0 H: 0 E: 0 LOB: 0 K: 0 BB: 0 S: 3 P: 3	1B: 8 SF: 0 2B: 2 SAC: 1 3B: 0 DP: 0 HR: 0 HBP: 0						

TOP

Pittsburgh Pirates @ Chicago Cubs

Wrigley Field, Chicago, IL

Mon Jun 28 1982, 3:33 AM CDT

Att. 6,974 - Overcast - 59 F

livebaseballscorecards.com

AB	34
R	4
H	10
RBI	4
BB	3
SO	1
LOB	21

WP: 0 PA: 38
PB: 1
SB: 0
CS: 1

PITCHER		IP	WLS	BF	H	R	ER	SO	BB	IBB	HBP	BLK	WP	HR	S	P	ERA	WHIP
Tom Filer, R ERA: 6.75	(1, 1)	1.2		11	5	4	4	0	2	0	0	0	0	0	9	17	21.60	4.200
Mike Proly, R ERA: 1.74	(2, 1)	4.1		16	3	0	0	1	0	1	0	0	0	0	17	21	0.00	0.692
Dick Tidrow, R ERA: 4.3	(7, 1)	3.0	W	11	2	0	0	0	0	0	0	0	0	0	11	11	0.00	0.667

PITCHER	IP	WLS	BF	H	R	ER	SO	BB	IBB	HBP	BLK	WP	HR	S	P	ERA	WHIP

Batter	1	2	3	4	5	6	7	8	9	AB	R	H	RBI	BB	SO	LOB
Bump Wills, S (1, 4) OBP: 0.326, SLG: 0.367	F8		6-3		HR		3-1			4	1	1	1	0	0	0
Junior Kennedy, R (9, 4) OBP: 0.233, SLG: 0.256										0	0	0	0	0	0	0
23 Ryne Sandberg, R (1, 5) OBP: 0.285, SLG: 0.319	F8		F8		BB: 3B		F7			3	1	0	0	1	0	0
Bill Buckner, L (1, 3) OBP: 0.341, SLG: 0.395	F9		1B		F8		HR: 1B			4	1	2	0	0	0	1
Leon Durham, L (1, 8) OBP: 0.374, SLG: 0.490		HR	4-3		1-H: 3B		1-H: HR			4	2	3	4	0	0	1
Keith Moreland, R (1, 7) OBP: 0.342, SLG: 0.434		F8		1-3	F8		L6			4	0	0	0	0	0	1
Gary Woods, R (9, 7) OBP: 0.346, SLG: 0.404										0	0	0	0	0	0	0
Jay Johnstone, L (1, 9) OBP: 0.379, SLG: 0.526		BB: E 1-3		BB		K		F8		2	1	0	0	2	1	0
Jody Davis, R (1, 2) OBP: 0.284, SLG: 0.362		1-3 1-2		F7		F8		5-3		4	0	0	0	0	0	2
Larry Bowa, S (1, 6) OBP: 0.308, SLG: 0.323		E9: 2-H 1B		K		1B		F8		4	0	2	1	0	1	1
Tom Filer, R (1, 1) OBP: 0.125, SLG: 0.250		6-3			P6		K			0	0	0	0	0	0	0
Mike Proly, R (2, 1) OBP: 0.250, SLG: 0.500										2	0	0	0	0	0	1
Steve Henderson, R (6, PH) OBP: 0.293, SLG: 0.272										1	0	0	0	0	1	1
Dick Tidrow, R (7, 1)										0	0	0	0	0	0	0
Inning Stats	R: 0 E: 0 K: 0 S: 3 H: 0 LOB: 0 BB: 0 P: 3	R: 2 E: 1 K: 0 S: 5 H: 2 LOB: 1 BB: 1 P: 9	R: 0 E: 0 K: 0 S: 4 H: 1 LOB: 1 BB: 0 P: 4	R: 0 E: 0 K: 1 S: 5 H: 0 LOB: 1 BB: 1 P: 9	R: 2 E: 0 K: 0 S: 5 H: 2 LOB: 1 BB: 1 P: 9	R: 0 E: 0 K: 2 S: 8 H: 1 LOB: 1 BB: 0 P: 8	R: 2 E: 0 K: 0 S: 5 H: 2 LOB: 0 BB: 0 P: 5	R: 0 E: 0 K: 0 S: 3 H: 0 LOB: 0 BB: 0 P: 3		1B: 4 2B: 0 3B: 1 HR: 3 SF: 0 SAC: 0 DP: 0 HBP: 0						

PITCHER	IP	WLS	BF	H	R	ER	SO	BB	IBB	HBP	BLK	WP	HR	S	P	ERA	WHIP
Manny Sarmiento, R (1, 1) ERA: 3.5	5.0		23	5	4	4	1	3	0	0	0	0	2	22	34	7.20	1.600
Enrique Romo, R (6, 1) ERA: 4.35	3.0	L	12	3	2	2	2	0	0	0	0	0	1	16	16	6.00	1.000

PITCHER	IP	WLS	BF	H	R	ER	SO	BB	IBB	HBP	BLK	WP	HR	S	P	ERA	WHIP

BOTTOM

Pittsburgh Pirates @ Chicago Cubs

Wrigley Field, Chicago, IL

Mon Jun 28 1982, 3:33 AM CDT

Att. 6,974 - Overcast - 59 F

livebaseballscorecards.com

AB	32
R	6
H	8
RBI	6
BB	3
SO	3
LOB	8

WP: 0	PA: 35		
PB: 0			
SB: 0			
CS: 0			

Batter	1	2	3	4	5	6	7	8	9	AB	R	H	RBI	BB	SO	LOB
Omar Moreno, L (1, 8) OBP: 0.277, SLG: 0.289	L1		K 1-2			BBBB 4-0 CS BB		FC4-6 SH1-4 2B 1B	SH1-4 1-2	3	1	1	0	1	1	1
Johnny Ray, S (1, 4) OBP: 0.343, SLG: 0.428	L4			4-3		6-3 1-2		SH1-4 1-2	4-3 2-3	4	0	0	0	0	0	2
Bill Madlock, R (1, 5) OBP: 0.355, SLG: 0.424	6-3			F9		6-3		FC4-6 IBB	4-3	4	0	0	0	1	0	1
Jason Thompson, L (1, 3) OBP: 0.442, SLG: 0.578		K		2B			K	FC4-6 2B 1B 1-2f 2-3		4	1	1	0	0	2	2
Dave Parker, L (1, 9) OBP: 0.342, SLG: 0.437		F3		P5			F9	1B 2B 1-3 3-H		4	1	1	1	0	0	1
Dick Davis, R (8, 9) OBP: 0.280, SLG: 0.410										0	0	0	0	0	0	0
Mike Easler, L (1, 7) OBP: 0.362, SLG: 0.404		1B			K		2B BB	1B 2-H 3-H 1B		2	0	1	0	1	1	0
Lee Lacy, R (8, PH) OBP: 0.380, SLG: 0.394										1	0	1	2	0	0	0
(8, 7)																
Tony Peña, R (1, 2) OBP: 0.356, SLG: 0.478		F7			BB		2B 1-3	1B 1-2		3	0	2	0	1	0	1
Dale Berra, R (1, 6) OBP: 0.285, SLG: 0.336			4-3		P4		IBB	K		2	0	0	0	0	0	1
Willie Montanez, L (7, PH) OBP: 0.343, SLG: 0.313										0	0	0	0	1	0	0
Jim Smith, R (7, PR) OBP: 0.313, SLG: 0.321										1	0	0	0	0	1	2
(7, 6)																
Rick Rhoden, R (1, 1) OBP: 0.349, SLG: 0.683			K 1B		5-3		K		4-3 SH1-4 1B	4	0	2	0	0	1	4
Inning Stats	R: 0 E: 0 K: 0 S: 3 H: 0 LOB: 0 BB: 0 P: 3	R: 0 E: 0 K: 1 S: 6 H: 1 LOB: 1 BB: 0 P: 6	R: 0 E: 0 K: 1 S: 5 H: 1 LOB: 0 BB: 0 P: 5	R: 0 E: 0 K: 0 S: 4 H: 1 LOB: 1 BB: 0 P: 4	R: 0 E: 0 K: 1 S: 5 H: 0 LOB: 1 BB: 1 P: 9	R: 0 E: 0 K: 0 S: 2 H: 0 LOB: 0 BB: 1 P: 6	R: 0 E: 0 K: 2 S: 8 H: 1 LOB: 3 BB: 2 P: 16	R: 3 E: 0 K: 1 S: 9 H: 4 LOB: 2 BB: 1 P: 13	R: 0 E: 0 K: 0 S: 4 H: 1 LOB: 1 BB: 0 P: 4	1B: 6 2B: 3 3B: 0 HR: 0	SF: 0 SAC: 2 DP: 0 HBP: 0						

PITCHER		IP	WLS	BF	H	R	ER	SO	BB	IBB	HBP	BLK	WP	HR	S	P	ERA	WHIP
Fergie Jenkins, R ERA: 3.11	(1, 1)	7.0	L	28	5	1	1	5	3	1	0	0	0	0	34	50	1.29	1.143
Willie Hernandez, L ERA: 4.07	(8, 1)	1.0		7	3	2	2	1	0	1	0	0	0	0	8	12	18.00	3.000
Bill Campbell, R ERA: 4.44	(9, 1)	1.0		4	1	0	0	0	0	0	0	0	0	0	4	4	0.00	1.000

PITCHER	IP	WLS	BF	H	R	ER	SO	BB	IBB	HBP	BLK	WP	HR	S	P	ERA	WHIP

TOP

Pittsburgh Pirates @ Chicago Cubs

Wrigley Field, Chicago, IL

Tue Jun 29 1982, 3:33 AM CDT

Att. 22,109 - Overcast - 56 F

livebaseballscorecards.com

AB	32
R	3
H	9
RBI	3
BB	5
SO	6
LOB	15

WP: 0 PB: 0 SB: 0 CS: 1 PA: 39

Batter	1	2	3	4	5	6	7	8	9	AB	R	H	RBI	BB	SO	LOB
Bump Wills, S (1, 4) OBP: 0.325, SLG: 0.365	6-3		6-3			4-3		23 FC4-6 1B		4	0	1	0	0	0	0
23 Ryne Sandberg, R (1, 5) OBP: 0.288, SLG: 0.321	CS 1B		K			1B 1B		FC4-6 1-2f		4	0	2	0	0	1	1
Bill Buckner, L (1, 3) OBP: 0.340, SLG: 0.393	1-3 1-2			3-1		1-3 1B		F8		4	0	1	0	0	0	2
Leon Durham, L (1, 8) OBP: 0.372, SLG: 0.486		F7		F8		F2			1B SF9 1B	4	1	1	0	0	0	2
Keith Moreland, R (1, 7) OBP: 0.339, SLG: 0.430 Gary Woods, R (8, 7) OBP: 0.344, SLG: 0.401		F4		P4			6-3		K	3 1	0 0	0 0	0 0	0 0	0 1	0 1
Jay Johnstone, L (1, 9) OBP: 0.394, SLG: 0.537		1B 1B			F8		1B		1B 1-2 1B	4	0	3	0	0	0	0
Jody Davis, R (1, 2) OBP: 0.288, SLG: 0.365		FC6-4 1-2 1B			G3		F9		FC6-4 1-2 2-3 1B	4	0	2	0	0	0	1
Larry Bowa, S (1, 6) OBP: 0.303, SLG: 0.319		FC6-4 1-2f			P1		4-3		SF9 3-H	3	0	0	1	0	0	3
Fergie Jenkins, R (1, 1) OBP: 0.069, SLG: 0.069 Willie Hernandez, L (8, 1) Bob Molinaro, L (8, PH) OBP: 0.280, SLG: 0.250 Bill Campbell, R (9, 1) Dan Briggs, L (9, PH) OBP: 0.149, SLG: 0.130			1-3			5-3		6-3	FC6-4 1-2f	2 0 1 0 1	0 0 0 0 0	0 0 0 0 0	0 0 0 0 0	0 0 0 0 0	0 0 0 0 0	0 0 0 0 2
Inning Stats	R: 0 E: 0 K: 0 S: 3 H: 1 LOB: 0 BB: 0 P: 3	R: 0 E: 0 K: 0 S: 5 H: 2 LOB: 2 BB: 0 P: 5	R: 0 E: 0 K: 1 S: 5 H: 0 LOB: 0 BB: 0 P: 5	R: 0 E: 0 K: 0 S: 3 H: 0 LOB: 0 BB: 0 P: 3	R: 0 E: 0 K: 0 S: 3 H: 0 LOB: 0 BB: 0 P: 3	R: 0 E: 0 K: 0 S: 5 H: 2 LOB: 2 BB: 0 P: 5	R: 0 E: 0 K: 0 S: 4 H: 1 LOB: 1 BB: 0 P: 4	R: 0 E: 0 K: 0 S: 4 H: 1 LOB: 1 BB: 0 P: 4	R: 1 E: 0 K: 1 S: 8 H: 3 LOB: 2 BB: 0 P: 8	1B: 10 2B: 0 3B: 0 HR: 0 SF: 1 SAC: 0 DP: 0 HBP: 0						

PITCHER		IP	WLS	BF	H	R	ER	SO	BB	IBB	HBP	BLK	WP	HR	S	P	ERA	WHIP
Rick Rhoden, R ERA: 5.08	(1, 1)	9.0	W	36	10	1	1	2	0	0	0	0	0	0	40	40	1.00	1.111

PITCHER	IP	WLS	BF	H	R	ER	SO	BB	IBB	HBP	BLK	WP	HR	S	P	ERA	WHIP

BOTTOM

Pittsburgh Pirates @ Chicago Cubs

Wrigley Field, Chicago, IL

Tue Jun 29 1982, 3:33 AM CDT

Att. 22,109 - Overcast - 56 F

livebaseballscorecards.com

AB	35
R	1
H	10
RBI	1
BB	0
SO	2
LOB	12

WP: 0 PA: 36
PB: 0
SB: 0
CS: 1

Batter	1	2	3	4	5	6	7	8	9	AB	R	H	RBI	BB	SO	LOB
Omar Moreno, L (1, 8) OBP: 0.282, SLG: 0.289	x 0-0 ① F8		x 0-0 FC3-2 2-3 3-H 1B		B B B B 4-0 E 1B BB	B B B B 4-0 1-2 2-3 3-H BB	x 0-0 ③ G3			3	1	1	2	2	0	2
Johnny Ray, S (1, 4) OBP: 0.341, SLG: 0.424	x 0-0 ② 4-3		x 0-0 ② FC3-2 FC5-4 1-2 3-H		x 0-0 ② 1-H 1B	x 0-0 ③ F9		x 0-0 ① 4-3		5	0	1	1	0	0	5
Bill Madlock, R (1, 5) OBP: 0.353, SLG: 0.419	x 0-0 ③ 5-3		x 0-0 ③ FC5-4 1-2f		x 0-0 1B		x 0-0 E6 PB S HR	S S S 0-3 ② K		5	1	1	0	0	1	2
Jason Thompson, L (1, 3) OBP: 0.435, SLG: 0.567		x 0-0 ① F2		x 0-0 ① 4-3	x 0-0 ③ 4-3		S S S 0-3 ① 1-3 K	S S S 0-3 ③ K		5	0	0	0	0	2	2
Dave Parker, L (1, 9) OBP: 0.344, SLG: 0.432		x 0-0 ② 6-3		x 0-0 ① 1B 1B		x 0-0 ① 6-3	B B B B 4-0 HR BB		x 0-0 ① 4-3	4	2	1	0	1	0	0
Mike Easler, L (1, 7) OBP: 0.362, SLG: 0.403 Lee Lacy, R (7, PH) OBP: 0.380, SLG: 0.394 Willie Stargell, L (7, PH) OBP: 0.316, SLG: 0.364 Rod Scurry, L (7, 1) OBP: 0.222, SLG: 0.222		S S S 0-3 ③ K		x 0-0 ② L4		x 0-0 BB 1B BB 1B	x 0-0 1-H 3-H HR		x 0-0 ② 3-1	3 0 1 1	1 0 1 0	1 0 1 0	0 0 3 0	1 0 0 0	1 0 0 0	1 0 0 0
Tony Peña, R (1, 2) OBP: 0.361, SLG: 0.479			x 0-0 SH3 HBP 1B 1B	x 0-0 1-2 1B		x 0-0 ② P3 H 1-0 2B HBP			x 0-0 ③ 6-3	4	1	2	0	0	0	1
Dale Berra, R (1, 6) OBP: 0.293, SLG: 0.341			H 1-0 1B SH3 1-2 FC3-2 HBP	x 0-0 ③ 1-3 2-H 1B		x 0-0 BB BB 1-2 1B	x 0-0 ② F8			3	0	2	1	0	0	1
Don Robinson, R (1, 1) OBP: 0.357, SLG: 0.475 Dick Davis, R (7, PH) OBP: 0.289, SLG: 0.430 (7, 7)			x 0-0 ① SH3 1-2 2-3		S S S 0-3 ① K	B B B 4-0 BB 1-2 2-3 BB	x 0-0 1-3 2B			1 1	0 0	0 1	0 0	1 0	1 0	0 0
Inning Stats	R: 0 E: 0 K: 0 S: 3 H: 0 LOB: 0 BB: 0 P: 3	R: 0 E: 0 K: 1 S: 5 H: 0 LOB: 0 BB: 0 P: 5	R: 1 E: 0 K: 0 S: 5 H: 2 LOB: 2 BB: 0 P: 6	R: 1 E: 0 K: 0 S: 5 H: 3 LOB: 2 BB: 0 P: 5	R: 1 E: 1 K: 1 S: 6 H: 2 LOB: 1 BB: 1 P: 10	R: 1 E: 0 K: 0 S: 5 H: 2 LOB: 3 BB: 2 P: 13	R: 3 E: 1 K: 1 S: 8 H: 2 LOB: 2 BB: 1 P: 13	R: 0 E: 0 K: 2 S: 7 H: 0 LOB: 0 BB: 0 P: 7	R: 0 E: 0 K: 0 S: 3 H: 0 LOB: 0 BB: 0 P: 3	1B: 9 2B: 1 3B: 0 HR: 1	SF: 0 SAC: 1 DP: 0 HBP: 2						

TOP

Pittsburgh Pirates @ Chicago Cubs

Wrigley Field, Chicago, IL

Wed Jun 30 1982, 3:33 AM CDT

Att. 10,058 - Sunny - 58 F

livebaseballscorecards.com

AB	36
R	7
H	11
RBI	7
BB	4
SO	5
LOB	14

		WP: 0	PA: 43
		PB: 1	
		SB: 1	
		CS: 0	

PITCHER		IP	WLS	BF	H	R	ER	SO	BB	IBB	HBP	BLK	WP	HR	S	P	ERA	WHIP
Lee Smith, R ERA: 3.28	(1, 1)	5.2	L	26	9	4	4	2	1	0	1	0	0	0	28	33	6.35	1.765
Mike Proly, R ERA: 1.74	(6, 1)	0.0		1	0	0	0	0	1	0	0	0	0	0	0	4	∞	∞
Ken Kravec, L ERA: 13.5	(6, 1)	0.2		5	0	2	2	1	2	0	0	0	0	0	5	13	27.00	3.000
Dick Tidrow, R ERA: 4.25	(7, 1)	2.2		11	2	1	0	2	0	0	1	0	0	1	14	15	0.00	0.750

PITCHER		IP	WLS	BF	H	R	ER	SO	BB	IBB	HBP	BLK	WP	HR	S	P	ERA	WHIP

Batter	1	2	3	4	5	6	7	8	9	AB	R	H	RBI	BB	SO	LOB
Bump Wills, S (1, 4) OBP: 0.324, SLG: 0.361	K		BB 23 FC5-4 1-2		4-3			5-3		3	0	0	0	1	1	0
23 Ryne Sandberg, R (1, 5) OBP: 0.291, SLG: 0.335	L6		FC5-4 2B 1-2f 2-3			HR		FC4-6 1B		4	2	2	1	0	0	2
Bill Buckner, L (1, 3) OBP: 0.338, SLG: 0.395	F8		2B 1-H 3-H			F7		FC4-6 1-2f		4	0	1	2	0	0	1
Leon Durham, L (1, 8) OBP: 0.367, SLG: 0.479		K	F7			F8			K	4	0	0	0	0	2	1
Keith Moreland, R (1, 7) OBP: 0.336, SLG: 0.425		F8		F8		F8			4-3	3	0	0	0	0	0	0
Dick Tidrow, R (7, 1)										0	0	0	0	0	0	0
Jerry Morales, R (9, PH) OBP: 0.278, SLG: 0.469										1	0	0	0	0	0	0
Jay Johnstone, L (1, 9) OBP: 0.396, SLG: 0.530		BB		P3			K		6-3	1	0	0	0	1	0	0
Hector Cruz, R (7, PH) OBP: 0.250, SLG: 0.222										2	0	0	0	0	1	0
(8, 9)																
Jody Davis, R (1, 2) OBP: 0.289, SLG: 0.364		K		F7			G5-4-3 1B			3	0	1	0	0	1	1
Larry Bowa, S (1, 6) OBP: 0.300, SLG: 0.315			4-3		6-3		G5-4-3 1-2f			3	0	0	0	0	0	1
Lee Smith, R (1, 1)			E4 23 FC5-4 BB 2B		G3			K		2	1	0	0	0	0	0
Mike Proly, R (6, 1) OBP: 0.250, SLG: 0.500										0	0	0	0	0	0	0
Ken Kravec, L (6, 1)										0	0	0	0	0	0	0
Gary Woods, R (7, 7) OBP: 0.342, SLG: 0.399										1	0	0	0	0	1	0
Inning Stats	R: 0 E: 0 K: 1 S: 5 H: 0 LOB: 0 BB: 0 P: 5	R: 0 E: 0 K: 2 S: 7 H: 0 LOB: 1 BB: 1 P: 11	R: 2 E: 1 K: 0 S: 5 H: 1 LOB: 1 BB: 1 P: 9	R: 0 E: 0 K: 0 S: 3 H: 0 LOB: 0 BB: 0 P: 3	R: 0 E: 0 K: 0 S: 3 H: 0 LOB: 0 BB: 0 P: 3	R: 1 E: 0 K: 0 S: 4 H: 1 LOB: 0 BB: 0 P: 4	R: 0 E: 0 K: 1 S: 5 H: 1 LOB: 0 BB: 0 P: 5	R: 0 E: 0 K: 1 S: 6 H: 1 LOB: 1 BB: 0 P: 6	R: 0 E: 0 K: 1 S: 5 H: 0 LOB: 0 BB: 0 P: 5	1B: 2 2B: 1 3B: 0 HR: 1	SF: 0 SAC: 0 DP: 1 HBP: 0						

PITCHER		IP	WLS	BF	H	R	ER	SO	BB	IBB	HBP	BLK	WP	HR	S	P	ERA	WHIP
Don Robinson, R ERA: 3.99	(1, 1)	6.0	W	23	2	3	1	3	2	0	0	0	0	1	27	35	1.50	0.667
Rod Scurry, L ERA: 2.45	(7, 1)	3.0	S	10	2	0	0	3	0	0	0	0	0	0	16	16	0.00	0.667

PITCHER	IP	WLS	BF	H	R	ER	SO	BB	IBB	HBP	BLK	WP	HR	S	P	ERA	WHIP

BOTTOM

Pittsburgh Pirates @ Chicago Cubs

Wrigley Field, Chicago, IL

Wed Jun 30 1982, 3:33 AM CDT

Att. 10,058 - Sunny - 58 F

livebaseballscorecards.com

AB	31
R	3
H	4
RBI	3
BB	2
SO	6
LOB	6

WP: 0 PB: 0 SB: 0 CS: 0 PA: 33

Batter	1	2	3	4	5	6	7	8	9	AB	R	H	RBI	BB	SO	LOB
Omar Moreno, L (1, 8) OBP: 0.278, SLG: 0.285	F9		K		F7		K	P5		5	0	0	0	0	2	6
Johnny Ray, S (1, 4) OBP: 0.339, SLG: 0.420	G3		L4			1-3	SF7 2-3 1B		4-3	5	0	1	0	0	0	2
Bill Madlock, R (1, 5) OBP: 0.357, SLG: 0.420	5-3			G3 BB		1B 1B 1B	SF7 1-2 3-H		1B 1-3 CS BB	2	1	1	1	2	0	0
Jason Thompson, L (1, 3) OBP: 0.428, SLG: 0.556		F9		G3 1-2		F7	1-3		1-3 1-2	5	0	0	0	0	0	4
Dave Parker, L (1, 9) OBP: 0.348, SLG: 0.434 Lee Lacy, R (8, PR) OBP: 0.383, SLG: 0.398 (8, 7)		K		F7		1B 1-2 1B 1B		S 3B 1B	 2-3 1B	4 1	1 1	2 1	0 0	0 0	1 0	1 0
Mike Easler, L (1, 7) OBP: 0.360, SLG: 0.400 Dick Davis, R (8, 9) OBP: 0.289, SLG: 0.430		K		K		1B 1-3 2-H 1B		1-3 1-2	CS 3-H	4 0	0 0	1 0	1 0	0 0	2 0	2 0
Tony Peña, R (1, 2) OBP: 0.367, SLG: 0.492			4-3		E5 6-3 1B	1-3 3-H 1B		2-H 1B 3B		4	1	3	2	0	0	0
Dale Berra, R (1, 6) OBP: 0.296, SLG: 0.344			1B 1B		F7	6-3		SH3 3-H 1B		4	0	2	1	0	0	3
Ross Baumgarten, L (1, 1) OBP: 0.250, SLG: 0.250 Enrique Romo, R (6, 1) OBP: 0.500, SLG: 0.833			1-3 1B		6-3 2-3		1B SF7 2B	SH3 1-2		2 1	0 1	1 1	0 0	0 0	0 0	1 0

TOP

Pittsburgh Pirates @ Chicago Cubs

Wrigley Field, Chicago, IL

Thu Jul 01 1982, 3:33 AM CDT

Att. 10,463 - Sunny - 62 F

livebaseballscorecards.com

AB	37
R	5
H	13
RBI	5
BB	2
SO	5
LOB	19

Inning Stats	1	2	3	4	5	6	7	8	9
	R: 0 E: 0 K: 0 S: 3	H: 0 LOB: 0 BB: 0 P: 3	R: 0 E: 0 K: 2 S: 7	H: 0 LOB: 0 BB: 0 P: 7	R: 0 E: 0 K: 1 S: 7	H: 2 LOB: 2 BB: 0 P: 7	R: 0 E: 0 K: 1 S: 5	H: 0 LOB: 1 BB: 1 P: 9	R: 0 E: 1 K: 0 S: 4	H: 1 LOB: 1 BB: 0 P: 4	R: 2 E: 0 K: 0 S: 7	H: 4 LOB: 2 BB: 0 P: 7	R: 1 E: 0 K: 1 S: 7	H: 2 LOB: 1 BB: 0 P: 7	R: 2 E: 0 K: 0 S: 6	H: 3 LOB: 2 BB: 0 P: 6	R: 0 E: 0 K: 0 S: 3	H: 1 LOB: 1 BB: 1 P: 7

PITCHER		IP	WLS	BF	H	R	ER	SO	BB	IBB	HBP	BLK	WP	HR	S	P	ERA	WHIP	PITCHER		IP	WLS	BF	H	R	ER	SO	BB	IBB	HBP	BLK	WP	HR	S	P	ERA	WHIP
Doug Bird, R (1, 1) ERA: 4.78		6.0		26	7	2	2	4	1	0	0	0	0	0	33	37	3.00	1.333																			
Bill Campbell, R (7, 1) ERA: 4.71		3.0	L	15	6	3	3	1	1	0	0	0	0	0	16	20	9.00	2.333																			

PITCHER		IP	WLS	BF	H	R	ER	SO	BB	IBB	HBP	BLK	WP	HR	S	P	ERA	WHIP	PITCHER		IP	WLS	BF	H	R	ER	SO	BB	IBB	HBP	BLK	WP	HR	S	P	ERA	WHIP

1B: 11	SF: 1	WP: 0	PA: 42
2B: 1	SAC: 1	PB: 0	
3B: 1	DP: 0	SB: 1	
HR: 0	HBP: 0	CS: 1	

Pittsburgh Pirates @ Chicago Cubs

Wrigley Field, Chicago, IL

Thu Jul 01 1982, 3:33 AM CDT

Att. 10,463 - Sunny - 62 F

livebaseballscorecards.com

Batter	1	2	3	4	5	6	7	8	9	AB	R	H	RBI	BB	SO	LOB
Larry Bowa, S (1, 6) OBP: 0.298, SLG: 0.313	5-3		6-3		4-3			6-3		2	0	0	0	0	0	0
Bump Wills, S (4, 4) OBP: 0.322, SLG: 0.358										2	0	0	0	0	0	0
23 Ryne Sandberg, R (1, 5) OBP: 0.293, SLG: 0.340	S 2B 1B		E 2B		F3			P6		4	1	2	0	0	0	0
Bill Buckner, L (1, 3) OBP: 0.334, SLG: 0.390	F7 1-2		E4 G5-4-3 2-3			F5			F7	4	0	0	0	0	0	2
Keith Moreland, R (1, 7) OBP: 0.334, SLG: 0.420	BBBB 2B BB		G5-4-3 1-2f			L4			G3	3	1	0	0	1	0	2
Gary Woods, R (1, 9) OBP: 0.342, SLG: 0.404	1-H 2-H 2B			F8		F7			P6	3	0	1	2	0	0	0
Bill Campbell, R (7, 1)										0	0	0	0	0	0	0
Bob Molinaro, L (9, PH) OBP: 0.275, SLG: 0.244										1	0	0	0	0	0	0
Jerry Morales, R (1, 8) OBP: 0.263, SLG: 0.441	6-3			6-3			F8			2	0	0	0	0	0	1
Dan Briggs, L (7, PH) OBP: 0.146, SLG: 0.128 (8, 8)										1	0	0	0	0	0	0
Jody Davis, R (1, 2) OBP: 0.289, SLG: 0.364		L5		1B			K			3	0	1	0	0	1	0
Junior Kennedy, R (1, 4) OBP: 0.225, SLG: 0.247 (4, 6)		F8		F7			F9			3	0	0	0	0	0	1
Doug Bird, R (1, 1) OBP: 0.115, SLG: 0.154		SSS K			5-3			F8		2	0	0	0	0	1	0
Jay Johnstone, L (7, 9) OBP: 0.392, SLG: 0.524										1	0	0	0	0	0	0
Inning Stats	R: 2 E: 0 K: 0 S: 5 H: 2 LOB: 1 BB: 1 P: 9	R: 0 E: 0 K: 1 S: 5 H: 0 LOB: 0 BB: 0 P: 5	R: 0 E: 1 K: 0 S: 4 H: 1 LOB: 1 BB: 0 P: 4	R: 0 E: 0 K: 0 S: 4 H: 1 LOB: 1 BB: 0 P: 4	R: 0 E: 0 K: 0 S: 3 H: 0 LOB: 0 BB: 0 P: 3	R: 0 E: 0 K: 0 S: 3 H: 0 LOB: 0 BB: 0 P: 3	R: 0 E: 0 K: 1 S: 5 H: 0 LOB: 0 BB: 0 P: 5	R: 0 E: 0 K: 0 S: 3 H: 0 LOB: 0 BB: 0 P: 3	R: 0 E: 0 K: 0 S: 3 H: 0 LOB: 0 BB: 0 P: 3	1B: 2 2B: 2 3B: 0 HR: 0 SF: 0 SAC: 0 DP: 1 HBP: 0							

PITCHER		IP	WLS	BF	H	R	ER	SO	BB	IBB	HBP	BLK	WP	HR	S	P	ERA	WHIP
Ross Baumgarten, L ERA: 7.8	(1, 1)	5.0		20	4	2	2	1	1	0	0	0	0	0	21	25	3.60	1.000
Enrique Romo, R ERA: 3.97	(6, 1)	4.0	W	12	0	0	0	1	0	0	0	0	0	0	14	14	0.00	0.000

PITCHER	IP	WLS	BF	H	R	ER	SO	BB	IBB	HBP	BLK	WP	HR	S	P	ERA	WHIP

AB	31
R	2
H	4
RBI	2
BB	1
SO	2
LOB	6

WP: 0 PA: 32
PB: 0
SB: 1
CS: 0

Chicago Cubs @ St. Louis Cardinals

Busch Stadium, St. Louis, MO

Fri Jul 02 1982, 7:05 PM CDT

Att. 27,318 - Unknown - 90 F

TOP

livebaseballscorecards.com

Batter	1	2	3	4	5	6	7	8	9	AB	R	H	RBI	BB	SO	LOB
23 Ryne Sandberg, R (1, 5) OBP: 0.296, SLG: 0.340	1B 1B 1B		1B 1B BB	K			FC PB S 3-H			3	2	1	1	1	1	1
Junior Kennedy, R (1, 4) OBP: 0.237, SLG: 0.259	FC3-6 1B 4-3 1-2 1B		CS 1B 1-3 1B		F9		K 1-3			4	1	2	0	0	1	1
Bill Buckner, L (1, 3) OBP: 0.333, SLG: 0.388	FC3-6 1-2 2-H 1B		L4		3-1		6-3			4	0	1	1	0	0	3
Leon Durham, L (1, 9) OBP: 0.369, SLG: 0.479	FC3-6 4-3 1-2f 2-3		CS 1-2 3-H 1B		P6			5-3-5 S 1B		4	0	2	1	0	0	2
Gary Woods, R (1, 8) OBP: 0.340, SLG: 0.396	4-3 1-2 3-H		BB 1-2 2-3			F9		5-3-5 1-3f		3	0	0	1	1	0	2
Jay Johnstone, L (1, 7) OBP: 0.377, SLG: 0.500	1-4-3		P4			4-3		F8		4	0	0	0	0	0	3
Jody Davis, R (1, 2) OBP: 0.288, SLG: 0.361		5-3		SH1-4 1B		F9			F2	4	0	1	0	0	0	0
Larry Bowa, S (1, 6) OBP: 0.297, SLG: 0.316		5-3	F9				SH5-3 23 FC 2B		P4	4	1	1	0	0	0	1
Allen Ripley, R (1, 1) OBP: 0.300, SLG: 0.300 Ken Kravec, L (6, 1) Steve Henderson, R (7, PH) OBP: 0.293, SLG: 0.272 Dick Tidrow, R (7, 1)		F9		SH1-4 1-2			SH5-3 2-3		K	1	0	0	0	0	0	0
										0	0	0	0	0	0	0
										0	0	0	0	0	0	0
										1	0	0	0	0	1	0

AB	32
R	4
H	8
RBI	4
BB	2
SO	3
LOB	13

Inning Stats	1	2	3	4	5	6	7	8	9
	R: 2 E: 0 K: 0 S: 6	H: 3 LOB: 1 BB: 0 P: 6	R: 0 E: 0 K: 0 S: 3	H: 0 LOB: 0 BB: 0 P: 3	R: 1 E: 0 K: 0 S: 4	H: 2 LOB: 2 BB: 2 P: 12	R: 0 E: 0 K: 1 S: 6	H: 1 LOB: 1 BB: 0 P: 6	R: 0 E: 0 K: 0 S: 3	H: 0 LOB: 0 BB: 0 P: 3	R: 0 E: 0 K: 0 S: 3	H: 0 LOB: 0 BB: 0 P: 3	R: 1 E: 0 K: 1 S: 7	H: 1 LOB: 1 BB: 0 P: 7	R: 0 E: 0 K: 0 S: 3	H: 1 LOB: 0 BB: 0 P: 3	R: 0 E: 0 K: 1 S: 5	H: 0 LOB: 0 BB: 0 P: 5

1B: 7	SF: 0	WP: 0	PA: 36
2B: 2	SAC: 2	PB: 1	
3B: 0	DP: 1	SB: 2	
HR: 0	HBP: 0	CS: 2	

PITCHER		IP	WLS	BF	H	R	ER	SO	BB	IBB	HBP	BLK	WP	HR	S	P	ERA	WHIP
Dave LaPoint, L ERA: 3.79	(1, 1)	6.1	L	27	7	4	4	1	2	0	0	0	0	0	27	35	5.68	1.421
Jeff Keener, R ERA: 1.5	(7, 1)	0.1		2	0	0	0	1	0	0	0	0	0	0	4	4	0.00	0.000
Jim Kaat, L ERA: 3.65	(7, 1)	0.1		1	0	0	0	0	0	0	0	0	0	0	1	1	0.00	0.000
Doug Bair, R ERA: 2.51	(8, 1)	2.0		6	1	0	0	1	0	0	0	0	0	0	8	8	0.00	0.500

PITCHER	IP	WLS	BF	H	R	ER	SO	BB	IBB	HBP	BLK	WP	HR	S	P	ERA	WHIP

Batter	1	2	3	4	5	6	7	8	9	AB	R	H	RBI	BB	SO	LOB
Lonnie Smith, R (1, 7) OBP: 0.389, SLG: 0.448	6-3		2-H 1B		1B		F9		4-3	5	0	2	1	0	0	1
Tom Herr, S (1, 4) OBP: 0.335, SLG: 0.320	4-3		G3		4-3		1-2 CI FC3-6		F7	4	0	0	0	0	0	0
Keith Hernandez, L (1, 3) OBP: 0.385, SLG: 0.393	4-3			1B SF8 2B	2B 1B		1-2f 2-3 FC3-6			4	2	2	0	0	0	2
George Hendrick, R (1, 9) OBP: 0.297, SLG: 0.453		P6		3-1 BB 2-3 1B	1-H 2B		5-3			4	0	2	1	0	0	2
Darrell Porter, L (1, 2) OBP: 0.323, SLG: 0.401		B B B B 4-0 L8-6 1B BB		SF8 3-H		P3		P4		2	0	0	1	1	0	0
Ken Oberkfell, L (1, 5) OBP: 0.333, SLG: 0.343		1-2 1B		B B B B 4-0 3-1 1-2 BB		B B B B 4-0 1B BB		6-3		2	0	1	0	2	0	0
Willie McGee, S (1, 8) OBP: 0.368, SLG: 0.448		L8-6 2-3		3-1 1-2 2-3		1-3 G6-4-3 1B		S 1B		4	0	2	0	0	0	4
Ozzie Smith, S (1, 6) OBP: 0.340, SLG: 0.364			2-3 1B 1B	IBB		1-2f G6-4-3		1-2 6-3		3	1	1	0	1	0	3
Dave LaPoint, L (1, 1) OBP: 0.133, SLG: 0.133			1-2 2-3	3-1			FC3-6 CI 1B		4-3	2	0	0	0	0	0	4
Jeff Keener, L (7, 1)										0	0	0	0	0	0	0
Jim Kaat, L (7, 1)										0	0	0	0	0	0	0
Steve Braun, L (7, PH) OBP: 0.364, SLG: 0.289										1	0	1	0	0	0	0
Mike Ramsey, S (7, PR) OBP: 0.349, SLG: 0.351										0	0	0	0	0	0	0
Doug Bair, R (8, 1)										0	0	0	0	0	0	0
Dane Iorg, L (9, PH) OBP: 0.363, SLG: 0.345										1	0	0	0	0	0	0
Inning Stats	R: 0 E: 0 K: 0 S: 3 H: 0 LOB: 0 BB: 0 P: 3	R: 0 E: 0 K: 0 S: 3 H: 1 LOB: 1 BB: 1 P: 7	R: 1 E: 0 K: 0 S: 4 H: 2 LOB: 0 BB: 0 P: 4	R: 1 E: 0 K: 0 S: 5 H: 2 LOB: 3 BB: 2 P: 13	R: 1 E: 0 K: 0 S: 4 H: 3 LOB: 1 BB: 0 P: 4	R: 0 E: 0 K: 0 S: 3 H: 1 LOB: 1 BB: 1 P: 7	R: 0 E: 1 K: 0 S: 5 H: 1 LOB: 2 BB: 0 P: 5	R: 0 E: 0 K: 0 S: 4 H: 1 LOB: 1 BB: 0 P: 4	R: 0 E: 0 K: 0 S: 3 H: 0 LOB: 0 BB: 0 P: 3	1B: 9 2B: 3 3B: 0 HR: 0 SF: 1 SAC: 0 DP: 2 HBP: 0						

PITCHER	IP	WLS	BF	H	R	ER	SO	BB	IBB	HBP	BLK	WP	HR	S	P	ERA	WHIP
Allen Ripley, R (1, 1) ERA: 4.46	5.0		22	8	3	3	0	2	1	0	0	0	0	19	31	5.40	2.000
Ken Kravec, L (6, 1) ERA: 5.4	1.0	W	4	1	0	0	0	1	0	0	0	0	0	3	7	0.00	2.000
Dick Tidrow, R (7, 1) ERA: 4.01	3.0	S	12	2	0	0	0	0	0	0	0	0	0	12	12	0.00	0.667

PITCHER	IP	WLS	BF	H	R	ER	SO	BB	IBB	HBP	BLK	WP	HR	S	P	ERA	WHIP

BOTTOM

Chicago Cubs @ St. Louis Cardinals

Busch Stadium, St. Louis, MO

Fri Jul 02 1982, 7:05 PM CDT

Att. 27,318 - Unknown - 90 F

livebaseballscorecards.com

AB	32
R	3
H	11
RBI	3
BB	4
SO	0
LOB	16

Batter	1	2	3	4	5	6	7	8	9	AB	R	H	RBI	BB	SO	LOB
23 Ryne Sandberg, R (1, 5) OBP: 0.292, SLG: 0.336	F9		P4		F8			6-3		4	0	0	0	0	0	0
Junior Kennedy, R (1, 4) OBP: 0.227, SLG: 0.247	K			5-3		F9			P4	4	0	0	0	0	1	0
Bill Buckner, L (1, 3) OBP: 0.332, SLG: 0.384	E3 / S			3B / BB		F7			3-1	3	1	0	0	1	0	0
Leon Durham, L (1, 9) OBP: 0.371, SLG: 0.487	G3 1-2			SF8 / 1-H / 3B		4-3			1B	4	1	2	1	0	0	1
Jay Johnstone, L (1, 7) OBP: 0.364, SLG: 0.484		L8		SF8 / 3-H			4-3		P6	3	0	0	1	0	0	1
Gary Woods, R (1, 8) OBP: 0.345, SLG: 0.401		P5		1B			6-3 / 1B			3	0	2	0	0	0	0
Jody Davis, R (1, 2) OBP: 0.284, SLG: 0.356		F7		S S S K			6-3 1-2			3	0	0	0	0	1	2
Larry Bowa, S (1, 6) OBP: 0.294, SLG: 0.312			4-3		1-6-3			1-3		3	0	0	0	0	0	0
Tom Filer, R (1, 1) OBP: 0.100, SLG: 0.200			4-1		F9			F7		2	0	0	0	0	0	0
Dan Briggs, L (8, PH) OBP: 0.143, SLG: 0.125										1	0	0	0	0	0	0
Willie Hernandez, L (8, 1)										0	0	0	0	0	0	0
Inning Stats	R: 0 E: 1 K: 1 S: 6 H: 0 LOB: 1 BB: 0 P: 6	R: 0 E: 0 K: 0 S: 3 H: 0 LOB: 0 BB: 0 P: 3	R: 0 E: 0 K: 0 S: 3 H: 0 LOB: 0 BB: 0 P: 3	R: 2 E: 0 K: 1 S: 7 H: 2 LOB: 1 BB: 1 P: 11	R: 0 E: 0 K: 0 S: 3 H: 0 LOB: 0 BB: 0 P: 3	R: 0 E: 0 K: 0 S: 3 H: 0 LOB: 0 BB: 0 P: 3	R: 0 E: 0 K: 0 S: 3 H: 1 LOB: 0 BB: 0 P: 3	R: 0 E: 0 K: 0 S: 3 H: 0 LOB: 0 BB: 0 P: 3	R: 0 E: 0 K: 0 S: 4 H: 1 LOB: 1 BB: 0 P: 4	1B: 3 2B: 0 3B: 1 HR: 0 SF: 1 SAC: 0 DP: 0 HBP: 0						

PITCHER	IP	WLS	BF	H	R	ER	SO	BB	IBB	HBP	BLK	WP	HR	S	P	ERA	WHIP
Joaquin Andujar, R (1, 1) ERA: 2.27	9.0	L	32	4	2	2	2	1	0	0	0	0	0	35	39	2.00	0.556

PITCHER	IP	WLS	BF	H	R	ER	SO	BB	IBB	HBP	BLK	WP	HR	S	P	ERA	WHIP

TOP

Chicago Cubs @ St. Louis Cardinals

Busch Stadium, St. Louis, MO

Sat Jul 03 1982, 7:05 PM CDT

Att. 32,156 - Unknown - 87 F

livebaseballscorecards.com

AB	30
R	2
H	4
RBI	2
BB	1
SO	2
LOB	4

PA: 32

WP: 0
PB: 0
SB: 1
CS: 0

Batter	1	2	3	4	5	6	7	8	9	AB	R	H	RBI	BB	SO	LOB
Lonnie Smith, R (1, 7) OBP: 0.390, SLG: 0.451	G3 2B	F3			P3		BBB F8 G3 BB		SH1-4 1-2 2-3	3	0	1	0	1	0	3
Tom Herr, S (1, 4) OBP: 0.337, SLG: 0.322	F8	3-1			G1-6-3 1B		G3 1-2		L6 3-H 1B	5	0	2	1	0	0	5
Keith Hernandez, L (1, 3) OBP: 0.380, SLG: 0.386	G3 2-3		G3		G1-6-3 1-2f		F8 2-3		L6 1-2	5	0	0	0	0	0	5
George Hendrick, R (1, 9) OBP: 0.300, SLG: 0.451	BBBB BB		6-3			3-1 1B	F3			3	0	1	0	1	0	1
Darrell Porter, L (1, 2) OBP: 0.318, SLG: 0.394	F7		3-1			F7		SSS K		3	0	0	0	0	0	3
Tito Landrum, R (8, PH) (9, 8) OBP: 0.338, SLG: 0.407										1	0	0	0	0	1	0
Ken Oberkfell, L (1, 5) OBP: 0.336, SLG: 0.355		4-3		3B		1-2 3-1 1B		F7		4	0	2	0	0	0	0
Willie McGee, S (1, 8) OBP: 0.365, SLG: 0.443		1B BB 1B		G3		3-1 1-2 2-3		6-3		4	0	1	0	0	0	3
Glenn Brummer, R (9, 2) OBP: 0.245, SLG: 0.321										0	0	0	0	0	0	0
Ozzie Smith, S (1, 6) OBP: 0.345, SLG: 0.365		BBBB 1B 1-2 BB		F7		IBB			SH1-4 1B 1B 1B	2	1	1	0	2	0	1
Joaquin Andujar, S (1, 1) OBP: 0.200, SLG: 0.260		1-2 2-3 1B		F8		SSS K			SH1-4 1-2 1B	3	0	1	0	0	1	4
Gene Tenace, R (9, PH) OBP: 0.542, SLG: 0.791										1	0	1	0	0	0	0
Mike Ramsey, S (9, PR) OBP: 0.349, SLG: 0.351										0	0	0	0	0	0	0
Inning Stats	R: 0 E: 0 K: 0 S: 4 H: 1 LOB: 2 BB: 1 P: 8	R: 0 E: 0 K: 0 S: 5 H: 2 LOB: 3 BB: 1 P: 9	R: 0 E: 0 K: 0 S: 3 H: 0 LOB: 0 BB: 0 P: 3	R: 0 E: 0 K: 0 S: 4 H: 1 LOB: 1 BB: 0 P: 4	R: 0 E: 0 K: 0 S: 3 H: 1 LOB: 0 BB: 0 P: 3	R: 0 E: 0 K: 1 S: 7 H: 2 LOB: 3 BB: 1 P: 11	R: 0 E: 0 K: 0 S: 3 H: 0 LOB: 1 BB: 1 P: 7	R: 0 E: 0 K: 1 S: 5 H: 0 LOB: 0 BB: 0 P: 5	R: 1 E: 0 K: 0 S: 5 H: 3 LOB: 2 BB: 0 P: 5	1B: 8 2B: 2 3B: 1 HR: 0	SF: 0 SAC: 1 DP: 2 HBP: 0					

PITCHER	IP	WLS	BF	H	R	ER	SO	BB	IBB	HBP	BLK	WP	HR	S	P	ERA	WHIP
Tom Filer, R (1, 1) ERA: 5.23	7.0	W	31	7	0	0	1	3	1	0	0	0	0	29	45	0.00	1.429
Willie Hernandez, L (8, 1) ERA: 4.09	2.0	S	8	3	1	1	1	0	0	0	0	0	0	10	10	4.50	1.500

PITCHER	IP	WLS	BF	H	R	ER	SO	BB	IBB	HBP	BLK	WP	HR	S	P	ERA	WHIP

BOTTOM

Chicago Cubs @ St. Louis Cardinals

Busch Stadium, St. Louis, MO

Sat Jul 03 1982, 7:05 PM CDT

Att. 32,156 - Unknown - 87 F

livebaseballscorecards.com

AB	34
R	1
H	10
RBI	1
BB	4
SO	2
LOB	25

WP: 0	PA: 39		
PB: 0			
SB: 0			
CS: 0			

Batter	1	2	3	4	5	6	7	8	9	AB	R	H	RBI	BB	SO	LOB
23 Ryne Sandberg, R (1, 5) OBP: 0.292, SLG: 0.334	K		F9		F7			FC1-4 1B		4	0	1	0	0	1	0
Junior Kennedy, R (1, 4) OBP: 0.232, SLG: 0.253	G4-6-3 1B		F9			F8		FC1-4 1-2f		2	0	1	0	0	0	0
Bump Wills, S (6, PH) OBP: 0.320, SLG: 0.356 (6, 4)										2	0	0	0	0	0	1
Bill Buckner, L (1, 3) OBP: 0.328, SLG: 0.379	G4-6-3 1-2f			4-3		3-1			F7	4	0	0	0	0	0	1
Leon Durham, L (1, 9) OBP: 0.376, SLG: 0.498		HR		BB 1B		F7			BB 1B 1B	2	2	1	1	2	0	0
Jay Johnstone, L (1, 7) OBP: 0.368, SLG: 0.479		BB		1B 1-2			P4		F8	3	0	1	0	1	0	1
Gary Woods, R (1, 8) OBP: 0.339, SLG: 0.394		K		F8			L5		BB 1B 1-2	3	0	0	0	0	1	3
Bob Molinaro, L (9, PH) OBP: 0.288, SLG: 0.261									1B	1	0	1	0	0	0	0
Jody Davis, R (1, 2) OBP: 0.280, SLG: 0.350		K		F9			6-3		BB 1-2 2-3 1B	3	0	0	0	0	1	3
Bill Campbell, R (7, 1)										0	0	0	0	0	0	0
Jerry Morales, R (9, PH) OBP: 0.282, SLG: 0.457										1	0	1	0	0	0	0
Larry Bowa, S (1, 6) OBP: 0.294, SLG: 0.309		F8			4-3			B5-3	BB 1-2 2-3 3-H	3	0	0	1	1	0	1
Dickie Noles, R (1, 1) OBP: 0.133, SLG: 0.143			5-3		K			K	5-3	2	0	0	0	0	1	0
Ken Kravec, L (5, 1)										0	0	0	0	0	0	0
Keith Moreland, R (7, 2) OBP: 0.332, SLG: 0.417										2	0	0	0	0	1	3
Inning Stats	R: 0 E: 0 K: 1 S: 5 H: 1 LOB: 0 BB: 0 P: 5	R: 1 E: 0 K: 2 S: 8 H: 1 LOB: 1 BB: 1 P: 12	R: 0 E: 0 K: 0 S: 3 H: 0 LOB: 0 BB: 0 P: 3	R: 0 E: 0 K: 0 S: 4 H: 1 LOB: 2 BB: 1 P: 8	R: 0 E: 0 K: 1 S: 5 H: 0 LOB: 0 BB: 0 P: 5	R: 0 E: 0 K: 0 S: 3 H: 0 LOB: 0 BB: 0 P: 3	R: 0 E: 0 K: 0 S: 3 H: 0 LOB: 0 BB: 0 P: 3	R: 0 E: 0 K: 1 S: 6 H: 1 LOB: 1 BB: 0 P: 6	R: 1 E: 0 K: 0 S: 5 H: 2 LOB: 3 BB: 2 P: 13	1B: 5 2B: 0 3B: 0 HR: 1	SF: 0 SAC: 0 DP: 1 HBP: 0						

TOP

Chicago Cubs @ St. Louis Cardinals

Busch Stadium, St. Louis, MO

Sun Jul 04 1982, 3:33 AM CDT

Att. 26,126 - Sunny - 94 F

livebaseballscorecards.com

AB	32
R	2
H	6
RBI	2
BB	4
SO	5
LOB	13

WP: 0 PB: 0 SB: 0 CS: 0 PA: 36

PITCHER		IP	W/L/S	BF	H	R	ER	SO	BB	IBB	HBP	BLK	WP	HR	S	P	ERA	WHIP
John Stuper, R ERA: 2.82	(1, 1)	8.2	W	35	6	2	2	5	4	0	0	0	0	1	41	57	2.08	1.154
Bruce Sutter, R ERA: 4.41	(9, 1)	0.1	S	1	0	0	0	0	0	0	0	0	0	0	1	1	0.00	0.000

PITCHER	IP	W/L	BF	H	R	ER	SO	BB	IBB	HBP	BLK	WP	HR	S	P	ERA	WHIP

Batter	1	2	3	4	5	6	7	8	9	AB	R	H	RBI	BB	SO	LOB
Lonnie Smith, R (1, 8) OBP: 0.396, SLG: 0.453	BBBB FC1-4 2B BLK BB		H 4-3 3B S HBP		x 2-3 E CS 1B		x S 1B 1B	x 1-3		3	4	2	0	1	0	0
Tito Landrum, R (9, 7) OBP: 0.338, SLG: 0.407	(6, 7)									0	0	0	0	0	0	0
Tom Herr, S (1, 4) OBP: 0.340, SLG: 0.318	x F7 1-2		x 4-3 1-3		BBBB 1-2 E 1B BB		BBBB 1-2 1B 1B BB			2	2	0	0	2	0	2
Keith Hernandez, L (1, 3) OBP: 0.381, SLG: 0.394	BBBB FC1-4 BB		x 6-3-2 3-H 3B		x SF7 1-2 2-H 3-H		x F3			2	0	1	2	1	0	2
George Hendrick, R (1, 9) OBP: 0.303, SLG: 0.452	x FC1-4 2B 1-2f 2-3		x 6-3-2 3-Hf		x 2-H 1B		x FC4-6 1B 1-3 2-H 1B			4	0	2	2	0	0	3
Dane Iorg, L (1, 7) OBP: 0.365, SLG: 0.355	x 1-3 3-H 2B			x 3-1	x F9		x FC4-6 1-2 3-H 1B			2	0	1	1	0	0	0
Willie McGee, S (5, PH) OBP: 0.367, SLG: 0.444	(6, 8)									2	0	1	1	0	0	1
Ken Oberkfell, L (1, 5) OBP: 0.331, SLG: 0.348	x 4-3			x 3-1		x F9	x FC4-6 1-2f 2-3			4	0	0	0	0	0	4
Darrell Porter, L (1, 2) OBP: 0.312, SLG: 0.385		x F8		x F9		x F9	x F7			4	0	0	0	0	0	2
Ozzie Smith, S (1, 6) OBP: 0.347, SLG: 0.364		x G3			x 1B SH3-4 SF7 1B	BBBB BB	SSS K			3	1	1	0	1	1	0
John Stuper, R (1, 1) OBP: 0.214, SLG: 0.357		x 6-3			x SH3-4 1-2	SSS K		x 3-1		3	0	0	0	0	1	1
Bruce Sutter, R (9, 1)										0	0	0	0	0	0	0
Inning Stats	R: 1 E: 0 K: 0 S: 4 H: 1 LOB: 2 BB: 2 P: 12	R: 0 E: 0 K: 0 S: 3 H: 0 LOB: 0 BB: 0 P: 3	R: 1 E: 0 K: 0 S: 3 H: 1 LOB: 0 BB: 0 P: 4	R: 0 E: 0 K: 0 S: 3 H: 0 LOB: 0 BB: 0 P: 3	R: 3 E: 1 K: 0 S: 6 H: 3 LOB: 1 BB: 1 P: 10	R: 0 E: 0 K: 1 S: 5 H: 0 LOB: 1 BB: 1 P: 9	R: 2 E: 0 K: 0 S: 6 H: 3 LOB: 2 BB: 1 P: 10	R: 0 E: 0 K: 1 S: 5 H: 0 LOB: 0 BB: 0 P: 5		1B: 6 2B: 2 3B: 1 HR: 0	SF: 1 SAC: 1 DP: 1 HBP: 1					

PITCHER		IP	WLS	BF	H	R	ER	SO	BB	IBB	HBP	BLK	WP	HR	S	P	ERA	WHIP
Dickie Noles, R	(1, 1)	4.2	L	22	5	5	2	0	3	0	1	1	0	0	18	31	3.86	1.714
ERA: 4.03																		
Ken Kravec, L	(5, 1)	1.1		5	0	0	0	1	1	0	0	0	0	0	6	10	0.00	0.750
ERA: 3.0																		
Bill Campbell, R	(7, 1)	2.0		10	3	2	2	1	1	0	0	0	0	0	11	15	9.00	2.000
ERA: 4.88																		

PITCHER	IP	WLS	BF	H	R	ER	SO	BB	IBB	HBP	BLK	WP	HR	S	P	ERA	WHIP

BOTTOM

Chicago Cubs @ St. Louis Cardinals

Busch Stadium, St. Louis, MO

Sun Jul 04 1982, 3:33 AM CDT
Att. 26,126 - Sunny - 94 F

livebaseballscorecards.com

AB	29
R	7
H	8
RBI	6
BB	5
SO	2
LOB	15

WP: 0 PB: 0 SB: 2 CS: 1 PA: 37

Chicago Cubs @ Atlanta Braves

Atlanta-Fulton County Stadium, Atlanta, GA

Mon Jul 05 1982, 7:05 PM EDT

Att. 19,169 - Unknown - 87 F

TOP

livebaseballscorecards.com

Batter	1	2	3	4	5	6	7	8	9	AB	R	H	RBI	BB	SO	LOB
Bump Wills, S (1, 4) OBP: 0.326, SLG: 0.359	23 S 1B	K			23 S 1B		BBB 4-0 23 5-3 2B BB		SSS 0-3 K	3	1	2	0	1	1	0
Junior Kennedy, R (7, 4) OBP: 0.230, SLG: 0.250										1	0	0	0	0	1	0
23 Ryne Sandberg, R (1, 5) OBP: 0.288, SLG: 0.330	F8 1-2		F7		SSS 0-3 K 1-2		5-3 1-2 2-3		4-3	4	0	0	0	0	1	4
Jay Johnstone, L (9, PH) OBP: 0.365, SLG: 0.474										1	0	0	0	0	0	0
Bill Buckner, L (1, 3) OBP: 0.328, SLG: 0.381	F5		G3		F2		2-H 3-H 2B			4	0	1	2	0	0	2
Leon Durham, L (1, 9) OBP: 0.377, SLG: 0.500	4-3		F8			1B FC5-2 2B	BBB 4-0 BB			3	0	1	0	1	0	1
Gary Woods, R (1, 8) OBP: 0.343, SLG: 0.396		F2		K 1B		FC5-2 2-3 1B	SSS 0-3 K			4	0	2	0	0	1	2
Keith Moreland, R (1, 7) OBP: 0.329, SLG: 0.413		E6 HR		SSS 0-3 K 1-2		FC5-2 G6-4-3 2-3 3-H		6-3		3	1	0	0	0	1	3
Jerry Morales, R (8, PH) OBP: 0.275, SLG: 0.444										1	0	0	0	0	0	0
(8, 8)																
Jody Davis, R (1, 2) OBP: 0.284, SLG: 0.365	1-H HR			BBB 4-0 BB		G6-4-3 1-2f		P4		3	1	1	2	1	0	2
Larry Bowa, S (1, 6) OBP: 0.293, SLG: 0.308	1-3			5-3			23 5-3 SH3-4 2B 1B	4-3		4	1	1	0	0	0	1
Lee Smith, R (1, 1) OBP: 0.143, SLG: 0.308	HR				SSS 0-3 K		SH3-4 1-2		P6	2	1	1	1	0	1	0
Dick Tidrow, R (7, 1)										0	0	0	0	0	0	0
Bob Molinaro, L (9, PH) OBP: 0.283, SLG: 0.255										1	0	0	0	0	0	0

	AB	34
	R	5
	H	9
	RBI	5
	BB	3
	SO	6
	LOB	15

Inning Stats	1	2	3	4	5	6	7	8	9
	R: 0 E: 0 K: 0 S: 4	H: 1 LOB: 1 BB: 0 P: 4	R: 3 E: 1 K: 1 S: 8	H: 2 LOB: 0 BB: 0 P: 8	R: 0 E: 0 K: 0 S: 3	H: 0 LOB: 0 BB: 0 P: 3	R: 0 E: 0 K: 1 S: 5	H: 1 LOB: 1 BB: 1 P: 9	R: 0 E: 0 K: 2 S: 8	H: 1 LOB: 1 BB: 0 P: 8	R: 0 E: 0 K: 0 S: 4	H: 2 LOB: 1 BB: 0 P: 4	R: 2 E: 0 K: 1 S: 7	H: 2 LOB: 2 BB: 2 P: 15	R: 0 E: 0 K: 0 S: 3	H: 0 LOB: 0 BB: 0 P: 3	R: 0 E: 0 K: 1 S: 5	H: 0 LOB: 0 BB: 0 P: 5

	1B: 5	SF: 0	WP: 0	PA: 38
	2B: 2	SAC: 1	PB: 0	
	3B: 0	DP: 1	SB: 2	
	HR: 2	HBP: 0	CS: 0	

PITCHER		IP	WLS	BF	H	R	ER	SO	BB	IBB	HBP	BLK	WP	HR	S	P	ERA	WHIP
Phil Niekro, R ERA: 3.06	(1, 1)	6.2		29	8	5	3	4	2	0	0	0	0	2	35	43	4.05	1.500
Al Hrabosky, L ERA: 2.49	(7, 1)	0.1	W	3	1	0	0	1	1	0	0	0	0	0	4	8	0.00	6.000
Gene Garber, R ERA: 1.46	(8, 1)	2.0	S	6	0	0	0	1	0	0	0	0	0	0	8	8	0.00	0.000

PITCHER	IP	WLS	BF	H	R	ER	SO	BB	IBB	HBP	BLK	WP	HR	S	P	ERA	WHIP

Chicago Cubs @ Atlanta Braves

Atlanta-Fulton County Stadium, Atlanta, GA

Mon Jul 05 1982, 7:05 PM EDT

Att. 19,169 - Unknown - 87 F

livebaseballscorecards.com

BOTTOM

Batter	1	2	3	4	5	6	7	8	9	AB	R	H	RBI	BB	SO	LOB
Claudell Washington, L (1, 9) OBP: 0.354, SLG: 0.416	S S S 0-3 ① K		x 0-0 ① F8	x 0-0 ③ FC4-6 1-2f			x 0-0 HR 1B			4	1	1	0	0	1	1
Glenn Hubbard, R (1, 4) OBP: 0.351, SLG: 0.373	x 0-0 ② 6-3		B B B B 4-0 5-3 1B BB		x 0-0 4-3 1B		x 0-0 1-H HR			3	2	2	2	1	0	0
Terry Harper, R (1, 7) OBP: 0.476, SLG: 0.471	B B B B 4-0 1B HR BB		x 0-0 ② 5-3 1-2		S S S 0-3 ① K		x 0-0 ② 5-3			3	1	0	0	1	1	2
Dale Murphy, R (1, 8) OBP: 0.377, SLG: 0.550	x 0-0 1-2 HR 1B		x 0-0 1B 2-H 1B		x 0-0 ② 4-3 1-2		S S S 0-3 ③ K			4	1	2	1	0	1	1
Bob Horner, R (1, 5) OBP: 0.400, SLG: 0.570 Jerry Royster, R (8, PR) OBP: 0.250, SLG: 0.214 (9, 5)	x 0-0 1-H 2-H HR		x 0-0 1-3 1B		x 0-0 ③ P3			B B B B 4-0 1B 1B E BB		3 0	1 1	2 0	3 0	1 0	0 0	1 0
Chris Chambliss, L (1, 3) OBP: 0.333, SLG: 0.431	x 0-0 ③ F7		x 0-0 ③ G3			x 0-0 ① P6		x 0-0 E 1-2 1B		4	0	1	0	0	0	2
Bruce Benedict, R (1, 2) OBP: 0.311, SLG: 0.301		x 0-0 ① F8		x 0-0 ① 5-3		x 0-0 ② 5-3		x 0-0 E3 G6-4-3 1-3 2-H 1B		4	0	1	0	0	0	0
Rafael Ramirez, R (1, 6) OBP: 0.286, SLG: 0.337		x 0-0 ② 6-3		S S S 0-3 ② K		x 0-0 ③ G3		x 0-0 ① ② G6-4-3 1-2f		4	0	0	0	0	1	2
Phil Niekro, R (1, 1) OBP: 0.256, SLG: 0.308 Al Hrabosky, R (7, 1) OBP: 0.500, SLG: 0.500 Bob Porter, L (7, PH) Gene Garber, R (8, 1)		x 0-0 ③ F3		x 0-0 FC4-6 1B			x 0-0 ① 4-3	S S S 0-3 ③ K		2 0 1 1	0 0 0 0	1 0 0 0	0 0 0 0	0 0 0 1	0 0 0 2	0 0 0 0
Inning Stats	R: 3 H: 2 E: 0 LOB: 0 K: 1 BB: 1 S: 7 P: 11	R: 0 H: 0 E: 0 LOB: 0 K: 0 BB: 0 S: 3 P: 3	R: 1 H: 2 E: 0 LOB: 2 K: 0 BB: 1 S: 5 P: 9	R: 0 H: 1 E: 0 LOB: 1 K: 1 BB: 0 S: 6 P: 6	R: 0 H: 1 E: 0 LOB: 1 K: 1 BB: 0 S: 6 P: 6	R: 0 H: 0 E: 0 LOB: 0 K: 0 BB: 0 S: 3 P: 3	R: 2 H: 2 E: 0 LOB: 0 K: 1 BB: 0 S: 7 P: 7	R: 1 H: 2 E: 1 LOB: 2 K: 1 BB: 1 S: 6 P: 10		1B: 8 SF: 0 2B: 0 SAC: 0 3B: 0 DP: 1 HR: 2 HBP: 0						

	AB	33
	R	7
	H	10
	RBI	6
	BB	3
	SO	5
	LOB	11

WP: 0 PA: 36
PB: 0
SB: 0
CS: 0

PITCHER		IP	WLS	BF	H	R	ER	SO	BB	IBB	HBP	BLK	WP	HR	S	P	ERA	WHIP
Lee Smith, R ERA: 3.72	(1, 1)	6.1	L	29	8	6	6	3	2	0	0	0	0	2	33	41	8.53	1.579
Dick Tidrow, R ERA: 4.05	(7, 1)	1.2		7	2	1	1	2	1	0	0	0	0	0	10	14	5.40	1.800

PITCHER		IP	WLS	BF	H	R	ER	SO	BB	IBB	HBP	BLK	WP	HR	S	P	ERA	WHIP

Chicago Cubs @ Atlanta Braves

Atlanta-Fulton County Stadium, Atlanta, GA

Tue Jul 06 1982, 7:05 PM EDT

Att. 15,108 - Cloudy - 83 F

TOP

livebaseballscorecards.com

Batter	1	2	3	4	5	6	7	8	9	AB	R	H	RBI	BB	SO	LOB
23 Ryne Sandberg, R (1, 5) OBP: 0.290, SLG: 0.334	F9		F9			F8 SF7 2B	FC6-4 S 1B 1-2f 2-3 3-H		SH1-3 1B	5	3	2	1	0	0	2
Junior Kennedy, R (1, 4) OBP: 0.250, SLG: 0.263	5-3			F9-3 1B		BBBB BB	1-H 3-H 1B		SH1-3 1-2	3	0	2	2	1	0	0
Bill Buckner, L (1, 3) OBP: 0.326, SLG: 0.378	4-3			F9-3 1-2		F8 2-3	F2		2-H 1B	5	0	1	1	0	0	4
Leon Durham, L (1, 9) OBP: 0.378, SLG: 0.498		SSS K		BBBB BB		SF7 3-H		S 1B	F8	3	1	1	1	1	1	1
Gary Woods, R (1, 8) OBP: 0.339, SLG: 0.390		F9		5-3		P4		1B 1-H 1B	F8	5	0	1	1	0	0	3
Keith Moreland, R (1, 7) OBP: 0.329, SLG: 0.412 Bump Wills, S (7, PR) OBP: 0.326, SLG: 0.359 Willie Hernandez, L (7, 1)		SSS K			5-3		SH2-3 SH 23 FC6-4 1B	SSS K		3 0 1	0 1 0	1 0 0	0 0 0	0 0 0	1 0 1	0 0 1
Jody Davis, R (1, 2) OBP: 0.290, SLG: 0.384			HR		E5 F9 1B		SH 23 FC6-4 SH2-3 1B 1-2	P3		3	2	2	1	0	0	1
Larry Bowa, S (1, 6) OBP: 0.293, SLG: 0.308			F9		F9 2-3		SH2-3 1-2 2-3	1-3 1B		3	0	1	0	0	0	1
Doug Bird, R (1, 1) OBP: 0.107, SLG: 0.143 Jerry Morales, R (7, PH) OBP: 0.275, SLG: 0.444 Jay Johnstone, L (7, PH) OBP: 0.368, SLG: 0.469 (7, 7)			4-3		4-3		23 FC6-4 IBB	P4		2 0 1	0 0 0	0 0 0	0 0 0	0 0 1	0 0 0	1 0 2
Inning Stats	R: 0 E: 0 K: 0 S: 3 H: 0 LOB: 0 BB: 0 P: 3	R: 0 E: 0 K: 2 S: 7 H: 0 LOB: 0 BB: 0 P: 7	R: 1 E: 0 K: 0 S: 4 H: 1 LOB: 0 BB: 0 P: 4	R: 0 E: 0 K: 0 S: 3 H: 1 LOB: 0 BB: 1 P: 7	R: 0 E: 1 K: 0 S: 4 H: 1 LOB: 1 BB: 0 P: 4	R: 1 E: 0 K: 0 S: 4 H: 1 LOB: 1 BB: 1 P: 8	R: 3 E: 0 K: 0 S: 6 H: 2 LOB: 1 BB: 1 P: 10	R: 1 E: 0 K: 1 S: 8 H: 3 LOB: 2 BB: 0 P: 8	R: 1 E: 0 K: 0 S: 5 H: 2 LOB: 1 BB: 0 P: 5	1B: 9 2B: 2 3B: 0 HR: 1 SF: 1 SAC: 3 DP: 1 HBP: 0						

	AB	34
	R	7
	H	11
	RBI	7
	BB	3
	SO	3
	LOB	16

WP: 0 PB: 0 SB: 2 CS: 0 — PA: 41

PITCHER		IP	WLS	BF	H	R	ER	SO	BB	IBB	HBP	BLK	WP	HR	S	P	ERA	WHIP
Ken Dayley, L ERA: 4.24	(1, 1)	6.1	L	26	5	5	5	2	2	0	0	0	0	1	28	36	7.11	1.105
Joe Cowley, R ERA: 4.6	(7, 1)	0.1		3	1	0	0	0	0	1	0	0	0	0	2	6	0.00	3.000
Carlos Diaz, L ERA: 7.71	(7, 1)	1.1		7	3	1	1	1	0	0	0	0	0	0	9	9	6.75	2.250
Al Hrabosky, L ERA: 2.78	(9, 1)	1.0		5	2	1	1	0	0	0	0	0	0	0	5	5	9.00	2.000

PITCHER		IP	WLS	BF	H	R	ER	SO	BB	IBB	HBP	BLK	WP	HR	S	P	ERA	WHIP

BOTTOM

Batter	1	2	3	4	5	6	7	8	9	AB	R	H	RBI	BB	SO	LOB
Claudell Washington, L (1, 9) OBP: 0.353, SLG: 0.418	F5		1-3 2B		K			K		4	0	1	0	0	2	0
Glenn Hubbard, R (1, 4) OBP: 0.346, SLG: 0.367	F9		5-3			F9			6-3	4	0	0	0	0	0	2
Terry Harper, R (1, 7) OBP: 0.440, SLG: 0.429	P6			4-3		6-3			G6-4-3 1B	4	0	1	0	0	0	0
Dale Murphy, R (1, 8) OBP: 0.375, SLG: 0.556		P6		HR		L6			G6-4-3 1-2f	4	1	1	1	0	0	1
Bob Horner, R (1, 5) OBP: 0.396, SLG: 0.563		P6		F7			K			3	0	0	0	0	1	0
Chris Chambliss, L (1, 3) OBP: 0.330, SLG: 0.426		F7		L8			K			3	0	0	0	0	1	0
Biff Pocoroba, S (1, 2) OBP: 0.403, SLG: 0.485			3-1		F8		P3			3	0	0	0	0	0	0
Rafael Ramirez, R (1, 6) OBP: 0.287, SLG: 0.347			4-3		HR			6-3		3	1	1	1	0	0	0
Ken Dayley, L (1, 1) OBP: 0.300, SLG: 0.222			2B 1B		4-3			4-3		2	0	1	0	0	0	0
Joe Cowley, R (7, 1) OBP: 0.167, SLG: 0.167										0	0	0	0	0	0	0
Carlos Diaz, R (7, 1)										0	0	0	0	0	0	0
Rufino Linares, R (8, PH) OBP: 0.359, SLG: 0.439										1	0	0	0	0	0	0
Al Hrabosky, R (9, 1) OBP: 0.500, SLG: 0.500										0	0	0	0	0	0	0
Inning Stats	R: 0 E: 0 K: 0 S: 3 H: 0 LOB: 0 BB: 0 P: 3	R: 0 E: 0 K: 0 S: 3 H: 0 LOB: 0 BB: 0 P: 3	R: 0 E: 0 K: 0 S: 5 H: 2 LOB: 2 BB: 0 P: 5	R: 1 E: 0 K: 0 S: 4 H: 1 LOB: 0 BB: 0 P: 4	R: 1 E: 0 K: 1 S: 6 H: 1 LOB: 0 BB: 0 P: 6	R: 0 E: 0 K: 0 S: 3 H: 0 LOB: 0 BB: 0 P: 3	R: 0 E: 0 K: 2 S: 7 H: 0 LOB: 0 BB: 0 P: 7	R: 0 E: 0 K: 1 S: 5 H: 0 LOB: 0 BB: 0 P: 5	R: 0 E: 0 K: 0 S: 3 H: 1 LOB: 0 BB: 0 P: 3	1B: 2 2B: 1 3B: 0 HR: 2 SF: 0 SAC: 0 DP: 1 HBP: 0						

PITCHER		IP	WLS	BF	H	R	ER	SO	BB	IBB	HBP	BLK	WP	HR	S	P	ERA	WHIP
Doug Bird, R ERA: 4.68	(1, 1)	6.0	W	22	4	2	2	1	0	0	0	0	0	2	24	24	3.00	0.667
Willie Hernandez, L ERA: 3.83	(7, 1)	3.0	S	9	1	0	0	3	0	0	0	0	0	0	15	15	0.00	0.333

PITCHER		IP	WLS	BF	H	R	ER	SO	BB	IBB	HBP	BLK	WP	HR	S	P	ERA	WHIP

Chicago Cubs @ Atlanta Braves

Atlanta-Fulton County Stadium, Atlanta, GA

Tue Jul 06 1982, 7:05 PM EDT

Att. 15,108 - Cloudy - 83 F

livebaseballscorecards.com

AB	31
R	2
H	5
RBI	2
BB	0
SO	4
LOB	3

Batter	1	2	3	4	5	6	7	8	9	AB	R	H	RBI	BB	SO	LOB
23 Ryne Sandberg, R (1, 5) OBP: 0.286, SLG: 0.330	5-3		L7			F8		F8		4	0	0	0	0	0	0
Junior Kennedy, R (1, 4) OBP: 0.259, SLG: 0.276	BB 1B			2B		L4			F8	3	0	1	0	1	0	0
Bill Buckner, L (1, 3) OBP: 0.328, SLG: 0.378	1-2 L4-3 1B			F7			1-3		BB FC6-4	3	0	1	0	1	0	1
Leon Durham, L (1, 9) OBP: 0.376, SLG: 0.495	1-2 L4-3			6-3			2B 1B		1-2f FC6-4	4	1	1	0	0	0	4
Jay Johnstone, L (1, 7) OBP: 0.364, SLG: 0.470		K		4-3			1-H 2B		K	4	0	1	1	0	2	2
Gary Woods, R (1, 8) OBP: 0.333, SLG: 0.383		F7			F9		K			3	0	0	0	0	1	1
Jody Davis, R (1, 2) OBP: 0.286, SLG: 0.379		P5			6-3		F9			3	0	0	0	0	0	1
Larry Bowa, S (1, 6) OBP: 0.290, SLG: 0.305			3-1		P4			F7		3	0	0	0	0	0	0
Allen Ripley, R (1, 1) OBP: 0.250, SLG: 0.250			P6			5-3		K		2	0	0	0	0	0	0
Mike Proly, R (7, 1) OBP: 0.250, SLG: 0.500										0	0	0	0	0	0	0
Bump Wills, S (8, PH) OBP: 0.325, SLG: 0.358										1	0	0	0	0	1	0
Bill Campbell, R (8, 1)										0	0	0	0	0	0	0
Inning Stats	R: 0 E: 0 K: 0 S: 3 H: 1 LOB: 1 BB: 1 P: 7	R: 0 E: 0 K: 1 S: 5 H: 0 LOB: 0 BB: 0 P: 5	R: 0 E: 0 K: 0 S: 3 H: 0 LOB: 0 BB: 0 P: 3	R: 0 E: 0 K: 0 S: 4 H: 1 LOB: 1 BB: 0 P: 4	R: 0 E: 0 K: 0 S: 3 H: 0 LOB: 0 BB: 0 P: 3	R: 0 E: 0 K: 0 S: 3 H: 0 LOB: 0 BB: 0 P: 3	R: 1 E: 0 K: 1 S: 7 H: 2 LOB: 1 BB: 0 P: 7	R: 0 E: 0 K: 1 S: 5 H: 0 LOB: 0 BB: 0 P: 5	R: 0 E: 0 K: 1 S: 5 H: 0 LOB: 1 BB: 1 P: 9	1B: 2 2B: 3 3B: 0 HR: 0 SF: 0 SAC: 0 DP: 1 HBP: 0						

PITCHER		IP	WLS	BF	H	R	ER	SO	BB	IBB	HBP	BLK	WP	HR	S	P	ERA	WHIP
Don Sutton, R ERA: 3.01	(1, 1)	9.0	W	32	4	1	1	4	2	0	0	0	0	0	38	46	1.00	0.667

PITCHER	IP	WLS	BF	H	R	ER	SO	BB	IBB	HBP	BLK	WP	HR	S	P	ERA	WHIP

TOP

Chicago Cubs @ Houston Astros

Astrodome, Houston, TX

Wed Jul 07 1982, 8:05 PM EDT

Att. 17,105 - Dome - 68 F

livebaseballscorecards.com

AB	30
R	1
H	4
RBI	1
BB	2
SO	4
LOB	9

PA: 32

Batter	1	2	3	4	5	6	7	8	9	AB	R	H	RBI	BB	SO	LOB
Dickie Thon, R (1, 6) OBP: 0.293, SLG: 0.330	F8		4-3			F7 WP 2B		BBB 1B 1B BB		3	2	1	0	1	0	0
Terry Puhl, L (1, 9) OBP: 0.330, SLG: 0.377	L3			F9 BLK HR 1B		F7 2-3		1-3 S 1B 1B		4	2	2	0	0	0	1
Ray Knight, R (1, 3) OBP: 0.370, SLG: 0.440	SSS K			1-3 F9		3-H 2B		BBBB 1-2 1B BB		3	0	1	0	1	1	1
Jose Cruz, L (1, 7) OBP: 0.340, SLG: 0.390		4-3 5-3 1B		SSS K		3-1		1-2 2-H 3-H 1B		4	0	2	2	0	1	1
Phil Garner, R (1, 4) OBP: 0.306, SLG: 0.419		1-2 5-3		3-H HR			5-3	F8		4	1	1	2	0	0	3
Tony Scott, S (1, 8) OBP: 0.266, SLG: 0.296		2-3 4-3		4-3			F7			3	0	0	0	0	0	1
Art Howe, R (1, 5) OBP: 0.297, SLG: 0.272		F8			SSS K		6-3			3	0	0	0	0	1	1
Luis Pujols, R (1, 2) OBP: 0.275, SLG: 0.395			P6		F7			P4		3	0	0	0	0	0	0
Don Sutton, R (1, 1) OBP: 0.213, SLG: 0.178			4-3		6-3			4-3		3	0	0	0	0	0	0
Inning Stats	R: 0 E: 0 K: 1 S: 5 H: 0 LOB: 0 BB: 0 P: 5	R: 0 E: 0 K: 0 S: 4 H: 1 LOB: 1 BB: 0 P: 4	R: 0 E: 0 K: 0 S: 3 H: 0 LOB: 0 BB: 0 P: 3	R: 2 E: 0 K: 1 S: 7 H: 2 LOB: 0 BB: 0 P: 7	R: 0 E: 0 K: 1 S: 5 H: 0 LOB: 0 BB: 0 P: 5	R: 1 E: 0 K: 0 S: 4 H: 2 LOB: 0 BB: 0 P: 4	R: 0 E: 0 K: 0 S: 3 H: 0 LOB: 0 BB: 0 P: 3	R: 2 E: 0 K: 0 S: 5 H: 2 LOB: 2 BB: 2 P: 13		1B: 4 2B: 2 3B: 0 HR: 1	SF: 0 SAC: 0 DP: 0 HBP: 0					

PITCHER		IP	WLS	BF	H	R	ER	SO	BB	IBB	HBP	BLK	WP	HR	S	P	ERA	WHIP
Allen Ripley, R ERA: 4.47	(1, 1)	6.0	L	22	5	3	3	3	0	0	0	1	1	1	28	28	4.50	0.833
Mike Proly, R ERA: 1.66	(7, 1)	1.0		3	0	0	0	0	0	0	0	0	0	0	3	3	0.00	0.000
Bill Campbell, R ERA: 5.13	(8, 1)	1.0		7	2	2	2	0	2	0	0	0	0	0	5	13	18.00	4.000

PITCHER	IP	WLS	BF	H	R	ER	SO	BB	IBB	HBP	BLK	WP	HR	S	P	ERA	WHIP

BOTTOM

Chicago Cubs @ Houston Astros

Astrodome, Houston, TX

Wed Jul 07 1982, 8:05 PM EDT

Att. 17,105 - Dome - 68 F

livebaseballscorecards.com

AB	30
R	5
H	7
RBI	4
BB	2
SO	3
LOB	8

WP: 1	PA: 32		
PB: 0			
SB: 1			
CS: 0			

Batter	1	2	3	4	5	6	7	8	9	AB	R	H	RBI	BB	SO	LOB
23 Ryne Sandberg, R (1, 5) OBP: 0.285, SLG: 0.328	6-3	F7			5-3 1B		4-3		6-3	5	1	1	0	0	0	1
Junior Kennedy, R (1, 4) OBP: 0.274, SLG: 0.291	1B 1B	K			5-3 1-2			1B E		5	2	3	0	0	1	2
Bill Buckner, L (1, 3) OBP: 0.329, SLG: 0.378	6-3 1B 1-2		4-3		2-H			F7	F8	5	0	2	1	0	0	2
Leon Durham, L (1, 8) OBP: 0.373, SLG: 0.490 (8, 9)	6-3 1-2 2-H		F9		K			E4 1B 1-2	F7	5	1	1	1	0	1	3
Keith Moreland, R (1, 7) OBP: 0.328, SLG: 0.410 Gary Woods, R (8, PR) OBP: 0.333, SLG: 0.383 (8, 8)	6-3 1-2 2-3		L7			F3		E 1-2 2-3		4 0	0 1	1 0	0 0	0 0	0 0	2 0
Jay Johnstone, L (1, 9) OBP: 0.360, SLG: 0.456 (8, 7)	IBB			F2		K		P6		3	0	0	0	1	1	3
Jody Davis, R (1, 2) OBP: 0.285, SLG: 0.381	K			K		1-3		E7 2B 1-H 2-H 3-H		4	0	1	3	0	2	3
Larry Bowa, S (1, 6) OBP: 0.293, SLG: 0.305		SH2-4 1B		4-3			G3	IBB		3	0	1	0	1	0	0
Tom Filer, R (1, 1) OBP: 0.091, SLG: 0.182 Bob Molinaro, L (7, PH) OBP: 0.278, SLG: 0.250 Dick Tidrow, R (7, 1) Jerry Morales, R (8, PH) OBP: 0.286, SLG: 0.432 Lee Smith, R (8, 1) OBP: 0.143, SLG: 0.308 Willie Hernandez, L (9, 1)		SH2-4 1-2			K		4-3	K		1 1 0 1 0 0	0 0 0 0 0 0	0 0 0 0 0 0	0 0 0 0 0 0	0 0 0 0 0 0	1 0 0 0 0 0	0 0 0 2 0 0
Inning Stats	R: 1 E: 0 K: 1 S: 8 H: 3 LOB: 3 BB: 1 P: 12	R: 0 E: 0 K: 1 S: 6 H: 1 LOB: 1 BB: 0 P: 6	R: 0 E: 0 K: 0 S: 3 H: 0 LOB: 0 BB: 0 P: 3	R: 0 E: 0 K: 1 S: 5 H: 0 LOB: 0 BB: 0 P: 5	R: 1 E: 0 K: 2 S: 9 H: 2 LOB: 1 BB: 0 P: 9	R: 0 E: 0 K: 1 S: 5 H: 0 LOB: 0 BB: 0 P: 5	R: 0 E: 0 K: 0 S: 3 H: 0 LOB: 0 BB: 0 P: 3	R: 3 E: 2 K: 1 S: 9 H: 3 LOB: 2 BB: 1 P: 13	R: 0 E: 0 K: 0 S: 4 H: 1 LOB: 1 BB: 0 P: 4	1B: 9 2B: 1 3B: 0 HR: 0 SF: 0 SAC: 1 DP: 0 HBP: 0						

PITCHER	IP	WLS	BF	H	R	ER	SO	BB	IBB	HBP	BLK	WP	HR	S	P	ERA	WHIP
Vern Ruhle, R (1, 1) ERA: 3.21	7.1	L	32	8	5	2	6	0	1	0	0	0	0	43	47	2.46	1.091
Frank LaCorte, R (8, 1) ERA: 5.12	1.2		8	2	0	0	1	0	1	0	0	0	0	9	13	0.00	1.200

PITCHER	IP	WLS	BF	H	R	ER	SO	BB	IBB	HBP	BLK	WP	HR	S	P	ERA	WHIP

TOP

Chicago Cubs @ Houston Astros

Astrodome, Houston, TX

Thu Jul 08 1982, 8:05 PM EDT

Att. 11,023 - Dome

livebaseballscorecards.com

AB	37
R	5
H	10
RBI	5
BB	2
SO	7
LOB	18

WP: 0 PB: 0 SB: 0 CS: 0 PA: 40

Chicago Cubs @ Houston Astros

Astrodome, Houston, TX

Thu Jul 08 1982, 8:05 PM EDT

Att. 11,023 - Dome

BOTTOM

Batter	1	2	3	4	5	6	7	8	9	AB	R	H	RBI	BB	SO	LOB
Dickie Thon, R (1, 6) OBP: 0.297, SLG: 0.330	BBBB 4-0 G1-6-3 BB	x 0-0 1-2 2-3 1B			x 0-0 ② 5-3			x 0-0 ① F9		3	0	1	0	1	0	0
Terry Puhl, L (1, 9) OBP: 0.329, SLG: 0.373	x 0-0 ①② G1-6-3 1-2f	x 0-0 ③ 3-1			x 0-0 ③ 3-1			BBBB 4-0 BB		3	0	0	0	1	0	4
Ray Knight, R (1, 3) OBP: 0.366, SLG: 0.435	x 0-0 ③ F8		x 0-0 ① F7			SSS 0-3 ① K		x 0-0 ② F8		4	0	0	0	0	1	1
Jose Cruz, L (1, 7) OBP: 0.336, SLG: 0.385		x 0-0 ① F7	x 0-0 ② G3			SSS 0-3 ② K		x 0-0 ③ P4		4	0	0	0	0	1	1
Phil Garner, R (1, 4) OBP: 0.308, SLG: 0.429		x 0-0 ② F9	x 0-0 ③ 6-3			x 0-0 HR			x 0-0 BB 1B	4	1	2	1	0	0	0
Tony Scott, S (1, 8) OBP: 0.265, SLG: 0.296		x 0-0 1B 2B 1B		x 0-0 ① 6-3		x 0-0 ③ 4-3			x 0-0 ① F7	4	1	1	0	0	0	1
Art Howe, R (1, 5) OBP: 0.297, SLG: 0.273 Denny Walling, L (9, PH) OBP: 0.288, SLG: 0.281		x 0-0 1-3 2B 1B		x 0-0 ② L6			x 0-0 ① 6-3		BBBB 4-0 1-2 G6-4-3 BB	3 0	1 0	1 0	0 0	0 1	0 0	0 0
Luis Pujols, R (1, 2) OBP: 0.277, SLG: 0.405 Alan Ashby, S (9, PH) OBP: 0.315, SLG: 0.394 Alan Knicely, R (9, PH) OBP: 0.282, SLG: 0.222		x 0-0 1B 1-H 3-H 2B		SSS 0-3 ③ K			x 0-0 ② P5		x 0-0 ②③ G6-4-3 1-2f	3 0 1	0 0 0	1 0 0	2 0 0	0 0 0	1 0 0	0 0 2
Vern Ruhle, R (1, 1) OBP: 0.200, SLG: 0.091 Frank LaCorte, R (8, 1)		BBBB 4-0 1B BB			SSS 0-3 ① K		SSS 0-3 ③ K			2 0	0 0	0 0	0 0	1 0	2 0	0 0
Inning Stats	R: 0 E: 0 K: 0 S: 2 H: 0 LOB: 0 BB: 1 P: 6	R: 2 E: 0 K: 0 S: 7 H: 4 LOB: 3 BB: 1 P: 11	R: 0 E: 0 K: 0 S: 3 H: 0 LOB: 0 BB: 0 P: 3	R: 0 E: 0 K: 1 S: 5 H: 0 LOB: 0 BB: 0 P: 5	R: 0 E: 0 K: 1 S: 5 H: 0 LOB: 0 BB: 0 P: 5	R: 1 E: 0 K: 2 S: 8 H: 1 LOB: 0 BB: 0 P: 8	R: 0 E: 0 K: 1 S: 5 H: 0 LOB: 0 BB: 0 P: 5	R: 0 E: 0 K: 0 S: 3 H: 0 LOB: 1 BB: 1 P: 7	R: 0 E: 0 K: 0 S: 3 H: 1 LOB: 1 BB: 1 P: 7	1B: 4 2B: 1 3B: 0 HR: 1 SF: 0 SAC: 0 DP: 2 HBP: 0						

livebaseballscorecards.com

AB	31
R	3
H	6
RBI	3
BB	4
SO	5
LOB	9

WP: 0 PA: 35
PB: 0
SB: 0
CS: 0

PITCHER		IP	WLS	BF	H	R	ER	SO	BB	IBB	HBP	BLK	WP	HR	S	P	ERA	WHIP
Tom Filer, R ERA: 5.11	(1, 1)	6.0		24	5	3	3	4	2	0	0	0	0	1	30	38	4.50	1.167
Dick Tidrow, R ERA: 3.98	(7, 1)	1.0	W	3	0	0	0	1	0	0	0	0	0	0	5	5	0.00	0.000
Lee Smith, R ERA: 3.66	(8, 1)	1.1		7	1	0	0	0	2	0	0	0	0	0	5	13	0.00	2.250
Willie Hernandez, L ERA: 3.78	(9, 1)	0.2	S	1	0	0	0	0	0	0	0	0	0	0	1	1	0.00	0.000

PITCHER		IP	WLS	BF	H	R	ER	SO	BB	IBB	HBP	BLK	WP	HR	S	P	ERA	WHIP

Cincinnati Reds @ Chicago Cubs

Wrigley Field, Chicago, IL

Fri Jul 09 1982, 3:33 AM CDT

Att. 14,891 - Unknown

livebaseballscorecards.com

Batter	1	2	3	4	5	6	7	8	9	AB	R	H	RBI	BB	SO	LOB
Duane Walker, L (1, 7) OBP: 0.363, SLG: 0.467	6-3		F7			F9		F8		4	0	0	0	0	0	1
Wayne Krenchicki, L (1, 4) (4, 5) OBP: 0.325, SLG: 0.391	1B		BB			4-3		K		3	0	1	0	1	1	0
Dave Concepcion, R (1, 6) OBP: 0.336, SLG: 0.370	K		F9			S 1B		4-3		4	0	1	0	0	1	3
Rafael Landestoy, S (8, 4) OBP: 0.262, SLG: 0.274										0	0	0	0	0	0	0
Cesar Cedeno, R (1, 8) OBP: 0.361, SLG: 0.467	F8			K		K 1-2			F7	4	0	0	0	0	2	2
Dan Driessen, L (1, 3) OBP: 0.393, SLG: 0.456		F9		F8			6-3		FC6-4 BB	3	0	0	0	1	0	0
Johnny Bench, R (1, 5) OBP: 0.297, SLG: 0.332		2-3		6-3			P6		F8	2	0	0	0	0	0	0
Ron Oester, S (4, 4) (8, 6) OBP: 0.291, SLG: 0.318										2	0	0	0	0	0	1
Paul Householder, S (1, 9) OBP: 0.250, SLG: 0.296		B2-3			P5		1B 1B		FC6-4 1-2f	4	0	1	0	0	0	1
Alex Trevino, R (1, 2) OBP: 0.315, SLG: 0.278			S 1B		K		1-2 1B			3	0	2	0	0	1	0
Bob Shirley, R (1, 1) OBP: 0.111, SLG: 0.111			K 1-2		K		F7			2	0	0	0	0	2	1
Larry Biittner, L (7, PH) OBP: 0.371, SLG: 0.432										1	0	0	0	0	0	2
Greg Harris, S (7, 1) OBP: 0.200, SLG: 0.200										0	0	0	0	0	0	0
Ben Hayes, R (7, 1)										0	0	0	0	0	0	0

TOP

AB	32
R	0
H	5
RBI	0
BB	2
SO	7
LOB	11

Inning Stats	1	2	3	4	5	6	7	8	9
	R: 0 E: 0 K: 1 S: 6	H: 1 LOB: 1 BB: 0 P: 6	R: 0 E: 0 K: 0 S: 3	H: 0 LOB: 0 BB: 0 P: 3	R: 0 E: 0 K: 1 S: 6	H: 1 LOB: 2 BB: 1 P: 10	R: 0 E: 0 K: 1 S: 5	H: 0 LOB: 0 BB: 0 P: 5	R: 0 E: 0 K: 2 S: 7	H: 0 LOB: 0 BB: 0 P: 7
	R: 0 E: 0 K: 1 S: 6	H: 1 LOB: 1 BB: 0 P: 6	R: 0 E: 0 K: 0 S: 5	H: 2 LOB: 2 BB: 0 P: 5	R: 0 E: 0 K: 1 S: 5	H: 0 LOB: 0 BB: 0 P: 5	R: 0 E: 0 K: 0 S: 3	H: 0 LOB: 1 BB: 1 P: 7		

| | | | | | | | | | |

Batter	1	2	3	4	5	6	7	8	9	AB	R	H	RBI	BB	SO	LOB
23 Ryne Sandberg, R (1, 5) OBP: 0.287, SLG: 0.330	WP 6-3 2B		BBBB 4-0 CS 1B BB		x 0-0 ① F9		F9 F3			4	2	1	0	1	0	1
Junior Kennedy, R (1, 4) OBP: 0.271, SLG: 0.287	x 0-0 ① F3 2-3		x 0-0 ② F8 1-2		x 0-0 ② F9		x 0-0 E 3B 1B	SSS 0-3 ① K		5	1	1	0	0	1	2
Bill Buckner, L (1, 3) OBP: 0.330, SLG: 0.381	x 0-0 ② 6-3 3-H		x 0-0 ③ 2-H 1B		x 0-0 ③ 5-3		x 0-0 E4 1-3 3B	x 0-0 BB 1B 2B		5	2	2	2	0	0	1
Leon Durham, L (1, 9) OBP: 0.383, SLG: 0.493	x 0-0 CS 1B			x 0-0 2B 1B		BBBB 4-0 HR BB	IIII 4-0 3B IBB	BBBB 4-0 BB 1B BB		2	3	2	0	3	0	0
Keith Moreland, R (1, 7) OBP: 0.328, SLG: 0.412 Jerry Morales, R (7, 8) OBP: 0.302, SLG: 0.500	0-0 ③ CS 1-2	x 0-0 ① F7		x 0-0 1-3 2B		x 0-0 ① F7	x 0-0 1-H 2-H 3-H 1B 3B	BBBB 4-0 1-2 2-3 1B BB		3 1	0 1	1 1	0 3	0 1	0 0	1 0
Gary Woods, R (1, 8) OBP: 0.335, SLG: 0.401 (7, 7)		x 0-0 ② F7		x 0-0 ① P6		x 0-0 1-H HR	x 0-0 BB 3-H 2B 1B	SSS 0-3 ② K		5	2	2	3	0	1	5
Jody Davis, R (1, 2) OBP: 0.292, SLG: 0.380		BBBB 4-0 BB		SSS 0-3 ② K		SSS 0-3 ② K	BBBB 4-0 2B 1-2 SF8 BB	x 0-0 1-2 2-H 3-H 1B		3	1	1	2	2	2	2
Larry Bowa, S (1, 6) OBP: 0.298, SLG: 0.315		x 0-0 ③ F8		IIII 4-0 IBB		x 0-0 2B	x 0-0 SF8 1-3 2-H 2B	x 0-0 ③ F8		4	0	2	1	1	0	3
Fergie Jenkins, R (1, 1) OBP: 0.061, SLG: 0.063			x 0-0 ① F9	SSS 0-3 ③ K		x 0-0 ③ 6-3	x 0-0 ② SF8 2-3 3-H			3	0	0	1	0	1	4
Inning Stats	R: 1 H: 2 E: 0 LOB: 0 K: 0 BB: 0 S: 4 P: 4	R: 0 H: 0 E: 0 LOB: 1 K: 0 BB: 1 S: 3 P: 7	R: 1 H: 1 E: 0 LOB: 1 K: 0 BB: 1 S: 3 P: 7	R: 0 H: 2 E: 0 LOB: 3 K: 2 BB: 1 S: 9 P: 13	R: 0 H: 0 E: 0 LOB: 0 K: 0 BB: 0 S: 3 P: 3	R: 2 H: 2 E: 0 LOB: 1 K: 1 BB: 1 S: 7 P: 11	R: 6 H: 4 E: 1 LOB: 1 K: 0 BB: 2 S: 8 P: 16	R: 2 H: 2 E: 0 LOB: 2 K: 2 BB: 2 S: 9 P: 17		1B: 6 SF: 1 2B: 5 SAC: 0 3B: 1 DP: 0 HR: 1 HBP: 0						

PITCHER		IP	WLS	BF	H	R	ER	SO	BB	IBB	HBP	BLK	WP	HR	S	P	ERA	WHIP
Bob Shirley, L ERA: 4.38	(1, 1)	6.0	L	27	7	4	3	3	3	1	0	0	1	1	29	45	4.50	1.667
Greg Harris, R ERA: 4.85	(7, 1)	0.1		7	3	6	4	0	1	1	0	0	0	0	5	13	108.00	12.000
Ben Hayes, R ERA: 4.7	(7, 1)	1.2		10	3	2	2	2	2	0	0	0	0	0	12	20	10.80	3.000

PITCHER	IP	WLS	BF	H	R	ER	SO	BB	IBB	HBP	BLK	WP	HR	S	P	ERA	WHIP

BOTTOM

Cincinnati Reds @ Chicago Cubs

Wrigley Field, Chicago, IL

Fri Jul 09 1982, 3:33 AM CDT

Att. 14,891 - Unknown

livebaseballscorecards.com

AB	35
R	12
H	13
RBI	12
BB	8
SO	5
LOB	19

Batter	1	2	3	4	5	6	7	8	9	AB	R	H	RBI	BB	SO	LOB
Eddie Milner, L (1, 7) OBP: 0.345, SLG: 0.394	4-3			4-3 SH1-4 1B		G4-6-3 1-2f			F8	4	0	1	0	0	0	2
Duane Walker, L (1, 9) OBP: 0.361, SLG: 0.455	4-3			SH1-4 1-2			BBBB CS BB		FC6-4 1-2f	2	0	0	0	1	0	1
Dave Concepcion, R (1, 6) OBP: 0.333, SLG: 0.367	G3			4-3 2-3			F7 1-2			3	0	0	0	0	0	2
Cesar Cedeno, R (1, 8) OBP: 0.361, SLG: 0.466		G4-6-3 1B		F9			L1			3	0	1	0	0	0	1
Dan Driessen, L (1, 3) OBP: 0.390, SLG: 0.452		G4-6-3 1-2f			3-1			SSS K		3	0	0	0	0	1	1
Wayne Krenchicki, L (1, 5) OBP: 0.313, SLG: 0.375		4-3			1-3			SSS K2-3		3	0	0	0	0	1	0
Ron Oester, S (1, 4) OBP: 0.288, SLG: 0.315			P4		F8			F8		3	0	0	0	0	0	0
Alex Trevino, R (1, 2) OBP: 0.312, SLG: 0.276 Paul Householder, S (9, PH) OBP: 0.254, SLG: 0.301			1-3			P6			FC6-4 1B	2 1	0 0	0 1	0 0	0 0	0 0	0 0
Bruce Berenyi, R (1, 1) OBP: 0.265, SLG: 0.324 Larry Biittner, L (9, PH) OBP: 0.368, SLG: 0.429			SSS K			G4-6-3 1B			F7	2 1	0 0	1 0	0 0	0 0	1 0	0 1
Inning Stats	R: 0 H: 0 E: 0 LOB: 0 K: 0 BB: 0 S: 3 P: 3	R: 0 H: 1 E: 0 LOB: 0 K: 0 BB: 0 S: 3 P: 3	R: 0 H: 0 E: 0 LOB: 0 K: 1 BB: 0 S: 5 P: 5	R: 0 H: 1 E: 0 LOB: 1 K: 0 BB: 0 S: 4 P: 4	R: 0 H: 0 E: 0 LOB: 0 K: 0 BB: 0 S: 3 P: 3	R: 0 H: 1 E: 0 LOB: 0 K: 0 BB: 0 S: 3 P: 3	R: 0 H: 0 E: 0 LOB: 0 K: 0 BB: 1 S: 2 P: 6	R: 0 H: 0 E: 0 LOB: 0 K: 2 BB: 0 S: 7 P: 7	R: 0 H: 1 E: 0 LOB: 1 K: 0 BB: 0 S: 4 P: 4	1B: 4 SF: 0 2B: 0 SAC: 1 3B: 0 DP: 2 HR: 0 HBP: 0						

PITCHER	IP	WLS	BF	H	R	ER	SO	BB	IBB	HBP	BLK	WP	HR	S	P	ERA	WHIP
Dickie Noles, R (1, 1) ERA: 3.63	9.0	W	29	4	0	0	3	1	0	0	0	0	0	34	38	0.00	0.556

PITCHER	IP	WLS	BF	H	R	ER	SO	BB	IBB	HBP	BLK	WP	HR	S	P	ERA	WHIP

TOP

Cincinnati Reds @ Chicago Cubs

Wrigley Field, Chicago, IL

Sat Jul 10 1982, 3:33 AM CDT

Overcast - 71 F

livebaseballscorecards.com

AB	27
R	0
H	4
RBI	0
BB	1
SO	3
LOB	8

PA: 29

WP: 0
PB: 0
SB: 0
CS: 1

BOTTOM

Cincinnati Reds @ Chicago Cubs

Wrigley Field, Chicago, IL

Sat Jul 10 1982, 3:33 AM CDT

Overcast - 71 F

Batter	1	2	3	4	5	6	7	8	9	AB	R	H	RBI	BB	SO	LOB
Bump Wills, S (1, 4) OBP: 0.327, SLG: 0.355 Junior Kennedy, R (8, 4) OBP: 0.271, SLG: 0.287	4-3		BB		F7		BB			2 0	0 0	0 0	0 0	2 0	0 0	1 0
23 Ryne Sandberg, R (1, 5) OBP: 0.286, SLG: 0.329	L4-3		K		6-3		5-3			4	0	1	0	0	1	6
Bill Buckner, L (1, 3) OBP: 0.326, SLG: 0.377	L4-3		K			F7	G3			4	0	0	0	0	1	6
Leon Durham, L (1, 9) OBP: 0.384, SLG: 0.493		G3		E S 2B 1B		F8		FC1-6 1B		4	1	2	0	0	0	0
Gary Woods, R (1, 8) (9, 7) OBP: 0.339, SLG: 0.415		F9		CS 2B		2B		FC1-6 1B		4	0	2	1	0	0	1
Jay Johnstone, L (1, 7) OBP: 0.357, SLG: 0.443 Jerry Morales, R (9, 8) OBP: 0.302, SLG: 0.500		F7		L7		IBB		F7		3 0	0 0	0 0	0 0	1 0	0 0	2 0
Jody Davis, R (1, 2) OBP: 0.295, SLG: 0.382			FC1-6 1B	5-3		F8				4	0	2	0	0	0	2
Larry Bowa, S (1, 6) OBP: 0.304, SLG: 0.321			BB FC1-6 1B		SH1-4 1B		5-3 SH1 1B	K2-3		4	0	3	0	0	1	2
Dickie Noles, R (1, 1) OBP: 0.129, SLG: 0.138			FC1-6 BB		SH1-4		SH1			1	0	0	0	0	0	2
Inning Stats	R: 0 H: 1 E: 0 LOB: 0 K: 0 BB: 0 S: 3 P: 3	R: 0 H: 0 E: 0 LOB: 0 K: 0 BB: 0 S: 3 P: 3	R: 0 H: 2 E: 0 LOB: 3 K: 2 BB: 1 S: 9 P: 13	R: 1 H: 2 E: 0 LOB: 0 K: 0 BB: 0 S: 4 P: 4	R: 0 H: 1 E: 0 LOB: 1 K: 0 BB: 0 S: 4 P: 4	R: 0 H: 1 E: 0 LOB: 2 K: 0 BB: 1 S: 4 P: 8	R: 0 H: 1 E: 0 LOB: 2 K: 0 BB: 1 S: 4 P: 8	R: 0 H: 2 E: 0 LOB: 2 K: 1 BB: 0 S: 7 P: 7		1B: 8 SF: 0 2B: 3 SAC: 2 3B: 0 DP: 1 HR: 0 HBP: 0						

	AB	30
	R	1
	H	10
	RBI	1
	BB	3
	SO	3
	LOB	22

WP: 0 PA: 35
PB: 0
SB: 1
CS: 1

livebaseballscorecards.com

PITCHER		IP	WLS	BF	H	R	ER	SO	BB	IBB	HBP	BLK	WP	HR	S	P	ERA	WHIP
Bruce Berenyi, R ERA: 3.78	(1, 1)	8.0	L	35	10	1	1	3	2	1	0	0	0	0	38	50	1.12	1.500

PITCHER	IP	WLS	BF	H	R	ER	SO	BB	IBB	HBP	BLK	WP	HR	S	P	ERA	WHIP

Batter	1	2	3	4	5	6	7	8	9	AB	R	H	RBI	BB	SO	LOB
Eddie Milner, L (1, 7) OBP: 0.345, SLG: 0.403	4-3		F8		F8			HR	4-3	5	1	1	1	0	0	3
Duane Walker, L (1, 9) OBP: 0.352, SLG: 0.432	BBBB 4-0 6-3 BB			F8		4-3		F8		3	0	0	0	1	0	0
Dave Concepcion, R (1, 6) OBP: 0.332, SLG: 0.363	6-3 1-2			5-3		F8		FC6-4 1B		4	0	1	0	0	0	1
Rafael Landestoy, S (8, 4) OBP: 0.261, SLG: 0.273										0	0	0	0	0	0	0
Dan Driessen, L (1, 3) OBP: 0.387, SLG: 0.445	P5			FC6-4 1B		1B		F9		4	0	2	0	0	0	2
Cesar Cedeno, R (1, 8) OBP: 0.357, SLG: 0.459		5-3		FC6-4 1-2f		5-3		FC6-4 1-2f		4	0	0	0	0	0	3
Wayne Krenchicki, L (1, 5) OBP: 0.337, SLG: 0.416		L4			3-1 1B 1B		G5-4-3 1B 1B		1B 2B	4	1	3	0	0	0	0
Ron Oester, S (1, 4) OBP: 0.295, SLG: 0.330 (8, 6)		3-1			3-1 1-2 1B		G5-4-3 1-2 1B		4-3 2-H 1B	4	0	3	1	0	0	0
Dave Vangorder, R (1, 2) OBP: 0.250, SLG: 0.286			B2-6-4 1B		F8		G5-4-3 1-2f 2-3		F8	4	0	1	0	0	0	5
Tom Seaver, R (1, 1) OBP: 0.226, SLG: 0.267			B2-6-4 1-2f		3-1 1-2 2-3		4-3		4-3 1-2	1	0	0	0	0	0	1
Jim Kern, R (3, 1)										0	0	0	0	0	0	0
German Barranca, L (5, PH) OBP: 0.283, SLG: 0.392										1	0	0	0	0	0	2
Greg Harris, S (5, 1) OBP: 0.200, SLG: 0.200										0	0	0	0	0	0	0
Paul Householder, S (7, PH) OBP: 0.250, SLG: 0.294										1	0	0	0	0	0	1
Ben Hayes, R (7, 1)										0	0	0	0	0	0	0
Larry Biittner, L (9, PH) OBP: 0.363, SLG: 0.421										1	0	0	0	0	0	1
Inning Stats	R: 0 E: 0 K: 0 S: 3 H: 0 LOB: 1 BB: 1 P: 7	R: 0 E: 0 K: 0 S: 3 H: 0 LOB: 0 BB: 0 P: 3	R: 0 E: 0 K: 0 S: 3 H: 1 LOB: 0 BB: 0 P: 3	R: 0 E: 0 K: 0 S: 4 H: 1 LOB: 1 BB: 0 P: 4	R: 0 E: 0 K: 0 S: 5 H: 2 LOB: 2 BB: 0 P: 5	R: 0 E: 0 K: 0 S: 4 H: 1 LOB: 1 BB: 0 P: 4	R: 0 E: 0 K: 0 S: 4 H: 2 LOB: 1 BB: 0 P: 4	R: 1 E: 0 K: 0 S: 5 H: 2 LOB: 1 BB: 0 P: 5	R: 1 E: 0 K: 0 S: 5 H: 2 LOB: 1 BB: 0 P: 5	1B: 9 2B: 1 3B: 0 HR: 1 SF: 0 SAC: 0 DP: 2 HBP: 0						

PITCHER	IP	WLS	BF	H	R	ER	SO	BB	IBB	HBP	BLK	WP	HR	S	P	ERA	WHIP
Doug Bird, R (1, 1) ERA: 4.46	9.0	W	37	11	2	2	0	1	0	0	0	0	1	36	40	2.00	1.333

PITCHER	IP	WLS	BF	H	R	ER	SO	BB	IBB	HBP	BLK	WP	HR	S	P	ERA	WHIP

TOP

Cincinnati Reds @ Chicago Cubs

Wrigley Field, Chicago, IL

Sun Jul 11 1982, 3:33 AM CDT

Att. 20,307 - Sunny - 70 F

livebaseballscorecards.com

AB	36
R	2
H	11
RBI	2
BB	1
SO	0
LOB	19

WP: 0	PA: 37		
PB: 0			
SB: 0			
CS: 0			

Cincinnati Reds @ Chicago Cubs

Wrigley Field, Chicago, IL

Sun Jul 11 1982, 3:33 AM CDT

Att. 20,307 - Sunny - 70 F

BOTTOM

livebaseballscorecards.com

Batter	1	2	3	4	5	6	7	8	9	AB	R	H	RBI	BB	SO	LOB
Bump Wills, S (1, 4) OBP: 0.336, SLG: 0.364	0-0 23 2B 23 S 4-3 1B	1-0 23 S HBP		BBBB 4-0 23 1B 23 E BB	0-0 1-2 1B		0-0 1-H 23 1B 2B			3	3	3	1	1	0	0
Junior Kennedy, R (8, 4) OBP: 0.274, SLG: 0.298										0	0	0	0	0	0	0
23 Ryne Sandberg, R (1, 5) OBP: 0.289, SLG: 0.331	0-0 4-3 1-3 4-3 2B	0-0 ③ 6-3 1-2		0-0 E9 1-H 2B 1B	0-0 ③ L4		0-0 FC4-6 2-H 1B			5	2	3	1	0	0	4
Bill Buckner, L (1, 3) OBP: 0.330, SLG: 0.394	0-0 ① 4-3 2-3 3-H		0-0 2B 2B	0-0 4-3 3-H 2B		0-0 HR	0-0 ③ FC4-6 1-2f			5	2	3	3	0	0	2
Jay Johnstone, L (1, 9) OBP: 0.348, SLG: 0.438	0-0 ② 4-3 3-H		0-0 ① 4-3 1B 2-H 2B	0-0 ① 4-3 2-3		SSS 0-3 ① K		0-0 ① F2		5	1	1	2	0	1	1
Keith Moreland, R (1, 7) OBP: 0.330, SLG: 0.423	0-0 1B	0-0 ① 4-3 2-3	0-0 ② 1-3	0-0 ② F3			0-0 ② F7			4	0	1	0	0	0	2
Jerry Morales, R (7, 8) OBP: 0.298, SLG: 0.476										1	0	0	0	0	0	0
Gary Woods, R (1, 8) OBP: 0.330, SLG: 0.395	0-0 ③ 1-3	BBBB 4-0 F9 1B BB	SSS 0-3 ③ K			SSS 0-3 ③ K		0-0 ③ F2		4	0	0	0	1	2	2
(7, 7)																
Jody Davis, R (1, 2) OBP: 0.304, SLG: 0.385	0-0 FC4-6 1B	0-0 1-2 3-H 1B		0-0 F8			0-0 F6			4	0	2	1	0	0	0
Larry Bowa, S (1, 6) OBP: 0.304, SLG: 0.313	0-0 ① FC4-6 4-3 E 1-2f	0-0 ② F9 2-3		SSS 0-3 ② K			BBBB 4-0 2B BB			3	1	0	0	1	1	3
Doug Bird, R (1, 1) OBP: 0.125, SLG: 0.156	0-0 ② 4-3 1-3	SSS 0-3 ③ K		0-0 1B 1B			SSS 0-3 ② K			4	0	1	0	0	2	4
Inning Stats	R: 2 H: 3 E: 0 LOB: 1 K: 0 BB: 0 S: 6 P: 6	R: 0 H: 1 E: 1 LOB: 2 K: 0 BB: 0 S: 4 P: 5	R: 2 H: 3 E: 0 LOB: 2 K: 1 BB: 1 S: 8 P: 12	R: 2 H: 2 E: 1 LOB: 1 K: 1 BB: 1 S: 7 P: 11	R: 0 H: 2 E: 0 LOB: 2 K: 1 BB: 0 S: 7 P: 7	R: 1 H: 1 E: 0 LOB: 0 K: 2 BB: 0 S: 8 P: 8	R: 2 H: 2 E: 0 LOB: 1 K: 1 BB: 1 S: 7 P: 11	R: 0 H: 0 E: 0 LOB: 0 K: 0 BB: 0 S: 3 P: 3		1B: 8 SF: 0 2B: 5 SAC: 0 3B: 0 DP: 0 HR: 1 HBP: 1						

	AB	38
	R	9
	H	14
	RBI	8
	BB	3
	SO	6
	LOB	18

WP: 0 PA: 42
PB: 0
SB: 2
CS: 0

PITCHER		IP	WLS	BF	H	R	ER	SO	BB	IBB	HBP	BLK	WP	HR	S	P	ERA	WHIP
Tom Seaver, R ERA: 5.46	(1, 1)	2.1	L	16	7	4	4	0	1	0	1	0	0	0	14	19	15.43	3.429
Jim Kern, R ERA: 2.85	(3, 1)	1.2		8	2	2	2	2	1	0	0	0	0	0	11	15	10.80	1.800
Greg Harris, R ERA: 4.83	(5, 1)	2.0		9	3	1	1	3	0	0	0	0	0	1	15	15	4.50	1.500
Ben Hayes, R ERA: 5.06	(7, 1)	2.0		9	2	2	2	1	1	0	0	0	0	0	10	14	9.00	1.500

PITCHER		IP	WLS	BF	H	R	ER	SO	BB	IBB	HBP	BLK	WP	HR	S	P	ERA	WHIP

Batter	1	2	3	4	5	6	7	8	9	10	11	12	13	AB	R	H	RBI	BB	SO	LOB
Eddie Milner, L OBP: 0.347, SLG: 0.396 (1, 8) (8, 7)	F8		SH1-4 1B 2B		F9			6-3	IBB		P3		1-2 1B	6	1	2	0	1	0	1
Rafael Landestoy, S (1, 5) OBP: 0.261, SLG: 0.273 Mario Soto, R (10, 1) OBP: 0.200, SLG: 0.213	2B 1B		SH1-4 2-3		F9			6-3	5-3			B1-3	K	4	1	1	0	0	0	3
														2	0	0	0	0	1	2
Dave Concepcion, R (1, 6) OBP: 0.333, SLG: 0.364	P4		1B 3-H 1B			P4		BB HR		6-3		F8		5	1	1	1	1	0	1
Mike Vail, R (1, 7) OBP: 0.290, SLG: 0.450 Cesar Cedeno, R (8, 8) OBP: 0.362, SLG: 0.466	1-H 2B		1-3 1B			1-3		1-H HR		5-3		P4		4	1	3	3	0	0	0
														2	0	1	0	0	0	0
Dan Driessen, L (1, 3) OBP: 0.386, SLG: 0.444	5-3		F7			G3		F8		BB				5	0	0	0	1	0	3
Paul Householder, S (1, 9) OBP: 0.251, SLG: 0.296		F8		6-3			6-3		G3 SH 1B	G3			K	6	0	1	0	0	1	1
Ron Oester, S (1, 4) OBP: 0.290, SLG: 0.325		6-3		F7			HR		SH G3 1-2		6-3		1B SF9 1B	5	2	2	1	0	0	0
Dave Vangorder, R (1, 2) OBP: 0.250, SLG: 0.289		BB		K			K		B5		P4		1-3 1B	5	0	1	0	1	2	2
Charlie Leibrandt, R (1, 1) OBP: 0.170, SLG: 0.125 Jim Kern, R (6, 1) Duane Walker, L (7, PH) OBP: 0.357, SLG: 0.449 Joe Price, R (7, 1) Tom Hume, R (8, 1) Larry Biittner, L (9, PH) OBP: 0.366, SLG: 0.425 Ben Hayes, R (9, 1) Wayne Krenchicki, L (10, 5) OBP: 0.317, SLG: 0.384		K			K		K		G3 1-2 2-3		1B		SF9 3-H	2 0 1 0 0 1 1 0 0	0 0 0 0 0 0 0 0 1	0 0 0 0 0 0 0 0 0	0 0 0 0 0 0 0 0 1	0 0 0 0 0 0 0 0 0	2 0 1 0 0 0 2 0 0	1 0 0 0 0 0 0 0 0

Inning Stats														
	R: 1	H: 2	R: 0	H: 0	R: 1	H: 3	R: 0	H: 0	R: 0	H: 0	R: 1	H: 1	R: 2	H: 1
	E: 0	LOB: 1	E: 0	LOB: 1	E: 0	LOB: 1	E: 0	LOB: 0	E: 0	LOB: 0	E: 0	LOB: 0	E: 0	LOB: 0
	K: 0	BB: 0	K: 1	BB: 1	K: 0	BB: 0	K: 1	BB: 0	K: 1	BB: 0	K: 2	BB: 0	K: 0	BB: 1
	S: 5	P: 5	S: 5	P: 9	S: 5	P: 5	S: 5	P: 5	S: 5	P: 5	S: 3	P: 3	S: 8	P: 8

Inning Stats														
	R: 0	H: 1	R: 0	H: 1	R: 0	H: 0	R: 0	H: 1	R: 0	H: 0	R: 0	H: 1	R: 1	H: 3
	E: 0	LOB: 1	E: 1	LOB: 3	E: 0	LOB: 1	E: 0	LOB: 1	E: 0	LOB: 2	E: 0	LOB: 2	E: 0	LOB: 2
	K: 0	BB: 1	K: 0	BB: 1	K: 0	BB: 1	K: 0	BB: 0	K: 2	BB: 0	K: 2	BB: 0	K: 2	BB: 0
	S: 4	P: 8	S: 5	P: 9	S: 3	P: 7	S: 4	P: 4	S: 4	P: 4	S: 10	P: 10		

PITCHER		IP	WLS	BF	H	R	ER	SO	BB	IBB	HBP	BLK	WP	HR	S	P	ERA	WHIP
Ken Kravec, L ERA: 3.0	(1, 1)	6.0		23	5	2	2	3	1	0	0	0	0	0	28	32	3.00	1.000
Dick Tidrow, R ERA: 4.31	(7, 1)	2.0		9	2	3	3	2	1	0	0	0	0	2	12	16	13.50	1.500
Lee Smith, R ERA: 3.61	(9, 1)	1.0		6	1	0	0	0	0	1	0	0	0	0	5	9	0.00	1.000
Mike Proly, R ERA: 1.75	(10, 1)	4.0	L	18	5	1	1	2	1	0	0	0	0	0	21	25	2.25	1.500

PITCHER	IP	WLS	BF	H	R	ER	SO	BB	IBB	HBP	BLK	WP	HR	S	P	ERA	WHIP

TOP

Cincinnati Reds @ Chicago Cubs

Wrigley Field, Chicago, IL

Sun Jul 11 1982, 3:33 AM CDT

Att. 20,294 - Overcast - 73 F

livebaseballscorecards.com

AB	49
R	6
H	13
RBI	6
BB	4
SO	7
LOB	16

1B: 9	SF: 1	WP: 0	PA: 56	R: 1	H: 3	R: 0	H: 1	R: 0	H: 1	R: 0	H: 1	R: 0	H: 1	R: 0	H: 1	R: 0	H: 1	R: 0	H: 1	R: 0	H: 1
2B: 2	SAC: 2	PB: 0		E: 0	LOB: 2	E: 0	LOB: 1	E: 0	LOB: 1	E: 0	LOB: 1	E: 0	LOB: 1	E: 0	LOB: 1	E: 0	LOB: 1	E: 0	LOB: 1	E: 0	LOB: 1
3B: 0	DP: 0	SB: 0		K: 2	BB: 0	K: 0	BB: 0	K: 0	BB: 0	K: 0	BB: 0	K: 0	BB: 1	K: 0	BB: 0	K: 0	BB: 0	K: 0	BB: 0	K: 0	BB: 0
HR: 2	HBP: 0	CS: 0		S: 10	P: 10	S: 4	P: 4	S: 3	P: 7	S: 5	P: 9	S: 4	P: 4	S: 8	P: 8	S: 4	P: 4	K: 0	P: 4	S: 4	P: 4

Batter	1	2	3	4	5	6	7	8	9	10	11	12	13	AB	R	H	RBI	BB	SO	LOB
23 Ryne Sandberg, R (1, 5) OBP: 0.284, SLG: 0.324	BBBB 4-0 G4-6-3 BB	x 0-0 ③ F8			x 0-0 ① 5-3	x 0-0 ③ P4			x 0-0 ① P6		SSS 0-3 ③ K			5	0	0	0	1	1	5
Junior Kennedy, R (1, 4) OBP: 0.274, SLG: 0.298	x 0-0 ① ② G4-6-3 1-2f		x 0-0 HR 2B		x 0-0 ② 4-3		x 0-0 G6-3 1B		SSS 0-3 ② K			x 0-0 ① F7		6	1	2	0	0	1	1
Bill Buckner, L (1, 3) OBP: 0.326, SLG: 0.377	BBBB 4-0 BB		x 0-0 ① P4		x 0-0 ③ G3		x 0-0 ① ② G6-3 1-2f		x 0-0 2B			x 0-0 ② F7		5	0	1	0	1	0	2
Leon Durham, L (1, 9) OBP: 0.384, SLG: 0.502 Jerry Morales, R (7, PH) (8, 8) OBP: 0.304, SLG: 0.488	x 0-0 ③ 4-3		x 0-0 2-H HR		SSS 0-3 ① K	x 0-0 P5			x 0-0 ③ P4			x 0-0 1B		3 3	1 0	1 1	2 0	0 0	1 0	1 1
Keith Moreland, R (1, 7) OBP: 0.331, SLG: 0.426		x 0-0 PB 2B	x 0-0 ② F7		BBBB 4-0 BB 5-4-3 1B BB			x 0-0 HR		SSS 0-3 ① K		x 0-0 ③ F7		5	2	2	1	1	1	1
Gary Woods, R (1, 8) (8, 9) OBP: 0.333, SLG: 0.403		SSS 0-3 ① K	x 0-0 ③ F9		x 0-0 ② 5-4-3 1-2			x 0-0 ① B2		SSS 0-3 ② K			BBBB 4-0 BB	5	0	0	0	1	2	2
Jody Davis, R (1, 2) OBP: 0.300, SLG: 0.383	x 0-0 ② F2			x 0-0 G5-4-3 1B		BBBB 4-0 BB 1B BB		x 0-0 FC4-6 1B		SSS 0-3 K			SSS 0-3 ① K	5	1	2	0	1	2	2
Larry Bowa, S (1, 6) OBP: 0.304, SLG: 0.316	BBBB 4-0 PB BB			x 0-0 ① ② G5-4-3 1-2f		BBBB 4-0 1B 1-2 2-3 BB		x 0-0 ② F8			x 0-0 ① F2		x 0-0 ② F8	4	0	0	0	2	0	3
Ken Kravec, L (1, 1) Bob Molinaro, L (6, PH) OBP: 0.291, SLG: 0.265 Dick Tidrow, R (7, 1) Bump Wills, S (8, PH) OBP: 0.326, SLG: 0.354 Lee Smith, R (9, 1) OBP: 0.308, SLG: 0.308 Mike Proly, R (10, 1) OBP: 0.200, SLG: 0.400 Jay Johnstone, L (12, PH) OBP: 0.354, SLG: 0.439	BBBB 4-0 1-2 2-3 BB		SSS 0-3 ③ K		x 0-0 1-3 2-H 3-H 1B		x 0-0 FC4-6 1-2f				x 0-0 ② 6-3		SSS 0-3 ③ K	1 1 0 1 0 1 1	0 0 0 0 0 0 0	0 1 0 0 0 0 0	0 2 0 0 0 0 0	1 0 0 0 0 0 1	1 0 0 0 0 0 1	0 0 0 1 0 0 1
Inning Stats	R: 0 E: 0 K: 0 S: 2 H: 0 LOB: 1 BB: 2 P: 10	R: 0 E: 0 K: 1 S: 6 H: 1 LOB: 3 BB: 2 P: 14	R: 2 E: 0 K: 0 S: 5 H: 2 LOB: 0 BB: 0 P: 5	R: 0 E: 0 K: 1 S: 5 H: 1 LOB: 0 BB: 0 P: 5	R: 0 E: 0 K: 0 S: 3 H: 0 LOB: 0 BB: 0 P: 3	R: 2 E: 0 K: 1 S: 6 H: 1 LOB: 2 BB: 3 P: 18	R: 0 E: 0 K: 0 S: 3 H: 1 LOB: 0 BB: 0 P: 3	R: 1 E: 0 K: 0 S: 5 H: 2 LOB: 1 BB: 0 P: 5	R: 0 E: 0 K: 1 S: 6 H: 1 LOB: 1 BB: 0 P: 6	R: 0 E: 0 K: 3 S: 9 H: 0 LOB: 0 BB: 0 P: 9	R: 0 E: 0 K: 1 S: 5 H: 0 LOB: 0 BB: 0 P: 5	R: 0 E: 0 K: 0 S: 4 H: 1 LOB: 1 BB: 0 P: 4	R: 0 E: 0 K: 2 S: 7 H: 0 LOB: 1 BB: 1 P: 11	1B: 5 2B: 3 3B: 0 HR: 2 SF: 0 SAC: 0 DP: 3 HBP: 0	WP: 0 PB: 1 SB: 0 CS: 0 PA: 54					

PITCHER		IP	WLS	BF	H	R	ER	SO	BB	IBB	HBP	BLK	WP	HR	S	P	ERA	WHIP
Charlie Leibrandt, L ERA: 4.2	(1, 1)	5.2		25	4	4	4	3	6	0	0	0	0	1	25	49	6.35	1.765
Jim Kern, R ERA: 2.6	(6, 1)	0.1		3	1	0	0	0	1	0	0	0	0	0	2	6	0.00	6.000
Joe Price, L ERA: 2.89	(7, 1)	1.0		4	2	1	1	0	0	0	0	0	0	1	4	4	9.00	2.000
Tom Hume, R ERA: 3.02	(8, 1)	1.0		4	1	0	0	0	0	0	0	0	0	0	4	4	0.00	1.000
Ben Hayes, R ERA: 4.15	(9, 1)	1.0		4	1	0	0	1	0	0	0	0	0	0	6	6	0.00	1.000

PITCHER		IP	WLS	BF	H	R	ER	SO	BB	IBB	HBP	BLK	WP	HR	S	P	ERA	WHIP
Mario Soto, R ERA: 2.44	(10, 1)	4.0	W	14	1	0	0	6	1	0	0	0	0	0	25	29	0.00	0.500

Cincinnati Reds @ Chicago Cubs

Wrigley Field, Chicago, IL

Sun Jul 11 1982, 3:33 AM CDT

Att. 20,294 - Overcast - 73 F

BOTTOM

livebaseballscorecards.com

AB	46
R	5
H	10
RBI	5
BB	8
SO	10
LOB	20

TOP

Atlanta Braves @ Chicago Cubs

Wrigley Field, Chicago, IL

Thu Jul 15 1982, 3:33 AM CDT

Att. 19,336 - Unknown - 84 F

livebaseballscorecards.com

Batter	1	2	3	4	5	6	7	8	9	AB	R	H	RBI	BB	SO	LOB
Claudell Washington, L (1, 9) OBP: 0.347, SLG: 0.403	K	1B E BB	K		K		K			4	1	0	0	1	4	3
Glenn Hubbard, R (1, 4) OBP: 0.342, SLG: 0.361	2B 1B	E 1-2 1B		P6	P4		E9			5	1	2	0	0	0	2
Chris Chambliss, L (1, 3) OBP: 0.321, SLG: 0.411	1-H HR 2B	E3 G1-4-3 1-3 2-H		P5		F8	F7			5	1	1	1	0	0	2
Dale Murphy, R (1, 8) OBP: 0.380, SLG: 0.557	2-H HR	G1-4-3 1-2f		5-3		S E BB		K		4	2	1	2	1	1	2
Bob Horner, R (1, 5) OBP: 0.382, SLG: 0.543	6-3		F3		HR BB	P6 1-2		G3		4	1	0	0	1	0	1
Jerry Royster, R (8, 5) OBP: 0.265, SLG: 0.214										0	0	0	0	0	0	0
Larry Whisenton, L (1, 7) OBP: 0.382, SLG: 0.453	HR		WP S 2B BB		F8	E9 2-H 1B		6-3		4	3	2	2	1	0	1
Bruce Benedict, R (1, 2) OBP: 0.304, SLG: 0.311	1B		F9 1-3		1-H HR	2-H 1B			F7	5	1	3	3	0	0	1
Rafael Ramirez, R (1, 6) OBP: 0.297, SLG: 0.353	K		2B IBB		FC 1B	F7			K	4	1	1	0	1	2	2
Phil Niekro, R (1, 1) OBP: 0.239, SLG: 0.304		F8	1-H 3-H 2B		FC 1-2		F8		5-3	5	0	1	2	0	0	1

	AB	40
	R	11
	H	11
	RBI	10
	BB	5
	SO	7
	LOB	15

Inning Stats	1	2	3	4	5	6	7	8	9
	R: 4 E: 0 K: 2 S: 12 H: 5 LOB: 1 BB: 0 P: 12	R: 1 E: 1 K: 0 S: 4 H: 1 LOB: 1 BB: 1 P: 8	R: 2 E: 0 K: 1 S: 6 H: 1 LOB: 2 BB: 2 P: 14	R: 0 E: 0 K: 0 S: 3 H: 0 LOB: 0 BB: 0 P: 3	R: 2 E: 0 K: 1 S: 8 H: 2 LOB: 2 BB: 1 P: 12	R: 2 E: 1 K: 0 S: 5 H: 2 LOB: 1 BB: 1 P: 9	R: 0 E: 1 K: 1 S: 6 H: 0 LOB: 1 BB: 0 P: 6	R: 0 E: 0 K: 1 S: 5 H: 0 LOB: 0 BB: 0 P: 5	R: 0 E: 0 K: 1 S: 5 H: 0 LOB: 0 BB: 0 P: 5

	1B: 6	SF: 0	WP: 1	PA: 45
	2B: 2	SAC: 0	PB: 0	
	3B: 0	DP: 1	SB: 2	
	HR: 3	HBP: 0	CS: 0	

PITCHER		IP	WLS	BF	H	R	ER	SO	BB	IBB	HBP	BLK	WP	HR	S	P	ERA	WHIP
Fergie Jenkins, R ERA: 3.14	(1, 1)	1.1	L	12	6	5	4	2	1	0	0	0	0	2	15	19	27.00	5.250
Mike Proly, R ERA: 1.71	(2, 1)	0.2		1	0	0	0	0	0	0	0	0	0	0	1	1	0.00	0.000
Bill Campbell, R ERA: 5.27	(3, 1)	2.0		9	1	2	2	1	1	1	0	0	1	0	9	17	9.00	1.000
Ken Kravec, L ERA: 4.91	(5, 1)	2.0		13	4	4	3	1	2	0	0	0	0	1	13	21	13.50	3.000
Dick Tidrow, R ERA: 4.1	(7, 1)	3.0		10	0	0	0	3	0	0	0	0	0	0	16	16	0.00	0.000

PITCHER		IP	WLS	BF	H	R	ER	SO	BB	IBB	HBP	BLK	WP	HR	S	P	ERA	WHIP

Atlanta Braves @ Chicago Cubs

Wrigley Field, Chicago, IL

Thu Jul 15 1982, 3:33 AM CDT

Att. 19,336 - Unknown - 84 F

BOTTOM

Batter	1	2	3	4	5	6	7	8	9	AB	R	H	RBI	BB	SO	LOB
Bump Wills, S (1, 4) OBP: 0.334, SLG: 0.361	F9		P6	23 S; 1-3; 3-H; 1B			4-3		6-3	5	0	1	1	0	0	0
23 Ryne Sandberg, R (1, 5) OBP: 0.285, SLG: 0.327	F7		1-3	S S S; K; 1-2			G3			4	0	0	0	0	1	2
Bill Buckner, L (1, 3) OBP: 0.329, SLG: 0.393	4-3		P5		F8		1B			4	0	1	0	0	0	0
Leon Durham, L (1, 9) OBP: 0.379, SLG: 0.495		F8		F3	4-3		4-3			4	0	0	0	0	0	1
Keith Moreland, R (1, 7) OBP: 0.332, SLG: 0.422		F8		B B B B; HR; BB	1B			F8		3	1	1	0	1	0	0
Gary Woods, R (1, 8) OBP: 0.328, SLG: 0.392		1B; 1B; 1B		S S S; K	P4			L5		4	1	1	0	0	1	2
Jody Davis, R (1, 2) OBP: 0.307, SLG: 0.400		1B; 1-3; 1B		1-H; HR		S S S; K		6-3		4	1	2	2	0	1	0
Larry Bowa, S (1, 6) OBP: 0.308, SLG: 0.318		1-2; 3-H; 1B		1B; 1B; 1B		S S S; K			F9	2	1	2	1	0	0	0
Junior Kennedy, R (6, PH) OBP: 0.270, SLG: 0.293 (7, 6)										2	0	0	0	0	1	0
Fergie Jenkins, R (1, 1) OBP: 0.167, SLG: 0.583 Mike Proly, R (2, 1) OBP: 0.000, SLG: 0.400 Steve Henderson, R (2, PH) OBP: 0.250, SLG: 0.375 Bill Campbell, R (3, 1) Hector Cruz, R (4, PH) OBP: 0.400, SLG: 0.263 Ken Kravec, L (5, 1) Bob Molinaro, L (6, PH) OBP: 0.286, SLG: 0.290 Dick Tidrow, R (7, 1) Jerry Morales, R (9, PH) OBP: 0.250, SLG: 0.485		S S S; K		X; 1B; 1B		X; 5-3			X; F5	0 0 0 0 0 0 0 0 0 0 0 0 0 0 1 0 0 0 0 1 2 0 0 0 0 0 0 0 1 0 1 0 0 0 0 0 0 0 0 0 0 0 1 0 0 0 0 0 0 0 0 0 0 0 0 0 1 0 0 0 0 0 0						
Inning Stats	R: 0 E: 0 K: 0 S: 3 H: 0 LOB: 0 BB: 0 P: 3	R: 1 E: 0 K: 1 S: 8 H: 3 LOB: 2 BB: 0 P: 8	R: 0 E: 0 K: 0 S: 3 H: 0 LOB: 0 BB: 0 P: 3	R: 3 E: 0 K: 2 S: 11 H: 4 LOB: 2 BB: 1 P: 15	R: 0 E: 0 K: 0 S: 4 H: 1 LOB: 1 BB: 0 P: 4	R: 0 E: 0 K: 2 S: 7 H: 0 LOB: 0 BB: 0 P: 7	R: 0 E: 0 K: 0 S: 4 H: 1 LOB: 1 BB: 0 P: 4	R: 0 E: 0 K: 0 S: 3 H: 0 LOB: 0 BB: 0 P: 3	R: 0 E: 0 K: 0 S: 3 H: 0 LOB: 0 BB: 0 P: 3	1B: 8 2B: 0 3B: 0 HR: 1	SF: 0 SAC: 0 DP: 0 HBP: 0						

PITCHER	IP	WLS	BF	H	R	ER	SO	BB	IBB	HBP	BLK	WP	HR	S	P	ERA	WHIP
Phil Niekro, R (1, 1) ERA: 3.44	9.0	W	37	9	4	4	5	1	0	0	0	0	1	46	50	4.00	1.111

PITCHER	IP	WLS	BF	H	R	ER	SO	BB	IBB	HBP	BLK	WP	HR	S	P	ERA	WHIP

AB	36
R	4
H	9
RBI	4
BB	1
SO	5
LOB	7

WP: 0	PA: 37
PB: 0	
SB: 1	
CS: 0	

livebaseballscorecards.com

Atlanta Braves @ Chicago Cubs

Wrigley Field, Chicago, IL

Fri Jul 16 1982, 3:33 AM CDT

Att. 15,624 - Unknown - 87 F

TOP

livebaseballscorecards.com

Batter	1	2	3	4	5	6	7	8	9	10	AB	R	H	RBI	BB	SO	LOB
Claudell Washington, L (1, 9) OBP: 0.345, SLG: 0.397	4-3		4-3 2-3		BBB 4-0 BB	F8			4-3		4	0	0	0	1	0	3
Glenn Hubbard, R (1, 4) OBP: 0.340, SLG: 0.356	F9		F7		P4		5-3		BBB 4-0 BB		4	0	0	0	1	0	3
Chris Chambliss, L (1, 3) OBP: 0.319, SLG: 0.407	6-3			L4	G3		1B		4-3		5	0	1	0	0	0	3
Dale Murphy, R (1, 8) OBP: 0.385, SLG: 0.570		E5 2B		2B 3B		S 2B 1B	L6-3 1-3 1B			SSS K	5	2	4	0	0	1	0
Bob Horner, R (1, 5) OBP: 0.381, SLG: 0.542 Jerry Royster, R (7, 5) OBP: 0.260, SLG: 0.209		E5 2-H		3-H 2B		SSS K 1-3	L6-3 1-2			1-3	4 1	0 0	1 0	1 0	0 0	1 0	4 0
Larry Whisenton, L (1, 7) OBP: 0.383, SLG: 0.456		SSS K		BBB 4-0 G6-4-3 BB		E 3-H 2B		SSS K		SSS K	4	1	1	1	1	3	1
Bruce Benedict, R (1, 2) OBP: 0.303, SLG: 0.307		F5		G6-4-3 1-2f		BBB 4-0 E BB		SSS K			3	0	0	0	1	1	3
Rafael Ramirez, R (1, 6) OBP: 0.299, SLG: 0.353			BBB 4-0 4-3 SH3 BB		SH1-4 1B	E4 1-3 2-H		5-3			3	0	1	0	1	0	1
Rick Mahler, R (1, 1) OBP: 0.214, SLG: 0.250 Ken Smith, L (6, PH) OBP: 0.420, SLG: 0.367 Rufino Linares, R (6, PH) OBP: 0.375, SLG: 0.437 Steve Bedrosian, R (6, 1) Bob Porter, L (9, PH) OBP: 0.200, SLG: 0.200 Gene Garber, R (9, 1)			SH3 1-2		SH1-4 1-2	SSS K			F7		0 0 1 0 1 0	0 0 0 0 0 0	0 0 0 0 0 0	0 0 0 0 0 0	0 0 0 1 0 0	0 0 1 0 0 0	0 0 2 0 0 0
Inning Stats	R: 0 E: 0 K: 0 S: 3 / H: 0 LOB: 0 BB: 0 P: 3	R: 0 E: 1 K: 1 S: 6 / H: 1 LOB: 1 BB: 0 P: 6	R: 0 E: 0 K: 0 S: 3 / H: 0 LOB: 1 BB: 1 P: 7	R: 1 E: 0 K: 0 S: 4 / H: 2 LOB: 1 BB: 1 P: 8	R: 0 E: 0 K: 0 S: 4 / H: 1 LOB: 2 BB: 1 P: 8	R: 2 E: 1 K: 2 S: 10 / H: 2 LOB: 2 BB: 1 P: 14	R: 0 E: 0 K: 0 S: 4 / H: 2 LOB: 1 BB: 0 P: 4	R: 0 E: 0 K: 2 S: 7 / H: 0 LOB: 0 BB: 0 P: 7	R: 0 E: 0 K: 0 S: 3 / H: 0 LOB: 1 BB: 1 P: 7	R: 0 E: 0 K: 2 S: 7 / H: 0 LOB: 0 BB: 0 P: 7	1B: 4 2B: 4 3B: 1 HR: 0	SF: 0 SAC: 2 DP: 2 HBP: 0					

AB	35
R	3
H	8
RBI	2
BB	5
SO	7
LOB	20

WP: 0 PB: 0 SB: 2 CS: 0 PA: 42

PITCHER		IP	WLS	BF	H	R	ER	SO	BB	IBB	HBP	BLK	WP	HR	S	P	ERA	WHIP
Allen Ripley, R ERA: 4.35	(1, 1)	5.1		24	6	3	2	2	3	0	0	0	0	0	25	37	3.38	1.688
Mike Proly, R ERA: 1.71	(6, 1)	0.0		2	0	0	0	0	1	0	0	0	0	0	1	5	∞	∞
Willie Hernandez, L ERA: 3.7	(6, 1)	1.0		5	2	0	0	1	0	0	0	0	0	0	7	7	0.00	2.000
Dick Tidrow, R ERA: 4.05	(7, 1)	0.2		1	0	0	0	0	0	0	0	0	0	0	1	1	0.00	0.000
Lee Smith, R ERA: 3.52	(8, 1)	2.0		7	0	0	0	2	1	0	0	0	0	0	10	14	0.00	0.500

PITCHER		IP	WLS	BF	H	R	ER	SO	BB	IBB	HBP	BLK	WP	HR	S	P	ERA	WHIP
Bill Campbell, R ERA: 5.17	(10, 1)	1.0	W	3	0	0	0	2	0	0	0	0	0	0	7	7	0.00	0.000

Atlanta Braves @ Chicago Cubs

Wrigley Field, Chicago, IL

Fri Jul 16 1982, 3:33 AM CDT

Att. 15,624 - Unknown - 87 F

BOTTOM

livebaseballscorecards.com

Batter	1	2	3	4	5	6	7	8	9	10	AB	R	H	RBI	BB	SO	LOB
Bump Wills, S (1, 4) OBP: 0.339, SLG: 0.374	0-0 23 G3 23 S SF9 1B		0-0 23 SF7 3B		0-0 23 SH1-4 2B 1B		S S S 0-3 ② K			0-0 23 2B FC1-2 1B	4	3	3	0	0	1	0
Junior Kennedy, R (8, 4) OBP: 0.276, SLG: 0.299											1	0	1	0	0	0	0
23 Ryne Sandberg, R (1, 5) OBP: 0.285, SLG: 0.330	0-0 ① G3 1-3		0-0 ① SF7 3-H		0-0 ① SH1-4 1-2		0-0 ③ 4-3			0-0 FC1-2 1-3 FC6-2 2B	3	0	1	1	0	0	1
Bill Buckner, L (1, 3) OBP: 0.330, SLG: 0.392	0-0 ② SF9 3-H		0-0 E7 F8 1B		0-0 ② F8			0-0 ① F7		4-0 FC6-2 FC1-2 1B IBB	3	1	1	1	1	0	1
Leon Durham, L (1, 8) OBP: 0.380, SLG: 0.497	0-0 S 1B		0-0 ② F8 2-3		0-0 2-H 2B			0-0 ② 4-3		0-0 ① FC1-2 1B FC6-2 1-2 2-3 3-Hf	5	0	2	1	0	0	4
Keith Moreland, R (1, 7) OBP: 0.331, SLG: 0.418	S S S 0-3 ③ K 1-2		B B B B 4-0 BB		0-0 ③ 5-3			0-0 ③ F3		0-0 ② FC6-2 1B 1-2 2-3 3-Hf	3	0	0	0	1	1	2
Gary Woods, R (9, 7) OBP: 0.327, SLG: 0.389											1	0	0	0	0	0	3
Jay Johnstone, L (1, 9) OBP: 0.343, SLG: 0.427		0-0 ① F9	S S S 0-3 ③ K			S S S 0-3 ① K			0-0 ① P4	0-0 1-2 2-3 3-H 1B	5	0	1	1	0	2	2
Jody Davis, R (1, 2) OBP: 0.306, SLG: 0.395		0-0 ② F7		0-0 ① L5		S S S 0-3 ② K			B B B B 4-0 4-3 BB		3	0	0	0	1	1	0
Larry Bowa, S (1, 6) OBP: 0.307, SLG: 0.317		0-0 1B		S S S 0-3 ② K		0-0 ③ 4-3			0-0 ② 4-3 1-2		4	0	1	0	0	1	1
Allen Ripley, R (1, 1) OBP: 0.214, SLG: 0.214											2	0	0	0	0	0	1
Mike Proly, R (6, 1) OBP: 0.200, SLG: 0.400											0	0	0	0	0	0	0
Willie Hernandez, L (6, 1)											0	0	0	0	0	0	0
Dick Tidrow, R (7, 1)											0	0	0	0	0	0	0
Bob Molinaro, L (7, PH) OBP: 0.281, SLG: 0.255											1	0	0	0	0	0	0
Lee Smith, R (8, 1) OBP: 0.143, SLG: 0.308											0	0	0	0	0	0	0
Jerry Morales, R (9, PH) OBP: 0.286, SLG: 0.455											1	0	0	0	0	0	1
Bill Campbell, R (10, 1)		0-0 ③ 2-3		0-0 ③ L1			0-0 ① F5		0-0 ③ 5-3		0	0	0	0	0	0	0
Inning Stats	R: 1 H: 2 E: 0 LOB: 1 K: 1 BB: 0 S: 7 P: 7	R: 0 H: 1 E: 0 LOB: 1 K: 0 BB: 0 S: 4 P: 4	R: 1 H: 2 E: 1 LOB: 2 K: 1 BB: 1 S: 7 P: 11	R: 0 H: 0 E: 0 LOB: 0 K: 1 BB: 0 S: 5 P: 5	R: 1 H: 2 E: 0 LOB: 1 K: 0 BB: 0 S: 5 P: 5	R: 0 H: 0 E: 0 LOB: 0 K: 2 BB: 0 S: 7 P: 7	R: 0 H: 0 E: 0 LOB: 0 K: 1 BB: 0 S: 5 P: 5	R: 0 H: 0 E: 0 LOB: 0 K: 0 BB: 0 S: 3 P: 3	R: 0 H: 0 E: 0 LOB: 1 K: 0 BB: 1 S: 3 P: 7	R: 1 H: 3 E: 0 LOB: 3 K: 0 BB: 1 S: 5 P: 9	1B: 7 SF: 2 2B: 2 SAC: 1 3B: 1 DP: 0 HR: 0 HBP: 0						

AB	36
R	4
H	10
RBI	4
BB	3
SO	6
LOB	16

WP: 0 PA: 42
PB: 0
SB: 2
CS: 0

PITCHER		IP	WLS	BF	H	R	ER	SO	BB	IBB	HBP	BLK	WP	HR	S	P	ERA	WHIP
Rick Mahler, R ERA: 4.06	(1, 1)	5.0		23	7	3	3	3	1	0	0	0	0	0	28	32	5.40	1.600
Steve Bedrosian, R ERA: 1.57	(6, 1)	3.0		9	0	0	0	3	0	0	0	0	0	0	15	15	0.00	0.000
Gene Garber, R ERA: 2.05	(9, 1)	1.2	L	10	3	1	1	0	1	1	0	0	0	0	8	16	5.40	2.400

PITCHER	IP	WLS	BF	H	R	ER	SO	BB	IBB	HBP	BLK	WP	HR	S	P	ERA	WHIP

Atlanta Braves @ Chicago Cubs

Wrigley Field, Chicago, IL

Sat Jul 17 1982, 3:33 AM CDT

Att. 23,302 - Sunny - 89 F

TOP

livebaseballscorecards.com

Batter	1	2	3	4	5	6	7	8	9	AB	R	H	RBI	BB	SO	LOB
Claudell Washington, L (1, 9) OBP: 0.343, SLG: 0.392	4-3		K	P5		4-3		BB		4	0	0	0	1	1	1
Rafael Ramirez, R (1, 6) OBP: 0.306, SLG: 0.358	S, 1B, BB		WP, 1B		F8	CS, 1B		S, 1B		4	2	3	0	1	0	0
Rufino Linares, R (1, 7) OBP: 0.374, SLG: 0.444	F8, S, 1B, 1B		F8		K	CS	2B	K		5	2	2	1	0	2	3
Dale Murphy, R (1, 8) OBP: 0.391, SLG: 0.575	F8		1B, 1B		BB, 3B, 1B		5-3, 2B, 2B	IBB		4	3	3	2	1	0	1
Chris Chambliss, L (1, 3) OBP: 0.323, SLG: 0.408	1B		E, S, 1B		3B, BB		5-3	K		4	1	2	2	1	1	4
Glenn Hubbard, R (1, 4) OBP: 0.338, SLG: 0.360	K		1-3		1B, 3B		1-6-3		1-3	5	1	1	2	0	1	3
Biff Pocoroba, S (1, 2) OBP: 0.402, SLG: 0.493		3-1		E3, SH3-4	FC6-4, 1B		2B		G3	5	0	2	2	0	0	0
Randy Johnson, R (1, 5) OBP: 0.327, SLG: 0.341		F9		P4	FC6-4		6-3		P3	5	0	0	0	0	0	3
Bob Walk, R (1, 1) OBP: 0.263, SLG: 0.152		6-3		SH3-4		F5		K		3	0	0	0	0	1	0
Joe Cowley, R (9, 1) OBP: 0.167, SLG: 0.167										0	0	0	0	0	0	0
Inning Stats	R: 2 E: 0 K: 1 S: 7 H: 2 LOB: 1 BB: 1 P: 11	R: 0 E: 0 K: 0 S: 3 H: 0 LOB: 0 BB: 0 P: 3	R: 2 E: 0 K: 1 S: 8 H: 3 LOB: 1 BB: 0 P: 8	R: 0 E: 1 K: 0 S: 4 H: 0 LOB: 1 BB: 0 P: 4	R: 3 E: 0 K: 1 S: 8 H: 3 LOB: 1 BB: 1 P: 12	R: 0 E: 0 K: 0 S: 3 H: 1 LOB: 0 BB: 0 P: 3	R: 2 E: 0 K: 0 S: 6 H: 3 LOB: 1 BB: 0 P: 6	R: 0 E: 0 K: 3 S: 10 H: 1 LOB: 3 BB: 2 P: 18	R: 0 E: 0 K: 0 S: 3 H: 0 LOB: 0 BB: 0 P: 3	1B: 9 2B: 3 3B: 1 HR: 0 SF: 0 SAC: 1 DP: 0 HBP: 0						

	AB	39
	R	9
	H	13
	RBI	9
	BB	4
	SO	6
	LOB	15

WP: 1 PB: 0 SB: 6 CS: 1 PA: 45

PITCHER		IP	WLS	BF	H	R	ER	SO	BB	IBB	HBP	BLK	WP	HR	S	P	ERA	WHIP
Dickie Noles, R ERA: 4.12	(1, 1)	4.2	L	24	7	7	7	3	2	0	0	0	1	0	28	36	13.50	1.929
Mike Proly, R ERA: 1.63	(5, 1)	1.1		5	2	0	0	0	0	0	0	0	0	0	5	5	0.00	1.500
Dick Tidrow, R ERA: 4.28	(7, 1)	1.0		6	3	2	2	0	0	0	0	0	0	0	6	6	18.00	3.000
Ken Kravec, L ERA: 4.15	(8, 1)	2.0		9	1	0	0	3	1	1	0	0	0	0	13	21	0.00	1.000

PITCHER		IP	WLS	BF	H	R	ER	SO	BB	IBB	HBP	BLK	WP	HR	S	P	ERA	WHIP

Atlanta Braves @ Chicago Cubs

Wrigley Field, Chicago, IL

Sat Jul 17 1982, 3:33 AM CDT

Att. 23,302 - Sunny - 89 F

BOTTOM

Batter	1	2	3	4	5	6	7	8	9	AB	R	H	RBI	BB	SO	LOB
Bump Wills, S (1, 4) OBP: 0.340, SLG: 0.372	4-3		F7	BB			23 S 1B		F7	4	1	1	0	1	0	0
23 Ryne Sandberg, R (1, 5) OBP: 0.284, SLG: 0.328	1B S S 1B		P6	F8			F8 1-2		F2	5	1	1	0	0	0	3
Bill Buckner, L (1, 3) OBP: 0.334, SLG: 0.396	S 2B 1-3 1B		1B 1B		F8		G4-3-6 2-H 1B			4	2	3	1	0	0	0
Leon Durham, L (1, 8) OBP: 0.378, SLG: 0.494	K 1-2 3-H		1B 1-3 1B		F8		G4-3-6 1-2f			4	0	1	0	0	1	2
Keith Moreland, R (1, 7) OBP: 0.339, SLG: 0.429	2-H 2B		1-3 3-H 1B		1B			FC4-6 1B		4	0	4	2	0	0	0
Jay Johnstone, L (1, 9) OBP: 0.333, SLG: 0.413	K		K		F7			F9		4	0	0	0	0	2	5
Jody Davis, R (1, 2) OBP: 0.301, SLG: 0.388		5-3	5-3			F8		F2		4	0	0	0	0	0	1
Larry Bowa, S (1, 6) OBP: 0.304, SLG: 0.313		4-3	F8			F7		FC4-6 1-2f		4	0	0	0	0	0	1
Dickie Noles, R (1, 1) OBP: 0.121, SLG: 0.129 Mike Proly, R (5, 1) OBP: 0.200, SLG: 0.400 Steve Henderson, R (6, PH) OBP: 0.290, SLG: 0.268 Dick Tidrow, R (7, 1) Ken Kravec, L (8, 1) Bob Molinaro, L (9, PH) OBP: 0.276, SLG: 0.250		K	E9			K			F7	2 0 1 0 0 0 1	0 0 0 0 0 0 0	0 0 0 0 0 0 0	0 0 0 0 0 0 0	1 0 1 0 0 0 0	0 0 0 0 0 0 0	0 0 0 0 0 0 0
Inning Stats	R: 2 E: 0 K: 2 S: 10 H: 3 LOB: 1 BB: 0 P: 10	R: 0 E: 0 K: 1 S: 5 H: 0 LOB: 0 BB: 0 P: 5	R: 1 E: 0 K: 1 S: 8 H: 3 LOB: 2 BB: 0 P: 8	R: 0 E: 1 K: 0 S: 4 H: 0 LOB: 2 BB: 1 P: 8	R: 0 E: 0 K: 0 S: 4 H: 1 LOB: 1 BB: 0 P: 4	R: 0 E: 0 K: 1 S: 5 H: 0 LOB: 0 BB: 0 P: 5	R: 1 E: 0 K: 0 S: 4 H: 2 LOB: 0 BB: 0 P: 4	R: 0 E: 0 K: 0 S: 4 H: 1 LOB: 1 BB: 0 P: 4	R: 0 E: 0 K: 0 S: 3 H: 0 LOB: 0 BB: 0 P: 3	1B: 9 2B: 1 3B: 0 HR: 0	SF: 0 SAC: 0 DP: 1 HBP: 0			WP: 0 PB: 0 SB: 4 CS: 0	PA: 38		

livebaseballscorecards.com

AB	37
R	4
H	10
RBI	3
BB	1
SO	5
LOB	12

PITCHER		IP	WLS	BF	H	R	ER	SO	BB	IBB	HBP	BLK	WP	HR	S	P	ERA	WHIP
Bob Walk, R ERA: 3.91	(1, 1)	8.0	W	35	10	4	4	5	1	0	0	0	0	0	44	48	4.50	1.375
Joe Cowley, R ERA: 4.05	(9, 1)	1.0		3	0	0	0	0	0	0	0	0	0	0	3	3	0.00	0.000

PITCHER	IP	WLS	BF	H	R	ER	SO	BB	IBB	HBP	BLK	WP	HR	S	P	ERA	WHIP

Batter	1	2	3	4	5	6	7	8	9	AB	R	H	RBI	BB	SO	LOB
Claudell Washington, L (1, 9) OBP: 0.342, SLG: 0.391	0-0 SH3 1B 1B	0-0 3-1 2-3			S S S 0-3 K	S S S 0-3 K				4	1	1	0	0	2	1
Glenn Hubbard, R (1, 4) OBP: 0.337, SLG: 0.360	0-0 SH3 1-2	0-0 F9			0-0 1B	0-0 F7				3	0	1	0	0	0	1
Dale Murphy, R (1, 8) OBP: 0.392, SLG: 0.574	0-0 1B 1B 2-H 1B		0-0 1B		0-0 F7			S S S 0-3 K		4	1	2	1	0	1	1
Bob Horner, R (1, 5) OBP: 0.379, SLG: 0.538 Jerry Royster, R (8, PR) OBP: 0.260, SLG: 0.209 (8, 5)	0-0 F7		0-0 F7		0-0 F7			0-0 CS 1B		4	0	1	0	0	0	3
										0	0	0	0	0	0	0
Chris Chambliss, L (1, 3) OBP: 0.322, SLG: 0.406	0-0 1B 1B 1-3 1B		0-0 F7			0-0 F7		S S S 0-3 K 1-2		4	1	1	0	0	1	2
Rufino Linares, R (1, 7) OBP: 0.378, SLG: 0.455	0-0 1B 1-2 3-H 1B		0-0 4-3			0-0 1B 2B			S S S 0-3 K	4	1	2	1	0	1	1
Biff Pocoroba, S (1, 2) OBP: 0.407, SLG: 0.494	0-0 1-2 2-H 1B			0-0 P3		0-0 F2 2-H 1B			0-0 F7	4	0	2	2	0	0	0
Rafael Ramirez, R (1, 6) OBP: 0.306, SLG: 0.357		0-0 3-1 SH1-4 1B		0-0 G3		0-0 F2 1-2			0-0 4-3	4	0	1	0	0	0	1
Rick Camp, R (1, 1)		0-0 SH1-4 1-2		0-0 F9			0-0 4-3			2	0	0	0	0	0	0
Inning Stats	R: 3 H: 5 E: 0 LOB: 1 K: 0 BB: 0 S: 7 P: 7	R: 0 H: 1 E: 0 LOB: 1 K: 0 BB: 0 S: 4 P: 4	R: 0 H: 1 E: 0 LOB: 1 K: 0 BB: 0 S: 4 P: 4	R: 0 H: 0 E: 0 LOB: 0 K: 0 BB: 0 S: 3 P: 3	R: 0 H: 1 E: 0 LOB: 1 K: 1 BB: 0 S: 6 P: 6	R: 1 H: 2 E: 0 LOB: 1 K: 0 BB: 0 S: 4 P: 4	R: 0 H: 0 E: 0 LOB: 0 K: 1 BB: 0 S: 5 P: 5	R: 0 H: 1 E: 0 LOB: 1 K: 2 BB: 0 S: 7 P: 7	R: 0 H: 0 E: 0 LOB: 0 K: 1 BB: 0 S: 5 P: 5	1B: 10 SF: 0 2B: 1 SAC: 2 3B: 0 DP: 0 HR: 0 HBP: 0							

PITCHER	IP	WLS	BF	H	R	ER	SO	BB	IBB	HBP	BLK	WP	HR	S	P	ERA	WHIP
Doug Bird, R (1, 1) ERA: 4.5	7.0	L	29	10	4	4	2	0	0	0	0	0	0	33	33	5.14	1.429
Lee Smith, R (8, 1) ERA: 3.43	2.0		6	1	0	0	3	0	0	0	0	0	0	12	12	0.00	0.500

PITCHER	IP	WLS	BF	H	R	ER	SO	BB	IBB	HBP	BLK	WP	HR	S	P	ERA	WHIP

Atlanta Braves @ Chicago Cubs

Wrigley Field, Chicago, IL

Sun Jul 18 1982, 3:33 AM CDT

Att. 15,816 - Sunny - 73 F

TOP

livebaseballscorecards.com

AB	33
R	4
H	11
RBI	4
BB	0
SO	5
LOB	10

WP: 0	PA: 35		
PB: 0			
SB: 0			
CS: 1			

Atlanta Braves @ Chicago Cubs

Wrigley Field, Chicago, IL

Sun Jul 18 1982, 3:33 AM CDT

Att. 15,816 - Sunny - 73 F

BOTTOM

livebaseballscorecards.com

Batter	1	2	3	4	5	6	7	8	9	AB	R	H	RBI	BB	SO	LOB
23 Ryne Sandberg, R (1, 5) OBP: 0.286, SLG: 0.329	E8 1B FC6-4 1B		BBBB 4-0 G4-6-3 1-2 BB		G6-4-3 1-2f 3-H		FC6-4 1-2f			3	1	1	0	1	0	2
Junior Kennedy, R (1, 4) OBP: 0.275, SLG: 0.298	FC6-4 2-3 1B		SSS 0-3 K		E9			6-3		4	0	1	0	0	1	2
Bill Buckner, L (1, 3) OBP: 0.333, SLG: 0.395	FC6-4 G6-3 1-2f 3-H		G4-6-3 1-2f		P6			G3-6-3 1B		4	0	1	1	0	0	4
Leon Durham, L (1, 9) OBP: 0.374, SLG: 0.487	G6-3 1-2f			P6	4-3			G3-6-3 1-2f		4	0	0	0	0	0	2
Keith Moreland, R (1, 7) OBP: 0.338, SLG: 0.430		SH2-3 2B		4-3	F9				L6	4	0	1	0	0	0	0
Gary Woods, R (1, 8) OBP: 0.329, SLG: 0.387 Bump Wills, S (9, PH) OBP: 0.339, SLG: 0.371	SH2-3 2-3			BBBB 4-0 BB	5-3				4-3	1 1	0 0	0 0	0 0	1 0	0 0	0 0
Jody Davis, R (1, 2) OBP: 0.298, SLG: 0.383 Jay Johnstone, L (9, PH) OBP: 0.331, SLG: 0.410	SSS 0-3 K			6-3			E6 23 FC6-4		P6	3 1	0 0	0 0	0 0	0 0	1 0	2 0
Larry Bowa, S (1, 6) OBP: 0.304, SLG: 0.316	G3				SH 23 G6-4-3 2B		F7			3	1	1	0	0	0	2
Doug Bird, R (1, 1) OBP: 0.152, SLG: 0.182 Bob Molinaro, L (7, PH) OBP: 0.271, SLG: 0.245 Lee Smith, R (8, 1) OBP: 0.143, SLG: 0.308			23 BB 1B		SH 23 G6-4-3 2-3		F7			1 1 0	0 0 0	1 0 0	0 0 0	0 0 0	0 0 0	0 1 0
Inning Stats	R: 1 H: 2 E: 1 LOB: 0 K: 0 BB: 0 S: 4 P: 4	R: 0 H: 1 E: 0 LOB: 1 K: 1 BB: 0 S: 6 P: 6	R: 0 H: 1 E: 0 LOB: 1 K: 1 BB: 1 S: 5 P: 9	R: 0 H: 0 E: 0 LOB: 1 K: 0 BB: 1 S: 3 P: 7	R: 1 H: 1 E: 1 LOB: 1 K: 0 BB: 0 S: 5 P: 5	R: 0 H: 0 E: 0 LOB: 0 K: 0 BB: 0 S: 3 P: 3	R: 0 H: 0 E: 1 LOB: 1 K: 0 BB: 0 S: 4 P: 4	R: 0 H: 1 E: 0 LOB: 0 K: 0 BB: 0 S: 3 P: 3	R: 0 H: 0 E: 0 LOB: 0 K: 0 BB: 0 S: 3 P: 3	1B: 4 SF: 0 2B: 2 SAC: 2 3B: 0 DP: 4 HR: 0 HBP: 0						WP: 0 PA: 34 PB: 0 SB: 0 CS: 0	

	AB	30
	R	2
	H	6
	RBI	1
	BB	2
	SO	2
	LOB	15

PITCHER		IP	WLS	BF	H	R	ER	SO	BB	IBB	HBP	BLK	WP	HR	S	P	ERA	WHIP
Rick Camp, R ERA: 3.06	(1, 1)	9.0	W	34	6	2	1	2	2	0	0	0	0	0	36	44	1.00	0.889

PITCHER	IP	WLS	BF	H	R	ER	SO	BB	IBB	HBP	BLK	WP	HR	S	P	ERA	WHIP

TOP

Houston Astros @ Chicago Cubs

Wrigley Field, Chicago, IL

Mon Jul 19 1982, 3:33 AM CDT

Att. 13,538 - Overcast - 67 F

livebaseballscorecards.com

Batter	1	2	3	4	5	6	7	8	9	10	AB	R	H	RBI	BB	SO	LOB
Dickie Thon, R (1, 6) OBP: 0.316, SLG: 0.379	B B B B 4-0 FC4-6 BB	x 0-0 ③ FC5-4 1-2f		x 0-0 FC6 2-H 1B		x 0-0 ③ FC6-4 1-2f			x 0-0 ② F7		4	0	1	1	1	0	3
Terry Puhl, L (1, 8) OBP: 0.326, SLG: 0.389 (10, 9)	x 0-0 ① FC4-6 S 1-2f		x 0-0 WP 6-3 HR 1B	x 0-0 ③ FC6 1-2f			x 0-0 ① F9		x 0-0 ③ F7		5	1	1	0	0	0	2
Ray Knight, R (1, 3) OBP: 0.368, SLG: 0.436	x 0-0 ② 4-3 1-2		x 0-0 ① F8		x 0-0 ① 4-3		x 0-0 G3 1B			x 0-0 1B 1B 1B	5	1	2	0	0	0	2
Jose Cruz, L (1, 7) OBP: 0.333, SLG: 0.378	x 0-0 ③ F7		x 0-0 ② 6-3 1-2		x 0-0 ② P6		x 0-0 ② G3 1-2			S S S 0-3 ① K	5	0	0	0	0	1	4
Danny Heep, L (1, 9) OBP: 0.343, SLG: 0.424 Tony Scott, S (10, PR) OBP: 0.267, SLG: 0.301 (10, 8)		S S S 0-3 ① K	x 0-0 2-H HR	B B B 4-0 BB			x 0-0 ③ 4-3			x 0-0 1B 1-2 1B	4 0	1 0	2 0	2 0	1 0	1 0	1 0
Phil Garner, R (1, 4) OBP: 0.298, SLG: 0.413		x 0-0 ② F7	x 0-0 ③ 1-3	x 0-0 ③ F8				x 0-0 ① F8		x 0-0 1-3 2-H 1B	5	0	1	1	0	0	1
Art Howe, R (1, 5) OBP: 0.314, SLG: 0.279		x 0-0 1B 2B	B B B 4-0 1B SH2-4 BB			x 0-0 ① P6		x 0-0 ② P4		I I I 4-0 IBB	3	2	1	0	2	0	0
Luis Pujols, R (1, 2) OBP: 0.216, SLG: 0.302	B B B B 4-0 1B BB		x 0-0 ① F9			x 0-0 ② 6-3		S S S 0-3 ③ K		S S S 0-3 ② K	4	0	0	0	1	2	4
Vern Ruhle, R (1, 1) OBP: 0.231, SLG: 0.130 Denny Walling, L (6, PH) OBP: 0.292, SLG: 0.286 Michael LaCoss, R (6, 1) OBP: 0.167, SLG: 0.167 Harry Spilman, L (9, PH) OBP: 0.273, SLG: 0.545 Frank LaCorte, R (9, 1)		x 0-0 1-3 2-H FC5-4 1B		x 0-0 ② SH2-4 1-2		x 0-0 FC6-4 1B			x 0-0 ① 4-3	x 0-0 ③ F9	1 1 0 1 1	0 0 0 0 0	1 1 0 0 0	1 0 0 0 0	0 0 0 0 0	0 0 0 0 0	0 0 0 0 3
Inning Stats	R: 0 E: 0 K: 0 S: 3 H: 0 LOB: 1 BB: 1 P: 7	R: 1 E: 0 K: 1 S: 7 H: 2 LOB: 2 BB: 1 P: 11	R: 2 E: 0 K: 0 S: 5 H: 2 LOB: 0 BB: 0 P: 5	R: 1 E: 0 K: 0 S: 4 H: 1 LOB: 1 BB: 1 P: 8	R: 0 E: 0 K: 0 S: 3 H: 0 LOB: 1 BB: 1 P: 7	R: 0 E: 0 K: 0 S: 4 H: 1 LOB: 1 BB: 0 P: 4	R: 0 E: 0 K: 0 S: 4 H: 1 LOB: 1 BB: 0 P: 4	R: 0 E: 0 K: 1 S: 5 H: 0 LOB: 0 BB: 0 P: 5	R: 0 E: 0 K: 0 S: 3 H: 0 LOB: 0 BB: 0 P: 3	R: 1 E: 0 K: 2 S: 10 H: 3 LOB: 3 BB: 1 P: 14	1B: 8 2B: 1 3B: 0 HR: 1 SF: 0 SAC: 1 DP: 0 HBP: 0						

PITCHER		IP	WLS	BF	H	R	ER	SO	BB	IBB	HBP	BLK	WP	HR	S	P	ERA	WHIP
Tom Filer, R ERA: 5.53	(1, 1)	3.2		19	5	4	4	1	3	0	0	0	1	1	18	30	9.82	2.182
Mike Proly, R ERA: 1.45	(4, 1)	3.1		13	2	0	0	0	1	0	0	0	0	0	12	16	0.00	0.900
Dick Tidrow, R ERA: 4.14	(8, 1)	2.0		6	0	0	0	1	0	0	0	0	0	0	8	8	0.00	0.000
Lee Smith, R ERA: 3.5	(10, 1)	1.0	W	7	3	1	1	2	0	1	0	0	0	0	10	14	9.00	3.000

PITCHER	IP	WLS	BF	H	R	ER	SO	BB	IBB	HBP	BLK	WP	HR	S	P	ERA	WHIP

AB	39
R	5
H	10
RBI	5
BB	5
SO	4
LOB	20

WP: 1 PA: 45
PB: 0
SB: 1
CS: 0

Batter	1	2	3	4	5	6	7	8	9	10	AB	R	H	RBI	BB	SO	LOB
23 Ryne Sandberg, R (1, 5) OBP: 0.290, SLG: 0.330	0-0 1B 1B 1B	0-0 2-H 1B		0-0 ③ F9 1-2			BBB 4-0 G1-6-3 1-2 BB		SSS 0-3 ② K 2-3		4	1	2	1	1	1	2
Junior Kennedy, R (1, 4) OBP: 0.287, SLG: 0.304	0-0 1B FC4-6 1-2 1B	0-0 ③ 6-3			0-0 FC6-4 1B		0-0 ②③ G1-6-3 1-2f		BBBB 4-0 BB		4	1	2	0	1	0	3
Bill Buckner, L (1, 3) OBP: 0.332, SLG: 0.392	0-0 FC4-6 1-3 2-H 1B		0-0 ① L5		0-0 ① F7			0-0 ① F5	0-0 ③ F8		5	0	1	1	0	0	3
Leon Durham, L (1, 8) OBP: 0.374, SLG: 0.489 (9, 9)	0-0 ① FC4-6 S 1-2f 3-H		0-0 ② G3		0-0 ② FC6-4 CS 1-2f			0-0 E FC3-2 2B		0-0 S 1B 1B	5	1	2	1	0	0	2
Keith Moreland, R (1, 7) OBP: 0.334, SLG: 0.425 Gary Woods, R (8, PR) OBP: 0.327, SLG: 0.385 (9, 8)	SSS 0-3 ② K 1-2		SSS 0-3 ③ K		0-0 ③ CS 1-2	0-0 ① 6-3		0-0 E6 FC3-2 2-3		SSS 0-3 ① K 1-2	4 1	0 0	0 0	0 0	0 0	2 1	2 1
Jay Johnstone, L (1, 9) OBP: 0.333, SLG: 0.409 (9, 7)	0-0 ③ G3			0-0 1B G4-3-6-3 1B		SSS 0-3 ② K		0-0 ② FC3-2 FC6-4 1-2 3-H		0-0 1B 1B 2-H 1B	5	2	2	1	0	1	3
Jody Davis, R (1, 2) OBP: 0.300, SLG: 0.388		0-0 23 1B 2B		0-0 G4-3-6-3 1-3 1B		0-0 ③ F9		0-0 ③ FC6-4 1-2f		0-0 ② F9	5	1	2	0	0	0	3
Larry Bowa, S (1, 6) OBP: 0.302, SLG: 0.314		SSS 0-3 ① K		0-0 ①② G4-3-6-3 1-2f 3-H			0-0 ① F8		0-0 ① F8	0-0 1B 1-3 1B	5	0	1	0	0	1	2
Tom Filer, R (1, 1) OBP: 0.083, SLG: 0.167 Mike Proly, R (4, 1) OBP: 0.333, SLG: 0.500 Bump Wills, S (7, PH) OBP: 0.341, SLG: 0.373 Dick Tidrow, R (8, 1) Bob Molinaro, L (9, PH) OBP: 0.267, SLG: 0.241 Lee Smith, R (10, 1) OBP: 0.143, SLG: 0.308 Jerry Morales, R (10, PH) OBP: 0.300, SLG: 0.467		SSS 0-3 ② K		0-0 23 PB 1B			0-0 23 BB 1B		0-0 E8 23 WP	0-0 1-2 3-H 1B	1 1 1 0 1 0 1	0 0 0 0 0 0 0	0 1 1 0 0 0 0	0 0 0 0 0 0 0	0 0 0 0 0 0 0	1 0 0 0 0 0 1	1 0 0 0 0 0 0
Inning Stats	R: 2 E: 0 K: 1 S: 8 H: 3 LOB: 1 BB: 0 P: 8	R: 1 E: 0 K: 2 S: 9 H: 2 LOB: 1 BB: 0 P: 9	R: 0 E: 0 K: 1 S: 5 H: 0 LOB: 0 BB: 0 P: 5	R: 1 E: 0 K: 0 S: 5 H: 3 LOB: 1 BB: 0 P: 5	R: 0 E: 0 K: 0 S: 3 H: 1 LOB: 0 BB: 0 P: 3	R: 0 E: 0 K: 1 S: 5 H: 0 LOB: 0 BB: 0 P: 5	R: 0 E: 0 K: 0 S: 3 H: 1 LOB: 1 BB: 1 P: 7	R: 0 E: 1 K: 0 S: 5 H: 1 LOB: 2 BB: 0 P: 5	R: 0 E: 1 K: 1 S: 6 H: 0 LOB: 2 BB: 1 P: 10	R: 2 E: 0 K: 1 S: 8 H: 4 LOB: 2 BB: 0 P: 8	1B: 13 2B: 2 3B: 0 HR: 0	SF: 0 SAC: 0 DP: 2 HBP: 0						

PITCHER		IP	WLS	BF	H	R	ER	SO	BB	IBB	HBP	BLK	WP	HR	S	P	ERA	WHIP
Vern Ruhle, R	(1, 1)	5.0		22	9	4	4	4	0	0	0	0	0	0	30	30	7.20	1.800
ERA: 3.44																		
Michael LaCoss, R	(6, 1)	3.0		12	2	0	0	1	1	0	0	0	0	0	13	17	0.00	1.000
ERA: 3.56																		
Frank LaCorte, R	(9, 1)	1.2	L	11	4	2	2	2	1	0	0	0	1	0	14	18	10.80	3.000
ERA: 5.66																		

PITCHER	IP	WLS	BF	H	R	ER	SO	BB	IBB	HBP	BLK	WP	HR	S	P	ERA	WHIP

BOTTOM

Houston Astros @ Chicago Cubs

Wrigley Field, Chicago, IL

Mon Jul 19 1982, 3:33 AM CDT

Att. 13,538 - Overcast - 67 F

livebaseballscorecards.com

AB	43
R	6
H	15
RBI	5
BB	2
SO	7
LOB	22

WP: 1 PA: 46
PB: 1
SB: 2
CS: 1

Batter	1	2	3	4	5	6	7	8	9	AB	R	H	RBI	BB	SO	LOB
Dickie Thon, R (1, 6) OBP: 0.315, SLG: 0.381	3-1 2B		5-3		6-3		6-3			4	1	1	0	0	0	1
Terry Puhl, L (1, 8) OBP: 0.326, SLG: 0.386	3-1 2-3		HBP		K			1-3		3	0	0	0	0	1	1
Ray Knight, R (1, 3) OBP: 0.367, SLG: 0.437	CS 2B 3-H		G3			K		K		4	0	1	1	0	2	1
Jose Cruz, L (1, 7) OBP: 0.338, SLG: 0.381	BB 2-3			S HR 1B		1B		K		3	1	2	0	1	1	0
Danny Heep, L (1, 9) OBP: 0.330, SLG: 0.404	K			F7 1-2		K			P6	4	0	0	0	0	2	3
Phil Garner, R (1, 4) OBP: 0.297, SLG: 0.419		F9		HR 2-H		F8			F8	4	1	1	2	0	0	1
Art Howe, R (1, 5) OBP: 0.317, SLG: 0.299		F9		K			2B		3B	4	0	2	0	0	1	0
Luis Pujols, R (1, 2) OBP: 0.211, SLG: 0.294 Harry Spilman, L (9, PH) OBP: 0.250, SLG: 0.500		6-3		6-3			6-3		3-1	3 1	0 0	0 0	0 0	0 0	0 0	1 1
Don Sutton, R (1, 1) OBP: 0.192, SLG: 0.160 Randy Moffitt, R (8, 1)			K		F8		K			3 0	0 0	0 0	0 0	0 0	2 0	1 0
Inning Stats	R: 1 H: 2 E: 0 LOB: 1 K: 1 BB: 1 S: 6 P: 10	R: 0 H: 0 E: 0 LOB: 0 K: 0 BB: 0 S: 3 P: 3	R: 0 H: 0 E: 0 LOB: 1 K: 1 BB: 0 S: 5 P: 6	R: 2 H: 2 E: 0 LOB: 0 K: 1 BB: 0 S: 7 P: 7	R: 0 H: 0 E: 0 LOB: 0 K: 1 BB: 0 S: 5 P: 5	R: 0 H: 1 E: 0 LOB: 1 K: 2 BB: 0 S: 8 P: 8	R: 0 H: 1 E: 0 LOB: 1 K: 1 BB: 0 S: 6 P: 6	R: 0 H: 0 E: 0 LOB: 0 K: 2 BB: 0 S: 7 P: 7	R: 0 H: 1 E: 0 LOB: 1 K: 0 BB: 0 S: 4 P: 4	1B: 2 SF: 0 2B: 3 SAC: 0 3B: 1 DP: 0 HR: 1 HBP: 1						

TOP

Houston Astros @ Chicago Cubs

Wrigley Field, Chicago, IL

Tue Jul 20 1982, 3:33 AM CDT

Att. 16,284 - Cloudy - 70 F

livebaseballscorecards.com

AB	33
R	3
H	7
RBI	3
BB	1
SO	9
LOB	10

PITCHER		IP	WLS	BF	H	R	ER	SO	BB	IBB	HBP	BLK	WP	HR	S	P	ERA	WHIP
Fergie Jenkins, R ERA: 3.18	(1, 1)	7.0		28	6	3	3	7	1	0	1	0	0	1	40	45	3.86	1.000
Willie Hernandez, L ERA: 3.62	(8, 1)	1.0	W	3	0	0	0	2	0	0	0	0	0	0	7	7	0.00	0.000
Dick Tidrow, R ERA: 4.08	(9, 1)	1.0	S	4	1	0	0	0	0	0	0	0	0	0	4	4	0.00	1.000

PITCHER		IP	WLS	BF	H	R	ER	SO	BB	IBB	HBP	BLK	WP	HR	S	P	ERA	WHIP

WP: 0 PA: 35
PB: 0
SB: 1
CS: 1

Houston Astros @ Chicago Cubs

Wrigley Field, Chicago, IL

Tue Jul 20 1982, 3:33 AM CDT

Att. 16,284 - Cloudy - 70 F

BOTTOM

Batter	1	2	3	4	5	6	7	8	9	AB	R	H	RBI	BB	SO	LOB
23 Ryne Sandberg, R (1, 5) OBP: 0.292, SLG: 0.334	S S S 0-3 ① K		x 0-0 ① 1B 2B		x 0-0 ① FC6-4 CS 1-2f		x 0-0 ① 6-3 S 1B	x 0-0 ③ 6-3		5	1	2	0	0	1	3
Junior Kennedy, R (1, 4) OBP: 0.293, SLG: 0.310	x 0-0 ② 5-3		x 0-0 ② 2-H 1B		x 0-0 ② 1B 1-2 1B		x 0-0 ② 6-3 1-3			4	0	2	1	0	0	1
Bill Buckner, L (1, 3) OBP: 0.331, SLG: 0.391	x 0-0 ③ G3		x 0-0 ① F7		x 0-0 ③ FC6-4 1-3 1B		x 0-0 ③ F8			4	0	1	0	0	0	2
Leon Durham, L (1, 8) (9, 9) OBP: 0.373, SLG: 0.484		B B B B 4-0 S 1B SF8 BB	x 0-0 ② F7		x 0-0 ③ FC6-4 1-2f			x 0-0 ① F7		3	1	0	0	1	0	3
Keith Moreland, R (1, 7) OBP: 0.339, SLG: 0.427 Gary Woods, R (8, PR) OBP: 0.327, SLG: 0.385 (9, 8)	x 0-0 1B 1-2 1B	x 0-0 ③ 4-3			x 0-0 SH5-3 1B			B B B B 4-0 FC3-6 BB		3 0	0 0	2 0	0 0	1 0	0 0	1 0
Jay Johnstone, L (1, 9) (9, 7) OBP: 0.333, SLG: 0.408	x 0-0 ① F8 2-3		x 0-0 FC1-5-6-3-6 4-3 1B		x 0-0 ① SH5-3 1-2			x 0-0 ② FC3-6 BB BB 1-2f 2B		3	1	1	0	0	0	3
Jody Davis, R (1, 2) OBP: 0.299, SLG: 0.385	x 0-0 ② SF8 3-H		x 0-0 ① 4-3 1-2		x 0-0 ② L5			B B B B 4-0 BB 1-2 2B BB		2	1	0	1	1	0	2
Larry Bowa, S (1, 6) OBP: 0.305, SLG: 0.315	x 0-0 FC4-6 1-3 1B		x 0-0 ② ③ FC1-5-6-3-6 2-3		x 0-0 ③ P5			B B B B 4-0 1-2 2-3 2B BB		3	1	1	0	1	0	2
Fergie Jenkins, R (1, 1) OBP: 0.086, SLG: 0.088 Bump Wills, S (7, PH) OBP: 0.340, SLG: 0.372 Willie Hernandez, L (8, 1) Bob Molinaro, L (8, PH) OBP: 0.279, SLG: 0.273 Dick Tidrow, R (9, 1)	x 0-0 ③ FC4-6 1-2f				x 0-0 23 FC6-4 1B		x 0-0 ① 1-3	x 0-0 1-H 2-H 3-H 2B		2 1 0 1 0	0 0 0 0 0	1 0 0 1 0	0 0 0 3 0	0 0 0 0 0	0 0 0 0 0	2 0 0 0 0
Inning Stats	R: 0 H: 0 E: 0 LOB: 0 K: 1 BB: 0 S: 5 P: 5	R: 1 H: 2 E: 0 LOB: 2 K: 0 BB: 1 S: 5 P: 9	R: 1 H: 2 E: 0 LOB: 1 K: 0 BB: 0 S: 5 P: 5	R: 0 H: 1 E: 0 LOB: 0 K: 0 BB: 0 S: 3 P: 3	R: 0 H: 3 E: 0 LOB: 2 K: 0 BB: 0 S: 5 P: 5	R: 0 H: 1 E: 0 LOB: 1 K: 0 BB: 0 S: 4 P: 4	R: 0 H: 1 E: 0 LOB: 1 K: 0 BB: 0 S: 4 P: 4	R: 3 H: 1 E: 0 LOB: 2 K: 0 BB: 3 S: 4 P: 16		1B: 9 SF: 1 2B: 3 SAC: 1 3B: 0 DP: 1 HR: 0 HBP: 0						

livebaseballscorecards.com

AB	31
R	5
H	11
RBI	5
BB	4
SO	1
LOB	19

WP: 0 PA: 37
PB: 0
SB: 2
CS: 1

PITCHER		IP	WLS	BF	H	R	ER	SO	BB	IBB	HBP	BLK	WP	HR	S	P	ERA	WHIP
Don Sutton, R ERA: 3.06	(1, 1)	7.2	L	35	10	5	5	1	4	0	0	0	0	0	33	49	5.87	1.826
Randy Moffitt, R ERA: 4.15	(8, 1)	0.1		2	1	0	0	0	0	0	0	0	0	0	2	2	0.00	3.000

PITCHER	IP	WLS	BF	H	R	ER	SO	BB	IBB	HBP	BLK	WP	HR	S	P	ERA	WHIP

Batter	1	2	3	4	5	6	7	8	9	AB	R	H	RBI	BB	SO	LOB
Dickie Thon, R (1, 6) OBP: 0.314, SLG: 0.387	WP 3B		FC1-4 1B 1-2f		P5		G6-4-3 1-2f			4	1	1	0	0	0	3
Tony Scott, S (1, 8) OBP: 0.270, SLG: 0.303	G3 3-H		1-2 1B		4-3			1B 1B		4	0	2	0	0	0	1
Ray Knight, R (1, 3) OBP: 0.368, SLG: 0.436	G6-4-3 BB		K			F8		1-3 1B		3	0	1	0	1	1	2
Jose Cruz, L (1, 7) OBP: 0.337, SLG: 0.380	G6-4-3 1-2f		F7			FC4-6 1B		4-3		4	0	1	0	0	0	4
Danny Heep, L (1, 9) OBP: 0.321, SLG: 0.391 Kiko Garcia, R (8, PH) OBP: 0.215, SLG: 0.313 Denny Walling, L (8, 9) OBP: 0.292, SLG: 0.286		F8		3-1		FC4-6 WP 1B 1-2f 1B		6-3		3 1 0	1 0 0	0 0 0	0 0 0	0 0 0	0 0 0	1 1 0
Phil Garner, R (1, 4) OBP: 0.299, SLG: 0.420		K		CS 1B		WP 1-2 1B 1B			K	4	0	2	0	0	2	0
Art Howe, R (1, 5) OBP: 0.321, SLG: 0.302		1B		F6 1-2		1-H 2-H 1B			F8	4	0	2	1	0	0	1
Luis Pujols, R (1, 2) OBP: 0.212, SLG: 0.292		F9			1B		F8		6-3	4	0	1	0	0	0	1
Nolan Ryan, R (1, 1) OBP: 0.220, SLG: 0.152 Michael LaCoss, R (6, 1) OBP: 0.286, SLG: 0.286 Frank LaCorte, R (8, 1)			FC1-4 1B		F3		G6-4-3 1B			2 1 0	0 0 0	1 1 0	0 0 0	0 0 0	0 0 0	1 0 0
Inning Stats	R: 1 H: 1 E: 0 LOB: 0 K: 0 BB: 1 S: 3 P: 7	R: 0 H: 1 E: 0 LOB: 1 K: 1 BB: 0 S: 6 P: 6	R: 0 H: 2 E: 0 LOB: 2 K: 1 BB: 0 S: 7 P: 7	R: 0 H: 1 E: 0 LOB: 0 K: 0 BB: 0 S: 3 P: 3	R: 0 H: 1 E: 0 LOB: 1 K: 0 BB: 0 S: 4 P: 4	R: 1 H: 3 E: 0 LOB: 2 K: 0 BB: 0 S: 5 P: 5	R: 0 H: 1 E: 0 LOB: 0 K: 0 BB: 0 S: 3 P: 3	R: 0 H: 2 E: 0 LOB: 1 K: 0 BB: 0 S: 4 P: 4	R: 0 H: 0 E: 0 LOB: 0 K: 1 BB: 0 S: 5 P: 5	1B: 11 SF: 0 2B: 0 SAC: 0 3B: 1 DP: 2 HR: 0 HBP: 0						

PITCHER		IP	WLS	BF	H	R	ER	SO	BB	IBB	HBP	BLK	WP	HR	S	P	ERA	WHIP
Allen Ripley, R ERA: 4.14	(1, 1)	7.0	L	28	10	2	2	2	1	0	0	0	2	0	31	35	2.57	1.571
Willie Hernandez, L ERA: 3.55	(8, 1)	1.0		4	2	0	0	0	0	0	0	0	0	0	4	4	0.00	2.000
Lee Smith, R ERA: 3.46	(9, 1)	1.0		3	0	0	0	1	0	0	0	0	0	0	5	5	0.00	0.000

PITCHER	IP	WLS	BF	H	R	ER	SO	BB	IBB	HBP	BLK	WP	HR	S	P	ERA	WHIP

TOP

Houston Astros @ Chicago Cubs

Wrigley Field, Chicago, IL

Wed Jul 21 1982, 3:33 AM CDT

Att. 13,264 - Cloudy - 74 F

livebaseballscorecards.com

AB	34
R	2
H	12
RBI	1
BB	1
SO	3
LOB	15

WP: 2	PA: 35		
PB: 0			
SB: 0			
CS: 1			

Batter	1	2	3	4	5	6	7	8	9	AB	R	H	RBI	BB	SO	LOB
23 Ryne Sandberg, R (1, 5) OBP: 0.293, SLG: 0.333	S S S 0-3 ① K		B B B B 4-0 6-3 BB		x 0-0 S 1B		x 0-0 ② F2		x 0-0 ② 4-3	4	0	1	0	1	1	2
Junior Kennedy, R (1, 4) OBP: 0.290, SLG: 0.301	S S S 0-3 ② K		x 0-0 ② 6-3 1-2		x 0-0 ③ 4-3 1-2		B B B B 4-0 1-2 2-3 BB		x 0-0 ③ F8	4	0	0	0	1	1	2
Bill Buckner, L (1, 3) OBP: 0.333, SLG: 0.388	B B B B 4-0 S BB		x 0-0 ③ 4-3			B B B B 4-0 FC4-6 BB	x 0-0 ③ 4-3			2	0	0	0	2	0	4
Leon Durham, L (1, 8) OBP: 0.377, SLG: 0.495 (9, 9)	B B B B 4-0 1-2 BB			x 0-0 CS 1B		x 0-0 ① FC4-6 1-2f		x 0-0 HR		3	1	2	1	1	0	1
Keith Moreland, R (1, 7) OBP: 0.335, SLG: 0.422 Gary Woods, R (9, 8) OBP: 0.327, SLG: 0.385	S S S 0-3 ③ K			x 0-0 ①② 4-3 1-2		x 0-0 ② F9		x 0-0 ① L6		4 0	0 0	0 0	0 0	0 0	1 0	4 0
Jay Johnstone, L (1, 9) OBP: 0.338, SLG: 0.410 (9, 7)		x 0-0 ① 3-1		x 0-0 1B		x 0-0 ③ P6		x 0-0 WP 1B		4	0	2	0	0	0	1
Jody Davis, R (1, 2) OBP: 0.298, SLG: 0.382		x 0-0 ② F3		x 0-0 ③ F9			x 0-0 1B 1B	x 0-0 ② F8 1-2		4	0	1	0	0	0	2
Larry Bowa, S (1, 6) OBP: 0.304, SLG: 0.314		x 0-0 ③ 6-3			x 0-0 ① F7		x 0-0 ① BB 1-3 1B	x 0-0 ③ G3		4	0	1	0	0	0	1
Allen Ripley, R (1, 1) OBP: 0.188, SLG: 0.188 Bump Wills, S (7, PH) OBP: 0.342, SLG: 0.372 Willie Hernandez, L (8, 1) Lee Smith, R (9, 1) OBP: 0.143, SLG: 0.308 Bob Molinaro, L (9, PH) OBP: 0.274, SLG: 0.268			S S S 0-3 ① K		x 0-0 ② 6-3		B B B B 4-0 BB BB		x 0-0 ① F7	2 0 0 0 0 1	0 0 0 0 0 0	0 0 0 0 0 0	0 1 0 0 0 0	1 0 0 0 0 0	0 0 0 0 0 0	0 0 0 0 0 0
Inning Stats	R: 0 H: 0 E: 0 LOB: 2 K: 3 BB: 2 S: 9 P: 17	R: 0 H: 0 E: 0 LOB: 0 K: 0 BB: 0 S: 3 P: 3	R: 0 H: 0 E: 0 LOB: 1 K: 1 BB: 1 S: 5 P: 9	R: 0 H: 2 E: 0 LOB: 1 K: 0 BB: 0 S: 4 P: 4	R: 0 H: 1 E: 0 LOB: 1 K: 0 BB: 0 S: 4 P: 4	R: 0 H: 0 E: 0 LOB: 1 K: 0 BB: 1 S: 3 P: 7	R: 0 H: 2 E: 0 LOB: 3 K: 0 BB: 2 S: 4 P: 12	R: 1 H: 2 E: 0 LOB: 1 K: 0 BB: 0 S: 5 P: 5	R: 0 H: 0 E: 0 LOB: 0 K: 0 BB: 0 S: 3 P: 3	1B: 6 2B: 0 3B: 0 HR: 1	SF: 0 SAC: 0 DP: 0 HBP: 0					

PITCHER		IP	WLS	BF	H	R	ER	SO	BB	IBB	HBP	BLK	WP	HR	S	P	ERA	WHIP
Nolan Ryan, R ERA: 3.84	(1, 1)	5.0	W	21	3	0	0	4	4	0	0	0	0	0	25	41	0.00	1.400
Michael LaCoss, R ERA: 3.57	(6, 1)	2.1		12	4	1	1	0	2	0	0	0	0	1	10	18	3.86	2.571
Frank LaCorte, R ERA: 5.44	(8, 1)	1.2	S	5	0	0	0	0	0	0	0	0	1	0	5	5	0.00	0.000

PITCHER	IP	WLS	BF	H	R	ER	SO	BB	IBB	HBP	BLK	WP	HR	S	P	ERA	WHIP

BOTTOM

Houston Astros @ Chicago Cubs

Wrigley Field, Chicago, IL

Wed Jul 21 1982, 3:33 AM CDT

Att. 13,264 - Cloudy - 74 F

livebaseballscorecards.com

AB	32
R	1
H	7
RBI	1
BB	6
SO	4
LOB	17

WP: 1 PA: 38
PB: 0
SB: 2
CS: 1

Chicago Cubs @ Cincinnati Reds

Riverfront Stadium, Cincinnati, OH

Fri Jul 23 1982, 7:05 PM EDT

Att. 17,939 - Unknown - 71 F

TOP

livebaseballscorecards.com

Batter	1	2	3	4	5	6	7	8	9	AB	R	H	RBI	BB	SO	LOB
Bump Wills, S (1, 4) OBP: 0.340, SLG: 0.367	K		4-3 2-3		K		4-3		BB 23 1B	4	0	0	0	1	2	2
Junior Kennedy, R (9, 4) OBP: 0.290, SLG: 0.301										0	0	0	0	0	0	0
23 Ryne Sandberg, R (1, 5) OBP: 0.295, SLG: 0.342	L8		K			HR		6-3	1B 1-2 3-H	5	1	2	2	0	1	1
Bill Buckner, L (1, 3) OBP: 0.329, SLG: 0.383	F7			F8		F7		P6	F9	5	0	0	0	0	0	2
Leon Durham, L (1, 8) OBP: 0.380, SLG: 0.498		G3-6-3 1B		1-3 2B		L3		HR BB	K	4	1	2	0	1	1	2
Jay Johnstone, L (1, 9) OBP: 0.342, SLG: 0.409		G3-6-3 1-2f		1-3 2-3		2B 1B		HR 1-2 BB		3	2	1	0	1	0	2
(8, 7)																
Keith Moreland, R (1, 7) OBP: 0.337, SLG: 0.435	K		K			2B 1-H		HR 1-H 2-H		4	1	2	4	0	2	1
Gary Woods, R (8, 8) OBP: 0.327, SLG: 0.385										0	0	0	0	0	0	0
Jody Davis, R (1, 2) OBP: 0.301, SLG: 0.386		6-3 2B	2B	4-3 SH5-3	BB	K		K		3	1	1	0	1	2	1
Larry Bowa, S (1, 6) OBP: 0.304, SLG: 0.320		6-3 2-3		SH5-3 1-2		4-3			3B 23 1B	3	1	1	0	0	0	1
Dickie Noles, R (1, 1) OBP: 0.147, SLG: 0.188		4-3 3-H	2B	4-3 2-3		K			K	1	0	1	1	0	0	0
Scot Thompson, L (5, PH) OBP: 0.333, SLG: 0.263										1	0	0	0	0	0	1
Mike Proly, R (5, 1) OBP: 0.333, SLG: 0.500										0	0	0	0	0	0	0
Bill Campbell, R (5, 1)										0	0	0	0	0	0	0
Steve Henderson, R (7, PH) OBP: 0.286, SLG: 0.267										1	0	0	0	0	1	0
Willie Hernandez, L (7, 1)										0	0	0	0	0	0	0
Lee Smith, R (8, 1) OBP: 0.133, SLG: 0.286										1	0	0	0	0	1	1
Inning Stats	R: 0 E: 0 K: 1 S: 5 H: 0 LOB: 0 BB: 0 P: 5	R: 0 E: 0 K: 1 S: 5 H: 1 LOB: 0 BB: 0 P: 5	R: 1 E: 0 K: 1 S: 7 H: 2 LOB: 0 BB: 0 P: 7	R: 0 E: 0 K: 1 S: 6 H: 1 LOB: 1 BB: 0 P: 6	R: 0 E: 0 K: 1 S: 5 H: 0 LOB: 1 BB: 1 P: 9	R: 2 E: 0 K: 1 S: 8 H: 3 LOB: 1 BB: 0 P: 8	R: 0 E: 0 K: 1 S: 5 H: 0 LOB: 0 BB: 0 P: 5	R: 3 E: 0 K: 1 S: 6 H: 1 LOB: 0 BB: 2 P: 14	R: 1 E: 0 K: 2 S: 9 H: 2 LOB: 2 BB: 1 P: 13	1B: 3 2B: 4 3B: 1 HR: 2 SF: 0 SAC: 1 DP: 1 HBP: 0						

AB	35
R	7
H	10
RBI	7
BB	4
SO	10
LOB	14

WP: 0 PA: 40
PB: 0
SB: 0
CS: 0

PITCHER		IP	WLS	BF	H	R	ER	SO	BB	IBB	HBP	BLK	WP	HR	S	P	ERA	WHIP
Mario Soto, R ERA: 2.51	(1, 1)	7.2		32	7	5	5	7	3	0	0	0	0	1	43	55	5.87	1.304
Jim Kern, R ERA: 2.79	(8, 1)	0.1	L	2	1	1	1	1	0	0	0	0	0	1	4	4	27.00	3.000
Joe Price, L ERA: 3.0	(9, 1)	1.0		6	2	1	1	2	1	0	0	0	0	0	9	13	9.00	3.000

PITCHER	IP	WLS	BF	H	R	ER	SO	BB	IBB	HBP	BLK	WP	HR	S	P	ERA	WHIP

Batter	1	2	3	4	5	6	7	8	9	AB	R	H	RBI	BB	SO	LOB
Tom Lawless, R (1, 4) OBP: 0.226, SLG: 0.179 Wayne Krenchicki, L (6, PH) OBP: 0.326, SLG: 0.398 (7, 4) (9, 5)	S S S 0-3 ① K		x 0-0 ① P4		x 0-0 ① SH3 1-2	x 0-0 ③ F8			x 0-0 1B 1B	2 0 0 0 0 1 0 2 0 1 0 0 0 2						
Eddie Milner, L (1, 7) OBP: 0.346, SLG: 0.410	x 0-0 ② B1-3		x 0-0 ② F8		x 0-0 2-H 1B 2B		x 0-0 CS 1B		S S S 0-3 ① K	5 1 2 1 0 1 1						
Cesar Cedeno, R (1, 8) OBP: 0.360, SLG: 0.446	x 0-0 ③ 6-3		x 0-0 ③ 6-3		x 0-0 2-H 1B		B B B B 4-0 ① K 1-2 BB		S S S 0-3 ② K	4 0 1 1 1 1 1						
Dan Driessen, L (1, 3) OBP: 0.386, SLG: 0.439		B B B B 4-0 F8 S 1B BB	x 0-0 ① F9	x 0-0 ② 4-3		S S S 0-3 ② ③ K 1-2		x 0-0 1-2 1B	4 1 1 0 1 1 2							
Johnny Bench, R (1, 5) OBP: 0.300, SLG: 0.347 Rafael Landestoy, S (8, PR) OBP: 0.257, SLG: 0.269 (9, 4) Duane Walker, L (9, PH) OBP: 0.341, SLG: 0.417		S S S 0-3 ① K 1-2	x 0-0 HR	x 0-0 ③ 1-3				x 0-0 FC4-6 1B	x 0-0 ③ F8	4 1 2 1 0 1 2 0 0 0 0 0 0 0 1 0 0 0 0 0 2						
Paul Householder, S (1, 9) OBP: 0.274, SLG: 0.378		x 0-0 ② F8 2-3	x 0-0 1B 3B			x 0-0 ① F2		x 0-0 ① FC4-6 1B 1-2f		4 1 1 0 0 0 2						
Ron Oester, S (1, 6) OBP: 0.296, SLG: 0.328		x 0-0 2B 1B 3-H	x 0-0 G5-4-3 1B 3-H			x 0-0 SH1-4 2B		x 0-0 FC6-4 1B 1-2		4 0 4 2 0 0 0						
Alex Trevino, R (1, 2) OBP: 0.311, SLG: 0.284		x 0-0 1-3 2B	x 0-0 ② ③ G5-4-3 1-2f			4-0 SH1-4 IBB		S S S 0-3 ② K		3 0 1 0 1 1 3						
Mario Soto, R (1, 1) OBP: 0.241, SLG: 0.255 Jim Kern, R (8, 1) Larry Biittner, L (8, PH) OBP: 0.353, SLG: 0.408 Joe Price, R (9, 1)		x 0-0 ③ 6-3			x 0-0 SH3 2B 1B	x 0-0 ② SH1-4 1-2 2-3		x 0-0 ③ FC6-4 1-2f		2 1 1 0 0 0 2 0 0 0 0 0 0 0 1 0 0 0 0 0 2 0 0 0 0 0 0 0						
Inning Stats	R: 0 H: 0 E: 0 LOB: 0 K: 1 BB: 0 S: 5 P: 5	R: 1 H: 2 E: 0 LOB: 2 K: 1 BB: 1 S: 7 P: 11	R: 0 H: 0 E: 0 LOB: 0 K: 0 BB: 0 S: 3 P: 3	R: 2 H: 3 E: 0 LOB: 0 K: 0 BB: 0 S: 5 P: 5	R: 2 H: 3 E: 0 LOB: 1 K: 0 BB: 0 S: 6 P: 6	R: 0 H: 1 E: 0 LOB: 2 K: 0 BB: 1 S: 4 P: 8	R: 0 H: 1 E: 0 LOB: 0 K: 1 BB: 1 S: 4 P: 8	R: 0 H: 2 E: 0 LOB: 2 K: 1 BB: 0 S: 7 P: 7	R: 0 H: 2 E: 0 LOB: 2 K: 2 BB: 0 S: 9 P: 9	1B: 9 SF: 0 2B: 3 SAC: 2 3B: 1 DP: 1 HR: 1 HBP: 0						

PITCHER	IP	WLS	BF	H	R	ER	SO	BB	IBB	HBP	BLK	WP	HR	S	P	ERA	WHIP
Dickie Noles, R (1, 1) ERA: 4.22	4.0		17	5	3	3	2	1	0	0	0	0	1	20	24	6.75	1.500
Mike Proly, R (5, 1) ERA: 2.01	0.1		4	3	2	2	0	0	0	0	0	0	0	4	4	54.00	9.000
Bill Campbell, R (5, 1) ERA: 5.02	1.2		7	1	0	0	0	0	1	0	0	0	0	6	10	0.00	0.600
Willie Hernandez, L (7, 1) ERA: 3.46	1.1	W	6	3	0	0	1	1	0	0	0	0	0	7	11	0.00	3.000
Lee Smith, R (8, 1) ERA: 3.39	1.2	S	7	2	0	0	3	0	0	0	0	0	0	13	13	0.00	1.200

PITCHER	IP	WLS	BF	H	R	ER	SO	BB	IBB	HBP	BLK	WP	HR	S	P	ERA	WHIP

BOTTOM

Chicago Cubs @ Cincinnati Reds

Riverfront Stadium, Cincinnati, OH

Fri Jul 23 1982, 7:05 PM EDT

Att. 17,939 - Unknown - 71 F

livebaseballscorecards.com

AB	36
R	5
H	14
RBI	5
BB	3
SO	6
LOB	19

Batter	1	2	3	4	5	6	7	8	9	AB	R	H	RBI	BB	SO	LOB
23 Ryne Sandberg, R (1, 5) OBP: 0.296, SLG: 0.344	0-0 ① 6-3		B B B B 4-0 BB		x 0-0 ③ FC4-6 1-2f		x 0-0 1-H 1B 2B		S S S 0-3 ① K	4	1	1	1	1	1	1
Junior Kennedy, R (1, 4) OBP: 0.293, SLG: 0.299	x 0-0 ② 1-3		x 0-0 ③ F8			x 0-0 ① F8	x 0-0 2-H 1B 1B		B B B B 4-0 1B BB	4	0	1	1	1	0	1
Bill Buckner, L (1, 3) OBP: 0.332, SLG: 0.385	B B B B 4-0 FC6-4 BB			x 0-0 ① 6-3		x 0-0 1B 1B	x 0-0 1-2 1B		S S S 0-3 ② K	4	0	2	0	1	1	1
Leon Durham, L (1, 8) (8, 9) OBP: 0.383, SLG: 0.500	x 0-0 ③ FC6-4 1-2f			x 0-0 1B 1B		x 0-0 1-3 1B	x 0-0 ③ L8		x 0-0 1-2 1B	5	0	3	0	0	0	3
Jay Johnstone, L (1, 9) OBP: 0.344, SLG: 0.410 Ken Kravec, L (4, 1) Steve Henderson, R (6, PH) OBP: 0.287, SLG: 0.265 Mike Proly, R (6, 1) OBP: 0.333, SLG: 0.500 Gary Woods, R (8, PH) OBP: 0.325, SLG: 0.383 Dick Tidrow, R (8, 1) Bump Wills, S (9, PH) OBP: 0.339, SLG: 0.365		x 0-0 ① F8		x 0-0 1-2 G6-4-3 1B		x 0-0 ② F8		S S S 0-3 ① K	S S S 0-3 ③ K	2 0 1 0 1 0 0	0 0 0 0 0 0 1	1 0 0 0 0 0 0	0 0 0 0 0 0 1	0 0 0 0 0 0 0	0 0 2 0 0 1 0	0 0 0 0 0 0 0
Keith Moreland, R (1, 7) OBP: 0.336, SLG: 0.432		S S S 0-3 ② K		x 0-0 ② ③ G6-4-3 1-2f		x 0-0 ③ F9		x 0-0 BB 1B		4	0	1	0	0	1	4
Jody Davis, R (1, 2) OBP: 0.297, SLG: 0.380		S S S 0-3 ③ K			x 0-0 ① 1-3		x 0-0 ① F8	x 0-0 ② F7		4	0	0	0	0	1	1
Larry Bowa, S (1, 6) OBP: 0.304, SLG: 0.317			x 0-0 ① 4-3		x 0-0 ② G3		x 0-0 ② 6-3	B B B B 4-0 1-2 BB		3	0	0	0	1	0	0
Doug Bird, R (1, 1) OBP: 0.147, SLG: 0.176 Scot Thompson, L (4, 9) OBP: 0.391, SLG: 0.300 Jerry Morales, R (8, PH) OBP: 0.294, SLG: 0.457 (8, 8)			x 0-0 ② F9		x 0-0 23 FC4-6 1B		B B B B 4-0 23 2B BB	x 0-0 ③ 4-3		1 1 1	0 1 0	0 1 0	0 0 0	0 1 0	0 0 0	0 0 2
Inning Stats	R: 0 H: 0 E: 0 LOB: 1 K: 0 BB: 1 S: 3 P: 7	R: 0 H: 0 E: 0 LOB: 0 K: 2 BB: 0 S: 7 P: 7	R: 0 H: 0 E: 0 LOB: 1 K: 0 BB: 1 S: 3 P: 7	R: 0 H: 2 E: 0 LOB: 1 K: 0 BB: 0 S: 4 P: 4	R: 0 H: 1 E: 0 LOB: 1 K: 0 BB: 0 S: 4 P: 4	R: 0 H: 2 E: 0 LOB: 2 K: 0 BB: 0 S: 5 P: 5	R: 2 H: 3 E: 0 LOB: 2 K: 0 BB: 1 S: 6 P: 10	R: 0 H: 1 E: 0 LOB: 2 K: 1 BB: 1 S: 6 P: 10	R: 0 H: 1 E: 0 LOB: 2 K: 3 BB: 1 S: 10 P: 14	1B: 9 SF: 0 2B: 1 SAC: 0 3B: 0 DP: 1 HR: 0 HBP: 0						

Chicago Cubs @ Cincinnati Reds

Riverfront Stadium, Cincinnati, OH

Sat Jul 24 1982, 7:05 PM EDT

Att. 28,138 - Unknown - 82 F

TOP

livebaseballscorecards.com

AB	36
R	2
H	10
RBI	2
BB	5
SO	6
LOB	17

PITCHER		IP	WLS	BF	H	R	ER	SO	BB	IBB	HBP	BLK	WP	HR	S	P	ERA	WHIP
Frank Pastore, R ERA: 3.91	(1, 1)	6.2	W	29	7	2	2	2	3	0	0	0	0	0	30	42	2.70	1.500
Joe Price, L ERA: 2.87	(7, 1)	2.1	S	12	3	0	0	4	2	0	0	0	0	0	18	26	0.00	2.143

PITCHER	IP	WLS	BF	H	R	ER	SO	BB	IBB	HBP	BLK	WP	HR	S	P	ERA	WHIP

Chicago Cubs @ Cincinnati Reds

Riverfront Stadium, Cincinnati, OH

Sat Jul 24 1982, 7:05 PM EDT

Att. 28,138 - Unknown - 82 F

BOTTOM

livebaseballscorecards.com

Batter	1	2	3	4	5	6	7	8	9	AB	R	H	RBI	BB	SO	LOB
Tom Lawless, R (1, 4) OBP: 0.278, SLG: 0.194	BBBB 4-0 3-1 S 1B BB	x 0-0 ③ F8		x 0-0 1B		BBBB 4-0 G4-6-3 BB		SSS 0-3 ② K		3	1	1	0	2	1	2
Eddie Milner, L (1, 8) OBP: 0.342, SLG: 0.404	x 0-0 ① F2 1-2		x 0-0 ① 4-3	x 0-0 ② P6		x 0-0 ①② G4-6-3 1-2f		x 0-0 ③ 1-3		5	0	0	0	0	0	4
Duane Walker, L (1, 7) OBP: 0.337, SLG: 0.402	x 0-0 ② 3-1 2-3		H 1-0 S 2B HBP	SSS 0-3 ③ K		x 0-0 ③ F9				3	1	0	0	0	1	2
Dan Driessen, L (1, 3) OBP: 0.390, SLG: 0.444	x 0-0 HR 1B 3-H		BBBB 4-0 2B 1B 1-2 BB		SSS 0-3 ① K		x 0-0 2B			3	2	2	1	1	1	0
Johnny Bench, R (1, 5) OBP: 0.303, SLG: 0.359 Wayne Krenchicki, L (8, 5) OBP: 0.326, SLG: 0.398	x 0-0 1-H HR		x 0-0 ② P4		BBBB 4-0 WP 1B BB		x 0-0 ① F8			3 0	1 0	1 0	2 0	1 0	0 0	3 0
Paul Householder, S (1, 9) OBP: 0.283, SLG: 0.387	x 0-0 ③ 6-3		x 0-0 1-3 1B 2H 2B		x 0-0 WP 1-2 1B		4-0 G6-4-3 IBB			3	0	2	1	1	0	0
Ron Oester, S (1, 6) OBP: 0.298, SLG: 0.326		BBBB 4-0 FC3-6 BB	IIII 4-0 1B IBB		SSS 0-3 ② K 1-2 2-3		x 0-0 ②③ G6-4-3 1-2f			2	0	0	0	2	1	4
Alex Trevino, R (1, 2) OBP: 0.314, SLG: 0.285		x 0-0 ① P3	x 0-0 ③ 1-2 2-H 3-H 1B	IIII 4-0 IBB				SSS 0-3 ① K		3	0	1	1	1	1	1
Frank Pastore, R (1, 1) OBP: 0.188, SLG: 0.194 Joe Price, R (7, 1) OBP: 0.333, SLG: 0.333		x 0-0 ② FC3-6 1-2f		x 0-0 ① G3	x 0-0 ③ F9			x 0-0 1B		3 1	0 0	0 1	0 0	0 0	0 0	4 0
Inning Stats	R: 3 H: 2 E: 0 LOB: 0 K: 0 BB: 1 S: 5 P: 9	R: 0 H: 0 E: 0 LOB: 1 K: 0 BB: 1 S: 3 P: 7	R: 2 H: 2 E: 0 LOB: 2 K: 0 BB: 2 S: 4 P: 13	R: 0 H: 1 E: 0 LOB: 1 K: 1 BB: 0 S: 6 P: 6	R: 0 H: 1 E: 0 LOB: 3 K: 2 BB: 2 S: 8 P: 16	R: 0 H: 0 E: 0 LOB: 0 K: 0 BB: 1 S: 2 P: 6	R: 0 H: 1 E: 0 LOB: 1 K: 0 BB: 1 S: 3 P: 7	R: 0 H: 1 E: 0 LOB: 1 K: 2 BB: 0 S: 8 P: 8		1B: 5 SF: 0 2B: 2 SAC: 0 3B: 0 DP: 2 HR: 1 HBP: 1						

AB	29
R	5
H	8
RBI	5
BB	8
SO	5
LOB	20

PITCHER		IP	WLS	BF	H	R	ER	SO	BB	IBB	HBP	BLK	WP	HR	S	P	ERA	WHIP
Doug Bird, R ERA: 4.75	(1, 1)	3.1	L	19	5	5	5	0	3	1	1	0	0	1	14	31	13.50	2.400
Ken Kravec, L ERA: 3.68	(4, 1)	1.2		8	1	0	0	3	1	1	0	0	1	0	12	20	0.00	1.200
Mike Proly, R ERA: 1.89	(6, 1)	2.0		7	1	0	0	0	1	1	0	0	0	0	5	13	0.00	1.000
Dick Tidrow, R ERA: 4.02	(8, 1)	1.0		4	1	0	0	2	0	0	0	0	0	0	8	8	0.00	1.000

PITCHER		IP	WLS	BF	H	R	ER	SO	BB	IBB	HBP	BLK	WP	HR	S	P	ERA	WHIP

Batter	1	2	3	4	5	6	7	8	9	AB	R	H	RBI	BB	SO	LOB
Bump Wills, S (1, 4) OBP: 0.338, SLG: 0.364	G3		23 FC4-6 1B 1-2		F7			F7		4	0	1	0	0	0	2
Junior Kennedy, R (8, 4) OBP: 0.293, SLG: 0.299										0	0	0	0	0	0	0
23 Ryne Sandberg, R (1, 5) OBP: 0.293, SLG: 0.340	4-3		FC4-6 1-2f			F7		6-3		4	0	0	0	0	0	3
Bill Buckner, L (1, 3) OBP: 0.331, SLG: 0.383	F8			G3		P6			G4-6-3 1B	4	0	1	0	0	0	0
Leon Durham, L (1, 8) OBP: 0.379, SLG: 0.494		6-3		4-3		4-3			G4-6-3 1-2f	4	0	0	0	0	0	1
Jay Johnstone, L (1, 9) OBP: 0.335, SLG: 0.399		K		K			P5		L3	4	0	0	0	0	2	0
Keith Moreland, R (1, 7) OBP: 0.333, SLG: 0.429		F9			F8		1-6-3			3	0	0	0	0	0	0
Jody Davis, R (1, 2) OBP: 0.297, SLG: 0.383			K		G3 1B 2B		5-3			3	1	1	0	0	1	0
Larry Bowa, S (1, 6) OBP: 0.304, SLG: 0.315			G3		G3 2-3			BBBB 4-3 BB		2	0	0	0	1	0	1
Fergie Jenkins, R (1, 1) OBP: 0.135, SLG: 0.139			1B		1B 3-H			4-3 1-2		2	0	2	1	0	0	0
Scot Thompson, L (8, PH) OBP: 0.375, SLG: 0.286										1	0	0	0	0	0	1
Dick Tidrow, R (8, 1)										0	0	0	0	0	0	0
Inning Stats	R: 0 E: 0 K: 0 S: 3 H: 0 LOB: 0 BB: 0 P: 3	R: 0 E: 0 K: 1 S: 5 H: 0 LOB: 0 BB: 0 P: 5	R: 0 E: 0 K: 1 S: 7 H: 2 LOB: 2 BB: 0 P: 7	R: 0 E: 0 K: 1 S: 5 H: 0 LOB: 0 BB: 0 P: 5	R: 1 E: 0 K: 0 S: 5 H: 2 LOB: 1 BB: 0 P: 5	R: 0 E: 0 K: 0 S: 3 H: 0 LOB: 0 BB: 0 P: 3	R: 0 E: 0 K: 0 S: 3 H: 0 LOB: 0 BB: 0 P: 3	R: 0 E: 0 K: 0 S: 3 H: 0 LOB: 1 BB: 1 P: 7	R: 0 E: 0 K: 0 S: 3 H: 1 LOB: 0 BB: 0 P: 3	1B: 4 2B: 1 3B: 0 HR: 0 SF: 0 SAC: 0 DP: 1 HBP: 0						

PITCHER	IP	WLS	BF	H	R	ER	SO	BB	IBB	HBP	BLK	WP	HR	S	P	ERA	WHIP
Bruce Berenyi, R (1, 1) ERA: 3.57	9.0	W	32	5	1	1	3	1	0	0	0	0	0	37	41	1.00	0.667

PITCHER	IP	WLS	BF	H	R	ER	SO	BB	IBB	HBP	BLK	WP	HR	S	P	ERA	WHIP

TOP

Chicago Cubs @ Cincinnati Reds

Riverfront Stadium, Cincinnati, OH

Sun Jul 25 1982, 3:33 AM EDT
Att. 20,056 - Sunny - 88 F

livebaseballscorecards.com

AB	31
R	1
H	5
RBI	1
BB	1
SO	3
LOB	8

Batter	1	2	3	4	5	6	7	8	9	AB	R	H	RBI	BB	SO	LOB
Tom Lawless, R (1, 4) OBP: 0.282, SLG: 0.206	4-3 S G3 1B		K		F9		SH1-4 1-2			3	1	1	0	0	1	2
Eddie Milner, L (1, 7) OBP: 0.338, SLG: 0.399	4-3 1-3		4-3		4-3		5-3			4	0	0	0	0	0	4
Cesar Cedeno, R (1, 8) OBP: 0.355, SLG: 0.440	G3 3-H		F7			P6		4-3		4	0	0	1	0	0	0
Dan Driessen, L (1, 3) OBP: 0.391, SLG: 0.446	E1 CS			F7		F9 2B		BB		3	0	1	0	1	0	0
Johnny Bench, R (1, 5) OBP: 0.298, SLG: 0.353 Wayne Krenchicki, L (9, 5) OBP: 0.326, SLG: 0.398	CS 1-2	6-3		K		F9 2-3		K		4 0	0 0	0 0	0 0	0 0	2 0	2 0
Paul Householder, S (1, 9) OBP: 0.282, SLG: 0.381		G3		G3		BB		K		3	0	0	0	1	1	1
Ron Oester, S (1, 6) OBP: 0.301, SLG: 0.329		3B 1B			SH1-4 1B	F8				3	1	2	0	0	0	2
Alex Trevino, R (1, 2) OBP: 0.318, SLG: 0.298		1-H 3B			1-2 SH1-4 1B		F9			3	0	2	1	0	0	0
Bruce Berenyi, R (1, 1) OBP: 0.275, SLG: 0.325		1-3			SH1-4 1-2 2-3		SH1-4 1B			2	0	1	0	0	0	1
Inning Stats	R: 1 H: 1 E: 1 LOB: 0 K: 0 BB: 0 S: 4 P: 4	R: 1 H: 2 E: 0 LOB: 1 K: 0 BB: 0 S: 5 P: 5	R: 0 H: 0 E: 0 LOB: 0 K: 1 BB: 0 S: 5 P: 5	R: 0 H: 0 E: 0 LOB: 0 K: 1 BB: 0 S: 5 P: 5	R: 0 H: 2 E: 0 LOB: 2 K: 0 BB: 0 S: 5 P: 5	R: 0 H: 1 E: 0 LOB: 2 K: 0 BB: 1 S: 4 P: 8	R: 0 H: 1 E: 0 LOB: 1 K: 0 BB: 0 S: 4 P: 4	R: 0 H: 0 E: 0 LOB: 1 K: 2 BB: 1 S: 7 P: 11		1B: 5 SF: 0 2B: 1 SAC: 2 3B: 1 DP: 0 HR: 0 HBP: 0				WP: 0 PA: 34 PB: 0 SB: 1 CS: 1		

PITCHER		IP	WLS	BF	H	R	ER	SO	BB	IBB	HBP	BLK	WP	HR	S	P	ERA	WHIP
Fergie Jenkins, R ERA: 3.15	(1, 1)	7.0	L	29	7	2	2	2	1	0	0	0	0	0	32	36	2.57	1.143
Dick Tidrow, R ERA: 3.95	(8, 1)	1.0		4	0	0	0	2	1	0	0	0	0	0	7	11	0.00	1.000

PITCHER	IP	WLS	BF	H	R	ER	SO	BB	IBB	HBP	BLK	WP	HR	S	P	ERA	WHIP

Chicago Cubs @ Cincinnati Reds

Riverfront Stadium, Cincinnati, OH

Sun Jul 25 1982, 3:33 AM EDT

Att. 20,056 - Sunny - 88 F

BOTTOM

livebaseballscorecards.com

AB	29
R	2
H	7
RBI	2
BB	2
SO	4
LOB	12

Chicago Cubs @ Cincinnati Reds

Riverfront Stadium, Cincinnati, OH

Mon Jul 26 1982, 7:05 PM EDT

Att. 13,092 - Unknown - 87 F

TOP

livebaseballscorecards.com

Batter	1	2	3	4	5	6	7	8	9	AB	R	H	RBI	BB	SO	LOB
23 Ryne Sandberg, R (1, 5) OBP: 0.292, SLG: 0.344	P5		1B 3B		5-3		F8		FC6 1-2f	5	1	1	0	0	0	1
Junior Kennedy, R (1, 4) OBP: 0.299, SLG: 0.300	4-3		3-H 1B		BBBB 4-0 BB		F8			3	0	1	1	1	0	0
Bill Buckner, L (1, 3) OBP: 0.330, SLG: 0.382	1B 1B		P6		L9			1-3		4	0	1	0	0	0	2
Keith Moreland, R (1, 7) OBP: 0.332, SLG: 0.426	1-2 1B		F5		F8			F9		4	0	1	0	0	0	2
Leon Durham, L (1, 9) OBP: 0.375, SLG: 0.488	SSS K		1-3			SSS K		4-3		4	0	0	0	0	2	3
Gary Woods, R (1, 8) OBP: 0.324, SLG: 0.396		SSS K		P4		5-3			HR	4	1	1	1	0	1	0
Jody Davis, R (1, 2) OBP: 0.303, SLG: 0.386		FC6-4 1B		BBBB 4-0 FC6-4 BB		FC6-4 1B			F8	3	0	2	0	1	0	0
Larry Bowa, S (1, 6) OBP: 0.301, SLG: 0.312		F9		FC6-4 1-2f		FC6-4 1-2f			3-1	4	0	0	0	0	0	3
Allen Ripley, R (1, 1) OBP: 0.167, SLG: 0.167		FC6-4 1-2f		3-1					BBBB 4-0 23 FC6 BB	2	0	0	0	0	0	2
Mike Proly, R (5, 1) OBP: 0.333, SLG: 0.500							5-3			0	0	0	0	0	0	0
Steve Henderson, R (7, PH) OBP: 0.285, SLG: 0.263										1	0	0	0	0	0	0
Bill Campbell, R (7, 1)										0	0	0	0	0	0	0
Jay Johnstone, L (9, PH) OBP: 0.339, SLG: 0.399										0	0	0	0	1	0	0
Inning Stats	R: 0 E: 0 K: 1 S: 7 H: 2 LOB: 2 BB: 0 P: 7	R: 0 E: 0 K: 1 S: 6 H: 1 LOB: 1 BB: 0 P: 6	R: 1 E: 0 K: 0 S: 5 H: 2 LOB: 1 BB: 0 P: 5	R: 0 E: 0 K: 0 S: 3 H: 0 LOB: 1 BB: 1 P: 7	R: 0 E: 0 K: 0 S: 3 H: 0 LOB: 1 BB: 1 P: 7	R: 0 E: 0 K: 1 S: 6 H: 1 LOB: 1 BB: 0 P: 6	R: 0 E: 0 K: 0 S: 3 H: 0 LOB: 0 BB: 0 P: 3	R: 0 E: 0 K: 0 S: 3 H: 0 LOB: 0 BB: 0 P: 3	R: 1 E: 0 K: 0 S: 4 H: 1 LOB: 1 BB: 1 P: 8	1B: 5 2B: 0 3B: 1 HR: 1	SF: 0 SAC: 0 DP: 0 HBP: 0					

	AB	34
	R	2
	H	7
	RBI	2
	BB	3
	SO	3
	LOB	13

WP: 0 PB: 0 SB: 0 CS: 0 PA: 37

PITCHER		IP	WLS	BF	H	R	ER	SO	BB	IBB	HBP	BLK	WP	HR	S	P	ERA	WHIP
Bob Shirley, L ERA: 4.09	(1, 1)	8.0	W	33	7	2	2	3	2	0	0	0	0	1	37	45	2.25	1.125
Tom Hume, R ERA: 3.11	(9, 1)	1.0	S	4	0	0	0	0	1	0	0	0	0	0	3	7	0.00	1.000

PITCHER	IP	WLS	BF	H	R	ER	SO	BB	IBB	HBP	BLK	WP	HR	S	P	ERA	WHIP

Batter	1	2	3	4	5	6	7	8	9	AB	R	H	RBI	BB	SO	LOB
Tom Lawless, R (1, 4) OBP: 0.279, SLG: 0.211	F9		1B		1-3		E4 G3			4	0	1	0	0	0	0
Duane Walker, L (1, 7) OBP: 0.323, SLG: 0.385	K		F7		3-1		G3 1-2			4	0	0	0	0	1	2
Cesar Cedeno, R (1, 8) OBP: 0.357, SLG: 0.439	S 1B BB		L7		E S 1B 1B		6-3			3	2	1	0	1	0	2
Dan Driessen, L (1, 3) OBP: 0.394, SLG: 0.457	1B 1-2 BB			HR	1-H 1B			P2		3	1	2	2	1	0	0
Johnny Bench, R (1, 5) OBP: 0.301, SLG: 0.368 Wayne Krenchicki, L (9, 5) OBP: 0.326, SLG: 0.398	1-3 2-H 1B			HR	5-3			L4		4 0	1 0	2 0	2 0	0 0	0 0	1 0
Paul Householder, S (1, 9) OBP: 0.286, SLG: 0.381		P6		F9		G6-4-3 1B		BB WP S		3	0	1	0	1	0	0
Ron Oester, S (1, 6) OBP: 0.298, SLG: 0.325		G3		G3		G6-4-3 1-2f		K 1-3		4	0	0	0	0	1	2
Alex Trevino, R (1, 2) OBP: 0.318, SLG: 0.299		F8		FC6-4 1B		4-3				3	0	1	0	0	0	0
Bob Shirley, R (1, 1) OBP: 0.125, SLG: 0.125 Tom Hume, R (9, 1)			5-3	FC6-4 1-2f			6-3			3 0	0 0	0 0	0 0	0 0	0 0	1 0
Inning Stats	R: 1 E: 0 K: 1 S: 5 H: 1 LOB: 2 BB: 2 P: 13	R: 0 E: 0 K: 0 S: 3 H: 0 LOB: 0 BB: 0 P: 3	R: 0 E: 0 K: 0 S: 4 H: 1 LOB: 1 BB: 0 P: 4	R: 2 E: 0 K: 0 S: 6 H: 3 LOB: 1 BB: 0 P: 6	R: 1 E: 0 K: 0 S: 5 H: 2 LOB: 1 BB: 0 P: 5	R: 0 E: 0 K: 0 S: 3 H: 1 LOB: 0 BB: 0 P: 3	R: 0 E: 1 K: 0 S: 4 H: 0 LOB: 1 BB: 0 P: 4	R: 0 E: 0 K: 1 S: 5 H: 0 LOB: 1 BB: 1 P: 9		1B: 6 2B: 0 3B: 0 HR: 2 SF: 0 SAC: 0 DP: 1 HBP: 0						

PITCHER		IP	WLS	BF	H	R	ER	SO	BB	IBB	HBP	BLK	WP	HR	S	P	ERA	WHIP
Allen Ripley, R ERA: 4.41	(1, 1)	4.2	L	22	7	4	4	1	2	0	0	0	0	2	22	30	7.71	1.929
Mike Proly, R ERA: 1.82	(5, 1)	1.1		4	1	0	0	0	0	0	0	0	0	0	4	4	0.00	0.750
Bill Campbell, R ERA: 4.85	(7, 1)	2.0		8	0	0	0	1	1	0	0	0	1	0	9	13	0.00	0.500

PITCHER		IP	WLS	BF	H	R	ER	SO	BB	IBB	HBP	BLK	WP	HR	S	P	ERA	WHIP

BOTTOM

Chicago Cubs @ Cincinnati Reds

Riverfront Stadium, Cincinnati, OH

Mon Jul 26 1982, 7:05 PM EDT

Att. 13,092 - Unknown - 87 F

livebaseballscorecards.com

AB	31
R	4
H	8
RBI	4
BB	3
SO	2
LOB	8

Montreal Expos @ Chicago Cubs

Wrigley Field, Chicago, IL

Tue Jul 27 1982, 3:33 AM CDT

Att. 13,771 - Overcast - 77 F

livebaseballscorecards.com

Batter	1	2	3	4	5	6	7	8	9	AB	R	H	RBI	BB	SO	LOB
Tim Raines, S (1, 7) OBP: 0.357, SLG: 0.366	4-3	S, 2-H, 1B		BBBB, G5-4-3, BB			4-3		4-3	4	0	1	1	1	0	0
Andre Dawson, R (1, 8) OBP: 0.338, SLG: 0.482	HR, 1B, 1B	6-3, 1-2		G5-4-3, 1-2f			F8, 2B		BBBB, F7-6-3, BB	4	1	2	0	1	0	4
Al Oliver, L (1, 3) OBP: 0.385, SLG: 0.533	HR, 1-2, 1B		BBBB, 1B, BB		1B		F8, 2-3		F7-6-3, 1-2	4	1	2	0	1	0	2
Gary Carter, R (1, 2) OBP: 0.389, SLG: 0.575	HR, 1-H, 2-H		G5-4-3, 1-2, 1B		F9		6-3			4	1	2	3	0	0	2
Warren Cromartie, L (1, 9) OBP: 0.333, SLG: 0.387	1-3		P6		F7			2B		4	0	1	0	0	0	3
Tim Wallach, R (1, 5) OBP: 0.324, SLG: 0.449	SSS, K		G5-4-3, 1-2f		F7			SSS, K		4	0	0	0	0	2	4
Chris Speier, R (1, 6) OBP: 0.311, SLG: 0.348		G3, 1B, 1B		SH5-4, 1B, 1B		5-3		BBBB, BB		3	1	2	0	1	0	0
Mike Gates, L (1, 4) OBP: 0.280, SLG: 0.298		G3, 1-2		SH5-4, 1-2, 1B		F8		L9		4	0	1	0	0	0	3
Steve Rogers, R (1, 1) OBP: 0.254, SLG: 0.173		F9		SH5-4, 1-2, 2-3		5-3		SSS, K		3	0	0	0	0	1	3

TOP

AB	34
R	4
H	11
RBI	4
BB	4
SO	3
LOB	21

Inning Stats	1	2	3	4	5	6	7	8	9
	R: 3 E: 0 K: 1 S: 8	H: 3 LOB: 0 BB: 0 P: 8	R: 1 E: 0 K: 0 S: 5	H: 2 LOB: 1 BB: 0 P: 5	R: 0 E: 0 K: 0 S: 3	H: 1 LOB: 1 BB: 1 P: 7	R: 0 E: 0 K: 0 S: 4	H: 2 LOB: 2 BB: 1 P: 8	R: 0 E: 0 K: 0 S: 4	H: 1 LOB: 1 BB: 0 P: 4	R: 0 E: 0 K: 0 S: 3	H: 0 LOB: 0 BB: 0 P: 3	R: 0 E: 0 K: 0 S: 4	H: 1 LOB: 1 BB: 0 P: 4	R: 0 E: 0 K: 2 S: 8	H: 1 LOB: 2 BB: 1 P: 12	R: 0 E: 0 K: 0 S: 2	H: 0 LOB: 0 BB: 1 P: 6

1B: 8	SF: 0
2B: 3	SAC: 1
3B: 0	DP: 3
HR: 1	HBP: 0

WP: 0	PA: 39
PB: 0	
SB: 1	
CS: 0	

PITCHER		IP	WLS	BF	H	R	ER	SO	BB	IBB	HBP	BLK	WP	HR	S	P	ERA	WHIP
Randy Martz, R ERA: 4.67	(1, 1)	7.0	L	31	10	4	4	1	2	0	0	0	0	1	31	39	5.14	1.714
Dick Tidrow, R ERA: 3.84	(8, 1)	2.0		8	1	0	0	2	2	0	0	0	0	0	10	18	0.00	1.500

PITCHER	IP	WLS	BF	H	R	ER	SO	BB	IBB	HBP	BLK	WP	HR	S	P	ERA	WHIP

Batter	1	2	3	4	5	6	7	8	9	AB	R	H	RBI	BB	SO	LOB
Bump Wills, S (1, 4) OBP: 0.342, SLG: 0.367	K	BB			F7			2B	HBP	3	1	1	0	1	1	0
23 Ryne Sandberg, R (1, 5) OBP: 0.291, SLG: 0.342	1B	K			K			F9	4-3	5	1	1	0	0	2	5
Bill Buckner, L (1, 3) OBP: 0.329, SLG: 0.383	P6		G6-4-3		P4			P4		4	1	1	0	0	0	2
Leon Durham, L (1, 8) OBP: 0.379, SLG: 0.494	1B		G6-4-3			G3		2B		4	0	3	1	0	0	0
Keith Moreland, R (1, 2) OBP: 0.334, SLG: 0.426	1B		G6-4-3			4-3		BB		3	0	1	1	1	0	1
Jay Johnstone, L (1, 9) OBP: 0.331, SLG: 0.388	F5		F8			4-3		3-1		4	0	0	0	0	0	4
Scot Thompson, L (1, 7) OBP: 0.393, SLG: 0.320		G6-4-3		P5			F7		HBP	4	0	2	0	0	0	0
Larry Bowa, S (9, PR) OBP: 0.301, SLG: 0.312		1B							1B	0	0	0	0	0	0	0
Junior Kennedy, R (1, 6) OBP: 0.291, SLG: 0.292		G6-4-3		K			2-3		P4	4	0	0	0	0	1	2
Randy Martz, L (1, 1) OBP: 0.348, SLG: 0.350		BB		L5			P4		F8	1	0	0	0	1	0	0
Gary Woods, R (7, PH) OBP: 0.322, SLG: 0.394										1	0	0	0	0	0	0
Dick Tidrow, R (8, 1)										0	0	0	0	0	0	0
Bob Molinaro, L (9, PH) OBP: 0.270, SLG: 0.263										1	0	0	0	0	0	1
Inning Stats	R: 1 E: 0 K: 1 S: 8 H: 3 LOB: 2 BB: 0 P: 8	R: 0 E: 0 K: 1 S: 5 H: 1 LOB: 2 BB: 2 P: 13	R: 1 E: 0 K: 0 S: 4 H: 2 LOB: 0 BB: 0 P: 4	R: 0 E: 0 K: 1 S: 5 H: 0 LOB: 0 BB: 0 P: 5	R: 0 E: 0 K: 1 S: 5 H: 0 LOB: 0 BB: 0 P: 5	R: 0 E: 0 K: 0 S: 3 H: 0 LOB: 0 BB: 0 P: 3	R: 0 E: 0 K: 0 S: 3 H: 0 LOB: 0 BB: 0 P: 3	R: 1 E: 0 K: 0 S: 5 H: 2 LOB: 2 BB: 1 P: 9	R: 0 E: 0 K: 0 S: 4 H: 1 LOB: 2 BB: 0 P: 5	1B: 6 2B: 3 3B: 0 HR: 0	SF: 0 SAC: 0 DP: 2 HBP: 1						

PITCHER	IP	WLS	BF	H	R	ER	SO	BB	IBB	HBP	BLK	WP	HR	S	P	ERA	WHIP
Steve Rogers, R (1, 1) ERA: 2.17	9.0	W	38	9	3	3	4	3	0	1	0	0	0	42	55	3.00	1.333

PITCHER	IP	WLS	BF	H	R	ER	SO	BB	IBB	HBP	BLK	WP	HR	S	P	ERA	WHIP

BOTTOM

Montreal Expos @ Chicago Cubs

Wrigley Field, Chicago, IL

Tue Jul 27 1982, 3:33 AM CDT

Att. 13,771 - Overcast - 77 F

livebaseballscorecards.com

AB	34
R	3
H	9
RBI	2
BB	3
SO	4
LOB	15

WP: 0	PB: 0	SB: 0	CS: 0
PA: 38			

Batter	1	2	3	4	5	6	7	8	9	AB	R	H	RBI	BB	SO	LOB
Tim Raines, S (1, 7) OBP: 0.360, SLG: 0.370	x 0-0 ① P2		x 0-0 BLK 1B		x 0-0 ① G3	x 0-0 BLK 1-3 1B		x 0-0 2-H 1B		5	0	3	1	0	0	0
Andre Dawson, R (1, 8) OBP: 0.333, SLG: 0.475	x 0-0 ② 5-3		S S S 0-3 ② K 1-2		x 0-0 ② 5-3	x 0-0 ③ 2-3 1-2 3-H		S S S 0-3 ③ K		5	0	0	0	0	2	3
Al Oliver, L (1, 3) OBP: 0.382, SLG: 0.532	x 0-0 ③ F8		x 0-0 ③ 4-3		x 0-0 1B 2B		x 0-0 ① L5		x 0-0 ① 4-3	5	1	1	0	0	0	1
Gary Carter, R (1, 2) OBP: 0.389, SLG: 0.571		S S S 0-3 ① K		x 0-0 E5 FC6-4	B B B 4-0 1B BB		x 0-0 ② F7		x 0-0 G5-4-3 1B	4	0	1	0	1	1	0
Warren Cromartie, L (1, 9) OBP: 0.337, SLG: 0.393		x 0-0 2B 1B		x 0-0 ① F5	x 0-0 1-2 2-H 1B		x 0-0 2B		x 0-0 ② ③ G5-4-3 1-2f	5	1	3	1	0	0	2
Tim Wallach, R (1, 5) OBP: 0.324, SLG: 0.450		x 0-0 1-H 2B		x 0-0 ② FC6-4 BB 1-2f 1B	x 0-0 ③ F3		x 0-0 ③ F8			4	1	1	1	0	0	4
Chris Speier, R (1, 6) OBP: 0.314, SLG: 0.348		x 0-0 ② 5-3		B B B 4-0 1B 1-2 BB		x 0-0 ① 6-3		x 0-0 B2-6-4 E 1B		3	0	1	0	1	0	1
Mike Gates, L (1, 4) OBP: 0.287, SLG: 0.305		x 0-0 ③ F7		x 0-0 1-2 2-H 1B		x 0-0 1B BLK 1B		x 0-0 E3 B2-6-4 1-2 1B		4	2	2	1	0	0	2
Bill Gullickson, R (1, 1) OBP: 0.104, SLG: 0.128 Jeff Reardon, R (9, 1) OBP: 0.143, SLG: 0.286			S S S 0-3 ① K	S S S 0-3 ③ K		S S S 0-3 ② K		x 0-0 ① ② B2-6-4 1-2 2-3f		4	0	0	0	0	3	5
										0	0	0	0	0	0	0
Inning Stats	R: 0 H: 0 E: 0 LOB: 0 K: 0 BB: 0 S: 3 P: 3	R: 1 H: 2 E: 0 LOB: 1 K: 1 BB: 0 S: 7 P: 7	R: 0 H: 1 E: 0 LOB: 1 K: 2 BB: 0 S: 8 P: 8	R: 1 H: 1 E: 1 LOB: 2 K: 1 BB: 1 S: 7 P: 11	R: 1 H: 2 E: 0 LOB: 2 K: 0 BB: 1 S: 5 P: 9	R: 1 H: 2 E: 0 LOB: 1 K: 1 BB: 0 S: 7 P: 7	R: 0 H: 1 E: 0 LOB: 1 K: 0 BB: 0 S: 4 P: 4	R: 1 H: 2 E: 1 LOB: 1 K: 1 BB: 0 S: 7 P: 7	R: 0 H: 1 E: 0 LOB: 0 K: 0 BB: 0 S: 3 P: 3	1B: 9 SF: 0 2B: 3 SAC: 0 3B: 0 DP: 2 HR: 0 HBP: 0						

PITCHER		IP	WLS	BF	H	R	ER	SO	BB	IBB	HBP	BLK	WP	HR	S	P	ERA	WHIP
Dickie Noles, R ERA: 4.24	(1, 1)	6.0	L	29	8	4	3	5	2	0	0	2	0	0	37	45	4.50	1.667
Willie Hernandez, L ERA: 3.33	(7, 1)	2.0		9	3	1	0	1	0	0	0	0	0	0	11	11	0.00	1.500
Lee Smith, R ERA: 3.35	(9, 1)	1.0		3	1	0	0	0	0	0	0	0	0	0	3	3	0.00	1.000

PITCHER	IP	WLS	BF	H	R	ER	SO	BB	IBB	HBP	BLK	WP	HR	S	P	ERA	WHIP

TOP

Montreal Expos @ Chicago Cubs

Wrigley Field, Chicago, IL

Wed Jul 28 1982, 3:33 AM CDT

Att. 20,831 - Sunny - 67 F

livebaseballscorecards.com

AB	39
R	5
H	12
RBI	4
BB	2
SO	6
LOB	18

WP: 0 PA: 41
PB: 0
SB: 0
CS: 0

Batter	1	2	3	4	5	6	7	8	9	AB	R	H	RBI	BB	SO	LOB
Bump Wills, S (1, 4) OBP: 0.337, SLG: 0.361	L3		F9			4-3		4-3	F2	5	0	0	0	0	0	2
23 Ryne Sandberg, R (1, 5) OBP: 0.292, SLG: 0.343	F9		S 1B			6-3		1B	K	5	0	2	0	0	1	2
Bill Buckner, L (1, 3) OBP: 0.329, SLG: 0.382	FC6-4 1B		F9 1-2			F9		F9		4	0	1	0	0	0	2
Leon Durham, L (1, 8) OBP: 0.378, SLG: 0.494	FC6-4 1-2f		F9				P6		2B 2B	4	1	1	0	0	0	2
Keith Moreland, R (1, 7) OBP: 0.333, SLG: 0.424		K	K				FC3-6 1B		F3	4	0	1	0	0	2	2
Jay Johnstone, L (1, 9) OBP: 0.341, SLG: 0.393		L8-3 1B			K		FC3-6 1-2 1B		2B 1B BB	3	1	2	0	1	1	0
Jody Davis, R (1, 2) OBP: 0.303, SLG: 0.388		L8-3 1-2			K		FC3-6 1-2f 2-3		1B 1B 1-3 2-H 2B	4	1	1	1	0	1	3
Larry Bowa, S (1, 6) OBP: 0.303, SLG: 0.317			F8		2B		K		1B 2-3 3-H 1B	4	0	2	1	0	1	2
Dickie Noles, R (1, 1) OBP: 0.139, SLG: 0.176 Willie Hernandez, L (7, 1) Scot Thompson, L (8, PH) OBP: 0.379, SLG: 0.308 Lee Smith, R (9, 1) OBP: 0.133, SLG: 0.286 Bob Molinaro, L (9, PH) OBP: 0.281, SLG: 0.276			K		K			6-3	1-2 3-H 1B	2 0 1 0 1	0 0 0 0 0	0 0 0 0 1	0 0 0 0 1	0 0 0 0 0	2 0 0 0 0	1 0 0 0 0
Inning Stats	R: 0 E: 0 K: 0 S: 4 H: 1 LOB: 1 BB: 0 P: 4	R: 0 E: 0 K: 1 S: 5 H: 1 LOB: 0 BB: 0 P: 5	R: 0 E: 0 K: 1 S: 5 H: 0 LOB: 0 BB: 0 P: 5	R: 0 E: 0 K: 1 S: 6 H: 1 LOB: 1 BB: 0 P: 6	R: 0 E: 0 K: 3 S: 10 H: 1 LOB: 1 BB: 0 P: 10	R: 0 E: 0 K: 0 S: 3 H: 0 LOB: 0 BB: 0 P: 3	R: 0 E: 0 K: 1 S: 7 H: 2 LOB: 2 BB: 0 P: 7	R: 0 E: 0 K: 0 S: 4 H: 1 LOB: 1 BB: 0 P: 4	R: 3 E: 0 K: 1 S: 9 H: 4 LOB: 2 BB: 1 P: 13	1B: 8 2B: 4 3B: 0 HR: 0 SF: 0 SAC: 0 DP: 1 HBP: 0	WP: 0 PB: 0 SB: 1 CS: 0 PA: 38					

PITCHER		IP	WLS	BF	H	R	ER	SO	BB	IBB	HBP	BLK	WP	HR	S	P	ERA	WHIP
Bill Gullickson, R ERA: 3.78	(1, 1)	8.1	W	33	8	2	2	7	1	0	0	0	0	0	46	50	2.16	1.080
Jeff Reardon, R ERA: 1.99	(9, 1)	0.2		5	3	1	1	1	0	0	0	0	0	0	7	7	13.50	4.500

PITCHER	IP	WLS	BF	H	R	ER	SO	BB	IBB	HBP	BLK	WP	HR	S	P	ERA	WHIP

BOTTOM

Montreal Expos @ Chicago Cubs

Wrigley Field, Chicago, IL

Wed Jul 28 1982, 3:33 AM CDT

Att. 20,831 - Sunny - 67 F

livebaseballscorecards.com

AB	37
R	3
H	11
RBI	3
BB	1
SO	8
LOB	16

Batter	1	2	3	4	5	6	7	8	9	AB	R	H	RBI	BB	SO	LOB
Bump Wills, S (1, 4) OBP: 0.336, SLG: 0.363	6-3		K		2B		F7		BB 23 FC5-4	4	0	1	0	0	1	0
Junior Kennedy, R (8, 4) OBP: 0.296, SLG: 0.292										0	0	0	0	1	0	0
23 Ryne Sandberg, R (1, 5) OBP: 0.291, SLG: 0.341	S 2B 1B		5-3		F3		5-3		FC5-4 1-2f	5	1	1	0	0	0	2
Bill Buckner, L (1, 3) OBP: 0.328, SLG: 0.379	F8 1-2		4-3			WP BB SF7 BB		4-3		3	1	0	0	1	0	1
Leon Durham, L (1, 8) OBP: 0.384, SLG: 0.507	2-H 2B			FC1-5 2B		SF7 WP 1-2 BB		1B 2B		3	0	3	1	1	0	0
(8, 9)																
Keith Moreland, R (1, 7) OBP: 0.332, SLG: 0.422	F8			FC1-5 2-3	P1			2-H BB 1B		4	0	1	0	0	0	4
Gary Woods, R (8, PR) OBP: 0.322, SLG: 0.394										0	0	0	0	0	0	0
(8, 8)																
Jay Johnstone, L (1, 9) OBP: 0.344, SLG: 0.388		K		F2		1-2 2-3 IBB		1-2 BB		2	0	0	0	2	1	1
(8, 7)																
Jody Davis, R (1, 2) OBP: 0.302, SLG: 0.387		FC6-4 1B		K		SF7 2-3 3-H		K		3	0	1	1	0	2	3
Larry Bowa, S (1, 6) OBP: 0.299, SLG: 0.313		F8			F8	K			F9	4	0	0	0	0	1	3
Doug Bird, R (1, 1) OBP: 0.139, SLG: 0.167		FC6-4 1-2f			6-3		4-3		F9	2	0	0	0	0	0	1
Scot Thompson, L (7, PH) OBP: 0.367, SLG: 0.296										1	0	0	0	0	0	0
Dick Tidrow, R (7, 1)										0	0	0	0	0	0	0
Bob Molinaro, L (9, PH) OBP: 0.277, SLG: 0.271										1	0	0	0	0	0	0
Inning Stats	R: 1 E: 0 K: 0 S: 5 H: 2 LOB: 1 BB: 0 P: 5	R: 0 E: 0 K: 1 S: 6 H: 1 LOB: 1 BB: 0 P: 6	R: 0 E: 0 K: 1 S: 5 H: 0 LOB: 0 BB: 0 P: 5	R: 0 E: 0 K: 1 S: 6 H: 1 LOB: 1 BB: 0 P: 6	R: 0 E: 0 K: 0 S: 4 H: 1 LOB: 1 BB: 0 P: 4	R: 1 E: 0 K: 1 S: 5 H: 0 LOB: 2 BB: 3 P: 17	R: 0 E: 0 K: 0 S: 3 H: 0 LOB: 0 BB: 0 P: 3	R: 0 E: 0 K: 1 S: 6 H: 2 LOB: 2 BB: 1 P: 10	R: 0 E: 0 K: 0 S: 3 H: 0 LOB: 1 BB: 1 P: 7	1B: 3 2B: 4 3B: 0 HR: 0	SF: 1 SAC: 0 DP: 0 HBP: 0						

TOP

Chicago Cubs @ Philadelphia Phillies

Veterans Stadium, Philadelphia, PA

Thu Jul 29 1982, 7:05 PM EDT

Att. 33,724 - Unknown

livebaseballscorecards.com

AB	32
R	2
H	7
RBI	2
BB	5
SO	5
LOB	15

WP: 1 PB: 0 SB: 1 CS: 0 PA: 38

PITCHER	IP	WLS	BF	H	R	ER	SO	BB	IBB	HBP	BLK	WP	HR	S	P	ERA	WHIP
Mike Krukow, R (1, 1) ERA: 2.72	7.2	W	33	7	2	2	4	3	1	0	0	1	0	37	53	2.35	1.304
Ron Reed, R (8, 1) ERA: 2.67	1.1	S	5	0	0	0	1	1	0	0	0	0	0	6	10	0.00	0.750

PITCHER	IP	WLS	BF	H	R	ER	SO	BB	IBB	HBP	BLK	WP	HR	S	P	ERA	WHIP

Batter	1	2	3	4	5	6	7	8	9	AB	R	H	RBI	BB	SO	LOB
Pete Rose, S (1, 3) OBP: 0.342, SLG: 0.350	F6		F7		F8		F7			4	0	0	0	0	0	1
Ivan De Jesus, R (1, 6) OBP: 0.318, SLG: 0.314	F3			4-3 1B	K		E 2B			4	2	2	0	0	1	1
Gary Matthews, R (1, 7) OBP: 0.331, SLG: 0.430	5-3			4-3	P4		E8 1B			4	0	1	1	0	0	1
Mike Schmidt, R (1, 5) OBP: 0.423, SLG: 0.542		L1		5-3	HR		FC6-4 IBB			3	1	1	1	1	0	1
Bo Diaz, R (1, 2) OBP: 0.337, SLG: 0.481		6-3		1B 1B	CS 1B		FC6-4			4	0	2	1	0	0	2
George Vukovich, L (1, 9) OBP: 0.331, SLG: 0.421		1B		1B	1B			CS 1B		4	0	4	0	0	0	0
Manny Trillo, R (1, 4) OBP: 0.312, SLG: 0.310		F6		F9	1B			F2		4	0	1	0	0	0	4
Bob Dernier, R (1, 8) OBP: 0.330, SLG: 0.334			K		3-1 S 1B	K		1B		4	0	2	0	0	2	2
Mike Krukow, R (1, 1) OBP: 0.196, SLG: 0.217			L4		3-1		K	K		3	0	0	0	0	1	1
Ron Reed, R (8, 1) OBP: 0.300, SLG: 0.375										1	0	0	0	0	1	1
Inning Stats	R: 0 H: 0 E: 0 LOB: 0 K: 0 BB: 0 S: 3 P: 3	R: 0 H: 1 E: 0 LOB: 1 K: 0 BB: 0 S: 4 P: 4	R: 0 H: 0 E: 0 LOB: 0 K: 1 BB: 0 S: 5 P: 5	R: 1 H: 3 E: 0 LOB: 2 K: 0 BB: 0 S: 6 P: 6	R: 0 H: 1 E: 0 LOB: 1 K: 1 BB: 0 S: 6 P: 6	R: 1 H: 4 E: 0 LOB: 2 K: 1 BB: 0 S: 8 P: 8	R: 1 H: 2 E: 1 LOB: 2 K: 1 BB: 1 S: 7 P: 11	R: 0 H: 2 E: 0 LOB: 1 K: 1 BB: 0 S: 6 P: 6		1B: 11 SF: 0 2B: 1 SAC: 0 3B: 0 DP: 0 HR: 1 HBP: 0					WP: 0 PA: 36 PB: 0 SB: 1 CS: 2	

PITCHER	IP	WLS	BF	H	R	ER	SO	BB	IBB	HBP	BLK	WP	HR	S	P	ERA	WHIP
Doug Bird, R (1, 1) ERA: 4.66	6.0		26	9	2	2	3	0	0	0	0	0	1	32	32	3.00	1.500
Dick Tidrow, R (7, 1) ERA: 3.86	2.0	L	10	4	1	1	2	0	1	0	0	0	0	13	17	4.50	2.000

PITCHER	IP	WLS	BF	H	R	ER	SO	BB	IBB	HBP	BLK	WP	HR	S	P	ERA	WHIP

BOTTOM

Chicago Cubs @ Philadelphia Phillies

Veterans Stadium, Philadelphia, PA

Thu Jul 29 1982, 7:05 PM EDT

Att. 33,724 - Unknown

livebaseballscorecards.com

AB	35
R	3
H	13
RBI	3
BB	1
SO	5
LOB	14

Batter	1	2	3	4	5	6	7	8	9	AB	R	H	RBI	BB	SO	LOB
Bump Wills, S (1, 4) OBP: 0.332, SLG: 0.358	F8		K 1-2		K			5-3		4	0	0	0	0	2	3
Gary Woods, R (1, 9) OBP: 0.326, SLG: 0.393	F8		FC6-4 BB			F7		FC4-6 1B 2-H		3	0	1	1	1	0	0
Bill Buckner, L (1, 3) OBP: 0.325, SLG: 0.375	K2-3		FC6-4 1-2f			K		FC4-6 1B 1-2f		4	0	0	0	0	2	3
Keith Moreland, R (1, 7) OBP: 0.332, SLG: 0.420		5-3		E5 G6-4-3		F9		1B 1-2		4	0	1	0	0	0	0
Bill Campbell, R (8, 1)										0	0	0	0	0	0	0
Jerry Morales, R (1, 8) OBP: 0.309, SLG: 0.449		WP 1B		F4			BLK BB	1-3		3	0	1	0	1	0	3
Jody Davis, R (1, 2) OBP: 0.298, SLG: 0.382		K 1-2		G6-4-3 1-2f			K 1-2		5-3	4	0	0	0	0	2	3
23 Ryne Sandberg, R (1, 5) OBP: 0.288, SLG: 0.338		1-3			F4		K		K	4	0	0	0	0	2	2
Larry Bowa, S (1, 6) OBP: 0.302, SLG: 0.315			BLK 1B		1B		F9		K	4	0	2	0	0	1	1
Fergie Jenkins, R (1, 1) OBP: 0.128, SLG: 0.132			F3		K			1B 2B		2	0	0	0	0	1	2
Steve Henderson, R (8, PH) OBP: 0.289, SLG: 0.275										1	1	1	0	0	0	0
(8, 7)																
Inning Stats	R: 0 E: 0 K: 1 S: 5 H: 0 LOB: 0 BB: 0 P: 5	R: 0 E: 0 K: 1 S: 6 H: 1 LOB: 1 BB: 0 P: 6	R: 0 E: 0 K: 1 S: 6 H: 1 LOB: 2 BB: 1 P: 10	R: 0 E: 1 K: 0 S: 3 H: 0 LOB: 0 BB: 0 P: 3	R: 0 E: 0 K: 2 S: 8 H: 1 LOB: 1 BB: 0 P: 8	R: 0 E: 0 K: 1 S: 5 H: 0 LOB: 0 BB: 0 P: 5	R: 0 E: 0 K: 2 S: 7 H: 0 LOB: 1 BB: 1 P: 11	R: 1 E: 0 K: 0 S: 6 H: 3 LOB: 2 BB: 0 P: 6	R: 0 E: 0 K: 2 S: 7 H: 0 LOB: 0 BB: 0 P: 7	1B: 5 2B: 1 3B: 0 HR: 0	SF: 0 SAC: 0 DP: 1 HBP: 0						

PITCHER	IP	WLS	BF	H	R	ER	SO	BB	IBB	HBP	BLK	WP	HR	S	P	ERA	WHIP
Steve Carlton, L (1, 1) ERA: 3.08	9.0	W	35	6	1	1	10	2	0	0	2	1	0	53	61	1.00	0.889

PITCHER	IP	WLS	BF	H	R	ER	SO	BB	IBB	HBP	BLK	WP	HR	S	P	ERA	WHIP

TOP

Chicago Cubs @ Philadelphia Phillies

Veterans Stadium, Philadelphia, PA

Fri Jul 30 1982, 7:05 PM EDT

Att. 33,165 - Unknown

livebaseballscorecards.com

AB	33
R	1
H	6
RBI	1
BB	2
SO	10
LOB	17

1B: 5	SF: 0	WP: 1	PA: 35
2B: 1	SAC: 0	PB: 0	
3B: 0	DP: 1	SB: 0	
HR: 0	HBP: 0	CS: 0	

Chicago Cubs @ Philadelphia Phillies

Veterans Stadium, Philadelphia, PA

Fri Jul 30 1982, 7:05 PM EDT

Att. 33,165 - Unknown

livebaseballscorecards.com

BOTTOM

Batter	1	2	3	4	5	6	7	8	9	AB	R	H	RBI	BB	SO	LOB
Pete Rose, S (1, 3) OBP: 0.339, SLG: 0.346	F7		F7	E4 FC6-4 3-H			F7			4	0	0	0	0	0	0
Ivan De Jesus, R (1, 6) OBP: 0.315, SLG: 0.310	K		5-3	FC6-4 1-2f			1-3			4	0	0	0	0	1	1
Gary Matthews, R (1, 7) OBP: 0.335, SLG: 0.436	2B		HR 1B		6-3		1B			4	1	3	0	0	0	0
Mike Schmidt, R (1, 5) OBP: 0.421, SLG: 0.548	6-3		1-H HR		F9		K			4	1	1	2	0	1	2
Bo Diaz, R (1, 2) OBP: 0.339, SLG: 0.480		F8	BBBB BB		1B			F3		3	0	1	0	1	0	0
George Vukovich, L (1, 9) OBP: 0.335, SLG: 0.423		1B 1B	G3			1B		G3		4	0	2	0	0	0	1
Manny Trillo, R (1, 4) OBP: 0.314, SLG: 0.316		K		G3 E 2B		F7		CS 1B		4	1	2	0	0	1	2
Bob Dernier, R (1, 8) OBP: 0.330, SLG: 0.334		1-2 1B		K		F7		1-2 CS		3	0	1	0	0	1	2
Steve Carlton, L (1, 1) OBP: 0.222, SLG: 0.317		G3		2-3 G3		F7				3	0	0	0	0	0	4
Inning Stats	R: 0 H: 1 E: 0 LOB: 1 K: 1 BB: 0 S: 6 P: 6	R: 0 H: 2 E: 0 LOB: 2 K: 1 BB: 0 S: 7 P: 7	R: 2 H: 2 E: 0 LOB: 1 K: 0 BB: 1 S: 5 P: 9	R: 1 H: 1 E: 1 LOB: 1 K: 1 BB: 0 S: 7 P: 7	R: 0 H: 1 E: 0 LOB: 1 K: 0 BB: 0 S: 3 P: 3	R: 0 H: 1 E: 0 LOB: 1 K: 0 BB: 0 S: 4 P: 4	R: 0 H: 1 E: 0 LOB: 1 K: 1 BB: 0 S: 6 P: 6	R: 0 H: 1 E: 0 LOB: 0 K: 0 BB: 0 S: 3 P: 3		1B: 7 SF: 0 2B: 2 SAC: 0 3B: 0 DP: 0 HR: 1 HBP: 0						

	AB	33
	R	3
	H	10
	RBI	2
	BB	1
	SO	4
	LOB	12

WP: 0 PA: 35
PB: 0
SB: 0
CS: 1

PITCHER		IP	WLS	BF	H	R	ER	SO	BB	IBB	HBP	BLK	WP	HR	S	P	ERA	WHIP
Fergie Jenkins, R ERA: 3.12	(1, 1)	7.0	L	31	9	3	2	4	1	0	0	0	0	1	38	42	2.57	1.429
Bill Campbell, R ERA: 4.77	(8, 1)	1.0		3	1	0	0	0	0	0	0	0	0	0	3	3	0.00	1.000

PITCHER	IP	WLS	BF	H	R	ER	SO	BB	IBB	HBP	BLK	WP	HR	S	P	ERA	WHIP

Batter	1	2	3	4	5	6	7	8	9	AB	R	H	RBI	BB	SO	LOB
Bump Wills, S (1, 4) OBP: 0.329, SLG: 0.354	F7			K		K		L4		4	0	0	0	0	2	0
23 Ryne Sandberg, R (1, 5) OBP: 0.288, SLG: 0.337	F9			1B S 1B		F8			1-3	4	0	1	0	0	0	0
Bill Buckner, L (1, 3) OBP: 0.324, SLG: 0.374	F7			1-3 1B			E4 S		F7	4	0	1	0	0	0	0
Leon Durham, L (1, 8) OBP: 0.383, SLG: 0.507		6-3		4-3			K 1-2		2B	4	0	1	0	0	1	2
Keith Moreland, R (1, 7) OBP: 0.328, SLG: 0.415		F8			F7		F8		F4	4	0	0	0	0	0	2
Jay Johnstone, L (1, 9) OBP: 0.344, SLG: 0.383		F7			F7		BB			2	0	0	0	1	0	0
Jody Davis, R (1, 2) OBP: 0.298, SLG: 0.379			F8		BB		K			2	0	0	0	1	1	2
Larry Bowa, S (1, 6) OBP: 0.299, SLG: 0.313			F8		F4			4-3		3	0	0	0	0	0	1
Allen Ripley, R (1, 1) OBP: 0.150, SLG: 0.150			K			K		L4		2	0	0	0	0	2	0
Bob Molinaro, L (8, PH) OBP: 0.273, SLG: 0.267										1	0	0	0	0	0	0
Dick Tidrow, R (8, 1)										0	0	0	0	0	0	0
Inning Stats	R: 0 E: 0 K: 0 S: 3 H: 0 LOB: 0 BB: 0 P: 3	R: 0 E: 0 K: 0 S: 3 H: 0 LOB: 0 BB: 0 P: 3	R: 0 E: 0 K: 1 S: 5 H: 0 LOB: 0 BB: 0 P: 5	R: 0 E: 0 K: 1 S: 6 H: 2 LOB: 1 BB: 0 P: 6	R: 0 E: 0 K: 0 S: 3 H: 0 LOB: 1 BB: 1 P: 7	R: 0 E: 0 K: 2 S: 7 H: 0 LOB: 0 BB: 0 P: 7	R: 0 E: 1 K: 2 S: 8 H: 0 LOB: 2 BB: 1 P: 12	R: 0 E: 0 K: 0 S: 3 H: 0 LOB: 0 BB: 0 P: 3	R: 0 E: 0 K: 0 S: 4 H: 1 LOB: 1 BB: 0 P: 4	1B: 2 2B: 1 3B: 0 HR: 0 SF: 0 SAC: 0 DP: 0 HBP: 0	WP: 0 PB: 0 SB: 2 CS: 0 PA: 32					

TOP

Chicago Cubs @ Philadelphia Phillies

Veterans Stadium, Philadelphia, PA

Sat Jul 31 1982, 7:05 PM EDT

Att. 50,203 - Unknown

livebaseballscorecards.com

AB	30
R	0
H	3
RBI	0
BB	2
SO	6
LOB	7

PITCHER		IP	WLS	BF	H	R	ER	SO	BB	IBB	HBP	BLK	WP	HR	S	P	ERA	WHIP
Marty Bystrom, R ERA: 3.88	(1, 1)	6.2	W	24	2	0	0	5	2	0	0	0	0	0	32	40	0.00	0.600
Porfi Altamirano, R ERA: 4.3	(7, 1)	2.1	S	8	1	0	0	1	0	0	0	0	0	0	10	10	0.00	0.429

PITCHER	IP	WLS	BF	H	R	ER	SO	BB	IBB	HBP	BLK	WP	HR	S	P	ERA	WHIP

Batter	1	2	3	4	5	6	7	8	9	AB	R	H	RBI	BB	SO	LOB
Pete Rose, S (1, 3) OBP: 0.340, SLG: 0.350	2B		1-3			1B SH3-4 1B	G3			4	0	2	0	0	0	2
Ivan De Jesus, R (1, 6) OBP: 0.315, SLG: 0.310	6-3		K			SH3-4 1-2		G6-4-3 1B		3	0	1	0	0	1	2
Gary Matthews, R (1, 7) OBP: 0.334, SLG: 0.434	6-3			F7		1B 2-3		G6-4-3 1-2f		4	0	1	0	0	0	2
Mike Schmidt, R (1, 5) OBP: 0.422, SLG: 0.558	5-3			HR		K		1B		4	1	2	1	0	1	3
George Vukovich, L (1, 9) OBP: 0.330, SLG: 0.415		G3		4-3		F5		1-4-3		3	0	0	0	0	0	2
Porfi Altamirano, R (7, 1) OBP: 0.250, SLG: 0.250										1	0	0	0	0	0	1
Ozzie Virgil, R (1, 2) OBP: 0.341, SLG: 0.385		K		F9			G3 1B			2	0	0	0	0	1	0
Greg Gross, L (7, 9) OBP: 0.379, SLG: 0.333							1B			1	1	1	0	0	0	0
Manny Trillo, R (1, 4) OBP: 0.311, SLG: 0.313		F9			1-3		G3 1-2			3	0	0	0	0	0	1
Bob Dernier, R (1, 8) OBP: 0.327, SLG: 0.331			F7		5-3		1-3			3	0	0	0	0	0	1
Marty Bystrom, R (1, 1) OBP: 0.154, SLG: 0.167			2B		K		2-H 1B			2	0	1	0	0	1	0
Bo Diaz, R (7, 2) OBP: 0.340, SLG: 0.481										1	0	1	1	0	0	0
Inning Stats	R: 0 E: 0 K: 0 S: 4 H: 1 LOB: 1 BB: 0 P: 4	R: 0 E: 0 K: 1 S: 5 H: 0 LOB: 0 BB: 0 P: 5	R: 0 E: 0 K: 1 S: 6 H: 1 LOB: 1 BB: 0 P: 6	R: 1 E: 0 K: 0 S: 4 H: 1 LOB: 0 BB: 0 P: 4	R: 0 E: 0 K: 1 S: 5 H: 0 LOB: 0 BB: 0 P: 5	R: 0 E: 0 K: 1 S: 7 H: 2 LOB: 2 BB: 0 P: 7	R: 1 E: 0 K: 0 S: 5 H: 2 LOB: 1 BB: 0 P: 5	R: 0 E: 0 K: 0 S: 4 H: 2 LOB: 1 BB: 0 P: 4		1B: 6 2B: 2 3B: 0 HR: 1 SF: 0 SAC: 1 DP: 1 HBP: 0				WP: 0 PB: 0 SB: 0 CS: 0 PA: 32		

PITCHER		IP	WLS	BF	H	R	ER	SO	BB	IBB	HBP	BLK	WP	HR	S	P	ERA	WHIP
Allen Ripley, R ERA: 4.22	(1, 1)	7.0	L	28	7	2	2	4	0	0	0	0	0	1	36	36	2.57	1.000
Dick Tidrow, R ERA: 3.8	(8, 1)	1.0		4	2	0	0	0	0	0	0	0	0	0	4	4	0.00	2.000

PITCHER		IP	WLS	BF	H	R	ER	SO	BB	IBB	HBP	BLK	WP	HR	S	P	ERA	WHIP

BOTTOM

Chicago Cubs @ Philadelphia Phillies

Veterans Stadium, Philadelphia, PA

Sat Jul 31 1982, 7:05 PM EDT

Att. 50,203 - Unknown

livebaseballscorecards.com

AB	31
R	2
H	9
RBI	2
BB	0
SO	4
LOB	14

Chicago Cubs @ Philadelphia Phillies

Veterans Stadium, Philadelphia, PA

Sun Aug 01 1982, 3:33 AM EDT

Att. 57,652 - Unknown

TOP

livebaseballscorecards.com

Batter	1	2	3	4	5	6	7	8	9	AB	R	H	RBI	BB	SO	LOB
Bump Wills, S (1, 4) OBP: 0.333, SLG: 0.362	WP, 23 1B, SF8, 1B	F7, 1-2			1-3, 2-H, 2B		23 23 S, FC1-6-5-4, 1B		BBBB, 23 6-3, 1B, BB	4	1	3	1	0	0	1
Junior Kennedy, R (8, 4) OBP: 0.300, SLG: 0.292										0	1	0	0	1	0	0
23 Ryne Sandberg, R (1, 5) OBP: 0.289, SLG: 0.338	0-0, WP, HR, 1-2, 1B		FC6-5, S, 1B		0-0, ① SF8, 3-H		0-0, ② FC1-6-5-4, 1-3		0-0, ② 6-3, 1-2	4	1	2	1	0	0	2
Bill Buckner, L (1, 3) OBP: 0.323, SLG: 0.373	0-0, ① SF8, 1-2, 2-H		0-0, ① F5, 1-2		0-0, ② F6		0-0, ③ 4-3		0-0, CS, 2-H, 1B	4	0	1	2	0	0	3
Leon Durham, L (1, 9) OBP: 0.381, SLG: 0.513	0-0, 2-H, HR		0-0, ② FC6-5, CS, 2-3		0-0, ③ F8			0-0, ① 4-3	0-0, ③ CS, 1-2	4	1	1	2	0	0	2
Keith Moreland, R (1, 2) OBP: 0.325, SLG: 0.410	0-0, ② 5-3	0-0, ③ CS, 1-2	0-0, ① 6-3		0-0, ① 5-3			SSS, 0-3, ② K		4	0	0	0	0	1	0
Jay Johnstone, L (1, 7)	SSS, 0-3, ③ K			0-0, ② F7	BBBB, 4-0, BB			0-0, 1B, 2B		3	1	1	0	1	1	0
Gary Woods, R (1, 8) OBP: 0.329, SLG: 0.395		0-0, CS, 1B		0-0, ③ 6-3	SSS, 0-3, ② K			0-0, 2-H, 1B		4	0	2	1	0	1	1
Larry Bowa, S (1, 6) OBP: 0.301, SLG: 0.315		0-0, ① S, 1-2, 1B			0-0, SH, 2B, 1B	0-0, ③ 4-3		SSS, 0-3, ③ K		4	1	2	0	0	1	2
Dickie Noles, R (1, 1) OBP: 0.132, SLG: 0.167		SSS, 0-3, ② K			0-0, SH, 2B, 23 SF8, 1-2		SSS, 0-3, ① K		SSS, 0-3, ① K	2	1	0	0	0	2	1
Lee Smith, R (8, 1) OBP: 0.125, SLG: 0.267										1	0	0	0	0	1	0
Inning Stats	R: 3 E: 0 K: 1 S: 8 H: 3 LOB: 0 BB: 0 P: 8	R: 0 E: 0 K: 1 S: 6 H: 2 LOB: 1 BB: 0 P: 6	R: 0 E: 0 K: 0 S: 3 H: 1 LOB: 0 BB: 0 P: 3	R: 0 E: 0 K: 0 S: 3 H: 0 LOB: 0 BB: 0 P: 3	R: 2 E: 0 K: 0 S: 6 H: 2 LOB: 1 BB: 0 P: 6	R: 0 E: 0 K: 1 S: 5 H: 0 LOB: 1 BB: 1 P: 9	R: 0 E: 0 K: 1 S: 6 H: 1 LOB: 1 BB: 0 P: 6	R: 1 E: 0 K: 2 S: 9 H: 2 LOB: 1 BB: 0 P: 9	R: 1 E: 0 K: 1 S: 5 H: 1 LOB: 0 BB: 1 P: 9	1B: 9 2B: 2 3B: 0 HR: 1	SF: 2 SAC: 1 DP: 0 HBP: 0						

	AB	34
	R	7
	H	12
	RBI	7
	BB	2
	SO	7
	LOB	12

WP: 1 PB: 0 SB: 3 CS: 3 PA: 41

PITCHER		IP	WLS	BF	H	R	ER	SO	BB	IBB	HBP	BLK	WP	HR	S	P	ERA	WHIP
Dick Ruthven, R ERA: 3.32	(1, 1)	4.0	L	19	8	5	5	2	0	0	0	0	1	1	23	23	11.25	2.000
Sparky Lyle, L ERA: 3.74	(5, 1)	1.0		3	0	0	0	0	0	0	0	0	0	0	3	3	0.00	0.000
Ed Farmer, R ERA: 6.75	(6, 1)	3.0		13	3	1	1	4	1	0	0	0	0	0	20	24	3.00	1.333
Sid Monge, L ERA: 3.83	(9, 1)	1.0		4	1	1	1	1	1	0	0	0	0	0	5	9	9.00	2.000

PITCHER	IP	WLS	BF	H	R	ER	SO	BB	IBB	HBP	BLK	WP	HR	S	P	ERA	WHIP

Batter	1	2	3	4	5	6	7	8	9	AB	R	H	RBI	BB	SO	LOB
Pete Rose, S (1, 3) OBP: 0.342, SLG: 0.350	B B B 4-0 HBP BB		x 0-0 ① F7		x 0-0 ② 5-3			x 0-0 FC5-4 1B		3	0	1	0	1	0	0
Ivan De Jesus, R (1, 6) OBP: 0.314, SLG: 0.312	x 0-0 ① F9		x 0-0 2B		x 0-0 ③ F8			x 0-0 ② FC5-4 1-2f HR		4	1	1	0	0	0	2
Gary Matthews, R (1, 7) OBP: 0.333, SLG: 0.440 Dave Roberts, R (9, 2) OBP: 0.233, SLG: 0.214	x 0-0 ② L6		S S S 0-3 ② K			x 0-0 ① 4-3		x 0-0 1-H HR		4 0	1 0	1 0	2 0	0 0	1 0	2 0
Mike Schmidt, R (1, 5) OBP: 0.423, SLG: 0.559	H 1-0 1-2 HBP		x 0-0 ③ 5-3			S S S 0-3 ② K		x 0-0 2B		3	0	1	0	0	1	1
Bo Diaz, R (1, 2) OBP: 0.338, SLG: 0.477 Bill Robinson, R (8, PH) OBP: 0.279, SLG: 0.411 Sid Monge, S (9, 1)	S S S 0-3 ③ K			x 0-0 ① L1		x 0-0 ③ 6-3		x 0-0 ③ F9		3 1 0	0 0 0	0 0 0	0 0 0	0 0 0	1 0 0	2 1 0
George Vukovich, L (1, 9) OBP: 0.328, SLG: 0.411		x 0-0 6-3 1B		x 0-0 ② 1-3			x 0-0 ① 4-3		x 0-0 ① F2	4	0	1	0	0	0	0
Manny Trillo, R (1, 4) OBP: 0.311, SLG: 0.312		x 0-0 ① 6-3 1-2		x 0-0 S 1B			x 0-0 ② F8	S S S 0-3 ② K		4	0	1	0	0	1	1
Bob Dernier, R (1, 8) OBP: 0.323, SLG: 0.327		x 0-0 ② F4		x 0-0 ③ F7 1-2			x 0-0 ③ 5-3	S S S 0-3 ③ K		4	0	0	0	0	1	2
Dick Ruthven, R (1, 1) OBP: 0.104, SLG: 0.128 Sparky Lyle, L (5, 1) OBP: 0.667, SLG: 0.500 Len Matuszek, L (5, PH) OBP: 0.152, SLG: 0.133 Ed Farmer, R (6, 1) Greg Gross, L (8, PH) OBP: 0.375, SLG: 0.329 (9, 7)		x 0-0 ③ 3-1			x 0-0 ① F3			x 0-0 ① 4-3		1 0 1 0 1	0 0 0 0 0	0 0 0 0 0	0 0 0 0 0	0 0 0 0 0	0 0 0 0 0	1 0 0 0 0
Inning Stats	R: 0 H: 0 E: 0 LOB: 2 K: 1 BB: 1 S: 5 P: 10	R: 0 H: 1 E: 0 LOB: 1 K: 0 BB: 0 S: 4 P: 4	R: 0 H: 1 E: 0 LOB: 1 K: 1 BB: 0 S: 6 P: 6	R: 0 H: 1 E: 0 LOB: 1 K: 0 BB: 0 S: 4 P: 4	R: 0 H: 0 E: 0 LOB: 0 K: 0 BB: 0 S: 3 P: 3	R: 0 H: 0 E: 0 LOB: 0 K: 1 BB: 0 S: 5 P: 5	R: 0 H: 0 E: 0 LOB: 0 K: 0 BB: 0 S: 3 P: 3	R: 2 H: 3 E: 0 LOB: 1 K: 0 BB: 0 S: 6 P: 6	R: 0 H: 0 E: 0 LOB: 0 K: 2 BB: 0 S: 7 P: 7	1B: 3 2B: 2 3B: 0 HR: 1	SF: 0 SAC: 0 DP: 0 HBP: 1			WP: 0 PB: 0 SB: 1 CS: 0	PA: 35		

PITCHER		IP	WLS	BF	H	R	ER	SO	BB	IBB	HBP	BLK	WP	HR	S	P	ERA	WHIP
Dickie Noles, R ERA: 4.11	(1, 1)	7.2	W	31	6	2	2	3	1	0	1	0	0	1	35	40	2.35	0.913
Lee Smith, R ERA: 3.3	(8, 1)	1.1		4	0	0	0	2	0	0	0	0	0	0	8	8	0.00	0.000

PITCHER	IP	WLS	BF	H	R	ER	SO	BB	IBB	HBP	BLK	WP	HR	S	P	ERA	WHIP

BOTTOM

Chicago Cubs @ Philadelphia Phillies

Veterans Stadium, Philadelphia, PA

Sun Aug 01 1982, 3:33 AM EDT

Att. 57,652 - Unknown

livebaseballscorecards.com

AB	33
R	2
H	6
RBI	2
BB	1
SO	5
LOB	12

Batter	1	2	3	4	5	6	7	8	9	AB	R	H	RBI	BB	SO	LOB
Mookie Wilson, S (1, 8) OBP: 0.318, SLG: 0.372	x 0-0 S L6-5 1B		B B B B 4-0 BB			x 0-0 ① F8		x 0-0 ③ F7		3	0	1	0	1	0	1
Bob Bailor, R (1, 4) (3, 6) OBP: 0.304, SLG: 0.319	x 0-0 ① F9 1-3		x 0-0 ③ F8			x 0-0 ② F3			x 0-0 ① F9	4	0	0	0	0	0	3
George Foster, R (1, 7) OBP: 0.330, SLG: 0.392	x 0-0 ② ③ L6-5 3-H			x 0-0 CS 1B		x 0-0 ③ F9			x 0-0 ② 5-3	4	0	1	0	0	0	1
Dave Kingman, R (1, 3) OBP: 0.301, SLG: 0.460		x 0-0 ① F7		S S S 0-3 ① K 1-2			S S S 0-3 ① K		x 0-0 ③ F6	4	0	0	0	0	2	1
Joel Youngblood, R (1, 9) OBP: 0.300, SLG: 0.360		S S S 0-3 ② K		x 0-0 ② 5-3			x 0-0 ② P4			3	0	0	0	0	1	1
John Stearns, R (1, 2) OBP: 0.351, SLG: 0.420		S S S 0-3 ③ K		x 0-0 ③ 6-3			x 0-0 ③ E5			3	0	0	0	0	1	1
Hubie Brooks, R (1, 5) OBP: 0.313, SLG: 0.317			S S S 0-3 ① K		x 0-0 ① 5-3			x 0-0 ① F8		3	0	0	0	0	1	0
Ron Gardenhire, R (1, 6) OBP: 0.282, SLG: 0.301 Wally Backman, S (3, 4) OBP: 0.397, SLG: 0.384			x 0-0 SH3-4 1B		x 0-0 ② 1-3			B B B B 4-0 BB		1 1	0 0	1 0	0 0	0 1	0 0	0 0
Brent Gaff, R (1, 1) Gary Rajsich, L (5, PH) OBP: 0.265, SLG: 0.316 Jesse Orosco, R (5, 1) Mike Jorgensen, L (8, PH) OBP: 0.407, SLG: 0.369 Pat Zachry, R (8, 1)			x 0-0 ② SH3-4 1-2		x 0-0 ③ P4			x 0-0 ② F2		0 1 0 1 0	0 0 0 0 0	0 0 0 0 0	0 0 0 0 0	0 0 0 0 0	0 0 0 0 0	0 0 0 1 0
Inning Stats	R: 0 E: 0 K: 0 S: 3 H: 1 LOB: 0 BB: 0 P: 3	R: 0 E: 0 K: 2 S: 7 H: 0 LOB: 0 BB: 0 P: 7	R: 0 E: 0 K: 1 S: 6 H: 1 LOB: 2 BB: 1 P: 10	R: 0 E: 0 K: 1 S: 6 H: 1 LOB: 1 BB: 0 P: 6	R: 0 E: 0 K: 0 S: 3 H: 0 LOB: 0 BB: 0 P: 3	R: 0 E: 0 K: 0 S: 3 H: 0 LOB: 0 BB: 0 P: 3	R: 0 E: 1 K: 1 S: 5 H: 0 LOB: 1 BB: 0 P: 5	R: 0 E: 0 K: 0 S: 3 H: 0 LOB: 1 BB: 1 P: 7	R: 0 E: 0 K: 0 S: 3 H: 0 LOB: 0 BB: 0 P: 3	1B: 3 2B: 1 3B: 0 HR: 0	SF: 0 SAC: 1 DP: 1 HBP: 0						

PITCHER	IP	WLS	BF	H	R	ER	SO	BB	IBB	HBP	BLK	WP	HR	S	P	ERA	WHIP
Doug Bird, R (1, 1) ERA: 4.36	9.0	W	31	3	0	0	5	2	0	0	0	0	0	39	47	0.00	0.556

PITCHER	IP	WLS	BF	H	R	ER	SO	BB	IBB	HBP	BLK	WP	HR	S	P	ERA	WHIP

TOP

New York Mets @ Chicago Cubs

Wrigley Field, Chicago, IL

Tue Aug 03 1982, 3:33 AM CDT

Att. 13,070 - Sunny - 88 F

livebaseballscorecards.com

AB	28
R	0
H	3
RBI	0
BB	2
SO	5
LOB	9

WP: 0 PB: 0 SB: 2 CS: 1 PA: 31

New York Mets @ Chicago Cubs

Wrigley Field, Chicago, IL

Tue Aug 03 1982, 3:33 AM CDT

Att. 13,070 - Sunny - 88 F

BOTTOM

Batter	1	2	3	4	5	6	7	8	9	AB	R	H	RBI	BB	SO	LOB
Bump Wills, S (1, 4) OBP: 0.332, SLG: 0.360	K		23 G1-6-3 1B	K		P4				4	0	1	0	0	2	1
Junior Kennedy, R (8, 4) OBP: 0.300, SLG: 0.292										0	0	0	0	0	0	0
23 Ryne Sandberg, R (1, 5) OBP: 0.291, SLG: 0.340	WP HR 1B		G1-6-3 1-2f		F8		G4-6-3 1B			4	1	2	0	0	0	1
Bill Buckner, L (1, 3) OBP: 0.325, SLG: 0.379	P4 1-2		2B		2B		G4-6-3 1-2f			4	0	2	0	0	0	2
Leon Durham, L (1, 9) OBP: 0.382, SLG: 0.521	2-H HR		P6		K		1B			4	1	2	2	0	1	2
Keith Moreland, R (1, 2) OBP: 0.329, SLG: 0.414	HBP			F7 SH5-3 2B	IBB		P3			2	1	1	0	1	0	1
Jay Johnstone, L (1, 7) OBP: 0.346, SLG: 0.391	P6			F7 2-3	F9			6-4-3 2B		4	0	1	0	0	0	4
Gary Woods, R (1, 8) OBP: 0.336, SLG: 0.401		F8		SH5-3 1B BB		1B G6-3 2B		6-4-3 BB		2	2	1	0	2	0	0
Larry Bowa, S (1, 6) OBP: 0.302, SLG: 0.315		G3		SH5-3 1-2 3-H		G6-3 2-3 1B		6-4-3 1-2f 2-3f		3	0	1	1	0	0	2
Doug Bird, R (1, 1) OBP: 0.154, SLG: 0.179		G3		2-H 1B		G6-3 1-2f 3-H				3	0	1	1	0	0	1
Inning Stats	R: 2 E: 0 K: 1 S: 7 H: 2 LOB: 1 BB: 0 P: 8		R: 0 E: 0 K: 0 S: 3 H: 0 LOB: 0 BB: 0 P: 3	R: 0 E: 0 K: 0 S: 4 H: 2 LOB: 1 BB: 0 P: 4	R: 2 E: 0 K: 1 S: 7 H: 2 LOB: 1 BB: 1 P: 11	R: 0 E: 0 K: 1 S: 6 H: 1 LOB: 2 BB: 1 P: 10	R: 1 E: 0 K: 0 S: 4 H: 2 LOB: 0 BB: 0 P: 4	R: 0 E: 0 K: 0 S: 4 H: 2 LOB: 1 BB: 0 P: 4	R: 0 E: 0 K: 0 S: 2 H: 1 LOB: 0 BB: 1 P: 6	1B: 6 2B: 5 3B: 1 HR: 1		SF: 0 SAC: 1 DP: 3 HBP: 1		WP: 1 PB: 0 SB: 0 CS: 0		PA: 35	

	AB	30
	R	5
	H	12
	RBI	4
	BB	3
	SO	3
	LOB	14

livebaseballscorecards.com

PITCHER	IP	WLS	BF	H	R	ER	SO	BB	IBB	HBP	BLK	WP	HR	S	P	ERA	WHIP
Brent Gaff, R (1, 1) ERA: 4.25	4.0	L	19	6	4	4	2	1	0	1	0	1	1	21	26	9.00	1.750
Jesse Orosco, L (5, 1) ERA: 2.99	3.0		13	5	1	1	1	0	1	0	0	0	0	14	18	3.00	1.667
Pat Zachry, R (8, 1) ERA: 4.11	1.0		3	1	0	0	0	1	0	0	0	0	0	2	6	0.00	2.000

PITCHER	IP	WLS	BF	H	R	ER	SO	BB	IBB	HBP	BLK	WP	HR	S	P	ERA	WHIP

Batter	1	2	3	4	5	6	7	8	9	AB	R	H	RBI	BB	SO	LOB
Wally Backman, S (1, 4) OBP: 0.401, SLG: 0.397	4-3		1B 2B 1-3 3-H	2B		S 1B		K		5	2	3	1	0	1	1
Ron Gardenhire, R (8, 6) OBP: 0.282, SLG: 0.301										0	0	0	0	0	0	0
John Stearns, R (1, 2) OBP: 0.352, SLG: 0.418	5-3		FC3-6 1B BB	4-3		S 1B 1-H			5-3	4	0	1	1	1	0	1
Joel Youngblood, R (1, 8) OBP: 0.302, SLG: 0.361	K		FC3-6 1B 1-2 2-H 3-H		K	4-3 1-2			BLK 1B	2	0	1	2	0	1	0
Mookie Wilson, S (4, 8) OBP: 0.318, SLG: 0.371										3	0	1	0	0	1	1
Mike Jorgensen, L (1, 3) OBP: 0.395, SLG: 0.357		F9	FC3-6 1-2f 2-3		S 1B		F9		F9 1-2	5	1	1	0	0	0	3
George Foster, R (1, 7) OBP: 0.331, SLG: 0.391		K	F2		1B 1-H		F2		IBB	4	0	1	1	1	1	2
Ellis Valentine, R (1, 9) OBP: 0.261, SLG: 0.379		K		FC6-4 1B	6-3		K		F8	5	0	1	0	0	2	3
Hubie Brooks, R (1, 5) OBP: 0.309, SLG: 0.312			K	FC6-4 1-2f S' HR	F9			K		4	1	0	0	0	2	2
Bob Bailor, R (1, 6) OBP: 0.307, SLG: 0.319 (8, 4)			1B 2B 1B	K 1-3		1-3		S BB		3	1	1	0	1	1	1
Craig Swan, R (1, 1) OBP: 0.296, SLG: 0.375			2B 1B 1-3 1B	HR 3-H		K		K 1-2		3	2	2	2	0	1	0
Terry Leach, R (7, 1) OBP: 0.167, SLG: 0.167										0	0	0	0	0	0	0
Pete Falcone, L (7, 1) OBP: 0.103, SLG: 0.128										1	0	0	0	0	1	1
Inning Stats	R: 0 E: 0 K: 1 S: 5 H: 0 LOB: 0 BB: 0 P: 5	R: 0 E: 0 K: 2 S: 7 H: 0 LOB: 0 BB: 0 P: 7	R: 3 E: 0 K: 1 S: 9 H: 4 LOB: 2 BB: 1 P: 13	R: 2 E: 0 K: 1 S: 8 H: 3 LOB: 1 BB: 0 P: 8	R: 1 E: 0 K: 1 S: 7 H: 2 LOB: 1 BB: 0 P: 7	R: 1 E: 0 K: 1 S: 7 H: 2 LOB: 1 BB: 0 P: 7	R: 0 E: 0 K: 1 S: 5 H: 0 LOB: 0 BB: 0 P: 5	R: 0 E: 0 K: 3 S: 9 H: 0 LOB: 1 BB: 1 P: 13	R: 0 E: 0 K: 0 S: 4 H: 1 LOB: 2 BB: 1 P: 8	1B: 9 2B: 2 3B: 0 HR: 1 SF: 0 SAC: 0 DP: 0 HBP: 0	WP: 0 PB: 0 SB: 6 CS: 0 PA: 42					

PITCHER	IP	WLS	BF	H	R	ER	SO	BB	IBB	HBP	BLK	WP	HR	S	P	ERA	WHIP
Fergie Jenkins, R (1, 1) ERA: 3.34	4.0	L	20	7	5	5	5	1	0	0	0	0	1	29	33	11.25	2.000
Mike Proly, R (5, 1) ERA: 2.21	2.0		10	4	2	2	2	0	0	0	0	0	0	14	14	9.00	2.000
Willie Hernandez, L (7, 1) ERA: 3.27	1.0		3	0	0	0	1	0	0	0	0	0	0	5	5	0.00	0.000
Bill Campbell, R (8, 1) ERA: 4.62	2.0		9	1	0	0	3	1	1	0	1	0	0	13	21	0.00	1.000

PITCHER	IP	WLS	BF	H	R	ER	SO	BB	IBB	HBP	BLK	WP	HR	S	P	ERA	WHIP

TOP

New York Mets @ Chicago Cubs

Wrigley Field, Chicago, IL

Wed Aug 04 1982, 3:33 AM CDT

Att. 9,237 - Overcast - 72 F

livebaseballscorecards.com

AB	39
R	7
H	12
RBI	7
BB	3
SO	11
LOB	15

Batter	1	2	3	4	5	6	7	8	9	AB	R	H	RBI	BB	SO	LOB
Bump Wills, S (1, 4) OBP: 0.331, SLG: 0.358	F8	G3		6-3			FC4-6, 23 1B, 4-3, 1-3, 1B		F8	5	1	1	0	0	0	4
23 Ryne Sandberg, R (1, 5) OBP: 0.295, SLG: 0.345	S, 1B		3-1		1B, 2B		FC4-6, 1-2, 3-H, 1B		F3	5	1	3	1	0	0	0
Bill Buckner, L (1, 3) OBP: 0.323, SLG: 0.377	P4, 1-2	G3			G4-6-3, 2-H, 1B		FC4-6, 4-3, 1-2f, 2-3		P6	5	0	1	1	0	0	3
Leon Durham, L (1, 9) OBP: 0.381, SLG: 0.518	F9	1B			F5		4-3, 1-2, 3-H			4	0	1	1	0	0	3
Keith Moreland, R (1, 2) OBP: 0.326, SLG: 0.409		F9	F8		G4-6-3, 1-2f		F8			4	0	0	0	0	0	3
Bill Campbell, R (8, 1)										0	0	0	0	0	0	0
Jay Johnstone, L (1, 7) OBP: 0.349, SLG: 0.394		1B, 2B, 1B		F9		G6-3, 1B		F7		4	1	2	0	0	0	0
Gary Woods, R (1, 8) OBP: 0.330, SLG: 0.393		F7		P3		G6-3, 1-2f		P4		4	0	0	0	0	0	2
Larry Bowa, S (1, 6) OBP: 0.304, SLG: 0.317		2B, 1-2, 1B		E3, 2B		4-3		1B		4	0	2	0	0	0	0
Fergie Jenkins, R (1, 1) OBP: 0.150, SLG: 0.179		1-3, 2-H, 2B		1-3, 2B			B, B, B, B, 1B, 23 1B, BB		F8	1	0	1	1	0	0	0
Steve Henderson, R (4, PH) OBP: 0.293, SLG: 0.286										1	0	1	0	0	0	0
Mike Proly, R (5, 1) OBP: 0.333, SLG: 0.500										0	0	0	0	0	0	0
Willie Hernandez, L (7, 1)										0	0	0	0	0	0	0
Junior Kennedy, R (7, PH) OBP: 0.304, SLG: 0.292										0	1	0	0	1	0	0
Jody Davis, R (8, 2) OBP: 0.297, SLG: 0.378										1	0	0	0	0	0	1
Inning Stats	R: 0 E: 0 K: 0 S: 4 H: 1 LOB: 1 BB: 0 P: 4	R: 1 E: 0 K: 0 S: 6 H: 3 LOB: 2 BB: 0 P: 6	R: 0 E: 0 K: 0 S: 4 H: 1 LOB: 1 BB: 0 P: 4	R: 0 E: 1 K: 0 S: 5 H: 1 LOB: 2 BB: 0 P: 5	R: 1 E: 0 K: 0 S: 4 H: 2 LOB: 0 BB: 0 P: 4	R: 0 E: 0 K: 0 S: 3 H: 1 LOB: 0 BB: 0 P: 3	R: 2 E: 0 K: 0 S: 5 H: 2 LOB: 1 BB: 1 P: 9	R: 0 E: 0 K: 0 S: 4 H: 1 LOB: 1 BB: 0 P: 4	R: 0 E: 0 K: 0 S: 3 H: 0 LOB: 0 BB: 0 P: 3	1B: 9 2B: 3 3B: 0 HR: 0 SF: 0 SAC: 0 DP: 2 HBP: 0						

PITCHER		IP	WLS	BF	H	R	ER	SO	BB	IBB	HBP	BLK	WP	HR	S	P	ERA	WHIP
Craig Swan, R ERA: 3.65	(1, 1)	6.0	W	27	9	3	3	0	1	0	0	0	0	0	26	30	4.50	1.667
Terry Leach, R ERA: 4.55	(7, 1)	0.0		2	2	0	0	0	0	0	0	0	0	0	2	2	∞	∞
Pete Falcone, L ERA: 3.76	(7, 1)	3.0	S	10	1	1	1	0	0	0	0	0	0	0	10	10	3.00	0.333

PITCHER	IP	WLS	BF	H	R	ER	SO	BB	IBB	HBP	BLK	WP	HR	S	P	ERA	WHIP

BOTTOM

New York Mets @ Chicago Cubs

Wrigley Field, Chicago, IL

Wed Aug 04 1982, 3:33 AM CDT

Att. 9,237 - Overcast - 72 F

livebaseballscorecards.com

AB	38
R	4
H	12
RBI	4
BB	1
SO	0
LOB	16

New York Mets @ Chicago Cubs

Wrigley Field, Chicago, IL

Thu Aug 05 1982, 3:33 AM CDT

Att. 15,658 - Overcast - 68 F

TOP

livebaseballscorecards.com

Batter	1	2	3	4	5	6	7	8	9	AB	R	H	RBI	BB	SO	LOB
Mookie Wilson, S (1, 8) OBP: 0.315, SLG: 0.368	4-3		4-3			K			K	4	0	0	0	0	2	0
Wally Backman, S (1, 4) OBP: 0.395, SLG: 0.390	1-3		P6			1-3			4-3	4	0	0	0	0	0	0
Ellis Valentine, R (1, 9) OBP: 0.257, SLG: 0.374	6-3			1-3			F8			3	0	0	0	0	0	0
Dave Kingman, R (1, 3) OBP: 0.298, SLG: 0.456		5-3		F8			F7			3	0	0	0	0	0	0
George Foster, R (1, 7) OBP: 0.331, SLG: 0.389		BBBB 4-0 1B SF9 BB		6-3			6-3			2	1	0	0	1	0	0
Ron Hodges, L (1, 2) OBP: 0.408, SLG: 0.436		SF9 1-3 1B			F8			G6-4-3 1B		3	0	2	0	0	0	0
Hubie Brooks, R (1, 5) OBP: 0.305, SLG: 0.310		SF9 2-3 3-H			F8			G6-4-3 1-2f		2	0	0	1	0	0	1
Ron Gardenhire, R (1, 6) OBP: 0.280, SLG: 0.299		F7			F9			P6		2	0	0	0	0	0	1
Rusty Staub, L (8, PH) OBP: 0.292, SLG: 0.308										1	0	0	0	0	0	0
Bob Bailor, R (8, 6) OBP: 0.307, SLG: 0.319										0	0	0	0	0	0	0
Charlie Puleo, R (1, 1) OBP: 0.143, SLG: 0.122			5-3			F7			3-1	2	0	0	0	0	0	0
Neil Allen, R (8, 1) OBP: 0.286, SLG: 0.167										0	0	0	0	0	0	0
Mike Jorgensen, L (9, PH) OBP: 0.391, SLG: 0.352										1	0	0	0	0	0	0
Inning Stats	R: 0 E: 0 K: 0 S: 3 H: 0 LOB: 0 BB: 0 P: 3	R: 1 E: 0 K: 0 S: 4 H: 1 LOB: 1 BB: 1 P: 8	R: 0 E: 0 K: 0 S: 3 H: 0 LOB: 0 BB: 0 P: 3	R: 0 E: 0 K: 0 S: 3 H: 0 LOB: 0 BB: 0 P: 3	R: 0 E: 0 K: 0 S: 3 H: 0 LOB: 0 BB: 0 P: 3	R: 0 E: 0 K: 1 S: 5 H: 0 LOB: 0 BB: 0 P: 5	R: 0 E: 0 K: 0 S: 3 H: 0 LOB: 0 BB: 0 P: 3	R: 0 E: 0 K: 0 S: 3 H: 1 LOB: 0 BB: 0 P: 3	R: 0 E: 0 K: 1 S: 5 H: 0 LOB: 0 BB: 0 P: 5	1B: 2 2B: 0 3B: 0 HR: 0 SF: 1 SAC: 0 DP: 1 HBP: 0						

	AB	27
	R	1
	H	2
	RBI	1
	BB	1
	SO	2
	LOB	2

PITCHER	IP	WLS	BF	H	R	ER	SO	BB	IBB	HBP	BLK	WP	HR	S	P	ERA	WHIP
Randy Martz, R (1, 1) ERA: 4.3	9.0	W	29	2	1	1	2	1	0	0	0	0	0	32	36	1.00	0.333

PITCHER	IP	WLS	BF	H	R	ER	SO	BB	IBB	HBP	BLK	WP	HR	S	P	ERA	WHIP

Batter	1	2	3	4	5	6	7	8	9	AB	R	H	RBI	BB	SO	LOB
23 Ryne Sandberg, R (1, 5) OBP: 0.296, SLG: 0.345	B B B B 4-0 F8 SH1-3 BB	x 0-0 ② FC5-2 1-2 2-3 3-Hf		x 0-0 ② ③ G5-4-3 1-2f			x 0-0 S 1B			3	0	1	0	1	0	4
Junior Kennedy, R (1, 4) OBP: 0.299, SLG: 0.286	x 0-0 ① S S S SH1-3 1-2	0-3 ③ K			x 0-0 ① F3		x 0-0 ③ 3-1 1-2			3	0	0	0	0	1	4
Bill Buckner, L (1, 3) OBP: 0.325, SLG: 0.378	x 0-0 ② F8 2-3		x 0-0 HR 1B		x 0-0 ② 4-3			x 0-0 2B 1B		4	2	2	0	0	0	1
Leon Durham, L (1, 8) OBP: 0.380, SLG: 0.518	x 0-0 ③ P6		x 0-0 ① L7		x 0-0 ③ F7			x 0-0 1-H 1B 2B		4	1	1	1	0	0	2
Jody Davis, R (1, 2) OBP: 0.300, SLG: 0.384 Keith Moreland, R (2, PR) OBP: 0.326, SLG: 0.409 (3, 2)		x 0-0 1B 2B	x 0-0 ② F3			x 0-0 ① 6-3		x 0-0 1B 3-H 1B		1 3	0 1	1 1	0 1	0 0	0 0	0 1
Jay Johnstone, L (1, 9) OBP: 0.357, SLG: 0.413	B B B B 4-0 1B 23 FC5-2 BB	x 0-0 1-H HR				B B B B 4-0 G5-4-3 BB		x 0-0 ① F8		2	1	1	2	2	0	1
Steve Henderson, R (1, 7) OBP: 0.292, SLG: 0.285	S S S 0-3 ① K	x 0-0 ③ L7				x 0-0 ② ③ G5-4-3 1-2f		x 0-0 FC6-4 1-3 1B		4	0	1	0	0	1	3
Larry Bowa, S (1, 6) OBP: 0.303, SLG: 0.316	x 0-0 23 FC5-2 1-3 2-H 1B			x 0-0 ① 4-3			x 0-0 ① 4-3	S S S 0-3 ② K		4	0	1	1	0	1	2
Randy Martz, L (1, 1) OBP: 0.370, SLG: 0.348	B B B B 4-0 23 FC5-2 BB			x 0-0 23 G5-4-3 1B			x 0-0 ② F8	x 0-0 ③ FC6-4 1-2f		3	0	1	0	1	0	2
Inning Stats	R: 0 H: 0 E: 0 LOB: 1 K: 0 BB: 1 S: 3 P: 7	R: 1 H: 2 E: 0 LOB: 3 K: 2 BB: 2 S: 9 P: 17	R: 2 H: 2 E: 0 LOB: 0 K: 0 BB: 0 S: 5 P: 5	R: 0 H: 1 E: 0 LOB: 0 K: 0 BB: 0 S: 3 P: 3	R: 0 H: 0 E: 0 LOB: 0 K: 0 BB: 0 S: 3 P: 3	R: 0 H: 0 E: 0 LOB: 1 K: 0 BB: 1 S: 2 P: 6	R: 0 H: 1 E: 0 LOB: 1 K: 0 BB: 0 S: 4 P: 4	R: 2 H: 4 E: 0 LOB: 2 K: 1 BB: 0 S: 9 P: 9		1B: 7 SF: 0 2B: 2 SAC: 1 3B: 0 DP: 2 HR: 1 HBP: 0						

PITCHER		IP	WLS	BF	H	R	ER	SO	BB	IBB	HBP	BLK	WP	HR	S	P	ERA	WHIP
Charlie Puleo, R ERA: 4.25	(1, 1)	7.0	L	32	9	5	5	2	4	0	0	0	0	1	32	48	6.43	1.857
Neil Allen, R ERA: 3.16	(8, 1)	1.0		4	1	0	0	1	0	0	0	0	0	0	6	6	0.00	1.000

PITCHER	IP	WLS	BF	H	R	ER	SO	BB	IBB	HBP	BLK	WP	HR	S	P	ERA	WHIP

BOTTOM

New York Mets @ Chicago Cubs

Wrigley Field, Chicago, IL

Thu Aug 05 1982, 3:33 AM CDT

Att. 15,658 - Overcast - 68 F

livebaseballscorecards.com

AB	31
R	5
H	10
RBI	5
BB	4
SO	3
LOB	20

Philadelphia Phillies @ Chicago Cubs

Wrigley Field, Chicago, IL

Fri Aug 06 1982, 3:33 AM CDT

Att. 17,163 - Unknown

TOP

livebaseballscorecards.com

Batter	1	2	3	4	5	6	7	8	9	AB	R	H	RBI	BB	SO	LOB
Greg Gross, L (1, 9) (8, 8) OBP: 0.366, SLG: 0.322	S 4-3 1B 1B		E1 4-3	G4-6-3 1-2f			4-3			4	0	1	0	0	0	3
Pete Rose, S (1, 3) OBP: 0.340, SLG: 0.353	4-3 1-2		4-3 1-2		1-3			BB 1B		4	0	1	0	0	0	2
Gary Matthews, R (1, 7) OBP: 0.332, SLG: 0.435	HR 2-H 1B		K		6-3			K		4	1	1	0	0	2	2
Mike Schmidt, R (1, 5) OBP: 0.422, SLG: 0.564	HR 2-H		IBB		K			K		3	1	1	2	1	2	1
Bo Diaz, R (1, 2) OBP: 0.337, SLG: 0.481	1B		F7			F8		FC6-4 1-2 BB		3	0	1	0	1	0	2
Garry Maddox, R (1, 8) OBP: 0.297, SLG: 0.418	F7			1B 2B		6-3		FC6-4 1-2f		4	0	1	0	0	0	3
Sid Monge, S (8, 1)										0	0	0	0	0	0	0
Manny Trillo, R (1, 4) OBP: 0.314, SLG: 0.315		F9		SH 2-3 1B		L9			F9	4	0	1	0	0	0	0
Ivan De Jesus, R (1, 6) OBP: 0.308, SLG: 0.302		F3	K				F7		F9	4	0	0	0	0	1	2
Dick Ruthven, R (1, 1) OBP: 0.102, SLG: 0.125		P6	SH G4-6-3 1-2				4-3		P3	1	0	0	0	0	0	0
Ozzie Virgil, R (7, PH) OBP: 0.306, SLG: 0.341										1	0	0	0	0	0	0
Ron Reed, R (7, 1) OBP: 0.300, SLG: 0.375										0	0	0	0	0	0	0
George Vukovich, L (8, 9) OBP: 0.328, SLG: 0.394										1	0	0	0	0	0	0

	AB	33
	R	2
	H	7
	RBI	2
	BB	2
	SO	5
	LOB	15

Inning Stats	1	2	3	4	5	6	7	8	9
	R: 2 E: 0 K: 0 S: 6 H: 4 LOB: 1 BB: 0 P: 6	R: 0 E: 0 K: 0 S: 3 H: 0 LOB: 0 BB: 0 P: 3	R: 0 E: 1 K: 1 S: 6 H: 0 LOB: 2 BB: 1 P: 10	R: 0 E: 1 K: 1 S: 7 H: 2 LOB: 2 BB: 0 P: 7	R: 0 E: 0 K: 1 S: 5 H: 0 LOB: 0 BB: 0 P: 5	R: 0 E: 0 K: 0 S: 3 H: 0 LOB: 0 BB: 0 P: 3	R: 0 E: 0 K: 0 S: 3 H: 0 LOB: 0 BB: 0 P: 3	R: 0 E: 0 K: 2 S: 8 H: 1 LOB: 2 BB: 1 P: 12	R: 0 E: 0 K: 0 S: 3 H: 0 LOB: 0 BB: 0 P: 3

	1B: 5	SF: 0	WP: 0	PA: 36
	2B: 1	SAC: 1	PB: 0	
	3B: 0	DP: 1	SB: 1	
	HR: 1	HBP: 0	CS: 0	

PITCHER		IP	WLS	BF	H	R	ER	SO	BB	IBB	HBP	BLK	WP	HR	S	P	ERA	WHIP
Allen Ripley, R ERA: 4.07	(1, 1)	7.0	W	28	6	2	2	3	0	1	0	0	0	1	33	37	2.57	0.857
Lee Smith, R ERA: 3.22	(8, 1)	2.0	S	8	1	0	0	2	1	0	0	0	0	0	11	15	0.00	1.000

PITCHER		IP	WLS	BF	H	R	ER	SO	BB	IBB	HBP	BLK	WP	HR	S	P	ERA	WHIP

Batter	1	2	3	4	5	6	7	8	9	AB	R	H	RBI	BB	SO	LOB
23 Ryne Sandberg, R (1, 5) OBP: 0.301, SLG: 0.352	SH5-3 S 4-3 1B		1-H 2B			4-3 S HR 1B		SH1-3 1-2		3	2	3	1	0	0	0
Larry Bowa, S (1, 6) OBP: 0.301, SLG: 0.314	SH5-3 1-3		P6			4-3 1-3		1-3 2-3		3	0	0	0	0	0	3
Bill Buckner, L (1, 3) OBP: 0.324, SLG: 0.384	4-3 3-H		L6			HR 3-H		6-3		4	1	1	3	0	0	2
Leon Durham, L (1, 8) (8, 9) OBP: 0.379, SLG: 0.516	3-1			1B		P4				3	0	1	0	0	0	0
Jody Davis, R (1, 2) OBP: 0.297, SLG: 0.379		K		6-3		F7				3	0	0	0	0	1	0
Jay Johnstone, L (1, 9) (8, 7) OBP: 0.351, SLG: 0.406		K		F8			4-3			3	0	0	0	0	1	0
Steve Henderson, R (1, 7) OBP: 0.287, SLG: 0.280 Lee Smith, R (8, 1) OBP: 0.125, SLG: 0.267		K			K		F9			3 0	0 0	0 0	0 0	0 0	2 0	0 0
Junior Kennedy, R (1, 4) OBP: 0.299, SLG: 0.287			E6 23 2B		B3-6-4 1B		6-3			3	1	1	0	0	0	0
Allen Ripley, R (1, 1) OBP: 0.136, SLG: 0.136 Gary Woods, R (8, 8) OBP: 0.333, SLG: 0.396			K		B3-6-4 1-2f			1-3 23 SH1-3 1B		2 1	0 0	0 1	0 0	0 0	1 0	2 0
Inning Stats	R: 1 H: 1 E: 0 LOB: 0 K: 0 BB: 0 S: 4 P: 4	R: 0 H: 0 E: 0 LOB: 0 K: 3 BB: 0 S: 9 P: 9	R: 1 H: 1 E: 1 LOB: 1 K: 1 BB: 0 S: 7 P: 7	R: 0 H: 1 E: 0 LOB: 0 K: 0 BB: 0 S: 3 P: 3	R: 0 H: 1 E: 0 LOB: 0 K: 1 BB: 0 S: 5 P: 5	R: 2 H: 2 E: 0 LOB: 0 K: 0 BB: 0 S: 5 P: 5	R: 0 H: 0 E: 0 LOB: 0 K: 0 BB: 0 S: 3 P: 3	R: 0 H: 1 E: 0 LOB: 1 K: 0 BB: 0 S: 4 P: 4		1B: 5 SF: 0 2B: 1 SAC: 2 3B: 0 DP: 1 HR: 1 HBP: 0						

PITCHER		IP	WLS	BF	H	R	ER	SO	BB	IBB	HBP	BLK	WP	HR	S	P	ERA	WHIP
Dick Ruthven, R ERA: 3.37	(1, 1)	6.0	L	23	6	4	3	5	0	0	0	0	0	1	33	33	4.50	1.000
Ron Reed, R ERA: 2.49	(7, 1)	1.2		6	1	0	0	0	0	0	0	0	0	0	6	6	0.00	0.600
Sid Monge, L ERA: 3.71	(8, 1)	0.1		1	0	0	0	0	0	0	0	0	0	0	1	1	0.00	0.000

PITCHER	IP	WLS	BF	H	R	ER	SO	BB	IBB	HBP	BLK	WP	HR	S	P	ERA	WHIP

BOTTOM

Philadelphia Phillies @ Chicago Cubs

Wrigley Field, Chicago, IL

Fri Aug 06 1982, 3:33 AM CDT

Att. 17,163 - Unknown

livebaseballscorecards.com

AB	28
R	4
H	7
RBI	4
BB	0
SO	5
LOB	7

WP: 0 PA: 30
PB: 0
SB: 2
CS: 0

Batter	1	2	3	4	5	6	7	8	9	AB	R	H	RBI	BB	SO	LOB
Bob Dernier, R (1, 8) OBP: 0.318, SLG: 0.321	SSS 0-3 ① K		SSS 0-3 ③ K			x 0-0 ① L6		x 0-0 ① 5-3		4	0	0	0	0	2	0
Pete Rose, S (1, 3) OBP: 0.341, SLG: 0.354	x 0-0 ② L8			x 0-0 1B		x 0-0 BB 1B		x 0-0 ② F7		4	0	2	0	0	0	0
Gary Matthews, R (1, 7) OBP: 0.331, SLG: 0.441	x 0-0 HR			x 0-0 ① F9		x 0-0 ② L7		x 0-0 ③ F8		4	1	1	1	0	0	2
Mike Schmidt, R (1, 5) OBP: 0.422, SLG: 0.571	x 0-0 ③ 6-3			SSS 0-3 ② K		BBBB 4-0 FC4-6 1-2 BB			x 0-0 HR	3	1	1	1	1	1	1
Bo Diaz, R (1, 2) OBP: 0.336, SLG: 0.478 Luis Aguayo, R (9, PR) OBP: 0.263, SLG: 0.371		x 0-0 ① L9		x 0-0 ③ 1-3		x 0-0 ③ FC4-6 1-2f			x 0-0 G4-3 1B	4 0	0 0	1 0	0 0	0 0	0 0	3 0
George Vukovich, L (1, 9) OBP: 0.327, SLG: 0.391		x 0-0 ② 4-3			x 0-0 ① 4-3		x 0-0 SH3-4 1B		x 0-0 ① F8	4	0	1	0	0	0	1
Manny Trillo, R (1, 4) OBP: 0.314, SLG: 0.313		x 0-0 ③ 5-3			BBBB 4-0 CS BB		x 0-0 ① SH3-4 1-2		x 0-0 ②③ G4-3 1-2f	2	0	0	0	1	0	1
Ivan De Jesus, R (1, 6) OBP: 0.309, SLG: 0.301			x 0-0 ① F9		BBBB 4-0 ② 1-2 BB		x 0-0 ② 6-3			2	0	0	0	1	0	1
Larry Christenson, R (1, 1) OBP: 0.094, SLG: 0.173 Tug McGraw, R (8, 1) Ron Reed, R (8, 1) OBP: 0.300, SLG: 0.375			SSS 0-3 ② K		SSS 0-3 ③ K		SSS 0-3 ③ K			3 0 0	0 0 0	0 0 0	0 0 0	0 0 0	3 0 0	2 0 0
Inning Stats	R: 1 H: 1 E: 0 LOB: 0 K: 1 BB: 0 S: 6 P: 6	R: 0 H: 0 E: 0 LOB: 0 K: 0 BB: 0 S: 3 P: 3	R: 0 H: 0 E: 0 LOB: 0 K: 2 BB: 0 S: 7 P: 7	R: 0 H: 1 E: 0 LOB: 1 K: 1 BB: 0 S: 6 P: 6	R: 0 H: 0 E: 0 LOB: 1 K: 1 BB: 2 S: 4 P: 12	R: 0 H: 1 E: 0 LOB: 2 K: 0 BB: 1 S: 4 P: 8	R: 0 H: 1 E: 0 LOB: 1 K: 1 BB: 0 S: 6 P: 6	R: 0 H: 0 E: 0 LOB: 0 K: 0 BB: 0 S: 3 P: 3	R: 1 H: 2 E: 0 LOB: 1 K: 0 BB: 0 S: 4 P: 4	1B: 4 SF: 0 2B: 0 SAC: 1 3B: 0 DP: 1 HR: 2 HBP: 0						WP: 0 PA: 34 PB: 0 SB: 0 CS: 1

TOP

Philadelphia Phillies @ Chicago Cubs

Wrigley Field, Chicago, IL

Sat Aug 07 1982, 3:33 AM CDT

Att. 25,871 - Unknown

livebaseballscorecards.com

AB	30
R	2
H	6
RBI	2
BB	3
SO	6
LOB	11

PITCHER		IP	WLS	BF	H	R	ER	SO	BB	IBB	HBP	BLK	WP	HR	S	P	ERA	WHIP
Dickie Noles, R ERA: 3.91	(1, 1)	8.0	W	30	4	1	1	6	3	0	0	0	0	1	39	51	1.12	0.875
Lee Smith, R ERA: 3.29	(9, 1)	1.0	S	4	2	1	1	0	0	0	0	0	0	1	4	4	9.00	2.000

PITCHER	IP	WLS	BF	H	R	ER	SO	BB	IBB	HBP	BLK	WP	HR	S	P	ERA	WHIP

Batter	1	2	3	4	5	6	7	8	9	AB	R	H	RBI	BB	SO	LOB
23 Ryne Sandberg, R (1, 5) OBP: 0.305, SLG: 0.355	0-0 1B FC4-6 1B		0-0 CS 1B			0-0 ① L7		4-0 1B IBB		3	1	2	0	1	0	0
Larry Bowa, S (1, 6) OBP: 0.298, SLG: 0.310	0-0 ① P6		0-0 ②③ P4 1-2			0-0 ② F9		0-3 ② K		4	0	0	0	0	1	5
Bill Buckner, L (1, 3) OBP: 0.326, SLG: 0.385	0-0 FC4-6 1B 1-3			0-0 ① F8		0-0 ③ F9		0-0 BB 1B 1-3 2-H 3-H		4	0	2	2	0	0	0
Leon Durham, L (1, 8) (9, 9) OBP: 0.378, SLG: 0.512	0-0 ② FC4-6 1-2f 3-H			0-3 ② K			0-0 ① F7	4-0 BB 1-2		3	0	0	1	1	1	1
Jody Davis, R (1, 2) OBP: 0.296, SLG: 0.378	0-3 ③ K			0-0 1B			0-0 ② F8	0-0 ③ 4-3		4	0	1	0	0	1	4
Jay Johnstone, L (1, 9) (9, 7) OBP: 0.346, SLG: 0.399		0-3 ① K		0-0 ③ F7			0-0 ③ P6			3	0	0	0	0	1	1
Steve Henderson, R (1, 7) OBP: 0.283, SLG: 0.274		0-0 ② 4-3			0-0 ① 5-3			0-0 ① 6-3		3	0	0	0	0	0	0
Gary Woods, R (9, 8) OBP: 0.333, SLG: 0.396										0	0	0	0	0	0	0
Junior Kennedy, R (1, 4) OBP: 0.300, SLG: 0.288		0-0 ③ F9			0-0 ② F8			0-0 2B 1B 1B		3	1	1	0	0	0	0
Dickie Noles, R (1, 1) OBP: 0.125, SLG: 0.158			0-3 ① K		0-3 ③ K			0-0 1-3 1B 2B		2	0	0	0	0	2	0
Scot Thompson, L (8, PH) OBP: 0.387, SLG: 0.357										1	1	1	0	0	0	0
Lee Smith, R (9, 1) OBP: 0.125, SLG: 0.267										0	0	0	0	0	0	0
Inning Stats	R: 1 H: 2 E: 0 LOB: 1 K: 1 BB: 0 S: 7 P: 7	R: 0 H: 0 E: 0 LOB: 0 K: 1 BB: 0 S: 5 P: 5	R: 0 H: 1 E: 0 LOB: 0 K: 1 BB: 0 S: 5 P: 5	R: 0 H: 1 E: 0 LOB: 1 K: 1 BB: 0 S: 6 P: 6	R: 0 H: 0 E: 0 LOB: 0 K: 1 BB: 0 S: 5 P: 5	R: 0 H: 0 E: 0 LOB: 0 K: 0 BB: 0 S: 3 P: 3	R: 0 H: 0 E: 0 LOB: 0 K: 0 BB: 0 S: 3 P: 3	R: 2 H: 3 E: 0 LOB: 3 K: 1 BB: 2 S: 8 P: 16		1B: 6 SF: 0 2B: 1 SAC: 0 3B: 0 DP: 0 HR: 0 HBP: 0						

PITCHER		IP	WLS	BF	H	R	ER	SO	BB	IBB	HBP	BLK	WP	HR	S	P	ERA	WHIP
Larry Christenson, R ERA: 3.35	(1, 1)	7.2	L	29	6	3	3	6	0	1	0	0	0	0	40	44	3.52	0.783
Tug McGraw, L ERA: 2.57	(8, 1)	0.0		2	1	0	0	0	1	0	0	0	0	0	1	5	∞	∞
Ron Reed, R ERA: 2.48	(8, 1)	0.1		1	0	0	0	0	0	0	0	0	0	0	1	1	0.00	0.000

PITCHER	IP	WLS	BF	H	R	ER	SO	BB	IBB	HBP	BLK	WP	HR	S	P	ERA	WHIP

BOTTOM

Philadelphia Phillies @ Chicago Cubs

Wrigley Field, Chicago, IL

Sat Aug 07 1982, 3:33 AM CDT

Att. 25,871 - Unknown

livebaseballscorecards.com

AB	30
R	3
H	7
RBI	3
BB	2
SO	6
LOB	11

WP: 0 PA: 32
PB: 0
SB: 0
CS: 1

Batter	1	2	3	4	5	6	7	8	9	AB	R	H	RBI	BB	SO	LOB
Pete Rose, S (1, 3) OBP: 0.342, SLG: 0.354	L7		SH5-4, 1B; 1-2	F8			SH1-4, 1B	6-3		5	2	2	0	0	0	1
Manny Trillo, R (1, 4) OBP: 0.311, SLG: 0.311	6-3		SH5-4; 1-2, 2-3	4-3			SH1-4; 1-2		K	3	0	0	0	0	1	0
Gary Matthews, R (1, 7) OBP: 0.336, SLG: 0.443	BB		1B; 2-H, 3-H		5-3		BB, 1B		1B	3	1	2	2	2	0	0
Mike Schmidt, R (1, 5) OBP: 0.422, SLG: 0.567	BB; 1-2		1B, 1B; 2-H		K		F8		K	4	1	1	1	1	2	3
Bo Diaz, R (1, 2) OBP: 0.339, SLG: 0.480	K		1B; 1-3		K		FC5-4; 1-3, 2-H		1B; 1-3	5	0	3	1	0	2	2
Garry Maddox, R (1, 8) OBP: 0.291, SLG: 0.409 Bob Dernier, R (7, 8) OBP: 0.318, SLG: 0.321 Bill Robinson, R (9, PH) OBP: 0.274, SLG: 0.404		L7	K			5-3	FC5-4; 1-2f		K	4 0 1	0 0 0	0 0 0	0 0 0	0 0 0	1 0 1	4 0 2
George Vukovich, L (1, 9) OBP: 0.330, SLG: 0.393		3-1	1B; 1-3, 3-H			FC5-4, 1B		E4, SH3-4		4	0	2	1	0	0	0
Ivan De Jesus, R (1, 6) OBP: 0.306, SLG: 0.298		6-3	1-3			FC5-4; 1-2f		SH3-4; 1-2		3	0	0	0	0	0	3
Mike Krukow, R (1, 1) OBP: 0.192, SLG: 0.212 Ron Reed, R (6, 1) OBP: 0.300, SLG: 0.375 Sid Monge, S (7, 1) Greg Gross, L (8, PH) OBP: 0.363, SLG: 0.319 Tug McGraw, R (8, 1)			SH5-4, 1B, 1B	6-3			K	F9		3 0 0 1 0	1 0 0 0 0	1 0 0 0 0	0 0 0 0 0	0 0 0 0 0	1 0 0 1 0	1 0 0 1 0

TOP

Philadelphia Phillies @ Chicago Cubs

Wrigley Field, Chicago, IL

Sun Aug 08 1982, 3:33 AM CDT

Att. 28,279 - Unknown

livebaseballscorecards.com

AB	36
R	5
H	11
RBI	5
BB	3
SO	8
LOB	17

Inning Stats	1	2	3	4	5	6	7	8	9	1B	SF	WP	PA
	R: 0 E: 0 K: 1 S: 5	R: 0 E: 0 K: 0 S: 3	R: 4 E: 0 K: 1 S: 11	R: 0 E: 0 K: 0 S: 3	R: 0 E: 0 K: 2 S: 7	R: 0 E: 0 K: 1 S: 6	R: 1 E: 0 K: 0 S: 5	R: 0 E: 1 K: 0 S: 4	R: 0 E: 0 K: 3 S: 11	11	0	0	42
	H: 0 LOB: 2 BB: 2 P: 13	H: 0 LOB: 0 BB: 0 P: 3	H: 6 LOB: 2 BB: 0 P: 11	H: 0 LOB: 0 BB: 0 P: 3	H: 0 LOB: 0 BB: 0 P: 7	H: 1 LOB: 1 BB: 0 P: 6	H: 2 LOB: 2 BB: 1 P: 9	H: 0 LOB: 1 BB: 0 P: 4	H: 2 LOB: 2 BB: 0 P: 11	2B: 0 3B: 0 HR: 0	SAC: 3 DP: 0 HBP: 0	PB: 0 SB: 0 CS: 0	

PITCHER		IP	WLS	BF	H	R	ER	SO	BB	IBB	HBP	BLK	WP	HR	S	P	ERA	WHIP
Doug Bird, R ERA: 4.54	(1, 1)	2.1		14	5	4	4	1	2	0	0	0	0	0	14	22	15.43	3.000
Mike Proly, R ERA: 2.06	(3, 1)	2.2		9	1	0	0	3	0	0	0	0	0	0	15	15	0.00	0.375
Bill Campbell, R ERA: 4.64	(6, 1)	1.2		9	3	1	1	1	1	0	0	0	0	0	10	14	5.40	2.400
Dick Tidrow, R ERA: 3.73	(7, 1)	1.1	W	5	0	0	0	0	0	0	0	0	0	0	5	5	0.00	0.000
Lee Smith, R ERA: 3.25	(9, 1)	1.0	S	5	2	0	0	3	0	0	0	0	0	0	11	11	0.00	2.000

PITCHER		IP	WLS	BF	H	R	ER	SO	BB	IBB	HBP	BLK	WP	HR	S	P	ERA	WHIP

BOTTOM

Philadelphia Phillies @ Chicago Cubs

Wrigley Field, Chicago, IL

Sun Aug 08 1982, 3:33 AM CDT

Att. 28,279 - Unknown

Batter	1	2	3	4	5	6	7	8	9	AB	R	H	RBI	BB	SO	LOB
23 Ryne Sandberg, R (1, 5) OBP: 0.307, SLG: 0.363	6-3		F8			E HR 2B	SH3 1-2	1-H 2-H 3B		4	1	2	2	0	0	0
Larry Bowa, S (1, 6) OBP: 0.294, SLG: 0.306	F9			K2-3		L9	6-3	F8		5	0	0	0	0	1	3
Bill Buckner, L (1, 3) OBP: 0.325, SLG: 0.383	L3			4-3 1B		E3 HR 2-3	F8			4	1	1	0	0	0	2
Jay Johnstone, L (1, 9) OBP: 0.354, SLG: 0.438		BBBB 1-4-3 BB		4-3 1-2		1-H 3-H HR		HR		3	2	2	4	1	0	1
Jody Davis, R (1, 2) OBP: 0.296, SLG: 0.376		SSS K		L8		SSS K		SH3-4 1B 1B		4	1	1	0	0	2	2
Gary Woods, R (1, 8) OBP: 0.333, SLG: 0.393		1-4-3 1-2			SSS K	BBBB 3B BB		SH3-4 1-2		2	1	0	0	1	1	1
Steve Henderson, R (1, 7) OBP: 0.289, SLG: 0.299		F4			PB 2B	1-H 3B		23 3B 1B IBB		3	0	2	1	0	0	1
Dick Tidrow, R (7, 1)										0	0	0	0	0	0	0
Keith Moreland, R (8, PH) OBP: 0.328, SLG: 0.409										0	1	0	0	1	0	0
Lee Smith, R (9, 1) OBP: 0.125, SLG: 0.267										0	0	0	0	0	0	0
Junior Kennedy, R (1, 4) OBP: 0.293, SLG: 0.280			6-3		SSS K 2-3	P4		L8		4	0	0	0	0	1	4
Doug Bird, R (1, 1) OBP: 0.154, SLG: 0.179			6-3		3-1		23 SH3 1B	1-2 2-H 23 3B 1B		0	0	0	0	0	0	0
Mike Proly, R (3, 1) OBP: 0.286, SLG: 0.429										1	0	0	0	0	0	0
Bob Molinaro, L (5, PH) OBP: 0.269, SLG: 0.262										1	0	0	0	0	0	1
Bill Campbell, R (6, 1)										0	0	0	0	0	0	0
Scot Thompson, L (7, 7) OBP: 0.406, SLG: 0.379										1	0	1	0	0	0	0
Jerry Morales, R (8, PH) OBP: 0.321, SLG: 0.460										1	1	1	1	0	0	0
(9, 7)																
Inning Stats	R: 0 E: 0 K: 0 S: 3 H: 0 LOB: 0 BB: 0 P: 3	R: 0 E: 0 K: 1 S: 5 H: 0 LOB: 1 BB: 1 P: 9	R: 0 E: 0 K: 0 S: 3 H: 0 LOB: 0 BB: 0 P: 3	R: 0 E: 0 K: 1 S: 6 H: 1 LOB: 1 BB: 0 P: 6	R: 0 E: 0 K: 2 S: 8 H: 1 LOB: 1 BB: 1 P: 8	R: 4 E: 1 K: 1 S: 9 H: 3 LOB: 1 BB: 1 P: 13	R: 0 E: 0 K: 0 S: 4 H: 1 LOB: 1 BB: 0 P: 4	R: 4 E: 0 K: 0 S: 7 H: 4 LOB: 1 BB: 1 P: 11		1B: 4 2B: 2 3B: 2 HR: 2	SF: 0 SAC: 2 DP: 0 HBP: 0						

AB	33
R	8
H	10
RBI	8
BB	3
SO	5
LOB	15

WP: 0 PB: 1 SB: 0 CS: 0 PA: 38

livebaseballscorecards.com

PITCHER		IP	WLS	BF	H	R	ER	SO	BB	IBB	HBP	BLK	WP	HR	S	P	ERA	WHIP
Mike Krukow, R ERA: 2.72	(1, 1)	5.2		25	5	4	2	5	2	0	0	0	0	1	33	41	3.18	1.235
Ron Reed, R ERA: 2.44	(6, 1)	1.0		4	1	0	0	0	0	0	0	0	0	0	4	4	0.00	1.000
Sid Monge, L ERA: 3.68	(7, 1)	0.1		1	0	0	0	0	0	0	0	0	0	0	1	1	0.00	0.000
Tug McGraw, L ERA: 4.8	(8, 1)	1.0	L	8	4	4	4	0	0	1	0	0	0	1	7	11	36.00	4.000

PITCHER	IP	WLS	BF	H	R	ER	SO	BB	IBB	HBP	BLK	WP	HR	S	P	ERA	WHIP

Batter	1	2	3	4	5	6	7	8	9	AB	R	H	RBI	BB	SO	LOB
23 Ryne Sandberg, R (1, 5) OBP: 0.308, SLG: 0.370	F7	F8		HR 1-H 3-H			3-1	1B 1-2		5	1	2	3	0	0	1
Larry Bowa, S (1, 6) OBP: 0.293, SLG: 0.305	K		F8	F8			1B 2B 1B	F8		5	1	1	0	0	1	2
Bill Buckner, L (1, 3) OBP: 0.330, SLG: 0.404	2B		HR		HR		1B 1-2 2B		F7	5	3	4	2	0	0	0
Leon Durham, L (1, 8) OBP: 0.376, SLG: 0.508 Jerry Morales, R (6, 8) OBP: 0.310, SLG: 0.442	K		K		K		K		F8	3 2	0 0	0 0	0 0	0 0	3 1	1 2
Jay Johnstone, L (1, 9) OBP: 0.350, SLG: 0.436		K	F3		F8		2B 1-H 2-H		F4	5	0	1	2	0	1	0
Jody Davis, R (1, 2) OBP: 0.295, SLG: 0.378		2B 3B		6-3	K		K			4	1	1	0	0	2	1
Steve Henderson, R (1, 7) OBP: 0.298, SLG: 0.322		3B SH3 2-H		1B S 23 HR BB		L9		G1-6-3 1B		4	2	3	1	0	0	0
Junior Kennedy, R (1, 4) OBP: 0.298, SLG: 0.277		BB SH3		BB 23 HR 1-2		6-3		G1-6-3 1-2f		2	1	0	0	2	0	1
Fergie Jenkins, R (1, 1) OBP: 0.163, SLG: 0.190 Willie Hernandez, L (8, 1)		SH3 1-2 3-H		K 2-3		6-3		1B 23 1B		3 0	0 0	1 0	1 0	0 0	1 0	2 0
Inning Stats	R: 0 E: 0 K: 2 S: 8 H: 1 LOB: 1 BB: 0 P: 8	R: 2 E: 0 K: 1 S: 7 H: 2 LOB: 1 BB: 1 P: 11	R: 1 E: 0 K: 1 S: 6 H: 1 LOB: 0 BB: 0 P: 6	R: 3 E: 0 K: 1 S: 7 H: 2 LOB: 0 BB: 1 P: 11	R: 1 E: 0 K: 2 S: 8 H: 1 LOB: 0 BB: 0 P: 8	R: 0 E: 0 K: 0 S: 3 H: 0 LOB: 0 BB: 0 P: 3	R: 2 E: 0 K: 2 S: 10 H: 3 LOB: 1 BB: 0 P: 10	R: 0 E: 0 K: 0 S: 5 H: 3 LOB: 2 BB: 0 P: 5	R: 0 E: 0 K: 0 S: 3 H: 0 LOB: 0 BB: 0 P: 3	1B: 6 2B: 3 3B: 1 HR: 3 SF: 0 SAC: 1 DP: 1 HBP: 0						

PITCHER		IP	WLS	BF	H	R	ER	SO	BB	IBB	HBP	BLK	WP	HR	S	P	ERA	WHIP
Scott Sanderson, R ERA: 3.51	(1, 1)	5.0	L	24	7	7	7	7	2	0	0	0	0	3	36	44	12.60	1.800
Bryn Smith, R ERA: 4.12	(6, 1)	2.0		9	3	2	2	2	0	0	0	0	0	0	13	13	9.00	1.500
Dan Schatzeder, L ERA: 5.67	(8, 1)	2.0		8	3	0	0	0	0	0	0	0	0	0	8	8	0.00	1.500

PITCHER	IP	WLS	BF	H	R	ER	SO	BB	IBB	HBP	BLK	WP	HR	S	P	ERA	WHIP

TOP

Chicago Cubs @ Montreal Expos

Olympic Stadium, Montreal, QB

Mon Aug 09 1982, 7:05 PM EDT

Att. 29,276 - Overcast - 74 F

livebaseballscorecards.com

AB	38
R	9
H	13
RBI	9
BB	2
SO	9
LOB	10

WP: 0 PA: 41
PB: 0
SB: 1
CS: 0

Batter	1	2	3	4	5	6	7	8	9	AB	R	H	RBI	BB	SO	LOB
Tim Raines, S (1, 7) OBP: 0.370, SLG: 0.375	5-3 ①		L6-4 6-3 1B		F8 ① 3-H		F8 ②		F8 ②	5	0	1	0	0	0	1
Joel Youngblood, R (1, 8) OBP: 0.308, SLG: 0.353	1B BB		6-3 ① 1-2		6-3 ②		F9 ③		L6 ③	4	0	0	0	1	0	2
Al Oliver, L (1, 3) OBP: 0.385, SLG: 0.523	BB 1-3 1B		L6-4 ② ③ 2-3		F7 ③			F9 ①		4	0	1	0	0	0	1
Gary Carter, R (1, 2) OBP: 0.390, SLG: 0.543	K ②			2B		G4-6-3 1B BB		6-3 ②		3	0	1	0	1	1	2
Tim Blackwell, S (9, 2) OBP: 0.237, SLG: 0.229										0	0	0	0	0	0	0
Brad Mills, L (1, 5) OBP: 0.321, SLG: 0.314	1-2 BB			F9 ①		G4-6-3 1-2 1B		1B 1B BB		2	1	1	0	2	0	1
Warren Cromartie, L (1, 9) OBP: 0.328, SLG: 0.378	K ③			K ②		G4-6-3 ① ② 1-2f 2-3		1B 1-3 1B		4	0	1	0	0	2	6
Chris Speier, R (1, 6) OBP: 0.326, SLG: 0.349		K ①		BB		1-3 ③		1-2 3-H 1B		3	0	1	1	1	1	1
Bryan Little, S (8, PR) OBP: 0.300, SLG: 0.278										0	0	0	0	0	0	0
(9, 6)																
Doug Flynn, R (1, 4) OBP: 0.234, SLG: 0.259		K ②		F4-3 ③			2B	F8 ③		4	0	1	0	0	1	4
Scott Sanderson, R (1, 1) OBP: 0.200, SLG: 0.211		5-3 ③			BLK 3B		K ①		F9 ①	1	0	0	0	0	0	0
Wallace Johnson, S (5, PH) OBP: 0.245, SLG: 0.265										1	1	1	0	0	0	0
Bryn Smith, R (6, 1)										0	0	0	0	0	0	0
Dan Norman, R (7, PH) OBP: 0.308, SLG: 0.362										1	0	0	0	0	1	1
Dan Schatzeder, L (8, 1) OBP: 0.308, SLG: 0.250										0	0	0	0	0	0	0
Tim Wallach, R (9, PH) OBP: 0.326, SLG: 0.472										1	0	0	0	0	0	0

Inning Stats	1	2	3	4	5	6	7	8	9	1B: 5	SF: 0	WP: 0	PA: 38
R:	0	0	0	0	1	0	0	1	0	2B: 3	SAC: 0	PB: 0	
E:	0	0	0	0	0	0	0	0	0	3B: 1	DP: 2	SB: 0	
K:	2	2	0	1	0	0	1	0	0	HR: 0	HBP: 0	CS: 0	
S:	8	7	3	6	4	3	6	5	3				
H:	1	0	1	1	1	1	1	2	0				
LOB:	3	0	0	2	0	1	1	2	0				
BB:	2	0	0	1	0	1	0	1	0				
P:	16	7	3	10	4	7	6	9	3				

PITCHER		IP	WLS	BF	H	R	ER	SO	BB	IBB	HBP	BLK	WP	HR	S	P	ERA	WHIP
Fergie Jenkins, R ERA: 3.24	(1, 1)	7.2	W	34	8	2	1	6	5	0	0	1	0	0	41	61	1.17	1.696
Willie Hernandez, L ERA: 3.2	(8, 1)	1.1		4	0	0	0	0	0	0	0	0	0	0	4	4	0.00	0.000

PITCHER		IP	WLS	BF	H	R	ER	SO	BB	IBB	HBP	BLK	WP	HR	S	P	ERA	WHIP

BOTTOM

Chicago Cubs @ Montreal Expos

Olympic Stadium, Montreal, QB

Mon Aug 09 1982, 7:05 PM EDT

Att. 29,276 - Overcast - 74 F

livebaseballscorecards.com

AB	33
R	2
H	8
RBI	1
BB	5
SO	6
LOB	19

Batter	1	2	3	4	5	6	7	8	9	AB	R	H	RBI	BB	SO	LOB
23 Ryne Sandberg, R (1, 5) OBP: 0.307, SLG: 0.372	2B		6-3		K			F4		4	0	1	0	0	1	0
Larry Bowa, S (1, 6) OBP: 0.295, SLG: 0.305	G6-3 BB		F7		F4-3			1B 1B		3	1	1	0	1	0	0
Bill Buckner, L (1, 3) OBP: 0.329, SLG: 0.402	K		G3		L3			1B 1-2		4	0	1	0	0	1	2
Leon Durham, L (1, 8) OBP: 0.374, SLG: 0.505	G6-3 1-2f			F9	F7			WP 1-3 2-H 1B		4	0	1	1	0	0	2
Jay Johnstone, L (1, 9) OBP: 0.353, SLG: 0.435		2B E BB		3B 1B	F4-3			F5 2-3		3	2	1	0	1	0	1
Jody Davis, R (1, 2) OBP: 0.298, SLG: 0.389		E FC4-6 1-3 2B		1B 1-H 3B	F4-3				F9	4	2	2	1	0	0	0
Steve Henderson, R (1, 7) OBP: 0.292, SLG: 0.314		E5 FC4-6 2-3 3-H		1-3			G3		K	4	0	0	0	0	1	2
Junior Kennedy, R (1, 4) OBP: 0.302, SLG: 0.278		FC4-6 G1-6-3 1-2f 3-H		1B 3-H		P3			BB	3	0	1	2	1	0	1
Randy Martz, L (1, 1) OBP: 0.333, SLG: 0.308 Willie Hernandez, L (8, 1) Dick Tidrow, R (8, 1)		G1-6-3 1-2f		F4-3			K		F9	3 0 1	0 0 0	0 0 0	0 0 0	0 0 0	1 0 0	2 0 1
Inning Stats	R: 0 E: 0 K: 1 S: 5 H: 1 LOB: 1 BB: 1 P: 9	R: 2 E: 1 K: 0 S: 4 H: 1 LOB: 0 BB: 1 P: 8	R: 0 E: 0 K: 0 S: 3 H: 0 LOB: 0 BB: 0 P: 3	R: 2 E: 0 K: 0 S: 6 H: 3 LOB: 1 BB: 0 P: 6	R: 0 E: 0 K: 1 S: 5 H: 0 LOB: 0 BB: 0 P: 5	R: 0 E: 0 K: 0 S: 3 H: 0 LOB: 0 BB: 0 P: 3	R: 0 E: 0 K: 1 S: 5 H: 0 LOB: 0 BB: 0 P: 5	R: 1 E: 0 K: 0 S: 5 H: 3 LOB: 1 BB: 0 P: 5	R: 0 E: 0 K: 1 S: 5 H: 0 LOB: 1 BB: 1 P: 9	1B: 5 2B: 2 3B: 1 HR: 0 SF: 0 SAC: 0 DP: 2 HBP: 0						

TOP

Chicago Cubs @ Montreal Expos

Olympic Stadium, Montreal, QB

Tue Aug 10 1982, 7:05 PM EDT

Att. 30,918 - Overcast - 70 F

livebaseballscorecards.com

AB	33
R	5
H	8
RBI	4
BB	3
SO	4
LOB	11

PITCHER		IP	WLS	BF	H	R	ER	SO	BB	IBB	HBP	BLK	WP	HR	S	P	ERA	WHIP
Steve Rogers, R ERA: 2.45	(1, 1)	6.0	L	24	5	4	3	2	2	0	0	0	0	0	26	34	4.50	1.167
Bryn Smith, R ERA: 4.17	(7, 1)	1.2		7	3	1	1	1	0	0	0	0	0	0	9	9	5.40	1.800
Dan Schatzeder, L ERA: 5.64	(8, 1)	0.1		1	0	0	0	0	0	0	0	0	1	0	1	1	0.00	0.000
Jeff Reardon, R ERA: 1.77	(9, 1)	1.0		4	0	0	0	1	1	0	0	0	0	0	5	9	0.00	1.000

PITCHER	IP	WLS	BF	H	R	ER	SO	BB	IBB	HBP	BLK	WP	HR	S	P	ERA	WHIP

WP: 1 PA: 36
PB: 0
SB: 0
CS: 0

Batter	1	2	3	4	5	6	7	8	9	AB	R	H	RBI	BB	SO	LOB
Tim Raines, S (1, 7) OBP: 0.369, SLG: 0.374	F7		P6			6-3		4-3		4	1	1	0	0	0	2
Joel Youngblood, R (1, 8) OBP: 0.309, SLG: 0.350	BB		F8			F8		4-3		2	0	0	0	1	0	2
Bryn Smith, R (7, 1)										0	0	0	0	0	0	0
Dan Schatzeder, L (8, 1) OBP: 0.308, SLG: 0.250										0	0	0	0	0	0	0
Jerry White, S (8, PH) OBP: 0.303, SLG: 0.409										1	0	1	0	0	0	0
Jeff Reardon, R (9, 1) OBP: 0.125, SLG: 0.250										0	0	0	0	0	0	0
Al Oliver, L (1, 3) OBP: 0.386, SLG: 0.522	BBBB G6-4-3			G6-4-3		F7		4-3		3	0	1	1	1	0	2
Gary Carter, R (1, 2) OBP: 0.386, SLG: 0.537	G6-4-3			G6-4-3			6-3	P3		4	0	0	0	0	0	4
Tim Wallach, R (1, 5) OBP: 0.323, SLG: 0.467		6-3		F2			P5		5-3	4	0	0	0	0	0	0
Warren Cromartie, L (1, 9) OBP: 0.328, SLG: 0.376		4-3			F6-4-3		G3		F7	4	0	1	0	0	0	0
Chris Speier, R (1, 6) OBP: 0.325, SLG: 0.357		L4			L5			HR	F9	4	1	1	1	0	0	1
Doug Flynn, R (1, 4) OBP: 0.235, SLG: 0.261			SH3		F6-4-3			HR		2	0	1	0	0	0	1
Brad Mills, L (8, PH) OBP: 0.333, SLG: 0.385										1	1	1	1	0	0	0
Bryan Little, S (9, 4) OBP: 0.300, SLG: 0.278										0	0	0	0	0	0	0
Steve Rogers, R (1, 1) OBP: 0.266, SLG: 0.193			SH3			2B		5-3		0	0	0	0	0	0	0
Roy Johnson, L (6, PH) OBP: 0.267, SLG: 0.429										1	0	1	0	0	0	0
(7, 8)																
Dan Norman, R (8, PH) OBP: 0.303, SLG: 0.356										1	0	0	0	0	0	0
(9, 8)																
Inning Stats	R: 0 E: 0 K: 0 S: 2 H: 0 LOB: 1 BB: 2 P: 10	R: 0 E: 0 K: 0 S: 3 H: 0 LOB: 0 BB: 0 P: 3	R: 0 E: 0 K: 0 S: 4 H: 1 LOB: 1 BB: 0 P: 4	R: 0 E: 0 K: 0 S: 3 H: 1 LOB: 0 BB: 0 P: 3	R: 0 E: 0 K: 0 S: 3 H: 1 LOB: 0 BB: 0 P: 3	R: 0 E: 0 K: 0 S: 4 H: 1 LOB: 1 BB: 0 P: 4	R: 0 E: 0 K: 0 S: 3 H: 0 LOB: 0 BB: 0 P: 3	R: 3 E: 0 K: 0 S: 7 H: 4 LOB: 1 BB: 0 P: 7	R: 0 E: 0 K: 0 S: 3 H: 0 LOB: 0 BB: 0 P: 3	1B: 4 2B: 2 3B: 0 HR: 2 SF: 0 SAC: 1 DP: 3 HBP: 0						

PITCHER	IP	WLS	BF	H	R	ER	SO	BB	IBB	HBP	BLK	WP	HR	S	P	ERA	WHIP
Randy Martz, R (1, 1) ERA: 4.18	7.0	W	26	6	2	2	0	2	0	0	0	0	2	24	32	2.57	1.143
Willie Hernandez, L (8, 1) ERA: 3.32	0.2		4	2	1	1	0	0	0	0	0	0	0	4	4	13.50	3.000
Dick Tidrow, R (8, 1) ERA: 3.67	1.1	S	4	0	0	0	0	0	0	0	0	0	0	4	4	0.00	0.000

PITCHER	IP	WLS	BF	H	R	ER	SO	BB	IBB	HBP	BLK	WP	HR	S	P	ERA	WHIP

BOTTOM

Chicago Cubs @ Montreal Expos

Olympic Stadium, Montreal, QB

Tue Aug 10 1982, 7:05 PM EDT

Att. 30,918 - Overcast - 70 F

livebaseballscorecards.com

AB	31
R	3
H	8
RBI	3
BB	2
SO	0
LOB	12

WP: 0	PA: 34
PB: 0	
SB: 0	
CS: 0	

Batter	1	2	3	4	5	6	7	8	9	AB	R	H	RBI	BB	SO	LOB
23 Ryne Sandberg, R (1, 5) OBP: 0.307, SLG: 0.369	F8			F4		F7		BB 1-2		3	0	0	0	1	0	0
Larry Bowa, S (1, 6) OBP: 0.295, SLG: 0.303	P5			K			F8	BB 1-2 2-3		3	0	0	0	1	1	0
Bill Buckner, L (1, 3) OBP: 0.327, SLG: 0.399	K			G3			1-3	F4-3		4	0	0	0	0	1	3
Leon Durham, L (1, 8) OBP: 0.378, SLG: 0.506		CS 1B			F9		1B BB		1B	3	0	2	0	1	0	0
Jody Davis, R (1, 2) OBP: 0.297, SLG: 0.387		K 1-2			K		1-2 1B		F9	4	0	1	0	0	2	2
Jay Johnstone, L (1, 9) OBP: 0.353, SLG: 0.430		G3			BB		K		BB 1-2	2	0	0	0	1	1	2
Keith Moreland, R (9, PH) OBP: 0.329, SLG: 0.409										0	0	0	0	1	0	0
Steve Henderson, R (1, 7) OBP: 0.288, SLG: 0.309			5-3		F8			F8	F8	3	0	0	0	0	0	1
Scot Thompson, L (9, PH) OBP: 0.394, SLG: 0.367										1	0	0	0	0	0	2
Junior Kennedy, R (1, 4) OBP: 0.303, SLG: 0.279			F4			5-3		BB 23 BB 1B	K	3	0	1	0	0	0	0
Bump Wills, S (9, PH) OBP: 0.330, SLG: 0.357										1	0	0	0	0	1	2
Allen Ripley, R (1, 1) OBP: 0.125, SLG: 0.125			P6			F7		K		2	0	0	0	0	0	0
Bob Molinaro, L (8, PH) OBP: 0.265, SLG: 0.258										1	0	0	0	0	1	1
Lee Smith, R (8, 1) OBP: 0.125, SLG: 0.267										0	0	0	0	0	0	0
Inning Stats	R: 0 E: 0 K: 1 S: 5 H: 0 LOB: 0 BB: 0 P: 5	R: 0 E: 0 K: 1 S: 5 H: 1 LOB: 0 BB: 0 P: 5	R: 0 E: 0 K: 0 S: 3 H: 0 LOB: 0 BB: 0 P: 3	R: 0 E: 0 K: 1 S: 5 H: 0 LOB: 0 BB: 0 P: 5	R: 0 E: 0 K: 1 S: 5 H: 0 LOB: 1 BB: 1 P: 9	R: 0 E: 0 K: 0 S: 3 H: 0 LOB: 0 BB: 0 P: 3	R: 0 E: 0 K: 1 S: 6 H: 1 LOB: 2 BB: 1 P: 10	R: 0 E: 0 K: 1 S: 6 H: 1 LOB: 3 BB: 2 P: 14	R: 0 E: 0 K: 1 S: 6 H: 1 LOB: 2 BB: 1 P: 10	1B: 4 2B: 1 3B: 0 HR: 0 SF: 0 SAC: 0 DP: 1 HBP: 0						

PITCHER	IP	WLS	BF	H	R	ER	SO	BB	IBB	HBP	BLK	WP	HR	S	P	ERA	WHIP
Charlie Lea, R (1, 1) ERA: 3.18	7.2	W	28	3	0	0	6	3	0	0	0	0	0	37	49	0.00	0.783
Woodie Fryman, L (8, 1) ERA: 3.31	0.2		5	1	0	0	0	2	0	0	0	0	0	3	11	0.00	4.500
Jeff Reardon, R (9, 1) ERA: 1.76	0.2	S	2	0	0	0	1	0	0	0	0	0	0	4	4	0.00	0.000

PITCHER	IP	WLS	BF	H	R	ER	SO	BB	IBB	HBP	BLK	WP	HR	S	P	ERA	WHIP

TOP

Chicago Cubs @ Montreal Expos

Olympic Stadium, Montreal, QB

Wed Aug 11 1982, 7:05 PM EDT

Att. 25,140 - Overcast - 68 F

livebaseballscorecards.com

AB	30
R	0
H	4
RBI	0
BB	5
SO	7
LOB	13

BOTTOM

Batter	1	2	3	4	5	6	7	8	9	AB	R	H	RBI	BB	SO	LOB
Tim Raines, S (1, 7) OBP: 0.366, SLG: 0.370	F9		4-3		F7		F7			4	0	0	0	0	0	1
Joel Youngblood, R (1, 9) OBP: 0.312, SLG: 0.349	K		K		WP HBP			PB S 1B 1B		3	1	1	0	0	2	0
Al Oliver, L (1, 3) OBP: 0.385, SLG: 0.519	P6		L4		4-3 1-2			1B WP FC5-2 1-H 1B		4	0	1	1	0	0	1
Gary Carter, R (1, 2) OBP: 0.390, SLG: 0.546		HR		BB 1B BB		K		FC5-2 1-3 1B		3	2	2	1	1	1	0
Tim Wallach, R (1, 5) OBP: 0.320, SLG: 0.463		F2		F7		P4		FC5-2 1-2 3-H		4	0	0	0	0	0	3
Roy Johnson, L (1, 8) OBP: 0.263, SLG: 0.353		1B BB		F8		1-3		K		3	0	0	0	1	1	3
Chris Speier, R (1, 6) OBP: 0.327, SLG: 0.357		1-2 1B		1B 1-2 BB			6-3	F2		3	0	1	0	1	0	2
Doug Flynn, R (1, 4) OBP: 0.236, SLG: 0.262		F9		1-2 2-H 1B			F6-3			3	0	1	1	0	0	2
Charlie Lea, R (1, 1) OBP: 0.217, SLG: 0.186		K		4-3			2B			3	0	1	0	0	1	4
Woodie Fryman, R (8, 1) OBP: 0.167, SLG: 0.167										0	0	0	0	0	0	0
Jeff Reardon, R (9, 1) OBP: 0.125, SLG: 0.250										0	0	0	0	0	0	0
Inning Stats	R: 0 E: 0 K: 1 S: 5 H: 0 LOB: 0 BB: 0 P: 5	R: 1 E: 0 K: 1 S: 7 H: 2 LOB: 2 BB: 1 P: 11	R: 0 E: 0 K: 1 S: 5 H: 0 LOB: 0 BB: 0 P: 5	R: 1 E: 0 K: 0 S: 4 H: 1 LOB: 2 BB: 2 P: 12	R: 0 E: 0 K: 0 S: 2 H: 0 LOB: 0 BB: 0 P: 3	R: 0 E: 0 K: 1 S: 5 H: 0 LOB: 0 BB: 0 P: 5	R: 0 E: 0 K: 0 S: 4 H: 1 LOB: 1 BB: 0 P: 4	R: 1 E: 0 K: 1 S: 8 H: 3 LOB: 2 BB: 0 P: 8		1B: 5 2B: 1 3B: 0 HR: 1	SF: 0 SAC: 0 DP: 0 HBP: 1						

PITCHER	IP	WLS	BF	H	R	ER	SO	BB	IBB	HBP	BLK	WP	HR	S	P	ERA	WHIP
Allen Ripley, R (1, 1) ERA: 3.95	7.0	L	28	4	2	2	4	3	0	1	0	1	1	32	45	2.57	1.000
Lee Smith, R (8, 1) ERA: 3.31	1.0		6	3	1	1	1	0	0	0	0	1	0	8	8	9.00	3.000

PITCHER	IP	WLS	BF	H	R	ER	SO	BB	IBB	HBP	BLK	WP	HR	S	P	ERA	WHIP

Chicago Cubs @ Montreal Expos

Olympic Stadium, Montreal, QB

Wed Aug 11 1982, 7:05 PM EDT

Att. 25,140 - Overcast - 68 F

livebaseballscorecards.com

AB	30
R	3
H	7
RBI	3
BB	3
SO	5
LOB	16

WP: 2 PB: 1 SB: 1 CS: 0 PA: 34

Chicago Cubs @ New York Mets

Shea Stadium, Flushing, NY

Thu Aug 12 1982, 7:05 PM EDT

Att. 11,942 - Unknown - 75 F

livebaseballscorecards.com

TOP

Batter	1	2	3	4	5	6	7	8	9	AB	R	H	RBI	BB	SO	LOB
23 Ryne Sandberg, R (1, 5) OBP: 0.309, SLG: 0.371	BB 1B		F3		F9		BB E 1B BB 1B 1B 1-2 2-H 3-H		4-3	6	2	3	2	0	0	0
Larry Bowa, S (1, 6) OBP: 0.297, SLG: 0.302	4-0 1-2 HR BB		P4		F8		P6 1B BB 1B 1-2 2-3		1B	4	1	1	0	2	0	1
Bill Buckner, L (1, 3) OBP: 0.329, SLG: 0.399	F9		FC6 1B		3-1		E 1-2 BB BB CS 1B 1-3 2-H 3-H		1-3	5	1	2	2	1	0	2
Leon Durham, L (1, 8) (7, 9) OBP: 0.380, SLG: 0.514	1-H HR		FC6 1-2f			F8	E7 BB 1B 1B 1-3 2-H CS 1-2	HR BB		4	3	2	3	1	0	1
Jay Johnstone, L (1, 9) OBP: 0.362, SLG: 0.436 Jerry Morales, R (7, PH) (7, 8) OBP: 0.317, SLG: 0.434	1B			2B CS 1B		1B WP SF9 BB	BB 1B IBB	F7		2 1	1 1	2 0	0 0	1 1	0 0	0 1
Jody Davis, R (1, 2) OBP: 0.299, SLG: 0.384	K			F9		SF9 1B 1-2 BB	BB 23 1B 1-2 2-3 3-H BB	L7		3	1	0	1	2	1	3
Steve Henderson, R (1, 7) OBP: 0.300, SLG: 0.344		6-3		1-3 2B		1-2 2-3 1B	BB 23 1B 1B 1-2 2-H 3-H	1-H HR		5	2	4	4	0	0	0
Junior Kennedy, R (1, 4) OBP: 0.300, SLG: 0.274		6-3		3-H IBB		SF9 2-3 3-H	F9	5-3		3	0	0	1	1	0	2
Dickie Noles, R (1, 1) OBP: 0.116, SLG: 0.146 Mike Proly, R (6, 1) OBP: 0.286, SLG: 0.429 Bump Wills, S (7, PH) OBP: 0.332, SLG: 0.357 Dick Tidrow, R (7, 1)		5-3		K		F9	BB 23 1B 1B 1-2 2-3 BB		1-3	3 0 0 1	0 0 1 0	0 0 0 0	0 0 0 0	1 0 1 0	4 0 0 0	

AB	37
R	13
H	14
RBI	13
BB	10
SO	2
LOB	14

Inning Stats	1	2	3	4	5	6	7	8	9
	R: 2 H: 3 E: 0 LOB: 1 K: 1 BB: 1 S: 7 P: 11	R: 0 H: 0 E: 0 LOB: 0 K: 0 BB: 0 S: 3 P: 3	R: 0 H: 1 E: 0 LOB: 1 K: 0 BB: 0 S: 4 P: 4	R: 0 H: 2 E: 0 LOB: 2 K: 1 BB: 1 S: 6 P: 10	R: 0 H: 0 E: 0 LOB: 0 K: 0 BB: 0 S: 3 P: 3	R: 1 H: 1 E: 0 LOB: 2 K: 0 BB: 2 S: 4 P: 12	R: 8 H: 5 E: 1 LOB: 1 K: 0 BB: 5 S: 7 P: 27	R: 2 H: 1 E: 0 LOB: 0 K: 0 BB: 1 S: 4 P: 8	R: 0 H: 1 E: 0 LOB: 1 K: 0 BB: 0 S: 4 P: 4

	1B	2B	3B	HR	SF	SAC	DP	HBP	WP	PB	SB	CS	PA
	11	1	0	2	1	0	0	0	1	0	0	2	49

PITCHER		IP	WLS	BF	H	R	ER	SO	BB	IBB	HBP	BLK	WP	HR	S	P	ERA	WHIP
Mike Scott, R ERA: 5.02	(1, 1)	6.1		30	8	5	5	2	4	1	0	0	1	1	29	49	7.11	1.895
Jesse Orosco, L ERA: 3.08	(7, 1)	0.0	L	2	1	0	0	0	0	1	0	0	0	0	1	5	∞	∞
Terry Leach, R ERA: 6.23	(7, 1)	0.1		6	2	4	4	0	3	0	0	0	0	0	3	15	108.00	15.000
Pete Falcone, L ERA: 3.99	(7, 1)	1.1		6	2	4	4	0	1	0	0	0	0	1	5	9	27.00	2.250
Randy Jones, L ERA: 4.62	(9, 1)	1.0		4	1	0	0	0	0	0	0	0	0	0	4	4	0.00	1.000

Batter	1	2	3	4	5	6	7	8	9	AB	R	H	RBI	BB	SO	LOB
Mookie Wilson, S (1, 8) OBP: 0.314, SLG: 0.361	S S S 0-3 K ①	x 0-0 P6 ③			x 0-0 4-3 ②	x 0-0 4-3 ③		x 0-0 F8 ③		5	0	0	0	0	1	4
Bob Bailor, R (1, 4) (7, 6) OBP: 0.303, SLG: 0.319	x 0-0 P6 ②		B B B B 4-0 F8 S 1B BB		x 0-0 5-3 ③		x 0-0 6-3 ①		x 0-0 4-3 ①	4	1	0	0	1	0	0
George Foster, R (1, 7) OBP: 0.325, SLG: 0.385	x 0-0 2B		x 0-0 F8 ① 1-3			x 0-0 BB 2B 1B	x 0-0 FC5-4 BB 1B 1B		x 0-0 P3 ②	5	2	3	0	0	0	1
Dave Kingman, R (1, 3) OBP: 0.292, SLG: 0.450	x 0-0 F7 ③		S S S 0-3 K ②			S S S 0-3 K ①	B B B B 4-0 FC5-4 1-2 BB		x 0-0 5-3 ③	4	0	0	0	1	2	3
Ellis Valentine, R (1, 9) OBP: 0.279, SLG: 0.391		x 0-0 E1 E 3-H	x 0-0 CS 1B			B B B B 4-0 2B 1-2 2B BB	x 0-0 FC5-4 ② 1B 1-2f 2-3			3	1	1	1	1	0	2
John Stearns, R (1, 2) OBP: 0.348, SLG: 0.414	x 0-0 6-3 ① 1-2	0-0 CS ③	x 0-0 6-3 ①			x 0-0 1-3 2B 2-H 2B	x 0-0 1-3 3-H 1B			4	1	2	2	0	0	1
Hubie Brooks, R (1, 5) OBP: 0.322, SLG: 0.329	B B B B 4-0 E BB		x 0-0 6-3 ②			4-0 2B IBB	S S S 0-3 K ③			2	1	0	0	2	1	2
Ron Gardenhire, R (1, 6) OBP: 0.276, SLG: 0.298 Rusty Staub, L (6, PH) OBP: 0.297, SLG: 0.321 Wally Backman, S (7, 4) OBP: 0.389, SLG: 0.374	x 0-0 E6 1-2 2-3		x 0-0 F8 ③			x 0-0 1-H 2-H 3-H 2B		x 0-0 F7 ①		2 1 1	0 0 0	0 1 0	0 3 0	0 0 0	0 0 0	2 0 0
Mike Scott, R (1, 1) OBP: 0.196, SLG: 0.250 Jesse Orosco, R (7, 1) Terry Leach, R (7, 1) OBP: 0.167, SLG: 0.167 Pete Falcone, L (7, 1) OBP: 0.103, SLG: 0.128 Mike Jorgensen, L (8, PH) OBP: 0.389, SLG: 0.385 Randy Jones, R (9, 1) OBP: 0.233, SLG: 0.148	S S S 0-3 K ②				x 0-0 4-3 ①	S S S 0-3 K ②		x 0-0 F8 ②		3 0 0 0 1 0	0 0 0 0 0 0	0 0 0 0 0 0	0 0 0 0 0 0	2 0 0 0 0 0	0 0 0 0 0 0	4 0 0 0 0 0
Inning Stats	R: 0 H: 1 E: 0 LOB: 1 K: 1 BB: 0 S: 6 P: 6	R: 0 H: 0 E: 2 LOB: 3 K: 1 BB: 1 S: 7 P: 11	R: 1 H: 1 E: 0 LOB: 0 K: 1 BB: 1 S: 5 P: 9	R: 0 H: 0 E: 0 LOB: 0 K: 0 BB: 0 S: 3 P: 3	R: 0 H: 0 E: 0 LOB: 0 K: 0 BB: 0 S: 3 P: 3	R: 4 H: 3 E: 0 LOB: 1 K: 2 BB: 2 S: 10 P: 18	R: 1 H: 2 E: 0 LOB: 2 K: 1 BB: 1 S: 7 P: 11	R: 0 H: 0 E: 0 LOB: 0 K: 0 BB: 0 S: 3 P: 3	R: 0 H: 0 E: 0 LOB: 0 K: 0 BB: 0 S: 3 P: 3	1B: 4 SF: 0 2B: 3 SAC: 0 3B: 0 DP: 0 HR: 0 HBP: 0						

PITCHER		IP	WLS	BF	H	R	ER	SO	BB	IBB	HBP	BLK	WP	HR	S	P	ERA	WHIP
Dickie Noles, R ERA: 4.1	(1, 1)	5.1		26	5	5	5	4	3	1	0	0	0	0	30	46	8.44	1.500
Mike Proly, R ERA: 2.03	(6, 1)	0.2	W	2	0	0	0	1	0	0	0	0	0	0	4	4	0.00	0.000
Dick Tidrow, R ERA: 3.64	(7, 1)	3.0	S	12	2	1	1	1	1	0	0	0	0	0	13	17	3.00	1.000

PITCHER	IP	WLS	BF	H	R	ER	SO	BB	IBB	HBP	BLK	WP	HR	S	P	ERA	WHIP

BOTTOM

Chicago Cubs @ New York Mets

Shea Stadium, Flushing, NY

Thu Aug 12 1982, 7:05 PM EDT
Att. 11,942 - Unknown - 75 F

livebaseballscorecards.com

AB	35
R	6
H	7
RBI	6
BB	5
SO	6
LOB	19

WP: 0	PA: 41		
PB: 0			
SB: 1			
CS: 1			

Chicago Cubs @ New York Mets

Shea Stadium, Flushing, NY

Fri Aug 13 1982, 7:05 PM EDT
Att. 12,617 - Unknown - 75 F

livebaseballscorecards.com

Batter	1	2	3	4	5	6	7	8	9	AB	R	H	RBI	BB	SO	LOB
23 Ryne Sandberg, R (1, 5) OBP: 0.306, SLG: 0.367	F8	K		F9		F8			F8	5	0	0	0	0	1	3
Larry Bowa, S (1, 6) OBP: 0.299, SLG: 0.302	HR 1B		1B G3 BB	F8			K		F3	4	2	1	0	1	1	0
Bill Buckner, L (1, 3) OBP: 0.332, SLG: 0.407	1-H HR		1-3 G3 1B 1B		1B BB		K			3	2	2	2	1	1	0
Leon Durham, L (1, 8) OBP: 0.379, SLG: 0.511 (8, 9)	K		G3 1-2 3-H		F9 1-3 1B		4-3			4	0	1	1	0	1	1
Jay Johnstone, L (1, 9) OBP: 0.361, SLG: 0.435	K		2-H 1B		F9 2-3			5-3		3	0	1	1	0	1	1
Gary Woods, R (8, PH) OBP: 0.332, SLG: 0.391 (8, 8)										1	0	0	0	0	0	0
Jody Davis, R (1, 2) OBP: 0.304, SLG: 0.384		1B BB	BB		K			FC6-4 1B		2	0	1	0	2	1	1
Steve Henderson, R (1, 7) OBP: 0.300, SLG: 0.348		F8	P6			FC9-5 2B		F9		4	0	1	0	0	0	4
Junior Kennedy, R (1, 4) OBP: 0.299, SLG: 0.273		1-2 1B	F8			FC9-5 2-3		FC6-4 1-2f		4	0	1	0	0	0	4
Doug Bird, R (1, 1) OBP: 0.143, SLG: 0.167		F2		L6		E1			F3	3	0	0	0	0	0	2
Mike Proly, R (7, 1) OBP: 0.286, SLG: 0.429										0	0	0	0	0	0	0
Willie Hernandez, L (7, 1)										0	0	0	0	0	0	0
Jerry Morales, R (9, PH) OBP: 0.311, SLG: 0.426										1	0	0	0	0	0	0

Inning Stats	1	2	3	4	5	6	7	8	9		
	R: 2 H: 2 E: 0 LOB: 0 K: 2 BB: 0 S: 9 P: 9	R: 0 H: 1 E: 0 LOB: 2 K: 1 BB: 1 S: 6 P: 10	R: 2 H: 2 E: 0 LOB: 2 K: 0 BB: 2 S: 5 P: 13	R: 0 H: 0 E: 0 LOB: 0 K: 0 BB: 0 S: 3 P: 3	R: 0 H: 1 E: 0 LOB: 1 K: 1 BB: 1 S: 5 P: 9	R: 0 H: 1 E: 1 LOB: 1 K: 0 BB: 0 S: 4 P: 4	R: 0 H: 0 E: 0 LOB: 0 K: 2 BB: 0 S: 7 P: 7	R: 0 H: 1 E: 0 LOB: 1 K: 0 BB: 0 S: 4 P: 4	R: 0 H: 0 E: 0 LOB: 0 K: 0 BB: 0 S: 3 P: 3	1B: 6 SF: 0 2B: 2 SAC: 0 3B: 0 DP: 1 HR: 1 HBP: 0	WP: 0 PA: 38 PB: 0 SB: 0 CS: 0

PITCHER	IP	WLS	BF	H	R	ER	SO	BB	IBB	HBP	BLK	WP	HR	S	P	ERA	WHIP
Pat Zachry, R (1, 1) ERA: 4.04	6.0		28	7	4	4	4	4	0	0	0	0	1	32	48	6.00	1.833
Jesse Orosco, L (7, 1) ERA: 2.96	3.0	W	10	1	0	0	2	0	0	0	0	0	0	14	14	0.00	0.333

PITCHER	IP	WLS	BF	H	R	ER	SO	BB	IBB	HBP	BLK	WP	HR	S	P	ERA	WHIP

Batter	1	2	3	4	5	6	7	8	9	AB	R	H	RBI	BB	SO	LOB
Mookie Wilson, S (1, 8) OBP: 0.317, SLG: 0.366	0-0 1B 2B 2B		0-0 ① F7		0-0 ② 4-3		0-0 BLK 1B 1B	0-0 S 1B		5	2	3	0	0	0	0
Wally Backman, S (1, 4) Bob Bailor, R (8, 4) OBP: 0.302, SLG: 0.317	0-0 2B SF8 2-3 1B		SSS 0-3 ② K		0-0 E7 E		SSS 0-3 ① K 1-2	0-3 ② K 1-2		4 1	2 0	1 0	0 0	0 0	2 1	1 1
George Foster, R (1, 7) OBP: 0.330, SLG: 0.389	0-0 SF8 1-3 3-H 2B		BBB 4-0 BB		0-0 E6 2B 2-H		0-0 1B 1B 2-H 1B	4-0 IBB		3	1	2	2	2	0	0
Rusty Staub, L (1, 3) Mike Jorgensen, L (7, PR) OBP: 0.385, SLG: 0.380 (8, 3) OBP: 0.303, SLG: 0.336	0-0 ① SF8 2-3 3-H		0-0 ③ F8		0-0 1-3 2B		0-0 1B 1B 1-3 1B	0-0 ③ 3-1		3 1	0 1	2 0	1 0	0 0	0 0	1 2
Ellis Valentine, R (1, 9) OBP: 0.283, SLG: 0.393	0-0 ② 6-3			0-0 FC6-4-5 SH1-3 1B	0-0 ③ 4-3		0-0 1B 1-3 3-H 1B			4	0	2	1	0	0	3
Ron Hodges, L (1, 2) OBP: 0.415, SLG: 0.435	0-0 ③ P2			0-0 ① SH1-3 1-2		0-0 ① 4-3	0-0 1-2 3-H 1B			3	0	1	1	0	0	1
Hubie Brooks, R (1, 5) OBP: 0.321, SLG: 0.327		0-0 ① 5-3		0-0 ② FC6-4-5 2-3		0-0 1B	0-0 ② F9			4	0	1	0	0	0	3
Ron Gardenhire, R (1, 6) OBP: 0.272, SLG: 0.294		0-0 ② 4-3		0-0 ③ F2		0-0 ② F8	SSS 0-3 ③ K			4	0	0	0	0	1	4
Pat Zachry, R (1, 1) Gary Rajsich, L (6, PH) OBP: 0.259, SLG: 0.300 Jesse Orosco, R (7, 1)		0-0 ③ 4-3			SSS 0-3 ① K	SSS 0-3 ③ K		SSS 0-3 ① K		2 1 1	0 0 0	0 0 0	0 0 0	0 0 0	1 1 1	0 1 0
Inning Stats	R: 2 E: 0 K: 0 S: 6 H: 3 LOB: 1 BB: 0 P: 6	R: 0 E: 0 K: 0 S: 3 H: 0 LOB: 0 BB: 0 P: 3	R: 0 E: 0 K: 1 S: 5 H: 0 LOB: 1 BB: 1 P: 9	R: 0 E: 0 K: 0 S: 4 H: 1 LOB: 1 BB: 0 P: 4	R: 1 E: 2 K: 1 S: 8 H: 1 LOB: 2 BB: 0 P: 8	R: 0 E: 0 K: 1 S: 6 H: 1 LOB: 1 BB: 0 P: 6	R: 3 E: 0 K: 2 S: 12 H: 5 LOB: 2 BB: 0 P: 12	R: 0 E: 0 K: 2 S: 8 H: 1 LOB: 2 BB: 1 P: 12		1B: 9 2B: 3 3B: 0 HR: 0	SF: 1 SAC: 1 DP: 0 HBP: 0					

PITCHER		IP	WLS	BF	H	R	ER	SO	BB	IBB	HBP	BLK	WP	HR	S	P	ERA	WHIP
Doug Bird, R ERA: 4.54	(1, 1)	6.0		28	7	4	3	3	1	0	0	0	0	0	33	37	4.50	1.333
Mike Proly, R ERA: 2.45	(7, 1)	0.1	L	4	3	1	1	1	0	0	0	1	0	0	6	6	27.00	9.000
Willie Hernandez, L ERA: 3.22	(7, 1)	1.2		8	2	1	1	3	0	1	0	0	0	0	13	17	5.40	1.200

PITCHER	IP	WLS	BF	H	R	ER	SO	BB	IBB	HBP	BLK	WP	HR	S	P	ERA	WHIP

BOTTOM

Chicago Cubs @ New York Mets

Shea Stadium, Flushing, NY

Fri Aug 13 1982, 7:05 PM EDT

Att. 12,617 - Unknown - 75 F

livebaseballscorecards.com

AB	36
R	6
H	12
RBI	5
BB	2
SO	7
LOB	17

WP: 0 PA: 40
PB: 0
SB: 1
CS: 0

Chicago Cubs @ New York Mets

Shea Stadium, Flushing, NY

Sat Aug 14 1982, 3:33 AM EDT

Att. 21,906 - Unknown - 82 F

TOP

livebaseballscorecards.com

Batter	1	2	3	4	5	6	7	8	9	AB	R	H	RBI	BB	SO	LOB
23 Ryne Sandberg, R (1, 5) OBP: 0.303, SLG: 0.363	P6	F9		L6		5-3		K		5	0	0	0	0	1	3
Larry Bowa, S (1, 6) OBP: 0.297, SLG: 0.300	3-1	L9		5-3		2-H 1B		K		5	0	1	1	0	1	2
Bill Buckner, L (1, 3) OBP: 0.333, SLG: 0.407	2B 1B 1B		1B SF8 1B	P4		4-3			4-3	5	2	2	0	0	0	1
Leon Durham, L (1, 8) OBP: 0.384, SLG: 0.516	1-3 1B 2B		S S 1-3 1B 1B		4-3		BBBB S G3 SF7 BB		L3 1B	4	3	3	0	1	0	0
Jay Johnstone, L (1, 9) OBP: 0.358, SLG: 0.428	BBBB 1B BB		SF8 1-2 3-H		F9		G3 1-2		L3 1-2	3	0	0	1	1	0	2
Jody Davis, R (1, 2) OBP: 0.306, SLG: 0.387	1-3 2-H 3-H 1B		2-H 1B 1B		L7		SF7 2-H			3	0	2	4	0	0	0
Steve Henderson, R (1, 7) OBP: 0.303, SLG: 0.366	F9		1-2 1B			HR	P4			4	1	2	1	0	0	2
Junior Kennedy, R (1, 4) OBP: 0.303, SLG: 0.278		1B	P6			SH3-4 1B 1B		5-3		4	1	2	0	0	0	2
Fergie Jenkins, R (1, 1) OBP: 0.156, SLG: 0.182		K	K			SH3-4 1-2		1B		2	0	0	0	0	2	3
Mike Proly, R (5, 1) OBP: 0.375, SLG: 0.500										1	0	1	0	0	0	0
Lee Smith, R (9, 1) OBP: 0.125, SLG: 0.267										0	0	0	0	0	0	0
Inning Stats	R: 2 E: 0 K: 0 S: 6 H: 3 LOB: 2 BB: 1 P: 10	R: 0 E: 0 K: 1 S: 6 H: 1 LOB: 1 BB: 0 P: 6	R: 2 E: 0 K: 1 S: 9 H: 4 LOB: 2 BB: 0 P: 9	R: 0 E: 0 K: 0 S: 3 H: 0 LOB: 0 BB: 0 P: 3	R: 0 E: 0 K: 0 S: 3 H: 0 LOB: 0 BB: 0 P: 3	R: 2 E: 0 K: 0 S: 6 H: 3 LOB: 1 BB: 0 P: 6	R: 1 E: 0 K: 0 S: 3 H: 0 LOB: 0 BB: 1 P: 7	R: 0 E: 0 K: 2 S: 8 H: 1 LOB: 1 BB: 0 P: 8	R: 0 E: 0 K: 0 S: 3 H: 1 LOB: 0 BB: 0 P: 3	1B: 11 2B: 2 3B: 0 HR: 1	SF: 2 SAC: 1 DP: 1 HBP: 0						

AB	36
R	7
H	13
RBI	7
BB	2
SO	4
LOB	15

WP: 0 PB: 0 SB: 3 CS: 0 PA: 41

PITCHER	IP	WLS	BF	H	R	ER	SO	BB	IBB	HBP	BLK	WP	HR	S	P	ERA	WHIP
Craig Swan, R (1, 1) ERA: 3.67	2.1		15	7	4	4	1	1	0	0	0	0	0	16	20	15.43	3.429
Pete Falcone, L (3, 1) ERA: 4.01	3.2	L	15	4	2	2	1	0	0	0	0	0	1	17	17	4.91	1.091
Tom Hausman, R (7, 1) ERA: 2.93	3.0		11	2	1	1	2	1	0	0	0	0	0	14	18	3.00	1.000

PITCHER	IP	WLS	BF	H	R	ER	SO	BB	IBB	HBP	BLK	WP	HR	S	P	ERA	WHIP

Batter	1	2	3	4	5	6	7	8	9	AB	R	H	RBI	BB	SO	LOB
Mookie Wilson, S (1, 8) OBP: 0.315, SLG: 0.364	P6		F8 2-3		BB S 2B 1B	L7			K	5	1	1	0	0	1	3
Bob Bailor, R (1, 4) OBP: 0.304, SLG: 0.316	F9		1-3 1-2 3-H 1B		BB 1-2 2B BB	F8			FC3-6 1-2f	4	1	1	1	1	0	1
George Foster, R (1, 7) OBP: 0.329, SLG: 0.387	P6		1-3 1-2 2-3		K		G4-6-3 1B		K	5	0	1	0	0	2	5
Rusty Staub, L (1, 3) OBP: 0.308, SLG: 0.336		FC6-4 1B	6-3		2B 1-2 2-3 FC5-2 BB		G4-6-3 1-2f			3	0	1	0	1	0	3
Ellis Valentine, R (1, 9) OBP: 0.286, SLG: 0.399		FC6-4 1-2f		1B SF8 1B	FC5-2 1-3 2-H 3-H 2B		F9			4	1	2	2	0	0	1
Ron Hodges, L (1, 2) OBP: 0.417, SLG: 0.432		F9		FC6-4 1-3 1B	FC5-2 IBB			4-3		3	0	1	0	1	0	1
Hubie Brooks, R (1, 5) OBP: 0.317, SLG: 0.324		1-3		SF8 3-H	FC5-2 1-2 2-3 3-Hf			5-3		3	0	0	1	0	0	4
Ron Gardenhire, R (1, 6) OBP: 0.272, SLG: 0.294			F8 1B 1B	F7	P4			F8		4	1	1	0	0	0	4
Craig Swan, R (1, 1) OBP: 0.276, SLG: 0.346			1-3 1-2 1B	FC6-4 1-2f		5-3				0	0	0	0	0	0	0
Pete Falcone, L (3, 1) OBP: 0.122, SLG: 0.146										2	0	1	0	0	0	1
John Stearns, R (6, PH) OBP: 0.347, SLG: 0.413										1	0	0	0	0	0	0
Tom Hausman, R (7, 1)										0	0	0	0	0	0	0
Mike Jorgensen, L (9, PH) OBP: 0.392, SLG: 0.380										0	0	0	0	1	0	0
Inning Stats	R: 0 E: 0 K: 0 S: 3 H: 0 LOB: 0 BB: 0 P: 3	R: 0 E: 0 K: 0 S: 4 H: 1 LOB: 1 BB: 0 P: 4	R: 1 E: 0 K: 0 S: 6 H: 3 LOB: 2 BB: 0 P: 6	R: 1 E: 0 K: 0 S: 5 H: 2 LOB: 1 BB: 0 P: 5	R: 2 E: 0 K: 1 S: 7 H: 2 LOB: 3 BB: 3 P: 19	R: 0 E: 0 K: 0 S: 3 H: 0 LOB: 0 BB: 0 P: 3	R: 0 E: 0 K: 0 S: 3 H: 1 LOB: 0 BB: 0 P: 3	R: 0 E: 0 K: 0 S: 3 H: 0 LOB: 0 BB: 0 P: 3	R: 0 E: 0 K: 2 S: 7 H: 0 LOB: 1 BB: 1 P: 11	1B: 8 2B: 1 3B: 0 HR: 0 SF: 1 SAC: 0 DP: 1 HBP: 0						

PITCHER		IP	WLS	BF	H	R	ER	SO	BB	IBB	HBP	BLK	WP	HR	S	P	ERA	WHIP
Fergie Jenkins, R ERA: 3.38	(1, 1)	4.1		23	8	4	4	1	2	0	0	0	0	0	23	31	8.31	2.308
Mike Proly, R ERA: 2.25	(5, 1)	3.2	W	12	1	0	0	0	0	1	0	0	0	0	11	15	0.00	0.273
Lee Smith, R ERA: 3.28	(9, 1)	1.0	S	4	0	0	0	2	1	0	0	0	0	0	7	11	0.00	1.000

PITCHER	IP	WLS	BF	H	R	ER	SO	BB	IBB	HBP	BLK	WP	HR	S	P	ERA	WHIP

BOTTOM

Chicago Cubs @ New York Mets

Shea Stadium, Flushing, NY

Sat Aug 14 1982, 3:33 AM EDT
Att. 21,906 - Unknown - 82 F

livebaseballscorecards.com

AB	34
R	4
H	9
RBI	4
BB	4
SO	3
LOB	23

WP: 0 PA: 39
PB: 0
SB: 1
CS: 0

Chicago Cubs @ New York Mets

Shea Stadium, Flushing, NY

Sun Aug 15 1982, 3:33 AM EDT

Sunny - 82 F

TOP

livebaseballscorecards.com

Batter	1	2	3	4	5	6	7	8	9	AB	R	H	RBI	BB	SO	LOB
23 Ryne Sandberg, R (1, 5) OBP: 0.304, SLG: 0.366	F9		1B 3B 2-H		5-3		FC6-4 1B 1-2f		BB SF7 BB	4	2	1	1	1	0	1
Larry Bowa, S (1, 6) OBP: 0.299, SLG: 0.300	G3		4-3		P4		1-2 1B		1-2 BB	4	0	1	0	1	0	1
Bill Buckner, L (1, 3) OBP: 0.333, SLG: 0.405	BB		1B 3-H		P6		F8		F8	4	0	1	1	1	0	4
Leon Durham, L (1, 8) OBP: 0.384, SLG: 0.516	4-3		K			F7		1B 2B	1-2 2-3 BB	4	1	1	0	1	1	2
Jay Johnstone, L (1, 9) OBP: 0.356, SLG: 0.424 Keith Moreland, R (9, PH) OBP: 0.329, SLG: 0.409		F9		6-3		4-3		1B 1B 2-H	SF7 3-H	4 0	0 0	1 0	1 1	0 0	0 0	0 0
Jody Davis, R (1, 2) OBP: 0.307, SLG: 0.385		F8		FC6-4 BB		1B		K	K	4	0	1	0	1	2	3
Steve Henderson, R (1, 7) OBP: 0.299, SLG: 0.361 Scot Thompson, L (8, PH) OBP: 0.412, SLG: 0.387 (8, 7)		4-3		FC6-4 1B 1-2f		F9		1B 2-3		3 1	0 0	0 1	0 0	0 0	0 0	2 0
Junior Kennedy, R (1, 4) OBP: 0.307, SLG: 0.283			SH1-4 23 3B 1B	1-2 1B			F8	K		4	1	2	0	0	1	2
Randy Martz, L (1, 1) OBP: 0.323, SLG: 0.296 Bill Campbell, R (4, 1) Bump Wills, S (7, PH) OBP: 0.333, SLG: 0.359 Willie Hernandez, L (7, 1) Bob Molinaro, L (8, PH) OBP: 0.261, SLG: 0.254 Dick Tidrow, R (8, 1)			SH1-4 1-2	K			23 FC6-4 1B	F8		1 0 1 0 1 0	0 0 0 0 0 0	0 0 1 0 0 0	0 0 0 0 0 0	0 0 0 0 0 0	1 0 0 0 0 0	2 0 0 0 2 0
Inning Stats	R: 0 H: 0 E: 0 LOB: 1 K: 0 BB: 1 S: 3 P: 7	R: 0 H: 0 E: 0 LOB: 0 K: 0 BB: 0 S: 3 P: 3	R: 2 H: 3 E: 0 LOB: 1 K: 1 BB: 0 S: 8 P: 8	R: 0 H: 1 E: 0 LOB: 2 K: 1 BB: 1 S: 6 P: 10	R: 0 H: 0 E: 0 LOB: 0 K: 0 BB: 0 S: 3 P: 3	R: 0 H: 1 E: 0 LOB: 1 K: 0 BB: 0 S: 4 P: 4	R: 0 H: 2 E: 0 LOB: 2 K: 0 BB: 0 S: 5 P: 5	R: 1 H: 3 E: 0 LOB: 2 K: 2 BB: 0 S: 10 P: 10	R: 1 H: 0 E: 0 LOB: 2 K: 1 BB: 3 S: 5 P: 17	1B: 8 SF: 1 2B: 1 SAC: 1 3B: 1 DP: 0 HR: 0 HBP: 0					WP: 0 PA: 42 PB: 0 SB: 0 CS: 0	

	AB	35
	R	4
	H	10
	RBI	4
	BB	5
	SO	5
	LOB	19

PITCHER		IP	WLS	BF	H	R	ER	SO	BB	IBB	HBP	BLK	WP	HR	S	P	ERA	WHIP
Ed Lynch, R ERA: 3.55	(1, 1)	7.0	W	32	9	3	3	2	2	0	0	0	0	0	34	42	3.86	1.571
Mike Scott, R ERA: 5.05	(8, 1)	1.0		6	1	1	1	2	2	0	0	0	0	0	8	16	9.00	3.000
Jesse Orosco, L ERA: 2.95	(9, 1)	0.1		2	0	0	0	0	1	0	0	0	0	0	1	5	0.00	3.000
Pat Zachry, R ERA: 4.01	(9, 1)	0.2	S	2	0	0	0	1	0	0	0	0	0	0	4	4	0.00	0.000

PITCHER		IP	WLS	BF	H	R	ER	SO	BB	IBB	HBP	BLK	WP	HR	S	P	ERA	WHIP

Batter	1	2	3	4	5	6	7	8	9	AB	R	H	RBI	BB	SO	LOB
Mookie Wilson, S (1, 8) OBP: 0.317, SLG: 0.365	CS 1B		S E 2-H 1B	4-3			K			4	1	2	1	0	1	1
Hubie Brooks, R (1, 5) OBP: 0.320, SLG: 0.324	P3 1-2		BBBB 1B 1B 2-H BB	6-3			1B			3	1	1	0	1	0	2
Rusty Staub, L (1, 3) OBP: 0.306, SLG: 0.333 Mike Howard, S (8, 9)	F7		1B 1-3 1B		L7		4-3			4 0	0 0	1 0	0 0	0 0	0 0	1 0
George Foster, R (1, 7) OBP: 0.328, SLG: 0.386		P4	1-2 3-H 1B		F8			5-3		4	0	1	1	0	0	0
Mike Jorgensen, L (1, 9) OBP: 0.376, SLG: 0.361 (8, 3)		E9 SF7	P4		K			F7		4	1	0	0	0	1	2
Ron Hodges, L (1, 2) OBP: 0.406, SLG: 0.421		SF7 3-H	F9			F7		4-3		3	0	0	1	0	0	2
Brian Giles, R (1, 4) OBP: 0.333, SLG: 0.667		6-3		E7 1B 2B		F7				3	1	1	0	0	0	0
Ron Gardenhire, R (1, 6) OBP: 0.276, SLG: 0.297			SH3 1B 1B	S 3-H 1B		K				3	1	2	1	0	1	0
Ed Lynch, R (1, 1) Mike Scott, R (8, 1) OBP: 0.196, SLG: 0.250 Jesse Orosco, R (9, 1) Pat Zachry, R (9, 1)			SH3 1-2	K 1-2			1-3			2 0 0 0	0 0 0 0	0 0 0 0	0 0 0 0	0 0 0 0	1 0 0 0	1 0 0 0
Inning Stats	R: 0 E: 0 K: 0 S: 3 H: 1 LOB: 0 BB: 0 P: 3	R: 1 E: 1 K: 0 S: 4 H: 0 LOB: 0 BB: 0 P: 4	R: 3 E: 0 K: 0 S: 7 H: 4 LOB: 2 BB: 1 P: 11	R: 1 E: 1 K: 1 S: 7 H: 2 LOB: 1 BB: 0 P: 7	R: 0 E: 0 K: 1 S: 5 H: 0 LOB: 0 BB: 0 P: 5	R: 0 E: 0 K: 1 S: 5 H: 0 LOB: 0 BB: 0 P: 5	R: 0 E: 0 K: 1 S: 6 H: 1 LOB: 1 BB: 0 P: 6	R: 0 E: 0 K: 0 S: 3 H: 0 LOB: 0 BB: 0 P: 3		1B: 7 2B: 1 3B: 0 HR: 0	SF: 1 SAC: 1 DP: 0 HBP: 0						

PITCHER		IP	WLS	BF	H	R	ER	SO	BB	IBB	HBP	BLK	WP	HR	S	P	ERA	WHIP
Randy Martz, R ERA: 4.4	(1, 1)	3.1	L	18	7	5	4	1	1	0	0	0	0	0	19	23	10.80	2.400
Bill Campbell, R ERA: 4.46	(4, 1)	2.2		8	0	0	0	2	0	0	0	0	0	0	12	12	0.00	0.000
Willie Hernandez, L ERA: 3.17	(7, 1)	1.0		4	1	0	0	1	0	0	0	0	0	0	6	6	0.00	1.000
Dick Tidrow, R ERA: 3.59	(8, 1)	1.0		3	0	0	0	0	0	0	0	0	0	0	3	3	0.00	0.000

PITCHER	IP	WLS	BF	H	R	ER	SO	BB	IBB	HBP	BLK	WP	HR	S	P	ERA	WHIP

BOTTOM

Chicago Cubs @ New York Mets

Shea Stadium, Flushing, NY

Sun Aug 15 1982, 3:33 AM EDT

Sunny - 82 F

livebaseballscorecards.com

AB	30
R	5
H	8
RBI	4
BB	1
SO	4
LOB	9

WP: 0 PB: 0 SB: 2 CS: 1 PA: 33

Chicago Cubs @ New York Mets

Shea Stadium, Flushing, NY

Sun Aug 15 1982, 3:38 AM EDT

Att. 23,545 - Sunny - 82 F

TOP

livebaseballscorecards.com

Batter	1	2	3	4	5	6	7	8	9	AB	R	H	RBI	BB	SO	LOB
Bump Wills, S (1, 4) OBP: 0.330, SLG: 0.355 Lee Smith, R (9, 1) OBP: 0.125, SLG: 0.267	3-1		4-1	FC1-5 2-3f			5-3		SH1-4 1-2	4 0	0 0	0 0	0 0	0 0	0 0	2 0
23 Ryne Sandberg, R (1, 5) OBP: 0.305, SLG: 0.365	E8 4-3 1B		BBBB 4-0 S 2B BB		1-3		F8		F8 2-3	4	2	1	0	1	0	1
Bill Buckner, L (1, 3) OBP: 0.332, SLG: 0.405	4-3 3-H		1-H HR 2B		4-3		SSS 0-3 K		L6	5	1	1	2	0	1	1
Leon Durham, L (1, 9) OBP: 0.385, SLG: 0.531 Jay Johnstone, L (9, 9) OBP: 0.356, SLG: 0.424	SSS 0-3 K		2-H HR		SSS 0-3 K			IHR		4 0	2 0	2 0	3 0	0 0	2 0	0 0
Keith Moreland, R (1, 2) OBP: 0.333, SLG: 0.411 Jody Davis, R (9, 2) OBP: 0.307, SLG: 0.385		E 1B	1B			BBBB 4-0 FC1-6 BB		SSS 0-3 K		3 0	0 0	2 0	0 0	1 0	1 0	0 0
Scot Thompson, L (1, 7) OBP: 0.395, SLG: 0.371		SSS 0-3 K		6-3		FC1-6 2B 1-2f 6-3		E7 6-3 1B		4	1	1	0	0	1	2
Jerry Morales, R (1, 8) OBP: 0.323, SLG: 0.448		E5 G4-3 1-2		FC1-5 BB 1B		6-3 1-3 2B		6-3 2-3		4	0	2	0	0	0	2
Junior Kennedy, R (1, 6) OBP: 0.306, SLG: 0.279 (9, 4)		G4-3 1-2f		BBBB 4-0 FC1-5 FC1-5 1-2 BB		6-3 2-3 3-H		F7		3	0	0	1	1	0	4
Ken Kravec, L (1, 1) Steve Henderson, R (6, PH) OBP: 0.298, SLG: 0.359 Mike Proly, R (6, 1) OBP: 0.375, SLG: 0.500 Larry Bowa, S (9, PH) OBP: 0.300, SLG: 0.301 (9, 6)			4-3	FC1-5 1-2 2-3f		SSS 0-3 K			23 F8 SH1-4 1B	2 1 0 1	0 0 0 0	0 0 0 1	0 0 0 0	0 1 0 0	0 1 0 0	2 1 0 0
Inning Stats	R: 1 E: 1 K: 1 S: 6 H: 1 LOB: 0 BB: 0 P: 6	R: 0 E: 1 K: 1 S: 6 H: 1 LOB: 1 BB: 0 P: 6	R: 3 E: 0 K: 0 S: 5 H: 3 LOB: 1 BB: 1 P: 9	R: 0 E: 0 K: 0 S: 4 H: 1 LOB: 2 BB: 1 P: 8	R: 0 E: 0 K: 1 S: 5 H: 0 LOB: 0 BB: 0 P: 5	R: 1 E: 0 K: 1 S: 6 H: 1 LOB: 1 BB: 1 P: 10	R: 0 E: 0 K: 1 S: 5 H: 0 LOB: 0 BB: 0 P: 5	R: 1 E: 1 K: 1 S: 7 H: 2 LOB: 1 BB: 0 P: 7	R: 0 E: 0 K: 0 S: 4 H: 1 LOB: 1 BB: 0 P: 4	1B: 6 2B: 2 3B: 0 HR: 2 SF: 0 SAC: 1 DP: 1 HBP: 0						

AB	35
R	6
H	10
RBI	6
BB	3
SO	6
LOB	15

WP: 0 PB: 0 SB: 1 CS: 0 PA: 39

PITCHER		IP	WLS	BF	H	R	ER	SO	BB	IBB	HBP	BLK	WP	HR	S	P	ERA	WHIP
Charlie Puleo, R ERA: 4.47	(1, 1)	4.0		19	6	4	3	2	2	0	0	0	0	1	21	29	6.75	2.000
Jesse Orosco, L ERA: 2.99	(5, 1)	5.0	L	20	4	2	2	4	1	0	0	0	0	0	27	31	3.60	1.000

PITCHER	IP	WLS	BF	H	R	ER	SO	BB	IBB	HBP	BLK	WP	HR	S	P	ERA	WHIP

BOTTOM

Chicago Cubs @ New York Mets

Shea Stadium, Flushing, NY

Sun Aug 15 1982, 3:38 AM EDT
Att. 23,545 - Sunny - 82 F

Batter	1	2	3	4	5	6	7	8	9	AB	R	H	RBI	BB	SO	LOB
Mookie Wilson, S (1, 8) OBP: 0.320, SLG: 0.368	4-3		FC6-4 S 1B 1-2f		1B S HR 1B		F8-3 1B		BB 1-2 1B	5	2	3	0	0	0	1
Bob Bailor, R (1, 6) OBP: 0.305, SLG: 0.318	6-3		1-H 1B		HR 1-3 1B		F8-3 1-2		F7	5	1	2	1	0	0	3
Rusty Staub, L (1, 3) OBP: 0.315, SLG: 0.333 Ron Gardenhire, R (9, PR) OBP: 0.276, SLG: 0.297	FC5-4 1B		F8		P3		BBBB FC5-4 BB		BBBB 1-2 2-3 BB	3 0	0 0	1 0	0 0	2 0	0 0	3 0
George Foster, R (1, 7) OBP: 0.329, SLG: 0.393	FC5-4 1-2f			E9 6-3 E 1B	2-H 3-H HR		FC5-4 1-2f		F9	5	2	2	3	0	0	5
Hubie Brooks, R (1, 5) OBP: 0.316, SLG: 0.320		4-3		6-3 2-3	P6			6-3		4	0	0	0	0	0	1
Mike Howard, S (1, 9)		4-3		K	F9			4-3		4	0	0	0	0	1	1
Brian Giles, R (1, 4) OBP: 0.286, SLG: 0.333		G1		BBBB E BB		4-3		P4		3	0	0	0	1	0	0
Ron Hodges, L (1, 2) OBP: 0.395, SLG: 0.407			4-3	E6 1-2 3-H		G3			SSS K	4	0	0	0	0	1	1
Charlie Puleo, R (1, 1) OBP: 0.156, SLG: 0.116 Ellis Valentine, R (4, PH) OBP: 0.285, SLG: 0.397 Jesse Orosco, R (5, 1) Mike Jorgensen, L (9, PH) OBP: 0.382, SLG: 0.361			BBBB FC6-4 BB	SSS K		6-3			BBBB BB 1B BB	0 1 1 0	0 0 0 0	0 0 0 0	0 0 0 1	1 0 0 0	0 1 0 0	0 2 0 0
Inning Stats	R: 0 E: 0 K: 0 S: 4 H: 1 LOB: 1 BB: 0 P: 4	R: 0 E: 0 K: 0 S: 3 H: 0 LOB: 0 BB: 0 P: 3	R: 1 E: 0 K: 0 S: 4 H: 1 LOB: 1 BB: 1 P: 8	R: 1 E: 2 K: 2 S: 9 H: 1 LOB: 2 BB: 1 P: 13	R: 3 E: 0 K: 0 S: 6 H: 3 LOB: 0 BB: 0 P: 6	R: 0 E: 0 K: 0 S: 3 H: 0 LOB: 0 BB: 0 P: 3	R: 0 E: 0 K: 0 S: 3 H: 1 LOB: 1 BB: 1 P: 7	R: 0 E: 0 K: 0 S: 3 H: 0 LOB: 0 BB: 0 P: 3	R: 0 E: 0 K: 1 S: 6 H: 1 LOB: 3 BB: 2 P: 14	1B: 7 2B: 1 3B: 0 HR: 1	SF: 0 SAC: 0 DP: 1 HBP: 0				WP: 0 PB: 0 SB: 2 CS: 0	PA: 40	

PITCHER	IP	WLS	BF	H	R	ER	SO	BB	IBB	HBP	BLK	WP	HR	S	P	ERA	WHIP
Ken Kravec, L (1, 1) ERA: 4.58	5.0		24	6	5	4	2	2	0	0	0	0	1	26	34	7.20	1.600
Mike Proly, R (6, 1) ERA: 2.11	3.0	W	10	1	0	0	0	1	0	0	0	0	0	9	13	0.00	0.667
Lee Smith, R (9, 1) ERA: 3.24	1.0	S	6	1	0	0	1	2	0	0	0	0	0	6	14	0.00	3.000

PITCHER	IP	WLS	BF	H	R	ER	SO	BB	IBB	HBP	BLK	WP	HR	S	P	ERA	WHIP

AB	35
R	5
H	8
RBI	4
BB	5
SO	3
LOB	17

livebaseballscorecards.com

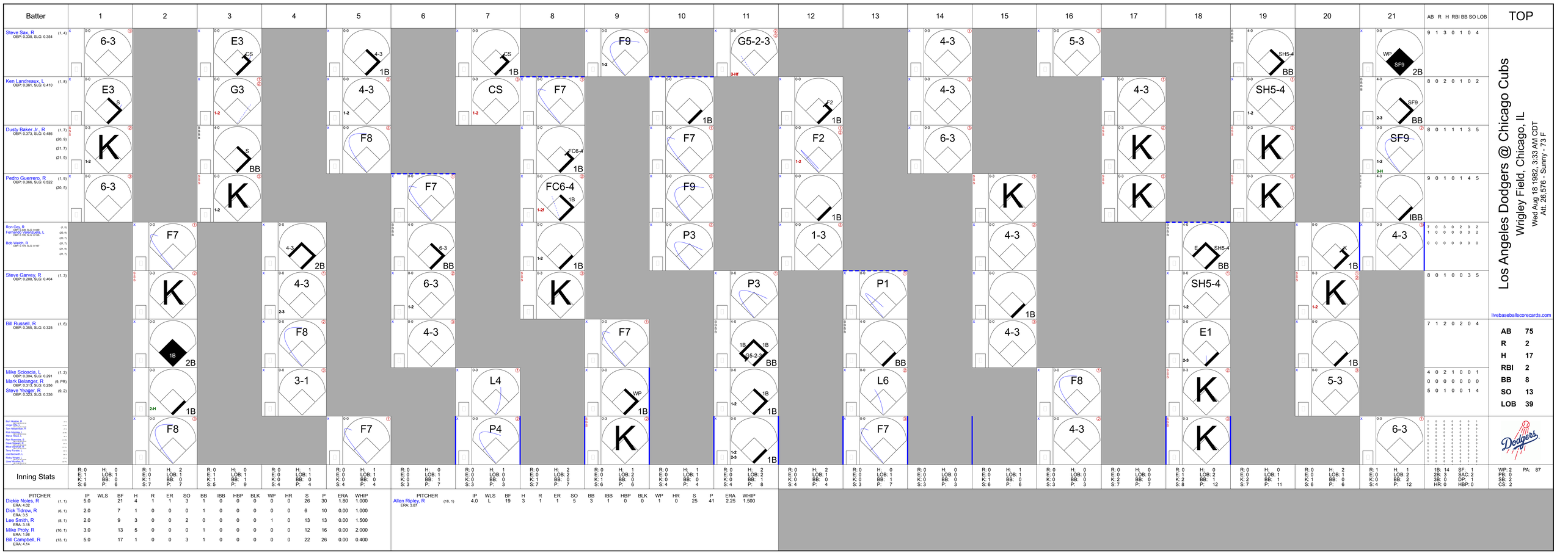
Batter
1
2
3
4
5
6
7
8
9
10
11
12
13
14
15
16
17
18
19
20
21
AB R H RBI BB SO LOB
TOP
Steve Sax, R
OBP: 0.338, SLG: 0.354
(1, 4)
6-3
E3 CS
E3 S
4-3 1B
F9
1-2
G5-2-3
3-H#
4-3
5-3
SH5-4 BB
WP SF9 2B
9 1 3 0 1 0 4
Ken Landreaux, L
OBP: 0.361, SLG: 0.410
(1, 8)
K
1-2
G3
1-2
4-3
1-2
CS
1-2
F7
1B
F2
1B
4-3
4-3
SH5-4
1-2
SF9
2-3
BB
8 0 2 0 1 0 2
Dusty Baker Jr., R
OBP: 0.373, SLG: 0.486
(1, 7)
(20, 9)
(21, 7)
(21, 9)
K
1-2
S
BB
F8
F7
F2
1B
6-3
K
K
K
8 0 1 1 1 3 5
Pedro Guerrero, R
OBP: 0.366, SLG: 0.522
(1, 9)
(20, 5)
6-3
K
1-2
F7
6-3
BB
FC6-4
1B
F9
1B
1-3
1B
K
K
K
IBB
9 0 1 0 1 4 5
Ron Cey, R
OBP: 0.338, SLG: 0.439
Fernando Valenzuela, L
OBP: 0.179, SLG: 0.159
Bob Welch, R
OBP: 0.174, SLG: 0.167
(1, 5)
(20, 9)
(20, 7)
(21, 7)
(21, 9)
(21, 7)
F7
4-3
2B
4-3
2-3
6-3
1-2
FC6-4
1B
P3
4-3
E
SH5-4
BB
K
1B
4-3
7 0 3 0 2 0 2
1 0 0 0 0 0 2
0 0 0 0 0 0 0
Steve Garvey, R
OBP: 0.288, SLG: 0.404
(1, 3)
K
4-3
2-3
6-3
1-2
K
P3
P1
1B
SH5-4
1-2
K
1-2
8 0 1 0 0 3 5
Bill Russell, R
OBP: 0.355, SLG: 0.325
(1, 6)
1B 2B
F8
4-3
F7
WP
1B
P5-2-3
BB
4-3
E1
2-3
7 1 2 0 2 0 4
Mike Scioscia, L
OBP: 0.304, SLG: 0.291
Mark Belanger, R
OBP: 0.313, SLG: 0.256
Steve Yeager, R
OBP: 0.323, SLG: 0.336
(1, 2)
(9, PR)
(9, 2)
2-H
1B
3-1
L4
1B
1B
L6
BB
F8
5-3
1B
4 0 2 1 0 0 1
0 0 0 0 0 0 0
5 0 1 0 0 1 4
Burt Hooton, R
Jorge Orta, L
Tom Hutchinson, R
Rick Monday, L
Steve Howe, L
Ron Reynolds, L
Steve Stroughter, R
Dave Goltz, R
Terry Forster, L
Joe Beckwith, L
Ricky Wright, L
Jose Morales, R
F7
P4
F7
4-3
K
1-2
1B
6-3
2 0 0 0 0 0 1
0 0 0 0 0 0 0
0 0 0 0 0 0 0
0 0 0 0 0 0 0
0 0 0 0 0 0 0
0 0 0 0 0 0 0
1 0 0 0 0 0 1
Inning Stats
R: 0 E: 1 K: 1 S: 6
H: 0 LOB: 1 BB: 0 P: 6
R: 1 E: 0 K: 1 S: 7
H: 2 LOB: 1 BB: 0 P: 7
R: 0 E: 0 K: 0 S: 5
H: 0 LOB: 1 BB: 1 P: 9
R: 0 E: 0 K: 0 S: 4
H: 1 LOB: 1 BB: 0 P: 4
R: 0 E: 0 K: 0 S: 4
H: 1 LOB: 1 BB: 0 P: 4
R: 0 E: 0 K: 0 S: 3
H: 0 LOB: 1 BB: 1 P: 7
R: 0 E: 0 K: 0 S: 3
H: 0 LOB: 1 BB: 1 P: 7
R: 0 E: 0 K: 0 S: 4
H: 1 LOB: 1 BB: 0 P: 4
R: 0 E: 0 K: 0 S: 7
H: 2 LOB: 2 BB: 0 P: 7
R: 0 E: 0 K: 1 S: 6
H: 1 LOB: 2 BB: 0 P: 6
R: 0 E: 0 K: 0 S: 4
H: 1 LOB: 1 BB: 0 P: 4
R: 0 E: 0 K: 1 S: 6
H: 2 LOB: 1 BB: 0 P: 4
R: 0 E: 0 K: 0 S: 4
H: 2 LOB: 2 BB: 1 P: 8
R: 0 E: 0 K: 0 S: 3
H: 0 LOB: 0 BB: 0 P: 3
R: 0 E: 0 K: 1 S: 6
H: 1 LOB: 1 BB: 0 P: 6
R: 0 E: 0 K: 0 S: 3
H: 0 LOB: 0 BB: 0 P: 3
R: 0 E: 0 K: 2 S: 7
H: 0 LOB: 0 BB: 0 P: 7
R: 0 E: 1 K: 2 S: 8
H: 0 LOB: 2 BB: 1 P: 12
R: 0 E: 0 K: 0 S: 7
H: 0 LOB: 1 BB: 1 P: 11
R: 0 E: 0 K: 1 S: 5.6
H: 2 LOB: 1 BB: 0 P: 6
R: 1 E: 0 K: 0 S: 4
H: 1 LOB: 2 BB: 2 P: 12
Los Angeles Dodgers @ Chicago Cubs
Wrigley Field, Chicago, IL
Wed Aug 18 1982, 3:33 AM CDT
Att: 26,576 - Sunny - 73 F
livebaseballscorecards.com
AB 75
R 2
H 17
RBI 2
BB 8
SO 13
LOB 39
1B: 14 2B: 3 3B: 0 HR: 0
SF: 1 SAC: 2 DP: 1 HBP: 0
PA: 87
WP: 2 PB: 0 SB: 2 CS: 2
PITCHER
IP WLS BF H R ER SO BB IBB HBP BLK WP HR S P ERA WHIP
Dickie Noles, R (1, 1) ERA: 4.02
5.0 1 21 4 1 1 3 1 0 0 0 0 0 0 25 30 1.80 1.000
Dick Tidrow, R (6, 1) ERA: 3.5
2.0 7 1 0 0 0 1 0 0 0 0 0 0 6 10 0.00 1.000
Lee Smith, R (8, 1) ERA: 3.18
2.0 9 3 0 0 2 0 0 0 0 0 1 0 13 13 0.00 1.500
Mike Proly, R (10, 1) ERA: 1.98
3.0 13 5 0 0 0 1 0 0 0 0 0 0 12 16 0.00 2.000
Bill Campbell, R (13, 1) ERA: 4.14
5.0 17 1 0 0 3 1 0 0 0 0 0 0 22 26 0.00 0.400
PITCHER
IP WLS BF H R ER SO BB IBB HBP BLK WP HR S P ERA WHIP
Allen Ripley, R (18, 1) ERA: 3.87
4.0 L 19 3 1 1 5 3 1 0 0 1 0 0 25 41 2.25 1.500

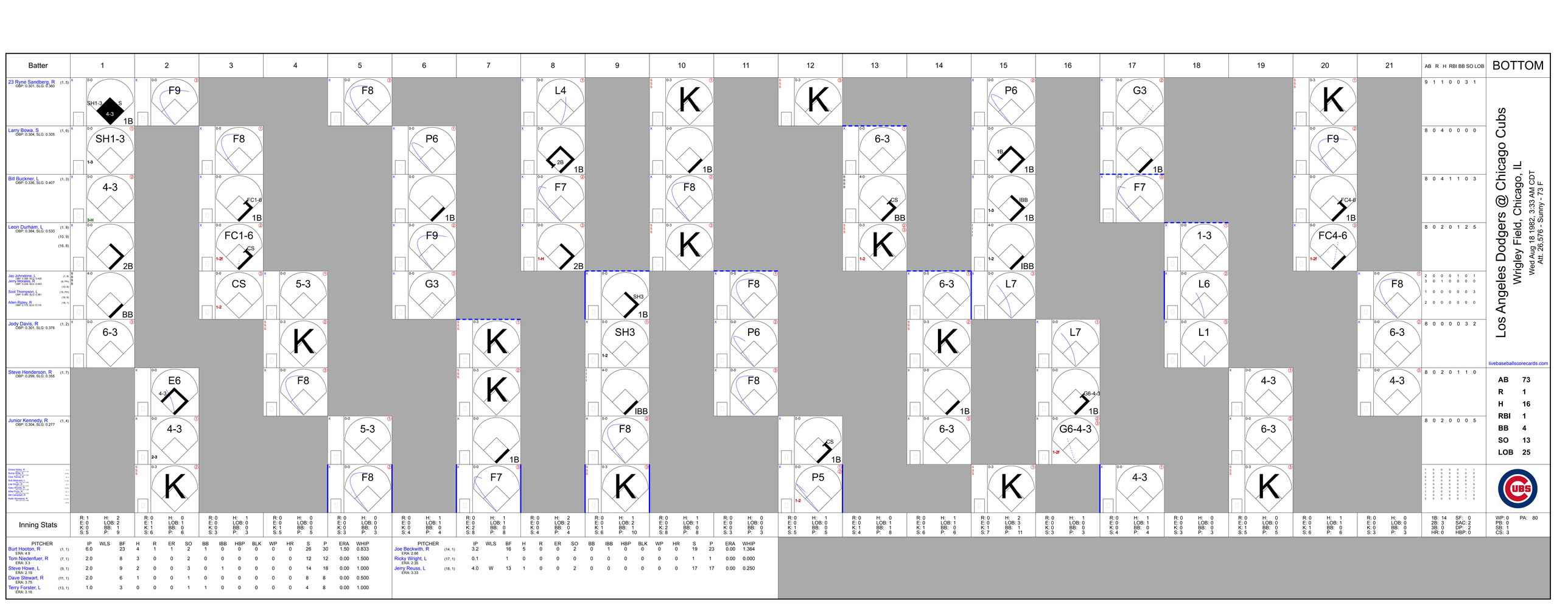
Batter
1
2
3
4
5
6
7
8
9
10
11
12
13
14
15
16
17
18
19
20
21
AB R H RBI BB SO LOB
BOTTOM
23 Ryne Sandberg, R (1, 5) OBP: 0.301, SLG: 0.360
SH1-3 S 4-3 1B
F9
F8
L4 2B 1B
K
K
6-3 CS BB
P6 1B
G3 1B
K
9 1 1 0 0 3 1
Larry Bowa, S (1, 6) OBP: 0.304, SLG: 0.305
SH1-3 1-3
F8
P6 1B
F8 1B
F9
1B
F7
8 0 4 0 0 0 0
Bill Buckner, L (1, 3) OBP: 0.336, SLG: 0.407
4-3 3-H
F8 FC1-6 1B
P6 1B
F8
F7
IBB 1B
F9
FC4-6 1-2f
8 0 4 1 1 0 3
Leon Durham, L (1, 8) OBP: 0.384, SLG: 0.530
(10, 9)
(16, 8)
2B
FC1-6 CS 1-2f
F9
K
1-3
8 0 2 0 1 2 5
Jay Johnstone, L (1, 9) BP: 0.000, SLG: 0.420
Jerry Morales, L (5, PH) OBP: 0.524, SLG: 0.643 (10, 8)
Scot Thompson, L (10, PH) OBP: 0.000, SLG: 0.261 (16, 9)
Allen Ripley, R (1B, 1) OBP: 0.170, SLG: 0.115
BB
CS 1-2
5-3
G3
F8
6-3
L7
L6
F8
2 0 0 0 1 0 1
3 0 1 0 0 0 0
1 0 0 0 0 0 3
2 0 0 0 0 0 0
Jody Davis, R (1, 2) OBP: 0.301, SLG: 0.376
6-3
K
K
SH3 1B
P6
K
6-3
L7
L1
F8
6-3
8 0 0 0 0 3 2
Steve Henderson, R (1, 7) OBP: 0.299, SLG: 0.355
E6 4-3
F8
SH3 IBB
F8
1B
L7 G6-4-3 1B
4-3
4-3
8 0 2 0 1 1 0
Junior Kennedy, R (1, 4) OBP: 0.304, SLG: 0.277
4-3 2-3
5-3
K
F7 1B
F8
K
CS 1B
P5 1-2
6-3
G6-4-3 1-2f
4-3
6-3
K
8 0 2 0 0 0 5
Dickie Noles, R
Doug Sisk, R
Dick Ruthven, R
Bob Molinaro, L
Lee Smith, R
Gary Woods, R
Mike Proly, L
Bill Campbell, R
Keith Moreland, R
1 0 0 0 0 0 1
1 0 0 0 0 0 1
1 0 0 0 0 0 1
1 0 0 0 0 0 1
1 0 0 0 0 0 1
1 0 0 0 0 0 1
1 0 0 0 0 0 1
1 0 0 0 0 0 1
1 0 0 0 0 0 1
Inning Stats
R: 1 H: 2
E: 0 LOB: 2
K: 0 BB: 1
S: 5 P: 9
R: 0 H: 0
E: 1 LOB: 1
K: 1 BB: 0
S: 6 P: 6
R: 0 H: 1
E: 0 LOB: 0
K: 3 BB: 0
S: 3 P: 3
R: 0 H: 0
E: 0 LOB: 0
K: 0 BB: 0
S: 5 P: 5
R: 0 H: 0
E: 0 LOB: 0
K: 0 BB: 0
S: 3 P: 3
R: 0 H: 1
E: 0 LOB: 1
K: 0 BB: 0
S: 4 P: 4
R: 0 H: 1
E: 0 LOB: 1
K: 2 BB: 0
S: 8 P: 8
R: 0 H: 2
E: 0 LOB: 2
K: 0 BB: 0
S: 4 P: 4
R: 0 H: 1
E: 0 LOB: 2
K: 1 BB: 1
S: 6 P: 10
R: 0 H: 1
E: 0 LOB: 1
K: 2 BB: 0
S: 8 P: 8
R: 0 H: 0
E: 0 LOB: 1
K: 1 BB: 1
S: 4 P: 8
R: 0 H: 0
E: 0 LOB: 0
K: 1 BB: 0
S: 3 P: 3
R: 0 H: 1
E: 0 LOB: 1
K: 1 BB: 0
S: 5 P: 5
R: 0 H: 1
E: 0 LOB: 1
K: 1 BB: 0
S: 6 P: 6
R: 0 H: 2
E: 0 LOB: 3
K: 1 BB: 1
S: 7 P: 11
R: 0 H: 1
E: 0 LOB: 0
K: 2 BB: 0
S: 3 P: 3
R: 0 H: 1
E: 0 LOB: 1
K: 0 BB: 0
S: 4 P: 4
R: 0 H: 0
E: 0 LOB: 0
K: 0 BB: 0
S: 3 P: 3
R: 0 H: 0
E: 0 LOB: 0
K: 1 BB: 0
S: 5 P: 5
R: 0 H: 1
E: 0 LOB: 1
K: 0 BB: 1
S: 6 P: 6
R: 0 H: 0
E: 0 LOB: 0
K: 0 BB: 0
S: 3 P: 3
R: 0 H: 0
E: 0 LOB: 0
K: 1 BB: 0
S: 3 P: 3
PITCHER IP WLS BF H R ER SO BB IBB HBP BLK WP HR S P ERA WHIP
Burt Hooton, R (1, 1) ERA: 4.9 6.0 23 4 1 1 2 1 0 0 0 0 0 26 30 1.50 0.833
Tom Niedenfuer, R (7, 1) ERA: 3.3 2.0 8 3 0 0 2 0 0 0 0 0 0 12 12 0.00 1.500
Steve Howe, L (9, 1) ERA: 2.19 2.0 9 2 0 0 3 0 1 0 0 0 0 14 18 0.00 1.000
Dave Stewart, R (11, 1) ERA: 3.75 2.0 6 1 0 0 1 0 0 0 0 0 0 8 8 0.00 0.500
Terry Forster, L (13, 1) ERA: 3.16 1.0 3 0 0 0 1 1 0 0 0 0 0 4 8 0.00 1.000
PITCHER IP WLS BF H R ER SO BB IBB HBP BLK WP HR S P ERA WHIP
Joe Beckwith, R (14, 1) ERA: 2.88 3.2 16 5 0 0 2 0 1 0 0 0 0 19 23 0.00 1.364
Ricky Wright, L (17, 1) ERA: 2.35 0.1 1 0 0 0 0 0 0 0 0 0 0 1 1 0.00 0.000
Jerry Reuss, L (18, 1) ERA: 3.33 4.0 W 13 1 0 0 2 0 0 0 0 0 0 17 17 0.00 0.250
Los Angeles Dodgers @ Chicago Cubs
Wrigley Field, Chicago, IL
Wed Aug 18 1982, 3:33 AM CDT
Att: 26,576 - Sunny - 73 F
livebaseballscorecards.com
AB 73
R 1
H 16
RBI 1
BB 4
SO 13
LOB 25
1B: 14 SF: 0
2B: 3 SAC: 2
3B: 0 DP: 2
HR: 0 HBP: 0
WP: 0 PA: 80
PB: 0
SB: 1
CS: 3

Batter	1	2	3	4	5	6	7	8	9	AB	R	H	RBI	BB	SO	LOB
Steve Sax, R (1, 4) OBP: 0.340, SLG: 0.360	K		6-3			5-3		1-3 2-H 1B		4	0	1	1	0	1	0
Ken Landreaux, L (1, 8) OBP: 0.352, SLG: 0.399	4-3			G3		G3		F9		4	0	0	0	0	0	2
Dusty Baker Jr., R (1, 7) OBP: 0.372, SLG: 0.483	K			1-3			F8		FC5-4 1B	4	0	1	0	0	1	0
Pedro Guerrero, R (1, 9) OBP: 0.370, SLG: 0.538		BB CS		1B			F8		FC5-4 1B 1-2f	3	0	1	0	1	0	1
Ron Cey, R (1, 5) OBP: 0.335, SLG: 0.431		K 1-2		K			1-3		K	4	0	0	0	0	3	3
Steve Garvey, R (1, 3) OBP: 0.289, SLG: 0.406		L7			F8 L9-3-2 2B			6-3	FC6-4 1B 1-2	4	0	2	0	0	0	0
Bill Russell, R (1, 6) OBP: 0.352, SLG: 0.322			3-1 PB SF7 1B		F8 2-3			5-3	FC6-4 1-2f	4	1	1	0	0	0	3
Mike Scioscia, L (1, 2) OBP: 0.303, SLG: 0.289			3-1 1-3		L9-3-2 3-H			BB 1B BB		2	1	0	0	1	0	2
Bob Welch, R (1, 1) OBP: 0.171, SLG: 0.167			SF7 3-H			F8		1B 1-2 BB		0	0	0	1	0	0	0
Jorge Orta, L (6, PH) OBP: 0.280, SLG: 0.327										1	0	0	0	0	0	0
Joe Beckwith, L (6, 1)										0	0	0	0	0	0	0
Rick Monday, L (8, PH) OBP: 0.397, SLG: 0.536										0	0	0	0	1	0	0
Tom Niedenfuer, R (8, 1)										0	0	0	0	0	0	0
Inning Stats	R: 0 E: 0 K: 2 S: 7 H: 0 LOB: 0 BB: 0 P: 7	R: 0 E: 0 K: 1 S: 4 H: 0 LOB: 0 BB: 1 P: 8	R: 1 E: 0 K: 0 S: 4 H: 1 LOB: 0 BB: 0 P: 4	R: 0 E: 0 K: 1 S: 6 H: 1 LOB: 1 BB: 0 P: 6	R: 0 E: 0 K: 0 S: 3 H: 1 LOB: 0 BB: 0 P: 3	R: 0 E: 0 K: 0 S: 3 H: 0 LOB: 0 BB: 0 P: 3	R: 0 E: 0 K: 0 S: 3 H: 0 LOB: 0 BB: 0 P: 3	R: 1 E: 0 K: 0 S: 4 H: 1 LOB: 2 BB: 2 P: 12	R: 0 E: 0 K: 1 S: 7 H: 2 LOB: 2 BB: 0 P: 7	1B: 5 2B: 2 3B: 0 HR: 0 SF: 1 SAC: 0 DP: 1 HBP: 0						

PITCHER		IP	WLS	BF	H	R	ER	SO	BB	IBB	HBP	BLK	WP	HR	S	P	ERA	WHIP
Fergie Jenkins, R ERA: 3.27	(1, 1)	8.0	W	29	4	2	1	4	3	0	0	0	0	0	34	46	1.12	0.875
Dick Tidrow, R ERA: 3.46	(9, 1)	1.0		5	2	0	0	1	0	0	0	0	0	0	7	7	0.00	2.000

PITCHER	IP	WLS	BF	H	R	ER	SO	BB	IBB	HBP	BLK	WP	HR	S	P	ERA	WHIP

Los Angeles Dodgers @ Chicago Cubs

Wrigley Field, Chicago, IL

Thu Aug 19 1982, 3:33 AM CDT

Att. 19,461 - Sunny - 82 F

livebaseballscorecards.com

AB	30
R	2
H	6
RBI	2
BB	3
SO	5
LOB	11

WP: 0 PB: 1 SB: 0 CS: 1 PA: 34

Batter	1	2	3	4	5	6	7	8	9	AB	R	H	RBI	BB	SO	LOB
Bump Wills, S (1, 4) OBP: 0.329, SLG: 0.362	P1		2B 3B	4-3		2B 2B	G3			5	2	2	0	0	0	2
Larry Bowa, S (1, 6) OBP: 0.304, SLG: 0.308	3-1		P5	F9		2-H 2B		1B 1B		5	1	2	1	0	0	1
Bill Buckner, L (1, 3) OBP: 0.341, SLG: 0.421	1B		1B 3-H 2B	HR		F5		F9-6-4 1B 1-3 1B		5	2	4	2	0	0	1
Leon Durham, L (1, 9) OBP: 0.389, SLG: 0.532	1-3		1B 4-3 2-3 1B	1B		IBB		F9-6-4 1-2 3-H 1B		4	1	3	1	1	0	1
Jerry Morales, R (1, 8) OBP: 0.325, SLG: 0.429		F7	4-3 1-3 3-H 1B	4-3		5-3		F9-6-4 1-2 2-3		5	1	1	1	0	0	5
Jay Johnstone, L (1, 7) OBP: 0.359, SLG: 0.434		HR	4-3 1-2 3-H		4-3		2B 1B	IBB		4	1	2	2	1	0	1
Jody Davis, R (1, 2) OBP: 0.302, SLG: 0.377		FC6-4 1B	B B B B 1B BB		P6		1-3 2B	F7		4	0	2	0	1	0	2
Junior Kennedy, R (1, 5) OBP: 0.297, SLG: 0.271		FC6-4 1-2f	1-2 2-H 1B		5-3		S S S K			4	0	1	1	0	1	3
Fergie Jenkins, R (1, 1) OBP: 0.143, SLG: 0.167 Dick Tidrow, R (9, 1)		S S S K	S S S K			6-3	6-3			4 0	0 0	0 0	0 0	0 0	2 0	5 0
Inning Stats	R: 0 E: 0 K: 0 S: 4 H: 1 LOB: 1 BB: 0 P: 4	R: 1 E: 0 K: 1 S: 7 H: 2 LOB: 1 BB: 0 P: 7	R: 4 E: 0 K: 1 S: 10 H: 5 LOB: 2 BB: 1 P: 14	R: 1 E: 0 K: 0 S: 5 H: 2 LOB: 1 BB: 0 P: 5	R: 0 E: 0 K: 0 S: 3 H: 0 LOB: 0 BB: 0 P: 3	R: 1 E: 0 K: 0 S: 5 H: 2 LOB: 2 BB: 1 P: 9	R: 0 E: 0 K: 1 S: 7 H: 2 LOB: 2 BB: 0 P: 7	R: 1 E: 0 K: 0 S: 5 H: 3 LOB: 2 BB: 1 P: 9		1B: 10 2B: 5 3B: 1 HR: 2 SF: 0 SAC: 0 DP: 1 HBP: 0						

PITCHER		IP	WLS	BF	H	R	ER	SO	BB	IBB	HBP	BLK	WP	HR	S	P	ERA	WHIP
Bob Welch, R ERA: 3.09	(1, 1)	5.0	L	26	10	6	6	2	1	0	0	0	0	2	29	33	10.80	2.200
Joe Beckwith, R ERA: 3.0	(6, 1)	2.0		11	4	1	1	1	0	1	0	0	0	0	12	16	4.50	2.000
Tom Niedenfuer, R ERA: 3.33	(8, 1)	1.0		6	3	1	1	0	0	1	0	0	0	0	5	9	9.00	3.000

PITCHER	IP	WLS	BF	H	R	ER	SO	BB	IBB	HBP	BLK	WP	HR	S	P	ERA	WHIP

BOTTOM

Los Angeles Dodgers @ Chicago Cubs

Wrigley Field, Chicago, IL

Thu Aug 19 1982, 3:33 AM CDT

Att. 19,461 - Sunny - 82 F

livebaseballscorecards.com

AB	40
R	8
H	17
RBI	8
BB	3
SO	3
LOB	21

Batter	1	2	3	4	5	6	7	8	9	AB	R	H	RBI	BB	SO	LOB
Gene Richards, L (1, 7) OBP: 0.331, SLG: 0.349	G3		4-3		G3 1-2			G3 2-3		4	0	0	0	0	0	2
Tony Gwynn, L (1, 8) OBP: 0.326, SLG: 0.326	CS 1B		4-3		F7			6-3 3-H		4	0	1	1	0	0	1
Garry Templeton, S (1, 6) OBP: 0.273, SLG: 0.360	1-2 1B		4-3			G3		4-3		4	0	1	0	0	0	0
Terry Kennedy, L (1, 2) OBP: 0.311, SLG: 0.470	G3			F8		F8			3-1	4	0	0	0	0	0	1
Sixto Lezcano, R (1, 9) OBP: 0.400, SLG: 0.489		K		K		F9			6-3	4	0	0	0	0	2	0
Luis Salazar, R (1, 5) OBP: 0.294, SLG: 0.367		F7		1B			F8		5-3	4	0	1	0	0	0	0
Joe Lansford, R (1, 3) OBP: 0.364, SLG: 0.188		BBB 4-0 3B BB		L5			6-3			2	1	0	0	1	0	1
Tim Flannery, L (1, 4) OBP: 0.323, SLG: 0.320		1-H 3B			L6		6-3			3	0	1	1	0	0	0
John Montefusco, R (1, 1) OBP: 0.154, SLG: 0.122 Broderick Perkins, L (8, PH) OBP: 0.345, SLG: 0.352 John Curtis, L (8, 1) OBP: 0.257, SLG: 0.314		5-3			G3 1B			G3 6-3 2B		2 1 0	0 1 0	1 1 0	0 0 0	0 0 0	0 0 0	1 0 0
Inning Stats	R: 0 E: 0 K: 0 S: 4 H: 2 LOB: 1 BB: 0 P: 4	R: 1 E: 0 K: 1 S: 6 H: 1 LOB: 1 BB: 1 P: 10	R: 0 E: 0 K: 0 S: 3 H: 0 LOB: 0 BB: 0 P: 3	R: 0 E: 0 K: 1 S: 6 H: 1 LOB: 1 BB: 0 P: 6	R: 0 E: 0 K: 0 S: 4 H: 1 LOB: 1 BB: 0 P: 4	R: 0 E: 0 K: 0 S: 3 H: 0 LOB: 0 BB: 0 P: 3	R: 0 E: 0 K: 0 S: 3 H: 0 LOB: 0 BB: 0 P: 3	R: 1 E: 0 K: 0 S: 4 H: 1 LOB: 0 BB: 0 P: 4	R: 0 E: 0 K: 0 S: 3 H: 0 LOB: 0 BB: 0 P: 3	1B: 4 2B: 1 3B: 1 HR: 0 SF: 0 SAC: 0 DP: 0 HBP: 0						

PITCHER		IP	WLS	BF	H	R	ER	SO	BB	IBB	HBP	BLK	WP	HR	S	P	ERA	WHIP
Randy Martz, R ERA: 4.28	(1, 1)	7.0	W	27	6	2	2	2	1	0	0	0	0	0	30	34	2.57	1.000
Willie Hernandez, L ERA: 3.16	(8, 1)	2.0	S	6	0	0	0	0	0	0	0	0	0	0	6	6	0.00	0.000

PITCHER		IP	WLS	BF	H	R	ER	SO	BB	IBB	HBP	BLK	WP	HR	S	P	ERA	WHIP

TOP

San Diego Padres @ Chicago Cubs

Wrigley Field, Chicago, IL

Fri Aug 20 1982, 3:33 AM CDT

Att. 18,110 - Sunny - 76 F

livebaseballscorecards.com

AB	32
R	2
H	6
RBI	2
BB	1
SO	2
LOB	6

WP: 0 PA: 33
PB: 0
SB: 0
CS: 1

Batter	1	2	3	4	5	6	7	8	9	AB	R	H	RBI	BB	SO	LOB
Bump Wills, S (1, 4) OBP: 0.331, SLG: 0.366	x 0-0 23 F8 SF9 2B		x 0-0 ③ F7			x 0-0 ① F7		x 0-0 23 S 1B		4	1	2	0	0	0	0
Junior Kennedy, R (9, 4) OBP: 0.297, SLG: 0.271										0	0	0	0	0	0	0
23 Ryne Sandberg, R (1, 5) OBP: 0.300, SLG: 0.358	x 0-0 ① F8 2-3			B B B B 4-0 2B S SF9 BB		x 0-0 ② P6		S S S 0-3 ② K2-3 1-2		3	1	0	0	1	1	2
Bill Buckner, L (1, 3) OBP: 0.341, SLG: 0.422	x 0-0 ② SF9 3-H			x 0-0 SF9 1-3 2B		x 0-0 ③ F7		x 0-0 ③ G3		3	0	1	1	0	0	1
Leon Durham, L (1, 9) OBP: 0.387, SLG: 0.529	x 0-0 ③ F8			x 0-0 ① SF9 2-3 3-H			x 0-0 ① 3-1			2	0	0	1	0	0	0
Jerry Morales, R (1, 8) OBP: 0.313, SLG: 0.411		x 0-0 ① 6-3		x 0-0 ② 5-3			x 0-0 ② 4-3			3	0	0	0	0	0	1
Jay Johnstone, L (1, 7) OBP: 0.359, SLG: 0.438		x 0-0 ② F7		x 0-0 ③ F9			x 0-0 1B 2B			3	1	1	0	0	0	1
Jody Davis, R (1, 2) OBP: 0.302, SLG: 0.377		x 0-0 ③ P4		S S S 0-3 ① K			x 0-0 2-H 1B			3	0	1	1	0	1	0
Larry Bowa, S (1, 6) OBP: 0.302, SLG: 0.306			x 0-0 ① F8	S S S 0-3 ② K			x 0-0 ③ 6-3			3	0	0	0	0	1	1
Randy Martz, L (1, 1) OBP: 0.303, SLG: 0.276			x 0-0 ② 4-3	S S S 0-3 ③ K				S S S 0-3 ① K		2	0	0	0	0	1	0
Willie Hernandez, L (8, 1)										1	0	0	0	0	1	0
Inning Stats	R: 1 E: 0 K: 0 S: 4 H: 1 LOB: 0 BB: 0 P: 4	R: 0 E: 0 K: 0 S: 3 H: 0 LOB: 0 BB: 0 P: 3	R: 0 E: 0 K: 0 S: 3 H: 0 LOB: 0 BB: 0 P: 3	R: 1 E: 0 K: 0 S: 4 H: 1 LOB: 1 BB: 1 P: 8	R: 0 E: 0 K: 3 S: 9 H: 0 LOB: 0 BB: 0 P: 9	R: 0 E: 0 K: 0 S: 3 H: 0 LOB: 0 BB: 0 P: 3	R: 1 E: 0 K: 0 S: 5 H: 2 LOB: 1 BB: 0 P: 5	R: 0 E: 0 K: 2 S: 8 H: 1 LOB: 1 BB: 0 P: 8		1B: 2 2B: 3 3B: 0 HR: 0	SF: 2 SAC: 0 DP: 0 HBP: 0					

PITCHER		IP	WLS	BF	H	R	ER	SO	BB	IBB	HBP	BLK	WP	HR	S	P	ERA	WHIP
John Montefusco, R ERA: 3.93	(1, 1)	7.0	L	26	4	3	3	3	1	0	0	0	0	0	31	35	3.86	0.714
John Curtis, L ERA: 4.22	(8, 1)	1.0		4	1	0	0	2	0	0	0	0	0	0	8	8	0.00	1.000

PITCHER		IP	WLS	BF	H	R	ER	SO	BB	IBB	HBP	BLK	WP	HR	S	P	ERA	WHIP

BOTTOM

San Diego Padres @ Chicago Cubs

Wrigley Field, Chicago, IL

Fri Aug 20 1982, 3:33 AM CDT

Att. 18,110 - Sunny - 76 F

livebaseballscorecards.com

AB	27
R	3
H	5
RBI	3
BB	1
SO	5
LOB	6

WP: 0 PA: 30
PB: 0
SB: 2
CS: 0

Batter	1	2	3	4	5	6	7	8	9	AB	R	H	RBI	BB	SO	LOB
Gene Richards, L (1, 3) OBP: 0.332, SLG: 0.351	S S S 0-3 ① K			x 0-0 ① F7		x 0-0 S 2B 3-H 1B			x 0-0 E SH1-4 1B	4	1	2	1	0	1	0
Tony Gwynn, L (1, 7) OBP: 0.326, SLG: 0.333	x 0-0 ② 4-3			x 0-0 ② F9		x 0-0 1B 1-H 2B			x 0-0 ① SH1-4 1-2	3	0	1	1	0	0	0
Garry Templeton, S (1, 6) OBP: 0.277, SLG: 0.362	x 0-0 CS 1B			x 0-0 ③ 1-3		x 0-0 ③ 2-3 1B			4-0 E IBB	3	0	2	0	1	0	0
Terry Kennedy, L (1, 2) OBP: 0.308, SLG: 0.465	0-0 ③ CS 1-2	x 0-0 ① 6-3			x 0-0 ① 4-3		x 0-0 ① G3		x 0-0 E4 G6-4-3 1-2 2-3	4	0	0	0	0	0	2
Sixto Lezcano, R (1, 9) OBP: 0.398, SLG: 0.485		S S S 0-3 ② K			x 0-0 ② F7		B B B B 4-0 FC4-6 BB		x 0-0 ② ③ G6-4-3 1-2f	3	0	0	0	1	1	3
Ruppert Jones, L (1, 8) OBP: 0.396, SLG: 0.463		x 0-0 ③ P4			x 0-0 ③ 4-3		x 0-0 ② FC4-6 CS 1-2f			3	0	0	0	0	0	1
Luis Salazar, R (1, 5) OBP: 0.292, SLG: 0.365			x 0-0 ① L5			x 0-0 ① 5-3	x 0-0 ③ CS 1-2	x 0-0 ① 6-3		3	0	0	0	0	0	0
Tim Flannery, L (1, 4) OBP: 0.323, SLG: 0.324			x 0-0 ② 4-3			x 0-0 3-1 1B 2B		x 0-0 ② G3		3	1	1	0	0	0	0
Tim Lollar, L (1, 1) OBP: 0.297, SLG: 0.437 Luis DeLeon, R (9, 1) OBP: 0.167, SLG: 0.182 Joe Lefebvre, L (9, 9) OBP: 0.247, SLG: 0.250			x 0-0 ③ 4-3			x 0-0 ② 3-1 2-3		S S S 0-3 ③ K		3 0 0	0 0 0	0 0 0	0 0 0	0 0 0	1 0 0	1 0 0
Inning Stats	R: 0 E: 0 K: 1 S: 5 H: 1 LOB: 0 BB: 0 P: 5	R: 0 E: 0 K: 1 S: 5 H: 0 LOB: 0 BB: 0 P: 5	R: 0 E: 0 K: 0 S: 3 H: 0 LOB: 0 BB: 0 P: 3	R: 0 E: 0 K: 0 S: 3 H: 0 LOB: 0 BB: 0 P: 3	R: 0 E: 0 K: 0 S: 3 H: 0 LOB: 0 BB: 0 P: 3	R: 2 E: 0 K: 0 S: 6 H: 4 LOB: 2 BB: 0 P: 6	R: 0 E: 0 K: 0 S: 2 H: 0 LOB: 0 BB: 1 P: 6	R: 0 E: 0 K: 1 S: 5 H: 0 LOB: 0 BB: 0 P: 5	R: 0 E: 1 K: 0 S: 4 H: 1 LOB: 2 BB: 1 P: 8	1B: 4 2B: 2 3B: 0 HR: 0 SF: 0 SAC: 1 DP: 1 HBP: 0						

San Diego Padres @ Chicago Cubs

Wrigley Field, Chicago, IL

Sat Aug 21 1982, 3:33 AM CDT

Att. 32,365 - Sunny - 70 F

TOP

livebaseballscorecards.com

AB	29
R	2
H	6
RBI	2
BB	2
SO	3
LOB	7

WP: 0 PB: 0 SB: 1 CS: 2 PA: 34

PITCHER		IP	WLS	BF	H	R	ER	SO	BB	IBB	HBP	BLK	WP	HR	S	P	ERA	WHIP
Allen Ripley, R ERA: 3.82	(1, 1)	6.0	L	21	5	2	2	2	0	0	0	0	0	0	25	25	3.00	0.833
Bill Campbell, R ERA: 4.03	(7, 1)	2.0		6	0	0	0	1	1	0	0	0	0	0	7	11	0.00	0.500
Willie Hernandez, L ERA: 3.11	(9, 1)	1.0		5	1	0	0	0	0	1	0	0	0	0	4	8	0.00	1.000

PITCHER		IP	WLS	BF	H	R	ER	SO	BB	IBB	HBP	BLK	WP	HR	S	P	ERA	WHIP

Batter	1	2	3	4	5	6	7	8	9	AB	R	H	RBI	BB	SO	LOB
23 Ryne Sandberg, R (1, 5) OBP: 0.304, SLG: 0.359	5-3		BB S			1B E		HBP FC4-6		2	0	1	0	1	0	0
Larry Bowa, S (1, 6) OBP: 0.300, SLG: 0.303	5-3		K 1-2			K		FC4-6 1-2f		4	0	0	0	0	2	3
Bill Buckner, L (1, 3) OBP: 0.340, SLG: 0.419	4-3			1-3		E5 1-2			BB G3 3-1	3	0	0	0	1	0	1
Keith Moreland, R (1, 7) OBP: 0.330, SLG: 0.405		F9		K		F9			3-1 1-2	3	0	0	0	0	1	2
Scot Thompson, L (9, PH) OBP: 0.366, SLG: 0.342										1	0	0	0	0	0	1
Leon Durham, L (1, 9) OBP: 0.386, SLG: 0.529		WP CS 2B		4-3			F8		G3 2-3	4	0	1	0	0	0	1
Jerry Morales, R (1, 8) OBP: 0.313, SLG: 0.400		BB 2-H			P2		6-3		P6	2	0	0	0	1	0	0
Jay Johnstone, L (9, PH) OBP: 0.357, SLG: 0.435										1	0	0	0	0	0	1
Jody Davis, R (1, 2) OBP: 0.300, SLG: 0.373		K			F9		6-3			3	0	0	0	0	1	1
Junior Kennedy, R (1, 4) OBP: 0.293, SLG: 0.267			K		F7			F3		3	0	0	0	0	1	0
Allen Ripley, R (1, 1) OBP: 0.111, SLG: 0.111			4-3			F7		K		1	0	0	0	0	0	0
Steve Henderson, R (6, PH) OBP: 0.298, SLG: 0.353										1	0	0	0	0	0	0
Bill Campbell, R (7, 1)										0	0	0	0	0	0	0
Bump Wills, S (8, PH) OBP: 0.330, SLG: 0.365										1	0	0	0	0	1	0
Willie Hernandez, L (9, 1)										0	0	0	0	0	0	0
Inning Stats	R: 0 E: 0 K: 0 S: 3 H: 0 LOB: 0 BB: 0 P: 3	R: 0 E: 0 K: 1 S: 5 H: 1 LOB: 1 BB: 1 P: 9	R: 0 E: 0 K: 2 S: 7 H: 0 LOB: 1 BB: 1 P: 11	R: 0 E: 0 K: 1 S: 5 H: 0 LOB: 0 BB: 0 P: 5	R: 0 E: 0 K: 0 S: 3 H: 0 LOB: 0 BB: 0 P: 3	R: 0 E: 1 K: 1 S: 7 H: 1 LOB: 2 BB: 0 P: 7	R: 0 E: 0 K: 0 S: 3 H: 0 LOB: 0 BB: 0 P: 3	R: 0 E: 0 K: 1 S: 5 H: 0 LOB: 1 BB: 0 P: 6	R: 0 E: 0 K: 0 S: 3 H: 0 LOB: 1 BB: 1 P: 7	1B: 1 2B: 1 3B: 0 HR: 0	SF: 0 SAC: 0 DP: 0 HBP: 1						

PITCHER	IP	WLS	BF	H	R	ER	SO	BB	IBB	HBP	BLK	WP	HR	S	P	ERA	WHIP
Tim Lollar, L (1, 1) ERA: 3.34	8.0	W	30	2	0	0	6	3	0	1	0	1	0	38	51	0.00	0.625
Luis DeLeon, R (9, 1) ERA: 2.08	1.0	S	3	0	0	0	0	0	0	0	0	0	0	3	3	0.00	0.000

PITCHER	IP	WLS	BF	H	R	ER	SO	BB	IBB	HBP	BLK	WP	HR	S	P	ERA	WHIP

BOTTOM

San Diego Padres @ Chicago Cubs

Wrigley Field, Chicago, IL

Sat Aug 21 1982, 3:33 AM CDT

Att. 32,365 - Sunny - 70 F

livebaseballscorecards.com

AB	29
R	0
H	2
RBI	0
BB	3
SO	6
LOB	10

WP: 1 PB: 0 SB: 1 CS: 1 PA: 33

San Diego Padres @ Chicago Cubs

Wrigley Field, Chicago, IL

Sun Aug 22 1982, 3:33 AM CDT

Att. 23,601 - Sunny - 74 F

TOP

livebaseballscorecards.com

Batter	1	2	3	4	5	6	7	8	9	AB	R	H	RBI	BB	SO	LOB
Gene Richards, L (1, 3) OBP: 0.331, SLG: 0.349	F7		3-1	4-3 E 1B		4-3		6-3 2-3		5	0	1	0	0	0	2
Tony Gwynn, L (1, 7) OBP: 0.329, SLG: 0.372	F8		1B 3B	E4 1-2 4-3		HR		1-3		5	2	2	1	0	0	3
Garry Templeton, S (1, 6) OBP: 0.278, SLG: 0.364	1B 2B		HR 1B 3-H	4-3 1-2 2-3		3-1			K	5	2	2	1	0	1	2
Terry Kennedy, L (1, 2) OBP: 0.314, SLG: 0.477	2B 1B 2-H		HR 1-H	IBB		K			1B 2B	4	2	3	3	1	1	0
Sixto Lezcano, R (1, 9) OBP: 0.400, SLG: 0.489	2B 1-H		E9 1B	F8			5-3		1-3 1B 2-H	5	1	3	1	0	0	3
Ruppert Jones, L (1, 8) OBP: 0.396, SLG: 0.465		K	1B 2-H		4-3 2B		5-3		1-3 1-2	5	0	2	1	0	1	1
Luis Salazar, R (1, 5) OBP: 0.289, SLG: 0.360		K	P3		6-3		5-3		K	5	0	0	0	0	2	3
Tim Flannery, L (1, 4) OBP: 0.326, SLG: 0.324		BB	4-3		4-3 2-3			6-3 4-3 1B		3	0	1	0	1	0	2
Joe Pittman, R (8, PR) OBP: 0.286, SLG: 0.279 (8, 4)										0	0	0	0	0	0	0
Eric Show, R (1, 1) OBP: 0.125, SLG: 0.125		K		6-3	K			4-3 1-2		3	0	0	0	0	2	2
Gary Lucas, L (6, 1)										0	0	0	0	0	0	0
Luis DeLeon, R (7, 1) OBP: 0.167, SLG: 0.182										0	0	0	0	0	0	0
Joe Lefebvre, L (8, PH) OBP: 0.245, SLG: 0.248										1	0	0	0	0	0	1
John Curtis, L (8, 1) OBP: 0.257, SLG: 0.314										0	0	0	0	0	0	0
Inning Stats	R: 1 E: 0 K: 0 S: 5 H: 3 LOB: 2 BB: 0 P: 5	R: 0 E: 0 K: 3 S: 9 H: 0 LOB: 1 BB: 1 P: 13	R: 4 E: 1 K: 0 S: 8 H: 5 LOB: 1 BB: 0 P: 8	R: 0 E: 1 K: 0 S: 5 H: 1 LOB: 3 BB: 1 P: 9	R: 0 E: 0 K: 1 S: 6 H: 1 LOB: 1 BB: 0 P: 6	R: 1 E: 0 K: 1 S: 6 H: 1 LOB: 0 BB: 0 P: 6	R: 0 E: 0 K: 0 S: 3 H: 0 LOB: 0 BB: 0 P: 3	R: 0 E: 0 K: 0 S: 4 H: 1 LOB: 2 BB: 0 P: 4	R: 1 E: 0 K: 2 S: 9 H: 2 LOB: 1 BB: 0 P: 9	1B: 7 2B: 4 3B: 1 HR: 2 SF: 0 SAC: 0 DP: 0 HBP: 0						

	AB	41
	R	7
	H	14
	RBI	7
	BB	2
	SO	7
	LOB	19

WP: 0 PB: 0 SB: 0 CS: 0 PA: 43

PITCHER		IP	WLS	BF	H	R	ER	SO	BB	IBB	HBP	BLK	WP	HR	S	P	ERA	WHIP
Dickie Noles, R ERA: 4.22	(1, 1)	2.1		15	8	5	4	3	1	0	0	0	0	1	20	24	15.43	3.857
Mike Proly, R ERA: 1.84	(3, 1)	1.2		8	1	0	0	0	0	1	0	0	0	0	7	11	0.00	0.600
Bill Campbell, R ERA: 4.04	(5, 1)	2.0		8	2	1	1	2	0	0	0	0	0	1	12	12	4.50	1.000
Dick Tidrow, R ERA: 3.4	(7, 1)	1.1	W	5	1	0	0	0	0	0	0	0	0	0	5	5	0.00	0.750
Willie Hernandez, L ERA: 3.18	(8, 1)	1.1		6	2	1	1	1	0	0	0	0	0	0	8	8	6.75	1.500

PITCHER		IP	WLS	BF	H	R	ER	SO	BB	IBB	HBP	BLK	WP	HR	S	P	ERA	WHIP
Lee Smith, R ERA: 3.13	(9, 1)	0.1	S	1	0	0	0	1	0	0	0	0	0	0	3	3	0.00	0.000

BOTTOM

San Diego Padres @ Chicago Cubs

Wrigley Field, Chicago, IL

Sun Aug 22 1982, 3:33 AM CDT

Att. 23,601 - Sunny - 74 F

livebaseballscorecards.com

Batter	1	2	3	4	5	6	7	8	9	AB	R	H	RBI	BB	SO	LOB
Bump Wills, S (1, 4) OBP: 0.331, SLG: 0.364 Junior Kennedy, R (9, 4) OBP: 0.293, SLG: 0.267	F7		1B	4-3			6-3	BB 1-3		4 0	0 0	1 0	0 0	1 0	0 0	1 0
23 Ryne Sandberg, R (1, 5) OBP: 0.303, SLG: 0.359	4-3		K		F9		1B 2B	P4		5	1	1	0	0	1	3
Bill Buckner, L (1, 3) OBP: 0.342, SLG: 0.420	G3			L4	HBP S		BB 1B 2-H	1B 1-3 3-H		4	1	2	2	0	0	0
Leon Durham, L (1, 8) OBP: 0.386, SLG: 0.529		F7		2B 2B	F9 1-2		BB 1B 1-2	K		4	2	1	0	1	1	3
Steve Henderson, R (1, 7) OBP: 0.298, SLG: 0.357 Scot Thompson, L (7, PH) OBP: 0.381, SLG: 0.359 (8, 7)		E4 G3 S		HR 2B 2-H	F7		1B 1B 1-2 2-H			3 1	1 0	1 1	1 1	0 0	0 0	1 0
Jay Johnstone, L (1, 9) OBP: 0.360, SLG: 0.434		G3 1-3		HR BB		P4	1B 1-3 2-H			3	1	1	1	1	0	1
Jody Davis, R (1, 2) OBP: 0.302, SLG: 0.383		F9		HR 1-H 2-H		1B	F7			4	1	2	3	0	0	2
Larry Bowa, S (1, 6) OBP: 0.299, SLG: 0.303			P6	1B S		P6		K		4	0	1	0	0	1	1
Dickie Noles, R (1, 1) OBP: 0.114, SLG: 0.143 Mike Proly, R (3, 1) OBP: 0.200, SLG: 0.400 Jerry Morales, R (4, PH) OBP: 0.310, SLG: 0.395 Bill Campbell, R (5, 1) Gary Woods, R (6, PH) OBP: 0.329, SLG: 0.387 Dick Tidrow, R (7, 1) Willie Hernandez, L (8, 1) Lee Smith, R (9, 1) OBP: 0.125, SLG: 0.267			F8	F7 1-2		1-3		E S 1B BB		0 1 1 0 1 0 0 0 0 0	0 0 0 0 0 0 0 1 0 0	0 0 0 0 0 0 0 0 0 0	0 0 0 0 0 0 0 1 0 0	0 0 0 0 0 0 0 0 0 0	0 0 1 0 0 0 0 1 0 0	0 1 1 0 0 0 0 1 0 0
Inning Stats	R: 0 E: 0 K: 0 S: 3 H: 0 LOB: 0 BB: 0 P: 3	R: 0 E: 1 K: 0 S: 4 H: 0 LOB: 1 BB: 0 P: 4	R: 0 E: 0 K: 1 S: 6 H: 1 LOB: 1 BB: 0 P: 6	R: 4 E: 0 K: 0 S: 7 H: 4 LOB: 1 BB: 1 P: 11	R: 0 E: 0 K: 0 S: 3 H: 0 LOB: 1 BB: 0 P: 4	R: 0 E: 0 K: 0 S: 4 H: 1 LOB: 1 BB: 0 P: 4	R: 3 E: 0 K: 0 S: 6 H: 4 LOB: 1 BB: 1 P: 10	R: 1 E: 0 K: 2 S: 8 H: 1 LOB: 2 BB: 2 P: 16		1B: 7 2B: 3 3B: 0 HR: 1 SF: 0 SAC: 0 DP: 0 HBP: 1			WP: 0 PB: 0 SB: 4 CS: 0 PA: 40	

	AB	35
	R	8
	H	11
	RBI	8
	BB	4
	SO	3
	LOB	14

PITCHER		IP	WLS	BF	H	R	ER	SO	BB	IBB	HBP	BLK	WP	HR	S	P	ERA	WHIP
Eric Show, R ERA: 2.55	(1, 1)	5.0		23	5	4	4	1	1	0	1	0	0	1	23	28	7.20	1.200
Gary Lucas, L ERA: 3.9	(6, 1)	1.1	L	8	3	3	3	0	1	0	0	0	0	0	7	11	20.25	3.000
Luis DeLeon, R ERA: 2.06	(7, 1)	0.2		3	2	0	0	0	0	0	0	0	0	0	3	3	0.00	3.000
John Curtis, L ERA: 4.27	(8, 1)	1.0		6	1	1	1	2	2	0	0	0	0	0	8	16	9.00	3.000

PITCHER	IP	WLS	BF	H	R	ER	SO	BB	IBB	HBP	BLK	WP	HR	S	P	ERA	WHIP

Batter	1	2	3	4	5	6	7	8	9	AB	R	H	RBI	BB	SO	LOB
Chili Davis, S (1, 8) OBP: 0.321, SLG: 0.411 Alan Fowlkes, R (7, 1) OBP: 0.148, SLG: 0.115	F9		F7		1B 5-3 1B (2-H)		HR			4 0	2 0	2 0	2 0	0 0	0 0	2 0
Joe Morgan, L (1, 4) OBP: 0.412, SLG: 0.454	F8		2B (1-H 2-H)		5-3 1B (1-3) 1B		F7			4	0	2	2	0	0	0
Jack Clark, R (1, 9) OBP: 0.363, SLG: 0.472	K (S S S)		F8		5-3 (1-2 3-H)			F3		4	0	0	1	0	1	2
Reggie Smith, S (1, 3) OBP: 0.377, SLG: 0.470		4-3		4-3	1B (2-H)			F8		4	0	1	0	0	0	0
Darrell Evans, L (1, 5) OBP: 0.353, SLG: 0.429		F9		K (S S S)		3-1		K (S S S)		4	0	0	0	0	2	0
Jeffrey Leonard, R (1, 7) OBP: 0.288, SLG: 0.418		F8		2B		F8			6-3	4	0	1	0	0	0	0
Bob Brenly, R (1, 2) OBP: 0.361, SLG: 0.423			F7	6-3		6-3			F8	4	0	0	0	0	0	1
Joe Pettini, R (1, 6) OBP: 0.257, SLG: 0.188			1B 2B 1B		SH3-4 1B 1B		P2		BB (B B B B)	3	2	2	0	1	0	0
Renie Martin, R (1, 1) OBP: 0.275, SLG: 0.350 Al Holland, R (5, 1) OBP: 0.042, SLG: 0.042 Max Venable, L (7, PH) OBP: 0.242, SLG: 0.284 (7, 8)			1-2 2B 1B		SH3-4 (1-2)		P5		G3	1 0 2	1 0 0	1 0 0	0 0 0	0 0 0	0 0 1	0 0 1

Inning Stats	1	2	3	4	5	6	7	8	9
	R: 0 E: 0 K: 1 S: 5	H: 0 LOB: 0 BB: 0 P: 5	R: 0 E: 0 K: 0 S: 3	H: 0 LOB: 0 BB: 0 P: 3	R: 2 E: 0 K: 0 S: 6	H: 3 LOB: 0 BB: 0 P: 6	R: 0 E: 0 K: 1 S: 6	H: 1 LOB: 1 BB: 0 P: 6	R: 2 E: 0 K: 0 S: 6	H: 4 LOB: 2 BB: 0 P: 6	R: 0 E: 0 K: 0 S: 3	H: 0 LOB: 0 BB: 0 P: 3	R: 1 E: 0 K: 0 S: 4	H: 1 LOB: 0 BB: 0 P: 4	R: 0 E: 0 K: 1 S: 5	H: 0 LOB: 0 BB: 0 P: 5	R: 0 E: 0 K: 0 S: 3	H: 0 LOB: 1 BB: 1 P: 7

1B: 6 SF: 0 WP: 0 PA: 36
2B: 2 SAC: 1 PB: 0
3B: 0 DP: 0 SB: 0
HR: 1 HBP: 0 CS: 0

PITCHER	IP	WLS	BF	H	R	ER	SO	BB	IBB	HBP	BLK	WP	HR	S	P	ERA	WHIP
Doug Bird, R (1, 1) ERA: 4.83	7.0	W	29	9	5	5	2	0	0	0	0	0	1	33	33	6.43	1.286
Dick Tidrow, R (8, 1) ERA: 3.32	2.0	S	7	0	0	0	1	1	0	0	0	0	0	8	12	0.00	0.500

PITCHER	IP	WLS	BF	H	R	ER	SO	BB	IBB	HBP	BLK	WP	HR	S	P	ERA	WHIP

TOP

San Francisco Giants @ Chicago Cubs

Wrigley Field, Chicago, IL

Mon Aug 23 1982, 3:33 AM CDT

Att. 13,780 - Sunny - 70 F

livebaseballscorecards.com

AB	34
R	5
H	9
RBI	5
BB	1
SO	3
LOB	6

BOTTOM

Batter	1	2	3	4	5	6	7	8	9	AB	R	H	RBI	BB	SO	LOB
Bump Wills, S (1, 4) OBP: 0.329, SLG: 0.362	0-0 23 CS 23 3B 1B	0-0 F7 ③			0-0 F9 ①	0-0 E8 23 S 23 1B		0-0 G3 ③		5	2	1	0	0	0	1
Junior Kennedy, R (9, 4) OBP: 0.293, SLG: 0.267										0	0	0	0	0	0	0
23 Ryne Sandberg, R (1, 5) OBP: 0.306, SLG: 0.367	0-0 1-H 1B 3B		SSS 0-3 K ①		0-0 S 1B 1B	0-0 CS 1-H 1B				4	2	3	2	0	1	0
Bill Buckner, L (1, 3) OBP: 0.347, SLG: 0.425	0-0 FC3-6 3-H 1B		0-0 PB 1B 1B		0-0 1-H 1B 1B	0-0 CS ③ 1-2	0-0 4-3 1B 1B			4	3	4	2	0	0	0
Leon Durham, L (1, 8) OBP: 0.387, SLG: 0.528	0-0 FC3-6 ① 1-2f 2B		0-0 L1-3 1-H 1B		BBBB 4-0 1B BB		0-0 4-3 ① 1-2			3	1	1	1	1	0	2
Steve Henderson, R (1, 7) OBP: 0.297, SLG: 0.355	0-0 F9 ②		0-0 L1-3 ② ③ 1-2		0-0 F8 ②		0-0 4-3 2-H 1B			4	0	1	1	0	0	4
Dick Tidrow, R (8, 1)										0	0	0	0	0	0	0
Jay Johnstone, L (1, 9) OBP: 0.362, SLG: 0.440	0-0 1-H 2B			0-0 F2 ①	0-0 FC6-4 1-3 2-H 1B		0-0 4-3 ② ③ 1-2			4	0	2	2	0	0	1
Jody Davis, R (1, 2) OBP: 0.299, SLG: 0.379	0-0 F9 ③			0-0 F8 ②	0-0 FC6-4 ③ 1-2f			SSS 0-3 K ①		4	0	0	0	0	1	3
Larry Bowa, S (1, 6) OBP: 0.301, SLG: 0.305		0-0 F8 ①		0-0 1B		0-0 4-3 ①		0-0 E1 1B		4	0	2	0	0	0	0
Doug Bird, R (1, 1) OBP: 0.130, SLG: 0.152		0-0 F9 ②		0-0 4-3 ③		SSS 0-3 K ②		0-0 F2 ②		3	0	0	0	0	1	1
Gary Woods, R (8, 7) OBP: 0.328, SLG: 0.385										1	0	0	0	0	0	1
Inning Stats	R: 3 H: 4 E: 0 LOB: 1 K: 0 BB: 0 S: 7 P: 7	R: 0 H: 0 E: 0 LOB: 0 K: 0 BB: 0 S: 3 P: 3	R: 1 H: 2 E: 0 LOB: 0 K: 1 BB: 0 S: 6 P: 6	R: 0 H: 1 E: 0 LOB: 1 K: 0 BB: 0 S: 4 P: 4	R: 2 H: 3 E: 0 LOB: 2 K: 0 BB: 1 S: 6 P: 10	R: 1 H: 1 E: 1 LOB: 0 K: 1 BB: 0 S: 6 P: 6	R: 1 H: 2 E: 0 LOB: 0 K: 0 BB: 0 S: 4 P: 4	R: 0 H: 1 E: 1 LOB: 1 K: 1 BB: 0 S: 6 P: 6		1B: 12 SF: 0 2B: 2 SAC: 0 3B: 1 DP: 1 HR: 0 HBP: 0						

PITCHER		IP	WLS	BF	H	R	ER	SO	BB	IBB	HBP	BLK	WP	HR	S	P	ERA	WHIP
Renie Martin, R ERA: 4.64	(1, 1)	4.1	L	21	9	6	3	1	0	0	0	0	0	0	23	23	6.23	2.077
Al Holland, L ERA: 3.51	(5, 1)	1.2		8	2	1	0	1	1	0	0	0	0	0	9	13	0.00	1.800
Alan Fowlkes, R ERA: 5.23	(7, 1)	2.0		8	3	1	1	1	0	0	0	0	0	0	10	10	4.50	1.500

PITCHER	IP	WLS	BF	H	R	ER	SO	BB	IBB	HBP	BLK	WP	HR	S	P	ERA	WHIP

San Francisco Giants @ Chicago Cubs

Wrigley Field, Chicago, IL

Mon Aug 23 1982, 3:33 AM CDT

Att. 13,780 - Sunny - 70 F

livebaseballscorecards.com

AB	36
R	8
H	14
RBI	8
BB	1
SO	3
LOB	13

1B: 12	SF: 0	WP: 0	PA: 38
2B: 2	SAC: 0	PB: 1	
3B: 1	DP: 1	SB: 2	
HR: 0	HBP: 0	CS: 2	

Batter	1	2	3	4	5	6	7	8	9	AB	R	H	RBI	BB	SO	LOB
Chili Davis, S (1, 8) OBP: 0.322, SLG: 0.413	G3 S 2B 1B	2B			F9		G3		3-1	5	1	2	0	0	0	0
Joe Morgan, L (1, 4) OBP: 0.410, SLG: 0.452	K 1-2	6-3			BB 1B		P4			4	0	1	0	0	1	2
Jack Clark, R (1, 9) OBP: 0.366, SLG: 0.471	G3 2B BB		F7		1-2 BB		BB			1	1	0	0	3	0	0
Reggie Smith, S (1, 3) OBP: 0.372, SLG: 0.463	G3 1-2 2-3		F8		3-1		1-3			4	0	0	0	0	0	5
Darrell Evans, L (1, 5) OBP: 0.352, SLG: 0.429	2-H 3-H 2B		G3			G3		F9		4	0	1	2	0	0	0
Jeffrey Leonard, R (1, 7) OBP: 0.287, SLG: 0.411	K			F9		S 1B BB		F9		3	1	0	0	1	1	1
Bob Brenly, R (1, 2) OBP: 0.351, SLG: 0.410		F8		L6		K 1-2		F7		4	0	0	0	0	1	1
Guy Sularz, R (1, 6) OBP: 0.271, SLG: 0.303		HR		5-3		2-H 1B			K	4	1	2	2	0	1	0
Rich Gale, R (1, 1) OBP: 0.204, SLG: 0.222		K			K	3-1			F8	1	0	0	0	0	1	0
Al Holland, R (2, 1) OBP: 0.040, SLG: 0.040										1	0	0	0	0	1	0
Duane Kuiper, L (6, PH) OBP: 0.392, SLG: 0.352										1	0	0	0	0	0	1
Fred Breining, R (6, 1) OBP: 0.250, SLG: 0.200										0	0	0	0	0	0	0
Dave Bergman, L (9, PH) OBP: 0.333, SLG: 0.326										1	0	0	0	0	0	0
Inning Stats	R: 2 E: 0 K: 2 S: 9 H: 2 LOB: 1 BB: 1 P: 13	R: 1 E: 0 K: 1 S: 7 H: 2 LOB: 1 BB: 0 P: 7	R: 0 E: 0 K: 0 S: 3 H: 0 LOB: 0 BB: 0 P: 3	R: 0 E: 0 K: 0 S: 3 H: 0 LOB: 0 BB: 0 P: 3	R: 0 E: 0 K: 1 S: 6 H: 1 LOB: 2 BB: 1 P: 10	R: 1 E: 0 K: 1 S: 6 H: 1 LOB: 1 BB: 1 P: 10	R: 0 E: 0 K: 0 S: 3 H: 0 LOB: 1 BB: 1 P: 7	R: 0 E: 0 K: 0 S: 3 H: 0 LOB: 0 BB: 0 P: 3	R: 0 E: 0 K: 1 S: 5 H: 0 LOB: 0 BB: 0 P: 5	1B: 3 2B: 2 3B: 0 HR: 1	SF: 0 SAC: 0 DP: 0 HBP: 0						

TOP

San Francisco Giants @ Chicago Cubs

Wrigley Field, Chicago, IL

Tue Aug 24 1982, 3:33 AM CDT

Att. 13,712 - Overcast - 75 F

livebaseballscorecards.com

AB	33
R	4
H	6
RBI	4
BB	4
SO	6
LOB	10

WP: 0 PB: 0 SB: 2 CS: 0 PA: 37

PITCHER		IP	WLS	BF	H	R	ER	SO	BB	IBB	HBP	BLK	WP	HR	S	P	ERA	WHIP
Fergie Jenkins, R ERA: 3.34	(1, 1)	7.0	W	31	6	4	4	5	4	0	0	0	0	1	37	53	5.14	1.429
Bill Campbell, R ERA: 3.94	(8, 1)	2.0		6	0	0	0	1	0	0	0	0	0	0	8	8	0.00	0.000

PITCHER		IP	WLS	BF	H	R	ER	SO	BB	IBB	HBP	BLK	WP	HR	S	P	ERA	WHIP

Batter	1	2	3	4	5	6	7	8	9	AB	R	H	RBI	BB	SO	LOB
Bump Wills, S (1, 4) OBP: 0.333, SLG: 0.364 Junior Kennedy, R (8, 4) OBP: 0.292, SLG: 0.266	BBBB 4-0 G6-3 23 1B BB	x 0-0 1-2 2-H 3-H HR 1B		x 0-0 23 S 23 BLK 23 1B 2-H 1B			SSS 0-3 ① K	x 0-0 ③ FC6-4 1-2f		3 2 2 3 1 1 0 1 0 0 0 0 0 2						
23 Ryne Sandberg, R (1, 5) OBP: 0.309, SLG: 0.370	x 0-0 G6-3 1-2 1B	x 0-0 ② F7		x 0-0 G1-6-3 1-H 1B			x 0-0 E S 1B 1B			4 1 3 1 0 0 2						
Bill Buckner, L (1, 3) OBP: 0.348, SLG: 0.431	x 0-0 ① G6-3 ② 1-2f 2-3	x 0-0 1-H 2-H HR		x 0-0 ② G1-6-3 ③ 1-2f			x 0-0 FC6-4 1-H 1B			4 1 2 4 0 0 3						
Leon Durham, L (1, 8) OBP: 0.386, SLG: 0.524	BBBB 4-0 FC6-4 BB	SSS 0-3 ③ K			x 0-0 ① 4-3		x 0-0 ② F7			3 0 0 0 1 1 1						
Steve Henderson, R (1, 7) OBP: 0.292, SLG: 0.349 Bill Campbell, R (8, 1)	x 0-0 ③ FC6-4 1-2f		x 0-0 ① 6-3		x 0-0 ② F7		x 0-0 ③ FC6-4 1-2f			4 0 0 0 0 0 3 0 0 0 0 0 0 0						
Jay Johnstone, L (1, 9) OBP: 0.360, SLG: 0.434		BBBB 4-0 1B BB 1B BB	x 0-0 ② 4-3		SSS 0-3 ③ K			x 0-0 ① F7		3 1 0 0 1 1 0						
Jody Davis, R (1, 2) OBP: 0.296, SLG: 0.375		x 0-0 ① P6	x 0-0 ③ 6-3			x 0-0 ① 6-3		x 0-0 E6 1B		4 0 0 0 0 0 1						
Larry Bowa, S (1, 6) OBP: 0.301, SLG: 0.302		BBBB 4-0 1B 1B 1-2 BB		x 0-0 ① 6-3		x 0-0 ② F8		x 0-0 ② F9		3 1 0 0 1 0 1						
Fergie Jenkins, R (1, 1) OBP: 0.173, SLG: 0.216 Scot Thompson, L (8, 7) OBP: 0.395, SLG: 0.375		x 0-0 1B HR 1-2 2-3 1B		x 0-0 1B 2B		x 0-0 ③ 6-3		x 0-0 FC6-4 1-2 1B		3 2 2 0 0 0 0 1 0 1 0 0 0 0						
Inning Stats	R: 0 H: 1 E: 0 LOB: 2 K: 0 BB: 2 S: 3 P: 11	R: 5 H: 3 E: 0 LOB: 0 K: 1 BB: 2 S: 8 P: 16	R: 0 H: 0 E: 0 LOB: 0 K: 0 BB: 0 S: 3 P: 3	R: 2 H: 3 E: 0 LOB: 0 K: 0 BB: 0 S: 5 P: 5	R: 0 H: 0 E: 0 LOB: 0 K: 1 BB: 0 S: 5 P: 5	R: 0 H: 0 E: 0 LOB: 0 K: 0 BB: 0 S: 3 P: 3	R: 1 H: 2 E: 0 LOB: 1 K: 1 BB: 0 S: 7 P: 7	R: 0 H: 1 E: 1 LOB: 2 K: 0 BB: 0 S: 5 P: 5		1B: 8 SF: 0 2B: 1 SAC: 0 3B: 0 DP: 2 HR: 1 HBP: 0					WP: 0 PA: 37 PB: 0 SB: 2 CS: 0	

PITCHER		IP	WLS	BF	H	R	ER	SO	BB	IBB	HBP	BLK	WP	HR	S	P	ERA	WHIP
Rich Gale, R ERA: 4.24	(1, 1)	1.1	L	10	3	4	4	0	4	0	0	0	0	0	6	22	27.00	5.250
Al Holland, L ERA: 3.66	(2, 1)	3.2		14	4	3	3	2	0	0	0	1	0	1	18	18	7.36	1.091
Fred Breining, R ERA: 3.41	(6, 1)	3.0		13	3	1	1	1	0	0	0	0	0	0	15	15	3.00	1.000

PITCHER	IP	WLS	BF	H	R	ER	SO	BB	IBB	HBP	BLK	WP	HR	S	P	ERA	WHIP

BOTTOM

San Francisco Giants @ Chicago Cubs

Wrigley Field, Chicago, IL

Tue Aug 24 1982, 3:33 AM CDT
Att. 13,712 - Overcast - 75 F

livebaseballscorecards.com

AB	33
R	8
H	10
RBI	8
BB	4
SO	3
LOB	13

San Francisco Giants @ Chicago Cubs

Wrigley Field, Chicago, IL

Wed Aug 25 1982, 3:33 AM CDT

Att. 17,291 - Sunny - 66 F

TOP

livebaseballscorecards.com

Batter	1	2	3	4	5	6	7	8	9	AB	R	H	RBI	BB	SO	LOB
Chili Davis, S (1, 8) OBP: 0.320, SLG: 0.410	F9		G3			3-1			E4 G6-4-3	4	0	0	0	0	0	0
Duane Kuiper, L (1, 4) OBP: 0.392, SLG: 0.352	F7			G4-6-3 1B		1-3			K	3	0	1	0	0	0	0
Joe Morgan, L (9, PH) OBP: 0.409, SLG: 0.451										1	0	0	0	0	1	1
Jack Clark, R (1, 9) OBP: 0.363, SLG: 0.467	K			G4-6-3 1-2f			5-3		G6-4-3 1-2f	4	0	0	0	0	1	2
Reggie Smith, S (1, 3) OBP: 0.375, SLG: 0.476		G3-6 1B		4-3			HR			3	1	2	1	0	0	0
Darrell Evans, L (1, 5) OBP: 0.352, SLG: 0.427		G3-6 1-2f			FC4-6 BB		F9			2	0	0	0	1	0	1
Jeffrey Leonard, R (1, 7) OBP: 0.283, SLG: 0.404		F9			FC4-6 3-1 1-2f		6-3			3	0	0	0	0	0	1
Milt May, L (1, 2) OBP: 0.313, SLG: 0.383			4-3 SH1 2B		3-1 1-2			1-3		3	1	1	0	0	0	1
Guy Sularz, R (1, 6) OBP: 0.260, SLG: 0.290			4-3 2-3		K			F8		3	0	0	0	0	1	2
Jim Barr, R (1, 1) OBP: 0.261, SLG: 0.304			SH1 3-H			5-3		P6		0	0	0	1	0	0	0
Fred Breining, R (3, 1) OBP: 0.250, SLG: 0.200										0	0	0	0	0	0	0
Jim Wohlford, R (6, PH) OBP: 0.320, SLG: 0.345										1	0	0	0	0	0	0
Gary Lavelle, S (6, 1) OBP: 0.167, SLG: 0.250										0	0	0	0	0	0	0
Max Venable, L (8, PH) OBP: 0.239, SLG: 0.281										1	0	0	0	0	0	0
Greg Minton, S (8, 1) OBP: 0.154, SLG: 0.250										0	0	0	0	0	0	0

	AB	28
	R	2
	H	4
	RBI	2
	BB	1
	SO	3
	LOB	8

Inning Stats	1	2	3	4	5	6	7	8	9
	R: 0 E: 0 K: 1 S: 5	H: 0 LOB: 0 BB: 0 P: 5	R: 0 E: 0 K: 0 S: 3	H: 1 LOB: 0 BB: 0 P: 3	R: 1 E: 0 K: 0 S: 4	H: 1 LOB: 0 BB: 0 P: 4	R: 0 E: 0 K: 0 S: 3	H: 1 LOB: 0 BB: 0 P: 3	R: 0 E: 0 K: 1 S: 5	H: 0 LOB: 1 BB: 1 P: 9	R: 0 E: 0 K: 0 S: 3	H: 0 LOB: 0 BB: 0 P: 3	R: 1 E: 0 K: 0 S: 4	H: 1 LOB: 0 BB: 0 P: 4	R: 0 E: 0 K: 0 S: 3	H: 0 LOB: 0 BB: 0 P: 3	R: 0 E: 1 K: 1 S: 5	H: 0 LOB: 0 BB: 0 P: 5

	1B: 2	SF: 0
	2B: 1	SAC: 1
	3B: 0	DP: 3
	HR: 1	HBP: 0

	WP: 0	PA: 30
	PB: 0	
	SB: 0	
	CS: 0	

PITCHER		IP	WLS	BF	H	R	ER	SO	BB	IBB	HBP	BLK	WP	HR	S	P	ERA	WHIP
Randy Martz, R ERA: 4.14	(1, 1)	8.0	W	28	4	2	2	2	1	0	0	0	0	1	31	35	2.25	0.625
Lee Smith, R ERA: 3.1	(9, 1)	1.0	S	2	0	0	0	1	0	0	0	0	0	0	4	4	0.00	0.000

PITCHER		IP	WLS	BF	H	R	ER	SO	BB	IBB	HBP	BLK	WP	HR	S	P	ERA	WHIP

Batter	1	2	3	4	5	6	7	8	9	AB	R	H	RBI	BB	SO	LOB
Bump Wills, S (1, 4) OBP: 0.335, SLG: 0.368	F8		1B 2B 1-3 2-H		K		23 FC5-4 1B 1-2			4	1	2	1	0	1	0
Junior Kennedy, R (8, 4) OBP: 0.292, SLG: 0.266										0	0	0	0	0	0	0
23 Ryne Sandberg, R (1, 5) OBP: 0.307, SLG: 0.367	5-3		SF9 3-H		P4		FC5-4 1-2f			3	0	0	1	0	0	2
Bill Buckner, L (1, 3) OBP: 0.349, SLG: 0.432	G3		3B 1B 2-H			1B		F9		4	1	2	1	0	0	0
Leon Durham, L (1, 8) OBP: 0.389, SLG: 0.530		CS 1B	1-H 3B			S 1B		3-1		4	0	3	1	0	0	0
Steve Henderson, R (1, 7) OBP: 0.293, SLG: 0.349		G6-4-3 1B 1-2	K			K 1B 1-2		BB		3	0	1	0	0	2	2
Scot Thompson, L (8, PH) OBP: 0.409, SLG: 0.375 (9, 7)										0	0	0	0	1	0	0
Jay Johnstone, L (1, 9) OBP: 0.355, SLG: 0.426		G6-4-3 1-2f		G3		K		4-3		4	0	0	0	0	1	3
Jody Davis, R (1, 2) OBP: 0.296, SLG: 0.374			FC1-5 1B 1B	K			K			3	0	1	0	0	2	0
Larry Bowa, S (1, 6) OBP: 0.301, SLG: 0.303			2B FC1-5 1B 1-2	K			5-3			3	1	1	0	0	1	0
Randy Martz, L (1, 1) OBP: 0.306, SLG: 0.258			FC1-5 2B 23 SF9 1-2 2-3f		G3			1B BB 4-0		2	1	0	0	1	0	2
Lee Smith, R (9, 1) OBP: 0.125, SLG: 0.267										0	0	0	0	0	0	0
Inning Stats	R: 0 H: 0 E: 0 LOB: 0 K: 0 BB: 0 S: 3 P: 3	R: 0 H: 2 E: 0 LOB: 0 K: 0 BB: 0 S: 3 P: 3	R: 4 H: 5 E: 0 LOB: 1 K: 1 BB: 0 S: 10 P: 10	R: 0 H: 0 E: 0 LOB: 0 K: 2 BB: 0 S: 7 P: 7	R: 0 H: 0 E: 0 LOB: 0 K: 1 BB: 0 S: 5 P: 5	R: 0 H: 2 E: 0 LOB: 1 K: 2 BB: 0 S: 8 P: 8	R: 0 H: 1 E: 0 LOB: 2 K: 1 BB: 1 S: 6 P: 10	R: 0 H: 0 E: 0 LOB: 1 K: 0 BB: 1 S: 3 P: 7		1B: 8 SF: 1 2B: 1 SAC: 0 3B: 1 DP: 1 HR: 0 HBP: 0						WP: 0 PA: 33 PB: 0 SB: 1 CS: 1

PITCHER		IP	WLS	BF	H	R	ER	SO	BB	IBB	HBP	BLK	WP	HR	S	P	ERA	WHIP
Jim Barr, R ERA: 3.46	(1, 1)	2.2	L	13	7	4	4	0	0	0	0	0	0	0	13	13	13.50	2.625
Fred Breining, R ERA: 3.33	(3, 1)	2.1		7	0	0	0	4	0	0	0	0	0	0	15	15	0.00	0.000
Gary Lavelle, L ERA: 2.87	(6, 1)	2.0		9	3	0	0	3	1	0	0	0	0	0	14	18	0.00	2.000
Greg Minton, R ERA: 1.9	(8, 1)	1.0		4	0	0	0	0	1	0	0	0	0	0	3	7	0.00	1.000

PITCHER	IP	WLS	BF	H	R	ER	SO	BB	IBB	HBP	BLK	WP	HR	S	P	ERA	WHIP

BOTTOM

San Francisco Giants @ Chicago Cubs

Wrigley Field, Chicago, IL

Wed Aug 25 1982, 3:33 AM CDT

Att. 17,291 - Sunny - 66 F

livebaseballscorecards.com

AB	30
R	4
H	10
RBI	4
BB	2
SO	7
LOB	9

Batter	1	2	3	4	5	6	7	8	9	AB	R	H	RBI	BB	SO	LOB
Bump Wills, S (1, 4) OBP: 0.340, SLG: 0.372	BBBB 4-0 23 1B 23 S 2B BB		x 0-0 1B 1B		x 0-0 23 CS 1B	x 0-0 23 FC6-4 1-2 1B		x 0-0 ③ 4-3		4	1	3	0	1	0	1
23 Ryne Sandberg, R (1, 5) OBP: 0.308, SLG: 0.368	x 0-0 1-3 2B 1B		x 0-0 ① L7		x 0-0 ① 1-2 1B 1B 1B	x 0-0 ③ FC6-4 1-2f			SSS 0-3 ① K	5	2	2	0	0	1	3
Bill Buckner, L (1, 3) OBP: 0.350, SLG: 0.433	x 0-0 F9 1-H 3-H 1B 2B		x 0-0 ② F8		x 0-0 1B 1-2 1B		x 0-0 ① B1-3		x 0-0 ② P6	5	1	2	2	0	0	1
Leon Durham, L (1, 8) (7, 9) OBP: 0.389, SLG: 0.529	x 0-0 ① F9 2-3		x 0-0 FC5-4 1-3 1B		x 0-0 ② 1B 1-3 2-H 1B		x 0-0 ② F7		SSS 0-3 ③ K	5	0	2	1	0	1	1
Steve Henderson, R (1, 7) OBP: 0.300, SLG: 0.356	x 0-0 CS 3-H 1B		x 0-0 ③ FC5-4 1-2f		x 0-0 1-3 1B		x 0-0 1B			4	0	3	1	0	0	2
Jay Johnstone, L (1, 9) OBP: 0.351, SLG: 0.420 Jerry Morales, R (7, PH) OBP: 0.306, SLG: 0.390 (7, 8)	x 0-0 ②③ F9 1-2			SSS 0-3 ① K	x 0-0 ③ 4-3		SSS 0-3 ③ K			3 1	0 0	0 0	0 0	0 0	1 1	3 1
Jody Davis, R (1, 2) OBP: 0.296, SLG: 0.371		x 0-0 ① F8		x 0-0 ② 5-3		x 0-0 ① P6		BBBB 4-0 BB		3	0	0	0	1	0	0
Larry Bowa, S (1, 6) OBP: 0.298, SLG: 0.300		x 0-0 ② L6		x 0-0 E3		x 0-0 ② F9		x 0-0 ① P4		4	0	0	0	0	0	1
Allen Ripley, R (1, 1) OBP: 0.133, SLG: 0.133 Mike Proly, R (6, 1) OBP: 0.300, SLG: 0.400 Willie Hernandez, L (7, 1) Scot Thompson, L (8, PH) OBP: 0.400, SLG: 0.366 Dick Tidrow, R (8, 1)		x 0-0 ③ 1-3		x 0-0 ③ F7		x 0-0 1B 1B		SSS 0-3 ② K		3 0 0 1 0	0 0 0 0 0	1 0 0 0 0	0 0 0 0 0	0 0 0 1 0	0 0 0 1 0	1 0 0 1 0
Inning Stats	R: 3 H: 3 E: 0 LOB: 0 K: 0 BB: 1 S: 5 P: 9	R: 0 H: 0 E: 0 LOB: 0 K: 0 BB: 0 S: 3 P: 3	R: 0 H: 2 E: 0 LOB: 2 K: 0 BB: 0 S: 5 P: 5	R: 0 H: 0 E: 1 LOB: 1 K: 1 BB: 0 S: 6 P: 6	R: 1 H: 5 E: 0 LOB: 2 K: 0 BB: 0 S: 6 P: 6	R: 0 H: 2 E: 0 LOB: 2 K: 0 BB: 0 S: 5 P: 5	R: 0 H: 1 E: 0 LOB: 1 K: 1 BB: 0 S: 6 P: 6	R: 0 H: 0 E: 0 LOB: 1 K: 1 BB: 1 S: 5 P: 9	R: 0 H: 0 E: 0 LOB: 0 K: 2 BB: 0 S: 7 P: 7	1B: 12 SF: 0 2B: 1 SAC: 0 3B: 0 DP: 0 HR: 0 HBP: 0						

PITCHER		IP	WLS	BF	H	R	ER	SO	BB	IBB	HBP	BLK	WP	HR	S	P	ERA	WHIP
Burt Hooton, R ERA: 4.98	(1, 1)	4.1		21	8	4	4	1	1	0	0	0	0	0	22	26	8.31	2.077
Terry Forster, L ERA: 3.09	(5, 1)	0.2		3	2	0	0	0	0	0	0	0	0	0	3	3	0.00	3.000
Ricky Wright, L ERA: 1.85	(6, 1)	2.0	W	9	3	0	0	1	0	0	0	0	0	0	11	11	0.00	1.500
Tom Niedenfuer, R ERA: 2.94	(8, 1)	2.0	S	7	0	0	0	3	1	0	0	0	0	0	12	16	0.00	0.500

PITCHER	IP	WLS	BF	H	R	ER	SO	BB	IBB	HBP	BLK	WP	HR	S	P	ERA	WHIP

Chicago Cubs @ Los Angeles Dodgers

Dodger Stadium, Los Angeles, CA

Fri Aug 27 1982, 7:05 PM PDT

Att. 51,635 - Unknown - 76 F

TOP

livebaseballscorecards.com

AB	38
R	4
H	13
RBI	4
BB	2
SO	5
LOB	15

WP: 0 PA: 40
PB: 0
SB: 1
CS: 2

BOTTOM

Chicago Cubs @ Los Angeles Dodgers

Dodger Stadium, Los Angeles, CA

Fri Aug 27 1982, 7:05 PM PDT

Att. 51,635 - Unknown - 76 F

livebaseballscorecards.com

Batter	1	2	3	4	5	6	7	8	9	AB	R	H	RBI	BB	SO	LOB
Steve Sax, R (1, 4) OBP: 0.334, SLG: 0.358	F7		2-H 1B		5-3		6-3			4	0	1	1	0	0	1
Ken Landreaux, L (1, 8) Jose Morales, R (7, PH) Tom Niedenfuer, R (8, 1) OBP: 0.351, SLG: 0.412 OBP: 0.296, SLG: 0.174	S 1B		F7		F7		2-H 1B			3 1 0	0 0 0	1 1 0	0 1 0	0 0 0	0 0 0	0 0 0
Dusty Baker Jr., R (1, 7) OBP: 0.366, SLG: 0.474	K 1-2			1B SF9 1B		HR BB	5-3			3	2	1	0	1	1	2
Pedro Guerrero, R (1, 9) (8, 8) OBP: 0.385, SLG: 0.553	K			S 1-3 1B		1-H HR		F9 S HR 1B		4	2	3	2	0	1	1
Ron Cey, R (1, 5) OBP: 0.330, SLG: 0.423		F9		SF9 3-H		P3		1-3 F9		3	0	0	1	0	0	1
Steve Garvey, R (1, 3) OBP: 0.289, SLG: 0.404		F7		P6		P2		HR IBB		3	1	0	0	1	0	1
Steve Yeager, R (1, 2) Rick Monday, L (8, PH) Mike Scioscia, L (9, 2) OBP: 0.296, SLG: 0.305 OBP: 0.400, SLG: 0.551 OBP: 0.301, SLG: 0.284	K			F8 1-2		F8		1-H 3-H HR		3 1 0	0 1 0	0 1 0	0 3 0	0 0 0	1 0 0	1 0 0
Bill Russell, R (1, 6) OBP: 0.356, SLG: 0.335			E6 SH1-4 1B		4-3		SH5-4 1B	6-3		4	2	1	0	0	0	0
Burt Hooton, R (1, 1) Terry Forster, L (5, 1) Mike Marshall, R (5, PH) Ricky Wright, L (6, 1) Ron Roenicke, S (7, PH) (8, 9) OBP: 0.091, SLG: 0.136 OBP: 0.353, SLG: 0.452 OBP: 0.143, SLG: 0.286 OBP: 0.364, SLG: 0.327			SH1-4 1-2		HR		SH5-4 1-2	6-3		0 0 1 0 1	0 0 1 0 0	0 0 1 0 0	0 0 1 0 0	0 0 0 0 0	0 0 0 0 0	0 0 0 0 0
Inning Stats	R: 0 E: 0 K: 2 S: 8 H: 1 LOB: 1 BB: 0 P: 8	R: 0 E: 0 K: 1 S: 5 H: 0 LOB: 0 BB: 0 P: 5	R: 1 E: 1 K: 0 S: 4 H: 1 LOB: 0 BB: 0 P: 4	R: 1 E: 0 K: 0 S: 5 H: 2 LOB: 1 BB: 0 P: 5	R: 1 E: 0 K: 0 S: 4 H: 1 LOB: 0 BB: 0 P: 4	R: 2 E: 0 K: 0 S: 4 H: 1 LOB: 0 BB: 1 P: 8	R: 1 E: 0 K: 0 S: 5 H: 2 LOB: 1 BB: 0 P: 5	R: 3 E: 0 K: 0 S: 5 H: 2 LOB: 0 BB: 1 P: 9		1B: 7 2B: 0 3B: 0 HR: 3 SF: 1 SAC: 2 DP: 0 HBP: 0				WP: 0 PB: 0 SB: 3 CS: 0 PA: 36		

	AB	31
	R	9
	H	10
	RBI	9
	BB	2
	SO	3
	LOB	7

PITCHER	IP	WLS	BF	H	R	ER	SO	BB	IBB	HBP	BLK	WP	HR	S	P	ERA	WHIP
Allen Ripley, R (1, 1) ERA: 3.9	5.0		21	5	4	3	3	1	0	0	0	0	1	26	30	5.40	1.200
Mike Proly, R (6, 1) ERA: 2.11	1.2	L	7	2	2	2	0	0	0	0	0	0	1	7	7	10.80	1.200
Willie Hernandez, L (7, 1) ERA: 3.17	0.1		2	1	0	0	0	0	0	0	0	0	0	2	2	0.00	3.000
Dick Tidrow, R (8, 1) ERA: 3.6	1.0		6	2	3	3	0	0	1	0	0	0	1	5	9	27.00	2.000

PITCHER	IP	WLS	BF	H	R	ER	SO	BB	IBB	HBP	BLK	WP	HR	S	P	ERA	WHIP

Chicago Cubs @ Los Angeles Dodgers

Dodger Stadium, Los Angeles, CA

Sat Aug 28 1982, 7:05 PM PDT

Att. 50,528 - Unknown - 69 F

TOP

livebaseballscorecards.com

Batter	1	2	3	4	5	6	7	8	9	AB	R	H	RBI	BB	SO	LOB
Bump Wills, S (1, 4) OBP: 0.340, SLG: 0.371	6-3		K		23 FC6-4 1B			K		4	0	1	0	0	2	0
23 Ryne Sandberg, R (1, 5) OBP: 0.306, SLG: 0.365	F8		K		FC6-4 1-2f			1-3		4	0	0	0	0	1	1
Bill Buckner, L (1, 3) OBP: 0.347, SLG: 0.430	F9			F8		F9		G3		4	0	0	0	0	0	0
Scot Thompson, L (8, 3) OBP: 0.400, SLG: 0.366										0	0	0	0	0	0	0
Keith Moreland, R (1, 9) OBP: 0.329, SLG: 0.403		P4		6-3		P4			G5-4-3 1B	4	0	1	0	0	0	0
Leon Durham, L (1, 8) OBP: 0.389, SLG: 0.528		P6		1B 1B		F9			G5-4-3 1-2f	3	0	1	0	0	0	0
Gary Woods, R (8, 8) OBP: 0.326, SLG: 0.384										1	0	0	0	0	0	1
Steve Henderson, R (1, 7) OBP: 0.312, SLG: 0.367		WP 1B 1B		1-3 1B			FC6-4 1B		1B	4	1	4	0	0	0	0
Jody Davis, R (1, 2) OBP: 0.295, SLG: 0.370		FC5-4 1-H 1B		5-3			FC6-4 1-2f 4-3		K	4	0	1	1	0	1	4
Larry Bowa, S (1, 6) OBP: 0.297, SLG: 0.298		FC5-4 1-2f			6-3		4-3 1-2			3	0	0	0	0	0	2
Doug Bird, R (7, 1) OBP: 0.130, SLG: 0.152										0	0	0	0	0	0	0
Ken Kravec, L (8, 1)										0	0	0	0	0	0	0
Dickie Noles, R (1, 1) OBP: 0.109, SLG: 0.136			1-3		K		1-3			2	0	0	0	0	1	0
Bill Campbell, R (5, 1)										0	0	0	0	0	0	0
Junior Kennedy, R (7, PH) OBP: 0.291, SLG: 0.265										1	0	0	0	0	0	1
(7, 6)																

	AB	34
	R	1
	H	8
	RBI	1
	BB	0
	SO	5
	LOB	9

Inning Stats	1	2	3	4	5	6	7	8	9
	R: 0 E: 0 K: 0 S: 3	H: 0 LOB: 0 BB: 0 P: 3	R: 1 E: 0 K: 0 S: 5	H: 2 LOB: 1 BB: 0 P: 5	R: 0 E: 0 K: 2 S: 7	H: 0 LOB: 0 BB: 0 P: 7	R: 0 E: 0 K: 0 S: 5	H: 2 LOB: 2 BB: 0 P: 5	R: 0 E: 0 K: 1 S: 6	H: 1 LOB: 1 BB: 0 P: 6	R: 0 E: 0 K: 0 S: 3	H: 0 LOB: 0 BB: 0 P: 3	R: 0 E: 0 K: 0 S: 4	H: 1 LOB: 1 BB: 0 P: 4	R: 0 E: 0 K: 1 S: 5	H: 0 LOB: 0 BB: 0 P: 5	R: 0 E: 0 K: 1 S: 6	H: 2 LOB: 1 BB: 0 P: 6

	1B: 8	SF: 0	WP: 1	PA: 34
	2B: 0	SAC: 0	PB: 0	
	3B: 0	DP: 1	SB: 0	
	HR: 0	HBP: 0	CS: 0	

PITCHER	IP	WLS	BF	H	R	ER	SO	BB	IBB	HBP	BLK	WP	HR	S	P	ERA	WHIP
Jerry Reuss, L (1, 1) ERA: 3.33	9.0	W	34	8	1	1	5	0	0	0	0	1	0	44	44	1.00	0.889

PITCHER	IP	WLS	BF	H	R	ER	SO	BB	IBB	HBP	BLK	WP	HR	S	P	ERA	WHIP

Batter	1	2	3	4	5	6	7	8	9	AB	R	H	RBI	BB	SO	LOB
Steve Sax, R (1, 4) OBP: 0.337, SLG: 0.360	4-3		1-3		S	E7		6-3		5	2	3	0	0	0	0
Ken Landreaux, L (1, 8) OBP: 0.354, SLG: 0.413	BBBB 4-3 SF8 PB 1-2 BB		1B		F7 1-2	1-3		1B BB 1B		4	1	2	0	1	0	3
Rick Monday, L (1, 7) OBP: 0.402, SLG: 0.547 Ron Roenicke, S (7, 7) OBP: 0.369, SLG: 0.327 (8, 9)	4-3 1-3 2-H		1-3 1B		BBBB 1B HR BB	SSS K		BBBB 1B 1-2 BB		3 0	1 0	1 0	1 0	1 1	1 0	3 0
Pedro Guerrero, R (1, 9) OBP: 0.385, SLG: 0.552 Mike Marshall, R (8, 7) OBP: 0.349, SLG: 0.446	BBBB S BB		P4		1-2 2-H HR 1B		F9	SSS K		3 1	1 0	1 0	1 0	1 1	0 2	2 2
Ron Cey, R (1, 5) OBP: 0.332, SLG: 0.432	SF8 3-H		P6		1-H 2-H HR		BB 1B	1-2 2-3 1B		4	1	3	4	0	0	2
Steve Garvey, R (1, 3) OBP: 0.288, SLG: 0.402	P3 1-2			S 1B	5-3	P3	L5			5	1	1	0	0	0	5
Steve Yeager, R (1, 2) OBP: 0.295, SLG: 0.303		F8	SSS K		SSS K		BB 1B			4	0	1	0	0	2	1
Bill Russell, R (1, 6) OBP: 0.355, SLG: 0.332		5-3	P3 1-2		SSS K	BBBB 1-2 2-3 BB				3	0	0	0	1	1	1
Jerry Reuss, L (1, 1) OBP: 0.234, SLG: 0.226	SSS K		2-H 1B		SSS E 1B	SSS K				4	0	2	1	0	2	3
Inning Stats	R: 2 E: 0 K: 0 S: 4 H: 1 LOB: 1 BB: 2 P: 12	R: 0 E: 0 K: 1 S: 5 H: 0 LOB: 0 BB: 0 P: 5	R: 0 E: 0 K: 0 S: 5 H: 2 LOB: 2 BB: 0 P: 5	R: 1 E: 0 K: 1 S: 6 H: 2 LOB: 1 BB: 0 P: 6	R: 4 E: 0 K: 1 S: 8 H: 3 LOB: 0 BB: 1 P: 12	R: 0 E: 1 K: 2 S: 9 H: 2 LOB: 2 BB: 0 P: 9	R: 0 E: 0 K: 1 S: 7 H: 2 LOB: 3 BB: 1 P: 11	R: 0 E: 0 K: 1 S: 7 H: 2 LOB: 3 BB: 1 P: 11		1B: 13 2B: 0 3B: 0 HR: 1 SF: 1 SAC: 0 DP: 0 HBP: 0						

PITCHER		IP	WLS	BF	H	R	ER	SO	BB	IBB	HBP	BLK	WP	HR	S	P	ERA	WHIP
Dickie Noles, R ERA: 4.41	(1, 1)	4.1	L	22	7	6	5	2	3	0	0	0	0	0	23	35	10.38	2.308
Bill Campbell, R ERA: 3.97	(5, 1)	1.2		8	3	1	1	3	0	0	0	0	0	1	14	14	5.40	1.800
Doug Bird, R ERA: 4.79	(7, 1)	1.0		6	2	0	0	1	1	0	0	0	0	0	7	11	0.00	3.000
Ken Kravec, L ERA: 4.35	(8, 1)	1.0		6	2	0	0	1	1	0	0	0	0	0	7	11	0.00	3.000

PITCHER	IP	WLS	BF	H	R	ER	SO	BB	IBB	HBP	BLK	WP	HR	S	P	ERA	WHIP

BOTTOM

Chicago Cubs @ Los Angeles Dodgers

Dodger Stadium, Los Angeles, CA

Sat Aug 28 1982, 7:05 PM PDT

Att. 50,528 - Unknown - 69 F

livebaseballscorecards.com

AB	36
R	7
H	14
RBI	7
BB	5
SO	7
LOB	22

Batter	1	2	3	4	5	6	7	8	9	AB	R	H	RBI	BB	SO	LOB
Bump Wills, S (1, 4) OBP: 0.343, SLG: 0.375	0-0 23 S 2B 1B	0-0 1B		0-0 2-H 1B		0-0 ② SF8 2-3 3-H		0-0 ① L6		4	1	3	2	0	0	2
23 Ryne Sandberg, R (1, 5) OBP: 0.306, SLG: 0.364	B B B B 4-0 2B 1-2 3-1 BB	0-0 ③ F7		S S S 0-3 ③ K		0-0 1-3 3-H 1B		0-0 ② P4		4	1	1	1	1	1	4
Bill Buckner, L (1, 3) OBP: 0.348, SLG: 0.432	0-0 3-1 1-3 2-H 2B		0-0 PB 5-3 1B		0-0 ① L9	0-0 ③ L9		0-0 ③ G3		5	1	2	1	0	0	4
Leon Durham, L (1, 8) (9, 9) OBP: 0.385, SLG: 0.522	0-0 ① 3-1 2-3 3-H		0-0 ① F9 1-3		S S S 0-3 ② K		0-0 ① F8		0-0 ① 6-3	5	0	0	1	0	1	2
Steve Henderson, R (1, 7) OBP: 0.306, SLG: 0.359	S S S 0-3 ② K		0-0 ② 5-3 3-H		S S S 0-3 ③ K		S S S 0-3 ② K		S S S 0-3 ② K	5	0	0	1	0	4	1
Jay Johnstone, L (1, 9) OBP: 0.353, SLG: 0.419 Gary Woods, R (9, PH) OBP: 0.325, SLG: 0.382 (9, 8)	I I I I 4-0 IBB		S S S 0-3 ③ K			0-0 1B 1B SF8 1B	0-0 ③ G3		S S S 0-3 ③ K	3 1	1 0	1 0	0 0	1 0	1 1	0 0
Jody Davis, R (1, 2) OBP: 0.297, SLG: 0.380	S S S 0-3 ③ K			S S S 0-3 ① K		X 0-0 SF8 23 1B 1-2 1B		X 0-0 HR		4	2	2	1	0	2	2
Larry Bowa, S (1, 6) OBP: 0.300, SLG: 0.302 Junior Kennedy, R (8, PR) OBP: 0.291, SLG: 0.265 (8, 6)		X 0-0 ① F8		X 0-0 SH3 1B 1B		X 0-0 23 1B 1-2 2-3 1B		X 0-0 1B 1B		4 0	1 0	3 0	0 0	0 0	0 0	0 0
Fergie Jenkins, R (1, 1) OBP: 0.167, SLG: 0.208 Dick Tidrow, R (7, 1) Bob Molinaro, L (8, PH) OBP: 0.264, SLG: 0.258 Willie Hernandez, L (8, 1)		S S S 0-3 ② K		X 0-0 ② SH3 1-2		S S S 0-3 ① K		X 0-0 1-3 1B		2 0 1 0	0 0 0 0	0 0 1 0	0 0 0 0	0 0 0 0	2 0 0 0	3 0 0 0
Inning Stats	R: 2 E: 0 K: 2 S: 9 H: 2 LOB: 2 BB: 2 P: 17	R: 0 E: 0 K: 1 S: 6 H: 1 LOB: 1 BB: 0 P: 6	R: 1 E: 0 K: 1 S: 6 H: 1 LOB: 0 BB: 0 P: 6	R: 1 E: 0 K: 2 S: 9 H: 2 LOB: 1 BB: 0 P: 9	R: 0 E: 0 K: 2 S: 7 H: 0 LOB: 0 BB: 0 P: 7	R: 2 E: 0 K: 1 S: 9 H: 4 LOB: 2 BB: 0 P: 9	R: 0 E: 0 K: 1 S: 5 H: 0 LOB: 0 BB: 0 P: 5	R: 1 E: 0 K: 0 S: 6 H: 3 LOB: 2 BB: 0 P: 6	R: 0 E: 0 K: 2 S: 7 H: 0 LOB: 0 BB: 0 P: 7	1B: 11 2B: 1 3B: 0 HR: 1	SF: 1 SAC: 1 DP: 0 HBP: 0						

TOP

Chicago Cubs @ Los Angeles Dodgers

Dodger Stadium, Los Angeles, CA

Sun Aug 29 1982, 3:33 AM PDT

Att. 47,943 - Sunny - 82 F

livebaseballscorecards.com

AB	38
R	7
H	13
RBI	7
BB	2
SO	12
LOB	18

WP: 0 PB: 2 SB: 1 CS: 0 PA: 42

PITCHER		IP	WLS	BF	H	R	ER	SO	BB	IBB	HBP	BLK	WP	HR	S	P	ERA	WHIP
Bob Welch, R ERA: 3.19	(1, 1)	5.1	L	27	9	6	5	9	1	1	0	0	0	0	43	51	8.44	1.875
Terry Forster, L ERA: 3.06	(6, 1)	0.2		3	1	0	0	0	0	0	0	0	0	0	3	3	0.00	1.500
Joe Beckwith, R ERA: 3.1	(7, 1)	1.0		3	0	0	0	1	0	0	0	0	0	0	5	5	0.00	0.000
Dave Stewart, R ERA: 4.15	(8, 1)	0.2		5	3	1	1	0	0	0	0	0	0	1	5	5	13.50	4.500
Steve Howe, L ERA: 2.19	(8, 1)	1.1		4	0	0	0	2	0	0	0	0	0	0	8	8	0.00	0.000

PITCHER		IP	WLS	BF	H	R	ER	SO	BB	IBB	HBP	BLK	WP	HR	S	P	ERA	WHIP

Batter	1	2	3	4	5	6	7	8	9	AB	R	H	RBI	BB	SO	LOB
Steve Sax, R (1, 4) OBP: 0.338, SLG: 0.361	5-3		1B			1B	F9			4	0	2	0	0	0	1
Ken Landreaux, L (1, 8) OBP: 0.351, SLG: 0.409	F7		F8			F9		4-3		4	0	0	0	0	0	2
Rick Monday, L (1, 3) OBP: 0.401, SLG: 0.543	4-3			L6		1-3 1B		K		3	0	1	0	0	0	0
Mike Marshall, R (8, PH) OBP: 0.345, SLG: 0.440										1	0	0	0	0	1	0
(8, 7) (9, 7)																
Pedro Guerrero, R (1, 9) OBP: 0.384, SLG: 0.549		6-3 1B		K		F8		K		4	0	1	0	0	2	2
Ron Cey, R (1, 5) OBP: 0.331, SLG: 0.431		6-3 1-2		5-3			1B 1B 1B		K	4	1	1	0	0	1	1
Ron Roenicke, S (1, 7) OBP: 0.368, SLG: 0.327		K			4-3		G3 1B 4-3 1-2 1B		6-3	3	1	1	0	0	1	1
Bill Russell, R (8, 6) OBP: 0.354, SLG: 0.332										1	0	0	0	0	0	0
Mike Scioscia, L (1, 2) OBP: 0.301, SLG: 0.284		P6			4-3		4-3 G3 1-2 2-H 1B		6-3	3	0	1	1	0	0	1
Steve Yeager, R (9, PH) OBP: 0.293, SLG: 0.301										1	0	0	0	0	0	0
Mark Belanger, R (1, 6) OBP: 0.288, SLG: 0.234			K		K		G3 1-2 2-3			2	0	0	0	0	2	0
Steve Garvey, R (7, PH) OBP: 0.287, SLG: 0.401										1	0	0	0	0	0	2
(8, 3)																
Bob Welch, R (1, 1) OBP: 0.160, SLG: 0.155			K			P6	4-3 2-3 3-H			1	0	0	0	0	1	0
Terry Forster, L (6, 1)										0	0	0	0	0	0	0
Jorge Orta, L (6, PH) OBP: 0.297, SLG: 0.347										1	0	0	0	0	0	0
Joe Beckwith, L (7, 1)										0	0	0	0	0	0	0
Dusty Baker Jr., R (7, PH) OBP: 0.366, SLG: 0.473										1	0	0	1	0	0	1
Dave Stewart, R (8, 1) OBP: 0.222, SLG: 0.229										0	0	0	0	0	0	0
Steve Howe, L (8, 1)										0	0	0	0	0	0	0
Inning Stats	R: 0 E: 0 K: 0 S: 3 H: 0 LOB: 0 BB: 0 P: 3	R: 0 E: 0 K: 1 S: 6 H: 1 LOB: 1 BB: 0 P: 6	R: 0 E: 0 K: 2 S: 8 H: 1 LOB: 1 BB: 0 P: 8	R: 0 E: 0 K: 1 S: 5 H: 0 LOB: 0 BB: 0 P: 5	R: 0 E: 0 K: 1 S: 5 H: 0 LOB: 0 BB: 0 P: 5	R: 0 E: 0 K: 0 S: 5 H: 2 LOB: 2 BB: 0 P: 5	R: 2 E: 0 K: 0 S: 6 H: 3 LOB: 1 BB: 0 P: 6	R: 0 E: 0 K: 2 S: 7 H: 0 LOB: 0 BB: 0 P: 7	R: 0 E: 0 K: 1 S: 5 H: 0 LOB: 0 BB: 0 P: 5	1B: 7 2B: 0 3B: 0 HR: 0 SF: 0 SAC: 0 DP: 0 HBP: 0						

PITCHER		IP	WLS	BF	H	R	ER	SO	BB	IBB	HBP	BLK	WP	HR	S	P	ERA	WHIP
Fergie Jenkins, R ERA: 3.33	(1, 1)	6.0	W	25	7	2	2	5	0	0	0	0	0	0	35	35	3.00	1.167
Dick Tidrow, R ERA: 3.56	(7, 1)	1.0		3	0	0	0	0	0	0	0	0	0	0	3	3	0.00	0.000
Willie Hernandez, L ERA: 3.07	(8, 1)	2.0		6	0	0	0	3	0	0	0	0	0	0	12	12	0.00	0.000

PITCHER	IP	WLS	BF	H	R	ER	SO	BB	IBB	HBP	BLK	WP	HR	S	P	ERA	WHIP

BOTTOM

Chicago Cubs @ Los Angeles Dodgers

Dodger Stadium, Los Angeles, CA

Sun Aug 29 1982, 3:33 AM PDT

Att. 47,943 - Sunny - 82 F

livebaseballscorecards.com

AB	34
R	2
H	7
RBI	2
BB	0
SO	8
LOB	11

Batter	1	2	3	4	5	6	7	8	9	AB	R	H	RBI	BB	SO	LOB
Bump Wills, S (1, 4) OBP: 0.343, SLG: 0.375	0-0 23 PB 1B		0-0 23 1B 1B 1B	0-3 K		0-0 5-3		0-0 4-3		5	1	2	0	0	1	2
23 Ryne Sandberg, R (1, 5) OBP: 0.307, SLG: 0.364	0-3 K 1-2		0-0 G3 1B 1-2 1B	0-0 FC4-6 E 1-2 2-H 1B		0-3 K		0-0 5-3		5	0	2	1	0	2	1
Bill Buckner, L (1, 3) OBP: 0.347, SLG: 0.431	0-3 K		0-0 F9	0-0 E3 FC4-6 1-2 2-3		0-0 2B			0-0 6-3	5	0	1	0	0	1	5
Leon Durham, L (1, 8) OBP: 0.387, SLG: 0.521	0-3 K		0-0 G3 1-2 2-H 1B	0-0 FC4-6 1-2f 2-3 3-H		4-0 IBB			4-0 CS BB	3	0	1	2	2	1	3
Steve Henderson, R (1, 7) OBP: 0.307, SLG: 0.360		0-0 1B 1B	0-0 G3 1-2 2-3	0-3 K		0-0 F7			0-0 1-2 1B	5	0	2	0	0	1	6
Jay Johnstone, L (1, 9) OBP: 0.350, SLG: 0.412		0-3 K	4-0 IBB		0-3 K		0-0 F9		0-0 F9	4	0	0	0	1	2	2
Jody Davis, R (1, 2) OBP: 0.297, SLG: 0.378		0-0 1-2 1B	0-3 K		0-3 K		0-3 K			4	0	1	0	0	3	3
Larry Bowa, S (1, 6) OBP: 0.302, SLG: 0.302		0-0 F8		0-0 23 BB 1B 1B	4-0 BB		0-0 F9			3	1	1	0	1	0	2
Randy Martz, L (1, 1) OBP: 0.308, SLG: 0.242 Willie Hernandez, L (7, 1) Mike Proly, R (7, 1) OBP: 0.300, SLG: 0.400 Scot Thompson, L (8, PH) OBP: 0.391, SLG: 0.357 Lee Smith, R (8, 1) OBP: 0.125, SLG: 0.267		0-3 K		4-0 E 23 1B 1-2 FC4-6 BB	0-0 1-3			0-0 1-3		2 0 0 1 0	1 0 0 0 0	0 0 0 0 0	0 0 0 0 0	1 0 0 0 0	1 0 0 0 0	3 0 0 0 0
Inning Stats	R: 0 H: 1 E: 0 LOB: 1 K: 3 BB: 0 S: 10 P: 10	R: 0 H: 2 E: 0 LOB: 2 K: 2 BB: 0 S: 9 P: 9	R: 1 H: 3 E: 0 LOB: 3 K: 1 BB: 1 S: 8 P: 12	R: 2 H: 2 E: 1 LOB: 2 K: 2 BB: 1 S: 10 P: 14	R: 0 H: 0 E: 0 LOB: 1 K: 2 BB: 1 S: 7 P: 11	R: 0 H: 1 E: 0 LOB: 2 K: 1 BB: 1 S: 6 P: 10	R: 0 H: 0 E: 0 LOB: 0 K: 1 BB: 0 S: 5 P: 5	R: 0 H: 0 E: 0 LOB: 0 K: 0 BB: 0 S: 3 P: 3	R: 0 H: 1 E: 0 LOB: 1 K: 0 BB: 1 S: 3 P: 7	1B: 9 SF: 0 2B: 1 SAC: 0 3B: 0 DP: 0 HR: 0 HBP: 0						

PITCHER		IP	WLS	BF	H	R	ER	SO	BB	IBB	HBP	BLK	WP	HR	S	P	ERA	WHIP
Fred Breining, R ERA: 3.31	(1, 1)	6.0		32	9	3	2	11	2	2	0	0	0	0	50	66	3.00	1.833
Al Holland, L ERA: 3.44	(7, 1)	1.0	W	3	0	0	0	1	0	0	0	0	0	0	5	5	0.00	0.000
Greg Minton, R ERA: 1.82	(8, 1)	2.0	S	7	1	0	0	0	1	0	0	0	0	0	6	10	0.00	1.000

PITCHER		IP	WLS	BF	H	R	ER	SO	BB	IBB	HBP	BLK	WP	HR	S	P	ERA	WHIP

Chicago Cubs @ San Francisco Giants

Candlestick Park, San Francisco, CA

Tue Aug 31 1982, 6:33 AM EDT

Att. 8,827 - Sunny - 65 F

TOP

livebaseballscorecards.com

AB	37
R	3
H	10
RBI	3
BB	5
SO	12
LOB	27

WP: 0 PA: 42
PB: 1
SB: 0
CS: 1

Chicago Cubs @ San Francisco Giants

Candlestick Park, San Francisco, CA

Tue Aug 31 1982, 6:33 AM EDT

Att. 8,827 - Sunny - 65 F

livebaseballscorecards.com

BOTTOM

Batter	1	2	3	4	5	6	7	8	9	AB	R	H	RBI	BB	SO	LOB
Chili Davis, S (1, 8) OBP: 0.318, SLG: 0.405	E 1B	3-1			K		SH1-4 1-2 2-3			3	0	1	0	0	1	2
Joe Morgan, L (1, 4) OBP: 0.404, SLG: 0.441	F7		F9		FC1-4 BB		1B 3-H			3	0	1	1	1	0	1
Jack Clark, R (1, 9) OBP: 0.366, SLG: 0.471	F8		HR BB		FC1-4 1-2f		G5-4-3 1-2 2-H			3	1	1	1	1	0	2
Reggie Smith, S (1, 3) OBP: 0.372, SLG: 0.478	E4 1-2		HR 1-H		4-3		G5-4-3 1-2f			4	1	1	2	0	0	4
Greg Minton, S (8, 1) OBP: 0.143, SLG: 0.231										0	0	0	0	0	0	0
Darrell Evans, L (1, 5) OBP: 0.348, SLG: 0.426	P3		F3			3-1		1-3		4	0	0	0	0	0	2
Jeffrey Leonard, R (1, 7) OBP: 0.285, SLG: 0.398		5-3	5-3			K		6-3		4	0	0	0	0	1	0
Max Venable, L (9, 7) OBP: 0.239, SLG: 0.281										0	0	0	0	0	0	0
Milt May, L (1, 2) OBP: 0.310, SLG: 0.384		3-1		G3		L3		F9		4	0	0	0	0	0	0
Guy Sularz, R (1, 6) OBP: 0.256, SLG: 0.280		WP 1B		F7			SH1-4 BB 1B			2	0	1	0	0	0	0
Duane Kuiper, L (7, PH) OBP: 0.388, SLG: 0.349										1	0	1	0	0	0	0
Joe Pettini, R (7, PR) OBP: 0.257, SLG: 0.188										0	1	0	0	0	0	0
(8, 6)																
Fred Breining, R (1, 1) OBP: 0.278, SLG: 0.188				5-3			SH1-4 1-2			1	0	0	0	1	0	0
Al Holland, R (7, 1) OBP: 0.074, SLG: 0.074										0	0	0	0	0	0	0
Champ Summers, L (7, PH) OBP: 0.333, SLG: 0.368										0	0	0	0	0	0	0
Jim Wohlford, R (7, PH) OBP: 0.322, SLG: 0.344										0	1	0	0	1	0	0
Dave Bergman, L (8, 3) OBP: 0.333, SLG: 0.326										0	0	0	0	0	0	0
Inning Stats	R: 0 E: 1 K: 0 S: 5 H: 1 LOB: 2 BB: 0 P: 5	R: 0 E: 0 K: 0 S: 4 H: 1 LOB: 2 BB: 1 P: 8	R: 2 E: 0 K: 0 S: 4 H: 1 LOB: 0 BB: 1 P: 8	R: 0 E: 0 K: 0 S: 3 H: 0 LOB: 0 BB: 0 P: 3	R: 0 E: 0 K: 1 S: 5 H: 0 LOB: 1 BB: 1 P: 9	R: 0 E: 0 K: 1 S: 5 H: 0 LOB: 0 BB: 0 P: 5	R: 2 E: 0 K: 0 S: 5 H: 3 LOB: 2 BB: 1 P: 9	R: 0 E: 0 K: 0 S: 3 H: 0 LOB: 0 BB: 0 P: 3		1B: 5 2B: 0 3B: 0 HR: 1	SF: 0 SAC: 1 DP: 1 HBP: 0						

	AB	29
	R	4
	H	6
	RBI	4
	BB	4
	SO	2
	LOB	11

WP: 1 PB: 0 SB: 0 CS: 0 PA: 34

PITCHER		IP	WLS	BF	H	R	ER	SO	BB	IBB	HBP	BLK	WP	HR	S	P	ERA	WHIP
Randy Martz, R ERA: 4.15	(1, 1)	6.0		26	4	3	3	2	3	0	0	0	1	1	27	39	4.50	1.167
Willie Hernandez, L ERA: 3.19	(7, 1)	0.1	L	3	1	0	0	0	1	0	0	0	0	0	2	6	0.00	6.000
Mike Proly, R ERA: 2.09	(7, 1)	0.2		2	1	1	1	0	0	0	0	0	0	0	2	2	13.50	1.500
Lee Smith, R ERA: 3.07	(8, 1)	1.0		3	0	0	0	0	0	0	0	0	0	0	3	3	0.00	0.000

PITCHER	IP	WLS	BF	H	R	ER	SO	BB	IBB	HBP	BLK	WP	HR	S	P	ERA	WHIP

Batter	1	2	3	4	5	6	7	8	9	AB	R	H	RBI	BB	SO	LOB
Bump Wills, S (1, 4) OBP: 0.346, SLG: 0.378	BBBB 4-0 23 1B 23 S SF7 BB		SSS 0-3 ② K		x 0-0 ② 6-3 2-3	BBB 4-0 23 1B BB		x 0-0 23 S 23 FC6-2 2B		3	1	1	0	2	1	2
23 Ryne Sandberg, R (1, 5) OBP: 0.310, SLG: 0.367	x 0-0 CS 1-3 1B		x 0-0 ③ F9		x 0-0 3-H 1B	x 0-0 1-2 2-3 1B		x 0-0 ② FC6-2 PO 2-H		5	0	3	1	0	0	2
Bill Buckner, L (1, 3) OBP: 0.345, SLG: 0.430	x 0-0 ① ② SF7 1-2 3-H			x 0-0 HR 1B	x 0-0 ③ L8	x 0-0 ③ 1-3		0-0 ③ PO 1-2	x 0-0 ① F5	4	1	1	1	0	0	4
Leon Durham, L (1, 8) OBP: 0.387, SLG: 0.526	x 0-0 ③ F8			x 0-0 1-H HR		x 0-0 ① L4	x 0-0 G4-6-3 1B		x 0-0 ② 5-3	5	1	2	2	0	0	0
Keith Moreland, R (1, 2) OBP: 0.330, SLG: 0.403 Jody Davis, R (9, 2) OBP: 0.297, SLG: 0.378		x 0-0 ① F9	SSS 0-3 ① K			x 0-0 1B E 1B	x 0-0 ① ② G4-6-3 1-2f		x 0-0 1B	5 0	1 0	2 0	0 0	0 0	1 0	1 0
Jay Johnstone, L (1, 9) OBP: 0.351, SLG: 0.416		x 0-0 ② F7		x 0-0 ② 4-3		x 0-0 E 1-3 2B 1B	x 0-0 2B		x 0-0 ③ F7	5	1	2	0	0	0	1
Steve Henderson, R (1, 7) OBP: 0.307, SLG: 0.356		x 0-0 ③ F8		x 0-0 ③ F9		x 0-0 E3 1-3 2B 3-H	4-0 FC5-4 IBB			3	1	0	1	1	0	1
Larry Bowa, S (1, 6) OBP: 0.301, SLG: 0.302			x 0-0 SH3 1B		x 0-0 ① F9	x 0-0 ② F9	x 0-0 ③ FC5-4 1-2f			4	0	1	0	0	0	4
Allen Ripley, R (1, 1) OBP: 0.153, SLG: 0.133 Ken Kravec, L (4, 1) Gary Woods, R (5, PH) OBP: 0.328, SLG: 0.385 Bill Campbell, R (5, 1) Jerry Morales, R (6, PH) OBP: 0.314, SLG: 0.410 Dick Tidrow, R (6, 1) Willie Hernandez, L (8, 1) Lee Smith, R (8, 1) OBP: 0.125, SLG: 0.267			x 0-0 ① SH3 1-2		x 0-0 E8 6-3 23 1B 1B	x 0-0 23 1B 2-H 3-H 2B		x 0-0 ① 4-3		0 0 1 0 1 1 0 0 0	0 0 1 0 0 0 1 0 0	0 0 1 0 1 0 0 0 0	0 0 0 0 2 0 0 0 0	0 0 0 0 0 0 0 0 0	0 0 0 0 0 0 0 0 0	0 0 0 0 0 0 0 0 0
Inning Stats	R: 1 E: 0 K: 0 S: 3 H: 1 LOB: 0 BB: 1 P: 7	R: 0 E: 0 K: 0 S: 3 H: 0 LOB: 0 BB: 0 P: 3	R: 0 E: 0 K: 1 S: 6 H: 1 LOB: 1 BB: 0 P: 6	R: 2 E: 0 K: 1 S: 7 H: 2 LOB: 0 BB: 0 P: 7	R: 1 E: 1 K: 0 S: 5 H: 2 LOB: 1 BB: 0 P: 5	R: 3 E: 1 K: 0 S: 8 H: 4 LOB: 3 BB: 1 P: 12	R: 0 E: 0 K: 0 S: 4 H: 2 LOB: 2 BB: 1 P: 8	R: 0 E: 0 K: 0 S: 3 H: 1 LOB: 0 BB: 0 P: 3	R: 0 E: 0 K: 0 S: 4 H: 1 LOB: 1 BB: 0 P: 4	1B: 10 2B: 3 3B: 0 HR: 1 SF: 1 SAC: 1 DP: 1 HBP: 0						

TOP

Chicago Cubs @ San Francisco Giants

Candlestick Park, San Francisco, CA

Wed Sep 01 1982, 6:33 AM EDT

Att. 7,463 - Sunny - 72 F

livebaseballscorecards.com

AB	37
R	7
H	14
RBI	7
BB	3
SO	2
LOB	15

PITCHER		IP	WLS	BF	H	R	ER	SO	BB	IBB	HBP	BLK	WP	HR	S	P	ERA	WHIP
Bill Laskey, R ERA: 2.64	(1, 1)	5.0		21	6	4	3	2	1	0	0	0	0	1	24	28	5.40	1.400
Rich Gale, R ERA: 4.28	(6, 1)	0.2	L	8	4	3	1	0	1	0	0	0	0	0	7	11	13.50	7.500
Gary Lavelle, L ERA: 2.75	(6, 1)	1.1		6	2	0	0	0	0	1	0	0	0	0	5	9	0.00	1.500
Jim Barr, R ERA: 3.43	(8, 1)	1.0		3	1	0	0	0	0	0	0	0	0	0	3	3	0.00	1.000
Greg Minton, R ERA: 1.81	(9, 1)	1.0		4	1	0	0	0	0	0	0	0	0	0	4	4	0.00	1.000

PITCHER	IP	WLS	BF	H	R	ER	SO	BB	IBB	HBP	BLK	WP	HR	S	P	ERA	WHIP

Batter	1	2	3	4	5	6	7	8	9	AB	R	H	RBI	BB	SO	LOB
Chili Davis, S (1, 8) OBP: 0.315, SLG: 0.401	4-3		F5	P5			F7		F7	5	0	0	0	0	0	2
Joe Morgan, L (1, 4) OBP: 0.404, SLG: 0.441	2B 1B		S 2B 1B	K			K		3-1	5	2	2	0	0	2	2
Jack Clark, R (1, 9) OBP: 0.366, SLG: 0.471	1-H 2B		BBB 2B 1-2 BB		K		K		K	4	0	1	1	1	3	1
Reggie Smith, S (1, 3) OBP: 0.373, SLG: 0.492	HR		1-3 2-H 2B		4-3			F8		4	1	2	2	0	0	0
Darrell Evans, L (1, 5) OBP: 0.345, SLG: 0.421	4-3		F8		K			K		4	0	0	0	0	2	2
Max Venable, L (1, 7) OBP: 0.250, SLG: 0.290		F9		G3 2B 1B		F5		1B 1B		4	2	2	0	0	0	0
Milt May, L (1, 2) OBP: 0.310, SLG: 0.382		4-3		G3 1-2		F7		1B 1-3 1B		4	0	1	0	0	0	1
Joe Pettini, R (8, PR) OBP: 0.257, SLG: 0.188 (9, 6)										0	0	0	0	0	0	0
Guy Sularz, R (1, 6) OBP: 0.258, SLG: 0.294		4-3		1B 2-H 2B		F8		1-3 3-H 1B		3	1	1	1	0	0	0
Champ Summers, L (8, PH) OBP: 0.333, SLG: 0.368										0	0	0	0	0	0	0
Bob Brenly, R (8, PH) OBP: 0.365, SLG: 0.420 (9, 2)										1	0	1	1	0	0	0
Bill Laskey, R (1, 1) OBP: 0.145, SLG: 0.113			SSS K	2-H 1B		2B		F9		2	0	1	1	0	1	0
Rich Gale, R (6, 1) OBP: 0.204, SLG: 0.222										0	0	0	0	0	0	0
Gary Lavelle, S (6, 1) OBP: 0.167, SLG: 0.250										0	0	0	0	0	0	0
Duane Kuiper, L (7, PH) OBP: 0.391, SLG: 0.358										1	0	1	0	0	0	0
Jim Barr, R (8, 1) OBP: 0.261, SLG: 0.304										0	0	0	0	0	0	0
Jim Wohlford, R (8, PH) OBP: 0.320, SLG: 0.342										1	0	0	0	0	0	2
Greg Minton, S (9, 1) OBP: 0.143, SLG: 0.231										0	0	0	0	0	0	0
Inning Stats	R: 2 E: 0 K: 0 S: 5 H: 3 LOB: 0 P: 5		R: 1 E: 0 K: 1 S: 7 H: 2 LOB: 2 BB: 1 P: 11	R: 2 E: 0 K: 1 S: 8 H: 3 LOB: 1 BB: 0 P: 8	R: 0 E: 0 K: 2 S: 7 H: 0 LOB: 0 BB: 0 P: 7	R: 0 E: 0 K: 0 S: 3 H: 0 LOB: 0 BB: 0 P: 3	R: 0 E: 0 K: 2 S: 8 H: 1 LOB: 1 BB: 0 P: 8	R: 1 E: 0 K: 1 S: 8 H: 3 LOB: 2 BB: 0 P: 8	R: 0 E: 0 K: 1 S: 5 H: 0 LOB: 0 BB: 0 P: 5	1B: 7 2B: 4 3B: 0 HR: 1	SF: 0 SAC: 0 DP: 0 HBP: 0						

PITCHER		IP	WLS	BF	H	R	ER	SO	BB	IBB	HBP	BLK	WP	HR	S	P	ERA	WHIP
Allen Ripley, R ERA: 4.21	(1, 1)	3.1		18	8	5	5	1	1	0	0	0	0	1	19	23	13.50	2.700
Ken Kravec, L ERA: 4.22	(4, 1)	0.2		2	0	0	0	1	0	0	0	0	0	0	4	4	0.00	0.000
Bill Campbell, R ERA: 3.92	(5, 1)	1.0	W	3	0	0	0	2	0	0	0	0	0	0	7	7	0.00	0.000
Dick Tidrow, R ERA: 3.55	(6, 1)	2.2		11	3	1	1	3	0	0	0	0	0	0	17	17	3.38	1.125
Willie Hernandez, L ERA: 3.19	(8, 1)	0.0		1	1	0	0	0	0	0	0	0	0	0	1	1	∞	∞

PITCHER		IP	WLS	BF	H	R	ER	SO	BB	IBB	HBP	BLK	WP	HR	S	P	ERA	WHIP
Lee Smith, R ERA: 3.03	(8, 1)	1.1	S	4	0	0	0	1	0	0	0	0	0	0	6	6	0.00	0.000

BOTTOM

Chicago Cubs @ San Francisco Giants

Candlestick Park, San Francisco, CA

Wed Sep 01 1982, 6:33 AM EDT

Att. 7,463 - Sunny - 72 F

livebaseballscorecards.com

AB	38
R	6
H	12
RBI	6
BB	1
SO	8
LOB	10

1B: 7	SF: 0	WP: 0	PA: 39			
2B: 4	SAC: 0	PB: 0				
3B: 0	DP: 0	SB: 1				
HR: 1	HBP: 0	CS: 0				

Batter	1	2	3	4	5	6	7	8	9	AB	R	H	RBI	BB	SO	LOB
Mel Hall, L (1, 8) OBP: 0.250, SLG: 0.250	F5		K			F8 2-3			23 G6-3 1B	4	0	1	0	0	1	2
23 Ryne Sandberg, R (1, 4) OBP: 0.308, SLG: 0.364	F8			6-3		G6-3 1-2f			G6-3 1-2f	4	0	0	0	0	0	3
Bill Buckner, L (1, 3) OBP: 0.345, SLG: 0.429	P6			F5			G5-4-3 1B			3	0	1	0	0	0	0
Leon Durham, L (1, 9) OBP: 0.385, SLG: 0.522		3-1		F8			F7			3	0	0	0	0	0	1
Pat Tabler, R (1, 5) OBP: 0.333, SLG: 0.333		BB 1B			K		G5-4-3 1-2f			3	0	1	0	0	1	1
Scot Thompson, L (1, 7) OBP: 0.388, SLG: 0.341		B B B B 1-2 G6-3 BB			1-3			1-3		2	0	0	0	1	0	0
Jody Davis, R (1, 2) OBP: 0.295, SLG: 0.375		G6-3 1-2f			L5			F8		3	0	0	0	0	0	2
Larry Bowa, S (1, 6) OBP: 0.302, SLG: 0.302			4-3			F8 1B 1B		4-3		3	0	1	0	0	0	0
Dickie Noles, R (1, 1) OBP: 0.106, SLG: 0.133			4-3			23 G6-3 1-2 1B			F6	1	0	0	0	0	0	0
Bump Wills, S (6, PH) OBP: 0.348, SLG: 0.379										1	0	1	0	0	0	0
Bill Campbell, R (6, 1)										0	0	0	0	0	0	0
Jay Johnstone, L (9, PH) OBP: 0.350, SLG: 0.414										1	0	0	0	0	0	0

TOP

Chicago Cubs @ San Diego Padres

Jack Murphy Stadium, San Diego, CA

Fri Sep 03 1982, 10:05 PM EDT

Att. 9,458 - Sunny - 87 F

livebaseballscorecards.com

AB	28
R	0
H	5
RBI	0
BB	1
SO	2
LOB	9

Inning Stats	1	2	3	4	5	6	7	8	9
R	0	0	0	0	0	0	0	0	0
E	0	0	0	0	0	0	0	0	0
K	0	0	1	0	1	0	0	0	0
S	3	3	5	3	5	4	3	3	3
H	0	1	0	0	0	2	1	0	1
LOB	0	1	0	0	0	1	0	0	0
BB	0	1	0	0	0	0	0	0	0
P	3	7	5	3	5	4	3	3	3

1B	5
2B	0
3B	0
HR	0
SF	0
SAC	0
DP	4
HBP	0
WP	0
PB	0
SB	0
CS	0
PA	29

PITCHER		IP	WLS	BF	H	R	ER	SO	BB	IBB	HBP	BLK	WP	HR	S	P	ERA	WHIP
Eric Show, R ERA: 2.48	(1, 1)	9.0	W	29	5	0	0	2	1	0	0	0	0	0	32	36	0.00	0.667

Chicago Cubs @ San Diego Padres

Jack Murphy Stadium, San Diego, CA

Fri Sep 03 1982, 10:05 PM EDT

Att. 9,458 - Sunny - 87 F

livebaseballscorecards.com

BOTTOM

Batter	1	2	3	4	5	6	7	8	9	AB	R	H	RBI	BB	SO	LOB
Gene Richards, L (1, 7) OBP: 0.337, SLG: 0.352	F5		1B 2B 1B	S 1B			F9			4	1	2	0	0	0	0
Garry Templeton, S (1, 6) OBP: 0.282, SLG: 0.357	CS 1B		2B SF7 1B 1-3	4-3 1-2			K			4	1	2	0	0	1	1
Ruppert Jones, L (1, 8) OBP: 0.397, SLG: 0.451	1B E 1B 1-2		F9		3-1		BB			3	1	1	0	1	0	2
Terry Kennedy, L (1, 2) OBP: 0.325, SLG: 0.480	E8 1-H		SF7 2B 1-3 3-H		1B		K 1-2			4	0	3	1	0	1	1
Sixto Lezcano, R (1, 9) OBP: 0.385, SLG: 0.479	HBP		SF7 2-3 3-H		K			K		2	0	0	1	0	2	1
Rick Lancellotti, L (1, 3) OBP: 0.200, SLG: 0.263	L9		BB		G3			3-1		3	0	0	0	1	0	3
Luis Salazar, R (1, 5) OBP: 0.287, SLG: 0.355		F8	F9			1-3		5-3		4	0	0	0	0	0	2
Tim Flannery, L (1, 4) OBP: 0.322, SLG: 0.319		L7		3-1		4-3				3	0	0	0	0	0	0
Eric Show, R (1, 1) OBP: 0.103, SLG: 0.103		6-3		1-3		K				3	0	0	0	0	1	0
Inning Stats	R: 1 H: 3 E: 1 LOB: 2 K: 0 BB: 0 S: 5 P: 6	R: 0 H: 0 E: 0 LOB: 0 K: 0 BB: 0 S: 3 P: 3	R: 2 H: 3 E: 0 LOB: 2 K: 0 BB: 1 S: 6 P: 10	R: 0 H: 1 E: 0 LOB: 1 K: 0 BB: 0 S: 4 P: 4	R: 0 H: 1 E: 0 LOB: 1 K: 1 BB: 0 S: 6 P: 6	R: 0 H: 0 E: 0 LOB: 0 K: 1 BB: 1 S: 5 P: 5	R: 0 H: 0 E: 0 LOB: 1 K: 2 BB: 0 S: 7 P: 11	R: 0 H: 0 E: 0 LOB: 0 K: 1 BB: 0 S: 5 P: 5		1B: 7 SF: 1 2B: 1 SAC: 0 3B: 0 DP: 0 HR: 0 HBP: 1						

	AB	30
	R	3
	H	8
	RBI	2
	BB	2
	SO	5
	LOB	10

WP: 0 PA: 34
PB: 0
SB: 2
CS: 1

PITCHER		IP	WLS	BF	H	R	ER	SO	BB	IBB	HBP	BLK	WP	HR	S	P	ERA	WHIP
Dickie Noles, R ERA: 4.38	(1, 1)	5.0	L	24	8	3	2	1	1	0	1	0	0	0	24	29	3.60	1.800
Bill Campbell, R ERA: 3.78	(6, 1)	3.0		10	0	0	0	4	1	0	0	0	0	0	17	21	0.00	0.333

PITCHER	IP	WLS	BF	H	R	ER	SO	BB	IBB	HBP	BLK	WP	HR	S	P	ERA	WHIP

Batter	1	2	3	4	5	6	7	8	9	AB	R	H	RBI	BB	SO	LOB
Steve Henderson, R (1, 7) OBP: 0.302, SLG: 0.350	S S S 0-3 ① K			x 0-0 ① F9		x 0-0 ③ 4-3			x 0-0 ② P4	4	0	0	0	0	1	0
23 Ryne Sandberg, R (1, 4) OBP: 0.306, SLG: 0.361	x 0-0 ② F9			x 0-0 ② 4-3			x 0-0 ① 6-3		x 0-0 ③ F7	4	0	0	0	0	0	0
Bill Buckner, L (1, 3) OBP: 0.343, SLG: 0.427	x 0-0 ③ F9			x 0-0 ③ G3			x 0-0 ② 6-3			3	0	0	0	0	0	0
Keith Moreland, R (1, 9) OBP: 0.333, SLG: 0.404		x 0-0 G5-4-3 1B			B B B B 4-0 CS BB		x 0-0 ③ F8			2	0	1	0	1	0	0
Leon Durham, L (1, 8) OBP: 0.383, SLG: 0.519		x 0-0 ① F2			S S S 0-3 ①② K 1-2			S S S 0-3 ① K		3	0	0	0	0	2	2
Pat Tabler, R (1, 5) OBP: 0.167, SLG: 0.167		x 0-0 ②③ G5-4-3 1-2f			x 0-0 ③ L6			x 0-0 ② P4		3	0	0	0	0	0	1
Jody Davis, R (1, 2) OBP: 0.297, SLG: 0.385			x 0-0 ① 1-6-3			x 0-0 HR		x 0-0 1B		3	1	2	1	0	0	0
Larry Bowa, S (1, 6) OBP: 0.300, SLG: 0.300			x 0-0 ② F8			x 0-0 ① 5-3		x 0-0 ③ P4		3	0	0	0	0	0	1
Fergie Jenkins, R (1, 1) OBP: 0.164, SLG: 0.204 Gary Woods, R (6, PH) OBP: 0.326, SLG: 0.383 Ken Kravec, L (6, 1) Willie Hernandez, L (8, 1) Jerry Morales, R (9, PH) OBP: 0.310, SLG: 0.405			S S S 0-3 ③ K			x 0-0 ② F7			x 0-0 ① P4	1 1 0 0 1	0 0 0 0 0	0 0 0 0 0	0 0 0 0 0	0 0 0 0 0	1 0 0 0 0	0 0 0 0 0
Inning Stats	R: 0 E: 0 K: 1 S: 5 H: 0 LOB: 0 BB: 0 P: 5	R: 0 E: 0 K: 0 S: 3 H: 1 LOB: 0 BB: 0 P: 3	R: 0 E: 0 K: 1 S: 5 H: 0 LOB: 0 BB: 0 P: 5	R: 0 E: 0 K: 0 S: 3 H: 0 LOB: 0 BB: 0 P: 3	R: 0 E: 0 K: 1 S: 4 H: 0 LOB: 0 BB: 1 P: 8	R: 1 E: 0 K: 0 S: 4 H: 1 LOB: 0 BB: 0 P: 4	R: 0 E: 0 K: 0 S: 3 H: 0 LOB: 0 BB: 0 P: 3	R: 0 E: 0 K: 1 S: 6 H: 1 LOB: 1 BB: 0 P: 6	R: 0 E: 0 K: 0 S: 3 H: 0 LOB: 0 BB: 0 P: 3	1B: 2 2B: 0 3B: 0 HR: 1	SF: 0 SAC: 0 DP: 1 HBP: 0						

Chicago Cubs @ San Diego Padres

Jack Murphy Stadium, San Diego, CA

Sat Sep 04 1982, 10:05 PM EDT

Att. 13,440 - Unknown - 88 F

TOP

livebaseballscorecards.com

AB	28
R	1
H	3
RBI	1
BB	1
SO	4
LOB	4

WP: 0 PB: 0 SB: 0 CS: 1 PA: 29

PITCHER	IP	WLS	BF	H	R	ER	SO	BB	IBB	HBP	BLK	WP	HR	S	P	ERA	WHIP
Tim Lollar, L (1, 1) ERA: 3.25	9.0	W	29	3	1	1	4	1	0	0	0	0	1	36	40	1.00	0.444

PITCHER	IP	WLS	BF	H	R	ER	SO	BB	IBB	HBP	BLK	WP	HR	S	P	ERA	WHIP

BOTTOM

Chicago Cubs @ San Diego Padres

Jack Murphy Stadium, San Diego, CA

Sat Sep 04 1982, 10:05 PM EDT

Att. 13,440 - Unknown - 88 F

livebaseballscorecards.com

Batter	1	2	3	4	5	6	7	8	9	AB	R	H	RBI	BB	SO	LOB
Gene Richards, L (1, 7) OBP: 0.338, SLG: 0.351	4-3		CS 1B	K		4-3		BB		4	0	1	0	1	1	1
Garry Templeton, S (1, 6) OBP: 0.281, SLG: 0.355	3-1		E5 FC3-6 1-2	HR S BB			4-3	E6 FC5 1-2 2-3		4	1	0	0	1	0	3
Ruppert Jones, L (1, 8) OBP: 0.395, SLG: 0.447	1B		FC3-6 HR 1-2f	K 1-2			K	FC5 1-2f		5	1	1	0	0	2	5
Terry Kennedy, L (1, 2) OBP: 0.328, SLG: 0.495	3-1		HR 1-H	HR 2-H			BB 1B			4	2	3	4	0	0	1
Sixto Lezcano, R (1, 9) OBP: 0.388, SLG: 0.480		1B 1B 1B	1B	P4			BB 1-2			3	0	2	0	1	0	0
Rick Lancellotti, L (1, 3) OBP: 0.261, SLG: 0.286 Kurt Bevacqua, R (7, PH) OBP: 0.347, SLG: 0.333 (8, 3)		L4 1B 1B 1-2	K	BB			K			2 1	0 0	1 0	0 0	1 0	1 1	1 2
Luis Salazar, R (1, 5) OBP: 0.287, SLG: 0.354		1B 1-2 2-3	K	5-3				4-3		4	0	1	0	0	1	1
Tim Flannery, L (1, 4) OBP: 0.324, SLG: 0.322		L4 2-3		1B		G3		E SH5-4 1B		4	0	2	0	0	0	3
Tim Lollar, L (1, 1) OBP: 0.282, SLG: 0.413		5-3		F9		K		SH5-4 1-2		3	0	0	0	0	1	3
Inning Stats	R: 0 E: 0 K: 0 S: 4 H: 1 LOB: 1 BB: 0 P: 4	R: 0 E: 0 K: 0 S: 5 H: 3 LOB: 2 BB: 0 P: 5	R: 2 E: 1 K: 1 S: 8 H: 3 LOB: 1 BB: 0 P: 8	R: 0 E: 0 K: 1 S: 6 H: 1 LOB: 1 BB: 0 P: 6	R: 2 E: 0 K: 2 S: 8 H: 1 LOB: 1 BB: 2 P: 16	R: 0 E: 0 K: 1 S: 5 H: 0 LOB: 0 BB: 0 P: 5	R: 0 E: 0 K: 2 S: 8 H: 1 LOB: 2 BB: 1 P: 12	R: 0 E: 1 K: 0 S: 5 H: 1 LOB: 3 BB: 1 P: 9		1B: 9 2B: 1 3B: 0 HR: 2 SF: 0 SAC: 1 DP: 1 HBP: 0						

PITCHER		IP	WLS	BF	H	R	ER	SO	BB	IBB	HBP	BLK	WP	HR	S	P	ERA	WHIP
Fergie Jenkins, R ERA: 3.34	(1, 1)	5.0	L	25	9	4	2	4	2	0	0	0	0	2	31	39	3.60	2.200
Ken Kravec, L ERA: 3.75	(6, 1)	2.2		13	2	0	0	3	2	0	0	0	0	0	17	25	0.00	1.500
Willie Hernandez, L ERA: 3.18	(8, 1)	0.1		1	0	0	0	0	0	0	0	0	0	0	1	1	0.00	0.000

PITCHER	IP	WLS	BF	H	R	ER	SO	BB	IBB	HBP	BLK	WP	HR	S	P	ERA	WHIP

AB	34
R	4
H	11
RBI	4
BB	4
SO	7
LOB	20

WP: 0 PB: 0 SB: 1 CS: 1 PA: 39

Batter	1	2	3	4	5	6	7	8	9	AB	R	H	RBI	BB	SO	LOB
23 Ryne Sandberg, R (1, 4) OBP: 0.305, SLG: 0.358	F9		BB		E5 S 1B	1-3			5-3	4	1	0	0	1	0	0
Mel Hall, L (1, 8) OBP: 0.111, SLG: 0.111	4-3		K		K 1-2	F7			G3	5	0	0	0	0	2	2
Bill Buckner, L (1, 3) OBP: 0.346, SLG: 0.429	1B		4-3		HR 2-H		F7		1B	5	1	3	1	0	0	1
Keith Moreland, R (1, 7) OBP: 0.333, SLG: 0.410 Lee Smith, R (9, 1) OBP: 0.125, SLG: 0.267	G3			FC1-5 BB BB	HR 1-H		6-3		F2	4 0	1 0	1 0	2 0	1 0	0 0	2 0
Jerry Morales, R (1, 9) OBP: 0.330, SLG: 0.415		F9		FC5 FC1-5 1-2 BB	S 2B 1B		CS 1B			3	1	2	0	1	0	0
Pat Tabler, R (1, 5) OBP: 0.100, SLG: 0.100		F3		FC1-5 FC5 1-2 2-3f 1B	P3 1-2		CS 1-2	F8		4	1	0	0	0	0	3
Jody Davis, R (1, 2) OBP: 0.299, SLG: 0.389		1B		FC5 1B 1-2 2-3f	2B 2-H			P4		4	0	2	1	0	0	2
Larry Bowa, S (1, 6) OBP: 0.301, SLG: 0.306		K		1B 1-3 2-H	F8			3B		4	0	2	1	0	1	2
Randy Martz, L (1, 1) OBP: 0.286, SLG: 0.222 Mike Proly, R (6, 1) OBP: 0.300, SLG: 0.400 Jay Johnstone, L (8, PH) OBP: 0.349, SLG: 0.413 Willie Hernandez, L (8, 1) Gary Woods, R (9, 7) OBP: 0.326, SLG: 0.383			K	K	K			4-3		3 0 1 0 0	0 0 0 0 0	0 0 0 0 0	0 0 0 0 0	0 0 0 0 0	3 0 0 0 0	2 0 1 0 0
Inning Stats	R: 0 E: 0 K: 0 S: 4 H: 1 LOB: 1 BB: 0 P: 4	R: 0 E: 0 K: 1 S: 6 H: 1 LOB: 1 BB: 0 P: 6	R: 0 E: 0 K: 2 S: 7 H: 0 LOB: 1 BB: 1 P: 11	R: 1 E: 0 K: 1 S: 6 H: 1 LOB: 2 BB: 2 P: 14	R: 4 E: 1 K: 1 S: 10 H: 4 LOB: 1 BB: 0 P: 10	R: 0 E: 0 K: 1 S: 5 H: 0 LOB: 0 BB: 0 P: 5	R: 0 E: 0 K: 0 S: 3 H: 1 LOB: 0 BB: 0 P: 3	R: 0 E: 0 K: 0 S: 4 H: 1 LOB: 1 BB: 0 P: 4	R: 0 E: 0 K: 0 S: 4 H: 1 LOB: 1 BB: 0 P: 4	1B: 7 2B: 1 3B: 1 HR: 1	SF: 0 SAC: 0 DP: 0 HBP: 0					

TOP

Chicago Cubs @ San Diego Padres

Jack Murphy Stadium, San Diego, CA

Sun Sep 05 1982, 6:33 AM EDT

Att. 36,693 - Sunny - 92 F

livebaseballscorecards.com

AB	37
R	5
H	10
RBI	5
BB	3
SO	6
LOB	15

WP: 0 PB: 0 SB: 2 CS: 1 PA: 41

PITCHER		IP	WLS	BF	H	R	ER	SO	BB	IBB	HBP	BLK	WP	HR	S	P	ERA	WHIP
Dave Dravecky, L ERA: 2.3	(1, 1)	4.1	L	23	6	5	3	5	3	0	0	0	0	1	30	42	6.23	2.077
Floyd Chiffer, R ERA: 2.57	(5, 1)	0.2		3	1	0	0	0	0	0	0	0	0	0	3	3	0.00	1.500
Mike Griffin, R ERA:	(6, 1)	2.0		6	1	0	0	1	0	0	0	0	0	0	8	8	0.00	0.500
Andy Hawkins, R ERA: 4.44	(8, 1)	2.0		8	2	0	0	0	0	0	0	0	0	0	8	8	0.00	1.000

PITCHER	IP	WLS	BF	H	R	ER	SO	BB	IBB	HBP	BLK	WP	HR	S	P	ERA	WHIP

Batter	1	2	3	4	5	6	7	8	9	AB	R	H	RBI	BB	SO	LOB
Gene Richards, L (1, 7) OBP: 0.337, SLG: 0.350	4-3		1-2 1B		F2			5-3		4	0	1	0	0	0	1
Garry Templeton, S (1, 6) OBP: 0.281, SLG: 0.354	4-3 1B		F7		P6			5-3		4	0	1	0	0	0	3
Ruppert Jones, L (1, 8) OBP: 0.394, SLG: 0.444	4-3 1-2		F8			BB 1B FC6-4		G3		3	1	0	0	1	0	3
Terry Kennedy, L (1, 3) OBP: 0.327, SLG: 0.493	F7			3-1		FC6-4 1B 1-3			K	4	0	1	0	0	1	1
Sixto Lezcano, R (1, 9) OBP: 0.385, SLG: 0.476		F7		6-3		FC6-4 G4-6-3 1-2f 3-H			K	4	0	0	1	0	1	1
Luis Salazar, R (1, 5) OBP: 0.287, SLG: 0.353		P6		S 1B		G4-6-3 1-2f			K	4	0	1	0	0	1	1
Tim Flannery, L (1, 4) OBP: 0.321, SLG: 0.318		P4		K 1-2			4-3			3	0	0	0	0	1	1
Steve Swisher, R (1, 2) OBP: 0.313, SLG: 0.395			L8		2B 1B		K			3	0	1	0	0	1	0
Dave Dravecky, R (1, 1) OBP: 0.286, SLG: 0.231 Floyd Chiffer, R (5, 1) Broderick Perkins, L (5, PH) OBP: 0.345, SLG: 0.356 Mike Griffin, R (6, 1) Rick Lancellotti, L (7, PH) OBP: 0.250, SLG: 0.273 Andy Hawkins, R (8, 1)			1B 1B		1-3 2B		4-3			1 0 1 0 1 0	0 0 0 0 0 0	1 0 1 0 0 0	0 0 0 0 0 0	0 0 0 0 0 0	0 0 0 0 0 0	0 0 0 0 0 0
Inning Stats	R: 0 E: 0 K: 0 S: 4 H: 1 LOB: 1 BB: 0 P: 4	R: 0 E: 0 K: 0 S: 3 H: 0 LOB: 0 BB: 0 P: 3	R: 0 E: 0 K: 0 S: 5 H: 2 LOB: 2 BB: 0 P: 5	R: 0 E: 0 K: 1 S: 6 H: 1 LOB: 1 BB: 0 P: 6	R: 0 E: 0 K: 0 S: 4 H: 2 LOB: 1 BB: 0 P: 4	R: 1 E: 0 K: 0 S: 3 H: 1 LOB: 0 BB: 1 P: 7	R: 0 E: 0 K: 1 S: 5 H: 0 LOB: 0 BB: 0 P: 5	R: 0 E: 0 K: 0 S: 3 H: 0 LOB: 0 BB: 0 P: 3	R: 0 E: 0 K: 3 S: 9 H: 0 LOB: 0 BB: 0 P: 9	1B: 6 2B: 1 3B: 0 HR: 0	SF: 0 SAC: 0 DP: 1 HBP: 0						

PITCHER		IP	WLS	BF	H	R	ER	SO	BB	IBB	HBP	BLK	WP	HR	S	P	ERA	WHIP
Randy Martz, R ERA: 4.06	(1, 1)	5.0	W	22	7	1	1	1	1	0	0	0	0	0	23	27	1.80	1.600
Mike Proly, R ERA: 2.02	(6, 1)	2.0		5	0	0	0	1	0	0	0	0	0	0	7	7	0.00	0.000
Willie Hernandez, L ERA: 3.13	(8, 1)	1.0		3	0	0	0	0	0	0	0	0	0	0	3	3	0.00	0.000
Lee Smith, R ERA: 3.0	(9, 1)	1.0		3	0	0	0	3	0	0	0	0	0	0	9	9	0.00	0.000

PITCHER	IP	WLS	BF	H	R	ER	SO	BB	IBB	HBP	BLK	WP	HR	S	P	ERA	WHIP

BOTTOM

Chicago Cubs @ San Diego Padres

Jack Murphy Stadium, San Diego, CA

Sun Sep 05 1982, 6:33 AM EDT
Att. 36,693 - Sunny - 92 F

livebaseballscorecards.com

AB	32
R	1
H	7
RBI	1
BB	1
SO	5
LOB	11

1B: 6	SF: 0	WP: 0	PA: 33
2B: 1	SAC: 0	PB: 0	
3B: 0	DP: 1	SB: 1	
HR: 0	HBP: 0	CS: 0	

Philadelphia Phillies @ Chicago Cubs

Wrigley Field, Chicago, IL

Mon Sep 06 1982, 3:33 AM CDT

Att. 23,510 - Unknown

TOP

livebaseballscorecards.com

Batter	1	2	3	4	5	6	7	8	9	AB	R	H	RBI	BB	SO	LOB
Pete Rose, S (1, 3) OBP: 0.341, SLG: 0.343	F9		4-3			4-3	FC6-4 1B 1-2 2-3			4	0	1	0	0	0	0
Manny Trillo, R (1, 4) OBP: 0.323, SLG: 0.319	K		P4			L5	FC6-4 1-2f			4	0	0	0	0	1	3
Gary Matthews, R (1, 7) OBP: 0.356, SLG: 0.452	6-3			CS 1B		K		F9		4	0	1	0	0	1	0
Mike Schmidt, R (1, 5) OBP: 0.423, SLG: 0.583		1B 2B		F8 1-2			2B 1B	K		4	2	2	0	0	1	1
Bo Diaz, R (1, 2) OBP: 0.339, SLG: 0.457		G2		5-3			1B SF8 2B 1-3	1B		4	1	2	0	0	0	1
Alejandro Sanchez, R (8, PR)										0	0	0	0	0	0	0
Dave Roberts, R (8, 2) OBP: 0.235, SLG: 0.219										0	0	0	0	0	0	0
Garry Maddox, R (1, 8) OBP: 0.306, SLG: 0.438		2-H 1B			P4		1B 1B 1B 2-3 3-H	F9		4	0	2	2	0	0	1
George Vukovich, L (1, 9) OBP: 0.337, SLG: 0.415		F9			1B		SF8 3-H		K	2	0	1	0	0	0	1
Bill Robinson, R (7, PH) OBP: 0.291, SLG: 0.444										0	0	0	1	0	0	0
Luis Aguayo, R (7, 6) OBP: 0.239, SLG: 0.395										0	0	0	0	0	0	0
Willie Montanez, L (9, PH) OBP: 0.273, SLG: 0.244										1	0	0	0	0	1	0
Ivan De Jesus, R (1, 6) OBP: 0.310, SLG: 0.312		4-3			F8		1B 1B 1-2		P6	2	0	0	0	0	0	2
Bob Molinaro, L (7, PH) OBP: 0.280, SLG: 0.265										1	0	1	0	0	0	0
Tug McGraw, R (7, 1)										0	0	0	0	0	0	0
Len Matuszek, L (9, PH) OBP: 0.143, SLG: 0.125										1	0	0	0	0	0	0
Mike Krukow, R (1, 1) OBP: 0.167, SLG: 0.182			5-3		6-3		F7		6-3	2	0	0	0	0	0	1
Greg Gross, L (7, PH) OBP: 0.368, SLG: 0.318										2	0	0	0	0	0	2
(7, 9)																

Inning Stats	1	2	3	4	5	6	7	8	9
	R: 0 E: 0 K: 1 S: 5	H: 0 LOB: 0 BB: 0 P: 5	R: 1 E: 0 K: 0 S: 5	H: 2 LOB: 1 BB: 0 P: 5	R: 0 E: 0 K: 0 S: 3	H: 0 LOB: 0 BB: 0 P: 3	R: 0 E: 0 K: 0 S: 3	H: 1 LOB: 0 BB: 0 P: 3	R: 0 E: 0 K: 0 S: 4	H: 1 LOB: 1 BB: 0 P: 4	R: 0 E: 0 K: 1 S: 5	H: 0 LOB: 0 BB: 0 P: 5	R: 2 E: 0 K: 0 S: 8	H: 5 LOB: 3 BB: 0 P: 8	R: 0 E: 0 K: 1 S: 6	H: 1 LOB: 1 BB: 0 P: 6	R: 0 E: 0 K: 1 S: 5	H: 0 LOB: 0 BB: 0 P: 5

	AB	35
	R	3
	H	10
	RBI	3
	BB	0
	SO	4
	LOB	12

	1B: 8	SF: 1	WP: 0	PA: 36
	2B: 2	SAC: 0	PB: 0	
	3B: 0	DP: 0	SB: 0	
	HR: 0	HBP: 0	CS: 1	

PITCHER		IP	WLS	BF	H	R	ER	SO	BB	IBB	HBP	BLK	WP	HR	S	P	ERA	WHIP
Doug Bird, R ERA: 4.78	(1, 1)	6.0	W	24	7	3	3	2	0	0	0	0	0	0	28	28	4.50	1.167
Willie Hernandez, L ERA: 3.12	(7, 1)	0.1		1	0	0	0	0	0	0	0	0	0	0	1	1	0.00	0.000
Dick Tidrow, R ERA: 3.49	(7, 1)	1.2		8	3	0	0	1	0	0	0	0	0	0	10	10	0.00	1.800
Lee Smith, R ERA: 2.97	(9, 1)	1.0	S	3	0	0	0	1	0	0	0	0	0	0	5	5	0.00	0.000

PITCHER		IP	WLS	BF	H	R	ER	SO	BB	IBB	HBP	BLK	WP	HR	S	P	ERA	WHIP

BOTTOM

Philadelphia Phillies @ Chicago Cubs

Wrigley Field, Chicago, IL

Mon Sep 06 1982, 3:33 AM CDT

Att. 23,510 - Unknown

Batter	1	2	3	4	5	6	7	8	9	AB	R	H	RBI	BB	SO	LOB
Mel Hall, L (1, 8) OBP: 0.231, SLG: 0.231	K		23 4-3 1B		1-2 23 2B 1B	F9				4	1	2	0	0	1	1
23 Ryne Sandberg, R (1, 4) OBP: 0.306, SLG: 0.358	F9		4-3 1-2		1-2 2B SF9 2-H 1B		BBBB 4-0 BB			3	1	1	1	1	0	1
Bill Buckner, L (1, 3) OBP: 0.347, SLG: 0.430	BBBB 4-0 1B E BB		F7		1-3 2-H 2B		F8			3	1	1	1	1	0	2
Leon Durham, L (1, 9) OBP: 0.383, SLG: 0.518	E9 1-H 1B		6-3		IBB		F9			3	0	1	0	1	0	2
Keith Moreland, R (1, 7) OBP: 0.330, SLG: 0.406	5-3			K	SF9 3-H		F9			3	0	0	1	0	1	2
Pat Tabler, R (1, 5) OBP: 0.143, SLG: 0.143		FC5-4 1B		4-3	K			F8		4	0	1	0	0	1	2
Jody Davis, R (1, 2) OBP: 0.299, SLG: 0.388		FC5-4 1-2f		3-1		6-3		1B		4	0	1	0	0	0	1
Larry Bowa, S (1, 6) OBP: 0.303, SLG: 0.306		P6			BBBB 4-0 1B 23 1B BB	3-1		G4-3 1-2 1B		3	1	1	0	1	0	1
Doug Bird, R (1, 1) OBP: 0.143, SLG: 0.163		K			K	1B		G4-3 1-2f		3	0	1	0	0	2	2
Willie Hernandez, L (7, 1)										0	0	0	0	0	0	0
Dick Tidrow, R (7, 1)										0	0	0	0	0	0	0
Jerry Morales, R (8, PH) OBP: 0.326, SLG: 0.410										1	0	0	0	0	0	2
Lee Smith, R (9, 1) OBP: 0.125, SLG: 0.267										0	0	0	0	0	0	0
Inning Stats	R: 1 E: 1 K: 1 S: 6 H: 1 LOB: 1 BB: 1 P: 10	R: 0 E: 0 K: 1 S: 6 H: 1 LOB: 1 BB: 0 P: 6	R: 0 E: 0 K: 0 S: 4 H: 1 LOB: 1 BB: 0 P: 4	R: 0 E: 0 K: 1 S: 5 H: 0 LOB: 0 BB: 0 P: 5	R: 3 E: 0 K: 2 S: 10 H: 3 LOB: 2 BB: 2 P: 18	R: 0 E: 0 K: 0 S: 4 H: 1 LOB: 1 BB: 0 P: 4	R: 0 E: 0 K: 0 S: 3 H: 0 LOB: 1 BB: 1 P: 7	R: 0 E: 0 K: 0 S: 4 H: 2 LOB: 1 BB: 0 P: 4		1B: 8 2B: 1 3B: 0 HR: 0	SF: 1 SAC: 0 DP: 1 HBP: 0					

livebaseballscorecards.com

AB	31
R	4
H	9
RBI	3
BB	4
SO	5
LOB	16

WP: 0 PB: 0 SB: 0 CS: 0 PA: 36

PITCHER		IP	WLS	BF	H	R	ER	SO	BB	IBB	HBP	BLK	WP	HR	S	P	ERA	WHIP
Mike Krukow, R ERA: 2.8	(1, 1)	6.0	L	28	7	4	3	5	2	1	0	0	0	0	35	47	4.50	1.500
Tug McGraw, L ERA: 4.02	(7, 1)	2.0		8	2	0	0	0	1	0	0	0	0	0	7	11	0.00	1.500

PITCHER	IP	WLS	BF	H	R	ER	SO	BB	IBB	HBP	BLK	WP	HR	S	P	ERA	WHIP

Batter	1	2	3	4	5	6	7	8	9	AB	R	H	RBI	BB	SO	LOB
Pete Rose, S (1, 3) OBP: 0.339, SLG: 0.344	L7		L9		4-3		2B (2-H)	4-3		5	0	1	1	0	0	2
Gary Matthews, R (1, 7) OBP: 0.354, SLG: 0.450	G5-4-3 1B		5-3		K		K		5-3	5	0	1	0	0	2	1
Mike Schmidt, R (1, 5) OBP: 0.426, SLG: 0.589	G5-4-3 (1-2f)		BB 3B			HR	IBB (FC6-4)		BB 2B 1B	2	3	1	1	3	0	1
Bo Diaz, R (1, 2) OBP: 0.343, SLG: 0.469		1B	3B (1-H)			2B (4-3)	FC6-4 (1-2f)		2B (1-3)	5	1	4	1	0	0	2
George Vukovich, L (1, 9) OBP: 0.334, SLG: 0.414		2B	3-1			4-3 (2-3)		F8	F2	5	1	1	0	0	0	4
Garry Maddox, R (1, 8) OBP: 0.307, SLG: 0.441		P6		F9		F9		1B 2B	FC6-4 (2-H, 3-H) 1B	5	1	2	2	0	0	2
Manny Trillo, R (1, 4) OBP: 0.324, SLG: 0.322		2B (2-H)		CS 1B		L7		F9	FC6-4 (1-2f)	5	0	2	1	0	0	3
Ivan De Jesus, R (1, 6) OBP: 0.312, SLG: 0.313 Bob Molinaro, L (8, PH) OBP: 0.289, SLG: 0.265 Luis Aguayo, R (8, 6) OBP: 0.239, SLG: 0.395		IBB	K (1-2)				1B (SH1-4)	IBB		2 0 0	1 0 0	1 0 0	0 0 0	1 1 0	1 0 0	1 0 0
Larry Christenson, R (1, 1) OBP: 0.113, SLG: 0.167 Sid Monge, S (7, 1) OBP: 0.222, SLG: 0.125 Ron Reed, R (7, 1) OBP: 0.357, SLG: 0.364 Greg Gross, L (8, PH) OBP: 0.373, SLG: 0.324 Tug McGraw, R (8, 1)		F8			K		SH1-4 (1-2)	1B (1-3, 2-H)		2 0 0 1 0	0 0 0 0 0	0 0 0 1 0	0 0 0 1 0	0 0 0 0 0	1 0 0 0 0	2 0 0 0 0
Inning Stats	R: 0 E: 0 K: 0 S: 3 H: 1 LOB: 0 BB: 0 P: 3	R: 1 E: 0 K: 0 S: 5 H: 3 LOB: 2 BB: 1 P: 9	R: 1 E: 0 K: 0 S: 4 H: 1 LOB: 1 BB: 1 P: 8	R: 0 E: 0 K: 1 S: 5 H: 1 LOB: 0 BB: 0 P: 5	R: 0 E: 0 K: 2 S: 7 H: 0 LOB: 0 BB: 0 P: 7	R: 1 E: 0 K: 0 S: 5 H: 2 LOB: 1 BB: 0 P: 5	R: 1 E: 0 K: 1 S: 7 H: 2 LOB: 2 BB: 1 P: 11	R: 1 E: 0 K: 0 S: 5 H: 2 LOB: 2 BB: 1 P: 9	R: 2 E: 0 K: 0 S: 5 H: 2 LOB: 1 BB: 1 P: 9	1B: 6 2B: 6 3B: 1 HR: 1	SF: 0 SAC: 1 DP: 1 HBP: 0						

TOP

Philadelphia Phillies @ Chicago Cubs

Wrigley Field, Chicago, IL

Tue Sep 07 1982, 3:33 AM CDT

Att. 7,003 - Unknown

livebaseballscorecards.com

AB	37
R	7
H	14
RBI	7
BB	5
SO	4
LOB	18

WP: 0 PB: 0 SB: 0 CS: 1 PA: 43

PITCHER		IP	WLS	BF	H	R	ER	SO	BB	IBB	HBP	BLK	WP	HR	S	P	ERA	WHIP
Allen Ripley, R ERA: 4.25	(1, 1)	5.1		23	8	3	3	3	1	1	0	0	0	1	27	35	5.06	1.688
Mike Proly, R ERA: 2.14	(6, 1)	1.0		5	2	1	1	0	0	0	0	0	0	0	5	5	9.00	2.000
Randy Stein, R ERA:	(7, 1)	0.2		3	0	0	0	1	0	1	0	0	0	0	4	8	0.00	0.000
Bill Campbell, R ERA: 4.04	(8, 1)	1.1	L	9	3	3	3	0	1	1	0	0	0	0	7	15	20.25	3.000
Lee Smith, R ERA: 2.95	(9, 1)	0.2		3	1	0	0	0	0	0	0	0	0	0	3	3	0.00	1.500

PITCHER	IP	WLS	BF	H	R	ER	SO	BB	IBB	HBP	BLK	WP	HR	S	P	ERA	WHIP

Batter	1	2	3	4	5	6	7	8	9	AB	R	H	RBI	BB	SO	LOB
Mel Hall, L (1, 8) OBP: 0.222, SLG: 0.278	E6 L4-3		F7			K	2B		F8	5	0	1	0	0	1	2
23 Ryne Sandberg, R (1, 4) OBP: 0.306, SLG: 0.357	L8		2-H 1B			F6	F9			4	0	1	1	0	0	2
Bill Buckner, L (1, 3) OBP: 0.346, SLG: 0.429	L4-3 1-2		4-3			1B		K		4	0	1	0	0	1	2
Leon Durham, L (1, 9) OBP: 0.382, SLG: 0.522		L9		K		L9		HR		4	1	1	1	0	1	1
Keith Moreland, R (1, 7) OBP: 0.327, SLG: 0.402		6-3		K			5-3	5-3		4	0	0	0	0	1	0
Lee Smith, R (9, 1) OBP: 0.125, SLG: 0.267										0	0	0	0	0	0	0
Pat Tabler, R (1, 5) OBP: 0.222, SLG: 0.235		2B		5-3			BB 1B HR	4-3		3	1	1	0	1	0	0
Jody Davis, R (1, 2) OBP: 0.296, SLG: 0.384		K			K		F8		6-3	4	0	0	0	0	2	2
Larry Bowa, S (1, 6) OBP: 0.304, SLG: 0.307			WP 23 1B		F8		HR 1-3 1B		L7	2	1	1	0	0	0	0
Jay Johnstone, L (7, PH) OBP: 0.351, SLG: 0.415										1	1	1	0	0	0	0
Junior Kennedy, R (8, 6) OBP: 0.289, SLG: 0.263										1	0	0	0	0	0	0
Allen Ripley, R (1, 1) OBP: 0.125, SLG: 0.125			K 1-2		L3		HR 1-H 3-H		3B	2	0	0	0	0	1	1
Mike Proly, R (6, 1) OBP: 0.300, SLG: 0.400										0	0	0	0	0	0	0
Randy Stein, R (7, 1)										0	0	0	0	0	0	0
Scot Thompson, L (7, PH) OBP: 0.368, SLG: 0.341										0	0	0	0	0	0	0
Jerry Morales, R (7, PH) OBP: 0.333, SLG: 0.452										1	1	1	3	0	0	0
Bill Campbell, R (8, 1)										0	0	0	0	0	0	0
Gary Woods, R (9, 7) OBP: 0.329, SLG: 0.395										1	0	1	0	0	0	0
Inning Stats	R: 0 E: 1 K: 0 S: 3 H: 0 LOB: 0 BB: 0 P: 3	R: 0 E: 0 K: 1 S: 6 H: 1 LOB: 1 BB: 0 P: 6	R: 1 E: 0 K: 1 S: 7 H: 2 LOB: 1 BB: 0 P: 7	R: 0 E: 0 K: 2 S: 7 H: 0 LOB: 0 BB: 0 P: 7	R: 0 E: 0 K: 1 S: 5 H: 0 LOB: 0 BB: 0 P: 5	R: 0 E: 0 K: 1 S: 6 H: 1 LOB: 1 BB: 0 P: 6	R: 3 E: 0 K: 0 S: 6 H: 3 LOB: 1 BB: 1 P: 10	R: 1 E: 0 K: 1 S: 6 H: 1 LOB: 0 BB: 0 P: 6	R: 0 E: 0 K: 0 S: 4 H: 1 LOB: 1 BB: 0 P: 4	1B: 4 2B: 3 3B: 1 HR: 2 SF: 0 SAC: 0 DP: 1 HBP: 0						

PITCHER		IP	WLS	BF	H	R	ER	SO	BB	IBB	HBP	BLK	WP	HR	S	P	ERA	WHIP
Larry Christenson, R ERA: 3.54	(1, 1)	6.2		26	5	3	3	6	1	0	0	0	1	0	37	41	4.05	0.900
Sid Monge, L ERA: 4.14	(7, 1)	0.0		2	2	1	1	0	0	0	0	0	0	1	2	2	∞	∞
Ron Reed, R ERA: 2.75	(7, 1)	0.1		1	0	0	0	0	0	0	0	0	0	0	1	1	0.00	0.000
Tug McGraw, L ERA: 4.05	(8, 1)	2.0	W	8	2	1	1	1	0	0	0	0	0	1	10	10	4.50	1.000

PITCHER	IP	WLS	BF	H	R	ER	SO	BB	IBB	HBP	BLK	WP	HR	S	P	ERA	WHIP

BOTTOM

Philadelphia Phillies @ Chicago Cubs

Wrigley Field, Chicago, IL

Tue Sep 07 1982, 3:33 AM CDT

Att. 7,003 - Unknown

livebaseballscorecards.com

AB	36
R	5
H	9
RBI	5
BB	1
SO	7
LOB	10

1B: 4	SF: 0	WP: 1	PA: 37
2B: 3	SAC: 0	PB: 0	
3B: 1	DP: 1	SB: 0	
HR: 2	HBP: 0	CS: 0	

Batter	1	2	3	4	5	6	7	8	9	AB	R	H	RBI	BB	SO	LOB
Pete Rose, S (1, 3) OBP: 0.340, SLG: 0.342	G3		4-3		BB		4-3		L5-4, 1B, BB	3	0	0	0	2	0	0
Gary Matthews, R (1, 7) OBP: 0.351, SLG: 0.445	2-3			K	K		4-3		L7	5	0	0	0	0	2	3
Julio Franco, R (9, 6) OBP: 0.320, SLG: 0.304										0	0	0	0	0	0	0
Mike Schmidt, R (1, 5) OBP: 0.428, SLG: 0.588	FC5-4, 1B			FC6-4, BB		5-3	K		1-2, 1B	4	0	2	0	1	1	0
Bo Diaz, R (1, 2) OBP: 0.344, SLG: 0.472	FC5-4, 1-2f			FC6-4, 1-2f		1B, 2B, 2B		FC8-4, 1B	L5-4, 2-3	4	1	2	0	0	0	2
Bob Dernier, R (8, PR) OBP: 0.318, SLG: 0.323										0	0	0	0	0	0	0
Luis Aguayo, R (8, 6) OBP: 0.239, SLG: 0.395										0	0	0	0	0	0	0
Greg Gross, L (9, PH) (9, 7) OBP: 0.370, SLG: 0.321										1	0	0	0	0	0	2
George Vukovich, L (1, 9) OBP: 0.333, SLG: 0.412		4-3		F5		FC4, 2-3, 1B		FC8-4, FC4-6, 1B, 1-2f, 1B		4	1	1	0	0	0	2
Garry Maddox, R (1, 8) OBP: 0.307, SLG: 0.438		1-3			F9	FC4, 1-2f, 2B		FC4-6, 1-2, 1B		4	1	1	0	0	0	2
Manny Trillo, R (1, 4) OBP: 0.325, SLG: 0.328		1-3			1B, 2B	1-H, 3-H, 2B		FC4-6, 1B, 1-2f, 2-3		4	1	2	2	0	0	2
Ivan De Jesus, R (1, 6) OBP: 0.312, SLG: 0.311			F9		6-3					2	0	0	0	1	0	1
Bob Molinaro, L (8, PH) OBP: 0.289, SLG: 0.265										0	0	0	0	0	0	0
Bill Robinson, R (8, PH) OBP: 0.295, SLG: 0.448						IBB		FC5-4, 1-2, 3-H, 1B		1	0	1	1	0	0	0
Ron Reed, R (8, 1) OBP: 0.357, SLG: 0.364										0	0	0	0	0	0	0
Steve Carlton, L (1, 1) OBP: 0.209, SLG: 0.279			G3		BB, 2-H, 1B					3	0	1	1	0	1	2
Ozzie Virgil, R (8, PH) (8, 2) OBP: 0.275, SLG: 0.328								FC5-4, 1-2f		1	0	0	0	0	0	2
Inning Stats	R: 0 E: 0 K: 0 S: 4 H: 1 LOB: 1 BB: 0 P: 4	R: 0 E: 0 K: 0 S: 3 H: 0 LOB: 0 BB: 0 P: 3	R: 0 E: 0 K: 0 S: 3 H: 0 LOB: 0 BB: 0 P: 3	R: 0 E: 0 K: 1 S: 5 H: 0 LOB: 1 BB: 1 P: 9	R: 1 E: 0 K: 1 S: 7 H: 2 LOB: 2 BB: 1 P: 11	R: 2 E: 0 K: 1 S: 8 H: 3 LOB: 2 BB: 1 P: 12	R: 0 E: 0 K: 1 S: 5 H: 0 LOB: 0 BB: 0 P: 5	R: 1 E: 0 K: 0 S: 6 H: 3 LOB: 2 BB: 0 P: 6	R: 0 E: 0 K: 0 S: 3 H: 1 LOB: 1 BB: 1 P: 7	1B: 7 2B: 4 3B: 0 HR: 0 SF: 0 SAC: 0 DP: 1 HBP: 0						WP: 0 PB: 0 SB: 0 CS: 0 PA: 40	

TOP

Philadelphia Phillies @ Chicago Cubs

Wrigley Field, Chicago, IL

Wed Sep 08 1982, 3:33 AM CDT

Att. 8,233 - Unknown

livebaseballscorecards.com

AB	36
R	4
H	10
RBI	4
BB	4
SO	4
LOB	18

PITCHER		IP	WLS	BF	H	R	ER	SO	BB	IBB	HBP	BLK	WP	HR	S	P	ERA	WHIP
Dickie Noles, R ERA: 4.36	(1, 1)	7.0		30	6	3	3	4	2	1	0	0	0	0	35	47	3.86	1.143
Dick Tidrow, R ERA: 3.56	(8, 1)	0.2	L	4	2	1	1	0	0	0	0	0	0	0	4	4	13.50	3.000
Willie Hernandez, L ERA: 3.12	(8, 1)	0.0		1	1	0	0	0	0	0	0	0	0	0	1	1	∞	∞
Mike Proly, R ERA: 2.11	(8, 1)	0.2		3	0	0	0	0	1	0	0	0	0	0	2	6	0.00	1.500
Lee Smith, R ERA: 2.93	(9, 1)	0.2		2	1	0	0	0	0	0	0	0	0	0	2	2	0.00	1.500

PITCHER	IP	WLS	BF	H	R	ER	SO	BB	IBB	HBP	BLK	WP	HR	S	P	ERA	WHIP

BOTTOM

Philadelphia Phillies @ Chicago Cubs

Wrigley Field, Chicago, IL

Wed Sep 08 1982, 3:33 AM CDT

Att. 8,233 - Unknown

Batter	1	2	3	4	5	6	7	8	9	AB	R	H	RBI	BB	SO	LOB
23 Ryne Sandberg, R (1, 4) (9, 5) OBP: 0.305, SLG: 0.355	6-3		F9		F9		BB		6-3 1-2	4	0	0	0	1	0	1
Gary Woods, R (1, 8) OBP: 0.328, SLG: 0.392	G4-6-3 1B		K		L9		F9		4-3	4	0	1	0	0	1	2
Mel Hall, L (9, PH) OBP: 0.211, SLG: 0.263										1	0	0	0	0	0	1
Bill Buckner, L (1, 3) OBP: 0.345, SLG: 0.433	G4-6-3 1-2f		HR		L8			P4		4	1	1	1	0	0	1
Keith Moreland, R (1, 7) (9, 2) OBP: 0.329, SLG: 0.402		1B FC4-6 1B	BB 1B BB			6-3		6-3		3	2	1	0	1	0	0
Leon Durham, L (1, 9) OBP: 0.383, SLG: 0.520		F8	1B 1-2 BB			K		BB BB		2	0	0	0	2	1	1
Pat Tabler, R (1, 5) OBP: 0.286, SLG: 0.300		FC4-6 1B 1-3 1B	1-3 2-H 1B			6-3		1-2 BB		3	0	2	1	0	0	0
Jay Johnstone, L (8, PH) OBP: 0.353, SLG: 0.415										0	0	0	0	1	0	0
(9, 7)																
Jody Davis, R (1, 2) OBP: 0.299, SLG: 0.386		FC4-6 1-2 1B		6-3			SH3-4 1B	G3		3	0	2	0	0	0	0
Scot Thompson, L (8, PH) OBP: 0.380, SLG: 0.333										1	0	0	0	0	0	2
Junior Kennedy, R (9, 4) OBP: 0.289, SLG: 0.263										0	0	0	0	0	0	0
Larry Bowa, S (1, 6) OBP: 0.304, SLG: 0.306		FC4-6 1-2f 2-3 3-H		F7			SH3-4 1-2		23 6-3 BB	2	0	0	1	1	0	2
Dickie Noles, R (1, 1) OBP: 0.102, SLG: 0.128		K		K			6-3		F2	2	0	0	0	0	2	2
Steve Henderson, R (7, PH) OBP: 0.301, SLG: 0.348										1	0	0	0	0	0	1
Dick Tidrow, R (8, 1)										0	0	0	0	0	0	0
Willie Hernandez, L (8, 1)										0	0	0	0	0	0	0
Mike Proly, R (8, 1) OBP: 0.300, SLG: 0.400										0	0	0	0	0	0	0
Lee Smith, R (9, 1) OBP: 0.118, SLG: 0.250										1	0	0	0	0	0	1
Inning Stats	R: 0 E: 0 K: 0 S: 3 H: 1 LOB: 0 BB: 0 P: 3	R: 1 E: 0 K: 1 S: 8 H: 3 LOB: 2 BB: 0 P: 8	R: 2 E: 0 K: 1 S: 6 H: 2 LOB: 2 BB: 2 P: 14	R: 0 E: 0 K: 1 S: 5 H: 0 LOB: 0 BB: 0 P: 5	R: 0 E: 0 K: 0 S: 3 H: 0 LOB: 0 BB: 0 P: 3	R: 0 E: 0 K: 1 S: 5 H: 0 LOB: 0 BB: 0 P: 5	R: 0 E: 0 K: 0 S: 4 H: 1 LOB: 2 BB: 1 P: 8	R: 0 E: 0 K: 0 S: 3 H: 0 LOB: 2 BB: 2 P: 11	R: 0 E: 0 K: 0 S: 3 H: 0 LOB: 1 BB: 1 P: 7	1B: 6 2B: 0 3B: 0 HR: 1	SF: 0 SAC: 1 DP: 1 HBP: 0						

PITCHER		IP	WLS	BF	H	R	ER	SO	BB	IBB	HBP	BLK	WP	HR	S	P	ERA	WHIP
Steve Carlton, L ERA: 3.38	(1, 1)	7.0	W	29	7	3	3	4	3	0	0	0	0	1	34	46	3.86	1.429
Ron Reed, R ERA: 2.69	(8, 1)	2.0	S	9	0	0	0	0	3	0	0	0	0	0	6	18	0.00	1.500

PITCHER	IP	WLS	BF	H	R	ER	SO	BB	IBB	HBP	BLK	WP	HR	S	P	ERA	WHIP

AB	31
R	3
H	7
RBI	3
BB	6
SO	4
LOB	14

WP: 0 PB: 0 SB: 0 CS: 0 PA: 38

livebaseballscorecards.com

Batter	1	2	3	4	5	6	7	8	9	AB	R	H	RBI	BB	SO	LOB
Tim Raines, S (1, 7) OBP: 0.350, SLG: 0.353	K		1-3	FC6-4 1-2f		F8		4-3		5	0	0	0	0	1	3
Andre Dawson, R (1, 8) OBP: 0.343, SLG: 0.491	K		F7		2B	5-3		P6		5	1	1	0	0	1	0
Al Oliver, L (1, 3) OBP: 0.397, SLG: 0.529	L9			SH5-3 E 2B	BB 2-H 2B		FC1-4 1B		G6-4-3 1B	5	1	4	1	0	0	0
Joel Youngblood, R (9, PR) OBP: 0.296, SLG: 0.321 (9, 9)										0	0	0	0	0	0	0
Gary Carter, R (1, 2) OBP: 0.386, SLG: 0.535		BB 1B SF9		SH5-3 2-3	HBP		FC1-4 1-2f HR		G6-4-3 1-2f	2	2	0	0	1	0	2
Tim Wallach, R (1, 5) OBP: 0.309, SLG: 0.451		SF9 BB 1-3 CS 1B		E4 1B 3-H	K		F8		HR	5	1	2	1	0	1	3
Warren Cromartie, L (1, 9) OBP: 0.338, SLG: 0.389 (9, 3)		CS 1-2 BB		1B 1-3 1B	1-2 2-3 BB		HR 1-H		2B	3	2	3	2	2	0	0
Chris Speier, R (1, 6) OBP: 0.324, SLG: 0.346		SF9 2-3 3-H		1B IBB	K		BB		K	2	0	0	1	2	2	5
Doug Flynn, R (1, 4) OBP: 0.236, SLG: 0.270		K 1-2 3-H		BB 1-3 2-H 1B	F6-3		F4			4	0	1	1	0	1	6
Steve Rogers, R (1, 1) OBP: 0.244, SLG: 0.164			F9	FC6-4 1-2 BB		K		K		3	0	0	0	1	2	0
Jeff Reardon, R (8, 1) OBP: 0.100, SLG: 0.200										0	0	0	0	0	0	0
Inning Stats	R: 0 E: 0 K: 2 S: 7 H: 0 LOB: 0 BB: 0 P: 7	R: 1 E: 0 K: 1 S: 5 H: 1 LOB: 1 BB: 2 P: 13	R: 0 E: 0 K: 0 S: 3 H: 0 LOB: 0 BB: 0 P: 3	R: 2 E: 1 K: 0 S: 6 H: 3 LOB: 3 BB: 2 P: 14	R: 1 E: 0 K: 2 S: 9 H: 2 LOB: 3 BB: 1 P: 14	R: 0 E: 0 K: 1 S: 5 H: 0 LOB: 0 BB: 0 P: 5	R: 2 E: 0 K: 0 S: 5 H: 2 LOB: 1 BB: 1 P: 9	R: 0 E: 0 K: 1 S: 5 H: 0 LOB: 0 BB: 0 P: 5	R: 1 E: 0 K: 1 S: 7 H: 3 LOB: 2 BB: 0 P: 7	1B: 5 2B: 4 3B: 0 HR: 2 SF: 1 SAC: 1 DP: 1 HBP: 1	WP: 0 PB: 0 SB: 0 CS: 2 PA: 43					

PITCHER		IP	WLS	BF	H	R	ER	SO	BB	IBB	HBP	BLK	WP	HR	S	P	ERA	WHIP
Fergie Jenkins, R ERA: 3.41	(1, 1)	4.0	L	21	6	4	3	3	3	1	0	0	0	0	23	39	6.75	2.250
Mike Proly, R ERA: 2.3	(5, 1)	3.0		14	2	2	2	3	2	0	1	0	0	1	17	26	6.00	1.333
Randy Stein, R ERA: 3.38	(8, 1)	2.0		8	3	1	1	2	0	0	0	0	0	1	12	12	4.50	1.500

PITCHER	IP	WLS	BF	H	R	ER	SO	BB	IBB	HBP	BLK	WP	HR	S	P	ERA	WHIP

TOP

Montreal Expos @ Chicago Cubs

Wrigley Field, Chicago, IL

Fri Sep 10 1982, 3:33 AM CDT

Att. 8,100 - Sunny - 81 F

livebaseballscorecards.com

AB	34
R	7
H	11
RBI	6
BB	6
SO	8
LOB	19

Batter	1	2	3	4	5	6	7	8	9	AB	R	H	RBI	BB	SO	LOB
Bump Wills, S (1, 4) OBP: 0.344, SLG: 0.374	F9	K		F4-3			F8		L7	5	0	0	0	0	1	5
Mel Hall, L (1, 8) OBP: 0.208, SLG: 0.250	L8		F4-3		F8		F8		1B	5	0	1	0	0	0	0
Bill Buckner, L (1, 3) OBP: 0.346, SLG: 0.432	PB 1B		F4-3		F4-3			1B 1B	L7	5	1	2	0	0	0	2
Leon Durham, L (1, 9) OBP: 0.383, SLG: 0.518	BB		G3		K			1B	F8	4	0	1	0	1	1	2
Jay Johnstone, L (1, 7) OBP: 0.348, SLG: 0.408	F7			F7		P6		F8		4	0	0	0	0	0	4
Pat Tabler, R (1, 5) OBP: 0.360, SLG: 0.458		1B 3B		HBP 1B		K				4	1	3	1	0	1	0
Jody Davis, R (1, 2) OBP: 0.303, SLG: 0.388		1B		HBP 1B		BB		K		3	0	2	1	1	1	2
Larry Bowa, S (1, 6) OBP: 0.304, SLG: 0.304		F9		HBP		K		K		2	0	0	0	0	1	2
Scot Thompson, L (8, PH) OBP: 0.373, SLG: 0.326										1	0	0	0	0	1	2
Scott Fletcher, R (9, 6)										0	0	0	0	0	0	0
Fergie Jenkins, R (1, 1) OBP: 0.158, SLG: 0.196		K		K			F8		1B	2	0	0	0	0	2	4
Mike Proly, R (5, 1) OBP: 0.300, SLG: 0.400										0	0	0	0	0	0	0
23 Ryne Sandberg, R (7, PH) OBP: 0.304, SLG: 0.354										1	0	0	0	0	0	0
Randy Stein, R (8, 1)										0	0	0	0	0	0	0
Jerry Morales, R (9, PH) OBP: 0.340, SLG: 0.459										1	0	1	0	0	0	0

Inning Stats	1	2	3	4	5	6	7	8	9
	R: 0 E: 0 K: 0 S: 4	H: 1 LOB: 2 BB: 1 P: 8	R: 1 E: 0 K: 2 S: 9	H: 2 LOB: 1 BB: 0 P: 9	R: 0 E: 0 K: 0 S: 3	H: 0 LOB: 0 BB: 0 P: 3	R: 0 E: 0 K: 1 S: 7	H: 2 LOB: 3 BB: 0 P: 8	R: 0 E: 0 K: 1 S: 5	H: 0 LOB: 0 BB: 0 P: 5
	R: 0 E: 0 K: 2 S: 7	H: 0 LOB: 1 BB: 1 P: 11	R: 0 E: 0 K: 0 S: 3	H: 0 LOB: 0 BB: 0 P: 3	R: 1 E: 0 K: 2 S: 10	H: 3 LOB: 2 BB: 0 P: 10	R: 0 E: 0 K: 0 S: 5	H: 2 LOB: 2 BB: 0 P: 5	1B: 9 2B: 0 3B: 1 HR: 0	SF: 0 SAC: 0 DP: 0 HBP: 1	WP: 0 PB: 1 SB: 0 CS: 0	PA: 40

PITCHER	IP	WLS	BF	H	R	ER	SO	BB	IBB	HBP	BLK	WP	HR	S	P	ERA	WHIP
Steve Rogers, R (1, 1) ERA: 2.25	7.1	W	33	8	2	2	6	2	0	1	0	0	0	42	51	2.46	1.364
Jeff Reardon, R (8, 1) ERA: 2.17	1.2	S	7	2	0	0	2	0	0	0	0	0	0	11	11	0.00	1.200

PITCHER	IP	WLS	BF	H	R	ER	SO	BB	IBB	HBP	BLK	WP	HR	S	P	ERA	WHIP

BOTTOM

Montreal Expos @ Chicago Cubs

Wrigley Field, Chicago, IL

Fri Sep 10 1982, 3:33 AM CDT

Att. 8,100 - Sunny - 81 F

livebaseballscorecards.com

AB	37
R	2
H	10
RBI	2
BB	2
SO	8
LOB	23

Batter	1	2	3	4	5	6	7	8	9	AB	R	H	RBI	BB	SO	LOB
Tim Raines, S (1, 7) OBP: 0.351, SLG: 0.355	G3 6-3 1B	1-3 2-H 2B	L9			F8		F7		5	0	2	1	0	0	1
Andre Dawson, R (1, 8) OBP: 0.342, SLG: 0.489	6-3 1-2	F2	6-3			K		1-2 2B 1B		5	1	1	0	0	1	3
Al Oliver, L (1, 3) OBP: 0.397, SLG: 0.536	G3 2-3		HR	K		6-3		1-H 2-H 1B 2B		5	2	2	3	0	1	1
Joel Youngblood, R (8, 9) OBP: 0.296, SLG: 0.321										0	0	0	0	0	0	0
Gary Carter, R (1, 2) OBP: 0.390, SLG: 0.536	BB		HBP 1B 1B	K			FC1-6 1B	1B IBB		3	1	2	0	2	1	0
Tim Wallach, R (1, 5) OBP: 0.310, SLG: 0.450	F8		1B 1B 1-2 HR HBP	K			FC1-6 1-2f FC6-4	1-2 2-H 1B		4	1	1	1	0	1	3
Warren Cromartie, L (1, 9) (8, 3) OBP: 0.335, SLG: 0.385		K	F9		4-3		F5	F7		5	0	0	0	0	1	5
Chris Speier, R (1, 6) OBP: 0.323, SLG: 0.345		F8	1B 1-2 2-H HR 1B		K		FC6-4 1-2f		6-3	5	1	1	1	0	1	1
Doug Flynn, R (1, 4) OBP: 0.241, SLG: 0.274		E 2B 1B	1-2 2-3 HR 1B			1B		F9	F4-3	5	2	3	0	0	0	0
Scott Sanderson, R (1, 1) OBP: 0.176, SLG: 0.245		E4 2B 1-2	1-H 2-H 3-H HR		K2-3			1B 2B 1B	4-3	3	1	1	4	0	1	2
Woodie Fryman, R (7, 1) OBP: 0.250, SLG: 0.250										2	1	1	0	0	0	0
Inning Stats	R: 0 E: 0 K: 0 S: 4 H: 1 LOB: 2 BB: 1 P: 8	R: 1 E: 1 K: 1 S: 8 H: 2 LOB: 2 BB: 0 P: 8	R: 6 E: 0 K: 0 S: 8 H: 5 LOB: 0 BB: 0 P: 9	R: 0 E: 0 K: 3 S: 9 H: 0 LOB: 0 BB: 0 P: 9	R: 0 E: 0 K: 2 S: 8 H: 1 LOB: 1 BB: 0 P: 8	R: 0 E: 0 K: 1 S: 5 H: 0 LOB: 0 BB: 0 P: 5	R: 0 E: 0 K: 0 S: 4 H: 1 LOB: 1 BB: 0 P: 4	R: 3 E: 0 K: 0 S: 7 H: 4 LOB: 2 BB: 1 P: 11	R: 0 E: 0 K: 0 S: 3 H: 0 LOB: 0 BB: 0 P: 3	1B: 10 2B: 2 3B: 0 HR: 2 SF: 0 SAC: 0 DP: 0 HBP: 1							

TOP

Montreal Expos @ Chicago Cubs

Wrigley Field, Chicago, IL

Sat Sep 11 1982, 3:33 AM CDT

Att. 25,550 - Overcast - 82 F

livebaseballscorecards.com

AB	42
R	10
H	14
RBI	10
BB	2
SO	7
LOB	16

WP: 0 PB: 0 SB: 0 CS: 0 PA: 45

PITCHER		IP	WLS	BF	H	R	ER	SO	BB	IBB	HBP	BLK	WP	HR	S	P	ERA	WHIP
Randy Martz, R ERA: 4.38	(1, 1)	3.0	L	20	8	7	6	1	1	0	1	0	0	2	20	25	18.00	3.000
Bill Campbell, R ERA: 3.86	(4, 1)	4.0		14	2	0	0	6	0	0	0	0	0	0	26	26	0.00	0.500
Dick Tidrow, R ERA: 3.73	(8, 1)	0.2		4	2	2	2	0	0	0	0	0	0	0	4	4	27.00	3.000
Willie Hernandez, L ERA: 3.25	(8, 1)	0.0		1	1	0	0	0	0	0	0	0	0	0	1	1	∞	∞
Mike Proly, R ERA: 2.25	(8, 1)	1.1		6	1	1	1	0	0	1	0	0	0	0	5	9	6.75	0.750

PITCHER	IP	WLS	BF	H	R	ER	SO	BB	IBB	HBP	BLK	WP	HR	S	P	ERA	WHIP

Batter	1	2	3	4	5	6	7	8	9	AB	R	H	RBI	BB	SO	LOB
23 Ryne Sandberg, R (1, 4) OBP: 0.307, SLG: 0.367	SH5-3 SF7 2B		1-H HR		F4		2-H 3B		FC6-4 1-2f	5	2	3	3	0	0	2
Larry Bowa, S (1, 6) OBP: 0.302, SLG: 0.302	SH5-3 2-3		F2		K		F4			3	0	0	0	0	1	2
Bill Buckner, L (1, 3) OBP: 0.345, SLG: 0.432	SF7 3-H		K		1-2 1B		3-1			3	0	1	1	0	1	1
Leon Durham, L (1, 9) OBP: 0.383, SLG: 0.515	K			3B 1B	K			K		4	1	1	0	0	3	2
Jay Johnstone, L (1, 7) OBP: 0.345, SLG: 0.403		3-1		F7		6-3		6-3		3	0	0	0	0	0	1
Gary Woods, R (8, PH) OBP: 0.327, SLG: 0.390										1	0	0	0	0	0	0
(9, 7)																
Pat Tabler, R (1, 5) OBP: 0.345, SLG: 0.500		6-3		SF7 3B		K		F4-3		4	1	1	1	0	1	0
Mel Hall, L (1, 8) OBP: 0.185, SLG: 0.231		K		SF7 3-H		K			F7	2	0	0	1	0	2	0
Jerry Morales, R (9, PH) OBP: 0.337, SLG: 0.453										1	0	0	0	0	0	0
Jody Davis, R (1, 2) OBP: 0.307, SLG: 0.394			23 HR 1B	K			23 3B 2B		23 FC6-4 1B	4	2	3	0	0	1	0
Randy Martz, L (1, 1) OBP: 0.286, SLG: 0.222			K		1B 1B		K		F8	0	0	0	0	0	0	0
Steve Henderson, R (3, PH) OBP: 0.300, SLG: 0.347										1	0	0	0	1	1	
Bill Campbell, R (4, 1) OBP: 0.200, SLG: 0.200										1	0	1	0	0	0	0
Bump Wills, S (7, PH) OBP: 0.343, SLG: 0.373										1	0	0	0	0	1	1
Dick Tidrow, R (8, 1)										0	0	0	0	0	0	0
Willie Hernandez, L (8, 1)										0	0	0	0	0	0	0
Mike Proly, R (8, 1) OBP: 0.300, SLG: 0.400										0	0	0	0	0	0	0
Keith Moreland, R (9, PH) OBP: 0.328, SLG: 0.401										1	0	0	0	0	0	1
Inning Stats	R: 1 H: 1 E: 0 LOB: 0 K: 1 BB: 0 S: 6 P: 6	R: 0 H: 0 E: 0 LOB: 0 K: 1 BB: 0 S: 5 P: 5	R: 2 H: 2 E: 0 LOB: 0 K: 2 BB: 0 S: 9 P: 9	R: 2 H: 2 E: 0 LOB: 0 K: 1 BB: 0 S: 7 P: 7	R: 0 H: 2 E: 0 LOB: 2 K: 2 BB: 0 S: 9 P: 9	R: 0 H: 0 E: 0 LOB: 0 K: 2 BB: 0 S: 7 P: 7	R: 1 H: 2 E: 0 LOB: 1 K: 1 BB: 0 S: 7 P: 7	R: 0 H: 0 E: 0 LOB: 0 K: 1 BB: 0 S: 5 P: 5	R: 0 H: 1 E: 0 LOB: 1 K: 0 BB: 0 S: 4 P: 4	1B: 5 SF: 2 2B: 2 SAC: 1 3B: 2 DP: 0 HR: 1 HBP: 0						

PITCHER		IP	WLS	BF	H	R	ER	SO	BB	IBB	HBP	BLK	WP	HR	S	P	ERA	WHIP
Scott Sanderson, R ERA: 3.49	(1, 1)	6.2	W	29	9	6	6	10	0	0	0	0	0	1	49	49	8.10	1.350
Woodie Fryman, L ERA: 3.84	(7, 1)	2.1	S	8	1	0	0	1	0	0	0	0	0	0	10	10	0.00	0.429

PITCHER	IP	WLS	BF	H	R	ER	SO	BB	IBB	HBP	BLK	WP	HR	S	P	ERA	WHIP

BOTTOM

Montreal Expos @ Chicago Cubs

Wrigley Field, Chicago, IL

Sat Sep 11 1982, 3:33 AM CDT

Att. 25,550 - Overcast - 82 F

livebaseballscorecards.com

AB	34
R	6
H	10
RBI	6
BB	0
SO	11
LOB	11

WP: 0 PA: 37
PB: 0
SB: 0
CS: 0

Batter	1	2	3	4	5	6	7	8	9	AB	R	H	RBI	BB	SO	LOB
Tim Raines, S (1, 7) OBP: 0.351, SLG: 0.355	SH1-3 S 1B	E 1B 3-H		E6 FC6-4 1B SF7		F7 ①		F7 ①		5	1	2	1	0	0	0
Andre Dawson, R (1, 8) OBP: 0.342, SLG: 0.487	SH1-3 ① 1-3	E5 G6-3 1-2		FC6-4 1-2 1B		3-1 ②		K ② S S S		4	0	1	0	0	1	1
Al Oliver, L (1, 3) OBP: 0.395, SLG: 0.533 Joel Youngblood, R (8, PR) OBP: 0.296, SLG: 0.321 (8, 9)	K ② S S S	G6-3 ②③ 1-2f		FC6-4 ① 1-2f 2-3		F7 ③		1B S S S		5 0	0 0	1 0	0 0	0 0	1 0	5 0
Gary Carter, R (1, 2) OBP: 0.388, SLG: 0.535	4-3 ③		1B 2B	SF7 ② 3-H			F9 ① S S S	K ③		4	1	1	1	0	1	2
Tim Wallach, R (1, 5) OBP: 0.312, SLG: 0.450		4-3 1B 1B 2-H	2B 1B	F9 ③			B B B	4-0 HR 1B BB	S S S K ①	4	3	2	1	1	1	1
Warren Cromartie, L (1, 9) OBP: 0.339, SLG: 0.399 (8, 3)		4-3 1-2 1B	K ① S S S		6-3 2B FC6-2-5			HR 1-2	HR	5	3	4	1	0	1	1
Chris Speier, R (1, 6) OBP: 0.326, SLG: 0.356		4-3 ① 1-2 2-3	1B CS 2B 1-H	6-3 ① 2-3				HR 1-H 2-H	2B 1B	5	1	3	4	0	0	3
Doug Flynn, R (1, 4) OBP: 0.245, SLG: 0.280		1B E 1B 3-H	CS 1B 2-3	FC6-2-5 ② 3-H				F4-3 ②	2B 1-H	5	1	3	1	0	0	1
Bill Gullickson, R (1, 1) OBP: 0.125, SLG: 0.141		E8 1-H 2-H 1B	K ②③ S S S 1-2 3-H	2-3 ③			S S S	K ③	K ③ S S S	5	1	1	1	0	3	4
Inning Stats	R: 0 E: 0 K: 1 S: 6 H: 1 LOB: 1 BB: 0 P: 6	R: 4 E: 2 K: 0 S: 8 H: 5 LOB: 1 BB: 0 P: 8	R: 2 E: 0 K: 2 S: 10 H: 4 LOB: 0 BB: 0 P: 10	R: 1 E: 1 K: 0 S: 5 H: 1 LOB: 1 BB: 0 P: 5	R: 0 E: 0 K: 0 S: 4 H: 1 LOB: 1 BB: 0 P: 4	R: 0 E: 0 K: 0 S: 3 H: 0 LOB: 0 BB: 0 P: 3	R: 3 E: 0 K: 1 S: 7 H: 2 LOB: 0 BB: 1 P: 11	R: 0 E: 0 K: 2 S: 8 H: 1 LOB: 1 BB: 0 P: 8	R: 1 E: 0 K: 2 S: 9 H: 3 LOB: 1 BB: 0 P: 9	1B: 12 2B: 4 3B: 0 HR: 2 SF: 1 SAC: 1 DP: 1 HBP: 0						

PITCHER		IP	WLS	BF	H	R	ER	SO	BB	IBB	HBP	BLK	WP	HR	S	P	ERA	WHIP
Doug Bird, R ERA: 5.04	(1, 1)	2.1	L	16	9	6	6	2	0	0	0	0	0	0	20	20	23.14	3.857
Mike Proly, R ERA: 2.16	(3, 1)	2.2		11	3	1	0	1	0	0	0	0	0	0	13	13	0.00	1.125
Randy Stein, R ERA: 7.71	(6, 1)	2.0		9	2	3	3	1	1	0	0	0	0	1	10	14	13.50	1.500
Dick Tidrow, R ERA: 3.69	(8, 1)	1.0		4	1	0	0	2	0	0	0	0	0	0	8	8	0.00	1.000
Lee Smith, R ERA: 2.99	(9, 1)	1.0		5	3	1	1	2	0	0	0	0	0	1	9	9	9.00	3.000

PITCHER	IP	WLS	BF	H	R	ER	SO	BB	IBB	HBP	BLK	WP	HR	S	P	ERA	WHIP

TOP

Montreal Expos @ Chicago Cubs

Wrigley Field, Chicago, IL

Sun Sep 12 1982, 3:33 AM CDT

Att. 13,029 - Overcast - 77 F

livebaseballscorecards.com

AB	42
R	11
H	18
RBI	10
BB	1
SO	8
LOB	18

Batter	1	2	3	4	5	6	7	8	9	AB	R	H	RBI	BB	SO	LOB
23 Ryne Sandberg, R (1, 4) OBP: 0.310, SLG: 0.375	HR		G3 1B		1-2 1B		L5 ③			4	1	3	1	0	0	0
Mel Hall, L (1, 8) OBP: 0.194, SLG: 0.233	F4-3 ①		G3 ② 1-2		F7 ②			3-1 1B		4	0	1	0	0	0	3
Bill Buckner, L (1, 3) OBP: 0.345, SLG: 0.436	HR		3-1 ③		F2 ③			3-1 ① 1-2		4	1	1	1	0	0	4
Lee Smith, R (9, 1) OBP: 0.118, SLG: 0.250										0	0	0	0	0	0	0
Leon Durham, L (1, 9) OBP: 0.382, SLG: 0.513	L7 ②			F4-6-3 1B		P6 ①		F8 ②		4	0	1	0	0	0	1
Pat Tabler, R (1, 5) OBP: 0.303, SLG: 0.438	K ③			F8 ①		F7 ②		K ③		4	0	0	0	0	2	2
Scot Thompson, L (1, 7) OBP: 0.364, SLG: 0.320 (9, 3)		L7 ①		F4-6-3 ② ③ 1-2		1B			1-3 ①	4	0	1	0	0	0	1
Jody Davis, R (1, 2) OBP: 0.306, SLG: 0.392		F9 ②			F8 ①	5-3 ③			F8 ②	2	0	0	0	0	0	0
Butch Benton, R (6, 2)										2	0	0	0	0	0	1
Junior Kennedy, R (1, 6) OBP: 0.290, SLG: 0.279		6-3 ③			HR		F9 ①		F4-3 ③	3	1	1	1	0	0	0
Scott Fletcher, R (9, 6)										1	0	0	0	0	0	0
Doug Bird, R (1, 1) OBP: 0.143, SLG: 0.163			F3 ①		23 1B 1B		G3 ②			0	0	0	0	0	0	0
Mike Proly, R (3, 1) OBP: 0.273, SLG: 0.364										1	0	0	0	0	0	0
Bump Wills, S (5, PH) OBP: 0.344, SLG: 0.375										1	0	1	0	0	0	0
Randy Stein, R (6, 1)										0	0	0	0	0	0	0
Jerry Morales, R (7, PH) OBP: 0.333, SLG: 0.448										1	0	0	0	0	0	0
Dick Tidrow, R (8, 1)										0	0	0	0	0	0	0
Tye Waller, R (9, 7) OBP: 0.300, SLG: 0.222										0	0	0	0	0	0	0
Inning Stats	R: 2 E: 0 K: 1 S: 7 H: 2 LOB: 0 BB: 0 P: 7	R: 0 E: 0 K: 0 S: 3 H: 0 LOB: 0 BB: 0 P: 3	R: 0 E: 0 K: 0 S: 4 H: 1 LOB: 2 BB: 0 P: 4	R: 0 E: 0 K: 0 S: 3 H: 1 LOB: 0 BB: 0 P: 3	R: 1 E: 0 K: 0 S: 6 H: 3 LOB: 2 BB: 0 P: 6	R: 0 E: 0 K: 0 S: 4 H: 1 LOB: 1 BB: 0 P: 4	R: 0 E: 0 K: 0 S: 3 H: 0 LOB: 0 BB: 0 P: 3	R: 0 E: 0 K: 1 S: 6 H: 1 LOB: 1 BB: 0 P: 6	R: 0 E: 0 K: 0 S: 3 H: 0 LOB: 0 BB: 0 P: 3	1B: 6 2B: 0 3B: 0 HR: 3	SF: 0 SAC: 0 DP: 1 HBP: 0						

PITCHER		IP	WLS	BF	H	R	ER	SO	BB	IBB	HBP	BLK	WP	HR	S	P	ERA	WHIP
Bill Gullickson, R ERA: 3.58	(1, 1)	9.0	W	35	9	3	3	2	0	0	0	0	0	3	39	39	3.00	1.000

PITCHER	IP	WLS	BF	H	R	ER	SO	BB	IBB	HBP	BLK	WP	HR	S	P	ERA	WHIP

Montreal Expos @ Chicago Cubs

Wrigley Field, Chicago, IL

Sun Sep 12 1982, 3:33 AM CDT

Att. 13,029 - Overcast - 77 F

BOTTOM

livebaseballscorecards.com

AB	35
R	3
H	9
RBI	3
BB	0
SO	2
LOB	12

1B: 6	SF: 0	WP: 0	PA: 35
2B: 0	SAC: 0	PB: 0	
3B: 0	DP: 1	SB: 0	
HR: 3	HBP: 0	CS: 0	

Chicago Cubs @ Pittsburgh Pirates

Three Rivers Stadium, Pittsburgh, PA

Mon Sep 13 1982, 7:05 PM EDT

Att. 2,859 - Unknown - 79 F

TOP

livebaseballscorecards.com

Batter	1	2	3	4	5	6	7	8	9	AB	R	H	RBI	BB	SO	LOB
23 Ryne Sandberg, R (1, 4) OBP: 0.310, SLG: 0.373	K		4-3	BB			G6-4-3 BB	FC6-4		3	0	0	0	2	1	3
Larry Bowa, S (1, 6) OBP: 0.303, SLG: 0.308	S 1B		F8	F7			G6-4-3		SF9	5	2	2	0	0	0	4
Bill Buckner, L (1, 3) OBP: 0.347, SLG: 0.445	F7-4				K				SF9	4	0	3	3	0	1	0
Leon Durham, L (1, 9) OBP: 0.378, SLG: 0.508	F7-4		F9		K		4-3		P6	5	0	0	0	0	1	3
Jerry Morales, R (1, 8) OBP: 0.317, SLG: 0.424		F7		E6 HR	6-3			F8	L6	5	1	0	0	0	0	0
Jay Johnstone, L (1, 7) OBP: 0.350, SLG: 0.429		HR 2B		HR		3-1		WP 2B		4	2	3	2	0	0	0
Pat Tabler, R (1, 5) OBP: 0.297, SLG: 0.444		K		2B		K		5-3		4	0	1	0	0	2	2
Jody Davis, R (1, 2) OBP: 0.307, SLG: 0.399		HR		5-3		K		BB IBB		3	1	1	2	1	1	1
Allen Ripley, R (1, 1) OBP: 0.143, SLG: 0.143		K		F8			G6-4-3 23 BB 3B 1B	23 FC6-4 BB		3	1	1	0	0	1	1
Keith Moreland, R (8, PH) OBP: 0.330, SLG: 0.401										0	0	0	0	1	0	0
Willie Hernandez, L (8, 1)										0	0	0	0	0	0	0

Inning Stats	1	2	3	4	5	6	7	8	9
	R: 1 H: 2 E: 0 LOB: 0 K: 1 BB: 0 S: 6 P: 6	R: 2 H: 2 E: 0 LOB: 0 K: 2 BB: 0 S: 9 P: 9	R: 0 H: 1 E: 0 LOB: 1 K: 0 BB: 0 S: 4 P: 4	R: 2 H: 2 E: 1 LOB: 2 K: 0 BB: 1 S: 6 P: 10	R: 0 H: 0 E: 0 LOB: 0 K: 2 BB: 0 S: 7 P: 7	R: 0 H: 0 E: 0 LOB: 0 K: 2 BB: 0 S: 7 P: 7	R: 1 H: 2 E: 0 LOB: 1 K: 0 BB: 1 S: 4 P: 8	R: 0 H: 1 E: 0 LOB: 3 K: 0 BB: 2 S: 4 P: 12	R: 1 H: 1 E: 0 LOB: 0 K: 0 BB: 0 S: 4 P: 4

	AB	36
	R	7
	H	11
	RBI	7
	BB	4
	SO	7
	LOB	14

1B: 3 SF: 1
2B: 4 SAC: 0
3B: 3 DP: 2
HR: 2 HBP: 0

WP: 1 PA: 41
PB: 0
SB: 1
CS: 0

PITCHER	IP	WLS	BF	H	R	ER	SO	BB	IBB	HBP	BLK	WP	HR	S	P	ERA	WHIP
Don Robinson, R (1, 1) ERA: 4.09	3.0	L	16	7	5	4	3	0	0	0	0	0	2	22	22	12.00	2.333
Enrique Romo, R (4, 1) ERA: 4.74	3.0		10	0	0	0	4	1	0	0	0	0	0	17	21	0.00	0.333
Rod Scurry, L (7, 1) ERA: 1.81	1.2		10	3	1	1	0	2	1	0	0	1	0	7	19	5.40	3.000
Manny Sarmiento, R (8, 1) ERA: 3.45	1.1		5	1	1	1	0	0	0	0	0	0	0	5	5	6.75	0.750

PITCHER	IP	WLS	BF	H	R	ER	SO	BB	IBB	HBP	BLK	WP	HR	S	P	ERA	WHIP

Batter	1	2	3	4	5	6	7	8	9	AB	R	H	RBI	BB	SO	LOB
Omar Moreno, L (1, 8) OBP: 0.288, SLG: 0.311	1-3		4-3			1B BLK SF9 1B		P3-2 1B		4	1	2	0	0	0	0
Johnny Ray, S (1, 4) OBP: 0.314, SLG: 0.386	F6		4-3			SF9 1-3 1B		P3-2 1-2f		4	0	1	0	0	0	1
Bill Madlock, R (1, 5) OBP: 0.369, SLG: 0.490	L5			K		SF9 1-2 3-H			6-3	3	0	0	1	0	1	0
Jason Thompson, L (1, 3) OBP: 0.399, SLG: 0.528		K		G3		3-1			F7	4	0	0	0	0	1	1
Dave Parker, L (1, 9) OBP: 0.335, SLG: 0.457		3-1		4-3			F7		4-3	4	0	0	0	0	0	0
Mike Easler, L (1, 7) OBP: 0.349, SLG: 0.451		4-3			1-3		FC6 1B			3	0	1	0	0	0	0
Tony Peña, R (1, 2) OBP: 0.323, SLG: 0.435			HR 1B		6-3		FC6 1-2f			3	1	1	0	0	0	1
Dale Berra, R (1, 6) OBP: 0.310, SLG: 0.399			1-H HR		F7		F8			3	1	1	2	0	0	1
Manny Sarmiento, R (8, 1) OBP: 0.209, SLG: 0.150										0	0	0	0	0	0	0
Don Robinson, R (1, 1) OBP: 0.321, SLG: 0.434			F7			K		F7		1	0	0	0	0	0	0
Enrique Romo, R (4, 1) OBP: 0.333, SLG: 0.556										0	0	0	0	0	0	0
Doug Frobel, L (6, PH)										1	0	0	0	0	1	0
Rod Scurry, L (7, 1) OBP: 0.250, SLG: 0.350										0	0	0	0	0	0	0
Rafael Belliard, R (8, 6)										0	0	0	0	0	0	0
Brian Harper, R (8, PH) OBP: 0.188, SLG: 0.375										1	0	0	0	0	0	0
Jim Smith, R (9, 6) OBP: 0.313, SLG: 0.333										0	0	0	0	0	0	0
Inning Stats	R: 0 E: 0 K: 0 S: 3 H: 0 LOB: 0 BB: 0 P: 3	R: 0 E: 0 K: 1 S: 5 H: 0 LOB: 0 BB: 0 P: 5	R: 2 E: 0 K: 0 S: 5 H: 2 LOB: 0 BB: 0 P: 5	R: 0 E: 0 K: 1 S: 5 H: 0 LOB: 0 BB: 0 P: 5	R: 0 E: 0 K: 0 S: 3 H: 0 LOB: 0 BB: 0 P: 3	R: 1 E: 0 K: 1 S: 7 H: 2 LOB: 1 BB: 0 P: 7	R: 0 E: 0 K: 0 S: 4 H: 1 LOB: 1 BB: 0 P: 4	R: 0 E: 0 K: 0 S: 3 H: 1 LOB: 0 BB: 0 P: 3	R: 0 E: 0 K: 0 S: 3 H: 0 LOB: 0 BB: 0 P: 3	1B: 5 2B: 1 3B: 0 HR: 1 SF: 1 SAC: 0 DP: 1 HBP: 0						

PITCHER		IP	WLS	BF	H	R	ER	SO	BB	IBB	HBP	BLK	WP	HR	S	P	ERA	WHIP
Allen Ripley, R ERA: 4.23	(1, 1)	7.0	W	26	5	3	3	3	0	0	0	1	0	1	32	32	3.86	0.714
Willie Hernandez, L ERA: 3.15	(8, 1)	2.0	S	6	1	0	0	0	0	0	0	0	0	0	6	6	0.00	0.500

PITCHER	IP	WLS	BF	H	R	ER	SO	BB	IBB	HBP	BLK	WP	HR	S	P	ERA	WHIP

BOTTOM

Chicago Cubs @ Pittsburgh Pirates

Three Rivers Stadium, Pittsburgh, PA

Mon Sep 13 1982, 7:05 PM EDT

Att. 2,859 - Unknown - 79 F

livebaseballscorecards.com

AB	31
R	3
H	6
RBI	3
BB	0
SO	3
LOB	4

WP: 0	PA: 32				
PB: 0					
SB: 0					
CS: 0					

Chicago Cubs @ Pittsburgh Pirates

Three Rivers Stadium, Pittsburgh, PA

Tue Sep 14 1982, 7:05 PM EDT

Att. 4,822 - Overcast - 79 F

TOP

livebaseballscorecards.com

Batter	1	2	3	4	5	6	7	8	9	AB	R	H	RBI	BB	SO	LOB
23 Ryne Sandberg, R (1, 4) OBP: 0.310, SLG: 0.373	CS 1B		K	1-3		K		4-3		4	0	1	0	0	2	1
Junior Kennedy, R (6, 4) OBP: 0.289, SLG: 0.278										1	0	0	0	0	0	0
Larry Bowa, S (1, 6) OBP: 0.303, SLG: 0.308	5-3 1-2		1B 1-2 1B 1B	F9		BBBB 1B 1B BB		3-1		3	1	1	0	0	0	1
Scott Fletcher, R (6, PH)										1	1	0	0	1	0	0
(6, 6)																
Bill Buckner, L (1, 3) OBP: 0.350, SLG: 0.447	2B 1B		HBP 1B BB 1-2 2-H 1B	S HBP		1B 1-3 1B		L4		4	1	3	1	0	0	0
Scot Thompson, L (8, 3) OBP: 0.364, SLG: 0.320										0	0	0	0	0	0	0
Leon Durham, L (1, 9) OBP: 0.380, SLG: 0.511	1-3 2B		BB HBP 4-3 1-2 2-H 1B	K 1-2		1-2 3-H 1B			4-3	5	1	3	2	0	1	1
Pat Tabler, R (1, 5) OBP: 0.310, SLG: 0.450	F8		4-3 BB 1-2 2-3 HBP		2B	F9			1-3	4	0	1	0	0	0	4
Jay Johnstone, L (1, 7) OBP: 0.351, SLG: 0.427		P6	BBBB 4-0 4-3 1-2 2-3 3-H BB		5-3	P6			1B	1	0	0	1	1	0	0
Gary Woods, R (5, PH) OBP: 0.327, SLG: 0.390										3	0	1	0	0	0	3
(5, 8)																
Mel Hall, L (1, 8) OBP: 0.182, SLG: 0.219		F7	4-3 1-2 2-3 3-H		SSS K	SSS K			F8	2	0	0	1	0	0	2
Steve Henderson, R (5, PH) OBP: 0.296, SLG: 0.343										3	0	0	0	0	2	2
(5, 7)																
Jody Davis, R (1, 2) OBP: 0.310, SLG: 0.398		P6	IIII 4-0 IBB		BBBB 4-0 BB	SSS 0-3 K				1	0	0	0	2	0	0
Butch Benton, R (5, 2)										1	0	0	0	0	1	0
Dickie Noles, R (1, 1) OBP: 0.118, SLG: 0.143			1B 1B		SSS 0-3 K	5-3				2	1	1	0	0	1	3
Mike Proly, R (4, 1) OBP: 0.273, SLG: 0.364										0	0	0	0	0	0	0
Keith Moreland, R (5, PH) OBP: 0.329, SLG: 0.400										1	0	0	0	0	1	2
Ken Kravec, L (5, 1)										0	0	0	0	0	0	0
Randy Stein, R (5, 1)										0	0	0	0	0	0	0
Tye Waller, R (7, PH) OBP: 0.286, SLG: 0.211										1	0	0	0	0	0	0
Bill Campbell, R (7, 1) OBP: 0.200, SLG: 0.200										0	0	0	0	0	0	0
Doug Bird, R (8, 1) OBP: 0.143, SLG: 0.163										0	0	0	0	0	0	0
Inning Stats	R: 0 E: 0 K: 0 S: 5 H: 3 LOB: 2 BB: 0 P: 5	R: 0 E: 0 K: 0 S: 3 H: 0 LOB: 0 BB: 0 P: 3	R: 4 E: 0 K: 2 S: 11 H: 4 LOB: 3 BB: 2 P: 20	R: 0 E: 0 K: 1 S: 5 H: 0 LOB: 1 BB: 0 P: 6	R: 0 E: 0 K: 2 S: 8 H: 1 LOB: 2 BB: 1 P: 12	R: 1 E: 0 K: 1 S: 7 H: 2 LOB: 2 BB: 1 P: 11	R: 0 E: 0 K: 2 S: 7 H: 0 LOB: 0 BB: 0 P: 7	R: 0 E: 0 K: 0 S: 3 H: 0 LOB: 0 BB: 0 P: 3	R: 0 E: 0 K: 0 S: 4 H: 1 LOB: 1 BB: 0 P: 4	1B: 9 2B: 2 3B: 0 HR: 0 SF: 0 SAC: 0 DP: 0 HBP: 2	WP: 0 PB: 0 SB: 1 CS: 1 PA: 43					

	AB	R	H	RBI	BB	SO	LOB
AB	**37**						
R	**5**						
H	**11**						
RBI	**5**						
BB	**4**						
SO	**8**						
LOB	**19**						

PITCHER		IP	WLS	BF	H	R	ER	SO	BB	IBB	HBP	BLK	WP	HR	S	P	ERA	WHIP
Lee Tunnell, R	(1, 1)	2.1		14	7	4	4	1	0	0	1	0	0	0	15	16	15.43	3.000
ERA: 3.86																		
Randy Niemann, L	(3, 1)	1.2	W	8	0	0	0	2	1	1	1	0	0	0	9	18	0.00	0.600
ERA: 4.73																		
Larry McWilliams, L	(5, 1)	5.0	S	21	4	1	1	5	2	0	0	0	0	0	29	37	1.80	1.200
ERA: 4.08																		

PITCHER	IP	WLS	BF	H	R	ER	SO	BB	IBB	HBP	BLK	WP	HR	S	P	ERA	WHIP

Batter	1	2	3	4	5	6	7	8	9	AB	R	H	RBI	BB	SO	LOB
Omar Moreno, L (1, 8) OBP: 0.288, SLG: 0.311	F7		SF9 HR 1B 1-2 1B	4-3 1-2 2-3	SF9 3-H		3-1			3	1	1	1	0	0	2
Doug Frobel, L (6, 9)										1	0	0	0	0	0	0
Johnny Ray, S (1, 4) OBP: 0.320, SLG: 0.391	CS 1B		BB HR 1B 1-2 2-3	BBBB HR BB	SF8 1B 2B 1-3 2-H		BBBB BB BB			3	3	3	1	2	0	0
Bill Madlock, R (1, 5) OBP: 0.368, SLG: 0.495	6-3 1-2		SF9 2-3 3-H	HR 1-H 2-H 3-H	SF8 2-3 3-H		SSS K			2	1	1	6	0	0	1
Jim Morrison, R (6, 5) OBP: 0.282, SLG: 0.438										1	0	0	0	0	1	1
Jason Thompson, L (1, 3) OBP: 0.400, SLG: 0.527		F7	BBBB HR BB 1-2	4-3	1B 3-H		BBBB BB 1-2			3	1	1	1	2	0	0
Richie Hebner, L (1, 9) OBP: 0.362, SLG: 0.456		BBBB BB	HR 1-H 2-H 3-H		2B 1B BB 3-0		SSS K			1	1	1	4	1	0	0
Lee Lacy, R (5, PH) OBP: 0.363, SLG: 0.412					K 0-3					2	1	0	0	1	2	3
(6, 8)																
Mike Easler, L (1, 7) OBP: 0.348, SLG: 0.451	F9	K			1B 1B 2B 1-3	6-3		SSS K		5	1	1	0	0	2	1
Tony Peña, R (1, 2) OBP: 0.326, SLG: 0.436	F9		4-3 1B HR 1B		SH 1B SF9 1B 2-3 3-H	BBBB FC6-4 BB		SSS K		4	2	2	1	1	1	1
Dale Berra, R (1, 6) OBP: 0.309, SLG: 0.397			SSS K	SSS K	SH 1-2 3-H	F8		L3		5	1	1	1	0	2	2
Lee Tunnell, R (1, 1)			1B 1B SF9 1B	4-3 1-2 HR 1B	SH 2B 1-2 2-3 SF8	FC6-4 1-2f				0	0	0	0	0	0	0
Randy Niemann, L (3, 1) OBP: 1.000, SLG: 1.000										1	1	1	0	0	0	0
Eddie Vargas, R (4, PH) OBP: 1.000, SLG: 1.000										1	1	1	0	0	0	0
Larry McWilliams, L (5, 1) OBP: 0.182, SLG: 0.156										1	1	0	0	0	0	1
Inning Stats	R: 0 H: 1 E: 0 LOB: 0 K: 0 BB: 0 S: 3 P: 3	R: 0 H: 0 E: 0 LOB: 1 K: 0 BB: 1 S: 3 P: 7	R: 5 H: 4 E: 0 LOB: 0 K: 2 BB: 1 S: 11 P: 15	R: 4 H: 3 E: 0 LOB: 0 K: 1 BB: 1 S: 8 P: 12	R: 6 H: 5 E: 0 LOB: 1 K: 1 BB: 1 S: 11 P: 15	R: 0 H: 0 E: 0 LOB: 1 K: 0 BB: 1 S: 3 P: 7	R: 0 H: 0 E: 0 LOB: 2 K: 2 BB: 2 S: 7 P: 15	R: 0 H: 0 E: 0 LOB: 0 K: 2 BB: 0 S: 7 P: 7		1B: 9 SF: 3 2B: 2 SAC: 1 3B: 0 DP: 0 HR: 2 HBP: 0						

PITCHER		IP	WLS	BF	H	R	ER	SO	BB	IBB	HBP	BLK	WP	HR	S	P	ERA	WHIP
Dickie Noles, R ERA: 4.68	(1, 1)	3.1	L	18	7	7	7	3	2	0	0	0	0	1	22	30	18.90	2.700
Mike Proly, R ERA: 2.41	(4, 1)	0.2		4	1	2	2	0	1	0	0	0	0	1	3	7	27.00	3.000
Ken Kravec, L ERA: 5.92	(5, 1)	0.1		7	4	6	6	0	1	0	0	0	0	0	6	10	162.00	15.000
Randy Stein, R ERA: 5.68	(5, 1)	1.2		7	1	0	0	1	1	0	0	0	0	0	8	12	0.00	1.200
Bill Campbell, R ERA: 3.81	(7, 1)	1.0		5	0	0	0	2	2	0	0	0	0	0	7	15	0.00	2.000

PITCHER		IP	WLS	BF	H	R	ER	SO	BB	IBB	HBP	BLK	WP	HR	S	P	ERA	WHIP
Doug Bird, R ERA: 5.01	(8, 1)	1.0		3	0	0	0	2	0	0	0	0	0	0	7	7	0.00	0.000

BOTTOM

Chicago Cubs @ Pittsburgh Pirates

Three Rivers Stadium, Pittsburgh, PA

Tue Sep 14 1982, 7:05 PM EDT

Att. 4,822 - Overcast - 79 F

livebaseballscorecards.com

AB	33
R	15
H	13
RBI	15
BB	7
SO	8
LOB	12

Batter	1	2	3	4	5	6	7	8	9	AB	R	H	RBI	BB	SO	LOB
23 Ryne Sandberg, R (1, 4) OBP: 0.309, SLG: 0.371	G3-6 1B		F8		F7	P6			F8	5	0	1	0	0	0	0
Larry Bowa, S (1, 6) OBP: 0.302, SLG: 0.305	F7		F8		K	BB			6-3	4	0	0	0	1	1	1
Bill Buckner, L (1, 3) OBP: 0.351, SLG: 0.448	G3-6 1-2f		4-3		FC6-4 1B	F9			1B 2B	5	1	2	0	0	0	2
Jerry Morales, R (1, 8) OBP: 0.321, SLG: 0.423		F8		SH5-3 SF9 BB 1B	FC6-4 1-2f		K		2-H 1B	5	1	2	1	0	1	1
Leon Durham, L (1, 9) OBP: 0.382, SLG: 0.517		4-3		SF9 SH5-3 1-2 BB		HR	F8-3 1B		3-1	4	1	2	1	1	0	1
Keith Moreland, R (1, 7) OBP: 0.331, SLG: 0.412 Gary Woods, R (9, 7) OBP: 0.327, SLG: 0.390	HR		SH5-3 1-2 2-3		1B HR 2B	1-2	F8-3			3 0	2 0	2 0	1 0	0 0	0 0	1 0
Pat Tabler, R (1, 5) OBP: 0.326, SLG: 0.465	1B 1B		SF9 2-3 3-H		HR 2-3 1B		1-3			3	1	2	1	0	0	0
Jody Davis, R (1, 2) OBP: 0.314, SLG: 0.408	FC6 1-2 1B		IBB		1-H 3-H HR		6-3			3	1	2	3	1	0	0
Fergie Jenkins, R (1, 1) OBP: 0.148, SLG: 0.183	FC6 1-2f		4-3		K		6-3			4	0	0	0	0	1	4
Inning Stats	R: 0 E: 0 K: 0 S: 3 H: 1 LOB: 0 BB: 0 P: 3	R: 1 E: 0 K: 0 S: 6 H: 3 LOB: 2 BB: 0 P: 6	R: 0 E: 0 K: 0 S: 3 H: 0 LOB: 0 BB: 0 P: 3	R: 1 E: 0 K: 0 S: 4 H: 1 LOB: 2 BB: 2 P: 12	R: 0 E: 0 K: 1 S: 6 H: 1 LOB: 1 BB: 0 P: 6	R: 4 E: 0 K: 1 S: 9 H: 4 LOB: 1 BB: 1 P: 13	R: 0 E: 0 K: 1 S: 5 H: 1 LOB: 0 BB: 0 P: 5	R: 0 E: 0 K: 0 S: 3 H: 0 LOB: 0 BB: 0 P: 3	R: 1 E: 0 K: 0 S: 5 H: 2 LOB: 1 BB: 0 P: 5	1B: 8 2B: 3 3B: 0 HR: 3 SF: 1 SAC: 1 DP: 2 HBP: 0	WP: 0 PB: 0 SB: 0 CS: 0 PA: 41					

PITCHER		IP	WLS	BF	H	R	ER	SO	BB	IBB	HBP	BLK	WP	HR	S	P	ERA	WHIP
John Candelaria, L ERA: 2.99	(1, 1)	5.0	L	25	9	5	5	1	1	1	0	0	0	2	25	33	9.00	2.000
Enrique Romo, R ERA: 4.81	(6, 1)	0.2		4	1	1	1	1	1	0	0	0	0	1	5	9	13.50	3.000
Rod Scurry, L ERA: 1.79	(6, 1)	1.1		4	1	0	0	1	0	0	0	0	0	0	6	6	0.00	0.750
Kent Tekulve, R ERA: 2.76	(8, 1)	2.0		8	2	1	1	0	0	0	0	0	0	0	8	8	4.50	1.000

PITCHER	IP	WLS	BF	H	R	ER	SO	BB	IBB	HBP	BLK	WP	HR	S	P	ERA	WHIP

Chicago Cubs @ Pittsburgh Pirates

Three Rivers Stadium, Pittsburgh, PA

Wed Sep 15 1982, 7:05 PM EDT

Att. 8,678 - Unknown - 80 F

TOP

livebaseballscorecards.com

AB	36
R	7
H	13
RBI	7
BB	3
SO	3
LOB	10

Batter	1	2	3	4	5	6	7	8	9	AB	R	H	RBI	BB	SO	LOB
Omar Moreno, L (1, 8) OBP: 0.288, SLG: 0.310	4-3		1B S 1B		P5		F8		G3	5	0	1	0	0	0	1
Johnny Ray, S (1, 4) OBP: 0.319, SLG: 0.388	F8		B B B B 4-0 1B 1-2 BB		F8		P6		4-3	4	0	0	0	1	0	1
Bill Madlock, R (1, 5) OBP: 0.369, SLG: 0.495	F8		1-2 2-3 1B		1B		F8			4	0	2	0	0	0	1
Jason Thompson, L (1, 3) OBP: 0.401, SLG: 0.529		1B	P4		S S S 0-3 K			G1 BLK 2B		4	1	2	0	0	1	4
Richie Hebner, L (1, 9) OBP: 0.360, SLG: 0.452		F9		S S S 0-3 K		G4-6-3 1B		6-3		4	0	1	0	0	1	2
Mike Easler, L (1, 7) OBP: 0.349, SLG: 0.454		F7		3B 2B		G4-6-3 1-2 1B		G1 2-3		4	1	2	0	0	0	2
Tony Peña, R (1, 2) OBP: 0.325, SLG: 0.434	S S S K			6-3		G4-6-3 1-2f 2-3		FC5-4 3-H 1B		4	0	1	0	0	1	4
Dale Berra, R (1, 6) OBP: 0.308, SLG: 0.400			1-3	2-H 3B	S S S K			FC5-4 1-2f		4	0	1	1	0	1	2
John Candelaria, L (1, 1) OBP: 0.298, SLG: 0.275 Enrique Romo, R (6, 1) OBP: 0.333, SLG: 0.556 Rod Scurry, L (6, 1) OBP: 0.250, SLG: 0.350 Doug Frobel, L (7, PH) OBP: 0.143, SLG: 0.143 Kent Tekulve, R (8, 1) OBP: 0.077, SLG: 0.077 Dave Parker, L (9, PH) OBP: 0.333, SLG: 0.455			6-3	F7			1B		F7	2 0 0 1 0 0	0 0 0 0 0 0	0 0 0 1 0 0	0 0 0 0 0 0	0 0 0 0 0 0	0 0 0 0 0 0	1 0 0 0 0 0
Inning Stats	R: 0 E: 0 K: 0 S: 3 H: 0 LOB: 0 BB: 0 P: 3	R: 0 E: 0 K: 1 S: 6 H: 1 LOB: 1 BB: 0 P: 6	R: 0 E: 0 K: 0 S: 5 H: 2 LOB: 3 BB: 1 P: 9	R: 1 E: 0 K: 1 S: 7 H: 2 LOB: 1 BB: 0 P: 7	R: 0 E: 0 K: 1 S: 6 H: 1 LOB: 1 BB: 0 P: 6	R: 0 E: 0 K: 1 S: 6 H: 2 LOB: 1 BB: 0 P: 6	R: 0 E: 0 K: 0 S: 4 H: 1 LOB: 1 BB: 0 P: 4	R: 1 E: 0 K: 0 S: 5 H: 2 LOB: 1 BB: 0 P: 5	R: 0 E: 0 K: 0 S: 3 H: 0 LOB: 0 BB: 0 P: 3	1B: 8 2B: 2 3B: 1 HR: 0	SF: 0 SAC: 0 DP: 1 HBP: 0					

PITCHER		IP	WLS	BF	H	R	ER	SO	BB	IBB	HBP	BLK	WP	HR	S	P	ERA	WHIP
Fergie Jenkins, R ERA: 3.35	(1, 1)	9.0	W	38	11	2	2	4	1	0	0	1	0	0	45	49	2.00	1.333

PITCHER	IP	WLS	BF	H	R	ER	SO	BB	IBB	HBP	BLK	WP	HR	S	P	ERA	WHIP

BOTTOM

Chicago Cubs @ Pittsburgh Pirates

Three Rivers Stadium, Pittsburgh, PA

Wed Sep 15 1982, 7:05 PM EDT

Att. 8,678 - Unknown - 80 F

livebaseballscorecards.com

AB	37
R	2
H	11
RBI	1
BB	1
SO	4
LOB	18

PA:	38		
WP: 0	SF: 0	1B: 8	
PB: 0	SAC: 0	2B: 2	
SB: 1	DP: 1	3B: 1	
CS: 0	HBP: 0	HR: 0	

Chicago Cubs @ Montreal Expos

Olympic Stadium, Montreal, QB

Fri Sep 17 1982, 7:05 PM EDT

Att. 24,709 - Overcast - 62 F

TOP

livebaseballscorecards.com

Batter	1	2	3	4	5	6	7	8	9	AB	R	H	RBI	BB	SO	LOB
23 Ryne Sandberg, R (1, 4) OBP: 0.307, SLG: 0.368	F3		G3			F4		F8	K	5	0	0	0	0	1	3
Larry Bowa, S (1, 6) OBP: 0.302, SLG: 0.305	F4-3		F4-3			6-3		F8		1	0	0	0	0	0	0
Junior Kennedy, R (3, PH) (3, 6) OBP: 0.285, SLG: 0.274										3	0	0	0	0	0	0
Bill Buckner, L (1, 3) OBP: 0.350, SLG: 0.447	F4			F8		1B		L3		4	0	1	0	0	0	0
Leon Durham, L (1, 9) OBP: 0.382, SLG: 0.519		2B		G3		F8			CS BB	2	0	1	0	0	0	0
Jay Johnstone, L (6, PH) (6, 9) OBP: 0.352, SLG: 0.425										1	0	0	0	1	0	1
Keith Moreland, R (1, 7) OBP: 0.330, SLG: 0.417		L7		HR			K		F8 1-2	4	1	1	1	0	1	2
Gary Woods, R (9, 7) OBP: 0.327, SLG: 0.390										0	0	0	0	0	0	0
Pat Tabler, R (1, 5) OBP: 0.340, SLG: 0.457		F2		K			WP 1B SF8 1B		HBP 1B BB	3	2	1	0	1	1	1
Mel Hall, L (1, 8) OBP: 0.243, SLG: 0.235		HBP			F8		SF8 WP 1B		1B HBP 1-2	2	0	1	0	0	0	0
Jody Davis, R (1, 2) OBP: 0.313, SLG: 0.407		F9			6-3		SF8 1-3 2-H		1B 1-3 2-H	3	0	1	2	0	0	2
Randy Martz, L (1, 1) OBP: 0.267, SLG: 0.205			K		F4-3		F8		IBB	3	0	0	0	0	1	1
Bill Campbell, R (7, 1) OBP: 0.200, SLG: 0.200										0	0	0	0	0	0	0
Bump Wills, S (9, PH) OBP: 0.346, SLG: 0.375										0	0	0	0	1	0	0
Lee Smith, R (9, 1) OBP: 0.118, SLG: 0.250										0	0	0	0	0	0	0

	AB	31
	R	3
	H	6
	RBI	3
	BB	3
	SO	4
	LOB	10

Inning Stats	1	2	3	4	5	6	7	8	9
	R: 0 E: 0 K: 0 S: 3	H: 0 LOB: 0 BB: 0 P: 3	R: 0 E: 0 K: 0 S: 4	H: 1 LOB: 2 BB: 0 P: 5	R: 0 E: 0 K: 1 S: 5	H: 0 LOB: 0 BB: 0 P: 5	R: 1 E: 0 K: 1 S: 6	H: 1 LOB: 0 BB: 0 P: 6	R: 0 E: 0 K: 0 S: 3	H: 0 LOB: 0 BB: 0 P: 3	R: 0 E: 0 K: 0 S: 4	H: 1 LOB: 1 BB: 0 P: 4	R: 1 E: 0 K: 1 S: 7	H: 2 LOB: 1 BB: 0 P: 7	R: 0 E: 0 K: 0 S: 3	H: 0 LOB: 0 BB: 0 P: 3	R: 1 E: 0 K: 1 S: 5	H: 1 LOB: 3 BB: 3 P: 18

	1B: 4	SF: 1	WP: 1	PA: 37
	2B: 1	SAC: 0	PB: 0	
	3B: 0	DP: 0	SB: 0	
	HR: 1	HBP: 2	CS: 1	

PITCHER		IP	WLS	BF	H	R	ER	SO	BB	IBB	HBP	BLK	WP	HR	S	P	ERA	WHIP
Bill Gullickson, R ERA: 3.54	(1, 1)	7.0	L	27	5	2	2	3	0	0	1	0	1	1	32	33	2.57	0.714
Jeff Reardon, R ERA: 2.2	(8, 1)	1.2		9	1	1	1	0	2	1	1	0	0	0	5	18	5.40	1.800
Bryn Smith, R ERA: 3.68	(9, 1)	0.1		1	0	0	0	1	0	0	0	0	0	0	3	3	0.00	0.000

PITCHER	IP	WLS	BF	H	R	ER	SO	BB	IBB	HBP	BLK	WP	HR	S	P	ERA	WHIP

Batter	1	2	3	4	5	6	7	8	9	AB	R	H	RBI	BB	SO	LOB
Tim Raines, S (1, 7) OBP: 0.349, SLG: 0.351	4-3		6-3			1-3	4-3			4	0	0	0	0	0	3
Andre Dawson, R (1, 8) OBP: 0.337, SLG: 0.488	F7			2B		P4		L9		4	0	1	0	0	0	1
Al Oliver, L (1, 3) OBP: 0.398, SLG: 0.532	F7			F8		1B 1B 2-H 1B		F8		4	0	1	1	0	0	1
Gary Carter, R (1, 2) OBP: 0.390, SLG: 0.531		BBBB 4-0 F7 1B BB		F5		0-0 1-2 1B		BBBB 4-0 BB		2	0	1	0	2	0	1
Tim Wallach, R (1, 5) OBP: 0.311, SLG: 0.445		0-0 G6-4-3 1-2 1B		F8		0-0 1-2 2-3 1B		SSS 0-3 K		4	0	2	0	0	1	2
Warren Cromartie, L (1, 9) OBP: 0.342, SLG: 0.396		0-0 F7 2-3			0-0 G3		0-0 4-3		SSS 0-3 K	4	0	0	0	0	1	2
Chris Speier, R (1, 6) OBP: 0.323, SLG: 0.358		0-0 G6-4-3 1-2f			0-0 6-3		BBBB 4-0 1B BB		0-0 F9	3	0	0	0	1	0	2
Doug Flynn, R (1, 4) OBP: 0.241, SLG: 0.275			0-0 F4-3		0-0 F6-3		0-0 F8		0-0 1B	2	0	0	0	0	0	0
Jerry White, S (7, PH) OBP: 0.293, SLG: 0.382										1	0	0	0	0	0	1
Jeff Reardon, R (8, 1) OBP: 0.100, SLG: 0.200										0	0	0	0	0	0	0
Bryn Smith, R (9, 1)										0	0	0	0	0	0	0
Wallace Johnson, S (9, PH) OBP: 0.268, SLG: 0.275										1	0	1	0	0	0	0
Bill Gullickson, R (1, 1) OBP: 0.135, SLG: 0.164			0-0 6-3			0-0 1B 2B	0-0 1-3 1B		SSS 0-3 K	2	1	1	0	0	0	0
Ken Phelps, L (7, PH) OBP: 0.400, SLG: 0.400										1	0	1	0	0	0	0
Bryan Little, S (7, PR) (8, 4) OBP: 0.300, SLG: 0.259										0	0	0	0	0	0	0
Brad Mills, L (9, PH) OBP: 0.282, SLG: 0.318										1	0	0	0	0	1	1
Inning Stats	R: 0 E: 0 K: 0 S: 3 H: 0 LOB: 0 BB: 0 P: 3	R: 0 E: 0 K: 0 S: 3 H: 1 LOB: 1 BB: 1 P: 7	R: 0 E: 0 K: 0 S: 3 H: 0 LOB: 0 BB: 0 P: 3	R: 0 E: 0 K: 0 S: 4 H: 1 LOB: 1 BB: 0 P: 4	R: 0 E: 0 K: 0 S: 3 H: 0 LOB: 0 BB: 0 P: 3	R: 1 E: 0 K: 0 S: 6 H: 4 LOB: 2 BB: 0 P: 6	R: 0 E: 0 K: 0 S: 4 H: 1 LOB: 2 BB: 1 P: 8	R: 0 E: 0 K: 1 S: 5 H: 0 LOB: 1 BB: 1 P: 9	R: 0 E: 0 K: 2 S: 8 H: 1 LOB: 1 BB: 0 P: 8	1B: 6 2B: 2 3B: 0 HR: 0	SF: 0 SAC: 0 DP: 1 HBP: 0						

PITCHER		IP	WLS	BF	H	R	ER	SO	BB	IBB	HBP	BLK	WP	HR	S	P	ERA	WHIP
Randy Martz, R ERA: 4.24	(1, 1)	6.2	W	26	6	1	1	0	2	0	0	0	0	0	24	32	1.35	1.200
Bill Campbell, R ERA: 3.76	(7, 1)	1.1		6	1	0	0	1	1	0	0	0	0	0	7	11	0.00	1.500
Lee Smith, R ERA: 2.96	(9, 1)	1.0	S	4	1	0	0	2	0	0	0	0	0	0	8	8	0.00	1.000

PITCHER	IP	WLS	BF	H	R	ER	SO	BB	IBB	HBP	BLK	WP	HR	S	P	ERA	WHIP

BOTTOM

Chicago Cubs @ Montreal Expos

Olympic Stadium, Montreal, QB

Fri Sep 17 1982, 7:05 PM EDT

Att. 24,709 - Overcast - 62 F

livebaseballscorecards.com

AB	33
R	1
H	8
RBI	1
BB	3
SO	3
LOB	14

1B: 6	SF: 0	WP: 0	PA: 36
2B: 2	SAC: 0	PB: 0	
3B: 0	DP: 1	SB: 0	
HR: 0	HBP: 0	CS: 0	

Chicago Cubs @ Montreal Expos

Olympic Stadium, Montreal, QB

Sat Sep 18 1982, 3:33 AM EDT

Att. 25,171 - Cloudy - 64 F

TOP

livebaseballscorecards.com

Batter	1	2	3	4	5	6	7	8	9	AB	R	H	RBI	BB	SO	LOB
23 Ryne Sandberg, R (1, 4) OBP: 0.309, SLG: 0.369	F4-3		2-3 1B			FC3-6 FC5 1-2 1B	FC6-4 1-2f	HR BB		4	2	2	0	1	0	1
Gary Woods, R (1, 9) OBP: 0.323, SLG: 0.385 Mike Proly, R (6, 1) OBP: 0.273, SLG: 0.364 Scot Thompson, L (7, PH) OBP: 0.357, SLG: 0.314 Dick Tidrow, R (7, 1) Bump Wills, S (8, PH) OBP: 0.347, SLG: 0.384 Lee Smith, R (8, 1) OBP: 0.118, SLG: 0.250	F7	K				FC5 FC3-6 1-2 2-3f	FC6-4 1-2f	HR 1-H 3-H		3 0 1 0 1	0 0 0 0 1	0 0 0 0 1	0 0 0 0 1	1 0 0 0 1	4 0 1 0 0	
Bill Buckner, L (1, 3) OBP: 0.349, SLG: 0.445	F4-3			F5		FC3-6 1B 1-2f 2-3		HR 1B P3		5	2	1	0	0	0	3
Keith Moreland, R (1, 7) OBP: 0.331, SLG: 0.417 (8, 9)		5-3		P5		1B 1B 1-3 3-H		HR 1-2	F8	5	2	2	1	0	0	0
Jerry Morales, R (1, 8) OBP: 0.324, SLG: 0.451 (7, 9) (8, 8)		E5 F5-4-3		5-3		1B 1-2 3-H		HR 1-H 2-H	6-3	5	1	2	4	0	0	0
Pat Tabler, R (1, 5) OBP: 0.364, SLG: 0.460		F5-4-3 1-2			F6-4-3 1B	1-3 2-H 1B		FC3-6 BB	F8	4	0	2	1	1	0	1
Jody Davis, R (1, 2) OBP: 0.313, SLG: 0.406			FC5-4 1B		F6-4-3 1-2	F3		FC3-6 1-2f 3B		4	1	1	0	0	0	4
Junior Kennedy, R (1, 6) OBP: 0.282, SLG: 0.270 Leon Durham, L (8, PH) OBP: 0.384, SLG: 0.524 Scott Fletcher, R (8, PR) (8, 6)			FC5-4 23 1B SH1-4 1-2f		K		K	HR 1-H 3B		3 1 0	0 0 1	0 1 0	0 1 0	0 1 0	2 0 0	1 0 0
Doug Bird, R (1, 1) OBP: 0.143, SLG: 0.163 Randy Stein, R (5, 1) Tye Waller, R (6, PH) OBP: 0.318, SLG: 0.250 (6, 9) Mel Hall, L (7, PH) OBP: 0.263, SLG: 0.235 (7, 8) Steve Henderson, R (8, PH) OBP: 0.295, SLG: 0.341 (8, 7)			SH1-4 1-2			FC5 23 1B 1B	BB 23 FC6-4	F8		0 0 1 0 1	0 0 0 0 0	0 0 1 0 0	0 0 0 0 0	0 0 0 1 0	0 0 0 0 0	0 0 0 0 1
Inning Stats	R: 0 E: 0 K: 0 S: 3 H: 0 LOB: 0 BB: 0 P: 3	R: 0 E: 1 K: 0 S: 3 H: 0 LOB: 0 BB: 0 P: 3	R: 0 E: 0 K: 1 S: 7 H: 2 LOB: 2 BB: 0 P: 7	R: 0 E: 0 K: 0 S: 3 H: 0 LOB: 0 BB: 0 P: 3	R: 0 E: 0 K: 1 S: 5 H: 1 LOB: 0 BB: 0 P: 5	R: 3 E: 0 K: 0 S: 8 H: 5 LOB: 2 BB: 0 P: 8	R: 0 E: 0 K: 1 S: 5 H: 0 LOB: 1 BB: 1 P: 9	R: 7 E: 0 K: 0 S: 8 H: 5 LOB: 1 BB: 2 P: 16	R: 0 E: 0 K: 0 S: 3 H: 0 LOB: 0 BB: 0 P: 3	1B: 10 2B: 0 3B: 1 HR: 2	SF: 0 SAC: 1 DP: 2 HBP: 0					

AB	38
R	10
H	13
RBI	10
BB	3
SO	3
LOB	16

WP: 0 PB: 0 SB: 0 CS: 0 PA: 42

PITCHER		IP	WLS	BF	H	R	ER	SO	BB	IBB	HBP	BLK	WP	HR	S	P	ERA	WHIP
Randy Lerch, L ERA: 4.77	(1, 1)	5.2		23	7	3	3	2	0	0	0	0	0	0	27	27	4.76	1.235
Ray Burris, R ERA: 4.67	(6, 1)	1.1		9	4	3	3	1	1	0	0	0	0	1	10	14	20.25	3.750
Bryn Smith, R ERA: 3.79	(8, 1)	0.1		2	0	0	0	0	1	0	0	0	0	0	1	5	0.00	3.000
Woodie Fryman, L ERA: 4.16	(8, 1)	0.2	L	5	2	4	4	0	1	0	0	0	0	1	4	8	54.00	4.500
Dan Schatzeder, L ERA: 5.54	(9, 1)	1.0		3	0	0	0	0	0	0	0	0	0	0	3	3	0.00	0.000

PITCHER	IP	WLS	BF	H	R	ER	SO	BB	IBB	HBP	BLK	WP	HR	S	P	ERA	WHIP

Chicago Cubs @ Montreal Expos

Olympic Stadium, Montreal, QB

Sat Sep 18 1982, 3:33 AM EDT

Att. 25,171 - Cloudy - 64 F

livebaseballscorecards.com

BOTTOM

Batter	1	2	3	4	5	6	7	8	9	AB	R	H	RBI	BB	SO	LOB
Tim Raines, S (1, 7) OBP: 0.349, SLG: 0.354	G3		FC3-2 1B HR 1-2 1B	F7		3B		4-3 1-2		5	1	2	0	0	0	1
Andre Dawson, R (1, 8) OBP: 0.339, SLG: 0.494	B B B B S HR BB		FC3-2 HR 1-2 2-3 1B		HR	1-3			5-3	4	3	2	1	1	0	1
Al Oliver, L (1, 3) OBP: 0.397, SLG: 0.529	S S S K 1-2		FC3-2 HR 1-2 2-3 3-Hf		FC5-4 1B		F9		L4	5	1	1	0	0	1	4
Gary Carter, R (1, 2) OBP: 0.388, SLG: 0.534	2-H HR		P4		FC5-4 WP 1-2f		5-3		S S S K	5	1	1	2	0	1	4
Tim Wallach, R (1, 5) OBP: 0.314, SLG: 0.452	F2		1-H 2-H 3-H HR		B B B B 1-2 BB		1B			3	1	2	4	1	0	0
Warren Cromartie, L (1, 9) OBP: 0.341, SLG: 0.395		F8	1B		F7		L3			4	0	1	0	0	0	3
Chris Speier, R (1, 6) OBP: 0.321, SLG: 0.355		4-3	S S S K		4-3			S S S K		4	0	0	0	0	2	3
Doug Flynn, R (1, 4) OBP: 0.239, SLG: 0.273 Wallace Johnson, S (8, PH) OBP: 0.263, SLG: 0.269 Mike Phillips, L (9, 4) OBP: 0.250, SLG: 0.250		F9		F6-3		F9		S S S K		3 1 0	0 0 0	0 0 0	0 0 0	0 1 0	0 0 0	0 0 0
Randy Lerch, L (1, 1) OBP: 0.200, SLG: 0.200 Ray Burris, R (6, 1) OBP: 0.258, SLG: 0.214 Bryn Smith, R (8, 1) Woodie Fryman, R (8, 1) OBP: 0.250, SLG: 0.250 Jerry White, S (8, PH) OBP: 0.289, SLG: 0.382 Dan Schatzeder, L (9, 1) OBP: 0.286, SLG: 0.231			1B 1B FC3-2 1B	F7		S S S K		H S HBP		2 1 0 0 0 0	0 0 0 0 0 0	1 0 0 0 0 0	0 0 0 0 0 0	0 1 0 0 0 0	0 0 0 0 0 0	0 0 0 0 0 0
Inning Stats	R: 2 E: 0 K: 1 S: 6 H: 1 LOB: 0 BB: 1 P: 10	R: 0 E: 0 K: 0 S: 3 H: 0 LOB: 0 BB: 0 P: 3	R: 4 E: 0 K: 1 S: 10 H: 5 LOB: 1 BB: 0 P: 10	R: 0 E: 0 K: 0 S: 3 H: 0 LOB: 0 BB: 0 P: 3	R: 1 E: 0 K: 0 S: 5 H: 2 LOB: 2 BB: 1 P: 9	R: 0 E: 0 K: 1 S: 6 H: 1 LOB: 1 BB: 0 P: 6	R: 0 E: 0 K: 0 S: 4 H: 1 LOB: 1 BB: 0 P: 4	R: 0 E: 0 K: 2 S: 7 H: 0 LOB: 1 BB: 0 P: 8	R: 0 E: 0 K: 1 S: 5 H: 0 LOB: 0 BB: 0 P: 5	1B: 6 2B: 0 3B: 1 HR: 3	SF: 0 SAC: 0 DP: 0 HBP: 1					

AB	37
R	7
H	10
RBI	7
BB	2
SO	6
LOB	16

WP: 1 PB: 0 SB: 2 CS: 0 PA: 40

PITCHER		IP	WLS	BF	H	R	ER	SO	BB	IBB	HBP	BLK	WP	HR	S	P	ERA	WHIP
Doug Bird, R ERA: 5.26	(1, 1)	4.0		21	8	7	7	2	1	0	0	0	0	3	24	28	15.75	2.250
Randy Stein, R ERA: 4.91	(5, 1)	1.0		4	0	0	0	0	1	0	0	0	1	0	3	7	0.00	1.000
Mike Proly, R ERA: 2.37	(6, 1)	1.0		4	1	0	0	1	0	0	0	0	0	0	6	6	0.00	1.000
Dick Tidrow, R ERA: 3.65	(7, 1)	1.0	W	4	1	0	0	0	0	0	0	0	0	0	4	4	0.00	1.000
Lee Smith, R ERA: 2.91	(8, 1)	2.0	S	7	0	0	0	3	0	0	1	0	0	0	12	13	0.00	0.000

PITCHER	IP	WLS	BF	H	R	ER	SO	BB	IBB	HBP	BLK	WP	HR	S	P	ERA	WHIP

Batter	1	2	3	4	5	6	7	8	9	AB	R	H	RBI	BB	SO	LOB
23 Ryne Sandberg, R (1, 4) OBP: 0.306, SLG: 0.366	F4-3		6-3		6-3 2-3	FC6 1-2f 2-3		K		5	0	0	0	0	1	3
Mel Hall, L (1, 8) OBP: 0.279, SLG: 0.256	K		F7		1B 3-H	L6		1B		5	0	2	1	0	1	2
Lee Smith, R (8, 1) OBP: 0.118, SLG: 0.250										0	0	0	0	0	0	0
Bill Buckner, L (1, 3) OBP: 0.349, SLG: 0.444	S 2B 1B		1-3		1-2 1B		1-3	K		5	1	2	0	0	1	1
Keith Moreland, R (1, 7) OBP: 0.332, SLG: 0.419	1-H 1B 2B			F4-3	F4		1B		P6	5	1	2	1	0	0	2
Gary Woods, R (9, 7) OBP: 0.323, SLG: 0.385										0	0	0	0	0	0	0
Jay Johnstone, L (1, 9) OBP: 0.350, SLG: 0.421	2-H 1B			F8	F9		K		F9	5	0	1	1	0	1	3
Pat Tabler, R (1, 5) OBP: 0.367, SLG: 0.500	F8			HR		FC6 BB	K		P4	4	1	1	1	1	1	2
Jody Davis, R (1, 2) OBP: 0.314, SLG: 0.407		K		FC5-4 1B		FC6 1B 1-2f		HR 1B		4	2	2	0	0	1	1
Junior Kennedy, R (1, 6) OBP: 0.285, SLG: 0.271		F1-4 BB		FC5-4 1-2f		23 FC6 1B 1-3		F2		3	0	1	0	1	0	2
Allen Ripley, R (1, 1) OBP: 0.158, SLG: 0.139		F1-4 1-2			23 6-3 1B 2B	23 FC6 1B 1-2 3-H		1-H HR		1	0	0	0	0	0	1
Mike Proly, R (2, 1) OBP: 0.273, SLG: 0.364										0	0	0	0	0	0	0
Scot Thompson, L (5, PH) OBP: 0.368, SLG: 0.346										1	1	1	0	0	0	0
Bill Campbell, R (5, 1) OBP: 0.200, SLG: 0.200										0	0	0	0	0	0	0
Bump Wills, S (6, PH) OBP: 0.349, SLG: 0.386										1	0	1	1	0	0	0
Dick Tidrow, R (6, 1) OBP: 0.385, SLG: 0.530										0	0	0	0	0	0	0
Leon Durham, L (8, PH) OBP: 0.385, SLG: 0.530										1	1	1	2	0	0	0
Jerry Morales, R (8, 8) OBP: 0.324, SLG: 0.451										0	0	0	0	0	0	0
Inning Stats	R: 2 E: 0 K: 1 S: 8 H: 3 LOB: 1 BB: 0 P: 8	R: 0 E: 0 K: 1 S: 4 H: 0 LOB: 0 BB: 1 P: 8	R: 0 E: 0 K: 0 S: 3 H: 0 LOB: 0 BB: 0 P: 3	R: 1 E: 0 K: 0 S: 5 H: 2 LOB: 1 BB: 0 P: 5	R: 1 E: 0 K: 0 S: 6 H: 3 LOB: 2 BB: 0 P: 6	R: 1 E: 0 K: 0 S: 5 H: 2 LOB: 2 BB: 1 P: 9	R: 0 E: 0 K: 2 S: 8 H: 1 LOB: 1 BB: 0 P: 8	R: 2 E: 0 K: 2 S: 10 H: 3 LOB: 1 BB: 0 P: 10	R: 0 E: 0 K: 0 S: 3 H: 0 LOB: 0 BB: 0 P: 3	1B: 10 2B: 3 3B: 0 HR: 2 SF: 0 SAC: 0 DP: 1 HBP: 0						

TOP

Chicago Cubs @ Montreal Expos

Olympic Stadium, Montreal, QB

Sun Sep 19 1982, 3:33 AM EDT

Att. 42,491 - Overcast - 54 F

livebaseballscorecards.com

AB	40
R	7
H	14
RBI	7
BB	2
SO	6
LOB	17

WP: 0 PB: 0 SB: 1 CS: 0 PA: 42

PITCHER		IP	WLS	BF	H	R	ER	SO	BB	IBB	HBP	BLK	WP	HR	S	P	ERA	WHIP
Steve Rogers, R ERA: 2.44	(1, 1)	5.1		27	10	5	5	2	2	0	0	0	0	1	29	37	8.44	2.250
Bryn Smith, R ERA: 3.91	(6, 1)	2.1	L	11	4	2	2	3	0	0	0	0	0	1	17	17	7.71	1.714
Woodie Fryman, L ERA: 4.14	(8, 1)	0.1		1	0	0	0	1	0	0	0	0	0	0	3	3	0.00	0.000
Jeff Reardon, R ERA: 2.18	(9, 1)	1.0		3	0	0	0	0	0	0	0	0	0	0	3	3	0.00	0.000

PITCHER	IP	WLS	BF	H	R	ER	SO	BB	IBB	HBP	BLK	WP	HR	S	P	ERA	WHIP

Chicago Cubs @ Montreal Expos

Olympic Stadium, Montreal, QB

Sun Sep 19 1982, 3:33 AM EDT

Att. 42,491 - Overcast - 54 F

BOTTOM

livebaseballscorecards.com

Batter	1	2	3	4	5	6	7	8	9	AB	R	H	RBI	BB	SO	LOB
Tim Raines, S (1, 7) OBP: 0.352, SLG: 0.364	0-0 1B S HR 1B	0-0 2-H 3B		0-0 PB 3B		BBB 4-0 1B BB		0-0 4-3		4	2	3	1	1	0	0
Andre Dawson, R (1, 8) OBP: 0.343, SLG: 0.496	0-0 S HR 1-3 1B	BBB 4-0 FC4-6 BB		0-0 CS 3-H 1B		0-0 G4-6-3 1-3 1B			0-0 P4	4	1	3	0	1	0	0
Al Oliver, L (1, 3) OBP: 0.397, SLG: 0.535	0-0 1-H 3-H HR	0-0 FC4-6 1-2f		0-0 CS 1-2	0-0 FC1-5 2B	0-0 G4-6-3 1-2f			SSS 0-3 K	5	1	2	3	0	1	4
Gary Carter, R (1, 2) OBP: 0.386, SLG: 0.530	0-0 P6		0-0 F7		BBB 4-0 G3 FC1-5 BB		0-0 F8		0-0 4-3	4	0	0	0	1	0	0
Tim Wallach, R (1, 5) OBP: 0.314, SLG: 0.451	0-0 F3		0-0 6-3		0-0 FC1-5 G3 1-2 2-3f		0-0 1B			4	0	1	0	0	0	2
Warren Cromartie, L (1, 9) OBP: 0.340, SLG: 0.398	0-0 6-3		0-0 3B		0-0 G3 1-2 2-3		0-0 F9			4	0	1	0	0	0	3
Chris Speier, R (1, 6) OBP: 0.320, SLG: 0.352		0-0 G3	0-0 F7		4-0 IBB		0-0 5-3			3	0	0	0	1	0	2
Doug Flynn, R (1, 4) OBP: 0.240, SLG: 0.276 Wallace Johnson, S (8, PH) OBP: 0.259, SLG: 0.264 Bryan Little, S (9, 4) OBP: 0.300, SLG: 0.259		0-0 3B 2B		0-0 F6-3	0-0 F3-1			0-0 F8		3 1 0	1 0 0	1 0 0	0 0 0	0 0 0	0 0 0	3 0 0
Steve Rogers, R (1, 1) OBP: 0.244, SLG: 0.158 Bryn Smith, R (6, 1) Woodie Fryman, R (8, 1) OBP: 0.250, SLG: 0.250 Ken Phelps, L (8, PH) OBP: 0.333, SLG: 0.333 Jeff Reardon, R (9, 1) OBP: 0.100, SLG: 0.200		SSS 0-3 K		SSS 0-3 K		0-0 F8		SSS 0-3 K		2 1 0 1 0	0 0 0 0 0	0 0 0 0 0	0 0 0 0 0	0 0 0 1 0	2 0 0 0 0	1 0 0 0 0
Inning Stats	R: 3 H: 3 E: 0 LOB: 0 K: 0 BB: 0 S: 6 P: 6	R: 1 H: 2 E: 0 LOB: 2 K: 1 BB: 1 S: 7 P: 11	R: 0 H: 1 E: 0 LOB: 1 K: 0 BB: 0 S: 4 P: 4	R: 1 H: 2 E: 0 LOB: 0 K: 1 BB: 0 S: 6 P: 6	R: 0 H: 1 E: 0 LOB: 3 K: 0 BB: 2 S: 4 P: 12	R: 0 H: 1 E: 0 LOB: 1 K: 0 BB: 1 S: 3 P: 7	R: 0 H: 1 E: 0 LOB: 1 K: 0 BB: 0 S: 4 P: 4	R: 0 H: 0 E: 0 LOB: 0 K: 1 BB: 0 S: 5 P: 5	R: 0 H: 0 E: 0 LOB: 0 K: 1 BB: 0 S: 5 P: 5	1B: 5 2B: 2 3B: 3 HR: 1	SF: 0 SAC: 0 DP: 1 HBP: 0			WP: 0 PB: 1 SB: 2 CS: 1	PA: 41		

	AB	36
	R	5
	H	11
	RBI	4
	BB	4
	SO	4
	LOB	15

PITCHER		IP	WLS	BF	H	R	ER	SO	BB	IBB	HBP	BLK	WP	HR	S	P	ERA	WHIP
Allen Ripley, R ERA: 4.47	(1, 1)	1.2		11	5	4	4	1	1	0	0	0	0	1	12	16	21.60	3.600
Mike Proly, R ERA: 2.42	(2, 1)	2.1		9	3	1	1	1	0	0	0	0	0	0	11	11	3.86	1.286
Bill Campbell, R ERA: 3.72	(5, 1)	1.0		6	1	0	0	0	1	1	0	0	0	0	4	12	0.00	2.000
Dick Tidrow, R ERA: 3.57	(6, 1)	2.0	W	8	2	0	0	0	1	0	0	0	0	0	7	11	0.00	1.500
Lee Smith, R ERA: 2.85	(8, 1)	2.0	S	6	0	0	0	2	0	0	0	0	0	0	10	10	0.00	0.000

PITCHER	IP	WLS	BF	H	R	ER	SO	BB	IBB	HBP	BLK	WP	HR	S	P	ERA	WHIP

Batter	1	2	3	4	5	6	7	8	9	AB	R	H	RBI	BB	SO	LOB
Omar Moreno, L (1, 8) OBP: 0.285, SLG: 0.309	K		K			1B 2B		K		4	1	1	0	0	3	3
Johnny Ray, S (1, 4) OBP: 0.317, SLG: 0.384	4-3			6-3		2-H 1B		P4		3	0	1	1	0	0	0
Brian Harper, R (8, PH) OBP: 0.300, SLG: 0.650										0	0	0	0	0	0	0
Dave Parker, L (8, PH) OBP: 0.328, SLG: 0.450										1	0	0	0	0	0	2
Nelson Norman, S (8, 4)										0	0	0	0	0	0	0
Bill Madlock, R (1, 5) OBP: 0.373, SLG: 0.499	K			WP BB		P4		1-2 2-3 BB		2	0	0	0	2	1	1
Jason Thompson, L (1, 3) OBP: 0.396, SLG: 0.517		4-3		K 1-2		4-3		F5		4	0	0	0	0	1	5
Richie Hebner, L (1, 9) OBP: 0.360, SLG: 0.451		4-3		4-3			CS 1B		F8	3	0	1	0	0	0	1
Doug Frobel, L (7, PR) OBP: 0.125, SLG: 0.125										1	0	0	0	0	0	0
(7, 9)																
Mike Easler, L (1, 7) OBP: 0.352, SLG: 0.457	K				K		F7 1-2		4-3	4	0	0	0	0	2	1
Dale Berra, R (1, 6) OBP: 0.306, SLG: 0.395			K		4-3		F8		K	3	0	0	0	0	1	1
Kent Tekulve, R (7, 1) OBP: 0.071, SLG: 0.071										0	0	0	0	0	0	0
Lee Lacy, R (9, PH) OBP: 0.370, SLG: 0.411										1	0	0	0	0	1	0
Steve Nicosia, R (1, 2) OBP: 0.356, SLG: 0.363			4-3		K			BB 1B BB		2	0	0	0	0	1	0
John Milner, L (8, PH) OBP: 0.298, SLG: 0.277										0	0	0	0	1	0	0
Junior Ortiz, R (8, 2)										0	0	0	0	0	0	0
Larry McWilliams, L (1, 1) OBP: 0.200, SLG: 0.176			1B			F7		BB 1-2 1B		2	0	1	0	0	0	0
Rafael Belliard, R (7, 6)										0	0	0	0	0	0	0
Willie Stargell, L (8, PH) OBP: 0.333, SLG: 0.446										1	0	1	0	0	0	0
Jim Smith, R (8, PR) OBP: 0.313, SLG: 0.333										0	0	0	0	0	0	0
(8, 6)																
Inning Stats	R: 0 E: 0 K: 2 S: 7 H: 0 LOB: 0 BB: 0 P: 7	R: 0 E: 0 K: 1 S: 5 H: 0 LOB: 0 BB: 0 P: 5	R: 0 E: 0 K: 2 S: 8 H: 1 LOB: 1 BB: 0 P: 8	R: 0 E: 0 K: 1 S: 5 H: 0 LOB: 1 BB: 1 P: 9	R: 0 E: 0 K: 2 S: 7 H: 0 LOB: 0 BB: 0 P: 7	R: 1 E: 0 K: 0 S: 5 H: 2 LOB: 1 BB: 0 P: 5	R: 0 E: 0 K: 0 S: 3 H: 1 LOB: 1 BB: 0 P: 3	R: 0 E: 0 K: 1 S: 6 H: 1 LOB: 3 BB: 2 P: 14	R: 0 E: 0 K: 1 S: 5 H: 0 LOB: 0 BB: 0 P: 5	1B: 4 2B: 1 3B: 0 HR: 0	SF: 0 SAC: 0 DP: 0 HBP: 0						

PITCHER	IP	WLS	BF	H	R	ER	SO	BB	IBB	HBP	BLK	WP	HR	S	P	ERA	WHIP
Dickie Noles, R (1, 1) ERA: 4.53	7.0	W	27	5	1	1	8	2	0	0	0	1	0	41	49	1.29	1.000
Willie Hernandez, L (8, 1) ERA: 3.14	0.1		1	0	0	0	1	0	0	0	0	0	0	3	3	0.00	0.000
Dick Tidrow, R (8, 1) ERA: 3.51	1.2	S	6	0	0	0	1	1	0	0	0	0	0	7	11	0.00	0.600

PITCHER	IP	WLS	BF	H	R	ER	SO	BB	IBB	HBP	BLK	WP	HR	S	P	ERA	WHIP

TOP

Pittsburgh Pirates @ Chicago Cubs

Wrigley Field, Chicago, IL

Mon Sep 20 1982, 3:33 AM CDT

Att. 3,607 - Overcast - 54 F

livebaseballscorecards.com

AB	31
R	1
H	5
RBI	1
BB	3
SO	10
LOB	14

1B: 4	SF: 0	WP: 1	PA: 34
2B: 1	SAC: 0	PB: 0	
3B: 0	DP: 0	SB: 0	
HR: 0	HBP: 0	CS: 1	

Batter	1	2	3	4	5	6	7	8	9	AB	R	H	RBI	BB	SO	LOB
23 Ryne Sandberg, R (1, 4) OBP: 0.308, SLG: 0.370	1-3		2B		P4		2-H 2B			4	0	2	1	0	0	1
Gary Woods, R (1, 9) OBP: 0.323, SLG: 0.388	1-3		4-3		1-H 2B		6-3			3	0	1	1	0	0	1
Scot Thompson, L (7, PH) (8, 9) (9, 7) OBP: 0.362, SLG: 0.340										1	0	0	0	0	0	1
Bill Buckner, L (1, 3) OBP: 0.347, SLG: 0.442	F7			6-3	F7			6-3		4	0	0	0	0	0	1
Keith Moreland, R (1, 7) OBP: 0.331, SLG: 0.416		4-3		BBBB 4-0 WP 1B BB		6-3		6-3		3	1	0	0	1	0	0
Jay Johnstone, L (9, 9) OBP: 0.350, SLG: 0.421										0	0	0	0	0	0	0
Jerry Morales, R (1, 8) OBP: 0.322, SLG: 0.443		6-3		1-H 1B	SSS 0-3 K			5-3		4	0	1	1	0	1	0
Pat Tabler, R (1, 5) OBP: 0.365, SLG: 0.491		1B		SSS 0-3 K		L1				3	0	1	0	0	1	1
Jody Davis, R (1, 2) OBP: 0.312, SLG: 0.404		5-3		4-3			F9			3	0	0	0	0	0	2
Junior Kennedy, R (1, 6) OBP: 0.286, SLG: 0.271			6-3		2B 1B		5-3			3	1	1	0	0	0	0
Dickie Noles, R (1, 1) OBP: 0.130, SLG: 0.173			SSS 0-3 K		SSS 0-3 K		23 2B			3	1	1	0	0	2	1
Willie Hernandez, L (8, 1)										0	0	0	0	0	0	0
Dick Tidrow, R (8, 1)										0	0	0	0	0	0	0
Inning Stats	R: 0 E: 0 K: 0 S: 3 H: 0 LOB: 0 BB: 0 P: 3	R: 0 E: 0 K: 0 S: 4 H: 1 LOB: 1 BB: 0 P: 4	R: 0 E: 0 K: 1 S: 6 H: 1 LOB: 1 BB: 0 P: 6	R: 1 E: 0 K: 1 S: 6 H: 1 LOB: 1 BB: 1 P: 10	R: 1 E: 0 K: 1 S: 7 H: 2 LOB: 1 BB: 0 P: 7	R: 0 E: 0 K: 1 S: 5 H: 0 LOB: 0 BB: 0 P: 5	R: 1 E: 0 K: 0 S: 5 H: 2 LOB: 1 BB: 0 P: 5	R: 0 E: 0 K: 0 S: 3 H: 0 LOB: 0 BB: 0 P: 3		1B: 3 2B: 4 3B: 0 HR: 0	SF: 0 SAC: 0 DP: 0 HBP: 0					

BOTTOM

Pittsburgh Pirates @ Chicago Cubs

Wrigley Field, Chicago, IL

Mon Sep 20 1982, 3:33 AM CDT

Att. 3,607 - Overcast - 54 F

livebaseballscorecards.com

AB	31
R	3
H	7
RBI	3
BB	1
SO	4
LOB	8

WP: 1 PA: 32
PB: 0
SB: 0
CS: 0

PITCHER		IP	WLS	BF	H	R	ER	SO	BB	IBB	HBP	BLK	WP	HR	S	P	ERA	WHIP
Larry McWilliams, L ERA: 4.08	(1, 1)	6.2	L	27	6	3	3	4	1	0	0	0	1	0	34	38	4.05	1.050
Kent Tekulve, R ERA: 2.76	(7, 1)	1.1		5	1	0	0	0	0	0	0	0	0	0	5	5	0.00	0.750

PITCHER	IP	WLS	BF	H	R	ER	SO	BB	IBB	HBP	BLK	WP	HR	S	P	ERA	WHIP

Pittsburgh Pirates @ Chicago Cubs

Wrigley Field, Chicago, IL

Tue Sep 21 1982, 3:33 AM CDT

Att. 5,237 - Sunny - 54 F

TOP

livebaseballscorecards.com

Batter	1	2	3	4	5	6	7	8	9	AB	R	H	RBI	BB	SO	LOB
Omar Moreno, L (1, 8) OBP: 0.286, SLG: 0.308	F7		4-3		BB		K		G3	2	0	0	0	1	0	0
Willie Stargell, L (7, PH) OBP: 0.329, SLG: 0.439										1	0	0	0	0	1	2
Rod Scurry, L (7, 1) OBP: 0.250, SLG: 0.350										0	0	0	0	0	0	0
Doug Frobel, L (9, PH) OBP: 0.111, SLG: 0.111										1	0	0	0	0	0	0
Johnny Ray, S (1, 4) OBP: 0.317, SLG: 0.386	P4		2B		F7		F9		S 1B	5	0	2	0	0	0	4
Bill Madlock, R (1, 5) OBP: 0.372, SLG: 0.496	5-3		F9			F8		SH1-4 BB FC5 1B	K 1-2	5	0	1	0	0	1	2
Jason Thompson, L (1, 3) OBP: 0.395, SLG: 0.514		K		L6		4-3		1-2 SH1-4 BB		3	0	0	0	1	1	0
Jim Smith, R (8, PR) OBP: 0.313, SLG: 0.333										0	0	0	0	0	0	0
(8, 6)																
Richie Hebner, L (1, 9) OBP: 0.363, SLG: 0.451		FC4-6 1B		F7		BB		1-2 2-3 SH1-4		2	0	1	0	1	0	0
Mike Easler, L (1, 7) OBP: 0.350, SLG: 0.454		FC4-6 1B 1-2f		F7		4-3		K		3	0	0	0	0	0	2
Brian Harper, R (8, PH) OBP: 0.286, SLG: 0.619										1	0	0	0	0	1	3
(8, 7)																
Dale Berra, R (1, 6) OBP: 0.307, SLG: 0.395		1-2 1B			6-3		F9	IBB		3	0	1	0	0	0	0
Dave Parker, L (8, PH) OBP: 0.331, SLG: 0.450										0	0	0	0	1	0	0
Eddie Vargas, R (8, 3) OBP: 1.000, SLG: 1.000										0	0	0	0	0	0	0
Steve Nicosia, R (1, 2) OBP: 0.365, SLG: 0.366		L7			SH3-4 BB		BB 1B	FC5 3-Hf		2	0	1	0	1	0	2
Rafael Belliard, R (7, PR)										0	0	0	0	0	0	0
Lee Lacy, R (7, 8) OBP: 0.369, SLG: 0.410										1	0	0	0	0	0	3
Lee Tunnell, R (1, 1)			K		SH3-4 1-2		1-2 BB		4-3	1	0	0	0	0	1	0
John Milner, L (7, PH) OBP: 0.310, SLG: 0.277										0	0	0	0	1	0	0
Junior Ortiz, R (7, 2)										1	0	0	0	0	0	0

AB	31
R	0
H	6
RBI	0
BB	6
SO	5
LOB	18

Inning Stats	1	2	3	4	5	6	7	8	9
	R: 0 E: 0 K: 0 S: 3	H: 0 LOB: 0 BB: 0 P: 3	R: 0 E: 0 K: 1 S: 7	H: 2 LOB: 2 BB: 0 P: 7	R: 0 E: 0 K: 1 S: 6	H: 1 LOB: 1 BB: 0 P: 6	R: 0 E: 0 K: 0 S: 3	H: 0 LOB: 0 BB: 0 P: 3	R: 0 E: 0 K: 0 S: 3	H: 0 LOB: 2 BB: 2 P: 11	R: 0 E: 0 K: 0 S: 3	H: 0 LOB: 1 BB: 1 P: 7	R: 0 E: 0 K: 1 S: 6	H: 1 LOB: 2 BB: 1 P: 10	R: 0 E: 0 K: 1 S: 6	H: 1 LOB: 3 BB: 2 P: 14	R: 0 E: 0 K: 1 S: 6	H: 1 LOB: 1 BB: 0 P: 6

| | | | | | | | | | | | | | | | |

Pittsburgh Pirates @ Chicago Cubs

Wrigley Field, Chicago, IL

Tue Sep 21 1982, 3:33 AM CDT

Att. 5,237 - Sunny - 54 F

livebaseballscorecards.com

BOTTOM

Batter	1	2	3	4	5	6	7	8	9	AB	R	H	RBI	BB	SO	LOB
23 Ryne Sandberg, R (1, 4) OBP: 0.307, SLG: 0.369	x 0-0 ① F7			x 0-0 ① 6-3		x 0-0 2-3 1B		x 0-0 ② F7		4	0	1	0	0	0	0
Mel Hall, L (1, 8) OBP: 0.277, SLG: 0.256	x 0-0 CS 1B			x 0-0 ② 3-1		x 0-0 ③ F7		SSS 0-3 ③ K		4	0	1	0	0	1	2
Bill Buckner, L (1, 3) OBP: 0.346, SLG: 0.439	x 0-0 ②③ 4-3 1-2			x 0-0 ③ 4-3			x 0-0 ① F9			3	0	0	0	0	0	1
Keith Moreland, R (1, 7) OBP: 0.329, SLG: 0.413		x 0-0 ① F9			x 0-0 ① 6-3		SSS 0-3 ② K			3	0	0	0	0	1	0
Jay Johnstone, L (1, 9) Gary Woods, R (7, PH) (8, 9) OBP: 0.326, SLG: 0.388		x 0-0 ② P6			x 0-0 ② 4-3		BBBB 4-0 BB 1B BB			2 0	0 1	0 0	0 0	0 1	0 0	0 0
Pat Tabler, R (1, 5) OBP: 0.364, SLG: 0.475		x 0-0 ③ 4-3			x 0-0 ③ L4		BBBB 4-0 1B 1-2 BB			2	0	0	0	1	0	0
Jody Davis, R (1, 2) OBP: 0.315, SLG: 0.404			x 0-0 ① 6-3			BBBB 4-0 23 1B SH2-4 BB	x 0-0 1-3 2-H 1B			2	0	1	1	1	0	0
Junior Kennedy, R (1, 6) OBP: 0.282, SLG: 0.268			x 0-0 ② 4-3			SSS 0-3 ① K	x 0-0 ③ F8			3	0	0	0	0	1	3
Fergie Jenkins, R (1, 1) OBP: 0.145, SLG: 0.180 Willie Hernandez, L (8, 1) Bill Campbell, R (8, 1) OBP: 0.167, SLG: 0.167			x 0-0 ③ 1-4-3			x 0-0 ② SH2-4 1-2		x 0-0 ① F7		1 0 1	0 0 0	0 0 0	0 0 0	0 0 0	0 0 0	0 0 0
Inning Stats	R: 0 E: 0 K: 0 S: 3 H: 1 LOB: 0 BB: 0 P: 3	R: 0 E: 0 K: 0 S: 3 H: 0 LOB: 0 BB: 0 P: 3	R: 0 E: 0 K: 0 S: 3 H: 0 LOB: 0 BB: 0 P: 3	R: 0 E: 0 K: 0 S: 3 H: 0 LOB: 0 BB: 0 P: 3	R: 0 E: 0 K: 0 S: 3 H: 0 LOB: 0 BB: 0 P: 3	R: 0 E: 0 K: 1 S: 6 H: 1 LOB: 2 BB: 1 P: 10	R: 1 E: 0 K: 1 S: 6 H: 1 LOB: 2 BB: 2 P: 14	R: 0 E: 0 K: 1 S: 5 H: 0 LOB: 0 BB: 0 P: 5		1B: 3 2B: 0 3B: 0 HR: 0	SF: 0 SAC: 1 DP: 0 HBP: 0					

	AB	25
	R	1
	H	3
	RBI	1
	BB	3
	SO	3
	LOB	6

WP: 0 PB: 0 SB: 0 CS: 1 PA: 29

PITCHER		IP	WLS	BF	H	R	ER	SO	BB	IBB	HBP	BLK	WP	HR	S	P	ERA	WHIP
Lee Tunnell, R ERA: 2.35	(1, 1)	6.0		20	2	0	0	1	1	0	0	0	0	0	21	25	0.00	0.500
Rod Scurry, L ERA: 1.84	(7, 1)	2.0	L	9	1	1	1	2	2	0	0	0	0	0	11	19	4.50	1.500

PITCHER	IP	WLS	BF	H	R	ER	SO	BB	IBB	HBP	BLK	WP	HR	S	P	ERA	WHIP

Batter	1	2	3	4	5	6	7	8	9	AB	R	H	RBI	BB	SO	LOB
Mookie Wilson, S (1, 8) OBP: 0.314, SLG: 0.369	SSS 0-3 ① K	x 0-0 1B 2B		x 0-0 ③ 4-3		x 0-0 ② F7		x 0-0 ③ 4-3		5	1	1	0	0	1	2
Ron Gardenhire, R (1, 6) OBP: 0.281, SLG: 0.307	x 0-0 F9 1B 2B	x 0-0 2-H 1B 1B			x 0-0 F9 S 1B	x 0-0 ③ FC6-4 1-2f			x 0-0 ① 1-3	5	2	3	1	0	0	1
George Foster, R (1, 7) OBP: 0.308, SLG: 0.362	x 0-0 ② F9 2-3	x 0-0 2-H 1B			x 0-0 ① F9 1-3		SSS 0-3 ① K		x 0-0 ② F9	5	0	1	1	0	1	2
Dave Kingman, R (1, 3) OBP: 0.291, SLG: 0.454 Mike Howard, S (9, PR) OBP: 0.320, SLG: 0.158 (9, 9)	x 0-0 E 1B 3-H 1B	x 0-0 ③ P4			x 0-0 ② 6-3		BBBB 4-0 BB		BBBB 4-0 S BB	3	1	1	1	2	0	2
										0	0	0	0	0	0	0
Mike Jorgensen, L (1, 9) OBP: 0.359, SLG: 0.327 (9, 3)	x 0-0 E9 1-H 1B		x 0-0 ① F8		4-0 BB IBB		x 0-0 ② F2		SSS 0-3 ③ K 1-2	4	0	1	0	1	1	2
Hubie Brooks, R (1, 5) OBP: 0.305, SLG: 0.321	x 0-0 ③ L4		BBBB 4-0 G4-6-3 BB		BBBB 4-0 FC6-4 1-2 BB		SSS 0-3 ③ K			2	0	0	0	2	1	2
Bruce Bochy, R (1, 2) OBP: 0.400, SLG: 0.611		x 0-0 ① P4	x 0-0 ②③ G4-6-3 1-2f		x 0-0 ③ FC6-4 1-2f			x 0-0 FC3-6 1B		4	0	1	0	0	0	4
Brian Giles, R (1, 4) OBP: 0.270, SLG: 0.330		x 0-0 HR		SSS 0-3 ① K		x 0-0 ① F2		x 0-0 ① FC3-6 1-2f		4	1	1	1	0	1	1
Scott Holman, R (1, 1) OBP: 0.200, SLG: 0.200 Carlos Diaz, R (8, 1) Doug Sisk, R (8, 1)		x 0-0 ② 6-3		x 0-0 ② 4-3		x 0-0 FC6-4 1B		SSS 0-3 ② K		4	0	1	0	0	1	1
										0	0	0	0	0	0	0
										0	0	0	0	0	0	0
Inning Stats	R: 2 E: 1 K: 1 S: 8 H: 3 LOB: 1 BB: 0 P: 8	R: 3 E: 0 K: 0 S: 7 H: 4 LOB: 1 BB: 0 P: 7	R: 0 E: 0 K: 0 S: 2 H: 0 LOB: 0 BB: 1 P: 6	R: 0 E: 0 K: 1 S: 5 H: 0 LOB: 0 BB: 0 P: 5	R: 0 E: 0 K: 0 S: 4 H: 1 LOB: 3 BB: 2 P: 12	R: 0 E: 0 K: 0 S: 4 H: 1 LOB: 1 BB: 0 P: 4	R: 0 E: 0 K: 2 S: 7 H: 0 LOB: 1 BB: 1 P: 11	R: 0 E: 0 K: 1 S: 6 H: 1 LOB: 1 BB: 0 P: 6	R: 0 E: 0 K: 1 S: 5 H: 0 LOB: 2 BB: 1 P: 9	1B: 7 2B: 2 3B: 0 HR: 1	SF: 0 SAC: 0 DP: 1 HBP: 0						

TOP

New York Mets @ Chicago Cubs

Wrigley Field, Chicago, IL

Wed Sep 22 1982, 3:33 AM CDT

Att. 3,142 - Sunny - 58 F

livebaseballscorecards.com

AB	36
R	5
H	10
RBI	4
BB	5
SO	6
LOB	17

PITCHER		IP	WLS	BF	H	R	ER	SO	BB	IBB	HBP	BLK	WP	HR	S	P	ERA	WHIP
Randy Martz, R ERA: 4.45	(1, 1)	1.2	L	11	6	5	4	1	0	0	0	0	0	1	13	13	21.60	3.600
Mike Proly, R ERA: 2.41	(2, 1)	0.1		2	1	0	0	0	0	0	0	0	0	0	2	2	0.00	3.000
Randy Stein, R ERA: 3.48	(3, 1)	3.0		12	1	0	0	1	2	1	0	0	0	0	11	23	0.00	1.000
Dick Tidrow, R ERA: 3.44	(6, 1)	2.0		8	1	0	0	2	1	0	0	0	0	0	11	15	0.00	1.000
Willie Hernandez, L ERA: 3.04	(8, 1)	2.0		8	1	0	0	2	1	0	0	0	0	0	11	15	0.00	1.000

PITCHER	IP	WLS	BF	H	R	ER	SO	BB	IBB	HBP	BLK	WP	HR	S	P	ERA	WHIP

Batter	1	2	3	4	5	6	7	8	9	AB	R	H	RBI	BB	SO	LOB
23 Ryne Sandberg, R (1, 4) OBP: 0.307, SLG: 0.367	6-3		BB 1B G6-3		1-3			6-3		3	1	0	0	1	0	0
Mel Hall, L (1, 8) OBP: 0.275, SLG: 0.255	4-3		1-3 G6-3		K			G3		4	0	1	0	0	1	0
Bill Buckner, L (1, 3) OBP: 0.345, SLG: 0.438	G3		1-2f 3-H G6-3			F7		BB 1B		4	0	1	0	0	0	1
Keith Moreland, R (1, 7) OBP: 0.331, SLG: 0.413		6-3	BB			4-3		1-2 BB		3	0	1	0	1	0	0
Jay Johnstone, L (1, 9) OBP: 0.347, SLG: 0.417 Jerry Morales, R (8, PH) OBP: 0.328, SLG: 0.443 (9, 9)		FC5-4 1B	K			P4		1-2 2-3 BB		3 0	0 0	1 0	0 0	0 1	1 0	1 0
Pat Tabler, R (1, 5) OBP: 0.348, SLG: 0.452 Leon Durham, L (8, PH) OBP: 0.384, SLG: 0.529 Scott Fletcher, R (9, 6)	FC5-4 E 1B 1-2f		F3				1-3	4-3		3 1 0	1 0 0	0 0 0	0 0 0	0 0 0	0 0 0	1 3 0
Junior Kennedy, R (1, 6) OBP: 0.282, SLG: 0.268 (9, 5)	E6 1B 1-2		6-3				FC6-4 1B		6-3	4	0	1	0	0	0	1
Butch Benton, R (1, 2) OBP: 0.143, SLG: 0.143	1-3 2-H 1B		1-3				FC6-4 1-2f		5-3	4	0	1	1	0	0	1
Randy Martz, L (1, 1) OBP: 0.267, SLG: 0.205 Mike Proly, R (2, 1) OBP: 0.000, SLG: 0.000 Scot Thompson, L (2, PH) OBP: 0.250, SLG: 0.333 Randy Stein, R (3, 1) Steve Henderson, R (5, PH) OBP: 0.267, SLG: 0.340 Dick Tidrow, R (6, 1) Bump Wills, S (7, PH) OBP: 0.308, SLG: 0.385 Willie Hernandez, L (8, 1) Gary Woods, R (9, PH) OBP: 0.308, SLG: 0.387		1-3			F9		4-3		5-3	0 0 1 0 1 0 1 0 1 0	0 0 0 0 0 0 0 0 0 0	0 0 0 0 0 0 0 0 0 0	0 0 0 0 0 0 0 0 0 0	0 0 0 0 0 0 0 0 1 0	0 0 2 0 0 0 0 0 0 0	0 0 0 0 0 0 0 0 0 0
Inning Stats	R: 0 H: 0 E: 0 LOB: 0 K: 0 BB: 0 S: 3 P: 3	R: 1 H: 2 E: 1 LOB: 2 K: 0 BB: 0 S: 6 P: 6	R: 1 H: 1 E: 0 LOB: 1 K: 1 BB: 2 S: 5 P: 13	R: 0 H: 0 E: 0 LOB: 0 K: 0 BB: 0 S: 3 P: 3	R: 0 H: 0 E: 0 LOB: 0 K: 1 BB: 0 S: 5 P: 5	R: 0 H: 0 E: 0 LOB: 0 K: 0 BB: 0 S: 3 P: 3	R: 0 H: 1 E: 0 LOB: 1 K: 0 BB: 0 S: 4 P: 4	R: 0 H: 2 E: 0 LOB: 3 K: 0 BB: 1 S: 5 P: 9	R: 0 H: 0 E: 0 LOB: 0 K: 0 BB: 0 S: 3 P: 3	1B: 6 2B: 0 3B: 0 HR: 0	SF: 0 SAC: 0 DP: 1 HBP: 0			WP: 0 PB: 0 SB: 0 CS: 0	PA: 36	

PITCHER		IP	WLS	BF	H	R	ER	SO	BB	IBB	HBP	BLK	WP	HR	S	P	ERA	WHIP
Scott Holman, R ERA: 2.31	(1, 1)	7.2	W	31	6	2	1	2	2	0	0	0	0	0	33	41	1.17	1.043
Carlos Diaz, L ERA: 4.18	(8, 1)	0.0		1	0	0	0	0	1	0	0	0	0	0	0	4	∞	∞
Doug Sisk, R ERA: 1.5	(8, 1)	1.1	S	4	0	0	0	0	0	0	0	0	0	0	4	4	0.00	0.000

PITCHER	IP	WLS	BF	H	R	ER	SO	BB	IBB	HBP	BLK	WP	HR	S	P	ERA	WHIP

New York Mets @ Chicago Cubs

Wrigley Field, Chicago, IL

Wed Sep 22 1982, 3:33 AM CDT

Att. 3,142 - Sunny - 58 F

BOTTOM

livebaseballscorecards.com

AB	33
R	2
H	6
RBI	1
BB	3
SO	2
LOB	11

Batter	1	2	3	4	5	6	7	8	9	AB	R	H	RBI	BB	SO	LOB
Mookie Wilson, S (1, 8) OBP: 0.315, SLG: 0.375	F9		S 2B 2B	SSS K			E2 3B			4	2	2	0	0	1	0
Ron Hodges, L (1, 2) OBP: 0.373, SLG: 0.398	F9		F5 2-3		P5		3-1			4	0	0	0	0	0	1
George Foster, R (1, 7) OBP: 0.307, SLG: 0.363	4-3		2B 3-H 2B		G3		1-3			4	1	1	1	0	0	0
Dave Kingman, R (1, 3) OBP: 0.293, SLG: 0.456		6-3	FC6-4 2-H 2B		2B 1B			6-3		4	1	2	1	0	0	0
Mike Jorgensen, L (8, 3) OBP: 0.359, SLG: 0.327										0	0	0	0	0	0	0
Gary Rajsich, L (1, 9) OBP: 0.296, SLG: 0.345		E5 BB 1B	BBB FC6-4 BB		1-H 2B			CS 1B		3	1	2	1	1	0	0
Mike Howard, S (8, 9) OBP: 0.320, SLG: 0.158										0	0	0	0	0	0	0
Hubie Brooks, R (1, 5) OBP: 0.306, SLG: 0.321		BBBB 1B 1-2 BB	FC6-4 1-2f 2-3			G4-6-3 1B		SSS K 1-2		3	0	1	0	1	1	3
Ron Gardenhire, R (1, 6) OBP: 0.281, SLG: 0.306		1B 1-3 2-H 1B	4-3			G4-6-3 1-2f			6-3	4	0	1	1	0	0	3
Brian Giles, R (1, 4) OBP: 0.269, SLG: 0.327		FC5-4 1-3 1B		F2		4-3			SSS K	4	0	1	0	0	1	0
Ed Lynch, R (1, 1)		FC5-4 1-2f		SSS K			G3		6-3	3	0	0	0	0	1	2
Doug Sisk, R (8, 1)										0	0	0	0	0	0	0
Jesse Orosco, R (8, 1) OBP: 0.077, SLG: 0.077										1	0	0	0	0	0	0
Inning Stats	R: 0 E: 0 K: 0 S: 3 H: 0 LOB: 0 BB: 0 P: 3	R: 1 E: 1 K: 0 S: 5 H: 2 LOB: 2 BB: 1 P: 9	R: 2 E: 0 K: 0 S: 6 H: 3 LOB: 2 BB: 1 P: 10	R: 0 E: 0 K: 2 S: 7 H: 0 LOB: 0 BB: 0 P: 7	R: 1 E: 0 K: 0 S: 4 H: 2 LOB: 1 BB: 0 P: 4	R: 0 E: 0 K: 0 S: 3 H: 1 LOB: 0 BB: 0 P: 3	R: 1 E: 1 K: 0 S: 4 H: 1 LOB: 0 BB: 0 P: 4	R: 0 E: 0 K: 1 S: 5 H: 1 LOB: 0 BB: 0 P: 5	R: 0 E: 0 K: 1 S: 5 H: 0 LOB: 0 BB: 0 P: 5	1B: 5 2B: 4 3B: 1 HR: 0	SF: 0 SAC: 0 DP: 1 HBP: 0						

PITCHER	IP	WLS	BF	H	R	ER	SO	BB	IBB	HBP	BLK	WP	HR	S	P	ERA	WHIP
Doug Bird, R (1, 1) ERA: 5.26	7.0	L	30	9	5	4	2	2	0	0	0	0	0	32	40	5.14	1.571
Mike Proly, R (8, 1) ERA: 2.34	2.0		6	1	0	0	2	0	0	0	0	0	0	10	10	0.00	0.500

PITCHER	IP	WLS	BF	H	R	ER	SO	BB	IBB	HBP	BLK	WP	HR	S	P	ERA	WHIP

TOP

New York Mets @ Chicago Cubs

Wrigley Field, Chicago, IL

Thu Sep 23 1982, 3:33 AM CDT

Att. 4,344 - Sunny - 66 F

livebaseballscorecards.com

AB	34
R	5
H	10
RBI	4
BB	2
SO	4
LOB	9

1B: 5	SF: 0
2B: 4	SAC: 0
3B: 1	DP: 1
HR: 0	HBP: 0

WP: 0	PA: 36
PB: 0	
SB: 1	
CS: 1	

New York Mets @ Chicago Cubs

Wrigley Field, Chicago, IL

Thu Sep 23 1982, 3:33 AM CDT

Att. 4,344 - Sunny - 66 F

BOTTOM

Batter	1	2	3	4	5	6	7	8	9	AB	R	H	RBI	BB	SO	LOB
23 Ryne Sandberg, R (1, 4) OBP: 0.305, SLG: 0.364	P6	K		K			FC6-4 CS 1-2f		F8	5	0	0	0	0	2	5
Mel Hall, L (1, 8) OBP: 0.291, SLG: 0.294	2B		F7		G3		CS 1-2	1B HBP 1B		4	1	2	0	0	0	0
Bill Buckner, L (1, 3) OBP: 0.344, SLG: 0.437	F7		L9		P6			HBP BB G4-6-3 1-3 1B		4	1	1	0	0	0	1
Leon Durham, L (1, 9) OBP: 0.383, SLG: 0.526	F7		P4		F7			G4-6-3 HBP 1-2 BB		3	0	0	0	1	0	1
Keith Moreland, R (1, 2) OBP: 0.332, SLG: 0.417		1B 3B		6-3		F8		G4-6-3 HBP 1-2 2-3 3-H		3	1	1	1	0	0	0
Jay Johnstone, L (1, 7) OBP: 0.347, SLG: 0.414 Jerry Morales, R (8, PH) OBP: 0.325, SLG: 0.439 (9, 7)		P6		1B 1B BB		P4		G4-6-3 1-2f 2-3 3-H		2 1	1 0	0 0	0 0	1 0	0 0	1 2
Pat Tabler, R (1, 5) OBP: 0.342, SLG: 0.439		P4		1B 1-2 1B		P4		5-3		4	0	1	0	0	0	2
Scott Fletcher, R (1, 6) OBP: 0.500, SLG: 0.250 Steve Henderson, R (9, PH) OBP: 0.293, SLG: 0.339		1B BB		1-3 2-H 1B			F8		K	2 1	0 0	1 0	1 0	1 0	0 1	0 0
Doug Bird, R (1, 1) OBP: 0.157, SLG: 0.176 Bump Wills, S (7, PH) OBP: 0.349, SLG: 0.385 Mike Proly, R (8, 1) OBP: 0.273, SLG: 0.364 Junior Kennedy, R (9, PH) OBP: 0.281, SLG: 0.266		1-2 3-H 1B		K			23 FC6-4 BB		K	2 0 0 1	0 0 0 0	1 0 0 0	1 0 0 0	0 1 0 1	1 0 0 0	2 0 0 0
Inning Stats	R: 0 E: 0 K: 0 S: 4 H: 1 LOB: 1 BB: 0 P: 4	R: 1 E: 0 K: 1 S: 7 H: 2 LOB: 2 BB: 1 P: 11	R: 0 E: 0 K: 0 S: 3 H: 0 LOB: 0 BB: 0 P: 3	R: 1 E: 0 K: 2 S: 9 H: 2 LOB: 2 BB: 1 P: 13	R: 0 E: 0 K: 0 S: 3 H: 0 LOB: 0 BB: 0 P: 3	R: 0 E: 0 K: 0 S: 3 H: 0 LOB: 0 BB: 0 P: 3	R: 0 E: 0 K: 0 S: 2 H: 0 LOB: 0 BB: 1 P: 6	R: 2 E: 0 K: 0 S: 4 H: 2 LOB: 1 BB: 1 P: 9	R: 0 E: 0 K: 2 S: 7 H: 0 LOB: 0 BB: 0 P: 7	1B: 5 2B: 1 3B: 1 HR: 0	SF: 0 SAC: 0 DP: 1 HBP: 1			WP: 0 PB: 0 SB: 0 CS: 1	PA: 38		

livebaseballscorecards.com

	AB	32
	R	4
	H	7
	RBI	3
	BB	4
	SO	5
	LOB	14

PITCHER	IP	WLS	BF	H	R	ER	SO	BB	IBB	HBP	BLK	WP	HR	S	P	ERA	WHIP
Ed Lynch, R (1, 1) ERA: 3.54	7.0	W	31	7	4	4	3	4	0	0	0	0	0	33	49	5.14	1.571
Doug Sisk, R (8, 1) ERA: 1.5	0.0		1	0	0	0	0	0	0	1	0	0	0	0	1	∞	∞
Jesse Orosco, L (8, 1) ERA: 2.66	2.0	S	5	0	0	0	2	0	0	0	0	0	0	9	9	0.00	0.000

PITCHER	IP	WLS	BF	H	R	ER	SO	BB	IBB	HBP	BLK	WP	HR	S	P	ERA	WHIP

Batter	1	2	3	4	5	6	7	8	9	AB	R	H	RBI	BB	SO	LOB
23 Ryne Sandberg, R (1, 4) OBP: 0.304, SLG: 0.363	BB 1B		K		F7		FC6-4 1-2f			4	0	1	0	0	1	2
Mel Hall, L (1, 8) OBP: 0.305, SLG: 0.333	F7		SF7 3B		FC6 1-2 BB			F8		3	1	1	0	1	0	1
Lee Smith, R (8, 1) OBP: 0.118, SLG: 0.250										0	0	0	0	0	0	0
Bill Buckner, L (1, 3) OBP: 0.342, SLG: 0.435	F7		SF7 3-H		FC6 1-2f			L9		3	0	0	1	0	0	3
Leon Durham, L (1, 9) OBP: 0.382, SLG: 0.523	BB 1-2		F8			6-3		F7		3	0	0	0	1	0	0
Keith Moreland, R (1, 2) OBP: 0.329, SLG: 0.413	5-3			4-3		1-3			F7	4	0	0	0	0	0	2
Jay Johnstone, L (1, 7) OBP: 0.346, SLG: 0.409		BB G6-4-3 BB		4-3		F8			F7	3	0	0	0	1	0	0
Pat Tabler, R (1, 5) OBP: 0.338, SLG: 0.420		BB 1-2 G6-4-3 BB		F8			5-3		K	3	0	0	0	1	1	0
Junior Kennedy, R (1, 6) OBP: 0.281, SLG: 0.267		G6-4-3 1-2f 2-3			FC3-6 1B		F9			3	0	1	0	0	0	2
Allen Ripley, R (1, 1) OBP: 0.132, SLG: 0.132		5-3			FC3-6 BB 1-2f		23 FC6-4 1B			2	0	0	0	0	0	2
Steve Henderson, R (7, PH) OBP: 0.296, SLG: 0.341										1	0	1	0	0	0	0
Bill Campbell, R (7, 1) OBP: 0.167, SLG: 0.167										0	0	0	0	0	0	0
Willie Hernandez, L (8, 1)										0	0	0	0	0	0	0
Gary Woods, R (8, 8) OBP: 0.324, SLG: 0.387										0	0	0	0	0	0	0
Inning Stats	R: 0 E: 0 K: 0 S: 4 H: 1 LOB: 2 BB: 1 P: 8	R: 0 E: 0 K: 0 S: 2 H: 0 LOB: 1 BB: 2 P: 10	R: 1 E: 0 K: 1 S: 6 H: 1 LOB: 0 BB: 0 P: 6	R: 0 E: 0 K: 0 S: 3 H: 0 LOB: 0 BB: 0 P: 3	R: 0 E: 0 K: 0 S: 4 H: 1 LOB: 2 BB: 1 P: 8	R: 0 E: 0 K: 0 S: 3 H: 0 LOB: 0 BB: 0 P: 3	R: 0 E: 0 K: 0 S: 4 H: 1 LOB: 1 BB: 0 P: 4	R: 0 E: 0 K: 0 S: 3 H: 0 LOB: 0 BB: 0 P: 3	R: 0 E: 0 K: 1 S: 5 H: 0 LOB: 0 BB: 0 P: 5	1B: 3 2B: 0 3B: 1 HR: 0	SF: 1 SAC: 0 DP: 1 HBP: 0					

PITCHER	IP	WLS	BF	H	R	ER	SO	BB	IBB	HBP	BLK	WP	HR	S	P	ERA	WHIP
John Stuper, R (1, 1) ERA: 3.17	9.0	W	34	4	1	1	2	4	0	0	0	0	0	34	50	1.00	0.889

PITCHER	IP	WLS	BF	H	R	ER	SO	BB	IBB	HBP	BLK	WP	HR	S	P	ERA	WHIP

TOP

Chicago Cubs @ St. Louis Cardinals

Busch Stadium, St. Louis, MO

Fri Sep 24 1982, 7:05 PM CDT

Att. 30,862 - Unknown - 65 F

livebaseballscorecards.com

AB	29
R	1
H	4
RBI	1
BB	4
SO	2
LOB	12

1B: 3	SF: 1	WP: 0	PA: 34
2B: 0	SAC: 0	PB: 0	
3B: 1	DP: 1	SB: 0	
HR: 0	HBP: 0	CS: 0	

Batter	1	2	3	4	5	6	7	8	9	AB	R	H	RBI	BB	SO	LOB
Tom Herr, S (1, 4) OBP: 0.336, SLG: 0.314	E6 1B 1B		CS 1B		4-3 2-3			1B SH1-4 SF9 1B		4	2	2	0	0	0	1
Lonnie Smith, R (1, 7) OBP: 0.383, SLG: 0.440	F3		L7 1-2		K			SH1-4 1-2		3	0	0	0	0	1	3
Keith Hernandez, L (1, 3) OBP: 0.400, SLG: 0.418	PO 1B 1-3 1B			K		L3		SF9 1B 1B IBB		3	1	1	0	1	1	0
George Hendrick, R (1, 9) OBP: 0.324, SLG: 0.456	K			3B		F7		1B SF9 1-2 2-3 1B		4	0	2	0	0	1	2
Darrell Porter, L (1, 2) OBP: 0.346, SLG: 0.395 Gene Tenace, R (8, PH) OBP: 0.452, SLG: 0.530 (9, 2)	1-2 3-H 1B			K		F9		SF9 1-2 2-3 3-H		3 0	0 0	1 0	1 1	0 0	1 0	1 0
Ken Oberkfell, L (1, 5) OBP: 0.331, SLG: 0.348	PO 2-3	F8		FC5-4 BB			4-3	1B 2-3 3-H		3	0	1	1	1	0	0
David Green, R (1, 8) OBP: 0.317, SLG: 0.395 Dane Iorg, L (8, PH) OBP: 0.355, SLG: 0.363 Willie McGee, S (9, 8) OBP: 0.317, SLG: 0.390		6-3		FC5-4 1-2f			E6	K		3 1 0	0 0 0	0 0 0	0 0 0	0 1 0	0 2 0	2 2 0
Ozzie Smith, S (1, 6) OBP: 0.346, SLG: 0.321		3-1			4-3 S 1B		L6			3	0	1	0	0	0	1
John Stuper, R (1, 1) OBP: 0.143, SLG: 0.171			4-3		K 1-2		K			3	0	0	0	0	2	2
Inning Stats	R: 1 E: 1 K: 1 S: 7 H: 2 LOB: 1 BB: 0 P: 7	R: 0 E: 0 K: 0 S: 3 H: 0 LOB: 0 BB: 0 P: 3	R: 0 E: 0 K: 0 S: 3 H: 1 LOB: 0 BB: 0 P: 3	R: 0 E: 0 K: 2 S: 8 H: 1 LOB: 2 BB: 1 P: 12	R: 0 E: 0 K: 2 S: 8 H: 1 LOB: 1 BB: 0 P: 8	R: 0 E: 0 K: 0 S: 3 H: 0 LOB: 0 BB: 0 P: 3	R: 0 E: 1 K: 1 S: 6 H: 0 LOB: 1 BB: 0 P: 6	R: 2 E: 0 K: 1 S: 8 H: 3 LOB: 2 BB: 1 P: 12		1B: 7 2B: 0 3B: 1 HR: 0 SF: 1 SAC: 1 DP: 0 HBP: 0						

PITCHER		IP	WLS	BF	H	R	ER	SO	BB	IBB	HBP	BLK	WP	HR	S	P	ERA	WHIP
Allen Ripley, R ERA: 4.26	(1, 1)	6.0		23	5	1	0	5	1	0	0	0	0	0	32	36	0.00	1.000
Bill Campbell, R ERA: 3.79	(7, 1)	1.1	L	8	2	2	2	1	0	1	0	0	0	0	9	13	13.50	1.500
Willie Hernandez, L ERA: 3.03	(8, 1)	0.1		2	1	0	0	0	0	0	0	0	0	0	2	2	0.00	3.000
Lee Smith, R ERA: 2.85	(8, 1)	0.1		1	0	0	0	1	0	0	0	0	0	0	3	3	0.00	0.000

PITCHER	IP	WLS	BF	H	R	ER	SO	BB	IBB	HBP	BLK	WP	HR	S	P	ERA	WHIP

BOTTOM

Chicago Cubs @ St. Louis Cardinals

Busch Stadium, St. Louis, MO

Fri Sep 24 1982, 7:05 PM CDT
Att. 30,862 - Unknown - 65 F

livebaseballscorecards.com

AB	30
R	3
H	8
RBI	3
BB	2
SO	7
LOB	14

WP: 0 PA: 35
PB: 0
SB: 1
CS: 1

Batter	1	2	3	4	5	6	7	8	9	AB	R	H	RBI	BB	SO	LOB
23 Ryne Sandberg, R (1, 4) OBP: 0.305, SLG: 0.363	x 0-0 ① 4-3			H 1-0 G3 G3 HBP		x 0-0 ③ 6-3			x 0-0 2B 1B	3	1	1	0	0	0	0
Mel Hall, L (1, 8) OBP: 0.317, SLG: 0.362	x 0-0 F7 1B			x 0-0 ① G3 1-2			x 0-0 ① P5		x 0-0 1-H 2B	4	0	2	1	0	0	1
Bill Buckner, L (1, 3) OBP: 0.340, SLG: 0.432	x 0-0 ② ③ F7 1-2			x 0-0 ② G3 2-3			x 0-0 ② F7		x 0-0 ③ F9	4	0	0	0	0	0	3
Leon Durham, L (1, 9) OBP: 0.380, SLG: 0.520		x 0-0 ① 4-3		S S S 0-3 ③ K			x 0-0 ③ 6-3			3	0	0	0	0	1	1
Keith Moreland, R (1, 2) OBP: 0.327, SLG: 0.410		x 0-0 ② 5-3			x 0-0 ① 4-3			x 0-0 ① F8		3	0	0	0	0	0	0
Scot Thompson, L (1, 7) OBP: 0.339, SLG: 0.316		x 0-0 ③ 6-3			x 0-0 ② 4-3			x 0-0 ② 4-3		3	0	0	0	0	0	0
Pat Tabler, R (1, 5) OBP: 0.325, SLG: 0.403			x 0-0 ① 6-3		S S S 0-3 ③ K			S S S 0-3 ③ K		3	0	0	0	0	2	0
Junior Kennedy, R (1, 6) OBP: 0.279, SLG: 0.265			x 0-0 ② F9			x 0-0 ① 4-3			x 0-0 ① F7	2	0	0	0	0	0	0
Bump Wills, S (9, PH) OBP: 0.349, SLG: 0.384										1	0	0	0	0	0	0
Dickie Noles, R (1, 1) OBP: 0.127, SLG: 0.170			x 0-0 ③ 5-3			x 0-0 ② F9			S S S 0-3 ② K	1	0	0	0	0	0	0
Mike Proly, R (4, 1) OBP: 0.273, SLG: 0.364										0	0	0	0	0	0	0
Steve Henderson, R (6, PH) OBP: 0.295, SLG: 0.340										1	0	0	0	0	0	0
Dick Tidrow, R (6, 1)										0	0	0	0	0	0	0
Jay Johnstone, L (9, PH) OBP: 0.345, SLG: 0.407										1	0	0	0	0	1	0
Inning Stats	R: 0 E: 0 K: 0 S: 3 H: 1 LOB: 0 BB: 0 P: 3	R: 0 E: 0 K: 0 S: 3 H: 0 LOB: 0 BB: 0 P: 3	R: 0 E: 0 K: 0 S: 3 H: 0 LOB: 0 BB: 0 P: 3	R: 0 E: 0 K: 1 S: 5 H: 0 LOB: 1 BB: 0 P: 6	R: 0 E: 0 K: 1 S: 5 H: 0 LOB: 0 BB: 0 P: 5	R: 0 E: 0 K: 0 S: 3 H: 0 LOB: 0 BB: 0 P: 3	R: 0 E: 0 K: 0 S: 3 H: 0 LOB: 0 BB: 0 P: 3	R: 0 E: 0 K: 1 S: 5 H: 0 LOB: 0 BB: 0 P: 5	R: 1 E: 0 K: 1 S: 7 H: 2 LOB: 1 BB: 0 P: 7	1B: 2 2B: 1 3B: 0 HR: 0	SF: 0 SAC: 0 DP: 0 HBP: 1						

PITCHER	IP	WLS	BF	H	R	ER	SO	BB	IBB	HBP	BLK	WP	HR	S	P	ERA	WHIP
Joaquin Andujar, R (1, 1) ERA: 2.48	9.0	W	30	3	1	1	4	0	0	1	0	0	0	37	38	1.00	0.333

PITCHER	IP	WLS	BF	H	R	ER	SO	BB	IBB	HBP	BLK	WP	HR	S	P	ERA	WHIP

TOP

Chicago Cubs @ St. Louis Cardinals

Busch Stadium, St. Louis, MO

Sat Sep 25 1982, 3:33 AM CDT
Att. 37,565 - Cloudy - 57 F

livebaseballscorecards.com

AB	29
R	1
H	3
RBI	1
BB	0
SO	4
LOB	5

1B: 2 2B: 1 3B: 0 HR: 0	SF: 0 SAC: 0 DP: 0 HBP: 1	WP: 0 PB: 0 SB: 0 CS: 0	PA: 30

Batter	1	2	3	4	5	6	7	8	9	AB	R	H	RBI	BB	SO	LOB
Lonnie Smith, R (1, 7) OBP: 0.383, SLG: 0.438	F9		4-3 S 1B BB	4-3 2-H 1B		P4		5-3 2-3		4	1	1	1	1	0	2
Ozzie Smith, S (1, 6) OBP: 0.345, SLG: 0.319	1B FC8-2-5 1B		4-3 1-3	4-3 2-3		4-3		5-3		5	0	1	0	0	0	4
Keith Hernandez, L (1, 3) OBP: 0.402, SLG: 0.419	1-3 1B		1B BB	BB			F7			2	0	1	0	2	0	0
George Hendrick, R (1, 9) OBP: 0.325, SLG: 0.456	FC8-2-5 3-H		1-3 3-H 1B	P4			FC4-6 1B			4	0	2	1	0	0	4
Darrell Porter, L (1, 2) OBP: 0.343, SLG: 0.390		F8	F8		F9		L8			4	0	0	0	0	0	3
Willie McGee, S (1, 8) OBP: 0.316, SLG: 0.389		G3		1B S 1B 1B	F5		FC4-6 1-2f			4	1	1	0	0	0	1
Ken Oberkfell, L (1, 5) OBP: 0.334, SLG: 0.354		S 1B		1-3 1B E	4-3			2B		4	2	3	0	0	0	0
Tom Herr, S (1, 4) OBP: 0.339, SLG: 0.319		K 1-2		FC6 1-2 3-H 1B			SH3-4 BB	5-3 2-H 2B		3	0	2	2	1	1	1
Joaquin Andujar, S (1, 1) OBP: 0.161, SLG: 0.194			K	FC6 1-2f 2-H 1B			SH3-4 1-2	K		3	1	0	0	0	2	2
Inning Stats	R: 0 E: 0 K: 0 S: 4 H: 2 LOB: 1 BB: 0 P: 4	R: 0 E: 0 K: 1 S: 6 H: 1 LOB: 1 BB: 0 P: 6	R: 1 E: 0 K: 1 S: 6 H: 1 LOB: 2 BB: 2 P: 14	R: 3 E: 1 K: 0 S: 7 H: 4 LOB: 2 BB: 1 P: 11	R: 0 E: 0 K: 0 S: 3 H: 0 LOB: 0 BB: 0 P: 3	R: 0 E: 0 K: 0 S: 3 H: 0 LOB: 1 BB: 1 P: 7	R: 0 E: 0 K: 0 S: 4 H: 1 LOB: 1 BB: 0 P: 4	R: 1 E: 0 K: 1 S: 7 H: 2 LOB: 1 BB: 0 P: 7		1B: 9 2B: 3 3B: 0 HR: 0 SF: 0 SAC: 1 DP: 1 HBP: 0						

PITCHER	IP	WLS	BF	H	R	ER	SO	BB	IBB	HBP	BLK	WP	HR	S	P	ERA	WHIP
Dickie Noles, R (1, 1) ERA: 4.6	3.1	L	19	8	4	3	2	2	0	0	0	0	0	21	29	8.10	3.000
Mike Proly, R (4, 1) ERA: 2.29	1.2		6	0	0	0	0	1	0	0	0	0	0	5	9	0.00	0.600
Dick Tidrow, R (6, 1) ERA: 3.43	3.0		13	3	1	1	1	1	0	0	0	0	0	14	18	3.00	1.333

PITCHER	IP	WLS	BF	H	R	ER	SO	BB	IBB	HBP	BLK	WP	HR	S	P	ERA	WHIP

BOTTOM

Chicago Cubs @ St. Louis Cardinals

Busch Stadium, St. Louis, MO

Sat Sep 25 1982, 3:33 AM CDT
Att. 37,565 - Cloudy - 57 F

livebaseballscorecards.com

AB	33
R	5
H	11
RBI	4
BB	4
SO	3
LOB	17

PA: 38
WP: 0
PB: 0
SB: 3
CS: 0

Batter	1	2	3	4	5	6	7	8	9	AB	R	H	RBI	BB	SO	LOB
Bump Wills, S (1, 4) OBP: 0.349, SLG: 0.386	K G3			4-3			23 S 2B		23 1B 1B 3-H	5	0	2	1	0	1	2
23 Ryne Sandberg, R (1, 5) OBP: 0.306, SLG: 0.363	F8	P6		CS 1B			K 2-3		1-3 1B	5	0	2	0	0	1	1
Bill Buckner, L (1, 3) OBP: 0.339, SLG: 0.430	1B 2B 1B	F9		CS 1-2	P6		F9		F2	5	1	1	0	0	0	3
Leon Durham, L (1, 9) OBP: 0.379, SLG: 0.518	BB 1-3 2B 1B	F9			F7			4-3		4	1	1	0	0	0	0
Keith Moreland, R (1, 2) OBP: 0.327, SLG: 0.408	B B B B 2B 1-2 1B BB		F8		K			K		3	1	0	0	1	2	0
Jay Johnstone, L (1, 7) OBP: 0.347, SLG: 0.412	1B 1-3 2-H 3-H 1B 2B		FC6-4 1B			6-3		K2-3		4	1	2	2	0	1	0
Mel Hall, L (1, 8) OBP: 0.328, SLG: 0.393	I I I 4-0 1B 1B IBB		K			6-3			1B 3B	3	2	1	0	1	1	1
Junior Kennedy, R (1, 6) OBP: 0.279, SLG: 0.265	1B 1-2 2-3 3-H 1B		FC6-4 1-2f			6-3			6-3	4	0	1	1	0	0	2
Fergie Jenkins, R (1, 1) OBP: 0.152, SLG: 0.185 Lee Smith, R (9, 1) OBP: 0.118, SLG: 0.250	1-3 2-H 3-H 1B			F8			F3		K	4 0	0 0	1 0	2 0	0 0	1 0	1 0
Inning Stats	R: 5 E: 0 K: 1 S: 10 H: 5 LOB: 2 BB: 2 P: 18	R: 0 E: 0 K: 0 S: 3 H: 0 LOB: 0 BB: 0 P: 3	R: 0 E: 0 K: 1 S: 6 H: 1 LOB: 1 BB: 0 P: 6	R: 0 E: 0 K: 0 S: 3 H: 1 LOB: 0 BB: 0 P: 3	R: 0 E: 0 K: 1 S: 5 H: 0 LOB: 0 BB: 0 P: 5	R: 0 E: 0 K: 0 S: 3 H: 0 LOB: 0 BB: 0 P: 3	R: 0 E: 0 K: 1 S: 6 H: 1 LOB: 1 BB: 0 P: 6	R: 0 E: 0 K: 2 S: 7 H: 0 LOB: 0 BB: 0 P: 7	R: 1 E: 0 K: 1 S: 8 H: 3 LOB: 2 BB: 0 P: 8	1B: 8 2B: 2 3B: 1 HR: 0 SF: 0 SAC: 0 DP: 0 HBP: 0						

TOP

Chicago Cubs @ St. Louis Cardinals

Busch Stadium, St. Louis, MO

Sun Sep 26 1982, 3:33 AM CDT

Att. 46,789 - Overcast - 57 F

livebaseballscorecards.com

AB	37
R	6
H	11
RBI	6
BB	2
SO	7
LOB	10

WP: 0 PB: 0 SB: 1 CS: 1 PA: 40

PITCHER		IP	WLS	BF	H	R	ER	SO	BB	IBB	HBP	BLK	WP	HR	S	P	ERA	WHIP
Eric Rasmussen, R ERA: 5.02	(1, 1)	0.2	L	8	4	5	5	1	1	1	0	0	0	0	8	16	67.50	7.500
Jeff Lahti, R ERA: 3.76	(1, 1)	1.1		5	1	0	0	0	0	0	0	0	0	0	5	5	0.00	0.750
John Martin, L ERA: 4.26	(3, 1)	3.0		10	2	0	0	2	0	0	0	0	0	0	14	14	0.00	0.667
Jim Kaat, L ERA: 3.61	(6, 1)	2.0		7	1	0	0	1	0	0	0	0	0	0	9	9	0.00	0.500
Steve Mura, R ERA: 4.04	(8, 1)	2.0		9	3	1	1	3	0	0	0	0	0	0	15	15	4.50	1.500

PITCHER	IP	WLS	BF	H	R	ER	SO	BB	IBB	HBP	BLK	WP	HR	S	P	ERA	WHIP

Batter	1	2	3	4	5	6	7	8	9	AB	R	H	RBI	BB	SO	LOB
Lonnie Smith, R (1, 7) OBP: 0.380, SLG: 0.436	P1		F7		SF8 1-2 3-H			F2		3	0	0	1	0	0	0
Ozzie Smith, S (1, 6) OBP: 0.342, SLG: 0.317	4-3		4-3		1-3			F9		4	0	0	0	0	0	1
Keith Hernandez, L (1, 3) OBP: 0.401, SLG: 0.417	1B		6-3			F7		F7		4	0	1	0	0	0	0
George Hendrick, R (1, 9) OBP: 0.325, SLG: 0.455	F5			5-3		F7			G6-4-3 1B 1B	4	0	1	0	0	0	1
Darrell Porter, L (1, 2) OBP: 0.342, SLG: 0.389		F7		3-1		F9			1-2 G6-4-3 1B	4	0	1	0	0	0	0
Willie McGee, S (1, 8) OBP: 0.318, SLG: 0.389		B B B B 4-0 S BB		F8			1B 1B		1-2f 2-3 G6-4-3	3	0	1	0	1	0	2
Ken Oberkfell, L (1, 5) OBP: 0.333, SLG: 0.353		1-2 5-3			F9 SF8 1B 1B		F7		6-3	4	1	1	0	0	0	3
Tom Herr, S (1, 4) OBP: 0.343, SLG: 0.322		B B B B 4-0 BB			1-2 S 1B		1-2 S 1B			2	0	2	0	1	0	0
Eric Rasmussen, R (1, 1) Jeff Lahti, R (1, 1) OBP: 0.077, SLG: 0.077 Dane Iorg, L (2, PH) OBP: 0.353, SLG: 0.362 John Martin, S (3, 1) OBP: 0.167, SLG: 0.091 Steve Braun, L (5, PH) OBP: 0.406, SLG: 0.382 Jim Kaat, L (6, 1) Gene Roof, S (7, PH) OBP: 0.167, SLG: 0.167 Steve Mura, R (8, 1) OBP: 0.093, SLG: 0.058		F7			F9 2-3		F8 1-2			0 0 1 0 0 1 0 1 0 0	0 0 0 0 0 0 0 0 0 0	0 0 0 0 0 0 0 0 0 0	0 0 0 0 0 0 0 0 0 0	0 0 0 0 0 0 0 0 0 0	0 0 0 0 0 0 0 0 0 0	0 0 2 0 0 2 0 0 1 0
Inning Stats	R: 0 E: 0 K: 0 S: 4 H: 1 LOB: 1 BB: 0 P: 4	R: 0 E: 0 K: 0 S: 3 H: 0 LOB: 2 BB: 2 P: 11	R: 0 E: 0 K: 0 S: 3 H: 0 LOB: 0 BB: 0 P: 3	R: 0 E: 0 K: 0 S: 3 H: 0 LOB: 0 BB: 0 P: 3	R: 1 E: 0 K: 0 S: 5 H: 2 LOB: 1 BB: 0 P: 5	R: 0 E: 0 K: 0 S: 3 H: 0 LOB: 0 BB: 0 P: 3	R: 0 E: 0 K: 0 S: 4 H: 2 LOB: 1 BB: 0 P: 4	R: 0 E: 0 K: 0 S: 3 H: 0 LOB: 0 BB: 0 P: 3	R: 0 E: 0 K: 0 S: 4 H: 2 LOB: 1 BB: 0 P: 4	1B: 7 2B: 0 3B: 0 HR: 0 SF: 1 SAC: 0 DP: 1 HBP: 0				WP: 0 PB: 0 SB: 3 CS: 0	PA: 34	

PITCHER	IP	WLS	BF	H	R	ER	SO	BB	IBB	HBP	BLK	WP	HR	S	P	ERA	WHIP
Fergie Jenkins, R (1, 1) ERA: 3.15	8.0	W	32	7	1	1	0	2	0	0	0	0	0	30	38	1.12	1.125
Lee Smith, R (9, 1) ERA: 2.82	1.0		2	0	0	0	0	0	0	0	0	0	0	2	2	0.00	0.000

PITCHER	IP	WLS	BF	H	R	ER	SO	BB	IBB	HBP	BLK	WP	HR	S	P	ERA	WHIP

BOTTOM

Chicago Cubs @ St. Louis Cardinals

Busch Stadium, St. Louis, MO

Sun Sep 26 1982, 3:33 AM CDT

Att. 46,789 - Overcast - 57 F

livebaseballscorecards.com

AB	31
R	1
H	7
RBI	1
BB	2
SO	0
LOB	12

Batter	1	2	3	4	5	6	7	8	9	AB	R	H	RBI	BB	SO	LOB
Bump Wills, S (1, 4) OBP: 0.350, SLG: 0.383	F4		F9	BB 23 FC5-4			HBP 3-1 23 1B BB	F4		3	1	0	0	1	0	1
23 Ryne Sandberg, R (1, 5) OBP: 0.307, SLG: 0.364	F2		1B 3B 2-H	FC5-4 1-2f			1B BB 3-1 1-2		F8	5	2	2	1	0	0	2
Bill Buckner, L (1, 3) OBP: 0.340, SLG: 0.435	G3		3B 1B 1-H		F8		3-1 1-2 2-3		2B 4-3	5	1	2	1	0	0	2
Scot Thompson, L (9, PR) OBP: 0.339, SLG: 0.316 (9, 3)										0	0	0	0	0	0	0
Leon Durham, L (1, 9) OBP: 0.381, SLG: 0.518		1B E S 5-3	1B 1B 3-H		4-3		IBB BB 1B		2-3 4-3	4	3	2	1	1	0	1
Keith Moreland, R (1, 2) OBP: 0.327, SLG: 0.406		5-3 1-H	1B 1-H		F2		BB 1B 1-2 2-3 3-H		F9	4	0	1	3	1	0	2
Jay Johnstone, L (1, 7) OBP: 0.344, SLG: 0.408		F8	F6			K	1B 1-2 2-H 3-H			3	0	0	0	0	1	1
Jerry Morales, R (7, PH) OBP: 0.331, SLG: 0.444 (7, 7)										1	0	1	2	0	0	0
Mel Hall, L (1, 8) OBP: 0.324, SLG: 0.385		F8		BLK 1B		G3	F7			4	0	1	0	0	0	2
Junior Kennedy, R (1, 6) OBP: 0.278, SLG: 0.264			SH3-4 23 1B 1B	K 1-2		1-3		6-3		4	1	1	0	0	1	1
Randy Martz, L (1, 1) OBP: 0.250, SLG: 0.190			SH3-4 1-2	K			K	F8		3	0	0	0	0	2	1
Dick Tidrow, R (9, 1)										0	0	0	0	0	0	0
Inning Stats	R: 0 E: 0 K: 0 S: 3 H: 0 LOB: 0 BB: 0 P: 3	R: 1 E: 0 K: 0 S: 4 H: 1 LOB: 0 BB: 0 P: 4	R: 4 E: 0 K: 0 S: 8 H: 5 LOB: 1 BB: 0 P: 8	R: 0 E: 0 K: 2 S: 8 H: 1 LOB: 2 BB: 1 P: 12	R: 0 E: 0 K: 0 S: 3 H: 0 LOB: 0 BB: 0 P: 3	R: 0 E: 0 K: 1 S: 5 H: 0 LOB: 0 BB: 0 P: 5	R: 3 E: 0 K: 1 S: 7 H: 2 LOB: 2 BB: 2 P: 16	R: 0 E: 0 K: 0 S: 3 H: 0 LOB: 0 BB: 0 P: 3	R: 0 E: 0 K: 0 S: 4 H: 1 LOB: 2 BB: 0 P: 4	1B: 8 2B: 1 3B: 1 HR: 0	SF: 0 SAC: 1 DP: 0 HBP: 1						

TOP

Chicago Cubs @ Philadelphia Phillies

Veterans Stadium, Philadelphia, PA

Mon Sep 27 1982, 7:05 PM EDT

Att. 15,744 - Unknown

livebaseballscorecards.com

AB	36
R	8
H	10
RBI	8
BB	3
SO	4
LOB	13

PITCHER	IP	WLS	BF	H	R	ER	SO	BB	IBB	HBP	BLK	WP	HR	S	P	ERA	WHIP
Marty Bystrom, R (1, 1) ERA: 4.92	2.2	L	14	6	5	4	0	0	0	0	0	0	0	14	14	13.50	2.250
Stan Bahnsen, R (3, 1) ERA: 3.05	0.1		1	0	0	0	0	0	0	0	0	0	0	1	1	0.00	0.000
Jay Baller, R (4, 1) ERA:	2.0		8	1	0	0	2	1	0	0	1	0	0	11	15	0.00	1.000
Dick Ruthven, R (6, 1) ERA: 3.79	1.2		9	1	3	3	2	1	1	1	0	0	0	10	19	16.20	1.200
Sid Monge, L (7, 1) ERA: 3.75	1.1		5	1	0	0	0	0	0	0	0	0	0	5	5	0.00	0.750

PITCHER	IP	WLS	BF	H	R	ER	SO	BB	IBB	HBP	BLK	WP	HR	S	P	ERA	WHIP
Porfi Altamirano, R (9, 1) ERA: 4.33	1.0		4	1	0	0	0	0	0	0	0	0	0	4	4	0.00	1.000

1B: 8	SF: 0	WP: 0	PA: 41
2B: 1	SAC: 1	PB: 0	
3B: 1	DP: 0	SB: 1	
HR: 0	HBP: 1	CS: 0	

Batter	1	2	3	4	5	6	7	8	9	AB	R	H	RBI	BB	SO	LOB
Garry Maddox, R (1, 8) OBP: 0.306, SLG: 0.423	F5		B1-3 2-3		1B		F8			4	0	1	0	0	0	2
Pete Rose, S (1, 3) OBP: 0.344, SLG: 0.339	1-3		BB FC5-4		1-3			L5		3	0	0	0	1	0	1
Gary Matthews, R (1, 7) OBP: 0.352, SLG: 0.435	K		FC5-4 1-2f			F9		5-3		4	0	0	0	0	1	2
Mike Schmidt, R (1, 5) OBP: 0.412, SLG: 0.560		K		1B 5-3		G3		F8		4	0	1	0	0	1	0
Ozzie Virgil, R (1, 2) OBP: 0.307, SLG: 0.409		5-3		5-3 1-2		E3			1B FC6-4	4	0	1	0	0	0	1
George Vukovich, L (1, 9) OBP: 0.333, SLG: 0.392 Sid Monge, S (7, 1) OBP: 0.200, SLG: 0.111 Porfi Altamirano, R (9, 1) OBP: 0.250, SLG: 0.250 Bob Molinaro, L (9, PH) OBP: 0.287, SLG: 0.256		1B CS		F7		1-3			1B FC6-4 1-2	3 0 0 1	0 0 0 0	1 0 0 1	0 0 0 0	0 0 0 0	0 0 0 0	2 0 0 0
Luis Aguayo, R (1, 4) OBP: 0.315, SLG: 0.500		CS 1-2	HR	6-3			1B		F4	4	1	2	1	0	0	3
Ivan De Jesus, R (1, 6) OBP: 0.310, SLG: 0.314			B1-3 4-3		G5-4-3		F9		FC6-4 1-2f 2-3	4	0	2	0	0	0	3
Marty Bystrom, R (1, 1) OBP: 0.130, SLG: 0.136 Stan Bahnsen, R (3, 1) Willie Montanez, L (3, PH) OBP: 0.275, SLG: 0.234 Jay Baller, R (4, 1) Len Matuszek, L (5, PH) OBP: 0.119, SLG: 0.103 Dick Ruthven, R (6, 1) OBP: 0.108, SLG: 0.156 Greg Gross, L (7, 9) OBP: 0.367, SLG: 0.321			4-3 1-2		G5-4-3 1-2f		F7		6-3	0 0 1 0 1 0 2	0 0 0 0 0 0 0	0 0 0 0 0 0 3	0 0 0 0 0 0 0	0 0 1 0 1 0 0	0 0 0 0 0 0 0	0 0 1 0 1 0 3
Inning Stats	R: 0 E: 0 K: 1 S: 5 H: 0 LOB: 0 BB: 0 P: 5	R: 0 E: 0 K: 1 S: 5 H: 1 LOB: 0 BB: 0 P: 5	R: 1 E: 0 K: 0 S: 5 H: 2 LOB: 2 BB: 1 P: 9	R: 0 E: 0 K: 0 S: 4 H: 1 LOB: 1 BB: 0 P: 4	R: 0 E: 0 K: 0 S: 4 H: 2 LOB: 1 BB: 0 P: 4	R: 0 E: 1 K: 0 S: 4 H: 0 LOB: 1 BB: 0 P: 4	R: 0 E: 0 K: 0 S: 4 H: 1 LOB: 1 BB: 0 P: 4	R: 0 E: 0 K: 0 S: 3 H: 0 LOB: 0 BB: 0 P: 3	R: 0 E: 0 K: 0 S: 5 H: 2 LOB: 2 BB: 0 P: 5	1B: 8 2B: 0 3B: 0 HR: 1	SF: 0 SAC: 0 DP: 1 HBP: 0					WP: 0 PB: 0 SB: 0 CS: 1	PA: 37

PITCHER		IP	WLS	BF	H	R	ER	SO	BB	IBB	HBP	BLK	WP	HR	S	P	ERA	WHIP
Randy Martz, R ERA: 4.26	(1, 1)	8.0	W	33	9	1	1	2	1	0	0	0	0	1	36	40	1.12	1.250
Dick Tidrow, R ERA: 3.4	(9, 1)	1.0		3	0	0	0	0	0	0	0	0	0	0	3	3	0.00	0.000

PITCHER	IP	WLS	BF	H	R	ER	SO	BB	IBB	HBP	BLK	WP	HR	S	P	ERA	WHIP

BOTTOM

Chicago Cubs @ Philadelphia Phillies

Veterans Stadium, Philadelphia, PA

Mon Sep 27 1982, 7:05 PM EDT

Att. 15,744 - Unknown

livebaseballscorecards.com

AB	35
R	1
H	9
RBI	1
BB	1
SO	2
LOB	19

Batter	1	2	3	4	5	6	7	8	9	AB	R	H	RBI	BB	SO	LOB
23 Ryne Sandberg, R (1, 4) OBP: 0.307, SLG: 0.362	K		6-3		F4			H 1-0 CS HBP		3	0	0	0	0	1	1
Mel Hall, L (1, 8) OBP: 0.307, SLG: 0.362	K		K			3-1		F9 1-2		4	0	0	0	0	2	1
Bill Buckner, L (1, 3) OBP: 0.339, SLG: 0.438	F7			F7		HR		F3		4	1	1	1	0	0	0
Leon Durham, L (1, 9) OBP: 0.382, SLG: 0.518		1B 2B 1B		F9		1B			K S	4	1	2	0	0	1	0
Keith Moreland, R (1, 2) OBP: 0.329, SLG: 0.406		2B 1-2 8-2 1B		BB		K			F7 1-2	3	0	1	0	1	1	1
Pat Tabler, R (1, 5) OBP: 0.313, SLG: 0.387 Jay Johnstone, L (9, PH) OBP: 0.343, SLG: 0.406		K		F9			K		F7	3 1	0 0	0 0	0 0	0 0	2 0	3 1
Scot Thompson, L (1, 7) OBP: 0.364, SLG: 0.377		1-3 2-H 2B			1B		2B		F8	4	0	3	1	0	0	1
Scott Fletcher, R (1, 6) OBP: 0.333, SLG: 0.143		8-2 3-Hf			K		4-3			3	0	0	0	0	1	4
Doug Bird, R (1, 1) OBP: 0.148, SLG: 0.167 Lee Smith, R (8, 1) OBP: 0.118, SLG: 0.250			K		K		K			3 0	0 0	0 0	0 0	0 0	3 0	2 0
Inning Stats	R: 0 E: 0 K: 2 S: 7 H: 0 LOB: 0 BB: 0 P: 7	R: 1 E: 0 K: 1 S: 7 H: 3 LOB: 1 BB: 0 P: 7	R: 0 E: 0 K: 2 S: 7 H: 0 LOB: 0 BB: 0 P: 7	R: 0 E: 0 K: 0 S: 3 H: 0 LOB: 1 BB: 1 P: 7	R: 0 E: 0 K: 2 S: 8 H: 1 LOB: 1 BB: 0 P: 8	R: 1 E: 0 K: 1 S: 6 H: 2 LOB: 0 BB: 0 P: 6	R: 0 E: 0 K: 2 S: 8 H: 1 LOB: 1 BB: 0 P: 8	R: 0 E: 0 K: 0 S: 2 H: 0 LOB: 0 BB: 0 P: 3	R: 0 E: 0 K: 1 S: 6 H: 0 LOB: 1 BB: 0 P: 6	1B: 4 2B: 3 3B: 0 HR: 1 SF: 0 SAC: 0 DP: 1 HBP: 1						

TOP

Chicago Cubs @ Philadelphia Phillies

Veterans Stadium, Philadelphia, PA

Tue Sep 28 1982, 7:05 PM EDT

Att. 14,431 - Unknown

livebaseballscorecards.com

AB	32
R	2
H	7
RBI	2
BB	1
SO	11
LOB	14

PITCHER		IP	WLS	BF	H	R	ER	SO	BB	IBB	HBP	BLK	WP	HR	S	P	ERA	WHIP
Larry Christenson, R ERA: 3.47	(1, 1)	8.0	W	30	7	2	2	10	1	0	1	0	0	1	48	53	2.25	1.000
Ron Reed, R ERA: 2.66	(9, 1)	1.0	S	4	0	0	0	1	0	0	0	0	1	0	6	6	0.00	0.000

PITCHER	IP	WLS	BF	H	R	ER	SO	BB	IBB	HBP	BLK	WP	HR	S	P	ERA	WHIP

Batter	1	2	3	4	5	6	7	8	9	AB	R	H	RBI	BB	SO	LOB
Garry Maddox, R (1, 8) OBP: 0.305, SLG: 0.422	S 1B		6-3			F9		F4 1-2		4	0	1	0	0	0	1
Pete Rose, S (1, 3) OBP: 0.343, SLG: 0.338	6-3 1-2			4-3		L3		2-H 1B		4	0	1	1	0	0	1
Gary Matthews, R (1, 7) OBP: 0.352, SLG: 0.434	F9			6-3 2B 1B		F8		K		4	1	1	0	0	1	2
Mike Schmidt, R (1, 5) OBP: 0.409, SLG: 0.555	F7			6-3 1-2			K	F2		4	0	0	0	0	1	3
Bo Diaz, R (1, 2) OBP: 0.332, SLG: 0.451		K		2-H 2B			F7			3	0	1	1	0	1	0
Alejandro Sanchez, R (1, 9) OBP: 0.500, SLG: 1.250 Ron Reed, R (9, 1) OBP: 0.400, SLG: 0.417		L6		5-3				HR		3 0	1 0	1 0	1 0	0 0	0 0	1 0
Manny Trillo, R (1, 4) OBP: 0.313, SLG: 0.314		F9			F8			HBP		2	0	0	0	0	0	0
Ivan De Jesus, R (1, 6) OBP: 0.309, SLG: 0.312			5-3		4-3		1-3			3	0	0	0	0	0	1
Larry Christenson, R (1, 1) OBP: 0.101, SLG: 0.149 Greg Gross, L (8, PH) OBP: 0.372, SLG: 0.326 Bob Dernier, R (8, PR) OBP: 0.316, SLG: 0.320 (9, 9)			K		5-3			S 1B 1B		2 1 0	0 0 1	0 1 0	0 0 0	0 0 0	1 0 0	0 0 0
Inning Stats	R: 0 E: 0 K: 0 S: 4 H: 1 LOB: 1 BB: 0 P: 4	R: 0 E: 0 K: 1 S: 5 H: 0 LOB: 0 BB: 0 P: 5	R: 0 E: 0 K: 1 S: 5 H: 0 LOB: 0 BB: 0 P: 5	R: 1 E: 0 K: 0 S: 5 H: 2 LOB: 1 BB: 0 P: 5	R: 0 E: 0 K: 0 S: 3 H: 0 LOB: 0 BB: 0 P: 3	R: 0 E: 0 K: 0 S: 3 H: 0 LOB: 0 BB: 0 P: 3	R: 1 E: 0 K: 1 S: 6 H: 1 LOB: 1 BB: 0 P: 7	R: 1 E: 0 K: 1 S: 7 H: 2 LOB: 1 BB: 0 P: 7		1B: 4 2B: 1 3B: 0 HR: 1	SF: 0 SAC: 0 DP: 0 HBP: 1					

PITCHER		IP	WLS	BF	H	R	ER	SO	BB	IBB	HBP	BLK	WP	HR	S	P	ERA	WHIP
Doug Bird, R ERA: 5.21	(1, 1)	7.0	L	27	5	3	3	3	0	0	1	0	0	1	32	33	3.86	0.714
Lee Smith, R ERA: 2.8	(8, 1)	1.0		4	1	0	0	1	0	0	0	0	0	0	6	6	0.00	1.000

PITCHER	IP	WLS	BF	H	R	ER	SO	BB	IBB	HBP	BLK	WP	HR	S	P	ERA	WHIP

BOTTOM

Chicago Cubs @ Philadelphia Phillies

Veterans Stadium, Philadelphia, PA

Tue Sep 28 1982, 7:05 PM EDT

Att. 14,431 - Unknown

livebaseballscorecards.com

AB	30
R	3
H	6
RBI	3
BB	0
SO	4
LOB	9

Batter	1	2	3	4	5	6	7	8	9	AB	R	H	RBI	BB	SO	LOB
Bump Wills, S (1, 4) OBP: 0.348, SLG: 0.380	F9	F8			F2		BBB 23 S BB	4-3		4	0	0	0	1	0	3
23 Ryne Sandberg, R (1, 5) OBP: 0.306, SLG: 0.360	BBBB HR BB	FC6-4 1-2f			SSS K		5-3 1-2		SSS K	4	1	0	0	1	2	3
Bill Buckner, L (1, 3) OBP: 0.344, SLG: 0.446	1-H HR		L4-3 1B 1B		BLK 1B		IIII IBB		P6-3 1B	4	1	4	2	1	0	0
Jay Johnstone, L (1, 9) OBP: 0.341, SLG: 0.404	3-1		1-2 L4-3 1B		4-3 1-2		3-1		P6-3 1-2f	4	0	1	0	0	0	3
Gary Woods, R (9, PH) OBP: 0.323, SLG: 0.385 (9, 9)										1	0	0	0	0	0	1
Keith Moreland, R (1, 2) OBP: 0.328, SLG: 0.404	1B		1-1 2-2 L4-3			P4		F9		4	0	1	0	0	0	2
Mel Hall, L (1, 8) OBP: 0.316, SLG: 0.370	4-3			4-3		4-3 1B		E 1B		4	1	2	0	0	0	1
Scot Thompson, L (1, 7) OBP: 0.371, SLG: 0.400		SH 1B		4-3		1-2 4-3		1-H E2 4-3 2B		4	1	2	1	0	0	1
Scott Fletcher, R (1, 6) OBP: 0.385, SLG: 0.111		F9		BBBB BB		L9		BBBB 4-3 BB		2	0	0	0	2	0	2
Mike Proly, R (1, 1) OBP: 0.231, SLG: 0.308							SSS K			2	0	0	0	0	1	1
Willie Hernandez, L (7, 1)										0	0	0	0	0	0	0
Dick Tidrow, R (7, 1)										0	0	0	0	0	0	0
Jerry Morales, R (8, PH) OBP: 0.328, SLG: 0.440										1	0	0	1	0	0	1
Lee Smith, R (8, 1) OBP: 0.118, SLG: 0.250		SH 23 FC6-4 1-2		G3				1-2 4-3 3-H		0	0	0	0	0	0	0
Inning Stats	R: 2 E: 0 K: 0 S: 5 H: 2 LOB: 1 BB: 1 P: 9	R: 0 E: 0 K: 0 S: 5 H: 1 LOB: 2 BB: 0 P: 5	R: 0 E: 0 K: 0 S: 3 H: 2 LOB: 0 BB: 0 P: 3	R: 0 E: 0 K: 0 S: 3 H: 0 LOB: 1 BB: 1 P: 7	R: 0 E: 0 K: 1 S: 6 H: 1 LOB: 1 BB: 0 P: 6	R: 0 E: 0 K: 0 S: 4 H: 1 LOB: 1 BB: 0 P: 4	R: 0 E: 0 K: 1 S: 5 H: 0 LOB: 2 BB: 2 P: 13	R: 2 E: 1 K: 0 S: 5 H: 2 LOB: 1 BB: 1 P: 9	R: 0 E: 0 K: 1 S: 5 H: 1 LOB: 0 BB: 0 P: 5	1B: 8 2B: 2 3B: 1 HR: 1	SF: 0 SAC: 1 DP: 1 HBP: 0						

TOP

Chicago Cubs @ New York Mets

Shea Stadium, Flushing, NY

Wed Sep 29 1982, 7:05 PM EDT

Att. 3,175 - Unknown - 64 F

livebaseballscorecards.com

AB	34
R	4
H	10
RBI	4
BB	5
SO	3
LOB	18

WP: 0 PB: 0 SB: 1 CS: 0 PA: 40

PITCHER		IP	WLS	BF	H	R	ER	SO	BB	IBB	HBP	BLK	WP	HR	S	P	ERA	WHIP
Walt Terrell, R ERA: 3.43	(1, 1)	7.1	L	35	9	4	3	2	4	1	0	1	0	1	34	54	3.68	1.773
Doug Sisk, R ERA: 1.35	(8, 1)	0.2		2	0	0	0	0	0	0	0	0	0	0	2	2	0.00	0.000
Pete Falcone, L ERA: 3.84	(9, 1)	1.0		3	1	0	0	1	0	0	0	0	0	0	5	5	0.00	1.000

PITCHER	IP	WLS	BF	H	R	ER	SO	BB	IBB	HBP	BLK	WP	HR	S	P	ERA	WHIP

Chicago Cubs @ New York Mets

Shea Stadium, Flushing, NY

Wed Sep 29 1982, 7:05 PM EDT

Att. 3,175 - Unknown - 64 F

BOTTOM

livebaseballscorecards.com

Batter	1	2	3	4	5	6	7	8	9	AB	R	H	RBI	BB	SO	LOB
Mookie Wilson, S (1, 8) OBP: 0.314, SLG: 0.371	BBBB 4-0 CS BB		x 0-0 ③ F7		x 0-0 ③ 6-3			S S S 0-3 ① K 2-3		3	0	0	0	1	1	2
Ron Gardenhire, R (1, 6) OBP: 0.284, SLG: 0.308 Dave Kingman, R (8, PH) OBP: 0.287, SLG: 0.440 Pete Falcone, L (9, 1) OBP: 0.113, SLG: 0.132	x 0-0 ①② L9 1-2			x 0-0 ① L7		x 0-0 ① F8		S S S 0-3 ② K		3 1 0	0 0 0	0 0 0	0 0 0	0 1 0	0 1 0	1 1 0
George Foster, R (1, 7) OBP: 0.306, SLG: 0.363	x 0-0 ③ 6-3			x 0-0 F9 1B 2B		x 0-0 ② 5-3		S S S 0-3 ③ K		4	1	1	0	0	1	1
Rusty Staub, L (1, 3) OBP: 0.312, SLG: 0.327		x 0-0 FC1-6 1B		x 0-0 ② F9 2-3		x 0-0 ③ 5-3			x 0-0 ① 4-3	4	0	1	0	0	0	1
Gary Rajsich, L (1, 9) OBP: 0.321, SLG: 0.382		x 0-0 ① FC1-6 1-2f		x 0-0 FC5-4 3-H 1B			x 0-0 3B		x 0-0 ② F8	4	0	2	1	0	0	1
Hubie Brooks, R (1, 5) OBP: 0.305, SLG: 0.326		x 0-0 ② F8		x 0-0 ③ FC5-4 1-2f			x 0-0 ① 4-3		x 0-0 ③ F9	4	0	0	0	0	0	3
Ronn Reynolds, R (1, 2) Ron Hodges, L (7, PH) (8, 2)		x 0-0 ③ F8			x 0-0 ① 1-3		x 0-0 ② G3			2 1	0 0	0 0	0 0	0 0	0 0	1 1
Brian Giles, R (1, 4) OBP: 0.279, SLG: 0.331 (9, 6)			x 0-0 ① 5-3		x 0-0 SH3-4 1B		S S S 0-3 ③ K			3	0	1	0	0	1	1
Walt Terrell, L (1, 1) OBP: 0.400, SLG: 0.400 Doug Sisk, R (8, 1) Mike Jorgensen, L (8, PH) OBP: 0.368, SLG: 0.348 Mike Howard, S (9, 4) OBP: 0.333, SLG: 0.313			S S S 0-3 ② K		x 0-0 ② SH3-4 1-2			x 0-0 WP 2B		1 0 1 0	0 0 0 0	0 0 1 0	0 0 0 0	0 0 0 0	1 0 0 0	0 0 0 0
Inning Stats	R: 0 H: 0 E: 0 LOB: 0 K: 0 BB: 1 S: 2 P: 6	R: 0 H: 1 E: 0 LOB: 1 K: 0 BB: 0 S: 4 P: 4	R: 0 H: 0 E: 0 LOB: 0 K: 1 BB: 0 S: 5 P: 5	R: 1 H: 2 E: 0 LOB: 1 K: 0 BB: 0 S: 5 P: 5	R: 0 H: 1 E: 0 LOB: 1 K: 0 BB: 0 S: 4 P: 4	R: 0 H: 0 E: 0 LOB: 0 K: 0 BB: 0 S: 3 P: 3	R: 0 H: 1 E: 0 LOB: 1 K: 1 BB: 0 S: 6 P: 6	R: 0 H: 1 E: 0 LOB: 1 K: 3 BB: 0 S: 10 P: 10	R: 0 H: 0 E: 0 LOB: 0 K: 0 BB: 0 S: 3 P: 3	1B: 3 2B: 2 3B: 1 HR: 0	SF: 0 SAC: 1 DP: 0 HBP: 0			WP: 1 PB: 0 SB: 0 CS: 1	PA: 33		

	AB	31
	R	1
	H	6
	RBI	1
	BB	1
	SO	5
	LOB	13

PITCHER		IP	WLS	BF	H	R	ER	SO	BB	IBB	HBP	BLK	WP	HR	S	P	ERA	WHIP
Mike Proly, R ERA: 2.22	(1, 1)	6.1	W	24	5	1	1	1	1	0	0	0	0	0	25	29	1.42	0.947
Willie Hernandez, L ERA: 3.01	(7, 1)	0.1		1	0	0	0	0	0	0	0	0	0	0	1	1	0.00	0.000
Dick Tidrow, R ERA: 3.39	(7, 1)	0.1		1	0	0	0	1	0	0	0	0	0	0	3	3	0.00	0.000
Lee Smith, R ERA: 2.75	(8, 1)	2.0	S	7	1	0	0	3	0	0	0	0	1	0	13	13	0.00	0.500

PITCHER		IP	WLS	BF	H	R	ER	SO	BB	IBB	HBP	BLK	WP	HR	S	P	ERA	WHIP

Batter	1	2	3	4	5	6	7	8	9	AB	R	H	RBI	BB	SO	LOB
23 Ryne Sandberg, R (1, 4) OBP: 0.308, SLG: 0.365	K			FC4-6 1B 1B		SH4-3 FC6-2 2B		1B 2B		4	2	3	0	0	1	0
Gary Woods, R (1, 7) OBP: 0.327, SLG: 0.388	F9			FC4-6 1-2 1B		SH4-3 2-3		1-3 2-H 1B		3	1	2	1	0	0	0
Bill Buckner, L (1, 3) OBP: 0.342, SLG: 0.444	4-3			FC4-6 1-2f 2-3 1B		FC6-2 3-H 1B		1-3 1-2		4	0	0	0	0	0	4
Keith Moreland, R (1, 2) OBP: 0.329, SLG: 0.405		E6 G4-3		F4		1-2 1B		2-H 1B		4	0	2	1	0	0	2
Jerry Morales, R (1, 9) OBP: 0.325, SLG: 0.434		G4-3 1-2f		FC4-6 1-2 3-H 1B		G3		6-3		4	0	1	1	0	0	4
Mel Hall, L (1, 8) OBP: 0.301, SLG: 0.351		3-1		FC4-6 1-2f			K		K	4	0	0	0	0	2	2
Pat Tabler, R (1, 5) OBP: 0.299, SLG: 0.367			6-3		K		F8		K	4	0	0	0	0	2	0
Scott Fletcher, R (1, 6) OBP: 0.294, SLG: 0.077			K		K		G3		K	4	0	0	0	0	3	0
Dickie Noles, R (1, 1) OBP: 0.121, SLG: 0.161			5-3		K			K		3	0	0	0	0	2	0
Willie Hernandez, L (9, 1)										0	0	0	0	0	0	0
Lee Smith, R (9, 1) OBP: 0.118, SLG: 0.250										0	0	0	0	0	0	0
Junior Kennedy, R (9, 6) OBP: 0.278, SLG: 0.264										0	0	0	0	0	0	0

TOP

Chicago Cubs @ New York Mets

Shea Stadium, Flushing, NY

Thu Sep 30 1982, 7:05 PM EDT

Att. 5,293 - Overcast - 63 F

livebaseballscorecards.com

	AB	R	H	RBI	BB	SO	LOB
	34	3	8	3	0	10	12

Inning Stats	1	2	3	4	5	6	7	8	9
R	0	0	0	1	0	0	0	2	0
E	0	1	0	0	0	0	0	0	0
K	1	0	1	0	3	0	1	1	3
S	5	3	5	6	9	5	5	8	9
H	0	0	0	3	0	2	0	3	0
LOB	0	0	0	2	0	2	0	1	0
BB	0	0	0	0	0	0	0	0	0
P	5	3	5	6	9	5	5	8	9

	1B	2B	3B	HR	SF	SAC	DP	HBP	PA	WP	PB	SB	CS
	6	2	0	0	0	1	1	0	35	0	0	0	0

PITCHER	IP	WLS	BF	H	R	ER	SO	BB	IBB	HBP	BLK	WP	HR	S	P	ERA	WHIP
Tom Gorman, L (1, 1) ERA: 2.76	7.0	L	26	5	1	1	6	0	0	0	0	0	0	38	38	1.29	0.714
Jesse Orosco, L (8, 1) ERA: 2.72	2.0		9	3	2	2	4	0	0	0	0	0	0	17	17	9.00	1.500

PITCHER	IP	WLS	BF	H	R	ER	SO	BB	IBB	HBP	BLK	WP	HR	S	P	ERA	WHIP

Chicago Cubs @ New York Mets

Shea Stadium, Flushing, NY

Thu Sep 30 1982, 7:05 PM EDT

Att. 5,293 - Overcast - 63 F

livebaseballscorecards.com

BOTTOM

Batter	1	2	3	4	5	6	7	8	9	AB	R	H	RBI	BB	SO	LOB
Mookie Wilson, S (1, 8) OBP: 0.315, SLG: 0.372	2B		4-3 ①		3-1 ③			4-3 ①	1B 1-2 2-3 3-H	5	0	2	1	0	0	1
Ron Gardenhire, R (1, 6) OBP: 0.280, SLG: 0.304	K ①		F2 ②			L8 ①		4-3 ②	F9 ③	5	0	0	0	0	1	4
George Foster, R (1, 7) OBP: 0.307, SLG: 0.364	K2-3 ②		5-3 ③			1B 1B		1B		4	0	2	0	0	1	1
Dave Kingman, R (1, 3) OBP: 0.285, SLG: 0.437	K ③			K ①		L7 ②		F2 ③		4	0	0	0	0	2	3
Gary Rajsich, L (1, 9) OBP: 0.331, SLG: 0.391		1B 1B		4-3 ②		1-3 1B			BB G3 1B 1B	4	1	3	0	0	0	0
Hubie Brooks, R (1, 5) OBP: 0.302, SLG: 0.323		K ①		6-3 ③		L7 ③			G3 ① 1-2	4	0	0	0	0	1	4
Brian Giles, R (1, 4) OBP: 0.279, SLG: 0.331 Mike Howard, S (2, 4) OBP: 0.326, SLG: 0.286		L6 ②			4-3 ①		4-3 ①		B B B B 4-0 1B BB BB	0 3	0 0	0 0	0 0	0 1	0 0	0 1
Bruce Bochy, R (1, 2) OBP: 0.388, SLG: 0.556 John Stearns, R (7, PR) OBP: 0.349, SLG: 0.415 Ron Hodges, L (8, 2) OBP: 0.360, SLG: 0.378		1-2 1B			SH5-4 1B		G5-4-3 1B		B B B B 4-0 1B 1-2 2-3 BB	3 0 0	0 0 0	3 0 0	0 0 0	0 0 1	0 0 0	0 0 0
Tom Gorman, L (1, 1) Rusty Staub, L (7, PH) OBP: 0.310, SLG: 0.326 Jesse Orosco, R (8, 1) OBP: 0.143, SLG: 0.143 Rusty Tillman, R (9, PH) OBP: 0.222, SLG: 0.333 Mike Jorgensen, L (9, PH) OBP: 0.366, SLG: 0.345		4-3 ③			SH5-4 ② 1-2		G5-4-3 ②③ 1-2f		F5 ②	1 1 0 0 1	0 0 0 0 0	0 0 0 0 0	0 0 0 0 0	0 0 0 0 0	0 0 0 0 0	2 1 0 0 3
Inning Stats	R: 0 H: 1 E: 0 LOB: 1 K: 3 BB: 0 S: 10 P: 10	R: 0 H: 2 E: 0 LOB: 2 K: 1 BB: 0 S: 7 P: 7	R: 0 H: 0 E: 0 LOB: 0 K: 0 BB: 0 S: 3 P: 3	R: 0 H: 0 E: 0 LOB: 0 K: 1 BB: 0 S: 5 P: 5	R: 0 H: 1 E: 0 LOB: 1 K: 0 BB: 0 S: 4 P: 4	R: 0 H: 2 E: 0 LOB: 2 K: 0 BB: 0 S: 5 P: 5	R: 0 H: 1 E: 0 LOB: 1 K: 0 BB: 0 S: 3 P: 3	R: 0 H: 1 E: 0 LOB: 1 K: 0 BB: 0 S: 4 P: 4	R: 1 H: 2 E: 0 LOB: 3 K: 0 BB: 2 S: 5 P: 13	1B: 9 2B: 1 3B: 0 HR: 0	SF: 0 SAC: 1 DP: 1 HBP: 0			WP: 0 PB: 0 SB: 0 CS: 0		PA: 38	

	AB	35
	R	1
	H	10
	RBI	1
	BB	2
	SO	5
	LOB	20

PITCHER		IP	WLS	BF	H	R	ER	SO	BB	IBB	HBP	BLK	WP	HR	S	P	ERA	WHIP
Dickie Noles, R ERA: 4.43	(1, 1)	8.1	W	34	9	1	1	5	1	0	0	0	0	0	43	47	1.08	1.200
Willie Hernandez, L ERA: 3.01	(9, 1)	0.0		1	0	0	0	0	1	0	0	0	0	0	0	4	∞	∞
Lee Smith, R ERA: 2.73	(9, 1)	0.2	S	3	1	0	0	0	0	0	0	0	0	0	3	3	0.00	1.500

PITCHER	IP	WLS	BF	H	R	ER	SO	BB	IBB	HBP	BLK	WP	HR	S	P	ERA	WHIP

Batter	1	2	3	4	5	6	7	8	9	AB	R	H	RBI	BB	SO	LOB
Tom Herr, S (1, 4) OBP: 0.341, SLG: 0.320	F7		BB E SF8 1B	4-3			F7		4-3	3	1	1	0	0	0	0
Mike Ramsey, S (4, 4) OBP: 0.300, SLG: 0.296										2	0	0	0	0	0	0
Ken Oberkfell, L (1, 5) OBP: 0.343, SLG: 0.363	S 1B 1B		E8 BB 1-2		S 1B		K			4	1	2	0	0	1	1
Lonnie Smith, R (1, 7) OBP: 0.380, SLG: 0.434	1B 1-2 BB		1-2 2-3 BB		P6 1-2			CS 2B		2	0	1	0	2	0	1
Keith Hernandez, L (1, 3) OBP: 0.398, SLG: 0.412	G6-3 1-3 2-H 1B		K		6-3			K		4	0	1	1	0	2	5
George Hendrick, R (1, 9) OBP: 0.324, SLG: 0.452	G6-3 1-2f		SF8 3-H		F8			2-3 1B		2	0	0	1	0	0	3
David Green, R (7, 9) OBP: 0.316, SLG: 0.380										1	0	1	0	0	0	0
Willie McGee, S (1, 8) OBP: 0.318, SLG: 0.391		F8	F9			5-3			4-3	4	0	0	0	0	0	3
Darrell Porter, L (1, 2) OBP: 0.345, SLG: 0.402		BB		HR		K			HR	3	2	2	2	1	1	0
Kelly Paris, R (1, 6) OBP: 0.103, SLG: 0.107		K		P6		1-3			K	3	0	0	0	0	1	1
Steve Braun, L (9, PH) OBP: 0.394, SLG: 0.350										1	0	0	0	0	1	0
Joaquin Andujar, S (1, 1) OBP: 0.158, SLG: 0.189		F9		F9			K		6-3	2	0	0	0	0	0	1
Jim Kaat, L (5, 1)										0	0	0	0	0	0	0
Bob Forsch, R (5, 1) OBP: 0.237, SLG: 0.274										1	0	0	0	0	1	0
Bruce Sutter, R (8, 1) OBP: 0.111, SLG: 0.125										0	0	0	0	0	0	0
Dane Iorg, L (9, PH) OBP: 0.354, SLG: 0.363										1	0	0	0	0	0	0
Inning Stats	R: 1 E: 0 K: 0 S: 4 H: 2 LOB: 1 BB: 1 P: 8	R: 0 E: 0 K: 1 S: 5 H: 0 LOB: 1 BB: 1 P: 9	R: 1 E: 1 K: 1 S: 7 H: 1 LOB: 2 BB: 1 P: 11	R: 1 E: 0 K: 0 S: 4 H: 1 LOB: 0 BB: 0 P: 4	R: 0 E: 0 K: 0 S: 4 H: 1 LOB: 1 BB: 0 P: 4	R: 0 E: 0 K: 1 S: 5 H: 0 LOB: 0 BB: 0 P: 5	R: 0 E: 0 K: 2 S: 7 H: 0 LOB: 0 BB: 0 P: 7	R: 0 E: 0 K: 1 S: 6 H: 2 LOB: 1 BB: 0 P: 6	R: 1 E: 0 K: 1 S: 6 H: 1 LOB: 0 BB: 0 P: 6	1B: 5 2B: 1 3B: 0 HR: 2	SF: 1 SAC: 0 DP: 1 HBP: 0					

PITCHER	IP	WLS	BF	H	R	ER	SO	BB	IBB	HBP	BLK	WP	HR	S	P	ERA	WHIP
Fergie Jenkins, R (1, 1) ERA: 3.15	6.0	W	26	5	3	2	3	3	0	0	0	0	1	29	41	3.00	1.333
Bill Campbell, R (7, 1) ERA: 3.77	3.0	S	11	3	1	1	4	0	0	0	0	0	1	19	19	3.00	1.000

PITCHER	IP	WLS	BF	H	R	ER	SO	BB	IBB	HBP	BLK	WP	HR	S	P	ERA	WHIP

St. Louis Cardinals @ Chicago Cubs

Wrigley Field, Chicago, IL

Sat Oct 02 1982, 3:33 AM CDT

Att. 34,003 - Sunny - 67 F

TOP

livebaseballscorecards.com

AB	33
R	4
H	8
RBI	4
BB	3
SO	7
LOB	15

WP: 0	PA: 37
PB: 0	
SB: 2	
CS: 1	

Batter	1	2	3	4	5	6	7	8	9	AB	R	H	RBI	BB	SO	LOB
23 Ryne Sandberg, R (1, 4) OBP: 0.308, SLG: 0.366	1-3		1B 2B	P5		5-3		6-3		5	1	1	0	0	0	3
Scot Thompson, L (1, 7) OBP: 0.400, SLG: 0.429	4-3 1B		E 1B 1B 2-H		BB 1B 1B	G3		E 1B 3-H		5	3	4	2	0	0	0
Bill Buckner, L (1, 3) OBP: 0.340, SLG: 0.440	4-3 1-2		E6 1B 1-3		F1		3-1	E8 1B 1-H		5	1	0	0	0	0	3
Leon Durham, L (1, 9) OBP: 0.384, SLG: 0.518	F8		1B 2-H 3-H		BB 4-0 BB 1B SF8 BB 1-2		4-3	1B 1-3		4	1	2	2	1	0	1
Keith Moreland, R (1, 2) OBP: 0.330, SLG: 0.405		F9	4-3		BB E 1B 1-2 2-H		BB 1B	F7		5	1	2	1	0	0	3
Mel Hall, L (1, 8) OBP: 0.322, SLG: 0.354		K2-3		1B 1B	E BB 1-2 2-3		4-0 1-2 BB			2	0	1	0	2	1	0
Pat Tabler, R (1, 5) OBP: 0.286, SLG: 0.354		F9		L8	SF8 1-3 2-H 3-H		K			3	0	0	1	0	1	3
Scott Fletcher, R (1, 6) OBP: 0.286, SLG: 0.118			6-3	1-2 1B	4-3			E5 4-3 S 1B		4	1	1	0	0	0	1
Fergie Jenkins, R (1, 1) OBP: 0.147, SLG: 0.179 Steve Henderson, R (6, PH) OBP: 0.293, SLG: 0.339 Bill Campbell, R (7, 1) OBP: 0.143, SLG: 0.143			K	F2		K		4-3 1-3		2 1 1	0 0 0	0 0 0	0 0 0	0 0 0	1 1 0	2 0 1
Inning Stats	R: 0 H: 1 E: 0 LOB: 1 K: 0 BB: 0 S: 4 P: 4	R: 0 H: 0 E: 0 LOB: 0 K: 1 BB: 0 S: 5 P: 5	R: 3 H: 3 E: 1 LOB: 1 K: 1 BB: 0 S: 9 P: 9	R: 0 H: 2 E: 0 LOB: 2 K: 0 BB: 0 S: 5 P: 5	R: 3 H: 2 E: 1 LOB: 1 K: 0 BB: 2 S: 5 P: 13	R: 0 H: 0 E: 0 LOB: 0 K: 1 BB: 0 S: 5 P: 5	R: 0 H: 1 E: 0 LOB: 2 K: 1 BB: 1 S: 6 P: 10	R: 2 H: 2 E: 2 LOB: 2 K: 0 BB: 0 S: 7 P: 7		1B: 10 SF: 1 2B: 1 SAC: 0 3B: 0 DP: 0 HR: 0 HBP: 0						

PITCHER		IP	WLS	BF	H	R	ER	SO	BB	IBB	HBP	BLK	WP	HR	S	P	ERA	WHIP
Joaquin Andujar, R ERA: 2.47	(1, 1)	4.0		19	6	3	1	2	0	0	0	0	0	0	23	23	2.25	1.500
Jim Kaat, L ERA: 4.1	(5, 1)	0.1	L	5	2	3	2	0	2	0	0	0	0	0	3	11	54.00	12.000
Bob Forsch, R ERA: 3.48	(5, 1)	2.2		10	1	0	0	2	1	0	0	0	0	0	13	17	0.00	0.750
Bruce Sutter, R ERA: 2.9	(8, 1)	1.0		7	2	2	0	0	0	0	0	0	0	0	7	7	0.00	2.000

PITCHER	IP	WLS	BF	H	R	ER	SO	BB	IBB	HBP	BLK	WP	HR	S	P	ERA	WHIP

BOTTOM

St. Louis Cardinals @ Chicago Cubs

Wrigley Field, Chicago, IL

Sat Oct 02 1982, 3:33 AM CDT

Att. 34,003 - Sunny - 67 F

livebaseballscorecards.com

AB	37
R	8
H	11
RBI	6
BB	3
SO	4
LOB	17

WP: 0 PA: 41
PB: 0
SB: 1
CS: 0

TOP

St. Louis Cardinals @ Chicago Cubs

Wrigley Field, Chicago, IL

Sun Oct 03 1982, 3:33 AM CDT

Att. 21,411 - Sunny - 61 F

livebaseballscorecards.com

Batter	1	2	3	4	5	6	7	8	9	10	11	12	13	14	AB	R	H	RBI	BB	SO	LOB
Tom Herr, S (1, 4) OBP: 0.341, SLG: 0.320	F7		1B			1B		1B	CS 1-2	SH5-4 1B		5-3		HR	2	0	1	0	0	0	0
Julio Gonzalez, R (3, 4) OBP: 0.258, SLG: 0.356						2B		2B							5	3	4	1	0	0	0
Ken Oberkfell, L (1, 5) OBP: 0.345, SLG: 0.370	6-3		F9			2B 6-3 1-2 1B		WP 1B 2-3 1B		SH5-4 1-2		3B		5-3	5	1	3	0	0	0	1
Kelly Paris, R (12, 5) OBP: 0.100, SLG: 0.103															1	0	0	0	0	0	0
Lonnie Smith, R (1, 7) OBP: 0.381, SLG: 0.434	E S 1B		L5			F8		WP 1-2 1B		IBB		IBB		BB	4	0	2	1	1	0	3
John Martin, S (10, 1) OBP: 0.167, SLG: 0.091															0	0	0	0	0	0	0
Jeff Keener, L (11, 1)															0	0	0	0	0	0	0
Darrell Porter, L (12, PH) OBP: 0.347, SLG: 0.402															0	0	0	0	1	0	0
Eric Rasmussen, R (12, 1)															0	0	0	0	1	0	0
Keith Hernandez, L (1, 3) OBP: 0.397, SLG: 0.413	F8 1-3			L7		F8 1-3 2-H 2B		K		K		G3		K	4	0	1	1	0	1	3
Jeff Lahti, R (8, 1) OBP: 0.077, SLG: 0.077															0	0	0	0	0	0	0
Jim Kaat, L (8, 1)															0	0	0	0	0	0	0
Doug Bair, R (8, 1) OBP: 0.077, SLG: 0.077															0	0	0	0	0	0	0
Steve Braun, L (10, PH) OBP: 0.394, SLG: 0.339															0	0	0	0	0	0	0
(10, 7)															2	0	0	0	0	1	4
Tito Landrum, R (14, PH) OBP: 0.358, SLG: 0.403															1	0	0	0	0	1	1
(14, 9)																					
George Hendrick, R (1, 9) OBP: 0.323, SLG: 0.450		F9		F7		6-3 3-H		F3 1-2 2-3		K			F3	K	2	0	0	0	0	0	0
Dane Iorg, L (4, 9) OBP: 0.352, SLG: 0.361															1	0	0	1	0	0	1
Gene Tenace, R (8, PH) OBP: 0.436, SLG: 0.500															4	0	0	0	0	2	5
(8, 3)																					
Willie McGee, S (1, 8) OBP: 0.318, SLG: 0.391		FC4 1B		B1-3		F7		K			4-3		6-3 E 1B		3	0	1	0	0	0	1
John Stuper, R (6, 1) OBP: 0.140, SLG: 0.167															0	0	0	0	0	0	0
Gene Roof, S (8, PH) OBP: 0.313, SLG: 0.267															3	1	1	0	0	1	2
(8, 9)																					
(14, 7)																					
Mike Ramsey, S (1, 6) OBP: 0.294, SLG: 0.289		F7			3-1		F7		K		P6		6-3 1-2		6	0	0	0	0	1	2
Glenn Brummer, R (1, 2) OBP: 0.234, SLG: 0.297		FC4 1-2f			6-3		K		4-3		F5		E4 2-H		6	0	0	0	0	1	1
Dave LaPoint, L (1, 1) OBP: 0.077, SLG: 0.053			6-3		F7		1-3		BB CS			1-3	F9		2	0	0	0	0	0	0
David Green, R (6, 8) OBP: 0.315, SLG: 0.373															3	0	0	0	1	0	1
Inning Stats	R: 0 E: 0 K: 0 S: 4 H: 1 LOB: 1 BB: 0 P: 4	R: 0 E: 0 K: 0 S: 4 H: 1 LOB: 1 BB: 0 P: 4	R: 0 E: 0 K: 0 S: 4 H: 1 LOB: 1 BB: 0 P: 4	R: 0 E: 0 K: 0 S: 3 H: 0 LOB: 0 BB: 0 P: 3	R: 0 E: 0 K: 0 S: 3 H: 0 LOB: 0 BB: 0 P: 3	R: 2 E: 0 K: 0 S: 6 H: 3 LOB: 1 BB: 0 P: 6	R: 0 E: 0 K: 1 S: 5 H: 0 LOB: 0 BB: 0 P: 5	R: 1 E: 0 K: 2 S: 10 H: 3 LOB: 2 BB: 0 P: 10	R: 0 E: 0 K: 1 S: 4 H: 0 LOB: 0 BB: 1 P: 8	R: 0 E: 0 K: 2 S: 8 H: 1 LOB: 2 BB: 1 P: 12	R: 0 E: 0 K: 0 S: 3 H: 0 LOB: 0 BB: 0 P: 3	R: 0 E: 0 K: 0 S: 4 H: 1 LOB: 2 BB: 1 P: 8	R: 1 E: 1 K: 0 S: 5 H: 1 LOB: 1 BB: 0 P: 5	R: 1 E: 0 K: 2 S: 8 H: 1 LOB: 1 BB: 1 P: 12	1B: 9 2B: 2 3B: 1 HR: 1	SF: 0 SAC: 1 DP: 0 HBP: 0	WP: 1 PB: 0 SB: 1 CS: 1	PA: 60

	AB	54
	R	5
	H	13
	RBI	4
	BB	4
	SO	8
	LOB	25

PITCHER		IP	WLS	BF	H	R	ER	SO	BB	IBB	HBP	BLK	WP	HR	S	P	ERA	WHIP
Doug Bird, R ERA: 5.14	(1, 1)	6.0		24	6	2	2	0	0	0	0	0	0	0	24	24	3.00	1.000
Mike Proly, R ERA: 2.3	(7, 1)	1.0		6	3	1	1	1	0	0	0	0	0	0	8	8	9.00	3.000
Willie Hernandez, L ERA: 3.0	(8, 1)	0.1		1	0	0	0	1	0	0	0	0	0	0	3	3	0.00	0.000
Lee Smith, R ERA: 2.89	(8, 1)	1.2		5	0	0	0	2	1	0	0	0	1	0	8	12	0.00	0.600
Bill Campbell, R ERA: 3.69	(10, 1)	2.0		8	1	0	0	2	0	1	0	0	0	0	11	15	0.00	0.500

PITCHER		IP	WLS	BF	H	R	ER	SO	BB	IBB	HBP	BLK	WP	HR	S	P	ERA	WHIP
Randy Martz, R ERA: 4.21	(12, 1)	2.0		10	2	1	0	0	0	1	0	0	0	0	9	13	0.00	1.000
Ken Kravec, L ERA: 6.12	(14, 1)	0.2	L	4	1	1	1	1	1	0	0	0	0	1	5	9	13.50	3.000
Dickie Noles, R ERA: 4.42	(14, 1)	0.1		1	0	0	0	1	0	0	0	0	0	0	3	3	0.00	0.000

BOTTOM

St. Louis Cardinals @ Chicago Cubs

Wrigley Field, Chicago, IL

Sun Oct 03 1982, 3:33 AM CDT

Att. 21,411 - Sunny - 61 F

livebaseballscorecards.com

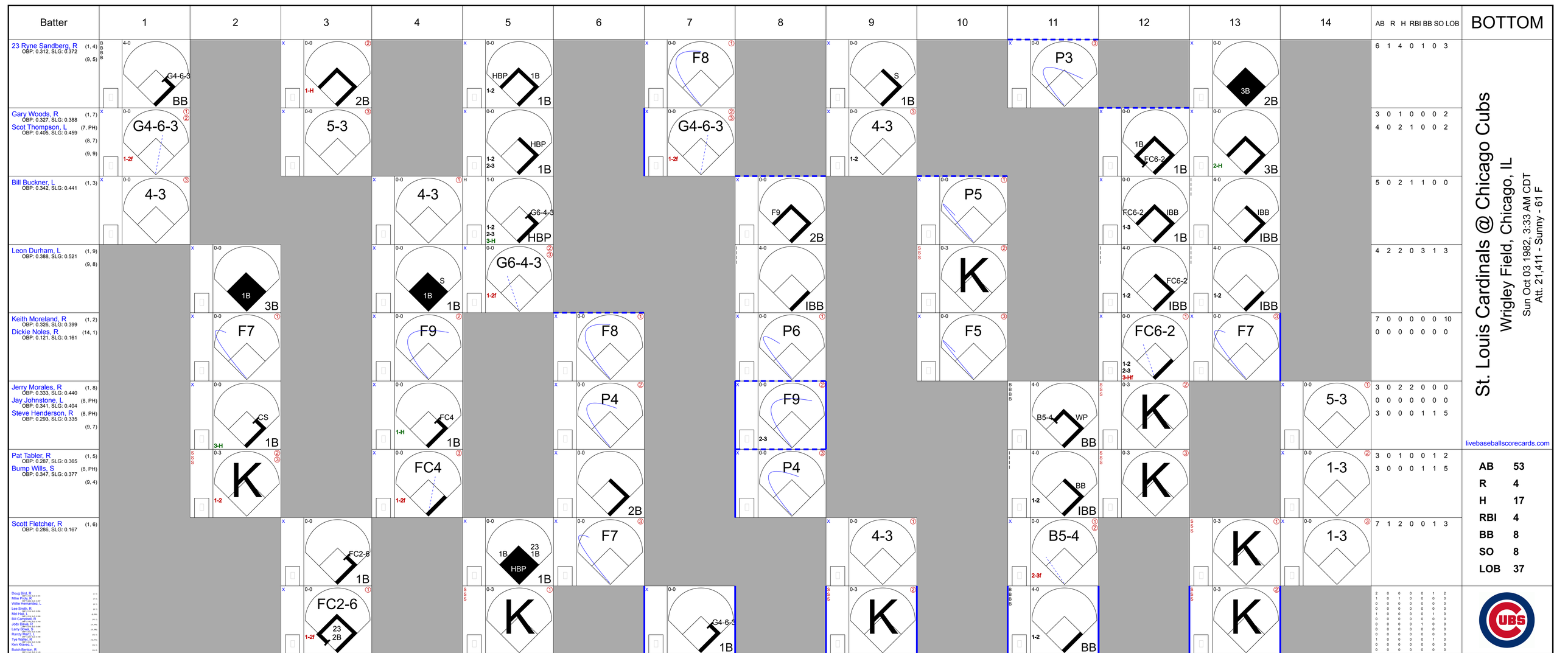

Batter	1	2	3	4	5	6	7	8	9	10	11	12	13	14	AB	R	H	RBI	BB	SO	LOB
23 Ryne Sandberg, R (1, 4) (9, 5) OBP: 0.312, SLG: 0.372	BBBB 4-0 G4-6-3 BB		x 0-0 1-H 2B		x 0-0 HBP 1B 1-2 1B		x 0-0 F8 1		x 0-0 S 1B		x 0-0 P3 3		x 0-0 3B 2B		6	1	4	0	1	0	3
Gary Woods, R (1, 7) OBP: 0.327, SLG: 0.388	x 0-0 G4-6-3 1-2f		x 0-0 5-3 3		x 0-0 HBP 1-2 2-3 1B		x 0-0 G4-6-3 2 3 1-2f		x 0-0 4-3 3 1-2			x 0-0 1B FC6-2 1B	x 0-0 2-H 3B		3	0	1	0	0	0	2
Scot Thompson, L (7, PH) (8, 7) (9, 9) OBP: 0.405, SLG: 0.459															4	0	2	1	0	0	2
Bill Buckner, L (1, 3) OBP: 0.342, SLG: 0.441	x 0-0 4-3 3			x 0-0 4-3 1	H 1-0 G6-4-3 1-2 2-3 3-H HBP			x 0-0 F9 2B		x 0-0 P5 1		x 0-0 FC6-2 IBB 1-3 1B	x 4-0 IBB IBB		5	0	2	1	1	0	0
Leon Durham, L (1, 9) (9, 8) OBP: 0.388, SLG: 0.521		x 0-0 1B 3B		x 0-0 S 1B 1B	x 0-0 G6-4-3 2 3 1-2f			x 4-0 IBB		SSS 0-3 K 2		x 4-0 FC6-2 IBB 1-2	x 4-0 1-2 IBB		4	2	2	0	3	1	3
Keith Moreland, R (1, 2) OBP: 0.326, SLG: 0.399		x 0-0 F7 1		x 0-0 F9 2		x 0-0 F8 1		x 0-0 P6 1		x 0-0 F5 3		x 0-0 FC6-2 1 1-2 2-3 3-Hf	x 0-0 F7 3		7	0	0	0	0	0	10
Dickie Noles, R (14, 1) OBP: 0.121, SLG: 0.161															0	0	0	0	0	0	0
Jerry Morales, R (1, 8) OBP: 0.333, SLG: 0.440		x 0-0 CS 3-H 1B		x 0-0 FC4 1-H 1B		x 0-0 P4 2		x 0-0 F9 2 2-3			BBBB 4-0 B5-4 WP BB	SSS 0-3 K 2	x 0-0 5-3 1		3	0	2	2	0	0	0
Jay Johnstone, L (8, PH) OBP: 0.341, SLG: 0.404															0	0	0	0	0	0	0
Steve Henderson, R (8, PH) (9, 7) OBP: 0.293, SLG: 0.335															3	0	0	0	1	1	5
Pat Tabler, R (1, 5) OBP: 0.287, SLG: 0.365		SSS 0-3 K 2 3 1-2		x 0-0 FC4 3 1-2f		x 0-0 2B		x 0-0 P4 3			I I I 4-0 BB IBB 1-2	SSS 0-3 K 3	x 0-0 1-3 2		3	0	1	0	0	1	2
Bump Wills, S (8, PH) (9, 4) OBP: 0.347, SLG: 0.377															3	0	0	0	1	1	5
Scott Fletcher, R (1, 6) OBP: 0.286, SLG: 0.167			x 0-0 FC2-6 1B		x 0-0 1B 23 1B HBP 1B	x 0-0 F7 3			x 0-0 4-3 1		x 0-0 B5-4 1 2 2-3f		SSS 0-3 K 1	x 0-0 1-3 3	7	1	2	0	0	1	3
Doug Bird, R (1-3) Mike Proly, R (1-1, 0.00) Willie Hernandez, L (4-1, 1.80) Lee Smith, R (6-4, 2.54) Mel Hall, L (5-4, 3.00) Bill Campbell, R (1-0, 3.38) Jody Davis, R (11-10, 3.34) Larry Sowa, S (1-4, 3.38) Randy Martz, L (1-0, 3.38) Tye Waller, R (13-10, 3.29) Ken Kravec, L (1-0, 3.29) Butch Benton, R (3-1, 3.51)							x 0-0 G4-6-3 1B		SSS 0-3 K 2		BBBBB 4-0 1-2 BB		SSS 0-3 K 2								
Inning Stats	R: 0 E: 0 K: 0 S: 2 H: 0 LOB: 0 BB: 1 P: 6	R: 1 E: 0 K: 1 S: 6 H: 2 LOB: 1 BB: 0 P: 6	R: 0 E: 0 K: 0 S: 4 H: 2 LOB: 1 BB: 0 P: 4	R: 1 E: 0 K: 0 S: 5 H: 2 LOB: 1 BB: 0 P: 5	R: 1 E: 0 K: 1 S: 7 H: 3 LOB: 2 BB: 0 P: 8	R: 0 E: 0 K: 0 S: 4 H: 1 LOB: 1 BB: 0 P: 4	R: 0 E: 0 K: 0 S: 3 H: 1 LOB: 0 BB: 0 P: 3	R: 0 E: 0 K: 0 S: 4 H: 1 LOB: 2 BB: 1 P: 8	R: 0 E: 0 K: 1 S: 6 H: 1 LOB: 1 BB: 0 P: 6	R: 0 E: 0 K: 1 S: 5 H: 0 LOB: 0 BB: 0 P: 5	R: 0 E: 0 K: 0 S: 2 H: 0 LOB: 2 BB: 3 P: 14	R: 0 E: 0 K: 2 S: 9 H: 2 LOB: 3 BB: 1 P: 13	R: 1 E: 0 K: 2 S: 9 H: 2 LOB: 3 BB: 2 P: 17	R: 0 E: 0 K: 0 S: 3 H: 0 LOB: 0 BB: 0 P: 3	1B: 11 2B: 6 3B: 2 HR: 0	SF: 0 SAC: 0 DP: 5 HBP: 1				

PITCHER		IP	WLS	BF	H	R	ER	SO	BB	IBB	HBP	BLK	WP	HR	S	P	ERA	WHIP
Dave LaPoint, L (1, 1) ERA: 3.42		5.0		22	9	3	3	2	1	0	1	0	0	0	24	29	5.40	2.000
John Stuper, R (6, 1) ERA: 3.36		2.0		7	2	0	0	0	0	0	0	0	0	0	7	7	0.00	1.000
Jeff Lahti, R (8, 1) ERA: 3.81		0.1		3	1	0	0	0	0	1	0	0	0	0	2	6	0.00	3.000
Jim Kaat, L (8, 1) ERA: 4.08		0.1		1	0	0	0	0	0	0	0	0	0	0	1	1	0.00	0.000
Doug Bair, R (8, 1) ERA: 2.55		1.1		5	1	0	0	1	0	0	0	0	0	0	7	7	0.00	0.750

PITCHER		IP	WLS	BF	H	R	ER	SO	BB	IBB	HBP	BLK	WP	HR	S	P	ERA	WHIP
John Martin, L (10, 1) ERA: 4.23		1.2		7	0	0	0	1	2	1	0	0	1	0	6	18	0.00	1.200
Jeff Keener, R (11, 1) ERA: 1.61		0.1		1	0	0	0	0	0	0	0	0	0	0	1	1	0.00	0.000
Eric Rasmussen, R (12, 1) ERA: 4.42		3.0	W	16	4	1	1	4	0	3	0	0	0	0	21	33	3.00	1.333

AB	53
R	4
H	17
RBI	4
BB	8
SO	8
LOB	37

WP: 1 PB: 0 SB: 2 CS: 1 PA: 62