

# Chicago Cubs - 1982

Batter	1	2	3	4	5	6	7	8	9	AB	R	H	RBI	BB	SO	LOB	TOP
Bump Wills, S (1,4) OBP: 0.500, SLG: 1.250	0-0 HR		0-3 K		0-3 K			0-0 CS 1B		4	1	2	1	0	2	0	<b>Chicago Cubs @ Cincinnati Reds</b> Riverfront Stadium, Cincinnati, OH Mon Apr 05 1982, 3:33 AM EST Att: 51,894 - Overcast - 40 F
Larry Bowa, S (1,6) OBP: 0.250, SLG: 0.250	0-0 F7		0-0 6-3			0-3 K		0-0 HBP 1B 1-2 1B		4	1	1	0	0	1	0	
Bill Buckner, L (1,3) OBP: 0.750, SLG: 0.750	0-0 1B			0-0 F8		0-0 WP 1B 1B		0-0 HBP 1B 1-2 1B		4	0	3	0	0	0	0	
Leon Durham, L (1,9) OBP: 0.500, SLG: 0.333	0-0 G3-6-3-6			0-0 S 1B		0-3 K		1-0 1B		3	0	1	0	0	1	2	
Keith Moreland, R (1,2)		0-0 HR		0-0 P4		0-0 2H 1B		0-0 HBP		4	1	3	2	0	0	1	
Steve Henderson, R (1,7)		0-3 K		4-0 BB			0-3 K			2	0	0	0	1	2	0	
23 Ryne Sandberg, R (1,5)		0-0 6-3		0-3 K			0-3 K			3	0	0	0	0	2	2	
Tye Waller, R (1,8)		0-0 F8			0-0 F3		0-3 K			3	0	0	0	0	1	0	
Doug Bird, R (1,1) Jerry Morales, R (8, PH) Lee Smith, R (8, 1) Willie Hernandez, L (8, 1)			0-3 K		0-0 4-3			0-0 P4		2	0	0	0	0	1	0	
<b>Inning Stats</b>	R: 1 E: 0 K: 0 S: 4	H: 2 LOB: 0 BB: 0 P: 4	R: 1 E: 0 K: 1 S: 6	H: 1 LOB: 0 BB: 0 P: 6	R: 0 E: 0 K: 2 S: 7	H: 0 LOB: 0 BB: 0 P: 7	R: 0 E: 0 K: 1 S: 6	H: 1 LOB: 2 BB: 1 P: 10	R: 0 E: 0 K: 1 S: 5	H: 0 LOB: 0 BB: 0 P: 5	R: 0 E: 0 K: 2 S: 8	H: 2 LOB: 2 BB: 0 P: 8	R: 0 E: 0 K: 3 S: 9	H: 0 LOB: 0 BB: 0 P: 9	R: 1 E: 0 K: 0 S: 5	H: 4 LOB: 2 BB: 0 P: 6	
<b>PITCHER</b>	IP WLS BF H R ER SO BB IBB HBP BLK WP HR S P ERA WHIP																
Mario Soto, R (1,1) ERA: 2.57	7.0 L 26 6 2 2 10 1 0 0 0 1 2 45 49 2.57 1.000																
Bob Shirley, L (8, 1) ERA: 13.5	0.2 5 3 1 1 0 0 0 0 1 0 0 0 4 5 13.50 4.500																
Jim Kern, R (8, 1) ERA:	0.1 1 1 0 0 0 0 0 0 0 0 0 0 1 1 0.00 3.000																

AB	30
R	3
H	10
RBI	3
BB	1
SO	10
LOB	5



Batter	1	2	3	4	5	6	7	8	9	AB	R	H	RBI	BB	SO	LOB	BOTTOM
Ron Oester, S (1,4) OBP: 0.250, SLG: 0.250	0-0 6-3		0-0 G3		0-0 E3			0-0 2H 1B		4	0	1	1	0	0	1	<b>Chicago Cubs @ Cincinnati Reds</b> Riverfront Stadium, Cincinnati, OH Mon Apr 05 1982, 3:33 AM EST Att: 51,894 - Overcast - 40 F
Dan Driessen, L (1,3)	0-0 F8		4-0 BB		0-0 F3		0-0 P3			3	0	0	0	1	0	3	
Dave Concepcion, R (1,6) OBP: 0.250, SLG: 0.250	0-0 6-3		0-0 1-2 1B		0-3 K			0-0 F9		4	0	1	0	0	1	2	
Cesar Cedeno, R (1,8)		0-0 6-3	0-0 4-3		0-0 F3			0-0 E4 FC4-6		4	0	0	0	0	0	2	
Johnny Bench, R (1,5) OBP: 0.250, SLG: 0.250		0-0 1B 1B		0-0 6-3		0-0 6-3		0-0 FC4-6 1B 1-2 2B		4	1	1	0	0	0	1	
Paul Householder, S (1,9) OBP: 0.500, SLG: 0.500		0-0 FC6-4 1B		0-0 1-3		0-0 F7		0-0 2B 1-2 1B		4	0	2	0	0	0	0	
Clint Hurdle, L (1,7)		0-0 F2		0-0 G3			0-0 F7	0-0 1-3 2H		3	0	0	0	0	0	2	
Mike Vail, R (8, PH) Eddie Milner, L (8, PR)		0-0 F2		0-0 G3			0-0 F7	0-0 1-3 2H		1	0	1	1	0	0	0	
Alex Trevino, R (1,2)		0-0 FC6-4		0-0 6-3			0-0 L8	4-0 IBB		3	0	0	0	1	0	2	
Mario Soto, R (1,1) German Barranca, L (7, PH) Bob Shirley, R (8, 1) Jim Kern, R (8, 1) Rafael Landestoy, S (8, PH)			0-0 1-3		4-0 BB		0-0 1B 2B	0-0 F9		1	0	0	0	1	0	0	
<b>Inning Stats</b>	R: 0 E: 0 K: 0 S: 3	H: 0 LOB: 0 BB: 0 P: 3	R: 0 E: 0 K: 0 S: 5	H: 2 LOB: 2 BB: 0 P: 5	R: 0 E: 0 K: 0 S: 4	H: 1 LOB: 2 BB: 1 P: 8	R: 0 E: 0 K: 0 S: 3	H: 0 LOB: 0 BB: 0 P: 3	R: 0 E: 0 K: 0 S: 3	H: 0 LOB: 0 BB: 0 P: 3	R: 1 E: 0 K: 0 S: 5	H: 2 LOB: 1 BB: 0 P: 5	R: 1 E: 1 K: 0 S: 6	H: 2 LOB: 3 BB: 1 P: 10	1B: 5 SF: 0 2B: 2 SAC: 0 3B: 0 DP: 0 HR: 0 HBP: 0		
<b>PITCHER</b>	IP WLS BF H R ER SO BB IBB HBP BLK WP HR S P ERA WHIP																
Doug Bird, R (1,1) ERA: 1.29	7.0 W 29 5 1 1 1 10 2 0 0 0 0 0 29 37 1.29 1.000																
Lee Smith, R (8, 1) ERA:	0.2 4 1 1 0 0 0 0 0 0 0 0 0 4 4 0.00 1.500																
Willie Hernandez, L (8, 1) ERA:	0.1 S 3 1 0 0 0 0 0 1 0 0 0 0 2 6 0.00 3.000																

AB	33
R	2
H	7
RBI	2
BB	3
SO	1
LOB	16





Batter	1	2	3	4	5	6	7	8	9	AB	R	H	RBI	BB	SO	LOB	TOP										
<b>Bump Wills, S</b> (1.4) OBP: 0.667, SLG: 1.250	0-0 G6-4-3 BB 1B		0-0 4-3		4-0 4-3 S BB		0-0 3B		0-0 1B	4	0	3	1	1	0	0	<b>Chicago Cubs @ Cincinnati Reds</b> Riverfront Stadium, Cincinnati, OH Wed Apr 07 1982, 6:05 PM EST Att: 10,158 - Overcast - 35 F										
<b>Larry Bowa, S</b> (1.6) OBP: 0.333, SLG: 0.143	4-0 G6-4-3 BB 1B		0-0 E5 S		0-0 4-3		4-0 3H 4-0 BB		0-0 F8	3	0	0	0	2	0	2											
<b>Bill Buckner, L</b> (1.3) OBP: 0.444, SLG: 0.444	0-0 G6-4-3 1-2 2-3		0-0 F3		0-0 4-3		0-0 4-3		0-0 1B	5	0	1	0	0	0	6											
<b>Leon Durham, L</b> (1.9) OBP: 0.333, SLG: 0.375	0-0 4-3		0-3 K		0-0 4-3		0-0 1B 2B		0-0 F8	5	1	1	0	0	1	4											
<b>Keith Moreland, R</b> (1.2) OBP: 0.375, SLG: 0.750		0-0 F8		0-0 P5		0-0 6-3		0-3 K		4	0	0	0	0	1	1											
<b>Steve Henderson, R</b> (1.7) OBP: 0.571, SLG: 0.500		0-0 23 S 1B		0-0 23 6-3 1B		0-0 6-3		0-0 1B 2H		4	0	3	1	0	0	0											
<b>23 Ryne Sandberg, R</b> (1.5)		4-0 1-2 BB		0-0 6-3		0-0 1-2 K		0-0 F9 1B		3	0	0	0	1	1	2											
<b>Tye Waller, R</b> (1.8) OBP: 0.143, SLG: 0.143		0-3 K		0-3 K		0-0 F8 3B 1B		0-0 1-3		4	1	1	0	0	2	4											
<b>Dickie Noles, R</b> (1.1) <b>Dick Tidrow, R</b> (6.1) <b>Dan Briggs, L</b> (7. PH) <b>Bill Campbell, R</b> (7.1) <b>Willie Hernandez, L</b> (7.1) <b>Herman Segelke, R</b> (8.1) <b>Bob Molinaro, L</b> (9. PH)		0-3 K		0-3 K		0-3 K		0-0 F8 1-3		2	0	0	0	0	2	2											
<b>Inning Stats</b>	R: 0 E: 0 K: 0 S: 3	H: 1 LOB: 1 BB: 1 P: 7	R: 0 E: 0 K: 2 S: 8	H: 1 LOB: 2 BB: 1 P: 12	R: 0 E: 1 K: 1 S: 6	H: 0 LOB: 1 BB: 0 P: 6	R: 0 E: 0 K: 1 S: 6	H: 1 LOB: 1 BB: 0 P: 6	R: 0 E: 0 K: 1 S: 5	H: 0 LOB: 0 BB: 0 P: 3	R: 1 E: 0 K: 0 S: 5	H: 2 LOB: 2 BB: 1 P: 9	R: 1 E: 0 K: 2 S: 9	H: 2 LOB: 1 BB: 0 P: 9	R: 0 E: 0 K: 0 S: 5	H: 2 LOB: 2 BB: 0 P: 5		1B: 7 2B: 1 3B: 1 HR: 0	SF: 0 SAC: 0 DP: 1 HBP: 0	WP: 1 PB: 0 SB: 3 CS: 0	PA: 40						
<b>PITCHER</b>	IP	WLS	BF	H	R	ER	SO	BB	IBB	HBP	BLK	WP	HR	S	P	ERA	WHIP										
<b>Bruce Berenyi, R</b> (1.1) ERA: 1.35	6.2	W	29	5	1	1	5	4	0	0	0	1	0	35	51	1.35	1.350										
<b>Joe Price, L</b> (7.1) ERA:	0.1		1	0	0	0	0	0	0	0	0	0	0	1	1	0.00	0.000										
<b>Tom Hume, R</b> (8.1) ERA: 4.5	2.0	S	10	4	1	1	2	0	0	0	0	0	0	14	14	4.50	2.000										

AB	36
R	2
H	9
RBI	2
BB	4
SO	7
LOB	22



Batter	1	2	3	4	5	6	7	8	9	AB	R	H	RBI	BB	SO	LOB	BOTTOM										
<b>Ron Oester, S</b> (1.4) OBP: 0.444, SLG: 0.500	4-0 1-4-3 BLK BB		0-0 4-3		0-0 G4-3-6 1-2		0-0 4-3 1B 2B		0-0 1B	4	1	2	1	1	0	1	<b>Chicago Cubs @ Cincinnati Reds</b> Riverfront Stadium, Cincinnati, OH Wed Apr 07 1982, 6:05 PM EST Att: 10,158 - Overcast - 35 F										
<b>Dan Driessen, L</b> (1.3)	4-0 1-4-3 1-2 BB		0-0 1-3		0-0 F8		0-0 4-3 2-3		0-0 6-3	4	0	0	0	1	0	2											
<b>Dave Concepcion, R</b> (1.6) OBP: 0.250, SLG: 0.250	0-0 1-4-3 1-2 2-3		0-0 F9		0-0 6-3		0-0 2B 1B		0-0 K	4	1	1	1	0	0	2											
<b>Cesar Cedeno, R</b> (1.8) OBP: 0.125, SLG: 0.250	0-3 K		0-0 1-3		0-0 F2		0-0 1H 2B		0-0 2B	4	0	1	1	0	1	2											
<b>Johnny Bench, R</b> (1.5) OBP: 0.286, SLG: 0.167 <b>Wayne Krenchicki, L</b> (7.5)	0-0 F7		0-0 4-3		4-0 3B BB		0-3 K		0-0 G3	2	1	0	0	1	0	2											
<b>Paul Householder, S</b> (1.9) OBP: 0.500, SLG: 1.125		0-0 G3		0-0 HR		0-0 1H 3B		0-0 G3		4	1	2	2	0	0	0											
<b>Clint Hurdle, L</b> (1.7)		0-0 1-3		1-0 HBP		4-0 S BB		0-0 WP 1B		1	0	0	0	0	0	0											
<b>Eddie Milner, L</b> (4. PR) OBP: 1.000, SLG: 1.000 (5.7)		0-0 1-3		0-0 HBP		0-0 4-3		4-0 1H 1B BB		1	1	1	0	1	0	0											
<b>Alex Trevino, R</b> (1.2) OBP: 0.375, SLG: 0.167		0-0 1B		0-0 F9		0-0 1-2		0-0 1H 1B BB		3	1	1	0	1	0	3											
<b>Bruce Berenyi, R</b> (1.1) OBP: 0.500, SLG: 0.500 <b>Joe Price, R</b> (7.1)		0-0 F7		0-0 G4-3-6 1B		0-0 F7		0-3 K		2	0	1	0	0	0	1											
<b>German Barranca, L</b> (7. PH) OBP: 0.500, SLG: 1.000 <b>Tom Hume, R</b> (8.1)		0-0 F7		0-0 K		0-0 K		1-2 K		1	0	0	0	0	1	1											
<b>Inning Stats</b>	R: 0 E: 0 K: 1 S: 5	H: 0 LOB: 2 BB: 2 P: 13	R: 0 E: 0 K: 0 S: 4	H: 1 LOB: 1 BB: 0 P: 4	R: 0 E: 0 K: 0 S: 3	H: 0 LOB: 0 BB: 0 P: 3	R: 1 E: 0 K: 0 S: 4	H: 1 LOB: 1 BB: 0 P: 5	R: 0 E: 0 K: 0 S: 3	H: 1 LOB: 0 BB: 0 P: 3	R: 1 E: 0 K: 0 S: 4	H: 1 LOB: 2 BB: 2 P: 12	R: 2 E: 0 K: 1 S: 8	H: 3 LOB: 1 BB: 0 P: 8	R: 2 E: 0 K: 1 S: 7	H: 2 LOB: 1 BB: 1 P: 11	1B: 5 2B: 2 3B: 1 HR: 1	SF: 0 SAC: 0 DP: 1 HBP: 1	WP: 2 PB: 0 SB: 3 CS: 0	PA: 38							
<b>PITCHER</b>	IP	WLS	BF	H	R	ER	SO	BB	IBB	HBP	BLK	WP	HR	S	P	ERA	WHIP										
<b>Dickie Noles, R</b> (1.1) ERA: 3.18	5.2	L	25	4	2	2	1	4	0	1	1	1	0	22	39	3.18	1.412										
<b>Dick Tidrow, R</b> (6.1) ERA:	0.1		1	0	0	0	0	0	0	0	0	0	0	1	1	0.00	0.000										
<b>Bill Campbell, R</b> (7.1) ERA: 27.0	0.2		5	3	2	2	0	0	0	0	0	0	0	5	5	27.00	4.500										
<b>Willie Hernandez, L</b> (7.1) ERA:	0.1		1	0	0	0	1	0	0	0	0	0	0	3	3	0.00	0.000										
<b>Herman Segelke, R</b> (8.1) ERA: 18.0	1.0		6	2	2	2	1	1	0	0	0	1	0	7	11	18.00	3.000										

AB	32
R	6
H	9
RBI	5
BB	5
SO	3
LOB	15





Batter	1	2	3	4	5	6	7	8	9	AB	R	H	RBI	BB	SO	LOB	TOP		
Mookie Wilson, S (1,8) OBP: 0.400, SLG: 0.333	0-0 P6		0-0 S 1B		0-0 F7		0-0 G3		0-0 5-3	5	0	1	0	0	0	0			
Wally Backman, S (1,4) OBP: 0.500, SLG: 0.750	0-0 P6		0-0 F8		0-0 1B		0-0 2B			4	0	2	0	0	0	1			
George Foster, R (1,7) OBP: 0.333, SLG: 0.286	0-3 K		0-0 5-3		0-0 F9		0-3 K			4	0	0	0	0	2	3			
Dave Kingman, R (1,3) OBP: 0.125, SLG: 0.125		0-0 P2	0-3 K		0-0 5-3		0-0 F9			4	0	0	0	0	1	1			
Ellis Valentine, R (1,9) OBP: 0.500, SLG: 0.500	0-0 P6			0-0 1-3 1B		0-0 5-3		0-0 1-6-3 1B		4	0	2	0	0	0	0			
John Stearns, R (1,2) OBP: 0.250, SLG: 0.143	4-0 WP S BB		0-0 1-3 1B		0-0 E1 1B		0-0 1-6-3 1B			3	0	1	0	1	0	2			
Hubie Brooks, R (1,5)	1-0 WP HBP		0-0 P6		0-0 1B		0-3 K			2	0	0	0	1	1	2			
Ron Gardenhire, R (1,6) OBP: 0.500, SLG: 0.250	4-0 WP BB		0-0 P3		0-0 F8		0-3 K			1	0	0	0	1	0	1			
Rusty Staub, L (6, PH) OBP: 0.500, SLG: 0.500	1-2 2-3 BB									1	0	0	0	0	0	2			
Tom Verzyer, R (6,6)										0	0	0	0	0	0	0			
Mike Jorgensen, L (9, PH)	1-2 2-3 BB									1	0	0	0	0	1	0			
Mike Scott, R (1,1)	0-3 K									2	0	0	0	0	1	3			
Rick Sweet, S (7, PH)										1	0	0	0	0	0	0			
Charlie Puleo, R (7,1)										0	0	0	0	0	0	0			
Jesse Orosco, R (8,1)										0	0	0	0	0	0	0			
Gary Rajsich, L (9, PH)										1	0	0	0	0	0	0			
<b>Inning Stats</b>	R: 0 E: 0 K: 1 S: 5	H: 0 LOB: 0 BB: 0 P: 5	R: 0 E: 0 K: 1 S: 5	H: 0 LOB: 3 BB: 2 P: 14	R: 0 E: 0 K: 1 S: 6	H: 1 LOB: 1 BB: 0 P: 6	R: 0 E: 0 K: 0 S: 4	H: 1 LOB: 1 BB: 0 P: 4	R: 0 E: 0 K: 0 S: 4	H: 1 LOB: 1 BB: 0 P: 8	R: 0 E: 0 K: 1 S: 6	H: 1 LOB: 1 BB: 0 P: 6	R: 0 E: 0 K: 1 S: 6	H: 1 LOB: 0 BB: 0 P: 5	R: 0 E: 0 K: 1 S: 5	H: 0 LOB: 0 BB: 0 P: 5	1B: 5 2B: 1 3B: 0 HR: 0	SF: 0 SAC: 0 DP: 0 HBP: 1	WP: 1 PA: 37 PB: 0 SB: 2 CS: 0
<b>PITCHER</b>	IP WLS BF H R ER SO BB IBB HBP BLK WP HR S P ERA WHIP																		
Fergie Jenkins, R (1,1) ERA:	6.2 W 29 5 0 0 3 3 0 0 1 0 31 44 0.00 1.200																		
Lee Smith, R (7,1) ERA:	2.1 S 8 1 0 0 3 0 0 0 0 0 0 14 14 0.00 0.429																		

New York Mets @ Chicago Cubs  
Wrigley Field, Chicago, IL  
Fri Apr 09 1982, 3:33 AM CST  
Att: 26,712 - Overcast - 34 F

AB 33  
R 0  
H 6  
RBI 0  
BB 3  
SO 6  
LOB 15



Batter	1	2	3	4	5	6	7	8	9	AB	R	H	RBI	BB	SO	LOB	BOTTOM		
Bump Willis, S (1,4) OBP: 0.462, SLG: 0.833	0-3 K		0-3 K		0-3 K			0-0 P4		4	0	0	0	0	3	3			
Larry Bowa, S (1,6) OBP: 0.385, SLG: 0.273	0-0 3-1			0-0 HR 1B		0-0 E6 1B		0-0 FC6-4 1B		4	3	2	0	0	0	1			
Bill Buckner, L (1,3) OBP: 0.462, SLG: 0.667	0-0 P5			0-0 HR 1B		0-0 1-3 1B		4-0 BB 1B		3	2	1	2	1	0	1			
Leon Durham, L (1,9) OBP: 0.385, SLG: 0.364		0-0 F8		0-0 6-3		0-0 CS 1B		4-0 1B BB		3	0	1	1	1	0	0			
Keith Moreland, R (1,2) OBP: 0.417, SLG: 0.667		0-0 G1-6-3 1B		0-0 6-3		0-0 K		0-0 1-3 1B		4	0	2	2	0	1	1			
Steve Henderson, R (1,7) OBP: 0.384, SLG: 0.300		0-0 G1-6-3 1-2		0-3 K		0-0 CS 1-2		0-0 P4 F8		4	0	0	0	0	1	3			
23 Ryne Sandberg, R (1,5)			0-0 4-3		0-0 1-3		0-0 1-3			3	0	0	0	0	0	0			
Tye Waller, R (1,8) OBP: 0.300, SLG: 0.222			4-0 SH3-4 BB		0-0 SH3-4 1B		0-0 P4			2	0	1	0	1	0	0			
Fergie Jenkins, R (1,1) Lee Smith, R (7,1)			0-0 SH3-4 1-2		0-0 SH3-4 1-2		4-0 FC6-4 BB			0	0	0	0	0	0	0			
<b>Inning Stats</b>	R: 0 E: 0 K: 1 S: 5	H: 0 LOB: 0 BB: 0 P: 5	R: 0 E: 0 K: 0 S: 3	H: 1 LOB: 0 BB: 0 P: 3	R: 0 E: 0 K: 1 S: 5	H: 0 LOB: 1 BB: 1 P: 9	R: 2 E: 0 K: 1 S: 7	H: 2 LOB: 0 BB: 0 P: 7	R: 0 E: 0 K: 1 S: 6	H: 1 LOB: 1 BB: 0 P: 6	R: 1 E: 1 K: 1 S: 6	H: 2 LOB: 0 BB: 0 P: 6	R: 0 E: 0 K: 0 S: 3	H: 0 LOB: 0 BB: 0 P: 3	R: 2 E: 0 K: 0 S: 4	H: 1 LOB: 2 BB: 3 P: 16	1B: 6 2B: 0 3B: 0 HR: 1	SF: 0 SAC: 2 DP: 1 HBP: 0	WP: 0 PA: 34 PB: 0 SB: 1 CS: 1
<b>PITCHER</b>	IP WLS BF H R ER SO BB IBB HBP BLK WP HR S P ERA WHIP																		
Mike Scott, R (1,1) ERA: 3.0	6.0 L 23 6 3 2 5 1 0 0 0 0 0 32 36 3.00 1.167																		
Charlie Puleo, R (7,1) ERA: 10.8	1.2 7 0 2 2 0 2 0 0 0 0 0 5 13 10.80 1.200																		
Jesse Orosco, L (8,1) ERA:	0.1 3 1 0 0 0 1 0 0 0 0 0 2 6 0.00 6.000																		

New York Mets @ Chicago Cubs  
Wrigley Field, Chicago, IL  
Fri Apr 09 1982, 3:33 AM CST  
Att: 26,712 - Overcast - 34 F

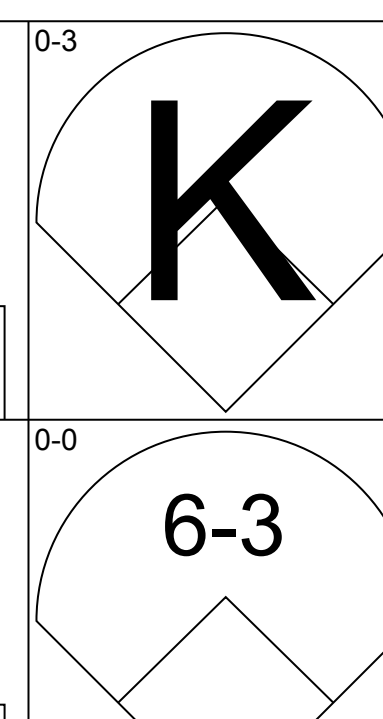
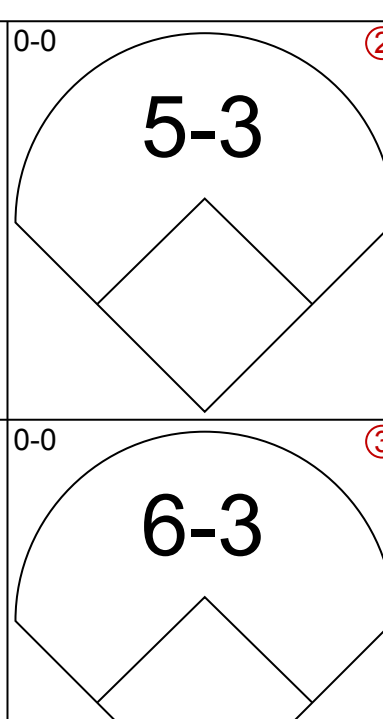
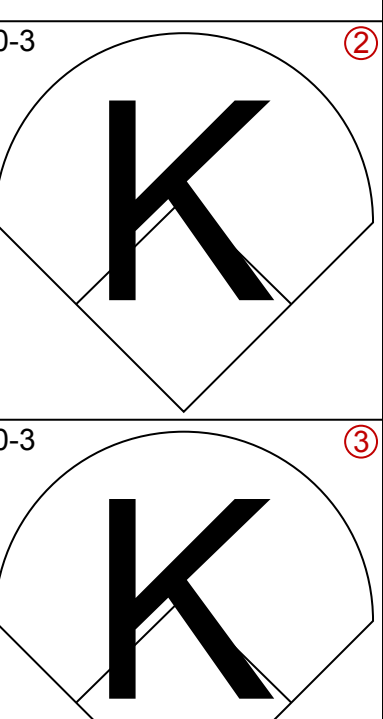
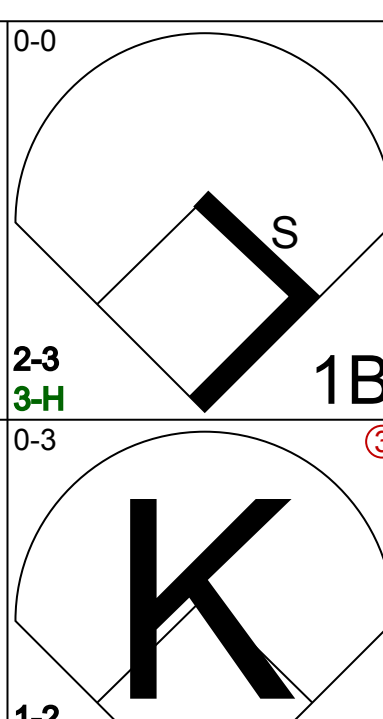
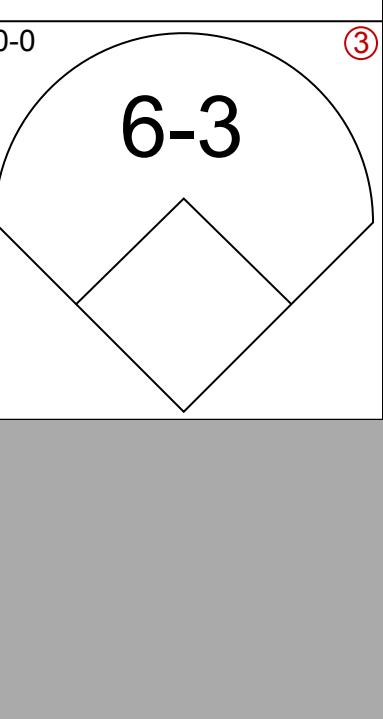
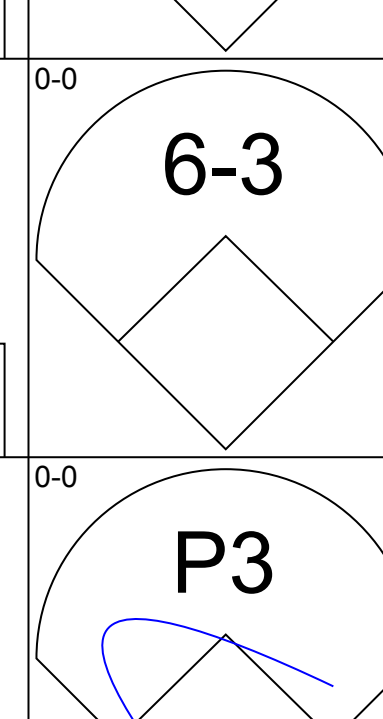
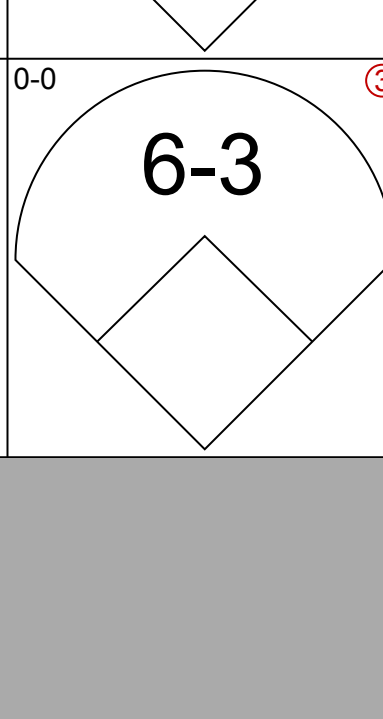
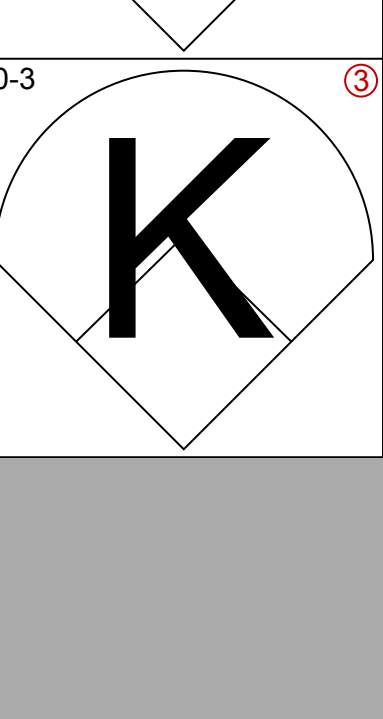
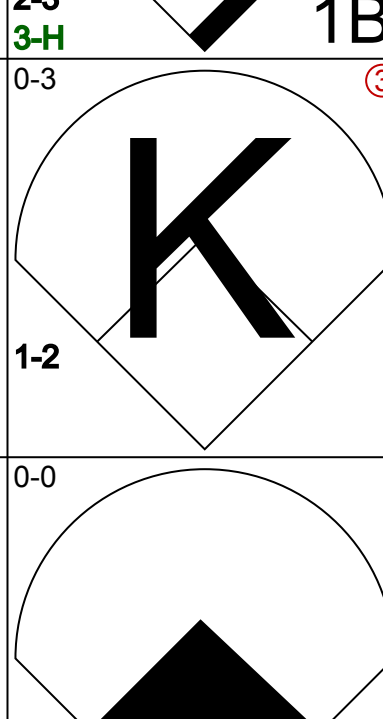
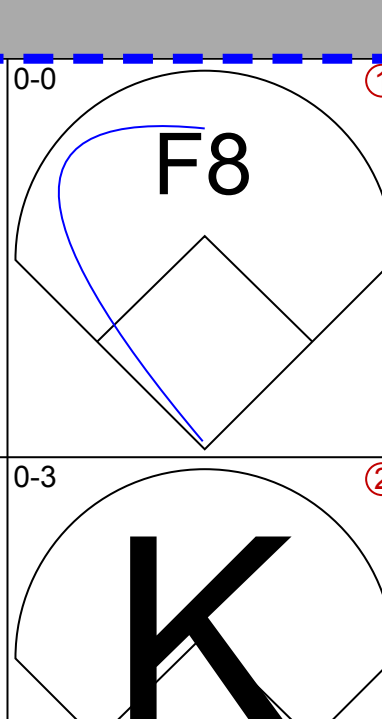
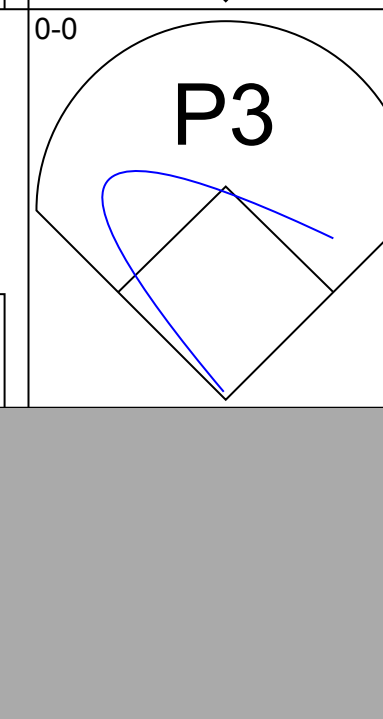
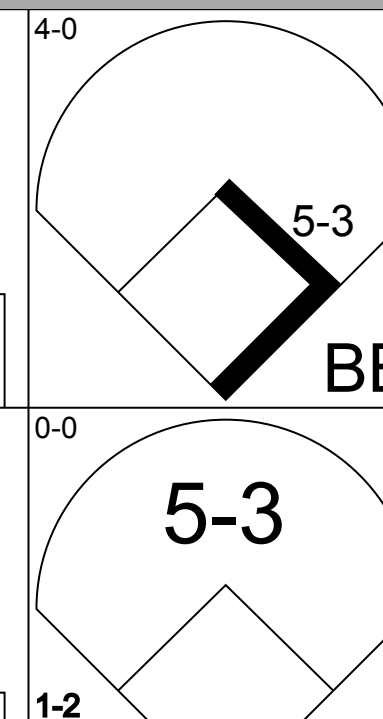
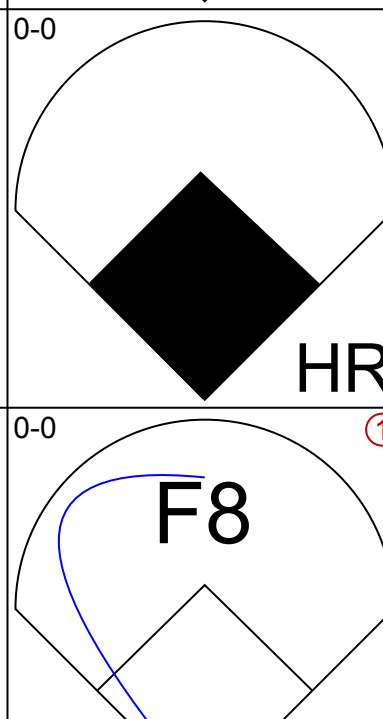
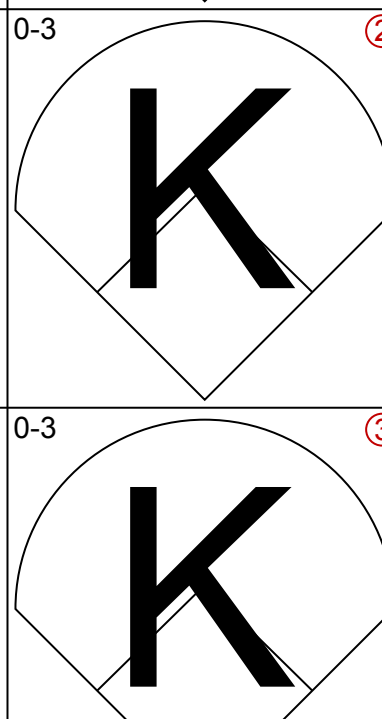
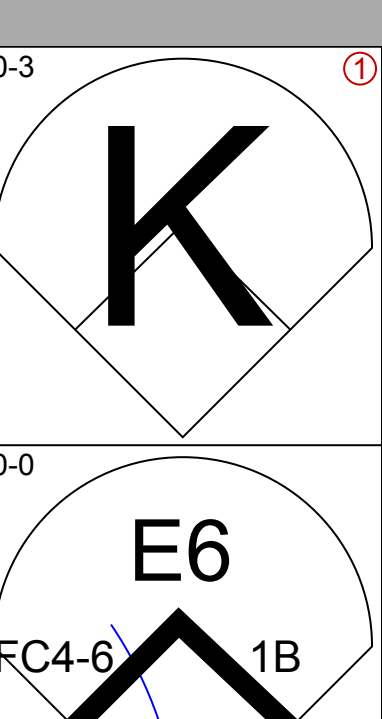
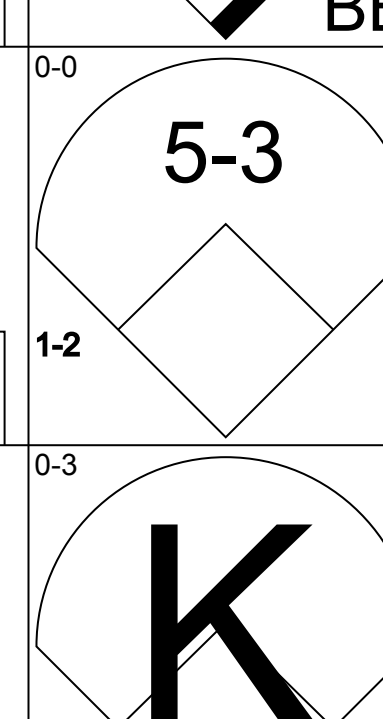
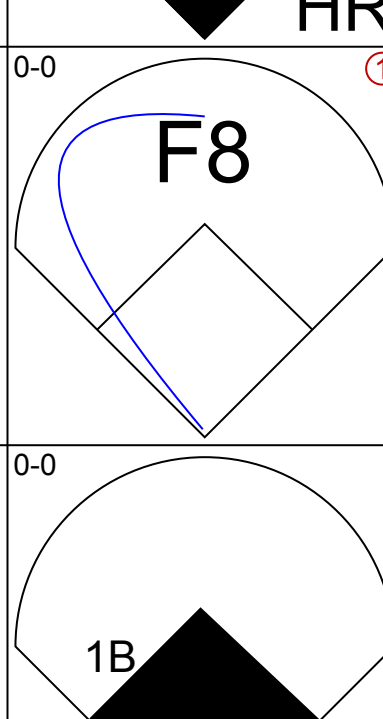
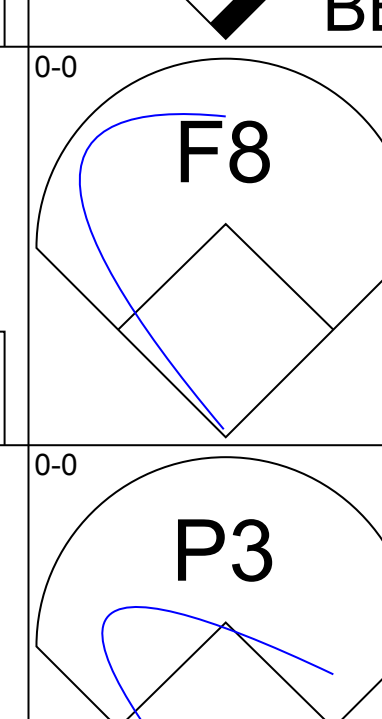

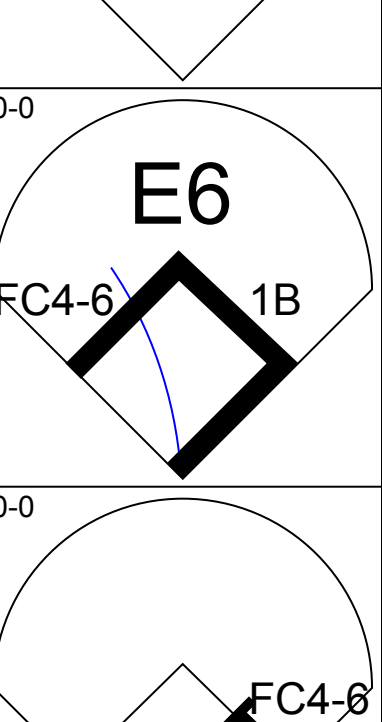
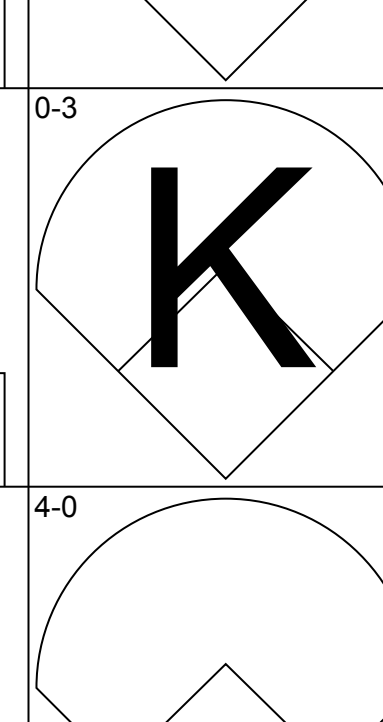
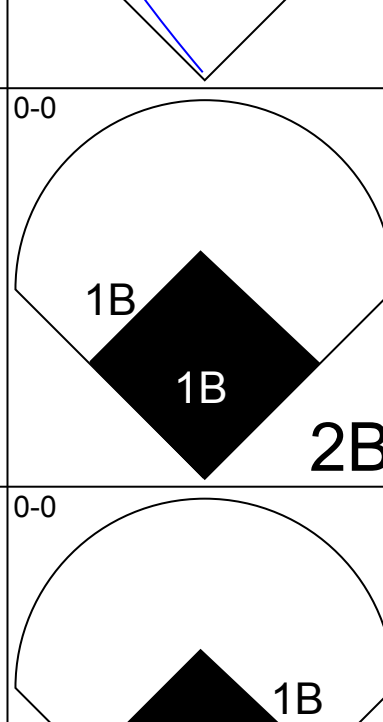
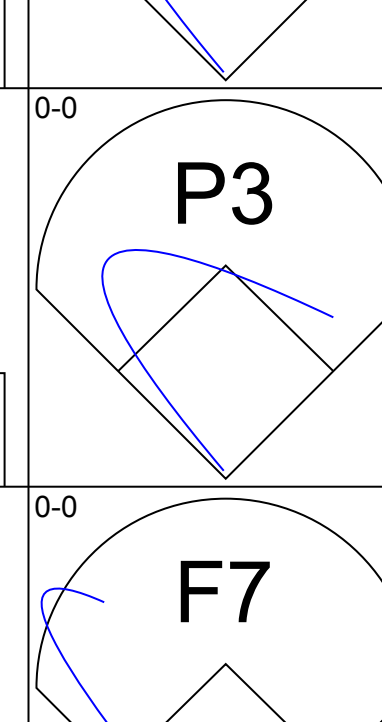
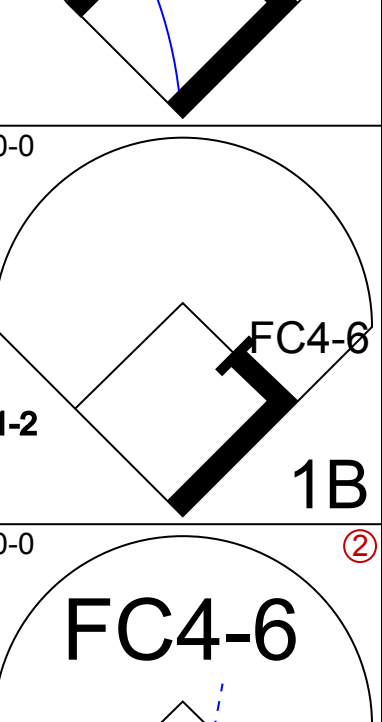
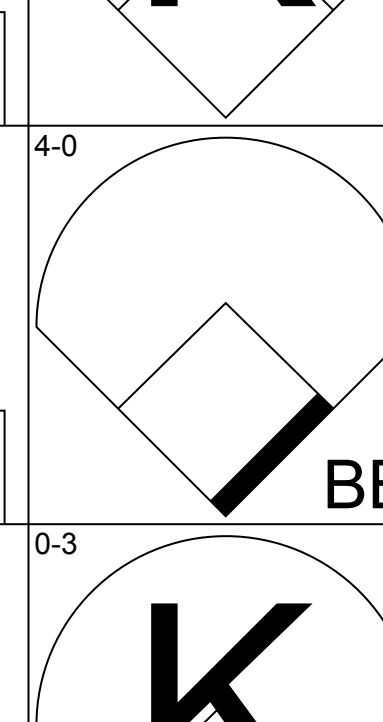
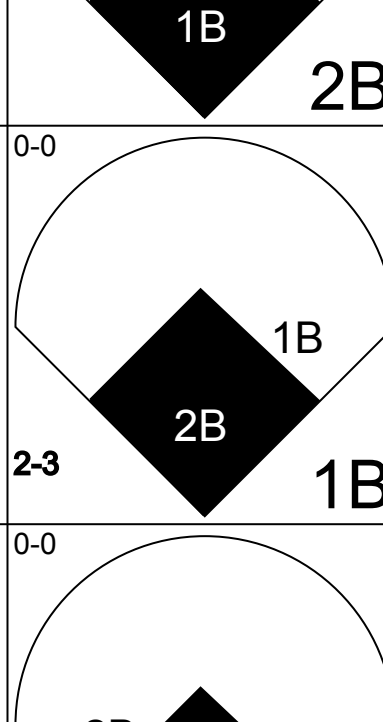
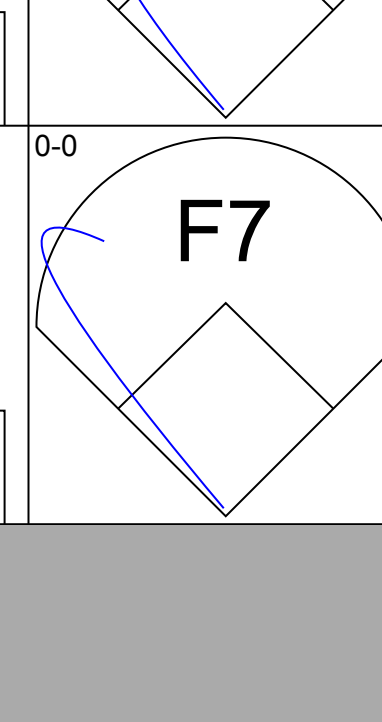
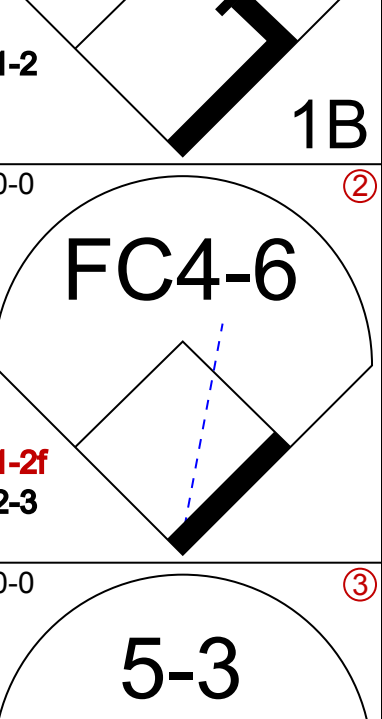
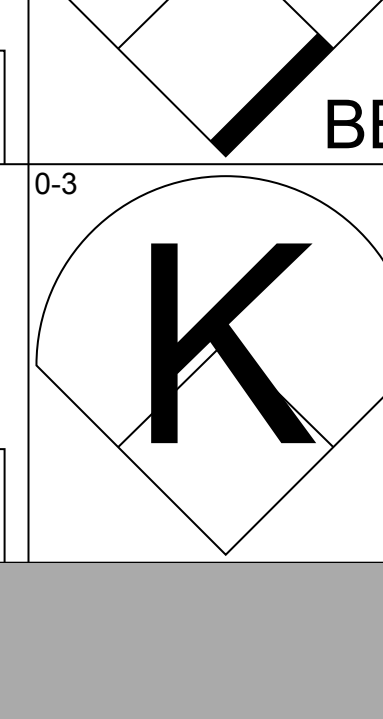
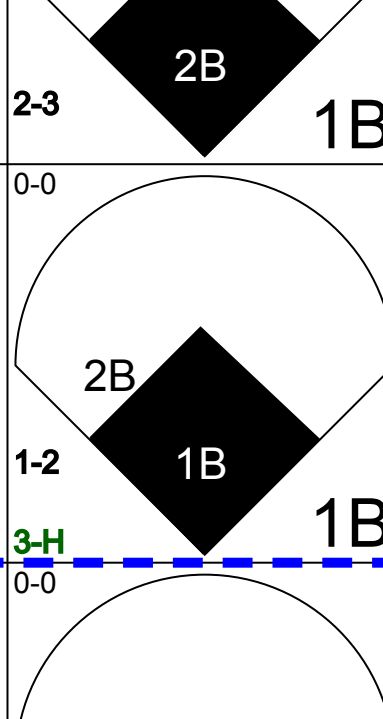
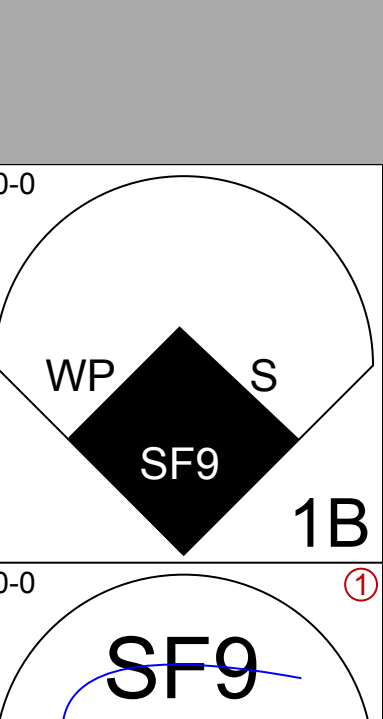
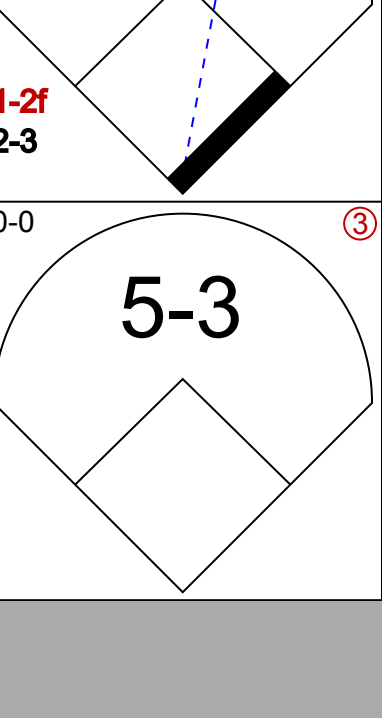
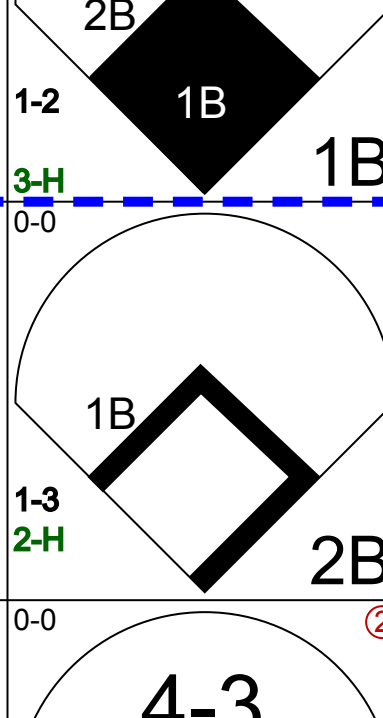
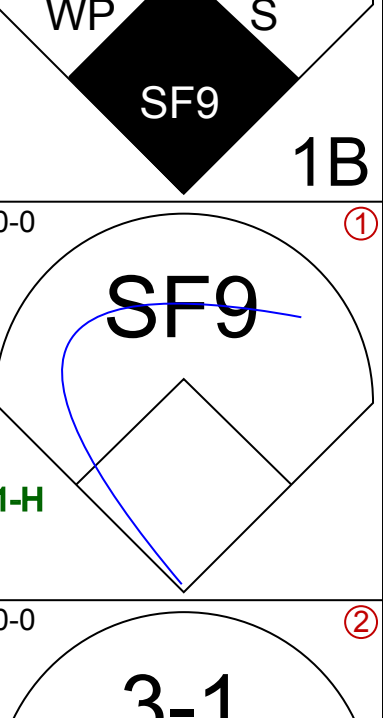
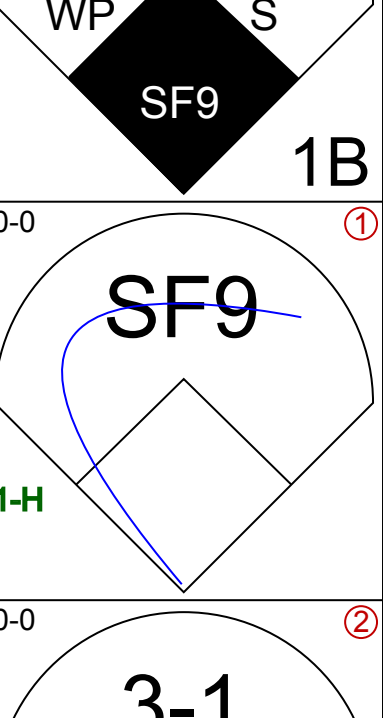
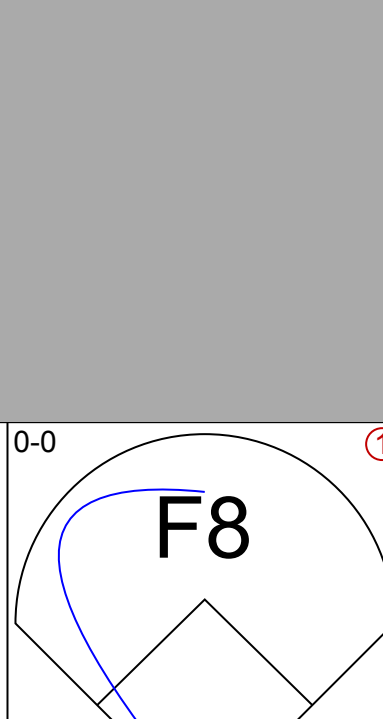
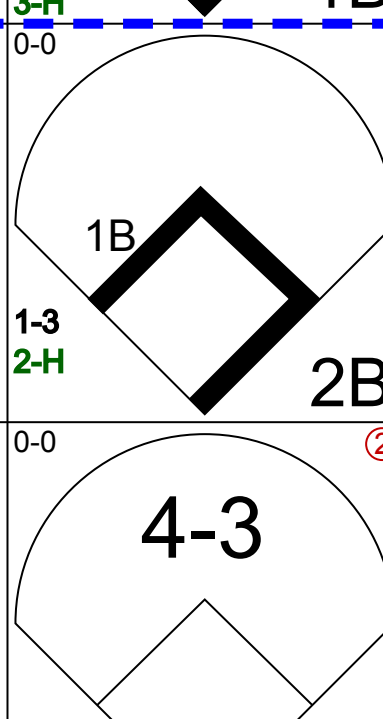
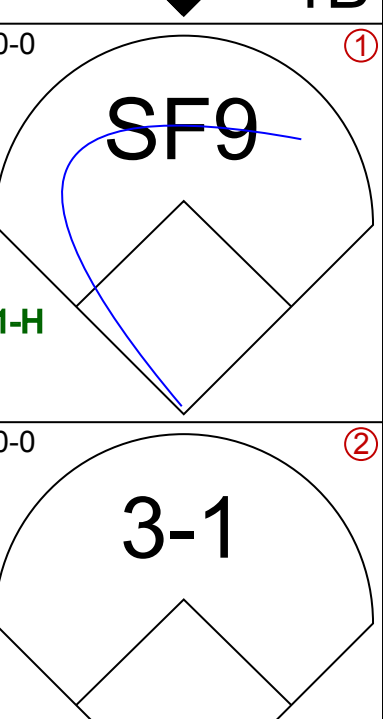
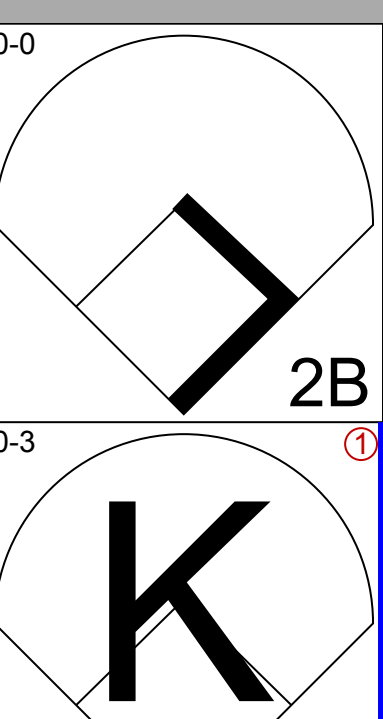
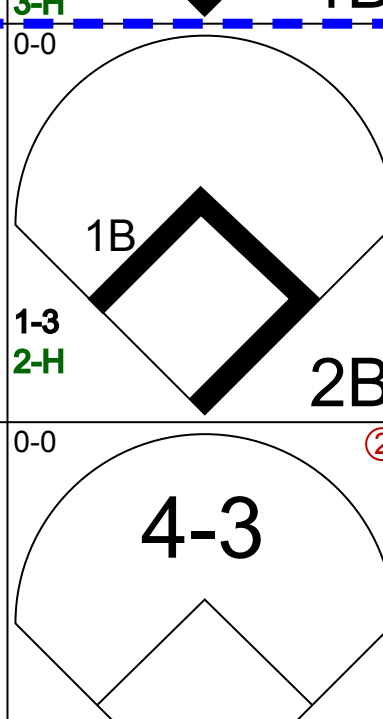
AB 27  
R 5  
H 7  
RBI 5  
BB 4  
SO 5  
LOB 9

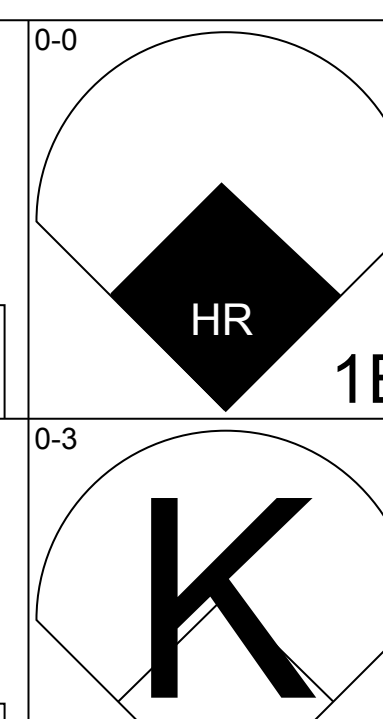
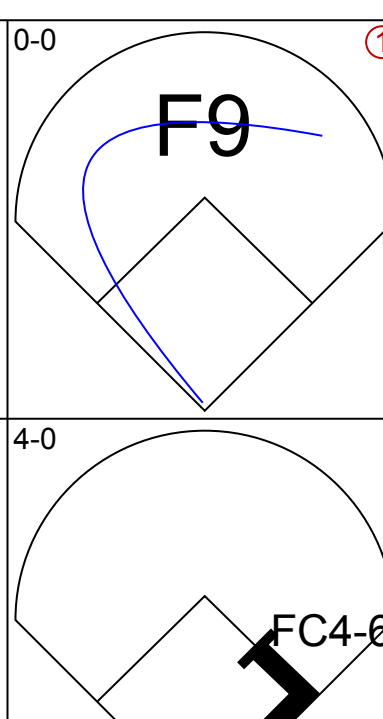
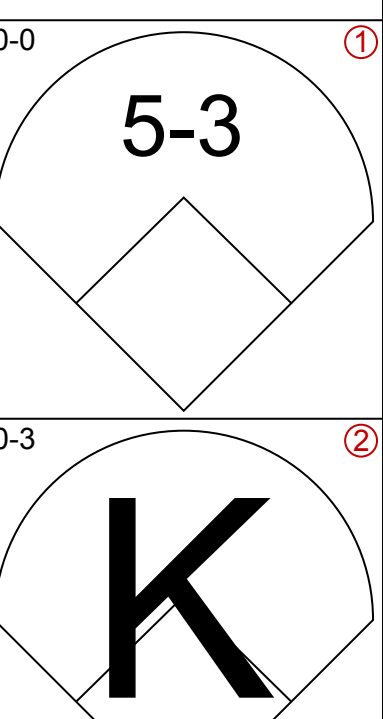
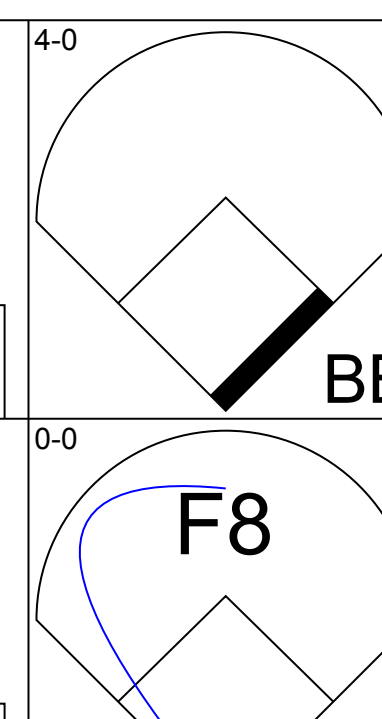
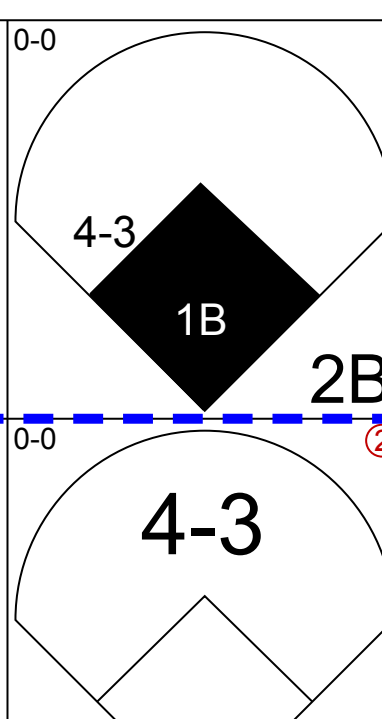
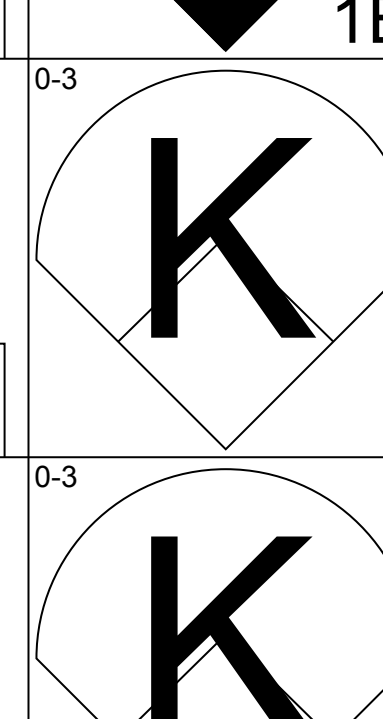
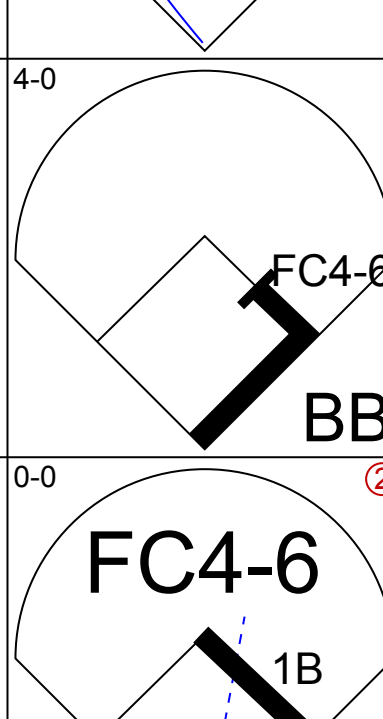
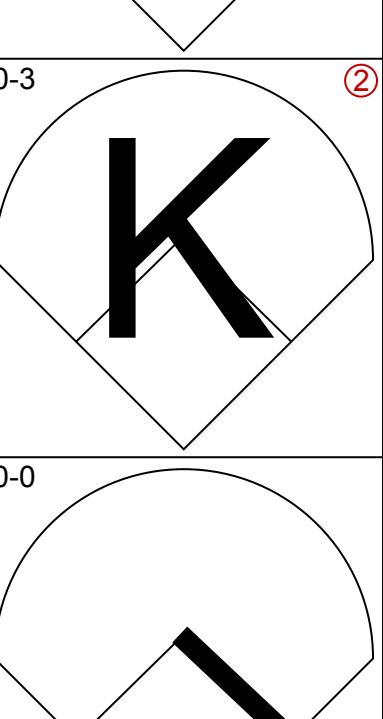
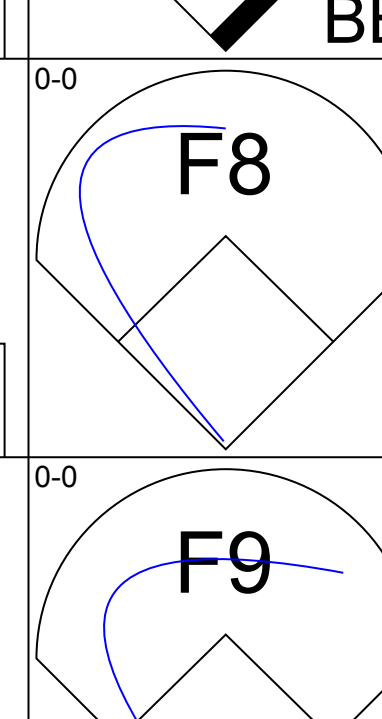
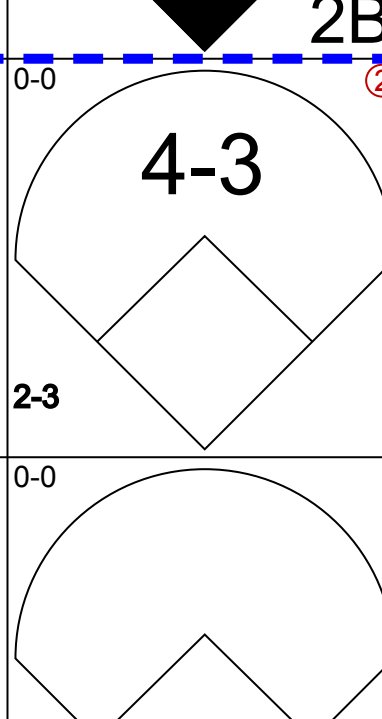
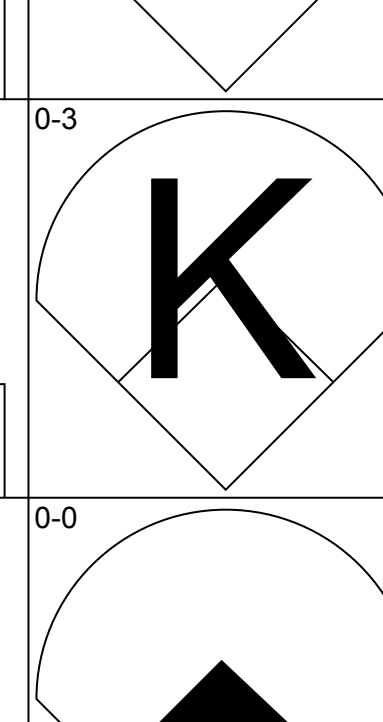
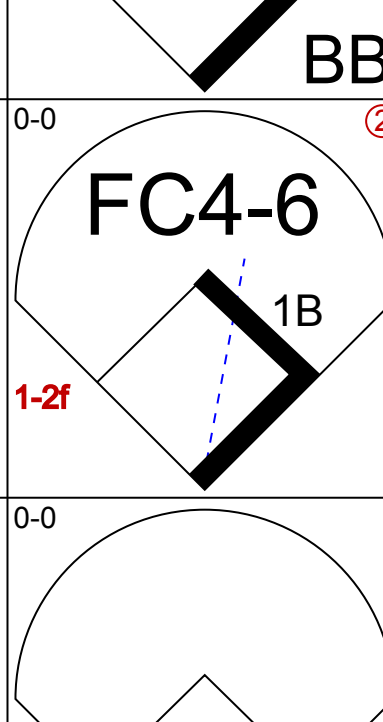
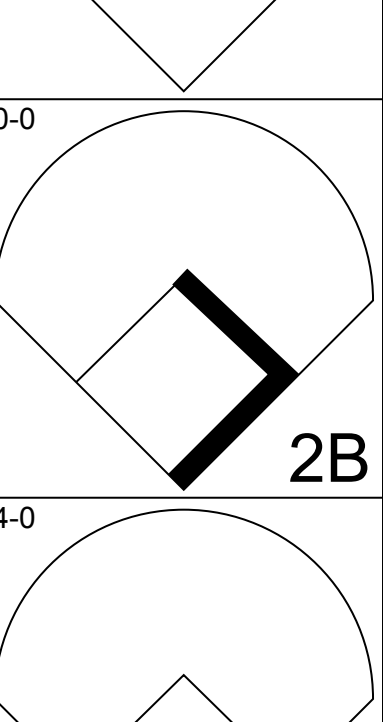
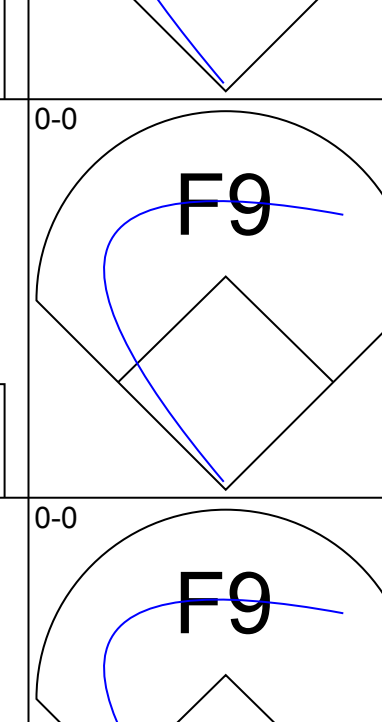
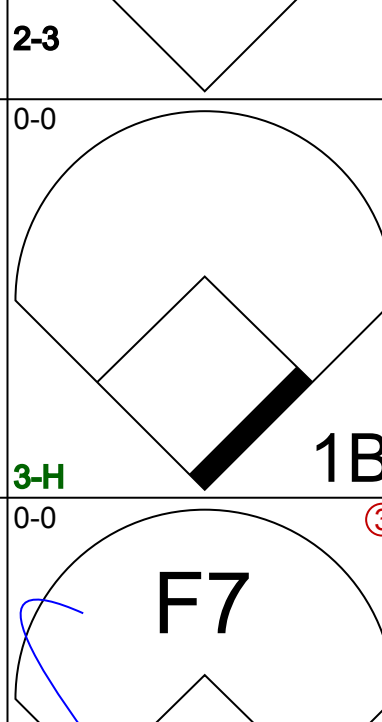
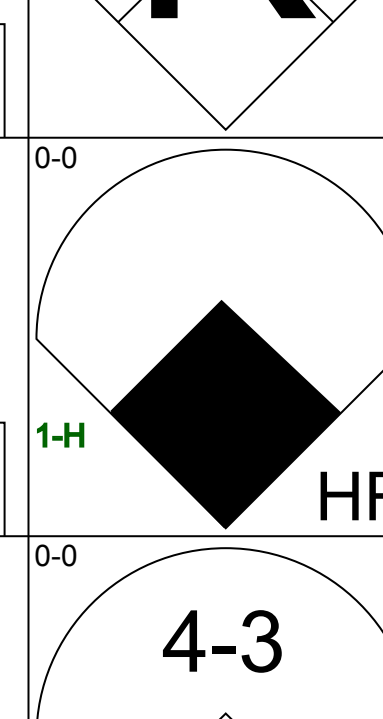
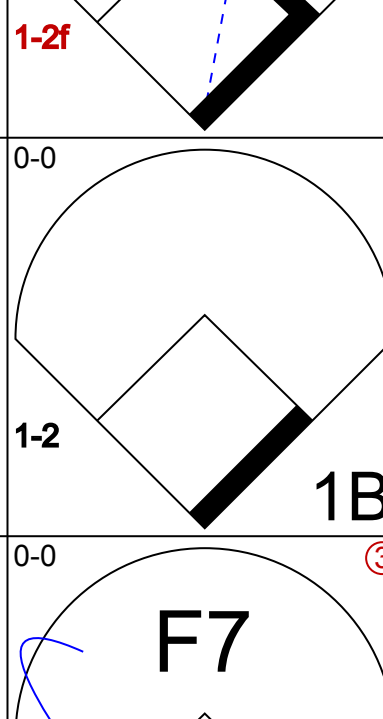
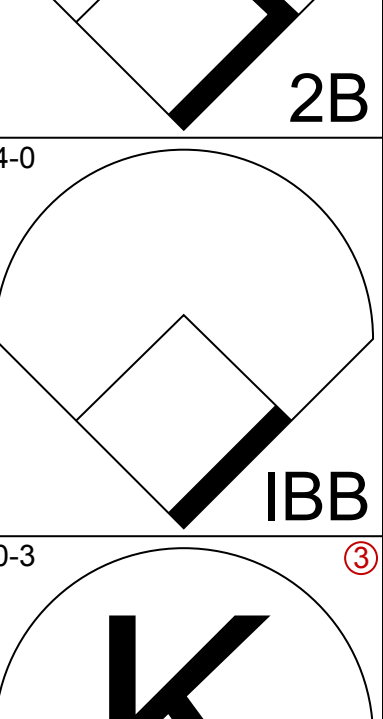
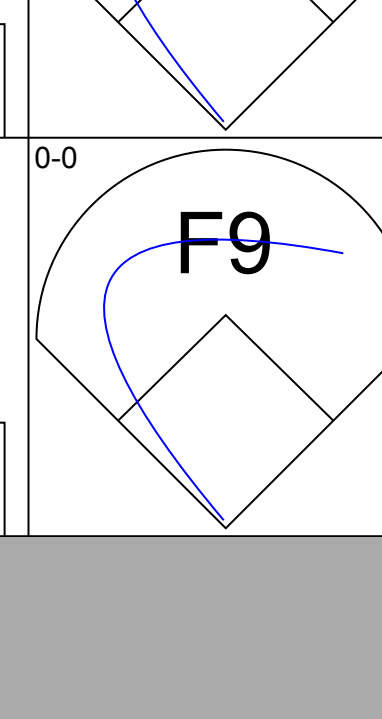
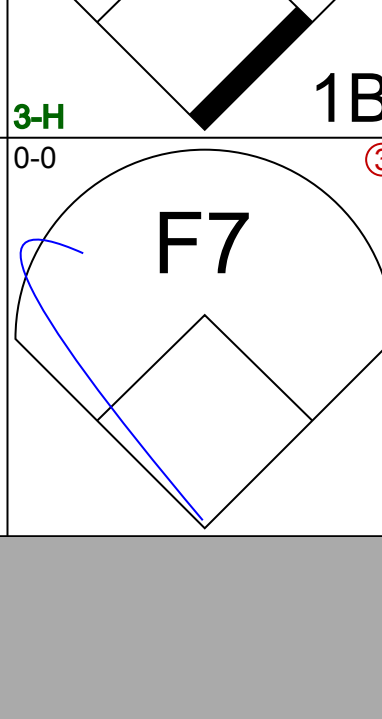
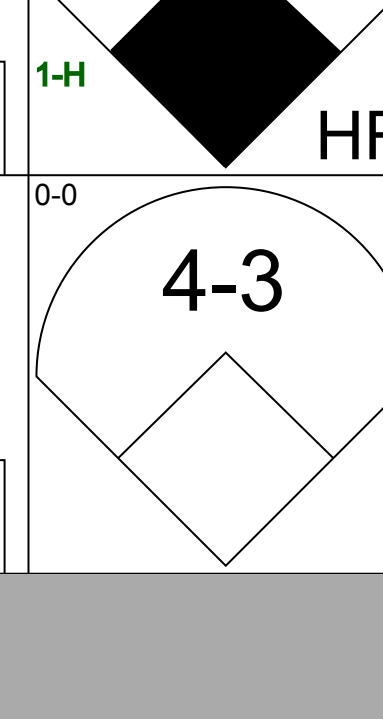
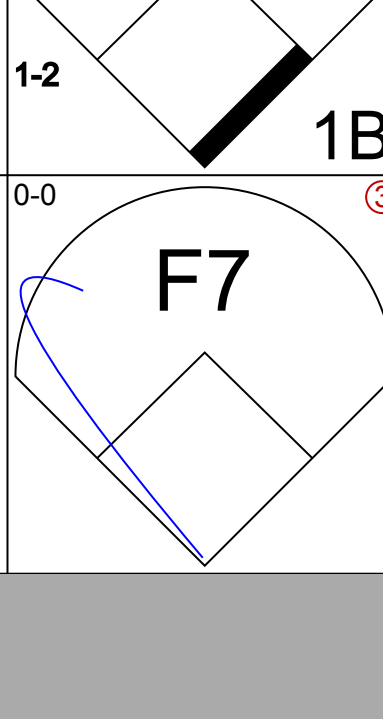
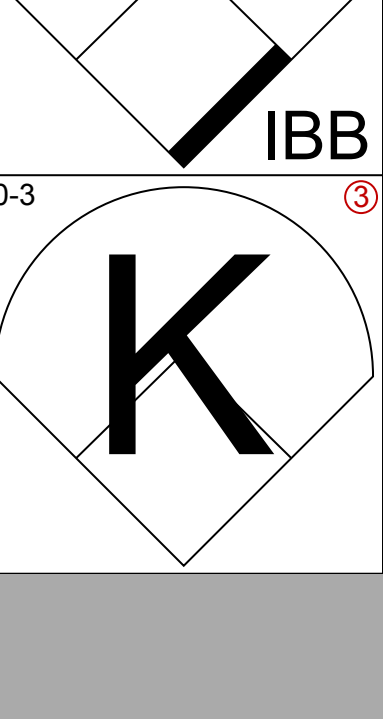
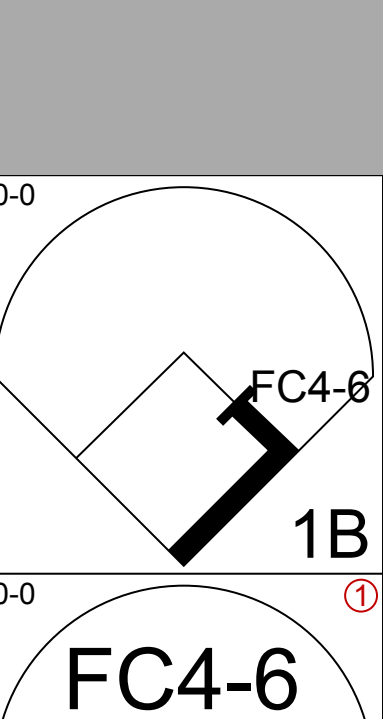
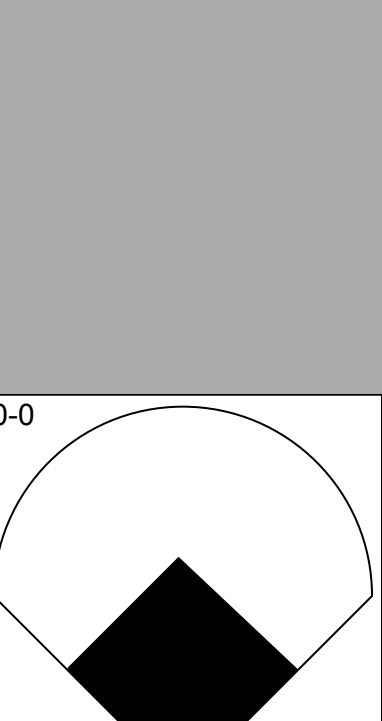
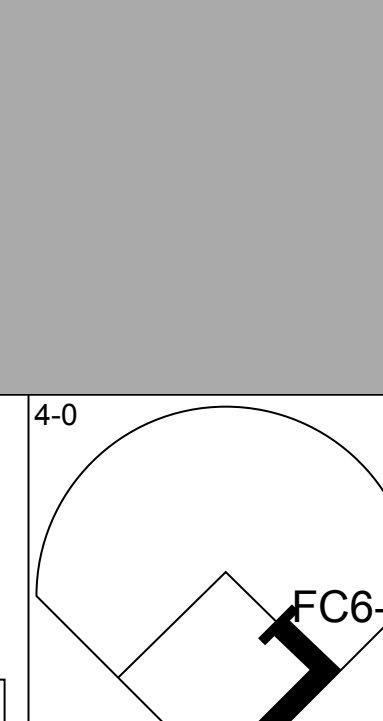

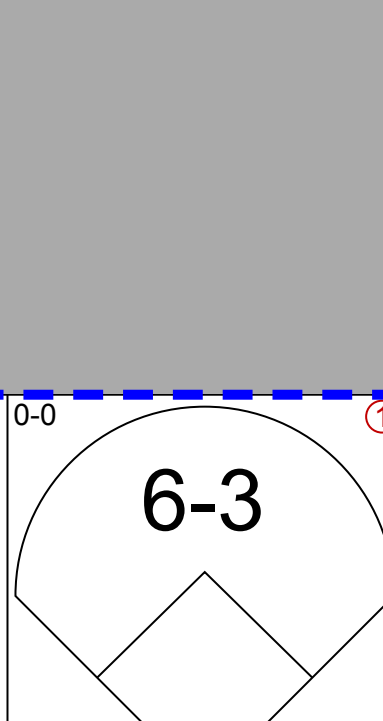
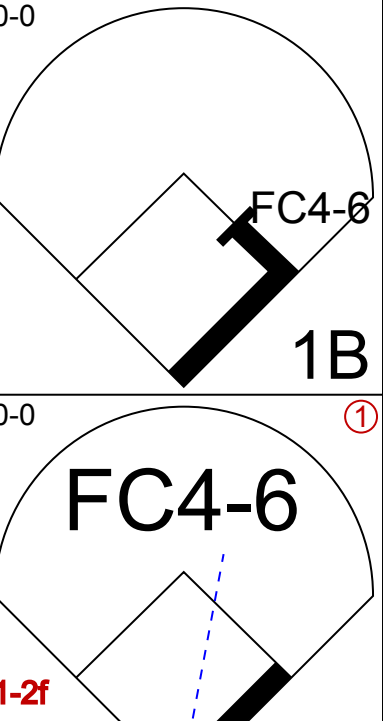
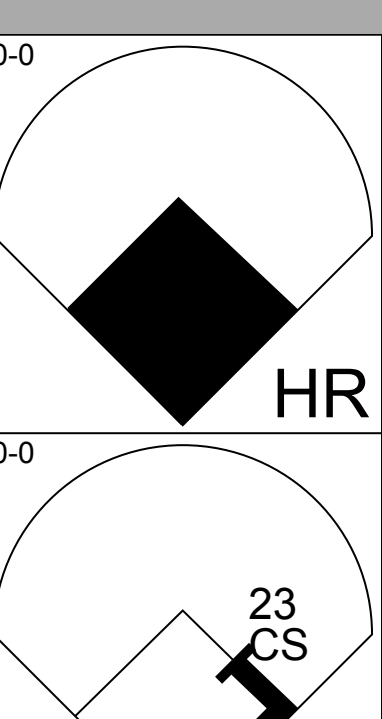
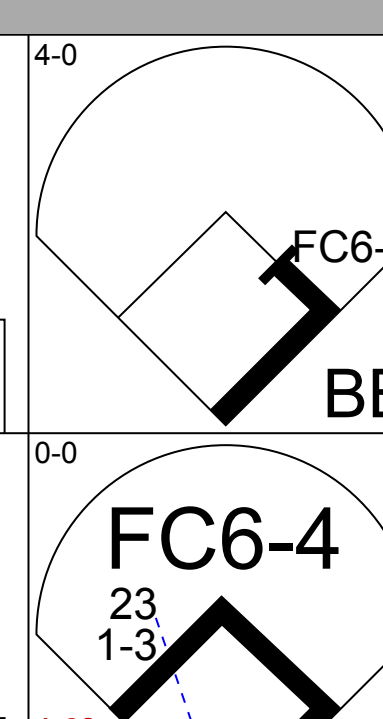

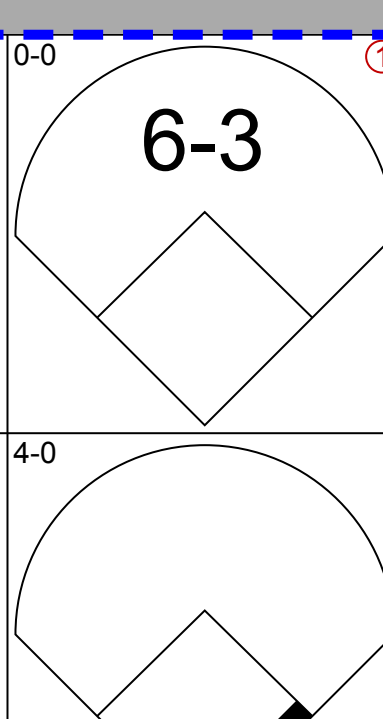
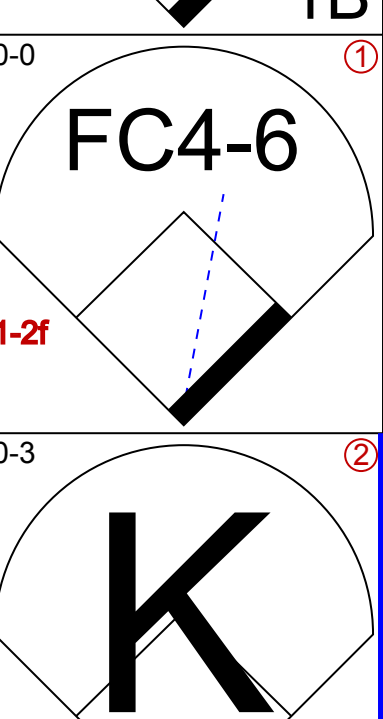
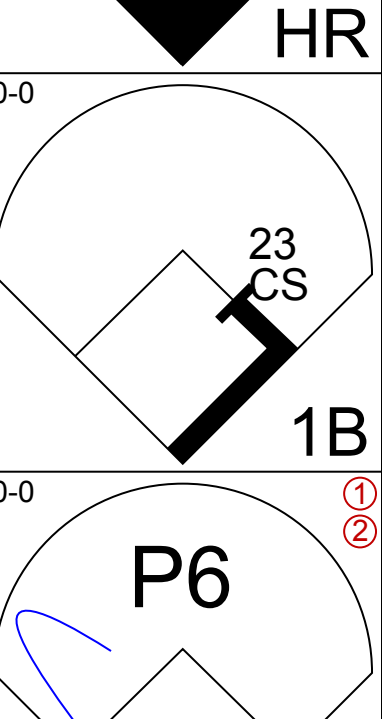
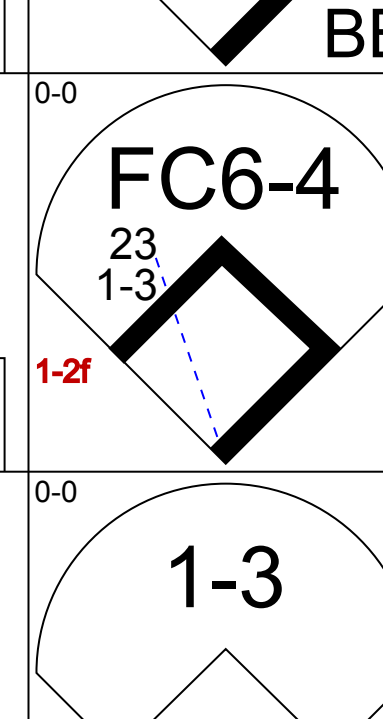

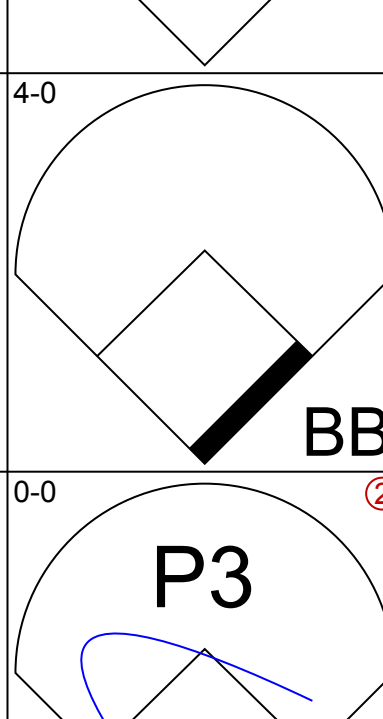
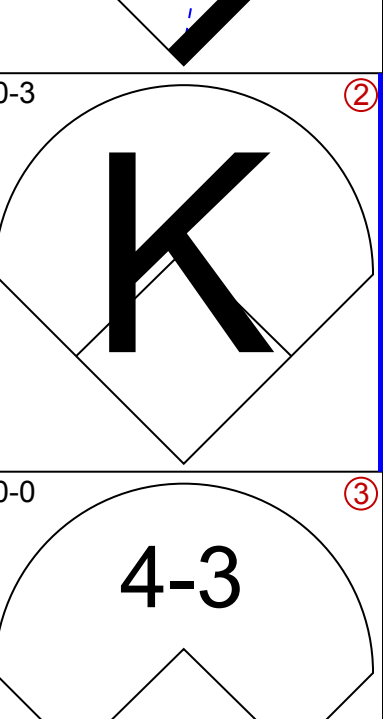
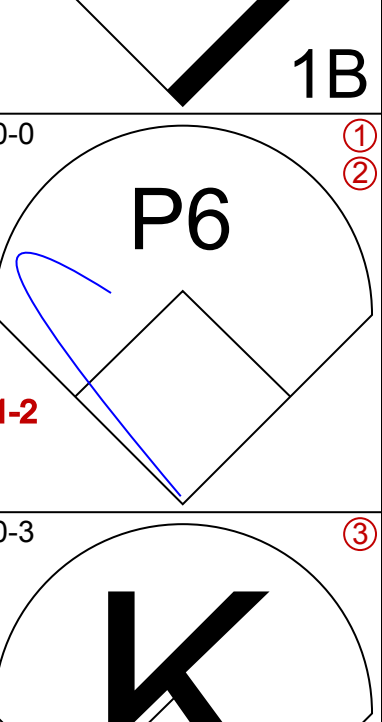
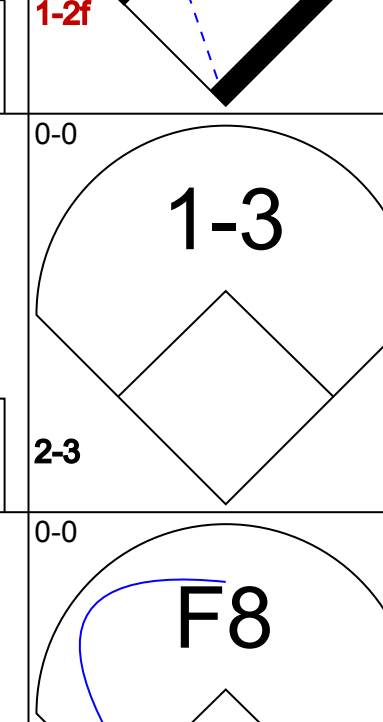
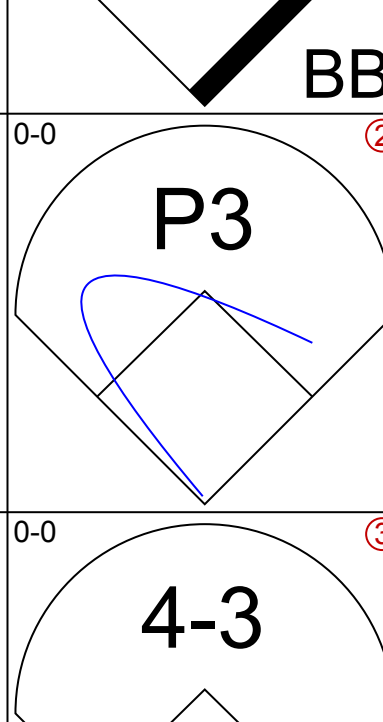
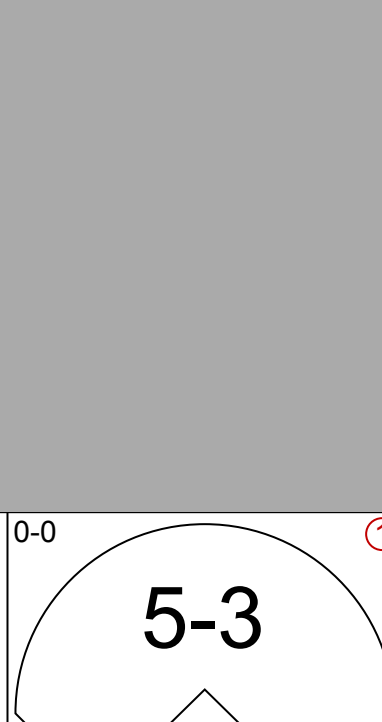








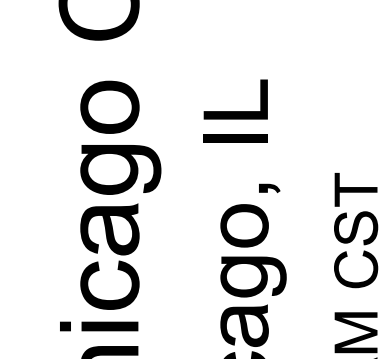
Batter	1	2	3	4	5	6	7	8	9	AB	R	H	RBI	BB	SO	LOB	TOP					
Mookie Wilson, S OBP: 0.400, SLG: 0.333 (1, 8)										5	0	1	1	0	2	1	<b>New York Mets @ Chicago Cubs</b> Wrigley Field, Chicago, IL Sun Apr 11 1982, 3:33 AM CST Att: 5,430 - Sunny - 40 F					
Hubie Brooks, R OBP: 0.294, SLG: 0.077 (1, 5)										5	0	0	0	0	2	3						
George Foster, R OBP: 0.421, SLG: 0.462 Ellis Valentine, R OBP: 0.333, SLG: 0.333 (1, 7)										3	1	1	1	2	1	0						
Dave Kingman, R OBP: 0.222, SLG: 0.353 (1, 3)										5	0	0	0	0	2	2						
Joel Youngblood, R OBP: 0.250, SLG: 0.375 (1, 9)										4	1	1	0	0	1	2						
Ron Hodges, L OBP: 0.250, SLG: 0.667 (1, 2)										3	1	2	0	1	0	1						
Wally Backman, S OBP: 0.417, SLG: 0.583 Tom Verzyr, R OBP: 1.000, SLG: 1.000 (1, 4)										3	1	1	1	0	1	4						
Ron Gardenhire, R OBP: 0.467, SLG: 0.583 (1, 6)										3	0	2	2	0	0	2						
Pete Falcone, L (1, 1)										2	0	0	0	0	1	1						
Mike Jorgensen, L (6, PH)										1	0	0	0	0	0	2						
Ed Lynch, R (6, 1)										1	0	0	0	0	0	0						
Neil Allen, R (9, 1)										0	0	0	0	0	0	0						
<b>Inning Stats</b>	R: 0 E: 0 K: 1 S: 5	H: 0 LOB: 0 BB: 0 P: 5	R: 0 E: 1 K: 1 S: 7	H: 1 LOB: 2 BB: 0 P: 7	R: 0 E: 0 K: 0 S: 3	H: 0 LOB: 0 BB: 0 P: 3	R: 0 E: 0 K: 2 S: 7	H: 0 LOB: 2 BB: 2 P: 15	R: 0 E: 0 K: 3 S: 10	H: 1 LOB: 1 BB: 0 P: 10	R: 4 E: 0 K: 1 S: 11	H: 6 LOB: 2 BB: 0 P: 11	R: 0 E: 0 K: 0 S: 3	H: 0 LOB: 1 BB: 1 P: 7	R: 1 E: 0 K: 0 S: 4	H: 1 LOB: 0 BB: 0 P: 4	R: 0 E: 0 K: 2 S: 7	H: 0 LOB: 0 BB: 0 P: 7	1B: 5 2B: 3 3B: 0 HR: 1	SF: 1 SAC: 0 DP: 0 HBP: 0	WP: 1 PB: 0 SB: 2 CS: 0	PA: 40
<b>PITCHER</b>	IP WLS BF H R ER SO BB IBB HBP BLK WP HR S P ERA WHIP																					
Dan Larson, R ERA: 6.75 (1, 1)	5.1 L 25 6 4 4 7 2 0 0 0 0 0 1 37 45 6.75 1.500																					
Lee Smith, R ERA: (6, 1)	0.2 4 2 0 0 1 0 0 0 0 0 0 0 6 6 0.00 3.000																					
Allen Ripley, R ERA: 3.0 (7, 1)	2.0 8 1 1 1 0 1 0 0 0 0 1 0 7 11 4.50 1.000																					
Bill Campbell, R ERA: 10.8 (9, 1)	1.0 3 0 0 0 2 0 0 0 0 0 0 0 7 7 0.00 0.000																					

Batter	1	2	3	4	5	6	7	8	9	AB	R	H	RBI	BB	SO	LOB	BOTTOM					
Bump Willis, S OBP: 0.409, SLG: 0.650 (1, 4)										4	2	2	0	1	0	0	<b>New York Mets @ Chicago Cubs</b> Wrigley Field, Chicago, IL Sun Apr 11 1982, 3:33 AM CST Att: 5,430 - Sunny - 40 F					
Larry Bowa, S OBP: 0.286, SLG: 0.167 (1, 6)										4	0	0	0	1	2	3						
Bill Buckner, L OBP: 0.455, SLG: 0.600 Tye Waller, R OBP: 0.286, SLG: 0.167 (1, 3)										5	0	2	1	0	1	3						
Keith Moreland, R OBP: 0.450, SLG: 0.722 (1, 2)										4	1	2	2	1	0	2						
Leon Durham, L OBP: 0.286, SLG: 0.263 (1, 9)										4	0	1	0	0	1	4						
Jerry Morales, R OBP: 0.500, SLG: 1.600 (1, 8)										3	1	1	1	1	0	1						
Steve Henderson, R OBP: 0.316, SLG: 0.235 Bill Campbell, R (1, 7)										3	0	1	0	1	1	2						
23 Ryne Sandberg, R (1, 5)										4	0	0	0	0	0	4						
Dan Larson, R (1, 1)										2	0	0	0	0	1	1						
Lee Smith, R (6, 1)										0	0	0	0	0	0	0						
Dan Briggs, L (6, PH)										1	0	0	0	0	0	1						
Allen Ripley, R (7, 1)										0	0	0	0	0	0	0						
Gary Woods, R (9, 7)										1	0	0	0	0	0	0						
<b>Inning Stats</b>	R: 2 E: 0 K: 2 S: 9	H: 2 LOB: 0 BB: 0 P: 9	R: 1 E: 0 K: 1 S: 6	H: 2 LOB: 0 BB: 0 P: 6	R: 0 E: 0 K: 0 S: 4	H: 1 LOB: 1 BB: 1 P: 8	R: 0 E: 0 K: 0 S: 3	H: 0 LOB: 2 BB: 1 P: 7	R: 0 E: 0 K: 2 S: 8	H: 1 LOB: 1 BB: 1 P: 12	R: 0 E: 0 K: 0 S: 3	H: 0 LOB: 1 BB: 1 P: 7	R: 0 E: 0 K: 0 S: 3	H: 0 LOB: 1 BB: 1 P: 7	R: 0 E: 0 K: 1 S: 6	H: 1 LOB: 1 BB: 0 P: 6	R: 1 E: 0 K: 0 S: 5	H: 2 LOB: 1 BB: 0 P: 5	1B: 5 2B: 2 3B: 0 HR: 2	SF: 0 SAC: 0 DP: 0 HBP: 0	WP: 0 PB: 0 SB: 0 CS: 1	PA: 40
<b>PITCHER</b>	IP WLS BF H R ER SO BB IBB HBP BLK WP HR S P ERA WHIP																					
Pete Falcone, L ERA: 5.4 (1, 1)	5.0 W 23 6 3 3 5 2 1 0 0 0 0 0 2 30 42 5.40 1.600																					
Ed Lynch, R ERA: 1.69 (6, 1)	3.1 14 2 1 1 1 2 0 0 0 0 0 0 14 22 2.70 1.200																					
Neil Allen, R ERA: 3.38 (9, 1)	0.2 S 3 1 0 0 0 0 0 0 0 0 0 0 3 3 0.00 1.500																					

AB 36  
R 5  
H 9  
RBI 5  
BB 3  
SO 10  
LOB 18



AB 35  
R 4  
H 9  
RBI 4  
BB 5  
SO 6  
LOB 21





Batter	1	2	3	4	5	6	7	8	9	AB	R	H	RBI	BB	SO	LOB	TOP					
Mookie Wilson, S OBP: 0.333, SLG: 0.273 (1, 8)	0-0 4-3		0-0 1-3		0-3 K		0-0 FC6-4			4	0	0	1	0	1	1	<b>New York Mets @ Chicago Cubs</b> Wrigley Field, Chicago, IL Mon Apr 12 1982, 3:33 AM CST Att: 6,866 - Sunny - 51 F					
Bob Bailor, R OBP: 0.556, SLG: 0.750 (1, 4)	0-0 P6		0-0 S HR		0-0 P3		0-0 4-3			4	1	1	0	0	0	1						
George Foster, R OBP: 0.435, SLG: 0.706 (1, 7)	0-0 2B		0-0 S HR		0-0 P3		0-0 4-3			4	1	2	2	0	0	1						
Dave Kingman, R OBP: 0.227, SLG: 0.300 (1, 3)	0-0 F7		4-0 S BB		0-3 K		0-3 K			3	0	0	0	1	2	1						
Gary Rajsich, L OBP: 0.200, SLG: 0.400 (1, 9)		0-0 2B	0-0 G3		0-0 F9		0-0 1-3			4	0	1	0	0	0	1						
John Stearns, R OBP: 0.235, SLG: 0.467 (1, 2)		0-0 F8		0-0 5-3		0-0 HR		0-0 F9		4	1	1	1	0	0	1						
Hubie Brooks, R OBP: 0.286, SLG: 0.118 (1, 5)		0-0 5-3		0-0 L5		0-0 1B		0-0 F9		4	0	1	0	0	0	1						
Ron Gardenhire, R OBP: 0.500, SLG: 0.571 (9, PH)		0-0 6-3		4-0 FC6-4 BB		0-0 1B FC6-4 1B		0-3 K		2	1	1	0	1	0	1						
Ellis Valentine, R OBP: 0.300, SLG: 0.300 (9, PH)								0-0 K		1	0	0	0	0	1	0						
Craig Swan, R (1, 1)			0-0 6-3		0-0 FC6-4		0-0 FC6-4 1B		0-0 6-3	2	0	0	0	0	0	1						
Mike Jorgensen, L OBP: 0.250, SLG: 0.250 (7, PH)								0-0 K		1	0	1	0	0	0	0						
Charlie Puleo, R (7, 1)								0-0 K		0	0	0	0	0	0	0						
Rusty Staub, L OBP: 0.333, SLG: 0.333 (9, PH)								0-0 K		1	0	0	0	0	0	0						
<b>Inning Stats</b>	R: 0 E: 0 K: 0 S: 4	H: 1 LOB: 1 BB: 0 P: 4	R: 0 E: 0 K: 0 S: 4	H: 1 LOB: 1 BB: 0 P: 4	R: 2 E: 0 K: 0 S: 5	H: 2 LOB: 1 BB: 1 P: 9	R: 0 E: 0 K: 0 S: 3	H: 0 LOB: 0 BB: 1 P: 7	R: 0 E: 0 K: 1 S: 5	H: 0 LOB: 0 BB: 0 P: 5	R: 1 E: 0 K: 1 S: 6	H: 2 LOB: 1 BB: 0 P: 6	R: 1 E: 0 K: 0 S: 5	H: 2 LOB: 1 BB: 0 P: 5	R: 0 E: 0 K: 1 S: 5	H: 0 LOB: 0 BB: 0 P: 5	R: 0 E: 0 K: 1 S: 5	H: 0 LOB: 0 BB: 0 P: 5	1B: 4 2B: 2 3B: 0 HR: 2	SF: 0 SAC: 0 DP: 0 HBP: 0	WP: 0 PB: 0 SB: 2 CS: 0	PA: 36
<b>PITCHER</b>	IP WLS BF H R ER SO BB IBB HBP BLK WP HR S P ERA WHIP	IP WLS BF H R ER SO BB IBB HBP BLK WP HR S P ERA WHIP	IP WLS BF H R ER SO BB IBB HBP BLK WP HR S P ERA WHIP	IP WLS BF H R ER SO BB IBB HBP BLK WP HR S P ERA WHIP	IP WLS BF H R ER SO BB IBB HBP BLK WP HR S P ERA WHIP	IP WLS BF H R ER SO BB IBB HBP BLK WP HR S P ERA WHIP	IP WLS BF H R ER SO BB IBB HBP BLK WP HR S P ERA WHIP	IP WLS BF H R ER SO BB IBB HBP BLK WP HR S P ERA WHIP	IP WLS BF H R ER SO BB IBB HBP BLK WP HR S P ERA WHIP	IP WLS BF H R ER SO BB IBB HBP BLK WP HR S P ERA WHIP	IP WLS BF H R ER SO BB IBB HBP BLK WP HR S P ERA WHIP	IP WLS BF H R ER SO BB IBB HBP BLK WP HR S P ERA WHIP	IP WLS BF H R ER SO BB IBB HBP BLK WP HR S P ERA WHIP	IP WLS BF H R ER SO BB IBB HBP BLK WP HR S P ERA WHIP	IP WLS BF H R ER SO BB IBB HBP BLK WP HR S P ERA WHIP	IP WLS BF H R ER SO BB IBB HBP BLK WP HR S P ERA WHIP	IP WLS BF H R ER SO BB IBB HBP BLK WP HR S P ERA WHIP					
Dickie Noles, R ERA: 4.38 (1, 1)	6.2 W 29	8 4 4 2	8 4 4 2	2 0 0 0	2 0 0 0	0 0 0 0	0 0 11 11	0.00 0.000														
Bill Campbell, R ERA: 4.5 (7, 1)	2.1 S 7	0 0 0 2	0 0 0 2	0 0 0 0	0 0 0 0	0 0 0 0	0 0 11 11	0.00 0.000														

**New York Mets @ Chicago Cubs**  
 Wrigley Field, Chicago, IL  
 Mon Apr 12 1982, 3:33 AM CST  
 Att: 6,866 - Sunny - 51 F

AB 34  
 R 4  
 H 8  
 RBI 4  
 BB 2  
 SO 4  
 LOB 9



Batter	1	2	3	4	5	6	7	8	9	AB	R	H	RBI	BB	SO	LOB	BOTTOM			
Bump Willis, S OBP: 0.462, SLG: 0.696 (1, 4)	4-0 G4-6-3 BB			0-0 1B	0-0 FC3-6		0-0 2B			3	1	2	0	1	0	1	<b>New York Mets @ Chicago Cubs</b> Wrigley Field, Chicago, IL Mon Apr 12 1982, 3:33 AM CST Att: 6,866 - Sunny - 51 F			
Larry Bowa, S OBP: 0.280, SLG: 0.182 (1, 6)	0-0 G4-6-3			0-0 1B	0-0 F8		0-0 F7			4	1	1	0	0	0	3				
Bill Buckner, L OBP: 0.423, SLG: 0.542 (1, 3)	0-0 1-3			0-0 1B	0-0 FC6		0-0 1-3			4	1	1	1	0	0	1				
Keith Moreland, R OBP: 0.458, SLG: 0.818 (1, 2)		0-0 4-3		0-0 FC6-4 1B		0-0 HR		0-0 F9		4	1	2	2	0	0	0				
Leon Durham, L OBP: 0.240, SLG: 0.217 (1, 9)		0-0 F8		0-0 K		0-0 F8		0-0 F8		4	0	0	0	0	1	2				
Jerry Morales, R OBP: 0.333, SLG: 1.000 (1, 8)		0-0 F7		0-0 FC6-4 1B		0-0 P5				3	1	0	0	0	0	1				
Dan Briggs, L OBP: 0.167, SLG: 0.167 (1, 7)				0-0 5-3		0-0 G3				3	0	1	1	0	0	0				
Bill Campbell, R (7, 1)				0-0 2B						0	0	0	0	0	0	0				
23 Ryne Sandberg, R (1, 5)				0-0 F8		0-0 6-3		0-0 HBP		2	0	0	0	0	0	1				
Dickie Noles, R OBP: 0.250, SLG: 0.250 (1, 1)				0-0 K		0-0 FC3-6 1B		0-0 6-3		2	0	1	0	0	1	0				
Steve Henderson, R OBP: 0.300, SLG: 0.222 (7, 7)								0-0 6-3		1	0	0	0	0	0	1				
<b>Inning Stats</b>	R: 0 E: 0 K: 0 S: 2	H: 0 LOB: 0 BB: 1 P: 6	R: 0 E: 0 K: 0 S: 3	H: 0 LOB: 0 BB: 0 P: 3	R: 0 E: 0 K: 1 S: 5	H: 0 LOB: 0 BB: 0 P: 5	R: 4 E: 1 K: 1 S: 10	H: 5 LOB: 1 BB: 0 P: 10	R: 0 E: 0 K: 0 S: 4	H: 1 LOB: 0 BB: 0 P: 4	R: 1 E: 0 K: 0 S: 4	H: 1 LOB: 0 BB: 0 P: 4	R: 0 E: 0 K: 0 S: 3	H: 1 LOB: 1 BB: 0 P: 4	R: 0 E: 0 K: 0 S: 3	H: 0 LOB: 0 BB: 0 P: 3	1B: 6 2B: 1 3B: 0 HR: 1	SF: 0 SAC: 0 DP: 1 HBP: 1	WP: 0 PB: 0 SB: 0 CS: 0	PA: 32
<b>PITCHER</b>	IP WLS BF H R ER SO BB IBB HBP BLK WP HR S P ERA WHIP	IP WLS BF H R ER SO BB IBB HBP BLK WP HR S P ERA WHIP	IP WLS BF H R ER SO BB IBB HBP BLK WP HR S P ERA WHIP	IP WLS BF H R ER SO BB IBB HBP BLK WP HR S P ERA WHIP	IP WLS BF H R ER SO BB IBB HBP BLK WP HR S P ERA WHIP	IP WLS BF H R ER SO BB IBB HBP BLK WP HR S P ERA WHIP	IP WLS BF H R ER SO BB IBB HBP BLK WP HR S P ERA WHIP	IP WLS BF H R ER SO BB IBB HBP BLK WP HR S P ERA WHIP	IP WLS BF H R ER SO BB IBB HBP BLK WP HR S P ERA WHIP	IP WLS BF H R ER SO BB IBB HBP BLK WP HR S P ERA WHIP	IP WLS BF H R ER SO BB IBB HBP BLK WP HR S P ERA WHIP	IP WLS BF H R ER SO BB IBB HBP BLK WP HR S P ERA WHIP	IP WLS BF H R ER SO BB IBB HBP BLK WP HR S P ERA WHIP	IP WLS BF H R ER SO BB IBB HBP BLK WP HR S P ERA WHIP	IP WLS BF H R ER SO BB IBB HBP BLK WP HR S P ERA WHIP	IP WLS BF H R ER SO BB IBB HBP BLK WP HR S P ERA WHIP				
Craig Swan, R ERA: 6.0 (1, 1)	6.0 L 25	7 5 4 2	7 5 4 2	1 0 0 0	1 0 0 0	0 0 1 0	0 0 6 7	0.00 0.500												
Charlie Puleo, R ERA: 4.91 (7, 1)	2.0 7	1 0 0 0	1 0 0 0	0 0 0 0	0 0 0 0	0 0 0 0	0 0 6 7	0.00 0.500												

AB 30  
 R 5  
 H 8  
 RBI 4  
 BB 1  
 SO 2  
 LOB 10





Batter	1	2	3	4	5	6	7	8	9	AB	R	H	RBI	BB	SO	LOB	TOP					
Lonnie Smith, R OBP: 0.455, SLG: 0.444 (1, 8)	E5 S G3 E		F8		1-3	1-3 3-H 1B			P1	5	1	1	1	0	0	1						
Tom Herr, S OBP: 0.303, SLG: 0.387 (1, 4)	G3 1-2				F S 1B 1B		K		F8	5	1	2	0	0	1	2						
Keith Hernandez, L OBP: 0.515, SLG: 0.538 (1, 3)					2B 1-3-2 1B		6-3		K	3	0	1	1	2	1	1						
Darrell Porter, L OBP: 0.310, SLG: 0.556 (1, 2)	F3 2-H BB				1-3 2B		K			4	0	1	0	0	2	3						
George Hendrick, R OBP: 0.368, SLG: 0.706 David Green, R OBP: 0.294, SLG: 0.412 (1, 9) (8, 8)	F7				K	1-3-2		K		4	0	0	0	0	2	3						
Dane Iorg, L OBP: 0.222, SLG: 0.294 Tito Landrum, R (8, 9)		L6			FC6-4 BB			6-3		3	0	0	0	1	0	0						
Julio Gonzalez, R OBP: 0.333, SLG: 0.667 (1, 5)		F9			FC6-4 1B			1-3		4	1	1	0	0	0	1						
Ozzie Smith, S OBP: 0.393, SLG: 0.481 (1, 6)		F8			FC6-4 1-2 1B					4	1	3	1	0	0	0						
Joaquin Andujar, S OBP: 0.143, SLG: 0.143 Bruce Sutter, R (9, 1)					6-3 FC6-4 1-2			K		4	0	1	0	0	1	4						
										0	0	0	0	0	0	0						
<b>Inning Stats</b>	R: 1 E: 1 K: 0 S: 4	H: 0 LOB: 1 BB: 1 P: 8	R: 0 E: 0 K: 0 S: 3	H: 0 LOB: 0 BB: 0 P: 3	R: 0 E: 0 K: 1 S: 6	H: 1 LOB: 2 BB: 1 P: 10	R: 0 E: 0 K: 1 S: 6	H: 1 LOB: 0 BB: 0 P: 3	R: 1 E: 0 K: 0 S: 5	H: 3 LOB: 1 BB: 0 P: 5	R: 0 E: 0 K: 2 S: 7	H: 0 LOB: 0 BB: 0 P: 7	R: 0 E: 0 K: 1 S: 5	H: 0 LOB: 0 BB: 0 P: 5	R: 1 E: 0 K: 1 S: 7	H: 2 LOB: 1 BB: 0 P: 7	1B: 7 2B: 3 3B: 0 HR: 1	SF: 0 SAC: 0 DP: 1 HBP: 0	WP: 0 PB: 0 SB: 2 CS: 0	PA: 39		
<b>PITCHER</b>	IP WLS BF H R ER SO BB IBB HBP BLK WP HR S P ERA WHIP	IP WLS BF H R ER SO BB IBB HBP BLK WP HR S P ERA WHIP	IP WLS BF H R ER SO BB IBB HBP BLK WP HR S P ERA WHIP	IP WLS BF H R ER SO BB IBB HBP BLK WP HR S P ERA WHIP	IP WLS BF H R ER SO BB IBB HBP BLK WP HR S P ERA WHIP	IP WLS BF H R ER SO BB IBB HBP BLK WP HR S P ERA WHIP	IP WLS BF H R ER SO BB IBB HBP BLK WP HR S P ERA WHIP	IP WLS BF H R ER SO BB IBB HBP BLK WP HR S P ERA WHIP	IP WLS BF H R ER SO BB IBB HBP BLK WP HR S P ERA WHIP	IP WLS BF H R ER SO BB IBB HBP BLK WP HR S P ERA WHIP	IP WLS BF H R ER SO BB IBB HBP BLK WP HR S P ERA WHIP	IP WLS BF H R ER SO BB IBB HBP BLK WP HR S P ERA WHIP	IP WLS BF H R ER SO BB IBB HBP BLK WP HR S P ERA WHIP	IP WLS BF H R ER SO BB IBB HBP BLK WP HR S P ERA WHIP	IP WLS BF H R ER SO BB IBB HBP BLK WP HR S P ERA WHIP	IP WLS BF H R ER SO BB IBB HBP BLK WP HR S P ERA WHIP	IP WLS BF H R ER SO BB IBB HBP BLK WP HR S P ERA WHIP	IP WLS BF H R ER SO BB IBB HBP BLK WP HR S P ERA WHIP	IP WLS BF H R ER SO BB IBB HBP BLK WP HR S P ERA WHIP	IP WLS BF H R ER SO BB IBB HBP BLK WP HR S P ERA WHIP	IP WLS BF H R ER SO BB IBB HBP BLK WP HR S P ERA WHIP	
Randy Martz, R ERA: 2.08 Lee Smith, R ERA: Dick Tidrow, R ERA: 6.75 Willie Hernandez, L ERA: 5.4	4.1 L 22 5 2 1 2 3 0 0 0 0 0 0 23 35 2.08 1.846	0.2 1 11 3 1 1 4 0 0 0 0 0 0 1 1 0.00 0.000	3.0 11 3 1 1 4 0 0 0 0 0 0 1 7 3.00 1.000	1.0 5 2 1 1 1 0 0 0 0 0 0 1 7 9.00 2.000																		

St. Louis Cardinals @ Chicago Cubs  
Wrigley Field, Chicago, IL  
Tue Apr 13 1982, 3:33 AM CST  
Att: 6,472 - Sunny - 45 F

AB 36  
R 4  
H 10  
RBI 3  
BB 3  
SO 7  
LOB 15



Batter	1	2	3	4	5	6	7	8	9	AB	R	H	RBI	BB	SO	LOB	BOTTOM						
Bump Willis, S OBP: 0.467, SLG: 0.692 (1, 4)	F5 E S 4-3 HBP					1B 2B		F7		3	2	1	0	0	0	1							
Larry Bowa, S OBP: 0.241, SLG: 0.154 (1, 6)	4-3 1-H		1-3			F8		G1		4	0	0	1	0	0	2							
Bill Buckner, L OBP: 0.400, SLG: 0.500 (1, 3)	G3				G3				P4	4	0	1	1	0	0	0							
Leon Durham, L OBP: 0.241, SLG: 0.296 (1, 9)					6-3			L5		4	1	1	0	0	0	1							
Jerry Morales, R OBP: 0.308, SLG: 0.750 (1, 8)			P6		4-3			P4		4	0	1	1	0	0	1							
Steve Henderson, R OBP: 0.292, SLG: 0.227 (1, 7)								F7		4	0	1	0	0	1	0							
23 Ryne Sandberg, R OBP: 0.120, SLG: 0.043 (1, 5)								K		4	0	1	0	0	1	0							
Jody Davis, R (1, 2)										4	0	1	0	0	1	2							
Keith Moreland, R OBP: 0.440, SLG: 0.783 (9, PH)										4	0	0	0	0	1	0							
Randy Martz, L Lee Smith, R Dan Briggs, L Dick Tidrow, R Bob Molinaro, L Willie Hernandez, L Gary Woods, R	0.2 S 4 1 0 0 1 0 0 0 0 0 0 6 41 0.00 1.500	0.2 S 4 1 0 0 1 0 0 0 0 0 0 6 41 0.00 1.500																					
<b>Inning Stats</b>	R: 1 E: 1 K: 0 S: 3	H: 0 LOB: 0 BB: 0 P: 4	R: 0 E: 0 K: 0 S: 3	H: 0 LOB: 0 BB: 0 P: 3	R: 0 E: 0 K: 1 S: 5	H: 0 LOB: 1 BB: 1 P: 9	R: 0 E: 0 K: 0 S: 3	H: 0 LOB: 0 BB: 0 P: 3	R: 0 E: 0 K: 1 S: 6	H: 1 LOB: 1 BB: 0 P: 6	R: 1 E: 0 K: 0 S: 5	H: 2 LOB: 1 BB: 0 P: 5	R: 0 E: 0 K: 1 S: 5	H: 0 LOB: 0 BB: 0 P: 5	R: 0 E: 0 K: 0 S: 3	H: 0 LOB: 0 BB: 0 P: 3	R: 1 E: 1 K: 1 S: 9	H: 3 LOB: 3 BB: 0 P: 9	1B: 4 2B: 1 3B: 1 HR: 0	SF: 0 SAC: 0 DP: 0 HBP: 1	WP: 0 PB: 0 SB: 1 CS: 0	PA: 36	
<b>PITCHER</b>	IP WLS BF H R ER SO BB IBB HBP BLK WP HR S P ERA WHIP	IP WLS BF H R ER SO BB IBB HBP BLK WP HR S P ERA WHIP	IP WLS BF H R ER SO BB IBB HBP BLK WP HR S P ERA WHIP	IP WLS BF H R ER SO BB IBB HBP BLK WP HR S P ERA WHIP	IP WLS BF H R ER SO BB IBB HBP BLK WP HR S P ERA WHIP	IP WLS BF H R ER SO BB IBB HBP BLK WP HR S P ERA WHIP	IP WLS BF H R ER SO BB IBB HBP BLK WP HR S P ERA WHIP	IP WLS BF H R ER SO BB IBB HBP BLK WP HR S P ERA WHIP	IP WLS BF H R ER SO BB IBB HBP BLK WP HR S P ERA WHIP	IP WLS BF H R ER SO BB IBB HBP BLK WP HR S P ERA WHIP	IP WLS BF H R ER SO BB IBB HBP BLK WP HR S P ERA WHIP	IP WLS BF H R ER SO BB IBB HBP BLK WP HR S P ERA WHIP	IP WLS BF H R ER SO BB IBB HBP BLK WP HR S P ERA WHIP	IP WLS BF H R ER SO BB IBB HBP BLK WP HR S P ERA WHIP	IP WLS BF H R ER SO BB IBB HBP BLK WP HR S P ERA WHIP	IP WLS BF H R ER SO BB IBB HBP BLK WP HR S P ERA WHIP	IP WLS BF H R ER SO BB IBB HBP BLK WP HR S P ERA WHIP	IP WLS BF H R ER SO BB IBB HBP BLK WP HR S P ERA WHIP	IP WLS BF H R ER SO BB IBB HBP BLK WP HR S P ERA WHIP	IP WLS BF H R ER SO BB IBB HBP BLK WP HR S P ERA WHIP	IP WLS BF H R ER SO BB IBB HBP BLK WP HR S P ERA WHIP	IP WLS BF H R ER SO BB IBB HBP BLK WP HR S P ERA WHIP	
Joaquin Andujar, R ERA: 1.69 Bruce Sutter, R ERA: 4.91	8.1 W 32 5 3 3 3 1 0 0 0 0 0 36 41 3.24 0.720	0.2 S 4 1 0 0 1 0 0 0 0 0 0 6 41 0.00 1.500																					

St. Louis Cardinals @ Chicago Cubs  
Wrigley Field, Chicago, IL  
Tue Apr 13 1982, 3:33 AM CST  
Att: 6,472 - Sunny - 45 F

AB 34  
R 3  
H 6  
RBI 3  
BB 1  
SO 4  
LOB 15





Batter	1	2	3	4	5	6	7	8	9	AB	R	H	RBI	BB	SO	LOB	TOP										
Lonnie Smith, R OBP: 0.421, SLG: 0.438 (1, 8)										5	0	1	0	0	1	2											
Tom Herr, S OBP: 0.316, SLG: 0.389 (1, 4)										5	0	2	2	0	1	0											
Keith Hernandez, L OBP: 0.526, SLG: 0.533 (1, 3)										4	0	2	0	1	0	3											
Darrell Porter, L OBP: 0.324, SLG: 0.516 (1, 2)										4	1	1	0	1	2	3											
George Hendrick, R OBP: 0.348, SLG: 0.600 Tito Landrum, R (8, PR) (8, 9)										3	0	0	0	1	1	3											
Dane Iorg, L OBP: 0.238, SLG: 0.300 David Green, R OBP: 0.333, SLG: 0.444 (1, 7) (7, 8)										3	0	1	1	0	0	2											
Julio Gonzalez, R OBP: 0.400, SLG: 0.700 (1, 5)										4	0	2	0	0	1	3											
Ozzie Smith, S OBP: 0.406, SLG: 0.467 (1, 6)										3	1	1	0	1	0	1											
Andy Rincon, R (1, 1)										3	1	0	0	0	2	3											
<b>Inning Stats</b>	R: 0 E: 0 K: 0 S: 4	H: 2 LOB: 1 BB: 0 P: 4	R: 0 E: 0 K: 1 S: 6	H: 1 LOB: 1 BB: 0 P: 6	R: 0 E: 0 K: 1 S: 5	H: 0 LOB: 0 BB: 0 P: 5	R: 1 E: 0 K: 1 S: 7	H: 3 LOB: 1 BB: 0 P: 7	R: 0 E: 0 K: 0 S: 3	H: 0 LOB: 2 BB: 2 P: 11	R: 2 E: 1 K: 0 S: 6	H: 3 LOB: 1 BB: 0 P: 6	R: 0 E: 0 K: 2 S: 8	H: 1 LOB: 3 BB: 2 P: 16	R: 0 E: 0 K: 3 S: 10	H: 1 LOB: 1 BB: 0 P: 10	1B: 9 2B: 2 3B: 0 HR: 0	SF: 0 SAC: 1 DP: 1 HBP: 0	WP: 0 PB: 0 SB: 0 CS: 1	PA: 40							
<b>PITCHER</b>	IP	WLS	BF	H	R	ER	SO	BB	IBB	HBP	BLK	WP	HR	S	P	ERA	WHIP										
Fergie Jenkins, R ERA: 1.68 (1, 1)	7.0	L	30	9	3	1	3	2	0	0	0	0	0	34	42	1.29	1.571										
Willie Hernandez, L ERA: 2.45 (8, 1)	2.0		10	2	0	0	5	1	1	0	0	0	0	18	26	0.00	1.500										

St. Louis Cardinals @ Chicago Cubs  
Wrigley Field, Chicago, IL  
Wed Apr 14 1982, 3:33 AM CST  
Att: 11,655 - Sunny - 46 F

AB	35
R	3
H	11
RBI	3
BB	4
SO	8
LOB	20



Batter	1	2	3	4	5	6	7	8	9	AB	R	H	RBI	BB	SO	LOB	BOTTOM										
Bump Wills, S OBP: 0.471, SLG: 0.655 (1, 4)										3	1	1	0	1	0	0											
Larry Bowa, S OBP: 0.273, SLG: 0.143 (1, 6)										2	0	0	0	2	0	1											
Bill Buckner, L OBP: 0.382, SLG: 0.452 (1, 3)										3	0	0	0	1	0	3											
Keith Moreland, R OBP: 0.414, SLG: 0.692 (1, 2)										3	0	0	0	1	0	2											
Leon Durham, L OBP: 0.273, SLG: 0.323 (1, 9)										4	0	2	1	0	0	2											
Steve Henderson, R OBP: 0.250, SLG: 0.192 (1, 7)										4	0	0	0	0	2	3											
Jerry Morales, R OBP: 0.250, SLG: 0.600 (1, 8)										3	0	0	0	0	0	0											
23 Ryne Sandberg, R OBP: 0.107, SLG: 0.038 (1, 5)										3	0	0	0	0	1	0											
Fergie Jenkins, R (1, 1)										2	0	0	0	0	0	0											
Dan Briggs, L OBP: 0.125, SLG: 0.125 (7, PH)										1	0	0	0	0	1	0											
Willie Hernandez, L (8, 1)										0	0	0	0	0	0	0											
<b>Inning Stats</b>	R: 1 E: 0 K: 1 S: 6	H: 1 LOB: 2 BB: 2 P: 14	R: 0 E: 0 K: 1 S: 5	H: 0 LOB: 0 BB: 0 P: 5	R: 0 E: 0 K: 1 S: 5	H: 1 LOB: 2 BB: 2 P: 11	R: 0 E: 0 K: 1 S: 5	H: 0 LOB: 0 BB: 0 P: 5	R: 0 E: 0 K: 0 S: 3	H: 0 LOB: 0 BB: 0 P: 3	R: 0 E: 0 K: 0 S: 4	H: 1 LOB: 1 BB: 0 P: 4	R: 0 E: 0 K: 1 S: 5	H: 0 LOB: 0 BB: 0 P: 5	R: 0 E: 0 K: 0 S: 2	H: 0 LOB: 1 BB: 1 P: 6	R: 0 E: 0 K: 0 S: 3	H: 0 LOB: 0 BB: 0 P: 3	1B: 3 2B: 0 3B: 0 HR: 0	SF: 0 SAC: 0 DP: 2 HBP: 0	WP: 1 PB: 0 SB: 1 CS: 0	PA: 33					
<b>PITCHER</b>	IP	WLS	BF	H	R	ER	SO	BB	IBB	HBP	BLK	WP	HR	S	P	ERA	WHIP										
Andy Rincon, R ERA: 1.64 (1, 1)	9.0	W	33	3	1	1	4	5	0	0	0	1	0	36	56	1.00	0.889										

St. Louis Cardinals @ Chicago Cubs  
Wrigley Field, Chicago, IL  
Wed Apr 14 1982, 3:33 AM CST  
Att: 11,655 - Sunny - 46 F

AB	28
R	1
H	3
RBI	1
BB	5
SO	4
LOB	11





Batter	1	2	3	4	5	6	7	8	9	AB	R	H	RBI	BB	SO	LOB	TOP					
<b>Lonnie Smith, R</b> OBP: 0.395, SLG: 0.486 (1, 8)										5	1	1	1	0	2	1						
<b>Tom Herr, S</b> OBP: 0.349, SLG: 0.436 (1, 4)										3	1	1	0	2	0	0						
<b>Keith Hernandez, L</b> OBP: 0.512, SLG: 0.529 (1, 3)										4	2	2	1	0	1	2						
<b>Darrell Porter, L</b> OBP: 0.316, SLG: 0.471 (1, 2)										3	1	0	0	1	0	1						
<b>George Hendrick, R</b> OBP: 0.333, SLG: 0.667 <b>Tito Landrum, R</b> (8, 9)										4	1	1	1	0	0	3						
<b>Dane Iorg, L</b> OBP: 0.292, SLG: 0.286 <b>David Green, R</b> OBP: 0.368, SLG: 0.474 (6, PR)										1	0	0	0	2	0	0						
<b>Julio Gonzalez, R</b> OBP: 0.357, SLG: 0.571 (1, 5)										4	0	1	2	0	0	2						
<b>Ozzie Smith, S</b> OBP: 0.389, SLG: 0.424 (1, 6)										3	0	0	0	1	0	3						
<b>Steve Mura, R</b> (1, 1)										3	0	0	0	0	0	0						
<b>Inning Stats</b>	R: 1 E: 0 K: 0 S: 4	H: 1 LOB: 0 BB: 0 P: 4	R: 0 E: 0 K: 0 S: 3	H: 0 LOB: 0 BB: 0 P: 3	R: 0 E: 0 K: 0 S: 3	H: 0 LOB: 0 BB: 0 P: 3	R: 2 E: 0 K: 0 S: 5	H: 2 LOB: 2 BB: 2 P: 13	R: 1 E: 0 K: 1 S: 6	H: 1 LOB: 1 BB: 1 P: 6	R: 0 E: 0 K: 0 S: 4	H: 0 LOB: 0 BB: 1 P: 8	R: 0 E: 1 K: 0 S: 5	H: 2 LOB: 1 BB: 0 P: 5	R: 0 E: 0 K: 1 S: 5	H: 0 LOB: 2 BB: 2 P: 13	1B: 4 2B: 0 3B: 1 HR: 2	SF: 1 SAC: 1 DP: 0 HBP: 0	WP: 0 PB: 1 SB: 0 CS: 1	PA: 40		
<b>PITCHER</b>	IP	WLS	BF	H	R	ER	SO	BB	IBB	HBP	BLK	WP	HR	S	P	ERA	WHIP					
<b>Doug Bird, R</b> ERA: 3.79 <b>Lee Smith, R</b> ERA: <b>Allen Ripley, R</b> ERA: 2.25	(1, 1)	6.0	L	26	5	5	5	1	2	1	0	0	0	2	25	37	7.50	1.167				
	(7, 1)	2.0		8	2	1	0	1	1	0	0	0	0	0	9	13	0.00	1.500				
	(9, 1)	1.0		5	0	0	0	1	2	0	0	0	0	0	5	13	0.00	2.000				

St. Louis Cardinals @ Chicago Cubs  
Wrigley Field, Chicago, IL  
Thu Apr 15 1982, 3:33 AM CST  
Att: 13,673 - Sunny - 58 F

AB 31  
R 6  
H 7  
RBI 6  
BB 6  
SO 3  
LOB 12



Batter	1	2	3	4	5	6	7	8	9	AB	R	H	RBI	BB	SO	LOB	BOTTOM							
<b>Bump Willis, S</b> OBP: 0.421, SLG: 0.576 (1, 4)										4	0	0	0	0	0	2								
<b>Junior Kennedy, R</b> OBP: 0.200, SLG: 0.200 (1, 5)										4	0	0	0	0	1	0								
<b>Bill Buckner, L</b> OBP: 0.368, SLG: 0.429 (1, 3)										4	0	1	0	0	0	0								
<b>Keith Moreland, R</b> OBP: 0.394, SLG: 0.733 (1, 2)										4	1	1	1	0	1	1								
<b>Leon Durham, L</b> OBP: 0.243, SLG: 0.286 (1, 9)										4	0	0	0	0	2	0								
<b>Jerry Morales, R</b> OBP: 0.283, SLG: 0.529 (1, 8)										2	0	0	0	1	0	0								
<b>Steve Henderson, R</b> OBP: 0.290, SLG: 0.310 (1, 7)										3	0	2	0	0	0	1								
<b>Larry Bowa, S</b> OBP: 0.250, SLG: 0.129 (1, 6)										3	0	0	0	0	0	2								
<b>Doug Bird, R</b> <b>Tye Waller, R</b> OBP: 0.287, SLG: 0.154 <b>Lee Smith, R</b> <b>Bob Molinaro, L</b> OBP: 0.500, SLG: 0.333 <b>Allen Ripley, R</b> (9, 1)	(1, 1)	(6, PH)	(7, 1)	(8, PH)						1	0	0	0	0	1	0								
	(6, PH)		(7, 1)							1	0	0	0	0	0	0								
			(7, 1)							0	0	0	0	0	0	0								
			(8, PH)							0	0	0	0	1	0	0								
			(9, 1)							0	0	0	0	0	0	0								
<b>Inning Stats</b>	R: 0 E: 0 K: 1 S: 6	H: 1 LOB: 1 BB: 0 P: 6	R: 0 E: 0 K: 1 S: 4	H: 0 LOB: 0 BB: 1 P: 8	R: 0 E: 0 K: 1 S: 5	H: 0 LOB: 0 BB: 0 P: 5	R: 0 E: 0 K: 0 S: 3	H: 0 LOB: 0 BB: 0 P: 3	R: 0 E: 0 K: 0 S: 3	H: 0 LOB: 0 BB: 0 P: 3	R: 0 E: 0 K: 0 S: 4	H: 1 LOB: 1 BB: 0 P: 4	R: 0 E: 0 K: 1 S: 5	H: 0 LOB: 0 BB: 0 P: 5	R: 0 E: 0 K: 0 S: 5	H: 0 LOB: 0 BB: 0 P: 5	R: 0 E: 0 K: 0 S: 4	H: 1 LOB: 2 BB: 1 P: 8	R: 1 E: 0 K: 0 S: 4	H: 1 LOB: 0 BB: 0 P: 4	1B: 1 2B: 2 3B: 0 HR: 1	SF: 0 SAC: 0 DP: 1 HBP: 0	WP: 0 PB: 0 SB: 0 CS: 0	PA: 32
<b>PITCHER</b>	IP	WLS	BF	H	R	ER	SO	BB	IBB	HBP	BLK	WP	HR	S	P	ERA	WHIP							
<b>Steve Mura, R</b> ERA: 3.48	(1, 1)	9.0	W	32	4	1	1	5	2	0	0	0	1	40	48	1.00	0.667							

St. Louis Cardinals @ Chicago Cubs  
Wrigley Field, Chicago, IL  
Thu Apr 15 1982, 3:33 AM CST  
Att: 13,673 - Sunny - 58 F

AB 30  
R 1  
H 4  
RBI 1  
BB 2  
SO 5  
LOB 6





Batter	1	2	3	4	5	6	7	8	9	10	11	12	AB	R	H	RBI	BB	SO	LOB			
Bump Wills, S OBP: 0.432, SLG: 0.622 (1.4)	F9				F8					23 SH1-4 BB		P6	4	1	1	2	2	0	1			
23 Ryne Sandberg, R OBP: 0.091, SLG: 0.033 (1.5)	6-3			K		6-3	SF4			SH1-4		F8	4	0	0	1	0	1	0			
Bill Buckner, L OBP: 0.372, SLG: 0.395 (1.3)	K			P6			L4			FC4 IBB			3	0	0	0	2	1	2			
Keith Moreland, R OBP: 0.342, SLG: 0.629 (1.2)			P3		K	G5-4-3 BB				K			5	0	0	0	0	2	3			
Leon Durham, L OBP: 0.262, SLG: 0.263 (1.9)										FC4			3	2	0	0	2	0	2			
Steve Henderson, R OBP: 0.276, SLG: 0.273 (1.7)						FC 2B							4	2	0	0	1	0	2			
Willie Hernandez, L (11.1)													0	0	0	0	0	0	0			
Gary Woods, R OBP: 0.286, SLG: 0.571 (1.8)			CS										5	1	2	3	0	1	0			
Larry Bowa, S OBP: 0.225, SLG: 0.114 (1.6)					E8		SH5-3 2B						4	0	0	0	0	0	2			
Dan Larson, R (1.1)													2	0	0	0	0	0	1			
Dick Tidrow, R (9.1)													0	0	0	0	0	0	0			
Bob Molinaro, L OBP: 0.050, SLG: 0.333 (7.9)													0	0	0	0	0	0	0			
Jeff Borner, R OBP: 0.000, SLG: 0.000 (7.9)													0	0	0	0	0	1	0			
Bill Campbell, R OBP: 0.000, SLG: 0.000 (7.1)													1	0	0	0	0	1	0			
Dan Buggs, L OBP: 0.000, SLG: 0.000 (11.7)													1	0	0	0	0	0	0			
<b>Inning Stats</b>	R: 0 E: 0 K: 1 S: 5	H: 0 LOB: 0 BB: 0 P: 5	R: 0 E: 0 K: 0 S: 2	H: 0 LOB: 0 BB: 1 P: 6	R: 0 E: 1 K: 1 S: 5	H: 0 LOB: 0 BB: 0 P: 5	R: 1 E: 0 K: 2 S: 8	H: 1 LOB: 1 BB: 1 P: 9	R: 2 E: 0 K: 0 S: 5	H: 1 LOB: 2 BB: 3 P: 17	R: 0 E: 0 K: 0 S: 3	H: 0 LOB: 0 BB: 0 P: 3	R: 0 E: 0 K: 1 S: 5	H: 0 LOB: 2 BB: 2 P: 13	R: 0 E: 0 K: 0 S: 3	H: 0 LOB: 0 BB: 0 P: 3	R: 0 E: 0 K: 0 S: 3	H: 0 LOB: 0 BB: 0 P: 3	1B: 0 2B: 2 3B: 0 HR: 1	SF: 1 SAC: 2 DP: 1 HBP: 0	WP: 0 PB: 0 SB: 0 CS: 1	PA: 48
<b>PITCHER</b>	IP WLS BF H R ER SO BB IBB HBP BLK WP HR S P ERA WHIP	IP WLS BF H R ER SO BB IBB HBP BLK WP HR S P ERA WHIP	IP WLS BF H R ER SO BB IBB HBP BLK WP HR S P ERA WHIP	IP WLS BF H R ER SO BB IBB HBP BLK WP HR S P ERA WHIP	IP WLS BF H R ER SO BB IBB HBP BLK WP HR S P ERA WHIP	IP WLS BF H R ER SO BB IBB HBP BLK WP HR S P ERA WHIP	IP WLS BF H R ER SO BB IBB HBP BLK WP HR S P ERA WHIP	IP WLS BF H R ER SO BB IBB HBP BLK WP HR S P ERA WHIP	IP WLS BF H R ER SO BB IBB HBP BLK WP HR S P ERA WHIP	IP WLS BF H R ER SO BB IBB HBP BLK WP HR S P ERA WHIP	IP WLS BF H R ER SO BB IBB HBP BLK WP HR S P ERA WHIP	IP WLS BF H R ER SO BB IBB HBP BLK WP HR S P ERA WHIP	IP WLS BF H R ER SO BB IBB HBP BLK WP HR S P ERA WHIP	IP WLS BF H R ER SO BB IBB HBP BLK WP HR S P ERA WHIP	IP WLS BF H R ER SO BB IBB HBP BLK WP HR S P ERA WHIP	IP WLS BF H R ER SO BB IBB HBP BLK WP HR S P ERA WHIP	IP WLS BF H R ER SO BB IBB HBP BLK WP HR S P ERA WHIP	IP WLS BF H R ER SO BB IBB HBP BLK WP HR S P ERA WHIP	IP WLS BF H R ER SO BB IBB HBP BLK WP HR S P ERA WHIP	IP WLS BF H R ER SO BB IBB HBP BLK WP HR S P ERA WHIP	IP WLS BF H R ER SO BB IBB HBP BLK WP HR S P ERA WHIP	IP WLS BF H R ER SO BB IBB HBP BLK WP HR S P ERA WHIP

**Chicago Cubs @ Pittsburgh Pirates**  
 Three Rivers Stadium, Pittsburgh, PA  
 Fri Apr 16 1982, 3:33 AM EST  
 Att. 28,985 - Sunny - 76 F


**AB 36**  
**R 6**  
**H 3**  
**RBI 6**  
**BB 8**  
**SO 6**  
**LOB 13**



Batter	1	2	3	4	5	6	7	8	9	10	11	12	AB	R	H	RBI	BB	SO	LOB					
Omar Moreno, L OBP: 0.313, SLG: 0.375 (1.8)	4-3		K					SH3-4		5-3			6	1	3	1	0	1	0					
Mike Easler, L OBP: 0.360, SLG: 0.211 (1.7)	F9		P6					3-1		G3			6	1	1	1	0	0	3					
Dave Parker, L OBP: 0.370, SLG: 0.609 (1.9)								P6					4	1	1	1	2	1	1					
Jason Thompson, L OBP: 0.379, SLG: 0.478 (1.3)	P6							F7		F8			6	1	2	0	0	0	2					
Bill Madlock, R OBP: 0.286, SLG: 0.208 (1.5)													4	1	0	1	2	0	2					
Tony Peña, R OBP: 0.619, SLG: 0.808 (1.2)													5	1	4	1	0	0	0					
Johnny Ray, S OBP: 0.269, SLG: 0.400 (1.4)													4	0	1	1	1	0	2					
Dale Berra, R OBP: 0.526, SLG: 0.600 (1.6)													2	0	0	0	1	0	1					
Willie Stargell, L OBP: 0.353, SLG: 0.400 (7. PH)													1	0	0	0	0	1	3					
Jim Smith, R (8.6)													1	0	0	0	0	0	1					
John Candelaria, L (1.1)													2	0	0	0	0	0	1					
Dick Tidrow, R (9.1)													0	0	0	0	0	0	0					
Tom Griffin, R ERA: 2.35 (7.1)													0	0	0	0	0	0	0					
Rod Scurry, L ERA: 7.11 (7.1)													0	0	0	0	0	0	0					
Kent Tekulve, R ERA: (9.1)													0	0	0	0	0	0	0					
<b>Inning Stats</b>	R: 0 E: 0 K: 0 S: 3	H: 0 LOB: 1 BB: 1 P: 7	R: 1 E: 0 K: 0 S: 4	H: 1 LOB: 1 BB: 1 P: 8	R: 1 E: 0 K: 1 S: 7	H: 2 LOB: 1 BB: 0 P: 7	R: 0 E: 0 K: 1 S: 6	H: 0 LOB: 1 BB: 1 P: 9	R: 3 E: 0 K: 0 S: 7	H: 4 LOB: 1 BB: 0 P: 7	R: 0 E: 0 K: 1 S: 6	H: 1 LOB: 1 BB: 0 P: 6	R: 0 E: 0 K: 0 S: 4	H: 1 LOB: 2 BB: 1 P: 4	R: 0 E: 0 K: 0 S: 3	H: 0 LOB: 0 BB: 0 P: 3	R: 0 E: 0 K: 1 S: 5	H: 0 LOB: 0 BB: 0 P: 5	R: 0 E: 0 K: 0 S: 3	H: 1 LOB: 3 BB: 1 P: 8	1B: 9 2B: 3 3B: 0 HR: 1	SF: 0 SAC: 3 DP: 0 HBP: 1	WP: 0 PB: 1 SB: 3 CS: 1	PA: 55
<b>PITCHER</b>	IP WLS BF H R ER SO BB IBB HBP BLK WP HR S P ERA WHIP	IP WLS BF H R ER SO BB IBB HBP BLK WP HR S P ERA WHIP	IP WLS BF H R ER SO BB IBB HBP BLK WP HR S P ERA WHIP	IP WLS BF H R ER SO BB IBB HBP BLK WP HR S P ERA WHIP	IP WLS BF H R ER SO BB IBB HBP BLK WP HR S P ERA WHIP	IP WLS BF H R ER SO BB IBB HBP BLK WP HR S P ERA WHIP	IP WLS BF H R ER SO BB IBB HBP BLK WP HR S P ERA WHIP	IP WLS BF H R ER SO BB IBB HBP BLK WP HR S P ERA WHIP	IP WLS BF H R ER SO BB IBB HBP BLK WP HR S P ERA WHIP	IP WLS BF H R ER SO BB IBB HBP BLK WP HR S P ERA WHIP	IP WLS BF H R ER SO BB IBB HBP BLK WP HR S P ERA WHIP	IP WLS BF H R ER SO BB IBB HBP BLK WP HR S P ERA WHIP	IP WLS BF H R ER SO BB IBB HBP BLK WP HR S P ERA WHIP	IP WLS BF H R ER SO BB IBB HBP BLK WP HR S P ERA WHIP	IP WLS BF H R ER SO BB IBB HBP BLK WP HR S P ERA WHIP	IP WLS BF H R ER SO BB IBB HBP BLK WP HR S P ERA WHIP	IP WLS BF H R ER SO BB IBB HBP BLK WP HR S P ERA WHIP	IP WLS BF H R ER SO BB IBB HBP BLK WP HR S P ERA WHIP	IP WLS BF H R ER SO BB IBB HBP BLK WP HR S P ERA WHIP	IP WLS BF H R ER SO BB IBB HBP BLK WP HR S P ERA WHIP	IP WLS BF H R ER SO BB IBB HBP BLK WP HR S P ERA WHIP	IP WLS BF H R ER SO BB IBB HBP BLK WP HR S P ERA WHIP	IP WLS BF H R ER SO BB IBB HBP BLK WP HR S P ERA WHIP	

**Chicago Cubs @ Pittsburgh Pirates**  
 Three Rivers Stadium, Pittsburgh, PA  
 Fri Apr 16 1982, 3:33 AM EST  
 Att. 28,985 - Sunny - 76 F

**AB 44**  
**R 7**  
**H 13**  
**RBI 6**  
**BB 7**  
**SO 5**  
**LOB 17**





Batter	1	2	3	4	5	6	7	8	9	AB	R	H	RBI	BB	SO	LOB	TOP								
<b>Bump Wills, S</b> OBP: 0.440, SLG: 0.605 (1,4)										6	1	3	2	0	1	2	<b>Chicago Cubs @ Pittsburgh Pirates</b> Three Rivers Stadium, Pittsburgh, PA Sat Apr 17 1982, 3:33 AM EST Alt. 6,436 - Unknown - 75 F								
<b>23 Ryne Sandberg, R</b> OBP: 0.128, SLG: 0.083 (1,5)										6	0	2	0	0	0	4									
<b>Bill Buckner, L</b> OBP: 0.375, SLG: 0.395 (1,3)										5	0	2	2	0	0	0									
<b>Keith Moreland, R</b> OBP: 0.381, SLG: 0.667 (8, PR)										4	0	3	0	0	1	2									
<b>Tye Wailer, R</b> OBP: 0.297, SLG: 0.154 (8, PH)										0	1	0	0	0	0	0									
<b>Jody Davis, R</b> (8,2)										1	0	0	0	0	0	3									
<b>Leon Durham, L</b> OBP: 0.298, SLG: 0.357 (1,9)										4	2	2	2	1	0	2									
<b>Steve Henderson, R</b> OBP: 0.293, SLG: 0.342 (1,7)										5	2	2	1	0	1	2									
<b>Gary Woods, R</b> OBP: 0.417, SLG: 0.500 (1,8)										3	2	1	0	2	0	0									
<b>Larry Bowa, S</b> OBP: 0.244, SLG: 0.225 (1,6)										5	1	2	3	0	0	3									
<b>Dickie Noles, R</b> OBP: 0.286, SLG: 0.429 (1,1)										3	1	1	0	0	2	3									
<b>Willie Hernandez, L</b> (8,1)										1	0	0	0	0	1	2									
<b>Inning Stats</b>	R: 1 E: 0 K: 1 S: 8	H: 3 LOB: 2 BB: 0 P: 8	R: 1 E: 0 K: 1 S: 6	H: 1 LOB: 1 BB: 1 P: 10	R: 0 E: 0 K: 0 S: 3	H: 1 LOB: 0 BB: 0 P: 3	R: 0 E: 0 K: 0 S: 3	H: 0 LOB: 0 BB: 0 P: 3	R: 1 E: 0 K: 1 S: 8	H: 3 LOB: 2 BB: 0 P: 8	R: 0 E: 1 K: 1 S: 6	H: 0 LOB: 1 BB: 0 P: 6	R: 0 E: 0 K: 0 S: 3	H: 0 LOB: 0 BB: 0 P: 3	R: 5 E: 0 K: 1 S: 12	H: 8 LOB: 3 BB: 0 P: 12	R: 2 E: 0 K: 1 S: 7	H: 2 LOB: 2 BB: 2 P: 15	1B: 11 2B: 5 3B: 1 HR: 1	SF: 0 SAC: 1 DP: 0 HBP: 0	WP: 0 PB: 0 SB: 2 CS: 0	PA: 47			
<b>PITCHER</b>	IP	WLS	BF	H	R	ER	SO	BB	IBB	HBP	BLK	WP	HR	S	P	ERA	WHIP								
<b>Ross Baumgarten, L</b> ERA: 9.95 (1,1)	4.1	L	21	8	3	3	2	1	0	0	0	0	0	24	28	6.23	2.077								
<b>Paul Moskau, R</b> ERA (5,1)	2.2		9	0	0	0	2	0	0	0	0	0	0	13	13	0.00	0.000								
<b>Tom Griffin, R</b> ERA: 12.27 (8,1)	1.0		10	8	5	5	1	0	0	0	0	0	1	12	12	45.00	8.000								
<b>Enrique Romo, R</b> ERA: 7.71 (9,1)	1.0		7	2	2	2	1	2	0	0	0	0	0	7	15	18.00	4.000								

AB	43
R	10
H	18
RBI	10
BB	3
SO	6
LOB	23



Batter	1	2	3	4	5	6	7	8	9	AB	R	H	RBI	BB	SO	LOB	BOTTOM								
<b>Omar Moreno, L</b> OBP: 0.278, SLG: 0.333 (1,8)										4	0	0	0	0	0	0	<b>Chicago Cubs @ Pittsburgh Pirates</b> Three Rivers Stadium, Pittsburgh, PA Sat Apr 17 1982, 3:33 AM EST Alt. 6,436 - Unknown - 75 F								
<b>Mike Easter, L</b> OBP: 0.357, SLG: 0.227 (1,7)										3	0	1	0	0	1	0									
<b>Lee Lacy, R</b> (8,7)										1	0	0	0	0	1	0									
<b>Dave Parker, L</b> OBP: 0.355, SLG: 0.556 (1,9)										4	0	1	0	0	1	1									
<b>Jason Thompson, L</b> OBP: 0.364, SLG: 0.556 (1,3)										4	1	1	1	0	1	2									
<b>Bill Madlock, R</b> OBP: 0.281, SLG: 0.214 (1,5)										4	1	1	0	0	1	1									
<b>Tony Peña, R</b> OBP: 0.548, SLG: 0.833 (1,2)										4	0	3	1	0	0	0									
<b>Johnny Ray, S</b> OBP: 0.276, SLG: 0.393 (1,4)										3	0	1	0	0	0	1									
<b>Dale Berra, R</b> OBP: 0.500, SLG: 0.556 (1,6)										3	0	1	0	0	1	2									
<b>Ross Baumgarten, L</b> (1,1)										1	0	0	0	0	1	0									
<b>Paul Moskau, R</b> (5,1)										1	0	0	0	0	0	1									
<b>Willie Stargell, L</b> OBP: 0.286, SLG: 0.333 (7, PH)										1	0	0	0	0	0	1									
<b>Tom Griffin, R</b> (8,1)										0	0	0	0	0	0	0									
<b>Enrique Romo, R</b> (9,1)										0	0	0	0	0	0	0									
<b>Inning Stats</b>	R: 0 E: 0 K: 2 S: 8	H: 1 LOB: 1 BB: 0 P: 8	R: 0 E: 0 K: 1 S: 6	H: 1 LOB: 1 BB: 0 P: 6	R: 0 E: 0 K: 1 S: 5	H: 0 LOB: 0 BB: 0 P: 5	R: 2 E: 0 K: 0 S: 5	H: 3 LOB: 0 BB: 0 P: 5	R: 0 E: 0 K: 0 S: 3	H: 1 LOB: 0 BB: 0 P: 3	R: 0 E: 0 K: 1 S: 6	H: 1 LOB: 1 BB: 0 P: 6	R: 0 E: 0 K: 0 S: 4	H: 1 LOB: 1 BB: 0 P: 4	R: 0 E: 0 K: 2 S: 7	H: 0 LOB: 0 BB: 0 P: 7	R: 0 E: 0 K: 0 S: 4	H: 1 LOB: 1 BB: 0 P: 4	1B: 7 2B: 1 3B: 0 HR: 1	SF: 0 SAC: 1 DP: 0 HBP: 0	WP: 0 PB: 0 SB: 1 CS: 1	PA: 34			
<b>PITCHER</b>	IP	WLS	BF	H	R	ER	SO	BB	IBB	HBP	BLK	WP	HR	S	P	ERA	WHIP								
<b>Dickie Noles, R</b> ERA: 3.72 (1,1)	7.0	W	27	8	2	2	5	0	0	0	0	0	0	11	11	0.00	1.143								
<b>Willie Hernandez, L</b> ERA: 2.57 (8,1)	2.0		7	1	0	0	2	0	0	0	0	0	0	11	11	0.00	0.500								





Batter	1	2	3	4	5	6	7	8	9	AB	R	H	RBI	BB	SO	LOB	TOP										
<b>Bump Wills, S</b> OBP: 0.473, SLG: 0.622 (1, 4)	4-0 23 1B BB		4-0 23 1B BB	4-0 23 WP BB		0-0 4-3 BB		0-0 23 1B 2B		2	1	1	0	3	0	0											
<b>23 Ryne Sandberg, R</b> OBP: 0.182, SLG: 0.146 (1, 5)	0-0 1B FC7-2 1B		0-0 FC3-2-5 HR 1B	0-0 6-3 1-2		0-0 F9		0-0 2-3 1B		5	1	3	0	0	0	1											
<b>Bill Buckner, L</b> OBP: 0.358, SLG: 0.375 (1, 3)	0-0 1-3 1B		0-0 FC3-2-5 HR 1-2	0-0 F8		0-0 F8			0-0 F7	5	1	1	1	0	0	3											
<b>Leon Durham, L</b> OBP: 0.288, SLG: 0.404 (1, 9)	0-0 FC7-2 3-H		0-0 3-3 2-H HR	0-3 K			0-3 K		0-3 K	5	1	1	3	0	3	2											
<b>Keith Moreland, R</b> OBP: 0.391, SLG: 0.674 <b>Jody Davis, R</b> (7, 2)		0-0 6-3	0-0 F9		0-0 WP 2B			0-0 1B	4-0 BB	4	0	2	0	0	0	0											
<b>Steve Henderson, R</b> OBP: 0.283, SLG: 0.326 (1, 7)		0-0 4-3	0-0 1B 1B		0-3 K		0-3 K		0-3 K	5	1	1	0	0	3	3											
<b>Gary Woods, R</b> OBP: 0.438, SLG: 0.571 (1, 8)		0-0 2B	0-0 1-3 1B		0-3 K2-3		0-3 K			4	0	2	0	0	2	2											
<b>Larry Bowa, S</b> OBP: 0.286, SLG: 0.238 (1, 6)		4-0 BB	0-0 1-2 3-H 1B		4-0 WP IBB			0-0 P4		2	0	1	1	2	0	0											
<b>Fergie Jenkins, R</b> <b>Randy Martz, L</b> (6, 1)		0-0 F8	0-0 F8		0-0 F8			0-0 5-3		3	0	0	0	0	0	6											
<b>Inning Stats</b>	R: 1 E: 0 K: 0 S: 3	H: 2 LOB: 0 BB: 1 P: 7	R: 0 E: 0 K: 0 S: 4	H: 1 LOB: 2 BB: 1 P: 8	R: 4 E: 0 K: 0 S: 8	H: 5 LOB: 2 BB: 1 P: 12	R: 0 E: 0 K: 1 S: 5	H: 0 LOB: 1 BB: 1 P: 9	R: 0 E: 0 K: 2 S: 8	H: 1 LOB: 2 BB: 1 P: 12	R: 0 E: 0 K: 3 S: 10	H: 1 LOB: 1 BB: 0 P: 10	R: 0 E: 0 K: 0 S: 4	H: 2 LOB: 2 BB: 0 P: 4	R: 0 E: 0 K: 2 S: 7	H: 0 LOB: 1 BB: 1 P: 11	1B: 8 2B: 4 3B: 0 HR: 1	SF: 0 SAC: 0 DP: 1 HBP: 0	WP: 2 PB: 0 SB: 0 CS: 0	PA: 42							
<b>PITCHER</b>	IP	WLS	BF	H	R	ER	SO	BB	IBB	HBP	BLK	WP	HR	S	P	ERA	WHIP										
<b>Eddie Solomon, R</b> ERA: 9.35 (1, 1)	3.0	L	18	8	5	5	0	3	0	0	0	0	1	15	27	15.00	3.667										
<b>Don Robinson, R</b> ERA: 1.42 (4, 1)	5.0		20	4	0	0	6	1	1	0	0	2	0	30	38	0.00	1.000										
<b>Rod Scurry, L</b> ERA: (9, 1)	1.0		4	0	0	0	2	1	0	0	0	0	0	7	11	0.00	1.000										

Chicago Cubs @ Pittsburgh Pirates  
Three Rivers Stadium, Pittsburgh, PA  
Sun Apr 18 1982, 3:33 AM EST  
Alt: 8,028 - Unknown - 68 F

AB 36  
R 5  
H 12  
RBI 5  
BB 6  
SO 8  
LOB 17



Batter	1	2	3	4	5	6	7	8	9	AB	R	H	RBI	BB	SO	LOB	BOTTOM										
<b>Omar Moreno, L</b> OBP: 0.275, SLG: 0.325 (1, 8)	0-0 E S 1B		0-0 4-3		0-0 F7			0-0 5-3		4	1	1	0	0	0	1											
<b>Mike Easter, L</b> OBP: 0.313, SLG: 0.192 (1, 7)	0-0 1-3 1-3			0-0 5-3		0-0 4-3			0-0 F7	4	0	0	0	0	0	1											
<b>Dave Parker, L</b> OBP: 0.343, SLG: 0.516 (1, 9)	0-0 CS 1B			0-0 6-3		0-0 F7			0-0 4-3	4	0	1	1	0	0	0											
<b>Jason Thompson, L</b> OBP: 0.351, SLG: 0.516 (1, 3)	0-0 4-3 1-2			0-0 1B 1B		0-3 K			0-0 F9	4	0	1	0	0	1	1											
<b>Bill Madlock, R</b> OBP: 0.286, SLG: 0.226 (1, 5)		0-0 F7		0-0 1-2 1B		0-0 5-3				3	0	1	0	0	0	0											
<b>Tony Peña, R</b> OBP: 0.500, SLG: 0.758 (1, 2)		0-3 K		0-3 K		0-0 6-3				3	0	0	0	0	2	2											
<b>Johnny Ray, S</b> OBP: 0.281, SLG: 0.387 (1, 4)		0-0 1-3			0-0 FC5-4 1B			0-0 G3		3	0	1	0	0	0	0											
<b>Dale Berra, R</b> OBP: 0.440, SLG: 0.476 (1, 6)			0-0 F8		0-0 FC5-4 1-2			0-0 4-3		3	0	0	0	0	0	1											
<b>Eddie Solomon, R</b> <b>Brian Harper, R</b> (3, PH) <b>Don Robinson, R</b> (4, 1) <b>Willie Montanez, L</b> (8, PH) <b>Rod Scurry, L</b> (9, 1)			0-0 F7		0-0 F8			0-0 G3		0	0	0	0	0	0	0											
<b>Inning Stats</b>	R: 1 E: 0 K: 0 S: 4	H: 2 LOB: 0 BB: 0 P: 4	R: 0 E: 0 K: 1 S: 5	H: 0 LOB: 0 BB: 0 P: 5	R: 0 E: 0 K: 0 S: 3	H: 0 LOB: 0 BB: 0 P: 3	R: 0 E: 0 K: 1 S: 7	H: 2 LOB: 0 BB: 0 P: 7	R: 0 E: 0 K: 0 S: 4	H: 1 LOB: 1 BB: 0 P: 4	R: 0 E: 0 K: 1 S: 5	H: 0 LOB: 0 BB: 0 P: 5	R: 0 E: 0 K: 0 S: 3	H: 0 LOB: 0 BB: 0 P: 3	R: 0 E: 0 K: 0 S: 3	H: 0 LOB: 0 BB: 0 P: 3	1B: 5 2B: 0 3B: 0 HR: 0	SF: 0 SAC: 0 DP: 0 HBP: 0	WP: 0 PB: 0 SB: 1 CS: 1	PA: 31							
<b>PITCHER</b>	IP	WLS	BF	H	R	ER	SO	BB	IBB	HBP	BLK	WP	HR	S	P	ERA	WHIP										
<b>Fergie Jenkins, R</b> ERA: 0.96 (1, 1)	5.0	W	19	5	1	1	2	0	0	0	0	0	0	23	23	1.80	1.000										
<b>Randy Martz, R</b> ERA: 1.08 (6, 1)	4.0	S	12	0	0	0	1	0	0	0	0	0	0	14	14	0.00	0.000										

Chicago Cubs @ Pittsburgh Pirates  
Three Rivers Stadium, Pittsburgh, PA  
Sun Apr 18 1982, 3:33 AM EST  
Alt: 8,028 - Unknown - 68 F

AB 31  
R 1  
H 5  
RBI 1  
BB 0  
SO 3  
LOB 7





Batter	1	2	3	4	5	6	7	8	9	AB	R	H	RBI	BB	SO	LOB	TOP										
Bump Wills, S OBP: 0.433, SLG: 0.560 (1, 4)	6-3	FC4-6			K		F9		FC4-6	5	0	0	0	0	1	4											
23 Ryne Sandberg, R OBP: 0.197, SLG: 0.133 (1, 5)	6-3		K		FC6-4		F8			4	0	0	0	0	1	1											
Bill Buckner, L OBP: 0.333, SLG: 0.346 (1, 3)	E6 1B		6-3		F7		F7			4	1	0	0	0	0	1											
Leon Durham, L OBP: 0.304, SLG: 0.412 (1, 9)	1B		CS		1B		F7			4	0	2	0	0	0	0											
Keith Moreland, R OBP: 0.420, SLG: 0.702 (1, 2)	FC6-4 1B		CS		1B		4-6-3		4-3 1B	4	1	3	1	0	0	1											
Steve Henderson, R OBP: 0.285, SLG: 0.304 Dick Tidrow, R (6, 1)	FC6-4				F9		K		4-3	3	0	0	0	0	1	4											
Bob Molinaro, L OBP: 0.400, SLG: 0.250 (9, PH)	FC6-4						K		2-3	0	0	0	0	0	0	0											
Gary Woods, R OBP: 0.500, SLG: 0.611 (1, 8)					FC4-6 1B		K		1B	4	0	3	1	0	1	1											
Larry Bowa, S OBP: 0.264, SLG: 0.217 (1, 6)	FC4-6				G4-6-3 1B		F8		L4	4	0	0	0	0	0	4											
Doug Bird, R OBP: 0.167, SLG: 0.167 Dan Briggs, L OBP: 0.182, SLG: 0.182 (6, 7)	K						K		FC4-6 1B	2	0	1	0	0	1	1											
										2	0	1	0	0	1	0											
<b>Inning Stats</b>	R: 1 E: 1 K: 0 S: 6	H: 2 LOB: 2 BB: 0 P: 6	R: 0 E: 0 K: 1 S: 6	H: 1 LOB: 1 BB: 0 P: 6	R: 0 E: 0 K: 1 S: 5	H: 1 LOB: 0 BB: 0 P: 5	R: 0 E: 0 K: 0 S: 4	H: 2 LOB: 1 BB: 0 P: 4	R: 0 E: 0 K: 1 S: 6	H: 1 LOB: 1 BB: 0 P: 6	R: 0 E: 1 K: 2 S: 8	H: 0 LOB: 1 BB: 0 P: 8	R: 0 E: 0 K: 0 S: 3	H: 0 LOB: 0 BB: 0 P: 3	R: 0 E: 0 K: 0 S: 6	H: 3 LOB: 2 BB: 0 P: 6	1B: 9 2B: 1 3B: 0 HR: 0	SF: 0 SAC: 0 DP: 1 HBP: 0	WP: 0 PB: 0 SB: 0 CS: 1	PA: 38							
<b>PITCHER</b>	IP	WLS	BF	H	R	ER	SO	BB	IBB	HBP	BLK	WP	HR	S	P	ERA	WHIP										
Mike Scott, R ERA: 1.54 Neil Allen, R ERA: 1.04	(1, 1)	8.1	W	34	9	2	1	6	0	0	0	0	0	46	46	1.08	1.080										
	(9, 1)	0.2	S	3	1	0	0	0	0	0	0	0	0	3	3	0.00	1.500										

Chicago Cubs @ New York Mets  
Shea Stadium, Flushing, NY  
Tue Apr 20 1982, 6:05 PM EST  
Att: 8,226 - Unknown - 59 F

AB	37
R	2
H	10
RBI	2
BB	0
SO	6
LOB	18



Batter	1	2	3	4	5	6	7	8	9	AB	R	H	RBI	BB	SO	LOB	BOTTOM										
Mookie Wilson, S OBP: 0.357, SLG: 0.500 (1, 8)	F8	FC5-4 1B			F7		G4-6-3			4	0	1	1	0	0	1											
Wally Backman, S OBP: 0.333, SLG: 0.417 Tom Verzyer, R OBP: 0.333, SLG: 0.500 (9, 4)	S 1B	FC5-4					6-3			4	0	2	0	0	0	2											
George Foster, R OBP: 0.333, SLG: 0.457 Elis Valentine, R OBP: 0.222, SLG: 0.222 (9, 7)	P5				F8				G5-4-3 1B	4	0	1	0	0	1	2											
Dave Kingman, R OBP: 0.321, SLG: 0.574 Mike Jorgensen, L OBP: 0.429, SLG: 0.200 (9, 3)	K								G5-4-3	4	1	1	1	0	2	2											
Joel Youngblood, R OBP: 0.273, SLG: 0.455 (1, 9)		HR			2-3				HR	4	1	2	1	0	0	0											
John Stearns, R OBP: 0.356, SLG: 0.488 (1, 2)		HR			2-3				CS	3	0	2	0	0	0	0											
Hubie Brooks, R OBP: 0.327, SLG: 0.275 (1, 5)					1B				1B	3	0	2	0	0	0	0											
Ron Gardenhire, R OBP: 0.429, SLG: 0.452 (1, 6)					L4				2B	3	0	0	0	0	0	1											
Mike Scott, R OBP: 0.222, SLG: 0.250 Neil Allen, R (9, 1)					F7				4-3	3	1	1	0	0	0	1											
									4-3	3	1	1	0	0	0	1											
										2	0	0	0	1	1	1											
										0	0	0	0	0	0	0											
<b>Inning Stats</b>	R: 0 E: 0 K: 1 S: 6	H: 1 LOB: 1 BB: 0 P: 6	R: 2 E: 1 K: 0 S: 7	H: 3 LOB: 2 BB: 0 P: 7	R: 0 E: 0 K: 2 S: 7	H: 0 LOB: 0 BB: 0 P: 7	R: 0 E: 0 K: 0 S: 3	H: 1 LOB: 0 BB: 0 P: 3	R: 0 E: 0 K: 1 S: 6	H: 1 LOB: 1 BB: 0 P: 6	R: 1 E: 0 K: 0 S: 5	H: 2 LOB: 1 BB: 0 P: 5	R: 0 E: 0 K: 0 S: 2	H: 0 LOB: 0 BB: 1 P: 6	R: 0 E: 0 K: 0 S: 3	H: 2 LOB: 0 BB: 0 P: 3	1B: 7 2B: 1 3B: 0 HR: 2	SF: 0 SAC: 0 DP: 2 HBP: 0	WP: 0 PB: 0 SB: 1 CS: 1	PA: 33							
<b>PITCHER</b>	IP	WLS	BF	H	R	ER	SO	BB	IBB	HBP	BLK	WP	HR	S	P	ERA	WHIP										
Doug Bird, R ERA: 3.7 Dick Tidrow, R ERA: 3.35	(1, 1)	5.1	L	24	8	3	2	4	0	0	0	0	0	7	11	0.00	1.125										
	(6, 1)	2.2		8	2	0	0	0	1	0	0	0	0	7	11	0.00	1.125										

Chicago Cubs @ New York Mets  
Shea Stadium, Flushing, NY  
Tue Apr 20 1982, 6:05 PM EST  
Att: 8,226 - Unknown - 59 F

AB	31
R	3
H	10
RBI	3
BB	1
SO	4
LOB	10





Batter	1	2	3	4	5	6	7	8	9	AB	R	H	RBI	BB	SO	LOB	TOP										
Bump Willis, S (1,4) OBP: 0.446, SLG: 0.556	L6		L1-6 23 6-3 1B		1B		1B	BB 1B	F7	4	1	2	0	1	0	0	<b>Chicago Cubs @ New York Mets</b> Shea Stadium, Flushing, NY Wed Apr 21 1982, 6:05 PM EST Att: 8,815 - Unknown - 55 F										
23 Ryne Sandberg, R (1,5) OBP: 0.170, SLG: 0.140	K		6-3		F8		6-3	1B	1B	5	0	1	0	0	1	4											
Bill Buckner, L (1,3) OBP: 0.371, SLG: 0.439	HR		L1-6 2-3		1B		BB 1B	1B	1B	5	1	4	3	0	0	1											
Leon Durham, L (1,9) OBP: 0.333, SLG: 0.415	S 1B BB				F8		BB 1B	BB	F3	2	1	1	0	2	0	2											
Tye Wailer, R (7,8) OBP: 0.250, SLG: 0.143	S 1B BB				F8		BB 1B	BB	F3	1	0	0	0	0	0	2											
Keith Moreland, R (1,2) OBP: 0.444, SLG: 0.700	1B				1B		BB 1B	BB	P5	3	0	2	1	1	0	2											
Dan Briggs, L (1,7) OBP: 0.133, SLG: 0.133	P2				1B		BB 1B	BB	P5	4	0	0	0	0	0	4											
Gary Woods, R (1,8) OBP: 0.500, SLG: 0.591					1B		BB 1B	BB	P5	4	0	2	0	0	1	1											
Larry Bowa, S (1,6) OBP: 0.246, SLG: 0.200	P4				1B		BB 1B	BB	P5	4	0	0	0	0	0	2											
Dan Larson, R (1,1) OBP: 0.167, SLG: 0.167	K				1B		BB 1B	BB	P5	2	1	1	0	0	1	0											
Lee Smith, R (6,1)	K				1B		BB 1B	BB	P5	1	0	0	0	0	0	0											
Bill Campbell, R (8,1)	K				1B		BB 1B	BB	P5	0	0	0	0	0	0	0											
Bob Molinaro, L (9, PH) OBP: 0.333, SLG: 0.200	K				1B		BB 1B	BB	P5	1	0	0	0	0	1	0											
<b>Inning Stats</b>	R: 2 E: 0 K: 1 S: 7	H: 2 LOB: 1 BB: 1 P: 11	R: 0 E: 0 K: 1 S: 5	H: 0 LOB: 0 BB: 0 P: 5	R: 0 E: 0 K: 0 S: 3	H: 1 LOB: 0 BB: 0 P: 3	R: 0 E: 0 K: 1 S: 6	H: 2 LOB: 1 BB: 0 P: 6	R: 1 E: 0 K: 0 S: 6	H: 3 LOB: 2 BB: 0 P: 6	R: 0 E: 0 K: 0 S: 3	H: 1 LOB: 1 BB: 1 P: 7	R: 1 E: 0 K: 0 S: 4	H: 1 LOB: 2 BB: 2 P: 12	R: 0 E: 0 K: 0 S: 3	H: 1 LOB: 0 BB: 0 P: 3	R: 0 E: 0 K: 1 S: 7	H: 2 LOB: 2 BB: 0 P: 7	1B: 12 2B: 2 3B: 0 HR: 1	SF: 0 SAC: 0 DP: 3 HBP: 0	WP: 0 PB: 0 SB: 2 CS: 1	PA: 40					
<b>PITCHER</b>	IP	WLS	BF	H	R	ER	SO	BB	IBB	HBP	BLK	WP	HR	S	P	ERA	WHIP										
Pat Zachry, R (1,1) ERA: 3.38	6.2		30	10	4	4	3	3	0	0	0	0	1	33	45	5.40	1.950										
Jesse Orosco, L (7,1) ERA: 3.24	0.1		2	0	0	0	0	1	0	0	0	0	0	1	5	0.00	3.000										
Craig Swan, R (8,1) ERA: 3.75	1.0	W	3	1	0	0	0	0	0	0	0	0	0	3	3	0.00	1.000										
Neil Allen, R (9,1) ERA: 0.93	1.0	S	5	2	0	0	1	0	0	0	0	0	0	7	7	0.00	2.000										

**Chicago Cubs @ New York Mets**  
 Shea Stadium, Flushing, NY  
 Wed Apr 21 1982, 6:05 PM EST  
 Att: 8,815 - Unknown - 55 F

AB	36
R	4
H	13
RBI	4
BB	4
SO	4
LOB	18



Batter	1	2	3	4	5	6	7	8	9	AB	R	H	RBI	BB	SO	LOB	BOTTOM										
Mookie Wilson, S (1,8) OBP: 0.350, SLG: 0.482	1-3		F7		F8			FC6-4 1B		4	0	1	0	0	0	2	<b>Chicago Cubs @ New York Mets</b> Shea Stadium, Flushing, NY Wed Apr 21 1982, 6:05 PM EST Att: 8,815 - Unknown - 55 F										
Wally Backman, S (1,4) OBP: 0.286, SLG: 0.357	6-3				K2-3			FC6-4 1B BB		4	1	0	0	0	1	2											
George Foster, R (1,7) OBP: 0.345, SLG: 0.449								1B BB		3	2	1	0	1	0	0											
Ellis Valentine, R (9,7) OBP: 0.222, SLG: 0.222	F8							1B BB		0	0	0	0	0	0	0											
Dave Kingman, R (1,3) OBP: 0.351, SLG: 0.608								1B BB		4	2	3	1	0	1	0											
Neil Allen, R (9,1)								1B BB		0	0	0	0	0	0	0											
Joel Youngblood, R (1,9) OBP: 0.308, SLG: 0.462								1B BB		4	1	2	0	0	1	1											
Hubie Brooks, R (1,5) OBP: 0.340, SLG: 0.295								1B BB		4	1	2	2	0	0	3											
Ron Hodges, L (1,2) OBP: 0.825, SLG: 0.500								1B BB		3	0	1	2	1	2	2											
Ron Gardenhire, R (1,6) OBP: 0.432, SLG: 0.438								1B BB		1	0	0	0	1	1	1											
Rusty Staub, L (7, PH) OBP: 0.429, SLG: 0.333								1B BB		1	0	0	0	0	0	1											
Tom Verzyr, R (8,6) OBP: 0.286, SLG: 0.429								1B BB		1	0	0	0	0	0	1											
Pat Zachry, R (1,1) ERA: 6.0								1B BB		0	0	0	0	0	0	0											
Jesse Orosco, R (7,1) ERA: 2.08								1B BB		0	0	0	0	0	0	0											
Gary Rajach, L (8,1) OBP: 0.375, SLG: 0.167								1B BB		1	0	0	0	0	0	1											
Craig Swan, R (8,1)								1B BB		0	0	0	0	0	0	0											
Mike Jorgensen, L (9,3) ERA: 3.12								1B BB		1	0	0	0	0	0	1											
<b>Inning Stats</b>	R: 0 E: 0 K: 0 S: 3	H: 0 LOB: 0 BB: 0 P: 3	R: 0 E: 0 K: 0 S: 3	H: 2 LOB: 0 BB: 0 P: 3	R: 0 E: 0 K: 1 S: 5	H: 0 LOB: 1 BB: 1 P: 9	R: 2 E: 0 K: 1 S: 8	H: 3 LOB: 1 BB: 0 P: 8	R: 0 E: 0 K: 1 S: 5	H: 0 LOB: 1 BB: 1 P: 9	R: 0 E: 0 K: 2 S: 7	H: 0 LOB: 0 BB: 0 P: 7	R: 0 E: 0 K: 1 S: 6	H: 1 LOB: 1 BB: 0 P: 6	R: 5 E: 1 K: 0 S: 8	H: 4 LOB: 1 BB: 1 P: 12	R: 0 E: 0 K: 0 S: 3	H: 9 LOB: 1 3B: 0 HR: 0	SF: 0 SAC: 2 DP: 1 HBP: 0	WP: 0 PB: 1 SB: 1 CS: 0	PA: 36						
<b>PITCHER</b>	IP	WLS	BF	H	R	ER	SO	BB	IBB	HBP	BLK	WP	HR	S	P	ERA	WHIP										
Dan Larson, R (1,1) ERA: 6.0	5.0		20	5	2	1	3	2	0	0	0	0	0	24	32	1.80	1.400										
Lee Smith, R (6,1) ERA: 2.08	2.1		10	2	2	2	3	1	0	0	0	0	0	15	19	7.71	1.286										
Bill Campbell, R (8,1) ERA: 3.12	0.2	L	6	3	3	1	0	0	0	0	0	0	0	6	6	13.50	4.500										

**Chicago Cubs @ New York Mets**  
 Shea Stadium, Flushing, NY  
 Wed Apr 21 1982, 6:05 PM EST  
 Att: 8,815 - Unknown - 55 F

AB	31
R	7
H	10
RBI	5
BB	3
SO	6
LOB	15









Batter	1	2	3	4	5	6	7	8	9	AB	R	H	RBI	BB	SO	LOB	TOP								
Omar Moreno, L OBP: 0.300, SLG: 0.321 (1, 8)	1-3		F7		G3 1B BB	F7		6-3	FC5-4	5	1	0	0	1	0	3									
Johnny Ray, S OBP: 0.333, SLG: 0.391 (1, 4)	BB 1B		4-3		G3			F9		5	1	2	1	0	0	2									
Dave Parker, L OBP: 0.278, SLG: 0.449 (1, 9)	F8			K	SF7			5-3		4	1	1	2	0	1	1									
Jason Thompson, L OBP: 0.393, SLG: 0.522 (1, 3)	1-2 BB			K				1B 2B		4	0	2	2	1	2	0									
Bill Madlock, R OBP: 0.377, SLG: 0.404 (1, 5)	K			WP 2B	P3			1B 2B		5	1	3	0	0	1	3									
Mike Easter, L OBP: 0.384, SLG: 0.229 Lee Lacy, R (9, PH) (9, 7)		F5						HBP 1B IBB		2	0	0	0	2	0	0									
Tony Peña, R OBP: 0.385, SLG: 0.580 (1, 2)	5-3			2-3 BB	4-3			1-2 2-3 HBP		4	0	0	0	0	0	4									
Dale Berra, R OBP: 0.452, SLG: 0.500 (1, 6)	K				1B G3 1B			K		4	2	2	1	1	2	3									
Ross Baumgarten, L OBP: 0.429, SLG: 0.429 Don Robinson, R (3, 1)			4-3		G3 SF7 1B			FC5-4 1B		1	0	0	0	0	0	0									
<b>Inning Stats</b>	R: 0 E: 0 K: 1 S: 6	H: 1 LOB: 2 BB: 1 P: 10	R: 0 E: 0 K: 1 S: 5	H: 0 LOB: 0 BB: 0 P: 5	R: 0 E: 0 K: 0 S: 3	H: 0 LOB: 0 BB: 0 P: 3	R: 0 E: 0 K: 2 S: 8	H: 1 LOB: 2 BB: 1 P: 12	R: 3 E: 0 K: 0 S: 6	H: 3 LOB: 1 BB: 0 P: 10	R: 1 E: 0 K: 0 S: 5	H: 2 LOB: 1 BB: 0 P: 5	R: 2 E: 0 K: 0 S: 6	H: 4 LOB: 3 BB: 2 P: 14	R: 0 E: 0 K: 0 S: 3	H: 0 LOB: 0 BB: 0 P: 3	R: 2 E: 0 K: 2 S: 9	H: 2 LOB: 2 BB: 1 P: 14	1B: 9 2B: 3 3B: 0 HR: 1	SF: 1 SAC: 0 DP: 0 HBP: 1	WP: 1 PB: 0 SB: 0 CS: 0	PA: 46			
<b>PITCHER</b>	IP	WLS	BF	H	R	ER	SO	BB	IBB	HBP	BLK	WP	HR	S	P	ERA	WHIP								
Fergie Jenkins, R ERA: 1.9 Randy Martz, R ERA: 3.86 Dick Tidrow, R ERA: 3.0 Willie Hernandez, L ERA: 3.86 Lee Smith, R ERA: 1.85	5.0		23	5	3	3	4	3	0	0	0	1	0	28	40	5.40	1.600								

Pittsburgh Pirates @ Chicago Cubs  
Wrigley Field, Chicago, IL  
Sat Apr 24 1982, 3:33 AM CST  
Att. 19,312 - Sunny - 73 F

AB 38  
R 8  
H 13  
RBI 8  
BB 6  
SO 6  
LOB 19



Batter	1	2	3	4	5	6	7	8	9	AB	R	H	RBI	BB	SO	LOB	BOTTOM								
Bump Wills, S OBP: 0.427, SLG: 0.508 (1, 4)	6-3		23 2B FC1-2 BB		F9					3	0	0	0	1	1	1									
23 Ryne Sandberg, R OBP: 0.226, SLG: 0.310 (1, 5)	F9		FC1-2 E 1-3 2H 3H 2B		6-3					4	1	1	2	0	0	0									
Bill Buckner, L OBP: 0.338, SLG: 0.394 (1, 3)	L8		FC1-2 HR 2-3 3H		F7					4	1	0	0	0	0	2									
Keith Moreland, R OBP: 0.413, SLG: 0.712 (1, 7)		F9		1-3 2H 3H HR	P6					4	1	1	2	0	1	0									
Leon Durham, L OBP: 0.348, SLG: 0.426 (1, 9)	4-3		E4		K					4	0	0	0	0	1	0									
Jody Davis, R OBP: 0.143, SLG: 0.154 (1, 2)	4-3		1-3		6-3					4	0	0	0	0	1	1									
Gary Woods, R OBP: 0.485, SLG: 0.677 (1, 8)			SH1-4 23 2B 1B		F8					4	1	2	0	0	0	0									
Larry Bowa, S OBP: 0.258, SLG: 0.237 (1, 6)			SH1-4 23 2B 1B		F8					4	1	2	0	0	0	1									
Fergie Jenkins, R Randy Martz, L Dick Tidrow, R Dan Briggs, L Willie Hernandez, L Lee Smith, R	11.1 6.1 7.1 7.1 8.1 8.1 8.1		SH1-4		6-3					1	0	0	0	0	0	0									
<b>Inning Stats</b>	R: 0 E: 0 K: 0 S: 3	H: 0 LOB: 0 BB: 0 P: 3	R: 0 E: 0 K: 0 S: 3	H: 0 LOB: 0 BB: 0 P: 3	R: 5 E: 2 K: 0 S: 8	H: 4 LOB: 1 BB: 1 P: 12	R: 0 E: 0 K: 0 S: 3	H: 0 LOB: 0 BB: 0 P: 3	R: 0 E: 0 K: 1 S: 5	H: 0 LOB: 0 BB: 0 P: 5	R: 0 E: 0 K: 2 S: 8	H: 1 LOB: 1 BB: 0 P: 8	R: 0 E: 0 K: 1 S: 5	H: 0 LOB: 0 BB: 0 P: 5	R: 0 E: 0 K: 1 S: 6	H: 1 LOB: 1 BB: 0 P: 6	1B: 2 2B: 3 3B: 0 HR: 1	SF: 0 SAC: 1 DP: 0 HBP: 0	WP: 1 PB: 0 SB: 1 CS: 0	PA: 35					
<b>PITCHER</b>	IP	WLS	BF	H	R	ER	SO	BB	IBB	HBP	BLK	WP	HR	S	P	ERA	WHIP								
Ross Baumgarten, L ERA: 11.0 Don Robinson, R ERA: 1.71	2.2		12	3	4	4	0	1	0	0	0	1	1	33	33	1.42	0.474								

Pittsburgh Pirates @ Chicago Cubs  
Wrigley Field, Chicago, IL  
Sat Apr 24 1982, 3:33 AM CST  
Att. 19,312 - Sunny - 73 F

AB 33  
R 5  
H 6  
RBI 4  
BB 1  
SO 5  
LOB 6





Batter	1	2	3	4	5	6	7	8	9	AB	R	H	RBI	BB	SO	LOB	TOP		
Omar Moreno, L (1.8) OBP: 0.292, SLG: 0.311	4-3		4-3	CS 1B			G3		G3	5	0	1	0	0	0	0			
Johnny Ray, S (1.4) OBP: 0.345, SLG: 0.420	1B 2B		1B	1B		F8	6-3			4	2	2	0	0	0	2			
Dave Parker, L (1.9) OBP: 0.259, SLG: 0.415	F7		E4 1B				6-3			4	1	0	0	0	1	2			
Jason Thompson, L (1.3) OBP: 0.400, SLG: 0.520	1B 2H		1B	1B			F8			4	0	2	2	0	1	0			
Bill Madlock, R (1.5) OBP: 0.386, SLG: 0.412	1-2 1B		F8							4	0	2	0	0	1	2			
Mike Easter, L (1.7) OBP: 0.375, SLG: 0.282	F8		1-3 2H 1B				G3			4	0	2	1	0	0	3			
Tony Peña, R (1.2) OBP: 0.357, SLG: 0.537		F9	5-3				P3			4	0	0	0	0	0	3			
Dale Berra, R (1.6) OBP: 0.422, SLG: 0.459		5-3					5-3			3	0	0	0	0	0	0			
Willie Montanez, L (9, PH) OBP: 0.250, SLG: 0.429									G3	1	0	0	0	0	0	0			
Rick Rhoden, R (1.1) OBP: 0.222, SLG: 0.667										2	0	1	0	0	1	0			
Paul Moskau, R (5, 1) OBP: 0.250, SLG: 0.250										1	0	0	0	0	0	0			
Willie Stargell, L (9, PH) OBP: 0.250, SLG: 0.286				1B 2B			F8		4-3	1	0	0	0	0	0	0			
<b>Inning Stats</b>	R: 1 E: 0 K: 0 S: 6	H: 3 LOB: 2 BB: 0 P: 6	R: 0 E: 0 K: 0 S: 5	H: 0 LOB: 0 BB: 0 P: 5	R: 2 E: 1 K: 0 S: 7	H: 3 LOB: 2 BB: 0 P: 7	R: 0 E: 0 K: 0 S: 4	H: 2 LOB: 1 BB: 0 P: 4	R: 0 E: 0 K: 1 S: 6	H: 1 LOB: 1 BB: 0 P: 6	R: 0 E: 0 K: 0 S: 3	H: 0 LOB: 0 BB: 0 P: 3	R: 0 E: 0 K: 2 S: 8	H: 1 LOB: 1 BB: 0 P: 8	R: 0 E: 0 K: 0 S: 3	H: 0 LOB: 0 BB: 0 P: 3	1B: 7 2B: 3 3B: 0 HR: 0	SF: 0 SAC: 0 DP: 0 HBP: 0	WP: 0 PA: 37 PB: 0 SB: 0 CS: 1
<b>PITCHER</b>	IP WLS BF H R ER SO BB IBB HBP BLK WP HR S P ERA WHIP	<b>PITCHER</b>																	
Doug Bird, R (1, 1) ERA: 3.49	4.0	W	20	8	3	1	1	0	0	0	0	0	0	0	0	22	22	2.25	2.000
Randy Martz, R (5, 1) ERA: 2.51	5.0	L	17	2	0	0	3	0	0	0	0	0	0	0	23	23	0.00	0.400	

Pittsburgh Pirates @ Chicago Cubs  
Wrigley Field, Chicago, IL  
Sun Apr 25 1982, 3:33 AM CDT  
Att: 29,832 - Overcast - 64 F

AB 37  
R 3  
H 10  
RBI 3  
BB 0  
SO 4  
LOB 12



Batter	1	2	3	4	5	6	7	8	9	AB	R	H	RBI	BB	SO	LOB	BOTTOM		
Bump Willis, S (1.4) OBP: 0.405, SLG: 0.478	L7									4	0	0	0	0	0	3			
Junior Kennedy, R (8, 4) OBP: 0.200, SLG: 0.200			E6	4-3						0	0	0	0	0	0	0			
23 Ryne Sandberg, R (1.5) OBP: 0.227, SLG: 0.323	K		K							4	1	1	0	0	2	3			
Bill Buckner, L (1.3) OBP: 0.333, SLG: 0.386	G3		4-3							4	0	1	1	0	0	3			
Leon Durham, L (1.9) OBP: 0.342, SLG: 0.431		4-3		6-3						4	0	1	0	0	0	1			
Keith Moreland, R (1.7) OBP: 0.418, SLG: 0.714										4	1	2	0	0	0	1			
Jerry Morales, R (9, 8) OBP: 0.286, SLG: 0.500		P6		2B						0	0	0	0	0	0	0			
Jody Davis, R (1.2) OBP: 0.167, SLG: 0.125		6-3		2B						3	1	0	0	1	0	2			
Gary Woods, R (1.8) OBP: 0.486, SLG: 0.686			F9							4	1	2	1	0	0	1			
Larry Bowa, S (1.6) OBP: 0.275, SLG: 0.274			E	2B						3	1	2	2	0	0	1			
Doug Bird, R (1, 1) ERA: 8.31			E4							1	0	0	0	0	0	1			
Steve Henderson, R (4, PH) OBP: 0.280, SLG: 0.319										1	0	1	1	0	0	0			
Randy Martz, L (5, 1) ERA: 0.96										1	0	0	0	0	1	0			
<b>Inning Stats</b>	R: 0 E: 0 K: 1 S: 5	H: 0 LOB: 0 BB: 0 P: 5	R: 0 E: 0 K: 0 S: 3	H: 0 LOB: 0 BB: 0 P: 3	R: 0 E: 2 K: 1 S: 8	H: 1 LOB: 3 BB: 0 P: 8	R: 4 E: 0 K: 0 S: 6	H: 4 LOB: 0 BB: 1 P: 10	R: 1 E: 0 K: 0 S: 5	H: 3 LOB: 1 BB: 0 P: 5	R: 0 E: 0 K: 1 S: 5	H: 1 LOB: 0 BB: 0 P: 5	R: 0 E: 0 K: 0 S: 3	H: 0 LOB: 0 BB: 0 P: 3	R: 0 E: 0 K: 0 S: 4	H: 1 LOB: 1 BB: 0 P: 4	1B: 5 2B: 6 3B: 0 HR: 0	SF: 0 SAC: 0 DP: 2 HBP: 0	WP: 0 PA: 34 PB: 1 SB: 0 CS: 1
<b>PITCHER</b>	IP WLS BF H R ER SO BB IBB HBP BLK WP HR S P ERA WHIP	<b>PITCHER</b>																	
Rick Rhoden, R (1, 1) ERA: 8.31	4.0	L	21	7	5	5	2	1	0	0	0	0	0	0	0	24	28	11.25	2.000
Paul Moskau, R (5, 1) ERA: 0.96	4.0	W	13	3	0	0	1	0	0	0	0	0	0	0	15	15	0.00	0.750	

Pittsburgh Pirates @ Chicago Cubs  
Wrigley Field, Chicago, IL  
Sun Apr 25 1982, 3:33 AM CDT  
Att: 29,832 - Overcast - 64 F

AB 33  
R 5  
H 10  
RBI 5  
BB 1  
SO 3  
LOB 16





Batter	1	2	3	4	5	6	7	8	9	AB	R	H	RBI	BB	SO	LOB	TOP									
<b>Eddie Milner, L</b> OBP: 0.357, SLG: 0.289	0-0 5-3	0-0 6-3			0-0 4-3		0-0 4-3	0-0 6-3		5	0	0	0	0	0	1	<b>Cincinnati Reds @ Chicago Cubs</b> Wrigley Field, Chicago, IL Tue Apr 27 1982, 3:33 AM CDT Attr: 3,743 - Sunny - 44 F									
<b>Ron Oester, S</b> OBP: 0.313, SLG: 0.390	0-0 E6 1B SF9	0-0 1-3			0-0 F9 HR 2B		0-0 B1-3	0-0 1B		5	2	2	0	0	0	1										
<b>Dave Concepcion, R</b> OBP: 0.400, SLG: 0.470	0-0 SF9 BB 2-3 1B		4-0 CS BB		0-0 F9		0-0 1B 2B	0-0 1-3 1B		4	1	3	0	1	0	1										
<b>Johnny Bench, R</b> OBP: 0.313, SLG: 0.300	4-0 SF9 BB 1-2		0-3 K 1-2		0-0 HR		0-0 2B 1B	0-3 K		4	2	2	2	1	2	3										
<b>Cesar Cedeno, R</b> OBP: 0.277, SLG: 0.344	0-0 SF9		0-0 F8		0-0 5-3		0-0 E 2B		0-0 F9	4	1	1	3	0	0	0										
<b>Larry Bittner, L</b> OBP: 0.423, SLG: 0.500	1-0 HBP			0-0 G3		0-3 K	0-0 E7		0-0 CS 1B	2	0	0	0	0	1	0										
<b>Clint Hurdle, L</b> OBP: 0.276, SLG: 0.231							3-H 4-0 K		0-0 CS 1B	2	0	1	0	0	0	0										
<b>Dan Driessen, L</b> OBP: 0.363, SLG: 0.318	0-0 F8			0-0 BB 1B		0-0 F9	0-0 IBB		0-0 1-2 2B	4	0	2	0	1	0	3										
<b>Alex Trevino, R</b> OBP: 0.417, SLG: 0.296		0-0 6-3 SH3 1B		4-0 B1-4 BB		0-0 1B	0-0 5-3		4-0 IBB	3	0	2	0	2	0	2										
<b>Bruce Berenyi, R</b> OBP: 0.273, SLG: 0.273		0-0 SH3		0-0 B1-4		0-0 5-3		0-3 K	0-3 K	2	0	0	0	0	0	3										
<b>Jim Kern, R</b> OBP: 0.273, SLG: 0.273		1-2 SH3		1-2 B1-4						2	0	0	0	0	2	2										
<b>Inning Stats</b>	R: 1 E: 1 K: 0 S: 5	H: 1 LOB: 3 BB: 1 P: 10	R: 0 E: 0 K: 0 S: 4	H: 1 LOB: 0 BB: 1 P: 4	R: 0 E: 0 K: 1 S: 4	H: 0 LOB: 0 BB: 1 P: 8	R: 0 E: 0 K: 0 S: 3	H: 1 LOB: 1 BB: 1 P: 7	R: 2 E: 0 K: 1 S: 5	H: 2 LOB: 0 BB: 0 P: 5	R: 0 E: 0 K: 1 S: 6	H: 1 LOB: 1 BB: 0 P: 6	R: 3 E: 1 K: 0 S: 7	H: 3 LOB: 2 BB: 1 P: 11	R: 0 E: 0 K: 2 S: 9	H: 2 LOB: 0 BB: 0 P: 9	R: 0 E: 0 K: 1 S: 6	H: 2 LOB: 2 BB: 1 P: 10	1B: 9 2B: 4 3B: 0 HR: 1	SF: 1 SAC: 1 DP: 1 HBP: 1	WP: 0 PB: 0 SB: 0 CS: 2	PA: 45				
<b>PITCHER</b>	IP	WLS	BF	H	R	ER	SO	BB	IBB	HBP	BLK	WP	HR	S	P	ERA	WHIP									
<b>Dan Larson, R</b> ERA: 5.14	(1, 1)	6.0	L	27	6	3	2	2	3	0	1	0	0	1	27	40	3.00	1.500								
<b>Dick Tidrow, R</b> ERA: 4.22	(7, 1)	1.2		12	5	3	2	1	0	1	0	0	0	0	13	17	10.80	3.000								
<b>Bill Campbell, R</b> ERA: 2.7	(8, 1)	1.1		6	2	0	0	2	0	1	0	0	0	0	9	13	0.00	1.500								

Batter	1	2	3	4	5	6	7	8	9	AB	R	H	RBI	BB	SO	LOB	BOTTOM									
<b>Bump Willis, S</b> OBP: 0.405, SLG: 0.500	0-0 1B 3B			0-3 K		0-3 K		0-0 1B		5	1	2	0	0	2	3	<b>Cincinnati Reds @ Chicago Cubs</b> Wrigley Field, Chicago, IL Tue Apr 27 1982, 3:33 AM CDT Attr: 3,743 - Sunny - 44 F									
<b>23 Ryne Sandberg, R</b> OBP: 0.225, SLG: 0.313	0-0 G3	0-3 K		0-0 6-3			0-0 FC3-6 1B	0-0 B1-3		5	1	1	0	0	1	3										
<b>Bill Buckner, L</b> OBP: 0.313, SLG: 0.360	0-0 F7		0-0 F9		0-0 F9		0-0 P4		0-0 4-3	5	0	0	0	0	0	2										
<b>Leon Durham, L</b> OBP: 0.359, SLG: 0.435	0-0 BB BB BB 1B		0-3 K		0-0 F7		4-0 FC3-6 BB	0-0 1B		4	1	2	1	1	1	0										
<b>Keith Moreland, R</b> OBP: 0.417, SLG: 0.687	4-0 BB BB BB BB		0-0 1B		0-3 K		0-0 FC3-6 1B		0-3 K	4	0	1	0	1	2	3										
<b>Steve Henderson, R</b> OBP: 0.333, SLG: 0.347	4-0 BB BB		0-0 1B		0-0 1B		1-2 2-3 BB		0-3 K	2	0	2	1	2	0	0										
<b>Bill Campbell, R</b>										0	0	0	0	0	0	0										
<b>Bob Molinaro, L</b> OBP: 0.375, SLG: 0.286	1-2 2-3 BB		1-2 1B		0-0 1B		1-3 E BB	1-2 FC6-4 1B		1	0	0	0	0	1	1										
<b>Gary Woods, R</b> OBP: 0.463, SLG: 0.632	4-0 FC5-4 BB		0-0 5-3			0-3 K	0-0 FC6-4			3	0	0	1	1	1	5										
<b>Larry Bowa, S</b> OBP: 0.260, SLG: 0.258	0-0 FC5-4			0-0 1-3		0-0 E4		0-0 1-3		4	0	0	0	0	0	4										
<b>Dan Larson, R</b> OBP: 0.250, SLG: 0.250		0-0 4-3		0-0 1B		0-0 1-3		0-0 1-3		2	0	1	0	0	0	0										
<b>Dan Briggs, L</b> OBP: 0.311, SLG: 0.111										1	0	0	0	0	0	2										
<b>Dick Tidrow, R</b>										0	0	0	0	0	0	0										
<b>Jerry Morales, R</b> OBP: 0.273, SLG: 0.474										1	0	0	0	0	0	0										
<b>Inning Stats</b>	R: 2 E: 0 K: 0 S: 5	H: 2 LOB: 3 BB: 3 P: 17	R: 0 E: 0 K: 2 S: 7	H: 0 LOB: 0 BB: 0 P: 7	R: 0 E: 0 K: 1 S: 7	H: 2 LOB: 2 BB: 0 P: 7	R: 0 E: 0 K: 1 S: 6	H: 1 LOB: 1 BB: 0 P: 6	R: 0 E: 1 K: 1 S: 5	H: 0 LOB: 2 BB: 1 P: 10	R: 1 E: 0 K: 0 S: 5	H: 2 LOB: 2 BB: 1 P: 9	R: 0 E: 0 K: 0 S: 4	H: 1 LOB: 1 BB: 0 P: 4	R: 0 E: 0 K: 2 S: 8	H: 1 LOB: 1 BB: 0 P: 8	1B: 8 2B: 0 3B: 1 HR: 0	SF: 0 SAC: 0 DP: 0 HBP: 0	WP: 0 PB: 0 SB: 0 CS: 0	PA: 42						
<b>PITCHER</b>	IP	WLS	BF	H	R	ER	SO	BB	IBB	HBP	BLK	WP	HR	S	P	ERA	WHIP									
<b>Bruce Berenyi, R</b> ERA: 2.93	(1, 1)	5.0	W	24	5	2	2	5	4	0	0	0	0	0	23	27	2.25	1.250								
<b>Jim Kern, R</b> ERA: 4.73	(6, 1)	4.0	S	18	4	1	1	3	1	0	0	0	0	0	23	27	2.25	1.250								

AB	37
R	6
H	13
RBI	5
BB	5
SO	5
LOB	16





Batter	1	2	3	4	5	6	7	8	9	AB	R	H	RBI	BB	SO	LOB	TOP					
Eddie Milner, L (1.9) OBP: 0.370, SLG: 0.293	F7			F8 SH5-4 1B		F8			G3 BB	3	0	1	0	1	0	0	<b>Cincinnati Reds @ Chicago Cubs</b> Wrigley Field, Chicago, IL Wed Apr 28 1982, 3:33 AM CDT Att: 5,335 - Cloudy - 48 F					
Ron Oester, S (1.4) OBP: 0.301, SLG: 0.375	B1-3			SH5-4 1-2			K		G3	3	0	0	0	0	1	1						
Dave Concepcion, R (1.6) OBP: 0.385, SLG: 0.449	K			F8 2-3			6-3			3	0	0	0	0	1	1						
Johnny Bench, R (1.5) OBP: 0.300, SLG: 0.286			F5	F7			1-3			3	0	0	0	0	0	1						
Cesar Cedeno, R (1.8) OBP: 0.279, SLG: 0.333		K			6-3			L3 BB		2	0	0	0	1	1	0						
Dan Driessen, L (1.3) OBP: 0.349, SLG: 0.304		L7			K			P3		3	0	0	0	0	1	1						
Clint Hurdle, L (1.7) OBP: 0.250, SLG: 0.207			K		4-3			L3 1-2		3	0	0	0	0	1	1						
Alex Trevino, R (1.2) OBP: 0.385, SLG: 0.267			4-3			L3			K	3	0	0	0	0	1	0						
Tom Seaver, R (1.1) OBP: 0.250, SLG: 0.500						5-3			K	1	0	0	0	0	0	0						
Rafael Landestoy, S (6. PH) OBP: 0.230, SLG: 0.400									K	1	0	0	0	0	0	0						
Joe Edelen, R (6.1) OBP: 0.500, SLG: 0.500									K	0	0	0	0	0	0	0						
Charlie Leibrandt, R (8.1) OBP: 0.304, SLG: 0.600									K	0	0	0	0	0	0	0						
German Barranca, L (9. PH) OBP: 0.273, SLG: 0.045									K	1	0	0	0	0	1	0						
<b>Inning Stats</b>	R: 0 E: 0 K: 1 S: 5	H: 0 LOB: 0 BB: 0 P: 5	R: 0 E: 0 K: 1 S: 5	H: 0 LOB: 0 BB: 0 P: 5	R: 0 E: 0 K: 1 S: 5	H: 0 LOB: 0 BB: 0 P: 5	R: 0 E: 0 K: 0 S: 4	H: 1 LOB: 1 BB: 0 P: 4	R: 0 E: 0 K: 1 S: 5	H: 0 LOB: 0 BB: 0 P: 5	R: 0 E: 0 K: 0 S: 3	H: 0 LOB: 0 BB: 0 P: 3	R: 0 E: 0 K: 1 S: 5	H: 0 LOB: 0 BB: 0 P: 5	R: 0 E: 0 K: 0 S: 2	H: 0 LOB: 0 BB: 1 P: 6	R: 0 E: 0 K: 2 S: 7	H: 0 LOB: 1 BB: 1 P: 11	1B: 1 2B: 1 3B: 0 HR: 0	SF: 0 SAC: 1 DP: 1 HBP: 0	WP: 0 PB: 0 SB: 0 CS: 0	PA: 29
<b>PITCHER</b> Dickie Noles, R (1.1) ERA: 3.9	IP: 9.0 WLS: W BF: 29 H: 1 R: 0 ER: 0 SO: 7 BB: 2 IBB: 0 HBP: 0 BLK: 0 WP: 0 HR: 0 S: 41 P: 49 ERA: 0.00 WHIP: 0.333															<b>PITCHER</b>						



Batter	1	2	3	4	5	6	7	8	9	AB	R	H	RBI	BB	SO	LOB	BOTTOM			
Bump Willis, S (1.4) OBP: 0.404, SLG: 0.494	4-3		4-3 23 1B 1-2 FC5-2-4-1 1B		K	23 CS 1B		6-3		5	0	2	0	0	1	0	<b>Cincinnati Reds @ Chicago Cubs</b> Wrigley Field, Chicago, IL Wed Apr 28 1982, 3:33 AM CDT Att: 5,335 - Cloudy - 48 F			
23 Ryne Sandberg, R (1.5) OBP: 0.240, SLG: 0.324	6-3		FC5-2-4-1 4-3 1-2 2-3 1B		1B E	CS 1-2	F7			4	1	2	0	0	0	0				
Bill Buckner, L (1.3) OBP: 0.310, SLG: 0.354	4-3		4-3 1-2 2-3 3-H 1B		1B E		5-3			4	1	1	1	0	0	2				
Keith Moreland, R (1.2) OBP: 0.408, SLG: 0.676		F9	FC5-2-4-1 2-3 3-H 1B		E5 3B 1-2 3-H 1B		3B 2B			4	2	1	1	0	0	3				
Leon Durham, L (1.9) OBP: 0.366, SLG: 0.423		F7	4-0 1B		P6 1-3 3B 1B		3B IBB			2	1	0	0	2	0	2				
Steve Henderson, R (1.7) OBP: 0.351, SLG: 0.392			4-0 1B BB							2	0	1	2	1	1	3				
Jerry Morales, R (6.8) OBP: 0.304, SLG: 0.600			1B BB							1	0	1	2	0	0	0				
Gary Woods, R (1.8) OBP: 0.444, SLG: 0.595					F9 1-2 1B		5-3			4	0	1	0	0	1	2				
Junior Kennedy, R (1.6) OBP: 0.111, SLG: 0.111		4-3			6-3		F7		F9	4	0	0	0	0	0	2				
Dickie Noles, R (1.1) OBP: 0.250, SLG: 0.333			23 1B 1B 4-3 1B		K		F8		K	4	1	1	0	0	2	0				
<b>Inning Stats</b>	R: 0 E: 0 K: 0 S: 3	H: 0 LOB: 0 BB: 0 P: 3	R: 0 E: 0 K: 0 S: 4	H: 1 LOB: 2 BB: 1 P: 8	R: 1 E: 0 K: 1 S: 8	H: 3 LOB: 3 BB: 1 P: 12	R: 0 E: 0 K: 1 S: 5	H: 0 LOB: 0 BB: 0 P: 5	R: 3 E: 1 K: 1 S: 9	H: 3 LOB: 1 BB: 0 P: 9	R: 0 E: 0 K: 0 S: 3	H: 1 LOB: 0 BB: 0 P: 3	R: 2 E: 0 K: 1 S: 7	H: 2 LOB: 1 BB: 1 P: 11	R: 0 E: 0 K: 1 S: 5	H: 0 LOB: 0 BB: 0 P: 5	1B: 7 2B: 1 3B: 2 HR: 0	SF: 0 SAC: 0 DP: 0 HBP: 0	WP: 0 PB: 0 SB: 0 CS: 1	PA: 38
<b>PITCHER</b> Tom Seaver, R (1.1) ERA: 7.9	IP: 5.0 WLS: L BF: 25 H: 7 R: 4 ER: 2 SO: 3 BB: 1 IBB: 0 HBP: 0 BLK: 0 WP: 0 HR: 0 S: 10 P: 14 ERA: 9.00 WHIP: 1.600															<b>PITCHER</b>				
Joe Edelen, R (6.1) ERA: 6.3	IP: 2.0 WLS: 0 BF: 9 H: 3 R: 2 ER: 2 SO: 1 BB: 0 IBB: 0 HBP: 0 BLK: 0 WP: 0 HR: 0 S: 10 P: 14 ERA: 9.00 WHIP: 1.500															<b>PITCHER</b>				
Charlie Leibrandt, L (8.1) ERA: 9.38	IP: 1.0 WLS: 0 BF: 3 H: 0 R: 0 ER: 0 SO: 1 BB: 0 IBB: 0 HBP: 0 BLK: 0 WP: 0 HR: 0 S: 5 P: 5 ERA: 0.00 WHIP: 0.000															<b>PITCHER</b>				





Batter	1	2	3	4	5	6	7	8	9	AB	R	H	RBI	BB	SO	LOB	TOP					
<b>Bump Wills, S</b> OBP: 0.409, SLG: 0.481 (1, 4)	F7			F7		BB		IBB		2	0	0	0	2	0	0	<b>Chicago Cubs @ Atlanta Braves</b> Atlanta-Fulton County Stadium, Atlanta, GA Thu Apr 29 1982, 7:05 PM EDT Att: 8,802 - Unknown - 63 F					
<b>23 Ryne Sandberg, R</b> OBP: 0.228, SLG: 0.307 (1, 5)	F9			4-3		F9		K		4	0	0	0	0	1	4						
<b>Bill Buckner, L</b> OBP: 0.295, SLG: 0.337 (1, 3)	F8			F8			4-3		1-3	4	0	0	0	0	0	0						
<b>Leon Durham, L</b> OBP: 0.372, SLG: 0.419 (1, 9)		G3			CS 1B		3-4-1		FC6-4 BB	3	0	1	0	1	0	0						
<b>Keith Moreland, R</b> OBP: 0.413, SLG: 0.667 (1, 2)		CS 1B			F3 1-2		FC6-4 1B		F7	4	0	2	0	0	0	2						
<b>Steve Henderson, R</b> OBP: 0.328, SLG: 0.364 (1, 7)		CS 1B K			K		FC6-4 1-2		FC6-4	4	0	0	0	0	2	3						
<b>Gary Woods, R</b> OBP: 0.458, SLG: 0.600 (1, 8)				G4-6-3 1B			1-3		6-3 1B	3	0	2	0	0	0	0						
<b>Larry Bowa, S</b> OBP: 0.263, SLG: 0.261 (1, 6)		G4-6-3			SH1-3 1B		6-3		6-3	3	0	1	0	0	0	2						
<b>Fergie Jenkins, R</b> <b>Willie Hernandez, L</b> (8, 1)				F8		SH1-3		F7		2	0	0	0	0	0	1						
<b>Inning Stats</b>	R: 0 E: 0 K: 0 S: 3	H: 0 LOB: 0 BB: 0 P: 3	R: 0 E: 0 K: 1 S: 5	H: 1 LOB: 0 BB: 0 P: 5	R: 0 E: 0 K: 0 S: 3	H: 1 LOB: 0 BB: 0 P: 3	R: 0 E: 0 K: 0 S: 3	H: 0 LOB: 0 BB: 0 P: 3	R: 0 E: 0 K: 1 S: 5	H: 1 LOB: 2 BB: 1 P: 5	R: 0 E: 0 K: 0 S: 4	H: 1 LOB: 1 BB: 0 P: 8	R: 0 E: 0 K: 0 S: 4	H: 1 LOB: 1 BB: 0 P: 4	R: 0 E: 0 K: 1 S: 6	H: 1 LOB: 2 BB: 1 P: 10	R: 0 E: 0 K: 0 S: 3	H: 0 LOB: 1 BB: 1 P: 7	1B: 6 2B: 0 3B: 0 HR: 0	SF: 0 SAC: 1 DP: 1 HBP: 0	WP: 0 PB: 0 SB: 0 CS: 2	PA: 33
<b>PITCHER</b>	IP	WLS	BF	H	R	ER	SO	BB	IBB	HBP	BLK	WP	HR	S	P	ERA	WHIP					
<b>Joe Cowley, R</b> ERA: 2.45 <b>Gene Garber, R</b> ERA: 1.56 <b>Larry McWilliams, L</b> ERA: 5.11 <b>Rick Camp, R</b> ERA: 3.45	7.0		24	5	0	0	2	1	0	0	0	0	0	27	31	0.00	0.857					
	1.0	W	5	1	0	0	1	0	1	0	0	0	0	6	10	0.00	1.000					
	0.1		2	0	0	0	0	1	0	0	0	0	0	1	5	0.00	3.000					
	0.2	S	2	0	0	0	0	0	0	0	0	0	0	2	2	0.00	0.000					

AB	29
R	0
H	6
RBI	0
BB	3
SO	3
LOB	12



Batter	1	2	3	4	5	6	7	8	9	AB	R	H	RBI	BB	SO	LOB	BOTTOM					
<b>Brett Butler, L</b> OBP: 0.337, SLG: 0.250 (1, 8)	B3		F8		K		K			4	0	0	0	0	2	4	<b>Chicago Cubs @ Atlanta Braves</b> Atlanta-Fulton County Stadium, Atlanta, GA Thu Apr 29 1982, 7:05 PM EDT Att: 8,802 - Unknown - 63 F					
<b>Glenn Hubbard, R</b> OBP: 0.360, SLG: 0.338 (1, 4)	F9			F9	BB		6-3			3	0	0	0	1	0	0						
<b>Claudell Washington, L</b> OBP: 0.313, SLG: 0.365 (1, 9)	4-3			1B	F8		E S HR	1B		4	1	2	0	0	0	3						
<b>Dale Murphy, R</b> OBP: 0.376, SLG: 0.639 (1, 7)		6-3			1-3 1B		5-3		HR	4	1	2	2	0	0	0						
<b>Bob Horner, R</b> OBP: 0.341, SLG: 0.536 (1, 5)		5-3			F8		K		HR	4	1	1	1	0	1	2						
<b>Chris Chambliss, L</b> OBP: 0.380, SLG: 0.522 (1, 3)		F5			G3		F9		6-3	4	0	0	0	0	0	2						
<b>Biff Pocoroba, S</b> OBP: 0.500, SLG: 0.778 (1, 2)				4-3 2B			1B 2B		F8	4	0	3	0	0	0	0						
<b>Rafael Ramirez, R</b> OBP: 0.321, SLG: 0.466 (1, 6)				4-3			SH1-4 S 1B			2	0	1	0	0	0	1						
<b>Joe Cowley, R</b> OBP: 0.222, SLG: 0.222 <b>Bob Watson, R</b> OBP: 0.308, SLG: 0.348 <b>Gene Garber, R</b> ERA: 1.56 <b>Larry McWilliams, L</b> OBP: 0.667, SLG: 0.500 <b>Rick Camp, R</b> ERA: 3.45	7.1	L	32	9	3	3	5	1	0	0	0	0	0	0	1	3						
	0.2		2	0	0	0	0	0	0	0	0	0	0	0	0	0						
<b>Inning Stats</b>	R: 0 E: 0 K: 0 S: 3	H: 0 LOB: 0 BB: 0 P: 3	R: 0 E: 0 K: 0 S: 3	H: 0 LOB: 0 BB: 0 P: 3	R: 0 E: 0 K: 0 S: 4	H: 1 LOB: 1 BB: 0 P: 4	R: 0 E: 0 K: 0 S: 5	H: 2 LOB: 2 BB: 0 P: 5	R: 0 E: 0 K: 2 S: 9	H: 2 LOB: 3 BB: 1 P: 13	R: 0 E: 0 K: 1 S: 5	H: 0 LOB: 0 BB: 0 P: 5	R: 0 E: 0 K: 2 S: 8	H: 1 LOB: 1 BB: 0 P: 8	R: 3 E: 0 K: 0 S: 6	H: 3 LOB: 0 BB: 0 P: 6	1B: 5 2B: 2 3B: 0 HR: 2	SF: 0 SAC: 1 DP: 0 HBP: 0	WP: 0 PB: 0 SB: 2 CS: 0	PA: 34		
<b>PITCHER</b>	IP	WLS	BF	H	R	ER	SO	BB	IBB	HBP	BLK	WP	HR	S	P	ERA	WHIP					
<b>Fergie Jenkins, R</b> ERA: 2.32 <b>Willie Hernandez, L</b> ERA: 3.6	7.1		32	9	3	3	5	1	0	0	0	0	0	2	41	45	3.68	1.364				
	0.2		2	0	0	0	0	0	0	0	0	0	0	2	2	0.00	0.000					





Batter	1	2	3	4	5	6	7	8	9	AB	R	H	RBI	BB	SO	LOB	TOP											
Bump Wills, S OBP: 0.402, SLG: 0.463 (1, 4)	0-0 4-3		1-0 HBP		0-0 L6		0-0 F8			3	0	0	0	0	0	1												
23 Ryne Sandberg, R OBP: 0.229, SLG: 0.304 (1, 5)	0-0 4-3		0-0 E3			0-0 F3 1B		0-0 3-1		4	0	1	0	0	0	1												
Bill Buckner, L OBP: 0.293, SLG: 0.345 (1, 3)	0-0 F5		0-0 F8			0-0 F8		0-0 2B		4	0	1	0	0	0	3												
Leon Durham, L OBP: 0.389, SLG: 0.449 (1, 9)		0-0 4-3 1B		0-0 2B		0-0 1-2 1B		0-3 K		4	0	3	0	0	1	1												
Keith Moreland, R OBP: 0.393, SLG: 0.633 (1, 7)		0-0 F8		0-0 5-3		0-0 F3		0-0 1-3		4	0	0	0	0	0	5												
Gary Woods, R OBP: 0.423, SLG: 0.551 (1, 8)		0-0 4-3		0-0 F7		0-3 K			0-3 K	4	0	0	0	0	2	4												
Larry Bowa, S OBP: 0.250, SLG: 0.247 (1, 6)		0-0 F8		0-0 3-1			0-0 L7		0-0 4-3	4	0	0	0	0	0	2												
Jody Davis, R OBP: 0.190, SLG: 0.111 Bob Molinaro, L OBP: 0.333, SLG: 0.250 (9, PH)			0-0 F9		0-0 F5		4-0 BB		0-0 E4	2	0	0	0	1	0	0												
Doug Bird, R OBP: 0.111, SLG: 0.111 Dan Briggs, L OBP: 0.105, SLG: 0.105 Lee Smith, R OBP: 0.292, SLG: 0.571 Jerry Morales, R OBP: 0.292, SLG: 0.571 (9, PH)			0-3 K		0-3 K		0-0 F9		0-0 5-3	2	0	0	0	0	2	0												
<b>Inning Stats</b>	R: 0 E: 0 K: 0 S: 3	H: 0 LOB: 0 BB: 0 P: 3	R: 0 E: 0 K: 0 S: 4	H: 1 LOB: 1 BB: 0 P: 4	R: 0 E: 1 K: 1 S: 6	H: 0 LOB: 2 BB: 0 P: 7	R: 0 E: 0 K: 0 S: 4	H: 1 LOB: 1 BB: 0 P: 4	R: 0 E: 0 K: 1 S: 5	H: 0 LOB: 0 BB: 0 P: 5	R: 0 E: 0 K: 0 S: 3	H: 0 LOB: 1 BB: 1 P: 7	R: 0 E: 0 K: 1 S: 6	H: 1 LOB: 1 BB: 0 P: 6	R: 0 E: 1 K: 1 S: 6	H: 0 LOB: 1 BB: 0 P: 6	1B: 3 2B: 2 3B: 0 HR: 0	SF: 0 SAC: 0 DP: 0 HBP: 1	WP: 0 PB: 0 SB: 2 CS: 0	PA: 36								
<b>PITCHER</b>	IP	WLS	BF	H	R	ER	SO	BB	IBB	HBP	BLK	WP	HR	S	P	ERA	WHIP											
Steve Bedrosian, R ERA: 1.4 Gene Garber, R ERA: 1.4	(1, 1)	7.0	W	28	4	0	0	3	1	0	1	0	0	0	32	37	0.00	0.714										

Chicago Cubs @ Atlanta Braves  
Atlanta-Fulton County Stadium, Atlanta, GA  
Fri Apr 30 1982, 7:05 PM EDT  
Att: 19,757 - Unknown - 63 F

AB	34
R	0
H	5
RBI	0
BB	1
SO	5
LOB	19



Batter	1	2	3	4	5	6	7	8	9	AB	R	H	RBI	BB	SO	LOB	BOTTOM										
Claudell Washington, L OBP: 0.338, SLG: 0.443 (1, 9)	0-0 CS 1B		0-0 FC4-6 1B			0-0 HR		0-0 F8		4	1	3	1	0	0	0											
Glenn Hubbard, R OBP: 0.344, SLG: 0.321 (1, 4)	0-0 F3		0-0 FC4-6			0-0 5-3		0-3 K		4	0	0	0	0	1	2											
Chris Chambliss, L OBP: 0.373, SLG: 0.500 (1, 3)	4-0 BB			0-0 G3		0-0 F8		0-0 F5		3	0	0	0	1	0	0											
Dale Murphy, R OBP: 0.375, SLG: 0.627 (9, 7)	0-0 5-3			0-3 K		0-0 1B				3	0	1	0	0	1	1											
Larry Whisenton, L OBP: 0.545, SLG: 0.500 Brett Butler, L OBP: 0.337, SLG: 0.250 (9, 8)		0-0 4-3		0-0 S 1B		0-0 1-3 1B				3	0	2	0	0	0	0											
Biff Pocoreba, S OBP: 0.385, SLG: 0.583 (1, 2)		0-0 4-3		0-3 K2-3		0-0 G3				3	0	0	0	0	1	3											
Jerry Royster, R (1, 5)		0-3 K			0-0 P6		0-0 3-1			3	0	0	0	0	1	0											
Rafael Ramirez, R OBP: 0.309, SLG: 0.447 (1, 6)			0-0 6-3		0-0 L7		0-0 P4			3	0	0	0	0	0	0											
Steve Bedrosian, R Rufino Linares, R OBP: 0.400, SLG: 0.448 Gene Garber, R (8, 1)			0-0 P6		0-0 F7		0-0 6-3			2	0	0	0	0	0	0											
<b>Inning Stats</b>	R: 0 E: 0 K: 0 S: 3	H: 1 LOB: 1 BB: 1 P: 7	R: 0 E: 0 K: 1 S: 5	H: 0 LOB: 0 BB: 0 P: 5	R: 0 E: 0 K: 0 S: 4	H: 1 LOB: 1 BB: 0 P: 4	R: 0 E: 0 K: 2 S: 8	H: 1 LOB: 1 BB: 0 P: 8	R: 0 E: 0 K: 0 S: 3	H: 0 LOB: 0 BB: 0 P: 3	R: 1 E: 0 K: 0 S: 6	H: 3 LOB: 2 BB: 0 P: 6	R: 0 E: 0 K: 0 S: 3	H: 0 LOB: 0 BB: 0 P: 3	R: 0 E: 0 K: 1 S: 5	H: 0 LOB: 0 BB: 0 P: 5	1B: 5 2B: 0 3B: 0 HR: 1	SF: 0 SAC: 0 DP: 0 HBP: 0	WP: 0 PB: 0 SB: 1 CS: 1	PA: 30							
<b>PITCHER</b>	IP	WLS	BF	H	R	ER	SO	BB	IBB	HBP	BLK	WP	HR	S	P	ERA	WHIP										
Doug Bird, R ERA: 3.15 Lee Smith, R ERA: 1.59	(1, 1)	6.0	L	24	6	1	1	3	1	0	0	0	0	8	8	0.00	0.000										

Chicago Cubs @ Atlanta Braves  
Atlanta-Fulton County Stadium, Atlanta, GA  
Fri Apr 30 1982, 7:05 PM EDT  
Att: 19,757 - Unknown - 63 F

AB	29
R	1
H	6
RBI	1
BB	1
SO	4
LOB	6





Batter	1	2	3	4	5	6	7	8	9	AB	R	H	RBI	BB	SO	LOB	TOP										
<b>Bump Willis, S</b> OBP: 0.396, SLG: 0.453 <b>Junior Kennedy, R</b> OBP: 0.200, SLG: 0.200	0-0 4-3		0-0 G1-6-3		0-0 4-3		0-0 1B		0-0 FC6-4 1B	4	0	1	0	0	0	1											
<b>Gary Woods, R</b> OBP: 0.421, SLG: 0.537	0-0 1B G3		0-0 6-3		0-0 4-3		0-0 1B		0-0 FC6-4 1B	5	1	2	1	0	0	1											
<b>Bill Buckner, L</b> OBP: 0.299, SLG: 0.348	0-0 1-3 1B			0-0 1B 1B		0-0 L8		0-0 4-3	0-0 4-3	5	1	2	0	0	0	1											
<b>Leon Durham, L</b> OBP: 0.394, SLG: 0.451	0-0 G3			0-0 G4-6-3 1B		0-0 1B		0-3 K		4	0	2	1	0	1	1											
<b>Keith Moreland, R</b> OBP: 0.398, SLG: 0.627 <b>Jody Davis, R</b> OBP: 0.190, SLG: 0.111	0-0 6-3			0-0 G4-6-3 1B		0-0 1B		0-0 F9		4	0	2	1	0	0	1											
<b>Jerry Morales, R</b> OBP: 0.286, SLG: 0.520		0-3 K		0-0 G4-6-3 1B		0-0 4-3			0-0 BB 23 SH1-4 1B	4	1	1	0	0	1	4											
<b>23 Ryne Sandberg, R</b> OBP: 0.221, SLG: 0.293		0-0 4-3		0-0 P4			0-0 1-3		0-0 SH1-4	3	0	0	0	0	0	1											
<b>Larry Bowa, S</b> OBP: 0.262, SLG: 0.260		0-0 B1-3			0-0 P4		0-0 1B 1B		0-0 1B BB FC6-4 1B	4	1	2	0	0	0	0											
<b>Randy Martz, L</b> OBP: 0.400, SLG: 0.250 <b>Tye Waller, R</b> OBP: 0.279, SLG: 0.198 <b>Lee Smith, R</b> <b>Willie Hernandez, L</b> <b>Bob Molinaro, L</b> <b>Bill Campbell, R</b>			0-0 G1-6-3 1B		0-0 K		0-0 F2		4-0 1B E BB	2	0	1	0	0	0	1											
<b>Inning Stats</b>	R: 1 E: 0 K: 0 S: 5	H: 2 LOB: 1 BB: 0 P: 5	R: 0 E: 0 K: 1 S: 5	H: 0 LOB: 0 BB: 0 P: 5	R: 0 E: 0 K: 0 S: 3	H: 1 LOB: 0 BB: 0 P: 3	R: 1 E: 0 K: 0 S: 5	H: 3 LOB: 1 BB: 0 P: 5	R: 0 E: 0 K: 0 S: 5	H: 2 LOB: 2 BB: 0 P: 5	R: 0 E: 0 K: 0 S: 5	H: 3 LOB: 2 BB: 0 P: 5	R: 0 E: 0 K: 1 S: 6	H: 0 LOB: 0 BB: 0 P: 5	R: 3 E: 1 K: 0 S: 6	H: 3 LOB: 1 BB: 1 P: 10	1B: 14 2B: 0 3B: 0 HR: 0	SF: 0 SAC: 1 DP: 2 HBP: 0	WP: 0 PB: 0 SB: 0 CS: 0	PA: 39							
<b>PITCHER</b>	IP	WLS	BF	H	R	ER	SO	BB	IBB	HBP	BLK	WP	HR	S	P	ERA	WHIP										
<b>Rick Mahler, R</b> ERA: 2.29	7.0	L	29	11	2	2	2	0	0	0	0	0	0	33	33	2.57	1.571										
<b>Larry McWilliams, L</b> ERA: 4.73	1.0		3	0	0	0	1	0	0	0	0	0	0	5	5	0.00	0.000										
<b>Rick Camp, R</b> ERA: 4.32	1.0		7	3	3	2	0	1	0	0	0	0	0	6	10	18.00	4.000										

**Chicago Cubs @ Atlanta Braves**  
Atlanta-Fulton County Stadium, Atlanta, GA  
Sat May 01 1982, 7:05 PM EDT  
Att: 27,094 - Unknown - 71 F

AB 37  
R 5  
H 14  
RBI 4  
BB 1  
SO 3  
LOB 11



Batter	1	2	3	4	5	6	7	8	9	AB	R	H	RBI	BB	SO	LOB	BOTTOM										
<b>Claudell Washington, L</b> OBP: 0.333, SLG: 0.431	0-0 4-3 1B		0-0 F8		0-0 3-1			0-0 FC6-4 CS		4	0	1	0	0	0	1											
<b>Glenn Hubbard, R</b> OBP: 0.340, SLG: 0.317	0-0 F9		0-0 E6			0-0 F9		0-0 FC4-6 1B		4	0	1	0	0	0	1											
<b>Chris Chambliss, L</b> OBP: 0.356, SLG: 0.474	0-0 4-3 1-2		0-0 L8			0-0 3-1		0-0 FC4-6		4	0	0	0	0	0	3											
<b>Dale Murphy, R</b> OBP: 0.370, SLG: 0.646	0-0 F9			0-0 HR		0-0 F3			0-3 K	4	1	1	1	0	1	1											
<b>Larry Whisenton, L</b> OBP: 0.533, SLG: 0.500		0-0 CS 1B		0-0 F5			0-3 K		0-0 1B 1B	4	0	2	0	0	1	0											
<b>Biff Pocoreba, S</b> OBP: 0.375, SLG: 0.533 <b>Jerry Royster, R</b> OBP: 0.167, SLG: 0.167		0-3 K		0-0 4-3			0-0 6-3 1B		0-0 1B	3	0	1	0	0	1	1											
<b>Bruce Benedict, R</b> OBP: 0.347, SLG: 0.311		0-0 2B		0-0 5-3			0-0 6-3		0-0 P6	4	0	1	0	0	0	3											
<b>Rafael Ramirez, R</b> OBP: 0.294, SLG: 0.425		0-0 P6			0-0 1-3		0-0 F9		0-3 K	4	0	0	0	0	1	5											
<b>Rick Mahler, R</b> <b>Larry McWilliams, L</b> <b>Brett Butler, L</b> <b>Rick Camp, R</b>			0-0 1-3			0-0 F9		4-0 FC6-4 BB		2	0	0	0	0	0	0											
<b>Inning Stats</b>	R: 0 E: 0 K: 0 S: 4	H: 1 LOB: 1 BB: 0 P: 4	R: 0 E: 0 K: 1 S: 6	H: 2 LOB: 0 BB: 0 P: 6	R: 0 E: 1 K: 0 S: 4	H: 0 LOB: 1 BB: 0 P: 4	R: 1 E: 0 K: 0 S: 4	H: 1 LOB: 0 BB: 0 P: 4	R: 0 E: 0 K: 0 S: 3	H: 0 LOB: 0 BB: 0 P: 3	R: 0 E: 0 K: 1 S: 6	H: 1 LOB: 2 BB: 0 P: 6	R: 0 E: 0 K: 0 S: 3	H: 1 LOB: 1 BB: 1 P: 7	R: 0 E: 0 K: 2 S: 9	H: 2 LOB: 2 BB: 0 P: 9	1B: 6 2B: 2 3B: 0 HR: 1	SF: 0 SAC: 0 DP: 1 HBP: 0	WP: 0 PB: 0 SB: 0 CS: 2	PA: 35							
<b>PITCHER</b>	IP	WLS	BF	H	R	ER	SO	BB	IBB	HBP	BLK	WP	HR	S	P	ERA	WHIP										
<b>Randy Martz, R</b> ERA: 2.21	6.0	W	22	4	1	1	1	0	0	0	0	0	0	24	24	1.50	0.667										
<b>Lee Smith, R</b> ERA: 1.46	1.0		5	1	0	0	1	1	0	0	0	0	0	6	10	0.00	2.000										
<b>Willie Hernandez, L</b> ERA: 3.27	1.0		3	1	0	0	0	0	0	0	0	0	0	3	3	0.00	1.000										
<b>Bill Campbell, R</b> ERA: 2.45	1.0		5	2	0	0	2	0	0	0	0	0	0	9	9	0.00	2.000										

**Chicago Cubs @ Atlanta Braves**  
Atlanta-Fulton County Stadium, Atlanta, GA  
Sat May 01 1982, 7:05 PM EDT  
Att: 27,094 - Unknown - 71 F

AB 34  
R 1  
H 8  
RBI 1  
BB 1  
SO 4  
LOB 15





Batter	1	2	3	4	5	6	7	8	9	AB	R	H	RBI	BB	SO	LOB	TOP			
<b>Bump Willis, S</b> OBP: 0.381, SLG: 0.433 (1, 4)	0-0 4-3		0-0 F9			0-3 K		0-0 F8		4	0	0	0	0	1	0				
<b>Gary Woods, R</b> OBP: 0.393, SLG: 0.500 (1, 7)	0-0 F8			0-0 F7		0-3 K		0-0 6-3		4	0	0	0	0	1	0				
<b>Bill Buckner, L</b> OBP: 0.297, SLG: 0.337 (1, 3)	0-0 G3			4-0 BB		0-0 4-3			0-0 4-3	3	0	0	0	1	0	0				
<b>Leon Durham, L</b> OBP: 0.392, SLG: 0.459 <b>Lee Smith, R</b> (7, 1)		0-0 4-3		0-3 K			0-0 SF9 2B		0-0 G3	3	1	1	0	0	1	1				
<b>Bill Campbell, R</b> (8, 1)										0	0	0	0	0	0	0				
<b>Bob Molinaro, L</b> OBP: 0.364, SLG: 0.222 (6, PH)										1	0	0	0	0	0	0				
<b>Keith Moreland, R</b> OBP: 0.402, SLG: 0.655 (1, 2)		0-0 FC5-4 1B		0-0 P3			0-0 E5 SF9 2-3		0-0 HR	4	1	2	1	0	0	2				
<b>Jerry Morales, R</b> OBP: 0.281, SLG: 0.500 (1, 8)		0-0 FC5-4 23 FC6 1-2				0-0 F4		0-0 SF9	0-0 WP 1B	3	1	1	1	0	0	1				
<b>23 Ryne Sandberg, R</b> OBP: 0.216, SLG: 0.286 <b>Tye Waller, R</b> OBP: 0.300, SLG: 0.222 (6, 5)		0-0 FC6 1-2				0-0 6-3		0-3 K	0-0 1B	2	0	0	0	0	0	1				
<b>Larry Bowa, S</b> OBP: 0.267, SLG: 0.256 <b>Junior Kennedy, R</b> OBP: 0.167, SLG: 0.167 (6, 6)			0-3 K		4-0 BB		0-0 F9		0-0 P6	1	0	0	0	1	1	0				
<b>Dan Larson, R</b> OBP: 0.222, SLG: 0.222 <b>Dick Tidrow, R</b> (5, PH) <b>Hector Cruz, R</b> (5, 1) <b>Allen Ripley, R</b> (5, 1) <b>Willie Hernandez, L</b> (7, 9) <b>Dan Briggs, L</b> OBP: 0.100, SLG: 0.100			0-0 6-3		0-3 K		0-0 F9			1	0	0	0	0	0	0				
<b>Inning Stats</b>	R: 0 E: 0 K: 0 S: 3	H: 0 LOB: 0 BB: 0 P: 3	R: 0 E: 0 K: 0 S: 4	H: 1 LOB: 1 BB: 0 P: 4	R: 0 E: 0 K: 1 S: 5	H: 0 LOB: 0 BB: 0 P: 5	R: 0 E: 0 K: 1 S: 5	H: 0 LOB: 1 BB: 1 P: 9	R: 0 E: 0 K: 2 S: 7	H: 0 LOB: 0 BB: 0 P: 7	R: 1 E: 0 K: 1 S: 7	H: 1 LOB: 1 BB: 0 P: 7	R: 0 E: 0 K: 0 S: 3	H: 0 LOB: 0 BB: 0 P: 3	R: 2 E: 0 K: 0 S: 6	H: 3 LOB: 1 BB: 0 P: 6	1B: 3 2B: 1 3B: 0 HR: 1	SF: 1 SAC: 0 DP: 0 HBP: 0	WP: 1 PB: 0 CS: 0	PA: 35
<b>PITCHER</b> <b>Bob Walk, R</b> ERA: 2.41 (1, 1)	IP: 9.0 WLS: W BF: 35 H: 5 R: 3 ER: 2 SO: 6 BB: 2 IBB: 0 HBP: 0 BLK: 0 WP: 1 HR: 1 S: 45 P: 53 ERA: 2.00 WHIP: 0.778															<b>PITCHER</b> <b>Bill Campbell, R</b> ERA: 2.25 (8, 1)	IP: 1.0 WLS: L BF: 3 H: 0 R: 0 ER: 0 SO: 1 BB: 0 IBB: 0 HBP: 0 BLK: 0 WP: 0 HR: 0 S: 5 P: 5 ERA: 0.00 WHIP: 0.000			

Chicago Cubs @ Atlanta Braves  
Atlanta-Fulton County Stadium, Atlanta, GA  
Sun May 02 1982, 3:33 AM EDT  
Att: 19,494 - Sunny - 74 F

AB	32
R	3
H	5
RBI	3
BB	2
SO	6
LOB	9



Batter	1	2	3	4	5	6	7	8	9	AB	R	H	RBI	BB	SO	LOB	BOTTOM			
<b>Jerry Royster, R</b> OBP: 0.182, SLG: 0.273 (1, 5)	0-0 6-3		0-0 F8	0-3 K	0-0 1B 2B	0-0 6-3				5	1	1	3	0	1	2				
<b>Glenn Hubbard, R</b> OBP: 0.364, SLG: 0.349 (1, 4)	0-0 L3		0-0 1B	0-0 2B	0-0 1B		0-0 BB			4	2	3	1	1	0	0				
<b>Claudell Washington, L</b> OBP: 0.336, SLG: 0.429 (1, 9)	0-0 3-1		0-0 1B	0-3 K	0-0 1B		0-3 K			5	2	2	0	0	2	3				
<b>Dale Murphy, R</b> OBP: 0.385, SLG: 0.646 <b>Brett Butler, L</b> OBP: 0.351, SLG: 0.250 (6, 8)		4-0 BB	0-0 1B	0-3 K	0-0 1B		4-0 BB			3	1	2	2	1	1	2				
<b>Chris Chambliss, L</b> OBP: 0.374, SLG: 0.513 <b>Bob Watson, R</b> OBP: 0.296, SLG: 0.333 (7, 3)			0-3 K	0-0 1B	0-0 1B		0-3 K			4	2	3	2	0	1	1				
<b>Larry Whitenton, L</b> OBP: 0.500, SLG: 0.412 (1, 7)		4-0 BB	0-0 1B	0-0 1B	0-0 BB		0-0 4-3			3	0	0	0	2	0	5				
<b>Bruce Benedict, R</b> OBP: 0.336, SLG: 0.303 (1, 2)		0-3 K	0-0 1B	0-3 K	0-3 K	0-0 5-3		0-0 F8		5	0	1	2	0	2	3				
<b>Rafael Ramirez, R</b> OBP: 0.289, SLG: 0.405 (1, 6)		0-0 F8	0-0 L5	0-0 1B	4-0 BB	0-0 E5		0-0 F9		4	1	0	0	1	0	4				
<b>Bob Walk, R</b> OBP: 0.400, SLG: 0.182 (1, 1)			0-3 K	4-0 2B	4-0 2B	0-0 P5		0-3 K		3	1	0	0	2	2	1				
<b>Inning Stats</b>	R: 0 E: 0 K: 0 S: 3	H: 0 LOB: 0 BB: 0 P: 3	R: 0 E: 0 K: 2 S: 7	H: 0 LOB: 2 BB: 2 P: 15	R: 4 E: 0 K: 1 S: 10	H: 5 LOB: 1 BB: 1 P: 14	R: 0 E: 0 K: 3 S: 10	H: 1 LOB: 2 BB: 1 P: 14	R: 6 E: 0 K: 1 S: 11	H: 6 LOB: 2 BB: 2 P: 19	R: 0 E: 1 K: 0 S: 4	H: 0 LOB: 1 BB: 0 P: 4	R: 0 E: 0 K: 2 S: 7	H: 0 LOB: 2 BB: 2 P: 15	R: 0 E: 0 K: 1 S: 5	H: 0 LOB: 0 BB: 0 P: 5	1B: 9 2B: 2 3B: 1 HR: 0	SF: 0 SAC: 0 DP: 0 HBP: 0	WP: 0 PB: 0 CS: 0	PA: 45
<b>PITCHER</b> <b>Dan Larson, R</b> ERA: 6.08 <b>Dick Tidrow, R</b> ERA: 3.75 <b>Allen Ripley, R</b> ERA: 14.85 <b>Willie Hernandez, L</b> ERA: 2.92 <b>Lee Smith, R</b> ERA: 1.35 (7, 1)	IP: 2.2 WLS: L BF: 16 H: 5 R: 4 ER: 4 SO: 3 BB: 3 IBB: 0 HBP: 0 BLK: 0 WP: 0 HR: 0 S: 11 P: 31 ERA: 13.50 WHIP: 3.000															<b>PITCHER</b> <b>Bill Campbell, R</b> ERA: 2.25 (8, 1)	IP: 1.0 WLS: L BF: 3 H: 0 R: 0 ER: 0 SO: 1 BB: 0 IBB: 0 HBP: 0 BLK: 0 WP: 0 HR: 0 S: 5 P: 5 ERA: 0.00 WHIP: 0.000			

Chicago Cubs @ Atlanta Braves  
Atlanta-Fulton County Stadium, Atlanta, GA  
Sun May 02 1982, 3:33 AM EDT  
Att: 19,494 - Sunny - 74 F

AB	37
R	10
H	12
RBI	10
BB	8
SO	10
LOB	23





Batter	1	2	3	4	5	6	7	8	9	AB	R	H	RBI	BB	SO	LOB	TOP				
<b>Bump Wills, S</b> OBP: 0.382, SLG: 0.442 (1, 4)	0-0 FC3-6 1B			0-3 K	0-0 1-3 3-H 2B		0-0 4-3		0-0 G3	5	0	2	1	0	1	1					
<b>Bob Molinaro, L</b> OBP: 0.297, SLG: 0.154 (1, 7)	0-0 FC3-6 1-2 G3-6-3			0-0 F9	0-0 5-3			0-0 P3		4	0	0	0	0	0	3					
<b>Bill Buckner, L</b> OBP: 0.305, SLG: 0.374 (1, 3)	0-0 G3-6-3 1-2			0-0 E 3B		0-0 4-3		0-0 2B		4	1	2	0	0	0	1					
<b>Keith Moreland, R</b> OBP: 0.406, SLG: 0.644 (1, 5)		0-0 5-3		0-0 E5 3-H		0-0 HR 1B		4-0 BB		3	1	1	0	1	0	0					
<b>Leon Durham, L</b> OBP: 0.386, SLG: 0.483 (1, 9)		0-0 P6		0-0 F8		0-0 HR		0-0 F9		4	1	1	2	0	0	3					
<b>Gary Woods, R</b> OBP: 0.385, SLG: 0.484 (1, 8)		0-0 6-3			0-0 F9 1B 2B	0-0 6-3		0-0 F9		4	1	1	0	0	0	2					
<b>Larry Bowa, S</b> OBP: 0.256, SLG: 0.244 (1, 6)			0-0 4-3		0-0 F7	0-0 F9			0-0 4-3	4	0	0	0	0	0	1					
<b>Jody Davis, R</b> OBP: 0.240, SLG: 0.227 (1, 2)			0-0 5-3		0-0 2B 1-2 1B		0-3 K		0-0 2B	4	0	2	0	0	1	0					
<b>Dickie Noles, R</b> OBP: 0.200, SLG: 0.267 (1, 1)			0-3 K		0-0 F9		0-3 K		0-0 F8	3	0	0	0	0	2	2					
<b>Willie Hernandez, L</b> (7, 1)										0	0	0	0	0	0	0					
<b>Lee Smith, R</b> (7, 1)										0	0	0	0	0	0	0					
<b>Allen Ripley, R</b> (7, 1)										0	0	0	0	0	0	0					
<b>Dan Briggs, L</b> OBP: 0.095, SLG: 0.095 (9, PH)					2-3					1	0	0	0	0	0	1					
<b>Inning Stats</b>	R: 0 E: 0 K: 0 S: 3	H: 1 LOB: 0 BB: 0 P: 3	R: 0 E: 0 K: 0 S: 3	H: 0 LOB: 0 BB: 0 P: 3	R: 0 E: 0 K: 1 S: 5	H: 0 LOB: 0 BB: 0 P: 5	R: 1 E: 1 K: 1 S: 7	H: 1 LOB: 1 BB: 0 P: 7	R: 1 E: 0 K: 0 S: 6	H: 3 LOB: 2 BB: 0 P: 6	R: 2 E: 0 K: 0 S: 5	H: 2 LOB: 0 BB: 0 P: 5	R: 0 E: 0 K: 2 S: 7	H: 0 LOB: 0 BB: 0 P: 7	R: 0 E: 0 K: 0 S: 4	H: 1 LOB: 2 BB: 1 P: 8	R: 0 E: 0 K: 0 S: 4	H: 1 LOB: 1 BB: 0 P: 4	1B: 4 2B: 3 3B: 1 HR: 1	SF: 0 SAC: 0 DP: 1 HBP: 0	WP: 0 PA: 37 PB: 0 SB: 0 CS: 0
<b>PITCHER</b>	IP	WLS	BF	H	R	ER	SO	BB	IBB	HBP	BLK	WP	HR	S	P	ERA	WHIP				
<b>Bob Forsch, R</b> ERA: 3.53 (1, 1)	6.0		25	7	4	3	2	0	0	0	0	0	1	29	29	4.50	1.167				
<b>Doug Bair, R</b> ERA: 0.77 (7, 1)	3.0	W	12	2	0	0	2	1	0	0	0	0	0	15	19	0.00	1.000				

Chicago Cubs @ St. Louis Cardinals  
Busch Stadium, St. Louis, MO  
Mon May 03 1982, 7:05 PM CDT  
Att: 14,521 - Unknown - 75 F



AB 36  
R 4  
H 9  
RBI 3  
BB 1  
SO 4  
LOB 14

Batter	1	2	3	4	5	6	7	8	9	AB	R	H	RBI	BB	SO	LOB	BOTTOM				
<b>Lonnie Smith, R</b> OBP: 0.390, SLG: 0.451 (1, 8)	0-0 BB SF8 1B				0-0 E 1B		0-0 FC6-4			4	3	3	0	0	0	2					
<b>Mike Ramsey, S</b> OBP: 0.333, SLG: 0.400 (8, 7)		0-0 1B								0	0	0	0	0	0	0					
<b>Ozzie Smith, S</b> OBP: 0.391, SLG: 0.471 (1, 6)	0-0 SF8 1-2 1B	0-0 G3			4-0 E 1-2 BB		0-0 1B 1-3	4-0 FC6-4 BB		3	2	2	0	2	0	1					
<b>Keith Hernandez, L</b> OBP: 0.431, SLG: 0.370 (1, 3)	4-0 1B 1-2 2-3 G3 BB		0-0 1-3		0-0 E3		0-0 1B 1-2 3-H	0-0 P6		4	2	1	1	1	0	2					
<b>George Hendrick, R</b> OBP: 0.338, SLG: 0.484 (1, 9)	0-0 SF8		0-0 G6-4-3		0-0 P6		0-3 K	0-3 K		3	0	1	1	0	1	4					
<b>Tito Landrum, R</b> OBP: 0.063, SLG: 0.063 (8, 9)	2-3 3-H		0-0 G6-4-3		0-0 L4		0-0 E S	0-0 FC6-4		1	0	0	0	0	1	1					
<b>Dane Iorg, L</b> OBP: 0.387, SLG: 0.346 (1, 7)	0-0 G3		0-0 G6-4-3		0-0 L4		0-0 E S	0-0 FC6-4		4	0	2	2	0	0	3					
<b>David Green, R</b> OBP: 0.333, SLG: 0.426 (7, PR)	1-3 3-H 1B						1-3 2-H HR 1B	1-2		1	1	0	0	0	0	1					
<b>Darrell Porter, L</b> OBP: 0.337, SLG: 0.470 (1, 2)	0-0 G3			0-0 F5		4-0 FC5-4 BB	0-0 HR			3	1	1	3	1	0	1					
<b>Ken Oberkfell, L</b> OBP: 0.308, SLG: 0.278 (1, 5)	0-0 4-3			0-0 F9		0-0 FC5-4 1-2	0-0 FC1-5 BB			4	0	1	0	0	0	2					
<b>Tom Herr, S</b> OBP: 0.301, SLG: 0.337 (1, 4)		0-0 4-3		0-3 K		0-0 4-3	4-0 FC1-5 BB			3	0	0	0	1	1	1					
<b>Bob Forsch, R</b> OBP: 0.333, SLG: 0.444 (1, 1)		0-0 4-3			0-0 F8		0-0 FC1-5			2	0	0	0	0	0	0					
<b>Steve Braun, L</b> OBP: 0.385, SLG: 0.318 (6, PH)							0-0 FC6-4			1	0	0	0	0	0	1					
<b>Doug Bair, R</b> (7, 1)							1-2 2-3			1	0	0	0	0	0	2					
<b>Inning Stats</b>	R: 3 E: 0 K: 0 S: 6	H: 3 LOB: 1 BB: 1 P: 10	R: 0 E: 0 K: 0 S: 4	H: 1 LOB: 1 BB: 0 P: 4	R: 0 E: 0 K: 1 S: 5	H: 0 LOB: 0 BB: 0 P: 5	R: 1 E: 1 K: 0 S: 5	H: 1 LOB: 2 BB: 1 P: 9	R: 0 E: 0 K: 0 S: 3	H: 0 LOB: 1 BB: 1 P: 7	R: 5 E: 0 K: 1 S: 10	H: 5 LOB: 2 BB: 1 P: 15	R: 0 E: 0 K: 1 S: 5	H: 0 LOB: 1 BB: 1 P: 9	1B: 10 2B: 0 3B: 0 HR: 1	SF: 1 SAC: 0 DP: 1 HBP: 1	WP: 0 PA: 41 PB: 0 SB: 2 CS: 0				
<b>PITCHER</b>	IP	WLS	BF	H	R	ER	SO	BB	IBB	HBP	BLK	WP	HR	S	P	ERA	WHIP				
<b>Dickie Noles, R</b> ERA: 4.23 (1, 1)	6.0	L	28	6	5	4	1	3	0	1	0	0	0	26	39	6.00	1.500				
<b>Willie Hernandez, L</b> ERA: 4.38 (7, 1)	0.0		2	2	0	0	0	0	0	0	1	0	0	2	2	-	-				
<b>Lee Smith, R</b> ERA: 2.63 (7, 1)	0.1		4	3	4	4	1	0	0	0	0	0	1	6	6	108.00	9.000				
<b>Allen Ripley, R</b> ERA: 11.88 (7, 1)	1.2		7	0	0	0	1	2	0	0	0	0	0	7	15	0.00	1.200				

Chicago Cubs @ St. Louis Cardinals  
Busch Stadium, St. Louis, MO  
Mon May 03 1982, 7:05 PM CDT  
Att: 14,521 - Unknown - 75 F



AB 34  
R 9  
H 11  
RBI 7  
BB 5  
SO 3  
LOB 21



Batter	1	2	3	4	5	6	7	8	9	AB	R	H	RBI	BB	SO	LOB	TOP								
Bump Willis, S (1,4) OBP: 0.368, SLG: 0.424	L3			4-3		G4-6-3		K		4	0	0	0	0	1	1	Chicago Cubs @ St. Louis Cardinals Busch Stadium, St. Louis, MO Tue May 04 1982, 7:05 PM CDT Att: 22,123 - Unknown - 80 F								
Larry Bowa, S (1,6) OBP: 0.245, SLG: 0.233	4-3			3-1		4-3		6-3		4	0	0	0	0	0	0									
Bill Buckner, L (1,3) OBP: 0.303, SLG: 0.369	4-3			L6				BB 3B 1B		4	1	1	0	0	0	0									
Keith Moreland, R (1,2)			F9		1B PB FC5-4 1B			F9		4	1	1	0	0	0	1									
Leon Durham, L (1,9)			6-3		FC5-4 1B			P6		4	0	1	0	0	1	1									
Gary Woods, R (1,8) OBP: 0.382, SLG: 0.469			5-3		FC5-4 4-3 S 1-2 3-H			3B BB		2	1	0	1	1	0	1									
Steve Henderson, R (1,7)			F9		4-3 1-3			WP 3B		3	1	1	2	0	0	1									
23 Ryne Sandberg, R (1,5) OBP: 0.211, SLG: 0.279			F9		K			6-3		2	0	0	0	0	1	1									
Bob Molinaro, L (7, PH) OBP: 0.250, SLG: 0.143			F9		K			6-3		1	0	0	0	0	0	0									
Bill Campbell, R (7, 1)			F9		K			6-3		0	0	0	0	0	0	0									
Fergie Jenkins, R (1, 1)			G3					K		1	0	0	0	0	0	0									
Dan Briggs, L (6, PH) OBP: 0.136, SLG: 0.136								K		1	0	1	0	0	0	0									
Dick Tidrow, R (6, 1)								K		0	0	0	0	0	0	0									
Willie Hernandez, L (6, 1)								K		0	0	0	0	0	0	0									
Junior Kennedy, R (7, 5) OBP: 0.154, SLG: 0.154								K		1	0	0	0	0	1	0									
<b>Inning Stats</b>	R: 0 E: 0 K: 0 S: 3	H: 0 LOB: 0 BB: 0 P: 3	R: 0 E: 0 K: 0 S: 3	H: 0 LOB: 0 BB: 0 P: 3	R: 0 E: 0 K: 0 S: 3	H: 0 LOB: 0 BB: 0 P: 3	R: 1 E: 0 K: 1 S: 7	H: 2 LOB: 1 BB: 0 P: 7	R: 0 E: 0 K: 0 S: 3	H: 1 LOB: 0 BB: 0 P: 3	R: 3 E: 0 K: 0 S: 5	H: 2 LOB: 0 BB: 1 P: 9	R: 0 E: 0 K: 2 S: 7	H: 0 LOB: 0 BB: 0 P: 7	R: 0 E: 0 K: 1 S: 5	H: 0 LOB: 0 BB: 0 P: 5	1B: 4 2B: 0 3B: 1 HR: 0	SF: 0 SAC: 0 DP: 1 HBP: 0	WP: 1 PB: 1 SB: 1 CS: 0	PA: 32					
<b>PITCHER</b>	IP	WLS	BF	H	R	ER	SO	BB	IBB	HBP	BLK	WP	HR	S	P	ERA	WHIP								
Joaquin Andujar, R (1, 1) ERA: 2.95	6.2	W	25	5	4	4	1	1	0	0	0	0	0	26	30	5.40	0.900								
Bruce Sutter, R (7, 1) ERA: 1.62	2.1	S	7	0	0	0	3	0	0	0	0	1	0	13	13	0.00	0.000								

Chicago Cubs @ St. Louis Cardinals  
Busch Stadium, St. Louis, MO  
Tue May 04 1982, 7:05 PM CDT  
Att: 22,123 - Unknown - 80 F

AB	31
R	4
H	5
RBI	3
BB	1
SO	4
LOB	6



Batter	1	2	3	4	5	6	7	8	9	AB	R	H	RBI	BB	SO	LOB	BOTTOM								
Lonnie Smith, R (1,8) OBP: 0.390, SLG: 0.472	6-3			S HR 1B		6-3		SF8		4	2	2	1	0	0	2	Chicago Cubs @ St. Louis Cardinals Busch Stadium, St. Louis, MO Tue May 04 1982, 7:05 PM CDT Att: 22,123 - Unknown - 80 F								
Ozzie Smith, S (1,6) OBP: 0.392, SLG: 0.477				K		SF9		1-3		3	0	1	1	1	1	1									
Keith Hernandez, L (1,3) OBP: 0.425, SLG: 0.396				K		4-3		G4-6-3 IBB		4	1	1	2	0	1	4									
George Hendrick, R (1,9) OBP: 0.333, SLG: 0.515				2-H HR		4-3		G4-6-3		4	1	1	1	0	1	1									
Tito Landrum, R (9, 9) OBP: 0.063, SLG: 0.063				K		HR		L4		0	0	0	0	0	0	0									
Dane Iorg, L (1, 7) OBP: 0.385, SLG: 0.364						4-3		4-3		3	0	1	0	0	0	0									
David Green, R (5, PR) OBP: 0.327, SLG: 0.418				F7		6-3		2B		1	0	0	0	0	0	0									
Darrell Porter, L (1, 2) OBP: 0.323, SLG: 0.448				4-3		3-1		F9		4	0	0	0	0	1	1									
Ken Oberkfell, L (1, 5) OBP: 0.372, SLG: 0.359				S BB		6-3		2B		3	2	3	0	1	0	0									
Tom Herr, S (1, 4) OBP: 0.316, SLG: 0.356				S BB		6-3		2B		3	1	2	0	1	0	1									
Joaquin Andujar, S (1, 1) OBP: 0.235, SLG: 0.235				S BB		3-1		SF8		3	0	1	1	0	0	3									
Bruce Sutter, R (7, 1)				4-3		3-1		SF8		0	0	0	1	0	0	0									
<b>Inning Stats</b>	R: 0 E: 0 K: 1 S: 6	H: 1 LOB: 1 BB: 0 P: 6	R: 0 E: 0 K: 0 S: 3	H: 0 LOB: 2 BB: 2 P: 11	R: 2 E: 0 K: 2 S: 9	H: 2 LOB: 0 BB: 0 P: 9	R: 0 E: 0 K: 0 S: 4	H: 1 LOB: 1 BB: 0 P: 4	R: 2 E: 0 K: 0 S: 6	H: 3 LOB: 1 BB: 0 P: 6	R: 1 E: 0 K: 0 S: 5	H: 3 LOB: 2 BB: 1 P: 9	R: 0 E: 0 K: 1 S: 5	H: 0 LOB: 0 BB: 0 P: 5	R: 2 E: 0 K: 0 S: 5	H: 2 LOB: 0 BB: 0 P: 5	1B: 5 2B: 4 3B: 1 HR: 2	SF: 3 SAC: 0 DP: 1 HBP: 0	WP: 0 PB: 0 SB: 4 CS: 0	PA: 38					
<b>PITCHER</b>	IP	WLS	BF	H	R	ER	SO	BB	IBB	HBP	BLK	WP	HR	S	P	ERA	WHIP								
Fergie Jenkins, R (1, 1) ERA: 3.0	5.0	L	24	7	4	4	3	2	0	0	0	0	0	4	8	27.00	9.000								
Dick Tidrow, R (6, 1) ERA: 4.38	0.1		5	3	1	1	0	0	1	0	0	0	0	1	1	0.00	0.000								
Willie Hernandez, L (6, 1) ERA: 4.15	0.2		1	0	0	0	0	0	0	0	0	0	0	1	1	0.00	0.000								
Bill Campbell, R (7, 1) ERA: 3.21	2.0		8	2	2	2	1	0	0	0	0	0	0	10	10	9.00	1.000								

Chicago Cubs @ St. Louis Cardinals  
Busch Stadium, St. Louis, MO  
Tue May 04 1982, 7:05 PM CDT  
Att: 22,123 - Unknown - 80 F

AB	32
R	7
H	12
RBI	7
BB	3
SO	4
LOB	13





Batter	1	2	3	4	5	6	7	8	9	AB	R	H	RBI	BB	SO	LOB	TOP																						
<b>Bump Wills, S</b> (1, 4) OBP: 0.353, SLG: 0.404	K			F8	6-3	G4-6-3			K	5	0	0	1	0	2	4																							
<b>Junior Kennedy, R</b> (1, 6) OBP: 0.294, SLG: 0.375 <b>Dan Briggs, L</b> (9, PH) OBP: 0.130, SLG: 0.130	6-3			1B	1B				K	3	2	2	1	1	0	0																							
<b>Bill Buckner, L</b> (1, 3) OBP: 0.316, SLG: 0.380	6-3			1B	1B				4-3	5	1	3	1	0	0	0																							
<b>Keith Moreland, R</b> (1, 5) OBP: 0.404, SLG: 0.622				1B	1B					4	1	2	1	0	0	2																							
<b>Leon Durham, L</b> (1, 9) OBP: 0.385, SLG: 0.474				1B	1B					4	0	2	1	0	0	2																							
<b>Gary Woods, R</b> (1, 8) OBP: 0.375, SLG: 0.456	K			1B						4	0	1	0	0	1	2																							
<b>Steve Henderson, R</b> (1, 7) OBP: 0.328, SLG: 0.393				6-3					1-3	3	1	1	0	0	0	0																							
<b>Jody Davis, R</b> (1, 2) OBP: 0.241, SLG: 0.231				K					6-3	4	1	1	0	0	2	2																							
<b>Doug Bird, R</b> (1, 1) OBP: 0.100, SLG: 0.100 <b>Tye Walford, R</b> (5, PH) OBP: 0.300, SLG: 0.222 <b>Dick Tidrow, R</b> (5, 1) OBP: 0.240, SLG: 0.143 <b>Bob Molinaro, L</b> (6, PH) OBP: 0.240, SLG: 0.143 <b>Willie Hernandez, L</b> (6, 1) OBP: 0.270, SLG: 0.443 <b>Jerry Morales, R</b> (6, PH) OBP: 0.310, SLG: 0.443 <b>Lee Smith, R</b> (8, 1)				P4					6-3	1	0	0	0	0	0	0																							
<b>Inning Stats</b>	R: 0 E: 0 K: 1 S: 5	H: 0 LOB: 0 BB: 0 P: 5	R: 0 E: 0 K: 1 S: 5	H: 0 LOB: 0 BB: 0 P: 5	R: 0 E: 0 K: 1 S: 5	H: 0 LOB: 0 BB: 0 P: 5	R: 3 E: 0 K: 0 S: 6	H: 4 LOB: 0 BB: 0 P: 6	R: 3 E: 0 K: 0 S: 8	H: 5 LOB: 2 BB: 1 P: 8	R: 0 E: 1 K: 1 S: 6	H: 1 LOB: 2 BB: 1 P: 10	R: 0 E: 0 K: 0 S: 4	H: 2 LOB: 2 BB: 1 P: 8	R: 0 E: 0 K: 0 S: 3	H: 0 LOB: 0 BB: 0 P: 3	R: 0 E: 0 K: 2 S: 7	H: 0 LOB: 0 BB: 0 P: 7	1B: 11 2B: 0 3B: 1 HR: 0	SF: 0 SAC: 2 DP: 1 HBP: 0	WP: 1 PB: 0 SB: 0 CS: 0	PA: 39																	
<b>PITCHER</b>	IP	WLS	BF	H	R	ER	SO	BB	IBB	HBP	BLK	WP	HR	S	P	ERA	WHIP	<b>PITCHER</b>					IP	WLS	BF	H	R	ER	SO	BB	IBB	HBP	BLK	WP	HR	S	P	ERA	WHIP
<b>Andy Rincon, R</b> (1, 1) ERA: 5.22	4.0		17	6	5	5	3	0	0	0	0	1	0	23	23	11.25	1.500																						
<b>Dave LaPoint, L</b> (5, 1) ERA: 5.54	1.0		8	4	1	1	0	0	0	0	0	0	0	8	8	9.00	4.000																						
<b>Doug Bair, R</b> (6, 1) ERA: 0.61	3.0	W	11	2	0	0	1	2	0	0	0	0	0	11	19	0.00	1.333																						
<b>Bruce Sutter, R</b> (9, 1) ERA: 1.53	1.0	S	3	0	0	0	2	0	0	0	0	0	0	7	7	0.00	0.000																						

**Chicago Cubs @ St. Louis Cardinals**  
 Busch Stadium, St. Louis, MO  
 Wed May 05 1982, 3:33 AM CDT  
 Att: 22,528 - Sunny - 88 F

AB 35  
 R 6  
 H 12  
 RBI 5  
 BB 2  
 SO 6  
 LOB 12



Batter	1	2	3	4	5	6	7	8	9	AB	R	H	RBI	BB	SO	LOB	BOTTOM																						
<b>Lonnie Smith, R</b> (1, 8) OBP: 0.402, SLG: 0.491	F7			CS						4	0	3	1	0	0	0																							
<b>Ozzie Smith, S</b> (1, 6) OBP: 0.386, SLG: 0.478	1-3			CS					L7	4	1	1	0	0	0	2																							
<b>Keith Hernandez, L</b> (1, 3) OBP: 0.419, SLG: 0.390	F7			F9					F8	4	1	1	0	0	0	1																							
<b>George Hendrick, R</b> (1, 9) OBP: 0.354, SLG: 0.614				HR					6-3	4	2	3	3	0	0	1																							
<b>Dane Iorg, L</b> (1, 7) OBP: 0.397, SLG: 0.379 <b>David Green, R</b> (7, 8) OBP: 0.321, SLG: 0.411				1B					HR	3	1	2	1	0	0	1																							
<b>Darrell Porter, L</b> (1, 2) OBP: 0.311, SLG: 0.429				4-3					F8	1	0	0	0	0	0	0																							
<b>Ken Oberkfell, L</b> (1, 5) OBP: 0.383, SLG: 0.372				1B					F9	4	0	0	0	0	0	2																							
<b>Tom Herr, S</b> (1, 4) OBP: 0.314, SLG: 0.352				G3					4-3	4	0	2	1	0	0	0																							
<b>Andy Rincon, R</b> (1, 1) OBP: 0.111, SLG: 0.111 <b>Dave LaPoint, L</b> (5, 1) ERA: 4.73 <b>Doug Bair, R</b> (6, 1) ERA: 0.61 <b>Steve Braun, L</b> (8, PH) OBP: 0.370, SLG: 0.304 <b>Bruce Sutter, R</b> (9, 1) ERA: 1.53				4-3					1B	4	1	1	0	0	1	2																							
<b>Inning Stats</b>	R: 0 E: 0 K: 0 S: 3	H: 0 LOB: 0 BB: 0 P: 3	R: 2 E: 0 K: 0 S: 6	H: 3 LOB: 1 BB: 0 P: 6	R: 1 E: 0 K: 0 S: 5	H: 3 LOB: 1 BB: 0 P: 5	R: 2 E: 1 K: 0 S: 5	H: 3 LOB: 0 BB: 0 P: 5	R: 1 E: 0 K: 0 S: 5	H: 2 LOB: 1 BB: 0 P: 5	R: 0 E: 0 K: 0 S: 4	H: 2 LOB: 2 BB: 0 P: 5	R: 1 E: 0 K: 0 S: 4	H: 1 LOB: 0 BB: 0 P: 4	R: 0 E: 0 K: 1 S: 5	H: 0 LOB: 0 BB: 0 P: 5	R: 0 E: 0 K: 1 S: 5	H: 0 LOB: 0 BB: 0 P: 5	1B: 10 2B: 2 3B: 0 HR: 2	SF: 0 SAC: 1 DP: 0 HBP: 0	WP: 0 PB: 0 SB: 1 CS: 1	PA: 37																	
<b>PITCHER</b>	IP	WLS	BF	H	R	ER	SO	BB	IBB	HBP	BLK	WP	HR	S	P	ERA	WHIP	<b>PITCHER</b>					IP	WLS	BF	H	R	ER	SO	BB	IBB	HBP	BLK	WP	HR	S	P	ERA	WHIP
<b>Doug Bird, R</b> (1, 1) ERA: 3.78	4.0		19	9	5	4	0	0	0	0	0	0	0	19	19	9.00	2.250																						
<b>Dick Tidrow, R</b> (5, 1) ERA: 4.73	1.0		5	2	1	1	0	0	0	0	0	0	0	5	5	9.00	2.000																						
<b>Willie Hernandez, L</b> (6, 1) ERA: 4.2	2.0	L	9	3	1	1	0	0	0	0	0	0	1	9	9	4.50	1.500																						
<b>Lee Smith, R</b> (8, 1) ERA: 2.45	1.0		3	0	0	0	1	0	0	0	0	0	0	5	5	0.00	0.000																						

**Chicago Cubs @ St. Louis Cardinals**  
 Busch Stadium, St. Louis, MO  
 Wed May 05 1982, 3:33 AM CDT  
 Att: 22,528 - Sunny - 88 F

AB 35  
 R 7  
 H 14  
 RBI 7  
 BB 0  
 SO 1  
 LOB 10





Batter	1	2	3	4	5	6	7	8	9	AB	R	H	RBI	BB	SO	LOB	TOP
Terry Puhl, L OBP: 0.342, SLG: 0.416 (1, 8)	F8		G3			4-1		1B G4-6-3	4-1	5	1	1	2	0	0	2	
Danny Heep, L OBP: 0.333, SLG: 0.357 (1, 9)	G3			1-3		4-3		1B G4-6-3		4	0	1	1	0	0	0	
Ray Knight, R Dickie Thon, R OBP: 0.283, SLG: 0.291 (1, 5) (8, 5)	F9						F8 G4-6-3	G4-6-3		4	0	2	0	0	0	1	
Jose Cruz, L Randy Moffitt, R OBP: 0.336, SLG: 0.438 (8, 1) (8, 1)		6-3		G4-6-3			BB	F8		3	0	0	0	1	0	1	
Alan Ashby, S Alan Knicely, R OBP: 0.333, SLG: 0.466 OBP: 0.235, SLG: 0.200 (1, 2) (5, 2)	K				P5		F8		1B	2	0	0	0	0	1	0	
Art Howe, R OBP: 0.315, SLG: 0.347 (1, 3)	K				L5		G4-6-3		BB	3	1	1	0	1	1	0	
Phil Garner, R OBP: 0.314, SLG: 0.414 (1, 4)					5-3		G4-6-3			4	0	2	1	0	0	3	
Craig Reynolds, L OBP: 0.500, SLG: 0.600 (1, 6)								1B		4	2	3	0	0	0	1	
Nolan Ryan, R Michael Lacoss, R Tony Scott, S Frank LaCorte, R Denny Walling, L Scott Locks, R OBP: 0.315, SLG: 0.554 OBP: 0.288, SLG: 0.341 OBP: 0.391, SLG: 0.185 OBP: 0.391, SLG: 0.185 (1, 1) (3, 1) (6, PH) (8, 1) (8, PH) (8, 8)										1	0	0	0	0	1	1	
<b>Inning Stats</b>	R: 0 E: 0 K: 0 S: 3	H: 0 LOB: 0 BB: 3	R: 0 E: 0 K: 2 S: 7	H: 0 LOB: 0 BB: 0 P: 7	R: 0 E: 0 K: 1 S: 6	H: 1 LOB: 1 BB: 0 P: 6	R: 0 E: 0 K: 0 S: 3	H: 1 LOB: 0 BB: 0 P: 3	R: 0 E: 0 K: 0 S: 3	H: 1 LOB: 2 BB: 2 P: 11	R: 3 E: 0 K: 0 S: 6	H: 4 LOB: 0 BB: 0 P: 6	R: 2 E: 0 K: 0 S: 5	H: 3 LOB: 1 BB: 1 P: 9	1B: 8 2B: 2 3B: 1 HR: 0	SF: 0 SAC: 0 DP: 4 HBP: 0	WP: 0 PA: 37 PB: 0 SB: 0 CS: 0
<b>PITCHER</b>	IP WLS BF H R ER SO BB IBB HBP BLK WP HR S P ERA WHIP																
Randy Martz, R ERA: 1.98 (1, 1)	7.0 W 25 4 1 1 3 2 0 0 0 0 0 0 29 37 1.29 0.857																
Dan Larson, R ERA: 7.23 (8, 1)	0.0 4 4 3 3 0 0 0 0 0 0 0 0 4 4 ∞ ∞																
Allen Ripley, R ERA: 11.32 (8, 1)	2.0 8 3 2 2 0 1 0 0 0 0 0 0 7 11 9.00 2.000																

Houston Astros @ Chicago Cubs  
Wrigley Field, Chicago, IL  
Fri May 07 1982, 3:33 AM CDT  
Att: 6,404 - Sunny - 56 F

AB	34
R	6
H	11
RBI	4
BB	3
SO	3
LOB	14



Batter	1	2	3	4	5	6	7	8	9	AB	R	H	RBI	BB	SO	LOB	BOTTOM		
Steve Henderson, R Gary Woods, R OBP: 0.338, SLG: 0.391 OBP: 0.370, SLG: 0.449 (1, 7) (7, 7)	1B HR	K				P4	K			3	1	1	1	1	1	1			
Bump Willis, S OBP: 0.355, SLG: 0.404 (1, 4)	K					1B HR		F7		5	2	2	0	0	1	2			
Bill Buckner, L Dan Briggs, L OBP: 0.319, SLG: 0.381 OBP: 0.130, SLG: 0.130 (1, 3) (9, 3)	HR		F7	F8		HR		4-3		5	2	2	0	0	0	1			
Keith Moreland, R OBP: 0.413, SLG: 0.680 (1, 9)	HR		F9	F9		HR		P4		5	3	3	7	0	0	0			
Leon Durham, L OBP: 0.389, SLG: 0.470 (1, 8)	G3		2B 1B	F7		BB				3	1	1	0	1	0	0			
Jody Davis, R OBP: 0.242, SLG: 0.207 (1, 2)	F7		F9			BB				3	0	0	0	1	0	2			
Junior Kennedy, R OBP: 0.286, SLG: 0.350 (1, 6)		K	2B 1B			F7				4	1	1	1	0	1	2			
23 Ryne Sandberg, R OBP: 0.213, SLG: 0.278 (1, 5)		K	2B 1B			F7		K		4	1	1	0	0	2	0			
Randy Martz, L Hector Cruz, R OBP: 0.500, SLG: 0.571 (7, PH) (8, 1)						K		K		3	1	2	3	0	1	0			
Dan Larson, R Allen Ripley, R OBP: 0.222, SLG: 0.222 (8, 1) (8, 1)			1B							0	0	0	0	0	0	0			
<b>Inning Stats</b>	R: 3 E: 0 K: 1 S: 7	H: 2 LOB: 1 BB: 1 P: 11	R: 0 E: 0 K: 3 S: 10	H: 1 LOB: 0 BB: 0 P: 10	R: 6 E: 0 K: 0 S: 10	H: 7 LOB: 1 BB: 0 P: 10	R: 0 E: 0 K: 0 S: 3	H: 0 LOB: 0 BB: 0 P: 3	R: 0 E: 0 K: 0 S: 3	H: 0 LOB: 0 BB: 0 P: 3	R: 3 E: 0 K: 1 S: 8	H: 3 LOB: 2 BB: 2 P: 16	R: 0 E: 0 K: 3 S: 9	H: 0 LOB: 0 BB: 0 P: 9	R: 0 E: 0 K: 0 S: 3	H: 0 LOB: 0 BB: 0 P: 3	1B: 10 2B: 1 3B: 0 HR: 2	SF: 0 SAC: 0 DP: 0 HBP: 0	WP: 0 PA: 40 PB: 0 SB: 2 CS: 0
<b>PITCHER</b>	IP WLS BF H R ER SO BB IBB HBP BLK WP HR S P ERA WHIP																		
Nolan Ryan, R ERA: 6.92 (1, 1)	2.2 L 18 9 9 0 0 0 0 0 0 0 0 0 8 8 0.00 0.429																		
Michael LaCoss, R ERA: 3.39 (3, 1)	2.1 8 1 0 0 0 0 0 0 0 0 0 0 8 8 0.00 0.429																		
Frank LaCorte, R ERA: 6.28 (6, 1)	2.0 11 3 3 3 4 2 0 0 0 0 0 1 17 25 13.50 2.500																		
Randy Moffitt, R ERA: 3.24 (8, 1)	1.0 3 0 0 0 0 0 0 0 0 0 0 0 3 3 0.00 0.000																		

Houston Astros @ Chicago Cubs  
Wrigley Field, Chicago, IL  
Fri May 07 1982, 3:33 AM CDT  
Att: 6,404 - Sunny - 56 F

AB	37
R	12
H	13
RBI	12
BB	3
SO	8
LOB	8





Batter	1	2	3	4	5	6	7	8	9	AB	R	H	RBI	BB	SO	LOB	TOP								
Denny Walling, L OBP: 0.375, SLG: 0.200 Randy Moffitt, R (8, 1)	G3		E8		FC4-6			FC6		3	0	1	0	1	0	1	Houston Astros @ Chicago Cubs Wrigley Field, Chicago, IL Sat May 08 1982, 3:33 AM CDT Att: 22,151 - Sunny - 57 F								
Terry Puhl, L OBP: 0.331, SLG: 0.400 (1, 9)	P6		F7		FC4-6			F8		4	0	0	0	0	0	5									
Ray Knight, R OBP: 0.339, SLG: 0.418 (1, 5)	1B		FC4				6-3	SF9		3	0	1	1	0	0	2									
Jose Cruz, L OBP: 0.325, SLG: 0.422 (1, 7)	P4				F8		F9	FC6		4	0	0	0	0	0	2									
Alan Ashby, S OBP: 0.340, SLG: 0.462 (1, 2)		G5-4-3		2B			F8			3	1	1	0	1	0	0									
Art Howe, R OBP: 0.304, SLG: 0.333 (1, 3)		G5-4-3		F9						4	0	0	0	0	0	2									
Phil Garner, R OBP: 0.320, SLG: 0.426 (1, 4)		F9		2B			F8			4	0	2	1	0	1	0									
Craig Reynolds, L OBP: 0.455, SLG: 0.526 (1, 6)					F8		4-3			4	0	1	0	0	0	1									
Joe Niekro, R OBP: 0.099, SLG: 0.118 Tony Scott, S OBP: 0.298, SLG: 0.349 (8, PH) (8, 8)			SH3-4					F8		1	0	0	0	0	1	0									
										1	1	1	0	0	0	0									
<b>Inning Stats</b>	R: 0 E: 0 K: 0 S: 4	H: 1 LOB: 1 BB: 0 P: 4	R: 0 E: 0 K: 0 S: 2	H: 0 LOB: 0 BB: 1 P: 6	R: 0 E: 1 K: 0 S: 5	H: 1 LOB: 2 BB: 0 P: 5	R: 1 E: 0 K: 0 S: 4	H: 2 LOB: 1 BB: 0 P: 4	R: 0 E: 0 K: 1 S: 6	H: 1 LOB: 1 BB: 0 P: 6	R: 0 E: 0 K: 1 S: 5	H: 0 LOB: 0 BB: 0 P: 5	R: 0 E: 0 K: 1 S: 5	H: 0 LOB: 0 BB: 0 P: 5	R: 1 E: 0 K: 0 S: 4	H: 1 LOB: 1 BB: 1 P: 8	R: 0 E: 0 K: 0 S: 4	H: 1 LOB: 1 BB: 0 P: 4	1B: 6 2B: 1 3B: 0 HR: 0	SF: 1 SAC: 1 DP: 1 HBP: 0	WP: 0 PB: 0 SB: 0 CS: 0	PA: 35			
<b>PITCHER</b>	IP	WLS	BF	H	R	ER	SO	BB	IBB	HBP	BLK	WP	HR	S	P	ERA	WHIP								
Dickie Noles, R ERA: 3.97 Willie Hernandez, L ERA: 4.11 Bill Campbell, R ERA: 2.87	(1, 1)	7.0	W	28	6	2	2	2	0	0	0	0	0	30	38	2.57	1.143								
	(8, 1)	0.1		1	0	0	0	0	0	0	0	0	0	1	1	0.00	0.000								
	(8, 1)	1.2	S	6	1	0	0	0	0	0	0	0	0	6	6	0.00	0.600								

AB	31
R	2
H	7
RBI	2
BB	2
SO	2
LOB	13

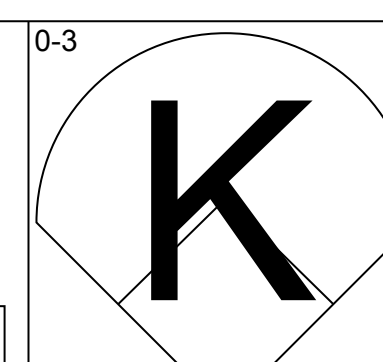
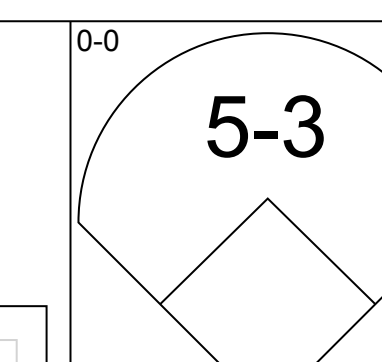
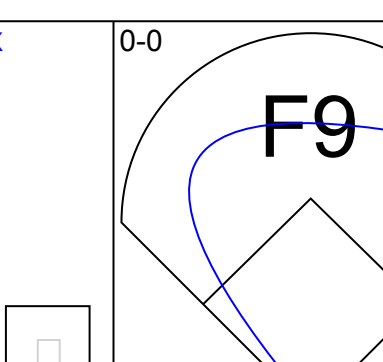
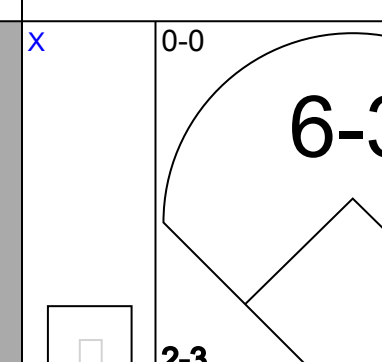
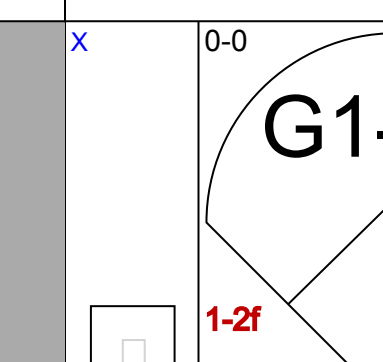
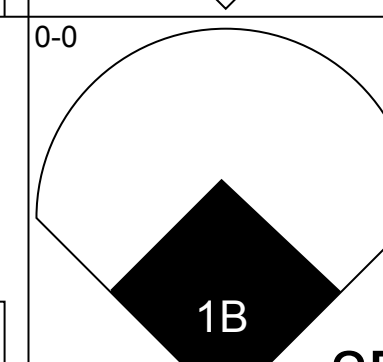
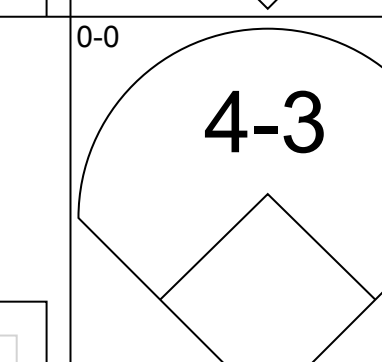
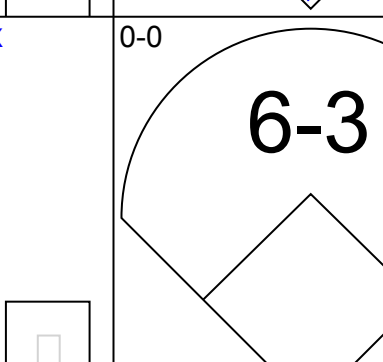
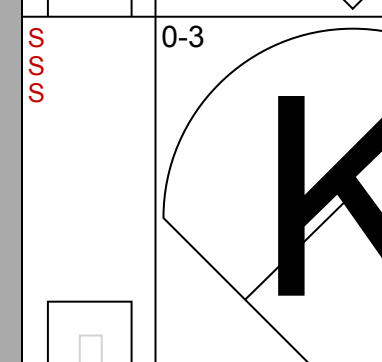
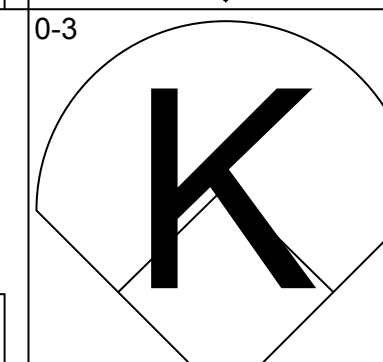
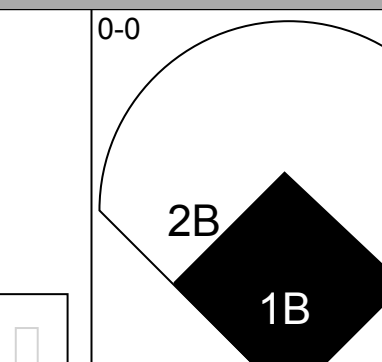
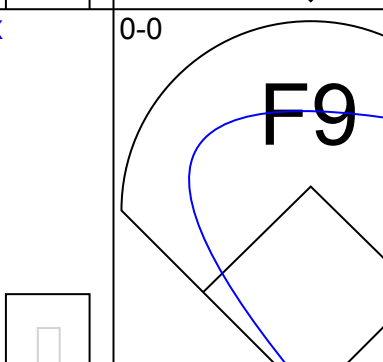
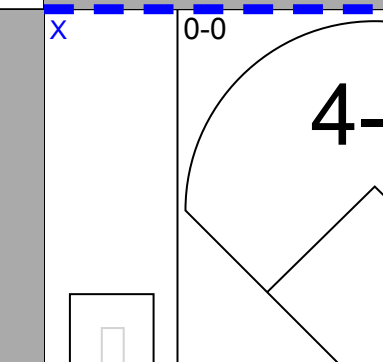
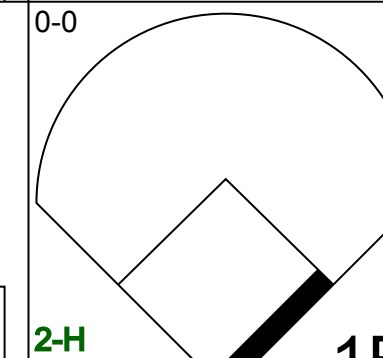
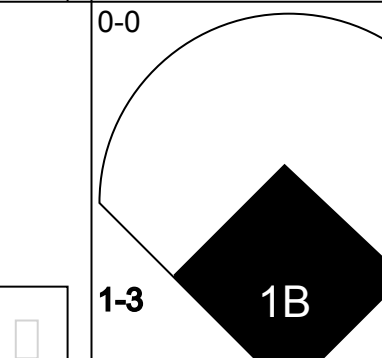

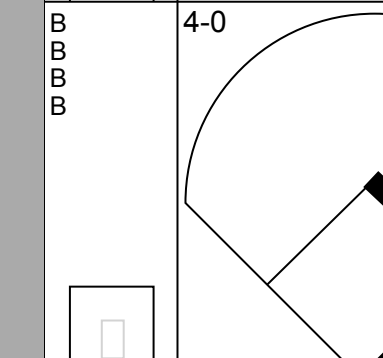
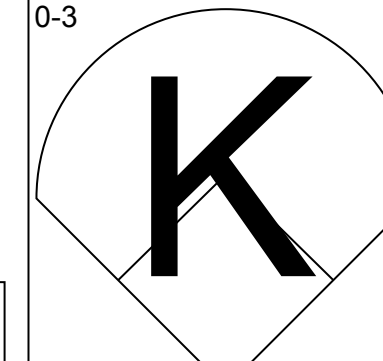
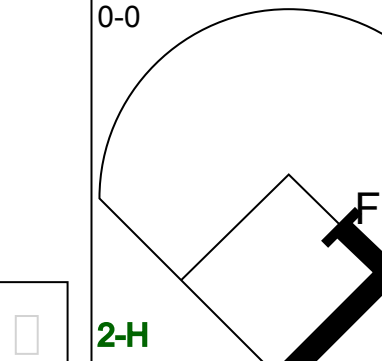

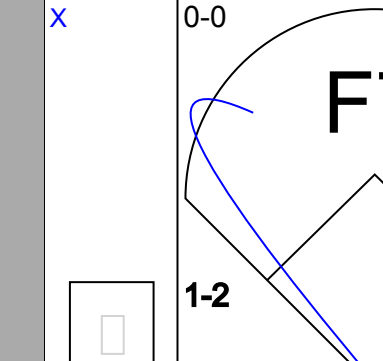
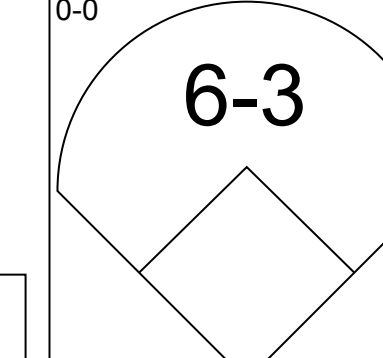
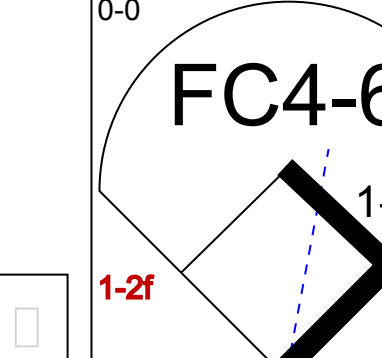

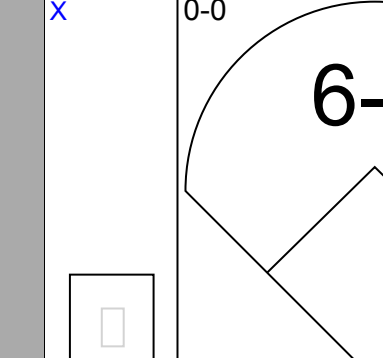
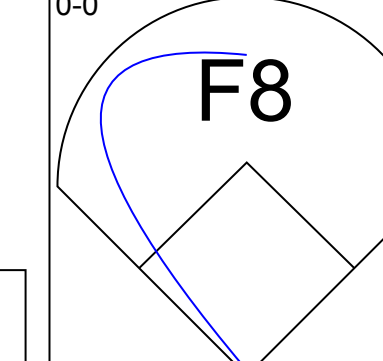
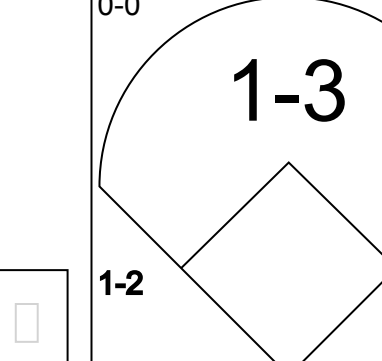

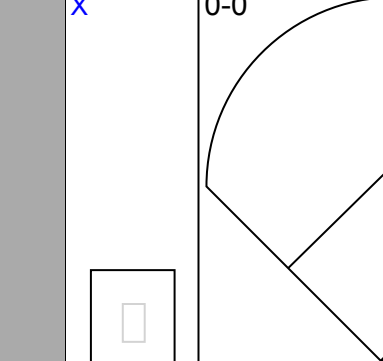
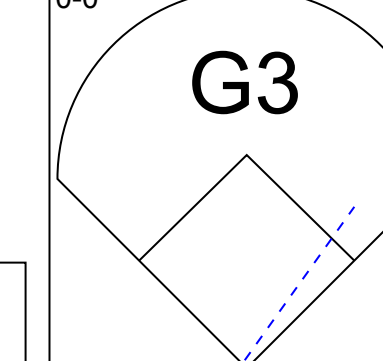
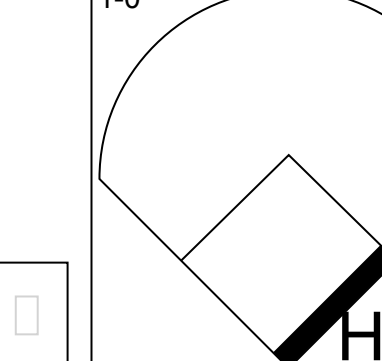
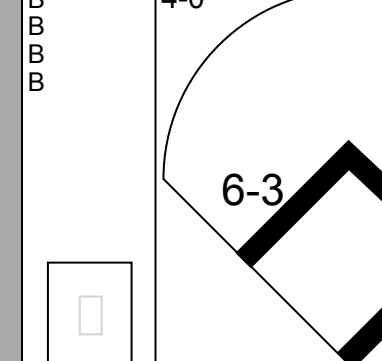
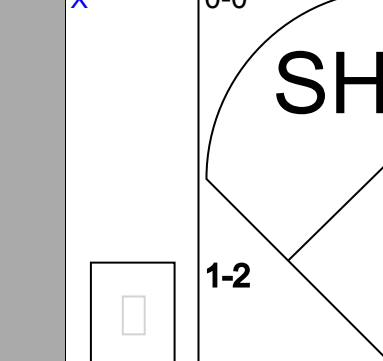
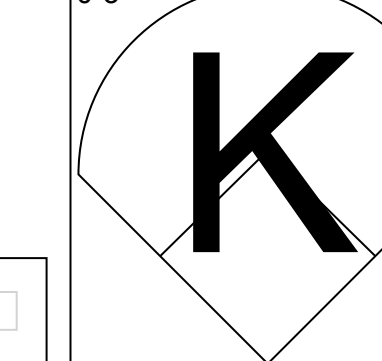
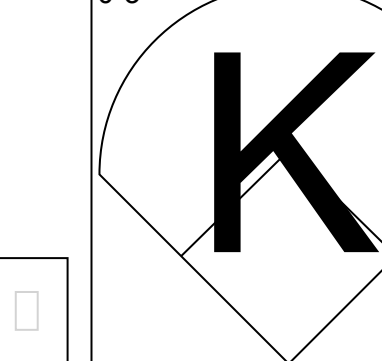
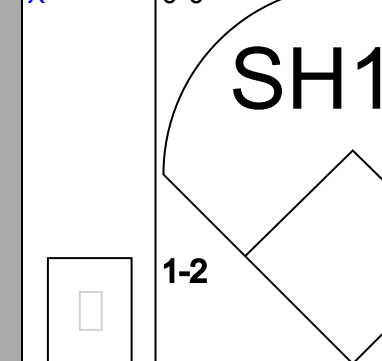
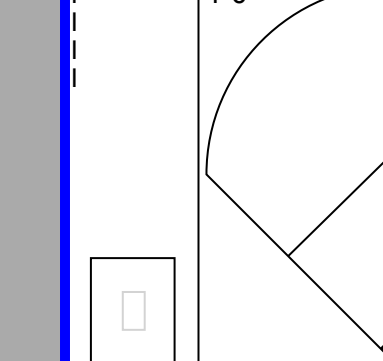


Batter	1	2	3	4	5	6	7	8	9	AB	R	H	RBI	BB	SO	LOB	BOTTOM								
Steve Henderson, R OBP: 0.333, SLG: 0.373 Gary Woods, R OBP: 0.370, SLG: 0.449 (8, 7)	5-3	1B		5-3			K2-3			3	0	0	0	1	1	0	Houston Astros @ Chicago Cubs Wrigley Field, Chicago, IL Sat May 08 1982, 3:33 AM CDT Att: 22,151 - Sunny - 57 F								
Bump Willis, S OBP: 0.359, SLG: 0.407 (1, 4)	WP				P1			K		4	1	2	1	0	1	0									
Bill Buckner, L OBP: 0.309, SLG: 0.368 (1, 3)	K				K2-3			F9		4	0	0	0	0	2	3									
Keith Moreland, R OBP: 0.416, SLG: 0.673 Tye Wailer, R OBP: 0.300, SLG: 0.222 Jerry Morales, R OBP: 0.273, SLG: 0.483 (9, 8)					K					4	0	2	1	0	2	0									
Leon Durham, L OBP: 0.376, SLG: 0.452 (9, 9)	G1				K			1B		0	0	0	0	0	0	0									
Jody Davis, R OBP: 0.222, SLG: 0.188 (1, 2)					F8			F8		4	0	0	0	0	0	2									
Junior Kennedy, R OBP: 0.250, SLG: 0.304 (1, 6)					F8			K2-3		3	0	0	0	0	1	0									
23 Ryne Sandberg, R OBP: 0.227, SLG: 0.290 (1, 5)					E5			L5		3	1	0	0	0	0	1									
Dickie Noles, R OBP: 0.167, SLG: 0.235 Willie Hernandez, L Bill Campbell, R	(1, 1)	7.0	L	28	5	3	1	0	0	0	0	0	0	0	0	0	Houston Astros @ Chicago Cubs Wrigley Field, Chicago, IL Sat May 08 1982, 3:33 AM CDT Att: 22,151 - Sunny - 57 F								
	(8, 1)	1.0		4	1	0	0	1	0	0	0	0	0	0	0	0									
<b>Inning Stats</b>	R: 1 E: 0 K: 1 S: 7	H: 2 LOB: 1 BB: 0 P: 7	R: 2 E: 1 K: 0 S: 6	H: 2 LOB: 2 BB: 1 P: 10	R: 0 E: 1 K: 1 S: 6	H: 0 LOB: 1 BB: 0 P: 6	R: 0 E: 0 K: 0 S: 3	H: 0 LOB: 0 BB: 0 P: 3	R: 0 E: 0 K: 2 S: 7	H: 0 LOB: 0 BB: 0 P: 7	R: 0 E: 0 K: 1 S: 5	H: 0 LOB: 0 BB: 0 P: 5	R: 0 E: 0 K: 1 S: 5	H: 1 LOB: 0 BB: 0 P: 5	R: 0 E: 0 K: 1 S: 6	H: 1 LOB: 1 BB: 0 P: 6	R: 0 E: 0 K: 1 S: 6	H: 1 LOB: 1 BB: 0 P: 6	1B: 6 2B: 0 3B: 0 HR: 0	SF: 1 SAC: 0 DP: 1 HBP: 0	WP: 1 PB: 0 SB: 2 CS: 0	PA: 32			
<b>PITCHER</b>	IP	WLS	BF	H	R	ER	SO	BB	IBB	HBP	BLK	WP	HR	S	P	ERA	WHIP								
Joe Niekro, R ERA: 2.84 Randy Moffitt, R ERA: 2.89	(1, 1)	7.0		28	5	3	1	0	0	0	0	0	0	39	43	1.29	0.857								
	(8, 1)	1.0		4	1	0	0	1	0	0	0	0	0	6	6	0.00	1.000								

AB	30
R	3
H	6
RBI	3
BB	1
SO	7
LOB	7



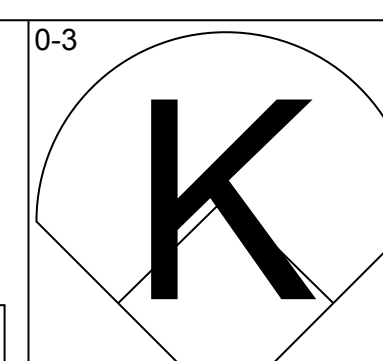
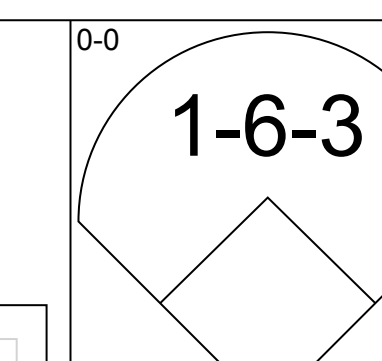
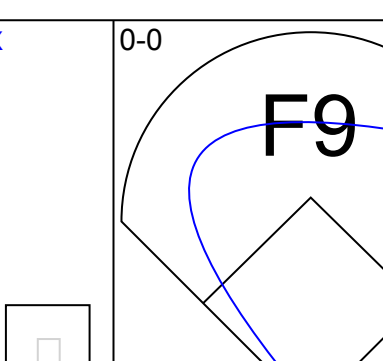
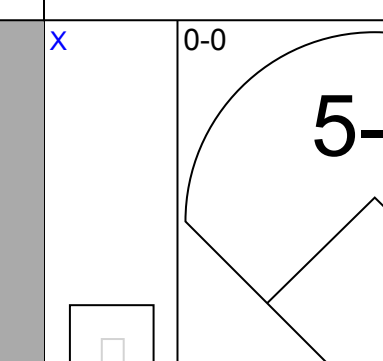
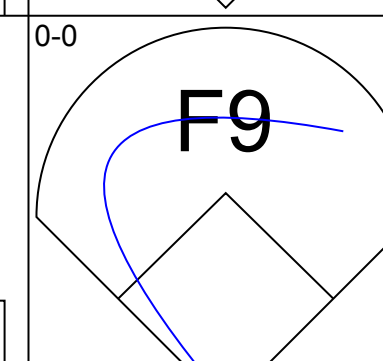
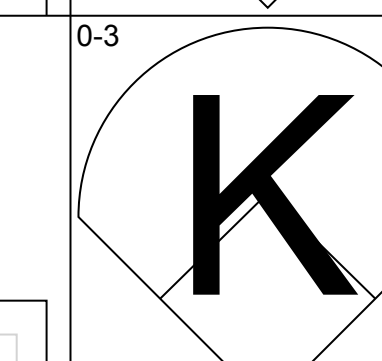
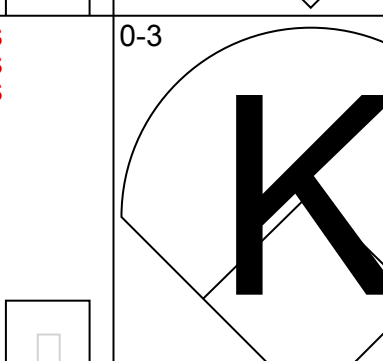
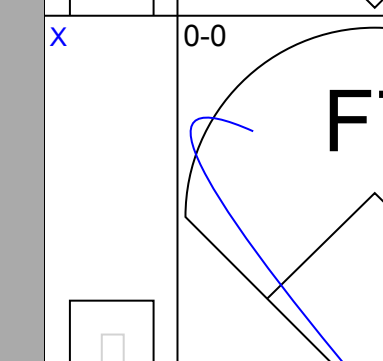
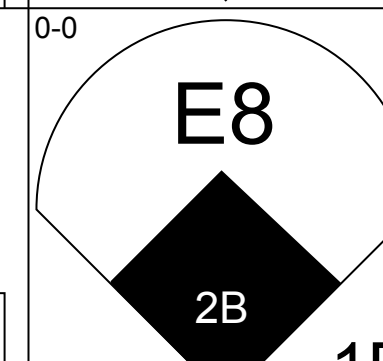
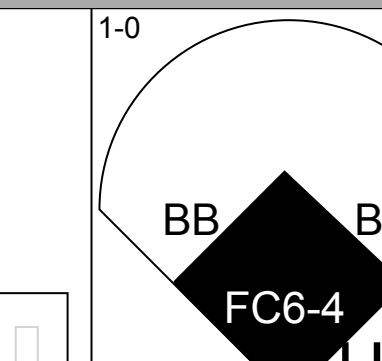
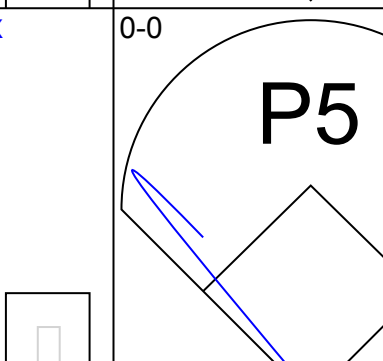
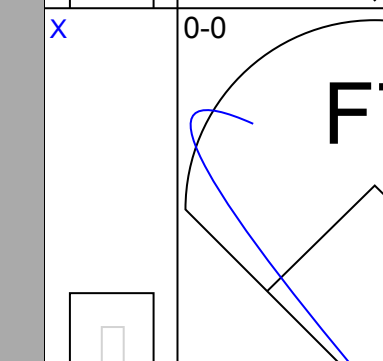
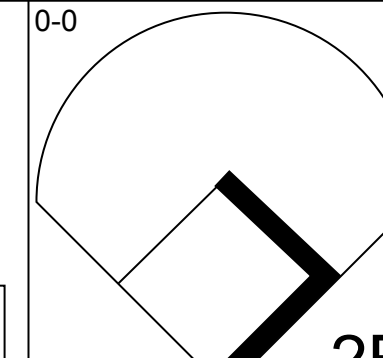
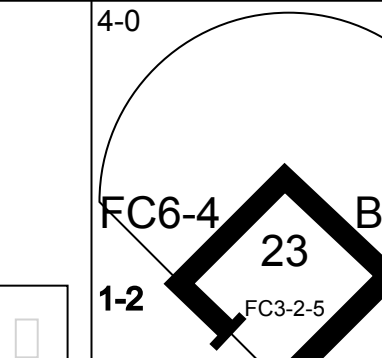
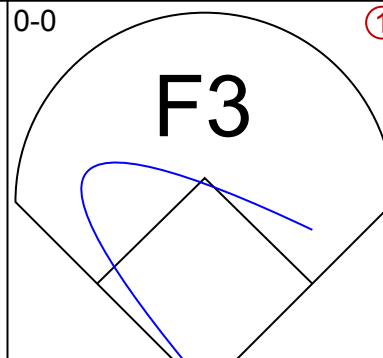
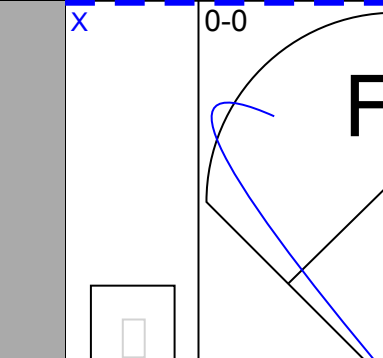
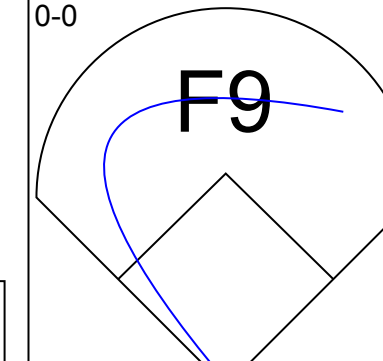
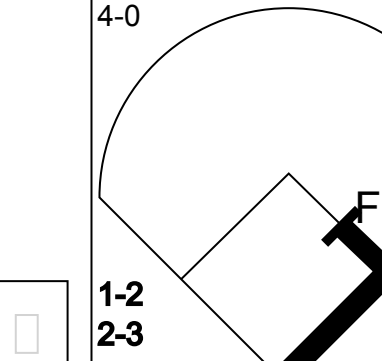
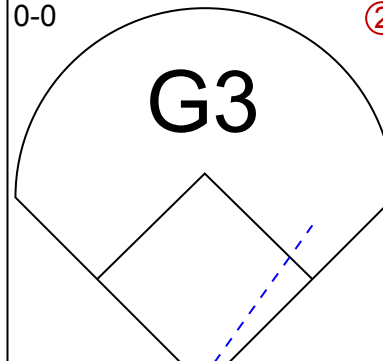
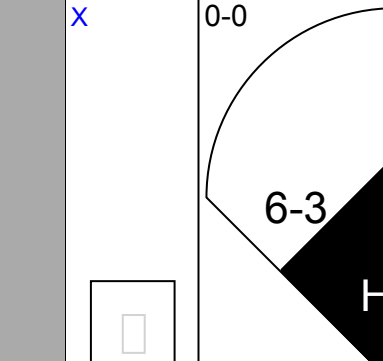
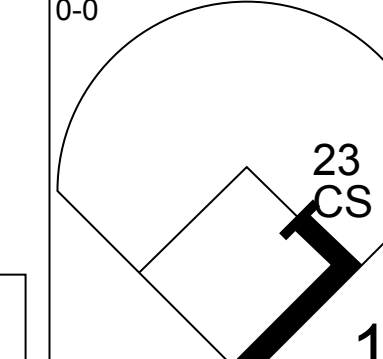
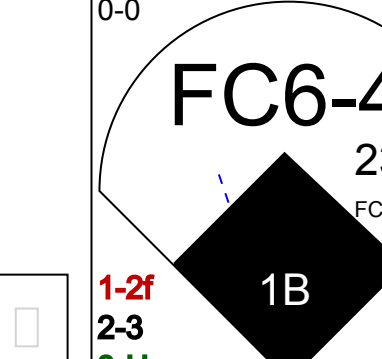
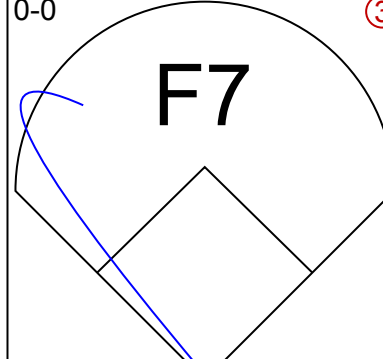
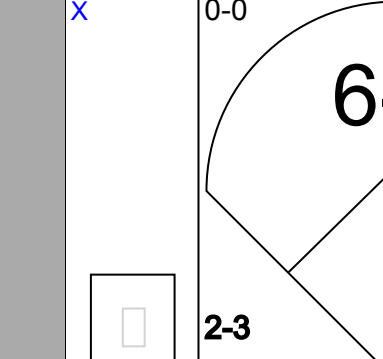
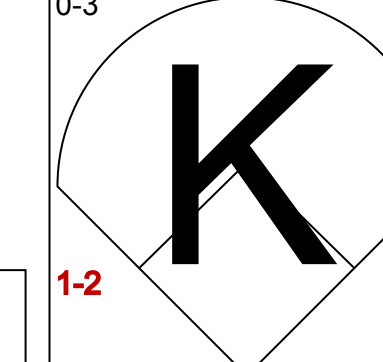
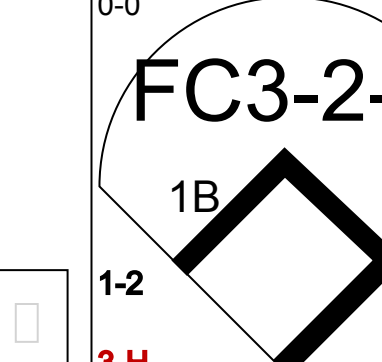
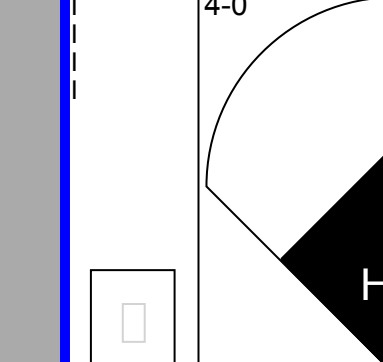
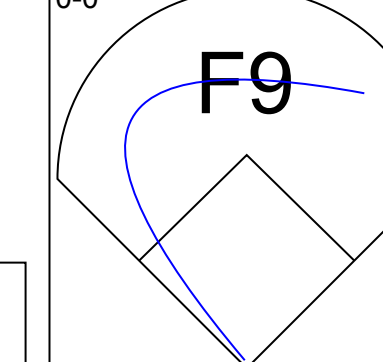
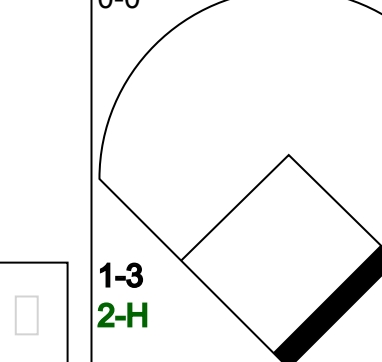
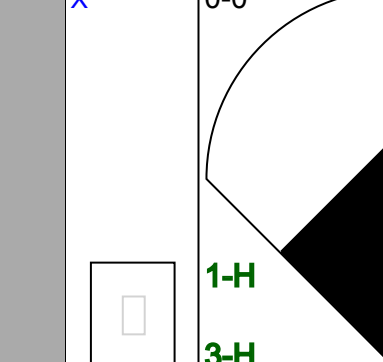

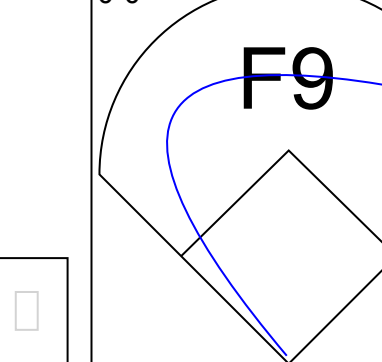
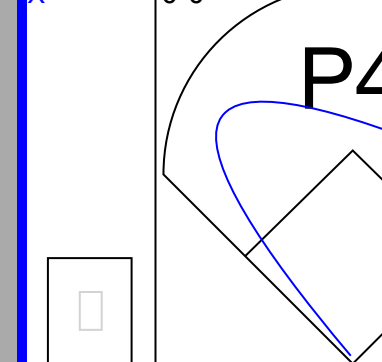



Batter	1	2	3	4	5	6	7	8	9	AB	R	H	RBI	BB	SO	LOB	TOP		
Terry Puhl, L OBP: 0.317, SLG: 0.382 (1, 9)										5	0	0	0	0	1	3			
Tony Scott, S OBP: 0.295, SLG: 0.356 (1, 8)										4	1	1	0	0	1	1			
Ray Knight, R OBP: 0.336, SLG: 0.412 (1, 5)										4	1	1	0	0	1	1			
Jose Cruz, L OBP: 0.339, SLG: 0.438 (1, 7)										3	1	2	1	1	0	0			
Alan Ashby, S OBP: 0.346, SLG: 0.474 (1, 2)										4	0	2	2	0	1	2			
Art Howe, R OBP: 0.294, SLG: 0.321 (1, 3)										4	0	0	0	0	0	3			
Phil Garner, R OBP: 0.318, SLG: 0.420 (1, 4)										4	0	1	0	0	0	2			
Craig Reynolds, L OBP: 0.480, SLG: 0.500 (1, 6)										1	0	0	0	1	0	0			
Bob Knepper, L (1, 1)										2	0	0	0	0	2	2			
Denny Walling, L ERA: 3.14 (9, PH)										0	0	0	0	0	0	0			
Alan Knicely, R OBP: 0.278, SLG: 0.200 (9, PH)										0	0	0	0	1	0	0			
Randy Moffitt, R (9, 1)										0	0	0	0	0	0	0			
<b>Inning Stats</b>	R: 1 E: 0 K: 3 S: 11	H: 2 LOB: 1 BB: 0 P: 11	R: 0 E: 0 K: 0 S: 3	H: 0 LOB: 0 BB: 0 P: 3	R: 0 E: 0 K: 1 S: 5	H: 0 LOB: 0 BB: 0 P: 5	R: 2 E: 0 K: 1 S: 8	H: 3 LOB: 2 BB: 0 P: 9	R: 0 E: 0 K: 0 S: 3	H: 1 LOB: 1 BB: 0 P: 4	R: 0 E: 0 K: 1 S: 5	H: 0 LOB: 1 BB: 1 P: 9	R: 0 E: 0 K: 0 S: 3	H: 0 LOB: 1 BB: 1 P: 7	R: 0 E: 0 K: 0 S: 3	H: 1 LOB: 1 BB: 1 P: 7	1B: 4 2B: 3 3B: 0 HR: 0	SF: 0 SAC: 2 DP: 1 HBP: 1	WP: 0 PA: 37 PB: 0 SB: 1 CS: 0
<b>PITCHER</b>	IP	WLS	BF	H	R	ER	SO	BB	IBB	HBP	BLK	WP	HR	S	P	ERA	WHIP		
Fergie Jenkins, R ERA: 3.14 (1, 1)	7.0		29	6	3	3	6	1	0	1	0	0	0	39	44	3.86	1.000		
Lee Smith, R ERA: 2.25 (8, 1)	1.1	W	6	1	0	0	0	1	0	0	0	0	0	5	9	0.00	1.500		
Willie Hernandez, L ERA: 3.94 (9, 1)	0.2		2	0	0	0	0	0	1	0	0	0	0	1	5	0.00	0.000		

Houston Astros @ Chicago Cubs  
Wrigley Field, Chicago, IL  
Sun May 09 1982, 3:33 AM CDT  
Att: 14,343 - Sunny - 59 F

AB 31  
R 3  
H 7  
RBI 3  
BB 3  
SO 6  
LOB 14



Batter	1	2	3	4	5	6	7	8	9	AB	R	H	RBI	BB	SO	LOB	BOTTOM				
Steve Henderson, R OBP: 0.316, SLG: 0.352 (1, 7)										4	0	0	0	0	1	0					
Bump Willis, S OBP: 0.348, SLG: 0.393 (1, 4)										4	0	0	0	0	2	0					
Bill Buckner, L OBP: 0.315, SLG: 0.367 (1, 3)										3	2	1	0	0	0	0					
Keith Moreland, R OBP: 0.419, SLG: 0.673 (1, 9)										3	0	1	1	1	0	0					
Leon Durham, L OBP: 0.380, SLG: 0.458 (1, 8)										3	1	1	0	1	0	1					
Junior Kennedy, R OBP: 0.250, SLG: 0.296 (1, 6)										4	1	1	1	0	0	3					
23 Ryne Sandberg, R OBP: 0.220, SLG: 0.281 (1, 5)										3	0	0	0	0	2	3					
Bob Molinaro, L OBP: 0.333, SLG: 0.143 (9, PH)										0	1	0	0	1	0	0					
Jody Davis, R OBP: 0.250, SLG: 0.306 (1, 2)										4	1	2	4	0	0	0					
Fergie Jenkins, R (1, 1)										2	0	0	0	0	0	2					
Hector Cruz, R (7, PH)										1	0	0	0	0	0	0					
Lee Smith, R (8, 1)										0	0	0	0	0	0	0					
Willie Hernandez, L (9, 1)										0	0	0	0	0	0	0					
<b>Inning Stats</b>	R: 1 E: 1 K: 1 S: 7	H: 2 LOB: 1 BB: 0 P: 7	R: 0 E: 0 K: 1 S: 5	H: 1 LOB: 0 BB: 0 P: 5	R: 0 E: 0 K: 1 S: 5	H: 0 LOB: 0 BB: 0 P: 5	R: 2 E: 0 K: 0 S: 4	H: 1 LOB: 2 BB: 2 P: 13	R: 0 E: 0 K: 1 S: 5	H: 0 LOB: 0 BB: 0 P: 5	R: 0 E: 0 K: 0 S: 3	H: 0 LOB: 0 BB: 0 P: 3	R: 0 E: 0 K: 1 S: 5	H: 0 LOB: 0 BB: 0 P: 5	R: 0 E: 0 K: 0 S: 3	H: 0 LOB: 0 BB: 0 P: 3	R: 3 E: 0 K: 0 S: 4	H: 2 LOB: 0 BB: 1 P: 8	1B: 3 2B: 2 3B: 0 HR: 1	SF: 0 SAC: 0 DP: 0 HBP: 1	WP: 0 PA: 35 PB: 0 SB: 0 CS: 1
<b>PITCHER</b>	IP	WLS	BF	H	R	ER	SO	BB	IBB	HBP	BLK	WP	HR	S	P	ERA	WHIP				
Bob Knepper, L ERA: 4.81 (1, 1)	8.0		30	4	3	3	5	2	0	1	0	0	0	37	46	3.38	0.750				
Randy Moffitt, R ERA: 5.4 (9, 1)	0.2	L	5	2	3	3	0	0	1	0	0	0	1	4	8	40.50	3.000				

Houston Astros @ Chicago Cubs  
Wrigley Field, Chicago, IL  
Sun May 09 1982, 3:33 AM CDT  
Att: 14,343 - Sunny - 59 F

AB 31  
R 6  
H 6  
RBI 6  
BB 3  
SO 5  
LOB 9














Batter	1	2	3	4	5	6	7	8	9	AB	R	H	RBI	BB	SO	LOB	TOP																					
Steve Henderson, R (1, 7) OBP: 0.311, SLG: 0.333 Gary Woods, R (6, 7) OBP: 0.360, SLG: 0.437	5-3		1B	F9		L4			P4	4	1	1	0	0	0	2																						
Bump Willis, S (1, 4) Lee Smith, R (7, 1)	K2-3		1B	4-3					K	3	1	1	1	1	1	2																						
Bill Buckner, L (1, 3) Dan Briggs, L (9, 3)	F9		1B						P6	4	1	1	0	0	1	3																						
Keith Moreland, R (1, 9) OBP: 0.395, SLG: 0.628		P5				6-3			SF7	3	0	1	2	0	0	1																						
Leon Durham, L (1, 8) Jerry Morales, R (5, PR) OBP: 0.265, SLG: 0.467			1B						F9	3	0	2	1	0	1	2																						
Jody Davis, R (1, 2) OBP: 0.235, SLG: 0.404	FC6-5									4	0	0	0	0	0	2																						
Larry Bowa, S (1, 6) OBP: 0.229, SLG: 0.216	4-3								F9	4	1	1	0	0	0	2																						
23 Ryne Sandberg, R (1, 5) OBP: 0.225, SLG: 0.299									K	4	0	1	0	0	2	0																						
Allen Ripley, R (1, 1) Junior Kennedy, R (7, 4) OBP: 0.267, SLG: 0.286									G3	3	1	2	1	0	0	0																						
<b>Inning Stats</b>	R: 0 E: 0 K: 1 S: 5	H: 0 LOB: 0 BB: 0 P: 5	R: 0 E: 0 K: 0 S: 4	H: 1 LOB: 1 BB: 0 P: 4	R: 2 E: 0 K: 2 S: 11	H: 4 LOB: 2 BB: 0 P: 11	R: 1 E: 0 K: 0 S: 6	H: 3 LOB: 2 BB: 0 P: 6	R: 1 E: 0 K: 0 S: 5	H: 2 LOB: 1 BB: 0 P: 5	R: 0 E: 0 K: 1 S: 5	H: 0 LOB: 0 BB: 0 P: 5	R: 1 E: 0 K: 0 S: 3	H: 0 LOB: 0 BB: 1 P: 7	R: 0 E: 0 K: 1 S: 5	H: 0 LOB: 0 BB: 0 P: 5	R: 0 E: 0 K: 1 S: 5	H: 0 LOB: 0 BB: 0 P: 5	1B: 9 2B: 1 3B: 0 HR: 0	SF: 1 SAC: 0 DP: 0 HBP: 0	WP: 0 PB: 1 CS: 3	PA: 38																
<b>PITCHER</b>	IP	WLS	BF	H	R	ER	SO	BB	IBB	HBP	BLK	WP	HR	S	P	ERA	WHIP	<b>PITCHER</b>				IP	WLS	BF	H	R	ER	SO	BB	IBB	HBP	BLK	WP	HR	S	P	ERA	WHIP
Joe Niekro, R (1, 1) ERA: 3.12	4.1	L	23	10	4	4	3	0	0	0	0	0	0	29	29	8.31	2.308																					
Michael LaCoss, R (5, 1) ERA: 3.1	1.2		5	0	0	0	1	0	0	0	0	0	0	7	7	0.00	0.000																					
Frank LaCorte, R (7, 1) ERA: 5.71	3.0		10	0	1	1	2	1	0	0	0	0	0	13	17	3.00	0.333																					

**Chicago Cubs @ Houston Astros**  
Astrodome, Houston, TX  
Thu May 13 1982, 8:05 PM EDT  
Att. 13,534 - Dome - 72 F

livebaseballscores.com

AB 36  
R 5  
H 10  
RBI 5  
BB 1  
SO 6  
LOB 14




Batter	1	2	3	4	5	6	7	8	9	AB	R	H	RBI	BB	SO	LOB	BOTTOM																					
Terry Puhl, L (1, 9) OBP: 0.314, SLG: 0.366	4-3			F9					G3	4	0	1	0	0	0	1																						
Tony Scott, S (1, 8) OBP: 0.280, SLG: 0.327	F7			F9					5-3	4	0	0	0	0	0	2																						
Ray Knight, R (1, 5) OBP: 0.336, SLG: 0.437	K								5-3	4	0	1	0	0	2	1																						
Jose Cruz, L (1, 7) OBP: 0.341, SLG: 0.433		4-3								3	0	0	0	0	0	1																						
Alan Ashby, S (1, 2) OBP: 0.357, SLG: 0.456		4-3								2	0	0	0	1	1	0																						
Denny Walling, L (1, 3) OBP: 0.370, SLG: 0.250		4-3								3	0	0	0	0	0	1																						
Phil Garner, R (1, 4) OBP: 0.307, SLG: 0.423				5-3						3	0	0	0	0	0	1																						
Craig Reynolds, L (1, 6) OBP: 0.417, SLG: 0.379				F9						3	0	0	0	0	0	1																						
Joe Niekro, R (1, 1) Michael LaCoss, R (5, 1) Joe Pittman, R (6, PH) Frank LaCorte, R (7, 1) Danny Heep, L (9, PH) OBP: 0.375, SLG: 0.400				F7						1	0	0	0	0	0	0																						
<b>Inning Stats</b>	R: 0 E: 0 K: 1 S: 5	H: 0 LOB: 0 BB: 0 P: 5	R: 0 E: 0 K: 0 S: 3	H: 0 LOB: 0 BB: 0 P: 3	R: 0 E: 0 K: 0 S: 3	H: 0 LOB: 0 BB: 0 P: 3	R: 0 E: 0 K: 0 S: 4	H: 1 LOB: 1 BB: 0 P: 4	R: 0 E: 0 K: 0 S: 3	H: 0 LOB: 0 BB: 1 P: 7	R: 0 E: 0 K: 2 S: 7	H: 0 LOB: 0 BB: 0 P: 7	R: 0 E: 0 K: 0 S: 3	H: 0 LOB: 0 BB: 0 P: 3	R: 0 E: 0 K: 0 S: 4	H: 1 LOB: 1 BB: 0 P: 4	1B: 3 2B: 0 3B: 0 HR: 0	SF: 0 SAC: 0 DP: 1 HBP: 0	WP: 0 PB: 0 CS: 0	PA: 30																		
<b>PITCHER</b>	IP	WLS	BF	H	R	ER	SO	BB	IBB	HBP	BLK	WP	HR	S	P	ERA	WHIP	<b>PITCHER</b>				IP	WLS	BF	H	R	ER	SO	BB	IBB	HBP	BLK	WP	HR	S	P	ERA	WHIP
Allen Ripley, R (1, 1) ERA: 7.16	6.0	W	20	2	0	0	1	1	0	0	0	0	0	21	25	0.00	0.500																					
Lee Smith, R (7, 1) ERA: 2.75	3.0	S	10	1	0	0	2	0	0	0	0	0	0	14	14	0.00	0.333																					

**Chicago Cubs @ Houston Astros**  
Astrodome, Houston, TX  
Thu May 13 1982, 8:05 PM EDT  
Att. 13,534 - Dome - 72 F

livebaseballscores.com

AB 29  
R 0  
H 3  
RBI 0  
BB 1  
SO 3  
LOB 8





Batter	1	2	3	4	5	6	7	8	9	AB	R	H	RBI	BB	SO	LOB	TOP				
Steve Henderson, R (1, 7) OBP: 0.316, SLG: 0.329	4-0 BB G5-4-3		0-0 5-3			0-0 1-3	0-0 F9		0-0 1B	4	0	1	1	1	0	0					
Bump Wills, S (1, 4) OBP: 0.381, SLG: 0.400	0-0 G5-4-3		0-0 F9			0-0 2B	0-0 4-3		0-0 F8	4	1	1	0	0	0	1					
Junior Kennedy, R (7, 4) OBP: 0.258, SLG: 0.276	1-2									1	0	0	0	0	0	1					
Bill Buckner, L (1, 3) OBP: 0.313, SLG: 0.372	0-0 S 1B					0-0 F8			0-0 4-3	5	1	3	1	0	0	1					
Keith Moreland, R (1, 9) OBP: 0.406, SLG: 0.626	4-0 FC6-4 BB					0-0 CS 1B			0-0 5-3	2	1	1	0	2	0	1					
Gary Woods, R (1, 8) OBP: 0.354, SLG: 0.440	0-0 FC6-4 1-2					0-0 P2			0-0 5-3	4	1	1	1	0	1	3					
Jody Davis, R (1, 2) OBP: 0.218, SLG: 0.380		0-0 G3				0-0 CS 1-2			0-0 5-3	3	0	0	1	0	1	0					
Larry Bowa, S (1, 6) OBP: 0.239, SLG: 0.257		0-0 6-3				0-0 2B			0-0 F9	4	1	2	1	0	0	0					
23 Ryne Sandberg, R (1, 5) OBP: 0.235, SLG: 0.306		0-0 1-3				0-0 F9			0-0 SH3-4 1B	4	1	2	1	0	0	1					
Dickie Noles, R (1, 1) OBP: 0.143, SLG: 0.200										3	0	0	0	0	2	2					
Dick Tidrow, R (6, 1)										0	0	0	0	0	0	0					
Willie Hernandez, L (7, 1)										0	0	0	0	0	0	0					
<b>Inning Stats</b>	R: 0 E: 0 K: 0 S: 3	H: 1 LOB: 2 BB: 2 P: 11	R: 0 E: 0 K: 0 S: 3	H: 0 LOB: 0 BB: 0 P: 3	R: 0 E: 0 K: 1 S: 5	H: 0 LOB: 0 BB: 0 P: 5	R: 0 E: 0 K: 0 S: 3	H: 1 LOB: 0 BB: 0 P: 3	R: 0 E: 0 K: 2 S: 8	H: 1 LOB: 1 BB: 0 P: 8	R: 5 E: 0 K: 0 S: 8	H: 5 LOB: 1 BB: 1 P: 12	R: 0 E: 0 K: 0 S: 4	H: 1 LOB: 0 BB: 0 P: 4	R: 0 E: 0 K: 1 S: 5	H: 0 LOB: 0 BB: 0 P: 5	R: 1 E: 0 K: 0 S: 5	H: 2 LOB: 1 BB: 0 P: 5	1B: 6 2B: 4 3B: 1 HR: 0	SF: 1 SAC: 1 DP: 1 HBP: 0	WP: 0 PA: 40 PB: 0 SB: 1 CS: 1
<b>PITCHER</b>	IP WLS BF H R ER SO BB IBB HBP BLK WP HR S P ERA WHIP																				
Bob Knepper, L (1, 1) ERA: 5.04	5.1 L 23 6 4 4 3 2 1 0 0 0 0 26 38 6.75 1.500																				
Vern Ruhle, R (6, 1) ERA: 5.33	0.2 4 2 1 1 0 0 0 0 0 0 0 4 4 13.50 3.000																				
Randy Moffitt, R (7, 1) ERA: 4.5	2.0 7 1 0 0 1 0 0 0 0 0 0 9 9 0.00 0.500																				
Dave Smith, R (9, 1) ERA: 3.1	1.0 5 2 1 1 0 0 0 0 0 0 0 5 5 9.00 2.000																				

Chicago Cubs @ Houston Astros  
Astrodome, Houston, TX  
Fri May 14 1982, 8:05 PM EDT  
Att: 19,193 - Dome - 72 F

AB	34
R	6
H	11
RBI	6
BB	3
SO	4
LOB	10



Batter	1	2	3	4	5	6	7	8	9	AB	R	H	RBI	BB	SO	LOB	BOTTOM				
Terry Puhl, L (1, 9) OBP: 0.312, SLG: 0.362	0-0 4-3		0-0 P6			0-0 4-3			4-0 BB	4	1	1	0	0	0	1					
Alan Knicely, R (9, FH) OBP: 0.316, SLG: 0.200										0	0	0	0	1	0	0					
Tony Scott, S (1, 8) OBP: 0.295, SLG: 0.359	0-0 F9 S 1B		0-0 F8			0-0 1B SF7 2B			0-0 F7	5	1	3	0	0	0	1					
Ray Knight, R (1, 5) OBP: 0.333, SLG: 0.431	0-0 F9 1-3		0-0 P5			0-0 E WP 1B			0-0 4-3	4	0	1	1	0	0	2					
Jose Cruz, L (1, 7) OBP: 0.331, SLG: 0.423	0-0 5-3					0-0 SF7 1-2 3-H			0-0 K	3	0	0	1	0	1	2					
Alan Ashby, S (1, 2) OBP: 0.345, SLG: 0.439		0-0 F7				0-0 F9			0-0 F9	4	0	0	0	0	1	1					
Denny Walling, L (1, 3) OBP: 0.347, SLG: 0.231		0-0 6-3				0-0 E4			0-0 4-3	3	0	0	0	0	0	1					
Randy Moffitt, R (7, 1) OBP: 0.279, SLG: 0.286										0	0	0	0	0	0	0					
Dickie Thon, R (8, FH) OBP: 0.279, SLG: 0.286										1	0	0	0	0	0	0					
Dave Smith, R (9, 1)										0	0	0	0	0	0	0					
Phil Garner, R (1, 4) OBP: 0.313, SLG: 0.433		0-0 1B 1B				0-0 FC3-5-6 2B			0-0 K	4	0	2	0	0	2	2					
Craig Reynolds, L (1, 6) OBP: 0.410, SLG: 0.375		0-0 S 1B				0-0 FC3-5-6 SH1-4			0-0 K	3	0	1	0	0	0	1					
Kiko Garcia, R (9, FH) OBP: 0.229, SLG: 0.343		1-3				2-3				1	0	0	0	0	1	0					
Bob Knepper, L (1, 1) ERA: 3.71		0-3 K				0-0 SH1-4			0-0 6-3	1	0	0	0	0	1	2					
Vern Ruhle, R (6, 1) OBP: 0.222, SLG: 0.222										0	0	0	0	0	0	0					
Danny Heep, L (7, 3) OBP: 0.388, SLG: 0.588		1-2				1-2				2	1	1	1	0	0	0					
<b>Inning Stats</b>	R: 0 E: 0 K: 0 S: 4	H: 1 LOB: 1 BB: 0 P: 4	R: 0 E: 0 K: 1 S: 7	H: 2 LOB: 2 BB: 0 P: 7	R: 0 E: 0 K: 0 S: 3	H: 0 LOB: 0 BB: 0 P: 3	R: 0 E: 0 K: 0 S: 3	H: 0 LOB: 0 BB: 0 P: 3	R: 0 E: 0 K: 0 S: 4	H: 1 LOB: 1 BB: 0 P: 4	R: 1 E: 1 K: 2 S: 10	H: 2 LOB: 2 BB: 0 P: 10	R: 2 E: 0 K: 1 S: 8	H: 3 LOB: 1 BB: 0 P: 8	R: 0 E: 0 K: 1 S: 5	H: 0 LOB: 0 BB: 0 P: 5	R: 0 E: 0 K: 1 S: 5	H: 0 LOB: 1 BB: 1 P: 9	1B: 5 2B: 3 3B: 0 HR: 1	SF: 1 SAC: 1 DP: 0 HBP: 0	WP: 1 PA: 38 PB: 0 SB: 2 CS: 0
<b>PITCHER</b>	IP WLS BF H R ER SO BB IBB HBP BLK WP HR S P ERA WHIP																				
Dickie Noles, R (1, 1) ERA: 3.71	5.2 W 24 6 1 1 2 0 0 0 0 0 1 28 28 1.59 1.059																				
Dick Tidrow, R (6, 1) ERA: 4.96	1.0 6 3 2 2 1 0 0 0 0 0 0 1 8 8 18.00 3.000																				
Willie Hernandez, L (7, 1) ERA: 3.2	2.1 S 8 0 0 0 3 1 0 0 0 0 0 0 13 17 0.00 0.429																				

Chicago Cubs @ Houston Astros  
Astrodome, Houston, TX  
Fri May 14 1982, 8:05 PM EDT  
Att: 19,193 - Dome - 72 F

AB	35
R	3
H	9
RBI	3
BB	1
SO	6
LOB	13





Batter	1	2	3	4	5	6	7	8	9	AB	R	H	RBI	BB	SO	LOB	TOP			
Steve Henderson, R OBP: 0.303, SLG: 0.315 (1, 7)										4	0	0	1	0	1	1				
Bump Willis, S OBP: 0.371, SLG: 0.406 (1, 4)										3	0	2	0	1	1	0				
Bill Buckner, L OBP: 0.304, SLG: 0.362 (1, 3)										4	0	0	0	0	0	3				
Keith Moreland, R OBP: 0.394, SLG: 0.606 (1, 9)										4	0	0	0	0	0	2				
Gary Woods, R OBP: 0.341, SLG: 0.423 Dan Briggs, L OBP: 0.115, SLG: 0.115 (9, PH)										3	0	0	0	0	0	0				
Jody Davis, R OBP: 0.207, SLG: 0.358 (1, 2)										3	0	0	0	0	1	0				
Larry Bowa, S OBP: 0.232, SLG: 0.250 (1, 6)										3	0	0	0	0	0	0				
23 Ryne Sandberg, R OBP: 0.246, SLG: 0.310 (1, 5)										2	1	1	0	1	1	0				
Fergie Jenkins, R Lee Smith, R Willie Hernandez, L Bob Molinaro, L Bill Campbell, R (1, 1), (6, 1), (7, 1), (8, PH), (8, 1)										1	0	0	0	0	1	1				
<b>Inning Stats</b>	R: 0 E: 0 K: 1 S: 5	H: 0 LOB: 1 BB: 1 P: 9	R: 0 E: 0 K: 0 S: 3	H: 0 LOB: 0 BB: 0 P: 3	R: 1 E: 0 K: 0 S: 5	H: 2 LOB: 1 BB: 0 P: 5	R: 0 E: 0 K: 1 S: 5	H: 0 LOB: 0 BB: 0 P: 5	R: 0 E: 0 K: 1 S: 5	H: 0 LOB: 1 BB: 1 P: 9	R: 0 E: 0 K: 0 S: 3	H: 0 LOB: 0 BB: 0 P: 3	R: 0 E: 0 K: 1 S: 5	H: 0 LOB: 0 BB: 0 P: 5	R: 0 E: 0 K: 1 S: 6	H: 1 LOB: 1 BB: 0 P: 6	1B: 3 2B: 0 3B: 0 HR: 0	SF: 0 SAC: 1 DP: 0 HBP: 0	WP: 0 PB: 0 SB: 2 CS: 0	PA: 32
<b>PITCHER</b> Don Sutton, R ERA: 2.4 (1, 1)	IP: 9.0 WLS: W BF: 32 H: 3 R: 1 ER: 1 SO: 6 BB: 2 IBB: 0 HBP: 0 BLK: 1 WP: 0 HR: 0 S: 42 P: 50 ERA: 1.00 WHIP: 0.556															<b>PITCHER</b>				

Chicago Cubs @ Houston Astros  
Astrodome, Houston, TX  
Sat May 15 1982, 8:05 PM EDT  
Att: 43,543 - Dome - 72 F

AB	29
R	1
H	3
RBI	1
BB	2
SO	6
LOB	8



Batter	1	2	3	4	5	6	7	8	9	AB	R	H	RBI	BB	SO	LOB	BOTTOM			
Denny Walling, L OBP: 0.340, SLG: 0.279 (1, 9)										4	1	1	0	0	0	3				
Tony Scott, S Scott Loucks, R OBP: 0.284, SLG: 0.349 (8, 8)										3	0	0	1	0	1	2				
Ray Knight, R OBP: 0.345, SLG: 0.432 (1, 5)										2	3	1	0	2	1	0				
Jose Cruz, L OBP: 0.329, SLG: 0.417 (1, 7)										4	0	1	0	0	0	2				
Danny Heep, L Terry Puhl, L OBP: 0.364, SLG: 0.524 (9, 9)										4	0	1	1	0	0	2				
Phil Garner, R OBP: 0.318, SLG: 0.442 (1, 4)										4	0	2	2	0	0	2				
Alan Ashby, S OBP: 0.341, SLG: 0.427 (1, 2)										3	0	0	0	1	0	3				
Craig Reynolds, L OBP: 0.419, SLG: 0.371 (1, 6)										3	0	1	0	1	1	2				
Don Sutton, R OBP: 0.238, SLG: 0.200 (1, 1)										2	0	1	0	0	1	1				
<b>Inning Stats</b>	R: 1 E: 0 K: 1 S: 6	H: 1 LOB: 0 BB: 0 P: 6	R: 0 E: 0 K: 0 S: 3	H: 0 LOB: 0 BB: 0 P: 3	R: 0 E: 0 K: 1 S: 6	H: 1 LOB: 1 BB: 0 P: 6	R: 1 E: 0 K: 0 S: 4	H: 1 LOB: 1 BB: 1 P: 8	R: 0 E: 0 K: 1 S: 5	H: 1 LOB: 0 BB: 0 P: 5	R: 1 E: 0 K: 0 S: 5	H: 2 LOB: 2 BB: 1 P: 9	R: 0 E: 0 K: 1 S: 5	H: 0 LOB: 1 BB: 1 P: 9	R: 1 E: 0 K: 0 S: 5	H: 2 LOB: 2 BB: 1 P: 9	1B: 6 2B: 1 3B: 1 HR: 0	SF: 1 SAC: 1 DP: 1 HBP: 0	WP: 0 PB: 0 SB: 0 CS: 0	PA: 35
<b>PITCHER</b> Fergie Jenkins, R ERA: 3.35 Lee Smith, R ERA: 2.61 Willie Hernandez, L ERA: 3.1 Bill Campbell, R ERA: 3.86 (1, 1), (6, 1), (7, 1), (8, 1)	IP: 5.1 WLS: L BF: 23 H: 6 R: 3 ER: 3 SO: 3 BB: 3 IBB: 0 HBP: 0 BLK: 0 WP: 0 HR: 0 S: 27 P: 35 ERA: 5.06 WHIP: 1.500															<b>PITCHER</b>				

Chicago Cubs @ Houston Astros  
Astrodome, Houston, TX  
Sat May 15 1982, 8:05 PM EDT  
Att: 43,543 - Dome - 72 F

AB	29
R	4
H	8
RBI	4
BB	4
SO	4
LOB	17









Batter	1	2	3	4	5	6	7	8	9	AB	R	H	RBI	BB	SO	LOB	TOP				
Steve Henderson, R (1,7) OBP: 0.304, SLG: 0.315 Dan Briggs, L (7,7) OBP: 0.143, SLG: 0.143										3	0	1	0	0	1	1	Chicago Cubs @ Los Angeles Dodgers Dodger Stadium, Los Angeles, CA Tue May 18 1982, 7:05 PM PDT Att: 39,910 - Cloudy - 72 F				
Bump Wills, S (1,4) OBP: 0.388, SLG: 0.401										4	0	1	0	0	2	3					
Bill Buckner, L (1,3) OBP: 0.295, SLG: 0.349										4	0	1	0	0	0	1					
Keith Moreland, R (1,9) OBP: 0.386, SLG: 0.585 Gary Woods, R (9, PR) OBP: 0.337, SLG: 0.427										4	0	1	0	0	3	3					
Leon Durham, L (1,8) OBP: 0.378, SLG: 0.471										4	0	1	0	0	1	0					
Jody Davis, R (1,2) OBP: 0.194, SLG: 0.333										4	0	0	0	0	1	2					
Larry Bowa, S (1,6) OBP: 0.252, SLG: 0.270										4	0	2	1	0	0	0					
23 Ryne Sandberg, R (1,5) OBP: 0.240, SLG: 0.300										4	0	1	0	0	0	2					
Randy Martz, L (1,1) OBP: 0.400, SLG: 0.444 Lee Smith, R (7,1)										1	0	0	0	0	1	0					
Bob Molinaro, L (8, PH) OBP: 0.333, SLG: 0.158 Bill Campbell, R (8,1)										0	0	0	0	0	0	0					
<b>Inning Stats</b>	R: 0 E: 0 K: 2 S: 8	H: 1 LOB: 1 BB: 0 P: 8	R: 0 E: 0 K: 0 S: 3	H: 0 LOB: 0 BB: 0 P: 3	R: 0 E: 0 K: 1 S: 6	H: 1 LOB: 1 BB: 0 P: 6	R: 0 E: 0 K: 1 S: 5	H: 0 LOB: 0 BB: 0 P: 5	R: 0 E: 0 K: 3 S: 11	H: 2 LOB: 2 BB: 0 P: 11	R: 0 E: 0 K: 1 S: 5	H: 1 LOB: 0 BB: 0 P: 5	R: 0 E: 0 K: 0 S: 4	H: 1 LOB: 1 BB: 0 P: 4	R: 1 E: 0 K: 0 S: 6	H: 3 LOB: 2 BB: 0 P: 6	1B: 9 2B: 0 3B: 0 HR: 0	SF: 0 SAC: 1 DP: 0 HBP: 0	WP: 0 PB: 0 SB: 1 CS: 1	PA: 36	
<b>PITCHER</b>	IP	WLS	BF	H	R	ER	SO	BB	IBB	HBP	BLK	WP	HR	S	P	ERA	WHIP				
Bob Welch, R (1,1) ERA: 3.31	8.1		32	8	1	1	9	0	0	0	0	0	0	50	50	1.08	0.960				
Tom Niedenfuer, R (9,1) ERA: 0.87	0.2	W	3	1	0	0	0	0	0	0	0	0	0	3	3	0.00	1.500				

Batter	1	2	3	4	5	6	7	8	9	AB	R	H	RBI	BB	SO	LOB	BOTTOM				
Steve Sax, R (1,4) OBP: 0.373, SLG: 0.357										4	0	2	0	0	0	0	Chicago Cubs @ Los Angeles Dodgers Dodger Stadium, Los Angeles, CA Tue May 18 1982, 7:05 PM PDT Att: 39,910 - Cloudy - 72 F				
Ken Landreaux, L (1,8) OBP: 0.373, SLG: 0.375 Derrel Thomas, S (9,8) OBP: 0.393, SLG: 0.400										4	0	1	0	0	0	2					
Dusty Baker Jr., R (1,7) OBP: 0.351, SLG: 0.485										4	0	0	0	0	0	3					
Pedro Guerrero, R (1,9) OBP: 0.384, SLG: 0.606										3	1	1	1	1	0	1					
Ron Cey, R (1,5) OBP: 0.349, SLG: 0.412										2	1	0	0	0	0	2					
Steve Garvey, R (1,3) OBP: 0.258, SLG: 0.327										2	0	0	0	0	0	0					
Mike Scioscia, L (1,2) OBP: 0.333, SLG: 0.256										2	0	0	0	0	1	0					
Bill Russell, R (1,6) OBP: 0.379, SLG: 0.337										2	0	1	1	0	0	0					
Bob Welch, R (1,1) OBP: 0.083, SLG: 0.087 Tom Niedenfuer, R (9,1)										3	0	0	0	0	2	2					
<b>Inning Stats</b>	R: 0 E: 0 K: 0 S: 3	H: 1 LOB: 0 BB: 0 P: 3	R: 0 E: 0 K: 0 S: 3	H: 0 LOB: 0 BB: 0 P: 3	R: 0 E: 0 K: 1 S: 5	H: 0 LOB: 0 BB: 0 P: 5	R: 0 E: 0 K: 0 S: 4	H: 1 LOB: 2 BB: 1 P: 8	R: 0 E: 0 K: 1 S: 6	H: 1 LOB: 1 BB: 0 P: 6	R: 1 E: 1 K: 1 S: 6	H: 0 LOB: 1 BB: 0 P: 7	R: 0 E: 0 K: 0 S: 3	H: 0 LOB: 0 BB: 0 P: 3	R: 1 E: 0 K: 0 S: 1	H: 1 LOB: 0 BB: 0 P: 1		1B: 3 2B: 1 3B: 0 HR: 1	SF: 1 SAC: 2 DP: 0 HBP: 1	WP: 0 PB: 0 SB: 1 CS: 1	PA: 31
<b>PITCHER</b>	IP	WLS	BF	H	R	ER	SO	BB	IBB	HBP	BLK	WP	HR	S	P	ERA	WHIP				
Randy Martz, R (1,1) ERA: 2.09	6.1		25	4	1	0	2	1	0	1	0	0	0	4	4	0.00	0.789				
Lee Smith, R (7,1) ERA: 2.53	0.2		2	0	0	0	1	0	0	0	0	0	0	4	4	0.00	0.000				
Bill Campbell, R (8,1) ERA: 3.8	1.0	L	4	1	1	1	0	0	0	0	0	0	1	4	4	9.00	1.000				







Batter	1	2	3	4	5	6	7	8	9	AB	R	H	RBI	BB	SO	LOB	TOP										
Steve Henderson, R (1, 7) OBP: 0.309, SLG: 0.316 Gary Woods, R (6, 7) OBP: 0.330, SLG: 0.417	4-0 1B BB	0-0 1-3		0-0 L4		0-0 2B			0-0 6-3	3	1	1	1	1	0	1											
Bump Willis, S (1, 4) OBP: 0.372, SLG: 0.396	0-0 FC1-6 1B	4-0 1B BB		0-3 K		0-0 6-3			0-0 4-3	4	1	1	0	1	1	1											
Bill Buckner, L (1, 3) OBP: 0.305, SLG: 0.363	0-0 FC1-6 1B	0-0 1B 1B			0-0 E9 SF8 2B				0-0 G3	4	2	2	1	0	0	2											
Keith Moreland, R (1, 9) OBP: 0.386, SLG: 0.577	0-0 E 1B	0-0 1B 1B			0-0 SF8				0-3 K	3	1	2	3	0	1	0											
Leon Durham, L (1, 8) OBP: 0.380, SLG: 0.472 Hector Cruz, R (7, 7)	0-0 E8 SF8 2B			0-0 P6		0-0 6-3			0-0 5-3	3	1	1	2	0	0	0											
Jody Davis, R (1, 2) OBP: 0.232, SLG: 0.355	0-0 SF8			0-0 1B		0-0 P4			0-0 G4-6-3 1B	3	0	2	1	0	0	0											
Larry Bowa, S (1, 6) OBP: 0.238, SLG: 0.254	0-3 K			0-0 F9		0-0 6-3			0-0 G4-6-3 1B	4	0	0	0	0	1	2											
23 Ryne Sandberg, R (1, 5) OBP: 0.242, SLG: 0.299		0-0 SH3-4 1B		0-0 6-3		0-0 SH1-4 2B 1B			0-3 K	4	2	2	0	0	1	1											
Fergie Jenkins, R (1, 1)		0-0 SH3-4		0-0 5-3		0-0 SH1-4			0-0 6-3	2	0	0	0	0	0	0											
<b>Inning Stats</b>	R: 4 E: 1 K: 1 S: 8	H: 3 LOB: 0 BB: 1 P: 12	R: 2 E: 0 K: 0 S: 5	H: 3 LOB: 2 BB: 1 P: 9	R: 0 E: 0 K: 0 S: 4	H: 1 LOB: 1 BB: 0 P: 4	R: 0 E: 0 K: 1 S: 5	H: 0 LOB: 0 BB: 0 P: 5	R: 1 E: 1 K: 0 S: 4	H: 1 LOB: 0 BB: 0 P: 4	R: 1 E: 0 K: 0 S: 5	H: 2 LOB: 1 BB: 0 P: 5	R: 0 E: 0 K: 1 S: 5	H: 0 LOB: 0 BB: 0 P: 5	R: 0 E: 0 K: 1 S: 5	H: 1 LOB: 0 BB: 0 P: 5	R: 0 E: 0 K: 0 S: 3	H: 0 LOB: 0 BB: 0 P: 3	1B: 8 2B: 3 3B: 0 HR: 0	SF: 2 SAC: 2 DP: 1 HBP: 0	WP: 0 PB: 0 SB: 0 CS: 0	PA: 38					
<b>PITCHER</b>	IP	WLS	BF	H	R	ER	SO	BB	IBB	HBP	BLK	WP	HR	S	P	ERA	WHIP										
Fernando Valenzuela, L (1, 1) ERA: 2.91	5.0	L	24	8	7	5	2	2	0	0	0	0	0	26	34	9.00	2.000										
Terry Forster, L (6, 1) ERA: 5.0	2.0		8	2	1	1	1	0	0	0	0	0	0	10	10	4.50	1.000										
Alejandro Pena, R (8, 1) ERA: 4.84	2.0		6	1	0	0	1	0	0	0	0	0	0	8	8	0.00	0.500										

Chicago Cubs @ Los Angeles Dodgers  
Dodger Stadium, Los Angeles, CA  
Thu May 20 1982, 7:05 PM PDT  
Att: 50,904 - Unknown - 68 F

AB 32  
R 8  
H 11  
RBI 8  
BB 2  
SO 4  
LOB 7



Batter	1	2	3	4	5	6	7	8	9	AB	R	H	RBI	BB	SO	LOB	BOTTOM										
Steve Sax, R (1, 4) OBP: 0.365, SLG: 0.356	0-0 2B	0-0 1-3			0-0 1B			0-0 F7	0-3 K	5	0	2	0	0	1	2											
Ken Landreaux, L (1, 8) OBP: 0.373, SLG: 0.373	4-0 BB		0-0 F9		0-3 K			0-0 WP SF8 2B		3	1	1	0	1	1	1											
Dusty Baker Jr., R (1, 7) OBP: 0.359, SLG: 0.482	0-3 K		0-0 5-3		0-0 P4			4-0 BB		3	0	0	0	1	1	3											
Pedro Guerrero, R (1, 9) OBP: 0.377, SLG: 0.590	0-3 K		0-3 K			0-0 P4		0-0 SF8		3	0	0	1	0	2	2											
Ron Cey, R (1, 5) OBP: 0.331, SLG: 0.389	0-3 K			0-3 K		0-0 F9		0-0 F8		4	0	0	0	0	2	3											
Steve Garvey, R (1, 3) OBP: 0.251, SLG: 0.329		0-0 F6		0-3 K		0-0 5-3			0-0 F6	4	0	0	0	0	1	0											
Mike Scioscia, L (1, 2) OBP: 0.363, SLG: 0.312		0-0 E 1B 1B			4-0 BB			0-0 L8		3	2	2	0	1	0	0											
Bill Russell, R (1, 6) OBP: 0.371, SLG: 0.351		0-0 F3			0-0 L5			0-0 5-3		4	0	0	1	0	0	2											
Fernando Valenzuela, L (1, 1) OBP: 0.154, SLG: 0.125 Jay Adkins, L (5, PH) Terry Forster, L (5, 1) Jorge Orta, L (7, PH) Alejandro Pena, R (8, 1) Rick Monday, L (9, PH) OBP: 0.292, SLG: 0.333 OBP: 0.252, SLG: 0.334		0-0 3H 1B			0-0 F2			0-0 F8		1	0	1	1	0	0	0											
<b>Inning Stats</b>	R: 0 E: 0 K: 3 S: 10	H: 1 LOB: 2 BB: 1 P: 14	R: 1 E: 1 K: 0 S: 5	H: 2 LOB: 1 BB: 0 P: 5	R: 0 E: 0 K: 1 S: 5	H: 0 LOB: 0 BB: 0 P: 5	R: 0 E: 0 K: 2 S: 7	H: 0 LOB: 1 BB: 1 P: 11	R: 0 E: 0 K: 1 S: 6	H: 1 LOB: 1 BB: 0 P: 6	R: 0 E: 0 K: 0 S: 3	H: 0 LOB: 0 BB: 0 P: 3	R: 0 E: 0 K: 0 S: 3	H: 0 LOB: 0 BB: 0 P: 3	R: 1 E: 0 K: 0 S: 4	H: 1 LOB: 1 BB: 1 P: 8	R: 1 E: 1 K: 1 S: 6	H: 1 LOB: 1 BB: 1 P: 10	1B: 4 2B: 2 3B: 0 HR: 0	SF: 1 SAC: 0 DP: 0 HBP: 0	WP: 1 PB: 0 SB: 0 CS: 0	PA: 37					
<b>PITCHER</b>	IP	WLS	BF	H	R	ER	SO	BB	IBB	HBP	BLK	WP	HR	S	P	ERA	WHIP										
Fergie Jenkins, R (1, 1) ERA: 2.98	9.0	W	37	6	3	1	8	4	0	0	0	1	0	49	65	1.00	1.111										

Chicago Cubs @ Los Angeles Dodgers  
Dodger Stadium, Los Angeles, CA  
Thu May 20 1982, 7:05 PM PDT  
Att: 50,904 - Unknown - 68 F

AB 32  
R 3  
H 6  
RBI 3  
BB 4  
SO 8  
LOB 13





Batter	1	2	3	4	5	6	7	8	9	AB	R	H	RBI	BB	SO	LOB	TOP										
Steve Henderson, R OBP: 0.307, SLG: 0.307 Lee Smith, R Willie Hernandez, L Bill Campbell, R	0-3 K		0-0 5-3			0-0 5-3	4-0 FC6-4 IBB			3	0	0	0	1	1	0	Chicago Cubs @ San Francisco Giants Candlestick Park, San Francisco, CA Fri May 21 1982, 10:05 PM EDT Att: 20,650 - Cloudy - 59 F										
Junior Kennedy, R OBP: 0.231, SLG: 0.229	0-0 4-3			0-0 4-3		0-0 5-3	0-0 SF9			3	0	0	1	0	0												
Bill Buckner, L OBP: 0.310, SLG: 0.373	0-0 1-3			0-0 FC3-6 CS 1B			0-0 FC6-4			4	1	2	0	0	2												
Keith Moreland, R OBP: 0.389, SLG: 0.575		0-0 F8		0-0 FC3-6 1B			0-0 1B 23 1B BB 1B	0-0 F8		4	1	2	0	0	0												
Leon Durham, L OBP: 0.384, SLG: 0.465		4-0 S E BB		0-0 FC3-6 S			4-0 23 1B 1B BB 1B	0-0 6-3		2	2	0	0	2	2												
Jody Davis, R OBP: 0.233, SLG: 0.348		0-0 F9		0-0 CS	0-0 P4		0-0 23 1B BB 1B	0-0 F7		4	1	1	1	0	0												
Larry Bowa, S OBP: 0.231, SLG: 0.246		0-0 4-3			0-0 1-3		0-0 P5			4	0	0	0	0	3												
23 Ryne Sandberg, R OBP: 0.243, SLG: 0.298			0-3 K		0-0 5-3		0-0 2B SF9 1B		0-0 1-3	4	1	1	1	0	1												
Doug Bird, R Dan Bridges, L Dick Tidrow, R Bob Molinaro, L Gary Woods, R	0-0 P3		0-0		0-0 F8		0-0 1-2 2-3 3-H 2B	0-3 K		1	0	0	0	0	0												
Inning Stats	R: 0 E: 0 K: 1 S: 5	H: 0 LOB: 0 BB: 0 P: 5	R: 1 E: 0 K: 0 S: 3	H: 0 LOB: 0 BB: 1 P: 7	R: 0 E: 0 K: 1 S: 5	H: 0 LOB: 0 BB: 0 P: 5	R: 0 E: 0 K: 0 S: 4	H: 2 LOB: 1 BB: 0 P: 4	R: 0 E: 0 K: 0 S: 3	H: 0 LOB: 0 BB: 0 P: 3	R: 0 E: 0 K: 0 S: 3	H: 0 LOB: 0 BB: 0 P: 3	R: 5 E: 0 K: 0 S: 8	H: 5 LOB: 2 BB: 2 P: 16	R: 0 E: 0 K: 0 S: 3	H: 0 LOB: 0 BB: 0 P: 3		R: 0 E: 0 K: 1 S: 5	H: 0 LOB: 0 BB: 0 P: 5	1B: 5 2B: 2 3B: 0 HR: 0	SF: 1 SAC: 0 DP: 0 HBP: 0	WP: 0 PB: 0 SB: 2 CS: 1	PA: 37				
PITCHER	IP	WLS	BF	H	R	ER	SO	BB	IBB	HBP	BLK	WP	HR	S	P	ERA	WHIP										
Renie Martin, R ERA: 3.32	6.0	L	23	4	4	3	2	2	0	0	0	0	0	25	33	4.50	1.000										
Fred Breining, R ERA: 4.53	0.1		3	2	0	0	0	0	0	0	0	0	0	3	3	0.00	6.000										
Dan Schatzeder, L ERA: 6.59	1.2		7	1	2	2	0	0	1	0	0	0	0	6	10	10.80	0.600										
Jim Barr, R ERA: 2.67	1.0		3	0	0	0	1	0	0	0	0	0	0	5	5	0.00	0.000										

AB	32
R	6
H	7
RBI	5
BB	3
SO	3
LOB	7



Batter	1	2	3	4	5	6	7	8	9	AB	R	H	RBI	BB	SO	LOB	BOTTOM										
Joe Morgan, L OBP: 0.349, SLG: 0.321	4-0 F9 SF7 S BB		0-0 L8		0-0 L7			0-0 FC1-4 1B		3	1	1	0	1	0	0	Chicago Cubs @ San Francisco Giants Candlestick Park, San Francisco, CA Fri May 21 1982, 10:05 PM EDT Att: 20,650 - Cloudy - 59 F										
Milt May, L OBP: 0.303, SLG: 0.366 Bob Brenly, R OBP: 0.500, SLG: 0.444	0-0 F9		0-0 1B 2B		0-0 4-3		0-0 FC1-4 1B			3	0	1	0	0	1												
Chili Davis, S OBP: 0.349, SLG: 0.401	0-0 SF7		0-0 1B		0-0 4-3		0-0 1B 1B			3	0	2	2	0	0												
Darrell Evans, L OBP: 0.342, SLG: 0.376	0-0 G3		0-0 P4		0-0 F7		0-0 K			4	0	0	0	0	1												
Champ Summers, L OBP: 0.304, SLG: 0.333 Jack Clark, R OBP: 0.317, SLG: 0.339		0-0 1B FC6-4 2B		0-3 K		0-0 P4		0-0 6-3		3	1	1	0	0	1												
Dave Bergman, L OBP: 0.333, SLG: 0.325		0-0 FC6-4 1B		0-0 F8		0-3 K		0-0 F8		4	0	1	0	0	1												
Jim Wohlford, R OBP: 0.368, SLG: 0.481		0-0 FC6-4 1B		0-0 HR		0-0 4-3		0-0 F8		4	1	1	2	0	1												
Johnnie LeMaster, R OBP: 0.288, SLG: 0.241		0-0 1B		0-0 1-3		0-0 5-3		0-0 P5		4	0	1	0	0	0												
Renie Martin, R Fred Breining, R Dan Schatzeder, L Duane Kuiper, L Jim Barr, R	0-3 K		0-3 K		0-3 K		0-0 FC1-4 1B 1B			2	0	0	0	0	2												
Inning Stats	R: 1 E: 0 K: 0 S: 3	H: 0 LOB: 1 BB: 1 P: 7	R: 1 E: 0 K: 1 S: 7	H: 3 LOB: 1 BB: 0 P: 7	R: 0 E: 0 K: 0 S: 4	H: 2 LOB: 1 BB: 0 P: 4	R: 1 E: 0 K: 1 S: 6	H: 1 LOB: 0 BB: 0 P: 6	R: 0 E: 0 K: 1 S: 5	H: 0 LOB: 0 BB: 0 P: 5	R: 0 E: 0 K: 0 S: 3	H: 0 LOB: 0 BB: 0 P: 3	R: 0 E: 0 K: 1 S: 5	H: 0 LOB: 0 BB: 0 P: 5	R: 1 E: 0 K: 1 S: 8	H: 3 LOB: 2 BB: 0 P: 8		R: 0 E: 0 K: 0 S: 3	H: 0 LOB: 0 BB: 0 P: 3	1B: 6 2B: 2 3B: 0 HR: 1	SF: 1 SAC: 0 DP: 0 HBP: 0	WP: 0 PB: 0 SB: 1 CS: 0	PA: 35				
PITCHER	IP	WLS	BF	H	R	ER	SO	BB	IBB	HBP	BLK	WP	HR	S	P	ERA	WHIP										
Doug Bird, R ERA: 3.45	5.0		20	6	3	3	3	1	0	0	0	0	0	25	29	5.40	1.400										
Dick Tidrow, R ERA: 4.34	1.0	W	3	0	0	0	0	0	0	0	0	0	0	3	3	0.00	0.000										
Lee Smith, R ERA: 2.85	1.0		5	2	1	1	1	0	0	0	0	0	0	7	7	9.00	2.000										
Willie Hernandez, L ERA: 2.95	0.2		3	1	0	0	1	0	0	0	0	0	0	5	5	0.00	1.500										
Bill Campbell, R ERA: 3.42	1.1	S	4	0	0	0	0	0	0	0	0	0	0	4	4	0.00	0.000										

AB	33
R	4
H	9
RBI	4
BB	1
SO	5
LOB	10





Batter	1	2	3	4	5	6	7	8	9	AB	R	H	RBI	BB	SO	LOB	TOP			
Steve Henderson, R (1.7) Lee Smith, R (8.1) Willie Hernandez, L (9.1)	5-3		K					BLK 1B		4	0	2	2	0	1	0	<b>Chicago Cubs @ San Francisco Giants</b> Candlestick Park, San Francisco, CA Sat May 22 1982, 6:33 AM EDT Att: 8,401 - Sunny - 70 F			
Junior Kennedy, R (1.4) OBP: 0.209, SLG: 0.205	5-3		K		CS	5-3		F9		4	0	0	0	0	1	1				
Bill Buckner, L (1.3) OBP: 0.308, SLG: 0.370	4-3			4-3		3-1		1B 4-3 FC6-2 1B		4	0	1	0	0	0	0				
Keith Moreland, R (1.9) OBP: 0.379, SLG: 0.560		4-3		5-3		L6		4-3		4	0	0	0	0	1					
Leon Durham, L (1.8) OBP: 0.387, SLG: 0.462		F8 1B		F7		K		FC6-2 1B		3	0	1	0	1	1	0				
Jody Davis, R (1.2) OBP: 0.247, SLG: 0.357		1B			P3	K		FC6-2 1B		4	0	2	0	0	1	0				
Larry Bowa, S (1.6) OBP: 0.231, SLG: 0.246		F8			23 1B	5-3		FC6-2 1B		4	1	1	0	0	0	5				
23 Ryne Sandberg, R (1.5) OBP: 0.243, SLG: 0.296		5-3			1B			1-2 2-3 3-H		4	1	1	0	0	0	5				
Allen Ripley, R (1.1) Hector Cruz, R (8, PH) Gary Woods, R (8.7)			K		P3			F7		2	0	0	0	0	1	2				
										1	0	0	0	0	0	0				
										0	0	0	0	0	0	0				
<b>Inning Stats</b>	R: 0 E: 0 K: 0 S: 3	H: 0 LOB: 0 BB: 0 P: 3	R: 0 E: 0 K: 0 S: 5	H: 2 LOB: 2 BB: 0 P: 5	R: 0 E: 0 K: 3 S: 9	H: 0 LOB: 0 BB: 0 P: 9	R: 0 E: 0 K: 0 S: 3	H: 0 LOB: 0 BB: 0 P: 3	R: 2 E: 0 K: 0 S: 5	H: 3 LOB: 0 BB: 0 P: 5	R: 0 E: 0 K: 2 S: 7	H: 0 LOB: 0 BB: 0 P: 7	R: 0 E: 0 K: 0 S: 4	H: 1 LOB: 1 BB: 0 P: 4	R: 0 E: 0 K: 0 S: 5	H: 2 LOB: 3 BB: 1 P: 9	1B: 8 2B: 0 3B: 0 HR: 0	SF: 0 SAC: 0 DP: 0 HBP: 0	WP: 0 PB: 0 SB: 1 CS: 1	PA: 36
<b>PITCHER</b>	IP WLS BF H R ER SO BB IBB HBP BLK WP HR S P ERA WHIP																			
Atlee Hammaker, L (1.1) ERA: 4.83	8.0 L 29 6 2 2 5 0 0 0 0 1 0 0 0 39 39 2.25 0.750																			
Greg Minton, R (9.1) ERA: 2.22	1.0 6 2 0 0 0 0 0 1 0 0 0 0 0 5 9 0.00 2.000																			

Batter	1	2	3	4	5	6	7	8	9	AB	R	H	RBI	BB	SO	LOB	BOTTOM					
Joe Morgan, L (1.4) OBP: 0.353, SLG: 0.330	K		BB			F9			4-3 2B	3	0	1	0	1	1	0	<b>Chicago Cubs @ San Francisco Giants</b> Candlestick Park, San Francisco, CA Sat May 22 1982, 6:33 AM EDT Att: 8,401 - Sunny - 70 F					
Milt May, L (1.2) OBP: 0.291, SLG: 0.351	K		F7			1-3		F8		4	0	0	0	0	1	2						
Chili Davis, S (1.8) OBP: 0.341, SLG: 0.391	F7			F8		K		4-3		4	0	0	0	0	1	1						
Darrell Evans, L (1.5) Jack Clark, R (9, PH) OBP: 0.315, SLG: 0.336		F8		G3-6-3 1B		P6		G3		3	0	1	0	0	0	0						
Champ Summers, L (1.7) OBP: 0.292, SLG: 0.317		F5		G3-6-3		4-3				3	0	0	0	0	0	1						
Dave Bergman, L (1.3) OBP: 0.353, SLG: 0.333		BLK 1B			1B SF7 BB		P6			2	1	1	0	1	0	0						
Jim Wohlford, R (1.9) OBP: 0.383, SLG: 0.481		K						1-3 4 BB		2	0	1	0	1	1	1						
Johnnie LeMaster, R (1.6) OBP: 0.281, SLG: 0.237			F9					L3-4		2	0	0	1	0	0	1						
Atlee Hammaker, S (1.1) Tom O'Malley, L (8, PH) Greg Minton, S (9.1)								K		2	0	0	0	0	0	1						
										1	0	0	0	0	1	0						
										0	0	0	0	0	0	0						
<b>Inning Stats</b>	R: 0 E: 0 K: 2 S: 7	H: 0 LOB: 0 BB: 0 P: 7	R: 0 E: 0 K: 1 S: 6	H: 1 LOB: 1 BB: 0 P: 6	R: 0 E: 0 K: 0 S: 3	H: 0 LOB: 1 BB: 1 P: 7	R: 0 E: 0 K: 0 S: 3	H: 1 LOB: 0 BB: 0 P: 3	R: 1 E: 0 K: 0 S: 3	H: 1 LOB: 0 BB: 1 P: 7	R: 0 E: 0 K: 1 S: 5	H: 0 LOB: 0 BB: 0 P: 5	R: 0 E: 0 K: 0 S: 3	H: 0 LOB: 0 BB: 0 P: 3	R: 0 E: 0 K: 1 S: 4	H: 0 LOB: 0 BB: 1 P: 8	R: 0 E: 0 K: 0 S: 4	H: 1 LOB: 1 BB: 0 P: 4	1B: 3 2B: 2 3B: 0 HR: 0	SF: 1 SAC: 0 DP: 3 HBP: 0	WP: 0 PB: 0 SB: 0 CS: 0	PA: 31
<b>PITCHER</b>	IP WLS BF H R ER SO BB IBB HBP BLK WP HR S P ERA WHIP																					
Allen Ripley, R (1.1) ERA: 5.4	7.0 W 24 3 1 1 4 2 0 0 0 1 0 0 0 30 38 1.29 0.714																					
Lee Smith, R (8.1) ERA: 2.63	1.2 6 1 0 0 1 1 0 0 0 0 0 0 7 11 0.00 1.200																					
Willie Hernandez, L (9.1) ERA: 2.91	0.1 S 1 0 0 0 0 0 0 0 0 0 0 0 1 1 0.00 0.000																					

AB 34  
R 2  
H 8  
RBI 2  
BB 1  
SO 5  
LOB 14



AB 27  
R 1  
H 4  
RBI 1  
BB 3  
SO 5  
LOB 8





Batter	1	2	3	4	5	6	7	8	9	10	AB	R	H	RBI	BB	SO	LOB	TOP			
Steve Henderson, R OBP: 0.306, SLG: 0.306 Bob Molinaro, L OBP: 0.246, SLG: 0.190 Gary Woods, R OBP: 0.341, SLG: 0.430	K			F8		6-3		SH5-4 1B	IBB		3	0	0	0	0	1	0				
Junior Kennedy, R OBP: 0.234, SLG: 0.302	6-3			HR			S 1B	SH5-4	P5		4	1	2	1	0	0	3				
Bill Buckner, L OBP: 0.305, SLG: 0.361	F9			4-3			F8	IBB		P5	4	0	0	0	1	0	1				
Keith Moreland, R OBP: 0.367, SLG: 0.542		F4		K			K	K		6-3	5	0	0	0	0	3	4				
Leon Durham, L OBP: 0.361, SLG: 0.449		F8					3-1			G3	4	0	0	0	1	1	3				
Jody Davis, R OBP: 0.247, SLG: 0.351							F7				4	0	1	0	0	2	2				
Larry Bowa, S OBP: 0.232, SLG: 0.246							P2			FC3-6 1B	4	1	1	0	0	0	1				
23 Ryne Sandberg, R OBP: 0.250, SLG: 0.302							6-3			SH 2B 1B	4	1	2	0	0	0	0				
Randy Martz, L OBP: 0.333, SLG: 0.364 Bump Wills, S OBP: 0.312, SLG: 0.396 Bill Campbell, R OBP: 0.312, SLG: 0.396 Willie Hernandez, L OBP: 0.312, SLG: 0.396 Lee Smith, R OBP: 0.312, SLG: 0.396 Dan Braggs, L OBP: 0.312, SLG: 0.396 Dick Tidrow, R OBP: 0.312, SLG: 0.396							4-1			SH 1B	2	0	0	0	0	0	0				
<b>Inning Stats</b>	R: 0 E: 0 K: 1 S: 5	H: 0 LOB: 0 BB: 0 P: 5	R: 0 E: 0 K: 1 S: 5	H: 0 LOB: 0 BB: 0 P: 5	R: 0 E: 0 K: 0 S: 3	H: 0 LOB: 0 BB: 0 P: 3	R: 1 E: 0 K: 1 S: 6	H: 1 LOB: 0 BB: 0 P: 6	R: 0 E: 0 K: 0 S: 3	H: 0 LOB: 0 BB: 0 P: 3	R: 0 E: 0 K: 2 S: 8	H: 1 LOB: 2 BB: 1 P: 12	R: 2 E: 1 K: 1 S: 9	H: 3 LOB: 3 BB: 1 P: 13	R: 0 E: 0 K: 0 S: 5	H: 2 LOB: 3 BB: 1 P: 9	R: 0 E: 0 K: 1 S: 5	H: 0 LOB: 0 BB: 0 P: 5	1B: 6 2B: 0 3B: 0 HR: 1	SF: 0 SAC: 2 DP: 0 HBP: 0	WP: 0 PA: 41
<b>PITCHER</b>	IP 7.0	WLS 27	H 4	R 3	ER 3	SO 5	BB 0	IBB 0	HBP 0	BLK 0	WP 0	HR 1	S 36	P 40	ERA 3.86	WHIP 0.571					
Bill Laskey, R ERA: 1.99																					
Greg Minton, R ERA: 2.1																					
Jim Barr, R ERA: 2.63																					
Gary Lavelle, L ERA: 3.04																					

Chicago Cubs @ San Francisco Giants  
Candlestick Park, San Francisco, CA  
Sun May 23 1982, 6:33 AM EDT  
Sunny - 75 F

AB	36
R	3
H	7
RBI	3
BB	3
SO	7
LOB	16



Batter	1	2	3	4	5	6	7	8	9	10	AB	R	H	RBI	BB	SO	LOB	BOTTOM		
Joe Morgan, L OBP: 0.355, SLG: 0.328	6-3							SH1-4 1B	BB		4	1	1	0	1	0	1			
Jim Wohlford, R OBP: 0.400, SLG: 0.508	G1-6-3 1B			F2			3B	SH1-4 1B	F7		5	1	3	0	0	0	2			
Chili Davis, S OBP: 0.344, SLG: 0.406	G1-6-3			4-3			2B	SH1-4		SH1-4 1B	4	1	2	1	0	0	1			
Reggie Smith, S OBP: 0.338, SLG: 0.397 Dave Bergman, L OBP: 0.365, SLG: 0.349		F9		HR			IBB	IBB		1B SH1-4 1B	2	1	1	1	2	0	0			
Darrell Evans, L OBP: 0.333, SLG: 0.367		K		F7			G3	SF9		SH1-4	3	0	0	1	0	1	2			
Jack Clark, R OBP: 0.311, SLG: 0.331	P3						5-3	F8		1B	5	0	1	1	0	0	2			
Milt May, L OBP: 0.290, SLG: 0.347							F2			F9	4	0	1	0	0	0	0			
Johnnie LeMaster, R OBP: 0.295, SLG: 0.263							G4-6-3 1B			BB 1B	4	0	3	0	0	0	1			
Bill Laskey, R OBP: 0.118, SLG: 0.118 Greg Minton, S OBP: 0.333, SLG: 0.667 Jim Barr, R OBP: 0.333, SLG: 0.333 Tom O'Malley, L OBP: 0.299, SLG: 0.394 Gary Lavelle, S OBP: 0.333, SLG: 0.333							6-3	K		F8	3	0	0	0	0	1	2			
<b>Inning Stats</b>	R: 0 E: 0 K: 0 S: 3	H: 1 LOB: 0 BB: 0 P: 3	R: 0 E: 0 K: 1 S: 5	H: 0 LOB: 0 BB: 0 P: 5	R: 0 E: 0 K: 0 S: 4	H: 1 LOB: 1 BB: 0 P: 4	R: 1 E: 0 K: 0 S: 4	H: 1 LOB: 0 BB: 0 P: 4	R: 0 E: 0 K: 0 S: 4	H: 1 LOB: 1 BB: 0 P: 4	R: 1 E: 0 K: 0 S: 5	H: 2 LOB: 2 BB: 1 P: 9	R: 0 E: 0 K: 0 S: 4	H: 1 LOB: 2 BB: 1 P: 8	R: 1 E: 0 K: 0 S: 4	H: 3 LOB: 2 BB: 0 P: 4	1B: 9 2B: 2 3B: 1 HR: 1	SF: 1 SAC: 2 DP: 2 HBP: 0	WP: 0 PA: 42	
<b>PITCHER</b>	IP 7.0	WLS 27	H 7	R 2	ER 2	SO 2	BB 0	IBB 0	HBP 0	BLK 0	WP 0	HR 1	S 30	P 34	ERA 2.57	WHIP 1.000				
Randy Martz, R ERA: 2.17																				
Bill Campbell, R ERA: 3.75																				
Willie Hernandez, L ERA: 2.89																				
Lee Smith, R ERA: 2.59																				
Dick Tidrow, R ERA: 4.5																				

Chicago Cubs @ San Francisco Giants  
Candlestick Park, San Francisco, CA  
Sun May 23 1982, 6:33 AM EDT  
Sunny - 75 F

AB	36
R	4
H	13
RBI	4
BB	3
SO	2
LOB	12





Batter	1	2	3	4	5	6	7	8	9	AB	R	H	RBI	BB	SO	LOB	TOP										
Gary Woods, R OBP: 0.333, SLG: 0.418 (1, 8)										5	0	1	0	0	0	2	<b>Chicago Cubs @ San Francisco Giants</b> Candlestick Park, San Francisco, CA Sun May 23 1982, 6:38 AM EDT Att: 17,865 - Sunny - 76 F										
Junior Kennedy, R OBP: 0.231, SLG: 0.292 (1, 4)										5	0	1	1	0	0	1											
Bill Buckner, L OBP: 0.313, SLG: 0.364 (1, 3)										4	0	2	0	1	0	0											
Keith Moreland, R OBP: 0.368, SLG: 0.532 (1, 9)										3	0	0	0	2	0	4											
Hector Cruz, R OBP: 0.300, SLG: 0.250 (1, 7)										3	1	1	0	2	0	2											
23 Ryne Sandberg, R OBP: 0.255, SLG: 0.306 (1, 5)										5	1	2	0	0	0	2											
Larry Bowa, S OBP: 0.239, SLG: 0.248 (1, 6)										3	0	1	1	1	0	1											
Larry Cox, R (1, 2)										1	1	0	0	2	0	2											
Bob Molinaro, L (8, PH) OBP: 0.333, SLG: 0.182										1	0	0	0	0	0	0											
Jody Davis, R (8, 2) OBP: 0.247, SLG: 0.351										0	0	0	0	0	0	0											
Dan Larson, R (1, 1) OBP: 0.200, SLG: 0.200										1	0	0	0	0	0	2											
Steve Henderson, R (4, PH) OBP: 0.311, SLG: 0.312										1	0	1	1	0	0	0											
Lee Smith, R (4, 1)										1	0	0	0	0	1	2											
Dan Briggs, L (8, PH) OBP: 0.125, SLG: 0.125										1	0	0	0	0	0	0											
Bill Campbell, R (8, 1)										0	0	0	0	0	0	0											
<b>Inning Stats</b>	R: 0 E: 0 K: 0 S: 3	H: 0 LOB: 0 BB: 0 P: 3	R: 1 E: 0 K: 0 S: 3	H: 2 LOB: 2 BB: 3 P: 15	R: 0 E: 0 K: 0 S: 3	H: 0 LOB: 2 BB: 2 P: 11	R: 2 E: 0 K: 0 S: 7	H: 4 LOB: 3 BB: 1 P: 11	R: 0 E: 0 K: 1 S: 4	H: 0 LOB: 0 BB: 0 P: 4	R: 0 E: 0 K: 0 S: 3	H: 0 LOB: 0 BB: 0 P: 3	R: 0 E: 0 K: 0 S: 4	H: 1 LOB: 1 BB: 0 P: 4	R: 0 E: 0 K: 0 S: 4	H: 1 LOB: 1 BB: 0 P: 4	R: 0 E: 0 K: 0 S: 4	H: 1 LOB: 1 BB: 0 P: 4	1B: 8 2B: 1 3B: 0 HR: 0	SF: 0 SAC: 0 DP: 0 HBP: 0	WP: 0 PB: 1 SB: 0 CS: 3	PA: 42					
<b>PITCHER</b>	IP	WLS	BF	H	R	ER	SO	BB	IBB	HBP	BLK	WP	HR	S	P	ERA	WHIP										
Mike Chris, L (1, 1) ERA: 2.38	4.1		25	6	3	3	0	7	1	0	0	0	0	17	49	6.23	3.000										
Dan Schatzeder, L (5, 1) ERA: 8.21	1.2	W	6	1	0	0	1	0	0	0	0	0	0	8	8	0.00	0.600										
Jim Barr, R (7, 1) ERA: 2.37	3.0	S	11	2	0	0	0	0	0	0	0	0	0	11	11	0.00	0.667										

**Chicago Cubs @ San Francisco Giants**  
 Candlestick Park, San Francisco, CA  
 Sun May 23 1982, 6:38 AM EDT  
 Att: 17,865 - Sunny - 76 F

AB 34  
 R 3  
 H 9  
 RBI 3  
 BB 8  
 SO 1  
 LOB 18



Batter	1	2	3	4	5	6	7	8	9	AB	R	H	RBI	BB	SO	LOB	BOTTOM										
Duane Kuiper, L (1, 4) OBP: 0.414, SLG: 0.383										5	0	3	1	0	0	1	<b>Chicago Cubs @ San Francisco Giants</b> Candlestick Park, San Francisco, CA Sun May 23 1982, 6:38 AM EDT Att: 17,865 - Sunny - 76 F										
Jim Wohlford, R (1, 7) OBP: 0.400, SLG: 0.500										5	1	2	0	0	0	4											
Chili Davis, S (1, 8) OBP: 0.353, SLG: 0.414										2	1	1	0	2	0	1											
Reggie Smith, S (1, 3) OBP: 0.325, SLG: 0.386										2	0	0	1	0	0	2											
Dave Bergman, L (6, 3) OBP: 0.356, SLG: 0.341										1	0	0	0	0	0	1											
Darrell Evans, L (1, 5) OBP: 0.343, SLG: 0.369										2	1	1	1	2	0	1											
Jack Clark, R (1, 9) OBP: 0.303, SLG: 0.321										4	0	0	0	0	2	4											
Bob Brenly, R (1, 2) OBP: 0.429, SLG: 0.385										4	1	1	0	0	1	0											
Johnnie LeMaster, R (1, 6) OBP: 0.301, SLG: 0.287										4	2	2	2	0	1	0											
Mike Chris, L (1, 1) OBP: 0.250, SLG: 0.333										1	0	1	1	0	0	0											
Dan Schatzeder, L (5, 1) OBP: 0.125, SLG: 0.125										0	0	0	0	0	0	0											
Tom O'Malley, L (6, PH) OBP: 0.278, SLG: 0.382										1	0	0	0	0	1	1											
Jim Barr, R (7, 1) OBP: 0.500, SLG: 0.500										1	0	1	0	0	0	0											
<b>Inning Stats</b>	R: 0 E: 0 K: 0 S: 3	H: 1 LOB: 1 BB: 1 P: 7	R: 3 E: 0 K: 0 S: 6	H: 3 LOB: 1 BB: 1 P: 10	R: 1 E: 0 K: 1 S: 6	H: 2 LOB: 0 BB: 0 P: 6	R: 0 E: 0 K: 1 S: 6	H: 1 LOB: 1 BB: 0 P: 6	R: 1 E: 0 K: 1 S: 7	H: 1 LOB: 1 BB: 1 P: 10	R: 1 E: 0 K: 1 S: 3	H: 0 LOB: 1 BB: 1 P: 7	R: 0 E: 0 K: 1 S: 7	H: 2 LOB: 2 BB: 0 P: 7	R: 0 E: 0 K: 1 S: 7	H: 2 LOB: 2 BB: 0 P: 7	1B: 9 2B: 3 3B: 1 HR: 0	SF: 2 SAC: 0 DP: 1 HBP: 0	WP: 1 PB: 0 SB: 2 CS: 2	PA: 38							
<b>PITCHER</b>	IP	WLS	BF	H	R	ER	SO	BB	IBB	HBP	BLK	WP	HR	S	P	ERA	WHIP										
Dan Larson, R (1, 1) ERA: 7.53	3.0	L	15	6	4	4	1	2	0	0	0	0	0	15	23	12.00	2.667										
Lee Smith, R (4, 1) ERA: 2.86	4.0		18	4	2	2	3	2	0	0	1	1	0	22	30	4.50	1.500										
Bill Campbell, R (8, 1) ERA: 3.6	1.0		5	2	0	0	1	0	0	0	0	0	0	7	7	0.00	2.000										





Batter	1	2	3	4	5	6	7	8	9	AB	R	H	RBI	BB	SO	LOB	TOP				
23 Ryne Sandberg, R (1.5) OBP: 0.260, SLG: 0.309	1-3		L9-3 1B		K		1B WP 1-2 WP 1B		6-3	5	1	2	0	0	1	1	<b>Chicago Cubs @ San Diego Padres</b> Jack Murphy Stadium, San Diego, CA Mon May 24 1982, 10:05 PM EDT Att: 8,635 - Unknown - 70 F				
Junior Kennedy, R (1.4) OBP: 0.228, SLG: 0.283	1-3		P4		FC6-4		1-3 2-H 1B		6-3	5	0	1	1	0	0	2					
Bill Buckner, L (1.3) Dan Briggs, L (6.3) OBP: 0.358, SLG: 0.121	E6		L9-3		F8		K			3	0	0	0	0	0	1					
Keith Moreland, R (1.9) OBP: 0.360, SLG: 0.519	K				K		6-3		F8	4	0	0	0	0	2	2					
Leon Durham, L (1.8) Gary Woods, R (6. PH) OBP: 0.376, SLG: 0.442, OBP: 0.337, SLG: 0.419	K				4-3		BB 1B		K	2	0	0	0	0	1	0					
Steve Henderson, R (1.7) OBP: 0.333, SLG: 0.318	1B S 1B				4-0		1-2 BB		FC5-4 BB	1	0	1	0	3	0	0					
Larry Bowa, S (1.6) OBP: 0.240, SLG: 0.248	1-3 1B				F7		1-3		FC5-4 FC6-4	4	0	1	0	0	0	4					
Jody Davis, R (1.2) OBP: 0.235, SLG: 0.333	L6				E5 FC5-4		F7		FC6-4	4	0	0	0	0	0	3					
Dickie Noles, R (1.1) Dick Tidrow, R (3.1) Hector Cruz, R (5. PH) Dan Larson, R (5.1) Scott Thompson, L (9. PH) OBP: 0.130, SLG: 0.182, OBP: 0.273, SLG: 0.222, OBP: 0.273, SLG: 0.273	K				FC5-4 FC6-4		WP 23 1B 1B		G3	1	0	0	0	0	1	2					
<b>Inning Stats</b>	R: 0 E: 1 K: 1 S: 6	H: 0 LOB: 1 P: 6	R: 0 E: 0 K: 2 S: 9	H: 2 LOB: 2 BB: 0 P: 9	R: 0 E: 0 K: 0 S: 3	H: 1 LOB: 0 BB: 0 P: 3	R: 0 E: 0 K: 1 S: 5	H: 0 LOB: 1 BB: 1 P: 9	R: 0 E: 1 K: 1 S: 6	H: 0 LOB: 1 BB: 0 P: 6	R: 0 E: 0 K: 0 S: 4	H: 1 LOB: 2 BB: 0 P: 8	R: 2 E: 0 K: 1 S: 8	H: 3 LOB: 1 BB: 0 P: 8	R: 0 E: 0 K: 1 S: 5	H: 0 LOB: 1 BB: 1 P: 9		R: 0 E: 0 K: 0 S: 3	H: 0 LOB: 0 BB: 0 P: 3	1B: 7 2B: 1 3B: 0 HR: 0	SF: 0 SAC: 0 DP: 1 HBP: 0
<b>PITCHER</b>	IP WLS BF H R ER SO BB IBB HBP BLK WP HR S P ERA WHIP																				
Tim Lollar, L (1.1) ERA: 2.57	7.0 W 31 7 2 2 6 2 0 0 0 2 0 41 49 2.57 1.286																				
Danny Boone, L (8.1) ERA: 5.63	2.0 7 0 0 0 1 1 0 0 0 0 0 8 12 0.00 0.500																				

Batter	1	2	3	4	5	6	7	8	9	AB	R	H	RBI	BB	SO	LOB	BOTTOM
Alan Wiggins, S (1.7) OBP: 0.390, SLG: 0.387	K		BB E 1-2 2-3 1B	E 1B 1B	G6-3			4-3 1B		5	2	3	0	0	1	2	<b>Chicago Cubs @ San Diego Padres</b> Jack Murphy Stadium, San Diego, CA Mon May 24 1982, 10:05 PM EDT Att: 8,635 - Unknown - 70 F
Tim Flannery, L (1.4) OBP: 0.400, SLG: 0.500	3-1		E 1B BB 1-2 2-3 3-H	E 1B 1B			G5-4-3 HBP	4-3		3	2	1	1	1	0	1	
Garry Templeton, S (1.6) Mario Ramirez, R (6.6) OBP: 0.282, SLG: 0.360, OBP: 0.333, SLG: 0.444	1-3		E 1B SF9 1-3 2-H 3-H	1B 1B IBB			P6	K		2	1	0	0	1	0	1	
Ruppert Jones, L (1.8) Dave Edwards, R (6.8) OBP: 0.448, SLG: 0.529, OBP: 0.222, SLG: 0.278		5-3 BLK SF9 1B	SF9 BB 1B 2-3 3-H	1-3 2-H 3-H 1B			G5-4-3			3	1	3	3	0	0	0	
Sixto Lezcano, R (1.9) Joe Lefebvre, L (6.9) OBP: 0.338, SLG: 0.448, OBP: 0.282, SLG: 0.265	5-3		2-3 3-H 1B	F2			K			2	0	0	0	1	0	3	
Terry Kennedy, L (1.2) Danny Boone, L (8.1) OBP: 0.277, SLG: 0.419, OBP: 0.200, SLG: 0.400	SF9		1-3 2-H 3-H BB	F7	6-3		F9			3	0	0	1	0	0	5	
Luis Salazar, R (1.5) Jerry Manuel, S (6.5) OBP: 0.252, SLG: 0.282	5-3		SF9				1B 1B			2	0	1	1	0	0	0	
Broderick Perkins, L (1.3) Kurt Bevacqua, R (6.3) OBP: 0.340, SLG: 0.319, OBP: 0.367, SLG: 0.261			E BB 1B F7				G6-3 1B	5-3		2	1	1	0	1	0	2	
Tim Lollar, L (1.1) Doug Gwosdz, R (8.2) OBP: 0.333, SLG: 0.538, OBP: 0.263, SLG: 0.176			E BB 1B E 1-2	4-3	F9		K			3	1	0	0	0	0	3	
<b>Inning Stats</b>	R: 0 E: 0 K: 1 S: 5	H: 0 LOB: 0 P: 5	R: 1 E: 0 K: 0 S: 4	H: 1 LOB: 0 BB: 0 P: 4	R: 5 E: 2 K: 0 S: 7	H: 2 LOB: 2 BB: 3 P: 19	R: 2 E: 1 K: 0 S: 6	H: 3 LOB: 2 BB: 1 P: 10	R: 0 E: 0 K: 0 S: 2	H: 0 LOB: 0 P: 3	R: 0 E: 0 K: 1 S: 5	H: 0 LOB: 1 BB: 1 P: 9	R: 0 E: 0 K: 2 S: 8	H: 1 LOB: 1 BB: 0 P: 8	1B: 9 2B: 0 3B: 0 HR: 0	SF: 2 SAC: 0 DP: 2 HBP: 1	
<b>PITCHER</b>	IP WLS BF H R ER SO BB IBB HBP BLK WP HR S P ERA WHIP																
Dickie Noles, R (1.1) ERA: 4.29	2.0 L 14 3 2 2 0 3 0 0 0 0 0 9 13 9.00 1.500																
Dick Tidrow, R (3.1) ERA: 4.91	2.0 10 3 2 2 0 0 1 0 0 0 0 9 13 9.00 1.500																
Dan Larson, R (5.1) ERA: 6.61	4.0 15 3 0 0 3 1 0 1 0 0 0 19 24 0.00 1.000																



Batter	1	2	3	4	5	6	7	8	9	AB	R	H	RBI	BB	SO	LOB	TOP										
<b>23 Ryne Sandberg, R</b> OBP: 0.259, SLG: 0.307 (1, 5)										4	1	1	0	0	0	1											
<b>Junior Kennedy, R</b> OBP: 0.230, SLG: 0.281 (1, 4)										4	0	1	0	0	0	3											
<b>Leon Durham, L</b> OBP: 0.385, SLG: 0.458 (1, 3)										4	0	3	1	0	0	0											
<b>Keith Moreland, R</b> OBP: 0.369, SLG: 0.518 (1, 9)										2	0	1	0	2	0	2											
<b>Steve Henderson, R</b> OBP: 0.326, SLG: 0.310 (1, 7)										3	0	0	0	0	1	3											
<b>Gary Woods, R</b> OBP: 0.333, SLG: 0.406 (1, 8)										3	0	0	0	1	0	1											
<b>Larry Bowa, S</b> OBP: 0.233, SLG: 0.241 (1, 6)										4	0	0	0	0	0	3											
<b>Jody Davis, R</b> OBP: 0.239, SLG: 0.333 (9, PH)										3	0	1	0	0	0	0											
<b>Dan Briggs, L</b> OBP: 0.118, SLG: 0.118 (8, 1)										1	0	0	0	0	0	0											
<b>Fergie Jenkins, R</b> OBP: 0.063, SLG: 0.063 (1, 1)										2	0	1	0	0	1	0											
<b>Willie Hernandez, L</b> (8, 1)										0	0	0	0	0	0	0											
<b>Inning Stats</b>	R: 1 E: 1 K: 0 S: 4	H: 2 LOB: 0 BB: 0 P: 4	R: 0 E: 0 K: 0 S: 3	H: 0 LOB: 0 BB: 0 P: 3	R: 0 E: 0 K: 0 S: 4	H: 2 LOB: 1 BB: 0 P: 4	R: 0 E: 0 K: 0 S: 3	H: 1 LOB: 2 BB: 2 P: 11	R: 0 E: 0 K: 0 S: 4	H: 1 LOB: 1 BB: 1 P: 7	R: 0 E: 0 K: 1 S: 5	H: 0 LOB: 0 BB: 0 P: 5	R: 0 E: 0 K: 1 S: 7	H: 2 LOB: 2 BB: 0 P: 7	R: 0 E: 0 K: 0 S: 3	H: 0 LOB: 0 BB: 0 P: 3	1B: 7 2B: 2 3B: 0 HR: 0	SF: 0 SAC: 2 DP: 3 HBP: 0	WP: 0 PA: 35 PB: 0 SB: 0 CS: 0								
<b>PITCHER</b>	IP	WLS	BF	H	R	ER	SO	BB	IBB	HBP	BLK	WP	HR	S	P	ERA	WHIP										
<b>Chris Welsh, L</b> ERA: 4.31 (1, 1)	7.2	W	31	8	1	0	1	3	0	0	0	0	0	30	42	0.00	1.435										
<b>Floyd Chiffer, R</b> ERA: 2.37 (8, 1)	1.1	S	4	0	0	0	1	0	0	0	0	0	0	6	6	0.00	0.000										

Chicago Cubs @ San Diego Padres  
Jack Murphy Stadium, San Diego, CA  
Tue May 25 1982, 10:05 PM EDT  
Att: 14,261 - Unknown - 70 F

AB	30
R	1
H	8
RBI	1
BB	3
SO	2
LOB	13



Batter	1	2	3	4	5	6	7	8	9	AB	R	H	RBI	BB	SO	LOB	BOTTOM										
<b>Alan Wiggins, S</b> OBP: 0.395, SLG: 0.385 (1, 7)										3	0	1	0	1	0	1											
<b>Tim Flannery, L</b> OBP: 0.359, SLG: 0.444 (1, 4)										4	0	0	0	0	0	2											
<b>Garry Templeton, S</b> OBP: 0.282, SLG: 0.358 (1, 6)										4	0	1	0	0	1	1											
<b>Ruppert Jones, L</b> OBP: 0.444, SLG: 0.517 (1, 8)										3	0	0	0	1	0	1											
<b>Sixto Lezcano, R</b> OBP: 0.335, SLG: 0.442 (1, 9)										4	1	1	0	0	1	2											
<b>Terry Kennedy, L</b> OBP: 0.285, SLG: 0.432 (1, 2)										3	1	2	1	0	0	0											
<b>Luis Salazar, R</b> OBP: 0.248, SLG: 0.278 (1, 5)										2	0	0	0	0	0	1											
<b>Broderick Perkins, L</b> OBP: 0.340, SLG: 0.319 (1, 3)										3	0	1	1	0	0	1											
<b>Chris Welsh, L</b> OBP: 0.222, SLG: 0.125 (1, 1)										2	0	0	0	0	2	1											
<b>Floyd Chiffer, R</b> (8, 1)										0	0	0	0	0	0	0											
<b>Inning Stats</b>	R: 0 E: 0 K: 0 S: 3	H: 0 LOB: 1 BB: 1 P: 7	R: 2 E: 0 K: 0 S: 6	H: 3 LOB: 1 BB: 0 P: 6	R: 0 E: 0 K: 1 S: 5	H: 0 LOB: 0 BB: 0 P: 5	R: 0 E: 0 K: 0 S: 3	H: 0 LOB: 0 BB: 0 P: 3	R: 0 E: 0 K: 1 S: 6	H: 1 LOB: 1 BB: 0 P: 6	R: 0 E: 0 K: 1 S: 5	H: 0 LOB: 0 BB: 0 P: 5	R: 0 E: 0 K: 1 S: 6	H: 1 LOB: 1 BB: 0 P: 6	R: 0 E: 0 K: 0 S: 4	H: 1 LOB: 2 BB: 1 P: 8	1B: 5 2B: 1 3B: 0 HR: 0	SF: 0 SAC: 2 DP: 0 HBP: 0	WP: 0 PA: 32 PB: 0 SB: 2 CS: 0								
<b>PITCHER</b>	IP	WLS	BF	H	R	ER	SO	BB	IBB	HBP	BLK	WP	HR	S	P	ERA	WHIP										
<b>Fergie Jenkins, R</b> ERA: 2.94 (1, 1)	7.0	L	27	5	2	2	4	1	0	0	0	0	0	34	38	2.57	0.857										
<b>Willie Hernandez, L</b> ERA: 2.74 (8, 1)	1.0		5	1	0	0	0	1	0	0	0	0	0	4	8	0.00	2.000										

Chicago Cubs @ San Diego Padres  
Jack Murphy Stadium, San Diego, CA  
Tue May 25 1982, 10:05 PM EDT  
Att: 14,261 - Unknown - 70 F

AB	28
R	2
H	6
RBI	2
BB	2
SO	4
LOB	10





Batter	1	2	3	4	5	6	7	8	9	AB	R	H	RBI	BB	SO	LOB	TOP										
23 Ryne Sandberg, R OBP: 0.252, SLG: 0.297	P4		E5 SF8 1B		FC5-4 1B			K	3-1	5	2	0	0	0	1	4											
Junior Kennedy, R OBP: 0.246, SLG: 0.300	1B		SF8		1B			F9		3	0	2	2	0	0	0											
Bill Buckner, L OBP: 0.307, SLG: 0.356	K		1B		F7			3-1		4	0	1	1	0	1	2											
Keith Moreland, R OBP: 0.366, SLG: 0.518	L7		P4		F9			1B FC1-2 2B		4	0	1	0	0	0	2											
Leon Durham, L OBP: 0.388, SLG: 0.459					3-1			G3		4	1	2	0	0	0	0											
Steve Henderson, R OBP: 0.318, SLG: 0.302					6-3			K		3	0	0	0	0	2	1											
Dan Briggs, L OBP: 0.114, SLG: 0.114	K									1	0	0	0	0	1	2											
Bill Campbell, R OBP: 0.114, SLG: 0.114										0	0	0	0	0	0	0											
Larry Bowa, S OBP: 0.227, SLG: 0.234	F2				4-3			G3		4	1	0	0	0	0	2											
Jody Davis, R OBP: 0.250, SLG: 0.333			P6		23 FC5-4 1B			K		3	0	1	0	1	1	0											
Allen Ripley, R OBP: 0.249, SLG: 0.429					K			6-3		2	1	1	0	0	1	1											
Lee Smith, R OBP: 0.275, SLG: 0.257										0	0	0	0	0	0	0											
Scott Thompson, L OBP: 0.275, SLG: 0.257										1	0	0	0	0	0	0											
Willie Hernandez, L OBP: 0.250, SLG: 0.299										0	0	0	0	0	0	0											
Bob Molinaro, L OBP: 0.250, SLG: 0.299										0	0	0	0	0	0	0											
Gary Woods, R OBP: 0.250, SLG: 0.299										1	0	1	2	0	0	0											
<b>Inning Stats</b>	R: 0 E: 0 K: 1 S: 6	H: 1 LOB: 1 BB: 0 P: 6	R: 0 E: 0 K: 1 S: 5	H: 1 LOB: 0 BB: 0 P: 5	R: 2 E: 1 K: 0 S: 6	H: 2 LOB: 1 BB: 0 P: 6	R: 0 E: 0 K: 0 S: 3	H: 0 LOB: 0 BB: 0 P: 3	R: 1 E: 0 K: 1 S: 7	H: 2 LOB: 1 BB: 0 P: 7	R: 0 E: 0 K: 1 S: 5	H: 0 LOB: 0 BB: 0 P: 5	R: 0 E: 0 K: 1 S: 5	H: 0 LOB: 0 BB: 0 P: 5	R: 2 E: 0 K: 1 S: 8	H: 3 LOB: 2 BB: 1 P: 12	1B: 8 2B: 1 3B: 0 HR: 0	SF: 1 SAC: 0 DP: 0 HBP: 0	WP: 0 PA: 37 PB: 1 SB: 1 CS: 1								
<b>PITCHER</b>	IP	WLS	BF	H	R	ER	SO	BB	IBB	HBP	BLK	WP	HR	S	P	ERA	WHIP										
John Montefusco, R ERA: 4.27	6.0		24	6	3	1	4	0	0	0	0	0	0	32	32	1.50	1.000										
Luis DeLeon, R ERA: 2.39	2.2	L	11	2	2	2	3	0	1	0	0	0	0	16	20	6.75	0.750										
Gary Lucas, L ERA: 4.35	0.1		2	1	0	0	0	0	0	0	0	0	0	2	2	0.00	3.000										

Chicago Cubs @ San Diego Padres  
Jack Murphy Stadium, San Diego, CA  
Wed May 26 1982, 10:05 PM EDT  
Att. 9,433 - Overcast - 70 F

AB	35
R	5
H	9
RBI	5
BB	1
SO	7
LOB	14



Batter	1	2	3	4	5	6	7	8	9	AB	R	H	RBI	BB	SO	LOB	BOTTOM										
Alan Wiggins, S OBP: 0.385, SLG: 0.373	4-3 SF8 1B		F8		5-3				1-3	5	1	1	0	0	0	3											
Tim Flannery, L OBP: 0.341, SLG: 0.400	4-3		HBP BB		L8				4-3	4	0	0	0	1	0	1											
Garry Templeton, S OBP: 0.281, SLG: 0.353	SF8		HBP		4-3				4-3	2	0	0	1	0	0	0											
Ruppert Jones, L OBP: 0.445, SLG: 0.514	4-3		4-3		4-3				CS 1B BB	3	1	1	0	1	0	3											
Sixto Lezcano, R OBP: 0.339, SLG: 0.450			F3		F7				F3	4	0	2	1	0	0	0											
Terry Kennedy, L OBP: 0.277, SLG: 0.420			F8		F9				L6	4	0	0	0	0	0	2											
Luis Salazar, R OBP: 0.255, SLG: 0.299			F9		HR				E9 L1 IBB	3	1	1	1	1	0	0											
Broderick Perkins, L OBP: 0.345, SLG: 0.327			HBP SH1-4 1B		BB 1B				P4 1-3	4	0	2	0	0	0	3											
John Montefusco, R OBP: 0.190, SLG: 0.105			SH1-4		BB				L1	0	0	0	0	1	0	0											
Joe Lefebvre, L OBP: 0.275, SLG: 0.257									K	1	0	0	0	0	0	1											
Luis DeLeon, R OBP: 0.250, SLG: 0.299										0	0	0	0	0	0	0											
Gary Lucas, L OBP: 0.250, SLG: 0.299										0	0	0	0	0	0	0											
Dave Edwards, R OBP: 0.211, SLG: 0.263										1	0	0	0	0	1	0											
<b>Inning Stats</b>	R: 1 E: 0 K: 0 S: 4	H: 1 LOB: 0 BB: 0 P: 4	R: 0 E: 0 K: 0 S: 3	H: 0 LOB: 0 BB: 0 P: 3	R: 0 E: 0 K: 0 S: 4	H: 1 LOB: 3 BB: 1 P: 9	R: 1 E: 0 K: 0 S: 5	H: 2 LOB: 2 BB: 1 P: 9	R: 1 E: 1 K: 0 S: 4	H: 1 LOB: 1 BB: 1 P: 8	R: 0 E: 0 K: 0 S: 3	H: 0 LOB: 0 BB: 0 P: 3	R: 0 E: 0 K: 0 S: 4	H: 2 LOB: 2 BB: 1 P: 8	R: 0 E: 0 K: 1 S: 5	H: 0 LOB: 0 BB: 0 P: 5	1B: 5 2B: 2 3B: 0 HR: 1	SF: 1 SAC: 1 DP: 1 HBP: 1	WP: 0 PA: 38 PB: 0 SB: 3 CS: 1								
<b>PITCHER</b>	IP	WLS	BF	H	R	ER	SO	BB	IBB	HBP	BLK	WP	HR	S	P	ERA	WHIP										
Alan Ripley, R ERA: 5.27	4.0		19	4	2	2	0	2	0	1	0	0	0	7	11	4.50	1.500										
Lee Smith, R ERA: 2.97	2.0		8	1	1	1	0	1	0	0	0	0	0	7	11	0.00	1.000										
Willie Hernandez, L ERA: 2.95	2.0	W	8	2	0	0	0	0	1	0	0	0	0	7	11	0.00	1.000										
Bill Campbell, R ERA: 3.46	1.0	S	3	0	0	0	1	0	0	0	0	0	0	5	5	0.00	0.000										

Chicago Cubs @ San Diego Padres  
Jack Murphy Stadium, San Diego, CA  
Wed May 26 1982, 10:05 PM EDT  
Att. 9,433 - Overcast - 70 F

AB	31
R	3
H	7
RBI	3
BB	4
SO	1
LOB	13





Batter	1	2	3	4	5	6	7	8	9	AB	R	H	RBI	BB	SO	LOB	TOP											
Steve Sax, R OBP: 0.377, SLG: 0.371 (1, 4)	6-3		B1-3		6-3			1B 1B	4-3	5	1	1	0	0	0	1	<b>Los Angeles Dodgers @ Chicago Cubs</b> Wrigley Field, Chicago, IL Fri May 28 1982, 3:33 AM CDT Att: 14,644 - Sunny - 62 F											
Jorge Orta, L OBP: 0.370, SLG: 0.500 (1, 9)	1B		HR		2B			CS 1B 1-2		4	1	4	1	0	0	0												
Dusty Baker Jr., R OBP: 0.365, SLG: 0.491 (1, 7)	F9		K		5-3			F7		4	0	0	0	0	1	4												
Pedro Guerrero, R OBP: 0.383, SLG: 0.576 (1, 8)	K		K			L5		1-2 2H 1B		4	0	1	1	0	2	1												
Steve Garvey, R OBP: 0.251, SLG: 0.335 (1, 3)		2B		1-3		F7		2-3 K		4	0	1	0	0	1	2												
Ron Cey, R OBP: 0.316, SLG: 0.365 (1, 5)	F9		6-3		5-3			6-3 BB SF9 BB		3	1	0	0	1	0	1												
Steve Yeager, R OBP: 0.333, SLG: 0.426 Rick Monday, L OBP: 0.446, SLG: 0.500 (9, PH)	6-3		1B			P3		4-0 6-3 BB		3	0	1	0	0	0	1												
Bill Russell, R OBP: 0.379, SLG: 0.346 (1, 6)	BB		F8			6-3		1-2 2-3 6-3		3	0	0	0	1	0	3												
Bob Welch, R OBP: 0.100, SLG: 0.103 Terry Forster, L (5, 1)	6-3				F9			SF9		2	0	0	0	0	0	2												
Ken Landreaux, L OBP: 0.342, SLG: 0.348 Vicente Romo, R (7, 1) Ron Roenicke, S (9, PH)	6-3				F9			3H		0	0	0	0	0	0	0												
<b>Inning Stats</b>	R: 0 E: 0 K: 1 S: 6	H: 1 LOB: 1 BB: 0 P: 6	R: 0 E: 0 K: 0 S: 4	H: 1 LOB: 2 BB: 1 P: 8	R: 1 E: 0 K: 2 S: 8	H: 1 LOB: 0 BB: 0 P: 8	R: 0 E: 0 K: 0 S: 4	H: 1 LOB: 1 BB: 0 P: 4	R: 0 E: 0 K: 0 S: 3	H: 0 LOB: 0 BB: 0 P: 3	R: 0 E: 0 K: 0 S: 3	H: 0 LOB: 0 BB: 0 P: 3	R: 1 E: 0 K: 1 S: 7	H: 3 LOB: 2 BB: 0 P: 7	R: 1 E: 0 K: 0 S: 3	H: 0 LOB: 1 BB: 2 P: 11	1B: 5 2B: 3 3B: 0 HR: 1	SF: 1 SAC: 0 DP: 1 HBP: 0	WP: 0 PA: 37 PB: 0 SB: 0 CS: 1									
<b>PITCHER</b>	IP	WLS	BF	H	R	ER	SO	BB	IBB	HBP	BLK	WP	HR	S	P	ERA	WHIP											
Randy Martz, R ERA: 2.21 Lee Smith, R ERA: 3.19 Bill Campbell, R ERA: 3.33	(1, 1)	7.1	W	30	7	2	2	3	1	0	0	0	0	1	35	39	2.46	1.091										
	(8, 1)	0.2		4	1	1	1	1	2	0	0	0	0	0	4	12	13.50	4.500										
	(9, 1)	1.0	S	3	0	0	0	0	0	0	0	0	0	0	3	3	0.00	0.000										

AB 33  
R 3  
H 8  
RBI 3  
BB 3  
SO 4  
LOB 15



Batter	1	2	3	4	5	6	7	8	9	AB	R	H	RBI	BB	SO	LOB	BOTTOM											
Bump Willis, S OBP: 0.369, SLG: 0.392 (1, 4)	F7		K		23 2B 1-2 2-3 1B		5-3			4	0	1	0	0	1	1	<b>Los Angeles Dodgers @ Chicago Cubs</b> Wrigley Field, Chicago, IL Fri May 28 1982, 3:33 AM CDT Att: 14,644 - Sunny - 62 F											
23 Ryne Sandberg, R OBP: 0.251, SLG: 0.302 (1, 5)	F8				1-3 2H 3H 2B		P4			4	0	1	2	0	0	0												
Bill Buckner, L OBP: 0.306, SLG: 0.353 (1, 3)	F8				F3			6-3		4	1	1	0	0	0	2												
Keith Moreland, R OBP: 0.374, SLG: 0.538 (1, 9)		K			1B HR			WP 1B		3	1	2	2	1	1	0												
Leon Durham, L OBP: 0.379, SLG: 0.447 (1, 8)	F7				F8			F8		4	0	0	0	0	0	4												
Steve Henderson, R OBP: 0.311, SLG: 0.294 Gary Woods, R OBP: 0.337, SLG: 0.408 (1, 7) (7, 7)	K				G3			3-1		3	0	0	0	0	2	0												
Larry Bowa, S OBP: 0.229, SLG: 0.236 (1, 6)					4-3 1B			K		3	0	1	0	0	1	0												
Jody Davis, R OBP: 0.253, SLG: 0.345 (1, 2)					4-3			F9		3	1	1	0	0	0	1												
Randy Martz, L OBP: 0.333, SLG: 0.308 Lee Smith, R ERA: 4.64 Bill Campbell, R ERA: 3.33 (1, 1) (8, 1) (9, 1)					K			23 2B 1B BB		2	1	0	0	1	1	1												
								F7		0	0	0	0	0	0	0												
<b>Inning Stats</b>	R: 0 E: 0 K: 0 S: 3	H: 0 LOB: 0 BB: 0 P: 3	R: 0 E: 0 K: 2 S: 7	H: 0 LOB: 0 BB: 0 P: 7	R: 0 E: 0 K: 2 S: 8	H: 1 LOB: 1 BB: 0 P: 8	R: 2 E: 0 K: 0 S: 5	H: 2 LOB: 0 BB: 0 P: 5	R: 2 E: 0 K: 0 S: 6	H: 3 LOB: 3 BB: 2 P: 14	R: 0 E: 0 K: 2 S: 7	H: 0 LOB: 0 BB: 0 P: 7	R: 0 E: 0 K: 0 S: 3	H: 0 LOB: 0 BB: 0 P: 3	R: 0 E: 0 K: 0 S: 4	H: 1 LOB: 1 BB: 0 P: 4	1B: 4 2B: 2 3B: 0 HR: 1	SF: 0 SAC: 0 DP: 0 HBP: 0	WP: 1 PA: 33 PB: 0 SB: 0 CS: 0									
<b>PITCHER</b>	IP	WLS	BF	H	R	ER	SO	BB	IBB	HBP	BLK	WP	HR	S	P	ERA	WHIP											
Bob Welch, R ERA: 3.19 Terry Forster, L ERA: 4.64 Vicente Romo, R ERA: 3.33	(1, 1)	4.1	L	20	6	4	4	4	1	0	0	0	0	0	27	31	8.31	1.615										
	(5, 1)	1.2		6	0	0	0	2	0	1	0	0	0	0	9	13	0.00	0.000										
	(7, 1)	2.0		7	1	0	0	0	0	0	0	0	1	0	7	7	0.00	0.500										









Batter	1	2	3	4	5	6	7	8	9	AB	R	H	RBI	BB	SO	LOB	TOP								
Steve Sax, R (1.4) OBP: 0.367, SLG: 0.360										5	2	2	0	0	0	1									
Jorge Orta, L (1.9) OBP: 0.370, SLG: 0.489										3	0	0	1	1	1	0									
Mark Belanger, R (7.6) OBP: 0.278, SLG: 0.294										0	0	0	1	0	0	0									
Steve Garvey, R (1.3) OBP: 0.260, SLG: 0.361										5	2	3	2	0	0	0									
Pedro Guerrero, R (1.8) OBP: 0.381, SLG: 0.579										4	1	1	1	0	2	2									
Rick Monday, L (1.7) OBP: 0.438, SLG: 0.478										3	0	1	0	1	1	2									
Ron Roenicke, S (8, PR)										0	0	0	0	0	0	0									
Ron Cey, R (1.5) OBP: 0.301, SLG: 0.345										4	0	0	1	0	1	2									
Mike Scioscia, L (1.2) OBP: 0.345, SLG: 0.303										4	1	2	0	0	0	2									
Derrel Thomas, S (1.6) OBP: 0.342, SLG: 0.324										4	0	0	0	0	1	3									
Fernando Valenzuela, L (1.1) OBP: 0.147, SLG: 0.125										4	1	1	1	0	1	2									
<b>Inning Stats</b>	R: 1 E: 1 K: 0 S: 4	H: 1 LOB: 0 BB: 0 P: 4	R: 0 E: 0 K: 1 S: 7	H: 2 LOB: 2 BB: 0 P: 7	R: 0 E: 0 K: 2 S: 8	H: 1 LOB: 1 BB: 1 P: 12	R: 1 E: 0 K: 1 S: 7	H: 2 LOB: 0 BB: 0 P: 7	R: 1 E: 0 K: 0 S: 4	H: 1 LOB: 0 BB: 0 P: 4	R: 0 E: 0 K: 2 S: 3	H: 0 LOB: 0 BB: 0 P: 3	R: 0 E: 0 K: 1 S: 7	H: 0 LOB: 0 BB: 0 P: 7	R: 1 E: 0 K: 0 S: 4	H: 1 LOB: 2 BB: 1 P: 8	R: 3 E: 1 K: 1 S: 8	H: 2 LOB: 0 BB: 0 P: 8	1B: 6 2B: 2 3B: 0 HR: 2	SF: 0 SAC: 0 DP: 0 HBP: 0	WP: 0 PB: 0 SB: 0 CS: 0	PA: 40			
<b>PITCHER</b>	IP	WLS	BF	H	R	ER	SO	BB	IBB	HBP	BLK	WP	HR	S	P	ERA	WHIP								
Fergie Jenkins, R (1.1) ERA: 2.94	6.0	L	26	7	3	2	4	1	0	0	0	0	1	33	37	3.00	1.333								
Dick Tidrow, R (7.1) ERA: 4.59	2.0		8	1	1	1	2	0	1	0	0	0	0	11	15	4.50	0.500								
Dan Larson, R (9.1) ERA: 6.42	1.0		6	2	3	0	1	0	0	0	0	0	1	8	8	0.00	2.000								

Los Angeles Dodgers @ Chicago Cubs  
Wrigley Field, Chicago, IL  
Sun May 30 1982, 3:33 AM CDT  
Att: 34,306 - Sunny - 71 F

AB 36  
R 7  
H 10  
RBI 7  
BB 2  
SO 7  
LOB 14



Batter	1	2	3	4	5	6	7	8	9	AB	R	H	RBI	BB	SO	LOB	BOTTOM								
Bump Willis, S (1.4) OBP: 0.364, SLG: 0.387										4	0	0	0	0	1	1									
23 Ryne Sandberg, R (1.5) OBP: 0.258, SLG: 0.302										4	0	2	0	0	2	2									
Bill Buckner, L (1.3) OBP: 0.305, SLG: 0.356										4	0	2	0	0	0	1									
Keith Moreland, R (1.9) OBP: 0.371, SLG: 0.517										4	0	0	0	0	1	4									
Leon Durham, L (1.8) OBP: 0.369, SLG: 0.438										4	0	1	0	0	0	0									
Steve Henderson, R (1.7) OBP: 0.314, SLG: 0.306										4	0	2	0	0	0	1									
Larry Bowa, S (1.6) OBP: 0.228, SLG: 0.224										4	0	0	0	0	1	3									
Jody Davis, R (1.2) OBP: 0.255, SLG: 0.340										3	0	1	0	0	1	1									
Fergie Jenkins, R (1.1) OBP: 0.059, SLG: 0.059										1	0	0	0	0	1	1									
Hector Cruz, R (6, PH) OBP: 0.231, SLG: 0.182										1	0	0	0	0	1	0									
Dick Tidrow, R (7.1)										0	0	0	0	0	0	0									
Gary Woods, R (8, PH) OBP: 0.339, SLG: 0.402										1	0	0	0	0	1	0									
Dan Larson, R (9.1) OBP: 0.273, SLG: 0.273										0	0	0	0	0	0	0									
<b>Inning Stats</b>	R: 0 E: 0 K: 0 S: 4	H: 2 LOB: 1 BB: 0 P: 4	R: 0 E: 0 K: 0 S: 3	H: 1 LOB: 0 BB: 0 P: 3	R: 0 E: 1 K: 2 S: 8	H: 1 LOB: 1 BB: 0 P: 8	R: 0 E: 0 K: 0 S: 3	H: 0 LOB: 0 BB: 0 P: 3	R: 0 E: 0 K: 1 S: 5	H: 0 LOB: 0 BB: 0 P: 5	R: 0 E: 1 K: 3 S: 11	H: 1 LOB: 2 BB: 0 P: 11	R: 0 E: 0 K: 1 S: 6	H: 1 LOB: 1 BB: 0 P: 6	R: 0 E: 0 K: 2 S: 8	H: 1 LOB: 1 BB: 0 P: 8	R: 0 E: 1 K: 0 S: 4	H: 1 LOB: 1 BB: 0 P: 4	1B: 7 2B: 2 3B: 0 HR: 0	SF: 0 SAC: 0 DP: 2 HBP: 0	WP: 0 PB: 0 SB: 0 CS: 0	PA: 34			
<b>PITCHER</b>	IP	WLS	BF	H	R	ER	SO	BB	IBB	HBP	BLK	WP	HR	S	P	ERA	WHIP								
Fernando Valenzuela, L (1.1) ERA: 2.51	9.0	W	34	8	0	0	9	0	0	0	0	0	0	52	52	0.00	0.889								

Los Angeles Dodgers @ Chicago Cubs  
Wrigley Field, Chicago, IL  
Sun May 30 1982, 3:33 AM CDT  
Att: 34,306 - Sunny - 71 F

AB 34  
R 0  
H 8  
RBI 0  
BB 0  
SO 9  
LOB 14





Batter	1	2	3	4	5	6	7	8	9	AB	R	H	RBI	BB	SO	LOB	TOP								
Gene Richards, L OBP: 0.313, SLG: 0.326 (1, 7)	4-3	4-3						K		5	2	2	0	0	1	1	<b>San Diego Padres @ Chicago Cubs</b> Wrigley Field, Chicago, IL Mon May 31 1982, 3:33 AM CDT Att: 20,093 - Cloudy - 76 F								
Tim Flannery, L OBP: 0.351, SLG: 0.442 (1, 4)	HR		F7	2B		SF7		4-3		4	2	2	3	0	0	0									
Sixto Lezcano, R OBP: 0.339, SLG: 0.455 (1, 9)	G3					P6			K	5	1	2	2	0	1	1									
Ruppert Jones, L OBP: 0.450, SLG: 0.550 (1, 8)	HR		5-3	4-3				4-3		5	1	2	2	0	0	1									
Terry Kennedy, L OBP: 0.278, SLG: 0.404 (1, 2)	F8		F8			F8		F7		5	0	1	0	0	0	1									
Joe Lefebvre, L OBP: 0.285, SLG: 0.282 (1, 5)		F8		L6				3-1		3	0	0	0	1	0	0									
Broderick Perkins, L OBP: 0.345, SLG: 0.320 (1, 3)		F9		4-1				P6		4	1	1	0	0	0	2									
Mario Ramirez, R OBP: 0.400, SLG: 0.385 (1, 6)		2B		4-3				F9		2	1	0	0	2	0	1									
Chris Welsh, L OBP: 0.333, SLG: 0.364 Luis DeLeon, R OBP: 0.200, SLG: 0.400 (7, 1)				1B		G1-2-3		6-3		3	1	2	2	0	0	3									
				2B						1	0	0	0	0	0	0									
<b>Inning Stats</b>	R: 2 E: 0 K: 0 S: 5	H: 2 LOB: 0 BB: 0 P: 5	R: 1 E: 0 K: 0 S: 4	H: 1 LOB: 1 BB: 1 P: 8	R: 1 E: 0 K: 0 S: 4	H: 1 LOB: 0 BB: 0 P: 4	R: 4 E: 0 K: 0 S: 8	H: 5 LOB: 1 BB: 0 P: 8	R: 0 E: 0 K: 0 S: 3	H: 1 LOB: 2 BB: 2 P: 11	R: 1 E: 0 K: 0 S: 5	H: 2 LOB: 1 BB: 0 P: 5	R: 0 E: 0 K: 1 S: 5	H: 0 LOB: 0 BB: 0 P: 3	R: 0 E: 0 K: 1 S: 5	H: 0 LOB: 0 BB: 0 P: 5	R: 0 E: 0 K: 1 S: 5	H: 0 LOB: 0 BB: 0 P: 5	1B: 7 2B: 3 3B: 0 HR: 2	SF: 1 SAC: 0 DP: 1 HBP: 0	WP: 0 PB: 0 SB: 1 CS: 0	PA: 41			
<b>PITCHER</b>	IP	WLS	BF	H	R	ER	SO	BB	IBB	HBP	BLK	WP	HR	S	P	ERA	WHIP								
Doug Bird, R ERA: 4.28 (1, 1)	3.2	L	19	7	7	7	0	1	0	0	0	0	2	18	22	17.18	2.182								
Dick Tidrow, R ERA: 5.19 (4, 1)	0.1		3	2	1	1	0	0	0	0	0	0	0	3	3	27.00	6.000								
Dan Larson, R ERA: 6.14 (5, 1)	3.0		13	3	1	1	0	2	0	0	0	0	0	11	19	3.00	1.667								
Lee Smith, R ERA: 2.83 (8, 1)	2.0		6	0	0	0	2	0	0	0	0	0	0	10	10	0.00	0.000								

Batter	1	2	3	4	5	6	7	8	9	AB	R	H	RBI	BB	SO	LOB	BOTTOM								
Bump Wills, S OBP: 0.370, SLG: 0.400 (1, 4)	FC6-4		4-3	F9				2B		5	1	3	0	0	0	0	<b>San Diego Padres @ Chicago Cubs</b> Wrigley Field, Chicago, IL Mon May 31 1982, 3:33 AM CDT Att: 20,093 - Cloudy - 76 F								
23 Ryne Sandberg, R OBP: 0.257, SLG: 0.299 (1, 5)	FC6-4		2B			K	F3	4-3		5	2	1	0	0	1	4									
Bill Buckner, L OBP: 0.308, SLG: 0.359 (1, 3)	1-3		1B			F2		4-3		4	2	1	1	1	0	2									
Keith Moreland, R OBP: 0.376, SLG: 0.525 (1, 9)				1B		5-3			F9	5	1	3	4	0	0	0									
Leon Durham, L OBP: 0.364, SLG: 0.427 (1, 8)	G3		K			G3			F7	4	0	0	0	1	1	2									
Gary Woods, R OBP: 0.339, SLG: 0.394 Bob Molinaro, L OBP: 0.355, SLG: 0.231 (7, PH) Lee Smith, R (8, 1) Dan Briggs, L OBP: 0.111, SLG: 0.111 (9, PH)	4-3					5-3		FC	F7	2	0	0	0	1	0	0									
Larry Bowa, S OBP: 0.234, SLG: 0.231 (1, 6)		F7							F7	4	0	2	0	0	1	2									
Jody Davis, R OBP: 0.264, SLG: 0.340 (1, 2)						5-3			P3	3	0	1	0	1	0	3									
Doug Bird, R OBP: 0.265, SLG: 0.125 Dick Tidrow, R (4, PH) Hector Cruz, R OBP: 0.274, SLG: 0.167 Dan Larson, R OBP: 0.279, SLG: 0.299 Steve Henderson, R OBP: 0.317, SLG: 0.370 (8, 7)	L6					G6-4-3		6-3		1	0	0	0	0	0	1									
										0	0	0	0	0	0	0									
										0	0	0	0	0	0	1									
										0	0	0	0	0	0	1									
										0	0	0	0	0	0	0									
										2	1	1	0	0	0	0									
<b>Inning Stats</b>	R: 1 E: 1 K: 0 S: 5	H: 2 LOB: 1 BB: 0 P: 5	R: 0 E: 0 K: 0 S: 3	H: 0 LOB: 1 BB: 1 P: 7	R: 2 E: 0 K: 2 S: 10	H: 3 LOB: 2 BB: 1 P: 14	R: 0 E: 0 K: 0 S: 3	H: 1 LOB: 0 BB: 0 P: 3	R: 0 E: 0 K: 1 S: 5	H: 0 LOB: 0 BB: 0 P: 5	R: 0 E: 0 K: 0 S: 4	H: 1 LOB: 1 BB: 0 P: 4	R: 4 E: 1 K: 0 S: 7	H: 4 LOB: 2 BB: 2 P: 15	R: 0 E: 0 K: 0 S: 4	H: 1 LOB: 1 BB: 0 P: 4	R: 0 E: 0 K: 0 S: 3	H: 0 LOB: 0 BB: 0 P: 3	1B: 9 2B: 3 3B: 0 HR: 0	SF: 0 SAC: 0 DP: 1 HBP: 0	WP: 0 PB: 0 SB: 0 CS: 0	PA: 42			
<b>PITCHER</b>	IP	WLS	BF	H	R	ER	SO	BB	IBB	HBP	BLK	WP	HR	S	P	ERA	WHIP								
Chris Welsh, L ERA: 5.02 Luis DeLeon, R ERA: 2.17 (7, 1)	6.1	S	10	2	0	0	0	0	0	0	0	0	0	10	10	0.00	0.750								





Batter	1	2	3	4	5	6	7	8	9	AB	R	H	RBI	BB	SO	LOB	TOP				
Gene Richards, L OBP: 0.298, SLG: 0.310 (1, 7)	F3	G3		3-1		1-3		6-3		5	0	0	0	0	0	0	<b>San Diego Padres @ Chicago Cubs</b> Wrigley Field, Chicago, IL Tue Jun 01 1982, 3:33 AM CDT Att: 8,797 - Sunny - 69 F				
Tim Flannery, L OBP: 0.355, SLG: 0.439 (1, 4)	4-3		HR	2B		4-3		4-3		5	2	2	0	0	0						
Garry Templeton, S OBP: 0.280, SLG: 0.363 (1, 6)	F7		HR	2B				G3		5	1	3	1	0	0						
Ruppert Jones, L OBP: 0.454, SLG: 0.571 Dave Edwards, R OBP: 0.236, SLG: 0.286 (5, 8)		S	HR	4-3		2-3				3	2	2	3	0	0						
Sixto Lezcano, R OBP: 0.339, SLG: 0.453 Kurt Bevacqua, R OBP: 0.344, SLG: 0.240 (5, 3)		1B	HR	4-3				1B		2	0	1	0	0	0						
Terry Kennedy, L OBP: 0.277, SLG: 0.406 (1, 2)	4-3					F8		F8		4	1	1	0	0	0						
Joe Lefebvre, L OBP: 0.286, SLG: 0.262 (1, 5)			F8			K		4-3		3	1	0	0	1	1						
Broderick Perkins, L OBP: 0.358, SLG: 0.349 (5, 9)		IBB						F8		3	1	2	3	0	0						
John Montefusco, R OBP: 0.174, SLG: 0.095 Eric Show, R (6, 1)		SH3-4		K		FC5-4		6-3		2	0	0	1	0	1						
										1	0	0	0	0	0						
<b>Inning Stats</b>	R: 0 E: 0 K: 0 S: 3	H: 0 LOB: 0 BB: 0 P: 3	R: 4 E: 0 K: 0 S: 6	H: 3 LOB: 0 BB: 1 P: 10	R: 4 E: 1 K: 1 S: 10	H: 5 LOB: 1 BB: 0 P: 10	R: 1 E: 0 K: 0 S: 5	H: 2 LOB: 1 BB: 0 P: 5	R: 0 E: 0 K: 1 S: 4	H: 1 LOB: 1 BB: 0 P: 4	R: 0 E: 0 K: 0 S: 3	H: 0 LOB: 0 BB: 0 P: 3	R: 0 E: 0 K: 0 S: 3	H: 0 LOB: 0 BB: 0 P: 3	R: 0 E: 0 K: 0 S: 4	H: 1 LOB: 1 BB: 0 P: 4	1B: 7 2B: 3 3B: 1 HR: 1	SF: 0 SAC: 1 DP: 0 HBP: 1	WP: 0 PB: 0 SB: 1 CS: 0	PA: 41	
<b>PITCHER</b>	IP	WLS	BF	H	R	ER	SO	BB	IBB	HBP	BLK	WP	HR	S	P	ERA	WHIP				
Randy Martz, R ERA: 3.42 (1, 1)	2.1	L	15	7	8	8	0	0	1	0	0	0	1	14	18	30.86	3.000				
Dick Tidrow, R ERA: 5.0 (3, 1)	2.2		12	3	1	1	2	0	0	1	0	0	0	15	16	3.38	1.125				
Dan Larson, R ERA: 5.67 (6, 1)	3.0		10	1	0	0	0	0	0	0	0	0	0	10	10	0.00	0.333				
Willie Hernandez, L ERA: 2.25 (9, 1)	1.0		4	1	0	0	0	0	0	0	0	0	0	4	4	0.00	1.000				

Batter	1	2	3	4	5	6	7	8	9	AB	R	H	RBI	BB	SO	LOB	BOTTOM				
Bump Wills, S OBP: 0.368, SLG: 0.399 (1, 4)	L5		SF7		F8					3	0	1	1	0	0	<b>San Diego Padres @ Chicago Cubs</b> Wrigley Field, Chicago, IL Tue Jun 01 1982, 3:33 AM CDT Att: 8,797 - Sunny - 69 F					
23 Ryne Sandberg, R OBP: 0.257, SLG: 0.288 (1, 5)	F8		FC6			6-3		G6-3		4	0	1	0	0	2						
Bill Buckner, L OBP: 0.302, SLG: 0.351 (1, 3)	G3		FC6			L7		4-3		4	0	0	0	0	2						
Leon Durham, L OBP: 0.362, SLG: 0.423 (1, 8)			FC4-6		F8			4-3		4	0	1	0	0	0						
Keith Moreland, R OBP: 0.369, SLG: 0.513 (1, 9)		K			F7		K			4	0	0	0	0	2						
Bob Molinaro, L OBP: 0.343, SLG: 0.207 (1, 7)		FC4-6			4-3		G3			3	0	0	0	1	0						
Larry Bowa, S OBP: 0.240, SLG: 0.245 (1, 6)		F8			L4					3	0	1	0	1	0						
Jody Davis, R OBP: 0.264, SLG: 0.356 (1, 2)			SF7		K					4	1	1	0	0	2						
Randy Martz, L OBP: 0.333, SLG: 0.308 Dick Tidrow, R OBP: 0.257, SLG: 0.273 Hector Cruz, R OBP: 0.257, SLG: 0.273 Dan Larson, R OBP: 0.279, SLG: 0.176 Dan Briggs, L OBP: 0.135, SLG: 0.135 Willie Hernandez, L (9, 1)			K					G6-3		0	0	0	0	0	0						
										1	0	0	0	0	1						
										1	0	0	0	0	0						
										0	0	0	0	0	0						
										1	0	0	0	0	0						
										0	0	0	0	0	0						
										1	0	0	0	0	0						
										0	0	0	0	0	0						
<b>Inning Stats</b>	R: 0 E: 0 K: 0 S: 3	H: 1 LOB: 1 BB: 0 P: 6	R: 1 E: 0 K: 1 S: 7	H: 2 LOB: 1 BB: 0 P: 7	R: 0 E: 0 K: 0 S: 3	H: 0 LOB: 0 BB: 0 P: 3	R: 0 E: 0 K: 0 S: 6	H: 1 LOB: 1 BB: 0 P: 6	R: 0 E: 0 K: 0 S: 4	H: 2 LOB: 1 BB: 0 P: 4	R: 0 E: 0 K: 1 S: 5	H: 0 LOB: 2 BB: 2 P: 13	R: 0 E: 0 K: 0 S: 5	H: 0 LOB: 2 BB: 2 P: 13	1B: 5 2B: 0 3B: 2 HR: 0	SF: 1 SAC: 0 DP: 1 HBP: 0	WP: 0 PB: 0 SB: 0 CS: 0	PA: 35			
<b>PITCHER</b>	IP	WLS	BF	H	R	ER	SO	BB	IBB	HBP	BLK	WP	HR	S	P	ERA	WHIP				
John Montefusco, R ERA: 4.08 (1, 1)	5.0		19	4	1	1	3	0	0	0	0	0	0	25	25	1.80	0.800				
Eric Show, R ERA: 1.09 (6, 1)	4.0	S	16	3	0	0	2	2	0	0	0	0	0	18	26	0.00	1.250				









Batter	1	2	3	4	5	6	7	8	9	AB	R	H	RBI	BB	SO	LOB	TOP					
Joe Morgan, L (1,4) OBP: 0.383, SLG: 0.370										3	1	0	0	1	1	3	<b>San Francisco Giants @ Chicago Cubs</b> Wrigley Field, Chicago, IL Fri Jun 04 1982, 3:33 AM CDT Att: 7,034 - Sunny - 57 F					
Jim Wohlford, R (1,7) OBP: 0.376, SLG: 0.468										5	0	1	0	0	1	5						
Chili Davis, S (1,8) OBP: 0.325, SLG: 0.389										4	1	1	2	0	0	0						
Reggie Smith, S (1,3) OBP: 0.325, SLG: 0.418										4	0	0	0	0	1	0						
Dave Bergman, L (8,3) OBP: 0.339, SLG: 0.320										0	0	0	0	0	0	0						
Jack Clark, R (1,9) OBP: 0.332, SLG: 0.422										1	1	0	0	3	0	0						
Milt May, L (1,2) OBP: 0.336, SLG: 0.397										4	1	2	1	0	0	1						
Tom O'Malley, L (1,5) OBP: 0.358, SLG: 0.383										3	0	1	1	1	0	2						
Johnnie LeMaster, R (1,6) OBP: 0.270, SLG: 0.262										4	0	1	0	0	0	1						
Mike Chris, L (1,1) OBP: 0.167, SLG: 0.200										0	0	0	0	0	0	0						
Fred Breining, R (1,1) OBP: 0.400, SLG: 0.400										1	0	0	0	0	0	0						
Jim Barr, R (6,1) OBP: 0.375, SLG: 0.500										2	0	1	0	0	0	0						
Greg Minton, S (9,1) OBP: 0.167, SLG: 0.333										0	0	0	0	0	0	0						
<b>Inning Stats</b>	R: 2 E: 0 K: 0 S: 4	H: 1 LOB: 1 BB: 1 P: 9	R: 0 E: 0 K: 2 S: 8	H: 1 LOB: 2 BB: 1 P: 12	R: 2 E: 0 K: 0 S: 5	H: 2 LOB: 1 BB: 1 P: 9	R: 0 E: 0 K: 0 S: 3	H: 1 LOB: 0 BB: 0 P: 3	R: 0 E: 0 K: 0 S: 3	H: 0 LOB: 0 BB: 0 P: 3	R: 0 E: 0 K: 0 S: 3	H: 0 LOB: 0 BB: 0 P: 3	R: 0 E: 0 K: 1 S: 2	H: 0 LOB: 0 BB: 1 P: 6	R: 0 E: 0 K: 1 S: 6	H: 1 LOB: 2 BB: 1 P: 10	R: 0 E: 0 K: 0 S: 4	H: 1 LOB: 1 BB: 0 P: 4	1B: 4 2B: 2 3B: 0 HR: 1	SF: 0 SAC: 1 DP: 1 HBP: 1	WP: 0 PB: 0 SB: 1 CS: 1	PA: 39
<b>PITCHER</b>	IP WLS BF H R ER SO BB IBB HBP BLK WP HR S P ERA WHIP																					
Fergie Jenkins, R (1,1) ERA: 3.23	5.0 L 23 5 4 4 2 3 0 1 0 0 1 23 36 7.20 1.600																					
Dick Tidrow, R (6,1) ERA: 4.55	2.0 6 0 0 0 0 1 0 0 0 0 0 5 9 0.00 0.500																					
Lee Smith, R (8,1) ERA: 2.54	2.0 9 2 0 0 1 1 0 0 0 0 0 10 14 0.00 1.500																					

AB	31
R	4
H	7
RBI	4
BB	5
SO	3
LOB	12



Batter	1	2	3	4	5	6	7	8	9	AB	R	H	RBI	BB	SO	LOB	BOTTOM					
Bump Willis, S (1,4) OBP: 0.361, SLG: 0.388										4	1	1	1	1	1	1	<b>San Francisco Giants @ Chicago Cubs</b> Wrigley Field, Chicago, IL Fri Jun 04 1982, 3:33 AM CDT Att: 7,034 - Sunny - 57 F					
23 Ryne Sandberg, R (1,5) OBP: 0.255, SLG: 0.287										3	0	0	0	2	0	1						
Bill Buckner, L (1,3) OBP: 0.309, SLG: 0.351										3	0	2	1	1	0	0						
Keith Moreland, R (1,9) OBP: 0.362, SLG: 0.500										4	0	1	0	0	0	6						
Leon Durham, L (1,8) OBP: 0.352, SLG: 0.406										3	0	0	1	1	1	1						
Steve Henderson, R (1,7) OBP: 0.310, SLG: 0.302										3	0	0	0	0	0	3						
Bob Molinaro, L (8, PH) OBP: 0.324, SLG: 0.194										1	0	0	0	0	0	1						
Hector Cruz, R (9,7) OBP: 0.297, SLG: 0.231										0	0	0	0	0	0	0						
Larry Bowa, S (1,6) OBP: 0.247, SLG: 0.254										4	1	2	0	0	0	0						
Jody Davis, R (1,2) OBP: 0.250, SLG: 0.336										3	0	0	0	0	2	1						
Jay Johnstone, L (9, PH) OBP: 0.300, SLG: 0.143										1	0	0	0	0	0	1						
Fergie Jenkins, R (1,1) OBP: 0.058, SLG: 0.056										1	0	0	0	0	1	0						
Scott Thompson, L (5, PH) OBP: 0.429, SLG: 0.333										1	1	1	0	0	0	0						
Dick Tidrow, R (6,1) ERA: 2.85										0	0	0	0	0	0	0						
Dan Briggs, L (7, PH) OBP: 0.129, SLG: 0.128										1	0	0	0	0	1	0						
Lee Smith, R (8,1) ERA: 2.68										0	0	0	0	0	0	0						
Gary Woods, R (9, PH) OBP: 0.336, SLG: 0.390										1	0	0	0	0	0	1						
<b>Inning Stats</b>	R: 1 E: 0 K: 0 S: 2	H: 0 LOB: 2 BB: 4 P: 18	R: 0 E: 0 K: 2 S: 7	H: 0 LOB: 0 BB: 0 P: 7	R: 0 E: 0 K: 1 S: 4	H: 1 LOB: 1 BB: 0 P: 4	R: 0 E: 0 K: 1 S: 5	H: 0 LOB: 0 BB: 0 P: 5	R: 0 E: 0 K: 0 S: 4	H: 1 LOB: 1 BB: 0 P: 4	R: 0 E: 0 K: 1 S: 5	H: 0 LOB: 0 BB: 0 P: 5	R: 0 E: 0 K: 0 S: 4	H: 1 LOB: 1 BB: 0 P: 4	R: 0 E: 0 K: 0 S: 5	H: 2 LOB: 1 BB: 0 P: 5	R: 1 E: 0 K: 0 S: 5	H: 2 LOB: 1 BB: 0 P: 5	1B: 6 2B: 1 3B: 0 HR: 0	SF: 0 SAC: 0 DP: 1 HBP: 0	WP: 0 PB: 0 SB: 1 CS: 0	PA: 38
<b>PITCHER</b>	IP WLS BF H R ER SO BB IBB HBP BLK WP HR S P ERA WHIP																					
Mike Chris, L (1,1) ERA: 4.7	0.1 5 0 0 0 0 4 0 0 0 0 0 0 1 17 27.00 12.000																					
Fred Breining, R (1,1) ERA: 2.95	4.2 W 17 3 1 1 5 1 0 0 0 0 0 26 30 1.93 0.857																					
Jim Barr, R (6,1) ERA: 2.68	3.0 12 3 1 1 1 0 0 0 0 0 0 14 14 3.00 1.000																					
Greg Minton, R (9,1) ERA: 1.94	1.0 S 4 1 0 0 0 0 0 0 0 0 0 4 4 0.00 1.000																					





Batter	1	2	3	4	5	6	7	8	9	AB	R	H	RBI	BB	SO	LOB	TOP					
Joe Morgan, L (1,4) OBP: 0.392, SLG: 0.376										3	0	2	0	1	0	1	<b>San Francisco Giants @ Chicago Cubs</b> Wrigley Field, Chicago, IL Sat Jun 05 1982, 3:33 AM CDT Att: 24,072 - Sunny - 62 F					
Jim Wothford, R (1,7) OBP: 0.374, SLG: 0.460										4	0	1	0	0	0	2						
Chili Davis, S (1,8) OBP: 0.319, SLG: 0.382										4	0	0	0	0	1	2						
Reggie Smith, S (1,3) OBP: 0.323, SLG: 0.412										4	0	1	0	0	0	2						
Dave Bergman, L (8,3) OBP: 0.339, SLG: 0.320										0	0	0	0	0	0	0						
Jack Clark, R (1,9) OBP: 0.330, SLG: 0.415										3	0	0	0	1	1	2						
Tom O'Malley, L (1,5) OBP: 0.352, SLG: 0.391										4	1	1	0	0	0	2						
Bob Brenly, R (1,2) OBP: 0.324, SLG: 0.438										4	0	1	0	0	0	1						
Johnnie LeMaster, R (1,6) OBP: 0.289, SLG: 0.268										4	0	1	0	0	1	2						
Rich Gale, R (1,1) OBP: 0.227, SLG: 0.263										3	1	1	2	0	2	1						
Gary Lavelle, S (8,1)										1	0	0	0	0	1	1						
Greg Minton, S (9,1) OBP: 0.167, SLG: 0.333										0	0	0	0	0	0	0						
<b>Inning Stats</b>	R: 0 E: 0 K: 1 S: 7	H: 2 LOB: 2 BB: 0 P: 7	R: 2 E: 0 K: 0 S: 5	H: 2 LOB: 1 BB: 1 P: 9	R: 0 E: 0 K: 0 S: 3	H: 1 LOB: 1 BB: 1 P: 7	R: 0 E: 0 K: 1 S: 6	H: 1 LOB: 1 BB: 0 P: 6	R: 0 E: 0 K: 0 S: 5	H: 0 LOB: 0 BB: 0 P: 5	R: 0 E: 0 K: 0 S: 3	H: 0 LOB: 0 BB: 0 P: 3	R: 0 E: 0 K: 0 S: 8	H: 1 LOB: 1 BB: 0 P: 8	R: 0 E: 0 K: 0 S: 3	H: 0 LOB: 0 BB: 0 P: 3	R: 0 E: 0 K: 1 S: 6	H: 1 LOB: 1 BB: 0 P: 6	1B: 4 2B: 3 3B: 0 HR: 1	SF: 0 SAC: 0 DP: 1 HBP: 0	WP: 0 PB: 0 SB: 0 CS: 0	PA: 36
<b>PITCHER</b>	IP WLS BF H R ER SO BB IBB HBP BLK WP HR S P ERA WHIP																					
Doug Bird, R (1,1) ERA: 4.04	8.0 L 32 7 2 2 5 2 0 0 0 0 0 1 40 48 2.25 1.125																					
Bill Campbell, R (9,1) ERA: 3.0	1.0 4 1 0 0 1 0 0 0 0 0 0 0 6 6 0.00 1.000																					

AB	34
R	2
H	8
RBI	2
BB	2
SO	6
LOB	16



Batter	1	2	3	4	5	6	7	8	9	AB	R	H	RBI	BB	SO	LOB	BOTTOM					
Bump Willis, S (1,4) OBP: 0.364, SLG: 0.391										4	1	2	0	0	0	1	<b>San Francisco Giants @ Chicago Cubs</b> Wrigley Field, Chicago, IL Sat Jun 05 1982, 3:33 AM CDT Att: 24,072 - Sunny - 62 F					
Larry Bowa, S (1,6) OBP: 0.242, SLG: 0.249										4	0	0	0	0	0	2						
Bill Buckner, L (1,3) OBP: 0.308, SLG: 0.349										4	0	1	1	0	0	0						
Leon Durham, L (1,9) OBP: 0.355, SLG: 0.425										4	0	2	0	0	0	1						
Keith Moreland, R (1,2) OBP: 0.359, SLG: 0.495										4	0	1	0	0	0	3						
Jay Johnstone, L (1,7) OBP: 0.250, SLG: 0.111										4	0	0	0	0	0	3						
Gary Woods, R (1,8) OBP: 0.336, SLG: 0.389										3	0	1	0	0	1	0						
Junior Kennedy, R (1,5) OBP: 0.254, SLG: 0.281										2	0	0	0	1	0	1						
Doug Bird, R (1,1) OBP: 0.118, SLG: 0.118										1	0	0	0	0	1	0						
Scot Thompson, L (8,PH) ERA: 2.81										1	0	1	0	0	0	0						
Bill Campbell, R (9,1) ERA: 1.91										0	0	0	0	0	0	0						
<b>Inning Stats</b>	R: 1 E: 0 K: 0 S: 5	H: 2 LOB: 1 BB: 0 P: 5	R: 0 E: 0 K: 1 S: 5	H: 0 LOB: 0 BB: 0 P: 5	R: 0 E: 0 K: 1 S: 5	H: 0 LOB: 0 BB: 0 P: 5	R: 0 E: 0 K: 0 S: 4	H: 1 LOB: 1 BB: 0 P: 4	R: 0 E: 0 K: 0 S: 3	H: 0 LOB: 0 BB: 0 P: 3	R: 0 E: 0 K: 0 S: 4	H: 2 LOB: 1 BB: 0 P: 4	R: 0 E: 0 K: 0 S: 3	H: 2 LOB: 2 BB: 0 P: 3	R: 0 E: 0 K: 0 S: 4	H: 1 LOB: 1 BB: 0 P: 4	R: 0 E: 0 K: 0 S: 4	H: 1 LOB: 1 BB: 0 P: 4	1B: 6 2B: 1 3B: 1 HR: 0	SF: 0 SAC: 1 DP: 1 HBP: 0	WP: 0 PB: 0 SB: 1 CS: 0	PA: 33
<b>PITCHER</b>	IP WLS BF H R ER SO BB IBB HBP BLK WP HR S P ERA WHIP																					
Rich Gale, R (1,1) ERA: 4.5	7.1 W 28 7 1 1 2 1 0 0 0 0 0 3 31 35 1.23 1.091																					
Gary Lavelle, L (8,1) ERA: 2.81	1.0 3 1 0 0 0 0 0 0 0 0 0 0 3 3 0.00 1.000																					
Greg Minton, R (9,1) ERA: 1.91	0.2 S 2 0 0 0 0 0 0 0 0 0 0 0 2 2 0.00 0.000																					

AB	31
R	1
H	8
RBI	1
BB	1
SO	2
LOB	11





Batter	1	2	3	4	5	6	7	8	9	AB	R	H	RBI	BB	SO	LOB	TOP										
Joe Morgan, L OBP: 0.380, SLG: 0.363 (1, 4)										5	0	0	0	0	1	3											
Jim Wohlford, R OBP: 0.367, SLG: 0.453 (1, 7)										4	1	1	1	0	0	0											
Chili Davis, S OBP: 0.322, SLG: 0.395 (1, 8)										3	2	1	2	1	1	0											
Reggie Smith, S OBP: 0.321, SLG: 0.407 Jim Barr, R OBP: 0.375, SLG: 0.500 (7, PR)										4	0	1	0	0	1	1											
Gary Lavelle, S Greg Minton, S OBP: 0.167, SLG: 0.333 (9, 1)										1	0	0	0	0	1	0											
Jack Clark, R OBP: 0.328, SLG: 0.411 (1, 9)										4	0	1	1	0	0	1											
Tom O'Malley, L OBP: 0.347, SLG: 0.382 (1, 5)										4	0	1	0	0	1	2											
Bob Brenly, R OBP: 0.368, SLG: 0.543 (1, 2)										3	1	2	1	1	0	0											
Johnnie LeMaster, R OBP: 0.274, SLG: 0.279 (1, 6)										4	0	2	0	0	1	3											
Renie Martin, R OBP: 0.250, SLG: 0.250 Duane Kuiper, L OBP: 0.424, SLG: 0.420 Dave Bergman, L OBP: 0.333, SLG: 0.314 (7, PH)										1	0	0	0	0	0	1											
										1	1	1	0	0	0	0											
										1	0	0	0	0	1	1											
<b>Inning Stats</b>	R: 2 E: 1 K: 0 S: 5	H: 1 LOB: 0 BB: 0 P: 5	R: 1 E: 0 K: 0 S: 5	H: 2 LOB: 1 BB: 0 P: 5	R: 0 E: 0 K: 0 S: 4	H: 1 LOB: 1 BB: 0 P: 4	R: 0 E: 0 K: 0 S: 4	H: 1 LOB: 1 BB: 0 P: 4	R: 0 E: 0 K: 2 S: 8	H: 0 LOB: 0 BB: 1 P: 12	R: 2 E: 0 K: 1 S: 8	H: 3 LOB: 2 BB: 1 P: 12	R: 0 E: 0 K: 2 S: 8	H: 1 LOB: 1 BB: 0 P: 8	R: 0 E: 0 K: 2 S: 7	H: 0 LOB: 0 BB: 0 P: 7	1B: 6 2B: 2 3B: 0 HR: 2	SF: 1 SAC: 2 DP: 0 HBP: 0	WP: 0 PB: 0 SB: 1 CS: 0	PA: 40							
<b>PITCHER</b>	IP	WLS	BF	H	R	ER	SO	BB	IBB	HBP	BLK	WP	HR	S	P	ERA	WHIP										
Randy Martz, R ERA: 3.52 Lee Smith, R ERA: 2.72 Willie Hernandez, L ERA: 2.08 Bill Campbell, R ERA: 2.9	6.0	L	27	7	4	3	2	1	0	0	0	0	2	30	34	4.50	1.333										
	0.2		5	2	1	1	0	1	0	0	0	0	0	4	8	13.50	4.500										
	1.1		5	1	0	0	3	0	0	0	0	0	0	11	11	0.00	0.750										
	1.0		3	0	0	0	2	0	0	0	0	0	0	7	7	0.00	0.000										

San Francisco Giants @ Chicago Cubs  
Wrigley Field, Chicago, IL  
Sun Jun 06 1982, 3:33 AM CDT  
Att: 14,730 - Overcast - 62 F

AB 35  
R 5  
H 10  
RBI 5  
BB 2  
SO 7  
LOB 12



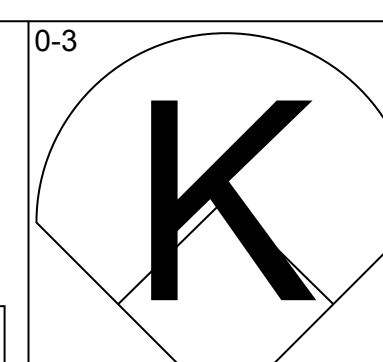
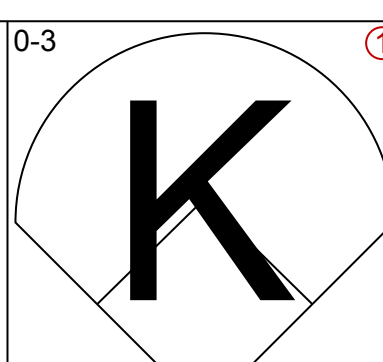
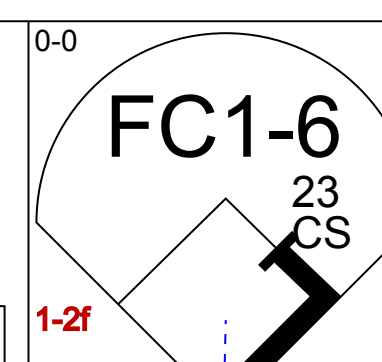
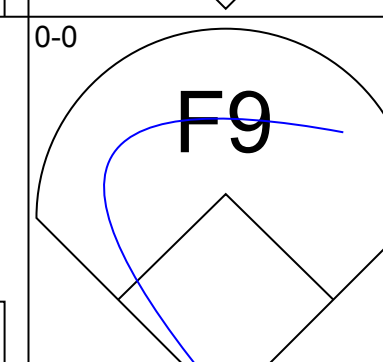
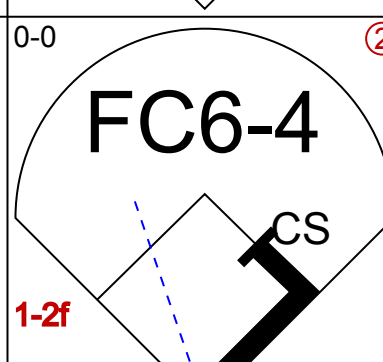
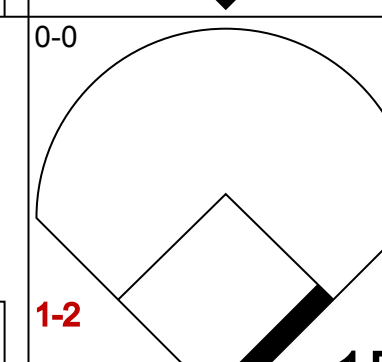
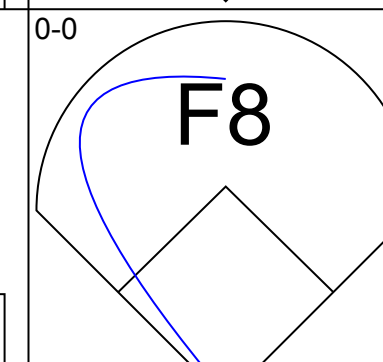
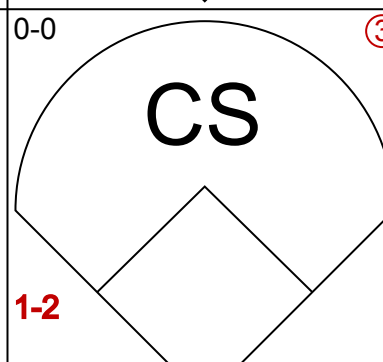
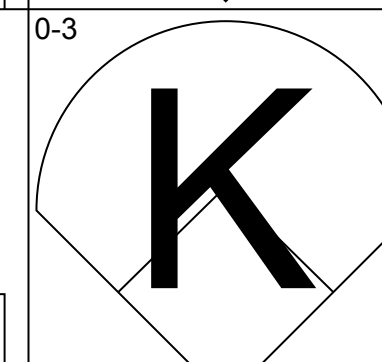
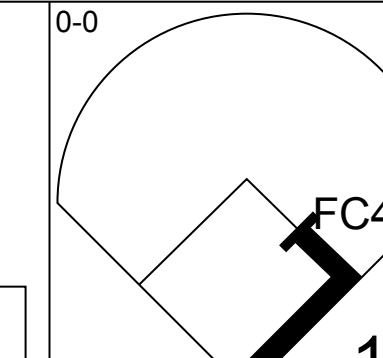
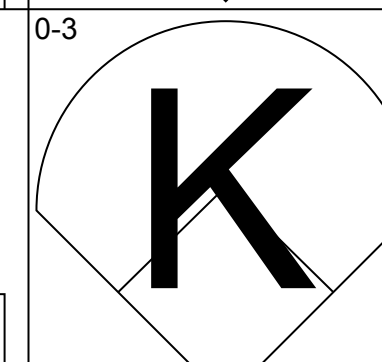

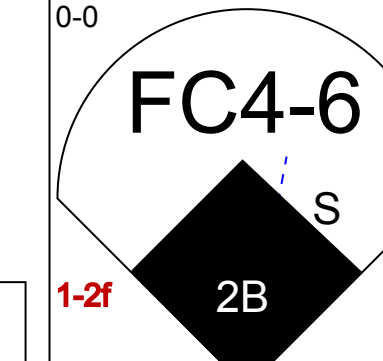
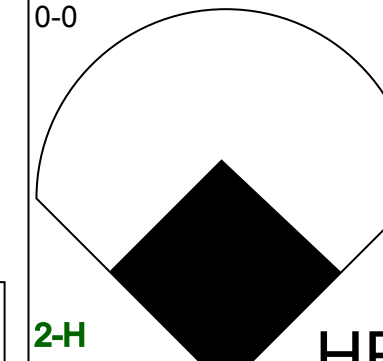

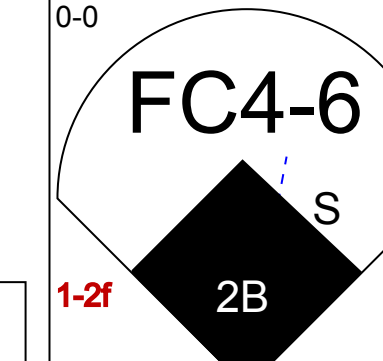
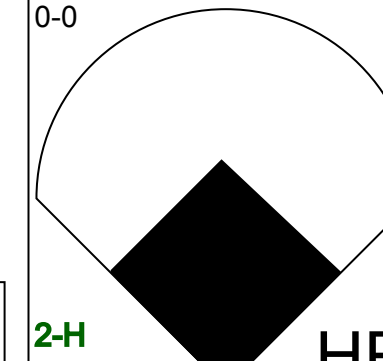
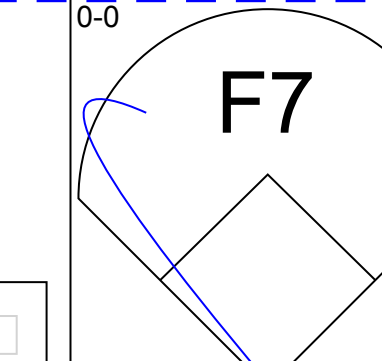
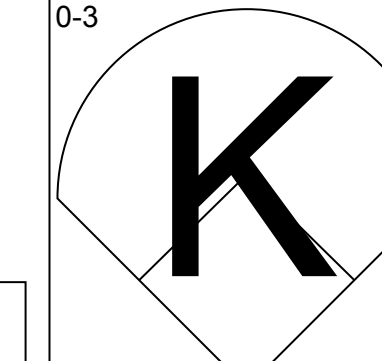
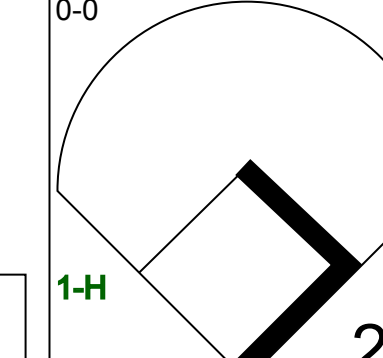

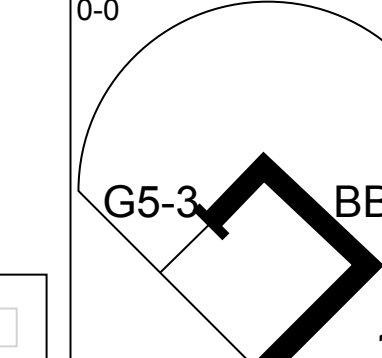
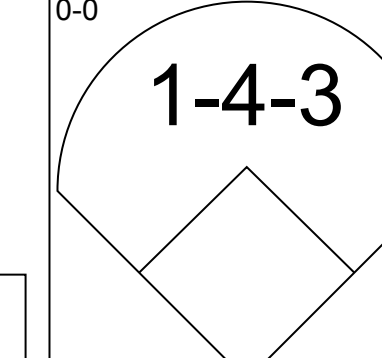

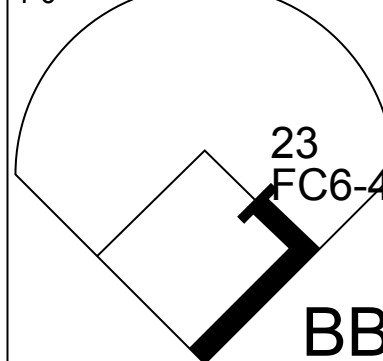
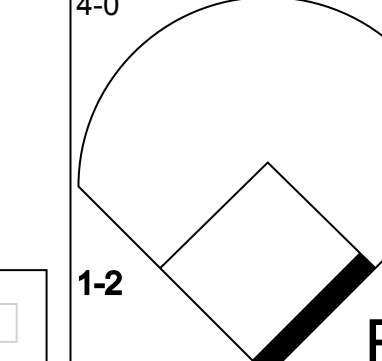
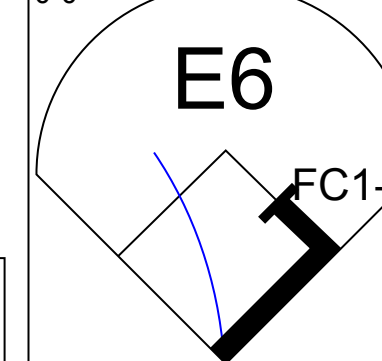
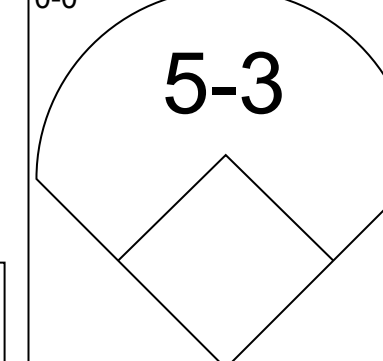
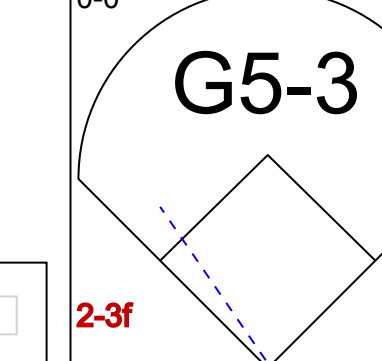
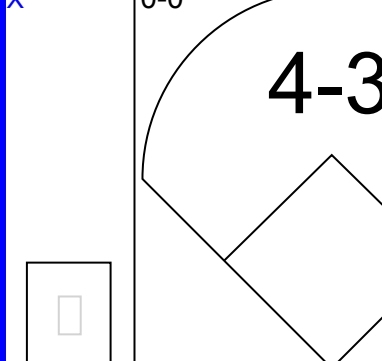



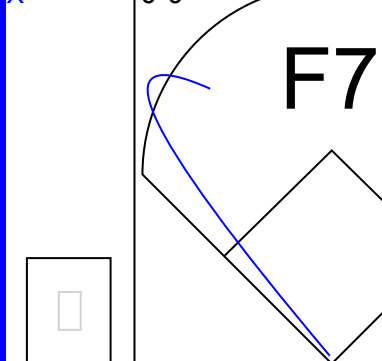
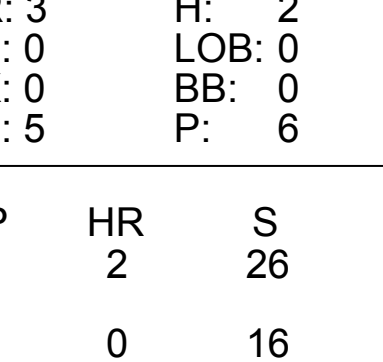
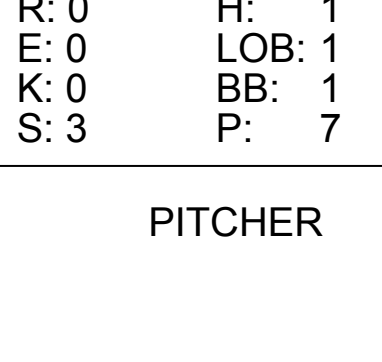
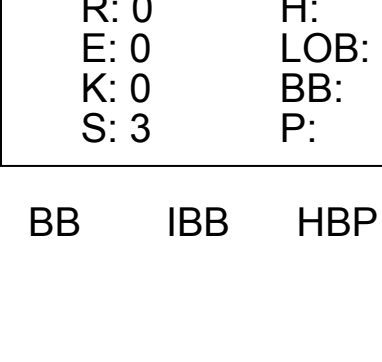

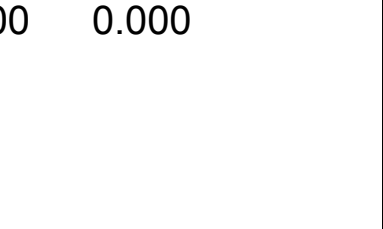


Batter	1	2	3	4	5	6	7	8	9	AB	R	H	RBI	BB	SO	LOB	BOTTOM										
Bump Willis, S OBP: 0.361, SLG: 0.388 (1, 4)										4	1	1	0	0	0	1											
Larry Bowa, S OBP: 0.247, SLG: 0.260 (1, 6)										4	1	2	1	0	0	1											
Bill Buckner, L OBP: 0.311, SLG: 0.358 (1, 3)										3	1	1	1	1	1	1											
Leon Durham, L OBP: 0.353, SLG: 0.421 (1, 9)										4	0	1	0	0	1	2											
Keith Moreland, R OBP: 0.353, SLG: 0.485 (1, 2)										4	0	0	0	0	1	2											
Jay Johnstone, L OBP: 0.286, SLG: 0.182 (1, 7)										4	0	2	1	0	1	0											
Gary Woods, R OBP: 0.328, SLG: 0.378 Bob Molinaro, L OBP: 0.316, SLG: 0.188 (9, PH)										3	0	0	0	0	0	1											
										1	0	0	0	0	0	1											
Junior Kennedy, R OBP: 0.257, SLG: 0.273 (1, 5)										2	0	0	0	1	0	0											
Randy Martz, L OBP: 0.313, SLG: 0.286 Lee Smith, R Willie Hernandez, L Scot Thompson, L OBP: 0.444, SLG: 0.375 Bill Campbell, R										1	0	0	0	0	0	0											
										0	0	0	0	0	0	0											
										0	0	0	0	0	0	0											
										1	0	0	0	0	0	0											
<b>Inning Stats</b>	R: 3 E: 0 K: 2 S: 11	H: 4 LOB: 1 BB: 0 P: 11	R: 0 E: 0 K: 0 S: 3	H: 0 LOB: 0 BB: 0 P: 3	R: 0 E: 0 K: 0 S: 3	H: 0 LOB: 0 BB: 0 P: 3	R: 0 E: 0 K: 1 S: 5	H: 0 LOB: 0 BB: 0 P: 5	R: 0 E: 0 K: 0 S: 3	H: 0 LOB: 1 BB: 1 P: 7	R: 0 E: 0 K: 0 S: 2	H: 0 LOB: 0 BB: 1 P: 6	R: 0 E: 0 K: 0 S: 3	H: 0 LOB: 0 BB: 0 P: 3	R: 0 E: 0 K: 1 S: 6	H: 1 LOB: 1 BB: 0 P: 6	R: 0 E: 0 K: 0 S: 4	H: 2 LOB: 1 BB: 0 P: 4	1B: 5 2B: 1 3B: 1 HR: 0	SF: 0 SAC: 1 DP: 2 HBP: 0	WP: 0 PB: 0 SB: 0 CS: 0	PA: 34					
<b>PITCHER</b>	IP	WLS	BF	H	R	ER	SO	BB	IBB	HBP	BLK	WP	HR	S	P	ERA	WHIP										
Renie Martin, R ERA: 5.08 Jim Barr, R ERA: 2.57 Gary Lavelle, L ERA: 2.78 Greg Minton, R ERA: 1.87	6.0	W	23	4	3	3	3	2	0	0	0	0	0	27	35	4.50	1.000										
	1.2		6	1	0	0	0	0	0	0	0	0	0	6	6	0.00	0.600										
	0.1		2	1	0	0	1	0	0	0	0	0	0	4	4	0.00	3.000										
	1.0	S	3	1	0	0	0	0	0	0	0	0	0	3	3	0.00	1.000										

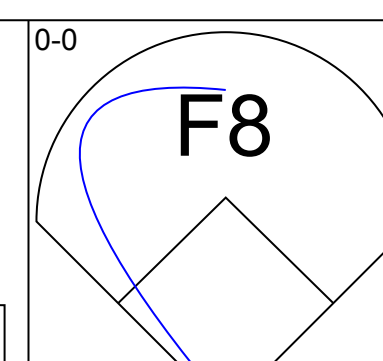
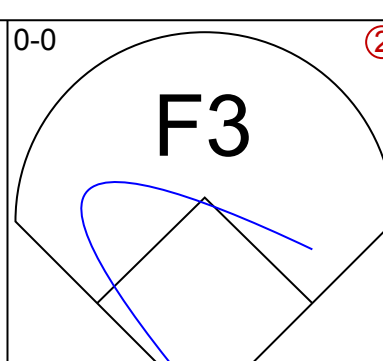
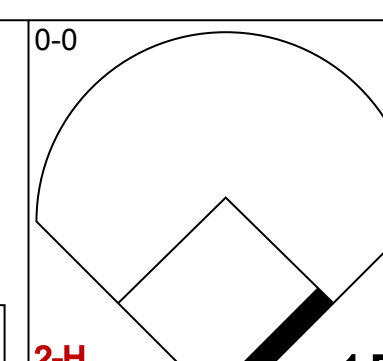
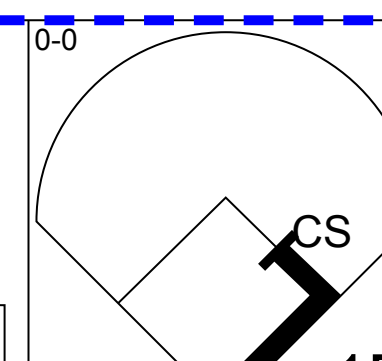
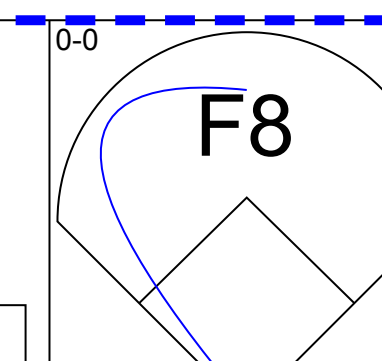
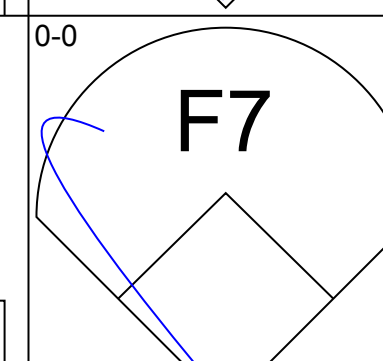
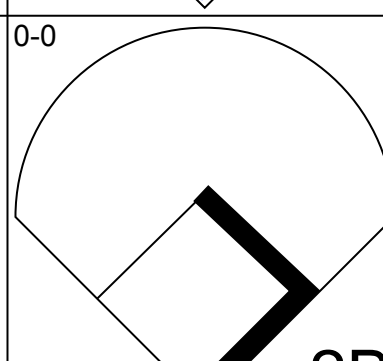
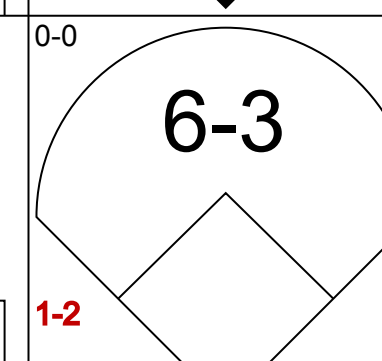
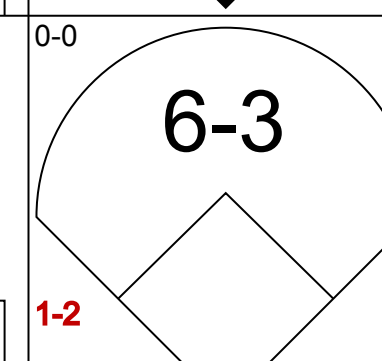
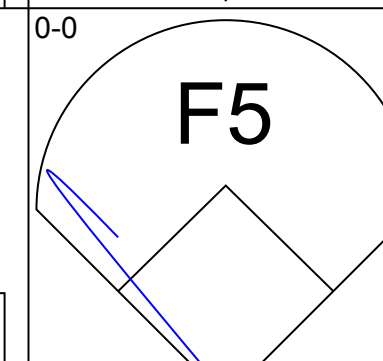
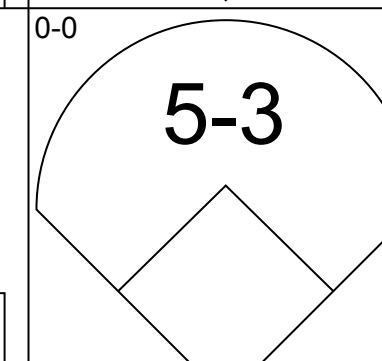
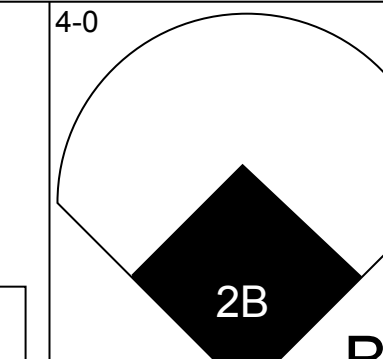
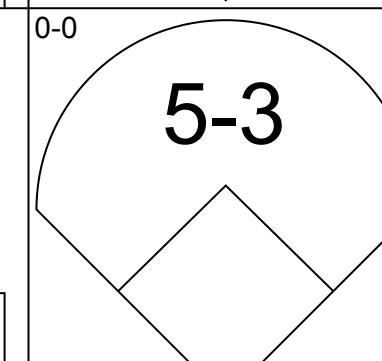

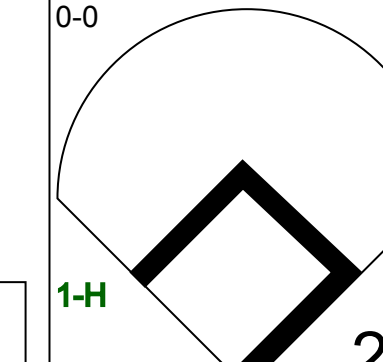
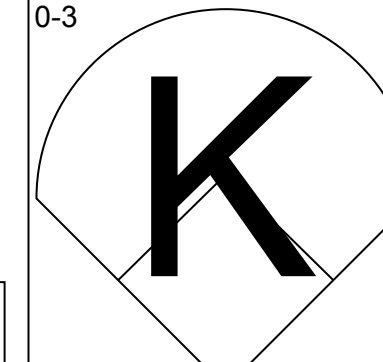

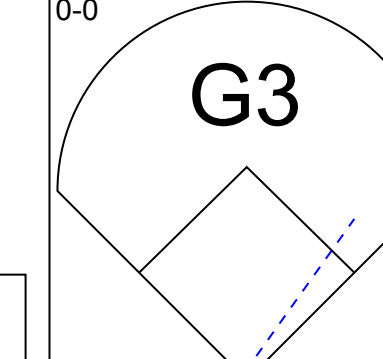
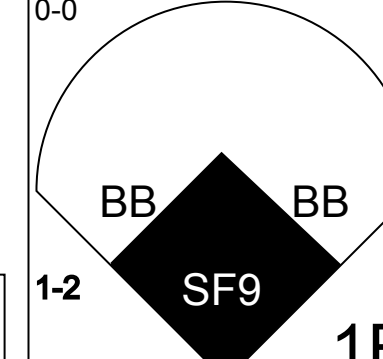

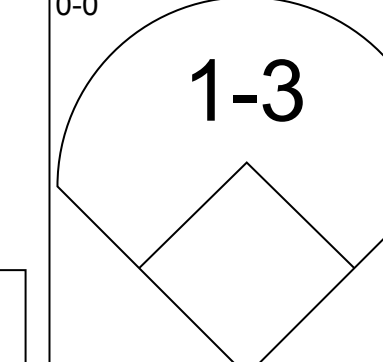
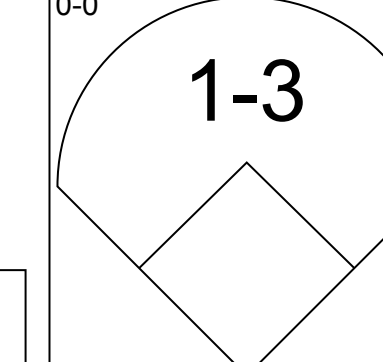

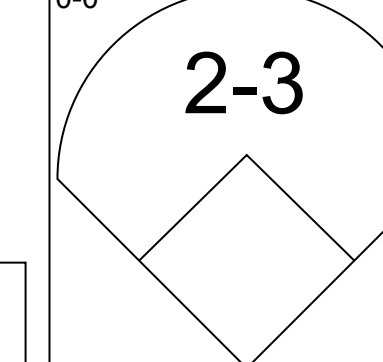
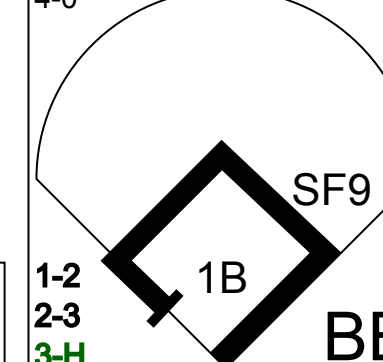

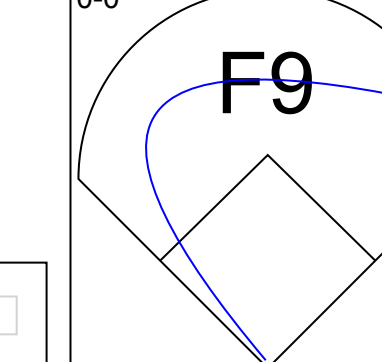
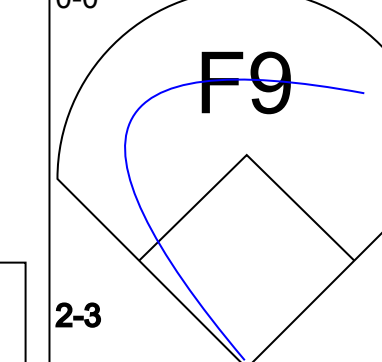

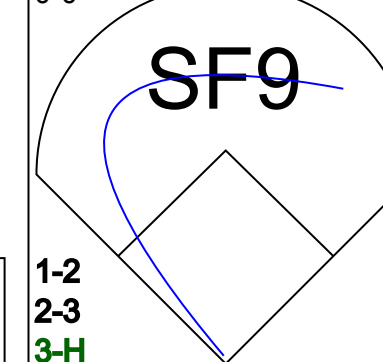

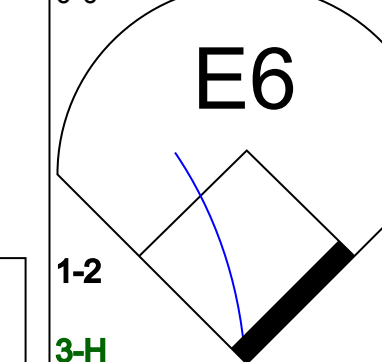
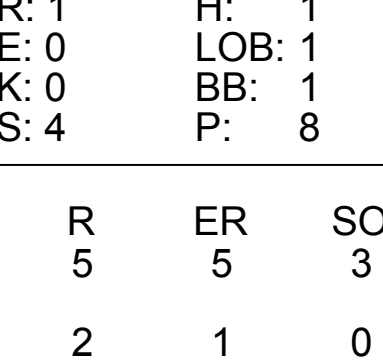
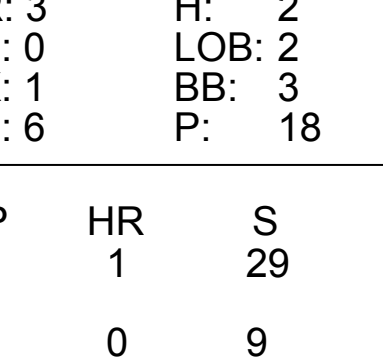
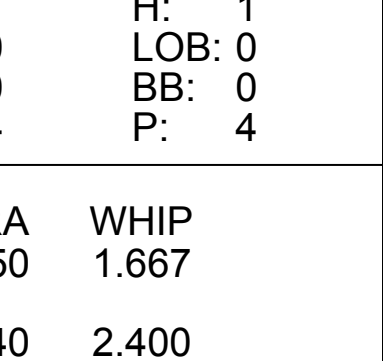
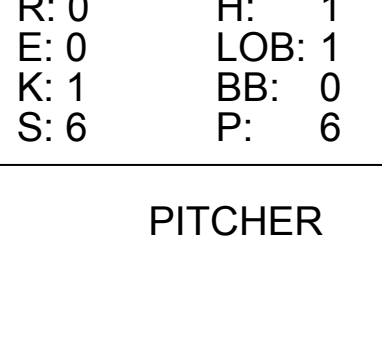
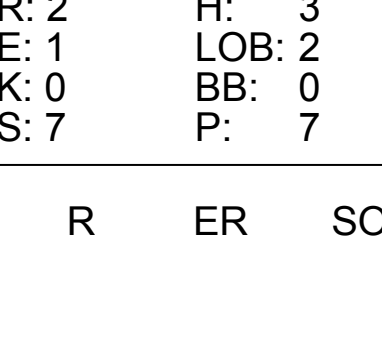




San Francisco Giants @ Chicago Cubs  
Wrigley Field, Chicago, IL  
Sun Jun 06 1982, 3:33 AM CDT  
Att: 14,730 - Overcast - 62 F

AB 31  
R 3  
H 7  
RBI 3  
BB 2  
SO 4  
LOB 9





Batter	1	2	3	4	5	6	7	8	9	AB	R	H	RBI	BB	SO	LOB	TOP					
<b>Bump Wills, S</b> (1,4) OBP: 0.359, SLG: 0.385										4	1	1	0	0	2	2	<b>Chicago Cubs @ Philadelphia Phillies</b> Veterans Stadium, Philadelphia, PA Mon Jun 07 1982, 7:05 PM EDT Att: 30,146 - Unknown					
<b>23 Ryne Sandberg, R</b> (1,5) OBP: 0.295, SLG: 0.296										4	0	1	0	0	0	2						
<b>Bill Buckner, L</b> (1,3) OBP: 0.315, SLG: 0.358										3	1	1	1	0	1	1						
<b>Keith Moreland, R</b> (1,9) OBP: 0.351, SLG: 0.481										4	0	1	0	0	2	2						
<b>Leon Durham, L</b> (1,8) OBP: 0.351, SLG: 0.433										4	2	1	2	0	1	1						
<b>Jay Johnstone, L</b> (1,7) OBP: 0.344, SLG: 0.423										4	1	3	2	0	0	0						
<b>Bill Campbell, R</b> (8,1)										0	0	0	0	0	0	0						
<b>Larry Bowa, S</b> (1,6) OBP: 0.247, SLG: 0.256										3	0	0	0	1	0	1						
<b>Jody Davis, R</b> (1,2) OBP: 0.244, SLG: 0.327										3	0	0	0	0	0	3						
<b>Bob Molinaro, L</b> (9, PH) OBP: 0.308, SLG: 0.182										1	0	0	0	0	0	0						
<b>Dickie Noles, R</b> (1,1) OBP: 0.143, SLG: 0.154										1	0	0	0	1	0	0						
<b>Steve Henderson, R</b> (7, PH) OBP: 0.309, SLG: 0.300										1	0	0	0	0	0	0						
<b>Lee Smith, R</b> (7,1)										0	0	0	0	0	0	0						
<b>Scot Thompson, L</b> (8,7) OBP: 0.400, SLG: 0.333										1	0	0	0	0	0	0						
<b>Inning Stats</b>	R: 0 E: 0 K: 1 S: 5	H: 0 LOB: 0 BB: 0 P: 5	R: 1 E: 0 K: 0 S: 5	H: 2 LOB: 1 BB: 0 P: 5	R: 0 E: 0 K: 1 S: 4	H: 0 LOB: 0 BB: 1 P: 8	R: 3 E: 0 K: 0 S: 5	H: 2 LOB: 0 BB: 0 P: 6	R: 1 E: 0 K: 1 S: 7	H: 2 LOB: 1 BB: 0 P: 7	R: 0 E: 0 K: 1 S: 3	H: 1 LOB: 1 BB: 0 P: 7	R: 0 E: 1 K: 1 S: 6	H: 1 LOB: 1 BB: 0 P: 6	R: 0 E: 0 K: 2 S: 7	H: 0 LOB: 0 BB: 0 P: 7	R: 0 E: 0 K: 0 S: 3	H: 0 LOB: 0 BB: 0 P: 3	1B: 5 2B: 1 3B: 0 HR: 2	SF: 0 SAC: 0 DP: 1 HBP: 1	WP: 1 PB: 0 SB: 4 CS: 2	PA: 37
<b>PITCHER</b>	IP	WLS	BF	H	R	ER	SO	BB	IBB	HBP	BLK	WP	HR	S	P	ERA	WHIP					
<b>Dick Ruthven, R</b> (1,1) ERA: 2.89	5.0		22	6	5	5	3	1	0	1	0	1	2	26	31	9.00	1.400					
<b>Sid Monge, L</b> (6,1) ERA: 3.74	3.0	W	11	2	0	0	3	1	0	0	0	0	0	16	20	0.00	1.000					
<b>Ed Farmer, R</b> (9,1) ERA: 6.04	1.0	S	3	0	0	0	0	0	0	0	0	0	0	3	3	0.00	0.000					

Batter	1	2	3	4	5	6	7	8	9	AB	R	H	RBI	BB	SO	LOB	BOTTOM				
<b>Bob Dernier, R</b> (1,9) OBP: 0.382, SLG: 0.380										5	0	2	1	0	0	2	<b>Chicago Cubs @ Philadelphia Phillies</b> Veterans Stadium, Philadelphia, PA Mon Jun 07 1982, 7:05 PM EDT Att: 30,146 - Unknown				
<b>Pete Rose, S</b> (1,3) OBP: 0.323, SLG: 0.338										4	0	1	0	0	0	1					
<b>Gary Matthews, R</b> (1,7) OBP: 0.316, SLG: 0.364										4	0	0	0	0	0	1					
<b>Ozzie Virgil, R</b> (9,2) OBP: 0.231, SLG: 0.308										0	0	0	0	0	0	0					
<b>Mike Schmidt, R</b> (1,5) OBP: 0.456, SLG: 0.508										2	3	1	1	2	0	0					
<b>Bo Diaz, R</b> (1,2) OBP: 0.355, SLG: 0.517										4	0	2	1	0	1	1					
<b>Luis Aguayo, R</b> (8, PR) OBP: 0.286, SLG: 0.421										0	1	0	0	0	0	0					
<b>Ed Farmer, R</b> (9,1)										0	0	0	0	0	0	0					
<b>Garry Maddox, R</b> (1,8) OBP: 0.314, SLG: 0.448										4	2	2	0	0	0	1					
<b>Manny Trillo, R</b> (1,4) OBP: 0.306, SLG: 0.301										3	1	2	1	1	0	1					
<b>Ivan De Jesus, R</b> (1,6) OBP: 0.282, SLG: 0.245										3	0	0	1	1	0	4					
<b>Dick Ruthven, R</b> (1,1) OBP: 0.080, SLG: 0.083										1	0	0	1	0	1	0					
<b>Sid Monge, S</b> (6,1)										1	0	0	0	0	1	1					
<b>Greg Gross, L</b> (8, PH) OBP: 0.395, SLG: 0.303										1	0	0	0	0	0	1					
<b>Inning Stats</b>	R: 0 E: 0 K: 0 S: 3	H: 0 LOB: 0 BB: 0 P: 3	R: 1 E: 0 K: 0 S: 4	H: 1 LOB: 1 BB: 1 P: 8	R: 0 E: 0 K: 1 S: 6	H: 1 LOB: 1 BB: 0 P: 6	R: 3 E: 0 K: 1 S: 6	H: 2 LOB: 2 BB: 3 P: 18	R: 1 E: 0 K: 0 S: 4	H: 1 LOB: 0 BB: 0 P: 4	R: 0 E: 0 K: 1 S: 6	H: 1 LOB: 1 BB: 0 P: 6	R: 0 E: 0 K: 0 S: 3	H: 1 LOB: 0 BB: 0 P: 3	R: 2 E: 1 K: 0 S: 7	H: 3 LOB: 2 BB: 0 P: 7	1B: 7 2B: 2 3B: 0 HR: 1	SF: 1 SAC: 0 DP: 0 HBP: 0	WP: 0 PB: 0 SB: 0 CS: 1	PA: 37	
<b>PITCHER</b>	IP	WLS	BF	H	R	ER	SO	BB	IBB	HBP	BLK	WP	HR	S	P	ERA	WHIP				
<b>Dickie Noles, R</b> (1,1) ERA: 4.04	6.0		27	6	5	5	3	4	0	0	0	0	1	29	45	7.50	1.667				
<b>Lee Smith, R</b> (7,1) ERA: 2.53	1.2	L	9	4	2	1	0	0	0	0	0	0	0	9	9	5.40	2.400				
<b>Bill Campbell, R</b> (8,1) ERA: 2.87	0.1		1	0	0	0	0	0	0	0	0	0	0	1	1	0.00	0.000				


AB	33
R	5
H	8
RBI	5
BB	2
SO	6
LOB	12




AB	32
R	7
H	10
RBI	6
BB	4
SO	3
LOB	13





Batter	1	2	3	4	5	6	7	8	9	AB	R	H	RBI	BB	SO	LOB	TOP					
<b>Bump Wills, S</b> OBP: 0.352, SLG: 0.376 (1, 4)	0-3 <b>K</b>		0-0 4-3		0-0 FC6-4 23 S			0-0 4-3		4	0	0	0	0	1	2	<b>Chicago Cubs @ Philadelphia Phillies</b> Veterans Stadium, Philadelphia, PA Tue Jun 08 1982, 7:05 PM EDT Att: 30,289 - Unknown  <b>AB</b> 31 <b>R</b> 2 <b>H</b> 5 <b>RBI</b> 2 <b>BB</b> 2 <b>SO</b> 5 <b>LOB</b> 10  					
<b>23 Ryne Sandberg, R</b> OBP: 0.285, SLG: 0.291 <b>Bill Campbell, R</b> (8, 1)	0-0 6-3			0-0 1B 2B	0-0 F8			0-0 6-3		4	1	1	0	0	0	1						
<b>Bill Buckner, L</b> OBP: 0.309, SLG: 0.351 (1, 3)	0-0 L5			0-0 F7			0-0 3-1		0-0 1-3	4	0	0	0	0	0	1						
<b>Keith Moreland, R</b> OBP: 0.349, SLG: 0.476 (1, 9)		0-0 G6-3 1B		0-0 6-3			0-0 F9		0-0 F8	4	0	1	0	0	0	1						
<b>Leon Durham, L</b> OBP: 0.349, SLG: 0.426 (1, 8)		0-0 G6-3		0-0 1B BB			0-0 F8		0-3 <b>K</b>	3	0	0	0	1	1	1						
<b>Jay Johnstone, L</b> OBP: 0.343, SLG: 0.414 <b>Gary Woods, R</b> OBP: 0.325, SLG: 0.375 (9, PH)		0-0 G3		0-0 1B			0-0 F5		0-3 <b>K</b>	3	0	1	1	0	0	0						
<b>Larry Bowa, S</b> OBP: 0.244, SLG: 0.251 (1, 6)			0-0 F2		0-0 G3			0-0 F6		3	0	0	0	0	0	2						
<b>Jody Davis, R</b> OBP: 0.254, SLG: 0.330 (1, 2)			0-0 BB		0-0 FC6-4 1B			0-0 6-3		2	0	1	0	1	0	0						
<b>Tom Flier, R</b> <b>Mike Proly, R</b> <b>Dan Briggs, L</b> <b>Dick Tidrow, R</b> <b>Bob Molinaro, L</b> <b>Junior Kennedy, R</b>			0-3 <b>K</b>		0-3 <b>K</b>			0-0 HR		1	0	0	0	0	1	1						
<b>Inning Stats</b>	R: 0 E: 0 K: 1 S: 5	H: 0 LOB: 0 BB: 0 P: 5	R: 0 E: 0 K: 0 S: 3	H: 1 LOB: 0 BB: 0 P: 3	R: 0 E: 0 K: 1 S: 5	H: 0 LOB: 1 BB: 1 P: 9	R: 1 E: 0 K: 0 S: 5	H: 2 LOB: 2 BB: 1 P: 9	R: 0 E: 0 K: 1 S: 6	H: 1 LOB: 1 BB: 0 P: 6	R: 0 E: 0 K: 0 S: 3	H: 0 LOB: 0 BB: 0 P: 3	R: 0 E: 0 K: 0 S: 3	H: 0 LOB: 0 BB: 0 P: 3	R: 1 E: 0 K: 2 S: 4	H: 1 LOB: 0 BB: 0 P: 4		R: 0 E: 0 K: 2 S: 7	H: 0 LOB: 0 BB: 0 P: 7	1B: 3 2B: 1 3B: 0 HR: 1	SF: 0 SAC: 0 DP: 1 HBP: 0	WP: 0 PB: 0 SB: 1 CS: 0
<b>PITCHER</b>	IP WLS BF H R ER SO BB IBB HBP BLK WP HR S P ERA WHIP																					
<b>Marty Bystrom, R</b> ERA: 2.25	(1, 1)	8.0 W 30 5 2 2 3 2 0 0 0 0 0 1 34 42 2.25 0.875																				
<b>Sparky Lyle, L</b> ERA: 2.59	(9, 1)	1.0 S 3 0 0 0 2 0 0 0 0 0 0 0 7 7 0.00 0.000																				

Batter	1	2	3	4	5	6	7	8	9	AB	R	H	RBI	BB	SO	LOB	BOTTOM			
<b>Bob Dernier, R</b> OBP: 0.379, SLG: 0.377 (1, 9)	0-0 4-3	0-0 1-3		0-0 L6-4				0-0 CS 1B		4	0	1	0	0	0	2	<b>Chicago Cubs @ Philadelphia Phillies</b> Veterans Stadium, Philadelphia, PA Tue Jun 08 1982, 7:05 PM EDT Att: 30,289 - Unknown  <b>AB</b> 31 <b>R</b> 5 <b>H</b> 11 <b>RBI</b> 5 <b>BB</b> 4 <b>SO</b> 8 <b>LOB</b> 17  			
<b>Pete Rose, S</b> OBP: 0.322, SLG: 0.336 (1, 3)	0-0 2B 1B		0-3 <b>K</b>		0-0 4-3			0-3 <b>K</b>		4	1	1	0	0	2	1				
<b>Gary Matthews, R</b> OBP: 0.329, SLG: 0.394 <b>Greg Gross, L</b> OBP: 0.395, SLG: 0.303 (8, 7)	0-0 1H 2B		0-0 HR		0-0 1B			4-0 BB		3	1	3	2	1	0	0				
<b>Mike Schmidt, R</b> OBP: 0.451, SLG: 0.496 (1, 5)	0-3 <b>K</b>		4-0 2B BB		0-0 F4			0-3 <b>K</b>		3	1	0	0	1	2	3				
<b>Ozzie Virgil, R</b> OBP: 0.353, SLG: 0.438 <b>Luis Aguayo, R</b> OBP: 0.286, SLG: 0.421 <b>Sparky Lyle, L</b> OBP: 0.500, SLG: 0.500 (9, 1)	4-0 BB		0-0 2B 1B		0-3 <b>K</b>			0-0 E8 2B 2B		3	1	2	0	1	1	1				
<b>Gary Maddox, R</b> OBP: 0.312, SLG: 0.450 (1, 8)	0-0 F4		0-0 F6		0-0 F8			0-0 4-3 2B		4	0	1	1	0	0	4				
<b>Manny Trillo, R</b> OBP: 0.310, SLG: 0.313 (1, 4)		0-0 F6		0-0 1H 2H 2B			0-0 5-3 1B		0-0 4-3	4	0	2	2	0	0	2				
<b>Ivan De Jesus, R</b> OBP: 0.282, SLG: 0.245 (1, 6)		0-0 3-1		0-0 L6-4 SH1-3 1B			0-0 5-3		0-3 <b>K</b>	4	0	1	0	0	1	2				
<b>Marty Bystrom, R</b> <b>Bo Diaz, R</b>	(1, 1)	(8, PH)		4-0 BB			0-0 SH1-3		0-3 <b>K</b>	1	0	0	0	1	1	1				
<b>Inning Stats</b>	R: 1 E: 0 K: 1 S: 7	H: 2 LOB: 2 BB: 1 P: 11	R: 0 E: 0 K: 0 S: 3	H: 0 LOB: 1 BB: 1 P: 7	R: 3 E: 0 K: 1 S: 7	H: 3 LOB: 1 BB: 1 P: 11	R: 0 E: 0 K: 0 S: 3	H: 1 LOB: 0 BB: 0 P: 3	R: 0 E: 0 K: 1 S: 6	H: 1 LOB: 1 BB: 0 P: 6	R: 0 E: 0 K: 1 S: 6	H: 1 LOB: 1 BB: 0 P: 6	R: 0 E: 0 K: 2 S: 7	H: 1 LOB: 1 BB: 1 P: 11	R: 1 E: 1 K: 2 S: 9	H: 2 LOB: 1 BB: 0 P: 9		1B: 6 2B: 5 3B: 0 HR: 1	SF: 0 SAC: 1 DP: 1 HBP: 0	WP: 0 PB: 0 SB: 0 CS: 1
<b>PITCHER</b>	IP WLS BF H R ER SO BB IBB HBP BLK WP HR S P ERA WHIP																			
<b>Tom Flier, R</b> ERA: 12.0	(1, 1)	3.0 L 16 5 4 4 4 0 0 0 0 0 0 0 3 3 0.00 1.000																		
<b>Mike Proly, R</b> ERA	(4, 1)	1.0 3 1 0 0 0 0 0 0 0 0 0 0 3 3 0.00 1.000																		
<b>Dick Tidrow, R</b> ERA: 4.22	(5, 1)	3.0 12 3 0 0 4 1 0 0 0 0 0 0 19 23 0.00 1.333																		
<b>Bill Campbell, R</b> ERA: 3.06	(8, 1)	1.0 5 2 1 1 2 0 0 0 0 0 0 0 9 9 9.00 2.000																		



Batter	1	2	3	4	5	6	7	8	9	AB	R	H	RBI	BB	SO	LOB	TOP					
23 Ryne Sandberg, R (1, 5) OBP: 0.248, SLG: 0.284	0-3 K ①		0-3 K ①		0-3 K ②		0-0 FC5-4 S ②		0-3 K ③	5	0	0	0	0	0	4	3					
Junior Kennedy, R (1, 4) OBP: 0.244, SLG: 0.257	0-3 K ②		0-3 K ②		0-3 K ③		0-0 F8 ③			4	0	0	0	0	0	3	2					
Bill Buckner, L (1, 3) OBP: 0.321, SLG: 0.364	0-0 S 1B		0-0 FC5-4 1B		0-0 1B SF9 2B			4-0 CS BB		3	1	3	0	1	0	0						
Keith Moreland, R (1, 9) OBP: 0.343, SLG: 0.467	0-0 6-3 ③		0-0 FC5-4 ③		0-3 K ①			0-3 K ②		4	0	0	0	0	2	4						
Gary Woods, R (1, 8) OBP: 0.347, SLG: 0.417		0-0 HR		4-0 CS BB		0-0 2-3 1B		0-0 1B		3	1	3	1	1	0	0						
Steve Henderson, R (1, 7) OBP: 0.300, SLG: 0.293	0-3 K ①		0-3 K ②		0-3 K ③		0-0 SF9 ③		0-3 K ③	3	0	0	1	0	3	2						
Bill Campbell, R (8, 1)				1-2		3-H 0-0				0	0	0	0	0	0	0						
Larry Bowa, S (1, 6) OBP: 0.244, SLG: 0.251		0-0 1B		0-0 F8 ③		0-0 6-3 ③			0-3 K ①	4	0	1	0	0	1	1						
Jody Davis, R (1, 2) OBP: 0.262, SLG: 0.336	0-3 K ②				0-0 FC3-6 1B		0-3 K ①		0-0 1B	4	0	2	0	0	2	1						
Bob Molinaro, L (9, PR) OBP: 0.325, SLG: 0.294									0-0 1B	0	0	0	0	0	0	0						
Fergie Jenkins, R (1, 1) OBP: 0.050, SLG: 0.050	0-3 K ③				0-0 FC3-6 ①				0-0 F8 ②	2	0	0	0	0	1	2						
Hector Cruz, R (7, PH) OBP: 0.313, SLG: 0.286										1	0	1	0	0	0	0						
Lee Smith, R (7, 1)										0	0	0	0	0	0	0						
Dan Briggs, L (8, 7) OBP: 0.125, SLG: 0.125					1-2					0	0	0	0	0	0	0						
Bump Wills, S (9, PH) OBP: 0.351, SLG: 0.374										1	0	0	0	0	0	1						
<b>Inning Stats</b>	R: 0 E: 0 K: 2 S: 8	H: 1 LOB: 1 BB: 0 P: 8	R: 1 E: 0 K: 3 S: 11	H: 2 LOB: 1 BB: 0 P: 11	R: 0 E: 0 K: 2 S: 8	H: 1 LOB: 0 BB: 1 P: 8	R: 0 E: 0 K: 1 S: 4	H: 0 LOB: 0 BB: 1 P: 8	R: 0 E: 0 K: 2 S: 8	H: 1 LOB: 1 BB: 0 P: 7	R: 1 E: 0 K: 1 S: 7	H: 2 LOB: 1 BB: 0 P: 7	R: 0 E: 0 K: 1 S: 6	H: 1 LOB: 1 BB: 0 P: 6	R: 0 E: 0 K: 2 S: 7	H: 1 LOB: 1 BB: 0 P: 11	R: 0 E: 0 K: 2 S: 8	H: 1 LOB: 1 BB: 0 P: 8	1B: 8 2B: 1 3B: 0 HR: 1	SF: 1 SAC: 0 DP: 0 HBP: 0	WP: 0 PB: 0 SB: 2 CS: 2	PA: 37
<b>PITCHER</b> Steve Carlton, L (1, 1) ERA: 3.67	IP: 9.0 WLS: W BF: 37 H: 10 R: 2 ER: 2 SO: 16 BB: 2 IBB: 0 HBP: 0 BLK: 0 WP: 0 HR: 1 S: 67 P: 75 ERA: 2.00 WHIP: 1.333															<b>PITCHER</b>						

Chicago Cubs @ Philadelphia Phillies  
Veterans Stadium, Philadelphia, PA  
Wed Jun 09 1982, 7:05 PM EDT  
Att: 31,099 - Unknown

AB	34
R	2
H	10
RBI	2
BB	2
SO	16
LOB	16



Batter	1	2	3	4	5	6	7	8	9	AB	R	H	RBI	BB	SO	LOB	BOTTOM					
Greg Gross, L (1, 9) OBP: 0.381, SLG: 0.297	0-0 1B SF9 1B		0-0 6-3 ②		0-0 4-3 ②		0-0 4-3 ③			4	1	1	0	0	0	1						
Pete Rose, S (1, 3) OBP: 0.325, SLG: 0.340	0-0 CS 1B				0-0 4-3 ③			0-0 F8 ①		4	0	2	0	0	0	0						
Gary Matthews, R (1, 7) OBP: 0.327, SLG: 0.390	0-0 SF9 ②		0-0 F9 ③			0-0 6-3 ①		4-0 2-3 1B BB		2	1	0	1	1	0	1						
Bob Demier, R (9, 9) OBP: 0.379, SLG: 0.377	1-2 3-H									0	0	0	0	0	0	0						
Mike Schmidt, R (1, 5) OBP: 0.452, SLG: 0.515	0-3 K ③				0-0 HR		4-0 6-3 BB		0-0 2-3 ②	3	1	1	1	1	1	1						
Bo Diaz, R (1, 2) OBP: 0.361, SLG: 0.538		0-0 HR		0-0 F9 2B		0-0 6-3 ②		4-0 1-2 IBB 1B		3	1	2	1	1	0	1						
Garry Maddox, R (1, 8) OBP: 0.310, SLG: 0.444		0-0 F3 ①		0-0 F4 ①		0-0 1-3 ③		0-0 1-2 2-H IBB 1B		4	0	1	1	0	0	2						
Manny Trillo, R (1, 4) OBP: 0.309, SLG: 0.307		0-0 6-3 ②		0-0 F9 ②			0-0 1-3 ①	4-0 1-2 2-3 IBB		3	0	0	0	1	0	1						
Ivan De Jesus, R (1, 6) OBP: 0.276, SLG: 0.240		0-0 5-3 ③		0-0 F8 ③			0-0 6-3 ②	0-0 1-3 ③		4	0	0	0	0	0	4						
Steve Carlton, L (1, 1) OBP: 0.257, SLG: 0.371			0-0 5-3 ①		0-0 F6 ①					3	0	1	0	0	0	0						
<b>Inning Stats</b>	R: 1 E: 0 K: 1 S: 6	H: 2 LOB: 0 BB: 0 P: 6	R: 1 E: 0 K: 0 S: 4	H: 1 LOB: 0 BB: 0 P: 4	R: 0 E: 0 K: 0 S: 4	H: 1 LOB: 1 BB: 0 P: 4	R: 1 E: 0 K: 0 S: 5	H: 2 LOB: 1 BB: 0 P: 5	R: 0 E: 0 K: 0 S: 3	H: 0 LOB: 0 BB: 0 P: 3	R: 0 E: 0 K: 0 S: 3	H: 0 LOB: 1 BB: 1 P: 7	R: 0 E: 0 K: 0 S: 4	H: 1 LOB: 1 BB: 0 P: 4	R: 0 E: 0 K: 0 S: 4	H: 1 LOB: 3 BB: 3 P: 16	1B: 5 2B: 1 3B: 0 HR: 2	SF: 1 SAC: 0 DP: 0 HBP: 0	WP: 0 PB: 0 SB: 0 CS: 1	PA: 35		
<b>PITCHER</b> Fergie Jenkins, R (1, 1) ERA: 3.32	IP: 6.0 WLS: L BF: 24 H: 6 R: 3 ER: 3 SO: 3 BB: 1 IBB: 0 HBP: 0 BLK: 0 WP: 0 HR: 2 S: 25 P: 29 ERA: 4.50 WHIP: 1.167															<b>PITCHER</b>						
Lee Smith, R (7, 1) ERA: 2.53	1.2	10	2	1	1	0	1	2	0	0	0	0	0	0	7	19	5.40	1.800				
Bill Campbell, R (8, 1) ERA: 3.03	0.1	1	0	0	0	0	0	0	0	0	0	0	0	0	1	1	0.00	0.000				

Chicago Cubs @ Philadelphia Phillies  
Veterans Stadium, Philadelphia, PA  
Wed Jun 09 1982, 7:05 PM EDT  
Att: 31,099 - Unknown

AB	30
R	4
H	8
RBI	4
BB	4
SO	1
LOB	11





Batter	1	2	3	4	5	6	7	8	9	AB	R	H	RBI	BB	SO	LOB	TOP										
Bump Wills, S OBP: 0.349, SLG: 0.368 Junior Kennedy, R OBP: 0.244, SLG: 0.257 Bob Molinaro, L OBP: 0.317, SLG: 0.286	0-3 K		0-3 K					4-0 23 2B 1B BB	0-3 K	3	1	0	0	1	2	1	0 0 0 0 0 0 0 0 1										
23 Ryne Sandberg, R OBP: 0.249, SLG: 0.289	0-0 6-3		0-0 F7					0-0 1B HR 2B		4	1	1	1	0	0	1	0 0 0 0 0 0 0 0 0 1										
Bill Buckner, L OBP: 0.324, SLG: 0.364	4-0 BB			0-0 BB HR 1B				0-0 F8		3	1	1	0	1	0	2	0 0 0 0 0 0 0 0 0 0										
Leon Durham, L OBP: 0.352, SLG: 0.425	0-0 F8			4-0 1-2 HR BB				0-0 F9		3	2	1	1	1	0	1	0 0 0 0 0 0 0 0 0 0										
Jay Johnstone, L OBP: 0.342, SLG: 0.500 Willie Hernandez, L OBP: 0.346, SLG: 0.484 Keith Moreland, R OBP: 0.346, SLG: 0.484 Bill Campbell, R			0-0 P5					0-0 G3		3	1	1	3	0	0	0	0 0 0 0 0 0 0 0 0 0										
Gary Woods, R OBP: 0.336, SLG: 0.403	0-0 6-3			0-0 6-3				0-0 1-3 3-H HR 1B		4	0	0	0	0	1	0	0 0 0 0 0 0 0 0 0 0										
Larry Bowa, S OBP: 0.244, SLG: 0.251	0-0 CS 1B			0-3 K				0-0 F8		4	0	1	0	0	1	0	0 0 0 0 0 0 0 0 0 0										
Jody Davis, R OBP: 0.262, SLG: 0.333	0-0 CS 1-2		0-0 CS 1B					0-0 F8		4	0	1	0	0	1	0	0 0 0 0 0 0 0 0 0 0										
Doug Bird, R OBP: 0.147, SLG: 0.244 Mike Proly, R OBP: 0.122, SLG: 0.122 Dan Briggs, L OBP: 0.122, SLG: 0.122 Dick Tidrow, R OBP: 0.122, SLG: 0.122 Lee Smith, R OBP: 0.122, SLG: 0.122 Scott Thompson, L OBP: 0.122, SLG: 0.122			0-0 1-2 2B					0-0 F9		1	0	1	0	0	0	0	0 0 0 0 0 0 0 0 0 0										
<b>Inning Stats</b>	R: 0 E: 0 K: 1 S: 5	H: 0 LOB: 1 BB: 1 P: 9	R: 0 E: 0 K: 0 S: 3	H: 1 LOB: 0 BB: 0 P: 3	R: 0 E: 0 K: 1 S: 6	H: 2 LOB: 1 BB: 0 P: 6	R: 3 E: 0 K: 1 S: 7	H: 2 LOB: 0 BB: 1 P: 11	R: 0 E: 0 K: 0 S: 3	H: 0 LOB: 0 BB: 0 P: 3	R: 0 E: 0 K: 1 S: 5	H: 0 LOB: 0 BB: 0 P: 5	R: 5 E: 0 K: 0 S: 7	H: 4 LOB: 0 BB: 1 P: 11	R: 0 E: 0 K: 2 S: 7	H: 0 LOB: 0 BB: 0 P: 7	1B: 5 2B: 2 3B: 0 HR: 2	SF: 0 SAC: 0 DP: 0 HBP: 0	WP: 0 PB: 0 SB: 0 CS: 2	PA: 38							
<b>PITCHER</b>	IP	WLS	BF	H	R	ER	SO	BB	IBB	HBP	BLK	WP	HR	S	P	ERA	WHIP										
Charlie Lea, R ERA: 2.86	7.0		29	7	6	6	4	3	0	0	0	0	1	34	46	7.71	1.429										
Woodie Fryman, L ERA: 3.69	1.0	W	5	2	2	2	0	0	0	0	0	0	1	5	5	18.00	2.000										
Jeff Reardon, R ERA: 1.87	1.0	S	3	0	0	0	2	0	0	0	0	0	0	7	7	0.00	0.000										

Chicago Cubs @ Montreal Expos  
Olympic Stadium, Montreal, QB  
Fri Jun 11 1982, 7:05 PM EDT  
Att: 31,121 - Unknown - 70 F

AB 34  
R 8  
H 9  
RBI 8  
BB 3  
SO 6  
LOB 5



Batter	1	2	3	4	5	6	7	8	9	AB	R	H	RBI	BB	SO	LOB	BOTTOM										
Tim Raines, S OBP: 0.355, SLG: 0.393	0-0 F7		0-0 E S 1B			0-0 L6-5		0-0 1-3 2-H 3-H 2B		5	1	2	2	0	0	3	0 0 0 0 0 0 0 0 0 0										
Terry Francona, L OBP: 0.362, SLG: 0.349	0-0 F8		0-0 E 1-H 3B 1B			0-0 1-3 2-H 1B		0-0 L5		5	1	2	2	0	0	3	0 0 0 0 0 0 0 0 0 0										
Andre Dawson, R OBP: 0.343, SLG: 0.502	0-0 S HR 1B		0-0 P2 1-3			0-3 K		0-0 L3		5	1	1	0	0	1	4	0 0 0 0 0 0 0 0 0 0										
Al Oliver, L OBP: 0.386, SLG: 0.487 Dan Norman, R OBP: 0.391, SLG: 0.476	0-0 1-H HR		4-0 S 3B IBB			0-0 P3		0-0 6-3		3	2	1	2	1	0	0	0 0 0 0 0 0 0 0 0 0										
Gary Carter, R OBP: 0.354, SLG: 0.515	0-0 WP 1B		0-0 1-H 3-H 3B			0-3 K		0-3 K		4	0	2	2	0	2	0	0 0 0 0 0 0 0 0 0 0										
Tim Lincecum, R OBP: 0.382, SLG: 0.475	0-0 5-3 1-2		0-0 1-6 BB HBP 3B			0-0 1B 1B		0-0 BB 1B 2B 1B		3	2	2	0	0	1	0	0 0 0 0 0 0 0 0 0 0										
Warren Cromartie, L OBP: 0.313, SLG: 0.353			0-0 F8 1-2			0-0 BB 1B 1B		0-0 F8		3	0	1	0	1	0	1	0 0 0 0 0 0 0 0 0 0										
Chris Speier, R OBP: 0.277, SLG: 0.341 Frank Taveras, R OBP: 0.154, SLG: 0.057			0-0 5-3 1-2			0-0 G6-4-3 1-2		0-0 BB 1B 1B		4	1	2	1	0	0	3	0 0 0 0 0 0 0 0 0 0										
Charlie Lea, R OBP: 0.269, SLG: 0.208 Woodie Fryman, R			0-3 K			0-0 4-3		4-0 1B BB		2	0	0	0	1	1	0	0 0 0 0 0 0 0 0 0 0										
Brad Mills, L OBP: 0.304, SLG: 0.318 Jeff Reardon, R OBP: 0.333, SLG: 0.667						0-0 1-2 2-3 BB		0-0 2B BB		0	0	0	0	1	0	0	0 0 0 0 0 0 0 0 0 0										
<b>Inning Stats</b>	R: 2 E: 0 K: 0 S: 6	H: 3 LOB: 1 BB: 0 P: 6	R: 0 E: 0 K: 1 S: 5	H: 0 LOB: 0 BB: 0 P: 5	R: 3 E: 1 K: 0 S: 5	H: 3 LOB: 2 BB: 2 P: 14	R: 0 E: 0 K: 0 S: 3	H: 0 LOB: 0 BB: 0 P: 3	R: 0 E: 0 K: 2 S: 7	H: 0 LOB: 0 BB: 0 P: 7	R: 2 E: 0 K: 0 S: 5	H: 4 LOB: 2 BB: 1 P: 9	R: 0 E: 0 K: 1 S: 5	H: 0 LOB: 0 BB: 0 P: 5	R: 2 E: 0 K: 0 S: 6	H: 3 LOB: 3 BB: 1 P: 10	1B: 10 2B: 2 3B: 1 HR: 1	SF: 0 SAC: 0 DP: 2 HBP: 1	WP: 1 PB: 0 SB: 3 CS: 0	PA: 39							
<b>PITCHER</b>	IP	WLS	BF	H	R	ER	SO	BB	IBB	HBP	BLK	WP	HR	S	P	ERA	WHIP										
Doug Bird, R ERA: 4.54	2.1		14	6	5	5	1	0	1	0	0	0	0	4	9	0.00	0.600										
Mike Proly, R ERA: 4.54	1.2		6	0	0	0	0	1	0	1	0	0	0	4	9	0.00	0.600										
Dick Tidrow, R ERA: 4.54	1.0		6	3	2	2	2	0	0	0	0	0	0	10	10	18.00	3.000										
Lee Smith, R ERA: 2.89	0.2		2	0	0	0	0	1	0	0	0	0	0	1	5	0.00	1.500										
Willie Hernandez, L ERA: 1.99	1.1		4	1	0	0	1	0	0	0	0	0	0	6	6	0.00	0.750										

Chicago Cubs @ Montreal Expos  
Olympic Stadium, Montreal, QB  
Fri Jun 11 1982, 7:05 PM EDT  
Att: 31,121 - Unknown - 70 F

AB 34  
R 9  
H 13  
RBI 9  
BB 4  
SO 4  
LOB 15









Batter	1	2	3	4	5	6	7	8	9	10	AB	R	H	RBI	BB	SO	LOB										
Bump Wills, S OBP: 0.341, SLG: 0.365 Bill Campbell, R (7, 1) Bob Molinaro, L OBP: 0.302, SLG: 0.270 Willie Hernandez, L (9, 1)	K		6-3		5-3		F7		F2		4	0	0	0	0	1	2										
23 Ryne Sandberg, R OBP: 0.248, SLG: 0.286	6-3			HR	1B	5-3	BB	1B	K		5	1	2	1	0	1	0										
Bill Buckner, L OBP: 0.324, SLG: 0.362	FC6			F9		E3	BB	BB	F2		4	0	1	0	1	0	1										
Leon Durham, L OBP: 0.351, SLG: 0.433	FC6			HR		L5	BB	BB	L7		5	1	2	2	0	0	4										
Keith Moreland, R OBP: 0.342, SLG: 0.466		6-3		BB		6-3			K		4	0	0	0	1	1	2										
Jay Johnstone, L OBP: 0.328, SLG: 0.462	F7			BB		L9			L9		4	0	0	0	0	0	3										
Scott Thompson, L OBP: 0.353, SLG: 0.267 Gary Woods, R OBP: 0.333, SLG: 0.398	L6			F2		F2			F8		3	0	0	0	1	0	1										
Larry Bowa, S OBP: 0.249, SLG: 0.253			6-3		6-3		BB		F9		4	1	1	0	0	0	1										
Tom Filer, R Dan Briggs, L OBP: 0.163, SLG: 0.143 Junior Kennedy, R OBP: 0.241, SLG: 0.254	K			K	3-1		BB	BB	K		2	0	0	0	0	1	0										
							BB	BB	K		1	0	1	0	0	0	0										
							BB	BB	K		1	0	0	0	0	1	0										
<b>Inning Stats</b>	R: 0 E: 0 K: 1 S: 6	H: 1 LOB: 1 BB: 0 P: 6	R: 0 E: 0 K: 0 S: 3	H: 0 LOB: 0 BB: 0 P: 3	R: 0 E: 0 K: 1 S: 5	H: 0 LOB: 0 BB: 0 P: 5	R: 2 E: 0 K: 0 S: 5	H: 2 LOB: 1 BB: 1 P: 9	R: 0 E: 0 K: 0 S: 3	H: 0 LOB: 0 BB: 0 P: 3	R: 0 E: 1 K: 0 S: 5	H: 1 LOB: 2 BB: 0 P: 5	R: 1 E: 0 K: 0 S: 6	H: 3 LOB: 3 BB: 1 P: 10	R: 0 E: 0 K: 0 S: 3	H: 0 LOB: 1 BB: 1 P: 7	R: 0 E: 0 K: 2 S: 7	H: 0 LOB: 0 BB: 0 P: 7	R: 0 E: 0 K: 1 S: 5	H: 0 LOB: 0 BB: 0 P: 5	1B: 6 2B: 0 3B: 0 HR: 1	SF: 0 SAC: 0 DP: 0 HBP: 0	WP: 0 PB: 0 SB: 0 CS: 0	PA: 41			
<b>PITCHER</b>	IP 9.0	WLS 38	BF 7	H 3	R 3	ER 4	SO 4	BB 3	IBB 0	HBP 0	BLK 0	WP 0	HR 1	S 43	P 55	ERA 3.00	WHIP 1.111										
Steve Rogers, R ERA: 2.04	1.0	W	3	0	0	0	1	0	0	0	0	0	0	5	5	0.00	0.000										
Woodie Fryman, L ERA: 3.52																											

**Chicago Cubs @ Montreal Expos**  
Olympic Stadium, Montreal, QB  
Sun Jun 13 1982, 7:05 PM EDT  
Att: 35,428 - Cloudy - 70 F

AB	R	H	RBI	BB	SO	LOB
38	3	7	3	3	5	14

**CUBS**


Batter	1	2	3	4	5	6	7	8	9	10	AB	R	H	RBI	BB	SO	LOB										
Tim Raines, S OBP: 0.361, SLG: 0.397	S		1B	S	1B		SH1-4		S		3	2	3	0	2	0	0										
Terry Francona, L OBP: 0.360, SLG: 0.347	1B		K	F2		SH1-4			1-3		4	0	1	1	0	1	5										
Andre Dawson, R OBP: 0.343, SLG: 0.496	K		1B	F8		F2			6-3		5	0	1	0	0	1	5										
Al Oliver, L OBP: 0.389, SLG: 0.488 Jerry White, S OBP: 0.245, SLG: 0.304	F2		FC6-4	1B		P6		4-3		4	0	1	1	1	1	0	2										
Gary Carter, R OBP: 0.348, SLG: 0.503	F8		F2	F5		F5			HR	BB	5	0	0	0	0	0	4										
Tim Wallach, R OBP: 0.370, SLG: 0.497		F8	WP	2B		5-3			F2		5	2	2	2	0	0	2										
Warren Cromartie, L OBP: 0.320, SLG: 0.359	F8			SH1-4		G3			K		4	0	1	0	0	1	1										
Chris Speier, R OBP: 0.281, SLG: 0.343	F8			SH1-4		K			4-3		4	0	1	0	0	1	0										
Steve Rogers, R OBP: 0.250, SLG: 0.133 Dan Norman, R OBP: 0.375, SLG: 0.455 Woodie Fryman, R (10, 1)	1-3			SH1-4		K			K		2	0	0	0	0	1	0										
									K		0	0	0	0	0	0	0										
<b>Inning Stats</b>	R: 1 E: 0 K: 1 S: 7	H: 2 LOB: 1 BB: 0 P: 7	R: 1 E: 0 K: 0 S: 4	H: 1 LOB: 0 BB: 0 P: 4	R: 1 E: 0 K: 1 S: 8	H: 3 LOB: 2 BB: 0 P: 8	R: 0 E: 0 K: 0 S: 5	H: 2 LOB: 3 BB: 1 P: 9	R: 0 E: 0 K: 0 S: 3	H: 0 LOB: 0 BB: 0 P: 3	R: 0 E: 0 K: 2 S: 7	H: 0 LOB: 0 BB: 0 P: 7	R: 0 E: 0 K: 0 S: 4	H: 1 LOB: 1 BB: 0 P: 4	R: 0 E: 0 K: 1 S: 5	H: 0 LOB: 0 BB: 0 P: 5	R: 0 E: 0 K: 1 S: 5	H: 0 LOB: 1 BB: 1 P: 9	R: 2 E: 0 K: 0 S: 3	H: 1 LOB: 1 BB: 1 P: 7	1B: 7 2B: 2 3B: 0 HR: 1	SF: 0 SAC: 2 DP: 0 HBP: 0	WP: 1 PB: 0 SB: 3 CS: 0	PA: 42			
<b>PITCHER</b>	IP 6.0	WLS 27	BF 8	H 3	R 3	ER 3	SO 4	BB 0	IBB 1	HBP 0	BLK 0	WP 0	HR 0	S 34	P 38	ERA 4.50	WHIP 1.333										
Tom Filer, R ERA: 7.0	2.0	7	1	0	0	1	0	0	0	0	0	0	0	9	9	0.00	0.500										
Bill Campbell, R ERA: 3.28	1.2	L	8	1	2	2	1	2	0	0	0	0	1	8	16	10.80	1.800										
Willie Hernandez, L ERA: 3.18																											

**Chicago Cubs @ Montreal Expos**  
Olympic Stadium, Montreal, QB  
Sun Jun 13 1982, 7:05 PM EDT  
Att: 35,428 - Cloudy - 70 F

AB	R	H	RBI	BB	SO	LOB
37	5	10	4	3	6	19


**MONTREAL EXPOS**




Batter	1	2	3	4	5	6	7	8	9	AB	R	H	RBI	BB	SO	LOB	TOP						
Bob Dernier, R (1, 9) OBP: 0.365, SLG: 0.361	4-3			5-3	K		E5 E 1B		1B HR	5	2	2	0	0	1	1	Philadelphia Phillies @ Chicago Cubs Wrigley Field, Chicago, IL Mon Jun 14 1982, 3:33 AM CDT Att: 10,797 - Sunny - 84 F						
Pete Rose, S (1, 3) OBP: 0.332, SLG: 0.361	F8			CS HBP			HR		1B HR	4	2	2	1	0	0	1							
Gary Matthews, R (1, 7) OBP: 0.326, SLG: 0.390	K			K		5-3		FC5-4 BB	4	1	1	3	1	2	1								
Mike Schmidt, R (1, 5) OBP: 0.448, SLG: 0.528		6-3			E6 E 2B		HR	FC5-4 1-2 2-H	5	3	2	1	0	0	1								
Bo Diaz, R (1, 2) OBP: 0.353, SLG: 0.531	K			E5 2B SF9		1-3		6-3	5	1	0	0	0	2	3								
Gary Maddox, R (1, 8) OBP: 0.298, SLG: 0.430	K			SF9 1-3 2-H	2B	1B		6-3	5	2	2	2	0	1	0								
Manny Trillo, R (1, 4) OBP: 0.307, SLG: 0.305			L7		FC5 SF9	1B		4-3	5	0	2	0	0	0	2								
Ivan De Jesus, R (1, 6) OBP: 0.271, SLG: 0.236			K		SF9	1B		E6	1	0	0	1	0	1	0								
Greg Gross, L (6, PH) OBP: 0.409, SLG: 0.333			K		SF9 1-2 2-3 3-H	1B		FC6-4	1	0	1	1	0	0	0								
Luis Aquayo, R (6, 6) OBP: 0.261, SLG: 0.381			L4		SF9 3-H	K		F8	2	0	0	0	0	0	1								
Steve Carlton, L (1, 1) OBP: 0.286, SLG: 0.361										1	0	0	0	0	0	0							
Porti Altamirano, R (4, 1) OBP: 0.330, SLG: 0.330										0	0	0	0	0	0	0							
George Lukovich, L (5, PH) OBP: 0.247, SLG: 0.321										0	0	0	1	0	0	0							
Sid Monge, S (5, 1)										0	0	0	0	0	0	0							
Dick Davis, R (6, PH) OBP: 0.360, SLG: 0.448										1	0	0	0	0	1	2							
Warren Brusstar, R (6, 1)										0	0	0	0	0	0	0							
Ozzie Virgil, R (8, PH) OBP: 0.333, SLG: 0.412										1	0	0	0	0	0	1							
Sparky Lyle, L (8, 1) OBP: 0.500, SLG: 0.500										0	0	0	0	0	0	0							
<b>Inning Stats</b>	R: 0 E: 0 K: 1 S: 5	H: 0 LOB: 0 BB: 0 P: 5	R: 0 E: 0 K: 2 S: 7	H: 0 LOB: 0 BB: 0 P: 7	R: 0 E: 0 K: 1 S: 5	H: 0 LOB: 0 BB: 0 P: 5	R: 0 E: 0 K: 1 S: 4	H: 0 LOB: 1 BB: 0 P: 5	R: 3 E: 3 K: 1 S: 9	H: 1 LOB: 1 BB: 0 P: 9	R: 3 E: 0 K: 1 S: 10	H: 5 LOB: 2 BB: 0 P: 10	R: 1 E: 2 K: 1 S: 6	H: 1 LOB: 1 BB: 1 P: 10	R: 0 E: 1 K: 0 S: 4	H: 0 LOB: 1 BB: 0 P: 4		R: 4 E: 0 K: 0 S: 8	H: 5 LOB: 1 BB: 0 P: 8	1B: 8 2B: 2 3B: 0 HR: 3	SF: 2 SAC: 0 DP: 1 HBP: 1	WP: 1 PB: 0 SB: 0 CS: 1	PA: 44
<b>PITCHER</b>	IP WLS BF H R ER SO BB IBB HBP BLK WP HR S P ERA WHIP																						
Fergie Jenkins, R (1, 1) ERA: 3.41	5.2 W 25 5 6 3 6 0 0 0 0 0 2 36 37 4.76 0.882																						
Dick Tidrow, R (6, 1) ERA: 4.54	2.1 13 4 3 2 2 1 0 0 0 0 0 16 20 7.71 2.143																						
Bill Campbell, R (9, 1) ERA: 3.68	1.0 6 3 2 2 0 0 0 0 0 0 1 1 6 6 18.00 3.000																						

Batter	1	2	3	4	5	6	7	8	9	AB	R	H	RBI	BB	SO	LOB	BOTTOM			
Bump Willis, S (1, 4) OBP: 0.351, SLG: 0.391	K	1B 1B		CS 1B	HR		CS 1B			5	2	4	4	0	1	0	Philadelphia Phillies @ Chicago Cubs Wrigley Field, Chicago, IL Mon Jun 14 1982, 3:33 AM CDT Att: 10,797 - Sunny - 84 F			
Junior Kennedy, R (8, 4) OBP: 0.241, SLG: 0.254		2-3 3-H		1B	2-H 3-H		1B			0	0	0	0	0	0	0				
Gary Woods, R (1, 8) OBP: 0.343, SLG: 0.409	6-3	1B 1B		BLK E BB	2B		5-3			4	2	2	1	1	0	1				
Bill Buckner, L (1, 3) OBP: 0.329, SLG: 0.367	E8 1B	1B 1B		E1 1B	L9		HR 1B			5	2	3	2	0	0	1				
Keith Moreland, R (1, 7) OBP: 0.348, SLG: 0.471		1B 1B		P6			G4-6-3 1B		F9	3	0	2	0	1	0	1				
Scott Thompson, L (7, 7) OBP: 0.333, SLG: 0.250	1-2 1B	1-2 IBB		P6			G4-6-3 1B		F9	1	0	0	0	0	0	1				
Leon Durham, L (1, 9) OBP: 0.352, SLG: 0.447	K	1-3 2-H 3-H		P6			G4-6-3 1-2		HR	5	1	2	4	0	1	4				
Jody Davis, R (1, 2) OBP: 0.267, SLG: 0.368		F9		P6			1B HR		5-3	5	2	2	1	0	0	2				
Larry Bowa, S (1, 6) OBP: 0.257, SLG: 0.261		23 2B		K	HR		2-3 1B		6-3	5	2	3	0	0	1	0				
23 Ryne Sandberg, R (1, 5) OBP: 0.248, SLG: 0.290		1B 1B		K	5-3		1-2 K			4	1	1	0	0	2	3				
Fergie Jenkins, R (1, 1) OBP: 0.043, SLG: 0.043		1B 2B		K			K			3	0	0	0	0	3	4				
Dick Tidrow, R (6, 1)		K		K			K			1	0	0	0	0	1	0				
Bill Campbell, R (9, 1)		K		K			K			0	0	0	0	0	0	0				
<b>Inning Stats</b>	R: 0 E: 1 K: 2 S: 9	H: 1 LOB: 2 BB: 0 P: 9	R: 5 E: 0 K: 1 S: 11	H: 6 LOB: 1 BB: 1 P: 15	R: 0 E: 0 K: 3 S: 9	H: 0 LOB: 0 BB: 0 P: 9	R: 1 E: 1 K: 0 S: 4	H: 2 LOB: 1 BB: 1 P: 8	R: 3 E: 0 K: 1 S: 9	H: 4 LOB: 1 BB: 0 P: 9	R: 1 E: 0 K: 1 S: 7	H: 3 LOB: 1 BB: 0 P: 7	R: 0 E: 0 K: 1 S: 5	H: 1 LOB: 0 BB: 0 P: 5	R: 2 E: 0 K: 0 S: 5	H: 2 LOB: 0 BB: 0 P: 5	1B: 13 2B: 3 3B: 0 HR: 3	SF: 0 SAC: 0 DP: 1 HBP: 0	WP: 1 PB: 0 SB: 0 CS: 2	PA: 43
<b>PITCHER</b>	IP WLS BF H R ER SO BB IBB HBP BLK WP HR S P ERA WHIP																			
Steve Carlton, L (1, 1) ERA: 4.08	3.1 L 21 9 6 6 6 0 0 0 0 0 0 0 2 2 0.00 0.000																			
Porti Altamirano, R (4, 1) ERA: 2.45	0.2 2 0 0 0 0 0 0 0 0 0 0 0 2 2 0.00 0.000																			
Sid Monge, L (5, 1) ERA: 4.56	1.0 7 4 3 3 1 0 0 0 0 0 0 1 9 9 27.00 4.000																			
Warren Brusstar, R (6, 1) ERA: 4.22	2.0 8 4 1 1 2 0 0 0 0 0 1 1 12 12 4.50 2.000																			
Sparky Lyle, L (8, 1) ERA: 3.2	1.0 5 2 2 2 0 0 0 0 0 0 0 1 5 5 18.00 2.000																			



Batter	1	2	3	4	5	6	7	8	9	AB	R	H	RBI	BB	SO	LOB	TOP										
<b>Bob Dernier, R</b> OBP: 0.365, SLG: 0.362 (1, 9)	L8			1B FC5-2		F7			K	5	0	2	1	0	1	0	<b>Philadelphia Phillies @ Chicago Cubs</b> Wrigley Field, Chicago, IL Tue Jun 15 1982, 3:33 AM CDT Att: 8,639 - Unknown  livebaseballscorecards.com										
<b>Pete Rose, S</b> OBP: 0.333, SLG: 0.362 (1, 3)	F8			BB FC5-2 FC6-4		2B 1B	L8		L7	5	2	2	0	0	0	2											
<b>Gary Matthews, R</b> OBP: 0.320, SLG: 0.381 (1, 7)	F9			FC5-2 FC6-4 BB		F9	F9		4-3	5	0	0	0	0	0	5											
<b>Mike Schmidt, R</b> OBP: 0.454, SLG: 0.535 (1, 5)		5-3		FC6-4 BB		1B		4-0		2	1	1	0	2	0	0											
<b>Bo Diaz, R</b> OBP: 0.351, SLG: 0.525 (1, 2)	K			FC6-4		1B			F3	4	0	1	3	0	1	3											
<b>Gary Maddox, R</b> OBP: 0.303, SLG: 0.428 (1, 8)	6-3			F7					1B	3	1	1	0	1	0	2											
<b>Manny Trillo, R</b> OBP: 0.311, SLG: 0.309 (1, 4)			F9		F8				1B	4	1	2	0	0	0	0											
<b>Ivan De Jesus, R</b> OBP: 0.275, SLG: 0.241 (1, 6)			CS 1B		L8				L9	4	0	2	1	0	0	3											
<b>Dick Ruthven, R</b> OBP: 0.074, SLG: 0.077 (5, 1) <b>Porfi Altamirano, R</b> OBP: 0.333, SLG: 0.333 (7, PH) <b>Greg Gross, S</b> OBP: 0.249, SLG: 0.333 (7, PH) <b>Dick Egan, S</b> OBP: 0.193, SLG: 0.441 (7, 1) <b>Ed Farmer, R</b> OBP: 0.096, SLG: 0.136 (8, PH) <b>George Vukovich, L</b> OBP: 0.298, SLG: 0.376 (8, 1) <b>Warren Brusstar, R</b> OBP: 0.193, SLG: 0.376 (8, 1)	4-3			5-3		F9			L8	2	0	0	0	0	0	1											
<b>Inning Stats</b>	R: 0 E: 0 K: 0 S: 3	H: 0 LOB: 0 BB: 0 P: 3	R: 0 E: 0 K: 1 S: 5	H: 0 LOB: 0 BB: 0 P: 5	R: 0 E: 0 K: 0 S: 3	H: 1 LOB: 0 BB: 0 P: 3	R: 1 E: 0 K: 0 S: 5	H: 2 LOB: 2 BB: 1 P: 9	R: 0 E: 0 K: 0 S: 3	H: 0 LOB: 0 BB: 0 P: 3	R: 2 E: 0 K: 0 S: 6	H: 3 LOB: 1 BB: 0 P: 5	R: 2 E: 0 K: 0 S: 6	H: 3 LOB: 2 BB: 1 P: 10	R: 0 E: 0 K: 0 S: 5	H: 2 LOB: 0 BB: 1 P: 9		R: 0 E: 0 K: 1 S: 5	H: 0 LOB: 0 BB: 0 P: 5	1B: 10 2B: 1 3B: 0 HR: 0	SF: 0 SAC: 0 DP: 0 HBP: 0	WP: 0 PB: 0 SB: 0 CS: 1	PA: 39				
<b>PITCHER</b>	IP	WLS	BF	H	R	ER	SO	BB	IBB	HBP	BLK	WP	HR	S	P	ERA	WHIP										
<b>Doug Bird, R</b> ERA: 4.77 (1, 1)	6.0	W	26	8	5	5	1	2	0	0	0	0	0	26	34	7.50	1.667										
<b>Willie Hernandez, L</b> ERA: 3.12 (7, 1)	0.2		3	1	0	0	0	0	0	0	0	0	0	3	3	0.00	1.500										
<b>Mike Proly, R</b> ERA: (7, 1)	2.1	S	10	2	0	0	1	1	0	0	0	0	0	11	15	0.00	1.286										

Batter	1	2	3	4	5	6	7	8	9	AB	R	H	RBI	BB	SO	LOB	BOTTOM										
<b>Bump Willis, S</b> OBP: 0.353, SLG: 0.390 (1, 4)	3-1					G3			SH5-3	3	2	1	0	1	0	0	<b>Philadelphia Phillies @ Chicago Cubs</b> Wrigley Field, Chicago, IL Tue Jun 15 1982, 3:33 AM CDT Att: 8,639 - Unknown  livebaseballscorecards.com										
<b>Junior Kennedy, R</b> OBP: 0.241, SLG: 0.254 (7, 4)			S HR		1B S	K			K	4	1	1	2	0	1	1											
<b>Jay Johnstone, L</b> OBP: 0.320, SLG: 0.512 (1, 9)	F8					F9				1	0	0	0	0	1	0											
<b>Gary Woods, R</b> OBP: 0.341, SLG: 0.406 (7, 8)			1-H HR		1B					1	0	0	0	0	1	0											
<b>Bill Buckner, L</b> OBP: 0.332, SLG: 0.369 (1, 3)	F8					1B				4	1	2	0	0	0	0											
<b>Keith Moreland, R</b> OBP: 0.355, SLG: 0.471 (1, 7)					4-3 1B	1B			K	2	2	1	0	2	1	1											
<b>Leon Durham, L</b> OBP: 0.350, SLG: 0.443 (7, 9)	K				4-3	23 1B			4-3	4	1	1	2	0	1	2											
<b>Jody Davis, R</b> OBP: 0.286, SLG: 0.367 (1, 2)	K				FC2-6 1B	SF8			K	3	0	1	2	0	2	1											
<b>Larry Bowa, S</b> OBP: 0.257, SLG: 0.257 (1, 6)	P6				FC2-6 23 S	23 1B			G3	3	0	0	0	1	0	2											
<b>23 Ryne Sandberg, R</b> OBP: 0.257, SLG: 0.300 (1, 5)			6-3		1-2 IBB	1B			SH2-4 SH5-3	3	1	2	1	1	0	0											
<b>Doug Bird, R</b> OBP: 0.143, SLG: 0.190 (1, 1) <b>Willie Hernandez, L</b> ERA: 3.48 (7, 1) <b>Mike Proly, R</b> ERA: (7, 1)	4-3				F7	K			SH2-4	3	0	0	0	0	1	4											
<b>Inning Stats</b>	R: 0 E: 0 K: 0 S: 3	H: 0 LOB: 0 BB: 0 P: 3	R: 0 E: 0 K: 2 S: 8	H: 1 LOB: 1 BB: 0 P: 8	R: 2 E: 0 K: 0 S: 5	H: 2 LOB: 0 BB: 0 P: 5	R: 1 E: 0 K: 0 S: 4	H: 1 LOB: 2 BB: 2 P: 12	R: 4 E: 0 K: 2 S: 10	H: 3 LOB: 2 BB: 3 P: 22	R: 0 E: 0 K: 1 S: 6	H: 1 LOB: 1 BB: 0 P: 6	R: 0 E: 0 K: 1 S: 5	H: 0 LOB: 0 BB: 0 P: 5	R: 1 E: 0 K: 1 S: 6	H: 1 LOB: 0 BB: 0 P: 6		R: 0 E: 0 K: 1 S: 5	H: 0 LOB: 0 BB: 0 P: 5	1B: 7 2B: 1 3B: 0 HR: 1	SF: 1 SAC: 2 DP: 0 HBP: 0	WP: 0 PB: 0 SB: 4 CS: 0	PA: 38				
<b>PITCHER</b>	IP	WLS	BF	H	R	ER	SO	BB	IBB	HBP	BLK	WP	HR	S	P	ERA	WHIP										
<b>Dick Ruthven, R</b> ERA: 3.48 (5, 1)	1.2	L	8	2	0	0	2	1	0	0	0	0	0	11	15	0.00	1.800										
<b>Ed Farmer, R</b> ERA: 0.56 (7, 1)	1.0		3	0	0	0	1	0	0	0	0	0	0	5	5	0.00	0.000										
<b>Warren Brusstar, R</b> ERA: 4.43 (8, 1)	1.0		4	1	1	1	1	0	0	0	0	0	0	6	6	9.00	1.000										











Batter	1	2	3	4	5	6	7	8	9	AB	R	H	RBI	BB	SO	LOB	TOP								
Tim Raines, S OBP: 0.364, SLG: 0.413 (1, 7)	F7		K		4-1			3-1	4-3	5	0	0	0	0	1	2									
Mike Gates, L OBP: 0.400, SLG: 0.800 (1, 4)	FC5-4 1B		G3		3-1			1B	4-3	5	1	2	0	0	0	2									
Andre Dawson, R OBP: 0.343, SLG: 0.502 (1, 8)	FC5-4 1-2			F2		F9		FC5-4 1B		4	1	1	1	0	0	1									
Al Oliver, L OBP: 0.396, SLG: 0.491 (1, 3)	K			BB		6-3		FC5-4 1B		3	0	1	0	1	1	1									
Gary Carter, R OBP: 0.345, SLG: 0.487 (1, 2)		F8		F7		E3		FC5-4 1B		4	0	0	0	0	0	3									
Tim Lincecum, R OBP: 0.351, SLG: 0.462 (1, 5)		F7		L1		5-3		1B		4	0	1	1	0	0	2									
Warren Cromartie, L OBP: 0.331, SLG: 0.389 (1, 9)					G3		F8	F9		4	1	1	1	0	0	2									
Frank Taveras, R OBP: 0.213, SLG: 0.209 (1, 6)						1B	P3		E6	4	1	1	0	0	0	0									
Steve Rogers, R OBP: 0.256, SLG: 0.152 (1, 1)					4-3		1-3		SH3-4	3	0	1	1	0	0	0									
<b>Inning Stats</b>	R: 0 E: 0 K: 1 S: 6	H: 1 LOB: 1 BB: 0 P: 6	R: 1 E: 0 K: 0 S: 4	H: 1 LOB: 0 BB: 0 P: 4	R: 0 E: 0 K: 1 S: 5	H: 0 LOB: 0 BB: 0 P: 5	R: 0 E: 0 K: 0 S: 3	H: 0 LOB: 1 BB: 1 P: 7	R: 1 E: 0 K: 0 S: 5	H: 2 LOB: 1 BB: 0 P: 5	R: 0 E: 1 K: 0 S: 4	H: 0 LOB: 1 BB: 0 P: 4	R: 0 E: 0 K: 0 S: 3	H: 0 LOB: 0 BB: 0 P: 3	R: 2 E: 0 K: 0 S: 7	H: 4 LOB: 2 BB: 0 P: 7	R: 0 E: 1 K: 0 S: 4	H: 0 LOB: 1 BB: 0 P: 4	1B: 5 2B: 1 3B: 1 HR: 1	SF: 0 SAC: 1 DP: 0 HBP: 0	WP: 0 PB: 0 SB: 0 CS: 0	PA: 38			
<b>PITCHER</b>	IP	WLS	BF	H	R	ER	SO	BB	IBB	HBP	BLK	WP	HR	S	P	ERA	WHIP								
Tom Filer, R ERA: 6.06 (1, 1)	7.1	L	31	7	4	4	2	1	0	0	0	0	1	34	38	4.91	1.091								
Dick Tidrow, R ERA: 4.5 (8, 1)	1.2		7	1	0	0	0	0	0	0	0	0	0	7	7	0.00	0.600								

**Montreal Expos @ Chicago Cubs**  
Wrigley Field, Chicago, IL  
Fri Jun 18 1982, 3:33 AM CDT  
Att. 6,659 - Overcast - 54 F

AB	36
R	4
H	8
RBI	4
BB	1
SO	2
LOB	13



Batter	1	2	3	4	5	6	7	8	9	AB	R	H	RBI	BB	SO	LOB	BOTTOM								
Bump Wills, S OBP: 0.354, SLG: 0.394 (1, 4)	F8		S BB		K			F8		3	0	0	0	1	1	0									
Jay Johnstone, L OBP: 0.365, SLG: 0.547 (1, 9)	G6-4-3 BB		P6			G4-6-3 1B			P6	3	0	1	0	1	0	1									
Bill Buckner, L OBP: 0.343, SLG: 0.395 (1, 3)	G6-4-3 1-2		F9			F8		FC4-6 1B		4	0	1	0	0	0	3									
Keith Moreland, R OBP: 0.366, SLG: 0.470 (1, 7)		G3 23 1B		K		G4-6-3 1-2		FC4-6 1B		4	0	2	0	0	1	1									
Leon Durham, L OBP: 0.341, SLG: 0.422 (1, 8)		G3 1-2		F8			F8	FC4-6 FC6-4		4	0	0	0	0	0	3									
Jody Davis, R OBP: 0.279, SLG: 0.371 (1, 2)		K					F8	FC6-4 1-2		4	0	1	0	0	1	3									
Larry Bowa, S OBP: 0.263, SLG: 0.269 Dick Tidrow, R (8, 1)		23 1B BB			K					2	0	0	0	1	1	1									
23 Ryne Sandberg, R OBP: 0.276, SLG: 0.313 (1, 5)							1-3		L1	3	0	1	0	0	0	0									
Tom Filer, R Junior Kennedy, R OBP: 0.232, SLG: 0.243 (8, 6)					3-1				K	2	0	0	0	0	1	0									
<b>Inning Stats</b>	R: 0 E: 0 K: 0 S: 2	H: 0 LOB: 0 BB: 1 P: 6	R: 0 E: 0 K: 1 S: 6	H: 2 LOB: 1 BB: 1 P: 10	R: 0 E: 0 K: 0 S: 3	H: 0 LOB: 1 BB: 1 P: 7	R: 0 E: 0 K: 2 S: 8	H: 1 LOB: 0 BB: 0 P: 8	R: 0 E: 0 K: 2 S: 7	H: 0 LOB: 0 BB: 0 P: 7	R: 0 E: 0 K: 0 S: 3	H: 1 LOB: 0 BB: 0 P: 3	R: 0 E: 0 K: 0 S: 3	H: 0 LOB: 0 BB: 0 P: 3	R: 0 E: 0 K: 1 S: 5	H: 0 LOB: 0 BB: 0 P: 5	R: 0 E: 0 K: 0 S: 5	H: 2 LOB: 2 BB: 0 P: 5	1B: 6 2B: 0 3B: 0 HR: 0	SF: 0 SAC: 0 DP: 2 HBP: 0	WP: 0 PB: 0 SB: 1 CS: 0	PA: 33			
<b>PITCHER</b>	IP	WLS	BF	H	R	ER	SO	BB	IBB	HBP	BLK	WP	HR	S	P	ERA	WHIP								
Steve Rogers, R ERA: 1.88 (1, 1)	9.0	W	33	6	0	0	6	3	0	0	0	0	0	42	54	0.00	1.000								

**Montreal Expos @ Chicago Cubs**  
Wrigley Field, Chicago, IL  
Fri Jun 18 1982, 3:33 AM CDT  
Att. 6,659 - Overcast - 54 F

AB	30
R	0
H	6
RBI	0
BB	3
SO	6
LOB	12





Batter	1	2	3	4	5	6	7	8	9	AB	R	H	RBI	BB	SO	LOB	TOP								
Tim Raines, S OBP: 0.361, SLG: 0.409 (1, 7)	0-0 4-3		0-0 F7		0-0 6-3		0-0 S 1B	0-0 FC6-4		5	0	1	0	0	0	2									
Mike Gates, L OBP: 0.300, SLG: 0.500 (1, 4)	0-3 K		0-0 F9		0-0 4-3		0-0 F7		0-0 1B	5	0	1	0	0	1	2									
Andre Dawson, R OBP: 0.344, SLG: 0.500 (1, 8)	0-3 K			0-0 S 2B 1B		0-3 K		0-0 2B SF9 1B	0-0 P4	5	2	2	0	0	2	1									
Al Oliver, L OBP: 0.396, SLG: 0.493 (1, 3)		0-0 4-3		0-0 F9		0-0 BB 1B		0-0 5-3 2B	0-0 F9	5	1	2	0	0	0	2									
Gary Carter, R OBP: 0.351, SLG: 0.498 (1, 2)		0-0 1-3 1B		0-0 2H 2B		0-0 1B		0-0 SF9	0-3 K	4	0	3	2	0	1	1									
Warren Cromartie, L OBP: 0.333, SLG: 0.365 (1, 9)		0-0 1-3		0-0 F9		0-0 1B		0-0 5-3 2B IBB		2	1	0	0	2	0	2									
Tim Wallach, R OBP: 0.345, SLG: 0.453 (1, 5)		0-3 K		0-0 6-3		0-0 F8		0-0 5-3		4	0	0	0	0	1	7									
Frank Taveras, R OBP: 0.294, SLG: 0.326 (7, PH)			0-3 K		0-0 F7		0-0 4-3	0-0 2H 3-H 1B 2B		2	0	0	0	0	1	0									
Brad Mills, L OBP: 0.245, SLG: 0.320 (7, PH)					0-0 F7					1	0	0	0	0	0	0									
Ray Burns, R OBP: 0.267, SLG: 0.335 (7, 1)										0	0	0	0	0	0	0									
Jerry White, R OBP: 0.268, SLG: 0.356 (8, PH)										1	1	1	2	0	0	0									
Woodie Fryman, R OBP: 0.333, SLG: 0.667 (8, 1)										0	0	0	0	0	0	0									
Jeff Reardon, R OBP: 0.333, SLG: 0.667 (8, 1)										0	0	0	0	0	0	0									
Bill Gullickson, R OBP: 0.071, SLG: 0.071 (7, PH)					0-0 K		0-0 F7	0-0 2H 1B		2	0	1	0	0	1	0									
John Milner, L OBP: 0.095, SLG: 0.053 (7, 6)										1	0	0	0	0	0	0									
Chris Speier, R OBP: 0.286, SLG: 0.349 (7, 6)										1	0	1	1	0	0	0									
<b>Inning Stats</b>	R: 0 E: 0 K: 2 S: 7	H: 0 LOB: 0 BB: 0 P: 7	R: 0 E: 0 K: 1 S: 6	H: 1 LOB: 1 BB: 0 P: 6	R: 0 E: 0 K: 1 S: 6	H: 1 LOB: 1 BB: 0 P: 6	R: 1 E: 0 K: 0 S: 5	H: 2 LOB: 1 BB: 0 P: 5	R: 0 E: 0 K: 1 S: 5	H: 0 LOB: 0 BB: 0 P: 5	R: 0 E: 0 K: 0 S: 4	H: 2 LOB: 3 BB: 0 P: 11	R: 0 E: 0 K: 0 S: 4	H: 1 LOB: 1 BB: 0 P: 4	R: 4 E: 0 K: 0 S: 7	H: 4 LOB: 1 BB: 1 P: 11	R: 0 E: 0 K: 1 S: 6	H: 1 LOB: 1 BB: 0 P: 6	1B: 9 2B: 3 3B: 0 HR: 0	SF: 1 SAC: 0 DP: 0 HBP: 0	WP: 0 PB: 0 SB: 2 CS: 0	PA: 41			
<b>PITCHER</b>	IP	WLS	BF	H	R	ER	SO	BB	IBB	HBP	BLK	WP	HR	S	P	ERA	WHIP								
Fergie Jenkins, R ERA: 3.26 (1, 1)	7.0		29	7	1	1	6	1	0	0	0	0	0	40	44	1.29	1.143								
Willie Hernandez, L ERA: 3.53 (8, 1)	0.0	L	2	2	2	2	0	0	0	0	0	0	0	2	2	∞	∞								
Bill Campbell, R ERA: 4.81 (8, 1)	2.0		10	3	2	2	1	0	1	0	0	0	0	11	15	9.00	1.500								

**Montreal Expos @ Chicago Cubs**  
Wrigley Field, Chicago, IL  
Sat Jun 19 1982, 3:33 AM CDT  
Att: 23,352 - Sunny - 56 F

AB	38
R	5
H	12
RBI	5
BB	2
SO	7
LOB	17



Batter	1	2	3	4	5	6	7	8	9	AB	R	H	RBI	BB	SO	LOB	BOTTOM								
Bump Willis, S OBP: 0.348, SLG: 0.386 (1, 4)	0-0 G3		0-0 F8		0-0 F9		0-0 4-3			4	0	0	0	0	0	1									
23 Ryne Sandberg, R OBP: 0.279, SLG: 0.316 (1, 5)			0-0 F8			0-0 1B		0-3 K		4	1	2	0	0	1	0									
Bill Buckner, L OBP: 0.338, SLG: 0.389 (1, 3)	0-0 F7		0-0 F7			0-0 F8		0-0 4-3		4	0	0	0	0	0	2									
Leon Durham, L OBP: 0.348, SLG: 0.441 (1, 8)				0-0 1B		0-0 1B		0-0 6-3		4	1	3	2	0	0	0									
Jay Johnstone, L OBP: 0.348, SLG: 0.518 (1, 9)	0-0 P6			0-3 K		0-0 P6			0-0 F8	3	0	0	0	0	1	3									
Gary Woods, R OBP: 0.352, SLG: 0.412 (8, 9)									0-0 FC5-4 1B	1	0	0	0	0	0	0									
Jody Davis, R OBP: 0.278, SLG: 0.368 (1, 2)		0-0 F9		0-0 F9		0-0 P6			0-0 FC5-4 1B	4	0	1	0	0	0	3									
Steve Henderson, R OBP: 0.299, SLG: 0.287 (1, 7)		0-0 F8		0-3 K		0-0 SH1-4 BB			0-0 FC5-4 2B	3	0	0	0	1	1	2									
Larry Bowa, S OBP: 0.268, SLG: 0.279 (1, 6)		0-0 FC4-8 1B			0-0 F7		0-0 SH1-4		0-0 FC4-8 2B	3	0	2	0	0	0	0									
Fergie Jenkins, R OBP: 0.040, SLG: 0.040 (7, PH)					0-0 F8				0-3 K	2	0	0	0	0	0	1									
Bob Molinaro, L OBP: 0.259, SLG: 0.256 (8, 1)										1	0	0	0	0	0	1									
Willie Hernandez, L (8, 1)										0	0	0	0	0	0	0									
Bill Campbell, R (8, 1)										0	0	0	0	0	0	0									
Keith Morland, R OBP: 0.368, SLG: 0.468 (8, PH)										1	0	0	0	0	1	2									
<b>Inning Stats</b>	R: 2 E: 0 K: 0 S: 5	H: 2 LOB: 0 BB: 0 P: 5	R: 0 E: 0 K: 0 S: 4	H: 1 LOB: 1 BB: 0 P: 4	R: 0 E: 0 K: 2 S: 3	H: 0 LOB: 0 BB: 0 P: 3	R: 0 E: 0 K: 2 S: 8	H: 1 LOB: 1 BB: 0 P: 8	R: 0 E: 0 K: 0 S: 3	H: 0 LOB: 0 BB: 0 P: 3	R: 0 E: 0 K: 0 S: 5	H: 2 LOB: 2 BB: 1 P: 5	R: 0 E: 0 K: 1 S: 5	H: 0 LOB: 0 BB: 0 P: 5	R: 0 E: 0 K: 1 S: 7	H: 2 LOB: 2 BB: 0 P: 7	1B: 6 2B: 1 3B: 0 HR: 1	SF: 0 SAC: 1 DP: 0 HBP: 0	WP: 0 PB: 0 SB: 0 CS: 0	PA: 36					
<b>PITCHER</b>	IP	WLS	BF	H	R	ER	SO	BB	IBB	HBP	BLK	WP	HR	S	P	ERA	WHIP								
Bill Gullickson, R ERA: 3.94 (1, 1)	6.0		24	6	2	2	2	1	0	0	0	0	0	3	7	0.00	1.000								
Ray Burns, R ERA: 4.99 (7, 1)	1.0	W	4	0	0	0	0	0	0	0	0	0	0	3	7	0.00	1.000								
Woodie Fryman, L ERA: 3.12 (8, 1)	1.2		7	2	0	0	1	0	0	0	0	0	0	9	9	0.00	1.200								
Jeff Reardon, R ERA: 1.95 (9, 1)	0.1	S	1	0	0	0	1	0	0	0	0	0	0	3	3	0.00	0.000								

**Montreal Expos @ Chicago Cubs**  
Wrigley Field, Chicago, IL  
Sat Jun 19 1982, 3:33 AM CDT  
Att: 23,352 - Sunny - 56 F

AB	34
R	2
H	8
RBI	2
BB	1
SO	4
LOB	15





Batter	1	2	3	4	5	6	7	8	9	AB R H RBI BB SO LOB	TOP									
Tim Raines, S OBP: 0.355, SLG: 0.401 (1, 7)	6-3		1-3		4-3	4-3		F9		5 0 0 0 0 0 1	<b>Montreal Expos @ Chicago Cubs</b> Wrigley Field, Chicago, IL Sun Jun 20 1982, 3:33 AM CDT Att: 22,237 - Sunny - 70 F									
Mike Gates, L OBP: 0.333, SLG: 0.571 (1, 4)	F7		P6		E	3B	BB	F9		4 1 1 0 1 0 1										
Andre Dawson, R OBP: 0.345, SLG: 0.496 (1, 8)	K		HR	1B	E6	1B	P4	1B	HBP	4 3 1 2 0 1 1										
Al Oliver, L OBP: 0.400, SLG: 0.509 (1, 3)		1B	FC6-4	1B	1B	HR	1B	P6		5 3 3 3 0 0 1										
Gary Carter, R OBP: 0.360, SLG: 0.510 (1, 2)	F5		2B		FC6-4	1B	1B	1B	WP	5 1 4 0 0 0 1										
Warren Cromartie, L OBP: 0.335, SLG: 0.365 (1, 9)	FC6-4		4-3		FC6-4	HR	F8	WP	1B	5 1 2 1 0 0 4										
Tim Wallach, R OBP: 0.342, SLG: 0.461 (1, 5)	FC6-4		F9		HR	HR	K	F7		5 1 1 4 0 1 3										
Chris Speier, R OBP: 0.286, SLG: 0.347 (1, 6)	F9		4-3		6-3		CS	1B		4 0 1 0 0 0 1										
Scott Sanderson, R OBP: 0.179, SLG: 0.154 (1, 1)			1B	2B	F8		5-3	F9		4 1 1 0 0 0 1										
<b>Inning Stats</b>	R: 0 E: 0 K: 1 S: 5	H: 0 LOB: 0 BB: 0 P: 5	R: 1 E: 0 K: 0 S: 5	H: 2 LOB: 1 BB: 0 P: 5	R: 3 E: 0 K: 0 S: 7	H: 4 LOB: 1 BB: 0 P: 7	R: 0 E: 0 K: 0 S: 3	H: 0 LOB: 0 BB: 0 P: 3	R: 5 E: 1 K: 0 S: 8	H: 4 LOB: 0 BB: 0 P: 8	R: 0 E: 0 K: 1 S: 6	H: 1 LOB: 1 BB: 0 P: 6	R: 0 E: 0 K: 0 S: 3	H: 1 LOB: 0 BB: 0 P: 3	R: 2 E: 0 K: 0 S: 5	H: 2 LOB: 1 BB: 0 P: 6	1B: 9 2B: 2 3B: 1 HR: 2	SF: 0 SAC: 0 DP: 0 HBP: 1	WP: 1 PB: 0 SB: 1 CS: 1	PA: 43
<b>PITCHER</b>	IP WLS BF H R ER SO BB IBB HBP BLK WP HR S P ERA WHIP											<b>PITCHER</b>	IP WLS BF H R ER SO BB IBB HBP BLK WP HR S P ERA WHIP							
Doug Bird, R ERA: 5.07 (1, 1)	4.1 L 22 8 7 6 1 0 0 0 0 0 0 1 24 24 12.46 1.846																			
Mike Proly, R ERA: 2.53 (5, 1)	1.2 8 2 2 1 0 1 0 0 0 0 1 7 11 5.40 1.800																			
Dick Tidrow, R ERA: 4.61 (7, 1)	3.0 13 4 2 2 1 0 0 1 0 1 0 14 15 6.00 1.333																			

AB	41
R	11
H	14
RBI	10
BB	1
SO	2
LOB	14



Batter	1	2	3	4	5	6	7	8	9	AB R H RBI BB SO LOB	BOTTOM											
Bump Wills, S OBP: 0.341, SLG: 0.378 (1, 4)	G3		4-3		K	F7			K	5 0 0 0 0 2 1	<b>Montreal Expos @ Chicago Cubs</b> Wrigley Field, Chicago, IL Sun Jun 20 1982, 3:33 AM CDT Att: 22,237 - Sunny - 70 F											
23 Ryne Sandberg, R OBP: 0.286, SLG: 0.324 (1, 5)	E		HR	1B	2B	BB	F8	K		4 2 2 0 1 1 0												
Bill Buckner, L OBP: 0.340, SLG: 0.406 (1, 3)	F7		HR		2B	2B	G3			4 2 2 3 0 0 1												
Leon Durham, L OBP: 0.354, SLG: 0.445 (1, 8)	BB		K		2B	2B	BB			2 0 1 1 2 1 0												
Keith Moreland, R OBP: 0.359, SLG: 0.461 (1, 7)	P4		F7		K		F2-3			4 0 0 0 0 1 4												
Jay Johnstone, L OBP: 0.343, SLG: 0.533 (1, 9)	F8		F3		1B	3B	K	K		4 1 1 0 0 1 0												
Jody Davis, R OBP: 0.278, SLG: 0.365 (1, 2)			1B		5-3	K	K	K		4 0 1 0 0 2 1												
Larry Bowa, S OBP: 0.267, SLG: 0.279 (1, 6)	P6				4-3		1B	4-3		4 0 1 1 0 0 1												
Doug Bird, R OBP: 0.136, SLG: 0.182 (1, 1)	K				4-3	F8		F3		1 0 0 0 0 1 1												
Mike Proly, R (5, 1)										1 0 0 0 0 0 0												
Dan Briggs, L OBP: 0.159, SLG: 0.140 (6, PH)										1 0 0 0 0 0 1												
Dick Tidrow, R (7, 1)										0 0 0 0 0 0 0												
Bob Molinaro, L OBP: 0.283, SLG: 0.250 (9, PH)										1 0 0 0 0 0 0												
<b>Inning Stats</b>	R: 0 E: 1 K: 0 S: 4	H: 1 LOB: 2 BB: 1 P: 8	R: 0 E: 0 K: 1 S: 6	H: 1 LOB: 0 BB: 0 P: 6	R: 2 E: 0 K: 1 S: 7	H: 2 LOB: 0 BB: 0 P: 7	R: 0 E: 0 K: 0 S: 3	H: 0 LOB: 0 BB: 0 P: 3	R: 2 E: 0 K: 2 S: 9	H: 2 LOB: 1 BB: 1 P: 13	R: 1 E: 0 K: 1 S: 7	H: 2 LOB: 1 BB: 0 P: 7	R: 0 E: 0 K: 0 S: 3	H: 0 LOB: 1 BB: 1 P: 7	R: 0 E: 0 K: 2 S: 7	H: 0 LOB: 0 BB: 0 P: 7	R: 0 E: 0 K: 2 S: 7	H: 0 LOB: 0 BB: 0 P: 7	1B: 3 2B: 3 3B: 1 HR: 1	SF: 0 SAC: 0 DP: 0 HBP: 0	WP: 0 PB: 0 SB: 0 CS: 0	PA: 38
<b>PITCHER</b>	IP WLS BF H R ER SO BB IBB HBP BLK WP HR S P ERA WHIP											<b>PITCHER</b>	IP WLS BF H R ER SO BB IBB HBP BLK WP HR S P ERA WHIP									
Scott Sanderson, R ERA: 2.75 (1, 1)	9.0 W 38 8 5 5 9 3 0 0 0 0 1 53 65 5.00 1.222																					

AB	35
R	5
H	8
RBI	5
BB	3
SO	9
LOB	10





Batter	1	2	3	4	5	6	7	8	9	AB	R	H	RBI	BB	SO	LOB	TOP								
<b>Bump Willis, S</b> OBP: 0.346, SLG: 0.380 (1, 4)	0-0 23 CS 1B	0-3 K		4-0 1-2 2-3 BB		0-0 F9		0-0 23 1B 1-H 2-3 1B		4	0	2	1	1	1	2									
<b>23 Ryne Sandberg, R</b> OBP: 0.298, SLG: 0.329 (1, 5)	0-0 6-3 1-2 2B		0-0 F8	0-0 F8		0-3 K		0-0 1B		5	0	2	0	0	1	4									
<b>Bill Buckner, L</b> OBP: 0.341, SLG: 0.404 (1, 3)	0-0 6-3 2-3		4-0 G3 BB		0-0 FC5-4 SF8 1B		0-0 F7	0-0 F8		4	1	1	0	1	0	3									
<b>Leon Durham, L</b> OBP: 0.355, SLG: 0.442 (1, 8) (7, 9)	4-0 BB		0-0 G3		0-0 E6 FC5-4		0-3 K		0-0 4-3 S 1B	4	0	1	0	1	1	2									
<b>Keith Moreland, R</b> OBP: 0.356, SLG: 0.453 (1, 7)	0-0 F9		0-0 F9		0-0 FC5-4		1-0 HBP		0-0 F9	4	0	0	0	0	0	6									
<b>Jay Johnstone, L</b> OBP: 0.356, SLG: 0.541 (7, PH)		4-0 BB		0-0 BB 1B		0-0 SF8			0-0 4-3	1	1	1	1	1	0	0									
<b>Gary Woods, R</b> OBP: 0.350, SLG: 0.409 (7, 8)				0-0 BB 1B		0-0 3-H P: 6			0-0 2-3	1	0	0	0	0	1	1									
<b>Dan Briggs, L</b> OBP: 0.156, SLG: 0.136 (9, PH)		2B								1	0	0	0	0	0	1									
<b>Jody Davis, R</b> OBP: 0.277, SLG: 0.368 (9, PH)		0-0 1-H 2B		0-0 F8		0-0 3-1			0-0 6-3	4	0	1	1	0	0	2									
<b>Bob Molinaro, L</b> OBP: 0.277, SLG: 0.244 (9, PH)									0-0 3-1	1	0	0	0	0	0	1									
<b>Larry Bowa, S</b> OBP: 0.275, SLG: 0.291 (1, 6)		0-0 L6		0-0 BB 1B		0-0 FC6-4 1B			0-0 WP 2B	4	0	3	0	0	0	1									
<b>Lee Smith, R</b> (1, 1)		0-3 K		0-3 K		0-0 FC6-4			4-0 WP 1B BB	2	0	0	0	0	2	3									
<b>Hector Cruz, R</b> OBP: 0.254, SLG: 0.267 (6, PH)										1	0	0	0	0	0	1									
<b>Dick Tidrow, R</b> (6, 1)										0	0	0	0	0	0	0									
<b>Steve Henderson, R</b> OBP: 0.303, SLG: 0.287 (8, PH)										0	1	0	0	1	0	0									
<b>Willie Hernandez, L</b> (8, 1)										0	0	0	0	0	0	0									
<b>Inning Stats</b>	R: 0 E: 0 K: 0 S: 4	H: 2 LOB: 2 BB: 1 P: 8	R: 1 E: 0 K: 2 S: 8	H: 1 LOB: 1 BB: 1 P: 12	R: 0 E: 0 K: 0 S: 3	H: 0 LOB: 1 BB: 1 P: 7	R: 0 E: 0 K: 1 S: 7	H: 2 LOB: 3 BB: 1 P: 11	R: 1 E: 1 K: 0 S: 5	H: 1 LOB: 1 BB: 0 P: 5	R: 0 E: 0 K: 1 S: 6	H: 1 LOB: 1 BB: 0 P: 6	R: 0 E: 0 K: 2 S: 7	H: 0 LOB: 0 BB: 0 P: 8	R: 1 E: 0 K: 0 S: 5	H: 3 LOB: 2 BB: 1 P: 9	R: 0 E: 0 K: 0 S: 4	H: 1 LOB: 1 BB: 0 P: 4	1B: 8 2B: 3 3B: 0 HR: 0	SF: 1 SAC: 0 DP: 0 HBP: 1	WP: 2 PB: 0 SB: 1 CS: 1	PA: 43			
<b>PITCHER</b>	IP	WLS	BF	H	R	ER	SO	BB	IBB	HBP	BLK	WP	HR	S	P	ERA	WHIP								
<b>Paul Moskau, R</b> ERA: 4.5 (1, 1)	5.0	W	25	6	2	1	3	4	0	0	0	0	0	27	43	1.80	2.000								
<b>Rod Scurry, L</b> ERA: 2.52 (6, 1)	3.0		15	5	1	1	3	1	0	1	0	1	0	19	24	3.00	2.000								
<b>Kent Tekulve, R</b> ERA: 1.15 (9, 1)	1.0	S	3	0	0	0	0	0	0	0	0	0	0	3	3	0.00	0.000								

Chicago Cubs @ Pittsburgh Pirates  
Three Rivers Stadium, Pittsburgh, PA  
Mon Jun 21 1982, 7:05 PM EDT  
Att: 6,136 - Unknown - 70 F

AB 36  
R 3  
H 11  
RBI 3  
BB 5  
SO 6  
LOB 27



Batter	1	2	3	4	5	6	7	8	9	AB	R	H	RBI	BB	SO	LOB	BOTTOM								
<b>Omar Moreno, L</b> OBP: 0.280, SLG: 0.299 (1, 8)	0-0 4-3	0-0 4-3			0-0 S 3B 1B		0-0 F8			4	1	1	0	0	0	1									
<b>Johnny Ray, S</b> OBP: 0.346, SLG: 0.440 (1, 4)	0-0 F7		0-0 4-3		0-0 1-H SF9 3B		0-0 HR			4	2	2	2	0	0	0									
<b>Bill Madlock, R</b> OBP: 0.361, SLG: 0.456 (1, 5)	0-0 2B 1B		0-0 E 1B		0-0 3-H SF9		0-0 6-3			3	1	2	1	0	0	0									
<b>Jason Thompson, L</b> OBP: 0.432, SLG: 0.595 (1, 3)	0-0 1B 1-H 2B		0-0 E4 FC4-6 1B		0-0 K			0-0 F7		4	0	1	1	0	1	1									
<b>Dave Parker, L</b> OBP: 0.342, SLG: 0.452 (1, 9)	0-0 FC6-4 2-3 1B		0-3 K		0-0 5-3			0-0 G4-6-3 1B		4	0	2	0	0	1	2									
<b>Tony Peña, R</b> OBP: 0.333, SLG: 0.437 (1, 2)	0-0 FC6-4		0-0 FC4-6		0-0 5-3			0-0 G4-6-3		4	0	0	0	0	0	5									
<b>Lee Lacy, R</b> OBP: 0.385, SLG: 0.404 (1, 7)		0-0 6-3		0-3 K		0-3 K				3	0	0	0	0	2	0									
<b>Dale Berra, R</b> OBP: 0.273, SLG: 0.330 (1, 6)		0-0 4-3 2B		0-0 F8		0-0 5-3				3	0	1	0	0	0	0									
<b>Paul Moskau, R</b> ERA: 3.05 (1, 1)		0-0 4-3		0-3 K					0-0 5-3	2	0	0	0	0	1	1									
<b>Rod Scurry, L</b> OBP: 0.143, SLG: 0.143 (6, 1)										1	0	0	0	0	0	0									
<b>Kent Tekulve, R</b> (9, 1)										0	0	0	0	0	0	0									
<b>Inning Stats</b>	R: 1 E: 0 K: 0 S: 6	H: 3 LOB: 2 BB: 0 P: 6	R: 0 E: 0 K: 0 S: 4	H: 1 LOB: 1 BB: 0 P: 4	R: 0 E: 1 K: 1 S: 7	H: 1 LOB: 2 BB: 0 P: 7	R: 0 E: 0 K: 2 S: 7	H: 0 LOB: 0 BB: 0 P: 7	R: 2 E: 0 K: 1 S: 7	H: 2 LOB: 0 BB: 0 P: 7	R: 0 E: 0 K: 1 S: 5	H: 0 LOB: 0 BB: 0 P: 5	R: 1 E: 0 K: 0 S: 4	H: 1 LOB: 0 BB: 0 P: 4	R: 0 E: 0 K: 0 S: 3	H: 1 LOB: 0 BB: 0 P: 3	1B: 5 2B: 2 3B: 1 HR: 1	SF: 1 SAC: 0 DP: 1 HBP: 0	WP: 0 PB: 0 SB: 1 CS: 0	PA: 33					
<b>PITCHER</b>	IP	WLS	BF	H	R	ER	SO	BB	IBB	HBP	BLK	WP	HR	S	P	ERA	WHIP								
<b>Lee Smith, R</b> ERA: 3.05 (1, 1)	5.0	L	23	7	3	3	4	0	0	0	0	0	1	9	9	4.50	0.500								
<b>Dick Tidrow, R</b> ERA: 4.6 (6, 1)	2.0		7	1	1	1	1	0	0	0	0	0	0	3	3	0.00	1.000								
<b>Willie Hernandez, L</b> ERA: 3.44 (8, 1)	1.0		3	1	0	0	0	0	0	0	0	0	0	3	3	0.00	1.000								

Chicago Cubs @ Pittsburgh Pirates  
Three Rivers Stadium, Pittsburgh, PA  
Mon Jun 21 1982, 7:05 PM EDT  
Att: 6,136 - Unknown - 70 F

AB 32  
R 4  
H 9  
RBI 4  
BB 0  
SO 5  
LOB 10





Batter	1	2	3	4	5	6	7	8	9	AB	R	H	RBI	BB	SO	LOB	TOP			
<b>Bump Willis, S</b> OBP: 0.340, SLG: 0.372 (1, 4)	F8		K				F8		4-3	5	0	0	0	0	1	2	<b>Chicago Cubs @ Pittsburgh Pirates</b> Three Rivers Stadium, Pittsburgh, PA Tue Jun 22 1982, 7:05 PM EDT Att. 6,174 - Overcast - 65 F			
<b>23 Ryne Sandberg, R</b> OBP: 0.292, SLG: 0.323 (1, 5)	K		1-3				F8		F7	5	0	0	0	0	1	2				
<b>Bill Buckner, L</b> OBP: 0.344, SLG: 0.409 (1, 3)	1B			5-3			E6		3-1	4	1	2	0	0	0	0				
<b>Keith Moreland, R</b> OBP: 0.355, SLG: 0.450 (8, 7)	F9			F8			1B		K	4	0	1	0	0	1	1				
<b>Gary Woods, R</b> OBP: 0.342, SLG: 0.400 (8, PH)		F3		E3			F7		K	3	0	0	0	0	0	2				
<b>Leon Durham, L</b> OBP: 0.354, SLG: 0.440 (8, PH)										1	0	0	0	0	1	0				
<b>Steve Henderson, R</b> OBP: 0.304, SLG: 0.288 (8, PH)		K		K			1B		1B	3	0	1	1	0	2	1				
<b>Jay Johnstone, L</b> OBP: 0.365, SLG: 0.548 (8, 9)							1-2		1B	1	0	1	0	0	0	0				
<b>Jody Davis, R</b> OBP: 0.276, SLG: 0.365 (1, 2)		6-3					4-3		K	4	0	1	0	0	1	2				
<b>Larry Bowa, S</b> OBP: 0.283, SLG: 0.299 (1, 6)				SH1-4			2B		1B	4	1	3	0	0	0	2				
<b>Randy Martz, L</b> OBP: 0.333, SLG: 0.368 (3, 1)																	<b>AB 37</b> <b>R 2</b> <b>H 10</b> <b>RBI 2</b> <b>BB 0</b> <b>SO 8</b> <b>LOB 15</b>			
<b>Mike Proly, R</b> OBP: 0.276, SLG: 0.250 (8, PH)				SH1-4			F9		K	0	0	0	0	0	0	0				
<b>Hector Cruz, R</b> OBP: 0.276, SLG: 0.250 (8, PH)										1	0	1	1	0	0	0				
<b>Allen Ripley, R</b> OBP: 0.276, SLG: 0.250 (8, PH)										1	0	0	0	0	0	0				
<b>Bill Campbell, R</b> OBP: 0.276, SLG: 0.250 (8, PH)										1	0	0	0	0	0	0				
<b>Bob Molinaro, L</b> OBP: 0.276, SLG: 0.250 (8, PH)										1	0	0	0	0	0	0				
<b>Inning Stats</b>	R: 0 E: 0 K: 1 S: 6	H: 1 LOB: 1 BB: 0 P: 6	R: 0 E: 0 K: 1 S: 5	H: 0 LOB: 0 BB: 0 P: 5	R: 0 E: 0 K: 1 S: 6	H: 1 LOB: 1 BB: 0 P: 6	R: 0 E: 1 K: 1 S: 6	H: 0 LOB: 1 BB: 0 P: 6	R: 1 E: 0 K: 0 S: 5	H: 2 LOB: 1 BB: 0 P: 5	R: 1 E: 0 K: 1 S: 9	H: 4 LOB: 3 BB: 0 P: 9	R: 0 E: 0 K: 2 S: 9	H: 2 LOB: 2 BB: 0 P: 9	R: 0 E: 0 K: 1 S: 5	H: 0 LOB: 0 BB: 0 P: 5		1B: 8 2B: 2 3B: 0 HR: 0	SF: 0 SAC: 1 DP: 0 HBP: 0	WP: 0 PA: 38 CS: 0
<b>PITCHER</b>	IP	WLS	BF	H	R	ER	SO	BB	IBB	HBP	BLK	WP	HR	S	P	ERA		WHIP		
<b>John Candelaria, L</b> ERA: 2.89	6.0	W	27	8	2	2	5	0	0	0	0	0	0	37	37	3.00		1.333		
<b>Enrique Romo, R</b> ERA: 4.46	3.0	S	11	2	0	0	3	0	0	0	0	0	0	17	17	0.00		0.667		

Batter	1	2	3	4	5	6	7	8	9	AB	R	H	RBI	BB	SO	LOB	BOTTOM		
<b>Omar Moreno, L</b> OBP: 0.278, SLG: 0.297 (1, 8)	1-3	4-3	4-3			F6		1B		5	1	1	0	0	0	3	<b>Chicago Cubs @ Pittsburgh Pirates</b> Three Rivers Stadium, Pittsburgh, PA Tue Jun 22 1982, 7:05 PM EDT Att. 6,174 - Overcast - 65 F		
<b>Johnny Ray, S</b> OBP: 0.354, SLG: 0.451 (1, 4)	K		1B		4-3	2B		1B		5	2	3	0	0	1	0			
<b>Bill Madlock, R</b> OBP: 0.364, SLG: 0.456 (6, 5)	5-3		1B		FC5-4	1B		L4		2	1	1	0	0	0	0			
<b>Jim Morrison, R</b> OBP: 0.286, SLG: 0.438 (6, 5)			1B		HBP	1B		1B		2	0	2	2	0	0	0			
<b>Jason Thompson, L</b> OBP: 0.435, SLG: 0.594 (1, 3)		PB	1B		E	1B		L8		4	2	2	1	1	0	2			
<b>Dave Parker, L</b> OBP: 0.347, SLG: 0.454 (1, 9)		1B	1B		E	1B		BB		4	2	2	2	0	0	2			
<b>Mike Easter, L</b> OBP: 0.350, SLG: 0.384 (8, 7)	1B	S	1B		E2	1B		L4		1	0	0	0	0	0	2			
<b>Tony Peña, R</b> OBP: 0.332, SLG: 0.433 (1, 2)	P6		F5			1B		K		4	0	1	0	0	1	3			
<b>Lee Lacy, R</b> OBP: 0.382, SLG: 0.396 (8, 9)	K		E		4-3	1B		K		3	1	0	0	1	3	2			
<b>Dale Berra, R</b> OBP: 0.282, SLG: 0.335 (1, 6)	1B		E5		4-3	1B		1B		3	0	2	1	1	0	1			
<b>John Candelaria, L</b> OBP: 0.240, SLG: 0.280 (1, 1)			4-3			G6-4-3		1B		3	0	1	2	0	0	3			
<b>Enrique Romo, R</b> OBP: 0.333, SLG: 0.667 (7, 1)			4-3			G6-4-3		P4		1	0	0	0	0	0	1			
<b>Inning Stats</b>	R: 0 E: 0 K: 1 S: 5	H: 0 LOB: 0 BB: 0 P: 5	R: 2 E: 0 K: 1 S: 8	H: 3 LOB: 2 BB: 1 P: 12	R: 5 E: 2 K: 0 S: 7	H: 3 LOB: 1 BB: 1 P: 12	R: 0 E: 0 K: 0 S: 4	H: 1 LOB: 1 BB: 0 P: 4	R: 0 E: 0 K: 0 S: 6	H: 2 LOB: 1 BB: 0 P: 6	R: 1 E: 0 K: 0 S: 5	H: 2 LOB: 1 BB: 0 P: 5	R: 0 E: 0 K: 2 S: 8	H: 1 LOB: 1 BB: 0 P: 8	R: 1 E: 0 K: 0 S: 4	H: 3 LOB: 1 BB: 1 P: 8	1B: 12 2B: 4 3B: 0 HR: 0	SF: 0 SAC: 0 DP: 2 HBP: 1	WP: 0 PA: 41 CS: 0
<b>PITCHER</b>	IP	WLS	BF	H	R	ER	SO	BB	IBB	HBP	BLK	WP	HR	S	P	ERA	WHIP		
<b>Randy Martz, R</b> ERA: 4.62	2.1	L	17	6	7	6	2	1	0	0	0	0	0	12	12	0.00	1.125		
<b>Mike Proly, R</b> ERA: 2.2	3.1		10	3	0	0	1	0	0	0	0	0	0	12	12	0.00	1.125		
<b>Allen Ripley, R</b> ERA: 5.22	6.1		9	3	1	1	2	0	0	0	0	0	0	13	13	4.50	1.500		
<b>Bill Campbell, R</b> ERA: 4.91	8.1		5	3	1	1	0	1	0	0	0	0	0	4	8	9.00	4.000		



Batter	1	2	3	4	5	6	7	8	9	10	AB	R	H	RBI	BB	SO	LOB	TOP				
Bump Wills, S OBP: 0.346, SLG: 0.380 Junior Kennedy, R OBP: 0.241, SLG: 0.267	(1,4) 0-3 K		(4,0) 23 1B BB		(0,0) 23 SH 1B 2B	(0,0) BB BB 1B		(0,0) SH1-4		(0,0) 2B	3	1	2	1	1	1	0					
23 Ryne Sandberg, R OBP: 0.285, SLG: 0.324	(1,5) 0-0 G3		(0,0) 1-3 2-H 1B		(0,0) SH FC1-6 1B	(0,0) F8		(0,0) 2-H 1B		(0,0) 6-3	5	0	2	1	0	0	3					
Bill Buckner, L OBP: 0.347, SLG: 0.404	(1,3) 0-3 K		(0,0) 4-3		(0,0) F7	(0,0) BB BB		(0,0) 1-2 2-3 BB		(0,0) IBB	3	0	0	0	3	1	4					
Leon Durham, L OBP: 0.357, SLG: 0.439	(1,8) 4-3				(0,0) 1B 1B	(0,0) FC1-6 1B		(0,0) 1-2 2-3 3-H BB		(0,0) K	5	1	2	2	1	1	4					
Steve Henderson, R OBP: 0.299, SLG: 0.280 Bill Campbell, R OBP: 0.280, SLG: 0.373	(1,7) F8				(0,0) F9	(0,0) FC1-6		(0,0) F8		(0,0) 4-3	4	0	0	0	0	0	6					
Jay Johnstone, L OBP: 0.342, SLG: 0.507	(1,9) F9				(0,0) F5	(0,0) F9		(0,0) G3		(0,0) 3-1	5	0	0	0	0	0	3					
Jody Davis, R OBP: 0.280, SLG: 0.373	(1,2) F9				(0,0) F9	(0,0) 1B 1B		(0,0) 6-3		(0,0) F9	5	1	2	0	0	0	0					
Larry Bowa, S OBP: 0.289, SLG: 0.305	(1,6) F8				(0,0) F8	(0,0) 1B 2B		(0,0) 4-3		(0,0) SH1-4 2B 1B	5	2	3	1	0	0	0					
Tom Filer, R OBP: 0.125, SLG: 0.250 Willie Hernandez, L OBP: 0.347, SLG: 0.400	(1,1) K		(0,0) 23 1B 2B		(0,0) K	(0,0) K		(0,0) SH1-4 23 1B BB		(0,0) SH1-4	3	1	1	0	0	2	4					
<b>Inning Stats</b>	R: 0 E: 0 K: 2 S: 7	H: 0 LOB: 0 BB: 0 P: 7	R: 0 E: 0 K: 0 S: 3	H: 0 LOB: 0 BB: 0 P: 3	R: 1 E: 0 K: 0 S: 5	H: 2 LOB: 2 BB: 1 P: 9	R: 1 E: 0 K: 1 S: 8	H: 3 LOB: 2 BB: 0 P: 8	R: 1 E: 1 K: 0 S: 6	H: 2 LOB: 2 BB: 0 P: 6	R: 2 E: 0 K: 1 S: 8	H: 3 LOB: 3 BB: 2 P: 16	R: 0 E: 0 K: 0 S: 3	H: 0 LOB: 0 BB: 0 P: 3	R: 0 E: 0 K: 0 S: 3	H: 0 LOB: 0 BB: 0 P: 3	R: 1 E: 0 K: 0 S: 5	H: 2 LOB: 2 BB: 1 P: 9	1B: 9 2B: 4 3B: 0 HR: 0	SF: 0 SAC: 3 DP: 0 HBP: 0	WP: 1 PB: 0 SB: 0 CS: 0	PA: 49
<b>PITCHER</b>	IP WLS BF H R ER SO BB IBB HBP BLK WP HR S P ERA WHIP	Manny Sarmiento, R ERA: 3.18	Rod Scurry, L ERA: 2.8	Enrique Romo, R ERA: 4.41	Kent Tekulve, R ERA: 1.11	Randy Niemann, L ERA: 7.11	<b>PITCHER</b>	IP WLS BF H R ER SO BB IBB HBP BLK WP HR S P ERA WHIP	Manny Sarmiento, R ERA: 3.18	Rod Scurry, L ERA: 2.8	Enrique Romo, R ERA: 4.41	Kent Tekulve, R ERA: 1.11	Randy Niemann, L ERA: 7.11									

Chicago Cubs @ Pittsburgh Pirates  
Three Rivers Stadium, Pittsburgh, PA  
Wed Jun 23 1982, 7:05 PM EDT  
Att: 8,297 - Cloudy - 70 F

AB	40
R	6
H	13
RBI	6
BB	6
SO	5
LOB	24



Batter	1	2	3	4	5	6	7	8	9	10	AB	R	H	RBI	BB	SO	LOB	BOTTOM				
Omar Moreno, L OBP: 0.279, SLG: 0.298	(1,8) 0-3 K		(0,0) F8		(0,0) L4		(0,0) CS 1B		(0,0) CS 1B	(0,0) F8	6	0	2	0	0	1	3					
Johnny Ray, S OBP: 0.351, SLG: 0.446	(1,4) 0-0 1-3		(0,0) F8		(0,0) 3-1		(0,0) 5-3		(0,0) BB BB G3 1B		5	1	1	0	0	0	1					
Bill Madlock, R OBP: 0.365, SLG: 0.453	(1,5) 0-0 L6		(0,0) BB 1B		(0,0) F9		(0,0) 6-3		(0,0) G3 BB		4	0	1	0	1	0	0					
Jason Thompson, L OBP: 0.435, SLG: 0.586	(1,3) 3-1		(0,0) FC6-4 BB		(0,0) F9		(0,0) K		(0,0) K G3 BB		3	0	0	0	2	1	0					
Dave Parker, L OBP: 0.349, SLG: 0.446	(1,9) 4-0 HR BB		(0,0) F7		(0,0) F7		(0,0) 1B 1B		(0,0) G3		4	2	1	1	1	0	4					
Mike Easter, L OBP: 0.350, SLG: 0.400 Lee Lacy, R OBP: 0.379, SLG: 0.394	(1,7) 0-0 BB		(0,0) FC6-4		(0,0) 3-1		(0,0) F9		(0,0) FC6-4		3	1	1	2	0	0	2					
Willie Montanez, L OBP: 0.344, SLG: 0.333	(9,PH) 1-H HR		(0,0) HR		(0,0) 3-1		(0,0) E6		(0,0) FC6-4		1	0	0	0	0	0	1					
Tony Peña, R OBP: 0.333, SLG: 0.433	(1,2) 3-1		(0,0) 6-3		(0,0) 6-3		(0,0) 2B 1B		(0,0) 1B 1B		5	1	2	0	0	0	3					
Dale Berra, R OBP: 0.294, SLG: 0.352	(1,6) 1B 1B		(0,0) SH3 1B		(0,0) SH3 1B		(0,0) 2B		(0,0) K		5	0	4	2	0	1	0					
Manny Sarmiento, R OBP: 0.271, SLG: 0.400 Rod Scurry, L ERA: 2.8 Enrique Romo, R ERA: 4.41 Dick Davis, R OBP: 0.360, SLG: 0.421 Kent Tekulve, R ERA: 1.11 Jim Morrison, R OBP: 0.315, SLG: 0.435 Randy Niemann, L ERA: 7.11 Steve Nicosia, R OBP: 0.289, SLG: 0.286	(1,11) 0-0 1-2 1B		(0,0) F9		(0,0) SH3		(0,0) F9		(0,0) F9		1	0	0	0	0	0	0					
<b>Inning Stats</b>	R: 0 E: 0 K: 1 S: 5	H: 0 LOB: 0 BB: 0 P: 5	R: 2 E: 0 K: 0 S: 6	H: 3 LOB: 2 BB: 1 P: 10	R: 0 E: 0 K: 0 S: 4	H: 1 LOB: 2 BB: 1 P: 8	R: 0 E: 0 K: 0 S: 4	H: 1 LOB: 1 BB: 0 P: 4	R: 0 E: 0 K: 0 S: 3	H: 1 LOB: 0 BB: 0 P: 3	R: 1 E: 1 K: 0 S: 5	H: 2 LOB: 1 BB: 0 P: 5	R: 0 E: 0 K: 0 S: 3	H: 1 LOB: 0 BB: 0 P: 3	R: 1 E: 0 K: 0 S: 4	H: 2 LOB: 3 BB: 0 P: 16	R: 0 E: 0 K: 1 S: 5	H: 0 LOB: 0 BB: 0 P: 5	1B: 11 2B: 1 3B: 0 HR: 1	SF: 0 SAC: 1 DP: 0 HBP: 0	WP: 0 PB: 0 SB: 0 CS: 2	PA: 46
<b>PITCHER</b>	IP WLS BF H R ER SO BB IBB HBP BLK WP HR S P ERA WHIP	Tom Filer, R ERA: 5.64	Willie Hernandez, L ERA: 3.92	Bill Campbell, R ERA: 4.85	<b>PITCHER</b>	IP WLS BF H R ER SO BB IBB HBP BLK WP HR S P ERA WHIP	Tom Filer, R ERA: 5.64	Willie Hernandez, L ERA: 3.92	Bill Campbell, R ERA: 4.85													

Chicago Cubs @ Pittsburgh Pirates  
Three Rivers Stadium, Pittsburgh, PA  
Wed Jun 23 1982, 7:05 PM EDT  
Att: 8,297 - Cloudy - 70 F


AB	40
R	5
H	13
RBI	5
BB	5
SO	3
LOB	17





Batter	1	2	3	4	5	6	7	8	9	AB	R	H	RBI	BB	SO	LOB	TOP					
Lonnie Smith, R (1,7) OBP: 0.370, SLG: 0.449	0-0 4-3		0-0 5-3			0-0 3-1 S SF7 1B		0-0 F8		4	1	1	0	0	0	1	<b>St. Louis Cardinals @ Chicago Cubs</b> Wrigley Field, Chicago, IL Fri Jun 25 1982, 3:33 AM CDT Att: 16,414 - Overcast - 70 F					
Willie McGee, S (1,8) OBP: 0.372, SLG: 0.455	0-0 S 1B		0-0 L3			0-0 3-1		0-0 4-3		4	0	1	0	0	0	2						
Keith Hernandez, L (1,3) OBP: 0.381, SLG: 0.373	0-3 K			0-0 6-3		0-0 SF7		0-0 S 1B		3	0	1	2	0	1	1						
Darrell Porter, L (1,2) OBP: 0.328, SLG: 0.416	0-3 K			4-0 BB		3-H 4-0 BB		3-H 0-0 4-3		2	0	0	0	2	1	2						
Dane Iorg, L (1,9) OBP: 0.384, SLG: 0.367		0-0 1B		0-0 L6		0-0 F5		0-0 F7		4	0	1	0	0	0	2						
Ken Oberkfell, L (1,5) OBP: 0.325, SLG: 0.332	0-0 F8			0-0 4-1			0-0 4-3		0-0 1B 2B	4	1	1	0	0	0	2						
Mike Ramsey, S (1,4) OBP: 0.350, SLG: 0.357	0-0 F9				0-0 F9		0-0 4-3		0-0 F7	4	0	0	0	0	0	2						
Ozzie Smith, S (1,6) OBP: 0.342, SLG: 0.370	0-0 P6				0-0 L9		0-0 4-3		0-0 FC5-4 1B	4	0	1	1	0	0	1						
Joaquin Andujar, S (1,1) OBP: 0.205, SLG: 0.273			0-3 K					0-0 4-3 BLK 1B	2	0	0	0	0	0	2	0						
Steve Braun, L (8, PH) OBP: 0.375, SLG: 0.294								0-0 FC5-4 1B	1	1	1	0	0	0	0	0						
Doug Bair, R (8, PH) OBP: 0.286, SLG: 0.423								1-2 FC5-4	1	0	0	0	0	0	0	1						
<b>Inning Stats</b>	R: 0 E: 0 K: 2 S: 8	H: 1 LOB: 1 BB: 0 P: 8	R: 0 E: 0 K: 0 S: 4	H: 1 LOB: 1 BB: 0 P: 4	R: 0 E: 0 K: 1 S: 5	H: 0 LOB: 0 BB: 0 P: 5	R: 0 E: 0 K: 0 S: 3	H: 0 LOB: 1 BB: 1 P: 7	R: 0 E: 0 K: 0 S: 5	H: 0 LOB: 0 BB: 0 P: 5	R: 1 E: 0 K: 0 S: 4	H: 1 LOB: 1 BB: 1 P: 8	R: 0 E: 0 K: 0 S: 3	H: 0 LOB: 0 BB: 0 P: 3	R: 1 E: 0 K: 0 S: 5	H: 2 LOB: 1 BB: 0 P: 5	R: 1 E: 0 K: 0 S: 5	H: 2 LOB: 1 BB: 0 P: 5	1B: 6 2B: 1 3B: 0 HR: 0	SF: 1 SAC: 0 DP: 0 HBP: 0	WP: 0 PB: 0 SB: 2 CS: 0	PA: 36
<b>PITCHER</b> Fergie Jenkins, R (1,1) ERA: 3.23	IP: 9.0 WLS: W BF: 36 H: 7 R: 3 ER: 3 SO: 4 BB: 2 IBB: 0 HBP: 0 BLK: 1 WP: 0 HR: 0 S: 42 P: 50 ERA: 3.00 WHIP: 1.000															<b>PITCHER</b>	IP: 9.0 WLS: W BF: 36 H: 7 R: 3 ER: 3 SO: 4 BB: 2 IBB: 0 HBP: 0 BLK: 1 WP: 0 HR: 0 S: 42 P: 50 ERA: 3.00 WHIP: 1.000					

AB	33
R	3
H	7
RBI	3
BB	2
SO	4
LOB	14



Batter	1	2	3	4	5	6	7	8	9	AB	R	H	RBI	BB	SO	LOB	BOTTOM			
Bump Wills, S (1,4) OBP: 0.341, SLG: 0.373	0-0 F7		0-3 K		0-0 4-3		0-0 6-3			4	0	0	0	0	1	3	<b>St. Louis Cardinals @ Chicago Cubs</b> Wrigley Field, Chicago, IL Fri Jun 25 1982, 3:33 AM CDT Att: 16,414 - Overcast - 70 F			
Junior Kennedy, R (8,4) OBP: 0.241, SLG: 0.267										0	0	0	0	0	0	0				
23 Ryne Sandberg, R (1,5) OBP: 0.284, SLG: 0.323	0-0 L9		0-3 K		0-3 K			0-0 SH5-3 2B		4	1	1	0	0	2	2				
Bill Buckner, L (1,3) OBP: 0.347, SLG: 0.404	0-0 F9			0-0 HR BB 1B	0-0 G3			0-0 SH5-3 1B		3	1	1	0	0	0	0				
Leon Durham, L (1,8) OBP: 0.359, SLG: 0.442		0-0 6-3		4-0 HR BB		0-0 4-3		0-0 FC5-4 1B 2B		3	2	1	1	1	0	0				
Jay Johnstone, L (1,9) OBP: 0.349, SLG: 0.543	0-0 4-3			0-0 HR		0-0 F8		4-0 FC5-4 IBB		3	1	1	3	1	0	0				
Keith Moreland, R (1,7) OBP: 0.351, SLG: 0.444		0-3 K		1-H 2-H HR		0-0 F7		0-0 FC5-4 1B		3	0	0	0	0	1	0				
Gary Woods, R (7,7) OBP: 0.345, SLG: 0.397					0-0 F7		0-0 1-3	1-2 2-3 FC5-4		1	0	0	0	0	0	2				
Jody Davis, R (1,2) OBP: 0.279, SLG: 0.370			0-0 F9		0-0 5-3		0-0 4-3	0-0 1-3 1B		4	0	1	1	0	0	0				
Larry Bowa, S (1,6) OBP: 0.296, SLG: 0.313			0-0 1B S 1B		0-0 1B		0-0 SH3-4 1B	0-0 3-H F9		4	0	3	0	0	0	2				
Fergie Jenkins, R (1,1) OBP: 0.074, SLG: 0.074			0-0 1-3 1B		0-0 P4		0-0 SH3-4			2	0	1	0	0	0	1				
<b>Inning Stats</b>	R: 0 E: 0 K: 0 S: 3	H: 0 LOB: 0 BB: 0 P: 3	R: 0 E: 0 K: 1 S: 5	H: 0 LOB: 0 BB: 0 P: 5	R: 0 E: 0 K: 2 S: 9	H: 2 LOB: 2 BB: 0 P: 9	R: 3 E: 0 K: 0 S: 6	H: 3 LOB: 1 BB: 1 P: 10	R: 0 E: 0 K: 0 S: 5	H: 0 LOB: 0 BB: 0 P: 5	R: 0 E: 0 K: 0 S: 3	H: 0 LOB: 0 BB: 0 P: 3	R: 0 E: 0 K: 0 S: 4	H: 1 LOB: 1 BB: 0 P: 4	R: 2 E: 0 K: 0 S: 6	H: 3 LOB: 2 BB: 1 P: 10	1B: 7 2B: 1 3B: 0 HR: 1	SF: 0 SAC: 2 DP: 0 HBP: 0	WP: 0 PB: 0 SB: 1 CS: 0	PA: 35
<b>PITCHER</b> Joaquin Andujar, R (1,1) ERA: 2.34	IP: 7.0 WLS: L BF: 28 H: 6 R: 3 ER: 3 SO: 4 BB: 1 IBB: 0 HBP: 0 BLK: 0 WP: 1 HR: 1 S: 35 P: 39 ERA: 3.86 WHIP: 1.000															<b>PITCHER</b>	IP: 7.0 WLS: L BF: 28 H: 6 R: 3 ER: 3 SO: 4 BB: 1 IBB: 0 HBP: 0 BLK: 0 WP: 1 HR: 1 S: 35 P: 39 ERA: 3.86 WHIP: 1.000			
Doug Bair, R (8,1) ERA: 2.82	IP: 1.0 WLS: 7 BF: 3 H: 2 R: 2 ER: 2 SO: 0 BB: 0 IBB: 1 HBP: 0 BLK: 0 WP: 0 HR: 0 S: 6 P: 10 ERA: 18.00 WHIP: 3.000															<b>PITCHER</b>	IP: 1.0 WLS: 7 BF: 3 H: 2 R: 2 ER: 2 SO: 0 BB: 0 IBB: 1 HBP: 0 BLK: 0 WP: 0 HR: 0 S: 6 P: 10 ERA: 18.00 WHIP: 3.000			





Batter	1	2	3	4	5	6	7	8	9	AB	R	H	RBI	BB	SO	LOB	TOP				
Lonnie Smith, R OBP: 0.368, SLG: 0.446 (1, 7)	5-3		SH5-3 1B		L8			F8		4	1	1	0	0	0	0					
Willie McGee, S OBP: 0.394, SLG: 0.444 (1, 8)	K		SH5-3			B3			4-3	3	0	0	0	0	1	0					
Keith Hernandez, L OBP: 0.382, SLG: 0.375 (1, 3)	P5		1B			4-3			2B	4	1	2	1	0	0	0					
George Hendrick, R OBP: 0.289, SLG: 0.429 Tito Landrum, R OBP: 0.355, SLG: 0.429 (9, 9)		1B 4-1	F8			4-3			4-3	4	2	2	1	0	0	1					
Darrell Porter, L OBP: 0.320, SLG: 0.405 (1, 2)	F8					4-3			P6	4	0	0	0	0	0	2					
Tom Herr, S OBP: 0.339, SLG: 0.331 Mike Ramsey, S OBP: 0.348, SLG: 0.354 (7, 4)	4-1 1B					6-3			F8	3	0	1	0	0	0	0					
Ken Oberkfell, L OBP: 0.319, SLG: 0.325 (1, 5)	4-1					1-3			4-3	4	0	0	1	0	0	2					
Ozzie Smith, S OBP: 0.336, SLG: 0.366 (1, 6)	5-3					F8			G3	3	0	0	0	0	0	1					
Dave LaPoint, L OBP: 0.154, SLG: 0.154 Bruce Sutter, R (9, 1)			K			K			6-3	3	0	0	0	0	2	0					
<b>Inning Stats</b>	R: 0 E: 0 K: 1 S: 5	H: 0 LOB: 0 BB: 0 P: 5	R: 1 E: 0 K: 0 S: 5	H: 2 LOB: 1 BB: 0 P: 5	R: 1 E: 0 K: 1 S: 7	H: 2 LOB: 1 BB: 0 P: 7	R: 0 E: 0 K: 0 S: 3	H: 0 LOB: 0 BB: 0 P: 3	R: 0 E: 0 K: 1 S: 5	H: 0 LOB: 0 BB: 0 P: 5	R: 0 E: 0 K: 0 S: 3	H: 0 LOB: 0 BB: 0 P: 3	R: 0 E: 0 K: 0 S: 3	H: 0 LOB: 0 BB: 0 P: 3	R: 2 E: 1 K: 0 S: 6	H: 2 LOB: 1 BB: 0 P: 6	1B: 5 2B: 1 3B: 0 HR: 0	SF: 0 SAC: 1 DP: 0 HBP: 0	WP: 0 PB: 0 SB: 1 CS: 0	PA: 34	
<b>PITCHER</b>	IP	WLS	BF	H	R	ER	SO	BB	IBB	HBP	BLK	WP	HR	S	P	ERA	WHIP				
Doug Bird, R ERA: 3.6 (1, 1)	8.1	L	31	6	4	3	3	0	0	0	0	0	0	37	37	3.24	0.720				
Willie Hernandez, L ERA: 3.46 (9, 1)	0.2	S	3	0	0	0	0	0	0	0	0	0	0	3	3	0.00	0.000				

St. Louis Cardinals @ Chicago Cubs  
Wrigley Field, Chicago, IL  
Sat Jun 26 1982, 3:33 AM CDT  
Cloudy - 54 F

AB 33  
R 4  
H 6  
RBI 4  
BB 0  
SO 3  
LOB 7



Batter	1	2	3	4	5	6	7	8	9	AB	R	H	RBI	BB	SO	LOB	BOTTOM					
Bump Wills, S OBP: 0.335, SLG: 0.366 (1, 4)	5-3	6-3			F7			F8	6-3	5	0	0	0	0	0	4						
23 Ryne Sandberg, R OBP: 0.284, SLG: 0.322 (1, 5)	K		6-3		B3			FC4-6 1B		4	0	1	0	0	1	0						
Bill Buckner, L OBP: 0.345, SLG: 0.399 (1, 3)	S BB		P4		6-3			FC4-6 1-2		3	0	0	0	1	0	2						
Keith Moreland, R OBP: 0.346, SLG: 0.438 (1, 7)	5-3		F8			P3		F3		4	0	0	0	0	0	1						
Jay Johnstone, L OBP: 0.360, SLG: 0.548 Jerry Morales, R OBP: 0.286, SLG: 0.484 (8, PH) (9, 8)		BB 2B			K			G4-6-3 1B		3	1	2	0	0	1	0						
Gary Woods, R OBP: 0.349, SLG: 0.407 (9, 9)	K				S 1B			G4-6-3 1-2		4	0	2	0	0	1	2						
Jody Davis, R OBP: 0.284, SLG: 0.365 (1, 2)		2B BB			K			L5		2	0	0	0	2	1	2						
Larry Bowa, S OBP: 0.303, SLG: 0.321 (1, 6)								F8		3	0	2	1	1	0	1						
Doug Bird, R OBP: 0.125, SLG: 0.167 Willie Hernandez, L OBP: 0.359, SLG: 0.440 (8, PH) (9, PH)		1-3 2H			F8			23 1B SH3-4 1B		2	0	0	0	0	0	4						
Leon Durham, L OBP: 0.359, SLG: 0.440 (9, PH)					F8			SH3-4 1-2		1	0	0	0	0	0	1						
<b>Inning Stats</b>	R: 0 E: 0 K: 1 S: 5	H: 0 LOB: 1 BB: 1 P: 9	R: 1 E: 0 K: 1 S: 7	H: 2 LOB: 2 BB: 1 P: 11	R: 0 E: 0 K: 0 S: 3	H: 0 LOB: 0 BB: 0 P: 3	R: 0 E: 0 K: 2 S: 8	H: 1 LOB: 2 BB: 1 P: 12	R: 0 E: 0 K: 0 S: 3	H: 0 LOB: 0 BB: 0 P: 3	R: 0 E: 0 K: 0 S: 4	H: 2 LOB: 1 BB: 0 P: 4	R: 0 E: 0 K: 0 S: 5	H: 2 LOB: 2 BB: 0 P: 5	R: 0 E: 0 K: 0 S: 3	H: 1 LOB: 0 BB: 0 P: 3	R: 0 E: 0 K: 0 S: 3	H: 0 LOB: 1 BB: 1 P: 7	1B: 6 2B: 2 3B: 0 HR: 0	SF: 0 SAC: 1 DP: 1 HBP: 0	WP: 1 PB: 0 SB: 2 CS: 0	PA: 37
<b>PITCHER</b>	IP	WLS	BF	H	R	ER	SO	BB	IBB	HBP	BLK	WP	HR	S	P	ERA	WHIP					
Dave LaPoint, L ERA: 3.6 (1, 1)	8.0	W	34	8	1	1	4	3	1	0	0	0	0	38	54	1.12	1.375					
Bruce Sutter, R ERA: 4.66 (9, 1)	1.0	S	3	0	0	0	0	0	0	0	0	1	0	3	3	0.00	0.000					

St. Louis Cardinals @ Chicago Cubs  
Wrigley Field, Chicago, IL  
Sat Jun 26 1982, 3:33 AM CDT  
Cloudy - 54 F

AB 32  
R 1  
H 8  
RBI 1  
BB 4  
SO 4  
LOB 17





Batter	1	2	3	4	5	6	7	8	9	AB	R	H	RBI	BB	SO	LOB	TOP				
Willie McGee, S (1, 8) OBP: 0.360, SLG: 0.434	0-3 K		4-0 CS BB		0-0 6-3		0-0 3-1			3	0	0	0	1	1	1					
Tom Herr, S (1, 4) OBP: 0.339, SLG: 0.327 Mike Ramsey, S (5, 4) OBP: 0.346, SLG: 0.352	4-0 5-3 BB		0-3 K		0-0 6-3			0-0 6-3		2	0	0	0	1	1	1					
Lonnie Smith, R (1, 7) OBP: 0.370, SLG: 0.445	0-0 5-3		0-0 1B		0-0 5-3			4-0 CS E BB		3	1	1	0	1	0	1					
Keith Hernandez, L (1, 3) OBP: 0.384, SLG: 0.374	0-0 6-3		0-0 1B		4-0 S BB			0-3 K		3	0	1	1	1	1	2					
Dane Iorg, L (1, 9) OBP: 0.376, SLG: 0.359 Tito Landrum, R (7, 9) OBP: 0.349, SLG: 0.421		0-0 6-3	0-0 3-1		0-3 K			0-0 1-3		3	0	0	0	0	1	2					
Ken Oberkfell, L (1, 5) OBP: 0.318, SLG: 0.328		0-0 2B		0-0 F7		0-0 4-3		0-0 F8		4	1	1	0	0	0	1					
Gene Tenace, R (1, 2) OBP: 0.577, SLG: 0.861		0-0 3-1 2H 2B		0-0 F3			4-0 SH5-4 BB	0-0 L7		3	0	1	1	1	0	0					
Ozzie Smith, S (1, 6) OBP: 0.336, SLG: 0.363		0-0 3-1		0-0 5-3			0-0 SH5-4			2	0	0	0	0	0	1					
Jim Kaat, L (1, 1) Steve Braun, L (7, PH) Doug Bair, R (7, 1) Bruce Sutter, R (8, 1)		0-0 B1-3		0-3 K			0-0 P6			2	0	0	0	0	1	1					
<b>Inning Stats</b>	R: 0 E: 0 K: 1 S: 5	H: 0 LOB: 1 BB: 1 P: 9	R: 1 E: 0 K: 0 S: 5	H: 2 LOB: 1 BB: 0 P: 5	R: 1 E: 0 K: 1 S: 6	H: 2 LOB: 1 BB: 1 P: 10	R: 0 E: 0 K: 0 S: 3	H: 0 LOB: 0 BB: 0 P: 3	R: 0 E: 0 K: 1 S: 5	H: 0 LOB: 1 BB: 1 P: 9	R: 0 E: 0 K: 0 S: 3	H: 0 LOB: 1 BB: 1 P: 7	R: 0 E: 1 K: 1 S: 4	H: 0 LOB: 1 BB: 1 P: 8	R: 0 E: 0 K: 0 S: 3	H: 0 LOB: 0 BB: 0 P: 3	1B: 2 2B: 3 3B: 0 HR: 0	SF: 0 SAC: 1 DP: 1 HBP: 0	WP: 0 PB: 0 SB: 2 CS: 2	PA: 34	
<b>PITCHER</b>	IP WLS BF H R ER SO BB IBB HBP BLK WP HR S P ERA WHIP	IP WLS BF H R ER SO BB IBB HBP BLK WP HR S P ERA WHIP	IP WLS BF H R ER SO BB IBB HBP BLK WP HR S P ERA WHIP	IP WLS BF H R ER SO BB IBB HBP BLK WP HR S P ERA WHIP	IP WLS BF H R ER SO BB IBB HBP BLK WP HR S P ERA WHIP	IP WLS BF H R ER SO BB IBB HBP BLK WP HR S P ERA WHIP	IP WLS BF H R ER SO BB IBB HBP BLK WP HR S P ERA WHIP	IP WLS BF H R ER SO BB IBB HBP BLK WP HR S P ERA WHIP	IP WLS BF H R ER SO BB IBB HBP BLK WP HR S P ERA WHIP	IP WLS BF H R ER SO BB IBB HBP BLK WP HR S P ERA WHIP	IP WLS BF H R ER SO BB IBB HBP BLK WP HR S P ERA WHIP	IP WLS BF H R ER SO BB IBB HBP BLK WP HR S P ERA WHIP	IP WLS BF H R ER SO BB IBB HBP BLK WP HR S P ERA WHIP	IP WLS BF H R ER SO BB IBB HBP BLK WP HR S P ERA WHIP	IP WLS BF H R ER SO BB IBB HBP BLK WP HR S P ERA WHIP	IP WLS BF H R ER SO BB IBB HBP BLK WP HR S P ERA WHIP	IP WLS BF H R ER SO BB IBB HBP BLK WP HR S P ERA WHIP	IP WLS BF H R ER SO BB IBB HBP BLK WP HR S P ERA WHIP	IP WLS BF H R ER SO BB IBB HBP BLK WP HR S P ERA WHIP	IP WLS BF H R ER SO BB IBB HBP BLK WP HR S P ERA WHIP	IP WLS BF H R ER SO BB IBB HBP BLK WP HR S P ERA WHIP

St. Louis Cardinals @ Chicago Cubs  
Wrigley Field, Chicago, IL  
Sat Jun 26 1982, 3:38 AM CDT  
Att: 29,357 - Cloudy - 56 F

AB 28  
R 2  
H 4  
RBI 2  
BB 5  
SO 5  
LOB 11



Batter	1	2	3	4	5	6	7	8	9	AB	R	H	RBI	BB	SO	LOB	BOTTOM				
Bump Willis, S (1, 4) OBP: 0.332, SLG: 0.363	0-0 6-3		0-0 5-3		0-0 F8		0-0 E4 23 FC6-4		0-0 1B	5	0	1	0	0	0	2					
23 Ryne Sandberg, R (1, 5) OBP: 0.286, SLG: 0.323	0-0 4-3 1B		0-0 1B		0-0 F9		0-0 FC6-4		0-0 F8	5	1	2	0	0	0	4					
Bill Buckner, L (1, 3) OBP: 0.340, SLG: 0.392	0-0 4-3		0-3 K		0-0 3-1			0-0 3-1	0-0 G3	5	0	0	0	0	1	3					
Keith Moreland, R (1, 9) OBP: 0.345, SLG: 0.435	0-0 1B		0-0 P3		0-0 F8			0-0 P6		4	0	1	1	0	0	1					
Leon Durham, L (1, 8) OBP: 0.360, SLG: 0.437	0-3 K			4-0 E BB		0-0 L4		4-0 BB S BB		2	0	0	0	2	1	1					
Steve Henderson, R (1, 7) OBP: 0.295, SLG: 0.274		0-3 K		0-0 E4 G4-6-3			0-3 K	4-0 BB BB		3	0	0	0	1	2	1					
Jody Davis, R (1, 2) OBP: 0.290, SLG: 0.376 Jay Johnstone, L (8, PH) OBP: 0.368, SLG: 0.548		0-0 2B		0-3 K			0-0 E 1B 1B	4-0 1-2 2-3 BB		3	0	2	0	0	1	2					
Junior Kennedy, R (1, 6) OBP: 0.233, SLG: 0.256 Larry Bowa, S (8, PH) OBP: 0.302, SLG: 0.320		0-0 L9		0-0 G4-6-3			0-0 F8	0-0 1-3		3	0	0	0	0	0	4					
Lee Smith, R (1, 1) Bob Molinaro, L (7, PH) OBP: 0.256, SLG: 0.256 Willie Hernandez, L (8, 1) Gary Woods, R (9, PH) OBP: 0.346, SLG: 0.404		0-0 6-3		0-0 6-3			0-0 E 1B	0-3 K		2	0	0	0	0	0	1					
<b>Inning Stats</b>	R: 1 E: 0 K: 1 S: 7	H: 2 LOB: 1 BB: 0 P: 7	R: 0 E: 0 K: 1 S: 6	H: 1 LOB: 1 BB: 0 P: 6	R: 0 E: 0 K: 1 S: 5	H: 0 LOB: 1 BB: 1 P: 9	R: 0 E: 0 K: 0 S: 3	H: 0 LOB: 0 BB: 0 P: 3	R: 0 E: 1 K: 1 S: 8	H: 2 LOB: 3 BB: 0 P: 8	R: 0 E: 0 K: 0 S: 3	H: 0 LOB: 3 BB: 3 P: 15	R: 0 E: 0 K: 1 S: 6	H: 1 LOB: 1 BB: 0 P: 6	1B: 6 2B: 1 3B: 0 HR: 0	SF: 0 SAC: 0 DP: 1 HBP: 0	WP: 0 PB: 0 SB: 1 CS: 0	PA: 39			
<b>PITCHER</b>	IP WLS BF H R ER SO BB IBB HBP BLK WP HR S P ERA WHIP	IP WLS BF H R ER SO BB IBB HBP BLK WP HR S P ERA WHIP	IP WLS BF H R ER SO BB IBB HBP BLK WP HR S P ERA WHIP	IP WLS BF H R ER SO BB IBB HBP BLK WP HR S P ERA WHIP	IP WLS BF H R ER SO BB IBB HBP BLK WP HR S P ERA WHIP	IP WLS BF H R ER SO BB IBB HBP BLK WP HR S P ERA WHIP	IP WLS BF H R ER SO BB IBB HBP BLK WP HR S P ERA WHIP	IP WLS BF H R ER SO BB IBB HBP BLK WP HR S P ERA WHIP	IP WLS BF H R ER SO BB IBB HBP BLK WP HR S P ERA WHIP	IP WLS BF H R ER SO BB IBB HBP BLK WP HR S P ERA WHIP	IP WLS BF H R ER SO BB IBB HBP BLK WP HR S P ERA WHIP	IP WLS BF H R ER SO BB IBB HBP BLK WP HR S P ERA WHIP	IP WLS BF H R ER SO BB IBB HBP BLK WP HR S P ERA WHIP	IP WLS BF H R ER SO BB IBB HBP BLK WP HR S P ERA WHIP	IP WLS BF H R ER SO BB IBB HBP BLK WP HR S P ERA WHIP	IP WLS BF H R ER SO BB IBB HBP BLK WP HR S P ERA WHIP	IP WLS BF H R ER SO BB IBB HBP BLK WP HR S P ERA WHIP	IP WLS BF H R ER SO BB IBB HBP BLK WP HR S P ERA WHIP	IP WLS BF H R ER SO BB IBB HBP BLK WP HR S P ERA WHIP	IP WLS BF H R ER SO BB IBB HBP BLK WP HR S P ERA WHIP	IP WLS BF H R ER SO BB IBB HBP BLK WP HR S P ERA WHIP

St. Louis Cardinals @ Chicago Cubs  
Wrigley Field, Chicago, IL  
Sat Jun 26 1982, 3:38 AM CDT  
Att: 29,357 - Cloudy - 56 F

AB 35  
R 1  
H 7  
RBI 1  
BB 4  
SO 6  
LOB 22





Batter	1	2	3	4	5	6	7	8	9	AB	R	H	RBI	BB	SO	LOB	TOP					
Lonnie Smith, R OBP: 0.375, SLG: 0.447 (1, 7)										3	0	2	0	1	0	1	<b>St. Louis Cardinals @ Chicago Cubs</b> Wrigley Field, Chicago, IL Sun Jun 27 1982, 3:33 AM CDT Att: 24,674 - Unknown - 60 F					
Willie McGee, S OBP: 0.357, SLG: 0.429 (1, 8)										4	0	1	1	0	0	3						
Keith Hernandez, L OBP: 0.382, SLG: 0.372 (1, 3)										4	0	1	0	0	0	3						
George Hendrick, R OBP: 0.293, SLG: 0.427 (1, 9)										3	0	1	0	1	0	1						
Darrell Porter, L OBP: 0.319, SLG: 0.407 (1, 2)										4	0	1	0	0	2	3						
Tom Herr, S OBP: 0.337, SLG: 0.325 (1, 4)										4	1	1	0	0	1	1						
Ken Oberkfell, L OBP: 0.317, SLG: 0.327 (1, 5)										4	1	1	0	0	0	0						
Ozzie Smith, S OBP: 0.334, SLG: 0.361 (1, 6)										4	0	1	1	0	0	0						
John Stuper, R OBP: 0.273, SLG: 0.455 (7, PH)										2	0	1	0	0	1	0						
Gene Lerner, R OBP: 0.277, SLG: 0.881 (7, PH)										0	0	0	0	0	0	0						
Dane Long, L OBP: 0.275, SLG: 0.356 (7, PH)										1	0	0	0	0	0	2						
Tito Landrum, R OBP: 0.283, SLG: 0.421 (7, PH)										0	0	0	0	0	0	0						
Jeff Lehti, R OBP: 0.307, SLG: 0.278 (9, PH)										1	0	0	0	0	0	0						
<b>Inning Stats</b>	R: 0 E: 0 K: 0 S: 4	H: 1 LOB: 1 BB: 0 P: 4	R: 0 E: 0 K: 1 S: 5	H: 0 LOB: 0 BB: 0 P: 5	R: 0 E: 0 K: 0 S: 4	H: 1 LOB: 1 BB: 0 P: 4	R: 0 E: 0 K: 0 S: 4	H: 1 LOB: 1 BB: 0 P: 4	R: 0 E: 0 K: 1 S: 5	H: 0 LOB: 0 BB: 0 P: 5	R: 0 E: 0 K: 1 S: 7	H: 3 LOB: 2 BB: 0 P: 7	R: 2 E: 0 K: 0 S: 6	H: 4 LOB: 2 BB: 1 P: 10	R: 0 E: 0 K: 1 S: 4	H: 0 LOB: 0 BB: 1 P: 8	R: 0 E: 0 K: 0 S: 3	H: 0 LOB: 0 BB: 0 P: 3	1B: 9 2B: 1 3B: 0 HR: 0	SF: 0 SAC: 0 DP: 1 HBP: 0	WP: 0 PB: 0 SB: 1 CS: 1	PA: 36
<b>PITCHER</b>	IP WLS BF H R ER SO BB IBB HBP BLK WP HR S P ERA WHIP																					
Allen Ripley, R ERA: 4.33 (7, 1)	6.0 W 23 6 0 0 3 0 0 0 0 0 0 29 29 0.00 1.000																					
Willie Hernandez, L ERA: 3.73 (7, 1)	0.0 S 3 3 2 2 0 0 0 0 0 0 0 3 3 = =																					
Bill Campbell, R ERA: 4.53 (7, 1)	3.0 S 10 1 0 0 1 2 0 0 0 0 0 0 10 18 0.00 1.000																					

AB	34
R	2
H	10
RBI	2
BB	2
SO	4
LOB	14



Batter	1	2	3	4	5	6	7	8	9	AB	R	H	RBI	BB	SO	LOB	BOTTOM					
Bump Willis, S OBP: 0.328, SLG: 0.357 Junior Kennedy, R OBP: 0.233, SLG: 0.256 (1, 4)										4	0	0	0	0	1	0	<b>St. Louis Cardinals @ Chicago Cubs</b> Wrigley Field, Chicago, IL Sun Jun 27 1982, 3:33 AM CDT Att: 24,674 - Unknown - 60 F					
23 Ryne Sandberg, R OBP: 0.285, SLG: 0.322 (1, 5)										4	0	1	0	0	0	0						
Bill Buckner, L OBP: 0.339, SLG: 0.394 (1, 3)										4	1	1	0	0	0	1						
Leon Durham, L OBP: 0.369, SLG: 0.454 (1, 8)										4	1	4	1	0	0	0						
Jay Johnstone, L OBP: 0.374, SLG: 0.539 (1, 9)										3	1	1	0	1	0	2						
Keith Moreland, R OBP: 0.347, SLG: 0.441 Gary Woods, R OBP: 0.346, SLG: 0.404 (1, 7)										3	1	2	1	0	0	0						
Jody Davis, R OBP: 0.289, SLG: 0.370 (1, 2)										3	0	0	0	1	0	3						
Larry Bowa, S OBP: 0.305, SLG: 0.320 (1, 6)										3	0	1	2	1	0	2						
Allen Ripley, R OBP: 0.333, SLG: 0.333 Dan Briggs, L OBP: 0.152, SLG: 0.133 Willie Hernandez, L OBP: 0.382, SLG: 0.372 Bill Campbell, R OBP: 0.334, SLG: 0.361 (1, 1)										2	0	0	0	0	2	0						
<b>Inning Stats</b>	R: 1 E: 0 K: 1 S: 7	H: 2 LOB: 1 BB: 0 P: 7	R: 0 E: 0 K: 0 S: 3	H: 0 LOB: 0 BB: 0 P: 3	R: 0 E: 0 K: 1 S: 6	H: 1 LOB: 1 BB: 0 P: 6	R: 0 E: 0 K: 0 S: 4	H: 2 LOB: 2 BB: 1 P: 8	R: 0 E: 0 K: 1 S: 5	H: 0 LOB: 0 BB: 0 P: 5	R: 2 E: 2 K: 0 S: 6	H: 3 LOB: 2 BB: 1 P: 10	R: 0 E: 0 K: 0 S: 3	H: 0 LOB: 0 BB: 0 P: 3	R: 1 E: 0 K: 1 S: 7	H: 2 LOB: 2 BB: 1 P: 11		R: 0 E: 0 K: 0 S: 3	H: 0 LOB: 0 BB: 0 P: 3	1B: 6 2B: 4 3B: 0 HR: 0	SF: 1 SAC: 0 DP: 1 HBP: 0	WP: 0 PB: 0 SB: 1 CS: 1
<b>PITCHER</b>	IP WLS BF H R ER SO BB IBB HBP BLK WP HR S P ERA WHIP																					
John Stuper, R ERA: 3.09 Jeff Lehti, R ERA: 4.5 (7, 1)	2.0 L 9 2 1 1 1 0 0 1 0 0 0 0 10 14 4.50 1.000																					

AB	32
R	4
H	10
RBI	4
BB	3
SO	4
LOB	12





Batter	1	2	3	4	5	6	7	8	9	AB	R	H	RBI	BB	SO	LOB	TOP										
Omar Moreno, L (1, 8) OBP: 0.274, SLG: 0.289	G3	1B			L6		6-3 SH3 1B		4-3	5	0	2	1	0	0	0	<b>Pittsburgh Pirates @ Chicago Cubs</b> Wrigley Field, Chicago, IL Mon Jun 28 1982, 3:33 AM CDT Att. 6,974 - Overcast - 59 F										
Johnny Ray, S (1, 4) OBP: 0.346, SLG: 0.434	6-3 1B	1-2 3-H 1B			4-3		SH3		F7	4	0	2	1	0	0	0											
Bill Madlock, R (1, 5) OBP: 0.358, SLG: 0.430	5-3	FC6-4 1B			6-3		6-3			4	0	0	0	0	0	4											
Jason Thompson, L (1, 3) OBP: 0.445, SLG: 0.580		PB 1B BB	1-3			2B 1B	G3			3	1	1	0	1	0	1											
Dave Parker, L (1, 9) OBP: 0.345, SLG: 0.435		1B 2B BB	F7			1-3 2B		F8		3	1	1	0	1	0	0											
Mike Easter, L (1, 7) OBP: 0.356, SLG: 0.403		2B FC1-2 1B	F7			4-3				4	0	2	1	0	0	2											
Tony Peña, R (1, 2) OBP: 0.349, SLG: 0.471		FC1-2 1B 2B						F7		3	1	2	1	1	0	1											
Dale Berra, R (1, 6) OBP: 0.288, SLG: 0.340		6-3	FC1-4 CS 1B				K		F9	4	0	0	0	0	1	7											
Manny Sarmiento, R (1, 1) OBP: 0.421, SLG: 0.353		FC1-2 1B					G3		F9	2	1	0	0	0	0	3											
Willie Montanez, L (6, PH) OBP: 0.324, SLG: 0.313										1	0	0	0	0	0	3											
Enrique Romo, R (6, 1) OBP: 0.400, SLG: 0.600										0	0	0	0	0	0	0											
Willie Stargell, L (9, PH) OBP: 0.297, SLG: 0.250		2-3 3-H 1B								1	0	0	0	0	0	0											
<b>Inning Stats</b>	R: 0 E: 0 K: 0 S: 3	H: 1 LOB: 0 BB: 0 P: 3	R: 4 E: 0 K: 0 S: 7	H: 4 LOB: 2 BB: 2 P: 15	R: 0 E: 0 K: 0 S: 3	H: 0 LOB: 0 BB: 0 P: 3	R: 0 E: 0 K: 0 S: 3	H: 1 LOB: 0 BB: 0 P: 3	R: 0 E: 0 K: 1 S: 4	H: 2 LOB: 3 BB: 1 P: 11	R: 0 E: 0 K: 0 S: 4	H: 1 LOB: 1 BB: 0 P: 4	R: 0 E: 0 K: 0 S: 4	H: 1 LOB: 1 BB: 0 P: 4	R: 0 E: 0 K: 0 S: 3	H: 0 LOB: 0 BB: 0 P: 3	1B: 8 2B: 2 3B: 0 HR: 0	SF: 0 SAC: 1 DP: 0 HBP: 0	WP: 0 PB: 1 SB: 0 CS: 1	PA: 38							
<b>PITCHER</b>	IP	WLS	BF	H	R	ER	SO	BB	IBB	HBP	BLK	WP	HR	S	P	ERA	WHIP										
Tom Filer, R (1, 1) ERA: 6.75	1.2		11	5	4	4	0	2	0	0	0	0	0	9	17	21.60	4.200										
Mike Proly, R (2, 1) ERA: 1.74	4.1		16	3	0	0	1	0	1	0	0	0	0	17	21	0.00	0.692										
Dick Tidrow, R (7, 1) ERA: 4.3	3.0	W	11	2	0	0	0	0	0	0	0	0	0	11	11	0.00	0.667										
<b>Batter</b>	<b>1</b>	<b>2</b>	<b>3</b>	<b>4</b>	<b>5</b>	<b>6</b>	<b>7</b>	<b>8</b>	<b>9</b>	<b>AB</b>	<b>R</b>	<b>H</b>	<b>RBI</b>	<b>BB</b>	<b>SO</b>	<b>LOB</b>	<b>BOTTOM</b>										
Bump Willis, S (1, 4) OBP: 0.326, SLG: 0.367	F8									4	1	1	1	0	0	0	<b>Pittsburgh Pirates @ Chicago Cubs</b> Wrigley Field, Chicago, IL Mon Jun 28 1982, 3:33 AM CDT Att. 6,974 - Overcast - 59 F										
Junior Kennedy, R (9, 4) OBP: 0.233, SLG: 0.256			6-3							0	0	0	0	0	0	0											
23 Ryne Sandberg, R (1, 5) OBP: 0.285, SLG: 0.319	F8		F8							3	1	0	0	1	0	0											
Bill Buckner, L (1, 3) OBP: 0.341, SLG: 0.395	F9									4	1	2	0	0	0	1											
Leon Durham, L (1, 8) OBP: 0.374, SLG: 0.490										4	2	3	4	0	0	1											
Keith Moreland, R (1, 7) OBP: 0.342, SLG: 0.434										4	0	0	0	0	0	1											
Gary Woods, R (9, 7) OBP: 0.346, SLG: 0.404	F8									0	0	0	0	0	0	0											
Jay Johnstone, L (1, 9) OBP: 0.379, SLG: 0.526										2	1	0	0	2	1	0											
Jody Davis, R (1, 2) OBP: 0.284, SLG: 0.362										4	0	0	0	0	0	2											
Larry Bowa, S (1, 6) OBP: 0.308, SLG: 0.323										4	0	2	1	0	1	1											
Tom Filer, R (1, 1) OBP: 0.125, SLG: 0.250										0	0	0	0	0	0	0											
Mike Proly, R (2, 1) OBP: 0.350, SLG: 0.590										2	0	0	0	0	0	1											
Steve Henderson, R (6, PH) OBP: 0.293, SLG: 0.272										1	0	0	0	0	1	1											
Dick Tidrow, R (7, 1) ERA: 4.35										0	0	0	0	0	0	0											
<b>Inning Stats</b>	R: 0 E: 0 K: 0 S: 3	H: 0 LOB: 0 BB: 0 P: 3	R: 2 E: 1 K: 0 S: 5	H: 2 LOB: 1 BB: 1 P: 9	R: 0 E: 0 K: 1 S: 5	H: 0 LOB: 1 BB: 1 P: 9	R: 2 E: 0 K: 2 S: 8	H: 2 LOB: 1 BB: 0 P: 8	R: 2 E: 0 K: 0 S: 5	H: 2 LOB: 0 BB: 0 P: 5	R: 0 E: 0 K: 0 S: 3	H: 0 LOB: 0 BB: 0 P: 3	R: 0 E: 0 K: 0 S: 3	H: 0 LOB: 0 BB: 0 P: 3	R: 0 E: 0 K: 0 S: 3	H: 0 LOB: 0 BB: 0 P: 3	1B: 4 2B: 0 3B: 1 HR: 3	SF: 0 SAC: 0 DP: 0 HBP: 0	WP: 0 PB: 0 SB: 0 CS: 0	PA: 35							
<b>PITCHER</b>	IP	WLS	BF	H	R	ER	SO	BB	IBB	HBP	BLK	WP	HR	S	P	ERA	WHIP										
Manny Sarmiento, R (1, 1) ERA: 3.5	5.0		23	5	4	4	1	3	0	0	0	0	0	22	34	7.20	1.600										
Enrique Romo, R (6, 1) ERA: 4.35	3.0	L	12	3	2	2	2	0	0	0	0	0	1	16	16	6.00	1.000										

AB	34
R	4
H	10
RBI	4
BB	3
SO	1
LOB	21



AB	32
R	6
H	8
RBI	6
BB	3
SO	3
LOB	8













Batter	1	2	3	4	5	6	7	8	9	AB	R	H	RBI	BB	SO	LOB	TOP																						
Omar Moreno, L (1,8) OBP: 0.278, SLG: 0.285	F9		K		F7		K	P5		5	0	0	0	0	2	6																							
Johnny Ray, S (1,4) OBP: 0.336, SLG: 0.420	G3		L4			1-3	SF7 1B		4-3	5	0	1	0	0	0	2																							
Bill Madlock, R (1,5) OBP: 0.357, SLG: 0.420	5-3			G3 BB		1B 1B	SF7		1B 1-3 CS BB	2	1	1	1	2	0	0																							
Jason Thompson, L (1,3) OBP: 0.428, SLG: 0.556		F9		G3		F7	1-3		1-3	5	0	0	0	0	0	4																							
Dave Parker, L (1,9) OBP: 0.348, SLG: 0.434 Lee Lacy, R (8, PR) OBP: 0.383, SLG: 0.398	K			F7		1B 1-2 1B		S 3B 1B		4	1	2	0	0	1	1																							
Mike Easter, L (1,7) OBP: 0.360, SLG: 0.400 Dick Davis, R (8,9) OBP: 0.289, SLG: 0.430	K			K		1B 1-3 2-H 1B		1-3 1B	CS	4	0	1	1	0	2	2																							
Tony Peña, R (1,2) OBP: 0.367, SLG: 0.492			4-3		E5 6-3 1B				1B 2-H 3B	4	1	3	2	0	0	0																							
Dale Berra, R (1,6) OBP: 0.296, SLG: 0.344				1B 1B		F7	6-3		SH3 1B	4	0	2	1	0	0	3																							
Ross Baumgarten, L (1,1) OBP: 0.250, SLG: 0.250 Enrique Romo, R (6,1) OBP: 0.500, SLG: 0.833					6-3			3-H 1B SF7 2B	SH3	2	0	1	0	0	0	1																							
<b>Inning Stats</b>	R: 0 E: 0 K: 0 S: 3	H: 0 LOB: 0 BB: 0 P: 3	R: 0 E: 0 K: 2 S: 7	H: 0 LOB: 0 BB: 0 P: 7	R: 0 E: 0 K: 1 S: 7	H: 2 LOB: 2 BB: 0 P: 7	R: 0 E: 0 K: 1 S: 5	H: 0 LOB: 1 BB: 1 P: 9	R: 0 E: 1 K: 0 S: 4	H: 1 LOB: 1 BB: 0 P: 4	R: 2 E: 0 K: 0 S: 7	H: 4 LOB: 2 BB: 0 P: 7	R: 1 E: 0 K: 1 S: 7	H: 2 LOB: 1 BB: 0 P: 7	R: 2 E: 0 K: 0 S: 6	H: 3 LOB: 2 BB: 0 P: 6	R: 0 E: 0 K: 0 S: 3	H: 1 LOB: 1 BB: 1 P: 7	1B: 11 2B: 1 3B: 1 HR: 0	SF: 1 SAC: 1 DP: 0 HBP: 0	WP: 0 PB: 0 SB: 1 CS: 1	PA: 42																	
<b>PITCHER</b>	IP	WLS	BF	H	R	ER	SO	BB	IBB	HBP	BLK	WP	HR	S	P	ERA	WHIP	<b>PITCHER</b>					IP	WLS	BF	H	R	ER	SO	BB	IBB	HBP	BLK	WP	HR	S	P	ERA	WHIP
Doug Bird, R (1,1) ERA: 4.78	6.0		26	7	2	2	4	1	0	0	0	0	0	33	37	3.00	1.333																						
Bill Campbell, R (7,1) ERA: 4.71	3.0	L	15	6	3	3	1	1	0	0	0	0	0	16	20	9.00	2.333																						

Pittsburgh Pirates @ Chicago Cubs  
Wrigley Field, Chicago, IL  
Thu Jul 01 1982, 3:33 AM CDT  
Att: 10,463 - Sunny - 62 F

AB 37  
R 5  
H 13  
RBI 5  
BB 2  
SO 5  
LOB 19



Batter	1	2	3	4	5	6	7	8	9	AB	R	H	RBI	BB	SO	LOB	BOTTOM																						
Larry Bowa, S (1,6) OBP: 0.298, SLG: 0.313 Bump Willis, S (4,4) OBP: 0.322, SLG: 0.358	5-3		6-3		4-3			6-3		2	0	0	0	0	0	0																							
23 Ryne Sandberg, R (1,5) OBP: 0.293, SLG: 0.340					F3			P6		4	1	2	0	0	0	0																							
Bill Buckner, L (1,3) OBP: 0.334, SLG: 0.390	F7		E4 G5-4-3			F5			F7	4	0	0	0	0	0	2																							
Keith Moreland, R (1,7) OBP: 0.334, SLG: 0.420			G5-4-3			L4			G3	3	1	0	0	1	0	2																							
Gary Woods, R (1,9) OBP: 0.342, SLG: 0.404 Bill Campbell, R (7,1)					F8				P6	3	0	1	2	0	0	0																							
Bob Molinaro, L (9, PH) OBP: 0.275, SLG: 0.244						F7				0	0	0	0	0	0	0																							
Jerry Morales, R (1,8) OBP: 0.283, SLG: 0.441 Dan Briggs, L (7, PH) OBP: 0.146, SLG: 0.128			6-3		6-3				F8	2	0	0	0	0	0	1																							
Jody Davis, R (1,2) OBP: 0.289, SLG: 0.364			L5						K	3	0	1	0	0	1	0																							
Junior Kennedy, R (1,4) OBP: 0.225, SLG: 0.247			F8		F7				F9	3	0	0	0	0	0	1																							
Doug Bird, R (1,1) OBP: 0.115, SLG: 0.154 Jay Johnstone, L (7,9) OBP: 0.392, SLG: 0.524			K		5-3				F8	2	0	0	0	0	1	0																							
<b>Inning Stats</b>	R: 2 E: 0 K: 0 S: 5	H: 2 LOB: 1 BB: 1 P: 9	R: 0 E: 0 K: 1 S: 5	H: 0 LOB: 0 BB: 0 P: 5	R: 0 E: 1 K: 0 S: 4	H: 1 LOB: 1 BB: 0 P: 4	R: 0 E: 0 K: 0 S: 4	H: 1 LOB: 0 BB: 0 P: 4	R: 0 E: 0 K: 0 S: 3	H: 0 LOB: 0 BB: 0 P: 3	R: 0 E: 0 K: 1 S: 5	H: 0 LOB: 0 BB: 0 P: 5	R: 0 E: 0 K: 0 S: 3	H: 0 LOB: 0 BB: 0 P: 3	R: 0 E: 0 K: 0 S: 3	H: 0 LOB: 0 BB: 0 P: 3	R: 0 E: 0 K: 0 S: 3	H: 0 LOB: 0 BB: 0 P: 3	1B: 2 2B: 2 3B: 0 HR: 0	SF: 0 SAC: 0 DP: 1 HBP: 0	WP: 0 PB: 0 SB: 1 CS: 0	PA: 32																	
<b>PITCHER</b>	IP	WLS	BF	H	R	ER	SO	BB	IBB	HBP	BLK	WP	HR	S	P	ERA	WHIP	<b>PITCHER</b>					IP	WLS	BF	H	R	ER	SO	BB	IBB	HBP	BLK	WP	HR	S	P	ERA	WHIP
Ross Baumgarten, L (1,1) ERA: 7.8	5.0		20	4	2	2	1	1	0	0	0	0	0	21	25	3.60	1.000																						
Enrique Romo, R (6,1) ERA: 3.97	4.0	W	12	0	0	0	1	0	0	0	0	0	0	14	14	0.00	0.000																						

Pittsburgh Pirates @ Chicago Cubs  
Wrigley Field, Chicago, IL  
Thu Jul 01 1982, 3:33 AM CDT  
Att: 10,463 - Sunny - 62 F

AB 31  
R 2  
H 4  
RBI 2  
BB 1  
SO 2  
LOB 6









Batter	1	2	3	4	5	6	7	8	9	AB	R	H	RBI	BB	SO	LOB	TOP		
<b>23 Ryne Sandberg, R</b> OBP: 0.292, SLG: 0.336 (1, 5)										4	0	0	0	0	0	0			
<b>Junior Kennedy, R</b> OBP: 0.227, SLG: 0.247 (1, 4)										4	0	0	0	0	1	0			
<b>Bill Buckner, L</b> OBP: 0.332, SLG: 0.384 (1, 3)										3	1	0	0	1	0	0			
<b>Leon Durham, L</b> OBP: 0.371, SLG: 0.487 (1, 9)										4	1	2	1	0	0	1			
<b>Jay Johnstone, L</b> OBP: 0.364, SLG: 0.484 (1, 7)										3	0	0	1	0	0	1			
<b>Gary Woods, R</b> OBP: 0.345, SLG: 0.401 (1, 8)										3	0	2	0	0	0	0			
<b>Jody Davis, R</b> OBP: 0.284, SLG: 0.356 (1, 2)										3	0	0	0	0	1	2			
<b>Larry Bowa, S</b> OBP: 0.294, SLG: 0.312 (1, 6)										3	0	0	0	0	0	0			
<b>Tom Filer, R</b> OBP: 0.100, SLG: 0.200 (1, 1)										2	0	0	0	0	0	0			
<b>Dan Briggs, L</b> OBP: 0.163, SLG: 0.125 (8, PH)										1	0	0	0	0	0	0			
<b>Willie Hernandez, L</b> OBP: 0.163, SLG: 0.125 (8, 1)										0	0	0	0	0	0	0			
<b>Inning Stats</b>	R: 0 E: 1 K: 1 S: 6	H: 0 LOB: 1 BB: 0 P: 6	R: 0 E: 0 K: 0 S: 3	H: 0 LOB: 0 BB: 0 P: 3	R: 0 E: 0 K: 0 S: 3	H: 0 LOB: 0 BB: 0 P: 3	R: 2 E: 0 K: 1 S: 7	H: 2 LOB: 1 BB: 1 P: 11	R: 0 E: 0 K: 0 S: 3	H: 0 LOB: 0 BB: 0 P: 3	R: 0 E: 0 K: 0 S: 3	H: 1 LOB: 0 BB: 0 P: 3	R: 0 E: 0 K: 0 S: 3	H: 0 LOB: 0 BB: 0 P: 3	R: 0 E: 0 K: 0 S: 4	H: 1 LOB: 1 BB: 0 P: 4	1B: 3 2B: 0 3B: 1 HR: 0	SF: 1 SAC: 0 DP: 0 HBP: 0	WP: 0 PA: 32 PB: 0 SB: 1 CS: 0
<b>PITCHER</b> <b>Joaquin Andujar, R</b> ERA: 2.27 (1, 1)	IP: 9.0 WLS: L BF: 32 H: 4 R: 2 ER: 2 SO: 2 BB: 1 IBB: 0 HBP: 0 BLK: 0 WP: 0 HR: 0 S: 35 P: 39 ERA: 2.00 WHIP: 0.556															<b>PITCHER</b> <b>Joaquin Andujar, R</b> ERA: 2.27 (1, 1)	IP: 9.0 WLS: L BF: 32 H: 4 R: 2 ER: 2 SO: 2 BB: 1 IBB: 0 HBP: 0 BLK: 0 WP: 0 HR: 0 S: 35 P: 39 ERA: 2.00 WHIP: 0.556		

Chicago Cubs @ St. Louis Cardinals  
 Busch Stadium, St. Louis, MO  
 Sat Jul 03 1982, 7:05 PM CDT  
 Att: 32,156 - Unknown - 87 F

AB	30
R	2
H	4
RBI	2
BB	1
SO	2
LOB	4



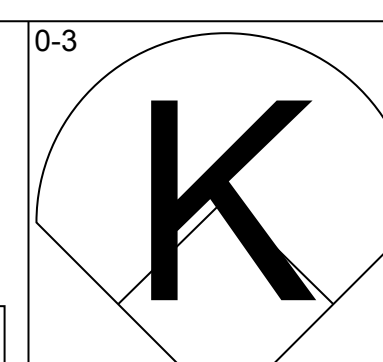
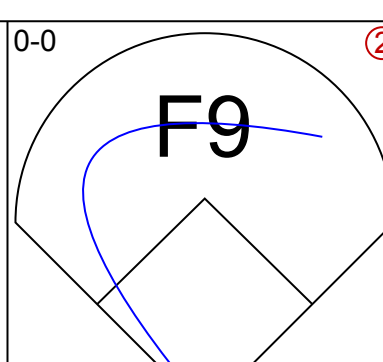
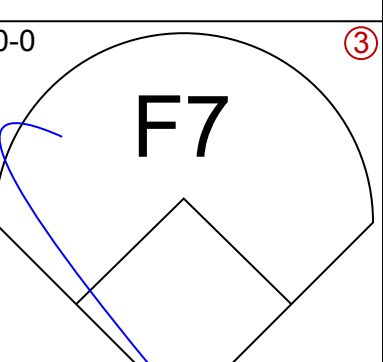
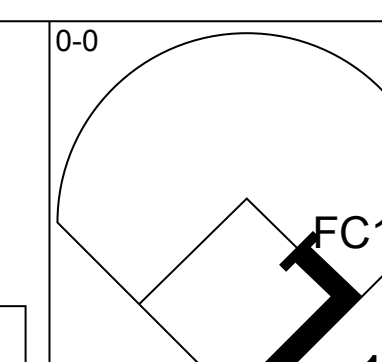
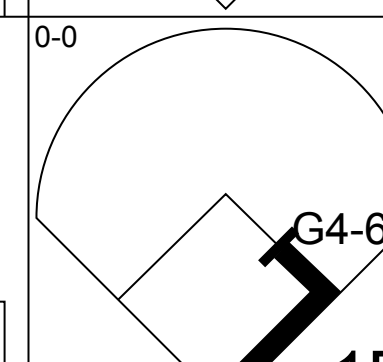
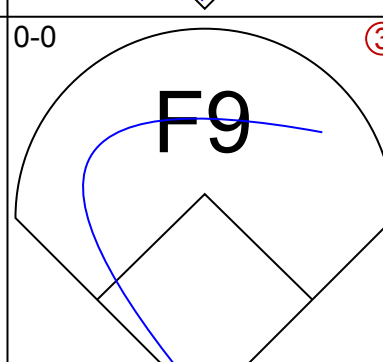
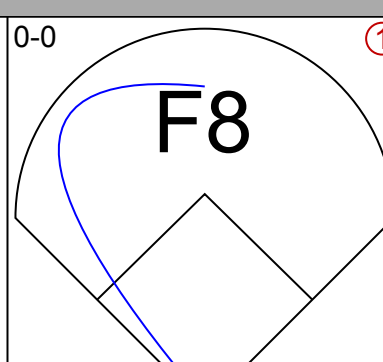
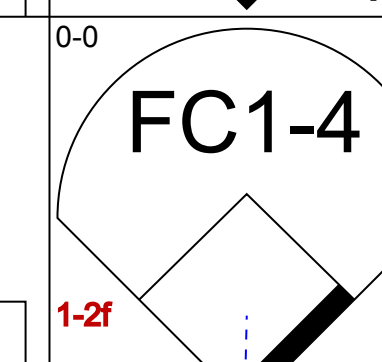
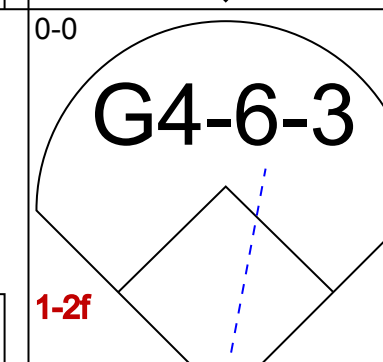
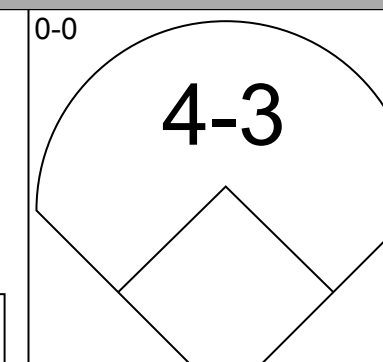
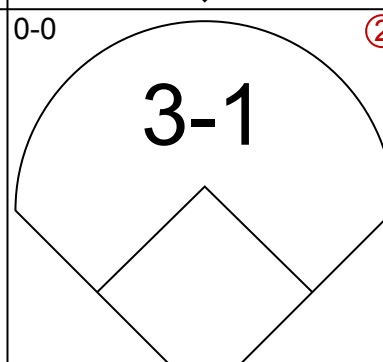
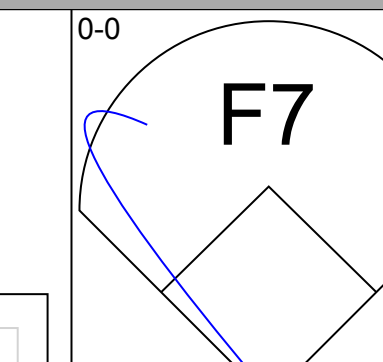
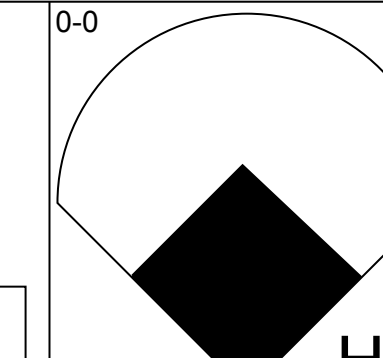
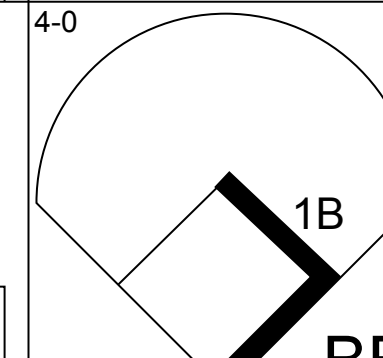
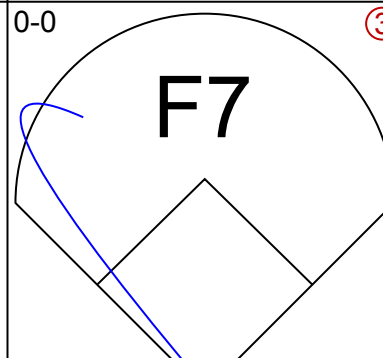
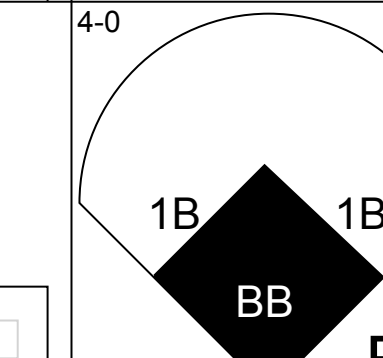
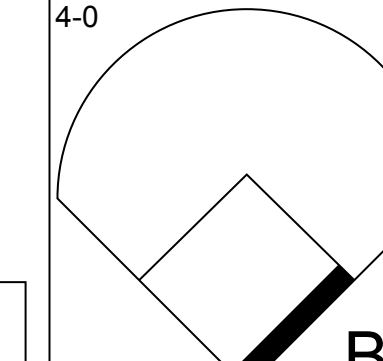
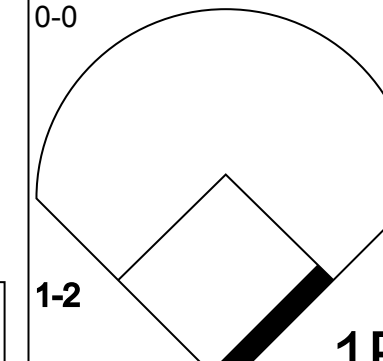
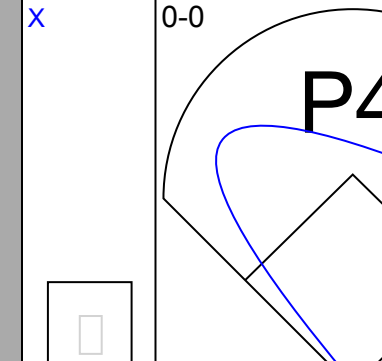
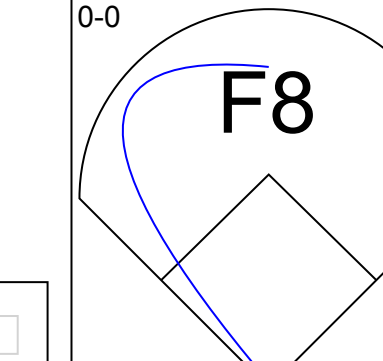
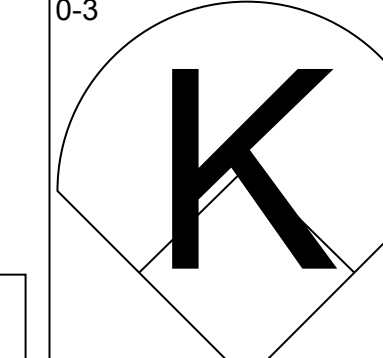
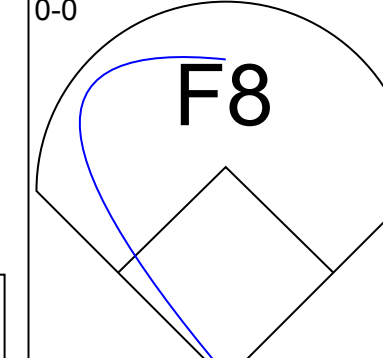
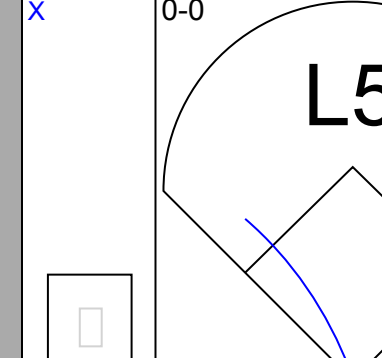
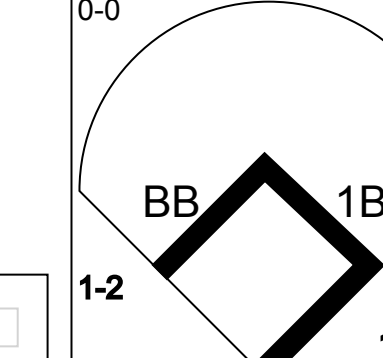
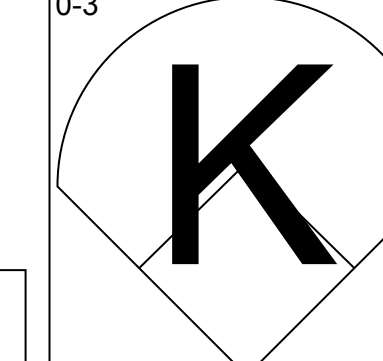
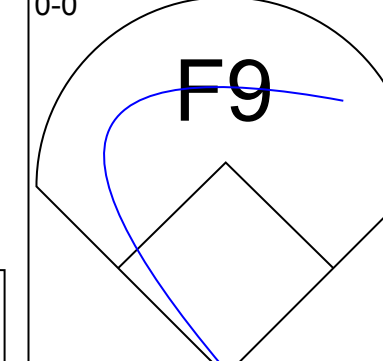
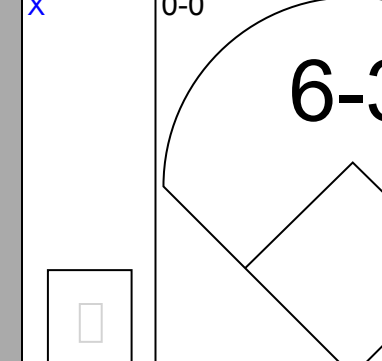
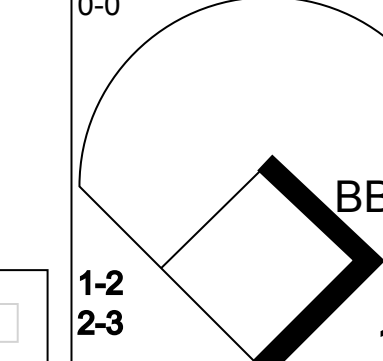
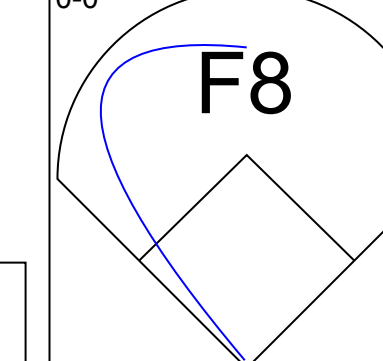
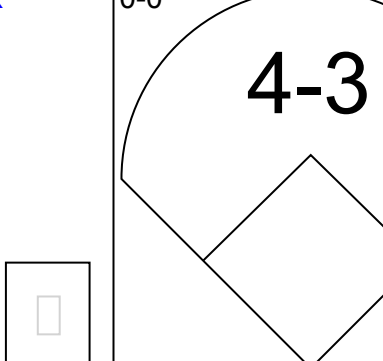
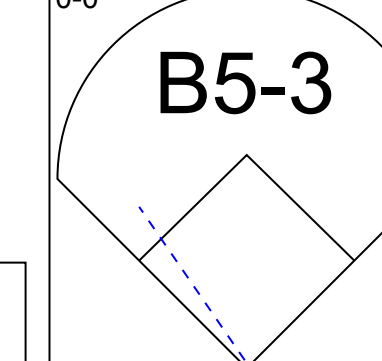
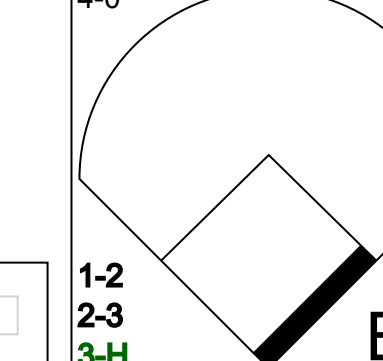
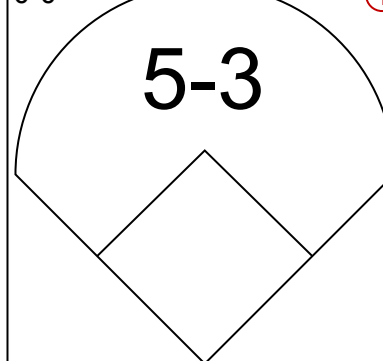
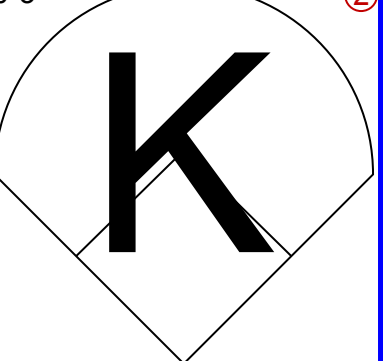
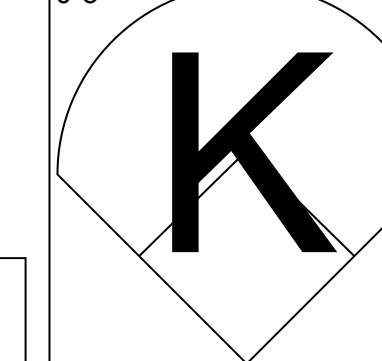
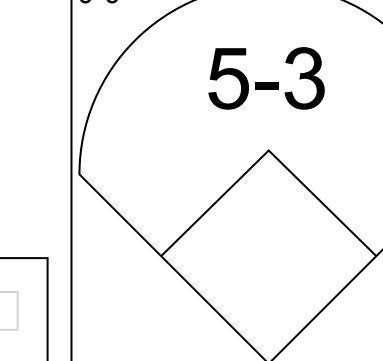
Batter	1	2	3	4	5	6	7	8	9	AB	R	H	RBI	BB	SO	LOB	BOTTOM				
<b>Lonnie Smith, R</b> OBP: 0.390, SLG: 0.451 (1, 7)										3	0	1	0	1	0	3					
<b>Tom Herr, S</b> OBP: 0.337, SLG: 0.322 (1, 4)										5	0	2	1	0	0	5					
<b>Keith Hernandez, L</b> OBP: 0.380, SLG: 0.386 (1, 3)										5	0	0	0	0	0	5					
<b>George Hendrick, R</b> OBP: 0.300, SLG: 0.451 (1, 9)										3	0	1	0	1	0	1					
<b>Darrell Porter, L</b> OBP: 0.318, SLG: 0.394 (1, 2)										3	0	0	0	0	0	3					
<b>Tito Landrum, R</b> OBP: 0.338, SLG: 0.407 (8, PH)										1	0	0	0	0	1	0					
<b>Ken Oberkfell, L</b> OBP: 0.336, SLG: 0.355 (1, 5)										4	0	2	0	0	0	0					
<b>Willie McGee, S</b> OBP: 0.318, SLG: 0.443 (1, 8)										4	0	1	0	0	0	3					
<b>Glenn Brummer, R</b> OBP: 0.245, SLG: 0.321 (9, 2)										0	0	0	0	0	0	0					
<b>Ozzie Smith, S</b> OBP: 0.345, SLG: 0.365 (1, 6)										2	1	1	0	2	0	1					
<b>Joaquin Andujar, S</b> OBP: 0.200, SLG: 0.260 (1, 1)										3	0	1	0	0	1	4					
<b>Gene Tenace, R</b> OBP: 0.342, SLG: 0.791 (9, PH)										1	0	1	0	0	0	0					
<b>Mike Ramsey, S</b> OBP: 0.349, SLG: 0.351 (9, PR)										0	0	0	0	0	0	0					
<b>Inning Stats</b>	R: 0 E: 0 K: 0 S: 4	H: 1 LOB: 2 BB: 1 P: 8	R: 0 E: 0 K: 0 S: 5	H: 2 LOB: 3 BB: 1 P: 9	R: 0 E: 0 K: 0 S: 3	H: 0 LOB: 0 BB: 0 P: 3	R: 0 E: 0 K: 0 S: 4	H: 1 LOB: 1 BB: 0 P: 4	R: 0 E: 0 K: 0 S: 3	H: 1 LOB: 0 BB: 0 P: 3	R: 0 E: 0 K: 1 S: 7	H: 2 LOB: 3 BB: 1 P: 11	R: 0 E: 0 K: 0 S: 3	H: 0 LOB: 1 BB: 1 P: 7	R: 0 E: 0 K: 1 S: 5	H: 0 LOB: 2 BB: 0 P: 5	R: 1 E: 0 K: 0 S: 5	H: 3 LOB: 2 BB: 0 P: 5	1B: 8 2B: 2 3B: 1 HR: 0	SF: 0 SAC: 1 DP: 2 HBP: 0	WP: 0 PA: 39 PB: 0 SB: 0 CS: 0
<b>PITCHER</b> <b>Tom Filer, R</b> ERA: 5.23 (1, 1)	IP: 7.0 WLS: W BF: 31 H: 7 R: 0 ER: 0 SO: 1 BB: 3 IBB: 0 HBP: 0 BLK: 0 WP: 0 HR: 0 S: 29 P: 45 ERA: 4.50 WHIP: 1.500															<b>PITCHER</b> <b>Willie Hernandez, L</b> ERA: 4.09 (8, 1)	IP: 2.0 WLS: S BF: 8 H: 3 R: 1 ER: 1 SO: 1 BB: 0 IBB: 0 HBP: 0 BLK: 0 WP: 0 HR: 0 S: 10 P: 10 ERA: 4.50 WHIP: 1.500				

Chicago Cubs @ St. Louis Cardinals  
 Busch Stadium, St. Louis, MO  
 Sat Jul 03 1982, 7:05 PM CDT  
 Att: 32,156 - Unknown - 87 F

AB	34
R	1
H	10
RBI	1
BB	4
SO	2
LOB	25



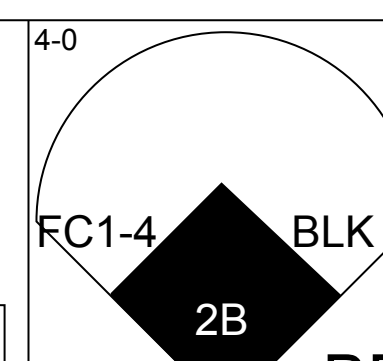
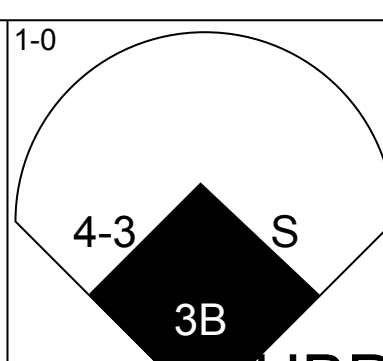
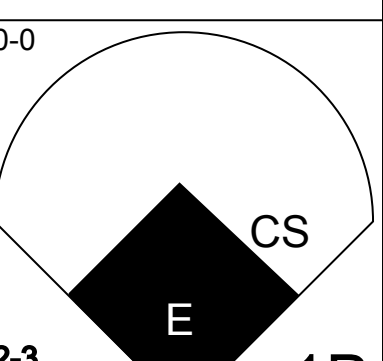
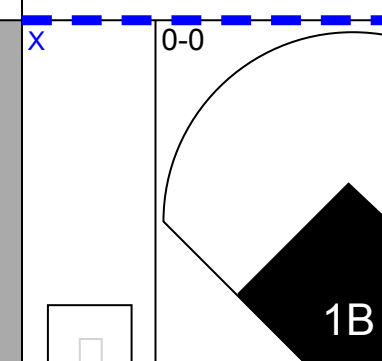
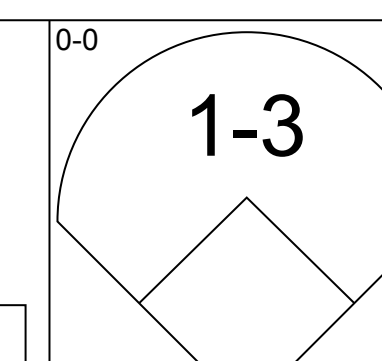
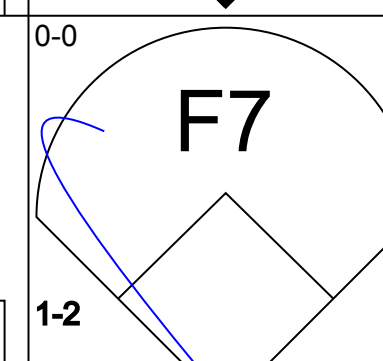
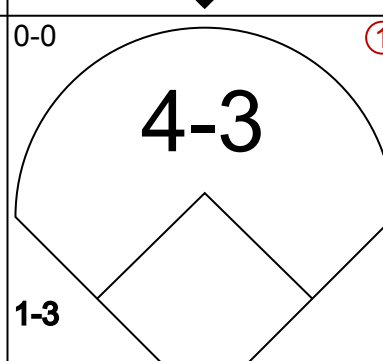
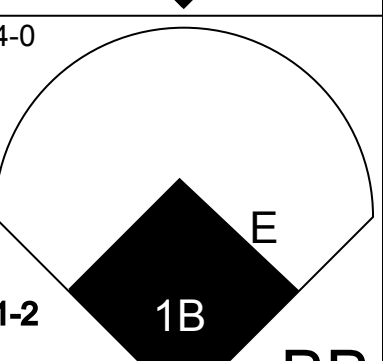
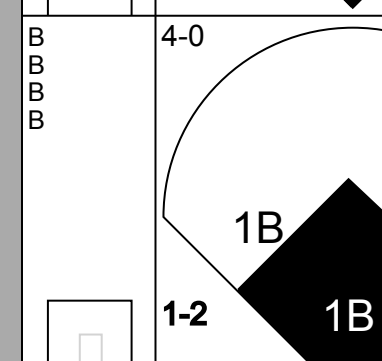
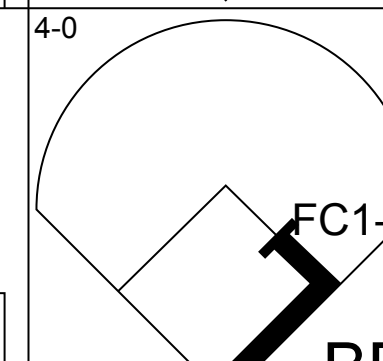
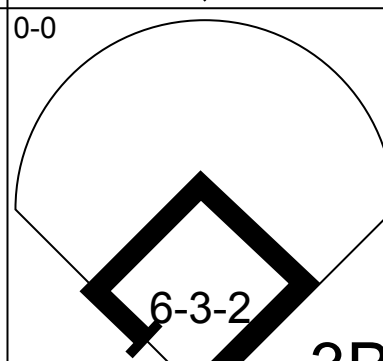
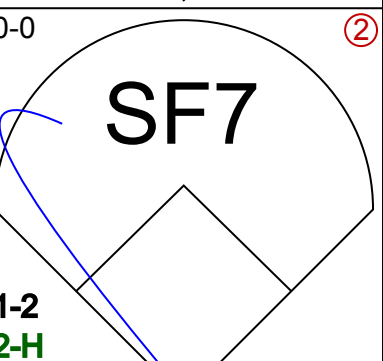
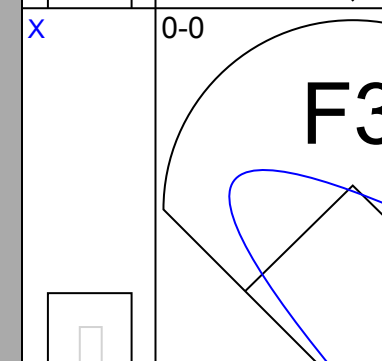
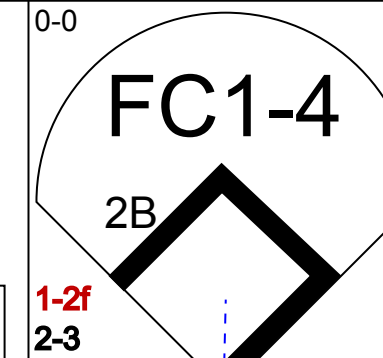
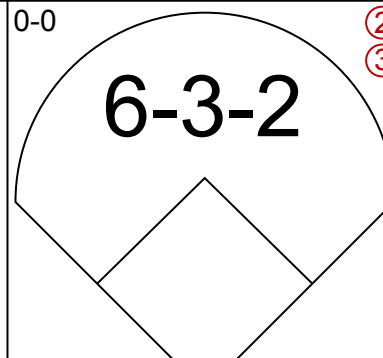
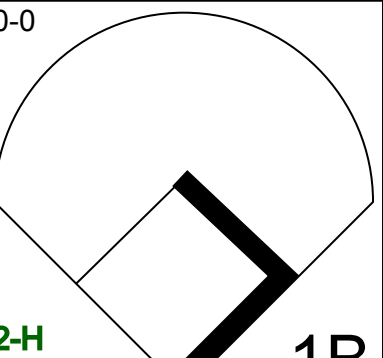
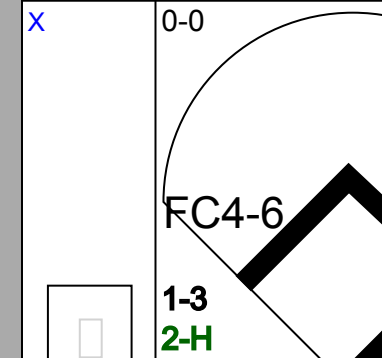
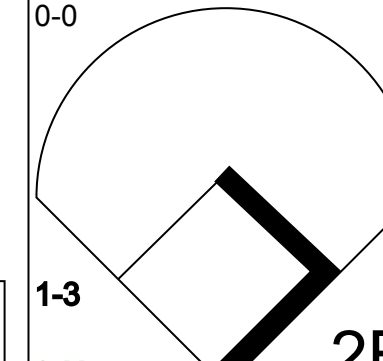
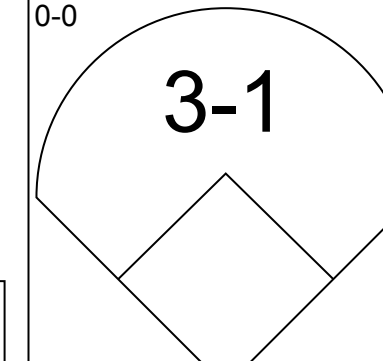
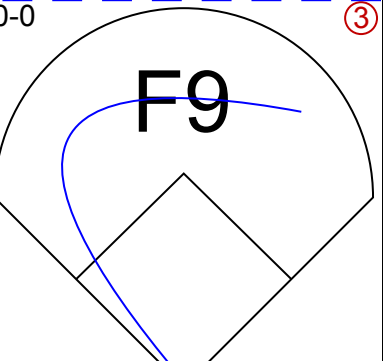
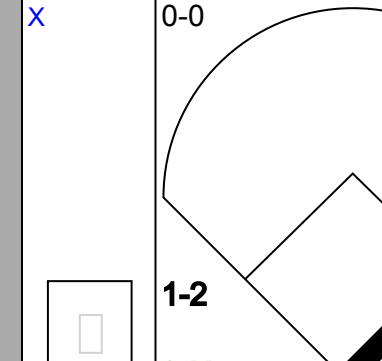
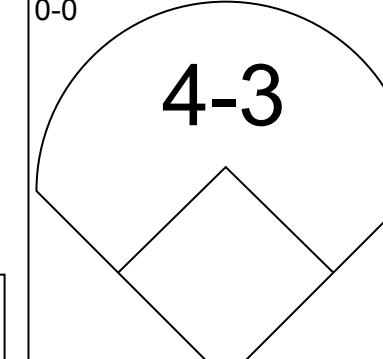
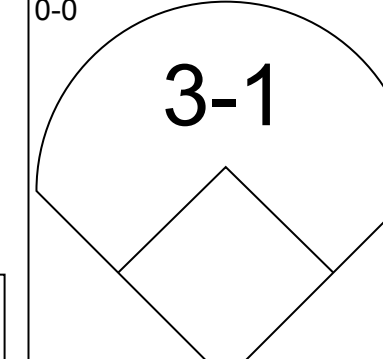
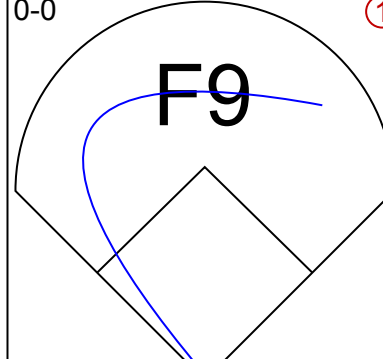

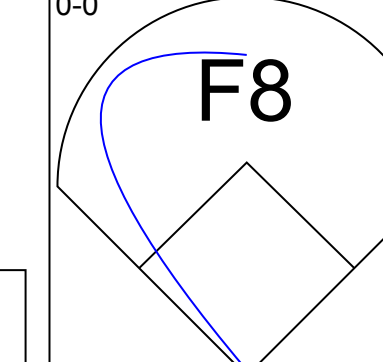
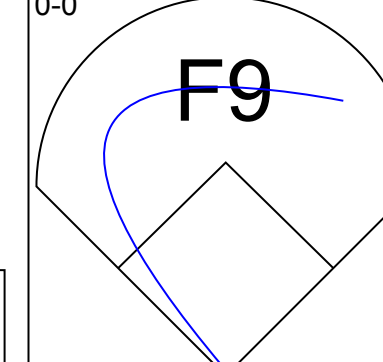
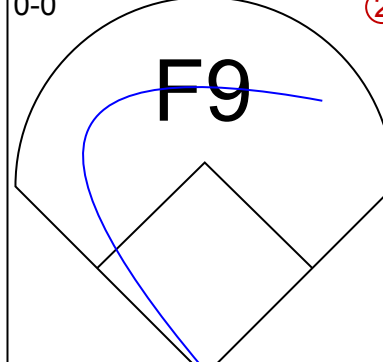
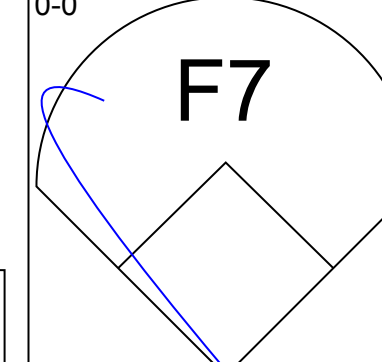
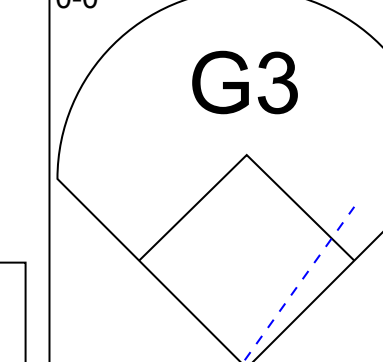
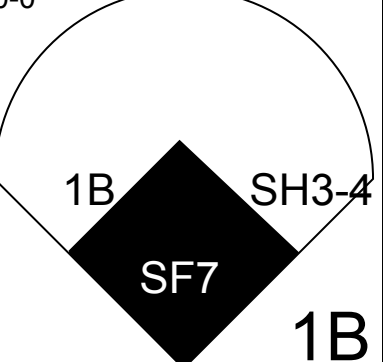
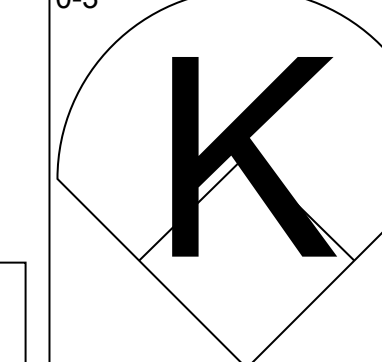
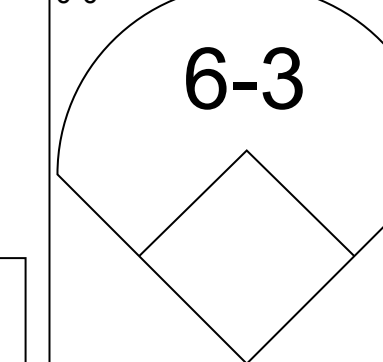
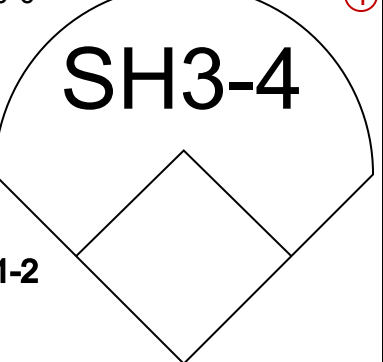
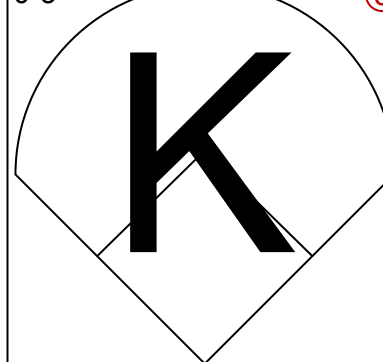
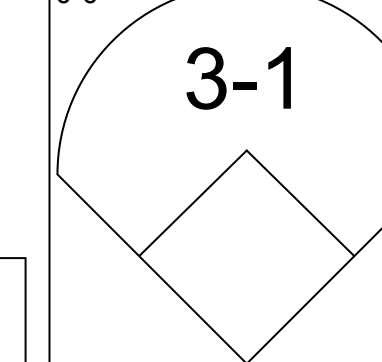


Batter	1	2	3	4	5	6	7	8	9	AB	R	H	RBI	BB	SO	LOB	TOP		
23 Ryne Sandberg, R OBP: 0.292, SLG: 0.334 (1, 5)										4	0	1	0	0	1	0			
Junior Kennedy, R OBP: 0.232, SLG: 0.253 Bump Wills, S OBP: 0.320, SLG: 0.356 (1, 4) (6, PH) (6, 4)										2	0	1	0	0	0	0			
Bill Buckner, L OBP: 0.328, SLG: 0.379 (1, 3)										4	0	0	0	0	0	1			
Leon Durham, L OBP: 0.376, SLG: 0.498 (1, 9)										2	2	1	1	2	0	0			
Jay Johnstone, L OBP: 0.368, SLG: 0.479 (1, 7)										3	0	1	0	1	0	1			
Gary Woods, R OBP: 0.338, SLG: 0.394 Bob Molinaro, L OBP: 0.288, SLG: 0.261 (1, 8) (9, PH)										3	0	0	0	0	1	3			
Jody Davis, R OBP: 0.350, SLG: 0.350 Bill Campbell, R OBP: 0.282, SLG: 0.457 (1, 2) (7, PH) (9, PH)										3	0	0	0	0	1	3			
Larry Bowa, S OBP: 0.294, SLG: 0.309 (1, 6)										3	0	0	1	1	0	1			
Dickie Noles, R OBP: 0.133, SLG: 0.143 Ken Kravec, L OBP: 0.332, SLG: 0.417 (1, 1) (5, 1) (7, 2)										2	0	0	0	0	1	0			
<b>Inning Stats</b>	R: 0 E: 0 K: 1 S: 5	H: 1 LOB: 0 BB: 0 P: 5	R: 1 E: 0 K: 2 S: 8	H: 1 LOB: 1 BB: 1 P: 12	R: 0 E: 0 K: 0 S: 3	H: 0 LOB: 0 BB: 0 P: 3	R: 0 E: 0 K: 0 S: 4	H: 1 LOB: 2 BB: 1 P: 8	R: 0 E: 0 K: 1 S: 5	H: 0 LOB: 0 BB: 0 P: 5	R: 0 E: 0 K: 0 S: 3	H: 0 LOB: 0 BB: 0 P: 3	R: 0 E: 0 K: 1 S: 6	H: 1 LOB: 1 BB: 2 P: 6	R: 1 E: 0 K: 0 S: 5	H: 2 LOB: 3 BB: 2 P: 13	1B: 5 2B: 0 3B: 0 HR: 1	SF: 0 SAC: 0 DP: 1 HBP: 0	WP: 0 PA: 36 PB: 0 SB: 0 CS: 0
<b>PITCHER</b>	IP WLS BF H R ER SO BB IBB HBP BLK WP HR S P ERA WHIP	IP WLS BF H R ER SO BB IBB HBP BLK WP HR S P ERA WHIP	IP WLS BF H R ER SO BB IBB HBP BLK WP HR S P ERA WHIP	IP WLS BF H R ER SO BB IBB HBP BLK WP HR S P ERA WHIP	IP WLS BF H R ER SO BB IBB HBP BLK WP HR S P ERA WHIP	IP WLS BF H R ER SO BB IBB HBP BLK WP HR S P ERA WHIP	IP WLS BF H R ER SO BB IBB HBP BLK WP HR S P ERA WHIP	IP WLS BF H R ER SO BB IBB HBP BLK WP HR S P ERA WHIP	IP WLS BF H R ER SO BB IBB HBP BLK WP HR S P ERA WHIP	IP WLS BF H R ER SO BB IBB HBP BLK WP HR S P ERA WHIP	IP WLS BF H R ER SO BB IBB HBP BLK WP HR S P ERA WHIP	IP WLS BF H R ER SO BB IBB HBP BLK WP HR S P ERA WHIP	IP WLS BF H R ER SO BB IBB HBP BLK WP HR S P ERA WHIP	IP WLS BF H R ER SO BB IBB HBP BLK WP HR S P ERA WHIP	IP WLS BF H R ER SO BB IBB HBP BLK WP HR S P ERA WHIP	IP WLS BF H R ER SO BB IBB HBP BLK WP HR S P ERA WHIP	IP WLS BF H R ER SO BB IBB HBP BLK WP HR S P ERA WHIP	IP WLS BF H R ER SO BB IBB HBP BLK WP HR S P ERA WHIP	IP WLS BF H R ER SO BB IBB HBP BLK WP HR S P ERA WHIP
John Stuper, R ERA: 2.82 Bruce Sutter, R ERA: 4.41 (1, 1) (9, 1)	8.2 W 35 6 2 2 5 4 0 0 0 0 0 1 41 57 2.08 1.154	0.1 S 1 0 0 0 0 0 0 0 0 0 0 0 0 1 1 0.00 0.000																	

Chicago Cubs @ St. Louis Cardinals  
 Busch Stadium, St. Louis, MO  
 Sun Jul 04 1982, 3:33 AM CDT  
 Att: 26,126 - Sunny - 94 F

AB	32
R	2
H	6
RBI	2
BB	4
SO	5
LOB	13




Batter	1	2	3	4	5	6	7	8	9	AB	R	H	RBI	BB	SO	LOB	BOTTOM		
Lonnie Smith, R OBP: 0.396, SLG: 0.453 (1, 8) (6, 7)										3	4	2	0	1	0	0			
Tito Landrum, R OBP: 0.338, SLG: 0.407 (9, 7)										0	0	0	0	0	0	0			
Tom Herr, S OBP: 0.340, SLG: 0.318 (1, 4)										2	2	0	0	2	0	2			
Keith Hernandez, L OBP: 0.381, SLG: 0.394 (1, 3)										2	0	1	2	1	0	2			
George Hendrick, R OBP: 0.303, SLG: 0.452 (1, 9)										4	0	2	2	0	0	3			
Dane Iorg, L OBP: 0.365, SLG: 0.355 Willie McGee, S OBP: 0.367, SLG: 0.444 (1, 7) (5, PH) (6, 8)										2	0	1	1	0	0	0			
Ken Oberkfell, L OBP: 0.331, SLG: 0.348 (1, 5)										4	0	0	0	0	0	4			
Darrell Porter, L OBP: 0.312, SLG: 0.385 (1, 2)										4	0	0	0	0	0	2			
Ozzie Smith, S OBP: 0.347, SLG: 0.364 (1, 6)										3	1	1	0	1	1	0			
John Stuper, R OBP: 0.214, SLG: 0.357 Bruce Sutter, R ERA: 4.88 (1, 1) (9, 1)										3	0	0	0	0	1	1			
<b>Inning Stats</b>	R: 1 E: 0 K: 0 S: 4	H: 1 LOB: 2 BB: 2 P: 12	R: 0 E: 0 K: 0 S: 3	H: 0 LOB: 0 BB: 0 P: 3	R: 1 E: 0 K: 0 S: 3	H: 1 LOB: 0 BB: 0 P: 4	R: 0 E: 0 K: 0 S: 3	H: 0 LOB: 0 BB: 0 P: 3	R: 3 E: 1 K: 0 S: 6	H: 3 LOB: 1 BB: 1 P: 10	R: 0 E: 0 K: 1 S: 5	H: 0 LOB: 1 BB: 1 P: 9	R: 2 E: 0 K: 0 S: 6	H: 3 LOB: 2 BB: 1 P: 10	R: 0 E: 0 K: 1 S: 5	H: 0 LOB: 0 BB: 0 P: 5	1B: 6 2B: 2 3B: 1 HR: 0	SF: 1 SAC: 1 DP: 1 HBP: 1	WP: 0 PA: 37 PB: 0 SB: 2 CS: 1
<b>PITCHER</b>	IP WLS BF H R ER SO BB IBB HBP BLK WP HR S P ERA WHIP	IP WLS BF H R ER SO BB IBB HBP BLK WP HR S P ERA WHIP	IP WLS BF H R ER SO BB IBB HBP BLK WP HR S P ERA WHIP	IP WLS BF H R ER SO BB IBB HBP BLK WP HR S P ERA WHIP	IP WLS BF H R ER SO BB IBB HBP BLK WP HR S P ERA WHIP	IP WLS BF H R ER SO BB IBB HBP BLK WP HR S P ERA WHIP	IP WLS BF H R ER SO BB IBB HBP BLK WP HR S P ERA WHIP	IP WLS BF H R ER SO BB IBB HBP BLK WP HR S P ERA WHIP	IP WLS BF H R ER SO BB IBB HBP BLK WP HR S P ERA WHIP	IP WLS BF H R ER SO BB IBB HBP BLK WP HR S P ERA WHIP	IP WLS BF H R ER SO BB IBB HBP BLK WP HR S P ERA WHIP	IP WLS BF H R ER SO BB IBB HBP BLK WP HR S P ERA WHIP	IP WLS BF H R ER SO BB IBB HBP BLK WP HR S P ERA WHIP	IP WLS BF H R ER SO BB IBB HBP BLK WP HR S P ERA WHIP	IP WLS BF H R ER SO BB IBB HBP BLK WP HR S P ERA WHIP	IP WLS BF H R ER SO BB IBB HBP BLK WP HR S P ERA WHIP	IP WLS BF H R ER SO BB IBB HBP BLK WP HR S P ERA WHIP	IP WLS BF H R ER SO BB IBB HBP BLK WP HR S P ERA WHIP	IP WLS BF H R ER SO BB IBB HBP BLK WP HR S P ERA WHIP
Dickie Noles, R ERA: 4.03 Ken Kravec, L ERA: 3.0 Bill Campbell, R ERA: 4.88 (1, 1) (5, 1) (7, 1)	4.2 L 22 5 0 0 0 1 1 0 0 0 0 0 6 10 0.00 0.750	1.1 5 0 0 0 1 1 0 0 0 0 0 0 6 10 0.00 0.750	2.0 10 3 2 2 1 1 0 0 0 0 0 0 11 15 9.00 2.000																


Chicago Cubs @ St. Louis Cardinals  
 Busch Stadium, St. Louis, MO  
 Sun Jul 04 1982, 3:33 AM CDT  
 Att: 26,126 - Sunny - 94 F

AB	29
R	7
H	8
RBI	6
BB	5
SO	2
LOB	15





Batter	1	2	3	4	5	6	7	8	9	AB	R	H	RBI	BB	SO	LOB	TOP										
<b>Bump Wills, S</b> (1,4) OBP: 0.326, SLG: 0.359 <b>Junior Kennedy, R</b> (7,4) OBP: 0.230, SLG: 0.250	0-0 K 1B	0-3 K			0-0 K 1B		4-0 K 2B BB		0-3 K	3	1	2	0	1	1	0	<b>Chicago Cubs @ Atlanta Braves</b> Atlanta-Fulton County Stadium, Atlanta, GA Mon Jul 05 1982, 7:05 PM EDT Att: 19,169 - Unknown - 87 F  livebaseballscores.com  <b>AB</b> 34 <b>R</b> 5 <b>H</b> 9 <b>RBI</b> 5 <b>BB</b> 3 <b>SO</b> 6 <b>LOB</b> 15 										
<b>23 Ryne Sandberg, R</b> (1,5) OBP: 0.288, SLG: 0.330 <b>Jay Johnstone, L</b> (9,PH)	0-0 F8 1-2		0-0 F7		0-3 K 1-2		0-0 5-3 1-2 2-3		0-0 4-3	4	0	0	0	0	1	4											
<b>Bill Buckner, L</b> (1,3) OBP: 0.328, SLG: 0.381	0-0 F5		0-0 G3		0-0 F2		0-0 2B			4	0	1	2	0	0	2											
<b>Leon Durham, L</b> (1,9) OBP: 0.377, SLG: 0.500	0-0 4-3		0-0 F8			0-0 1B FC5-2 2B				3	0	1	0	1	0	1											
<b>Gary Woods, R</b> (1,8) OBP: 0.343, SLG: 0.396		0-0 F2		0-0 K 1B		0-0 FC5-2 1B			0-3 K	4	0	2	0	0	1	2											
<b>Keith Moreland, R</b> (1,7) OBP: 0.329, SLG: 0.413 <b>Jerry Morales, R</b> (8,PH)		0-0 E6 HR		0-3 K 1-2		0-0 FC5-2 G6-4-3 2-3 3-H			0-0 6-3	3	1	0	0	0	1	3											
<b>Jody Davis, R</b> (1,2) OBP: 0.284, SLG: 0.365		0-0 HR		4-0 BB		0-0 G6-4-3 1-2			0-0 P4	3	1	1	2	1	0	2											
<b>Larry Bowa, S</b> (1,6) OBP: 0.293, SLG: 0.308		0-0 1-3		0-0 5-3					0-0 4-3	4	1	1	0	0	0	1											
<b>Lee Smith, R</b> (1,1) OBP: 0.143, SLG: 0.308 <b>Dick Tidrow, R</b> (7,1)		0-0 HR							0-0 P6	2	1	1	1	0	1	0											
<b>Bob Molinaro, L</b> (9,PH) OBP: 0.283, SLG: 0.255					0-3 K		0-0 SH3-4 2B 1B			0	0	0	0	0	0	0											
<b>Inning Stats</b>	R: 0 E: 0 K: 0 S: 4	H: 1 LOB: 1 BB: 0 P: 4	R: 3 E: 1 K: 1 S: 8	H: 2 LOB: 0 BB: 0 P: 8	R: 0 E: 0 K: 1 S: 3	H: 0 LOB: 0 BB: 0 P: 3	R: 0 E: 0 K: 1 S: 5	H: 1 LOB: 1 BB: 1 P: 9	R: 0 E: 0 K: 2 S: 8	H: 2 LOB: 1 BB: 0 P: 4	R: 2 E: 0 K: 1 S: 7	H: 2 LOB: 2 BB: 2 P: 15	R: 0 E: 0 K: 0 S: 3	H: 0 LOB: 0 BB: 0 P: 3	R: 0 E: 0 K: 1 S: 5	H: 0 LOB: 0 BB: 0 P: 5		1B: 5 2B: 2 3B: 0 HR: 2	SF: 0 SAC: 1 DP: 1 HBP: 0	WP: 0 PB: 0 SB: 2 CS: 0	PA: 38						
<b>PITCHER</b>	IP	WLS	BF	H	R	ER	SO	BB	IBB	HBP	BLK	WP	HR	S	P	ERA		WHIP									
<b>Phil Niekro, R</b> (1,1) ERA: 3.06	6.2		29	8	5	3	4	2	0	0	0	0	2	35	43	4.05	1.500										
<b>Al Hrabosky, L</b> (7,1) ERA: 2.49	0.1	W	3	1	0	0	1	1	0	0	0	0	0	4	8	0.00	6.000										
<b>Gene Garber, R</b> (8,1) ERA: 1.46	2.0	S	6	0	0	0	1	0	0	0	0	0	0	8	8	0.00	0.000										

Batter	1	2	3	4	5	6	7	8	9	AB	R	H	RBI	BB	SO	LOB	BOTTOM											
<b>Claudell Washington, L</b> (1,9) OBP: 0.354, SLG: 0.416	0-3 K		0-0 F8	0-0 FC4-6 1-2			0-0 HR 1B			4	1	1	0	0	1	1	<b>Chicago Cubs @ Atlanta Braves</b> Atlanta-Fulton County Stadium, Atlanta, GA Mon Jul 05 1982, 7:05 PM EDT Att: 19,169 - Unknown - 87 F  livebaseballscores.com  <b>AB</b> 33 <b>R</b> 7 <b>H</b> 10 <b>RBI</b> 6 <b>BB</b> 3 <b>SO</b> 5 <b>LOB</b> 11 											
<b>Glenn Hubbard, R</b> (1,4) OBP: 0.351, SLG: 0.373	0-0 6-3		4-0 5-3 1B BB		0-0 4-3 1B		0-0 HR 1B			3	2	2	2	1	0	0												
<b>Terry Harper, R</b> (1,7) OBP: 0.476, SLG: 0.471	4-0 HR BB		0-0 5-3 1-2		0-3 K 1B		0-0 5-3			3	1	0	0	1	1	2												
<b>Dale Murphy, R</b> (1,8) OBP: 0.377, SLG: 0.550	0-0 HR 1B		0-0 1B 2H		0-0 4-3 1-2		0-3 K			4	1	2	1	0	1	1												
<b>Bob Horner, R</b> (1,5) OBP: 0.400, SLG: 0.570 <b>Jerry Royster, R</b> (8,PR) OBP: 0.250, SLG: 0.214	0-0 HR		0-0 1B		0-0 P3			4-0 1B E BB		3	1	2	3	1	0	1												
<b>Chris Chambliss, L</b> (1,3) OBP: 0.333, SLG: 0.431	0-0 F7		0-0 G3			0-0 P6		0-0 E 1B		4	0	1	0	0	0	2												
<b>Bruce Benedict, R</b> (1,2) OBP: 0.311, SLG: 0.301		0-0 F8		0-0 5-3		0-0 5-3		0-0 E3 G6-4-3 1-3 2-H 1B		4	0	1	0	0	0	0												
<b>Rafael Ramirez, R</b> (1,6) OBP: 0.286, SLG: 0.337		0-0 6-3		0-3 K		0-0 G3		0-0 G6-4-3 1-2		4	0	0	0	0	1	2												
<b>Phil Niekro, R</b> (1,1) OBP: 0.256, SLG: 0.308 <b>Al Hrabosky, R</b> (7,1) OBP: 0.500, SLG: 0.500 <b>Bob Porter, L</b> (7,PH) <b>Gene Garber, R</b> (8,1)		0-0 F3		0-0 FC4-6 1B			0-0 4-3	0-3 K		2	0	1	0	0	0	0												
<b>Inning Stats</b>	R: 3 E: 0 K: 1 S: 7	H: 2 LOB: 1 BB: 1 P: 11	R: 0 E: 0 K: 0 S: 3	H: 0 LOB: 0 BB: 0 P: 3	R: 1 E: 0 K: 0 S: 5	H: 2 LOB: 2 BB: 1 P: 9	R: 0 E: 0 K: 1 S: 6	H: 1 LOB: 1 BB: 0 P: 6	R: 0 E: 0 K: 0 S: 3	H: 0 LOB: 0 BB: 0 P: 3	R: 2 E: 0 K: 1 S: 7	H: 2 LOB: 0 BB: 0 P: 7	R: 1 E: 1 K: 1 S: 6	H: 2 LOB: 2 BB: 1 P: 10	1B: 8 2B: 0 3B: 0 HR: 2	SF: 0 SAC: 0 DP: 1 HBP: 0		WP: 0 PB: 0 SB: 0 CS: 0	PA: 36									
<b>PITCHER</b>	IP	WLS	BF	H	R	ER	SO	BB	IBB	HBP	BLK	WP	HR	S	P	ERA		WHIP										
<b>Lee Smith, R</b> (1,1) ERA: 3.72	6.1	L	29	8	6	6	3	2	0	0	0	0	2	33	41	8.53		1.579										
<b>Dick Tidrow, R</b> (7,1) ERA: 4.05	1.2		7	2	1	1	2	1	0	0	0	0	0	10	14	5.40	1.800											



Batter	1	2	3	4	5	6	7	8	9	AB	R	H	RBI	BB	SO	LOB	TOP							
23 Ryne Sandberg, R OBP: 0.290, SLG: 0.334 (1, 5)	F9		F9			F8	FC6-4		SH1-3	5	3	2	1	0	0	2								
Junior Kennedy, R OBP: 0.250, SLG: 0.263 (1, 4)	5-3								SH1-3	3	0	2	2	1	0	0								
Bill Buckner, L OBP: 0.326, SLG: 0.378 (1, 3)	4-3									5	0	1	1	0	0	4								
Leon Durham, L OBP: 0.378, SLG: 0.498 (1, 9)		K							F8	3	1	1	1	1	1	1								
Gary Woods, R OBP: 0.339, SLG: 0.390 (1, 8)	F9								F8	5	0	1	1	0	0	3								
Keith Morland, R OBP: 0.329, SLG: 0.412 (7, PR)										3	0	1	0	0	0	1								
Bump Wills, S OBP: 0.333, SLG: 0.359 (7, 1)										0	1	0	0	0	0	0								
Willie Hernandez, L (7, 1)										1	0	0	0	0	1	1								
Jody Davis, R OBP: 0.290, SLG: 0.384 (1, 2)										3	2	2	1	0	0	1								
Larry Bowa, S OBP: 0.293, SLG: 0.308 (1, 6)										3	0	1	0	0	0	1								
Doug Bird, R OBP: 0.107, SLG: 0.143 (7, PH)										2	0	0	0	0	0	1								
Jerry Morales, R OBP: 0.275, SLG: 0.444 (7, PH)										0	0	0	0	0	0	0								
Jay Johnstone, L OBP: 0.368, SLG: 0.469 (7, 7)										1	0	0	0	1	0	2								
<b>Inning Stats</b>	R: 0 E: 0 K: 0 S: 3	H: 0 LOB: 0 BB: 0 P: 3	R: 0 E: 0 K: 2 S: 7	H: 0 LOB: 0 BB: 0 P: 7	R: 1 E: 0 K: 0 S: 4	H: 1 LOB: 0 BB: 0 P: 4	R: 0 E: 0 K: 0 S: 3	H: 1 LOB: 1 BB: 1 P: 7	R: 0 E: 1 K: 0 S: 4	H: 1 LOB: 1 BB: 0 P: 4	R: 1 E: 0 K: 0 S: 4	H: 1 LOB: 1 BB: 1 P: 8	R: 3 E: 0 K: 0 S: 6	H: 2 LOB: 1 BB: 1 P: 10	R: 1 E: 0 K: 1 S: 8	H: 3 LOB: 2 BB: 0 P: 8	R: 1 E: 0 K: 0 S: 5	H: 2 LOB: 1 BB: 0 P: 5	1B: 9 2B: 2 3B: 0 HR: 1	SF: 1 SAC: 3 DP: 1 HBP: 0	WP: 0 PB: 0 SB: 2 CS: 0	PA: 41		
<b>PITCHER</b>	IP	WLS	BF	H	R	ER	SO	BB	IBB	HBP	BLK	WP	HR	S	P	ERA	WHIP							
Ken Dayley, L ERA: 4.24 (1, 1)	6.1	L	26	5	5	5	2	2	0	0	0	0	1	28	36	7.11	1.105							
Joe Cowley, R ERA: 4.5 (7, 1)	0.1		3	1	0	0	0	0	1	0	0	0	0	2	6	0.00	3.000							
Carlos Diaz, L ERA: 7.71 (7, 1)	1.1		7	3	1	1	1	0	0	0	0	0	0	9	9	6.75	2.250							
Al Hrabosky, L ERA: 2.78 (9, 1)	1.0		5	2	1	1	0	0	0	0	0	0	0	5	5	9.00	2.000							

**Chicago Cubs @ Atlanta Braves**  
Atlanta-Fulton County Stadium, Atlanta, GA  
Tue Jul 06 1982, 7:05 PM EDT  
Att: 15,108 - Cloudy - 83 F

AB 34  
R 7  
H 11  
RBI 7  
BB 3  
SO 3  
LOB 16



Batter	1	2	3	4	5	6	7	8	9	AB	R	H	RBI	BB	SO	LOB	BOTTOM							
Claudell Washington, L OBP: 0.353, SLG: 0.418 (1, 9)	F5									4	0	1	0	0	2	0								
Glenn Hubbard, R OBP: 0.346, SLG: 0.367 (1, 4)	F9									4	0	0	0	0	0	2								
Terry Harper, R OBP: 0.440, SLG: 0.429 (1, 7)	P6									4	0	1	0	0	0	0								
Dale Murphy, R OBP: 0.375, SLG: 0.556 (1, 8)		P6								4	1	1	1	0	0	1								
Bob Horner, R OBP: 0.396, SLG: 0.563 (1, 5)		P6								3	0	0	0	0	1	0								
Chris Chambliss, L OBP: 0.330, SLG: 0.426 (1, 3)		F7								3	0	0	0	0	1	0								
Biff Pocoroba, S OBP: 0.403, SLG: 0.485 (1, 2)										3	0	0	0	0	0	0								
Rafael Ramirez, R OBP: 0.287, SLG: 0.347 (1, 6)										3	1	1	1	0	0	0								
Ken Dayley, L OBP: 0.300, SLG: 0.222 (7, 1)										2	0	1	0	0	0	0								
Joe Cowley, R OBP: 0.167, SLG: 0.167 (7, 1)										0	0	0	0	0	0	0								
Carlos Diaz, R (7, 1)										0	0	0	0	0	0	0								
Rufino Linares, R OBP: 0.359, SLG: 0.439 (8, PH)										1	0	0	0	0	0	0								
Al Hrabosky, R OBP: 0.500, SLG: 0.500 (9, 1)										0	0	0	0	0	0	0								
<b>Inning Stats</b>	R: 0 E: 0 K: 0 S: 3	H: 0 LOB: 0 BB: 0 P: 3	R: 0 E: 0 K: 0 S: 5	H: 0 LOB: 2 BB: 0 P: 5	R: 1 E: 0 K: 0 S: 4	H: 1 LOB: 0 BB: 0 P: 4	R: 1 E: 0 K: 1 S: 6	H: 1 LOB: 0 BB: 0 P: 6	R: 0 E: 0 K: 0 S: 3	H: 0 LOB: 0 BB: 0 P: 3	R: 0 E: 0 K: 2 S: 7	H: 0 LOB: 0 BB: 0 P: 7	R: 0 E: 0 K: 1 S: 5	H: 0 LOB: 0 BB: 0 P: 5	R: 0 E: 0 K: 0 S: 3	H: 1 LOB: 0 BB: 0 P: 3	1B: 2 2B: 1 3B: 0 HR: 2	SF: 0 SAC: 0 DP: 1 HBP: 0	WP: 0 PB: 0 SB: 0 CS: 0	PA: 31				
<b>PITCHER</b>	IP	WLS	BF	H	R	ER	SO	BB	IBB	HBP	BLK	WP	HR	S	P	ERA	WHIP							
Doug Bird, R ERA: 4.68 (1, 1)	6.0	W	22	4	2	2	1	0	0	0	0	0	0	15	24	3.00	0.667							
Willie Hernandez, L ERA: 3.83 (7, 1)	3.0	S	9	1	0	0	3	0	0	0	0	0	0	15	15	0.00	0.333							

**Chicago Cubs @ Atlanta Braves**  
Atlanta-Fulton County Stadium, Atlanta, GA  
Tue Jul 06 1982, 7:05 PM EDT  
Att: 15,108 - Cloudy - 83 F

AB 31  
R 2  
H 5  
RBI 2  
BB 0  
SO 4  
LOB 3





Batter	1	2	3	4	5	6	7	8	9	AB	R	H	RBI	BB	SO	LOB	TOP			
23 Ryne Sandberg, R OBP: 0.286, SLG: 0.330	5-3		L7			F8		F8		4	0	0	0	0	0	0				
Junior Kennedy, R OBP: 0.259, SLG: 0.276	1B BB			2B		L4		F8		3	0	1	0	1	0	0				
Bill Buckner, L OBP: 0.328, SLG: 0.378	1-4-3 1B			F7		1-3		FC6-4 BB		3	0	1	0	1	0	1				
Leon Durham, L OBP: 0.376, SLG: 0.495	L4-3			6-3		2B 1B		FC6-4		4	1	1	0	0	0	4				
Jay Johnstone, L OBP: 0.364, SLG: 0.470		K		4-3		1-H 2B		K		4	0	1	1	0	2	2				
Gary Woods, R OBP: 0.333, SLG: 0.383	F7				F9		K			3	0	0	0	0	1	1				
Jody Davis, R OBP: 0.286, SLG: 0.379	P5			6-3		F9				3	0	0	0	0	0	1				
Larry Bowa, S OBP: 0.290, SLG: 0.305			3-1		P4		F7			3	0	0	0	0	0	0				
Allen Ripley, R OBP: 0.250, SLG: 0.250				P6		5-3		K		2	0	0	0	0	0	0				
Mike Proly, R OBP: 0.250, SLG: 0.500										0	0	0	0	0	0	0				
Bump Willis, S OBP: 0.325, SLG: 0.358										1	0	0	0	0	1	0				
Bill Campbell, R OBP: 0.325, SLG: 0.358										0	0	0	0	0	0	0				
<b>Inning Stats</b>	R: 0 E: 0 K: 0 S: 3	H: 1 LOB: 1 BB: 1 P: 7	R: 0 E: 0 K: 1 S: 5	H: 0 LOB: 0 BB: 0 P: 5	R: 0 E: 0 K: 0 S: 3	H: 0 LOB: 0 BB: 0 P: 3	R: 0 E: 0 K: 0 S: 4	H: 1 LOB: 1 BB: 0 P: 4	R: 0 E: 0 K: 0 S: 3	H: 0 LOB: 0 BB: 0 P: 3	R: 1 E: 0 K: 1 S: 7	H: 2 LOB: 1 BB: 0 P: 7	R: 0 E: 0 K: 1 S: 5	H: 0 LOB: 0 BB: 1 P: 5	R: 0 E: 0 K: 1 S: 5	H: 0 LOB: 1 BB: 1 P: 9	1B: 2 2B: 3 3B: 0 HR: 0	SF: 0 SAC: 0 DP: 1 HBP: 0	WP: 0 PB: 0 SB: 0 CS: 0	PA: 32
<b>PITCHER</b> Don Sutton, R ERA: 3.01	IP: 9.0 WLS: W BF: 32 H: 4 R: 1 ER: 1 SO: 4 BB: 2 IBB: 0 HBP: 0 BLK: 0 WP: 0 HR: 0 S: 38 P: 46 ERA: 1.00 WHIP: 0.667																			

Chicago Cubs @ Houston Astros  
Astrodome, Houston, TX  
Wed Jul 07 1982, 8:05 PM EDT  
Att: 17,105 - Dome - 68 F

AB	30
R	1
H	4
RBI	1
BB	2
SO	4
LOB	9



Batter	1	2	3	4	5	6	7	8	9	AB	R	H	RBI	BB	SO	LOB	BOTTOM			
Dickie Thon, R OBP: 0.293, SLG: 0.330	F8		4-3			F7 WP 2B		1B 1B BB		3	2	1	0	1	0	0				
Terry Puhl, L OBP: 0.330, SLG: 0.377	L3			F9 BLK HR 1B		F7		S 1B		4	2	2	0	0	0	1				
Ray Knight, R OBP: 0.370, SLG: 0.440	K			F9		2-3 2B		1B BB		3	0	1	0	1	1	1				
Jose Cruz, L OBP: 0.340, SLG: 0.390		4-3 5-3 1B		K		3-H 3-1		1-2 2-H 3-H 1B		4	0	2	2	0	1	1				
Phil Garner, R OBP: 0.306, SLG: 0.419	5-3			HR		5-3		F8		4	1	1	2	0	0	3				
Tony Scott, S OBP: 0.296, SLG: 0.296	4-3			4-3		F7				3	0	0	0	0	0	1				
Art Howe, R OBP: 0.297, SLG: 0.272	F8				K		6-3			3	0	0	0	0	1	1				
Luis Pujols, R OBP: 0.275, SLG: 0.395			P6		F7		P4			3	0	0	0	0	0	0				
Don Sutton, R OBP: 0.213, SLG: 0.178			4-3		6-3		4-3			3	0	0	0	0	0	0				
<b>Inning Stats</b>	R: 0 E: 0 K: 1 S: 5	H: 0 LOB: 0 BB: 0 P: 5	R: 0 E: 0 K: 0 S: 4	H: 1 LOB: 1 BB: 0 P: 4	R: 0 E: 0 K: 0 S: 3	H: 0 LOB: 0 BB: 0 P: 3	R: 2 E: 0 K: 1 S: 7	H: 2 LOB: 0 BB: 0 P: 7	R: 0 E: 0 K: 0 S: 5	H: 0 LOB: 0 BB: 0 P: 5	R: 1 E: 0 K: 0 S: 4	H: 2 LOB: 0 BB: 0 P: 4	R: 0 E: 0 K: 0 S: 3	H: 0 LOB: 0 BB: 0 P: 3	R: 2 E: 0 K: 0 S: 5	H: 2 LOB: 2 BB: 2 P: 13	1B: 4 2B: 2 3B: 0 HR: 1	SF: 0 SAC: 0 DP: 0 HBP: 0	WP: 1 PB: 0 SB: 1 CS: 0	PA: 32
<b>PITCHER</b> Allen Ripley, R ERA: 4.47 Mike Proly, R ERA: 1.66 Bill Campbell, R ERA: 5.13	IP: 6.0 WLS: L BF: 22 H: 5 R: 3 ER: 3 SO: 3 BB: 0 IBB: 0 HBP: 0 BLK: 1 WP: 1 HR: 1 S: 28 P: 28 ERA: 4.50 WHIP: 0.833																			

Chicago Cubs @ Houston Astros  
Astrodome, Houston, TX  
Wed Jul 07 1982, 8:05 PM EDT  
Att: 17,105 - Dome - 68 F

AB	30
R	5
H	7
RBI	4
BB	2
SO	3
LOB	8





Batter	1	2	3	4	5	6	7	8	9	AB	R	H	RBI	BB	SO	LOB	TOP					
23 Ryne Sandberg, R OBP: 0.285, SLG: 0.328	6-3	F7			5-3 1B		4-3		6-3	5	1	1	0	0	0	1						
Junior Kennedy, R OBP: 0.274, SLG: 0.291	1B	K			5-3			1B E	1B	5	2	3	0	0	1	2						
Bill Buckner, L OBP: 0.329, SLG: 0.378	6-3 1B		4-3		1B			F7	F8	5	0	2	1	0	0	2						
Leon Durham, L OBP: 0.373, SLG: 0.490	6-3 1B		F9		K			E4 1B	F7	5	1	1	1	0	1	3						
Keith Moreland, R OBP: 0.328, SLG: 0.410	6-3		L7					1B E		4	0	1	0	0	0	2						
Gary Woods, R OBP: 0.333, SLG: 0.383	1-2 2-3							1-2 2-3 1B		0	1	0	0	0	0	0						
Jay Johnstone, L OBP: 0.360, SLG: 0.456	IBB		F2					P6		3	0	0	0	1	1	3						
Jody Davis, R OBP: 0.285, SLG: 0.381	K		K					E7		4	0	1	3	0	2	3						
Larry Bowa, S OBP: 0.293, SLG: 0.305		SH2-4 1B	4-3					G3	IBB	3	0	1	0	1	0	0						
Tom Filer, R OBP: 0.291, SLG: 0.182										1	0	0	0	0	1	0						
Bob Molinaro, L OBP: 0.278, SLG: 0.250		SH2-4						4-3		1	0	0	0	0	0	0						
Dick Tidrow, R OBP: 0.278, SLG: 0.250										0	0	0	0	0	0	0						
Jerry Morales, R OBP: 0.295, SLG: 0.432										0	0	0	0	0	1	2						
Lee Smith, R OBP: 0.142, SLG: 0.208										0	0	0	0	0	0	0						
Willie Hernandez, L OBP: 0.142, SLG: 0.208										0	0	0	0	0	0	0						
<b>Inning Stats</b>	R: 1 E: 0 K: 1 S: 8	H: 3 LOB: 3 BB: 1 P: 12	R: 0 E: 0 K: 1 S: 6	H: 1 LOB: 1 BB: 0 P: 6	R: 0 E: 0 K: 0 S: 3	H: 0 LOB: 0 BB: 0 P: 3	R: 0 E: 0 K: 1 S: 5	H: 0 LOB: 0 BB: 0 P: 5	R: 1 E: 0 K: 2 S: 9	H: 2 LOB: 1 BB: 0 P: 9	R: 0 E: 0 K: 0 S: 5	H: 0 LOB: 0 BB: 0 P: 5	R: 0 E: 0 K: 0 S: 3	H: 0 LOB: 0 BB: 0 P: 3	R: 3 E: 2 K: 1 S: 9	H: 3 LOB: 2 BB: 1 P: 13	R: 0 E: 0 K: 0 S: 4	H: 1 LOB: 1 BB: 0 P: 4	1B: 9 2B: 1 3B: 0 HR: 0	SF: 0 SAC: 1 DP: 0 HBP: 0	WP: 0 PB: 0 SB: 0 CS: 0	PA: 40
<b>PITCHER</b>	IP WLS BF H R ER SO BB IBB HBP BLK WP HR S P ERA WHIP																					
Vern Ruhle, R ERA: 3.21	(1, 1) 7.1 L 32 8 5 2 6 0 1 0 0 0 0 0 43 47 2.46 1.091																					
Frank LaCorte, R ERA: 5.12	(8, 1) 1.2 8 2 0 0 1 0 1 0 0 0 0 0 9 13 0.00 1.200																					

Chicago Cubs @ Houston Astros  
Astrodome, Houston, TX  
Thu Jul 08 1982, 8:05 PM EDT  
Att: 11,023 - Dome

AB	37
R	5
H	10
RBI	5
BB	2
SO	7
LOB	18



Batter	1	2	3	4	5	6	7	8	9	AB	R	H	RBI	BB	SO	LOB	BOTTOM			
Dickie Thon, R OBP: 0.297, SLG: 0.330	G1-6-3 BB	1-2 2-3 1B			5-3			F9		3	0	1	0	1	0	0				
Terry Puhl, L OBP: 0.325, SLG: 0.373	G1-6-3	3-1			3-1			BB		3	0	0	0	1	0	4				
Ray Knight, R OBP: 0.366, SLG: 0.435	F8		F7			K		F8		4	0	0	0	0	1	1				
Jose Cruz, L OBP: 0.336, SLG: 0.385		F7	G3			K		P4		4	0	0	0	0	1	1				
Phil Garner, R OBP: 0.308, SLG: 0.429		F9	6-3			HR		BB 1B		4	1	2	1	0	0	0				
Tony Scott, S OBP: 0.285, SLG: 0.296		1B 2B 1B		6-3		4-3		F7		4	1	1	0	0	0	1				
Art Howe, R OBP: 0.277, SLG: 0.273										3	1	1	0	0	0	0				
Denny Walling, L OBP: 0.288, SLG: 0.281		2B 1B		L6				G6-4-3 BB		0	0	0	0	1	0	0				
Luis Pujols, R OBP: 0.277, SLG: 0.405		1B 2B 1B						G6-4-3		3	0	1	2	0	1	0				
Alan Ashby, S OBP: 0.315, SLG: 0.394										0	0	0	0	0	0	0				
Alan Knicely, R OBP: 0.282, SLG: 0.222		1-1 3-1 2B								1	0	0	0	0	0	2				
Vern Ruhle, R OBP: 0.200, SLG: 0.091										2	0	0	0	1	2	0				
Frank LaCorte, R ERA: 5.12		1B BB								0	0	0	0	0	0	0				
<b>Inning Stats</b>	R: 0 E: 0 K: 0 S: 2	H: 0 LOB: 1 BB: 1 P: 6	R: 2 E: 0 K: 0 S: 7	H: 4 LOB: 3 BB: 1 P: 11	R: 0 E: 0 K: 0 S: 3	H: 0 LOB: 0 BB: 0 P: 3	R: 0 E: 0 K: 1 S: 5	H: 0 LOB: 0 BB: 0 P: 5	R: 1 E: 0 K: 2 S: 8	H: 1 LOB: 0 BB: 0 P: 8	R: 0 E: 0 K: 1 S: 5	H: 0 LOB: 0 BB: 0 P: 5	R: 0 E: 0 K: 0 S: 3	H: 0 LOB: 1 BB: 1 P: 7	R: 0 E: 0 K: 0 S: 3	H: 1 LOB: 1 BB: 1 P: 7	1B: 4 2B: 1 3B: 0 HR: 1	SF: 0 SAC: 0 DP: 2 HBP: 0	WP: 0 PB: 0 SB: 0 CS: 0	PA: 35
<b>PITCHER</b>	IP WLS BF H R ER SO BB IBB HBP BLK WP HR S P ERA WHIP																			
Tom Filer, R ERA: 5.11	(1, 1) 6.0 24 3 0 0 0 1 2 0 0 0 0 0 5 5 0.00 0.000																			
Dick Tidrow, R ERA: 3.98	(7, 1) 1.0 W 3 0 0 0 0 0 0 0 0 0 0 0 5 5 0.00 0.000																			
Lee Smith, R ERA: 3.66	(8, 1) 1.1 7 1 0 0 0 0 2 0 0 0 0 0 0 5 13 0.00 2.250																			
Willie Hernandez, L ERA: 3.78	(9, 1) 0.2 S 1 0 0 0 0 0 0 0 0 0 0 0 1 1 0.00 0.000																			

Chicago Cubs @ Houston Astros  
Astrodome, Houston, TX  
Thu Jul 08 1982, 8:05 PM EDT  
Att: 11,023 - Dome

AB	31
R	3
H	6
RBI	3
BB	4
SO	5
LOB	9





Batter	1	2	3	4	5	6	7	8	9	AB	R	H	RBI	BB	SO	LOB	TOP					
Duane Walker, L OBP: 0.363, SLG: 0.467 (1, 7)	0-0 6-3		0-0 F7			0-0 F9		0-0 F8		4	0	0	0	0	0	1	Cincinnati Reds @ Chicago Cubs Wrigley Field, Chicago, IL Fri Jul 09 1982, 3:33 AM CDT Att: 14,891 - Unknown					
Wayne Krenchicki, L OBP: 0.355, SLG: 0.351 (1, 4) (4, 5)	0-0 1B		4-0 BB			0-0 4-3		0-3 K		3	0	1	0	1	1	0						
Dave Concepcion, R OBP: 0.330, SLG: 0.370 Rafael Landestoy, S OBP: 0.262, SLG: 0.274 (1, 6) (8, 4)	0-3 K		0-0 F9			0-0 1B		0-0 4-3		4	0	1	0	0	1	3						
Cesar Cedeno, R OBP: 0.361, SLG: 0.467 (1, 8)	0-0 F8			0-3 K		0-3 K				4	0	0	0	0	2	2						
Dan Driessen, L OBP: 0.393, SLG: 0.456 (1, 3)		0-0 F9		0-0 F8			0-0 6-3		4-0 FC6-4 BB	3	0	0	0	1	0	0						
Johnny Bench, R OBP: 0.297, SLG: 0.332 Ron Oester, S OBP: 0.291, SLG: 0.318 (1, 5) (4, 4) (8, 6)	0-0 2-3		0-0 6-3				0-0 P6		0-0 F8	2	0	0	0	0	0	0						
Paul Householder, S OBP: 0.250, SLG: 0.296 (1, 9)	0-0 B2-3				0-0 P5		0-0 1B 1B		0-0 FC6-4 1-2	4	0	1	0	0	0	1						
Alex Trevino, R OBP: 0.315, SLG: 0.278 (1, 2)			0-0 1B		0-3 K		0-0 1-2 1B			3	0	2	0	0	1	0						
Bob Shirley, R OBP: 0.111, SLG: 0.111 Larry Bittner, L OBP: 0.371, SLG: 0.432 Greg Harris, S OBP: 0.200, SLG: 0.200 Ben Hayes, R (7, 1) (7, 1) (7, 1)	0-3 K		0-3 K		0-3 K		0-0 F7			2	0	0	0	0	2	1						
<b>Inning Stats</b>	R: 0 E: 0 K: 1 S: 6	H: 1 LOB: 1 BB: 0 P: 6	R: 0 E: 0 K: 0 S: 3	H: 0 LOB: 0 BB: 0 P: 3	R: 0 E: 0 K: 1 S: 6	H: 1 LOB: 2 BB: 1 P: 10	R: 0 E: 0 K: 1 S: 5	H: 0 LOB: 0 BB: 0 P: 5	R: 0 E: 0 K: 2 S: 7	H: 0 LOB: 0 BB: 0 P: 7	R: 0 E: 0 K: 1 S: 6	H: 1 LOB: 1 BB: 0 P: 6	R: 0 E: 0 K: 0 S: 5	H: 2 LOB: 2 BB: 0 P: 5	R: 0 E: 0 K: 1 S: 5	H: 0 LOB: 0 BB: 0 P: 5		R: 0 E: 0 K: 0 S: 3	H: 0 LOB: 1 BB: 1 P: 7	1B: 5 2B: 0 3B: 0 HR: 0	SF: 0 SAC: 0 DP: 0 HBP: 0	WP: 0 PB: 0 SB: 2 CS: 0
<b>PITCHER</b> Fergie Jenkins, R ERA: 2.87 (1, 1)	IP: 9.0 WLS: W BF: 34 H: 5 R: 0 ER: 0 SO: 7 BB: 2 IBB: 0 HBP: 0 BLK: 0 WP: 0 HR: 0 S: 46 P: 54 ERA: 0.00 WHIP: 0.778															<b>PITCHER</b> Fergie Jenkins, R ERA: 2.87 (1, 1)	IP: 9.0 WLS: W BF: 34 H: 5 R: 0 ER: 0 SO: 7 BB: 2 IBB: 0 HBP: 0 BLK: 0 WP: 0 HR: 0 S: 46 P: 54 ERA: 0.00 WHIP: 0.778					

Batter	1	2	3	4	5	6	7	8	9	AB	R	H	RBI	BB	SO	LOB	BOTTOM			
23 Ryne Sandberg, R OBP: 0.287, SLG: 0.330 (1, 5)	0-0 WP 6-3 2B		4-0 CS 1B BB			0-0 F9				4	2	1	0	1	0	1	Cincinnati Reds @ Chicago Cubs Wrigley Field, Chicago, IL Fri Jul 09 1982, 3:33 AM CDT Att: 14,891 - Unknown			
Junior Kennedy, R OBP: 0.271, SLG: 0.287 (1, 4)	0-0 F3 2-3		0-0 F8 1-2		0-0 F9		0-0 E 3B 1B	0-3 K		5	1	1	0	0	1	2				
Bill Buckner, L OBP: 0.330, SLG: 0.381 (1, 3)	0-0 6-3 3-H		0-0 1B 2-H		0-0 5-3		0-0 E4 3B 1-3	0-0 BB 1B 2B		5	2	2	2	0	0	1				
Leon Durham, L OBP: 0.383, SLG: 0.493 (1, 9)	0-0 CS 1B			0-0 2B 1B		4-0 HR BB	4-0 3B IBB	4-0 BB 1B BB		2	3	2	0	3	0	0				
Keith Moreland, R OBP: 0.328, SLG: 0.412 Jerry Morales, R OBP: 0.302, SLG: 0.500 (1, 7) (7, 8)	0-0 CS 1-2	0-0 F7		0-0 1-3 2B		0-0 F7	0-0 1B 3B	4-0 1B BB		3	0	1	0	0	0	1				
Gary Woods, R OBP: 0.335, SLG: 0.401 (1, 8) (7, 7)		0-0 F7		0-0 P6		0-0 HR	0-0 2B 1B	0-3 K		5	2	2	3	0	1	5				
Jody Davis, R OBP: 0.292, SLG: 0.380 (1, 2)		4-0 BB		0-3 K		0-3 K	0-0 2B SF8 BB	0-0 1B		3	1	1	2	2	2	2				
Larry Bowa, S OBP: 0.298, SLG: 0.315 (1, 6)	0-0 F8		4-0 IBB			0-0 2B	0-0 SF8 2B	0-0 F8		4	0	2	1	1	0	3				
Fergie Jenkins, R OBP: 0.061, SLG: 0.063 (1, 1)			0-0 F9		0-3 K		0-0 6-3		0-0 SF8	3	0	0	1	0	1	4				
<b>Inning Stats</b>	R: 1 E: 0 K: 0 S: 4	H: 2 LOB: 0 BB: 0 P: 4	R: 0 E: 0 K: 0 S: 3	H: 0 LOB: 1 BB: 1 P: 7	R: 1 E: 0 K: 0 S: 3	H: 1 LOB: 1 BB: 1 P: 7	R: 0 E: 0 K: 2 S: 9	H: 2 LOB: 3 BB: 1 P: 13	R: 0 E: 0 K: 0 S: 3	H: 0 LOB: 0 BB: 0 P: 3	R: 2 E: 0 K: 1 S: 7	H: 2 LOB: 1 BB: 1 P: 11	R: 6 E: 1 K: 0 S: 8	H: 4 LOB: 1 BB: 2 P: 16	R: 2 E: 0 K: 2 S: 9	H: 2 LOB: 2 BB: 2 P: 17		1B: 6 2B: 5 3B: 1 HR: 1	SF: 1 SAC: 0 DP: 0 HBP: 0	WP: 1 PB: 0 SB: 0 CS: 2
<b>PITCHER</b> Bob Shirley, L ERA: 4.38 Greg Harris, R ERA: 4.55 Ben Hayes, R ERA: 4.7 (1, 1) (7, 1) (7, 1)	IP: 6.0 WLS: L BF: 27 H: 7 R: 4 ER: 3 SO: 3 BB: 3 IBB: 0 HBP: 0 BLK: 0 WP: 1 HR: 1 S: 29 P: 45 ERA: 4.50 WHIP: 1.667															<b>PITCHER</b> Fergie Jenkins, R ERA: 2.87 (1, 1)	IP: 9.0 WLS: W BF: 34 H: 5 R: 0 ER: 0 SO: 7 BB: 2 IBB: 0 HBP: 0 BLK: 0 WP: 0 HR: 0 S: 46 P: 54 ERA: 0.00 WHIP: 0.778			





Batter	1	2	3	4	5	6	7	8	9	AB	R	H	RBI	BB	SO	LOB	TOP			
<b>Eddie Milner, L</b> (1, 7) OBP: 0.345, SLG: 0.394	0-0 4-3			0-0 4-3 SH1-4 1B		0-0 G4-6-3			0-0 F8	4	0	1	0	0	0	2				
<b>Duane Walker, L</b> (1, 9) OBP: 0.361, SLG: 0.455	0-0 4-3			0-0 SH1-4					0-0 FC6-4	2	0	0	0	1	0	1				
<b>Dave Concepcion, R</b> (1, 6) OBP: 0.333, SLG: 0.367	0-0 G3			0-0 4-3					0-0 F7	3	0	0	0	0	0	2				
<b>Cesar Cedeno, R</b> (1, 8) OBP: 0.361, SLG: 0.466				0-0 G4-6-3 1B					0-0 L1	3	0	1	0	0	0	1				
<b>Dan Driessen, L</b> (1, 3) OBP: 0.390, SLG: 0.452				0-0 G4-6-3					0-0 K	3	0	0	0	0	1	1				
<b>Wayne Krenchicki, L</b> (1, 5) OBP: 0.313, SLG: 0.375				0-0 4-3					0-3 K2-3	3	0	0	0	0	1	0				
<b>Ron Oester, S</b> (1, 4) OBP: 0.288, SLG: 0.315				0-0 P4					0-0 F8	3	0	0	0	0	0	0				
<b>Alex Trevino, R</b> (1, 2) OBP: 0.312, SLG: 0.276				0-0 1-3					0-0 P6	2	0	0	0	0	0	0				
<b>Paul Householder, S</b> (9, PH) OBP: 0.254, SLG: 0.301										1	0	1	0	0	0	0				
<b>Bruce Berenyi, R</b> (1, 1) OBP: 0.265, SLG: 0.324				0-3 K					0-0 FC6-4 1B	2	0	1	0	0	1	0				
<b>Larry Blittner, L</b> (9, PH) OBP: 0.368, SLG: 0.429									0-0 F7	1	0	0	0	0	0	1				
<b>Inning Stats</b>	R: 0 E: 0 K: 0 S: 3	H: 0 LOB: 0 BB: 0 P: 3	R: 0 E: 0 K: 0 S: 3	H: 1 LOB: 0 BB: 0 P: 3	R: 0 E: 0 K: 1 S: 5	H: 0 LOB: 0 BB: 0 P: 5	R: 0 E: 0 K: 0 S: 4	H: 1 LOB: 1 BB: 0 P: 4	R: 0 E: 0 K: 0 S: 3	H: 0 LOB: 0 BB: 0 P: 3	R: 0 E: 0 K: 0 S: 2	H: 0 LOB: 0 BB: 1 P: 6	R: 0 E: 0 K: 2 S: 7	H: 0 LOB: 0 BB: 0 P: 7	R: 0 E: 0 K: 0 S: 4	H: 1 LOB: 1 BB: 0 P: 4	1B: 4 2B: 0 3B: 0 HR: 0	SF: 0 SAC: 1 DP: 2 HBP: 0	WP: 0 PB: 0 SB: 0 CS: 1	PA: 29
<b>PITCHER</b> <b>Dickie Noles, R</b> (1, 1) ERA: 3.63	IP: 9.0 WLS: W BF: 29 H: 4 R: 0 ER: 0 SO: 3 BB: 1 IBB: 0 HBP: 0 BLK: 0 WP: 0 HR: 0 S: 34 P: 38 ERA: 0.00 WHIP: 0.556															<b>PITCHER</b>				

Cincinnati Reds @ Chicago Cubs  
Wrigley Field, Chicago, IL  
Sat Jul 10 1982, 3:33 AM CDT  
Overcast - 71 F

AB	27
R	0
H	4
RBI	0
BB	1
SO	3
LOB	8



Batter	1	2	3	4	5	6	7	8	9	AB	R	H	RBI	BB	SO	LOB	BOTTOM			
<b>Bump Wills, S</b> (1, 4) OBP: 0.327, SLG: 0.355	0-0 4-3									2	0	0	0	2	0	1				
<b>Junior Kennedy, R</b> (8, 4) OBP: 0.271, SLG: 0.287										0	0	0	0	0	0	0				
<b>23 Ryne Sandberg, R</b> (1, 5) OBP: 0.286, SLG: 0.329	0-0 L4-3 1B			0-0 K						4	0	1	0	0	1	6				
<b>Bill Buckner, L</b> (1, 3) OBP: 0.326, SLG: 0.377	0-0 L4-3			0-3 K						4	0	0	0	0	1	6				
<b>Leon Durham, L</b> (1, 9) OBP: 0.384, SLG: 0.493				0-0 G3						4	1	2	0	0	0	0				
<b>Gary Woods, R</b> (1, 8) OBP: 0.339, SLG: 0.415				0-0 F9						4	0	2	1	0	0	1				
<b>Jay Johnstone, L</b> (1, 7) OBP: 0.357, SLG: 0.443				0-0 F7						3	0	0	0	1	0	2				
<b>Jerry Morales, R</b> (9, 8) OBP: 0.302, SLG: 0.500										0	0	0	0	0	0	0				
<b>Jody Davis, R</b> (1, 2) OBP: 0.295, SLG: 0.382				0-0 FC1-6 1B						4	0	2	0	0	0	2				
<b>Larry Bowa, S</b> (1, 6) OBP: 0.304, SLG: 0.321				0-0 BB FC1-6 1B						4	0	3	0	0	1	2				
<b>Dickie Noles, R</b> (1, 1) OBP: 0.129, SLG: 0.138				0-0 FC1-6 BB						1	0	0	0	0	0	2				
<b>Inning Stats</b>	R: 0 E: 0 K: 0 S: 3	H: 1 LOB: 0 BB: 0 P: 3	R: 0 E: 0 K: 0 S: 3	H: 0 LOB: 0 BB: 0 P: 3	R: 0 E: 0 K: 2 S: 9	H: 2 LOB: 3 BB: 1 P: 13	R: 1 E: 0 K: 0 S: 4	H: 2 LOB: 0 BB: 0 P: 4	R: 0 E: 0 K: 0 S: 4	H: 1 LOB: 1 BB: 0 P: 4	R: 0 E: 0 K: 0 S: 4	H: 1 LOB: 2 BB: 1 P: 8	R: 0 E: 0 K: 1 S: 7	H: 2 LOB: 2 BB: 0 P: 7	R: 0 E: 0 K: 1 S: 4	H: 2 LOB: 2 BB: 0 P: 7	1B: 8 2B: 3 3B: 0 HR: 0	SF: 0 SAC: 2 DP: 1 HBP: 0	WP: 0 PB: 0 SB: 1 CS: 1	PA: 35
<b>PITCHER</b> <b>Bruce Berenyi, R</b> (1, 1) ERA: 3.78	IP: 8.0 WLS: L BF: 35 H: 10 R: 1 ER: 1 SO: 3 BB: 2 IBB: 1 HBP: 0 BLK: 0 WP: 0 HR: 0 S: 38 P: 50 ERA: 1.12 WHIP: 1.500															<b>PITCHER</b>				

Cincinnati Reds @ Chicago Cubs  
Wrigley Field, Chicago, IL  
Sat Jul 10 1982, 3:33 AM CDT  
Overcast - 71 F

AB	30
R	1
H	10
RBI	1
BB	3
SO	3
LOB	22





Batter	1	2	3	4	5	6	7	8	9	AB	R	H	RBI	BB	SO	LOB	TOP				
<b>Eddie Milner, L</b> OBP: 0.345, SLG: 0.403 (1, 7)	0-0 4-3		0-0 F8		0-0 F8			0-0 HR	0-0 4-3	5	1	1	1	0	0	3	<b>Cincinnati Reds @ Chicago Cubs</b> Wrigley Field, Chicago, IL Sun Jul 11 1982, 3:33 AM CDT Att: 20,307 - Sunny - 70 F				
<b>Duane Walker, L</b> OBP: 0.352, SLG: 0.432 (1, 9)	4-0 6-3 BB			0-0 F8		0-0 4-3		0-0 F8		3	0	0	0	1	0	0					
<b>Dave Concepcion, R</b> OBP: 0.332, SLG: 0.383 <b>Rafael Landestoy, S</b> OBP: 0.261, SLG: 0.273 (1, 6) (8, 4)	0-0 6-3			0-0 5-3		0-0 F8		0-0 FC6-4 1B		4	0	1	0	0	0	1					
<b>Dan Driessen, L</b> OBP: 0.387, SLG: 0.445 (1, 3)	0-0 P5			0-0 FC6-4 1B		0-0 1B		0-0 F9		4	0	2	0	0	0	2					
<b>Cesar Cedeno, R</b> OBP: 0.357, SLG: 0.459 (1, 8)		0-0 5-3		0-0 FC6-4 1-2		0-0 5-3		0-0 FC6-4 1-2		4	0	0	0	0	0	3					
<b>Wayne Krenchicki, L</b> OBP: 0.337, SLG: 0.416 (1, 5)		0-0 L4			0-0 3-1 1B		0-0 G5-4-3 1B		0-0 1B	4	1	3	0	0	0	0					
<b>Ron Oester, S</b> OBP: 0.295, SLG: 0.330 (8, 6)		0-0 3-1			0-0 3-1 1B		0-0 G5-4-3 1B		0-0 2B	4	0	3	1	0	0	0					
<b>Dave Vangorder, R</b> OBP: 0.250, SLG: 0.286 (1, 2)				0-0 B2-6-4 1B		0-0 F8		0-0 G5-4-3 1-2 2-3		4	0	1	0	0	0	5					
<b>Tom Seaver, R</b> OBP: 0.226, SLG: 0.287 <b>Jim Kerr, R</b> OBP: 0.285, SLG: 0.352 <b>German Barranca, L</b> OBP: 0.285, SLG: 0.352 <b>Greg Harris, S</b> OBP: 0.299, SLG: 0.234 <b>Paul Householder, S</b> OBP: 0.299, SLG: 0.234 <b>Ben Hayes, R</b> OBP: 0.299, SLG: 0.234 <b>Larry Bittner, L</b> OBP: 0.283, SLG: 0.421 (1, 1) (3, 1) (5, PH) (5, 1) (7, PH) (7, 1) (9, PH)			0-0 B2-6-4		0-0 3-1		0-0 4-3		0-0 4-3	1	0	0	0	0	0	1					
<b>Inning Stats</b>	R: 0 E: 0 K: 0 S: 3	H: 0 LOB: 1 BB: 1 P: 7	R: 0 E: 0 K: 0 S: 3	H: 0 LOB: 0 BB: 0 P: 3	R: 0 E: 0 K: 0 S: 3	H: 1 LOB: 0 BB: 0 P: 3	R: 0 E: 0 K: 0 S: 4	H: 1 LOB: 1 BB: 0 P: 4	R: 0 E: 0 K: 0 S: 5	H: 2 LOB: 2 BB: 0 P: 5	R: 0 E: 0 K: 0 S: 4	H: 1 LOB: 1 BB: 0 P: 4	R: 0 E: 0 K: 0 S: 4	H: 2 LOB: 1 BB: 0 P: 4	R: 1 E: 0 K: 0 S: 5	H: 2 LOB: 1 BB: 0 P: 5		R: 1 E: 0 K: 0 S: 5	H: 2 LOB: 1 BB: 0 P: 5	1B: 9 2B: 1 3B: 0 HR: 1	SF: 0 SAC: 0 DP: 2 HBP: 0
<b>PITCHER</b> <b>Doug Bird, R</b> ERA: 4.46 (1, 1)	IP: 9.0 WLS: W BF: 37 H: 11 R: 2 ER: 2 SO: 0 BB: 1 IBB: 0 HBP: 0 BLK: 0 WP: 0 HR: 1 S: 36 P: 40 ERA: 2.00 WHIP: 1.333															<b>PITCHER</b>					

Batter	1	2	3	4	5	6	7	8	9	AB	R	H	RBI	BB	SO	LOB	BOTTOM		
<b>Bump Wills, S</b> OBP: 0.336, SLG: 0.364 <b>Junior Kennedy, R</b> OBP: 0.274, SLG: 0.298 (1, 4) (8, 4)	0-0 23 2B 4-3			4-0 23 1B E		0-0 1-2 1B		0-0 23 1B 2B		3	3	3	1	1	0	0	<b>Cincinnati Reds @ Chicago Cubs</b> Wrigley Field, Chicago, IL Sun Jul 11 1982, 3:33 AM CDT Att: 20,307 - Sunny - 70 F		
<b>23 Ryne Sandberg, R</b> OBP: 0.289, SLG: 0.331 (1, 5)	0-0 4-3 2B		0-0 6-3		0-0 E9 2B		0-0 L4		0-0 FC4-6 1B	5	2	3	1	0	0	4			
<b>Bill Buckner, L</b> OBP: 0.330, SLG: 0.394 (1, 3)	0-0 4-3		0-0 2B		0-0 4-3 2B		0-0 HR		0-0 FC4-6 1-2	5	2	3	3	0	0	2			
<b>Jay Johnstone, L</b> OBP: 0.348, SLG: 0.438 (1, 9)	0-0 4-3		0-0 4-3 1B		0-0 4-3		0-3 K		0-0 F2	5	1	1	2	0	1	1			
<b>Keith Moreland, R</b> OBP: 0.330, SLG: 0.423 <b>Jerry Morales, R</b> OBP: 0.298, SLG: 0.476 (1, 7) (7, 8)	0-0 3-H 1B		0-0 4-3		0-0 1-3		0-0 F3		0-0 F7	4	0	1	0	0	0	2			
<b>Gary Woods, R</b> OBP: 0.330, SLG: 0.395 (1, 8) (7, 7)	0-0 1-3		0-0 F9 1B BB		0-3 K		0-3 K		0-0 F2	4	0	0	0	1	2	2			
<b>Jody Davis, R</b> OBP: 0.304, SLG: 0.385 (1, 2)		0-0 FC4-6 1B		0-0 1-2 1B		0-0 F8		0-0 F6		4	0	2	1	0	0	0			
<b>Larry Bowa, S</b> OBP: 0.304, SLG: 0.313 (1, 6)		0-0 FC4-6 4-3 E		0-0 F9		0-3 K		4-0 2B BB		3	1	0	0	1	1	3			
<b>Doug Bird, R</b> OBP: 0.125, SLG: 0.156 (1, 1)	0-0 4-3		0-0 K		0-0 1B		0-3 K		0-3 K	4	0	1	0	0	2	4			
<b>Inning Stats</b>	R: 2 E: 0 K: 0 S: 6	H: 3 LOB: 1 BB: 0 P: 6	R: 0 E: 1 K: 0 S: 4	H: 1 LOB: 2 BB: 0 P: 5	R: 2 E: 0 K: 1 S: 8	H: 3 LOB: 2 BB: 1 P: 12	R: 2 E: 1 K: 1 S: 7	H: 2 LOB: 1 BB: 1 P: 11	R: 0 E: 0 K: 1 S: 7	H: 2 LOB: 2 BB: 0 P: 7	R: 1 E: 0 K: 2 S: 8	H: 1 LOB: 0 BB: 0 P: 8	R: 2 E: 0 K: 1 S: 7	H: 2 LOB: 1 BB: 1 P: 11	R: 0 E: 0 K: 0 S: 3	H: 0 LOB: 0 BB: 0 P: 3		1B: 8 2B: 5 3B: 0 HR: 1	SF: 0 SAC: 0 DP: 0 HBP: 1
<b>PITCHER</b> <b>Tom Seaver, R</b> ERA: 5.46 <b>Jim Kern, R</b> ERA: 2.85 <b>Greg Harris, R</b> ERA: 4.83 <b>Ben Hayes, R</b> ERA: 5.06 (1, 1) (3, 1) (5, 1) (7, 1)	IP: 2.1 WLS: L BF: 16 H: 7 R: 4 ER: 4 SO: 4 BB: 1 IBB: 0 HBP: 0 BLK: 0 WP: 0 HR: 0 S: 14 P: 19 ERA: 15.43 WHIP: 3.429															<b>PITCHER</b>			







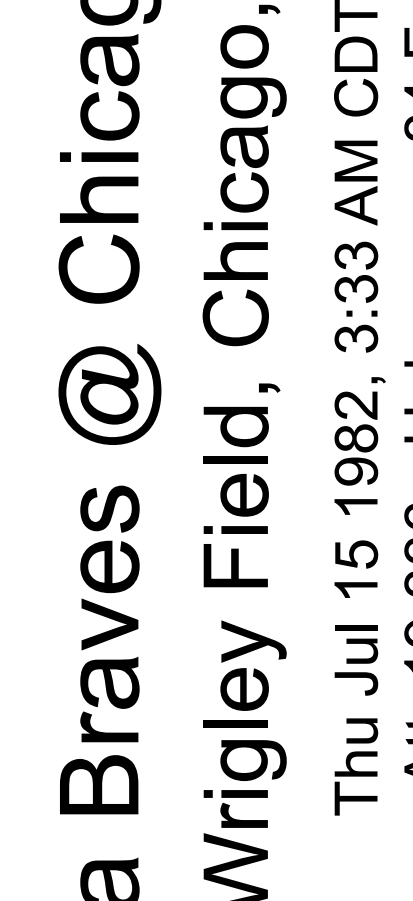


Batter	1	2	3	4	5	6	7	8	9	AB	R	H	RBI	BB	SO	LOB	TOP										
<b>Claudell Washington, L</b> OBP: 0.347, SLG: 0.403 (1, 9)	0-3 K	4-0 1B E BB	0-3 K		0-3 K		0-3 K			4	1	0	0	1	4	3	<b>Atlanta Braves @ Chicago Cubs</b> Wrigley Field, Chicago, IL Thu Jul 15 1982, 3:33 AM CDT Att: 19,336 - Unknown - 84 F										
<b>Glenn Hubbard, R</b> OBP: 0.342, SLG: 0.361 (1, 4)	0-0 2B	0-0 E 1B		0-0 P6	0-0 P4		0-0 E9			5	1	2	0	0	0	2											
<b>Chris Chambliss, L</b> OBP: 0.321, SLG: 0.411 (1, 3)	0-0 HR	0-0 E3 G1-4-3		0-0 P5		0-0 F8	0-0 F7			5	1	1	1	0	0	2											
<b>Dale Murphy, R</b> OBP: 0.380, SLG: 0.557 (1, 8)	0-0 HR	0-0 G1-4-3		0-0 5-3		4-0 S E BB		0-3 K		4	2	1	2	1	1	2											
<b>Bob Horner, R</b> OBP: 0.382, SLG: 0.543 <b>Jerry Royster, R</b> OBP: 0.265, SLG: 0.214 (8, 5)	0-0 6-3		0-0 F3		4-0 HR BB	0-0 P6		0-0 G3		4	1	0	0	1	0	1											
<b>Larry Whitenton, L</b> OBP: 0.382, SLG: 0.453 (1, 7)	0-0 HR		4-0 WP S 2B BB		0-0 F8	0-0 E9		0-0 6-3		4	3	2	2	1	0	1											
<b>Bruce Benedict, R</b> OBP: 0.304, SLG: 0.311 (1, 2)	0-0 1B		0-0 F9		0-0 HR	0-0 1B		0-0 F7		5	1	3	3	0	0	1											
<b>Rafael Ramirez, R</b> OBP: 0.297, SLG: 0.353 (1, 6)	0-3 K		4-0 2B IBB		0-0 FC 1B	0-0 F7		0-3 K		4	1	1	0	1	2	2											
<b>Phil Niekro, R</b> OBP: 0.239, SLG: 0.304 (1, 1)		0-0 F8		0-0 FC		0-0 F8		0-0 5-3		5	0	1	2	0	0	1											
<b>Inning Stats</b>	R: 4 E: 0 K: 2 S: 12	H: 5 LOB: 1 BB: 0 P: 12	R: 1 E: 1 K: 0 S: 4	H: 1 LOB: 1 BB: 1 P: 8	R: 2 E: 0 K: 1 S: 6	H: 1 LOB: 1 BB: 2 P: 14	R: 0 E: 0 K: 0 S: 3	H: 0 LOB: 0 BB: 0 P: 3	R: 2 E: 0 K: 1 S: 8	H: 2 LOB: 2 BB: 1 P: 12	R: 2 E: 1 K: 0 S: 5	H: 2 LOB: 1 BB: 1 P: 9	R: 0 E: 0 K: 1 S: 6	H: 0 LOB: 0 BB: 0 P: 6	R: 0 E: 0 K: 1 S: 5	H: 0 LOB: 0 BB: 0 P: 5		R: 0 E: 0 K: 1 S: 5	H: 0 LOB: 0 BB: 0 P: 5	1B: 6 2B: 2 3B: 0 HR: 3	SF: 0 SAC: 0 DP: 1 HBP: 0	WP: 1 PB: 0 SB: 2 CS: 0	PA: 45				
<b>PITCHER</b>	IP	WLS	BF	H	R	ER	SO	BB	IBB	HBP	BLK	WP	HR	S	P	ERA	WHIP										
<b>Fergie Jenkins, R</b> ERA: 3.14 (1, 1)	1.1	L	12	6	5	4	2	1	0	0	0	0	2	15	19	27.00	5.250										
<b>Mike Proly, R</b> ERA: 1.71 (2, 1)	0.2		1	0	0	0	0	0	0	0	0	0	0	1	1	0.00	0.000										
<b>Bill Campbell, R</b> ERA: 5.27 (3, 1)	2.0		9	1	2	2	1	1	1	0	0	1	0	9	17	9.00	1.000										
<b>Ken Kravec, L</b> ERA: 4.91 (5, 1)	2.0		13	4	4	3	1	2	0	0	0	0	1	13	21	13.50	3.000										
<b>Dick Tidrow, R</b> ERA: 4.1 (7, 1)	3.0		10	0	0	0	3	0	0	0	0	0	0	16	16	0.00	0.000										
Batter	1	2	3	4	5	6	7	8	9	AB	R	H	RBI	BB	SO	LOB	BOTTOM										
<b>Bump Wills, S</b> OBP: 0.334, SLG: 0.361 (1, 4)	0-0 F9		0-0 P6	0-0 23 S 1B			0-0 4-3		0-0 6-3	5	0	1	1	0	0	0	<b>Atlanta Braves @ Chicago Cubs</b> Wrigley Field, Chicago, IL Thu Jul 15 1982, 3:33 AM CDT Att: 19,336 - Unknown - 84 F										
<b>23 Ryne Sandberg, R</b> OBP: 0.285, SLG: 0.327 (1, 5)	0-0 F7		0-0 1-3	0-3 K			0-0 G3			4	0	0	0	0	1	2											
<b>Bill Buckner, L</b> OBP: 0.329, SLG: 0.393 (1, 3)	0-0 4-3		0-0 P5		0-0 F8		0-0 1B			4	0	1	0	0	0	0											
<b>Leon Durham, L</b> OBP: 0.379, SLG: 0.495 (1, 9)		0-0 F8		0-0 F3	0-0 4-3		0-0 4-3			4	0	0	0	0	0	1											
<b>Keith Moreland, R</b> OBP: 0.332, SLG: 0.422 (1, 7)		0-0 F8		4-0 HR BB	0-0 1B		0-0 F8			3	1	1	0	1	0	0											
<b>Gary Woods, R</b> OBP: 0.328, SLG: 0.392 (1, 8)		0-0 1B 1B		0-3 K	0-0 P4		0-0 L5			4	1	1	0	0	1	2											
<b>Jody Davis, R</b> OBP: 0.307, SLG: 0.400 (1, 2)		0-0 1B 1B		0-0 HR		0-3 K		0-0 6-3		4	1	2	2	0	1	0											
<b>Larry Bowa, S</b> OBP: 0.308, SLG: 0.318 <b>Junior Kennedy, R</b> OBP: 0.270, SLG: 0.293 (6, PH) (7, 6)		0-0 1B 1B		0-0 1B 1B		0-3 K		0-0 F9		2	1	2	1	0	0	0											
<b>Fergie Jenkins, R</b> ERA: 3.14 <b>Mike Proly, R</b> ERA: 1.71 <b>Bill Campbell, R</b> ERA: 5.27 <b>Ken Kravec, L</b> ERA: 4.91 <b>Dick Tidrow, R</b> ERA: 4.1 (1, 1)		0-3 K		0-0 1B 1B		0-0 5-3		0-0 F5		0	0	0	0	0	0	0											
<b>Inning Stats</b>	R: 0 E: 0 K: 0 S: 3	H: 0 LOB: 0 BB: 0 P: 3	R: 1 E: 0 K: 1 S: 8	H: 3 LOB: 2 BB: 0 P: 8	R: 0 E: 0 K: 0 S: 3	H: 0 LOB: 0 BB: 0 P: 3	R: 3 E: 0 K: 2 S: 11	H: 4 LOB: 2 BB: 1 P: 15	R: 0 E: 0 K: 0 S: 4	H: 1 LOB: 1 BB: 0 P: 4	R: 0 E: 0 K: 2 S: 7	H: 0 LOB: 0 BB: 0 P: 7	R: 0 E: 0 K: 0 S: 4	H: 1 LOB: 1 BB: 0 P: 4	R: 0 E: 0 K: 0 S: 3	H: 0 LOB: 0 BB: 0 P: 3		R: 0 E: 0 K: 0 S: 3	H: 0 LOB: 0 BB: 0 P: 3	1B: 8 2B: 0 3B: 0 HR: 1	SF: 0 SAC: 0 DP: 0 HBP: 0	WP: 0 PB: 0 SB: 1 CS: 0	PA: 37				
<b>PITCHER</b>	IP	WLS	BF	H	R	ER	SO	BB	IBB	HBP	BLK	WP	HR	S	P	ERA	WHIP										
<b>Phil Niekro, R</b> ERA: 3.44 (1, 1)	9.0	W	37	9	4	4	5	1	0	0	0	0	1	46	50	4.00	1.111										

AB 40  
R 11  
H 11  
RBI 10  
BB 5  
SO 7  
LOB 15



AB 36  
R 4  
H 9  
RBI 4  
BB 1  
SO 5  
LOB 7









Batter	1	2	3	4	5	6	7	8	9	AB	R	H	RBI	BB	SO	LOB	TOP				
<b>Claude Washington, L</b> OBP: 0.343, SLG: 0.392 (1, 9)	4-3		K	P5		4-3		S 1B BB		4	0	0	0	1	1	1					
<b>Rafael Ramirez, R</b> OBP: 0.306, SLG: 0.358 (1, 6)	S 1B BB		WP 1B			F8		S 1B		4	2	3	0	1	0	0					
<b>Rufino Linares, R</b> OBP: 0.374, SLG: 0.444 (1, 7)	F8 S 1-H 1B		F8			K		CS 1B		5	2	2	1	0	2	3					
<b>Dale Murphy, R</b> OBP: 0.391, SLG: 0.575 (1, 8)	F8		F8			BB 3B		5-3 2B		4	3	3	2	1	0	1					
<b>Chris Chambliss, L</b> OBP: 0.323, SLG: 0.408 (1, 3)			E S 2-H 1B			BB 3B		5-3 2B		4	1	2	2	1	1	4					
<b>Glenn Hubbard, R</b> OBP: 0.338, SLG: 0.360 (1, 4)	3-H 1B		1-3			1-H 1B 2-H 3B		1-6-3		5	1	1	2	0	1	3					
<b>Biff Pocoroba, S</b> OBP: 0.402, SLG: 0.493 (1, 2)		3-1				E3 SH3-4 FC6-4 1B		G3		5	0	2	2	0	0	0					
<b>Randy Johnson, R</b> OBP: 0.327, SLG: 0.341 (1, 5)	F9		P4			3-H FC6-4 1-2 1B		6-3		5	0	0	0	0	0	3					
<b>Bob Walk, R</b> OBP: 0.263, SLG: 0.152 (1, 1)			SH3-4					F5		3	0	0	0	0	1	0					
<b>Joe Cowley, R</b> OBP: 0.167, SLG: 0.167 (9, 1)	6-3							K		0	0	0	0	0	0	0					
<b>Inning Stats</b>	R: 2 E: 0 K: 1 S: 7	H: 2 LOB: 1 BB: 1 P: 11	R: 0 E: 0 K: 0 S: 3	H: 0 LOB: 0 BB: 0 P: 3	R: 2 E: 0 K: 1 S: 8	H: 3 LOB: 1 BB: 0 P: 8	R: 0 E: 1 K: 0 S: 4	H: 0 LOB: 1 BB: 0 P: 4	R: 3 E: 0 K: 1 S: 8	H: 3 LOB: 1 BB: 1 P: 12	R: 0 E: 0 K: 0 S: 3	H: 1 LOB: 0 BB: 0 P: 3	R: 2 E: 0 K: 0 S: 6	H: 3 LOB: 1 BB: 0 P: 6	R: 0 E: 0 K: 3 S: 10	H: 1 LOB: 3 BB: 2 P: 18	R: 0 E: 0 K: 0 S: 3	H: 0 LOB: 0 BB: 0 P: 3	1B: 9 2B: 3 3B: 1 HR: 0	SF: 0 SAC: 1 DP: 0 HBP: 0	WP: 1 PA: 45 PB: 0 SB: 6 CS: 1
<b>PITCHER</b>	IP WLS BF H R ER SO BB IBB HBP BLK WP HR S P ERA WHIP																				
<b>Dickie Noles, R</b> ERA: 4.12 (1, 1)	4.2 L 24 7 7 7 3 2 0 0 0 0 1 0 28 36 13.50 1.929																				
<b>Mike Proby, R</b> ERA: 1.53 (5, 1)	1.1 5 2 0 0 0 0 0 0 0 0 0 0 5 5 0.00 1.500																				
<b>Dick Tidrow, R</b> ERA: 4.28 (7, 1)	1.0 6 3 2 2 0 0 0 0 0 0 0 0 6 6 18.00 3.000																				
<b>Ken Kravec, L</b> ERA: 4.15 (8, 1)	2.0 9 1 0 0 3 1 1 0 0 0 0 0 13 21 0.00 1.000																				

Atlanta Braves @ Chicago Cubs  
Wrigley Field, Chicago, IL  
Sat Jul 17 1982, 3:33 AM CDT  
Att: 23,302 - Sunny - 89 F

AB 39  
R 9  
H 13  
RBI 9  
BB 4  
SO 6  
LOB 15



Batter	1	2	3	4	5	6	7	8	9	AB	R	H	RBI	BB	SO	LOB	BOTTOM				
<b>Bump Wills, S</b> OBP: 0.340, SLG: 0.372 (1, 4)	4-3		F7					23 S 1B		4	1	1	0	1	0	0					
<b>23 Ryne Sandberg, R</b> OBP: 0.284, SLG: 0.328 (1, 5)	1B S S 1B		P6				F8			5	1	1	0	0	0	3					
<b>Bill Buckner, L</b> OBP: 0.334, SLG: 0.396 (1, 3)	1-3 2B 1B		1B 1B				F8			4	2	3	1	0	0	0					
<b>Leon Durham, L</b> OBP: 0.378, SLG: 0.494 (1, 8)	K		1B 1B				F8			4	0	1	0	0	1	2					
<b>Keith Moreland, R</b> OBP: 0.339, SLG: 0.429 (1, 7)	2-H 2B		1-3 1B					FC4-6 1B		4	0	4	2	0	0	0					
<b>Jay Johnstone, L</b> OBP: 0.333, SLG: 0.413 (1, 9)	K		K				F7			4	0	0	0	0	2	5					
<b>Jody Davis, R</b> OBP: 0.301, SLG: 0.388 (1, 2)		5-3					F8			4	0	0	0	0	0	1					
<b>Larry Bowa, S</b> OBP: 0.304, SLG: 0.313 (1, 6)	4-3		F8				F7			4	0	0	0	0	0	1					
<b>Dickie Noles, R</b> OBP: 0.123, SLG: 0.129 (1, 1)										2	0	0	0	0	1	0					
<b>Mike Proby, R</b> OBP: 0.206, SLG: 0.490 (5, 1)										0	0	0	0	0	0	0					
<b>Steve Henderson, R</b> OBP: 0.226, SLG: 0.288 (6, PH)										1	0	0	0	0	1	0					
<b>Dick Tidrow, R</b> OBP: 0.167, SLG: 0.167 (7, 1)										0	0	0	0	0	0	0					
<b>Ken Kravec, L</b> OBP: 0.167, SLG: 0.167 (8, 1)										0	0	0	0	0	0	0					
<b>Bob Molinaro, R</b> OBP: 0.276, SLG: 0.250 (9, PH)										1	0	0	0	0	0	0					
<b>Inning Stats</b>	R: 2 E: 0 K: 2 S: 10	H: 3 LOB: 1 BB: 0 P: 10	R: 0 E: 0 K: 1 S: 5	H: 0 LOB: 0 BB: 0 P: 5	R: 1 E: 0 K: 1 S: 8	H: 3 LOB: 2 BB: 0 P: 8	R: 0 E: 1 K: 0 S: 4	H: 0 LOB: 2 BB: 1 P: 8	R: 0 E: 0 K: 0 S: 5	H: 1 LOB: 1 BB: 0 P: 4	R: 0 E: 0 K: 1 S: 5	H: 0 LOB: 0 BB: 0 P: 5	R: 1 E: 0 K: 0 S: 4	H: 2 LOB: 0 BB: 0 P: 4	R: 0 E: 0 K: 0 S: 4	H: 1 LOB: 1 BB: 0 P: 4	R: 0 E: 0 K: 0 S: 3	H: 0 LOB: 0 BB: 0 P: 3	1B: 9 2B: 1 3B: 0 HR: 0	SF: 0 SAC: 0 DP: 1 HBP: 0	WP: 0 PA: 38 PB: 0 SB: 4 CS: 0
<b>PITCHER</b>	IP WLS BF H R ER SO BB IBB HBP BLK WP HR S P ERA WHIP																				
<b>Bob Walk, R</b> ERA: 3.91 (1, 1)	8.0 W 35 10 4 4 4 0 1 0 0 0 0 0 44 48 4.50 1.375																				
<b>Joe Cowley, R</b> ERA: 4.05 (9, 1)	1.0 3 0 0 0 0 0 0 0 0 0 0 0 3 3 0.00 0.000																				

Atlanta Braves @ Chicago Cubs  
Wrigley Field, Chicago, IL  
Sat Jul 17 1982, 3:33 AM CDT  
Att: 23,302 - Sunny - 89 F


AB 37  
R 4  
H 10  
RBI 3  
BB 1  
SO 5  
LOB 12





Batter	1	2	3	4	5	6	7	8	9	AB	R	H	RBI	BB	SO	LOB	TOP					
Claudell Washington, L OBP: 0.342, SLG: 0.391 (1, 9)										4	1	1	0	0	2	1	<b>Atlanta Braves @ Chicago Cubs</b> Wrigley Field, Chicago, IL Sun Jul 18 1982, 3:33 AM CDT Att: 15,816 - Sunny - 73 F					
Glenn Hubbard, R OBP: 0.337, SLG: 0.360 (1, 4)										3	0	1	0	0	0	1						
Dale Murphy, R OBP: 0.392, SLG: 0.574 (1, 8)										4	1	2	1	0	1	1						
Bob Horner, R OBP: 0.379, SLG: 0.538 Jerry Royster, R OBP: 0.260, SLG: 0.209 (8, PR) (8, 5)										4	0	1	0	0	0	3						
Chris Chambliss, L OBP: 0.322, SLG: 0.406 (1, 3)										4	1	1	0	0	1	2						
Rufino Linares, R OBP: 0.378, SLG: 0.455 (1, 7)										4	1	2	1	0	1	1						
Biff Pocoroba, S OBP: 0.407, SLG: 0.494 (1, 2)										4	0	2	2	0	0	0						
Rafael Ramirez, R OBP: 0.306, SLG: 0.357 (1, 6)										4	0	1	0	0	0	1						
Rick Camp, R (1, 1)										2	0	0	0	0	0	0						
<b>Inning Stats</b>	R: 3 E: 0 K: 0 S: 7	H: 5 LOB: 1 BB: 0 P: 7	R: 0 E: 0 K: 0 S: 4	H: 1 LOB: 1 BB: 0 P: 4	R: 0 E: 0 K: 0 S: 4	H: 1 LOB: 0 BB: 0 P: 3	R: 0 E: 0 K: 0 S: 3	H: 0 LOB: 0 BB: 0 P: 3	R: 0 E: 0 K: 1 S: 6	H: 1 LOB: 1 BB: 0 P: 6	R: 1 E: 0 K: 0 S: 4	H: 2 LOB: 1 BB: 0 P: 4	R: 0 E: 0 K: 1 S: 5	H: 0 LOB: 0 BB: 0 P: 5	R: 0 E: 0 K: 2 S: 7	H: 1 LOB: 1 BB: 0 P: 7	R: 0 E: 0 K: 1 S: 5	H: 0 LOB: 0 BB: 0 P: 5	1B: 10 2B: 1 3B: 0 HR: 0	SF: 0 SAC: 2 DP: 0 HBP: 0	WP: 0 PB: 0 SB: 0 CS: 1	PA: 35
<b>PITCHER</b>	IP WLS BF H R ER SO BB IBB HBP BLK WP HR S P ERA WHIP	IP WLS BF H R ER SO BB IBB HBP BLK WP HR S P ERA WHIP																				
Doug Bird, R ERA: 4.5 (1, 1)	7.0 L 29 10 4 4 2 0 0 0 0 0 0 33 33 5.14 1.429																					
Lee Smith, R ERA: 3.43 (8, 1)	2.0 6 1 0 0 3 0 0 0 0 0 0 0 12 12 0.00 0.500																					

Batter	1	2	3	4	5	6	7	8	9	AB	R	H	RBI	BB	SO	LOB	BOTTOM					
23 Ryne Sandberg, R OBP: 0.286, SLG: 0.329 (1, 5)										3	1	1	0	1	0	2	<b>Atlanta Braves @ Chicago Cubs</b> Wrigley Field, Chicago, IL Sun Jul 18 1982, 3:33 AM CDT Att: 15,816 - Sunny - 73 F					
Junior Kennedy, R OBP: 0.275, SLG: 0.298 (1, 4)										4	0	1	0	0	1	2						
Bill Buckner, L OBP: 0.333, SLG: 0.395 (1, 3)										4	0	1	1	0	0	4						
Leon Durham, L OBP: 0.374, SLG: 0.487 (1, 9)										4	0	0	0	0	0	2						
Keith Moreland, R OBP: 0.338, SLG: 0.430 (1, 7)										4	0	1	0	0	0	0						
Gary Woods, R OBP: 0.329, SLG: 0.387 Bump Willis, S OBP: 0.339, SLG: 0.371 (9, PH)										1	0	0	0	1	0	0						
Jody Davis, R OBP: 0.298, SLG: 0.383 Jay Johnstone, L OBP: 0.331, SLG: 0.410 (9, PH)										3	0	0	0	0	1	2						
Larry Bowa, S OBP: 0.304, SLG: 0.316 (1, 6)										3	1	1	0	0	0	2						
Doug Bird, R OBP: 0.152, SLG: 0.182 Bob Molinaro, L OBP: 0.271, SLG: 0.245 Lee Smith, R OBP: 0.143, SLG: 0.308 (7, PH) (8, 1)										1	0	1	0	0	0	0						
<b>Inning Stats</b>	R: 1 E: 1 K: 0 S: 4	H: 2 LOB: 0 BB: 0 P: 4	R: 0 E: 0 K: 1 S: 6	H: 1 LOB: 1 BB: 0 P: 6	R: 0 E: 0 K: 1 S: 5	H: 1 LOB: 1 BB: 1 P: 9	R: 0 E: 0 K: 0 S: 3	H: 0 LOB: 1 BB: 1 P: 7	R: 0 E: 1 K: 0 S: 5	H: 1 LOB: 1 BB: 0 P: 5	R: 0 E: 0 K: 0 S: 3	H: 0 LOB: 0 BB: 0 P: 3	R: 0 E: 0 K: 0 S: 4	H: 0 LOB: 0 BB: 0 P: 4	R: 0 E: 0 K: 0 S: 3	H: 1 LOB: 0 BB: 0 P: 3	R: 0 E: 0 K: 0 S: 3	H: 0 LOB: 0 BB: 0 P: 3	1B: 4 2B: 2 3B: 0 HR: 0	SF: 0 SAC: 2 DP: 4 HBP: 0	WP: 0 PB: 0 SB: 0 CS: 0	PA: 34
<b>PITCHER</b>	IP WLS BF H R ER SO BB IBB HBP BLK WP HR S P ERA WHIP	IP WLS BF H R ER SO BB IBB HBP BLK WP HR S P ERA WHIP																				
Rick Camp, R ERA: 3.06 (1, 1)	9.0 W 34 6 2 1 2 2 0 0 0 0 0 36 44 1.00 0.889																					



livebaseballscores.com

livebaseballscores.com



Batter	1	2	3	4	5	6	7	8	9	10	AB	R	H	RBI	BB	SO	LOB	TOP				
Dickie Thon, R OBP: 0.316, SLG: 0.379 (1, 6)	FC4-6 BB	FC5-4		FC6 1B		FC6-4			F7		4	0	1	1	1	0	3	<b>Houston Astros @ Chicago Cubs</b> Wrigley Field, Chicago, IL Mon Jul 19 1982, 3:33 AM CDT Att: 13,538 - Overcast - 67 F				
Terry Puhl, L OBP: 0.326, SLG: 0.389 (1, 8) (10, 9)	FC4-6 S 1-2f		WP HR 6-3 1B	FC6 1-2f			F9		F7		5	1	1	0	0	0	2					
Ray Knight, R OBP: 0.368, SLG: 0.436 (1, 3)	4-3		F8		4-3			G3 1B		1B 1B	5	1	2	0	0	0	2					
Jose Cruz, L OBP: 0.333, SLG: 0.378 (1, 7)	F7		6-3		P6			G3		K	5	0	0	0	0	1	4					
Danny Heep, L OBP: 0.231, SLG: 0.424 (1, 9)			K								4	1	2	2	1	1	1					
Tony Scott, S OBP: 0.267, SLG: 0.301 (10, 8)			HR							1B 1B	0	0	0	0	0	0	0					
Phil Garner, R OBP: 0.288, SLG: 0.413 (1, 4)	F7		1-3							1B	5	0	1	1	0	0	1					
Art Howe, R OBP: 0.314, SLG: 0.279 (1, 5)										1B 1-3 2-H	3	2	1	0	2	0	0					
Luis Pujols, R OBP: 0.216, SLG: 0.302 (1, 2)										IBB	4	0	0	0	1	2	4					
Vern Ruhle, R OBP: 0.231, SLG: 0.130 (1, 1)											1	0	1	1	0	0	0					
Denny Walling, L OBP: 0.292, SLG: 0.286 (6, PH)											1	0	1	0	0	0	0					
Michael LaCoss, R OBP: 0.167, SLG: 0.167 (6, 1)											0	0	0	0	0	0	0					
Harry Spillman, L OBP: 0.273, SLG: 0.545 (9, PH)											1	0	0	0	0	0	0					
Frank LaCorte, R (9, 1)											1	0	0	0	0	3						
<b>Inning Stats</b>	R: 0 E: 0 K: 0 S: 3	H: 0 LOB: 1 BB: 1 P: 7	R: 1 E: 0 K: 1 S: 7	H: 2 LOB: 2 BB: 1 P: 11	R: 2 E: 0 K: 1 S: 5	H: 2 LOB: 0 BB: 0 P: 5	R: 1 E: 0 K: 0 S: 4	H: 1 LOB: 1 BB: 1 P: 8	R: 0 E: 0 K: 0 S: 3	H: 0 LOB: 0 BB: 0 P: 7	R: 0 E: 0 K: 0 S: 4	H: 1 LOB: 1 BB: 0 P: 4	R: 0 E: 0 K: 1 S: 5	H: 0 LOB: 0 BB: 0 P: 5	R: 0 E: 0 K: 0 S: 3	H: 0 LOB: 0 BB: 0 P: 3	R: 1 E: 0 K: 2 S: 10	H: 3 LOB: 3 BB: 1 P: 14	1B: 8 2B: 1 3B: 0 HR: 1	SF: 0 SAC: 1 DP: 0 HBP: 0	WP: 1 PA: 45 PB: 0 SB: 1 CS: 0	
<b>PITCHER</b>	IP WLS BF H R ER SO ERA WHIP	IP WLS BF H R ER SO ERA WHIP	IP WLS BF H R ER SO ERA WHIP	IP WLS BF H R ER SO ERA WHIP	IP WLS BF H R ER SO ERA WHIP	IP WLS BF H R ER SO ERA WHIP	IP WLS BF H R ER SO ERA WHIP	IP WLS BF H R ER SO ERA WHIP	IP WLS BF H R ER SO ERA WHIP	IP WLS BF H R ER SO ERA WHIP	IP WLS BF H R ER SO ERA WHIP	IP WLS BF H R ER SO ERA WHIP	IP WLS BF H R ER SO ERA WHIP	IP WLS BF H R ER SO ERA WHIP	IP WLS BF H R ER SO ERA WHIP	IP WLS BF H R ER SO ERA WHIP	IP WLS BF H R ER SO ERA WHIP	IP WLS BF H R ER SO ERA WHIP	IP WLS BF H R ER SO ERA WHIP	IP WLS BF H R ER SO ERA WHIP	IP WLS BF H R ER SO ERA WHIP	IP WLS BF H R ER SO ERA WHIP
Tom Filer, R ERA: 5.53 (1, 1)	3.2	19	5	4	4	1	BB: 3	IBB: 0	HBP: 0	BLK: 0	WP: 1	HR: 1	S: 18	P: 30	ERA: 9.82	WHIP: 2.182						
Mike Proly, R ERA: 1.46 (4, 1)	3.1	13	2	0	0	0	BB: 1	IBB: 0	HBP: 0	BLK: 0	WP: 0	HR: 0	S: 12	P: 16	ERA: 0.00	WHIP: 0.900						
Dick Tidrow, R ERA: 4.14 (8, 1)	2.0	6	0	0	0	1	BB: 0	IBB: 0	HBP: 0	BLK: 0	WP: 0	HR: 0	S: 8	P: 8	ERA: 0.00	WHIP: 0.000						
Lee Smith, R ERA: 3.5 (10, 1)	1.0	W	7	3	1	1	2	0	1	0	0	0	10	14	9.00	3.000						

Batter	1	2	3	4	5	6	7	8	9	10	AB	R	H	RBI	BB	SO	LOB	BOTTOM			
23 Ryne Sandberg, R OBP: 0.290, SLG: 0.330 (1, 5)	1B 1B			F9					K		4	1	2	1	1	1	2	<b>Houston Astros @ Chicago Cubs</b> Wrigley Field, Chicago, IL Mon Jul 19 1982, 3:33 AM CDT Att: 13,538 - Overcast - 67 F			
Junior Kennedy, R OBP: 0.287, SLG: 0.304 (1, 4)	1B FC4-6 1B	6-3				FC6-4 1B					4	1	2	0	1	0	3				
Bill Buckner, L OBP: 0.332, SLG: 0.392 (1, 3)	FC4-6 1-3 2-H 1B			L5		F7			F5		5	0	1	1	0	0	3				
Leon Durham, L OBP: 0.374, SLG: 0.489 (1, 8) (9, 9)	FC4-6 S 1-2f			G3		FC6-4 CS					5	1	2	1	0	0	2				
Keith Moreland, R OBP: 0.334, SLG: 0.425 (1, 7)	3-H K			K							4	0	0	0	0	2	2				
Gary Woods, R OBP: 0.327, SLG: 0.385 (8, PR) (9, 8)	1-2 K			K		CS			E6 FC3-2		1	0	0	0	0	1	1				
Jay Johnstone, L OBP: 0.333, SLG: 0.409 (1, 9) (9, 7)	G3								FC3-2 FC6-4		5	2	2	1	0	1	3				
Jody Davis, R OBP: 0.300, SLG: 0.388 (1, 2)											5	1	2	0	0	0	3				
Larry Bowa, S OBP: 0.302, SLG: 0.314 (1, 6)											5	0	1	0	0	1	2				
Tom Filer, R OBP: 0.293, SLG: 0.167 (4, 1)											1	0	0	0	0	1	1				
Mike Proly, R OBP: 0.283, SLG: 0.800 (7, PH)											1	0	1	0	0	0	0				
Bump Willis, S OBP: 0.341, SLG: 0.373 (8, 1)											0	0	0	0	0	0	0				
Dick Tidrow, R OBP: 0.373, SLG: 0.421 (9, PH)											1	0	0	0	0	0	0				
Bob Molinaro, L OBP: 0.285, SLG: 0.241 (10, 1)											1	0	0	0	0	0	0				
Lee Smith, R OBP: 0.273, SLG: 0.308 (10, PH)											1	0	1	1	0	0	0				
Jerry Morales, R OBP: 0.306, SLG: 0.467 (10, PH)											1	0	1	1	0	0	0				
<b>Inning Stats</b>	R: 2 E: 0 K: 1 S: 8	H: 3 LOB: 1 BB: 0 P: 8	R: 1 E: 0 K: 2 S: 9	H: 2 LOB: 1 BB: 0 P: 9	R: 0 E: 0 K: 1 S: 5	H: 0 LOB: 0 BB: 0 P: 5	R: 1 E: 0 K: 0 S: 5	H: 3 LOB: 1 BB: 0 P: 5	R: 0 E: 0 K: 0 S: 3	H: 0 LOB: 0 BB: 0 P: 5	R: 0 E: 0 K: 1 S: 5	H: 1 LOB: 1 BB: 1 P: 7	R: 0 E: 1 K: 0 S: 5	H: 1 LOB: 2 BB: 0 P: 5	R: 0 E: 1 K: 1 S: 6	H: 0 LOB: 2 BB: 1 P: 10	R: 2 E: 0 K: 1 S: 8	H: 4 LOB: 2 BB: 0 P: 8	1B: 13 2B: 2 3B: 0 HR: 0	SF: 0 SAC: 0 DP: 2 HBP: 0	WP: 1 PA: 46 PB: 1 SB: 2 CS: 1
<b>PITCHER</b>	IP WLS BF H R ER SO ERA WHIP	IP WLS BF H R ER SO ERA WHIP	IP WLS BF H R ER SO ERA WHIP	IP WLS BF H R ER SO ERA WHIP	IP WLS BF H R ER SO ERA WHIP	IP WLS BF H R ER SO ERA WHIP	IP WLS BF H R ER SO ERA WHIP	IP WLS BF H R ER SO ERA WHIP	IP WLS BF H R ER SO ERA WHIP	IP WLS BF H R ER SO ERA WHIP	IP WLS BF H R ER SO ERA WHIP	IP WLS BF H R ER SO ERA WHIP	IP WLS BF H R ER SO ERA WHIP	IP WLS BF H R ER SO ERA WHIP	IP WLS BF H R ER SO ERA WHIP	IP WLS BF H R ER SO ERA WHIP	IP WLS BF H R ER SO ERA WHIP	IP WLS BF H R ER SO ERA WHIP	IP WLS BF H R ER SO ERA WHIP	IP WLS BF H R ER SO ERA WHIP	IP WLS BF H R ER SO ERA WHIP
Vern Ruhle, R ERA: 3.44 (1, 1)	5.0	22	9	4	4	4	BB: 1	IBB: 0	HBP: 0	BLK: 0	WP: 0	HR: 0	S: 30	P: 30	ERA: 7.20	WHIP: 1.800					
Michael LaCoss, R ERA: 3.50 (6, 1)	3.0	12	2	0	0	1	BB: 0	IBB: 0	HBP: 0	BLK: 0	WP: 0	HR: 0	S: 13	P: 17	ERA: 0.00	WHIP: 1.000					
Frank LaCorte, R ERA: 5.66 (9, 1)	1.2	L	11	4	2	2	1	0	0	0	1	0	14	18	10.80	3.000					



Batter	1	2	3	4	5	6	7	8	9	AB	R	H	RBI	BB	SO	LOB	TOP					
Dickie Thon, R OBP: 0.315, SLG: 0.381 (1, 6)	0-0 3-1 2B 2B		0-0 5-3		0-0 6-3		0-0 6-3			4	1	1	0	0	0	1						
Terry Puhl, L OBP: 0.326, SLG: 0.386 (1, 8)	0-0 3-1		1-0 HBP		0-3 K		0-0 1-3			3	0	0	0	0	1	1						
Ray Knight, R OBP: 0.367, SLG: 0.437 (1, 3)	0-0 CS 2B		0-0 G3		0-3 K		0-3 K			4	0	1	1	0	2	1						
Jose Cruz, L OBP: 0.338, SLG: 0.381 (1, 7)	4-0 2-3 BB		0-0 HR		0-0 1B		0-3 K			3	1	2	0	1	1	0						
Danny Heep, L OBP: 0.330, SLG: 0.404 (1, 9)	0-3 K		0-0 F7		0-3 K		0-0 P6			4	0	0	0	0	2	3						
Phil Garner, R OBP: 0.297, SLG: 0.419 (1, 4)		0-0 F9		0-0 HR		0-0 F8		0-0 F8		4	1	1	2	0	0	1						
Art Howe, R OBP: 0.317, SLG: 0.299 (1, 5)		0-0 F9		0-3 K		0-0 2B		0-0 3B		4	0	2	0	0	1	0						
Luis Pujols, R OBP: 0.211, SLG: 0.294 (9, PH)		0-0 6-3		0-0 6-3		0-0 6-3		0-0 3-1		3	0	0	0	0	0	1						
Harry Spillman, L OBP: 0.250, SLG: 0.500 (8, PH)										1	0	0	0	0	0	1						
Don Sutton, R OBP: 0.192, SLG: 0.160 (8, 1)			0-3 K		0-0 F8		0-3 K			3	0	0	0	0	2	1						
Randy Moffitt, R (8, 1)										0	0	0	0	0	0	0						
<b>Inning Stats</b>	R: 1 E: 0 K: 1 S: 6	H: 2 LOB: 1 BB: 1 P: 10	R: 0 E: 0 K: 0 S: 3	H: 0 LOB: 0 BB: 0 P: 3	R: 0 E: 0 K: 1 S: 5	H: 0 LOB: 1 BB: 0 P: 6	R: 2 E: 0 K: 1 S: 7	H: 2 LOB: 0 BB: 0 P: 7	R: 0 E: 0 K: 1 S: 5	H: 1 LOB: 1 BB: 0 P: 8	R: 0 E: 0 K: 1 S: 6	H: 1 LOB: 1 BB: 0 P: 6	R: 0 E: 0 K: 0 S: 7	H: 0 LOB: 0 BB: 0 P: 7	R: 0 E: 0 K: 0 S: 4	H: 1 LOB: 1 BB: 0 P: 4	1B: 2 2B: 3 3B: 1 HR: 1	SF: 0 SAC: 0 DP: 0 HBP: 1	WP: 0 PA: 35 PB: 0 SB: 1 CS: 1			
<b>PITCHER</b>	IP WLS BF H R ER SO BB IBB HBP BLK WP HR S P ERA WHIP	7.0 L 28 6 3 3 7 1 0 1 0 0 1 40 45 3.86 1.000	1.0 W 3 0 0 0 2 0 0 0 0 0 0 7 7 0.00 0.000	1.0 S 4 1 0 0 0 0 0 0 0 0 0 4 4 0.00 1.000	<b>PITCHER</b>										IP WLS BF H R ER SO BB IBB HBP BLK WP HR S P ERA WHIP	IP WLS BF H R ER SO BB IBB HBP BLK WP HR S P ERA WHIP						
Fergie Jenkins, R ERA: 3.18 (1, 1)											7.0 L 28 6 3 3 7 1 0 1 0 0 1 40 45 3.86 1.000											7.0 L 28 6 3 3 7 1 0 1 0 0 1 40 45 3.86 1.000
Willie Hernandez, L ERA: 3.62 (8, 1)											1.0 W 3 0 0 0 2 0 0 0 0 0 0 7 7 0.00 0.000											1.0 W 3 0 0 0 2 0 0 0 0 0 0 7 7 0.00 0.000
Dick Tidrow, R ERA: 4.08 (9, 1)											1.0 S 4 1 0 0 0 0 0 0 0 0 0 4 4 0.00 1.000											1.0 S 4 1 0 0 0 0 0 0 0 0 0 4 4 0.00 1.000

Houston Astros @ Chicago Cubs  
Wrigley Field, Chicago, IL  
Tue Jul 20 1982, 3:33 AM CDT  
Att: 16,284 - Cloudy - 70 F

AB 33  
R 3  
H 7  
RBI 3  
BB 1  
SO 9  
LOB 10



Batter	1	2	3	4	5	6	7	8	9	AB	R	H	RBI	BB	SO	LOB	BOTTOM					
23 Ryne Sandberg, R OBP: 0.292, SLG: 0.334 (1, 5)	0-3 K		0-0 1B 2B		0-0 FC6-4 CS		0-0 6-3 S 1B	0-0 6-3		5	1	2	0	0	1	3						
Junior Kennedy, R OBP: 0.293, SLG: 0.310 (1, 4)	0-0 5-3		0-0 1B		0-0 1B		0-0 6-3			4	0	2	1	0	0	1						
Bill Buckner, L OBP: 0.331, SLG: 0.391 (1, 3)	0-0 G3		0-0 F7		0-0 FC6-4 1B		0-0 F8			4	0	1	0	0	0	2						
Leon Durham, L OBP: 0.373, SLG: 0.484 (1, 8) (9, 9)		4-0 S 1B SF8 BB	0-0 F7		0-0 FC6-4		0-0 F7			3	1	0	0	1	0	3						
Keith Moreland, R OBP: 0.339, SLG: 0.427 (8, PR)		0-0 1B 1B	0-0 4-3		0-0 SH5-3 1B		4-0 FC3-6 BB			3	0	2	0	1	0	1						
Gary Woods, R OBP: 0.327, SLG: 0.385 (9, 8)		1-2 1B								0	0	0	0	0	0	0						
Jay Johnstone, L OBP: 0.333, SLG: 0.408 (1, 9) (9, 7)		0-0 F8		0-0 4-3 1B		0-0 SH5-3		0-0 FC3-6 BB 2B		3	1	1	0	0	0	3						
Jody Davis, R OBP: 0.299, SLG: 0.385 (1, 2)		0-0 SF8		0-0 4-3		0-0 L5		4-0 BB 2B BB		2	1	0	1	1	0	2						
Larry Bowa, S OBP: 0.305, SLG: 0.315 (1, 6)		0-0 FC4-6 1B		0-0 FC1-5-6-3-6		0-0 P5		4-0 2B BB		3	1	1	0	1	0	2						
Fergie Jenkins, R OBP: 0.086, SLG: 0.088 (7, PH)		0-0 FC4-6								2	0	1	0	0	0	2						
Bump Wills, S OBP: 0.340, SLG: 0.372 (8, 1)										1	0	0	0	0	0	0						
Willie Hernandez, L (8, 1)										0	0	0	0	0	0	0						
Bob Molinaro, L OBP: 0.279, SLG: 0.273 (8, PH)										1	0	1	3	0	0	0						
Dick Tidrow, R (9, 1)										0	0	0	0	0	0	0						
<b>Inning Stats</b>	R: 0 E: 0 K: 1 S: 5	H: 0 LOB: 0 BB: 0 P: 5	R: 1 E: 0 K: 0 S: 5	H: 2 LOB: 2 BB: 1 P: 9	R: 1 E: 0 K: 0 S: 5	H: 2 LOB: 1 BB: 0 P: 5	R: 0 E: 0 K: 0 S: 3	H: 1 LOB: 0 BB: 0 P: 3	R: 0 E: 0 K: 0 S: 5	H: 3 LOB: 2 BB: 0 P: 5	R: 0 E: 0 K: 0 S: 4	H: 1 LOB: 1 BB: 0 P: 4	R: 0 E: 0 K: 0 S: 4	H: 1 LOB: 1 BB: 0 P: 4	R: 3 E: 0 K: 0 S: 4	H: 1 LOB: 2 BB: 3 P: 16	1B: 9 2B: 3 3B: 0 HR: 0	SF: 1 SAC: 1 DP: 1 HBP: 0	WP: 0 PA: 37 PB: 0 SB: 2 CS: 1			
<b>PITCHER</b>	IP WLS BF H R ER SO BB IBB HBP BLK WP HR S P ERA WHIP	7.2 L 35 10 5 5 1 4 0 0 0 0 0 2 2 5.87 1.826	0.1 L 2 1 0 0 0 0 0 0 0 0 0 2 2 0.00 3.000	<b>PITCHER</b>										IP WLS BF H R ER SO BB IBB HBP BLK WP HR S P ERA WHIP	IP WLS BF H R ER SO BB IBB HBP BLK WP HR S P ERA WHIP							
Don Sutton, R ERA: 3.06 (1, 1)											7.2 L 35 10 5 5 1 4 0 0 0 0 0 2 2 5.87 1.826											7.2 L 35 10 5 5 1 4 0 0 0 0 0 2 2 5.87 1.826
Randy Moffitt, R ERA: 4.15 (8, 1)											0.1 L 2 1 0 0 0 0 0 0 0 0 0 2 2 0.00 3.000											0.1 L 2 1 0 0 0 0 0 0 0 0 0 2 2 0.00 3.000

Houston Astros @ Chicago Cubs  
Wrigley Field, Chicago, IL  
Tue Jul 20 1982, 3:33 AM CDT  
Att: 16,284 - Cloudy - 70 F

AB 31  
R 5  
H 11  
RBI 5  
BB 4  
SO 1  
LOB 19





Batter	1	2	3	4	5	6	7	8	9	AB	R	H	RBI	BB	SO	LOB	TOP							
Dickie Thon, R OBP: 0.314, SLG: 0.387 (1, 6)										4	1	1	0	0	0	3	<b>Houston Astros @ Chicago Cubs</b> Wrigley Field, Chicago, IL Wed Jul 21 1982, 3:33 AM CDT Att: 13,264 - Cloudy - 74 F							
Tony Scott, S OBP: 0.270, SLG: 0.303 (1, 8)										4	0	2	0	0	0	1								
Ray Knight, R OBP: 0.368, SLG: 0.436 (1, 3)										3	0	1	0	1	1	2								
Jose Cruz, L OBP: 0.337, SLG: 0.380 (1, 7)										4	0	1	0	0	0	4								
Danny Heep, L OBP: 0.321, SLG: 0.391 (8, PH)										3	1	0	0	0	0	1								
Kiko Garcia, R OBP: 0.215, SLG: 0.313 (8, PH)										1	0	0	0	0	0	1								
Denny Walling, L OBP: 0.292, SLG: 0.286 (8, 9)										0	0	0	0	0	0	0								
Phil Garner, R OBP: 0.299, SLG: 0.420 (1, 4)										4	0	2	0	0	2	0								
Art Howe, R OBP: 0.321, SLG: 0.302 (1, 5)										4	0	2	1	0	0	1								
Luis Pujols, R OBP: 0.212, SLG: 0.292 (1, 2)										4	0	1	0	0	0	1								
Nolan Ryan, R OBP: 0.220, SLG: 0.152 (6, 1)										2	0	1	0	0	0	1								
Michael LaCoss, R OBP: 0.286, SLG: 0.286 (8, 1)										1	0	1	0	0	0	0								
Frank LaCorte, R (8, 1)										0	0	0	0	0	0	0								
<b>Inning Stats</b>	R: 1 E: 0 K: 0 S: 3	H: 1 LOB: 0 BB: 1 P: 7	R: 0 E: 0 K: 1 S: 6	H: 1 LOB: 1 BB: 0 P: 6	R: 0 E: 0 K: 1 S: 7	H: 2 LOB: 2 BB: 0 P: 7	R: 0 E: 0 K: 0 S: 3	H: 1 LOB: 0 BB: 0 P: 3	R: 0 E: 0 K: 0 S: 4	H: 1 LOB: 1 BB: 0 P: 4	R: 1 E: 0 K: 0 S: 5	H: 3 LOB: 2 BB: 0 P: 5	R: 0 E: 0 K: 0 S: 3	H: 1 LOB: 0 BB: 0 P: 3	R: 0 E: 0 K: 0 S: 4	H: 2 LOB: 1 BB: 0 P: 4		R: 0 E: 0 K: 1 S: 5	H: 0 LOB: 0 BB: 0 P: 5	1B: 11 2B: 0 3B: 1 HR: 0	SF: 0 SAC: 0 DP: 2 HBP: 0	WP: 2 PB: 0 SB: 0 CS: 1	PA: 35	
<b>PITCHER</b>	IP WLS BF H R ER SO BB IBB HBP BLK WP HR S P ERA WHIP	IP WLS BF H R ER SO BB IBB HBP BLK WP HR S P ERA WHIP	IP WLS BF H R ER SO BB IBB HBP BLK WP HR S P ERA WHIP	IP WLS BF H R ER SO BB IBB HBP BLK WP HR S P ERA WHIP	IP WLS BF H R ER SO BB IBB HBP BLK WP HR S P ERA WHIP	IP WLS BF H R ER SO BB IBB HBP BLK WP HR S P ERA WHIP	IP WLS BF H R ER SO BB IBB HBP BLK WP HR S P ERA WHIP	IP WLS BF H R ER SO BB IBB HBP BLK WP HR S P ERA WHIP	IP WLS BF H R ER SO BB IBB HBP BLK WP HR S P ERA WHIP	IP WLS BF H R ER SO BB IBB HBP BLK WP HR S P ERA WHIP	IP WLS BF H R ER SO BB IBB HBP BLK WP HR S P ERA WHIP	IP WLS BF H R ER SO BB IBB HBP BLK WP HR S P ERA WHIP	IP WLS BF H R ER SO BB IBB HBP BLK WP HR S P ERA WHIP	IP WLS BF H R ER SO BB IBB HBP BLK WP HR S P ERA WHIP	IP WLS BF H R ER SO BB IBB HBP BLK WP HR S P ERA WHIP	IP WLS BF H R ER SO BB IBB HBP BLK WP HR S P ERA WHIP		IP WLS BF H R ER SO BB IBB HBP BLK WP HR S P ERA WHIP	IP WLS BF H R ER SO BB IBB HBP BLK WP HR S P ERA WHIP	IP WLS BF H R ER SO BB IBB HBP BLK WP HR S P ERA WHIP	IP WLS BF H R ER SO BB IBB HBP BLK WP HR S P ERA WHIP	IP WLS BF H R ER SO BB IBB HBP BLK WP HR S P ERA WHIP	IP WLS BF H R ER SO BB IBB HBP BLK WP HR S P ERA WHIP	IP WLS BF H R ER SO BB IBB HBP BLK WP HR S P ERA WHIP

AB	34
R	2
H	12
RBI	1
BB	1
SO	3
LOB	15



Batter	1	2	3	4	5	6	7	8	9	AB	R	H	RBI	BB	SO	LOB	BOTTOM							
23 Ryne Sandberg, R OBP: 0.293, SLG: 0.333 (1, 5)										4	0	1	0	1	1	2	<b>Houston Astros @ Chicago Cubs</b> Wrigley Field, Chicago, IL Wed Jul 21 1982, 3:33 AM CDT Att: 13,264 - Cloudy - 74 F							
Junior Kennedy, R OBP: 0.290, SLG: 0.301 (1, 4)										4	0	0	0	1	1	2								
Bill Buckner, L OBP: 0.333, SLG: 0.388 (1, 3)										2	0	0	0	2	0	4								
Leon Durham, L OBP: 0.377, SLG: 0.495 (1, 8)										3	1	2	1	1	0	1								
Keith Moreland, R OBP: 0.335, SLG: 0.422 (1, 7)										4	0	0	0	0	1	4								
Gary Woods, R OBP: 0.327, SLG: 0.385 (8, 8)										0	0	0	0	0	0	0								
Jay Johnstone, L OBP: 0.338, SLG: 0.410 (1, 9)										4	0	2	0	0	0	1								
Jody Davis, R OBP: 0.298, SLG: 0.382 (1, 2)										4	0	1	0	0	0	2								
Larry Bowa, S OBP: 0.304, SLG: 0.314 (1, 6)										4	0	1	0	0	0	1								
Allen Ripley, R OBP: 0.168, SLG: 0.188 (7, PH)										2	0	0	0	0	1	0								
Bump Wills, S OBP: 0.352, SLG: 0.372 (8, 1)										0	0	0	0	0	0	0								
Willie Hernandez, L (8, 1)										0	0	0	0	0	0	0								
Lee Smith, R OBP: 0.143, SLG: 0.308 (9, PH)										1	0	0	0	0	0	0								
Bob Molinaro, L OBP: 0.274, SLG: 0.288 (9, PH)										1	0	0	0	0	0	0								
<b>Inning Stats</b>	R: 0 E: 0 K: 3 S: 9	H: 0 LOB: 2 BB: 2 P: 17	R: 0 E: 0 K: 0 S: 3	H: 0 LOB: 0 BB: 0 P: 3	R: 0 E: 0 K: 1 S: 5	H: 0 LOB: 1 BB: 1 P: 9	R: 0 E: 0 K: 0 S: 4	H: 2 LOB: 1 BB: 0 P: 4	R: 0 E: 0 K: 0 S: 4	H: 1 LOB: 1 BB: 0 P: 4	R: 0 E: 0 K: 0 S: 3	H: 0 LOB: 3 BB: 2 P: 7	R: 0 E: 0 K: 0 S: 4	H: 2 LOB: 2 BB: 1 P: 12	R: 0 E: 0 K: 0 S: 5	H: 0 LOB: 0 BB: 0 P: 3		R: 0 E: 0 K: 0 S: 3	H: 0 LOB: 0 BB: 0 P: 3	1B: 6 2B: 0 3B: 0 HR: 1	SF: 0 SAC: 0 DP: 0 HBP: 0	WP: 1 PB: 0 SB: 2 CS: 1	PA: 38	
<b>PITCHER</b>	IP WLS BF H R ER SO BB IBB HBP BLK WP HR S P ERA WHIP	IP WLS BF H R ER SO BB IBB HBP BLK WP HR S P ERA WHIP	IP WLS BF H R ER SO BB IBB HBP BLK WP HR S P ERA WHIP	IP WLS BF H R ER SO BB IBB HBP BLK WP HR S P ERA WHIP	IP WLS BF H R ER SO BB IBB HBP BLK WP HR S P ERA WHIP	IP WLS BF H R ER SO BB IBB HBP BLK WP HR S P ERA WHIP	IP WLS BF H R ER SO BB IBB HBP BLK WP HR S P ERA WHIP	IP WLS BF H R ER SO BB IBB HBP BLK WP HR S P ERA WHIP	IP WLS BF H R ER SO BB IBB HBP BLK WP HR S P ERA WHIP	IP WLS BF H R ER SO BB IBB HBP BLK WP HR S P ERA WHIP	IP WLS BF H R ER SO BB IBB HBP BLK WP HR S P ERA WHIP	IP WLS BF H R ER SO BB IBB HBP BLK WP HR S P ERA WHIP	IP WLS BF H R ER SO BB IBB HBP BLK WP HR S P ERA WHIP	IP WLS BF H R ER SO BB IBB HBP BLK WP HR S P ERA WHIP	IP WLS BF H R ER SO BB IBB HBP BLK WP HR S P ERA WHIP	IP WLS BF H R ER SO BB IBB HBP BLK WP HR S P ERA WHIP	IP WLS BF H R ER SO BB IBB HBP BLK WP HR S P ERA WHIP	IP WLS BF H R ER SO BB IBB HBP BLK WP HR S P ERA WHIP	IP WLS BF H R ER SO BB IBB HBP BLK WP HR S P ERA WHIP	IP WLS BF H R ER SO BB IBB HBP BLK WP HR S P ERA WHIP	IP WLS BF H R ER SO BB IBB HBP BLK WP HR S P ERA WHIP	IP WLS BF H R ER SO BB IBB HBP BLK WP HR S P ERA WHIP	IP WLS BF H R ER SO BB IBB HBP BLK WP HR S P ERA WHIP	IP WLS BF H R ER SO BB IBB HBP BLK WP HR S P ERA WHIP

AB	32
R	1
H	7
RBI	1
BB	6
SO	4
LOB	17





Batter	1	2	3	4	5	6	7	8	9	AB	R	H	RBI	BB	SO	LOB	TOP
<b>Bump Wills, S</b> OBP: 0.340, SLG: 0.367 <b>Junior Kennedy, R</b> OBP: 0.290, SLG: 0.301	(1,4) 0-3 K		(2) 4-3		(3) K		(3) 4-3		(4-0) BB	4	0	0	0	1	2	2	<b>Chicago Cubs @ Cincinnati Reds</b> Riverfront Stadium, Cincinnati, OH Fri Jul 23 1982, 7:05 PM EDT Att: 17,939 - Unknown - 71 F
<b>23 Ryne Sandberg, R</b> OBP: 0.295, SLG: 0.342	(1,5) 0-0 L8		(3) K			(0-0) HR		(0-0) 6-3	(0-0) 1B	5	1	2	2	0	1	1	
<b>Bill Buckner, L</b> OBP: 0.329, SLG: 0.383	(1,3) 0-0 F7			(0-0) F8		(0-0) F7		(0-0) P6	(0-0) F9	5	0	0	0	0	0	2	
<b>Leon Durham, L</b> OBP: 0.380, SLG: 0.498		(0-0) G3-6-3 1B		(0-0) 1-3 2B		(0-0) L3		(4-0) BB	(0-3) K	4	1	2	0	1	1	2	
<b>Jay Johnstone, L</b> OBP: 0.342, SLG: 0.409	(1,9) 0-0 G3-6-3 1B		(0-0) 1-3		(0-0) 2B	(0-0) 1B		(4-0) HR		3	2	1	0	1	0	2	
<b>Keith Moreland, R</b> OBP: 0.337, SLG: 0.435 <b>Gary Woods, R</b> OBP: 0.327, SLG: 0.385	(1,7) 0-3 K (8,8) K		(0-3) K		(0-3) K	(0-0) 2B		(0-0) HR		4	1	2	4	0	2	1	
<b>Jody Davis, R</b> OBP: 0.301, SLG: 0.386			(0-0) 6-3 2B		(4-0) 4-3 SH5-3 BB	(0-3) K		(0-3) K		3	1	1	0	1	2	1	
<b>Larry Bowa, S</b> OBP: 0.304, SLG: 0.320			(0-0) 6-3		(0-0) SH5-3		(0-0) 4-3		(0-0) 2B	3	1	1	0	0	0	1	
<b>Dickie Noles, R</b> OBP: 0.147, SLG: 0.188 <b>Scott Thompson, L</b> OBP: 0.335, SLG: 0.283 <b>Mike Proly, R</b> OBP: 0.333, SLG: 0.500 <b>Bill Campbell, R</b> OBP: 0.327, SLG: 0.385 <b>Steve Henderson, R</b> OBP: 0.306, SLG: 0.325 <b>Willie Hernandez, L</b> OBP: 0.333, SLG: 0.325 <b>Lee Smith, R</b> OBP: 0.333, SLG: 0.286	(1,1) 0-3 K (5, PH) K (5,1) K (5,1) K (7, PH) K (7,1) K (8,1) K		(0-0) 4-3 2B		(0-0) 4-3		(0-3) K		(0-3) K	1	0	1	1	0	0	0	
<b>Inning Stats</b>	R: 0 E: 0 K: 1 S: 5	H: 0 LOB: 0 BB: 0 P: 5	R: 0 E: 0 K: 1 S: 5	H: 1 LOB: 0 BB: 0 P: 5	R: 1 E: 0 K: 1 S: 7	H: 2 LOB: 1 BB: 0 P: 7	R: 0 E: 0 K: 1 S: 6	H: 1 LOB: 1 BB: 0 P: 6	R: 0 E: 0 K: 1 S: 5	H: 0 LOB: 0 BB: 0 P: 5	R: 3 E: 0 K: 1 S: 6	H: 1 LOB: 0 BB: 2 P: 14	R: 1 E: 0 K: 2 S: 9	H: 2 LOB: 2 BB: 1 P: 13	1B: 3 2B: 4 3B: 1 HR: 2	SF: 0 SAC: 1 DP: 1 HBP: 0	
<b>PITCHER</b>	IP WLS BF H R ER SO BB IBB HBP BLK WP HR S P ERA WHIP																
<b>Mario Soto, R</b> ERA: 2.51	(1,1) 7.2 32 7 5 5 7 3 0 0 0 0 1 43 55 5.87 1.304																
<b>Jim Kern, R</b> ERA: 2.79	(8,1) 0.1 L 2 1 1 1 1 0 0 0 0 0 1 4 4 27.00 3.000																
<b>Joe Price, L</b> ERA: 3.0	(9,1) 1.0 6 2 1 1 2 1 0 0 0 0 0 9 13 9.00 3.000																



Batter	1	2	3	4	5	6	7	8	9	AB	R	H	RBI	BB	SO	LOB	BOTTOM		
<b>Tom Lawless, R</b> OBP: 0.226, SLG: 0.179 <b>Wayne Krenchicki, L</b> OBP: 0.329, SLG: 0.398	(1,4) 0-3 K (6, PH) K (7,4) K (9,5) K		(0-0) P4		(0-0) SH3	(0-0) F8			(0-0) 1B	2	0	0	0	0	1	0	<b>Chicago Cubs @ Cincinnati Reds</b> Riverfront Stadium, Cincinnati, OH Fri Jul 23 1982, 7:05 PM EDT Att: 17,939 - Unknown - 71 F		
<b>Eddie Milner, L</b> OBP: 0.346, SLG: 0.410	(1,7) 0-0 B1-3		(0-0) F8		(0-0) 1B		(0-0) CS	(0-3) K	(0-0) 1B	5	1	2	1	0	1	1			
<b>Cesar Cedeno, R</b> OBP: 0.360, SLG: 0.446	(1,8) 0-0 6-3		(0-0) 6-3		(0-0) 2B	(0-0) 1B	(4-0) HR	(0-3) K	(0-3) K	4	0	1	1	1	1	1			
<b>Dan Driessen, L</b> OBP: 0.386, SLG: 0.439		(4-0) F8 1B		(0-0) F9	(0-0) 4-3		(0-3) K		(0-0) 1B	4	1	1	0	1	1	2			
<b>Johnny Bench, R</b> OBP: 0.300, SLG: 0.347 <b>Rafael Landestoy, S</b> OBP: 0.257, SLG: 0.269	(1,5) 0-3 K (8, PH) K (9,4) K (9, PH) K		(0-3) K		(0-0) HR	(0-0) 1-3		(0-0) FC4-6	(0-0) F8	4	1	2	1	0	1	2			
<b>Duane Walker, L</b> OBP: 0.341, SLG: 0.417	(1,9) 1-2 K							(0-0) 1B		1	0	0	0	0	0	2			
<b>Paul Householder, S</b> OBP: 0.274, SLG: 0.378	(1,9) 0-0 F8		(0-0) F8		(0-0) 1B	(0-0) F2		(0-0) FC4-6	(0-0) 1B	4	1	1	0	0	0	2			
<b>Ron Oester, S</b> OBP: 0.296, SLG: 0.328	(1,6) 0-0 2B		(0-0) 2B		(0-0) 3B	(0-0) SH1-4		(0-0) FC6-4	(0-0) 1B	4	0	4	2	0	0	0			
<b>Alex Trevino, R</b> OBP: 0.311, SLG: 0.284	(1,2) 0-0 1B		(0-0) 2B		(0-0) G5-4-3	(0-0) SH1-4		(0-3) K		3	0	1	0	1	1	3			
<b>Mario Soto, R</b> OBP: 0.241, SLG: 0.255 <b>Jim Kern, R</b> OBP: 0.353, SLG: 0.408 <b>Joe Price, R</b> OBP: 0.353, SLG: 0.408	(1,1) 0-0 6-3 (8,1) K (9,1) K		(0-0) 6-3		(0-0) SH3	(0-0) SH1-4		(0-0) FC6-4		2	1	1	0	0	0	2			
<b>Inning Stats</b>	R: 0 E: 0 K: 1 S: 5	H: 0 LOB: 0 BB: 0 P: 5	R: 1 E: 0 K: 1 S: 7	H: 2 LOB: 1 BB: 0 P: 11	R: 0 E: 0 K: 0 S: 3	H: 0 LOB: 0 BB: 0 P: 3	R: 2 E: 0 K: 0 S: 5	H: 3 LOB: 0 BB: 0 P: 5	R: 2 E: 0 K: 0 S: 6	H: 3 LOB: 1 BB: 0 P: 6	R: 0 E: 0 K: 0 S: 4	H: 1 LOB: 2 BB: 1 P: 8	R: 0 E: 0 K: 1 S: 7	H: 2 LOB: 2 BB: 0 P: 7	R: 0 E: 0 K: 2 S: 9	H: 2 LOB: 2 BB: 0 P: 9	1B: 9 2B: 3 3B: 1 HR: 1	SF: 0 SAC: 2 DP: 1 HBP: 0	WP: 0 PA: 41 PB: 0 SB: 1 CS: 1
<b>PITCHER</b>	IP WLS BF H R ER SO BB IBB HBP BLK WP HR S P ERA WHIP																		
<b>Dickie Noles, R</b> ERA: 4.22	(1,1) 4.0 17 5 3 3 2 1 0 0 0 0 1 20 24 6.75 1.500																		
<b>Mike Proly, R</b> ERA: 2.01	(5,1) 0.1 4 3 2 2 0 0 0 0 0 0 0 4 4 54.00 9.000																		
<b>Bill Campbell, R</b> ERA: 5.02	(5,1) 1.2 7 1 0 0 0 0 0 1 0 0 0 6 10 0.00 0.600																		
<b>Willie Hernandez, L</b> ERA: 3.46	(7,1) 1.1 W 6 3 0 0 1 1 0 0 0 0 0 7 11 0.00 3.000																		
<b>Lee Smith, R</b> ERA: 3.39	(8,1) 1.2 S 7 2 0 0 3 0 0 0 0 0 0 13 13 0.00 1.200																		





Batter	1	2	3	4	5	6	7	8	9	AB	R	H	RBI	BB	SO	LOB	TOP				
23 Ryne Sandberg, R OBP: 0.296, SLG: 0.344	6-3																				
Junior Kennedy, R OBP: 0.293, SLG: 0.299	1-3																				
Bill Buckner, L OBP: 0.332, SLG: 0.385																					
Leon Durham, L OBP: 0.383, SLG: 0.500																					
Jay Johnstone, L OBP: 0.344, SLG: 0.410																					
Ken Kravec, L OBP: 0.277, SLG: 0.285																					
Steve Henderson, R OBP: 0.310, SLG: 0.500																					
Mike Proly, R OBP: 0.252, SLG: 0.383																					
Gary Woods, R OBP: 0.330, SLG: 0.365																					
Dick Tidrow, R OBP: 0.330, SLG: 0.365																					
Bump Willis, S OBP: 0.330, SLG: 0.365																					
Keith Moreland, R OBP: 0.336, SLG: 0.432																					
Jody Davis, R OBP: 0.297, SLG: 0.380																					
Larry Bowa, S OBP: 0.304, SLG: 0.317																					
Doug Bird, R OBP: 0.147, SLG: 0.176																					
Scot Thompson, L OBP: 0.391, SLG: 0.300																					
Jerry Morales, R OBP: 0.294, SLG: 0.457																					
<b>Inning Stats</b>	R: 0 E: 0 K: 0 S: 3	H: 0 LOB: 1 BB: 1 P: 7	R: 0 E: 0 K: 2 S: 7	H: 0 LOB: 0 BB: 0 P: 7	R: 0 E: 0 K: 0 S: 3	H: 0 LOB: 1 BB: 1 P: 7	R: 0 E: 0 K: 0 S: 4	H: 2 LOB: 1 BB: 0 P: 4	R: 0 E: 0 K: 0 S: 4	H: 1 LOB: 1 BB: 0 P: 4	R: 0 E: 0 K: 0 S: 5	H: 2 LOB: 2 BB: 0 P: 5	R: 2 E: 0 K: 0 S: 6	H: 3 LOB: 2 BB: 1 P: 10	R: 0 E: 0 K: 1 S: 6	H: 1 LOB: 2 BB: 1 P: 10	R: 0 E: 0 K: 3 S: 10	H: 1 LOB: 2 BB: 1 P: 14	1B: 9 2B: 1 3B: 0 HR: 0	SF: 0 SAC: 0 DP: 1 HBP: 0	WP: 0 PA: 41
<b>PITCHER</b>	IP WLS BF H R ER SO BB IBB HBP BLK WP HR S P ERA WHIP																				
Frank Pastore, R ERA: 3.91	(1, 1) 6.2 W 29 7 2 2 2 3 0 0 0 0 0 0 30 42 2.70 1.500																				
Joe Price, L ERA: 2.87	(7, 1) 2.1 S 12 3 0 0 4 2 0 0 0 0 0 0 18 26 0.00 2.143																				

Chicago Cubs @ Cincinnati Reds  
Riverfront Stadium, Cincinnati, OH  
Sat Jul 24 1982, 7:05 PM EDT  
Att: 28,138 - Unknown - 82 F

AB	36
R	2
H	10
RBI	2
BB	5
SO	6
LOB	17



Batter	1	2	3	4	5	6	7	8	9	AB	R	H	RBI	BB	SO	LOB	BOTTOM				
Tom Lawless, R OBP: 0.278, SLG: 0.194																					
Eddie Milner, L OBP: 0.342, SLG: 0.404																					
Duane Walker, L OBP: 0.337, SLG: 0.402																					
Dan Driessen, L OBP: 0.390, SLG: 0.444																					
Johnny Bench, R OBP: 0.303, SLG: 0.359																					
Wayne Krenchicki, L OBP: 0.329, SLG: 0.398																					
Paul Householder, S OBP: 0.283, SLG: 0.387																					
Ron Oester, S OBP: 0.298, SLG: 0.326																					
Alex Trevino, R OBP: 0.314, SLG: 0.285																					
Frank Pastore, R OBP: 0.188, SLG: 0.194																					
Joe Price, R OBP: 0.333, SLG: 0.333																					
<b>Inning Stats</b>	R: 3 E: 0 K: 0 S: 5	H: 2 LOB: 0 BB: 1 P: 9	R: 0 E: 0 K: 0 S: 3	H: 0 LOB: 1 BB: 1 P: 7	R: 2 E: 0 K: 0 S: 4	H: 2 LOB: 2 BB: 2 P: 13	R: 0 E: 0 K: 1 S: 6	H: 1 LOB: 1 BB: 0 P: 6	R: 0 E: 0 K: 2 S: 8	H: 1 LOB: 3 BB: 2 P: 16	R: 0 E: 0 K: 0 S: 2	H: 0 LOB: 0 BB: 1 P: 6	R: 0 E: 0 K: 0 S: 3	H: 1 LOB: 1 BB: 1 P: 7	R: 0 E: 0 K: 2 S: 8	H: 1 LOB: 1 BB: 0 P: 8	R: 0 E: 0 K: 2 S: 10	H: 1 LOB: 2 BB: 1 P: 14	1B: 5 2B: 2 3B: 0 HR: 1	SF: 0 SAC: 0 DP: 2 HBP: 1	WP: 1 PA: 38
<b>PITCHER</b>	IP WLS BF H R ER SO BB IBB HBP BLK WP HR S P ERA WHIP																				
Doug Bird, R ERA: 4.75	(1, 1) 3.1 L 19 5 5 0 3 1 1 0 0 1 0 12 20 0.00 1.200																				
Ken Kravec, L ERA: 3.68	(4, 1) 1.2 8 1 0 0 3 1 1 0 0 0 0 5 13 0.00 1.000																				
Mike Proly, R ERA: 1.89	(6, 1) 2.0 7 1 0 0 0 1 1 0 0 0 0 8 8 0.00 1.000																				
Dick Tidrow, R ERA: 4.02	(8, 1) 1.0 4 1 0 0 2 0 0 0 0 0 0 8 8 0.00 1.000																				

Chicago Cubs @ Cincinnati Reds  
Riverfront Stadium, Cincinnati, OH  
Sat Jul 24 1982, 7:05 PM EDT  
Att: 28,138 - Unknown - 82 F

AB	29
R	5
H	8
RBI	5
BB	8
SO	5
LOB	20






Batter	1	2	3	4	5	6	7	8	9	AB	R	H	RBI	BB	SO	LOB	TOP			
Bump Wills, S (1,4) OBP: 0.338, SLG: 0.364 Junior Kennedy, R (8,4) OBP: 0.293, SLG: 0.299	G3		FC4-6 1B		F7			F7		4	0	1	0	0	0	2				
23 Ryne Sandberg, R (1,5) OBP: 0.293, SLG: 0.340	4-3		FC4-6 1-2			F7		6-3		4	0	0	0	0	0	3				
Bill Buckner, L (1,3) OBP: 0.331, SLG: 0.383	F8			G3		P6			G4-6-3 1B	4	0	1	0	0	0	0				
Leon Durham, L (1,8) OBP: 0.379, SLG: 0.494		6-3		4-3		4-3			G4-6-3 1-2	4	0	0	0	0	0	1				
Jay Johnstone, L (1,9) OBP: 0.335, SLG: 0.399		K		K			P5		L3	4	0	0	0	0	2	0				
Keith Moreland, R (1,7) OBP: 0.333, SLG: 0.429		F9			F8		1-6-3			3	0	0	0	0	0	0				
Jody Davis, R (1,2) OBP: 0.297, SLG: 0.383			K		G3 1B		5-3			3	1	1	0	0	1	0				
Larry Bowa, S (1,6) OBP: 0.304, SLG: 0.315			G3		G3			4-3 BB		2	0	0	0	1	0	1				
Fergie Jenkins, R (1,1) OBP: 0.135, SLG: 0.139 Scot Thompson, L (8,PH) OBP: 0.375, SLG: 0.286 Dick Tidrow, R (8,1)								4-3		2	0	2	1	0	0	0				
										1	0	0	0	0	0	1				
										0	0	0	0	0	0	0				
<b>Inning Stats</b>	R: 0 E: 0 K: 0 S: 3	H: 0 LOB: 0 BB: 0 P: 3	R: 0 E: 0 K: 1 S: 5	H: 0 LOB: 0 BB: 0 P: 5	R: 0 E: 0 K: 1 S: 7	H: 2 LOB: 2 BB: 0 P: 7	R: 0 E: 0 K: 1 S: 5	H: 0 LOB: 0 BB: 0 P: 5	R: 0 E: 0 K: 0 S: 3	H: 0 LOB: 0 BB: 0 P: 3	R: 0 E: 0 K: 0 S: 3	H: 0 LOB: 0 BB: 0 P: 3	R: 0 E: 0 K: 0 S: 3	H: 0 LOB: 1 BB: 0 P: 7	R: 0 E: 0 K: 0 S: 3	H: 1 LOB: 0 BB: 0 P: 3	1B: 4 2B: 1 3B: 0 HR: 0	SF: 0 SAC: 0 DP: 1 HBP: 0	WP: 0 PB: 0 SB: 0 CS: 0	PA: 32
<b>PITCHER</b> Bruce Berenyi, R (1,1) ERA: 3.57	IP: 9.0 WLS: W BF: 32 H: 5 R: 1 ER: 1 SO: 3 BB: 1 IBB: 0 HBP: 0 BLK: 0 WP: 0 HR: 0 S: 37 P: 41 ERA: 1.00 WHIP: 0.667																			

Chicago Cubs @ Cincinnati Reds  
Riverfront Stadium, Cincinnati, OH  
Sun Jul 25 1982, 3:33 AM EDT  
Att: 20,056 - Sunny - 88 F


AB	31
R	1
H	5
RBI	1
BB	1
SO	3
LOB	8



Batter	1	2	3	4	5	6	7	8	9	AB	R	H	RBI	BB	SO	LOB	BOTTOM			
Tom Lawless, R (1,4) OBP: 0.282, SLG: 0.206	4-3 G3 1B		K		F9		SH1-4			3	1	1	0	0	1	2				
Eddie Milner, L (1,7) OBP: 0.338, SLG: 0.399	4-3 1-3		4-3		4-3		5-3			4	0	0	0	0	0	4				
Cesar Cedeno, R (1,8) OBP: 0.355, SLG: 0.440	G3 3-H		F7			P6		4-3		4	0	0	1	0	0	0				
Dan Driessen, L (1,3) OBP: 0.391, SLG: 0.446	E1 CS			F7		F9 2B		BB		3	0	1	0	1	0	0				
Johnny Bench, R (1,5) OBP: 0.298, SLG: 0.353 Wayne Krenchicki, L (9,5) OBP: 0.329, SLG: 0.398	CS 1-2	6-3		K		F9 2-3		K		4	0	0	0	0	2	2				
Paul Householder, S (1,9) OBP: 0.282, SLG: 0.381		G3		G3		BB		K		3	0	0	0	1	1	1				
Ron Oester, S (1,6) OBP: 0.301, SLG: 0.329					SH1-4 1B	F8				3	1	2	0	0	0	2				
Alex Trevino, R (1,2) OBP: 0.318, SLG: 0.298					SH1-4 1B			F9		3	0	2	1	0	0	0				
Bruce Berenyi, R (1,1) OBP: 0.275, SLG: 0.325		1-3			SH1-4			SH1-4 1B		2	0	1	0	0	0	1				
<b>Inning Stats</b>	R: 1 E: 1 K: 0 S: 4	H: 1 LOB: 0 BB: 0 P: 4	R: 1 E: 0 K: 0 S: 5	H: 2 LOB: 1 BB: 0 P: 5	R: 0 E: 0 K: 1 S: 5	H: 0 LOB: 0 BB: 0 P: 5	R: 0 E: 0 K: 1 S: 5	H: 0 LOB: 0 BB: 0 P: 5	R: 0 E: 0 K: 0 S: 4	H: 1 LOB: 2 BB: 1 P: 8	R: 0 E: 0 K: 2 S: 7	H: 1 LOB: 1 BB: 1 P: 11	R: 0 E: 0 K: 2 S: 7	H: 0 LOB: 1 BB: 1 P: 11	R: 0 E: 0 K: 2 S: 7	H: 0 LOB: 1 BB: 1 P: 11	1B: 5 2B: 1 3B: 1 HR: 0	SF: 0 SAC: 2 DP: 0 HBP: 0	WP: 0 PB: 0 SB: 1 CS: 1	PA: 34
<b>PITCHER</b> Fergie Jenkins, R (1,1) ERA: 3.15 Dick Tidrow, R (8,1) ERA: 3.95	IP: 7.0 WLS: L BF: 29 H: 7 R: 2 ER: 2 SO: 2 BB: 1 IBB: 0 HBP: 0 BLK: 0 WP: 0 HR: 0 S: 32 P: 36 ERA: 2.57 WHIP: 1.143																			

Chicago Cubs @ Cincinnati Reds  
Riverfront Stadium, Cincinnati, OH  
Sun Jul 25 1982, 3:33 AM EDT  
Att: 20,056 - Sunny - 88 F

AB	29
R	2
H	7
RBI	2
BB	2
SO	4
LOB	12





Batter	1	2	3	4	5	6	7	8	9	AB	R	H	RBI	BB	SO	LOB	TOP			
23 Ryne Sandberg, R OBP: 0.292, SLG: 0.344	P5		1B		5-3		F8		FC6	5	1	1	0	0	0	1				
Junior Kennedy, R OBP: 0.299, SLG: 0.300	4-3		1B		BB		F8			3	0	1	1	1	0	0				
Bill Buckner, L OBP: 0.330, SLG: 0.382	1B		P6		L9				1-3	4	0	1	0	0	0	2				
Keith Moreland, R OBP: 0.332, SLG: 0.426	1B		F5		F8				F9	4	0	1	0	0	0	2				
Leon Durham, L OBP: 0.375, SLG: 0.488	K		1-3		K				4-3	4	0	0	0	0	2	3				
Gary Woods, R OBP: 0.324, SLG: 0.396		K			P4					4	1	1	1	0	1	0				
Jody Davis, R OBP: 0.303, SLG: 0.386			FC6-4		FC6-4				F8	3	0	2	0	1	0	0				
Larry Bowa, S OBP: 0.301, SLG: 0.312			F9		FC6-4				3-1	4	0	0	0	0	0	3				
Allen Ripley, R OBP: 0.167, SLG: 0.167			FC6-4		3-1					2	0	0	0	0	0	2				
Mike Proly, R OBP: 0.333, SLG: 0.590										0	0	0	0	0	0	0				
Steve Henderson, R OBP: 0.285, SLG: 0.263										1	0	0	0	0	0	0				
Bill Campbell, R OBP: 0.339, SLG: 0.399									23 FC6	0	0	0	0	0	0	0				
Jay Johnstone, L OBP: 0.339, SLG: 0.399									BB	0	0	0	0	1	0	0				
<b>Inning Stats</b>	R: 0 E: 0 K: 1 S: 7	H: 2 LOB: 2 BB: 0 P: 7	R: 0 E: 0 K: 1 S: 6	H: 1 LOB: 1 BB: 0 P: 6	R: 1 E: 0 K: 0 S: 5	H: 2 LOB: 1 BB: 0 P: 5	R: 0 E: 0 K: 0 S: 3	H: 0 LOB: 1 BB: 1 P: 7	R: 0 E: 0 K: 0 S: 3	H: 0 LOB: 0 BB: 0 P: 3	R: 0 E: 0 K: 0 S: 3	H: 0 LOB: 0 BB: 0 P: 3	R: 0 E: 0 K: 0 S: 3	H: 0 LOB: 0 BB: 0 P: 3	R: 1 E: 0 K: 0 S: 4	H: 1 LOB: 1 BB: 1 P: 8	1B: 5 2B: 0 3B: 1 HR: 1	SF: 0 SAC: 0 DP: 0 HBP: 0	WP: 0 PB: 0 SB: 0 CS: 0	PA: 37
<b>PITCHER</b>	IP WLS BF H R ER SO BB IBB HBP BLK WP HR S P ERA WHIP																			
Bob Shirley, L ERA: 4.09	(1, 1) 8.0 W 33 7 2 2 3 2 0 0 0 0 0 1 37 45 2.25 1.125																			
Tom Hume, R ERA: 3.11	(9, 1) 1.0 S 4 0 0 0 0 1 0 0 0 0 0 0 3 7 0.00 1.000																			

Chicago Cubs @ Cincinnati Reds  
Riverfront Stadium, Cincinnati, OH  
Mon Jul 26 1982, 7:05 PM EDT  
Att: 13,092 - Unknown - 87 F

AB 34  
R 2  
H 7  
RBI 2  
BB 3  
SO 3  
LOB 13



Batter	1	2	3	4	5	6	7	8	9	AB	R	H	RBI	BB	SO	LOB	BOTTOM			
Tom Lawless, R OBP: 0.279, SLG: 0.211	F9		1B		1-3		E4			4	0	1	0	0	0	0				
Duane Walker, L OBP: 0.323, SLG: 0.385	K		F7		3-1		G3			4	0	0	0	0	1	2				
Cesar Cedeno, R OBP: 0.357, SLG: 0.439			L7				6-3			3	2	1	0	1	0	2				
Dan Driessen, L OBP: 0.394, SLG: 0.457	1B						P2			3	1	2	2	1	0	0				
Johnny Bench, R OBP: 0.301, SLG: 0.368							L4			4	1	2	2	0	0	1				
Wayne Krenchicki, L OBP: 0.329, SLG: 0.398										0	0	0	0	0	0	0				
Paul Householder, S OBP: 0.286, SLG: 0.381			P6		F9		WP			3	0	1	0	1	0	0				
Ron Oester, S OBP: 0.298, SLG: 0.325			G3		G3		G6-4-3			4	0	0	0	0	1	2				
Alex Trevino, R OBP: 0.318, SLG: 0.299			F8		FC6-4		4-3			3	0	1	0	0	0	0				
Bob Shirley, R OBP: 0.125, SLG: 0.125			5-3		FC6-4		6-3			3	0	0	0	0	0	1				
Tom Hume, R ERA: 3.11	(9, 1)																			
<b>Inning Stats</b>	R: 1 E: 0 K: 1 S: 5	H: 1 LOB: 2 BB: 2 P: 13	R: 0 E: 0 K: 0 S: 3	H: 0 LOB: 0 BB: 0 P: 3	R: 0 E: 0 K: 0 S: 4	H: 1 LOB: 1 BB: 0 P: 4	R: 2 E: 0 K: 0 S: 6	H: 3 LOB: 1 BB: 0 P: 6	R: 1 E: 0 K: 0 S: 5	H: 2 LOB: 1 BB: 0 P: 5	R: 0 E: 0 K: 0 S: 3	H: 1 LOB: 0 BB: 0 P: 3	R: 0 E: 1 K: 0 S: 4	H: 0 LOB: 1 BB: 0 P: 4	R: 0 E: 0 K: 1 S: 5	H: 0 LOB: 1 BB: 1 P: 9	1B: 6 2B: 0 3B: 0 HR: 2	SF: 0 SAC: 0 DP: 1 HBP: 0	WP: 1 PB: 0 SB: 3 CS: 0	PA: 34
<b>PITCHER</b>	IP WLS BF H R ER SO BB IBB HBP BLK WP HR S P ERA WHIP																			
Allen Ripley, R ERA: 4.41	(1, 1) 4.2 L 22 7 4 4 1 2 0 0 0 0 0 2 22 30 7.71 1.929																			
Mike Proly, R ERA: 1.52	(5, 1) 1.1 4 1 0 0 0 0 0 0 0 0 0 4 4 0.00 0.750																			
Bill Campbell, R ERA: 4.85	(7, 1) 2.0 8 0 0 0 0 1 1 0 0 0 1 0 9 13 0.00 0.500																			

Chicago Cubs @ Cincinnati Reds  
Riverfront Stadium, Cincinnati, OH  
Mon Jul 26 1982, 7:05 PM EDT  
Att: 13,092 - Unknown - 87 F

AB 31  
R 4  
H 8  
RBI 4  
BB 3  
SO 2  
LOB 8





Batter	1	2	3	4	5	6	7	8	9	AB	R	H	RBI	BB	SO	LOB	TOP						
Tim Raines, S OBP: 0.357, SLG: 0.366	4-3	2H 1B		G5-4-3 BB			4-3		4-3	4	0	1	1	1	0	0	<b>Montreal Expos @ Chicago Cubs</b> Wrigley Field, Chicago, IL Tue Jul 27 1982, 3:33 AM CDT Att: 13,771 - Overcast - 77 F						
Andre Dawson, R OBP: 0.338, SLG: 0.482	1B HR	6-3		G5-4-3 1-2			F8 2B		F7-6-3 BB	4	1	2	0	1	0	4							
Al Oliver, L OBP: 0.385, SLG: 0.533	1B HR			1B BB			F8 2-3		F7-6-3 1-2	4	1	2	0	1	0	2							
Gary Carter, R OBP: 0.389, SLG: 0.575	1B HR			G5-4-3 1B			F9		6-3	4	1	2	3	0	0	2							
Warren Cromartie, L OBP: 0.333, SLG: 0.387	1-3			P6 1B			F7			4	0	1	0	0	0	3							
Tim Lincecum, R OBP: 0.324, SLG: 0.449	K			G5-4-3 1-2			F7		K	4	0	0	0	0	2	4							
Chris Speier, R OBP: 0.311, SLG: 0.348				G3 1B			5-3			3	1	2	0	1	0	0							
Mike Gates, L OBP: 0.280, SLG: 0.298		G3		SH5-4 1B			F8		L9	4	0	1	0	0	0	3							
Steve Rogers, R OBP: 0.254, SLG: 0.173		F9		SH5-4 1-2 2-3			5-3		K	3	0	0	0	0	1	3							
<b>Inning Stats</b>	R: 3 E: 0 K: 1 S: 8	H: 3 LOB: 0 BB: 0 P: 8	R: 1 E: 0 K: 0 S: 5	H: 2 LOB: 1 BB: 0 P: 5	R: 0 E: 0 K: 0 S: 3	H: 1 LOB: 1 BB: 1 P: 7	R: 0 E: 0 K: 0 S: 4	H: 2 LOB: 2 BB: 1 P: 8	R: 0 E: 0 K: 0 S: 4	H: 1 LOB: 1 BB: 0 P: 4	R: 0 E: 0 K: 0 S: 3	H: 0 LOB: 0 BB: 0 P: 3	R: 0 E: 0 K: 0 S: 4	H: 1 LOB: 1 BB: 0 P: 4	R: 0 E: 0 K: 2 S: 8	H: 1 LOB: 2 BB: 1 P: 12	R: 0 E: 0 K: 0 S: 2	H: 0 LOB: 0 BB: 1 P: 6	1B: 8 2B: 3 3B: 0 HR: 1	SF: 0 SAC: 1 DP: 3 HBP: 0	WP: 0 PB: 0 SB: 1 CS: 0	PA: 39	
<b>PITCHER</b>	IP WLS BF L	H R ER SO	BB IBB HBP BLK	WP HR S P	ERA WHIP	<b>PITCHER</b>	IP WLS BF L	H R ER SO	BB IBB HBP BLK	WP HR S P	ERA WHIP												
Randy Martz, R ERA: 4.67	7.0	10	4	4	1	2	0	0	0	0	0	0	0	0	0	0	5.14	1.714					
Dick Tidrow, R ERA: 3.64	2.0	1	0	0	2	2	0	0	0	0	0	0	0	0	0	0	0.00	1.500					

AB	34
R	4
H	11
RBI	4
BB	4
SO	3
LOB	21



Batter	1	2	3	4	5	6	7	8	9	AB	R	H	RBI	BB	SO	LOB	BOTTOM						
Bump Wills, S OBP: 0.342, SLG: 0.367	K	1-2 BB			F7			23 F9 2B	1-2 HBP	3	1	1	0	1	1	0	<b>Montreal Expos @ Chicago Cubs</b> Wrigley Field, Chicago, IL Tue Jul 27 1982, 3:33 AM CDT Att: 13,771 - Overcast - 77 F						
23 Ryne Sandberg, R OBP: 0.291, SLG: 0.342	1B 1B	K			K			F9 2-3	4-3	5	1	1	0	0	2	5							
Bill Buckner, L OBP: 0.329, SLG: 0.383	P6			1B G6-4-3 2B			P4		P4	4	1	1	0	0	0	2							
Leon Durham, L OBP: 0.379, SLG: 0.494	1B 1B			G6-4-3 1B			G3			4	0	3	1	0	0	0							
Keith Moreland, R OBP: 0.334, SLG: 0.426	1B 1B			G6-4-3 1-2 3-H			4-3			3	0	1	1	1	0	1							
Jay Johnstone, L OBP: 0.331, SLG: 0.388	F5			F8			4-3		3-1	4	0	0	0	0	0	4							
Scot Thompson, L OBP: 0.359, SLG: 0.320				P5			F7			4	0	2	0	0	0	0							
Larry Bowa, S OBP: 0.301, SLG: 0.312				G6-4-3 1B					HBP 1B	0	0	0	0	0	0	0							
Junior Kennedy, R OBP: 0.291, SLG: 0.292		G6-4-3 1-2		K			2-3		P4	4	0	0	0	0	1	2							
Randy Martz, L OBP: 0.348, SLG: 0.350				L5			P4		F8	1	0	0	0	1	0	0							
Gary Woods, R OBP: 0.322, SLG: 0.394										1	0	0	0	0	0	0							
Dick Tidrow, R OBP: 0.270, SLG: 0.263										0	0	0	0	0	0	0							
Bob Molinaro, L OBP: 0.270, SLG: 0.263										1	0	0	0	0	0	1							
<b>Inning Stats</b>	R: 1 E: 0 K: 1 S: 8	H: 3 LOB: 2 BB: 0 P: 8	R: 0 E: 0 K: 1 S: 5	H: 1 LOB: 2 BB: 2 P: 13	R: 1 E: 0 K: 0 S: 4	H: 2 LOB: 0 BB: 0 P: 4	R: 0 E: 0 K: 1 S: 5	H: 0 LOB: 0 BB: 0 P: 5	R: 0 E: 0 K: 0 S: 3	H: 0 LOB: 0 BB: 0 P: 3	R: 0 E: 0 K: 0 S: 3	H: 0 LOB: 0 BB: 0 P: 3	R: 1 E: 0 K: 0 S: 5	H: 2 LOB: 2 BB: 1 P: 9	R: 0 E: 0 K: 0 S: 4	H: 1 LOB: 2 BB: 0 P: 5	1B: 6 2B: 3 3B: 0 HR: 0	SF: 0 SAC: 0 DP: 2 HBP: 1	WP: 0 PB: 0 SB: 0 CS: 0	PA: 38			
<b>PITCHER</b>	IP WLS BF L	H R ER SO	BB IBB HBP BLK	WP HR S P	ERA WHIP	<b>PITCHER</b>	IP WLS BF L	H R ER SO	BB IBB HBP BLK	WP HR S P	ERA WHIP												
Steve Rogers, R ERA: 2.17	9.0	9	3	3	4	3	0	0	0	0	0	0	0	0	0	0	3.00	1.333					









Batter	1	2	3	4	5	6	7	8	9	AB	R	H	RBI	BB	SO	LOB	TOP			
Bump Wills, S OBP: 0.336, SLG: 0.363 Junior Kennedy, R OBP: 0.296, SLG: 0.292	6-3		K				F7		FC5-4 BB	4	0	1	0	0	1	0				
23 Ryne Sandberg, R OBP: 0.291, SLG: 0.241	2B 1B		5-3				F3		FC5-4 1-2	5	1	1	0	0	0	2				
Bill Buckner, L OBP: 0.328, SLG: 0.379	F8		4-3				WP BB SF7 BB		4-3	3	1	0	0	1	0	1				
Leon Durham, L OBP: 0.384, SLG: 0.507	2H 2B						FC1-5 2B		SF7 WP 1-2 BB	3	0	3	1	1	0	0				
Keith Moreland, R OBP: 0.332, SLG: 0.422 Gary Woods, R OBP: 0.322, SLG: 0.394	F8		FC1-5				P1		BB 1B	4	0	1	0	0	0	4				
Jay Johnstone, L OBP: 0.344, SLG: 0.388			K				F2		1-2 2-3 IBB	2	0	0	0	2	1	1				
Jody Davis, R OBP: 0.302, SLG: 0.387			FC6-4 1B				K		SF7	3	0	1	1	0	2	3				
Larry Bowa, S OBP: 0.299, SLG: 0.313	F8						F8		K	4	0	0	0	0	1	3				
Doug Bird, R OBP: 0.139, SLG: 0.167 Scot Thompson, L OBP: 0.367, SLG: 0.296 Dick Tidrow, R OBP: 0.277, SLG: 0.271	FC6-4		FC6-4				6-3		4-3	2	0	0	0	0	0	1				
<b>Inning Stats</b>	R: 1 E: 0 K: 0 S: 5	H: 2 LOB: 1 BB: 0 P: 5	R: 0 E: 0 K: 1 S: 6	H: 1 LOB: 1 BB: 0 P: 6	R: 0 E: 0 K: 1 S: 5	H: 0 LOB: 0 BB: 0 P: 5	R: 0 E: 0 K: 1 S: 6	H: 1 LOB: 1 BB: 0 P: 6	R: 0 E: 0 K: 0 S: 4	H: 0 LOB: 2 BB: 3 P: 17	R: 0 E: 0 K: 0 S: 3	H: 0 LOB: 0 BB: 0 P: 3	R: 0 E: 0 K: 1 S: 6	H: 2 LOB: 2 BB: 1 P: 10	R: 0 E: 0 K: 0 S: 3	H: 0 LOB: 1 BB: 1 P: 7	1B: 3 2B: 4 3B: 0 HR: 0	SF: 1 SAC: 0 DP: 0 HBP: 0	WP: 1 PB: 0 SB: 1 CS: 0	PA: 38
<b>PITCHER</b>	IP WLS BF H R ER SO BB IBB HBP BLK WP HR S P ERA WHIP																			
Mike Krukow, R ERA: 2.72	(1, 1) 7.2 W 33 7 2 2 4 3 1 0 0 1 0 0 37 53 2.35 1.304																			
Ron Reed, R ERA: 2.67	(8, 1) 1.1 S 5 0 0 0 1 1 0 0 0 0 0 0 6 10 0.00 0.750																			

Chicago Cubs @ Philadelphia Phillies  
Veterans Stadium, Philadelphia, PA  
Thu Jul 29 1982, 7:05 PM EDT  
Att: 33,724 - Unknown

AB 32  
R 2  
H 7  
RBI 2  
BB 5  
SO 5  
LOB 15



Batter	1	2	3	4	5	6	7	8	9	AB	R	H	RBI	BB	SO	LOB	BOTTOM			
Pete Rose, S OBP: 0.342, SLG: 0.350	F6		F7				F8		F7	4	0	0	0	0	0	1				
Ivan De Jesus, R OBP: 0.318, SLG: 0.314	F3						4-3 1B		K	4	2	2	0	0	1	1				
Gary Matthews, R OBP: 0.331, SLG: 0.430	5-3						4-3 1-2		P4 E8	4	0	1	1	0	0	1				
Mike Schmidt, R OBP: 0.423, SLG: 0.542			L1				5-3		HR FC6-4 IBB	3	1	1	1	1	0	1				
Bo Diaz, R OBP: 0.337, SLG: 0.481	6-3		6-3				1B 2H 1B		CS FC6-4	4	0	2	1	0	0	2				
George Vukovich, L OBP: 0.331, SLG: 0.421							1B		1B	4	0	4	0	0	0	0				
Manny Trillo, R OBP: 0.312, SLG: 0.310	F6						F9		1B	4	0	1	0	0	0	4				
Bob Dernier, R OBP: 0.330, SLG: 0.334			K				3-1 S 1B		K	4	0	2	0	0	2	2				
Mike Krukow, R ERA: 4.66 Dick Tidrow, R ERA: 3.66			L4				3-1		K	3	0	0	0	0	1	1				
<b>Inning Stats</b>	R: 0 E: 0 K: 0 S: 3	H: 0 LOB: 0 BB: 0 P: 3	R: 0 E: 0 K: 0 S: 4	H: 1 LOB: 1 BB: 0 P: 4	R: 0 E: 0 K: 1 S: 5	H: 0 LOB: 0 BB: 0 P: 5	R: 1 E: 0 K: 0 S: 6	H: 3 LOB: 2 BB: 0 P: 6	R: 0 E: 0 K: 1 S: 6	H: 1 LOB: 1 BB: 0 P: 6	R: 1 E: 0 K: 1 S: 8	H: 4 LOB: 2 BB: 0 P: 8	R: 1 E: 1 K: 1 S: 7	H: 2 LOB: 2 BB: 1 P: 11	R: 0 E: 0 K: 1 S: 6	H: 2 LOB: 1 BB: 0 P: 6	1B: 11 2B: 1 3B: 0 HR: 1	SF: 0 SAC: 0 DP: 0 HBP: 0	WP: 0 PB: 0 SB: 1 CS: 2	PA: 36
<b>PITCHER</b>	IP WLS BF H R ER SO BB IBB HBP BLK WP HR S P ERA WHIP																			
Doug Bird, R ERA: 4.66	(1, 1) 6.0 L 26 4 1 1 2 0 0 0 0 0 0 0 13 17 3.00 1.500																			
Dick Tidrow, R ERA: 3.66	(7, 1) 2.0 L 10 4 1 1 2 0 1 0 0 0 0 0 13 17 4.50 2.000																			

Chicago Cubs @ Philadelphia Phillies  
Veterans Stadium, Philadelphia, PA  
Thu Jul 29 1982, 7:05 PM EDT  
Att: 33,724 - Unknown

AB 35  
R 3  
H 13  
RBI 3  
BB 1  
SO 5  
LOB 14





Batter	1	2	3	4	5	6	7	8	9	AB	R	H	RBI	BB	SO	LOB	TOP					
<b>Bump Wills, S</b> OBP: 0.332, SLG: 0.358 (1, 4)										4	0	0	0	0	2	3	<b>Chicago Cubs @ Philadelphia Phillies</b> Veterans Stadium, Philadelphia, PA Fri Jul 30 1982, 7:05 PM EDT Att: 33,165 - Unknown					
<b>Gary Woods, R</b> OBP: 0.326, SLG: 0.393 (1, 9)										3	0	1	1	1	0	0						
<b>Bill Buckner, L</b> OBP: 0.325, SLG: 0.375 (1, 3)										4	0	0	0	0	2	3						
<b>Keith Moreland, R</b> OBP: 0.332, SLG: 0.420 <b>Bill Campbell, R</b> (8, 1)										4	0	1	0	0	0	0						
<b>Jerry Morales, R</b> OBP: 0.309, SLG: 0.449 (1, 8)										3	0	1	0	1	0	3						
<b>Jody Davis, R</b> OBP: 0.298, SLG: 0.382 (1, 2)										4	0	0	0	0	2	3						
<b>23 Ryne Sandberg, R</b> OBP: 0.288, SLG: 0.338 (1, 5)										4	0	0	0	0	2	2						
<b>Larry Bowa, S</b> OBP: 0.302, SLG: 0.315 (1, 6)										4	0	2	0	0	1	1						
<b>Fergie Jenkins, R</b> OBP: 0.128, SLG: 0.132 <b>Steve Henderson, R</b> (8, PH) OBP: 0.289, SLG: 0.275 (8, 7)										2	0	0	0	0	1	2						
<b>Inning Stats</b>	R: 0 E: 0 K: 1 S: 5	H: 0 LOB: 0 BB: 0 P: 5	R: 0 E: 0 K: 1 S: 6	H: 1 LOB: 1 BB: 0 P: 6	R: 0 E: 0 K: 1 S: 6	H: 1 LOB: 2 BB: 1 P: 10	R: 0 E: 1 K: 0 S: 3	H: 0 LOB: 0 BB: 0 P: 3	R: 0 E: 0 K: 2 S: 8	H: 1 LOB: 1 BB: 0 P: 8	R: 0 E: 0 K: 1 S: 5	H: 0 LOB: 0 BB: 0 P: 5	R: 0 E: 0 K: 2 S: 7	H: 0 LOB: 1 BB: 1 P: 11	R: 1 E: 0 K: 0 S: 6	H: 3 LOB: 2 BB: 0 P: 6	R: 0 E: 0 K: 2 S: 7	H: 0 LOB: 0 BB: 0 P: 7	1B: 5 2B: 1 3B: 0 HR: 0	SF: 0 SAC: 0 DP: 1 HBP: 0	WP: 1 PB: 0 SB: 0 CS: 0	PA: 35
<b>PITCHER</b> <b>Steve Carlton, L</b> ERA: 3.08 (1, 1)	IP: 9.0 WLS: W BF: 35 H: 6 R: 1 ER: 1 SO: 10 BB: 2 IBB: 0 HBP: 0 BLK: 2 WP: 1 HR: 0 S: 53 P: 61 ERA: 1.00 WHIP: 0.889															<b>PITCHER</b>						

Batter	1	2	3	4	5	6	7	8	9	AB	R	H	RBI	BB	SO	LOB	BOTTOM			
<b>Pete Rose, S</b> OBP: 0.339, SLG: 0.346 (1, 3)										4	0	0	0	0	0	0	<b>Chicago Cubs @ Philadelphia Phillies</b> Veterans Stadium, Philadelphia, PA Fri Jul 30 1982, 7:05 PM EDT Att: 33,165 - Unknown			
<b>Ivan De Jesus, R</b> OBP: 0.315, SLG: 0.310 (1, 6)										4	0	0	0	0	1	1				
<b>Gary Matthews, R</b> OBP: 0.335, SLG: 0.436 (1, 7)										4	1	3	0	0	0	0				
<b>Mike Schmidt, R</b> OBP: 0.421, SLG: 0.548 (1, 5)										4	1	1	2	0	1	2				
<b>Bo Diaz, R</b> OBP: 0.339, SLG: 0.480 (1, 2)										3	0	1	0	1	0	0				
<b>George Vukovich, L</b> OBP: 0.335, SLG: 0.423 (1, 9)										4	0	2	0	0	0	1				
<b>Manny Trillo, R</b> OBP: 0.314, SLG: 0.316 (1, 4)										4	1	2	0	0	1	2				
<b>Bob Dernier, R</b> OBP: 0.330, SLG: 0.334 (1, 8)										3	0	1	0	0	1	2				
<b>Steve Carlton, L</b> OBP: 0.222, SLG: 0.317 (1, 1)										3	0	0	0	0	0	4				
<b>Inning Stats</b>	R: 0 E: 0 K: 1 S: 6	H: 1 LOB: 1 BB: 0 P: 6	R: 0 E: 0 K: 1 S: 7	H: 2 LOB: 2 BB: 0 P: 7	R: 2 E: 0 K: 0 S: 5	H: 2 LOB: 1 BB: 1 P: 9	R: 1 E: 1 K: 1 S: 7	H: 1 LOB: 1 BB: 0 P: 7	R: 0 E: 0 K: 0 S: 3	H: 1 LOB: 1 BB: 0 P: 3	R: 0 E: 0 K: 0 S: 4	H: 1 LOB: 0 BB: 0 P: 4	R: 0 E: 0 K: 1 S: 6	H: 1 LOB: 1 BB: 0 P: 6	R: 0 E: 0 K: 0 S: 3	H: 1 LOB: 0 BB: 0 P: 3	1B: 7 2B: 2 3B: 0 HR: 1	SF: 0 SAC: 0 DP: 0 HBP: 0	WP: 0 PB: 0 SB: 0 CS: 1	PA: 35
<b>PITCHER</b> <b>Fergie Jenkins, R</b> ERA: 3.12 <b>Bill Campbell, R</b> ERA: 4.77 (8, 1)	IP: 7.0 WLS: L BF: 31 H: 9 R: 3 ER: 2 SO: 4 BB: 1 IBB: 0 HBP: 0 BLK: 0 WP: 0 HR: 1 S: 38 P: 42 ERA: 2.57 WHIP: 1.429															<b>PITCHER</b>				


AB	33
R	1
H	6
RBI	1
BB	2
SO	10
LOB	17




AB	33
R	3
H	10
RBI	2
BB	1
SO	4
LOB	12





Batter	1	2	3	4	5	6	7	8	9	AB	R	H	RBI	BB	SO	LOB	TOP								
Bump Wills, S OBP: 0.328, SLG: 0.354 (1, 4)	F7			K		K		L4		4	0	0	0	0	2	0	Chicago Cubs @ Philadelphia Phillies Veterans Stadium, Philadelphia, PA Sat Jul 31 1982, 7:05 PM EDT Att: 50,203 - Unknown  livebaseballscores.com  AB 30 R 0 H 3 RBI 0 BB 2 SO 6 LOB 7  								
23 Ryne Sandberg, R OBP: 0.298, SLG: 0.537 (1, 5)	F9			1B		F8			1-3	4	0	1	0	0	0										
Bill Buckner, L OBP: 0.324, SLG: 0.374 (1, 3)	F7			1B			E4		F7	4	0	1	0	0	0										
Leon Durham, L OBP: 0.383, SLG: 0.507 (1, 8)		6-3		4-3			K			4	0	1	0	0	1	2									
Keith Moreland, R OBP: 0.328, SLG: 0.415 (1, 7)	F8				F7		F8		F4	4	0	0	0	0	2										
Jay Johnstone, L OBP: 0.344, SLG: 0.383 (1, 9)	F7				F7					2	0	0	0	1	0										
Jody Davis, R OBP: 0.298, SLG: 0.379 (1, 2)			F8							2	0	0	0	1	1	2									
Larry Bowa, S OBP: 0.299, SLG: 0.313 (1, 6)		F8			F4				4-3	3	0	0	0	0	1										
Allen Ripley, R OBP: 0.150, SLG: 0.150 (8, PH)										2	0	0	0	0	2	0									
Bob Molinaro, L OBP: 0.273, SLG: 0.267 (8, 1)										1	0	0	0	0	0	0									
Dick Tidrow, R (8, 1)										0	0	0	0	0	0	0									
<b>Inning Stats</b>	R: 0 E: 0 K: 0 S: 3	H: 0 LOB: 0 BB: 0 P: 3	R: 0 E: 0 K: 0 S: 3	H: 0 LOB: 0 BB: 0 P: 3	R: 0 E: 0 K: 1 S: 5	H: 0 LOB: 0 BB: 0 P: 5	R: 0 E: 0 K: 1 S: 6	H: 2 LOB: 1 BB: 0 P: 6	R: 0 E: 0 K: 0 S: 3	H: 0 LOB: 1 BB: 1 P: 7	R: 0 E: 0 K: 2 S: 7	H: 0 LOB: 0 BB: 0 P: 7	R: 0 E: 1 K: 2 S: 8	H: 0 LOB: 2 BB: 1 P: 12	R: 0 E: 0 K: 0 S: 3	H: 0 LOB: 0 BB: 0 P: 3	R: 0 E: 0 K: 0 S: 4	H: 1 LOB: 1 BB: 0 P: 4	1B: 2 2B: 1 3B: 0 HR: 0	SF: 0 SAC: 0 DP: 0 HBP: 0	WP: 0 PB: 0 SB: 2 CS: 0	PA: 32			
<b>PITCHER</b>	IP	WLS	BF	H	R	ER	SO	BB	IBB	HBP	BLK	WP	HR	S	P	ERA	WHIP								
Marty Bystrom, R ERA: 3.88 (7, 1)	6.2	W	24	2	0	0	5	2	0	0	0	0	0	32	40	0.00	0.600								
Porfi Altamirano, R ERA: 4.3 (7, 1)	2.1	S	8	1	0	0	1	0	0	0	0	0	0	10	10	0.00	0.429								

Batter	1	2	3	4	5	6	7	8	9	AB	R	H	RBI	BB	SO	LOB	BOTTOM								
Pete Rose, S OBP: 0.340, SLG: 0.350 (1, 3)			1-3							4	0	2	0	0	0	2	Chicago Cubs @ Philadelphia Phillies Veterans Stadium, Philadelphia, PA Sat Jul 31 1982, 7:05 PM EDT Att: 50,203 - Unknown  livebaseballscores.com  AB 31 R 2 H 9 RBI 2 BB 0 SO 4 LOB 14  								
Ivan De Jesus, R OBP: 0.315, SLG: 0.310 (1, 6)	6-3		K			SH3-4				3	0	1	0	0	1	2									
Gary Matthews, R OBP: 0.334, SLG: 0.434 (1, 7)	6-3				F7					4	0	1	0	0	0	2									
Mike Schmidt, R OBP: 0.422, SLG: 0.558 (1, 5)	5-3									4	1	2	1	0	1	3									
George Vukovich, L OBP: 0.330, SLG: 0.415 (7, 1)		G3				4-3				3	0	0	0	0	0	2									
Porfi Altamirano, R OBP: 0.250, SLG: 0.250 (7, 1)										1	0	0	0	0	0	1									
Ozzie Virgil, R OBP: 0.341, SLG: 0.385 (7, 9)										2	0	0	0	0	1	0									
Greg Gross, L OBP: 0.379, SLG: 0.333 (7, 9)										1	1	1	0	0	0	0									
Manny Trillo, R OBP: 0.311, SLG: 0.313 (1, 4)										3	0	0	0	0	0	1									
Bob Dernier, R OBP: 0.327, SLG: 0.331 (1, 8)										3	0	0	0	0	0	1									
Marty Bystrom, R OBP: 0.154, SLG: 0.167 (7, 2)										2	0	1	0	0	1	0									
Bo Diaz, R OBP: 0.340, SLG: 0.481 (7, 2)										1	0	1	1	0	0	0									
<b>Inning Stats</b>	R: 0 E: 0 K: 0 S: 4	H: 1 LOB: 1 BB: 0 P: 4	R: 0 E: 0 K: 1 S: 5	H: 0 LOB: 0 BB: 0 P: 5	R: 0 E: 0 K: 1 S: 6	H: 1 LOB: 0 BB: 0 P: 6	R: 1 E: 0 K: 0 S: 4	H: 1 LOB: 0 BB: 0 P: 4	R: 0 E: 0 K: 1 S: 5	H: 0 LOB: 0 BB: 0 P: 5	R: 0 E: 0 K: 1 S: 7	H: 2 LOB: 2 BB: 0 P: 7	R: 1 E: 0 K: 0 S: 5	H: 2 LOB: 1 BB: 0 P: 5	R: 0 E: 0 K: 0 S: 4	H: 2 LOB: 1 BB: 0 P: 4	1B: 6 2B: 2 3B: 0 HR: 1	SF: 0 SAC: 1 DP: 1 HBP: 0	WP: 0 PB: 0 SB: 0 CS: 0	PA: 32					
<b>PITCHER</b>	IP	WLS	BF	H	R	ER	SO	BB	IBB	HBP	BLK	WP	HR	S	P	ERA	WHIP								
Allen Ripley, R ERA: 4.22 (8, 1)	7.0	L	28	7	2	2	4	0	0	0	0	0	0	36	36	2.57	1.000								
Dick Tidrow, R ERA: 3.6 (8, 1)	1.0		4	2	0	0	0	0	0	0	0	0	0	4	4	0.00	2.000								



Batter	1	2	3	4	5	6	7	8	9	AB	R	H	RBI	BB	SO	LOB	TOP										
<b>Bump Wills, S</b> (1,4) OBP: 0.333, SLG: 0.362 <b>Junior Kennedy, R</b> (8,4) OBP: 0.300, SLG: 0.292	0-0 WP 23 1B SF8	0-0 F7			0-0 2B		0-0 23 1B FC1-6-5		4-0 23 1B 6-3	4	1	3	1	0	0	1	<b>Chicago Cubs @ Philadelphia Phillies</b> Veterans Stadium, Philadelphia, PA Sun Aug 01 1982, 3:33 AM EDT Att: 57,652 - Unknown										
<b>23 Ryne Sandberg, R</b> (1,5) OBP: 0.289, SLG: 0.339	0-0 WP HR 1B		0-0 FC6-5 S 1B		0-0 SF8		0-0 FC1-6-5-4		0-0 6-3	4	1	2	1	0	0	2											
<b>Bill Buckner, L</b> (1,3) OBP: 0.323, SLG: 0.373	0-0 SF8		0-0 F5		0-0 F6		0-0 4-3		0-0 CS 1B	4	0	1	2	0	0	3											
<b>Leon Durham, L</b> (1,9) OBP: 0.381, SLG: 0.513	0-0 HR		0-0 FC6-5 CS		0-0 F8			0-0 4-3	0-0 CS	4	1	1	2	0	0	2											
<b>Keith Moreland, R</b> (1,2) OBP: 0.325, SLG: 0.410	0-0 5-3		0-0 CS	0-0 6-3		0-0 5-3		0-3 K		4	0	0	0	0	1	0											
<b>Jay Johnstone, L</b> (1,7) OBP: 0.348, SLG: 0.389	0-3 K			0-0 F7		0-0 BB		0-0 1B 2B		3	1	1	0	1	1	0											
<b>Gary Woods, R</b> (1,8) OBP: 0.329, SLG: 0.395		0-0 CS 1B		0-0 6-3		0-3 K		0-0 2B 1B		4	0	2	1	0	1	1											
<b>Larry Bowa, S</b> (1,6) OBP: 0.301, SLG: 0.315		0-0 S 1B			0-0 SH 2B 1B		0-0 4-3	0-3 K		4	1	2	0	0	1	2											
<b>Dickie Noles, R</b> (1,1) OBP: 0.132, SLG: 0.167 <b>Lee Smith, R</b> (8,1) OBP: 0.125, SLG: 0.267		0-3 K		0-0 SH 2B 23 SF8			0-3 K		0-3 K	2	1	0	0	0	2	1											
<b>Inning Stats</b>	R: 3 E: 0 K: 1 S: 8	H: 3 LOB: 0 BB: 0 P: 8	R: 0 E: 0 K: 0 S: 6	H: 2 LOB: 1 BB: 0 P: 6	R: 0 E: 0 K: 0 S: 3	H: 1 LOB: 0 BB: 0 P: 3	R: 0 E: 0 K: 0 S: 3	H: 0 LOB: 0 BB: 0 P: 3	R: 2 E: 0 K: 1 S: 6	H: 2 LOB: 1 BB: 1 P: 6	R: 0 E: 0 K: 1 S: 5	H: 0 LOB: 1 BB: 0 P: 9	R: 0 E: 0 K: 1 S: 6	H: 1 LOB: 1 BB: 0 P: 6	R: 1 E: 0 K: 2 S: 9	H: 2 LOB: 1 BB: 0 P: 9	R: 1 E: 0 K: 1 S: 5	H: 1 LOB: 0 BB: 1 P: 9	1B: 9 2B: 2 3B: 0 HR: 1	SF: 2 SAC: 1 DP: 0 HBP: 0	WP: 1 PB: 0 SB: 3 CS: 3	PA: 41					
<b>PITCHER</b>	IP	WLS	BF	H	R	ER	SO	BB	IBB	HBP	BLK	WP	HR	S	P	ERA	WHIP										
<b>Dick Ruthven, R</b> (1,1) ERA: 3.32	4.0	L	19	8	5	5	2	0	0	0	0	1	1	23	23	11.25	2.000										
<b>Sparky Lyle, L</b> (5,1) ERA: 3.74	1.0		3	0	0	0	0	0	0	0	0	0	0	3	3	0.00	0.000										
<b>Ed Farmer, R</b> (6,1) ERA: 6.75	3.0		13	3	1	1	4	1	0	0	0	0	0	20	24	3.00	1.333										
<b>Sid Monge, L</b> (9,1) ERA: 3.83	1.0		4	1	1	1	1	1	0	0	0	0	0	5	9	9.00	2.000										

Batter	1	2	3	4	5	6	7	8	9	AB	R	H	RBI	BB	SO	LOB	BOTTOM										
<b>Pete Rose, S</b> (1,3) OBP: 0.342, SLG: 0.350	4-0 HBP BB		0-0 F7		0-0 5-3			0-0 FC5-4 1B		3	0	1	0	1	0	0	<b>Chicago Cubs @ Philadelphia Phillies</b> Veterans Stadium, Philadelphia, PA Sun Aug 01 1982, 3:33 AM EDT Att: 57,652 - Unknown										
<b>Ivan De Jesus, R</b> (1,6) OBP: 0.314, SLG: 0.312	0-0 F9		0-0 2B		0-0 F8		0-0 FC5-4 HR		0-0 1-2	4	1	1	0	0	0	2											
<b>Gary Matthews, R</b> (1,7) OBP: 0.333, SLG: 0.440 <b>Dave Roberts, R</b> (9,2) OBP: 0.233, SLG: 0.214	0-0 L6		0-3 K		0-0 4-3		0-0 HR		0-0 1-H	4	1	1	2	0	1	2											
<b>Mike Schmidt, R</b> (1,5) OBP: 0.423, SLG: 0.559	1-0 HBP		0-0 5-3		0-3 K		0-0 2B		0-0	3	0	1	0	0	1	1											
<b>Bo Diaz, R</b> (1,2) OBP: 0.338, SLG: 0.477 <b>Bill Robinson, R</b> (8,PH) OBP: 0.279, SLG: 0.411 <b>Sid Monge, S</b> (9,1)	0-3 K		0-0 L1		0-0 6-3		0-0 F9		0-0	3	0	0	0	0	1	2											
<b>George Vukovich, L</b> (1,9) OBP: 0.328, SLG: 0.411		0-0 6-3 1B		0-0 1-3		0-0 4-3		0-0 F2		4	0	1	0	0	0	0											
<b>Manny Trillo, R</b> (1,4) OBP: 0.311, SLG: 0.312		0-0 6-3		0-0 S 1B		0-0 F8		0-3 K		4	0	1	0	0	1	1											
<b>Bob Dernier, R</b> (1,8) OBP: 0.323, SLG: 0.327		0-0 F4		0-0 F7		0-0 5-3		0-3 K		4	0	0	0	0	1	2											
<b>Dick Ruthven, R</b> (1,1) OBP: 0.104, SLG: 0.128 <b>Sparky Lyle, L</b> (5,1) OBP: 0.287, SLG: 0.300 <b>Len Matuszewski, R</b> (5,PH) OBP: 0.152, SLG: 0.133 <b>Ed Farmer, R</b> (6,1) OBP: 0.375, SLG: 0.329 <b>Greg Gross, L</b> (9,7)		0-0 3-1		0-0 F3		0-0 4-3		0-0		1	0	0	0	0	0	1											
<b>Inning Stats</b>	R: 0 E: 0 K: 1 S: 5	H: 0 LOB: 2 BB: 1 P: 10	R: 0 E: 0 K: 0 S: 4	H: 1 LOB: 1 BB: 0 P: 4	R: 0 E: 0 K: 1 S: 6	H: 1 LOB: 1 BB: 0 P: 6	R: 0 E: 0 K: 0 S: 4	H: 1 LOB: 1 BB: 0 P: 4	R: 0 E: 0 K: 1 S: 5	H: 0 LOB: 0 BB: 0 P: 5	R: 0 E: 0 K: 0 S: 3	H: 0 LOB: 0 BB: 0 P: 3	R: 0 E: 0 K: 0 S: 6	H: 3 LOB: 1 BB: 0 P: 6	R: 0 E: 0 K: 2 S: 7	H: 0 LOB: 0 BB: 0 P: 7	1B: 3 2B: 2 3B: 0 HR: 1	SF: 0 SAC: 0 DP: 0 HBP: 1	WP: 0 PB: 0 SB: 1 CS: 0	PA: 35							
<b>PITCHER</b>	IP	WLS	BF	H	R	ER	SO	BB	IBB	HBP	BLK	WP	HR	S	P	ERA	WHIP										
<b>Dickie Noles, R</b> (1,1) ERA: 4.11	7.2	W	31	6	2	2	3	1	0	0	0	0	0	35	40	2.35	0.913										
<b>Lee Smith, R</b> (8,1) ERA: 3.3	1.1		4	0	0	0	2	0	0	0	0	0	0	8	8	0.00	0.000										







Batter	1	2	3	4	5	6	7	8	9	AB	R	H	RBI	BB	SO	LOB	TOP			
Mookie Wilson, S (1,8) OBP: 0.318, SLG: 0.372										3	0	1	0	1	0	1	<b>New York Mets @ Chicago Cubs</b> Wrigley Field, Chicago, IL Tue Aug 03 1982, 3:33 AM CDT Att: 13,070 - Sunny - 88 F			
Bob Bailor, R (1,4) OBP: 0.304, SLG: 0.319										4	0	0	0	0	0	3				
George Foster, R (1,7) OBP: 0.330, SLG: 0.392										4	0	1	0	0	0	1				
Dave Kingman, R (1,3) OBP: 0.301, SLG: 0.460										4	0	0	0	0	2	1				
Joel Youngblood, R (1,9) OBP: 0.300, SLG: 0.360										3	0	0	0	0	1	1				
John Stearns, R (1,2) OBP: 0.351, SLG: 0.420										3	0	0	0	0	1	1				
Hubie Brooks, R (1,5) OBP: 0.313, SLG: 0.317										3	0	0	0	0	1	0				
Ron Gardenhire, R (1,6) OBP: 0.282, SLG: 0.301										1	0	1	0	0	0	0				
Wally Backman, S (3,4) OBP: 0.397, SLG: 0.384										1	0	0	0	1	0	0				
Brent Gaff, R (1,1) OBP: 0.285, SLG: 0.316										0	0	0	0	0	0	0				
Gary Rajsich, L (5,PH) OBP: 0.285, SLG: 0.316										1	0	0	0	0	0	0				
Jesse Orosco, R (5,1) OBP: 0.407, SLG: 0.369										0	0	0	0	0	0	0				
Mike Jorgensen, L (8,PH) OBP: 0.407, SLG: 0.369										1	0	0	0	0	0	1				
Pat Zachry, R (8,1) OBP: 0.351, SLG: 0.420										0	0	0	0	0	0	0				
<b>Inning Stats</b>	R: 0 E: 0 K: 0 S: 3	H: 1 LOB: 0 BB: 0 P: 3	R: 0 E: 0 K: 2 S: 7	H: 0 LOB: 0 BB: 0 P: 7	R: 0 E: 0 K: 1 S: 6	H: 1 LOB: 2 BB: 1 P: 10	R: 0 E: 0 K: 1 S: 6	H: 1 LOB: 1 BB: 0 P: 6	R: 0 E: 0 K: 0 S: 3	H: 0 LOB: 0 BB: 0 P: 3	R: 0 E: 1 K: 1 S: 5	H: 0 LOB: 1 BB: 0 P: 5	R: 0 E: 0 K: 0 S: 3	H: 0 LOB: 1 BB: 1 P: 7	R: 0 E: 0 K: 0 S: 3	H: 0 LOB: 0 BB: 0 P: 3	1B: 3 2B: 1 3B: 0 HR: 0	SF: 0 SAC: 1 DP: 1 HBP: 0	WP: 0 PB: 0 SB: 2 CS: 1	PA: 31
<b>PITCHER</b> Doug Bird, R (1,1) ERA: 4.36	IP: 9.0 WLS: W BF: 31 H: 3 R: 0 ER: 0 SO: 5 BB: 2 IBB: 0 HBP: 0 BLK: 0 WP: 0 HR: 0 S: 39 P: 47 ERA: 0.00 WHIP: 0.556															<b>PITCHER</b>				

Batter	1	2	3	4	5	6	7	8	9	AB	R	H	RBI	BB	SO	LOB	BOTTOM			
Bump Willis, S (1,4) OBP: 0.332, SLG: 0.360										4	0	1	0	0	2	1	<b>New York Mets @ Chicago Cubs</b> Wrigley Field, Chicago, IL Tue Aug 03 1982, 3:33 AM CDT Att: 13,070 - Sunny - 88 F			
Junior Kennedy, R (8,4) OBP: 0.300, SLG: 0.292										0	0	0	0	0	0	0				
23 Ryne Sandberg, R (1,5) OBP: 0.291, SLG: 0.340										4	1	2	0	0	0	1				
Bill Buckner, L (1,3) OBP: 0.325, SLG: 0.379										4	0	2	0	0	0	2				
Leon Durham, L (1,9) OBP: 0.382, SLG: 0.521										4	1	2	2	0	1	2				
Keith Moreland, R (1,2) OBP: 0.329, SLG: 0.414										2	1	1	0	1	0	1				
Jay Johnstone, L (1,7) OBP: 0.346, SLG: 0.391										4	0	1	0	0	0	4				
Gary Woods, R (1,8) OBP: 0.336, SLG: 0.401										2	2	1	0	2	0	0				
Larry Bowa, S (1,6) OBP: 0.302, SLG: 0.315										3	0	1	1	0	0	2				
Doug Bird, R (1,1) OBP: 0.154, SLG: 0.179										3	0	1	1	0	0	1				
<b>Inning Stats</b>	R: 2 E: 0 K: 1 S: 7	H: 2 LOB: 1 BB: 0 P: 8	R: 0 E: 0 K: 0 S: 3	H: 0 LOB: 0 BB: 0 P: 3	R: 0 E: 0 K: 0 S: 4	H: 2 LOB: 1 BB: 0 P: 4	R: 2 E: 0 K: 1 S: 7	H: 2 LOB: 1 BB: 1 P: 11	R: 0 E: 0 K: 0 S: 4	H: 1 LOB: 2 BB: 0 P: 10	R: 1 E: 0 K: 0 S: 4	H: 2 LOB: 0 BB: 0 P: 4	R: 0 E: 0 K: 0 S: 2	H: 1 LOB: 0 BB: 1 P: 6	R: 0 E: 0 K: 0 S: 2	H: 1 LOB: 0 BB: 1 P: 6	1B: 6 2B: 5 3B: 1 HR: 1	SF: 0 SAC: 1 DP: 3 HBP: 1	WP: 1 PB: 0 SB: 0 CS: 0	PA: 35
<b>PITCHER</b> Brent Gaff, R (1,1) ERA: 4.25	IP: 4.0 WLS: L BF: 19 H: 6 R: 4 ER: 4 SO: 2 BB: 1 IBB: 0 HBP: 0 BLK: 0 WP: 0 HR: 1 S: 21 P: 26 ERA: 9.00 WHIP: 1.750															<b>PITCHER</b>				
Jesse Orosco, L (5,1) ERA: 2.99	3.0 13 5 1 1 1 0 1 0 0 0 0 0 14 18 3.00 1.667																			
Pat Zachry, R (8,1) ERA: 4.11	1.0 3 1 0 0 0 1 0 0 0 0 0 2 6 0.00 2.000																			

**AB 28**  
**R 0**  
**H 3**  
**RBI 0**  
**BB 2**  
**SO 5**  
**LOB 9**



**AB 30**  
**R 5**  
**H 12**  
**RBI 4**  
**BB 3**  
**SO 3**  
**LOB 14**





Batter	1	2	3	4	5	6	7	8	9	AB	R	H	RBI	BB	SO	LOB	TOP		
Wally Backman, S (1,4) Ron Gardenhire, R (8,6) OBP: 0.401, SLG: 0.397 OBP: 0.282, SLG: 0.301	4-3		1B	2B		1B		K		5	2	3	1	0	1	1			
John Stearns, R (1,2) OBP: 0.352, SLG: 0.418	5-3		FC3-6	1B	4-3				5-3	4	0	1	1	1	0	1			
Joel Youngblood, R (1,8) Mookie Wilson, S (4,8) OBP: 0.362, SLG: 0.361 OBP: 0.318, SLG: 0.371	K		FC3-6	1B						2	0	1	2	0	1	0			
Mike Jorgensen, L (1,3) OBP: 0.395, SLG: 0.357		F9	FC3-6	1B					F9	5	1	1	0	0	0	3			
George Foster, R (1,7) OBP: 0.331, SLG: 0.391	K		F2						F2	4	0	1	1	1	1	2			
Ellis Valentine, R (1,9) OBP: 0.281, SLG: 0.379	K			FC6-4	1B	6-3			K	5	0	1	0	0	2	3			
Hubie Brooks, R (1,5) OBP: 0.309, SLG: 0.312			K	FC6-4	HR	F9			K	4	1	0	0	0	2	2			
Bob Bailor, R (1,6) OBP: 0.307, SLG: 0.319			1B	2B	1B	K			1-3	3	1	1	0	1	1	1			
Craig Swan, R (1,1) Terry Leach, R (7,1) Pete Falcone, L (7,1) OBP: 0.296, SLG: 0.375 OBP: 0.167, SLG: 0.167 OBP: 0.103, SLG: 0.128			2B	1B	1B				K	3	2	2	2	0	1	0			
										0	0	0	0	0	0	0			
										1	0	0	0	0	1	1			
<b>Inning Stats</b>	R: 0 E: 0 K: 1 S: 5	H: 0 LOB: 0 BB: 0 P: 5	R: 0 E: 0 K: 2 S: 7	H: 0 LOB: 0 BB: 0 P: 7	R: 3 E: 0 K: 1 S: 9	H: 4 LOB: 2 BB: 1 P: 13	R: 2 E: 0 K: 1 S: 8	H: 3 LOB: 1 BB: 0 P: 8	R: 1 E: 0 K: 1 S: 7	H: 2 LOB: 1 BB: 0 P: 7	R: 0 E: 0 K: 1 S: 5	H: 0 LOB: 0 BB: 0 P: 5	R: 0 E: 0 K: 3 S: 9	H: 0 LOB: 1 BB: 1 P: 13	R: 0 E: 0 K: 0 S: 4	H: 1 LOB: 2 BB: 1 P: 8	1B: 9 2B: 2 3B: 0 HR: 1	SF: 0 SAC: 0 DP: 0 HBP: 0	WP: 0 PA: 42 PB: 0 SB: 6 CS: 0
<b>PITCHER</b>	IP WLS BF H R ER SO BB IBB HBP BLK WP HR S P ERA WHIP																		
Fergie Jenkins, R (1,1) ERA: 3.34	4.0 L 20 7 5 5 5 1 0 0 0 0 0 1 29 33 11.25 2.000																		
Mike Proly, R (5,1) ERA: 2.21	2.0 10 4 2 2 2 0 0 0 0 0 0 0 14 14 9.00 2.000																		
Willie Hernandez, L (7,1) ERA: 3.27	1.0 3 0 0 0 1 0 0 0 0 0 0 0 5 5 0.00 0.000																		
Bill Campbell, R (8,1) ERA: 4.62	2.0 9 1 0 0 3 1 1 0 1 0 0 0 13 21 0.00 1.000																		

New York Mets @ Chicago Cubs  
Wrigley Field, Chicago, IL  
Wed Aug 04 1982, 3:33 AM CDT  
Att: 9,237 - Overcast - 72 F

AB	39
R	7
H	12
RBI	7
BB	3
SO	11
LOB	15



Batter	1	2	3	4	5	6	7	8	9	AB	R	H	RBI	BB	SO	LOB	BOTTOM				
Bump Willis, S (1,4) OBP: 0.331, SLG: 0.358	F8	G3		6-3			FC4-6	23 1B	F8	5	1	1	0	0	0	4					
23 Ryne Sandberg, R (1,5) OBP: 0.295, SLG: 0.345			3-1		1B	2B			F3	5	1	3	1	0	0	0					
Bill Buckner, L (1,3) OBP: 0.323, SLG: 0.377	P4		G3		G4-6-3	1B	FC4-6	4-3	P6	5	0	1	1	0	0	3					
Leon Durham, L (1,9) OBP: 0.381, SLG: 0.518	F9				F5				4-3	4	0	1	1	0	0	3					
Keith Moreland, R (1,2) Bill Campbell, R (8,1) OBP: 0.326, SLG: 0.409		F9	F8		G4-6-3				F8	4	0	0	0	0	0	3					
										0	0	0	0	0	0	0					
Jay Johnstone, L (1,7) OBP: 0.349, SLG: 0.394				F9			G6-3	1B	F7	4	1	2	0	0	0	0					
Gary Woods, R (1,8) OBP: 0.330, SLG: 0.393		F7		P3		G6-3			P4	4	0	0	0	0	0	2					
Larry Bowa, S (1,6) OBP: 0.304, SLG: 0.317				E3						4	0	2	0	0	0	0					
										1	0	1	1	0	0	0					
Fergie Jenkins, R (1,1) Steve Henderson, R (4,PH) Mike Proly, R (5,1) Willie Hernandez, L (7,1) Junior Kennedy, R (7,PH) Jody Davis, R (8,2) OBP: 0.156, SLG: 0.179 OBP: 0.295, SLG: 0.286 OBP: 0.333, SLG: 0.390 OBP: 0.304, SLG: 0.322 OBP: 0.207, SLG: 0.278								1B	F8	1	0	1	1	0	0	0					
										1	0	1	0	0	0	0					
										0	0	0	0	0	0	0					
										0	0	0	0	0	0	0					
										0	1	0	0	1	0	0					
										1	0	0	0	0	0	1					
<b>Inning Stats</b>	R: 0 E: 0 K: 0 S: 4	H: 1 LOB: 1 BB: 0 P: 4	R: 1 E: 0 K: 0 S: 6	H: 3 LOB: 2 BB: 0 P: 6	R: 0 E: 1 K: 0 S: 5	H: 1 LOB: 1 BB: 0 P: 4	R: 0 E: 0 K: 0 S: 5	H: 1 LOB: 2 BB: 0 P: 5	R: 1 E: 0 K: 0 S: 4	H: 2 LOB: 0 BB: 0 P: 4	R: 0 E: 0 K: 0 S: 3	H: 1 LOB: 1 BB: 1 P: 3	R: 2 E: 0 K: 0 S: 5	H: 2 LOB: 1 BB: 1 P: 9	R: 0 E: 0 K: 0 S: 4	H: 1 LOB: 1 BB: 0 P: 4	R: 0 E: 0 K: 0 S: 3	H: 0 LOB: 0 BB: 0 P: 3	1B: 9 2B: 3 3B: 0 HR: 0	SF: 0 SAC: 0 DP: 2 HBP: 0	WP: 0 PA: 39 PB: 0 SB: 1 CS: 0
<b>PITCHER</b>	IP WLS BF H R ER SO BB IBB HBP BLK WP HR S P ERA WHIP																				
Craig Swan, R (1,1) ERA: 3.85	6.0 W 27 9 3 3 0 1 0 0 0 0 0 0 26 30 4.50 1.667																				
Terry Leach, R (7,1) ERA: 4.55	0.0 2 2 0 0 0 0 0 0 0 0 0 0 2 2																				
Pete Falcone, L (7,1) ERA: 3.76	3.0 S 10 1 1 1 0 0 0 0 0 0 0 0 10 10 3.00 0.333																				

New York Mets @ Chicago Cubs  
Wrigley Field, Chicago, IL  
Wed Aug 04 1982, 3:33 AM CDT  
Att: 9,237 - Overcast - 72 F

AB	38
R	4
H	12
RBI	4
BB	1
SO	0
LOB	16





Batter	1	2	3	4	5	6	7	8	9	AB	R	H	RBI	BB	SO	LOB	TOP			
Mookie Wilson, S (1, 8) OBP: 0.315, SLG: 0.368	0-0 4-3		0-0 4-3			0-3 K		0-3 K		4	0	0	0	0	2	0				
Wally Backman, S (1, 4) OBP: 0.395, SLG: 0.390	0-0 1-3		0-0 P6			0-0 1-3		0-0 4-3		4	0	0	0	0	0	0				
Ellis Valentine, R (1, 9) OBP: 0.257, SLG: 0.374	0-0 6-3			0-0 1-3			0-0 F8			3	0	0	0	0	0	0				
Dave Kingman, R (1, 3) OBP: 0.298, SLG: 0.456		0-0 5-3		0-0 F8			0-0 F7			3	0	0	0	0	0	0				
George Foster, R (1, 7) OBP: 0.331, SLG: 0.389		4-0 1B SF9 BB		0-0 6-3			0-0 6-3			2	1	0	0	1	0	0				
Ron Hodges, L (1, 2) OBP: 0.302, SLG: 0.436		0-0 SF9 1-3 1B			0-0 F8			0-0 G6-4-3 1B		3	0	2	0	0	0	0				
Hubie Brooks, R (1, 5) OBP: 0.305, SLG: 0.310		0-0 SF9		0-0 F8			0-0 F8	0-0 G6-4-3 1B		2	0	0	1	0	0	1				
Ron Gardenhire, R (1, 6) OBP: 0.280, SLG: 0.299		0-0 2-3 3-H F7		0-0 F9			0-0 F9	0-0 P6		2	0	0	0	0	0	1				
Rusty Staub, L (8, PH) OBP: 0.292, SLG: 0.308										1	0	0	0	0	0	0				
Bob Bailor, R (8, 6) OBP: 0.307, SLG: 0.319										0	0	0	0	0	0	0				
Charlie Puleo, R (1, 1) OBP: 0.143, SLG: 0.122			0-0 5-3			0-0 F7			0-0 3-1	2	0	0	0	0	0	0				
Neil Allen, R (8, 1) OBP: 0.266, SLG: 0.167										0	0	0	0	0	0	0				
Mike Jorgensen, L (9, PH) OBP: 0.391, SLG: 0.352										1	0	0	0	0	0	0				
<b>Inning Stats</b>	R: 0 E: 0 K: 0 S: 3	H: 0 LOB: 0 BB: 0 P: 3	R: 1 E: 0 K: 0 S: 4	H: 1 LOB: 1 BB: 1 P: 8	R: 0 E: 0 K: 0 S: 3	H: 0 LOB: 0 BB: 0 P: 3	R: 0 E: 0 K: 0 S: 3	H: 0 LOB: 0 BB: 0 P: 3	R: 0 E: 0 K: 1 S: 5	H: 0 LOB: 0 BB: 0 P: 5	R: 0 E: 0 K: 0 S: 3	H: 0 LOB: 0 BB: 0 P: 3	R: 0 E: 0 K: 0 S: 3	H: 1 LOB: 0 BB: 0 P: 3	R: 0 E: 0 K: 1 S: 5	H: 0 LOB: 0 BB: 0 P: 5	1B: 2 2B: 0 3B: 0 HR: 0	SF: 1 SAC: 0 DP: 1 HBP: 0	WP: 0 PB: 0 SB: 0 CS: 0	PA: 29
<b>PITCHER</b> Randy Martz, R (1, 1) ERA: 4.3	IP: 9.0 WLS: W BF: 29 H: 2 R: 1 ER: 1 SO: 2 BB: 1 IBB: 0 HBP: 0 BLK: 0 WP: 0 HR: 0 S: 32 P: 36 ERA: 1.00 WHIP: 0.333																			

New York Mets @ Chicago Cubs  
Wrigley Field, Chicago, IL  
Thu Aug 05 1982, 3:33 AM CDT  
Att: 15,658 - Overcast - 68 F

AB	27
R	1
H	2
RBI	1
BB	1
SO	2
LOB	2



Batter	1	2	3	4	5	6	7	8	9	AB	R	H	RBI	BB	SO	LOB	BOTTOM	
23 Ryne Sandberg, R (1, 5) OBP: 0.296, SLG: 0.345	4-0 F8 SH1-3 BB	0-0 FC5-2		0-0 G5-4-3			0-0 S 1B			3	0	1	0	1	0	4		
Junior Kennedy, R (1, 4) OBP: 0.295, SLG: 0.286	0-0 SH1-3	0-3 K			0-0 F3		0-0 3-1			3	0	0	0	0	1	4		
Bill Buckner, L (1, 3) OBP: 0.325, SLG: 0.378	0-0 F8		0-0 HR 1B		0-0 4-3			0-0 2B 1B		4	2	2	0	0	0	1		
Leon Durham, L (1, 8) OBP: 0.380, SLG: 0.518	0-0 P6		0-0 L7		0-0 F7			0-0 1B 2B		4	1	1	1	0	0	2		
Jody Davis, R (1, 2) OBP: 0.300, SLG: 0.384		0-0 1B 2B		0-0 F3		0-0 6-3		0-0 1B 1B		1	0	1	0	0	0	0		
Keith Moreland, R (2, PR) (3, 2) OBP: 0.326, SLG: 0.409			0-0 L7			0-0 G5-4-3 BB		0-0 1B 1B		3	1	1	1	0	0	1		
Jay Johnstone, L (1, 9) OBP: 0.357, SLG: 0.413		4-0 1B 23 FC5-2 BB	0-0 HR		0-0 L7		0-0 G5-4-3	0-0 F8		2	1	1	2	2	0	1		
Steve Henderson, R (1, 7) OBP: 0.292, SLG: 0.285		0-3 K	0-0 L7		0-0 G5-4-3		0-0 FC6-4 1B			4	0	1	0	0	1	3		
Larry Bowa, S (1, 6) OBP: 0.303, SLG: 0.316		0-0 23 FC5-2 1-3 2H 1B		0-0 4-3			0-0 4-3	0-3 K		4	0	1	1	0	1	2		
Randy Martz, L (1, 1) OBP: 0.370, SLG: 0.348		4-0 23 FC5-2 BB		0-0 G5-4-3 1B			0-0 F8	0-0 FC6-4		3	0	1	0	1	0	2		
<b>Inning Stats</b>	R: 0 E: 0 K: 0 S: 3	H: 0 LOB: 1 BB: 1 P: 7	R: 1 E: 0 K: 2 S: 9	H: 2 LOB: 3 BB: 2 P: 17	R: 2 E: 0 K: 0 S: 5	H: 2 LOB: 0 BB: 0 P: 5	R: 0 E: 0 K: 0 S: 3	H: 1 LOB: 0 BB: 0 P: 3	R: 0 E: 0 K: 0 S: 2	H: 0 LOB: 1 BB: 1 P: 6	R: 0 E: 0 K: 0 S: 4	H: 1 LOB: 1 BB: 0 P: 4	R: 2 E: 0 K: 1 S: 9	H: 4 LOB: 2 BB: 0 P: 9	1B: 7 2B: 2 3B: 0 HR: 1	SF: 0 SAC: 1 DP: 2 HBP: 0	WP: 0 PB: 0 SB: 1 CS: 0	PA: 36
<b>PITCHER</b> Charlie Puleo, R (1, 1) ERA: 4.25	IP: 7.0 WLS: L BF: 32 H: 9 R: 5 ER: 5 SO: 2 BB: 4 IBB: 0 HBP: 0 BLK: 0 WP: 0 HR: 1 S: 32 P: 48 ERA: 6.43 WHIP: 1.857																	
Neil Allen, R (8, 1) ERA: 3.16	IP: 1.0 WLS: L BF: 4 H: 1 R: 0 ER: 0 SO: 1 BB: 0 IBB: 0 HBP: 0 BLK: 0 WP: 0 HR: 0 S: 6 P: 6 ERA: 0.00 WHIP: 1.000																	

New York Mets @ Chicago Cubs  
Wrigley Field, Chicago, IL  
Thu Aug 05 1982, 3:33 AM CDT  
Att: 15,658 - Overcast - 68 F

AB	31
R	5
H	10
RBI	5
BB	4
SO	3
LOB	20





Batter	1	2	3	4	5	6	7	8	9	AB	R	H	RBI	BB	SO	LOB	TOP			
Greg Gross, L OBP: 0.366, SLG: 0.322 (1, 9)										4	0	1	0	0	0	3	Philadelphia Phillies @ Chicago Cubs Wrigley Field, Chicago, IL Fri Aug 06 1982, 3:33 AM CDT Att: 17,163 - Unknown			
Pete Rose, S OBP: 0.340, SLG: 0.353 (1, 3)										4	0	1	0	0	0	2				
Gary Matthews, R OBP: 0.332, SLG: 0.435 (1, 7)										4	1	1	0	0	2	2				
Mike Schmidt, R OBP: 0.422, SLG: 0.564 (1, 5)										3	1	1	2	1	2	1				
Bo Diaz, R OBP: 0.337, SLG: 0.481 (1, 2)										3	0	1	0	1	0	2				
Gary Maddox, R OBP: 0.297, SLG: 0.418 Sid Monge, S (8, 1)										4	0	1	0	0	0	3				
Manny Trillo, R OBP: 0.314, SLG: 0.315 (1, 4)										4	0	1	0	0	0	0				
Ivan De Jesus, R OBP: 0.308, SLG: 0.302 (1, 6)										4	0	0	0	0	1	2				
Dick Ruthven, R OBP: 0.102, SLG: 0.125 Ozzie Virgil, R OBP: 0.306, SLG: 0.341 Ron Reed, R OBP: 0.300, SLG: 0.375 George Vukovich, L OBP: 0.328, SLG: 0.394 (1, 1)										1	0	0	0	0	0	0				
<b>Inning Stats</b>	R: 2 E: 0 K: 0 S: 6	H: 4 LOB: 1 BB: 0 P: 6	R: 0 E: 0 K: 0 S: 3	H: 0 LOB: 0 BB: 0 P: 3	R: 0 E: 1 K: 1 S: 6	H: 0 LOB: 2 BB: 1 P: 10	R: 0 E: 1 K: 1 S: 7	H: 2 LOB: 2 BB: 0 P: 7	R: 0 E: 0 K: 0 S: 5	H: 0 LOB: 0 BB: 0 P: 5	R: 0 E: 0 K: 0 S: 3	H: 0 LOB: 0 BB: 0 P: 3	R: 0 E: 0 K: 2 S: 8	H: 1 LOB: 2 BB: 1 P: 12	R: 0 E: 0 K: 0 S: 3	H: 0 LOB: 0 BB: 0 P: 3		1B: 5 2B: 1 3B: 0 HR: 1	SF: 0 SAC: 1 DP: 1 HBP: 0	WP: 0 PB: 0 SB: 1 CS: 0
<b>PITCHER</b>	IP WLS BF H R ER SO BB IBB HBP BLK WP HR S P ERA WHIP	IP WLS BF H R ER SO BB IBB HBP BLK WP HR S P ERA WHIP																		
Allen Ripley, R ERA: 4.07 Lee Smith, R ERA: 3.22 (1, 1)	7.0 W 28 6 2 2 3 0 1 0 0 0 0 1 33 37 2.57 0.857	2.0 S 8 1 0 0 2 1 0 0 0 0 0 0 11 15 0.00 1.000																		

AB	33
R	2
H	7
RBI	2
BB	2
SO	5
LOB	15

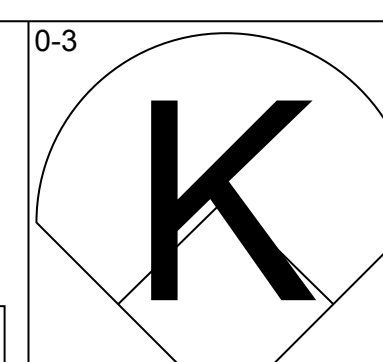
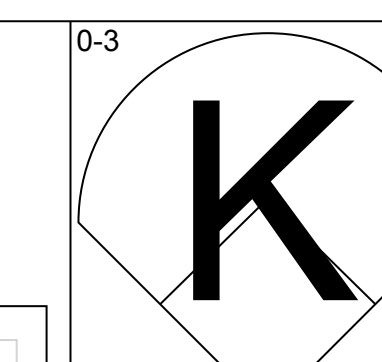
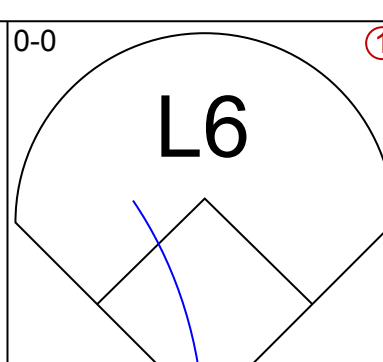
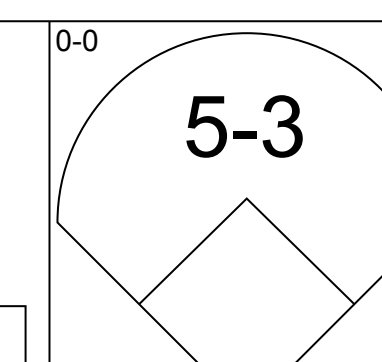
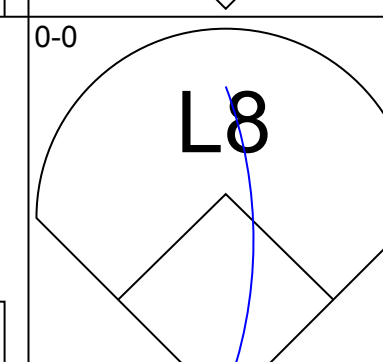
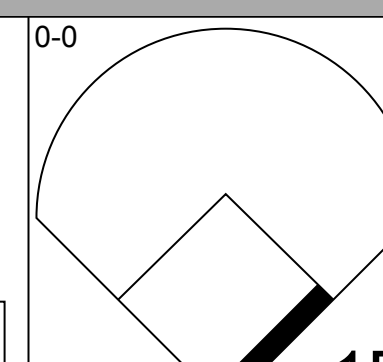
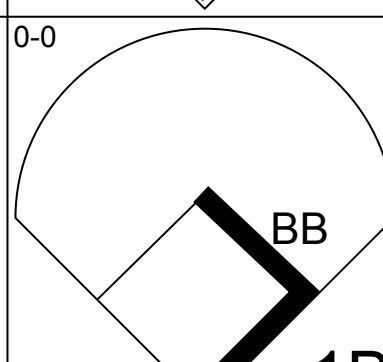
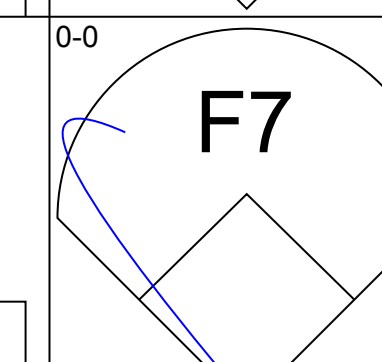
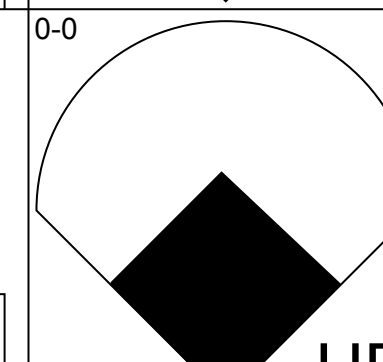
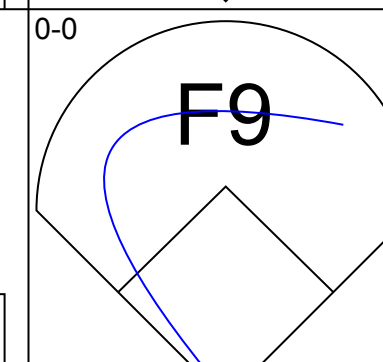
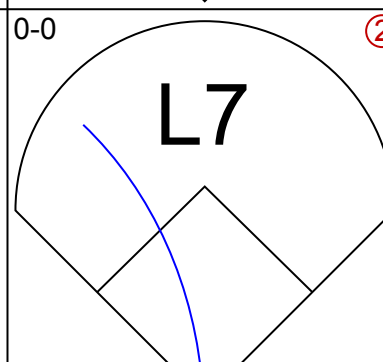
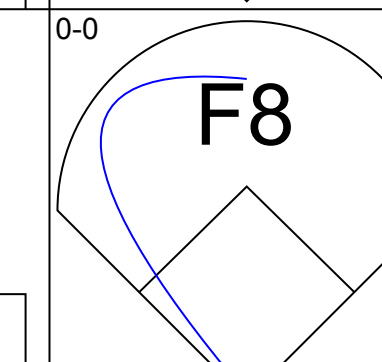
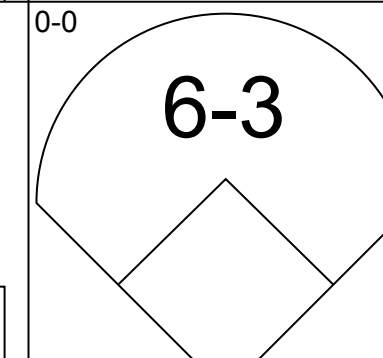
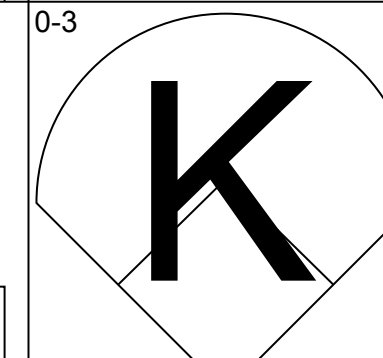
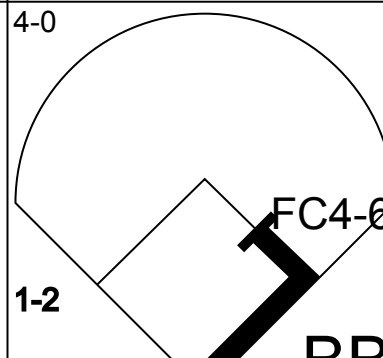
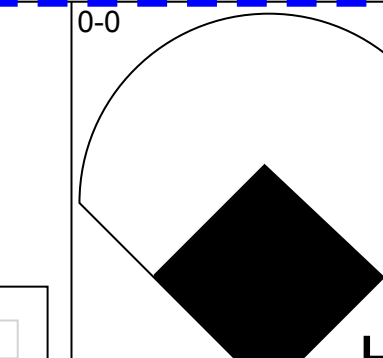
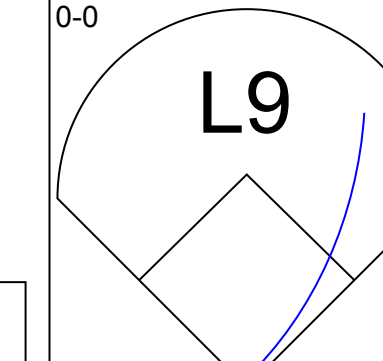
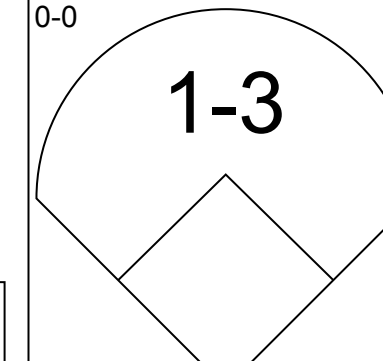
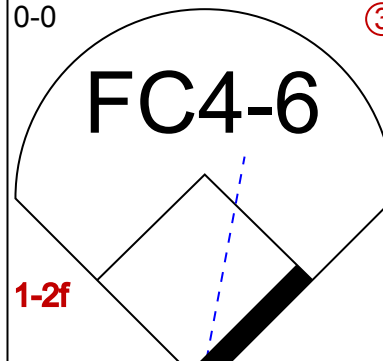
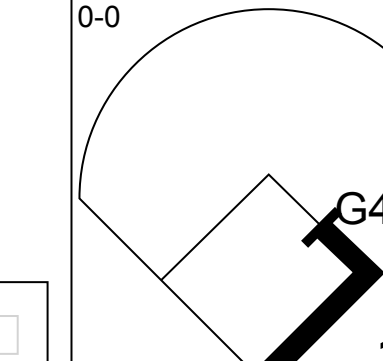
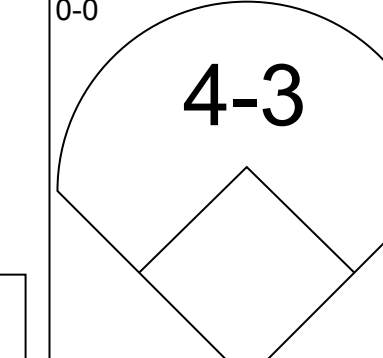
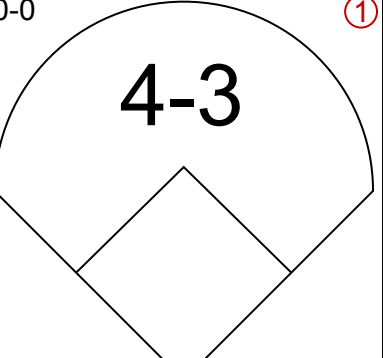
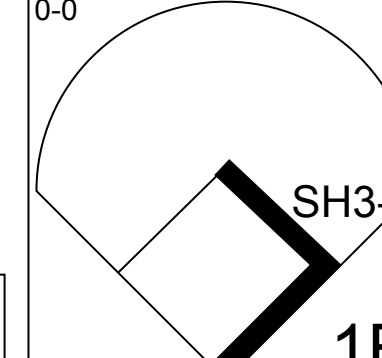
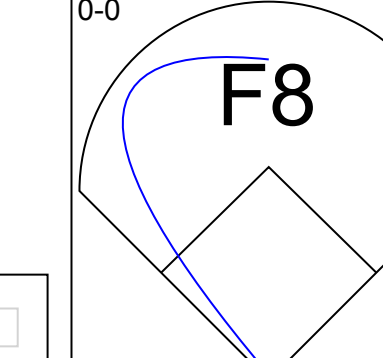
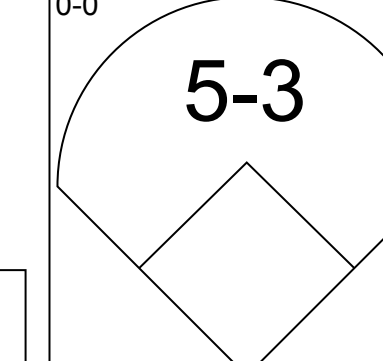
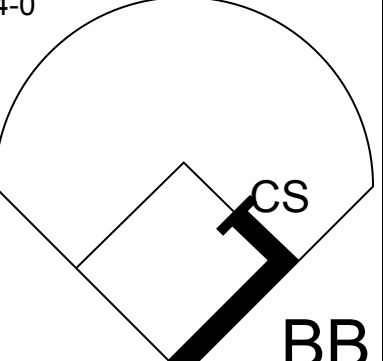
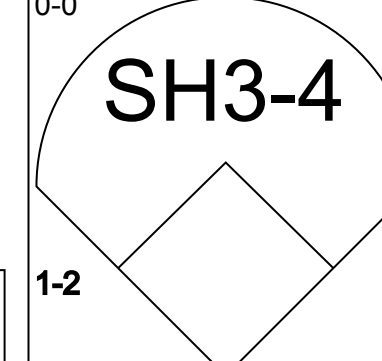
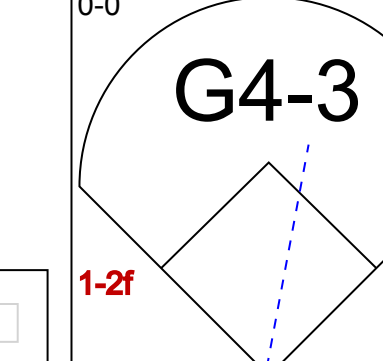
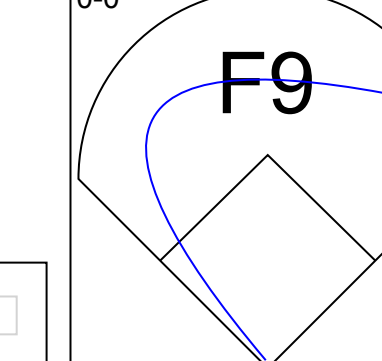
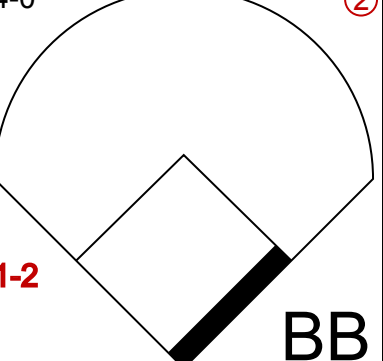
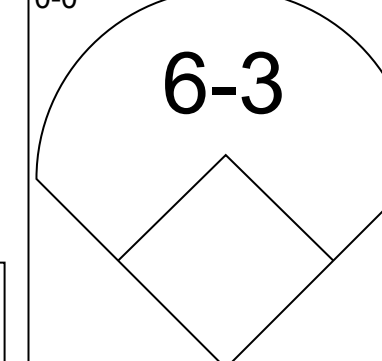
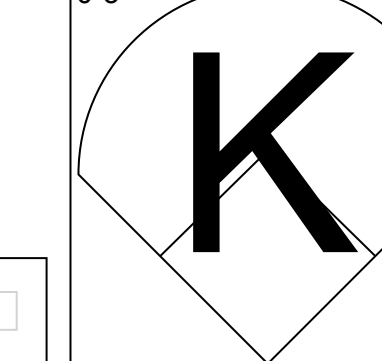
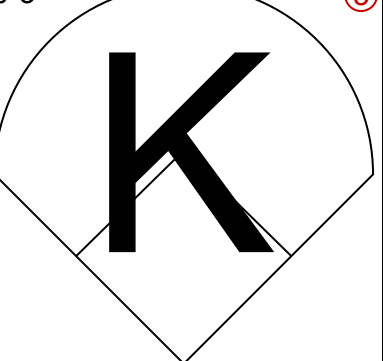
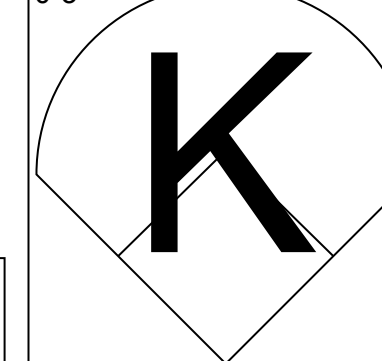


Batter	1	2	3	4	5	6	7	8	9	AB	R	H	RBI	BB	SO	LOB	BOTTOM	
23 Ryne Sandberg, R OBP: 0.301, SLG: 0.352 (1, 5)										3	2	3	1	0	0	0	Philadelphia Phillies @ Chicago Cubs Wrigley Field, Chicago, IL Fri Aug 06 1982, 3:33 AM CDT Att: 17,163 - Unknown	
Larry Bowa, S OBP: 0.301, SLG: 0.314 (1, 6)										3	0	0	0	0	0	3		
Bill Buckner, L OBP: 0.324, SLG: 0.384 (1, 3)										4	1	1	3	0	0	2		
Leon Durham, L OBP: 0.379, SLG: 0.516 (1, 8)										3	0	1	0	0	0	0		
Jody Davis, R OBP: 0.297, SLG: 0.379 (1, 2)										3	0	0	0	0	1	0		
Jay Johnstone, L OBP: 0.351, SLG: 0.406 (1, 9)										3	0	0	0	0	1	0		
Steve Henderson, R OBP: 0.287, SLG: 0.280 Lee Smith, R OBP: 0.125, SLG: 0.267 (1, 7)										3	0	0	0	0	2	0		
Junior Kennedy, R OBP: 0.299, SLG: 0.287 (1, 4)										3	1	1	0	0	0	0		
Allen Ripley, R OBP: 0.136, SLG: 0.136 Gary Woods, R OBP: 0.333, SLG: 0.396 (1, 1)										2	0	0	0	0	1	2		
<b>Inning Stats</b>	R: 1 E: 0 K: 0 S: 4	H: 1 LOB: 0 BB: 0 P: 4	R: 0 E: 0 K: 3 S: 9	H: 0 LOB: 0 BB: 0 P: 9	R: 1 E: 1 K: 1 S: 7	H: 1 LOB: 1 BB: 0 P: 7	R: 0 E: 0 K: 0 S: 3	H: 1 LOB: 0 BB: 0 P: 3	R: 0 E: 0 K: 0 S: 5	H: 2 LOB: 0 BB: 0 P: 5	R: 0 E: 0 K: 0 S: 3	H: 0 LOB: 0 BB: 0 P: 3	R: 0 E: 0 K: 0 S: 4	H: 1 LOB: 1 BB: 0 P: 4	1B: 5 2B: 1 3B: 0 HR: 1	SF: 0 SAC: 2 DP: 1 HBP: 0		WP: 0 PB: 0 SB: 2 CS: 0
<b>PITCHER</b>	IP WLS BF H R ER SO BB IBB HBP BLK WP HR S P ERA WHIP	IP WLS BF H R ER SO BB IBB HBP BLK WP HR S P ERA WHIP																
Dick Ruthven, R ERA: 3.37 Ron Reed, R ERA: 2.49 Sid Monge, L ERA: 3.71 (1, 1)	6.0 L 23 6 4 3 5 0 0 0 0 0 0 0 6 6 4.50 1.000	1.2 6 1 0 0 0 0 0 0 0 0 0 0 0 6 6 0.00 0.600																
(8, 1)	0.1 1 0 0 0 0 0 0 0 0 0 0 0 0 1 1 0.00 0.000																	

AB	28
R	4
H	7
RBI	4
BB	0
SO	5
LOB	7



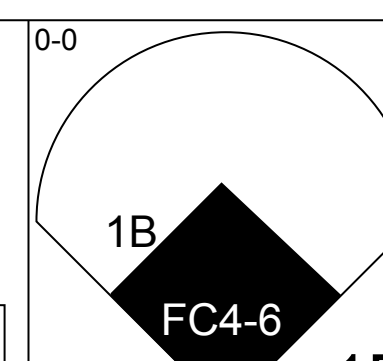
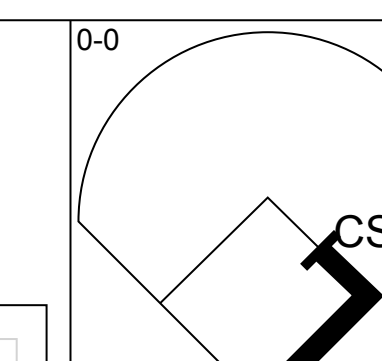
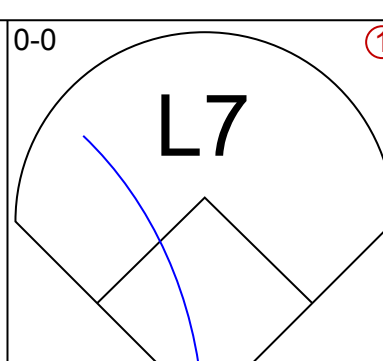
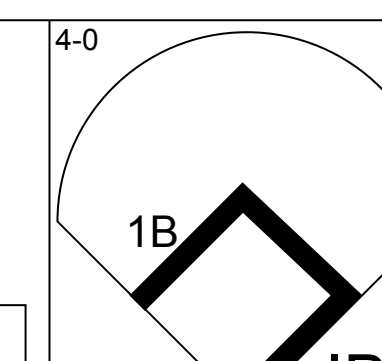
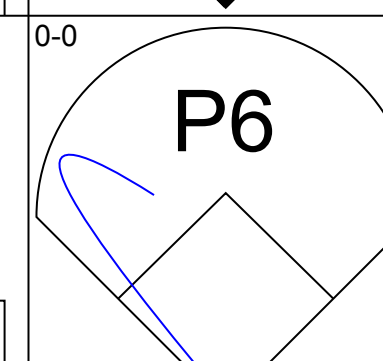
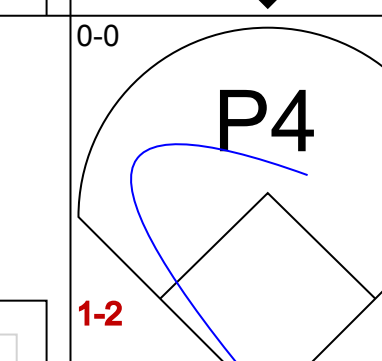
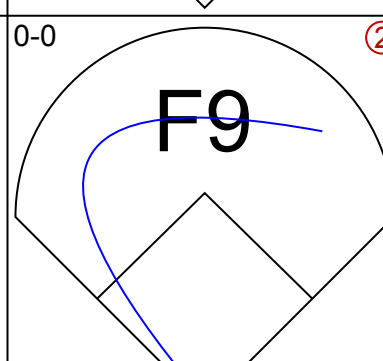
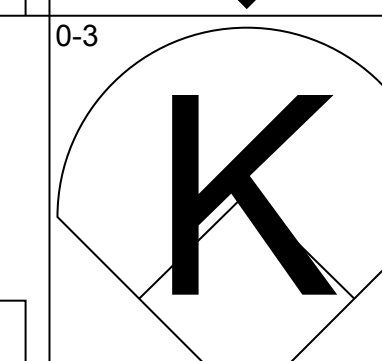
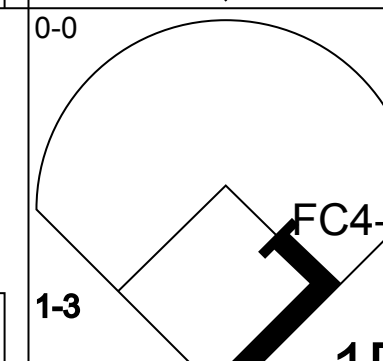
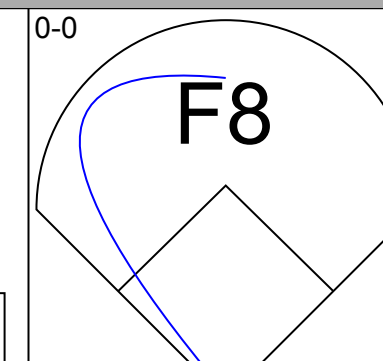
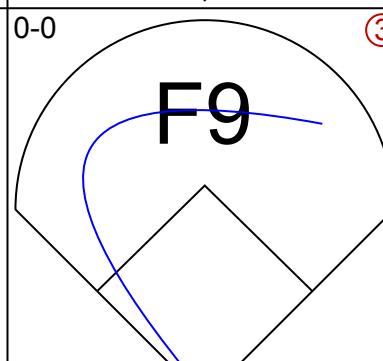
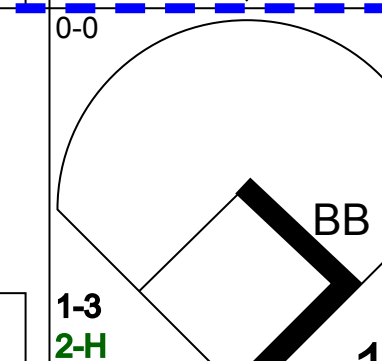
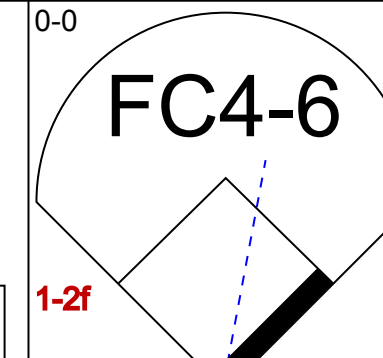
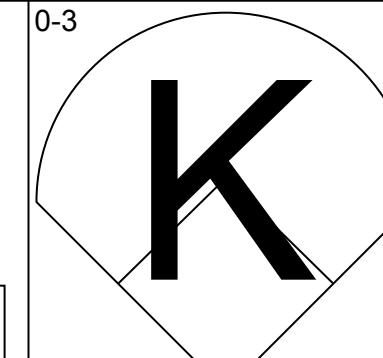

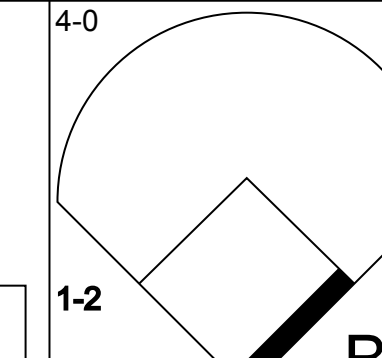
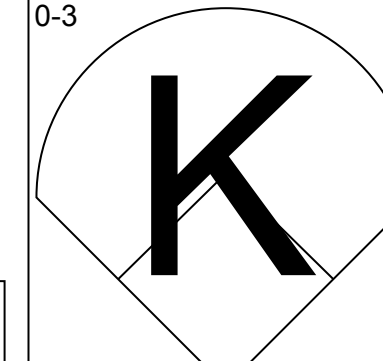
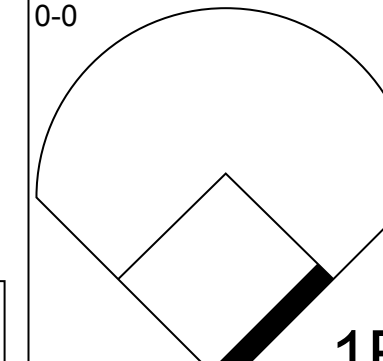

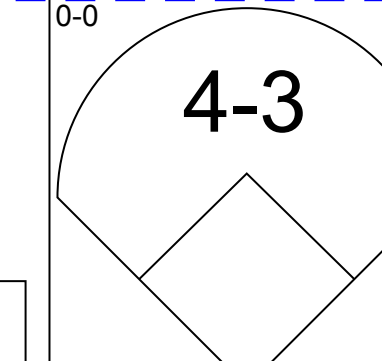
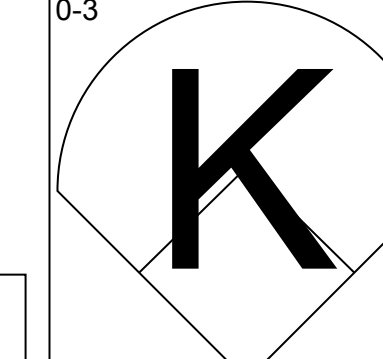
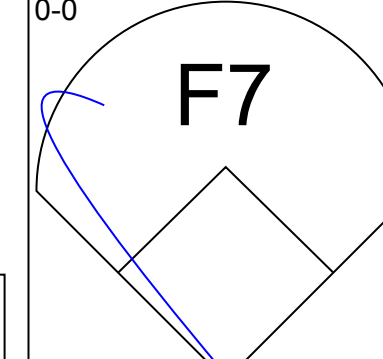

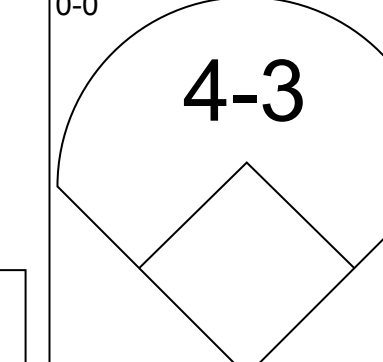
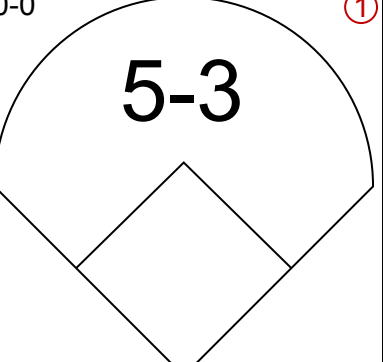
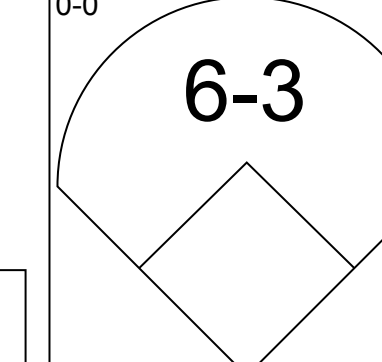
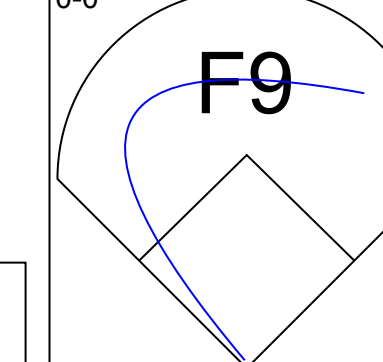
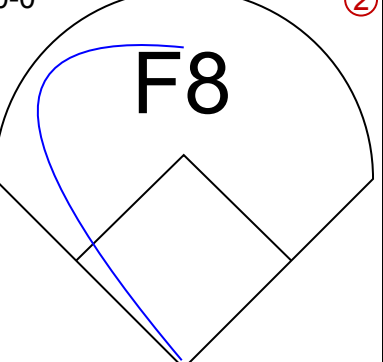
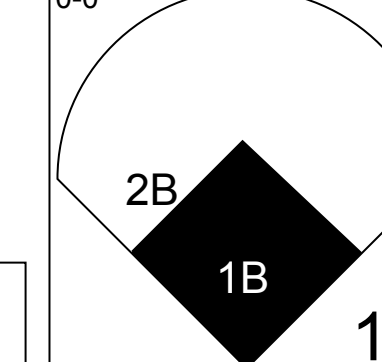
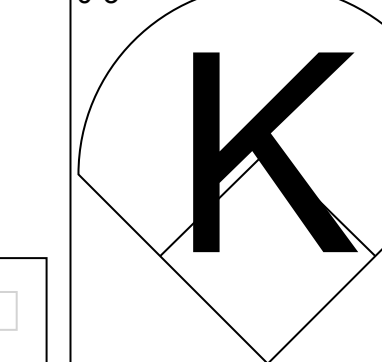
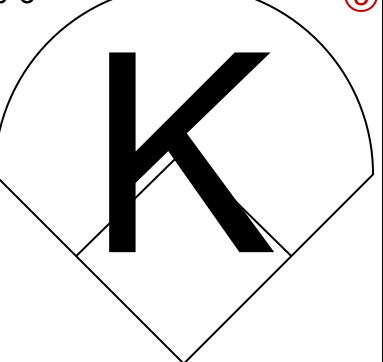
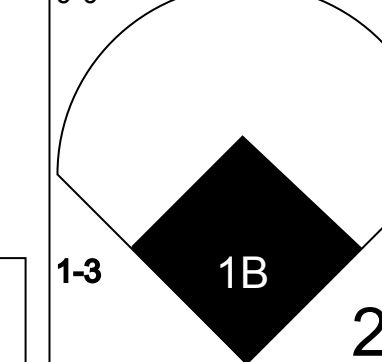
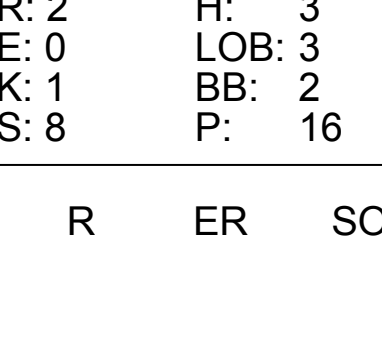


Batter	1	2	3	4	5	6	7	8	9	AB	R	H	RBI	BB	SO	LOB	TOP			
<b>Bob Dernier, R</b> OBP: 0.318, SLG: 0.321 (1, 8)										4	0	0	0	0	2	0	<b>Philadelphia Phillies @ Chicago Cubs</b> Wrigley Field, Chicago, IL Sat Aug 07 1982, 3:33 AM CDT Att: 25,871 - Unknown			
<b>Pete Ross, S</b> OBP: 0.341, SLG: 0.354 (1, 3)										4	0	2	0	0	0	0				
<b>Gary Matthews, R</b> OBP: 0.331, SLG: 0.441 (1, 7)										4	1	1	1	0	0	2				
<b>Mike Schmidt, R</b> OBP: 0.422, SLG: 0.571 (1, 5)										3	1	1	1	1	1	1				
<b>Bo Diaz, R</b> OBP: 0.336, SLG: 0.478 <b>Luis Aguayo, R</b> OBP: 0.263, SLG: 0.371 (9, PR)										4	0	1	0	0	0	3				
<b>George Vukovich, L</b> OBP: 0.327, SLG: 0.391 (1, 9)										4	0	1	0	0	0	1				
<b>Manny Trillo, R</b> OBP: 0.314, SLG: 0.313 (1, 4)										2	0	0	0	1	0	1				
<b>Ivan De Jesus, R</b> OBP: 0.309, SLG: 0.301 (1, 6)										2	0	0	0	1	0	1				
<b>Larry Christenson, R</b> OBP: 0.094, SLG: 0.173 <b>Tug McGraw, R</b> OBP: 0.300, SLG: 0.375 (8, 1)										3	0	0	0	0	3	2				
<b>Ron Reed, R</b> OBP: 0.300, SLG: 0.375 (8, 1)										0	0	0	0	0	0	0				
<b>Inning Stats</b>	R: 1 E: 0 K: 1 S: 6	H: 1 LOB: 0 BB: 0 P: 6	R: 0 E: 0 K: 0 S: 3	H: 0 LOB: 0 BB: 0 P: 3	R: 0 E: 0 K: 2 S: 7	H: 0 LOB: 0 BB: 0 P: 7	R: 0 E: 0 K: 1 S: 6	H: 1 LOB: 1 BB: 0 P: 6	R: 0 E: 0 K: 1 S: 4	H: 0 LOB: 1 BB: 2 P: 12	R: 0 E: 0 K: 0 S: 6	H: 1 LOB: 1 BB: 0 P: 6	R: 0 E: 0 K: 0 S: 3	H: 0 LOB: 0 BB: 0 P: 3	R: 1 E: 0 K: 0 S: 4	H: 2 LOB: 1 BB: 0 P: 4	1B: 4 2B: 0 3B: 0 HR: 2	SF: 0 SAC: 1 DP: 1 HBP: 0	WP: 0 PB: 0 SB: 0 CS: 1	PA: 34
<b>PITCHER</b>	IP	WLS	BF	H	R	ER	SO	BB	IBB	HBP	BLK	WP	HR	S	P	ERA	WHIP			
<b>Dickie Noles, R</b> ERA: 3.91 <b>Lee Smith, R</b> ERA: 3.29	(1, 1)	8.0	W	30	4	1	1	6	3	0	0	0	1	39	51	1.12	0.875			
(9, 1)	1.0	S	4	2	1	1	0	0	0	0	0	0	1	4	4	9.00	2.000			

livebaseballscorecards.com

AB	30
R	2
H	6
RBI	2
BB	3
SO	6
LOB	11



Batter	1	2	3	4	5	6	7	8	9	AB	R	H	RBI	BB	SO	LOB	BOTTOM			
<b>23 Ryne Sandberg, R</b> OBP: 0.305, SLG: 0.355 (1, 5)										3	1	2	0	1	0	0	<b>Philadelphia Phillies @ Chicago Cubs</b> Wrigley Field, Chicago, IL Sat Aug 07 1982, 3:33 AM CDT Att: 25,871 - Unknown			
<b>Larry Bowa, S</b> OBP: 0.298, SLG: 0.310 (1, 6)										4	0	0	0	0	1	5				
<b>Bill Buckner, L</b> OBP: 0.326, SLG: 0.385 (1, 3)										4	0	2	2	0	0	0				
<b>Leon Durham, L</b> OBP: 0.378, SLG: 0.512 (9, 9)										3	0	0	1	1	1	1				
<b>Jody Davis, R</b> OBP: 0.296, SLG: 0.378 (1, 2)										4	0	1	0	0	1	4				
<b>Jay Johnstone, L</b> OBP: 0.346, SLG: 0.399 (9, 7)										3	0	0	0	0	1	1				
<b>Steve Henderson, R</b> ERA: 3.35 <b>Gary Woods, R</b> OBP: 0.333, SLG: 0.396 (9, 8)										3	0	0	0	0	0	0				
<b>Junior Kennedy, R</b> OBP: 0.300, SLG: 0.288 (1, 4)										3	1	1	0	0	0	0				
<b>Dickie Noles, R</b> OBP: 0.125, SLG: 0.158 <b>Scot Thompson, L</b> OBP: 0.387, SLG: 0.357 <b>Lee Smith, R</b> OBP: 0.125, SLG: 0.267 (9, 1)										2	0	0	0	0	2	0				
<b>Ron Reed, R</b> ERA: 2.48 (8, 1)										1	1	1	0	0	0	0				
<b>Inning Stats</b>	R: 1 E: 0 K: 1 S: 7	H: 2 LOB: 1 BB: 0 P: 7	R: 0 E: 0 K: 1 S: 5	H: 0 LOB: 0 BB: 0 P: 5	R: 0 E: 0 K: 1 S: 5	H: 1 LOB: 0 BB: 0 P: 5	R: 0 E: 0 K: 1 S: 6	H: 1 LOB: 1 BB: 0 P: 6	R: 0 E: 0 K: 0 S: 3	H: 0 LOB: 0 BB: 0 P: 3	R: 0 E: 0 K: 0 S: 3	H: 0 LOB: 0 BB: 0 P: 3	R: 2 E: 0 K: 1 S: 8	H: 3 LOB: 3 BB: 2 P: 16	R: 1 E: 0 K: 0 S: 7	H: 0 LOB: 0 BB: 0 P: 7	1B: 6 2B: 1 3B: 0 HR: 0	SF: 0 SAC: 0 DP: 0 HBP: 0	WP: 0 PB: 0 SB: 0 CS: 1	PA: 32
<b>PITCHER</b>	IP	WLS	BF	H	R	ER	SO	BB	IBB	HBP	BLK	WP	HR	S	P	ERA	WHIP			
<b>Larry Christenson, R</b> ERA: 2.57 <b>Tug McGraw, L</b> ERA: 2.57 <b>Ron Reed, R</b> ERA: 2.48 (8, 1)	(1, 1)	7.2	L	29	6	3	3	6	0	1	0	0	0	40	44	3.52	0.783			
(8, 1)	0.0		2	1	0	0	0	1	0	0	0	0	0	1	5	-	-			
(8, 1)	0.1		1	0	0	0	0	0	0	0	0	0	0	1	1	0.00	0.000			

livebaseballscorecards.com

AB	30
R	3
H	7
RBI	3
BB	2
SO	6
LOB	11





Batter	1	2	3	4	5	6	7	8	9	AB	R	H	RBI	BB	SO	LOB	TOP			
<b>Pete Rose, S</b> OBP: 0.342, SLG: 0.354 (1, 3)	L7		F8				6-3			5	2	2	0	0	0	1				
<b>Manny Trillo, R</b> OBP: 0.311, SLG: 0.311 (1, 4)	6-3		SH5-4	4-3			SH1-4		K	3	0	0	0	0	1	0				
<b>Gary Matthews, R</b> OBP: 0.336, SLG: 0.443 (1, 7)	BB		1B		5-3		1B		1B	3	1	2	2	2	0	0				
<b>Mike Schmidt, R</b> OBP: 0.422, SLG: 0.567 (1, 5)	BB		1B		K		F8		K	4	1	1	1	1	2	3				
<b>Bo Diaz, R</b> OBP: 0.339, SLG: 0.480 (1, 2)	K		1B		K		FC5-4		1B	5	0	3	1	0	2	2				
<b>Gary Maddox, R</b> OBP: 0.291, SLG: 0.409 <b>Bob Dernier, R</b> OBP: 0.318, SLG: 0.321 <b>Bill Robinson, R</b> OBP: 0.274, SLG: 0.404 (8, PH)	L7		K		5-3		FC5-4		K	4	0	0	0	0	1	4				
<b>George Vukovich, L</b> OBP: 0.330, SLG: 0.393 (1, 9)	3-1		1B		FC5-4		E4			4	0	2	1	0	0	0				
<b>Ivan De Jesus, R</b> OBP: 0.306, SLG: 0.298 (1, 6)	6-3		1-3		FC5-4		SH3-4			3	0	0	0	0	0	3				
<b>Mike Krukow, R</b> OBP: 0.192, SLG: 0.212 <b>Ron Reed, R</b> OBP: 0.300, SLG: 0.375 <b>Sid Monge, S</b> <b>Greg Gross, L</b> OBP: 0.363, SLG: 0.319 <b>Tug McGraw, R</b> (8, 1)			SH5-4	6-3		K	F9			3	1	1	0	0	1	1				
<b>Inning Stats</b>	R: 0 E: 0 K: 1 S: 5	H: 0 LOB: 2 BB: 2 P: 13	R: 0 E: 0 K: 0 S: 3	H: 0 LOB: 0 BB: 0 P: 3	R: 4 E: 0 K: 1 S: 11	H: 6 LOB: 2 BB: 0 P: 11	R: 0 E: 0 K: 0 S: 3	H: 0 LOB: 0 BB: 0 P: 3	R: 0 E: 0 K: 2 S: 7	H: 1 LOB: 1 BB: 0 P: 6	R: 1 E: 0 K: 0 S: 5	H: 2 LOB: 2 BB: 1 P: 9	R: 0 E: 1 K: 0 S: 4	H: 0 LOB: 1 BB: 0 P: 4	R: 0 E: 0 K: 3 S: 11	H: 2 LOB: 2 BB: 0 P: 11	1B: 11 2B: 0 3B: 0 HR: 0	SF: 0 SAC: 3 DP: 0 HBP: 0	WP: 0 PA: 42 PB: 0 SB: 0 CS: 0	
<b>PITCHER</b>	IP	WLS	BF	H	R	ER	SO	BB	IBB	HBP	BLK	WP	HR	S	P	ERA	WHIP			
<b>Doug Bird, R</b> ERA: 4.54 <b>Mike Proly, R</b> ERA: 2.66 <b>Bill Campbell, R</b> ERA: 4.64 <b>Dick Tidrow, R</b> ERA: 3.73 <b>Lee Smith, R</b> ERA: 3.25	2.1		14	5	4	4	1	2	0	0	0	0	0	14	22	15.43	3.000			
	3.1		9	1	0	0	3	0	0	0	0	0	0	15	15	0.00	0.375			
	1.2		9	3	1	1	1	1	0	0	0	0	0	10	14	5.40	2.400			
	1.1	W	5	0	0	0	0	0	0	0	0	0	0	5	5	0.00	0.000			
	1.0	S	5	2	0	0	3	0	0	0	0	0	0	11	11	0.00	2.000			

Philadelphia Phillies @ Chicago Cubs  
Wrigley Field, Chicago, IL  
Sun Aug 08 1982, 3:33 AM CDT  
Att: 28,279 - Unknown

AB 36  
R 5  
H 11  
RBI 5  
BB 3  
SO 8  
LOB 17



Batter	1	2	3	4	5	6	7	8	9	AB	R	H	RBI	BB	SO	LOB	BOTTOM			
<b>23 Ryne Sandberg, R</b> OBP: 0.307, SLG: 0.363 (1, 5)	6-3		F8			E	SH3			4	1	2	2	0	0	0				
<b>Larry Bowa, S</b> OBP: 0.294, SLG: 0.306 (1, 6)	F9			K2-3		L9	6-3	F8		5	0	0	0	0	1	3				
<b>Bill Buckner, L</b> OBP: 0.325, SLG: 0.383 (1, 3)	L3			4-3		E3	F8			4	1	1	0	0	0	2				
<b>Jay Johnstone, L</b> OBP: 0.354, SLG: 0.438 (1, 9)		1-4-3		4-3		1-4-3				3	2	2	4	1	0	1				
<b>Jody Davis, R</b> OBP: 0.296, SLG: 0.376 (1, 2)	K			L8		K		SH3-4		4	1	1	0	0	2	2				
<b>Gary Woods, R</b> OBP: 0.333, SLG: 0.393 (1, 8)	1-4-3				K	3B	SH3-4			2	1	0	0	1	1	1				
<b>Steve Henderson, R</b> OBP: 0.289, SLG: 0.299 <b>Dick Tidrow, R</b> <b>Keith Moreland, R</b> OBP: 0.328, SLG: 0.409 <b>Lee Smith, R</b> OBP: 0.125, SLG: 0.267 (8, PH)	F4				PB	2B	1B	23 3B		3	0	2	1	0	0	1				
<b>Junior Kennedy, R</b> OBP: 0.293, SLG: 0.280 (1, 4)			6-3		K	P4	L8			4	0	0	0	0	1	4				
<b>Doug Bird, R</b> OBP: 0.154, SLG: 0.179 <b>Mike Proly, R</b> OBP: 0.286, SLG: 0.429 <b>Bob Montano, L</b> OBP: 0.286, SLG: 0.262 <b>Bill Campbell, R</b> <b>Scott Thompson, L</b> OBP: 0.406, SLG: 0.379 <b>Jerry Morales, R</b> OBP: 0.321, SLG: 0.480 (8, PH)			6-3		3-1		23 SH3	1B		0	0	0	0	0	0	0				
<b>Inning Stats</b>	R: 0 E: 0 K: 0 S: 3	H: 0 LOB: 0 BB: 0 P: 3	R: 0 E: 0 K: 1 S: 5	H: 0 LOB: 1 BB: 1 P: 9	R: 0 E: 0 K: 0 S: 3	H: 0 LOB: 0 BB: 0 P: 3	R: 0 E: 0 K: 1 S: 6	H: 1 LOB: 1 BB: 0 P: 6	R: 0 E: 0 K: 2 S: 8	H: 1 LOB: 1 BB: 0 P: 8	R: 4 E: 1 K: 1 S: 9	H: 3 LOB: 1 BB: 1 P: 13	R: 0 E: 0 K: 0 S: 4	H: 1 LOB: 1 BB: 0 P: 4	R: 4 E: 0 K: 0 S: 7	H: 4 LOB: 1 BB: 1 P: 11	1B: 4 2B: 2 3B: 2 HR: 2	SF: 0 SAC: 2 DP: 0 HBP: 0	WP: 0 PA: 38 PB: 1 SB: 0 CS: 0	
<b>PITCHER</b>	IP	WLS	BF	H	R	ER	SO	BB	IBB	HBP	BLK	WP	HR	S	P	ERA	WHIP			
<b>Mike Krukow, R</b> ERA: 2.72 <b>Ron Reed, R</b> ERA: 2.44 <b>Sid Monge, L</b> ERA: 3.68 <b>Tug McGraw, L</b> ERA: 4.8	5.2		25	5	4	2	5	2	0	0	0	0	0	4	4	0.00	1.000			
	1.0		4	1	0	0	0	0	0	0	0	0	0	1	1	0.00	0.000			
	0.1		1	0	0	0	0	0	0	0	0	0	0	1	1	0.00	0.000			
	1.0	L	8	4	4	4	0	0	1	0	0	0	1	7	11	36.00	4.000			

Philadelphia Phillies @ Chicago Cubs  
Wrigley Field, Chicago, IL  
Sun Aug 08 1982, 3:33 AM CDT  
Att: 28,279 - Unknown

AB 33  
R 8  
H 10  
RBI 8  
BB 3  
SO 5  
LOB 15





Batter	1	2	3	4	5	6	7	8	9	AB	R	H	RBI	BB	SO	LOB	TOP					
<b>23 Ryne Sandberg, R</b> OBP: 0.308, SLG: 0.370	F7	F8		HR			3-1			5	1	2	3	0	0	1	<b>Chicago Cubs @ Montreal Expos</b> Olympic Stadium, Montreal, QB Mon Aug 09 1982, 7:05 PM EDT Att: 29,276 - Overcast - 74 F					
<b>Larry Bowa, S</b> OBP: 0.293, SLG: 0.305	K		F8	F8			1B	F8		5	1	1	0	0	1	2						
<b>Bill Buckner, L</b> OBP: 0.330, SLG: 0.404	2B		HR	HR			2B	1B	F7	5	3	4	2	0	0	0						
<b>Leon Durham, L</b> OBP: 0.376, SLG: 0.508 <b>Jerry Morales, R</b> OBP: 0.310, SLG: 0.442	K		K	K			K		F8	3	0	0	0	0	3	1						
<b>Jay Johnstone, L</b> OBP: 0.350, SLG: 0.436		K	F3		F8				F4	5	0	1	2	0	1	0						
<b>Jody Davis, R</b> OBP: 0.295, SLG: 0.378		3B		6-3	K					4	1	1	0	0	2	1						
<b>Steve Henderson, R</b> OBP: 0.298, SLG: 0.322		SH3		23 HR		L9			G1-6-3	4	2	3	1	0	0	0						
<b>Junior Kennedy, R</b> OBP: 0.298, SLG: 0.277		SH3		23 HR		6-3			G1-6-3	2	1	0	0	0	2	0						
<b>Fergie Jenkins, R</b> OBP: 0.163, SLG: 0.190 <b>Willie Hernandez, L</b> OBP: 0.310, SLG: 0.442	SH3			K		6-3			23 1B	3	0	1	1	0	1	2						
<b>Inning Stats</b>	R: 0 E: 0 K: 2 S: 8	H: 1 LOB: 1 BB: 0 P: 8	R: 2 E: 0 K: 1 S: 7	H: 2 LOB: 1 BB: 1 P: 11	R: 1 E: 0 K: 1 S: 6	H: 1 LOB: 0 BB: 0 P: 6	R: 3 E: 0 K: 1 S: 7	H: 2 LOB: 0 BB: 1 P: 11	R: 1 E: 0 K: 2 S: 8	H: 1 LOB: 0 BB: 0 P: 8	R: 0 E: 0 K: 0 S: 3	H: 0 LOB: 0 BB: 0 P: 3	R: 2 E: 0 K: 2 S: 10	H: 3 LOB: 1 BB: 0 P: 10	R: 0 E: 0 K: 0 S: 5	H: 3 LOB: 2 BB: 0 P: 5	R: 0 E: 0 K: 0 S: 3	H: 0 LOB: 0 BB: 0 P: 3	1B: 6 2B: 3 3B: 1 HR: 3	SF: 0 SAC: 1 DP: 1 HBP: 0	WP: 0 PB: 0 SB: 1 CS: 0	PA: 41
<b>PITCHER</b>	IP	WLS	BF	H	R	ER	SO	BB	IBB	HBP	BLK	WP	HR	S	P	ERA	WHIP					
<b>Scott Sanderson, R</b> ERA: 3.51	5.0	L	24	7	7	7	7	2	0	0	0	0	3	36	44	12.60	1.800					
<b>Bryn Smith, R</b> ERA: 4.12	2.0		9	3	2	2	2	0	0	0	0	0	0	13	13	9.00	1.500					
<b>Dan Schatzeder, L</b> ERA: 5.67	2.0		8	3	0	0	0	0	0	0	0	0	0	8	8	0.00	1.500					

**Chicago Cubs @ Montreal Expos**  
Olympic Stadium, Montreal, QB  
Mon Aug 09 1982, 7:05 PM EDT  
Att: 29,276 - Overcast - 74 F

AB	38
R	9
H	13
RBI	9
BB	2
SO	9
LOB	10



Batter	1	2	3	4	5	6	7	8	9	AB	R	H	RBI	BB	SO	LOB	BOTTOM					
<b>Tim Raines, S</b> OBP: 0.370, SLG: 0.375	5-3		L6-4	6-3	F8		F8		F8	5	0	1	0	0	0	1	<b>Chicago Cubs @ Montreal Expos</b> Olympic Stadium, Montreal, QB Mon Aug 09 1982, 7:05 PM EDT Att: 29,276 - Overcast - 74 F					
<b>Joel Youngblood, R</b> OBP: 0.308, SLG: 0.353	1B		6-3	1-2	6-3		F9		L6	4	0	0	0	1	0	2						
<b>Al Oliver, L</b> OBP: 0.385, SLG: 0.523	1B		L6-4	2-3	F7				F9	4	0	1	0	0	0	1						
<b>Gary Carter, R</b> OBP: 0.390, SLG: 0.543 <b>Tim Blackwell, S</b> OBP: 0.237, SLG: 0.229	K			2B		G4-6-3	1B	BB	6-3	3	0	1	0	1	1	2						
<b>Brad Mills, L</b> OBP: 0.321, SLG: 0.314				F9			G4-6-3	1B	1B	2	1	1	0	2	0	1						
<b>Warren Cromartie, L</b> OBP: 0.328, SLG: 0.378	K			K		G4-6-3	1-2	2-3	1B	4	0	1	0	0	2	6						
<b>Chris Speier, R</b> OBP: 0.326, SLG: 0.349 <b>Bryan Little, S</b> OBP: 0.300, SLG: 0.278		K			BB		1-3			3	0	1	1	1	1	1						
<b>Doug Flynn, R</b> OBP: 0.234, SLG: 0.259		K			F4-3				F8	4	0	1	0	0	1	4						
<b>Scott Sanderson, R</b> ERA: 3.24 <b>Wallace Johnson, S</b> OBP: 0.247, SLG: 0.285 <b>Bryn Smith, R</b> OBP: 0.300, SLG: 0.278 <b>Dan Norman, R</b> OBP: 0.302, SLG: 0.302 <b>Dan Schatzeder, L</b> OBP: 0.298, SLG: 0.250 <b>Tim Wallach, R</b> OBP: 0.320, SLG: 0.472	5-3				BLK		K		F9	1	0	0	0	0	0	0						
<b>Inning Stats</b>	R: 0 E: 0 K: 2 S: 8	H: 1 LOB: 3 BB: 2 P: 16	R: 0 E: 0 K: 2 S: 7	H: 0 LOB: 0 BB: 0 P: 7	R: 0 E: 0 K: 0 S: 3	H: 1 LOB: 0 BB: 0 P: 3	R: 0 E: 0 K: 1 S: 6	H: 1 LOB: 2 BB: 1 P: 10	R: 1 E: 0 K: 0 S: 4	H: 1 LOB: 0 BB: 0 P: 4	R: 0 E: 0 K: 0 S: 3	H: 1 LOB: 1 BB: 1 P: 7	R: 0 E: 0 K: 1 S: 6	H: 1 LOB: 1 BB: 0 P: 6	R: 1 E: 0 K: 0 S: 5	H: 2 LOB: 2 BB: 1 P: 9	R: 0 E: 0 K: 0 S: 3	H: 0 LOB: 0 BB: 0 P: 3	1B: 5 2B: 3 3B: 1 HR: 0	SF: 0 SAC: 0 DP: 2 HBP: 0	WP: 0 PB: 0 SB: 0 CS: 0	PA: 38
<b>PITCHER</b>	IP	WLS	BF	H	R	ER	SO	BB	IBB	HBP	BLK	WP	HR	S	P	ERA	WHIP					
<b>Fergie Jenkins, R</b> ERA: 3.24	7.2	W	34	8	2	1	6	5	0	0	0	0	0	41	61	1.17	1.696					
<b>Willie Hernandez, L</b> ERA: 3.2	1.1		4	0	0	0	0	0	0	0	0	0	0	4	4	0.00	0.000					

**Chicago Cubs @ Montreal Expos**  
Olympic Stadium, Montreal, QB  
Mon Aug 09 1982, 7:05 PM EDT  
Att: 29,276 - Overcast - 74 F

AB	33
R	2
H	8
RBI	1
BB	5
SO	6
LOB	19





Batter	1	2	3	4	5	6	7	8	9	AB	R	H	RBI	BB	SO	LOB	TOP								
<b>23 Ryne Sandberg, R</b> OBP: 0.307, SLG: 0.372 (1, 5)										4	0	1	0	0	1	0									
<b>Larry Bowa, S</b> OBP: 0.295, SLG: 0.305 (1, 6)										3	1	1	0	1	0	0									
<b>Bill Buckner, L</b> OBP: 0.329, SLG: 0.402 (1, 3)										4	0	1	0	0	1	2									
<b>Leon Durham, L</b> OBP: 0.374, SLG: 0.505 (1, 8)										4	0	1	1	0	0	2									
<b>Jay Johnstone, L</b> OBP: 0.353, SLG: 0.435 (1, 9)										3	2	1	0	1	0	1									
<b>Jody Davis, R</b> OBP: 0.298, SLG: 0.389 (1, 2)										4	2	2	1	0	0	0									
<b>Steve Henderson, R</b> OBP: 0.292, SLG: 0.314 (1, 7)										4	0	0	0	0	1	2									
<b>Junior Kennedy, R</b> OBP: 0.302, SLG: 0.278 (1, 4)										3	0	1	2	1	0	1									
<b>Randy Martz, L</b> OBP: 0.333, SLG: 0.308 <b>Willie Hernandez, L</b> (8, 1)										3	0	0	0	0	1	2									
<b>Dick Tidrow, R</b> (8, 1)										0	0	0	0	0	0	1									
<b>Inning Stats</b>	R: 0 E: 0 K: 1 S: 5	H: 1 LOB: 1 BB: 1 P: 9	R: 2 E: 1 K: 0 S: 4	H: 1 LOB: 0 BB: 1 P: 8	R: 0 E: 0 K: 0 S: 3	H: 0 LOB: 0 BB: 0 P: 3	R: 2 E: 0 K: 0 S: 6	H: 3 LOB: 1 BB: 0 P: 6	R: 0 E: 0 K: 0 S: 5	H: 0 LOB: 0 BB: 0 P: 5	R: 0 E: 0 K: 0 S: 5	H: 0 LOB: 0 BB: 0 P: 5	R: 0 E: 0 K: 0 S: 5	H: 0 LOB: 1 BB: 1 P: 9	R: 1 E: 0 K: 0 S: 5	H: 3 LOB: 1 BB: 0 P: 5	R: 0 E: 0 K: 1 S: 5	H: 0 LOB: 1 BB: 1 P: 9	1B: 5 2B: 2 3B: 1 HR: 0	SF: 0 SAC: 0 DP: 2 HBP: 0	WP: 1 PB: 0 SB: 0 CS: 0	PA: 36			
<b>PITCHER</b>	IP	WLS	BF	H	R	ER	SO	BB	IBB	HBP	BLK	WP	HR	S	P	ERA	WHIP								
<b>Steve Rogers, R</b> ERA: 2.45 (1, 1)	6.0	L	24	5	4	3	2	2	0	0	0	0	0	26	34	4.50	1.167								
<b>Bryn Smith, R</b> ERA: 4.17 (7, 1)	1.2		7	3	1	1	1	0	0	0	0	0	0	9	9	5.40	1.800								
<b>Dan Schatzeder, L</b> ERA: 5.64 (8, 1)	0.1		1	0	0	0	0	0	0	0	0	1	0	1	1	0.00	0.000								
<b>Jeff Reardon, R</b> ERA: 1.77 (9, 1)	1.0		4	0	0	0	1	1	0	0	0	0	0	5	9	0.00	1.000								

**Chicago Cubs @ Montreal Expos**  
Olympic Stadium, Montreal, QB  
Tue Aug 10 1982, 7:05 PM EDT  
Att: 30,918 - Overcast - 70 F

AB	33
R	5
H	8
RBI	4
BB	3
SO	4
LOB	11



Batter	1	2	3	4	5	6	7	8	9	AB	R	H	RBI	BB	SO	LOB	BOTTOM								
<b>Tim Raines, S</b> OBP: 0.369, SLG: 0.374 (1, 7)										4	1	1	0	0	0	2									
<b>Joel Youngblood, R</b> OBP: 0.309, SLG: 0.350 <b>Bryn Smith, R</b> (7, 1)										2	0	0	0	1	0	2									
<b>Dan Schatzeder, L</b> OBP: 0.309, SLG: 0.250 <b>Jerry White, S</b> OBP: 0.303, SLG: 0.409 <b>Jeff Reardon, R</b> OBP: 0.125, SLG: 0.250 (9, 1)										0	0	0	0	0	0	0									
<b>Al Oliver, L</b> OBP: 0.386, SLG: 0.522 (1, 3)										3	0	1	1	1	0	2									
<b>Gary Carter, R</b> OBP: 0.386, SLG: 0.537 (1, 2)										4	0	0	0	0	0	4									
<b>Tim Wallach, R</b> OBP: 0.323, SLG: 0.467 (1, 5)										4	0	0	0	0	0	0									
<b>Warren Cromartie, L</b> OBP: 0.328, SLG: 0.376 (1, 9)										4	0	1	0	0	0	0									
<b>Chris Speier, R</b> OBP: 0.325, SLG: 0.357 (1, 6)										4	1	1	1	0	0	1									
<b>Doug Flynn, R</b> OBP: 0.235, SLG: 0.261 <b>Brad Mills, L</b> OBP: 0.333, SLG: 0.385 <b>Bryan Little, S</b> OBP: 0.300, SLG: 0.278 (9, 4)										2	0	1	0	0	0	1									
<b>Steve Rogers, R</b> OBP: 0.266, SLG: 0.193 <b>Roy Johnson, L</b> OBP: 0.267, SLG: 0.429 (7, 8)										0	0	0	0	0	0	0									
<b>Dan Norman, R</b> OBP: 0.303, SLG: 0.356 (8, 8)										1	0	0	0	0	0	0									
<b>Inning Stats</b>	R: 0 E: 0 K: 0 S: 2	H: 0 LOB: 1 BB: 2 P: 10	R: 0 E: 0 K: 0 S: 3	H: 0 LOB: 0 BB: 0 P: 3	R: 0 E: 0 K: 0 S: 4	H: 1 LOB: 1 BB: 0 P: 4	R: 0 E: 0 K: 0 S: 3	H: 1 LOB: 0 BB: 0 P: 3	R: 0 E: 0 K: 0 S: 4	H: 1 LOB: 1 BB: 0 P: 4	R: 0 E: 0 K: 0 S: 3	H: 0 LOB: 0 BB: 0 P: 3	R: 0 E: 0 K: 0 S: 7	H: 4 LOB: 1 BB: 0 P: 7	R: 0 E: 0 K: 0 S: 3	H: 0 LOB: 0 BB: 0 P: 3	1B: 4 2B: 2 3B: 0 HR: 2	SF: 0 SAC: 1 DP: 3 HBP: 0	WP: 0 PB: 0 SB: 0 CS: 0	PA: 34					
<b>PITCHER</b>	IP	WLS	BF	H	R	ER	SO	BB	IBB	HBP	BLK	WP	HR	S	P	ERA	WHIP								
<b>Randy Martz, R</b> ERA: 4.18 (1, 1)	7.0	W	26	6	2	2	0	2	0	0	0	0	2	24	32	2.57	1.143								
<b>Willie Hernandez, L</b> ERA: 3.32 (8, 1)	0.2		4	2	1	1	0	0	0	0	0	0	0	4	4	13.50	3.000								
<b>Dick Tidrow, R</b> ERA: 3.67 (8, 1)	1.1	S	4	0	0	0	0	0	0	0	0	0	0	4	4	0.00	0.000								

**Chicago Cubs @ Montreal Expos**  
Olympic Stadium, Montreal, QB  
Tue Aug 10 1982, 7:05 PM EDT  
Att: 30,918 - Overcast - 70 F

AB	31
R	3
H	8
RBI	3
BB	2
SO	0
LOB	12





Batter	1	2	3	4	5	6	7	8	9	AB	R	H	RBI	BB	SO	LOB	TOP			
23 Ryne Sandberg, R OBP: 0.307, SLG: 0.369	F8			F4		F7		BB BB		3	0	0	0	1	0	0	<b>Chicago Cubs @ Montreal Expos</b> Olympic Stadium, Montreal, QB Wed Aug 11 1982, 7:05 PM EDT Att: 25,140 - Overcast - 68 F			
Larry Bowa, S OBP: 0.295, SLG: 0.303	P5			K			F8	BB BB		3	0	0	0	1	1	0				
Bill Buckner, L OBP: 0.327, SLG: 0.399	K			G3			1-3	BB BB		4	0	0	0	0	1	3				
Leon Durham, L OBP: 0.378, SLG: 0.506		CS 1B			F9		1B BB			3	0	2	0	1	0	0				
Jody Davis, R OBP: 0.297, SLG: 0.387		K			K		1-2 1B			4	0	1	0	0	2	2				
Jay Johnstone, L OBP: 0.353, SLG: 0.430 Keith Moreland, R (9, PH) OBP: 0.329, SLG: 0.409		G3					K	BB BB		2	0	0	0	1	1	2				
Steve Henderson, R OBP: 0.288, SLG: 0.309 Scot Thompson, L (9, PH) OBP: 0.394, SLG: 0.367				5-3		F8				3	0	0	0	0	0	1				
Junior Kennedy, R OBP: 0.303, SLG: 0.279 Bump Willis, S (9, PH) OBP: 0.330, SLG: 0.357				F4		5-3		BB BB		3	0	1	0	0	0	0				
Allen Ripley, R OBP: 0.125, SLG: 0.125 Bob Molinaro, L (8, PH) OBP: 0.265, SLG: 0.258 Lee Smith, R OBP: 0.125, SLG: 0.267				P6		F7		BB BB		2	0	0	0	0	0	0				
<b>Inning Stats</b>	R: 0 E: 0 K: 1 S: 5	H: 0 LOB: 0 BB: 0 P: 5	R: 0 E: 0 K: 1 S: 5	H: 1 LOB: 0 BB: 0 P: 5	R: 0 E: 0 K: 0 S: 3	H: 0 LOB: 0 BB: 0 P: 3	R: 0 E: 0 K: 1 S: 5	H: 0 LOB: 0 BB: 0 P: 5	R: 0 E: 0 K: 1 S: 3	H: 0 LOB: 1 BB: 1 P: 9	R: 0 E: 0 K: 0 S: 6	H: 1 LOB: 2 BB: 1 P: 10	R: 0 E: 0 K: 1 S: 6	H: 1 LOB: 3 BB: 2 P: 14	R: 0 E: 0 K: 1 S: 6	H: 1 LOB: 2 BB: 1 P: 10		1B: 4 2B: 1 3B: 0 HR: 0	SF: 0 SAC: 0 DP: 1 HBP: 0	WP: 0 PB: 0 SB: 0 CS: 1
<b>PITCHER</b>	IP WLS BF H R ER SO BB IBB HBP BLK WP HR S P ERA WHIP																			
Charlie Lea, R ERA: 3.18	(1, 1) 7.2 W 28 3 0 0 6 3 0 0 0 0 0 0 37 49 0.00 0.783																			
Woodie Fryman, L ERA: 3.31	(8, 1) 0.2 5 1 0 0 0 2 0 0 0 0 0 0 3 11 0.00 4.500																			
Jeff Reardon, R ERA: 1.76	(9, 1) 0.2 S 2 0 0 0 1 0 0 0 0 0 0 0 4 4 0.00 0.000																			

AB	30
R	0
H	4
RBI	0
BB	5
SO	7
LOB	13



Batter	1	2	3	4	5	6	7	8	9	AB	R	H	RBI	BB	SO	LOB	BOTTOM			
Tim Raines, S OBP: 0.366, SLG: 0.370	F9		4-3		F7		F7			4	0	0	0	0	0	1	<b>Chicago Cubs @ Montreal Expos</b> Olympic Stadium, Montreal, QB Wed Aug 11 1982, 7:05 PM EDT Att: 25,140 - Overcast - 68 F			
Joel Youngblood, R OBP: 0.312, SLG: 0.349	K		K		WP HBP			PB S 1B		3	1	1	0	0	2	0				
Al Oliver, L OBP: 0.385, SLG: 0.519	P6		L4		4-3			1B WP FC5-2 1B		4	0	1	1	0	0	1				
Gary Carter, R OBP: 0.390, SLG: 0.546		HR		BB 1B BB		K		FC5-2 1B		3	2	2	1	1	1	0				
Tim Wallach, R OBP: 0.320, SLG: 0.463	F2			F7		P4		FC5-2 1B		4	0	0	0	0	0	3				
Roy Johnson, L OBP: 0.263, SLG: 0.353	1B BB			F8		1-3		1-2 3H K		3	0	0	0	1	1	3				
Chris Speier, R OBP: 0.327, SLG: 0.357		1B		1B BB		6-3		F2		3	0	1	0	1	0	2				
Doug Flynn, R OBP: 0.236, SLG: 0.262	F9			1-2 2H 1B		F6-3				3	0	1	1	0	0	2				
Charlie Lea, R OBP: 0.217, SLG: 0.186 Woodie Fryman, R OBP: 0.167, SLG: 0.167 Jeff Reardon, R OBP: 0.125, SLG: 0.250		K		4-3				2B		3	0	1	0	0	1	4				
<b>Inning Stats</b>	R: 0 E: 0 K: 1 S: 5	H: 2 LOB: 2 BB: 1 P: 11	R: 0 E: 0 K: 1 S: 5	H: 0 LOB: 0 BB: 0 P: 5	R: 1 E: 0 K: 0 S: 4	H: 1 LOB: 2 BB: 2 P: 12	R: 0 E: 0 K: 0 S: 2	H: 0 LOB: 0 BB: 0 P: 3	R: 0 E: 0 K: 1 S: 5	H: 0 LOB: 0 BB: 0 P: 5	R: 0 E: 0 K: 0 S: 4	H: 1 LOB: 1 BB: 0 P: 4	R: 1 E: 0 K: 1 S: 8	H: 3 LOB: 2 BB: 0 P: 8	R: 1 E: 0 K: 1 S: 8	H: 0 LOB: 0 BB: 0 P: 8		1B: 5 2B: 1 3B: 0 HR: 1	SF: 0 SAC: 0 DP: 0 HBP: 1	WP: 2 PB: 1 SB: 1 CS: 0
<b>PITCHER</b>	IP WLS BF H R ER SO BB IBB HBP BLK WP HR S P ERA WHIP																			
Allen Ripley, R ERA: 3.95	(1, 1) 7.0 L 28 4 2 2 4 3 0 0 0 0 1 1 32 45 2.57 1.000																			
Lee Smith, R ERA: 3.31	(8, 1) 1.0 6 3 1 1 1 0 0 0 0 0 1 0 8 8 9.00 3.000																			

AB	30
R	3
H	7
RBI	3
BB	3
SO	5
LOB	16









Batter	1	2	3	4	5	6	7	8	9	AB	R	H	RBI	BB	SO	LOB	TOP								
23 Ryne Sandberg, R OBP: 0.306, SLG: 0.367 (1, 5)										5	0	0	0	0	1	3									
Larry Bowa, S OBP: 0.299, SLG: 0.302 (1, 6)										4	2	1	0	1	1	0									
Bill Buckner, L OBP: 0.332, SLG: 0.407 (1, 3)										3	2	2	2	1	1	0									
Leon Durham, L OBP: 0.379, SLG: 0.511 (1, 8) (8, 9)										4	0	1	1	0	1	1									
Jay Johnstone, L OBP: 0.361, SLG: 0.435 (1, 9) Gary Woods, R OBP: 0.332, SLG: 0.391 (8, PH) (8, 8)										3	0	1	1	0	1	1									
Jody Davis, R OBP: 0.304, SLG: 0.384 (1, 2)										2	0	1	0	2	1	1									
Steve Henderson, R OBP: 0.300, SLG: 0.348 (1, 7)										4	0	1	0	0	0	4									
Junior Kennedy, R OBP: 0.299, SLG: 0.273 (1, 4)										4	0	1	0	0	0	4									
Doug Bird, R OBP: 0.143, SLG: 0.167 (1, 1) Mike Proly, R OBP: 0.256, SLG: 0.429 (7, 1) Willie Hernandez, L (7, 1) Jerry Morales, R OBP: 0.311, SLG: 0.426 (9, PH)										3	0	0	0	0	0	2									
<b>Inning Stats</b>	R: 2 E: 0 K: 2 S: 9	H: 2 LOB: 0 BB: 0 P: 9	R: 0 E: 0 K: 1 S: 6	H: 1 LOB: 2 BB: 1 P: 10	R: 2 E: 0 K: 0 S: 5	H: 2 LOB: 2 BB: 2 P: 13	R: 0 E: 0 K: 0 S: 3	H: 0 LOB: 0 BB: 0 P: 3	R: 0 E: 0 K: 1 S: 5	H: 1 LOB: 1 BB: 0 P: 9	R: 0 E: 1 K: 0 S: 4	H: 1 LOB: 1 BB: 0 P: 4	R: 0 E: 0 K: 2 S: 7	H: 0 LOB: 0 BB: 0 P: 7	R: 0 E: 0 K: 0 S: 4	H: 1 LOB: 1 BB: 0 P: 4	R: 0 E: 0 K: 0 S: 3	H: 0 LOB: 0 BB: 0 P: 3	1B: 6 2B: 2 3B: 0 HR: 1	SF: 0 SAC: 0 DP: 1 HBP: 0	WP: 0 PB: 0 SB: 0 CS: 0	PA: 38			
<b>PITCHER</b>	IP	WLS	BF	H	R	ER	SO	BB	IBB	HBP	BLK	WP	HR	S	P	ERA	WHIP								
Pat Zachry, R ERA: 4.04 (1, 1)	6.0		28	7	4	4	4	4	0	0	0	0	1	32	48	6.00	1.833								
Jesse Orosco, L ERA: 2.96 (7, 1)	3.0	W	10	1	0	0	2	0	0	0	0	0	0	14	14	0.00	0.333								

Chicago Cubs @ New York Mets  
Shea Stadium, Flushing, NY  
Fri Aug 13 1982, 7:05 PM EDT  
Att: 12,617 - Unknown - 75 F

AB	34
R	4
H	8
RBI	4
BB	4
SO	6
LOB	16



Batter	1	2	3	4	5	6	7	8	9	AB	R	H	RBI	BB	SO	LOB	BOTTOM								
Mookie Wilson, S OBP: 0.317, SLG: 0.366 (1, 8)										5	2	3	0	0	0	0									
Wally Backman, S OBP: 0.387, SLG: 0.372 (1, 4) Bob Bailor, R OBP: 0.302, SLG: 0.317 (8, 4)										4	2	1	0	0	2	1									
George Foster, R OBP: 0.330, SLG: 0.389 (1, 7)										3	1	2	2	2	0	0									
Rusty Staub, L OBP: 0.303, SLG: 0.336 (1, 3) Mike Jorgensen, L OBP: 0.305, SLG: 0.380 (7, PR) (8, 3)										3	0	2	1	0	0	1									
Ellis Valentine, R OBP: 0.283, SLG: 0.393 (1, 9)										4	0	2	1	0	0	3									
Ron Hodges, L OBP: 0.315, SLG: 0.435 (1, 2)										3	0	1	1	0	0	1									
Hubie Brooks, R OBP: 0.321, SLG: 0.327 (1, 5)										4	0	1	0	0	0	3									
Ron Gardenhire, R OBP: 0.272, SLG: 0.294 (1, 6)										4	0	0	0	0	1	4									
Pat Zachry, R (1, 1) Gary Rajsch, L OBP: 0.259, SLG: 0.300 (6, PH) (7, 1) Jesse Orosco, R (7, 1)										2	0	0	0	0	1	0									
<b>Inning Stats</b>	R: 2 E: 0 K: 0 S: 6	H: 3 LOB: 1 BB: 0 P: 6	R: 0 E: 0 K: 0 S: 3	H: 0 LOB: 0 BB: 0 P: 3	R: 0 E: 0 K: 1 S: 5	H: 0 LOB: 1 BB: 1 P: 9	R: 0 E: 0 K: 0 S: 4	H: 1 LOB: 1 BB: 0 P: 4	R: 1 E: 2 K: 1 S: 8	H: 1 LOB: 2 BB: 0 P: 8	R: 0 E: 0 K: 1 S: 6	H: 1 LOB: 1 BB: 0 P: 6	R: 3 E: 0 K: 2 S: 12	H: 5 LOB: 2 BB: 0 P: 12	R: 0 E: 0 K: 2 S: 8	H: 1 LOB: 2 BB: 1 P: 12	1B: 9 2B: 3 3B: 0 HR: 0	SF: 1 SAC: 1 DP: 0 HBP: 0	WP: 0 PB: 0 SB: 1 CS: 0	PA: 40					
<b>PITCHER</b>	IP	WLS	BF	H	R	ER	SO	BB	IBB	HBP	BLK	WP	HR	S	P	ERA	WHIP								
Doug Bird, R ERA: 4.54 (1, 1)	6.0		28	7	4	3	3	1	0	0	0	0	0	33	37	4.50	1.333								
Mike Proly, R ERA: 2.45 (7, 1)	0.1	L	4	3	1	1	1	0	0	0	0	0	0	6	6	27.00	9.000								
Willie Hernandez, L ERA: 3.22 (7, 1)	1.2		8	2	1	1	3	0	1	0	0	0	0	13	17	5.40	1.200								

Chicago Cubs @ New York Mets  
Shea Stadium, Flushing, NY  
Fri Aug 13 1982, 7:05 PM EDT  
Att: 12,617 - Unknown - 75 F

AB	36
R	6
H	12
RBI	5
BB	2
SO	7
LOB	17





Batter	1	2	3	4	5	6	7	8	9	AB	R	H	RBI	BB	SO	LOB	TOP					
23 Ryne Sandberg, R OBP: 0.303, SLG: 0.363										5	0	0	0	0	1	3						
Larry Bowa, S OBP: 0.297, SLG: 0.300										5	0	1	1	0	1	2						
Bill Buckner, L OBP: 0.333, SLG: 0.407										5	2	2	0	0	0	1						
Leon Durham, L OBP: 0.384, SLG: 0.516										4	3	3	0	1	0	0						
Jay Johnstone, L OBP: 0.358, SLG: 0.428										3	0	0	1	1	0	2						
Jody Davis, R OBP: 0.306, SLG: 0.387										3	0	2	4	0	0	0						
Steve Henderson, R OBP: 0.303, SLG: 0.366										4	1	2	1	0	0	2						
Junior Kennedy, R OBP: 0.303, SLG: 0.278										4	1	2	0	0	0	2						
Fergie Jenkins, R OBP: 0.156, SLG: 0.182										2	0	0	0	0	2	3						
Mike Proly, R OBP: 0.375, SLG: 0.500										1	0	1	0	0	0	0						
Lee Smith, R OBP: 0.125, SLG: 0.267										0	0	0	0	0	0	0						
<b>Inning Stats</b>	R: 2 E: 0 K: 0 S: 6	H: 3 LOB: 2 BB: 1 P: 10	R: 0 E: 0 K: 1 S: 6	H: 1 LOB: 1 BB: 0 P: 6	R: 2 E: 0 K: 1 S: 9	H: 4 LOB: 2 BB: 0 P: 9	R: 0 E: 0 K: 0 S: 3	H: 0 LOB: 0 BB: 0 P: 3	R: 0 E: 0 K: 0 S: 3	H: 0 LOB: 0 BB: 0 P: 3	R: 2 E: 0 K: 0 S: 6	H: 3 LOB: 1 BB: 0 P: 6	R: 1 E: 0 K: 0 S: 3	H: 0 LOB: 0 BB: 1 P: 7	R: 0 E: 0 K: 2 S: 8	H: 1 LOB: 1 BB: 0 P: 8	R: 0 E: 0 K: 0 S: 3	H: 1 LOB: 0 BB: 0 P: 3	1B: 11 2B: 2 3B: 0 HR: 1	SF: 2 SAC: 1 DP: 1 HBP: 0	WP: 0 PB: 0 SB: 3 CS: 0	PA: 41
<b>PITCHER</b>	IP WLS BF H R ER SO BB IBB HBP BLK WP HR S P ERA WHIP																					
Craig Swan, R ERA: 3.67	(1, 1) 2.1 15 7 4 4 1 1 0 0 0 0 0 16 20 15.43 3.429																					
Pete Falcone, L ERA: 4.01	(3, 1) 3.2 L 15 4 2 2 1 0 0 0 0 0 1 17 17 4.91 1.091																					
Tom Hausman, R ERA: 2.93	(7, 1) 3.0 11 2 1 1 2 1 0 0 0 0 0 0 14 18 3.00 1.000																					

Chicago Cubs @ New York Mets  
Shea Stadium, Flushing, NY  
Sat Aug 14 1982, 3:33 AM EDT  
Att: 21,906 - Unknown - 82 F

AB	36
R	7
H	13
RBI	7
BB	2
SO	4
LOB	15



Batter	1	2	3	4	5	6	7	8	9	AB	R	H	RBI	BB	SO	LOB	BOTTOM					
Mookie Wilson, S OBP: 0.315, SLG: 0.364										5	1	1	0	0	1	3						
Bob Bailor, R OBP: 0.304, SLG: 0.316										4	1	1	1	1	0	1						
George Foster, R OBP: 0.329, SLG: 0.387										5	0	1	0	0	2	5						
Rusty Staub, L OBP: 0.308, SLG: 0.336										3	0	1	0	1	0	3						
Ellis Valentine, R OBP: 0.286, SLG: 0.399										4	1	2	2	0	0	1						
Ron Hodges, L OBP: 0.317, SLG: 0.432										3	0	1	0	1	0	1						
Hubie Brooks, R OBP: 0.317, SLG: 0.324										3	0	0	1	0	0	4						
Ron Gardenhire, R OBP: 0.272, SLG: 0.294										4	1	1	0	0	0	4						
Craig Swan, R OBP: 0.276, SLG: 0.346										0	0	0	0	0	0	0						
Pete Falcone, L OBP: 0.122, SLG: 0.146										2	0	1	0	0	0	1						
John Stearns, R OBP: 0.347, SLG: 0.413										1	0	0	0	0	0	0						
Tom Hausman, R OBP: 0.347, SLG: 0.413										0	0	0	0	0	0	0						
Mike Jorgensen, L OBP: 0.392, SLG: 0.380										0	0	0	0	1	0	0						
<b>Inning Stats</b>	R: 0 E: 0 K: 0 S: 3	H: 0 LOB: 0 BB: 0 P: 3	R: 0 E: 0 K: 0 S: 4	H: 1 LOB: 1 BB: 0 P: 4	R: 1 E: 0 K: 0 S: 6	H: 3 LOB: 2 BB: 0 P: 6	R: 1 E: 0 K: 0 S: 5	H: 2 LOB: 1 BB: 0 P: 5	R: 2 E: 0 K: 1 S: 7	H: 2 LOB: 3 BB: 3 P: 19	R: 0 E: 0 K: 0 S: 3	H: 0 LOB: 0 BB: 0 P: 3	R: 0 E: 0 K: 0 S: 3	H: 1 LOB: 0 BB: 0 P: 3	R: 0 E: 0 K: 0 S: 3	H: 0 LOB: 0 BB: 0 P: 3	R: 0 E: 0 K: 2 S: 7	H: 0 LOB: 1 BB: 1 P: 11	1B: 8 2B: 1 3B: 0 HR: 0	SF: 1 SAC: 0 DP: 1 HBP: 0	WP: 0 PB: 0 SB: 1 CS: 0	PA: 39
<b>PITCHER</b>	IP WLS BF H R ER SO BB IBB HBP BLK WP HR S P ERA WHIP																					
Fergie Jenkins, R ERA: 3.38	(1, 1) 4.1 23 8 4 4 1 2 0 0 0 0 0 0 11 15 0.00 0.273																					
Mike Proly, R ERA: 2.55	(5, 1) 3.2 W 12 1 0 0 0 0 1 0 0 0 0 0 7 11 0.00 1.000																					
Lee Smith, R ERA: 3.28	(9, 1) 1.0 S 4 0 0 0 0 2 1 0 0 0 0 0 0 7 11 0.00 1.000																					

Chicago Cubs @ New York Mets  
Shea Stadium, Flushing, NY  
Sat Aug 14 1982, 3:33 AM EDT  
Att: 21,906 - Unknown - 82 F

AB	34
R	4
H	9
RBI	4
BB	4
SO	3
LOB	23





Batter	1	2	3	4	5	6	7	8	9	AB	R	H	RBI	BB	SO	LOB	TOP				
23 Ryne Sandberg, R OBP: 0.304, SLG: 0.366	F9		1B 2H		5-3		FC6-4 1B 1-2		BB SF7 BB	4	2	1	1	1	0	1					
Larry Bowa, S OBP: 0.299, SLG: 0.300	G3		4-3		P4		1B 1-2		BB BB	4	0	1	0	1	0	1					
Bill Buckner, L OBP: 0.333, SLG: 0.405					P6		F8		F8	4	0	1	1	1	0	4					
Leon Durham, L OBP: 0.384, SLG: 0.516	4-3		3H 0-3 K				F7		1B 2B BB	4	1	1	0	1	1	2					
Jay Johnstone, L OBP: 0.356, SLG: 0.424			F9		6-3		4-3		1B 2H 1B	4	0	1	1	0	0	0					
Keith Moreland, R OBP: 0.329, SLG: 0.409									SF7	0	0	0	1	0	0	0					
Jody Davis, R OBP: 0.307, SLG: 0.385	F8				FC6-4 BB		1B		3H 0-3 K	4	0	1	0	1	2	3					
Steve Henderson, R OBP: 0.361, SLG: 0.361										3	0	0	0	0	0	2					
Scot Thompson, L OBP: 0.412, SLG: 0.387	4-3				FC6-4 1B 1-2		F9			1	0	1	0	0	0	0					
Junior Kennedy, R OBP: 0.307, SLG: 0.283							F8		K	4	1	2	0	0	1	2					
Randy Martz, L OBP: 0.233, SLG: 0.296										1	0	0	0	0	1	2					
Bill Campbell, R ERA: 4.46										0	0	0	0	0	0	0					
Bump Wills, S OBP: 0.333, SLG: 0.329										1	0	1	0	0	0	0					
Willie Hernandez, L ERA: 3.13										0	0	0	0	0	0	0					
Bob Molinaro, L OBP: 0.261, SLG: 0.254										1	0	0	0	0	0	2					
Dick Tidrow, R ERA: 3.59										0	0	0	0	0	0	0					
<b>Inning Stats</b>	R: 0 E: 0 K: 0 S: 3	H: 0 LOB: 1 BB: 1 P: 7	R: 0 E: 0 K: 0 S: 3	H: 0 LOB: 0 BB: 0 P: 3	R: 2 E: 0 K: 1 S: 8	H: 3 LOB: 1 BB: 0 P: 8	R: 0 E: 0 K: 1 S: 6	H: 1 LOB: 2 BB: 1 P: 10	R: 0 E: 0 K: 0 S: 4	H: 1 LOB: 1 BB: 0 P: 4	R: 0 E: 0 K: 0 S: 5	H: 2 LOB: 2 BB: 5 P: 5	R: 1 E: 0 K: 2 S: 10	H: 3 LOB: 2 BB: 0 P: 10	R: 1 E: 0 K: 1 S: 5	H: 0 LOB: 2 BB: 3 P: 17	1B: 8 2B: 1 3B: 1 HR: 0	SF: 1 SAC: 1 DP: 0 HBP: 0	WP: 0 PB: 0 SB: 0 CS: 0	PA: 42	
<b>PITCHER</b>	IP WLS BF H R ER SO BB IBB HBP BLK WP HR S P ERA WHIP	7.0 W 32 9 3 3 2 2 0 0 0 0 0 0 34 42 3.86 1.571	1.0 6 1 1 1 2 2 0 0 0 0 0 0 8 16 9.00 3.000	0.1 2 0 0 0 0 1 0 0 0 0 0 0 1 5 0.00 3.000	0.2 S 2 0 0 0 1 0 0 0 0 0 0 0 4 4 0.00 0.000																

Chicago Cubs @ New York Mets  
Shea Stadium, Flushing, NY  
Sun Aug 15 1982, 3:33 AM EDT  
Sunny - 82 F

AB	35
R	4
H	10
RBI	4
BB	5
SO	5
LOB	19



Batter	1	2	3	4	5	6	7	8	9	AB	R	H	RBI	BB	SO	LOB	BOTTOM			
Mookie Wilson, S OBP: 0.317, SLG: 0.365			S E 1B	4-3			K			4	1	2	1	0	1	1				
Hubie Brooks, R OBP: 0.320, SLG: 0.324	P3		1B 2H BB	6-3			1B			3	1	1	0	1	0	2				
Rusty Staub, L OBP: 0.306, SLG: 0.333	F7		1B 1-3				L7		4-3	4	0	1	0	0	0	1				
Mike Howard, S ERA: 5.05										0	0	0	0	0	0	0				
George Foster, R OBP: 0.328, SLG: 0.386							F8		5-3	4	0	1	1	0	0	0				
Mike Jorgensen, L OBP: 0.376, SLG: 0.361							K		F7	4	1	0	0	0	1	2				
Ron Hodges, L OBP: 0.306, SLG: 0.421							F7		4-3	3	0	0	1	0	0	2				
Brian Giles, R OBP: 0.333, SLG: 0.667							F7			3	1	1	0	0	0	0				
Ron Gardenhire, R OBP: 0.276, SLG: 0.297							K			3	1	2	1	0	1	0				
Ed Lynch, R ERA: 4.4										2	0	0	0	0	1	1				
Mike Scott, R OBP: 0.196, SLG: 0.250										0	0	0	0	0	0	0				
Jesse Orosco, R ERA: 3.13										0	0	0	0	0	0	0				
Pat Zachry, R ERA: 4.01										0	0	0	0	0	0	0				
<b>Inning Stats</b>	R: 0 E: 0 K: 0 S: 3	H: 1 LOB: 0 BB: 0 P: 3	R: 1 E: 1 K: 0 S: 4	H: 0 LOB: 0 BB: 0 P: 4	R: 3 E: 0 K: 0 S: 7	H: 4 LOB: 1 BB: 1 P: 11	R: 1 E: 1 K: 1 S: 7	H: 2 LOB: 1 BB: 0 P: 7	R: 0 E: 0 K: 1 S: 5	H: 0 LOB: 0 BB: 0 P: 5	R: 0 E: 0 K: 1 S: 6	H: 1 LOB: 1 BB: 0 P: 6	R: 0 E: 0 K: 0 S: 3	H: 0 LOB: 0 BB: 0 P: 3	R: 0 E: 0 K: 0 S: 3	H: 0 LOB: 0 BB: 0 P: 3	1B: 7 2B: 1 3B: 0 HR: 0	SF: 1 SAC: 1 DP: 0 HBP: 0	WP: 0 PB: 0 SB: 2 CS: 1	PA: 33
<b>PITCHER</b>	IP WLS BF H R ER SO BB IBB HBP BLK WP HR S P ERA WHIP	3.1 L 18 7 5 4 1 1 0 0 0 0 0 0 19 23 10.80 2.400	2.2 8 0 0 0 2 0 0 0 0 0 0 0 12 12 0.00 0.000	1.0 4 1 0 0 1 0 0 0 0 0 0 0 6 6 0.00 1.000	1.0 3 0 0 0 0 0 0 0 0 0 0 0 3 3 0.00 0.000															

Chicago Cubs @ New York Mets  
Shea Stadium, Flushing, NY  
Sun Aug 15 1982, 3:33 AM EDT  
Sunny - 82 F

AB	30
R	5
H	8
RBI	4
BB	1
SO	4
LOB	9





Batter	1	2	3	4	5	6	7	8	9	AB	R	H	RBI	BB	SO	LOB	TOP																
Bump Willis, S (1,4) Lee Smith, R (9,1) OBP: 0.330, SLG: 0.355 OBP: 0.125, SLG: 0.267	3-1		4-1	FC1-5			5-3		SH1-4	4	0	0	0	0	0	2																	
23 Ryne Sandberg, R (1,5) OBP: 0.305, SLG: 0.365	E8 4-3 1B		4-0 2B BB		1-3		F8		F8	4	2	1	0	1	0	1																	
Bill Buckner, L (1,3) OBP: 0.332, SLG: 0.405	4-3		1-H HR 2B		4-3		K		L6	5	1	1	2	0	1	1																	
Leon Durham, L (1,9) Jay Johnstone, L (9,9) OBP: 0.385, SLG: 0.531 OBP: 0.356, SLG: 0.424	K		2-H HR		K				IHR	4	2	2	3	0	2	0																	
Keith Moreland, R (1,2) Jody Davis, R (9,2) OBP: 0.333, SLG: 0.411 OBP: 0.307, SLG: 0.385									K	3	0	2	0	1	1	0																	
Scott Thompson, L (1,7) OBP: 0.395, SLG: 0.371	K				6-3		FC1-6 2B 6-3 1B		E7 6-3 1B	4	1	1	0	0	1	2																	
Jerry Morales, R (1,8) OBP: 0.323, SLG: 0.448	E5 1-2 G4-3		FC1-5 1B		6-3 1-3 2B		6-3		6-3	4	0	2	0	0	0	2																	
Junior Kennedy, R (1,6) OBP: 0.306, SLG: 0.279	G4-3 1-2		FC1-5 1B		6-3		6-3		F7	3	0	0	1	1	0	4																	
Ken Kravec, L (1,1) Steve Henderson, R (6,PH) Mike Proly, R (6,1) Larry Bowa, S (9,PH) OBP: 0.300, SLG: 0.301			4-3		FC1-5		K		23 F8 SH1-4 1B	2	0	0	0	0	0	2																	
<b>Inning Stats</b>	R: 1 E: 1 K: 1 S: 6	H: 1 LOB: 0 BB: 0 P: 6	R: 0 E: 1 K: 1 S: 6	H: 1 LOB: 1 BB: 0 P: 6	R: 3 E: 0 K: 0 S: 5	H: 3 LOB: 1 BB: 1 P: 9	R: 0 E: 0 K: 0 S: 4	H: 1 LOB: 2 BB: 1 P: 8	R: 0 E: 0 K: 1 S: 5	H: 0 LOB: 0 BB: 0 P: 5	R: 0 E: 0 K: 1 S: 6	H: 1 LOB: 1 BB: 1 P: 10	R: 0 E: 0 K: 1 S: 5	H: 0 LOB: 0 BB: 0 P: 5	R: 1 E: 1 K: 1 S: 7	H: 2 LOB: 1 BB: 0 P: 7	R: 0 E: 0 K: 0 S: 4	H: 1 LOB: 1 BB: 0 P: 4	1B: 6 2B: 2 3B: 0 HR: 2	SF: 0 SAC: 1 DP: 1 HBP: 0	WP: 0 PB: 0 SB: 1 CS: 0	PA: 39											
<b>PITCHER</b>	IP WLS BF H R ER SO BB IBB HBP BLK WP HR S P ERA WHIP																																
Charlie Puleo, R (1,1) ERA: 4.47	4.0	19	6	4	3	2	2	0	0	0	0	0	1	21	29	6.75	2.000																
Jesse Orosco, L (5,1) ERA: 2.99	5.0	L 20	4	2	2	4	1	0	0	0	0	0	0	27	31	3.60	1.000																

Chicago Cubs @ New York Mets  
Shea Stadium, Flushing, NY  
Sun Aug 15 1982, 3:38 AM EDT  
Att: 23,545 - Sunny - 82 F

AB	35
R	6
H	10
RBI	6
BB	3
SO	6
LOB	15



Batter	1	2	3	4	5	6	7	8	9	AB	R	H	RBI	BB	SO	LOB	BOTTOM																
Mookie Wilson, S (1,8) OBP: 0.320, SLG: 0.368	4-3		FC6-4 1B 1-2		1B HR 1B		F8-3 1B		BB 1B	5	2	3	0	0	0	1																	
Bob Bailor, R (1,6) OBP: 0.305, SLG: 0.318	6-3		1B		HR 1B		F8-3 1-2		F7	5	1	2	1	0	0	3																	
Rusty Staub, L (1,3) Ron Gardenhire, R (9,PR) OBP: 0.315, SLG: 0.333 OBP: 0.276, SLG: 0.297	FC5-4 1B		F8		P3		FC5-4 BB		1-2 2-3 BB	3	0	1	0	2	0	3																	
George Foster, R (1,7) OBP: 0.329, SLG: 0.393	FC5-4 1-2		E9 6-3 1B		HR 2-H 3-H 3-H		FC5-4 1-2		F9	5	2	2	3	0	0	5																	
Hubie Brooks, R (1,5) OBP: 0.316, SLG: 0.320	4-3		6-3		P6		6-3		6-3	4	0	0	0	0	0	1																	
Mike Howard, S (1,9)	4-3		K		F9		4-3		4-3	4	0	0	0	0	1	1																	
Brian Giles, R (1,4) OBP: 0.286, SLG: 0.333	G1		E BB		4-3		4-3		P4	3	0	0	0	1	0	0																	
Ron Hodges, L (1,2) OBP: 0.395, SLG: 0.407	4-3		E6 1-2 3-H		G3		G3		K	4	0	0	0	0	1	1																	
Charlie Puleo, R (1,1) Ellis Valentine, R (4,PH) Jesse Orosco, R (5,1) Mike Jorgensen, L (9,PH) OBP: 0.156, SLG: 0.116 OBP: 0.285, SLG: 0.397 OBP: 0.382, SLG: 0.361			FC6-4 BB		K		6-3		BB 1B BB	0	0	0	0	1	0	0																	
<b>Inning Stats</b>	R: 0 E: 0 K: 0 S: 4	H: 1 LOB: 0 BB: 0 P: 4	R: 0 E: 0 K: 0 S: 3	H: 0 LOB: 0 BB: 0 P: 3	R: 1 E: 0 K: 0 S: 4	H: 1 LOB: 1 BB: 1 P: 8	R: 1 E: 2 K: 2 S: 9	H: 1 LOB: 2 BB: 1 P: 13	R: 3 E: 0 K: 0 S: 6	H: 3 LOB: 0 BB: 0 P: 6	R: 0 E: 0 K: 0 S: 3	H: 0 LOB: 0 BB: 0 P: 3	R: 0 E: 0 K: 0 S: 3	H: 1 LOB: 1 BB: 1 P: 7	R: 0 E: 0 K: 0 S: 3	H: 0 LOB: 0 BB: 0 P: 3	R: 0 E: 0 K: 1 S: 6	H: 1 LOB: 3 BB: 2 P: 14	1B: 7 2B: 1 3B: 0 HR: 1	SF: 0 SAC: 0 DP: 1 HBP: 0	WP: 0 PB: 0 SB: 2 CS: 0	PA: 40											
<b>PITCHER</b>	IP WLS BF H R ER SO BB IBB HBP BLK WP HR S P ERA WHIP																																
Ken Kravec, L (1,1) ERA: 4.58	5.0	24	6	5	4	2	2	0	0	0	0	0	0	9	13	0.00	0.667																
Mike Proly, R (6,1) ERA: 2.11	3.0	W 10	1	0	0	0	1	0	0	0	0	0	0	9	13	0.00	0.667																
Lee Smith, R (9,1) ERA: 3.24	1.0	S 6	1	0	0	1	2	0	0	0	0	0	0	6	14	0.00	3.000																

Chicago Cubs @ New York Mets  
Shea Stadium, Flushing, NY  
Sun Aug 15 1982, 3:38 AM EDT  
Att: 23,545 - Sunny - 82 F

AB	35
R	5
H	8
RBI	4
BB	5
SO	3
LOB	17









Batter	1	2	3	4	5	6	7	8	9	AB	R	H	RBI	BB	SO	LOB	TOP			
Steve Sax, R (1.4) OBP: 0.340, SLG: 0.360	0-3 K		0-0 6-3			0-0 5-3		0-0 1-3 2-H 1B		4	0	1	1	0	1	0	<b>Los Angeles Dodgers @ Chicago Cubs</b> Wrigley Field, Chicago, IL Thu Aug 19 1982, 3:33 AM CDT Att: 19,461 - Sunny - 82 F			
Ken Landreau, L (1.8) OBP: 0.352, SLG: 0.399	0-0 4-3			0-0 G3		0-0 G3		0-0 F9		4	0	0	0	0	0	2				
Dusty Baker Jr., R (1.7) OBP: 0.372, SLG: 0.483	0-3 K			0-0 1-3			0-0 F8		0-0 FC5-4 1B	4	0	1	0	0	1	0				
Pedro Guerrero, R (1.9) OBP: 0.370, SLG: 0.538		4-0 CS BB		0-0 1B			0-0 F8		0-0 FC5-4 1B 1-2	3	0	1	0	1	0	1				
Ron Cey, R (1.5) OBP: 0.335, SLG: 0.431	0-3 K 1-2			0-3 K			0-0 1-3		0-3 K	4	0	0	0	0	3	3				
Steve Garvey, R (1.3) OBP: 0.285, SLG: 0.406	0-0 L7				0-0 F8 1-9-3-2 2B			0-0 6-3	0-0 FC6-4 1B 1-2	4	0	2	0	0	0	0				
Bill Russell, R (1.6) OBP: 0.352, SLG: 0.322			0-0 3-1 PB SF7 1B		0-0 F8 2-3		0-0 5-3	0-0 FC6-4 1B 1-2	4	1	1	0	0	0	3					
Mike Scioscia, L (1.2) OBP: 0.303, SLG: 0.289			0-0 3-1		0-0 L9-3-2 3-H			4-0 BB 1B BB	2	1	0	0	1	0	2					
Bob Welch, R (1.1) OBP: 0.171, SLG: 0.167			0-0 SF7			0-0 F8		4-0 1B 1-2 BB	0	0	0	1	0	0	0					
Jorge Orta, L (6, PH) OBP: 0.260, SLG: 0.327									1	0	0	0	0	0	0					
Joe Beckwith, L (6, PH)									0	0	0	0	0	0	0					
Rick Monday, L (8, PH) OBP: 0.397, SLG: 0.536									0	0	0	0	1	0	0					
Tom Niedenfuer, R (8, 1)									0	0	0	0	0	0	0					
<b>Inning Stats</b>	R: 0 E: 0 K: 2 S: 7	H: 0 LOB: 0 BB: 0 P: 7	R: 0 E: 0 K: 1 S: 4	H: 0 LOB: 0 BB: 1 P: 8	R: 1 E: 0 K: 0 S: 4	H: 1 LOB: 0 BB: 0 P: 4	R: 0 E: 0 K: 1 S: 6	H: 1 LOB: 1 BB: 0 P: 6	R: 0 E: 0 K: 0 S: 3	H: 0 LOB: 0 BB: 0 P: 3	R: 0 E: 0 K: 0 S: 3	H: 0 LOB: 0 BB: 0 P: 3	R: 0 E: 0 K: 0 S: 4	H: 1 LOB: 2 BB: 2 P: 12	R: 0 E: 0 K: 1 S: 7	H: 2 LOB: 2 BB: 0 P: 7	1B: 5 2B: 2 3B: 0 HR: 0	SF: 1 SAC: 0 DP: 1 HBP: 0	WP: 0 PB: 1 SB: 0 CS: 1	PA: 34
<b>PITCHER</b>	IP WLS BF H R ER SO BB IBB HBP BLK WP HR S P ERA WHIP																			
Fergie Jenkins, R (1, 1) ERA: 3.27	8.0 W 29 4 2 1 4 3 0 0 0 0 0 0 34 46 1.12 0.875																			
Dick Tidrow, R (9, 1) ERA: 3.46	1.0 5 2 0 0 1 0 0 0 0 0 0 0 7 7 0.00 2.000																			

Batter	1	2	3	4	5	6	7	8	9	AB	R	H	RBI	BB	SO	LOB	BOTTOM				
Bump Wills, S (1.4) OBP: 0.329, SLG: 0.362	0-0 P1		0-0 2B 3B	0-0 4-3		0-0 2B 2B	0-0 G3			5	2	2	0	0	0	2	<b>Los Angeles Dodgers @ Chicago Cubs</b> Wrigley Field, Chicago, IL Thu Aug 19 1982, 3:33 AM CDT Att: 19,461 - Sunny - 82 F				
Larry Bowa, S (1.6) OBP: 0.304, SLG: 0.308	0-0 3-1		0-0 P5	0-0 F9		0-0 2B 2B		0-0 1B 1B		5	1	2	1	0	0	1					
Bill Buckner, L (1.3) OBP: 0.341, SLG: 0.421	0-0 1B		0-0 1B 2B 3-H	0-0 HR		0-0 F5		0-0 F9-6-4 1B 1-3 1B		5	2	4	2	0	0	1					
Leon Durham, L (1.9) OBP: 0.389, SLG: 0.532	0-0 1-3		0-0 1B 4-3 2-3 1B	0-0 1B		4-0 IBB		0-0 F9-6-4 1B 1-2 3-H 1B		4	1	3	1	1	0	1					
Jerry Morales, R (1.8) OBP: 0.325, SLG: 0.429		0-0 F7	0-0 1B 4-3 1-3 3-H 1B	0-0 4-3		0-0 5-3		0-0 F9-6-4 1B 1-2 2-3		5	1	1	1	0	0	5					
Jay Johnstone, L (1.7) OBP: 0.359, SLG: 0.434	0-0 HR		0-0 4-3 1-2 3-H 4-0		0-0 4-3		0-0 2B 1B	4-0 IBB		4	1	2	2	1	0	1					
Jody Davis, R (1.2) OBP: 0.302, SLG: 0.377	0-0 FC6-4 1B		0-0 1B BB	0-0 BB	0-0 P6		0-0 1-3 2B	0-0 F7		4	0	2	0	1	0	2					
Junior Kennedy, R (1.5) OBP: 0.297, SLG: 0.271	0-0 FC6-4 1-2		0-0 1B 2-H 2H	0-0 1B	0-0 5-3		0-0 K			4	0	1	1	0	1	3					
Fergie Jenkins, R (1, 1) ERA: 3.09	0-3 K		0-3 K			0-0 6-3		0-0 6-3		4	0	0	0	0	2	5					
Dick Tidrow, R (9, 1) ERA: 3.33										0	0	0	0	0	0	0					
<b>Inning Stats</b>	R: 0 E: 0 K: 0 S: 4	H: 1 LOB: 1 BB: 0 P: 4	R: 1 E: 0 K: 1 S: 7	H: 2 LOB: 1 BB: 0 P: 7	R: 4 E: 0 K: 1 S: 10	H: 5 LOB: 2 BB: 1 P: 14	R: 1 E: 0 K: 0 S: 5	H: 2 LOB: 1 BB: 0 P: 5	R: 0 E: 0 K: 0 S: 3	H: 0 LOB: 0 BB: 0 P: 3	R: 1 E: 0 K: 0 S: 5	H: 2 LOB: 2 BB: 1 P: 9	R: 0 E: 0 K: 1 S: 7	H: 2 LOB: 2 BB: 0 P: 7	R: 1 E: 0 K: 0 S: 5	H: 3 LOB: 2 BB: 1 P: 9		1B: 10 2B: 5 3B: 1 HR: 2	SF: 0 SAC: 0 DP: 1 HBP: 0	WP: 0 PB: 0 SB: 0 CS: 0	PA: 43
<b>PITCHER</b>	IP WLS BF H R ER SO BB IBB HBP BLK WP HR S P ERA WHIP																				
Bob Welch, R (1, 1) ERA: 3.09	5.0 L 26 10 6 6 2 1 0 0 0 0 0 0 29 33 10.80 2.200																				
Joe Beckwith, R (6, 1) ERA: 3.0	2.0 11 4 1 1 1 0 1 0 0 0 0 0 12 16 4.50 2.000																				
Tom Niedenfuer, R (8, 1) ERA: 3.33	1.0 6 3 1 1 0 0 1 0 0 0 0 0 5 9 9.00 3.000																				



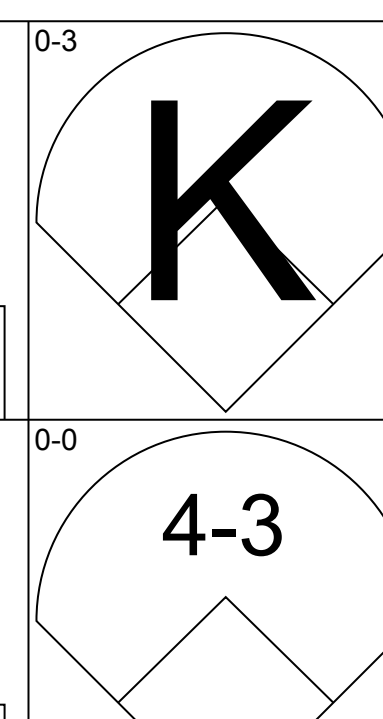
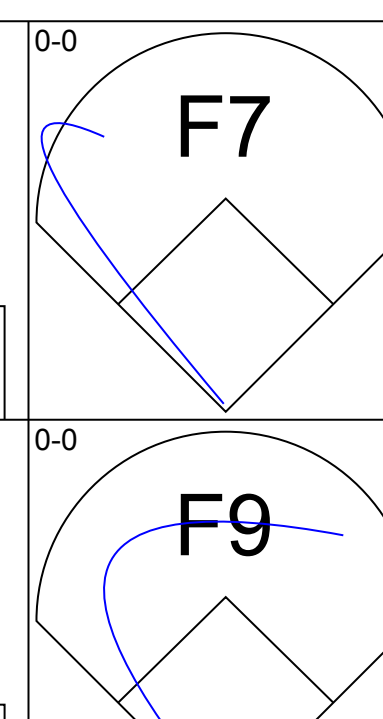
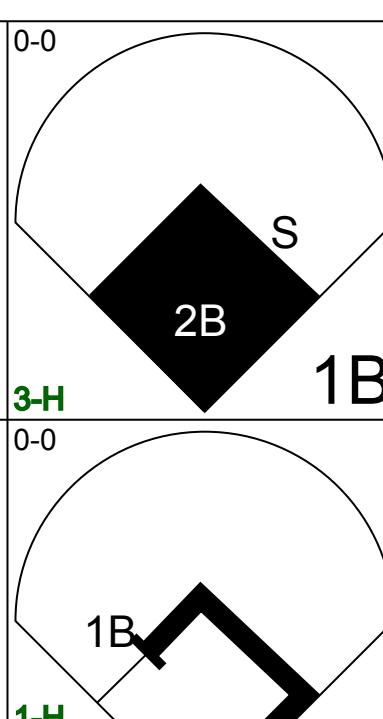
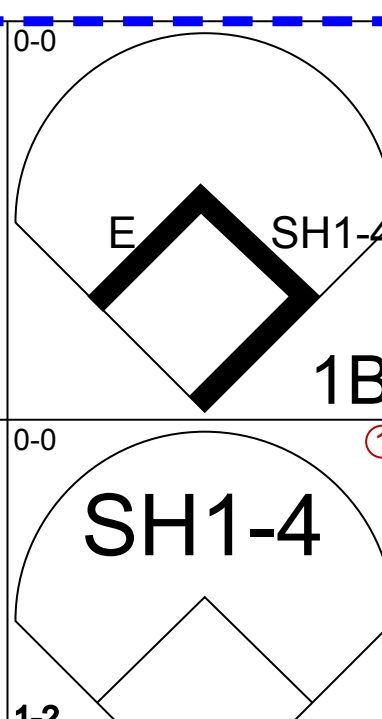
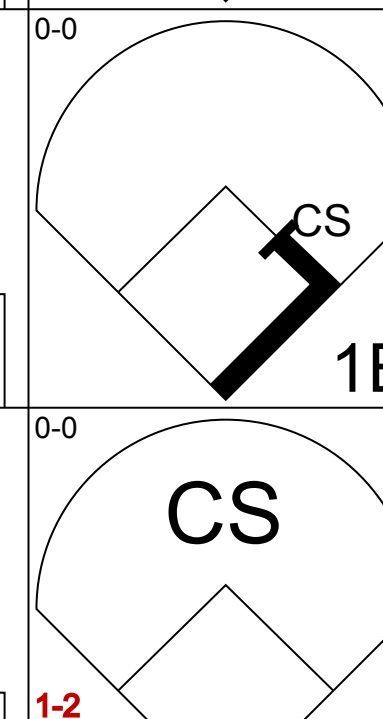
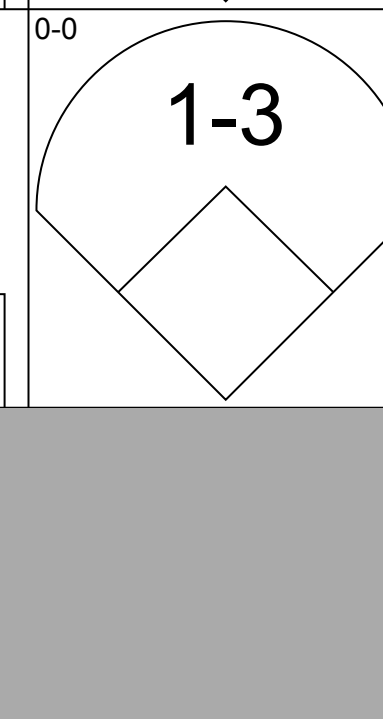
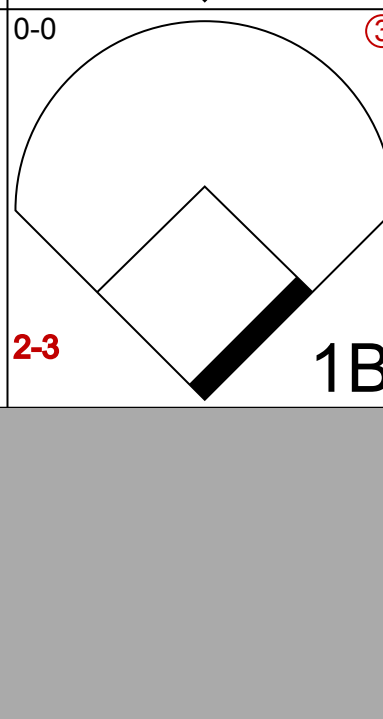
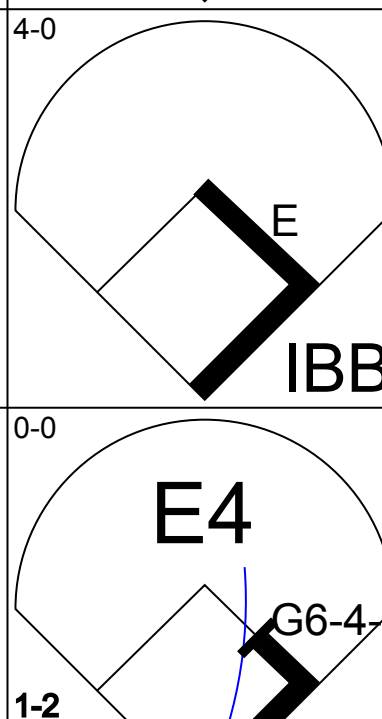



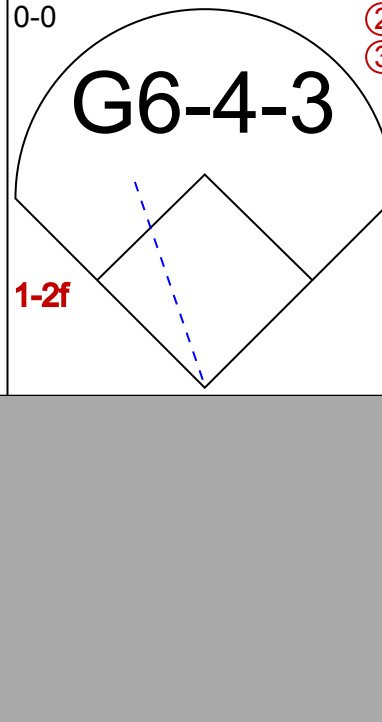



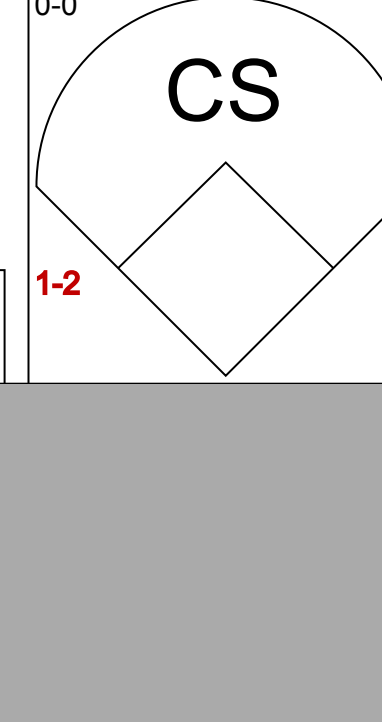




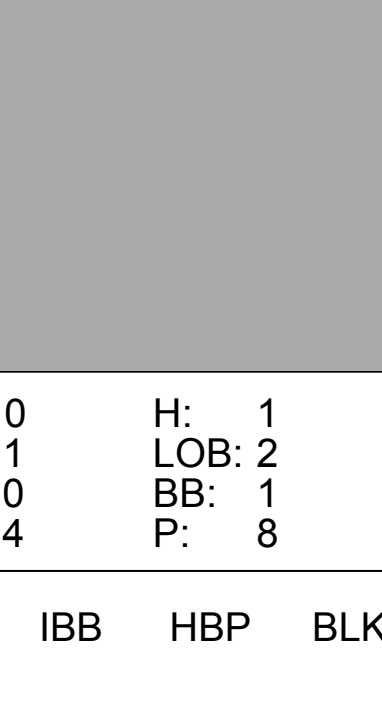
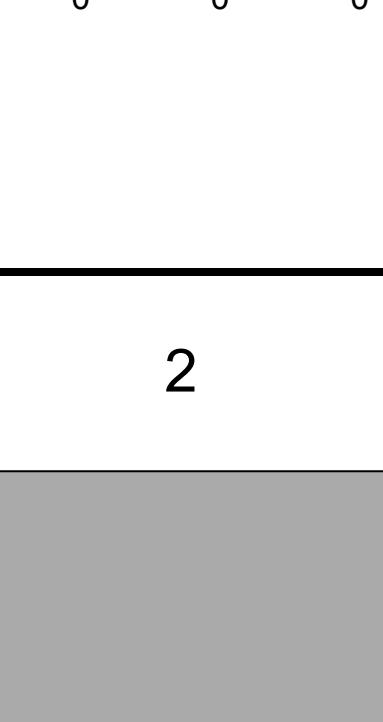
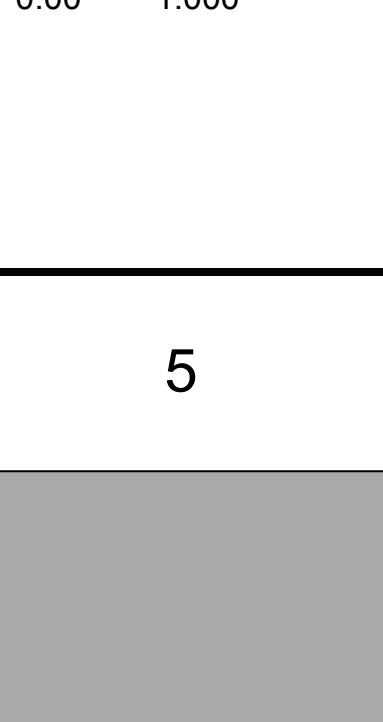
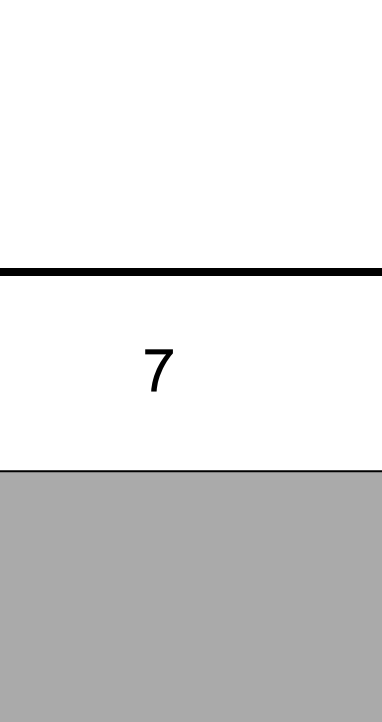
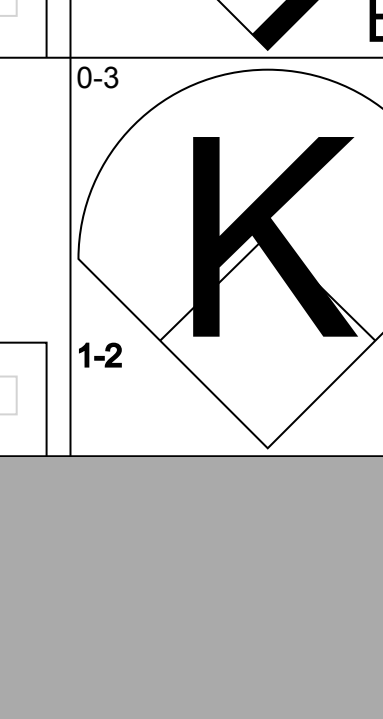
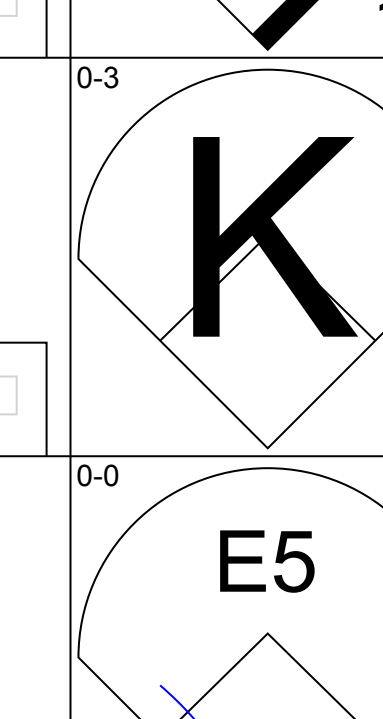
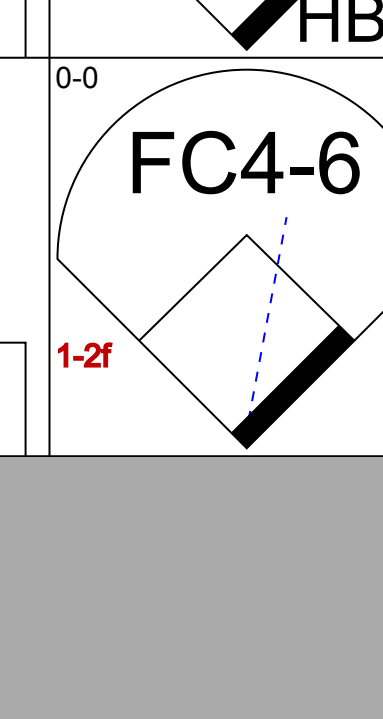
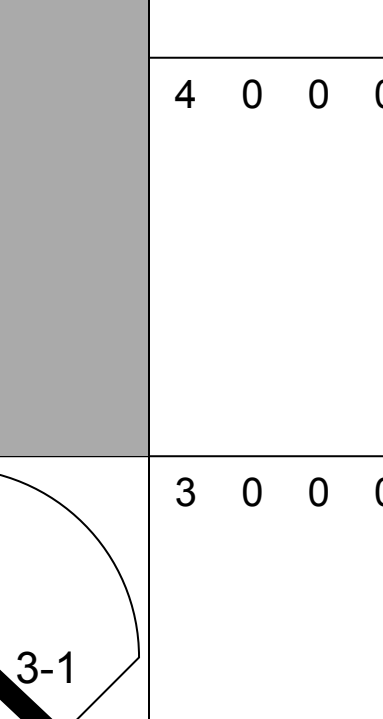

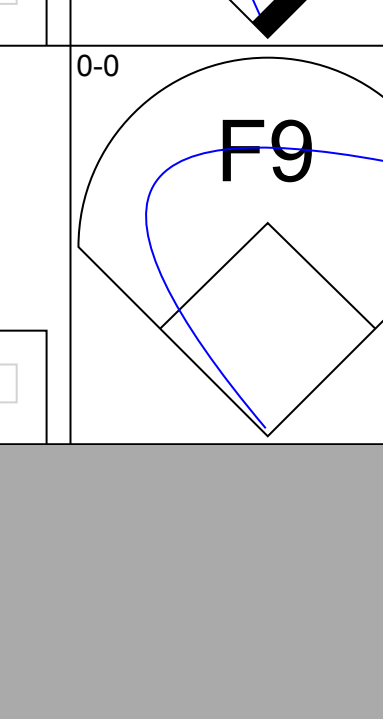






Batter	1	2	3	4	5	6	7	8	9	AB	R	H	RBI	BB	SO	LOB	TOP										
Gene Richards, L (1.7) OBP: 0.331, SLG: 0.349	G3		4-3		G3			G3		4	0	0	0	0	0	2	<b>San Diego Padres @ Chicago Cubs</b> Wrigley Field, Chicago, IL Fri Aug 20 1982, 3:33 AM CDT Att: 18,110 - Sunny - 76 F										
Tony Gwynn, L (1.8) OBP: 0.326, SLG: 0.326	CS 1B		4-3		F7			6-3		4	0	1	1	0	0	1											
Garry Templeton, S (1.6) OBP: 0.273, SLG: 0.360	1-2 1B		4-3					4-3		4	0	1	0	0	0	0											
Terry Kennedy, L (1.2) OBP: 0.311, SLG: 0.470	G3				F8					4	0	0	0	0	0	1											
Sixto Lezcano, R (1.9) OBP: 0.400, SLG: 0.489		K								4	0	0	0	0	2	0											
Luis Salazar, R (1.5) OBP: 0.294, SLG: 0.367		F7								4	0	1	0	0	0	0											
Joe Lansford, R (1.3) OBP: 0.364, SLG: 0.188		3B BB			L5			6-3		2	1	0	0	1	0	1											
Tim Flannery, L (1.4) OBP: 0.323, SLG: 0.320		1-H 3B						6-3		3	0	1	1	0	0	0											
John Montefusco, R (1.1) OBP: 0.154, SLG: 0.122										2	0	1	0	0	0	1											
Broderick Perkins, L (8. PH) OBP: 0.345, SLG: 0.352										1	1	1	0	0	0	0											
John Curtis, L (8.1) OBP: 0.297, SLG: 0.314								G3 6-3 2B		0	0	0	0	0	0	0											
<b>Inning Stats</b>	R: 0 E: 0 K: 0 S: 4	H: 2 LOB: 1 BB: 0 P: 4	R: 1 E: 0 K: 1 S: 6	H: 1 LOB: 1 BB: 1 P: 10	R: 0 E: 0 K: 0 S: 3	H: 0 LOB: 0 BB: 0 P: 3	R: 0 E: 0 K: 1 S: 6	H: 1 LOB: 1 BB: 0 P: 6	R: 0 E: 0 K: 0 S: 4	H: 1 LOB: 1 BB: 0 P: 4	R: 0 E: 0 K: 0 S: 3	H: 0 LOB: 0 BB: 0 P: 3	R: 0 E: 0 K: 0 S: 3	H: 0 LOB: 0 BB: 0 P: 3	R: 1 E: 0 K: 0 S: 4	H: 1 LOB: 0 BB: 0 P: 4	R: 0 E: 0 K: 0 S: 3	H: 0 LOB: 0 BB: 0 P: 3	1B: 4 2B: 1 3B: 1 HR: 0	SF: 0 SAC: 0 DP: 0 HBP: 0	WP: 0 PB: 0 SB: 0 CS: 1	PA: 33					
<b>PITCHER</b>	IP	WLS	BF	H	R	ER	SO	BB	IBB	HBP	BLK	WP	HR	S	P	ERA	WHIP										
Randy Martz, R (1.1) ERA: 4.28	7.0	W	27	6	2	2	2	1	0	0	0	0	0	30	34	2.57	1.000										
Willie Hernandez, L (8.1) ERA: 3.16	2.0	S	6	0	0	0	0	0	0	0	0	0	0	6	6	0.00	0.000										

Batter	1	2	3	4	5	6	7	8	9	AB	R	H	RBI	BB	SO	LOB	BOTTOM										
Bump Wills, S (1.4) OBP: 0.331, SLG: 0.366	23 F8 SF9 2B		F7							4	1	2	0	0	0	0	<b>San Diego Padres @ Chicago Cubs</b> Wrigley Field, Chicago, IL Fri Aug 20 1982, 3:33 AM CDT Att: 18,110 - Sunny - 76 F										
Junior Kennedy, R (9.4) OBP: 0.297, SLG: 0.271								23 S 1B		0	0	0	0	0	0	0											
23 Ryne Sandberg, R (1.5) OBP: 0.300, SLG: 0.358	F8			2B S SF9 BB				K2-3		3	1	0	0	1	1	2											
Bill Buckner, L (1.3) OBP: 0.341, SLG: 0.422	2-3 SF9			SF9 1-3 2B				G3		3	0	1	1	0	0	1											
Leon Durham, L (1.9) OBP: 0.387, SLG: 0.529	3-H F8			SF9						2	0	0	1	0	0	0											
Jerry Morales, R (1.8) OBP: 0.313, SLG: 0.411		6-3			5-3			3-1		3	0	0	0	0	0	1											
Jay Johnstone, L (1.7) OBP: 0.359, SLG: 0.438			F7							3	1	1	0	0	0	1											
Jody Davis, R (1.2) OBP: 0.302, SLG: 0.377			P4					1B 2B		3	0	1	1	0	1	0											
Larry Bowa, S (1.6) OBP: 0.302, SLG: 0.306										3	0	0	0	0	1	1											
Randy Martz, L (1.1) OBP: 0.303, SLG: 0.276										2	0	0	0	0	1	0											
Willie Hernandez, L (8.1) ERA: 4.22			4-3							1	0	0	0	0	1	0											
<b>Inning Stats</b>	R: 1 E: 0 K: 0 S: 4	H: 1 LOB: 0 BB: 0 P: 4	R: 0 E: 0 K: 0 S: 3	H: 0 LOB: 0 BB: 0 P: 3	R: 0 E: 0 K: 0 S: 3	H: 0 LOB: 0 BB: 0 P: 3	R: 1 E: 0 K: 0 S: 4	H: 1 LOB: 1 BB: 1 P: 8	R: 0 E: 0 K: 3 S: 9	H: 0 LOB: 0 BB: 0 P: 9	R: 0 E: 0 K: 0 S: 3	H: 0 LOB: 0 BB: 0 P: 3	R: 1 E: 0 K: 0 S: 5	H: 2 LOB: 1 BB: 0 P: 5	R: 0 E: 0 K: 2 S: 8	H: 1 LOB: 1 BB: 0 P: 8	R: 0 E: 0 K: 2 S: 8	H: 1 LOB: 1 BB: 0 P: 8	1B: 2 2B: 3 3B: 0 HR: 0	SF: 2 SAC: 0 DP: 0 HBP: 0	WP: 0 PB: 0 SB: 2 CS: 0	PA: 30					
<b>PITCHER</b>	IP	WLS	BF	H	R	ER	SO	BB	IBB	HBP	BLK	WP	HR	S	P	ERA	WHIP										
John Montefusco, R (1.1) ERA: 3.93	7.0	L	26	4	3	3	3	1	0	0	0	0	0	31	35	3.86	0.714										
John Curtis, L (8.1) ERA: 4.22	1.0		4	1	0	0	2	0	0	0	0	0	0	8	8	0.00	1.000										



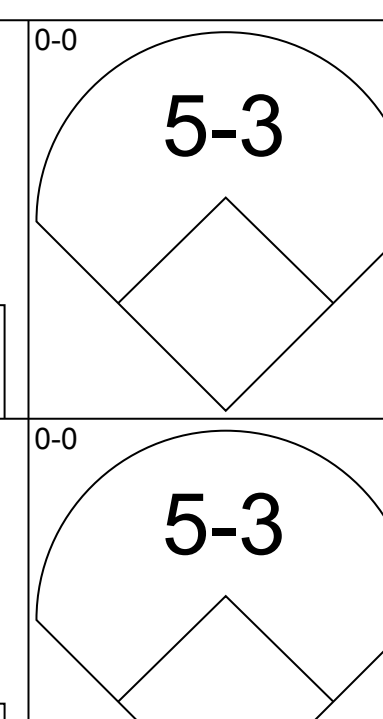
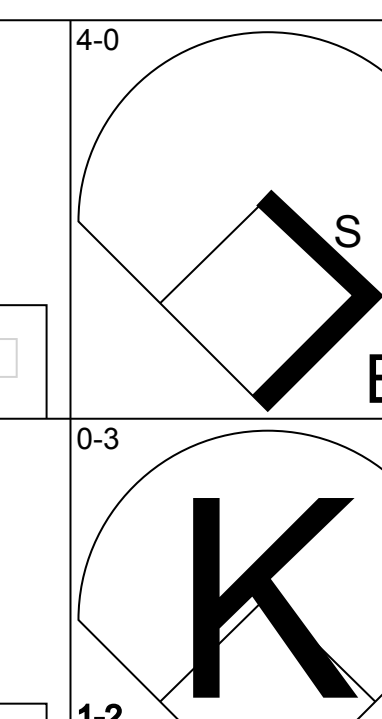
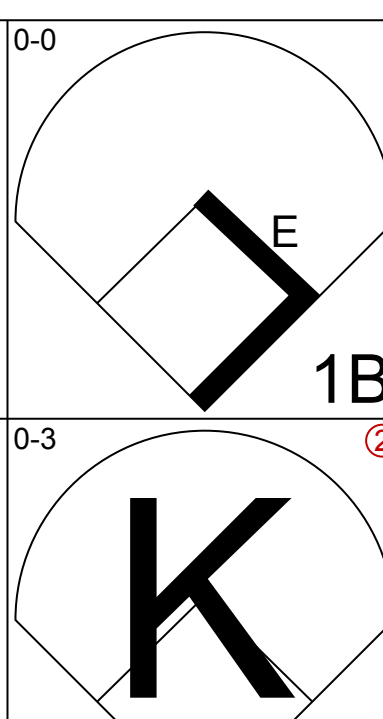
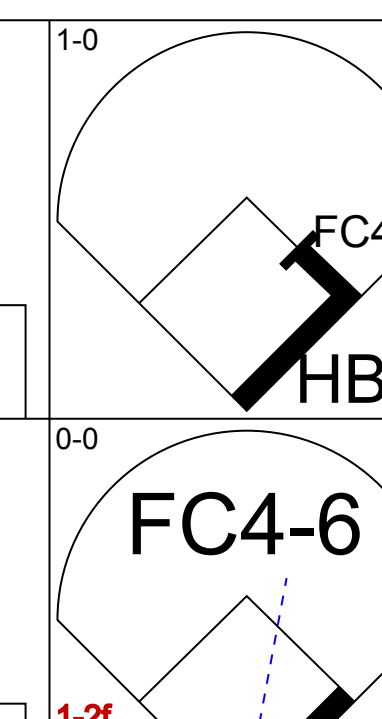
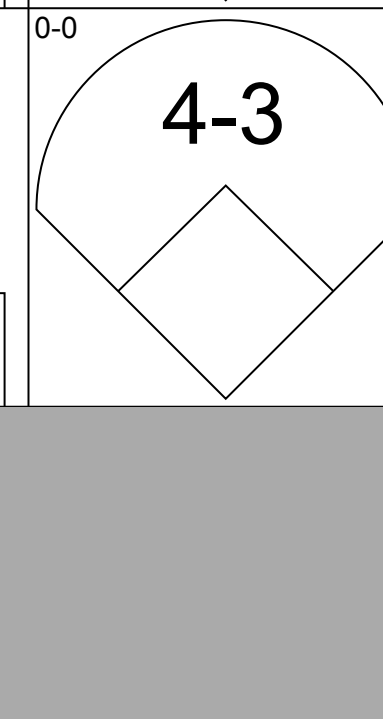

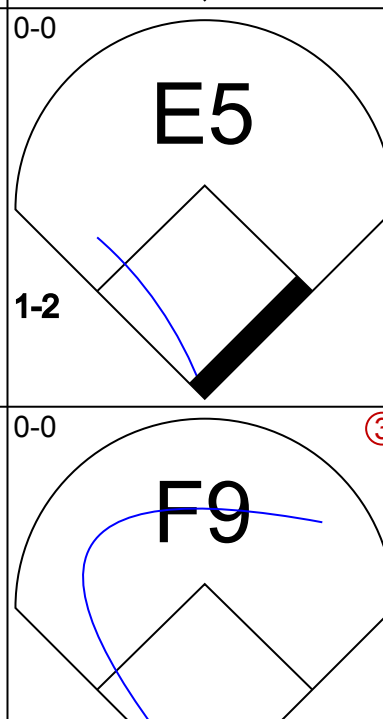


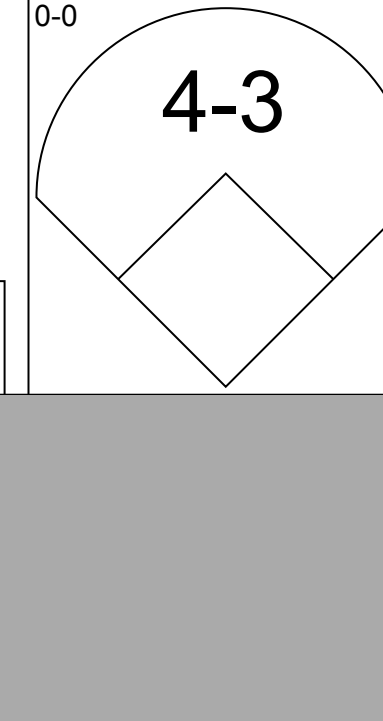

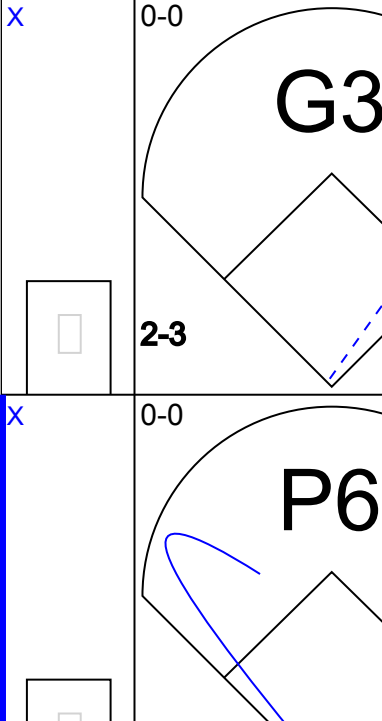




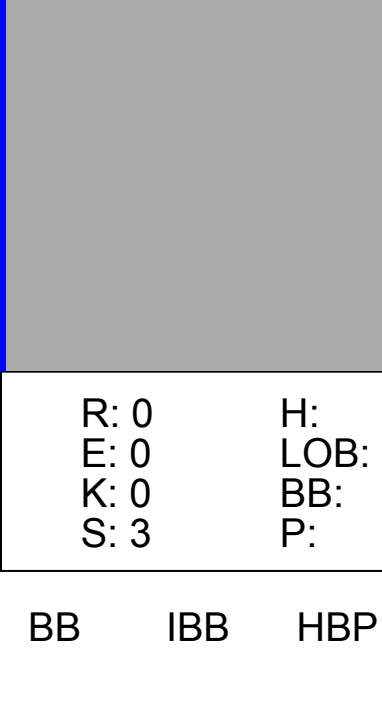
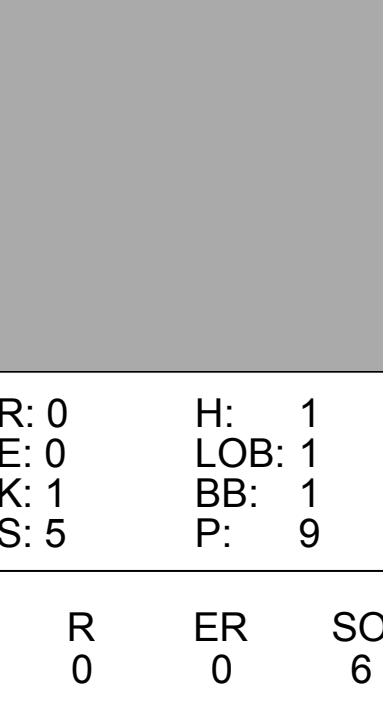

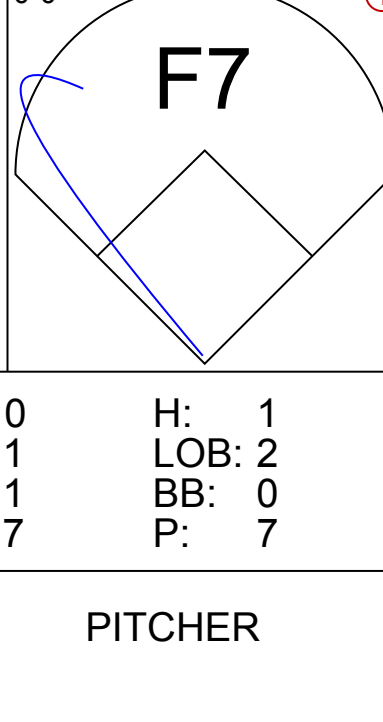
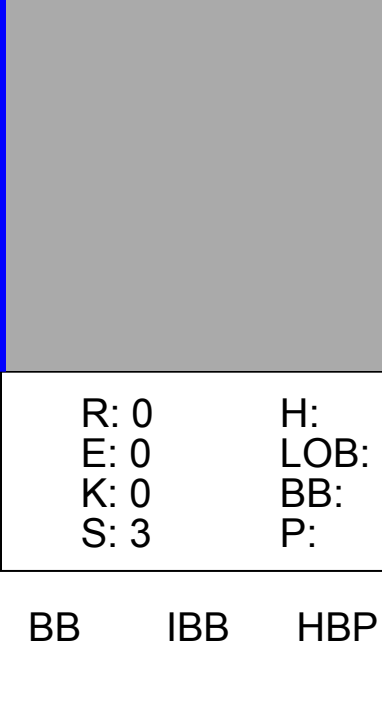






Batter	1	2	3	4	5	6	7	8	9	AB	R	H	RBI	BB	SO	LOB	TOP								
Gene Richards, L (1, 3) OBP: 0.332, SLG: 0.351										4	1	2	1	0	1	0									
Tony Gwynn, L (1, 7) OBP: 0.326, SLG: 0.333										3	0	1	1	0	0	0									
Garry Templeton, S (1, 6) OBP: 0.277, SLG: 0.362										3	0	2	0	1	0	0									
Terry Kennedy, L (1, 2) OBP: 0.308, SLG: 0.465										4	0	0	0	0	0	2									
Sixto Lezcano, R (1, 9) OBP: 0.398, SLG: 0.485										3	0	0	0	1	1	3									
Ruppert Jones, L (1, 8) OBP: 0.396, SLG: 0.463										3	0	0	0	0	0	1									
Luis Salazar, R (1, 5) OBP: 0.292, SLG: 0.365										3	0	0	0	0	0	0									
Tim Flannery, L (1, 4) OBP: 0.323, SLG: 0.324										3	1	1	0	0	0	0									
Tim Lollar, L (1, 1) OBP: 0.297, SLG: 0.437										3	0	0	0	0	1	1									
Luis DeLeon, R (9, 1) OBP: 0.167, SLG: 0.182										0	0	0	0	0	0	0									
Joe Lefebvre, L (9, 9) OBP: 0.247, SLG: 0.250										0	0	0	0	0	0	0									
<b>Inning Stats</b>	R: 0 E: 0 K: 1 S: 5	H: 1 LOB: 0 BB: 0 P: 5	R: 0 E: 0 K: 1 S: 5	H: 0 LOB: 0 BB: 0 P: 5	R: 0 E: 0 K: 0 S: 3	H: 0 LOB: 0 BB: 0 P: 3	R: 0 E: 0 K: 0 S: 3	H: 0 LOB: 0 BB: 0 P: 3	R: 0 E: 0 K: 0 S: 3	H: 0 LOB: 0 BB: 0 P: 3	R: 2 E: 0 K: 0 S: 6	H: 4 LOB: 2 BB: 0 P: 6	R: 0 E: 0 K: 0 S: 2	H: 0 LOB: 0 BB: 1 P: 6	R: 0 E: 0 K: 1 S: 5	H: 0 LOB: 0 BB: 0 P: 5	R: 0 E: 1 K: 0 S: 4	H: 1 LOB: 2 BB: 1 P: 8	1B: 4 2B: 2 3B: 0 HR: 0	SF: 0 SAC: 1 DP: 1 HBP: 0	WP: 0 PB: 0 SB: 1 CS: 2	PA: 34			
<b>PITCHER</b>	IP	WLS	BF	H	R	ER	SO	BB	IBB	HBP	BLK	WP	HR	S	P	ERA	WHIP								
Allen Ripley, R (1, 1) ERA: 3.82	6.0	L	21	5	2	2	2	0	0	0	0	0	0	25	25	3.00	0.833								
Bill Campbell, R (7, 1) ERA: 4.03	2.0		6	0	0	0	1	1	0	0	0	0	0	7	11	0.00	0.500								
Willie Hernandez, L (9, 1) ERA: 3.11	1.0		5	1	0	0	0	0	1	0	0	0	0	4	8	0.00	1.000								

San Diego Padres @ Chicago Cubs  
Wrigley Field, Chicago, IL  
Sat Aug 21 1982, 3:33 AM CDT  
Att: 32,365 - Sunny - 70 F

AB	29
R	2
H	6
RBI	2
BB	2
SO	3
LOB	7



Batter	1	2	3	4	5	6	7	8	9	AB	R	H	RBI	BB	SO	LOB	BOTTOM								
23 Ryne Sandberg, R (1, 5) OBP: 0.304, SLG: 0.359										2	0	1	0	1	0	0									
Larry Bowa, S (1, 6) OBP: 0.300, SLG: 0.303										4	0	0	0	0	2	3									
Bill Buckner, L (1, 3) OBP: 0.340, SLG: 0.419										3	0	0	0	1	0	1									
Keith Moreland, R (1, 7) OBP: 0.330, SLG: 0.405										3	0	0	0	0	1	2									
Scot Thompson, L (9, PH) OBP: 0.366, SLG: 0.342										1	0	0	0	0	0	1									
Leon Durham, L (1, 9) OBP: 0.386, SLG: 0.529										4	0	1	0	0	0	1									
Jerry Morales, R (1, 8) OBP: 0.313, SLG: 0.400										2	0	0	0	1	0	0									
Jay Johnstone, L (9, PH) OBP: 0.357, SLG: 0.435										1	0	0	0	0	0	1									
Jody Davis, R (1, 2) OBP: 0.300, SLG: 0.373										3	0	0	0	0	1	1									
Junior Kennedy, R (1, 4) OBP: 0.293, SLG: 0.267										3	0	0	0	0	1	0									
Allen Ripley, R (1, 1) OBP: 0.111, SLG: 0.111										1	0	0	0	0	0	0									
Steve Henderson, R (6, PH) OBP: 0.238, SLG: 0.353										1	0	0	0	0	0	0									
Bill Campbell, R (7, 1) ERA: 4.03										0	0	0	0	0	0	0									
Bump Willis, S (8, PH) OBP: 0.330, SLG: 0.365										1	0	0	0	0	1	0									
Willie Hernandez, L (9, 1) ERA: 3.11										0	0	0	0	0	0	0									
<b>Inning Stats</b>	R: 0 E: 0 K: 0 S: 3	H: 1 LOB: 1 BB: 1 P: 9	R: 0 E: 0 K: 2 S: 7	H: 0 LOB: 1 BB: 1 P: 11	R: 0 E: 0 K: 1 S: 5	H: 0 LOB: 0 BB: 0 P: 5	R: 0 E: 0 K: 0 S: 3	H: 0 LOB: 0 BB: 0 P: 3	R: 0 E: 1 K: 1 S: 7	H: 1 LOB: 2 BB: 0 P: 7	R: 0 E: 0 K: 0 S: 3	H: 0 LOB: 0 BB: 0 P: 3	R: 0 E: 0 K: 1 S: 5	H: 0 LOB: 1 BB: 0 P: 6	R: 0 E: 0 K: 0 S: 3	H: 0 LOB: 1 BB: 1 P: 7	1B: 1 2B: 1 3B: 0 HR: 0	SF: 0 SAC: 0 DP: 0 HBP: 1	WP: 1 PB: 0 SB: 1 CS: 1	PA: 33					
<b>PITCHER</b>	IP	WLS	BF	H	R	ER	SO	BB	IBB	HBP	BLK	WP	HR	S	P	ERA	WHIP								
Tim Lollar, L (1, 1) ERA: 3.34	8.0	W	30	2	0	0	6	3	0	1	0	0	0	38	51	0.00	0.625								
Luis DeLeon, R (9, 1) ERA: 2.09	1.0	S	3	0	0	0	0	0	0	0	0	0	0	3	3	0.00	0.000								

San Diego Padres @ Chicago Cubs  
Wrigley Field, Chicago, IL  
Sat Aug 21 1982, 3:33 AM CDT  
Att: 32,365 - Sunny - 70 F

AB	29
R	0
H	2
RBI	0
BB	3
SO	6
LOB	10





Batter	1	2	3	4	5	6	7	8	9	AB	R	H	RBI	BB	SO	LOB	TOP			
Gene Richards, L (1,3) OBP: 0.331, SLG: 0.349	F7		3-1	4-3 E 1B		4-3		6-3		5	0	1	0	0	0	2	<b>San Diego Padres @ Chicago Cubs</b> Wrigley Field, Chicago, IL Sun Aug 22 1982, 3:33 AM CDT Att: 23,601 - Sunny - 74 F			
Tony Gwynn, L (1,7) OBP: 0.329, SLG: 0.372	F8		1B	3B		HR		1-3		5	2	2	1	0	0	3				
Garry Templeton, S (1,6) OBP: 0.278, SLG: 0.364	1B		HR	1B		4-3			K	5	2	2	1	0	1	2				
Terry Kennedy, L (1,2) OBP: 0.314, SLG: 0.477	2B		HR	1B					1B	4	2	3	3	1	1	0				
Sixto Lezcano, R (1,9) OBP: 0.400, SLG: 0.489	2B		HR	1B					2B	5	1	3	1	0	0	3				
Ruppert Jones, L (1,8) OBP: 0.396, SLG: 0.465		K		1B		4-3			1-3	5	0	2	1	0	1	1				
Luis Salazar, R (1,5) OBP: 0.289, SLG: 0.360		K	P3			6-3			K	5	0	0	0	0	2	3				
Tim Flannery, L (1,4) OBP: 0.326, SLG: 0.324			4-3			4-3				3	0	1	0	1	0	2				
Joe Pittman, R (8, PR) OBP: 0.296, SLG: 0.279			BB			2-3		6-3	4-3	0	0	0	0	0	0	0				
Eric Show, R (1,1) OBP: 0.125, SLG: 0.125										3	0	0	0	0	2	2				
Gary Lucas, L (6,1)										0	0	0	0	0	0	0				
Luis DeLeon, R (7,1) OBP: 0.167, SLG: 0.182										0	0	0	0	0	0	0				
Joe Lefebvre, L (8, PH) OBP: 0.245, SLG: 0.248										1	0	0	0	0	0	1				
John Curtis, L (8,1) OBP: 0.297, SLG: 0.314										0	0	0	0	0	0	0				
<b>Inning Stats</b>	R: 1 E: 0 K: 0 S: 5	H: 3 LOB: 2 P: 5	R: 0 E: 0 K: 3 S: 9	H: 0 LOB: 1 BB: 1 P: 13	R: 4 E: 1 K: 0 S: 8	H: 5 LOB: 1 BB: 0 P: 8	R: 0 E: 1 K: 0 S: 5	H: 1 LOB: 3 BB: 1 P: 9	R: 0 E: 0 K: 1 S: 6	H: 1 LOB: 0 BB: 0 P: 6	R: 0 E: 0 K: 0 S: 3	H: 0 LOB: 0 BB: 0 P: 3	R: 0 E: 0 K: 0 S: 4	H: 1 LOB: 2 BB: 0 P: 4	R: 1 E: 0 K: 2 S: 9	H: 2 LOB: 1 BB: 0 P: 9	1B: 7 2B: 4 3B: 1 HR: 2	SF: 0 SAC: 0 DP: 0 HBP: 0	WP: 0 PB: 0 SB: 0 CS: 0	PA: 43
<b>PITCHER</b>	IP WLS BF H R ER SO BB IBB HBP BLK WP HR S P ERA WHIP	IP WLS BF H R ER SO BB IBB HBP BLK WP HR S P ERA WHIP																		
Dickie Noles, R (1,1) ERA: 4.22	2.1 15 8 1 0 0 3 1 0 0 0 0 1 20 24 15.43 3.857																			
Mike Proly, R (3,1) ERA: 1.84	1.2 8 1 0 0 0 0 0 1 0 0 0 0 7 11 0.00 0.600																			
Bill Campbell, R (5,1) ERA: 4.04	2.0 8 2 1 1 2 0 0 0 0 0 0 1 12 12 4.50 1.000																			
Dick Tidrow, R (7,1) ERA: 3.4	1.1 W 5 1 0 0 0 0 0 0 0 0 0 0 5 5 0.00 0.750																			
Willie Hernandez, L (8,1) ERA: 3.18	1.1 6 2 1 1 1 0 0 0 0 0 0 0 8 8 6.75 1.500																			
Lee Smith, R (9,1) ERA: 3.13	0.1 S 1 0 0 0 1 0 0 0 0 0 0 0 1 3 0.00 0.000																			

AB	41
R	7
H	14
RBI	7
BB	2
SO	7
LOB	19



Batter	1	2	3	4	5	6	7	8	9	AB	R	H	RBI	BB	SO	LOB	BOTTOM			
Bump Willis, S (1,4) OBP: 0.331, SLG: 0.364	F7			4-3			6-3	1B		4	0	1	0	1	0	1	<b>San Diego Padres @ Chicago Cubs</b> Wrigley Field, Chicago, IL Sun Aug 22 1982, 3:33 AM CDT Att: 23,601 - Sunny - 74 F			
Junior Kennedy, R (9,4) OBP: 0.293, SLG: 0.267			1B					BB		0	0	0	0	0	0	0				
23 Ryne Sandberg, R (1,5) OBP: 0.303, SLG: 0.359	4-3		K			F9		P4		5	1	1	0	0	1	3				
Bill Buckner, L (1,3) OBP: 0.342, SLG: 0.420	G3				L4			BB		4	1	2	2	0	0	0				
Leon Durham, L (1,8) OBP: 0.386, SLG: 0.529		F7		2B		F9		1B		4	2	1	0	1	1	3				
Steve Henderson, R (1,7) OBP: 0.298, SLG: 0.357		E4						1B		3	1	1	1	0	0	1				
Scot Thompson, L (7, PH) OBP: 0.381, SLG: 0.359		G3		HR		F7		1B		1	0	1	1	0	0	0				
Jay Johnstone, L (1,9) OBP: 0.360, SLG: 0.434		G3						1B		3	1	1	1	1	0	1				
Jody Davis, R (1,2) OBP: 0.302, SLG: 0.383		F9						F7		4	1	2	3	0	0	2				
Larry Bowa, S (1,6) OBP: 0.299, SLG: 0.303				P6				K		4	0	1	0	0	1	1				
Dickie Noles, R (1,1) ERA: 4.22				F8						0	0	0	0	0	0	0				
Mike Proly, R (3,1) ERA: 1.84				F7						1	0	0	0	0	0	1				
Jerry Morales, R (4, PH) ERA: 3.18										0	0	0	0	0	0	0				
Bill Campbell, R (5,1) ERA: 4.04										0	0	0	0	0	0	0				
Gary Woods, R (6, PH) OBP: 0.326, SLG: 0.324										1	0	0	0	0	0	1				
Dick Tidrow, R (7,1) ERA: 3.4										0	0	0	0	0	0	0				
Willie Hernandez, L (8,1) ERA: 3.18										0	1	0	0	1	0	0				
Lee Smith, R (9,1) ERA: 3.13										0	0	0	0	0	0	0				
<b>Inning Stats</b>	R: 0 E: 0 K: 0 S: 3	H: 0 LOB: 0 P: 3	R: 0 E: 1 K: 0 S: 4	H: 0 LOB: 1 BB: 0 P: 4	R: 0 E: 0 K: 1 S: 6	H: 1 LOB: 1 BB: 0 P: 6	R: 4 E: 0 K: 0 S: 7	H: 4 LOB: 1 BB: 1 P: 11	R: 0 E: 0 K: 0 S: 3	H: 0 LOB: 1 BB: 0 P: 4	R: 0 E: 0 K: 0 S: 4	H: 1 LOB: 0 BB: 0 P: 4	R: 3 E: 0 K: 0 S: 6	H: 4 LOB: 1 BB: 1 P: 10	R: 1 E: 0 K: 2 S: 8	H: 1 LOB: 2 BB: 2 P: 16	1B: 7 2B: 3 3B: 0 HR: 1	SF: 0 SAC: 0 DP: 0 HBP: 1	WP: 0 PB: 0 SB: 4 CS: 0	PA: 40
<b>PITCHER</b>	IP WLS BF H R ER SO BB IBB HBP BLK WP HR S P ERA WHIP	IP WLS BF H R ER SO BB IBB HBP BLK WP HR S P ERA WHIP																		
Eric Show, R (1,1) ERA: 2.55	5.0 23 5 4 4 1 1 0 1 0 0 0 0 1 23 28 7.20 1.200																			
Gary Lucas, L (6,1) ERA: 3.9	1.1 L 8 3 3 3 0 1 0 0 0 0 0 0 7 11 20.25 3.000																			
Luis DeLeon, R (7,1) ERA: 2.06	0.2 3 2 0 0 0 0 0 0 0 0 0 0 3 3 0.00 3.000																			
John Curtis, L (8,1) ERA: 4.27	1.0 6 1 1 1 2 2 0 0 0 0 0 0 8 16 9.00 3.000																			

AB	35
R	8
H	11
RBI	8
BB	4
SO	3
LOB	14





Batter	1	2	3	4	5	6	7	8	9	AB	R	H	RBI	BB	SO	LOB	TOP										
Chili Davis, S OBP: 0.321, SLG: 0.411 Alan Fowkes, R OBP: 0.148, SLG: 0.115	(1,8) X F9		(2) X F7		(2) X 1B 5-3 2H		(3) X HR			4	2	2	2	0	0	2	<b>San Francisco Giants @ Chicago Cubs</b> Wrigley Field, Chicago, IL Mon Aug 23 1982, 3:33 AM CDT Att: 13,780 - Sunny - 70 F										
Joe Morgan, L OBP: 0.412, SLG: 0.454	(1,4) X F8		(2) X 2B 1H 2H		(2) X 1B 5-3 1-3		(3) X F7			4	0	2	2	0	0												
Jack Clark, R OBP: 0.363, SLG: 0.472	(1,9) S K		(3) X F8		(2) X 5-3 1-2			(1) X F3		4	0	0	1	0	1	2											
Reggie Smith, S OBP: 0.377, SLG: 0.470	(1,3) X	(1) X 4-3		(1) X 4-3		(3) X 1B 2H		(2) X F8		4	0	1	0	0	0	0											
Darrell Evans, L OBP: 0.353, SLG: 0.429	(1,5) X F9		(2) X K		(1) X 3-1		(3) X K			4	0	0	0	0	2	0											
Jeffrey Leonard, R OBP: 0.288, SLG: 0.418	(1,7) X F8		(3) X 2B		(2) X F8		(1) X 6-3			4	0	1	0	0	0	0											
Bob Brenly, R OBP: 0.361, SLG: 0.423	(1,2) X		(1) X F7		(3) X 6-3		(3) X 6-3		(2) X F8	4	0	0	0	0	0	1											
Joe Pettini, R OBP: 0.257, SLG: 0.188	(1,6) X		(1) X 1B 2B		(1) X 1B SH3-4		(1) X P2		(4) X BB	3	2	2	0	1	0	0											
Renie Martin, R OBP: 0.275, SLG: 0.350 Al Holland, R OBP: 0.042, SLG: 0.042 Max Venable, L OBP: 0.242, SLG: 0.284	(1,1) X (5,1) X (7,PH) X (7,8) X		(1) X 1B 2B		(1) X 1B SH3-4		(2) X P5		(3) X G3	1	1	1	0	0	0	0		<b>GIANTS</b>									
Inning Stats	R: 0 E: 0 K: 1 S: 5	H: 0 LOB: 0 BB: 0 P: 5	R: 0 E: 0 K: 0 S: 3	H: 0 LOB: 0 BB: 0 P: 3	R: 2 E: 0 K: 0 S: 6	H: 3 LOB: 1 BB: 0 P: 6	R: 0 E: 0 K: 1 S: 6	H: 1 LOB: 1 BB: 0 P: 6	R: 2 E: 0 K: 0 S: 6	H: 4 LOB: 2 BB: 0 P: 6	R: 0 E: 0 K: 0 S: 3	H: 0 LOB: 0 BB: 0 P: 3	R: 1 E: 0 K: 0 S: 4	H: 1 LOB: 0 BB: 0 P: 4	R: 0 E: 0 K: 1 S: 5	H: 0 LOB: 0 BB: 0 P: 5			R: 0 E: 0 K: 0 S: 3	H: 0 LOB: 1 BB: 1 P: 7	1B: 6 2B: 2 3B: 0 HR: 1	SF: 0 SAC: 1 DP: 0 HBP: 0	WP: 0 PB: 0 SB: 0 CS: 0	PA: 36			
PITCHER	IP	WLS	BF	H	R	ER	SO	BB	IBB	HBP	BLK	WP	HR	S	P	ERA	WHIP										
Doug Bird, R ERA: 4.83 Dick Tidrow, R ERA: 3.32	(1,1) (8,1)	7.0 S	29 7	9 0	5 0	5 0	2 1	0 1	0 0	0 0	0 0	0 0	1 0	8 8	33 12	6.43 0.00	1.286 0.500										

Batter	1	2	3	4	5	6	7	8	9	AB	R	H	RBI	BB	SO	LOB	BOTTOM										
Bump Wills, S OBP: 0.326, SLG: 0.362 Junior Kennedy, R OBP: 0.293, SLG: 0.267	(1,4) X 23 3B CS 1B		(3) X F7		(1) X F9		(1) X E8 23 1B S		(3) X G3	5	2	1	0	0	0	1	<b>San Francisco Giants @ Chicago Cubs</b> Wrigley Field, Chicago, IL Mon Aug 23 1982, 3:33 AM CDT Att: 13,780 - Sunny - 70 F										
23 Ryne Sandberg, R OBP: 0.306, SLG: 0.367	(1,5) X 1B 1H		(1) X K		(1) X 1B S		(1) X CS 1B 1H			4	2	3	2	0	1	0											
Bill Buckner, L OBP: 0.347, SLG: 0.425	(1,3) X FC3-6 1B 3H		(1) X 1B PB		(1) X 1B 1H		(3) X CS		(1) X 4-3 1B	4	3	4	2	0	0	0											
Leon Durham, L OBP: 0.387, SLG: 0.528	(1,8) X FC3-6 2B 1-2		(1) X 1B L1-3 1H		(1) X 1B BB		(1) X 4-3 1B		(1) X 4-3	3	1	1	1	1	0	2											
Steve Henderson, R OBP: 0.297, SLG: 0.355 Dick Tidrow, R ERA: 3.32	(1,7) X (8,1) X		(2) X F9		(2) X L1-3		(2) X F8		(1) X 1B 1-3 2H	4	0	1	1	0	0	4											
Jay Johnstone, L OBP: 0.362, SLG: 0.440	(1,9) X 1B 1H		(1) X F2		(1) X F8		(2) X 4-3		(2) X 4-3	4	0	2	2	0	0	1											
Jody Davis, R OBP: 0.299, SLG: 0.379	(1,2) X F9		(2) X F8		(3) X FC6-4 1B 1-2		(3) X K		(1) X K	4	0	0	0	0	1	3											
Larry Bowa, S OBP: 0.301, SLG: 0.305	(1,6) X	(1) X F8		(1) X 1B		(1) X 4-3		(1) X E1 1B		4	0	2	0	0	0	0											
Doug Bird, R ERA: 4.64 Gary Woods, R OBP: 0.328, SLG: 0.385	(1,1) (8,7)	4.1 L	21 8	9 2	6 1	3 0	1 1	0 1	0 1	0 0	0 0	0 0	0 9	23 13	0.00 4.50	1.800 1.500		<b>CBS</b>									
Inning Stats	R: 3 E: 0 K: 0 S: 7	H: 4 LOB: 1 BB: 0 P: 7	R: 0 E: 0 K: 0 S: 3	H: 0 LOB: 0 BB: 0 P: 3	R: 1 E: 0 K: 1 S: 6	H: 2 LOB: 0 BB: 0 P: 6	R: 0 E: 0 K: 0 S: 4	H: 1 LOB: 1 BB: 0 P: 4	R: 2 E: 0 K: 0 S: 6	H: 3 LOB: 2 BB: 1 P: 10	R: 1 E: 1 K: 1 S: 6	H: 1 LOB: 0 BB: 0 P: 6	R: 1 E: 0 K: 0 S: 4	H: 2 LOB: 0 BB: 0 P: 4	R: 0 E: 1 K: 1 S: 6	H: 1 LOB: 1 BB: 0 P: 6			1B: 12 2B: 2 3B: 1 HR: 0	SF: 0 SAC: 0 DP: 1 HBP: 0	WP: 0 PB: 1 SB: 2 CS: 2	PA: 38					
PITCHER	IP	WLS	BF	H	R	ER	SO	BB	IBB	HBP	BLK	WP	HR	S	P	ERA	WHIP										
Renie Martin, R ERA: 4.64 Al Holland, L ERA: 3.51 Alan Fowkes, R ERA: 5.23	(1,1) (5,1) (7,1)	4.1 L 2.0	21 8 3	9 2 3	6 1 1	3 0 1	1 1 1	0 1 1	0 1 0	0 0 0	0 0 0	0 0 0	0 9 10	23 13 10	0.00 4.50 4.50	1.800 1.500 1.500											



Batter	1	2	3	4	5	6	7	8	9	AB	R	H	RBI	BB	SO	LOB	TOP					
<b>Chili Davis, S</b> OBP: 0.322, SLG: 0.413 (1, 8)										5	1	2	0	0	0	0	<b>San Francisco Giants @ Chicago Cubs</b> Wrigley Field, Chicago, IL Tue Aug 24 1982, 3:33 AM CDT Att: 13,712 - Overcast - 75 F					
<b>Joe Morgan, L</b> OBP: 0.410, SLG: 0.452 (1, 4)										4	0	1	0	0	1	2						
<b>Jack Clark, R</b> OBP: 0.366, SLG: 0.471 (1, 9)										1	1	0	0	3	0	0						
<b>Reggie Smith, S</b> OBP: 0.372, SLG: 0.463 (1, 3)										4	0	0	0	0	5							
<b>Darrell Evans, L</b> OBP: 0.352, SLG: 0.429 (1, 5)										4	0	1	2	0	0	0						
<b>Jeffrey Leonard, R</b> OBP: 0.287, SLG: 0.411 (1, 7)										3	1	0	0	1	1							
<b>Bob Brenly, R</b> OBP: 0.351, SLG: 0.410 (1, 2)										4	0	0	0	0	1	1						
<b>Guy Sularz, R</b> OBP: 0.271, SLG: 0.303 (1, 6)										4	1	2	2	0	1	0						
<b>Rich Gale, R</b> OBP: 0.204, SLG: 0.222 (1, 1)										1	0	0	0	0	1	0						
<b>Al Holland, R</b> OBP: 0.040, SLG: 0.040 (2, 1)										1	0	0	0	0	1	0						
<b>Duane Kuiper, L</b> OBP: 0.352, SLG: 0.352 (6, PH)										1	0	0	0	0	1							
<b>Fred Breining, R</b> OBP: 0.250, SLG: 0.200 (6, 1)										0	0	0	0	0	0	0						
<b>Dave Bergman, L</b> OBP: 0.333, SLG: 0.326 (9, PH)										1	0	0	0	0	0	0						
<b>Inning Stats</b>	R: 2 E: 0 K: 2 S: 9	H: 2 LOB: 1 BB: 1 P: 13	R: 1 E: 0 K: 1 S: 7	H: 2 LOB: 1 BB: 0 P: 7	R: 0 E: 0 K: 0 S: 3	H: 0 LOB: 0 BB: 0 P: 3	R: 0 E: 0 K: 0 S: 3	H: 0 LOB: 0 BB: 0 P: 3	R: 0 E: 0 K: 1 S: 6	H: 1 LOB: 2 BB: 1 P: 10	R: 1 E: 0 K: 1 S: 6	H: 1 LOB: 1 BB: 1 P: 10	R: 0 E: 0 K: 0 S: 3	H: 0 LOB: 0 BB: 0 P: 3	R: 0 E: 0 K: 1 S: 5	H: 0 LOB: 0 BB: 0 P: 5	R: 0 E: 0 K: 1 S: 5	H: 0 LOB: 0 BB: 0 P: 5	1B: 3 2B: 2 3B: 0 HR: 1	SF: 0 SAC: 0 DP: 0 HBP: 0	WP: 0 PB: 0 SB: 2 CS: 0	PA: 37
<b>PITCHER</b>	IP WLS BF H R ER SO BB IBB HBP BLK WP HR S P ERA WHIP																					
<b>Fergie Jenkins, R</b> ERA: 3.34 (1, 1)	7.0 W 31 6 4 4 5 4 0 0 0 0 1 37 53 5.14 1.429																					
<b>Bill Campbell, R</b> ERA: 3.94 (8, 1)	2.0 6 0 0 0 1 0 0 0 0 0 0 8 8 0.00 0.000																					

AB	33
R	4
H	6
RBI	4
BB	4
SO	6
LOB	10



Batter	1	2	3	4	5	6	7	8	9	AB	R	H	RBI	BB	SO	LOB	BOTTOM					
<b>Bump Wills, S</b> OBP: 0.333, SLG: 0.364 (1, 4)										3	2	3	1	1	0		<b>San Francisco Giants @ Chicago Cubs</b> Wrigley Field, Chicago, IL Tue Aug 24 1982, 3:33 AM CDT Att: 13,712 - Overcast - 75 F					
<b>Junior Kennedy, R</b> OBP: 0.292, SLG: 0.266 (8, 4)										1	0	0	0	0	2							
<b>23 Ryne Sandberg, R</b> OBP: 0.309, SLG: 0.370 (1, 5)										4	1	3	1	0	2							
<b>Bill Buckner, L</b> OBP: 0.348, SLG: 0.431 (1, 3)										4	1	2	4	0	3							
<b>Leon Durham, L</b> OBP: 0.386, SLG: 0.524 (1, 8)										3	0	0	0	1	1							
<b>Steve Henderson, R</b> OBP: 0.292, SLG: 0.349 (1, 7)										4	0	0	0	0	3							
<b>Bill Campbell, R</b> ERA: 3.94 (8, 1)										0	0	0	0	0	0							
<b>Jay Johnstone, L</b> OBP: 0.360, SLG: 0.434 (1, 9)										3	1	0	0	1	1							
<b>Jody Davis, R</b> OBP: 0.296, SLG: 0.375 (1, 2)										4	0	0	0	0	1							
<b>Larry Bowa, S</b> OBP: 0.301, SLG: 0.302 (1, 6)										3	1	0	0	1	1							
<b>Fergie Jenkins, R</b> OBP: 0.173, SLG: 0.216 (1, 1)										3	2	2	0	0	0							
<b>Scot Thompson, L</b> OBP: 0.395, SLG: 0.375 (8, 7)										1	0	1	0	0	0							
<b>Inning Stats</b>	R: 0 E: 0 K: 0 S: 3	H: 1 LOB: 2 BB: 2 P: 11	R: 5 E: 0 K: 1 S: 8	H: 3 LOB: 0 BB: 2 P: 16	R: 0 E: 0 K: 0 S: 3	H: 0 LOB: 0 BB: 0 P: 3	R: 2 E: 0 K: 0 S: 5	H: 3 LOB: 0 BB: 0 P: 5	R: 0 E: 0 K: 1 S: 5	H: 0 LOB: 0 BB: 0 P: 5	R: 0 E: 0 K: 0 S: 3	H: 0 LOB: 0 BB: 0 P: 3	R: 1 E: 0 K: 1 S: 7	H: 2 LOB: 1 BB: 0 P: 7	R: 0 E: 1 K: 0 S: 5	H: 1 LOB: 2 BB: 0 P: 5	R: 0 E: 0 K: 0 S: 5	H: 0 LOB: 0 BB: 0 P: 5	1B: 8 2B: 1 3B: 0 HR: 1	SF: 0 SAC: 0 DP: 2 HBP: 0	WP: 0 PB: 0 SB: 2 CS: 0	PA: 37
<b>PITCHER</b>	IP WLS BF H R ER SO BB IBB HBP BLK WP HR S P ERA WHIP																					
<b>Rich Gale, R</b> ERA: 4.24 (1, 1)	1.1 L 10 3 4 3 3 2 0 0 0 0 1 0 1 18 7.36 1.091																					
<b>Al Holland, L</b> ERA: 3.66 (2, 1)	3.2 14 4 3 3 2 0 0 0 0 1 0 1 18 7.36 1.091																					
<b>Fred Breining, R</b> ERA: 3.41 (6, 1)	3.0 13 3 1 1 1 0 0 0 0 0 0 0 15 3.00 1.000																					









Batter	1	2	3	4	5	6	7	8	9	AB	R	H	RBI	BB	SO	LOB	TOP			
<b>Bump Willis, S</b> OBP: 0.340, SLG: 0.372	4-0 23 1B 23 S 2B BB		0-0 1B			0-0 23 CS 1B		0-0 23 FC6-4 1B		0-0 4-3							4 1 3 0 1 0 1			
<b>23 Ryne Sandberg, R</b> OBP: 0.308, SLG: 0.368	0-0 1-3 2B 1B		0-0 L7			0-0 1B 1-2 1B		0-0 1-2 1B		0-3 K							5 2 2 0 0 1 3			
<b>Bill Buckner, L</b> OBP: 0.350, SLG: 0.433	0-0 F9 1B 2B		0-0 F8			0-0 1B 1-2 1B		0-0 B1-3		0-0 P6							5 1 2 2 0 0 1			
<b>Leon Durham, L</b> OBP: 0.389, SLG: 0.529	0-0 F9 2-3		0-0 FC5-4 1B			0-0 1B 1-3 2H 1B		0-0 F7		0-3 K							5 0 2 1 0 1 1			
<b>Steve Henderson, R</b> OBP: 0.300, SLG: 0.356	0-0 CS 1B		0-0 FC5-4 1-2			0-0 1-3 1B		0-0 1B		0-0 1B							4 0 3 1 0 0 2			
<b>Jay Johnstone, L</b> OBP: 0.351, SLG: 0.420	0-0 F9					0-0 K		0-0 4-3		0-3 K							3 0 0 0 0 1 3			
<b>Jerry Morales, R</b> OBP: 0.306, SLG: 0.390	0-0 F9 1-2					0-0 K		0-0 4-3		0-3 K							1 0 0 0 0 1 1			
<b>Jody Davis, R</b> OBP: 0.296, SLG: 0.371			0-0 F8			0-0 5-3		0-0 P6		4-0 BB							3 0 0 0 1 0 0			
<b>Larry Bowa, S</b> OBP: 0.298, SLG: 0.300			0-0 L6			0-0 E3		0-0 F9		0-0 P4							4 0 0 0 0 0 1			
<b>Allen Ripley, R</b> OBP: 0.133, SLG: 0.133			0-0 1-3			0-0 F7		0-0 1B		0-3 K							3 0 1 0 0 0 1			
<b>Mike Proly, R</b> OBP: 0.300, SLG: 0.400																	0 0 0 0 0 0 0			
<b>Willie Hernandez, L</b> OBP: 0.400, SLG: 0.366																	0 0 0 0 0 0 0			
<b>Scot Thompson, L</b> OBP: 0.400, SLG: 0.366																	1 0 0 0 0 1 1			
<b>Dick Tidrow, R</b> OBP: 0.306, SLG: 0.390																	0 0 0 0 0 0 0			
<b>Inning Stats</b>	R: 3 E: 0 K: 0 S: 5	H: 3 LOB: 0 BB: 1 P: 9	R: 0 E: 0 K: 0 S: 3	H: 0 LOB: 0 BB: 0 P: 3	R: 0 E: 0 K: 0 S: 5	H: 2 LOB: 2 BB: 0 P: 5	R: 0 E: 1 K: 1 S: 6	H: 0 LOB: 1 BB: 0 P: 6	R: 1 E: 0 K: 0 S: 6	H: 5 LOB: 2 BB: 0 P: 6	R: 0 E: 0 K: 1 S: 6	H: 1 LOB: 1 BB: 0 P: 6	R: 0 E: 0 K: 1 S: 5	H: 0 LOB: 1 BB: 1 P: 9	R: 0 E: 0 K: 2 S: 7	H: 0 LOB: 0 BB: 0 P: 7	1B: 12 2B: 1 3B: 0 HR: 0	SF: 0 SAC: 0 DP: 0 HBP: 0	WP: 0 PB: 0 SB: 1 CS: 2	PA: 40
<b>PITCHER</b>	IP	WLS	BF	H	R	ER	SO	BB	IBB	HBP	BLK	WP	HR	S	P	ERA	WHIP			
<b>Burt Hooton, R</b> ERA: 4.98	(1, 1)	4.1	21	8	4	4	1	1	0	0	0	0	0	22	26	8.31	2.077			
<b>Terry Forster, L</b> ERA: 3.09	(5, 1)	0.2	3	2	0	0	0	0	0	0	0	0	0	3	3	0.00	3.000			
<b>Ricky Wright, L</b> ERA: 1.85	(6, 1)	2.0	W	9	3	0	1	0	0	0	0	0	0	11	11	0.00	1.500			
<b>Tom Niedenfuer, R</b> ERA: 2.94	(8, 1)	2.0	S	7	0	0	3	1	0	0	0	0	0	12	16	0.00	0.500			

Chicago Cubs @ Los Angeles Dodgers  
Dodger Stadium, Los Angeles, CA  
Fri Aug 27 1982, 7:05 PM PDT  
Att: 51,635 - Unknown - 76 F

AB	38
R	4
H	13
RBI	4
BB	2
SO	5
LOB	15



Batter	1	2	3	4	5	6	7	8	9	AB	R	H	RBI	BB	SO	LOB	BOTTOM			
<b>Steve Sax, R</b> OBP: 0.334, SLG: 0.358	0-0 F7		0-0 2H 1B			0-0 5-3		0-0 6-3		4 0 1 1 0 0 1										
<b>Ken Landreaux, L</b> OBP: 0.351, SLG: 0.412	0-0 S 1B		0-0 F7			0-0 F7		0-0 2H 1B		3 0 1 0 0 0 0										
<b>Jose Morales, R</b> OBP: 0.296, SLG: 0.174										1 0 1 1 0 0 0										
<b>Tom Niedenfuer, R</b> OBP: 0.366, SLG: 0.474	0-3 K					0-0 1B SF9		4-0 HR BB		0 0 0 0 0 0 0										
<b>Dusty Baker Jr., R</b> OBP: 0.366, SLG: 0.474	0-3 K					0-0 1B S		0-0 5-3		3 2 1 0 1 1 2										
<b>Pedro Guerrero, R</b> OBP: 0.385, SLG: 0.553	0-3 K					0-0 1B S		0-0 HR		4 2 3 2 0 1 1										
<b>Ron Cey, R</b> OBP: 0.330, SLG: 0.423			0-0 F9			0-0 SF9		0-0 P3		3 0 0 1 0 0 1										
<b>Steve Garvey, R</b> OBP: 0.285, SLG: 0.404			0-0 F7			0-0 P6		0-0 P2		3 1 0 0 1 0 1										
<b>Steve Yeager, R</b> OBP: 0.256, SLG: 0.305			0-3 K			0-0 F8		0-0 F8		3 0 0 0 0 1 1										
<b>Rick Monday, L</b> OBP: 0.400, SLG: 0.551						1-2 HR				1 1 1 3 0 0 0										
<b>Mike Scioscia, L</b> OBP: 0.301, SLG: 0.284										0 0 0 0 0 0 0										
<b>Bill Russell, R</b> OBP: 0.356, SLG: 0.335						0-0 E6 SH1-4 1B		0-0 4-3		4 2 1 0 0 0 0										
<b>Burt Hooton, R</b> ERA: 3.9	(1, 1)	5.0	21	5	4	3	3	1	0	0	0	0	0	26	30	5.40	1.200			
<b>Mike Marshall, R</b> ERA: 2.11	(5, PH)	1.2	L	7	2	2	2	0	0	0	0	0	1	7	7	10.80	1.200			
<b>Ricky Wright, L</b> ERA: 3.13	(6, PH)	0.1	2	1	0	0	0	0	0	0	0	0	0	2	2	0.00	3.000			
<b>Ron Roenicke, S</b> OBP: 0.364, SLG: 0.327	(7, PH)	1.0	6	2	3	3	0	0	1	0	0	0	1	5	9	27.00	2.000			
<b>Inning Stats</b>	R: 0 E: 0 K: 2 S: 8	H: 1 LOB: 1 BB: 0 P: 8	R: 0 E: 0 K: 1 S: 5	H: 0 LOB: 0 BB: 0 P: 5	R: 1 E: 1 K: 0 S: 4	H: 1 LOB: 0 BB: 0 P: 4	R: 1 E: 0 K: 0 S: 5	H: 2 LOB: 1 BB: 0 P: 5	R: 1 E: 0 K: 0 S: 4	H: 1 LOB: 0 BB: 0 P: 4	R: 2 E: 0 K: 0 S: 4	H: 1 LOB: 1 BB: 1 P: 8	R: 1 E: 0 K: 0 S: 5	H: 2 LOB: 0 BB: 0 P: 5	R: 3 E: 0 K: 0 S: 5	H: 2 LOB: 0 BB: 1 P: 9	1B: 7 2B: 0 3B: 0 HR: 3	SF: 1 SAC: 2 DP: 0 HBP: 0	WP: 0 PB: 0 SB: 3 CS: 0	PA: 36
<b>PITCHER</b>	IP	WLS	BF	H	R	ER	SO	BB	IBB	HBP	BLK	WP	HR	S	P	ERA	WHIP			
<b>Allen Ripley, R</b> ERA: 3.9	(1, 1)	5.0	21	5	4	3	3	1	0	0	0	0	0	26	30	5.40	1.200			
<b>Mike Proly, R</b> ERA: 2.11	(6, 1)	1.2	L	7	2	2	2	0	0	0	0	0	1	7	7	10.80	1.200			
<b>Willie Hernandez, L</b> ERA: 3.13	(7, 1)	0.1	2	1	0	0	0	0	0	0	0	0	0	2	2	0.00	3.000			
<b>Dick Tidrow, R</b> ERA: 3.6	(8, 1)	1.0	6	2	3	3	0	0	1	0	0	0	1	5	9	27.00	2.000			

Chicago Cubs @ Los Angeles Dodgers  
Dodger Stadium, Los Angeles, CA  
Fri Aug 27 1982, 7:05 PM PDT  
Att: 51,635 - Unknown - 76 F

AB	31
R	9
H	10
RBI	9
BB	2
SO	3
LOB	7





Batter	1	2	3	4	5	6	7	8	9	AB	R	H	RBI	BB	SO	LOB	TOP						
<b>Bump Willis, S</b> OBP: 0.340, SLG: 0.371 (1,4)	0-0 6-3		0-3 K		0-0 FC6-4 1B			0-3 K		4	0	1	0	0	2	0	<b>Chicago Cubs @ Los Angeles Dodgers</b> Dodger Stadium, Los Angeles, CA Sat Aug 28 1982, 7:05 PM PDT Att: 50,528 - Unknown - 69 F						
<b>23 Ryne Sandberg, R</b> OBP: 0.306, SLG: 0.365 (1,5)	0-0 F8		0-3 K		0-0 FC6-4 1-2			0-0 1-3		4	0	0	0	0	1	1							
<b>Bill Buckner, L</b> OBP: 0.347, SLG: 0.430 <b>Scot Thompson, L</b> OBP: 0.400, SLG: 0.366 (1,3) (8,3)	0-0 F9			0-0 F8		0-0 F9		0-0 G3		4	0	0	0	0	0	0							
<b>Keith Moreland, R</b> OBP: 0.329, SLG: 0.403 (1,9)		0-0 P4		0-0 6-3		0-0 P4		0-0 G5-4-3 1B		4	0	1	0	0	0	0							
<b>Leon Durham, L</b> OBP: 0.389, SLG: 0.528 <b>Gary Woods, R</b> OBP: 0.326, SLG: 0.384 (1,8) (8,8)		0-0 P6		0-0 1B		0-0 F9		0-0 G5-4-3 1-2		3	0	1	0	0	0	0							
<b>Steve Henderson, R</b> OBP: 0.312, SLG: 0.367 (1,7)		0-0 WP 1B		0-0 1-3 1B		0-0 FC6-4 1B		0-0 1B		4	1	4	0	0	0	0							
<b>Jody Davis, R</b> OBP: 0.295, SLG: 0.370 (1,2)		0-0 FC5-4 1B		0-0 5-3		0-0 FC6-4 4-3 1-2		0-3 K		4	0	1	1	0	1	4							
<b>Larry Bowa, S</b> OBP: 0.297, SLG: 0.298 <b>Doug Bird, R</b> OBP: 0.190, SLG: 0.152 <b>Ken Kravec, L</b> (1,6) (7,1) (8,1)	0-0 FC5-4 1-2			0-0 6-3		0-0 4-3				3	0	0	0	0	0	2							
<b>Dickie Noles, R</b> OBP: 0.109, SLG: 0.136 <b>Bill Campbell, R</b> <b>Junior Kennedy, R</b> OBP: 0.291, SLG: 0.265 (1,1) (5,1) (7,PH) (7,6)			0-0 1-3		0-3 K		0-0 1-3			2	0	0	0	0	1	0							
<b>Inning Stats</b>	R: 0 E: 0 K: 0 S: 3	H: 0 LOB: 0 BB: 0 P: 3	R: 1 E: 0 K: 0 S: 5	H: 2 LOB: 1 BB: 0 P: 5	R: 0 E: 0 K: 2 S: 7	H: 0 LOB: 0 BB: 0 P: 7	R: 0 E: 0 K: 0 S: 5	H: 2 LOB: 2 BB: 0 P: 5	R: 0 E: 0 K: 1 S: 6	H: 1 LOB: 1 BB: 0 P: 6	R: 0 E: 0 K: 0 S: 3	H: 0 LOB: 0 BB: 0 P: 3	R: 0 E: 0 K: 0 S: 4	H: 1 LOB: 1 BB: 0 P: 4	R: 0 E: 0 K: 1 S: 5	H: 0 LOB: 0 BB: 0 P: 5		R: 0 E: 0 K: 1 S: 6	H: 2 LOB: 1 BB: 0 P: 6	1B: 8 2B: 0 3B: 0 HR: 0	SF: 0 SAC: 0 DP: 1 HBP: 0	WP: 1 PB: 0 SB: 0 CS: 0	PA: 34
<b>PITCHER</b> <b>Jerry Reuss, L</b> ERA: 3.33 (1,1)	IP: 9.0 WLS: W BF: 34 H: 8 R: 1 ER: 1 SO: 5 BB: 0 IBB: 0 HBP: 0 BLK: 0 WP: 1 HR: 0 S: 44 P: 44 ERA: 1.00 WHIP: 0.889															<b>PITCHER</b> IP: WLS: BF: H: R: ER: SO: BB: IBB: HBP: BLK: WP: HR: S: P: ERA: WHIP:							

AB	34
R	1
H	8
RBI	1
BB	0
SO	5
LOB	9



Batter	1	2	3	4	5	6	7	8	9	AB	R	H	RBI	BB	SO	LOB	BOTTOM						
<b>Steve Sax, R</b> OBP: 0.337, SLG: 0.360 (1,4)	0-0 PB 4-3 1B		0-0 1-3		0-0 S 1B		0-0 E7 1B	0-0 6-3		5	2	3	0	0	0	0	<b>Chicago Cubs @ Los Angeles Dodgers</b> Dodger Stadium, Los Angeles, CA Sat Aug 28 1982, 7:05 PM PDT Att: 50,528 - Unknown - 69 F						
<b>Ken Landreaux, L</b> OBP: 0.354, SLG: 0.413 (1,8)	4-0 4-3 SF8 BB		0-0 1B		0-0 F7 1-2		0-0 1-3	0-0 1B BB		4	1	2	0	1	0	3							
<b>Rick Monday, L</b> OBP: 0.402, SLG: 0.547 <b>Ron Roenicke, S</b> OBP: 0.369, SLG: 0.327 (1,7) (7,7) (8,9)	0-0 4-3 1-3 2-H		0-0 1-3 1B		4-0 1B HR BB		0-3 K	4-0 1B BB		3	1	1	1	1	1	3							
<b>Pedro Guerrero, R</b> OBP: 0.385, SLG: 0.552 <b>Mike Marshall, R</b> OBP: 0.349, SLG: 0.446 (1,9) (8,7)	4-0 S BB		0-0 P4		0-0 HR 1B		0-0 F9	0-3 K		3	1	1	1	1	0	2							
<b>Ron Cey, R</b> OBP: 0.332, SLG: 0.432 (1,5)	0-0 SF8		0-0 P6		0-0 HR 1B		0-0 F9	0-0 K		1	0	0	0	0	1	2							
<b>Steve Garvey, R</b> OBP: 0.288, SLG: 0.402 (1,3)	0-0 P3 1-2			0-0 S 1B		0-0 5-3		0-0 P3	0-0 L5	5	1	1	0	0	0	5							
<b>Steve Yeager, R</b> OBP: 0.295, SLG: 0.303 (1,2)		0-0 F8		0-3 K		0-3 K		0-0 BB 1B		4	0	1	0	0	2	1							
<b>Bill Russell, R</b> OBP: 0.355, SLG: 0.332 (1,6)		0-0 5-3		0-0 P3		0-3 K		4-0 K	1-2 BB	3	0	0	0	1	1	1							
<b>Jerry Reuss, L</b> OBP: 0.234, SLG: 0.226 (1,1)		0-3 K		0-0 1B		0-0 E 1B		0-3 K		4	0	2	1	0	2	3							
<b>Inning Stats</b>	R: 2 E: 0 K: 0 S: 4	H: 1 LOB: 1 BB: 2 P: 12	R: 0 E: 0 K: 1 S: 5	H: 0 LOB: 0 BB: 0 P: 5	R: 0 E: 0 K: 0 S: 5	H: 2 LOB: 2 BB: 0 P: 5	R: 1 E: 0 K: 1 S: 6	H: 2 LOB: 1 BB: 0 P: 6	R: 4 E: 0 K: 1 S: 8	H: 3 LOB: 0 BB: 1 P: 12	R: 0 E: 1 K: 2 S: 9	H: 2 LOB: 2 BB: 0 P: 9	R: 0 E: 0 K: 1 S: 7	H: 2 LOB: 3 BB: 1 P: 11	R: 0 E: 0 K: 1 S: 7	H: 2 LOB: 3 BB: 1 P: 11		R: 0 E: 0 K: 1 S: 7	H: 2 LOB: 3 BB: 1 P: 11	1B: 13 2B: 0 3B: 0 HR: 1	SF: 1 SAC: 0 DP: 0 HBP: 0	WP: 0 PB: 1 SB: 4 CS: 0	PA: 42
<b>PITCHER</b> <b>Dickie Noles, R</b> ERA: 4.41 <b>Bill Campbell, R</b> ERA: 3.97 <b>Doug Bird, R</b> ERA: 4.79 <b>Ken Kravec, L</b> ERA: 4.35 (1,1) (5,1) (7,1) (8,1)	IP: 4.1 WLS: L BF: 22 H: 7 R: 6 ER: 5 SO: 2 BB: 3 IBB: 0 HBP: 0 BLK: 0 WP: 0 HR: 0 S: 23 P: 35 ERA: 10.38 WHIP: 2.308															<b>PITCHER</b> IP: WLS: BF: H: R: ER: SO: BB: IBB: HBP: BLK: WP: HR: S: P: ERA: WHIP:							

AB	36
R	7
H	14
RBI	7
BB	5
SO	7
LOB	22









Batter	1	2	3	4	5	6	7	8	9	AB	R	H	RBI	BB	SO	LOB	TOP								
<b>Bump Wills, S</b> (1, 4) OBP: 0.343, SLG: 0.375	0-0 23 PB 1B		0-0 23 1B 1B	0-3 K		0-0 5-3		0-0 4-3		5	1	2	0	0	1	2	<b>Chicago Cubs @ San Francisco Giants</b> Candlestick Park, San Francisco, CA Tue Aug 31 1982, 6:33 AM EDT Att: 8,827 - Sunny - 65 F								
<b>23 Ryne Sandberg, R</b> (1, 5) OBP: 0.307, SLG: 0.364	0-3 K		0-0 G3 1B 1B	0-0 FC4-6 E 1-2 2-H 1B		0-3 K		0-0 5-3		5	0	2	1	0	2	1									
<b>Bill Buckner, L</b> (1, 3) OBP: 0.347, SLG: 0.431	0-3 K		0-0 F9	0-0 E3 FC4-6 1-2 2-3 1B		0-0 2B			0-0 6-3	5	0	1	0	0	1	5									
<b>Leon Durham, L</b> (1, 8) OBP: 0.387, SLG: 0.521	0-3 K		0-0 G3 1B	0-0 FC4-6 1-2 2-3 3-H 1B		4-0 1B			4-0 CS BB	3	0	1	2	2	1	3									
<b>Steve Henderson, R</b> (1, 7) OBP: 0.307, SLG: 0.360		0-0 1B 1B	0-0 G3 1-2 2-3 1B	0-3 K		0-0 F7			0-0 1-2 1B	5	0	2	0	0	1	6									
<b>Jay Johnstone, L</b> (1, 9) OBP: 0.350, SLG: 0.412	0-3 K		4-0 IBB		0-3 K		0-0 F9		0-0 F9	4	0	0	0	1	2	2									
<b>Jody Davis, R</b> (1, 2) OBP: 0.297, SLG: 0.378	0-0 1B		0-3 K		0-3 K		0-3 K			4	0	1	0	0	3	3									
<b>Larry Bowa, S</b> (1, 6) OBP: 0.302, SLG: 0.302	0-0 F8			0-0 23 1B 1B	4-0 BB		0-0 F9			3	1	1	0	1	0	2									
<b>Randy Martz, L</b> (1, 1) OBP: 0.308, SLG: 0.242	0-3 K			4-0 E 23 1B BB	0-0 1-3			0-0 1-3		2	1	0	0	1	1	3									
<b>Willie Hernandez, L</b> (7, 1) OBP: 0.303, SLG: 0.400										0	0	0	0	0	0	0									
<b>Mike Proly, R</b> (7, 1) OBP: 0.391, SLG: 0.357										0	0	0	0	0	0	0									
<b>Scot Thompson, L</b> (8, PH) OBP: 0.155, SLG: 0.267										1	0	0	0	0	0	0									
<b>Lee Smith, R</b> (8, 1) OBP: 0.155, SLG: 0.267										0	0	0	0	0	0	0									
<b>Inning Stats</b>	R: 0 E: 0 K: 3 S: 10	H: 1 LOB: 1 BB: 0 P: 10	R: 0 E: 0 K: 2 S: 9	H: 2 LOB: 2 BB: 0 P: 9	R: 1 E: 0 K: 1 S: 8	H: 3 LOB: 3 BB: 1 P: 12	R: 2 E: 1 K: 2 S: 10	H: 2 LOB: 2 BB: 1 P: 14	R: 0 E: 0 K: 2 S: 7	H: 0 LOB: 1 BB: 1 P: 11	R: 0 E: 0 K: 1 S: 6	H: 1 LOB: 2 BB: 1 P: 10	R: 0 E: 0 K: 1 S: 5	H: 0 LOB: 0 BB: 0 P: 5	R: 0 E: 0 K: 0 S: 3	H: 0 LOB: 0 BB: 0 P: 3	R: 0 E: 0 K: 0 S: 3	H: 1 LOB: 1 BB: 1 P: 7	1B: 9 2B: 1 3B: 0 HR: 0	SF: 0 SAC: 0 DP: 0 HBP: 0	WP: 0 PB: 1 SB: 0 CS: 1	PA: 42			
<b>PITCHER</b>	IP	WLS	BF	H	R	ER	SO	BB	IBB	HBP	BLK	WP	HR	S	P	ERA	WHIP								
<b>Fred Breining, R</b> (1, 1) ERA: 3.31	6.0		32	9	3	2	11	2	2	0	0	0	0	50	66	3.00	1.833								
<b>Al Holland, L</b> (7, 1) ERA: 3.44	1.0	W	3	0	0	0	1	0	0	0	0	0	0	5	5	0.00	0.000								
<b>Greg Minton, R</b> (8, 1) ERA: 1.82	2.0	S	7	1	0	0	0	1	0	0	0	0	0	6	10	0.00	1.000								
Batter	1	2	3	4	5	6	7	8	9	AB	R	H	RBI	BB	SO	LOB	BOTTOM								
<b>Chili Davis, S</b> (1, 8) OBP: 0.318, SLG: 0.405	0-0 E 1B	0-0 3-1			0-3 K		0-0 SH1-4			3	0	1	0	0	1	2	<b>Chicago Cubs @ San Francisco Giants</b> Candlestick Park, San Francisco, CA Tue Aug 31 1982, 6:33 AM EDT Att: 8,827 - Sunny - 65 F								
<b>Joe Morgan, L</b> (1, 4) OBP: 0.454, SLG: 0.441	0-0 F7		0-0 F9		4-0 FC1-4 BB		0-0 1B			3	0	1	1	1	0	1									
<b>Jack Clark, R</b> (1, 9) OBP: 0.366, SLG: 0.471	0-0 F8		4-0 HR BB		0-0 FC1-4 1-2		0-0 G5-4-3 1B			3	1	1	1	1	0	2									
<b>Reggie Smith, S</b> (1, 3) OBP: 0.372, SLG: 0.478	0-0 E4		0-0 1-H HR		0-0 4-3		0-0 G5-4-3			4	1	1	2	0	0	4									
<b>Greg Minton, S</b> (8, 1) OBP: 0.143, SLG: 0.231	1-2 1B									0	0	0	0	0	0	0									
<b>Darrell Evans, L</b> (1, 5) OBP: 0.348, SLG: 0.426	0-0 P3		0-0 F3		0-0 3-1			0-0 1-3		4	0	0	0	0	0	2									
<b>Jeffrey Leonard, R</b> (1, 7) OBP: 0.285, SLG: 0.398		0-0 5-3		0-0 5-3		0-3 K		0-0 6-3		4	0	0	0	0	1	0									
<b>Max Venable, L</b> (9, 7) OBP: 0.239, SLG: 0.281										0	0	0	0	0	0	0									
<b>Milt May, L</b> (1, 2) OBP: 0.310, SLG: 0.384		0-0 3-1		0-0 G3		0-0 L3		0-0 F9		4	0	0	0	0	0	0									
<b>Guy Sularz, R</b> (1, 6) OBP: 0.256, SLG: 0.280										2	0	1	0	0	0	0									
<b>Duane Kuiper, L</b> (7, PH) OBP: 0.388, SLG: 0.349										1	0	1	0	0	0	0									
<b>Joe Pettini, R</b> (7, PR) OBP: 0.257, SLG: 0.188										0	1	0	0	0	0	0									
<b>Fred Breining, R</b> (1, 1) OBP: 0.278, SLG: 0.188										1	0	0	0	1	0	0									
<b>Al Holland, R</b> (7, 1) OBP: 0.074, SLG: 0.074										0	0	0	0	0	0	0									
<b>Champ Summers, L</b> (7, PH) OBP: 0.333, SLG: 0.368										0	0	0	0	0	0	0									
<b>Jim Wohlford, R</b> (7, PH) OBP: 0.322, SLG: 0.344										0	1	0	0	1	0	0									
<b>Dave Bergman, L</b> (8, 3) OBP: 0.333, SLG: 0.326										0	0	0	0	0	0	0									
<b>Inning Stats</b>	R: 0 E: 1 K: 0 S: 5	H: 1 LOB: 2 BB: 0 P: 5	R: 0 E: 0 K: 0 S: 4	H: 1 LOB: 1 BB: 1 P: 8	R: 2 E: 0 K: 0 S: 4	H: 1 LOB: 0 BB: 1 P: 8	R: 0 E: 0 K: 0 S: 3	H: 0 LOB: 0 BB: 0 P: 3	R: 0 E: 0 K: 1 S: 5	H: 0 LOB: 1 BB: 1 P: 9	R: 0 E: 0 K: 1 S: 5	H: 0 LOB: 0 BB: 0 P: 5	R: 2 E: 0 K: 0 S: 5	H: 3 LOB: 2 BB: 1 P: 9	R: 0 E: 0 K: 0 S: 3	H: 0 LOB: 0 BB: 0 P: 3	1B: 5 2B: 0 3B: 0 HR: 1	SF: 0 SAC: 1 DP: 1 HBP: 0	WP: 1 PB: 0 SB: 0 CS: 0	PA: 34					
<b>PITCHER</b>	IP	WLS	BF	H	R	ER	SO	BB	IBB	HBP	BLK	WP	HR	S	P	ERA	WHIP								
<b>Randy Martz, R</b> (1, 1) ERA: 4.15	6.0		26	4	3	3	2	3	0	0	0	0	0	27	39	4.50	1.167								
<b>Willie Hernandez, L</b> (7, 1) ERA: 3.19	0.1	L	3	1	0	0	0	1	0	0	0	0	0	2	6	0.00	6.000								
<b>Mike Proly, R</b> (7, 1) ERA: 2.09	0.2		2	1	1	1	0	0	0	0	0	0	0	2	2	13.50	1.500								
<b>Lee Smith, R</b> (8, 1) ERA: 3.07	1.0		3	0	0	0	0	0	0	0	0	0	0	3	3	0.00	0.000								



Batter	1	2	3	4	5	6	7	8	9	AB	R	H	RBI	BB	SO	LOB	TOP										
<b>Bump Willis, S</b> OBP: 0.346, SLG: 0.378 (1, 4)										3	1	1	0	2	1	2	<b>Chicago Cubs @ San Francisco Giants</b> Candlestick Park, San Francisco, CA Wed Sep 01 1982, 6:33 AM EDT Att: 7,463 - Sunny - 72 F										
<b>23 Ryne Sandberg, R</b> OBP: 0.310, SLG: 0.367 (1, 5)										5	0	3	1	0	0	2											
<b>Bill Buckner, L</b> OBP: 0.345, SLG: 0.430 (1, 3)										4	1	1	1	1	0	4											
<b>Leon Durham, L</b> OBP: 0.387, SLG: 0.526 (1, 8)										5	1	2	2	0	0	0											
<b>Keith Moreland, R</b> OBP: 0.330, SLG: 0.403 (1, 2)										5	1	2	0	0	1	1											
<b>Jody Davis, R</b> OBP: 0.297, SLG: 0.378 (9, 2)										0	0	0	0	0	0	0											
<b>Jay Johnstone, L</b> OBP: 0.351, SLG: 0.416 (1, 9)										5	1	2	0	0	0	1											
<b>Steve Henderson, R</b> OBP: 0.307, SLG: 0.356 (1, 7)										3	1	0	1	1	0	1											
<b>Larry Bowa, S</b> OBP: 0.301, SLG: 0.302 (1, 6)										4	0	1	0	0	0	4											
<b>Allen Ripley, R</b> OBP: 0.133, SLG: 0.133 (1, 1)										0	0	0	0	0	0	0											
<b>Ken Kravec, L</b> OBP: 0.288, SLG: 0.385 (5, PH)										0	0	0	0	0	0	0											
<b>Gary Woods, R</b> OBP: 0.297, SLG: 0.398 (5, 1)										1	1	1	0	0	0	0											
<b>Bill Campbell, R</b> OBP: 0.324, SLG: 0.410 (5, 1)										0	0	0	0	0	0	0											
<b>Jerry Morales, R</b> OBP: 0.324, SLG: 0.410 (6, PH)										1	0	1	2	0	0	0											
<b>Dick Tidrow, R</b> OBP: 0.324, SLG: 0.410 (6, 1)										1	0	0	0	0	0	0											
<b>Willie Hernandez, L</b> OBP: 0.324, SLG: 0.410 (8, 1)										0	0	0	0	0	0	0											
<b>Lee Smith, R</b> OBP: 0.287, SLG: 0.287 (8, 1)										0	0	0	0	0	0	0											
<b>Inning Stats</b>	R: 1 E: 0 K: 0 S: 3	H: 1 LOB: 0 BB: 1 P: 7	R: 0 E: 0 K: 0 S: 3	H: 0 LOB: 0 BB: 0 P: 3	R: 0 E: 0 K: 1 S: 6	H: 1 LOB: 1 BB: 0 P: 6	R: 2 E: 0 K: 1 S: 7	H: 2 LOB: 0 BB: 0 P: 7	R: 1 E: 1 K: 0 S: 5	H: 2 LOB: 1 BB: 0 P: 5	R: 3 E: 1 K: 0 S: 8	H: 4 LOB: 3 BB: 1 P: 12	R: 0 E: 0 K: 0 S: 4	H: 2 LOB: 2 BB: 1 P: 8	R: 0 E: 0 K: 0 S: 3	H: 1 LOB: 0 BB: 0 P: 3	R: 0 E: 0 K: 0 S: 4	H: 1 LOB: 1 BB: 0 P: 4	1B: 10 2B: 3 3B: 0 HR: 1	SF: 1 SAC: 1 DP: 1 HBP: 0	WP: 0 PB: 0 SB: 2 CS: 1	PA: 43					
<b>PITCHER</b>	IP	WLS	BF	H	R	ER	SO	BB	IBB	HBP	BLK	WP	HR	S	P	ERA	WHIP										
<b>Bill Laskey, R</b> ERA: 2.64 (1, 1)	5.0		21	6	4	3	2	1	0	0	0	0	1	24	28	5.40	1.400										
<b>Rich Gale, R</b> ERA: 4.28 (6, 1)	0.2	L	8	4	3	1	0	1	0	0	0	0	0	7	11	13.50	7.500										
<b>Gary Lavelle, L</b> ERA: 2.75 (6, 1)	1.1		6	2	0	0	0	0	1	0	0	0	0	5	9	0.00	1.500										
<b>Jim Barr, R</b> ERA: 3.43 (8, 1)	1.0		3	1	0	0	0	0	0	0	0	0	0	3	3	0.00	1.000										
<b>Greg Minton, R</b> ERA: 1.81 (9, 1)	1.0		4	1	0	0	0	0	0	0	0	0	0	4	4	0.00	1.000										
Batter	1	2	3	4	5	6	7	8	9	AB	R	H	RBI	BB	SO	LOB	BOTTOM										
<b>Chili Davis, S</b> OBP: 0.315, SLG: 0.401 (1, 8)										5	0	0	0	0	0	2	<b>Chicago Cubs @ San Francisco Giants</b> Candlestick Park, San Francisco, CA Wed Sep 01 1982, 6:33 AM EDT Att: 7,463 - Sunny - 72 F										
<b>Joe Morgan, L</b> OBP: 0.404, SLG: 0.441 (1, 4)										5	2	2	0	0	2	2											
<b>Jack Clark, R</b> OBP: 0.366, SLG: 0.471 (1, 9)										4	0	1	1	1	3	1											
<b>Reggie Smith, S</b> OBP: 0.373, SLG: 0.492 (1, 3)										4	1	2	2	0	0	0											
<b>Darrell Evans, L</b> OBP: 0.345, SLG: 0.421 (1, 5)										4	0	0	0	0	2	2											
<b>Max Venable, L</b> OBP: 0.250, SLG: 0.290 (1, 7)										4	2	2	0	0	0	0											
<b>Milt May, L</b> OBP: 0.310, SLG: 0.382 (1, 2)										4	0	1	0	0	0	1											
<b>Joe Pettini, R</b> OBP: 0.257, SLG: 0.188 (6, PH) (9, 6)										0	0	0	0	0	0	0											
<b>Guy Sularz, R</b> OBP: 0.258, SLG: 0.294 (8, PH)										3	1	1	1	0	0	0											
<b>Champ Summers, L</b> OBP: 0.333, SLG: 0.368 (8, PH)										0	0	0	0	0	0	0											
<b>Bob Brenly, R</b> OBP: 0.365, SLG: 0.420 (9, 2)										1	0	1	1	0	0	0											
<b>Bill Laskey, R</b> OBP: 0.145, SLG: 0.113 (6, 1)										2	0	1	1	0	1	0											
<b>Rich Gale, R</b> OBP: 0.206, SLG: 0.222 (6, 1)										0	0	0	0	0	0	0											
<b>Gary Lavelle, S</b> OBP: 0.297, SLG: 0.398 (7, PH)										1	0	1	0	0	0	0											
<b>Duane Kilgus, L</b> OBP: 0.324, SLG: 0.398 (8, 1)										0	0	0	0	0	0	0											
<b>Jim Barr, R</b> OBP: 0.324, SLG: 0.398 (8, PH)										1	0	0	0	0	0	0											
<b>Jim Wohlford, R</b> OBP: 0.324, SLG: 0.398 (8, PH)										1	0	0	0	0	0	0											
<b>Greg Minton, S</b> OBP: 0.324, SLG: 0.398 (9, 1)										0	0	0	0	0	0	2											
<b>Inning Stats</b>	R: 2 E: 0 K: 0 S: 5	H: 3 LOB: 0 BB: 0 P: 5	R: 0 E: 0 K: 0 S: 3	H: 0 LOB: 0 BB: 0 P: 3	R: 1 E: 0 K: 1 S: 7	H: 2 LOB: 2 BB: 1 P: 11	R: 2 E: 0 K: 1 S: 8	H: 3 LOB: 1 BB: 0 P: 8	R: 0 E: 0 K: 2 S: 7	H: 0 LOB: 0 BB: 0 P: 7	R: 0 E: 0 K: 0 S: 3	H: 0 LOB: 0 BB: 0 P: 3	R: 0 E: 0 K: 2 S: 8	H: 1 LOB: 1 BB: 0 P: 8	R: 1 E: 0 K: 1 S: 8	H: 3 LOB: 2 BB: 0 P: 8	R: 0 E: 0 K: 1 S: 5	H: 0 LOB: 0 BB: 0 P: 5	1B: 7 2B: 4 3B: 0 HR: 1	SF: 0 SAC: 0 DP: 0 HBP: 0	WP: 0 PB: 0 SB: 1 CS: 0	PA: 39					
<b>PITCHER</b>	IP	WLS	BF	H	R	ER	SO	BB	IBB	HBP	BLK	WP	HR	S	P	ERA	WHIP										
<b>Lee Smith, R</b> ERA: 3.03 (8, 1)	1.1		4	0	0	0	1	0	0	0	0	0	0	4	4	0.00	0.000										
<b>Allen Ripley, R</b> ERA: 4.21 (4, 1)	0.2		2	0	0	0	1	0	0	0	0	0	0	4	4	0.00	0.000										
<b>Bill Campbell, R</b> ERA: 3.92 (5, 1)	1.0	W	3	0	0	0	2	0	0	0	0	0	0	7	7	0.00	0.000										
<b>Dick Tidrow, R</b> ERA: 3.55 (6, 1)	2.2		11	3	1	1	3	0	0	0	0	0	0	17	17	3.38	1.125										
<b>Willie Hernandez, L</b> ERA: 3.19 (8, 1)	0.0		1	1	0	0	0	0	0	0	0	0	0	1	1	"	"										



Batter	1	2	3	4	5	6	7	8	9	AB	R	H	RBI	BB	SO	LOB	TOP					
Mel Hall, L OBP: 0.250, SLG: 0.250 (1, 8)	F5		K			F8			G6-3	4	0	1	0	0	1	2						
23 Ryne Sandberg, R OBP: 0.308, SLG: 0.364 (1, 4)	F8			6-3		G6-3			G6-3	4	0	0	0	0	0	3						
Bill Buckner, L OBP: 0.345, SLG: 0.429 (1, 3)	P6			F5					G5-4-3	3	0	1	0	0	0	0						
Leon Durham, L OBP: 0.385, SLG: 0.522 (1, 9)		3-1		F8					F7	3	0	0	0	0	0	1						
Pat Tabler, R OBP: 0.333, SLG: 0.333 (1, 5)		BB		K					G5-4-3	3	0	1	0	0	1	1						
Scot Thompson, L OBP: 0.388, SLG: 0.341 (1, 7)		G6-3		1-3					1-3	2	0	0	0	1	0	0						
Jody Davis, R OBP: 0.295, SLG: 0.375 (1, 2)		G6-3		L5					F8	3	0	0	0	0	0	2						
Larry Bowa, S OBP: 0.302, SLG: 0.302 (1, 6)				4-3					4-3	3	0	1	0	0	0	0						
Dickie Noles, R OBP: 0.106, SLG: 0.133 (1, 1)				4-3					F6	1	0	0	0	0	0	0						
Bump Willis, S OBP: 0.348, SLG: 0.379 (6, PH)										1	0	1	0	0	0	0						
Bill Campbell, R OBP: 0.350, SLG: 0.414 (6, PH)										0	0	0	0	0	0	0						
Jay Johnstone, L OBP: 0.350, SLG: 0.414 (9, PH)										1	0	0	0	0	0	0						
<b>Inning Stats</b>	R: 0 E: 0 K: 0 S: 3	H: 0 LOB: 0 BB: 0 P: 3	R: 0 E: 0 K: 0 S: 3	H: 1 LOB: 1 BB: 1 P: 7	R: 0 E: 0 K: 1 S: 5	H: 0 LOB: 0 BB: 0 P: 5	R: 0 E: 0 K: 0 S: 3	H: 0 LOB: 0 BB: 0 P: 3	R: 0 E: 0 K: 1 S: 5	H: 0 LOB: 0 BB: 0 P: 5	R: 0 E: 0 K: 0 S: 4	H: 2 LOB: 1 BB: 0 P: 4	R: 0 E: 0 K: 0 S: 3	H: 1 LOB: 0 BB: 0 P: 3	R: 0 E: 0 K: 0 S: 3	H: 0 LOB: 0 BB: 0 P: 3	R: 0 E: 0 K: 0 S: 3	H: 1 LOB: 0 BB: 0 P: 3	1B: 5 2B: 0 3B: 0 HR: 0	SF: 0 SAC: 0 DP: 4 HBP: 0	WP: 0 PB: 0 SB: 0 CS: 0	PA: 29
<b>PITCHER</b> Eric Show, R ERA: 2.48 (1, 1)	IP: 9.0 WLS: W BF: 29 H: 5 R: 0 ER: 0 SO: 2 BB: 1 IBB: 0 HBP: 0 BLK: 0 WP: 0 HR: 0 S: 32 P: 36 ERA: 0.00 WHIP: 0.667																					

Chicago Cubs @ San Diego Padres  
Jack Murphy Stadium, San Diego, CA  
Fri Sep 03 1982, 10:05 PM EDT  
Att: 9,458 - Sunny - 87 F

AB	28
R	0
H	5
RBI	0
BB	1
SO	2
LOB	9



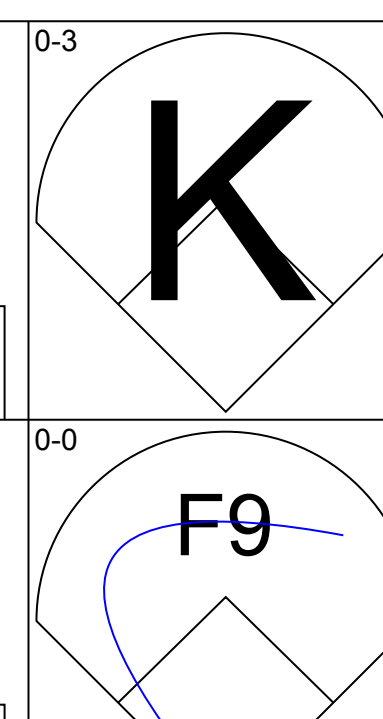
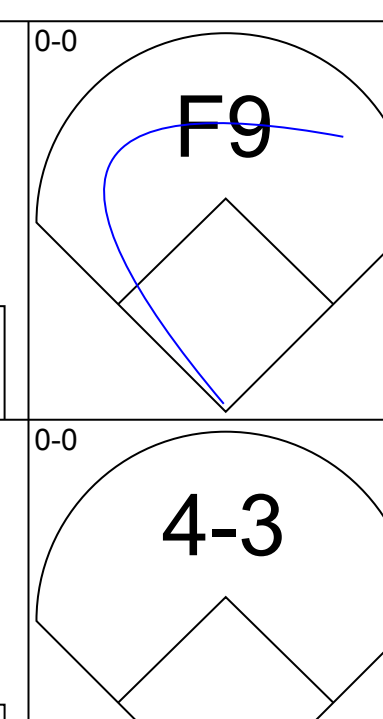
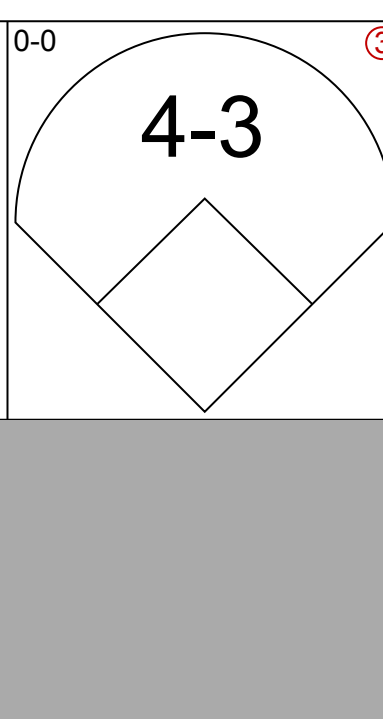
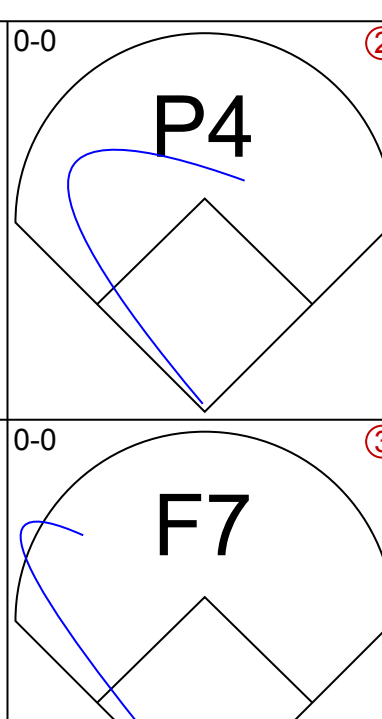
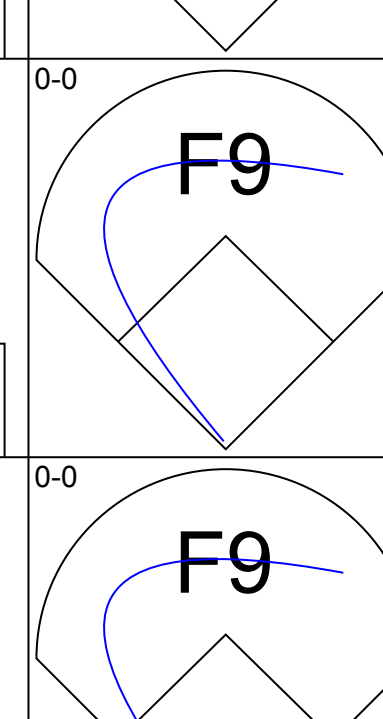
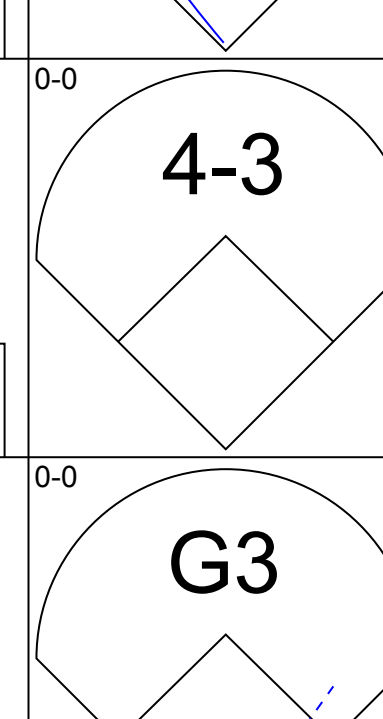
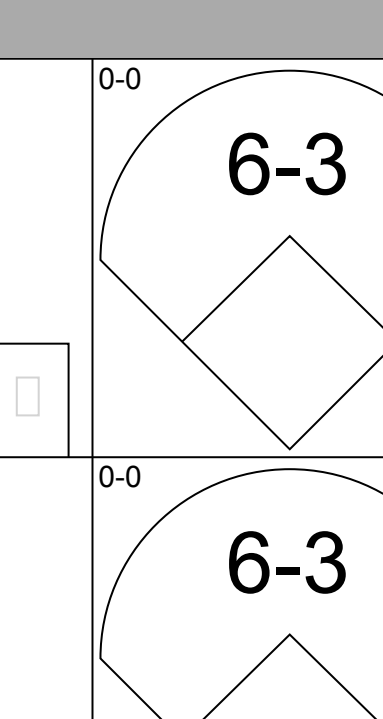
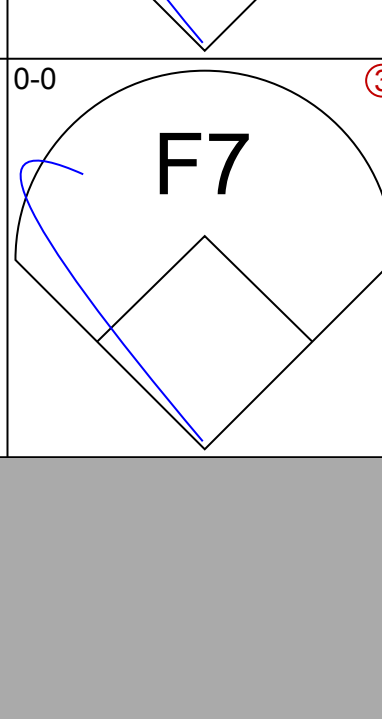
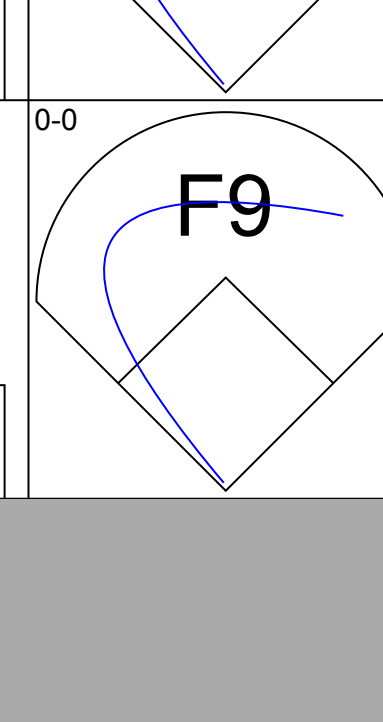
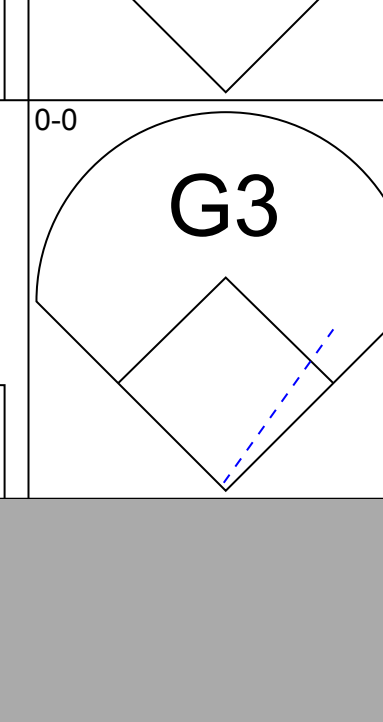
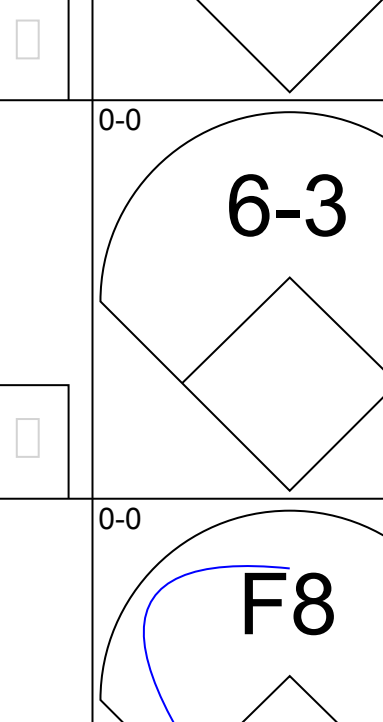
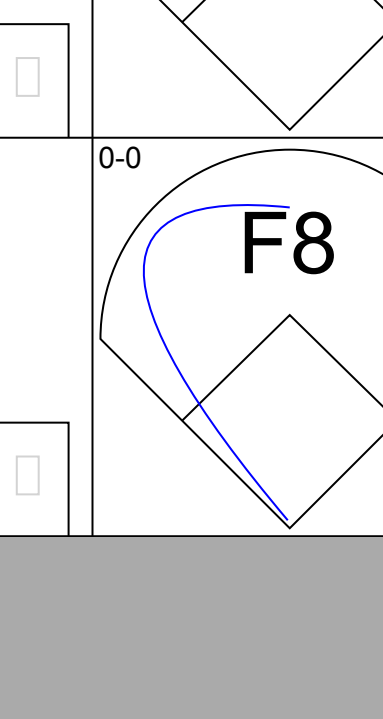
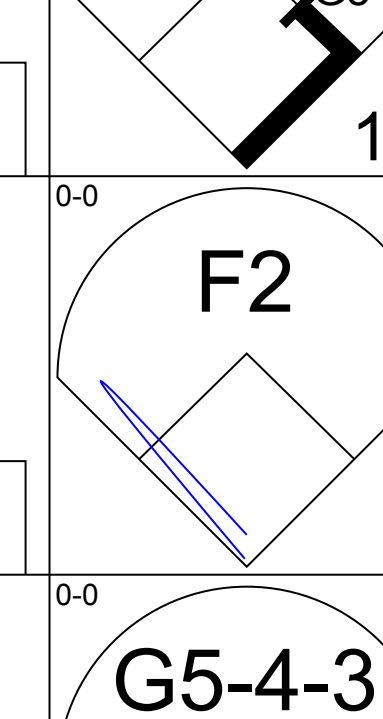
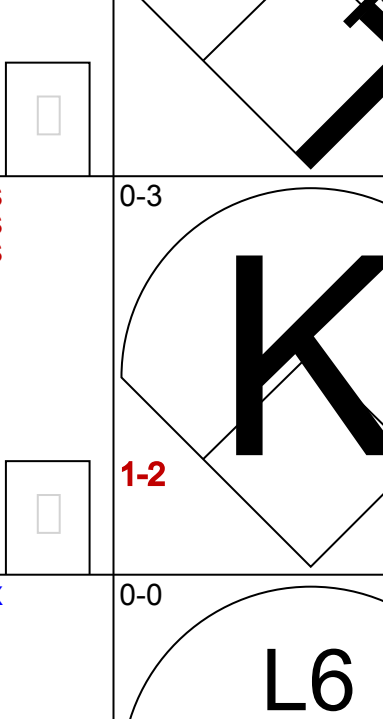
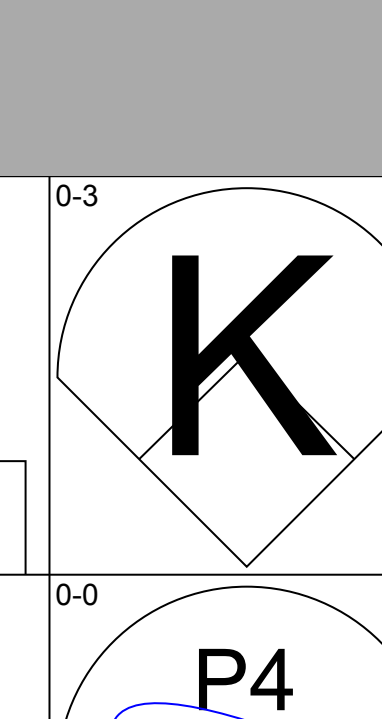
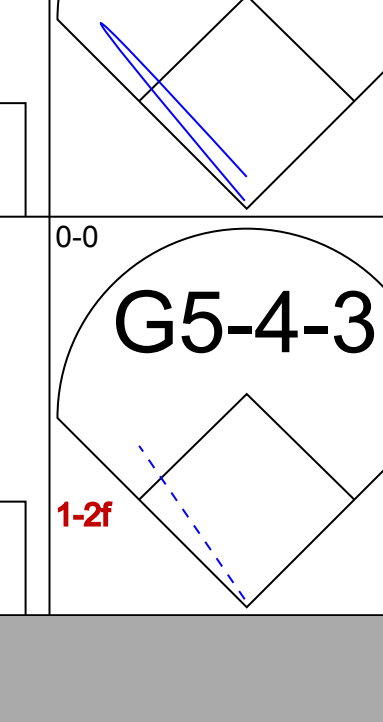
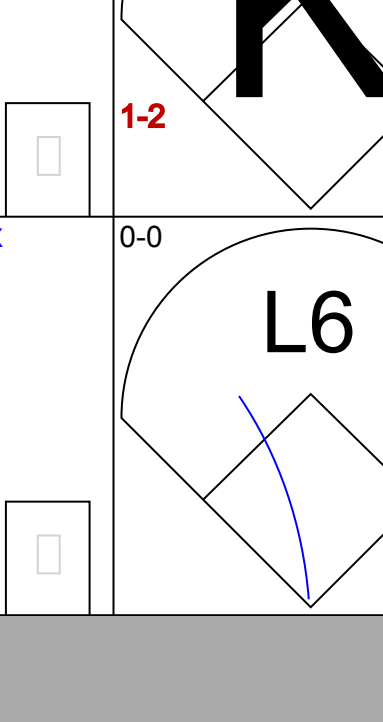
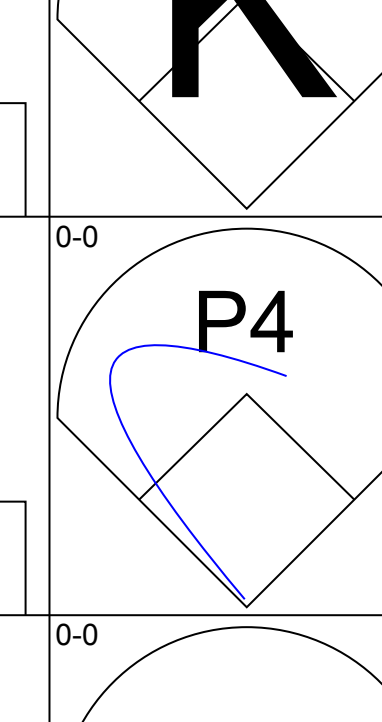
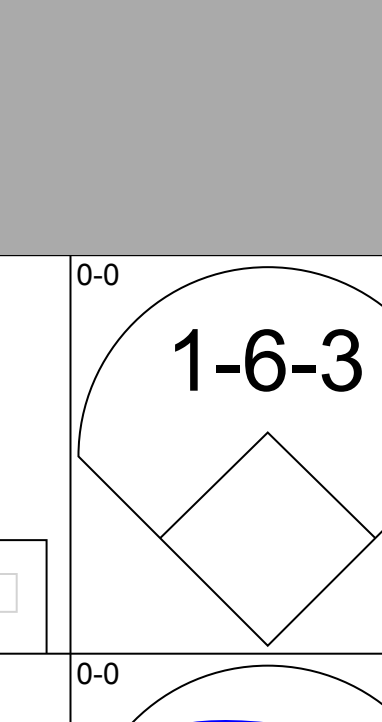
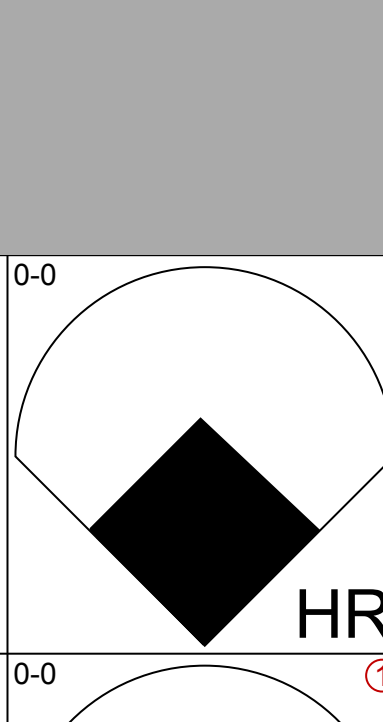
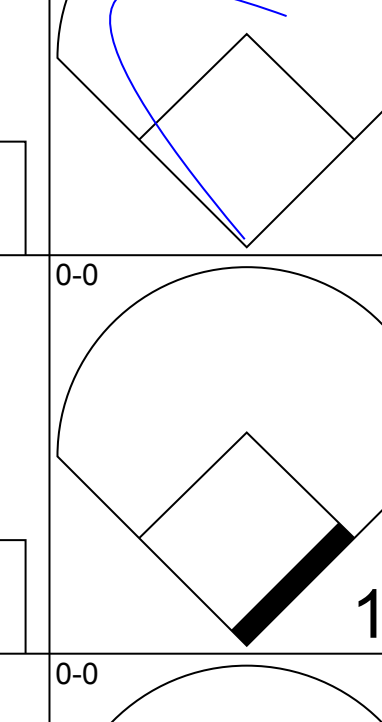
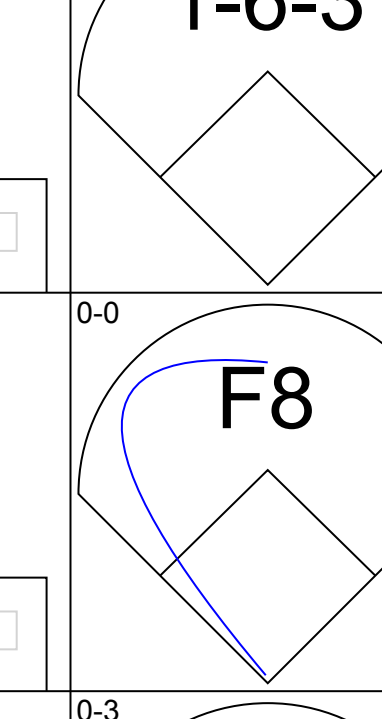
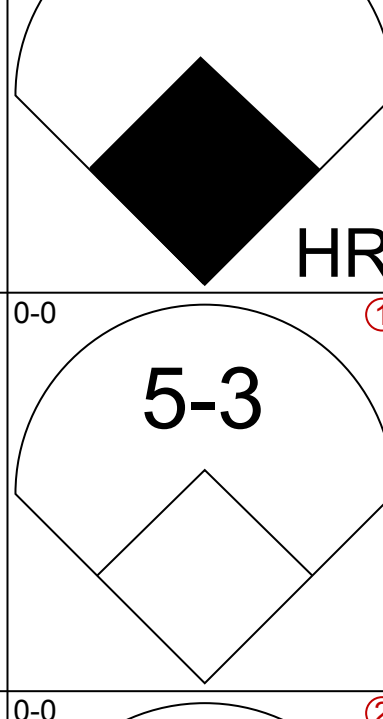
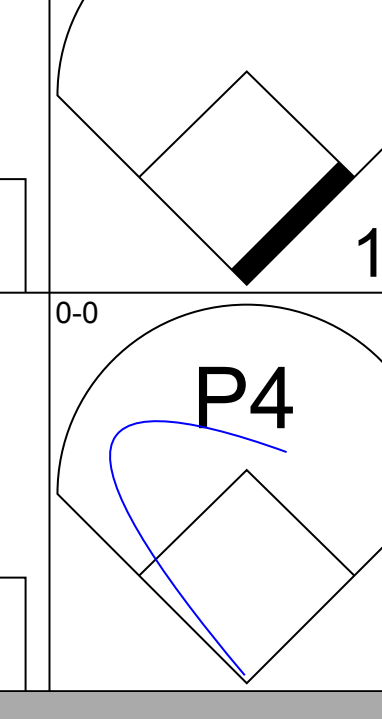
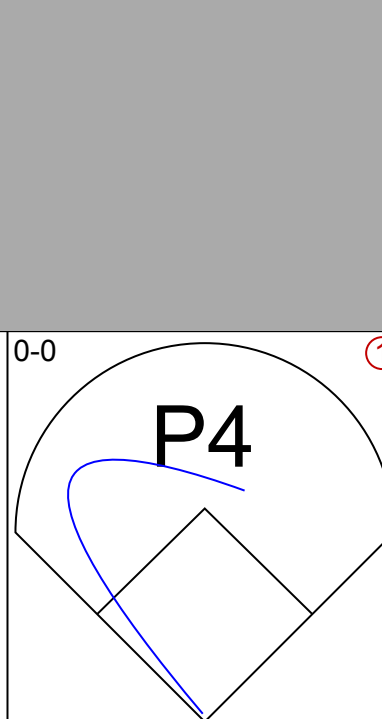
Batter	1	2	3	4	5	6	7	8	9	AB	R	H	RBI	BB	SO	LOB	BOTTOM					
Gene Richards, L OBP: 0.337, SLG: 0.352 (1, 7)	F5		1B	S					F9	4	1	2	0	0	0	0						
Gary Templeton, S OBP: 0.282, SLG: 0.357 (1, 6)	CS		2B	4-3					K	4	1	2	0	0	1	1						
Ruppert Jones, L OBP: 0.397, SLG: 0.451 (1, 8)	1B		2B	1-3					F9	3	1	1	0	1	0	2						
Terry Kennedy, L OBP: 0.325, SLG: 0.480 (1, 2)	E8		SF7	1-3					K	4	0	3	1	0	1	1						
Sixto Lezcano, R OBP: 0.385, SLG: 0.479 (1, 9)	HBP		SF7	3-H					K	2	0	0	1	0	2	1						
Rick Lancelotti, L OBP: 0.200, SLG: 0.263 (1, 3)	L9		2-3	4-0					K	3	0	0	0	1	0	3						
Luis Salazar, R OBP: 0.287, SLG: 0.355 (1, 5)		F8	F9	BB					1-3	4	0	0	0	0	0	2						
Tim Flannery, L OBP: 0.322, SLG: 0.319 (1, 4)		L7		3-1					4-3	3	0	0	0	0	0	0						
Eric Show, R OBP: 0.103, SLG: 0.103 (1, 1)		6-3		1-3					K	3	0	0	0	0	1	0						
<b>Inning Stats</b>	R: 1 E: 1 K: 0 S: 5	H: 3 LOB: 2 BB: 0 P: 6	R: 0 E: 0 K: 0 S: 3	H: 0 LOB: 0 BB: 0 P: 3	R: 2 E: 0 K: 0 S: 6	H: 3 LOB: 2 BB: 1 P: 10	R: 0 E: 0 K: 0 S: 4	H: 1 LOB: 1 BB: 0 P: 4	R: 0 E: 0 K: 1 S: 6	H: 1 LOB: 1 BB: 0 P: 6	R: 0 E: 0 K: 1 S: 5	H: 0 LOB: 0 BB: 0 P: 5	R: 0 E: 0 K: 2 S: 7	H: 0 LOB: 1 BB: 1 P: 11	R: 0 E: 0 K: 1 S: 5	H: 0 LOB: 0 BB: 0 P: 5	R: 0 E: 0 K: 1 S: 5	H: 0 LOB: 0 BB: 0 P: 5	1B: 7 2B: 1 3B: 0 HR: 0	SF: 1 SAC: 0 DP: 0 HBP: 1	WP: 0 PB: 0 SB: 2 CS: 1	PA: 34
<b>PITCHER</b> Dickie Noles, R ERA: 4.38 (1, 1)	IP: 5.0 WLS: L BF: 24 H: 8 R: 3 ER: 2 SO: 1 BB: 1 IBB: 0 HBP: 1 BLK: 0 WP: 0 HR: 0 S: 24 P: 29 ERA: 3.60 WHIP: 1.800																					
Bill Campbell, R ERA: 3.79 (6, 1)	IP: 3.0 WLS: L BF: 10 H: 0 R: 0 ER: 0 SO: 4 BB: 1 IBB: 0 HBP: 0 BLK: 0 WP: 0 HR: 0 S: 17 P: 21 ERA: 0.00 WHIP: 0.333																					

Chicago Cubs @ San Diego Padres  
Jack Murphy Stadium, San Diego, CA  
Fri Sep 03 1982, 10:05 PM EDT  
Att: 9,458 - Sunny - 87 F

AB	30
R	3
H	8
RBI	2
BB	2
SO	5
LOB	10



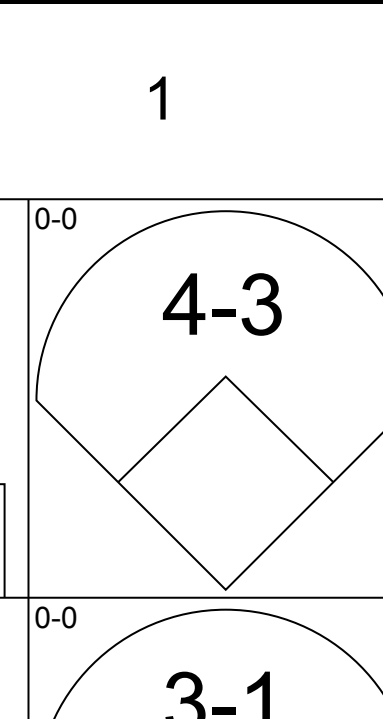
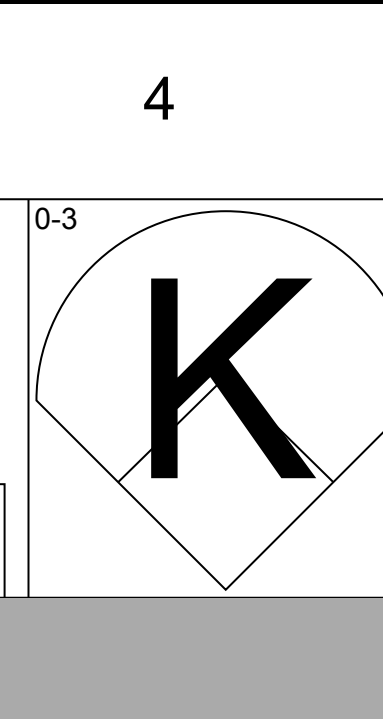
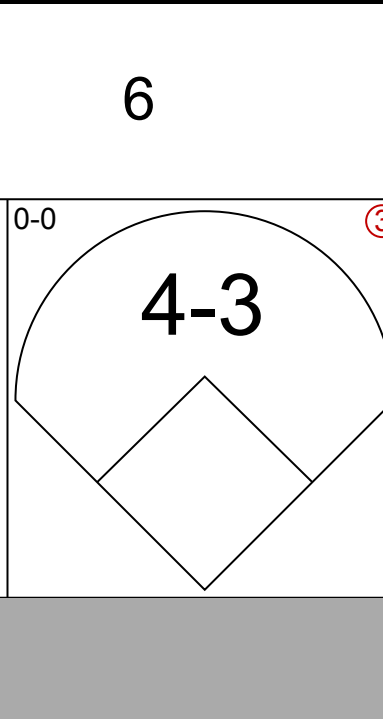
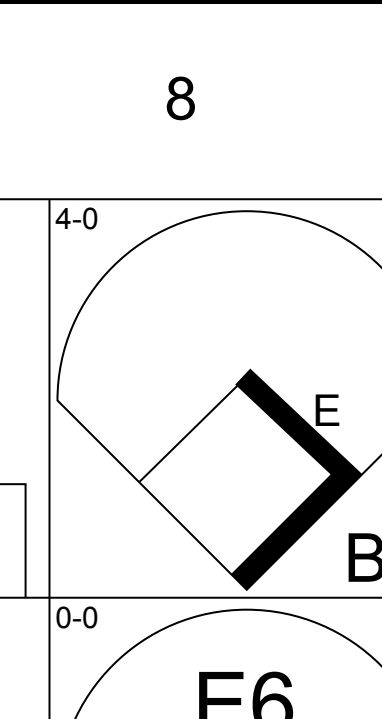
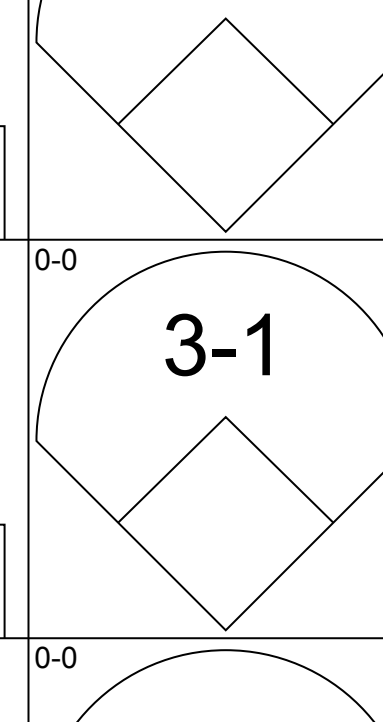
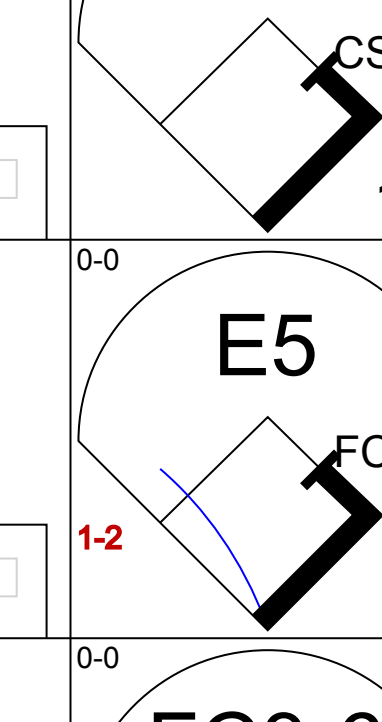
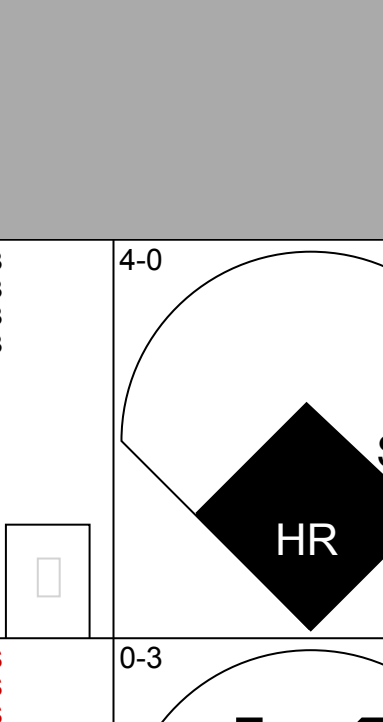
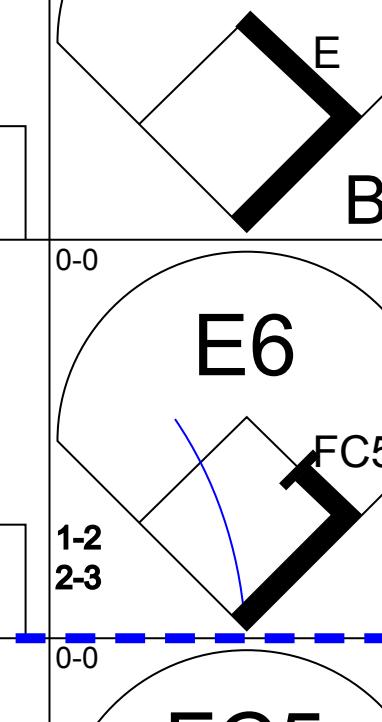

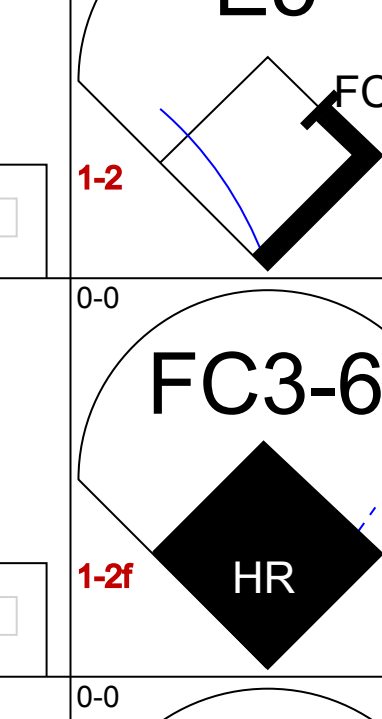
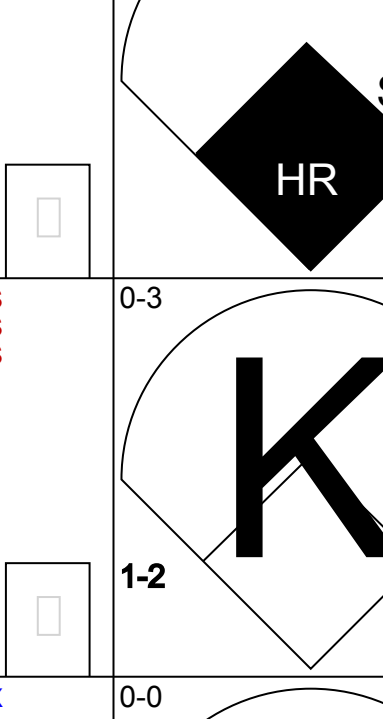
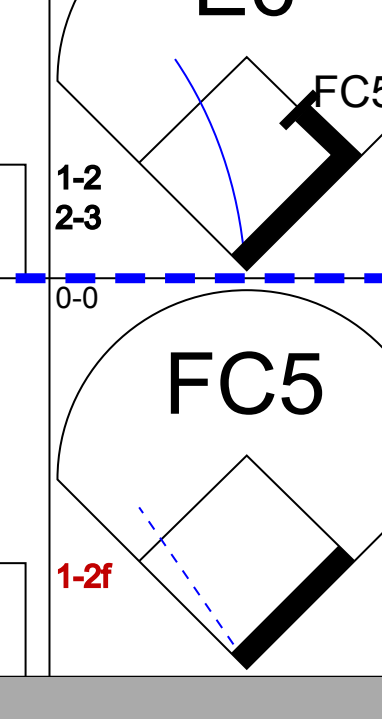
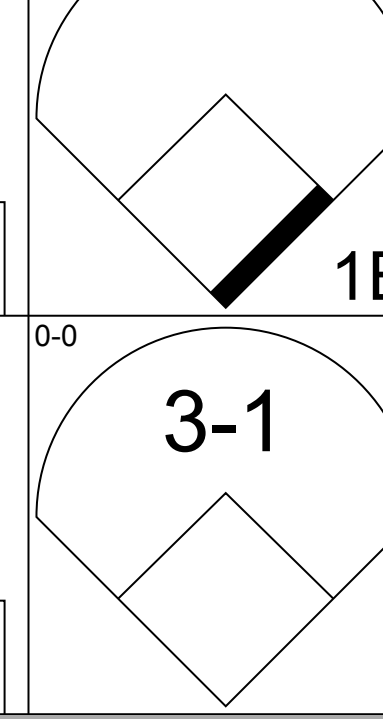
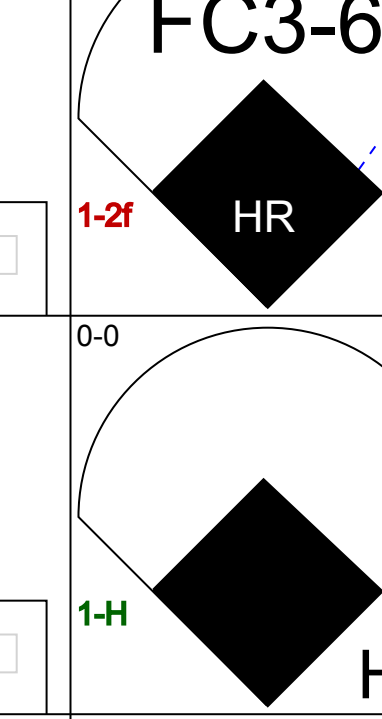
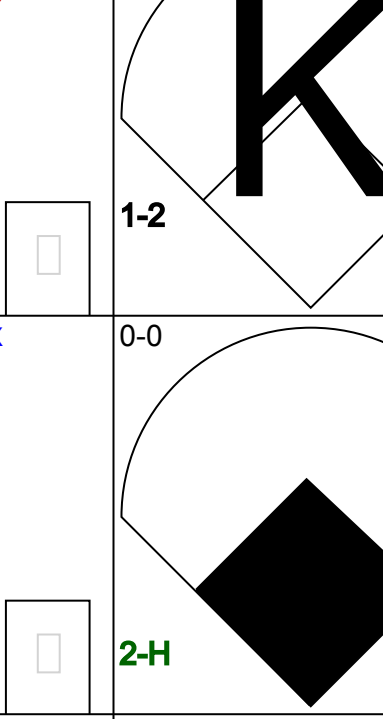
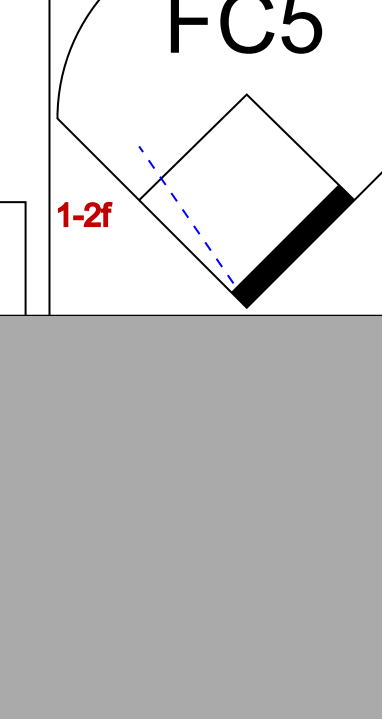
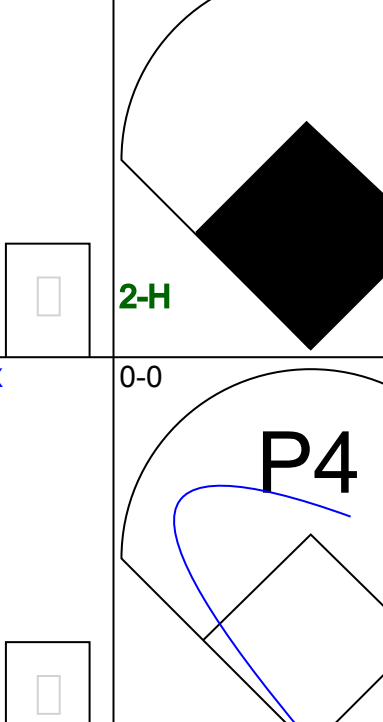






Batter	1	2	3	4	5	6	7	8	9	AB	R	H	RBI	BB	SO	LOB	TOP				
Steve Henderson, R (1, 7) OBP: 0.302, SLG: 0.350										4	0	0	0	0	1	0					
23 Ryne Sandberg, R (1, 4) OBP: 0.306, SLG: 0.361										4	0	0	0	0	0	0					
Bill Buckner, L (1, 3) OBP: 0.343, SLG: 0.427										3	0	0	0	0	0	0					
Keith Moreland, R (1, 9) OBP: 0.333, SLG: 0.404										2	0	1	0	1	0	0					
Leon Durham, L (1, 8) OBP: 0.383, SLG: 0.519										3	0	0	0	0	2	2					
Pat Tabler, R (1, 5) OBP: 0.167, SLG: 0.167										3	0	0	0	0	0	1					
Jody Davis, R (1, 2) OBP: 0.297, SLG: 0.385										3	1	2	1	0	0	0					
Larry Bowa, S (1, 6) OBP: 0.300, SLG: 0.300										3	0	0	0	0	0	1					
Fergie Jenkins, R (1, 1) OBP: 0.164, SLG: 0.204										1	0	0	0	0	1	0					
Gary Woods, R (6, PH) OBP: 0.336, SLG: 0.383										1	0	0	0	0	0	0					
Ken Kravec, L (6, 1)										0	0	0	0	0	0	0					
Willie Hernandez, L (8, 1)										0	0	0	0	0	0	0					
Jerry Morales, R (9, PH) OBP: 0.310, SLG: 0.405										1	0	0	0	0	0	0					
<b>Inning Stats</b>	R: 0 E: 0 K: 1 S: 5	H: 0 LOB: 0 BB: 0 P: 5	R: 0 E: 0 K: 0 S: 3	H: 1 LOB: 0 BB: 0 P: 3	R: 0 E: 0 K: 1 S: 5	H: 0 LOB: 0 BB: 0 P: 5	R: 0 E: 0 K: 0 S: 3	H: 0 LOB: 0 BB: 0 P: 3	R: 0 E: 0 K: 1 S: 4	H: 0 LOB: 0 BB: 1 P: 8	R: 1 E: 0 K: 0 S: 4	H: 1 LOB: 0 BB: 0 P: 4	R: 0 E: 0 K: 0 S: 3	H: 0 LOB: 0 BB: 0 P: 3	R: 0 E: 0 K: 1 S: 6	H: 1 LOB: 1 BB: 0 P: 6	R: 0 E: 0 K: 0 S: 3	H: 0 LOB: 0 BB: 0 P: 3	1B: 2 2B: 0 3B: 0 HR: 1	SF: 0 SAC: 0 DP: 1 HBP: 0	WP: 0 PA: 29
<b>PITCHER</b> Tim Lollar, L (1, 1) ERA: 3.25	IP: 9.0 WLS: W BF: 29 H: 3 R: 1 ER: 1 SO: 4 BB: 1 IBB: 0 HBP: 0 BLK: 0 WP: 0 HR: 1 S: 36 P: 40 ERA: 1.00 WHIP: 0.444															<b>PITCHER</b>					

Chicago Cubs @ San Diego Padres  
Jack Murphy Stadium, San Diego, CA  
Sat Sep 04 1982, 10:05 PM EDT  
Att: 13,440 - Unknown - 88 F

AB	28
R	1
H	3
RBI	1
BB	1
SO	4
LOB	4



Batter	1	2	3	4	5	6	7	8	9	AB	R	H	RBI	BB	SO	LOB	BOTTOM				
Gene Richards, L (1, 7) OBP: 0.338, SLG: 0.351										4	0	1	0	1	1	1					
Gary Templeton, S (1, 6) OBP: 0.281, SLG: 0.355										4	1	0	0	1	0	3					
Ruppert Jones, L (1, 8) OBP: 0.395, SLG: 0.447										5	1	1	0	0	2	5					
Terry Kennedy, L (1, 2) OBP: 0.328, SLG: 0.495										4	2	3	4	0	0	1					
Sixto Lezcano, R (1, 9) OBP: 0.388, SLG: 0.480										3	0	2	0	1	0	0					
Rick Lancelotti, L (1, 3) OBP: 0.281, SLG: 0.286										2	0	1	0	1	1	1					
Kurt Bevacqua, R (7, PH) OBP: 0.347, SLG: 0.333										1	0	0	0	0	1	2					
Luis Salazar, R (1, 5) OBP: 0.287, SLG: 0.354										4	0	1	0	0	1	1					
Tim Flannery, L (1, 4) OBP: 0.324, SLG: 0.322										4	0	2	0	0	0	3					
Tim Lollar, L (1, 1) OBP: 0.282, SLG: 0.413										3	0	0	0	0	1	3					
<b>Inning Stats</b>	R: 0 E: 0 K: 0 S: 4	H: 1 LOB: 1 BB: 0 P: 4	R: 0 E: 0 K: 0 S: 5	H: 3 LOB: 2 BB: 0 P: 5	R: 2 E: 1 K: 1 S: 8	H: 3 LOB: 1 BB: 0 P: 8	R: 0 E: 0 K: 1 S: 6	H: 1 LOB: 1 BB: 0 P: 6	R: 2 E: 0 K: 2 S: 8	H: 1 LOB: 2 BB: 2 P: 16	R: 0 E: 0 K: 1 S: 5	H: 0 LOB: 0 BB: 0 P: 5	R: 0 E: 0 K: 2 S: 8	H: 1 LOB: 2 BB: 1 P: 12	R: 0 E: 1 K: 0 S: 5	H: 1 LOB: 3 BB: 1 P: 9	R: 0 E: 0 K: 0 S: 5	H: 1 LOB: 3 BB: 1 P: 9	1B: 9 2B: 1 3B: 0 HR: 2	SF: 0 SAC: 1 DP: 1 HBP: 0	WP: 0 PA: 39
<b>PITCHER</b> Fergie Jenkins, R (1, 1) ERA: 3.34	IP: 5.0 WLS: L BF: 25 H: 9 R: 4 ER: 2 SO: 4 BB: 2 IBB: 0 HBP: 0 BLK: 0 WP: 0 HR: 2 S: 31 P: 39 ERA: 3.60 WHIP: 2.200															<b>PITCHER</b>					
Ken Kravec, L (6, 1) ERA: 3.75	2.2 L 13 2 0 0 3 2 0 0 0 0 0 17 25 0.00 1.500																				
Willie Hernandez, L (8, 1) ERA: 3.18	0.1 L 1 0 0 0 0 0 0 0 0 0 0 1 1 0.00 0.000																				

Chicago Cubs @ San Diego Padres  
Jack Murphy Stadium, San Diego, CA  
Sat Sep 04 1982, 10:05 PM EDT  
Att: 13,440 - Unknown - 88 F

AB	34
R	4
H	11
RBI	4
BB	4
SO	7
LOB	20





Batter	1	2	3	4	5	6	7	8	9	AB	R	H	RBI	BB	SO	LOB	TOP										
23 Ryne Sandberg, R OBP: 0.305, SLG: 0.358	F9		BB		E5 1B	1-3			5-3	4	1	0	0	1	0	0	<b>Chicago Cubs @ San Diego Padres</b> Jack Murphy Stadium, San Diego, CA Sun Sep 05 1982, 6:33 AM EDT Att: 36,693 - Sunny - 92 F										
Mel Hall, L OBP: 0.111, SLG: 0.111	4-3		K		K	F7			G3	5	0	0	0	0	2	2											
Bill Buckner, L OBP: 0.346, SLG: 0.429			4-3		HR					5	1	3	1	0	0	1											
Keith Moreland, R OBP: 0.333, SLG: 0.410 Lee Smith, R OBP: 0.125, SLG: 0.267	G3				HR				F2	4	1	1	2	1	0	2											
Jerry Morales, R OBP: 0.330, SLG: 0.415	F9				HR					3	1	2	0	1	0	0											
Pat Tabler, R OBP: 0.100, SLG: 0.100	F3				1B				F8	4	1	0	0	0	0	3											
Jody Davis, R OBP: 0.299, SLG: 0.389					2B				P4	4	0	2	1	0	0	2											
Larry Bowa, S OBP: 0.301, SLG: 0.306	K				1B					4	0	2	1	0	1	2											
Randy Martz, L OBP: 0.286, SLG: 0.222 Mike Proly, R OBP: 0.300, SLG: 0.400 Jay Johnstone, L OBP: 0.349, SLG: 0.413 Willie Hernandez, L OBP: 0.313, SLG: 0.373 Gary Woods, R OBP: 0.309, SLG: 0.383			K		K				4-3	3	0	0	0	0	3	2											
<b>Inning Stats</b>	R: 0 E: 0 K: 0 S: 4	H: 1 LOB: 1 BB: 0 P: 4	R: 0 E: 0 K: 1 S: 6	H: 1 LOB: 1 BB: 0 P: 6	R: 0 E: 0 K: 2 S: 7	H: 0 LOB: 1 BB: 1 P: 11	R: 1 E: 0 K: 1 S: 6	H: 1 LOB: 2 BB: 2 P: 14	R: 4 E: 1 K: 1 S: 10	H: 4 LOB: 1 BB: 0 P: 10	R: 0 E: 0 K: 0 S: 5	H: 0 LOB: 0 BB: 0 P: 5	R: 0 E: 0 K: 0 S: 3	H: 1 LOB: 0 BB: 0 P: 3	R: 0 E: 0 K: 0 S: 4	H: 1 LOB: 1 BB: 0 P: 4		R: 0 E: 0 K: 0 S: 4	H: 1 LOB: 1 BB: 0 P: 4	1B: 7 2B: 1 3B: 1 HR: 1	SF: 0 SAC: 0 DP: 0 HBP: 0	WP: 0 PB: 0 SB: 2 CS: 1	PA: 41				
<b>PITCHER</b>	IP	WLS	BF	H	R	ER	SO	BB	IBB	HBP	BLK	WP	HR	S	P	ERA	WHIP										
Dave Dravecky, L ERA: 2.3	4.1	L	23	6	5	3	5	3	0	0	0	0	1	30	42	6.23	2.077										
Floyd Chiffer, R ERA: 2.57	0.2		3	1	0	0	0	0	0	0	0	0	0	3	3	0.00	1.500										
Mike Griffin, R ERA:	2.0		6	1	0	0	1	0	0	0	0	0	0	8	8	0.00	0.500										
Andy Hawkins, R ERA: 4.44	2.0		8	2	0	0	0	0	0	0	0	0	0	8	8	0.00	1.000										

AB	37
R	5
H	10
RBI	5
BB	3
SO	6
LOB	15



Batter	1	2	3	4	5	6	7	8	9	AB	R	H	RBI	BB	SO	LOB	BOTTOM										
Gene Richards, L OBP: 0.337, SLG: 0.350	4-3				F2				5-3	4	0	1	0	0	0	1	<b>Chicago Cubs @ San Diego Padres</b> Jack Murphy Stadium, San Diego, CA Sun Sep 05 1982, 6:33 AM EDT Att: 36,693 - Sunny - 92 F										
Gary Templeton, S OBP: 0.281, SLG: 0.354					P6				5-3	4	0	1	0	0	0	3											
Ruppert Jones, L OBP: 0.394, SLG: 0.444	4-3				F8				G3	3	1	0	0	1	0	3											
Terry Kennedy, L OBP: 0.327, SLG: 0.493	F7				3-1				K	4	0	1	0	0	1	1											
Sixto Lezcano, R OBP: 0.385, SLG: 0.476	F7				6-3				K	4	0	0	1	0	1	1											
Luis Salazar, R OBP: 0.287, SLG: 0.353	P6				1B				K	4	0	1	0	0	1	1											
Tim Flannery, L OBP: 0.321, SLG: 0.318	P4				K					3	0	0	0	0	1	1											
Steve Swisher, R OBP: 0.313, SLG: 0.395	L8				2B				K	3	0	1	0	0	1	0											
Dave Dravecky, R ERA: 4.08 Floyd Chiffer, R ERA: 2.02 Broderick Perkins, L OBP: 0.346, SLG: 0.356 Mike Griffin, R ERA: 0.13 Rick Lancelotti, L OBP: 0.290, SLG: 0.273 Andy Hawkins, R ERA: 3.0					1B				4-3	1	0	1	0	0	0	0											
<b>Inning Stats</b>	R: 0 E: 0 K: 0 S: 4	H: 1 LOB: 1 BB: 0 P: 4	R: 0 E: 0 K: 0 S: 3	H: 0 LOB: 0 BB: 0 P: 3	R: 0 E: 0 K: 0 S: 5	H: 2 LOB: 2 BB: 0 P: 5	R: 0 E: 0 K: 1 S: 6	H: 1 LOB: 1 BB: 0 P: 6	R: 0 E: 0 K: 0 S: 4	H: 2 LOB: 1 BB: 0 P: 4	R: 1 E: 0 K: 0 S: 3	H: 1 LOB: 0 BB: 1 P: 7	R: 0 E: 0 K: 1 S: 5	H: 0 LOB: 0 BB: 0 P: 5	R: 0 E: 0 K: 0 S: 3	H: 0 LOB: 0 BB: 0 P: 3		R: 0 E: 0 K: 3 S: 9	H: 0 LOB: 0 BB: 0 P: 9	1B: 6 2B: 1 3B: 0 HR: 0	SF: 0 SAC: 0 DP: 1 HBP: 0	WP: 0 PB: 0 SB: 1 CS: 0	PA: 33				
<b>PITCHER</b>	IP	WLS	BF	H	R	ER	SO	BB	IBB	HBP	BLK	WP	HR	S	P	ERA	WHIP										
Randy Martz, R ERA: 4.08	5.0	W	22	7	1	1	1	1	0	0	0	0	0	23	27	1.80	1.600										
Mike Proly, R ERA: 2.02	2.0		5	0	0	0	1	0	0	0	0	0	0	7	7	0.00	0.000										
Willie Hernandez, L ERA: 0.13	1.0		3	0	0	0	0	0	0	0	0	0	0	3	3	0.00	0.000										
Lee Smith, R ERA: 3.0	1.0		3	0	0	0	3	0	0	0	0	0	0	9	9	0.00	0.000										





Batter	1	2	3	4	5	6	7	8	9	AB	R	H	RBI	BB	SO	LOB	TOP				
<b>Pete Rose, S</b> OBP: 0.341, SLG: 0.343 (1, 3)	F9		4-3			4-3	FC6-4			4	0	1	0	0	0	0	<b>Philadelphia Phillies @ Chicago Cubs</b> Wrigley Field, Chicago, IL Mon Sep 06 1982, 3:33 AM CDT Att: 23,510 - Unknown				
<b>Manny Trillo, R</b> OBP: 0.323, SLG: 0.319 (1, 4)	K		P4			L5	FC6-4			4	0	0	0	0	1	3					
<b>Gary Matthews, R</b> OBP: 0.356, SLG: 0.452 (1, 7)	6-3					K				4	0	1	0	0	1	0					
<b>Mike Schmidt, R</b> OBP: 0.423, SLG: 0.583 (1, 5)										4	2	2	0	0	1	1					
<b>Bo Diaz, R</b> OBP: 0.339, SLG: 0.457 (8, PR)										4	1	2	0	0	0	1					
<b>Alejandro Sanchez, R</b> OBP: 0.235, SLG: 0.219 (8, 2)										0	0	0	0	0	0	0					
<b>Dave Roberts, R</b> OBP: 0.235, SLG: 0.219 (8, 2)										0	0	0	0	0	0	0					
<b>Gary Maddox, R</b> OBP: 0.306, SLG: 0.438 (1, 8)										4	0	2	2	0	0	1					
<b>George Ykovich, L</b> OBP: 0.337, SLG: 0.415 (1, 9)										2	0	1	0	0	0	1					
<b>Bill Robinson, R</b> OBP: 0.291, SLG: 0.444 (7, PH)										0	0	0	1	0	0	0					
<b>Luis Aguayo, R</b> OBP: 0.239, SLG: 0.395 (7, 6)										0	0	0	0	0	0	0					
<b>Willie Montanez, L</b> OBP: 0.273, SLG: 0.244 (9, PH)										1	0	0	0	0	1	0					
<b>Ivan De Jesus, R</b> OBP: 0.310, SLG: 0.312 (1, 6)										2	0	0	0	0	0	2					
<b>Bob Molinaro, L</b> OBP: 0.290, SLG: 0.265 (7, PH)										1	0	1	0	0	0	0					
<b>Tug McGraw, R</b> OBP: 0.143, SLG: 0.125 (7, 1)										0	0	0	0	0	0	0					
<b>Len Matuszek, L</b> OBP: 0.143, SLG: 0.125 (9, PH)										1	0	0	0	0	0	0					
<b>Mike Krukow, R</b> OBP: 0.167, SLG: 0.182 (1, 1)										2	0	0	0	0	0	1					
<b>Greg Gross, L</b> OBP: 0.368, SLG: 0.318 (7, PH)										2	0	0	0	0	0	2					
<b>Inning Stats</b>	R: 0 E: 0 K: 1 S: 5	H: 0 LOB: 0 BB: 0 P: 5	R: 1 E: 0 K: 0 S: 5	H: 2 LOB: 1 BB: 0 P: 5	R: 0 E: 0 K: 0 S: 3	H: 0 LOB: 0 BB: 0 P: 3	R: 0 E: 0 K: 0 S: 3	H: 1 LOB: 0 BB: 0 P: 3	R: 0 E: 0 K: 0 S: 4	H: 1 LOB: 1 BB: 0 P: 4	R: 0 E: 0 K: 1 S: 5	H: 0 LOB: 0 BB: 0 P: 5	R: 2 E: 0 K: 0 S: 8	H: 5 LOB: 3 BB: 0 P: 8	R: 0 E: 0 K: 1 S: 6	H: 1 LOB: 1 BB: 0 P: 6	R: 0 E: 0 K: 1 S: 5	H: 0 LOB: 0 BB: 0 P: 5	1B: 8 2B: 2 3B: 0 HR: 0	SF: 1 SAC: 0 DP: 0 HBP: 0	WP: 0 PA: 36 PB: 0 SB: 0 CS: 1
<b>PITCHER</b>	IP	WLS	BF	H	R	ER	SO	BB	IBB	HBP	BLK	WP	HR	S	P	ERA	WHIP				
<b>Doug Bird, R</b> ERA: 4.78 (1, 1)	6.0	W	24	7	3	3	2	0	0	0	0	0	0	28	28	4.50	1.167				
<b>Willie Hernandez, L</b> ERA: 3.12 (7, 1)	0.1		1	0	0	0	0	0	0	0	0	0	0	1	1	0.00	0.000				
<b>Dick Tidrow, R</b> ERA: 3.49 (7, 1)	1.2		8	3	0	0	1	0	0	0	0	0	0	10	10	0.00	1.800				
<b>Lee Smith, R</b> ERA: 2.97 (9, 1)	1.0	S	3	0	0	0	1	0	0	0	0	0	0	5	5	0.00	0.000				

Batter	1	2	3	4	5	6	7	8	9	AB	R	H	RBI	BB	SO	LOB	BOTTOM				
<b>Mel Hall, L</b> OBP: 0.231, SLG: 0.231 (1, 8)	K									4	1	2	0	0	1	1	<b>Philadelphia Phillies @ Chicago Cubs</b> Wrigley Field, Chicago, IL Mon Sep 06 1982, 3:33 AM CDT Att: 23,510 - Unknown				
<b>23 Ryne Sandberg, R</b> OBP: 0.306, SLG: 0.358 (1, 4)	F9		4-3							3	1	1	1	1	0	1					
<b>Bill Buckner, L</b> OBP: 0.347, SLG: 0.430 (1, 3)										3	1	1	1	1	0	2					
<b>Leon Durham, L</b> OBP: 0.383, SLG: 0.518 (1, 9)	E9		6-3							3	0	1	0	1	0	2					
<b>Keith Moreland, R</b> OBP: 0.330, SLG: 0.406 (1, 7)	5-3									3	0	0	1	0	1	2					
<b>Pat Tabler, R</b> OBP: 0.143, SLG: 0.143 (1, 5)										4	0	1	0	0	1	2					
<b>Jody Davis, R</b> OBP: 0.299, SLG: 0.388 (1, 2)										4	0	1	0	0	0	1					
<b>Larry Bowa, S</b> OBP: 0.303, SLG: 0.306 (1, 6)										3	1	1	0	1	0	1					
<b>Doug Bird, R</b> OBP: 0.143, SLG: 0.163 (1, 1)										3	0	1	0	0	2	2					
<b>Willie Hernandez, L</b> ERA: 3.12 (7, 1)										0	0	0	0	0	0	0					
<b>Dick Tidrow, R</b> ERA: 3.49 (7, 1)										0	0	0	0	0	0	0					
<b>Jerry Morales, R</b> OBP: 0.328, SLG: 0.410 (8, PH)										1	0	0	0	0	2						
<b>Lee Smith, R</b> ERA: 2.97 (9, 1)										0	0	0	0	0	0	0					
<b>Inning Stats</b>	R: 1 E: 1 K: 1 S: 6	H: 1 LOB: 1 BB: 1 P: 10	R: 0 E: 0 K: 1 S: 6	H: 1 LOB: 1 BB: 0 P: 6	R: 0 E: 0 K: 0 S: 4	H: 1 LOB: 1 BB: 0 P: 4	R: 0 E: 0 K: 1 S: 5	H: 0 LOB: 0 BB: 0 P: 5	R: 3 E: 0 K: 2 S: 10	H: 3 LOB: 2 BB: 2 P: 18	R: 0 E: 0 K: 0 S: 4	H: 1 LOB: 1 BB: 0 P: 4	R: 0 E: 0 K: 0 S: 3	H: 0 LOB: 1 BB: 1 P: 7	R: 0 E: 0 K: 0 S: 4	H: 2 LOB: 1 BB: 0 P: 4	1B: 8 2B: 1 3B: 0 HR: 0	SF: 1 SAC: 0 DP: 1 HBP: 0	WP: 0 PA: 36 PB: 0 SB: 0 CS: 0		
<b>PITCHER</b>	IP	WLS	BF	H	R	ER	SO	BB	IBB	HBP	BLK	WP	HR	S	P	ERA	WHIP				
<b>Mike Krukow, R</b> ERA: 2.8 (1, 1)	6.0	L	28	7	4	3	5	2	1	0	0	0	0	35	47	4.50	1.500				
<b>Tug McGraw, L</b> ERA: 4.02 (7, 1)	2.0		8	2	0	0	0	1	0	0	0	0	0	7	11	0.00	1.500				



Batter	1	2	3	4	5	6	7	8	9	AB	R	H	RBI	BB	SO	LOB	TOP										
<b>Pete Rose, S</b> OBP: 0.339, SLG: 0.344 (1, 3)	L7		L9		4-3		4-3			5	0	1	1	0	0	2	<b>Philadelphia Phillies @ Chicago Cubs</b> Wrigley Field, Chicago, IL Tue Sep 07 1982, 3:33 AM CDT Att: 7,003 - Unknown										
<b>Gary Matthews, R</b> OBP: 0.354, SLG: 0.450 (1, 7)	G5-4-3 1B		5-3		K		K		5-3	5	0	1	0	0	2	1											
<b>Mike Schmidt, R</b> OBP: 0.426, SLG: 0.589 (1, 5)	G5-4-3 1-2		3B BB			HR	FC6-4 IBB		2B 1B BB	2	3	1	1	3	0	1											
<b>Bo Diaz, R</b> OBP: 0.343, SLG: 0.469 (1, 2)		1B	3B			4-3 2B	FC6-4 1-2		1B 2B	5	1	4	1	0	0	2											
<b>George Vukovich, L</b> OBP: 0.334, SLG: 0.414 (1, 9)		2B	3-1			4-3 2-3		F8	F2	5	1	1	0	0	0	4											
<b>Gary Maddox, R</b> OBP: 0.307, SLG: 0.441 (1, 8)		P6			F9	F9		1B 2B	FC6-4 1B	5	1	2	2	0	0	2											
<b>Manny Trillo, R</b> OBP: 0.324, SLG: 0.322 (1, 4)		2B			L7		F9	FC6-4 1-2		5	0	2	1	0	0	3											
<b>Ivan De Jesus, R</b> OBP: 0.312, SLG: 0.313 (8, PH)					K		SH1-4 2B 1B		1B IBB	2	1	1	0	1	1	1											
<b>Bob Molinaro, L</b> OBP: 0.289, SLG: 0.265 (8, PH)										0	0	0	0	1	0	0											
<b>Luis Aguayo, R</b> OBP: 0.239, SLG: 0.395 (8, 6)										0	0	0	0	0	0	0											
<b>Larry Christenson, R</b> OBP: 0.113, SLG: 0.167 (1, 1)										2	0	0	0	0	1	2											
<b>Sid Monge, S</b> OBP: 0.232, SLG: 0.125 (7, 1)										0	0	0	0	0	0	0											
<b>Ron Reed, R</b> OBP: 0.307, SLG: 0.364 (7, 1)										0	0	0	0	0	0	0											
<b>Greg Gross, L</b> OBP: 0.373, SLG: 0.324 (8, PH)										1	0	1	1	0	0	0											
<b>Tug McGraw, R</b> (8, 1)										0	0	0	0	0	0	0											
<b>Inning Stats</b>	R: 0 E: 0 K: 0 S: 3	H: 1 LOB: 0 BB: 0 P: 3	R: 1 E: 0 K: 0 S: 5	H: 3 LOB: 2 BB: 1 P: 9	R: 1 E: 0 K: 0 S: 4	H: 1 LOB: 0 BB: 1 P: 8	R: 0 E: 0 K: 1 S: 5	H: 1 LOB: 0 BB: 0 P: 5	R: 0 E: 0 K: 2 S: 7	H: 0 LOB: 0 BB: 0 P: 7	R: 1 E: 0 K: 0 S: 5	H: 2 LOB: 1 BB: 0 P: 5	R: 1 E: 0 K: 1 S: 7	H: 2 LOB: 2 BB: 1 P: 11	R: 1 E: 0 K: 0 S: 5	H: 2 LOB: 1 BB: 1 P: 9	R: 2 E: 0 K: 0 S: 5	H: 2 LOB: 1 BB: 1 P: 9	1B: 6 2B: 6 3B: 1 HR: 1	SF: 0 SAC: 1 DP: 1 HBP: 0	WP: 0 PA: 43 PB: 0 SB: 0 CS: 1						
<b>PITCHER</b>	IP	WLS	BF	H	R	ER	SO	BB	IBB	HBP	BLK	WP	HR	S	P	ERA	WHIP										
<b>Allen Ripley, R</b> ERA: 4.25 (1, 1)	5.1		23	8	3	3	3	1	1	0	0	0	1	27	35	5.06	1.688										
<b>Mike Proly, R</b> ERA: 2.14 (6, 1)	1.0		5	2	1	1	0	0	0	0	0	0	0	5	5	9.00	2.000										
<b>Randy Stein, R</b> ERA: (7, 1)	0.2		3	0	0	0	1	0	1	0	0	0	0	4	8	0.00	0.000										
<b>Bill Campbell, R</b> ERA: 4.04 (8, 1)	1.1	L	9	3	3	3	0	1	1	0	0	0	0	7	15	20.25	3.000										
<b>Lee Smith, R</b> ERA: 2.95 (9, 1)	0.2		3	1	0	0	0	0	0	0	0	0	0	3	3	0.00	1.500										

Batter	1	2	3	4	5	6	7	8	9	AB	R	H	RBI	BB	SO	LOB	BOTTOM										
<b>Mel Hall, L</b> OBP: 0.222, SLG: 0.278 (1, 8)	E6 L4-3		F7			K			F8	5	0	1	0	0	1	2	<b>Philadelphia Phillies @ Chicago Cubs</b> Wrigley Field, Chicago, IL Tue Sep 07 1982, 3:33 AM CDT Att: 7,003 - Unknown										
<b>23 Ryne Sandberg, R</b> OBP: 0.306, SLG: 0.357 (1, 4)	L8		1B			F6			F9	4	0	1	1	0	0	2											
<b>Bill Buckner, L</b> OBP: 0.346, SLG: 0.429 (1, 3)	L4-3 1-2		4-3			1B				4	0	1	0	0	1	2											
<b>Leon Durham, L</b> OBP: 0.382, SLG: 0.522 (1, 9)		L9			K	L9			HR	4	1	1	1	0	1	1											
<b>Keith Moreland, R</b> OBP: 0.327, SLG: 0.402 (1, 7)										4	0	0	0	0	1	0											
<b>Lee Smith, R</b> OBP: 0.125, SLG: 0.267 (9, 1)		6-3			K				5-3	0	0	0	0	0	0	0											
<b>Pat Tabler, R</b> OBP: 0.222, SLG: 0.235 (1, 5)									5-3	3	1	1	0	1	0	0											
<b>Jody Davis, R</b> OBP: 0.296, SLG: 0.384 (1, 2)									1B HR BB	4	0	0	0	0	2	2											
<b>Larry Bowa, S</b> OBP: 0.304, SLG: 0.307 (1, 6)									F8	2	1	1	0	0	0	0											
<b>Jay Johnstone, L</b> OBP: 0.351, SLG: 0.415 (7, PH)									L7	1	1	1	0	0	0	0											
<b>Junior Kennedy, R</b> OBP: 0.289, SLG: 0.263 (8, 6)									23 1B WP	1	0	0	0	0	0	0											
<b>Allen Ripley, R</b> OBP: 0.125, SLG: 0.125 (1, 1)										2	0	0	0	0	1	1											
<b>Mike Proly, R</b> ERA: 3.54 (6, 1)										0	0	0	0	0	0	0											
<b>Randy Stein, R</b> ERA: (7, 1)										0	0	0	0	0	0	0											
<b>Scot Thompson, L</b> OBP: 0.306, SLG: 0.341 (7, PH)										0	0	0	0	0	0	0											
<b>Jerry Morales, R</b> OBP: 0.333, SLG: 0.452 (7, PH)										1	1	1	3	0	0	0											
<b>Bill Campbell, R</b> ERA: 4.62 (8, 1)										0	0	0	0	0	0	0											
<b>Gary Woods, R</b> OBP: 0.200, SLG: 0.395 (9, 7)										1	0	1	0	0	0	0											
<b>Inning Stats</b>	R: 0 E: 1 K: 0 S: 3	H: 0 LOB: 0 BB: 0 P: 3	R: 0 E: 0 K: 1 S: 6	H: 1 LOB: 1 BB: 0 P: 6	R: 1 E: 0 K: 1 S: 7	H: 2 LOB: 1 BB: 0 P: 7	R: 0 E: 0 K: 2 S: 7	H: 0 LOB: 0 BB: 0 P: 7	R: 0 E: 0 K: 1 S: 5	H: 0 LOB: 0 BB: 0 P: 5	R: 0 E: 0 K: 1 S: 6	H: 1 LOB: 1 BB: 0 P: 6	R: 3 E: 0 K: 0 S: 6	H: 3 LOB: 1 BB: 1 P: 10	R: 1 E: 0 K: 1 S: 6	H: 1 LOB: 0 BB: 0 P: 6	R: 0 E: 0 K: 0 S: 4	H: 1 LOB: 1 BB: 0 P: 4	1B: 4 2B: 3 3B: 1 HR: 2	SF: 0 SAC: 0 DP: 1 HBP: 0	WP: 1 PA: 37 PB: 0 SB: 0 CS: 0						
<b>PITCHER</b>	IP	WLS	BF	H	R	ER	SO	BB	IBB	HBP	BLK	WP	HR	S	P	ERA	WHIP										
<b>Larry Christenson, R</b> ERA: 3.54 (1, 1)	6.2		26	5	3	3	6	1	0	0	0	0	1	37	41	4.05	0.900										
<b>Sid Monge, L</b> ERA: 4.14 (7, 1)	0.0		2	2	1	1	0	0	0	0	0	0	1	2	2	-	-										
<b>Ron Reed, R</b> ERA: 2.75 (7, 1)	0.1		1	0	0	0	0	0	0	0	0	0	0	1	1	0.00	0.000										
<b>Tug McGraw, L</b> ERA: 4.05 (8, 1)	2.0	W	8	2	1	1	1	0	0	0	0	0	1	10	10	4.50	1.000										

AB	37
R	7
H	14
RBI	7
BB	5
SO	4
LOB	18



AB	36
R	5
H	9
RBI	5
BB	1
SO	7
LOB	10





Batter	1	2	3	4	5	6	7	8	9	AB	R	H	RBI	BB	SO	LOB	TOP										
<b>Pete Rose, S</b> OBP: 0.340, SLG: 0.342 (1, 3)	G3		4-3				4-3		L5-4	3	0	0	0	2	0	0	<b>Philadelphia Phillies @ Chicago Cubs</b> Wrigley Field, Chicago, IL Wed Sep 08 1982, 3:33 AM CDT Att: 8,233 - Unknown										
<b>Gary Matthews, R</b> OBP: 0.351, SLG: 0.445 <b>Julio Franco, R</b> OBP: 0.320, SLG: 0.304 (1, 7) (9, 6)	2-3			K	K		4-3		L7	5	0	0	0	0	2	3											
<b>Mike Schmidt, R</b> OBP: 0.428, SLG: 0.588 (1, 5)						5-3				4	0	2	0	1	1	0											
<b>Bo Diaz, R</b> OBP: 0.344, SLG: 0.472 <b>Bob Demler, R</b> OBP: 0.316, SLG: 0.323 <b>Luis Aguayo, R</b> OBP: 0.239, SLG: 0.395 <b>Greg Gross, L</b> OBP: 0.370, SLG: 0.321 (1, 2) (8, PR) (8, 6) (9, PH) (9, 7)	FC5-4									4	1	2	0	0	0	2											
<b>George Vukovich, L</b> OBP: 0.333, SLG: 0.412 (1, 9)		4-3								4	1	1	0	0	0	2											
<b>Gary Maddox, R</b> OBP: 0.307, SLG: 0.438 (1, 8)		1-3								4	1	1	0	0	0	2											
<b>Manny Trillo, R</b> OBP: 0.325, SLG: 0.328 (1, 4)		1-3								4	1	2	2	0	0	2											
<b>Ivan De Jesus, R</b> OBP: 0.312, SLG: 0.311 <b>Bob Molinaro, L</b> OBP: 0.299, SLG: 0.265 <b>Bill Robinson, R</b> OBP: 0.295, SLG: 0.448 <b>Ron Reed, R</b> OBP: 0.357, SLG: 0.364 (1, 6) (8, PH) (8, PH) (8, 1)			F9		6-3					2	0	0	0	1	0	1											
<b>Steve Carlton, L</b> OBP: 0.209, SLG: 0.279 <b>Ozzie Virgil, R</b> OBP: 0.275, SLG: 0.328 (1, 1) (8, PH) (8, 2)			G3							3	0	1	1	0	1	2											
<b>Inning Stats</b>	R: 0 E: 0 K: 0 S: 4	H: 1 LOB: 1 BB: 0 P: 4	R: 0 E: 0 K: 0 S: 3	H: 0 LOB: 0 BB: 0 P: 3	R: 0 E: 0 K: 1 S: 5	H: 0 LOB: 1 BB: 1 P: 9	R: 1 E: 0 K: 1 S: 7	H: 2 LOB: 2 BB: 1 P: 11	R: 2 E: 0 K: 1 S: 8	H: 3 LOB: 2 BB: 1 P: 12	R: 0 E: 0 K: 1 S: 5	H: 0 LOB: 0 BB: 0 P: 5	R: 1 E: 0 K: 0 S: 6	H: 3 LOB: 2 BB: 0 P: 6	R: 0 E: 0 K: 0 S: 3	H: 1 LOB: 1 BB: 1 P: 7		1B: 7 2B: 4 3B: 0 HR: 0	SF: 0 SAC: 0 DP: 1 HBP: 0	WP: 0 PB: 0 SB: 0 CS: 0	PA: 40						
<b>PITCHER</b>	IP	WLS	BF	H	R	ER	SO	BB	IBB	HBP	BLK	WP	HR	S	P	ERA	WHIP										
<b>Dickie Noles, R</b> ERA: 4.38 <b>Dick Tidrow, R</b> ERA: 3.56 <b>Willie Hernandez, L</b> ERA: 3.12 <b>Mike Proly, R</b> ERA: 2.11 <b>Lee Smith, R</b> ERA: 2.85 (1, 1) (8, 1) (8, 1) (9, 1)	7.0		30	6	3	3	4	2	1	0	0	0	0	35	47	3.86	1.143										

AB	36
R	4
H	10
RBI	4
BB	4
SO	4
LOB	18

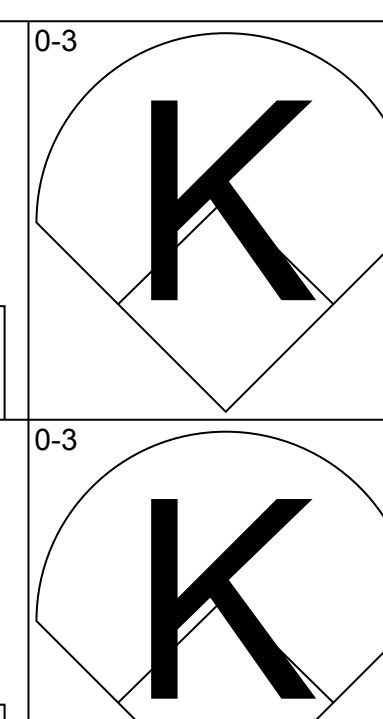
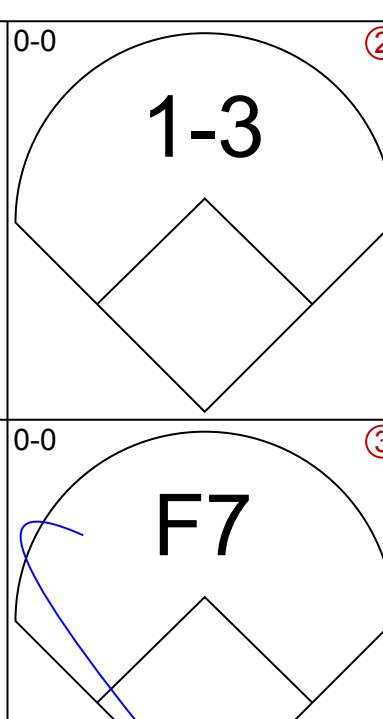
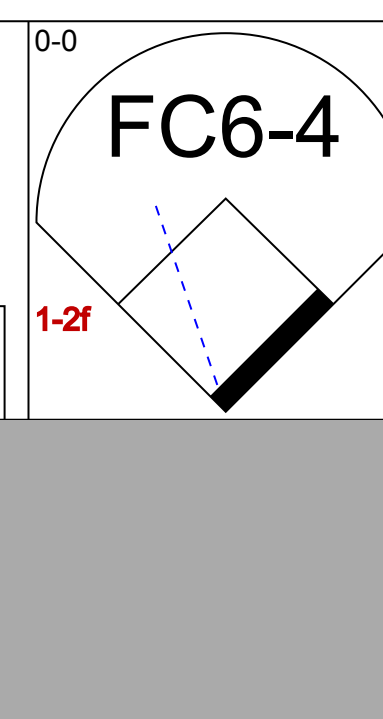
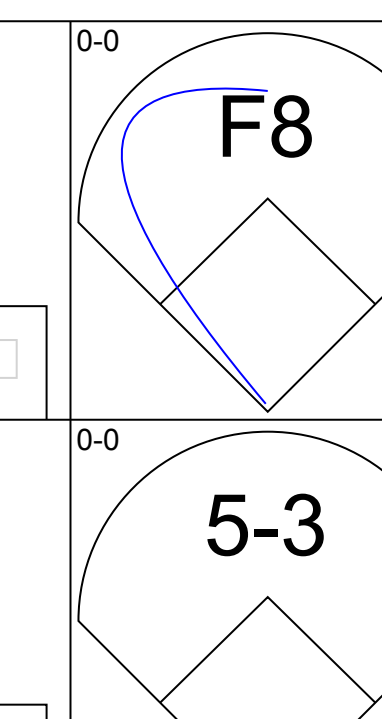
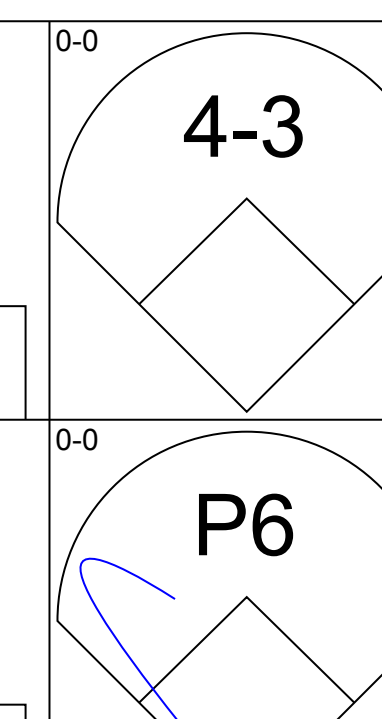
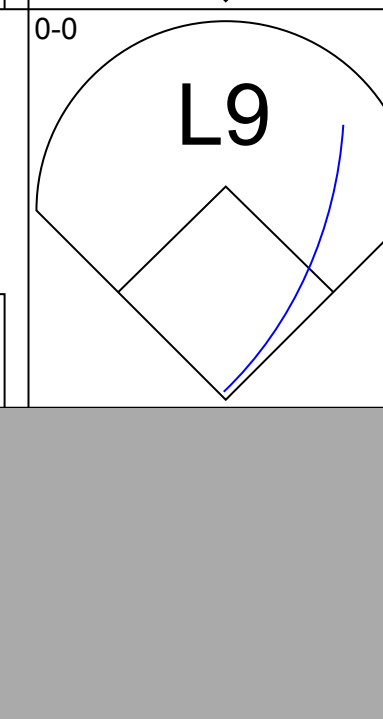

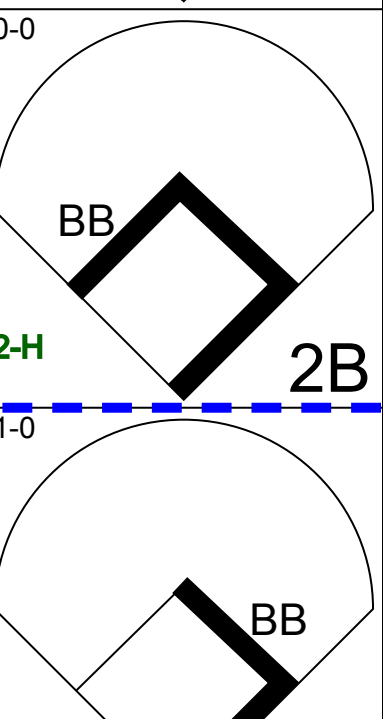



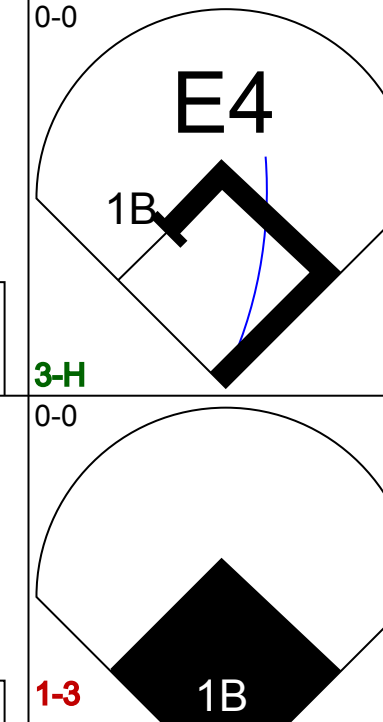
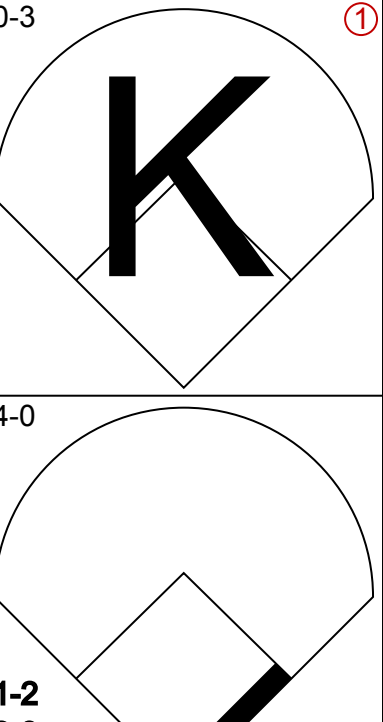
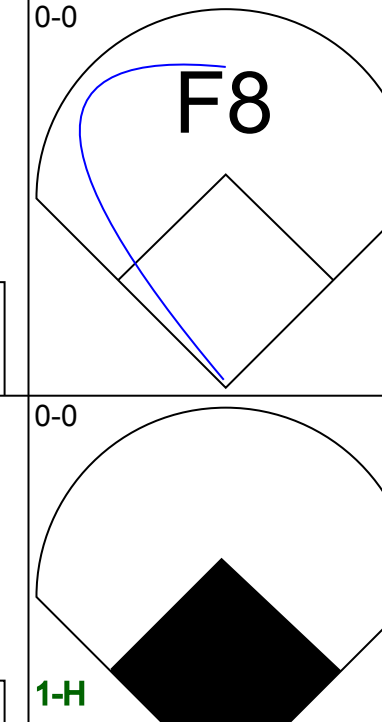
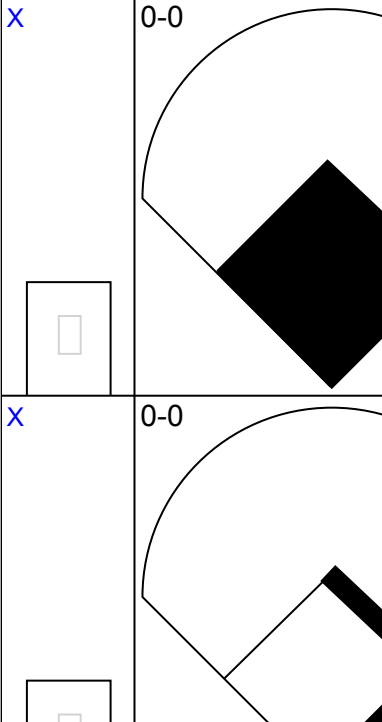
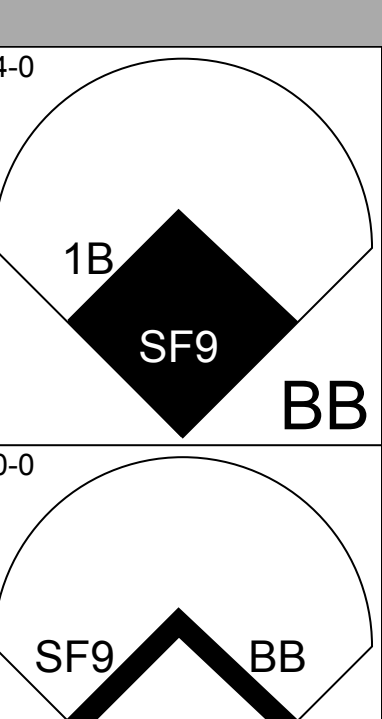
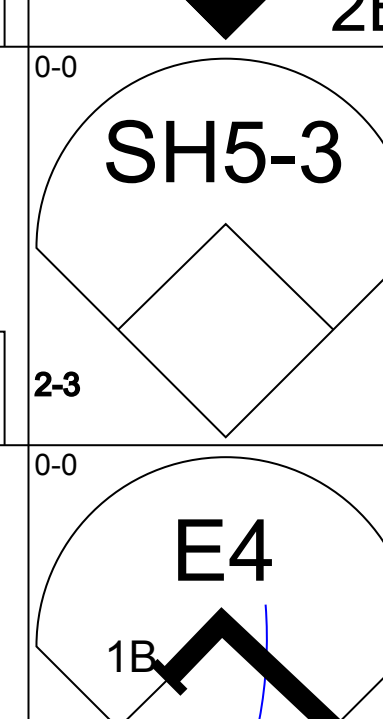
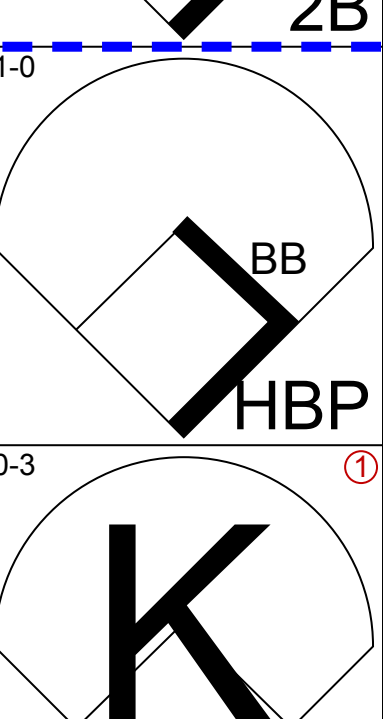
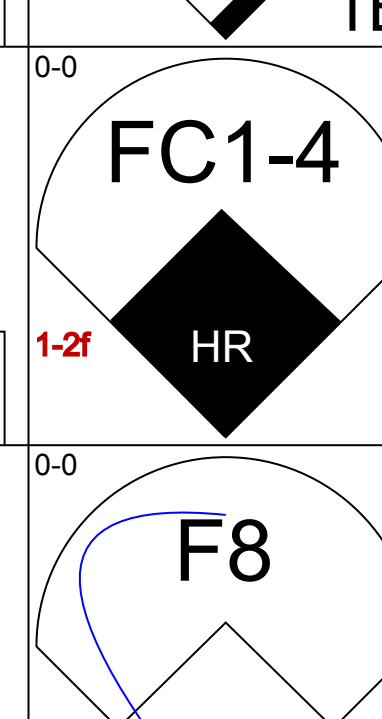
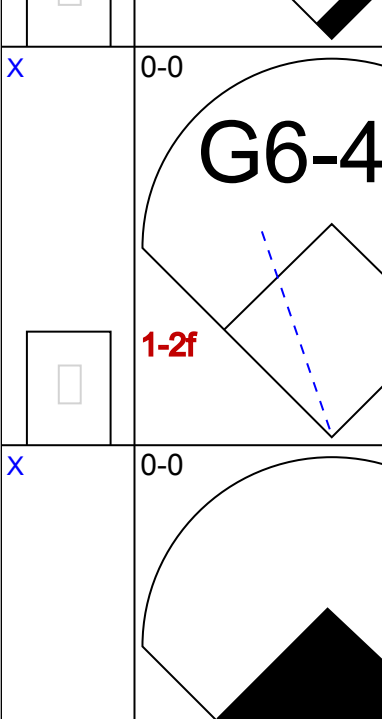
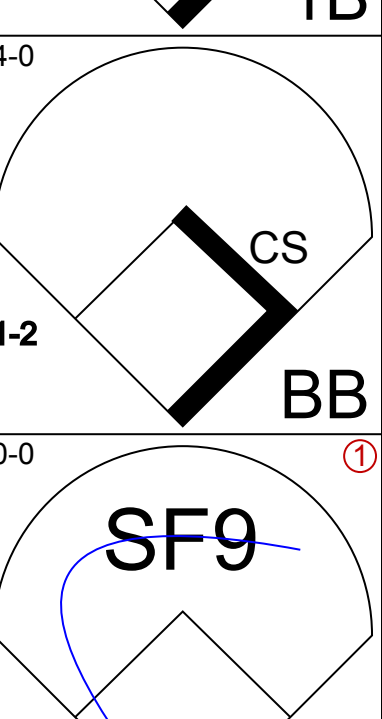
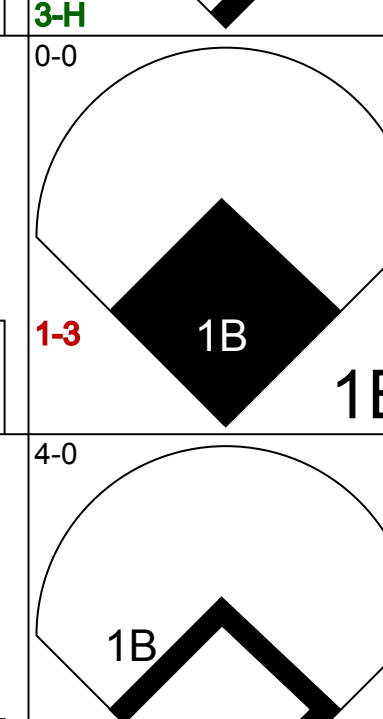
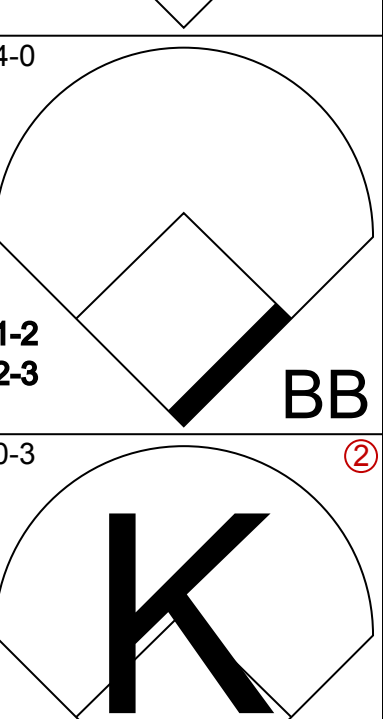
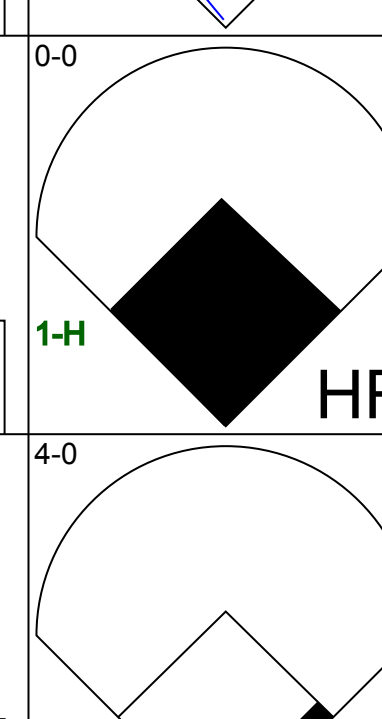
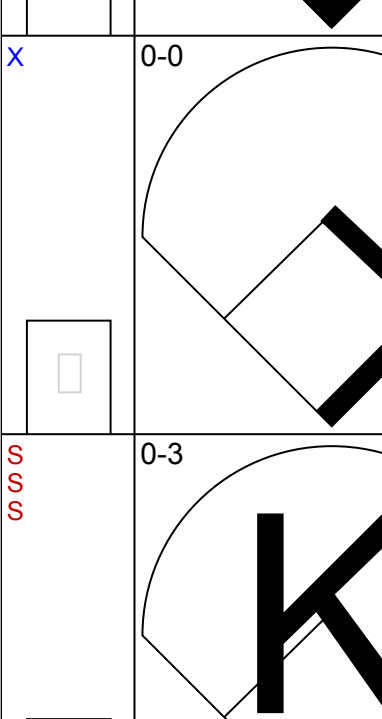
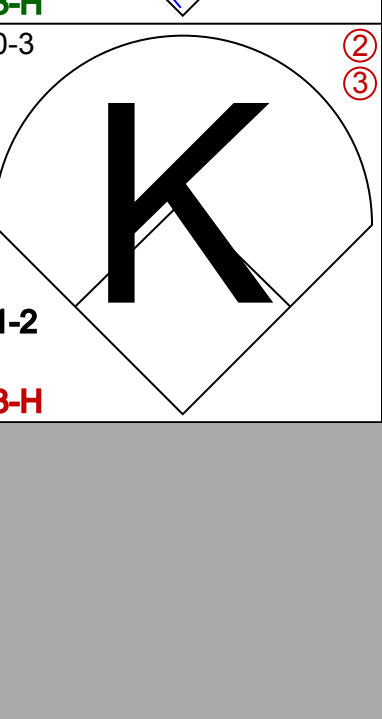
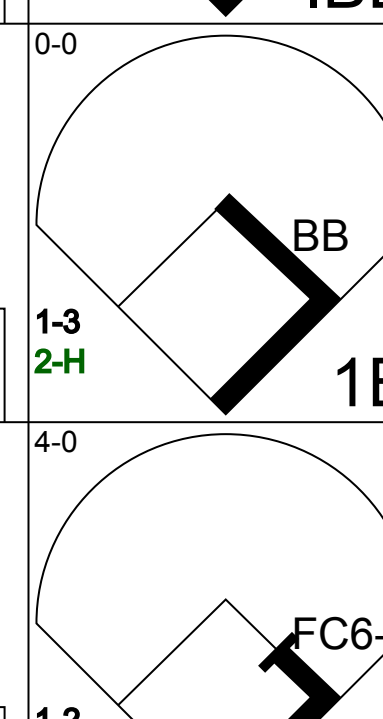
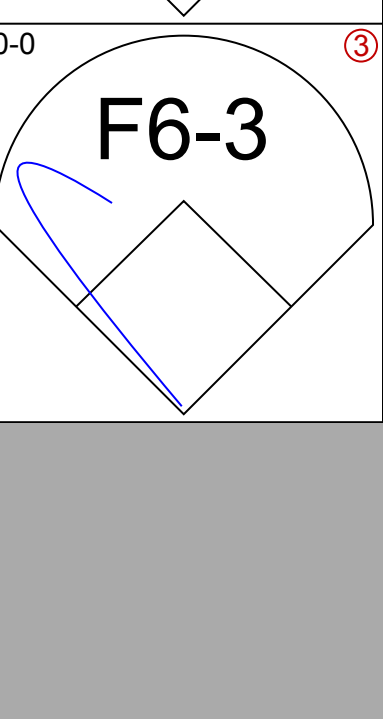
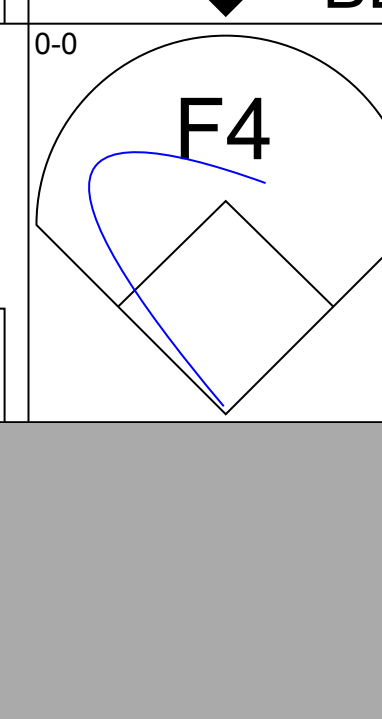


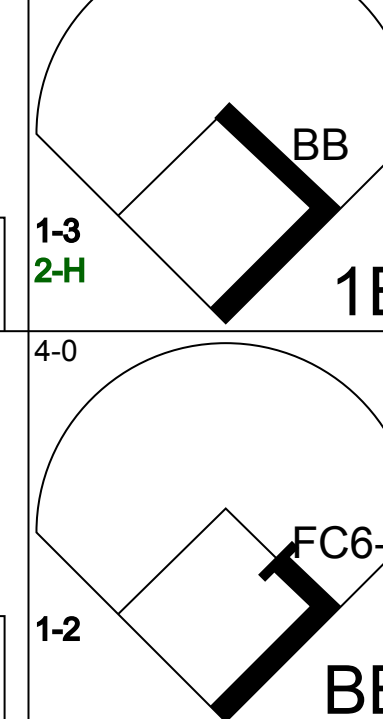
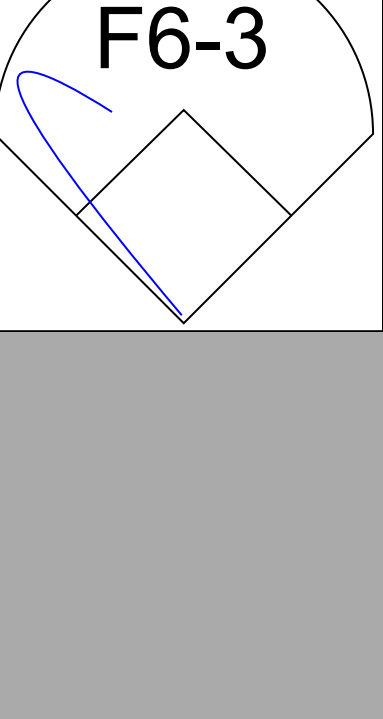
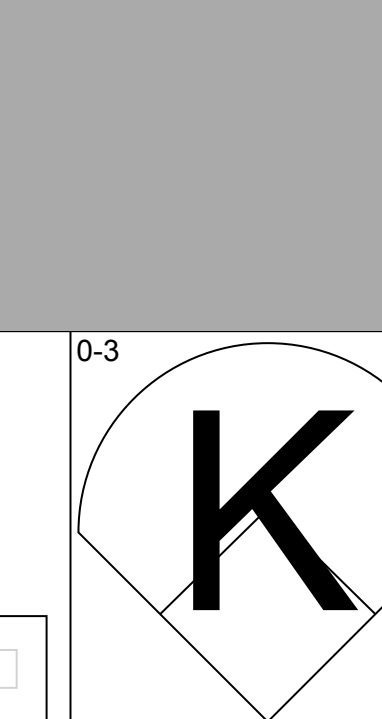
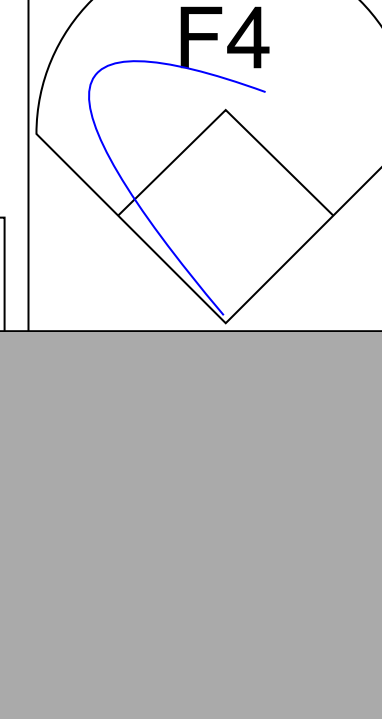


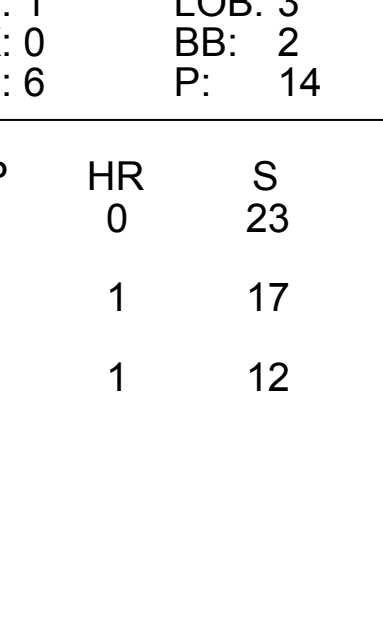
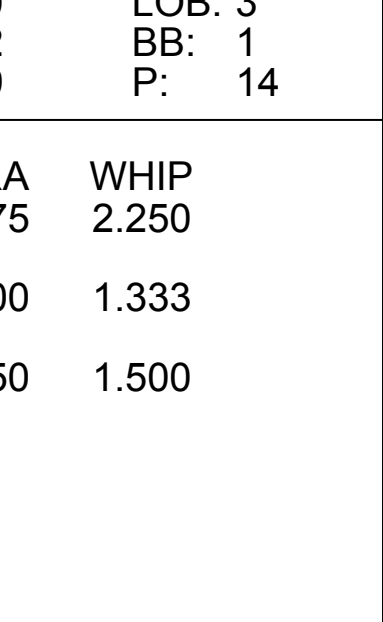

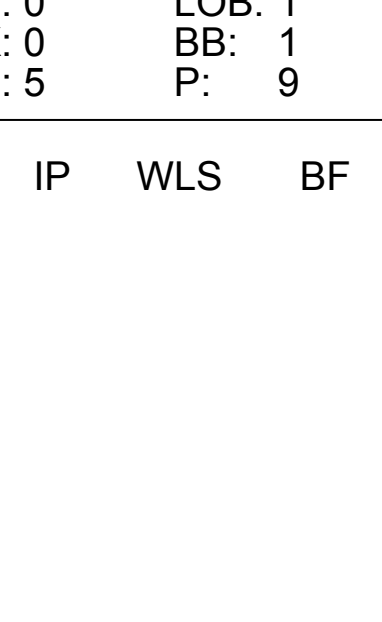
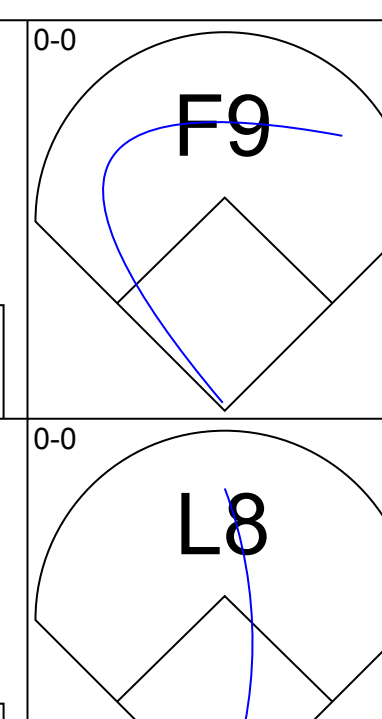
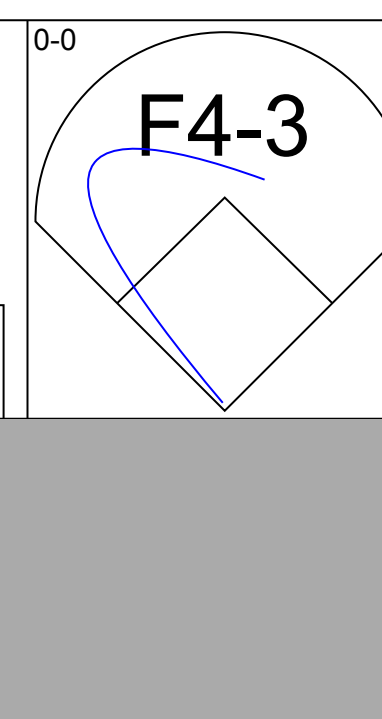


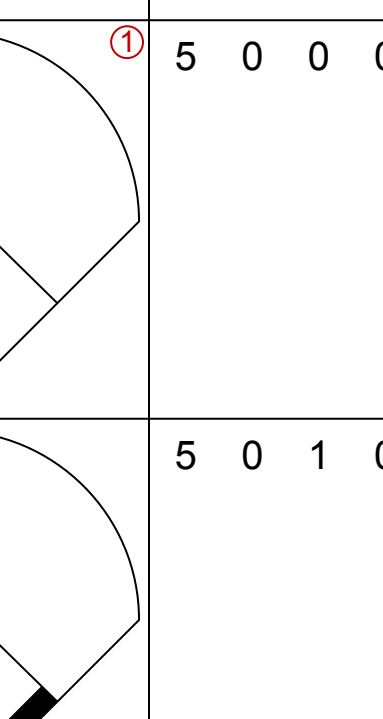


Batter	1	2	3	4	5	6	7	8	9	AB	R	H	RBI	BB	SO	LOB	BOTTOM										
<b>23 Ryne Sandberg, R</b> OBP: 0.305, SLG: 0.355 (1, 4) (9, 5)	6-3		F9						6-3	4	0	0	0	1	0	1	<b>Philadelphia Phillies @ Chicago Cubs</b> Wrigley Field, Chicago, IL Wed Sep 08 1982, 3:33 AM CDT Att: 8,233 - Unknown										
<b>Gary Woods, R</b> OBP: 0.328, SLG: 0.392 <b>Mel Hall, L</b> OBP: 0.211, SLG: 0.263 (1, 8) (9, PH)	G4-6-3		K						4-3	4	0	1	0	0	1	2											
<b>Bill Buckner, L</b> OBP: 0.345, SLG: 0.433 (1, 3)	G4-6-3									4	1	1	1	0	0	1											
<b>Keith Moreland, R</b> OBP: 0.329, SLG: 0.402 (1, 7) (9, 2)		1B								3	2	1	0	1	0	0											
<b>Leon Durham, L</b> OBP: 0.383, SLG: 0.520 (1, 9)										2	0	0	0	2	1	1											
<b>Pat Tabler, R</b> OBP: 0.286, SLG: 0.300 <b>Jay Johnstone, L</b> OBP: 0.353, SLG: 0.415 (1, 5) (8, PH) (9, 7)										3	0	2	1	0	0	0											
<b>Jody Davis, R</b> OBP: 0.192, SLG: 0.386 <b>Scott Thompson, L</b> OBP: 0.380, SLG: 0.333 <b>Junior Kennedy, R</b> OBP: 0.289, SLG: 0.263 (1, 2) (8, PH) (9, 4)										3	0	2	0	0	0	0											
<b>Larry Bowa, S</b> OBP: 0.304, SLG: 0.306 (1, 6)										2	0	0	1	1	0	2											
<b>Dickie Noles, R</b> OBP: 0.192, SLG: 0.386 <b>Steve Henderson, R</b> OBP: 0.307, SLG: 0.348 <b>Dick Tidrow, R</b> ERA: 3.56 <b>Willie Hernandez, L</b> ERA: 3.12 <b>Mike Proly, R</b> ERA: 2.11 <b>Lee Smith, R</b> ERA: 2.85 (1, 1) (7, PH) (8, 1) (8, 1) (9, 1)										2	0	0	0	0	2	2											
<b>Inning Stats</b>	R: 0 E: 0 K: 0 S: 3	H: 1 LOB: 0 BB: 0 P: 3	R: 1 E: 0 K: 1 S: 8	H: 3 LOB: 2 BB: 0 P: 8	R: 2 E: 0 K: 1 S: 6	H: 2 LOB: 2 BB: 2 P: 14	R: 0 E: 0 K: 1 S: 5	H: 0 LOB: 0 BB: 0 P: 5	R: 0 E: 0 K: 1 S: 4	H: 1 LOB: 2 BB: 1 P: 8	R: 0 E: 0 K: 0 S: 3	H: 0 LOB: 2 BB: 2 P: 11	R: 0 E: 0 K: 0 S: 3	H: 0 LOB: 1 BB: 1 P: 7	1B: 6 2B: 0 3B: 0 HR: 1	SF: 0 SAC: 1 DP: 1 HBP: 0		WP: 0 PB: 0 SB: 0 CS: 0	PA: 38								
<b>PITCHER</b>	IP	WLS	BF	H	R	ER	SO	BB	IBB	HBP	BLK	WP	HR	S	P	ERA	WHIP										
<b>Steve Carlton, L</b> ERA: 3.38 <b>Ron Reed, R</b> ERA: 2.69 (1, 1) (8, 1)	7.0		29	7	3	3	4	3	0	0	0	0	0	34	46	3.86	1.429										

AB	31
R	3
H	7
RBI	3
BB	6
SO	4
LOB	14



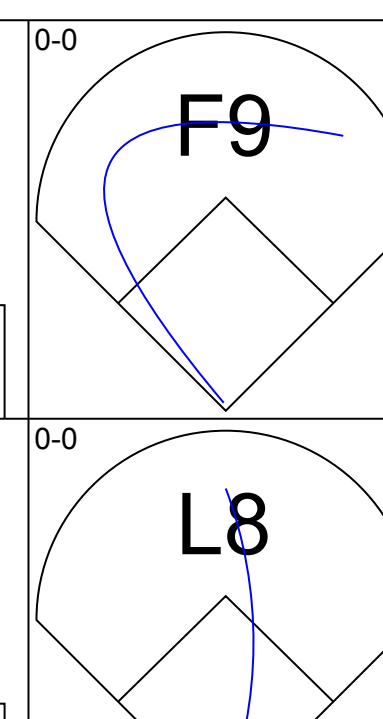
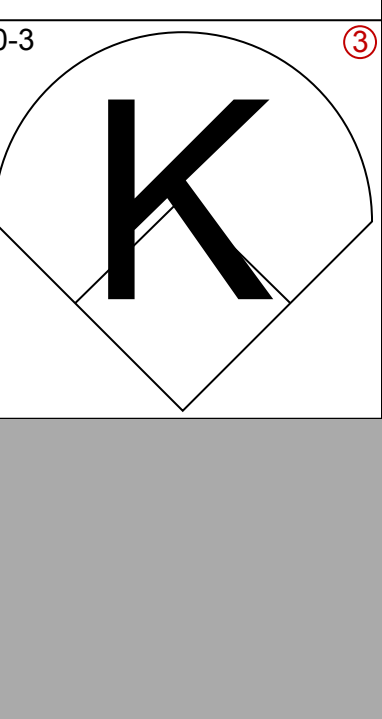
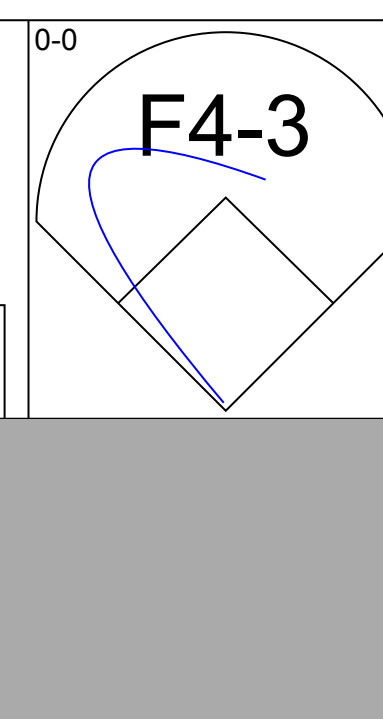
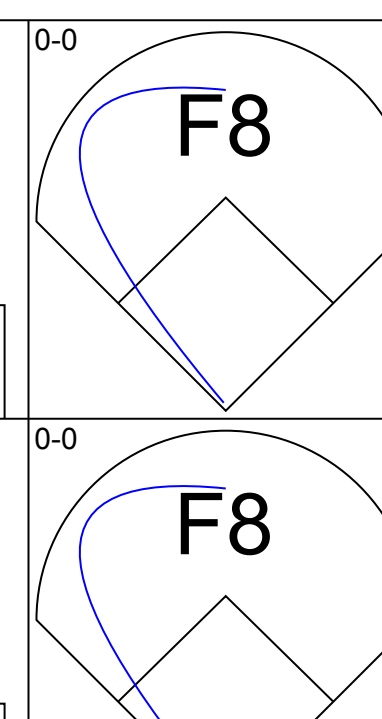
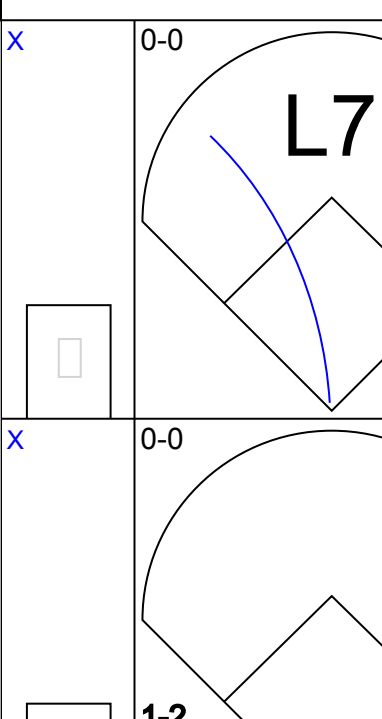
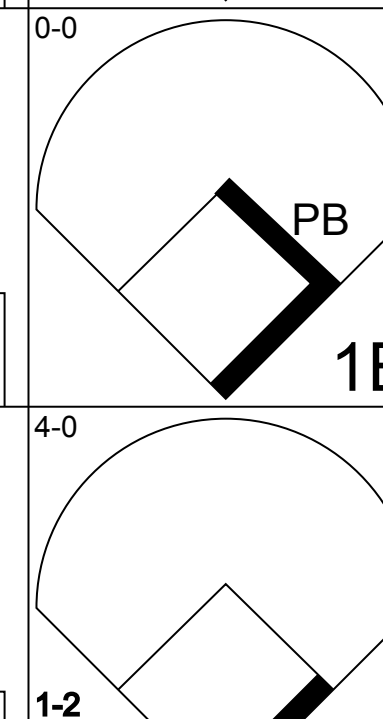
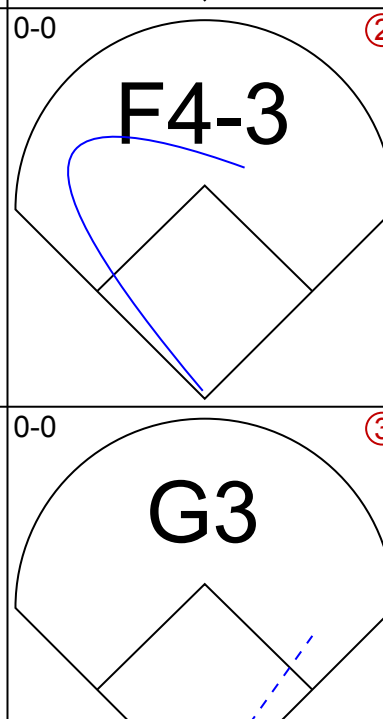
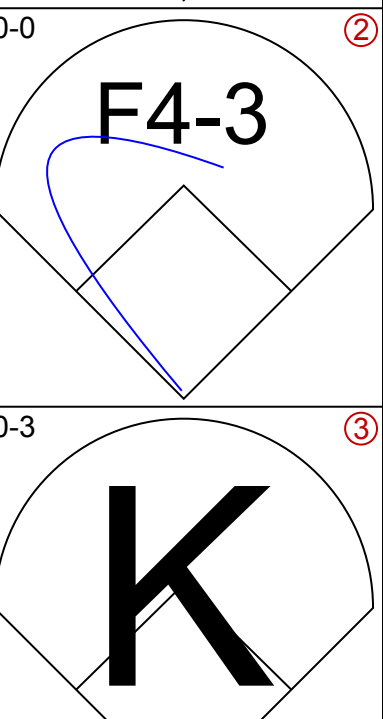

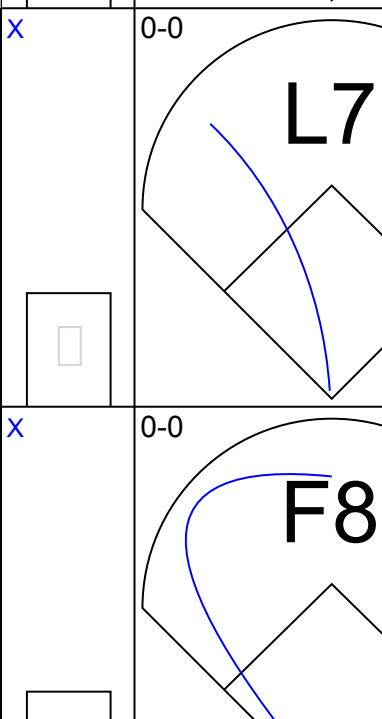
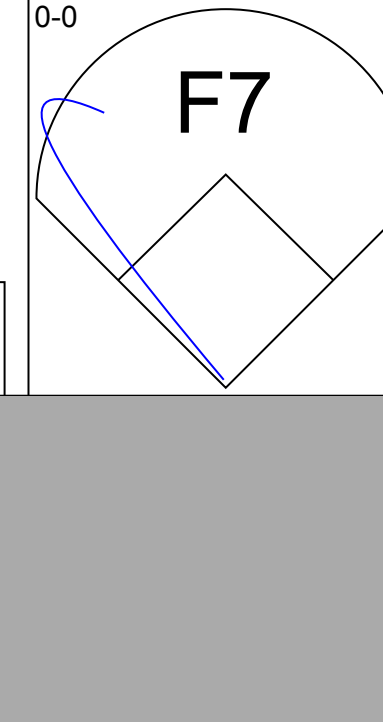
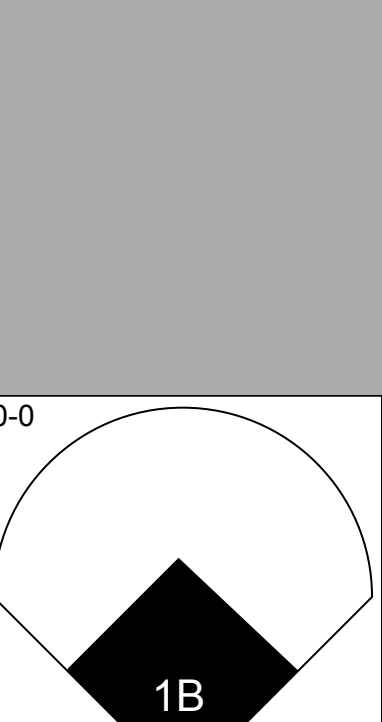


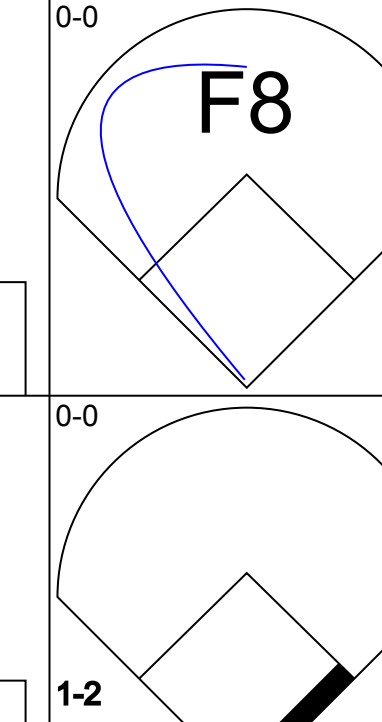




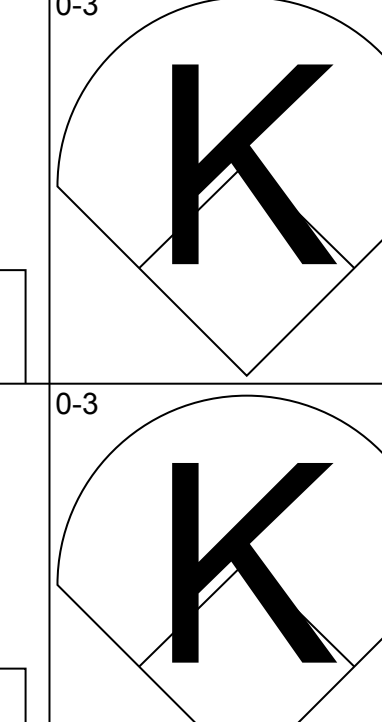


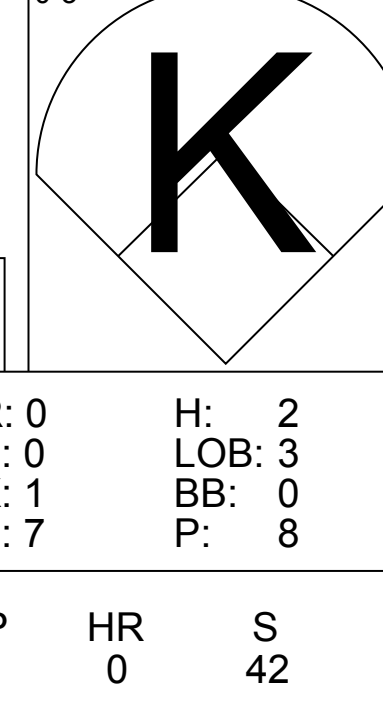
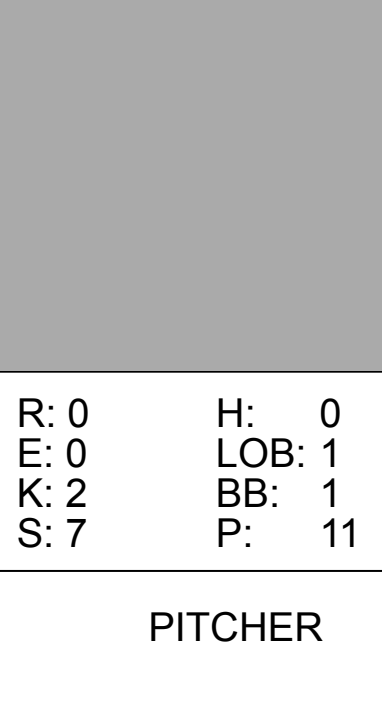
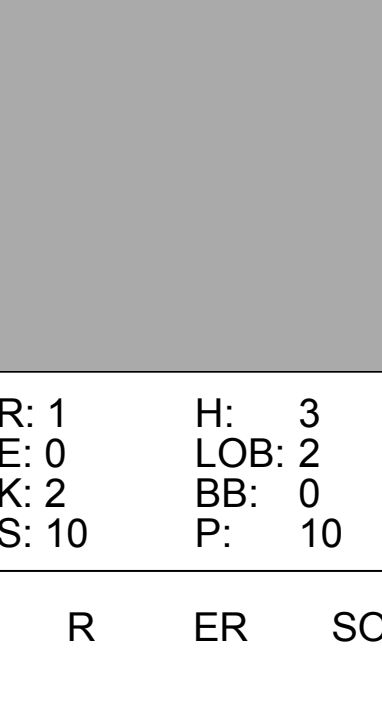








Batter	1	2	3	4	5	6	7	8	9	AB	R	H	RBI	BB	SO	LOB	TOP						
Tim Raines, S OBP: 0.350, SLG: 0.353 (1, 7)										5	0	0	0	0	1	3							
Andra Dawson, R OBP: 0.343, SLG: 0.491 (1, 8)										5	1	1	0	0	1	0							
Al Oliver, L OBP: 0.397, SLG: 0.529 Joel Youngblood, R OBP: 0.296, SLG: 0.321 (1, 3)										5	1	4	1	0	0	0							
Gary Carter, R OBP: 0.386, SLG: 0.535 (1, 2)										2	2	0	0	1	0	2							
Tim Wallach, R OBP: 0.309, SLG: 0.451 (1, 5)										5	1	2	1	0	1	3							
Warren Cromartie, L OBP: 0.338, SLG: 0.389 (1, 9)										3	2	3	2	2	0	0							
Chris Speier, R OBP: 0.324, SLG: 0.346 (1, 6)										2	0	0	1	2	2	5							
Doug Flynn, R OBP: 0.236, SLG: 0.270 (1, 4)										4	0	1	1	0	1	6							
Steve Rogers, R OBP: 0.244, SLG: 0.164 Jeff Reardon, R OBP: 0.100, SLG: 0.200 (1, 1)										3	0	0	0	1	2	0							
<b>Inning Stats</b>	R: 0 E: 0 K: 2 S: 7	H: 0 LOB: 0 BB: 0 P: 7	R: 1 E: 0 K: 1 S: 5	H: 1 LOB: 1 BB: 2 P: 13	R: 0 E: 0 K: 0 S: 3	H: 0 LOB: 0 BB: 0 P: 3	R: 2 E: 1 K: 0 S: 6	H: 3 LOB: 3 BB: 2 P: 14	R: 1 E: 0 K: 2 S: 9	H: 2 LOB: 3 BB: 1 P: 14	R: 0 E: 0 K: 1 S: 5	H: 0 LOB: 0 BB: 0 P: 5	R: 2 E: 0 K: 0 S: 5	H: 2 LOB: 1 BB: 1 P: 9	R: 0 E: 0 K: 1 S: 5	H: 0 LOB: 0 BB: 0 P: 5	R: 1 E: 0 K: 1 S: 7	H: 3 LOB: 2 BB: 0 P: 7	1B: 5 2B: 4 3B: 0 HR: 2	SF: 1 SAC: 1 DP: 1 HBP: 1	WP: 0 PB: 0 SB: 0 CS: 2	PA: 43	
<b>PITCHER</b>	IP WLS BF H R ER SO BB IBB HBP BLK WP HR S P ERA WHIP	IP WLS BF H R ER SO BB IBB HBP BLK WP HR S P ERA WHIP	IP WLS BF H R ER SO BB IBB HBP BLK WP HR S P ERA WHIP	IP WLS BF H R ER SO BB IBB HBP BLK WP HR S P ERA WHIP	IP WLS BF H R ER SO BB IBB HBP BLK WP HR S P ERA WHIP	IP WLS BF H R ER SO BB IBB HBP BLK WP HR S P ERA WHIP	IP WLS BF H R ER SO BB IBB HBP BLK WP HR S P ERA WHIP	IP WLS BF H R ER SO BB IBB HBP BLK WP HR S P ERA WHIP	IP WLS BF H R ER SO BB IBB HBP BLK WP HR S P ERA WHIP	IP WLS BF H R ER SO BB IBB HBP BLK WP HR S P ERA WHIP	IP WLS BF H R ER SO BB IBB HBP BLK WP HR S P ERA WHIP	IP WLS BF H R ER SO BB IBB HBP BLK WP HR S P ERA WHIP	IP WLS BF H R ER SO BB IBB HBP BLK WP HR S P ERA WHIP	IP WLS BF H R ER SO BB IBB HBP BLK WP HR S P ERA WHIP	IP WLS BF H R ER SO BB IBB HBP BLK WP HR S P ERA WHIP	IP WLS BF H R ER SO BB IBB HBP BLK WP HR S P ERA WHIP	IP WLS BF H R ER SO BB IBB HBP BLK WP HR S P ERA WHIP	IP WLS BF H R ER SO BB IBB HBP BLK WP HR S P ERA WHIP	IP WLS BF H R ER SO BB IBB HBP BLK WP HR S P ERA WHIP	IP WLS BF H R ER SO BB IBB HBP BLK WP HR S P ERA WHIP	IP WLS BF H R ER SO BB IBB HBP BLK WP HR S P ERA WHIP	IP WLS BF H R ER SO BB IBB HBP BLK WP HR S P ERA WHIP	IP WLS BF H R ER SO BB IBB HBP BLK WP HR S P ERA WHIP

Montreal Expos @ Chicago Cubs  
Wrigley Field, Chicago, IL  
Fri Sep 10 1982, 3:33 AM CDT  
Att: 8,100 - Sunny - 81 F

AB	34
R	7
H	11
RBI	6
BB	6
SO	8
LOB	19



Batter	1	2	3	4	5	6	7	8	9	AB	R	H	RBI	BB	SO	LOB	BOTTOM					
Bump Wills, S OBP: 0.344, SLG: 0.374 (1, 4)										5	0	0	0	0	1	5						
Mel Hall, L OBP: 0.208, SLG: 0.250 (1, 8)										5	0	1	0	0	0	0						
Bill Buckner, L OBP: 0.346, SLG: 0.432 (1, 3)										5	1	2	0	0	0	2						
Leon Durham, L OBP: 0.383, SLG: 0.518 (1, 9)										4	0	1	0	1	1	2						
Jay Johnstone, L OBP: 0.348, SLG: 0.408 (1, 7)										4	0	0	0	0	0	4						
Pat Tabler, R OBP: 0.360, SLG: 0.458 (1, 5)										4	1	3	1	0	1	0						
Jody Davis, R OBP: 0.303, SLG: 0.388 (1, 2)										3	0	2	1	1	1	2						
Larry Bowa, S OBP: 0.304, SLG: 0.304 Scott Thompson, L OBP: 0.373, SLG: 0.326 Scott Fletcher, R (1, 6)										2	0	0	0	0	1	2						
Fergie Jenkins, R OBP: 0.158, SLG: 0.196 Mike Proly, R OBP: 0.300, SLG: 0.400 23 Ryne Sandberg, R OBP: 0.304, SLG: 0.354 Randy Stein, R (1, 1)										2	0	0	0	0	2	4						
<b>Inning Stats</b>	R: 0 E: 0 K: 0 S: 4	H: 1 LOB: 2 BB: 1 P: 8	R: 1 E: 0 K: 2 S: 9	H: 2 LOB: 1 BB: 0 P: 9	R: 0 E: 0 K: 0 S: 3	H: 0 LOB: 0 BB: 0 P: 3	R: 0 E: 0 K: 1 S: 7	H: 2 LOB: 3 BB: 0 P: 8	R: 0 E: 0 K: 1 S: 5	H: 0 LOB: 0 BB: 0 P: 5	R: 0 E: 0 K: 2 S: 7	H: 0 LOB: 0 BB: 1 P: 11	R: 0 E: 0 K: 0 S: 3	H: 0 LOB: 0 BB: 0 P: 3	R: 1 E: 0 K: 2 S: 10	H: 3 LOB: 2 BB: 0 P: 10	R: 0 E: 0 K: 0 S: 5	H: 2 LOB: 2 BB: 0 P: 5	1B: 9 2B: 0 3B: 1 HR: 0	SF: 0 SAC: 0 DP: 0 HBP: 1	WP: 0 PB: 1 SB: 0 CS: 0	PA: 40
<b>PITCHER</b>	IP WLS BF H R ER SO BB IBB HBP BLK WP HR S P ERA WHIP	IP WLS BF H R ER SO BB IBB HBP BLK WP HR S P ERA WHIP	IP WLS BF H R ER SO BB IBB HBP BLK WP HR S P ERA WHIP	IP WLS BF H R ER SO BB IBB HBP BLK WP HR S P ERA WHIP	IP WLS BF H R ER SO BB IBB HBP BLK WP HR S P ERA WHIP	IP WLS BF H R ER SO BB IBB HBP BLK WP HR S P ERA WHIP	IP WLS BF H R ER SO BB IBB HBP BLK WP HR S P ERA WHIP	IP WLS BF H R ER SO BB IBB HBP BLK WP HR S P ERA WHIP	IP WLS BF H R ER SO BB IBB HBP BLK WP HR S P ERA WHIP	IP WLS BF H R ER SO BB IBB HBP BLK WP HR S P ERA WHIP	IP WLS BF H R ER SO BB IBB HBP BLK WP HR S P ERA WHIP	IP WLS BF H R ER SO BB IBB HBP BLK WP HR S P ERA WHIP	IP WLS BF H R ER SO BB IBB HBP BLK WP HR S P ERA WHIP	IP WLS BF H R ER SO BB IBB HBP BLK WP HR S P ERA WHIP	IP WLS BF H R ER SO BB IBB HBP BLK WP HR S P ERA WHIP	IP WLS BF H R ER SO BB IBB HBP BLK WP HR S P ERA WHIP	IP WLS BF H R ER SO BB IBB HBP BLK WP HR S P ERA WHIP	IP WLS BF H R ER SO BB IBB HBP BLK WP HR S P ERA WHIP	IP WLS BF H R ER SO BB IBB HBP BLK WP HR S P ERA WHIP	IP WLS BF H R ER SO BB IBB HBP BLK WP HR S P ERA WHIP	IP WLS BF H R ER SO BB IBB HBP BLK WP HR S P ERA WHIP	IP WLS BF H R ER SO BB IBB HBP BLK WP HR S P ERA WHIP

Montreal Expos @ Chicago Cubs  
Wrigley Field, Chicago, IL  
Fri Sep 10 1982, 3:33 AM CDT  
Att: 8,100 - Sunny - 81 F

AB	37
R	2
H	10
RBI	2
BB	2
SO	8
LOB	23





Batter	1	2	3	4	5	6	7	8	9	AB	R	H	RBI	BB	SO	LOB	TOP					
<b>Tim Raines, S</b> (1, 7) <small>OBP: 0.351, SLG: 0.355</small>										5	0	2	1	0	0	1	<b>Montreal Expos @ Chicago Cubs</b> Wrigley Field, Chicago, IL Sat Sep 11 1982, 3:33 AM CDT Att: 25,550 - Overcast - 82 F					
<b>Andre Dawson, R</b> (1, 8) <small>OBP: 0.342, SLG: 0.489</small>										5	1	1	0	0	1	3						
<b>Al Oliver, L</b> (1, 3) <small>OBP: 0.397, SLG: 0.536</small> <b>Joel Youngblood, R</b> (8, 9) <small>OBP: 0.296, SLG: 0.321</small>										5	2	2	3	0	1	1						
<b>Gary Carter, R</b> (1, 2) <small>OBP: 0.390, SLG: 0.536</small>										3	1	2	0	2	1	0						
<b>Tim Wallach, R</b> (1, 5) <small>OBP: 0.310, SLG: 0.450</small>										4	1	1	1	0	1	3						
<b>Warren Cromartie, L</b> (1, 9) <small>OBP: 0.355, SLG: 0.385</small>										5	0	0	0	0	1	5						
<b>Chris Speier, R</b> (1, 6) <small>OBP: 0.323, SLG: 0.345</small>										5	1	1	1	0	1	1						
<b>Doug Flynn, R</b> (1, 4) <small>OBP: 0.241, SLG: 0.274</small>										5	2	3	0	0	0	0						
<b>Scott Sanderson, R</b> (1, 1) <small>OBP: 0.176, SLG: 0.245</small> <b>Woodie Fryman, R</b> (7, 1) <small>OBP: 0.250, SLG: 0.250</small>										3	1	1	4	0	1	2						
<b>Inning Stats</b>	R: 0 E: 0 K: 0 S: 4	H: 1 LOB: 2 BB: 1 P: 8	R: 1 E: 1 K: 1 S: 8	H: 2 LOB: 2 BB: 0 P: 8	R: 6 E: 0 K: 0 S: 8	H: 5 LOB: 0 BB: 0 P: 9	R: 0 E: 0 K: 3 S: 9	H: 0 LOB: 0 BB: 0 P: 9	R: 0 E: 0 K: 2 S: 8	H: 1 LOB: 1 BB: 0 P: 8	R: 0 E: 0 K: 1 S: 5	H: 1 LOB: 1 BB: 0 P: 4	R: 3 E: 0 K: 0 S: 7	H: 4 LOB: 2 BB: 1 P: 11	R: 0 E: 0 K: 0 S: 3	H: 0 LOB: 0 BB: 0 P: 3		1B: 10 2B: 2 3B: 0 HR: 2	SF: 0 SAC: 0 DP: 0 HBP: 1	WP: 0 PB: 0 SB: 0 CS: 0	PA: 45	
<b>PITCHER</b>	IP WLS BF H R ER SO BB IBB HBP BLK WP HR S P ERA WHIP	IP WLS BF H R ER SO BB IBB HBP BLK WP HR S P ERA WHIP	IP WLS BF H R ER SO BB IBB HBP BLK WP HR S P ERA WHIP	IP WLS BF H R ER SO BB IBB HBP BLK WP HR S P ERA WHIP	IP WLS BF H R ER SO BB IBB HBP BLK WP HR S P ERA WHIP	IP WLS BF H R ER SO BB IBB HBP BLK WP HR S P ERA WHIP	IP WLS BF H R ER SO BB IBB HBP BLK WP HR S P ERA WHIP	IP WLS BF H R ER SO BB IBB HBP BLK WP HR S P ERA WHIP	IP WLS BF H R ER SO BB IBB HBP BLK WP HR S P ERA WHIP	IP WLS BF H R ER SO BB IBB HBP BLK WP HR S P ERA WHIP	IP WLS BF H R ER SO BB IBB HBP BLK WP HR S P ERA WHIP	IP WLS BF H R ER SO BB IBB HBP BLK WP HR S P ERA WHIP	IP WLS BF H R ER SO BB IBB HBP BLK WP HR S P ERA WHIP	IP WLS BF H R ER SO BB IBB HBP BLK WP HR S P ERA WHIP	IP WLS BF H R ER SO BB IBB HBP BLK WP HR S P ERA WHIP	IP WLS BF H R ER SO BB IBB HBP BLK WP HR S P ERA WHIP	IP WLS BF H R ER SO BB IBB HBP BLK WP HR S P ERA WHIP	IP WLS BF H R ER SO BB IBB HBP BLK WP HR S P ERA WHIP	IP WLS BF H R ER SO BB IBB HBP BLK WP HR S P ERA WHIP	IP WLS BF H R ER SO BB IBB HBP BLK WP HR S P ERA WHIP	IP WLS BF H R ER SO BB IBB HBP BLK WP HR S P ERA WHIP	
<b>Randy Martz, R</b> (1, 1) <small>ERA: 4.38</small> <b>Bill Campbell, R</b> (4, 1) <small>ERA: 3.86</small> <b>Dick Tidrow, R</b> (8, 1) <small>ERA: 3.73</small> <b>Willie Hernandez, L</b> (8, 1) <small>ERA: 3.25</small> <b>Mike Proly, R</b> (8, 1) <small>ERA: 2.25</small>	3.0 L 20 8 7 6 1 0 0 0 0 2 20 25 18.00 3.000	4.0 L 14 2 0 0 0 0 0 0 0 0 4 4 27.00 3.000	0.2 L 2 2 2 0 0 0 0 0 0 0 4 4 27.00 3.000	0.0 L 1 1 0 0 0 0 0 0 0 0 1 1 - -	1.1 L 6 1 1 1 0 0 1 0 0 0 5 9 6.75 0.750																	

AB	42
R	10
H	14
RBI	10
BB	2
SO	7
LOB	16



**BOTTOM**

AB	34
R	6
H	10
RBI	6
BB	0
SO	11
LOB	11



WP	0
PB	0
SB	0
CS	0
PA	37



Batter	1	2	3	4	5	6	7	8	9	AB	R	H	RBI	BB	SO	LOB	TOP					
<b>Tim Raines, S</b> <small>OBP: 0.351, SLG: 0.355</small> (1, 7)										5	1	2	1	0	0	0						
<b>Andre Dawson, R</b> <small>OBP: 0.342, SLG: 0.487</small> (1, 8)										4	0	1	0	0	1	1						
<b>Al Oliver, L</b> <small>OBP: 0.395, SLG: 0.533</small> <b>Joel Youngblood, R</b> <small>OBP: 0.296, SLG: 0.321</small> (6, PR) (8, 9)										5	0	1	0	0	1	5						
<b>Gary Carter, R</b> <small>OBP: 0.388, SLG: 0.535</small> (1, 2)										4	1	1	1	0	1	2						
<b>Tim Wallach, R</b> <small>OBP: 0.312, SLG: 0.450</small> (1, 5)										4	3	2	1	1	1	1						
<b>Warren Cromartie, L</b> <small>OBP: 0.399, SLG: 0.399</small> (1, 9) (8, 3)										5	3	4	1	0	1	1						
<b>Chris Speier, R</b> <small>OBP: 0.326, SLG: 0.356</small> (1, 6)										5	1	3	4	0	0	3						
<b>Doug Flynn, R</b> <small>OBP: 0.245, SLG: 0.280</small> (1, 4)										5	1	3	1	0	0	1						
<b>Bill Gullickson, R</b> <small>OBP: 0.125, SLG: 0.141</small> (1, 1)										5	1	1	1	0	3	4						
<b>Inning Stats</b>	R: 0 E: 0 K: 1 S: 6	H: 1 LOB: 1 BB: 0 P: 6	R: 4 E: 2 K: 0 S: 8	H: 5 LOB: 1 BB: 0 P: 8	R: 2 E: 0 K: 2 S: 10	H: 4 LOB: 1 BB: 0 P: 10	R: 1 E: 1 K: 0 S: 5	H: 1 LOB: 1 BB: 0 P: 5	R: 0 E: 0 K: 0 S: 4	H: 1 LOB: 0 BB: 0 P: 4	R: 0 E: 0 K: 0 S: 3	H: 0 LOB: 0 BB: 0 P: 3	R: 3 E: 0 K: 1 S: 7	H: 2 LOB: 0 BB: 1 P: 11	R: 0 E: 0 K: 2 S: 8	H: 1 LOB: 1 BB: 0 P: 8	R: 1 E: 0 K: 2 S: 9	H: 3 LOB: 1 BB: 0 P: 9	1B: 12 2B: 4 3B: 0 HR: 2	SF: 1 SAC: 1 DP: 1 HBP: 0	WP: 0 PB: 0 SB: 1 CS: 2	PA: 45
<b>PITCHER</b>	IP WLS BF H R ER SO BB IBB HBP BLK WP HR S P ERA WHIP																					
<b>Doug Bird, R</b> <small>ERA: 5.04</small> (1, 1)	2.1 L 16 9 6 6 2 0 0 0 0 0 0 0 20 20 23.14 3.857																					
<b>Mike Proly, R</b> <small>ERA: 2.16</small> (3, 1)	2.2 11 3 1 0 1 0 0 0 0 0 0 13 13 0.00 1.125																					
<b>Randy Stein, R</b> <small>ERA: 7.71</small> (6, 1)	2.0 9 2 3 3 1 1 0 0 0 0 0 1 10 14 13.50 1.500																					
<b>Dick Tidrow, R</b> <small>ERA: 3.89</small> (8, 1)	1.0 4 1 0 0 2 0 0 0 0 0 0 0 8 8 0.00 1.000																					
<b>Lee Smith, R</b> <small>ERA: 2.99</small> (9, 1)	1.0 5 3 1 1 2 0 0 0 0 0 0 1 9 9 9.00 3.000																					
<b>Batter</b>	<b>1</b>	<b>2</b>	<b>3</b>	<b>4</b>	<b>5</b>	<b>6</b>	<b>7</b>	<b>8</b>	<b>9</b>	<b>AB</b>	<b>R</b>	<b>H</b>	<b>RBI</b>	<b>BB</b>	<b>SO</b>	<b>LOB</b>	<b>BOTTOM</b>					
<b>23 Ryne Sandberg, R</b> <small>OBP: 0.310, SLG: 0.375</small> (1, 4)										4	1	3	1	0	0	0						
<b>Mel Hall, L</b> <small>OBP: 0.194, SLG: 0.233</small> (1, 8)										4	0	1	0	0	0	3						
<b>Bill Buckner, L</b> <small>OBP: 0.345, SLG: 0.436</small> <b>Lee Smith, R</b> <small>OBP: 0.118, SLG: 0.250</small> (1, 3) (9, 1)										4	1	1	1	0	0	4						
<b>Leon Durham, L</b> <small>OBP: 0.382, SLG: 0.513</small> (1, 9)										4	0	1	0	0	0	1						
<b>Pat Tabler, R</b> <small>OBP: 0.303, SLG: 0.438</small> (1, 5)										4	0	0	0	0	2	2						
<b>Scot Thompson, L</b> <small>OBP: 0.394, SLG: 0.320</small> (1, 7) (9, 3)										4	0	1	0	0	0	1						
<b>Jody Davis, R</b> <small>OBP: 0.306, SLG: 0.392</small> <b>Butch Benton, R</b> (1, 2) (6, 2)										2	0	0	0	0	0	0						
<b>Junior Kennedy, R</b> <small>OBP: 0.290, SLG: 0.279</small> <b>Scott Fletcher, R</b> (1, 6) (9, 6)										3	1	1	1	0	0	0						
<b>Doug Bird, R</b> <small>OBP: 0.143, SLG: 0.163</small> <b>Mike Proly, R</b> <small>OBP: 0.273, SLG: 0.364</small> <b>Bump Wills, R</b> <small>OBP: 0.344, SLG: 0.375</small> <b>Randy Stein, R</b> <small>OBP: 0.333, SLG: 0.448</small> <b>Jerry Morales, R</b> <small>OBP: 0.330, SLG: 0.448</small> <b>Dick Tidrow, R</b> <small>OBP: 0.300, SLG: 0.222</small> <b>Tye Walker, R</b> (1, 1) (3, 1) (5, PR) (8, 1) (7, PR) (8, 1) (9, 7)									0	0	0	0	0	0	0							
<b>Inning Stats</b>	R: 2 E: 0 K: 1 S: 7	H: 2 LOB: 0 BB: 0 P: 7	R: 0 E: 0 K: 0 S: 3	H: 0 LOB: 0 BB: 0 P: 3	R: 0 E: 0 K: 0 S: 4	H: 1 LOB: 1 BB: 0 P: 4	R: 0 E: 0 K: 0 S: 3	H: 1 LOB: 0 BB: 0 P: 3	R: 1 E: 0 K: 0 S: 6	H: 3 LOB: 2 BB: 0 P: 6	R: 0 E: 0 K: 0 S: 4	H: 1 LOB: 1 BB: 0 P: 4	R: 0 E: 0 K: 0 S: 3	H: 0 LOB: 0 BB: 0 P: 3	R: 0 E: 0 K: 1 S: 6	H: 1 LOB: 1 BB: 0 P: 6	R: 0 E: 0 K: 0 S: 3	H: 0 LOB: 0 BB: 0 P: 3	1B: 6 2B: 0 3B: 0 HR: 3	SF: 0 SAC: 0 DP: 1 HBP: 0	WP: 0 PB: 0 SB: 0 CS: 0	PA: 35
<b>PITCHER</b>	IP WLS BF H R ER SO BB IBB HBP BLK WP HR S P ERA WHIP																					
<b>Bill Gullickson, R</b> <small>ERA: 3.58</small> (1, 1)	9.0 W 35 9 3 3 2 0 0 0 0 0 0 3 39 39 3.00 1.000																					

**Montreal Expos @ Chicago Cubs**  
 Wrigley Field, Chicago, IL  
 Sun Sep 12 1982, 3:33 AM CDT  
 Att: 13,029 - Overcast - 77 F

AB	42
R	11
H	18
RBI	10
BB	1
SO	8
LOB	18

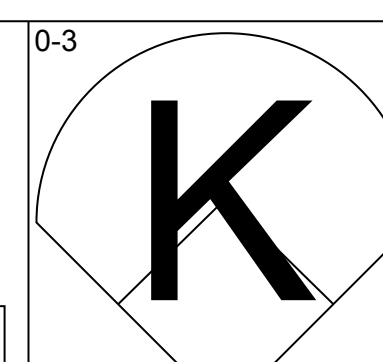
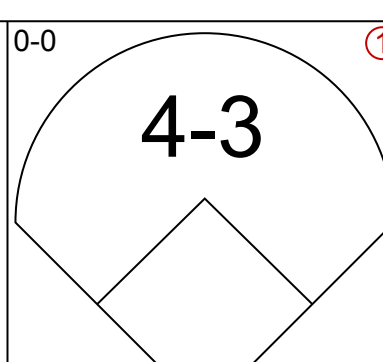
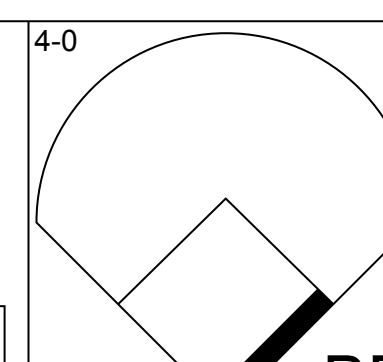
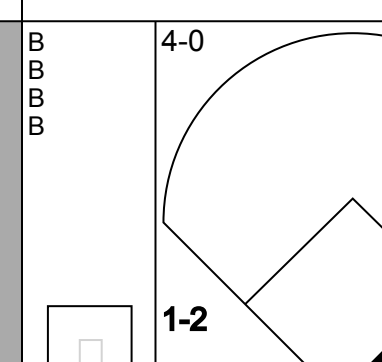
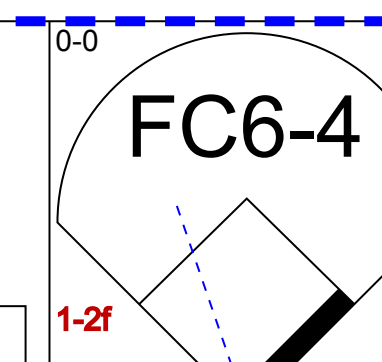
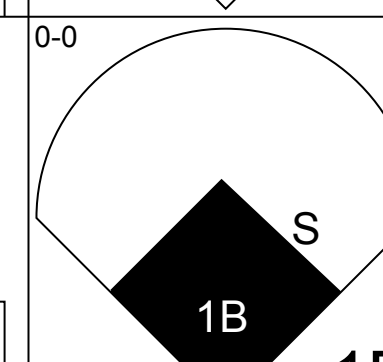
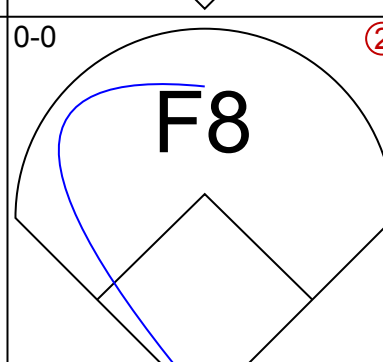
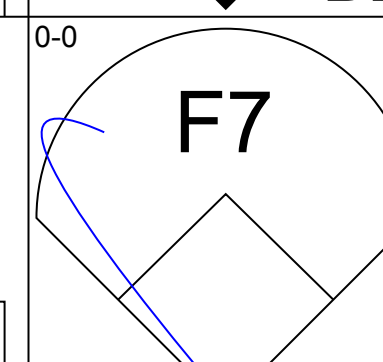
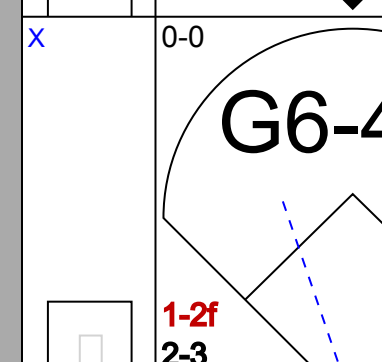

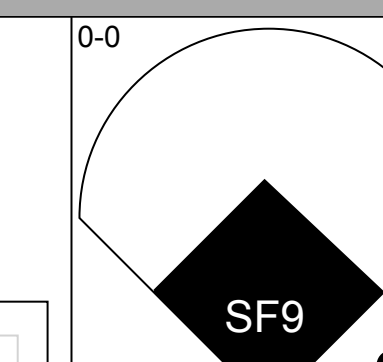
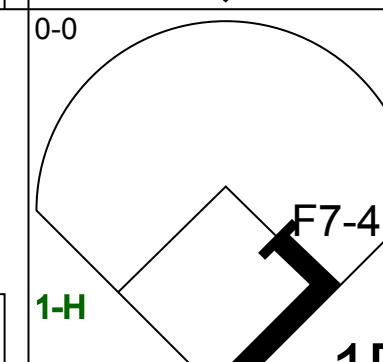
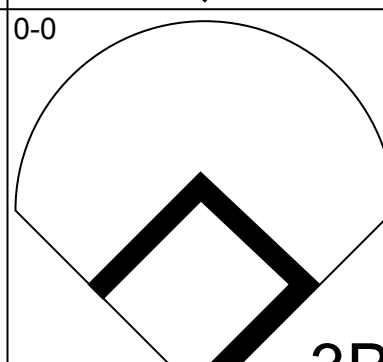
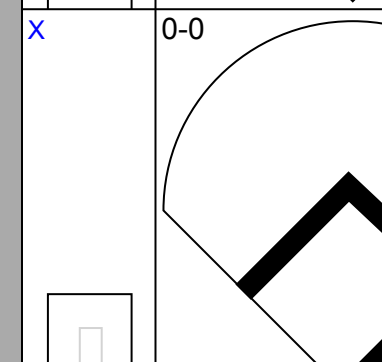

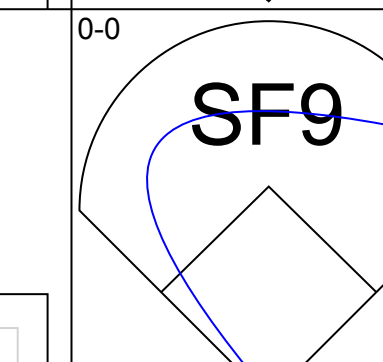
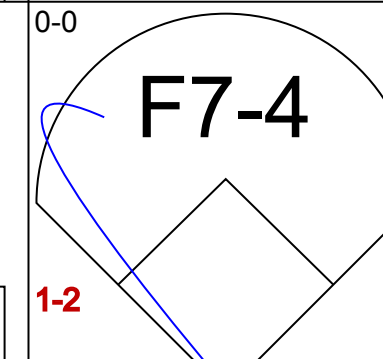
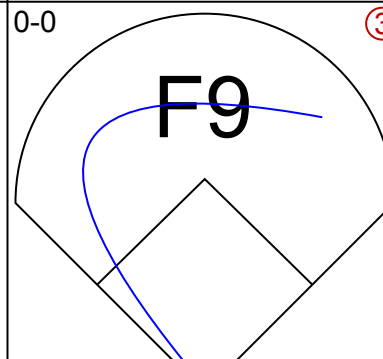
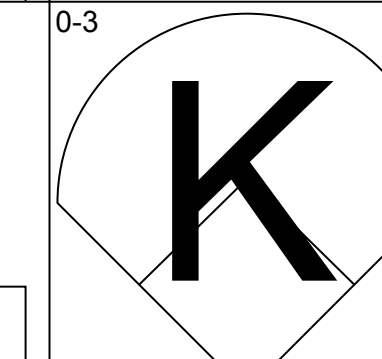
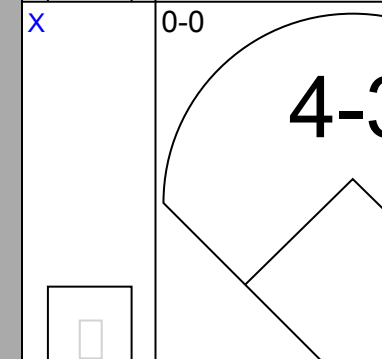

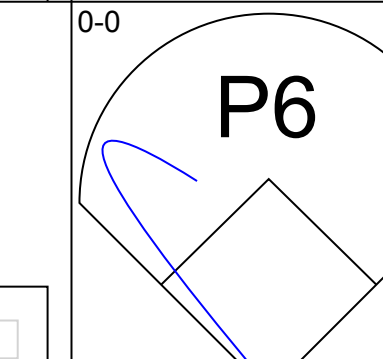
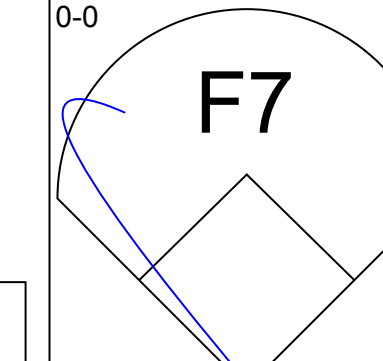
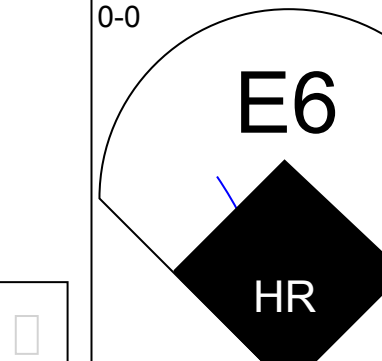
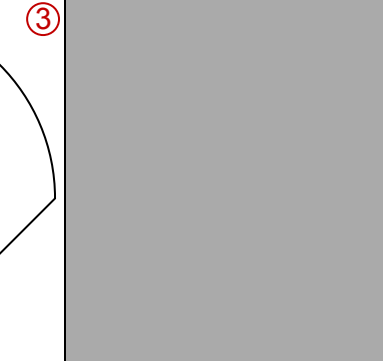
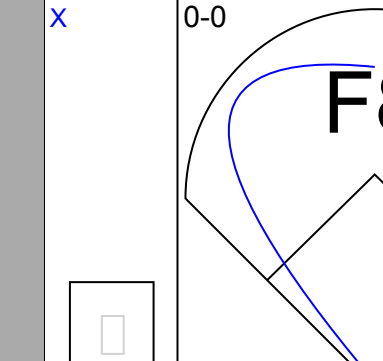
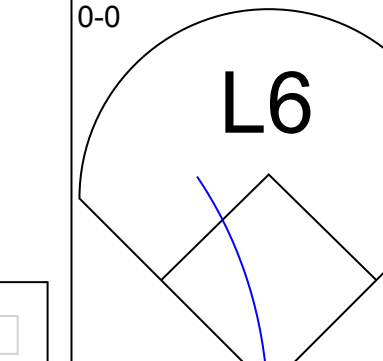
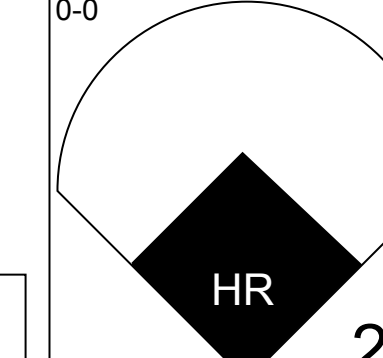
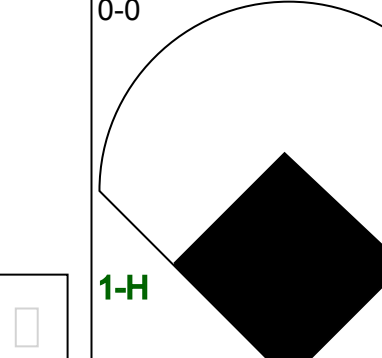
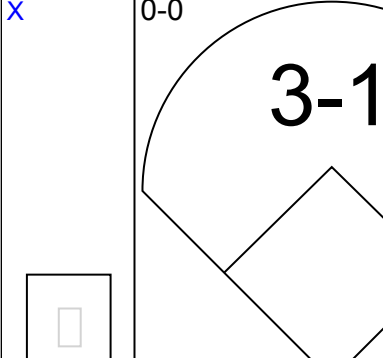
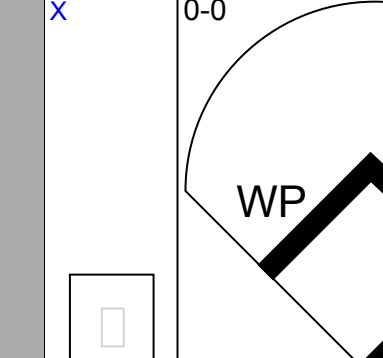
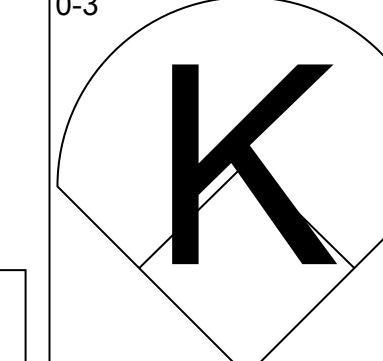
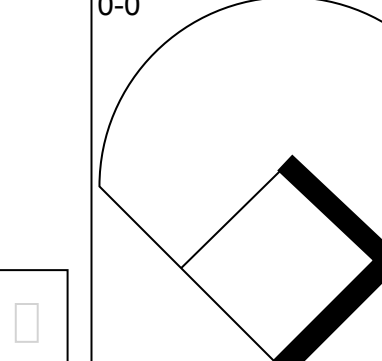
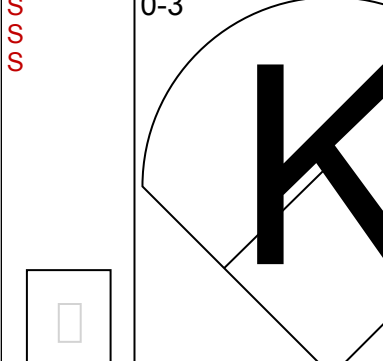
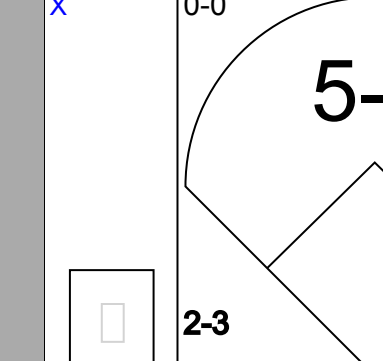
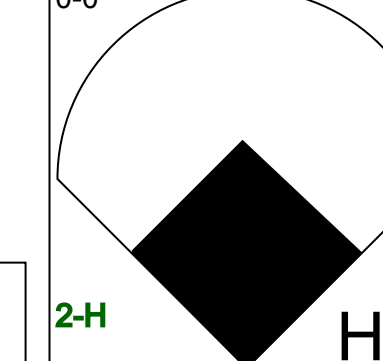
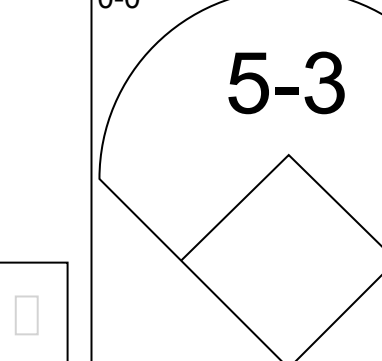
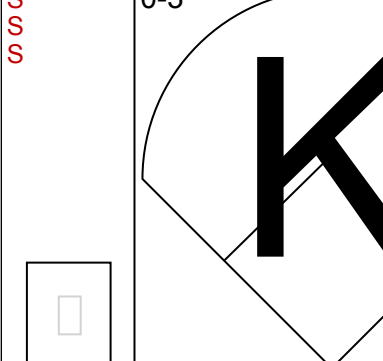
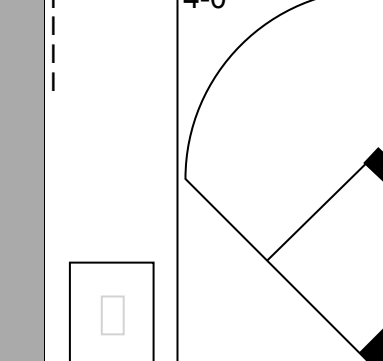
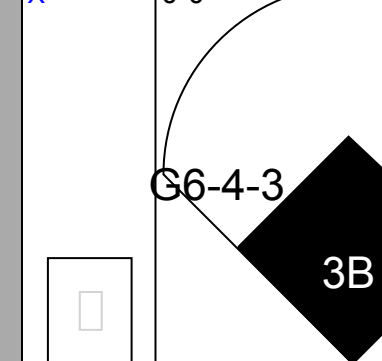
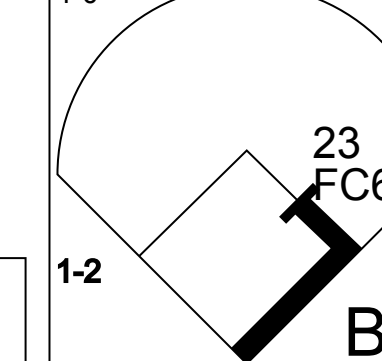
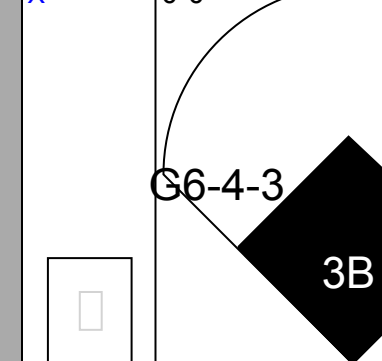


**Montreal Expos @ Chicago Cubs**  
 Wrigley Field, Chicago, IL  
 Sun Sep 12 1982, 3:33 AM CDT  
 Att: 13,029 - Overcast - 77 F

AB	35
R	3
H	9
RBI	3
BB	0
SO	2
LOB	12

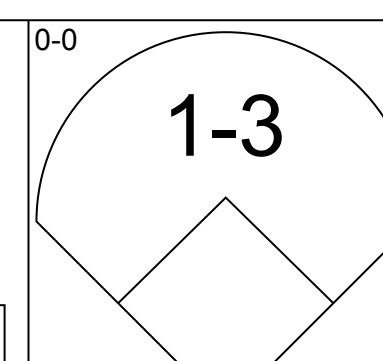
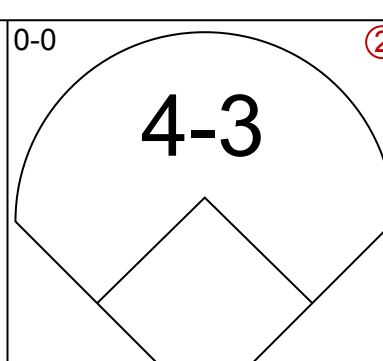
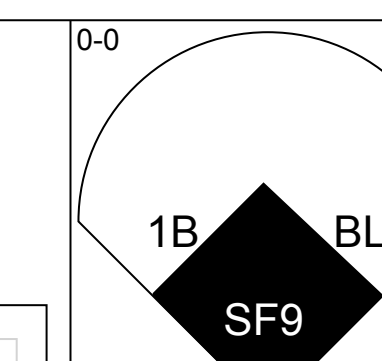
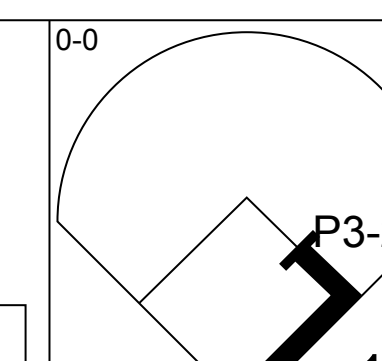
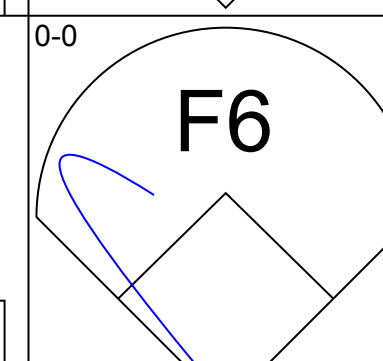
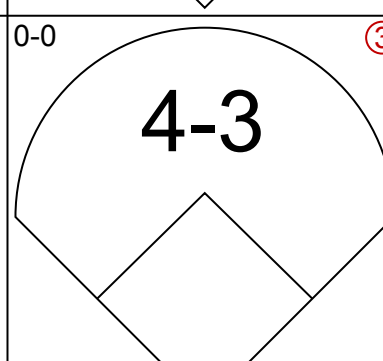
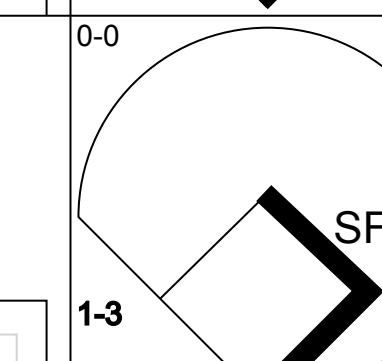
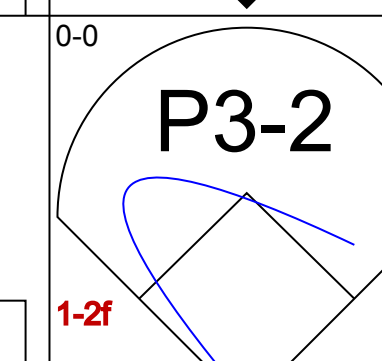
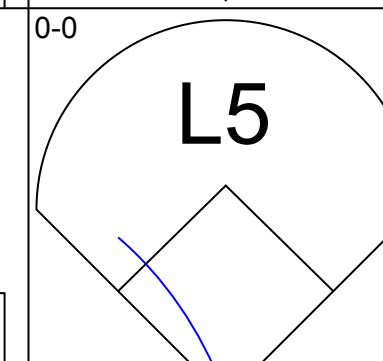
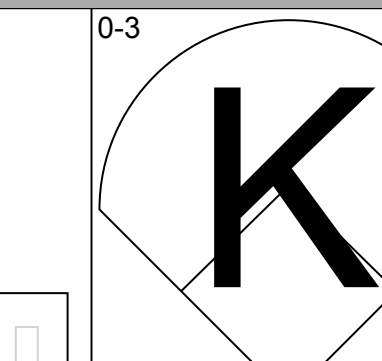
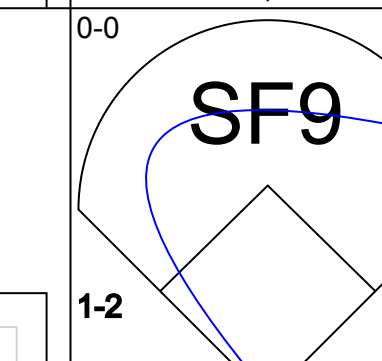
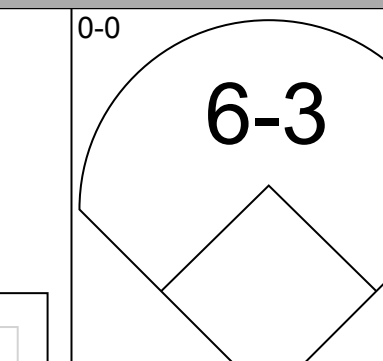
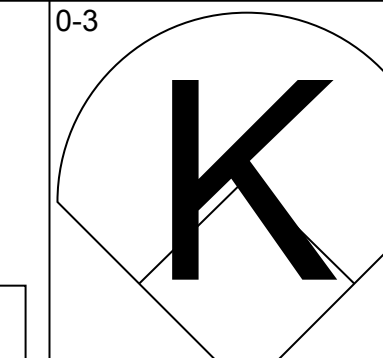
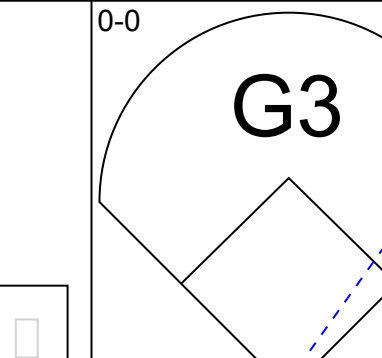
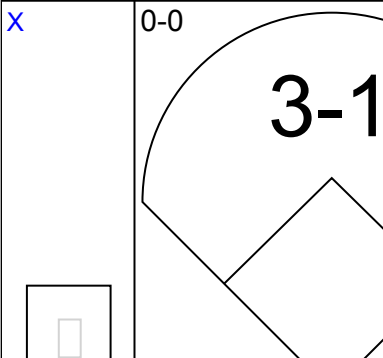

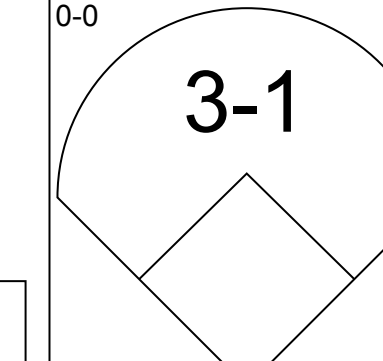
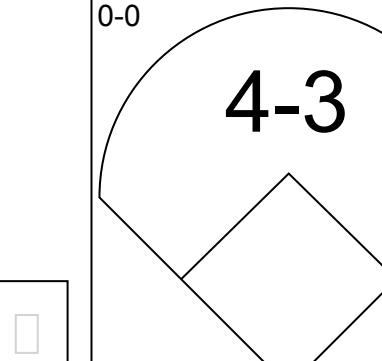
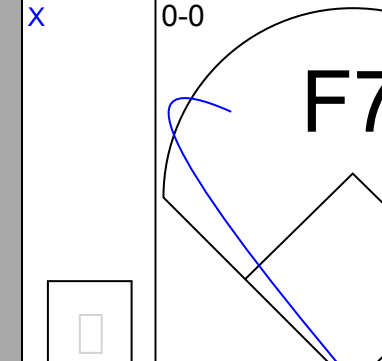
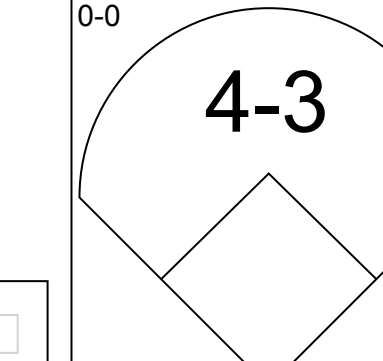
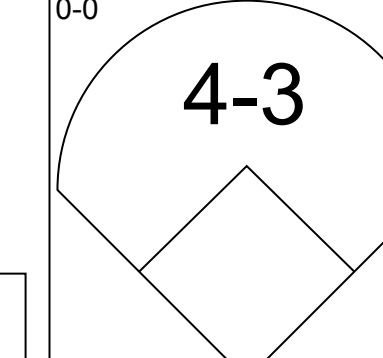
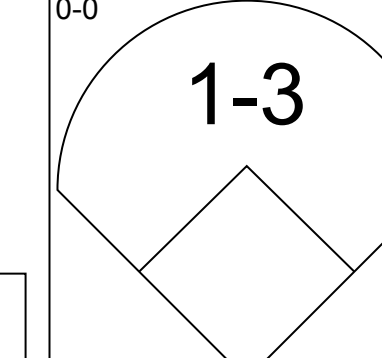
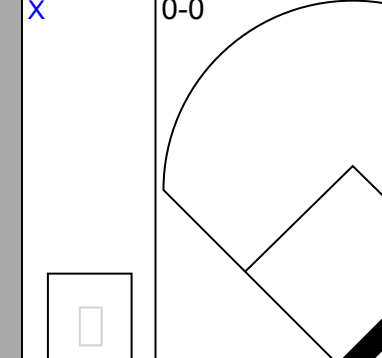
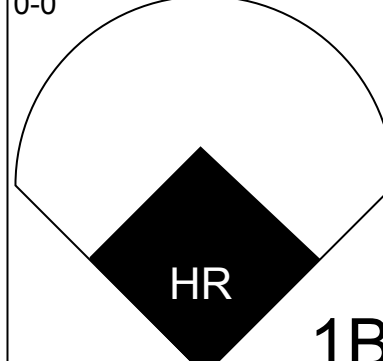
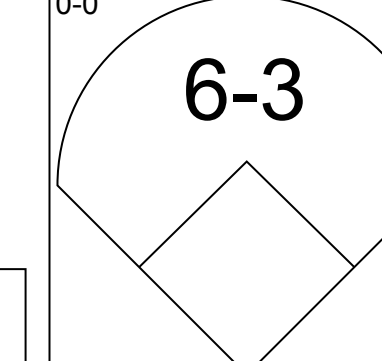
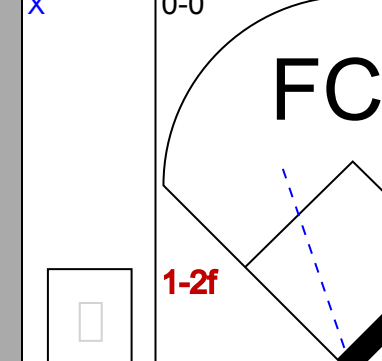
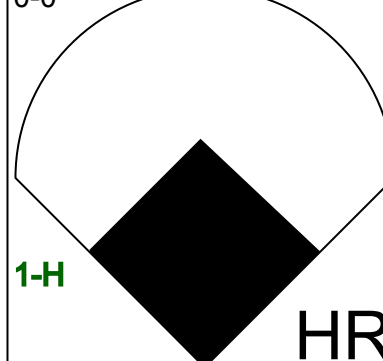
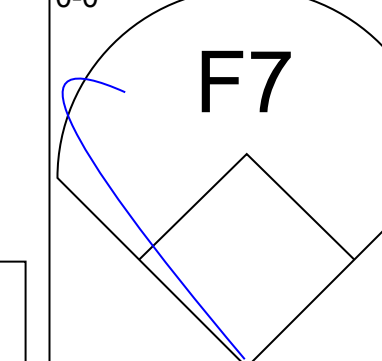
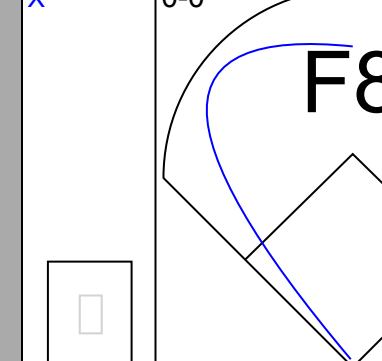

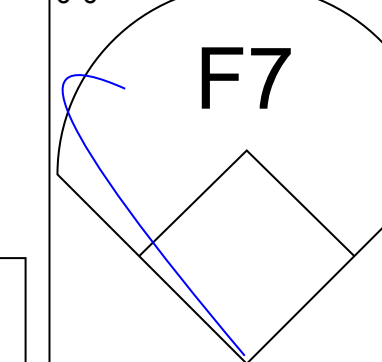




Batter	1	2	3	4	5	6	7	8	9	AB	R	H	RBI	BB	SO	LOB	TOP			
<b>23 Ryne Sandberg, R</b> (1.4) OBP: 0.310, SLG: 0.373										3	0	0	0	2	1	3	Chicago Cubs @ Pittsburgh Pirates Three Rivers Stadium, Pittsburgh, PA Mon Sep 13 1982, 7:05 PM EDT Att. 2,859 - Unknown - 79 F			
<b>Larry Bowa, S</b> (1.6) OBP: 0.303, SLG: 0.308										5	2	2	0	0	0	4				
<b>Bill Buckner, L</b> (1.3) OBP: 0.347, SLG: 0.445										4	0	3	3	0	1	0				
<b>Leon Durham, L</b> (1.9) OBP: 0.378, SLG: 0.508										5	0	0	0	0	1	3				
<b>Jerry Morales, R</b> (1.8) OBP: 0.317, SLG: 0.424										5	1	0	0	0	0	0				
<b>Jay Johnstone, L</b> (1.7) OBP: 0.350, SLG: 0.429										4	2	3	2	0	0	0				
<b>Pat Tabler, R</b> (1.5) OBP: 0.297, SLG: 0.444										4	0	1	0	0	2	2				
<b>Jody Davis, R</b> (1.2) OBP: 0.307, SLG: 0.399										3	1	1	2	1	1	1				
<b>Allen Ripley, R</b> (1.1) OBP: 0.143, SLG: 0.143										3	1	1	0	0	1	1				
<b>Keith Moreland, R</b> (8. PH) OBP: 0.330, SLG: 0.401										0	0	0	0	1	0	0				
<b>Willie Hernandez, L</b> (8.1)										0	0	0	0	0	0	0				
<b>Inning Stats</b>	R: 1 E: 0 K: 1 S: 6	H: 2 LOB: 0 BB: 0 P: 6	R: 2 E: 0 K: 2 S: 9	H: 2 LOB: 0 BB: 0 P: 9	R: 0 E: 0 K: 0 S: 4	H: 1 LOB: 1 BB: 0 P: 4	R: 2 E: 1 K: 0 S: 6	H: 2 LOB: 2 BB: 1 P: 10	R: 0 E: 0 K: 2 S: 7	H: 0 LOB: 0 BB: 0 P: 7	R: 1 E: 0 K: 0 S: 4	H: 2 LOB: 1 BB: 1 P: 8	R: 0 E: 0 K: 0 S: 4	H: 1 LOB: 0 BB: 2 P: 12	R: 1 E: 0 K: 0 S: 4	H: 1 LOB: 0 BB: 0 P: 4	1B: 3 2B: 4 3B: 3 HR: 2	SF: 1 SAC: 0 DP: 2 HBP: 0	WP: 1 PB: 0 SB: 1 CS: 0	PA: 41
<b>PITCHER</b>	IP	WLS	BF	H	R	ER	SO	BB	IBB	HBP	BLK	WP	HR	S	P	ERA	WHIP			
<b>Don Robinson, R</b> (1.1) ERA: 4.09	3.0	L	16	7	5	4	3	0	0	0	0	0	2	22	22	12.00	2.333			
<b>Enrique Romo, R</b> (4.1) ERA: 4.74	3.0		10	0	0	0	4	1	0	0	0	0	0	17	21	0.00	0.333			
<b>Rod Scurry, L</b> (7.1) ERA: 1.81	1.2		10	3	1	1	0	2	1	0	0	1	0	7	19	5.40	3.000			
<b>Manny Sarmiento, R</b> (8.1) ERA: 3.45	1.1		5	1	1	1	0	0	0	0	0	0	0	5	5	6.75	0.750			

AB	36
R	7
H	11
RBI	7
BB	4
SO	7
LOB	14



Batter	1	2	3	4	5	6	7	8	9	AB	R	H	RBI	BB	SO	LOB	BOTTOM			
<b>Omar Moreno, L</b> (1.8) OBP: 0.288, SLG: 0.311										4	1	2	0	0	0	0	Chicago Cubs @ Pittsburgh Pirates Three Rivers Stadium, Pittsburgh, PA Mon Sep 13 1982, 7:05 PM EDT Att. 2,859 - Unknown - 79 F			
<b>Johnny Ray, S</b> (1.4) OBP: 0.314, SLG: 0.386										4	0	1	0	0	0	1				
<b>Bill Madlock, R</b> (1.5) OBP: 0.369, SLG: 0.490										3	0	0	1	0	1	0				
<b>Jason Thompson, L</b> (1.3) OBP: 0.399, SLG: 0.528										4	0	0	0	0	1	1				
<b>Dave Parker, L</b> (1.9) OBP: 0.335, SLG: 0.457										4	0	0	0	0	0	0				
<b>Mike Easter, L</b> (1.7) OBP: 0.349, SLG: 0.451										3	0	1	0	0	0	0				
<b>Tony Peña, R</b> (1.2) OBP: 0.323, SLG: 0.435										3	1	1	0	0	0	1				
<b>Dale Berra, R</b> (1.6) OBP: 0.310, SLG: 0.399										3	1	1	2	0	0	1				
<b>Manny Sarmiento, R</b> (8.1) OBP: 0.209, SLG: 0.150										0	0	0	0	0	0	0				
<b>Don Robinson, R</b> (1.1) OBP: 0.231, SLG: 0.434										1	0	0	0	0	0	0				
<b>Enrique Romo, R</b> (4.1) OBP: 0.333, SLG: 0.556										0	0	0	0	0	0	0				
<b>Doug Frobel, L</b> (6. PH) OBP: 0.261, SLG: 0.350										0	0	0	0	0	0	0				
<b>Rod Scurry, L</b> (7.1) OBP: 0.261, SLG: 0.350										0	0	0	0	0	0	0				
<b>Rafael Belliard, R</b> (8.6) OBP: 0.169, SLG: 0.375										0	0	0	0	0	0	0				
<b>Brian Harper, R</b> (8. PH) OBP: 0.169, SLG: 0.375										0	0	0	0	0	0	0				
<b>Jim Smith, R</b> (8.6) OBP: 0.333, SLG: 0.333										0	0	0	0	0	0	0				
<b>Inning Stats</b>	R: 0 E: 0 K: 0 S: 3	H: 0 LOB: 0 BB: 0 P: 3	R: 0 E: 0 K: 1 S: 5	H: 0 LOB: 0 BB: 0 P: 5	R: 2 E: 0 K: 0 S: 5	H: 2 LOB: 0 BB: 0 P: 5	R: 0 E: 0 K: 1 S: 5	H: 0 LOB: 0 BB: 0 P: 5	R: 0 E: 0 K: 1 S: 7	H: 2 LOB: 1 BB: 0 P: 7	R: 0 E: 0 K: 0 S: 4	H: 1 LOB: 1 BB: 0 P: 4	R: 0 E: 0 K: 0 S: 3	H: 1 LOB: 0 BB: 0 P: 3	R: 0 E: 0 K: 0 S: 3	H: 0 LOB: 0 BB: 0 P: 3	1B: 5 2B: 1 3B: 0 HR: 1	SF: 1 SAC: 0 DP: 1 HBP: 0	WP: 0 PB: 0 SB: 0 CS: 0	PA: 32
<b>PITCHER</b>	IP	WLS	BF	H	R	ER	SO	BB	IBB	HBP	BLK	WP	HR	S	P	ERA	WHIP			
<b>Allen Ripley, R</b> (1.1) ERA: 4.23	7.0	W	26	5	3	3	3	0	0	0	1	0	1	32	32	3.86	0.714			
<b>Willie Hernandez, L</b> (8.1) ERA: 3.15	2.0	S	6	1	0	0	0	0	0	0	0	0	0	6	6	0.00	0.500			

AB	31
R	3
H	6
RBI	3
BB	0
SO	3
LOB	4









Batter	1	2	3	4	5	6	7	8	9	AB	R	H	RBI	BB	SO	LOB	TOP			
23 Ryne Sandberg, R OBP: 0.309, SLG: 0.371										5	0	1	0	0	0	0	<b>Chicago Cubs @ Pittsburgh Pirates</b> Three Rivers Stadium, Pittsburgh, PA Wed Sep 15 1982, 7:05 PM EDT Alt: 8,678 - Unknown - 80 F			
Larry Bowa, S OBP: 0.302, SLG: 0.305										4	0	0	0	1	1					
Bill Buckner, L OBP: 0.351, SLG: 0.448										5	1	2	0	0	2					
Jerry Morales, R OBP: 0.321, SLG: 0.423										5	1	2	1	0	1					
Leon Durham, L OBP: 0.382, SLG: 0.517										4	1	2	1	1	0	1				
Keith Moreland, R OBP: 0.331, SLG: 0.412										3	2	2	1	0	0	1				
Gary Woods, R OBP: 0.327, SLG: 0.390										0	0	0	0	0	0					
Pat Tabler, R OBP: 0.326, SLG: 0.465										3	1	2	1	0	0	0				
Jody Davis, R OBP: 0.314, SLG: 0.408										3	1	2	3	1	0	0				
Fergie Jenkins, R OBP: 0.148, SLG: 0.183										4	0	0	0	0	1	4				
<b>Inning Stats</b>	R: 0 E: 0 K: 0 S: 3	H: 1 LOB: 0 BB: 0 P: 3	R: 1 E: 0 K: 0 S: 6	H: 3 LOB: 2 BB: 0 P: 6	R: 0 E: 0 K: 0 S: 3	H: 0 LOB: 0 BB: 0 P: 3	R: 1 E: 0 K: 0 S: 4	H: 1 LOB: 2 BB: 2 P: 12	R: 0 E: 0 K: 1 S: 6	H: 1 LOB: 1 BB: 1 P: 6	R: 0 E: 0 K: 1 S: 5	H: 1 LOB: 0 BB: 0 P: 5	R: 0 E: 0 K: 0 S: 3	H: 0 LOB: 0 BB: 0 P: 3	R: 1 E: 0 K: 0 S: 5	H: 2 LOB: 1 BB: 0 P: 5	1B: 8 2B: 3 3B: 0 HR: 3	SF: 1 SAC: 1 DP: 2 HBP: 0	WP: 0 PB: 0 SB: 0 CS: 0	PA: 41
<b>PITCHER</b>	IP WLS BF H R ER SO BB IBB HBP BLK WP HR S P ERA WHIP																			
John Candelaria, L ERA: 2.99	(1, 1) 5.0 L 25 9 5 5 1 1 1 0 0 0 0 2 25 33 9.00 2.000																			
Enrique Romo, R ERA: 4.51	(6, 1) 0.2 4 1 1 1 1 1 0 0 0 0 1 5 9 13.50 3.000																			
Rod Scurry, L ERA: 1.79	(6, 1) 1.1 4 1 0 0 1 0 0 0 0 0 0 6 6 0.00 0.750																			
Kent Tekulve, R ERA: 2.76	(8, 1) 2.0 8 2 1 1 0 0 0 0 0 0 0 8 8 4.50 1.000																			

AB	36
R	7
H	13
RBI	7
BB	3
SO	3
LOB	10



Batter	1	2	3	4	5	6	7	8	9	AB	R	H	RBI	BB	SO	LOB	BOTTOM			
Omar Moreno, L OBP: 0.288, SLG: 0.310										5	0	1	0	0	0	1	<b>Chicago Cubs @ Pittsburgh Pirates</b> Three Rivers Stadium, Pittsburgh, PA Wed Sep 15 1982, 7:05 PM EDT Alt: 8,678 - Unknown - 80 F			
Johnny Ray, S OBP: 0.316, SLG: 0.388										4	0	0	0	1	0	1				
Bill Madlock, R OBP: 0.369, SLG: 0.495										4	0	2	0	0	0	1				
Jason Thompson, L OBP: 0.401, SLG: 0.529										4	1	2	0	0	1	4				
Richie Hebner, L OBP: 0.360, SLG: 0.452										4	0	1	0	0	1	2				
Mike Easter, L OBP: 0.349, SLG: 0.454										4	1	2	0	0	0	2				
Tony Peña, R OBP: 0.325, SLG: 0.434										4	0	1	0	0	1	4				
Dale Berra, R OBP: 0.308, SLG: 0.400										4	0	1	1	0	1	2				
John Candelaria, L OBP: 0.288, SLG: 0.310	(1, 1) 9.0 W 38 11 2 2 4 1 0 0 0 0 0 45 49 2.00 1.333																			
Enrique Romo, R OBP: 0.331, SLG: 0.412	(6, 1) 0.2 4 1 1 1 1 1 0 0 0 0 1 5 9 13.50 3.000																			
Rod Scurry, L OBP: 0.286, SLG: 0.343	(6, 1) 1.1 4 1 0 0 1 0 0 0 0 0 0 6 6 0.00 0.750																			
Doug Frobel, R OBP: 0.142, SLG: 0.143	(7, PH) 0.0 0 0 0 0 0 0 0 0 0 0 0 0 0 0 0 0																			
Kent Tekulve, R OBP: 0.077, SLG: 0.077	(8, PH) 2.0 8 2 1 1 0 0 0 0 0 0 0 8 8 4.50 1.000																			
Dave Parker, L OBP: 0.333, SLG: 0.405	(9, PH) 0.0 0 0 0 0 0 0 0 0 0 0 0 0 0 0 0 0																			
<b>Inning Stats</b>	R: 0 E: 0 K: 0 S: 3	H: 0 LOB: 0 BB: 0 P: 3	R: 0 E: 0 K: 1 S: 6	H: 1 LOB: 0 BB: 0 P: 6	R: 0 E: 0 K: 0 S: 5	H: 2 LOB: 3 BB: 1 P: 9	R: 1 E: 0 K: 1 S: 7	H: 2 LOB: 1 BB: 0 P: 7	R: 0 E: 0 K: 1 S: 6	H: 1 LOB: 1 BB: 0 P: 6	R: 0 E: 0 K: 1 S: 4	H: 1 LOB: 0 BB: 0 P: 4	R: 0 E: 0 K: 0 S: 5	H: 2 LOB: 1 BB: 0 P: 5	R: 0 E: 0 K: 0 S: 3	H: 0 LOB: 0 BB: 0 P: 3	1B: 8 2B: 2 3B: 1 HR: 0	SF: 0 SAC: 0 DP: 1 HBP: 0	WP: 0 PB: 0 SB: 1 CS: 0	PA: 38
<b>PITCHER</b>	IP WLS BF H R ER SO BB IBB HBP BLK WP HR S P ERA WHIP																			
Fergie Jenkins, R ERA: 3.35	(1, 1) 9.0 W 38 11 2 2 4 1 0 0 0 0 0 45 49 2.00 1.333																			

AB	37
R	2
H	11
RBI	1
BB	1
SO	4
LOB	18





Batter	1	2	3	4	5	6	7	8	9	AB	R	H	RBI	BB	SO	LOB	TOP								
23 Ryne Sandberg, R (1,4) OBP: 0.307, SLG: 0.368	F3		G3			F4		F8	K	5	0	0	0	0	1	3									
Larry Bowa, S (1,6) OBP: 0.302, SLG: 0.305 Junior Kennedy, R (3,PH) OBP: 0.285, SLG: 0.274	F4-3		F4-3			6-3		F8		1	0	0	0	0	0	0									
Bill Buckner, L (1,3) OBP: 0.350, SLG: 0.447	F4							L3		4	0	1	0	0	0	0									
Leon Durham, L (1,9) OBP: 0.382, SLG: 0.519 Jay Johnstone, L (6,PH) OBP: 0.352, SLG: 0.425										2	0	1	0	0	0	0									
Keith Moreland, R (1,7) OBP: 0.330, SLG: 0.417 Gary Woods, R (9,7) OBP: 0.327, SLG: 0.390										1	0	0	0	1	0	1									
Pat Tabler, R (1,5) OBP: 0.340, SLG: 0.457										4	1	1	1	0	1	2									
Mel Hall, L (1,8) OBP: 0.243, SLG: 0.235										0	0	0	0	0	0	0									
Jody Davis, R (1,2) OBP: 0.313, SLG: 0.407										3	2	1	0	1	1	1									
Randy Martz, L (1,1) OBP: 0.267, SLG: 0.205 Bill Campbell, R (7,1) OBP: 0.200, SLG: 0.200 Bump Willis, S (9,PH) OBP: 0.346, SLG: 0.375 Lee Smith, R (9,1) OBP: 0.118, SLG: 0.250										2	0	1	0	0	0	0									
										3	0	1	2	0	0	2									
										3	0	0	0	0	1	1									
										0	0	0	0	0	0	0									
										0	0	0	0	1	0	0									
										0	0	0	0	0	0	0									
<b>Inning Stats</b>	R: 0 E: 0 K: 0 S: 3	H: 0 LOB: 0 BB: 0 P: 3	R: 0 E: 0 K: 0 S: 4	H: 1 LOB: 2 BB: 0 P: 5	R: 0 E: 0 K: 1 S: 5	H: 0 LOB: 0 BB: 0 P: 5	R: 1 E: 0 K: 1 S: 6	H: 1 LOB: 0 BB: 0 P: 6	R: 0 E: 0 K: 0 S: 3	H: 0 LOB: 0 BB: 0 P: 3	R: 0 E: 0 K: 0 S: 4	H: 1 LOB: 1 BB: 0 P: 4	R: 1 E: 0 K: 1 S: 7	H: 2 LOB: 1 BB: 0 P: 7	R: 0 E: 0 K: 0 S: 3	H: 0 LOB: 0 BB: 0 P: 3	R: 1 E: 0 K: 1 S: 5	H: 1 LOB: 3 BB: 3 P: 18	1B: 4 2B: 1 3B: 0 HR: 1	SF: 1 SAC: 0 DP: 0 HBP: 2	WP: 1 PB: 0 SB: 0 CS: 1	PA: 37			
<b>PITCHER</b>	IP	WLS	BF	H	R	ER	SO	BB	IBB	HBP	BLK	WP	HR	S	P	ERA	WHIP								
Bill Gullickson, R (1,1) ERA: 3.54	7.0	L	27	5	2	2	3	0	0	1	0	1	1	32	33	2.57	0.714								
Jeff Reardon, R (8,1) ERA: 2.2	1.2		9	1	1	1	0	2	1	1	0	0	0	5	18	5.40	1.800								
Bryn Smith, R (9,1) ERA: 3.68	0.1		1	0	0	0	1	0	0	0	0	0	0	3	3	0.00	0.000								

Chicago Cubs @ Montreal Expos  
Olympic Stadium, Montreal, QB  
Fri Sep 17 1982, 7:05 PM EDT  
Att: 24,709 - Overcast - 62 F

AB	31
R	3
H	6
RBI	3
BB	3
SO	4
LOB	10



Batter	1	2	3	4	5	6	7	8	9	AB	R	H	RBI	BB	SO	LOB	BOTTOM								
Tim Raines, S (1,7) OBP: 0.349, SLG: 0.351	4-3		6-3			1-3	4-3			4	0	0	0	0	0	3									
Andre Dawson, R (1,8) OBP: 0.337, SLG: 0.488	F7					P4		L9		4	0	1	0	0	0	1									
Al Oliver, L (1,3) OBP: 0.398, SLG: 0.532	F7							F8		4	0	1	1	0	0	1									
Gary Carter, R (1,2) OBP: 0.390, SLG: 0.531										2	0	1	0	2	0	1									
Tim Wallach, R (1,5) OBP: 0.311, SLG: 0.445										4	0	2	0	0	1	2									
Warren Cromartie, L (1,9) OBP: 0.342, SLG: 0.396										4	0	0	0	0	1	2									
Chris Speier, R (1,6) OBP: 0.323, SLG: 0.358										3	0	0	0	1	0	2									
Doug Flynn, R (1,4) OBP: 0.241, SLG: 0.275 Jerry White, S (7,PH) OBP: 0.293, SLG: 0.382 Jeff Reardon, R (8,1) OBP: 0.100, SLG: 0.200 Bryn Smith, R (9,1)										2	0	0	0	0	0	0									
Wallace Johnson, S (9,PH) OBP: 0.268, SLG: 0.275										1	0	1	0	0	0	0									
Bill Gullickson, R (1,1) OBP: 0.135, SLG: 0.164 Ken Phelps, L (7,PH) OBP: 0.400, SLG: 0.400 Bryan Little, S (7,PR) OBP: 0.300, SLG: 0.259 (8,4)										2	1	1	0	0	0	0									
Brad Mills, L (9,PH) OBP: 0.282, SLG: 0.318										1	0	1	0	0	0	1									
<b>Inning Stats</b>	R: 0 E: 0 K: 0 S: 3	H: 0 LOB: 0 BB: 0 P: 3	R: 0 E: 0 K: 0 S: 3	H: 1 LOB: 1 BB: 1 P: 7	R: 0 E: 0 K: 0 S: 3	H: 0 LOB: 0 BB: 0 P: 3	R: 0 E: 0 K: 0 S: 4	H: 1 LOB: 1 BB: 0 P: 4	R: 0 E: 0 K: 0 S: 3	H: 0 LOB: 0 BB: 0 P: 3	R: 1 E: 0 K: 0 S: 6	H: 4 LOB: 2 BB: 0 P: 6	R: 0 E: 0 K: 0 S: 4	H: 1 LOB: 2 BB: 1 P: 8	R: 0 E: 0 K: 1 S: 5	H: 0 LOB: 1 BB: 1 P: 9	R: 0 E: 0 K: 2 S: 8	H: 1 LOB: 1 BB: 0 P: 8	1B: 6 2B: 2 3B: 0 HR: 0	SF: 0 SAC: 0 DP: 1 HBP: 0	WP: 0 PB: 0 SB: 0 CS: 0	PA: 36			
<b>PITCHER</b>	IP	WLS	BF	H	R	ER	SO	BB	IBB	HBP	BLK	WP	HR	S	P	ERA	WHIP								
Randy Martz, R (1,1) ERA: 4.24	6.2	W	26	6	1	1	0	2	0	0	0	0	0	24	32	1.35	1.200								
Bill Campbell, R (7,1) ERA: 3.79	1.1		6	1	0	0	1	1	0	0	0	0	0	7	11	0.00	1.500								
Lee Smith, R (9,1) ERA: 2.96	1.0	S	4	1	0	0	2	0	0	0	0	0	0	8	8	0.00	1.000								

Chicago Cubs @ Montreal Expos  
Olympic Stadium, Montreal, QB  
Fri Sep 17 1982, 7:05 PM EDT  
Att: 24,709 - Overcast - 62 F

AB	33
R	1
H	8
RBI	1
BB	3
SO	3
LOB	14






Batter	1	2	3	4	5	6	7	8	9	AB	R	H	RBI	BB	SO	LOB	TOP										
<b>23 Ryne Sandberg, R</b> OBP: 0.309, SLG: 0.369	F4-3		2-3 1B			FC3-6 1B FC5 1B	FC6-4 FC6-4	HR BB		4	2	2	0	1	0	1	<b>Chicago Cubs @ Montreal Expos</b> Olympic Stadium, Montreal, QB Sat Sep 18 1982, 3:33 AM EDT Att: 25,171 - Cloudy - 64 F										
<b>Gary Woods, R</b> Mike Hitchcock Scott Thompson Dick Tidrow Bump Wills Lee Smith	F7		K			FC5 FC3-6	FC6-4	HR		3	0	0	0	0	1	4											
<b>Bill Buckner, L</b> OBP: 0.349, SLG: 0.445	F4-3			F5		FC3-6 1B 1B		HR BB		5	2	1	0	0	3												
<b>Keith Moreland, R</b> OBP: 0.331, SLG: 0.417		5-3		P5		1B 1B		HR 1B	F8	5	2	2	1	0	0												
<b>Jerry Morales, R</b> OBP: 0.324, SLG: 0.451		E5		5-3		1B 1B		HR	6-3	5	1	2	4	0	0												
<b>Pat Tabler, R</b> OBP: 0.364, SLG: 0.460	F5-4-3					1B 1B		HR BB	F8	4	0	2	1	1	0	1											
<b>Jody Davis, R</b> OBP: 0.313, SLG: 0.406					F6-4-3 1B	F3		FC3-6		4	1	1	0	0	4												
<b>Junior Kennedy, R</b> OBP: 0.282, SLG: 0.270					K			HR		3	0	0	0	0	2	1											
<b>Leon Durham, L</b> OBP: 0.394, SLG: 0.524					K			HR		1	0	1	1	0	0	0											
<b>Scott Fletcher, R</b>					K			HR		0	1	0	0	0	0	0											
<b>Doug Bird, R</b> Randy Stein Tye Waller Mel Hall Steve Henderson	SH1-4					FC5 23 1B	FC6-4 23	F8		0	0	0	0	0	0	0											
<b>Inning Stats</b>	R: 0 E: 0 K: 0 S: 3	H: 0 LOB: 0 BB: 0 P: 3	R: 0 E: 1 K: 0 S: 3	H: 0 LOB: 0 BB: 0 P: 3	R: 0 E: 0 K: 1 S: 7	H: 2 LOB: 2 BB: 0 P: 7	R: 0 E: 0 K: 0 S: 3	H: 0 LOB: 0 BB: 0 P: 3	R: 0 E: 0 K: 1 S: 5	H: 1 LOB: 0 BB: 0 P: 5	R: 3 E: 0 K: 0 S: 8	H: 5 LOB: 2 BB: 0 P: 8	R: 0 E: 0 K: 1 S: 5	H: 0 LOB: 1 BB: 1 P: 9	R: 7 E: 0 K: 0 S: 8	H: 5 LOB: 1 BB: 2 P: 16	R: 0 E: 0 K: 0 S: 3	H: 0 LOB: 0 BB: 0 P: 3	1B: 10 2B: 0 3B: 1 HR: 2	SF: 0 SAC: 1 DP: 2 HBP: 0	WP: 0 PB: 0 SB: 0 CS: 0	PA: 42					
<b>PITCHER</b>	IP	WLS	BF	H	R	ER	SO	BB	IBB	HBP	BLK	WP	HR	S	P	ERA	WHIP										
<b>Randy Lerch, L</b>	(1, 1)	5.2	23	7	3	3	2	0	0	0	0	0	0	27	17	4.76	1.235										
<b>Ray Burns, R</b>	(6, 1)	1.1	9	4	3	3	1	1	0	0	0	0	1	10	14	20.25	3.750										
<b>Bryn Smith, R</b>	(8, 1)	0.1	2	0	0	0	0	1	0	0	0	0	0	1	5	0.00	3.000										
<b>Woodie Fryman, L</b>	(8, 1)	0.2	L 5	2	4	4	0	1	0	0	0	0	1	4	8	54.00	4.500										
<b>Dan Schatzeder, L</b>	(9, 1)	1.0	3	0	0	0	0	0	0	0	0	0	0	3	3	0.00	0.000										

**Chicago Cubs @ Montreal Expos**  
 Olympic Stadium, Montreal, QB  
 Sat Sep 18 1982, 3:33 AM EDT  
 Att: 25,171 - Cloudy - 64 F

livebaseballscores.com

AB 38  
R 10  
H 13  
RBI 10  
BB 3  
SO 3  
LOB 16




Batter	1	2	3	4	5	6	7	8	9	AB	R	H	RBI	BB	SO	LOB	BOTTOM										
<b>Tim Raines, S</b> OBP: 0.349, SLG: 0.354	G3		FC3-2 1B HR 1B	F7		3B		4-3		5	1	2	0	0	0	1	<b>Chicago Cubs @ Montreal Expos</b> Olympic Stadium, Montreal, QB Sat Sep 18 1982, 3:33 AM EDT Att: 25,171 - Cloudy - 64 F										
<b>Andre Dawson, R</b> OBP: 0.338, SLG: 0.494	HR BB		FC3-2 1B HR 1B			HR		1-3		4	3	2	1	1	0	1											
<b>Al Oliver, L</b> OBP: 0.397, SLG: 0.529	K		FC3-2 1B HR			FC5-4 1B		F9		5	1	1	0	0	1	4											
<b>Gary Carter, R</b> OBP: 0.388, SLG: 0.534	HR		P4			FC5-4 WP		5-3		5	1	1	2	0	1	4											
<b>Tim Wallach, R</b> OBP: 0.314, SLG: 0.452	F2		HR			BB		1B		3	1	2	4	1	0	0											
<b>Warren Cromartie, L</b> OBP: 0.341, SLG: 0.365	F8		1B			F7		L3		4	0	1	0	0	0	3											
<b>Chris Speier, R</b> OBP: 0.321, SLG: 0.355	4-3		K			4-3		K		4	0	0	0	0	2	3											
<b>Doug Flynn, R</b> OBP: 0.239, SLG: 0.273	F9					F6-3		F9		3	0	0	0	0	0	0											
<b>Wallace Johnson, S</b> OBP: 0.263, SLG: 0.269								K		1	0	0	0	0	1	0											
<b>Mike Phillips, L</b> OBP: 0.250, SLG: 0.250								K		0	0	0	0	0	0	0											
<b>Randy Lerch, L</b> Ray Burns Bryn Smith Woodie Fryman Jerry White Dan Schatzeder	1B FC3-2 1B					F7		K		2	0	1	0	0	0	0											
<b>Inning Stats</b>	R: 2 E: 0 K: 1 S: 6	H: 1 LOB: 0 BB: 1 P: 10	R: 0 E: 0 K: 0 S: 3	H: 0 LOB: 0 BB: 0 P: 3	R: 4 E: 0 K: 1 S: 10	H: 5 LOB: 1 BB: 0 P: 10	R: 0 E: 0 K: 0 S: 3	H: 0 LOB: 0 BB: 0 P: 3	R: 1 E: 0 K: 0 S: 5	H: 2 LOB: 2 BB: 1 P: 9	R: 0 E: 0 K: 1 S: 6	H: 1 LOB: 1 BB: 0 P: 6	R: 0 E: 0 K: 0 S: 4	H: 1 LOB: 1 BB: 0 P: 4	R: 0 E: 0 K: 2 S: 7	H: 0 LOB: 0 BB: 0 P: 8	R: 0 E: 0 K: 1 S: 5	H: 0 LOB: 0 BB: 0 P: 5	1B: 6 2B: 0 3B: 1 HR: 3	SF: 0 SAC: 0 DP: 0 HBP: 1	WP: 1 PB: 0 SB: 2 CS: 0	PA: 40					
<b>PITCHER</b>	IP	WLS	BF	H	R	ER	SO	BB	IBB	HBP	BLK	WP	HR	S	P	ERA	WHIP										
<b>Doug Bird, L</b>	(1, 1)	4.0	21	8	7	7	2	1	0	0	0	0	0	3	24	15.75	2.250										
<b>Randy Stein, R</b>	(5, 1)	1.0	4	0	0	0	0	1	0	0	0	1	0	3	7	0.00	1.000										
<b>Mike Proly, R</b>	(6, 1)	1.0	4	1	0	0	1	0	0	0	0	0	0	6	6	0.00	1.000										
<b>Dick Tidrow, R</b>	(7, 1)	1.0	W 4	1	0	0	0	0	0	0	0	0	0	4	4	0.00	1.000										
<b>Lee Smith, R</b>	(8, 1)	2.0	S 7	0	0	0	3	0	0	0	0	0	0	12	13	0.00	0.000										

**Chicago Cubs @ Montreal Expos**  
 Olympic Stadium, Montreal, QB  
 Sat Sep 18 1982, 3:33 AM EDT  
 Att: 25,171 - Cloudy - 64 F

livebaseballscores.com

AB 37  
R 7  
H 10  
RBI 7  
BB 2  
SO 6  
LOB 16





Batter	1	2	3	4	5	6	7	8	9	AB	R	H	RBI	BB	SO	LOB	TOP					
23 Ryne Sandberg, R OBP: 0.306, SLG: 0.366 (1, 4)	F4-3		6-3		6-3	FC6		K		5	0	0	0	0	1	3	<b>Chicago Cubs @ Montreal Expos</b> Olympic Stadium, Montreal, QB Sun Sep 19 1982, 3:33 AM EDT Att: 42,491 - Overcast - 54 F					
Mel Hall, L OBP: 0.279, SLG: 0.256 (1, 8)	K		F7			L6				5	0	2	1	0	1	2						
Lee Smith, R OBP: 0.118, SLG: 0.250 (8, 1)	K				1B					0	0	0	0	0	0	0						
Bill Buckner, L OBP: 0.349, SLG: 0.444 (1, 3)	2B		1-3		1B		1-3	K		5	1	2	0	0	1	1						
Keith Moreland, R OBP: 0.332, SLG: 0.419 (1, 7)	1B				F4-3	F4				5	1	2	1	0	0	2						
Gary Woods, R OBP: 0.323, SLG: 0.385 (9, 7)	2B									0	0	0	0	0	0	0						
Jay Johnstone, L OBP: 0.350, SLG: 0.421 (1, 9)	1B				F8	F9		K		5	0	1	1	0	1	3						
Pat Tabler, R OBP: 0.367, SLG: 0.500 (1, 5)	F8							K		4	1	1	1	1	1	2						
Jody Davis, R OBP: 0.314, SLG: 0.407 (1, 2)			K			FC6				4	2	2	0	0	1	1						
Junior Kennedy, R OBP: 0.285, SLG: 0.271 (1, 6)					FC5-4			HR		3	0	1	0	1	0	2						
Allen Ripley, R OBP: 0.159, SLG: 0.139 (2, 1)										1	0	0	0	0	0	1						
Mike Proly, R OBP: 0.273, SLG: 0.364 (5, PH)										0	0	0	0	0	0	0						
Scott Thompson, R OBP: 0.266, SLG: 0.346 (5, PH)										1	1	1	0	0	0	0						
Bill Campbell, R OBP: 0.346, SLG: 0.426 (5, PH)										0	0	0	0	0	0	0						
Bump Wills, S OBP: 0.346, SLG: 0.396 (5, PH)										1	0	1	1	0	0	0						
Dick Tidrow, R OBP: 0.285, SLG: 0.336 (5, PH)										1	1	1	2	0	0	0						
Leon Durham, L OBP: 0.285, SLG: 0.530 (8, 8)										0	0	0	0	0	0	0						
Jerry Morales, R OBP: 0.326, SLG: 0.451 (8, 8)										0	0	0	0	0	0	0						
<b>Inning Stats</b>	R: 2 E: 0 K: 1 S: 8	H: 3 LOB: 1 BB: 0 P: 8	R: 0 E: 0 K: 1 S: 4	H: 0 LOB: 0 BB: 1 P: 8	R: 0 E: 0 K: 0 S: 3	H: 0 LOB: 0 BB: 0 P: 3	R: 1 E: 0 K: 0 S: 5	H: 2 LOB: 1 BB: 0 P: 5	R: 1 E: 0 K: 0 S: 6	H: 3 LOB: 2 BB: 0 P: 6	R: 1 E: 0 K: 0 S: 5	H: 2 LOB: 2 BB: 1 P: 9	R: 0 E: 0 K: 2 S: 8	H: 1 LOB: 1 BB: 0 P: 8	R: 2 E: 0 K: 2 S: 10	H: 3 LOB: 1 BB: 0 P: 10	R: 0 E: 0 K: 0 S: 3	H: 0 LOB: 0 BB: 0 P: 3	1B: 10 2B: 3 3B: 0 HR: 2	SF: 0 SAC: 0 DP: 1 HBP: 0	WP: 0 PB: 0 SB: 1 CS: 0	PA: 42
<b>PITCHER</b>	IP WLS BF H R ER SO BB IBB HBP BLK WP HR S P ERA WHIP																					
Steve Rogers, R ERA: 2.44 (1, 1)	5.1		27	10	5	5	2	2	0	0	0	0	0	0	1	29	37	8.44	2.250			
Bryn Smith, R ERA: 3.91 (6, 1)	2.1	L	11	4	2	2	3	0	0	0	0	0	0	0	1	17	17	7.71	1.714			
Woodie Fryman, L ERA: 4.14 (8, 1)	0.1		1	0	0	0	1	0	0	0	0	0	0	0	3	3	0.00	0.000				
Jeff Reardon, R ERA: 2.18 (9, 1)	1.0		3	0	0	0	0	0	0	0	0	0	0	0	3	3	0.00	0.000				

**Chicago Cubs @ Montreal Expos**  
 Olympic Stadium, Montreal, QB  
 Sun Sep 19 1982, 3:33 AM EDT  
 Att: 42,491 - Overcast - 54 F

AB	40
R	7
H	14
RBI	7
BB	2
SO	6
LOB	17



Batter	1	2	3	4	5	6	7	8	9	AB	R	H	RBI	BB	SO	LOB	BOTTOM					
Tim Raines, S OBP: 0.352, SLG: 0.364 (1, 7)	1B							4-3		4	2	3	1	1	0	0	<b>Chicago Cubs @ Montreal Expos</b> Olympic Stadium, Montreal, QB Sun Sep 19 1982, 3:33 AM EDT Att: 42,491 - Overcast - 54 F					
Andra Dawson, R OBP: 0.343, SLG: 0.496 (1, 8)	HR									4	1	3	0	1	0	0						
Al Oliver, L OBP: 0.397, SLG: 0.535 (1, 3)	HR									5	1	2	3	0	1	4						
Gary Carter, R OBP: 0.386, SLG: 0.530 (1, 2)	P6									4	0	0	0	1	0	0						
Tim Wallach, R OBP: 0.314, SLG: 0.451 (1, 5)	F3									4	0	1	0	0	0	2						
Warren Cromartie, L OBP: 0.360, SLG: 0.398 (1, 9)	6-3									4	0	1	0	0	0	3						
Chris Speier, R OBP: 0.320, SLG: 0.352 (1, 6)										3	0	0	0	1	0	2						
Doug Flynn, R OBP: 0.240, SLG: 0.276 (1, 4)										3	1	1	0	0	0	3						
Wallace Johnson, S OBP: 0.259, SLG: 0.284 (8, PH)										1	0	0	0	0	0	0						
Bryan Little, S OBP: 0.300, SLG: 0.259 (9, 4)										0	0	0	0	0	0	0						
Steve Rogers, R OBP: 0.244, SLG: 0.158 (6, 1)										2	0	0	0	0	2	1						
Woodie Fryman, R OBP: 0.250, SLG: 0.250 (8, PH)										1	0	0	0	0	0	0						
Ken Phelps, L OBP: 0.333, SLG: 0.333 (8, PH)										0	0	0	0	0	0	0						
Jeff Reardon, R OBP: 0.300, SLG: 0.200 (9, 1)										0	0	0	0	0	1	0						
<b>Inning Stats</b>	R: 3 E: 0 K: 0 S: 6	H: 3 LOB: 0 BB: 0 P: 6	R: 1 E: 0 K: 1 S: 7	H: 2 LOB: 2 BB: 1 P: 11	R: 0 E: 0 K: 0 S: 4	H: 1 LOB: 1 BB: 0 P: 4	R: 1 E: 0 K: 1 S: 6	H: 2 LOB: 0 BB: 0 P: 6	R: 0 E: 0 K: 0 S: 4	H: 1 LOB: 3 BB: 2 P: 12	R: 0 E: 0 K: 0 S: 3	H: 1 LOB: 1 BB: 1 P: 7	R: 0 E: 0 K: 0 S: 4	H: 1 LOB: 1 BB: 0 P: 4	R: 0 E: 0 K: 1 S: 5	H: 0 LOB: 0 BB: 0 P: 5	R: 0 E: 0 K: 1 S: 5	H: 0 LOB: 0 BB: 0 P: 5	1B: 5 2B: 2 3B: 3 HR: 1	SF: 0 SAC: 0 DP: 1 HBP: 0	WP: 0 PB: 1 SB: 2 CS: 1	PA: 41
<b>PITCHER</b>	IP WLS BF H R ER SO BB IBB HBP BLK WP HR S P ERA WHIP																					
Allen Ripley, R ERA: 4.47 (1, 1)	1.2		11	5	4	4	1	1	0	0	0	0	0	0	0	0	16	21.60	3.600			
Mike Proly, R ERA: 2.42 (2, 1)	2.1		9	3	1	1	1	0	0	0	0	0	0	0	11	11	3.86	1.286				
Bill Campbell, R ERA: 3.72 (5, 1)	1.0		6	1	0	0	0	1	1	0	0	0	0	4	12	0.00	2.000					
Dick Tidrow, R ERA: 3.9 (6, 1)	2.0	W	8	2	0	0	0	1	0	0	0	0	0	7	11	0.00	1.500					
Lee Smith, R ERA: 2.85 (8, 1)	2.0	S	6	0	0	0	2	0	0	0	0	0	0	10	10	0.00	0.000					

**Chicago Cubs @ Montreal Expos**  
 Olympic Stadium, Montreal, QB  
 Sun Sep 19 1982, 3:33 AM EDT  
 Att: 42,491 - Overcast - 54 F

AB	36
R	5
H	11
RBI	4
BB	4
SO	4
LOB	15





Batter	1	2	3	4	5	6	7	8	9	AB	R	H	RBI	BB	SO	LOB	TOP					
Omar Moreno, L (1, 8) OBP: 0.285, SLG: 0.309	0-3 K		0-3 K					0-3 K		4	1	1	0	0	3	3	<b>Pittsburgh Pirates @ Chicago Cubs</b> Wrigley Field, Chicago, IL Mon Sep 20 1982, 3:33 AM CDT Att. 3,607 - Overcast - 54 F					
Johnny Ray, S (1, 4) OBP: 0.317, SLG: 0.384	0-0 4-3			0-0 6-3		0-0 1B 2B		0-0 P4		3	0	1	1	0	0	0						
Brian Harper, R (8, PH) OBP: 0.300, SLG: 0.650										0	0	0	0	0	0	0						
Dave Parker, L (8, PH) OBP: 0.328, SLG: 0.450										1	0	0	0	0	0	2						
Nelson Norman, S (8, 4)										0	0	0	0	0	0	0						
Bill Madlock, R (1, 5) OBP: 0.373, SLG: 0.499	0-3 K			4-0 WP BB		0-0 P4		4-0 1-2 2-3 BB		2	0	0	0	2	1	1						
Jason Thompson, L (1, 3) OBP: 0.396, SLG: 0.517		0-0 4-3		0-3 K		0-0 4-3		0-0 F5		4	0	0	0	0	1	5						
Richie Hebner, L (1, 9) OBP: 0.360, SLG: 0.451		0-0 4-3						0-0 F8		3	0	1	0	0	0	1						
Doug Frobel, L (7, PR) OBP: 0.125, SLG: 0.125				0-0 4-3						1	0	0	0	0	0	0						
Mike Easter, L (1, 7) OBP: 0.352, SLG: 0.457	0-3 K				0-3 K			0-0 4-3		4	0	0	0	0	2	1						
Dale Berra, R (1, 6) OBP: 0.306, SLG: 0.395			0-3 K		0-0 4-3			0-0 F8		3	0	0	0	0	1	1						
Kent Tekulve, R (7, 1) OBP: 0.071, SLG: 0.071										0	0	0	0	0	0	0						
Lee Lacy, R (9, PH) OBP: 0.370, SLG: 0.411										1	0	0	0	0	1	0						
Steve Nicosia, R (1, 2) OBP: 0.356, SLG: 0.363			0-0 4-3		0-3 K			4-0 BB 1B BB		2	0	0	0	0	1	0						
John Milner, L (8, PH) OBP: 0.298, SLG: 0.277										0	0	0	0	1	0	0						
Junior Ortiz, R (8, 2)										0	0	0	0	0	0	0						
Larry McWilliams, L (1, 1) OBP: 0.200, SLG: 0.176								0-0 F7		2	0	1	0	0	0	0						
Rafael Belliard, R (7, 6) OBP: 0.333, SLG: 0.446										0	0	0	0	0	0	0						
Willie Stargell, L (8, PH) OBP: 0.313, SLG: 0.333										1	0	1	0	0	0	0						
Jim Smith, R (8, PR) OBP: 0.313, SLG: 0.333										0	0	0	0	0	0	0						
<b>Inning Stats</b>	R: 0 E: 0 K: 2 S: 7	H: 0 LOB: 0 BB: 0 P: 7	R: 0 E: 0 K: 1 S: 5	H: 0 LOB: 0 BB: 0 P: 5	R: 0 E: 0 K: 2 S: 8	H: 1 LOB: 1 BB: 0 P: 8	R: 0 E: 0 K: 1 S: 5	H: 0 LOB: 1 BB: 1 P: 9	R: 0 E: 0 K: 2 S: 7	H: 0 LOB: 0 BB: 0 P: 7	R: 1 E: 0 K: 0 S: 5	H: 2 LOB: 1 BB: 0 P: 5	R: 0 E: 0 K: 0 S: 3	H: 1 LOB: 0 BB: 0 P: 3	R: 0 E: 0 K: 1 S: 6	H: 1 LOB: 3 BB: 2 P: 14	R: 0 E: 0 K: 1 S: 5	H: 0 LOB: 0 BB: 0 P: 5	1B: 4 2B: 1 3B: 0 HR: 0	SF: 0 SAC: 0 DP: 0 HBP: 0	WP: 1 PB: 0 SB: 0 CS: 1	PA: 34
<b>PITCHER</b>	IP WLS BF H R ER SO BB IBB HBP BLK WP HR S P ERA WHIP																					
Dickie Noles, R (1, 1) ERA: 4.53	7.0 W 27 5 1 1 8 2 0 0 0 1 0 41 49 1.29 1.000																					
Willie Hernandez, L (8, 1) ERA: 3.14	0.1 1 0 0 0 1 0 0 0 0 0 0 0 3 3 0.00 0.000																					
Dick Tidrow, R (8, 1) ERA: 3.51	1.2 S 6 0 0 0 1 1 0 0 0 0 0 0 7 11 0.00 0.600																					

Batter	1	2	3	4	5	6	7	8	9	AB	R	H	RBI	BB	SO	LOB	BOTTOM				
23 Ryne Sandberg, R (1, 4) OBP: 0.308, SLG: 0.370	0-0 1-3		0-0 2B		0-0 P4					4	0	2	1	0	0	1	<b>Pittsburgh Pirates @ Chicago Cubs</b> Wrigley Field, Chicago, IL Mon Sep 20 1982, 3:33 AM CDT Att. 3,607 - Overcast - 54 F				
Gary Woods, R (1, 9) OBP: 0.323, SLG: 0.388	0-0 1-3		0-0 4-3		0-0 2B		0-0 2B			3	0	1	1	0	0	1					
Scot Thompson, L (7, PH) OBP: 0.362, SLG: 0.340										1	0	0	0	0	0	1					
Bill Buckner, L (1, 3) OBP: 0.347, SLG: 0.442	0-0 F7			0-0 6-3		0-0 F7		0-0 6-3		4	0	0	0	0	0	1					
Keith Moreland, R (1, 7) OBP: 0.331, SLG: 0.416		0-0 4-3		4-0 WP 1B BB		0-0 6-3		0-0 6-3		3	1	0	0	1	0	0					
Jay Johnstone, L (9, 9) OBP: 0.350, SLG: 0.421										0	0	0	0	0	0	0					
Jerry Morales, R (1, 8) OBP: 0.322, SLG: 0.443		0-0 6-3		0-0 1-2 1B		0-3 K		0-0 5-3		4	0	1	1	0	1	0					
Pat Tabler, R (1, 5) OBP: 0.365, SLG: 0.491			0-0 1B		0-3 K		0-0 L1			3	0	1	0	0	1	1					
Jody Davis, R (1, 2) OBP: 0.312, SLG: 0.404		0-0 5-3		0-0 4-3				0-0 F9		3	0	0	0	0	0	2					
Junior Kennedy, R (1, 6) OBP: 0.286, SLG: 0.271			0-0 6-3		0-0 2B 1B		0-0 5-3			3	1	1	0	0	0	0					
Dickie Noles, R (1, 1) ERA: 4.08			0-3 K		0-3 K			0-0 2B		3	1	1	0	0	2	1					
Willie Hernandez, L (8, 1)										0	0	0	0	0	0	0					
Dick Tidrow, R (8, 1)										0	0	0	0	0	0	0					
<b>Inning Stats</b>	R: 0 E: 0 K: 0 S: 3	H: 0 LOB: 0 BB: 0 P: 3	R: 0 E: 0 K: 0 S: 4	H: 1 LOB: 1 BB: 0 P: 4	R: 0 E: 0 K: 1 S: 6	H: 1 LOB: 1 BB: 0 P: 6	R: 1 E: 0 K: 1 S: 6	H: 1 LOB: 1 BB: 1 P: 10	R: 1 E: 0 K: 1 S: 7	H: 2 LOB: 1 BB: 0 P: 7	R: 0 E: 0 K: 1 S: 5	H: 0 LOB: 0 BB: 0 P: 5	R: 1 E: 0 K: 0 S: 5	H: 2 LOB: 1 BB: 0 P: 5	R: 0 E: 0 K: 0 S: 3	H: 0 LOB: 0 BB: 0 P: 3		1B: 3 2B: 4 3B: 0 HR: 0	SF: 0 SAC: 0 DP: 0 HBP: 0	WP: 1 PB: 0 SB: 0 CS: 0	PA: 32
<b>PITCHER</b>	IP WLS BF H R ER SO BB IBB HBP BLK WP HR S P ERA WHIP																				
Larry McWilliams, L (1, 1) ERA: 2.76	6.2 L 27 6 3 3 4 1 0 34 38 4.05 1.050																				
Kent Tekulve, R (7, 1)	1.1 5 1 0 0 0 0 0 0 0 0 0 0 5 5 0.00 0.750																				













Batter	1	2	3	4	5	6	7	8	9	AB	R	H	RBI	BB	SO	LOB	TOP								
Mookie Wilson, S OBP: 0.315, SLG: 0.375 (1, 8)	F9		S 2B	K			E2 3B			4	2	2	0	0	1	0									
Ron Hodges, L OBP: 0.373, SLG: 0.398 (1, 2)	F9		F5		P5		3-1			4	0	0	0	0	0	1									
George Foster, R OBP: 0.307, SLG: 0.363 (1, 7)	4-3		2B		G3		1-3			4	1	1	1	0	0	0									
Dave Kingman, R OBP: 0.293, SLG: 0.456 Mike Jorgensen, L OBP: 0.329, SLG: 0.327 (8, 3)		6-3	FC6-4 2B		2B		1B		6-3	4	1	2	1	0	0	0									
Gary Rajsich, L OBP: 0.296, SLG: 0.345 Mike Howard, S OBP: 0.320, SLG: 0.158 (8, 9)		E5 1B	FC6-4 BB		2B		1B		CS 1B	3	1	2	1	1	0	0									
Hubie Brooks, R OBP: 0.306, SLG: 0.321 (1, 5)		1B	FC6-4 2B				G4-6-3 1B		K 1-2	3	0	1	0	1	1	3									
Ron Gardenhire, R OBP: 0.281, SLG: 0.306 (1, 6)		1B	4-3		G4-6-3				6-3	4	0	1	1	0	0	3									
Brian Giles, R OBP: 0.269, SLG: 0.327 (1, 4)		1B	FC5-4 1B		F2		4-3		K	4	0	1	0	0	1	0									
Ed Lynch, R Doug Sisk, R Jesse Orosco, R OBP: 0.077, SLG: 0.077 (8, 1)		FC5-4			K		G3		6-3	3	0	0	0	0	1	2									
<b>Inning Stats</b>	R: 0 E: 0 K: 0 S: 3	H: 0 LOB: 0 BB: 0 P: 3	R: 1 E: 1 K: 0 S: 5	H: 2 LOB: 2 BB: 1 P: 9	R: 2 E: 0 K: 0 S: 6	H: 3 LOB: 2 BB: 1 P: 10	R: 0 E: 0 K: 2 S: 7	H: 0 LOB: 0 BB: 0 P: 7	R: 1 E: 0 K: 0 S: 4	H: 2 LOB: 1 BB: 0 P: 4	R: 0 E: 0 K: 0 S: 3	H: 1 LOB: 0 BB: 0 P: 3	R: 1 E: 1 K: 0 S: 4	H: 1 LOB: 0 BB: 0 P: 4	R: 0 E: 0 K: 1 S: 5	H: 1 LOB: 0 BB: 0 P: 5	R: 0 E: 0 K: 1 S: 5	H: 0 LOB: 0 BB: 0 P: 5	1B: 5 2B: 4 3B: 1 HR: 0	SF: 0 SAC: 0 DP: 1 HBP: 0	WP: 0 PB: 0 SB: 1 CS: 1	PA: 36			
<b>PITCHER</b>	IP	WLS	BF	H	R	ER	SO	BB	IBB	HBP	BLK	WP	HR	S	P	ERA	WHIP								
Doug Bird, R ERA: 5.26 Mike Proly, R ERA: 2.34	7.0	L	30	9	5	4	2	2	0	0	0	0	0	32	40	5.14	1.571								
	2.0	S	6	1	0	0	2	0	0	0	0	0	0	10	10	0.00	0.500								

New York Mets @ Chicago Cubs  
Wrigley Field, Chicago, IL  
Thu Sep 23 1982, 3:33 AM CDT  
Att: 4,344 - Sunny - 66 F

AB 34  
R 5  
H 10  
RBI 4  
BB 2  
SO 4  
LOB 9



Batter	1	2	3	4	5	6	7	8	9	AB	R	H	RBI	BB	SO	LOB	BOTTOM								
23 Ryne Sandberg, R OBP: 0.305, SLG: 0.364 (1, 4)	P6			K			FC6-4 CS		F8	5	0	0	0	0	2	5									
Mel Hall, L OBP: 0.291, SLG: 0.294 (1, 8)	2B		F7		G3		CS		1B HBP	4	1	2	0	0	0	0									
Bill Buckner, L OBP: 0.344, SLG: 0.437 (1, 3)	F7		L9		P6				HBP BB G4-6-3 1B	4	1	1	0	0	0	1									
Leon Durham, L OBP: 0.383, SLG: 0.526 (1, 9)	F7		P4		F7				G4-6-3 HBP 1-2 BB	3	0	0	0	1	0	1									
Keith Moreland, R OBP: 0.332, SLG: 0.417 (1, 2)		1B 3B		6-3			F8		G4-6-3 HBP	3	1	1	1	0	0	0									
Jay Johnstone, L OBP: 0.347, SLG: 0.414 Jerry Morales, R OBP: 0.325, SLG: 0.439 (8, FH)		P6		1B BB			P4		G4-6-3 1-2 2-3 3-H	2	1	0	0	1	0	1									
Pat Tabler, R OBP: 0.342, SLG: 0.439 (1, 5)		P4		1B			P4		5-3	4	0	1	0	0	0	2									
Scott Fletcher, R OBP: 0.500, SLG: 0.250 Steve Henderson, R OBP: 0.293, SLG: 0.339 (8, FH)		1B BB		1B			F8		K	2	0	1	1	1	0	0									
Doug Bird, R OBP: 0.157, SLG: 0.176 Bump Willis, S OBP: 0.349, SLG: 0.385 Mike Proly, R OBP: 0.273, SLG: 0.364 Junior Kennedy, R OBP: 0.281, SLG: 0.266 (8, FH)		1B		1B			23 FC6-4 BB		K	2	0	1	1	0	1	2									
<b>Inning Stats</b>	R: 0 E: 0 K: 0 S: 4	H: 1 LOB: 1 BB: 0 P: 4	R: 1 E: 0 K: 1 S: 7	H: 2 LOB: 2 BB: 1 P: 11	R: 0 E: 0 K: 0 S: 3	H: 0 LOB: 0 BB: 0 P: 3	R: 1 E: 0 K: 2 S: 9	H: 2 LOB: 2 BB: 1 P: 13	R: 0 E: 0 K: 0 S: 3	H: 0 LOB: 0 BB: 0 P: 3	R: 0 E: 0 K: 0 S: 2	H: 0 LOB: 0 BB: 1 P: 6	R: 2 E: 0 K: 0 S: 4	H: 2 LOB: 1 BB: 1 P: 9	R: 0 E: 0 K: 2 S: 7	H: 0 LOB: 0 BB: 0 P: 7	1B: 5 2B: 1 3B: 1 HR: 0	SF: 0 SAC: 0 DP: 1 HBP: 1	WP: 0 PB: 0 SB: 0 CS: 1	PA: 38					
<b>PITCHER</b>	IP	WLS	BF	H	R	ER	SO	BB	IBB	HBP	BLK	WP	HR	S	P	ERA	WHIP								
Ed Lynch, R ERA: 3.54 Doug Sisk, R ERA: 1.5	7.0	W	31	7	4	4	3	4	0	0	0	0	0	33	49	5.14	1.571								
Jesse Orosco, L ERA: 2.66	2.0	S	5	0	0	0	2	0	0	0	0	0	0	9	9	0.00	0.000								

New York Mets @ Chicago Cubs  
Wrigley Field, Chicago, IL  
Thu Sep 23 1982, 3:33 AM CDT  
Att: 4,344 - Sunny - 66 F

AB 32  
R 4  
H 7  
RBI 3  
BB 4  
SO 5  
LOB 14





Batter	1	2	3	4	5	6	7	8	9	AB	R	H	RBI	BB	SO	LOB	TOP
23 Ryne Sandberg, R OBP: 0.304, SLG: 0.363 (1, 4)	BB 1B		K		F7		FC6-4			4	0	1	0	0	1	2	
Mel Hall, L OBP: 0.305, SLG: 0.333 Lee Smith, R OBP: 0.118, SLG: 0.250 (1, 8) (8, 1)	F7		SF7 3B		FC6 BB		F8			3	1	1	0	1	0	1	
Bill Buckner, L OBP: 0.342, SLG: 0.435 (1, 3)	F7		SF7		FC6		L9			3	0	0	1	0	0	3	
Leon Durham, L OBP: 0.382, SLG: 0.523 (1, 9)	BB 1-2		F8		6-3		F7			3	0	0	0	1	0	0	
Keith Moreland, R OBP: 0.329, SLG: 0.413 (1, 2)	5-3			4-3	1-3		F7			4	0	0	0	0	0	2	
Jay Johnstone, L OBP: 0.346, SLG: 0.409 (1, 7)		G6-4-3 BB BB		4-3	F8		F7			3	0	0	0	1	0	0	
Pat Tabler, R OBP: 0.338, SLG: 0.420 (1, 5)		G6-4-3 BB		F8			5-3			3	0	0	0	1	1	0	
Junior Kennedy, R OBP: 0.281, SLG: 0.267 (1, 6)		G6-4-3			FC3-6 1B		F9			3	0	1	0	0	0	2	
Allen Ripley, R OBP: 0.132, SLG: 0.132 Steve Henderson, R OBP: 0.236, SLG: 0.341 Bill Campbell, R OBP: 0.167, SLG: 0.167 Willie Hernandez, L OBP: 0.167, SLG: 0.167 Gary Woods, R OBP: 0.324, SLG: 0.387 (1, 1) (7, PH) (7, 1) (8, 1) (8, 8)	5-3				FC3-6 BB		FC6-4 1B			2	0	0	0	0	0	2	
<b>Inning Stats</b>	R: 0 E: 0 K: 0 S: 4	H: 1 LOB: 2 BB: 1 P: 8	R: 0 E: 0 K: 0 S: 2	H: 0 LOB: 1 BB: 2 P: 10	R: 1 E: 0 K: 1 S: 6	H: 1 LOB: 0 BB: 0 P: 6	R: 0 E: 0 K: 0 S: 3	H: 0 LOB: 0 BB: 0 P: 3	R: 0 E: 0 K: 0 S: 4	H: 1 LOB: 1 BB: 0 P: 4	R: 0 E: 0 K: 0 S: 3	H: 0 LOB: 0 BB: 0 P: 3	R: 0 E: 0 K: 1 S: 5	H: 0 LOB: 0 BB: 0 P: 5	1B: 3 2B: 0 3B: 1 HR: 0	SF: 1 SAC: 0 DP: 1 HBP: 0	WP: 0 PA: 34 PB: 0 SB: 0 CS: 0
<b>PITCHER</b> John Stuper, R ERA: 3.17 (1, 1)	IP: 9.0 WLS: W BF: 34 H: 4 R: 1 ER: 1 SO: 2 BB: 4 IBB: 0 HBP: 0 BLK: 0 WP: 0 HR: 0 S: 34 P: 50 ERA: 1.00 WHIP: 0.889																

Chicago Cubs @ St. Louis Cardinals  
Busch Stadium, St. Louis, MO  
Fri Sep 24 1982, 7:05 PM CDT  
Att: 30,862 - Unknown - 65 F

AB 29  
R 1  
H 4  
RBI 1  
BB 4  
SO 2  
LOB 12



Batter	1	2	3	4	5	6	7	8	9	AB	R	H	RBI	BB	SO	LOB	BOTTOM
Tom Herr, S OBP: 0.336, SLG: 0.314 (1, 4)	E6 1B 1B		CS 1B		4-3			1B SH1-4 SF9 1B		4	2	2	0	0	0	1	
Lonnie Smith, R OBP: 0.383, SLG: 0.440 (1, 7)	F3		L7		K			SH1-4		3	0	0	0	0	1	3	
Keith Hernandez, L OBP: 0.400, SLG: 0.418 (1, 3)	PO 1B 1-3				K		L3	SF9 1B IBB		3	1	1	0	1	1	0	
George Hendrick, R OBP: 0.324, SLG: 0.456 (1, 9)	K				3B		F7	1B SF9 1B		4	0	2	0	0	1	2	
Darrell Porter, L OBP: 0.346, SLG: 0.395 Gene Tenace, R OBP: 0.452, SLG: 0.530 (1, 2) (8, PH) (9, 2)	1B				K		F9	SF9		3	0	1	1	0	1	1	
Ken Oberkfell, L OBP: 0.331, SLG: 0.348 (1, 5)	PO		F8		FC5-4 BB		4-3	1B		3	0	1	1	1	0	0	
David Green, R ERA: 4.28 Dane Iorg, L OBP: 0.395, SLG: 0.363 Willie McGee, S OBP: 0.317, SLG: 0.390 (1, 8) (8, PH) (9, 8)			6-3		FC5-4		E6	K		3	0	0	0	0	0	2	
Ozzie Smith, S OBP: 0.346, SLG: 0.321 (1, 6)			3-1				L6			3	0	1	0	0	0	1	
John Stuper, R OBP: 0.143, SLG: 0.171 (1, 1)			4-3		K		K			3	0	0	0	0	2	2	
<b>Inning Stats</b>	R: 1 E: 1 K: 1 S: 7	H: 2 LOB: 1 BB: 0 P: 7	R: 0 E: 0 K: 0 S: 3	H: 0 LOB: 0 BB: 0 P: 3	R: 0 E: 0 K: 2 S: 8	H: 1 LOB: 2 BB: 1 P: 12	R: 0 E: 0 K: 0 S: 3	H: 0 LOB: 0 BB: 0 P: 3	R: 0 E: 1 K: 1 S: 6	H: 0 LOB: 1 BB: 0 P: 6	R: 2 E: 0 K: 1 S: 8	H: 3 LOB: 2 BB: 1 P: 12	1B: 7 2B: 0 3B: 1 HR: 0	SF: 1 SAC: 1 DP: 0 HBP: 0	WP: 0 PA: 35 PB: 0 SB: 1 CS: 1		
<b>PITCHER</b> Allen Ripley, R ERA: 3.79 Bill Campbell, R ERA: 3.79 Willie Hernandez, L ERA: 3.03 Lee Smith, R ERA: 2.85 (1, 1) (7, 1) (8, 1) (8, 1)	IP: 6.0 WLS: L BF: 8 H: 2 R: 2 ER: 2 SO: 1 BB: 0 IBB: 0 HBP: 0 BLK: 0 WP: 0 HR: 0 S: 9 P: 13 ERA: 13.50 WHIP: 1.500																

Chicago Cubs @ St. Louis Cardinals  
Busch Stadium, St. Louis, MO  
Fri Sep 24 1982, 7:05 PM CDT  
Att: 30,862 - Unknown - 65 F

AB 30  
R 3  
H 8  
RBI 3  
BB 2  
SO 7  
LOB 14





Batter	1	2	3	4	5	6	7	8	9	AB	R	H	RBI	BB	SO	LOB	TOP
23 Ryne Sandberg, R (1,4) OBP: 0.305, SLG: 0.363	0-0 4-3			1-0 G3 HBP		0-0 6-3			0-0 2B 1B	3	1	1	0	0	0	0	<b>Chicago Cubs @ St. Louis Cardinals</b> Busch Stadium, St. Louis, MO Sat Sep 25 1982, 3:33 AM CDT Att: 37,565 - Cloudy - 57 F
Mel Hall, L (1,8) OBP: 0.317, SLG: 0.362	0-0 F7 1B			0-0 G3			0-0 P5		0-0 1-H 2B	4	0	2	1	0	0	1	
Bill Buckner, L (1,3) OBP: 0.340, SLG: 0.432	0-0 F7			0-0 G3			0-0 F7		0-0 F9	4	0	0	0	0	0	3	
Leon Durham, L (1,9) OBP: 0.380, SLG: 0.520		0-0 4-3		0-3 K			0-0 6-3			3	0	0	0	0	1	1	
Keith Moreland, R (1,2) OBP: 0.327, SLG: 0.410		0-0 5-3			0-0 4-3			0-0 F8		3	0	0	0	0	0	0	
Scot Thompson, L (1,7) OBP: 0.336, SLG: 0.316		0-0 6-3			0-0 4-3			0-0 4-3		3	0	0	0	0	0	0	
Pat Tabler, R (1,5) OBP: 0.325, SLG: 0.403			0-0 6-3		0-3 K			0-3 K		3	0	0	0	0	2	0	
Junior Kennedy, R (1,6) OBP: 0.279, SLG: 0.265			0-0 F9			0-0 4-3			0-0 F7	2	0	0	0	0	0	0	
Bump Willis, S (9, PH) OBP: 0.349, SLG: 0.384										1	0	0	0	0	0	0	
Dickie Noles, R (1,1) OBP: 0.127, SLG: 0.170									0-3 K	1	0	0	0	0	0	0	
Mike Proly, R (4,1) OBP: 0.273, SLG: 0.364										0	0	0	0	0	0	0	
Steve Henderson, R (6, PH) OBP: 0.295, SLG: 0.340										1	0	0	0	0	0	0	
Dick Tidrow, R (6,1) OBP: 0.345, SLG: 0.407										1	0	0	0	0	0	0	
Jay Johnstone, L (9, PH) OBP: 0.345, SLG: 0.407										1	0	0	0	0	1	0	
<b>Inning Stats</b>	R: 0 E: 0 K: 0 S: 3	H: 1 LOB: 0 BB: 0 P: 3	R: 0 E: 0 K: 0 S: 3	H: 0 LOB: 0 BB: 0 P: 3	R: 0 E: 0 K: 1 S: 5	H: 0 LOB: 1 BB: 0 P: 6	R: 0 E: 0 K: 1 S: 5	H: 0 LOB: 0 BB: 0 P: 5	R: 0 E: 0 K: 0 S: 3	H: 0 LOB: 0 BB: 0 P: 3	R: 0 E: 0 K: 1 S: 5	H: 0 LOB: 1 BB: 0 P: 5	R: 1 E: 0 K: 1 S: 7	H: 2 LOB: 1 BB: 0 P: 7	1B: 2 2B: 1 3B: 0 HR: 0	SF: 0 SAC: 0 DP: 0 HBP: 1	WP: 0 PA: 30 PB: 0 SB: 0 CS: 0
<b>PITCHER</b> Joaquin Andujar, R (1,1) ERA: 2.48	IP: 9.0 WLS: W BF: 30 H: 3 R: 1 ER: 1 SO: 4 BB: 0 IBB: 0 HBP: 1 BLK: 0 WP: 0 HR: 0 S: 37 P: 38 ERA: 1.00 WHIP: 0.333																

Batter	1	2	3	4	5	6	7	8	9	AB	R	H	RBI	BB	SO	LOB	BOTTOM	
Lonnie Smith, R (1,7) OBP: 0.383, SLG: 0.438	0-0 F9		4-0 4-3 1B BB	0-0 4-3 1B 2-H		0-0 P4		0-0 5-3		4	1	1	1	1	0	2	<b>Chicago Cubs @ St. Louis Cardinals</b> Busch Stadium, St. Louis, MO Sat Sep 25 1982, 3:33 AM CDT Att: 37,565 - Cloudy - 57 F	
Ozzie Smith, S (1,6) OBP: 0.345, SLG: 0.319	0-0 1B FC8-2-5		0-0 4-3 1-3	0-0 4-3 2-3		0-0 4-3		0-0 5-3		5	0	1	0	0	0	4		
Keith Hernandez, L (1,3) OBP: 0.402, SLG: 0.419	0-0 1-3 1B		4-0 1B BB	4-0 1B BB		0-0 F7				2	0	1	0	2	0	0		
George Hendrick, R (1,9) OBP: 0.325, SLG: 0.456	0-0 FC8-2-5 3-H		0-0 1-3 3-H 1B	0-0 P4		0-0 FC4-6 1B				4	0	2	1	0	0	4		
Darrell Porter, L (1,2) OBP: 0.343, SLG: 0.390		0-0 F8	0-0 F8		0-0 F9		0-0 L8			4	0	0	0	0	0	3		
Willie McGee, S (1,8) OBP: 0.316, SLG: 0.389		0-0 G3		0-0 1B S 1B		0-0 F5		0-0 FC4-6 1-2		4	1	1	0	0	0	1		
Ken Oberkfell, L (1,5) OBP: 0.334, SLG: 0.354				0-0 1B S 1B		0-0 4-3				4	2	3	0	0	0	0		
Tom Herr, S (1,4) OBP: 0.339, SLG: 0.319		0-3 K		0-0 1B E 1B				0-0 2B 2B		3	0	2	2	1	1	1		
Joaquin Andujar, S (1,1) OBP: 0.161, SLG: 0.194			0-3 K	0-0 FC6 1B 1-2 2-H		0-0 SH3-4 BB		0-3 K		3	1	0	0	0	2	2		
<b>Inning Stats</b>	R: 0 E: 0 K: 0 S: 4	H: 2 LOB: 1 BB: 0 P: 4	R: 0 E: 0 K: 1 S: 6	H: 1 LOB: 1 BB: 0 P: 6	R: 1 E: 0 K: 1 S: 7	H: 1 LOB: 2 BB: 1 P: 11	R: 3 E: 1 K: 0 S: 3	H: 4 LOB: 2 BB: 1 P: 3	R: 0 E: 0 K: 0 S: 3	H: 0 LOB: 1 BB: 1 P: 7	R: 0 E: 0 K: 0 S: 4	H: 1 LOB: 1 BB: 0 P: 4	R: 1 E: 0 K: 1 S: 7	H: 2 LOB: 1 BB: 0 P: 7	1B: 9 2B: 3 3B: 0 HR: 0	SF: 0 SAC: 1 DP: 1 HBP: 0		WP: 0 PA: 38 PB: 0 SB: 3 CS: 0
<b>PITCHER</b> Dickie Noles, R (1,1) ERA: 4.6	IP: 3.1 WLS: L BF: 19 H: 8 R: 4 ER: 3 SO: 2 BB: 2 IBB: 0 HBP: 0 BLK: 0 WP: 0 HR: 0 S: 21 P: 29 ERA: 8.10 WHIP: 3.000																	
Mike Proly, R (4,1) ERA: 2.29	1.2 6 0 0 0 0 1 0 0 0 0 0 0 5 9 0.00 0.600																	
Dick Tidrow, R (6,1) ERA: 3.43	3.0 13 3 1 1 1 1 0 0 0 0 0 0 14 18 3.00 1.333																	

AB	29
R	1
H	3
RBI	1
BB	0
SO	4
LOB	5



AB	33
R	5
H	11
RBI	4
BB	4
SO	3
LOB	17



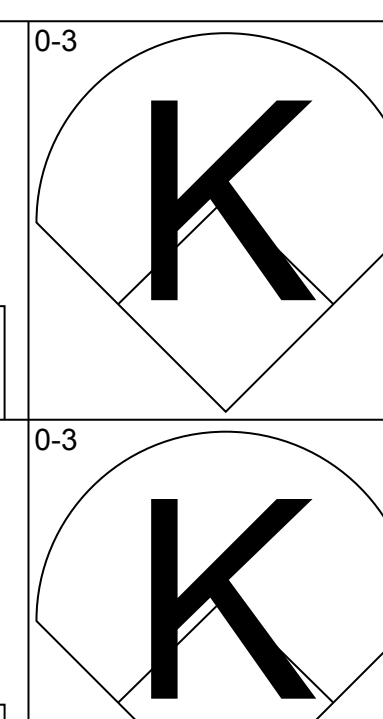
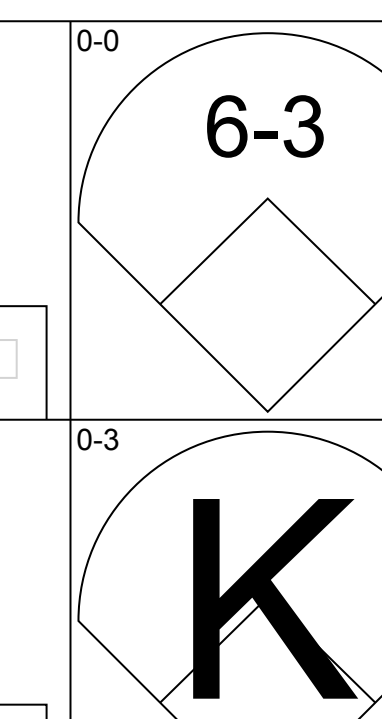
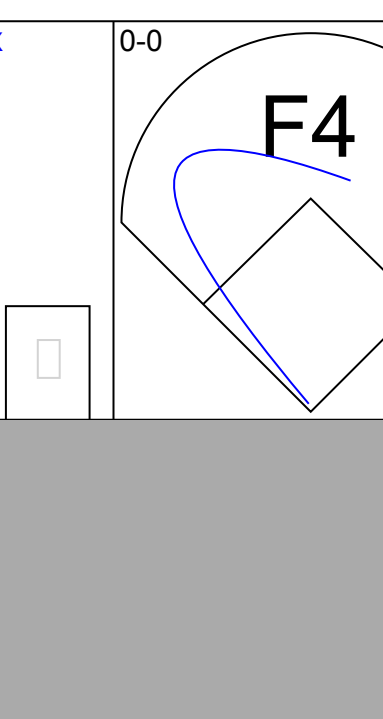
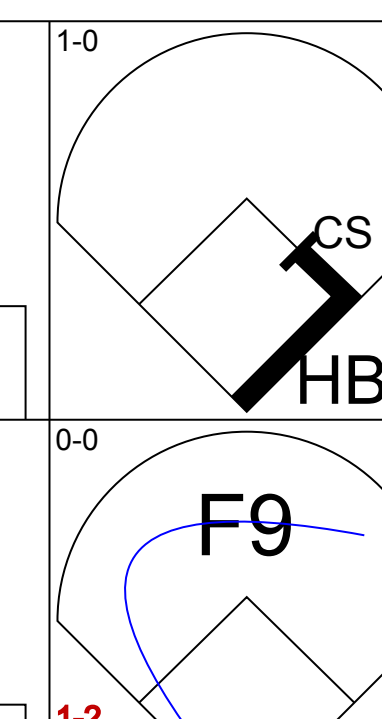
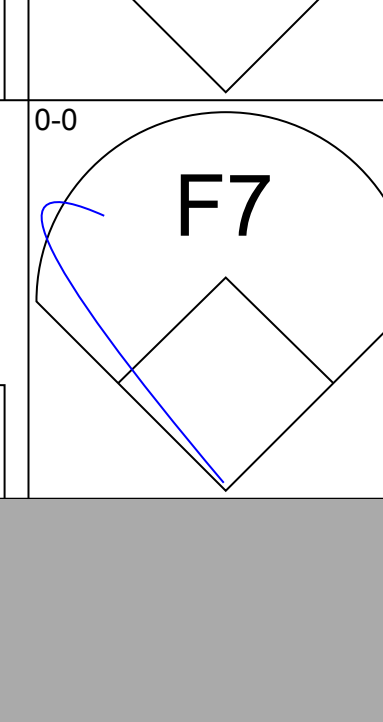

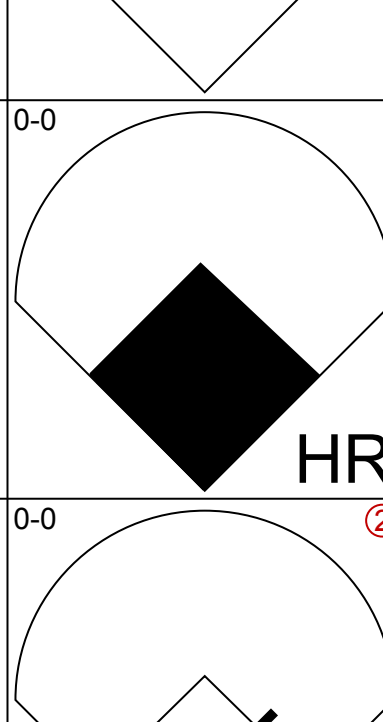
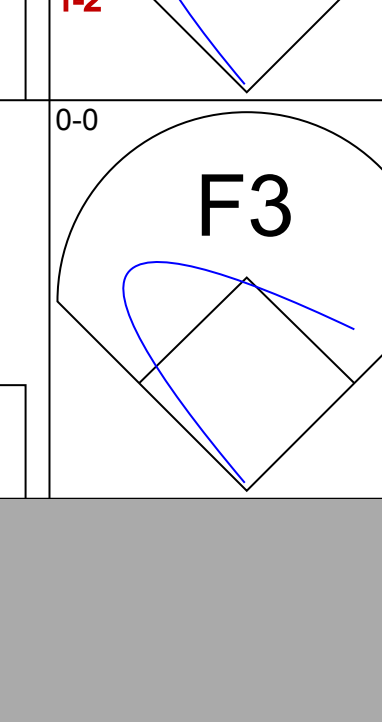

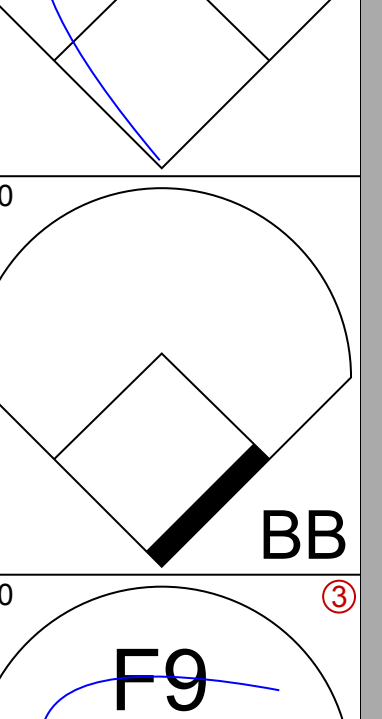
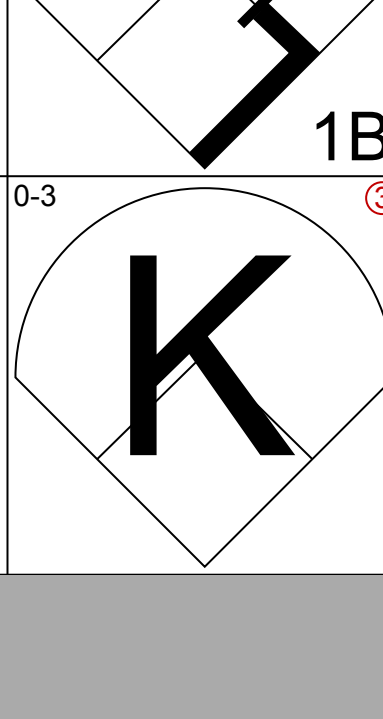

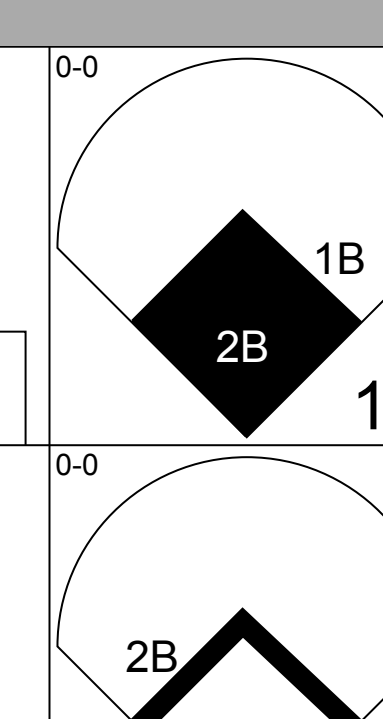
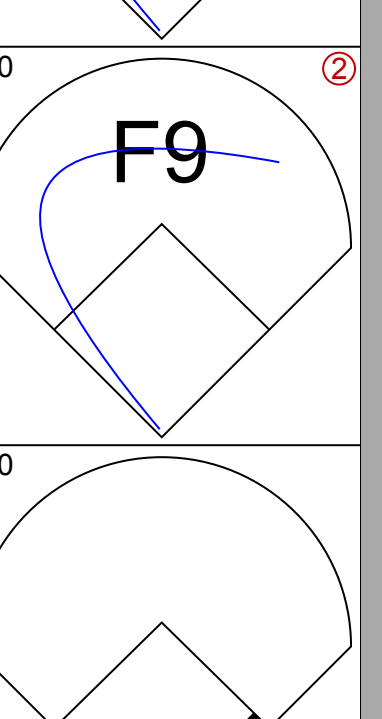
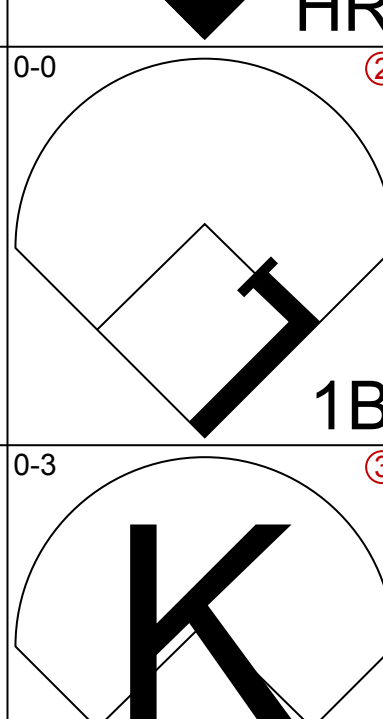
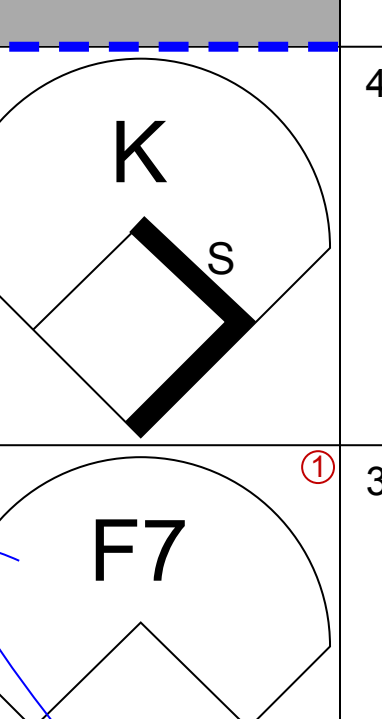
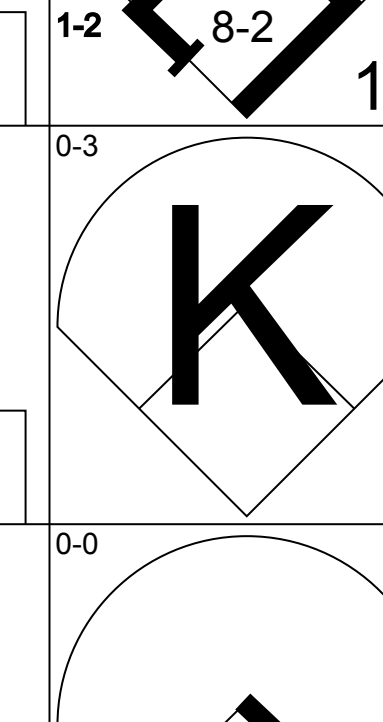
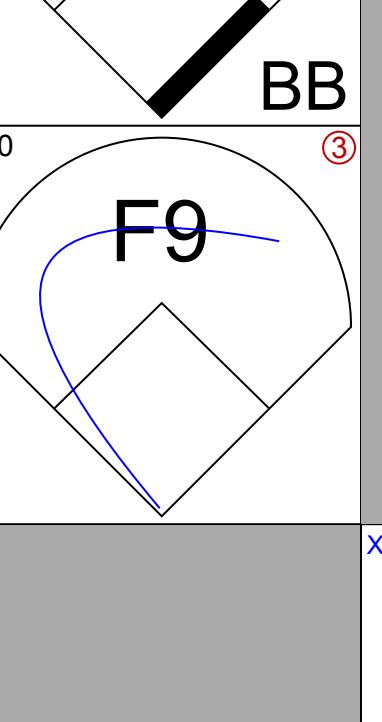

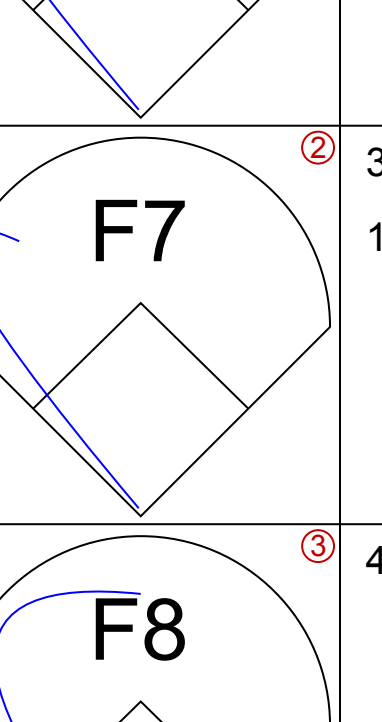
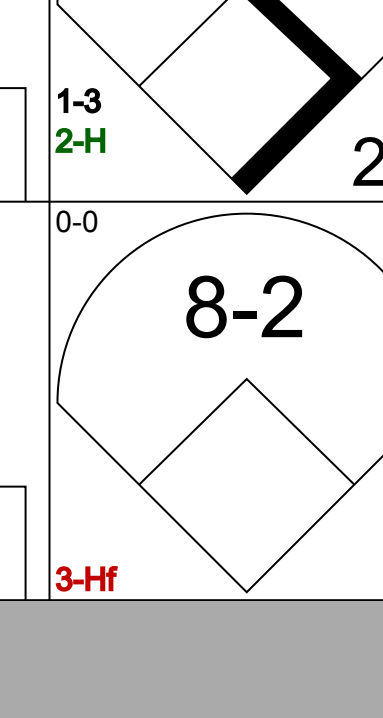

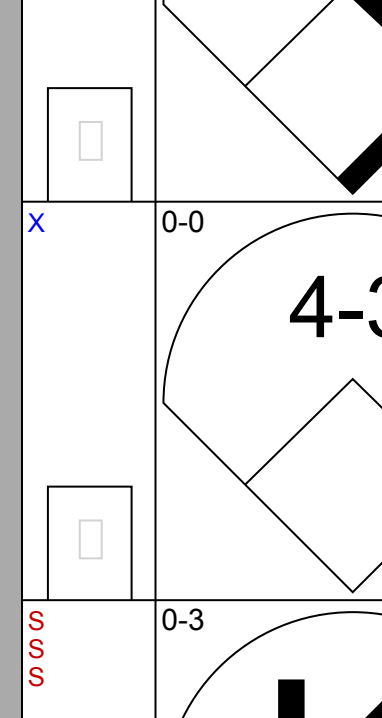
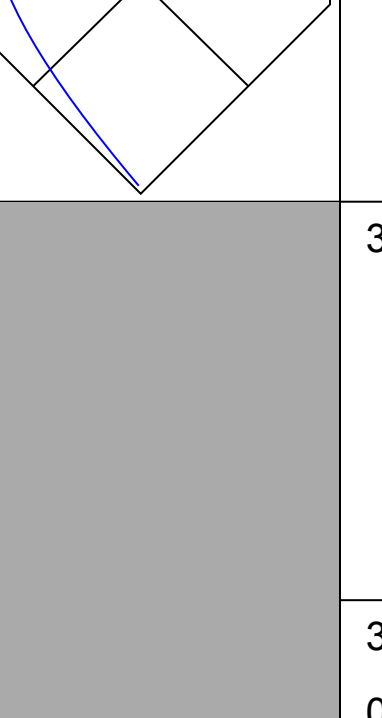
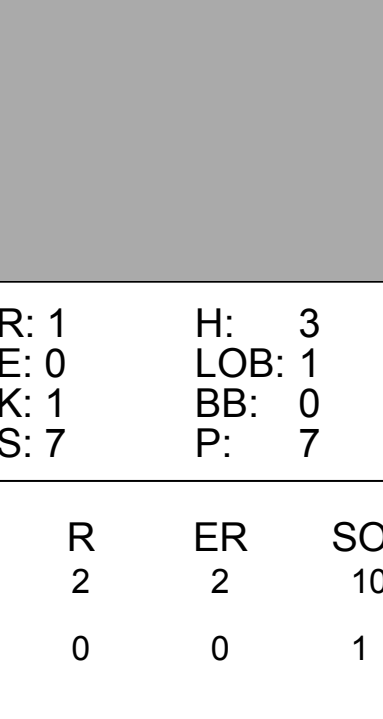
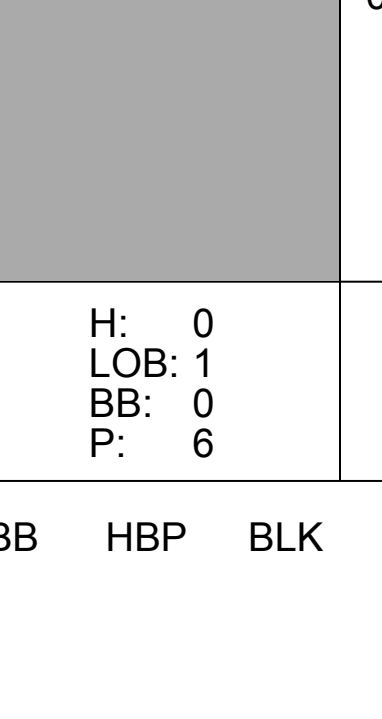
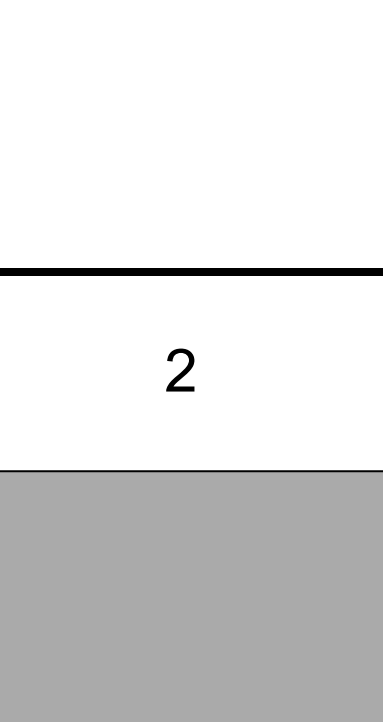
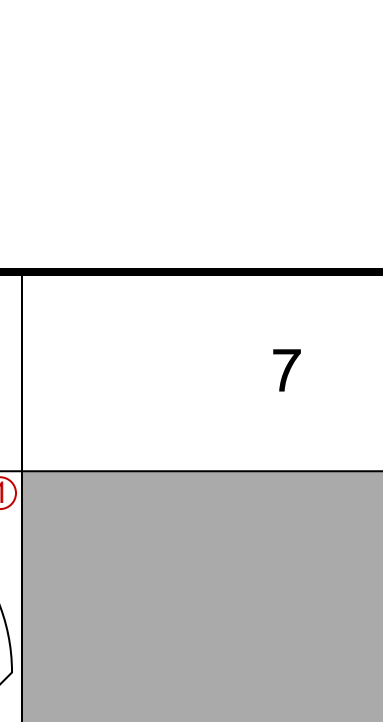
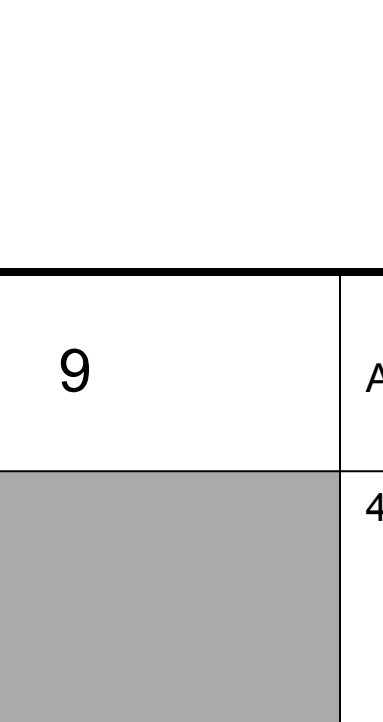





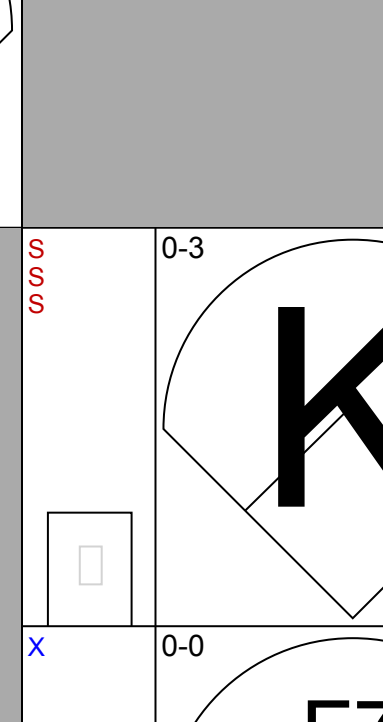


Batter	1	2	3	4	5	6	7	8	9	AB	R	H	RBI	BB	SO	LOB	TOP				
<b>Bump Wills, S</b> OBP: 0.349, SLG: 0.386 (1, 4)										5	0	2	1	0	1	2	<b>Chicago Cubs @ St. Louis Cardinals</b> Busch Stadium, St. Louis, MO Sun Sep 26 1982, 3:33 AM CDT Att: 46,789 - Overcast - 57 F				
<b>23 Ryne Sandberg, R</b> OBP: 0.306, SLG: 0.363 (1, 5)										5	0	2	0	0	1	1					
<b>Bill Buckner, L</b> OBP: 0.339, SLG: 0.430 (1, 3)										5	1	1	0	0	0	3					
<b>Leon Durham, L</b> OBP: 0.379, SLG: 0.518 (1, 9)										4	1	1	0	0	0	0					
<b>Keith Moreland, R</b> OBP: 0.327, SLG: 0.408 (1, 2)										3	1	0	0	1	2	0					
<b>Jay Johnstone, L</b> OBP: 0.347, SLG: 0.412 (1, 7)										4	1	2	2	0	1	0					
<b>Mel Hall, L</b> OBP: 0.328, SLG: 0.393 (1, 8)										3	2	1	0	1	1	1					
<b>Junior Kennedy, R</b> OBP: 0.279, SLG: 0.265 (1, 6)										4	0	1	1	0	0	2					
<b>Fergie Jenkins, R</b> OBP: 0.152, SLG: 0.185 <b>Lee Smith, R</b> OBP: 0.118, SLG: 0.250 (9, 1)										4	0	1	2	0	1	1					
<b>Inning Stats</b>	R: 5 E: 0 K: 1 S: 10	H: 5 LOB: 2 BB: 2 P: 18	R: 0 E: 0 K: 0 S: 3	H: 1 LOB: 1 BB: 0 P: 6	R: 0 E: 0 K: 0 S: 3	H: 1 LOB: 0 BB: 0 P: 3	R: 0 E: 0 K: 0 S: 5	H: 0 LOB: 0 BB: 0 P: 5	R: 0 E: 0 K: 0 S: 7	H: 1 LOB: 1 BB: 0 P: 6	R: 0 E: 0 K: 2 S: 7	H: 0 LOB: 0 BB: 0 P: 7	R: 1 E: 0 K: 1 S: 8	H: 3 LOB: 2 BB: 0 P: 8	1B: 8 2B: 2 3B: 1 HR: 0	SF: 0 SAC: 0 DP: 0 HBP: 0		WP: 0 PA: 40 PB: 0 SB: 1 CS: 1			
<b>PITCHER</b>	IP WLS BF H R ER SO BB IBB HBP BLK WP HR S P ERA WHIP	IP WLS BF H R ER SO BB IBB HBP BLK WP HR S P ERA WHIP																			
<b>Eric Rasmussen, R</b> ERA: 5.02 (1, 1)	0.2 L 8 4 5 5 1 1 1 0 0 0 0 0 0 8 16 67.50 7.500																				
<b>Jeff Light, R</b> ERA: 3.75 (1, 1)	1.1 5 1 0 0 0 0 0 0 0 0 0 0 0 5 5 0.00 0.750																				
<b>John Martin, L</b> ERA: 4.26 (3, 1)	3.0 10 2 0 0 2 0 0 0 0 0 0 0 0 14 14 0.00 0.667																				
<b>Jim Kaat, L</b> ERA: 3.61 (6, 1)	2.0 7 1 0 0 1 0 0 0 0 0 0 0 0 9 9 0.00 0.500																				
<b>Steve Mura, R</b> ERA: 4.04 (8, 1)	2.0 9 3 1 1 3 0 0 0 0 0 0 0 0 15 15 4.50 1.500																				
<b>Batter</b>	1	2	3	4	5	6	7	8	9	AB	R	H	RBI	BB	SO	LOB	BOTTOM				
<b>Lonnie Smith, R</b> OBP: 0.380, SLG: 0.436 (1, 7)										3	0	0	1	0	0	0	<b>Chicago Cubs @ St. Louis Cardinals</b> Busch Stadium, St. Louis, MO Sun Sep 26 1982, 3:33 AM CDT Att: 46,789 - Overcast - 57 F				
<b>Ozzie Smith, S</b> OBP: 0.342, SLG: 0.317 (1, 6)										4	0	0	0	0	0	1					
<b>Keith Hernandez, L</b> OBP: 0.401, SLG: 0.417 (1, 3)										4	0	1	0	0	0	0					
<b>George Hendrick, R</b> OBP: 0.325, SLG: 0.455 (1, 9)										4	0	1	0	0	0	1					
<b>Darrell Porter, L</b> OBP: 0.342, SLG: 0.389 (1, 2)										4	0	1	0	0	0	0					
<b>Willie McGee, S</b> OBP: 0.318, SLG: 0.389 (1, 8)										3	0	1	0	1	0	2					
<b>Ken Oberkfell, L</b> OBP: 0.333, SLG: 0.353 (1, 5)										4	1	1	0	0	0	3					
<b>Tom Herr, S</b> OBP: 0.343, SLG: 0.322 (1, 4)										2	0	2	0	1	0	0					
<b>Eric Rasmussen, R</b> ERA: 5.02 (1, 1)	0.2 W 8 4 5 5 1 1 1 0 0 0 0 0 0 8 16 67.50 7.500																				
<b>Jeff Light, R</b> ERA: 3.75 (1, 1)	1.1 5 1 0 0 0 0 0 0 0 0 0 0 0 5 5 0.00 0.750																				
<b>Daneborg, L</b> ERA: 3.75 (2, PH)	1.0 5 1 0 0 0 0 0 0 0 0 0 0 0 5 5 0.00 0.750																				
<b>John Martin, L</b> ERA: 4.26 (3, 1)	3.0 10 2 0 0 2 0 0 0 0 0 0 0 0 14 14 0.00 0.667																				
<b>Steve Braun, L</b> ERA: 4.26 (5, PH)	2.0 7 1 0 0 1 0 0 0 0 0 0 0 0 9 9 0.00 0.500																				
<b>Jim Kaat, L</b> ERA: 3.61 (6, 1)	2.0 9 3 1 1 3 0 0 0 0 0 0 0 0 15 15 4.50 1.500																				
<b>Gene Roof, S</b> ERA: 2.62 (7, PH)	1.0 2 0 0 0 0 0 0 0 0 0 0 0 0 2 2 0.00 0.000																				
<b>Steve Mura, R</b> ERA: 4.04 (8, 1)	2.0 9 3 1 1 3 0 0 0 0 0 0 0 0 15 15 4.50 1.500																				
<b>Inning Stats</b>	R: 0 E: 0 K: 0 S: 4	H: 1 LOB: 1 BB: 0 P: 4	R: 0 E: 0 K: 0 S: 3	H: 0 LOB: 2 BB: 2 P: 11	R: 0 E: 0 K: 0 S: 3	H: 0 LOB: 0 BB: 0 P: 3	R: 0 E: 0 K: 0 S: 3	H: 0 LOB: 0 BB: 0 P: 3	R: 1 E: 0 K: 0 S: 5	H: 2 LOB: 1 BB: 0 P: 5	R: 0 E: 0 K: 0 S: 3	H: 0 LOB: 0 BB: 0 P: 3	R: 0 E: 0 K: 0 S: 4	H: 2 LOB: 1 BB: 0 P: 4	R: 0 E: 0 K: 0 S: 3	H: 0 LOB: 0 BB: 0 P: 3	R: 0 E: 0 K: 0 S: 4	H: 2 LOB: 1 BB: 0 P: 4	1B: 7 2B: 0 3B: 0 HR: 0	SF: 1 SAC: 0 DP: 1 HBP: 0	WP: 0 PA: 34 PB: 0 SB: 3 CS: 0
<b>PITCHER</b>	IP WLS BF H R ER SO BB IBB HBP BLK WP HR S P ERA WHIP	IP WLS BF H R ER SO BB IBB HBP BLK WP HR S P ERA WHIP																			
<b>Fergie Jenkins, R</b> ERA: 3.15 (1, 1)	8.0 W 32 7 1 1 0 0 0 0 0 0 0 0 0 30 38 1.12 1.125																				
<b>Lee Smith, R</b> ERA: 2.62 (9, 1)	1.0 2 0 0 0 0 0 0 0 0 0 0 0 0 2 2 0.00 0.000																				



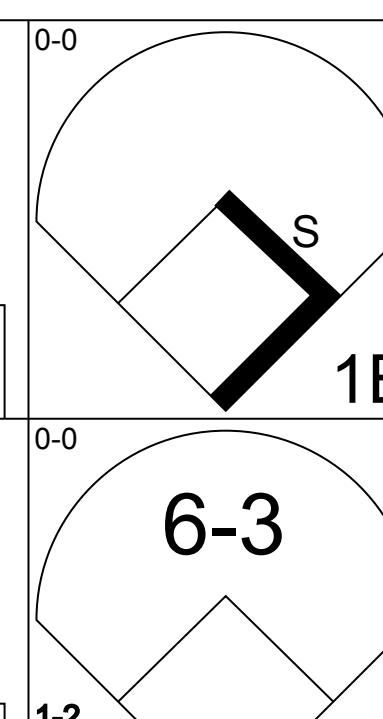
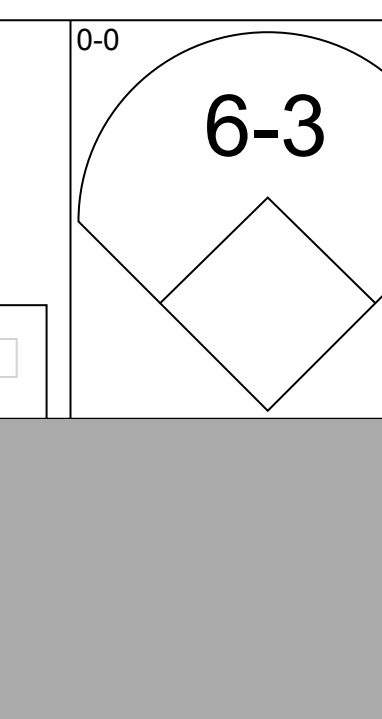
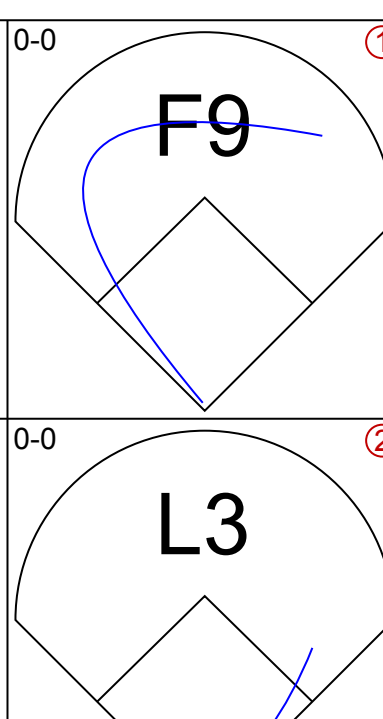
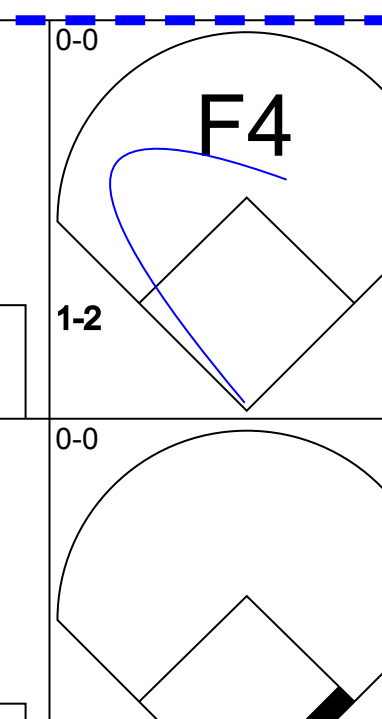
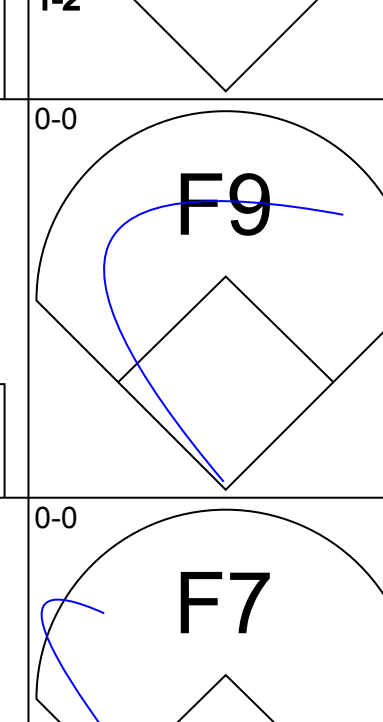
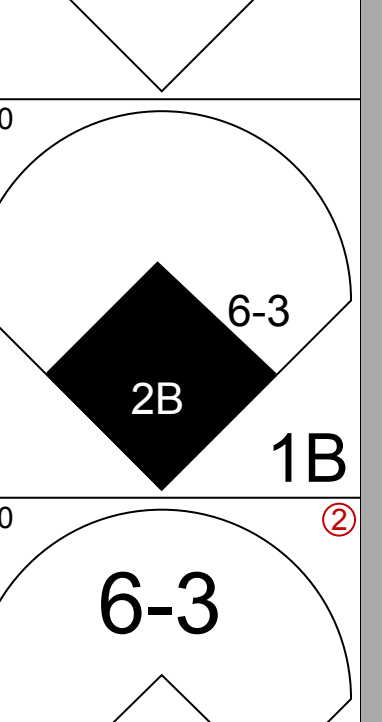
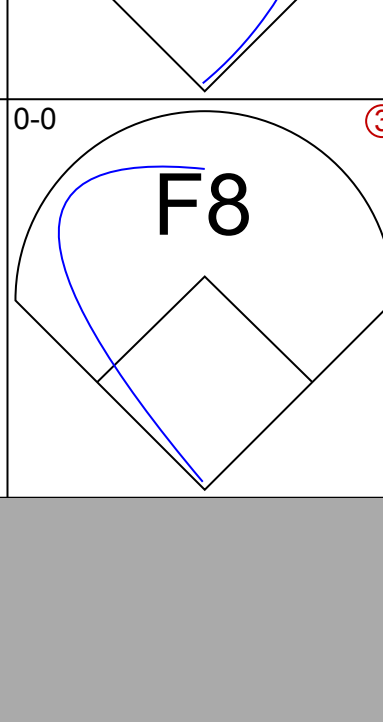
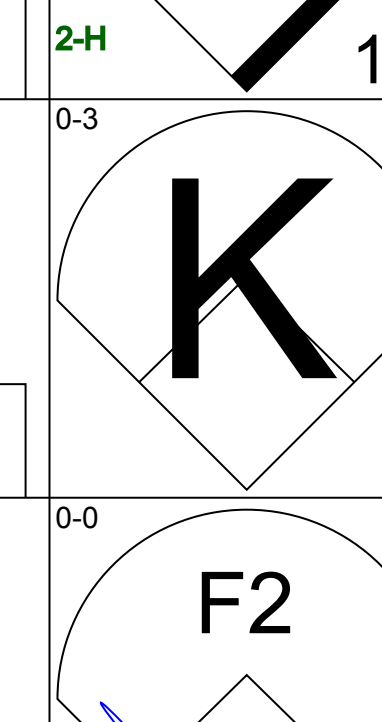

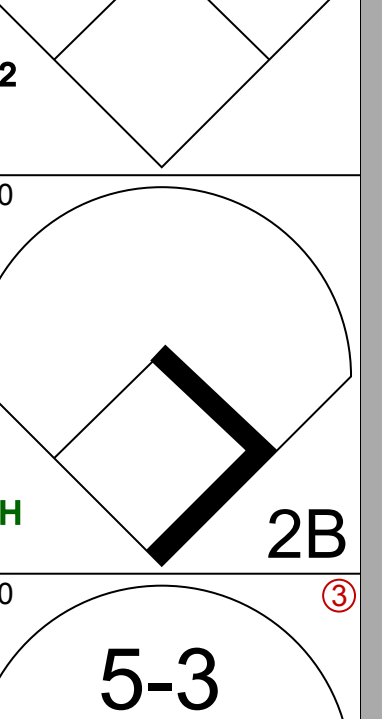



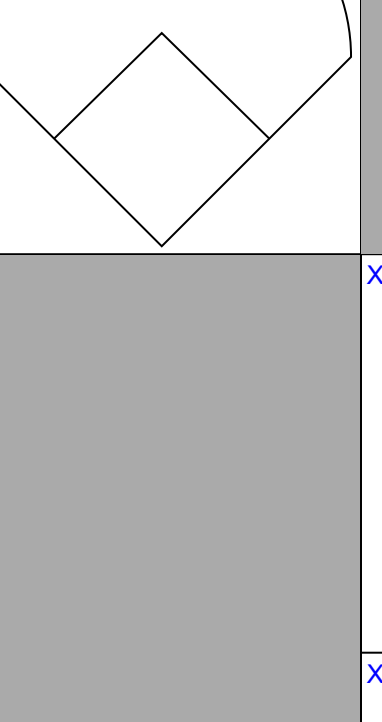
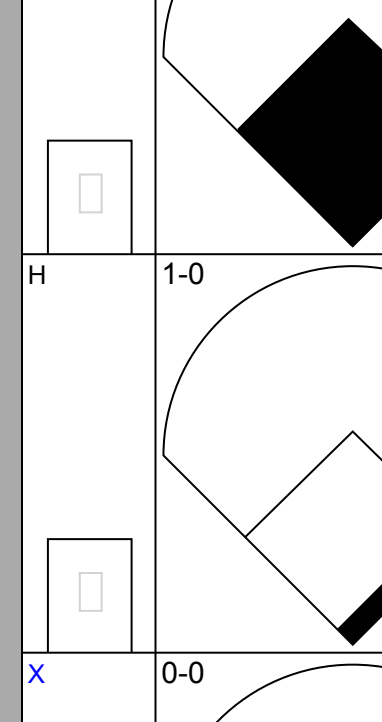

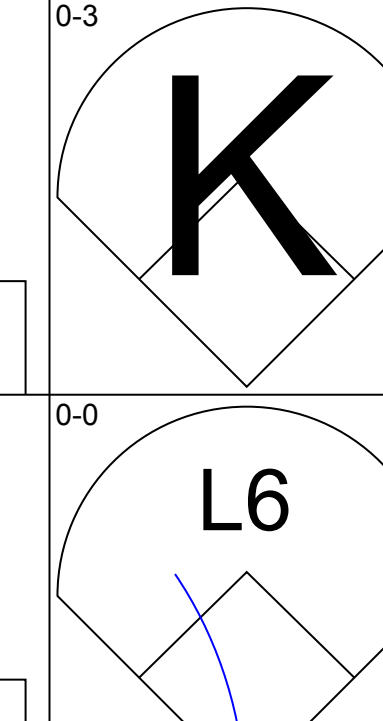
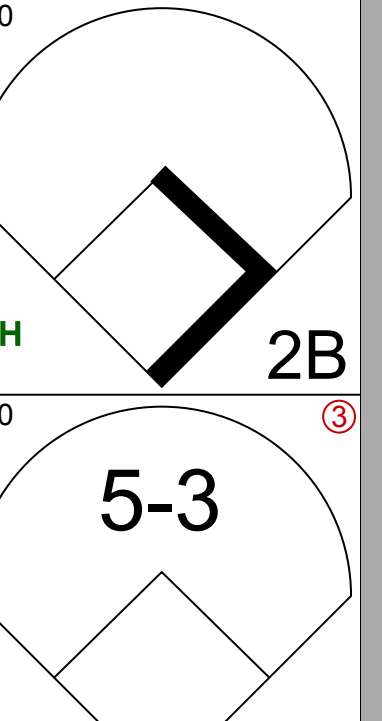
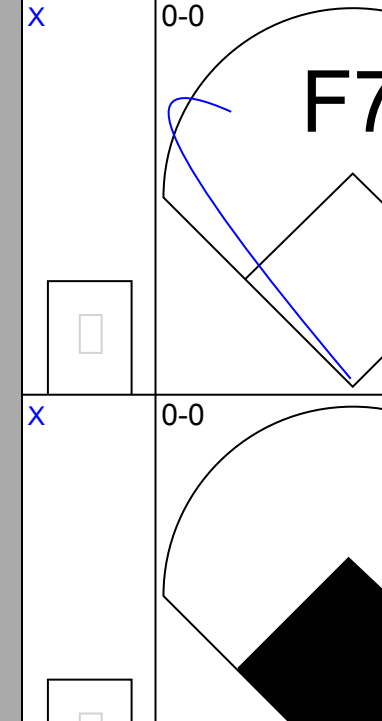
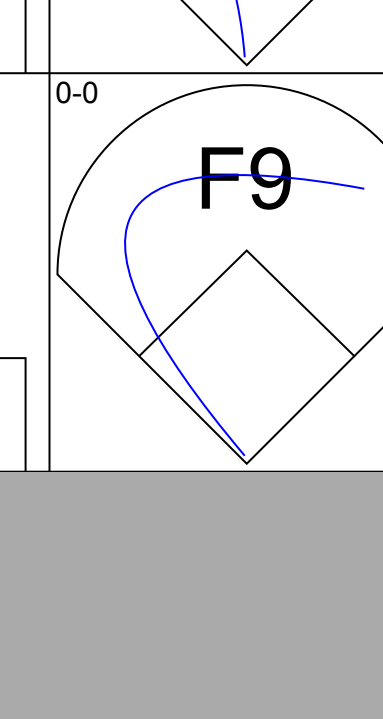

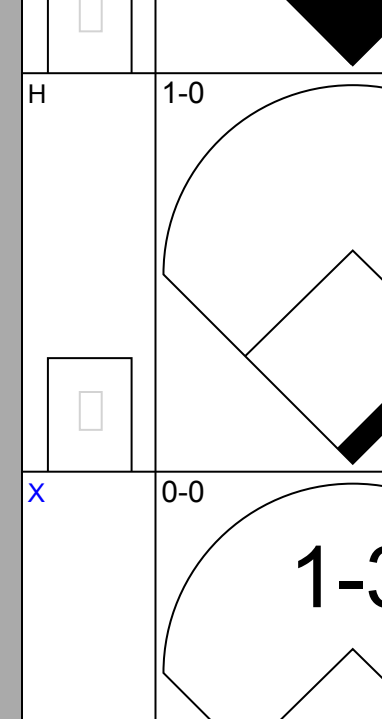

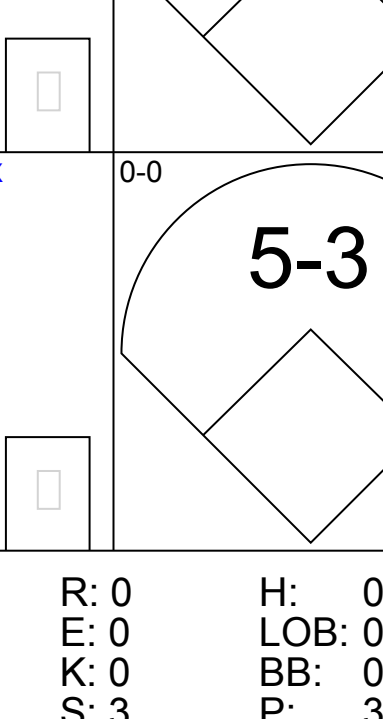

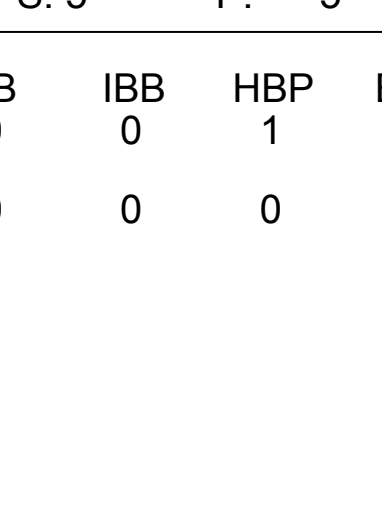
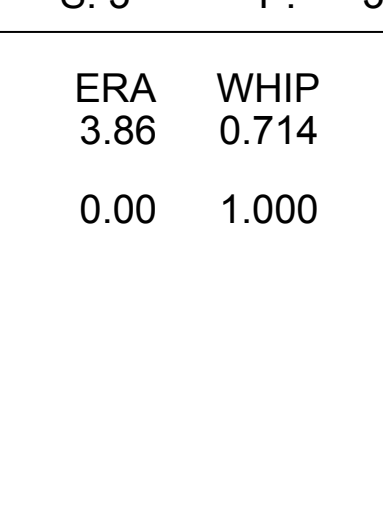






Batter	1	2	3	4	5	6	7	8	9	AB	R	H	RBI	BB	SO	LOB	TOP					
<b>23 Ryne Sandberg, R</b> OBP: 0.307, SLG: 0.362 (1, 4)										3	0	0	0	0	1	1	<b>Chicago Cubs @ Philadelphia Phillies</b> Veterans Stadium, Philadelphia, PA Tue Sep 28 1982, 7:05 PM EDT Att: 14,431 - Unknown					
<b>Mel Hall, L</b> OBP: 0.307, SLG: 0.362 (1, 8)										4	0	0	0	0	2	1						
<b>Bill Buckner, L</b> OBP: 0.339, SLG: 0.438 (1, 3)										4	1	1	1	0	0	0						
<b>Leon Durham, L</b> OBP: 0.382, SLG: 0.518 (1, 9)										4	1	2	0	0	1	0						
<b>Keith Moreland, R</b> OBP: 0.329, SLG: 0.406 (1, 2)										3	0	1	0	1	1	1						
<b>Pat Tabler, R</b> OBP: 0.313, SLG: 0.387 (1, 5)										3	0	0	0	0	2	3						
<b>Jay Johnstone, L</b> OBP: 0.343, SLG: 0.406 (9, PH)									1	0	0	0	0	0	1							
<b>Scott Thompson, L</b> OBP: 0.364, SLG: 0.377 (1, 7)									4	0	3	1	0	0	1							
<b>Scott Fletcher, R</b> OBP: 0.333, SLG: 0.143 (1, 6)									3	0	0	0	0	1	4							
<b>Doug Bird, R</b> OBP: 0.148, SLG: 0.167 (1, 1)									3	0	0	0	0	3	2							
<b>Lee Smith, R</b> OBP: 0.116, SLG: 0.250 (8, 1)									0	0	0	0	0	0	0							
<b>Inning Stats</b>	R: 0 E: 0 K: 2 S: 7	H: 0 LOB: 0 BB: 0 P: 7	R: 1 E: 0 K: 1 S: 7	H: 3 LOB: 1 BB: 0 P: 7	R: 0 E: 0 K: 2 S: 7	H: 0 LOB: 0 BB: 0 P: 7	R: 0 E: 0 K: 0 S: 3	H: 0 LOB: 1 BB: 1 P: 7	R: 0 E: 0 K: 2 S: 8	H: 1 LOB: 1 BB: 0 P: 8	R: 1 E: 0 K: 1 S: 6	H: 2 LOB: 0 BB: 0 P: 6	R: 0 E: 0 K: 2 S: 8	H: 1 LOB: 1 BB: 0 P: 8	R: 0 E: 0 K: 0 S: 2	H: 0 LOB: 0 BB: 0 P: 3	R: 0 E: 0 K: 1 S: 6	H: 0 LOB: 1 BB: 0 P: 6	1B: 4 2B: 3 3B: 0 HR: 1	SF: 0 SAC: 0 DP: 1 HBP: 1	WP: 1 PB: 0 SB: 1 CS: 1	PA: 34
<b>PITCHER</b>	IP	WLS	BF	H	R	ER	SO	BB	IBB	HBP	BLK	WP	HR	S	P	ERA	WHIP					
<b>Larry Christenson, R</b> ERA: 3.47 (1, 1)	8.0	W	30	7	2	2	10	1	0	1	0	0	1	48	53	2.25	1.000					
<b>Ron Reed, R</b> ERA: 2.66 (9, 1)	1.0	S	4	0	0	0	1	0	0	0	0	1	0	6	6	0.00	0.000					

AB	32
R	2
H	7
RBI	2
BB	1
SO	11
LOB	14



Batter	1	2	3	4	5	6	7	8	9	AB	R	H	RBI	BB	SO	LOB	BOTTOM					
<b>Garry Maddox, R</b> OBP: 0.305, SLG: 0.422 (1, 8)										4	0	1	0	0	0	1	<b>Chicago Cubs @ Philadelphia Phillies</b> Veterans Stadium, Philadelphia, PA Tue Sep 28 1982, 7:05 PM EDT Att: 14,431 - Unknown					
<b>Pete Rose, S</b> OBP: 0.343, SLG: 0.338 (1, 3)										4	0	1	1	0	0	1						
<b>Gary Matthews, R</b> OBP: 0.352, SLG: 0.434 (1, 7)										4	1	1	0	0	1	2						
<b>Mike Schmidt, R</b> OBP: 0.409, SLG: 0.555 (1, 5)										4	0	0	0	0	1	3						
<b>Bo Diaz, R</b> OBP: 0.332, SLG: 0.451 (1, 2)									3	0	1	1	0	1	0							
<b>Alejandro Sanchez, R</b> OBP: 0.500, SLG: 1.250 (1, 9)									3	1	1	1	0	0	1							
<b>Ron Reed, R</b> OBP: 0.400, SLG: 0.417 (9, 1)									0	0	0	0	0	0	0							
<b>Manny Trillo, R</b> OBP: 0.313, SLG: 0.314 (1, 4)										2	0	0	0	0	0	0						
<b>Ivan De Jesus, R</b> OBP: 0.309, SLG: 0.312 (1, 6)										3	0	0	0	0	0	1						
<b>Larry Christenson, R</b> OBP: 0.101, SLG: 0.149 (1, 1)										2	0	0	0	0	1	0						
<b>Greg Gross, L</b> OBP: 0.372, SLG: 0.326 (8, PH)									1	0	1	0	0	0	0							
<b>Bob Dernier, R</b> OBP: 0.316, SLG: 0.320 (8, PR)									0	1	0	0	0	0	0							
<b>Inning Stats</b>	R: 0 E: 0 K: 0 S: 4	H: 1 LOB: 1 BB: 0 P: 4	R: 0 E: 0 K: 1 S: 5	H: 0 LOB: 0 BB: 0 P: 5	R: 0 E: 0 K: 1 S: 5	H: 0 LOB: 0 BB: 0 P: 5	R: 1 E: 0 K: 0 S: 5	H: 2 LOB: 1 BB: 0 P: 5	R: 0 E: 0 K: 0 S: 3	H: 0 LOB: 0 BB: 0 P: 3	R: 0 E: 0 K: 0 S: 3	H: 0 LOB: 0 BB: 0 P: 3	R: 1 E: 0 K: 1 S: 6	H: 1 LOB: 1 BB: 0 P: 7	R: 1 E: 0 K: 1 S: 7	H: 2 LOB: 1 BB: 0 P: 7	R: 1 E: 0 K: 1 S: 7	H: 2 LOB: 1 BB: 0 P: 7	1B: 4 2B: 1 3B: 0 HR: 1	SF: 0 SAC: 0 DP: 0 HBP: 1	WP: 0 PB: 0 SB: 2 CS: 0	PA: 31
<b>PITCHER</b>	IP	WLS	BF	H	R	ER	SO	BB	IBB	HBP	BLK	WP	HR	S	P	ERA	WHIP					
<b>Doug Bird, R</b> ERA: 5.21 (1, 1)	7.0	L	27	5	3	3	3	0	0	1	0	0	0	32	33	3.86	0.714					
<b>Lee Smith, R</b> ERA: 2.6 (8, 1)	1.0		4	1	0	0	1	0	0	0	0	0	0	6	6	0.00	1.000					

AB	30
R	3
H	6
RBI	3
BB	0
SO	4
LOB	9





Batter	1	2	3	4	5	6	7	8	9	AB	R	H	RBI	BB	SO	LOB	TOP								
<b>Bump Wills, S</b> (1,4) OBP: 0.348, SLG: 0.380	F9	F8			F2		BB	4-3		4	0	0	0	1	0	3	<b>Chicago Cubs @ New York Mets</b> Shea Stadium, Flushing, NY Wed Sep 29 1982, 7:05 PM EDT Att: 3,175 - Unknown - 64 F								
<b>23 Ryne Sandberg, R</b> (1,5) OBP: 0.306, SLG: 0.360	HR	FC6-4			K		5-3		K	4	1	0	0	1	2	3									
<b>Bill Buckner, L</b> (1,3) OBP: 0.344, SLG: 0.446	HR			L4-3	BLK				P6-3	4	1	4	2	1	0	0									
<b>Jay Johnstone, L</b> (1,9) OBP: 0.341, SLG: 0.404	3-1			L4-3	4-3				P6-3	4	0	1	0	0	0	3									
<b>Gary Woods, R</b> (9, PH) OBP: 0.323, SLG: 0.385				L4-3	4-3				P6-3	1	0	0	0	0	0	1									
<b>Keith Moreland, R</b> (1,2) OBP: 0.328, SLG: 0.404				L4-3						4	0	1	0	0	0	2									
<b>Mel Hall, L</b> (1,8) OBP: 0.316, SLG: 0.370	4-3				4-3					4	1	2	0	0	0	1									
<b>Scott Thompson, L</b> (1,7) OBP: 0.371, SLG: 0.400					4-3					4	1	2	1	0	0	1									
<b>Scott Fletcher, R</b> (1,6) OBP: 0.385, SLG: 0.111										2	0	0	0	2	0	2									
<b>Mike Proly, R</b> (1,1) OBP: 0.291, SLG: 0.308										2	0	0	0	0	1	1									
<b>Willie Hernandez, L</b> (7,1)										0	0	0	0	0	0	0									
<b>Dick Tidrow, R</b> (7,1)										0	0	0	0	0	0	0									
<b>Jerry Morales, R</b> (8, PH) OBP: 0.328, SLG: 0.440										1	0	0	1	0	0	1									
<b>Lee Smith, R</b> (8,1) OBP: 0.118, SLG: 0.250										0	0	0	0	0	0	0									
<b>Inning Stats</b>	R: 2 E: 0 K: 0 S: 5	H: 2 LOB: 1 BB: 1 P: 9	R: 0 E: 0 K: 0 S: 5	H: 1 LOB: 2 BB: 0 P: 5	R: 0 E: 0 K: 0 S: 3	H: 2 LOB: 0 BB: 0 P: 3	R: 0 E: 0 K: 0 S: 3	H: 0 LOB: 1 BB: 1 P: 7	R: 0 E: 0 K: 1 S: 6	H: 1 LOB: 1 BB: 0 P: 6	R: 0 E: 0 K: 0 S: 4	H: 1 LOB: 1 BB: 0 P: 4	R: 0 E: 0 K: 1 S: 5	H: 0 LOB: 2 BB: 2 P: 13	R: 2 E: 1 K: 0 S: 5	H: 2 LOB: 1 BB: 1 P: 9	R: 0 E: 0 K: 1 S: 5	H: 1 LOB: 0 BB: 0 P: 5	1B: 8 2B: 2 3B: 1 HR: 1	SF: 0 SAC: 1 DP: 1 HBP: 0	WP: 0 PB: 0 SB: 1 CS: 0	PA: 40			
<b>PITCHER</b>	IP	WLS	BF	H	R	ER	SO	BB	IBB	HBP	BLK	WP	HR	S	P	ERA	WHIP								
<b>Walt Terrell, R</b> (1,1) ERA: 3.43	7.1	L	35	9	4	3	2	4	1	0	1	0	1	34	54	3.68	1.773								
<b>Doug Sisk, R</b> (8,1) ERA: 1.35	0.2		2	0	0	0	0	0	0	0	0	0	0	2	2	0.00	0.000								
<b>Pete Falcone, L</b> (9,1) ERA: 3.84	1.0		3	1	0	0	1	0	0	0	0	0	0	5	5	0.00	1.000								

AB	34
R	4
H	10
RBI	4
BB	5
SO	3
LOB	18

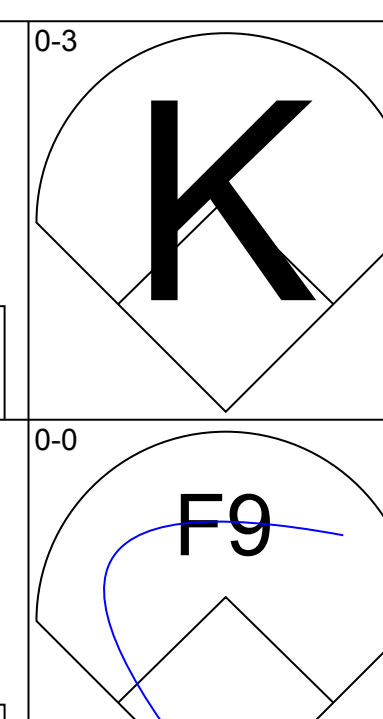
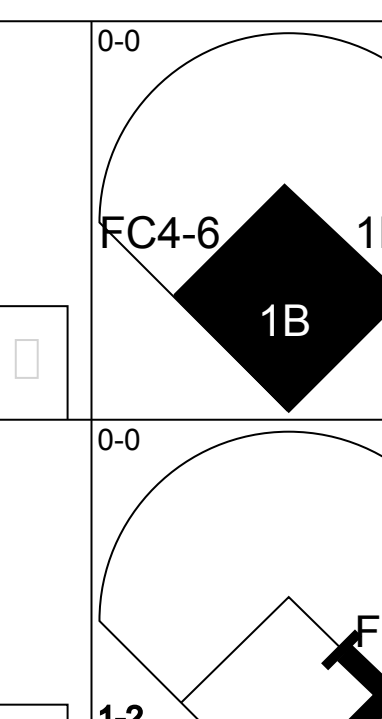
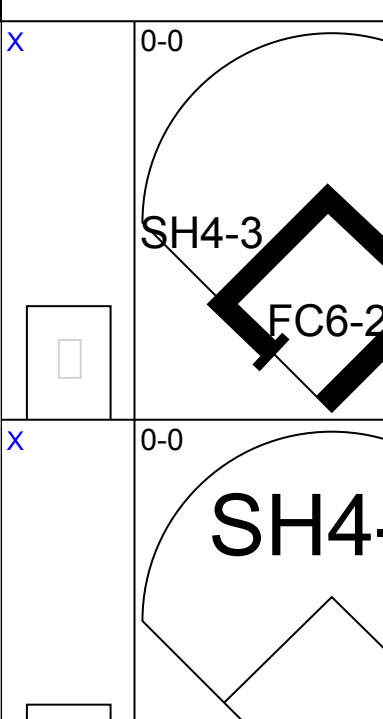
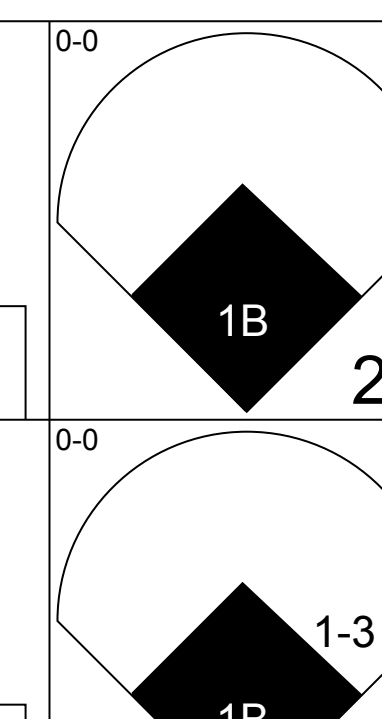
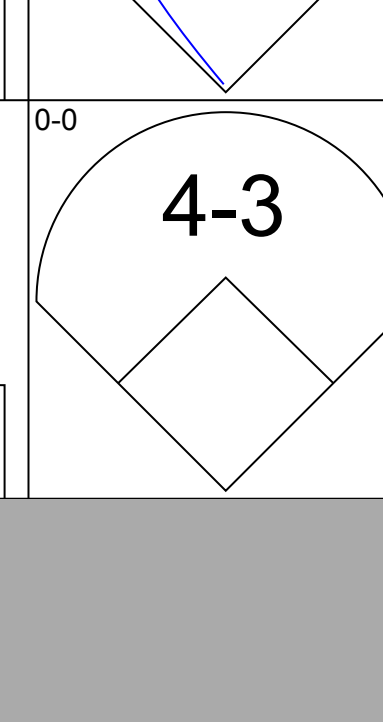
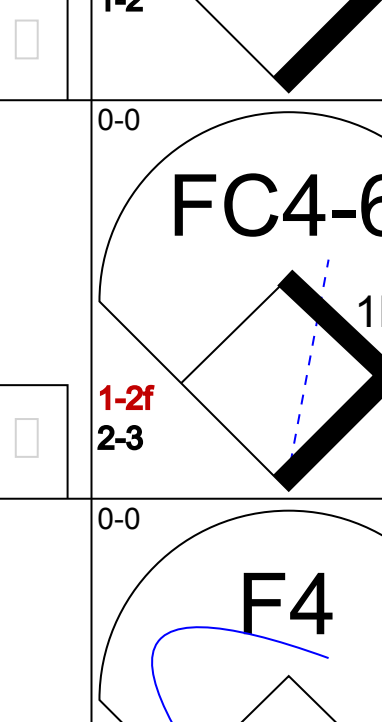
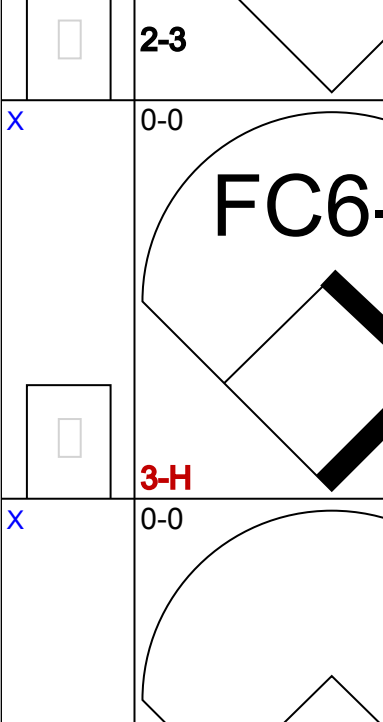
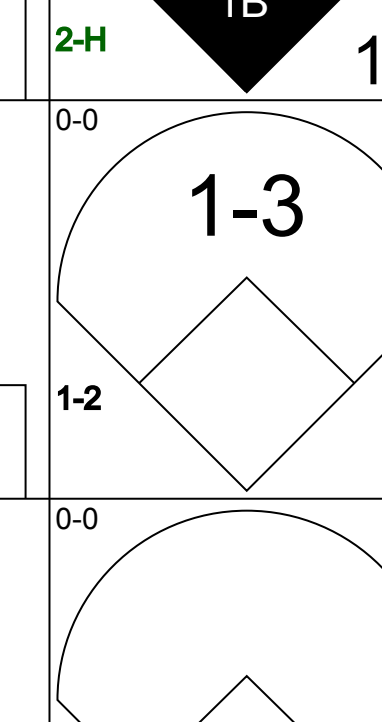

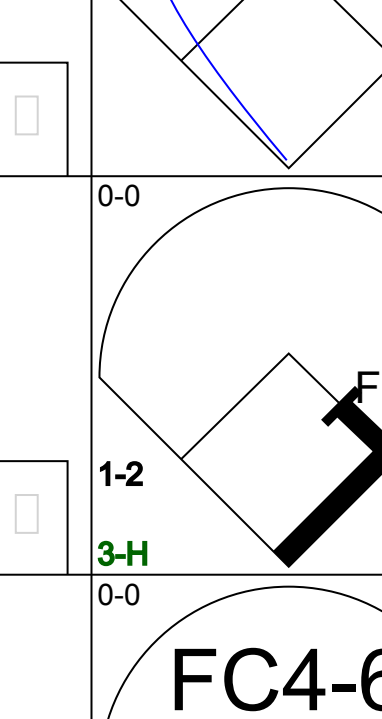
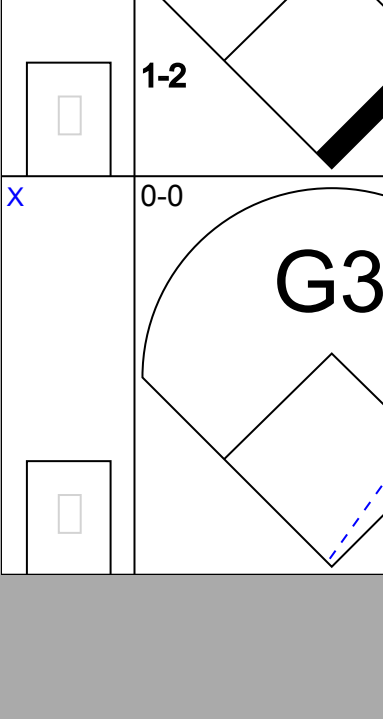
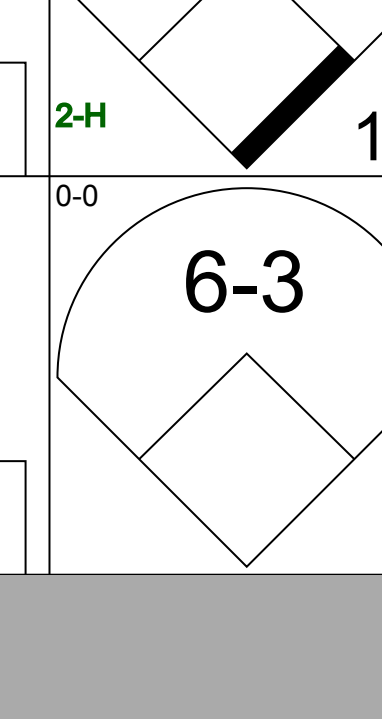
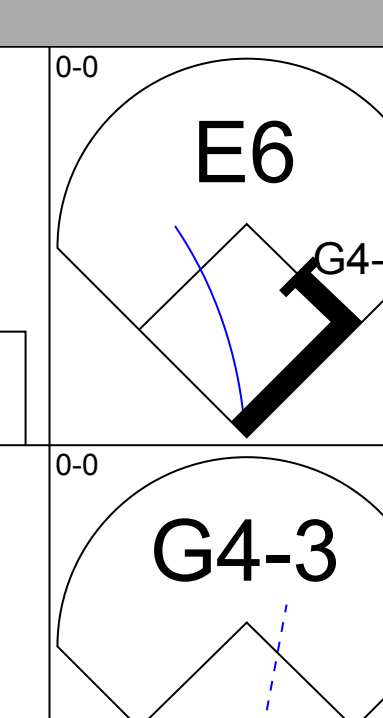
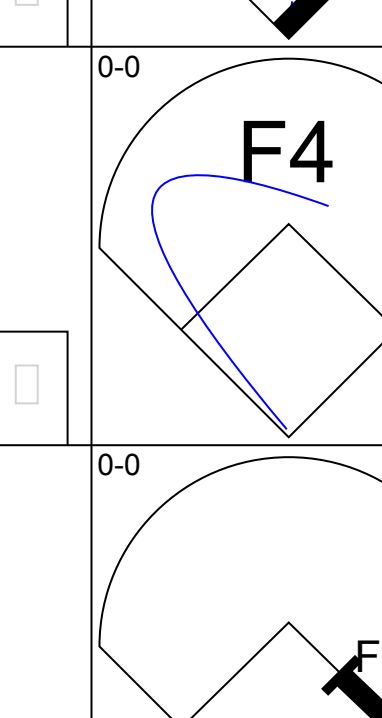
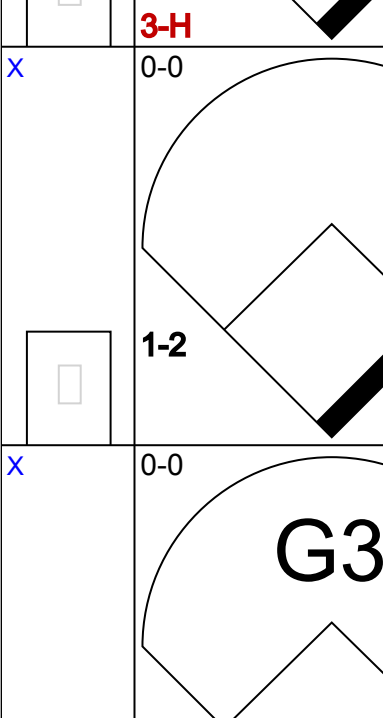
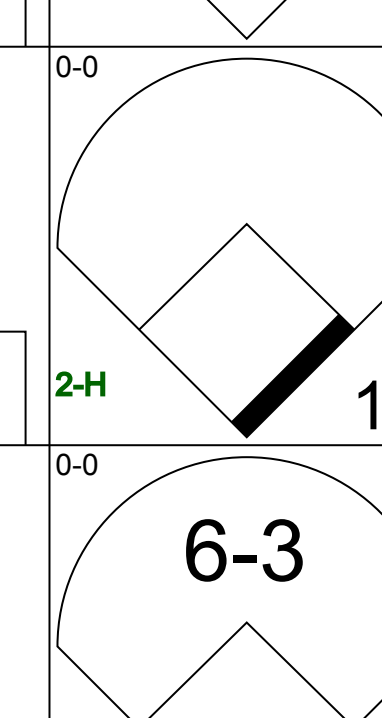
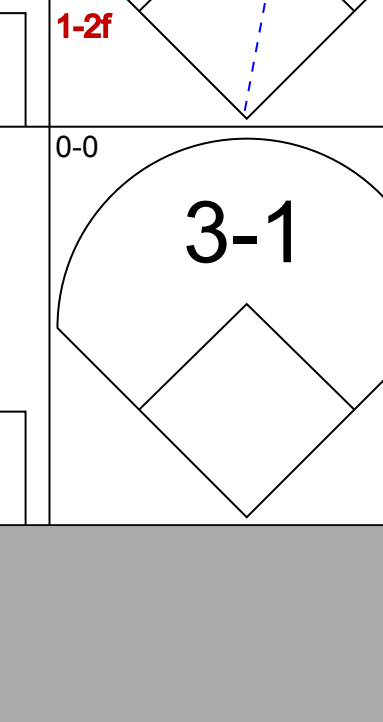
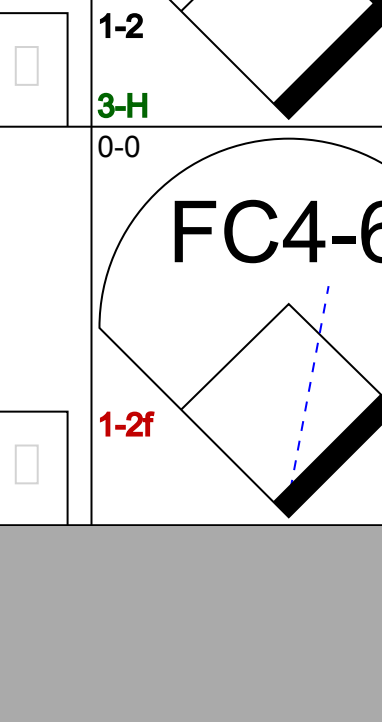




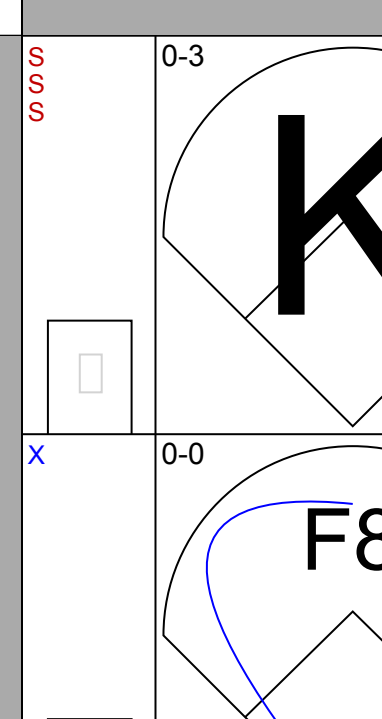
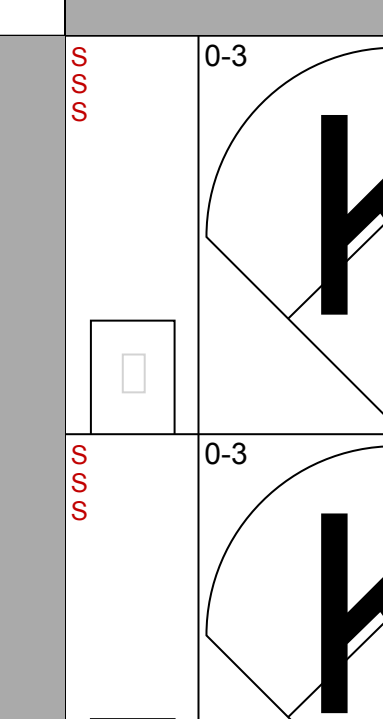
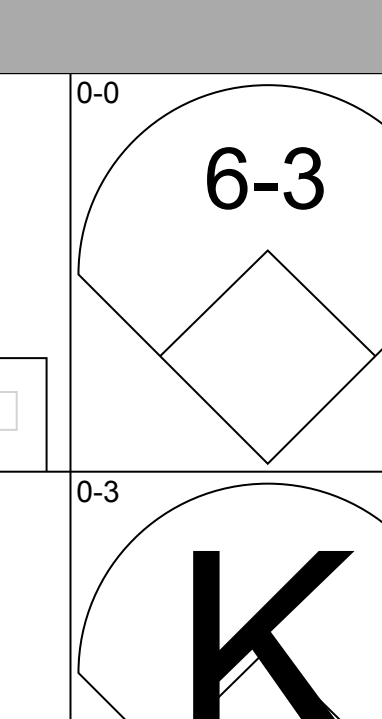
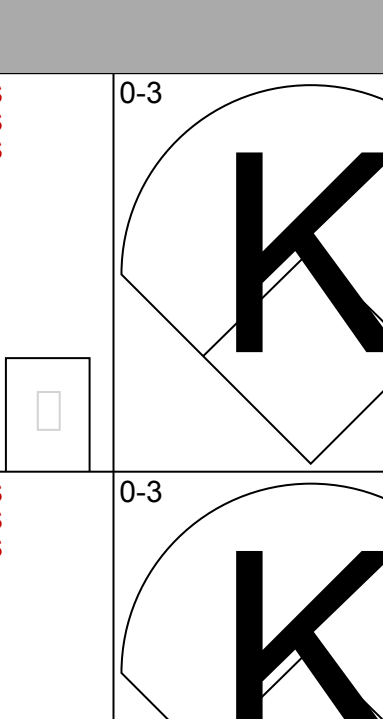
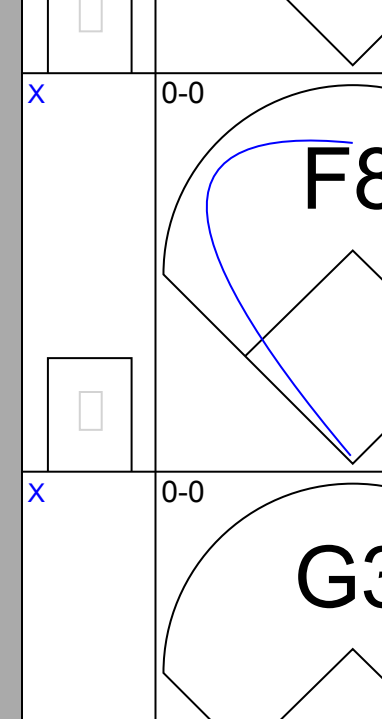
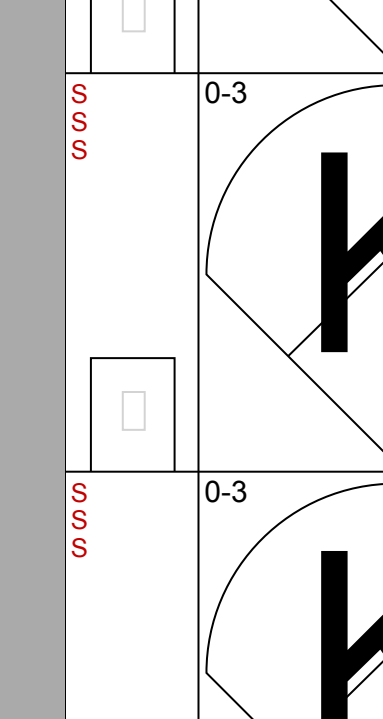
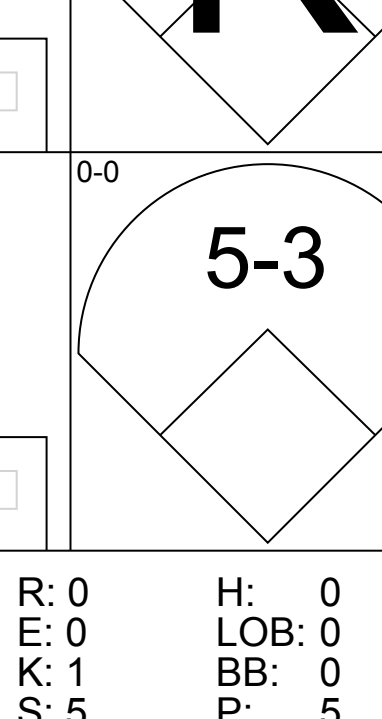
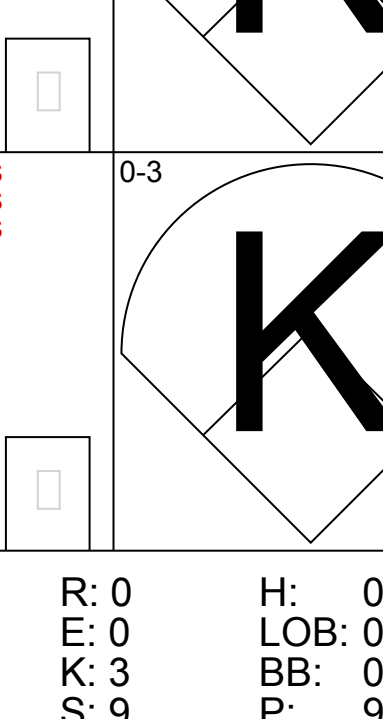

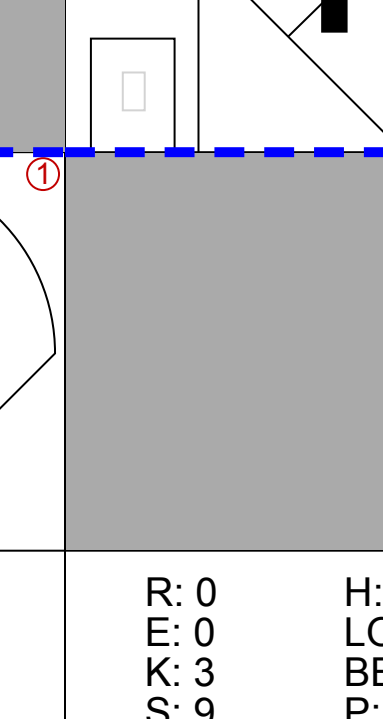
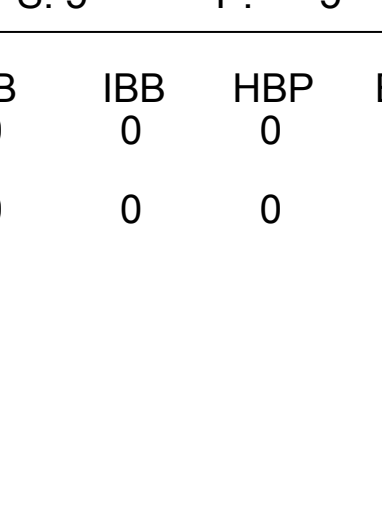
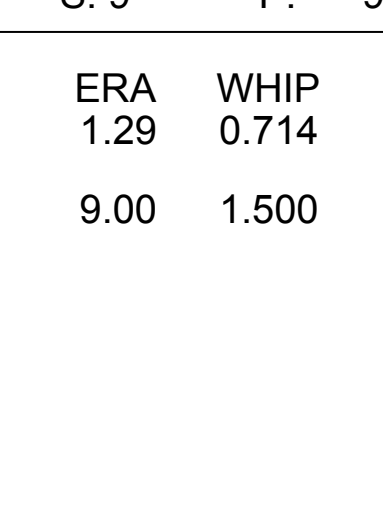
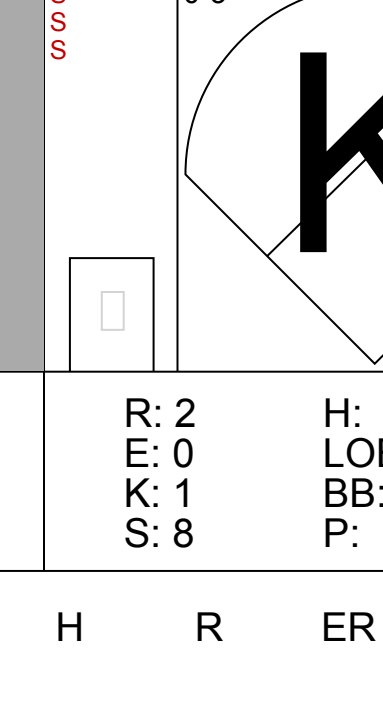


Batter	1	2	3	4	5	6	7	8	9	AB	R	H	RBI	BB	SO	LOB	BOTTOM								
<b>Mookie Wilson, S</b> (1,8) OBP: 0.314, SLG: 0.371	CS		F7		6-3			K		3	0	0	0	1	1	2	<b>Chicago Cubs @ New York Mets</b> Shea Stadium, Flushing, NY Wed Sep 29 1982, 7:05 PM EDT Att: 3,175 - Unknown - 64 F								
<b>Ron Gardenhire, R</b> (1,6) OBP: 0.284, SLG: 0.308	L9				L7			K		3	0	0	0	0	0	1									
<b>Dave Kingman, R</b> (8, PH) OBP: 0.287, SLG: 0.440								K		1	0	0	0	0	1	1									
<b>Pete Falcone, L</b> (9,1) OBP: 0.113, SLG: 0.132								K		0	0	0	0	0	0	0									
<b>George Foster, R</b> (1,7) OBP: 0.306, SLG: 0.363	6-3				F9			K		4	1	1	0	0	1	1									
<b>Rusty Staub, L</b> (1,3) OBP: 0.312, SLG: 0.327					F9			5-3		4	0	1	0	0	0	1									
<b>Gary Rajsich, L</b> (1,9) OBP: 0.321, SLG: 0.382		FC1-6			FC5-4					4	0	2	1	0	0	1									
<b>Hubie Brooks, R</b> (1,5) OBP: 0.305, SLG: 0.326		F8			FC5-4			4-3		4	0	0	0	0	0	3									
<b>Ronn Reynolds, R</b> (1,2) ERA: 3.95		F8						G3		2	0	0	0	0	0	1									
<b>Ron Hodges, L</b> (7, PH) OBP: 0.357, SLG: 0.378		F8								1	0	0	0	0	0	1									
<b>Brian Giles, R</b> (1,4) OBP: 0.279, SLG: 0.331					5-3			K		3	0	1	0	0	1	1									
<b>Walt Terrell, L</b> (1,1) ERA: 2.22										1	0	0	0	0	1	0									
<b>Doug Sisk, R</b> (8,1) ERA: 3.01										0	0	0	0	0	0	0									
<b>Mike Jorgensen, L</b> (8, PH) OBP: 0.368, SLG: 0.348										1	0	1	0	0	0	0									
<b>Mike Howard, S</b> (9,4) OBP: 0.333, SLG: 0.313										0	0	0	0	0	0	0									
<b>Inning Stats</b>	R: 0 E: 0 K: 0 S: 2	H: 0 LOB: 0 BB: 1 P: 6	R: 0 E: 0 K: 0 S: 4	H: 1 LOB: 1 BB: 0 P: 4	R: 0 E: 0 K: 1 S: 5	H: 0 LOB: 0 BB: 0 P: 5	R: 1 E: 0 K: 0 S: 5	H: 2 LOB: 1 BB: 0 P: 5	R: 0 E: 0 K: 0 S: 4	H: 1 LOB: 1 BB: 0 P: 4	R: 0 E: 0 K: 0 S: 3	H: 0 LOB: 0 BB: 0 P: 3	R: 0 E: 0 K: 1 S: 6	H: 1 LOB: 1 BB: 0 P: 6	R: 0 E: 0 K: 3 S: 10	H: 1 LOB: 1 BB: 0 P: 10	R: 0 E: 0 K: 0 S: 3	H: 0 LOB: 0 BB: 0 P: 3	1B: 3 2B: 2 3B: 1 HR: 0	SF: 0 SAC: 1 DP: 0 HBP: 0	WP: 1 PB: 0 SB: 0 CS: 1	PA: 33			
<b>PITCHER</b>	IP	WLS	BF	H	R	ER	SO	BB	IBB	HBP	BLK	WP	HR	S	P	ERA	WHIP								
<b>Mike Proly, R</b> (1,1) ERA: 2.22	6.1	W	24	5	1	1	1	1	0	0	0	0	0	25	29	1.42	0.947								
<b>Willie Hernandez, L</b> (7,1) ERA: 3.01	0.1		1	0	0	0	0	0	0	0	0	0	0	1	1	0.00	0.000								
<b>Dick Tidrow, R</b> (7,1) ERA: 3.95	0.1		1	0	0	0	1	0	0	0	0	0	0	3	3	0.00	0.000								
<b>Lee Smith, R</b> (8,1) ERA: 2.75	2.0	S	7	1	0	0	3	0	0	0	0	1	0	13	13	0.00	0.500								

AB	31
R	1
H	6
RBI	1
BB	1
SO	5
LOB	13

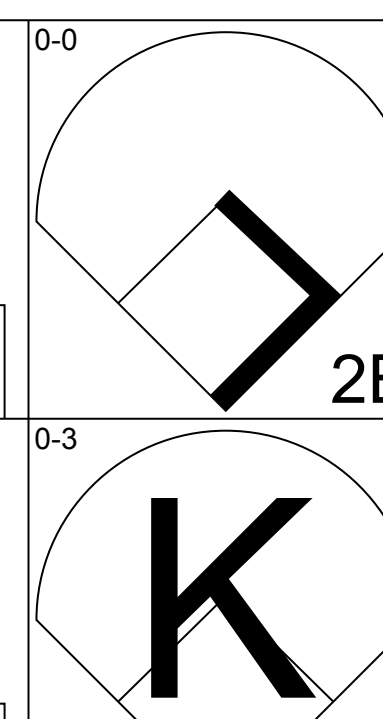
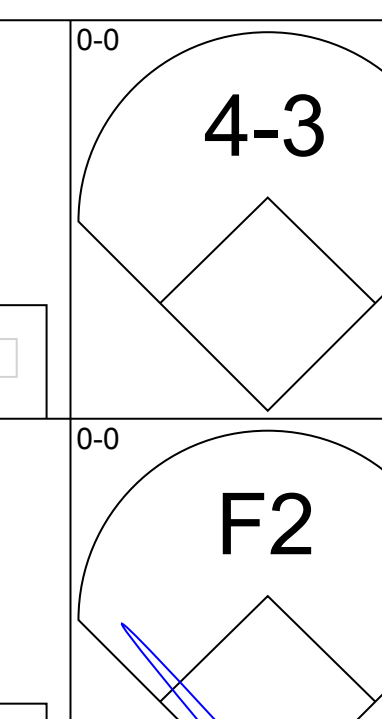
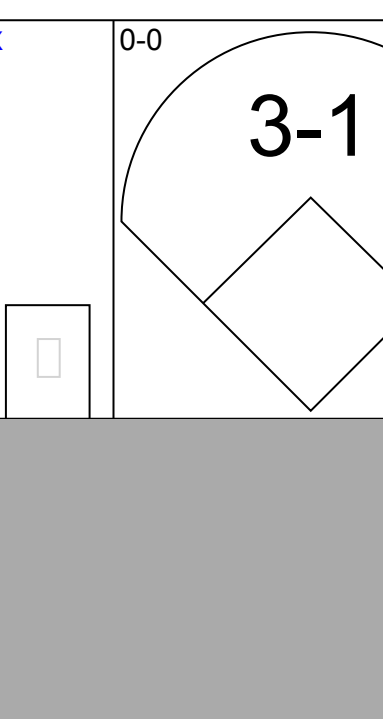
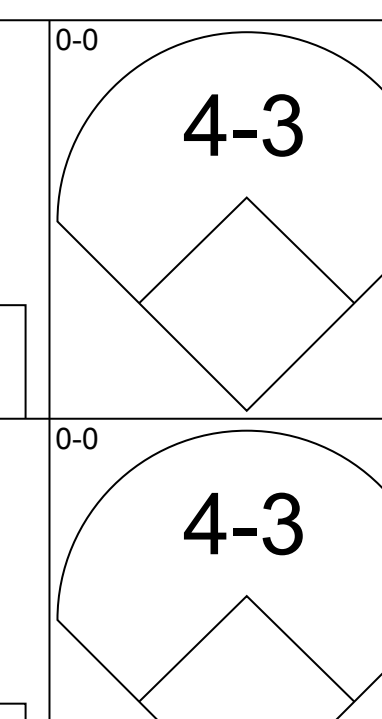
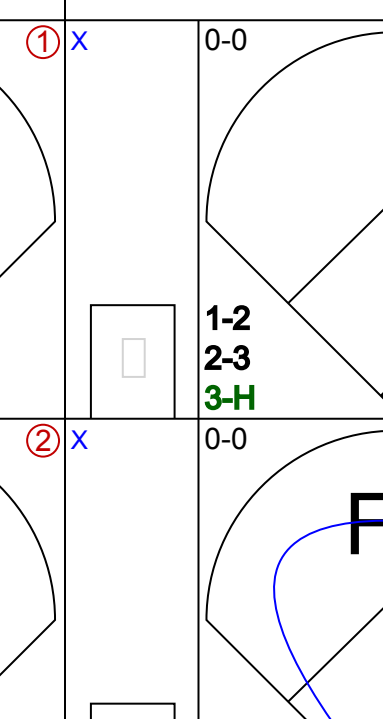
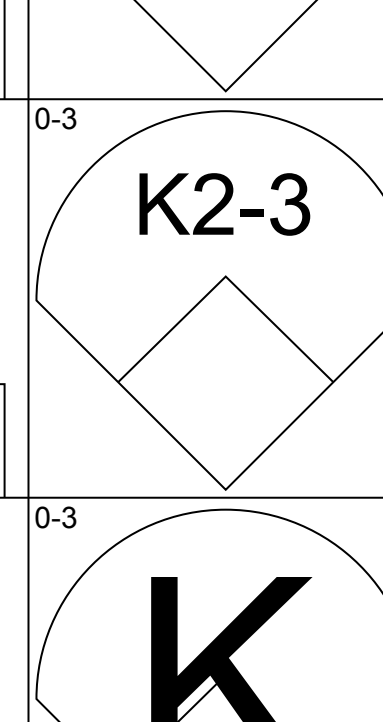
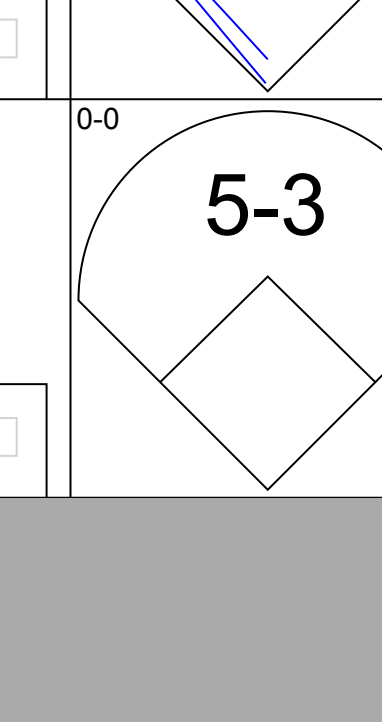
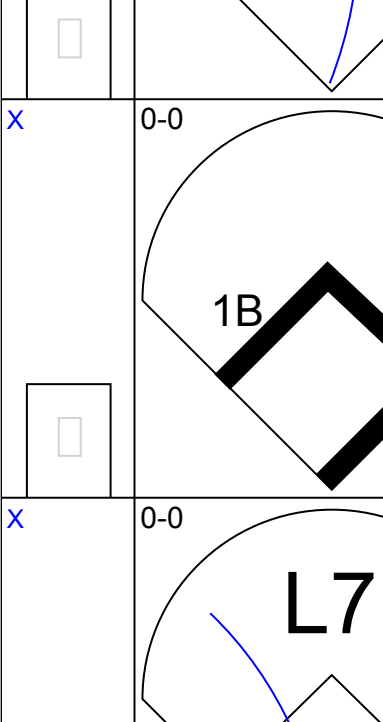
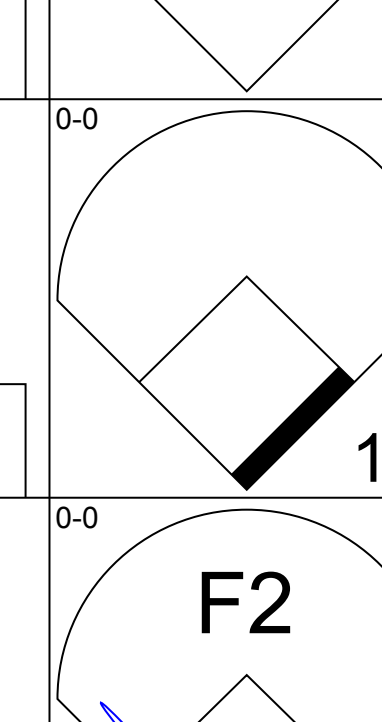
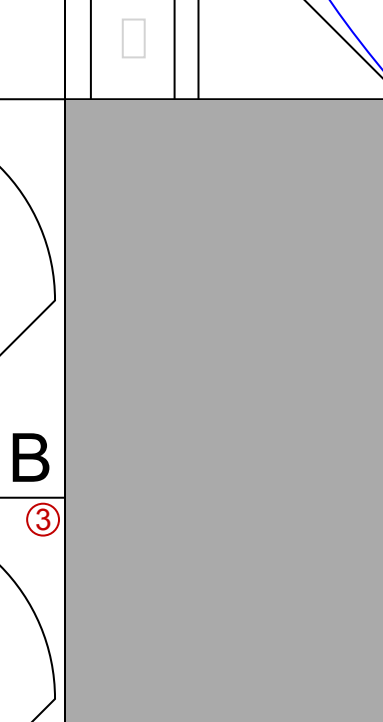


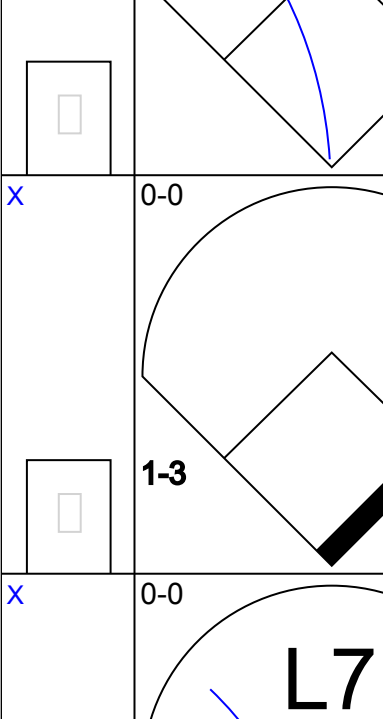


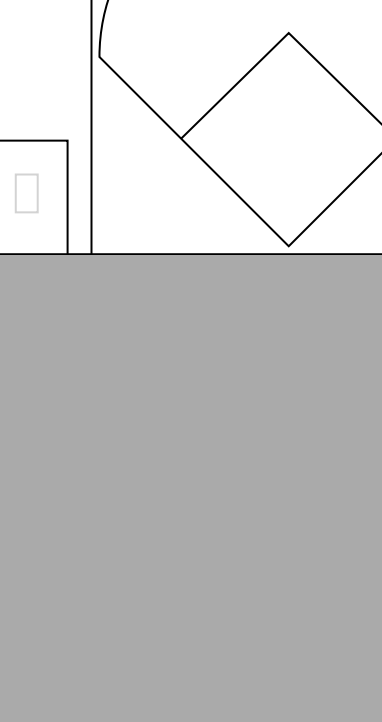
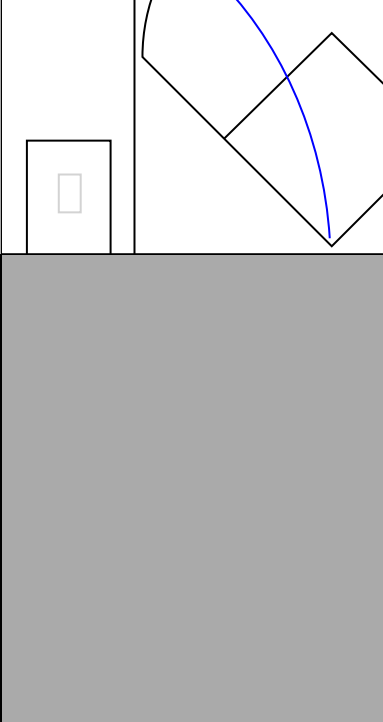

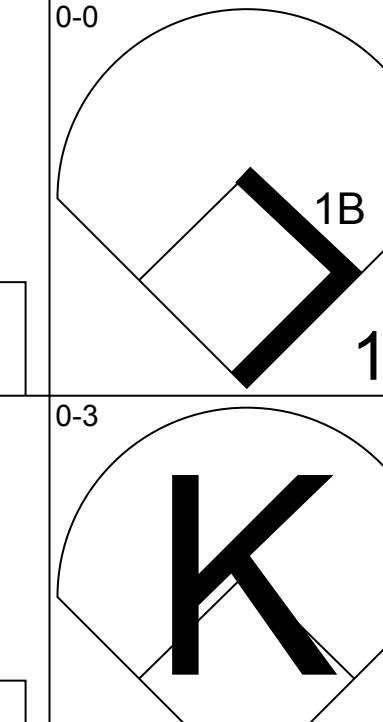
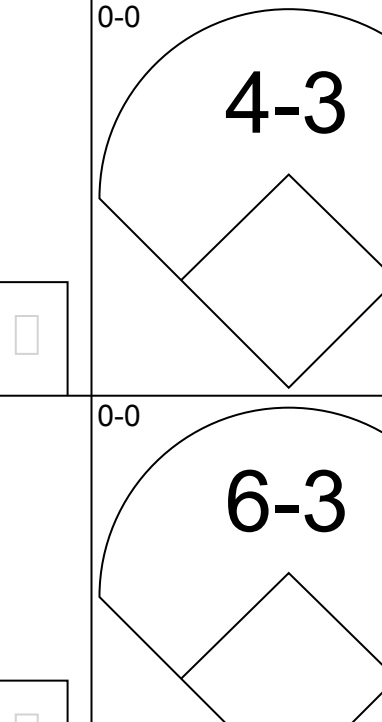
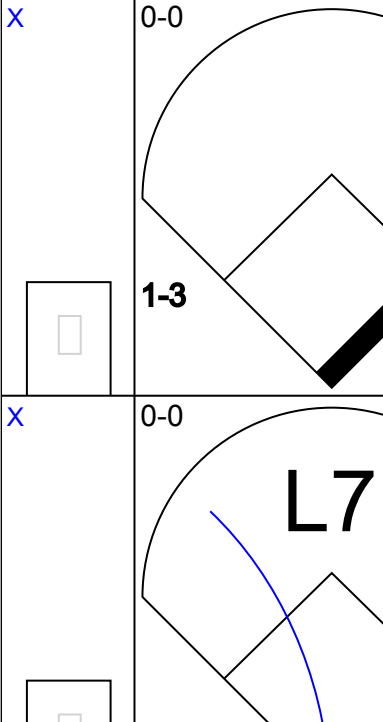
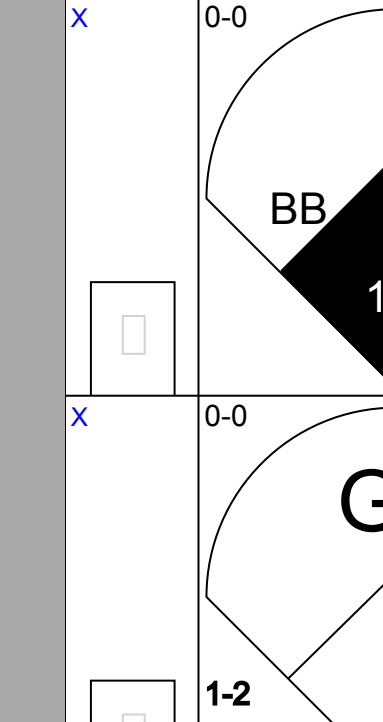
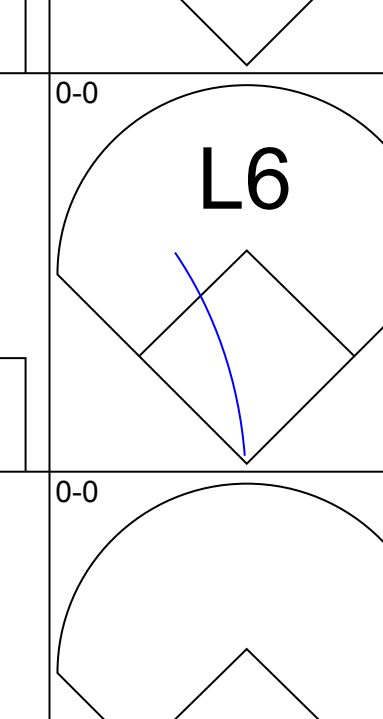


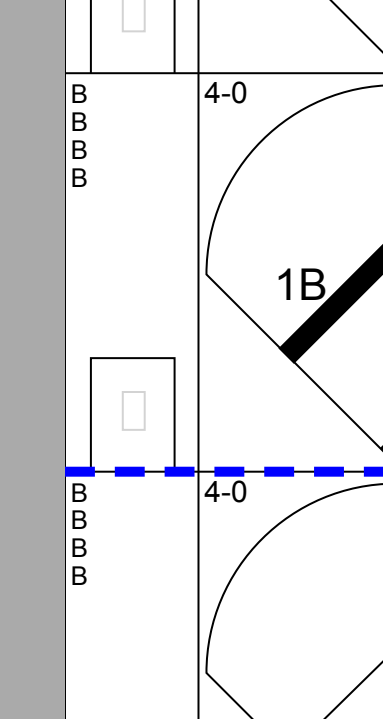
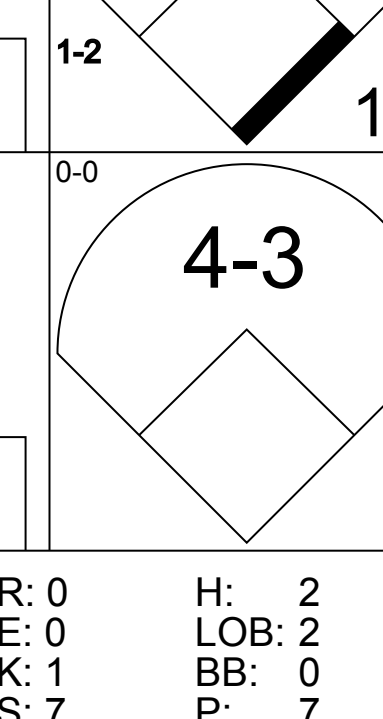
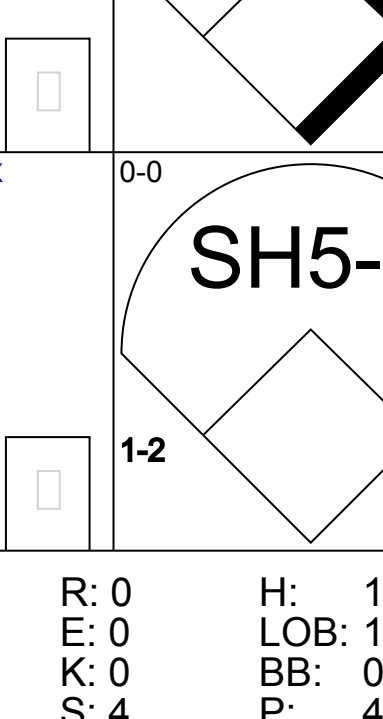
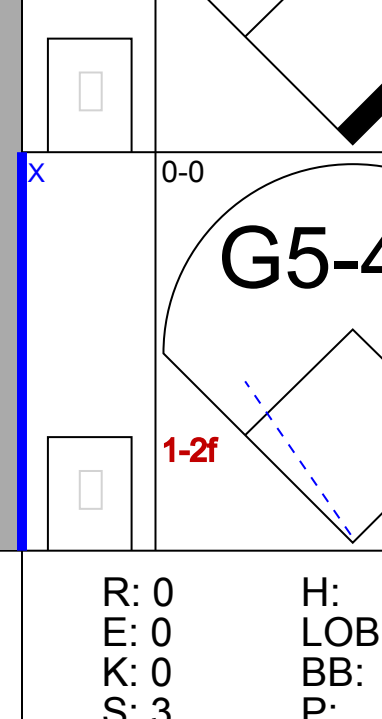
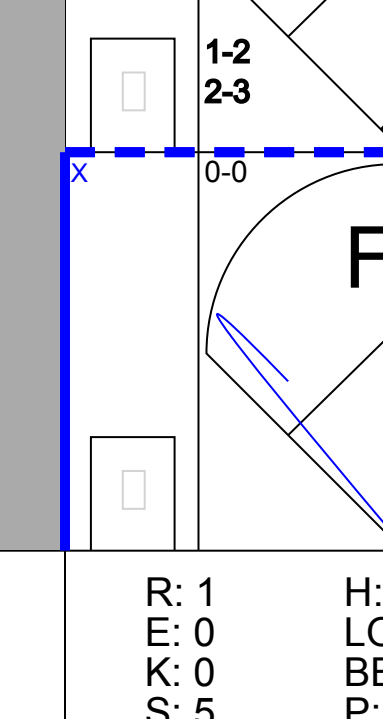


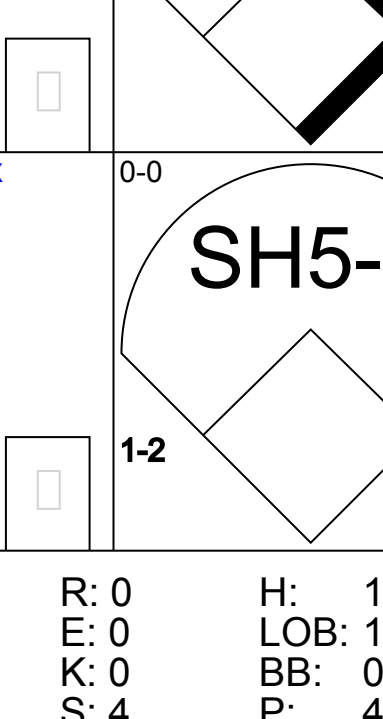
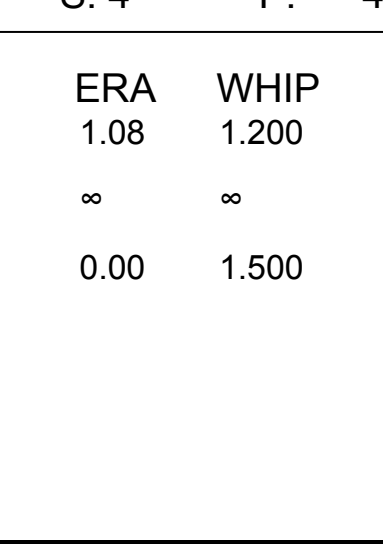
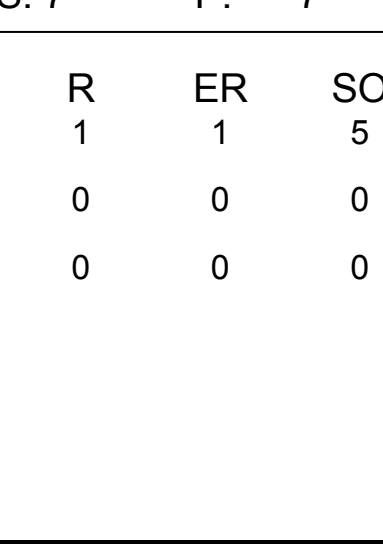





Batter	1	2	3	4	5	6	7	8	9	AB	R	H	RBI	BB	SO	LOB	TOP					
23 Ryne Sandberg, R (1.4) OBP: 0.308, SLG: 0.365										4	2	3	0	0	1	0	Chicago Cubs @ New York Mets Shea Stadium, Flushing, NY Thu Sep 30 1982, 7:05 PM EDT Att. 5,293 - Overcast - 63 F					
Gary Woods, R (1.7) OBP: 0.327, SLG: 0.388										3	1	2	1	0	0	0						
Bill Buckner, L (1.3) OBP: 0.342, SLG: 0.444										4	0	0	0	0	0	4						
Keith Moreland, R (1.2) OBP: 0.329, SLG: 0.405										4	0	2	1	0	0	2						
Jerry Morales, R (1.9) OBP: 0.325, SLG: 0.434										4	0	1	1	0	0	4						
Mel Hall, L (1.8) OBP: 0.301, SLG: 0.351										4	0	0	0	0	2	2						
Pat Tabler, R (1.5) OBP: 0.299, SLG: 0.367										4	0	0	0	0	2	0						
Scott Fletcher, R (1.6) OBP: 0.294, SLG: 0.077										4	0	0	0	0	3	0						
Dickie Noles, R (1.1) OBP: 0.121, SLG: 0.161										3	0	0	0	0	2	0						
Willie Hernandez, L (9.1)										0	0	0	0	0	0	0						
Lee Smith, R (9.1) OBP: 0.118, SLG: 0.250										0	0	0	0	0	0	0						
Junior Kennedy, R (9.6) OBP: 0.278, SLG: 0.264										0	0	0	0	0	0	0						
<b>Inning Stats</b>	R: 0 E: 0 K: 1 S: 5	H: 0 LOB: 0 BB: 0 P: 5	R: 0 E: 1 K: 0 S: 3	H: 0 LOB: 0 BB: 0 P: 3	R: 0 E: 0 K: 1 S: 5	H: 0 LOB: 0 BB: 0 P: 5	R: 1 E: 0 K: 0 S: 6	H: 3 LOB: 2 BB: 0 P: 6	R: 0 E: 0 K: 3 S: 9	H: 0 LOB: 0 BB: 0 P: 9	R: 0 E: 0 K: 0 S: 5	H: 2 LOB: 2 BB: 0 P: 5	R: 0 E: 0 K: 1 S: 5	H: 0 LOB: 0 BB: 0 P: 5	R: 2 E: 0 K: 1 S: 8	H: 3 LOB: 1 BB: 0 P: 8	R: 0 E: 0 K: 3 S: 9	H: 0 LOB: 0 BB: 0 P: 9	1B: 6 2B: 2 3B: 0 HR: 0	SF: 0 SAC: 1 DP: 1 HBP: 0	WP: 0 PB: 0 SB: 0 CS: 0	PA: 35
<b>PITCHER</b>	IP WLS BF H R ER SO BB IBB HBP BLK WP HR S P ERA WHIP																					
Tom Gorman, L (1.1) ERA: 2.76	7.0 L 26 5 1 1 6 0 0 0 0 0 0 0 38 38 1.29 0.714																					
Jesse Orosco, L (8.1) ERA: 2.72	2.0 9 3 2 2 4 0 0 0 0 0 0 0 17 17 9.00 1.500																					

AB	34
R	3
H	8
RBI	3
BB	0
SO	10
LOB	12



Batter	1	2	3	4	5	6	7	8	9	AB	R	H	RBI	BB	SO	LOB	BOTTOM			
Mookie Wilson, S (1.8) OBP: 0.315, SLG: 0.372										5	0	2	1	0	0	1	Chicago Cubs @ New York Mets Shea Stadium, Flushing, NY Thu Sep 30 1982, 7:05 PM EDT Att. 5,293 - Overcast - 63 F			
Ron Gardenhire, R (1.6) OBP: 0.280, SLG: 0.304										5	0	0	0	0	1	4				
George Foster, R (1.7) OBP: 0.307, SLG: 0.364										4	0	2	0	0	1	1				
Dave Kingman, R (1.3) OBP: 0.285, SLG: 0.437										4	0	0	0	0	2	3				
Gary Rajsich, L (1.9) OBP: 0.331, SLG: 0.391										4	1	3	0	0	0	0				
Hubie Brooks, R (1.5) OBP: 0.302, SLG: 0.323										4	0	0	0	0	1	4				
Brian Giles, R (1.4) OBP: 0.270, SLG: 0.331										0	0	0	0	0	0	0				
Mike Howard, S (2.4) OBP: 0.326, SLG: 0.286										3	0	0	0	1	0	1				
Bruce Bochy, R (1.2) OBP: 0.388, SLG: 0.556										3	0	3	0	0	0	0				
John Stearns, R (7. PR) OBP: 0.349, SLG: 0.415										0	0	0	0	0	0	0				
Ron Hodges, L (8.2) OBP: 0.360, SLG: 0.378										0	0	0	0	1	0	0				
Tom Gorman, L (1.1)										1	0	0	0	0	0	2				
Rusty Staub, L (7. PH) ERA: 4.43										1	0	0	0	0	0	1				
Jesse Orosco, R (8.1) OBP: 0.143, SLG: 0.143										0	0	0	0	0	0	0				
Rusty Tillman, R (9. PH) OBP: 0.222, SLG: 0.333										0	0	0	0	0	0	0				
Mike Jorgensen, L (9. PH) OBP: 0.366, SLG: 0.345										1	0	0	0	0	0	3				
<b>Inning Stats</b>	R: 0 E: 0 K: 3 S: 10	H: 1 LOB: 1 BB: 0 P: 10	R: 0 E: 0 K: 1 S: 7	H: 2 LOB: 2 BB: 0 P: 7	R: 0 E: 0 K: 0 S: 3	H: 0 LOB: 0 BB: 0 P: 3	R: 0 E: 0 K: 1 S: 5	H: 0 LOB: 0 BB: 0 P: 5	R: 0 E: 0 K: 0 S: 4	H: 1 LOB: 1 BB: 0 P: 4	R: 0 E: 0 K: 0 S: 5	H: 2 LOB: 2 BB: 0 P: 5	R: 0 E: 0 K: 0 S: 4	H: 1 LOB: 1 BB: 0 P: 4	R: 1 E: 0 K: 0 S: 5	H: 2 LOB: 3 BB: 2 P: 13	1B: 9 2B: 1 3B: 0 HR: 0	SF: 0 SAC: 1 DP: 1 HBP: 0	WP: 0 PB: 0 SB: 0 CS: 0	PA: 38
<b>PITCHER</b>	IP WLS BF H R ER SO BB IBB HBP BLK WP HR S P ERA WHIP																			
Dickie Noles, R (1.1) ERA: 4.43	8.1 W 34 9 1 1 5 1 0 0 0 0 0 0 43 47 1.08 1.200																			
Willie Hernandez, L (9.1) ERA: 3.01	0.0 1 0 0 0 0 1 0 0 0 0 0 0 4 - -																			
Lee Smith, R (9.1) ERA: 2.73	0.2 S 3 1 0 0 0 0 0 0 0 0 0 0 3 3 0.00 1.500																			

AB	35
R	1
H	10
RBI	1
BB	2
SO	5
LOB	20





Batter	1	2	3	4	5	6	7	8	9	AB	R	H	RBI	BB	SO	LOB	TOP			
Tom Herr, S OBP: 0.341, SLG: 0.320 Mike Ramsey, S OBP: 0.300, SLG: 0.296	F7		SF8 1B	4-3			F7		4-3	3	1	1	0	0	0	0				
Ken Oberkfell, L OBP: 0.343, SLG: 0.363	S 1B		E8 BB				K			4	1	2	0	0	1	1				
Lonnie Smith, R OBP: 0.380, SLG: 0.434	1B BB						P6		CS 2B	2	0	1	0	2	0	1				
Keith Hernandez, L OBP: 0.398, SLG: 0.412	G6-3 1B		K				6-3		K	4	0	1	1	0	2	5				
George Hendrick, R OBP: 0.324, SLG: 0.452 David Green, R OBP: 0.316, SLG: 0.380	G6-3 1B		SF8				F8			2	0	0	1	0	0	3				
Willie McGee, S OBP: 0.318, SLG: 0.391			F9				5-3		4-3	4	0	0	0	0	0	3				
Darrell Porter, L OBP: 0.345, SLG: 0.402							K			3	2	2	2	1	1	0				
Kelly Paris, R OBP: 0.103, SLG: 0.107 Steve Braun, L OBP: 0.304, SLG: 0.350			K				1-3		K	3	0	0	0	0	1	1				
Joaquin Andujar, S OBP: 0.158, SLG: 0.189 Jim Kaat, L			F9				K		6-3	2	0	0	0	0	0	1				
Bob Forsch, R OBP: 0.237, SLG: 0.274 Bruce Sutter, R OBP: 0.111, SLG: 0.125 Dane Iorg, L OBP: 0.354, SLG: 0.363										0	0	0	0	0	0	0				
<b>Inning Stats</b>	R: 1 E: 0 K: 0 S: 4	H: 2 LOB: 1 BB: 1 P: 8	R: 0 E: 0 K: 1 S: 5	H: 0 LOB: 1 BB: 1 P: 9	R: 1 E: 1 K: 1 S: 7	H: 1 LOB: 2 BB: 1 P: 11	R: 1 E: 0 K: 0 S: 4	H: 1 LOB: 0 BB: 0 P: 4	R: 0 E: 0 K: 1 S: 5	H: 0 LOB: 0 BB: 0 P: 5	R: 0 E: 0 K: 2 S: 7	H: 0 LOB: 0 BB: 0 P: 7	R: 0 E: 0 K: 1 S: 6	H: 2 LOB: 1 BB: 0 P: 6	R: 1 E: 0 K: 1 S: 6	H: 1 LOB: 0 BB: 0 P: 6	1B: 5 2B: 1 3B: 0 HR: 2	SF: 1 SAC: 0 DP: 1 HBP: 0	WP: 0 PB: 0 SB: 2 CS: 1	PA: 37
<b>PITCHER</b>	IP WLS BF H R ER SO BB IBB HBP BLK WP HR S P ERA WHIP																			
Fergie Jenkins, R ERA: 3.15 Bill Campbell, R ERA: 3.77	(1, 1) (7, 1)	6.0 W 26 5 3 2 3 3 0 0 0 0 1 29 41 3.00 1.333																		

St. Louis Cardinals @ Chicago Cubs  
Wrigley Field, Chicago, IL  
Sat Oct 02 1982, 3:33 AM CDT  
Att: 34,003 - Sunny - 67 F

AB 33  
R 4  
H 8  
RBI 4  
BB 3  
SO 7  
LOB 15



Batter	1	2	3	4	5	6	7	8	9	AB	R	H	RBI	BB	SO	LOB	BOTTOM			
23 Ryne Sandberg, R OBP: 0.308, SLG: 0.366	1-3		1B 2B	P5			5-3		6-3	5	1	1	0	0	0	3				
Scot Thompson, L OBP: 0.400, SLG: 0.429	4-3 1B		E 1B				G3		E 1B	5	3	4	2	0	0	0				
Bill Buckner, L OBP: 0.340, SLG: 0.440	4-3		E6 1B				F1		E8 1B	5	1	0	0	0	0	3				
Leon Durham, L OBP: 0.384, SLG: 0.518	F8						BB SF8 1B		4-3 1B	4	1	2	2	1	0	1				
Keith Moreland, R OBP: 0.330, SLG: 0.405			F9 4-3				BB E 1B		F7	5	1	2	1	0	0	3				
Mel Hall, L OBP: 0.322, SLG: 0.354			K2-3				1B 1B		E BB	2	0	1	0	2	1	0				
Pat Tabler, R OBP: 0.286, SLG: 0.354			F9				L8		SF8	3	0	0	1	0	1	3				
Scott Fletcher, R OBP: 0.286, SLG: 0.118			6-3				1B		4-3	4	1	1	0	0	0	1				
Fergie Jenkins, R OBP: 0.147, SLG: 0.179 Steve Henderson, R OBP: 0.293, SLG: 0.339 Bill Campbell, R OBP: 0.143, SLG: 0.143			K				F2			2	0	0	0	0	1	2				
<b>Inning Stats</b>	R: 0 E: 0 K: 0 S: 4	H: 1 LOB: 0 BB: 0 P: 4	R: 0 E: 0 K: 1 S: 5	H: 0 LOB: 0 BB: 0 P: 5	R: 3 E: 1 K: 1 S: 9	H: 3 LOB: 1 BB: 0 P: 9	R: 0 E: 0 K: 0 S: 5	H: 2 LOB: 2 BB: 0 P: 5	R: 3 E: 1 K: 0 S: 5	H: 2 LOB: 1 BB: 2 P: 13	R: 0 E: 0 K: 1 S: 5	H: 0 LOB: 0 BB: 0 P: 5	R: 0 E: 0 K: 1 S: 6	H: 1 LOB: 2 BB: 1 P: 10	R: 2 E: 2 K: 0 S: 7	H: 2 LOB: 2 BB: 0 P: 7	1B: 10 2B: 1 3B: 0 HR: 0	SF: 1 SAC: 0 DP: 0 HBP: 0	WP: 0 PB: 0 SB: 1 CS: 0	PA: 41
<b>PITCHER</b>	IP WLS BF H R ER SO BB IBB HBP BLK WP HR S P ERA WHIP																			
Joaquin Andujar, R ERA: 2.47 Jim Kaat, L ERA: 4.1 Bob Forsch, R ERA: 3.48 Bruce Sutter, R ERA: 2.9	(1, 1) (5, 1) (5, 1) (8, 1)	4.0 L 5 2 3 2 0 2 0 0 0 0 0 3 11 54.00 12.000																		

St. Louis Cardinals @ Chicago Cubs  
Wrigley Field, Chicago, IL  
Sat Oct 02 1982, 3:33 AM CDT  
Att: 34,003 - Sunny - 67 F

AB 37  
R 8  
H 11  
RBI 6  
BB 3  
SO 4  
LOB 17





