

Chicago Cubs - 1983

Batter	1	2	3	4	5	6	7	8	9	AB	R	H	RBI	BB	SO	LOB	TOP				
Tim Raines, S (1,7)	4-3		4-3			L1		L8		4	0	0	0	0	0	1					
Bryan Little, S (1,6) OBP: 0.250, SLG: 0.250	P6			F7		4-3			FC6-4 1B	4	0	1	0	0	0	0					
Andre Dawson, R (1,8) OBP: 0.250, SLG: 0.750	F9			5-3					FC6-4 CS	4	1	1	0	0	0	1					
Al Oliver, L (1,3) OBP: 1.000, SLG: 3.000		FC6-4 1B								3	2	3	3	1	0	0					
Gary Carter, R (1,2)		FC6-4 G5-4-3 1-2		L5					HR	4	0	0	0	0	0	2					
Tim Wallach, R (1,5)		G5-4-3 1-2			F9		P5			3	0	0	0	0	0	1					
Warren Cromartie, L (1,9) OBP: 0.333, SLG: 0.333						K				3	0	1	0	0	1	0					
Doug Flynn, R (1,4)				F9		F6-3		F4-3		3	0	0	0	0	0	1					
Steve Rogers, R (1,1)				K						3	0	0	0	0	2	1					
Inning Stats	R: 0 E: 0 K: 0 S: 3	H: 0 LOB: 0 BB: 0 P: 3	R: 0 E: 0 K: 0 S: 3	H: 1 LOB: 0 BB: 0 P: 3	R: 0 E: 0 K: 1 S: 6	H: 1 LOB: 1 BB: 0 P: 6	R: 0 E: 0 K: 0 S: 3	H: 0 LOB: 1 BB: 1 P: 7	R: 0 E: 0 K: 1 S: 5	H: 0 LOB: 0 BB: 0 P: 5	R: 2 E: 0 K: 0 S: 5	H: 2 LOB: 0 BB: 0 P: 5	R: 0 E: 0 K: 1 S: 5	H: 0 LOB: 0 BB: 0 P: 5	R: 1 E: 0 K: 0 S: 4	H: 2 LOB: 0 BB: 0 P: 4	1B: 3 2B: 0 3B: 1 HR: 2	SF: 0 SAC: 0 DP: 1 HBP: 0	WP: 0 PB: 0 SB: 0 CS: 1	PA: 32	
PITCHER	IP	WLS	BF	H	R	ER	SO	BB	IBB	HBP	BLK	WP	HR	S	P	ERA	WHIP				
Fergie Jenkins, R (1,1) ERA: 3.0	6.0	L	22	4	2	2	2	1	0	0	0	0	1	25	29	3.00	0.833				
Bill Campbell, R (7,1) ERA: 3.0	3.0		10	2	1	1	1	0	0	0	0	0	1	12	12	3.00	0.667				

Montreal Expos @ Chicago Cubs
Wrigley Field, Chicago, IL
Wed Apr 06 1983, 3:33 AM CST
Att. 4,802 - Overcast - 45 F

AB	31
R	3
H	6
RBI	3
BB	1
SO	3
LOB	7



Batter	1	2	3	4	5	6	7	8	9	AB	R	H	RBI	BB	SO	LOB	BOTTOM					
Mel Hall, L (1,7)	6-3		K		F4-3			L7		4	0	0	0	0	1	1						
23 Ryne Sandberg, R (1,4) OBP: 0.250, SLG: 0.250			K		F9			6-3		4	0	1	0	0	1	1						
Bill Buckner, L (1,3)			F4-3			P5		F4-3		4	0	0	0	0	1	1						
Leon Durham, L (1,8) OBP: 0.500, SLG: 0.333				F8		G3			FC1-4 1B	3	0	1	0	1	0	0						
Ron Cey, R (1,5) OBP: 0.250, SLG: 0.500			F7		K				FC1-4 1-2	4	0	1	0	0	1	3						
Keith Moreland, R (1,9) OBP: 0.333, SLG: 0.333			L8					L8		3	0	1	0	0	0	1						
Jody Davis, R (1,2)			F8		L8					4	0	0	0	0	2	2						
Larry Bowa, S (1,6) OBP: 0.333, SLG: 0.333					F4-3			F4		3	0	1	0	0	0	0						
Fergie Jenkins, R (1,1) OBP: 0.500, SLG: 1.000										2	0	1	0	0	0	1						
Bill Campbell, R (7,1)										0	0	0	0	0	0	0						
Scot Thompson, L (7,9)										1	0	0	0	0	0	0						
Jay Johnstone, L (8,PH)										1	0	0	0	0	0	1						
Inning Stats	R: 0 E: 0 K: 1 S: 6	H: 1 LOB: 2 BB: 1 P: 10	R: 0 E: 0 K: 0 S: 4	H: 1 LOB: 1 BB: 0 P: 4	R: 0 E: 0 K: 2 S: 7	H: 0 LOB: 0 BB: 0 P: 7	R: 0 E: 0 K: 1 S: 6	H: 1 LOB: 1 BB: 0 P: 6	R: 0 E: 0 K: 0 S: 4	H: 1 LOB: 1 BB: 0 P: 4	R: 0 E: 0 K: 0 S: 4	H: 1 LOB: 1 BB: 0 P: 4	R: 0 E: 0 K: 1 S: 5	H: 0 LOB: 0 BB: 0 P: 5	R: 0 E: 0 K: 0 S: 3	H: 0 LOB: 0 BB: 0 P: 3	R: 0 E: 0 K: 1 S: 6	H: 1 LOB: 1 BB: 0 P: 6	1B: 4 2B: 2 3B: 0 HR: 0	SF: 0 SAC: 0 DP: 0 HBP: 0	WP: 0 PB: 0 SB: 1 CS: 0	PA: 34
PITCHER	IP	WLS	BF	H	R	ER	SO	BB	IBB	HBP	BLK	WP	HR	S	P	ERA	WHIP					
Steve Rogers, R (1,1) ERA:	9.0	W	34	6	0	0	6	1	0	0	0	0	0	45	49	0.00	0.778					

Montreal Expos @ Chicago Cubs
Wrigley Field, Chicago, IL
Wed Apr 06 1983, 3:33 AM CST
Att. 4,802 - Overcast - 45 F

AB	33
R	0
H	6
RBI	0
BB	1
SO	6
LOB	11



Batter	1	2	3	4	5	6	7	8	9	AB R H RBI BB SO LOB	TOP											
Tim Raines, S OBP: 0.222, SLG: 0.222 (1, 7)	0-0 3-1	0-0 L4-6		0-0 2B 1B		0-0 CS 1B		0-3 K		5 1 2 2 0 1 4	Montreal Expos @ Chicago Cubs Wrigley Field, Chicago, IL Thu Apr 07 1983, 3:33 AM CST Att: 10,015 - Sunny - 48 F											
Bryan Little, S OBP: 0.444, SLG: 0.375 (1, 6)	0-0 FC4-6 1B		0-0 FC4-6 1B	1-2 2B BB		0-0 3-1		0-0 FC3-6		4 1 2 0 1 0 2												
Andre Dawson, R OBP: 0.444, SLG: 0.750 (1, 8)	0-0 L7		0-0 FC4-6	1-2 2B			0-0 1B SF8	4-0 1B		4 1 2 2 1 0 2												
Al Oliver, L OBP: 0.667, SLG: 1.429 Terry Francona, L (8, 3)	0-0 FC4-6		0-0 L9	4-0 IBB			0-0 2B 1B	0-0 F7		4 0 1 0 1 0 4 0 0 0 0 0 0 0												
Gary Carter, R OBP: 0.111, SLG: 0.125 (1, 2)		0-0 2B FC4-6 1B	0-0 6-3	0-0 F2			0-0 SF8		0-0 6-3	4 1 1 1 0 0 3												
Tim Lincecum, R OBP: 0.250, SLG: 0.500 (1, 5)		0-0 FC4-6 2B		0-3 K	0-3 K		0-0 2B		0-0 6-3	5 0 2 0 0 2 0												
Warren Cromartie, L OBP: 0.429, SLG: 0.250 Jim Wohlford, R OBP: 1.000, SLG: 4.000 (1, 9) (7, 9)		4-0 FC4-6 BB		0-0 E4 1B S	0-0 6-3		4-0 F4-3 IBB		0-0 HR	2 1 0 0 2 0 0 1 1 1 1 0 0 0												
Doug Flynn, R OBP: 0.125, SLG: 0.125 (1, 4)	0-0 FC4-6 L4-6 BB		0-0 SH3-4 1B	0-0 F6-3			0-0 F4-3		0-0 F6-3	5 1 1 1 0 0 5												
Bill Gullickson, R (1, 1)		4-0 1-2 2-3 3-H	0-0 SH3-4			0-3 K		4-0 FC3-6 BB		1 0 0 0 2 1 0												
Inning Stats	R: 0 E: 0 K: 0 S: 4	H: 1 LOB: 1 BB: 0 P: 4	R: 1 E: 0 K: 0 S: 4	H: 2 LOB: 2 BB: 2 P: 12	R: 0 E: 0 K: 0 S: 4	H: 1 LOB: 1 BB: 0 P: 4	R: 4 E: 1 K: 1 S: 9	H: 3 LOB: 2 BB: 2 P: 17	R: 0 E: 0 K: 1 S: 5	H: 0 LOB: 0 BB: 0 P: 5		R: 0 E: 0 K: 1 S: 5	H: 1 LOB: 0 BB: 0 P: 5	R: 1 E: 0 K: 0 S: 5	H: 3 LOB: 2 BB: 1 P: 9	R: 0 E: 0 K: 1 S: 5	H: 0 LOB: 2 BB: 2 P: 13	R: 1 E: 0 K: 0 S: 4	H: 1 LOB: 0 BB: 0 P: 4	1B: 8 2B: 4 3B: 0 HR: 1	SF: 1 SAC: 1 DP: 2 HBP: 0	WP: 0 PB: 0 SB: 2 CS: 1
PITCHER	IP WLS BF H R ER SO BB IBB HBP BLK WP HR S P ERA WHIP											PITCHER	IP WLS BF H R ER SO BB IBB HBP BLK WP HR S P ERA WHIP									
Dickie Noles, R ERA: 1.8 (1, 1)	5.0 L 26 7 5 1 2 3 1 0 0 0 0 0 26 42 1.80 2.000																					
Warren Brusstar, R ERA: 4.5 (6, 1)	2.0 9 4 1 1 1 0 1 0 0 0 0 10 14 4.50 2.000																					
Craig Lefferts, L ERA: 4.5 (8, 1)	2.0 9 1 1 1 1 2 0 0 0 0 0 1 9 17 4.50 1.500																					

AB	35
R	7
H	12
RBI	7
BB	7
SO	4
LOB	20



Batter	1	2	3	4	5	6	7	8	9	AB R H RBI BB SO LOB	BOTTOM											
Mel Hall, L OBP: 0.125, SLG: 0.250 (1, 7)	0-0 F8		0-0 E9 1B 2B		0-0 F7			0-0 F4-3		4 1 1 0 0 0 0	Montreal Expos @ Chicago Cubs Wrigley Field, Chicago, IL Thu Apr 07 1983, 3:33 AM CST Att: 10,015 - Sunny - 48 F											
23 Ryne Sandberg, R OBP: 0.250, SLG: 0.250 (1, 4)	0-3 K		0-0 1-6-3		0-0 E9		0-0 1B FC4-6		0-0 1B	4 1 1 0 0 1 1												
Bill Buckner, L OBP: 0.375, SLG: 0.375 (1, 3)	0-0 1B		0-0 2-H 1B		0-0 F8		0-0 FC4-6 1B		0-0 1B	4 0 3 1 0 0 1												
Leon Durham, L OBP: 0.250, SLG: 0.143 (1, 8)	0-0 F8		0-0 F4-3			0-3 K		0-0 FC4-6 FC6-4		4 0 0 1 0 1 3												
Ron Cey, R OBP: 0.125, SLG: 0.250 (1, 5)		0-0 L7		0-0 L7		0-3 K		0-0 FC6-4		4 0 0 0 0 1 1												
Keith Moreland, R OBP: 0.286, SLG: 0.286 (1, 9)		0-3 K		0-0 FC6-4 1B		0-0 6-3			0-0 F8	4 0 1 0 0 1 0												
Jody Davis, R (1, 2)		0-0 F8		0-0 FC6-4			0-0 F4		0-0 1B	3 0 0 0 0 0 1 1 0 1 0 0 0 0												
Scot Thompson, L OBP: 0.500, SLG: 0.500 (9, PH)				0-0 P5			0-3 K		0-0 F2	4 1 1 0 0 1 2												
Larry Bowa, S OBP: 0.286, SLG: 0.286 (1, 6)			0-0 2B E	0-0 P5			0-3 K			4 1 1 0 0 1 2												
Dickie Noles, R Jerry Morales, R Warren Brusstar, R Jay Johnstone, L Craig Lefferts, L Wayne Northagen, R (1, 1) (5, PH) (6, 1) (7, PH) (8, 1) (9, PH)			0-3 K		0-3 K		0-3 K		0-0 6-3	1 0 0 0 0 1 1 1 0 0 0 0 1 0 0 0 0 0 0 0 0 1 0 0 0 0 1 0 0 0 0 0 0 0 0 1 0 0 0 0 0 1												
Inning Stats	R: 0 E: 0 K: 1 S: 6	H: 1 LOB: 1 BB: 0 P: 6	R: 0 E: 0 K: 1 S: 5	H: 0 LOB: 0 BB: 0 P: 5	R: 2 E: 1 K: 1 S: 8	H: 3 LOB: 1 BB: 0 P: 8	R: 0 E: 0 K: 0 S: 4	H: 1 LOB: 1 BB: 0 P: 4	R: 0 E: 0 K: 1 S: 6	H: 0 LOB: 1 BB: 0 P: 6	R: 0 E: 0 K: 2 S: 7	H: 0 LOB: 0 BB: 0 P: 7	R: 0 E: 0 K: 0 S: 7	H: 0 LOB: 0 BB: 0 P: 7	R: 1 E: 0 K: 0 S: 5	H: 2 LOB: 1 BB: 0 P: 5	R: 0 E: 0 K: 0 S: 4	H: 1 LOB: 1 BB: 0 P: 4	1B: 7 2B: 1 3B: 0 HR: 0	SF: 0 SAC: 0 DP: 0 HBP: 0	WP: 0 PB: 0 SB: 0 CS: 0	PA: 36
PITCHER	IP WLS BF H R ER SO BB IBB HBP BLK WP HR S P ERA WHIP											PITCHER	IP WLS BF H R ER SO BB IBB HBP BLK WP HR S P ERA WHIP									
Bill Gullickson, R ERA: 3.0 (1, 1)	9.0 W 36 8 3 3 8 0 0 0 0 0 0 52 52 3.00 0.889																					

AB	36
R	3
H	8
RBI	2
BB	0
SO	8
LOB	11



Batter	1	2	3	4	5	6	7	8	9	AB	R	H	RBI	BB	SO	LOB	TOP					
Mel Hall, L OBP: 0.333, SLG: 0.500 (1, 7)										4	1	3	0	0	0	0						
23 Ryne Sandberg, R OBP: 0.250, SLG: 0.250 (1, 4)										4	1	1	0	0	1	2						
Bill Buckner, L OBP: 0.417, SLG: 0.500 (1, 3)										4	1	2	1	0	1	2						
Leon Durham, L OBP: 0.250, SLG: 0.100 (1, 8)										3	0	0	0	1	2	2						
Ron Cey, R OBP: 0.167, SLG: 0.250 (1, 5)										4	0	1	1	0	2	3						
Keith Moreland, R OBP: 0.182, SLG: 0.200 (1, 9)										3	0	0	1	0	1	1						
Jody Davis, R (1, 2)										4	0	0	0	0	2	2						
Larry Bowa, S OBP: 0.200, SLG: 0.200 (1, 6)										3	0	0	0	0	0	0						
Steve Trout, L (1, 1)										1	0	0	0	0	0	0						
Craig Lefferts, L (3, 1)										1	0	0	0	0	1	0						
Jay Johnstone, L (7, PH)										1	0	0	0	0	0	0						
Bill Campbell, R (7, 1)										0	0	0	0	0	0	0						
Inning Stats	R: 2 E: 0 K: 0 S: 6	H: 3 LOB: 2 BB: 1 P: 10	R: 0 E: 0 K: 0 S: 3	H: 0 LOB: 0 BB: 0 P: 3	R: 1 E: 0 K: 2 S: 9	H: 2 LOB: 1 BB: 0 P: 9	R: 0 E: 0 K: 2 S: 7	H: 0 LOB: 0 BB: 0 P: 7	R: 0 E: 0 K: 1 S: 5	H: 1 LOB: 0 BB: 0 P: 5	R: 0 E: 0 K: 1 S: 5	H: 0 LOB: 0 BB: 0 P: 5	R: 0 E: 0 K: 0 S: 3	H: 0 LOB: 0 BB: 0 P: 3	R: 0 E: 0 K: 2 S: 8	H: 1 LOB: 1 BB: 0 P: 8	R: 0 E: 0 K: 2 S: 7	H: 0 LOB: 0 BB: 0 P: 7	1B: 5 2B: 2 3B: 0 HR: 0	SF: 1 SAC: 0 DP: 1 HBP: 0	WP: 0 PB: 0 SB: 0 CS: 0	PA: 34
PITCHER Mario Soto, R ERA: 2.85 (1, 1)	IP: 9.0 WLS: W BF: 34 H: 7 R: 3 ER: 3 SO: 10 BB: 1 IBB: 0 HBP: 0 BLK: 0 WP: 0 HR: 0 S: 53 P: 57 ERA: 3.00 WHIP: 0.889															PITCHER	IP: 9.0 WLS: W BF: 34 H: 7 R: 3 ER: 3 SO: 10 BB: 1 IBB: 0 HBP: 0 BLK: 0 WP: 0 HR: 0 S: 53 P: 57 ERA: 3.00 WHIP: 0.889					

Chicago Cubs @ Cincinnati Reds
Riverfront Stadium, Cincinnati, OH
Fri Apr 08 1983, 3:33 AM EST
Att. 7,396 - Overcast - 45 F

AB	32
R	3
H	7
RBI	3
BB	1
SO	10
LOB	12



Batter	1	2	3	4	5	6	7	8	9	AB	R	H	RBI	BB	SO	LOB	BOTTOM			
Gary Redus, R OBP: 0.500, SLG: 1.000 (1, 7)										4	3	4	5	0	0	0				
Eddie Milner, L OBP: 0.083, SLG: 0.083 (1, 8)										4	0	0	0	0	1	4				
Dave Concepcion, R OBP: 0.385, SLG: 0.273 (1, 6)										4	0	2	1	1	0	0				
Johnny Bench, R OBP: 0.385, SLG: 0.462 (8, PR)										5	0	2	1	0	0	1				
Wayne Krenchicki, L (9, 5)										0	0	0	0	0	0	0				
Jeff Jones, R OBP: 0.333, SLG: 0.111 (1, 9)										3	1	1	0	2	0	1				
Dan Driessen, L OBP: 0.182, SLG: 0.182 (1, 3)										4	1	0	0	0	0	6				
Ron Oester, S OBP: 0.300, SLG: 0.556 (1, 4)										3	0	0	0	0	0	5				
Alex Trevino, R OBP: 0.545, SLG: 0.375 (1, 2)										2	1	1	0	2	0	0				
Mario Soto, R (1, 1)										3	1	0	0	0	1	4				
Inning Stats	R: 1 E: 0 K: 0 S: 6	H: 3 LOB: 3 BB: 1 P: 10	R: 3 E: 1 K: 0 S: 6	H: 2 LOB: 0 BB: 0 P: 6	R: 2 E: 1 K: 0 S: 5	H: 1 LOB: 2 BB: 2 P: 13	R: 0 E: 0 K: 0 S: 5	H: 2 LOB: 2 BB: 0 P: 5	R: 0 E: 0 K: 0 S: 4	H: 1 LOB: 1 BB: 0 P: 4	R: 0 E: 0 K: 0 S: 3	H: 0 LOB: 0 BB: 0 P: 3	R: 0 E: 0 K: 1 S: 5	H: 0 LOB: 1 BB: 1 P: 9	R: 1 E: 0 K: 1 S: 5	H: 1 LOB: 1 BB: 1 P: 10	1B: 8 2B: 1 3B: 0 HR: 1	SF: 0 SAC: 3 DP: 0 HBP: 1	WP: 1 PB: 0 SB: 2 CS: 0	PA: 41
PITCHER Steve Trout, L ERA: 10.13 (1, 1)	IP: 2.2 WLS: L BF: 19 H: 6 R: 6 ER: 3 SO: 0 BB: 2 IBB: 1 HBP: 0 BLK: 0 WP: 0 HR: 1 S: 16 P: 28 ERA: 10.12 WHIP: 3.000															PITCHER	IP: 2.2 WLS: L BF: 19 H: 6 R: 6 ER: 3 SO: 0 BB: 2 IBB: 1 HBP: 0 BLK: 0 WP: 0 HR: 1 S: 16 P: 28 ERA: 10.12 WHIP: 3.000			
Craig Lefferts, L ERA: 1.69 (3, 1)	IP: 3.1 WLS: L BF: 13 H: 3 R: 0 ER: 0 SO: 0 BB: 0 IBB: 0 HBP: 0 BLK: 0 WP: 0 HR: 0 S: 13 P: 13 ERA: 0.00 WHIP: 0.900															PITCHER	IP: 3.1 WLS: L BF: 13 H: 3 R: 0 ER: 0 SO: 0 BB: 0 IBB: 0 HBP: 0 BLK: 0 WP: 0 HR: 0 S: 13 P: 13 ERA: 0.00 WHIP: 0.900			
Bill Campbell, R ERA: 3.6 (7, 1)	IP: 2.0 WLS: L BF: 9 H: 1 R: 1 ER: 1 SO: 2 BB: 2 IBB: 0 HBP: 1 BLK: 0 WP: 0 HR: 0 S: 10 P: 19 ERA: 4.50 WHIP: 1.500															PITCHER	IP: 2.0 WLS: L BF: 9 H: 1 R: 1 ER: 1 SO: 2 BB: 2 IBB: 0 HBP: 1 BLK: 0 WP: 0 HR: 0 S: 10 P: 19 ERA: 4.50 WHIP: 1.500			

Chicago Cubs @ Cincinnati Reds
Riverfront Stadium, Cincinnati, OH
Fri Apr 08 1983, 3:33 AM EST
Att. 7,396 - Overcast - 45 F

AB	32
R	7
H	10
RBI	7
BB	5
SO	2
LOB	21



Batter	1	2	3	4	5	6	7	8	9	AB	R	H	RBI	BB	SO	LOB	TOP										
23 Ryne Sandberg, R OBP: 0.190, SLG: 0.190	1-4-3		F8					1-3		4	0	0	0	0	1	1	Chicago Cubs @ Cincinnati Reds Riverfront Stadium, Cincinnati, OH Sun Apr 10 1983, 3:33 AM EST Att: 10,262 - Overcast - 51 F										
Larry Bowa, S OBP: 0.176, SLG: 0.125	1B BB		K				4-3	K		3	0	0	0	1	2	0											
Bill Buckner, L OBP: 0.238, SLG: 0.286	F7		6-3				4-3		P4	4	0	0	0	0	0	1											
Leon Durham, L OBP: 0.381, SLG: 0.235	1-2 1B			K			E S BB		F9	3	0	1	0	1	1	0											
Ron Cey, R OBP: 0.190, SLG: 0.250	6-3			K			K		E 1B BB	3	1	0	0	1	2	3											
Keith Moreland, R OBP: 0.200, SLG: 0.214			F8		5-3				E7 1-3 1B	4	1	1	0	0	0	1											
Scot Thompson, L OBP: 0.500, SLG: 0.800	1-3					G3		G3-6-3 1B		4	0	1	2	0	0	1											
Jody Davis, R OBP: 0.167, SLG: 0.063								F2		2	0	1	0	2	0	0											
Fergie Jenkins, R OBP: 0.226, SLG: 0.500										2	0	0	0	0	2	2											
Bill Campbell, R OBP: 0.176, SLG: 0.125										0	0	0	0	0	0	0											
Warren Brusstar, R ERA: 12.27										0	0	0	0	0	0	0											
Jay Johnstone, L ERA: 12.27										0	0	0	0	0	0	0											
Willie Hernandez, L ERA: 12.27										0	0	0	0	0	0	0											
Jerry Morales, R ERA: 12.27										1	0	0	0	0	0	2											
Inning Stats	R: 0 E: 0 K: 1 S: 4	H: 1 LOB: 2 BB: 1 P: 8	R: 0 E: 0 K: 1 S: 6	H: 1 LOB: 1 BB: 0 P: 6	R: 0 E: 0 K: 1 S: 5	H: 0 LOB: 0 BB: 0 P: 5	R: 0 E: 0 K: 2 S: 7	H: 0 LOB: 0 BB: 0 P: 7	R: 0 E: 0 K: 1 S: 7	H: 0 LOB: 1 BB: 1 P: 11	R: 0 E: 0 K: 1 S: 5	H: 1 LOB: 2 BB: 0 P: 3	R: 0 E: 0 K: 1 S: 5	H: 0 LOB: 0 BB: 0 P: 5	R: 2 E: 1 K: 0 S: 5	H: 1 LOB: 2 BB: 2 P: 13	1B: 4 2B: 0 3B: 0 HR: 0	SF: 0 SAC: 0 DP: 1 HBP: 0	WP: 0 PA: 36 PB: 0 SB: 1 CS: 0								
PITCHER	IP	WLS	BF	H	R	ER	SO	BB	IBB	HBP	BLK	WP	HR	S	P	ERA	WHIP										
Bruce Berenyi, R ERA: 2.4	(1, 1)	7.1	W	27	3	0	0	7	3	0	0	0	0	38	50	0.00	0.818										
Ben Hayes, R ERA:	(8, 1)	1.2		9	1	2	0	1	2	0	0	0	0	9	17	0.00	1.800										

AB	31
R	2
H	4
RBI	2
BB	5
SO	8
LOB	11



Batter	1	2	3	4	5	6	7	8	9	AB	R	H	RBI	BB	SO	LOB	BOTTOM											
Gary Redus, R OBP: 0.435, SLG: 0.714	5-3		P4					4-3		3	2	1	0	1	0	0	Chicago Cubs @ Cincinnati Reds Riverfront Stadium, Cincinnati, OH Sun Apr 10 1983, 3:33 AM EST Att: 10,262 - Overcast - 51 F											
Rafael Landestoy, S										1	0	0	0	0	0	0												
Eddie Milner, L OBP: 0.200, SLG: 0.211	L7		4-3							3	1	1	0	0	0	0												
Dave Concepcion, R OBP: 0.429, SLG: 0.353	K									2	1	0	0	2	1	0												
Johnny Bench, R OBP: 0.476, SLG: 0.571										4	0	3	3	0	0	0												
Wayne Krenchicki, L										0	0	0	0	0	0	0												
Dan Driessen, L OBP: 0.316, SLG: 0.235										3	0	1	2	1	0	1												
Ron Oester, S OBP: 0.333, SLG: 0.765										4	0	1	0	0	1	5												
Jeff Jones, R OBP: 0.400, SLG: 0.375										4	1	1	0	0	1	4												
Alex Trevino, R OBP: 0.368, SLG: 0.375										4	1	1	1	0	0	2												
Bruce Berenyi, R OBP: 0.333, SLG: 0.333										3	1	1	1	0	1	0												
Ben Hayes, R										1	0	0	0	0	0	0												
Inning Stats	R: 0 E: 0 K: 1 S: 5	H: 0 LOB: 0 BB: 0 P: 5	R: 0 E: 0 K: 1 S: 7	H: 2 LOB: 0 BB: 0 P: 7	R: 0 E: 0 K: 0 S: 3	H: 0 LOB: 0 BB: 0 P: 3	R: 0 E: 0 K: 0 S: 3	H: 0 LOB: 0 BB: 0 P: 3	R: 0 E: 0 K: 1 S: 5	H: 0 LOB: 0 BB: 0 P: 5	R: 2 E: 0 K: 1 S: 7	H: 3 LOB: 2 BB: 2 P: 15	R: 5 E: 0 K: 0 S: 8	H: 5 LOB: 2 BB: 2 P: 16	R: 0 E: 0 K: 0 S: 3	H: 0 LOB: 0 BB: 0 P: 3	1B: 5 2B: 4 3B: 1 HR: 0	SF: 0 SAC: 1 DP: 1 HBP: 0	WP: 1 PA: 37 PB: 0 SB: 0 CS: 0									
PITCHER	IP	WLS	BF	H	R	ER	SO	BB	IBB	HBP	BLK	WP	HR	S	P	ERA	WHIP											
Fergie Jenkins, R ERA: 3.18	(1, 1)	5.1	L	22	5	2	2	4	0	1	0	0	0	29	33	3.38	0.938											
Bill Campbell, R ERA: 7.94	(6, 1)	0.2		5	3	3	3	0	0	1	0	0	0	4	8	40.50	4.500											
Warren Brusstar, R ERA: 12.27	(7, 1)	1.0		7	2	2	2	0	1	1	0	0	1	0	5	13	18.00	3.000										
Willie Hernandez, L ERA: 3.38	(8, 1)	1.0		3	0	0	0	0	0	0	0	0	0	3	3	0.00	0.000											

AB	32
R	7
H	10
RBI	7
BB	4
SO	4
LOB	12



Batter	1	2	3	4	5	6	7	8	9	AB	R	H	RBI	BB	SO	LOB	TOP		
23 Ryne Sandberg, R OBP: 0.160, SLG: 0.160	G3			F9		F8			P3	4	0	0	0	0	0	2	Chicago Cubs @ Cincinnati Reds Riverfront Stadium, Cincinnati, OH Mon Apr 11 1983, 3:33 AM EST Att. 7,095 - Overcast - 49 F		
Gary Woods, R (1, 9)	6-3			6-3		6-3			P6	4	0	0	0	0	0	2			
Bill Buckner, L OBP: 0.200, SLG: 0.240	4-3			F7					F7	4	0	0	0	0	0	0			
Ron Cey, R OBP: 0.167, SLG: 0.217		K			6-3				4-3	3	0	0	0	0	1	0			
Wayne Nordhagen, R OBP: 0.250, SLG: 1.000		P6			F9				HR	3	1	1	1	0	0	0			
Jerry Morales, R (1, 8)		P4			4-3				K	3	0	0	0	0	1	0			
Jody Davis, R OBP: 0.190, SLG: 0.105				F8					K	3	0	1	0	0	1	0			
Larry Bowa, S OBP: 0.150, SLG: 0.105				1-3		F8			F7	3	0	0	0	0	0	1			
Dickie Noles, R Craig Lefferts, L Junior Kennedy, R Warren Brusstar, R Keith Moreland, R Lee Smith, R				K					L1	1	0	0	0	0	1	0			
Inning Stats	R: 0 H: 0 E: 0 K: 0 S: 3	H: 0 LOB: 0 BB: 0 P: 3	R: 0 H: 0 E: 0 K: 1 S: 5	H: 0 LOB: 0 BB: 0 P: 5	R: 0 H: 0 E: 0 K: 1 S: 5	H: 0 LOB: 0 BB: 0 P: 5	R: 0 H: 0 E: 0 K: 0 S: 3	H: 0 LOB: 0 BB: 0 P: 3	R: 0 H: 1 E: 0 K: 0 S: 4	H: 1 LOB: 2 BB: 1 P: 8	R: 1 H: 1 E: 0 K: 1 S: 6	H: 1 LOB: 0 BB: 0 P: 6	R: 0 H: 0 E: 0 K: 1 S: 5	H: 0 LOB: 0 BB: 0 P: 5	R: 0 H: 0 E: 0 K: 0 S: 3	H: 0 LOB: 0 BB: 0 P: 3	1B: 1 2B: 0 3B: 0 HR: 1	SF: 0 SAC: 0 DP: 0 HBP: 0	WP: 0 PA: 30 PB: 0 SB: 0 CS: 0
PITCHER Joe Price, L ERA: 1.0	IP: 9.0 WLS: W BF: 30 H: 2 R: 1 ER: 1 SO: 4 BB: 1 IBB: 0 HBP: 0 BLK: 0 WP: 0 HR: 1 S: 37 P: 41 ERA: 1.00 WHIP: 0.333																		

Batter	1	2	3	4	5	6	7	8	9	AB	R	H	RBI	BB	SO	LOB	BOTTOM		
Cesar Cedeno, R OBP: 0.500, SLG: 1.250	F8			4-3						4	1	2	2	0	0	0	Chicago Cubs @ Cincinnati Reds Riverfront Stadium, Cincinnati, OH Mon Apr 11 1983, 3:33 AM EST Att. 7,095 - Overcast - 49 F		
Eddie Milner, L OBP: 0.208, SLG: 0.217		HR				F8			F8	4	0	1	0	0	0	1			
Dave Concepcion, R OBP: 0.400, SLG: 0.333						4-3			5-3	4	1	1	0	0	0	2			
Johnny Bench, R Wayne Krenchicki, L						5-3				4	0	0	0	0	1	2			
Dan Driessen, L OBP: 0.391, SLG: 0.263						F3				2	1	1	1	2	0	0			
Ron Oester, S OBP: 0.364, SLG: 0.750									P2	3	1	1	0	1	0	3			
Jeff Jones, R OBP: 0.333, SLG: 0.300									F9	4	0	0	0	0	3	6			
Dann Bilardello, R OBP: 0.250, SLG: 0.500									F9	4	1	1	2	0	0	3			
Joe Price, R (1, 1)									6-3	3	0	0	0	0	0	1			
Inning Stats	R: 0 H: 1 E: 0 K: 0 S: 4	H: 1 LOB: 1 BB: 0 P: 4	R: 4 H: 2 E: 0 K: 1 S: 7	H: 2 LOB: 0 BB: 2 P: 15	R: 1 H: 2 E: 0 K: 1 S: 7	H: 2 LOB: 1 BB: 0 P: 7	R: 0 H: 0 E: 0 K: 0 S: 3	H: 0 LOB: 0 BB: 0 P: 3	R: 0 H: 1 E: 0 K: 0 S: 4	H: 1 LOB: 1 BB: 0 P: 4	R: 0 H: 1 E: 0 K: 0 S: 4	H: 1 LOB: 0 BB: 0 P: 4	R: 0 H: 0 E: 1 K: 1 S: 6	H: 0 LOB: 2 BB: 1 P: 10	R: 0 H: 0 E: 0 K: 0 S: 3	H: 0 LOB: 0 BB: 0 P: 3	1B: 4 2B: 2 3B: 0 HR: 1	SF: 0 SAC: 0 DP: 0 HBP: 0	WP: 0 PA: 35 PB: 0 SB: 1 CS: 0
PITCHER Dickie Noles, R ERA: 7.36 Craig Lefferts, L ERA: 1.13 Warren Brusstar, R ERA: 7.94 Lee Smith, R ERA:	IP: 2.1 WLS: L BF: 14 H: 5 R: 5 ER: 5 SO: 1 BB: 2 IBB: 0 HBP: 0 BLK: 0 WP: 0 HR: 1 S: 14 P: 22 ERA: 19.29 WHIP: 3.000																		

Batter	1	2	3	4	5	6	7	8	9	AB	R	H	RBI	BB	SO	LOB	TOP										
23 Ryne Sandberg, R (1.4) OBP: 0.176, SLG: 0.235	K		F4-6-3 1B		G3		FC6-4		6-3	5	0	1	1	0	1	1	Chicago Cubs @ Montreal Expos Olympic Stadium, Montreal, QB Thu Apr 14 1983, 3:33 AM EST Att: 8,661 - Cloudy - 47 F										
Scott Thompson, L (1.7) OBP: 0.294, SLG: 0.471 Jerry Morales, R (8.7) OBP: 0.143, SLG: 0.143	F7		F4-6-3 1B		F2			BB 1B 1B	F4	3	0	0	0	0	0	2											
Bill Buckner, L (1.3) OBP: 0.182, SLG: 0.212	G3		P6		G3			1B BB 1B		4	0	1	0	0	0	1											
Leon Durham, L (1.8) OBP: 0.379, SLG: 0.375		K			F9		G3		F8	4	0	0	0	0	1	2											
Ron Cey, R (1.5) OBP: 0.250, SLG: 0.267	F7				5-3		F5-4-3 1B		1B BB	3	0	1	0	1	0	0											
Keith Moreland, R (1.9) OBP: 0.304, SLG: 0.429					2B 1B		F5-4-3 1B		1B	3	1	2	1	1	0	1											
Jody Davis, R (1.2) OBP: 0.276, SLG: 0.231	F7				1B 2B				K	4	0	2	1	0	1	4											
Larry Bowa, S (1.6) OBP: 0.214, SLG: 0.259			SH 23 1B 2B		2-3 1B		F4		F8	4	1	2	0	0	0	4											
Chuck Rainey, R (1.1) OBP: 0.333, SLG: 0.333 Warren Brusstar, R (6.1) Jay Johnstone, L (7.7) Bill Campbell, R (7.1) Wayne Nordhagen, R (9.7) OBP: 0.200, SLG: 0.800			SH 23 1B 1B		K		FC3-6 23 FC6-4		F9	1	0	0	0	0	1	2											
Inning Stats	R: 0 E: 0 K: 1 S: 5	H: 0 LOB: 0 BB: 0 P: 5	R: 0 E: 0 K: 1 S: 5	H: 0 LOB: 1 BB: 1 P: 9	R: 1 E: 1 K: 0 S: 5	H: 2 LOB: 1 BB: 0 P: 5	R: 1 E: 0 K: 1 S: 8	H: 3 LOB: 2 BB: 0 P: 8	R: 0 E: 0 K: 0 S: 3	H: 1 LOB: 0 BB: 0 P: 3	R: 0 E: 0 K: 0 S: 3	H: 1 LOB: 1 BB: 0 P: 3	R: 0 E: 0 K: 1 S: 4	H: 1 LOB: 1 BB: 0 P: 4	R: 1 E: 0 K: 1 S: 8	H: 3 LOB: 3 BB: 1 P: 12		R: 0 E: 0 K: 0 S: 3	H: 0 LOB: 0 BB: 0 P: 3	1B: 8 2B: 2 3B: 0 HR: 0	SF: 0 SAC: 1 DP: 2 HBP: 0	WP: 0 PB: 0 SB: 0 CS: 0	PA: 38				
PITCHER	IP	WLS	BF	H	R	ER	SO	BB	IBB	HBP	BLK	WP	HR	S	P	ERA	WHIP										
Scott Sanderson, R (1.1) ERA: 3.75	7.0	W	28	7	2	2	3	1	0	0	0	0	0	33	37	2.57	1.143										
Dan Schatzeder, L (8.1) ERA: 4.5	0.0		1	1	1	1	0	0	0	0	0	0	0	1	1	∞	∞										
Jeff Reardon, R (8.1) ERA:	2.0	S	9	2	0	0	1	1	0	0	0	0	0	10	14	0.00	1.500										

Batter	1	2	3	4	5	6	7	8	9	AB	R	H	RBI	BB	SO	LOB	BOTTOM										
Tim Raines, S (1.7) OBP: 0.323, SLG: 0.345	E BLK 1B		F7		6-3					4	0	2	2	0	0	0	Chicago Cubs @ Montreal Expos Olympic Stadium, Montreal, QB Thu Apr 14 1983, 3:33 AM EST Att: 8,661 - Cloudy - 47 F										
Bryan Little, S (1.6) OBP: 0.296, SLG: 0.208	F9		E 1B		4-3					4	1	1	0	0	0	2											
Andre Dawson, R (1.8) OBP: 0.467, SLG: 0.821	P3		F8		HR					4	1	1	1	0	0	3											
Al Oliver, L (1.3) OBP: 0.333, SLG: 0.593 Dan Schatzeder, L (8.1) Jeff Reardon, R (8.1)	4-3				E6 HBP					4	0	1	1	0	0	1											
Gary Carter, R (1.2) OBP: 0.133, SLG: 0.077			F8							3	0	1	0	0	1	1											
Tim Wallach, R (1.5) OBP: 0.250, SLG: 0.370					F9					4	0	1	0	0	0	2											
Warren Cromartie, L (1.9) OBP: 0.490, SLG: 0.364 Jim Wothford, R (9.9) OBP: 1.000, SLG: 2.500	F9				6-3					4	1	1	0	0	0	2											
Doug Flynn, R (1.4) OBP: 0.259, SLG: 0.308	F5									4	0	1	0	0	0	3											
Scott Sanderson, R (1.1) OBP: 0.200, SLG: 0.200 Terry Francona, L (8.3) OBP: 0.250, SLG: 0.250	FC6-4				1-3					3	1	1	0	0	0	3											
Inning Stats	R: 0 E: 1 K: 0 S: 4	H: 1 LOB: 1 BB: 0 P: 4	R: 0 E: 0 K: 0 S: 5	H: 2 LOB: 2 BB: 0 P: 5	R: 1 E: 1 K: 0 S: 5	H: 2 LOB: 1 BB: 0 P: 5	R: 0 E: 0 K: 0 S: 4	H: 1 LOB: 1 BB: 0 P: 4	R: 1 E: 1 K: 0 S: 5	H: 1 LOB: 2 BB: 0 P: 6	R: 2 E: 0 K: 0 S: 6	H: 3 LOB: 1 BB: 0 P: 6	R: 0 E: 0 K: 1 S: 5	H: 0 LOB: 0 BB: 0 P: 5	R: 0 E: 0 K: 0 S: 3	H: 0 LOB: 0 BB: 0 P: 3		1B: 6 2B: 2 3B: 1 HR: 1	SF: 0 SAC: 0 DP: 0 HBP: 1	WP: 0 PB: 0 SB: 0 CS: 0	PA: 36						
PITCHER	IP	WLS	BF	H	R	ER	SO	BB	IBB	HBP	BLK	WP	HR	S	P	ERA	WHIP										
Chuck Rainey, R (1.1) ERA: 2.79	5.0	L	25	8	3	2	0	0	0	1	1	0	0	24	25	3.60	1.600										
Warren Brusstar, R (6.1) ERA: 8.1	1.0		5	2	1	1	0	0	0	0	0	0	0	5	5	9.00	2.000										
Bill Campbell, R (7.1) ERA: 5.87	2.0		6	0	0	0	1	0	0	0	0	0	0	8	8	0.00	0.000										



Batter	1	2	3	4	5	6	7	8	9	AB	R	H	RBI	BB	SO	LOB	TOP					
23 Ryne Sandberg, R OBP: 0.178, SLG: 0.231										5	0	1	0	0	1	4	Chicago Cubs @ Pittsburgh Pirates Three Rivers Stadium, Pittsburgh, PA Sat Apr 16 1983, 3:33 AM EST Att: 5,494 - Unknown					
Larry Bowa, S OBP: 0.212, SLG: 0.250										5	0	1	0	0	1							
Bill Buckner, L OBP: 0.211, SLG: 0.263										5	0	2	0	0	0	1						
Ron Cey, R OBP: 0.270, SLG: 0.242										3	1	0	0	2	1	3						
Leon Durham, L OBP: 0.441, SLG: 0.385										2	2	1	0	3	0	1						
Keith Moreland, R OBP: 0.357, SLG: 0.560										4	2	2	2	1	0	4						
Wayne Nordhagen, R Gary Woods, R										2	0	0	1	0	1	0						
Jody Davis, R OBP: 0.273, SLG: 0.241										3	0	1	1	0	1	0						
Fergie Jenkins, R Tom Verzelez, R Willie Hernandez, L Jerry Morales, R Bill Campbell, R Lee Smith, R Scott Thompson, L										2	0	0	0	0	1	2						
Inning Stats	R: 0 E: 0 K: 0 S: 3	H: 1 LOB: 0 BB: 0 P: 3	R: 2 E: 0 K: 3 S: 10	H: 1 LOB: 0 BB: 1 P: 14	R: 0 E: 0 K: 1 S: 7	H: 2 LOB: 2 BB: 0 P: 7	R: 1 E: 0 K: 1 S: 8	H: 3 LOB: 2 BB: 0 P: 8	R: 0 E: 0 K: 0 S: 4	H: 0 LOB: 0 BB: 0 P: 3	R: 0 E: 0 K: 1 S: 5	H: 0 LOB: 0 BB: 0 P: 5	R: 3 E: 0 K: 0 S: 4	H: 1 LOB: 2 BB: 2 P: 13	R: 0 E: 0 K: 0 S: 3	H: 0 LOB: 2 BB: 2 P: 11		1B: 6 2B: 2 3B: 0 HR: 1	SF: 2 SAC: 0 DP: 1 HBP: 1	WP: 1 PB: 0 SB: 1 CS: 0	PA: 42	
PITCHER	IP WLS BF H R ER SO BB IBB HBP BLK WP HR S P ERA WHIP	IP WLS BF H R ER SO BB IBB HBP BLK WP HR S P ERA WHIP	IP WLS BF H R ER SO BB IBB HBP BLK WP HR S P ERA WHIP	IP WLS BF H R ER SO BB IBB HBP BLK WP HR S P ERA WHIP	IP WLS BF H R ER SO BB IBB HBP BLK WP HR S P ERA WHIP	IP WLS BF H R ER SO BB IBB HBP BLK WP HR S P ERA WHIP	IP WLS BF H R ER SO BB IBB HBP BLK WP HR S P ERA WHIP	IP WLS BF H R ER SO BB IBB HBP BLK WP HR S P ERA WHIP	IP WLS BF H R ER SO BB IBB HBP BLK WP HR S P ERA WHIP	IP WLS BF H R ER SO BB IBB HBP BLK WP HR S P ERA WHIP	IP WLS BF H R ER SO BB IBB HBP BLK WP HR S P ERA WHIP	IP WLS BF H R ER SO BB IBB HBP BLK WP HR S P ERA WHIP	IP WLS BF H R ER SO BB IBB HBP BLK WP HR S P ERA WHIP	IP WLS BF H R ER SO BB IBB HBP BLK WP HR S P ERA WHIP	IP WLS BF H R ER SO BB IBB HBP BLK WP HR S P ERA WHIP	IP WLS BF H R ER SO BB IBB HBP BLK WP HR S P ERA WHIP	IP WLS BF H R ER SO BB IBB HBP BLK WP HR S P ERA WHIP	IP WLS BF H R ER SO BB IBB HBP BLK WP HR S P ERA WHIP	IP WLS BF H R ER SO BB IBB HBP BLK WP HR S P ERA WHIP	IP WLS BF H R ER SO BB IBB HBP BLK WP HR S P ERA WHIP	IP WLS BF H R ER SO BB IBB HBP BLK WP HR S P ERA WHIP	IP WLS BF H R ER SO BB IBB HBP BLK WP HR S P ERA WHIP

AB	33
R	6
H	9
RBI	6
BB	6
SO	6
LOB	16



Batter	1	2	3	4	5	6	7	8	9	AB	R	H	RBI	BB	SO	LOB	BOTTOM					
Lee Lacy, R OBP: 0.324, SLG: 0.500										4	0	0	1	0	1	2	Chicago Cubs @ Pittsburgh Pirates Three Rivers Stadium, Pittsburgh, PA Sat Apr 16 1983, 3:33 AM EST Att: 5,494 - Unknown					
Lee Mazzilli, S OBP: 0.486, SLG: 0.519										4	1	2	1	0	0	0						
Bill Madlock, R OBP: 0.250, SLG: 0.207										4	0	1	0	0	1	2						
Jason Thompson, L OBP: 0.417, SLG: 0.552										4	0	0	1	0	1	1						
Mike Easter, L OBP: 0.400, SLG: 0.450 Kent Tekulve, R										4	0	2	0	0	1	1						
Johnny Ray, S OBP: 0.226, SLG: 0.300										4	1	2	0	0	0	2						
Tony Peña, R OBP: 0.367, SLG: 0.385										3	1	1	0	0	0	2						
Dale Berra, R OBP: 0.300, SLG: 0.571										4	2	2	1	0	1	1						
Larry McWilliams, L OBP: 0.400, SLG: 0.250 Rod Scurry, L Richie Hebner, L										2	0	1	0	0	1	0						
Inning Stats	R: 0 E: 0 K: 1 S: 5	H: 0 LOB: 0 BB: 0 P: 5	R: 0 E: 0 K: 1 S: 6	H: 1 LOB: 1 BB: 0 P: 6	R: 1 E: 0 K: 0 S: 4	H: 1 LOB: 0 BB: 0 P: 4	R: 0 E: 0 K: 0 S: 3	H: 1 LOB: 0 BB: 0 P: 3	R: 3 E: 0 K: 0 S: 7	H: 5 LOB: 1 BB: 0 P: 7	R: 0 E: 0 K: 0 S: 4	H: 1 LOB: 1 BB: 0 P: 4	R: 0 E: 0 K: 2 S: 7	H: 0 LOB: 0 BB: 0 P: 7	R: 1 E: 0 K: 1 S: 6	H: 1 LOB: 0 BB: 0 P: 6		R: 0 E: 0 K: 2 S: 8	H: 1 LOB: 1 BB: 0 P: 8	1B: 9 2B: 2 3B: 0 HR: 0	SF: 0 SAC: 2 DP: 2 HBP: 0	WP: 1 PB: 0 SB: 2 CS: 0
PITCHER	IP WLS BF H R ER SO BB IBB HBP BLK WP HR S P ERA WHIP	IP WLS BF H R ER SO BB IBB HBP BLK WP HR S P ERA WHIP	IP WLS BF H R ER SO BB IBB HBP BLK WP HR S P ERA WHIP	IP WLS BF H R ER SO BB IBB HBP BLK WP HR S P ERA WHIP	IP WLS BF H R ER SO BB IBB HBP BLK WP HR S P ERA WHIP	IP WLS BF H R ER SO BB IBB HBP BLK WP HR S P ERA WHIP	IP WLS BF H R ER SO BB IBB HBP BLK WP HR S P ERA WHIP	IP WLS BF H R ER SO BB IBB HBP BLK WP HR S P ERA WHIP	IP WLS BF H R ER SO BB IBB HBP BLK WP HR S P ERA WHIP	IP WLS BF H R ER SO BB IBB HBP BLK WP HR S P ERA WHIP	IP WLS BF H R ER SO BB IBB HBP BLK WP HR S P ERA WHIP	IP WLS BF H R ER SO BB IBB HBP BLK WP HR S P ERA WHIP	IP WLS BF H R ER SO BB IBB HBP BLK WP HR S P ERA WHIP	IP WLS BF H R ER SO BB IBB HBP BLK WP HR S P ERA WHIP	IP WLS BF H R ER SO BB IBB HBP BLK WP HR S P ERA WHIP	IP WLS BF H R ER SO BB IBB HBP BLK WP HR S P ERA WHIP	IP WLS BF H R ER SO BB IBB HBP BLK WP HR S P ERA WHIP	IP WLS BF H R ER SO BB IBB HBP BLK WP HR S P ERA WHIP	IP WLS BF H R ER SO BB IBB HBP BLK WP HR S P ERA WHIP	IP WLS BF H R ER SO BB IBB HBP BLK WP HR S P ERA WHIP	IP WLS BF H R ER SO BB IBB HBP BLK WP HR S P ERA WHIP	IP WLS BF H R ER SO BB IBB HBP BLK WP HR S P ERA WHIP



Batter	1	2	3	4	5	6	7	8	9	AB	R	H	RBI	BB	SO	LOB	TOP										
23 Ryne Sandberg, R (1,4) OBP: 0.163, SLG: 0.209	F9		F9			F7			6-3	4	0	0	0	0	0	1	Chicago Cubs @ Pittsburgh Pirates Three Rivers Stadium, Pittsburgh, PA Sun Apr 17 1983, 3:33 AM EST Att: 14,285 - Unknown livebaseballscorecards.com										
Larry Bowa, S (1,6) OBP: 0.216, SLG: 0.250			F6			F8			4-3	4	0	1	0	0	0	1											
Bill Buckner, L (1,3) OBP: 0.195, SLG: 0.244	F9			K					4-3	3	0	0	0	0	1	1											
Ron Cey, R (1,5) OBP: 0.250, SLG: 0.222	F7			F8					F9	3	0	0	0	0	0	1											
Leon Durham, L (1,8) OBP: 0.405, SLG: 0.345		K		K					F7	3	0	0	0	0	2	0											
Keith Moreland, R (1,9) OBP: 0.355, SLG: 0.536		K				6-3				3	0	1	0	0	1	0											
Wayne Nordhagen, R (1,7) OBP: 0.167, SLG: 0.400	F9					L3			G5-4-3 1B	3	0	0	0	0	0	1											
Jody Davis, R (1,2) OBP: 0.286, SLG: 0.290						F7			6-3	2	0	1	0	0	0	0											
Scott Thompson, L (8, PH) OBP: 0.276, SLG: 0.444										1	0	0	0	0	0	0											
Steve Lake, R (8,2) OBP: 0.500, SLG: 1.000										0	0	0	0	0	0	0											
Steve Trout, L (1,1)										2	0	0	0	0	1	1											
Warren Brusstar, R (6,1)										0	0	0	0	0	0	0											
Jay Johnstone, L (9, PH)										1	0	0	0	0	0	0											
Inning Stats	R: 0 E: 0 K: 0 S: 4	H: 1 LOB: 1 BB: 0 P: 4	R: 0 E: 0 K: 2 S: 7	H: 0 LOB: 0 BB: 0 P: 7	R: 0 E: 0 K: 1 S: 6	H: 1 LOB: 1 BB: 0 P: 6	R: 0 E: 0 K: 2 S: 7	H: 0 LOB: 0 BB: 0 P: 7	R: 0 E: 0 K: 0 S: 3	H: 0 LOB: 0 BB: 0 P: 3	R: 0 E: 0 K: 0 S: 3	H: 0 LOB: 0 BB: 0 P: 3	R: 0 E: 0 K: 0 S: 3	H: 1 LOB: 0 BB: 0 P: 3	R: 0 E: 0 K: 0 S: 3	H: 0 LOB: 0 BB: 0 P: 3	1B: 2 2B: 1 3B: 0 HR: 0	SF: 0 SAC: 0 DP: 1 HBP: 0	WP: 0 PB: 0 SB: 0 CS: 0	PA: 29							
PITCHER	IP	WLS	BF	H	R	ER	SO	BB	IBB	HBP	BLK	WP	HR	S	P	ERA	WHIP										
John Candelaria, L (1,1) ERA: 3.63	6.0	W	20	2	0	0	5	0	0	0	0	0	0	30	30	0.00	0.333										
Rick Rhoden, R (7,1) ERA: 2.6	3.0	S	9	1	0	0	0	0	0	0	0	0	0	9	9	0.00	0.333										

Batter	1	2	3	4	5	6	7	8	9	AB	R	H	RBI	BB	SO	LOB	BOTTOM										
Lee Lacy, R (1,9) OBP: 0.357, SLG: 0.537	1-3		SF9 PB 1-2	1B		FC5-4 S 2B				5	3	3	0	0	0	1	Chicago Cubs @ Pittsburgh Pirates Three Rivers Stadium, Pittsburgh, PA Sun Apr 17 1983, 3:33 AM EST Att: 14,285 - Unknown livebaseballscorecards.com										
Lee Mazzilli, S (1,8) OBP: 0.476, SLG: 0.567	F9		SF9	1B		1B 1-H			SF9	3	1	2	3	0	0	0											
Bill Madlock, R (1,5) OBP: 0.297, SLG: 0.265	E5		5-3	1B		1B			FC6	5	0	3	2	0	0	1											
Jason Thompson, L (1,3) OBP: 0.415, SLG: 0.515	K		BB	1B		1B			FC6	4	0	1	1	1	1	2											
Tony Peña, R (1,2) OBP: 0.353, SLG: 0.367		CS 1B	G3			FC3-6 1-2 3-H			FC3-6	4	0	1	0	0	1	4											
Brian Harper, R (1,7) OBP: 0.286, SLG: 1.333	K			HR		FC6-4 1-2			F8	4	1	1	1	0	1	2											
Dale Berra, R (1,6) OBP: 0.324, SLG: 0.563	E8 1B			CS 1B		F3			5-3	4	0	2	0	0	0	1											
Johnny Ray, S (1,4) OBP: 0.229, SLG: 0.324	4-3			1B		FC2-5 2B			4-3	4	0	1	0	0	0	2											
John Candelaria, L (1,1) OBP: 0.111, SLG: 0.111				1B		FC2-5 FC5-4			4-3	3	2	1	0	0	0	1											
Rick Rhoden, R (7,1) ERA: 7.45			PB SF9 1B	1B						1	0	0	0	0	0	0											
Inning Stats	R: 0 E: 1 K: 1 S: 6	H: 0 LOB: 1 BB: 0 P: 6	R: 0 E: 1 K: 1 S: 6	H: 2 LOB: 1 BB: 0 P: 6	R: 1 E: 1 K: 0 S: 5	H: 1 LOB: 2 BB: 1 P: 9	R: 3 E: 0 K: 0 S: 7	H: 6 LOB: 2 BB: 0 P: 7	R: 0 E: 0 K: 1 S: 6	H: 0 LOB: 1 BB: 0 P: 6	R: 2 E: 0 K: 0 S: 7	H: 4 LOB: 2 BB: 0 P: 7	R: 0 E: 0 K: 0 S: 3	H: 0 LOB: 0 BB: 0 P: 3	R: 1 E: 0 K: 0 S: 5	H: 2 LOB: 1 BB: 0 P: 5	1B: 11 2B: 4 3B: 0 HR: 1	SF: 2 SAC: 0 DP: 1 HBP: 0	WP: 0 PB: 1 SB: 2 CS: 2	PA: 40							
PITCHER	IP	WLS	BF	H	R	ER	SO	BB	IBB	HBP	BLK	WP	HR	S	P	ERA	WHIP										
Steve Trout, L (1,1) ERA: 3.94	5.0	L	26	10	5	4	3	1	0	0	0	0	0	31	35	7.20	2.200										
Warren Brusstar, R (6,1) ERA: 7.45	3.0		14	5	2	2	0	0	0	0	0	0	0	14	14	6.00	1.667										

Batter	1	2	3	4	5	6	7	8	9	AB	R	H	RBI	BB	SO	LOB	TOP			
Scot Thompson, L (1.7) OBP: 0.273, SLG: 0.381	K	K						4-3		3	0	0	0	1	2	1	Chicago Cubs @ Philadelphia Phillies Veterans Stadium, Philadelphia, PA Mon Apr 18 1983, 6:05 PM EST Att: 13,832 - Unknown			
23 Ryne Sandberg, R (1.4) OBP: 0.149, SLG: 0.191	5-3		F7		5-3			5-3		4	0	0	0	0	0	1				
Bill Buckner, L (1.3) OBP: 0.200, SLG: 0.244	3B	1B	1-3		4-3			4-3		4	1	1	0	0	0	1				
Leon Durham, L (1.8) OBP: 0.390, SLG: 0.394	1B	3B	4-3							4	1	1	1	0	0	0				
Ron Cey, R (1.5) OBP: 0.295, SLG: 0.275	1B				FC5-4	1B		6-3		4	0	3	1	0	0	0				
Keith Moreland, R (1.9) OBP: 0.343, SLG: 0.500	K				FC5-4	1B		6-3		4	0	1	0	0	1	2				
Jody Davis, R (1.2) OBP: 0.282, SLG: 0.286					FC5-4	1B				4	0	1	0	0	0	4				
Larry Bowa, S (1.6) OBP: 0.225, SLG: 0.256					G3			FC6-4		3	0	1	0	0	0	2				
Paul Moskau, R (1.1) Craig Lefferts, L (4.1) Gary Woods, R (7. PH) Bill Campbell, R (7.1)		SH1-4						G1-6-3		0	0	0	0	0	0	0	AB 32 R 2 H 8 RBI 2 BB 1 SO 3 LOB 12			
Inning Stats	R: 2 E: 0 K: 2 S: 10	H: 3 LOB: 1 BB: 0 P: 10	R: 0 E: 0 K: 1 S: 6	H: 1 LOB: 1 BB: 0 P: 6	R: 0 E: 0 K: 0 S: 3	H: 0 LOB: 0 BB: 0 P: 3	R: 0 E: 0 K: 0 S: 4	H: 2 LOB: 1 BB: 0 P: 4	R: 0 E: 0 K: 0 S: 3	H: 0 LOB: 1 BB: 1 P: 7	R: 0 E: 0 K: 0 S: 3	H: 1 LOB: 0 BB: 0 P: 3	R: 0 E: 0 K: 0 S: 3	H: 0 LOB: 0 BB: 0 P: 3	R: 0 E: 1 K: 0 S: 4	H: 1 LOB: 1 BB: 0 P: 4		1B: 7 2B: 0 3B: 1 HR: 0	SF: 0 SAC: 1 DP: 3 HBP: 0	WP: 0 PB: 0 SB: 0 CS: 0
PITCHER John Denny, R (1.1) ERA: 3.27	IP: 9.0 WLS: W BF: 34 H: 8 R: 2 ER: 2 SO: 3 BB: 1 IBB: 0 HBP: 0 BLK: 0 WP: 0 HR: 0 S: 39 P: 43 ERA: 2.00 WHIP: 1.000															PITCHER				

Batter	1	2	3	4	5	6	7	8	9	AB	R	H	RBI	BB	SO	LOB	BOTTOM			
Pete Rose, S (1.9) OBP: 0.267, SLG: 0.366	4-3		4-3	FC1-6				SF8		4	1	1	2	0	1	0	Chicago Cubs @ Philadelphia Phillies Veterans Stadium, Philadelphia, PA Mon Apr 18 1983, 6:05 PM EST Att: 13,832 - Unknown			
Greg Gross, L (8.7) OBP: 0.455, SLG: 0.438				3B						0	0	0	1	0	0	0				
Gary Matthews, R (1.7) OBP: 0.409, SLG: 0.568				HR				K		3	2	3	1	1	0	0				
Bob Dernier, R (8.9)	2B			FC1-6	IBB			1B		1	0	0	0	0	1	1				
Joe Morgan, L (1.4) OBP: 0.422, SLG: 0.194	F7			HR	BB			FC5		3	1	1	1	1	0	2				
Mike Schmidt, R (1.5) OBP: 0.409, SLG: 0.606	F9							1B		4	1	1	2	0	1	4				
Larry Milbourne, S (8.5) OBP: 0.500, SLG: 0.500				K				FC5		0	0	0	0	0	0	0				
Tony Perez, R (1.3) OBP: 0.389, SLG: 0.412				HR				2-1		3	0	1	1	1	0	0				
Von Hayes, L (1.8) OBP: 0.238, SLG: 0.111								1B		4	0	0	0	0	0	4	AB 32 R 8 H 11 RBI 8 BB 3 SO 4 LOB 13			
Garry Maddox, R (8.8)	1-3		G3					P4		0	0	0	0	0	0	0				
Bo Diaz, R (1.2) OBP: 0.400, SLG: 0.472	5-3			SH2-4	1B			2-1		4	2	2	0	0	0	1				
Ivan De Jesus, R (1.6) OBP: 0.250, SLG: 0.207	6-3			SH2-4	3B	1B				4	1	2	0	0	0	1				
John Denny, R (1.1)								SH2-3		2	0	0	0	0	1	0				
Inning Stats	R: 0 E: 0 K: 0 S: 4	H: 1 LOB: 1 BB: 0 P: 4	R: 0 E: 1 K: 0 S: 4	H: 0 LOB: 1 BB: 0 P: 4	R: 3 E: 0 K: 0 S: 5	H: 2 LOB: 1 BB: 2 P: 13	R: 3 E: 0 K: 1 S: 8	H: 3 LOB: 1 BB: 1 P: 12	R: 0 E: 0 K: 0 S: 3	H: 0 LOB: 0 BB: 0 P: 3	R: 0 E: 0 K: 2 S: 7	H: 0 LOB: 0 BB: 0 P: 7	R: 1 E: 0 K: 0 S: 5	H: 3 LOB: 2 BB: 0 P: 5	R: 1 E: 0 K: 1 S: 7	H: 2 LOB: 1 BB: 0 P: 7	1B: 6 2B: 2 3B: 1 HR: 2	SF: 1 SAC: 2 DP: 0 HBP: 0	WP: 2 PB: 0 SB: 0 CS: 0	PA: 38
PITCHER Paul Moskau, R (1.1) ERA: 16.2 Craig Lefferts, L (4.1) ERA: 9.84 Bill Campbell, R (7.1) ERA: 6.75	IP: 3.1 WLS: L BF: 19 H: 6 R: 6 ER: 6 SO: 0 BB: 2 IBB: 0 HBP: 0 BLK: 0 WP: 1 HR: 2 S: 25 P: 17 ERA: 16.20 WHIP: 2.400															PITCHER				

Batter	1	2	3	4	5	6	7	8	9	AB	R	H	RBI	BB	SO	LOB	TOP
Gary Woods, R (1,8)	4-3		L8			BLK BB		F9		3	0	0	0	1	0	2	
Junior Kennedy, R (1,4) Jerry Morales, R (8,PH) Lee Smith, R (8,1)	K		4-3			K		F8		3	0	0	0	0	2	2	
Bill Buckner, L (1,3) OBP: 0.204, SLG: 0.245	FC6-4 1B			G3		G3			K	4	0	1	0	0	1	1	
Ron Cey, R (1,5) OBP: 0.271, SLG: 0.250	FC6-4 1-2			K			4-3		K	4	0	0	0	0	2	1	
Keith Moreland, R (1,9) OBP: 0.333, SLG: 0.472		5-3		6-3			K			4	0	1	0	0	1	0	
Wayne Nordhagen, R (1,7) OBP: 0.188, SLG: 0.429		6-3			6-3		2B		K	4	0	1	0	0	1	1	
Jody Davis, R (1,2) OBP: 0.286, SLG: 0.270		F7			BB	G6-4-3 BB	F9			2	0	0	0	1	0	1	
Larry Bowa, S (1,6) OBP: 0.256, SLG: 0.268			BLK BB		G6-4-3 1-2			1B		2	0	1	0	1	0	1	
Chuck Rainey, R (1,1) OBP: 0.200, SLG: 0.200 23 Ryne Sandberg, R (8,PH) OBP: 0.146, SLG: 0.168			K			K		K		2	0	0	0	0	2	1	
										1	0	0	0	0	1	1	
Inning Stats	R: 0 E: 0 K: 1 S: 6	H: 1 LOB: 1 BB: 0 P: 6	R: 0 E: 0 K: 0 S: 3	H: 0 LOB: 0 BB: 0 P: 3	R: 0 E: 0 K: 1 S: 5	H: 0 LOB: 1 BB: 1 P: 9	R: 0 E: 0 K: 1 S: 5	H: 0 LOB: 0 BB: 0 P: 5	R: 0 E: 0 K: 2 S: 7	H: 0 LOB: 1 BB: 1 P: 11	R: 0 E: 0 K: 1 S: 6	H: 1 LOB: 1 BB: 0 P: 6	R: 0 E: 0 K: 3 S: 10	H: 1 LOB: 1 BB: 0 P: 10	1B: 3 2B: 1 3B: 0 HR: 0	SF: 0 SAC: 0 DP: 1 HBP: 0	WP: 0 PA: 33 PB: 0 SB: 0 CS: 0
PITCHER Steve Carlton, L (1,1) ERA: 1.69	IP: 9.0 WLS: W BF: 33 H: 4 R: 0 ER: 0 SO: 10 BB: 3 IBB: 0 HBP: 0 BLK: 2 WP: 0 HR: 0 S: 50 P: 62 ERA: 0.00 WHIP: 0.778																

Chicago Cubs @ Philadelphia Phillies
Veterans Stadium, Philadelphia, PA
Wed Apr 20 1983, 6:05 PM EST
Att: 11,271 - Unknown

livebaseballscores.com

AB 30
R 0
H 4
RBI 0
BB 3
SO 10
LOB 12



Batter	1	2	3	4	5	6	7	8	9	AB	R	H	RBI	BB	SO	LOB	BOTTOM
Pete Rose, S (1,9) OBP: 0.265, SLG: 0.341	4-3			6-3	BB		4-3			3	0	0	0	1	0	0	
Gary Matthews, R (1,7) OBP: 0.396, SLG: 0.585 Greg Gross, L (8,7) OBP: 0.455, SLG: 0.438	6-3			HR	BB		5-3			4	1	1	0	0	1	3	
Joe Morgan, L (1,4) OBP: 0.408, SLG: 0.286	F8			3B	HR		F7		3-1	4	1	1	2	0	0	3	
Tony Perez, R (1,3) OBP: 0.400, SLG: 0.405 Bob Dernier, R (8,PR) (9,9)		5-3		1B		4-3		BB		3	0	1	0	1	0	0	
Bo Diaz, R (1,2) OBP: 0.386, SLG: 0.436	K			6-3		1B		F9		3	0	0	0	1	1	2	
Gary Maddox, R (1,8) OBP: 0.286, SLG: 0.167	5-3			K		1B		BB		3	0	1	0	1	1	1	
Larry Milbourne, S (1,5) OBP: 0.250, SLG: 0.250			K		3-1	F8		F5		4	0	0	0	0	1	4	
Ivan De Jesus, R (1,6) OBP: 0.257, SLG: 0.219			5-3		BB	1B	1-3			3	0	1	0	0	0	2	
Steve Carlton, L (1,1) OBP: 0.333, SLG: 0.364			1-3		BB	1B	G3			3	0	1	0	0	0	0	
Inning Stats	R: 0 E: 0 K: 0 S: 3	H: 0 LOB: 0 BB: 0 P: 3	R: 0 E: 0 K: 1 S: 5	H: 0 LOB: 0 BB: 0 P: 5	R: 2 E: 0 K: 1 S: 8	H: 3 LOB: 1 BB: 0 P: 8	R: 0 E: 0 K: 0 S: 7	H: 2 LOB: 3 BB: 1 P: 11	R: 0 E: 0 K: 0 S: 4	H: 1 LOB: 2 BB: 1 P: 8	R: 0 E: 0 K: 0 S: 3	H: 0 LOB: 0 BB: 0 P: 3	R: 0 E: 0 K: 0 S: 3	H: 0 LOB: 2 BB: 2 P: 11	1B: 4 2B: 0 3B: 1 HR: 1	SF: 0 SAC: 0 DP: 0 HBP: 0	WP: 0 PA: 34 PB: 0 SB: 1 CS: 0
PITCHER Chuck Rainey, R (1,1) ERA: 2.7 Lee Smith, R (8,1) ERA:	IP: 7.0 WLS: L BF: 29 H: 6 R: 2 ER: 2 SO: 4 BB: 2 IBB: 0 HBP: 0 BLK: 0 WP: 0 HR: 1 S: 35 P: 43 ERA: 2.57 WHIP: 1.143																

Chicago Cubs @ Philadelphia Phillies
Veterans Stadium, Philadelphia, PA
Wed Apr 20 1983, 6:05 PM EST
Att: 11,271 - Unknown

livebaseballscores.com

AB 30
R 2
H 6
RBI 2
BB 4
SO 4
LOB 15



Batter	1	2	3	4	5	6	7	8	9	AB	R	H	RBI	BB	SO	LOB	TOP																					
Johnnie LeMaster, R OBP: 0.377, SLG: 0.353 (1, 6)	5-3		F8					K		4	0	1	1	0	1	0	San Francisco Giants @ Chicago Cubs Wrigley Field, Chicago, IL Fri Apr 22 1983, 3:33 AM CST Att: 6,630 - Unknown																					
Duane Kuiper, L OBP: 0.308, SLG: 0.205 Renie Martin, R OBP: 1.000, SLG: 2.000 Mike Vail, R OBP: 0.143, SLG: 0.077 Mark Calvert, R (8, PH) (6, 1)	F5			G6-4-3 1B				6-3		2	0	1	0	1	0	0																						
Chili Davis, S OBP: 0.364, SLG: 0.633 (1, 8)				K			F7			4	0	2	0	0	1	4																						
Jack Clark, R OBP: 0.273, SLG: 0.265 (1, 9)				G6-4-3 1-2			SF8	F4		2	0	0	1	1	0	2																						
Jeffrey Leonard, R OBP: 0.283, SLG: 0.351 (1, 7)	PO		F8					K		4	0	0	0	0	1	2																						
Darrell Evans, L OBP: 0.276, SLG: 0.327 (1, 3)										3	0	0	0	1	0	0																						
Tom O'Malley, L OBP: 0.318, SLG: 0.282 (1, 5)										4	0	2	0	0	0	0																						
Mitt May, L OBP: 0.200, SLG: 0.316 (1, 2)										4	1	1	0	0	0	3																						
Bill Laskey, R Mike Chris, L Joel Youngblood, R OBP: 0.333, SLG: 0.385 (6, PH) (6, 4)										1	0	0	0	0	1	0																						
										2	1	1	0	0	0	1																						
Inning Stats	R: 0 E: 0 K: 0 S: 3	H: 1 LOB: 1 BB: 1 P: 7	R: 0 E: 0 K: 0 S: 3	H: 0 LOB: 0 BB: 0 P: 3	R: 0 E: 0 K: 1 S: 5	H: 0 LOB: 0 BB: 0 P: 5	R: 0 E: 0 K: 1 S: 5	H: 1 LOB: 0 BB: 0 P: 5	R: 0 E: 0 K: 0 S: 3	H: 0 LOB: 0 BB: 0 P: 3	R: 2 E: 0 K: 1 S: 8	H: 3 LOB: 2 BB: 1 P: 12	R: 0 E: 0 K: 0 S: 4	H: 1 LOB: 1 BB: 0 P: 4	R: 0 E: 0 K: 1 S: 6	H: 1 LOB: 1 BB: 0 P: 6	R: 0 E: 0 K: 0 S: 3	H: 1 LOB: 1 BB: 1 P: 7	1B: 5 2B: 4 3B: 0 HR: 0	SF: 1 SAC: 0 DP: 2 HBP: 0	WP: 0 PA: 36 PB: 0 SB: 0 CS: 0																	
PITCHER	IP	WLS	BF	H	R	ER	SO	BB	IBB	HBP	BLK	WP	HR	S	P	ERA	WHIP	PITCHER				IP	WLS	BF	H	R	ER	SO	BB	IBB	HBP	BLK	WP	HR	S	P	ERA	WHIP
Fergie Jenkins, R ERA: 4.03 Willie Hernandez, L ERA: 1.17	6.0	W	23	5	2	2	3	2	0	0	0	0	0	27	35	3.00	1.167					3.0	S	12	3	0	0	1	1	0	0	0	0	0	0	0	0.00	1.333

Batter	1	2	3	4	5	6	7	8	9	AB	R	H	RBI	BB	SO	LOB	BOTTOM																					
Gary Woods, R OBP: 0.267, SLG: 0.385 (1, 7) (6, 9)										4	2	2	2	0	0	0	San Francisco Giants @ Chicago Cubs Wrigley Field, Chicago, IL Fri Apr 22 1983, 3:33 AM CST Att: 6,630 - Unknown																					
23 Ryne Sandberg, R OBP: 0.192, SLG: 0.220 (1, 4)										2	1	1	0	2	0	0																						
Bill Buckner, L OBP: 0.208, SLG: 0.264 (1, 3)										4	0	1	1	0	0	2																						
Leon Durham, L OBP: 0.378, SLG: 0.459 (1, 8)										4	1	1	2	0	0	2																						
Ron Cey, R OBP: 0.288, SLG: 0.239 (1, 5)										2	0	0	0	2	0	0																						
Keith Moreland, R OBP: 0.333, SLG: 0.462 Scot Thompson, L OBP: 0.261, SLG: 0.364 (6, 7)										3	1	1	0	0	1	2																						
Jody Davis, R OBP: 0.304, SLG: 0.350 (1, 2)										3	1	1	2	1	0	0																						
Larry Bowa, S OBP: 0.255, SLG: 0.250 (1, 6)										3	1	0	0	1	0	1																						
Fergie Jenkins, R OBP: 0.143, SLG: 0.286 Tom Verzyer, R Willie Hernandez, L (7, 1)										1	0	0	0	0	0	0																						
										1	0	0	0	0	0	0																						
										0	0	0	0	0	0	0																						
Inning Stats	R: 2 E: 0 K: 0 S: 4	H: 2 LOB: 1 BB: 1 P: 8	R: 2 E: 0 K: 0 S: 5	H: 2 LOB: 0 BB: 0 P: 5	R: 0 E: 0 K: 1 S: 5	H: 0 LOB: 0 BB: 0 P: 3	R: 0 E: 0 K: 1 S: 5	H: 0 LOB: 0 BB: 0 P: 5	R: 3 E: 0 K: 0 S: 5	H: 2 LOB: 2 BB: 3 P: 17	R: 0 E: 0 K: 0 S: 3	H: 0 LOB: 0 BB: 0 P: 3	R: 0 E: 0 K: 0 S: 4	H: 1 LOB: 1 BB: 0 P: 4	R: 0 E: 0 K: 0 S: 2	H: 0 LOB: 1 BB: 2 P: 10	R: 0 E: 0 K: 0 S: 2	H: 0 LOB: 1 BB: 2 P: 10	1B: 2 2B: 3 3B: 0 HR: 3	SF: 0 SAC: 1 DP: 2 HBP: 0	WP: 0 PA: 35 PB: 0 SB: 0 CS: 0																	
PITCHER	IP	WLS	BF	H	R	ER	SO	BB	IBB	HBP	BLK	WP	HR	S	P	ERA	WHIP	PITCHER				IP	WLS	BF	H	R	ER	SO	BB	IBB	HBP	BLK	WP	HR	S	P	ERA	WHIP
Bill Laskey, R ERA: 5.68 Mike Chris, L ERA: 6.35 Renie Martin, R ERA: 7.71 Mark Calvert, R ERA: 18.0	4.1	L	19	5	6	6	1	2	0	0	0	0	0	3	11	12.46	4.500					1.0	L	4	0	0	0	0	2	0	0	0	0	0	2	10	0.00	2.000



Batter	1	2	3	4	5	6	7	8	9	AB	R	H	RBI	BB	SO	LOB	TOP										
Johnnie LeMaster, R OBP: 0.391, SLG: 0.379 (1, 6)										4	1	2	0	0	0	2											
Joel Youngblood, R OBP: 0.318, SLG: 0.450 Max Venable, L (8, PH) OBP: 0.190, SLG: 0.500 Gary Lavelle, S (8, 1)										3	0	0	0	0	1	1											
Chili Davis, S OBP: 0.349, SLG: 0.643 (1, 8)										4	0	1	1	0	1	2											
Jack Clark, R OBP: 0.254, SLG: 0.246 (1, 9)										4	0	0	0	0	3	1											
Jeffrey Leonard, R OBP: 0.265, SLG: 0.328 (1, 7)										4	0	1	0	0	1	0											
Dave Bergman, L OBP: 0.294, SLG: 0.143 (1, 3)										4	0	0	0	0	0	0											
Tom O'Malley, L OBP: 0.340, SLG: 0.293 (1, 5)										2	0	1	0	1	0	0											
Mitt May, L OBP: 0.174, SLG: 0.273 (1, 2)										3	0	0	0	0	0	2											
Andy McGaffigan, R (1, 1) Champ Summers, L (5, PH) OBP: 0.500, SLG: 0.400 Jim Barr, R (5, 1) Duane Kuiper, L (8, PH) OBP: 0.321, SLG: 0.222 (8, 4)										1	0	0	0	0	1	0											
										1	0	1	0	0	0	0											
										0	0	0	0	0	0	0											
										1	0	1	0	0	0	0											
Inning Stats	R: 1 E: 0 K: 0 S: 5	H: 3 LOB: 1 BB: 0 P: 5	R: 0 E: 0 K: 0 S: 2	H: 0 LOB: 0 BB: 1 P: 6	R: 0 E: 0 K: 2 S: 7	H: 0 LOB: 0 BB: 0 P: 7	R: 0 E: 0 K: 1 S: 5	H: 0 LOB: 0 BB: 0 P: 5	R: 0 E: 1 K: 0 S: 5	H: 1 LOB: 2 BB: 0 P: 5	R: 0 E: 0 K: 2 S: 7	H: 0 LOB: 0 BB: 0 P: 7	R: 0 E: 0 K: 0 S: 4	H: 1 LOB: 1 BB: 0 P: 4	R: 0 E: 0 K: 0 S: 4	H: 2 LOB: 1 BB: 0 P: 4	R: 0 E: 0 K: 2 S: 7	H: 0 LOB: 0 BB: 0 P: 7	1B: 6 2B: 1 3B: 0 HR: 0	SF: 0 SAC: 0 DP: 2 HBP: 0	WP: 0 PB: 0 SB: 0 CS: 1	PA: 34					
PITCHER	IP	WLS	BF	H	R	ER	SO	BB	IBB	HBP	BLK	WP	HR	S	P	ERA	WHIP										
Paul Moskau, R ERA: 7.56 (1, 1)	5.0	W	19	4	1	1	3	1	0	0	0	0	0	24	28	1.80	1.000										
Bill Campbell, R ERA: 5.27 (6, 1)	2.0		9	3	0	0	2	0	0	0	0	0	0	13	13	0.00	1.500										
Lee Smith, R ERA: (8, 1)	2.0	S	5	0	0	0	2	0	0	0	0	0	0	9	9	0.00	0.000										

San Francisco Giants @ Chicago Cubs
Wrigley Field, Chicago, IL
Sun Apr 24 1983, 3:33 AM CDT
Att: 9,388 - Unknown

AB 32
R 1
H 7
RBI 1
BB 1
SO 7
LOB 10



Batter	1	2	3	4	5	6	7	8	9	AB	R	H	RBI	BB	SO	LOB	BOTTOM										
Gary Woods, R OBP: 0.217, SLG: 0.286 (1, 9) (9, 8)										4	0	1	0	0	0	0											
23 Ryne Sandberg, R OBP: 0.203, SLG: 0.228 (1, 4)										3	1	1	0	0	0	0											
Bill Buckner, L OBP: 0.213, SLG: 0.262 (1, 3)										4	1	2	1	0	0	1											
Leon Durham, L OBP: 0.404, SLG: 0.512 Jay Johnstone, L (9, 9)										2	1	1	2	2	1	1											
Ron Cey, R OBP: 0.271, SLG: 0.226 (1, 5)										4	1	0	0	0	1	4											
Scot Thompson, L OBP: 0.295, SLG: 0.346 (1, 7)										4	1	1	0	0	1	0											
Larry Bowa, S OBP: 0.284, SLG: 0.260 (1, 6)										3	0	1	0	0	0	0											
Steve Lake, R OBP: 0.400, SLG: 0.800 Wayne Nordhagen, R (8, PH) OBP: 0.222, SLG: 0.438 Jody Davis, R OBP: 0.286, SLG: 0.326 (9, 2)										3	0	1	0	0	0	0											
Paul Moskau, R (1, 1) Bill Campbell, R (6, 1) Lee Smith, R (8, 1)										2	0	0	0	0	0	2											
										1	0	0	0	0	1	0											
										1	0	0	0	0	1	2											
Inning Stats	R: 1 E: 1 K: 2 S: 9	H: 1 LOB: 1 BB: 0 P: 9	R: 0 E: 0 K: 1 S: 5	H: 0 LOB: 0 BB: 0 P: 5	R: 0 E: 0 K: 0 S: 3	H: 1 LOB: 0 BB: 0 P: 3	R: 2 E: 0 K: 0 S: 7	H: 4 LOB: 2 BB: 0 P: 7	R: 0 E: 0 K: 0 S: 4	H: 1 LOB: 2 BB: 1 P: 8	R: 0 E: 0 K: 0 S: 3	H: 0 LOB: 0 BB: 0 P: 3	R: 0 E: 0 K: 1 S: 5	H: 0 LOB: 0 BB: 0 P: 5	R: 2 E: 1 K: 1 S: 8	H: 2 LOB: 2 BB: 1 P: 12	R: 0 E: 0 K: 1 S: 8	H: 0 LOB: 0 BB: 0 P: 7	1B: 7 2B: 1 3B: 0 HR: 1	SF: 0 SAC: 1 DP: 0 HBP: 0	WP: 0 PB: 0 SB: 0 CS: 1	PA: 37					
PITCHER	IP	WLS	BF	H	R	ER	SO	BB	IBB	HBP	BLK	WP	HR	S	P	ERA	WHIP										
Andy McGaffigan, R ERA: 5.3 (1, 1)	4.0	L	18	6	3	2	3	0	0	0	0	0	0	24	24	4.50	1.500										
Jim Barr, R ERA: 6.97 (5, 1)	3.0		11	1	0	0	1	0	1	0	0	0	0	12	16	0.00	0.333										
Gary Lavelle, L ERA: 1.74 (8, 1)	1.0		7	2	2	1	1	1	0	0	0	0	0	8	12	9.00	3.000										

San Francisco Giants @ Chicago Cubs
Wrigley Field, Chicago, IL
Sun Apr 24 1983, 3:33 AM CDT
Att: 9,388 - Unknown

AB 32
R 5
H 9
RBI 5
BB 2
SO 5
LOB 10



Batter	1	2	3	4	5	6	7	8	9	AB	R	H	RBI	BB	SO	LOB	TOP											
Alan Wiggins, S OBP: 0.571, SLG: 0.444 (1, 7)	0-0 6-3		0-0 6-3					4-0 4-3		3	1	1	0	1	0	0	San Diego Padres @ Chicago Cubs Wrigley Field, Chicago, IL Thu Apr 28 1983, 3:33 AM CDT Att: 3,383 - Sunny - 52 F											
Juan Bonilla, R OBP: 0.382, SLG: 0.433 (1, 4)	0-0 4-3			0-0 G3		4-0 1B		0-0 4-3		3	1	0	0	1	0	1												
Steve Garvey, R OBP: 0.356, SLG: 0.494 (1, 3)	0-0 5-3			0-0 P3		0-0 1B		4-0 G6-4-3		3	1	1	2	1	0	0												
Sixto Lezcano, R OBP: 0.424, SLG: 0.348 Joe Lefebvre, L OBP: 0.200, SLG: 0.200 (8, 9)		0-0 5-3		0-0 F3		4-0 1B		0-0 G6-4-3		3	0	0	0	1	0	2												
Terry Kennedy, L OBP: 0.435, SLG: 0.558 (1, 2)		0-0 1-3			0-0 4-3			0-0 4-3		4	0	1	1	0	0	0												
Kurt Bevacqua, R OBP: 0.482, SLG: 0.583 Tim Flannery, L OBP: 0.342, SLG: 0.541 (6, PH) (6, 5)		0-0 1B			0-0 6-3		0-0 P6		0-0 F8		2	0	1	0	0	0												
Ruppert Jones, L OBP: 0.265, SLG: 0.388 (1, 8)		0-0 6-3			0-0 5-3			0-0 4-3		4	0	0	0	0	0	1												
Luis Salazar, R OBP: 0.333, SLG: 0.327 (1, 6)			0-0 6-3			0-0 6-3		0-0 F8		3	0	0	0	0	0	0												
Eric Show, R OBP: 0.100, SLG: 0.100 Luis DeLeon, R OBP: 0.500, SLG: 0.500 (7, 1)			0-0 6-3			0-3 K		0-0 1-3		3	0	0	0	0	1	0												
										0	0	0	0	0	0	0												
Inning Stats	R: 0 E: 0 K: 0 S: 3	H: 0 LOB: 0 BB: 0 P: 3	R: 0 E: 0 K: 0 S: 4	H: 1 LOB: 1 BB: 0 P: 4	R: 0 E: 0 K: 0 S: 3	H: 0 LOB: 0 BB: 0 P: 3	R: 0 E: 0 K: 0 S: 3	H: 0 LOB: 0 BB: 0 P: 3	R: 3 E: 0 K: 1 S: 8	H: 3 LOB: 2 BB: 2 P: 16	R: 0 E: 0 K: 0 S: 3	H: 0 LOB: 0 BB: 0 P: 3	R: 0 E: 0 K: 0 S: 2	H: 0 LOB: 1 BB: 2 P: 10	R: 0 E: 0 K: 0 S: 3	H: 0 LOB: 0 BB: 0 P: 3	1B: 4 2B: 0 3B: 0 HR: 0	SF: 0 SAC: 0 DP: 1 HBP: 0	WP: 1 PB: 1 SB: 2 CS: 0	PA: 34								
PITCHER	IP	WLS	BF	H	R	ER	SO	BB	IBB	HBP	BLK	WP	HR	S	P	ERA	WHIP											
Steve Trout, L ERA: 5.11 Warren Brusstar, R ERA: 5.54 Mike Proly, R ERA: 1.42 Willie Hernandez, L ERA: 3.12	(1, 1)	5.2	L	23	4	3	3	1	2	0	0	0	1	0	23	31	4.76	1.059										

AB	30
R	3
H	4
RBI	3
BB	4
SO	1
LOB	6



Batter	1	2	3	4	5	6	7	8	9	AB	R	H	RBI	BB	SO	LOB	BOTTOM											
Gary Woods, R OBP: 0.229, SLG: 0.344 Jay Johnstone, L OBP: 0.214, SLG: 0.286 Mike Proly, R OBP: 0.214, SLG: 0.286 Jerry Morales, R OBP: 0.214, SLG: 0.286 Willie Hernandez, L OBP: 0.214, SLG: 0.286 (1, 7) (6, PH) (7, 1) (8, PH) (9, 1)	0-0 G1			0-0 5-3		0-3 K		0-3 K		2	0	0	0	0	0	0	San Diego Padres @ Chicago Cubs Wrigley Field, Chicago, IL Thu Apr 28 1983, 3:33 AM CDT Att: 3,383 - Sunny - 52 F											
23 Ryne Sandberg, R OBP: 0.208, SLG: 0.217 (1, 4)	0-0 5-3			0-0 1-3		0-3 K		0-0 1B		4	0	1	0	0	1	2												
Bill Buckner, L OBP: 0.253, SLG: 0.288 (1, 3)	0-0 L8			0-0 1-3		4-0 1B		0-0 1B		3	1	1	0	1	0	0												
Leon Durham, L OBP: 0.424, SLG: 0.537 (1, 8)		0-0 3-1			0-0 6-3		0-0 BB	0-0 F2		4	0	1	0	0	0	2												
Ron Cey, R OBP: 0.247, SLG: 0.209 (1, 5)		0-0 F9			0-0 5-3		0-0 BB		0-0 1B	4	0	2	1	0	0	0												
Keith Moreland, R OBP: 0.316, SLG: 0.434 (1, 9)		0-0 F9			0-0 P6		4-0 BB		0-0 L8	3	0	0	0	1	0	1												
Jody Davis, R OBP: 0.316, SLG: 0.392 (1, 2)			0-0 L7			0-0 4-3		0-3 K		4	0	0	0	0	2	4												
Larry Bowa, S OBP: 0.281, SLG: 0.300 Wayne Nordhagen, R OBP: 0.190, SLG: 0.355 (1, 6) (9, PH)			0-0 4-3			0-0 E		0-0 G4-3		3	0	1	0	0	0	3												
Steve Trout, L Warren Brusstar, R Scot Thompson, L OBP: 0.233, SLG: 0.310 (1, 1) (6, 1) (7, 7)		0-0 6-3				0-0 E3		0-0 4-3		1	0	0	0	0	0	0												
										2	0	0	0	0	0	1												
Inning Stats	R: 0 E: 0 K: 0 S: 3	H: 0 LOB: 0 BB: 0 P: 3	R: 0 E: 0 K: 0 S: 3	H: 0 LOB: 0 BB: 0 P: 3	R: 0 E: 0 K: 0 S: 3	H: 0 LOB: 0 BB: 0 P: 3	R: 0 E: 1 K: 2 S: 9	H: 1 LOB: 2 BB: 0 P: 9	R: 1 E: 0 K: 1 S: 6	H: 2 LOB: 2 BB: 2 P: 14	R: 0 E: 0 K: 1 S: 7	H: 2 LOB: 0 BB: 0 P: 7	R: 0 E: 0 K: 1 S: 6	H: 1 LOB: 1 BB: 0 P: 6	1B: 6 2B: 0 3B: 0 HR: 0	SF: 0 SAC: 0 DP: 1 HBP: 0	WP: 0 PB: 0 SB: 0 CS: 0	PA: 35										
PITCHER	IP	WLS	BF	H	R	ER	SO	BB	IBB	HBP	BLK	WP	HR	S	P	ERA	WHIP											
Eric Show, R ERA: 3.38 Luis DeLeon, R ERA: 1.42	(1, 1)	6.0	W	23	3	1	1	2	1	0	0	0	0	0	17	21	0.00	1.333										

AB	33
R	1
H	6
RBI	1
BB	2
SO	5
LOB	16



Batter	1	2	3	4	5	6	7	8	9	AB	R	H	RBI	BB	SO	LOB	TOP								
Steve Sax, R OBP: 0.389, SLG: 0.389 (1, 4)										3	1	0	0	1	1	2	Los Angeles Dodgers @ Chicago Cubs Wrigley Field, Chicago, IL Fri Apr 29 1983, 3:33 AM CDT Att: 9,391 - Unknown								
Ken Landreaux, L OBP: 0.299, SLG: 0.458 (1, 8)										4	2	3	2	0	0										
Dusty Baker Jr., R OBP: 0.313, SLG: 0.419 (1, 7)										4	0	0	0	0	1	2									
Pedro Guerrero, R OBP: 0.386, SLG: 0.640 (1, 5)										3	0	0	0	1	2	0									
Greg Brock, L OBP: 0.337, SLG: 0.533 (1, 3)										3	0	0	0	1	0	2									
Mike Marshall, R OBP: 0.309, SLG: 0.380 Ron Roenicke, S OBP: 0.150, SLG: 0.158 (7, PR) (7, 9)											2	1	1	1	1	0		0							
Derrel Thomas, S OBP: 0.449, SLG: 0.463 (1, 6)											3	0	0	0	0	0									
Mike Scioscia, L OBP: 0.227, SLG: 0.238 (1, 2)											3	0	0	0	1	1		2							
Bob Welch, R Dave Stewart, R Rick Monday, L Alejandro Pena, R (1, 1) (5, 1) (7, PH) (7, 1)											2	0	0	0	0	0		1							
Inning Stats	R: 0 E: 0 K: 1 S: 6	H: 1 LOB: 2 BB: 1 P: 10	R: 0 E: 0 K: 0 S: 3	H: 0 LOB: 0 BB: 0 P: 3	R: 0 E: 0 K: 0 S: 3	H: 0 LOB: 0 BB: 0 P: 3	R: 1 E: 0 K: 0 S: 3	H: 1 LOB: 0 BB: 1 P: 7	R: 2 E: 0 K: 2 S: 8	H: 1 LOB: 0 BB: 2 P: 12	R: 0 E: 0 K: 1 S: 5	H: 0 LOB: 2 BB: 2 P: 13	R: 1 E: 0 K: 1 S: 6	H: 1 LOB: 1 BB: 1 P: 10	R: 0 E: 0 K: 0 S: 3	H: 0 LOB: 0 BB: 0 P: 3		1B: 0 2B: 2 3B: 0 HR: 2	SF: 0 SAC: 1 DP: 0 HBP: 0	WP: 1 PB: 0 SB: 0 CS: 1	PA: 37				
PITCHER	IP	WLS	BF	H	R	ER	SO	BB	IBB	HBP	BLK	WP	HR	S	P	ERA	WHIP								
Paul Moskau, R ERA: 6.75 Bill Campbell, R ERA: 4.59 Lee Smith, R ERA:	(1, 1) (6, 1) (8, 1)	5.0 2.1 1.2	L 10	3 1 0	3 1 0	3 1 0	1 3 1	3 1 0	0 1 0	0 0 0	0 0 0	0 0 1	2 14 7	19 22 11	31 22 11	5.40 3.86 0.00	1.200 0.857 0.600								

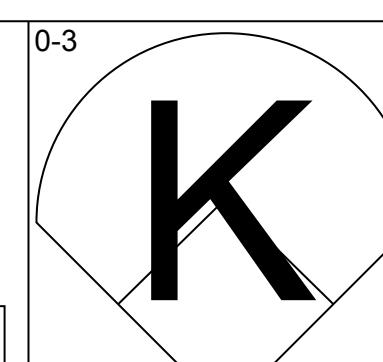
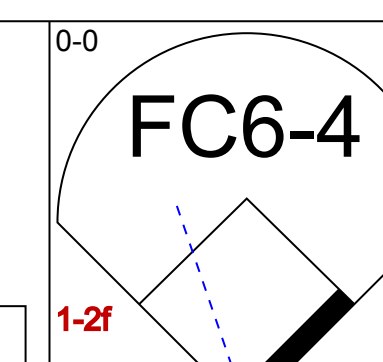
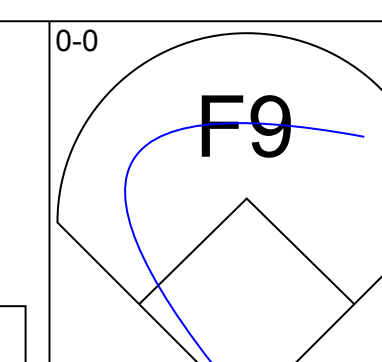
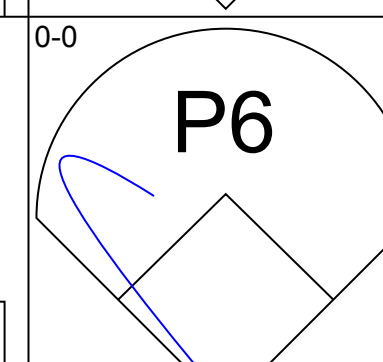
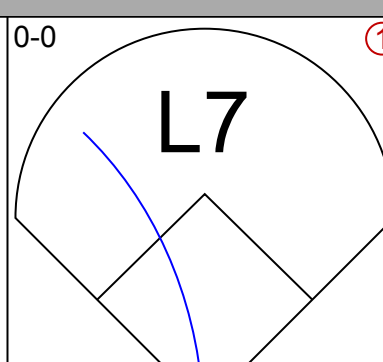
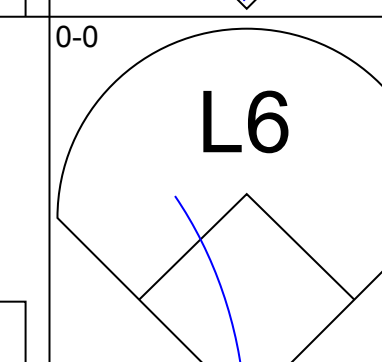
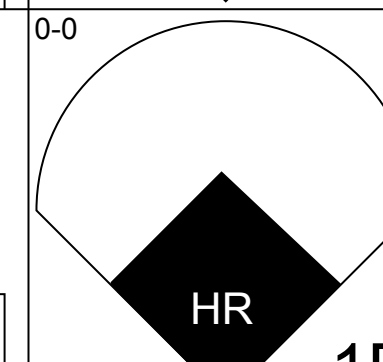
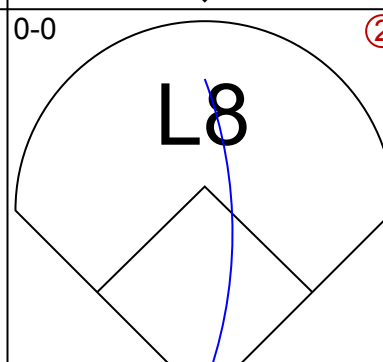
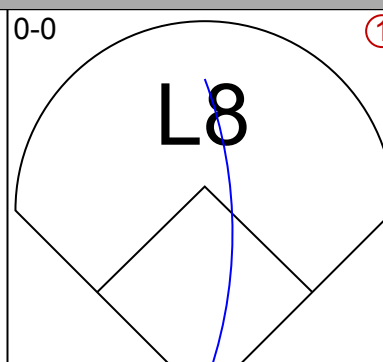
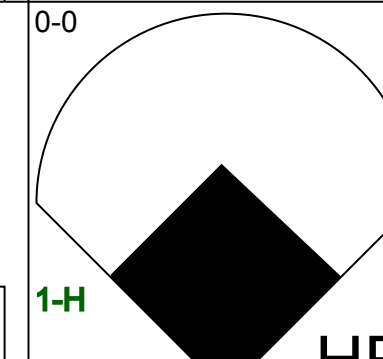
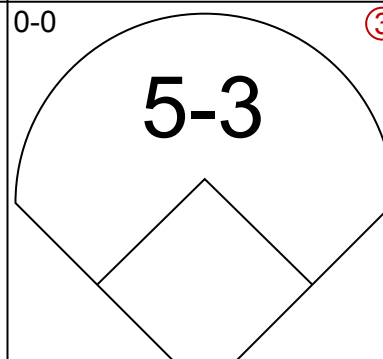
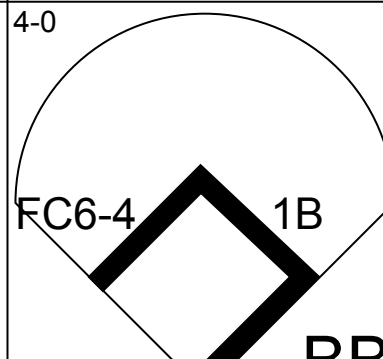
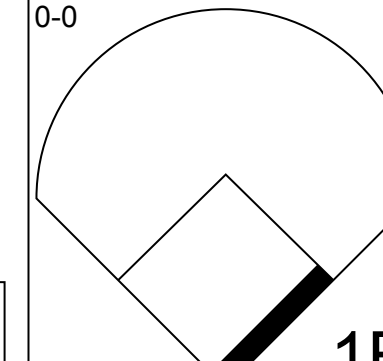
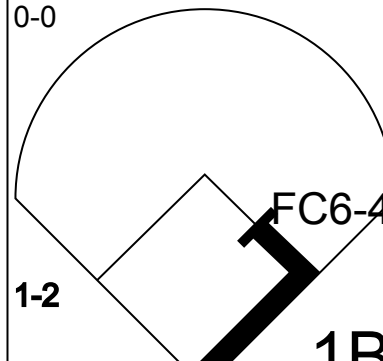
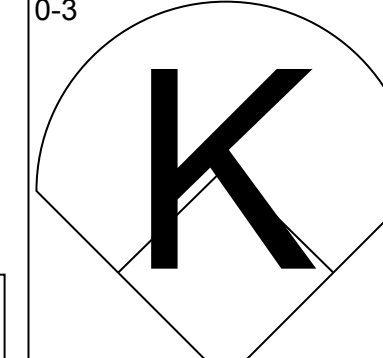
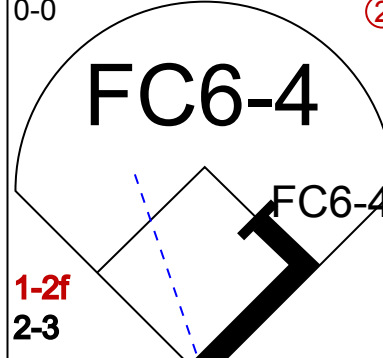
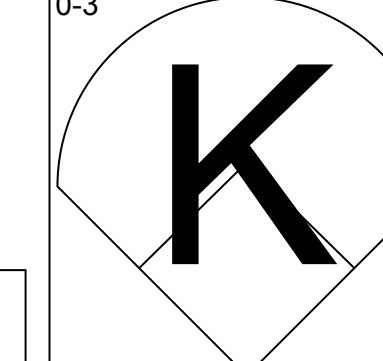
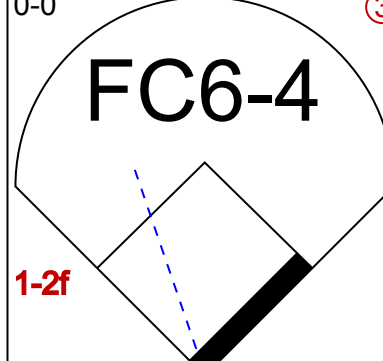
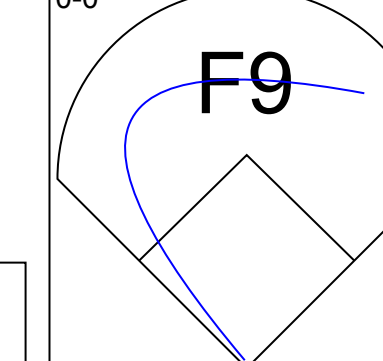
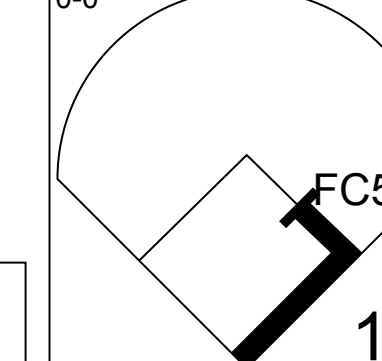
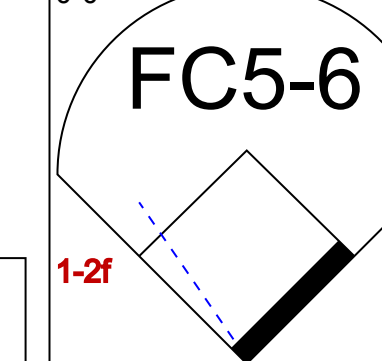
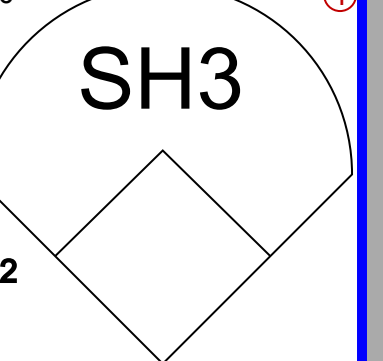
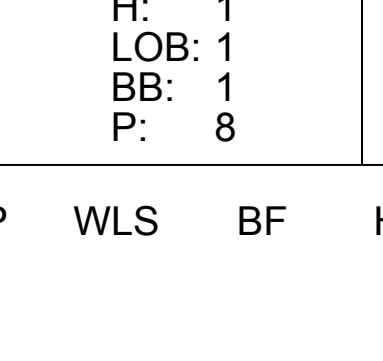
Batter	1	2	3	4	5	6	7	8	9	AB	R	H	RBI	BB	SO	LOB	BOTTOM								
23 Ryne Sandberg, R OBP: 0.224, SLG: 0.236 (1, 4)										3	1	1	1	1	0	1	Los Angeles Dodgers @ Chicago Cubs Wrigley Field, Chicago, IL Fri Apr 29 1983, 3:33 AM CDT Att: 9,391 - Unknown								
Larry Bowa, S OBP: 0.299, SLG: 0.306 (1, 6)										2	1	1	0	1	0	0									
Bill Buckner, L OBP: 0.241, SLG: 0.273 (1, 3)										4	0	0	0	0	0	4									
Leon Durham, L OBP: 0.414, SLG: 0.517 (1, 8)										4	0	1	1	0	1	2									
Ron Cey, R OBP: 0.234, SLG: 0.200 (1, 5)										3	0	0	1	0	0	0									
Keith Moreland, R OBP: 0.328, SLG: 0.439 (1, 9)										4	0	2	0	0	1	1									
Jay Johnstone, L (1, 7)										4	0	0	0	0	2	3									
Jody Davis, R Tom Verzyer, R Steve Lake, R Scott Thompson, L (1, 2) (7, PR) (8, 2) (9, PH)										3	0	1	0	0	1	2									
Paul Moskau, R Bill Campbell, R Lee Smith, R (1, 1) (6, 1) (8, 1)										2	1	1	0	0	0	0									
Inning Stats	R: 2 E: 0 K: 1 S: 7	H: 2 LOB: 1 BB: 1 P: 11	R: 0 E: 0 K: 2 S: 7	H: 0 LOB: 0 BB: 0 P: 7	R: 0 E: 0 K: 0 S: 3	H: 1 LOB: 1 BB: 1 P: 7	R: 0 E: 1 K: 1 S: 6	H: 1 LOB: 1 BB: 0 P: 6	R: 1 E: 0 K: 0 S: 5	H: 2 LOB: 1 BB: 0 P: 5	R: 0 E: 0 K: 0 S: 3	H: 0 LOB: 0 BB: 0 P: 3	R: 0 E: 0 K: 1 S: 5	H: 0 LOB: 0 BB: 0 P: 5	R: 0 E: 0 K: 1 S: 6	H: 1 LOB: 1 BB: 0 P: 6		1B: 5 2B: 3 3B: 0 HR: 0	SF: 1 SAC: 1 DP: 2 HBP: 0	WP: 0 PB: 0 SB: 0 CS: 0	PA: 35				
PITCHER	IP	WLS	BF	H	R	ER	SO	BB	IBB	HBP	BLK	WP	HR	S	P	ERA	WHIP								
Bob Welch, R Dave Stewart, R Alejandro Pena, R ERA: 5.59 ERA: 2.51 ERA: 1.69	(1, 1) (5, 1) (7, 1)	4.0 2.0 3.0	W 6	19 0	5 0	3 0	3 0	4 0	2 0	0 0	0 0	0 0	0 0	25 6	33 6	6.75 0.00 0.00	1.750 0.000 0.667								

Batter	1	2	3	4	5	6	7	8	9	AB	R	H	RBI	BB	SO	LOB	TOP																			
Gary Woods, R (1, 7) Wayne Nordhagen, R (9, PH) Tom Verzyer, R (9, PR)	L3		6-3		K			F3	E5	4	0	0	0	0	1	2	Chicago Cubs @ San Francisco Giants Candlestick Park, San Francisco, CA Tue May 03 1983, 10:05 PM EDT Att: 6,483 - Unknown																			
23 Ryne Sandberg, R (1, 4) Bill Buckner, L (1, 3)	F4		K			1B		HR	FC1-6	5	1	2	2	0	1	2																				
Leon Durham, L (1, 8)	K			F8				1B	G3	5	1	2	0	0	2																					
Ron Cey, R (1, 5)										3	0	0	0	1	1	3																				
Keith Moreland, R (1, 9)	G3-6-3			F9						4	0	2	1	0	0	2																				
Jody Davis, R (1, 2)	F4			F6			K			4	0	0	0	0	1	3																				
Larry Bowa, S (1, 6)										4	0	2	0	0	0	0																				
Steve Trout, L (1, 1) Mike Proly, R (6, 1) Jay Johnstone, L (7, PH) Warren Brusstar, R (7, 1) Scott Thompson, L (9, PH)										4	1	2	0	0	0	2																				
Inning Stats	R: 0 E: 0 K: 1 S: 6	H: 1 LOB: 1 BB: 0 P: 6	R: 0 E: 0 K: 0 S: 3	H: 1 LOB: 0 BB: 0 P: 3	R: 0 E: 0 K: 1 S: 6	H: 1 LOB: 1 BB: 0 P: 6	R: 0 E: 0 K: 0 S: 3	H: 0 LOB: 1 BB: 1 P: 7	R: 0 E: 0 K: 1 S: 6	H: 1 LOB: 1 BB: 0 P: 6	R: 0 E: 0 K: 2 S: 4	H: 1 LOB: 1 BB: 0 P: 4	R: 0 E: 0 K: 2 S: 8	H: 1 LOB: 1 BB: 0 P: 8	R: 2 E: 0 K: 0 S: 6	H: 3 LOB: 1 BB: 0 P: 6		R: 2 E: 1 K: 0 S: 6	H: 2 LOB: 1 BB: 0 P: 6	1B: 9 2B: 1 3B: 0 HR: 1	SF: 0 SAC: 1 DP: 1 HBP: 0	WP: 0 PB: 1 SB: 0 CS: 0	PA: 39													
PITCHER	IP	WLS	BF	H	R	ER	SO	BB	IBB	HBP	BLK	WP	HR	S	P	ERA		WHIP	PITCHER		IP	WLS	BF	H	R	ER	SO	BB	IBB	HBP	BLK	WP	HR	S	P	ERA
Bill Laskey, R (1, 1) Greg Minton, R (8, 1)	7.1	W	30	8	2	2	5	1	0	0	0	0	1	39	43	2.46	1.227			1.2	9	3	2	0	0	0	0	0	0	0	0	0	9	9	0.00	1.800



Batter	1	2	3	4	5	6	7	8	9	AB	R	H	RBI	BB	SO	LOB	BOTTOM																			
Johnnie LeMaster, R (1, 6) Joel Youngblood, R (1, 4) Chili Davis, S (1, 8) Jack Clark, R (1, 9) Jeffrey Leonard, R (1, 7) Darrell Evans, L (1, 3) Bob Brenly, R (1, 2) Tom O'Malley, L (1, 5) Bill Laskey, R (1, 1) Greg Minton, S (8, 1)	S	F8		5-3		E		F3		3	0	0	0	2	0	3	Chicago Cubs @ San Francisco Giants Candlestick Park, San Francisco, CA Tue May 03 1983, 10:05 PM EDT Att: 6,483 - Unknown																			
Joel Youngblood, R (1, 4)	F4		1B	5-3		E5		F8		5	1	2	0	0	0	2																				
Chili Davis, S (1, 8)	5-3		5-3					6-3		4	0	0	0	1	0	2																				
Jack Clark, R (1, 9)	6-3		1B	5-3		FC5				4	0	1	0	0	0	4																				
Jeffrey Leonard, R (1, 7)		E3		1B						4	2	2	1	0	0	0																				
Darrell Evans, L (1, 3)	K		F5					F8		4	1	1	0	0	1	4																				
Bob Brenly, R (1, 2)	3-1		F3							2	0	0	0	1	0	3																				
Tom O'Malley, L (1, 5)										2	0	1	2	1	0	2																				
Bill Laskey, R (1, 1) Greg Minton, S (8, 1)										2	1	0	0	2	0	2																				
Inning Stats	R: 0 E: 0 K: 0 S: 3	H: 0 LOB: 1 BB: 1 P: 7	R: 1 E: 1 K: 1 S: 7	H: 1 LOB: 2 BB: 1 P: 11	R: 1 E: 0 K: 0 S: 6	H: 3 LOB: 2 BB: 0 P: 6	R: 0 E: 0 K: 0 S: 3	H: 1 LOB: 2 BB: 1 P: 7	R: 0 E: 1 K: 0 S: 4	H: 0 LOB: 3 BB: 3 P: 17	R: 1 E: 0 K: 0 S: 4	H: 1 LOB: 1 BB: 1 P: 8	R: 0 E: 0 K: 0 S: 3	H: 0 LOB: 0 BB: 0 P: 3	R: 0 E: 0 K: 0 S: 3	H: 0 LOB: 0 BB: 0 P: 3		1B: 5 2B: 2 3B: 0 HR: 0	SF: 1 SAC: 0 DP: 1 HBP: 1	WP: 0 PB: 0 SB: 2 CS: 0	PA: 39															
PITCHER	IP	WLS	BF	H	R	ER	SO	BB	IBB	HBP	BLK	WP	HR	S	P	ERA	WHIP	PITCHER		IP	WLS	BF	H	R	ER	SO	BB	IBB	HBP	BLK	WP	HR	S	P	ERA	WHIP
Steve Trout, L (1, 1) Mike Proly, R (6, 1) Warren Brusstar, R (7, 1)	5.2	L	27	4	0	0	0	1	1	0	0	0	0	2	10	0.00	3.000			2.0	8	1	1	1	0	1	0	0	0	0	7	11	4.50	1.000		

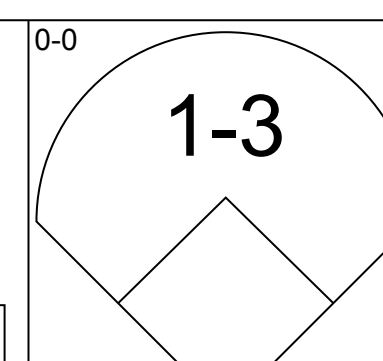
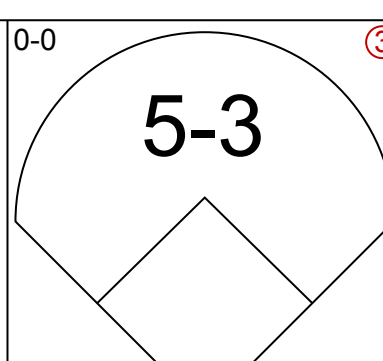
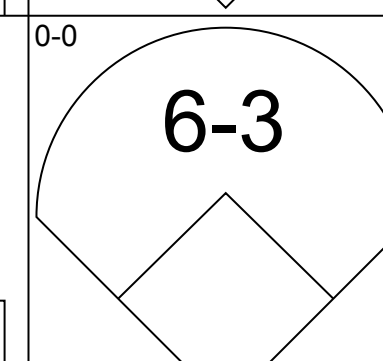
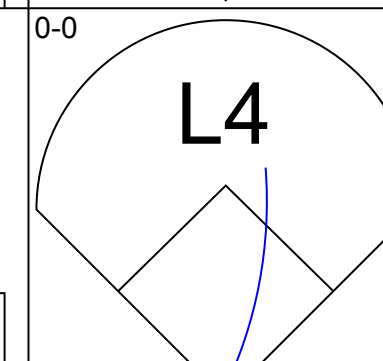
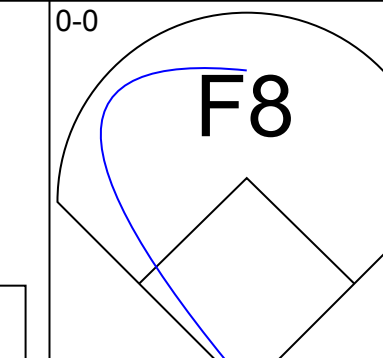
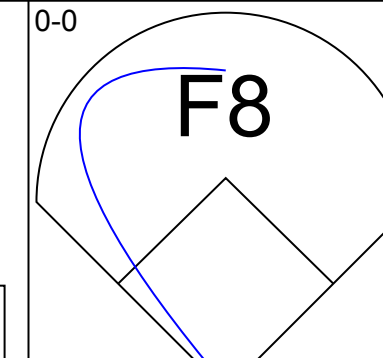
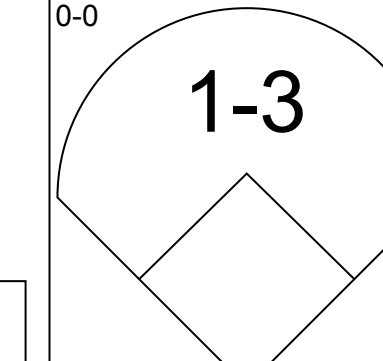
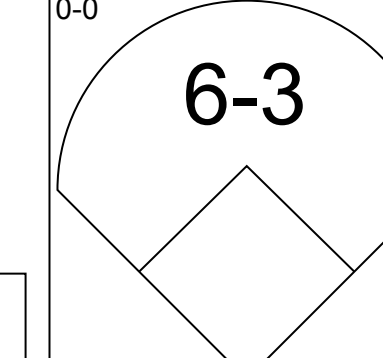


Batter	1	2	3	4	5	6	7	8	9	AB	R	H	RBI	BB	SO	LOB	TOP								
23 Ryne Sandberg, R OBP: 0.263, SLG: 0.284 (1, 4)																	4 0 1 1 0 1 2								
Jerry Morales, R OBP: 0.174, SLG: 0.217 (1, 7)																	4 0 0 0 0 0 2								
Bill Buckner, L OBP: 0.232, SLG: 0.268 (1, 3)																	4 1 1 0 0 0 1								
Keith Moreland, R OBP: 0.329, SLG: 0.473 (1, 9)																	3 1 1 2 1 0 0								
Leon Durham, L OBP: 0.412, SLG: 0.464 (1, 8)																	4 0 2 0 0 0 0								
Ron Cey, R OBP: 0.263, SLG: 0.221 (1, 5)																	3 0 0 0 1 2 3								
Jody Davis, R OBP: 0.321, SLG: 0.431 (1, 2)																	4 0 0 0 0 1 3								
Larry Bowa, S OBP: 0.314, SLG: 0.350 (1, 6)																	3 1 2 0 1 0 0								
Chuck Rainey, R OBP: 0.200, SLG: 0.111 (7, 1)																	1 0 0 0 1 0 1								
Bill Campbell, R (7, 1)																	0 0 0 0 0 0 0								
Lee Smith, R (8, 1)																	1 0 0 0 0 1 1								
Inning Stats	R: 2 E: 0 K: 2 S: 10	H: 3 LOB: 1 BB: 0 P: 10	R: 0 E: 0 K: 1 S: 5	H: 0 LOB: 1 BB: 1 P: 9	R: 0 E: 0 K: 0 S: 3	H: 0 LOB: 0 BB: 0 P: 3	R: 0 E: 0 K: 0 S: 2	H: 0 LOB: 0 BB: 1 P: 6	R: 0 E: 0 K: 0 S: 4	H: 1 LOB: 1 BB: 0 P: 4	R: 0 E: 0 K: 0 S: 4	H: 1 LOB: 2 BB: 1 P: 8	R: 1 E: 0 K: 0 S: 4	H: 1 LOB: 1 BB: 1 P: 8	R: 0 E: 0 K: 1 S: 5	H: 0 LOB: 0 BB: 0 P: 5	R: 0 E: 0 K: 1 S: 5	H: 1 LOB: 0 BB: 0 P: 5	1B: 5 2B: 0 3B: 1 HR: 1	SF: 0 SAC: 1 DP: 1 HBP: 0	WP: 0 PB: 0 SB: 1 CS: 1	PA: 36			
PITCHER	IP	WLS	BF	H	R	ER	SO	BB	IBB	HBP	BLK	WP	HR	S	P	ERA	WHIP								
Tim Lollar, L ERA: 6.5 (1, 1)	5.1	L	23	5	2	2	3	3	0	0	0	0	1	26	38	3.38	1.500								
Elias Sosa, R ERA: 10.8 (6, 1)	0.2		2	0	0	0	0	0	0	0	0	0	0	2	2	0.00	0.000								
Floyd Chiffer, R ERA: 4.15 (7, 1)	1.0		5	1	1	1	0	1	0	0	0	0	0	4	8	9.00	2.000								
Luis DeLeon, R ERA: 2.0 (8, 1)	2.0		6	1	0	0	2	0	0	0	0	0	0	10	10	0.00	0.500								

Chicago Cubs @ San Diego Padres
Jack Murphy Stadium, San Diego, CA
Fri May 06 1983, 10:05 PM EDT
Att: 18,373 - Unknown - 64 F

AB 31
R 3
H 7
RBI 3
BB 4
SO 5
LOB 13



Batter	1	2	3	4	5	6	7	8	9	AB	R	H	RBI	BB	SO	LOB	BOTTOM								
Alan Wiggins, S OBP: 0.366, SLG: 0.343 (1, 7)																	4 0 1 1 0 0 1								
Juan Bonilla, R OBP: 0.342, SLG: 0.426 (1, 4)																	3 0 0 0 1 0 0								
Steve Garvey, R OBP: 0.366, SLG: 0.505 (1, 3)																	3 1 0 0 1 0 2								
Terry Kennedy, L OBP: 0.439, SLG: 0.537 (1, 2)																	3 0 1 0 1 0 0								
Sixto Lezcano, R OBP: 0.407, SLG: 0.386 (1, 9)																	4 0 0 0 0 0 5								
Ruppert Jones, L OBP: 0.262, SLG: 0.340 (1, 8)																	3 0 0 0 1 1 0								
Tim Flannery, L OBP: 0.375, SLG: 0.522 (1, 5)																	3 0 0 0 0 0 2								
Luis DeLeon, R OBP: 0.500, SLG: 0.500 (8, 1)																	0 0 0 0 0 0 0								
Jerry Turner, L (9, PH)																	1 0 0 0 0 0 0								
Mario Ramirez, R OBP: 0.500, SLG: 0.467 (1, 6)																	1 1 1 0 1 0 0								
Joe Lefebvre, L OBP: 0.286, SLG: 0.286 (7, PH) (8, 5)																	2 0 0 0 0 0 2								
Tim Lollar, L OBP: 0.375, SLG: 0.286 (1, 1)																	1 0 0 0 0 0 1								
Elias Sosa, R (6, 1)																	0 0 0 0 0 0 0								
Gene Richards, L OBP: 0.345, SLG: 0.387 (6, PH)																	1 0 0 0 0 0 1								
Floyd Chiffer, R (7, 1)																	0 0 0 0 0 0 0								
Luis Salazar, R OBP: 0.313, SLG: 0.297 (8, 6)																	1 0 0 0 0 1 0								
Inning Stats	R: 0 E: 0 K: 0 S: 3	H: 0 LOB: 0 BB: 0 P: 3	R: 0 E: 0 K: 0 S: 3	H: 0 LOB: 0 BB: 0 P: 3	R: 0 E: 0 K: 0 S: 3	H: 0 LOB: 0 BB: 1 P: 7	R: 0 E: 0 K: 0 S: 3	H: 0 LOB: 0 BB: 0 P: 3	R: 0 E: 0 K: 1 S: 5	H: 0 LOB: 0 BB: 0 P: 5	R: 1 E: 0 K: 0 S: 4	H: 1 LOB: 0 BB: 0 P: 4	R: 1 E: 0 K: 0 S: 4	H: 1 LOB: 2 BB: 2 P: 12	R: 0 E: 0 K: 1 S: 6	H: 1 LOB: 3 BB: 2 P: 14	R: 0 E: 0 K: 0 S: 3	H: 0 LOB: 0 BB: 0 P: 3	1B: 2 2B: 1 3B: 0 HR: 0	SF: 0 SAC: 0 DP: 0 HBP: 0	WP: 1 PB: 0 SB: 0 CS: 0	PA: 35			
PITCHER	IP	WLS	BF	H	R	ER	SO	BB	IBB	HBP	BLK	WP	HR	S	P	ERA	WHIP								
Chuck Rainey, R ERA: 2.86 (1, 1)	6.0	W	22	2	2	2	2	2	0	0	0	0	0	22	30	3.00	0.667								
Bill Campbell, R ERA: 4.18 (7, 1)	1.0		4	0	0	0	0	1	0	0	0	1	0	3	7	0.00	1.000								
Lee Smith, R ERA: (8, 1)	2.0	S	9	1	0	0	1	1	1	0	0	0	0	9	17	0.00	1.000								

Chicago Cubs @ San Diego Padres
Jack Murphy Stadium, San Diego, CA
Fri May 06 1983, 10:05 PM EDT
Att: 18,373 - Unknown - 64 F

AB 30
R 2
H 3
RBI 1
BB 5
SO 2
LOB 14



Batter	1	2	3	4	5	6	7	8	9	AB	R	H	RBI	BB	SO	LOB	TOP					
Larry Bowa, S OBP: 0.322, SLG: 0.357 (1, 6)										4	1	2	0	0	0	0	Chicago Cubs @ San Diego Padres Jack Murphy Stadium, San Diego, CA Sat May 07 1983, 10:05 PM EDT Att: 47,208 - Unknown - 66 F					
Scot Thompson, L OBP: 0.270, SLG: 0.361 Jerry Morales, R OBP: 0.160, SLG: 0.200 (7, PH) (7, 7)										3	1	1	1	0	0	2						
Bill Buckner, L OBP: 0.233, SLG: 0.277 (1, 3)										4	0	1	1	0	0	2						
Leon Durham, L OBP: 0.416, SLG: 0.507 (1, 8)										4	2	2	1	0	0	2						
Keith Moreland, R OBP: 0.325, SLG: 0.455 (1, 9)										3	0	0	0	1	1	2						
Ron Cey, R OBP: 0.273, SLG: 0.258 (1, 5)										3	2	1	1	1	0	2						
Jody Davis, R OBP: 0.329, SLG: 0.447 (1, 2)										4	0	2	1	0	1	0						
Junior Kennedy, R (1, 4)										3	0	0	1	0	1	1						
Willie Hernandez, L OBP: 0.500, SLG: 0.500 Mike Proly, R Wayne Nordhagen, R OBP: 0.183, SLG: 0.320 Bill Campbell, R (6, 1)										2	0	1	0	0	0	0						
Inning Stats	R: 2 E: 0 K: 0 S: 6	H: 3 LOB: 1 BB: 0 P: 6	R: 0 E: 0 K: 1 S: 5	H: 0 LOB: 0 BB: 0 P: 5	R: 0 E: 0 K: 0 S: 4	H: 1 LOB: 1 BB: 1 P: 7	R: 0 E: 0 K: 0 S: 3	H: 1 LOB: 1 BB: 0 P: 4	R: 2 E: 0 K: 1 S: 7	H: 2 LOB: 1 BB: 1 P: 11	R: 0 E: 0 K: 0 S: 3	H: 0 LOB: 0 BB: 0 P: 3	R: 2 E: 0 K: 1 S: 7	H: 2 LOB: 0 BB: 0 P: 7	R: 0 E: 0 K: 1 S: 5	H: 0 LOB: 0 BB: 0 P: 5		1B: 5 2B: 3 3B: 0 HR: 2	SF: 1 SAC: 1 DP: 1 HBP: 0	WP: 0 PB: 0 SB: 1 CS: 0	PA: 38	
PITCHER	IP WLS BF H R ER SO BB IBB HBP BLK WP HR S P ERA WHIP	5.1 2 25 8 4 4 2 2 0 0 0 0 0 2 7 35 6.75 1.875	0.2 0 2 0 0 0 0 0 0 0 0 0 0 2 2 0.00 0.000	3.0 L 11 2 2 2 2 0 0 0 0 0 2 15 15 6.00 0.667																		

AB	34
R	6
H	10
RBI	6
BB	2
SO	4
LOB	12



Batter	1	2	3	4	5	6	7	8	9	AB	R	H	RBI	BB	SO	LOB	BOTTOM					
Alan Wiggins, S OBP: 0.356, SLG: 0.333 (1, 7)										4	1	1	0	0	0	0	Chicago Cubs @ San Diego Padres Jack Murphy Stadium, San Diego, CA Sat May 07 1983, 10:05 PM EDT Att: 47,208 - Unknown - 66 F					
Juan Bonilla, R OBP: 0.339, SLG: 0.420 (1, 4)										4	0	1	2	0	0	0						
Steve Garvey, R OBP: 0.371, SLG: 0.505 (1, 3)										4	1	2	0	0	1	0						
Sixto Lezcano, R OBP: 0.393, SLG: 0.370 (1, 9)										4	0	0	0	0	1	2						
Terry Kennedy, L OBP: 0.441, SLG: 0.576 (1, 2)										4	1	2	2	0	1	0						
Luis Salazar, R OBP: 0.324, SLG: 0.309 (1, 5)										4	0	2	0	0	0	1						
Ruppert Jones, L OBP: 0.252, SLG: 0.327 (1, 8)										4	0	0	0	0	3	3						
Mario Ramirez, R OBP: 0.478, SLG: 0.412 Gene Richards, L OBP: 0.341, SLG: 0.382 (9, PH)										2	1	0	0	1	1	3						
John Montefusco, R Elias Sosa, R Jerry Turner, L Gary Lucas, L Joe Lefebvre, L OBP: 0.267, SLG: 0.267 (9, PH)										1	0	0	0	0	1	0						
Inning Stats	R: 0 E: 0 K: 0 S: 3	H: 0 LOB: 0 BB: 0 P: 3	R: 0 E: 1 K: 2 S: 9	H: 1 LOB: 2 BB: 0 P: 9	R: 0 E: 0 K: 1 S: 5	H: 0 LOB: 0 BB: 0 P: 5	R: 1 E: 0 K: 1 S: 7	H: 2 LOB: 1 BB: 0 P: 7	R: 2 E: 0 K: 0 S: 5	H: 3 LOB: 1 BB: 1 P: 9	R: 1 E: 0 K: 2 S: 9	H: 2 LOB: 1 BB: 0 P: 9	R: 0 E: 0 K: 1 S: 5	H: 0 LOB: 0 BB: 0 P: 5	R: 0 E: 0 K: 1 S: 5	H: 0 LOB: 0 BB: 0 P: 5		1B: 6 2B: 1 3B: 0 HR: 1	SF: 0 SAC: 1 DP: 0 HBP: 0	WP: 0 PB: 0 SB: 2 CS: 0	PA: 36	
PITCHER	IP WLS BF H R ER SO BB IBB HBP BLK WP HR S P ERA WHIP	4.1 3 19 4 3 3 4 1 0 0 0 0 0 3 3 0.00 3.000	4.0 W 14 2 1 1 5 0 0 0 0 0 1 24 24 2.25 0.500																			

AB	34
R	4
H	8
RBI	4
BB	1
SO	9
LOB	10



Batter	1	2	3	4	5	6	7	8	9	AB	R	H	RBI	BB	SO	LOB	TOP		
23 Ryne Sandberg, R OBP: 0.269, SLG: 0.281	0-3 K		0-0 6-3		0-0 BLK 1B 8-2 1B			0-3 K		4	0	1	0	0	2	0	Chicago Cubs @ Los Angeles Dodgers Dodger Stadium, Los Angeles, CA Tue May 10 1983, 7:05 PM PDT Att: 43,626 - Unknown		
Larry Bowa, S OBP: 0.333, SLG: 0.396	0-0 2B		0-0 G3		0-0 BLK 1-2 1B			0-3 K		4	1	2	1	0	1	0			
Bill Buckner, L OBP: 0.217, SLG: 0.257	0-0 F6		0-0 3-1		0-0 8-2			0-0 P5		4	0	0	0	0	0	3			
Keith Moreland, R OBP: 0.337, SLG: 0.483	0-0 1-H 2B			0-0 F3				0-0 G5-4-3 1B		4	0	2	1	0	0	0			
Ron Cey, R OBP: 0.297, SLG: 0.280	4-0 BB			0-0 F7				0-0 G5-4-3 1-2		3	0	0	0	1	0	1			
Scot Thompson, L OBP: 0.222, SLG: 0.295	0-0 4-3			0-0 3-1				0-0 P3		4	0	0	0	0	0	2			
Jerry Morales, R OBP: 0.182, SLG: 0.242		0-0 F9			0-0 SH 2B			0-0 6-3		3	1	1	0	0	0	0			
Jody Davis, R OBP: 0.326, SLG: 0.427		0-0 4-3			0-0 P5			0-0 F7		3	0	0	0	0	0	1			
Paul Moskau, R OBP: 0.200, SLG: 0.400		0-3 K			0-0 SH 23 1B 1B			0-0 F7		0	0	0	0	0	0	0			
Mike Proly, R OBP: 0.222, SLG: 0.295										1	1	0	0	0	1	0			
Jay Johnstone, L OBP: 0.222, SLG: 0.295										1	0	0	0	0	0	0			
Lee Smith, R OBP: 0.222, SLG: 0.295										0	0	0	0	0	0	0			
Inning Stats	R: 1 E: 0 K: 1 S: 7	H: 2 LOB: 2 BB: 1 P: 11	R: 0 E: 0 K: 1 S: 5	H: 0 LOB: 0 BB: 0 P: 5	R: 0 E: 0 K: 0 S: 3	H: 0 LOB: 0 BB: 0 P: 3	R: 0 E: 0 K: 0 S: 3	H: 0 LOB: 0 BB: 0 P: 3	R: 0 E: 0 K: 2 S: 7	H: 1 LOB: 0 BB: 0 P: 7	R: 0 E: 0 K: 0 S: 3	H: 1 LOB: 0 BB: 0 P: 3	R: 0 E: 0 K: 0 S: 3	H: 1 LOB: 0 BB: 0 P: 3	1B: 4 2B: 3 3B: 0 HR: 0	SF: 0 SAC: 1 DP: 2 HBP: 0	WP: 0 PA: 33 PB: 0 SB: 0 CS: 0		
PITCHER	IP	WLS	BF	H	R	ER	SO	BB	IBB	HBP	BLK	WP	HR	S	P	ERA	WHIP		
Bob Welch, R ERA: 4.32	7.0	L	27	5	3	2	2	1	0	0	1	0	0	30	34	2.57	0.857		
Tom Niedenfuer, R ERA: 2.09	2.0		6	1	0	0	2	0	0	0	0	0	0	10	10	0.00	0.500		

AB	31
R	3
H	6
RBI	2
BB	1
SO	4
LOB	7



Batter	1	2	3	4	5	6	7	8	9	AB	R	H	RBI	BB	SO	LOB	BOTTOM		
Steve Sax, R OBP: 0.388, SLG: 0.404	0-0 E 1B		0-0 F9		0-0 5-3 BLK 1B			0-0 F8		4	1	2	0	0	0	1	Chicago Cubs @ Los Angeles Dodgers Dodger Stadium, Los Angeles, CA Tue May 10 1983, 7:05 PM PDT Att: 43,626 - Unknown		
Ken Landreaux, L OBP: 0.284, SLG: 0.463	0-0 G3		0-0 CS		0-0 F8			0-0 P4		4	0	0	0	0	2				
Dusty Baker Jr., R OBP: 0.361, SLG: 0.481	0-0 BB 1B		0-0 F3		0-0 5-3			0-0 F8		4	1	1	1	0	0	1			
Pedro Guerrero, R OBP: 0.387, SLG: 0.560	4-0 1B BB		0-0 6-3		0-0 F3			0-0 F7		3	0	0	0	1	0	1			
Greg Brock, L OBP: 0.383, SLG: 0.549	0-0 1-3 2-H 1B			0-0 4-3				0-0 F7		4	0	1	1	0	0	0			
Mike Marshall, R OBP: 0.365, SLG: 0.432	0-3 K			0-0 4-3 2B				0-0 6-3		4	0	1	0	0	1	2			
Steve Yeager, R OBP: 0.254, SLG: 0.375	0-0 F3			0-0 4-3				0-0 F9		3	0	0	0	0	0	3			
Ron Roenicke, S OBP: 0.182, SLG: 0.194				0-0 4-3				0-0 F9		1	0	0	0	0	0	0			
Bill Russell, R OBP: 0.354, SLG: 0.258		4-0 CS BB		4-0 IBB				0-0 F7		1	0	0	0	2	0	0			
Bob Welch, R OBP: 0.091, SLG: 0.182		0-3 K		0-0 F7				0-3 K		2	0	0	0	0	1	3			
Rick Monday, L OBP: 0.350, SLG: 0.071										1	0	0	0	0	1	0			
Tom Niedenfuer, R ERA: 0.52										0	0	0	0	0	0	0			
Inning Stats	R: 2 E: 1 K: 1 S: 8	H: 3 LOB: 2 BB: 1 P: 12	R: 0 E: 0 K: 1 S: 4	H: 0 LOB: 0 BB: 1 P: 8	R: 0 E: 0 K: 0 S: 3	H: 0 LOB: 0 BB: 0 P: 3	R: 0 E: 0 K: 0 S: 4	H: 1 LOB: 2 BB: 1 P: 8	R: 0 E: 0 K: 0 S: 4	H: 1 LOB: 1 BB: 0 P: 4	R: 0 E: 0 K: 0 S: 3	H: 0 LOB: 0 BB: 0 P: 3	R: 0 E: 0 K: 1 S: 5	H: 0 LOB: 0 BB: 0 P: 5	R: 0 E: 0 K: 0 S: 3	H: 0 LOB: 0 BB: 0 P: 3	1B: 4 2B: 1 3B: 0 HR: 0	SF: 0 SAC: 0 DP: 0 HBP: 0	WP: 0 PA: 35 PB: 0 SB: 0 CS: 1
PITCHER	IP	WLS	BF	H	R	ER	SO	BB	IBB	HBP	BLK	WP	HR	S	P	ERA	WHIP		
Paul Moskau, R ERA: 9.0	0.1		5	3	2	2	0	1	0	0	0	0	0	4	8	54.00	12.000		
Mike Proly, R ERA: 1.2	5.2	W	20	2	0	0	2	1	1	0	1	0	0	22	30	0.00	0.529		
Lee Smith, R ERA: 0.52	3.0	S	9	0	0	0	1	0	0	0	0	0	0	11	11	0.00	0.000		

AB	31
R	2
H	5
RBI	2
BB	3
SO	3
LOB	13



Batter	1	2	3	4	5	6	7	8	9	AB	R	H	RBI	BB	SO	LOB	TOP			
Pete Rose, S OBP: 0.333, SLG: 0.352 (1, 9)										4	0	2	0	0	0	0	Philadelphia Phillies @ Chicago Cubs Wrigley Field, Chicago, IL Thu May 12 1983, 3:33 AM CDT Att: 8,162 - Unknown			
Gary Matthews, R OBP: 0.330, SLG: 0.344 Ed Farmer, R (8, 1)										4	0	0	0	0	1	3				
Mike Schmidt, R OBP: 0.474, SLG: 0.640 (1, 5)										4	0	0	0	0	1	1				
Tony Perez, R OBP: 0.359, SLG: 0.463 (1, 3)										4	0	1	0	0	0	0				
Bo Diaz, R OBP: 0.323, SLG: 0.398 (1, 2)										3	2	1	1	1	1	1				
Gary Maddox, R OBP: 0.347, SLG: 0.418 (1, 8)										4	1	2	0	0	0	1				
Larry Milbourne, S OBP: 0.276, SLG: 0.296 (1, 4)										3	0	1	1	0	0	1				
Ivan De Jesus, R OBP: 0.289, SLG: 0.238 Von Hayes, L OBP: 0.214, SLG: 0.125 (8, PH)										2	0	0	0	0	0	0				
Dick Ruthven, R OBP: 0.125, SLG: 0.250 Porfi Altamirano, R (7, 1)										2	0	0	0	0	1	0				
Al Holland, R Bob Molinaro, L OBP: 0.143, SLG: 0.462 Bill Robinson, R OBP: 0.333, SLG: 0.200 (8, PH)										0	0	0	0	0	0	0				
Inning Stats	R: 0 E: 0 K: 0 S: 3	H: 1 LOB: 0 BB: 0 P: 3	R: 1 E: 0 K: 0 S: 4	H: 2 LOB: 0 BB: 0 P: 4	R: 0 E: 0 K: 1 S: 5	H: 0 LOB: 0 BB: 0 P: 5	R: 0 E: 0 K: 0 S: 3	H: 0 LOB: 0 BB: 0 P: 3	R: 0 E: 0 K: 0 S: 3	H: 0 LOB: 0 BB: 0 P: 3	R: 0 E: 0 K: 0 S: 3	H: 0 LOB: 0 BB: 0 P: 3	R: 0 E: 0 K: 1 S: 8	H: 3 LOB: 2 BB: 1 P: 12	R: 0 E: 0 K: 2 S: 8	H: 1 LOB: 1 BB: 0 P: 8	1B: 6 2B: 0 3B: 0 HR: 1	SF: 1 SAC: 0 DP: 2 HBP: 0	WP: 0 PB: 0 SB: 0 CS: 0	PA: 33
PITCHER	IP WLS BF H R ER SO BB IBB HBP BLK WP HR S P ERA WHIP																			
Chuck Rainey, R ERA: 3.02 Bill Campbell, R ERA: 3.45	(1, 1)	7.0 W 25 5 3 3 1 1 0 0 0 0 1 26 30 3.86 0.857																		
(8, 1)	2.0 S 8 2 0 0 3 0 0 0 0 0 0 0 14 14 0.00 1.000																			


Batter	1	2	3	4	5	6	7	8	9	AB	R	H	RBI	BB	SO	LOB	BOTTOM			
23 Ryne Sandberg, R OBP: 0.269, SLG: 0.280 (1, 4)										4	2	1	0	0	0	2	Philadelphia Phillies @ Chicago Cubs Wrigley Field, Chicago, IL Thu May 12 1983, 3:33 AM CDT Att: 8,162 - Unknown			
Larry Bowa, S OBP: 0.349, SLG: 0.450 (1, 6)										4	1	3	3	0	0	0				
Bill Buckner, L OBP: 0.227, SLG: 0.276 (1, 3)										3	0	2	1	0	0	1				
Leon Durham, L OBP: 0.385, SLG: 0.463 (1, 8)										4	0	0	0	0	2	3				
Keith Moreland, R OBP: 0.333, SLG: 0.467 (1, 9)										3	1	0	0	1	0	1				
Ron Cey, R OBP: 0.304, SLG: 0.298 (1, 5)										4	1	2	0	0	0	0				
Scot Thompson, L OBP: 0.245, SLG: 0.298 (1, 7)										3	0	1	0	1	0	3				
Jody Davis, R OBP: 0.312, SLG: 0.412 (1, 2)										3	1	0	2	0	1	3				
Chuck Rainey, R OBP: 0.154, SLG: 0.083 Bill Campbell, R (8, 1)										3	0	0	0	0	1	3				
Inning Stats	R: 0 E: 0 K: 0 S: 3	H: 1 LOB: 0 BB: 0 P: 3	R: 0 E: 0 K: 0 S: 3	H: 0 LOB: 0 BB: 0 P: 3	R: 0 E: 0 K: 1 S: 4	H: 0 LOB: 1 BB: 1 P: 8	R: 0 E: 0 K: 1 S: 6	H: 1 LOB: 0 BB: 0 P: 6	R: 1 E: 0 K: 0 S: 4	H: 1 LOB: 1 BB: 1 P: 8	R: 1 E: 0 K: 0 S: 5	H: 2 LOB: 1 BB: 0 P: 5	R: 4 E: 1 K: 1 S: 10	H: 4 LOB: 1 BB: 0 P: 10	R: 0 E: 1 K: 1 S: 6	H: 0 LOB: 1 BB: 0 P: 6		1B: 5 2B: 3 3B: 0 HR: 1	SF: 2 SAC: 0 DP: 1 HBP: 0	WP: 0 PB: 0 SB: 0 CS: 1
PITCHER	IP WLS BF H R ER SO BB IBB HBP BLK WP HR S P ERA WHIP																			
Dick Ruthven, R ERA: 5.93 Porfi Altamirano, R ERA: 2.7 Al Holland, L ERA: 2.7 Ed Farmer, R ERA: 5.06	(1, 1)	6.0 L 25 7 4 4 2 2 0 0 0 0 0 0 27 35 6.00 1.500																		
(7, 1)	0.2 3 0 0 0 0 0 0 0 0 0 0 0 3 3 0.00 0.000																			
(7, 1)	0.1 3 2 2 0 1 0 0 0 0 0 0 1 5 5 0.00 6.000																			
(8, 1)	1.0 4 0 0 0 1 0 0 0 0 0 0 0 6 6 0.00 0.000																			



Batter	1	2	3	4	5	6	7	8	9	AB	R	H	RBI	BB	SO	LOB	TOP										
Pete Rose, S OBP: 0.339, SLG: 0.358 (1, 9)	0-0 6-3		0-0 CS 1B		0-0 L4			0-0 BB 1B		4	0	2	0	0	0	0	Philadelphia Phillies @ Chicago Cubs Wrigley Field, Chicago, IL Fri May 13 1983, 3:33 AM CDT Att: 11,254 - Unknown										
Gary Matthews, R OBP: 0.336, SLG: 0.343 (1, 7)	0-0 1B		0-0 6-3		0-0 F3			4-0 BB 1-2 BB		3	0	1	0	1	0	1											
Mike Schmidt, R OBP: 0.475, SLG: 0.630 (1, 5)	0-0 F8		4-0 BB BB		0-0 FC5-4 1B			0-0 F7		3	0	1	0	1	0	3											
Tony Perez, R OBP: 0.355, SLG: 0.449 Ozzie Virgil, R OBP: 0.291, SLG: 0.538 (8, 2)	0-0 6-3		4-0 BB BB		0-0 L9			0-0 F8		3	0	0	0	1	0	4											
Bo Diaz, R OBP: 0.320, SLG: 0.402 Ron Reed, R (8, 1)		0-0 2B	0-0 1-3		0-3 K			0-0 L7		4	1	1	0	0	1	5											
Gary Maddox, R OBP: 0.355, SLG: 0.437 (1, 8)		0-0 SH5-3 SF9 2B		0-0 5-3		0-0 FC5-4		0-0 FC1-4-6 1B		4	1	2	1	0	0	1											
Larry Milbourne, S OBP: 0.281, SLG: 0.276 (1, 4)		0-0 SH5-3		0-0 L9		4-0 G4-6-3 BB		0-3 K		2	0	0	0	1	1	1											
Ivan De Jesus, R OBP: 0.277, SLG: 0.229 (1, 6)		0-0 SF9		0-0 5-3		0-3 K		0-3 K		3	0	0	1	0	2	2											
Larry Christenson, R Sid Monge, S Porfi Altamirano, R Bill Robinson, R Ed Farmer, R Von Hayes, L Tug McGraw, R Greg Gross, L (1, 1) (4, 1) (4, 1) (5, PH) (5, 1) (7, PH) (7, 1) (8, 9)		0-0 F8		0-0 6-3		0-0 G4-6-3		0-0 FC1-4-6		1	0	0	0	0	0	0											
Inning Stats	R: 0 E: 0 K: 0 S: 4	H: 1 LOB: 1 BB: 0 P: 4	R: 2 E: 0 K: 0 S: 5	H: 2 LOB: 0 BB: 0 P: 5	R: 0 E: 0 K: 0 S: 3	H: 1 LOB: 2 BB: 2 P: 11	R: 0 E: 0 K: 0 S: 3	H: 0 LOB: 0 BB: 0 P: 3	R: 0 E: 0 K: 1 S: 6	H: 1 LOB: 0 BB: 0 P: 6	R: 0 E: 0 K: 1 S: 4	H: 0 LOB: 0 BB: 1 P: 8	R: 0 E: 0 K: 0 S: 4	H: 1 LOB: 2 BB: 0 P: 8	R: 0 E: 0 K: 2 S: 8	H: 1 LOB: 1 BB: 0 P: 8		1B: 5 2B: 2 3B: 0 HR: 0	SF: 1 SAC: 1 DP: 1 HBP: 0	WP: 0 PB: 0 SB: 0 CS: 1	PA: 36						
PITCHER	IP	WLS	BF	H	R	ER	SO	BB	IBB	HBP	BLK	WP	HR	S	P	ERA	WHIP										
Steve Trout, L ERA: 4.35 Mike Proly, R ERA: 1.05 Warren Brusstar, R ERA: 5.82	(1, 1) (7, 1) (9, 1)	6.0 2.0 1.0	W 8 4	24 1 1	5 0 0	2 0 0	1 1 2	2 0 0	0 0 0	0 0 0	0 0 0	0 0 0	0 0 0	24 8 8	32 16 8	3.00 0.00 0.00	1.167 1.500 1.000										

Batter	1	2	3	4	5	6	7	8	9	AB	R	H	RBI	BB	SO	LOB	BOTTOM										
23 Ryne Sandberg, R OBP: 0.265, SLG: 0.276 (1, 4)	0-0 4-3 S 1B		0-0 F8		0-0 F9		0-0 FC6-4		0-0 6-3		5	1	1	0	0	4	Philadelphia Phillies @ Chicago Cubs Wrigley Field, Chicago, IL Fri May 13 1983, 3:33 AM CDT Att: 11,254 - Unknown										
Larry Bowa, S OBP: 0.342, SLG: 0.433 (1, 6)	0-0 4-3	0-0 4-3		4-0 1B PB BB		0-0 F9		0-0 P4		4	1	0	0	1	0	3											
Bill Buckner, L OBP: 0.242, SLG: 0.306 (1, 3)	0-0 P1		0-0 4-3 SF8 2B		0-0 1-3 2-H 1B PB 1B		0-0 BB 1B 2B		0-0 L3		5	3	3	1	0	0											
Leon Durham, L OBP: 0.396, SLG: 0.458 (1, 8)	4-0 S 1B BB		0-0 4-3		0-0 1-H 2-H HR 1B		4-0 BB 1B IBB		0-0 4-3		3	3	1	1	2	0											
Keith Moreland, R OBP: 0.359, SLG: 0.511 (1, 9)	0-0 1-H 3-H 1B		4-0 BB BB		0-0 1-H HR		4-0 1B BB BB		0-0 P4		2	1	2	4	2	0											
Ron Cey, R OBP: 0.294, SLG: 0.290 (1, 5)	0-0 P4		0-0 SF8		0-0 1-3		0-0 P4				3	0	0	1	0	4											
Scot Thompson, L OBP: 0.264, SLG: 0.300 (1, 7)		4-0 BB BB		0-0 K		0-0 5-3		0-0 1-3 2-H 3-H 1B		3	0	1	2	1	1	1											
Jody Davis, R OBP: 0.320, SLG: 0.402 (1, 2)		4-0 1-2 BB		0-0 P6		4-0 23 FC6-4 BB		0-0 5-3		2	0	0	0	2	0	0											
Steve Trout, L OBP: 0.071, SLG: 0.071 Mike Proly, R Warren Brusstar, R (1, 1) (7, 1) (9, 1)		0-3 K		0-0 K		0-3 K		0-0 6-3		3	1	1	0	0	2	3											
Inning Stats	R: 2 E: 0 K: 0 S: 5	H: 2 LOB: 1 BB: 1 P: 9	R: 0 E: 0 K: 1 S: 5	H: 0 LOB: 2 BB: 2 P: 13	R: 1 E: 0 K: 1 S: 6	H: 1 LOB: 1 BB: 1 P: 10	R: 5 E: 0 K: 0 S: 7	H: 4 LOB: 0 BB: 1 P: 11	R: 0 E: 0 K: 1 S: 5	H: 0 LOB: 1 BB: 1 P: 9	R: 2 E: 0 K: 0 S: 4	H: 2 LOB: 2 BB: 2 P: 12	R: 0 E: 0 K: 0 S: 3	H: 0 LOB: 0 BB: 0 P: 3	R: 0 E: 0 K: 0 S: 3	H: 0 LOB: 0 BB: 0 P: 3		1B: 6 2B: 2 3B: 0 HR: 1	SF: 1 SAC: 0 DP: 0 HBP: 0	WP: 0 PB: 1 SB: 2 CS: 0	PA: 40						
PITCHER	IP	WLS	BF	H	R	ER	SO	BB	IBB	HBP	BLK	WP	HR	S	P	ERA	WHIP										
Larry Christenson, R ERA: 4.3 Sid Monge, L ERA: 8.17 Porfi Altamirano, R ERA: 3.15 Ed Farmer, R ERA: 5.68 Tug McGraw, L ERA:	(1, 1) (4, 1) (4, 1) (5, 1) (7, 1)	3.2 0.0 0.1 2.0 1.0	L 2 2	20 2 2	4 1 2	5 1 2	5 1 2	2 0 2	0 0 2	0 0 0	0 0 0	0 0 0	0 0 0	0 1 9	19 2 21	12.27 54.00 9.00	2.455 3.000 2.000										

AB 30
R 2
H 7
RBI 2
BB 4
SO 4
LOB 19



AB 31
R 10
H 9
RBI 9
BB 8
SO 3
LOB 17



Batter	1	2	3	4	5	6	7	8	9	10	AB	R	H	RBI	BB	SO	LOB	TOP				
Pete Rose, S OBP: 0.341, SLG: 0.348 (1, 3)	3-1 IBB	4-0 E IBB			6-3			4-3		4-0 E IBB	3	1	0	0	2	0	0	Philadelphia Phillies @ Chicago Cubs Wrigley Field, Chicago, IL Sun May 15 1983, 3:33 AM CDT Att: 19,467 - Unknown AB 36 R 5 H 7 RBI 2 BB 3 SO 3 LOB 13				
Von Hayes, L OBP: 0.206, SLG: 0.133 (1, 9)	G3	E3			4-3			CS 1B		E6 1B	5	0	1	0	0	0	2					
Gary Matthews, R OBP: 0.339, SLG: 0.346 Ron Reed, R (10, 1)	S 1B	F9			F9			6-3 1-2		FC6-4 1B	5	0	2	1	0	0	3					
Mike Schmidt, R OBP: 0.455, SLG: 0.598 (1, 5)	4-3				5-3			L5		K FC6-4	5	0	0	0	0	1	3					
Bo Diaz, R OBP: 0.318, SLG: 0.389 (1, 2)		WP 1B			5-3			P4		5-3	3	1	0	0	1	0	0					
Garry Maddox, R OBP: 0.338, SLG: 0.413 (1, 8)		F3			K			K		6-3	4	0	0	0	0	2	1					
Larry Milbourne, S OBP: 0.306, SLG: 0.303 (1, 4)		F7			3-1			G3-6-3 1B		SH1-3 E 1B	4	1	2	0	0	0	1					
Ivan De Jesus, R OBP: 0.278, SLG: 0.233 (1, 6)		2B E 1B			P2			F8		SH1-3	3	1	1	1	0	0	1					
Steve Carlton, L OBP: 0.259, SLG: 0.385 Greg Gross, L OBP: 0.386, SLG: 0.432 (10, PH) (10, 7)		E 1B			F8			G3-6-3 1-2		4-3	3	1	1	0	0	0	1					
Inning Stats	R: 0 E: 0 K: 0 S: 4	H: 1 LOB: 1 BB: 0 P: 4	R: 3 E: 1 K: 0 S: 6	H: 2 LOB: 2 BB: 2 P: 14	R: 0 E: 0 K: 1 S: 5	H: 0 LOB: 0 BB: 0 P: 3	R: 0 E: 0 K: 0 S: 3	H: 0 LOB: 0 BB: 0 P: 3	R: 0 E: 0 K: 0 S: 3	H: 1 LOB: 0 BB: 0 P: 3	R: 0 E: 0 K: 1 S: 5	H: 0 LOB: 0 BB: 0 P: 5	R: 0 E: 0 K: 0 S: 3	H: 1 LOB: 0 BB: 0 P: 3	R: 0 E: 0 K: 1 S: 5	H: 0 LOB: 0 BB: 0 P: 5	R: 2 E: 1 K: 0 S: 6		H: 2 LOB: 2 BB: 1 P: 10	1B: 6 2B: 1 3B: 0 HR: 0	SF: 0 SAC: 1 DP: 1 HBP: 0	WP: 1 PB: 0 SB: 1 CS: 1
PITCHER	IP	WLS	BF	H	R	ER	SO	BB	IBB	HBP	BLK	WP	HR	S	P	ERA	WHIP					
Fergie Jenkins, R ERA: 3.66 Lee Smith, R ERA: 0.49	(1, 1) 9.0	L 7	33 7	5 2	3 2	0 0	3 0	1 0	1 0	0 0	0 0	0 0	0 0	6 10	45	1.00	0.667					

Batter	1	2	3	4	5	6	7	8	9	10	AB	R	H	RBI	BB	SO	LOB	BOTTOM					
Gary Woods, R OBP: 0.296, SLG: 0.380 (1, 7)	6-3 2B		FC4-6 1B		FC5 1B BB			WP HBP 1B		F8	4	1	3	1	1	0	0	Philadelphia Phillies @ Chicago Cubs Wrigley Field, Chicago, IL Sun May 15 1983, 3:33 AM CDT Att: 19,467 - Unknown AB 37 R 3 H 7 RBI 3 BB 2 SO 3 LOB 15					
Larry Bowa, S OBP: 0.328, SLG: 0.413 (1, 6)	6-3		FC4-6		FC5 1B			F8		L4	5	0	0	0	0	0	5						
Bill Buckner, L OBP: 0.248, SLG: 0.304 (1, 3)	5-3		4-3		FC6-4 1B			WP HBP		G3	4	0	1	1	0	0	2						
Keith Moreland, R OBP: 0.361, SLG: 0.531 (1, 9)	6-3				FC6-4 1B			1-2 2-3 IBB		4-3	4	1	1	1	1	0	3						
Ron Cey, R OBP: 0.292, SLG: 0.277 (1, 5)		K			K			F9		L5	5	0	0	0	0	2	3						
Leon Durham, L OBP: 0.381, SLG: 0.437 (1, 8)		K			F8			4-3		6-3	4	0	0	0	0	1	0						
Jody Davis, R OBP: 0.317, SLG: 0.396 (1, 2)		F9			F8			1B		2-3	4	0	1	0	0	0	0						
23 Ryne Sandberg, R OBP: 0.265, SLG: 0.275 (1, 4)			E6 S 1B		FC5 SH1-4 1B			5-3		6-3	4	1	1	0	0	0	1						
Fergie Jenkins, R OBP: 0.188, SLG: 0.313 Jerry Morales, R OBP: 0.178, SLG: 0.235 Lee Smith, R (10, 1)	(1, 1) 9.0	W 3	38 7	7 3	2 2	3 0	3 0	1 0	1 0	0 0	0 0	0 0	0 0	0 0	3 3	2.00	0.889						
PITCHER	IP	WLS	BF	H	R	ER	SO	BB	IBB	HBP	BLK	WP	HR	S	P	ERA	WHIP						
Steve Carlton, L ERA: 2.18 Ron Reed, R ERA: 2.33	(1, 1) 9.0	S 3	38 7	7 3	2 2	3 0	3 0	1 0	1 0	0 0	0 0	0 0	0 0	0 0	3 3	0.00	0.000						

Batter	1	2	3	4	5	6	7	8	9	AB	R	H	RBI	BB	SO	LOB	TOP				
Claudell Washington, L (1, 9) OBP: 0.307, SLG: 0.381	0-0 4-3		0-0 G3		0-3 K		0-0 S 1B			4	1	1	0	0	1	2					
Rafael Ramirez, R (1, 6) OBP: 0.302, SLG: 0.308	0-0 6-3			0-0 3B 1B	0-0 L4		0-0 FC6-4 1B			4	1	2	1	0	0	1					
Dale Murphy, R (1, 8) OBP: 0.426, SLG: 0.631	0-0 F8			0-0 1B 3B		0-0 6-3	0-0 FC6-4			4	1	1	1	1	0	0					
Bob Horner, R (1, 5) OBP: 0.352, SLG: 0.500		0-0 5-3		4-0 L4 1B BB		0-0 5-3		0-3 K		3	0	0	0	1	1	0					
Chris Chambliss, L (1, 3) OBP: 0.328, SLG: 0.458		4-0 G4-6-3 BB		0-0 1-2 1B		4-0 1B BB		0-0 F7		2	0	1	1	2	0	0					
Terry Harper, R (1, 7) OBP: 0.400, SLG: 0.423		0-0 G4-6-3		0-0 L4		0-0 1-2 1B		0-3 K		4	0	1	0	0	1	3					
Glenn Hubbard, R (1, 4) OBP: 0.383, SLG: 0.469			0-0 P4	0-0 F2		0-0 F8		0-0 F7		4	0	0	0	0	0	3					
Bruce Benedict, R (1, 2) OBP: 0.413, SLG: 0.404			0-0 5-3		0-0 S 1B		0-0 L7		0-0 6-3	4	0	1	0	0	0	0					
Pascual Perez, R (1, 1) OBP: 0.105, SLG: 0.105																					
Ken Smith, L (7, PH) OBP: 0.222, SLG: 0.500																					
Steve Bedrosian, R (7, 1)																					
Biff Pocoreba, S (9, PH) OBP: 0.286, SLG: 0.167																					
Inning Stats	R: 0 E: 0 K: 0 S: 3	H: 0 LOB: 0 BB: 0 P: 3	R: 0 E: 0 K: 0 S: 2	H: 0 LOB: 0 BB: 1 P: 6	R: 0 E: 0 K: 0 S: 4	H: 1 LOB: 1 BB: 0 P: 4	R: 2 E: 0 K: 0 S: 5	H: 3 LOB: 1 BB: 1 P: 9	R: 0 E: 0 K: 0 S: 4	H: 1 LOB: 1 BB: 1 P: 8	R: 1 E: 0 K: 0 S: 5	H: 2 LOB: 1 BB: 0 P: 5	R: 0 E: 0 K: 2 S: 7	H: 0 LOB: 0 BB: 0 P: 7	R: 0 E: 0 K: 1 S: 5	H: 0 LOB: 0 BB: 0 P: 5	1B: 7 2B: 1 3B: 1 HR: 0	SF: 0 SAC: 0 DP: 2 HBP: 0	WP: 0 PB: 0 SB: 2 CS: 0	PA: 36	
PITCHER	IP WLS BF H R ER SO BB IBB HBP BLK WP HR S P ERA WHIP	IP WLS BF H R ER SO BB IBB HBP BLK WP HR S P ERA WHIP	IP WLS BF H R ER SO BB IBB HBP BLK WP HR S P ERA WHIP	IP WLS BF H R ER SO BB IBB HBP BLK WP HR S P ERA WHIP	IP WLS BF H R ER SO BB IBB HBP BLK WP HR S P ERA WHIP	IP WLS BF H R ER SO BB IBB HBP BLK WP HR S P ERA WHIP	IP WLS BF H R ER SO BB IBB HBP BLK WP HR S P ERA WHIP	IP WLS BF H R ER SO BB IBB HBP BLK WP HR S P ERA WHIP	IP WLS BF H R ER SO BB IBB HBP BLK WP HR S P ERA WHIP	IP WLS BF H R ER SO BB IBB HBP BLK WP HR S P ERA WHIP	IP WLS BF H R ER SO BB IBB HBP BLK WP HR S P ERA WHIP	IP WLS BF H R ER SO BB IBB HBP BLK WP HR S P ERA WHIP	IP WLS BF H R ER SO BB IBB HBP BLK WP HR S P ERA WHIP	IP WLS BF H R ER SO BB IBB HBP BLK WP HR S P ERA WHIP	IP WLS BF H R ER SO BB IBB HBP BLK WP HR S P ERA WHIP	IP WLS BF H R ER SO BB IBB HBP BLK WP HR S P ERA WHIP	IP WLS BF H R ER SO BB IBB HBP BLK WP HR S P ERA WHIP	IP WLS BF H R ER SO BB IBB HBP BLK WP HR S P ERA WHIP	IP WLS BF H R ER SO BB IBB HBP BLK WP HR S P ERA WHIP	IP WLS BF H R ER SO BB IBB HBP BLK WP HR S P ERA WHIP	IP WLS BF H R ER SO BB IBB HBP BLK WP HR S P ERA WHIP

Atlanta Braves @ Chicago Cubs
Wrigley Field, Chicago, IL
Tue May 17 1983, 3:33 AM CDT
Att: 9,041 - Sunny - 50 F

AB 33
R 3
H 8
RBI 3
BB 3
SO 5
LOB 11



Batter	1	2	3	4	5	6	7	8	9	AB	R	H	RBI	BB	SO	LOB	BOTTOM				
23 Ryne Sandberg, R (1, 4) OBP: 0.264, SLG: 0.274	0-0 F9 S 1B		0-0 5-3		0-0 4-3		0-3 K			4	1	1	0	0	1	0					
Larry Bowa, S (1, 6) OBP: 0.325, SLG: 0.416	0-0 F9		0-0 F8			0-0 1-3		0-0 F9 2B		4	0	1	0	0	0	1					
Bill Buckner, L (1, 3) OBP: 0.248, SLG: 0.302	0-0 E6 BB 1B		0-0 4-3			0-0 HR 1B		0-0 F7		4	2	1	1	0	0	1					
Leon Durham, L (1, 8) OBP: 0.385, SLG: 0.467	0-3 K		0-0 4-3			0-0 HR		4-0 IBB		3	1	1	2	1	1	1					
Keith Moreland, R (1, 9) OBP: 0.357, SLG: 0.515	4-0 1B BB			0-0 5-3		0-3 K		0-0 F9		3	0	0	0	1	1	2					
Ron Cey, R (1, 5) OBP: 0.289, SLG: 0.284	0-0 1-2 2H 1B			0-0 6-3		0-0 FC6-4 1B		0-3 K		4	0	2	1	0	1	2					
Scot Thompson, L (1, 7) OBP: 0.250, SLG: 0.283	0-0 F2			0-0 6-3		0-0 FC6-4				3	0	0	0	0	0	3					
Jody Davis, R (1, 2) OBP: 0.308, SLG: 0.383		0-0 F8			0-0 F9		0-0 L7			3	0	0	0	0	0	0					
Chuck Rainey, R (1, 1) OBP: 0.133, SLG: 0.071		0-3 K			0-0 F8		0-0 6-3			2	0	0	0	0	1	0					
Mike Proly, R (7, 1)										1	0	0	0	0	0	0					
Inning Stats	R: 2 E: 1 K: 1 S: 8	H: 2 LOB: 2 BB: 1 P: 12	R: 0 E: 0 K: 1 S: 5	H: 0 LOB: 0 BB: 0 P: 5	R: 0 E: 0 K: 0 S: 3	H: 0 LOB: 0 BB: 0 P: 3	R: 0 E: 0 K: 0 S: 3	H: 0 LOB: 0 BB: 0 P: 3	R: 2 E: 0 K: 1 S: 8	H: 3 LOB: 1 BB: 0 P: 8	R: 0 E: 0 K: 1 S: 5	H: 0 LOB: 0 BB: 0 P: 5	R: 0 E: 0 K: 1 S: 6	H: 1 LOB: 2 BB: 1 P: 10	R: 0 E: 0 K: 1 S: 6	H: 1 LOB: 2 BB: 1 P: 10	1B: 4 2B: 1 3B: 0 HR: 1	SF: 0 SAC: 0 DP: 0 HBP: 0	WP: 0 PB: 0 SB: 1 CS: 0	PA: 33	
PITCHER	IP WLS BF H R ER SO BB IBB HBP BLK WP HR S P ERA WHIP	IP WLS BF H R ER SO BB IBB HBP BLK WP HR S P ERA WHIP	IP WLS BF H R ER SO BB IBB HBP BLK WP HR S P ERA WHIP	IP WLS BF H R ER SO BB IBB HBP BLK WP HR S P ERA WHIP	IP WLS BF H R ER SO BB IBB HBP BLK WP HR S P ERA WHIP	IP WLS BF H R ER SO BB IBB HBP BLK WP HR S P ERA WHIP	IP WLS BF H R ER SO BB IBB HBP BLK WP HR S P ERA WHIP	IP WLS BF H R ER SO BB IBB HBP BLK WP HR S P ERA WHIP	IP WLS BF H R ER SO BB IBB HBP BLK WP HR S P ERA WHIP	IP WLS BF H R ER SO BB IBB HBP BLK WP HR S P ERA WHIP	IP WLS BF H R ER SO BB IBB HBP BLK WP HR S P ERA WHIP	IP WLS BF H R ER SO BB IBB HBP BLK WP HR S P ERA WHIP	IP WLS BF H R ER SO BB IBB HBP BLK WP HR S P ERA WHIP	IP WLS BF H R ER SO BB IBB HBP BLK WP HR S P ERA WHIP	IP WLS BF H R ER SO BB IBB HBP BLK WP HR S P ERA WHIP	IP WLS BF H R ER SO BB IBB HBP BLK WP HR S P ERA WHIP	IP WLS BF H R ER SO BB IBB HBP BLK WP HR S P ERA WHIP	IP WLS BF H R ER SO BB IBB HBP BLK WP HR S P ERA WHIP	IP WLS BF H R ER SO BB IBB HBP BLK WP HR S P ERA WHIP	IP WLS BF H R ER SO BB IBB HBP BLK WP HR S P ERA WHIP	IP WLS BF H R ER SO BB IBB HBP BLK WP HR S P ERA WHIP

Atlanta Braves @ Chicago Cubs
Wrigley Field, Chicago, IL
Tue May 17 1983, 3:33 AM CDT
Att: 9,041 - Sunny - 50 F

AB 31
R 4
H 6
RBI 4
BB 2
SO 5
LOB 10



Batter	1	2	3	4	5	6	7	8	9	AB	R	H	RBI	BB	SO	LOB	TOP		
Rafael Ramirez, R OBP: 0.314, SLG: 0.315 Ken Smith, L OBP: 0.200, SLG: 0.444	0-0 6-3 E 1B	0-0 6-3		0-0 2B 1B	0-0 6-3 1B	4-0 FC6-4 BB	0-3 K 1-2			3 1	0 0	2 0	0 0	1 0	1 0	2 1			
Jerry Royster, R OBP: 0.296, SLG: 0.303	0-0 E3 6-3 1-2		0-0 BB 2B	0-0 1-3 2B		0-0 F9	0-0 6-3			5 0	2 0	0 0	0 0	0 0	4 4				
Dale Murphy, R OBP: 0.420, SLG: 0.614	0-3 K 1-2		0-0 P4	0-0 L7		0-0 FC6-4 BB 1-2 2-3		0-0 G5-4-3 1B		5 1	1 0	0 0	1 0	1 0	7 1				
Bob Horner, R OBP: 0.346, SLG: 0.482	0-0 6-3 1-2 2-3		0-0 F8		0-0 6-3	4-0 1B 1-2 BB		0-0 G5-4-3 1B		4 1	0 0	0 0	1 0	4 4					
Bob Watson, R OBP: 0.538, SLG: 0.583 Rick Camp, R OBP: 0.266, SLG: 0.105 Claudell Washington, L OBP: 0.225, SLG: 0.378 Terry Forster, L OBP: 1.000, SLG: 1.500	0-0 6-3		4-0 BB BB	0-0 BB BB	4-0 FC6-4 BB	0-0 1B 1-3 2-H 3-H		0-3 K		2 0	1 0	2 0	2 0	2 0	2 0				
Terry Harper, R OBP: 0.415, SLG: 0.418		4-0 2B FC5-2 BB	4-0 1-2 2-3 BB		0-0 FC6-4 BB	0-0 FC6-4 1B		0-0 F7		3 0	1 1	1 2	0 0	1 1					
Glenn Hubbard, R OBP: 0.383, SLG: 0.470		0-0 FC5-2 1-3 FC5-2 2B	0-0 L6		4-0 1-2 BB	0-0 FC6-4 1B		0-0 F2		4 0	1 0	1 0	1 0	5 5					
Larry Owen, R Biff Pocoroba, S OBP: 0.250, SLG: 0.143		0-0 FC5-2 2-3 3-H		0-0 F8	0-3 K		0-0 3-1		0-0 G3		4 1	0 0	0 0	0 0	1 0	4 0			
Rick Behenna, R OBP: 0.295, SLG: 0.250 Randy Johnson, R OBP: 0.225, SLG: 0.833 Pete Falcone, L OBP: 0.225, SLG: 0.833 Donnie Moore, L OBP: 0.225, SLG: 0.833 Brett Butler, L OBP: 0.310, SLG: 0.292		0-0 FC5-2 1-2 3-H		0-0 3-1		0-0 FC6-4 1B 2B				0 1 1 0 0 2 1 0 0 0 2									
Inning Stats	R: 0 E: 1 K: 1 S: 7	H: 1 LOB: 2 BB: 0 P: 7	R: 0 E: 0 K: 0 S: 4	H: 1 LOB: 2 BB: 1 P: 8	R: 0 E: 0 K: 0 S: 4	H: 1 LOB: 3 BB: 2 P: 12	R: 0 E: 0 K: 0 S: 5	H: 2 LOB: 2 BB: 0 P: 5	R: 0 E: 0 K: 1 S: 5	H: 0 LOB: 2 BB: 2 P: 13	R: 3 E: 0 K: 0 S: 6	H: 3 LOB: 2 BB: 2 P: 14	R: 0 E: 0 K: 1 S: 6	H: 1 LOB: 1 BB: 0 P: 6	R: 0 E: 0 K: 0 S: 3	H: 0 LOB: 0 BB: 0 P: 3	1B: 6 2B: 4 3B: 0 HR: 0	SF: 0 SAC: 0 DP: 1 HBP: 0	WP: 0 PA: 44 PB: 0 SB: 1 CS: 0
PITCHER	IP WLS BF H R ER SO BB IBB HBP BLK WP HR S P ERA WHIP	IP WLS BF H R ER SO BB IBB HBP BLK WP HR S P ERA WHIP	IP WLS BF H R ER SO BB IBB HBP BLK WP HR S P ERA WHIP	IP WLS BF H R ER SO BB IBB HBP BLK WP HR S P ERA WHIP	IP WLS BF H R ER SO BB IBB HBP BLK WP HR S P ERA WHIP	IP WLS BF H R ER SO BB IBB HBP BLK WP HR S P ERA WHIP	IP WLS BF H R ER SO BB IBB HBP BLK WP HR S P ERA WHIP	IP WLS BF H R ER SO BB IBB HBP BLK WP HR S P ERA WHIP	IP WLS BF H R ER SO BB IBB HBP BLK WP HR S P ERA WHIP	IP WLS BF H R ER SO BB IBB HBP BLK WP HR S P ERA WHIP	IP WLS BF H R ER SO BB IBB HBP BLK WP HR S P ERA WHIP	IP WLS BF H R ER SO BB IBB HBP BLK WP HR S P ERA WHIP	IP WLS BF H R ER SO BB IBB HBP BLK WP HR S P ERA WHIP	IP WLS BF H R ER SO BB IBB HBP BLK WP HR S P ERA WHIP	IP WLS BF H R ER SO BB IBB HBP BLK WP HR S P ERA WHIP	IP WLS BF H R ER SO BB IBB HBP BLK WP HR S P ERA WHIP	IP WLS BF H R ER SO BB IBB HBP BLK WP HR S P ERA WHIP	IP WLS BF H R ER SO BB IBB HBP BLK WP HR S P ERA WHIP	
Steve Trout, L ERA: 4.27 Warren Brusstar, R ERA: 5.89 Bill Campbell, R ERA: 3.24	5.0 W 28 6 2 2 2 6 0 0 0 0 0 26 50 3.60 2.400	2.0 S 11 4 1 1 1 1 0 0 0 0 0 12 16 4.50 2.500	2.0 S 5 0 0 0 1 0 0 0 0 0 7 7 0.00 0.000																

Atlanta Braves @ Chicago Cubs
Wrigley Field, Chicago, IL
Wed May 18, 1983, 3:33 AM CDT
Att: 8,403 - Sunny - 58 F

AB 37
R 3
H 10
RBI 3
BB 7
SO 4
LOB 32



Batter	1	2	3	4	5	6	7	8	9	AB	R	H	RBI	BB	SO	LOB	BOTTOM		
23 Ryne Sandberg, R OBP: 0.262, SLG: 0.265	0-0 F8	0-0 6-3		4-0 BB		0-0 6-3 2-3		0-0 4-3		4 0	0 0	0 1	0 4						
Larry Bowa, S	0-0 F9 BLK 2B 1B		0-0 4-3	0-0 1-3		0-0 4-3				4 1	1 0	0 0	0 3						
Bill Buckner, L OBP: 0.248, SLG: 0.301	0-0 F9 1-3		0-0 4-3 1B		0-0 F7		0-0 6-3			4 0	1 0	0 0	0 1						
Leon Durham, L OBP: 0.381, SLG: 0.468	0-0 HR 2B		0-0 4-3	0-0 K		0-3 K		0-0 3-1		4 1	1 1	1 0	1 1						
Keith Moreland, R OBP: 0.362, SLG: 0.543	0-0 HR		0-0 F8		0-0 2B 1B		0-0 L8			4 2	2 2	0 0	0 1						
Ron Cox, R OBP: 0.295, SLG: 0.325	0-0 F8			0-0 HR	0-0 1B 2B		0-0 P2			4 1	2 2	0 0	0 0						
Jay Johnstone, L OBP: 0.222, SLG: 0.235 Jerry Morales, R OBP: 0.171, SLG: 0.229		0-0 6-3 2B		0-0 SH5-4 1B	0-0 1B		0-0 3-1			3 1	0 0	0 0	0 0						
Jody Davis, R OBP: 0.315, SLG: 0.392		0-0 F3		0-0 F7		0-0 23 6-3 2B		4-0 1B BB		3 0	1 0	1 1	0 2						
Steve Trout, L OBP: 0.067, SLG: 0.067 Warren Brusstar, R Bill Campbell, R Gary Woods, R OBP: 0.309, SLG: 0.392	0-0 6-3		0-0 SH5-4	0-0 1-2		0-0 B1-4		0-0 1B		1 0	0 0	0 0	0 0	0 0	0 0				
Inning Stats	R: 3 E: 0 K: 0 S: 6	H: 3 LOB: 0 BB: 0 P: 6	R: 0 E: 0 K: 0 S: 4	H: 1 LOB: 1 BB: 0 P: 4	R: 0 E: 0 K: 0 S: 4	H: 1 LOB: 1 BB: 0 P: 4	R: 1 E: 0 K: 0 S: 5	H: 2 LOB: 2 BB: 1 P: 9	R: 1 E: 0 K: 1 S: 7	H: 3 LOB: 2 BB: 0 P: 7	R: 0 E: 0 K: 0 S: 4	H: 1 LOB: 1 BB: 0 P: 4	R: 0 E: 0 K: 0 S: 3	H: 0 LOB: 0 BB: 0 P: 3	R: 0 E: 0 K: 0 S: 4	H: 1 LOB: 2 BB: 1 P: 8	1B: 6 2B: 4 3B: 0 HR: 2	SF: 0 SAC: 1 DP: 0 HBP: 0	WP: 0 PA: 37 PB: 0 SB: 0 CS: 0
PITCHER	IP WLS BF H R ER SO BB IBB HBP BLK WP HR S P ERA WHIP	IP WLS BF H R ER SO BB IBB HBP BLK WP HR S P ERA WHIP	IP WLS BF H R ER SO BB IBB HBP BLK WP HR S P ERA WHIP	IP WLS BF H R ER SO BB IBB HBP BLK WP HR S P ERA WHIP	IP WLS BF H R ER SO BB IBB HBP BLK WP HR S P ERA WHIP	IP WLS BF H R ER SO BB IBB HBP BLK WP HR S P ERA WHIP	IP WLS BF H R ER SO BB IBB HBP BLK WP HR S P ERA WHIP	IP WLS BF H R ER SO BB IBB HBP BLK WP HR S P ERA WHIP	IP WLS BF H R ER SO BB IBB HBP BLK WP HR S P ERA WHIP	IP WLS BF H R ER SO BB IBB HBP BLK WP HR S P ERA WHIP	IP WLS BF H R ER SO BB IBB HBP BLK WP HR S P ERA WHIP	IP WLS BF H R ER SO BB IBB HBP BLK WP HR S P ERA WHIP	IP WLS BF H R ER SO BB IBB HBP BLK WP HR S P ERA WHIP	IP WLS BF H R ER SO BB IBB HBP BLK WP HR S P ERA WHIP	IP WLS BF H R ER SO BB IBB HBP BLK WP HR S P ERA WHIP	IP WLS BF H R ER SO BB IBB HBP BLK WP HR S P ERA WHIP	IP WLS BF H R ER SO BB IBB HBP BLK WP HR S P ERA WHIP	IP WLS BF H R ER SO BB IBB HBP BLK WP HR S P ERA WHIP	
Rick Behenna, R ERA: 4.38 Pete Falcone, L ERA: 2.45 Donnie Moore, R ERA: 6.75 Rick Camp, R ERA: 2.98 Terry Forster, L ERA: 1.13	1.0 L 6 3 3 3 0 0 0 0 0 1 6 6 27.00 3.000	2.2 13 4 1 1 0 1 0 0 0 0 1 12 16 3.38 1.875	1.1 6 3 1 1 1 0 0 0 0 0 0 8 8 6.75 2.250																

Atlanta Braves @ Chicago Cubs
Wrigley Field, Chicago, IL
Wed May 18, 1983, 3:33 AM CDT
Att: 8,403 - Sunny - 58 F

AB 34
R 5
H 12
RBI 5
BB 2
SO 1
LOB 14



Batter	1	2	3	4	5	6	7	8	9	AB R H RBI BB SO LOB	TOP																
Gary Redus, R OBP: 0.344, SLG: 0.535 (1, 7)										5 1 2 1 0 1 0	Cincinnati Reds @ Chicago Cubs Wrigley Field, Chicago, IL Fri May 20 1983, 3:33 AM CDT Att. 9,552 - Overcast - 64 F																
Eddie Milner, L OBP: 0.370, SLG: 0.370 (1, 8)										4 3 2 2 1 0 1																	
Dave Concepcion, R OBP: 0.331, SLG: 0.319 (1, 6)										5 2 2 5 0 1 1																	
Johnny Bench, R OBP: 0.367, SLG: 0.511 (1, 3)										4 0 2 0 0 2 1																	
Ron Oester, S OBP: 0.347, SLG: 0.482 (1, 4)										3 0 0 1 0 0 1																	
Paul Householder, S OBP: 0.384, SLG: 0.442 (1, 9)										4 0 1 0 0 1 2																	
Wayne Krenchicki, L OBP: 0.174, SLG: 0.182 (1, 5)										4 0 0 0 0 1 2																	
Dann Bilardello, R OBP: 0.222, SLG: 0.311 (8, PH)										2 0 0 0 0 1 0 0 1 0 0 1 0 0 1 1 1 0 0 0 0																	
Alex Trevino, R OBP: 0.275, SLG: 0.282 (8, 2)										2 0 0 0 0 2 0 0 0 0 0 0 0 0 1 1 1 0 0 0 0 0 0 0 0 0 0 0																	
Ted Power, R OBP: 0.297, SLG: 0.500 (7, 1)										0 0 0 0 0 0 0 1 1 1 0 0 0 0 0 0 0 0 0 0 0																	
Bill Scherrer, L OBP: 0.370, SLG: 0.512 (8, PH)																											
Duane Walker, L OBP: 0.275, SLG: 0.282 (8, 1)																											
Brad Lesley, R ERA: 4.05 (8, 1)																											
Inning Stats	R: 2 E: 0 K: 0 S: 6	H: 3 LOB: 1 BB: 0 P: 6	R: 0 E: 0 K: 2 S: 7	H: 0 LOB: 0 BB: 0 P: 7	R: 1 E: 1 K: 1 S: 6	H: 1 LOB: 0 BB: 0 P: 6	R: 0 E: 0 K: 0 S: 3	H: 1 LOB: 0 BB: 0 P: 3	R: 0 E: 0 K: 2 S: 7	H: 0 LOB: 0 BB: 0 P: 7	R: 0 E: 0 K: 0 S: 5	H: 0 LOB: 0 BB: 0 P: 5	R: 0 E: 0 K: 0 S: 3	H: 0 LOB: 0 BB: 0 P: 3	R: 5 E: 0 K: 2 S: 11	H: 4 LOB: 1 BB: 2 P: 19	R: 1 E: 0 K: 1 S: 7	H: 2 LOB: 1 BB: 0 P: 7	1B: 6 2B: 3 3B: 0 HR: 2	SF: 1 SAC: 1 DP: 1 HBP: 0	WP: 0 PB: 0 SB: 0 CS: 1	PA: 39					
PITCHER	IP WLS BF H R ER SO BB IBB HBP BLK WP HR S P ERA WHIP											IP WLS BF H R ER SO BB IBB HBP BLK WP HR S P ERA WHIP															
Fergie Jenkins, R ERA: 3.93 (1, 1)	5.0	19	5	3	3	5	0	0	0	0	0	0	1	29	29	5.40	1.000										
Mike Proly, R ERA: 1.69 (8, 1)	2.0	L	8	1	2	2	1	0	0	0	0	0	0	9	13	9.00	1.000										
Bill Campbell, R ERA: 4.05 (8, 1)	0.0		4	3	3	3	0	0	0	0	0	0	1	3	7	∞	∞										
Willie Hernandez, L ERA: 3.78 (8, 1)	2.0		8	2	1	1	3	0	0	0	0	0	0	14	14	4.50	1.000										

Batter	1	2	3	4	5	6	7	8	9	AB R H RBI BB SO LOB	BOTTOM																	
23 Ryne Sandberg, R OBP: 0.267, SLG: 0.281 (1, 4)										4 0 2 1 0 0 0	Cincinnati Reds @ Chicago Cubs Wrigley Field, Chicago, IL Fri May 20 1983, 3:33 AM CDT Att. 9,552 - Overcast - 64 F																	
Larry Bowa, S OBP: 0.318, SLG: 0.402 (1, 6)										5 1 1 0 0 0 3																		
Bill Buckner, L OBP: 0.248, SLG: 0.307 (1, 3)										4 1 1 0 0 0 2																		
Leon Durham, L OBP: 0.385, SLG: 0.464 (1, 8)										3 0 1 1 1 1 1																		
Keith Moreland, R OBP: 0.350, SLG: 0.523 (1, 9)										4 0 0 0 0 1 4																		
Ron Cey, R OBP: 0.301, SLG: 0.355 (1, 5)										4 1 2 2 0 1 0																		
Jay Johnstone, L OBP: 0.227, SLG: 0.238 (1, 7)										4 1 1 0 0 1 2																		
Jody Davis, R OBP: 0.321, SLG: 0.426 (1, 2)										4 1 2 1 0 1 0																		
Fergie Jenkins, R ERA: 3.93 (5, PH)	6.1	28	8	4	4	3	1	0	0	0		0	0	0	33	37	5.68	1.421										
Bill Scherrer, L ERA: 3.2 (7, 1)	0.2	W	2	0	0	0	0	0	0	0		0	0	0	2	2	0.00	0.000										
Brad Lesley, R ERA: 2.57 (8, 1)	2.0		8	2	1	1	3	0	0	0	0	0	0	14	14	4.50	1.000											
Inning Stats	R: 0 E: 1 K: 0 S: 5	H: 1 LOB: 2 BB: 0 P: 5	R: 0 E: 0 K: 3 S: 9	H: 0 LOB: 0 BB: 0 P: 9	R: 0 E: 0 K: 0 S: 3	H: 0 LOB: 0 BB: 0 P: 3	R: 0 E: 0 K: 0 S: 4	H: 1 LOB: 2 BB: 1 P: 8	R: 0 E: 0 K: 0 S: 3	H: 1 LOB: 0 BB: 0 P: 3	R: 3 E: 0 K: 0 S: 6	H: 3 LOB: 0 BB: 0 P: 6	R: 1 E: 0 K: 0 S: 5	H: 2 LOB: 1 BB: 0 P: 5	R: 0 E: 0 K: 2 S: 7	H: 0 LOB: 0 BB: 0 P: 7	R: 1 E: 0 K: 1 S: 7	H: 2 LOB: 1 BB: 0 P: 7	1B: 6 2B: 2 3B: 0 HR: 2	SF: 1 SAC: 0 DP: 0 HBP: 0	WP: 0 PB: 0 SB: 1 CS: 1	PA: 39						
PITCHER	IP WLS BF H R ER SO BB IBB HBP BLK WP HR S P ERA WHIP											IP WLS BF H R ER SO BB IBB HBP BLK WP HR S P ERA WHIP																
Ted Power, R ERA: 2.36 (1, 1)	6.1	28	8	4	4	3	1	0	0	0	0	0	0	33	37	5.68	1.421											
Bill Scherrer, L ERA: 3.2 (7, 1)	0.2	W	2	0	0	0	0	0	0	0	0	0	0	2	2	0.00	0.000											
Brad Lesley, R ERA: 2.57 (8, 1)	2.0		8	2	1	1	3	0	0	0	0	0	0	14	14	4.50	1.000											

Batter	1	2	3	4	5	6	7	8	9	AB	R	H	RBI	BB	SO	LOB	TOP
Gary Redus, R OBP: 0.337, SLG: 0.511 (1, 7)	F8		F8				L8		K	4	0	0	0	1	1	2	Cincinnati Reds @ Chicago Cubs Wrigley Field, Chicago, IL Sat May 21 1983, 3:33 AM CDT Att: 21,339 - Overcast - 60 F
Eddie Milner, L OBP: 0.367, SLG: 0.366 (1, 8)	E 1B		P1				4-3			4	1	1	0	0	1	2	
Dave Concepcion, R OBP: 0.329, SLG: 0.317 (1, 6)	S 1B						F8		4-3	4	0	1	1	0	1	0	
Johnny Bench, R OBP: 0.364, SLG: 0.524 (1, 3)	K						6-3		4-3	4	1	1	1	0	1	1	
Ron Oester, S OBP: 0.344, SLG: 0.476 (1, 4)	6-3						1-3		4-3	4	1	1	0	0	0	1	
Paul Householder, S OBP: 0.360, SLG: 0.511 (1, 9)			P6						4-3 BB G3 1B	4	1	3	1	0	0	0	
Kelly Paris, R OBP: 0.156, SLG: 0.167 (1, 5)	F8						L7		4-3 BB G3 1-2	3	0	0	0	0	0	2	
Rich Gale, R OBP: 0.333, SLG: 0.300 (6, 1)										0	0	0	0	0	0	0	
Duane Walker, L OBP: 0.383, SLG: 0.512 (9, FH)										0	0	0	0	1	0	0	
Dann Bilardello, R OBP: 0.212, SLG: 0.297 (1, 2)	F9						L6		4-3	3	0	0	0	0	0	0	
Tom Foley, L OBP: 0.375, SLG: 0.308 (9, FH)									1-2 2-3	1	0	0	0	0	0	2	
Charlie Puleo, R OBP: 0.250, SLG: 0.208 (6, 5)	F8								G3	2	0	0	0	0	1	0	
Wayne Krenchicki, L OBP: 0.250, SLG: 0.208 (6, 5)									2-3 3-H	2	0	1	1	0	0	1	
Inning Stats	R: 1 E: 1 K: 1 S: 7	H: 2 LOB: 1 BB: 0 P: 7	R: 0 E: 0 K: 0 S: 3	H: 0 LOB: 0 BB: 0 P: 3	R: 0 E: 0 K: 0 S: 3	H: 0 LOB: 1 BB: 0 P: 3	R: 1 E: 0 K: 1 S: 7	H: 2 LOB: 1 BB: 1 P: 7	R: 0 E: 0 K: 0 S: 4	H: 1 LOB: 1 BB: 0 P: 4	R: 0 E: 0 K: 0 S: 3	H: 0 LOB: 0 BB: 0 P: 3	R: 1 E: 0 K: 1 S: 6	H: 1 LOB: 1 BB: 1 P: 10	1B: 6 2B: 0 3B: 1 HR: 1	SF: 0 SAC: 0 DP: 0 HBP: 0	WP: 0 PA: 37 PB: 0 SB: 2 CS: 0
PITCHER	IP WLS BF H R ER SO BB IBB HBP BLK WP HR S P ERA WHIP																
Paul Moskau, R ERA: 7.48 (1, 1)	5.2 W 24 6 3 2 4 1 0 0 0 0 1 31 35 3.18 1.235																
Mike Proly, R ERA: 1.5 (6, 1)	2.1 10 2 1 1 0 1 0 0 0 0 0 9 13 3.86 1.286																
Lee Smith, R ERA: 0.47 (9, 1)	1.0 3 0 0 0 1 0 0 0 0 0 0 5 5 0.00 0.000																

AB	35
R	4
H	8
RBI	4
BB	2
SO	5
LOB	11



Batter	1	2	3	4	5	6	7	8	9	AB	R	H	RBI	BB	SO	LOB	BOTTOM		
23 Ryne Sandberg, R OBP: 0.271, SLG: 0.285 Junior Kennedy, R OBP: 0.188, SLG: 0.143 (5, FH) (6, 4)	L8		BB 4-6-3 1B			F8		6-3		2	0	1	0	0	0	0	Cincinnati Reds @ Chicago Cubs Wrigley Field, Chicago, IL Sat May 21 1983, 3:33 AM CDT Att: 21,339 - Overcast - 60 F		
Larry Bowa, S OBP: 0.315, SLG: 0.398 Tom Verzyer, R OBP: 0.300, SLG: 0.300 (2, 6)	K		K			1B		5-3		1	0	0	0	0	1	0			
Bill Buckner, L OBP: 0.253, SLG: 0.305 (1, 3)	L8		4-6-3			1B		G3		4	2	1	0	1	0	1			
Leon Durham, L OBP: 0.397, SLG: 0.500 (1, 8)			1B			L7				3	1	2	3	1	0	2			
Keith Moreland, R OBP: 0.355, SLG: 0.518 (1, 9)	F9		BB			1B		F8		3	1	1	1	1	0	1			
Ron Cey, R OBP: 0.314, SLG: 0.386 (1, 5)	BB		5-3			1B				3	1	2	3	1	0	3			
Wayne Nordhagen, R OBP: 0.161, SLG: 0.276 Mike Proly, R Lee Smith, R (1, 7) (6, 1) (9, 1)	L4					HR		SH1-4 BB		3	0	0	0	0	1	2			
Jody Davis, R OBP: 0.319, SLG: 0.413 (1, 2)	FC5-4 BB					6-3		F8		3	0	0	0	1	0	1			
Paul Moskau, R OBP: 0.143, SLG: 0.286 Gary Woods, R OBP: 0.316, SLG: 0.415 (6, 7)	FC5-4					6-3		6-3		2	0	0	0	0	0	3			
Gary Woods, R OBP: 0.316, SLG: 0.415 (6, 7)	1-2					6-3		1B 2B		2	1	1	0	0	0	1			
Inning Stats	R: 0 E: 0 K: 1 S: 5	H: 0 LOB: 0 BB: 0 P: 5	R: 0 E: 0 K: 0 S: 5	H: 2 LOB: 3 BB: 1 P: 9	R: 0 E: 0 K: 1 S: 6	H: 1 LOB: 2 BB: 2 P: 14	R: 0 E: 0 K: 0 S: 3	H: 0 LOB: 0 BB: 0 P: 3	R: 4 E: 0 K: 1 S: 9	H: 4 LOB: 0 BB: 0 P: 9	R: 4 E: 0 K: 0 S: 6	H: 3 LOB: 1 BB: 1 P: 10	R: 0 E: 0 K: 0 S: 3	H: 0 LOB: 1 BB: 1 P: 7	R: 0 E: 0 K: 0 S: 3	H: 0 LOB: 0 BB: 0 P: 3	1B: 7 2B: 1 3B: 0 HR: 2	SF: 0 SAC: 1 DP: 0 HBP: 0	WP: 0 PA: 39 PB: 0 SB: 0 CS: 0
PITCHER	IP WLS BF H R ER SO BB IBB HBP BLK WP HR S P ERA WHIP																		
Charlie Puleo, R ERA: 7.59 Rich Gale, R ERA: 7.39 (1, 1) (6, 1)	5.0 L 25 7 4 4 3 3 0 0 0 0 0 1 28 40 7.20 2.000																		
Rich Gale, R ERA: 7.39 (6, 1)	3.0 14 3 4 4 0 2 0 0 0 0 0 1 12 20 12.00 1.667																		

AB	33
R	8
H	10
RBI	8
BB	5
SO	3
LOB	16



Batter	1	2	3	4	5	6	7	8	9	AB	R	H	RBI	BB	SO	LOB	TOP			
Gary Redus, R OBP: 0.352, SLG: 0.559	0-0 1B WP 2B		0-0 HR	4-0 PO BB		0-3 K				3	2	1	1	1	1	0	Cincinnati Reds @ Chicago Cubs Wrigley Field, Chicago, IL Sun May 22 1983, 3:33 AM CDT Att: 13,083 - Overcast - 68 F			
Eddie Milner, L OBP: 0.371, SLG: 0.370	0-0 4-3 WP 2-3 6-3 1B		0-3 K	0-0 PO 1-2	0-0 CS 1B	0-0 F8				4	1	2	0	0	1	0				
Dave Concepcion, R OBP: 0.327, SLG: 0.315	0-0 4-3 1-3 3-H		0-0 F8		0-0 1-2 1B			0-3 K		4	0	1	0	0	1	1				
Johnny Bench, R OBP: 0.361, SLG: 0.514	0-0 6-3 3-H		0-0 1B BB		0-3 K			0-0 6-3		3	1	0	1	1	1	1				
Ron Oester, S OBP: 0.342, SLG: 0.470	0-0 4-3		0-0 1B 1-2 1B		0-3 K			0-0 4-3		4	0	1	0	0	1	1				
Paul Householder, S OBP: 0.352, SLG: 0.510		0-0 G1 6-3 1B	0-0 1-3 2-H 1B		0-0 6-3			0-0 F8		4	0	2	1	0	0	0				
Wayne Krenchicki, L OBP: 0.172, SLG: 0.179	0-0 6-3 1-2		0-0 4-3		0-3 K			0-0 3-1		4	0	0	0	0	1	3				
Alex Trevino, R OBP: 0.262, SLG: 0.267	0-0 G1 2-3			0-0 P4		0-0 5-3		0-0 1-3		4	0	0	0	0	0	1				
Mario Soto, R OBP: 0.120, SLG: 0.160	0-3 K		0-3 K		0-0 P4					3	0	0	0	0	2	1				
Inning Stats	R: 2 E: 0 K: 0 S: 5	H: 2 LOB: 0 BB: 0 P: 5	R: 0 E: 0 K: 1 S: 6	H: 1 LOB: 1 BB: 0 P: 6	R: 2 E: 0 K: 1 S: 8	H: 3 LOB: 2 BB: 1 P: 12	R: 0 E: 0 K: 1 S: 4	H: 0 LOB: 0 BB: 1 P: 8	R: 0 E: 0 K: 2 S: 8	H: 2 LOB: 1 BB: 0 P: 8	R: 0 E: 0 K: 1 S: 5	H: 0 LOB: 0 BB: 0 P: 5	R: 0 E: 0 K: 1 S: 5	H: 0 LOB: 0 BB: 0 P: 5	R: 0 E: 0 K: 0 S: 3	H: 0 LOB: 0 BB: 0 P: 3	1B: 6 2B: 1 3B: 0 HR: 1	SF: 0 SAC: 0 DP: 0 HBP: 0	WP: 1 PB: 0 SB: 0 CS: 1	PA: 36
PITCHER	IP WLS BF H R ER SO BB IBB HBP BLK WP HR S P ERA WHIP																			
Chuck Rainey, R ERA: 3.93	4.1 L 21 8 4 4 3 2 0 0 0 0 1 1 25 33 8.31 2.308																			
Warren Brusstar, R ERA: 5.49	0.2 2 0 0 0 2 0 0 0 0 0 0 0 6 6 0.00 0.000																			
Willie Hernandez, L ERA: 3.2	3.0 9 0 0 0 3 0 0 0 0 0 0 0 15 15 0.00 0.000																			
Bill Campbell, R ERA: 3.93	1.0 3 0 0 0 0 0 0 0 0 0 0 0 3 3 0.00 0.000																			

Batter	1	2	3	4	5	6	7	8	9	AB	R	H	RBI	BB	SO	LOB	BOTTOM					
23 Ryne Sandberg, R OBP: 0.263, SLG: 0.276	0-3 K		0-0 F9			0-0 6-3		0-3 K		4	0	0	0	0	2	0	Cincinnati Reds @ Chicago Cubs Wrigley Field, Chicago, IL Sun May 22 1983, 3:33 AM CDT Att: 13,083 - Overcast - 68 F					
Larry Bowa, S OBP: 0.306, SLG: 0.386	0-0 L4		0-0 F8			0-0 F9		0-0 3-1		4	0	0	0	0	0	0						
Bill Buckner, L OBP: 0.247, SLG: 0.297	0-0 G3			0-0 P5		0-0 P3		0-0 F9		4	0	0	0	0	0	0						
Leon Durham, L OBP: 0.400, SLG: 0.524		0-3 K		0-0 P6		0-0 HR		4-0 G6-4-3 BB		3	1	1	1	1	1	0						
Keith Moreland, R OBP: 0.344, SLG: 0.500		0-3 K		0-3 K		0-0 F9		0-0 G6-4-3 1-2		4	0	0	0	0	2	1						
Ron Cey, R OBP: 0.322, SLG: 0.400		0-0 HR 2B			0-0 WP 1B		0-0 6-3			3	1	2	0	0	0	0						
Jay Johnstone, L OBP: 0.280, SLG: 0.391		0-0 HR			0-3 K 1-2		1-0 HBP			2	1	1	2	0	1	1						
Jody Davis, R OBP: 0.311, SLG: 0.402		0-0 F8			0-3 K		0-3 K			3	0	0	0	0	2	2						
Chuck Rainey, R ERA: 3.93	11.1	0	0	0	0	0	0	0	0	0	0	0	0	0	0	0						
Warren Brusstar, R ERA: 5.49	0.2	0	0	0	0	0	0	0	0	0	0	0	0	0	0	0						
Wayne Nordhagen, R ERA: 5.49	0.1	0	0	0	0	0	0	0	0	0	0	0	0	0	0	0						
Willie Hernandez, L ERA: 3.2	0.1	0	0	0	0	0	0	0	0	0	0	0	0	0	0	0						
Scott Thompson, L ERA: 3.2	0.1	0	0	0	0	0	0	0	0	0	0	0	0	0	0	0						
Bill Campbell, R ERA: 3.93	0.1	0	0	0	0	0	0	0	0	0	0	0	0	0	0	0						
Inning Stats	R: 0 E: 0 K: 1 S: 5	H: 0 LOB: 0 BB: 0 P: 5	R: 2 E: 0 K: 2 S: 9	H: 2 LOB: 0 BB: 0 P: 9	R: 0 E: 0 K: 0 S: 3	H: 0 LOB: 0 BB: 0 P: 3	R: 0 E: 0 K: 1 S: 5	H: 0 LOB: 0 BB: 0 P: 5	R: 0 E: 0 K: 3 S: 10	H: 1 LOB: 1 BB: 0 P: 10	R: 0 E: 0 K: 0 S: 3	H: 0 LOB: 0 BB: 0 P: 3	R: 1 E: 0 K: 1 S: 6	H: 1 LOB: 1 BB: 0 P: 7	R: 0 E: 0 K: 2 S: 7	H: 0 LOB: 0 BB: 0 P: 7	R: 0 E: 0 K: 0 S: 2	H: 0 LOB: 0 BB: 1 P: 6	1B: 1 2B: 1 3B: 0 HR: 2	SF: 0 SAC: 0 DP: 1 HBP: 1	WP: 1 PB: 0 SB: 0 CS: 0	PA: 32
PITCHER	IP WLS BF H R ER SO BB IBB HBP BLK WP HR S P ERA WHIP																					
Mario Soto, R ERA: 2.31	9.0 W 32 4 3 3 10 1 0 1 0 1 2 50 55 3.00 0.556																					

AB	33
R	4
H	8
RBI	3
BB	2
SO	8
LOB	8



AB	30
R	3
H	4
RBI	3
BB	1
SO	10
LOB	5



livebaseballscores.com

livebaseballscores.com

Batter	1	2	3	4	5	6	7	8	9	AB	R	H	RBI	BB	SO	LOB	TOP								
23 Ryne Sandberg, R OBP: 0.255, SLG: 0.267 (1, 4)	0-0 4-3		0-0 9-3			0-0 F4		0-3 K		4	0	0	0	0	1	1									
Larry Bowa, S OBP: 0.304, SLG: 0.377 (1, 6)	0-0 F5			0-0 F9		0-0 G3		4-0 FC6-4 BB		3	0	0	0	1	0	0									
Bill Buckner, L OBP: 0.247, SLG: 0.295 (1, 3)	0-0 4-3			0-0 1B		0-0 G3		0-0 FC6-4		4	0	1	0	0	0	1									
Leon Durham, L OBP: 0.403, SLG: 0.547 (1, 8)		0-0 4-3		0-0 F5			0-0 HR		1-0 CS HBP	3	1	1	1	0	0	1									
Keith Moreland, R OBP: 0.341, SLG: 0.487 (1, 9)		4-0 BB		0-3 K			0-0 F7		0-0 F4	3	0	0	0	1	1	2									
Ron Cey, R OBP: 0.313, SLG: 0.388 (1, 5)		0-0 F8			0-3 K		0-0 E5 G6-4-3		0-0 F9	4	0	0	0	0	1	2									
Jay Johnstone, L OBP: 0.286, SLG: 0.385 Gary Woods, R OBP: 0.316, SLG: 0.415 (6, PH)		0-0 F8			0-0 WP 1B		0-0 G6-4-3		0-0 CS	3	0	1	0	0	0	2									
Jody Davis, R OBP: 0.311, SLG: 0.427 (1, 2)			0-0 F8		0-3 K			0-0 HR		3	1	1	1	0	1	1									
Steve Trout, L OBP: 0.059, SLG: 0.059 Mike Proly, R (6, 1)			0-3 K		0-0 F8			0-0 2-3		2	0	0	0	0	1	1									
Scot Thompson, L OBP: 0.237, SLG: 0.268 Bill Campbell, R (8, 1)			0-0 K							0	0	0	0	0	0	0									
Inning Stats	R: 0 E: 0 K: 0 S: 3	H: 0 LOB: 0 BB: 0 P: 3	R: 0 E: 0 K: 0 S: 3	H: 0 LOB: 1 BB: 1 P: 7	R: 0 E: 0 K: 1 S: 5	H: 0 LOB: 0 BB: 0 P: 5	R: 0 E: 0 K: 1 S: 6	H: 1 LOB: 1 BB: 0 P: 6	R: 0 E: 0 K: 2 S: 8	H: 1 LOB: 1 BB: 0 P: 8	R: 0 E: 0 K: 0 S: 3	H: 0 LOB: 0 BB: 0 P: 3	R: 1 E: 1 K: 0 S: 4	H: 1 LOB: 0 BB: 0 P: 4	R: 1 E: 0 K: 1 S: 6	H: 1 LOB: 1 BB: 1 P: 10	R: 0 E: 0 K: 0 S: 2	H: 0 LOB: 0 BB: 0 P: 3	1B: 2 2B: 1 3B: 0 HR: 2	SF: 0 SAC: 0 DP: 2 HBP: 1	WP: 1 PB: 1 SB: 0 CS: 0	PA: 34			
PITCHER	IP	WLS	BF	H	R	ER	SO	BB	IBB	HBP	BLK	WP	HR	S	P	ERA	WHIP								
Joe Niekro, R ERA: 4.41 (1, 1)	7.0	W	25	3	1	1	4	1	0	0	0	1	1	32	36	1.29	0.571								
Frank LaCorte, R ERA: 3.9 (8, 1)	0.2		4	1	1	1	1	1	0	0	0	0	1	5	9	13.50	3.000								
Frank DiPino, L ERA: 3.05 (8, 1)	1.1	S	4	0	0	0	0	0	0	1	0	0	0	3	4	0.00	0.000								

Chicago Cubs @ Houston Astros
Astrodome, Houston, TX
Mon May 23 1983, 8:05 PM EDT
Att: 8,816 - Dome

AB	30
R	2
H	4
RBI	2
BB	2
SO	5
LOB	11

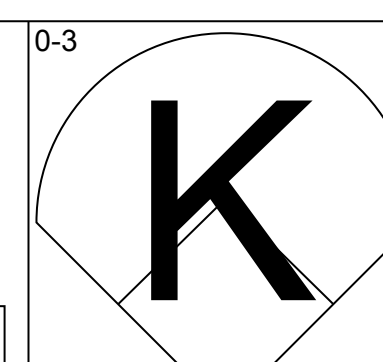
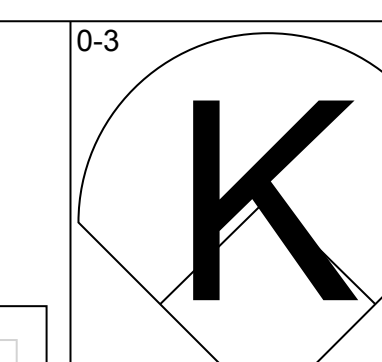
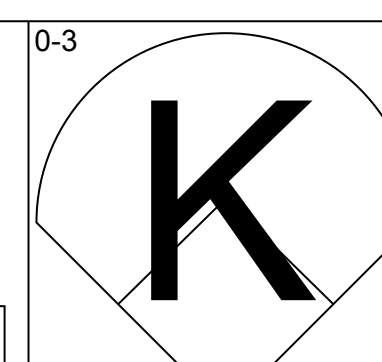
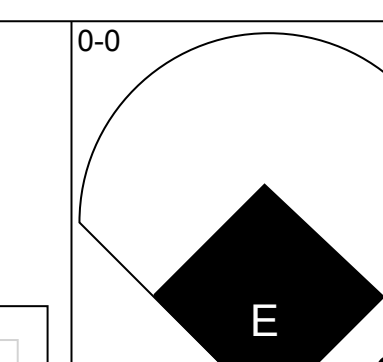
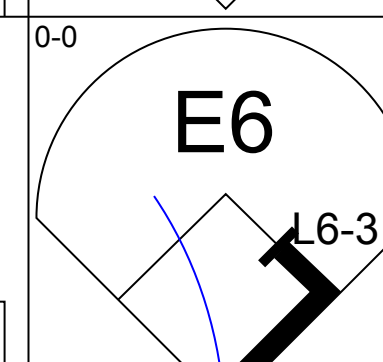
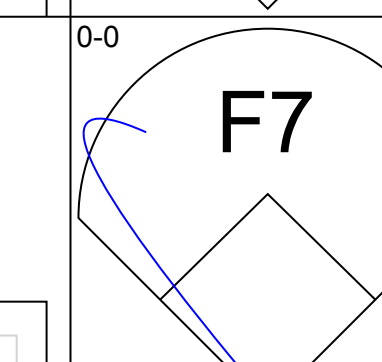
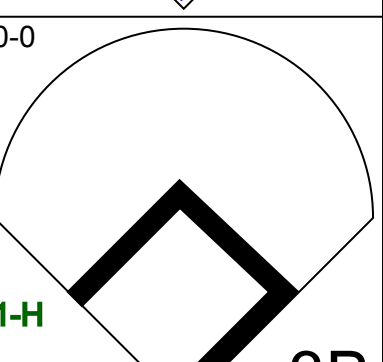
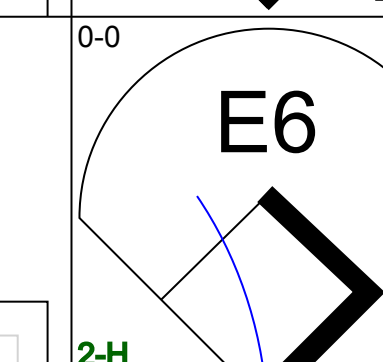
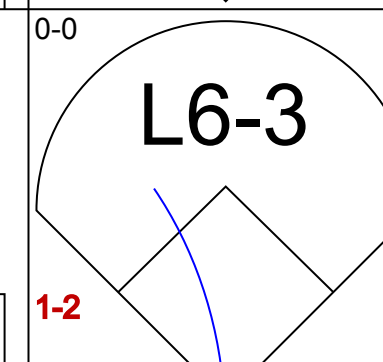
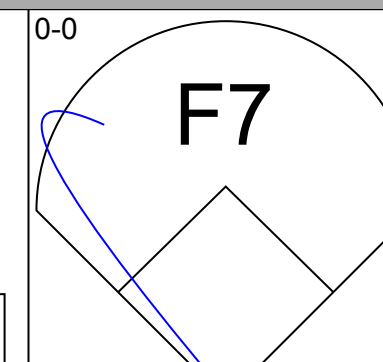
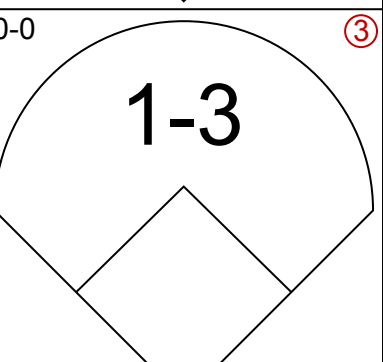
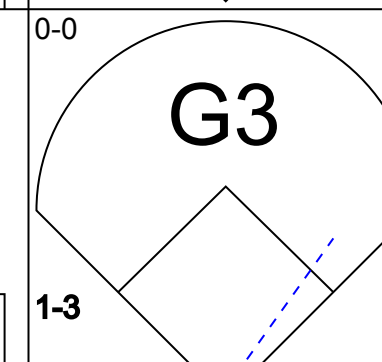
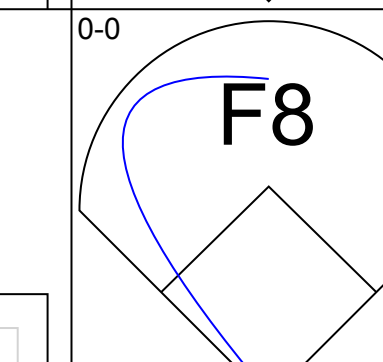
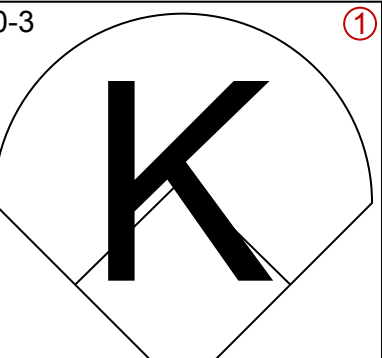
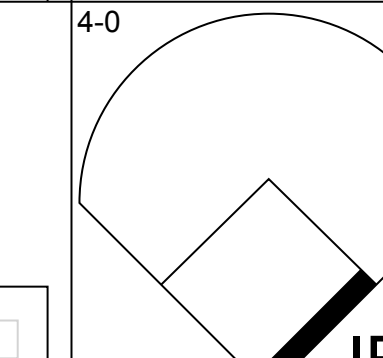
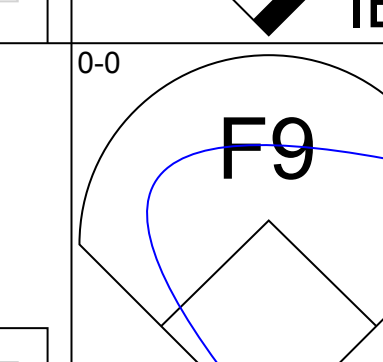
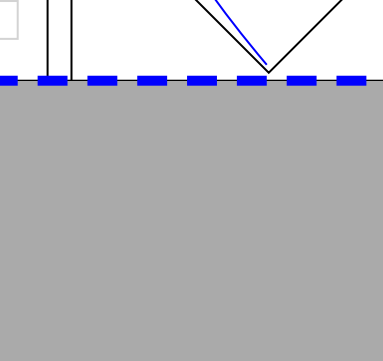


Batter	1	2	3	4	5	6	7	8	9	AB	R	H	RBI	BB	SO	LOB	BOTTOM								
Omar Moreno, L OBP: 0.301, SLG: 0.362 (1, 8)	0-0 G5-4-3 1B BLK 1B		0-0 2B			0-3 K	0-0 1-3			4	1	2	0	0	1	1									
Tony Scott, S OBP: 0.253, SLG: 0.318 Frank LaCorte, R (8, 1)	0-0 1B		0-0 F8			0-0 5-3	0-0 4-3			4	0	1	0	0	0	2									
Frank DiPino, L OBP: 0.333, SLG: 0.667 (8, 1)	0-0 G5-4-3 1B									0	0	0	0	0	0	0									
Dickie Thon, R OBP: 0.344, SLG: 0.452 (1, 6)	0-0 G5-4-3			0-0 F6		0-0 2B		0-0 6-3		4	1	1	0	0	0	2									
Phil Garner, R OBP: 0.339, SLG: 0.395 (1, 5)	0-0 6-3			0-0 F9		4-0 2B BB IBB		4-0 S BB		2	1	0	0	2	0	0									
Jose Cruz, L OBP: 0.392, SLG: 0.399 (1, 7)		0-0 1-3		0-0 6-3		4-0 2B BB		0-3 K		3	0	0	0	1	1	1									
Ray Knight, R OBP: 0.338, SLG: 0.444 (1, 3)		0-0 F8			0-0 1-3	0-0 1-3 2B		4-0 BB		3	0	1	2	1	0	0									
Bill Doran, S OBP: 0.358, SLG: 0.289 (1, 4)		0-0 5-3			0-0 1B	0-0 4-3		0-0 G3		4	0	1	0	0	0	4									
Luis Pujols, R OBP: 0.286, SLG: 0.250 (1, 2)			0-0 F9		0-0 G5-4-3 1B		0-0 6-3			3	0	1	0	0	0	0									
Joe Niekro, R OBP: 0.100, SLG: 0.100 Terry Puhl, L OBP: 0.299, SLG: 0.333 (7, PH)			0-3 K		0-0 G5-4-3		0-0 E7			2	0	0	0	0	1	2									
Inning Stats	R: 1 E: 0 K: 0 S: 4	H: 2 LOB: 0 BB: 0 P: 4	R: 0 E: 0 K: 0 S: 3	H: 0 LOB: 0 BB: 0 P: 3	R: 0 E: 0 K: 1 S: 6	H: 1 LOB: 1 BB: 0 P: 6	R: 0 E: 0 K: 0 S: 3	H: 0 LOB: 0 BB: 0 P: 3	R: 0 E: 0 K: 0 S: 4	H: 2 LOB: 1 BB: 0 P: 4	R: 2 E: 0 K: 1 S: 7	H: 2 LOB: 2 BB: 2 P: 15	R: 0 E: 1 K: 0 S: 4	H: 0 LOB: 1 BB: 0 P: 4	R: 0 E: 0 K: 1 S: 5	H: 0 LOB: 2 BB: 2 P: 13	R: 0 E: 0 K: 0 S: 2	H: 0 LOB: 0 BB: 0 P: 3	1B: 4 2B: 2 3B: 1 HR: 0	SF: 0 SAC: 0 DP: 2 HBP: 0	WP: 0 PB: 0 SB: 1 CS: 0	PA: 34			
PITCHER	IP	WLS	BF	H	R	ER	SO	BB	IBB	HBP	BLK	WP	HR	S	P	ERA	WHIP								
Steve Trout, L ERA: 4.33 (1, 1)	5.2	L	24	7	3	3	2	1	0	0	1	0	0	26	34	4.76	1.412								
Mike Proly, R ERA: 1.8 (6, 1)	1.1		5	0	0	0	0	0	0	0	0	0	0	5	5	0.00	0.000								
Bill Campbell, R ERA: 3.82 (8, 1)	1.0		5	0	0	0	1	2	0	0	0	0	0	5	13	0.00	2.000								

Chicago Cubs @ Houston Astros
Astrodome, Houston, TX
Mon May 23 1983, 8:05 PM EDT
Att: 8,816 - Dome

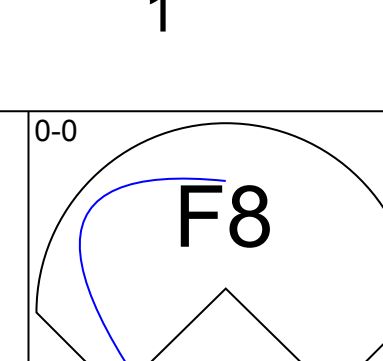
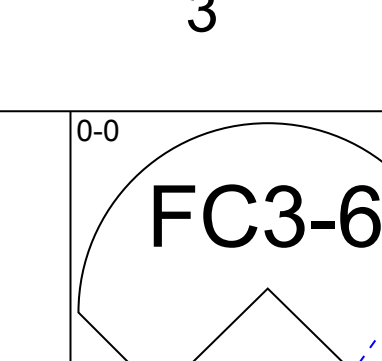
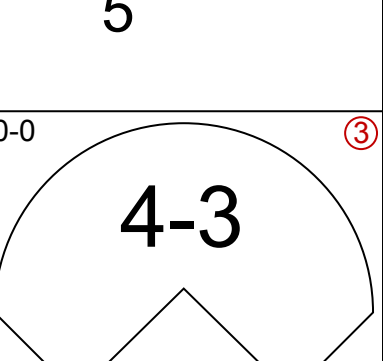
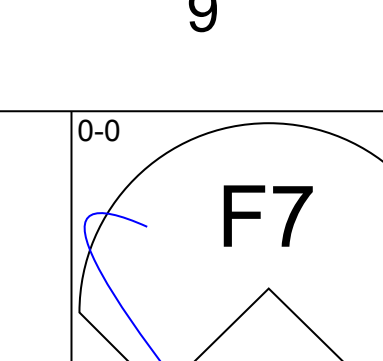
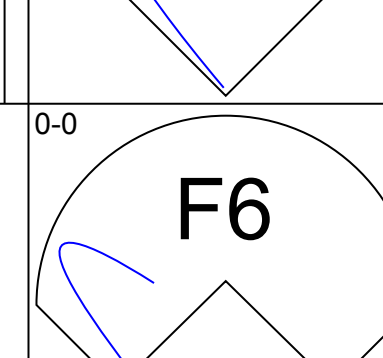
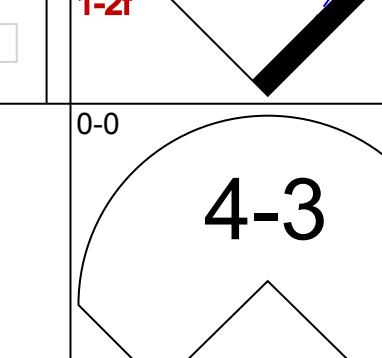
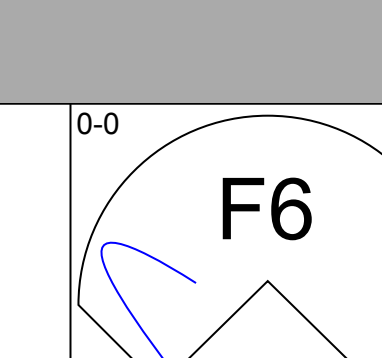
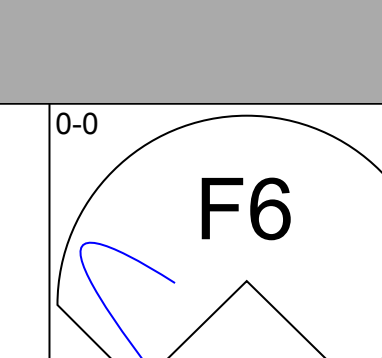
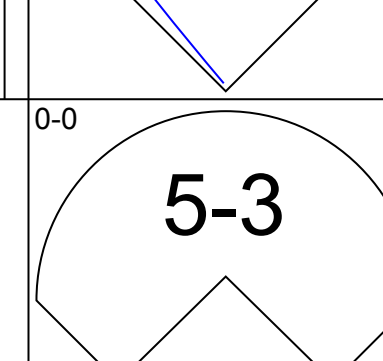
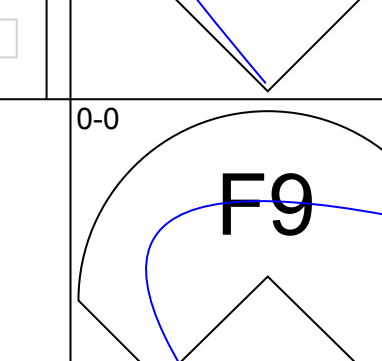
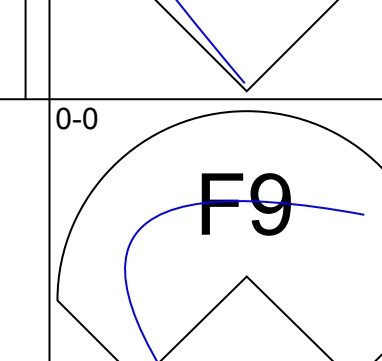
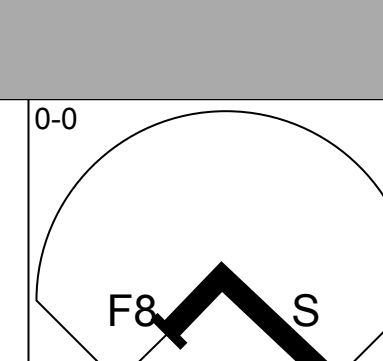
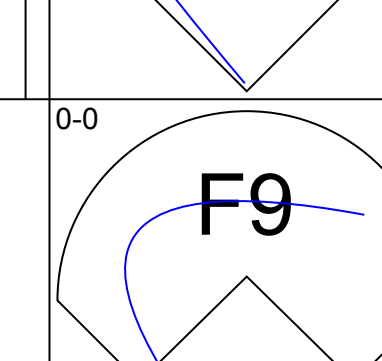
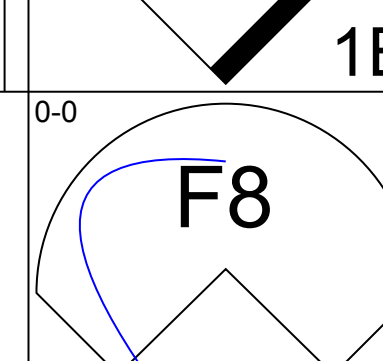
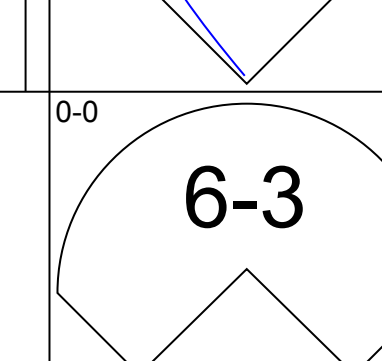
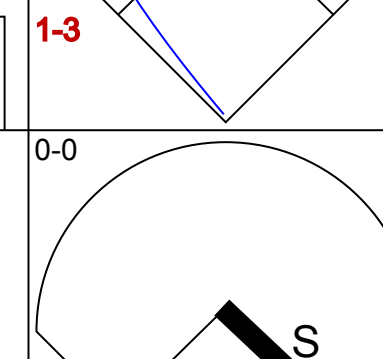
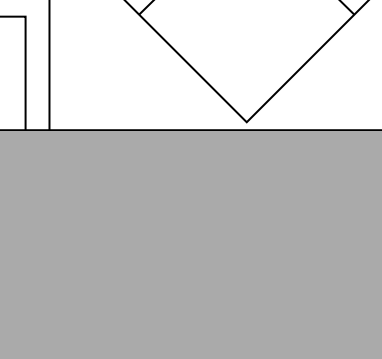
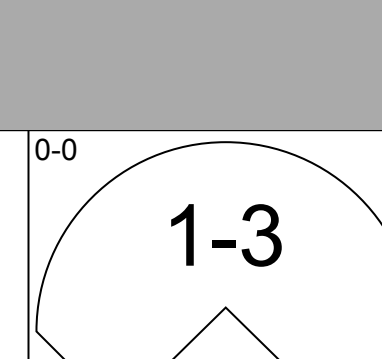
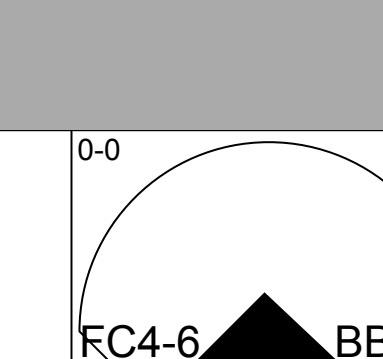
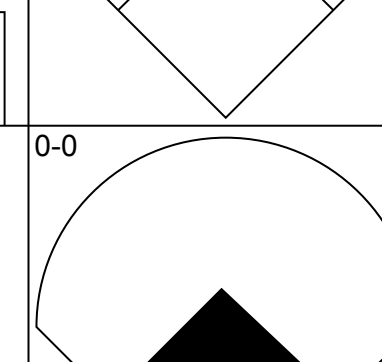
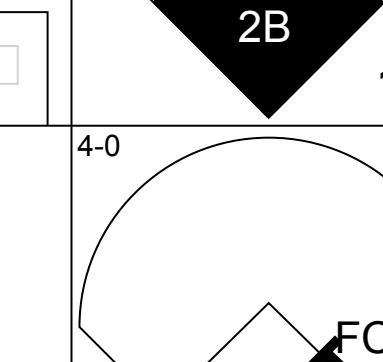
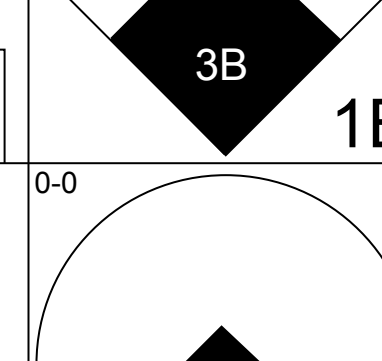
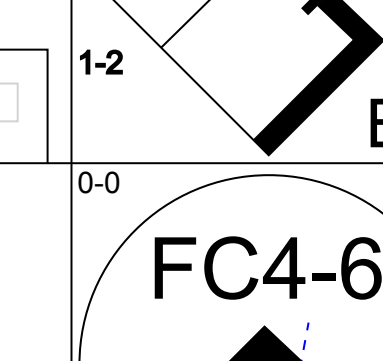
AB	30
R	3
H	7
RBI	2
BB	4
SO	3
LOB	12



Batter	1	2	3	4	5	6	7	8	9	AB	R	H	RBI	BB	SO	LOB	TOP								
Gary Woods, R OBP: 0.306, SLG: 0.414 (1, 7)										5	1	1	0	0	3	1	Chicago Cubs @ Houston Astros Astrodome, Houston, TX Tue May 24 1983, 8:05 PM EDT Att. 8,859 - Dome - 72 F								
Larry Bowa, S OBP: 0.308, SLG: 0.393 (1, 6)										5	0	2	1	0	0	0									
Bill Buckner, L OBP: 0.239, SLG: 0.286 (1, 3)										5	0	0	0	0	0	4									
Leon Durham, L OBP: 0.418, SLG: 0.560 (1, 8)										3	0	2	0	2	1	0									
Ron Cey, R OBP: 0.315, SLG: 0.412 Junior Kennedy, R OBP: 0.167, SLG: 0.125 Jay Johnstone, L OBP: 0.276, SLG: 0.370 Tom Verzyer, R OBP: 0.300, SLG: 0.300 (1, 5)										2	1	1	1	0	1	1									
Keith Moreland, R OBP: 0.346, SLG: 0.484 (1, 9)										2	0	0	0	0	1	3									
Jody Davis, R OBP: 0.310, SLG: 0.421 (1, 2)										1	0	0	0	0	0	2									
23 Ryne Sandberg, R OBP: 0.262, SLG: 0.269 (1, 4)										0	0	0	0	0	0	0									
Dick Ruthven, R OBP: 0.167, SLG: 0.250 Lee Smith, R (7, 1) Bill Campbell, R (9, 1)										3	1	1	0	1	1	1									
Inning Stats	R: 0 E: 1 K: 1 S: 5	H: 0 LOB: 0 BB: 0 P: 5	R: 1 E: 0 K: 1 S: 7	H: 2 LOB: 1 BB: 0 P: 7	R: 0 E: 0 K: 2 S: 7	H: 0 LOB: 0 BB: 0 P: 7	R: 0 E: 0 K: 1 S: 6	H: 1 LOB: 1 BB: 0 P: 6	R: 2 E: 1 K: 0 S: 6	H: 3 LOB: 1 BB: 0 P: 6	R: 1 E: 0 K: 0 S: 4	H: 2 LOB: 2 BB: 2 P: 12	R: 0 E: 0 K: 2 S: 8	H: 1 LOB: 2 BB: 1 P: 12	R: 0 E: 0 K: 2 S: 7	H: 0 LOB: 0 BB: 0 P: 7		R: 1 E: 1 K: 1 S: 7	H: 1 LOB: 2 BB: 1 P: 11	1B: 6 2B: 3 3B: 1 HR: 1	SF: 0 SAC: 0 DP: 2 HBP: 0	WP: 0 PB: 0 SB: 3 CS: 0	PA: 41		
PITCHER	IP	WLS	BF	H	R	ER	SO	BB	IBB	HBP	BLK	WP	HR	S	P	ERA	WHIP								
Mike Scott, R ERA: 3.42 Dave Smith, R ERA: 4.43 Bill Dawley, R ERA: 2.65	5.2	L	25	8	4	4	5	1	0	0	0	0	1	34	38	6.35	1.588								

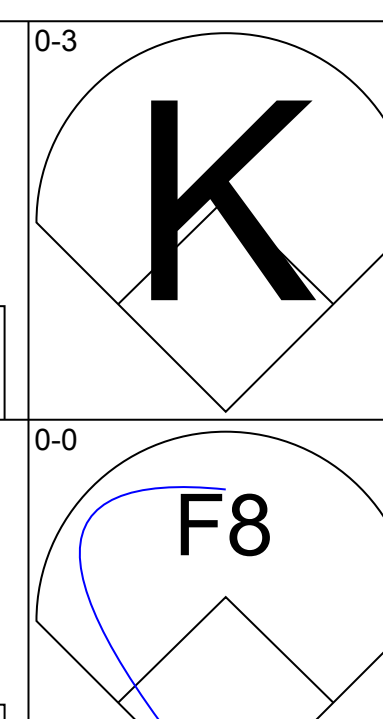
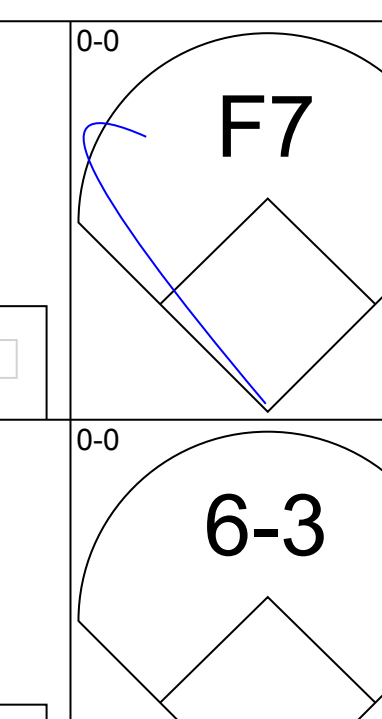
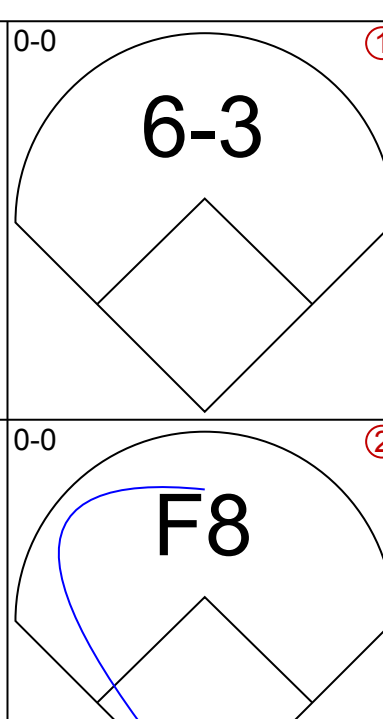
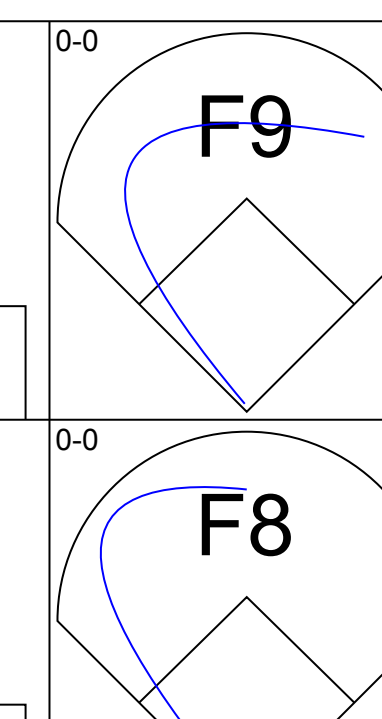
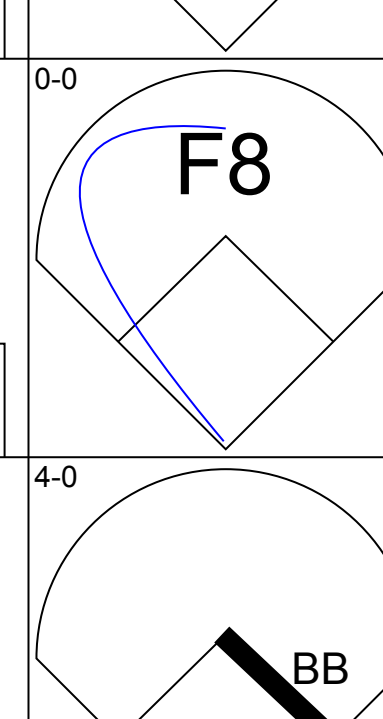
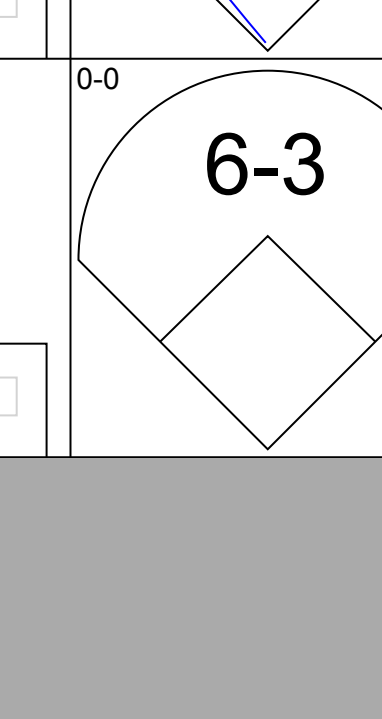
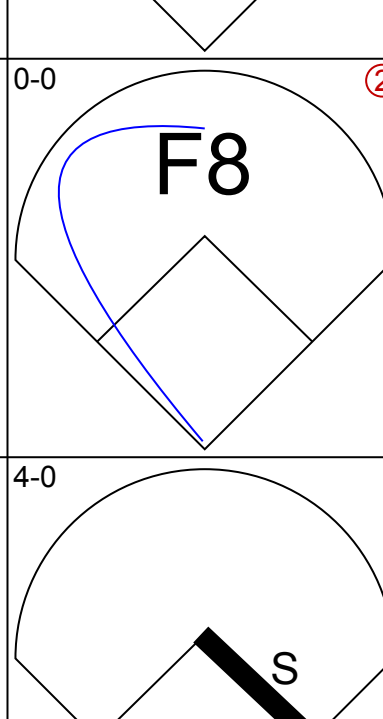
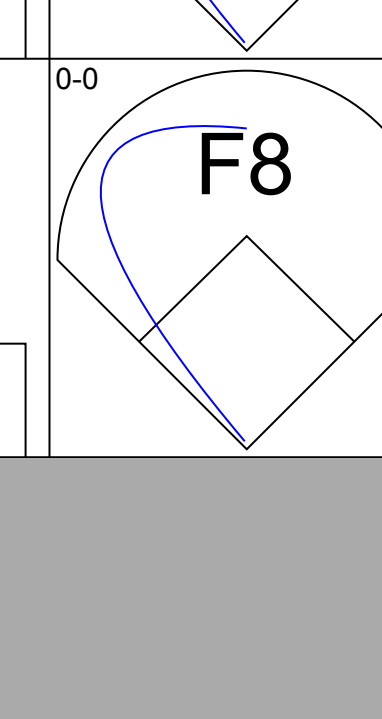
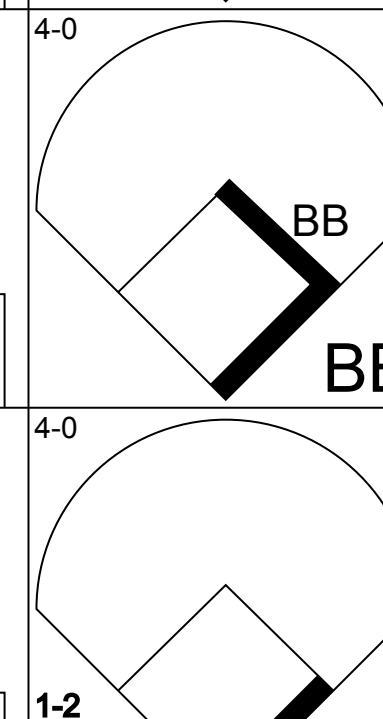
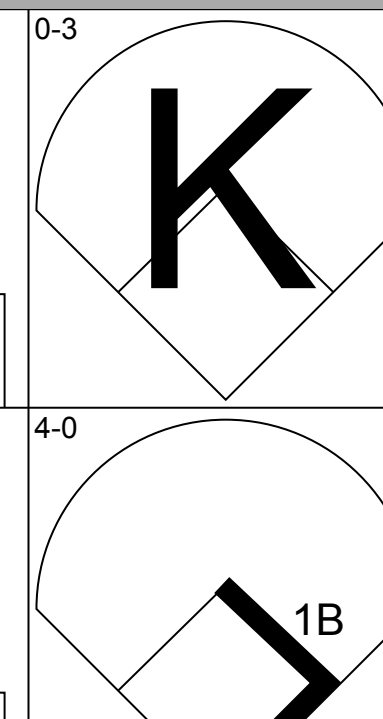
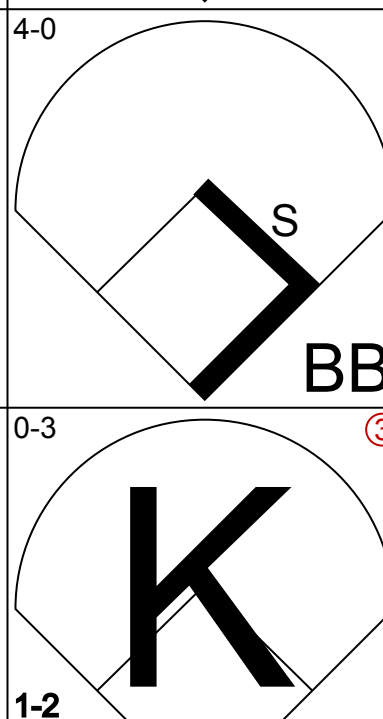

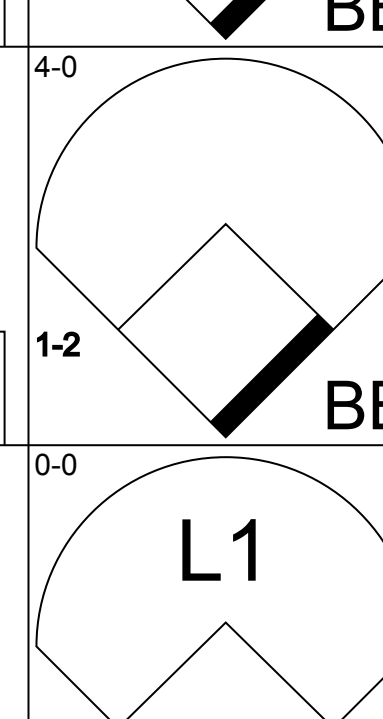
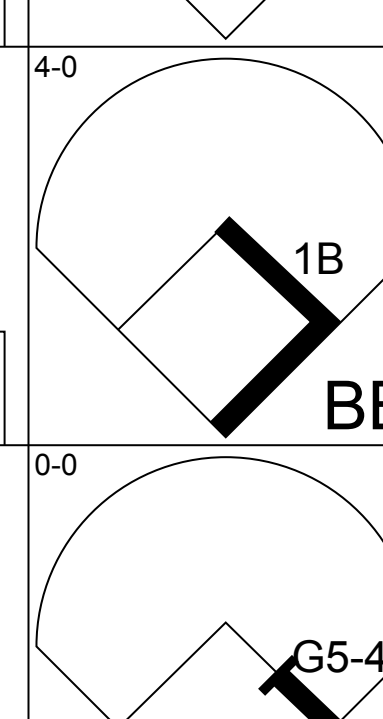
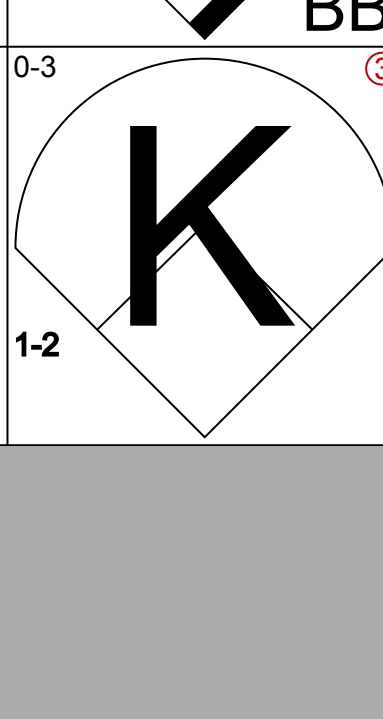
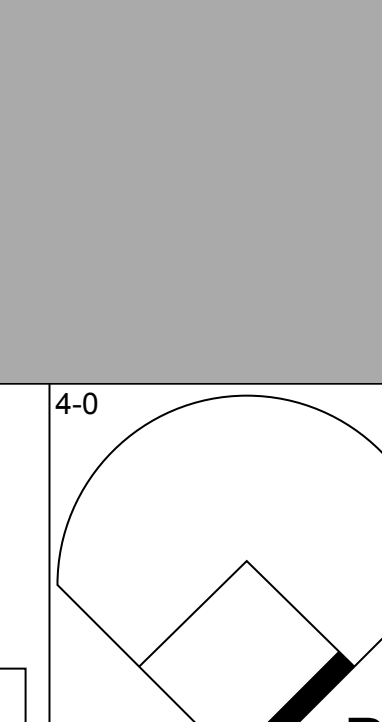
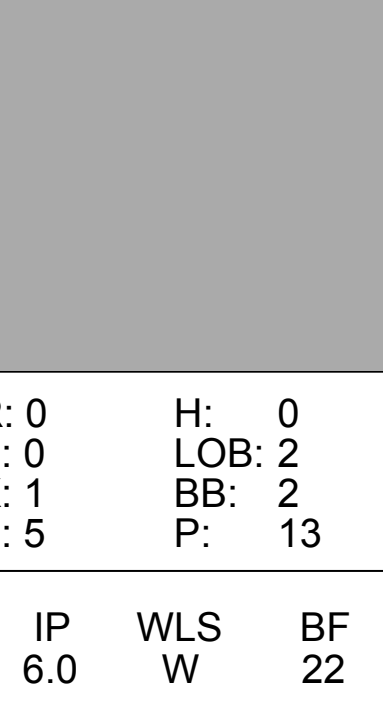
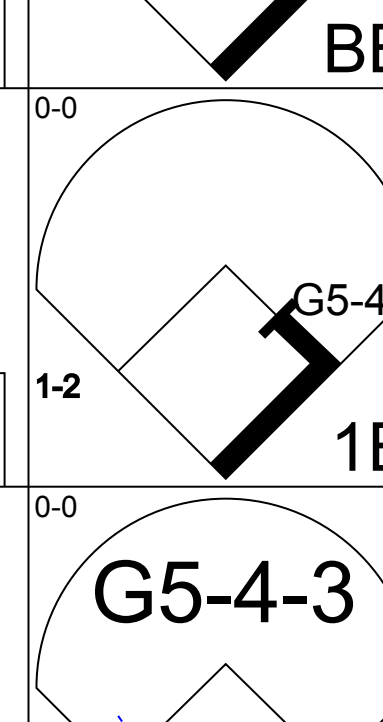

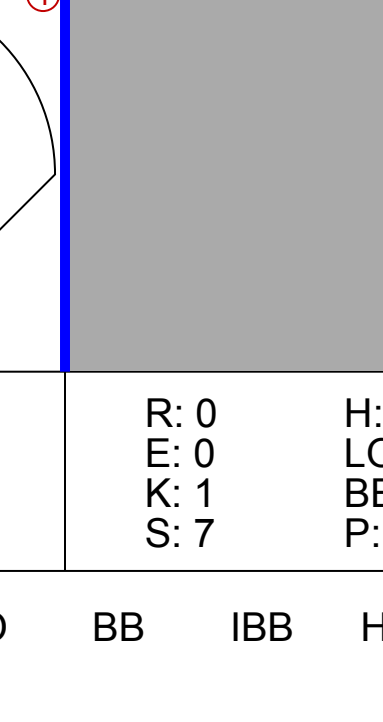
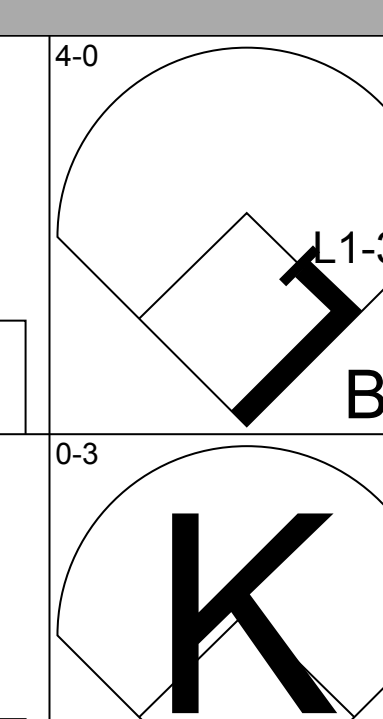
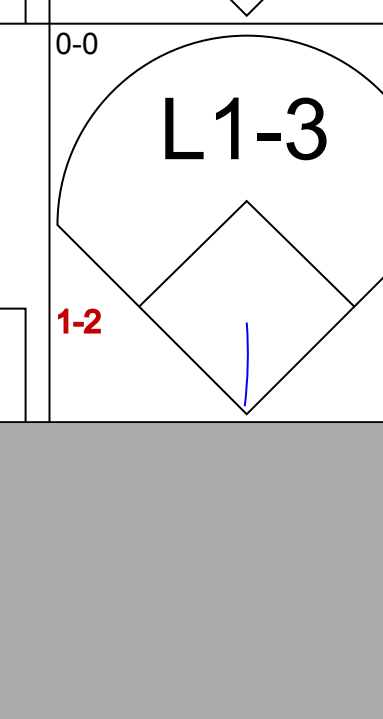
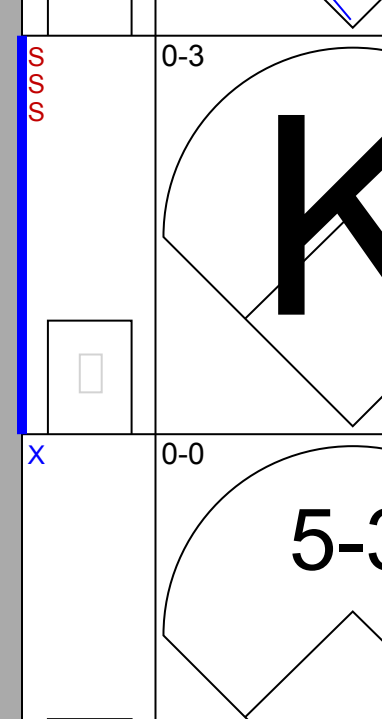
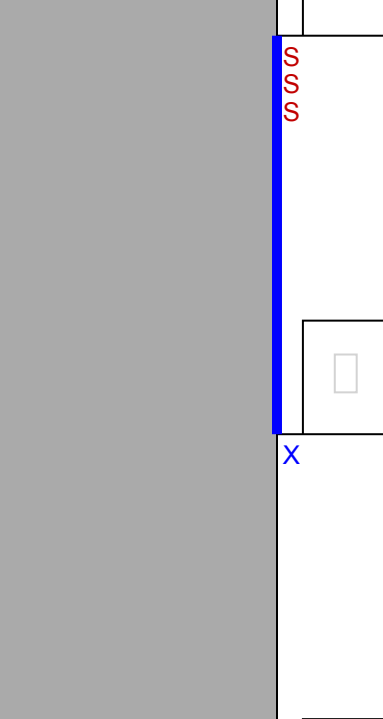
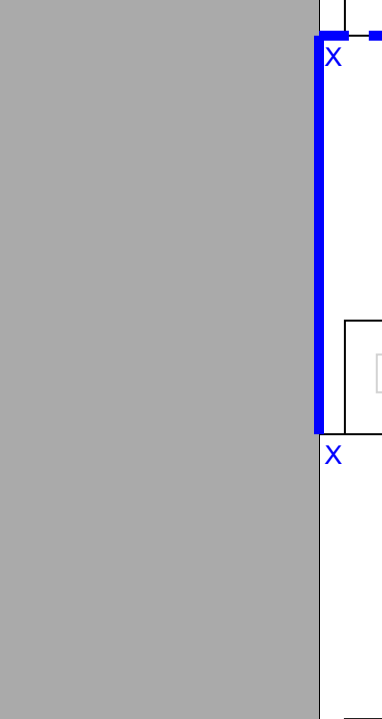
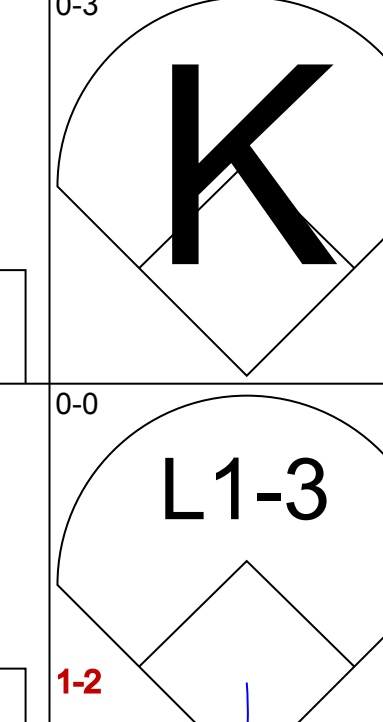
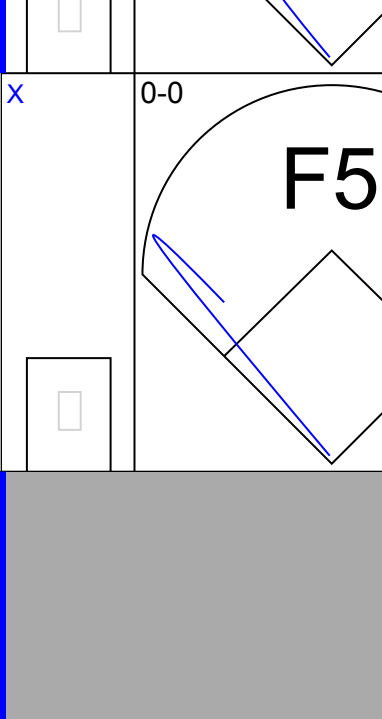
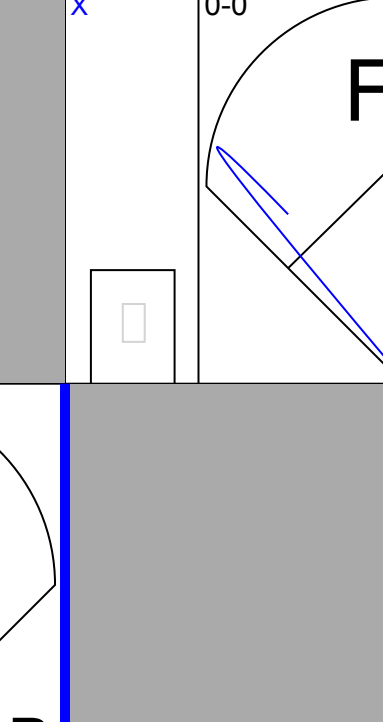
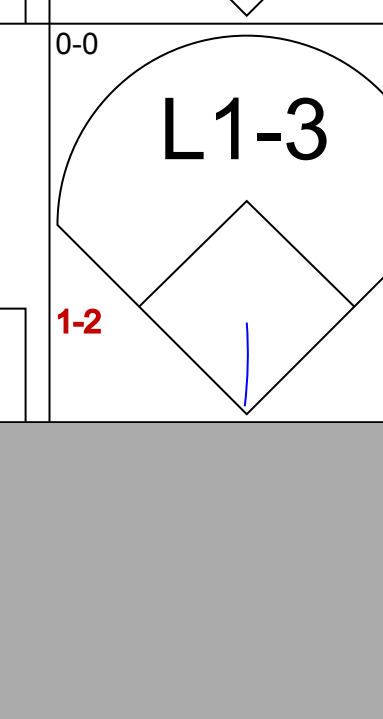
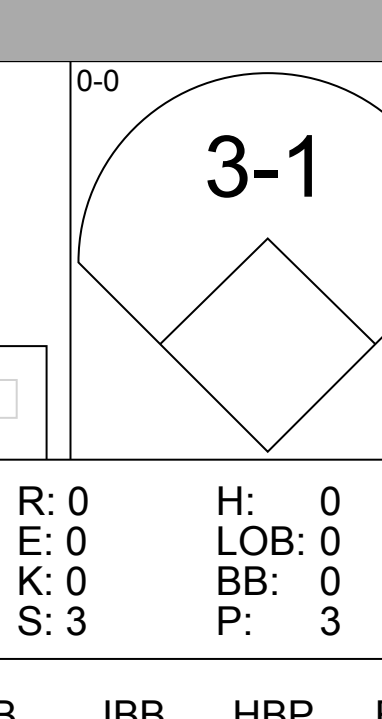
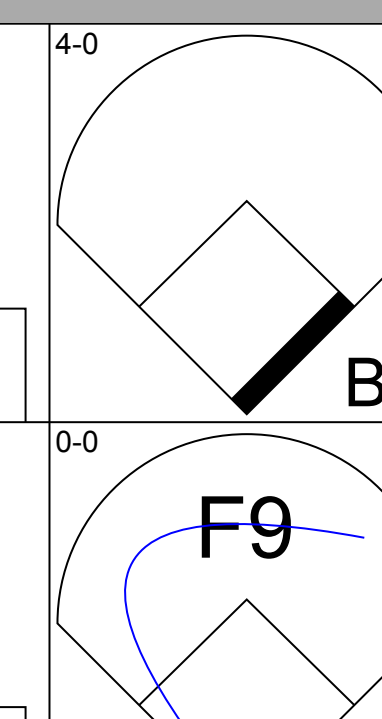
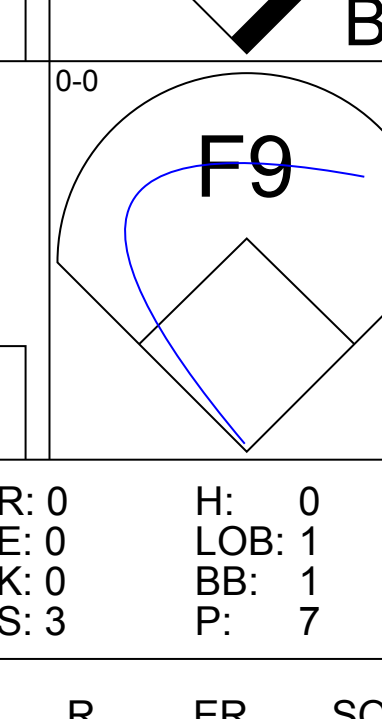
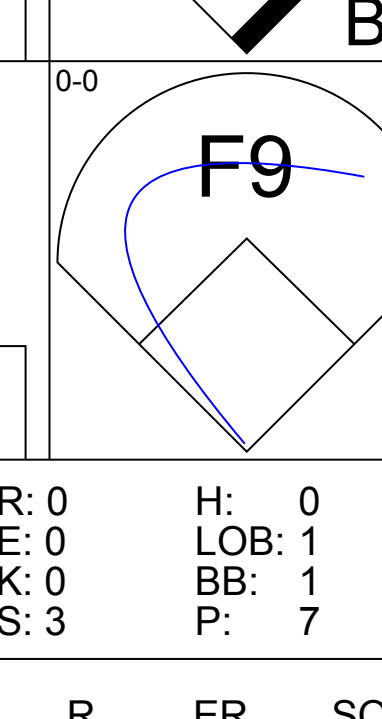
AB	37
R	5
H	10
RBI	3
BB	4
SO	10
LOB	16



Batter	1	2	3	4	5	6	7	8	9	AB	R	H	RBI	BB	SO	LOB	BOTTOM								
Omar Moreno, L OBP: 0.294, SLG: 0.354 Bill Dawley, R (8, 1) Tony Scott, S OBP: 0.250, SLG: 0.314 (9, PH)										4	0	0	0	0	0	2	Chicago Cubs @ Houston Astros Astrodome, Houston, TX Tue May 24 1983, 8:05 PM EDT Att. 8,859 - Dome - 72 F								
Terry Puhl, L OBP: 0.284, SLG: 0.316 (1, 9)										4	0	0	0	0	1										
Dickie Thon, R OBP: 0.342, SLG: 0.448 (1, 6)										4	0	1	0	0	0	0									
Phil Garner, R OBP: 0.337, SLG: 0.387 (1, 5)										3	0	0	0	0	1										
Jose Cruz, L OBP: 0.394, SLG: 0.401 (1, 7)										4	1	2	0	0	1										
Ray Knight, R OBP: 0.345, SLG: 0.444 Alan Ashby, S OBP: 0.298, SLG: 0.427 Denny Walling, L OBP: 0.161, SLG: 0.103 (9, PH)										4	1	2	0	0	1										
Bill Doran, S OBP: 0.355, SLG: 0.302 (1, 4)										4	1	2	0	0	1										
Luis Pujols, R OBP: 0.261, SLG: 0.227 Kevin Bass, S OBP: 0.314, SLG: 0.408 (7, PH)										2	1	1	0	1	1										
Mike Scott, R OBP: 0.286, SLG: 0.286 Dave Smith, R (6, 1) Harry Spilman, L OBP: 0.300, SLG: 0.389 (8, 3)										0	0	0	0	0	0	0									
Inning Stats	R: 0 E: 0 K: 0 S: 3	H: 0 LOB: 0 BB: 0 P: 3	R: 0 E: 0 K: 0 S: 3	H: 0 LOB: 1 BB: 0 P: 4	R: 0 E: 0 K: 1 S: 6	H: 1 LOB: 0 BB: 0 P: 6	R: 0 E: 0 K: 0 S: 4	H: 2 LOB: 2 BB: 1 P: 8	R: 0 E: 0 K: 0 S: 5	H: 0 LOB: 0 BB: 0 P: 5	R: 0 E: 0 K: 0 S: 3	H: 0 LOB: 0 BB: 0 P: 3	R: 2 E: 0 K: 0 S: 6	H: 3 LOB: 1 BB: 0 P: 6	R: 0 E: 0 K: 0 S: 3	H: 0 LOB: 0 BB: 0 P: 3		R: 2 E: 0 K: 0 S: 5	H: 2 LOB: 1 BB: 1 P: 9	1B: 6 2B: 1 3B: 1 HR: 0	SF: 0 SAC: 0 DP: 0 HBP: 1	WP: 1 PB: 0 SB: 2 CS: 0	PA: 37		
PITCHER	IP	WLS	BF	H	R	ER	SO	BB	IBB	HBP	BLK	WP	HR	S	P	ERA	WHIP								
Dick Ruthven, R ERA: 5.18 Lee Smith, R ERA: 1.27 Bill Campbell, R ERA: 3.75	6.1	W	26	6	2	2	2	1	0	0	0	1	0	8	12	9.00	1.500								

AB	34
R	4
H	8
RBI	4
BB	2
SO	2
LOB	14

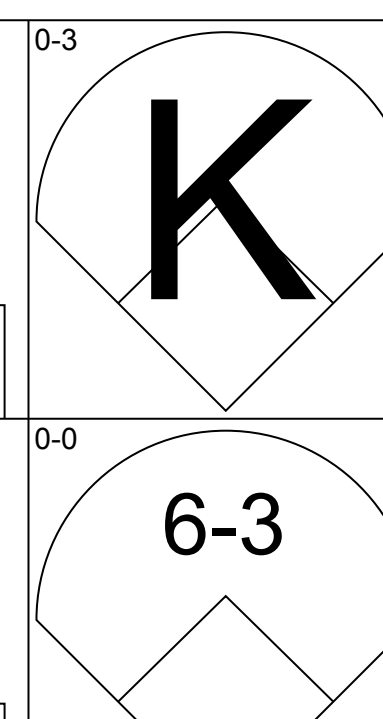
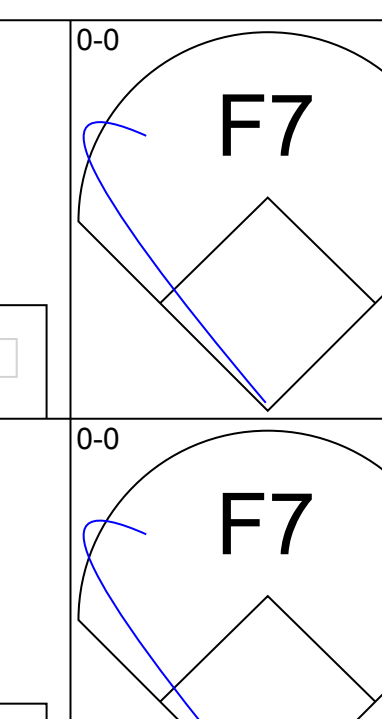
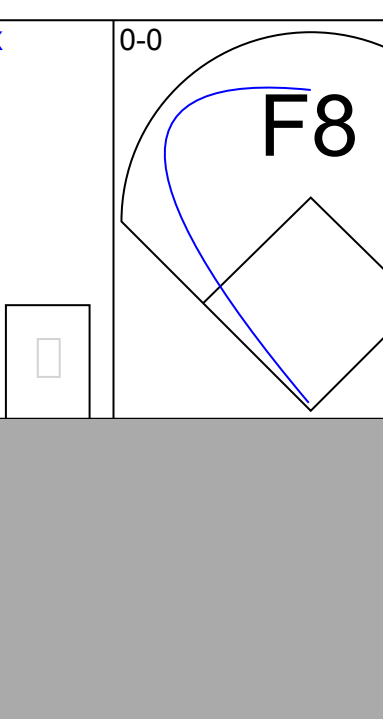
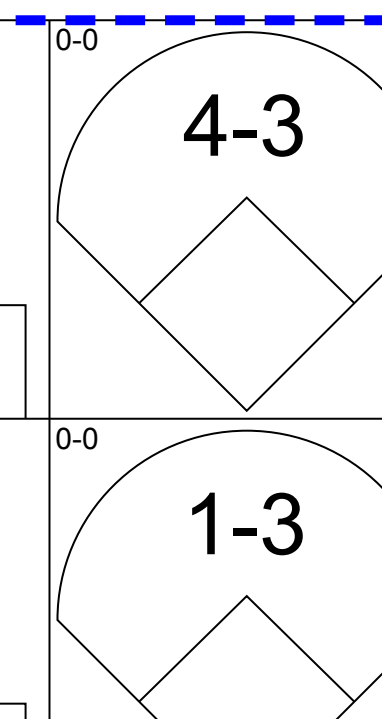
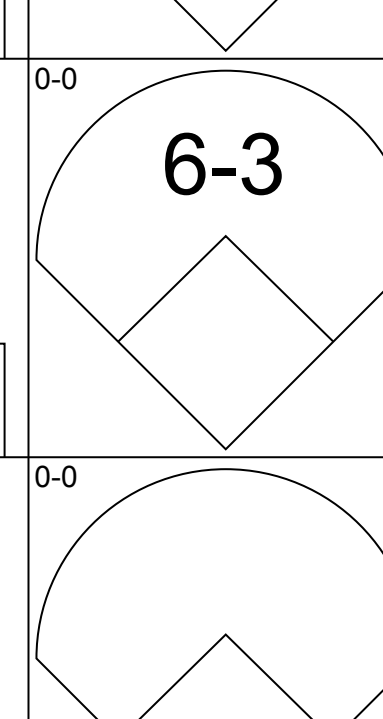
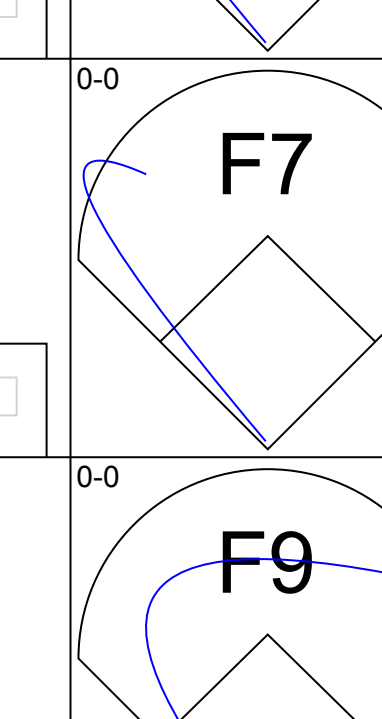
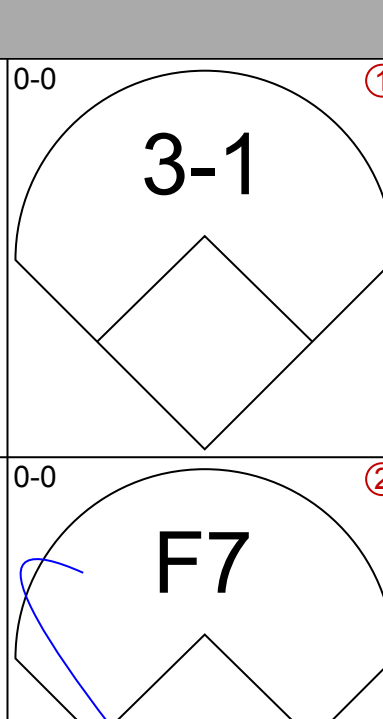
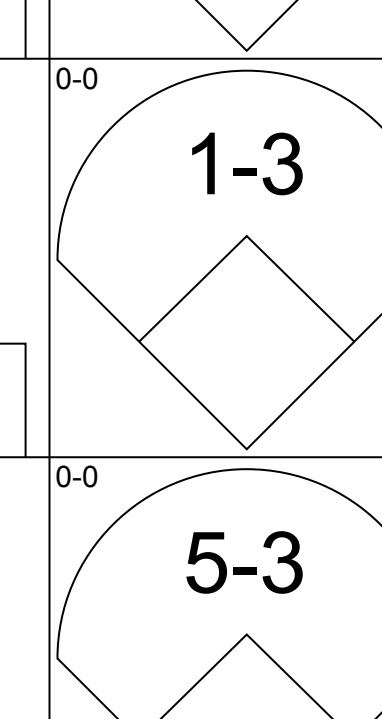
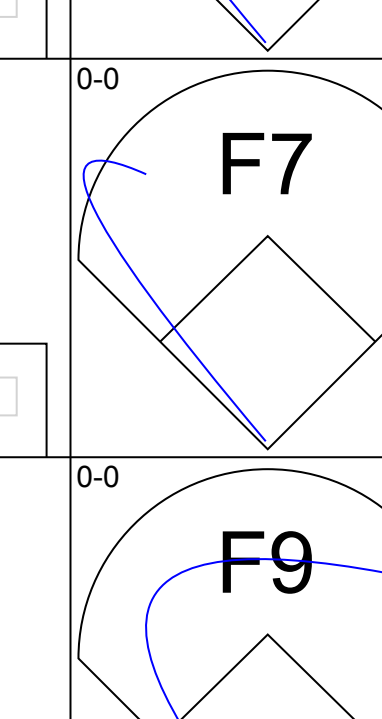
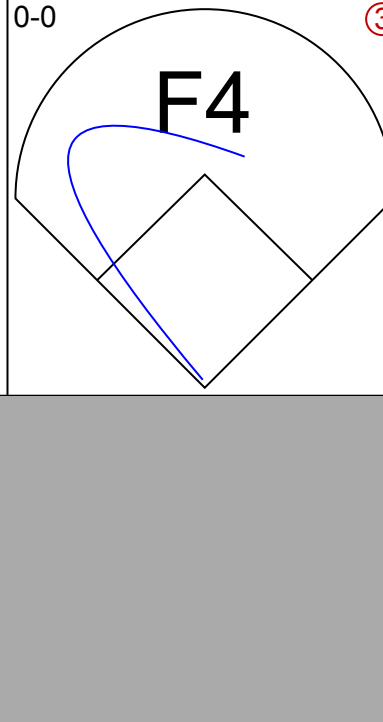

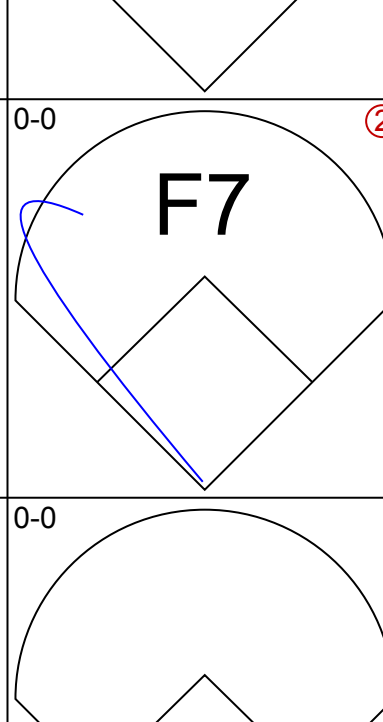
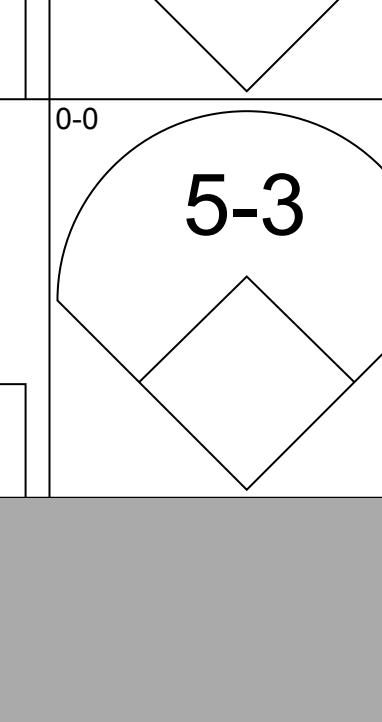


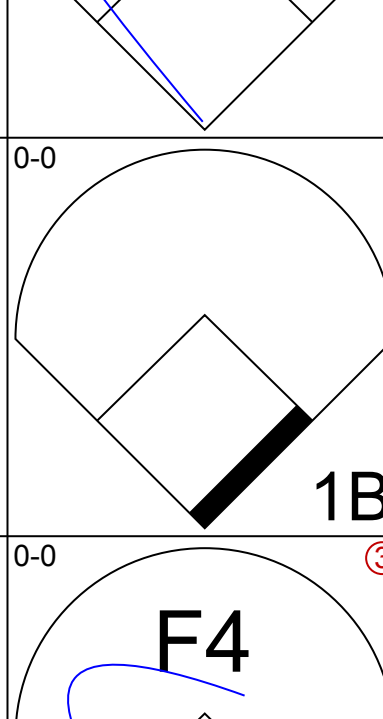

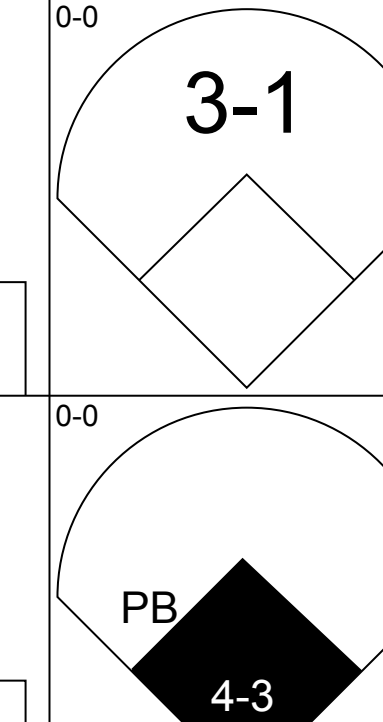
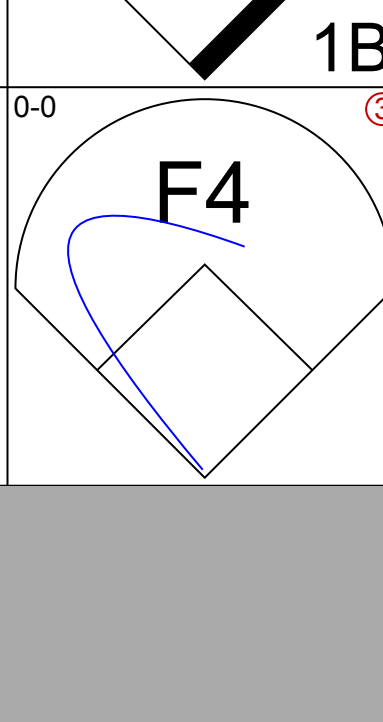
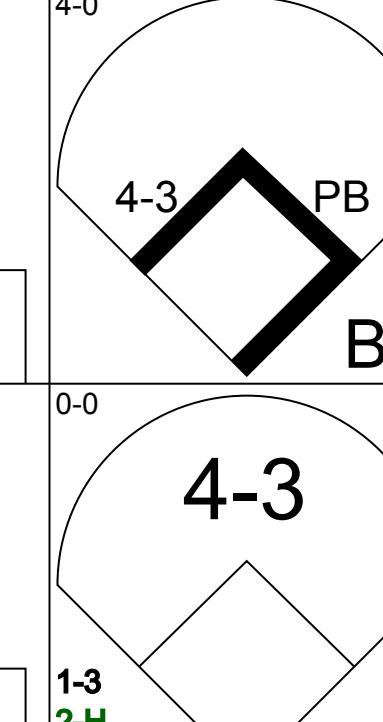

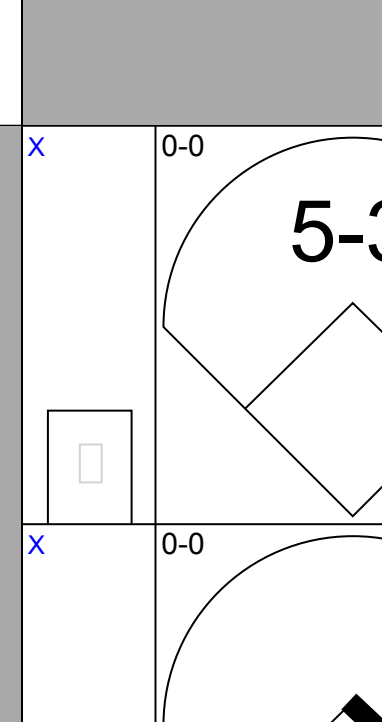
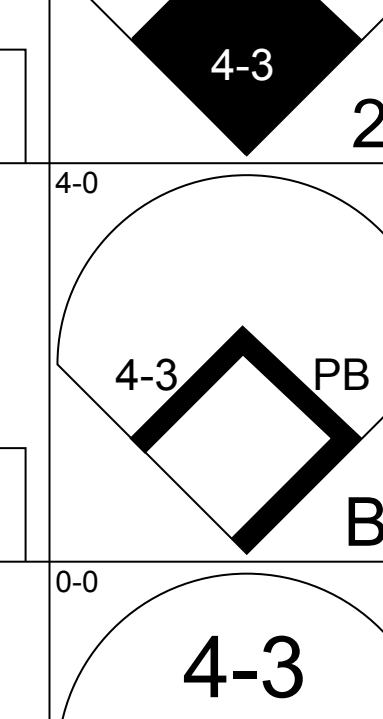

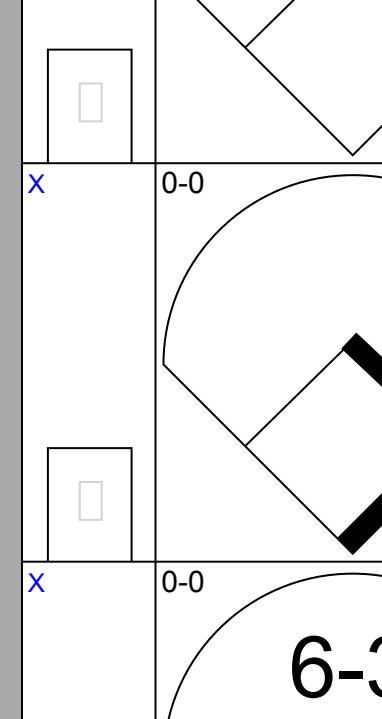
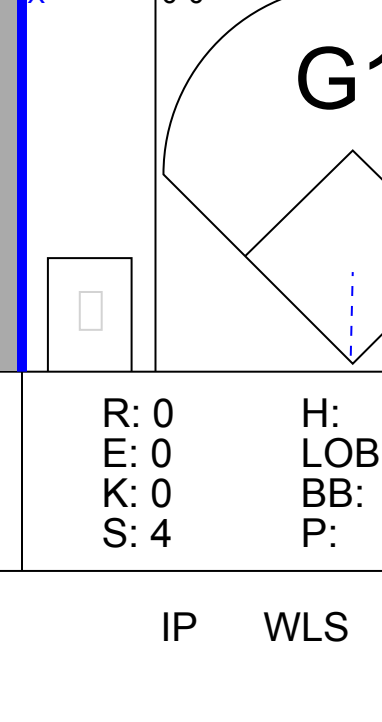

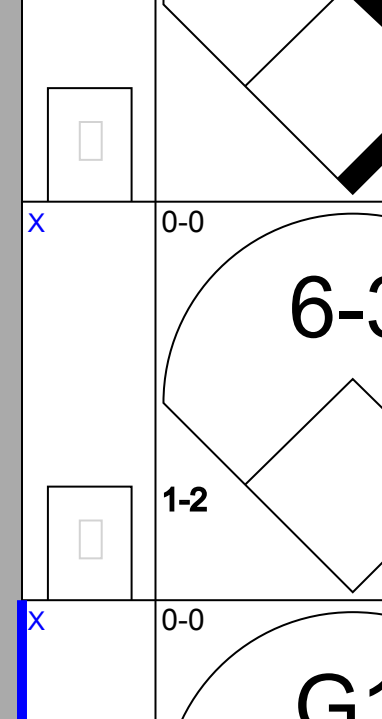

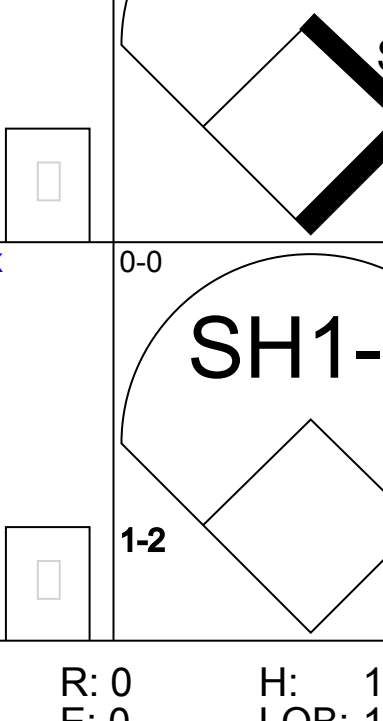
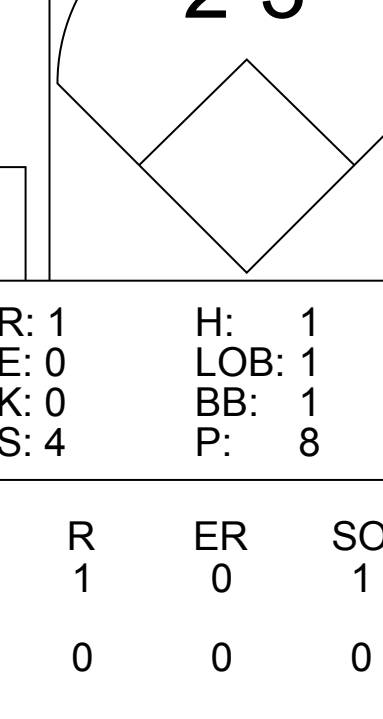
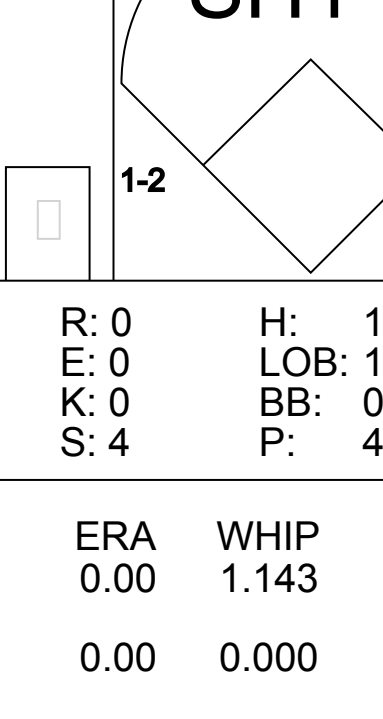
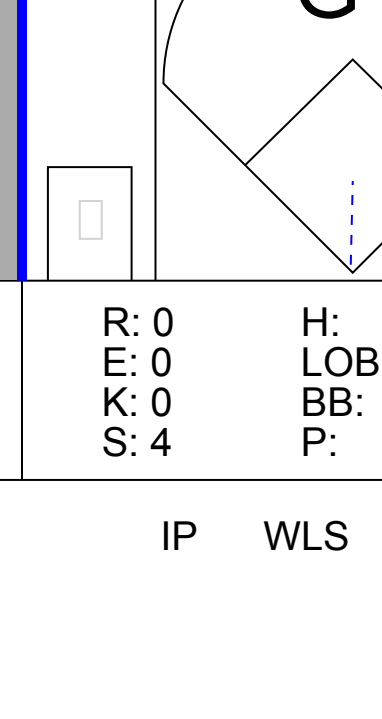


Batter	1	2	3	4	5	6	7	8	9	AB	R	H	RBI	BB	SO	LOB	TOP											
Larry Bowa, S OBP: 0.299, SLG: 0.381 (1, 6)										4	0	0	0	0	1	1												
23 Ryne Sandberg, R OBP: 0.255, SLG: 0.261 (1, 4)										4	0	0	0	0	0	1												
Leon Durham, L OBP: 0.428, SLG: 0.559 (1, 8)										2	0	1	0	2	1	0												
Keith Moreland, R OBP: 0.350, SLG: 0.476 (1, 9)										2	0	0	0	2	2	2												
Bill Buckner, L OBP: 0.245, SLG: 0.291 (1, 3)										4	0	2	0	0	0	2												
Gary Woods, R OBP: 0.313, SLG: 0.407 Scot Thompson, L OBP: 0.233, SLG: 0.263 (7, 7)										1	0	0	0	1	0	2												
Wayne Nordhagen, R OBP: 0.152, SLG: 0.258 (8, PH)										1	0	0	0	0	0	2												
Jody Davis, R OBP: 0.300, SLG: 0.407 (1, 2)										4	0	0	0	0	1	3												
Tom Verzyer, R OBP: 0.250, SLG: 0.250 Jery Morales, R OBP: 0.199, SLG: 0.222 Mike Proly, R (8, 1)										2	0	0	0	0	1	1												
Craig Lefferts, L OBP: 0.267, SLG: 0.357 Junior Kennedy, R OBP: 0.167, SLG: 0.125 (8, 5)										0	0	0	0	1	0	0												
										2	0	0	0	0	0	0												
										1	0	0	0	0	0	1												
										0	0	0	0	0	0	0												
Inning Stats	R: 0 E: 0 K: 1 S: 5	H: 0 LOB: 2 BB: 2 P: 13	R: 0 E: 0 K: 1 S: 4	H: 0 LOB: 0 BB: 1 P: 8	R: 0 E: 0 K: 0 S: 3	H: 0 LOB: 0 BB: 0 P: 3	R: 0 E: 0 K: 1 S: 5	H: 1 LOB: 1 BB: 1 P: 9	R: 0 E: 0 K: 1 S: 5	H: 0 LOB: 0 BB: 0 P: 5	R: 0 E: 0 K: 1 S: 5	H: 0 LOB: 0 BB: 0 P: 9	R: 0 E: 0 K: 1 S: 5	H: 0 LOB: 0 BB: 0 P: 5	R: 0 E: 0 K: 0 S: 3	H: 2 LOB: 2 BB: 0 P: 7	R: 0 E: 0 K: 1 S: 7	H: 2 LOB: 2 BB: 0 P: 7	1B: 3 2B: 1 3B: 0 HR: 0	SF: 0 SAC: 0 DP: 2 HBP: 0	WP: 0 PB: 0 SB: 1 CS: 0	PA: 34						
PITCHER	IP	WLS	BF	H	R	ER	SO	BB	IBB	HBP	BLK	WP	HR	S	P	ERA	WHIP											
Mike Madden, L ERA: 2.19	6.0	W	22	1	0	0	5	5	0	0	0	0	0	0	27	47	0.00	1.000										
Frank LaCorte, R ERA: 3.64	2.0		7	0	0	0	1	1	0	0	0	0	0	0	8	12	0.00	0.500										
Frank DiPino, L ERA: 3.0	0.1		3	2	0	0	1	0	0	0	0	0	0	0	5	5	0.00	6.000										
Bill Dawley, R ERA: 2.55	0.2	S	2	0	0	0	0	0	0	0	0	0	0	2	2	0.00	0.000											

Chicago Cubs @ Houston Astros
Astrodome, Houston, TX
Wed May 25 1983, 8:05 PM EDT
Att: 8,833 - Dome

AB 28
R 0
H 3
RBI 0
BB 6
SO 7
LOB 15



Batter	1	2	3	4	5	6	7	8	9	AB	R	H	RBI	BB	SO	LOB	BOTTOM										
Tony Scott, S OBP: 0.240, SLG: 0.300 (1, 8)										4	0	0	0	0	1	1											
Kevin Bass, S OBP: 0.286, SLG: 0.385 Frank LaCorte, R (7, 1)										3	0	0	0	0	0	0											
Denny Walling, L OBP: 0.156, SLG: 0.100 Frank DiPino, L OBP: 0.333, SLG: 0.667 Bill Dawley, R (9, 1)										1	0	0	0	0	0	0											
Dickie Thon, R OBP: 0.340, SLG: 0.443 (1, 6)										4	0	1	0	0	0	0											
Phil Garner, R OBP: 0.343, SLG: 0.389 (1, 5)										2	0	1	0	1	0	1											
Jose Cruz, L OBP: 0.393, SLG: 0.400 (1, 7)										3	0	1	0	0	0	1											
Ray Knight, R OBP: 0.345, SLG: 0.450 (1, 3)										3	1	1	0	0	0	1											
Bill Doran, S OBP: 0.361, SLG: 0.305 (1, 4)										2	0	1	0	1	0	0											
Luis Pujols, R OBP: 0.269, SLG: 0.240 (1, 2)										3	0	1	1	0	0	2											
Mike Madden, L (1, 1)										1	0	0	0	0	0	1											
Terry Puhl, L OBP: 0.280, SLG: 0.312 (7, 9)										1	0	0	0	0	0	1											
Inning Stats	R: 0 E: 0 K: 1 S: 6	H: 1 LOB: 1 BB: 0 P: 6	R: 1 E: 0 K: 0 S: 4	H: 1 LOB: 1 BB: 1 P: 8	R: 0 E: 0 K: 0 S: 3	H: 0 LOB: 0 BB: 0 P: 3	R: 0 E: 0 K: 0 S: 2	H: 1 LOB: 0 BB: 1 P: 6	R: 0 E: 0 K: 0 S: 4	H: 1 LOB: 1 BB: 0 P: 4	R: 0 E: 0 K: 0 S: 4	H: 1 LOB: 1 BB: 0 P: 4	R: 0 E: 0 K: 0 S: 4	H: 1 LOB: 1 BB: 0 P: 4	R: 0 E: 0 K: 0 S: 3	H: 0 LOB: 0 BB: 0 P: 3	1B: 5 2B: 1 3B: 0 HR: 0	SF: 0 SAC: 1 DP: 0 HBP: 0	WP: 0 PB: 1 SB: 0 CS: 2	PA: 30							
PITCHER	IP	WLS	BF	H	R	ER	SO	BB	IBB	HBP	BLK	WP	HR	S	P	ERA	WHIP										
Craig Lefferts, L ERA: 1.64	7.0	L	27	6	1	0	1	2	0	0	0	0	0	3	35	0.00	1.143										
Mike Proly, R ERA: 1.73	1.0		3	0	0	0	0	0	0	0	0	0	0	3	3	0.00	0.000										

Chicago Cubs @ Houston Astros
Astrodome, Houston, TX
Wed May 25 1983, 8:05 PM EDT
Att: 8,833 - Dome

AB 27
R 1
H 6
RBI 1
BB 2
SO 1
LOB 8



Batter	1	2	3	4	5	6	7	8	9	AB	R	H	RBI	BB	SO	LOB	TOP																			
Larry Bowa, S OBP: 0.312, SLG: 0.381 (1, 6)	4-3		E 1B 3B BB		1B	4-3		L4		4	2	1	0	1	0	1																				
Jay Johnstone, L OBP: 0.333, SLG: 0.472 (1, 7)	P6		E9 3B 1B		2B 1B		G3		4-3	5	2	2	1	0	0	0																				
Bill Buckner, L OBP: 0.266, SLG: 0.327 (1, 3)	FC4-6 1B		1-H 3-H 3B		2B SF8 1B		4-3		4-3	5	1	3	3	0	0	0																				
Leon Durham, L OBP: 0.432, SLG: 0.551 (1, 8)	FC4-6 1-2		K		SF8 2B				K	5	0	2	1	0	2	2																				
Ron Cey, R OBP: 0.307, SLG: 0.403 (1, 5)		F8	F7		SF8 2B		L7			3	0	0	1	0	0	2																				
Keith Moreland, R OBP: 0.342, SLG: 0.462 (1, 9)		G6-4-3 1B			6-3			5-3		4	0	2	0	0	0	1																				
Jody Davis, R OBP: 0.297, SLG: 0.444 (1, 2)	G6-4-3 1-2		F8		HR			HR		4	2	2	2	0	0	2																				
Junior Kennedy, R OBP: 0.182, SLG: 0.150 (1, 4)			5-3		G6-4-3		K	SH3-4 1B		4	0	1	0	0	1	1																				
Chuck Rainey, R OBP: 0.176, SLG: 0.125 Mike Proly, R (3, 1)					1-3		K	SH3-4 1B		1	1	1	0	0	0	0																				
Wayne Nordhagen, R (5, PH) Warren Brusstar, R (5, 1) Lee Smith, R (8, 1)			BB 1B							0	0	0	0	0	0	0																				
Inning Stats	R: 0 E: 0 K: 0 S: 4	H: 1 LOB: 1 BB: 0 P: 4	R: 0 E: 0 K: 0 S: 3	H: 1 LOB: 2 BB: 0 P: 3	R: 3 E: 1 K: 1 S: 8	H: 3 LOB: 1 BB: 1 P: 12	R: 0 E: 0 K: 0 S: 3	H: 1 LOB: 0 BB: 0 P: 3	R: 3 E: 0 K: 0 S: 7	H: 4 LOB: 1 BB: 0 P: 7	R: 1 E: 0 K: 2 S: 8	H: 1 LOB: 1 BB: 0 P: 8	R: 0 E: 0 K: 0 S: 4	H: 1 LOB: 1 BB: 0 P: 4	R: 1 E: 0 K: 0 S: 5	H: 2 LOB: 1 BB: 0 P: 5	R: 0 E: 0 K: 1 S: 5	H: 0 LOB: 0 BB: 0 P: 5	1B: 10 2B: 1 3B: 1 HR: 2	SF: 1 SAC: 1 DP: 2 HBP: 0	WP: 0 PB: 0 SB: 0 CS: 0	PA: 40														
PITCHER	IP WLS BF H R ER SO BB IBB HBP BLK WP HR S P ERA WHIP																																			
Pascual Perez, R (1, 1) Rick Behenna, R (5, 1) Terry Forster, L (7, 1) Gene Garber, R (8, 1)	4.1 1.2 1.0 2.0	WLS L W 8	BF 21 7 4	H 9 4 2	R 6 1 1	ER 6 0 1	SO 1 2 0	BB 1 0 0	IBB 0 0 0	HBP 0 0 0	BLK 0 0 0	WP 0 0 0	HR 0 1 4	S 22 11 4	P 26 11 4	ERA 12.46 5.40 0.00 4.50	WHIP 2.308 1.200 1.000 1.000																			

Chicago Cubs @ Atlanta Braves
Atlanta-Fulton County Stadium, Atlanta, GA
Fri May 27 1983, 7:05 PM EDT
Att: 25,838 - Unknown - 76 F

AB	37
R	8
H	14
RBI	8
BB	1
SO	4
LOB	9



Batter	1	2	3	4	5	6	7	8	9	AB	R	H	RBI	BB	SO	LOB	BOTTOM																			
Brett Butler, L OBP: 0.313, SLG: 0.321 (1, 7)	P6	FC3-2 WP	WP 1B		FC4 1B		6-3			5	0	2	0	0	0	5																				
Rafael Ramirez, R OBP: 0.316, SLG: 0.328 (1, 6)	6-3	K	F8		FC4 1B			L5		5	0	0	0	0	1	6																				
Claudell Washington, L OBP: 0.317, SLG: 0.376 (1, 9)	2B 1B		S 1B	5-3 1B	4-3			3-1		5	2	3	0	0	0	2																				
Dale Murphy, R OBP: 0.406, SLG: 0.571 (1, 8)	2B		2B 1B	5-3		K		1B		5	1	3	1	0	1	1																				
Bob Horner, R (1, 5) Jerry Royster, R (8, PR) (9, 5)	L5		2B BB	4-3 1B		P4		1B		4	1	2	1	1	0	2																				
Chris Chambliss, L OBP: 0.309, SLG: 0.417 (1, 3)		K	WP 1B 2B	4-3		P6		F7		5	1	1	2	0	1	3																				
Glenn Hubbard, R OBP: 0.394, SLG: 0.448 (1, 4)		1B FC3-2 BB	1B SH3-4 1B	5-3		P4		F8		4	0	1	1	1	0	1																				
Bruce Benedict, R (1, 2) Ken Smith, L (7, PR) Gene Garber, R (8, 1) Terry Harper, R (9, PH)		FC3-2 1B	L7		6-3			K		4	1	2	0	0	0	1																				
Pascual Perez, R (1, 1) Rick Behenna, R (5, 1) Terry Forster, L (7, 1) Biff Pocoroba, S (7, PH) (8, 2)		WP FC3-2 1B	SH3-4		FC4 1B		F7		L9	1	0	1	0	0	0	0																				
Inning Stats	R: 0 E: 0 K: 0 S: 5	H: 2 LOB: 2 BB: 0 P: 5	R: 1 E: 0 K: 2 S: 9	H: 2 LOB: 1 BB: 1 P: 13	R: 4 E: 0 K: 0 S: 8	H: 5 LOB: 2 BB: 1 P: 12	R: 1 E: 0 K: 0 S: 5	H: 2 LOB: 1 BB: 0 P: 5	R: 0 E: 0 K: 1 S: 5	H: 0 LOB: 0 BB: 0 P: 5	R: 0 E: 0 K: 0 S: 4	H: 1 LOB: 2 BB: 0 P: 4	R: 0 E: 0 K: 0 S: 5	H: 2 LOB: 2 BB: 0 P: 5	R: 0 E: 0 K: 1 S: 5	H: 0 LOB: 0 BB: 0 P: 5	1B: 14 2B: 2 3B: 0 HR: 0	SF: 0 SAC: 1 DP: 0 HBP: 0	WP: 3 PB: 0 SB: 2 CS: 0	PA: 45																
PITCHER	IP WLS BF H R ER SO BB IBB HBP BLK WP HR S P ERA WHIP																																			
Chuck Rainey, R (1, 1) Mike Proly, R (3, 1) Warren Brusstar, R (5, 1) Lee Smith, R (8, 1)	2.0 2.0 3.2 1.1	WLS W S	BF 15 10 15 5	H 4 4 1	R 1 0 0	ER 5 1 0	SO 5 0 1	BB 2 0 0	IBB 0 0 0	HBP 0 0 0	BLK 0 0 0	WP 2 0 0	HR 1 0 17	S 17 10 17	P 25 10 17	ERA 22.50 4.50 0.00 0.750	WHIP 4.500 2.000 1.091 0.750																			

Chicago Cubs @ Atlanta Braves
Atlanta-Fulton County Stadium, Atlanta, GA
Fri May 27 1983, 7:05 PM EDT
Att: 25,838 - Unknown - 76 F

AB	42
R	6
H	16
RBI	5
BB	2
SO	4
LOB	22



Batter	1	2	3	4	5	6	7	8	9	AB	R	H	RBI	BB	SO	LOB	TOP					
23 Ryne Sandberg, R (1,4) OBP: 0.284, SLG: 0.270										5	1	3	0	0	1	2						
Jerry Morales, R (1,7) OBP: 0.175, SLG: 0.205										3	0	0	0	0	1	5						
Jay Johnstone, L (7,PH) OBP: 0.317, SLG: 0.447										2	0	0	0	0	1	1						
Bill Buckner, L (1,3) OBP: 0.270, SLG: 0.353										5	1	2	1	0	0	3						
Ron Cey, R (1,5) OBP: 0.312, SLG: 0.397										2	0	0	0	2	0	1						
Leon Durham, L (1,8) OBP: 0.434, SLG: 0.566										4	1	2	2	0	0	1						
Keith Moreland, R (1,9) OBP: 0.333, SLG: 0.452										3	0	0	1	0	1	2						
Jody Davis, R (1,2) OBP: 0.289, SLG: 0.431										4	0	0	0	0	0	0						
Tom Verzyer, R (1,6) OBP: 0.250, SLG: 0.250										4	0	1	0	0	0	0						
Steve Trout, L (1,1) OBP: 0.158, SLG: 0.158										2	1	2	0	0	0	0						
Mike Proly, R (5,1)										1	0	0	0	0	1	1						
Bill Campbell, R (6,1)										0	0	0	0	0	0	0						
Scot Thompson, L (9,PH) OBP: 0.246, SLG: 0.276										1	0	1	0	0	0	0						
Inning Stats	R: 0 E: 0 K: 0 S: 4	H: 2 LOB: 1 BB: 0 P: 4	R: 1 E: 0 K: 0 S: 4	H: 1 LOB: 0 BB: 0 P: 4	R: 2 E: 0 K: 1 S: 8	H: 3 LOB: 2 BB: 1 P: 12	R: 0 E: 0 K: 0 S: 5	H: 2 LOB: 0 BB: 0 P: 5	R: 1 E: 0 K: 1 S: 6	H: 1 LOB: 0 BB: 0 P: 6	R: 0 E: 0 K: 1 S: 6	H: 1 LOB: 1 BB: 0 P: 6	R: 0 E: 0 K: 0 S: 5	H: 0 LOB: 1 BB: 1 P: 9	R: 0 E: 0 K: 0 S: 3	H: 0 LOB: 0 BB: 0 P: 3	R: 0 E: 0 K: 1 S: 6	H: 1 LOB: 1 BB: 0 P: 6	1B: 8 2B: 1 3B: 1 HR: 1	SF: 1 SAC: 0 DP: 0 HBP: 0	WP: 0 PB: 0 SB: 0 CS: 1	PA: 39
PITCHER	IP	WLS	BF	H	R	ER	SO	BB	IBB	HBP	BLK	WP	HR	S	P	ERA	WHIP					
Pete Falcone, L (1,1) ERA: 3.42	2.2		14	6	3	3	1	1	0	0	0	0	0	15	19	10.12	2.625					
Rick Behenna, R (3,1) ERA: 4.4	2.1		10	3	1	1	1	0	0	0	0	0	1	12	12	3.86	1.286					
Donnie Moore, R (6,1) ERA: 1.23	1.0	W	4	1	0	0	1	0	0	0	0	0	0	6	6	0.00	1.000					
Steve Bedrosian, R (7,1) ERA: 2.67	3.0	S	11	1	0	0	2	1	0	0	0	0	0	14	18	0.00	0.667					

Chicago Cubs @ Atlanta Braves
Atlanta-Fulton County Stadium, Atlanta, GA
Sat May 28 1983, 3:33 AM EDT
Att: 40,041 - Sunny - 80 F

AB 36
R 4
H 11
RBI 4
BB 2
SO 5
LOB 16



Batter	1	2	3	4	5	6	7	8	9	AB	R	H	RBI	BB	SO	LOB	BOTTOM				
Rafael Ramirez, R (1,6) OBP: 0.314, SLG: 0.326										4	0	1	1	0	0	2					
Jerry Royster, R (1,7) OBP: 0.311, SLG: 0.293										3	1	0	0	1	1	1					
Terry Harper, R (1,9) OBP: 0.359, SLG: 0.343										3	1	0	0	1	0	1					
Dale Murphy, R (1,8) OBP: 0.408, SLG: 0.570										4	1	2	1	0	1	0					
Bob Horner, R (1,5) OBP: 0.373, SLG: 0.500										4	1	2	1	0	0	0					
Brett Butler, L (9,7) OBP: 0.313, SLG: 0.321										0	0	0	0	0	0	0					
Bob Watson, R (1,3) OBP: 0.488, SLG: 0.528										4	0	1	1	0	1	2					
Ken Smith, L (9,3) OBP: 0.200, SLG: 0.444										0	0	0	0	0	0	0					
Glenn Hubbard, R (1,4) OBP: 0.391, SLG: 0.438										3	1	0	0	1	0	2					
Bruce Benedict, R (1,2) OBP: 0.438, SLG: 0.429										3	1	1	0	0	0	3					
Pete Falcone, L (1,1) ERA: 4.66										0	0	0	0	0	0	0					
Rick Behenna, R (3,1) ERA: 4.4										1	0	0	0	0	1	0					
Randy Johnson, R (5,PH) ERA: 2.45										0	0	0	0	0	1	0					
Donnie Moore, R (6,1) ERA: 1.23										0	0	0	0	0	0	0					
Chris Chambliss, L (6,PH) ERA: 3.12										1	0	1	2	0	0	0					
Steve Bedrosian, R (7,1) ERA: 2.67										0	0	0	0	0	0	0					
Inning Stats	R: 0 E: 0 K: 0 S: 3	H: 0 LOB: 0 BB: 0 P: 3	R: 0 E: 0 K: 0 S: 3	H: 0 LOB: 0 BB: 0 P: 3	R: 0 E: 0 K: 1 S: 5	H: 0 LOB: 0 BB: 0 P: 5	R: 3 E: 0 K: 0 S: 5	H: 3 LOB: 1 BB: 2 P: 13	R: 1 E: 0 K: 1 S: 6	H: 2 LOB: 1 BB: 1 P: 10	R: 2 E: 0 K: 1 S: 8	H: 3 LOB: 2 BB: 1 P: 12	R: 0 E: 0 K: 1 S: 5	H: 0 LOB: 0 BB: 0 P: 5	R: 0 E: 0 K: 0 S: 3	H: 0 LOB: 0 BB: 0 P: 3	1B: 5 2B: 3 3B: 0 HR: 0	SF: 0 SAC: 0 DP: 1 HBP: 0	WP: 0 PB: 0 SB: 0 CS: 0	PA: 34	
PITCHER	IP	WLS	BF	H	R	ER	SO	BB	IBB	HBP	BLK	WP	HR	S	P	ERA	WHIP				
Steve Trout, L (1,1) ERA: 4.66	4.0		18	4	4	4	1	3	0	0	0	0	0	17	29	9.00	1.750				
Mike Proly, R (5,1) ERA: 2.45	1.0	L	5	3	2	2	1	0	0	0	0	0	0	7	7	18.00	3.000				
Bill Campbell, R (6,1) ERA: 3.29	3.0		11	1	0	0	2	0	1	0	0	0	0	14	18	0.00	0.333				

Chicago Cubs @ Atlanta Braves
Atlanta-Fulton County Stadium, Atlanta, GA
Sat May 28 1983, 3:33 AM EDT
Att: 40,041 - Sunny - 80 F

AB 30
R 6
H 8
RBI 6
BB 4
SO 4
LOB 11



Batter	1	2	3	4	5	6	7	8	9	AB	R	H	RBI	BB	SO	LOB	TOP				
Larry Bowa, S OBP: 0.302, SLG: 0.368 (1, 6)	F2		4-3		4-3		FC5-2		6-3	5	0	0	0	0	0	3					
Jay Johnstone, L OBP: 0.295, SLG: 0.415 Gary Woods, R OBP: 0.308, SLG: 0.400 Warren Brusstar, R (7, 1)	3-1		F7		F8		F8			3	0	0	0	0	0	1					
Bill Buckner, L OBP: 0.280, SLG: 0.375 (1, 3)	1B			HR		6-3		F9 1B BB		3	1	2	1	1	0	0					
Leon Durham, L OBP: 0.442, SLG: 0.576 (1, 8)	1-2 BB		SF8 2B		FC5-4 1B		F8			3	1	2	0	1	0	1					
Ron Cey, R OBP: 0.311, SLG: 0.393 (1, 5)	1-3		K		FC5-4 1-2		FC6-4 1B			4	0	1	0	0	1	4					
Keith Moreland, R OBP: 0.325, SLG: 0.442 (1, 9)		5-3		SF8		F8		F9		3	0	0	1	0	3						
Jody Davis, R OBP: 0.281, SLG: 0.418 (1, 2)	K		F7				K		FC6-4	4	0	0	0	0	2	2					
23 Ryne Sandberg, R OBP: 0.276, SLG: 0.728 (1, 4)		6-3		SH2-4 BB		1B FC5-2 1B		G3-6 1B		3	0	2	0	1	0	0					
Dick Ruthven, R OBP: 0.154, SLG: 0.231 Craig Lefferts, L (4, 1)			F8		SH2-4		FC5-2 1B		G3-6	1	0	0	0	0	0	0					
Mike Proly, R (5, 1)										0	0	0	0	0	0	0					
Wayne Nordhagen, R OBP: 0.167, SLG: 0.265 (7, 7)										2	0	1	0	0	0	1					
Inning Stats	R: 0 E: 0 K: 0 S: 4	H: 1 LOB: 2 BB: 1 P: 8	R: 0 E: 0 K: 1 S: 5	H: 0 LOB: 0 BB: 0 P: 5	R: 0 E: 0 K: 0 S: 3	H: 0 LOB: 0 BB: 0 P: 3	R: 2 E: 0 K: 1 S: 7	H: 2 LOB: 0 BB: 0 P: 7	R: 0 E: 0 K: 0 S: 4	H: 1 LOB: 1 BB: 0 P: 4	R: 0 E: 0 K: 1 S: 7	H: 2 LOB: 2 BB: 0 P: 7	R: 0 E: 0 K: 0 S: 4	H: 1 LOB: 2 BB: 1 P: 8	R: 0 E: 0 K: 0 S: 3	H: 1 LOB: 0 BB: 0 P: 3	1B: 6 2B: 1 3B: 0 HR: 1	SF: 1 SAC: 1 DP: 1 HBP: 0	WP: 0 PB: 0 SB: 2 CS: 0	PA: 37	
PITCHER	IP WLS BF H R ER SO BB IBB HBP BLK WP HR S P ERA WHIP	IP WLS BF H R ER SO BB IBB HBP BLK WP HR S P ERA WHIP	IP WLS BF H R ER SO BB IBB HBP BLK WP HR S P ERA WHIP	IP WLS BF H R ER SO BB IBB HBP BLK WP HR S P ERA WHIP	IP WLS BF H R ER SO BB IBB HBP BLK WP HR S P ERA WHIP	IP WLS BF H R ER SO BB IBB HBP BLK WP HR S P ERA WHIP	IP WLS BF H R ER SO BB IBB HBP BLK WP HR S P ERA WHIP	IP WLS BF H R ER SO BB IBB HBP BLK WP HR S P ERA WHIP	IP WLS BF H R ER SO BB IBB HBP BLK WP HR S P ERA WHIP	IP WLS BF H R ER SO BB IBB HBP BLK WP HR S P ERA WHIP	IP WLS BF H R ER SO BB IBB HBP BLK WP HR S P ERA WHIP	IP WLS BF H R ER SO BB IBB HBP BLK WP HR S P ERA WHIP	IP WLS BF H R ER SO BB IBB HBP BLK WP HR S P ERA WHIP	IP WLS BF H R ER SO BB IBB HBP BLK WP HR S P ERA WHIP	IP WLS BF H R ER SO BB IBB HBP BLK WP HR S P ERA WHIP	IP WLS BF H R ER SO BB IBB HBP BLK WP HR S P ERA WHIP	IP WLS BF H R ER SO BB IBB HBP BLK WP HR S P ERA WHIP	IP WLS BF H R ER SO BB IBB HBP BLK WP HR S P ERA WHIP	IP WLS BF H R ER SO BB IBB HBP BLK WP HR S P ERA WHIP	IP WLS BF H R ER SO BB IBB HBP BLK WP HR S P ERA WHIP	IP WLS BF H R ER SO BB IBB HBP BLK WP HR S P ERA WHIP

Chicago Cubs @ Atlanta Braves
Atlanta-Fulton County Stadium, Atlanta, GA
Sun May 29 1983, 3:33 AM EDT
Att: 29,025 - Sunny - 84 F

AB	32
R	2
H	8
RBI	2
BB	3
SO	3
LOB	17



Batter	1	2	3	4	5	6	7	8	9	AB	R	H	RBI	BB	SO	LOB	BOTTOM				
Brett Butler, L OBP: 0.311, SLG: 0.319 (1, 7)	F9 FC4 1B		F9		L1					4	1	1	0	0	0	1					
Rafael Ramirez, R OBP: 0.318, SLG: 0.330 (1, 6)	E2 FC4 1-3	P4		CS 1B		2-4 1B				4	0	2	1	0	0	1					
Claudell Washington, L OBP: 0.315, SLG: 0.373 (1, 9)	FC4 1B 2B	1-3		CS 1-2	K	2-4		G5-4-3 1B		4	1	1	1	0	1	1					
Dale Murphy, R OBP: 0.410, SLG: 0.568 (1, 8)	2B 1B		1-3		2B FC6-4 1B		K			4	2	2	0	0	1	1					
Bob Horner, R OBP: 0.376, SLG: 0.513 (1, 5)	E 1B 2B		5-3		FC6-4 2B		G5-4-3			4	1	2	2	0	0	1					
Chris Chambliss, L OBP: 0.318, SLG: 0.419 (1, 3)	E3 1B				FC6-4 1B			4-3		3	0	1	0	1	0	1					
Glenn Hubbard, R OBP: 0.387, SLG: 0.433 (1, 4)			P4		FC6-4 FC5-4		K			4	0	1	2	0	1	3					
Bruce Benedict, R OBP: 0.433, SLG: 0.419 (1, 2)	F7				F9 SH1-4 1B BB		FC5-4		4-3	3	1	0	0	1	0	4					
Rick Camp, R OBP: 0.080, SLG: 0.087 Terry Forster, L OBP: 1.000, SLG: 1.500 (7, 1)	K			SH1-4		K				2	0	0	0	0	2	2					
Inning Stats	R: 4 E: 2 K: 1 S: 11	H: 4 LOB: 2 BB: 0 P: 11	R: 0 E: 0 K: 0 S: 3	H: 0 LOB: 0 BB: 0 P: 3	R: 0 E: 0 K: 0 S: 4	H: 1 LOB: 1 BB: 0 P: 4	R: 1 E: 0 K: 0 S: 3	H: 1 LOB: 0 BB: 1 P: 7	R: 1 E: 0 K: 1 S: 7	H: 2 LOB: 2 BB: 1 P: 11	R: 0 E: 0 K: 1 S: 5	H: 1 LOB: 1 BB: 0 P: 5	R: 0 E: 0 K: 1 S: 5	H: 1 LOB: 0 BB: 0 P: 5	R: 0 E: 0 K: 1 S: 5	H: 0 LOB: 0 BB: 0 P: 5	1B: 8 2B: 2 3B: 0 HR: 0	SF: 0 SAC: 1 DP: 1 HBP: 0	WP: 0 PB: 0 SB: 0 CS: 1	PA: 36	
PITCHER	IP WLS BF H R ER SO BB IBB HBP BLK WP HR S P ERA WHIP	IP WLS BF H R ER SO BB IBB HBP BLK WP HR S P ERA WHIP	IP WLS BF H R ER SO BB IBB HBP BLK WP HR S P ERA WHIP	IP WLS BF H R ER SO BB IBB HBP BLK WP HR S P ERA WHIP	IP WLS BF H R ER SO BB IBB HBP BLK WP HR S P ERA WHIP	IP WLS BF H R ER SO BB IBB HBP BLK WP HR S P ERA WHIP	IP WLS BF H R ER SO BB IBB HBP BLK WP HR S P ERA WHIP	IP WLS BF H R ER SO BB IBB HBP BLK WP HR S P ERA WHIP	IP WLS BF H R ER SO BB IBB HBP BLK WP HR S P ERA WHIP	IP WLS BF H R ER SO BB IBB HBP BLK WP HR S P ERA WHIP	IP WLS BF H R ER SO BB IBB HBP BLK WP HR S P ERA WHIP	IP WLS BF H R ER SO BB IBB HBP BLK WP HR S P ERA WHIP	IP WLS BF H R ER SO BB IBB HBP BLK WP HR S P ERA WHIP	IP WLS BF H R ER SO BB IBB HBP BLK WP HR S P ERA WHIP	IP WLS BF H R ER SO BB IBB HBP BLK WP HR S P ERA WHIP	IP WLS BF H R ER SO BB IBB HBP BLK WP HR S P ERA WHIP	IP WLS BF H R ER SO BB IBB HBP BLK WP HR S P ERA WHIP	IP WLS BF H R ER SO BB IBB HBP BLK WP HR S P ERA WHIP	IP WLS BF H R ER SO BB IBB HBP BLK WP HR S P ERA WHIP	IP WLS BF H R ER SO BB IBB HBP BLK WP HR S P ERA WHIP	IP WLS BF H R ER SO BB IBB HBP BLK WP HR S P ERA WHIP

Chicago Cubs @ Atlanta Braves
Atlanta-Fulton County Stadium, Atlanta, GA
Sun May 29 1983, 3:33 AM EDT
Att: 29,025 - Sunny - 84 F

AB	32
R	6
H	10
RBI	6
BB	2
SO	5
LOB	15



Batter	1	2	3	4	5	6	7	8	9	AB	R	H	RBI	BB	SO	LOB	TOP		
Omar Moreno, L (1, 8) OBP: 0.294, SLG: 0.342	0-3 K		0-0 3-1			0-0 2-3			0-0 F8	4	0	0	0	0	1	1			
Terry Puhl, L (1, 9) OBP: 0.321, SLG: 0.360	0-0 F4		0-0 4-3			0-0 6-3			0-0 1B FC6-4 1B	4	1	1	0	0	0	1			
Dickie Thon, R (1, 6) OBP: 0.335, SLG: 0.431	0-0 F9			0-0 CS 1B					0-0 FC6-4 1B 1-2 1B	4	0	2	0	0	0	0			
Phil Garner, R (1, 5) OBP: 0.340, SLG: 0.404		4-0 1B SF7 BB		0-3 K					0-0 5-3 FC6-4 1B	3	1	1	0	1	1	1			
Jose Cruz, L (1, 7) OBP: 0.386, SLG: 0.399		0-0 CS 1B		0-0 F8					0-0 FC6-4 1B 1-2 2-3 3-H	4	0	1	1	0	0	3			
Ray Knight, R (1, 3) OBP: 0.375, SLG: 0.500		0-0 SF7			0-0 F3				0-0 5-3 K	3	0	0	1	0	1	2			
Alan Ashby, S (1, 2) OBP: 0.307, SLG: 0.452		0-0 G3			0-0 6-3				0-0 4-3	3	0	0	0	0	0	0			
Craig Reynolds, L (1, 4) OBP: 0.214, SLG: 0.222			0-0 E6 3-1 SH3-4		0-3 K				4-0 BB	2	0	0	0	1	1	0			
Bob Knepper, L (1, 1) OBP: 0.182, SLG: 0.190			0-0 SH3-4			0-0 4-3			0-0 F8	1	0	0	0	0	0	0			
Harry Spilman, L (8, PH) OBP: 0.281, SLG: 0.333										1	0	0	0	0	0	1			
Frank DiPino, L (8, 1) OBP: 0.333, SLG: 0.667										0	0	0	0	0	0	0			
Inning Stats	R: 0 E: 0 K: 1 S: 5	H: 0 LOB: 0 BB: 0 P: 5	R: 1 E: 0 K: 0 S: 3	H: 1 LOB: 0 BB: 1 P: 7	R: 0 E: 1 K: 0 S: 4	H: 0 LOB: 1 BB: 0 P: 4	R: 0 E: 0 K: 1 S: 5	H: 1 LOB: 0 BB: 0 P: 5	R: 0 E: 0 K: 0 S: 3	H: 0 LOB: 0 BB: 0 P: 3	R: 0 E: 0 K: 0 S: 3	H: 0 LOB: 1 BB: 0 P: 3	R: 0 E: 0 K: 0 S: 3	H: 0 LOB: 1 BB: 1 P: 7	R: 1 E: 0 K: 1 S: 8	H: 3 LOB: 2 BB: 0 P: 8	1B: 5 2B: 0 3B: 0 HR: 0	SF: 1 SAC: 1 DP: 0 HBP: 0	WP: 0 PA: 33 PB: 0 SB: 0 CS: 2
PITCHER	IP WLS BF H R ER SO BB IBB HBP BLK WP HR S P ERA WHIP	IP WLS BF H R ER SO BB IBB HBP BLK WP HR S P ERA WHIP	IP WLS BF H R ER SO BB IBB HBP BLK WP HR S P ERA WHIP	IP WLS BF H R ER SO BB IBB HBP BLK WP HR S P ERA WHIP	IP WLS BF H R ER SO BB IBB HBP BLK WP HR S P ERA WHIP	IP WLS BF H R ER SO BB IBB HBP BLK WP HR S P ERA WHIP	IP WLS BF H R ER SO BB IBB HBP BLK WP HR S P ERA WHIP	IP WLS BF H R ER SO BB IBB HBP BLK WP HR S P ERA WHIP	IP WLS BF H R ER SO BB IBB HBP BLK WP HR S P ERA WHIP	IP WLS BF H R ER SO BB IBB HBP BLK WP HR S P ERA WHIP	IP WLS BF H R ER SO BB IBB HBP BLK WP HR S P ERA WHIP	IP WLS BF H R ER SO BB IBB HBP BLK WP HR S P ERA WHIP	IP WLS BF H R ER SO BB IBB HBP BLK WP HR S P ERA WHIP	IP WLS BF H R ER SO BB IBB HBP BLK WP HR S P ERA WHIP	IP WLS BF H R ER SO BB IBB HBP BLK WP HR S P ERA WHIP	IP WLS BF H R ER SO BB IBB HBP BLK WP HR S P ERA WHIP	IP WLS BF H R ER SO BB IBB HBP BLK WP HR S P ERA WHIP	IP WLS BF H R ER SO BB IBB HBP BLK WP HR S P ERA WHIP	

Houston Astros @ Chicago Cubs
Wrigley Field, Chicago, IL
Wed Jun 01 1983, 3:33 AM CDT
Att: 8,320 - Unknown

AB	29
R	2
H	5
RBI	2
BB	2
SO	4
LOB	9



Batter	1	2	3	4	5	6	7	8	9	AB	R	H	RBI	BB	SO	LOB	BOTTOM		
Gary Woods, R (1, 7) OBP: 0.306, SLG: 0.379	0-0 E5		0-0 23 HBP 1B	0-3 K					0-0 F8	4	1	1	0	0	1	1			
23 Ryne Sandberg, R (1, 4) OBP: 0.288, SLG: 0.317	0-3 K		1-0 1B HBP		0-0 F7			0-3 K		3	0	0	0	0	2	1			
Bill Buckner, L (1, 3) OBP: 0.276, SLG: 0.397	0-0 F9		0-0 SF7		0-0 4-3				0-0 3-1	3	0	0	1	0	0	1			
Ron Cey, R (1, 5) OBP: 0.303, SLG: 0.384	0-0 F7		0-0 F8		0-0 F5				0-0 F4	4	0	0	0	0	0	3			
Keith Moreland, R (1, 9) OBP: 0.343, SLG: 0.477		0-0 HR	0-0 1-2 2-H 1B		0-0 4-3				0-0 4-3	3	1	2	2	0	0	0			
Jerry Morales, R (1, 8) OBP: 0.196, SLG: 0.182		0-0 6-3	0-0 4-3			0-0 P5				3	0	0	0	0	0	2			
Steve Lake, R (1, 2) OBP: 0.435, SLG: 0.696	0-3 K			0-3 K2-3					0-0 F9	3	0	0	0	0	2	0			
Tom Verzyer, R (1, 6) OBP: 0.261, SLG: 0.304		0-0 L5			0-0 2B				0-0 F7	3	0	1	0	0	0	0			
Chuck Rainey, R (1, 1) OBP: 0.200, SLG: 0.111			4-0 23 HBP 1B SF7 BB		0-0 L6				0-3 K	2	1	0	0	1	1	1			
Lee Smith, R (9, 1) OBP: 0.200, SLG: 0.111										0	0	0	0	0	0	0			
Inning Stats	R: 0 E: 1 K: 1 S: 6	H: 0 LOB: 1 BB: 0 P: 6	R: 1 E: 0 K: 1 S: 6	H: 1 LOB: 0 BB: 0 P: 6	R: 2 E: 0 K: 0 S: 5	H: 2 LOB: 2 BB: 1 P: 10	R: 0 E: 0 K: 2 S: 8	H: 1 LOB: 1 BB: 0 P: 8	R: 0 E: 0 K: 0 S: 3	H: 0 LOB: 0 BB: 0 P: 3	R: 0 E: 0 K: 0 S: 3	H: 0 LOB: 0 BB: 0 P: 3	R: 0 E: 0 K: 1 S: 5	H: 0 LOB: 0 BB: 0 P: 5	R: 0 E: 0 K: 1 S: 5	H: 0 LOB: 0 BB: 0 P: 5	1B: 2 2B: 1 3B: 0 HR: 1	SF: 1 SAC: 0 DP: 0 HBP: 1	WP: 0 PA: 31 PB: 0 SB: 0 CS: 0
PITCHER	IP WLS BF H R ER SO BB IBB HBP BLK WP HR S P ERA WHIP	IP WLS BF H R ER SO BB IBB HBP BLK WP HR S P ERA WHIP	IP WLS BF H R ER SO BB IBB HBP BLK WP HR S P ERA WHIP	IP WLS BF H R ER SO BB IBB HBP BLK WP HR S P ERA WHIP	IP WLS BF H R ER SO BB IBB HBP BLK WP HR S P ERA WHIP	IP WLS BF H R ER SO BB IBB HBP BLK WP HR S P ERA WHIP	IP WLS BF H R ER SO BB IBB HBP BLK WP HR S P ERA WHIP	IP WLS BF H R ER SO BB IBB HBP BLK WP HR S P ERA WHIP	IP WLS BF H R ER SO BB IBB HBP BLK WP HR S P ERA WHIP	IP WLS BF H R ER SO BB IBB HBP BLK WP HR S P ERA WHIP	IP WLS BF H R ER SO BB IBB HBP BLK WP HR S P ERA WHIP	IP WLS BF H R ER SO BB IBB HBP BLK WP HR S P ERA WHIP	IP WLS BF H R ER SO BB IBB HBP BLK WP HR S P ERA WHIP	IP WLS BF H R ER SO BB IBB HBP BLK WP HR S P ERA WHIP	IP WLS BF H R ER SO BB IBB HBP BLK WP HR S P ERA WHIP	IP WLS BF H R ER SO BB IBB HBP BLK WP HR S P ERA WHIP	IP WLS BF H R ER SO BB IBB HBP BLK WP HR S P ERA WHIP	IP WLS BF H R ER SO BB IBB HBP BLK WP HR S P ERA WHIP	

Houston Astros @ Chicago Cubs
Wrigley Field, Chicago, IL
Wed Jun 01 1983, 3:33 AM CDT
Att: 8,320 - Unknown

AB	28
R	3
H	4
RBI	3
BB	1
SO	6
LOB	9



Batter	1	2	3	4	5	6	7	8	9	AB	R	H	RBI	BB	SO	LOB	TOP					
Lee Lacy, R OBP: 0.292, SLG: 0.347 Bill Madlock, R OBP: 0.384, SLG: 0.425	F9		4-3		E6		K		FC6-4	4	0	0	1	0	1	1	Pittsburgh Pirates @ Chicago Cubs Wrigley Field, Chicago, IL Thu Jun 02 1983, 3:33 AM CDT Att: 6,589 - Unknown					
Johnny Ray, S OBP: 0.255, SLG: 0.372	4-0		L4		F8				5-3	3	1	0	0	1	0	2						
Dave Parker, L OBP: 0.297, SLG: 0.381	4-0		F8		F8					3	0	1	0	1	0	2						
Jim Morrison, R OBP: 0.318, SLG: 0.333 Kent Tekulve, R OBP: 0.333, SLG: 0.333	0-0				K				K2-3	4	0	2	1	0	2	1						
Lee Mazzilli, S OBP: 0.405, SLG: 0.424	0-0				K				F9	3	0	0	0	0	1	3						
Gene Tenace, R OBP: 0.231, SLG: 0.048 Jason Thompson, L OBP: 0.376, SLG: 0.442	0-0				K					2	0	0	0	1	2	2						
Dale Berra, R OBP: 0.289, SLG: 0.372										3	0	0	0	1	2	2						
Junior Ortiz, R OBP: 0.400, SLG: 0.250 Mike Easter, L OBP: 0.350, SLG: 0.430										2	1	1	0	1	0	0						
Rick Rhoden, R OBP: 0.179, SLG: 0.214 Richie Hebner, L OBP: 0.400, SLG: 0.297										3	0	1	0	0	0	2						
Inning Stats	R: 1 E: 0 K: 1 S: 6	H: 1 LOB: 2 BB: 2 P: 14	R: 0 E: 0 K: 0 S: 1	H: 0 LOB: 0 BB: 2 P: 9	R: 0 E: 0 K: 0 S: 3	H: 0 LOB: 0 BB: 0 P: 3	R: 0 E: 0 K: 3 S: 9	H: 0 LOB: 0 BB: 0 P: 9	R: 1 E: 1 K: 0 S: 6	H: 2 LOB: 2 BB: 0 P: 6	R: 0 E: 0 K: 0 S: 5	H: 1 LOB: 1 BB: 1 P: 9	R: 0 E: 0 K: 1 S: 5	H: 0 LOB: 0 BB: 0 P: 5	R: 0 E: 0 K: 1 S: 5	H: 1 LOB: 0 BB: 2 P: 5		R: 0 E: 0 K: 1 S: 5	H: 1 LOB: 3 BB: 2 P: 14	1B: 5 2B: 1 3B: 1 HR: 0	SF: 0 SAC: 0 DP: 0 HBP: 1	WP: 1 PB: 0 SB: 0 CS: 3
PITCHER	IP	WLS	BF	H	R	ER	SO	BB	IBB	HBP	BLK	WP	HR	S	P	ERA	WHIP					
Steve Trout, L ERA: 4.36 Lee Smith, R ERA: 1.73	8.0	W	31	5	2	2	7	5	0	0	1	0	0	40	60	2.25	1.250					
1.0	S	6	1	0	0	1	1	1	1	0	1	0	5	14	0.00	2.000						

AB 29
R 2
H 6
RBI 2
BB 7
SO 8
LOB 18



Batter	1	2	3	4	5	6	7	8	9	AB	R	H	RBI	BB	SO	LOB	BOTTOM				
Mel Hall, L OBP: 0.480, SLG: 0.571	K		K		K					4	1	1	0	0	3	0	Pittsburgh Pirates @ Chicago Cubs Wrigley Field, Chicago, IL Thu Jun 02 1983, 3:33 AM CDT Att: 6,589 - Unknown				
23 Ryne Sandberg, R OBP: 0.287, SLG: 0.333	K				K					4	1	1	2	0	2	0					
Bill Buckner, L OBP: 0.280, SLG: 0.399	6-3									4	1	2	0	0	0	0					
Ron Cey, R OBP: 0.313, SLG: 0.405										4	0	3	0	0	0	0					
Jay Johnstone, L OBP: 0.340, SLG: 0.391 Lee Smith, R ERA: 1.73										3	0	0	1	1	0	2					
Keith Moreland, R OBP: 0.341, SLG: 0.471										4	0	1	0	0	0	4					
Tom Verzyer, R OBP: 0.231, SLG: 0.269										3	0	0	0	0	1	3					
Steve Lake, R OBP: 0.400, SLG: 0.640 Larry Brown, S OBP: 0.294, SLG: 0.356 Jody Davis, R OBP: 0.282, SLG: 0.412										2	0	0	0	0	0	0					
Steve Trout, L OBP: 0.143, SLG: 0.143 Scot Thompson, L OBP: 0.234, SLG: 0.262										2	0	0	0	0	0	0					
Inning Stats	R: 0 E: 0 K: 2 S: 7	H: 0 LOB: 0 BB: 0 P: 7	R: 0 E: 0 K: 1 S: 6	H: 1 LOB: 1 BB: 0 P: 6	R: 0 E: 0 K: 1 S: 5	H: 0 LOB: 0 BB: 0 P: 5	R: 1 E: 0 K: 1 S: 8	H: 3 LOB: 2 BB: 0 P: 8	R: 0 E: 0 K: 1 S: 5	H: 0 LOB: 0 BB: 0 P: 5	R: 0 E: 0 K: 0 S: 3	H: 0 LOB: 0 BB: 0 P: 3	R: 0 E: 0 K: 0 S: 3	H: 0 LOB: 0 BB: 0 P: 3	R: 2 E: 0 K: 0 S: 7	H: 4 LOB: 3 BB: 1 P: 11		1B: 4 2B: 2 3B: 1 HR: 1	SF: 0 SAC: 0 DP: 0 HBP: 0	WP: 0 PB: 0 SB: 0 CS: 0	PA: 33
PITCHER	IP	WLS	BF	H	R	ER	SO	BB	IBB	HBP	BLK	WP	HR	S	P	ERA	WHIP				
Rick Rhoden, R ERA: 3.02 Kent Tekulve, R ERA: 1.11	7.2	L	32	8	3	3	6	8	0	0	0	0	0	43	47	3.52	1.043				
0.1	1	0	0	0	0	0	0	0	0	0	0	0	1	1	0.00	0.000					



Batter	1	2	3	4	5	6	7	8	9	AB	R	H	RBI	BB	SO	LOB	TOP					
Lee Mazzilli, S OBP: 0.402, SLG: 0.419 (1, 8)	L6	G3					K										4 0 1 1 0 1 1					
Johnny Ray, S OBP: 0.286, SLG: 0.363 (1, 4)	L7	F8					G3										4 0 0 0 0 0 2					
Dave Parker, L OBP: 0.295, SLG: 0.384 (1, 9)				4-3			F7										4 0 1 0 0 0 0					
Jason Thompson, L OBP: 0.373, SLG: 0.437 (1, 3)	K			L8													4 0 1 0 0 1 1					
Mike Easter, L OBP: 0.356, SLG: 0.427 Cecilio Guante, R (8, 1)																	3 1 1 0 1 0 1 0 0 0 0 0 0 0					
Richie Hebner, L OBP: 0.407, SLG: 0.317 (1, 5)																	4 1 2 0 0 1 1					
Dale Berra, R OBP: 0.288, SLG: 0.376 (1, 6)																	4 1 1 1 0 1 2					
Junior Ortiz, R OBP: 0.222, SLG: 0.125 (1, 2)																	4 0 0 0 0 0 2					
Larry McWilliams, L OBP: 0.179, SLG: 0.148 Rod Scurry, L (7, 1) Kent Tekulve, R (7, 1) Brian Harper, R OBP: 0.143, SLG: 0.370 (8, 7)																	3 0 1 1 0 2 0					
Inning Stats	R: 0 E: 0 K: 1 S: 6	H: 1 LOB: 1 BB: 0 P: 6	R: 3 E: 0 K: 0 S: 6	H: 3 LOB: 1 BB: 1 P: 10	R: 0 E: 0 K: 1 S: 6	H: 1 LOB: 0 BB: 0 P: 6	R: 0 E: 0 K: 2 S: 7	H: 0 LOB: 0 BB: 0 P: 7	R: 0 E: 0 K: 1 S: 5	H: 0 LOB: 0 BB: 0 P: 5	R: 0 E: 0 K: 0 S: 4	H: 2 LOB: 1 BB: 0 P: 4	R: 0 E: 0 K: 1 S: 6	H: 1 LOB: 0 BB: 0 P: 6	R: 0 E: 0 K: 0 S: 3	H: 0 LOB: 0 BB: 0 P: 3	R: 0 E: 0 K: 0 S: 3	H: 0 LOB: 0 BB: 0 P: 3	1B: 6 2B: 2 3B: 0 HR: 0	SF: 0 SAC: 0 DP: 1 HBP: 0	WP: 0 PB: 0 SB: 1 CS: 0	PA: 35
PITCHER	IP	WLS	BF	H	R	ER	SO	BB	IBB	HBP	BLK	WP	HR	S	P	ERA	WHIP					
Dick Ruthven, R ERA: 5.15 Bill Campbell, R ERA: 3.33	7.0	W	29	8	3	3	6	1	0	0	0	0	0	40	44	3.86	1.286					
	2.0		6	0	0	0	0	0	0	0	0	0	0	6	6	0.00	0.000					

Pittsburgh Pirates @ Chicago Cubs
Wrigley Field, Chicago, IL
Fri Jun 03 1983, 3:33 AM CDT
Att: 6,213 - Unknown

AB	34
R	3
H	8
RBI	3
BB	1
SO	6
LOB	10

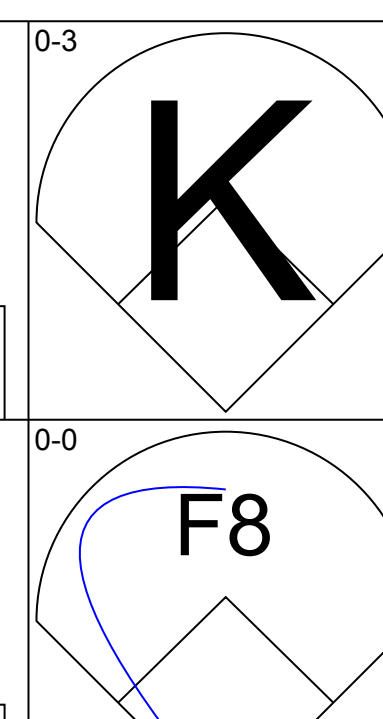
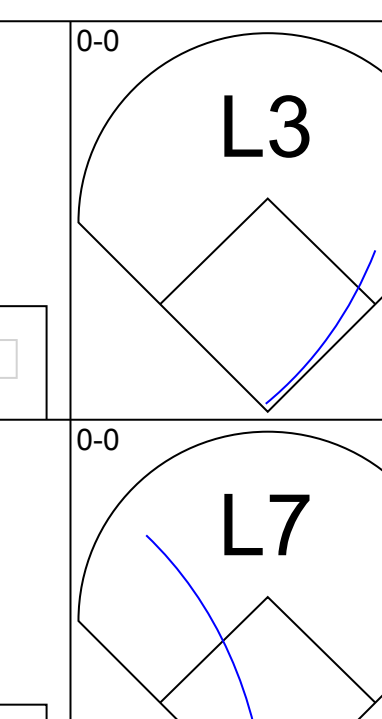
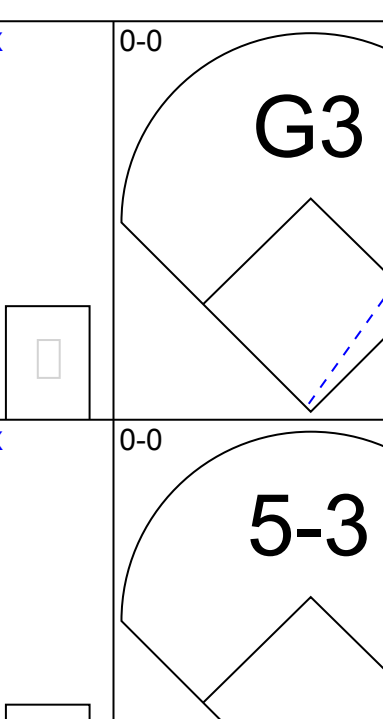
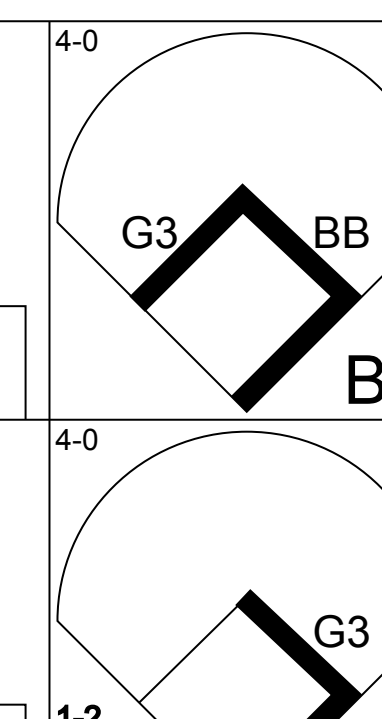
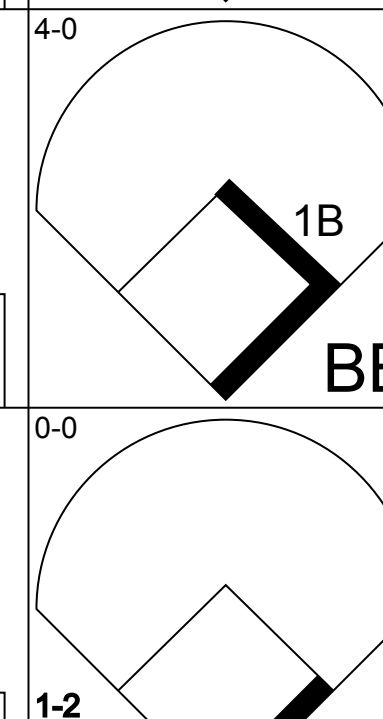


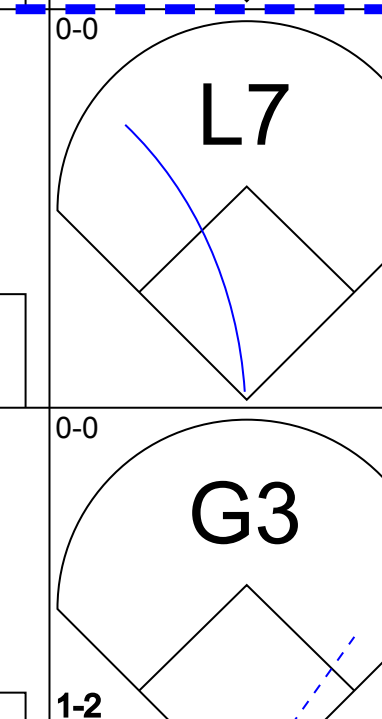
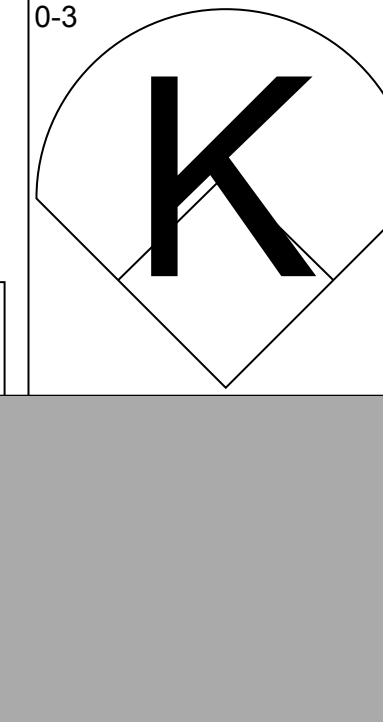
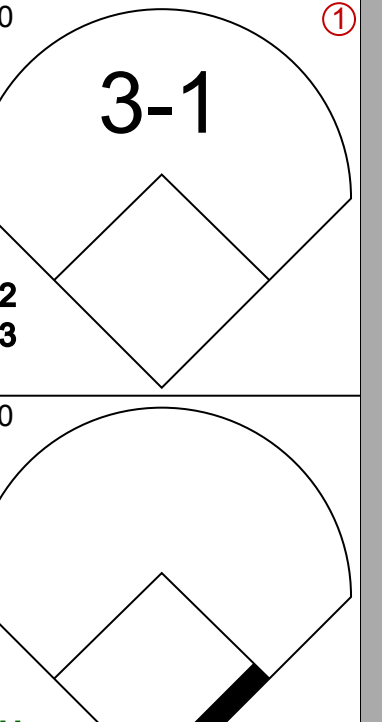
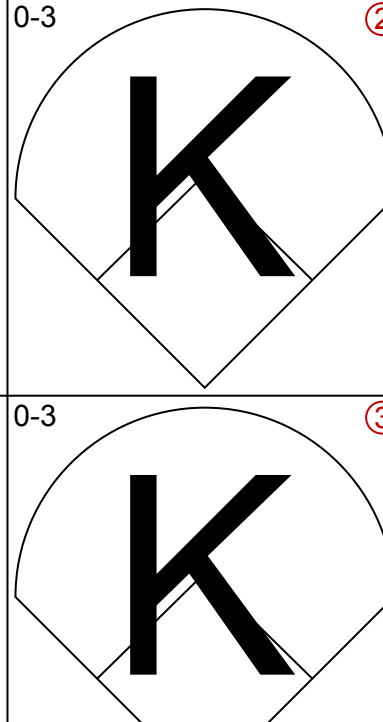
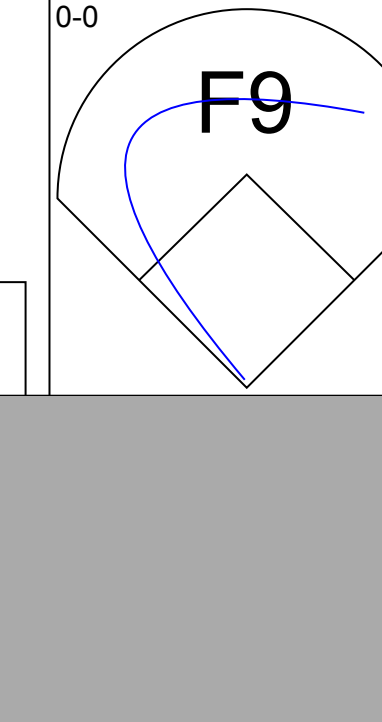

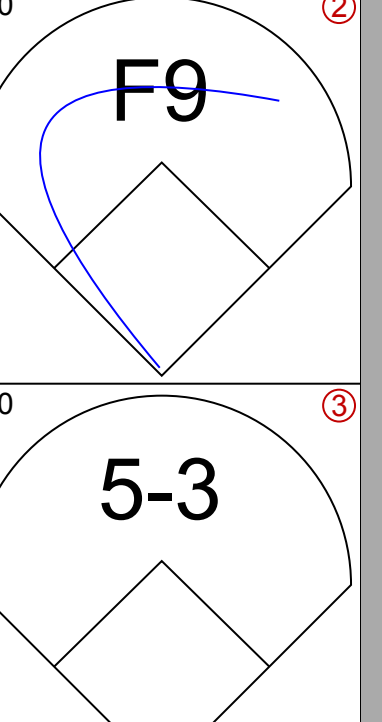


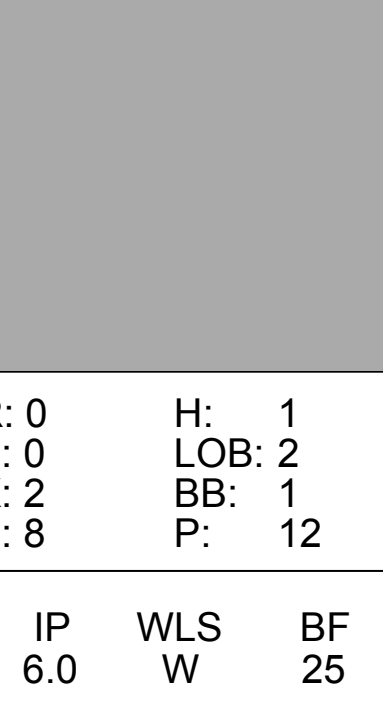
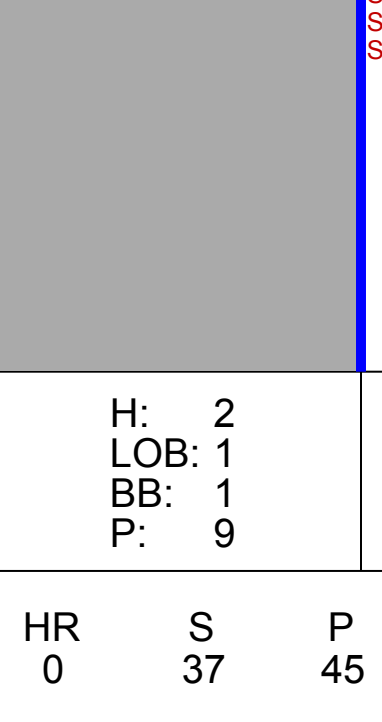
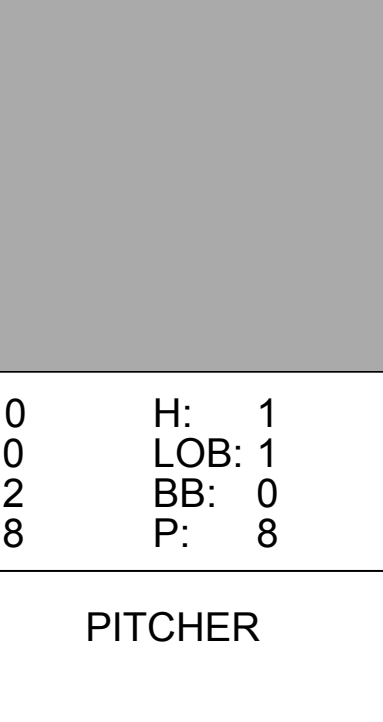

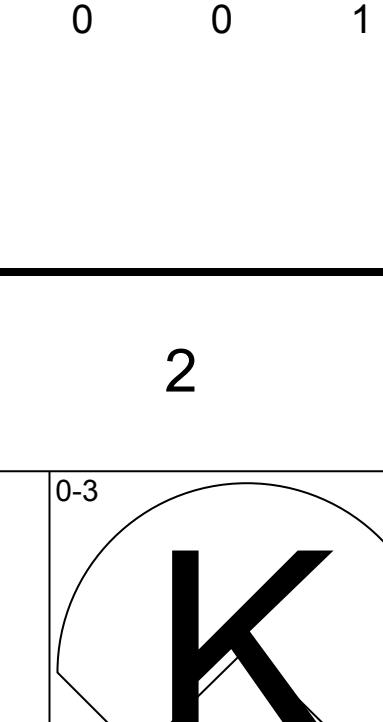
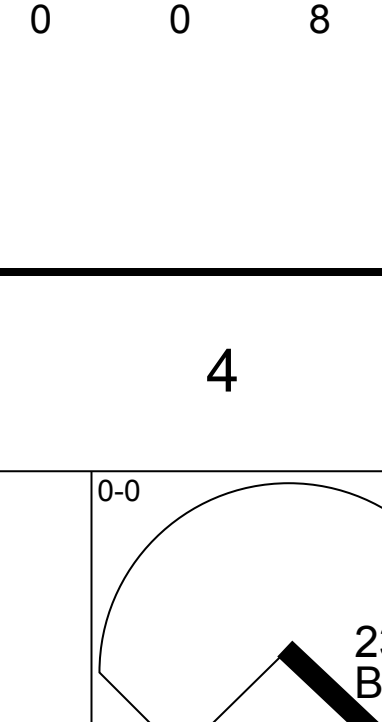
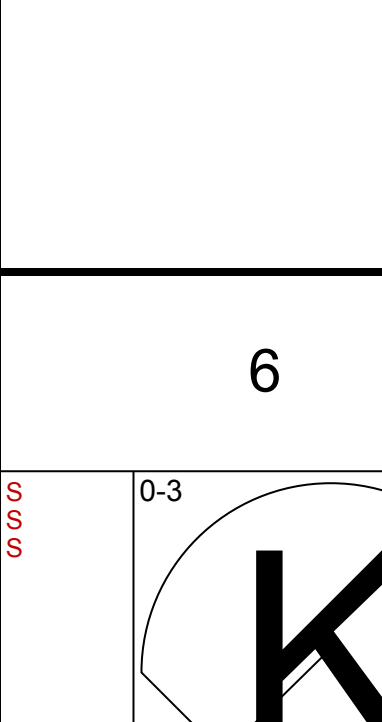
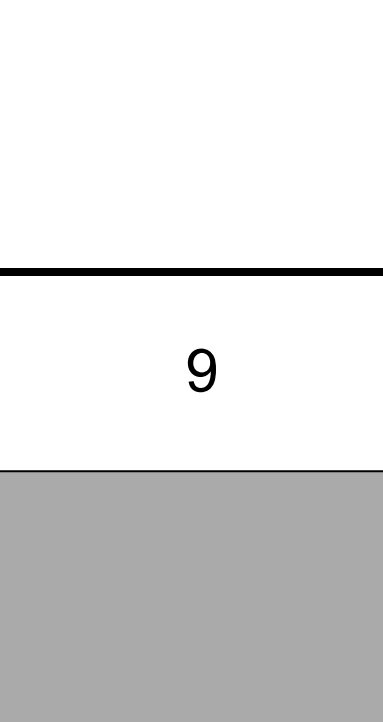

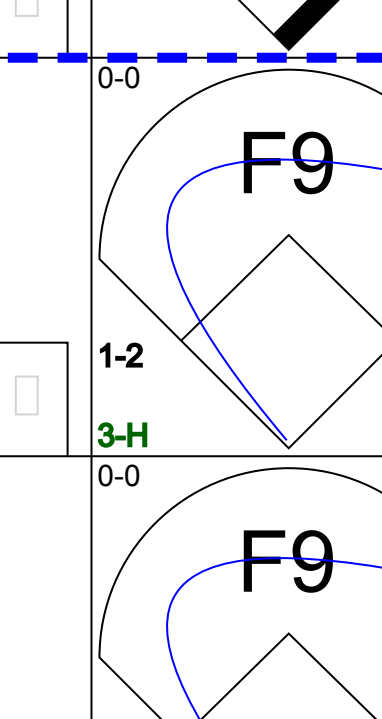
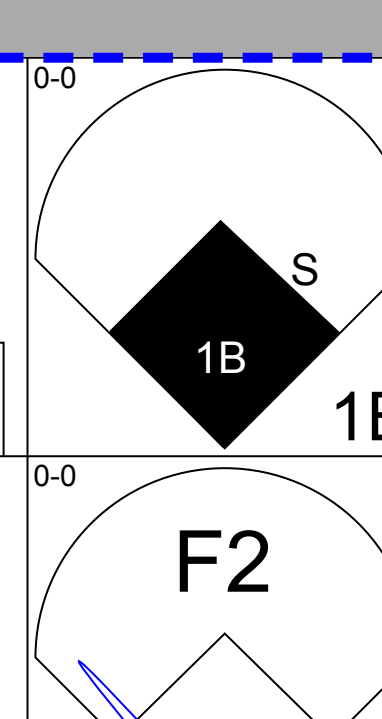

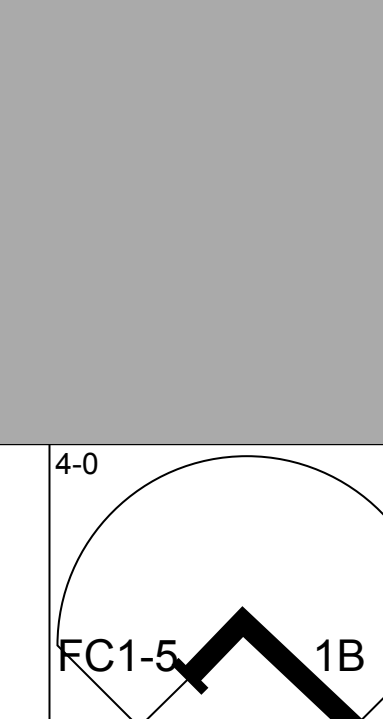

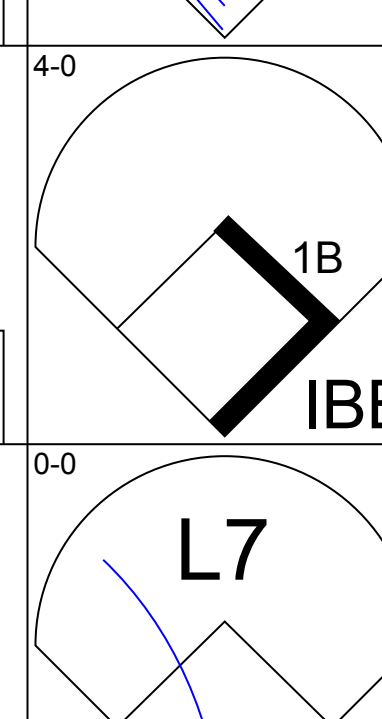

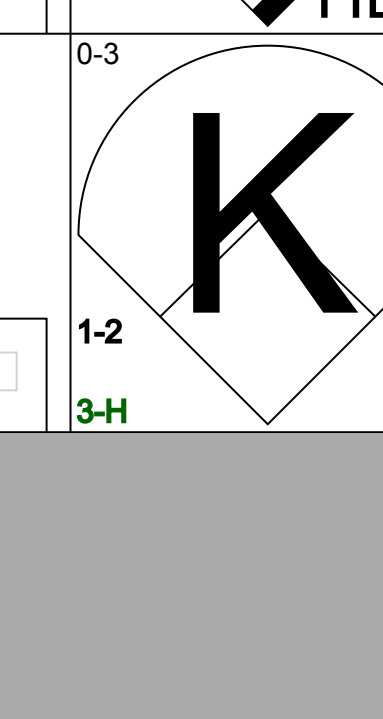
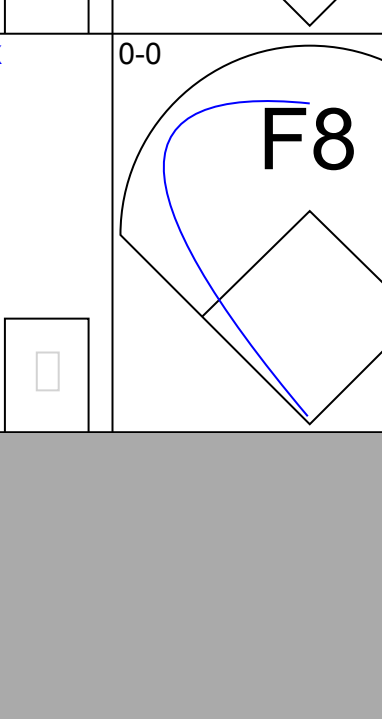
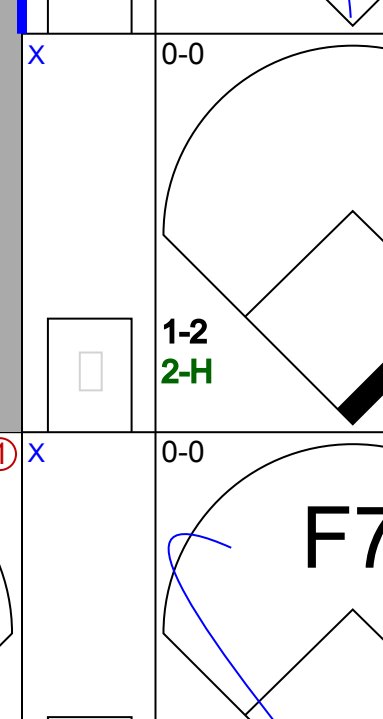


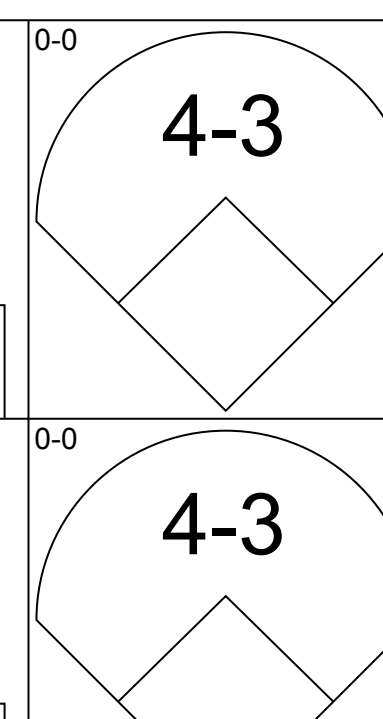
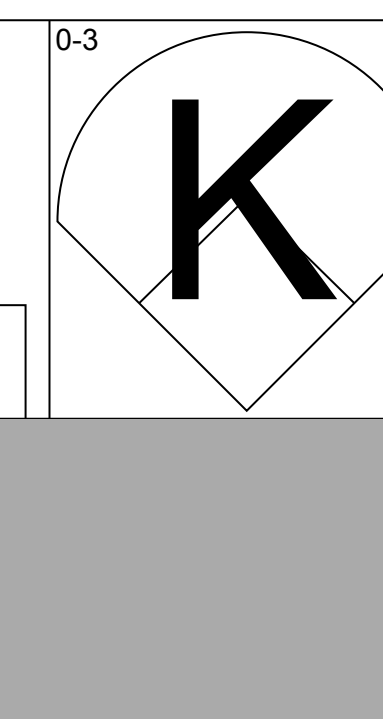
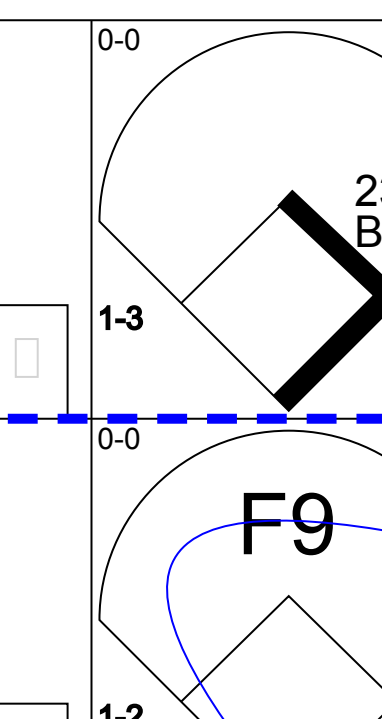
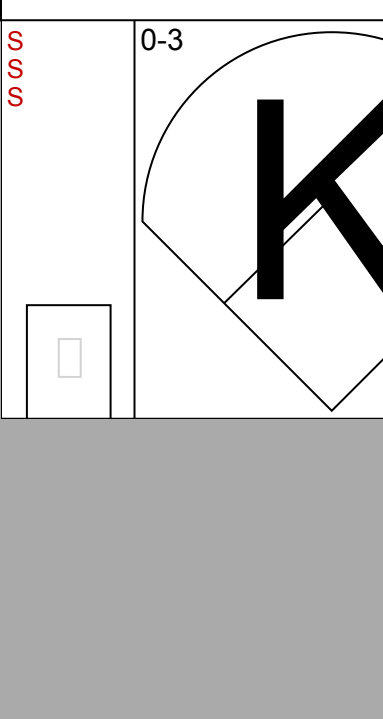
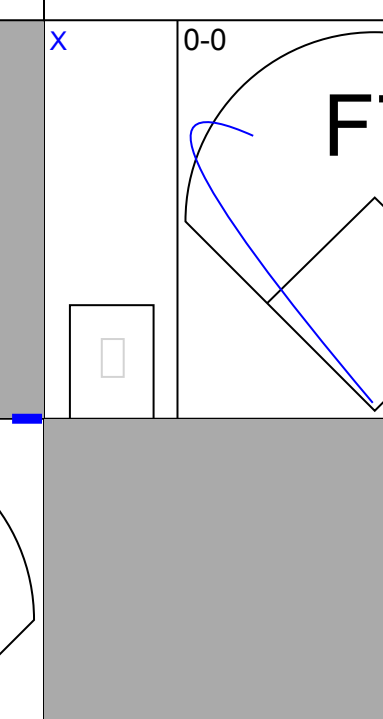
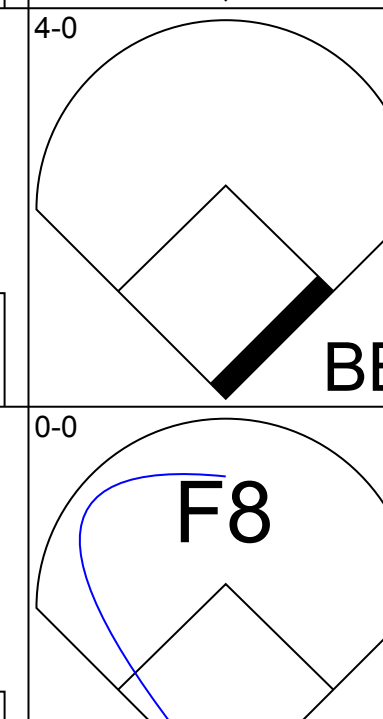
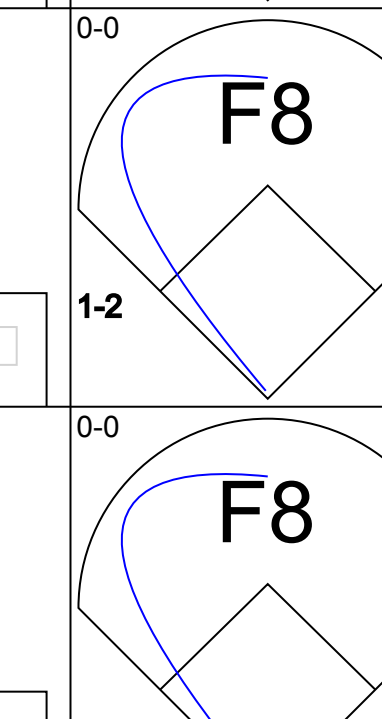
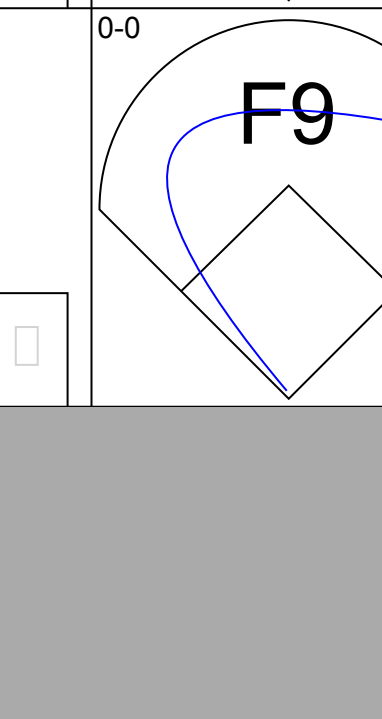
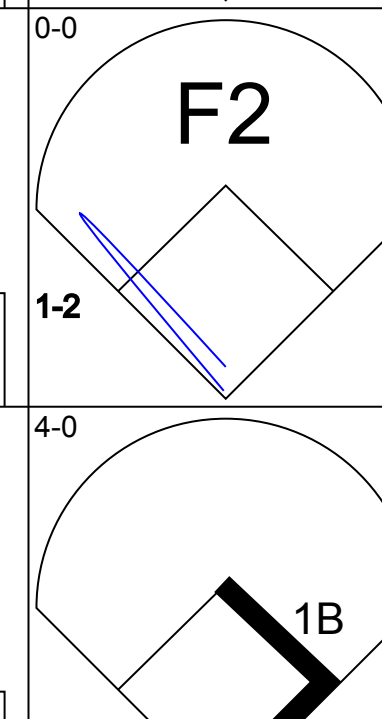


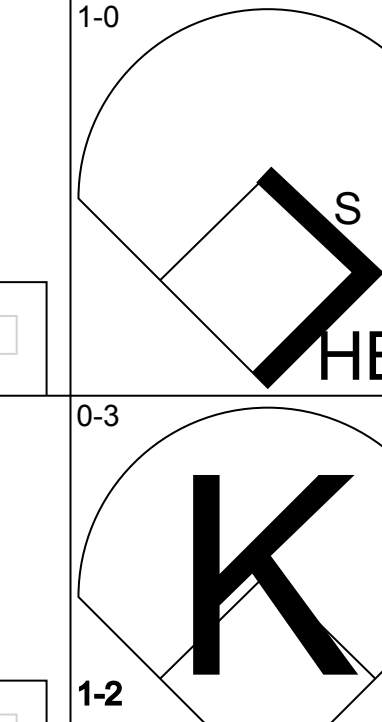

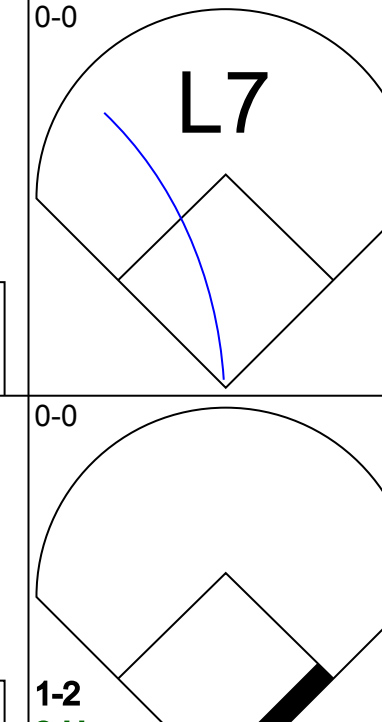




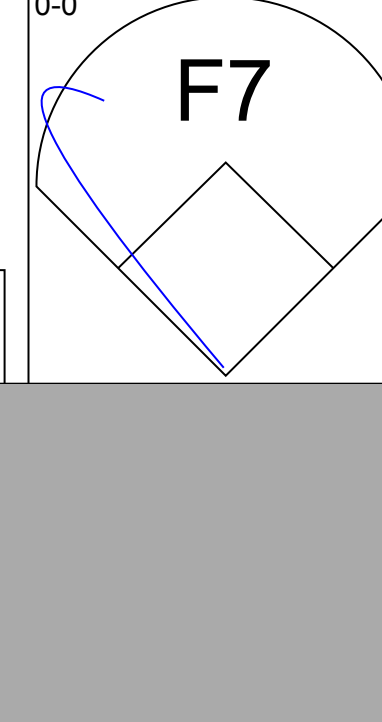

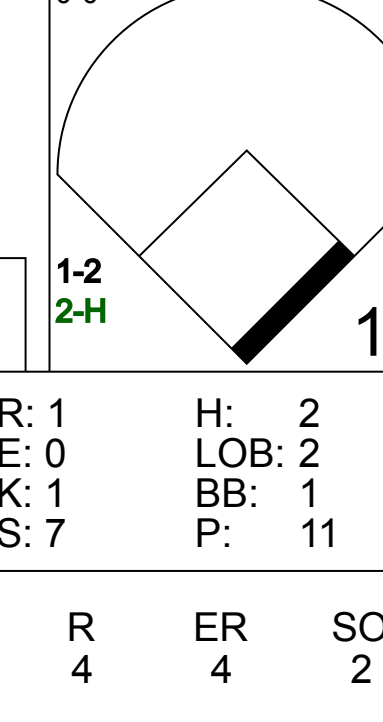
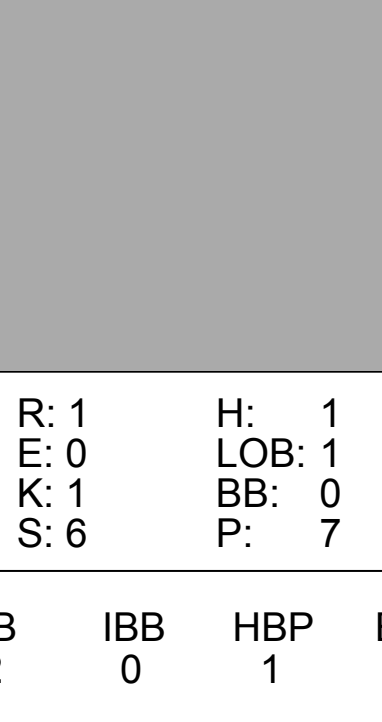
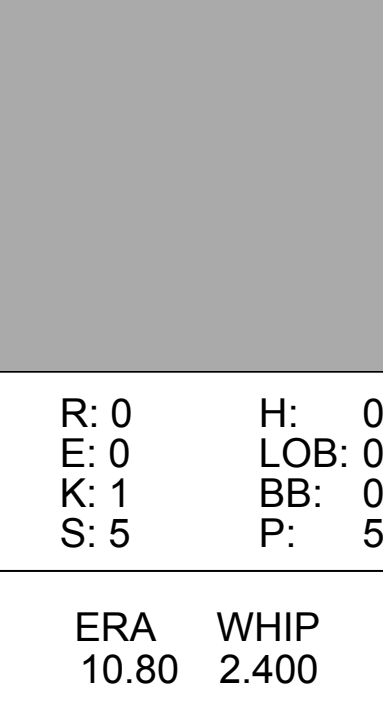
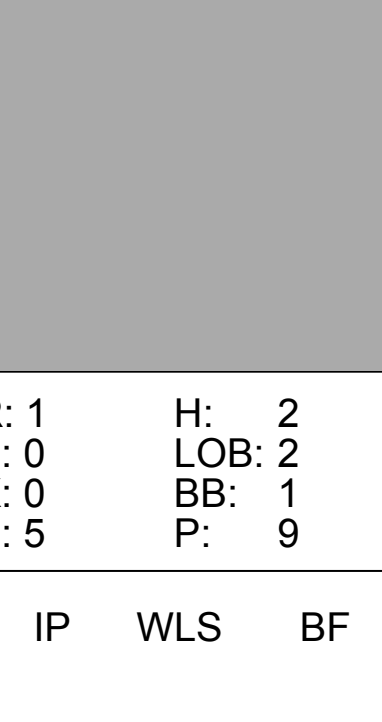



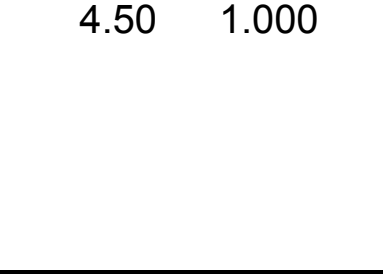


Batter	1	2	3	4	5	6	7	8	9	AB	R	H	RBI	BB	SO	LOB	BOTTOM					
Mel Hall, L OBP: 0.433, SLG: 0.480 (1, 8)	K																4 1 0 0 1 3 4					
23 Ryne Sandberg, R OBP: 0.286, SLG: 0.331 (1, 4)	F9																4 1 1 0 0 1 1					
Bill Buckner, L OBP: 0.284, SLG: 0.416 (1, 3)																	4 1 2 3 0 1 0					
Ron Cey, R OBP: 0.317, SLG: 0.400 (1, 5)																	2 1 0 0 2 0 0					
Keith Moreland, R OBP: 0.345, SLG: 0.468 (1, 9)																	3 2 1 0 1 2 2					
Gary Woods, R OBP: 0.316, SLG: 0.377 (1, 7)																	3 1 1 0 1 0 0					
Jody Davis, R OBP: 0.288, SLG: 0.406 (1, 2)																	2 1 0 1 2 1 2					
Larry Bowa, S OBP: 0.299, SLG: 0.368 (1, 6)																	3 1 1 3 1 0 1					
Dick Ruthven, R OBP: 0.250, SLG: 0.313 Bill Campbell, R (8, 1)																	3 0 2 0 0 0 0 1 0 0 1 0 0 2					
Inning Stats	R: 0 E: 0 K: 2 S: 8	H: 1 LOB: 2 BB: 1 P: 12	R: 0 E: 0 K: 0 S: 2	H: 0 LOB: 0 BB: 1 P: 6	R: 0 E: 0 K: 1 S: 5	H: 1 LOB: 0 BB: 0 P: 5	R: 0 E: 0 K: 1 S: 5	H: 0 LOB: 0 BB: 0 P: 5	R: 0 E: 0 K: 1 S: 3	H: 0 LOB: 0 BB: 0 P: 3	R: 0 E: 0 K: 1 S: 5	H: 1 LOB: 0 BB: 0 P: 5	R: 3 E: 1 K: 1 S: 10	H: 5 LOB: 0 BB: 3 P: 22	R: 1 E: 0 K: 2 S: 7	H: 0 LOB: 2 BB: 3 P: 19	R: 0 E: 0 K: 2 S: 7	H: 0 LOB: 2 BB: 3 P: 19	1B: 6 2B: 2 3B: 1 HR: 1	SF: 0 SAC: 0 DP: 3 HBP: 0	WP: 0 PB: 0 SB: 0 CS: 0	PA: 37
PITCHER	IP	WLS	BF	H	R	ER	SO	BB	IBB	HBP	BLK	WP	HR	S	P	ERA	WHIP					
Larry McWilliams, L ERA: 2.81 Rod Scurry, L ERA: 4.32 Kent Tekulve, R ERA: 1.82 Cecilio Guante, R ERA: 2.0	6.1		24	5	3	3	6	3	0	0	1	0	0	33	45	4.26	1.263					
	0.1	L	4	1	2	2	0	2	0	0	0	0	0	2	10	54.00	9.000					
	0.1		3	2	3	3	0	0	0	0	0	0	1	3	3	81.00	6.000					
	1.0		6	0	1	1	2	3	0	0	0	0	0	7	19	9.00	3.000					

Pittsburgh Pirates @ Chicago Cubs
Wrigley Field, Chicago, IL
Fri Jun 03 1983, 3:33 AM CDT
Att: 6,213 - Unknown

AB	29
R	9
H	8
RBI	8
BB	8
SO	8
LOB	12



Batter	1	2	3	4	5	6	7	8	9	AB	R	H	RBI	BB	SO	LOB	TOP					
Lee Mazzilli, S (1, 8) OBP: 0.399, SLG: 0.411										3	0	0	0	1	1	0	Pittsburgh Pirates @ Chicago Cubs Wrigley Field, Chicago, IL Sat Jun 04 1983, 3:33 AM CDT Att: 30,110 - Unknown					
Johnny Ray, S (1, 4) OBP: 0.297, SLG: 0.357										3	0	0	0	1	0	0						
Bill Madlock, R (1, 5) OBP: 0.393, SLG: 0.426										2	1	1	0	2	0	2						
Jason Thompson, L (1, 3) OBP: 0.376, SLG: 0.438										4	1	2	0	0	0	3						
Dave Parker, L (1, 9) OBP: 0.288, SLG: 0.373										4	0	0	0	0	2	7						
Mike Easter, L (1, 7) OBP: 0.352, SLG: 0.420										4	0	1	2	0	1	1						
Tony Peña, R (1, 2) OBP: 0.281, SLG: 0.328										4	0	1	0	0	1	1						
Dale Berra, R (1, 6) OBP: 0.281, SLG: 0.366										4	0	0	0	0	2	2						
Jim Bibby, R (1, 1) Manny Sarmiento, R (4, 1) Gene Tenace, R (7, PH) Rod Scurry, L (7, 1)										1	0	0	0	0	0	0						
Inning Stats	R: 0 E: 0 K: 2 S: 8	H: 1 LOB: 2 BB: 1 P: 12	R: 0 E: 0 K: 2 S: 7	H: 0 LOB: 0 BB: 0 P: 7	R: 0 E: 0 K: 0 S: 3	H: 0 LOB: 0 BB: 0 P: 3	R: 2 E: 0 K: 0 S: 5	H: 2 LOB: 1 BB: 1 P: 9	R: 0 E: 0 K: 1 S: 5	H: 0 LOB: 0 BB: 0 P: 5	R: 0 E: 0 K: 2 S: 8	H: 1 LOB: 1 BB: 0 P: 8	R: 0 E: 0 K: 0 S: 3	H: 1 LOB: 0 BB: 0 P: 3	R: 0 E: 0 K: 0 S: 3	H: 0 LOB: 2 BB: 2 P: 11		R: 0 E: 0 K: 1 S: 5	H: 0 LOB: 0 BB: 0 P: 5	1B: 5 2B: 0 3B: 0 HR: 0	SF: 0 SAC: 0 DP: 1 HBP: 0	WP: 0 PB: 0 SB: 0 CS: 0
PITCHER	IP WLS BF H R ER SO BB IBB HBP BLK WP HR S P ERA WHIP																					
Fergie Jenkins, R (1, 1) ERA: 4.48	6.0 W 25 5 2 2 7 2 0 0 0 0 0 0 37 45 3.00 1.167																					
Mike Proly, R (7, 1) ERA: 2.51	1.0 4 0 0 0 0 2 0 0 0 0 0 0 2 10 0.00 2.000																					
Bill Campbell, R (8, 1) ERA: 3.19	2.0 S 6 0 0 0 1 0 0 0 0 0 0 0 8 8 0.00 0.000																					

Batter	1	2	3	4	5	6	7	8	9	AB	R	H	RBI	BB	SO	LOB	BOTTOM			
Mel Hall, L (1, 8) OBP: 0.400, SLG: 0.433										5	0	1	0	0	2	3	Pittsburgh Pirates @ Chicago Cubs Wrigley Field, Chicago, IL Sat Jun 04 1983, 3:33 AM CDT Att: 30,110 - Unknown			
23 Ryne Sandberg, R (1, 4) OBP: 0.291, SLG: 0.335										4	2	2	0	0	0	1				
Bill Buckner, L (1, 3) OBP: 0.284, SLG: 0.410										3	0	0	0	1	0	3				
Ron Cey, R (1, 5) OBP: 0.316, SLG: 0.393										3	0	0	0	1	0	2				
Jay Johnstone, L (1, 7) OBP: 0.357, SLG: 0.383 Gary Woods, R (7, PH) OBP: 0.312, SLG: 0.371										1	0	0	0	1	1	0				
Keith Moreland, R (1, 9) OBP: 0.348, SLG: 0.469										4	1	2	1	0	1	1				
Jody Davis, R (1, 2) OBP: 0.287, SLG: 0.423										4	1	1	1	0	0	4				
Larry Bowa, S (1, 6) OBP: 0.298, SLG: 0.365										4	1	1	0	0	1	2				
Fergie Jenkins, R (1, 1) OBP: 0.227, SLG: 0.318 Mike Proly, R (7, 1) Bill Campbell, R (8, 1)										3	0	2	1	0	0	1				
Inning Stats	R: 0 E: 0 K: 0 S: 3	H: 0 LOB: 1 BB: 1 P: 7	R: 1 E: 0 K: 1 S: 7	H: 2 LOB: 2 BB: 1 P: 11	R: 1 E: 0 K: 1 S: 6	H: 1 LOB: 1 BB: 0 P: 7	R: 2 E: 0 K: 0 S: 6	H: 3 LOB: 1 BB: 0 P: 6	R: 0 E: 0 K: 1 S: 5	H: 0 LOB: 0 BB: 0 P: 5	R: 0 E: 0 K: 1 S: 6	H: 1 LOB: 1 BB: 0 P: 6	R: 1 E: 0 K: 0 S: 5	H: 2 LOB: 2 BB: 1 P: 9	R: 0 E: 0 K: 1 S: 5	H: 0 LOB: 0 BB: 0 P: 5		1B: 8 2B: 0 3B: 0 HR: 1	SF: 0 SAC: 0 DP: 0 HBP: 1	WP: 0 PB: 0 SB: 3 CS: 0
PITCHER	IP WLS BF H R ER SO BB IBB HBP BLK WP HR S P ERA WHIP																			
Jim Bibby, R (1, 1) ERA: 11.74	3.1 L 19 6 4 4 2 2 0 0 1 1 1 0 20 29 10.80 2.400																			
Manny Sarmiento, R (4, 1) ERA: 3.66	2.2 9 1 0 0 2 0 0 0 0 1 0 0 13 13 0.00 0.375																			
Rod Scurry, L (7, 1) ERA: 4.33	2.0 9 2 1 1 1 0 1 0 0 0 0 0 10 14 4.50 1.000																			

AB 31
R 2
H 5
RBI 2
BB 4
SO 8
LOB 16



AB 33
R 5
H 9
RBI 3
BB 3
SO 5
LOB 19



Batter	1	2	3	4	5	6	7	8	9	AB	R	H	RBI	BB	SO	LOB	TOP								
Mookie Wilson, S OBP: 0.272, SLG: 0.329 (1, 8)	4-0 4-3 6-3 BB		0-3 K			0-0 4-3		0-3 K		3	0	0	0	1	2	0	New York Mets @ Chicago Cubs Wrigley Field, Chicago, IL Tue Jun 07 1983, 3:33 AM CDT Att: 13,651 - Sunny - 58 F								
Hubie Brooks, R OBP: 0.323, SLG: 0.381 (1, 5)	0-0 6-3 1-2			0-3 K		0-0 G4-6-3 1B		0-0 6-3		4	0	1	0	0	1	1									
Darryl Strawberry, L OBP: 0.227, SLG: 0.297 (1, 9)	0-0 4-3 2-3			0-0 E8 4-3 1B		0-0 G4-6-3 1-2		0-0 1B		4	0	2	0	0	0	2									
Danny Heep, L OBP: 0.359, SLG: 0.455 (1, 7)	0-0 4-3			0-0 4-3 2-3			0-3 K	0-0 F7		4	0	0	0	0	1	3									
Dave Kingman, R OBP: 0.264, SLG: 0.405 (1, 3)		4-0 FC4-6 BB		0-3 K			4-0 1B BB	0-0 FC3-6 1B		2	1	1	0	2	1	1									
Ron Hodges, L OBP: 0.348, SLG: 0.232 (1, 2)		0-0 FC4-6 CS 1-2			0-3 K		0-0 F9	0-0 FC3-6 1-3 1-2		4	0	0	0	0	1	3									
Brian Giles, R OBP: 0.295, SLG: 0.260 (1, 4)		0-3 K 1-2			0-0 5-3		0-0 1B 1-2	0-0 1-3		4	0	1	0	0	1	2									
José Oquendo, S OBP: 0.333, SLG: 0.299 (7, PH)			0-0 1-3		4-0 K BB		0-0 1-3 2-H	0-0 4-3		1	0	0	0	1	0	0									
Rusty Staub, L OBP: 0.347, SLG: 0.244 (7, PR)					0-0 K BB		0-0 F7			1	0	1	1	0	0	0									
Bob Bailor, R OBP: 0.288, SLG: 0.280 (7, 6)					0-0 6-3					1	0	0	0	0	0	1									
Tom Seaver, R OBP: 0.280, SLG: 0.417 Neil Allen, R (6, 1)					0-0 K					2	0	0	0	0	1	1									
Mike Jorgensen, L OBP: 0.304, SLG: 0.400 Jesse Orosco, R OBP: 0.200, SLG: 0.200 (7, 1)										0	0	0	0	0	0	0									
Inning Stats	R: 0 E: 0 K: 0 S: 3	H: 0 LOB: 1 BB: 1 P: 7	R: 0 E: 0 K: 1 S: 4	H: 0 LOB: 0 BB: 1 P: 8	R: 0 E: 0 K: 1 S: 5	H: 0 LOB: 0 BB: 0 P: 5	R: 0 E: 1 K: 2 S: 8	H: 1 LOB: 1 BB: 0 P: 8	R: 0 E: 0 K: 2 S: 7	H: 0 LOB: 1 BB: 1 P: 11	R: 0 E: 0 K: 0 S: 3	H: 1 LOB: 0 BB: 0 P: 3	R: 1 E: 0 K: 1 S: 7	H: 2 LOB: 2 BB: 1 P: 11	R: 0 E: 0 K: 1 S: 6	H: 1 LOB: 1 BB: 0 P: 6	R: 0 E: 0 K: 0 S: 4	H: 1 LOB: 1 BB: 0 P: 4	1B: 6 2B: 0 3B: 0 HR: 0	SF: 0 SAC: 0 DP: 1 HBP: 0	WP: 0 PB: 0 SB: 0 CS: 1	PA: 35			
PITCHER	IP WLS BF ERA WHIP	W R ER SO BB IBB HBP BLK WP HR S P ERA WHIP	7.0 W 27 3.73	4 1 1 7 4 0 0 0 0 0 37 53 1.29 1.143	2.0 S 8 3.06	2 0 0 1 0 0 0 0 0 0 10 10 0.00 1.000																			

AB	31
R	1
H	6
RBI	1
BB	4
SO	8
LOB	16



Batter	1	2	3	4	5	6	7	8	9	AB	R	H	RBI	BB	SO	LOB	BOTTOM							
Mel Hall, L OBP: 0.432, SLG: 0.447 (1, 8)	0-0 23 2B 1B		0-0 L3 1-2		0-0 23 FC5-4 1B		4-0 23 1B E BB	0-3 K		4	2	2	0	1	1	2	New York Mets @ Chicago Cubs Wrigley Field, Chicago, IL Tue Jun 07 1983, 3:33 AM CDT Att: 13,651 - Sunny - 58 F							
23 Ryne Sandberg, R OBP: 0.305, SLG: 0.352 (1, 4)	0-0 1-H 2B		0-0 P4		0-0 FC5-4 1-2		0-0 E 1B			4	1	2	2	0	0	2								
Bill Buckner, L OBP: 0.273, SLG: 0.394 (1, 3)	0-0 F8			0-0 6-3		0-3 K	0-0 E3 1-H 3-H			4	0	0	0	0	1	1								
Leon Durham, L OBP: 0.437, SLG: 0.578 Bill Campbell, R (8, 1)	0-3 K			0-0 3-1		0-3 K	0-0 4-3			4	0	0	0	0	2	2								
Ron Cey, R OBP: 0.314, SLG: 0.394 (1, 5)	0-3 K			0-0 2B		0-0 FC5-4 1B		0-0 F8		4	0	2	0	0	1	1								
Keith Moreland, R OBP: 0.340, SLG: 0.461 (1, 9)		0-0 F9		0-0 5-3		0-0 FC5-4 1-2		0-0 1B 2B		4	1	1	0	0	0	2								
Larry Bowa, S OBP: 0.303, SLG: 0.364 (1, 6)		0-3 K			0-0 4-3		4-0 23 1B BB	0-0 E SF9 1B 2-H		3	2	1	1	1	1	0								
Steve Lake, R OBP: 0.375, SLG: 0.563 (1, 2)		0-0 P4			0-0 FC1-4 1B		0-0 P1	0-0 E4 1-3		4	0	1	0	0	0	2								
Chuck Rainey, R OBP: 0.227, SLG: 0.150 Gary Woods, R OBP: 0.304, SLG: 0.366 (7, PH)			0-0 L3 1B		0-0 FC1-4 1B 1-2		0-0 6-3	0-0 SF9 3-H		2	0	1	0	0	0	1								
Inning Stats	R: 1 E: 0 K: 2 S: 9	H: 2 LOB: 1 BB: 0 P: 9	R: 0 E: 0 K: 1 S: 5	H: 0 LOB: 0 BB: 0 P: 5	R: 0 E: 0 K: 0 S: 3	H: 1 LOB: 0 BB: 0 P: 3	R: 0 E: 0 K: 0 S: 4	H: 1 LOB: 1 BB: 0 P: 4	R: 0 E: 0 K: 0 S: 5	H: 2 LOB: 2 BB: 0 P: 5	R: 0 E: 0 K: 2 S: 8	H: 1 LOB: 1 BB: 0 P: 8	R: 3 E: 1 K: 0 S: 5	H: 1 LOB: 1 BB: 2 P: 13	R: 2 E: 1 K: 1 S: 8	H: 2 LOB: 1 BB: 0 P: 8		R: 0 E: 0 K: 0 S: 4	H: 1 LOB: 1 BB: 0 P: 4	1B: 7 2B: 4 3B: 0 HR: 0	SF: 1 SAC: 0 DP: 1 HBP: 0	WP: 0 PB: 0 SB: 1 CS: 0	PA: 37	
PITCHER	IP WLS BF ERA WHIP	H R ER SO BB IBB HBP BLK WP HR S P ERA WHIP	5.0 W 20 2.71	6 1 1 3 0 0 0 0 0 0 8 8 0.00 1.000	1.0 L 4 4.63	2.0 L 13 1.47																		

AB	34
R	6
H	10
RBI	4
BB	2
SO	6
LOB	14



Batter	1	2	3	4	5	6	7	8	9	AB	R	H	RBI	BB	SO	LOB	TOP										
Mookie Wilson, S (1, 8) OBP: 0.276, SLG: 0.336	0-0 6-3		0-0 G5-4-3			0-0 1B		0-0 2B		4	0	2	1	0	0	1											
Hubie Brooks, R (1, 5) OBP: 0.321, SLG: 0.378	0-0 1B			0-0 5-3		0-0 P5		0-0 6-3		4	0	1	0	0	0	3											
Mark Bradley, R (1, 9) OBP: 0.308, SLG: 0.311	0-3 K			0-0 6-3		0-3 K			0-3 K	4	0	0	0	0	3	3											
George Foster, R (1, 7) OBP: 0.330, SLG: 0.475		0-0 F7		0-0 6-3			0-0 F8		0-0 BLK 1B	4	0	1	0	0	0	0											
Bob Bailor, R (9, PR) OBP: 0.298, SLG: 0.280		0-0 5-3			0-0 G6-4-3 1B		0-0 F8		0-0 F7	4	0	1	0	0	0	1											
Dave Kingman, R (1, 3) OBP: 0.264, SLG: 0.401		0-0 5-3			0-0 G6-4-3 1B		0-0 F8		0-0 F7	4	0	1	0	0	0	1											
Mike Jorgensen, L (9, 3) OBP: 0.304, SLG: 0.400		0-0 5-3			0-0 G6-4-3 1B		0-0 F8		0-0 F7	4	0	1	0	0	0	1											
Brian Giles, R (1, 4) OBP: 0.294, SLG: 0.260		0-0 1B		0-0 G6-4-3		0-0 6-3		0-0 4-3		4	0	1	0	0	0	3											
José Oquendo, S (1, 6) OBP: 0.322, SLG: 0.288		0-0 FC1-6-4		0-0 F9			0-0 5-3			3	0	0	0	0	0	1											
Ronn Reynolds, R (1, 2) OBP: 0.275, SLG: 0.226			0-0 FC1-6 1B		0-0 1B	0-0 SH3-4 1B		0-0 SH5-4 2B 1B		3	1	3	0	0	0	0											
Mike Torrez, R (1, 1) OBP: 0.091, SLG: 0.091			0-0 FC1-6 G5-4-3		0-0 SH3-4		0-0 SH5-4			1	0	0	0	0	0	1											
Inning Stats	R: 0 E: 0 K: 1 S: 5	H: 1 LOB: 0 BB: 0 P: 5	R: 0 E: 0 K: 0 S: 4	H: 1 LOB: 1 BB: 0 P: 4	R: 0 E: 0 K: 0 S: 3	H: 1 LOB: 0 BB: 0 P: 3	R: 0 E: 0 K: 0 S: 3	H: 0 LOB: 0 BB: 0 P: 3	R: 0 E: 0 K: 1 S: 7	H: 2 LOB: 2 BB: 0 P: 7	R: 0 E: 0 K: 0 S: 3	H: 0 LOB: 0 BB: 0 P: 3	R: 1 E: 0 K: 0 S: 5	H: 2 LOB: 1 BB: 0 P: 5	R: 0 E: 0 K: 1 S: 6	H: 1 LOB: 2 BB: 0 P: 6	1B: 8 2B: 1 3B: 0 HR: 0	SF: 0 SAC: 2 DP: 2 HBP: 0	WP: 0 PB: 0 SB: 0 CS: 1	PA: 33							
PITCHER	IP	WLS	BF	H	R	ER	SO	BB	IBB	HBP	BLK	WP	HR	S	P	ERA	WHIP										
Steve Trout, L (1, 1) ERA: 4.0	8.0		29	8	1	1	2	0	0	0	0	0	0	33	33	1.12	1.000										
Lee Smith, R (9, 1) ERA: 1.57	1.0	W	4	1	0	0	1	0	0	0	1	0	0	6	6	0.00	1.000										

New York Mets @ Chicago Cubs
Wrigley Field, Chicago, IL
Wed Jun 08 1983, 3:33 AM CDT
Att: 14,284 - Sunny - 67 F

AB 31
R 1
H 9
RBI 1
BB 0
SO 3
LOB 13



Batter	1	2	3	4	5	6	7	8	9	AB	R	H	RBI	BB	SO	LOB	BOTTOM										
Mel Hall, L (1, 8) OBP: 0.426, SLG: 0.425	4-0 23 CS BB		0-0 F7			0-0 SH5-4			0-0 L3	2	0	0	0	1	0	1											
23 Ryne Sandberg, R (1, 4) OBP: 0.308, SLG: 0.371	0-0 S 1B		0-0 F7			0-0 6-3		0-0 HR		4	1	2	1	0	0	2											
Bill Buckner, L (1, 3) OBP: 0.268, SLG: 0.387	0-0 F8			0-0 F9		0-0 4-1			0-0 F8	4	0	0	0	0	0	2											
Leon Durham, L (1, 7) OBP: 0.433, SLG: 0.565	0-0 6-3			0-0 4-3		0-0 3-1		0-0 WP 1B BB		3	1	0	0	1	0	1											
Ron Cey, R (1, 5) OBP: 0.318, SLG: 0.393		0-0 P4		0-0 F8		0-0 G1-4-3 1B		0-0 1B IBB		3	0	1	0	1	0	0											
Keith Moreland, R (1, 9) OBP: 0.339, SLG: 0.456		0-0 L5			0-0 6-3	0-0 G1-4-3		0-0 1B		4	0	1	1	0	0	1											
Larry Bowa, S (1, 6) OBP: 0.298, SLG: 0.358		0-0 4-3			0-0 F8		0-0 1-4-3			3	0	0	0	0	0	0											
Steve Lake, R (1, 2) OBP: 0.382, SLG: 0.559			0-0 FC1-6 1B		0-0 6-3		0-0 P6			2	0	1	0	0	0	0											
Jay Johnstone, L (8, PH) OBP: 0.350, SLG: 0.431			0-0 FC1-6 1B		0-0 6-3		0-0 P6			1	0	0	0	0	0	0											
Jody Davis, R (9, 2) OBP: 0.287, SLG: 0.423			0-0 FC1-6 1B		0-0 6-3		0-0 P6			0	0	0	0	0	0	0											
Steve Trout, L (1, 1) OBP: 0.174, SLG: 0.174			0-0 FC1-6			0-0 23 6-3 SH5-4 1B		0-0 4-3		2	0	1	0	0	0	1											
Scot Thompson, L (8, PH) OBP: 0.231, SLG: 0.258			0-0 FC1-6					0-0 4-3		1	0	0	0	0	0	0											
Lee Smith, R (9, 1) ERA: 4.56			0-0 FC1-6					0-0 4-3		0	0	0	0	0	0	0											
Inning Stats	R: 0 E: 0 K: 0 S: 3	H: 1 LOB: 1 BB: 1 P: 7	R: 0 E: 0 K: 0 S: 3	H: 0 LOB: 0 BB: 0 P: 3	R: 0 E: 0 K: 0 S: 4	H: 1 LOB: 1 BB: 0 P: 4	R: 0 E: 0 K: 0 S: 3	H: 0 LOB: 0 BB: 0 P: 3	R: 0 E: 0 K: 0 S: 3	H: 1 LOB: 1 BB: 0 P: 4	R: 0 E: 0 K: 0 S: 3	H: 1 LOB: 0 BB: 0 P: 3	R: 0 E: 0 K: 0 S: 3	H: 0 LOB: 0 BB: 0 P: 3	R: 0 E: 0 K: 0 S: 3	H: 0 LOB: 0 BB: 0 P: 3	R: 2 E: 0 K: 0 S: 4	H: 2 LOB: 2 BB: 2 P: 12	1B: 5 2B: 0 3B: 0 HR: 1	SF: 0 SAC: 1 DP: 1 HBP: 0	WP: 1 PB: 0 SB: 1 CS: 1	PA: 33					
PITCHER	IP	WLS	BF	H	R	ER	SO	BB	IBB	HBP	BLK	WP	HR	S	P	ERA	WHIP										
Mike Torrez, R (1, 1) ERA: 4.56	8.2	L	33	6	2	2	0	2	1	0	0	1	1	30	42	2.08	0.923										

New York Mets @ Chicago Cubs
Wrigley Field, Chicago, IL
Wed Jun 08 1983, 3:33 AM CDT
Att: 14,284 - Sunny - 67 F

AB 29
R 2
H 6
RBI 2
BB 3
SO 0
LOB 8



Batter	1	2	3	4	5	6	7	8	9	10	11	AB	R	H	RBI	BB	SO	LOB	TOP					
Mookie Wilson, S OBP: 0.278, SLG: 0.345	E7 1B		G6-4-3			K		1B 3B		4-3	G3	6	1	2	2	0	1	2						
Hubie Brooks, R OBP: 0.313, SLG: 0.368	G3			5-3		F9		5-3		4-3		5	0	0	0	0	0	4						
Darryl Strawberry, L OBP: 0.235, SLG: 0.305	K							K		K		4	0	1	0	1	3	3						
George Foster, R OBP: 0.328, SLG: 0.470	L5											4	0	1	1	0	0	2						
Neil Allen, R OBP: 0.302, SLG: 0.304												0	0	0	0	0	0	0						
Mark Bradley, R OBP: 0.302, SLG: 0.304												1	0	0	0	0	0	1						
Jesse Orosco, R OBP: 0.200, SLG: 0.200												0	0	0	0	0	0	0						
Dave Kingman, R OBP: 0.269, SLG: 0.406												3	0	1	0	1	1	1						
Tucker Ashford, R OBP: 0.278, SLG: 0.267												1	0	0	0	0	0	0						
Ron Hodges, L OBP: 0.333, SLG: 0.220												5	0	0	0	0	1	3						
Brian Giles, R OBP: 0.291, SLG: 0.256												2	0	0	0	0	1	0						
Mike Jorgensen, L OBP: 0.346, SLG: 0.522												3	2	2	0	0	0	0						
José Oquendo, S OBP: 0.315, SLG: 0.280												2	0	0	0	0	1	0						
Danny Heep, L OBP: 0.368, SLG: 0.449												1	2	0	0	2	0	0						
Ed Lynch, R OBP: 0.290, SLG: 0.236												1	0	0	0	1	1	0						
Carlos Diaz, R OBP: 0.300, SLG: 0.286												0	0	0	0	0	0	0						
Doug Sisk, R OBP: 0.300, SLG: 0.286												1	0	1	1	0	0	0						
Rusty Staub, L OBP: 0.274, SLG: 0.299												2	1	1	2	0	0	0						
Inning Stats	R: 0 E: 1 K: 1 S: 6	H: 1 LOB: 1 BB: 0 P: 6	R: 0 E: 0 K: 1 S: 5	H: 0 LOB: 0 BB: 0 P: 5	R: 0 E: 0 K: 1 S: 4	H: 0 LOB: 0 BB: 1 P: 8	R: 0 E: 0 K: 1 S: 5	H: 0 LOB: 1 BB: 1 P: 9	R: 0 E: 0 K: 0 S: 3	H: 0 LOB: 0 BB: 0 P: 3	R: 0 E: 0 K: 2 S: 7	H: 0 LOB: 1 BB: 1 P: 7	R: 0 E: 0 K: 1 S: 5	H: 5 LOB: 2 BB: 1 P: 16	R: 0 E: 0 K: 0 S: 3	H: 0 LOB: 0 BB: 0 P: 3	R: 0 E: 0 K: 0 S: 4	H: 1 LOB: 1 BB: 0 P: 4	R: 2 E: 0 K: 0 S: 5	H: 2 LOB: 1 BB: 1 P: 9	1B: 2 2B: 6 3B: 1 HR: 0	SF: 0 SAC: 0 DP: 1 HBP: 0	WP: 1 PB: 0 SB: 1 CS: 0	PA: 46
PITCHER	IP ERA WLS BF H R ER SO BB IBB HBP BLK WP HR S P ERA WHIP	7.0 4.99 0.2 5 3 1 1 1 0 0 0 0 0 0 7 7 13.50 4.500	1.1 3.2 1.1 4 0 0 0 1 0 0 0 0 0 0 6 6 0.00 0.000	2.0 3.25 2.0 10 3 2 2 0 0 0 1 0 0 9 13 9.00 1.500	PITCHER										IP ERA WLS BF H R ER SO BB IBB HBP BLK WP HR S P ERA WHIP	6.0 3.86 0.2 27 4 0 0 0 0 0 0 0 0 0 0 7 7 13.50 4.500								

New York Mets @ Chicago Cubs
Wrigley Field, Chicago, IL
Thu Jun 09 1983, 3:33 AM CDT
Alt. 11,471 - Overcast - 72 F

livebaseballscores.com

AB 41
R 6
H 9
RBI 6
BB 5
SO 9
LOB 16



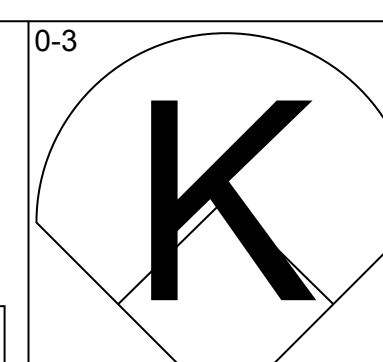
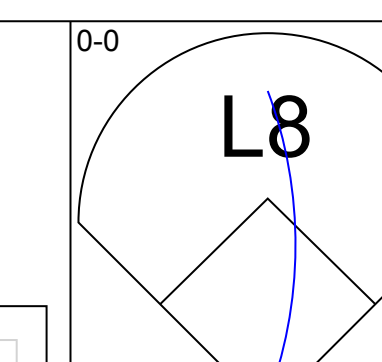
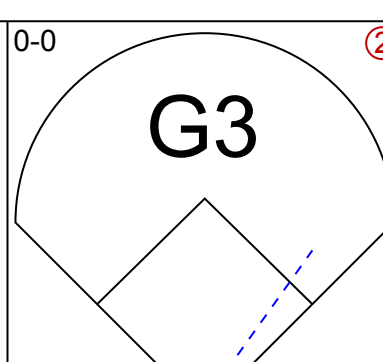
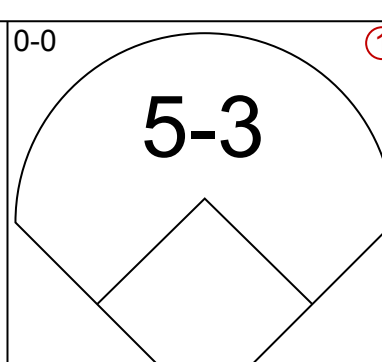
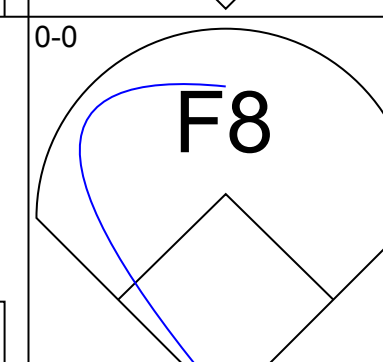
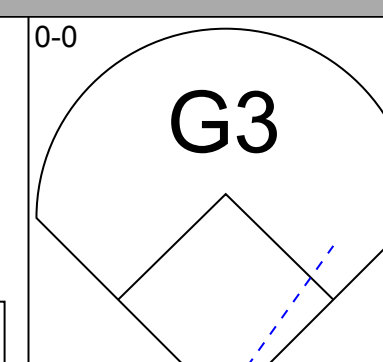
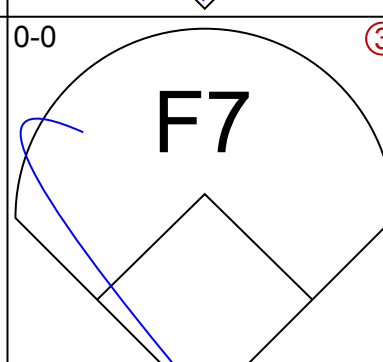
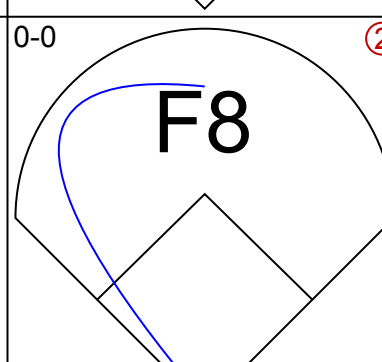
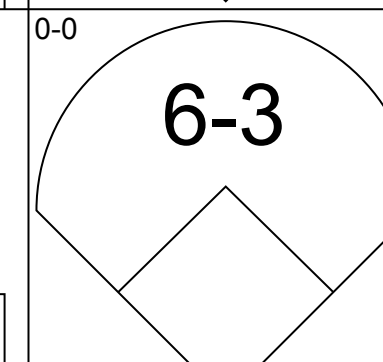
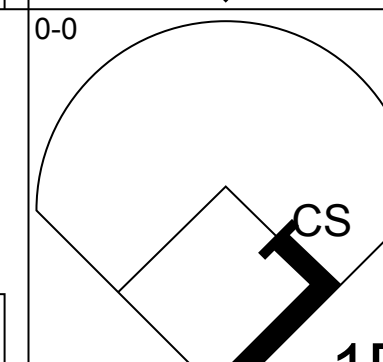
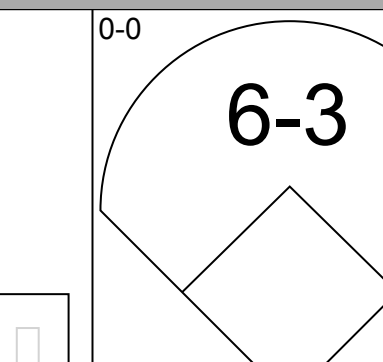
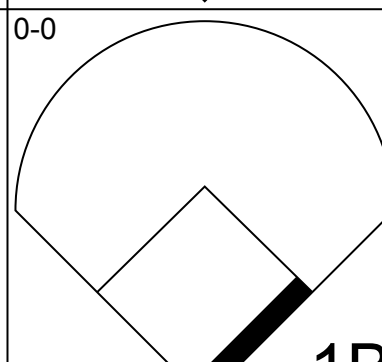
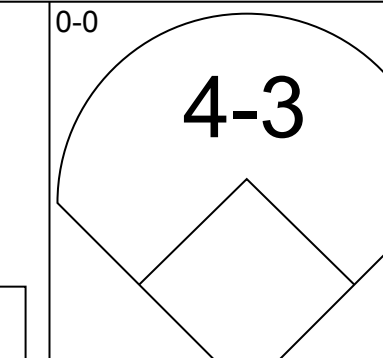
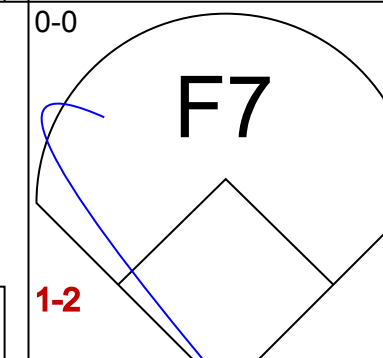
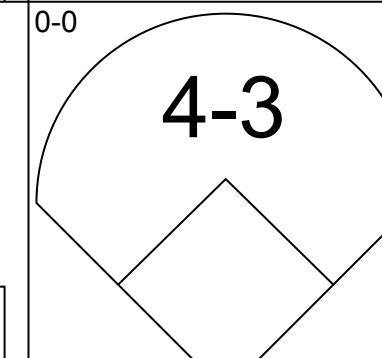
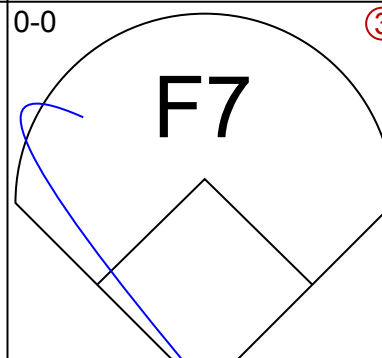
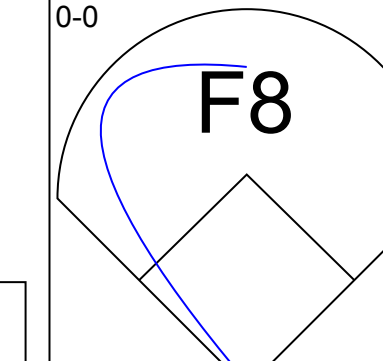
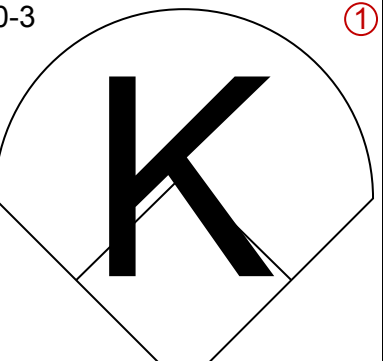
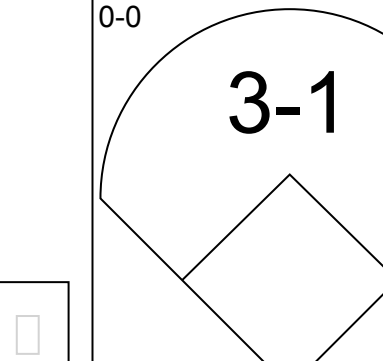

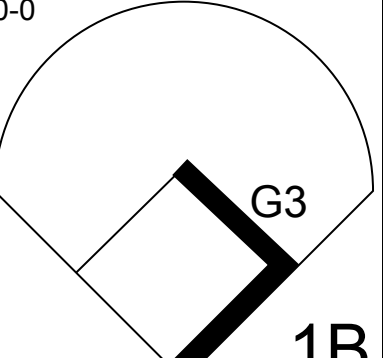
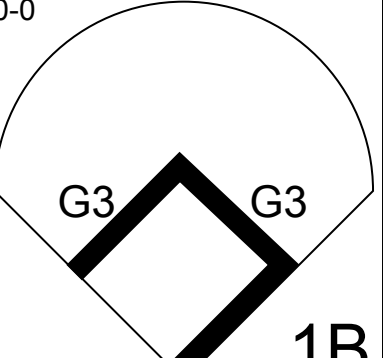
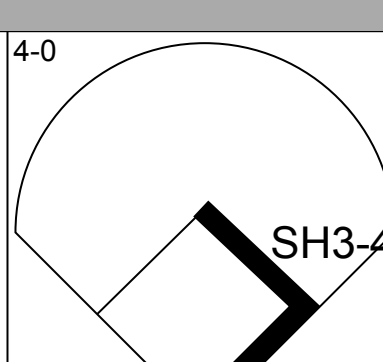
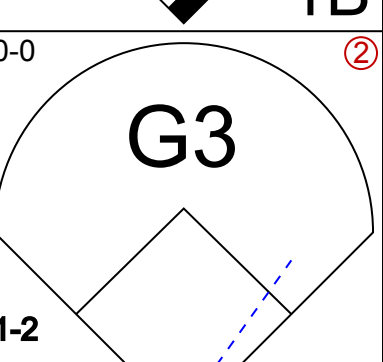
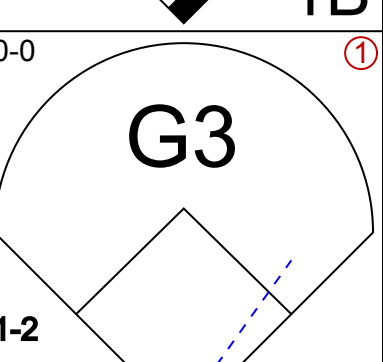
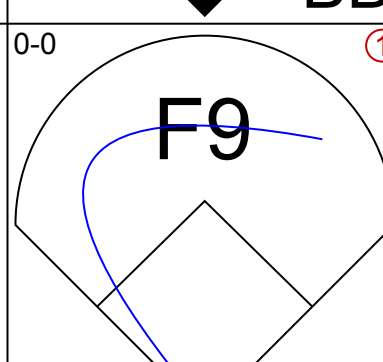
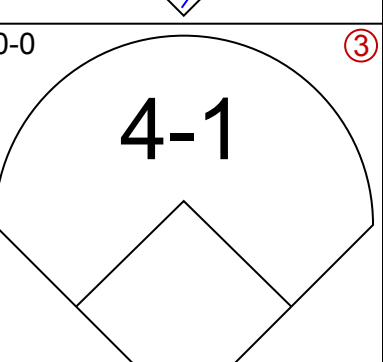
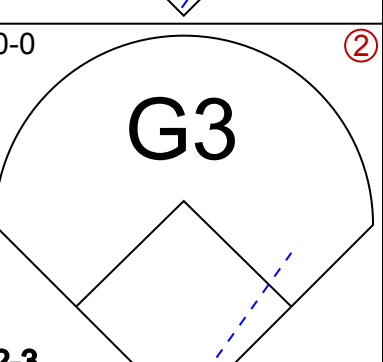
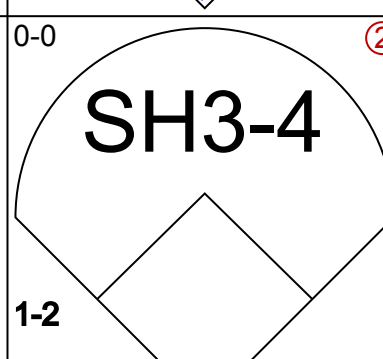
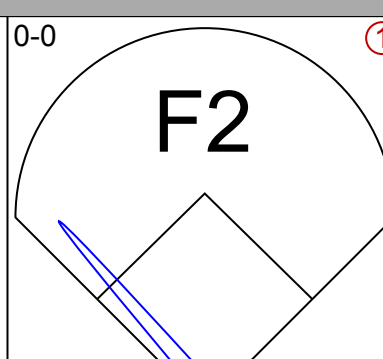
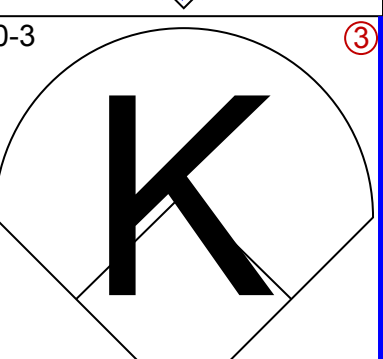
Batter	1	2	3	4	5	6	7	8	9	10	11	AB	R	H	RBI	BB	SO	LOB	BOTTOM					
Mel Hall, L OBP: 0.483, SLG: 0.444	FC6-4 1B		L6-3	FC4-6				G5-4-3				5	0	3	0	1	0	5						
23 Ryne Sandberg, R OBP: 0.309, SLG: 0.372	FC6-4 1B											5	3	1	0	1	0	3						
Bill Buckner, L OBP: 0.279, SLG: 0.404												6	0	4	0	0	0	2						
Ron Cey, R OBP: 0.315, SLG: 0.385	6-3											4	0	0	1	0	0	4						
Jay Johnstone, L OBP: 0.263, SLG: 0.500												3	1	2	1	0	0	1						
Gary Woods, L OBP: 0.153, SLG: 0.375												1	0	1	1	0	0	0						
Lee Smith, R OBP: 0.153, SLG: 0.375												0	0	0	0	0	0	0						
Jerry Morales, R OBP: 0.153, SLG: 0.179												0	0	0	0	0	0	0						
Mike Proly, R OBP: 0.153, SLG: 0.179												0	0	0	0	0	0	0						
Keith Moreland, R OBP: 0.330, SLG: 0.443												5	0	0	0	0	0	3						
Larry Bowa, S OBP: 0.306, SLG: 0.361												4	0	2	0	1	1	0						
Jody Davis, R OBP: 0.292, SLG: 0.421												3	0	1	0	1	0	3						
Junior Kennedy, R OBP: 0.182, SLG: 0.150												0	0	0	0	0	0	0						
Steve Lake, R OBP: 0.371, SLG: 0.543												1	0	0	0	0	0	0						
Dick Ruthven, R OBP: 0.263, SLG: 0.278												2	0	0	0	1	0	3						
Bill Campbell, R OBP: 0.263, SLG: 0.278												0	0	0	0	0	0	0						
Scot Thompson, L OBP: 0.239, SLG: 0.266												2	0	1	0	0	0	0						
Inning Stats	R: 1 E: 0 K: 0 S: 5	H: 2 LOB: 1 BB: 0 P: 5	R: 0 E: 0 K: 0 S: 4	H: 1 LOB: 1 BB: 0 P: 4	R: 0 E: 0 K: 0 S: 4	H: 2 LOB: 1 BB: 0 P: 4	R: 0 E: 0 K: 0 S: 5	H: 2 LOB: 3 BB: 1 P: 9	R: 0 E: 0 K: 0 S: 3	H: 1 LOB: 2 BB: 1 P: 7	R: 1 E: 0 K: 0 S: 4	H: 2 LOB: 2 BB: 1 P: 9	R: 0 E: 0 K: 0 S: 3	H: 1 LOB: 2 BB: 1 P: 7	R: 0 E: 0 K: 1 S: 5	H: 0 LOB: 0 BB: 0 P: 5	R: 0 E: 0 K: 1 S: 5	H: 0 LOB: 0 BB: 0 P: 5	R: 0 E: 0 K: 0 S: 4	H: 1 LOB: 1 BB: 0 P: 4	1B: 12 2B: 2 3B: 1 HR: 1	SF: 0 SAC: 0 DP: 5 HBP: 1	WP: 0 PB: 0 SB: 0 CS: 0	PA: 48
PITCHER	IP ERA WLS BF H R ER SO BB IBB HBP BLK WP HR S P ERA WHIP	6.1 3.38 0.1 3 1 0 0 0 0 0 0 0 0 0 1 1 0.00 3.000	0.1 3.15 0.1 1 0 0 0 0 0 0 0 0 0 0 1 1 0.00 0.000	2.0 4.62 2.0 8 2 1 1 0 2 0 0 0 0 0 6 14 4.50 2.000	2.0 1.4 2.0 7 1 0 0 1 0 0 0 0 0 0 9 9 0.00 0.500	PITCHER										IP ERA WLS BF H R ER SO BB IBB HBP BLK WP HR S P ERA WHIP	6.0 4.26 0.2 29 11 3 3 0 0 0 0 0 0 2 3 0.00 3.000							

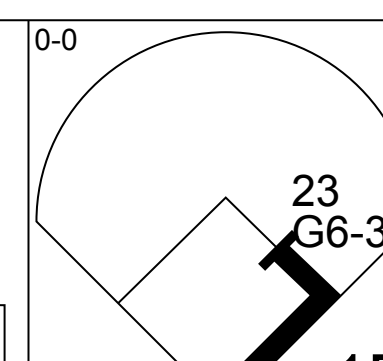
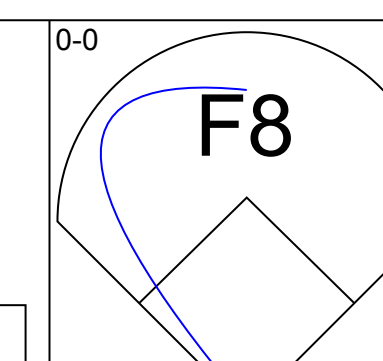
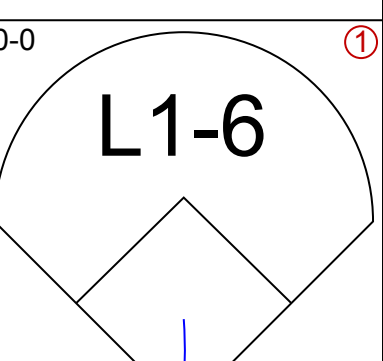
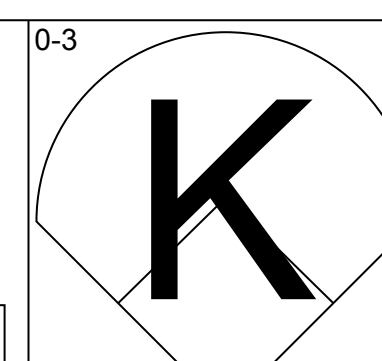
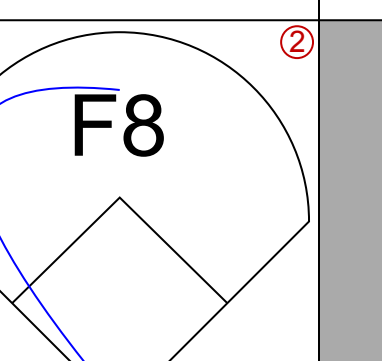
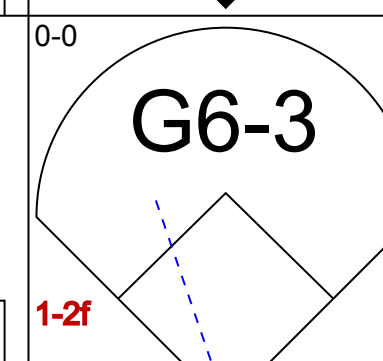
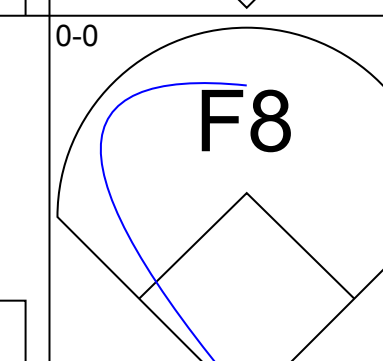
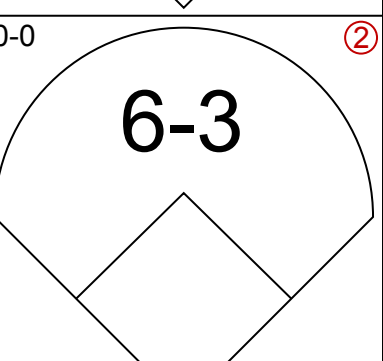
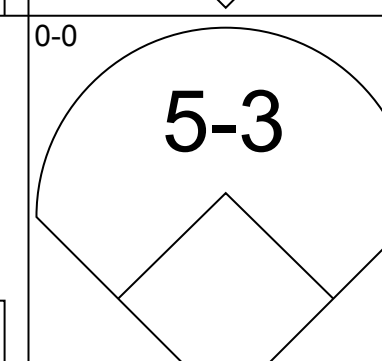
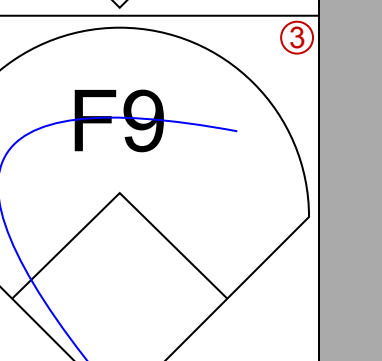
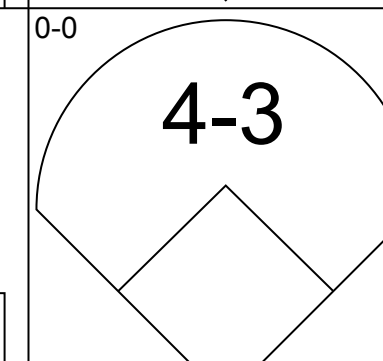
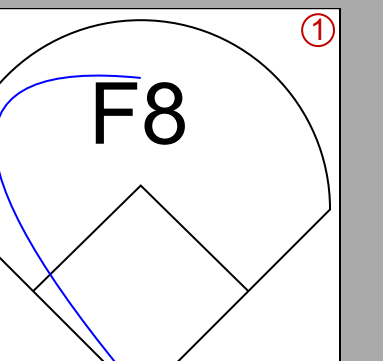
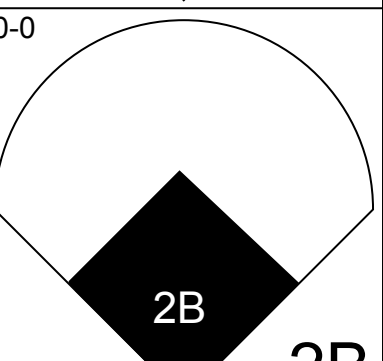
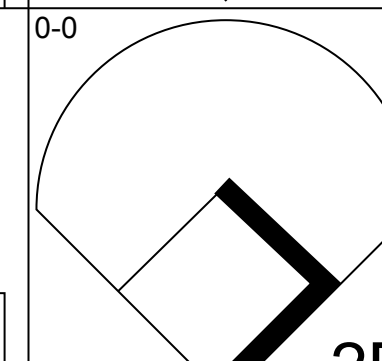
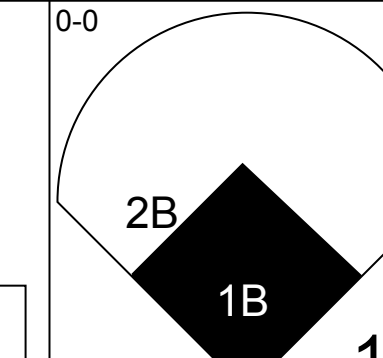
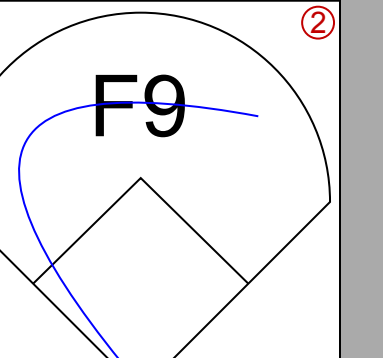
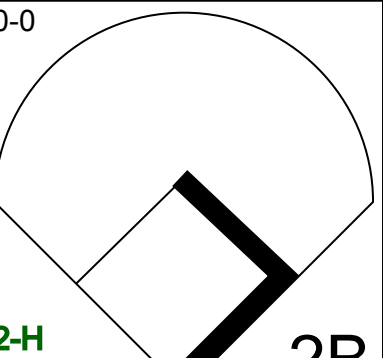
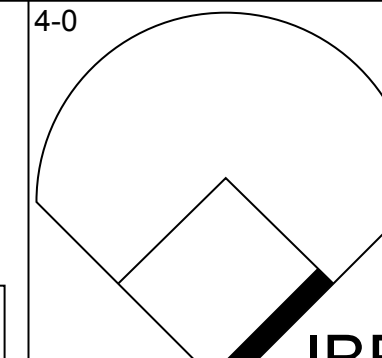
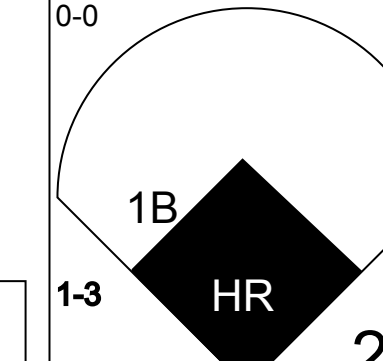
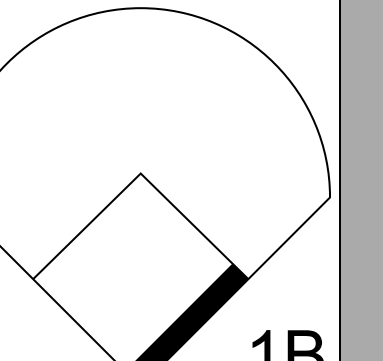
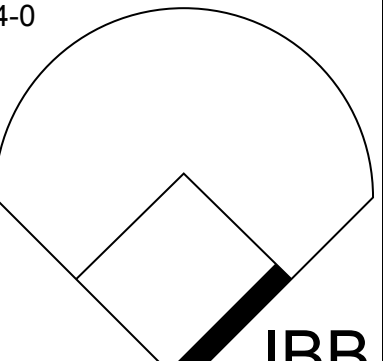
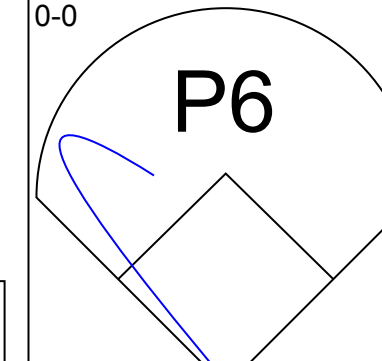
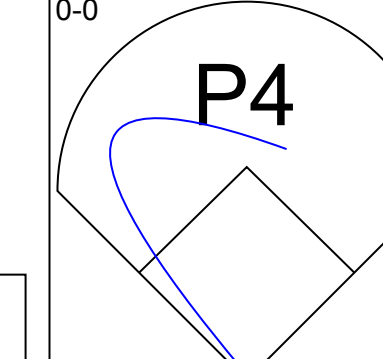
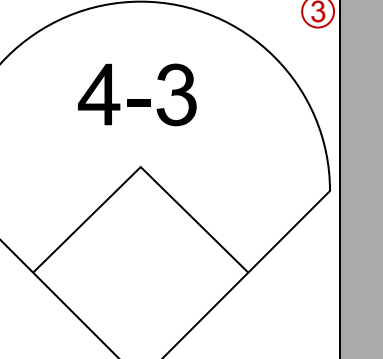
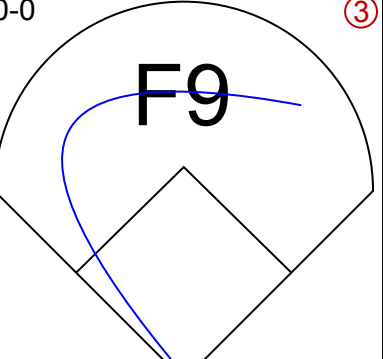
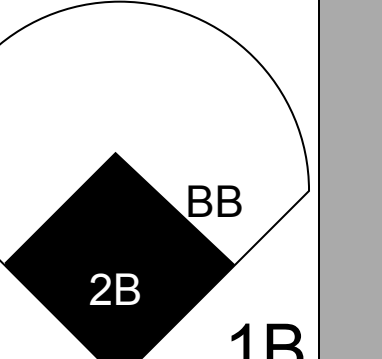
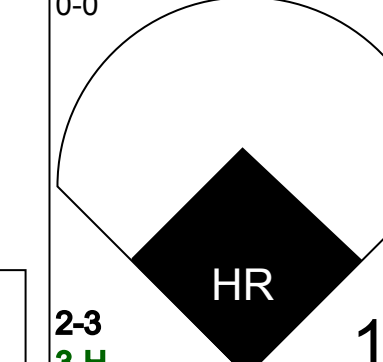
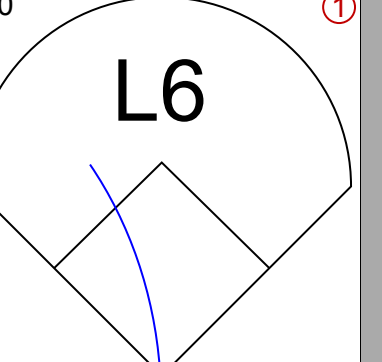
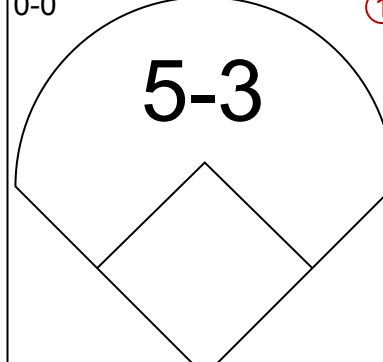
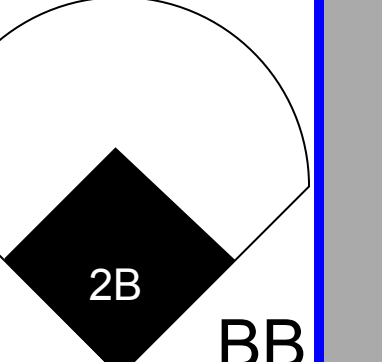
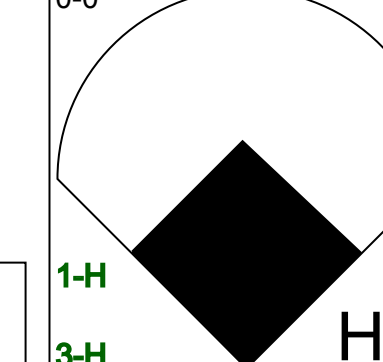
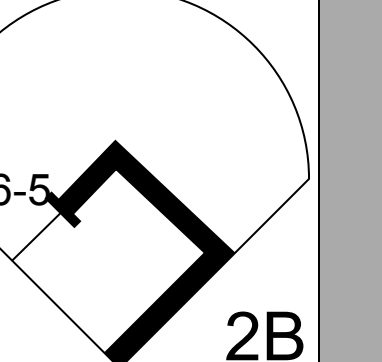
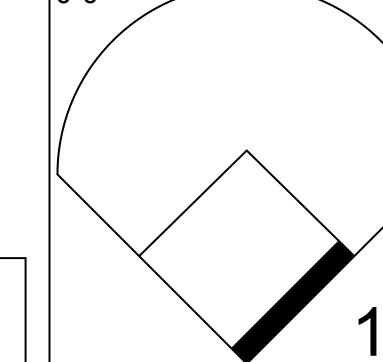
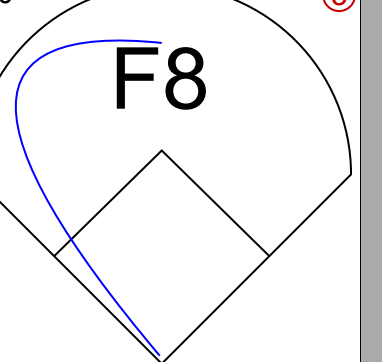
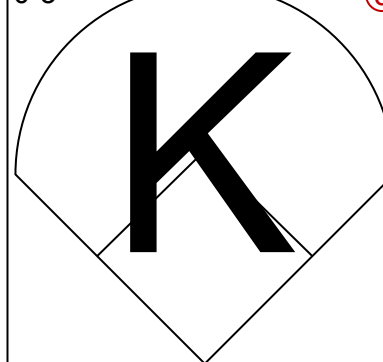

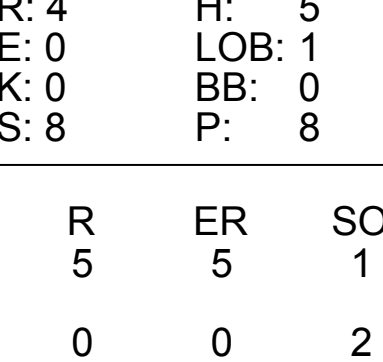
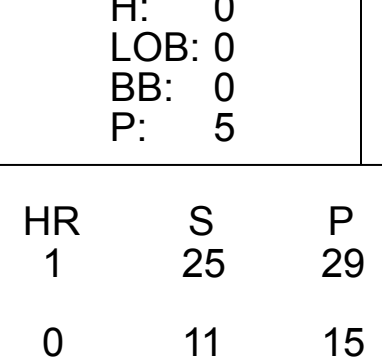
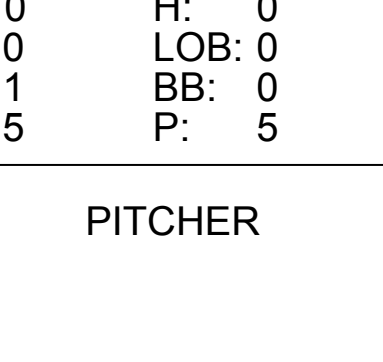
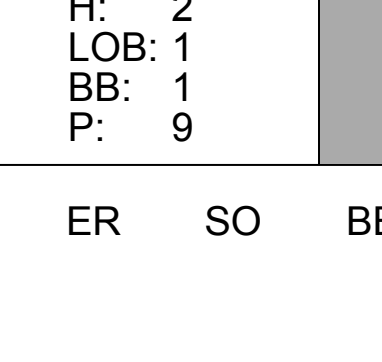
New York Mets @ Chicago Cubs
Wrigley Field, Chicago, IL
Thu Jun 09 1983, 3:33 AM CDT
Alt. 11,471 - Overcast - 72 F

livebaseballscores.com


AB 42
R 4
H 15
RBI 3
BB 5
SO 1
LOB 24




Batter	1	2	3	4	5	6	7	8	9	AB	R	H	RBI	BB	SO	LOB	TOP				
Tom Herr, S OBP: 0.379, SLG: 0.342 (1, 4)										4	0	0	0	0	1	1	St. Louis Cardinals @ Chicago Cubs Wrigley Field, Chicago, IL Fri Jun 10 1983, 3:33 AM CDT Att: 37,024 - Unknown - 64 F				
Ken Oberkfell, L OBP: 0.384, SLG: 0.387 (1, 5)										4	0	0	0	0	0	0					
Lonnie Smith, R OBP: 0.370, SLG: 0.429 (1, 7)										4	0	2	0	0	0	0					
Keith Hernandez, L OBP: 0.336, SLG: 0.422 (1, 3)										4	0	0	0	0	0	2					
George Hendrick, R OBP: 0.381, SLG: 0.552 (1, 9)										3	0	0	0	0	1	0					
Willie McGee, S OBP: 0.393, SLG: 0.441 (1, 8)										3	0	2	0	0	1	0					
Darrell Porter, L OBP: 0.384, SLG: 0.500 (1, 2)										2	0	0	0	1	0	2					
Ozzie Smith, S OBP: 0.271, SLG: 0.262 (1, 6)										3	0	0	0	0	0	3					
John Stuper, R OBP: 0.250, SLG: 0.217 (1, 1)										0	0	0	0	0	0	0					
Steve Braun, L OBP: 0.474, SLG: 0.286 (6, PH)										1	0	0	0	0	0	0					
Jim Kaat, L OBP: 0.345, SLG: 0.391 (8, PH)										0	0	0	0	0	0	0					
Dane Iorg, L OBP: 0.345, SLG: 0.391 (8, PH)										1	0	0	0	0	1	1					
Kevin Hagen, R (8, 1)										0	0	0	0	0	0	0					
Inning Stats	R: 0 E: 0 K: 1 S: 5	H: 0 LOB: 0 BB: 0 P: 5	R: 0 E: 0 K: 1 S: 5	H: 0 LOB: 0 BB: 0 P: 5	R: 0 E: 0 K: 0 S: 3	H: 0 LOB: 1 BB: 1 P: 7	R: 0 E: 0 K: 0 S: 3	H: 1 LOB: 0 BB: 0 P: 3	R: 0 E: 0 K: 1 S: 6	H: 1 LOB: 1 BB: 0 P: 6	R: 0 E: 0 K: 0 S: 3	H: 0 LOB: 0 BB: 0 P: 3	R: 0 E: 0 K: 1 S: 6	H: 1 LOB: 1 BB: 0 P: 6	R: 0 E: 0 K: 0 S: 4	H: 1 LOB: 1 BB: 0 P: 4	R: 0 E: 0 K: 0 S: 4	H: 1 LOB: 1 BB: 0 P: 4	1B: 4 2B: 0 3B: 0 HR: 0	SF: 0 SAC: 1 DP: 0 HBP: 0	WP: 0 PA: 31 PB: 0 SB: 0 CS: 1
PITCHER Fergie Jenkins, R ERA: 3.91 (1, 1)	IP: 9.0 WLS: W BF: 31 H: 4 R: 0 ER: 0 SO: 4 BB: 1 IBB: 0 HBP: 0 BLK: 0 WP: 0 HR: 0 S: 38 P: 42 ERA: 0.00 WHIP: 0.556																				

Batter	1	2	3	4	5	6	7	8	9	AB	R	H	RBI	BB	SO	LOB	BOTTOM				
Mel Hall, L OBP: 0.431, SLG: 0.420 (1, 8)										5	0	1	0	0	1	2	St. Louis Cardinals @ Chicago Cubs Wrigley Field, Chicago, IL Fri Jun 10 1983, 3:33 AM CDT Att: 37,024 - Unknown - 64 F				
23 Ryne Sandberg, R OBP: 0.302, SLG: 0.362 (1, 4)										5	0	0	0	0	0	3					
Bill Buckner, L OBP: 0.283, SLG: 0.414 (1, 3)										4	1	2	0	0	0	0					
Ron Cey, R OBP: 0.324, SLG: 0.395 (1, 5)										3	1	2	1	1	0	0					
Jay Johnstone, L OBP: 0.388, SLG: 0.526 (1, 7)										3	1	2	0	1	0	2					
Keith Moreland, R OBP: 0.328, SLG: 0.439 (1, 9)										4	1	1	0	0	0	5					
Larry Bowa, S OBP: 0.310, SLG: 0.361 (1, 6)										3	2	1	1	1	0	0					
Tom Verzyer, R OBP: 0.231, SLG: 0.269 (9, 6)										0	0	0	0	0	0	0					
Jody Davis, R OBP: 0.297, SLG: 0.450 (1, 2)										4	1	2	4	0	1	0					
Fergie Jenkins, R OBP: 0.231, SLG: 0.308 (1, 1)										4	0	1	0	0	1	1					
Inning Stats	R: 0 E: 0 K: 0 S: 3	H: 1 LOB: 0 BB: 0 P: 3	R: 4 E: 0 K: 0 S: 8	H: 5 LOB: 1 BB: 0 P: 8	R: 0 E: 0 K: 0 S: 4	H: 1 LOB: 1 BB: 0 P: 4	R: 0 E: 0 K: 1 S: 5	H: 0 LOB: 0 BB: 0 P: 5	R: 1 E: 0 K: 0 S: 5	H: 2 LOB: 2 BB: 1 P: 9	R: 0 E: 0 K: 1 S: 6	H: 0 LOB: 0 BB: 0 P: 5	R: 0 E: 0 K: 1 S: 6	H: 1 LOB: 2 BB: 1 P: 10	R: 2 E: 0 K: 0 S: 5	H: 2 LOB: 1 BB: 1 P: 9	R: 0 E: 0 K: 0 S: 5	H: 2 LOB: 1 BB: 1 P: 9	1B: 6 2B: 5 3B: 0 HR: 1	SF: 0 SAC: 0 DP: 1 HBP: 0	WP: 0 PA: 38 PB: 0 SB: 0 CS: 0
PITCHER John Stuper, R ERA: 3.88 (1, 1)	IP: 5.0 WLS: L BF: 24 H: 9 R: 5 ER: 5 SO: 1 BB: 0 IBB: 1 HBP: 0 BLK: 0 WP: 0 HR: 1 S: 25 P: 29 ERA: 9.00 WHIP: 1.800																				
Jim Kaat, L ERA: 6.14 (6, 1)	2.0 8 1 0 0 2 0 1 0 0 0 0 11 15 0.00 0.500																				
Kevin Hagen, R ERA: 13.5 (8, 1)	1.0 6 2 2 2 0 1 0 0 0 0 0 5 9 18.00 3.000																				

AB 29
R 0
H 4
RBI 0
BB 1
SO 4
LOB 9



AB 35
R 7
H 12
RBI 6
BB 3
SO 3
LOB 13




Batter	1	2	3	4	5	6	7	8	9	10	AB	R	H	RBI	BB	SO	LOB		
Tom Herr, S OBP: 0.393, SLG: 0.369 (1, 4)	F8		HR		1B		1-6-3		1B		5	2	4	0	0	0	0		
Ken Oberkfell, L OBP: 0.385, SLG: 0.393 (1, 5)			F8		1B		1-6-3		4-3		5	0	2	1	0	0	4		
Keith Hernandez, L OBP: 0.338, SLG: 0.418 (1, 3)	FC6-4 BB		F8		1B		G3			6-3	4	0	1	0	1	0	2		
George Hendrick, R OBP: 0.376, SLG: 0.559 (1, 9)	F7		HR		1B		K			K	5	1	1	2	0	2	4		
Willie McGee, S OBP: 0.397, SLG: 0.433 (1, 8)	FC6-4		K		F8		5-3			BLK 1B	5	1	1	0	0	1	4		
David Green, R OBP: 0.308, SLG: 0.347 Bruce Sutter, R (8, 1)		E7		6-3		F9		K		1B BB	4	1	1	0	0	1	0		
Jamie Quirk, L OBP: 0.333, SLG: 0.467 Kevin Hagen, R (10, PH)	4-3 SH1										0	0	0	0	0	0	0		
Joaquin Andujar, S OBP: 0.121, SLG: 0.121 (10, 1)											0	0	0	0	1	0	0		
Darrell Porter, L OBP: 0.379, SLG: 0.491 (1, 2)	4-3			4-3		4-3					5	0	1	1	0	1	1		
Ozzie Smith, S OBP: 0.286, SLG: 0.256 (1, 6)		SH1			5-3		G3				4	0	0	1	0	0	2		
John Martin, S OBP: 0.250, SLG: 0.333 Doug Bair, R (6, 1)						F2					2	0	0	0	0	0	0		
Steve Braun, L OBP: 0.450, SLG: 0.267 Dave Vonohlen, L (7, PH)							1-3				0	0	0	0	0	0	0		
Dane Iorg, L OBP: 0.339, SLG: 0.383 (8, 7)									4-3		1	0	0	0	0	0	1		
Inning Stats	R: 0 E: 0 K: 0 S: 4	H: 1 LOB: 2 BB: 1 P: 8	R: 1 E: 1 K: 1 S: 4	H: 1 LOB: 0 BB: 0 P: 4	R: 2 E: 0 K: 1 S: 7	H: 2 LOB: 0 BB: 0 P: 7	R: 0 E: 0 K: 0 S: 3	H: 0 LOB: 0 BB: 0 P: 3	R: 0 E: 0 K: 0 S: 4	H: 1 LOB: 1 BB: 0 P: 4	R: 0 E: 0 K: 2 S: 7	H: 0 LOB: 0 BB: 0 P: 7	R: 0 E: 1 K: 1 S: 7	H: 1 LOB: 2 BB: 0 P: 7	R: 1 E: 0 K: 1 S: 7	H: 2 LOB: 2 BB: 1 P: 11	1B: 8 2B: 2 3B: 0 HR: 1	SF: 0 SAC: 1 DP: 0 HBP: 0	WP: 0 PA: 44
PITCHER	IP WLS BF H R ER SO BB IBB HBP BLK WP HR S P ERA WHIP																		
Craig Lefferts, L ERA: 2.68 (1, 1)	4.1	20	6	4	3	1	BB: 1	IBB: 0	HBP: 0	BLK: 0	WP: 0	HR: 1	S: 21	P: 25	6.23	1.615			
Warren Brusstar, R ERA: 4.1 (5, 1)	0.2	3	1	0	0	0	0	0	0	0	0	0	3	3	0.00	1.500			
Dickie Noles, R ERA: 6.23 (6, 1)	1.1	5	1	0	0	0	0	0	0	0	0	0	5	5	0.00	0.750			
Bill Campbell, R ERA: 3.06 (7, 1)	2.1	9	1	0	0	3	0	0	0	0	0	0	15	15	0.00	0.429			
Lee Smith, R ERA: 1.72 (9, 1)	1.1	L 7	2	1	1	1	1	0	0	1	0	0	8	12	6.75	2.250			

TOP

St. Louis Cardinals @ Chicago Cubs
Wrigley Field, Chicago, IL

Sat Jun 11 1983, 3:33 AM CDT
Alt. 40,448 - Sunny - 76 F

AB 41
R 5
H 11
RBI 5
BB 2
SO 5
LOB 18




Batter	1	2	3	4	5	6	7	8	9	10	AB	R	H	RBI	BB	SO	LOB		
Mel Hall, L OBP: 0.413, SLG: 0.389 (1, 8)	23 1B BB	4-3			F8		K		F7		4	0	0	0	1	1	2		
23 Ryne Sandberg, R OBP: 0.304, SLG: 0.363 (1, 4)			L4		F7		1B		6-3		5	0	2	0	0	0	0		
Bill Buckner, L OBP: 0.261, SLG: 0.410 (1, 3)	F5		P4			F7	F9			G5-4-3 1B	5	0	1	0	0	0	3		
Ron Cey, R OBP: 0.321, SLG: 0.389 (1, 5)	K		F9			1B 1B	F9			G5-4-3	5	1	1	0	0	1	4		
Keith Moreland, R OBP: 0.335, SLG: 0.446 (1, 9)	F8					1B FC6-4 1B				6-3	4	1	2	0	0	0	2		
Gary Woods, R OBP: 0.313, SLG: 0.373 Lee Smith, R (9, 1)		P3			P3		FC6-4 1B		SH1-3		3	0	1	1	0	0	1		
Larry Bowa, S OBP: 0.313, SLG: 0.360 (1, 6)						FC6-4 HR			P3		3	1	1	1	1	0	2		
Jody Davis, R OBP: 0.302, SLG: 0.471 (1, 2)					G6-4-3		HR				4	1	2	2	0	1	3		
Craig Lefferts, L ERA: 3.96 (5, 1)							F8			5-3	1	0	0	0	0	1	2		
Tom Wenzler, R OBP: 0.322, SLG: 0.229 Dickie Noles, R (8, 1)							1-3				0	0	0	0	0	0	0		
Bill Campbell, R ERA: 0.59 (7, 1)											1	0	0	0	0	0	0		
Scott Thompson, L OBP: 0.310, SLG: 0.262 (9, 7)											0	0	0	0	0	0	0		
Inning Stats	R: 0 E: 0 K: 1 S: 6	H: 1 LOB: 2 BB: 1 P: 10	R: 0 E: 0 K: 1 S: 7	H: 2 LOB: 2 BB: 0 P: 7	R: 0 E: 0 K: 0 S: 3	H: 0 LOB: 0 BB: 0 P: 3	R: 0 E: 0 K: 0 S: 3	H: 1 LOB: 1 BB: 1 P: 7	R: 0 E: 0 K: 0 S: 5	H: 0 LOB: 1 BB: 0 P: 6	R: 0 E: 0 K: 1 S: 5	H: 0 LOB: 1 BB: 0 P: 6	R: 0 E: 0 K: 0 S: 3	H: 0 LOB: 0 BB: 0 P: 3	R: 0 E: 0 K: 0 S: 3	H: 1 LOB: 0 BB: 0 P: 3	1B: 8 2B: 1 3B: 0 HR: 1	SF: 0 SAC: 1 DP: 2 HBP: 1	WP: 0 PA: 41
PITCHER	IP WLS BF H R ER SO BB IBB HBP BLK WP HR S P ERA WHIP																		
John Martin, L ERA: 3.96 (1, 1)	5.2	25	7	3	3	2	BB: 2	IBB: 0	HBP: 0	BLK: 0	WP: 0	HR: 0	S: 27	P: 35	4.76	1.588			
Doug Bair, R ERA: 2.30 (6, 1)	0.1	2	1	1	1	0	0	0	0	0	0	0	1	2	27.00	3.000			
Dave Vonohlen, L ERA: 0.59 (7, 1)	1.1	6	1	0	0	1	0	0	1	0	0	0	7	8	0.00	0.750			
Bruce Sutter, R ERA: 3.13 (8, 1)	1.2	W 5	0	0	0	1	0	0	0	0	0	0	7	7	0.00	0.000			
Kevin Hagen, R ERA: 13.5 (10, 1)	0.0	1	1	0	0	0	0	0	0	0	0	0	1	1	∞	∞			

BOTTOM

St. Louis Cardinals @ Chicago Cubs
Wrigley Field, Chicago, IL

Sat Jun 11 1983, 3:33 AM CDT
Alt. 40,448 - Sunny - 76 F

AB 37
R 4
H 10
RBI 4
BB 2
SO 4
LOB 19



Batter	1	2	3	4	5	6	7	8	9	AB	R	H	RBI	BB	SO	LOB	TOP					
Tom Herr, S OBP: 0.389, SLG: 0.365 Jim Kaat, L (7, 1)	FC4-6 1B		4-3		G4-6-3		4-3			4	0	1	0	0	0	3						
Ken Oberkfell, L OBP: 0.387, SLG: 0.392	K					L7		2B 1B BB		3	1	1	0	1	1	1						
Willie McGee, S OBP: 0.384, SLG: 0.435	FC4-6 1B		CS 1B	3-1		L3		1-3 1B 2B		4	1	1	0	0	0	1						
Keith Hernandez, L OBP: 0.345, SLG: 0.422				4-3 BB		E6		G4-6-3 1B		3	0	2	2	1	0	0						
Darrell Porter, L OBP: 0.371, SLG: 0.479	4-3			4-3		6-3		G4-6-3 1B		4	0	0	0	0	0	5						
Dane Iorg, L OBP: 0.333, SLG: 0.392		4-3		4-3			E8 6-3 2B	4-3		4	1	1	0	0	0	1						
David Green, R OBP: 0.296, SLG: 0.333		5-3			5-3		6-3		K	4	0	0	1	0	1	0						
Ozzie Smith, S OBP: 0.267, SLG: 0.254 Rafael Santana, R OBP: 0.500, SLG: 0.333 Jamie Quirk, L OBP: 0.324, SLG: 0.452	4-3					BB BB	G3		K	2	0	0	0	1	0	0						
Bob Forsch, R OBP: 0.231, SLG: 0.292 Steve Braun, L OBP: 0.476, SLG: 0.267 Kevin Hagen, R (5, PH) Mike Ramsey, S OBP: 0.327, SLG: 0.344 (7, PH)			5-3					4-3		1	0	0	0	0	0	0						
Inning Stats	R: 0 E: 0 K: 1 S: 7	H: 2 LOB: 2 BB: 0 P: 7	R: 0 E: 0 K: 0 S: 3	H: 0 LOB: 0 BB: 0 P: 3	R: 0 E: 0 K: 0 S: 3	H: 1 LOB: 0 BB: 0 P: 3	R: 0 E: 0 K: 0 S: 3	H: 0 LOB: 1 BB: 1 P: 7	R: 0 E: 0 K: 0 S: 2	H: 0 LOB: 1 BB: 2 P: 10	R: 0 E: 1 K: 0 S: 4	H: 0 LOB: 1 BB: 0 P: 4	R: 1 E: 1 K: 0 S: 5	H: 2 LOB: 1 BB: 0 P: 5	R: 2 E: 0 K: 0 S: 4	H: 2 LOB: 0 BB: 1 P: 8	R: 0 E: 0 K: 2 S: 7	H: 0 LOB: 0 BB: 0 P: 7	1B: 5 2B: 2 3B: 0 HR: 0	SF: 0 SAC: 0 DP: 2 HBP: 0	WP: 0 PB: 0 SB: 0 CS: 1	PA: 37
PITCHER	IP	WLS	BF	H	R	ER	SO	BB	IBB	HBP	BLK	WP	HR	S	P	ERA	WHIP					
Chuck Rainey, R ERA: 3.51	7.0	W	28	5	1	1	1	3	0	0	0	0	0	27	39	1.29	1.143					
Bill Campbell, R ERA: 3.4	0.0		3	2	2	2	0	1	0	0	0	0	0	2	6	∞	∞					
Lee Smith, R ERA: 1.62	2.0	S	5	0	0	0	2	0	0	0	0	0	0	9	9	0.00	0.000					

St. Louis Cardinals @ Chicago Cubs
Wrigley Field, Chicago, IL
Sun Jun 12 1983, 3:33 AM CDT
Att: 38,635 - Sunny - 87 F

AB 32
R 3
H 7
RBI 3
BB 4
SO 3
LOB 11



Batter	1	2	3	4	5	6	7	8	9	AB	R	H	RBI	BB	SO	LOB	BOTTOM				
Mel Hall, L OBP: 0.418, SLG: 0.414	K				23 6-3 2B		6-3			4	0	2	0	0	1	1					
23 Ryne Sandberg, R OBP: 0.299, SLG: 0.356	P6		5-3		6-3		F9			4	0	0	0	0	0	3					
Bill Buckner, L OBP: 0.280, SLG: 0.404	F9			F9 HR HBP	5-3		F8			3	1	0	0	0	0	1					
Ron Cey, R OBP: 0.319, SLG: 0.387		F7		BB HR 1B	K		P5			4	1	1	0	0	1	1					
Jay Johnstone, L OBP: 0.386, SLG: 0.517 Gary Woods, R OBP: 0.310, SLG: 0.368		HR 1B		F9		F9		K		3	1	1	0	0	0	2					
Keith Moreland, R OBP: 0.335, SLG: 0.460		HR		K		4-3				3	1	1	2	0	1	2					
Larry Bowa, S OBP: 0.314, SLG: 0.356		G3		HR BB		F7				2	1	0	0	1	0	0					
Jody Davis, R OBP: 0.308, SLG: 0.500		3-1		HR			6-3 2B			3	1	2	4	0	0	0					
Chuck Rainey, R OBP: 0.208, SLG: 0.136 Jerry Morales, R OBP: 0.149, SLG: 0.174 Bill Campbell, R Lee Smith, R			4-3		6-3		F7			2	0	0	0	0	0	0					
Inning Stats	R: 0 E: 0 K: 1 S: 5	H: 0 LOB: 0 BB: 0 P: 5	R: 2 E: 0 K: 0 S: 5	H: 2 LOB: 0 BB: 0 P: 5	R: 0 E: 0 K: 0 S: 3	H: 1 LOB: 0 BB: 0 P: 3	R: 4 E: 0 K: 1 S: 7	H: 2 LOB: 0 BB: 1 P: 12	R: 0 E: 0 K: 1 S: 6	H: 1 LOB: 1 BB: 0 P: 6	R: 0 E: 0 K: 0 S: 3	H: 0 LOB: 0 BB: 0 P: 3	R: 0 E: 0 K: 0 S: 4	H: 1 LOB: 1 BB: 0 P: 4	R: 0 E: 0 K: 1 S: 5	H: 0 LOB: 0 BB: 0 P: 5	1B: 3 2B: 2 3B: 0 HR: 2	SF: 0 SAC: 0 DP: 0 HBP: 1	WP: 0 PB: 0 SB: 0 CS: 0	PA: 32	
PITCHER	IP	WLS	BF	H	R	ER	SO	BB	IBB	HBP	BLK	WP	HR	S	P	ERA	WHIP				
Bob Forsch, R ERA: 4.0	4.0	L	18	5	6	6	2	1	0	1	0	0	0	20	25	13.50	1.500				
Kevin Hagen, R ERA: 5.4	2.0		7	1	0	0	1	0	0	0	0	0	0	9	9	0.00	0.500				
Jim Kaat, L ERA: 5.4	2.0		7	1	0	0	1	0	0	0	0	0	0	9	9	0.00	0.500				

St. Louis Cardinals @ Chicago Cubs
Wrigley Field, Chicago, IL
Sun Jun 12 1983, 3:33 AM CDT
Att: 38,635 - Sunny - 87 F

AB 30
R 6
H 7
RBI 6
BB 1
SO 4
LOB 11



Batter	1	2	3	4	5	6	7	8	9	10	AB	R	H	RBI	BB	SO	LOB								
Mel Hall, L OBP: 0.429, SLG: 0.418 (1, 8)	0-0 23 4-3 1B		0-0 1-3		0-0 FC5-4			0-0 1B		1-0 23 G6-3 HBP	4	0	2	0	0	0	1								
23 Ryne Sandberg, R OBP: 0.290, SLG: 0.344 (1, 4)	0-0 4-3		0-0 L9		0-0 FC6-4			0-0 P4		0-0 G6-3	5	0	0	0	0	0	5								
Bill Buckner, L OBP: 0.261, SLG: 0.410 (1, 3)	0-0 L6							0-0 F8			4	0	1	0	1	0	2								
Ron Cey, R OBP: 0.323, SLG: 0.386 (1, 5)	0-0 F7				0-0 G5-4-3 1B			0-0 F9		0-0 1B 2B	5	1	1	0	0	1	4								
Jay Johnstone, L OBP: 0.410, SLG: 0.552 (1, 7)		0-0 1B			0-0 L7			0-0 P6		0-0 G3 1B	4	0	2	1	0	0	0								
Keith Moreland, R OBP: 0.341, SLG: 0.464 (1, 9)	0-0 1-3 1B							0-0 1B 2B 1B		0-3 K	4	1	2	0	0	2	1								
Larry Bowa, S OBP: 0.313, SLG: 0.354 (1, 6)	0-0 5-3				0-0 1-2 2B 1B			0-0 1-3		0-0 G3	4	1	1	0	0	0	2								
Jody Davis, R OBP: 0.298, SLG: 0.485 (1, 2)	0-0 F9				0-0 FC1-5 1-2 2H			0-0 P4		0-0 5-3	4	0	1	2	0	0	2								
Dick Ruthven, R OBP: 0.227, SLG: 0.238 Bill Campbell, R (8, 1)			0-0 1-3		0-0 FC1-5 2-3			0-0 5-3		0-0 E4 23 G6-3 HBP	3	0	0	0	0	0	1								
Scot Thompson, L OBP: 0.232, SLG: 0.258 Lee Smith, R (10, 1)				0-0 1-3							0	0	0	0	0	0	0								
Inning Stats	R: 0 E: 0 K: 0 S: 4	H: 1 LOB: 1 BB: 0 P: 4	R: 0 E: 0 K: 0 S: 4	H: 2 LOB: 0 BB: 0 P: 4	R: 0 E: 0 K: 0 S: 3	H: 0 LOB: 0 BB: 0 P: 3	R: 0 E: 0 K: 0 S: 3	H: 1 LOB: 0 BB: 0 P: 3	R: 2 E: 0 K: 0 S: 6	H: 3 LOB: 1 BB: 0 P: 6	R: 0 E: 0 K: 1 S: 5	H: 0 LOB: 0 BB: 0 P: 5	R: 0 E: 0 K: 0 S: 4	H: 1 LOB: 1 BB: 0 P: 4	R: 1 E: 0 K: 1 S: 7	H: 2 LOB: 1 BB: 0 P: 7	R: 0 E: 1 K: 1 S: 5	H: 0 LOB: 2 BB: 1 P: 10	1B: 8 2B: 2 3B: 0 HR: 0	SF: 0 SAC: 0 DP: 2 HBP: 1	WP: 0 PA: 40 PB: 0 SB: 0 CS: 0				
PITCHER	IP 8.0	WLS 30	BF 8	H 2	R 2	ER 2	SO 1	BB 0	IBB 0	HBP 0	BLK 0	WP 0	HR 0	S 32	P 32	ERA 2.25	WHIP 1.000								
Ed Lynch, R ERA: 3.23	(1, 1)																								
Doug Sisk, R ERA: 3.38	(9, 1)	2.0	W	10	2	1	1	2	0	1	1	0	0	0	12	17	4.50	1.000							

Chicago Cubs @ New York Mets
Shea Stadium, Flushing, NY
Tue Jun 14 1983, 7:05 PM EDT
Att: 9,650 - Overcast - 82 F

TOP

AB	38
R	3
H	10
RBI	3
BB	1
SO	3
LOB	18

Batter	1	2	3	4	5	6	7	8	9	10	AB	R	H	RBI	BB	SO	LOB							
Mookie Wilson, S OBP: 0.269, SLG: 0.325 (1, 8)	0-3 K		0-0 F7		0-0 4-3			0-0 3-1		0-0 SH1-4	4	0	0	0	0	1	2							
Hubie Brooks, R OBP: 0.309, SLG: 0.363 (1, 5)	0-0 4-3		0-0 BB 1-2 2H 1B		0-0 G3			0-0 1B 1B		0-0 L9	5	0	2	1	0	0	1							
Darryl Strawberry, L OBP: 0.260, SLG: 0.327 (1, 9)	0-0 L7		0-0 BB 1-2 2-3 BB					0-0 G3		0-0 F8	3	0	0	0	2	0	1							
George Foster, R OBP: 0.321, SLG: 0.478 Mark Bradley, R OBP: 0.338, SLG: 0.377 (8, PR)		0-0 L7		0-0 F8				0-0 4-3		0-0 1B 1B	4	0	1	0	0	0	3							
Rusty Staub, L OBP: 0.400, SLG: 0.383 (10, PH)								0-0 1-2 1B		0-0 1-2 2H 1B	1	0	1	1	0	0	0							
Dave Kingman, R OBP: 0.273, SLG: 0.421 Mike Jorgensen, L OBP: 0.333, SLG: 0.500 (9, 3)		0-0 6-3						0-0 P4		0-0 K	4	1	1	1	0	1	2							
Ron Hodges, L OBP: 0.309, SLG: 0.193 (1, 2)		0-0 1-3						0-0 F8		0-0 L9	4	0	0	0	0	0	0							
Brian Giles, R OBP: 0.296, SLG: 0.276 (1, 4)			0-0 E6 FC1-5 1B		0-0 5-3			0-3 K		0-0 4-3	4	0	0	0	0	1	0							
José Quiendo, S OBP: 0.368, SLG: 0.330 (1, 6)			0-0 FC1-5 1B		0-0 CS BB			0-0 F9		0-0 4-3	3	1	1	0	1	0	0							
Ed Lynch, R OBP: 0.250, SLG: 0.211 Danny Heep, L OBP: 0.378, SLG: 0.489 Doug Sisk, R (8, PH)	(1, 1)		0-0 FC1-5 BB 1B		0-0 CS			0-0 6-3		0-0 SH1-4 1B	2	0	0	0	0	0	2							
Bob Bailor, R OBP: 0.296, SLG: 0.311 (10, PH)	(9, 1)		1-2 2-3		1-2			0-0 HR			1	1	1	0	0	0	0							
Inning Stats	R: 0 E: 0 K: 1 S: 5	H: 0 LOB: 0 BB: 0 P: 5	R: 0 E: 0 K: 0 S: 3	H: 0 LOB: 0 BB: 0 P: 3	R: 1 E: 1 K: 0 S: 6	H: 2 LOB: 3 BB: 1 P: 10	R: 0 E: 0 K: 0 S: 3	H: 1 LOB: 0 BB: 1 P: 7	R: 0 E: 0 K: 0 S: 3	H: 0 LOB: 0 BB: 0 P: 3	R: 1 E: 0 K: 1 S: 8	H: 3 LOB: 2 BB: 0 P: 8	R: 0 E: 0 K: 0 S: 3	H: 0 LOB: 0 BB: 0 P: 3	R: 1 E: 0 K: 0 S: 4	H: 2 LOB: 2 BB: 1 P: 8	1B: 6 2B: 0 3B: 0 HR: 2	SF: 0 SAC: 1 DP: 0 HBP: 0	WP: 0 PA: 41 PB: 0 SB: 0 CS: 1					
PITCHER	IP 7.1	WLS 29	BF 5	H 3	R 3	ER 2	SO 2	BB 2	IBB 0	HBP 0	BLK 0	WP 0	HR 2	S 31	P 39	ERA 2.46	WHIP 0.955							
Dick Ruthven, R ERA: 4.71	(1, 1)																							
Bill Campbell, R ERA: 3.29	(8, 1)	1.2	6	1	0	0	1	0	0	0	0	0	0	8	8	0.00	0.600							
Lee Smith, R ERA: 1.85	(10, 1)	0.2	L	5	2	1	1	0	0	1	0	0	0	4	8	13.50	3.000							

Chicago Cubs @ New York Mets
Shea Stadium, Flushing, NY
Tue Jun 14 1983, 7:05 PM EDT
Att: 9,650 - Overcast - 82 F

BOTTOM

AB	36
R	4
H	8
RBI	4
BB	3
SO	3
LOB	11

Batter	1	2	3	4	5	6	7	8	9	10	AB	R	H	RBI	BB	SO	LOB	TOP	
Mel Hall, L OBP: 0.415, SLG: 0.403 (1, 8)	P5	G3		L5			K			SH3-4 23 SH 1B	5	1	1	1	0	1	1		
23 Ryne Sandberg, R OBP: 0.298, SLG: 0.352 (1, 4)	1B	1B			6-3			FC3-6 1B		SH SH3-4 1B	4	2	3	1	0	0	0		
Bill Buckner, L OBP: 0.261, SLG: 0.407 (1, 3)	1B	P3			L7			FC3-6 1B		SH3-4	4	0	1	1	0	0	2		
Ron Cey, R OBP: 0.325, SLG: 0.383 (1, 5)	K	K			L5			1B		1B	4	1	1	0	1	2	2		
Jay Johnstone, L OBP: 0.410, SLG: 0.535 (1, 7)	BB				F8		K	F7		1B	4	0	1	2	1	1	2		
Keith Moreland, R OBP: 0.335, SLG: 0.455 Lee Smith, R (8, 1)	K				K		6-3	4-3		1B	4	0	0	0	2	4	0		
Larry Bowa, S OBP: 0.315, SLG: 0.355 (1, 6)		2B			L8			F8		4-3	5	1	2	1	0	0	0		
Jody Davis, R OBP: 0.296, SLG: 0.482 (1, 2)		1B			K			4-3		6-3	5	1	1	1	0	1	3		
Fergie Jenkins, R OBP: 0.250, SLG: 0.321 Craig Leferts, L (6, 1)		2B			6-3			P2		5-3	2	1	1	0	0	0	0		
Bill Campbell, R OBP: 0.229, SLG: 0.254 Scott Thompson, L (8, 9)		1B									1	0	0	0	0	0	0		
Inning Stats	R: 1 E: 0 K: 2 S: 9	H: 2 LOB: 2 BB: 1 P: 13	R: 3 E: 0 K: 1 S: 9	H: 4 LOB: 1 BB: 0 P: 9	R: 0 E: 0 K: 1 S: 5	H: 0 LOB: 0 BB: 0 P: 5	R: 0 E: 0 K: 1 S: 5	H: 0 LOB: 0 BB: 0 P: 5	R: 0 E: 0 K: 1 S: 5	H: 0 LOB: 0 BB: 0 P: 5	R: 0 E: 0 K: 0 S: 3	H: 2 LOB: 2 BB: 0 P: 5	R: 0 E: 0 K: 0 S: 6	H: 0 LOB: 0 BB: 0 P: 14	R: 3 E: 1 K: 0 S: 6	H: 3 LOB: 2 BB: 2 P: 14	1B: 10 2B: 1 3B: 0 HR: 0	SF: 0 SAC: 2 DP: 1 HBP: 0	WP: 0 PA: 44
PITCHER	IP WLS BF H R ER SO BB IBB HBP BLK WP HR S P ERA WHIP	IP WLS BF H R ER SO BB IBB HBP BLK WP HR S P ERA WHIP	IP WLS BF H R ER SO BB IBB HBP BLK WP HR S P ERA WHIP	IP WLS BF H R ER SO BB IBB HBP BLK WP HR S P ERA WHIP	IP WLS BF H R ER SO BB IBB HBP BLK WP HR S P ERA WHIP	IP WLS BF H R ER SO BB IBB HBP BLK WP HR S P ERA WHIP	IP WLS BF H R ER SO BB IBB HBP BLK WP HR S P ERA WHIP	IP WLS BF H R ER SO BB IBB HBP BLK WP HR S P ERA WHIP	IP WLS BF H R ER SO BB IBB HBP BLK WP HR S P ERA WHIP	IP WLS BF H R ER SO BB IBB HBP BLK WP HR S P ERA WHIP	IP WLS BF H R ER SO BB IBB HBP BLK WP HR S P ERA WHIP	IP WLS BF H R ER SO BB IBB HBP BLK WP HR S P ERA WHIP	IP WLS BF H R ER SO BB IBB HBP BLK WP HR S P ERA WHIP	IP WLS BF H R ER SO BB IBB HBP BLK WP HR S P ERA WHIP	IP WLS BF H R ER SO BB IBB HBP BLK WP HR S P ERA WHIP	IP WLS BF H R ER SO BB IBB HBP BLK WP HR S P ERA WHIP	IP WLS BF H R ER SO BB IBB HBP BLK WP HR S P ERA WHIP	IP WLS BF H R ER SO BB IBB HBP BLK WP HR S P ERA WHIP	

Chicago Cubs @ New York Mets
Shea Stadium, Flushing, NY
Wed Jun 15 1983, 7:05 PM EDT
Att: 11,631 - Unknown - 89 F

AB 39
R 7
H 11
RBI 7
BB 3
SO 7
LOB 14



Batter	1	2	3	4	5	6	7	8	9	10	AB	R	H	RBI	BB	SO	LOB	BOTTOM	
Danny Heep, L OBP: 0.386, SLG: 0.490 (1, 8)	1-3		G3					4-3 SH1-4 BB		G4-6-3 1B	4	0	2	1	1	0	0		
Hubie Brooks, R OBP: 0.308, SLG: 0.375 (1, 5)	F9				F8			SH1-4		F9	4	1	1	1	0	0	1		
Darryl Strawberry, L OBP: 0.250, SLG: 0.314 (1, 9)	K				F9			4-3		G4-6-3	5	0	0	0	0	1	2		
George Foster, R OBP: 0.316, SLG: 0.469 (1, 7)		K			K			5-3		4-3	4	0	0	0	0	2	1		
Rusty Staub, L OBP: 0.424, SLG: 0.412 (1, 3)		1B						F7			4	1	3	0	0	0	0		
Ron Hodges, L OBP: 0.317, SLG: 0.205 Mark Bradley, R OBP: 0.339, SLG: 0.377 Junior Ortiz, R OBP: 0.222, SLG: 0.125 (8, 2)		1B			G4-6-3 1B			FC1-5 1B		SH3-4 1B	3	0	2	0	0	0	1		
Brian Giles, R OBP: 0.305, SLG: 0.279 (1, 4)		K						FC1-5 1B		IBB	2	1	1	0	2	1	2		
José Quendo, S OBP: 0.373, SLG: 0.346 (1, 6)								FC1-5 1B		K	4	1	2	2	0	1	4		
Craig Swan, R ERA: 4.47 Carlos Diaz, L ERA: 2.36 Jesse Orosco, L ERA: 1.28 Doug Sisk, R ERA: 3.2 Scott Holman, R ERA: 4.27					4-3			G6-4-3		1-3	0	0	0	0	0	0	0		
Inning Stats	R: 0 E: 0 K: 1 S: 5	H: 0 LOB: 0 BB: 0 P: 5	R: 1 E: 0 K: 2 S: 9	H: 3 LOB: 2 BB: 0 P: 9	R: 1 E: 0 K: 0 S: 4	H: 1 LOB: 0 BB: 0 P: 4	R: 0 E: 0 K: 1 S: 5	H: 1 LOB: 0 BB: 0 P: 5	R: 2 E: 0 K: 1 S: 6	H: 2 LOB: 0 BB: 1 P: 10	R: 0 E: 0 K: 0 S: 3	H: 0 LOB: 0 BB: 0 P: 3	R: 0 E: 0 K: 1 S: 6	H: 1 LOB: 2 BB: 1 P: 10	R: 0 E: 0 K: 0 S: 3	H: 1 LOB: 0 BB: 0 P: 3	1B: 9 2B: 1 3B: 0 HR: 1	SF: 0 SAC: 2 DP: 3 HBP: 0	WP: 0 PA: 39
PITCHER	IP WLS BF H R ER SO BB IBB HBP BLK WP HR S P ERA WHIP	IP WLS BF H R ER SO BB IBB HBP BLK WP HR S P ERA WHIP	IP WLS BF H R ER SO BB IBB HBP BLK WP HR S P ERA WHIP	IP WLS BF H R ER SO BB IBB HBP BLK WP HR S P ERA WHIP	IP WLS BF H R ER SO BB IBB HBP BLK WP HR S P ERA WHIP	IP WLS BF H R ER SO BB IBB HBP BLK WP HR S P ERA WHIP	IP WLS BF H R ER SO BB IBB HBP BLK WP HR S P ERA WHIP	IP WLS BF H R ER SO BB IBB HBP BLK WP HR S P ERA WHIP	IP WLS BF H R ER SO BB IBB HBP BLK WP HR S P ERA WHIP	IP WLS BF H R ER SO BB IBB HBP BLK WP HR S P ERA WHIP	IP WLS BF H R ER SO BB IBB HBP BLK WP HR S P ERA WHIP	IP WLS BF H R ER SO BB IBB HBP BLK WP HR S P ERA WHIP	IP WLS BF H R ER SO BB IBB HBP BLK WP HR S P ERA WHIP	IP WLS BF H R ER SO BB IBB HBP BLK WP HR S P ERA WHIP	IP WLS BF H R ER SO BB IBB HBP BLK WP HR S P ERA WHIP	IP WLS BF H R ER SO BB IBB HBP BLK WP HR S P ERA WHIP	IP WLS BF H R ER SO BB IBB HBP BLK WP HR S P ERA WHIP	IP WLS BF H R ER SO BB IBB HBP BLK WP HR S P ERA WHIP	

Chicago Cubs @ New York Mets
Shea Stadium, Flushing, NY
Wed Jun 15 1983, 7:05 PM EDT
Att: 11,631 - Unknown - 89 F

AB 34
R 4
H 11
RBI 4
BB 3
SO 6
LOB 16



Batter	1	2	3	4	5	6	7	8	9	AB	R	H	RBI	BB	SO	LOB	TOP		
Mel Hall, L OBP: 0.407, SLG: 0.408 (1.8)	1-3		SF8 2B		4-3		L4			4	1	1	1	0	0	0			
23 Ryne Sandberg, R OBP: 0.305, SLG: 0.359 (1.4)	CS 1B		CS 1B		1B			5-3		4	0	3	0	0	0	0			
Bill Buckner, L OBP: 0.280, SLG: 0.407 (1.3)	L3		SF8		FC6-4 1B			P4		3	0	1	1	0	0	1			
Ron Cey, R OBP: 0.323, SLG: 0.378 (1.5)		K	CS	FC5 1B BB	FC6-4			5-3		3	0	0	0	1	1	2			
Jay Johnstone, L OBP: 0.402, SLG: 0.520 (1.7)				F9		F2			F7	4	0	1	0	0	0	1			
Keith Moreland, R OBP: 0.325, SLG: 0.446 (1.9)	F9			K		F8			K	4	0	0	0	0	2	2			
Larry Bowa, S OBP: 0.313, SLG: 0.353 (1.6)	L6					6-3			F8	4	0	1	0	0	0	1			
Jody Davis, R OBP: 0.296, SLG: 0.486 (1.2)			SH1-4 2B	FC5			L7			3	1	1	0	0	0	2			
Chuck Rainey, R Warren Brusstar, R Tom Grant, L Dickie Noles, R Jerry Morales, R Mike Proly, R			SH1-4		P6		F9			0	0	0	0	0	0	0			
Inning Stats	R: 0 E: 0 K: 0 S: 3	H: 1 LOB: 0 BB: 0 P: 3	R: 0 E: 0 K: 1 S: 6	H: 1 LOB: 1 BB: 0 P: 6	R: 2 E: 0 K: 0 S: 5	H: 3 LOB: 0 BB: 0 P: 5	R: 0 E: 0 K: 1 S: 6	H: 1 LOB: 2 BB: 0 P: 10	R: 0 E: 0 K: 0 S: 3	H: 0 LOB: 0 BB: 0 P: 3	R: 0 E: 0 K: 0 S: 3	H: 0 LOB: 0 BB: 0 P: 3	R: 0 E: 0 K: 1 S: 5	H: 0 LOB: 0 BB: 0 P: 5	R: 0 E: 0 K: 1 S: 5	H: 0 LOB: 0 BB: 0 P: 5	1B: 6 2B: 2 3B: 0 HR: 0	SF: 1 SAC: 1 DP: 0 HBP: 0	WP: 0 PA: 35 CS: 2
PITCHER Bob Forsch, R ERA: 3.8 (1.1)	IP: 9.0 WLS: W BF: 34 H: 8 R: 2 ER: 2 SO: 3 BB: 1 IBB: 0 HBP: 0 BLK: 0 WP: 0 HR: 0 S: 39 P: 43 ERA: 2.00 WHIP: 1.000																		

Chicago Cubs @ St. Louis Cardinals
Busch Stadium, St. Louis, MO

AB 31
R 2
H 8
RBI 2
BB 1
SO 3
LOB 9



WP: 0
PA: 35
CS: 2

Batter	1	2	3	4	5	6	7	8	9	AB	R	H	RBI	BB	SO	LOB	BOTTOM		
Tom Herr, S OBP: 0.389, SLG: 0.392 (1.4)	F8		4-3				F9 4-3 2B	L5		5	1	2	1	0	0	1			
Ken Oberkfell, L OBP: 0.381, SLG: 0.390 (1.5)	L3 1B			P4			F9			4	0	2	0	0	0	2			
Willie McGee, S OBP: 0.362, SLG: 0.407 (1.8)	L3		3-1		4-3		4-3			4	0	0	1	0	0	2			
George Hendrick, R OBP: 0.397, SLG: 0.577 (1.3)		S 2B 1B		1B 2B 2B		P4		1B		4	2	3	0	0	0	0			
Dane Iorg, L OBP: 0.342, SLG: 0.422 (1.7)		WP 1-H 2B		2B G3 1B		F7		4-3		4	1	2	1	0	0	1			
David Green, R OBP: 0.310, SLG: 0.346 (8.7)										0	0	0	0	0	0	0			
Andy Van Slyke, L OBP: 0.250, SLG: 0.500 (1.9)	K			G3 SH 2B		F8		3-1		4	1	1	1	0	1	1			
Darrell Porter, L OBP: 0.367, SLG: 0.463 (1.2)	F7			G3		G3		1B SF9 1B		4	1	1	1	0	0	2			
Ozzie Smith, S OBP: 0.274, SLG: 0.273 (1.6)	3-1			SH SH1-4 3B				SF9 S 1B		3	1	2	1	0	0	1			
Bob Forsch, R OBP: 0.207, SLG: 0.269 (1.1)			6-3	SH1-4		6-3		SF9		2	0	0	1	0	0	1			
Inning Stats	R: 0 E: 0 K: 0 S: 3	H: 1 LOB: 0 BB: 0 P: 3	R: 1 E: 0 K: 1 S: 7	H: 2 LOB: 1 BB: 0 P: 7	R: 0 E: 0 K: 0 S: 4	H: 1 LOB: 1 BB: 0 P: 4	R: 4 E: 1 K: 0 S: 8	H: 4 LOB: 1 BB: 0 P: 8	R: 0 E: 0 K: 0 S: 3	H: 0 LOB: 0 BB: 0 P: 3	R: 0 E: 0 K: 0 S: 4	H: 1 LOB: 1 BB: 0 P: 4	R: 1 E: 0 K: 0 S: 5	H: 2 LOB: 1 BB: 0 P: 5	R: 1 E: 0 K: 0 S: 5	H: 2 LOB: 1 BB: 0 P: 5	1B: 6 2B: 7 3B: 1 HR: 0	SF: 1 SAC: 2 DP: 1 HBP: 0	WP: 1 PA: 37 CS: 0
PITCHER Chuck Rainey, R Warren Brusstar, R Dickie Noles, R Mike Proly, R	IP: 3.2 WLS: L BF: 19 H: 5 R: 5 ER: 4 SO: 4 BB: 0 IBB: 0 HBP: 0 BLK: 0 WP: 0 HR: 0 S: 21 P: 21 ERA: 9.82 WHIP: 2.182																		

Chicago Cubs @ St. Louis Cardinals
Busch Stadium, St. Louis, MO

AB 34
R 7
H 13
RBI 7
BB 0
SO 1
LOB 11



WP: 1
PA: 37
CS: 0

Batter	1	2	3	4	5	6	7	8	9	AB	R	H	RBI	BB	SO	LOB	TOP								
Mel Hall, L OBP: 0.413, SLG: 0.451 (1, 8)	4-3		FC4-7-4-3			23 5-3		4-3		6	1	3	2	0	0	3	Chicago Cubs @ St. Louis Cardinals Busch Stadium, St. Louis, MO Sat Jun 18 1983, 7:05 PM CDT Att: 49,898 - Unknown								
23 Ryne Sandberg, R OBP: 0.310, SLG: 0.368 (1, 4)	K		2B			5-3		1B	F9	5	2	2	1	1	1	5									
Bill Buckner, L OBP: 0.290, SLG: 0.430 (1, 3)	HR		2B			4-3		1B		5	3	4	2	0	0	2									
Ron Cey, R OBP: 0.333, SLG: 0.393 Junior Kennedy, R OBP: 0.182, SLG: 0.150 (9, PR) (9, 5)	F9					1B				5	0	4	2	0	0	0									
Jay Johnstone, L OBP: 0.396, SLG: 0.506 Jerry Morales, R OBP: 0.163, SLG: 0.188 Tom Grant, L (9, 7)		P6	K			1B			1B	4	0	1	1	0	1	2									
Scott Thompson, L OBP: 0.222, SLG: 0.246 Gary Woods, R OBP: 0.307, SLG: 0.375 (5, PH) (5, 9)	6-3	6-3			G4-6-3				E6	2	0	0	0	0	0	1									
Larry Bowa, S OBP: 0.312, SLG: 0.351 Tom Verzyer, R OBP: 0.212, SLG: 0.242 (8, 6)	4-3			HBP	P4				F8	4	0	1	0	0	0	2									
Steve Lake, R OBP: 0.425, SLG: 0.615 (1, 2)		6-3		HBP		SH5-3				4	1	3	1	0	0	0									
Steve Trout, L OBP: 0.226, SLG: 0.226 (1, 1)			HR			SH5-3			K	4	1	1	0	0	3	5									
Inning Stats	R: 1 E: 0 K: 1 S: 6	H: 1 LOB: 0 BB: 0 P: 6	R: 0 E: 0 K: 0 S: 3	H: 0 LOB: 0 BB: 0 P: 3	R: 4 E: 0 K: 1 S: 9	H: 4 LOB: 1 BB: 1 P: 13	R: 0 E: 0 K: 1 S: 5	H: 1 LOB: 1 BB: 0 P: 6	R: 2 E: 0 K: 0 S: 6	H: 4 LOB: 1 BB: 0 P: 6	R: 0 E: 0 K: 0 S: 5	H: 2 LOB: 2 BB: 0 P: 5	R: 0 E: 0 K: 0 S: 4	H: 1 LOB: 1 BB: 0 P: 4	R: 1 E: 0 K: 1 S: 7	H: 3 LOB: 2 BB: 0 P: 7		R: 2 E: 1 K: 1 S: 10	H: 4 LOB: 3 BB: 0 P: 10	1B: 14 2B: 3 3B: 2 HR: 2	SF: 0 SAC: 1 DP: 2 HBP: 1	WP: 0 PB: 0 SB: 0 CS: 0	PA: 47		
PITCHER	IP	WLS	BF	H	R	ER	SO	BB	IBB	HBP	BLK	WP	HR	S	P	ERA	WHIP								
Joaquin Andujar, R ERA: 3.93 John Martin, L ERA: 4.24 Jim Kaat, L ERA: 4.58 Dave Vonohlen, L ERA: 1.47	2.1	L	13	5	5	5	1	1	0	0	0	0	2	14	18	19.29	2.571								

Batter	1	2	3	4	5	6	7	8	9	AB	R	H	RBI	BB	SO	LOB	BOTTOM								
Tom Herr, S OBP: 0.386, SLG: 0.388 (1, 4)	1-3							F8		4	0	1	0	0	0	3	Chicago Cubs @ St. Louis Cardinals Busch Stadium, St. Louis, MO Sat Jun 18 1983, 7:05 PM CDT Att: 49,898 - Unknown								
Ken Oberkfell, L OBP: 0.375, SLG: 0.383 (1, 5)	6-3		F9			4-3		F7		4	0	0	0	0	0	3									
Willie McGee, S OBP: 0.354, SLG: 0.398 (1, 8)	K				6-3			1-3		4	0	0	0	0	1	0									
George Hendrick, R OBP: 0.392, SLG: 0.569 Dave Vonohlen, L (8, 1) Floyd Rayford, R OBP: 0.500, SLG: 1.167 (9, PH)		6-3			5-3			P5		3	0	0	0	0	0	0									
Darrell Porter, L OBP: 0.364, SLG: 0.458 (1, 2)	L7				4-3				HR	2	0	0	0	0	0	0									
David Green, R OBP: 0.308, SLG: 0.342 (1, 7)	K									4	0	1	0	0	1	0									
Andy Van Slyke, L OBP: 0.250, SLG: 0.286 (1, 9)			F3					L7		3	0	0	0	1	1	1									
Ozzie Smith, S OBP: 0.280, SLG: 0.276 Rafael Santana, R OBP: 0.400, SLG: 0.250 (7, 6)					1B			L7		1	0	1	0	1	0	0									
Joaquin Andujar, S OBP: 0.111, SLG: 0.111 John Martin, S OBP: 0.221, SLG: 0.308 Jim Kaat, L (8, 1) Glenn Brummer, R OBP: 0.285, SLG: 0.391 Dane Iorg, L OBP: 0.533, SLG: 0.498 (8, 3)			4-1							0	0	0	0	0	0	0									
Inning Stats	R: 0 E: 0 K: 1 S: 5	H: 0 LOB: 0 BB: 0 P: 5	R: 0 E: 0 K: 1 S: 5	H: 0 LOB: 0 BB: 0 P: 5	R: 0 E: 0 K: 0 S: 4	H: 1 LOB: 2 BB: 1 P: 8	R: 0 E: 0 K: 0 S: 3	H: 0 LOB: 0 BB: 0 P: 3	R: 0 E: 0 K: 0 S: 3	H: 0 LOB: 0 BB: 0 P: 3	R: 0 E: 0 K: 0 S: 3	H: 0 LOB: 1 BB: 1 P: 7	R: 1 E: 0 K: 2 S: 9	H: 2 LOB: 1 BB: 0 P: 9	1B: 3 2B: 0 3B: 0 HR: 1	SF: 0 SAC: 0 DP: 0 HBP: 0		WP: 0 PB: 0 SB: 0 CS: 0	PA: 34						
PITCHER	IP	WLS	BF	H	R	ER	SO	BB	IBB	HBP	BLK	WP	HR	S	P	ERA	WHIP								
Steve Trout, L ERA: 3.72	9.0	W	34	4	1	1	4	3	0	0	0	0	1	39	51	1.00	0.778								



Batter	1	2	3	4	5	6	7	8	9	10	AB	R	H	RBI	BB	SO	LOB	TOP							
Mel Hall, L OBP: 0.402, SLG: 0.437 (1.8)	1-3	FC4-6		F5		FC1-6			23 SH3 1B		5	0	1	0	0	0	4	Chicago Cubs @ Pittsburgh Pirates Three Rivers Stadium, Pittsburgh, PA Mon Jun 20 1983, 7:05 PM EDT Unknown							
23 Ryne Sandberg, R OBP: 0.319, SLG: 0.385 (1.4)	HR			G1-6-3 BB		FC4-6		FC6	SH3		2	1	1	1	2	0	2								
Bill Buckner, L OBP: 0.294, SLG: 0.429 (1.3)	BB 1B			G1-6-3		FC4-6		FC4-6	G4-3 IBB		4	0	1	0	1	0	5								
Ron Cey, R OBP: 0.329, SLG: 0.396 (1.5)	F8			BB				6-3	G4-3		4	1	1	1	1	0	3								
Jay Johnstone, L OBP: 0.396, SLG: 0.488 (1.7)	FC6-4 BB			F5		F9		K	G4-3 BB		3	0	0	0	2	1	1								
Keith Moreland, R OBP: 0.333, SLG: 0.445 (1.9)	FC6-4			F8 1B		K		L6	G4-3		5	1	1	0	0	1	3								
Larry Bowa, S OBP: 0.313, SLG: 0.344 (1.6)		E6		F8 1B		F9		5-3	FC6-4 BB		3	1	0	0	2	0	0								
Jody Davis, R OBP: 0.288, SLG: 0.467 (1.2)	G6-4-3			F8		FC1-6 1B		1-3	FC6-4		5	0	1	0	0	0	4								
Fergie Jenkins, R OBP: 0.323, SLG: 0.387 (6. PR)						23 BB					3	0	3	2	0	0	0								
Junior Kennedy, R OBP: 0.152, SLG: 0.150 (6.1)	FC4-6					FC1-6		K			0	0	0	0	0	0	0								
Mike Proly, R (7.1)	1B					FC1-6					1	0	0	0	0	1	0								
Bill Campbell, R (7.1)											0	0	0	0	0	0	0								
Inning Stats	R: 1 E: 0 K: 0 S: 5	H: 2 LOB: 2 BB: 1 P: 9	R: 0 E: 1 K: 0 S: 4	H: 1 LOB: 1 BB: 0 P: 4	R: 0 E: 0 K: 0 S: 5	H: 0 LOB: 1 BB: 2 P: 10	R: 2 E: 0 K: 0 S: 5	H: 2 LOB: 2 BB: 2 P: 13	R: 1 E: 0 K: 1 S: 6	H: 1 LOB: 0 BB: 0 P: 6	R: 0 E: 0 K: 0 S: 5	H: 2 LOB: 2 BB: 0 P: 5	R: 0 E: 0 K: 1 S: 5	H: 0 LOB: 0 BB: 0 P: 5	R: 0 E: 0 K: 1 S: 5	H: 0 LOB: 0 BB: 0 P: 5	R: 0 E: 0 K: 0 S: 3	H: 1 LOB: 1 BB: 1 P: 7	R: 0 E: 0 K: 0 S: 2	H: 0 LOB: 1 BB: 2 P: 10	1B: 7 2B: 0 3B: 0 HR: 2	SF: 0 SAC: 1 DP: 4 HBP: 0	WP: 1 PB: 0 SB: 0 CS: 0	PA: 44	
PITCHER	IP 5.0	WLS 2	BF 25	H 6	R 4	ER 4	SO 1	BB 5	IBB 0	HBP 0	BLK 0	WP 1	HR 2	S 22	P 42	ERA 7.20	WHIP 2.200								
Lee Tunnell, R ERA: 5.24 (6.1)	2.0	8	2	0	0	1	0	0	0	0	0	0	0	10	10	0.00	1.000								
Cecilio Guante, R ERA: 2.2 (8.1)	3.0	W	11	1	0	0	1	2	1	0	0	0	0	10	22	0.00	1.000								
Kent Tekulve, R ERA: 1.66																									

Chicago Cubs @ Pittsburgh Pirates
Three Rivers Stadium, Pittsburgh, PA
Mon Jun 20 1983, 7:05 PM EDT
Unknown

AB 35
R 4
H 9
RBI 4
BB 8
SO 3
LOB 22



Batter	1	2	3	4	5	6	7	8	9	10	AB	R	H	RBI	BB	SO	LOB	BOTTOM							
Marvell Wynne, L OBP: 0.364, SLG: 0.476 (1.8)	F8	F7				G6-4-3 1B		CS	L4		5	1	2	0	0	0	2	Chicago Cubs @ Pittsburgh Pirates Three Rivers Stadium, Pittsburgh, PA Mon Jun 20 1983, 7:05 PM EDT Unknown							
Johnny Ray, S OBP: 0.314, SLG: 0.375 (1.4)	BB			F8		G6-4-3		G3			4	0	1	0	1	0	3								
Bill Madlock, R OBP: 0.366, SLG: 0.412 (1.5)	K			K		HR 1B		BB 2B			4	1	2	2	1	2	1								
Jason Thompson, L OBP: 0.388, SLG: 0.433 (1.3)	BB			1B		HR 1B		BB BB			3	1	2	2	2	1	2								
Mike Easter, L OBP: 0.369, SLG: 0.430 (1.7)	L9			K		F7		BB			4	0	0	0	1	2	5								
Dave Parker, L OBP: 0.284, SLG: 0.367 (8.1)		K						6-3	F6		4	0	1	0	0	1	3								
Richie Hebner, L OBP: 0.400, SLG: 0.404 (10. PH)				G6-4-3 1B							0	0	0	0	0	0	0								
Tony Peña, R OBP: 0.289, SLG: 0.348 (1.2)				G6-4-3 1B		4-3			FC5-4 1B		4	0	2	0	0	0	1								
Dale Berra, R OBP: 0.321, SLG: 0.375 (1.6)				F8		6-3		K			3	0	0	0	1	1	1								
Lee Tunnell, R OBP: 0.211, SLG: 0.167 (5. PH)		F7						K	FC5-4 CS		1	0	0	0	0	0	2								
Gene Tenace, R OBP: 0.257, SLG: 0.103 (6.1)						G6-4-3 1B					1	1	1	0	0	0	0								
Lee Mazzilli, S OBP: 0.410, SLG: 0.403 (7. PH)						1B					1	0	0	0	0	1	0								
Lee Lacy, R OBP: 0.296, SLG: 0.346 (8.9)						1B					1	0	0	0	0	1	0								
Inning Stats	R: 0 E: 0 K: 1 S: 5	H: 0 LOB: 2 BB: 2 P: 13	R: 0 E: 0 K: 1 S: 6	H: 1 LOB: 2 BB: 1 P: 10	R: 0 E: 0 K: 2 S: 8	H: 1 LOB: 1 BB: 0 P: 8	R: 0 E: 0 K: 0 S: 3	H: 1 LOB: 0 BB: 0 P: 3	R: 3 E: 0 K: 0 S: 6	H: 4 LOB: 0 BB: 0 P: 6	R: 0 E: 0 K: 0 S: 3	H: 0 LOB: 0 BB: 0 P: 3	R: 1 E: 0 K: 1 S: 7	H: 2 LOB: 3 BB: 2 P: 15	R: 0 E: 0 K: 1 S: 5	H: 1 LOB: 0 BB: 0 P: 5	R: 0 E: 0 K: 2 S: 8	H: 1 LOB: 2 BB: 1 P: 12	R: 1 E: 0 K: 0 S: 1	H: 1 LOB: 0 BB: 0 P: 1	1B: 8 2B: 2 3B: 0 HR: 2	SF: 0 SAC: 0 DP: 2 HBP: 0	WP: 0 PB: 0 SB: 1 CS: 1	PA: 43	
PITCHER	IP 5.0	WLS 2	BF 23	H 7	R 3	ER 3	SO 4	BB 3	IBB 0	HBP 0	BLK 0	WP 0	HR 1	S 28	P 40	ERA 5.40	WHIP 2.000								
Fergie Jenkins, R ERA: 4.2 (6.1)	1.2	7	2	1	1	0	0	0	0	0	9	5	4	0	1	200									
Mike Proly, R ERA: 3.43 (7.1)	2.1	L	12	3	1	1	3	2	1	0	0	0	1	15	27	3.86	2.143								

Chicago Cubs @ Pittsburgh Pirates
Three Rivers Stadium, Pittsburgh, PA
Mon Jun 20 1983, 7:05 PM EDT
Unknown

AB 36
R 5
H 12
RBI 5
BB 6
SO 8
LOB 21



Batter	1	2	3	4	5	6	7	8	9	10	11	12	13	AB R H RBI BB SO LOB	TOP						
Mel Hall, L OBP: 0.368, SLG: 0.419	K	K		F8			23 1B		K		F7			6 1 1 0 0 3 4	Chicago Cubs @ Pittsburgh Pirates Three Rivers Stadium, Pittsburgh, PA Mon Jun 20 1983, 7:05 PM EDT Att: 5,839 - Unknown livebaseballscores.com						
23 Ryne Sandberg, R OBP: 0.323, SLG: 0.385	HR	K			F9		1B		K			G5-4-3 BB	5 1 2 0 1 2 3								
Bill Buckner, L OBP: 0.306, SLG: 0.443	HR			G6-4-3 BB	F8		1B		K			G5-4-3 BB	3 1 2 3 3 0 0								
Ron Cey, R OBP: 0.325, SLG: 0.390	6-3			G6-4-3 1-2r	F8		1-3					G5-4-3	6 0 1 2 0 0 5								
Keith Moreland, R OBP: 0.342, SLG: 0.451	1B					L7							4 0 2 0 2 1 0								
Scott Thompson, L OBP: 0.317, SLG: 0.359 Warren Brusstar, R OBP: 0.311, SLG: 0.342 Jay Johnstone, L OBP: 0.311, SLG: 0.342 Lee Smith, R OBP: 0.311, SLG: 0.342 Gary Woods, R OBP: 0.311, SLG: 0.342 Bill Campbell, R OBP: 0.311, SLG: 0.342	2B					L9		G6-4-3 1B				F9	3 0 1 0 0 0 1 1 0 0 0 0 0 0 0 0 1 0 0 0 0 0 0 0 1 0 0 0 0 0 1 0 1 0 0 0 0 0 0 2 0 0 0 0 0 0 0 0								
Steve Lake, R OBP: 0.370, SLG: 0.533	K				5-3		1-3						6 0 0 0 0 1 2								
Tom Verzyer, R OBP: 0.194, SLG: 0.222 Larry Bowa, S OBP: 0.313, SLG: 0.344		6-3			5-3		F3		WP		F9		3 0 0 0 0 0 0 0 3 1 1 0 0 0 0 0								
Craig Lefferts, L OBP: 0.154, SLG: 0.083 Tom Grant, L OBP: 0.154, SLG: 0.083							F8		1B		L8		1 0 1 0 1 0 0 0 3 1 0 0 1 0 0 0								
Inning Stats	R: 2 E: 0 K: 2 S: 10	H: 3 LOB: 2 BB: 1 P: 14	R: 0 E: 0 K: 2 S: 7	H: 0 LOB: 1 BB: 1 P: 11	R: 0 E: 0 K: 1 S: 4	H: 0 LOB: 1 BB: 2 P: 12	R: 0 E: 0 K: 0 S: 3	H: 0 LOB: 0 BB: 0 P: 3	R: 0 E: 0 K: 0 S: 3	H: 1 LOB: 0 BB: 0 P: 3	R: 2 E: 0 K: 2 S: 7	H: 2 LOB: 2 BB: 0 P: 16	R: 0 E: 0 K: 2 S: 3	H: 0 LOB: 0 BB: 0 P: 7		R: 0 E: 0 K: 0 S: 3	H: 1 LOB: 2 BB: 2 P: 11	1B: 9 2B: 1 3B: 0 HR: 1	SF: 0 SAC: 0 DP: 3 HBP: 0	WP: 1 PB: 0 SB: 0 CS: 0	PA: 54
PITCHER	IP WLS BF H R ER SO BB IBB HBP BLK WP HR S P ERA WHIP																				
Jim Bibby, R ERA: 9.3	(1, 1) 6.2 30 7 3 3 5 4 0 0 0 0 1 36 52 4.05 1.650																				
Kent Tekulve, R ERA: 2.06	(7, 1) 1.1 6 2 2 2 0 1 0 0 0 0 0 5 9 13.50 2.250																				
Don Robinson, R ERA:	(9, 1) 5.0 W 18 2 0 0 4 2 1 0 0 1 0 23 35 0.00 0.800																				

Batter	1	2	3	4	5	6	7	8	9	10	11	12	13	AB R H RBI BB SO LOB	BOTTOM												
Lee Lacy, R OBP: 0.307, SLG: 0.371	K	1-3					SH2-3 1B		6-3					6 1 3 1 1 1 1	Chicago Cubs @ Pittsburgh Pirates Three Rivers Stadium, Pittsburgh, PA Mon Jun 20 1983, 7:05 PM EDT Att: 5,839 - Unknown livebaseballscores.com												
Marvell Wynne, L OBP: 0.429, SLG: 0.480	FC6-4 1B			F8			SH2-3						4 0 2 1 2 0 0														
Bill Madlock, R OBP: 0.360, SLG: 0.402	FC6-4 1-2r			6-3			F7						5 0 0 0 1 0 3														
Jim Morrison, R OBP: 0.375, SLG: 0.514 Jason Thompson, L OBP: 0.385, SLG: 0.429	5-3						BB		G6-4-3 BB				3 1 2 1 0 0 1 2 0 0 0 1 1 0														
Brian Harper, R OBP: 0.133, SLG: 0.349		2B		K			G3		G6-4-3 1-2r				6 1 1 0 0 1 4														
Gene Tenace, R OBP: 0.263, SLG: 0.156 Johnny Ray, S OBP: 0.314, SLG: 0.374		2B			K				F8		G3		3 1 1 1 0 1 0 3 0 1 0 0 0 0														
Dale Berra, R OBP: 0.330, SLG: 0.404		F9					F8		F4				6 2 4 2 0 0 0														
Steve Nicosia, R OBP: 0.125, SLG: 0.250 Richie Hebner, L OBP: 0.303, SLG: 0.390 Tony Peña, R OBP: 0.289, SLG: 0.348		2B					HR						4 0 1 0 0 0 1 1 0 0 0 0 0 2 0 0 0 0 0 0 0														
Jim Bibby, R OBP: 0.083, SLG: 0.083 Kent Tekulve, R OBP: 0.154, SLG: 0.083 Don Robinson, R OBP: 0.154, SLG: 0.083		6-3					L9						3 0 0 0 0 1 2 1 0 0 0 0 1 1 1 0 0 0 0 0 0 0 0 0 0 0 0 0														
Inning Stats	R: 0 E: 0 K: 1 S: 6	H: 1 LOB: 1 BB: 0 P: 6	R: 2 E: 0 K: 0 S: 6	H: 3 LOB: 1 BB: 0 P: 6	R: 0 E: 0 K: 1 S: 6	H: 1 LOB: 1 BB: 0 P: 6	R: 1 E: 0 K: 1 S: 6	H: 1 LOB: 0 BB: 0 P: 6	R: 2 E: 0 K: 0 S: 5	H: 2 LOB: 0 BB: 0 P: 5	R: 0 E: 0 K: 1 S: 6	H: 1 LOB: 1 BB: 0 P: 6	R: 0 E: 0 K: 0 S: 3	H: 0 LOB: 2 BB: 2 P: 11		R: 0 E: 0 K: 0 S: 5	H: 2 LOB: 2 BB: 0 P: 5	R: 0 E: 0 K: 0 S: 3	H: 1 LOB: 1 BB: 1 P: 7	R: 0 E: 0 K: 1 S: 5	H: 0 LOB: 0 BB: 0 P: 5	R: 1 E: 1 K: 0 S: 4	H: 2 LOB: 3 BB: 1 P: 8	1B: 9 2B: 2 3B: 1 HR: 3	SF: 0 SAC: 3 DP: 2 HBP: 0	WP: 0 PB: 0 SB: 0 CS: 1	PA: 56
PITCHER	IP WLS BF H R ER SO BB IBB HBP BLK WP HR S P ERA WHIP																										
Craig Lefferts, L ERA: 3.25	(1, 1) 5.0 23 8 5 5 3 0 0 0 0 0 0 3 29 9.00 1.600																										
Warren Brusstar, R ERA: 3.77	(8, 1) 2.0 9 2 0 0 1 2 0 0 0 0 0 9 17 0.00 2.000																										
Lee Smith, R ERA: 1.96	(8, 1) 4.0 16 3 0 0 1 2 0 0 0 0 0 16 24 0.00 1.250																										
Bill Campbell, R ERA: 3.3	(12, 1) 1.1 L 8 2 1 1 1 0 1 0 0 0 0 9 13 6.75 1.500																										

Batter	1	2	3	4	5	6	7	8	9	AB	R	H	RBI	BB	SO	LOB	TOP			
Mel Hall, L OBP: 0.393, SLG: 0.433 (1, 8)	G3		K					E8 FC6-5 1-3		4	0	2	0	0	1	0	Chicago Cubs @ Pittsburgh Pirates Three Rivers Stadium, Pittsburgh, PA Tue Jun 21 1983, 7:05 PM EDT Att: 6,363 - Unknown livebaseballscorecards.com			
23 Ryne Sandberg, R OBP: 0.319, SLG: 0.380 Junior Kennedy, R OBP: 0.174, SLG: 0.143 (1, 4) (6, 4)	4-3		K					FC6-5 2B		3	0	0	0	0	2	1				
Bill Buckner, L OBP: 0.309, SLG: 0.447 (1, 3)				4-3						4	0	2	1	0	0	1				
Jay Johnstone, L OBP: 0.386, SLG: 0.483 Warren Brusstar, R (8, 1) (8, 1)				L7						4	0	1	0	0	1	2				
Ron Cey, R OBP: 0.320, SLG: 0.384 (1, 5)		L3		P5						4	0	0	0	0	1	1				
Keith Moreland, R OBP: 0.348, SLG: 0.466 (1, 9)		P6								4	1	3	0	0	0	0				
Larry Bowa, S OBP: 0.312, SLG: 0.342 (1, 6)					F7					4	0	1	1	0	0	2				
Jody Davis, R OBP: 0.292, SLG: 0.484 (1, 2)					L3-4					4	2	2	1	0	1	2				
Dickie Noles, R Mike Proly, R Scot Thompson, L OBP: 0.221, SLG: 0.243 (8, PH) (8, 7)										1	0	0	0	0	1	0				
Inning Stats	R: 0 E: 0 K: 0 S: 4	H: 1 LOB: 1 BB: 0 P: 4	R: 0 E: 0 K: 0 S: 3	H: 0 LOB: 0 BB: 0 P: 3	R: 1 E: 0 K: 3 S: 10	H: 1 LOB: 0 BB: 0 P: 10	R: 0 E: 0 K: 0 S: 3	H: 0 LOB: 0 BB: 0 P: 3	R: 0 E: 0 K: 1 S: 6	H: 1 LOB: 1 BB: 0 P: 6	R: 0 E: 0 K: 0 S: 4	H: 2 LOB: 1 BB: 0 P: 4	R: 2 E: 1 K: 1 S: 8	H: 3 LOB: 1 BB: 0 P: 8	R: 1 E: 0 K: 3 S: 11	H: 2 LOB: 1 BB: 0 P: 11		1B: 6 2B: 5 3B: 1 HR: 1	SF: 0 SAC: 0 DP: 2 HBP: 0	WP: 0 PB: 0 SB: 1 CS: 0
PITCHER Rick Rhoden, R ERA: 3.67 (1, 1)	IP: 9.0 WLS: W BF: 36 H: 11 R: 4 ER: 4 SO: 8 BB: 0 IBB: 0 HBP: 0 BLK: 0 WP: 0 HR: 1 S: 52 P: 52 ERA: 4.00 WHIP: 1.222																			

Batter	1	2	3	4	5	6	7	8	9	AB	R	H	RBI	BB	SO	LOB	BOTTOM			
Marvell Wynne, L OBP: 0.406, SLG: 0.429 (1, 8)			K							3	0	0	0	1	1	1	Chicago Cubs @ Pittsburgh Pirates Three Rivers Stadium, Pittsburgh, PA Tue Jun 21 1983, 7:05 PM EDT Att: 6,363 - Unknown livebaseballscorecards.com			
Johnny Ray, S OBP: 0.317, SLG: 0.377 (1, 4)										4	2	2	1	0	0	2				
Bill Madlock, R OBP: 0.363, SLG: 0.404 (1, 5)										4	2	2	1	0	0	0				
Jason Thompson, L OBP: 0.395, SLG: 0.441 (1, 3)										3	2	3	2	1	0	0				
Mike Easter, L OBP: 0.378, SLG: 0.451 (1, 7)										4	1	3	3	0	0	1				
Richie Hebner, L OBP: 0.391, SLG: 0.412 Lee Lacy, R OBP: 0.305, SLG: 0.369 (5, PR) (6, 9)										3	0	1	1	0	0	3				
Tony Peña, R OBP: 0.283, SLG: 0.340 (1, 2)										4	0	0	0	0	1	2				
Dale Berra, R OBP: 0.329, SLG: 0.406 (1, 6)										4	1	1	0	0	1	0				
Rick Rhoden, R OBP: 0.162, SLG: 0.189 (1, 1)										4	0	0	0	0	1	1				
Inning Stats	R: 0 E: 0 K: 0 S: 2	H: 0 LOB: 0 BB: 1 P: 6	R: 0 E: 0 K: 0 S: 4	H: 1 LOB: 1 BB: 0 P: 4	R: 3 E: 0 K: 1 S: 10	H: 5 LOB: 2 BB: 0 P: 10	R: 0 E: 0 K: 1 S: 5	H: 0 LOB: 0 BB: 0 P: 5	R: 4 E: 0 K: 1 S: 8	H: 4 LOB: 1 BB: 1 P: 12	R: 0 E: 1 K: 1 S: 6	H: 0 LOB: 1 BB: 0 P: 6	R: 1 E: 0 K: 0 S: 4	H: 2 LOB: 0 BB: 0 P: 4	R: 0 E: 0 K: 0 S: 3	H: 0 LOB: 0 BB: 0 P: 3		1B: 7 2B: 5 3B: 1 HR: 0	SF: 0 SAC: 0 DP: 1 HBP: 0	WP: 0 PB: 0 SB: 1 CS: 0
PITCHER Dickie Noles, R ERA: 7.8 Mike Proly, R ERA: 3.48 Warren Brusstar, R ERA: 3.64 (1, 1) (5, 1) (8, 1)	IP: 4.1 WLS: L BF: 23 H: 9 R: 7 ER: 7 SO: 2 BB: 2 IBB: 0 HBP: 0 BLK: 0 WP: 0 HR: 0 S: 25 P: 33 ERA: 14.54 WHIP: 2.538																			

Batter	1	2	3	4	5	6	7	8	9	AB	R	H	RBI	BB	SO	LOB	TOP					
Gary Woods, R OBP: 0.299, SLG: 0.360 Mel Hall, L OBP: 0.389, SLG: 0.429	1-3		F8		L9		F7			3	0	0	0	0	0	1						
23 Ryne Sandberg, R OBP: 0.326, SLG: 0.392	L9			4-3 HR		G1 4-3 BB		F8 2B		3	1	2	0	1	0	0						
Bill Buckner, L OBP: 0.304, SLG: 0.441	K			4-3		4-3		F8		4	0	0	0	0	1	3						
Keith Moreland, R OBP: 0.347, SLG: 0.475		F9				G1		F9		4	1	1	2	0	0	2						
Ron Cey, R OBP: 0.316, SLG: 0.377	F9			K		4-3		F4		4	0	0	0	0	1	2						
Jerry Morales, R OBP: 0.200, SLG: 0.226 Tom Grant, L				4-3					L3	2	0	1	0	0	0	0						
Larry Bowa, S OBP: 0.311, SLG: 0.341	K				6-3			F9		4	0	1	0	0	1	1						
Jody Davis, R OBP: 0.286, SLG: 0.474			K		F9		K	1-3		4	0	0	0	0	2	2						
Chuck Rainey, R OBP: 0.231, SLG: 0.167 Warren Brusstar, R	4-3						F4			2	0	1	0	0	0	0						
Scot Thompson, L OBP: 0.216, SLG: 0.240 Bill Campbell, R										0	0	0	0	0	0	0						
Inning Stats	R: 0 E: 0 K: 1 S: 5	H: 0 LOB: 0 BB: 0 P: 5	R: 0 E: 0 K: 1 S: 6	H: 1 LOB: 1 BB: 0 P: 6	R: 0 E: 0 K: 1 S: 5	H: 0 LOB: 0 BB: 0 P: 5	R: 2 E: 0 K: 1 S: 7	H: 2 LOB: 0 BB: 0 P: 7	R: 0 E: 0 K: 0 S: 4	H: 1 LOB: 1 BB: 0 P: 4	R: 0 E: 0 K: 0 S: 3	H: 0 LOB: 1 BB: 1 P: 7	R: 0 E: 0 K: 1 S: 6	H: 1 LOB: 2 BB: 1 P: 10	R: 0 E: 0 K: 0 S: 4	H: 1 LOB: 1 BB: 0 P: 4	R: 0 E: 0 K: 0 S: 3	H: 0 LOB: 0 BB: 0 P: 3	1B: 2 2B: 3 3B: 0 HR: 1	SF: 0 SAC: 0 DP: 0 HBP: 0	WP: 0 PB: 0 SB: 0 CS: 0	PA: 35
PITCHER	IP	WLS	BF	H	R	ER	SO	BB	IBB	HBP	BLK	WP	HR	S	P	ERA	WHIP					
John Candelaria, L ERA: 4.29	5.0	W	19	4	2	2	4	0	0	0	0	0	1	27	27	3.60	0.800					
Cecilio Guante, R ERA: 1.77	6.1	S	16	2	0	0	1	2	0	0	0	0	0	16	24	0.00	1.000					

Chicago Cubs @ Pittsburgh Pirates
Three Rivers Stadium, Pittsburgh, PA
Wed Jun 22 1983, 7:05 PM EDT
Att: 8,666 - Unknown

AB	33
R	2
H	6
RBI	2
BB	2
SO	5
LOB	15



Batter	1	2	3	4	5	6	7	8	9	AB	R	H	RBI	BB	SO	LOB	BOTTOM				
Marvell Wynne, L OBP: 0.444, SLG: 0.531	4-3 1B	1-3								4	1	3	1	0	0	1					
Johnny Ray, S OBP: 0.316, SLG: 0.374	4-3				F9		G3			4	0	1	0	0	0	4					
Bill Madlock, R OBP: 0.365, SLG: 0.420										4	1	2	2	0	0	1					
Jason Thompson, L OBP: 0.392, SLG: 0.442	G4-6-3									4	0	1	0	0	0	1					
Mike Easter, L OBP: 0.381, SLG: 0.449										3	0	1	0	1	1	1					
Richie Hebner, L OBP: 0.398, SLG: 0.382 Lee Lacy, R OBP: 0.305, SLG: 0.369	FC4-6 1B									4	1	0	0	0	1	2					
Tony Peña, R OBP: 0.287, SLG: 0.344										4	1	2	0	0	0	1					
Dale Berra, R OBP: 0.332, SLG: 0.402										2	1	0	0	2	1	1					
John Candelaria, L OBP: 0.267, SLG: 0.185 Cecilio Guante, R	3-1									1	0	0	1	1	0	2					
Inning Stats	R: 1 E: 0 K: 0 S: 4	H: 2 LOB: 0 BB: 0 P: 4	R: 2 E: 0 K: 0 S: 5	H: 2 LOB: 1 BB: 1 P: 9	R: 0 E: 0 K: 0 S: 4	H: 2 LOB: 1 BB: 0 P: 4	R: 1 E: 0 K: 0 S: 4	H: 1 LOB: 2 BB: 2 P: 12	R: 1 E: 0 K: 1 S: 6	H: 1 LOB: 1 BB: 1 P: 10	R: 0 E: 0 K: 0 S: 4	H: 1 LOB: 1 BB: 0 P: 4	R: 0 E: 0 K: 1 S: 5	H: 0 LOB: 0 BB: 0 P: 5	R: 0 E: 0 K: 2 S: 8	H: 1 LOB: 1 BB: 0 P: 8	1B: 6 2B: 3 3B: 0 HR: 1	SF: 0 SAC: 0 DP: 2 HBP: 0	WP: 1 PB: 0 SB: 2 CS: 0	PA: 36	
PITCHER	IP	WLS	BF	H	R	ER	SO	BB	IBB	HBP	BLK	WP	HR	S	P	ERA	WHIP				
Chuck Rainey, R ERA: 4.13	4.1	L	23	8	5	0	0	0	0	0	0	0	0	8	8	0.00	0.600				
Warren Brusstar, R ERA: 3.45	1.2		6	1	0	0	1	0	0	0	0	0	0	8	8	0.00	0.600				
Bill Campbell, R ERA: 3.19	2.0		7	1	0	0	3	0	0	0	0	0	0	13	13	0.00	0.500				

Chicago Cubs @ Pittsburgh Pirates
Three Rivers Stadium, Pittsburgh, PA
Wed Jun 22 1983, 7:05 PM EDT
Att: 8,666 - Unknown

AB	32
R	5
H	10
RBI	4
BB	4
SO	4
LOB	15



Batter	1	2	3	4	5	6	7	8	9	AB	R	H	RBI	BB	SO	LOB	TOP			
Gary Woods, R OBP: 0.307, SLG: 0.376	6-3	FC6-4 1B															4 0 2 0 0 1 0			
23 Ryne Sandberg, R OBP: 0.321, SLG: 0.386	5-3	FC6-4 1-2															4 0 0 0 0 0 2			
Bill Buckner, L OBP: 0.300, SLG: 0.434	E1 HR																4 1 0 0 0 0 0			
Keith Moreland, R OBP: 0.349, SLG: 0.489	1-H HR																4 1 2 2 0 0 0			
Ron Cey, R OBP: 0.315, SLG: 0.372	BB																3 0 0 0 1 1 1			
Jerry Morales, R OBP: 0.220, SLG: 0.250	1-2 BB																3 0 1 0 1 2 1			
Larry Bowa, S OBP: 0.306, SLG: 0.335	L6																4 0 0 0 0 0 3			
Steve Lake, R OBP: 0.340, SLG: 0.490																	4 0 0 0 0 0 0			
Steve Trout, L OBP: 0.212, SLG: 0.212																	2 0 0 0 0 1 0			
Mike Proly, R (4, 1)																	0 0 0 0 0 0 0			
Tom Verzyr, R OBP: 0.189, SLG: 0.216																	1 0 0 0 0 0 0			
Craig Lefferts, L OBP: 0.154, SLG: 0.083																	0 0 0 0 0 0 0			
Bill Campbell, R (7, 1)																	0 0 0 0 0 0 0			
Inning Stats	R: 2 E: 1 K: 0 S: 5	H: 1 LOB: 2 BB: 2 P: 13	R: 0 E: 0 K: 1 S: 6	H: 1 LOB: 1 BB: 0 P: 6	R: 0 E: 0 K: 2 S: 8	H: 1 LOB: 1 BB: 0 P: 8	R: 0 E: 0 K: 0 S: 3	H: 0 LOB: 0 BB: 0 P: 3	R: 0 E: 0 K: 1 S: 5	H: 1 LOB: 1 BB: 0 P: 4	R: 0 E: 0 K: 0 S: 4	H: 1 LOB: 0 BB: 0 P: 4	R: 0 E: 0 K: 0 S: 3	H: 0 LOB: 0 BB: 0 P: 3	R: 0 E: 0 K: 1 S: 5	H: 0 LOB: 0 BB: 0 P: 5	1B: 2 2B: 2 3B: 0 HR: 1	SF: 0 SAC: 0 DP: 0 HBP: 0	WP: 1 PB: 0 SB: 0 CS: 0	PA: 35
PITCHER Larry McWilliams, L ERA: 2.99	IP: 9.0 WLS: W BF: 35 H: 5 R: 2 ER: 0 SO: 5 BB: 2 IBB: 0 HBP: 0 BLK: 0 WP: 1 HR: 1 S: 43 P: 51 ERA: 0.00 WHIP: 0.778																			

Chicago Cubs @ Pittsburgh Pirates
Three Rivers Stadium, Pittsburgh, PA
Thu Jun 23 1983, 7:05 PM EDT
Att: 8,296 - Unknown

livebaseballscorecards.com

AB 33
R 2
H 5
RBI 2
BB 2
SO 5
LOB 7



Batter	1	2	3	4	5	6	7	8	9	AB	R	H	RBI	BB	SO	LOB	BOTTOM			
Lee Lacy, R OBP: 0.304, SLG: 0.372	4-3 SF8 2B																4 1 1 0 0 0 1			
Marvell Wynne, L OBP: 0.438, SLG: 0.500	4-3																4 1 1 0 1 0 2			
Jim Morrison, R OBP: 0.366, SLG: 0.500	SF8																3 1 1 1 0 0 4			
Jason Thompson, L OBP: 0.394, SLG: 0.441	K																3 1 1 1 1 2 0			
Brian Harper, R OBP: 0.143, SLG: 0.340																	4 0 1 1 0 2 1			
Tony Peña, R OBP: 0.301, SLG: 0.362																	4 1 4 1 0 0 0			
Dale Berra, R OBP: 0.326, SLG: 0.394																	4 0 0 0 0 1 6			
Johnny Ray, S OBP: 0.323, SLG: 0.376																	2 0 1 0 2 0 0			
Larry McWilliams, L OBP: 0.158, SLG: 0.162																	3 0 0 0 0 1 2			
Inning Stats	R: 1 E: 0 K: 1 S: 6	H: 1 LOB: 0 BB: 0 P: 6	R: 1 E: 1 K: 0 S: 5	H: 2 LOB: 1 BB: 0 P: 5	R: 2 E: 0 K: 0 S: 6	H: 3 LOB: 2 BB: 1 P: 10	R: 0 E: 0 K: 0 S: 3	H: 0 LOB: 2 BB: 2 P: 11	R: 0 E: 0 K: 2 S: 8	H: 1 LOB: 1 BB: 0 P: 8	R: 0 E: 0 K: 0 S: 3	H: 0 LOB: 0 BB: 0 P: 3	R: 1 E: 0 K: 2 S: 10	H: 3 LOB: 2 BB: 0 P: 10	R: 0 E: 0 K: 1 S: 5	H: 0 LOB: 1 BB: 1 P: 9	1B: 8 2B: 2 3B: 0 HR: 0	SF: 1 SAC: 2 DP: 1 HBP: 0	WP: 0 PB: 0 SB: 2 CS: 0	PA: 38
PITCHER Steve Trout, L ERA: 3.89 Mike Proly, R ERA: 3.29 Craig Lefferts, L ERA: 3.43 Bill Campbell, R ERA: 3.11	IP: 3.1 WLS: L BF: 20 H: 6 R: 4 ER: 3 SO: 1 BB: 3 IBB: 0 HBP: 0 BLK: 0 WP: 0 HR: 0 S: 19 P: 31 ERA: 8.10 WHIP: 2.700																			

Chicago Cubs @ Pittsburgh Pirates
Three Rivers Stadium, Pittsburgh, PA
Thu Jun 23 1983, 7:05 PM EDT
Att: 8,296 - Unknown

livebaseballscorecards.com

AB 31
R 5
H 10
RBI 4
BB 4
SO 6
LOB 16




Batter	1	2	3	4	5	6	7	8	9	AB	R	H	RBI	BB	SO	LOB	TOP								
Mel Hall, L OBP: 0.375, SLG: 0.412 (1, 8)	0-3 K		0-3 K			0-0 3-1		0-3 K		4	0	0	0	0	3	0	Chicago Cubs @ Montreal Expos Olympic Stadium, Montreal, QB Fri Jun 24 1983, 3:33 AM EDT Att: 28,795 - Sunny - 67 F								
23 Ryne Sandberg, R OBP: 0.320, SLG: 0.387 (1, 4)	0-0 6-3			0-0 F8		0-0 2B		0-3 K		4	0	1	0	0	1	0									
Leon Durham, L OBP: 0.429, SLG: 0.556 (1, 3) (7, 7)	0-0 FC6-4 1B			0-0 6-3		0-0 4-3			0-0 L7	4	0	1	0	0	0	1									
Keith Moreland, R OBP: 0.352, SLG: 0.489 (1, 9)	0-0 FC6-4 1-2			0-0 L7				0-0 1B SF8 1B		4	2	2	0	0	0	1									
Ron Cey, R OBP: 0.321, SLG: 0.391 (1, 5)		0-3 K						0-0 1B FC5-4 1B		4	1	3	1	0	1	0									
Scot Thompson, L OBP: 0.213, SLG: 0.234 Bill Buckner, L OBP: 0.301, SLG: 0.435 (7, PH) (7, 3)	0-0 F9			0-0 4-3				0-0 1B F8		2	0	0	0	0	0	0									
Jody Davis, R OBP: 0.382, SLG: 0.469 Jay Johnstone, L OBP: 0.382, SLG: 0.477 (9, PH) (1, 2)	0-0 5-3			0-0 F8				0-0 1B G3 1B		2	0	0	0	0	0	0									
Tom Verzyer, R OBP: 0.175, SLG: 0.200 Bill Campbell, R OBP: 0.217, SLG: 0.246 (8, PH) (9, PH)			0-0 6-3					0-0 1B G3 1B		2	0	0	0	0	0	0									
Dick Ruthven, R OBP: 0.179, SLG: 0.185 Larry Bowa, S OBP: 0.305, SLG: 0.333 (8, PH) (8, 6)	0-0 1-3			0-0 P5				0-0 1B FC5-4 1-2		3	0	0	0	0	0	1									
				0-3 K				0-0 F8		0	0	0	0	0	0	0									
Inning Stats	R: 0 E: 0 K: 1 S: 6	H: 1 LOB: 1 BB: 0 P: 6	R: 0 E: 0 K: 1 S: 5	H: 0 LOB: 0 BB: 0 P: 5	R: 0 E: 0 K: 1 S: 5	H: 0 LOB: 0 BB: 0 P: 5	R: 0 E: 0 K: 0 S: 3	H: 0 LOB: 0 BB: 0 P: 3	R: 1 E: 0 K: 0 S: 4	H: 1 LOB: 0 BB: 0 P: 4	R: 0 E: 0 K: 1 S: 6	H: 1 LOB: 1 BB: 0 P: 6	R: 1 E: 0 K: 0 S: 5	H: 2 LOB: 1 BB: 0 P: 5	R: 0 E: 0 K: 2 S: 7	H: 0 LOB: 0 BB: 0 P: 7		R: 1 E: 0 K: 1 S: 8	H: 3 LOB: 2 BB: 0 P: 8	1B: 6 2B: 1 3B: 0 HR: 1	SF: 1 SAC: 0 DP: 0 HBP: 0	WP: 0 PB: 0 SB: 0 CS: 0	PA: 35		
PITCHER	IP WLS BF H R ER SO BB IBB HBP BLK WP HR S P ERA WHIP	8.1 W 32 7 3 3 6 0 0 0 0 0 1 44 44 3.24 0.840	0.0 S 2 0 0 0 1 0 0 0 0 0 0 4 4 0.00 0.000																						

AB	34
R	3
H	8
RBI	3
BB	0
SO	7
LOB	9




Batter	1	2	3	4	5	6	7	8	9	AB	R	H	RBI	BB	SO	LOB	BOTTOM								
Tim Raines, S OBP: 0.385, SLG: 0.413 (1, 7)	0-0 F5		0-0 1B			0-3 K		0-0 SH1-3 SF7 2B		4	1	2	1	0	1	0	Chicago Cubs @ Montreal Expos Olympic Stadium, Montreal, QB Fri Jun 24 1983, 3:33 AM EDT Att: 28,795 - Sunny - 67 F								
Bryan Little, S OBP: 0.332, SLG: 0.324 (1, 4)	0-0 L9		0-0 4-3			0-0 B1-3		0-0 SH1-3		3	0	0	0	0	0	1									
Andre Dawson, R OBP: 0.340, SLG: 0.596 (1, 8)	0-3 K			0-0 HR		0-0 1B 3B		0-0 SF7		3	2	2	2	0	1	0									
Al Oliver, L OBP: 0.351, SLG: 0.431 Jerry White, S OBP: 0.297, SLG: 0.120 (1, 3) (9, 9)		0-0 4-3		0-0 F7		0-0 1B		0-0 F8		4	0	1	1	0	0	0									
Tim Wallach, R OBP: 0.336, SLG: 0.437 (1, 5)		0-3 K		0-0 L7		0-0 1B				3	0	1	0	0	1	0									
Gary Carter, R OBP: 0.313, SLG: 0.402 (1, 2)		0-0 6-3		0-3 K		0-0 P5				3	0	0	0	0	1	2									
Terry Francona, L OBP: 0.200, SLG: 0.229 (1, 9) (9, 3)			0-3 K		0-0 F7			0-0 L5		3	0	0	0	0	1	0									
Chris Speier, R OBP: 0.391, SLG: 0.371 (1, 6)			0-0 SH3-4 1B 1B		0-0 5-3			0-0 6-3		3	1	1	0	0	0	0									
Steve Rogers, R OBP: 0.146, SLG: 0.125 Dan Schatzeder, L OBP: 0.250, SLG: 0.250 Jeff Reardon, R OBP: 0.167, SLG: 0.167 (1, 1) (9, 1) (9, 1)			0-0 SH3-4		0-0 6-3			0-3 K		2	0	0	0	0	1	0									
			0-0 1-2							0	0	0	0	0	0	0									
Inning Stats	R: 0 E: 0 K: 1 S: 5	H: 0 LOB: 0 BB: 0 P: 5	R: 0 E: 0 K: 1 S: 5	H: 0 LOB: 0 BB: 0 P: 5	R: 1 E: 0 K: 1 S: 7	H: 2 LOB: 1 BB: 0 P: 7	R: 1 E: 0 K: 1 S: 6	H: 1 LOB: 0 BB: 0 P: 6	R: 0 E: 0 K: 0 S: 3	H: 0 LOB: 0 BB: 0 P: 3	R: 1 E: 0 K: 1 S: 8	H: 3 LOB: 2 BB: 0 P: 8	R: 0 E: 0 K: 1 S: 5	H: 0 LOB: 0 BB: 0 P: 5	R: 1 E: 0 K: 0 S: 4	H: 1 LOB: 0 BB: 0 P: 4		1B: 4 2B: 1 3B: 1 HR: 1	SF: 1 SAC: 2 DP: 0 HBP: 0	WP: 0 PB: 0 SB: 0 CS: 0	PA: 31				
PITCHER	IP WLS BF H R ER SO BB IBB HBP BLK WP HR S P ERA WHIP	7.0 L 27 6 3 3 6 0 0 0 0 0 0 4 4 9.00 1.000																							



Batter	1	2	3	4	5	6	7	8	9	AB	R	H	RBI	BB	SO	LOB	TOP					
Mel Hall, L OBP: 0.371, SLG: 0.407 (1, 8)	4-0 9-5 23 PB BB		0-0 1B		0-3 K			0-0 F7		3	0	1	0	1	1	0	Chicago Cubs @ Montreal Expos Olympic Stadium, Montreal, QB Mon Jun 27 1983, 3:33 AM EDT Att: 20,358 - Cloudy - 71 F					
23 Ryne Sandberg, R OBP: 0.328, SLG: 0.398 (1, 4)	4-0 1-2 BB		0-0 P3			0-0 F 1B		0-0 2B		3	0	2	0	1	0	1						
Bill Buckner, L OBP: 0.301, SLG: 0.443 (1, 3)	0-0 2-3f			0-0 HR		0-0 F8 1-3		0-0 P2		4	1	1	1	0	0	4						
Leon Durham, L OBP: 0.426, SLG: 0.555 (1, 7)	0-3 K			0-0 F8 2B		0-3 K			0-0 P3	4	0	1	0	0	2	2						
Ron Cey, R OBP: 0.315, SLG: 0.385 (1, 5)		0-0 F8		0-0 5-3		0-0 F2			0-0 5-3	4	0	0	0	0	0	2						
Keith Moreland, R OBP: 0.349, SLG: 0.473 (1, 9)		0-0 F9		0-0 F8 2-3			0-0 F9		0-0 F8	4	0	0	0	0	0	1						
Larry Bowa, S OBP: 0.298, SLG: 0.325 (1, 6)		0-0 L5		0-0 F9			0-0 5-3			3	0	0	0	0	0	1						
Jody Davis, R OBP: 0.293, SLG: 0.480 (1, 2)			0-0 5-3		0-0 F8		0-0 P3			3	0	0	0	0	0	0						
Chuck Rainey, R OBP: 0.207, SLG: 0.148 Warren Brusstar, R (8, 1)			0-3 K		0-3 K			0-3 K		3	0	0	0	0	3	0						
										0	0	0	0	0	0	0						
Inning Stats	R: 0 E: 0 K: 1 S: 4	H: 0 LOB: 1 BB: 2 P: 12	R: 0 E: 0 K: 0 S: 3	H: 0 LOB: 0 BB: 0 P: 3	R: 0 E: 0 K: 1 S: 6	H: 1 LOB: 1 BB: 0 P: 6	R: 1 E: 0 K: 0 S: 5	H: 2 LOB: 1 BB: 0 P: 5	R: 0 E: 0 K: 2 S: 7	H: 0 LOB: 0 BB: 0 P: 7	R: 0 E: 1 K: 1 S: 6	H: 1 LOB: 1 BB: 0 P: 6	R: 0 E: 0 K: 0 S: 3	H: 0 LOB: 0 BB: 0 P: 3	R: 0 E: 0 K: 1 S: 6	H: 1 LOB: 1 BB: 0 P: 6	R: 0 E: 0 K: 0 S: 3	H: 0 LOB: 0 BB: 0 P: 3	1B: 2 2B: 3 3B: 0 HR: 1	SF: 0 SAC: 0 DP: 1 HBP: 0	WP: 0 PB: 1 SB: 0 CS: 0	PA: 33
PITCHER Charlie Lea, R ERA: 2.84 (1, 1)	IP: 9.0 WLS: W BF: 33 H: 5 R: 1 ER: 1 SO: 6 BB: 2 IBB: 0 HBP: 0 BLK: 0 WP: 0 HR: 1 S: 43 P: 51 ERA: 1.00 WHIP: 0.778															PITCHER	IP: 9.0 WLS: W BF: 33 H: 5 R: 1 ER: 1 SO: 6 BB: 2 IBB: 0 HBP: 0 BLK: 0 WP: 0 HR: 1 S: 43 P: 51 ERA: 1.00 WHIP: 0.778					

Batter	1	2	3	4	5	6	7	8	9	AB	R	H	RBI	BB	SO	LOB	BOTTOM							
Tim Raines, S OBP: 0.381, SLG: 0.408 Jerry White, S OBP: 0.343, SLG: 0.148 (6, 8)	0-0 1B		0-0 G3		0-0 FC3-6 1-2f			0-0 E 1B		3	0	1	0	0	0	1	Chicago Cubs @ Montreal Expos Olympic Stadium, Montreal, QB Mon Jun 27 1983, 3:33 AM EDT Att: 20,358 - Cloudy - 71 F							
Terry Francona, L OBP: 0.232, SLG: 0.268 (6, 7)	0-0 1-2 CS 1B		0-0 4-3		0-0 4-3 1-2		0-0 P2		4	0	1	0	0	0	2									
Warren Cromartie, L OBP: 0.357, SLG: 0.418 (1, 9)	4-0 1-2 BB		0-0 4-3			0-0 4-3		0-0 3-H 2B		3	1	1	1	1	0	0								
Al Oliver, L OBP: 0.351, SLG: 0.429 (1, 3)	0-0 4-3			0-0 G3		0-0 1-3		0-3 K		4	0	0	0	0	1	2								
Gary Carter, R OBP: 0.318, SLG: 0.416 (1, 2)		0-0 1B 2B		0-3 K		0-0 F7		0-0 1-H 2B		4	1	2	1	0	1	0								
Tim Lincecum, R OBP: 0.340, SLG: 0.438 (1, 5)		0-0 2-H 6-3 1B		0-0 1B		0-0 1B		4-0 BB 1B		3	0	3	1	1	0	0								
Chris Speier, R OBP: 0.368, SLG: 0.341 (1, 6)		0-0 1-2 6-3 1B		0-0 1-2 1B		4-0 BB BB		0-0 G5-4-3 F9		3	0	1	0	1	0	3								
Doug Flynn, R OBP: 0.238, SLG: 0.253 (1, 4)		0-0 F4		0-3 K		0-3 K				3	0	0	0	0	2	5								
Charlie Lea, R OBP: 0.118, SLG: 0.091 (1, 1)		0-3 K			0-0 FC3-6 1B		0-0 G5-4-3 1-2f			3	0	1	0	0	1	3								
Inning Stats	R: 0 E: 0 K: 0 S: 3	H: 2 LOB: 1 BB: 1 P: 7	R: 1 E: 0 K: 1 S: 7	H: 2 LOB: 1 BB: 0 P: 7	R: 0 E: 0 K: 0 S: 3	H: 0 LOB: 0 BB: 0 P: 3	R: 0 E: 0 K: 2 S: 9	H: 2 LOB: 2 BB: 0 P: 9	R: 0 E: 0 K: 0 S: 3	H: 1 LOB: 0 BB: 0 P: 3	R: 0 E: 0 K: 1 S: 5	H: 1 LOB: 1 BB: 1 P: 9	R: 2 E: 1 K: 1 S: 8	H: 3 LOB: 2 BB: 1 P: 12	R: 0 E: 0 K: 0 S: 3	H: 0 LOB: 0 BB: 0 P: 3	R: 0 E: 0 K: 0 S: 3	H: 0 LOB: 0 BB: 0 P: 3	R: 0 E: 0 K: 0 S: 3	H: 0 LOB: 0 BB: 0 P: 3	1B: 9 2B: 2 3B: 0 HR: 0	SF: 0 SAC: 0 DP: 1 HBP: 0	WP: 0 PB: 0 SB: 0 CS: 1	PA: 34
PITCHER Chuck Rainey, R ERA: 4.09 Warren Brusstar, R ERA: 3.18 (8, 1)	IP: 7.1 WLS: L BF: 30 H: 10 R: 3 ER: 3 SO: 4 BB: 2 IBB: 0 HBP: 0 BLK: 0 WP: 0 HR: 0 S: 36 P: 44 ERA: 3.68 WHIP: 1.636															PITCHER	IP: 7.1 WLS: L BF: 30 H: 10 R: 3 ER: 3 SO: 4 BB: 2 IBB: 0 HBP: 0 BLK: 0 WP: 0 HR: 0 S: 36 P: 44 ERA: 3.68 WHIP: 1.636							

Chicago Cubs @ Montreal Expos
Olympic Stadium, Montreal, QB
Mon Jun 27 1983, 3:33 AM EDT
Att: 20,358 - Cloudy - 71 F



AB	31
R	1
H	5
RBI	1
BB	2
SO	6
LOB	11

AB	31
R	3
H	11
RBI	3
BB	3
SO	5
LOB	16

Batter	1	2	3	4	5	6	7	8	9	AB	R	H	RBI	BB	SO	LOB	TOP			
Marvell Wynne, L OBP: 0.391, SLG: 0.417	6-3		F7			F8		F8		4	0	0	0	0	0	0				
Johnny Ray, S OBP: 0.326, SLG: 0.378	K			G3 1B		4-3			1B 2B	4	0	2	0	0	1	0				
Bill Madlock, R OBP: 0.362, SLG: 0.421	F3			G3 1-2		5-3			K	4	0	0	0	0	1	2				
Jason Thompson, L OBP: 0.394, SLG: 0.439		K		F8			G4-6-3 1B		G4-6-3 1B	4	0	2	0	0	1	1				
Mike Easter, L OBP: 0.381, SLG: 0.455	6-3			4-3			G4-6-3 1-2		G4-6-3 1-2	4	0	0	0	0	0	4				
Dave Parker, L OBP: 0.293, SLG: 0.363					4-3 1B					3	0	2	0	0	0	0				
Tony Peña, R OBP: 0.307, SLG: 0.357			4-3				2-3			3	0	1	0	0	0	2				
Dale Berra, R OBP: 0.318, SLG: 0.401			6-3			FC3-6 1-2		5-3		3	0	0	0	0	0	1				
Jim Bibby, R OBP: 0.133, SLG: 0.133										2	0	0	0	0	1	1				
Rod Scurry, L OBP: 0.409, SLG: 0.399			F6					F9		0	0	0	0	0	0	0				
Lee Mazzilli, S OBP: 0.182, SLG: 0.143										1	0	0	0	0	0	0				
Lee Tunnell, R OBP: 0.182, SLG: 0.143										0	0	0	0	0	0	0				
Inning Stats	R: 0 E: 0 K: 1 S: 5	H: 0 LOB: 0 BB: 0 P: 5	R: 0 E: 0 K: 1 S: 6	H: 1 LOB: 1 BB: 0 P: 6	R: 0 E: 0 K: 0 S: 3	H: 0 LOB: 0 BB: 0 P: 3	R: 0 E: 0 K: 0 S: 4	H: 1 LOB: 1 BB: 0 P: 4	R: 0 E: 0 K: 1 S: 6	H: 1 LOB: 1 BB: 0 P: 6	R: 0 E: 0 K: 0 S: 3	H: 2 LOB: 1 BB: 0 P: 4	R: 0 E: 0 K: 0 S: 3	H: 0 LOB: 0 BB: 0 P: 3	R: 0 E: 0 K: 1 S: 6	H: 2 LOB: 1 BB: 0 P: 6	1B: 6 2B: 1 3B: 0 HR: 0	SF: 0 SAC: 0 DP: 2 HBP: 0	WP: 0 PB: 0 SB: 0 CS: 0	PA: 32
PITCHER Dick Ruthven, R ERA: 3.8	IP: 9.0 WLS: W BF: 32 H: 7 R: 0 ER: 0 SO: 4 BB: 0 IBB: 0 HBP: 0 BLK: 0 WP: 0 HR: 0 S: 40 P: 40 ERA: 0.00 WHIP: 0.778															PITCHER				

Pittsburgh Pirates @ Chicago Cubs
Wrigley Field, Chicago, IL
Wed Jun 29 1983, 3:33 AM CDT
Att: 28,504 - Unknown

AB	32
R	0
H	7
RBI	0
BB	0
SO	4
LOB	11



Batter	1	2	3	4	5	6	7	8	9	AB	R	H	RBI	BB	SO	LOB	BOTTOM			
Mel Hall, L OBP: 0.380, SLG: 0.436	HR		K							4	1	2	1	0	2	1				
23 Ryne Sandberg, R OBP: 0.327, SLG: 0.398	K				L3 1B		FC6-4 1-2			4	0	1	0	0	1	2				
Bill Buckner, L OBP: 0.294, SLG: 0.430	F8		L7 3B			G3		L8		4	0	0	0	0	0	1				
Leon Durham, L OBP: 0.440, SLG: 0.568				FC3-6 1B BB		L9		HR BB		2	1	1	0	2	0	0				
Ron Cey, R OBP: 0.314, SLG: 0.393	FC5-4 1-2			F8		HR 1B		HR 1-H		4	2	2	2	0	0	2				
Keith Moreland, R OBP: 0.358, SLG: 0.488		F8		FC3-6 1-2 1B		HR 1-H HR		5-3		4	1	2	2	0	0	0				
Jody Davis, R OBP: 0.291, SLG: 0.471		K		FC3-6 1-2 2-3		6-3		F9		4	0	0	0	0	1	2				
Larry Bowa, S OBP: 0.300, SLG: 0.335		G3		FC4-6 1-2			F9			3	0	0	0	0	2	0				
Dick Ruthven, R OBP: 0.194, SLG: 0.200			K					HR 23 FC6-4 1B		3	0	1	0	0	2	0				
Inning Stats	R: 1 E: 0 K: 1 S: 7	H: 2 LOB: 1 BB: 0 P: 7	R: 0 E: 0 K: 1 S: 5	H: 0 LOB: 0 BB: 0 P: 5	R: 0 E: 0 K: 2 S: 8	H: 1 LOB: 1 BB: 0 P: 8	R: 0 E: 0 K: 0 S: 4	H: 1 LOB: 2 BB: 1 P: 8	R: 0 E: 0 K: 1 S: 5	H: 1 LOB: 0 BB: 0 P: 5	R: 2 E: 0 K: 0 S: 5	H: 2 LOB: 0 BB: 0 P: 5	R: 0 E: 0 K: 1 S: 6	H: 1 LOB: 1 BB: 0 P: 6	R: 2 E: 0 K: 0 S: 4	H: 1 LOB: 0 BB: 1 P: 8	1B: 5 2B: 1 3B: 1 HR: 3	SF: 0 SAC: 0 DP: 1 HBP: 0	WP: 0 PB: 0 SB: 0 CS: 0	PA: 34
PITCHER Jim Bibby, R ERA: 8.12 Rod Scurry, L ERA: 5.54 Lee Tunnell, R ERA: 5.08	IP: 6.1 WLS: L BF: 27 H: 8 R: 3 ER: 3 SO: 5 BB: 1 IBB: 0 HBP: 0 BLK: 0 WP: 0 HR: 2 S: 36 P: 40 ERA: 4.26 WHIP: 1.421															PITCHER				

Pittsburgh Pirates @ Chicago Cubs
Wrigley Field, Chicago, IL
Wed Jun 29 1983, 3:33 AM CDT
Att: 28,504 - Unknown

AB	32
R	5
H	9
RBI	5
BB	2
SO	6
LOB	10



Batter	1	2	3	4	5	6	7	8	9	AB	R	H	RBI	BB	SO	LOB	TOP					
Marvell Wynne, L (1, 8) OBP: 0.397, SLG: 0.500										4	3	2	1	0	0	0	Pittsburgh Pirates @ Chicago Cubs Wrigley Field, Chicago, IL Thu Jun 30 1983, 3:33 AM CDT Att: 17,261 - Unknown					
Johnny Ray, S (1, 4) OBP: 0.329, SLG: 0.378										3	0	1	1	1	0	0						
Richie Hebner, L (1, 5) OBP: 0.365, SLG: 0.373										2	0	0	1	1	0	1						
Jason Thompson, L (1, 3) OBP: 0.392, SLG: 0.434										3	0	0	0	1	2	1						
Mike Easter, L (1, 7) OBP: 0.378, SLG: 0.450										4	0	1	0	0	0	1						
Dave Parker, L (1, 9) OBP: 0.292, SLG: 0.361										4	0	1	0	0	0	1						
Kent Tekulve, R (9, 1)										0	0	0	0	0	0	0						
Tony Peña, R (1, 2) OBP: 0.304, SLG: 0.353										2	0	0	0	0	1	1						
Dale Berra, R (1, 6) OBP: 0.314, SLG: 0.396										3	0	0	0	0	0	1						
Rick Rhoden, R (1, 1) OBP: 0.143, SLG: 0.167										2	0	0	0	0	0	0						
Lee Mazzilli, S (8, PH) OBP: 0.408, SLG: 0.397										1	0	0	0	0	1	0						
Manny Sarmiento, R (8, 1) OBP: 0.313, SLG: 0.391										0	0	0	0	0	0	0						
Lee Lacy, R (9, 9) OBP: 0.313, SLG: 0.391										0	0	0	0	0	0	0						
Inning Stats	R: 1 E: 0 K: 0 S: 3	H: 1 LOB: 0 BB: 1 P: 7	R: 0 E: 0 K: 0 S: 4	H: 1 LOB: 1 BB: 0 P: 4	R: 1 E: 0 K: 0 S: 4	H: 1 LOB: 0 BB: 0 P: 4	R: 0 E: 0 K: 1 S: 6	H: 1 LOB: 1 BB: 0 P: 6	R: 0 E: 0 K: 0 S: 3	H: 0 LOB: 0 BB: 0 P: 3	R: 0 E: 0 K: 0 S: 2	H: 0 LOB: 1 BB: 2 P: 10	R: 0 E: 0 K: 1 S: 5	H: 0 LOB: 0 BB: 0 P: 5	R: 1 E: 1 K: 1 S: 6	H: 1 LOB: 0 BB: 0 P: 6	R: 0 E: 0 K: 1 S: 5	H: 0 LOB: 0 BB: 0 P: 5	1B: 3 2B: 1 3B: 1 HR: 1	SF: 1 SAC: 1 DP: 2 HBP: 0	WP: 0 PB: 0 SB: 1 CS: 1	PA: 34
PITCHER	IP	WLS	BF	H	R	ER	SO	BB	IBB	HBP	BLK	WP	HR	S	P	ERA	WHIP					
Fergie Jenkins, R (1, 1) ERA: 3.86	7.1		28	4	3	2	3	3	0	0	0	0	1	31	43	2.46	0.955					
Lee Smith, R (8, 1) ERA: 1.34	1.2	W	5	1	0	0	1	0	0	0	0	0	0	7	7	0.00	0.600					


AB	28
R	3
H	5
RBI	3
BB	3
SO	4
LOB	6




Batter	1	2	3	4	5	6	7	8	9	AB	R	H	RBI	BB	SO	LOB	BOTTOM				
Mel Hall, L (1, 8) OBP: 0.368, SLG: 0.425										3	0	0	1	0	2	0	Pittsburgh Pirates @ Chicago Cubs Wrigley Field, Chicago, IL Thu Jun 30 1983, 3:33 AM CDT Att: 17,261 - Unknown				
23 Ryne Sandberg, R (1, 4) OBP: 0.326, SLG: 0.396										4	0	1	0	0	0	1					
Bill Buckner, L (1, 3) OBP: 0.291, SLG: 0.424										4	0	0	0	0	0	1					
Leon Durham, L (1, 7) OBP: 0.431, SLG: 0.554										4	0	0	0	0	1	0					
Ron Cey, R (1, 5) OBP: 0.320, SLG: 0.394										2	2	1	0	2	0	0					
Keith Moreland, R (1, 9) OBP: 0.380, SLG: 0.490										3	1	1	0	1	0	1					
Jody Davis, R (1, 2) OBP: 0.299, SLG: 0.481										4	1	3	3	0	0	0					
Larry Bowa, S (1, 6) OBP: 0.300, SLG: 0.335										3	0	1	0	0	0	1					
Fergie Jenkins, R (1, 1) OBP: 0.286, SLG: 0.343										2	0	0	0	0	0	0					
Lee Smith, R (8, 1) ERA: 1.96										0	0	0	0	0	0	0					
Inning Stats	R: 0 E: 0 K: 0 S: 3	H: 0 LOB: 0 BB: 0 P: 3	R: 0 E: 0 K: 0 S: 2	H: 0 LOB: 1 BB: 1 P: 6	R: 1 E: 0 K: 0 S: 5	H: 2 LOB: 1 BB: 0 P: 5	R: 2 E: 0 K: 1 S: 8	H: 3 LOB: 1 BB: 0 P: 8	R: 0 E: 0 K: 1 S: 6	H: 1 LOB: 1 BB: 0 P: 6	R: 0 E: 0 K: 0 S: 3	H: 0 LOB: 0 BB: 0 P: 3	R: 0 E: 0 K: 1 S: 5	H: 0 LOB: 0 BB: 0 P: 5	R: 1 E: 0 K: 0 S: 2	H: 1 LOB: 2 BB: 2 P: 10	1B: 5 2B: 2 3B: 0 HR: 0	SF: 1 SAC: 1 DP: 1 HBP: 0	WP: 0 PB: 0 SB: 0 CS: 0	PA: 34	
PITCHER	IP	WLS	BF	H	R	ER	SO	BB	IBB	HBP	BLK	WP	HR	S	P	ERA	WHIP				
Rick Rhoden, R (1, 1) ERA: 3.41	7.0		27	6	3	3	2	1	0	0	0	0	0	30	34	3.86	1.000				
Manny Sarmiento, R (8, 1) ERA: 2.96	1.1	L	6	0	1	1	1	2	0	0	0	0	0	6	14	6.75	1.500				
Kent Tekulve, R (9, 1) ERA: 1.96	0.0		1	1	0	0	0	0	0	0	0	0	0	1	1	∞	∞				

AB	29
R	4
H	7
RBI	4
BB	3
SO	3
LOB	4



Batter	1	2	3	4	5	6	7	8	9	AB	R	H	RBI	BB	SO	LOB	TOP			
Mel Hall, L (1, 8) OBP: 0.342, SLG: 0.397	0-3 K		0-0 4-3		0-3 K			0-0 4-3		4	0	0	0	0	2	1	<p>Chicago Cubs @ San Francisco Giants</p> <p>Candlestick Park, San Francisco, CA</p> <p>Fri Jul 08 1983, 10:05 PM EDT</p> <p>Att: 10,094 - Unknown</p> <p>livebaseballscores.com</p> <p>AB 31 R 1 H 6 RBI 1 BB 0 SO 8 LOB 8</p> 			
23 Ryne Sandberg, R (1, 4) OBP: 0.333, SLG: 0.403	0-0 4-3			0-0 F4		0-0 5-3		0-0 F9		4	0	0	0	0	0	0				
Bill Buckner, L (1, 3) OBP: 0.301, SLG: 0.443	0-0 F3			0-0 S 2B 1B		0-0 F5		0-0 1B		4	1	2	0	0	0	0				
Leon Durham, L (1, 7) OBP: 0.424, SLG: 0.559		0-0 1-3		0-3 K 1-2		0-0 4-3		0-3 K		4	0	0	0	0	2	2				
Ron Cey, R (1, 5) OBP: 0.324, SLG: 0.403		0-3 K		0-0 2H 2B			0-0 L3 1B		0-0 F7		4	0	2	1	0	1				
Keith Moreland, R (1, 9) OBP: 0.359, SLG: 0.493		0-0 1B		0-3 K			0-3 K			3	0	1	0	0	2	2				
Larry Bowa, S (1, 6) OBP: 0.295, SLG: 0.332		0-0 F7			0-0 4-3		0-0 L3 1-2			3	0	0	0	0	0	2				
Jody Davis, R (1, 2) OBP: 0.297, SLG: 0.487			0-0 F8		0-0 SH1-4 1B			0-0 4-3		2	0	1	0	0	0	0				
Scot Thompson, L (8, PH) OBP: 0.219, SLG: 0.250										1	0	0	0	0	0	0				
Bill Campbell, R (8, 1)										0	0	0	0	0	0	0				
Warren Brusstar, R (8, 1)										0	0	0	0	0	0	0				
Dickie Noles, R (1, 1) OBP: 0.091, SLG: 0.091			0-3 K		0-0 SH1-4			0-0 F7		1	0	0	0	0	1	0				
Jay Johnstone, L (8, PH) OBP: 0.371, SLG: 0.462					1-2					1	0	0	0	0	0	0				
Steve Lake, R (8, 2) OBP: 0.345, SLG: 0.472										0	0	0	0	0	0	0				
Inning Stats	R: 0 E: 0 K: 1 S: 5	H: 0 LOB: 0 BB: 0 P: 5	R: 0 E: 0 K: 1 S: 6	H: 1 LOB: 1 BB: 0 P: 6	R: 0 E: 0 K: 1 S: 5	H: 0 LOB: 0 BB: 0 P: 5	R: 1 E: 0 K: 2 S: 9	H: 2 LOB: 1 BB: 0 P: 9	R: 0 E: 0 K: 0 S: 3	H: 0 LOB: 0 BB: 0 P: 3	R: 0 E: 0 K: 1 S: 5	H: 1 LOB: 0 BB: 0 P: 5	R: 0 E: 0 K: 0 S: 3	H: 0 LOB: 0 BB: 0 P: 3	R: 0 E: 0 K: 1 S: 6	H: 1 LOB: 1 BB: 0 P: 6	1B: 5 2B: 2 3B: 0 HR: 0	SF: 0 SAC: 1 DP: 1 HBP: 0	WP: 0 PB: 0 SB: 1 CS: 0	PA: 32
PITCHER	IP WLS BF H R ER SO BB IBB HBP BLK WP HR S P ERA WHIP																			
Bill Laskey, R (1, 1) ERA: 4.25	8.1 W 30 6 1 1 7 0 0 0 0 0 0 44 44 1.08 0.720																			
Gary Lavelle, L (9, 1) ERA: 2.03	0.2 S 2 0 0 0 1 0 0 0 0 0 0 4 4 0.00 0.000																			

Batter	1	2	3	4	5	6	7	8	9	AB	R	H	RBI	BB	SO	LOB	BOTTOM				
Johnnie LeMaster, R (1, 6) OBP: 0.358, SLG: 0.344	0-3 K		0-0 1B SF8 1B	0-0 L6			0-0 4-3			4	1	1	0	0	1	0	<p>Chicago Cubs @ San Francisco Giants</p> <p>Candlestick Park, San Francisco, CA</p> <p>Fri Jul 08 1983, 10:05 PM EDT</p> <p>Att: 10,094 - Unknown</p> <p>livebaseballscores.com</p> <p>AB 28 R 4 H 7 RBI 4 BB 5 SO 9 LOB 13</p> 				
Tom O'Malley, L (1, 5) OBP: 0.345, SLG: 0.361	4-0 FC6-4 BB		0-0 E BB 1B		0-0 F9		0-0 6-3			3	0	1	0	1	0	0					
Darrell Evans, L (1, 3) OBP: 0.393, SLG: 0.548	0-0 F8		4-0 E BB	0-0 F9			4-0 S BB			2	1	0	0	2	0	1					
Jack Clark, R (1, 9) OBP: 0.350, SLG: 0.442	0-0 FC6-4 1-2		0-0 SF8	0-0 5-3			0-3 K		0-0 1-2 K	3	0	0	1	0	1	2					
Jeffrey Leonard, R (1, 7) OBP: 0.327, SLG: 0.433		0-0 S 1B	0-3 K	0-0 1-2 2-3		0-3 K		0-0 2H 1B 2B		4	1	2	1	0	2	2					
Chili Davis, S (1, 8) OBP: 0.309, SLG: 0.385		0-0 F9	0-0 4-3		0-0 4-3 S 1B		0-0 CS 1B		0-0 CS 1B	4	0	2	1	0	0	3					
Milt May, L (1, 2) OBP: 0.313, SLG: 0.338		0-0 F9		0-0 HR		0-0 4-3		4-0 CS BB		3	1	1	1	1	0	2					
Bob Brenly, R (8, PR) OBP: 0.286, SLG: 0.338						0-0 4-3		1-2 CS BB		0	0	0	0	0	0	0					
Duane Kuiper, L (1, 4) OBP: 0.364, SLG: 0.297		4-0 IBB		0-3 K		0-3 K		0-0 CS		2	0	0	0	1	2	1					
Bill Laskey, R (1, 1) OBP: 0.256, SLG: 0.111		0-3 K		0-3 K			0-3 K			3	0	0	0	0	3	2					
Gary Lavelle, S (9, 1) ERA: 2.03										0	0	0	0	0	0	0					
Inning Stats	R: 0 E: 0 K: 1 S: 5	H: 0 LOB: 1 BB: 1 P: 9	R: 0 E: 0 K: 1 S: 6	H: 1 LOB: 2 BB: 1 P: 10	R: 1 E: 1 K: 1 S: 7	H: 2 LOB: 2 BB: 1 P: 11	R: 1 E: 0 K: 2 S: 8	H: 1 LOB: 0 BB: 0 P: 8	R: 0 E: 0 K: 0 S: 3	H: 0 LOB: 0 BB: 0 P: 3	R: 0 E: 0 K: 1 S: 5	H: 0 LOB: 0 BB: 0 P: 5	R: 0 E: 0 K: 1 S: 5	H: 0 LOB: 0 BB: 0 P: 5	R: 2 E: 0 K: 1 S: 5	H: 2 LOB: 1 BB: 2 P: 13		1B: 5 2B: 1 3B: 0 HR: 1	SF: 1 SAC: 0 DP: 0 HBP: 0	WP: 0 PB: 0 SB: 3 CS: 2	PA: 35
PITCHER	IP WLS BF H R ER SO BB IBB HBP BLK WP HR S P ERA WHIP																				
Dickie Noles, R (1, 1) ERA: 5.4	7.0 L 29 5 2 2 8 2 0 0 0 0 0 42 54 2.57 1.000																				
Bill Campbell, R (8, 1) ERA: 3.57	0.1 3 1 2 2 1 1 0 0 0 0 0 4 8 54.00 6.000																				
Warren Brusstar, R (8, 1) ERA: 2.61	0.2 2 1 0 0 0 1 0 0 0 0 0 1 5 0.00 3.000																				

Batter	1	2	3	4	5	6	7	8	9	AB	R	H	RBI	BB	SO	LOB	TOP					
Gary Woods, R OBP: 0.328, SLG: 0.369 Mel Hall, L OBP: 0.344, SLG: 0.394 (7, PH) (7, 8)	F9		BB						K	2	1	1	0	1	0	0						
23 Ryne Sandberg, R OBP: 0.332, SLG: 0.401 (1, 4)	K		L4							4	0	1	0	0	1	5						
Bill Buckner, L OBP: 0.297, SLG: 0.438 (1, 3)	F9									4	1	0	1	0	0	4						
Ron Cey, R OBP: 0.323, SLG: 0.412 (1, 5)		5-3								4	1	1	2	0	0	0						
Leon Durham, L OBP: 0.416, SLG: 0.547 (1, 7)	K									4	0	0	0	0	3	0						
Keith Moreland, R OBP: 0.358, SLG: 0.489 Lee Smith, R (8, 1)	F9									4	0	1	0	0	1	0						
Jody Davis, R OBP: 0.296, SLG: 0.487 (1, 2)										4	0	1	0	0	0	1						
Larry Bowa, S OBP: 0.297, SLG: 0.335 (1, 6)										4	0	2	0	0	0	0						
Chuck Rainey, R OBP: 0.219, SLG: 0.138 Mike Proly, R (7, 1)										0	1	0	0	1	0	0						
Craig Lefferts, L OBP: 0.143, SLG: 0.077 Jay Johnstone, L OBP: 0.368, SLG: 0.457 (8, 9)										0	0	0	0	0	0	0						
Inning Stats	R: 0 E: 0 K: 1 S: 5	H: 0 LOB: 0 BB: 0 P: 5	R: 0 E: 0 K: 1 S: 5	H: 0 LOB: 0 BB: 0 P: 5	R: 0 E: 0 K: 0 S: 4	H: 1 LOB: 2 BB: 1 P: 8	R: 0 E: 0 K: 1 S: 5	H: 0 LOB: 0 BB: 0 P: 5	R: 0 E: 0 K: 1 S: 5	H: 0 LOB: 0 BB: 0 P: 5	R: 4 E: 1 K: 0 S: 8	H: 3 LOB: 3 BB: 1 P: 12	R: 0 E: 0 K: 0 S: 5	H: 2 LOB: 3 BB: 1 P: 9	R: 0 E: 0 K: 0 S: 4	H: 1 LOB: 1 BB: 0 P: 4	R: 0 E: 0 K: 1 S: 5	H: 0 LOB: 0 BB: 0 P: 5	1B: 5 2B: 1 3B: 0 HR: 1	SF: 0 SAC: 2 DP: 0 HBP: 0	WP: 0 PB: 0 SB: 1 CS: 0	PA: 37
PITCHER	IP	WLS	BF	H	R	ER	SO	BB	IBB	HBP	BLK	WP	HR	S	P	ERA	WHIP					
Mark Davis, L ERA: 4.91 Jim Barr, R ERA: 4.31 Greg Minton, R ERA: 4.3	6.0	L	26	6	4	4	5	2	0	0	0	0	1	34	42	6.00	1.333					
Batter	1	2	3	4	5	6	7	8	9	AB	R	H	RBI	BB	SO	LOB	BOTTOM					
Johnnie LeMaster, R OBP: 0.356, SLG: 0.341 Joel Youngblood, R OBP: 0.262, SLG: 0.459 (7, PH) (8, 4)	1-3		1-3						FC6-4	3	0	0	0	0	0	1						
Tom O'Malley, L OBP: 0.343, SLG: 0.356 (1, 5)	G3		6-3							3	0	0	1	1	0	1						
Darrell Evans, L OBP: 0.392, SLG: 0.542 (1, 3)	K									3	0	0	0	1	1	3						
Jack Clark, R OBP: 0.346, SLG: 0.436 (1, 9)										4	0	0	0	0	1	1						
Jeffrey Leonard, R OBP: 0.326, SLG: 0.442 (1, 7)										4	1	1	1	0	1	2						
Chili Davis, S OBP: 0.308, SLG: 0.380 (1, 8)										3	0	0	0	1	1	0						
Milt May, L OBP: 0.312, SLG: 0.336 (1, 2)										4	1	1	0	0	0	1						
Duane Kuiper, L OBP: 0.367, SLG: 0.301 Max Venable, L OBP: 0.266, SLG: 0.371 Joe Pettini, R OBP: 0.229, SLG: 0.186 (8, 6)										2	0	1	0	0	0	0						
Mark Davis, L Jim Barr, R OBP: 0.143, SLG: 0.286 Dave Bergman, L OBP: 0.343, SLG: 0.259 Greg Minton, S OBP: 0.333, SLG: 0.333 Bob Brenly, R OBP: 0.284, SLG: 0.336 (8, PH)										1	0	0	0	0	0	0						
Inning Stats	R: 0 E: 0 K: 1 S: 5	H: 0 LOB: 0 BB: 0 P: 5	R: 0 E: 0 K: 1 S: 5	H: 0 LOB: 1 BB: 1 P: 9	R: 0 E: 0 K: 0 S: 4	H: 1 LOB: 1 BB: 0 P: 4	R: 1 E: 0 K: 0 S: 4	H: 1 LOB: 0 BB: 0 P: 4	R: 0 E: 0 K: 0 S: 3	H: 0 LOB: 0 BB: 0 P: 3	R: 0 E: 1 K: 0 S: 4	H: 0 LOB: 2 BB: 1 P: 8	R: 1 E: 0 K: 1 S: 6	H: 1 LOB: 3 BB: 3 P: 18	R: 0 E: 0 K: 2 S: 7	H: 0 LOB: 0 BB: 0 P: 7	R: 0 E: 0 K: 0 S: 4	H: 1 LOB: 1 BB: 0 P: 4	1B: 3 2B: 0 3B: 0 HR: 1	SF: 0 SAC: 1 DP: 0 HBP: 0	WP: 0 PB: 1 SB: 0 CS: 0	PA: 37
PITCHER	IP	WLS	BF	H	R	ER	SO	BB	IBB	HBP	BLK	WP	HR	S	P	ERA	WHIP					
Chuck Rainey, R ERA: 3.99 Mike Proly, R ERA: 3.27 Craig Lefferts, L ERA: 3.42 Lee Smith, R ERA: 1.25	6.1	W	27	3	2	2	2	4	0	0	0	0	0	3	7	2.84	1.105					
Batter	1	2	3	4	5	6	7	8	9	AB	R	H	RBI	BB	SO	LOB	BOTTOM					
Johnnie LeMaster, R OBP: 0.356, SLG: 0.341 Joel Youngblood, R OBP: 0.262, SLG: 0.459 (7, PH) (8, 4)	1-3		1-3						FC6-4	3	0	0	0	0	0	1						
Tom O'Malley, L OBP: 0.343, SLG: 0.356 (1, 5)	G3		6-3							3	0	0	1	1	0	1						
Darrell Evans, L OBP: 0.392, SLG: 0.542 (1, 3)	K									3	0	0	0	1	1	3						
Jack Clark, R OBP: 0.346, SLG: 0.436 (1, 9)										4	0	0	0	0	1	1						
Jeffrey Leonard, R OBP: 0.326, SLG: 0.442 (1, 7)										4	1	1	1	0	1	2						
Chili Davis, S OBP: 0.308, SLG: 0.380 (1, 8)										3	0	0	0	1	1	0						
Milt May, L OBP: 0.312, SLG: 0.336 (1, 2)										4	1	1	0	0	0	1						
Duane Kuiper, L OBP: 0.367, SLG: 0.301 Max Venable, L OBP: 0.266, SLG: 0.371 Joe Pettini, R OBP: 0.229, SLG: 0.186 (8, 6)										2	0	1	0	0	0	0						
Mark Davis, L Jim Barr, R OBP: 0.143, SLG: 0.286 Dave Bergman, L OBP: 0.343, SLG: 0.259 Greg Minton, S OBP: 0.333, SLG: 0.333 Bob Brenly, R OBP: 0.284, SLG: 0.336 (8, PH)										1	0	0	0	0	0	0						
Inning Stats	R: 0 E: 0 K: 1 S: 5	H: 0 LOB: 0 BB: 0 P: 5	R: 0 E: 0 K: 1 S: 5	H: 0 LOB: 1 BB: 1 P: 9	R: 0 E: 0 K: 0 S: 4	H: 1 LOB: 1 BB: 0 P: 4	R: 1 E: 0 K: 0 S: 4	H: 1 LOB: 0 BB: 0 P: 4	R: 0 E: 0 K: 0 S: 3	H: 0 LOB: 0 BB: 0 P: 3	R: 0 E: 1 K: 0 S: 4	H: 0 LOB: 2 BB: 1 P: 8	R: 1 E: 0 K: 1 S: 6	H: 1 LOB: 3 BB: 3 P: 18	R: 0 E: 0 K: 2 S: 7	H: 0 LOB: 0 BB: 0 P: 7	R: 0 E: 0 K: 0 S: 4	H: 1 LOB: 1 BB: 0 P: 4	1B: 3 2B: 0 3B: 0 HR: 1	SF: 0 SAC: 1 DP: 0 HBP: 0	WP: 0 PB: 1 SB: 0 CS: 0	PA: 37
PITCHER	IP	WLS	BF	H	R	ER	SO	BB	IBB	HBP	BLK	WP	HR	S	P	ERA	WHIP					
Chuck Rainey, R ERA: 3.99 Mike Proly, R ERA: 3.27 Craig Lefferts, L ERA: 3.42 Lee Smith, R ERA: 1.25	6.1	W	27	3	2	2	2	4	0	0	0	0	0	3	7	2.84	1.105					

Chicago Cubs @ San Francisco Giants
Candlestick Park, San Francisco, CA
Sat Jul 09 1983, 6:33 AM EDT
Att: 13,335 - Unknown

AB 32
R 4
H 7
RBI 3
BB 3
SO 6
LOB 10



Chicago Cubs @ San Francisco Giants
Candlestick Park, San Francisco, CA
Sat Jul 09 1983, 6:33 AM EDT
Att: 13,335 - Unknown

AB 31
R 2
H 4
RBI 2
BB 5
SO 5
LOB 14



Batter	1	2	3	4	5	6	7	8	9	AB	R	H	RBI	BB	SO	LOB	TOP					
Gary Woods, R OBP: 0.328, SLG: 0.368 (1, 8)	0-0 4-3		0-0 6-3		0-0 F7		0-0 1B		0-0 23 E 1B	5	0	2	0	0	0	0	Chicago Cubs @ San Francisco Giants Candlestick Park, San Francisco, CA Sun Jul 10 1983, 6:38 AM EDT Att: 26,563 - Unknown					
23 Ryne Sandberg, R OBP: 0.328, SLG: 0.394 (1, 4)	0-0 2B 1B		0-0 4-3		0-0 F8		0-0 F7		0-0 1-2 1B	5	1	1	0	0	0	2						
Bill Buckner, L OBP: 0.300, SLG: 0.446 (1, 3)	0-0 F8		0-0 HR		0-0 G3		0-0 K		0-0 F4	5	1	1	1	0	1	3						
Ron Cey, R OBP: 0.318, SLG: 0.406 (1, 5)	0-0 1-H 2B		0-0 6-3		0-0 F9		0-0 1-3			4	0	1	1	0	0	0						
Leon Durham, L OBP: 0.417, SLG: 0.555 (1, 7)	0-0 6-3			0-3 K		1-0 FC5 1B HBP		0-0 E 1B 1B		3	0	1	0	0	1	1						
Keith Moreland, R OBP: 0.392, SLG: 0.496 (1, 9)		0-0 5-3		0-0 2B		0-0 1-2 1B		0-0 E9		4	0	3	0	0	0	0						
Jody Davis, R OBP: 0.298, SLG: 0.485 (1, 2)		0-0 1-3 1B		0-0 F4		0-0 FC5 2-3f		0-0 6-3		4	0	1	0	0	0	5						
Tom Veryzer, R OBP: 0.159, SLG: 0.182 Larry Bowa, S OBP: 0.236, SLG: 0.332 (9, PH)		0-0 1-3		0-0 6-3			0-0 5-3		0-0 5-3	3	0	0	0	0	0	2						
Dick Ruthven, R OBP: 0.206, SLG: 0.212 Mike Proly, R (6, 1)		0-3 K			0-0 6-3		0-3 K		0-0 9-3	2	0	0	0	0	1	1						
Jerry Morales, R OBP: 0.219, SLG: 0.262 Bill Campbell, R (7, 1)										0	0	0	0	0	0	0						
Junior Kennedy, R OBP: 0.167, SLG: 0.136 (9, PH)										1	0	0	0	0	0	0						
Inning Stats	R: 1 E: 0 K: 0 S: 5	H: 2 LOB: 1 BB: 0 P: 5	R: 0 E: 0 K: 1 S: 6	H: 1 LOB: 1 BB: 0 P: 6	R: 1 E: 0 K: 1 S: 4	H: 1 LOB: 0 BB: 0 P: 4	R: 0 E: 0 K: 1 S: 6	H: 1 LOB: 1 BB: 0 P: 6	R: 0 E: 0 K: 0 S: 3	H: 0 LOB: 0 BB: 0 P: 3	R: 0 E: 0 K: 0 S: 4	H: 1 LOB: 2 BB: 0 P: 5	R: 0 E: 0 K: 1 S: 6	H: 1 LOB: 1 BB: 0 P: 6	R: 0 E: 1 K: 1 S: 7	H: 2 LOB: 2 BB: 0 P: 7	R: 0 E: 1 K: 0 S: 5	H: 1 LOB: 2 BB: 0 P: 5	1B: 7 2B: 2 3B: 0 HR: 1	SF: 0 SAC: 0 DP: 0 HBP: 1	WP: 0 PB: 0 SB: 0 CS: 0	PA: 39
PITCHER Atlee Hammaker, L ERA: 1.72 (1, 1)	IP: 9.0 WLS: W BF: 39 H: 10 R: 2 ER: 2 SO: 4 BB: 0 IBB: 0 HBP: 1 BLK: 0 WP: 0 HR: 1 S: 46 P: 47 ERA: 2.00 WHIP: 1.111															PITCHER	IP: 9.0 WLS: W BF: 39 H: 10 R: 2 ER: 2 SO: 4 BB: 0 IBB: 0 HBP: 1 BLK: 0 WP: 0 HR: 1 S: 46 P: 47 ERA: 2.00 WHIP: 1.111					

AB	38
R	2
H	10
RBI	2
BB	0
SO	4
LOB	14



Batter	1	2	3	4	5	6	7	8	9	AB	R	H	RBI	BB	SO	LOB	BOTTOM					
Johnnie LeMaster, R OBP: 0.357, SLG: 0.341 (1, 6)	0-0 FC1-6 4-3 1B			0-0 4-3		0-0 SH1-3		0-0 E7 BB		4	1	2	1	0	0	0	Chicago Cubs @ San Francisco Giants Candlestick Park, San Francisco, CA Sun Jul 10 1983, 6:38 AM EDT Att: 26,563 - Unknown					
Darrell Evans, L OBP: 0.398, SLG: 0.551 (1, 3)	0-0 FC1-6 1-2 1B	0-0 1-2 2-H 1B			0-0 F3	0-0 G6-4-3 1B		0-0 F2		4	0	2	0	1	0	3						
Joel Youngblood, R OBP: 0.312, SLG: 0.469 (1, 5)	0-0 FC1-6 4-3 1-2 2-3 S	0-0 F9			0-0 G6-4-3 1B	0-0 L5		0-0 BB IBB		4	0	1	0	1	0	7						
Jack Clark, R OBP: 0.345, SLG: 0.428 (1, 9)	0-0 4-3 1-2 BB		0-0 4-3		0-0 G6-4-3 1-2 2-3	0-0 F8		0-0 F9		4	0	0	0	1	0	7						
Jeffrey Leonard, R OBP: 0.325, SLG: 0.448 (1, 7)	0-0 4-3 1-2 2-3 3-H		0-0 6-3		0-0 L6		0-0 F8	0-0 BB BB	0-0 1-2 2-3 BB	4	0	0	1	1	0	3						
Chili Davis, S OBP: 0.315, SLG: 0.388 (1, 8)	0-3 K		0-0 2B		0-0 1B 1B	0-0 K		0-0 F4		5	1	2	0	0	2	5						
Bob Brenly, R OBP: 0.287, SLG: 0.338 (1, 2)		0-3 K	0-0 F8		0-0 S 1B 1B	0-0 1B 1B				4	1	2	0	0	1	1						
Duane Kuiper, L OBP: 0.382, SLG: 0.314 Brad Weisman, R OBP: 0.308, SLG: 0.274 (6, PR) (7, 4)		0-0 1B BB		0-0 B1-4 1B		0-0 SH1-3 HBP 1-H 3-H 1B	0-0 FC6-4 1B			2	1	2	2	1	0	0						
Atlee Hammaker, S OBP: 0.188, SLG: 0.133 (1, 1)		0-0 1B		0-0 B1-4		0-0 SH1-3 HBP	0-0 FC6-4			3	0	1	0	0	0	3						
Inning Stats	R: 1 E: 0 K: 1 S: 7	H: 2 LOB: 2 BB: 1 P: 11	R: 1 E: 0 K: 1 S: 7	H: 2 LOB: 2 BB: 1 P: 11	R: 0 E: 0 K: 0 S: 4	H: 1 LOB: 1 BB: 0 P: 4	R: 0 E: 0 K: 0 S: 3	H: 1 LOB: 0 BB: 0 P: 3	R: 0 E: 0 K: 0 S: 4	H: 2 LOB: 1 BB: 0 P: 4	R: 2 E: 0 K: 0 S: 6	H: 3 LOB: 3 BB: 1 P: 11	R: 0 E: 0 K: 1 S: 7	H: 2 LOB: 2 BB: 0 P: 7	R: 0 E: 1 K: 0 S: 4	H: 0 LOB: 3 BB: 2 P: 12		R: 0 E: 1 K: 0 S: 5	H: 0 LOB: 3 BB: 2 P: 12	1B: 12 2B: 2 3B: 0 HR: 0	SF: 0 SAC: 1 DP: 2 HBP: 1	WP: 0 PB: 0 SB: 2 CS: 0
PITCHER Dick Ruthven, R ERA: 4.27 Mike Proly, R ERA: 3.58 Bill Campbell, R ERA: 3.45 (1, 1) (6, 1) (7, 1)	IP: 5.0 WLS: L BF: 27 H: 11 R: 4 ER: 4 SO: 2 BB: 2 IBB: 0 HBP: 1 BLK: 0 WP: 0 HR: 0 S: 28 P: 37 ERA: 7.20 WHIP: 2.600															PITCHER	IP: 4.0 WLS: L BF: 17 H: 6 R: 3 ER: 3 SO: 3 BB: 1 IBB: 0 HBP: 0 BLK: 0 WP: 0 HR: 0 S: 11 P: 19 ERA: 0.00 WHIP: 1.500					

AB	35
R	4
H	13
RBI	4
BB	5
SO	3
LOB	29



Batter	1	2	3	4	5	6	7	8	9	AB	R	H	RBI	BB	SO	LOB	TOP																						
Mel Hall, L OBP: 0.352, SLG: 0.440 Jerry Morales, R OBP: 0.215, SLG: 0.258	0-0 HR	0-0 FC6-4			0-0 HR		0-0 1B		0-3 K	4	2	3	2	0	0	2																							
23 Ryne Sandberg, R OBP: 0.327, SLG: 0.391	0-0 F9		0-0 2B 1B		0-0 P6		0-0 6-3		0-0 5-3	5	1	1	1	0	0	1																							
Bill Buckner, L OBP: 0.299, SLG: 0.446	0-0 L6		0-0 1-H 2B		0-0 1-6-3		0-0 4-3			4	0	1	1	0	0	1																							
Leon Durham, L OBP: 0.411, SLG: 0.544	0-0 6-3		0-3 K		0-0 4-3			0-0 4-3		4	0	0	0	0	1	1																							
Ron Cey, R OBP: 0.317, SLG: 0.404		0-0 F8	0-0 F9			0-3 K		0-0 1B 1B		4	0	1	0	0	1	1																							
Keith Moreland, R OBP: 0.357, SLG: 0.490		0-0 F8	0-3 K			0-3 K		0-0 F8		4	0	0	0	0	2	2																							
Jody Davis, R OBP: 0.302, SLG: 0.498		0-0 HR		0-3 K		0-0 F3		0-0 FC6-4 1B		4	1	2	1	0	1	0																							
Larry Bowa, S OBP: 0.295, SLG: 0.331		0-0 1B 1B		0-0 4-3			0-0 L3	0-0 FC6-4		4	0	1	0	0	0	2																							
Fergie Jenkins, R Tom Verdugo, R Craig Lefferts, L Scott Thompson, L Warren Brusstar, R Jay Johnstone, L Gary Woods, R	0-0 1-2 1B	0-0 FC6-4 1B		0-0 F7			0-0 1B 23 6-3 1B		0-0 F9	0	0	0	0	0	0	0																							
Inning Stats	R: 1 E: 0 K: 0 S: 4	H: 1 LOB: 0 BB: 0 P: 4	R: 1 E: 0 K: 0 S: 6	H: 3 LOB: 2 BB: 0 P: 6	R: 1 E: 0 K: 2 S: 9	H: 2 LOB: 1 BB: 0 P: 9	R: 0 E: 0 K: 1 S: 5	H: 0 LOB: 0 BB: 0 P: 5	R: 1 E: 0 K: 0 S: 4	H: 1 LOB: 0 BB: 0 P: 4	R: 0 E: 0 K: 2 S: 7	H: 0 LOB: 0 BB: 0 P: 7	R: 1 E: 0 K: 0 S: 5	H: 2 LOB: 1 BB: 0 P: 5	R: 0 E: 0 K: 0 S: 5	H: 2 LOB: 2 BB: 0 P: 5	R: 0 E: 0 K: 1 S: 5	H: 0 LOB: 0 BB: 0 P: 5	1B: 7 2B: 1 3B: 0 HR: 3	SF: 0 SAC: 0 DP: 0 HBP: 0	WP: 0 PB: 0 SB: 0 CS: 0	PA: 38																	
PITCHER	IP	WLS	BF	H	R	ER	SO	BB	IBB	HBP	BLK	WP	HR	S	P	ERA	WHIP	PITCHER					IP	WLS	BF	H	R	ER	SO	BB	IBB	HBP	BLK	WP	HR	S	P	ERA	WHIP
Ed Whitson, R ERA: 3.86	4.0		19	7	4	4	3	0	0	0	0	0	3	25	25	9.00	1.750																						
John Montefusco, R ERA: 4.07	4.0	W	16	4	1	1	2	0	0	0	0	0	0	20	20	2.25	1.000																						
Sid Monge, L ERA: 2.75	1.0	S	3	0	0	0	1	0	0	0	0	0	0	5	5	0.00	0.000																						

Chicago Cubs @ San Diego Padres
Jack Murphy Stadium, San Diego, CA
Mon Jul 11 1983, 10:05 PM EDT
Att: 22,418 - Sunny - 90 F

AB 38
R 5
H 11
RBI 5
BB 0
SO 6
LOB 10



Batter	1	2	3	4	5	6	7	8	9	AB	R	H	RBI	BB	SO	LOB	BOTTOM																						
Alan Wiggins, S OBP: 0.361, SLG: 0.320	4-0 S 1B BB	4-0 6-3 SH1-4 BB		0-0 P6			0-0 BLK 5-3 1B			2	1	1	0	2	0	0																							
Tony Gwynn, L OBP: 0.291, SLG: 0.340	0-3 K 1-3	0-0 SH1-4		0-0 4-3			0-0 5-3		0-0 1-2	3	0	0	0	0	1	2																							
Steve Garvey, R OBP: 0.348, SLG: 0.488	0-0 2B 3-H 1B	0-0 6-3			0-0 F8		0-3 K		0-3 2-3	4	1	1	1	0	1	2																							
Terry Kennedy, L OBP: 0.362, SLG: 0.438	0-0 F8	0-0 4-3			0-0 F9		4-0 IBB			3	0	0	0	1	0	2																							
Sixto Lezcano, R OBP: 0.347, SLG: 0.359	0-0 BB 1-H HR 2B		0-0 4-3		4-0 BB		0-3 K			3	1	1	1	1	1	2																							
Gary Templeton, S OBP: 0.283, SLG: 0.347	4-0 BB HR BB		0-3 K		0-0 F9			0-3 K		3	1	0	0	1	2	1																							
Juan Bonilla, R OBP: 0.308, SLG: 0.309	4-0 HR BB		0-0 1B			0-0 P4		0-0 3-1		3	1	1	0	1	0	0																							
Tim Flannery, L OBP: 0.333, SLG: 0.413	0-0 1-H 2-H 3-H HR		0-3 K			0-0 G3		0-0 4-3		4	1	1	4	0	1	1																							
Ed Whitson, R OBP: 0.143, SLG: 0.100 John Montefusco, R OBP: 0.250, SLG: 0.100 Sid Monge, S OBP: 0.250, SLG: 0.250	0-3 K		0-3 K		0-3 K		0-3 K			2	0	0	0	0	2	0																							
Inning Stats	R: 6 E: 0 K: 2 S: 10	H: 3 LOB: 3 BB: 3 P: 22	R: 0 E: 0 K: 0 S: 3	H: 0 LOB: 1 BB: 1 P: 7	R: 0 E: 0 K: 2 S: 8	H: 1 LOB: 0 BB: 0 P: 8	R: 0 E: 0 K: 1 S: 5	H: 0 LOB: 0 BB: 0 P: 5	R: 0 E: 0 K: 0 S: 3	H: 0 LOB: 1 BB: 1 P: 7	R: 0 E: 0 K: 1 S: 5	H: 0 LOB: 0 BB: 0 P: 5	R: 0 E: 0 K: 2 S: 8	H: 1 LOB: 2 BB: 1 P: 12	R: 0 E: 0 K: 1 S: 5	H: 0 LOB: 0 BB: 0 P: 5	1B: 3 2B: 1 3B: 0 HR: 1	SF: 0 SAC: 1 DP: 0 HBP: 0	WP: 0 PB: 0 SB: 2 CS: 0	PA: 35																			
PITCHER	IP	WLS	BF	H	R	ER	SO	BB	IBB	HBP	BLK	WP	HR	S	P	ERA	WHIP	PITCHER					IP	WLS	BF	H	R	ER	SO	BB	IBB	HBP	BLK	WP	HR	S	P	ERA	WHIP
Fergie Jenkins, R ERA: 4.5	1.0	L	9	3	6	6	2	3	0	0	0	0	1	10	22	54.00	6.000																						
Craig Lefferts, L ERA: 3.09	5.0		18	1	0	0	4	2	0	0	0	0	0	24	32	0.00	0.600																						
Warren Brusstar, R ERA: 2.45	2.0		8	1	0	0	3	0	1	0	1	0	0	13	17	0.00	0.500																						

Chicago Cubs @ San Diego Padres
Jack Murphy Stadium, San Diego, CA
Mon Jul 11 1983, 10:05 PM EDT
Att: 22,418 - Sunny - 90 F

AB 28
R 6
H 5
RBI 6
BB 6
SO 9
LOB 10



Batter	1	2	3	4	5	6	7	8	9	AB	R	H	RBI	BB	SO	LOB	TOP		
Mel Hall, L OBP: 0.343, SLG: 0.429 (1, 8)	3-1		F8		FC4-6		K			4	0	0	1	0	1	1	Chicago Cubs @ San Diego Padres Jack Murphy Stadium, San Diego, CA Tue Jul 12, 1983, 10:05 PM EDT Att: 13,850 - Unknown - 85 F		
23 Ryne Sandberg, R OBP: 0.323, SLG: 0.387 (1, 4)	K		6-3		4-3			F9		4	0	0	0	0	1				
Bill Buckner, L OBP: 0.302, SLG: 0.450 (1, 3)			L7					6-3		4	1	2	0	0	0				
Leon Durham, L OBP: 0.404, SLG: 0.534 (1, 7)	K				K			6-3		4	0	0	0	0	2				
Ron Cey, R OBP: 0.316, SLG: 0.412 (1, 5)		HR			G3			6-3		4	1	1	1	0	0	2			
Keith Moreland, R OBP: 0.353, SLG: 0.484 (1, 9)		4-3			K			SF8		3	0	0	1	0	1	0			
Jody Davis, R OBP: 0.301, SLG: 0.492 (1, 2)		6-3						K		3	1	0	0	0	1	1			
Larry Bowa, S OBP: 0.299, SLG: 0.334 (1, 6)								F9		3	0	2	0	0	0	0			
Dickie Noles, R OBP: 0.077, SLG: 0.077 (1, 1)								L7		2	0	0	0	0	0	2			
Mike Proly, R (6, 1)										0	0	0	0	0	0	0			
Scot Thompson, L OBP: 0.225, SLG: 0.256 (7, PH)										1	0	0	0	0	0	0			
Bill Campbell, R (7, 1)										0	0	0	0	0	0	0			
Inning Stats	R: 0 E: 0 K: 2 S: 8	H: 1 LOB: 1 BB: 0 P: 8	R: 1 E: 0 K: 1 S: 7	H: 2 LOB: 1 BB: 0 P: 7	R: 0 E: 0 K: 2 S: 3	H: 0 LOB: 0 BB: 0 P: 3	R: 0 E: 0 K: 2 S: 7	H: 0 LOB: 0 BB: 0 P: 7	R: 1 E: 0 K: 1 S: 6	H: 1 LOB: 1 BB: 0 P: 7	R: 0 E: 0 K: 1 S: 5	H: 0 LOB: 0 BB: 0 P: 5	R: 0 E: 0 K: 0 S: 3	H: 0 LOB: 0 BB: 0 P: 3	R: 0 E: 0 K: 0 S: 3	H: 0 LOB: 0 BB: 0 P: 3	1B: 3 2B: 1 3B: 0 HR: 1	SF: 1 SAC: 0 DP: 0 HBP: 1	WP: 0 PA: 34 PB: 0 SB: 0 CS: 0
PITCHER Eric Show, R ERA: 3.25 (1, 1)	IP: 9.0 WLS: W BF: 34 H: 5 R: 3 ER: 2 SO: 8 BB: 0 IBB: 0 HBP: 1 BLK: 0 WP: 0 HR: 1 S: 49 P: 50 ERA: 2.00 WHIP: 0.556																		

Batter	1	2	3	4	5	6	7	8	9	AB	R	H	RBI	BB	SO	LOB	BOTTOM		
Alan Wiggins, S OBP: 0.359, SLG: 0.319 (1, 8)	F7		6-3			E4	K			4	1	1	0	0	1	0	Chicago Cubs @ San Diego Padres Jack Murphy Stadium, San Diego, CA Tue Jul 12, 1983, 10:05 PM EDT Att: 13,850 - Unknown - 85 F		
Tony Gwynn, L OBP: 0.271, SLG: 0.316 (1, 7)	1-3		6-3			L7	F8			4	0	0	0	0	1				
Steve Garvey, R OBP: 0.350, SLG: 0.486 (1, 3)						K				3	1	1	0	1	1	0			
Terry Kennedy, L OBP: 0.361, SLG: 0.435 (1, 2)		G3								4	1	1	1	0	0	1			
Sixto Lezcano, R OBP: 0.353, SLG: 0.376 (1, 9)										3	1	2	3	1	0	0			
Garry Templeton, S OBP: 0.282, SLG: 0.345 (1, 6)										4	1	1	0	0	0	2			
Juan Bonilla, R OBP: 0.311, SLG: 0.312 (1, 4)										3	0	2	1	0	0	0			
Tim Flannery, L OBP: 0.326, SLG: 0.403 (1, 5)										3	0	0	0	0	0	2			
Eric Show, R OBP: 0.205, SLG: 0.211 (1, 1)										3	0	0	0	0	1	1			
Inning Stats	R: 0 E: 0 K: 0 S: 3	H: 0 LOB: 1 BB: 1 P: 7	R: 0 E: 0 K: 0 S: 4	H: 2 LOB: 0 BB: 0 P: 4	R: 0 E: 0 K: 0 S: 3	H: 0 LOB: 0 BB: 0 P: 3	R: 0 E: 0 K: 1 S: 5	H: 0 LOB: 1 BB: 1 P: 9	R: 0 E: 0 K: 1 S: 5	H: 0 LOB: 0 BB: 0 P: 5	R: 5 E: 1 K: 0 S: 9	H: 6 LOB: 1 BB: 0 P: 9	R: 0 E: 0 K: 1 S: 5	H: 0 LOB: 0 BB: 0 P: 5	R: 0 E: 0 K: 0 S: 3	H: 0 LOB: 0 BB: 0 P: 3		1B: 7 2B: 0 3B: 0 HR: 1	SF: 0 SAC: 0 DP: 1 HBP: 0
PITCHER Dickie Noles, R ERA: 5.79 Mike Proly, R ERA: 3.54 Bill Campbell, R ERA: 3.36	IP: 5.1 WLS: L BF: 24 H: 7 R: 5 ER: 5 SO: 2 BB: 2 IBB: 0 HBP: 0 BLK: 0 WP: 1 HR: 1 S: 26 P: 34 ERA: 8.44 WHIP: 1.688																		



Batter	1	2	3	4	5	6	7	8	9	AB	R	H	RBI	BB	SO	LOB	TOP										
Gary Woods, R (1, 8) OBP: 0.316, SLG: 0.352 Warren Brusstar, R (7, 1)	K	F8			F9		L6		K	4	0	0	0	0	1	1	Chicago Cubs @ San Diego Padres Jack Murphy Stadium, San Diego, CA Wed Jul 13, 1983, 10:05 PM EDT Att: 15,503 - Unknown - 81 F										
Steve Lake, R (9, PH) OBP: 0.345, SLG: 0.464 Jay Johnstone, L (9, PH) OBP: 0.373, SLG: 0.453										0	0	0	0	0	0	0											
23 Ryne Sandberg, R (1, 4) OBP: 0.324, SLG: 0.396	F2		6-3		HR				P4	5	1	2	1	0	0	1											
Bill Buckner, L (1, 3)	1B		F7		F8		4-3		E6	5	0	1	0	0	0	2											
Ron Cey, R (1, 5) OBP: 0.323, SLG: 0.419 Junior Kennedy, R (9, PR) OBP: 0.167, SLG: 0.136	BB									4	0	3	1	1	1	0											
Leon Durham, L (1, 7) OBP: 0.400, SLG: 0.524	1B		4-3						1B	4	0	0	0	1	2	4											
Keith Moreland, R (1, 9) OBP: 0.355, SLG: 0.493	L8									3	1	1	1	1	0	3											
Jody Davis, R (1, 2)		F8								4	0	1	0	0	0	1											
Larry Bowa, S (1, 6) OBP: 0.296, SLG: 0.333		6-3			G5-4-3		5-3			4	1	1	0	0	0	1											
Chuck Rainey, R (1, 1) OBP: 0.235, SLG: 0.133 Craig Lefferts, L (6, 1) OBP: 0.133, SLG: 0.071 Jerry Morales, R (7, PH) OBP: 0.224, SLG: 0.281 (7, 8)										1	0	0	0	1	0	0											
Inning Stats	R: 0 E: 0 K: 1 S: 7	H: 2 LOB: 3 BB: 1 P: 11	R: 0 E: 0 K: 0 S: 3	H: 0 LOB: 1 BB: 1 P: 7	R: 0 E: 0 K: 0 S: 3	H: 0 LOB: 1 BB: 1 P: 7	R: 1 E: 0 K: 0 S: 4	H: 2 LOB: 0 BB: 0 P: 4	R: 1 E: 0 K: 1 S: 7	H: 2 LOB: 1 BB: 0 P: 7	R: 0 E: 0 K: 0 S: 3	H: 0 LOB: 0 BB: 0 P: 3	R: 0 E: 0 K: 0 S: 4	H: 1 LOB: 1 BB: 0 P: 4	R: 0 E: 0 K: 2 S: 7	H: 0 LOB: 1 BB: 1 P: 11	R: 2 E: 1 K: 1 S: 9	H: 3 LOB: 2 BB: 0 P: 9	1B: 6 2B: 2 3B: 0 HR: 2	SF: 0 SAC: 0 DP: 1 HBP: 0	WP: 0 PA: 41 PB: 0 SB: 0 CS: 0						
PITCHER	IP	WLS	BF	H	R	ER	SO	BB	IBB	HBP	BLK	WP	HR	S	P	ERA	WHIP										
Tim Lollar, L (1, 1) ERA: 4.62	8.0	W	36	9	4	3	4	4	0	0	0	0	2	40	56	3.38	1.625										
Luis Delson, R (9, 1) ERA: 2.39	0.2		4	1	0	0	1	0	0	0	0	0	0	6	6	0.00	1.500										
Gary Lucas, L (9, 1) ERA: 2.47	0.1	S	1	0	0	0	0	0	0	0	0	0	0	1	1	0.00	0.000										

AB	37
R	4
H	10
RBI	4
BB	4
SO	5
LOB	14



Batter	1	2	3	4	5	6	7	8	9	AB	R	H	RBI	BB	SO	LOB	BOTTOM										
Alan Wiggins, S (1, 8) OBP: 0.357, SLG: 0.315	5-3		SH3		6-3		1-3			3	1	0	0	1	0	0	Chicago Cubs @ San Diego Padres Jack Murphy Stadium, San Diego, CA Wed Jul 13, 1983, 10:05 PM EDT Att: 15,503 - Unknown - 81 F										
Juan Bonilla, R (1, 4) OBP: 0.311, SLG: 0.312			SH3							3	0	1	0	0	2	0											
Steve Garvey, R (1, 3) OBP: 0.349, SLG: 0.484	1B									4	0	1	2	0	0	1											
Terry Kennedy, L (1, 2) OBP: 0.360, SLG: 0.436	3-1		L7							4	0	1	0	0	0	2											
Sixto Lezcano, R (1, 9) OBP: 0.351, SLG: 0.378		F9	P6							4	1	1	0	0	0	2											
Gary Templeton, S (1, 6) OBP: 0.286, SLG: 0.348		G3								4	2	2	1	0	0	1											
Tony Gwynn, L (1, 7) OBP: 0.290, SLG: 0.333		E7								3	0	2	1	0	0	1											
Tim Flannery, L (1, 5) OBP: 0.322, SLG: 0.397		4-3								2	0	0	1	0	0	2											
Tim Lollar, L (1, 1) OBP: 0.324, SLG: 0.286 Luis DeLeon, R (9, 1) OBP: 0.167, SLG: 0.167 Gary Lucas, L (9, 1)										2	1	0	0	1	1	0											
Inning Stats	R: 0 E: 0 K: 0 S: 4	H: 1 LOB: 1 BB: 0 P: 4	R: 0 E: 1 K: 0 S: 4	H: 1 LOB: 1 BB: 0 P: 4	R: 2 E: 0 K: 0 S: 4	H: 1 LOB: 1 BB: 2 P: 12	R: 1 E: 0 K: 0 S: 4	H: 1 LOB: 0 BB: 0 P: 4	R: 0 E: 0 K: 1 S: 5	H: 0 LOB: 0 BB: 0 P: 5	R: 2 E: 0 K: 0 S: 5	H: 3 LOB: 0 BB: 0 P: 5	R: 0 E: 0 K: 2 S: 7	H: 0 LOB: 0 BB: 0 P: 7	R: 0 E: 0 K: 0 S: 4	H: 1 LOB: 1 BB: 0 P: 4		R: 0 E: 0 K: 0 S: 4	H: 0 LOB: 1 BB: 0 P: 4	1B: 6 2B: 3 3B: 0 HR: 0	SF: 0 SAC: 2 DP: 1 HBP: 0	WP: 0 PA: 33 PB: 0 SB: 1 CS: 0					
PITCHER	IP	WLS	BF	H	R	ER	SO	BB	IBB	HBP	BLK	WP	HR	S	P	ERA	WHIP										
Chuck Rainey, R (1, 1) ERA: 4.21	5.1	L	24	6	5	5	1	2	0	0	0	0	0	24	32	8.44	1.500										
Craig Lefferts, L (6, 1) ERA: 3.05	0.2		2	1	0	0	0	0	0	0	0	0	0	2	2	0.00	1.500										
Warren Brusstar, R (7, 1) ERA: 2.35	2.0		7	1	0	0	2	0	0	0	0	0	0	11	11	0.00	0.500										

AB	29
R	5
H	8
RBI	5
BB	2
SO	3
LOB	9



Batter	1	2	3	4	5	6	7	8	9	AB	R	H	RBI	BB	SO	LOB	TOP		
Mel Hall, L OBP: 0.351, SLG: 0.440 (1, 8)	F7		F9 23 1B					F9		5	1	3	1	0	0	0	Chicago Cubs @ Los Angeles Dodgers Dodger Stadium, Los Angeles, CA Thu Jul 14 1983, 7:05 PM PDT Att: 40,939 - Unknown		
23 Ryne Sandberg, R OBP: 0.322, SLG: 0.393 (1, 4)	G3		4-3 1B	5-3		F9		L3		5	0	1	0	0	0	3			
Bill Buckner, L OBP: 0.299, SLG: 0.443 (1, 3)	1B		F9			F9		4-3	3-1	5	0	1	0	0	0	2			
Leon Durham, L OBP: 0.400, SLG: 0.521 (1, 7)	K		4-3 1B		3-1			BB 1B	F7	5	1	2	1	0	1	1			
Ron Cey, R OBP: 0.324, SLG: 0.422 (1, 5)	F8		4-3					BB 1B	P4	5	1	2	0	0	0	2			
Keith Moreland, R OBP: 0.349, SLG: 0.485 (1, 9)	4-3		F9			L8		F8	F7	5	0	0	0	0	0	5			
Jody Davis, R OBP: 0.307, SLG: 0.488 (1, 2)	1B BB		F7			1B		1B 2-3		2	0	1	0	2	0	0			
Larry Bowa, S OBP: 0.301, SLG: 0.336 (1, 6)	1-3 1B		3-1			F8		1-2 2-3		4	0	2	2	0	0	1			
Steve Trout, L OBP: 0.295, SLG: 0.290 Warren Brusstar, R OBP: 0.222, SLG: 0.253 Scott Thompson, L OBP: 0.227, SLG: 0.253 Mike Proly, R OBP: 0.299, SLG: 0.448 Jay Johnstone, L OBP: 0.299, SLG: 0.448 Bill Campbell, R OBP: 0.299, SLG: 0.448 (1, 1) (5, 1) (6, PH) (6, 1) (7, PH) (7, 1)	5-3		E1 2B 1B			F5		F5		2	1	1	0	0	0	2			
Inning Stats	R: 0 E: 0 K: 1 S: 6	H: 1 LOB: 1 BB: 0 P: 6	R: 0 E: 0 K: 0 S: 4	H: 1 LOB: 2 BB: 1 P: 8	R: 1 E: 0 K: 0 S: 6	H: 3 LOB: 2 BB: 0 P: 6	R: 1 E: 1 K: 0 S: 5	H: 2 LOB: 1 BB: 0 P: 5	R: 0 E: 0 K: 0 S: 5	H: 2 LOB: 2 BB: 0 P: 5	R: 2 E: 0 K: 0 S: 6	H: 3 LOB: 2 BB: 1 P: 10	R: 0 E: 0 K: 0 S: 3	H: 0 LOB: 0 BB: 0 P: 3	R: 0 E: 0 K: 0 S: 3	H: 0 LOB: 0 BB: 0 P: 3		1B: 11 2B: 2 3B: 0 HR: 0	SF: 0 SAC: 0 DP: 0 HBP: 0
PITCHER	IP WLS BF H R ER SO BB IBB HBP BLK WP HR S P ERA WHIP	IP WLS BF H R ER SO BB IBB HBP BLK WP HR S P ERA WHIP	IP WLS BF H R ER SO BB IBB HBP BLK WP HR S P ERA WHIP	IP WLS BF H R ER SO BB IBB HBP BLK WP HR S P ERA WHIP	IP WLS BF H R ER SO BB IBB HBP BLK WP HR S P ERA WHIP	IP WLS BF H R ER SO BB IBB HBP BLK WP HR S P ERA WHIP	IP WLS BF H R ER SO BB IBB HBP BLK WP HR S P ERA WHIP	IP WLS BF H R ER SO BB IBB HBP BLK WP HR S P ERA WHIP	IP WLS BF H R ER SO BB IBB HBP BLK WP HR S P ERA WHIP	IP WLS BF H R ER SO BB IBB HBP BLK WP HR S P ERA WHIP	IP WLS BF H R ER SO BB IBB HBP BLK WP HR S P ERA WHIP	IP WLS BF H R ER SO BB IBB HBP BLK WP HR S P ERA WHIP	IP WLS BF H R ER SO BB IBB HBP BLK WP HR S P ERA WHIP	IP WLS BF H R ER SO BB IBB HBP BLK WP HR S P ERA WHIP	IP WLS BF H R ER SO BB IBB HBP BLK WP HR S P ERA WHIP	IP WLS BF H R ER SO BB IBB HBP BLK WP HR S P ERA WHIP	IP WLS BF H R ER SO BB IBB HBP BLK WP HR S P ERA WHIP		

AB	40
R	4
H	13
RBI	4
BB	2
SO	1
LOB	19



Batter	1	2	3	4	5	6	7	8	9	AB	R	H	RBI	BB	SO	LOB	BOTTOM		
Steve Sax, R OBP: 0.345, SLG: 0.380 (1, 4)	4-3	P4				1B		6-3		5	2	2	2	0	0	1	Chicago Cubs @ Los Angeles Dodgers Dodger Stadium, Los Angeles, CA Thu Jul 14 1983, 7:05 PM PDT Att: 40,939 - Unknown		
Bill Russell, R OBP: 0.326, SLG: 0.308 (1, 6)	F9 BB 1B		6-3		3-H 1B	3-H 1B				5	2	4	1	0	0	0			
Dusty Baker Jr., R OBP: 0.332, SLG: 0.421 Rafael Landestoy, S OBP: 0.227, SLG: 0.214 (1, 7) (9, 7)	1-2 BB		K		1B	1B		1B	K	3	2	1	1	2	2	1			
Pedro Guerrero, R OBP: 0.387, SLG: 0.548 (1, 5)	F9		3B		1-3 2-H 1B	1B		E9 FC6-4 1B		4	0	3	1	0	0	2			
Mike Marshall, R OBP: 0.300, SLG: 0.388 Greg Brock, L OBP: 0.325, SLG: 0.384 (1, 3) (7, 3)	1-2 3-H 1B		K		1-2 3-H 1B	1B		FC6-4		4	0	2	2	0	1	1			
Ron Roenicke, S OBP: 0.291, SLG: 0.294 Dave Stewart, R OBP: 0.167, SLG: 0.167 Tom Niedertuer, R OBP: 0.167, SLG: 0.167 (1, 9) (6, 1) (7, 1)	4-3		CS 1B		P5			5-3		3	0	1	0	0	0	4			
Steve Yeager, R OBP: 0.277, SLG: 0.435 (1, 2)	6-3		5-3		1-2	4-3		K		4	0	0	0	0	1	1			
Derrel Thomas, S OBP: 0.380, SLG: 0.393 (1, 8)	5-3 WP 1B		1B		3B	3-1 S 1B BB		K		3	2	2	0	1	1	0			
Alejandro Pena, R OBP: 0.091, SLG: 0.091 Ken Landreaux, L OBP: 0.326, SLG: 0.437 (1, 1) (6, 9)	5-3		1-3		1-3	3-1		3-1		2	0	0	0	0	0	2			
Inning Stats	R: 1 E: 0 K: 0 S: 5	H: 2 LOB: 2 BB: 1 P: 9	R: 0 E: 0 K: 0 S: 4	H: 1 LOB: 1 BB: 0 P: 4	R: 0 E: 0 K: 1 S: 5	H: 1 LOB: 0 BB: 0 P: 5	R: 0 E: 0 K: 1 S: 5	H: 1 LOB: 0 BB: 0 P: 5	R: 3 E: 0 K: 0 S: 8	H: 6 LOB: 2 BB: 0 P: 8	R: 4 E: 1 K: 0 S: 6	H: 3 LOB: 1 BB: 2 P: 14	R: 0 E: 0 K: 2 S: 7	H: 0 LOB: 0 BB: 0 P: 7	R: 0 E: 0 K: 1 S: 6	H: 1 LOB: 1 BB: 0 P: 6		1B: 12 2B: 1 3B: 2 HR: 0	SF: 0 SAC: 0 DP: 0 HBP: 0
PITCHER	IP WLS BF H R ER SO BB IBB HBP BLK WP HR S P ERA WHIP	IP WLS BF H R ER SO BB IBB HBP BLK WP HR S P ERA WHIP	IP WLS BF H R ER SO BB IBB HBP BLK WP HR S P ERA WHIP	IP WLS BF H R ER SO BB IBB HBP BLK WP HR S P ERA WHIP	IP WLS BF H R ER SO BB IBB HBP BLK WP HR S P ERA WHIP	IP WLS BF H R ER SO BB IBB HBP BLK WP HR S P ERA WHIP	IP WLS BF H R ER SO BB IBB HBP BLK WP HR S P ERA WHIP	IP WLS BF H R ER SO BB IBB HBP BLK WP HR S P ERA WHIP	IP WLS BF H R ER SO BB IBB HBP BLK WP HR S P ERA WHIP	IP WLS BF H R ER SO BB IBB HBP BLK WP HR S P ERA WHIP	IP WLS BF H R ER SO BB IBB HBP BLK WP HR S P ERA WHIP	IP WLS BF H R ER SO BB IBB HBP BLK WP HR S P ERA WHIP	IP WLS BF H R ER SO BB IBB HBP BLK WP HR S P ERA WHIP	IP WLS BF H R ER SO BB IBB HBP BLK WP HR S P ERA WHIP	IP WLS BF H R ER SO BB IBB HBP BLK WP HR S P ERA WHIP	IP WLS BF H R ER SO BB IBB HBP BLK WP HR S P ERA WHIP	IP WLS BF H R ER SO BB IBB HBP BLK WP HR S P ERA WHIP		



Batter	1	2	3	4	5	6	7	8	9	AB	R	H	RBI	BB	SO	LOB	TOP					
Mel Hall, L OBP: 0.352, SLG: 0.445 (1, 8)										5	1	2	0	0	1	1	Chicago Cubs @ Los Angeles Dodgers Dodger Stadium, Los Angeles, CA Fri Jul 15 1983, 7:05 PM PDT Att: 49,609 - Unknown					
23 Ryne Sandberg, R OBP: 0.321, SLG: 0.390 (1, 4)										5	0	1	0	0	0	2						
Bill Buckner, L OBP: 0.300, SLG: 0.448 (1, 3)										5	2	2	0	0	0	2						
Leon Durham, L OBP: 0.404, SLG: 0.523 (1, 7)										3	3	1	0	2	0	1						
Ron Cey, R OBP: 0.325, SLG: 0.422 (1, 5)										5	0	2	2	0	1	2						
Keith Moreland, R OBP: 0.350, SLG: 0.483 (1, 9)									5	1	2	2	0	1	2							
Jody Davis, R OBP: 0.313, SLG: 0.504 (1, 2)									4	1	3	2	0	0	2							
Larry Bowa, S OBP: 0.300, SLG: 0.334 (1, 6)									4	0	1	1	0	0	2							
Dick Ruthven, R OBP: 0.189, SLG: 0.194 Lee Smith, R (6, 1)									3	0	0	0	0	1	3							
										0	0	0	0	0	0							
Inning Stats	R: 1 E: 0 K: 0 S: 4	H: 2 LOB: 0 BB: 0 P: 4	R: 0 E: 1 K: 1 S: 7	H: 1 LOB: 2 BB: 0 P: 7	R: 0 E: 0 K: 1 S: 5	H: 0 LOB: 0 BB: 0 P: 5	R: 2 E: 0 K: 1 S: 6	H: 1 LOB: 0 BB: 1 P: 10	R: 0 E: 0 K: 1 S: 6	H: 1 LOB: 1 BB: 0 P: 6	R: 2 E: 0 K: 0 S: 6	H: 3 LOB: 1 BB: 0 P: 6	R: 2 E: 0 K: 0 S: 6	H: 3 LOB: 2 BB: 1 P: 10	R: 0 E: 0 K: 0 S: 4	H: 1 LOB: 1 BB: 0 P: 4	R: 1 E: 0 K: 0 S: 4	H: 2 LOB: 0 BB: 0 P: 4	1B: 9 2B: 4 HR: 1	SF: 0 SAC: 1 DP: 2 HBP: 0	WP: 0 PB: 0 SB: 2 CS: 0	PA: 42
PITCHER	IP WLS BF H R ER SO BB IBB HBP BLK WP HR S P ERA WHIP																					
Burt Hooton, R ERA: 3.59	(1, 1)	5.1 L 25 8 5 5 4 1 0 0 0 0 0 1 32 36 8.44 1.688																				
Joe Beckwith, R ERA: 3.51	(6, 1)	1.1 8 3 2 2 0 0 1 0 0 0 0 0 7 11 13.50 2.250																				
Dave Stewart, R ERA: 2.35	(7, 1)	1.1 5 1 0 0 0 0 0 0 0 0 0 0 5 5 0.00 0.750																				
Pat Zachry, R ERA: 2.52	(9, 1)	1.0 4 2 1 1 0 0 0 0 0 0 0 0 4 4 9.00 2.000																				

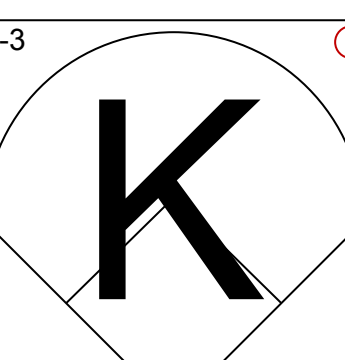
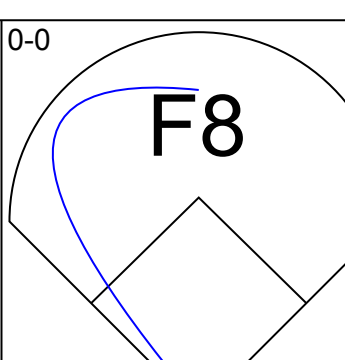
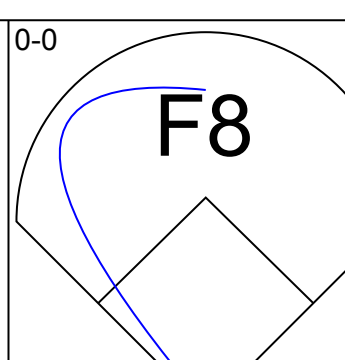
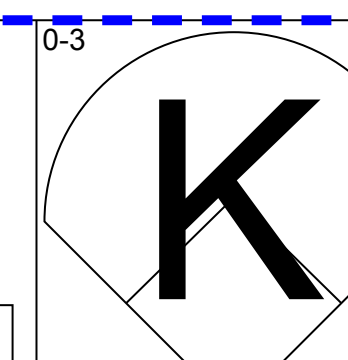
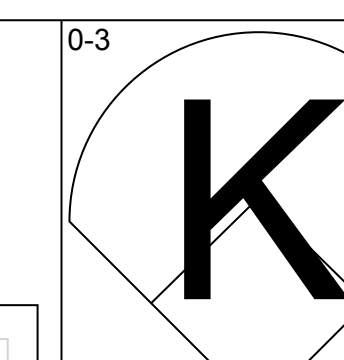
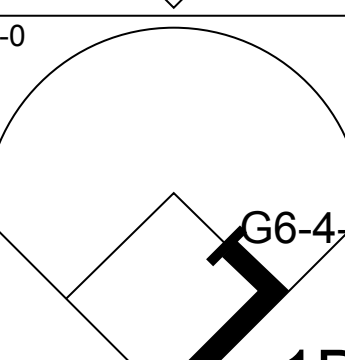
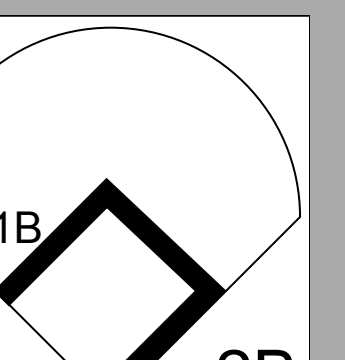
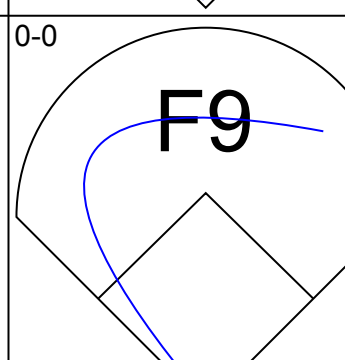
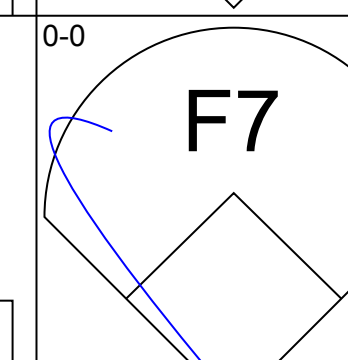
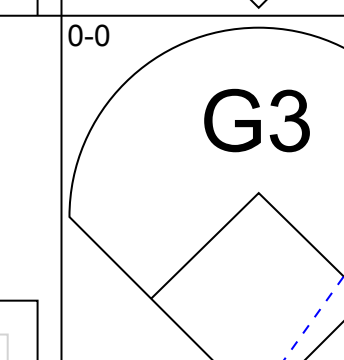
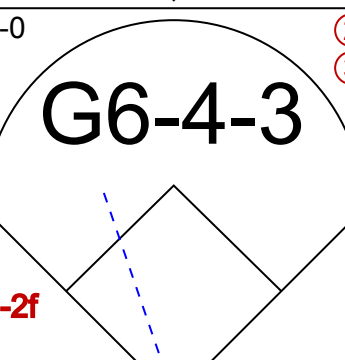
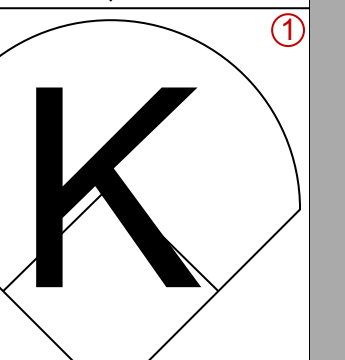
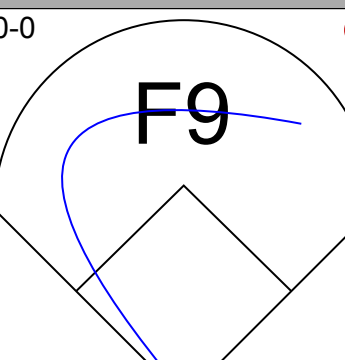
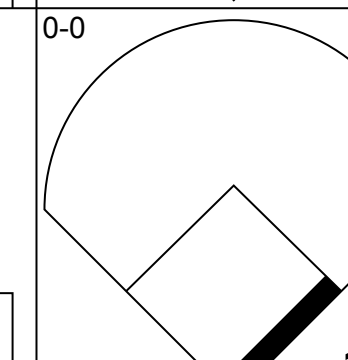
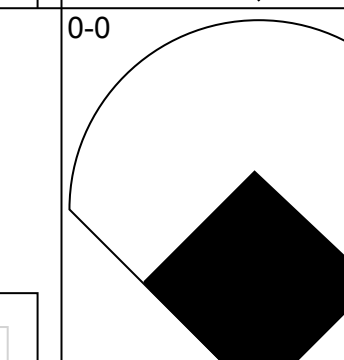
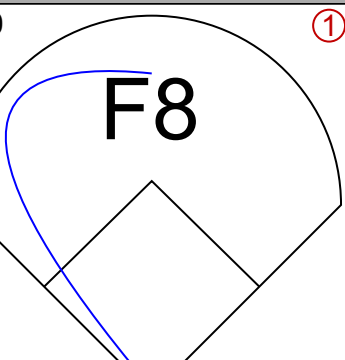
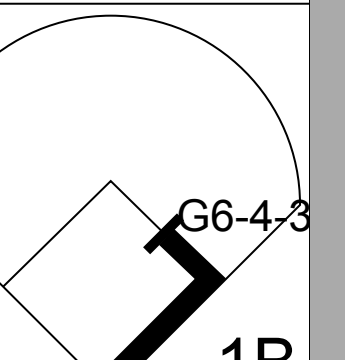
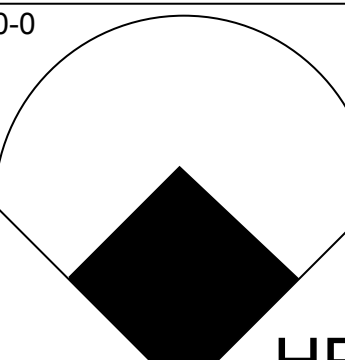
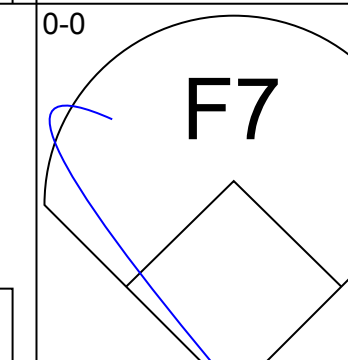
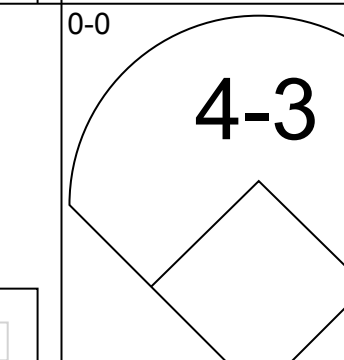
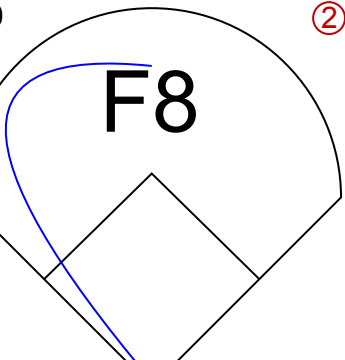
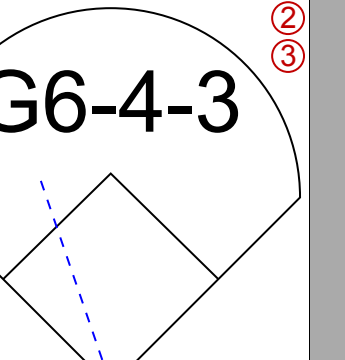
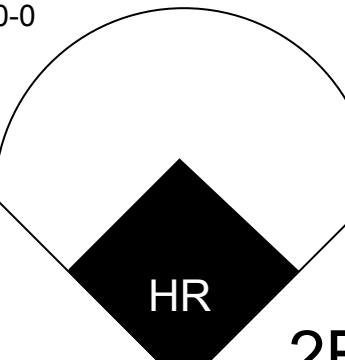

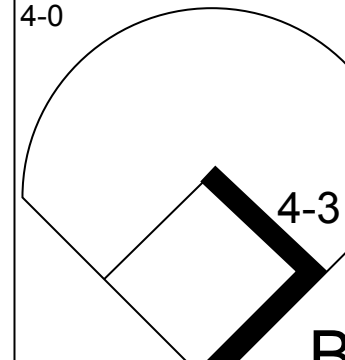
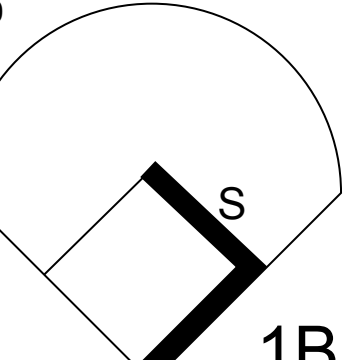
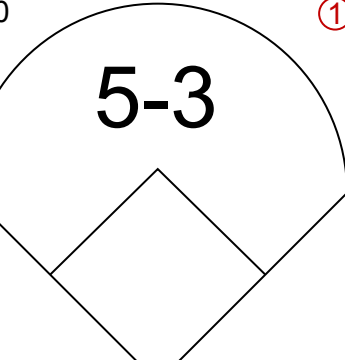
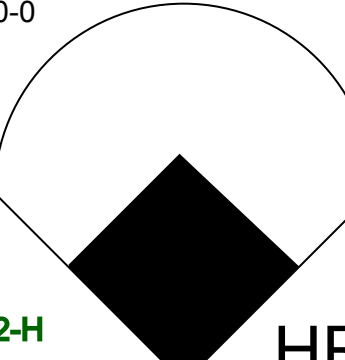
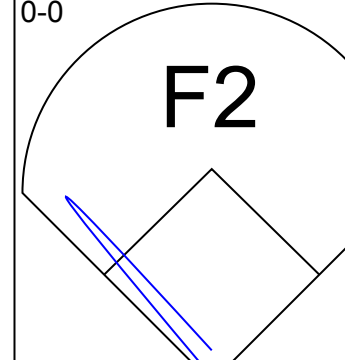
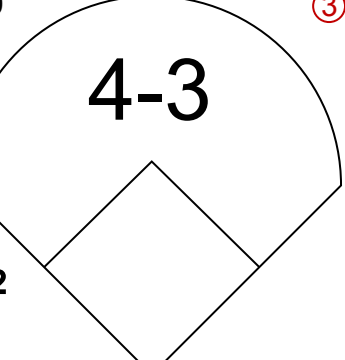
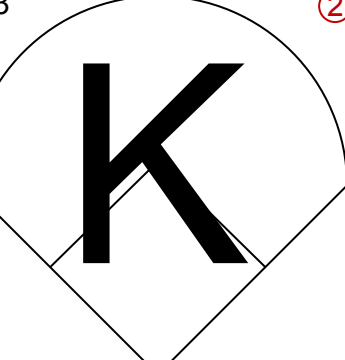
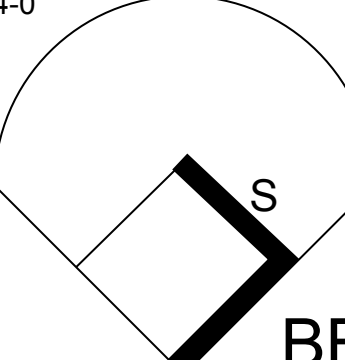
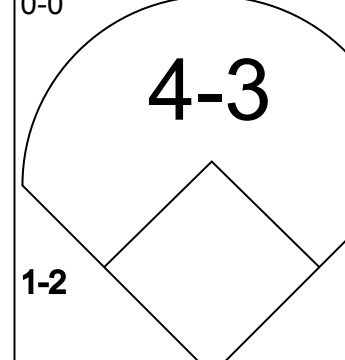
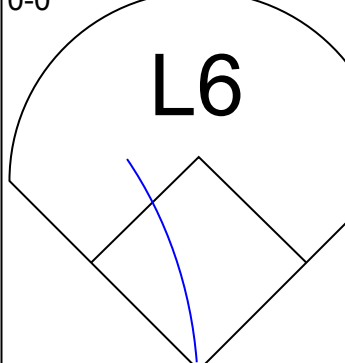
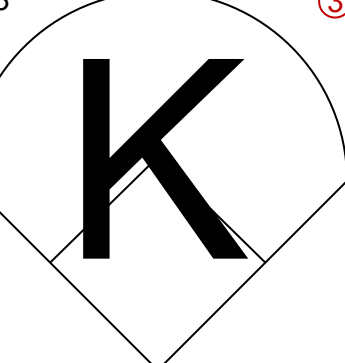
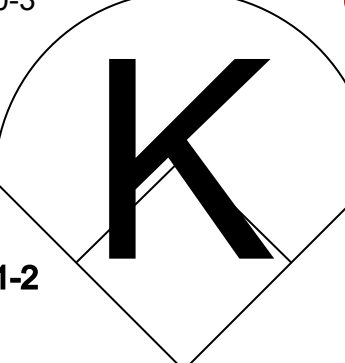
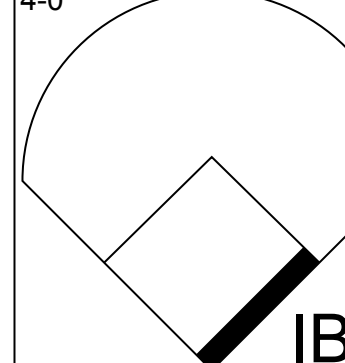

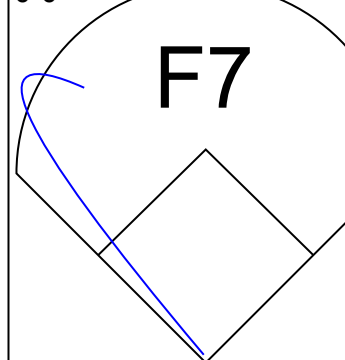
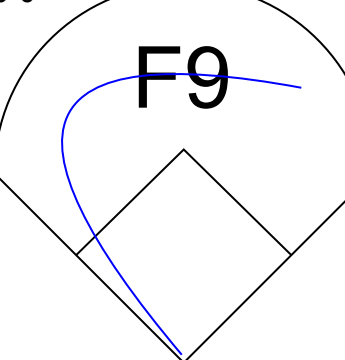
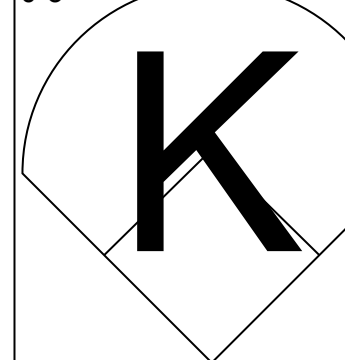
Batter	1	2	3	4	5	6	7	8	9	AB	R	H	RBI	BB	SO	LOB	BOTTOM					
Steve Sax, R OBP: 0.349, SLG: 0.387 (1, 4)										5	1	3	0	0	1	1	Chicago Cubs @ Los Angeles Dodgers Dodger Stadium, Los Angeles, CA Fri Jul 15 1983, 7:05 PM PDT Att: 49,609 - Unknown					
Ken Landreaux, L OBP: 0.321, SLG: 0.430 (1, 8)										4	0	0	0	0	4							
Dusty Baker Jr., R OBP: 0.331, SLG: 0.423 (1, 7)										3	1	1	1	0	2							
Pedro Guerrero, R OBP: 0.385, SLG: 0.551 (1, 5)									4	1	1	0	0	1	1							
Greg Brock, L OBP: 0.322, SLG: 0.380 Dave Stewart, R OBP: 0.167, SLG: 0.167 Ron Roenicke, S OBP: 0.289, SLG: 0.292 Pat Zachry, R (9, 1)									3	0	0	1	0	0	1							
Mike Marshall, R OBP: 0.308, SLG: 0.410 (1, 9)										0	0	0	0	0	0							
Steve Yeager, R OBP: 0.277, SLG: 0.432 (1, 2)										4	0	1	0	0	2							
Bill Russell, R OBP: 0.325, SLG: 0.307 (1, 6)										4	0	1	0	0	1							
Burt Hooton, R OBP: 0.205, SLG: 0.216 Joe Beckwith, L Rick Monday, L OBP: 0.344, SLG: 0.385 (7, 3)										2	0	0	0	0	0							
										0	0	0	0	0	0							
Inning Stats	R: 1 E: 0 K: 0 S: 4	H: 1 LOB: 0 BB: 0 P: 4	R: 0 E: 0 K: 0 S: 3	H: 1 LOB: 0 BB: 0 P: 3	R: 0 E: 0 K: 0 S: 4	H: 1 LOB: 1 BB: 0 P: 4	R: 2 E: 0 K: 0 S: 6	H: 3 LOB: 1 BB: 0 P: 6	R: 0 E: 0 K: 0 S: 3	H: 0 LOB: 0 BB: 0 P: 3	R: 1 E: 0 K: 1 S: 7	H: 2 LOB: 1 BB: 0 P: 7	R: 0 E: 0 K: 0 S: 5	H: 2 LOB: 2 BB: 0 P: 5	R: 0 E: 0 K: 1 S: 5	H: 0 LOB: 0 BB: 0 P: 5	R: 0 E: 0 K: 1 S: 6	H: 1 LOB: 1 BB: 0 P: 6	1B: 7 2B: 2 3B: 1 HR: 1	SF: 1 SAC: 0 DP: 1 HBP: 0	WP: 0 PB: 0 SB: 0 CS: 0	PA: 37
PITCHER	IP WLS BF H R ER SO BB IBB HBP BLK WP HR S P ERA WHIP																					
Dick Ruthven, R ERA: 4.39 Lee Smith, R ERA: 1.17	(1, 1)	5.2 W 24 8 4 4 1 0 0 0 0 0 0 0 1 26 26 6.35 1.412																				
	(6, 1)	3.1 S 13 3 0 0 2 0 0 0 0 0 0 0 0 17 17 0.00 0.900																				



Batter	1	2	3	4	5	6	7	8	9	AB	R	H	RBI	BB	SO	LOB	TOP								
Mel Hall, L OBP: 0.347, SLG: 0.428 (1, 8)	0-3 K	0-0 1B		0-0 F6		0-0 4-3	4-0 BB		0-3 K	5	0	1	2	1	2	2	Chicago Cubs @ Los Angeles Dodgers Dodger Stadium, Los Angeles, CA Sun Jul 17 1983, 3:33 AM PDT Att: 44,852 - Unknown								
23 Ryne Sandberg, R OBP: 0.319, SLG: 0.393 (1, 4)	0-3 K	0-3 K		0-0 5-3		0-0 F8	0-0 FC6-4		1-0 HBP	5	0	0	0	0	2	5									
Bill Buckner, L OBP: 0.305, SLG: 0.456 (1, 3)	0-0 1B	0-0 F8		0-0 HR			0-0 1B	0-0 P4	0-0 F8	6	2	3	1	0	0	4									
Leon Durham, L OBP: 0.400, SLG: 0.517 Jay Johnstone, L OBP: 0.369, SLG: 0.448 (1, 7) (9, 7)	0-0 G3		0-3 K	0-0 F8			0-3 K	0-0 E7		5	1	0	0	0	2	2									
Ron Cey, R OBP: 0.332, SLG: 0.423 Junior Kennedy, R OBP: 0.167, SLG: 0.136 (8, PR) (8, 5)		4-0 1B	0-0 1B		0-0 F8		4-0 FC3-6	4-0 IBB		2	2	1	0	3	0	0									
Keith Moreland, R OBP: 0.353, SLG: 0.484 Thad Bosley, L (8, PH) (8, 9)		0-0 1B	0-0 F4		0-0 F3		0-0 FC3-6	0-0 SF7		4	2	1	0	0	0	3									
Jody Davis, R OBP: 0.316, SLG: 0.504 (1, 2)		0-0 1B	0-0 1B		0-0 F8		0-0 E	0-0 F7		5	2	3	3	0	0	1									
Larry Bowa, S OBP: 0.308, SLG: 0.343 Tom Verzyr, R OBP: 0.170, SLG: 0.191 (8, 6) (8, 6)		4-0 1B	0-0 1B		0-0 4-3		0-0 E4	0-0 P5		3	1	2	0	1	0	1									
Dickie Noles, R OBP: 0.167, SLG: 0.167 (1, 1)	0-3 K	0-3 K		0-3 K		0-3 K	0-0 BB	0-0 23 HBP		5	0	2	2	0	3	6									
Inning Stats	R: 0 E: 0 K: 2 S: 8	H: 1 LOB: 1 BB: 0 P: 8	R: 3 E: 0 K: 2 S: 10	H: 3 LOB: 2 BB: 2 P: 18	R: 1 E: 0 K: 2 S: 10	H: 3 LOB: 2 BB: 0 P: 10	R: 1 E: 0 K: 0 S: 4	H: 1 LOB: 0 BB: 0 P: 4	R: 0 E: 0 K: 0 S: 3	H: 0 LOB: 0 BB: 0 P: 3	R: 0 E: 0 K: 1 S: 6	H: 1 LOB: 1 BB: 0 P: 6	R: 4 E: 1 K: 1 S: 9	H: 3 LOB: 2 BB: 2 P: 17	R: 1 E: 0 K: 0 S: 4	H: 0 LOB: 1 BB: 1 P: 8		R: 0 E: 0 K: 1 S: 6	H: 1 LOB: 2 BB: 0 P: 7	1B: 11 2B: 1 3B: 0 HR: 1	SF: 1 SAC: 0 DP: 0 HBP: 1	WP: 0 PB: 0 SB: 3 CS: 0	PA: 48		
PITCHER	IP	WLS	BF	H	R	ER	SO	BB	IBB	HBP	BLK	WP	HR	S	P	ERA	WHIP								
Bob Welch, R ERA: 2.96 (1, 1)	5.0	L	25	8	5	5	6	2	0	0	0	0	1	35	43	9.00	2.000								
Joe Beckwith, R ERA: 3.65 (6, 1)	2.0		13	4	4	1	2	1	1	0	0	0	0	15	23	4.50	2.500								
Dave Stewart, R ERA: 2.28 (8, 1)	2.0		10	1	1	0	1	0	1	1	0	0	0	10	15	0.00	0.500								

Batter	1	2	3	4	5	6	7	8	9	AB	R	H	RBI	BB	SO	LOB	BOTTOM								
Steve Sax, R OBP: 0.343, SLG: 0.379 (1, 4)	0-0 4-3		0-0 F8		0-0 F9		0-3 K			4	0	0	0	0	1	2	Chicago Cubs @ Los Angeles Dodgers Dodger Stadium, Los Angeles, CA Sun Jul 17 1983, 3:33 AM PDT Att: 44,852 - Unknown								
Ken Landreaux, L OBP: 0.321, SLG: 0.425 (1, 8)	0-0 3-1		0-0 F8		0-0 F2			0-3 K		4	0	0	0	0	1	1									
Dusty Baker Jr., R OBP: 0.337, SLG: 0.425 Derrel Thomas, S OBP: 0.380, SLG: 0.393 (1, 7) (9, 7)	0-0 2B		0-0 1B			0-0 P6		0-0 F2		4	0	2	0	0	0	0									
Pedro Guerrero, R OBP: 0.386, SLG: 0.554 Rafael Landestoy, S OBP: 0.227, SLG: 0.214 (1, 5) (9, 5)	0-0 F8		0-3 K			0-0 F8		0-0 6-3		4	0	0	0	0	1	2									
Greg Brock, L OBP: 0.319, SLG: 0.386 (1, 3)		0-0 F5		0-0 3-1		0-0 1B			0-0 F8	4	0	1	0	0	0	0									
Mike Marshall, R OBP: 0.315, SLG: 0.410 (1, 9)		0-0 BB		4-0 G4-6-3		0-3 K			0-0 FC6	3	0	2	0	1	1	1									
Gilberto Reyes, R OBP: 0.174, SLG: 0.261 Rick Monday, L OBP: 0.340, SLG: 0.380 (1, 2) (9, PH)		0-3 K		0-0 G4-6-3			0-0 6-3		0-3 K	3	0	0	0	0	1	2									
Dave Anderson, R OBP: 0.226, SLG: 0.241 (1, 6)		4-0 BB			0-0 1B		0-0 F9	0-0 WP	0-0 FC6	3	0	2	0	1	0	1									
Bob Welch, R OBP: 0.128, SLG: 0.231 Ron Roenicke, S OBP: 0.288, SLG: 0.290 Joe Beckwith, L (1, 1) (5, PH) (6, 1)	0-3 K				0-0 L6		0-0 F9			1	0	0	0	0	1	2									
Jose Morales, R OBP: 0.357, SLG: 0.643 Dave Stewart, R OBP: 0.167, SLG: 0.167 (7, PH) (8, 1)							1-3			0	0	0	0	0	0	0									
Inning Stats	R: 0 E: 0 K: 0 S: 4	H: 1 LOB: 1 BB: 0 P: 4	R: 0 E: 0 K: 2 S: 8	H: 1 LOB: 2 BB: 1 P: 12	R: 0 E: 0 K: 1 S: 6	H: 1 LOB: 1 BB: 0 P: 6	R: 0 E: 0 K: 0 S: 2	H: 0 LOB: 0 BB: 1 P: 6	R: 0 E: 0 K: 0 S: 4	H: 1 LOB: 1 BB: 0 P: 4	R: 0 E: 0 K: 1 S: 6	H: 1 LOB: 1 BB: 0 P: 6	R: 0 E: 0 K: 1 S: 9	H: 1 LOB: 1 BB: 2 P: 6	R: 0 E: 0 K: 1 S: 5	H: 0 LOB: 0 BB: 0 P: 5	R: 0 E: 0 K: 1 S: 6	H: 1 LOB: 1 BB: 0 P: 6	1B: 6 2B: 1 3B: 0 HR: 0	SF: 0 SAC: 0 DP: 1 HBP: 0	WP: 1 PB: 0 SB: 0 CS: 0	PA: 35			
PITCHER	IP	WLS	BF	H	R	ER	SO	BB	IBB	HBP	BLK	WP	HR	S	P	ERA	WHIP								
Dickie Noles, R ERA: 4.76 (1, 1)	9.0	W	35	7	0	0	7	2	0	0	0	1	0	47	55	0.00	1.000								

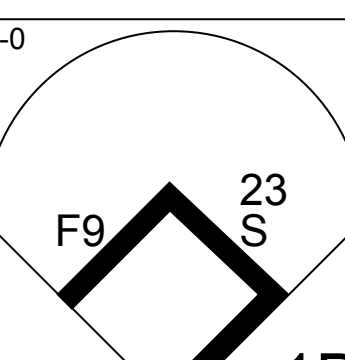
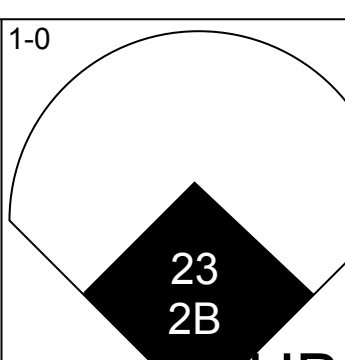
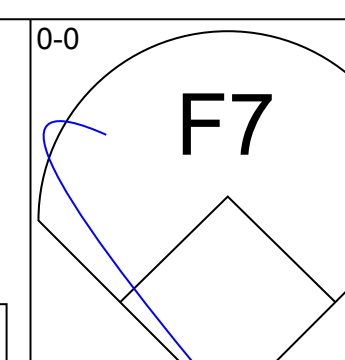
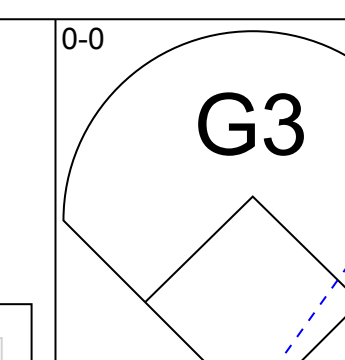
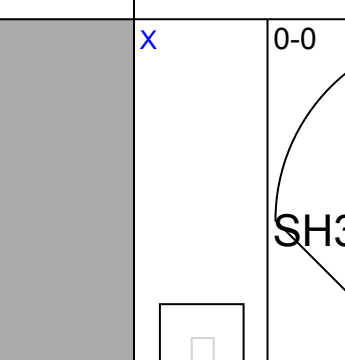
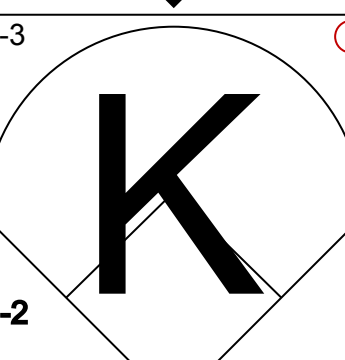
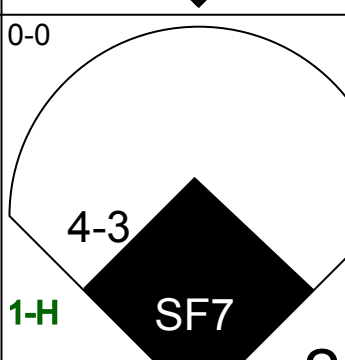
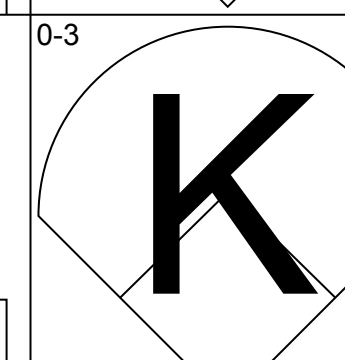
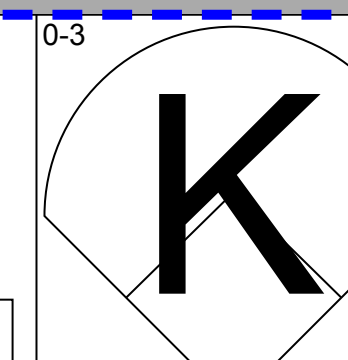
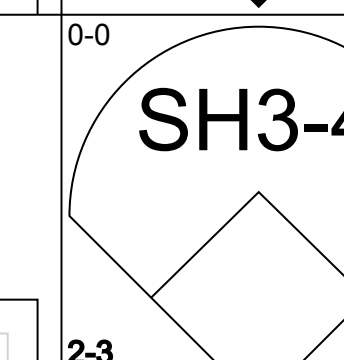
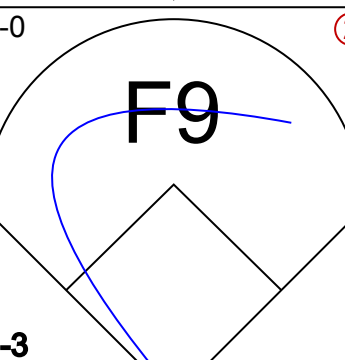
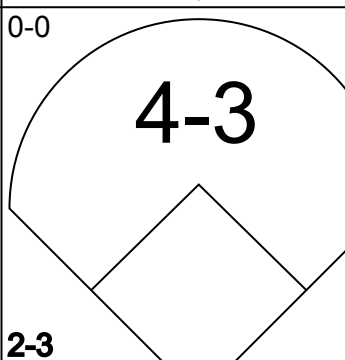
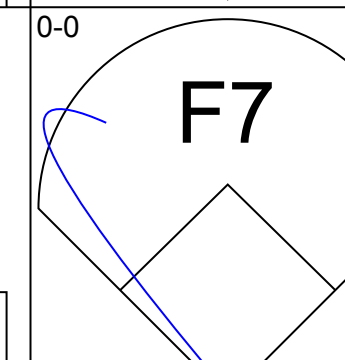
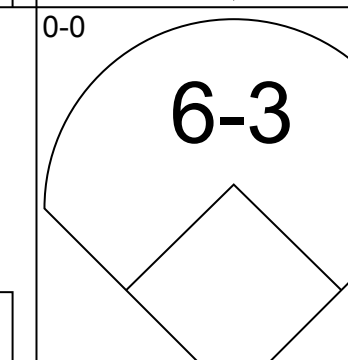
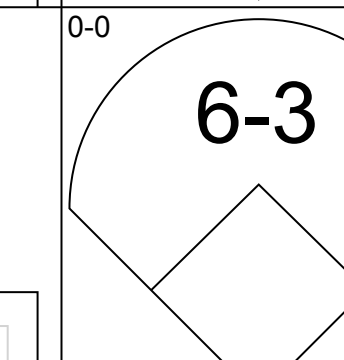
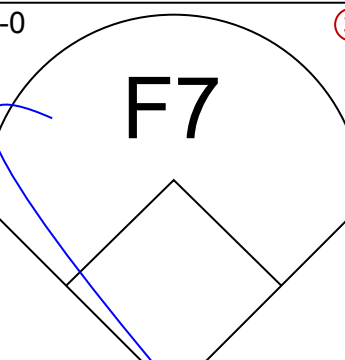
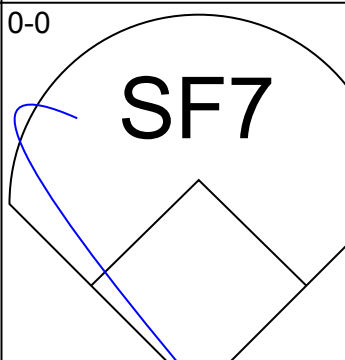
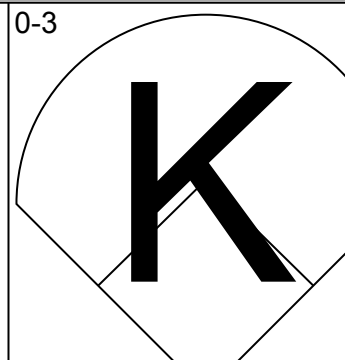
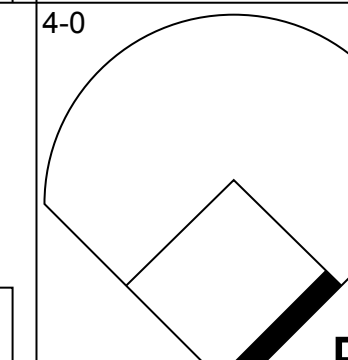
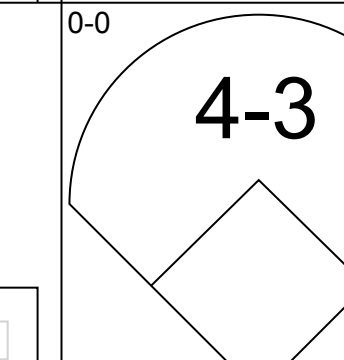
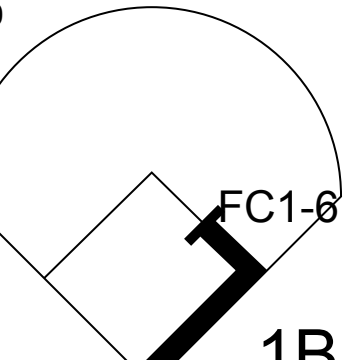
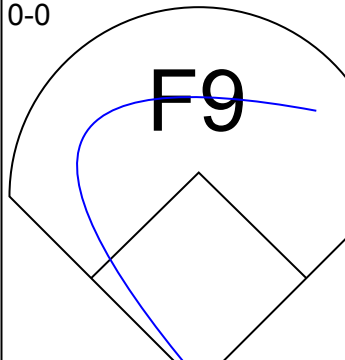
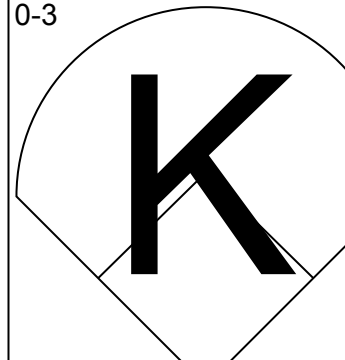
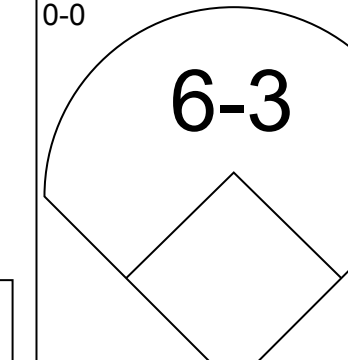

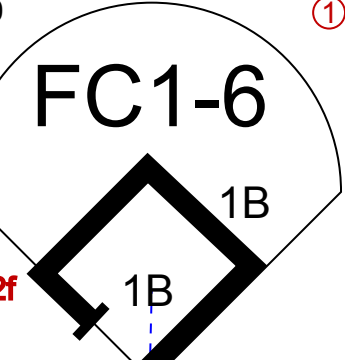
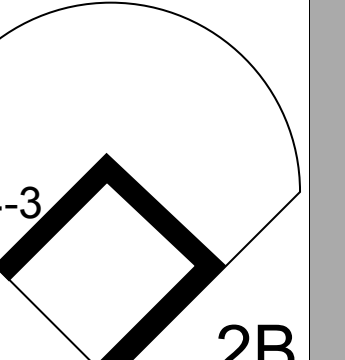
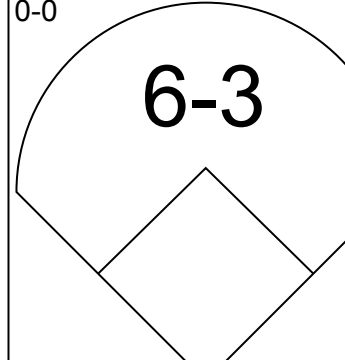
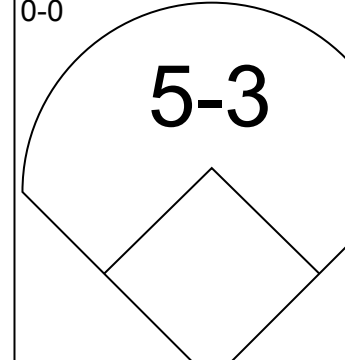
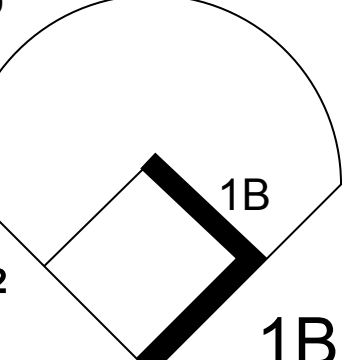
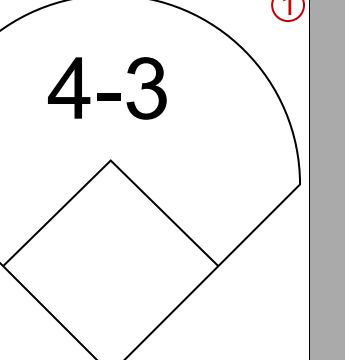
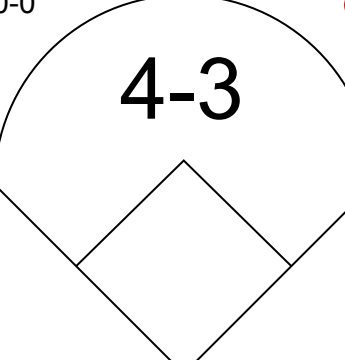
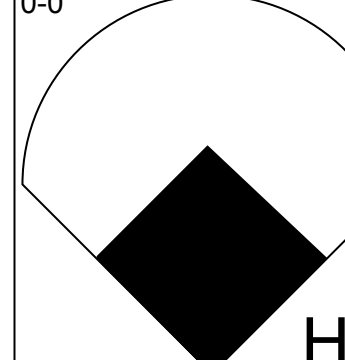
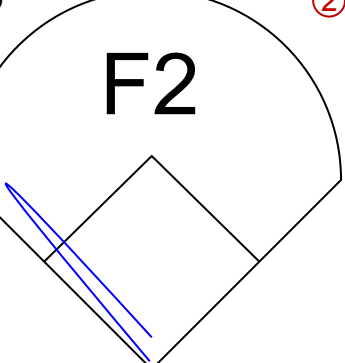

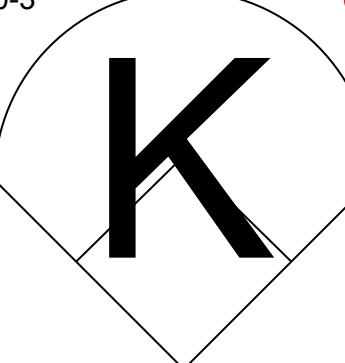
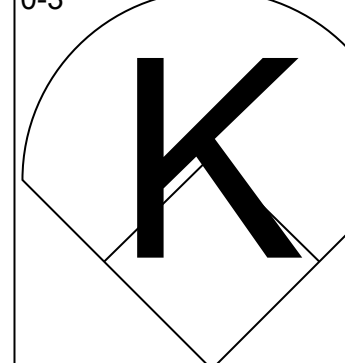
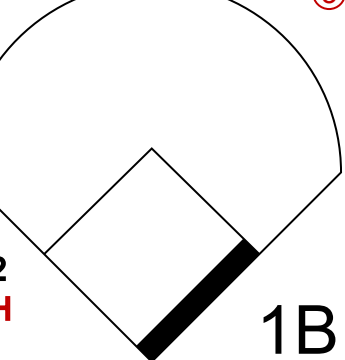
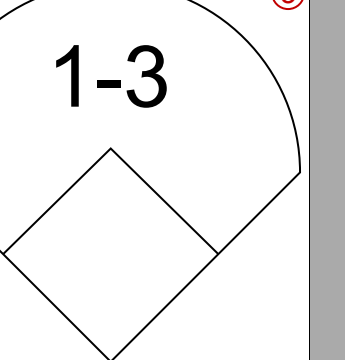
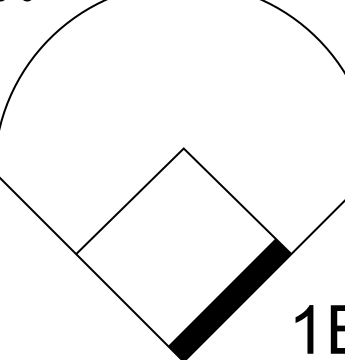
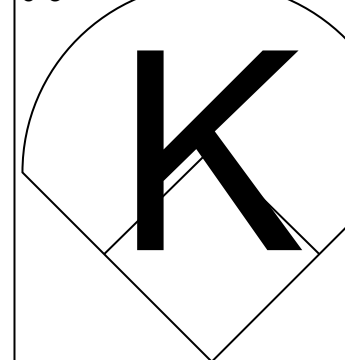


Batter	1	2	3	4	5	6	7	8	9	10	AB	R	H	RBI	BB	SO	LOB								
Johnnie LeMaster, R OBP: 0.354, SLG: 0.342 (1, 6)											5	0	0	0	0	3	0								
Darrell Evans, L OBP: 0.391, SLG: 0.545 (1, 3)	 1B			 2B							5	0	2	0	0	0	0								
Jack Clark, R OBP: 0.348, SLG: 0.441 (1, 9)	 1-2										5	1	2	1	0	1	2								
Jeffrey Leonard, R OBP: 0.329, SLG: 0.461 (1, 7)				 1B							5	1	2	1	0	0	1								
Joel Youngblood, R OBP: 0.322, SLG: 0.450 (1, 5)				 1-2						 BB	3	1	1	0	1	0	2								
Bob Brenly, R OBP: 0.284, SLG: 0.348 (1, 2)		 1B						 2H			4	1	2	2	0	0	1								
Max Venable, L OBP: 0.271, SLG: 0.378 (1, 8)		 1-2						 BB			3	0	0	0	1	1	2								
Brad Wellman, R OBP: 0.288, SLG: 0.250 (1, 4)								 1-2			3	0	0	0	1	2	1								
Mike Krukow, R OBP: 0.243, SLG: 0.242 Greg Minton, S OBP: 0.500, SLG: 0.500 (8, 1)											3	0	0	0	0	1	1								
Inning Stats	R: 0 E: 0 K: 1 S: 5	H: 1 LOB: 0 BB: 0 P: 5	R: 0 E: 0 K: 0 S: 4	H: 1 LOB: 1 BB: 0 P: 4	R: 0 E: 0 K: 1 S: 5	H: 0 LOB: 0 BB: 0 P: 5	R: 0 E: 0 K: 1 S: 6	H: 2 LOB: 1 BB: 0 P: 6	R: 0 E: 0 K: 2 S: 7	H: 0 LOB: 0 BB: 0 P: 7	R: 0 E: 0 K: 0 S: 3	H: 0 LOB: 0 BB: 0 P: 3	R: 3 E: 0 K: 1 S: 8	H: 3 LOB: 1 BB: 1 P: 12	R: 0 E: 0 K: 1 S: 6	H: 1 LOB: 1 BB: 0 P: 6	R: 0 E: 0 K: 1 S: 5	H: 0 LOB: 2 BB: 2 P: 13	R: 1 E: 0 K: 1 S: 6	H: 1 LOB: 0 BB: 0 P: 6	1B: 4 2B: 2 3B: 0 HR: 3	SF: 0 SAC: 0 DP: 2 HBP: 0	WP: 0 PA: 40 PB: 0 SB: 2 CS: 0		
PITCHER	IP	WLS	BF	H	R	ER	SO	BB	IBB	HBP	BLK	WP	HR	S	P	ERA	WHIP								
Steve Trout, L ERA: 4.5 (1, 1)	6.1		24	7	3	3	5	0	0	0	0	0	0	2	34	4.26	1.105								
Warren Brusstar, R ERA: 2.2 (7, 1)	0.2		3	0	0	0	1	1	0	0	0	0	0	4	8	0.00	1.500								
Lee Smith, R ERA: 1.25 (8, 1)	3.0	L	13	2	1	1	3	1	1	0	0	0	1	17	25	3.00	1.000								

San Francisco Giants @ Chicago Cubs
Wrigley Field, Chicago, IL
Wed Jul 20 1983, 3:33 AM CDT
Att: 27,135 - Unknown


AB	37
R	4
H	9
RBI	4
BB	3
SO	9
LOB	12



Batter	1	2	3	4	5	6	7	8	9	10	AB	R	H	RBI	BB	SO	LOB								
Mel Hall, L OBP: 0.350, SLG: 0.420 (1, 8)	 23 S 1B		 HBP							 23 SH3-4 1B	4	1	2	0	0	1									
23 Ryne Sandberg, R OBP: 0.320, SLG: 0.397 (1, 4)	 1-2		 1H SF7 2B							 2-3	4	1	1	1	0	3	1								
Bill Buckner, L OBP: 0.302, SLG: 0.449 (1, 3)	 2-3		 2-3								5	0	0	0	0	3									
Leon Durham, L OBP: 0.404, SLG: 0.513 (1, 7)			 3H								3	0	0	1	1	2									
Ron Cey, R OBP: 0.332, SLG: 0.428 (1, 5)		 1B									4	0	1	0	0	1									
Keith Moreland, R OBP: 0.352, SLG: 0.486 (1, 9)		 1B 1-2		 2B							4	0	1	0	0	1									
Jody Davis, R OBP: 0.320, SLG: 0.516 (1, 2)		 1-2									4	1	2	1	0	0	1								
Tom Veryzer, R OBP: 0.157, SLG: 0.176 (1, 6)											4	0	0	0	0	3	3								
Steve Trout, L OBP: 0.262, SLG: 0.262 Warren Brusstar, R OBP: 0.381, SLG: 0.454 Lee Smith, R OBP: 0.500, SLG: 0.500 (8, 1)		 1-2 2H									2	0	1	0	0	0	1								
Inning Stats	R: 0 E: 0 K: 1 S: 6	H: 1 LOB: 1 BB: 0 P: 6	R: 0 E: 0 K: 0 S: 5	H: 3 LOB: 2 BB: 0 P: 5	R: 2 E: 0 K: 0 S: 4	H: 1 LOB: 1 BB: 0 P: 5	R: 0 E: 0 K: 1 S: 6	H: 1 LOB: 0 BB: 0 P: 6	R: 0 E: 0 K: 2 S: 7	H: 0 LOB: 0 BB: 0 P: 7	R: 0 E: 0 K: 1 S: 6	H: 1 LOB: 1 BB: 0 P: 6	R: 0 E: 0 K: 1 S: 5	H: 0 LOB: 1 BB: 1 P: 9	R: 1 E: 0 K: 2 S: 8	H: 1 LOB: 0 BB: 0 P: 8	R: 0 E: 1 K: 0 S: 4	H: 1 LOB: 1 BB: 0 P: 4	1B: 6 2B: 2 3B: 0 HR: 1	SF: 1 SAC: 1 DP: 0 HBP: 1	WP: 0 PA: 40 PB: 0 SB: 1 CS: 0				
PITCHER	IP	WLS	BF	H	R	ER	SO	BB	IBB	HBP	BLK	WP	HR	S	P	ERA	WHIP								
Mike Krukow, R ERA: 3.61 (1, 1)	7.0		28	7	2	2	6	0	0	1	0	0	0	39	40	2.57	1.000								
Greg Minton, R ERA: 3.97 (8, 1)	3.0	W	12	2	1	1	3	1	0	0	0	0	1	17	21	3.00	1.000								

San Francisco Giants @ Chicago Cubs
Wrigley Field, Chicago, IL
Wed Jul 20 1983, 3:33 AM CDT
Att: 27,135 - Unknown

AB	36
R	3
H	9
RBI	3
BB	1
SO	9
LOB	14



Batter	1	2	3	4	5	6	7	8	9	AB	R	H	RBI	BB	SO	LOB	TOP	
Johnnie LeMaster, R OBP: 0.350, SLG: 0.337 (1, 6)										4	0	0	0	0	1	0	San Francisco Giants @ Chicago Cubs Wrigley Field, Chicago, IL Thu Jul 21 1983, 3:33 AM CDT Att: 25,664 - Unknown livebaseballscorecards.com	
Darrell Evans, L OBP: 0.389, SLG: 0.540 (1, 3)										3	0	0	0	1	0	0		
Jack Clark, R OBP: 0.347, SLG: 0.439 (1, 9)										4	0	1	0	0	2	1		
Jeffrey Leonard, R OBP: 0.325, SLG: 0.455 (1, 7)										4	0	0	0	0	2	2		
Max Venable, L OBP: 0.271, SLG: 0.397 (1, 8)										4	1	1	1	0	1	0		
Tom O'Malley, L OBP: 0.333, SLG: 0.339 (1, 5)										4	0	0	0	0	1	0		
Milt May, L OBP: 0.318, SLG: 0.404 (1, 2)										4	1	2	0	0	0	0		
Duane Kuiper, L OBP: 0.389, SLG: 0.317 (1, 4)										2	0	1	1	1	0	0		
Atlee Hammaker, S OBP: 0.167, SLG: 0.118 (1, 1)										3	0	0	0	0	0	3		
Inning Stats	R: 0 E: 0 K: 1 S: 5	H: 0 LOB: 1 BB: 1 P: 9	R: 0 E: 0 K: 0 S: 3	H: 0 LOB: 0 BB: 0 P: 3	R: 0 E: 0 K: 0 S: 3	H: 0 LOB: 0 BB: 0 P: 3	R: 0 E: 0 K: 2 S: 8	H: 1 LOB: 2 BB: 1 P: 12	R: 2 E: 0 K: 1 S: 8	H: 3 LOB: 1 BB: 0 P: 8	R: 0 E: 0 K: 2 S: 8	H: 1 LOB: 0 BB: 0 P: 8	R: 0 E: 0 K: 0 S: 3	H: 0 LOB: 0 BB: 0 P: 3	1B: 2 2B: 2 3B: 0 HR: 1	SF: 0 SAC: 0 DP: 0 HBP: 0	WP: 0 PA: 34 PB: 0 SB: 0 CS: 0	
PITCHER	IP	WLS	BF	H	R	ER	SO	BB	IBB	HBP	BLK	WP	HR	S	P	ERA	WHIP	
Dick Ruthven, R ERA: 4.27 (1, 1)	7.0	W	27	4	2	2	5	2	0	0	0	0	1	35	43	2.57	0.857	
Lee Smith, R ERA: 1.21 (8, 1)	2.0	S	7	1	0	0	2	0	0	0	0	0	0	11	11	0.00	0.500	

Batter	1	2	3	4	5	6	7	8	9	AB	R	H	RBI	BB	SO	LOB	BOTTOM		
23 Ryne Sandberg, R OBP: 0.321, SLG: 0.397 (1, 4)										3	1	1	0	1	0	0	San Francisco Giants @ Chicago Cubs Wrigley Field, Chicago, IL Thu Jul 21 1983, 3:33 AM CDT Att: 25,664 - Unknown livebaseballscorecards.com		
Bill Buckner, L OBP: 0.301, SLG: 0.447 (1, 3)										4	0	1	0	0	0	2			
Keith Moreland, R OBP: 0.349, SLG: 0.481 (1, 9)										3	0	0	0	0	1	1			
Ron Cey, R OBP: 0.330, SLG: 0.424 (1, 5)										3	0	0	0	0	0	0			
Jody Davis, R OBP: 0.320, SLG: 0.525 (1, 2)										3	1	1	1	0	0	0			
Leon Durham, L OBP: 0.399, SLG: 0.506 Lee Smith, R (8, 1)										3	0	0	0	0	1	0			
Jerry Morales, R OBP: 0.225, SLG: 0.279 (8, 7)										3	0	1	0	0	1	0			
Tom Verzyr, R OBP: 0.170, SLG: 0.245 (1, 6)										2	1	1	1	0	1	0			
Dick Ruthven, R OBP: 0.179, SLG: 0.184 Mei Hall, L OBP: 0.348, SLG: 0.418 (8, 8)										2	0	0	0	0	1	0			
Inning Stats	R: 1 E: 0 K: 0 S: 4	H: 2 LOB: 0 BB: 0 P: 4	R: 0 E: 0 K: 0 S: 3	H: 0 LOB: 0 BB: 0 P: 3	R: 1 E: 0 K: 0 S: 4	H: 1 LOB: 0 BB: 0 P: 4	R: 1 E: 0 K: 0 S: 4	H: 1 LOB: 0 BB: 0 P: 4	R: 0 E: 0 K: 3 S: 9	H: 0 LOB: 0 BB: 0 P: 9	R: 0 E: 0 K: 1 S: 5	H: 0 LOB: 0 BB: 0 P: 5	R: 0 E: 0 K: 1 S: 5	H: 0 LOB: 0 BB: 0 P: 5	R: 0 E: 0 K: 1 S: 6	H: 1 LOB: 2 BB: 1 P: 10	1B: 3 2B: 0 3B: 0 HR: 2	SF: 0 SAC: 1 DP: 1 HBP: 0	WP: 0 PA: 29 PB: 0 SB: 0 CS: 0
PITCHER	IP	WLS	BF	H	R	ER	SO	BB	IBB	HBP	BLK	WP	HR	S	P	ERA	WHIP		
Atlee Hammaker, L ERA: 1.98 (1, 1)	8.0	L	29	5	3	3	6	0	1	0	0	0	2	40	44	3.38	0.625		

Batter	1	2	3	4	5	6	7	8	9	AB	R	H	RBI	BB	SO	LOB	TOP										
Luis Salazar, R (1.5) OBP: 0.289, SLG: 0.352	5-6-3		K			SH1-4		K		3	0	0	0	0	2	0	San Diego Padres @ Chicago Cubs Wrigley Field, Chicago, IL Sun Jul 24 1983, 3:33 AM CDT Att: 34,127 - Sunny - 76 F										
Alan Wiggins, S (1.7) OBP: 0.360, SLG: 0.331	K			1B	2B	4-3		4-3	1B	4	1	2	0	0	1	1											
Steve Garvey, R (1.3) OBP: 0.338, SLG: 0.457	6-3			2H	1B	K		4-3		4	0	1	1	0	1	2											
Terry Kennedy, L (1.2) OBP: 0.355, SLG: 0.448		HR		1-2	G6-3			F7		4	1	1	1	0	0	2											
Sixto Lezcano, R (1.9) OBP: 0.340, SLG: 0.361	5-3			F8		3-1		F2		4	0	0	0	0	0	1											
Gary Templeton, S (1.6) OBP: 0.281, SLG: 0.341	4-3					F7		FC4-6	1B	3	0	1	0	0	0	0											
Ruppert Jones, L (1.8) OBP: 0.273, SLG: 0.320	4-1					K		FC4-6	1-2	3	0	0	0	0	1	1											
Juan Bonilla, R (1.4) OBP: 0.313, SLG: 0.300			F8			5-3		4-3		3	0	0	0	0	0	0											
Tim Lollar, L (1.1) OBP: 0.316, SLG: 0.281			4-3					4-3		2	0	1	0	0	0	0											
Tim Flannery, L (8, PH) OBP: 0.323, SLG: 0.395						4-3	SH1-4			1	0	0	0	0	0	0											
Elias Sosa, R (8, 1)										0	0	0	0	0	0	0											
Inning Stats	R: 0 E: 0 K: 1 S: 5	H: 0 LOB: 0 BB: 0 P: 5	R: 1 E: 0 K: 0 S: 4	H: 1 LOB: 0 BB: 0 P: 4	R: 0 E: 0 K: 1 S: 5	H: 0 LOB: 0 BB: 0 P: 5	R: 1 E: 0 K: 0 S: 4	H: 2 LOB: 0 BB: 0 P: 4	R: 0 E: 0 K: 1 S: 5	H: 0 LOB: 0 BB: 0 P: 5	R: 0 E: 0 K: 1 S: 6	H: 1 LOB: 1 BB: 0 P: 6	R: 0 E: 0 K: 0 S: 4	H: 1 LOB: 1 BB: 0 P: 4	R: 0 E: 0 K: 1 S: 5	H: 0 LOB: 0 BB: 0 P: 5	R: 0 E: 0 K: 0 S: 4	H: 1 LOB: 1 BB: 0 P: 4	1B: 4 2B: 1 3B: 0 HR: 1	SF: 0 SAC: 1 DP: 1 HBP: 0	WP: 0 PA: 32 PB: 0 SB: 0 CS: 0						
PITCHER	IP	WLS	BF	H	R	ER	SO	BB	IBB	HBP	BLK	WP	HR	S	P	ERA	WHIP										
Chuck Rainey, R (1.1) ERA: 3.99	8.0	W	29	6	2	2	5	0	0	0	0	0	1	39	39	2.25	0.750										
Lee Smith, R (9, 1) ERA: 1.19	1.0	S	3	0	0	0	0	0	0	0	0	0	0	3	3	0.00	0.000										

Batter	1	2	3	4	5	6	7	8	9	AB	R	H	RBI	BB	SO	LOB	BOTTOM										
23 Ryne Sandberg, R (1.4) OBP: 0.322, SLG: 0.391	F3		L9-3			5-3		E	S	3	1	0	0	1	0	1	San Diego Padres @ Chicago Cubs Wrigley Field, Chicago, IL Sun Jul 24 1983, 3:33 AM CDT Att: 34,127 - Sunny - 76 F										
Bill Buckner, L (1.3) OBP: 0.300, SLG: 0.448	F8			P6		BB		F8	BB	4	1	1	0	0	0	1											
Keith Moreland, R (1.9) OBP: 0.346, SLG: 0.471	F8			5-3		2B		E4	SF7	3	1	0	0	1	0	1											
Ron Cey, R (1.5) OBP: 0.330, SLG: 0.435		HR		F7		1B	2B	SF7		3	2	2	4	0	0	0											
Jody Davis, R (1.2) OBP: 0.318, SLG: 0.514		FC1-6				F7		F3		3	0	1	1	1	0	1											
Mel Hall, L (1.8) OBP: 0.352, SLG: 0.430		FC1-6						K		2	0	0	0	1	1	1											
Jerry Morales, R (1.7) OBP: 0.230, SLG: 0.271		F8				K		G3	BB	2	0	0	0	1	1	2											
Larry Bowa, S (1.6) OBP: 0.306, SLG: 0.336			K			K		G3		3	0	0	0	0	2	2											
Chuck Rainey, R (1.1) OBP: 0.256, SLG: 0.147						4-3				2	0	0	0	1	0	1											
Lee Smith, R (9, 1)										0	0	0	0	0	0	0											
Inning Stats	R: 0 E: 0 K: 0 S: 3	H: 0 LOB: 0 BB: 0 P: 3	R: 1 E: 0 K: 0 S: 3	H: 1 LOB: 1 BB: 1 P: 7	R: 0 E: 0 K: 1 S: 4	H: 0 LOB: 0 BB: 1 P: 8	R: 0 E: 0 K: 0 S: 3	H: 0 LOB: 0 BB: 0 P: 3	R: 0 E: 0 K: 2 S: 7	H: 0 LOB: 1 BB: 1 P: 11	R: 3 E: 0 K: 0 S: 5	H: 3 LOB: 1 BB: 1 P: 9	R: 0 E: 0 K: 1 S: 5	H: 0 LOB: 1 BB: 1 P: 9	R: 1 E: 1 K: 0 S: 4	H: 0 LOB: 1 BB: 1 P: 8	1B: 2 2B: 2 3B: 0 HR: 1	SF: 1 SAC: 0 DP: 1 HBP: 0	WP: 0 PA: 32 PB: 0 SB: 1 CS: 1								
PITCHER	IP	WLS	BF	H	R	ER	SO	BB	IBB	HBP	BLK	WP	HR	S	P	ERA	WHIP										
Tim Lollar, L (1.1) ERA: 4.65	7.0	L	27	4	4	4	4	5	0	0	0	0	1	30	50	5.14	1.286										
Elias Sosa, R (8, 1) ERA: 5.31	1.0		5	0	1	0	0	1	0	0	0	0	0	4	8	0.00	1.000										



Batter	1	2	3	4	5	6	7	8	9	AB	R	H	RBI	BB	SO	LOB	TOP										
Steve Sax, R (1.4) OBP: 0.339, SLG: 0.365	4-3		5-3		5-3		6-3			4	0	1	0	1	0	0	Los Angeles Dodgers @ Chicago Cubs Wrigley Field, Chicago, IL Mon Jul 25 1983, 3:33 AM CDT Att: 25,135 - Unknown										
Bill Russell, R (1.6) OBP: 0.331, SLG: 0.328			P3		5-3		5-3			4	0	1	1	0	0	1											
Joe Beckwith, L (7.1)										0	0	0	0	0	0	0											
Rick Monday, L (9, PH) OBP: 0.379, SLG: 0.424	G4-6-3									1	0	1	0	0	0	0											
Dusty Baker Jr., R (1.7) OBP: 0.346, SLG: 0.438	G4-6-3		FC5-4							5	0	2	0	0	0	4											
Pedro Guerrero, R (1.5) OBP: 0.378, SLG: 0.532		1B	FC5-4		K			4-3	K	5	1	1	0	0	2	6											
Mike Marshall, R (1.3) OBP: 0.314, SLG: 0.397		1B			K				F7	4	0	1	0	1	1	5											
Steve Yeager, R (1.2) OBP: 0.276, SLG: 0.436		K			K					4	0	1	0	0	2	2											
Ken Landreaux, L (1.8) OBP: 0.331, SLG: 0.442		SF9			E3					3	0	0	1	0	1	2											
Candy Maldonado, R (1.9) OBP: 0.206, SLG: 0.242					6-3					4	1	2	0	0	0	1											
Burt Hooton, R (1.1) OBP: 0.209, SLG: 0.220		4-3								2	1	1	0	0	0	2											
Pat Zachry, R (5.1)										0	0	0	0	0	0	0											
Rafael Landestoy, S (7, PH) OBP: 0.294, SLG: 0.191										1	0	0	0	0	0	0											
Dave Anderson, R (7.6) OBP: 0.214, SLG: 0.258										0	0	0	0	0	0	0											
Greg Brock, L (9, PH) OBP: 0.322, SLG: 0.376										1	0	1	1	0	0	0											
Inning Stats	R: 0 E: 0 K: 0 S: 3	H: 1 LOB: 0 BB: 0 P: 3	R: 1 E: 0 K: 1 S: 8	H: 3 LOB: 2 BB: 0 P: 8	R: 0 E: 0 K: 2 S: 4	H: 0 LOB: 1 BB: 0 P: 4	R: 0 E: 1 K: 2 S: 8	H: 0 LOB: 1 BB: 0 P: 8	R: 1 E: 0 K: 1 S: 8	H: 3 LOB: 2 BB: 0 P: 8	R: 0 E: 0 K: 0 S: 5	H: 0 LOB: 0 BB: 0 P: 5	R: 0 E: 0 K: 0 S: 3	H: 0 LOB: 0 BB: 0 P: 3	R: 0 E: 0 K: 0 S: 4	H: 1 LOB: 2 BB: 1 P: 8	R: 1 E: 0 K: 1 S: 8	H: 3 LOB: 3 BB: 1 P: 12	1B: 10 2B: 1 3B: 1 HR: 0	SF: 1 SAC: 0 DP: 1 HBP: 0	WP: 1 PB: 0 SB: 1 CS: 0	PA: 41					
PITCHER	IP	WLS	BF	H	R	ER	SO	BB	IBB	HBP	BLK	WP	HR	S	P	ERA	WHIP	PITCHER									
Steve Trout, L (1.1) ERA: 4.39	7.0	W	29	8	2	2	5	0	0	0	0	1	0	39	39	2.57	1.143										
Mike Proly, R (8.1) ERA: 3.79	1.0		9	4	1	1	0	2	0	0	0	0	0	7	15	9.00	6.000										
Bill Campbell, R (9.1) ERA: 3.12	1.0		3	0	0	0	1	0	0	0	0	0	0	5	5	0.00	0.000										

Batter	1	2	3	4	5	6	7	8	9	AB	R	H	RBI	BB	SO	LOB	BOTTOM										
Mel Hall, L (1.8) OBP: 0.349, SLG: 0.434	G3			F5	23 1B	L4-3		FC4-6		5	1	1	3	0	0	3	Los Angeles Dodgers @ Chicago Cubs Wrigley Field, Chicago, IL Mon Jul 25 1983, 3:33 AM CDT Att: 25,135 - Unknown										
23 Ryne Sandberg, R (1.4) OBP: 0.324, SLG: 0.393	F8				E S	F9				4	1	2	1	0	0	0											
Bill Buckner, L (1.3) OBP: 0.300, SLG: 0.453										4	1	1	2	0	1	1											
Scot Thompson, L (8.3) OBP: 0.220, SLG: 0.250	P3			K						0	0	0	0	0	0	0											
Ron Cey, R (1.5) OBP: 0.329, SLG: 0.431										3	0	0	0	0	1	1											
Tom Verzyer, R (8.5) OBP: 0.170, SLG: 0.245			K		6-3					0	0	0	0	0	0	0											
Leon Durham, L (1.7) OBP: 0.395, SLG: 0.498										4	1	2	0	0	0	1											
Keith Moreland, R (1.9) OBP: 0.348, SLG: 0.472										4	1	2	0	0	0	2											
Jody Davis, R (1.2) OBP: 0.321, SLG: 0.514										4	2	2	1	0	0	1											
Larry Bowa, S (1.6) OBP: 0.308, SLG: 0.339										4	2	2	0	0	0	1											
Steve Trout, L (1.1) OBP: 0.250, SLG: 0.250										2	0	0	0	0	2	3											
Mike Proly, R (8.1) OBP: 0.182, SLG: 0.100										1	0	1	0	0	0	0											
Bill Campbell, R (9.1) ERA: 3.5										0	0	0	0	0	0	0											
Inning Stats	R: 0 E: 0 K: 0 S: 3	H: 0 LOB: 0 BB: 0 P: 3	R: 0 E: 0 K: 1 S: 5	H: 1 LOB: 0 BB: 0 P: 5	R: 0 E: 0 K: 1 S: 6	H: 0 LOB: 0 BB: 0 P: 6	R: 0 E: 0 K: 1 S: 6	H: 1 LOB: 1 BB: 0 P: 6	R: 7 E: 0 K: 1 S: 12	H: 7 LOB: 1 BB: 0 P: 13	R: 2 E: 2 K: 0 S: 5	H: 2 LOB: 0 BB: 0 P: 5	R: 0 E: 0 K: 0 S: 3	H: 0 LOB: 0 BB: 0 P: 3	R: 0 E: 0 K: 0 S: 5	H: 2 LOB: 2 BB: 0 P: 5	1B: 11 2B: 1 3B: 1 HR: 1	SF: 0 SAC: 1 DP: 1 HBP: 1	WP: 0 PB: 0 SB: 2 CS: 1	PA: 38							
PITCHER	IP	WLS	BF	H	R	ER	SO	BB	IBB	HBP	BLK	WP	HR	S	P	ERA	WHIP	PITCHER									
Burt Hooton, R (1.1) ERA: 3.92	19	L	19	7	5	5	4	0	0	1	0	0	1	9	10	10.80	2.400										
Pat Zachry, R (5.1) ERA: 2.59	1.2		10	4	4	2	0	0	0	0	0	0	0	8	8	0.00	1.000										
Joe Beckwith, R (7.1) ERA: 3.5	2.0		8	2	0	0	0	0	0	0	0	0	0	8	8	0.00	1.000										



Batter	1	2	3	4	5	6	7	8	9	AB	R	H	RBI	BB	SO	LOB	TOP														
Steve Sax, R OBP: 0.342, SLG: 0.370 (1, 4)										4	1	3	0	0	0	0	Los Angeles Dodgers @ Chicago Cubs Wrigley Field, Chicago, IL Wed Jul 27 1983, 3:33 AM CDT Att: 30,951 - Unknown														
Ken Landreaux, L OBP: 0.338, SLG: 0.459 (1, 8)										4	0	1	0	0	0	3															
Dusty Baker Jr., R OBP: 0.346, SLG: 0.434 (1, 7)										4	0	0	0	0	0	4															
Pedro Guerrero, R OBP: 0.372, SLG: 0.521 (1, 5)										3	0	0	0	1	1	0															
Rick Monday, L OBP: 0.387, SLG: 0.440 Derrel Thomas, S OBP: 0.367, SLG: 0.375 (8, PR) (8, 9)										4	0	2	0	0	0	1															
Mike Marshall, R OBP: 0.319, SLG: 0.410 Steve Howe, L (8, 1)										4	0	1	0	0	2	2															
Bill Russell, R OBP: 0.336, SLG: 0.333 (1, 6)										4	0	1	0	0	0	1															
Gilberto Reyes, R OBP: 0.172, SLG: 0.241 Jose Morales, R OBP: 0.355, SLG: 0.600 Dave Anderson, R OBP: 0.214, SLG: 0.258 (9, PH) (9, PR)										3	0	0	0	0	0	2															
Bob Welch, R OBP: 0.133, SLG: 0.222 Greg Brock, L OBP: 0.321, SLG: 0.375 (8, 3)										3	0	1	0	0	2	0															
Inning Stats	R: 1 E: 2 K: 0 S: 4	H: 2 LOB: 1 BB: 1 P: 8	R: 0 E: 0 K: 1 S: 5	H: 0 LOB: 0 BB: 0 P: 5	R: 0 E: 0 K: 1 S: 6	H: 1 LOB: 1 BB: 0 P: 6	R: 0 E: 0 K: 1 S: 6	H: 1 LOB: 0 BB: 0 P: 6	R: 0 E: 0 K: 1 S: 7	H: 2 LOB: 2 BB: 0 P: 5	R: 0 E: 0 K: 1 S: 5	H: 0 LOB: 0 BB: 0 P: 5	R: 0 E: 0 K: 0 S: 4	H: 1 LOB: 1 BB: 1 P: 4	R: 0 E: 0 K: 1 S: 4	H: 0 LOB: 1 BB: 1 P: 8		1B: 8 2B: 1 3B: 0 HR: 0	SF: 0 SAC: 0 DP: 0 HBP: 0	WP: 0 PB: 0 SB: 0 CS: 2	PA: 36										
PITCHER	IP WLS BF H R ER SO BB IBB HBP BLK WP HR S P ERA WHIP																														
Fergie Jenkins, R ERA: 4.44 Lee Smith, R ERA: 1.15	(1, 1) (8, 1)	7.0 W 2.0	29 7	8 1	1 0	0 0	5 1	1 0	0 0	0 0	0 0	0 0	0 8	42 12	0.00 0.00	1.286 1.000															

Batter	1	2	3	4	5	6	7	8	9	AB	R	H	RBI	BB	SO	LOB	BOTTOM											
Mel Hall, L OBP: 0.345, SLG: 0.424 (1, 8)										3	0	0	0	1	1	1	Los Angeles Dodgers @ Chicago Cubs Wrigley Field, Chicago, IL Wed Jul 27 1983, 3:33 AM CDT Att: 30,951 - Unknown											
23 Ryne Sandberg, R OBP: 0.321, SLG: 0.389 (1, 4)										4	1	1	0	0	0	3												
Bill Buckner, L OBP: 0.299, SLG: 0.454 (1, 3)										4	0	0	0	0	1	1												
Ron Cey, R OBP: 0.333, SLG: 0.432 (1, 5)										3	0	1	0	1	0	0												
Keith Moreland, R OBP: 0.356, SLG: 0.474 (1, 9)										3	0	2	0	1	0	1												
Jay Johnstone, L OBP: 0.378, SLG: 0.441 Jerry Morales, R OBP: 0.224, SLG: 0.268 (8, PH) (9, 7)										3	1	1	0	0	1	2												
Jody Davis, R OBP: 0.313, SLG: 0.500 (1, 2)										4	0	0	0	0	1	6												
Larry Bowa, S OBP: 0.311, SLG: 0.343 (1, 6)										3	0	1	1	0	0	0												
Fergie Jenkins, R OBP: 0.268, SLG: 0.300 Thad Bosley, L (7, PH) Lee Smith, R (8, 1)										2	0	0	0	0	0	2												
Inning Stats	R: 0 E: 0 K: 0 S: 3	H: 0 LOB: 0 BB: 0 P: 3	R: 0 E: 0 K: 1 S: 6	H: 1 LOB: 0 BB: 0 P: 6	R: 0 E: 0 K: 0 S: 3	H: 0 LOB: 0 BB: 0 P: 3	R: 0 E: 0 K: 0 S: 3	H: 0 LOB: 0 BB: 0 P: 3	R: 1 E: 1 K: 0 S: 6	H: 2 LOB: 3 BB: 1 P: 10	R: 0 E: 0 K: 0 S: 5	H: 2 LOB: 2 BB: 0 P: 5	R: 0 E: 0 K: 1 S: 4	H: 0 LOB: 0 BB: 1 P: 8	R: 1 E: 0 K: 2 S: 8	H: 1 LOB: 2 BB: 2 P: 16		1B: 6 2B: 0 3B: 0 HR: 0	SF: 1 SAC: 0 DP: 0 HBP: 0	WP: 0 PB: 0 SB: 1 CS: 1	PA: 34							
PITCHER	IP WLS BF H R ER SO BB IBB HBP BLK WP HR S P ERA WHIP																											
Bob Welch, R ERA: 2.95 Steve Howe, L ERA: 0.92	(1, 1) (8, 1)	7.1 L 0.2	32 2	6 2	1 1	3 0	1 1	0 0	0 0	0 0	0 4	4 4	0.00 0.00															



Batter	1	2	3	4	5	6	7	8	9	AB	R	H	RBI	BB	SO	LOB	TOP					
Mel Hall, L OBP: 0.345, SLG: 0.415 (1, 8)										3	1	1	1	2	0	0						
23 Ryne Sandberg, R OBP: 0.319, SLG: 0.385 (1, 4)										5	1	1	0	0	1	5						
Bill Buckner, L OBP: 0.302, SLG: 0.454 (1, 3)										5	1	3	1	0	0	3						
Ron Cey, R OBP: 0.333, SLG: 0.441 (9, PR)										5	0	2	1	0	0	2						
Tom Verzyer, R OBP: 0.167, SLG: 0.241 (9, 5)										0	0	0	0	0	0	0						
Keith Moreland, R OBP: 0.355, SLG: 0.468 (1, 9)										4	0	1	0	1	2	2						
Jay Johnstone, L OBP: 0.373, SLG: 0.435 (9, PH)										3	1	1	0	1	1	2						
Jerry Morales, R OBP: 0.231, SLG: 0.264 (9, 7)										1	0	0	0	0	1	2						
Jody Davis, R OBP: 0.307, SLG: 0.498 (9, 1)										5	0	0	0	0	1	7						
Lee Smith, R (9, 1)										0	0	0	0	0	0	0						
Larry Bowa, S OBP: 0.310, SLG: 0.340 (1, 6)										3	0	1	0	1	0	0						
Chuck Rainey, R OBP: 0.248, SLG: 0.167 (5, 1)										2	0	1	0	0	0	0						
Craig Lefferts, L OBP: 0.176, SLG: 0.126 (5, 1)										0	0	0	0	0	0	0						
Mike Proly, R OBP: 0.167, SLG: 0.091 (8, PH)										1	0	0	0	0	0	1						
Thad Bosley, R (8, PH)										1	0	0	0	0	0	0						
Bill Campbell, R (8, 1)										0	0	0	0	0	0	0						
Steve Lake, R OBP: 0.238, SLG: 0.456 (9, 2)										0	0	0	0	0	0	0						
Inning Stats	R: 2 E: 1 K: 0 S: 5	H: 2 LOB: 2 BB: 2 P: 13	R: 0 E: 0 K: 0 S: 3	H: 0 LOB: 0 BB: 0 P: 3	R: 0 E: 0 K: 1 S: 6	H: 1 LOB: 1 BB: 0 P: 6	R: 1 E: 0 K: 2 S: 10	H: 3 LOB: 3 BB: 1 P: 14	R: 0 E: 0 K: 2 S: 7	H: 0 LOB: 0 BB: 0 P: 7	R: 0 E: 0 K: 0 S: 4	H: 1 LOB: 2 BB: 1 P: 8	R: 0 E: 0 K: 0 S: 5	H: 2 LOB: 2 BB: 0 P: 5	R: 0 E: 0 K: 1 S: 3	H: 0 LOB: 0 BB: 0 P: 3	R: 1 E: 0 K: 1 S: 7	H: 2 LOB: 2 BB: 1 P: 11	1B: 9 2B: 2 3B: 0 HR: 0	SF: 0 SAC: 0 DP: 0 HBP: 0	WP: 0 PB: 0 SB: 2 CS: 0	PA: 43
PITCHER	IP WLS BF H R ER SO BB IBB HBP BLK WP HR S P ERA WHIP	IP WLS BF H R ER SO BB IBB HBP BLK WP HR S P ERA WHIP																				
Marty Bystrom, R ERA: 4.96 (1, 1)	0.2	6	2	2	2	0	2	0	0	0	0	0	0	4	12	27.00	6.000					
Larry Andersen, R ERA: 3.38 (1, 1)	2.2	12	3	1	1	2	1	0	0	1	0	0	0	15	19	3.38	1.500					
Tug McGraw, L ERA: 2.65 (4, 1)	3.1	15	4	0	0	3	1	0	0	0	0	0	0	20	24	0.00	1.500					
Ron Reed, R ERA: 3.33 (7, 1)	1.1	4	0	0	0	0	0	0	0	0	0	0	0	4	4	0.00	0.000					
Willie Hernandez, L ERA: 2.38 (9, 1)	0.0	L	0	0	0	0	0	0	0	0	0	0	0	0	0	=	=					

Chicago Cubs @ Philadelphia Phillies
Veterans Stadium, Philadelphia, PA
Sat Jul 30 1983, 7:05 PM EDT
Unknown

AB	38
R	4
H	11
RBI	3
BB	5
SO	6
LOB	24



Batter	1	2	3	4	5	6	7	8	9	AB	R	H	RBI	BB	SO	LOB	BOTTOM					
Greg Gross, L OBP: 0.426, SLG: 0.376 (1, 7)										4	1	2	0	1	1	0						
Pete Rose, S OBP: 0.332, SLG: 0.315 (1, 3)										5	0	2	0	0	0	3						
Bob Dernier, R OBP: 0.305, SLG: 0.306 (9, PR)										0	0	0	0	0	0	0						
Joe Morgan, L OBP: 0.353, SLG: 0.318 (1, 4)										3	1	0	0	2	0	2						
Mike Schmidt, R OBP: 0.394, SLG: 0.512 (1, 5)										4	0	1	1	1	2	2						
Joe Lefebvre, L OBP: 0.395, SLG: 0.594 (5, PH)										2	0	1	0	0	0	2						
Garry Maddox, R OBP: 0.307, SLG: 0.370 (6, 8)										2	0	0	0	1	1	2						
Von Hayes, L OBP: 0.327, SLG: 0.381 (6, 9)										4	1	2	1	1	1	5						
Ozzie Virgil, R OBP: 0.252, SLG: 0.351 (1, 2)										4	0	1	1	0	0	3						
Ivan De Jesus, R OBP: 0.316, SLG: 0.301 (1, 6)										3	0	0	0	1	0	1						
Marty Bystrom, R ERA: 4.08 (1, 1)	4.0	20	5	3	3	2	4	1	0	0	0	0	0	0	0	0						
Larry Andersen, R ERA: 3.08 (5, 1)	0.1	2	1	0	0	0	0	0	0	0	0	2	2	0.00	3.000							
Tug McGraw, R ERA: 3.6 (4, 1)	2.2	10	2	0	0	1	0	0	0	0	0	12	12	0.00	0.750							
Ron Reed, R (7, 1)	1.1	W	7	2	0	0	1	1	0	0	0	0	8	12	0.00	2.250						
Tony Perez, R OBP: 0.323, SLG: 0.295 (8, PH)	0.2	S	3	0	0	0	2	1	0	0	0	6	10	0.00	1.500							
Willie Hernandez, L OBP: 0.256, SLG: 0.256 (9, 1)																						
Inning Stats	R: 0 E: 0 K: 1 S: 5	H: 0 LOB: 0 BB: 0 P: 5	R: 0 E: 1 K: 1 S: 5	H: 1 LOB: 1 BB: 1 P: 9	R: 0 E: 0 K: 0 S: 3	H: 0 LOB: 1 BB: 1 P: 7	R: 2 E: 0 K: 0 S: 4	H: 2 LOB: 2 BB: 3 P: 16	R: 1 E: 0 K: 1 S: 8	H: 3 LOB: 2 BB: 0 P: 8	R: 0 E: 0 K: 0 S: 5	H: 2 LOB: 2 BB: 0 P: 5	R: 0 E: 0 K: 0 S: 3	H: 0 LOB: 0 BB: 0 P: 3	R: 0 E: 0 K: 1 S: 6	H: 1 LOB: 1 BB: 0 P: 6	R: 0 E: 0 K: 2 S: 8	H: 1 LOB: 3 BB: 2 P: 16	1B: 8 2B: 2 3B: 0 HR: 0	SF: 0 SAC: 0 DP: 2 HBP: 0	WP: 0 PB: 0 SB: 4 CS: 0	PA: 42
PITCHER	IP WLS BF H R ER SO BB IBB HBP BLK WP HR S P ERA WHIP	IP WLS BF H R ER SO BB IBB HBP BLK WP HR S P ERA WHIP																				
Chuck Rainey, R ERA: 4.08 (1, 1)	4.0	20	5	3	3	2	4	1	0	0	0	0	0	0	0	0						
Craig Lefferts, L ERA: 3.08 (5, 1)	0.1	2	1	0	0	0	0	0	0	0	0	2	2	0.00	3.000							
Mike Proly, R ERA: 3.6 (5, 1)	2.2	10	2	0	0	1	0	0	0	0	0	12	12	0.00	0.750							
Bill Campbell, R ERA: 3.0 (8, 1)	1.1	W	7	2	0	0	1	1	0	0	0	0	8	12	0.00	2.250						
Lee Smith, R ERA: 1.25 (9, 1)	0.2	S	3	0	0	0	2	1	0	0	0	6	10	0.00	1.500							

Chicago Cubs @ Philadelphia Phillies
Veterans Stadium, Philadelphia, PA
Sat Jul 30 1983, 7:05 PM EDT
Unknown

AB	35
R	3
H	10
RBI	3
BB	7
SO	6
LOB	23



Batter	1	2	3	4	5	6	7	8	9	AB	R	H	RBI	BB	SO	LOB	TOP			
Mel Hall, L OBP: 0.343, SLG: 0.412 (1,8)										4	0	1	0	0	1	1	Chicago Cubs @ Philadelphia Phillies Veterans Stadium, Philadelphia, PA Sat Jul 30 1983, 7:05 PM EDT Att: 44,332 - Unknown			
23 Ryne Sandberg, R OBP: 0.321, SLG: 0.386 (1,4)										4	0	2	1	0	0	1				
Bill Buckner, L OBP: 0.301, SLG: 0.452 (1,3)										4	0	1	0	0	0	2				
Ron Cey, R OBP: 0.337, SLG: 0.458 (1,5)										3	2	2	2	1	0	2				
Keith Moreland, R OBP: 0.352, SLG: 0.463 (1,9)										4	0	0	0	0	1	1				
Joe Carter, R (1,7)										4	0	0	0	0	3	0				
Steve Lake, R OBP: 0.323, SLG: 0.433 (6, PH)										3	0	0	0	0	0	0				
Jody Davis, R OBP: 0.306, SLG: 0.497 (8, PH)										1	0	0	0	0	0	0				
Tom Veryzer, R OBP: 0.156, SLG: 0.228 (1,6)										3	1	0	0	0	1	0				
Steve Trout, L OBP: 0.244, SLG: 0.244 (1,1)										1	0	0	0	0	0	0				
Mike Proly, R OBP: 0.167, SLG: 0.091 (6,1)										0	0	0	0	0	0	0				
Warren Brusstar, R (7,1)										0	0	0	0	0	0	0				
Thad Bosley, L (8, PH)										1	0	0	0	0	0	0				
Bill Campbell, R (8,1)										0	0	0	0	0	0	0				
Inning Stats	R: 0 E: 0 K: 0 S: 4	H: 2 LOB: 1 BB: 0 P: 4	R: 0 E: 0 K: 2 S: 7	H: 0 LOB: 0 BB: 0 P: 7	R: 1 E: 1 K: 0 S: 5	H: 1 LOB: 1 BB: 0 P: 5	R: 1 E: 0 K: 0 S: 4	H: 1 LOB: 0 BB: 0 P: 4	R: 0 E: 0 K: 2 S: 7	H: 0 LOB: 1 BB: 1 P: 7	R: 0 E: 0 K: 1 S: 5	H: 0 LOB: 0 BB: 0 P: 5	R: 0 E: 0 K: 0 S: 4	H: 1 LOB: 1 BB: 0 P: 4	R: 1 E: 0 K: 1 S: 6	H: 1 LOB: 0 BB: 0 P: 6	1B: 4 2B: 1 3B: 0 HR: 2	SF: 0 SAC: 1 DP: 1 HBP: 0	WP: 0 PB: 0 SB: 0 CS: 0	PA: 34
PITCHER	IP WLS BF H R ER SO BB IBB HBP BLK WP HR S P ERA WHIP																			
Charles Hudson, R (1,1)	8.0 W 31 6 3 2 5 1 0 0 0 0 2 40 44 2.25 0.875																			
Al Holland, L (9,1)	1.0 S 3 0 0 0 1 0 0 0 0 0 0 5 5 0.00 0.000																			

AB	32
R	3
H	6
RBI	3
BB	1
SO	6
LOB	7



Batter	1	2	3	4	5	6	7	8	9	AB	R	H	RBI	BB	SO	LOB	BOTTOM			
Bob Dernier, R OBP: 0.304, SLG: 0.310 (1,9)										4	0	1	0	0	1	3	Chicago Cubs @ Philadelphia Phillies Veterans Stadium, Philadelphia, PA Sat Jul 30 1983, 7:05 PM EDT Att: 44,332 - Unknown			
Gary Matthews, R OBP: 0.348, SLG: 0.373 (1,7)										4	0	1	2	0	0	1				
Pete Rose, S (8,3)										0	0	0	0	0	0	0				
Mike Schmidt, R OBP: 0.395, SLG: 0.511 (1,5)										3	0	1	0	1	0	0				
Tony Perez, R OBP: 0.317, SLG: 0.387 (1,3)										4	0	0	0	0	2	5				
Joe Lefebvre, L OBP: 0.305, SLG: 0.594 (8,7)										0	0	0	0	0	0	0				
Garry Maddox, R OBP: 0.311, SLG: 0.369 (1,8)										3	1	1	0	1	0	3				
Bo Diaz, R OBP: 0.305, SLG: 0.372 (1,2)										4	0	1	0	0	0	1				
Kiko Garcia, R OBP: 0.390, SLG: 0.500 (1,4)										3	2	1	0	1	0	0				
Ivan De Jesus, R OBP: 0.322, SLG: 0.309 (1,6)										2	1	2	2	1	0	0				
Charles Hudson, S OBP: 0.226, SLG: 0.143 (1,1)										3	0	1	0	0	0	2				
Al Holland, R (9,1)										0	0	0	0	0	0	0				
Inning Stats	R: 0 E: 0 K: 0 S: 3	H: 0 LOB: 0 BB: 0 P: 3	R: 0 E: 0 K: 1 S: 5	H: 2 LOB: 0 BB: 0 P: 5	R: 2 E: 0 K: 1 S: 9	H: 4 LOB: 3 BB: 1 P: 13	R: 0 E: 0 K: 0 S: 3	H: 0 LOB: 1 BB: 1 P: 7	R: 0 E: 0 K: 1 S: 5	H: 0 LOB: 0 BB: 0 P: 5	R: 2 E: 0 K: 0 S: 5	H: 2 LOB: 1 BB: 1 P: 9	R: 0 E: 0 K: 0 S: 3	H: 1 LOB: 1 BB: 1 P: 7	R: 0 E: 0 K: 0 S: 3	H: 0 LOB: 0 BB: 0 P: 3	1B: 7 2B: 2 3B: 0 HR: 0	SF: 0 SAC: 0 DP: 1 HBP: 0	WP: 0 PB: 0 SB: 0 CS: 2	PA: 35
PITCHER	IP WLS BF H R ER SO BB IBB HBP BLK WP HR S P ERA WHIP																			
Steve Trout, L (1,1)	5.2 L 26 8 4 4 3 3 0 0 0 0 0 29 41 6.35 1.941																			
Mike Proly, R (6,1)	0.2 4 1 0 0 0 0 0 1 0 0 0 0 3 7 0.00 1.500																			
Warren Brusstar, R (7,1)	0.2 1 0 0 0 0 0 0 0 0 0 0 0 1 1 0.00 0.000																			
Bill Campbell, R (8,1)	1.0 3 0 0 0 0 0 0 0 0 0 0 0 3 3 0.00 0.000																			

AB	30
R	4
H	9
RBI	4
BB	4
SO	3
LOB	15



Batter	1	2	3	4	5	6	7	8	9	AB	R	H	RBI	BB	SO	LOB	TOP		
Mel Hall, L (1, 8) <small>OBP: 0.342, SLG: 0.406</small> Jerry Morales, R (9, PH) <small>OBP: 0.228, SLG: 0.260</small>	F7	4-3			5-3			23 1B BB	F6	3	1	0	0	1	0	1			
23 Ryne Sandberg, R (1, 4) <small>OBP: 0.323, SLG: 0.387</small>	1B		6-3		F7			1B		4	0	2	0	0	0	0			
Bill Buckner, L (1, 3) <small>OBP: 0.303, SLG: 0.452</small>	F8			2B	1B		1-3	1B		4	0	2	1	0	0	1			
Ron Cey, R (1, 5) <small>OBP: 0.338, SLG: 0.459</small>	FC6-4			K			5-3	1B	P4	4	0	2	0	0	1	2			
Keith Moreland, R (1, 9) <small>OBP: 0.351, SLG: 0.463</small>	FC6-4						5-3		K	4	0	1	0	0	1	4			
Jody Davis, R (1, 2) <small>OBP: 0.303, SLG: 0.490</small>		6-3			K					4	0	0	0	0	1	1			
Joe Carter, R (1, 7)	F7				F9			F9	F9	4	0	0	0	0	0	0			
Larry Bowa, S (1, 6) <small>OBP: 0.312, SLG: 0.340</small>		2B	1B		4-3			3-1	BB	3	1	1	0	1	0	0			
Dick Ruthven, R (1, 1) <small>OBP: 0.206, SLG: 0.231</small> Mike Proby, R (4, 1) <small>OBP: 0.187, SLG: 0.091</small> Thad Soseby, L (5, PH) <small>OBP: 0.175, SLG: 0.125</small> Craig Lefferts, L (5, 1) <small>OBP: 0.313, SLG: 0.350</small> Gary Woods, R (7, PH) <small>OBP: 0.278, SLG: 0.320</small> Warren Brusstar, R (7, 1) <small>OBP: 0.278, SLG: 0.435</small> Jay Johnstone, L (9, PH)					K			6-3		1	0	1	1	0	0	0			
Inning Stats	R: 0 E: 0 K: 0 S: 5	H: 2 LOB: 2 BB: 0 P: 5	R: 1 E: 0 K: 0 S: 5	H: 2 LOB: 1 BB: 0 P: 5	R: 0 E: 0 K: 1 S: 6	H: 2 LOB: 2 BB: 0 P: 6	R: 0 E: 0 K: 1 S: 5	H: 0 LOB: 0 BB: 0 P: 5	R: 0 E: 0 K: 1 S: 4	H: 1 LOB: 1 BB: 0 P: 4	R: 0 E: 0 K: 0 S: 3	H: 0 LOB: 0 BB: 0 P: 3	R: 1 E: 0 K: 1 S: 6	H: 2 LOB: 1 BB: 1 P: 10	R: 0 E: 0 K: 0 S: 3	H: 0 LOB: 2 BB: 2 P: 11	1B: 7 2B: 2 3B: 0 HR: 0	SF: 0 SAC: 0 DP: 0 HBP: 0	WP: 0 PA: 37 PB: 0 SB: 0 CS: 0
PITCHER	IP WLS BF H R ER SO BB IBB HBP BLK WP HR S P ERA WHIP																		
John Denny, R (1, 1) <small>ERA: 2.41</small> Ron Reed, R (8, 1) <small>ERA: 3.23</small> Willie Hernandez, L (9, 1) <small>ERA: 2.34</small>	7.0 W 29 8 2 2 3 1 0 0 0 0 0 0 34 38 2.57 1.286																		

Chicago Cubs @ Philadelphia Phillies
Veterans Stadium, Philadelphia, PA
Sun Jul 31 1983, 3:33 AM EDT
Att: 36,011 - Unknown

AB 34
R 2
H 9
RBI 2
BB 3
SO 4
LOB 11



Batter	1	2	3	4	5	6	7	8	9	AB	R	H	RBI	BB	SO	LOB	BOTTOM		
Bob Dernier, R (1, 8) <small>OBP: 0.297, SLG: 0.303</small>	F7		FC5-4	5-3			F8			4	0	0	0	0	0	3			
Pete Rose, S (1, 3) <small>OBP: 0.332, SLG: 0.314</small>	1-3			1B	K		K			4	1	1	0	0	2	0			
Joe Morgan, L (1, 4) <small>OBP: 0.352, SLG: 0.317</small>	F2			3B	1B		F9			4	1	1	0	0	1	0			
Mike Schmidt, R (1, 5) <small>OBP: 0.393, SLG: 0.508</small>		L6		SF7			BB	L5		2	0	0	1	1	0	0			
Joe Lefebvre, L (1, 7) <small>OBP: 0.398, SLG: 0.619</small>	F7			E	3B		K	FC6-4	2B	4	1	2	1	0	1	1			
Von Hayes, L (1, 9) <small>OBP: 0.330, SLG: 0.378</small>	F7			E	SH1-4	IBB	3-1	FC6-4	BB	2	1	0	0	2	0	0			
Bo Diaz, R (1, 2) <small>OBP: 0.304, SLG: 0.380</small>			6-3	E6			HR	FC6-4		4	1	1	2	0	0	3			
Kiko Garcia, R (1, 6) <small>OBP: 0.395, SLG: 0.493</small>			FC5-4	SH3	1B		K	F8		3	0	1	0	1	1	2			
John Denny, R (1, 1) <small>OBP: 0.154, SLG: 0.137</small> Ron Reed, R (8, 1) <small>ERA: 3.53</small> Willie Hernandez, L (9, 1) <small>OBP: 0.558, SLG: 0.556</small>			SH3	SH1-4	IBB		5-3			1	0	0	1	0	0	0			
Inning Stats	R: 0 E: 0 K: 0 S: 3	H: 0 LOB: 0 BB: 0 P: 3	R: 0 E: 0 K: 0 S: 3	H: 0 LOB: 0 BB: 0 P: 3	R: 0 E: 0 K: 0 S: 4	H: 1 LOB: 1 BB: 0 P: 4	R: 4 E: 1 K: 0 S: 7	H: 3 LOB: 2 BB: 2 P: 15	R: 0 E: 1 K: 2 S: 7	H: 0 LOB: 1 BB: 1 P: 11	R: 1 E: 0 K: 1 S: 6	H: 1 LOB: 0 BB: 0 P: 6	R: 0 E: 0 K: 2 S: 7	H: 0 LOB: 0 BB: 0 P: 7	R: 0 E: 0 K: 0 S: 4	H: 1 LOB: 2 BB: 1 P: 8	1B: 3 2B: 1 3B: 1 HR: 1	SF: 1 SAC: 2 DP: 0 HBP: 0	WP: 0 PA: 35 PB: 0 SB: 0 CS: 0
PITCHER	IP WLS BF H R ER SO BB IBB HBP BLK WP HR S P ERA WHIP																		
Dick Ruthven, R (1, 1) <small>ERA: 4.53</small> Mike Proby, R (4, 1) <small>ERA: 3.53</small> Craig Lefferts, L (5, 1) <small>ERA: 2.98</small> Warren Brusstar, R (7, 1) <small>ERA: 2.13</small>	3.1 L 16 4 4 3 0 0 0 1 0 0 0 0 0 2 6 0.00 0.000																		

Chicago Cubs @ Philadelphia Phillies
Veterans Stadium, Philadelphia, PA
Sun Jul 31 1983, 3:33 AM EDT
Att: 36,011 - Unknown

AB 28
R 5
H 6
RBI 5
BB 4
SO 5
LOB 9



Batter	1	2	3	4	5	6	7	8	9	AB	R	H	RBI	BB	SO	LOB	TOP			
23 Ryne Sandberg, R OBP: 0.320, SLG: 0.383	L4		5-3			K		K		4	0	0	0	0	2	0	Chicago Cubs @ Philadelphia Phillies Veterans Stadium, Philadelphia, PA Mon Aug 01 1983, 7:05 PM EDT Att: 27,739 - Unknown			
Gary Woods, R OBP: 0.312, SLG: 0.354	WP 2B		K			K		P4		4	0	1	0	0	2	0				
Bill Buckner, L OBP: 0.300, SLG: 0.448	5-3		K				3-1	4-3		4	0	0	0	0	1	1				
Ron Cey, R OBP: 0.335, SLG: 0.454	K 2-3				F8		F9		5-3	4	0	0	0	0	1	1				
Keith Moreland, R OBP: 0.352, SLG: 0.462 Thad Bosley, L (9, PR)		F8			F8					3	0	1	0	1	0	0				
Jody Davis, R OBP: 0.305, SLG: 0.489		F9 BLK 1B BB			1B 1B					0	0	0	0	0	0	0				
Larry Bowa, S OBP: 0.312, SLG: 0.339		F9 1-3			1B					3	1	1	0	1	2	2				
Joe Carter, R OBP: 0.091, SLG: 0.091					K					3	0	1	1	0	2	2				
Fergie Jenkins, R OBP: 0.256, SLG: 0.286 Craig Lefferts, L OBP: 0.176, SLG: 0.125 Tom Verzyer, R OBP: 0.155, SLG: 0.224 Bill Campbell, R (7, 1)			K			6-3		K		2	0	0	0	0	1	1				
										0	0	0	0	0	0	0				
										1	0	0	0	0	1	0				
										0	0	0	0	0	0	0				
Inning Stats	R: 0 E: 0 K: 1 S: 6	H: 1 LOB: 1 BB: 0 P: 6	R: 1 E: 0 K: 1 S: 6	H: 1 LOB: 1 BB: 1 P: 10	R: 0 E: 0 K: 2 S: 7	H: 0 LOB: 0 BB: 0 P: 7	R: 0 E: 0 K: 1 S: 7	H: 2 LOB: 2 BB: 0 P: 7	R: 0 E: 0 K: 1 S: 5	H: 0 LOB: 0 BB: 1 P: 9	R: 0 E: 0 K: 2 S: 10	H: 3 LOB: 2 BB: 0 P: 10	R: 0 E: 0 K: 0 S: 3	H: 1 LOB: 1 BB: 0 P: 3	R: 0 E: 0 K: 1 S: 5	H: 1 LOB: 1 BB: 0 P: 6		1B: 4 2B: 1 3B: 0 HR: 0	SF: 0 SAC: 0 DP: 0 HBP: 0	WP: 1 PB: 0 SB: 0 CS: 0
PITCHER Steve Carlton, L ERA: 3.23	IP: 9.0 WLS: W BF: 34 H: 5 R: 1 ER: 1 SO: 12 BB: 2 IBB: 0 HBP: 0 BLK: 1 WP: 1 HR: 0 S: 56 P: 64 ERA: 1.00 WHIP: 0.778																			

Batter	1	2	3	4	5	6	7	8	9	AB	R	H	RBI	BB	SO	LOB	BOTTOM		
Greg Gross, L OBP: 0.437, SLG: 0.402	FC3 SF8 2B		CS 1B			F8	WP 1B			4	1	3	1	0	0	0	Chicago Cubs @ Philadelphia Phillies Veterans Stadium, Philadelphia, PA Mon Aug 01 1983, 7:05 PM EDT Att: 27,739 - Unknown		
Pete Rose, S OBP: 0.333, SLG: 0.316	FC3 2-3		F8 1-2			1B 1B	3-H WP 1B			4	0	2	0	0	0	2			
Joe Morgan, L OBP: 0.354, SLG: 0.320	P6				S 1B	BB 1B	K 1-2 2-3			4	0	2	0	0	1	4			
Mike Schmidt, R OBP: 0.392, SLG: 0.505	SF8 3-H				F2			F7		2	0	0	1	1	0	1			
Joe Lefebvre, L OBP: 0.393, SLG: 0.606	F9				K		P6			4	0	1	0	0	1	5			
Von Hayes, L OBP: 0.325, SLG: 0.373 Bob Dernier, R OBP: 0.297, SLG: 0.303		P6			F8					4	0	0	0	0	1	5			
								G3-6-3 1B 1-2		0	0	0	0	0	0	0			
Bo Diaz, R OBP: 0.304, SLG: 0.383		5-3				6-3				3	1	1	0	0	0	0			
Ivan De Jesus, R OBP: 0.321, SLG: 0.307		6-3				1-3		SH3-4 1B 2B		2	0	0	0	0	0	0			
Steve Carlton, L OBP: 0.191, SLG: 0.239					F7					3	0	0	0	0	1	1			
										1B: 7 2B: 2 3B: 0 HR: 0	SF: 1 SAC: 1 DP: 1 HBP: 0	WP: 1 PB: 0 SB: 1 CS: 1	PA: 33						
Inning Stats	R: 1 E: 0 K: 0 S: 5	H: 1 LOB: 1 BB: 0 P: 5	R: 0 E: 0 K: 0 S: 3	H: 0 LOB: 0 BB: 0 P: 3	R: 0 E: 0 K: 1 S: 6	H: 1 LOB: 1 BB: 0 P: 6	R: 0 E: 0 K: 1 S: 7	H: 2 LOB: 3 BB: 1 P: 11	R: 1 E: 0 K: 2 S: 10	H: 3 LOB: 2 BB: 0 P: 10	R: 0 E: 0 K: 0 S: 3	H: 1 LOB: 0 BB: 0 P: 3	R: 0 E: 0 K: 1 S: 5	H: 1 LOB: 1 BB: 0 P: 6	1B: 7 2B: 2 3B: 0 HR: 0	SF: 1 SAC: 1 DP: 1 HBP: 0		WP: 1 PB: 0 SB: 1 CS: 1	PA: 33
PITCHER Fergie Jenkins, R ERA: 4.31 Craig Lefferts, L ERA: 2.95 Bill Campbell, R ERA: 3.0	IP: 5.1 WLS: L BF: 22 H: 5 R: 0 ER: 0 SO: 1 BB: 0 IBB: 0 HBP: 0 BLK: 0 WP: 0 HR: 0 S: 23 P: 27 ERA: 1.69 WHIP: 1.125																		

AB	32
R	1
H	5
RBI	1
BB	2
SO	12
LOB	9



AB	30
R	2
H	9
RBI	2
BB	1
SO	4
LOB	18



Batter	1	2	3	4	5	6	7	8	9	AB	R	H	RBI	BB	SO	LOB	TOP					
23 Ryne Sandberg, R OBP: 0.318, SLG: 0.382 (1, 4)	6-3	SF8		4-3		F9		4-3 S 1B		4	0	1	1	0	0	0						
Jay Johnstone, L OBP: 0.394, SLG: 0.416 (1, 7)	P6	4-3		G3		4-3		4-3		5	0	0	0	0	0	2						
Bill Buckner, L OBP: 0.301, SLG: 0.450 (1, 3)	4-3			BB SF8 2B		F8		SH1 1B		5	1	2	0	0	0	1						
Ron Cey, R OBP: 0.340, SLG: 0.456 (1, 5)																						
Keith Moreland, R OBP: 0.354, SLG: 0.461 (1, 9)																						
Mel Hall, L OBP: 0.337, SLG: 0.403 Gary Woods, R OBP: 0.314, SLG: 0.352 (7, PH) (7, 8)																						
Larry Bowa, S OBP: 0.311, SLG: 0.338 (1, 6)																						
Steve Lake, R OBP: 0.333, SLG: 0.444 (1, 2)																						
Dickie Noles, R OBP: 0.231, SLG: 0.231 Warren Brusstar, R Lee Smith, R Jerry Morales, R OBP: 0.228, SLG: 0.260 (1, 1) (7, 1) (8, 1) (8, 7)																						
Inning Stats	R: 0 E: 0 K: 0 S: 3	H: 0 LOB: 0 BB: 0 P: 3	R: 4 E: 1 K: 1 S: 10	H: 4 LOB: 1 BB: 0 P: 10	R: 1 E: 0 K: 1 S: 6	H: 1 LOB: 3 BB: 3 P: 18	R: 0 E: 0 K: 0 S: 3	H: 0 LOB: 0 BB: 0 P: 3	R: 0 E: 0 K: 0 S: 4	H: 1 LOB: 2 BB: 1 P: 8	R: 0 E: 0 K: 0 S: 3	H: 0 LOB: 0 BB: 0 P: 3	R: 0 E: 0 K: 0 S: 5	H: 2 LOB: 2 BB: 1 P: 9	R: 0 E: 0 K: 1 S: 6	H: 1 LOB: 1 BB: 0 P: 6	R: 0 E: 0 K: 1 S: 5	H: 0 LOB: 0 BB: 0 P: 5	1B: 7 2B: 2 3B: 0 HR: 0	SF: 2 SAC: 1 DP: 0 HBP: 0	WP: 0 PB: 0 SB: 1 CS: 0	PA: 42
PITCHER	IP	WLS	BF	H	R	ER	SO	BB	IBB	HBP	BLK	WP	HR	S	P	ERA	WHIP					
Neil Allen, R ERA: 3.72	2.0	L	14	5	5	3	1	2	0	0	0	0	0	14	22	13.50	3.500					
Dave Vonchlen, L ERA: 2.94	3.0		12	1	0	0	1	1	1	0	0	0	0	12	20	0.00	0.667					
John Martin, L ERA: 3.53	2.0		9	2	0	0	0	0	1	0	0	0	0	8	12	0.00	1.000					
Jeff Lahti, R ERA: 3.48	2.0		7	1	0	0	2	0	0	0	0	0	0	11	11	0.00	0.500					

Chicago Cubs @ St. Louis Cardinals
 Busch Stadium, St. Louis, MO
 Tue Aug 02 1983, 7:05 PM CDT
 Att: 35,513 - Unknown - 79 F

AB	34
R	5
H	9
RBI	5
BB	5
SO	4
LOB	22



Batter	1	2	3	4	5	6	7	8	9	AB	R	H	RBI	BB	SO	LOB	BOTTOM					
Lonnie Smith, R OBP: 0.389, SLG: 0.448 (1, 7)	5-3		F8			4-3 S 1B			G1	5	0	2	2	0	0	2						
Willie McGee, S OBP: 0.323, SLG: 0.370 Jeff Lahti, R OBP: 0.284, SLG: 0.339 (1, 8) (8, 1) (9, PH)	4-3		6-3			F7		F7	F8	4	0	0	0	0	0	4						
Jamie Quirk, L OBP: 0.294, SLG: 0.339 (9, PH)										1	0	0	0	0	0	1						
Tom Herr, S OBP: 0.399, SLG: 0.405 (1, 4)	4-3					4-3				4	1	2	0	0	0	1						
George Hendrick, R OBP: 0.391, SLG: 0.507 (1, 3)																						
Darrell Porter, L OBP: 0.336, SLG: 0.415 (1, 2)																						
Ken Oberkfell, L OBP: 0.371, SLG: 0.370 (1, 5)																						
David Green, R OBP: 0.335, SLG: 0.393 (1, 9) (8, 8)																						
Ozzie Smith, S OBP: 0.296, SLG: 0.311 (1, 6)																						
Neil Allen, R Dave Vonchlen, L Andy Van Slyke, L John Martin, S Steve Braun, L OBP: 0.492, SLG: 0.520 (1, 1) (3, 1) (5, PH) (8, 1) (7, PH) (8, 9)																						
Inning Stats	R: 0 E: 0 K: 0 S: 3	H: 0 LOB: 0 BB: 0 P: 3	R: 0 E: 0 K: 0 S: 3	H: 0 LOB: 1 BB: 1 P: 7	R: 0 E: 0 K: 1 S: 6	H: 1 LOB: 0 BB: 0 P: 6	R: 0 E: 0 K: 0 S: 3	H: 1 LOB: 0 BB: 0 P: 3	R: 0 E: 0 K: 0 S: 3	H: 0 LOB: 1 BB: 1 P: 7	R: 0 E: 0 K: 0 S: 4	H: 1 LOB: 1 BB: 0 P: 4	R: 2 E: 0 K: 0 S: 5	H: 2 LOB: 2 BB: 2 P: 13	R: 0 E: 0 K: 0 S: 5	H: 0 LOB: 1 BB: 0 P: 5	R: 0 E: 0 K: 1 S: 5	H: 0 LOB: 1 BB: 1 P: 9	1B: 5 2B: 2 3B: 0 HR: 0	SF: 0 SAC: 0 DP: 1 HBP: 0	WP: 0 PB: 0 SB: 4 CS: 0	PA: 38
PITCHER	IP	WLS	BF	H	R	ER	SO	BB	IBB	HBP	BLK	WP	HR	S	P	ERA	WHIP					
Dickie Noles, R ERA: 4.29	6.2	W	27	4	2	2	2	4	2	0	0	0	0	25	41	2.70	1.200					
Warren Brusstar, R ERA: 2.29	0.1		3	2	1	1	0	0	0	0	0	0	0	3	3	27.00	6.000					
Lee Smith, R ERA: 1.22	2.0	S	8	1	0	0	1	1	0	0	0	0	0	9	13	0.00	1.000					

Chicago Cubs @ St. Louis Cardinals
 Busch Stadium, St. Louis, MO
 Tue Aug 02 1983, 7:05 PM CDT
 Att: 35,513 - Unknown - 79 F

AB	33
R	3
H	7
RBI	3
BB	5
SO	2
LOB	20



Batter	1	2	3	4	5	6	7	8	9	10	AB	R	H	RBI	BB	SO	LOB	TOP			
Mookie Wilson, S OBP: 0.294, SLG: 0.342 (1, 8)	6-3		E9 E 1B		BLK 2B			4-3		1B PB IBB	4	3	2	0	1	0	0	New York Mets @ Chicago Cubs Wrigley Field, Chicago, IL Sun Aug 07 1983, 3:33 AM CDT Att. 25,748 - Sunny - 80 F			
Hubie Brooks, R OBP: 0.313, SLG: 0.362 (1, 5)	F8		E9 1H 2B		F7 3H			S 1B		FC4-6 1B	5	0	3	4	0	0	0				
Keith Hernandez, L OBP: 0.362, SLG: 0.426 (1, 3)	3-1		K					K 1-2		FC4-6 1B	5	0	0	0	0	2	3				
George Foster, R OBP: 0.306, SLG: 0.427 (1, 7)		6-3		P5				2-3		4-3 1-3 1B	5	0	2	0	0	0	0				
Darryl Strawberry, L OBP: 0.302, SLG: 0.446 (1, 9)		F8		1-3				K		1-3 1-2	5	0	0	0	0	1	3				
Bob Bailor, R OBP: 0.286, SLG: 0.290 (1, 6)		L8		1-3				6-3		4-3 2-3	4	0	0	0	0	0	1				
Brian Giles, R OBP: 0.311, SLG: 0.290 (1, 4)			L4		S 1-3 1B			5-3		K	4	1	1	0	0	1	1				
Junior Ortiz, R OBP: 0.238, SLG: 0.222 (1, 2)			E 1B E 1B		1-3 1-2			6-3		F3	4	1	1	0	0	0	1				
Craig Swan, R Darryl Strawberry, L Scott Holman, R Carlos Diaz, L Dave Kingman, S Dwight Gooden, R Randy Stancu, L Mark Whitten, R Jesse Orosco, L Jesse Orosco, L (1, 1)			K		2H 2B 1B			F9		PB S 1B 1B	1	0	0	0	0	0	1				
Inning Stats	R: 0 E: 0 K: 0 S: 3	H: 0 LOB: 0 BB: 0 P: 3	R: 0 E: 0 K: 0 S: 3	H: 0 LOB: 0 BB: 0 P: 3	R: 2 E: 2 K: 2 S: 10	H: 3 LOB: 1 BB: 0 P: 10	R: 0 E: 0 K: 0 S: 3	H: 0 LOB: 0 BB: 0 P: 3	R: 0 E: 0 K: 1 S: 5	H: 0 LOB: 0 BB: 0 P: 5	R: 0 E: 0 K: 0 S: 3	H: 0 LOB: 0 BB: 0 P: 3	R: 0 E: 0 K: 1 S: 6	H: 1 LOB: 1 BB: 0 P: 6	R: 0 E: 0 K: 1 S: 6	H: 1 LOB: 1 BB: 0 P: 6	R: 2 E: 0 K: 0 S: 6		H: 3 LOB: 2 BB: 1 P: 10	1B: 9 2B: 2 3B: 0 HR: 0	SF: 0 SAC: 0 DP: 0 HBP: 0
PITCHER	IP 8.0	WLS 30	BF 7	H 4	R 4	ER 4	SO 4	BB 0	IBB 0	HBP 0	BLK 1	WP 0	HR 0	S 38	P 38	ERA 4.50	WHIP 0.875				
PITCHER	IP 9.1	WLS L	BF 11	H 4	R 2	ER 2	SO 1	BB 0	IBB 1	HBP 0	BLK 0	WP 0	HR 0	S 12	P 16	ERA 9.00	WHIP 2.000				

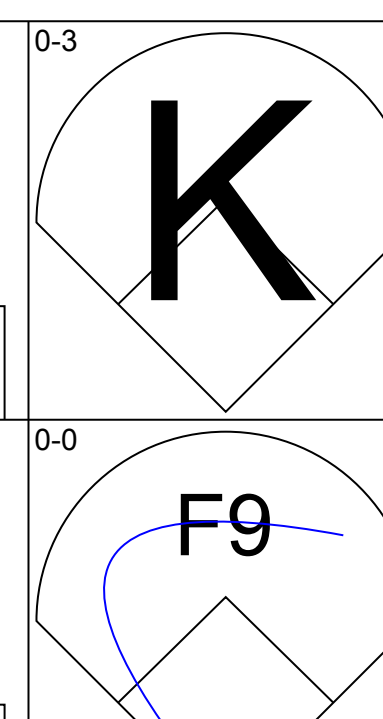
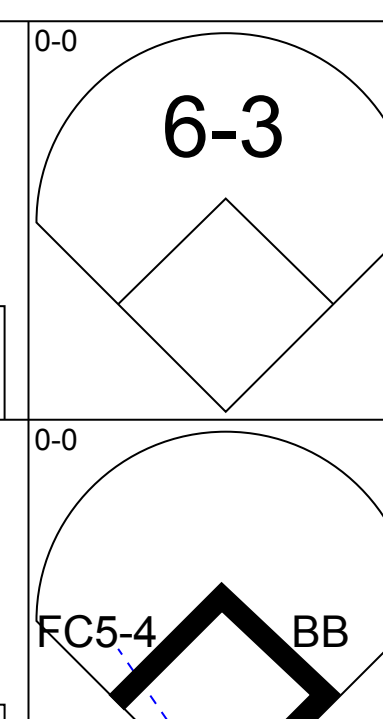
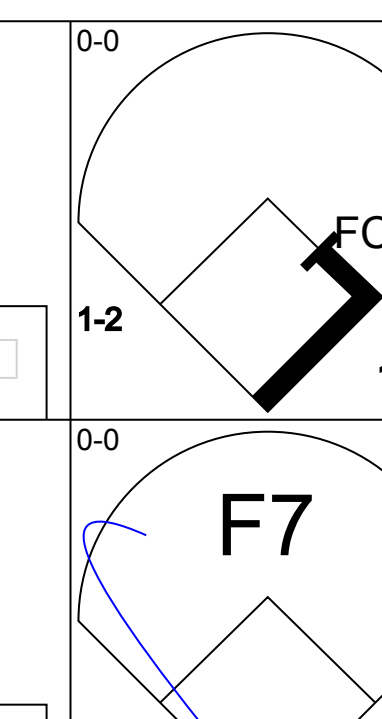
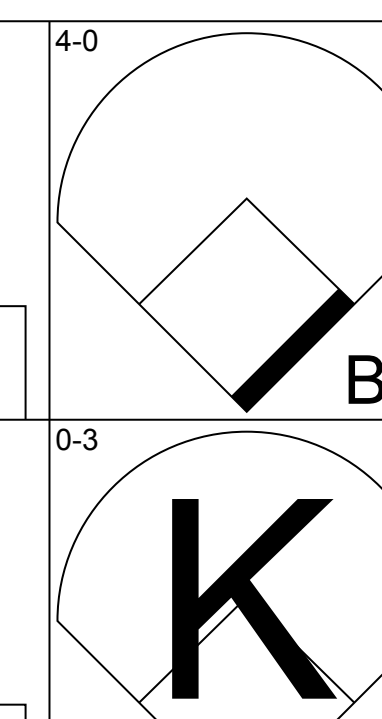

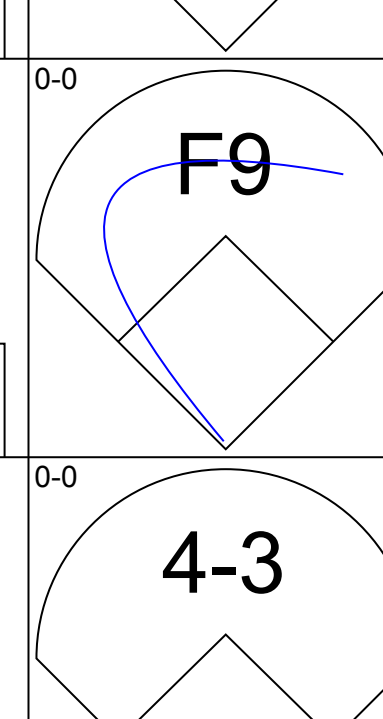
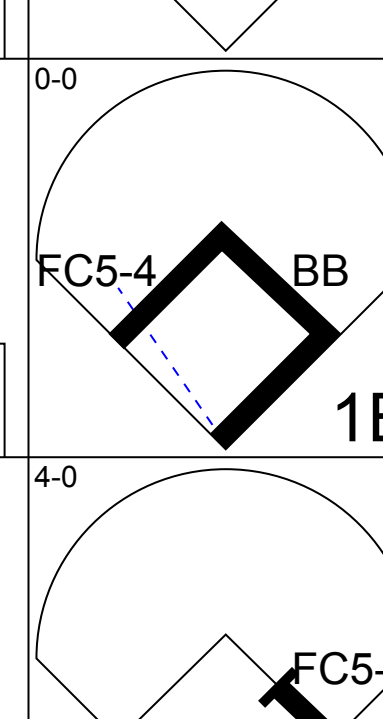
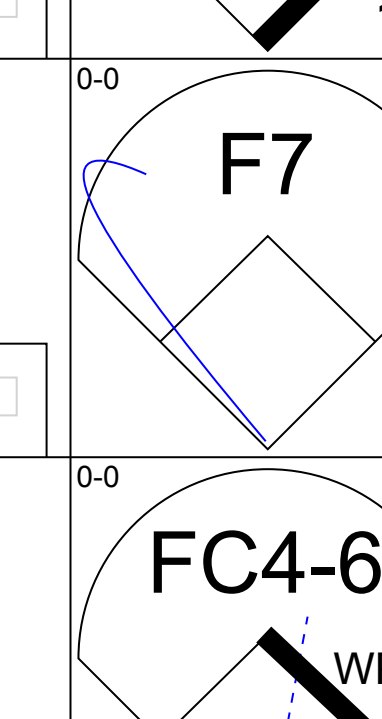
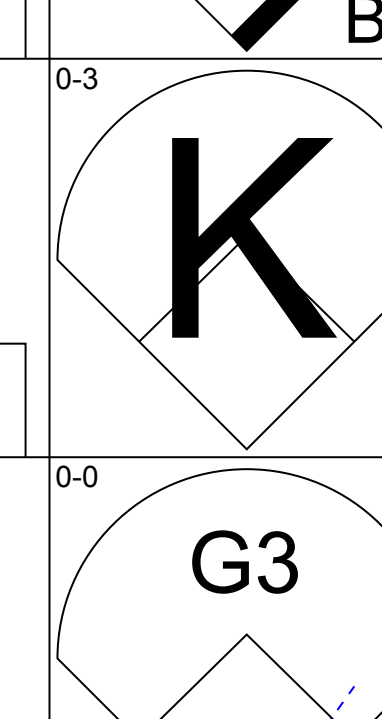
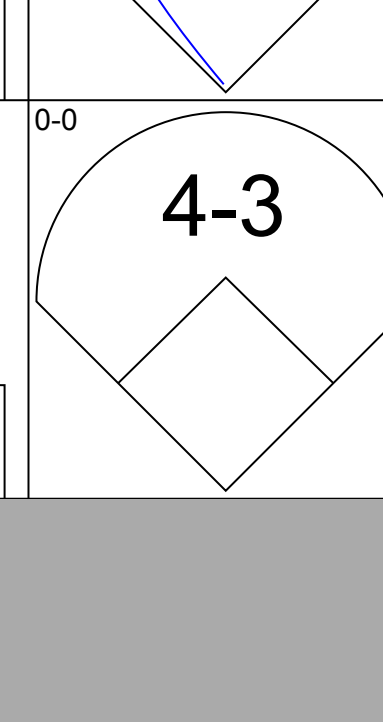
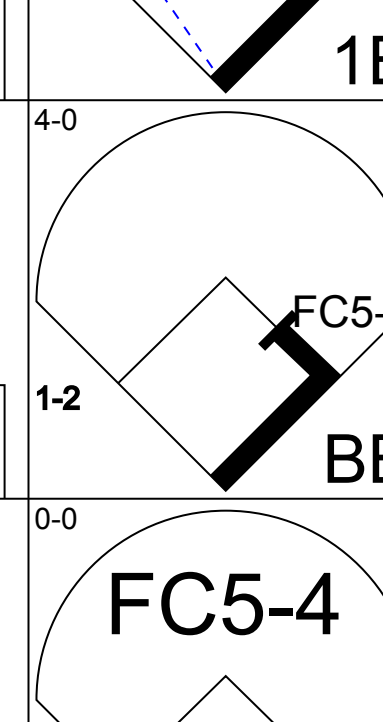
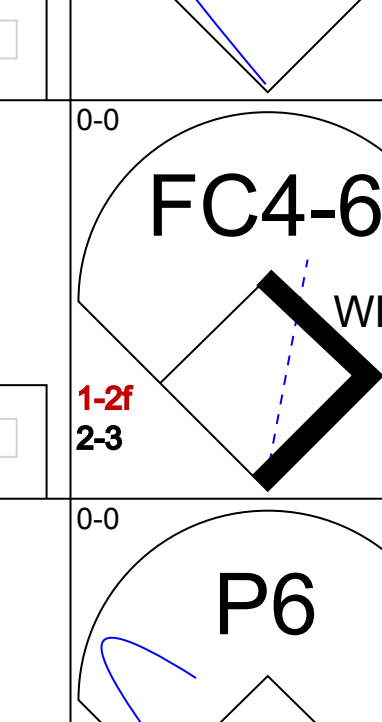
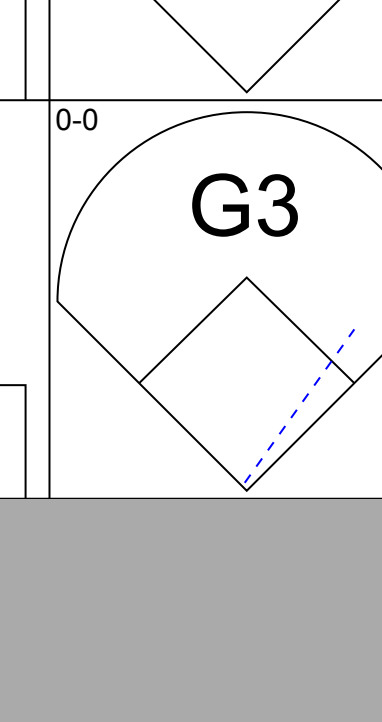
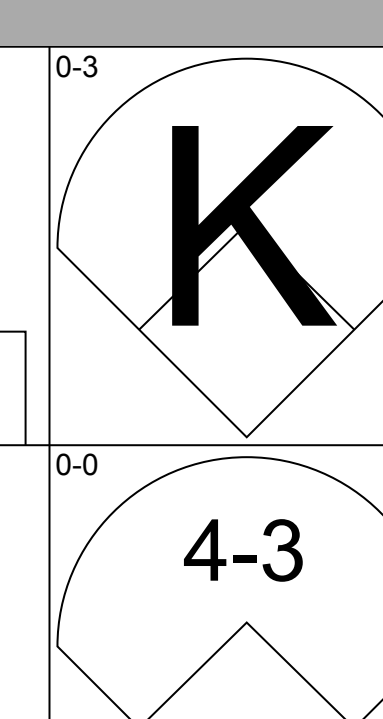
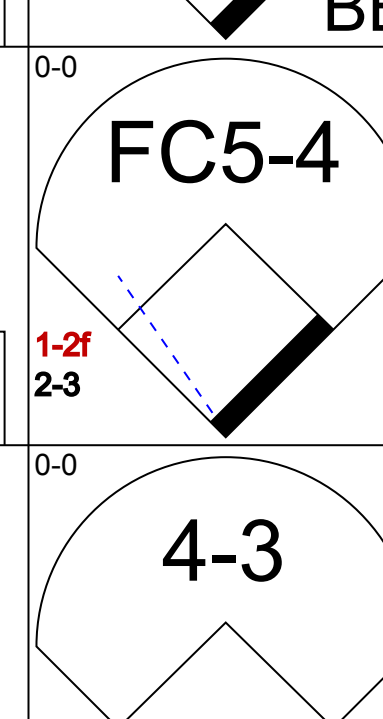
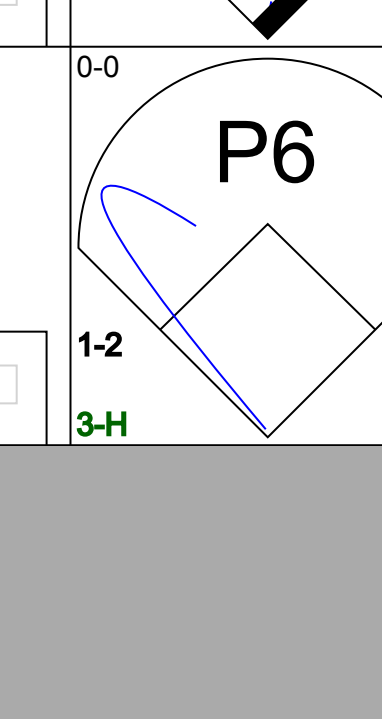
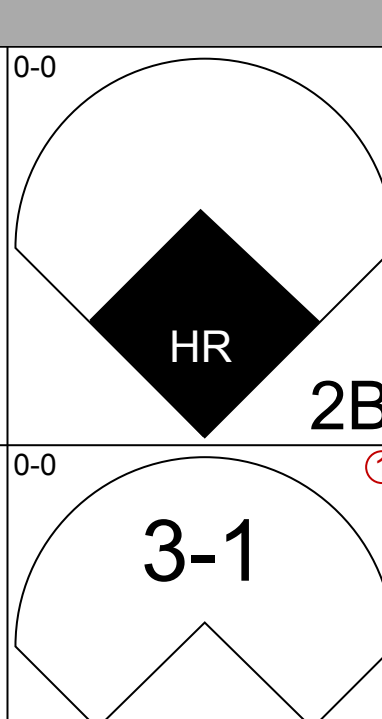
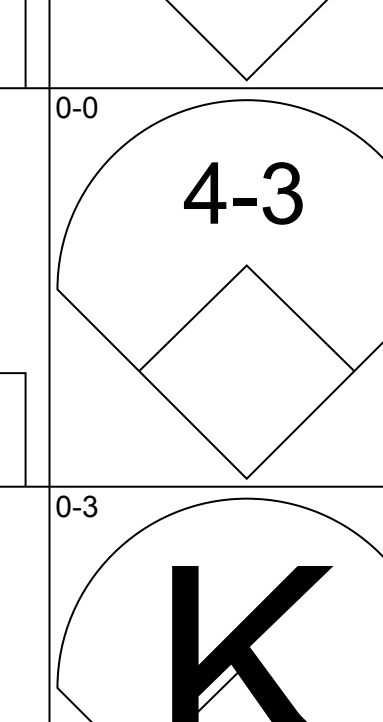
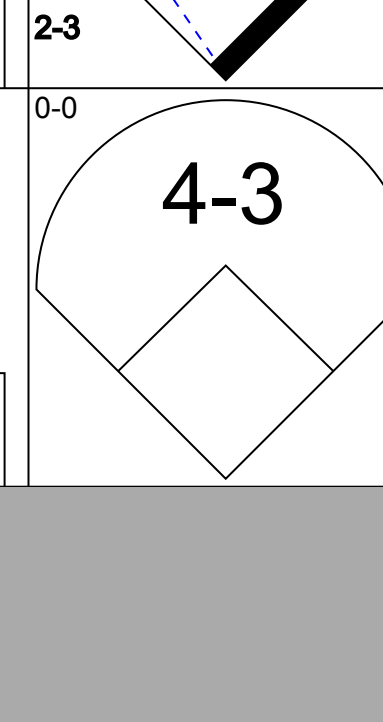
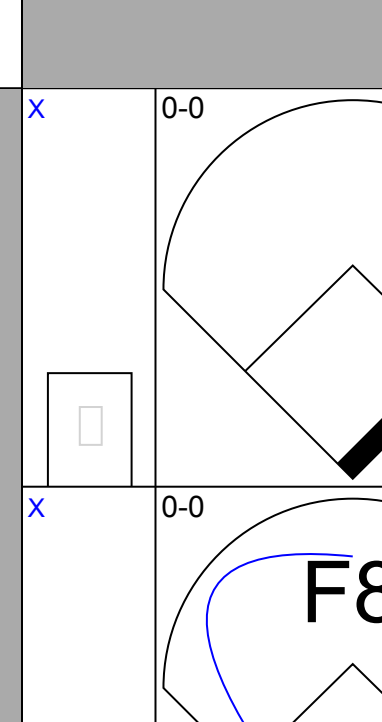
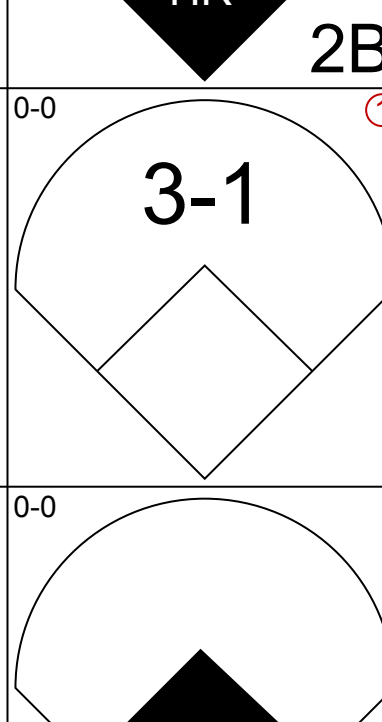
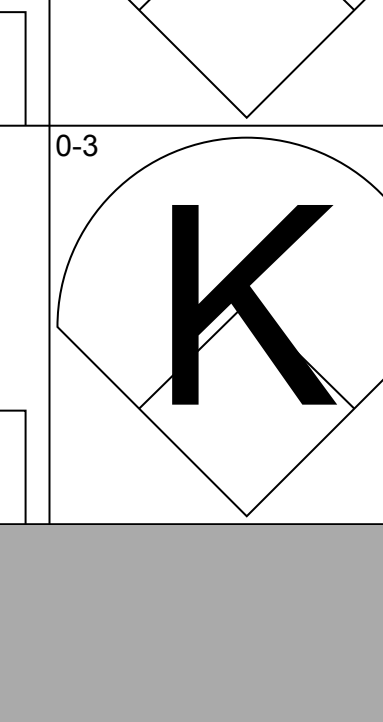
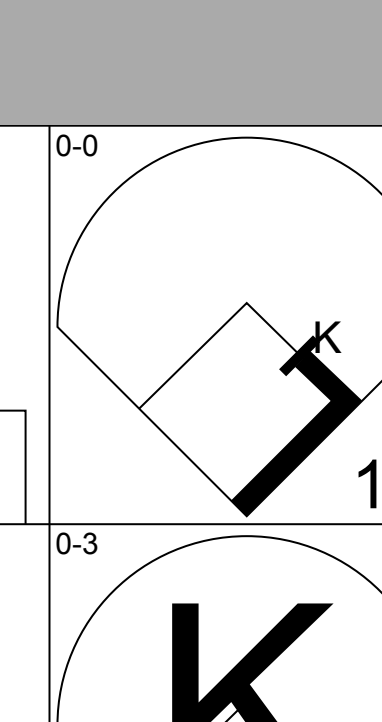
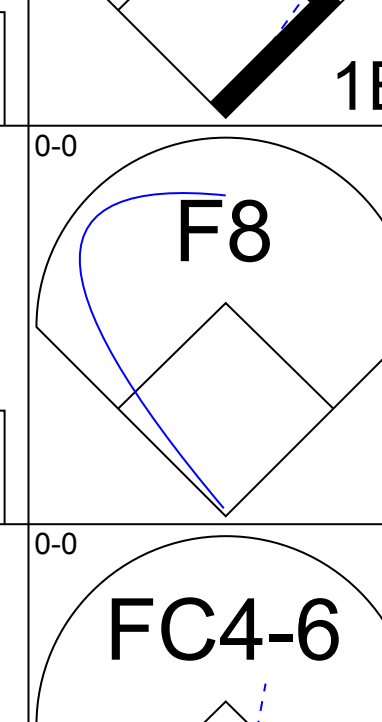
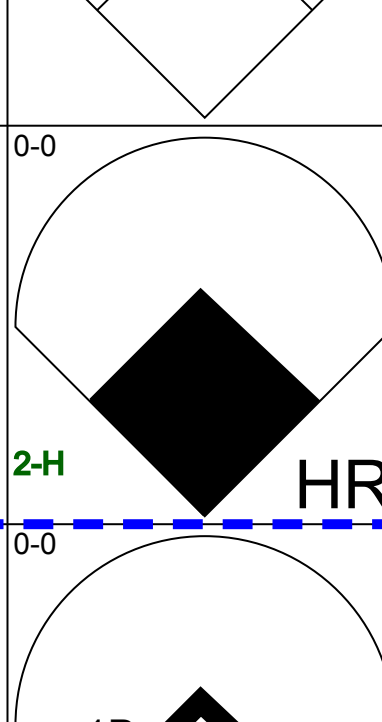
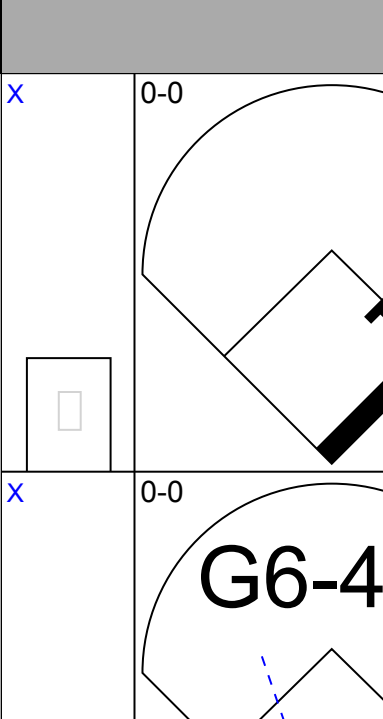
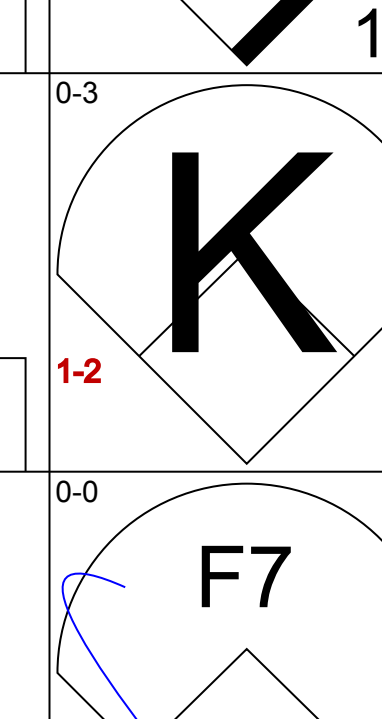
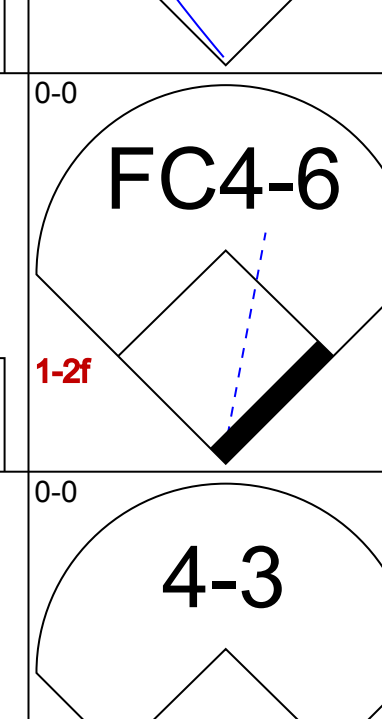
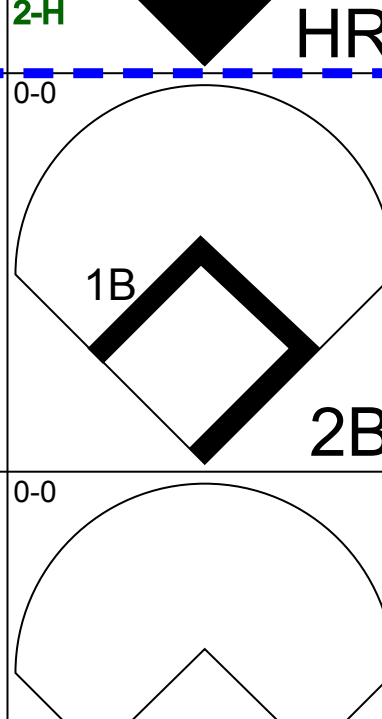
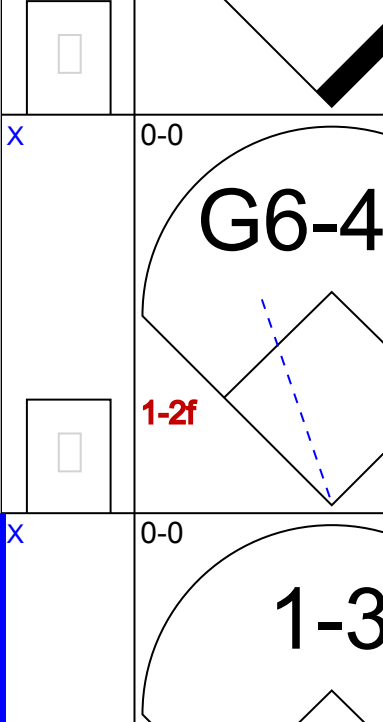
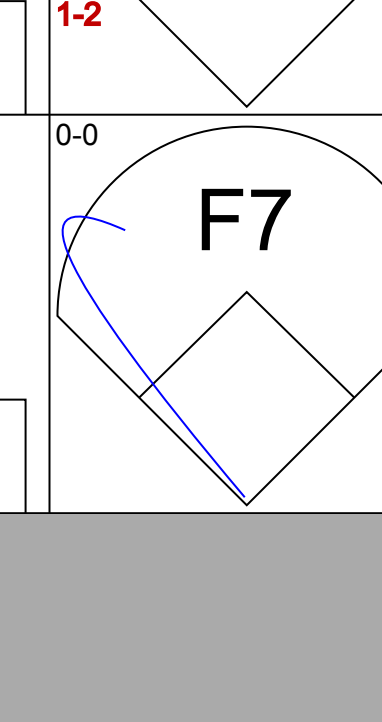
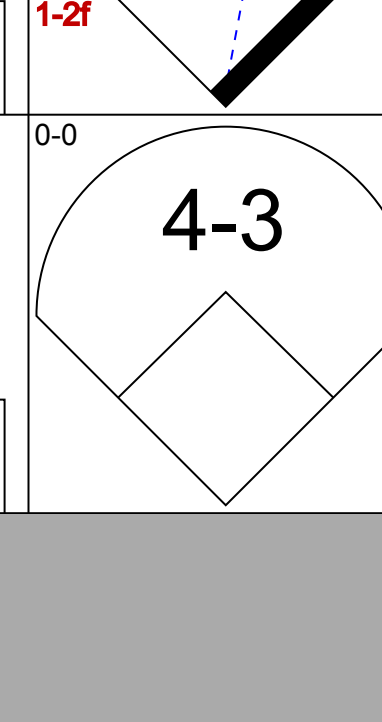
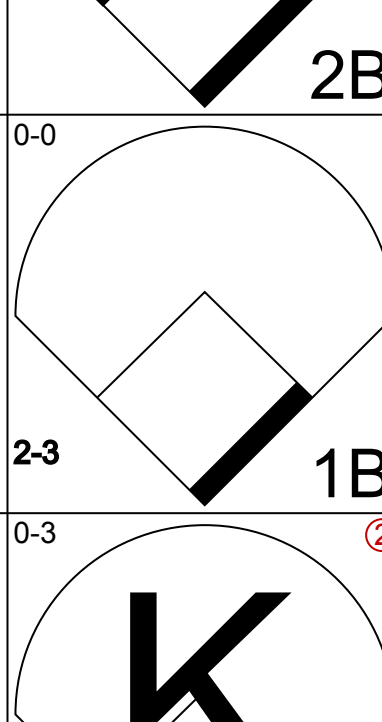
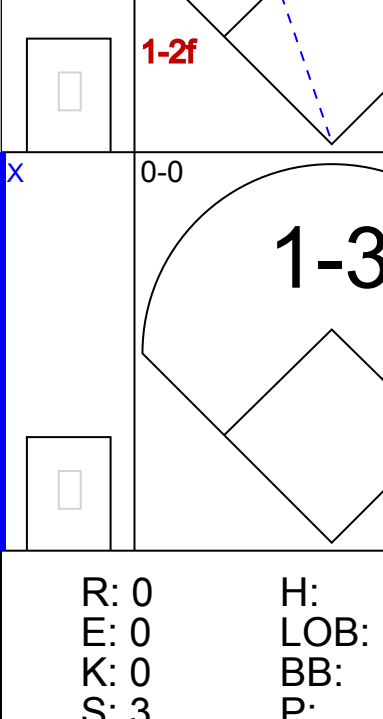
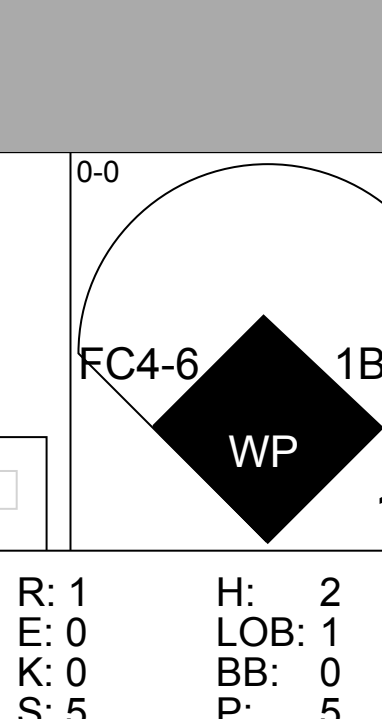
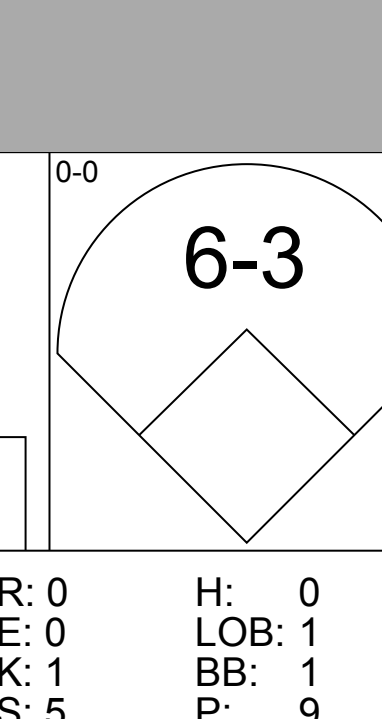
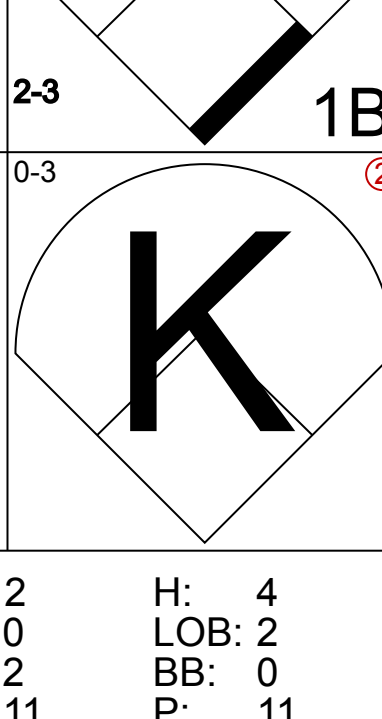
AB	40
R	6
H	11
RBI	5
BB	1
SO	5
LOB	10



Batter	1	2	3	4	5	6	7	8	9	10	AB	R	H	RBI	BB	SO	LOB	BOTTOM			
Mel Hall, L OBP: 0.347, SLG: 0.435 (1, 8)	FC3-6 SF7 23 BB 1B		HR					FC4-6 23 FC6-4 1-2 BB		K	4	2	2	1	2	1	5	New York Mets @ Chicago Cubs Wrigley Field, Chicago, IL Sun Aug 07 1983, 3:33 AM CDT Att. 25,748 - Sunny - 80 F			
23 Ryne Sandberg, R OBP: 0.316, SLG: 0.384 (1, 4)	FC3-6 1-2 BB		K		F7		FC6-4 1-2 2-3	1-3		FC6-4 1-2	5	0	0	0	1	1	9				
Bill Buckner, L OBP: 0.306, SLG: 0.443 (1, 3)	FC3-6 1-2 2-3		G3		4-3		4-3			G3	5	0	0	0	0	0	4				
Ron Cey, R OBP: 0.345, SLG: 0.465 (1, 5)	SF7		6-3		5-3			6-3		G4-6-3 BB	3	0	0	1	1	0	0				
Leon Durham, L OBP: 0.300, SLG: 0.475 (1, 7)	K			K	HBP BB			K		G4-6-3 1-2	4	0	0	0	1	3	2				
Jay Johnstone, L OBP: 0.370, SLG: 0.436 Gary Woods, R OBP: 0.309, SLG: 0.346 (7, PH) (8, 9)		FC3-6 BB		4-3		1-2 HBP		K		1B BB BB	1	0	0	0	1	0	0				
Steve Lake, R OBP: 0.333, SLG: 0.439 Thad Bosley, L OBP: 0.333, SLG: 0.556 (8, PH) Jody Davis, R OBP: 0.306, SLG: 0.486 Joe Carter, R OBP: 0.063, SLG: 0.063 (10, PR)	FC3-6 1-2		FC3-6 1-2		WP 1B 1B		P6			6-3 1-2 BB	3	1	1	0	0	0	3				
Tom Verzyer, R OBP: 0.190, SLG: 0.254 (1, 6)	P5							L5		FC4-6 WP 1B	5	1	3	1	0	0	1				
Dickie Noles, R OBP: 0.276, SLG: 0.310 Jerry Morales, R OBP: 0.247, SLG: 0.284 (8, PH) Lee Smith, R OBP: 0.286, SLG: 0.167 Keith Moreland, R OBP: 0.355, SLG: 0.454 (10, PH)	F8				2B 1B			FC6-4 WP 1B		K FC4-6 BB	3	0	2	1	0	0	1				
Inning Stats	R: 1 E: 0 K: 1 S: 6	H: 1 LOB: 1 BB: 1 P: 10	R: 0 E: 0 K: 0 S: 3	H: 0 LOB: 1 BB: 1 P: 7	R: 1 E: 0 K: 1 S: 6	H: 1 LOB: 0 BB: 0 P: 6	R: 2 E: 0 K: 1 S: 8	H: 3 LOB: 2 BB: 1 P: 12	R: 0 E: 0 K: 0 S: 3	H: 0 LOB: 2 BB: 1 P: 8	R: 0 E: 0 K: 2 S: 7	H: 0 LOB: 0 BB: 0 P: 7	R: 0 E: 0 K: 0 S: 4	H: 1 LOB: 2 BB: 1 P: 8	R: 0 E: 0 K: 0 S: 2	H: 0 LOB: 0 BB: 1 P: 6	R: 0 E: 0 K: 2 S: 8		H: 1 LOB: 3 BB: 2 P: 16	1B: 6 2B: 1 3B: 0 HR: 1	SF: 1 SAC: 0 DP: 1 HBP: 1
PITCHER	IP 4.0	WLS 20	BF 5	H 4	R 4	ER 4	SO 3	BB 2	IBB 1	HBP 0	BLK 0	WP 1	HR 1	S 23	P 35	ERA 9.00	WHIP 1.750				
PITCHER	IP 5.1	WLS 9	BF 1	H 0	R 0	ER 0	SO 2	BB 0	IBB 0	HBP 1	BLK 0	WP 0	HR 0	S 6	P 15	ERA 0.00	WHIP 0.000				
PITCHER	IP 6.1	WLS 4	BF 0	H 0	R 0	ER 0	SO 2	BB 0	IBB 0	HBP 0	BLK 0	WP 0	HR 0	S 8	P 14	ERA 0.00	WHIP 1.500				
PITCHER	IP 8.1	WLS W	BF 8	H 1	R 0	ER 0	SO 0	BB 2	IBB 0	HBP 0	BLK 0	WP 1	HR 0	S 6	P 16	ERA 0.00	WHIP 3.000				

AB	36
R	4
H	8
RBI	4
BB	9
SO	7
LOB	28

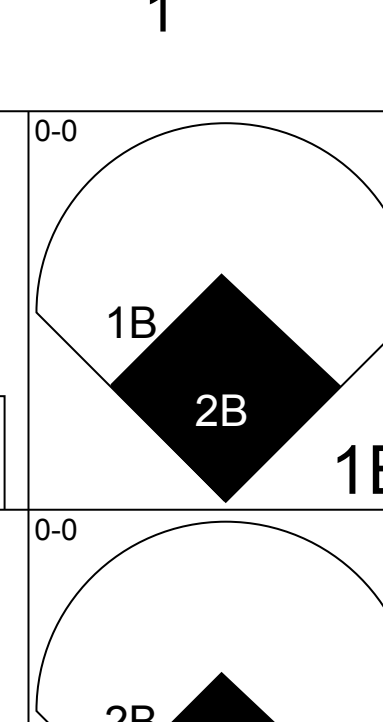
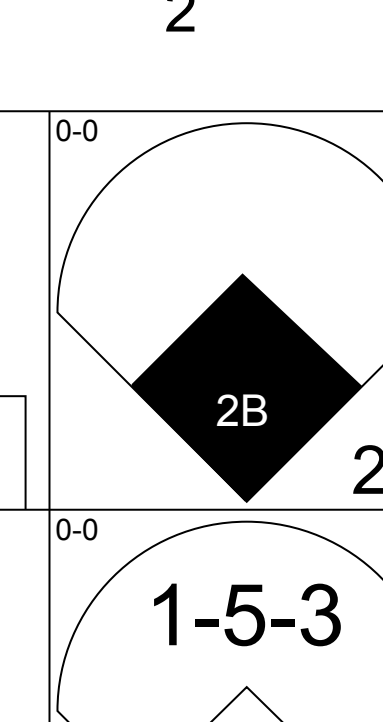
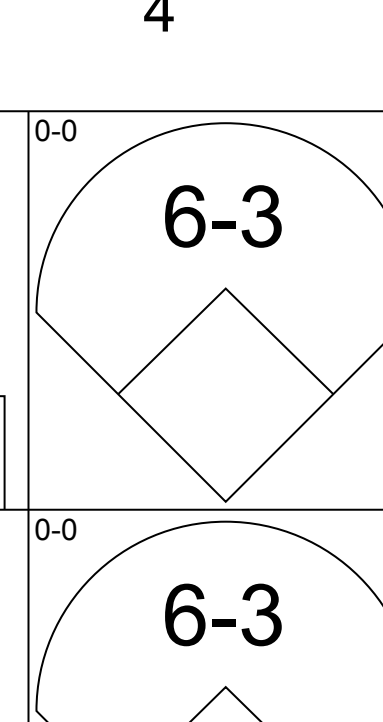
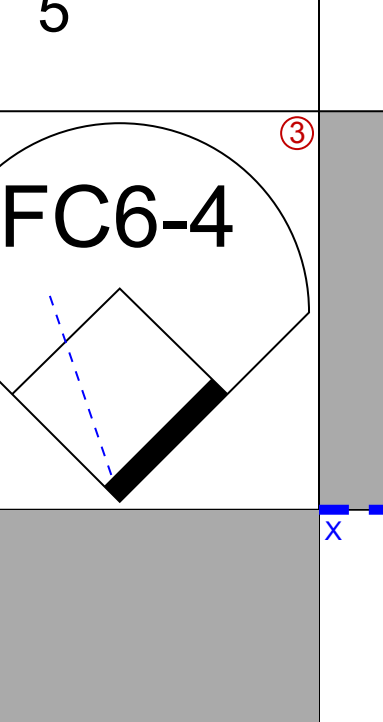
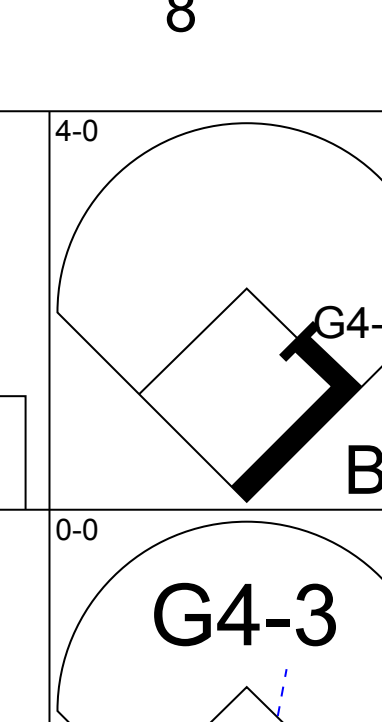
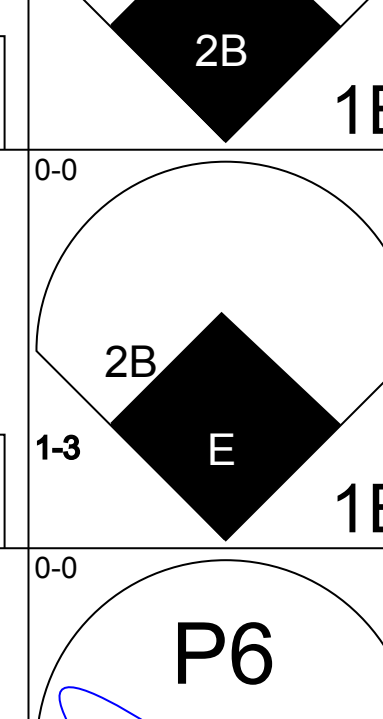
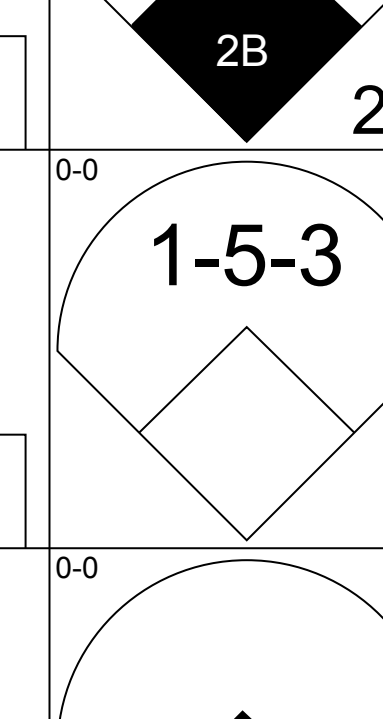
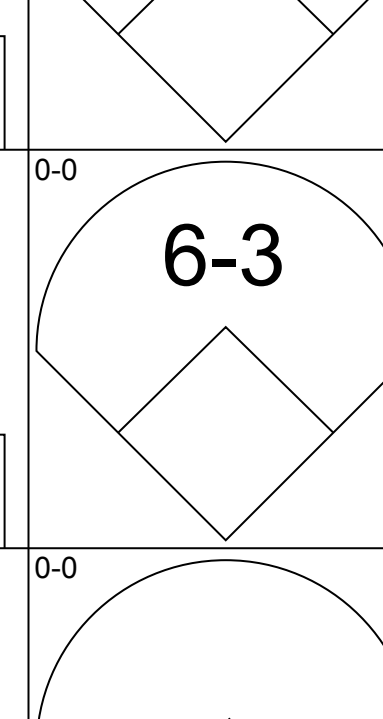
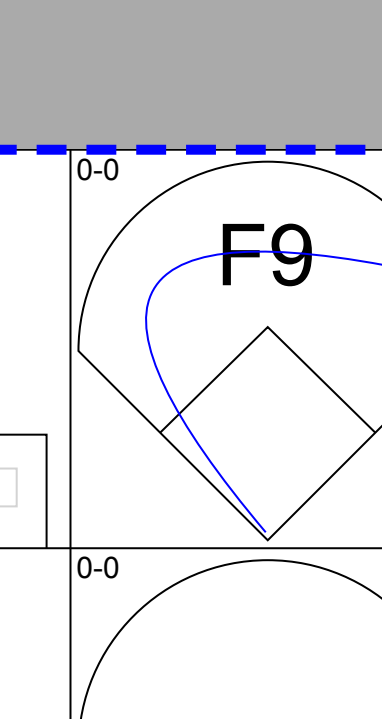
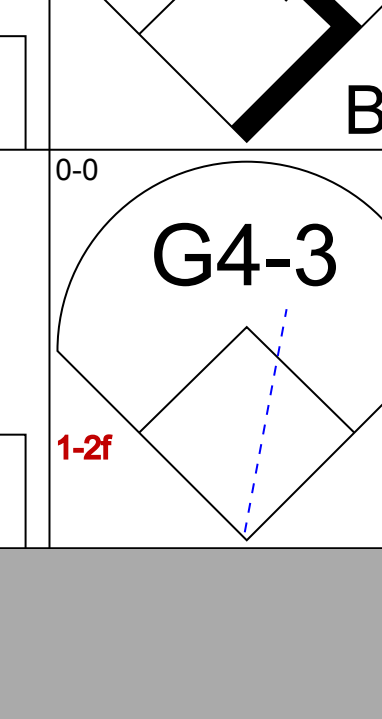
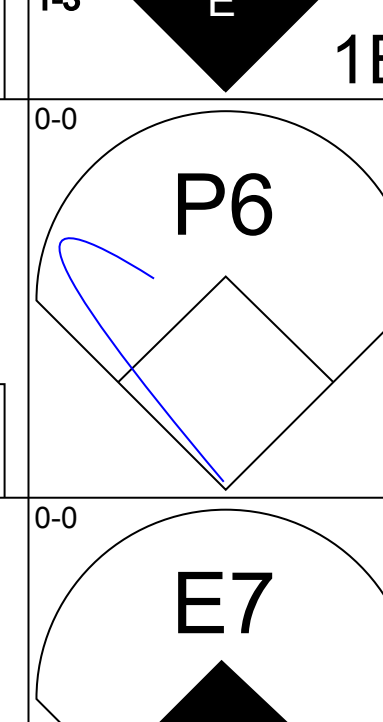
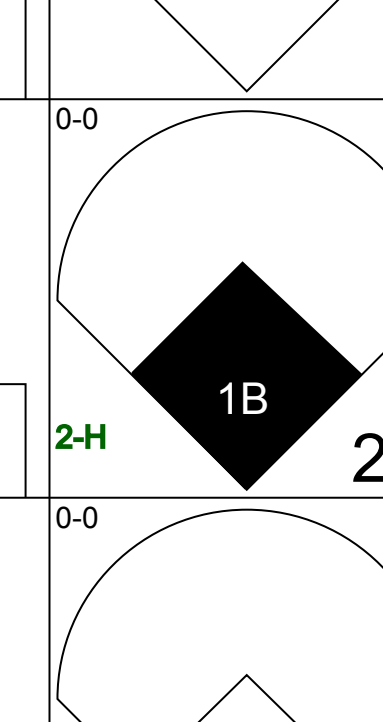
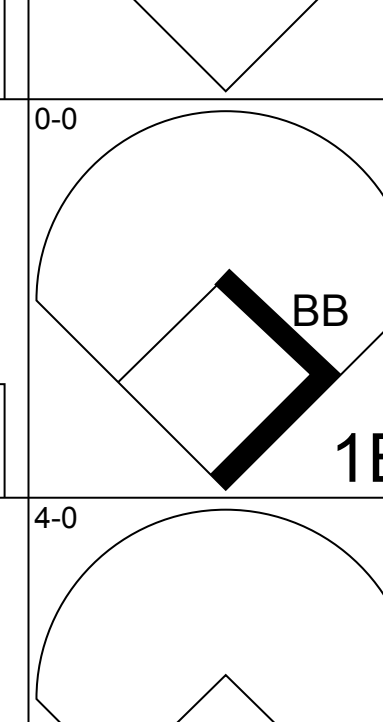
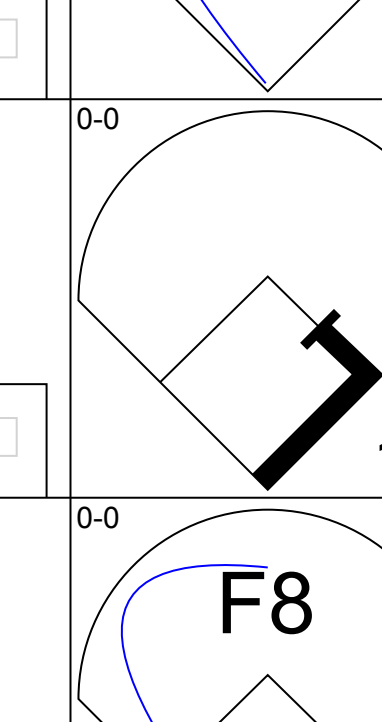

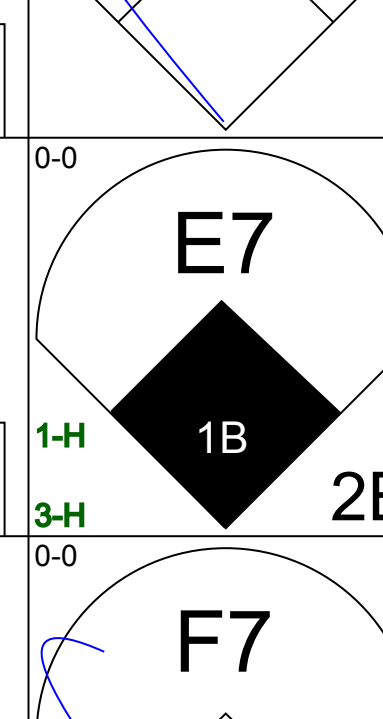
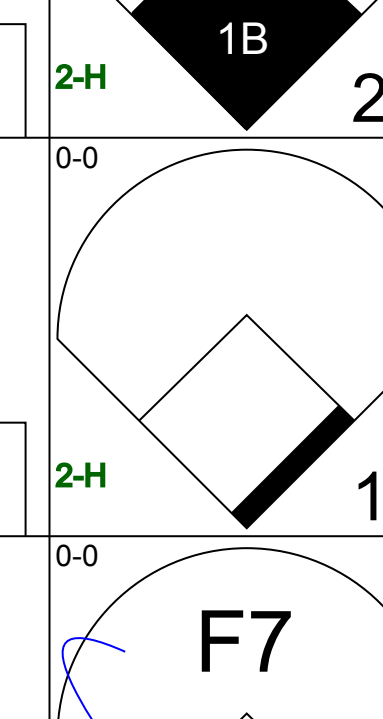
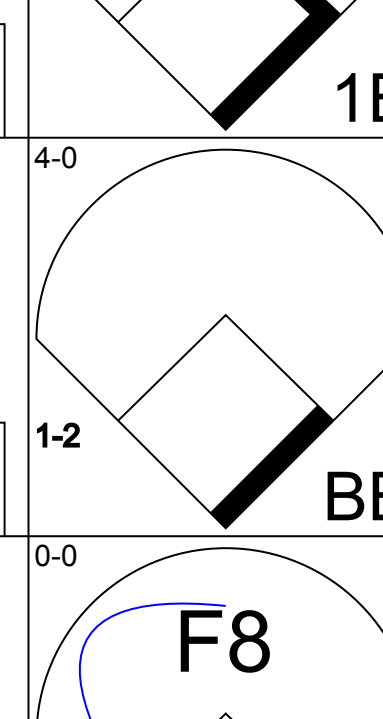
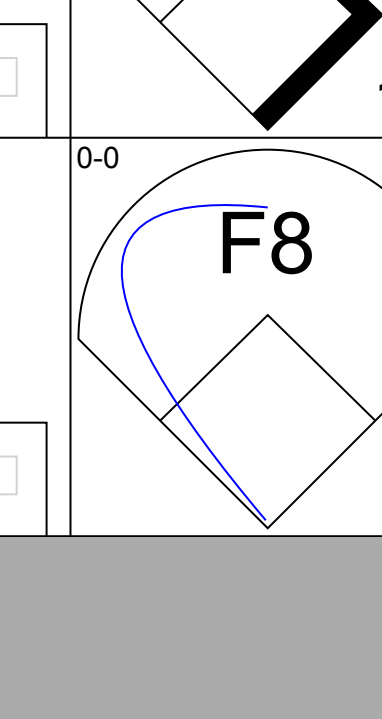
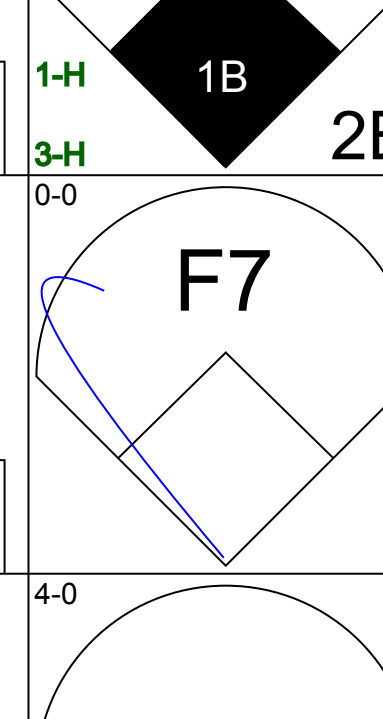
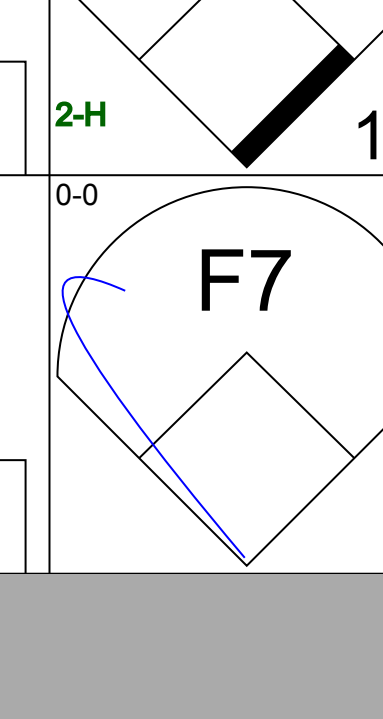
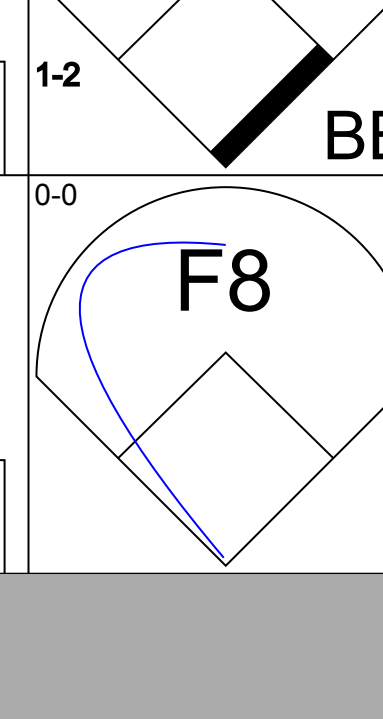
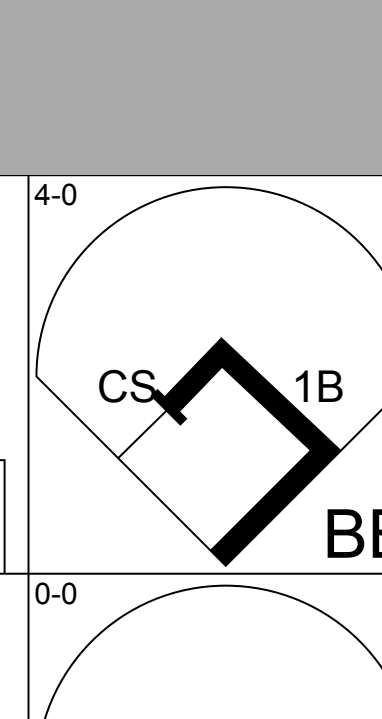
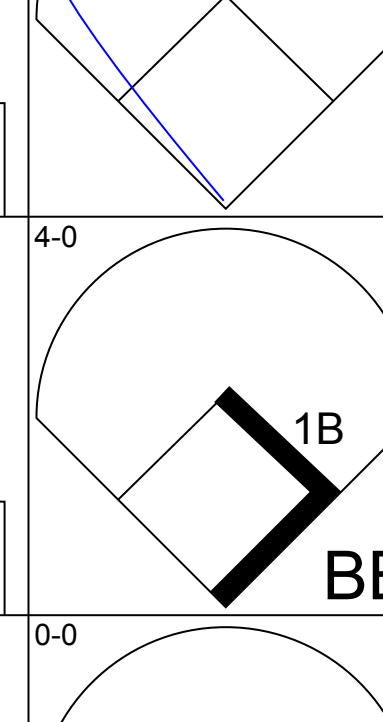
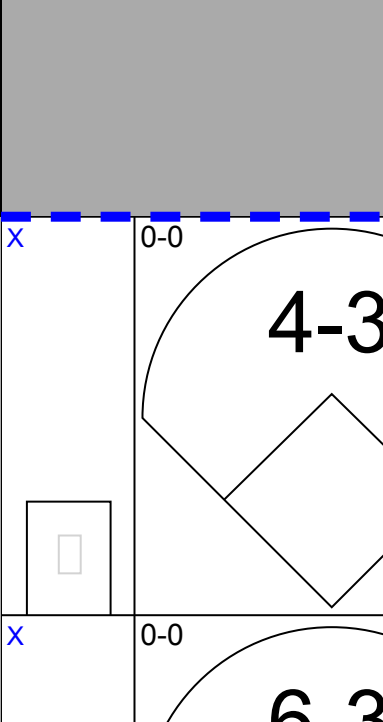
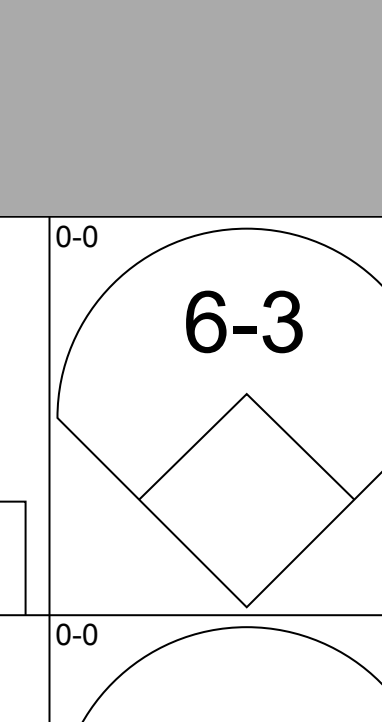
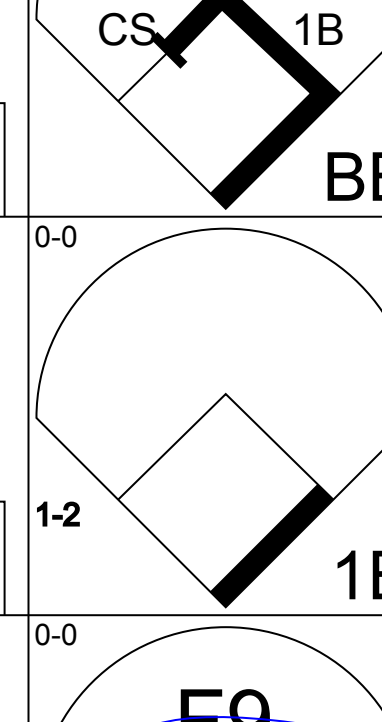
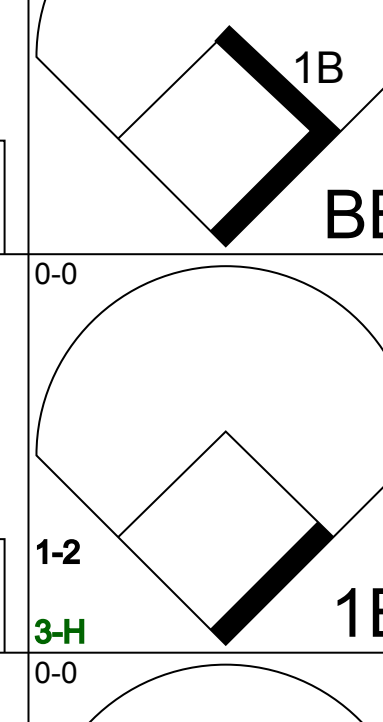
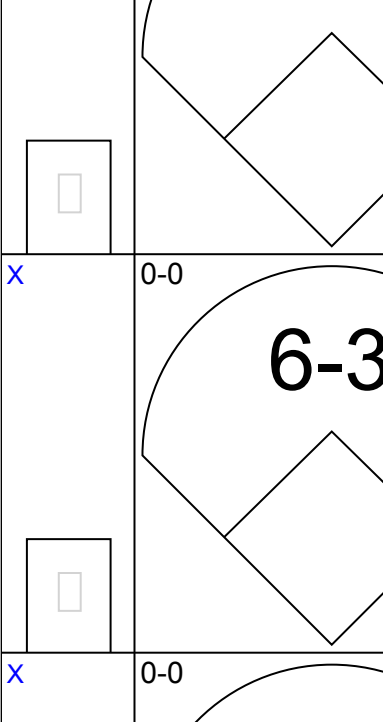
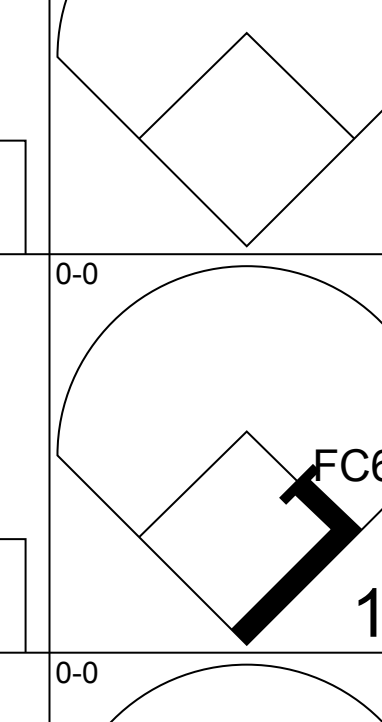
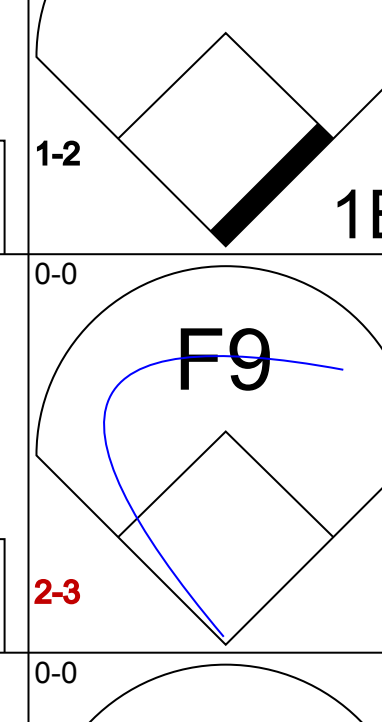
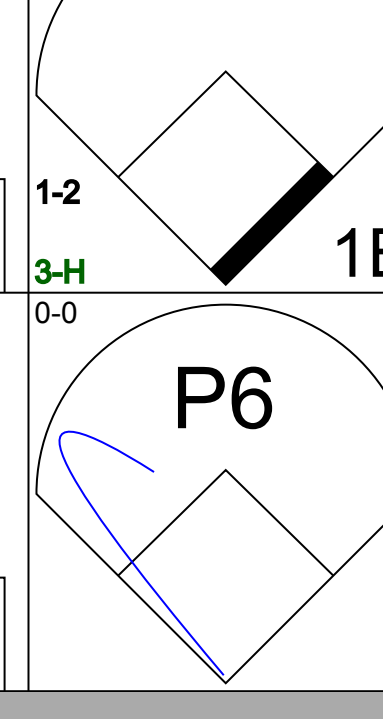
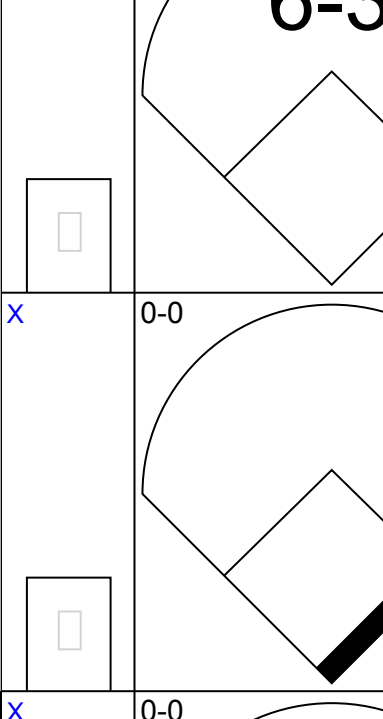
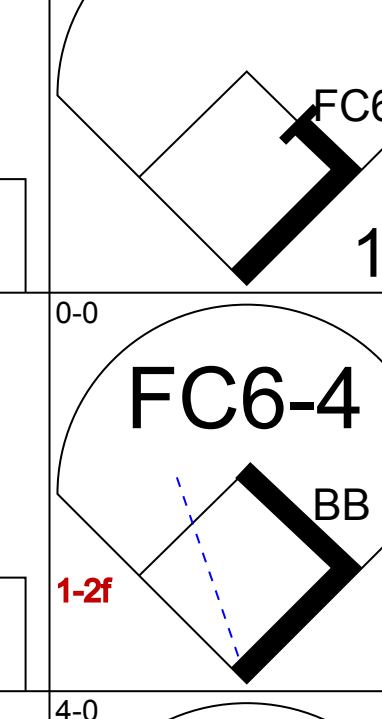
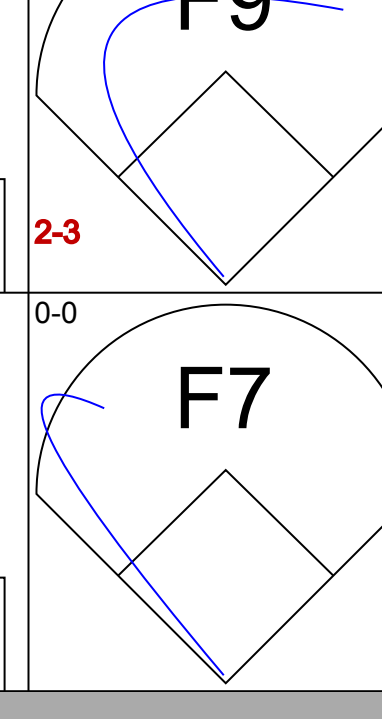
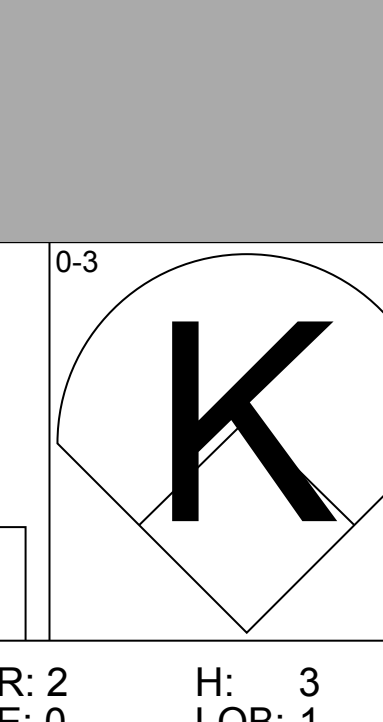
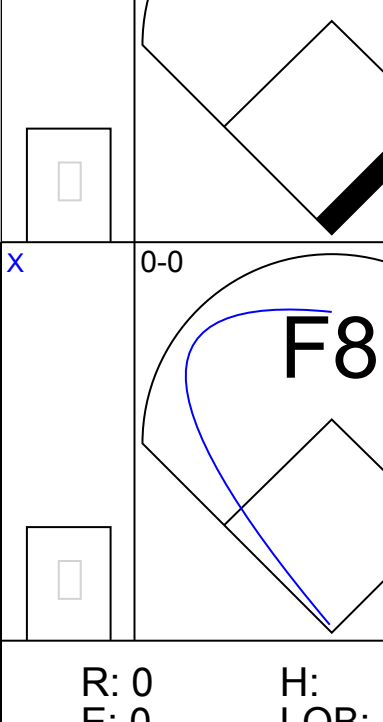
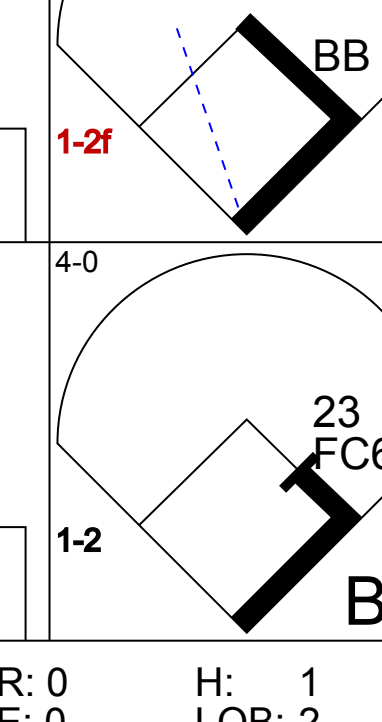
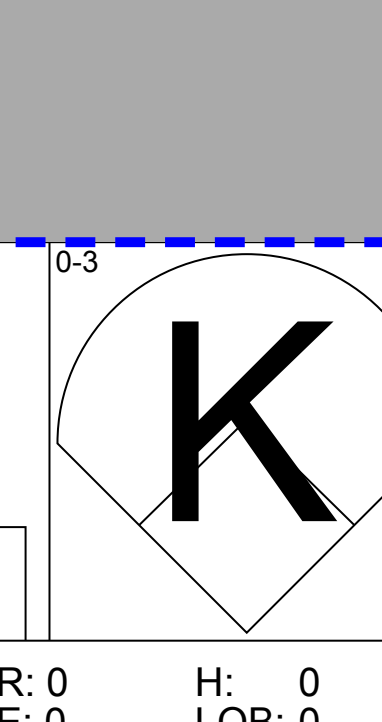


Batter	1	2	3	4	5	6	7	8	9	AB	R	H	RBI	BB	SO	LOB	TOP								
Lonnie Smith, R OBP: 0.381, SLG: 0.434 (1, 7)										4	0	1	0	1	2	2									
Ozzie Smith, S OBP: 0.292, SLG: 0.307 Floyd Rayford, R OBP: 0.263, SLG: 0.400 (1, 6) (5, 5)										2	0	1	0	0	0	0									
Ken Oberkfell, L OBP: 0.373, SLG: 0.371 (1, 5) (5, 4)										3	0	0	0	1	0	3									
George Hendrick, R OBP: 0.387, SLG: 0.509 (1, 3)										4	1	1	0	0	1	3									
Andy Van Slyke, L OBP: 0.339, SLG: 0.410 (1, 9)										4	0	1	0	0	0	3									
Willie McGee, S OBP: 0.323, SLG: 0.382 (1, 8)										4	1	2	2	0	1	1									
Darrell Porter, L OBP: 0.340, SLG: 0.420 (1, 2)										4	0	2	0	0	1	2									
Mike Ramsey, S OBP: 0.331, SLG: 0.358 (1, 4) (5, 6)										4	0	1	0	0	0	2									
Bob Forsch, R OBP: 0.343, SLG: 0.341 Bill Lingo, R OBP: 0.260, SLG: 0.200 John Stuper, R OBP: 0.162, SLG: 0.139 Steve Brantley, R OBP: 0.287, SLG: 0.500 Jeff Lahti, R OBP: 0.275, SLG: 0.328 Jamie Quirk, L OBP: 0.275, SLG: 0.328 Dave Rucker, L OBP: 0.333, SLG: 0.390 (1, 1) (3, PH) (3, 1) (6, PH) (6, 1) (8, PH) (8, PH) (8, 1) (9, PH)										0	0	0	0	0	0	0									
Inning Stats	R: 0 E: 0 K: 1 S: 5	H: 0 LOB: 0 BB: 0 P: 5	R: 0 E: 0 K: 2 S: 7	H: 0 LOB: 0 BB: 0 P: 7	R: 0 E: 0 K: 0 S: 3	H: 1 LOB: 0 BB: 1 P: 3	R: 0 E: 0 K: 0 S: 4	H: 1 LOB: 2 BB: 1 P: 8	R: 0 E: 0 K: 1 S: 5	H: 1 LOB: 0 BB: 0 P: 5	R: 1 E: 0 K: 0 S: 5	H: 2 LOB: 1 BB: 0 P: 5	R: 0 E: 0 K: 0 S: 4	H: 1 LOB: 1 BB: 0 P: 4	R: 0 E: 0 K: 1 S: 5	H: 0 LOB: 1 BB: 1 P: 9	R: 2 E: 0 K: 2 S: 11	H: 4 LOB: 2 BB: 0 P: 11	1B: 7 2B: 2 3B: 0 HR: 1	SF: 0 SAC: 0 DP: 1 HBP: 0	WP: 1 PB: 0 SB: 0 CS: 0	PA: 37			
PITCHER	IP	WLS	BF	H	R	ER	SO	BB	IBB	HBP	BLK	WP	HR	S	P	ERA	WHIP								
Chuck Rainey, R ERA: 3.88 Lee Smith, R ERA: 1.36 (1, 1) (9, 1)	8.1	W	33	8	3	3	5	2	0	0	0	1	1	41	49	3.24	1.200								

St. Louis Cardinals @ Chicago Cubs
Wrigley Field, Chicago, IL
Tue Aug 09 1983, 3:33 AM CDT
Att: 31,125 - Sunny - 78 F

AB 35
R 3
H 10
RBI 2
BB 2
SO 7
LOB 21



Batter	1	2	3	4	5	6	7	8	9	AB	R	H	RBI	BB	SO	LOB	BOTTOM								
23 Ryne Sandberg, R OBP: 0.319, SLG: 0.388 (1, 4)										4	2	2	0	1	0	2									
Gary Woods, R OBP: 0.305, SLG: 0.340 (1, 8)										5	1	1	0	0	0	2									
Bill Buckner, L OBP: 0.309, SLG: 0.448 (1, 3)										4	1	3	1	0	0	2									
Ron Cey, R OBP: 0.349, SLG: 0.469 (1, 5)										3	1	2	2	1	0	0									
Leon Durham, L OBP: 0.379, SLG: 0.470 (1, 7)										3	0	0	0	1	0	4									
Keith Moreland, R OBP: 0.357, SLG: 0.453 (1, 9)										3	0	1	0	1	0	0									
Jody Davis, R OBP: 0.309, SLG: 0.487 (1, 2)										4	0	2	1	0	0	2									
Larry Bowa, S OBP: 0.307, SLG: 0.329 (1, 6)										4	0	1	0	0	0	4									
Chuck Rainey, R OBP: 0.255, SLG: 0.146 Lee Smith, R OBP: 0.286, SLG: 0.167 (1, 1) (9, 1)										3	0	0	0	1	2	1									
Inning Stats	R: 3 E: 1 K: 0 S: 7	H: 4 LOB: 2 BB: 1 P: 11	R: 2 E: 0 K: 1 S: 8	H: 3 LOB: 1 BB: 0 P: 8	R: 0 E: 0 K: 0 S: 4	H: 1 LOB: 1 BB: 0 P: 4	R: 0 E: 0 K: 0 S: 4	H: 1 LOB: 2 BB: 1 P: 8	R: 0 E: 0 K: 0 S: 3	H: 1 LOB: 0 BB: 0 P: 3	R: 0 E: 0 K: 0 S: 3	H: 1 LOB: 1 BB: 1 P: 7	R: 0 E: 0 K: 1 S: 4	H: 0 LOB: 0 BB: 1 P: 8	R: 0 E: 0 K: 1 S: 4	H: 0 LOB: 1 BB: 1 P: 8	1B: 9 2B: 3 3B: 0 HR: 0	SF: 0 SAC: 0 DP: 1 HBP: 0	WP: 0 PB: 0 SB: 0 CS: 1	PA: 38					
PITCHER	IP	WLS	BF	H	R	ER	SO	BB	IBB	HBP	BLK	WP	HR	S	P	ERA	WHIP								
Bob Forsch, R ERA: 4.61 John Stuper, R ERA: 4.29 Jeff Lahti, R ERA: 3.26 Dave Rucker, L ERA: 8.22 (1, 1) (3, 1) (6, 1) (8, 1)	2.0	L	14	7	5	5	1	1	0	0	0	0	0	15	19	22.50	4.000								

St. Louis Cardinals @ Chicago Cubs
Wrigley Field, Chicago, IL
Tue Aug 09 1983, 3:33 AM CDT
Att: 31,125 - Sunny - 78 F

AB 33
R 5
H 12
RBI 4
BB 5
SO 2
LOB 17



Batter	1	2	3	4	5	6	7	8	9	AB	R	H	RBI	BB	SO	LOB	TOP			
Mel Hall, L OBP: 0.355, SLG: 0.439 (1, 8)										3	0	1	0	1	1	0				
23 Ryne Sandberg, R OBP: 0.321, SLG: 0.384 (1, 4)										4	0	0	0	0	0	1				
Bill Buckner, L OBP: 0.309, SLG: 0.443 (1, 3)										4	0	1	0	0	0	0				
Ron Cey, R OBP: 0.346, SLG: 0.463 (1, 5)										3	0	0	0	0	1	1				
Leon Durham, L OBP: 0.383, SLG: 0.480 (1, 7)										3	0	0	0	0	2	1				
Keith Moreland, R OBP: 0.396, SLG: 0.452 (1, 9)										2	0	2	0	1	0	0				
Jody Davis, R OBP: 0.315, SLG: 0.487 (1, 2)										3	0	0	0	0	1	3				
Larry Bowa, S OBP: 0.310, SLG: 0.334 (1, 6)										3	0	0	0	0	0	1				
Fergie Jenkins, R OBP: 0.239, SLG: 0.267 (1, 1)										2	0	0	0	0	1	0				
Jay Johnstone, L OBP: 0.364, SLG: 0.429 (8, PH)										1	0	0	0	0	1	1				
Craig Lefferts, L OBP: 0.176, SLG: 0.125 (8, 1)										0	0	0	0	0	0	0				
Inning Stats	R: 0 E: 0 K: 0 S: 2	H: 0 LOB: 0 BB: 1 P: 6	R: 0 E: 0 K: 1 S: 6	H: 1 LOB: 1 BB: 0 P: 6	R: 0 E: 0 K: 2 S: 7	H: 0 LOB: 0 BB: 0 P: 7	R: 0 E: 0 K: 0 S: 3	H: 0 LOB: 0 BB: 0 P: 3	R: 0 E: 0 K: 0 S: 3	H: 1 LOB: 0 BB: 0 P: 3	R: 0 E: 0 K: 0 S: 8	H: 1 LOB: 1 BB: 0 P: 8	R: 0 E: 0 K: 2 S: 7	H: 0 LOB: 1 BB: 1 P: 11	R: 0 E: 0 K: 0 S: 3	H: 0 LOB: 0 BB: 0 P: 3	1B: 3 2B: 1 3B: 0 HR: 0	SF: 0 SAC: 0 DP: 1 HBP: 0	WP: 0 PB: 0 CS: 2	PA: 31
PITCHER Walt Terrell, R ERA: 3.63 (1, 1)	IP: 9.0 WLS: W BF: 30 H: 4 R: 0 ER: 0 SO: 7 BB: 2 IBB: 0 HBP: 0 BLK: 0 WP: 0 HR: 0 S: 42 P: 50 ERA: 0.00 WHIP: 0.667																			

Chicago Cubs @ New York Mets
Shea Stadium, Flushing, NY
Fri Aug 12, 1983, 7:05 PM EDT
Att. 8,976 - Overcast - 67 F

AB	28
R	0
H	4
RBI	0
BB	2
SO	7
LOB	8



Batter	1	2	3	4	5	6	7	8	9	AB	R	H	RBI	BB	SO	LOB	BOTTOM			
Mookie Wilson, S OBP: 0.296, SLG: 0.344 (1, 8)										4	0	2	1	0	0	0				
Hubie Brooks, R OBP: 0.307, SLG: 0.352 (1, 5)										4	0	0	0	0	1	2				
Keith Hernandez, L OBP: 0.362, SLG: 0.418 (1, 3)										4	0	1	0	0	0	0				
Danny Heep, L OBP: 0.356, SLG: 0.457 (1, 7)										3	1	2	1	0	1	0				
Darryl Strawberry, L OBP: 0.308, SLG: 0.451 (1, 9)										4	0	1	0	0	2	3				
Bob Bailor, R OBP: 0.295, SLG: 0.296 (1, 6)										4	0	1	0	0	0	1				
Brian Giles, R OBP: 0.312, SLG: 0.293 (1, 4)										2	0	0	0	1	0	1				
Ron Hodges, L OBP: 0.364, SLG: 0.260 (1, 2)										2	1	1	0	1	0	0				
Walt Terrell, L OBP: 0.150, SLG: 0.421 (1, 1)										2	0	0	0	0	1	2				
Inning Stats	R: 0 E: 0 K: 1 S: 6	H: 1 LOB: 2 BB: 0 P: 7	R: 0 E: 0 K: 1 S: 5	H: 1 LOB: 1 BB: 1 P: 9	R: 0 E: 0 K: 0 S: 3	H: 0 LOB: 0 BB: 0 P: 3	R: 0 E: 0 K: 1 S: 5	H: 1 LOB: 0 BB: 0 P: 5	R: 1 E: 0 K: 0 S: 5	H: 1 LOB: 1 BB: 1 P: 10	R: 1 E: 0 K: 0 S: 5	H: 2 LOB: 1 BB: 0 P: 5	R: 0 E: 0 K: 0 S: 4	H: 1 LOB: 1 BB: 0 P: 4	R: 0 E: 0 K: 1 S: 6	H: 1 LOB: 1 BB: 0 P: 6	1B: 7 2B: 1 3B: 0 HR: 1	SF: 0 SAC: 1 DP: 1 HBP: 1	WP: 1 PB: 0 SB: 2 CS: 3	PA: 33
PITCHER Fergie Jenkins, R ERA: 4.3 Craig Lefferts, L ERA: 2.79 (8, 1)	IP: 7.0 WLS: L BF: 29 H: 7 R: 2 ER: 2 SO: 4 BB: 2 IBB: 1 HBP: 1 BLK: 0 WP: 1 HR: 1 S: 34 P: 43 ERA: 2.57 WHIP: 1.286																			

Chicago Cubs @ New York Mets
Shea Stadium, Flushing, NY
Fri Aug 12, 1983, 7:05 PM EDT
Att. 8,976 - Overcast - 67 F

AB	29
R	2
H	8
RBI	2
BB	2
SO	5
LOB	9



Batter	1	2	3	4	5	6	7	8	9	AB	R	H	RBI	BB	SO	LOB	TOP								
23 Ryne Sandberg, R OBP: 0.320, SLG: 0.382	0-0 4-3		0-0 L7		0-0 S 2B 1B		0-0 L8		0-0 P3	5	1	1	0	0	0	2	Chicago Cubs @ New York Mets Shea Stadium, Flushing, NY Sat Aug 13 1983, 7:05 PM EDT Att: 37,407 - Overcast - 72 F								
Keith Moreland, R OBP: 0.371, SLG: 0.459	4-0 BB		0-0 2B		0-0 1-H 2B		4-0 1-2 2-3 BB		0-0 5-3	3	0	2	1	2	0	0									
Bill Buckner, L OBP: 0.307, SLG: 0.440	0-0 F9		0-0 P4		0-0 4-3		0-0 F8			4	0	0	0	0	0	6									
Ron Cey, R OBP: 0.343, SLG: 0.458	0-3 K			0-0 5-3		0-0 L8		0-0 6-3		4	0	0	0	0	1	1									
Leon Durham, L OBP: 0.378, SLG: 0.473		0-3 K		0-3 K		0-3 K		0-0 L7		4	0	0	0	0	3	0									
Mel Hall, L OBP: 0.355, SLG: 0.438 Jerry Morales, R OBP: 0.253, SLG: 0.289	0-0 L8		0-0 1B		0-0 L9		0-0 FC5 1B		0-0 FC5 1B	3	0	1	0	0	0	0									
Jody Davis, R OBP: 0.317, SLG: 0.487	0-0 1B		0-3 K		0-0 F9		0-0 1-2 1B		0-0 1B	4	0	2	0	0	1	1									
Tom Verzyer, R OBP: 0.214, SLG: 0.286	0-3 K			0-0 4-3		0-0 BB 1B		0-0 FC5		4	0	1	0	0	1	3									
Rich Bordi, R Craig Lefferts, L Jay Johnstone, L Bill Campbell, R Warren Brusstar, R Gary Woods, R			0-3 K		0-3 K		0-0 1-2 BB 1B		0-0 P4	2	0	0	0	0	0	2									
Inning Stats	R: 0 E: 0 K: 1 S: 5	H: 0 LOB: 1 BB: 1 P: 9	R: 0 E: 0 K: 2 S: 8	H: 1 LOB: 1 BB: 0 P: 8	R: 0 E: 0 K: 1 S: 6	H: 1 LOB: 1 BB: 0 P: 6	R: 0 E: 0 K: 2 S: 8	H: 1 LOB: 1 BB: 0 P: 8	R: 1 E: 0 K: 1 S: 7	H: 2 LOB: 1 BB: 0 P: 7	R: 0 E: 0 K: 1 S: 5	H: 0 LOB: 0 BB: 0 P: 5	R: 0 E: 0 K: 0 S: 5	H: 2 LOB: 3 BB: 1 P: 9	R: 0 E: 0 K: 0 S: 5	H: 2 LOB: 2 BB: 0 P: 5		R: 0 E: 0 K: 0 S: 3	H: 0 LOB: 0 BB: 0 P: 3	1B: 7 2B: 2 3B: 0 HR: 0	SF: 0 SAC: 0 DP: 0 HBP: 0	WP: 0 PB: 0 SB: 1 CS: 0	PA: 38		
PITCHER	IP WLS BF H R ER SO BB IBB HBP BLK WP HR S P ERA WHIP	6.2 W 29 7 1 1 8 2 0 0 0 0 0 43 51 1.35 1.350	2.1 S 9 2 0 0 0 0 0 0 0 0 0 9 9 0.00 0.857																						

Chicago Cubs @ New York Mets
Shea Stadium, Flushing, NY
Sat Aug 13 1983, 7:05 PM EDT
Att: 37,407 - Overcast - 72 F

AB 36
R 1
H 9
RBI 1
BB 2
SO 8
LOB 13





Batter	1	2	3	4	5	6	7	8	9	AB	R	H	RBI	BB	SO	LOB	BOTTOM							
Mookie Wilson, S OBP: 0.299, SLG: 0.348	0-0 S 1B		0-0 1B		0-0 1-2 1B		0-0 L3			4	2	3	0	0	0	1	Chicago Cubs @ New York Mets Shea Stadium, Flushing, NY Sat Aug 13 1983, 7:05 PM EDT Att: 37,407 - Overcast - 72 F							
Hubie Brooks, R OBP: 0.311, SLG: 0.356	0-0 1B		0-0 1B		0-0 1-2 2-3 1B		0-0 K		0-0 1B 3B	4	1	3	1	0	1	1								
Keith Hernandez, L OBP: 0.363, SLG: 0.418	0-0 4-3 1-3 1B		0-3 K2-1		0-0 E1		0-0 2-H 1B		0-0 3B 1B	4	1	2	0	0	1	3								
George Foster, R OBP: 0.301, SLG: 0.417	0-0 4-3			0-3 K		0-0 BB		0-0 F3		3	0	0	0	1	1	3								
Darryl Strawberry, L OBP: 0.311, SLG: 0.459	0-0 5	0-0 4-3		0-0 CS 1B		0-0 P4		0-0 1-H 3-H SF9 3B		4	1	2	2	0	0	2								
Bob Bailor, R OBP: 0.291, SLG: 0.292 Jesse Orosco, R OBP: 0.250, SLG: 0.273	0-0 6-3		0-0 K		0-0 1-2 K		0-0 4-3		0-0 SF9	3	0	0	0	0	1	3								
José Oquendo, S OBP: 0.265, SLG: 0.245	0-3 K			0-0 6-3		0-0 FC6-4 1B		0-3 K		4	0	1	0	0	2	0								
Junior Ortiz, R OBP: 0.241, SLG: 0.226			0-0 4-3		0-3 K		0-0 FC6-4		0-0 S 1-2 1B	3	0	0	0	0	1	1								
Tom Seaver, R OBP: 0.220, SLG: 0.261 Brian Giles, R OBP: 0.311, SLG: 0.292	0-0 1B K2-1 1B		0-0 5-3		0-0 K		0-0 1-2 K			2	0	1	0	0	0	0								
Inning Stats	R: 1 E: 0 K: 0 S: 4	H: 3 LOB: 1 BB: 0 P: 4	R: 0 E: 0 K: 1 S: 5	H: 0 LOB: 0 BB: 0 P: 5	R: 0 E: 0 K: 1 S: 7	H: 3 LOB: 3 BB: 0 P: 7	R: 0 E: 0 K: 2 S: 7	H: 1 LOB: 0 BB: 0 P: 7	R: 0 E: 0 K: 1 S: 5	H: 0 LOB: 0 BB: 0 P: 5	R: 1 E: 1 K: 1 S: 7	H: 1 LOB: 2 BB: 1 P: 11	R: 0 E: 0 K: 1 S: 6	H: 1 LOB: 1 BB: 0 P: 6	R: 3 E: 0 K: 1 S: 8	H: 3 LOB: 0 BB: 0 P: 8		1B: 11 2B: 1 3B: 1 HR: 0	SF: 1 SAC: 0 DP: 1 HBP: 0	WP: 0 PB: 0 SB: 3 CS: 1	PA: 34			
PITCHER	IP WLS BF H R ER SO BB IBB HBP BLK WP HR S P ERA WHIP	5.1 L 23 8 2 1 6 8 2 1 6 0 0 2 2 0.00 0.000	1.1 8 4 3 3 1 0 0 0 0 0 0 0 10 10 20.25 3.000	0.2 2 0 0 0 0 0 0 0 0 0 0 0 4 4 0.00 0.000																				

Chicago Cubs @ New York Mets
Shea Stadium, Flushing, NY
Sat Aug 13 1983, 7:05 PM EDT
Att: 37,407 - Overcast - 72 F

AB 32
R 5
H 12
RBI 4
BB 1
SO 8
LOB 15



Batter	1	2	3	4	5	6	7	8	9	AB	R	H	RBI	BB	SO	LOB	TOP				
23 Ryne Sandberg, R (1,4) OBP: 0.317, SLG: 0.379	F9		F8		L7			F8		4	0	0	0	0	0	2	Chicago Cubs @ New York Mets Shea Stadium, Flushing, NY Sun Aug 14 1983, 3:33 AM EDT Att: 17,551 - Unknown AB 30 R 2 H 5 RBI 2 BB 2 SO 3 LOB 9 				
Keith Moreland, R (1,9) OBP: 0.369, SLG: 0.457	6-3				5-3			6-3		4	0	1	0	0	0	1					
Bill Buckner, L (1,3) OBP: 0.305, SLG: 0.436	F8			L4				F8		4	0	0	0	0	0	1					
Ron Cey, R (1,5) OBP: 0.342, SLG: 0.456		G4-6-3 1B		F9				L8		4	0	1	0	0	0	1					
Leon Durham, L (1,7) OBP: 0.376, SLG: 0.468	G4-6-3 1-2			L9				BB		3	0	0	0	1	0	2					
Mel Hall, L (1,8) OBP: 0.355, SLG: 0.448 Jerry Morales, R (9, PH) OBP: 0.250, SLG: 0.286	K				HR			P4		3	1	1	1	0	1	0					
Jody Davis, R (1,2) OBP: 0.317, SLG: 0.489			K		1B			K		3	1	1	0	0	2	0					
Tom Verzyer, R (1,6) OBP: 0.219, SLG: 0.278				SH5-4 BB				F8		2	0	0	0	1	0	1					
Chuck Rainey, R (1,1) OBP: 0.295, SLG: 0.146 Mike Proly, R (3,1) OBP: 0.167, SLG: 0.091 Thad Stone, R (5, PH) OBP: 0.348, SLG: 0.420 Warren Brusstar, R (5,1) OBP: 0.285, SLG: 0.324 Gary Woods, R (8, PH) OBP: 0.296, SLG: 0.324 Bill Campbell, R (8,1)			SH5-4					F7		0	0	0	0	0	0	0					
Inning Stats	R: 0 E: 0 K: 0 S: 3	H: 0 LOB: 0 BB: 0 P: 3	R: 0 E: 0 K: 1 S: 5	H: 1 LOB: 0 BB: 0 P: 5	R: 0 E: 0 K: 1 S: 5	H: 0 LOB: 1 BB: 1 P: 9	R: 0 E: 0 K: 0 S: 4	H: 1 LOB: 1 BB: 0 P: 4	R: 2 E: 0 K: 0 S: 6	H: 3 LOB: 1 BB: 0 P: 6	R: 0 E: 0 K: 1 S: 5	H: 0 LOB: 0 BB: 0 P: 5	R: 0 E: 0 K: 0 S: 3	H: 0 LOB: 0 BB: 0 P: 3	R: 0 E: 0 K: 0 S: 3	H: 0 LOB: 1 BB: 1 P: 7		1B: 3 2B: 1 3B: 0 HR: 1	SF: 0 SAC: 1 DP: 1 HBP: 0	WP: 0 PB: 0 SB: 0 CS: 0	PA: 33
PITCHER	IP	WLS	BF	H	R	ER	SO	BB	IBB	HBP	BLK	WP	HR	S	P	ERA	WHIP				
Ed Lynch, R (1,1) ERA: 3.63	8.0	W	29	5	2	2	3	1	0	0	0	0	1	34	38	2.25	0.750				
Jesse Orosco, L (9,1) ERA: 1.21	1.0	S	4	0	0	0	0	1	0	0	0	0	0	3	7	0.00	1.000				

Batter	1	2	3	4	5	6	7	8	9	AB	R	H	RBI	BB	SO	LOB	BOTTOM				
Bob Bailor, R (1,4) OBP: 0.295, SLG: 0.296	1B S 1B		FC3-2 1B HR	4-3		4-3				4	2	2	0	0	0	1	Chicago Cubs @ New York Mets Shea Stadium, Flushing, NY Sun Aug 14 1983, 3:33 AM EDT Att: 17,551 - Unknown AB 32 R 5 H 12 RBI 5 BB 3 SO 2 LOB 20 				
Hubie Brooks, R (1,5) OBP: 0.315, SLG: 0.360	G6-4-3 1B 1-3		FC3-2 1B HR		BB 1B			4-3		4	1	3	0	0	0	0					
Keith Hernandez, L (1,3) OBP: 0.366, SLG: 0.420	G6-4-3 1B 1-2 3-H		FC3-2 1B HR		BB 1B			6-3 1B		3	1	2	1	1	0	3					
George Foster, R (1,7) OBP: 0.301, SLG: 0.423	G6-4-3 1B 1-2 2-3		HR		BB 1B			6-3 1B		4	1	1	4	0	0	5					
Darryl Strawberry, L (1,9) OBP: 0.313, SLG: 0.457	L8		BB 1B		K			IBB		3	0	1	0	1	1	3					
Danny Heep, L (1,8) OBP: 0.354, SLG: 0.449		L8	G4-6-3 BB	4-3		G3				3	0	0	0	1	0	4					
Ron Hodges, L (1,2) OBP: 0.366, SLG: 0.265	6-3		G4-6-3 1-2		SH3-4 1B			G4-6-3 1B		4	0	2	0	0	0	2					
José Oquendo, S (1,6) OBP: 0.262, SLG: 0.242 Rusty Staub, L (8, PH) OBP: 0.261, SLG: 0.397 Brian Giles, R (9,4) OBP: 0.311, SLG: 0.292	5-3			F8		K		G4-6-3 1-2		3	0	0	0	0	1	1					
Ed Lynch, R (1,1) OBP: 0.171, SLG: 0.150 Dave Kingman, R (8, PH) OBP: 0.261, SLG: 0.397 Jesse Orosco, R (9,1) OBP: 0.250, SLG: 0.273			1B FC3-2 1B	4-3		SH3-4 1B		1-3		2	0	1	0	0	0	0					
Inning Stats	R: 1 E: 0 K: 0 S: 5	H: 3 LOB: 1 BB: 0 P: 5	R: 0 E: 0 K: 0 S: 3	H: 0 LOB: 0 BB: 0 P: 3	R: 4 E: 0 K: 0 S: 7	H: 5 LOB: 1 BB: 1 P: 11	R: 0 E: 0 K: 0 S: 3	H: 0 LOB: 0 BB: 0 P: 3	R: 0 E: 0 K: 1 S: 6	H: 1 LOB: 2 BB: 0 P: 6	R: 0 E: 0 K: 0 S: 4	H: 1 LOB: 2 BB: 1 P: 8	R: 0 E: 0 K: 0 S: 3	H: 1 LOB: 0 BB: 0 P: 3	R: 0 E: 0 K: 0 S: 3	H: 1 LOB: 0 BB: 0 P: 3		1B: 11 2B: 0 3B: 0 HR: 1	SF: 0 SAC: 1 DP: 3 HBP: 0	WP: 0 PB: 0 SB: 1 CS: 0	PA: 36
PITCHER	IP	WLS	BF	H	R	ER	SO	BB	IBB	HBP	BLK	WP	HR	S	P	ERA	WHIP				
Chuck Rainey, R (1,1) ERA: 4.13	2.1	L	14	8	5	5	0	0	0	0	0	0	1	14	14	19.29	3.429				
Mike Proly, R (3,1) ERA: 3.53	1.2		5	0	0	0	0	1	0	0	0	0	0	4	8	0.00	0.600				
Warren Brusstar, R (5,1) ERA: 2.03	3.0		14	3	0	0	2	1	1	0	0	0	0	16	24	0.00	1.333				
Bill Campbell, R (8,1) ERA: 3.41	1.0		3	1	0	0	0	0	0	0	0	0	0	3	3	0.00	1.000				

Batter	1	2	3	4	5	6	7	8	9	AB	R	H	RBI	BB	SO	LOB	TOP			
Greg Gross, L (1.7) OBP: 0.404, SLG: 0.404	0-0 4-3		0-0 L1			0-0 F8		0-0 6-3		4	0	0	0	0	0	1				
Pete Rose, S (1.3) OBP: 0.333, SLG: 0.310	0-0 6-3			0-0 F7		0-0 F7		0-0 1-3		4	0	0	0	0	0	1				
Joe Morgan, L (1.4) OBP: 0.350, SLG: 0.347	0-0 3-1			0-0 L9		0-0 F2		0-0 F9		4	0	0	0	0	0	1				
Mike Schmidt, R (1.5) OBP: 0.388, SLG: 0.505		0-0 4-3 1B		4-0 BB		0-0 1B		0-3 K		3	1	2	0	1	1	0				
Joe Lefebvre, L (1.9) OBP: 0.424, SLG: 0.618	0-0 4-3			0-0 G3		0-0 F8				3	0	0	0	0	0	3				
Von Hayes, L (1.8) OBP: 0.334, SLG: 0.381	0-0 2H 1B				0-0 5-3		0-0 G6-4-3 1B			3	0	2	1	0	0	0				
Ozzie Virgil, R (1.2) OBP: 0.256, SLG: 0.358	0-0 8-4-6-3 1-2				0-0 6-3		0-0 G6-4-3 1-2			3	0	0	0	0	0	3				
Ivan De Jesus, R (1.6) OBP: 0.331, SLG: 0.323			0-0 L4		0-0 5-3			0-0 L6		2	0	0	0	0	0	0				
Larry Andersen, R (5.1) OBP: 0.362, SLG: 0.389										0	0	0	0	0	0	0				
Gary Matthews, R (8. PH) OBP: 0.362, SLG: 0.389										1	0	0	0	0	0	0				
Willie Hernandez, L (8.1) OBP: 0.500, SLG: 0.500										0	0	0	0	0	0	0				
Marty Bystrom, R (1.1) OBP: 0.212, SLG: 0.167			0-0 6-3					0-0 6-3		1	0	0	0	0	0	0				
Tug McGraw, R (4.1) OBP: 0.333, SLG: 0.333										0	0	0	0	0	0	0				
Kiko Garcia, R (5.6) OBP: 0.375, SLG: 0.494										2	0	1	0	0	0	0				
Inning Stats	R: 0 E: 0 K: 0 S: 3	H: 0 LOB: 0 BB: 0 P: 3	R: 1 E: 0 K: 0 S: 4	H: 2 LOB: 0 BB: 0 P: 4	R: 0 E: 0 K: 0 S: 3	H: 0 LOB: 0 BB: 1 P: 3	R: 0 E: 0 K: 0 S: 3	H: 0 LOB: 1 BB: 0 P: 7	R: 0 E: 0 K: 0 S: 4	H: 1 LOB: 1 BB: 0 P: 4	R: 0 E: 0 K: 0 S: 4	H: 2 LOB: 1 BB: 0 P: 4	R: 0 E: 0 K: 0 S: 3	H: 0 LOB: 0 BB: 0 P: 3	R: 0 E: 0 K: 1 S: 5	H: 0 LOB: 0 BB: 0 P: 5	1B: 4 2B: 2 3B: 0 HR: 0	SF: 0 SAC: 0 DP: 2 HBP: 0	WP: 0 PB: 0 SB: 0 CS: 0	PA: 31
PITCHER Dick Ruthven, R (1.1) ERA: 4.41	IP: 9.0 WLS: W BF: 31 H: 5 R: 1 ER: 1 SO: 1 BB: 1 IBB: 0 HBP: 0 BLK: 0 WP: 0 HR: 0 S: 32 P: 36 ERA: 1.00 WHIP: 0.667															PITCHER	IP: 9.0 WLS: W BF: 31 H: 5 R: 1 ER: 1 SO: 1 BB: 1 IBB: 0 HBP: 0 BLK: 0 WP: 0 HR: 0 S: 32 P: 36 ERA: 1.00 WHIP: 0.667			

Philadelphia Phillies @ Chicago Cubs
Wrigley Field, Chicago, IL
Tue Aug 16 1983, 3:33 AM CDT
Unknown

AB 30
R 1
H 5
RBI 1
BB 1
SO 1
LOB 9



Batter	1	2	3	4	5	6	7	8	9	AB	R	H	RBI	BB	SO	LOB	BOTTOM			
Thad Bosley, L (1.9) OBP: 0.412, SLG: 0.643	0-0 23 4-3 1B			0-0 E6 1B	0-0 1-3			0-0 23 G5-4-3 1B		4	1	2	2	0	0	2				
Gary Woods, R (8. PH) OBP: 0.299, SLG: 0.327		1-1 2H 2B		1-3 1B						1	0	1	0	0	0	0				
23 Ryne Sandberg, R (1.4) OBP: 0.318, SLG: 0.378	0-0 4-3	4-0 2B		0-0 SF8	0-0 6-3			0-0 G5-4-3		3	0	0	1	1	0	3				
Bill Buckner, L (1.3) OBP: 0.307, SLG: 0.438	0-0 5-3			3-1 1B		0-0 4-3		0-0 E		5	2	2	0	0	0	3				
Leon Durham, L (1.7) OBP: 0.377, SLG: 0.465	0-0 3-1		0-0 3-1	1-1 3H 1B		0-0 3-1		4-0 BB WP 1B BB		4	1	1	2	1	0	1				
Ron Cey, R (1.5) OBP: 0.346, SLG: 0.462				4-0 FC5-4 IBB		4-0 BB		4-0 1-2 2H 1B IBB		2	1	1	1	3	0	0				
Tom Verzyer, R (8. PR) OBP: 0.224, SLG: 0.270								1-2 2H 1B IBB		0	1	0	0	0	0	0				
Mel Hall, L (1.8) OBP: 0.354, SLG: 0.446		0-0 L6	0-0 1B	0-0 L8		0-0 F7		4-0 1-2 2-3 BB		4	1	1	0	1	0	3				
Jody Davis, R (1.2) OBP: 0.317, SLG: 0.485		0-0 FC1-5 1B	0-0 2B	0-0 FC5-4			0-0 5-3	1-2 2H 3H 1B		5	0	3	3	0	0	2				
Larry Bowa, S (1.6) OBP: 0.311, SLG: 0.336		4-0 FC1-5 2B	0-0 F9				0-0 F7	0-0 F3		4	1	1	0	1	0	3				
Dick Ruthven, R (1.1) OBP: 0.208, SLG: 0.234		0-0 FC1-5 2B		0-0 E 23 SF8 1B			0-0 1-3			3	2	1	0	0	0	2				
Inning Stats	R: 0 E: 0 K: 0 S: 4	H: 1 LOB: 1 BB: 0 P: 4	R: 3 E: 0 K: 0 S: 6	H: 3 LOB: 2 BB: 2 P: 14	R: 1 E: 0 K: 0 S: 5	H: 2 LOB: 1 BB: 0 P: 5	R: 3 E: 1 K: 0 S: 7	H: 3 LOB: 2 BB: 1 P: 11	R: 0 E: 0 K: 0 S: 4	H: 1 LOB: 1 BB: 0 P: 4	R: 0 E: 0 K: 0 S: 3	H: 0 LOB: 0 BB: 0 P: 3	R: 0 E: 0 K: 0 S: 5	H: 3 LOB: 2 BB: 3 P: 17	R: 3 E: 0 K: 0 S: 5	H: 3 LOB: 2 BB: 3 P: 17	1B: 8 2B: 4 3B: 0 HR: 1	SF: 1 SAC: 1 DP: 1 HBP: 0	WP: 1 PB: 0 SB: 2 CS: 0	PA: 44
PITCHER Marty Bystrom, R (1.1) ERA: 4.92	IP: 3.0 WLS: L BF: 19 H: 7 R: 6 ER: 6 SO: 0 BB: 2 IBB: 0 HBP: 0 BLK: 0 WP: 0 HR: 0 S: 17 P: 25 ERA: 18.00 WHIP: 3.000															PITCHER	IP: 3.0 WLS: L BF: 19 H: 7 R: 6 ER: 6 SO: 0 BB: 2 IBB: 0 HBP: 0 BLK: 0 WP: 0 HR: 0 S: 17 P: 25 ERA: 18.00 WHIP: 3.000			
Tug McGraw, L (4.1) ERA: 2.98	IP: 1.0 WLS: 6 BF: 2 H: 2 R: 1 ER: 0 SO: 0 BB: 0 IBB: 0 HBP: 0 BLK: 0 WP: 0 HR: 0 S: 5 P: 9 ERA: 0.00 WHIP: 2.000															PITCHER	IP: 1.0 WLS: 6 BF: 2 H: 2 R: 1 ER: 0 SO: 0 BB: 0 IBB: 0 HBP: 0 BLK: 0 WP: 0 HR: 0 S: 5 P: 9 ERA: 0.00 WHIP: 2.000			
Larry Andersen, R (5.1) ERA: 5.14	IP: 3.0 WLS: 11 BF: 1 H: 1 R: 0 ER: 0 SO: 0 BB: 1 IBB: 0 HBP: 0 BLK: 0 WP: 0 HR: 0 S: 10 P: 14 ERA: 0.00 WHIP: 0.667															PITCHER	IP: 3.0 WLS: 11 BF: 1 H: 1 R: 0 ER: 0 SO: 0 BB: 1 IBB: 0 HBP: 0 BLK: 0 WP: 0 HR: 0 S: 10 P: 14 ERA: 0.00 WHIP: 0.667			
Willie Hernandez, L (8.1) ERA: 3.01	IP: 1.0 WLS: 8 BF: 3 H: 3 R: 3 ER: 3 SO: 0 BB: 2 IBB: 1 HBP: 0 BLK: 0 WP: 1 HR: 0 S: 5 P: 17 ERA: 27.00 WHIP: 5.000															PITCHER	IP: 1.0 WLS: 8 BF: 3 H: 3 R: 3 ER: 3 SO: 0 BB: 2 IBB: 1 HBP: 0 BLK: 0 WP: 1 HR: 0 S: 5 P: 17 ERA: 27.00 WHIP: 5.000			

Philadelphia Phillies @ Chicago Cubs
Wrigley Field, Chicago, IL
Tue Aug 16 1983, 3:33 AM CDT
Unknown

AB 35
R 10
H 13
RBI 9
BB 7
SO 0
LOB 19



Batter	1	2	3	4	5	6	7	8	9	AB	R	H	RBI	BB	SO	LOB	TOP		
Bob Dernier, R OBP: 0.284, SLG: 0.290 Willie Hernandez, L OBP: 0.590, SLG: 0.900 Joe Morgan, L OBP: 0.353, SLG: 0.347	(1,9) X 0-0 1B 2B		(1,9) X 0-0 F8			(1,9) X 4-0 FC6-5 BB		(1,9) X 4-0 BB BB	(1,9) X 4-0 FC6-4 BB	2	1	1	0	1	0	0			
Gary Matthews, R OBP: 0.363, SLG: 0.389 Pete Rose, S OBP: 0.333, SLG: 0.309	(1,7) X 0-0 6-3-5 2H 1B			(1,7) X 0-0 P4		(1,7) X 0-0 FC6-5 FC6-4		(1,7) X 4-0 BB BB	(1,7) X 0-0 FC6-4	3	1	1	1	1	0	2			
Mike Schmidt, R OBP: 0.388, SLG: 0.501	(1,5) X 0-0 6-3-5 1-3f			(1,5) X 4-0 FC6-4 BB		(1,5) X 0-0 FC6-4		(1,5) X 4-0 BB BB	(1,5) X 0-0 F9	3	1	0	0	2	0	3			
Tony Perez, R OBP: 0.315, SLG: 0.399 Von Hayes, L OBP: 0.334, SLG: 0.381	(1,3) X 0-0 5-3			(1,3) X 0-3 K				(1,3) X 0-0 HR	(1,3) X 4-0 2B BB	3	1	1	2	1	1	1			
Bo Diaz, R OBP: 0.300, SLG: 0.370	(1,2) X 0-0 P3		(1,2) X 0-0 FC6-4				(1,2) X 0-0 F7	(1,2) X 0-0 2B		4	0	1	2	0	0	1			
Gary Maddox, R OBP: 0.332, SLG: 0.407	(1,8) X 0-0 F9				(1,8) X 0-0 5-3		(1,8) X 0-0 HR	(1,8) X 4-0 IBB		3	1	1	1	1	0	0			
Kiko Garcia, R OBP: 0.327, SLG: 0.478 Al Holland, R OBP: 0.327, SLG: 0.319	(1,4) X 0-0 F8			(1,4) X 0-0 F8		(1,4) X 0-0 F8		(1,4) X 0-0 P4		3	0	0	0	0	0	0			
Ivan De Jesus, R OBP: 0.327, SLG: 0.319	(1,6) X 0-0 F8		(1,6) X 0-0 F8		(1,6) X 0-0 L7		(1,6) X 0-0 5-3	(1,6) X 0-0 F9		4	0	0	0	0	0	3			
Kevin Gross, R OBP: 0.118, SLG: 0.176 Greg Gross, L OBP: 0.399, SLG: 0.399	(1,1) X 0-0 4-3		(1,1) X 0-0 4-3			(1,1) X 0-0 FC6-5 2B		(1,1) X 0-0 F7	(1,1) X 0-3 K	2	0	1	0	0	0	0			
Inning Stats	R: 1 E: 0 K: 0 S: 4	H: 2 LOB: 0 BB: 0 P: 4	R: 0 E: 0 K: 0 S: 3	H: 0 LOB: 0 BB: 0 P: 3	R: 0 E: 0 K: 1 S: 5	H: 0 LOB: 1 BB: 1 P: 9	R: 0 E: 0 K: 0 S: 3	H: 0 LOB: 0 BB: 0 P: 3	R: 0 E: 0 K: 0 S: 3	H: 1 LOB: 1 BB: 1 P: 7	R: 2 E: 0 K: 0 S: 5	H: 2 LOB: 0 BB: 0 P: 5	R: 3 E: 0 K: 0 S: 4	H: 1 LOB: 3 BB: 5 P: 24	R: 0 E: 0 K: 1 S: 5	H: 0 LOB: 1 BB: 1 P: 9	1B: 1 2B: 4 3B: 0 HR: 2	SF: 0 SAC: 0 DP: 1 HBP: 0	WP: 0 PA: 39 PB: 0 SB: 2 CS: 0
PITCHER	IP WLS BF H R ER SO BB IBB HBP BLK WP HR S P ERA WHIP	IP WLS BF H R ER SO BB IBB HBP BLK WP HR S P ERA WHIP	IP WLS BF H R ER SO BB IBB HBP BLK WP HR S P ERA WHIP	IP WLS BF H R ER SO BB IBB HBP BLK WP HR S P ERA WHIP	IP WLS BF H R ER SO BB IBB HBP BLK WP HR S P ERA WHIP	IP WLS BF H R ER SO BB IBB HBP BLK WP HR S P ERA WHIP	IP WLS BF H R ER SO BB IBB HBP BLK WP HR S P ERA WHIP	IP WLS BF H R ER SO BB IBB HBP BLK WP HR S P ERA WHIP	IP WLS BF H R ER SO BB IBB HBP BLK WP HR S P ERA WHIP	IP WLS BF H R ER SO BB IBB HBP BLK WP HR S P ERA WHIP	IP WLS BF H R ER SO BB IBB HBP BLK WP HR S P ERA WHIP	IP WLS BF H R ER SO BB IBB HBP BLK WP HR S P ERA WHIP	IP WLS BF H R ER SO BB IBB HBP BLK WP HR S P ERA WHIP	IP WLS BF H R ER SO BB IBB HBP BLK WP HR S P ERA WHIP	IP WLS BF H R ER SO BB IBB HBP BLK WP HR S P ERA WHIP	IP WLS BF H R ER SO BB IBB HBP BLK WP HR S P ERA WHIP	IP WLS BF H R ER SO BB IBB HBP BLK WP HR S P ERA WHIP	IP WLS BF H R ER SO BB IBB HBP BLK WP HR S P ERA WHIP	IP WLS BF H R ER SO BB IBB HBP BLK WP HR S P ERA WHIP

Philadelphia Phillies @ Chicago Cubs
Wrigley Field, Chicago, IL
Tue Aug 16 1983, 3:38 AM CDT
Att: 28,124 - Unknown

AB	31
R	6
H	6
RBI	6
BB	8
SO	2
LOB	14



Batter	1	2	3	4	5	6	7	8	9	AB	R	H	RBI	BB	SO	LOB	BOTTOM		
23 Ryne Sandberg, R OBP: 0.316, SLG: 0.376	(1,4) X 0-0 F8		(1,4) X 0-0 F9			(1,4) X 0-0 6-3	(1,4) X 0-0 E 1B		(1,4) X 0-0 G3	5	0	1	0	0	0	1			
Bill Buckner, L OBP: 0.310, SLG: 0.441	(1,3) H 1-0 CS HBP		(1,3) X 0-0 6-3			(1,3) X 0-0 1B 2B	(1,3) X 0-0 F7		(1,3) X 0-0 2B	4	1	2	1	0	0	2			
Keith Moreland, R OBP: 0.367, SLG: 0.450	(1,9) X 0-0 F9		(1,9) X 0-0 5-3			(1,9) X 0-0 2B 1B	(1,9) X 0-0 E6		(1,9) X 0-0 P4	5	0	1	0	0	0	4			
Leon Durham, L OBP: 0.375, SLG: 0.466 Bill Campbell, R OBP: 0.167, SLG: 0.091 Warren Brusstar, R OBP: 0.348, SLG: 0.459	(1,7) X 0-0 4-3		(1,7) X 0-0 4-3		(1,7) X 0-0 3-1		(1,7) X 0-0 K			4	0	1	1	0	1	3			
Ron Cey, R OBP: 0.348, SLG: 0.459	(1,5) X 4-0 1B FC5-2 BB		(1,5) X 4-0 F8		(1,5) X 4-0 F8		(1,5) X 4-0 FC5-4 IBB		(1,5) X 0-0 F2	2	0	0	0	2	0	0			
Mel Hall, L OBP: 0.354, SLG: 0.445 Gary Woods, R OBP: 0.298, SLG: 0.325	(1,8) X 0-0 BB FC5-2 1B		(1,8) X 0-0 F7		(1,8) X 0-0 F7		(1,8) X 0-3 K		(1,8) X 0-3 K	3	0	1	0	0	1	3			
Steve Lake, R OBP: 0.307, SLG: 0.403	(1,2) X 0-0 FC5-2 BB		(1,2) X 0-0 5-3		(1,2) X 0-0 5-3		(1,2) X 0-0 FC5-4		(1,2) X 0-0 6-3	4	0	0	0	0	0	5			
Tom Verzyr, R OBP: 0.238, SLG: 0.273	(1,6) X 4-0 1-2 2-3 BB		(1,6) X 4-0 5-3		(1,6) X 0-0 5-3		(1,6) X 0-0 E 23 1B		(1,6) X 0-0 6-3	3	0	1	0	1	0	0			
Craig Lefferts, L OBP: 0.158, SLG: 0.111 Mike Proby, R OBP: 0.167, SLG: 0.091 Jerry Morales, R OBP: 0.256, SLG: 0.304	(1,1) X 0-3 K		(1,1) X 0-3 K		(1,1) X 0-0 4-3		(1,1) X 0-3 K		(1,1) X 0-0 23 G3 2B	2	0	0	0	0	1	3			
Inning Stats	R: 0 E: 0 K: 0 S: 2	H: 0 LOB: 0 BB: 0 P: 3	R: 0 E: 0 K: 1 S: 6	H: 1 LOB: 3 BB: 2 P: 14	R: 0 E: 0 K: 0 S: 3	H: 0 LOB: 0 BB: 0 P: 3	R: 0 E: 0 K: 0 S: 3	H: 0 LOB: 0 BB: 0 P: 3	R: 1 E: 0 K: 1 S: 8	H: 2 LOB: 3 BB: 1 P: 12	R: 0 E: 1 K: 2 S: 10	H: 2 LOB: 3 BB: 0 P: 10	R: 0 E: 0 K: 1 S: 5	H: 0 LOB: 0 BB: 0 P: 5	R: 1 E: 0 K: 0 S: 5	H: 2 LOB: 1 BB: 0 P: 5	1B: 5 2B: 3 3B: 0 HR: 0	SF: 0 SAC: 0 DP: 0 HBP: 1	WP: 0 PA: 39 PB: 0 SB: 0 CS: 1
PITCHER	IP WLS BF H R ER SO BB IBB HBP BLK WP HR S P ERA WHIP	IP WLS BF H R ER SO BB IBB HBP BLK WP HR S P ERA WHIP	IP WLS BF H R ER SO BB IBB HBP BLK WP HR S P ERA WHIP	IP WLS BF H R ER SO BB IBB HBP BLK WP HR S P ERA WHIP	IP WLS BF H R ER SO BB IBB HBP BLK WP HR S P ERA WHIP	IP WLS BF H R ER SO BB IBB HBP BLK WP HR S P ERA WHIP	IP WLS BF H R ER SO BB IBB HBP BLK WP HR S P ERA WHIP	IP WLS BF H R ER SO BB IBB HBP BLK WP HR S P ERA WHIP	IP WLS BF H R ER SO BB IBB HBP BLK WP HR S P ERA WHIP	IP WLS BF H R ER SO BB IBB HBP BLK WP HR S P ERA WHIP	IP WLS BF H R ER SO BB IBB HBP BLK WP HR S P ERA WHIP	IP WLS BF H R ER SO BB IBB HBP BLK WP HR S P ERA WHIP	IP WLS BF H R ER SO BB IBB HBP BLK WP HR S P ERA WHIP	IP WLS BF H R ER SO BB IBB HBP BLK WP HR S P ERA WHIP	IP WLS BF H R ER SO BB IBB HBP BLK WP HR S P ERA WHIP	IP WLS BF H R ER SO BB IBB HBP BLK WP HR S P ERA WHIP	IP WLS BF H R ER SO BB IBB HBP BLK WP HR S P ERA WHIP	IP WLS BF H R ER SO BB IBB HBP BLK WP HR S P ERA WHIP	IP WLS BF H R ER SO BB IBB HBP BLK WP HR S P ERA WHIP

Philadelphia Phillies @ Chicago Cubs
Wrigley Field, Chicago, IL
Tue Aug 16 1983, 3:38 AM CDT
Att: 28,124 - Unknown

AB	35
R	2
H	8
RBI	2
BB	3
SO	5
LOB	22



Batter	1	2	3	4	5	6	7	8	9	AB	R	H	RBI	BB	SO	LOB	TOP										
Brett Butler, L OBP: 0.347, SLG: 0.405 (1, 7)	L1		1-3					K		4	0	1	0	0	1	0											
Rafael Ramirez, R OBP: 0.328, SLG: 0.355 (1, 6)	6-3							1-6-3		4	0	1	0	0	0	1											
Claudell Washington, L OBP: 0.324, SLG: 0.416 (1, 9)	4-3		1-3					G3		4	0	0	0	0	0	1											
Dale Murphy, R OBP: 0.403, SLG: 0.538 (1, 8)				1-3						3	0	2	0	1	0	0											
Bob Watson, R OBP: 0.409, SLG: 0.541 (1, 3)										4	0	1	0	0	1	3											
Jerry Royster, R OBP: 0.333, SLG: 0.368 (1, 4)										4	0	1	0	0	2	3											
Biff Pocoroba, S OBP: 0.327, SLG: 0.404 (1, 2)										3	0	1	0	1	0	1											
Randy Johnson, R OBP: 0.388, SLG: 0.357 (1, 5)										4	0	0	0	0	1	4											
Pete Falcone, L OBP: 0.120, SLG: 0.125 (1, 1)										1	0	0	0	0	1	0											
Brad Komminsk, R OBP: 0.273, SLG: 0.111 (5, PH)										1	0	0	0	0	0	0											
Tony Brizzolara, R OBP: 0.319, SLG: 0.373 (5, PH)										0	0	0	0	0	0	0											
Mike Jorgensen, L OBP: 0.319, SLG: 0.373 (7, PH)										1	0	0	0	0	1	0											
Rick Camp, R OBP: 0.098, SLG: 0.079 (7, 1)										0	0	0	0	0	0	0											
Inning Stats	R: 0 E: 0 K: 0 S: 3	H: 0 LOB: 0 BB: 0 P: 3	R: 0 E: 0 K: 1 S: 5	H: 0 LOB: 2 BB: 2 P: 13	R: 0 E: 0 K: 1 S: 6	H: 1 LOB: 1 BB: 0 P: 6	R: 0 E: 0 K: 0 S: 4	H: 1 LOB: 1 BB: 0 P: 4	R: 0 E: 0 K: 2 S: 8	H: 1 LOB: 1 BB: 0 P: 6	R: 0 E: 0 K: 1 S: 5	H: 0 LOB: 0 BB: 0 P: 5	R: 0 E: 0 K: 1 S: 5	H: 0 LOB: 0 BB: 0 P: 5	R: 0 E: 0 K: 0 S: 5	H: 3 LOB: 2 BB: 0 P: 5	1B: 7 2B: 0 3B: 0 HR: 0	SF: 0 SAC: 0 DP: 1 HBP: 0	WP: 0 PB: 0 SB: 2 CS: 0	PA: 35							
PITCHER	IP	WLS	BF	H	R	ER	SO	BB	IBB	HBP	BLK	WP	HR	S	P	ERA	WHIP										
Fergie Jenkins, R ERA: 4.04 (1, 1)	8.2	W	34	7	0	0	7	2	0	0	0	0	0	46	54	0.00	1.038										
Lee Smith, R ERA: 1.67 (9, 1)	0.1	S	1	0	0	0	0	0	0	0	0	0	0	1	1	0.00	0.000										

Atlanta Braves @ Chicago Cubs
Wrigley Field, Chicago, IL
Thu Aug 18 1983, 3:33 AM CDT
Att. 19,535 - Sunny - 78 F

AB 33
R 0
H 7
RBI 0
BB 2
SO 7
LOB 13



Batter	1	2	3	4	5	6	7	8	9	AB	R	H	RBI	BB	SO	LOB	BOTTOM										
Gary Woods, R OBP: 0.297, SLG: 0.323 (1, 8) (9, 7)	5-3		5-3	5-3						4	0	1	0	0	0	1											
23 Ryne Sandberg, R OBP: 0.314, SLG: 0.373 (1, 4)	L4		5-3					F9		4	0	0	0	0	0	1											
Bill Buckner, L OBP: 0.309, SLG: 0.439 (1, 3)			6-3							4	0	1	0	0	0	0											
Ron Cey, R OBP: 0.347, SLG: 0.457 (1, 5)										4	0	1	0	0	0	1											
Keith Moreland, R OBP: 0.368, SLG: 0.453 (1, 9)										4	1	2	0	0	0	0											
Leon Durham, L OBP: 0.380, SLG: 0.468 (1, 7)										3	1	2	0	1	0	0											
Lee Smith, R OBP: 0.286, SLG: 0.167 (9, 1)										0	0	0	0	0	0	0											
Jody Davis, R OBP: 0.319, SLG: 0.493 (1, 2)										4	1	2	3	0	1	4											
Larry Bowa, S OBP: 0.313, SLG: 0.340 (1, 6)										4	0	2	0	0	1	0											
Fergie Jenkins, R OBP: 0.224, SLG: 0.250 (1, 1)										3	0	0	0	0	1	3											
Mei Hall, L OBP: 0.354, SLG: 0.445 (9, 8)										0	0	0	0	0	0	0											
Inning Stats	R: 0 E: 0 K: 0 S: 4	H: 1 LOB: 1 BB: 0 P: 4	R: 0 E: 0 K: 0 S: 5	H: 2 LOB: 2 BB: 0 P: 5	R: 0 E: 0 K: 0 S: 3	H: 0 LOB: 0 BB: 0 P: 3	R: 3 E: 0 K: 1 S: 9	H: 4 LOB: 1 BB: 0 P: 9	R: 0 E: 0 K: 1 S: 7	H: 2 LOB: 3 BB: 1 P: 11	R: 0 E: 0 K: 1 S: 6	H: 1 LOB: 1 BB: 0 P: 6	R: 0 E: 0 K: 0 S: 3	H: 0 LOB: 0 BB: 0 P: 3	R: 0 E: 0 K: 0 S: 3	H: 1 LOB: 0 BB: 0 P: 3	1B: 8 2B: 2 3B: 0 HR: 1	SF: 0 SAC: 0 DP: 1 HBP: 0	WP: 0 PB: 0 SB: 1 CS: 0	PA: 35							
PITCHER	IP	WLS	BF	H	R	ER	SO	BB	IBB	HBP	BLK	WP	HR	S	P	ERA	WHIP										
Pete Falcone, L ERA: 3.51 (1, 1)	4.0	L	19	7	3	3	1	0	0	0	0	0	0	13	21	6.75	1.750										
Tony Brizzolara, R ERA: 4.22 (5, 1)	2.0		10	3	0	0	2	1	0	0	0	0	0	6	6	0.00	2.000										
Rick Camp, R ERA: 3.73 (7, 1)	2.0		6	1	0	0	0	0	0	0	0	0	0	6	6	0.00	0.500										

Atlanta Braves @ Chicago Cubs
Wrigley Field, Chicago, IL
Thu Aug 18 1983, 3:33 AM CDT
Att. 19,535 - Sunny - 78 F

AB 34
R 3
H 11
RBI 3
BB 1
SO 3
LOB 10



Batter	1	2	3	4	5	6	7	8	9	AB	R	H	RBI	BB	SO	LOB	TOP
Brett Butler, L OBP: 0.346, SLG: 0.403 (1, 7)	0-0 6-3		0-0 1B SF8		0-0 G3		0-3 K	0-0 FC3-2 BB		5	1	1	0	0	1	3	Atlanta Braves @ Chicago Cubs Wrigley Field, Chicago, IL Fri Aug 19 1983, 3:33 AM CDT Att: 16,701 - Sunny - 96 F
Glenn Hubbard, R OBP: 0.333, SLG: 0.394 (1, 4)	0-0 5-3		0-0 4-3 1-3 SF8 1B		0-0 2B		0-0 HR	0-0 BB		4	2	3	2	1	0	0	
Gerald Perry, L OBP: 0.406, SLG: 0.769 Mike Jorgensen, L OBP: 0.319, SLG: 0.373 (8, 3)	0-0 HR		0-0 SF8		0-0 FC6-4 2B		0-0 BB	0-0 G3		3	1	2	3	1	0	3	
Dale Murphy, R OBP: 0.401, SLG: 0.534 (1, 8)	0-0 1B		0-0 4-3		0-0 FC6-4 2B		0-0 F9			5	0	1	0	0	1	3	
Claudell Washington, L OBP: 0.320, SLG: 0.411 (1, 9)	0-0 6-3		0-0 F8		0-0 F8		0-0 6-3		0-0 3-1	5	0	0	0	0	0	4	
Rafael Ramirez, R OBP: 0.328, SLG: 0.355 (1, 6)		0-3 K		0-0 F8		0-0 6-3 BB		0-0 WP FC3-2 G3 1B	0-0 6-3	4	0	1	0	1	1	0	
Biff Pocoroba, S OBP: 0.314, SLG: 0.387 (1, 2)		0-0 4-3		0-0 4-3		0-0 6-3		0-0 G3		4	0	0	0	0	0	2	
Randy Johnson, R OBP: 0.415, SLG: 0.378 (1, 5)		0-0 FC5-4 1B		0-0 E9 1B		0-0 5-3		0-0 FC3-2 1B BB IBB		3	1	2	0	1	0	1	
Phil Niekro, R OBP: 0.197, SLG: 0.143 Steve Bedrosian, R OBP: 0.071, SLG: 0.071 (7, 1)		0-0 FC5-4		0-0 6-3		0-0 F8		0-0 BB FC3-2 1B		3	0	0	0	0	0	3	
Inning Stats	R: 1 E: 0 K: 0 S: 5	H: 2 LOB: 1 BB: 0 P: 5	R: 0 E: 0 K: 1 S: 6	H: 1 LOB: 1 BB: 0 P: 6	R: 1 E: 0 K: 0 S: 5	H: 2 LOB: 1 BB: 0 P: 5	R: 0 E: 1 K: 0 S: 4	H: 0 LOB: 1 BB: 0 P: 7	R: 1 E: 0 K: 1 S: 6	H: 1 LOB: 1 BB: 1 P: 10	R: 1 E: 0 K: 0 S: 5	H: 2 LOB: 3 BB: 2 P: 13	R: 0 E: 0 K: 1 S: 5	H: 0 LOB: 0 BB: 0 P: 5	1B: 7 2B: 2 3B: 0 HR: 2	SF: 1 SAC: 0 DP: 0 HBP: 0	WP: 1 PA: 42 PB: 0 SB: 0 CS: 0
PITCHER	IP WLS BF H R ER SO BB IBB HBP BLK WP HR S P ERA WHIP																
Chuck Rainey, R ERA: 4.18 (1, 1)	5.0 L	23 8	3 3	3 1	1 1	1 1	0 2	0 0	0 0	0 0	1 1	9 17	4.50 1.500				
Rich Bordi, R ERA: 2.45 (6, 1)	2.0	9 1	1 1	1 1	1 1	1 1	1 1	1 1	0 0	0 0	1 0	9 10	4.50 1.500				
Bill Campbell, R ERA: 3.7 (8, 1)	2.0	10 2	1 1	1 1	1 1	1 1	1 1	1 1	0 0	0 0	1 0	10 18	4.50 1.500				

AB	37
R	5
H	11
RBI	5
BB	4
SO	3
LOB	19



Batter	1	2	3	4	5	6	7	8	9	AB	R	H	RBI	BB	SO	LOB	BOTTOM				
Mel Hall, L OBP: 0.348, SLG: 0.437 (1, 8)	0-0 F3		0-3 K		0-0 G3		0-3 K		0-3 K	5	0	0	0	0	3	3	Atlanta Braves @ Chicago Cubs Wrigley Field, Chicago, IL Fri Aug 19 1983, 3:33 AM CDT Att: 16,701 - Sunny - 96 F				
Larry Bowa, S OBP: 0.309, SLG: 0.336 (1, 6)	0-0 P3		0-0 P4		0-0 F8		0-0 F8		0-0 P2	5	0	0	0	0	2						
Bill Buckner, L OBP: 0.311, SLG: 0.442 (1, 3)	0-0 WP 2B		0-0 F8		0-0 1B		0-0 G3		0-0 2B	4	0	2	0	0	0						
Ron Cey, R OBP: 0.346, SLG: 0.454 (1, 5)	0-0 WP BB		0-0 5-3		0-0 P5		0-3 K		0-3 K	3	0	0	0	1	1						
Leon Durham, L OBP: 0.381, SLG: 0.473 (1, 7)	0-0 1-2 2-3 BB		0-3 K		0-0 5-3		0-0 3B		0-0 3B	3	0	1	0	1	1						
Keith Moreland, R OBP: 0.397, SLG: 0.450 (1, 9)	0-3 K		0-0 G5-4-3 BB		0-0 F2		0-0 4-3		0-3 K	3	0	0	0	1	4						
Jody Davis, R OBP: 0.318, SLG: 0.489 (1, 2)		0-3 K		0-0 G5-4-3		0-0 L7		0-0 K		3	1	0	0	1	2	1					
23 Ryne Sandberg, R OBP: 0.317, SLG: 0.376 (1, 4)		0-0 WP 1B		0-0 L7		0-0 K		0-0 BB		4	1	3	0	0	0						
Chuck Rainey, R OBP: 0.296, SLG: 0.143 Gary Wooden, R OBP: 0.298, SLG: 0.321 Rich Bordi, R OBP: 0.298, SLG: 0.321 Jay Johnstone, L OBP: 0.293, SLG: 0.483 Bill Campbell, R OBP: 0.293, SLG: 0.483 Thad Bosley, L OBP: 0.244, SLG: 0.643 (5, PH)		0-0 F9		0-0 K		0-0 HR		0-0 BB		1	0	0	0	0	0	1					
Inning Stats	R: 0 E: 0 K: 1 S: 6	H: 1 LOB: 3 BB: 2 P: 14	R: 0 E: 0 K: 2 S: 8	H: 1 LOB: 1 BB: 0 P: 8	R: 0 E: 0 K: 1 S: 3	H: 0 LOB: 0 BB: 0 P: 3	R: 0 E: 0 K: 1 S: 4	H: 0 LOB: 0 BB: 1 P: 8	R: 0 E: 0 K: 1 S: 5	H: 0 LOB: 0 BB: 0 P: 5	R: 0 E: 0 K: 0 S: 4	H: 1 LOB: 1 BB: 0 P: 4	R: 3 E: 0 K: 1 S: 7	H: 2 LOB: 0 BB: 1 P: 11	R: 0 E: 0 K: 1 S: 6	H: 1 LOB: 1 BB: 0 P: 6	R: 0 E: 0 K: 2 S: 8	H: 1 LOB: 2 BB: 1 P: 12	1B: 4 2B: 1 3B: 1 HR: 1	SF: 0 SAC: 0 DP: 1 HBP: 0	WP: 2 PA: 38 PB: 0 SB: 1 CS: 0
PITCHER	IP WLS BF H R ER SO BB IBB HBP BLK WP HR S P ERA WHIP																				
Phil Niekro, R ERA: 4.04 (1, 1)	6.1 W	27 5	3 3	3 3	5 5	4 4	0 0	0 0	0 0	0 0	1 1	33 49	4.26 1.421								
Steve Bedrosian, R ERA: 2.6 (7, 1)	2.2 S	11 2	0 0	0 0	4 4	1 1	0 0	0 0	0 0	0 0	0 0	18 22	0.00 1.125								



Batter	1	2	3	4	5	6	7	8	9	AB	R	H	RBI	BB	SO	LOB	TOP					
Brett Butler, L OBP: 0.339, SLG: 0.398 (1, 7)										6	0	0	0	0	1	5	Atlanta Braves @ Chicago Cubs Wrigley Field, Chicago, IL Sun Aug 21 1983, 3:33 AM CDT Att: 31,669 - Sunny - 94 F					
Glenn Hubbard, R OBP: 0.333, SLG: 0.393 (1, 4)										5	2	2	1	1	1	4						
Gerald Perry, L OBP: 0.409, SLG: 0.632 Mike Jorgensen, L OBP: 0.329, SLG: 0.383 (9, 3)										5	1	1	1	1	1	2						
Dale Murphy, R OBP: 0.400, SLG: 0.539 (1, 8)										6	2	4	4	0	1	4						
Claudell Washington, L OBP: 0.321, SLG: 0.413 (1, 9)										5	2	2	0	0	1	2						
Rafael Ramirez, R OBP: 0.333, SLG: 0.359 (1, 6)										3	1	2	1	1	0	0						
Randy Johnson, R OBP: 0.429, SLG: 0.377 (1, 5)										4	1	1	1	1	1	3						
Bruce Benedict, R OBP: 0.389, SLG: 0.346 (1, 2)										4	1	1	1	0	0	1						
Pascual Perez, R OBP: 0.175, SLG: 0.148 Rick Camp, R OBP: 0.119, SLG: 0.103 Steve Bedrosian, R OBP: 0.133, SLG: 0.133 (8, 1)										3	0	1	0	0	1	4						
Inning Stats	R: 6 E: 3 K: 2 S: 13	H: 4 LOB: 2 BB: 1 P: 18	R: 0 E: 0 K: 0 S: 4	H: 1 LOB: 2 BB: 1 P: 8	R: 0 E: 0 K: 0 S: 4	H: 1 LOB: 1 BB: 0 P: 4	R: 1 E: 0 K: 1 S: 7	H: 2 LOB: 1 BB: 0 P: 7	R: 1 E: 0 K: 0 S: 5	H: 2 LOB: 2 BB: 1 P: 9	R: 1 E: 0 K: 0 S: 4	H: 2 LOB: 0 BB: 0 P: 4	R: 2 E: 0 K: 1 S: 8	H: 3 LOB: 1 BB: 0 P: 8	R: 0 E: 0 K: 1 S: 5	H: 0 LOB: 0 BB: 0 P: 5		R: 0 E: 0 K: 2 S: 8	H: 1 LOB: 2 BB: 1 P: 12	1B: 12 2B: 3 3B: 0 HR: 1	SF: 0 SAC: 1 DP: 0 HBP: 1	WP: 0 PB: 0 SB: 0 CS: 1
PITCHER	IP WLS BF H R ER SO BB IBB HBP BLK WP HR S P ERA WHIP																					
Dick Ruthven, R ERA: 4.58 (1, 1)	0.2 L 10 4 6 3 1 0 1 1 0 0 0 10 15 40.50 6.000																					
Rich Bordi, R ERA: 3.18 (1, 1)	4.0 20 6 2 2 2 2 0 0 0 0 0 1 22 30 4.50 2.000																					
Mike Proly, R ERA: 3.66 (5, 1)	0.1 1 0 0 0 0 0 0 0 0 0 0 1 1 0.00 0.000																					
Bill Campbell, R ERA: 3.9 (6, 1)	2.0 10 5 3 3 1 0 0 0 0 0 0 12 12 13.50 2.500																					
Lee Smith, R ERA: 1.63 (8, 1)	2.0 8 1 0 0 3 1 0 0 0 0 0 13 17 0.00 1.000																					
Batter	1	2	3	4	5	6	7	8	9	AB	R	H	RBI	BB	SO	LOB	BOTTOM					
Thad Bosley, L OBP: 0.480, SLG: 0.800 Lee Smith, R OBP: 0.286, SLG: 0.167 Jerry Morales, R OBP: 0.250, SLG: 0.296 (9, PH)										3	3	2	1	1	0	0	Atlanta Braves @ Chicago Cubs Wrigley Field, Chicago, IL Sun Aug 21 1983, 3:33 AM CDT Att: 31,669 - Sunny - 94 F					
23 Ryne Sandberg, R OBP: 0.319, SLG: 0.375 (1, 4)										4	2	2	0	1	1	0						
Leon Durham, L OBP: 0.381, SLG: 0.482 (7, 3)										4	1	2	5	0	0	1						
Ron Cey, R OBP: 0.344, SLG: 0.449 (1, 5)										4	1	1	0	0	0	2						
Bill Buckner, L OBP: 0.310, SLG: 0.439 Jay Johnstone, L OBP: 0.371, SLG: 0.459 (7, 7)										3	0	0	0	0	0	1						
Keith Moreland, R OBP: 0.396, SLG: 0.451 (1, 9)										4	0	1	1	0	1	0						
Jody Davis, R OBP: 0.317, SLG: 0.492 (1, 2)										4	1	1	1	0	3	1						
Larry Bowa, S OBP: 0.305, SLG: 0.332 (1, 6)										4	0	0	0	0	1	1						
Dick Ruthven, R ERA: 4.58, SLG: 0.234 (1, 1)	0.2 L 10 4 6 3 1 0 1 1 0 0 0 10 15 40.50 6.000																					
Rich Bordi, R ERA: 3.18 (1, 1)	4.0 20 6 2 2 2 2 0 0 0 0 0 1 22 30 4.50 2.000																					
Mike Proly, R ERA: 3.66 (5, 1)	0.1 1 0 0 0 0 0 0 0 0 0 0 1 1 0.00 0.000																					
Gary Woodruff, R ERA: 3.72, SLG: 0.317 Bill Campbell, R ERA: 3.9 Mel Hall, L OBP: 0.349, SLG: 0.445 (7, PH)	2.0 S 8 2 1 1 5 0 0 0 0 0 0 13 17 0.00 1.000																					
Inning Stats	R: 1 E: 0 K: 0 S: 4	H: 2 LOB: 0 BB: 0 P: 4	R: 1 E: 0 K: 0 S: 4	H: 1 LOB: 0 BB: 0 P: 4	R: 3 E: 0 K: 1 S: 6	H: 1 LOB: 2 BB: 2 P: 14	R: 0 E: 0 K: 2 S: 7	H: 0 LOB: 0 BB: 0 P: 7	R: 2 E: 0 K: 0 S: 6	H: 3 LOB: 1 BB: 0 P: 6	R: 0 E: 0 K: 1 S: 5	H: 0 LOB: 0 BB: 0 P: 5	R: 1 E: 0 K: 0 S: 4	H: 1 LOB: 1 BB: 0 P: 4	R: 1 E: 0 K: 3 S: 11	H: 2 LOB: 1 BB: 0 P: 11	R: 0 E: 0 K: 2 S: 7	H: 0 LOB: 0 BB: 0 P: 7	1B: 3 2B: 3 3B: 0 HR: 4	SF: 0 SAC: 0 DP: 1 HBP: 0	WP: 0 PB: 0 SB: 0 CS: 0	PA: 38
PITCHER	IP WLS BF H R ER SO BB IBB HBP BLK WP HR S P ERA WHIP																					
Pascual Perez, R ERA: 3.45 (1, 1)	4.1 W 9 1 1 1 1 0 0 0 0 0 0 1 11 11 3.38 0.375																					
Rick Camp, R ERA: 3.72 (5, 1)	2.2 S 8 2 1 1 5 0 0 0 0 0 0 13 17 0.00 1.000																					
Steve Bedrosian, R ERA: 2.84 (8, 1)	2.0 S 8 2 1 1 5 0 0 0 0 0 0 13 17 0.00 1.000																					



Batter	1	2	3	4	5	6	7	8	9	AB	R	H	RBI	BB	SO	LOB	TOP										
Eddie Milner, L OBP: 0.356, SLG: 0.390 (1, 8)	G3		K					K		4	0	1	0	0	2	2	Cincinnati Reds @ Chicago Cubs Wrigley Field, Chicago, IL Mon Aug 22 1983, 3:33 AM CDT Att: 11,749 - Sunny - 76 F livebaseballscorecards.com AB 30 R 0 H 5 RBI 0 BB 0 SO 9 LOB 8										
Duane Walker, L OBP: 0.313, SLG: 0.372 (1, 7)	4-1			F8		F8		F7		4	0	0	0	0	0	1											
Dave Concepcion, R OBP: 0.317, SLG: 0.300 (1, 6)	K			FC3-6		F8		F9		4	0	1	0	0	1	1											
Dan Driessen, L OBP: 0.397, SLG: 0.455 (1, 3)		5-3		FC3-6				F8		4	0	1	0	0	0	1											
Paul Householder, S OBP: 0.322, SLG: 0.377 (1, 9)		4-3		F8		G6-3				3	0	0	0	0	0	2											
Nick Esasky, R OBP: 0.308, SLG: 0.420 (1, 5)					K			K		3	0	0	0	0	3	0											
Ron Oester, S OBP: 0.314, SLG: 0.402 (1, 4)						K		K		3	0	1	0	0	2	0											
Alan Knicely, R OBP: 0.317, SLG: 0.318 (8, 2)				SH3-4						0	0	0	0	0	0	0											
Dann Bilardello, R OBP: 0.261, SLG: 0.330 (8, PH)				P6		6-3		K		2	0	0	0	0	0	1											
Tom Foley, L OBP: 0.276, SLG: 0.277 (8, 4)										1	0	0	0	0	1	0											
Frank Pastore, R OBP: 0.178, SLG: 0.233 (8, PH)				SH3-4						1	0	0	0	0	0	0											
Johanny Bench, R OBP: 0.305, SLG: 0.427 (8, 1)						4-3				1	0	1	0	0	0	0											
Ted Power, R (8, 1)								1B		0	0	0	0	0	0	0											
Inning Stats	R: 0 E: 0 K: 1 S: 5	H: 0 LOB: 0 BB: 0 P: 5	R: 0 E: 0 K: 1 S: 5	H: 0 LOB: 0 BB: 0 P: 5	R: 0 E: 0 K: 1 S: 6	H: 1 LOB: 1 BB: 0 P: 6	R: 0 E: 0 K: 0 S: 4	H: 1 LOB: 1 BB: 0 P: 4	R: 0 E: 0 K: 2 S: 7	H: 0 LOB: 0 BB: 0 P: 7	R: 0 E: 0 K: 0 S: 4	H: 1 LOB: 1 BB: 0 P: 4	R: 0 E: 0 K: 1 S: 5	H: 1 LOB: 0 BB: 0 P: 5	R: 0 E: 0 K: 3 S: 10	H: 1 LOB: 1 BB: 0 P: 10	R: 0 E: 0 K: 0 S: 3	H: 0 LOB: 0 BB: 0 P: 3	1B: 5 2B: 0 3B: 0 HR: 0	SF: 0 SAC: 1 DP: 1 HBP: 0	WP: 0 PB: 0 SB: 0 CS: 0	PA: 31					
PITCHER	IP	WLS	BF	H	R	ER	SO	BB	IBB	HBP	BLK	WP	HR	S	P	ERA	WHIP										
Dickie Noles, R ERA: 4.33 (1, 1)	6.0	W	22	4	0	0	5	0	0	0	0	0	0	32	32	0.00	0.667										
Lee Smith, R ERA: 1.57 (7, 1)	3.0	S	9	1	0	0	4	0	0	0	0	0	0	17	17	0.00	0.333										

Batter	1	2	3	4	5	6	7	8	9	AB	R	H	RBI	BB	SO	LOB	BOTTOM										
Mel Hall, L OBP: 0.347, SLG: 0.442 (1, 8)	K		4-3					F7		4	0	1	0	0	1	1	Cincinnati Reds @ Chicago Cubs Wrigley Field, Chicago, IL Mon Aug 22 1983, 3:33 AM CDT Att: 11,749 - Sunny - 76 F livebaseballscorecards.com AB 28 R 2 H 7 RBI 2 BB 2 SO 6 LOB 13										
23 Ryne Sandberg, R OBP: 0.318, SLG: 0.374 (1, 4)	P6				G5-4-3		FC5-4			4	1	1	0	0	1	1											
Leon Durham, L OBP: 0.385, SLG: 0.484 (1, 9)	L8				1B					3	0	2	0	1	0	0											
Jody Davis, R OBP: 0.316, SLG: 0.489 (1, 2)		5-3			G5-4-3					4	0	1	0	0	1	3											
Ron Cey, R OBP: 0.344, SLG: 0.449 (1, 5)		F8						F9		3	0	1	1	0	0	2											
Jay Johnstone, L OBP: 0.363, SLG: 0.448 (1, 7)								P6		3	0	0	0	0	2	3											
Camelo Martinez, R OBP: 0.667, SLG: 2.000 (1, 3)								L7		2	1	1	1	1	0	2											
Larry Bowa, S OBP: 0.303, SLG: 0.329 (1, 6)					L9			L3		3	0	0	0	0	0	1											
Dickie Noles, R OBP: 0.267, SLG: 0.300 (1, 1)					SH2-4					1	0	0	0	0	0	0											
Lee Smith, R OBP: 0.286, SLG: 0.167 (7, 1)										0	0	0	0	0	0	0											
Gary Woods, R OBP: 0.290, SLG: 0.315 (7, 7)								K		1	0	0	0	0	1	0											
Inning Stats	R: 0 E: 0 K: 1 S: 5	H: 0 LOB: 0 BB: 0 P: 5	R: 0 E: 0 K: 1 S: 5	H: 0 LOB: 0 BB: 0 P: 5	R: 0 E: 0 K: 0 S: 3	H: 0 LOB: 1 BB: 1 P: 7	R: 1 E: 0 K: 1 S: 6	H: 2 LOB: 1 BB: 1 P: 10	R: 1 E: 0 K: 0 S: 5	H: 2 LOB: 1 BB: 0 P: 5	R: 0 E: 0 K: 0 S: 5	H: 2 LOB: 2 BB: 0 P: 5	R: 0 E: 0 K: 1 S: 5	H: 0 LOB: 0 BB: 0 P: 5	R: 0 E: 0 K: 2 S: 7	H: 1 LOB: 0 BB: 0 P: 7	R: 0 E: 0 K: 0 S: 3	H: 0 LOB: 0 BB: 0 P: 3	1B: 6 2B: 0 3B: 0 HR: 1	SF: 0 SAC: 1 DP: 1 HBP: 0	WP: 0 PB: 0 SB: 0 CS: 1	PA: 31					
PITCHER	IP	WLS	BF	H	R	ER	SO	BB	IBB	HBP	BLK	WP	HR	S	P	ERA	WHIP										
Frank Pastore, R ERA: 5.36 (1, 1)	7.0	L	28	6	2	2	4	2	0	0	1	0	0	34	42	2.57	1.143										
Ted Power, R ERA: 4.19 (8, 1)	1.0		3	1	0	0	2	0	0	0	0	0	0	7	7	0.00	1.000										

Batter	1	2	3	4	5	6	7	8	9	AB	R	H	RBI	BB	SO	LOB	TOP	
Eddie Milner, L OBP: 0.357, SLG: 0.390 (1, 8)	0-0 4-3 S 1B	0-0 4-3			0-0 4-3		4-0 FC4-6 IBB			3	1	1	0	1	0	0		
Duane Walker, L OBP: 0.312, SLG: 0.369 (1, 7)	0-3 K 1-2		0-0 CS 1B		0-3 K	0-0 FC4-6 1-2				4	0	1	0	0	2	4		
Dave Concepcion, R OBP: 0.316, SLG: 0.299 Ben Hayes, R (8, 1)	0-0 4-3 2-3		0-3 K 1-2		0-0 E4 CS		0-0 CS 1B			4	0	1	0	0	1	2		
Dan Driessen, L OBP: 0.395, SLG: 0.452 (1, 3)	0-0 S 1B		0-0 F8		0-3 K 1-2		0-3 K 1-2		0-3 K 1-2	4	0	1	1	0	2	2		
Paul Householder, S OBP: 0.321, SLG: 0.373 (1, 9)	0-0 1-3 1-2			0-0 1-3		4-0 CS BB		0-0 G3		3	0	0	0	1	0	1		
Ron Oester, S OBP: 0.314, SLG: 0.400 (1, 4)		0-0 F9		0-3 K		4-0 BB E BB		0-0 F7		3	1	0	0	1	1	0		
Nick Esasky, R OBP: 0.307, SLG: 0.414 (1, 5)		0-3 K		0-3 K		4-0 E BB		0-3 K		3	0	0	0	1	3	0		
Dann Bilardello, R OBP: 0.261, SLG: 0.329 (1, 2)		0-0 HR 1B			0-0 F3		0-0 E5 1-3 2H		0-0 6-3	4	1	1	0	0	0	1		
Jeff Russell, R OBP: 0.375, SLG: 0.857 Bill Scherrer, L OBP: 0.192, SLG: 0.100 Tom Foley, L OBP: 0.278, SLG: 0.277 (8, 6)		0-0 HR			0-0 F8		0-0 1-3			3	1	1	2	0	0	2		
Inning Stats	R: 1 E: 0 K: 1 S: 7	H: 2 LOB: 1 BB: 0 P: 7	R: 2 E: 0 K: 1 S: 7	H: 2 LOB: 0 BB: 0 P: 7	R: 0 E: 0 K: 1 S: 5	H: 1 LOB: 0 BB: 0 P: 5	R: 0 E: 0 K: 2 S: 7	H: 0 LOB: 0 BB: 0 P: 7	R: 0 E: 1 K: 0 S: 3	H: 0 LOB: 0 BB: 4 P: 19	R: 0 E: 0 K: 1 S: 5	H: 1 LOB: 0 BB: 0 P: 5	R: 0 E: 0 K: 1 S: 5	H: 0 LOB: 0 BB: 0 P: 5	1B: 5 2B: 0 3B: 0 HR: 1	SF: 0 SAC: 0 DP: 0 HBP: 0	WP: 0 PA: 35 PB: 0 SB: 2 CS: 4	
PITCHER	IP WLS BF H R ER SO BB IBB HBP BLK WP HR S P ERA WHIP	IP WLS BF H R ER SO BB IBB HBP BLK WP HR S P ERA WHIP															IP WLS BF H R ER SO BB IBB HBP BLK WP HR S P ERA WHIP	
Fergie Jenkins, R ERA: 4.08 Craig Lefferts, L ERA: 2.95 Mike Proly, R ERA: 3.62 Bill Campbell, R ERA: 3.82 (8, 1)	5.0 L 19 5 3 3 5 0 0 0 0 0 1 29 29 5.40 1.000	1.1 5 0 1 0 2 2 0 0 0 0 0 0 7 15 0.00 1.500	0.2 5 0 0 0 2 1 1 0 0 0 0 0 3 11 0.00 1.500	2.0 6 1 0 0 2 0 0 0 0 0 0 0 10 11 0.00 0.500														

Cincinnati Reds @ Chicago Cubs
Wrigley Field, Chicago, IL
Tue Aug 23 1983, 3:33 AM CDT
Att: 15,607 - Sunny - 75 F

AB	31
R	4
H	6
RBI	3
BB	4
SO	9
LOB	12



Batter	1	2	3	4	5	6	7	8	9	AB	R	H	RBI	BB	SO	LOB	BOTTOM				
Mel Hall, L OBP: 0.349, SLG: 0.446 (1, 8)	0-0 23 1B		0-0 F8		0-0 F7			0-0 23 1B SF7 2B		4	1	2	0	0	0	2					
23 Ryne Sandberg, R OBP: 0.320, SLG: 0.375 (1, 4)	0-0 S 1B			0-0 5-3		0-0 L7		0-0 5-3 1B		4	0	2	0	0	0	0					
Leon Durham, L OBP: 0.381, SLG: 0.479 (1, 7)	0-3 K 1-2			0-0 L9		0-0 2-3		0-0 SF7		3	0	0	1	0	1	1					
Jody Davis, R OBP: 0.313, SLG: 0.484 (1, 2)	0-3 K			0-0 F8		0-0 E6		0-0 5-3		4	0	0	0	0	1	2					
Ron Cey, R OBP: 0.344, SLG: 0.447 (1, 5)		0-0 P3			0-0 6-3 E 1B		0-3 K		0-3 K	4	1	1	0	0	2	2					
Keith Moreland, R OBP: 0.385, SLG: 0.449 (1, 9)		0-0 F9			0-0 1-3 1-2		0-0 1B		0-0 F7	4	0	1	0	0	0	1					
Camelo Martinez, R OBP: 0.288, SLG: 0.687 (1, 3)		0-3 K			0-0 6-3 2-3		0-0 F2		0-3 K	4	0	0	0	0	2	2					
Larry Bowa, S OBP: 0.300, SLG: 0.326 (1, 6)			0-0 F9		0-0 E3 BB		0-0 F2		0-0 6-3	4	0	0	0	0	0	1					
Fergie Jenkins, R ERA: 2.20, SLG: 0.245 Thad Sowell, L OBP: 0.207, SLG: 0.800 Craig Lefferts, L OBP: 0.195, SLG: 0.111 Mike Proly, R OBP: 0.291, SLG: 0.691 Jay Johnstone, L OBP: 0.244 Bill Campbell, R (8, 1)		0-0 4-3			0-0 3-H 4-0 BB		0-3 K			1	0	0	0	0	0	0					
Inning Stats	R: 0 E: 0 K: 2 S: 8	H: 2 LOB: 1 BB: 0 P: 8	R: 0 E: 0 K: 1 S: 5	H: 0 LOB: 0 BB: 0 P: 5	R: 0 E: 0 K: 0 S: 3	H: 0 LOB: 0 BB: 0 P: 3	R: 0 E: 0 K: 0 S: 3	H: 0 LOB: 0 BB: 0 P: 3	R: 1 E: 1 K: 0 S: 5	H: 1 LOB: 2 BB: 1 P: 9	R: 0 E: 0 K: 1 S: 6	H: 0 LOB: 1 BB: 0 P: 6	R: 0 E: 0 K: 1 S: 6	H: 1 LOB: 1 BB: 0 P: 6	R: 1 E: 0 K: 1 S: 7	H: 2 LOB: 1 BB: 0 P: 7	R: 0 E: 0 K: 1 S: 5	H: 0 LOB: 0 BB: 0 P: 5	1B: 5 2B: 1 3B: 0 HR: 0	SF: 1 SAC: 0 DP: 0 HBP: 0	WP: 0 PA: 35 PB: 0 SB: 1 CS: 0
PITCHER	IP WLS BF H R ER SO BB IBB HBP BLK WP HR S P ERA WHIP	IP WLS BF H R ER SO BB IBB HBP BLK WP HR S P ERA WHIP															IP WLS BF H R ER SO BB IBB HBP BLK WP HR S P ERA WHIP				
Jeff Russell, R ERA: 1.57 Bill Scherrer, L ERA: 3.04 Ben Hayes, R ERA: 5.95 (8, 1)	0.1 S 5 0 0 0 0 0 0 0 0 0 0 9 9 0.00 0.000	1.2 S 5 0 0 0 2 0 0 0 0 0 0 9 9 0.00 0.000																			

Cincinnati Reds @ Chicago Cubs
Wrigley Field, Chicago, IL
Tue Aug 23 1983, 3:33 AM CDT
Att: 15,607 - Sunny - 75 F

AB	33
R	2
H	6
RBI	1
BB	1
SO	7
LOB	12



Batter	1	2	3	4	5	6	7	8	9	AB	R	H	RBI	BB	SO	LOB	TOP			
Eddie Milner, L (1, 8) OBP: 0.358, SLG: 0.390	0-0 6-3			0-0 G3			4-0 BB		0-0 1B	3	0	1	0	1	0	0	Cincinnati Reds @ Chicago Cubs Wrigley Field, Chicago, IL Wed Aug 24 1983, 3:33 AM CDT Att: 17,955 - Sunny - 78 F			
Duane Walker, L (1, 7) OBP: 0.305, SLG: 0.360	0-3 K			0-0 L8			0-0 P1		0-0 P6	4	0	0	0	0	1	2				
Dave Concepcion, R (1, 6) OBP: 0.314, SLG: 0.297	0-0 L8			0-0 6-3			0-0 6-3			3	0	0	0	0	0	1				
Dan Driessen, L (1, 3) OBP: 0.392, SLG: 0.447		0-3 K			0-0 1-3					3	0	0	0	0	1	1				
Johnny Bench, R (1, 5) OBP: 0.305, SLG: 0.424		0-3 K			0-0 5-3			4-0 FC3-6 BB		2	0	0	0	1	1	0				
Ron Oester, S (1, 4) OBP: 0.312, SLG: 0.397		0-0 4-3			0-3 K			0-0 FC3-6 G4-6-3		3	0	0	0	0	1	1				
Paul Householder, S (1, 9) OBP: 0.317, SLG: 0.369			0-0 5-3			0-3 K		0-0 G4-6-3		3	0	0	0	0	1	1				
Alex Trevino, R (1, 2) OBP: 0.268, SLG: 0.261			0-0 4-3			0-0 4-3			0-0 6-3	2	0	0	0	0	0	0				
Tom Foley, L (9, PH) OBP: 0.274, SLG: 0.273			0-0 4-3			0-0 4-3				1	0	0	0	0	0	0				
Mario Soto, R (1, 1) OBP: 0.169, SLG: 0.200			0-0 5-3			0-0 P4			0-0 1-3	2	0	0	0	0	0	0				
Alan Knicely, R (9, PH) OBP: 0.314, SLG: 0.315			0-0 5-3							1	0	0	0	0	0	0				
Inning Stats	R: 0 E: 0 K: 1 S: 5	H: 0 LOB: 0 BB: 0 P: 5	R: 0 E: 0 K: 2 S: 7	H: 0 LOB: 0 BB: 0 P: 7	R: 0 E: 0 K: 0 S: 3	H: 0 LOB: 0 BB: 0 P: 3	R: 0 E: 0 K: 0 S: 3	H: 0 LOB: 0 BB: 0 P: 3	R: 0 E: 0 K: 1 S: 5	H: 0 LOB: 0 BB: 0 P: 5	R: 0 E: 0 K: 0 S: 3	H: 0 LOB: 1 BB: 1 P: 7	R: 0 E: 0 K: 0 S: 2	H: 0 LOB: 0 BB: 1 P: 6	R: 0 E: 0 K: 0 S: 4	H: 1 LOB: 1 BB: 0 P: 4	1B: 1 2B: 0 3B: 0 HR: 0	SF: 0 SAC: 0 DP: 1 HBP: 0	WP: 0 PB: 0 SB: 1 CS: 0	PA: 29
PITCHER Chuck Rainey, R (1, 1) ERA: 3.94	IP: 9.0 WLS: W BF: 29 H: 1 R: 0 ER: 0 SO: 5 BB: 2 IBB: 0 HBP: 0 BLK: 0 WP: 0 HR: 0 S: 37 P: 45 ERA: 0.00 WHIP: 0.333															PITCHER				

AB	27
R	0
H	1
RBI	0
BB	2
SO	5
LOB	6



Batter	1	2	3	4	5	6	7	8	9	AB	R	H	RBI	BB	SO	LOB	BOTTOM			
Thad Bosley, L (1, 7) OBP: 0.500, SLG: 0.750	0-3 K	0-0 F8			0-0 1-3 1B		0-0 2B 1B			4	0	2	0	0	1	2	Cincinnati Reds @ Chicago Cubs Wrigley Field, Chicago, IL Wed Aug 24 1983, 3:33 AM CDT Att: 17,955 - Sunny - 78 F			
Gary Woods, R (7, PR) OBP: 0.290, SLG: 0.315										0	1	0	0	0	0	0				
23 Ryne Sandberg, R (1, 4) OBP: 0.317, SLG: 0.372	0-3 K		0-0 F8		0-3 K		0-0 F8			4	0	0	0	0	2	4				
Mel Hall, L (1, 8) OBP: 0.351, SLG: 0.451	0-0 BB 1B		0-0 G3		0-0 L7		0-0 1-H 2-H 2B			4	0	2	2	0	0	2				
Leon Durham, L (1, 3) OBP: 0.385, SLG: 0.486	4-0 BB 1-2 BB		0-0 4-3			0-0 SF8 3B	4-0 IBB 2B			2	1	1	0	2	0	0				
Keith Moreland, R (1, 9) OBP: 0.362, SLG: 0.445	0-3 K			0-0 G3		0-0 SF8	0-0 L7			3	0	0	1	0	1	4				
Ron Cey, R (1, 5) OBP: 0.347, SLG: 0.449		4-0 FC1-5 BB 1B		0-0 G6-4-3 1B		0-0 G6-4-3 1B		0-0 F7		2	0	2	0	1	0	0				
Tom Verzyer, R (7, 5) OBP: 0.235, SLG: 0.269										1	0	0	0	0	0	0				
Steve Lake, R (1, 2) OBP: 0.300, SLG: 0.390		0-0 F8		0-0 G6-4-3		0-0 G6-4-3		0-0 1B		4	0	1	0	0	0	3				
Larry Bowa, S (1, 6) OBP: 0.300, SLG: 0.325		0-0 FC1-5 1-2 1B		0-0 K		0-0 K	0-0 P4	0-0 F9		4	0	1	0	0	1	1				
Chuck Rainey, R (1, 1) OBP: 0.269, SLG: 0.174		0-0 FC1-5 1-2 2-3F 1B		0-0 1B		0-0 1B	0-0 2B 1B	0-0 L8		4	1	2	0	0	0	3				
Inning Stats	R: 0 E: 0 K: 3 S: 10	H: 1 LOB: 2 BB: 1 P: 14	R: 0 E: 0 K: 0 S: 4	H: 1 LOB: 2 BB: 1 P: 8	R: 0 E: 0 K: 0 S: 3	H: 0 LOB: 0 BB: 0 P: 3	R: 0 E: 0 K: 0 S: 3	H: 1 LOB: 0 BB: 0 P: 3	R: 0 E: 0 K: 2 S: 9	H: 2 LOB: 2 BB: 0 P: 9	R: 1 E: 0 K: 0 S: 4	H: 2 LOB: 0 BB: 0 P: 4	R: 2 E: 0 K: 0 S: 6	H: 3 LOB: 2 BB: 1 P: 10	R: 0 E: 0 K: 0 S: 4	H: 1 LOB: 1 BB: 0 P: 4	1B: 9 2B: 1 3B: 1 HR: 0	SF: 1 SAC: 0 DP: 2 HBP: 0	WP: 0 PB: 0 SB: 0 CS: 0	PA: 36
PITCHER Mario Soto, R (1, 1) ERA: 2.6	IP: 8.0 WLS: L BF: 36 H: 11 R: 3 ER: 3 SO: 5 BB: 2 IBB: 1 HBP: 0 BLK: 0 WP: 0 HR: 0 S: 43 P: 55 ERA: 3.38 WHIP: 1.625															PITCHER				

AB	32
R	3
H	11
RBI	3
BB	3
SO	5
LOB	19



Batter	1	2	3	4	5	6	7	8	9	AB	R	H	RBI	BB	SO	LOB	TOP										
Thad Bosley, L OBP: 0.500, SLG: 0.690 Gary Woods, R OBP: 0.283, SLG: 0.307 (1, 7) X (8, PR) (8, 7)	0-0 1B 23 PB 1B	0-0 G3		0-3 K		0-3 K		0-0 CS 1B	0-0 FC5-4	5	1	2	0	0	2	3											
Larry Bowa, S OBP: 0.398, SLG: 0.338 (1, 6) X	0-0 23 SH2-3 23 PB WP 1B		0-0 1B	0-3 K			0-0 23 6-3 23 S 1B	0-0 23 1B WP 2B		5	4	4	0	0	1	1											
23 Ryne Sandberg, R OBP: 0.315, SLG: 0.368 (1, 4) X	0-0 SH2-3		0-3 K		0-0 5-3		0-0 6-3	0-0 WP 1B		4	0	1	0	0	1	2											
Leon Durham, L OBP: 0.387, SLG: 0.481 (1, 9) X	0-0 3-H BB		0-3 K		0-0 G3		0-0 E S WP 1B	4-0 FC5-4 1B		3	1	1	1	2	1	1											
Ron Cey, R OBP: 0.348, SLG: 0.448 Tom Verzyr, R OBP: 0.224, SLG: 0.256 (1, 5) X (7, PR) (7, 5)	0-0 F3		0-0 3B 1B		0-0 F4		0-0 FC5-4 BB 1B	0-0 FC5-4		3	1	1	1	1	0	1											
Mel Hall, L OBP: 0.351, SLG: 0.455 (1, 8) X	0-0 4-3		0-0 2-H 3B		0-0 6-3		0-0 FC5-4 BB	0-0 4-3 SF7 2B		4	1	2	1	1	0	1											
Jody Davis, R OBP: 0.307, SLG: 0.474 (1, 2) X		0-0 F8	0-3 K		0-0 5-3		0-0 FC5-4 1-2 2-3	0-0 4-3		5	0	0	0	0	1	4											
Carmelo Martinez, R OBP: 0.333, SLG: 0.900 (1, 3) X		0-0 FC6-4 1B		0-0 5-3		0-0 HR	0-0 4-3	0-0 SF7		4	1	2	2	0	0	2											
Dick Ruthven, R OBP: 0.235, SLG: 0.260 Craig Lefferts, L OBP: 0.158, SLG: 0.111 Bill Campbell, R OBP: 0.111, SLG: 0.111 (1, 1) X (7, 1) X (7, 1) X	0-0 FC6-4 1-2			0-0 1B		0-0 WP 1B		0-0 F8	0-0 FC5-4 1B	3	0	2	0	0	0	1											
Inning Stats	R: 2 E: 0 K: 0 S: 5	H: 2 LOB: 1 BB: 1 P: 9	R: 0 E: 0 K: 0 S: 4	H: 1 LOB: 1 BB: 0 P: 4	R: 2 E: 0 K: 3 S: 12	H: 3 LOB: 1 BB: 0 P: 12	R: 0 E: 0 K: 2 S: 8	H: 1 LOB: 1 BB: 0 P: 8	R: 0 E: 0 K: 0 S: 3	H: 0 LOB: 0 BB: 0 P: 3	R: 1 E: 0 K: 1 S: 7	H: 2 LOB: 1 BB: 0 P: 7	R: 2 E: 0 K: 0 S: 5	H: 2 LOB: 2 BB: 2 P: 13	R: 1 E: 0 K: 0 S: 5	H: 3 LOB: 2 BB: 1 P: 9	R: 1 E: 0 K: 0 S: 5	H: 2 LOB: 1 BB: 0 P: 5	1B: 11 2B: 3 3B: 1 HR: 1	SF: 1 SAC: 1 DP: 0 HBP: 0	WP: 4 PB: 1 SB: 2 CS: 1	PA: 46					
PITCHER	IP	WLS	BF	H	R	ER	SO	BB	IBB	HBP	BLK	WP	HR	S	P	ERA	WHIP										
Joe Niekro, R ERA: 3.51 Dave Smith, R ERA: 2.79 Michael LaCoss, R ERA: 4.82	(1, 1) 6.1	L	32	11	7	6	6	2	0	0	0	3	1	42	50	8.53	2.053										
	(7, 1) 1.2		9	3	1	1	0	1	1	0	0	1	0	7	15	5.40	2.400										
	(9, 1) 1.0	S	5	2	1	1	0	0	0	0	0	0	0	5	5	9.00	2.000										

Chicago Cubs @ Houston Astros
Astrodome, Houston, TX
Sat Aug 27 1983, 8:05 PM EDT
Att: 31,665 - Dome

AB	40
R	9
H	16
RBI	5
BB	4
SO	6
LOB	19



Batter	1	2	3	4	5	6	7	8	9	AB	R	H	RBI	BB	SO	LOB	BOTTOM										
Bill Doran, S OBP: 0.373, SLG: 0.353 (1, 4) X	0-0 6-3		0-0 3B		0-0 G1		0-0 2B		0-0 2B	5	0	3	0	0	0	0											
Terry Puhl, L OBP: 0.354, SLG: 0.437 Kevin Bass, S OBP: 0.236, SLG: 0.322 (1, 9) X (7, PH) (8, 9)	0-0 F9		0-0 G3			0-0 G3	0-3 K		0-3 K	3	0	0	0	0	0	1											
Dickie Thon, R OBP: 0.349, SLG: 0.470 (1, 6) X	0-0 5-3		4-0 G6-3 BB			0-0 2B	0-0 4-3		0-0 F9	4	1	1	0	1	0	2											
Jose Cruz, L OBP: 0.388, SLG: 0.475 (1, 7) X		0-0 FC5-4 1B	0-0 G6-3			0-0 2B		0-0 6-3		4	0	2	1	0	0	2											
Ray Knight, R OBP: 0.356, SLG: 0.455 (1, 3) X		0-0 FC5-4 1B G3		0-0 5-3		0-0 E3 L7-6-3		4-0 FC1-6 BB		3	1	0	0	1	0	2											
Phil Garner, R OBP: 0.321, SLG: 0.360 Dave Smith, R (1, 5) X (7, 1) X		0-0 G3 1B		0-0 F6		0-0 L7-6-3		0-0 FC1-6 2B		3	0	1	0	0	0	2											
Harry Spillman, L OBP: 0.224, SLG: 0.262 Michael LaCoss, R OBP: 0.118, SLG: 0.091 (8, PH) X (9, 1) X	0-0 1B		0-0 1B		0-0 G3		0-0 HR	0-0 2B		1	1	0	0	0	0	1											
Jerry Mumphrey, S OBP: 0.336, SLG: 0.405 (1, 8) X	0-0 G3 1-2 2-3		0-0 G3		0-0 G3		0-0 HR	0-0 2B		4	1	3	1	0	0	0											
John Mizerock, L OBP: 0.295, SLG: 0.318 Alan Ashby, S OBP: 0.309, SLG: 0.424 (1, 2) X (7, PH) (8, 2) X	0-0 G3		0-0 G3		0-3 K		0-0 F3	0-3 K		2	0	0	1	0	1	2											
Joe Niekro, R OBP: 0.099, SLG: 0.100 Denny Walling, L OBP: 0.318, SLG: 0.423 (1, 1) X (7, 5) X	0-0 G3		0-0 G3		0-0 5-3		0-0 HR	0-3 K		2	0	0	0	0	0	2											
Inning Stats	R: 0 E: 0 K: 0 S: 3	H: 0 LOB: 0 BB: 0 P: 3	R: 1 E: 0 K: 0 S: 6	H: 3 LOB: 2 BB: 0 P: 6	R: 0 E: 0 K: 0 S: 3	H: 1 LOB: 1 BB: 1 P: 7	R: 0 E: 0 K: 0 S: 3	H: 0 LOB: 0 BB: 0 P: 3	R: 0 E: 0 K: 1 S: 5	H: 0 LOB: 0 BB: 0 P: 5	R: 1 E: 1 K: 0 S: 5	H: 2 LOB: 1 BB: 0 P: 5	R: 2 E: 0 K: 1 S: 8	H: 3 LOB: 1 BB: 0 P: 8	R: 1 E: 0 K: 1 S: 6	H: 1 LOB: 1 BB: 1 P: 10	R: 0 E: 0 K: 2 S: 8	H: 1 LOB: 1 BB: 0 P: 8	1B: 4 2B: 6 3B: 1 HR: 1	SF: 0 SAC: 0 DP: 2 HBP: 0	WP: 0 PB: 0 SB: 0 CS: 0	PA: 39					
PITCHER	IP	WLS	BF	H	R	ER	SO	BB	IBB	HBP	BLK	WP	HR	S	P	ERA	WHIP										
Dick Ruthven, R ERA: 4.52 Craig Lefferts, L ERA: 3.16 Bill Campbell, R ERA: 3.82	(1, 1) 6.0	W	24	6	2	2	1	0	0	0	0	0	0	25	29	3.00	1.167										
	(7, 1) 0.2	S	5	3	2	2	1	0	0	0	0	0	1	7	7	27.00	4.500										
	(7, 1) 2.1	S	10	2	1	1	3	1	0	0	0	0	0	15	19	3.86	1.286										

Chicago Cubs @ Houston Astros
Astrodome, Houston, TX
Sat Aug 27 1983, 8:05 PM EDT
Att: 31,665 - Dome

AB	37
R	5
H	11
RBI	5
BB	2
SO	5
LOB	18



Batter	1	2	3	4	5	6	7	8	9	AB	R	H	RBI	BB	SO	LOB	TOP										
23 Ryne Sandberg, R OBP: 0.314, SLG: 0.369 (1, 4)										4	1	1	0	0	1	2											
Larry Bowa, S OBP: 0.308, SLG: 0.337 (1, 6)										4	0	1	0	0	0	1											
Leon Durham, L OBP: 0.386, SLG: 0.484 (1, 7)										4	1	1	0	0	3	2											
Ron Cey, R OBP: 0.349, SLG: 0.450 (1, 5)										4	0	2	2	0	0	1											
Tom Verzyr, R OBP: 0.224, SLG: 0.256 (8, 5)										0	0	0	0	0	0	0											
Keith Moreland, R OBP: 0.358, SLG: 0.438 (1, 9)										3	0	0	0	1	0	3											
Mel Hall, L OBP: 0.347, SLG: 0.449 (1, 8)										4	0	0	0	0	0	3											
Jody Davis, R OBP: 0.307, SLG: 0.471 (1, 2)										3	0	0	0	1	1	1											
Carmelo Martinez, R OBP: 0.375, SLG: 0.786 (1, 3)										4	0	2	0	0	0	0											
Dickie Niles, R OBP: 0.238, SLG: 0.290 (1, 1)										1	0	0	0	0	1	2											
Jay Johnstone, L OBP: 0.298, SLG: 0.441 (4, 1)										1	0	0	0	0	0	1											
Rich Bordi, R OBP: 0.256, SLG: 0.326 (4, 1)										0	0	0	0	0	0	0											
Steve Lake, R OBP: 0.298, SLG: 0.326 (7, 1)										1	0	0	0	0	0	0											
Warren Brusstar, R OBP: 0.251, SLG: 0.305 (7, 1)										0	0	0	0	0	0	0											
Gary Woods, R OBP: 0.292, SLG: 0.305 (8, 1)										1	0	0	0	0	0	0											
Inning Stats	R: 1 E: 0 K: 1 S: 7	H: 2 LOB: 1 BB: 0 P: 7	R: 0 E: 0 K: 1 S: 6	H: 1 LOB: 2 BB: 1 P: 10	R: 0 E: 0 K: 1 S: 6	H: 1 LOB: 1 BB: 0 P: 6	R: 0 E: 0 K: 0 S: 4	H: 1 LOB: 1 BB: 0 P: 4	R: 0 E: 0 K: 1 S: 5	H: 0 LOB: 0 BB: 0 P: 5	R: 0 E: 0 K: 0 S: 3	H: 0 LOB: 1 BB: 1 P: 7	R: 0 E: 0 K: 1 S: 5	H: 0 LOB: 0 BB: 0 P: 5	R: 1 E: 1 K: 0 S: 5	H: 2 LOB: 1 BB: 0 P: 5	R: 0 E: 0 K: 1 S: 5	H: 0 LOB: 0 BB: 0 P: 5	1B: 4 2B: 2 3B: 1 HR: 0	SF: 0 SAC: 0 DP: 1 HBP: 0	WP: 0 PB: 0 SB: 1 CS: 0	PA: 36					
PITCHER	IP	WLS	BF	H	R	ER	SO	BB	IBB	HBP	BLK	WP	HR	S	P	ERA	WHIP										
Mike Scott, R ERA: 3.82 (1, 1)	7.1	W	32	7	2	2	5	2	0	0	0	0	0	40	48	2.46	1.227										
Frank DiPino, L ERA: 2.95 (8, 1)	1.2	S	4	0	0	0	1	0	0	0	0	0	0	6	6	0.00	0.000										

Chicago Cubs @ Houston Astros
Astrodome, Houston, TX
Sun Aug 28, 1983, 8:05 PM EDT
Att: 12,776 - Dome

AB 34
R 2
H 7
RBI 2
BB 2
SO 6
LOB 16



Batter	1	2	3	4	5	6	7	8	9	AB	R	H	RBI	BB	SO	LOB	BOTTOM										
Bill Doran, S OBP: 0.372, SLG: 0.352 (1, 4)										4	1	1	0	0	0	1											
Terry Puhl, L OBP: 0.361, SLG: 0.447 (1, 9)										3	2	3	1	1	0	0											
Dickie Thon, R OBP: 0.350, SLG: 0.475 (1, 6)										4	1	2	2	0	0	2											
Jose Cruz, L OBP: 0.387, SLG: 0.474 (1, 7)										4	0	1	1	0	1	2											
Ray Knight, R OBP: 0.356, SLG: 0.453 (1, 3)										4	0	1	0	0	1	3											
Phil Garner, R OBP: 0.318, SLG: 0.357 (1, 5)										4	0	0	0	0	1	2											
Jerry Mumphrey, S OBP: 0.333, SLG: 0.402 (1, 8)										3	0	0	0	0	0	0											
Alan Ashby, S OBP: 0.306, SLG: 0.419 (1, 2)										3	0	0	0	0	1	0											
Mike Scott, R OBP: 0.128, SLG: 0.128 (1, 1)										3	0	1	0	0	0	0											
Frank DiPino, L OBP: 0.400, SLG: 0.500 (8, 1)										0	0	0	0	0	0	0											
Inning Stats	R: 2 E: 1 K: 2 S: 10	H: 3 LOB: 1 BB: 0 P: 10	R: 0 E: 0 K: 1 S: 5	H: 0 LOB: 0 BB: 0 P: 5	R: 2 E: 0 K: 1 S: 8	H: 3 LOB: 1 BB: 0 P: 8	R: 0 E: 0 K: 0 S: 4	H: 1 LOB: 1 BB: 0 P: 4	R: 0 E: 0 K: 0 S: 3	H: 0 LOB: 0 BB: 0 P: 3	R: 0 E: 0 K: 0 S: 3	H: 0 LOB: 1 BB: 1 P: 7	R: 0 E: 0 K: 0 S: 3	H: 1 LOB: 0 BB: 0 P: 3	R: 0 E: 0 K: 0 S: 3	H: 0 LOB: 0 BB: 0 P: 3	1B: 7 2B: 0 3B: 2 HR: 0	SF: 0 SAC: 0 DP: 1 HBP: 0	WP: 0 PB: 0 SB: 2 CS: 0	PA: 33							
PITCHER	IP	WLS	BF	H	R	ER	SO	BB	IBB	HBP	BLK	WP	HR	S	P	ERA	WHIP										
Dickie Niles, R ERA: 4.58 (1, 1)	3.0	L	15	6	4	4	4	0	0	0	0	0	0	11	23	12.00	2.000										
Rich Bordi, R ERA: 2.51 (4, 1)	3.0		11	2	0	0	0	0	0	0	0	0	0	11	11	0.00	0.667										
Warren Brusstar, R ERA: 2.06 (7, 1)	2.0		7	1	0	0	0	1	0	0	0	0	0	6	10	0.00	1.000										

Chicago Cubs @ Houston Astros
Astrodome, Houston, TX
Sun Aug 28, 1983, 8:05 PM EDT
Att: 12,776 - Dome

AB 32
R 4
H 9
RBI 4
BB 1
SO 4
LOB 10



Batter	1	2	3	4	5	6	7	8	9	AB	R	H	RBI	BB	SO	LOB	TOP								
Larry Bowa, S OBP: 0.311, SLG: 0.340	0-0 23 CS 1B		0-0 1-2 2-3 1B		0-0 23 1B HR	2-3		0-0 L7		5	1	3	0	0	0	0									
23 Ryne Sandberg, R OBP: 0.313, SLG: 0.368	0-3 K		0-0 F9		0-0 HR	6-3		0-0 5-3		5	1	1	0	0	1	4									
Mei Hall, L OBP: 0.350, SLG: 0.470	0-0 4-3		0-0 L7		0-0 HR			4-0 HR	0-0 1B BB	4	2	2	5	1	0	3									
Leon Durham, L OBP: 0.386, SLG: 0.482		0-0 3-1		0-0 F8	0-0 F8			4-0 SH1-3 HR	0-0 FC6-4 1B	4	1	1	0	1	0	0									
Ron Cey, R OBP: 0.351, SLG: 0.452	0-0 G5-4-3 1B		0-0 2B	0-0 E9	0-0 F8	1B		0-0 SH1-3	0-0 FC6-4 1B	3	0	2	0	0	0	0									
Tom Verzyer, R OBP: 0.221, SLG: 0.253		0-0 G5-4-3 1B		0-3 K	0-0 1B			0-0 5-3		1	0	0	0	0	0	2									
Camelo Martinez, R OBP: 0.333, SLG: 0.632	0-0 G5-4-3		0-0 K		0-0 1B			0-0 5-3		5	0	1	0	0	1	3									
Keith Moreland, R OBP: 0.360, SLG: 0.449			0-0 1B	0-0 2B	0-0 F8			0-0 6-3		5	1	3	2	0	0	2									
Jody Davis, R OBP: 0.306, SLG: 0.466			0-3 K	0-0 5-3	0-3 K2-3			4-0 K		4	0	0	0	1	3	5									
Fergie Jenkins, R OBP: 0.235, SLG: 0.260			0-0 1B		0-0 2B			0-0 3-1	0-0 1-3	1	0	1	0	0	0	0									
Jay Johnstone, L OBP: 0.262, SLG: 0.453					23 1B HR					1	1	1	0	0	0	0									
Craig Lefferts, L OBP: 0.306, SLG: 0.411										0	0	0	0	0	0	0									
Thad Bosley, L OBP: 0.285, SLG: 0.607										0	0	0	0	0	0	0									
Bill Campbell, R OBP: 0.105, SLG: 0.100										1	0	0	0	0	0	1									
Lee Smith, R OBP: 0.299, SLG: 0.167										0	0	0	0	0	0	0									
Inning Stats	R: 0 E: 0 K: 1 S: 5	H: 1 LOB: 0 BB: 0 P: 5	R: 0 E: 0 K: 0 S: 3	H: 1 LOB: 0 BB: 0 P: 3	R: 0 E: 0 K: 1 S: 8	H: 3 LOB: 3 BB: 0 P: 8	R: 0 E: 1 K: 1 S: 7	H: 1 LOB: 2 BB: 0 P: 7	R: 4 E: 0 K: 1 S: 11	H: 6 LOB: 2 BB: 0 P: 11	R: 0 E: 0 K: 0 S: 3	H: 0 LOB: 0 BB: 0 P: 3	R: 3 E: 0 K: 0 S: 5	H: 2 LOB: 1 BB: 2 P: 13	R: 0 E: 0 K: 0 S: 4	H: 1 LOB: 2 BB: 1 P: 8	R: 0 E: 0 K: 1 S: 5	H: 0 LOB: 0 BB: 0 P: 5	1B: 10 2B: 2 3B: 0 HR: 3	SF: 0 SAC: 1 DP: 1 HBP: 0	WP: 0 PB: 0 SB: 0 CS: 1	PA: 44			
PITCHER	IP	WLS	BF	H	R	ER	SO	BB	IBB	HBP	BLK	WP	HR	S	P	ERA	WHIP								
Phil Niekro, R ERA: 4.09	4.1		23	11	4	4	3	0	0	0	0	0	1	29	29	8.31	2.538								
Rick Camp, R ERA: 3.55	1.2		6	1	0	0	1	0	0	0	0	0	0	8	8	0.00	0.600								
Gene Garber, R ERA: 4.73	1.2	L	11	3	3	3	0	3	0	0	0	0	2	8	20	16.20	3.600								
Donnie Moore, R ERA: 3.88	1.1		4	0	0	0	1	0	0	0	0	0	0	6	6	0.00	0.000								

Chicago Cubs @ Atlanta Braves
Atlanta-Fulton County Stadium, Atlanta, GA
Mon Aug 29 1983, 7:05 PM EDT
Att: 15,470 - Unknown - 91 F

AB 40
R 7
H 15
RBI 7
BB 3
SO 5
LOB 20



Batter	1	2	3	4	5	6	7	8	9	AB	R	H	RBI	BB	SO	LOB	BOTTOM								
Brett Butler, L OBP: 0.330, SLG: 0.394	0-0 SH1-3 4-3 2B		0-0 4-3		0-0 F8			0-0 F2		5	1	1	0	0	0	2									
Randy Johnson, R OBP: 0.382, SLG: 0.325	0-0 SH1-3	0-3 K		0-0 F9		0-0 F9		0-0 F9		4	0	0	0	0	1	2									
Chris Chambliss, L OBP: 0.374, SLG: 0.510	0-0 4-3	0-3 K		0-3 K		0-0 K		0-0 G4-6-3 1B		4	0	1	1	0	2	0									
Dale Murphy, R OBP: 0.395, SLG: 0.521	4-0 S 1B BB		0-0 L6		0-3 K		0-3 K		0-3 K	3	1	0	0	1	2	1									
Claudell Washington, L OBP: 0.318, SLG: 0.412	0-0 1B 2B		0-0 1B	0-3 3B		0-0 K		0-0 G4-6-3		4	2	2	1	0	1	1									
Rafael Ramirez, R OBP: 0.336, SLG: 0.363	0-0 2B		0-0 P4		0-0 1-3 1B			0-3 K		4	1	2	0	0	1	1									
Glenn Hubbard, R OBP: 0.326, SLG: 0.392	0-0 1-3 2B		0-0 1B		0-0 1-3 1B		0-0 1-3 1B		0-0 6-3	4	0	2	2	0	0	1									
Bruce Benedict, R OBP: 0.389, SLG: 0.346	4-0 IBB		0-0 P4		4-0 1B		4-0 BB		0-0 F9	2	0	0	0	2	0	1									
Phil Niekro, R OBP: 0.161, SLG: 0.167	0-0 4-3		0-0 L7		0-0 1-3 2H			0-0 L9		2	0	0	0	0	0	3									
Rick Camp, R OBP: 0.119, SLG: 0.103										0	0	0	0	0	0	0									
Mike Carmona, L OBP: 0.265, SLG: 0.403										1	0	1	1	0	0	0									
Gene Garber, R OBP: 0.105, SLG: 0.100										0	0	0	0	0	0	0									
Donnie Moore, L OBP: 0.292, SLG: 0.500										0	0	0	0	0	0	0									
Bob Watson, R OBP: 0.144, SLG: 0.258										1	0	0	0	0	0	0									
Inning Stats	R: 3 E: 0 K: 0 S: 7	H: 4 LOB: 2 BB: 2 P: 15	R: 0 E: 0 K: 2 S: 7	H: 0 LOB: 0 BB: 0 P: 7	R: 1 E: 0 K: 0 S: 5	H: 2 LOB: 1 BB: 0 P: 5	R: 0 E: 0 K: 0 S: 3	H: 0 LOB: 0 BB: 0 P: 3	R: 0 E: 0 K: 3 S: 9	H: 0 LOB: 0 BB: 0 P: 9	R: 1 E: 0 K: 0 S: 5	H: 2 LOB: 2 BB: 1 P: 9	R: 0 E: 0 K: 1 S: 5	H: 1 LOB: 0 BB: 0 P: 5	R: 0 E: 0 K: 1 S: 5	H: 0 LOB: 0 BB: 0 P: 5	R: 0 E: 0 K: 0 S: 3	H: 0 LOB: 0 BB: 0 P: 3	1B: 6 2B: 2 3B: 1 HR: 0	SF: 0 SAC: 1 DP: 1 HBP: 0	WP: 0 PB: 0 SB: 1 CS: 0	PA: 38			
PITCHER	IP	WLS	BF	H	R	ER	SO	BB	IBB	HBP	BLK	WP	HR	S	P	ERA	WHIP								
Fergie Jenkins, R ERA: 4.21	4.0		20	6	4	4	2	1	1	0	0	0	0	22	30	9.00	1.750								
Craig Lefferts, L ERA: 3.12	1.0		3	0	0	0	3	0	0	0	0	0	0	9	9	0.00	0.000								
Bill Campbell, R ERA: 3.87	1.0	W	7	3	1	1	0	1	0	0	0	0	0	6	10	9.00	4.000								
Lee Smith, R ERA: 1.49	3.0	S	8	0	0	0	2	0	0	0	0	0	0	12	12	0.00	0.000								

Chicago Cubs @ Atlanta Braves
Atlanta-Fulton County Stadium, Atlanta, GA
Mon Aug 29 1983, 7:05 PM EDT
Att: 15,470 - Unknown - 91 F

AB 34
R 5
H 9
RBI 5
BB 3
SO 7
LOB 12



Batter	1	2	3	4	5	6	7	8	9	AB	R	H	RBI	BB	SO	LOB	TOP										
23 Ryne Sandberg, R OBP: 0.316, SLG: 0.369 (1.4)										4	0	1	0	1	0	0	Chicago Cubs @ Cincinnati Reds Riverfront Stadium, Cincinnati, OH Wed Aug 31 1983, 7:05 PM EDT Att: 17,474 - Unknown - 75 F										
Larry Bowa, S OBP: 0.306, SLG: 0.333 (1.6)										4	0	0	0	1	1	2											
Mel Hall, L OBP: 0.356, SLG: 0.505 (1.8)										4	2	2	2	0	1	1											
Leon Durham, L OBP: 0.382, SLG: 0.471 (1.7)										4	0	0	0	0	2	1											
Warren Brusstar, R (7.1)										0	0	0	0	0	0	0											
Ron Cey, R OBP: 0.351, SLG: 0.458 (1.5)										4	1	1	0	0	0	0											
Keith Moreland, R OBP: 0.368, SLG: 0.454 (1.9)										1	1	1	1	3	0	0											
Carmelo Martinez, R OBP: 0.379, SLG: 0.704 (1.3)										4	0	2	0	0	0	2											
Jody Davis, R OBP: 0.303, SLG: 0.461 (1.2)										4	0	0	0	0	1	6											
Steve Trout, L OBP: 0.237, SLG: 0.211 (1.1)										2	0	1	1	0	0	2											
Mike Proly, R OBP: 0.167, SLG: 0.091 (5.1)										0	0	0	0	0	0	0											
Jay Johnstone, L OBP: 0.360, SLG: 0.450 (6. PH)										1	0	0	0	0	0	1											
Rich Bardi, R (6.1)										0	0	0	0	0	0	0											
Bill Buckner, L OBP: 0.311, SLG: 0.440 (7.7)										1	0	0	0	0	0	0											
Inning Stats	R: 0 E: 0 K: 1 S: 5	H: 1 LOB: 1 BB: 1 P: 9	R: 0 E: 0 K: 0 S: 4	H: 1 LOB: 2 BB: 1 P: 8	R: 1 E: 0 K: 0 S: 4	H: 1 LOB: 0 BB: 0 P: 4	R: 2 E: 0 K: 0 S: 6	H: 3 LOB: 2 BB: 1 P: 10	R: 0 E: 0 K: 1 S: 5	H: 0 LOB: 1 BB: 1 P: 9	R: 1 E: 0 K: 2 S: 8	H: 1 LOB: 0 BB: 0 P: 8	R: 0 E: 0 K: 0 S: 3	H: 1 LOB: 1 BB: 1 P: 7	R: 0 E: 0 K: 0 S: 3	H: 0 LOB: 0 BB: 0 P: 3	1B: 4 2B: 2 3B: 0 HR: 2	SF: 0 SAC: 0 DP: 1 HBP: 0	WP: 1 PB: 0 SB: 0 CS: 1	PA: 38							
PITCHER	IP	WLS	BF	H	R	ER	SO	BB	IBB	HBP	BLK	WP	HR	S	P	ERA	WHIP										
Charlie Puleo, R ERA: 4.66 (1.1)	4.0		20	6	3	3	1	3	0	0	0	1	1	19	31	6.75	2.250										
Rich Gale, R ERA: 5.33 (5.1)	3.0	W	11	1	1	1	4	1	0	0	0	0	1	18	22	3.00	0.667										
Ben Hayes, R ERA: 5.57 (8.1)	2.0	S	7	1	0	0	0	1	0	0	0	0	0	6	10	0.00	1.000										

AB	33
R	4
H	8
RBI	4
BB	5
SO	5
LOB	15



Batter	1	2	3	4	5	6	7	8	9	AB	R	H	RBI	BB	SO	LOB	BOTTOM										
Gary Redus, R OBP: 0.354, SLG: 0.446 (1.7)										4	0	0	0	0	1	0	Chicago Cubs @ Cincinnati Reds Riverfront Stadium, Cincinnati, OH Wed Aug 31 1983, 7:05 PM EDT Att: 17,474 - Unknown - 75 F										
Paul Householder, S OBP: 0.321, SLG: 0.383 (1.8)										4	1	3	0	0	0	0											
Dave Concepcion, R OBP: 0.312, SLG: 0.294 (1.6)										4	0	0	0	0	1	3											
Johnny Bench, R OBP: 0.303, SLG: 0.414 (1.2)										3	0	1	1	1	0	1											
Kelly Paris, R OBP: 0.297, SLG: 0.270 (7. PR)										0	1	0	0	0	0	0											
Dann Bilardello, R OBP: 0.257, SLG: 0.333 (8.2)										0	0	0	0	0	0	0											
Dan Driessen, L OBP: 0.391, SLG: 0.444 (1.3)										4	1	3	1	0	0	0											
Cesar Cedeno, R OBP: 0.307, SLG: 0.361 (1.9)										4	1	1	0	0	1	3											
Ben Hayes, R (8.1)										0	0	0	0	0	0	0											
Nick Esasky, R OBP: 0.311, SLG: 0.417 (1.5)										4	1	1	2	0	1	2											
Ron Oester, S OBP: 0.311, SLG: 0.390 (1.4)										3	0	0	0	1	1	1											
Charlie Puleo, R OBP: 0.191, SLG: 0.116 (1.1)										1	0	0	0	0	1	0											
Rich Gale, R OBP: 0.250, SLG: 0.389 (5.1)										2	1	1	2	0	1	3											
Duane Walker, L OBP: 0.296, SLG: 0.342 (8.9)										1	0	0	0	0	0	0											
Inning Stats	R: 0 E: 0 K: 0 S: 3	H: 0 LOB: 0 BB: 0 P: 3	R: 0 E: 0 K: 0 S: 3	H: 0 LOB: 0 BB: 0 P: 3	R: 0 E: 0 K: 1 S: 5	H: 0 LOB: 0 BB: 0 P: 5	R: 0 E: 0 K: 0 S: 4	H: 1 LOB: 1 BB: 0 P: 4	R: 4 E: 0 K: 1 S: 10	H: 5 LOB: 1 BB: 0 P: 10	R: 0 E: 0 K: 3 S: 10	H: 1 LOB: 3 BB: 2 P: 18	R: 2 E: 0 K: 1 S: 8	H: 3 LOB: 1 BB: 0 P: 8	R: 0 E: 0 K: 1 S: 5	H: 0 LOB: 0 BB: 0 P: 5	1B: 6 2B: 2 3B: 1 HR: 1	SF: 0 SAC: 0 DP: 0 HBP: 0	WP: 1 PB: 0 SB: 2 CS: 0	PA: 36							
PITCHER	IP	WLS	BF	H	R	ER	SO	BB	IBB	HBP	BLK	WP	HR	S	P	ERA	WHIP										
Steve Trout, L ERA: 4.45 (1.1)	4.2		20	6	4	4	2	0	0	0	0	0	0	1	1	0.00	0.000										
Mike Proly, R ERA: 3.61 (5.1)	0.1		1	0	0	0	0	0	0	0	0	0	0	1	1	0.00	0.000										
Rich Bardi, R ERA: 2.87 (6.1)	1.1	L	8	2	1	1	3	1	1	0	0	0	0	12	20	6.75	2.250										
Warren Brusstar, R ERA: 2.14 (7.1)	1.2		7	2	1	1	2	0	0	0	0	1	0	11	11	5.40	1.200										



Batter	1	2	3	4	5	6	7	8	9	AB	R	H	RBI	BB	SO	LOB	TOP				
23 Ryne Sandberg, R OBP: 0.317, SLG: 0.368 (1, 4)										4	0	1	1	1	0	1					
Larry Bowa, S OBP: 0.304, SLG: 0.330 (1, 6)										4	0	0	0	0	1	4					
Mel Hall, L OBP: 0.352, SLG: 0.498 (1, 8)										4	0	0	0	0	2	1					
Ron Cey, R OBP: 0.350, SLG: 0.456 Tom Verzyer, R OBP: 0.221, SLG: 0.253 (1, 5) (8, 5)										4	0	1	0	0	1	1					
Keith Moreland, R OBP: 0.371, SLG: 0.455 (1, 9)										2	1	1	0	2	0	1					
Bill Buckner, L OBP: 0.313, SLG: 0.442 Gary Woods, R OBP: 0.282, SLG: 0.305 (1, 7) (8, 7)										4	1	2	1	0	0	2					
Carmelo Martinez, R OBP: 0.394, SLG: 0.774 (1, 3)										4	1	2	1	0	1	1					
Jody Davis, R OBP: 0.305, SLG: 0.464 (1, 2)										4	0	2	0	0	2	2					
Dick Ruthven, R OBP: 0.226, SLG: 0.250 Lee Smith, R OBP: 0.222, SLG: 0.125 (1, 1) (8, 1)										2	0	0	0	0	1	2					
Inning Stats	R: 0 E: 1 K: 1 S: 6	H: 0 LOB: 1 BB: 0 P: 6	R: 2 E: 0 K: 1 S: 6	H: 2 LOB: 0 BB: 1 P: 10	R: 0 E: 0 K: 0 S: 3	H: 0 LOB: 0 BB: 0 P: 3	R: 0 E: 0 K: 0 S: 3	H: 1 LOB: 1 BB: 0 P: 7	R: 0 E: 0 K: 0 S: 4	H: 1 LOB: 1 BB: 0 P: 4	R: 1 E: 0 K: 3 S: 12	H: 3 LOB: 2 BB: 0 P: 12	R: 0 E: 0 K: 2 S: 8	H: 1 LOB: 1 BB: 0 P: 8	R: 0 E: 0 K: 1 S: 5	H: 1 LOB: 1 BB: 1 P: 9	1B: 6 2B: 2 3B: 0 HR: 1	SF: 0 SAC: 1 DP: 1 HBP: 0	WP: 0 PB: 0 SB: 1 CS: 1	PA: 38	
PITCHER	IP	WLS	BF	H	R	ER	SO	BB	IBB	HBP	BLK	WP	HR	S	P	ERA	WHIP				
Bruce Berenyi, R ERA: 3.91 Tom Hume, R ERA: 5.57	(1, 1) (9, 1)	8.0 4	L 1	33 0	8 1	3 0	7 1	2 1	0 0	0 0	0 0	0 0	1 0	45 5	53 9	3.38 0.00	1.250 2.000				

Chicago Cubs @ Cincinnati Reds
Riverfront Stadium, Cincinnati, OH
Thu Sep 01 1983, 7:05 PM EDT
Att: 10,127 - Unknown - 75 F

AB	33
R	3
H	9
RBI	3
BB	3
SO	8
LOB	16



Batter	1	2	3	4	5	6	7	8	9	AB	R	H	RBI	BB	SO	LOB	BOTTOM					
Gary Redus, R OBP: 0.350, SLG: 0.441 Tom Hume, R (1, 7) (9, 1)										4	0	0	0	0	0	1						
Duane Walker, L OBP: 0.290, SLG: 0.335 (1, 9)										4	0	0	0	0	1	0						
Dave Concepcion, R OBP: 0.310, SLG: 0.291 (1, 6)										4	0	0	0	0	2	0						
Dan Driessen, L OBP: 0.390, SLG: 0.442 (1, 3)										4	0	1	0	0	1	0						
Paul Householder, S OBP: 0.321, SLG: 0.383 (1, 8)										3	1	1	0	0	0	1						
Ron Oester, S OBP: 0.311, SLG: 0.392 (1, 4)										3	0	1	0	0	1	1						
Nick Esasky, R OBP: 0.311, SLG: 0.417 (1, 5)										2	0	1	1	0	0	0						
Dann Bilardello, R OBP: 0.255, SLG: 0.331 Dallas Williams, L (8, PH) (9, 7)										2	0	0	0	0	0	1						
Bruce Berenyi, R OBP: 0.182, SLG: 0.227 Steve Christmas, L (8, PH) (9, 2)										2	0	0	0	0	1	0						
Inning Stats	R: 0 E: 0 K: 0 S: 3	H: 0 LOB: 0 BB: 0 P: 3	R: 1 E: 0 K: 0 S: 5	H: 2 LOB: 1 BB: 0 P: 5	R: 0 E: 0 K: 1 S: 5	H: 0 LOB: 0 BB: 0 P: 5	R: 0 E: 0 K: 2 S: 8	H: 1 LOB: 1 BB: 0 P: 8	R: 0 E: 0 K: 0 S: 3	H: 0 LOB: 0 BB: 0 P: 3	R: 0 E: 0 K: 1 S: 5	H: 0 LOB: 0 BB: 0 P: 5	R: 0 E: 0 K: 0 S: 3	H: 0 LOB: 0 BB: 0 P: 3	R: 0 E: 0 K: 1 S: 6	H: 1 LOB: 1 BB: 0 P: 6	R: 0 E: 0 K: 2 S: 7	H: 0 LOB: 0 BB: 0 P: 7	1B: 3 2B: 1 3B: 0 HR: 0	SF: 1 SAC: 0 DP: 0 HBP: 0	WP: 0 PB: 0 SB: 1 CS: 0	PA: 31
PITCHER	IP	WLS	BF	H	R	ER	SO	BB	IBB	HBP	BLK	WP	HR	S	P	ERA	WHIP					
Dick Ruthven, R ERA: 4.36 Lee Smith, R ERA: 1.44	(1, 1) (8, 1)	7.1 1.2	W S	26 5	4 0	1 0	4 3	0 0	0 0	0 0	0 0	0 0	0 0	11 11	11 11	0.00 0.000	0.545 0.000					

Chicago Cubs @ Cincinnati Reds
Riverfront Stadium, Cincinnati, OH
Thu Sep 01 1983, 7:05 PM EDT
Att: 10,127 - Unknown - 75 F

AB	30
R	1
H	4
RBI	1
BB	0
SO	7
LOB	6



Batter	1	2	3	4	5	6	7	8	9	AB	R	H	RBI	BB	SO	LOB	TOP					
Bill Doran, S OBP: 0.380, SLG: 0.358 (1,4)										5	0	3	1	0	0	2	Houston Astros @ Chicago Cubs Wrigley Field, Chicago, IL Fri Sep 02 1983, 3:33 AM CDT Att: 11,575 - Unknown					
Terry Puhl, L OBP: 0.361, SLG: 0.454 (1,9)										4	1	1	3	0	2	4						
Dickie Thon, R OBP: 0.344, SLG: 0.466 (1,6)										5	0	0	0	0	0	2						
Jose Cruz, L OBP: 0.388, SLG: 0.474 Scott Loucks, R (8,7)										4	1	3	0	0	0	1						
Ray Knight, R OBP: 0.355, SLG: 0.446 Denny Walling, L OBP: 0.320, SLG: 0.404 (8,3)										3	1	1	1	1	0	2						
Phil Garner, R OBP: 0.318, SLG: 0.357 (1,5)										3	0	0	0	0	0	2						
Jerry Mumphrey, S OBP: 0.332, SLG: 0.403 (1,8)										4	0	1	0	0	0	2						
John Mizerock, L OBP: 0.267, SLG: 0.273 (1,2)										3	1	0	0	1	0	3						
Mike Scott, R OBP: 0.128, SLG: 0.128 (1,1)										0	0	0	0	0	0	0						
Tony Scott, S OBP: 0.273, SLG: 0.300 (3,PH)										1	1	1	0	0	0	0						
Bob Knepper, L OBP: 0.212, SLG: 0.302 (3,1)										2	1	1	0	0	0	0						
Bill Dawley, R OBP: 0.222, SLG: 0.222 (7,1)										1	0	1	1	0	0	0						
Frank DiPino, L OBP: 0.400, SLG: 0.500 (8,1)										0	0	0	0	0	0	0						
Inning Stats	R: 0 E: 0 K: 0 S: 4	H: 1 LOB: 1 BB: 0 P: 4	R: 0 E: 0 K: 0 S: 3	H: 0 LOB: 1 BB: 1 P: 7	R: 1 E: 0 K: 0 S: 4	H: 1 LOB: 0 BB: 0 P: 4	R: 0 E: 0 K: 0 S: 5	H: 2 LOB: 2 BB: 0 P: 5	R: 2 E: 0 K: 0 S: 6	H: 3 LOB: 1 BB: 0 P: 6	R: 0 E: 0 K: 0 S: 3	H: 0 LOB: 0 BB: 0 P: 3	R: 0 E: 0 K: 1 S: 6	H: 1 LOB: 1 BB: 0 P: 6	R: 3 E: 0 K: 1 S: 9	H: 4 LOB: 2 BB: 1 P: 13	R: 0 E: 0 K: 1 S: 5	H: 0 LOB: 0 BB: 0 P: 5	1B: 7 2B: 4 3B: 0 HR: 1	SF: 1 SAC: 1 DP: 0 HBP: 0	WP: 1 PB: 0 SB: 2 CS: 0	PA: 41
PITCHER	IP WLS BF H R ER SO BB IBB HBP BLK WP HR S P ERA WHIP																					
Dickie Noles, R ERA: 4.64 (1,1)	4.2 22 7 3 3 0 1 0 0 0 0 1 1 21 25 5.79 1.714																					
Mike Proby, R ERA: 3.55 (5,1)	1.1 4 0 0 0 0 0 0 0 0 0 0 0 4 4 0.00 0.000																					
Bill Campbell, R ERA: 4.11 (7,1)	1.1 L 7 3 2 2 1 0 0 0 0 0 0 0 9 9 13.50 2.250																					
Lee Smith, R ERA: 1.52 (8,1)	1.2 8 2 1 1 2 0 1 0 0 0 0 0 11 15 5.40 1.200																					

Batter	1	2	3	4	5	6	7	8	9	AB	R	H	RBI	BB	SO	LOB	BOTTOM					
Dan Rohn, L OBP: 0.500, SLG: 1.000 (1,4)										3	1	1	1	1	0	1	Houston Astros @ Chicago Cubs Wrigley Field, Chicago, IL Fri Sep 02 1983, 3:33 AM CDT Att: 11,575 - Unknown					
Gary Woods, R OBP: 0.286, SLG: 0.310 (8,4)										1	0	1	2	0	0	0						
Bill Buckner, L OBP: 0.313, SLG: 0.446 (1,7)										5	0	2	1	0	0	4						
Mel Hall, L OBP: 0.349, SLG: 0.492 (1,8)										4	0	0	0	1	1	2						
Ron Cey, R OBP: 0.349, SLG: 0.453 (1,5)										5	0	1	0	0	1	3						
Keith Moreland, R OBP: 0.370, SLG: 0.453 (1,9)										4	0	1	0	0	1	3						
Lee Smith, R OBP: 0.222, SLG: 0.125 (8,1)										0	0	0	0	0	0	0						
Thad Bosley, L OBP: 0.474, SLG: 0.645 (9,PH)										1	0	0	0	0	0	0						
Carmelo Martinez, R OBP: 0.468, SLG: 0.735 (1,3)										3	1	1	0	1	0	0						
Jody Davis, R OBP: 0.306, SLG: 0.467 (1,2)										4	1	2	0	0	0	2						
Larry Bowa, S OBP: 0.303, SLG: 0.330 (1,6)										1	0	0	1	0	0	1						
Tom Verzyer, R OBP: 0.227, SLG: 0.271 (3,6)										2	0	1	0	0	0	0						
Leon Durham, L OBP: 0.384, SLG: 0.471 (8,9)										0	1	0	0	1	0	0						
Dickie Noles, R ERA: 3.99 (1,1)	2.0 13 5 3 3 0 3 0 0 0 0 0 0 10 22 13.50 4.000																					
Bob Knepper, L ERA: 3.39 (3,1)	4.1 17 3 0 0 2 1 0 0 0 0 0 0 20 24 0.00 0.923																					
Bill Dawley, R ERA: 2.61 (7,1)	1.0 W 5 1 2 2 0 1 0 0 0 0 1 0 4 8 18.00 2.000																					
Frank DiPino, L ERA: 2.4 (8,1)	1.2 S 6 2 0 0 1 0 0 0 0 0 0 0 8 8 0.00 1.200																					
Inning Stats	R: 0 E: 0 K: 0 S: 4	H: 1 LOB: 2 BB: 1 P: 8	R: 3 E: 0 K: 0 S: 6	H: 4 LOB: 2 BB: 2 P: 14	R: 0 E: 0 K: 1 S: 5	H: 0 LOB: 0 BB: 0 P: 5	R: 0 E: 0 K: 0 S: 4	H: 1 LOB: 1 BB: 0 P: 4	R: 0 E: 0 K: 0 S: 4	H: 1 LOB: 2 BB: 1 P: 8	R: 0 E: 0 K: 0 S: 3	H: 0 LOB: 0 BB: 0 P: 3	R: 0 E: 0 K: 1 S: 6	H: 1 LOB: 1 BB: 0 P: 6	R: 2 E: 0 K: 0 S: 5	H: 3 LOB: 1 BB: 1 P: 9	R: 0 E: 0 K: 1 S: 5	H: 0 LOB: 0 BB: 0 P: 5	1B: 7 2B: 2 3B: 2 HR: 0	SF: 0 SAC: 0 DP: 1 HBP: 0	WP: 1 PB: 0 SB: 0 CS: 1	PA: 41
PITCHER	IP WLS BF H R ER SO BB IBB HBP BLK WP HR S P ERA WHIP																					

Batter	1	2	3	4	5	6	7	8	9	AB	R	H	RBI	BB	SO	LOB	TOP					
Bill Doran, S OBP: 0.382, SLG: 0.367 (1, 4)			4-3						F7	5	2	3	1	0	0	0	Houston Astros @ Chicago Cubs Wrigley Field, Chicago, IL Sat Sep 03 1983, 3:33 AM CDT Att: 20,107 - Unknown					
Terry Puhl, L OBP: 0.384, SLG: 0.458 (1, 9)			1B						G3	5	1	3	0	0	0	1						
Dickie Thon, R OBP: 0.345, SLG: 0.466 Jeff Heathcock, R (5, 1)	SH5-3								F9	2	0	1	0	0	0	1						
Kevin Bass, S OBP: 0.243, SLG: 0.340 (7, PH)			FC4-6						F3	0	0	0	0	0	0	0						
Denny Walling, L OBP: 0.316, SLG: 0.400 (7, 3)	1-2		1B							1	0	0	0	0	0	2						
Jose Cruz, L OBP: 0.387, SLG: 0.472 (1, 7)	F7		FC4-6							1	0	0	0	0	0	0						
Ray Knight, R OBP: 0.351, SLG: 0.445 Frank LaCorte, R (7, 1)	K									4	0	1	2	0	0	3						
Phil Garner, R OBP: 0.316, SLG: 0.355 (1, 5)										4	0	1	0	0	2	3						
Jerry Mumphrey, S OBP: 0.273, SLG: 0.399 Tony Scott, S (8, 8)										4	0	0	0	0	0	2						
John Mizerock, L OBP: 0.264, SLG: 0.269 Harry Spillman, L OBP: 0.229, SLG: 0.266 (4, PH)										3	0	0	0	1	0	1						
Mike Madden, L OBP: 0.111, SLG: 0.059 Michael LaCoss, R OBP: 0.114, SLG: 0.088 Scott Loucks, R (5, PH)										0	0	0	0	0	0	0						
Craig Reynolds, L OBP: 0.275, SLG: 0.299 (5, 6)										1	0	0	0	0	1	0						
Inning Stats	R: 1 E: 0 K: 1 S: 7	H: 2 LOB: 1 BB: 0 P: 7	R: 0 E: 0 K: 0 S: 3	H: 0 LOB: 0 BB: 0 P: 3	R: 0 E: 0 K: 1 S: 7	H: 2 LOB: 2 BB: 0 P: 7	R: 0 E: 0 K: 0 S: 4	H: 1 LOB: 1 BB: 0 P: 4	R: 0 E: 0 K: 1 S: 6	H: 1 LOB: 1 BB: 0 P: 6	R: 0 E: 1 K: 2 S: 8	H: 0 LOB: 2 BB: 1 P: 12	R: 2 E: 0 K: 0 S: 6	H: 3 LOB: 1 BB: 0 P: 6	R: 0 E: 0 K: 0 S: 4	H: 1 LOB: 1 BB: 0 P: 4	R: 0 E: 0 K: 0 S: 3	H: 0 LOB: 0 BB: 0 P: 3	1B: 8 2B: 1 3B: 0 HR: 1	SF: 0 SAC: 1 DP: 0 HBP: 0	WP: 0 PB: 0 SB: 0 CS: 0	PA: 39
PITCHER	IP WLS BF H R ER SO BB IBB HBP BLK WP HR S P ERA WHIP																					
Fergie Jenkins, R ERA: 4.14 Rich Bordi, R ERA: 3.2	(1, 1) (6, 1)	5.0 W 21 6 1 1 3 0 0 0 0 0 1 27 27 1.80 1.200																				

Batter	1	2	3	4	5	6	7	8	9	AB	R	H	RBI	BB	SO	LOB	BOTTOM						
23 Ryne Sandberg, R OBP: 0.317, SLG: 0.369 (1, 4)			6-3						K	5	1	1	0	0	1	1	Houston Astros @ Chicago Cubs Wrigley Field, Chicago, IL Sat Sep 03 1983, 3:33 AM CDT Att: 20,107 - Unknown						
Bill Buckner, L OBP: 0.314, SLG: 0.445 Gary Woods, R OBP: 0.286, SLG: 0.310 (9, 7)									F5	5	1	2	1	0	0	0							
Carmelo Martinez, R OBP: 0.397, SLG: 0.641 (1, 3)									F6	5	0	0	0	0	0	3							
Ron Cey, R OBP: 0.348, SLG: 0.451 (1, 5)			6-3							3	1	0	0	1	0	0							
Keith Moreland, R OBP: 0.372, SLG: 0.453 Leon Durham, L OBP: 0.383, SLG: 0.470 (9, 9)									F9	2	1	1	1	1	1	0							
Jody Davis, R OBP: 0.313, SLG: 0.477 (1, 2)										4	2	4	1	0	0	0							
Mel Hall, L OBP: 0.351, SLG: 0.494 (1, 8)									F7	3	2	1	1	1	1	3							
Larry Bowa, S OBP: 0.301, SLG: 0.328 Tom Verzyer, R OBP: 0.236, SLG: 0.279 (6, 6)			4-3							2	0	0	1	0	0	1							
Fergie Jenkins, R OBP: 0.245, SLG: 0.308 Dan Rohr, L OBP: 0.600, SLG: 1.500 Rich Bordi, R (6, 1)										2	1	1	1	0	0	0							
Inning Stats	R: 7 E: 3 K: 0 S: 10	H: 6 LOB: 2 BB: 2 P: 18	R: 0 E: 0 K: 1 S: 5	H: 1 LOB: 2 BB: 1 P: 9	R: 0 E: 0 K: 0 S: 3	H: 0 LOB: 0 BB: 0 P: 3	R: 0 E: 0 K: 0 S: 3	H: 0 LOB: 0 BB: 0 P: 3	R: 2 E: 0 K: 1 S: 8	H: 3 LOB: 1 BB: 0 P: 8	R: 0 E: 0 K: 0 S: 3	H: 0 LOB: 0 BB: 0 P: 3	R: 0 E: 0 K: 0 S: 5	H: 2 LOB: 2 BB: 0 P: 5	R: 0 E: 0 K: 1 S: 5	H: 0 LOB: 0 BB: 0 P: 5		R: 0 E: 0 K: 0 S: 1	H: 0 LOB: 0 BB: 0 P: 5	1B: 6 2B: 5 3B: 2 HR: 0	SF: 1 SAC: 0 DP: 1 HBP: 0	WP: 0 PB: 0 SB: 0 CS: 1	PA: 39
PITCHER	IP WLS BF H R ER SO BB IBB HBP BLK WP HR S P ERA WHIP																						
Mike Madden, L ERA: 2.96 Michael LaCoss, R ERA: 9.0 Jeff Heathcock, R ERA: 9.0 Frank LaCorte, R ERA: 5.4	(1, 1) (1, 1) (5, 1) (7, 1)	0.1 L 17 4 3 2 1 1 1 0 0 0 0 0 17 25 4.91 1.364																					

AB	37
R	3
H	10
RBI	3
BB	1
SO	5
LOB	17



Batter	1	2	3	4	5	6	7	8	9	AB	R	H	RBI	BB	SO	LOB	TOP				
Bill Doran, S OBP: 0.386, SLG: 0.378 (1,4)										4	2	3	4	1	1	0	Houston Astros @ Chicago Cubs Wrigley Field, Chicago, IL Sun Sep 04 1983, 3:33 AM CDT Att: 17,750 - Unknown				
Terry Puhl, L OBP: 0.382, SLG: 0.455 (1,8) (8,9)										5	0	1	0	0	1	4					
Dickie Thon, R OBP: 0.343, SLG: 0.463 (1,6)										4	0	0	0	1	1	1					
Jose Cruz, L OBP: 0.387, SLG: 0.478 (1,7)										4	1	2	2	0	1	1					
Ray Knight, R OBP: 0.356, SLG: 0.447 (1,3)										4	1	2	0	1	0	3					
Tony Scott, S OBP: 0.273, SLG: 0.300 (8,8)										0	0	0	0	0	0	0					
Denny Walling, L OBP: 0.340, SLG: 0.415 (1,9) (8,3)										4	0	3	0	1	1	0					
Phil Garner, R OBP: 0.315, SLG: 0.353 (1,5)										5	0	1	0	0	1	5					
Alan Ashby, S OBP: 0.308, SLG: 0.414 (1,2)										2	2	1	1	2	1	0					
Vern Ruhle, R OBP: 0.250, SLG: 0.118 (1,1)										1	0	0	0	0	0	2					
Kevin Bass, S OBP: 0.244, SLG: 0.345 (5,PH)										1	1	1	0	0	0	0					
Dave Smith, R OBP: 0.222, SLG: 0.222 (8,1)										1	0	0	0	0	1	0					
Bill Dawley, R OBP: 0.222, SLG: 0.222 (9,PH)										0	0	0	0	0	0	0					
Harry Spillman, L OBP: 0.225, SLG: 0.262 (9,PH)										1	0	0	0	0	0	1					
Inning Stats	R: 0 E: 0 K: 1 S: 6	H: 1 LOB: 1 BB: 0 P: 6	R: 1 E: 0 K: 0 S: 6	H: 3 LOB: 3 BB: 1 P: 10	R: 0 E: 0 K: 2 S: 8	H: 1 LOB: 2 BB: 1 P: 12	R: 2 E: 0 K: 0 S: 5	H: 2 LOB: 2 BB: 2 P: 13	R: 3 E: 0 K: 0 S: 6	H: 4 LOB: 0 BB: 0 P: 6	R: 1 E: 0 K: 0 S: 4	H: 2 LOB: 1 BB: 1 P: 8	R: 0 E: 0 K: 3 S: 9	H: 0 LOB: 0 BB: 0 P: 9	R: 0 E: 0 K: 0 S: 4	H: 1 LOB: 1 BB: 0 P: 4		R: 0 E: 0 K: 2 S: 7	H: 0 LOB: 1 BB: 1 P: 11	1B: 11 SF: 2 2B: 1 3B: 0 HR: 2	WP: 0 PB: 0 SB: 1 CS: 1
PITCHER	IP WLS BF H R ER SO BB IBB HBP BLK WP HR S P ERA WHIP																				
Chuck Rainey, R ERA: 4.16 (1,1)	4.2	27	10	5	5	3	4	0	0	0	0	0	0	0	29	45	9.64	3.000			
Mike Proly, R ERA: 3.55 (5,1)	0.1	2	1	1	1	0	0	0	0	0	0	0	0	1	2	2	27.00	3.000			
Craig Lefferts, L ERA: 3.22 (6,1)	0.1	4	2	1	1	0	1	0	0	0	0	0	0	1	3	7	27.00	9.000			
Warren Brusstar, R ERA: 2.06 (6,1)	2.2	W	8	1	0	0	3	0	0	0	0	0	0	14	14	0.00	0.375				
Lee Smith, R ERA: 1.5 (9,1)	1.0	S	4	0	0	0	2	1	0	0	0	0	0	7	11	0.00	1.000				

Batter	1	2	3	4	5	6	7	8	9	AB	R	H	RBI	BB	SO	LOB	BOTTOM			
23 Ryne Sandberg, R OBP: 0.318, SLG: 0.369 (1,4)										4	0	1	1	1	0	0	Houston Astros @ Chicago Cubs Wrigley Field, Chicago, IL Sun Sep 04 1983, 3:33 AM CDT Att: 17,750 - Unknown			
Bill Buckner, L OBP: 0.314, SLG: 0.448 (1,7)										3	1	1	1	0	0	0				
Gary Woods, R OBP: 0.286, SLG: 0.310 (9,7)										0	0	0	0	0	0	0				
Mel Hall, L OBP: 0.353, SLG: 0.494 (1,8)										4	1	2	1	0	0	1				
Ron Cey, R OBP: 0.347, SLG: 0.451 (1,5)										4	1	1	1	0	2	1				
Keith Moreland, R OBP: 0.375, SLG: 0.457 (1,9)										3	1	2	1	1	0	0				
Leon Durham, L OBP: 0.382, SLG: 0.467 (1,3)										2	0	0	0	1	0	1				
Warren Brusstar, R OBP: 0.354, SLG: 0.454 (8,PH)										0	0	0	0	0	0	0				
Dan Rohn, L OBP: 0.197, SLG: 1.400 (8,PH)										1	1	1	0	0	0	0				
Tom Verzyer, R OBP: 0.236, SLG: 0.279 (9,6)										0	0	0	0	0	0	0				
Steve Lake, R OBP: 0.365, SLG: 0.365 (1,2)										2	0	0	0	0	0	2				
Jody Davis, R OBP: 0.311, SLG: 0.475 (6,PH) (7,2)										2	0	0	0	0	1	2				
Larry Bowa, S OBP: 0.303, SLG: 0.333 (1,6)										3	2	2	0	0	0	0				
Jay Johnstone, L OBP: 0.197, SLG: 0.454 (8,PH)										1	1	1	1	0	0	0				
Lee Smith, R OBP: 0.222, SLG: 0.125 (9,1)										0	0	0	0	0	0	0				
Chuck Rainey, R OBP: 0.273, SLG: 0.184 (1,1)										0	0	0	0	0	0	0				
Mike Proly, R OBP: 0.197, SLG: 0.091 (5,1)										0	0	0	0	0	0	0				
Craig Lefferts, L OBP: 0.197, SLG: 0.111 (6,1)										0	0	0	0	0	0	0				
Carmelo Martinez, R OBP: 0.364, SLG: 0.707 (6,3)										2	1	1	3	0	1	0				
Inning Stats	R: 2 E: 0 K: 0 S: 6	H: 3 LOB: 2 BB: 1 P: 10	R: 1 E: 0 K: 0 S: 4	H: 1 LOB: 1 BB: 1 P: 8	R: 0 E: 0 K: 1 S: 5	H: 0 LOB: 0 BB: 0 P: 5	R: 1 E: 0 K: 0 S: 4	H: 2 LOB: 0 BB: 0 P: 4	R: 1 E: 0 K: 0 S: 5	H: 3 LOB: 1 BB: 0 P: 5	R: 0 E: 0 K: 1 S: 5	H: 0 LOB: 0 BB: 0 P: 5	R: 0 E: 0 K: 0 S: 3	H: 0 LOB: 0 BB: 0 P: 3	R: 4 E: 0 K: 2 S: 10	H: 3 LOB: 0 BB: 1 P: 14	1B: 7 SF: 1 2B: 3 3B: 1 HR: 1	WP: 1 PB: 0 SB: 0 CS: 1	PA: 38	
PITCHER	IP WLS BF H R ER SO BB IBB HBP BLK WP HR S P ERA WHIP																			
Vern Ruhle, R ERA: 3.78 (1,1)	4.0	19	6	4	4	4	1	0	0	0	0	0	0	19	27	9.00	1.750			
Dave Smith, R ERA: 3.11 (5,1)	3.1	14	4	3	3	2	1	0	0	0	0	0	0	17	21	8.10	1.500			
Bill Dawley, R ERA: 2.82 (8,1)	0.2	L	4	2	2	1	0	0	0	0	0	0	1	6	6	27.00	3.000			

Batter	1	2	3	4	5	6	7	8	9	AB	R	H	RBI	BB	SO	LOB	TOP			
23 Ryne Sandberg, R (1.4) OBP: 0.315, SLG: 0.365	3-1		F6-3			F6-3	FC6-4		F9	5	0	0	0	0	0	2				
Bill Buckner, L (1.7) OBP: 0.313, SLG: 0.448	3-1			F6		BB		F6	F6	5	0	1	0	0	0	0				
Mel Hall, L (1.8) OBP: 0.354, SLG: 0.495	F7			E		BB		F7		3	1	1	0	1	0	0				
Ron Cey, R (1.5) OBP: 0.348, SLG: 0.451		P3		E6		F2			HR	4	1	2	0	0	0	2				
Keith Moreland, R (1.9) OBP: 0.375, SLG: 0.462		5-3		F9					HR	3	1	1	2	1	0	1				
Camelo Martinez, R (1.3) OBP: 0.354, SLG: 0.667	F6-3			L5		5-3			1B	4	0	1	0	0	0	4				
Jody Davis, R (1.2) OBP: 0.311, SLG: 0.473			F8		F8					4	0	1	0	0	1	0				
Lee Smith, R (8.1) OBP: 0.222, SLG: 0.125							K			0	0	0	0	0	0	0	AB 36			
Larry Bowa, S (1.6) OBP: 0.306, SLG: 0.337										3	0	2	0	0	0	0	R 3			
Leon Durham, L (8. PH) OBP: 0.391, SLG: 0.466										1	0	0	0	0	1	2	H 9			
Tom Verzyer, R (8.6) OBP: 0.236, SLG: 0.279										0	0	0	0	0	0	0	RBI 2			
Steve Trout, L (1.1) OBP: 0.230, SLG: 0.203										2	0	0	0	0	0	1	BB 2			
Mike Proly, R (6.1) OBP: 0.167, SLG: 0.091										0	0	0	0	0	0	0	SO 3			
Dan Rohr, L (7. PH) OBP: 0.571, SLG: 1.167										1	0	0	0	0	0	1	LOB 13			
Bill Campbell, R (7.1) OBP: 0.100, SLG: 0.100										0	0	0	0	0	0	0				
Jay Johnstone, L (8.9) OBP: 0.392, SLG: 0.450										1	0	0	0	0	1	0				
Inning Stats	R: 0 E: 0 K: 0 S: 3	H: 0 LOB: 0 BB: 0 P: 3	R: 0 E: 0 K: 0 S: 3	H: 0 LOB: 0 BB: 0 P: 3	R: 0 E: 0 K: 0 S: 4	H: 1 LOB: 1 BB: 0 P: 4	R: 1 E: 1 K: 0 S: 5	H: 2 LOB: 1 BB: 0 P: 5	R: 0 E: 0 K: 0 S: 4	H: 0 LOB: 0 BB: 0 P: 3	R: 0 E: 0 K: 1 S: 6	H: 1 LOB: 1 BB: 0 P: 6	R: 2 E: 0 K: 1 S: 9	H: 4 LOB: 2 BB: 0 P: 9	R: 0 E: 0 K: 1 S: 5	H: 0 LOB: 0 BB: 0 P: 5	1B: 5 2B: 3 3B: 0 HR: 1	SF: 0 SAC: 0 DP: 0 HBP: 0	WP: 0 PB: 0 SB: 0 CS: 0	PA: 38
PITCHER	IP WLS BF H R ER SO BB IBB HBP BLK WP HR S P ERA WHIP	7.2 W 34 9 3 2 1 2 0 0 0 0 1 34 42 2.35 1.435	1.1 S 4 0 0 0 2 0 0 0 0 0 0 8 8 0.00 0.000																	

Chicago Cubs @ Montreal Expos
Olympic Stadium, Montreal, QB
Mon Sep 05 1983, 3:33 AM EDT
Att: 40,809 - Sunny - 90 F

AB 36
R 3
H 9
RBI 2
BB 2
SO 3
LOB 13



Batter	1	2	3	4	5	6	7	8	9	AB	R	H	RBI	BB	SO	LOB	BOTTOM
Tim Raines, S (1.7) OBP: 0.380, SLG: 0.413	6-3			CS		1B		4-3		3	1	1	0	1	0	0	
Manny Trillo, R (1.4) OBP: 0.320, SLG: 0.335	5-3			L6		HR		F7		4	1	1	0	0	0	1	
Andre Dawson, R (1.8) OBP: 0.353, SLG: 0.563	6-3					HR				4	1	2	0	0	1	3	
Gary Carter, R (1.2) OBP: 0.336, SLG: 0.448		4-3		5-3		F2				4	1	1	1	0	0	4	
Al Oliver, L (1.3) OBP: 0.345, SLG: 0.416		6-3				F7				3	2	1	4	1	0	0	
Tim Lincecum, R (1.5) OBP: 0.343, SLG: 0.455		6-3								3	0	1	0	1	1	2	
Jim Wohlford, R (1.9) OBP: 0.371, SLG: 0.377										3	0	0	0	0	1	2	
Warren Cromartie, L (8. PH) OBP: 0.348, SLG: 0.390										1	0	1	2	0	0	0	AB 32
Doug Flynn, R (1.6) OBP: 0.262, SLG: 0.284										3	0	0	0	1	0	1	H 9
Bill Gullickson, R (1.1) OBP: 0.127, SLG: 0.132										3	1	1	0	0	0	0	RBI 7
Bob James, R (8.1) OBP: 0.333, SLG: 0.333										1	0	0	0	0	1	2	BB 4
Inning Stats	R: 0 E: 0 K: 0 S: 3	H: 0 LOB: 0 BB: 0 P: 3	R: 0 E: 0 K: 0 S: 3	H: 0 LOB: 0 BB: 0 P: 3	R: 0 E: 0 K: 0 S: 4	H: 2 LOB: 1 BB: 0 P: 4	R: 0 E: 0 K: 2 S: 10	H: 3 LOB: 1 BB: 2 P: 18	R: 0 E: 0 K: 0 S: 3	H: 0 LOB: 0 BB: 0 P: 3	R: 3 E: 0 K: 2 S: 10	H: 3 LOB: 2 BB: 2 P: 18	1B: 6 2B: 2 3B: 0 HR: 1	SF: 0 SAC: 0 DP: 0 HBP: 0	WP: 0 PB: 0 SB: 1 CS: 1	PA: 36	
PITCHER	IP WLS BF H R ER SO BB IBB HBP BLK WP HR S P ERA WHIP	5.0 L 20 5 3 3 0 1 0 0 0 0 1 8 12 9.00 2.000	1.0 5 1 1 1 2 1 0 0 0 0 0 6 10 20.25 1.500	0.2 4 1 0 0 2 0 1 0 0 0 0 7 11 0.00 1.500													

Chicago Cubs @ Montreal Expos
Olympic Stadium, Montreal, QB
Mon Sep 05 1983, 3:33 AM EDT
Att: 40,809 - Sunny - 90 F

AB 32
R 7
H 9
RBI 7
BB 4
SO 4
LOB 15



Batter	1	2	3	4	5	6	7	8	9	AB	R	H	RBI	BB	SO	LOB	TOP
23 Ryne Sandberg, R OBP: 0.315, SLG: 0.363	F9			BB 1B BB	K			F8		3	1	0	0	1	1	1	Chicago Cubs @ Montreal Expos Olympic Stadium, Montreal, QB Tue Sep 06 1983, 7:05 PM EDT Att: 35,312 - Overcast - 85 F
Bill Buckner, L OBP: 0.312, SLG: 0.445	F6			BB 1B 1-2 BB		P6		4-3		3	0	0	0	1	0	0	
Mel Hall, L OBP: 0.356, SLG: 0.498	K			BB 1B 1-3 2-H				K		4	1	2	1	0	2	0	
Ron Cey, R OBP: 0.348, SLG: 0.452		F9			L5				F8	4	0	1	1	0	0	1	
Keith Moreland, R OBP: 0.375, SLG: 0.461		K				L7			F7	4	0	1	0	0	1	1	
Leon Durham, L OBP: 0.381, SLG: 0.466 Camelo Martinez, R OBP: 0.327, SLG: 0.612	4-3				K			F7		0	0	0	0	0	0	0	
Jody Davis, R OBP: 0.311, SLG: 0.472			K			F8				3	0	1	0	0	1	0	
Larry Bowa, S OBP: 0.304, SLG: 0.336 Tom Verzyer, R OBP: 0.233, SLG: 0.276 Dave Owen, S (7, 6)	F9				G3			G4-6-3		2	0	0	0	0	0	0	
Dick Ruthven, R OBP: 0.225, SLG: 0.245 Rich Bordi, R (4, 1) Tom Grant, L (5, PH) Warren Brusstar, R (5, 1) Dan Rohr, L OBP: 0.502, SLG: 1.000 Bill Johnson, R (7, 1)	4-3				BB			K		1	0	0	0	0	0	0	
Inning Stats	R: 0 E: 0 K: 1 S: 5	H: 0 LOB: 0 BB: 0 P: 5	R: 0 E: 0 K: 1 S: 5	H: 0 LOB: 0 BB: 0 P: 5	R: 0 E: 0 K: 1 S: 5	H: 0 LOB: 0 BB: 2 P: 14	R: 0 E: 0 K: 1 S: 5	H: 0 LOB: 1 BB: 1 P: 9	R: 0 E: 0 K: 1 S: 5	H: 1 LOB: 0 BB: 0 P: 5	R: 0 E: 0 K: 0 S: 3	H: 0 LOB: 0 BB: 0 P: 3	R: 0 E: 0 K: 0 S: 3	H: 0 LOB: 0 BB: 0 P: 3	1B: 3 2B: 2 3B: 0 HR: 0	SF: 0 SAC: 0 DP: 1 HBP: 0	
PITCHER	IP WLS BF H R ER SO BB IBB HBP BLK WP HR S P ERA WHIP																
Charlie Lea, R ERA: 3.1	6.0 W 24 4 2 2 5 3 0 0 0 0 0 0 31 43 3.00 1.167																
Scott Sanderson, R ERA: 4.3	3.0 S 9 1 0 0 2 0 0 0 0 0 0 0 13 13 0.00 0.333																

Batter	1	2	3	4	5	6	7	8	9	AB	R	H	RBI	BB	SO	LOB	BOTTOM
Tim Raines, S OBP: 0.381, SLG: 0.412	S 2B BB	3-1		S 2B 1B		G6-4-3		1-6-3		4	2	1	0	1	0	2	Chicago Cubs @ Montreal Expos Olympic Stadium, Montreal, QB Tue Sep 06 1983, 7:05 PM EDT Att: 35,312 - Overcast - 85 F
Manny Trillo, R OBP: 0.327, SLG: 0.356 Bryan Little, S OBP: 0.349, SLG: 0.311	BB 2B			HR 2B						4	2	4	4	0	0	0	
Andre Dawson, R OBP: 0.353, SLG: 0.566	K			HR HR		P4		5-3		4	1	1	1	0	1	3	
Al Oliver, L OBP: 0.344, SLG: 0.417 Mike Stenhouse, L OBP: 0.214, SLG: 0.192	BB 2B			F8		4-3		F7		4	1	1	1	0	0	0	
Gary Carter, R OBP: 0.337, SLG: 0.447	2-3			6-3		WP 1B BB		G4-6-3		3	1	1	0	1	0	1	
Warren Cromartie, L OBP: 0.348, SLG: 0.369	BB 1B			1-3		P6		G4-6-3		4	0	1	1	0	0	2	
Chris Speier, R OBP: 0.340, SLG: 0.338	4-3			K						4	0	2	1	0	1	1	
Doug Flynn, R OBP: 0.263, SLG: 0.284 Angel Salazar, R OBP: 0.250, SLG: 0.182		F6-3		1B SH1-3 2B 1B		F5		G3		3	1	1	0	0	0	1	
Charlie Lea, R OBP: 0.113, SLG: 0.083 Terry Francona, L OBP: 0.233, SLG: 0.255 Scott Sanderson, R OBP: 0.174, SLG: 0.261	4-3			SH1-3				6-3		1	0	0	0	0	0	0	
Inning Stats	R: 3 E: 0 K: 1 S: 8	H: 3 LOB: 1 BB: 1 P: 12	R: 0 E: 0 K: 0 S: 3	H: 0 LOB: 0 BB: 0 P: 3	R: 2 E: 0 K: 0 S: 5	H: 2 LOB: 0 BB: 0 P: 5	R: 2 E: 0 K: 1 S: 8	H: 3 LOB: 1 BB: 0 P: 8	R: 1 E: 0 K: 0 S: 4	H: 1 LOB: 1 BB: 1 P: 8	R: 0 E: 0 K: 0 S: 3	H: 1 LOB: 0 BB: 0 P: 3	R: 0 E: 0 K: 0 S: 4	H: 1 LOB: 1 BB: 0 P: 4	1B: 8 2B: 3 3B: 0 HR: 2	SF: 0 SAC: 1 DP: 2 HBP: 0	
PITCHER	IP WLS BF H R ER SO BB IBB HBP BLK WP HR S P ERA WHIP																
Dick Ruthven, R ERA: 4.57	3.0 L 15 5 5 5 1 0 0 0 0 0 0 0 8 8 18.00 3.000																
Rich Bordi, R ERA: 3.92	1.0 6 3 2 2 1 0 0 0 0 0 0 0 8 8 18.00 3.000																
Warren Brusstar, R ERA: 2.13	2.0 9 3 1 1 0 1 0 0 0 0 1 0 8 12 4.50 2.000																
Bill Johnson, R ERA:	2.0 7 2 0 0 0 0 0 0 0 0 0 0 7 7 0.00 1.000																



Batter	1	2	3	4	5	6	7	8	9	AB	R	H	RBI	BB	SO	LOB	TOP			
Thad Bosley, L OBP: 0.476, SLG: 0.657 (1, 7)										4	1	2	0	0	0	1	Chicago Cubs @ Montreal Expos Olympic Stadium, Montreal, QB Wed Sep 07 1983, 7:05 PM EDT Att: 20,475 - Overcast - 78 F			
23 Ryne Sandberg, R OBP: 0.316, SLG: 0.363 Bill Johnson, R (8, 1)										3	0	1	0	1	0	2				
Mel Hall, L OBP: 0.355, SLG: 0.494 (1, 8)										3	0	0	0	1	0	3				
Ron Cey, R OBP: 0.345, SLG: 0.448 (1, 5)										4	0	0	0	0	1	4				
Bill Buckner, L OBP: 0.312, SLG: 0.444 (1, 3)										4	0	1	0	0	1	1				
Keith Moreland, R OBP: 0.372, SLG: 0.457 (1, 9)										4	0	0	0	0	0	1				
Jody Davis, R OBP: 0.309, SLG: 0.468 (1, 2)										3	0	0	0	0	1	0				
Larry Bowa, S OBP: 0.302, SLG: 0.333 (1, 6)										3	0	0	0	0	0	0				
Dickie Noles, R OBP: 0.286, SLG: 0.294 Craig Lefferts, L OBP: 0.159, SLG: 0.111 Bill Campbell, R OBP: 0.100, SLG: 0.100 Dan Rohn, L OBP: 0.444, SLG: 0.875 (8, 4)										2	0	1	0	0	1	0				
Inning Stats	R: 1 E: 1 K: 0 S: 4	H: 1 LOB: 1 BB: 1 P: 8	R: 0 E: 0 K: 0 S: 3	H: 0 LOB: 0 BB: 0 P: 3	R: 0 E: 0 K: 0 S: 4	H: 1 LOB: 2 BB: 1 P: 8	R: 0 E: 0 K: 0 S: 3	H: 1 LOB: 0 BB: 0 P: 3	R: 0 E: 0 K: 1 S: 6	H: 0 LOB: 0 BB: 0 P: 6	R: 0 E: 0 K: 1 S: 5	H: 0 LOB: 0 BB: 0 P: 5	R: 0 E: 0 K: 1 S: 5	H: 1 LOB: 1 BB: 0 P: 5	R: 0 E: 0 K: 0 S: 4	H: 0 LOB: 0 BB: 0 P: 5		1B: 4 2B: 1 3B: 0 HR: 0	SF: 0 SAC: 0 DP: 2 HBP: 0	WP: 0 PB: 0 SB: 1 CS: 0
PITCHER Steve Rogers, R ERA: 2.9 (1, 1)	IP: 9.0 WLS: W BF: 33 H: 5 R: 1 ER: 0 SO: 4 BB: 2 IBB: 0 HBP: 0 BLK: 0 WP: 0 HR: 0 S: 39 P: 47 ERA: 0.00 WHIP: 0.778															PITCHER				

Batter	1	2	3	4	5	6	7	8	9	AB	R	H	RBI	BB	SO	LOB	BOTTOM			
Tim Raines, S OBP: 0.382, SLG: 0.415 (1, 8)										4	0	2	2	1	0	1	Chicago Cubs @ Montreal Expos Olympic Stadium, Montreal, QB Wed Sep 07 1983, 7:05 PM EDT Att: 20,475 - Overcast - 78 F			
Manny Trillo, R OBP: 0.326, SLG: 0.355 (1, 4)										4	1	1	0	0	1	2				
Warren Cromartie, L OBP: 0.349, SLG: 0.356 Mike Stenhouse, L OBP: 0.233, SLG: 0.185 (1, 9) (5, 9) (8, 7)										1	0	0	0	1	0	0				
Al Oliver, L OBP: 0.344, SLG: 0.415 Jim Wohlford, R OBP: 0.311, SLG: 0.377 (1, 3) (8, 9)										3	0	0	0	1	0	3				
Gary Carter, R OBP: 0.339, SLG: 0.450 (1, 2)										4	1	2	1	0	0	0				
Terry Francona, L OBP: 0.240, SLG: 0.277 (1, 7) (8, 3)										3	2	1	1	1	0	2				
Chris Speier, R OBP: 0.335, SLG: 0.332 (1, 5)										4	0	0	0	0	0	2				
Doug Flynn, R OBP: 0.267, SLG: 0.289 (1, 6)										4	1	3	1	0	0	0				
Steve Rogers, R OBP: 0.169, SLG: 0.160 (1, 1)										3	1	1	1	0	0	1				
Inning Stats	R: 0 E: 0 K: 1 S: 5	H: 0 LOB: 0 BB: 0 P: 5	R: 4 E: 0 K: 0 S: 7	H: 4 LOB: 1 BB: 1 P: 11	R: 0 E: 0 K: 0 S: 2	H: 0 LOB: 0 BB: 1 P: 6	R: 0 E: 0 K: 0 S: 3	H: 0 LOB: 0 BB: 0 P: 3	R: 0 E: 0 K: 0 S: 3	H: 0 LOB: 2 BB: 2 P: 11	R: 1 E: 0 K: 0 S: 5	H: 2 LOB: 1 BB: 0 P: 5	R: 1 E: 0 K: 1 S: 7	H: 3 LOB: 2 BB: 1 P: 11	R: 0 E: 0 K: 0 S: 4	H: 1 LOB: 1 BB: 0 P: 4		1B: 7 2B: 2 3B: 0 HR: 1	SF: 0 SAC: 1 DP: 0 HBP: 0	WP: 0 PB: 0 SB: 0 CS: 1
PITCHER Dickie Noles, R ERA: 4.81 Craig Lefferts, L ERA: 3.31 Bill Campbell, R ERA: 4.29 Bill Johnson, R ERA:	IP: 6.0 WLS: L BF: 27 H: 6 R: 0 ER: 0 SO: 0 BB: 4 IBB: 0 HBP: 0 BLK: 0 WP: 0 HR: 1 S: 25 P: 41 ERA: 7.50 WHIP: 1.667															PITCHER				

AB	31
R	1
H	5
RBI	0
BB	2
SO	4
LOB	12



AB	31
R	6
H	10
RBI	6
BB	5
SO	2
LOB	13



Batter	1	2	3	4	5	6	7	8	9	10	AB	R	H	RBI	BB	SO	LOB	TOP																
Lonnie Smith, R OBP: 0.376, SLG: 0.437 David Green, R OBP: 0.323, SLG: 0.427	5-3																	3 0 2 0 0 0 0 1 0 0 0 0 0 0																
Ozzie Smith, S OBP: 0.320, SLG: 0.339	F9		L1															3 2 0 0 2 0 2																
Willie McGee, S OBP: 0.328, SLG: 0.390	G3																	5 1 3 1 0 0 1																
George Hendrick, R OBP: 0.378, SLG: 0.507		P6																4 1 2 3 1 0 0																
Andy Van Slyke, L OBP: 0.356, SLG: 0.447	4-3																	5 0 0 0 0 2 4																
Ken Oberkfell, L OBP: 0.374, SLG: 0.378																		5 1 1 0 0 1 4																
Darrell Porter, L OBP: 0.342, SLG: 0.416																		3 1 1 1 1 2 0																
Mike Ramsey, S OBP: 0.313, SLG: 0.336	4-3																	4 0 1 1 0 0 1																
Joaquin Andujar, S OBP: 0.198, SLG: 0.151 Neil Allen, R OBP: 0.312, SLG: 0.171 Dave Rucker, L OBP: 0.312, SLG: 0.171 Jeff Lahti, R OBP: 0.312, SLG: 0.171 Dave LaPoint, L OBP: 0.312, SLG: 0.171 Bruce Sutter, R OBP: 0.312, SLG: 0.171																		3 0 0 0 0 2 1 0 1 0 0 0 0 0 1 0																
Inning Stats	R: 0 E: 0 K: 0 S: 3	H: 0 LOB: 0 BB: 0 P: 3	R: 1 E: 0 K: 0 S: 5	H: 2 LOB: 1 BB: 0 P: 5	R: 0 E: 0 K: 1 S: 4	H: 0 LOB: 0 BB: 0 P: 5	R: 3 E: 0 K: 1 S: 8	H: 3 LOB: 1 BB: 1 P: 12	R: 1 E: 0 K: 2 S: 9	H: 3 LOB: 2 BB: 1 P: 13	R: 0 E: 0 K: 0 S: 5	H: 1 LOB: 0 BB: 0 P: 3	R: 0 E: 0 K: 0 S: 3	H: 0 LOB: 0 BB: 0 P: 3	R: 0 E: 0 K: 2 S: 7	H: 0 LOB: 0 BB: 0 P: 7	R: 1 E: 0 K: 1 S: 6	H: 1 LOB: 2 BB: 2 P: 14	1B: 7 2B: 2 3B: 0 HR: 1	SF: 0 SAC: 0 DP: 0 HBP: 1	WP: 1 PA: 43													
PITCHER	IP WLS BF H R ER SO BB IBB HBP BLK WP HR S P ERA WHIP																																	
Fergie Jenkins, R ERA: 4.26	4.0	18	5	4	2	1	1	0	0	0	0	0	0	3	7	27.00	12.000																	
Alan Hargeshheimer, R ERA: 27.0	0.1	4	3	1	1	0	1	0	0	0	0	0	0	3	7	27.00	12.000																	
Craig Lefferts, L ERA: 3.24	1.2	5	0	0	0	3	0	0	0	0	0	0	0	11	11	0.00	0.000																	
Warren Brusstar, R ERA: 2.07	2.0	6	1	0	0	0	0	0	0	0	0	0	0	6	6	0.00	0.500																	
Lee Smith, R ERA: 1.55	2.0	L	9	1	1	1	3	1	1	0	0	1	0	13	21	4.50	1.000																	

St. Louis Cardinals @ Chicago Cubs
Wrigley Field, Chicago, IL
Fri Sep 09 1983, 3:33 AM CDT
Att. 10,195 - Sunny - 90 F

AB 37
R 6
H 10
RBI 6
BB 4
SO 8
LOB 13



Batter	1	2	3	4	5	6	7	8	9	10	AB	R	H	RBI	BB	SO	LOB	BOTTOM																
23 Ryne Sandberg, R OBP: 0.317, SLG: 0.363	WP G3 1B		L3															3 1 1 0 1 0 3																
Bill Buckner, L OBP: 0.313, SLG: 0.443	G3		L3															5 0 2 1 0 0 3																
Carmelo Martinez, R OBP: 0.309, SLG: 0.577 Jay Johnstone, L OBP: 0.364, SLG: 0.451	F8																	3 0 0 0 0 0 1 2 0 1 2 0 0 1																
Mel Hall, L OBP: 0.355, SLG: 0.491																		4 1 1 0 1 1 3																
Ron Cey, R OBP: 0.346, SLG: 0.454	K																	5 1 2 2 0 2 2																
Keith Mumphrey, R OBP: 0.298, SLG: 0.455 Craig Lefferts, L OBP: 0.198, SLG: 0.111 Dan Peltz, L OBP: 0.408, SLG: 0.279 Warren Brusstar, R OBP: 0.312, SLG: 0.171 Thad Bosley, L OBP: 0.312, SLG: 0.171 Lee Smith, R OBP: 0.312, SLG: 0.171 Jerry Morales, R OBP: 0.312, SLG: 0.293																		2 0 0 0 0 0 1 0 0 0 0 0 0 0 1 0 0 0 0 0 0 0 0 0 0 0 0 0 1 0 0 0 0 0 0 0 0 0 0 0 0 0 1 0 0 0 0 0 0 1 0 0 0 0 0 0																
Jody Davis, R OBP: 0.308, SLG: 0.465	F3																	5 0 1 0 0 0 0																
Larry Bowa, S OBP: 0.305, SLG: 0.333 Joe Carter, R OBP: 0.059, SLG: 0.059 Dave Owen, S OBP: 0.305, SLG: 0.333	F8																	1 1 0 0 2 0 0 1 0 0 0 0 1 1 0 0 0 0 0 0 0																
Fergie Jenkins, R OBP: 0.259, SLG: 0.321 Alan Hargeshheimer, R ERA: 4.01 Tom Grant, L ERA: 6.14 Fritzie Connally, R ERA: 2.76 Gary Woods, R OBP: 0.290, SLG: 0.314																		1 0 1 0 0 0 0 0 0 0 0 0 0 0 1 0 0 0 0 0 1 1 0 0 0 0 1 1 1 1 1 0 0 0 0																
Inning Stats	R: 0 E: 0 K: 1 S: 6	H: 1 LOB: 2 BB: 1 P: 10	R: 0 E: 0 K: 1 S: 5	H: 0 LOB: 0 BB: 0 P: 5	R: 0 E: 0 K: 0 S: 3	H: 1 LOB: 0 BB: 0 P: 3	R: 2 E: 0 K: 1 S: 7	H: 2 LOB: 2 BB: 2 P: 15	R: 0 E: 0 K: 2 S: 8	H: 1 LOB: 1 BB: 0 P: 8	R: 1 E: 0 K: 1 S: 7	H: 2 LOB: 1 BB: 0 P: 7	R: 0 E: 0 K: 1 S: 5	H: 0 LOB: 0 BB: 0 P: 5	1B: 9 2B: 2 3B: 0 HR: 1	SF: 0 SAC: 1 DP: 2 HBP: 0	WP: 1 PA: 43																	
PITCHER	IP WLS BF H R ER SO BB IBB HBP BLK WP HR S P ERA WHIP																																	
Joaquin Andujar, R ERA: 3.85	5.0	20	4	2	2	2	0	0	0	0	0	0	0	8	16	10.80	1.800																	
Neil Allen, R ERA: 4.01	1.2	8	1	2	2	1	2	0	0	0	0	0	0	8	16	10.80	1.800																	
Dave Rucker, L ERA: 6.14	0.0	1	1	0	0	0	0	0	0	0	0	0	0	1	1	∞	∞																	
Jeff Lahti, R ERA: 2.76	0.0	1	1	0	0	0	0	0	0	0	0	0	0	1	1	∞	∞																	
Dave LaPoint, L ERA: 3.59	0.1	1	0	0	0	0	0	0	0	0	0	0	0	1	1	0.00	0.000																	

St. Louis Cardinals @ Chicago Cubs
Wrigley Field, Chicago, IL
Fri Sep 09 1983, 3:33 AM CDT
Att. 10,195 - Sunny - 90 F

AB 38
R 5
H 10
RBI 5
BB 4
SO 7
LOB 17



Batter	1	2	3	4	5	6	7	8	9	AB	R	H	RBI	BB	SO	LOB	TOP								
Lonnie Smith, R OBP: 0.374, SLG: 0.434 (1, 7)										5	1	1	0	0	2	1	St. Louis Cardinals @ Chicago Cubs Wrigley Field, Chicago, IL Sat Sep 10 1983, 3:33 AM CDT Att: 26,388 - Sunny - 92 F								
Ozzie Smith, S OBP: 0.319, SLG: 0.342 (1, 6)										5	1	1	0	0	1	2									
Willie McGee, S OBP: 0.330, SLG: 0.393 (1, 8)										4	1	2	2	0	1	0									
George Hendrick, R OBP: 0.377, SLG: 0.506 (1, 3)										4	0	1	1	0	0	1									
Andy Van Slyke, L OBP: 0.354, SLG: 0.441 (1, 9)										3	0	0	0	1	3	1									
Ken Oberkfell, L OBP: 0.375, SLG: 0.386 (1, 5)										4	1	2	1	0	0	1									
Darrell Porter, L OBP: 0.342, SLG: 0.413 (1, 2)										3	0	0	0	1	0	2									
Mike Ramsey, S OBP: 0.320, SLG: 0.357 Steve Braun, L OBP: 0.418, SLG: 0.405 (9, PH)										2	1	1	1	1	0	1									
Bob Forsch, R OBP: 0.308, SLG: 0.404 (1, 1)										3	0	0	0	0	3	3									
Dave Vonohlen, L OBP: 0.250, SLG: 0.143 Jeff Lahti, R (6, 1)										0	0	0	0	0	0	0									
Steve Baker, R (7, 1)										0	0	0	0	0	0	0									
Orlando Sanchez, L (9, PH)										1	0	0	0	0	1	0									
Inning Stats	R: 0 E: 0 K: 2 S: 7	H: 0 LOB: 0 BB: 7	R: 1 E: 0 K: 1 S: 6	H: 1 LOB: 0 BB: 6	R: 3 E: 0 K: 2 S: 11	H: 4 LOB: 1 BB: 0 P: 11	R: 0 E: 0 K: 1 S: 6	H: 1 LOB: 1 BB: 0 P: 6	R: 1 E: 0 K: 0 S: 4	H: 2 LOB: 0 BB: 0 P: 4	R: 0 E: 0 K: 2 S: 7	H: 0 LOB: 2 BB: 2 P: 15	R: 0 E: 0 K: 1 S: 5	H: 0 LOB: 0 BB: 0 P: 5	R: 0 E: 0 K: 0 S: 3	H: 0 LOB: 1 BB: 1 P: 7	R: 0 E: 0 K: 2 S: 8	H: 0 LOB: 1 BB: 0 P: 8	1B: 3 2B: 2 3B: 1 HR: 2	SF: 0 SAC: 0 DP: 1 HBP: 0	WP: 1 PB: 0 SB: 0 CS: 0	PA: 38			
PITCHER	IP	WLS	BF	H	R	ER	SO	BB	IBB	HBP	BLK	WP	HR	S	P	ERA	WHIP								
Chuck Rainey, R ERA: 4.32	(1, 1)	4.1	21	8	5	5	6	0	0	0	0	0	2	33	33	10.38	1.846								
Bill Johnson, R ERA	(5, 1)	0.2	1	0	0	0	0	0	0	0	0	0	0	1	1	0.00	0.000								
Craig Lefferts, L ERA: 3.2	(6, 1)	1.0	5	0	0	0	2	2	0	0	0	0	0	7	15	0.00	2.000								
Bill Campbell, R ERA: 4.25	(7, 1)	1.0	W	3	0	0	0	1	0	0	0	0	0	5	5	0.00	0.000								
Lee Smith, R ERA: 1.52	(8, 1)	2.0	S	8	0	0	0	2	1	0	0	1	0	11	15	0.00	0.500								
Batter	1	2	3	4	5	6	7	8	9	AB	R	H	RBI	BB	SO	LOB	BOTTOM								
23 Ryne Sandberg, R OBP: 0.316, SLG: 0.361 (1, 4)										5	1	1	0	0	0	2	St. Louis Cardinals @ Chicago Cubs Wrigley Field, Chicago, IL Sat Sep 10 1983, 3:33 AM CDT Att: 26,388 - Sunny - 92 F								
Bill Buckner, L OBP: 0.313, SLG: 0.443 (1, 7) (8, 3)										5	1	2	0	0	0	1									
Mel Hall, L OBP: 0.361, SLG: 0.516 (1, 8)										5	3	4	4	0	0	1									
Keith Moreland, R OBP: 0.375, SLG: 0.460 (1, 9)										3	1	3	0	1	0	0									
Ron Cey, R OBP: 0.345, SLG: 0.451 (1, 5)										3	1	0	1	1	1	3									
Carmelo Martinez, R OBP: 0.305, SLG: 0.571 Lee Smith, R OBP: 0.222, SLG: 0.125 (1, 3) (8, 1)										4	0	1	1	0	2	3									
Jody Davis, R OBP: 0.307, SLG: 0.465 (1, 2)										4	1	1	0	0	0	1									
Larry Bowa, S OBP: 0.303, SLG: 0.331 Jay Johnstone, L OBP: 0.364, SLG: 0.451 Gary Woods, R OBP: 0.293, SLG: 0.314 Dave Owen, S (7, 6)										2	0	0	0	0	1	0									
Chuck Rainey, R OBP: 0.268, SLG: 0.180 Bill Johnson, R (5, 1)										1	0	0	0	0	1	0									
Dan Rohr, L OBP: 0.266, SLG: 0.700 Craig Lefferts, L OBP: 0.247, SLG: 0.393 Jerry Morales, R OBP: 0.207, SLG: 0.293 Thad Bosley, L OBP: 0.247, SLG: 0.249 Bill Campbell, R OBP: 0.109, SLG: 0.100 Tom Grant, L (8, 7)										0	0	0	0	0	0	0									
Inning Stats	R: 1 E: 0 K: 1 S: 7	H: 3 LOB: 2 BB: 1 P: 11	R: 0 E: 0 K: 1 S: 5	H: 0 LOB: 0 BB: 0 P: 5	R: 1 E: 0 K: 0 S: 4	H: 1 LOB: 1 BB: 1 P: 8	R: 0 E: 0 K: 1 S: 5	H: 0 LOB: 0 BB: 0 P: 5	R: 0 E: 0 K: 0 S: 3	H: 0 LOB: 0 BB: 0 P: 3	R: 3 E: 0 K: 1 S: 9	H: 4 LOB: 2 BB: 1 P: 13	R: 3 E: 0 K: 1 S: 9	H: 4 LOB: 1 BB: 0 P: 9	R: 0 E: 0 K: 0 S: 4	H: 1 LOB: 1 BB: 0 P: 4		1B: 7 2B: 4 3B: 0 HR: 2	SF: 0 SAC: 0 DP: 0 HBP: 0	WP: 1 PB: 0 SB: 1 CS: 0	PA: 39				
PITCHER	IP	WLS	BF	H	R	ER	SO	BB	IBB	HBP	BLK	WP	HR	S	P	ERA		WHIP							
Bob Forsch, R ERA: 4.57	(1, 1)	5.2	25	7	5	5	4	2	0	0	0	0	1	31	39	7.94	1.588								
Dave Vonohlen, L ERA: 3.57	(6, 1)	0.0	1	0	0	0	0	0	1	0	0	0	0	4	4	∞	∞								
Jeff Lahti, R ERA: 3.16	(6, 1)	0.2	L	7	5	3	3	1	0	0	0	1	1	9	9	40.50	7.500								
Steve Baker, R ERA: 4.21	(7, 1)	1.2	6	1	0	0	0	0	0	0	0	0	0	6	6	0.00	0.600								

Batter	1	2	3	4	5	6	7	8	9	AB	R	H	RBI	BB	SO	LOB	TOP					
Lonnie Smith, R OBP: 0.372, SLG: 0.431 David Green, R OBP: 0.323, SLG: 0.427	F9		5-3		L1		P4		G3 1B	5	1	1	0	0	0	0						
Ozzie Smith, S OBP: 0.321, SLG: 0.343	P4		FC4-6 1B				G3 1B		G3 1-2	4	0	2	0	1	0	1						
Willie McGee, S OBP: 0.328, SLG: 0.391	5-3		FC4-6 1-2		P4		G3 1-2		BB 1B 2-H	5	0	1	1	0	0	3						
George Hendrick, R OBP: 0.379, SLG: 0.505		F9		G6-3 1B		K			BB 1-2	3	0	1	0	2	1	0						
Andy Van Slyke, L OBP: 0.355, SLG: 0.440	3-1		G6-3 1B			BB SF8 1B			BB 3-1	5	1	2	0	0	1	4						
Ken Oberkfell, L OBP: 0.376, SLG: 0.387			G6-3 1-2 2-3							4	0	2	0	0	0	2						
Darrell Porter, L OBP: 0.345, SLG: 0.412			BB 1B							1	0	0	0	3	1	0						
Mike Ramsey, S OBP: 0.316, SLG: 0.353 Steve Braun, L OBP: 0.414, SLG: 0.405 Bill Lyons, R OBP: 0.208, SLG: 0.255	F7		3-1			SF8				2	0	0	0	0	0	4						
John Stuper, R OBP: 0.170, SLG: 0.102 Orlando Sanchez, L OBP: 0.385, SLG: 0.412 Bruce Sutter, R OBP: 0.208, SLG: 0.255			K			K			P6	3	0	0	0	0	3	2						
Inning Stats	R: 0 E: 0 K: 0 S: 3	H: 0 LOB: 0 BB: 0 P: 3	R: 0 E: 0 K: 0 S: 4	H: 1 LOB: 2 BB: 1 P: 8	R: 0 E: 0 K: 1 S: 6	H: 1 LOB: 1 BB: 0 P: 6	R: 0 E: 0 K: 0 S: 4	H: 2 LOB: 2 BB: 1 P: 8	R: 0 E: 0 K: 1 S: 5	H: 0 LOB: 1 BB: 1 P: 9	R: 1 E: 0 K: 2 S: 9	H: 2 LOB: 2 BB: 1 P: 13	R: 0 E: 0 K: 1 S: 6	H: 1 LOB: 2 BB: 1 P: 10	R: 0 E: 0 K: 1 S: 5	H: 0 LOB: 0 BB: 0 P: 5	R: 1 E: 0 K: 0 S: 5	H: 2 LOB: 2 BB: 1 P: 9	1B: 9 2B: 0 3B: 0 HR: 0	SF: 1 SAC: 0 DP: 1 HBP: 0	WP: 0 PB: 0 SB: 0 CS: 0	PA: 41
PITCHER	IP	WLS	BF	H	R	ER	SO	BB	IBB	HBP	BLK	WP	HR	S	P	ERA	WHIP					
Rick Reuschel, R ERA: 1.5	6.0		27	6	1	1	4	3	1	0	0	0	0	31	47	1.50	1.500					
Bill Campbell, R ERA: 4.18	2.0		8	1	0	0	2	0	1	0	0	0	0	11	15	0.00	0.500					
Lee Smith, R ERA: 1.6	1.0	L	6	2	1	1	0	1	0	0	0	0	0	5	9	9.00	3.000					

St. Louis Cardinals @ Chicago Cubs
Wrigley Field, Chicago, IL
Sun Sep 11 1983, 3:33 AM CDT
Att: 34,634 - Sunny - 68 F

AB 34
R 2
H 9
RBI 2
BB 6
SO 6
LOB 16



Batter	1	2	3	4	5	6	7	8	9	AB	R	H	RBI	BB	SO	LOB	BOTTOM				
Thad Bosley, L OBP: 0.458, SLG: 0.600	G3		FC6-4 BB		K			K		3	0	0	0	1	2	0					
23 Ryne Sandberg, R OBP: 0.316, SLG: 0.361	6-3		FC6-4 4-3 1-2			6-3				4	0	1	0	0	0	1					
Mel Hall, L OBP: 0.358, SLG: 0.510	K		4-3 1-2			F7		L8		4	0	0	0	0	1	2					
Keith Moreland, R OBP: 0.376, SLG: 0.461 Dan Rohn, L OBP: 0.364, SLG: 0.700		BB SF8 1B	P6			4-3			S 1B	4	1	2	0	0	0	1					
Ron Cey, R OBP: 0.344, SLG: 0.449		FC4 1B 1-3		K			5-3		K	4	0	1	0	0	2	1					
Bill Buckner, L OBP: 0.311, SLG: 0.441		SF8		P6			P5		K	3	0	0	1	0	1	1					
Jody Davis, R OBP: 0.309, SLG: 0.466		3-H FC4 1-2 1B		K					5-3	4	0	2	0	0	1	2					
Larry Bowa, S OBP: 0.302, SLG: 0.329		FC4 S 1-2 2-3			F7		F9			3	0	0	0	0	0	3					
Rick Reuschel, R ERA: 1.5 Bill Campbell, R ERA: 4.18 Carmelo Martinez, R OBP: 0.300, SLG: 0.561 Lee Smith, R OBP: 0.222, SLG: 0.125			K						6-3	2	0	0	0	0	1	2					
Inning Stats	R: 0 E: 0 K: 1 S: 5	H: 3 LOB: 2 BB: 0 P: 5	R: 1 E: 0 K: 1 S: 8	H: 3 LOB: 2 BB: 0 P: 8	R: 0 E: 0 K: 2 S: 7	H: 0 LOB: 0 BB: 0 P: 7	R: 0 E: 0 K: 1 S: 5	H: 0 LOB: 0 BB: 0 P: 5	R: 0 E: 0 K: 0 S: 3	H: 0 LOB: 0 BB: 0 P: 3	R: 0 E: 0 K: 0 S: 4	H: 1 LOB: 1 BB: 0 P: 4	R: 0 E: 0 K: 1 S: 6	H: 1 LOB: 1 BB: 0 P: 6	R: 0 E: 0 K: 2 S: 8	H: 1 LOB: 2 BB: 0 P: 8	1B: 6 2B: 0 3B: 0 HR: 0	SF: 1 SAC: 0 DP: 0 HBP: 0	WP: 0 PB: 0 SB: 2 CS: 0	PA: 34	
PITCHER	IP	WLS	BF	H	R	ER	SO	BB	IBB	HBP	BLK	WP	HR	S	P	ERA	WHIP				
John Stuper, R ERA: 3.39	8.0		30	5	1	1	6	1	0	0	0	0	0	41	45	1.12	0.750				
Bruce Sutter, R ERA: 4.05	1.0	S	4	1	0	0	2	0	0	0	0	0	0	8	8	0.00	1.000				

St. Louis Cardinals @ Chicago Cubs
Wrigley Field, Chicago, IL
Sun Sep 11 1983, 3:33 AM CDT
Att: 34,634 - Sunny - 68 F

AB 32
R 1
H 6
RBI 1
BB 1
SO 8
LOB 13



Batter	1	2	3	4	5	6	7	8	9	AB	R	H	RBI	BB	SO	LOB	TOP			
Tim Raines, S OBP: 0.385, SLG: 0.417 Razor Shines, S (7, 7)	0-0 4-3		0-0 F7			0-0 G3			0-0 4-3	3	0	0	0	0	0	2				
Manny Trillo, R OBP: 0.318, SLG: 0.351 Bryan Little, S (7, 4)	0-0 5-3			0-0 4-3		0-0 F8			0-0 4-3	3	0	0	0	0	0	1				
Andre Dawson, R OBP: 0.352, SLG: 0.564 Mike Stenhouse, L (7, 9)	0-0 F9			0-0 F7			0-0 CS 1B			3	0	1	0	0	0	0				
Al Oliver, L OBP: 0.343, SLG: 0.412 Greg Bargar, R OBP: 0.200, SLG: 0.200 Tom Dixon, R (8, 1)		0-0 F7		0-0 4-3			0-0 4-3			3	0	0	0	0	0	1				
Gary Carter, R OBP: 0.343, SLG: 0.463 Bobby Ramos, R (7, 2)		0-0 F9			0-0 G4-6-3 1B		0-0 F7			3	0	1	0	0	0	0				
Tim Wallach, R OBP: 0.341, SLG: 0.459 Brad Mills, L (8, PH) (8, 5)		0-3 K			0-0 P3			0-3 K		2	0	0	0	0	1	1				
Terry Francona, L OBP: 0.249, SLG: 0.284 (7, 8)			0-0 FC5-4 1B		0-0 G4-6-3 1-2			0-0 F9		3	0	1	0	0	0	1				
Doug Flynn, R OBP: 0.270, SLG: 0.293 Angel Salazar, R (8, PH) (8, 6)			0-0 FC5-4 SH1-4		0-0 G3 SH1-4 1B			0-3 K		2	0	1	0	0	0	1				
Steve Rogers, R OBP: 0.169, SLG: 0.160 Dan Schatzeder, L OBP: 0.200, SLG: 0.200 Terry Crowley, L (7, 3)			0-0 SH1-4		0-0 SH1-4			0-3 K		0	0	0	0	0	0	0				
Inning Stats	R: 0 E: 0 K: 0 S: 3	H: 0 LOB: 0 BB: 0 P: 3	R: 0 E: 0 K: 1 S: 5	H: 0 LOB: 0 BB: 0 P: 5	R: 0 E: 0 K: 0 S: 4	H: 1 LOB: 1 BB: 0 P: 4	R: 0 E: 0 K: 0 S: 3	H: 0 LOB: 0 BB: 0 P: 3	R: 0 E: 0 K: 0 S: 4	H: 1 LOB: 1 BB: 0 P: 4	R: 0 E: 0 K: 0 S: 3	H: 1 LOB: 0 BB: 0 P: 3	R: 0 E: 0 K: 2 S: 7	H: 0 LOB: 0 BB: 0 P: 7	R: 0 E: 0 K: 1 S: 5	H: 0 LOB: 0 BB: 0 P: 5	1B: 4 2B: 0 3B: 0 HR: 0	SF: 0 SAC: 2 DP: 1 HBP: 0	WP: 0 PB: 0 SB: 0 CS: 1	PA: 29
PITCHER Dick Ruthven, R ERA: 4.32 (1, 1)	IP: 9.0 WLS: W BF: 29 H: 4 R: 0 ER: 0 SO: 4 BB: 0 IBB: 0 HBP: 0 BLK: 0 WP: 0 HR: 0 S: 37 P: 37 ERA: 0.00 WHIP: 0.444																			

Montreal Expos @ Chicago Cubs
 Wrigley Field, Chicago, IL
 Mon Sep 12 1983, 3:33 AM CDT
 Att: 4,180 - Cloudy - 71 F

AB	27
R	0
H	4
RBI	0
BB	0
SO	4
LOB	7



Batter	1	2	3	4	5	6	7	8	9	AB	R	H	RBI	BB	SO	LOB	BOTTOM														
Dan Rohn, L OBP: 0.385, SLG: 0.750 23 Ryne Sandberg, R (6, PH) (7, 4)	0-0 4-1 2B		0-0 SH E 1B		0-3 K	0-0 2B 1B		0-3 K		2	0	1	0	0	1	0															
Bill Buckner, L OBP: 0.312, SLG: 0.443 Joe Carter, R (8, PH) (9, 7)	0-0 F8		0-0 E 1B		0-0 F9	0-0 1B 2B		0-3 K		4	1	2	1	0	0	1															
Mel Hall, L OBP: 0.353, SLG: 0.503 (1, 8)	0-0 4-1 2-3		0-3 K		0-3 K	0-0 F6		0-0 FC4-6 1-2		5	0	0	0	0	2	6															
Keith Moreland, R OBP: 0.377, SLG: 0.463 Gary Woods, R (7, 9)	0-0 P3		0-0 E5 F4-6-3		0-0 E5 F4-6-3	0-0 2B 1B		0-0 K		4	1	2	2	0	0	3															
Ron Cey, R OBP: 0.344, SLG: 0.451 Jerry Morales, R OBP: 0.247, SLG: 0.293 Fritzie Connally, R (7, 5)		0-3 K	0-0 F4-6-3		0-0 F4-6-3	0-0 2B 1B		0-0 K		3	0	1	1	0	1	3															
Carmelo Martinez, R OBP: 0.297, SLG: 0.541 (1, 3)		0-3 K		0-3 K		0-0 2B 1B		0-3 K		4	0	1	0	0	3	0															
Jody Davis, R OBP: 0.312, SLG: 0.473 (1, 2)		0-0 1B		0-0 4-3 2B		0-0 1B E 2B		0-0 F6		4	1	3	1	0	0	0															
Larry Bowa, S OBP: 0.301, SLG: 0.328 (1, 6)		0-0 4-3		0-0 4-3		0-0 E 23 1B		0-3 K		4	1	1	0	0	1	2															
Dick Ruthven, R OBP: 0.241, SLG: 0.263 (1, 1)			0-0 1B SH E 1B		0-0 L8	0-0 E5 23 1B		0-0 FC4-6 1B		4	2	2	1	0	0	3															
Inning Stats	R: 0 E: 0 K: 0 S: 4	H: 1 LOB: 1 BB: 0 P: 4	R: 0 E: 0 K: 2 S: 8	H: 1 LOB: 1 BB: 0 P: 8	R: 1 E: 1 K: 1 S: 8	H: 2 LOB: 2 BB: 0 P: 8	R: 0 E: 0 K: 1 S: 6	H: 1 LOB: 1 BB: 0 P: 6	R: 0 E: 0 K: 2 S: 7	H: 0 LOB: 0 BB: 0 P: 7	R: 7 E: 1 K: 0 S: 11	H: 8 LOB: 2 BB: 0 P: 11	R: 0 E: 0 K: 2 S: 7	H: 0 LOB: 0 BB: 0 P: 7	R: 0 E: 0 K: 2 S: 8	H: 1 LOB: 1 BB: 0 P: 8	1B: 8 2B: 6 3B: 0 HR: 0	SF: 0 SAC: 1 DP: 1 HBP: 0	WP: 0 PB: 0 SB: 0 CS: 0	PA: 39											
PITCHER Steve Rogers, R ERA: 3.02 (1, 1)	IP: 5.1 WLS: L BF: 27 H: 10 R: 6 ER: 6 SO: 6 BB: 0 IBB: 0 HBP: 0 BLK: 0 WP: 0 HR: 0 S: 39 P: 39 ERA: 10.12 WHIP: 1.875																														
Dan Schatzeder, L ERA: 3.19 (6, 1)	0.2	5	3	2	1	0	0	0	0	0	0	5	5	13.50	4.500																
Greg Bargar, R ERA: 5.84 (7, 1)	1.0	3	0	0	0	2	0	0	0	0	0	7	7	0.00	0.000																
Tom Dixon, R ERA: (8, 1)	1.0	4	1	0	0	2	0	0	0	0	0	8	8	0.00	1.000																

Montreal Expos @ Chicago Cubs
 Wrigley Field, Chicago, IL
 Mon Sep 12 1983, 3:33 AM CDT
 Att: 4,180 - Cloudy - 71 F

AB	38
R	8
H	14
RBI	8
BB	0
SO	10
LOB	22



Batter	1	2	3	4	5	6	7	8	9	AB	R	H	RBI	BB	SO	LOB	TOP				
Tim Raines, S OBP: 0.385, SLG: 0.417 (1, 7)										5	2	2	0	0	0	1					
Manny Trillo, R OBP: 0.317, SLG: 0.349 (1, 4)										4	0	1	0	0	0	1					
Andre Dawson, R OBP: 0.350, SLG: 0.564 (1, 8)										5	1	1	1	0	1	2					
Al Oliver, L OBP: 0.343, SLG: 0.412 (1, 3)										5	0	2	2	0	0	0					
Gary Carter, R OBP: 0.342, SLG: 0.462 (1, 2)										5	1	1	0	0	0	3					
Tim Wallach, R OBP: 0.342, SLG: 0.457 (1, 5)										2	1	0	0	2	0	2					
Terry Francona, L OBP: 0.260, SLG: 0.297 (1, 9)										3	0	2	2	1	0	0					
Doug Flynn, R OBP: 0.272, SLG: 0.294 (1, 6)										3	0	1	0	1	0	3					
Scott Sanderson, R OBP: 0.160, SLG: 0.240 Bob James, R OBP: 0.200, SLG: 0.200 (5, 1)										2	0	0	0	0	0	1					
										2	0	0	0	0	1	5					
Inning Stats	R: 4 E: 1 K: 1 S: 9	H: 3 LOB: 1 BB: 1 P: 13	R: 0 E: 0 K: 0 S: 3	H: 0 LOB: 0 BB: 0 P: 3	R: 0 E: 0 K: 0 S: 4	H: 1 LOB: 1 BB: 0 P: 4	R: 0 E: 0 K: 0 S: 4	H: 1 LOB: 0 BB: 0 P: 3	R: 0 E: 0 K: 0 S: 3	H: 1 LOB: 2 BB: 1 P: 8	R: 0 E: 0 K: 1 S: 5	H: 0 LOB: 0 BB: 0 P: 5	R: 0 E: 0 K: 1 S: 6	H: 1 LOB: 3 BB: 2 P: 14	R: 1 E: 0 K: 0 S: 5	H: 2 LOB: 1 BB: 0 P: 5	1B: 7 2B: 2 3B: 1 HR: 0	SF: 0 SAC: 1 DP: 1 HBP: 0	WP: 0 PB: 0 SB: 1 CS: 0	PA: 41	
PITCHER	IP: 4.0 WLS: L BF: 19 ERA: 4.8	H: 5 R: 4 ER: 2 SO: 1	H: 0 R: 0 ER: 0 SO: 0	H: 0 R: 0 ER: 0 SO: 0	H: 1 R: 0 ER: 0 SO: 0	H: 1 R: 0 ER: 0 SO: 0	H: 1 R: 0 ER: 0 SO: 0	H: 1 R: 0 ER: 0 SO: 0	H: 1 R: 0 ER: 0 SO: 0	H: 0 R: 0 ER: 0 SO: 0	H: 0 R: 0 ER: 0 SO: 0	H: 0 R: 0 ER: 0 SO: 0	H: 0 R: 0 ER: 0 SO: 0	H: 1 R: 0 ER: 0 SO: 0	H: 2 R: 0 ER: 0 SO: 0	H: 0 R: 0 ER: 0 SO: 0	WP: 0 HR: 0 S: 1 P: 1	ERA: 0.00 WHIP: 0.000			
Dickie Noles, R ERA: 4.8																					
Reggie Patterson, R ERA: 4.8																					
Don Schulze, R ERA: 1.69																					
Bill Johnson, R ERA: 1.69																					
Craig Lefferts, L ERA: 3.2																					

Montreal Expos @ Chicago Cubs
Wrigley Field, Chicago, IL
Tue Sep 13 1983, 3:33 AM CDT
Att. 5,572 - Overcast - 62 F

AB	36
R	5
H	10
RBI	5
BB	4
SO	3
LOB	18



Batter	1	2	3	4	5	6	7	8	9	AB	R	H	RBI	BB	SO	LOB	BOTTOM			
Dan Rohn, L OBP: 0.412, SLG: 0.688 (1, 4)										4	0	2	1	0	0	0				
Bill Buckner, L OBP: 0.312, SLG: 0.441 (1, 7)										4	0	1	1	0	0	1				
Mel Hall, L OBP: 0.357, SLG: 0.503 (1, 8)										2	0	1	0	2	0	1				
Keith Moreland, R OBP: 0.376, SLG: 0.461 (1, 9)										4	0	1	0	0	1	5				
Carmelo Martinez, R OBP: 0.284, SLG: 0.516 Jay Johnstone, L OBP: 0.301, SLG: 0.448 (8, PH)										3	0	0	0	0	1	2				
Jody Davis, R OBP: 0.310, SLG: 0.469 (1, 2)										4	0	0	0	0	1	0				
Fritzie Connally, R Tom Grant, L (9, PH)										3	0	0	0	0	1	0				
Larry Bowa, S OBP: 0.301, SLG: 0.328 Ron Cey, R OBP: 0.344, SLG: 0.450 (9, PH)										3	1	1	0	0	1	0				
Dickie Noles, R OBP: 0.278, SLG: 0.299 Reggie Patterson, R OBP: 0.296, SLG: 0.299 Jerry Morales, R OBP: 0.296, SLG: 0.299 Don Schulze, R OBP: 0.296, SLG: 0.299 Thad Bosley, L OBP: 0.296, SLG: 0.299 Bill Johnson, R OBP: 0.296, SLG: 0.299 Craig Lefferts, L OBP: 0.296, SLG: 0.299 Warren Brusstar, R OBP: 0.296, SLG: 0.299 (9, 1)										1	0	0	0	0	0	0				
Inning Stats	R: 0 E: 0 K: 1 S: 6	H: 1 LOB: 0 BB: 0 P: 6	R: 0 E: 0 K: 0 S: 3	H: 0 LOB: 0 BB: 0 P: 3	R: 0 E: 0 K: 0 S: 3	H: 0 LOB: 0 BB: 0 P: 3	R: 0 E: 0 K: 0 S: 3	H: 1 LOB: 1 BB: 1 P: 7	R: 2 E: 0 K: 0 S: 6	H: 3 LOB: 3 BB: 2 P: 14	R: 0 E: 0 K: 2 S: 7	H: 0 LOB: 0 BB: 0 P: 7	R: 0 E: 0 K: 2 S: 7	H: 0 LOB: 1 BB: 0 P: 7	R: 0 E: 0 K: 2 S: 7	H: 0 LOB: 0 BB: 0 P: 7	1B: 6 2B: 0 3B: 0 HR: 0	SF: 0 SAC: 0 DP: 1 HBP: 0	WP: 0 PB: 0 SB: 0 CS: 0	PA: 35
PITCHER	IP: 4.2 WLS: W BF: 15 ERA: 4.28	H: 1 R: 0 ER: 0 SO: 6	H: 0 R: 0 ER: 0 SO: 0	H: 0 R: 0 ER: 0 SO: 0	H: 1 R: 0 ER: 0 SO: 0	H: 1 R: 0 ER: 0 SO: 0	H: 1 R: 0 ER: 0 SO: 0	H: 1 R: 0 ER: 0 SO: 0	H: 0 R: 0 ER: 0 SO: 0	H: 0 R: 0 ER: 0 SO: 0	H: 0 R: 0 ER: 0 SO: 0	H: 0 R: 0 ER: 0 SO: 0	H: 0 R: 0 ER: 0 SO: 0	H: 1 R: 0 ER: 0 SO: 0	H: 0 R: 0 ER: 0 SO: 0	H: 0 R: 0 ER: 0 SO: 0	WP: 0 HR: 0 S: 26 P: 30	ERA: 0.00 WHIP: 0.462		
Scott Sanderson, R ERA: 4.28																				
Bob James, R ERA: 3.77																				

Montreal Expos @ Chicago Cubs
Wrigley Field, Chicago, IL
Tue Sep 13 1983, 3:33 AM CDT
Att. 5,572 - Overcast - 62 F

AB	32
R	2
H	6
RBI	2
BB	3
SO	7
LOB	10



Batter	1	2	3	4	5	6	7	8	9	AB	R	H	RBI	BB	SO	LOB	TOP								
23 Ryne Sandberg, R OBP: 0.317, SLG: 0.361 (1.4)										5	0	2	0	0	2	2	Chicago Cubs @ Pittsburgh Pirates Three Rivers Stadium, Pittsburgh, PA Wed Sep 14 1983, 7:05 PM EDT Att: 16,329 - Unknown AB 38 R 3 H 10 RBI 3 BB 4 SO 11 LOB 24 								
Joe Carter, R OBP: 0.091, SLG: 0.091 (1.7)										4	1	1	0	0	2	3									
Tom Grant, L (8, PH)										1	0	0	0	0	0	2									
Bill Campbell, R OBP: 0.100, SLG: 0.100 (8.1)										0	0	0	0	0	0	0									
Mel Hall, L OBP: 0.355, SLG: 0.501 (1.8)										5	0	1	1	0	4	3									
Keith Moreland, R OBP: 0.376, SLG: 0.461 (1.9)										5	0	2	0	0	0	1									
Ron Cey, R OBP: 0.344, SLG: 0.447 (1.5)										3	1	0	0	2	0	2									
Jody Davis, R OBP: 0.315, SLG: 0.471 (1.2)										4	1	3	0	1	1	1									
Camelto Martinez, R OBP: 0.271, SLG: 0.493 (1.3)										3	0	0	0	0	1	5									
Bill Buckner, L OBP: 0.313, SLG: 0.442 (8.3)										1	0	1	1	0	0	0									
Dave Owen, S (1.6)										3	0	0	0	0	0	4									
Thad Bosley, L OBP: 0.440, SLG: 0.571 (8, PH)										1	0	0	1	0	0	1									
Larry Bowa, S OBP: 0.301, SLG: 0.328 (8.6)										0	0	0	0	0	0	0									
Steve Trout, L OBP: 0.228, SLG: 0.200 (5, PH)										1	0	0	0	0	1	0									
Fritz Connally, R (5, PH)										1	0	0	0	0	0	0									
Fergie Jenkins, R (5, 1)										0	0	0	0	0	0	0									
Dan Rothbart, R OBP: 0.229, SLG: 0.321 (7, PH)										1	0	0	0	0	0	0									
Rich Bordi, R OBP: 0.329, SLG: 0.647 (7, 1)										0	0	0	0	0	0	0									
Craig Lefferts, L OBP: 0.108, SLG: 0.111 (7, 1)										0	0	0	0	0	0	0									
Jay Johnstone, L OBP: 0.265, SLG: 0.448 (8, PH)										0	0	0	0	1	0	0									
Gary Woods, R OBP: 0.203, SLG: 0.314 (8, 7)										0	0	0	0	0	0	0									
Inning Stats	R: 0 E: 0 K: 2 S: 7	H: 0 LOB: 0 BB: 0 P: 7	R: 0 E: 0 K: 0 S: 5	H: 2 LOB: 2 BB: 0 P: 5	R: 0 E: 0 K: 2 S: 8	H: 1 LOB: 1 BB: 0 P: 8	R: 0 E: 0 K: 1 S: 6	H: 1 LOB: 1 BB: 0 P: 6	R: 0 E: 1 K: 2 S: 9	H: 1 LOB: 2 BB: 1 P: 9	R: 0 E: 0 K: 0 S: 4	H: 1 LOB: 2 BB: 1 P: 8	R: 1 E: 0 K: 1 S: 7	H: 2 LOB: 1 BB: 0 P: 7	R: 2 E: 0 K: 1 S: 6	H: 1 LOB: 2 BB: 3 P: 18	R: 0 E: 0 K: 2 S: 8	H: 1 LOB: 1 BB: 0 P: 8	1B: 9 2B: 1 3B: 0 HR: 0	SF: 0 SAC: 0 DP: 0 HBP: 0	WP: 0 PB: 0 SB: 0 CS: 0	PA: 42			
PITCHER	IP	WLS	BF	H	R	ER	SO	BB	IBB	HBP	BLK	WP	HR	S	P	ERA	WHIP								
John Candelaria, L ERA: 3.36 (1.1)	6.0	W	26	6	0	0	7	1	0	0	0	0	0	39	43	0.00	1.167								
Cecilio Guante, R ERA: 3.29 (7.1)	1.0		7	2	3	3	1	2	0	0	0	0	0	7	15	27.00	4.000								
Kent Tekulve, R ERA: 1.72 (8.1)	2.0		9	2	0	0	3	1	0	0	0	0	0	14	18	0.00	1.500								

Batter	1	2	3	4	5	6	7	8	9	AB	R	H	RBI	BB	SO	LOB	BOTTOM									
Lee Lacy, R OBP: 0.353, SLG: 0.408 (1.8)										4	0	2	2	0	0	0	Chicago Cubs @ Pittsburgh Pirates Three Rivers Stadium, Pittsburgh, PA Wed Sep 14 1983, 7:05 PM EDT Att: 16,329 - Unknown AB 30 R 6 H 10 RBI 6 BB 3 SO 4 LOB 13 									
Brian Harper, R OBP: 0.224, SLG: 0.430 (1.7)										3	0	1	0	0	0	1										
Marvell Wynne, L OBP: 0.325, SLG: 0.367 (8.8)										1	0	0	0	0	0	1										
Dave Parker, L OBP: 0.305, SLG: 0.410 (1.9)										4	0	0	0	0	0	2										
Jason Thompson, L OBP: 0.370, SLG: 0.402 (1.3)										2	2	1	0	2	0	0										
Tony Peña, R OBP: 0.330, SLG: 0.425 (1.2)										4	1	1	0	0	2	2										
Jim Morrison, R OBP: 0.361, SLG: 0.517 (1.5)										4	1	3	2	0	0	1										
Johnny Ray, S OBP: 0.316, SLG: 0.389 (1.4)										3	1	1	1	0	0	2										
Dale Berra, R OBP: 0.324, SLG: 0.358 (1.6)										2	1	1	1	1	1	1										
John Candelaria, L OBP: 0.200, SLG: 0.133 (1.1)										2	0	0	0	0	0	1										
Cecilio Guante, R OBP: 0.182, SLG: 0.100 (7.1)										1	0	0	0	0	1	2										
Kent Tekulve, R ERA: 4.14 (8.1)										0	0	0	0	0	0	0										
Inning Stats	R: 0 E: 0 K: 0 S: 3	H: 1 LOB: 0 BB: 0 P: 3	R: 1 E: 0 K: 2 S: 9	H: 2 LOB: 1 BB: 0 P: 9	R: 0 E: 0 K: 0 S: 3	H: 1 LOB: 0 BB: 0 P: 3	R: 3 E: 0 K: 0 S: 6	H: 3 LOB: 1 BB: 1 P: 10	R: 0 E: 0 K: 1 S: 5	H: 1 LOB: 0 BB: 0 P: 5	R: 2 E: 0 K: 1 S: 7	H: 2 LOB: 1 BB: 1 P: 11	R: 0 E: 0 K: 0 S: 2	H: 0 LOB: 0 BB: 1 P: 6	1B: 8 2B: 2 3B: 0 HR: 0	SF: 0 SAC: 0 DP: 2 HBP: 0		WP: 0 PB: 1 SB: 1 CS: 2	PA: 35							
PITCHER	IP	WLS	BF	H	R	ER	SO	BB	IBB	HBP	BLK	WP	HR	S	P	ERA		WHIP								
Steve Trout, L ERA: 4.53 (1.1)	4.0	L	18	7	4	3	2	1	0	0	0	0	0	8	8	6.75		2.000								
Fergie Jenkins, R ERA: 4.2 (5.1)	2.0		6	1	0	0	1	0	0	0	0	0	0	8	8	0.00		0.500								
Rich Bordi, R ERA: 4.71 (7.1)	0.1		3	1	2	2	1	1	0	0	0	0	0	4	8	54.00	6.000									
Craig Lefferts, L ERA: 3.18 (7.1)	0.2		3	1	0	0	0	0	0	0	0	0	0	3	3	0.00	1.500									
Bill Campbell, R ERA: 4.14 (8.1)	1.0		3	0	0	0	0	1	0	0	0	0	0	2	6	0.00	1.000									

Batter	1	2	3	4	5	6	7	8	9	AB	R	H	RBI	BB	SO	LOB	TOP			
23 Ryne Sandberg, R OBP: 0.315, SLG: 0.359	E6 CS		K				F9		6-3	4	0	0	0	0	1	0	Chicago Cubs @ Pittsburgh Pirates Three Rivers Stadium, Pittsburgh, PA Thu Sep 15 1983, 7:05 PM EDT Att: 7,943 - Unknown			
Larry Bowa, S OBP: 0.301, SLG: 0.330			F8				6-3		6-3	4	0	1	0	0	0	0				
Mel Hall, L OBP: 0.352, SLG: 0.497										3	0	0	0	0	3	1				
Jerry Morales, R OBP: 0.253, SLG: 0.289	K		K				K		6-3	1	0	0	0	0	0	0				
Keith Moreland, R OBP: 0.375, SLG: 0.458									6-3	3	0	0	0	1	1	0				
Ron Cey, R OBP: 0.345, SLG: 0.459	P6								6-3	4	2	2	2	0	0	2				
Gary Woods, R OBP: 0.293, SLG: 0.312			K							4	1	1	0	0	1	0				
Jody Davis, R OBP: 0.316, SLG: 0.474									6-3	4	1	2	0	0	0	0				
Carmelo Martinez, R OBP: 0.284, SLG: 0.493										4	0	2	2	0	0	1				
Chuck Rainey, R OBP: 0.299, SLG: 0.173										2	0	0	0	0	2	2				
Craig Lefferts, L OBP: 0.196, SLG: 0.151										0	0	0	0	0	0	0				
Reggie Patterson, R OBP: 0.196, SLG: 0.151										0	0	0	0	0	0	0				
Mike Diaz, R OBP: 0.196, SLG: 0.151										0	0	0	0	0	0	0				
Bill Campbell, R OBP: 0.196, SLG: 0.151										0	0	0	0	0	0	0				
Lee Smith, R OBP: 0.196, SLG: 0.151										0	0	0	0	0	0	0				
Fritzie Connally, R OBP: 0.196, SLG: 0.151										1	0	0	0	0	1	1				
Inning Stats	R: 0 E: 1 K: 1 S: 6	H: 1 LOB: 2 BB: 1 P: 10	R: 0 E: 0 K: 2 S: 8	H: 1 LOB: 1 BB: 0 P: 8	R: 0 E: 0 K: 2 S: 7	H: 0 LOB: 0 BB: 0 P: 7	R: 2 E: 0 K: 1 S: 8	H: 3 LOB: 1 BB: 0 P: 8	R: 0 E: 0 K: 1 S: 5	H: 0 LOB: 0 BB: 0 P: 5	R: 1 E: 0 K: 0 S: 4	H: 1 LOB: 0 BB: 0 P: 4	R: 0 E: 0 K: 0 S: 3	H: 0 LOB: 0 BB: 0 P: 3	R: 0 E: 0 K: 1 S: 5	H: 2 LOB: 1 BB: 0 P: 7	1B: 4 2B: 2 3B: 0 HR: 2	SF: 0 SAC: 0 DP: 0 HBP: 0	WP: 0 PB: 0 SB: 0 CS: 1	PA: 36
PITCHER Larry McWilliams, L ERA: 3.27	IP: 9.0 WLS: W BF: 36 H: 8 R: 4 ER: 4 SO: 9 BB: 1 IBB: 0 HBP: 0 BLK: 0 WP: 0 HR: 2 S: 53 P: 57 ERA: 4.00 WHIP: 1.000																			

AB	35
R	4
H	8
RBI	4
BB	1
SO	9
LOB	7



Batter	1	2	3	4	5	6	7	8	9	AB	R	H	RBI	BB	SO	LOB	BOTTOM											
Marvell Wynne, L OBP: 0.327, SLG: 0.367									6-3	3	1	1	0	1	0	0	Chicago Cubs @ Pittsburgh Pirates Three Rivers Stadium, Pittsburgh, PA Thu Sep 15 1983, 7:05 PM EDT Att: 7,943 - Unknown											
Johnny Ray, S OBP: 0.317, SLG: 0.392									P4	4	2	2	1	0	0	2												
Dave Parker, L OBP: 0.354, SLG: 0.414										4	2	3	1	0	0	1												
Doug Frobel, L OBP: 0.317, SLG: 0.518										0	0	0	0	0	0	0												
Jason Thompson, L OBP: 0.373, SLG: 0.405										2	1	2	1	1	0	0												
Mike Easter, L OBP: 0.357, SLG: 0.447										3	0	1	0	0	1	3												
Tony Peña, R OBP: 0.329, SLG: 0.422										3	1	0	0	1	0	3												
Jim Morrison, R OBP: 0.354, SLG: 0.507										3	0	0	0	0	0	1												
Richie Hebner, L OBP: 0.295, SLG: 0.351										1	1	1	4	0	0	0												
Dale Berra, R OBP: 0.323, SLG: 0.357										4	0	1	0	0	1	0												
Larry McWilliams, L OBP: 0.135, SLG: 0.137										3	0	0	0	0	2	0												
Inning Stats	R: 2 E: 0 K: 0 S: 5	H: 2 LOB: 1 BB: 1 P: 9	R: 0 E: 0 K: 0 S: 5	H: 2 LOB: 2 BB: 0 P: 5	R: 1 E: 1 K: 1 S: 6	H: 1 LOB: 1 BB: 1 P: 10	R: 0 E: 0 K: 0 S: 3	H: 0 LOB: 0 BB: 0 P: 3	R: 1 E: 0 K: 0 S: 4	H: 3 LOB: 0 BB: 0 P: 4	R: 0 E: 0 K: 1 S: 5	H: 0 LOB: 0 BB: 0 P: 5	R: 0 E: 0 K: 1 S: 5	H: 0 LOB: 0 BB: 0 P: 5	R: 4 E: 0 K: 1 S: 8	H: 3 LOB: 0 BB: 1 P: 12		1B: 8 2B: 3 3B: 0 HR: 1	SF: 1 SAC: 2 DP: 1 HBP: 0	WP: 0 PB: 1 SB: 0 CS: 0	PA: 36							
PITCHER Chuck Rainey, R ERA: 4.38	IP: 4.1 WLS: L BF: 22 H: 8 R: 4 ER: 3 SO: 1 BB: 2 IBB: 0 HBP: 0 BLK: 0 WP: 0 HR: 0 S: 22 P: 30 ERA: 6.23 WHIP: 2.308																											
Craig Lefferts, L ERA: 3.15	0.2	1	0	0	0	0	0	0	0	1	1	0.00	0.000															
Reggie Patterson, R ERA: 1.0	1.0	3	0	0	0	1	0	0	0	0	5	5	0.00	0.000														
Bill Campbell, R ERA: 4.33	1.1	7	2	3	3	1	0	1	0	0	8	12	20.25	1.500														
Lee Smith, R ERA: 1.68	0.2	3	1	1	1	1	0	0	0	1	5	5	13.50	1.500														

AB	30
R	8
H	11
RBI	7
BB	3
SO	4
LOB	10



Batter	1	2	3	4	5	6	7	8	9	AB R H RBI BB SO LOB	TOP																		
23 Ryne Sandberg, R OBP: 0.313, SLG: 0.356 (1, 4)	0-0 6-3		0-3 K		0-3 K	0-0 SF8		0-0 F9	4 0 0 1 0 2 0	Chicago Cubs @ New York Mets Shea Stadium, Flushing, NY Fri Sep 16 1983, 7:05 PM EDT Att: 6,523 - Cloudy - 68 F																			
Bill Buckner, L OBP: 0.311, SLG: 0.439 Gary Woods, R OBP: 0.291, SLG: 0.310 (1, 7) (6, 7)	0-0 4-3		0-0 F9		0-0 F7	0-0 F8		0-3 K	4 0 0 0 0 0 1 1 0 0 0 0 1 0																				
Mel Hall, L OBP: 0.350, SLG: 0.493 (1, 8)	0-3 K			0-0 2B 1B	0-0 5-3		0-0 G3	0-0 L4	5 1 1 0 0 1 0																				
Ron Cey, R OBP: 0.348, SLG: 0.462 Dave Owen, S (7, PR) (7, 5)		0-0 F8		0-0 1B 2B		0-0 BB 1B	4-0 6-4-3 BB		3 2 2 1 1 0 0 0 0 0 0 0 0 0																				
Keith Moreland, R OBP: 0.377, SLG: 0.458 Tom Grant, L (7, PH) (7, 9)		0-0 6-3		0-0 2B SH5-3 1B		4-0 1B 1B	0-0 6-4-3 BB		2 2 1 0 1 0 0 1 0 0 0 0 0 1																				
Jody Davis, R OBP: 0.318, SLG: 0.476 (1, 2)		0-0 BB 1B		0-0 SH5-3 1-3 2B		0-3 K	0-0 6-3		4 0 2 1 0 1 4																				
Carmelo Martinez, R OBP: 0.295, SLG: 0.486 (1, 3)		4-0 1-2 BB		0-0 F8		0-0 E2 1B 1B	0-0 1-3		3 1 1 1 1 0 2																				
Larry Bowa, S OBP: 0.301, SLG: 0.328 (1, 6)		0-0 4-3		0-0 SH5-3		4-0 E 2B IBB	0-0 F7		2 1 0 1 1 0 2																				
Rick Reuschel, R OBP: 0.167, SLG: 0.167 Bill Campbell, R OBP: 0.100, SLG: 0.100 (1, 1) (8, 1)			0-0 6-3	0-0 F8		0-0 E6 1-3 2H 1B	0-3 K		4 0 1 0 0 1 1 0 0 0 0 0 0 0																				
Inning Stats	R: 0 E: 0 K: 1 S: 5	H: 0 LOB: 0 BB: 0 P: 5	R: 0 E: 0 K: 0 S: 4	H: 1 LOB: 2 BB: 1 P: 8	R: 0 E: 0 K: 1 S: 5	H: 0 LOB: 0 BB: 0 P: 5	R: 3 E: 0 K: 0 S: 7	H: 4 LOB: 1 BB: 0 P: 7	R: 0 E: 0 K: 1 S: 5		H: 0 LOB: 0 BB: 0 P: 5	R: 4 E: 2 K: 1 S: 8	H: 3 LOB: 1 BB: 2 P: 16	R: 0 E: 0 K: 0 S: 3	H: 0 LOB: 2 BB: 1 P: 7	R: 0 E: 0 K: 1 S: 5	H: 0 LOB: 0 BB: 0 P: 5	R: 0 E: 0 K: 1 S: 5	H: 0 LOB: 0 BB: 0 P: 5	1B: 6 2B: 2 3B: 0 HR: 0	SF: 1 SAC: 1 DP: 0 HBP: 0	WP: 0 PB: 0 SB: 0 CS: 0	PA: 39						
PITCHER	IP WLS BF H R ER SO BB IBB HBP BLK WP HR S P ERA WHIP											IP WLS BF H R ER SO BB IBB HBP BLK WP HR S P ERA WHIP																	
Mike Torrez, R ERA: 4.15 Doug Sisk, R ERA: 2.17 Scott Holman, R ERA: 3.83 Tom Gorman, L ERA: 4.5	(1, 1) (6, 1) (8, 1) (9, 1)	5.1 1.2 1.0 1.0	L 6 3 3	27 0 0 0	8 0 0 0	7 0 0 0	5 0 0 0	4 0 1 1	4 0 0 0	2 1 0 0	1 0 0 0	0 0 0 0	0 0 0 0	0 0 0 0	0 5 9 5	32 5 5 5	44 9 5 5	8.44 0.00 0.00 0.00	1.875 0.600 0.000 0.000										

AB	33
R	7
H	8
RBI	5
BB	4
SO	6
LOB	11



Batter	1	2	3	4	5	6	7	8	9	AB R H RBI BB SO LOB	BOTTOM															
Mookie Wilson, S OBP: 0.297, SLG: 0.358 (1, 8)	0-0 4-3			0-0 1-3		0-0 4-3		0-0 2B 1B	4 1 1 1 0 0 0	Chicago Cubs @ New York Mets Shea Stadium, Flushing, NY Fri Sep 16 1983, 7:05 PM EDT Att: 6,523 - Cloudy - 68 F																
Hubie Brooks, R OBP: 0.296, SLG: 0.333 (1, 4)	0-3 K			0-3 K			0-0 6-3	0-0 1-1 2B	4 0 1 1 0 2 0																	
Keith Hernandez, L OBP: 0.396, SLG: 0.436 (1, 3)	0-0 4-3			0-0 6-3			0-0 L7	0-0 1-4-3	4 0 0 0 0 0 1																	
George Foster, R OBP: 0.291, SLG: 0.412 (1, 7)		0-0 F8			0-0 L3-6 2B		0-0 6-3	0-3 K	4 0 1 0 0 1 0																	
Darryl Strawberry, L OBP: 0.329, SLG: 0.509 (1, 9)		0-0 F7			4-0 BB			0-0 HR 1B	3 1 1 0 1 1 0																	
Clint Hurdle, L OBP: 0.154, SLG: 0.083 (1, 5)		0-0 1-3			0-3 K			0-0 L7 1B	4 0 1 0 0 1 3																	
Junior Ortiz, R OBP: 0.263, SLG: 0.273 Doug Sisk, R OBP: 0.400, SLG: 0.400 Scott Holman, R OBP: 0.238, SLG: 0.238 Tom Gorman, L OBP: 0.257, SLG: 0.425 Danny Heep, L OBP: 0.250, SLG: 0.250 OBP: 0.328, SLG: 0.399 (1, 2) (8, 1) (8, 1) (8, 1) (8, 1) (8, 1)			0-0 4-3		0-0 L3-6 2-3			0-0 1-1 HR	2 0 0 0 0 0 2 0 0 0 0 0 0 0 0 0 0 0 0 0 0 1 1 1 2 0 0 0 0 0 0 0 0 0 0 1 0 0 0 0 1 1																	
José Oquendo, S OBP: 0.274, SLG: 0.261 (1, 6)		0-0 6-3				0-0 F8		0-0 3-6-1 1B 1B	3 1 1 0 0 0 0																	
Mike Torrez, R OBP: 0.066, SLG: 0.050 Ron Hodges, L OBP: 0.377, SLG: 0.295 (1, 1) (6, 2)		0-0 6-3				0-0 1-3		0-0 3-6-1	1 0 0 0 0 0 0 2 0 0 0 0 0 1																	
Inning Stats	R: 0 E: 0 K: 1 S: 5	H: 0 LOB: 0 BB: 0 P: 5	R: 0 E: 0 K: 0 S: 3	H: 0 LOB: 0 BB: 0 P: 3	R: 0 E: 0 K: 1 S: 3	H: 0 LOB: 0 BB: 0 P: 3	R: 0 E: 0 K: 1 S: 5	H: 0 LOB: 0 BB: 0 P: 5	R: 0 E: 0 K: 1 S: 3		H: 1 LOB: 1 BB: 1 P: 9	R: 0 E: 0 K: 0 S: 3	H: 0 LOB: 0 BB: 0 P: 3	R: 0 E: 0 K: 0 S: 3	H: 0 LOB: 0 BB: 0 P: 3	R: 4 E: 0 K: 0 S: 8	H: 5 LOB: 1 BB: 0 P: 8	R: 0 E: 0 K: 3 S: 10	H: 1 LOB: 1 BB: 0 P: 10	1B: 4 2B: 3 3B: 0 HR: 1	SF: 0 SAC: 0 DP: 1 HBP: 0	WP: 0 PB: 0 SB: 0 CS: 0	PA: 34			
PITCHER	IP WLS BF H R ER SO BB IBB HBP BLK WP HR S P ERA WHIP											IP WLS BF H R ER SO BB IBB HBP BLK WP HR S P ERA WHIP														
Rick Reuschel, R ERA: 3.29 Bill Campbell, R ERA: 4.29	(1, 1) (8, 1)	7.2 1.1	W 6	28 2	5 0	4 0	4 0	3 3	3 0	0 0	0 0	0 12	33 12	37 12	4.70 0.00	0.783 1.500										



Batter	1	2	3	4	5	6	7	8	9	AB	R	H	RBI	BB	SO	LOB	TOP					
Bill Buckner, L OBP: 0.310, SLG: 0.437 (1, 7)										5	0	1	0	0	0	2	Chicago Cubs @ New York Mets Shea Stadium, Flushing, NY Sat Sep 17 1983, 3:33 AM EDT Att. 7,262 - Unknown - 79 F					
23 Ryne Sandberg, R OBP: 0.316, SLG: 0.360 (1, 4)										5	2	4	1	0	0	2						
Mel Hall, L OBP: 0.350, SLG: 0.495 Gary Woods, R OBP: 0.288, SLG: 0.307 (7, PH)										3	1	1	1	0	1	4						
Ron Cey, R OBP: 0.347, SLG: 0.462 Joe Carter, R OBP: 0.091, SLG: 0.091 (9, PR)										5	0	1	2	0	0	4						
Keith Moreland, R OBP: 0.379, SLG: 0.459 (1, 9)										0	1	0	0	0	0	0						
Jody Davis, R OBP: 0.317, SLG: 0.473 (1, 2)										5	0	1	1	0	0	2						
Carmelo Martinez, R OBP: 0.295, SLG: 0.321 Fergie Jenkins, R OBP: 0.320, SLG: 0.611 Dan Rohr, L OBP: 0.281, SLG: 0.310 Alan Hargeshheimer, R OBP: 0.281, SLG: 0.310 Jerry Morales, R OBP: 0.281, SLG: 0.310 Lee Smith, R OBP: 0.222, SLG: 0.125 (8, PH)										2	0	0	0	0	1	1						
Dave Owen, S OBP: 0.233, SLG: 0.276 Fritzie Connally, R OBP: 0.233, SLG: 0.276 Bill Johnson, R OBP: 0.233, SLG: 0.276 Tom Verzyer, R OBP: 0.233, SLG: 0.276 (9, 5)										2	0	0	0	1	0	1						
Don Schulze, R OBP: 0.167, SLG: 0.091 Mike Proly, R OBP: 0.442, SLG: 0.568 Thad Bosley, L OBP: 0.303, SLG: 0.332 Larry Bowa, S OBP: 0.303, SLG: 0.332 (8, 6)										0	0	0	0	1	0	0						
										2	1	1	0	0	0	1						
										1	1	1	0	0	0	0						
Inning Stats	R: 1 E: 0 K: 0 S: 5	H: 2 LOB: 1 BB: 0 P: 5	R: 0 E: 0 K: 1 S: 5	H: 0 LOB: 0 BB: 0 P: 5	R: 0 E: 0 K: 1 S: 6	H: 1 LOB: 2 BB: 1 P: 10	R: 0 E: 0 K: 0 S: 4	H: 1 LOB: 1 BB: 0 P: 4	R: 2 E: 0 K: 0 S: 6	H: 3 LOB: 1 BB: 0 P: 6	R: 0 E: 0 K: 0 S: 3	H: 0 LOB: 0 BB: 0 P: 7	R: 0 E: 0 K: 1 S: 7	H: 1 LOB: 1 BB: 0 P: 7	R: 1 E: 0 K: 0 S: 7	H: 2 LOB: 1 BB: 0 P: 7	R: 3 E: 1 K: 0 S: 7	H: 4 LOB: 1 BB: 0 P: 7	1B: 10 2B: 4 3B: 0 HR: 0	SF: 0 SAC: 0 DP: 1 HBP: 0	WP: 0 PB: 0 SB: 1 CS: 1	PA: 43
PITCHER	IP WLS BF H R ER SO BB IBB HBP BLK WP HR S P ERA WHIP																					
Ron Darling, R ERA: 2.79 Jesse Orosco, L ERA: 1.47 (7, 1)	6.0 L 15 7 4 2 1 0 0 0 0 0 0 0 0 29 37 4.50 1.500																					

AB	40
R	7
H	14
RBI	7
BB	2
SO	3
LOB	22



Batter	1	2	3	4	5	6	7	8	9	AB	R	H	RBI	BB	SO	LOB	BOTTOM			
Mookie Wilson, S OBP: 0.301, SLG: 0.363 (1, 8)										5	3	4	0	0	0	1	Chicago Cubs @ New York Mets Shea Stadium, Flushing, NY Sat Sep 17 1983, 3:33 AM EDT Att. 7,262 - Unknown - 79 F			
Hubie Brooks, R OBP: 0.295, SLG: 0.334 (1, 5)										5	1	1	1	0	0	3				
Keith Hernandez, L OBP: 0.397, SLG: 0.436 Danny Heep, L OBP: 0.325, SLG: 0.395 (5, 3)										2	1	1	1	1	0	1				
George Foster, R OBP: 0.290, SLG: 0.410 (1, 7)										5	1	1	1	0	1	2				
Darryl Strawberry, L OBP: 0.330, SLG: 0.510 (1, 9)										3	0	1	1	1	1	0				
Bob Bailor, R OBP: 0.289, SLG: 0.284 (1, 6)										3	0	0	0	1	0	2				
Brian Giles, R ERA: 9.31 Mike Proly, R ERA: 3.68 Fergie Jenkins, R ERA: 4.26 Alan Hargeshheimer, R ERA: 3.86 Bill Johnson, R ERA: 1.42 (1, 4)										1	0	0	0	0	0	0				
Rusty Staub, L OBP: 0.374, SLG: 0.421 José Oquendo, S OBP: 0.273, SLG: 0.259 (6, PH)										1	0	0	1	0	0	2				
Mike Fitzgerald, R OBP: 0.273, SLG: 0.500 (1, 2)										3	0	0	0	1	1	0				
Ron Darling, R OBP: 0.200, SLG: 0.200 Clint Hurdle, L OBP: 0.143, SLG: 0.077 Jesse Orosco, R OBP: 0.357, SLG: 0.333 (7, 1)										2	0	0	0	0	1	3				
										1	0	0	0	0	0	0				
Inning Stats	R: 1 E: 0 K: 0 S: 5	H: 2 LOB: 2 BB: 1 P: 9	R: 0 E: 0 K: 2 S: 7	H: 0 LOB: 0 BB: 0 P: 7	R: 3 E: 0 K: 0 S: 6	H: 3 LOB: 3 BB: 3 P: 18	R: 2 E: 0 K: 0 S: 5	H: 2 LOB: 0 BB: 0 P: 5	R: 0 E: 0 K: 1 S: 6	H: 1 LOB: 1 BB: 0 P: 6	R: 0 E: 0 K: 1 S: 5	H: 0 LOB: 0 BB: 0 P: 5	R: 0 E: 0 K: 0 S: 3	H: 0 LOB: 1 BB: 1 P: 7	R: 0 E: 0 K: 1 S: 5	H: 0 LOB: 0 BB: 0 P: 5	1B: 5 2B: 3 3B: 0 HR: 0	SF: 0 SAC: 0 DP: 0 HBP: 0	WP: 0 PB: 0 SB: 4 CS: 0	PA: 40
PITCHER	IP WLS BF H R ER SO BB IBB HBP BLK WP HR S P ERA WHIP																			
Don Schulze, R ERA: 9.31 Mike Proly, R ERA: 3.68 Fergie Jenkins, R ERA: 4.26 Alan Hargeshheimer, R ERA: 3.86 Bill Johnson, R ERA: 1.42 (1, 1)	2.1 15 5 4 4 2 2 0 0 0 0 0 0 0 16 28 15.43 3.429																			
Lee Smith, R ERA: 1.66 (9, 1)	1.0 S 3 0 0 0 1 0 0 0 0 0 0 0 0 5 5 0.00 0.000																			

AB	35
R	6
H	8
RBI	5
BB	5
SO	5
LOB	15



Batter	1	2	3	4	5	6	7	8	9	AB	R	H	RBI	BB	SO	LOB	TOP								
Thad Bosley, L OBP: 0.419, SLG: 0.528 (1, 7)										5	1	1	0	0	3	3	Chicago Cubs @ Philadelphia Phillies Veterans Stadium, Philadelphia, PA Mon Sep 19 1983, 7:05 PM EDT Att: 21,289 - Unknown livebaseballscorecards.com								
23 Ryne Sandberg, R OBP: 0.318, SLG: 0.359 (1, 4)										4	1	0	0	1	2	3									
Bill Buckner, L OBP: 0.310, SLG: 0.439 (1, 3)											4	1	1	1	0	2									
Mel Hall, L OBP: 0.349, SLG: 0.489 Gary Woods, R OBP: 0.294, SLG: 0.315 (9, PH)										4	1	1	0	0	1	3									
Ron Cey, R OBP: 0.348, SLG: 0.459 (1, 5)										3	1	0	0	1	2	2									
Keith Moreland, R OBP: 0.380, SLG: 0.459 (1, 9)										2	1	1	2	1	0	0									
Jody Davis, R OBP: 0.320, SLG: 0.472 (1, 2)										4	0	2	2	0	0	1									
Larry Bowa, S OBP: 0.302, SLG: 0.330 (1, 6)										3	0	1	0	1	0	0									
Dickie Noles, R OBP: 0.256, SLG: 0.263 (1, 1)										3	0	0	1	0	1	3									
Craig Lefferts, L OBP: 0.150, SLG: 0.111 (6, 1)										0	0	0	0	0	0	0									
Bill Campbell, R OBP: 0.100, SLG: 0.100 (7, 1)										0	0	0	0	0	0	0									
Dan Rohn, L OBP: 0.348, SLG: 0.591 (8, PH)										1	0	0	0	0	0	0									
Lee Smith, R OBP: 0.222, SLG: 0.125 (8, 1)										0	0	0	0	0	0	0									
Inning Stats	R: 3 E: 0 K: 0 S: 5	H: 3 LOB: 2 BB: 2 P: 13	R: 0 E: 0 K: 1 S: 5	H: 0 LOB: 0 BB: 0 P: 5	R: 0 E: 0 K: 2 S: 7	H: 0 LOB: 1 BB: 1 P: 11	R: 0 E: 0 K: 1 S: 6	H: 1 LOB: 1 BB: 0 P: 6	R: 0 E: 0 K: 1 S: 5	H: 0 LOB: 0 BB: 0 P: 5	R: 2 E: 1 K: 2 S: 10	H: 2 LOB: 3 BB: 1 P: 15	R: 1 E: 0 K: 1 S: 6	H: 1 LOB: 1 BB: 1 P: 10	R: 0 E: 0 K: 0 S: 3	H: 0 LOB: 0 BB: 0 P: 3	R: 0 E: 0 K: 2 S: 7	H: 0 LOB: 0 BB: 0 P: 7	1B: 5 2B: 1 3B: 0 HR: 1	SF: 0 SAC: 0 DP: 0 HBP: 1	WP: 0 PB: 0 SB: 1 CS: 0	PA: 40			
PITCHER	IP	WLS	BF	H	R	ER	SO	BB	IBB	HBP	BLK	WP	HR	S	P	ERA	WHIP								
Marty Bystrom, R ERA: 4.76 (1, 1)	5.1		26	6	5	5	6	4	0	1	0	0	0	33	50	8.44	1.875								
Larry Andersen, R ERA: 2.08 (6, 1)	0.2		3	0	0	0	1	0	0	0	0	0	0	5	5	0.00	0.000								
Willie Hernandez, L ERA: 3.18 (7, 1)	0.0		0	0	0	0	0	0	0	0	0	0	0	0	0	∞	∞								
Ron Reed, R ERA: 3.32 (8, 1)	1.1	W	4	0	0	0	1	0	0	0	0	0	0	6	6	0.00	0.000								
Al Holland, L ERA: 2.32 (9, 1)	0.2	S	2	0	0	0	1	0	0	0	0	0	0	4	4	0.00	0.000								

Batter	1	2	3	4	5	6	7	8	9	AB	R	H	RBI	BB	SO	LOB	BOTTOM								
Joe Morgan, L OBP: 0.397, SLG: 0.386 (1, 4)										5	2	4	4	0	0	1	Chicago Cubs @ Philadelphia Phillies Veterans Stadium, Philadelphia, PA Mon Sep 19 1983, 7:05 PM EDT Att: 21,289 - Unknown livebaseballscorecards.com								
Len Matuszek, L OBP: 0.245, SLG: 0.444 (1, 3)										5	0	0	0	0	1	2									
Mike Schmidt, R OBP: 0.399, SLG: 0.514 (1, 5)										4	0	1	0	1	1	0									
Joe Lefebvre, L OBP: 0.386, SLG: 0.514 Al Holland, R (9, 1)										5	1	2	0	0	1	2									
Gary Matthews, R OBP: 0.357, SLG: 0.390 (1, 7)										3	1	1	0	1	0	2									
Greg Gross, L OBP: 0.390, SLG: 0.384 (1, 8)										4	0	1	0	0	0	5									
Ozzie Virgil, R OBP: 0.275, SLG: 0.386 (1, 2)										3	1	1	0	0	1	0									
Pete Rose, S OBP: 0.313, SLG: 0.282 (7, PH)										1	0	0	0	0	1	3									
Ron Reed, R OBP: 0.167, SLG: 0.167 (8, 1)										0	0	0	0	0	0	0									
Bob Dernier, R OBP: 0.287, SLG: 0.289 (9, 8)										0	0	0	0	0	0	0									
Ivan De Jesus, R OBP: 0.317, SLG: 0.320 (1, 6)										4	1	2	2	0	0	1									
Marty Bystrom, R OBP: 0.256, SLG: 0.250 Larry Andersen, R (6, PH)										2	0	1	0	0	0	1									
Von Hayes, L OBP: 0.265, SLG: 0.390 Willie Hernandez, L Bo Diaz, R OBP: 0.280, SLG: 0.352 (8, 2)										0	0	0	0	0	0	0									
Inning Stats	R: 0 E: 0 K: 0 S: 5	H: 2 LOB: 3 BB: 1 P: 9	R: 0 E: 0 K: 0 S: 4	H: 1 LOB: 1 BB: 0 P: 4	R: 0 E: 0 K: 0 S: 4	H: 1 LOB: 2 BB: 1 P: 8	R: 2 E: 0 K: 0 S: 5	H: 2 LOB: 0 BB: 0 P: 5	R: 0 E: 0 K: 1 S: 5	H: 0 LOB: 0 BB: 0 P: 5	R: 2 E: 0 K: 2 S: 10	H: 3 LOB: 1 BB: 0 P: 10	R: 2 E: 0 K: 1 S: 9	H: 4 LOB: 2 BB: 0 P: 9	R: 1 E: 0 K: 1 S: 6	H: 1 LOB: 0 BB: 0 P: 6	1B: 8 2B: 3 3B: 1 HR: 2	SF: 0 SAC: 0 DP: 0 HBP: 0	WP: 0 PB: 0 SB: 0 CS: 0	PA: 40					
PITCHER	IP	WLS	BF	H	R	ER	SO	BB	IBB	HBP	BLK	WP	HR	S	P	ERA	WHIP								
Dickie Noles, R ERA: 4.88 (1, 1)	5.2		27	8	4	4	2	2	0	0	0	0	0	4	4	0.00	3.000								
Craig Lefferts, L ERA: 3.1 (6, 1)	0.1		2	1	0	0	1	0	0	0	0	0	0	4	4	0.00	3.000								
Bill Campbell, R ERA: 4.36 (7, 1)	1.0		7	4	2	2	1	0	0	0	0	0	0	9	9	18.00	4.000								
Lee Smith, R ERA: 1.72 (8, 1)	1.0	L	4	1	1	1	1	0	0	0	0	0	1	6	6	9.00	1.000								

Batter	1	2	3	4	5	6	7	8	9	AB	R	H	RBI	BB	SO	LOB	TOP			
Thad Bosley, L OBP: 0.422, SLG: 0.564 Gary Woods, R OBP: 0.294, SLG: 0.331	0-0 23 1B 3B	0-0 3-1			0-0 F8		0-0 HR	0-0 FC1-4-6	2 1 1 0 0 0 0 3 1 1 2 0 0 1								Chicago Cubs @ Philadelphia Phillies Veterans Stadium, Philadelphia, PA Tue Sep 20 1983, 7:05 PM EDT Att: 20,312 - Unknown			
23 Ryne Sandberg, R OBP: 0.317, SLG: 0.359	0-0 S E 1B 3H	0-0 F9			0-3 K		0-0 1-3	0-0 4-3	5 1 1 1 0 1 1											
Bill Buckner, L OBP: 0.310, SLG: 0.443	0-0 F9				0-0 L8		0-0 G3		4 1 1 1 0 0 1											
Rich Bordi, R Alan Hargeshheimer, R	0-0 F9				0-0 HR				0 0 0 0 0 0 0 0 0 0 0 0 0 0											
Mel Hall, L OBP: 0.348, SLG: 0.487 Carmelo Martinez, R OBP: 0.293, SLG: 0.468	0-0 E4 1B 1H				0-0 L5		0-0 F8	4-0 E 1B BB	2 0 0 0 0 0 0 1 0 0 0 1 0 0											
Ron Cey, R OBP: 0.351, SLG: 0.461	0-0 BB 1-3 1B				0-0 4-3		0-0 1B	0-0 E3 L4-3 1B	4 0 3 0 0 0 0											
Keith Moreland, R OBP: 0.377, SLG: 0.455	0-3 K				0-3 K		0-3 K	0-0 L4-3 1-2	4 0 0 0 0 3 5											
Jody Davis, R OBP: 0.319, SLG: 0.469	4-0 1-2 BB				0-0 6-3		0-0 L5	0-0 F9	3 0 0 0 1 0 2											
Larry Bowa, S OBP: 0.301, SLG: 0.328 Dan Rohr, L OBP: 0.375, SLG: 0.609	0-0 3-1				0-0 1-3		0-0 F8	0-0 FC1-4-6 1B	3 0 0 0 0 0 3 1 0 1 0 0 0 0											
Steve Trout, L OBP: 0.222, SLG: 0.197 Reggie Patterson, R Bill Johnson, R Joe Carter, R OBP: 0.136, SLG: 0.174 Tom Grant, L		0-0 1-3			0-0 6-3		0-0 HR 2B	0-3 K	1 0 0 0 0 0 0 1 0 0 0 0 0 0 0 0 0 0 0 0 0 1 1 1 0 0 0 0 1 0 0 0 0 1 1											
Inning Stats	R: 2 E: 1 K: 1 S: 9	H: 3 LOB: 3 BB: 1 P: 13	R: 0 E: 0 K: 0 S: 3	H: 0 LOB: 0 BB: 0 P: 3	R: 1 E: 0 K: 1 S: 6	H: 1 LOB: 0 BB: 0 P: 6	R: 0 E: 0 K: 0 S: 3	H: 0 LOB: 0 BB: 0 P: 3	R: 0 E: 0 K: 1 S: 5	H: 1 LOB: 1 BB: 0 P: 6	R: 2 E: 0 K: 0 S: 5	H: 2 LOB: 0 BB: 0 P: 5	R: 0 E: 1 K: 0 S: 3	H: 1 LOB: 1 BB: 1 P: 7	R: 0 E: 0 K: 1 S: 6	H: 1 LOB: 1 BB: 0 P: 6	1B: 5 2B: 2 3B: 1 HR: 2	SF: 0 SAC: 0 DP: 1 HBP: 0	WP: 0 PB: 0 SB: 1 CS: 0	PA: 38
PITCHER	IP WLS BF H R ER SO BB IBB HBP BLK WP HR S P ERA WHIP																			
Kevin Gross, R ERA: 3.69	(1, 1) 4.0 0 18 4 3 3 2 1 0 0 0 0 0 1 21 25 6.75 1.250																			
Willie Hernandez, L ERA: 3.26	(5, 1) 0.0 W 0 0 0 0 0 0 0 0 0 0 0 0 0 0 0 0 = =																			
Larry Andersen, R ERA: 1.99	(8, 1) 1.0 0 4 1 0 0 0 1 0 0 0 0 0 0 3 7 0.00 2.000																			
Ron Reed, R ERA: 3.29	(9, 1) 1.0 S 4 1 0 0 1 0 0 0 0 0 0 0 0 6 6 0.00 1.000																			

Batter	1	2	3	4	5	6	7	8	9	AB	R	H	RBI	BB	SO	LOB	BOTTOM			
Joe Morgan, L OBP: 0.361, SLG: 0.395 Alejandro Sanchez, R OBP: 0.260, SLG: 0.500 Kiko Garcia, R OBP: 0.347, SLG: 0.431	0-0 4-3 1B	0-0 P5		0-0 1-3 2H 3H 1B		0-0 BLK 1B		0-0 1B 2B	5 1 4 3 0 0 1 0 1 0 0 0 0 0 0 0 0 0 0 0 0								Chicago Cubs @ Philadelphia Phillies Veterans Stadium, Philadelphia, PA Tue Sep 20 1983, 7:05 PM EDT Att: 20,312 - Unknown			
Pete Rose, S OBP: 0.312, SLG: 0.280 Jeff Stone, L OBP: 1.000, SLG: 1.000 Ron Reed, R OBP: 0.167, SLG: 0.167	0-0 4-3 1-2	0-0 6-3		0-0 SF8		0-0 F5		4-0 1B BB	3 0 0 1 1 0 3 0 0 0 0 0 0 0 0 0 0 0 0 0 0											
Mike Schmidt, R OBP: 0.399, SLG: 0.512	4-0 FC6-4 1B BB			0-0 F7		0-0 6-3		0-0 5-3	4 1 1 1 1 0 2											
Sixto Lezcano, R OBP: 0.327, SLG: 0.350 Joe Lefebvre, L OBP: 0.394, SLG: 0.512	0-0 FC6-4 1B 1-2 2H			0-0 P4		0-0 1B 2B		0-3 K K	4 1 2 1 0 1 0 1 0 0 0 0 1 2											
Gary Matthews, R OBP: 0.354, SLG: 0.386 Larry Andersen, R	0-0 FC6-4 1B			0-0 6-3		0-0 F7		0-3 K K	4 0 0 0 0 1 3 0 0 0 0 0 0 0 1 0 0 0 0 1 2											
Len Matuszek, L OBP: 0.240, SLG: 0.435	0-0 1-2 2-3 1B					0-0 F3		0-0 1B	4 1 3 1 0 0 1											
Gary Maddox, R OBP: 0.320, SLG: 0.378	0-0 1-2 3H 1B			0-0 1B S 1B		0-0 F3		0-0 1B	4 1 3 1 0 0 1											
Bo Diaz, R OBP: 0.288, SLG: 0.351	0-0 5-3			0-0 P6		0-0 2H 1B		0-0 F8	4 0 1 1 0 0 4											
Ivan De Jesus, R OBP: 0.318, SLG: 0.318		4-0 PB S BB		0-0 1B BB		0-0 F8		0-3 K	2 1 0 0 2 1 1											
Kevin Gross, R OBP: 0.133, SLG: 0.138 Von Hayes, L OBP: 0.237, SLG: 0.266 Willie Hernandez, L OBP: 0.426, SLG: 0.426 Greg Gross, S OBP: 0.356, SLG: 0.356 Bob Demner, R OBP: 0.257, SLG: 0.289		0-0 L9		0-0 1B S SF8 1B		0-0 4-3		4-0 S 2B BB	1 0 0 0 0 0 1 1 1 1 0 0 0 0 1 0 0 0 0 0 0 0 0 0 0 1 0 0 0 1 0 0 0 0 0											
Inning Stats	R: 2 E: 0 K: 0 S: 6	H: 3 LOB: 2 BB: 1 P: 10	R: 0 E: 0 K: 0 S: 3	H: 0 LOB: 1 BB: 1 P: 7	R: 0 E: 0 K: 0 S: 3	H: 0 LOB: 0 BB: 0 P: 3	R: 3 E: 0 K: 0 S: 6	H: 3 LOB: 1 BB: 1 P: 10	R: 1 E: 0 K: 0 S: 5	H: 2 LOB: 1 BB: 0 P: 5	R: 0 E: 0 K: 2 S: 8	H: 1 LOB: 1 BB: 0 P: 8	R: 2 E: 0 K: 3 S: 11	H: 2 LOB: 2 BB: 2 P: 19	R: 0 E: 0 K: 0 S: 0	H: 0 LOB: 0 DP: 0 HBP: 0	1B: 10 2B: 2 3B: 0 HR: 0	SF: 1 SAC: 0 DP: 0 HBP: 0	WP: 0 PB: 1 SB: 3 CS: 0	PA: 41
PITCHER	IP WLS BF H R ER SO BB IBB HBP BLK WP HR S P ERA WHIP																			
Steve Trout, L ERA: 4.8	(1, 1) 1.1 9 3 2 2 0 0 2 0 0 0 0 0 0 7 15 13.50 3.750																			
Reggie Patterson, R ERA: 6.75	(2, 1) 3.1 L 16 5 4 4 0 1 0 0 0 0 0 0 0 15 19 10.80 1.800																			
Bill Johnson, R ERA: 1.17	(5, 1) 1.1 5 1 0 0 0 0 0 0 0 0 1 0 0 5 5 0.00 0.750																			
Rich Bordi, R ERA: 5.24	(7, 1) 1.1 9 3 2 2 3 2 0 0 0 0 0 0 0 13 21 13.50 3.750																			
Alan Hargeshheimer, R ERA: 3.0	(8, 1) 0.2 2 0 0 0 0 2 0 0 0 0 0 0 0 6 6 0.00 0.000																			

Batter	1	2	3	4	5	6	7	8	9	AB	R	H	RBI	BB	SO	LOB	TOP					
Marvell Wynne, L OBP: 0.328, SLG: 0.372 (1, 8)										5	1	1	0	0	0	2						
Johnny Ray, S OBP: 0.315, SLG: 0.388 (1, 4)										5	1	1	0	0	0	1						
Dave Parker, L OBP: 0.314, SLG: 0.421 (1, 9)										5	1	2	1	0	2	2						
Jason Thompson, L OBP: 0.373, SLG: 0.401 (1, 3)										4	1	1	0	1	2	3						
Mike Easter, L OBP: 0.360, SLG: 0.449 (1, 7)										4	1	0	0	0	0	4						
Tony Peña, R OBP: 0.331, SLG: 0.422 (1, 2)										4	0	2	2	1	1	0						
Richie Hebner, L OBP: 0.318, SLG: 0.403 (9, PR)										5	1	3	3	0	0	4						
Miguel Dilone, S OBP: 0.284, SLG: 0.254 (9, PR)										0	0	0	0	0	0	0						
Dale Berra, R OBP: 0.329, SLG: 0.362 (6, PH)										2	0	1	0	2	0	0						
Milt May, L OBP: 0.323, SLG: 0.369 (9, PH)										1	0	0	0	0	0	1						
Jose DeLeon, R OBP: 0.200, SLG: 0.034 (6, PH)										2	0	0	0	0	1	1						
Lee Mazzilli, S OBP: 0.367, SLG: 0.339 (6, PH)										1	0	0	0	0	0	1						
Cecilio Guante, R OBP: 0.174, SLG: 0.095 (6, 1)										1	0	0	0	0	1	3						
Kent Tekulve, R OBP: 0.095 (7, 1)										0	0	0	0	0	0	0						
Inning Stats	R: 2 E: 0 K: 0 S: 6	H: 3 LOB: 2 BB: 1 P: 10	R: 0 E: 0 K: 0 S: 2	H: 0 LOB: 0 BB: 1 P: 6	R: 1 E: 2 K: 0 S: 5	H: 1 LOB: 2 BB: 0 P: 6	R: 0 E: 0 K: 1 S: 5	H: 0 LOB: 0 BB: 0 P: 5	R: 0 E: 0 K: 2 S: 8	H: 1 LOB: 1 BB: 0 P: 8	R: 1 E: 0 K: 0 S: 5	H: 2 LOB: 1 BB: 0 P: 5	R: 2 E: 1 K: 2 S: 10	H: 2 LOB: 3 BB: 2 P: 18	R: 0 E: 0 K: 1 S: 6	H: 1 LOB: 1 BB: 0 P: 6	R: 0 E: 0 K: 1 S: 6	H: 1 LOB: 1 BB: 0 P: 6	1B: 6 2B: 4 3B: 0 HR: 1	SF: 0 SAC: 0 DP: 1 HBP: 1	WP: 0 PB: 0 SB: 0 CS: 0	PA: 44
PITCHER	IP	WLS	BF	H	R	ER	SO	BB	IBB	HBP	BLK	WP	HR	S	P	ERA	WHIP					
Chuck Rainey, R ERA: 4.39 (1, 1)	5.1		26	7	4	3	3	2	0	1	0	0	1	29	38	5.06	1.688					
Fergie Jenkins, R ERA: 4.22 (6, 1)	1.2	W	10	2	2	0	2	1	1	0	1	0	0	12	20	0.00	1.800					
Lee Smith, R ERA: 1.69 (8, 1)	2.0	S	8	2	0	0	2	0	0	0	0	0	0	12	12	0.00	1.000					

Pittsburgh Pirates @ Chicago Cubs
Wrigley Field, Chicago, IL
Wed Sep 21 1983, 3:33 AM CDT
Att: 3,029 - Unknown

AB 39
R 6
H 11
RBI 6
BB 4
SO 7
LOB 22



Batter	1	2	3	4	5	6	7	8	9	AB	R	H	RBI	BB	SO	LOB	BOTTOM				
23 Ryne Sandberg, R OBP: 0.351, SLG: 0.357 (1, 4)										3	3	1	0	2	1	0					
Bill Buckner, L OBP: 0.309, SLG: 0.441 (1, 7)										5	1	1	0	0	0	2					
Mel Hall, L OBP: 0.252, SLG: 0.450 (6, PH)										2	1	1	1	1	1	2					
Joe Carter, R OBP: 0.130, SLG: 0.174 (7, PR)										0	1	0	0	0	0	0					
Gary Woods, R OBP: 0.293, SLG: 0.330 (8, 8)										1	0	0	0	0	1	0					
Ron Cey, R OBP: 0.352, SLG: 0.463 (1, 5)										3	1	2	2	0	1	1					
Keith Moreland, R OBP: 0.377, SLG: 0.453 (1, 9)										2	0	0	0	1	0	3					
Jody Davis, R OBP: 0.318, SLG: 0.471 (1, 2)										3	0	1	3	0	0	0					
Carmelo Martinez, R OBP: 0.232, SLG: 0.450 (1, 3)										3	0	0	0	0	3	3					
Fergie Jenkins, R OBP: 0.259, SLG: 0.321 (6, 1)										0	0	0	0	0	0	0					
Jay Johnstone, L OBP: 0.387, SLG: 0.444 (7, PH)										0	0	0	0	1	0	0					
Lee Smith, R OBP: 0.222, SLG: 0.125 (8, 1)										0	0	0	0	0	0	0					
Larry Bowa, S OBP: 0.302, SLG: 0.331 (1, 6)										4	0	2	1	0	0	3					
Chuck Rainey, R OBP: 0.250, SLG: 0.167 (1, 1)										2	0	0	0	0	2	2					
Thad Bosley, L OBP: 0.409, SLG: 0.544 (6, 7)										2	0	0	0	0	0	2					
Inning Stats	R: 1 E: 1 K: 1 S: 7	H: 2 LOB: 1 BB: 0 P: 7	R: 0 E: 1 K: 2 S: 8	H: 0 LOB: 1 BB: 0 P: 8	R: 1 E: 0 K: 1 S: 6	H: 1 LOB: 1 BB: 1 P: 10	R: 0 E: 0 K: 2 S: 8	H: 1 LOB: 1 BB: 0 P: 8	R: 3 E: 0 K: 1 S: 7	H: 2 LOB: 2 BB: 3 P: 19	R: 0 E: 0 K: 1 S: 5	H: 0 LOB: 0 BB: 0 P: 5	R: 2 E: 0 K: 0 S: 5	H: 2 LOB: 2 BB: 1 P: 10	R: 0 E: 0 K: 1 S: 5	H: 0 LOB: 0 BB: 0 P: 5	1B: 5 2B: 3 3B: 0 HR: 0	SF: 2 SAC: 1 DP: 1 HBP: 1	WP: 0 PB: 0 SB: 1 CS: 0	PA: 39	
PITCHER	IP	WLS	BF	H	R	ER	SO	BB	IBB	HBP	BLK	WP	HR	S	P	ERA	WHIP				
Jose DeLeon, R ERA: 2.53 (1, 1)	5.0		26	4	0	0	0	4	0	0	0	0	0	36	52	7.20	2.000				
Cecilio Guante, R ERA: 3.51 (6, 1)	1.0	L	5	1	2	2	1	0	0	1	0	0	0	6	7	18.00	1.000				
Kent Tekulve, R ERA: 1.68 (7, 1)	2.0		8	1	0	0	1	0	1	0	0	0	0	9	13	0.00	0.500				

Pittsburgh Pirates @ Chicago Cubs
Wrigley Field, Chicago, IL
Wed Sep 21 1983, 3:33 AM CDT
Att: 3,029 - Unknown

AB 30
R 7
H 8
RBI 7
BB 5
SO 9
LOB 18



Batter	1	2	3	4	5	6	7	8	9	AB	R	H	RBI	BB	SO	LOB	TOP					
Marvell Wynne, L OBP: 0.326, SLG: 0.371 (1,8)	1-3		4-3			P5	L9-6		G3	6	1	1	0	0	0	2						
Johnny Ray, S OBP: 0.316, SLG: 0.398 (1,4)			E3							5	3	4	1	0	0	0						
Dave Parker, L OBP: 0.313, SLG: 0.419 (1,9)	4-3		1-3							3	1	0	1	1	1	3						
Jason Thompson, L OBP: 0.376, SLG: 0.407 (1,3)	P4									3	0	2	1	2	0	1						
Mike Easter, L OBP: 0.355, SLG: 0.443 (1,7)		G3	4-3							5	1	0	1	0	0	6						
Tony Peña, R OBP: 0.332, SLG: 0.422 (1,2)		5-3								5	1	2	1	0	0	1						
Richie Hebner, L OBP: 0.333, SLG: 0.417 (1,5)										5	1	4	1	0	0	0						
Dale Berra, R OBP: 0.332, SLG: 0.363 (1,6)										4	0	2	1	1	0	1						
Lee Tunnell, R OBP: 0.151, SLG: 0.173 (1,1)										5	0	0	0	0	3	7						
Inning Stats	R: 0 E: 0 K: 0 S: 4	H: 1 LOB: 1 BB: 0 P: 4	R: 0 E: 0 K: 1 S: 7	H: 2 LOB: 2 BB: 0 P: 7	R: 0 E: 1 K: 0 S: 4	H: 0 LOB: 2 BB: 1 P: 8	R: 0 E: 0 K: 0 S: 3	H: 0 LOB: 0 BB: 0 P: 3	R: 4 E: 0 K: 0 S: 7	H: 4 LOB: 3 BB: 3 P: 19	R: 1 E: 0 K: 1 S: 7	H: 2 LOB: 1 BB: 0 P: 7	R: 2 E: 0 K: 1 S: 5	H: 3 LOB: 0 BB: 0 P: 7	R: 1 E: 0 K: 0 S: 5	H: 2 LOB: 1 BB: 0 P: 5	R: 0 E: 0 K: 1 S: 6	H: 1 LOB: 1 BB: 0 P: 6	1B: 10 2B: 5 3B: 1 HR: 0	SF: 1 SAC: 0 DP: 1 HBP: 0	WP: 0 PB: 2 SB: 1 CS: 0	PA: 46
PITCHER	IP	WLS	BF	H	R	ER	SO	BB	IBB	HBP	BLK	WP	HR	S	P	ERA	WHIP					
Rick Reuschel, R ERA: 4.34 (1,1)	5.0	L	27	7	4	4	1	3	1	0	0	0	0	25	41	7.20	2.000					
Bill Campbell, R ERA: 4.47 (6,1)	1.0		7	4	3	2	1	0	0	0	0	0	0	9	9	18.00	4.000					
Rich Bardi, R ERA: 5.01 (7,1)	1.0		3	1	0	0	1	0	0	0	0	0	0	5	5	0.00	1.000					
Bill Johnson, R ERA: 2.08 (8,1)	1.0		5	2	1	1	0	0	0	0	0	0	0	5	5	9.00	2.000					
Mike Proly, R ERA: 3.64 (9,1)	1.0		4	1	0	0	1	0	0	0	0	0	0	6	6	0.00	1.000					

Pittsburgh Pirates @ Chicago Cubs
Wrigley Field, Chicago, IL
Thu Sep 22 1983, 3:33 AM CDT
Att: 3,426 - Unknown


AB 41
R 8
H 15
RBI 7
BB 4
SO 4
LOB 21



Batter	1	2	3	4	5	6	7	8	9	AB	R	H	RBI	BB	SO	LOB	BOTTOM					
Thad Bosley, L OBP: 0.400, SLG: 0.525 (1,7)	G3		4-3		F5			L5		4	0	1	0	0	0	1						
Carmelo Martinez, R OBP: 0.292, SLG: 0.450 (9,3)										0	0	0	0	0	0	0						
23 Ryne Sandberg, R OBP: 0.320, SLG: 0.557 (1,4)	G3									3	0	1	0	1	1	1						
Bill Buckner, L OBP: 0.307, SLG: 0.438 (1,3)										4	0	0	0	0	1	4						
Mike Proly, R OBP: 0.167, SLG: 0.091 (9,1)										0	0	0	0	0	0	0						
Mel Hall, L OBP: 0.350, SLG: 0.486 (1,8)	F7									3	0	0	0	1	1	1						
Ron Cey, R OBP: 0.351, SLG: 0.466 (1,5)		6-3								4	1	1	1	0	0	1						
Keith Moreland, R OBP: 0.374, SLG: 0.450 (1,9)		F8								4	0	0	0	0	0	1						
Jody Davis, R OBP: 0.319, SLG: 0.474 (1,2)										3	1	1	0	0	1	1						
Bill Johnson, R OBP: 0.100, SLG: 0.100 (8,1)										0	0	0	0	0	0	0						
Tom Grant, L OBP: 0.500, SLG: 0.500 (9,7)										1	0	0	0	0	0	0						
Larry Bowa, S OBP: 0.303, SLG: 0.332 (1,6)										2	0	1	1	0	0	0						
Dave Owen, S OBP: 0.303, SLG: 0.332 (8,6)										1	0	0	0	0	0	0						
Rick Reuschel, R OBP: 0.143, SLG: 0.143 (1,1)										1	0	0	0	0	0	1						
Dan Rohn, L OBP: 0.360, SLG: 0.583 (5,PH)										1	0	0	0	0	0	0						
Bill Campbell, R OBP: 0.100, SLG: 0.100 (6,1)										0	0	0	0	0	0	0						
Rich Bardi, R OBP: 0.500, SLG: 0.500 (7,1)										0	0	0	0	0	0	0						
Mike Diaz, R OBP: 0.500, SLG: 0.500 (8,2)										1	0	1	0	0	0	0						
Inning Stats	R: 0 E: 0 K: 0 S: 4	H: 1 LOB: 1 BB: 0 P: 4	R: 1 E: 0 K: 0 S: 5	H: 2 LOB: 1 BB: 0 P: 5	R: 0 E: 0 K: 2 S: 7	H: 0 LOB: 0 BB: 0 P: 7	R: 0 E: 0 K: 1 S: 5	H: 0 LOB: 1 BB: 1 P: 9	R: 0 E: 0 K: 0 S: 3	H: 0 LOB: 0 BB: 0 P: 3	R: 0 E: 0 K: 0 S: 3	H: 1 LOB: 0 BB: 0 P: 3	R: 0 E: 0 K: 0 S: 3	H: 0 LOB: 0 BB: 0 P: 3	R: 0 E: 0 K: 0 S: 4	H: 1 LOB: 2 BB: 1 P: 8	R: 1 E: 0 K: 1 S: 6	H: 1 LOB: 0 BB: 0 P: 6	1B: 4 2B: 0 3B: 1 HR: 1	SF: 0 SAC: 0 DP: 1 HBP: 0	WP: 0 PB: 0 SB: 0 CS: 0	PA: 34
PITCHER	IP	WLS	BF	H	R	ER	SO	BB	IBB	HBP	BLK	WP	HR	S	P	ERA	WHIP					
Lee Tunnell, R ERA: 3.84 (1,1)	9.0	W	34	6	2	2	4	2	0	0	0	0	0	40	48	2.00	0.889					

Pittsburgh Pirates @ Chicago Cubs
Wrigley Field, Chicago, IL
Thu Sep 22 1983, 3:33 AM CDT
Att: 3,426 - Unknown

AB 32
R 2
H 6
RBI 2
BB 2
SO 4
LOB 11



Batter	1	2	3	4	5	6	7	8	9	AB	R	H	RBI	BB	SO	LOB	TOP					
Mookie Wilson, S OBP: 0.300, SLG: 0.359 (1, 8)	0-0 3-1		0-0 4-3			0-0 G4-6-3 1B		0-0 G3		4	0	1	0	0	0	1						
Hubie Brooks, R OBP: 0.291, SLG: 0.328 (1, 5)	0-0 1-3		0-0 3-1			0-0 F7		0-0 1B		4	0	1	1	0	0	1						
Danny Heep, L OBP: 0.321, SLG: 0.390 (1, 9)	0-0 1B			0-0 4-3		0-0 G4-6-3 1-2		0-0 F7		4	0	1	0	0	0	3						
George Foster, R OBP: 0.288, SLG: 0.406 (1, 7)	0-0 F9			0-0 1B			0-0 6-3		0-0 1-3	4	0	1	0	0	0	1						
Gary Rajsich, L OBP: 0.222, SLG: 0.125 (1, 3)		4-0 FC3-6 BB		0-0 L4			0-0 F8		0-0 FC6-4 1B	3	0	1	0	1	0	1						
Bob Bailor, R OBP: 0.291, SLG: 0.283 (1, 4) (8, 6)	0-0 FC3-6 G3 1-2			0-0 6-3			0-0 FC6 1B		0-0 FC6-4 1-2	4	0	1	0	0	0	3						
Junior Ortiz, R OBP: 0.271, SLG: 0.277 Keith Hernandez, L OBP: 0.397, SLG: 0.434 (8, PH)	0-0 G3				0-0 5-3			0-0 FC6 1-2	0-0 1-3	3	0	0	0	0	0	2						
José Oquendo, S OBP: 0.267, SLG: 0.253 Wally Backman, S OBP: 0.194, SLG: 0.139 (8, PH)	0-0 5-3				0-3 K			0-0 G3		2	0	0	0	0	1	1						
Walt Terrell, L OBP: 0.190, SLG: 0.415 Rusty Staub, L OBP: 0.375, SLG: 0.423 John Stearns, R OBP: 0.500, SLG: 0.500 (8, 1)			0-0 4-3			0-0 F7		0-0 G3 1B 2B		2	0	0	0	0	0	0						
Inning Stats	R: 0 E: 0 K: 0 S: 4	H: 1 LOB: 1 BB: 0 P: 4	R: 0 E: 0 K: 0 S: 3	H: 0 LOB: 1 BB: 1 P: 7	R: 0 E: 0 K: 0 S: 3	H: 0 LOB: 0 BB: 0 P: 3	R: 0 E: 0 K: 0 S: 4	H: 1 LOB: 1 BB: 0 P: 4	R: 0 E: 0 K: 1 S: 5	H: 0 LOB: 0 BB: 0 P: 5	R: 0 E: 0 K: 0 S: 3	H: 1 LOB: 0 BB: 0 P: 3	R: 0 E: 0 K: 0 S: 4	H: 1 LOB: 1 BB: 0 P: 4	R: 1 E: 0 K: 0 S: 5	H: 2 LOB: 2 BB: 0 P: 5	R: 0 E: 0 K: 0 S: 4	H: 1 LOB: 1 BB: 0 P: 4	1B: 6 2B: 1 3B: 0 HR: 0	SF: 0 SAC: 0 DP: 1 HBP: 0	WP: 0 PB: 0 SB: 1 CS: 0	PA: 34
PITCHER Dick Ruthven, R ERA: 4.24 (1, 1)	IP: 9.0 WLS: W BF: 34 H: 7 R: 1 ER: 1 SO: 1 BB: 1 IBB: 0 HBP: 0 BLK: 0 WP: 0 HR: 0 S: 35 P: 39 ERA: 1.00 WHIP: 0.889																					

New York Mets @ Chicago Cubs
Wrigley Field, Chicago, IL
Fri Sep 23 1983, 3:33 AM CDT
Att: 3,105 - Sunny - 55 F

AB 33
R 1
H 7
RBI 1
BB 1
SO 1
LOB 14

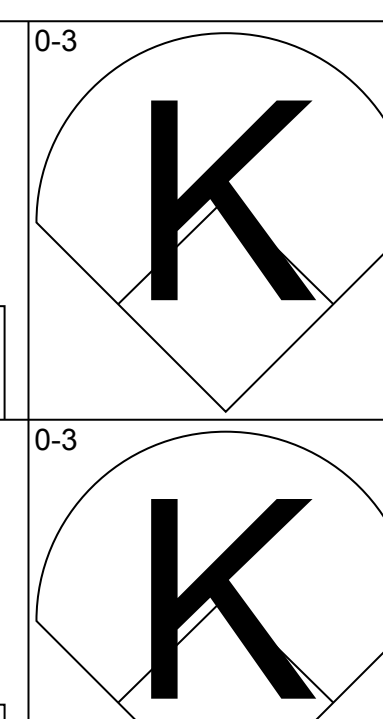
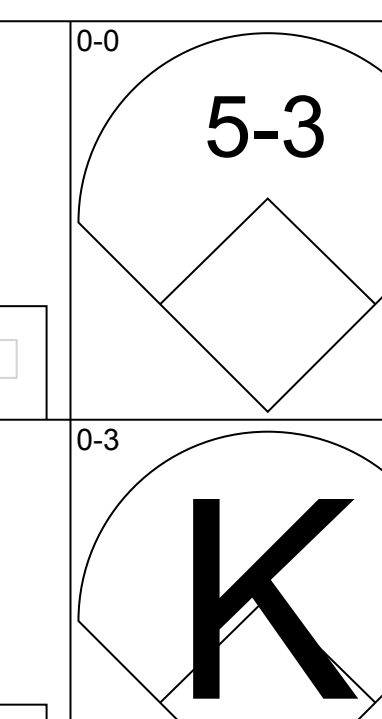
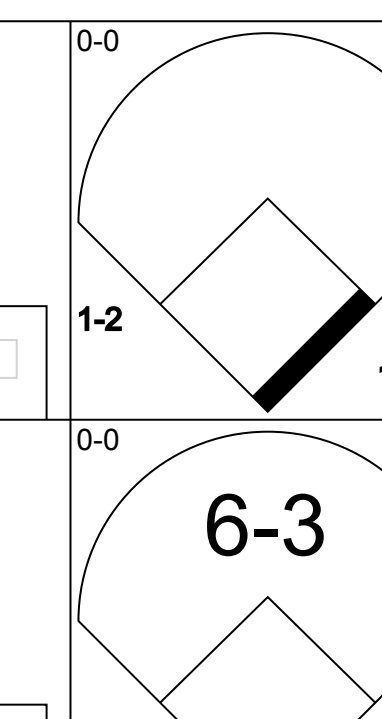
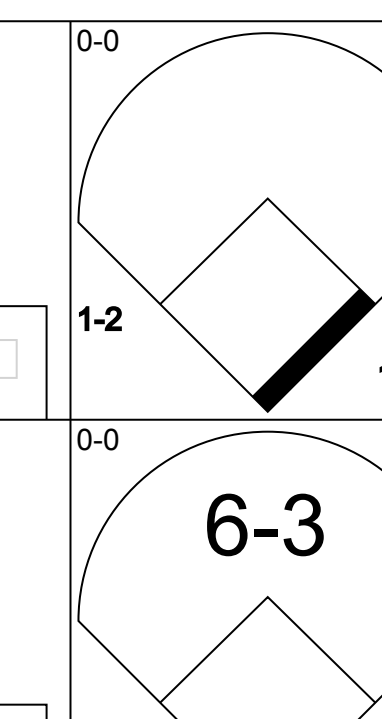
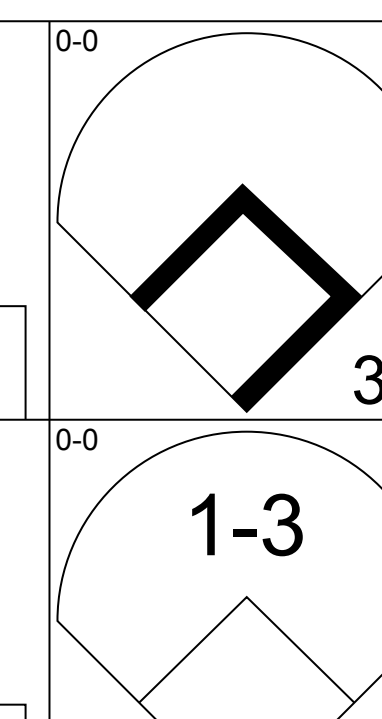
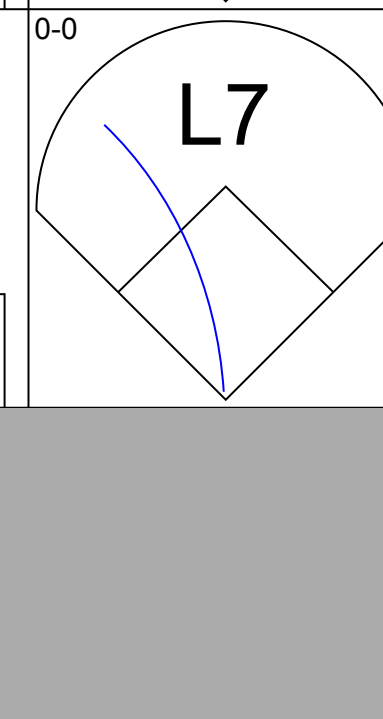
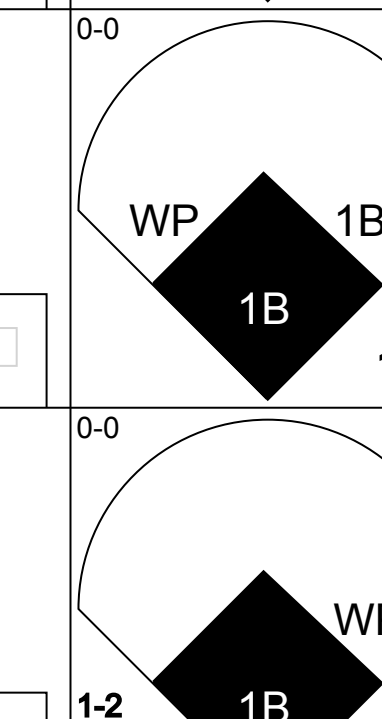




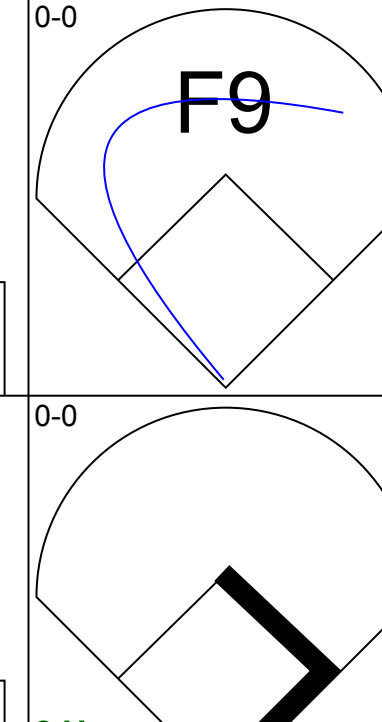
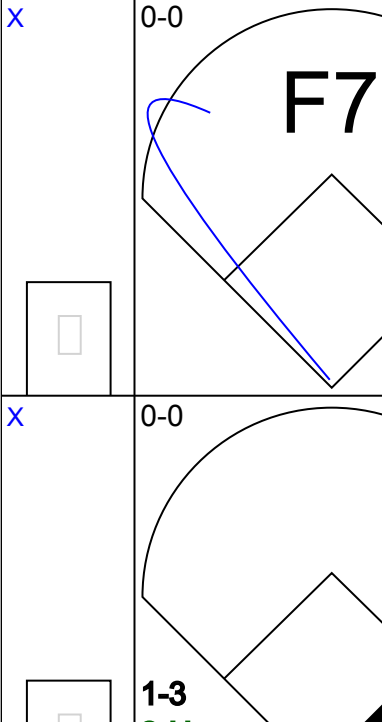
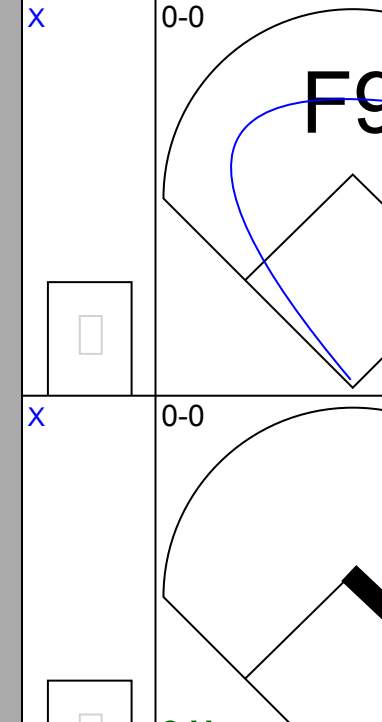
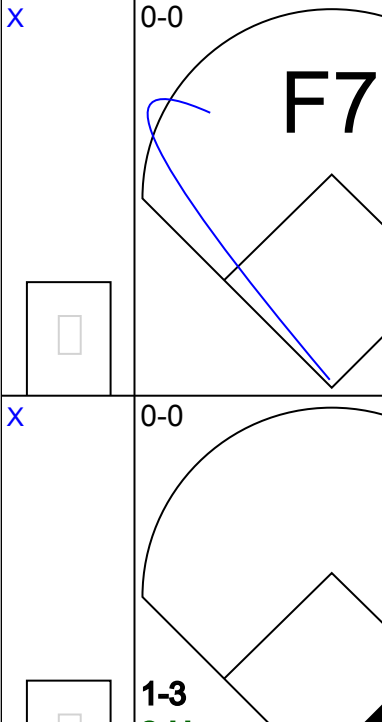
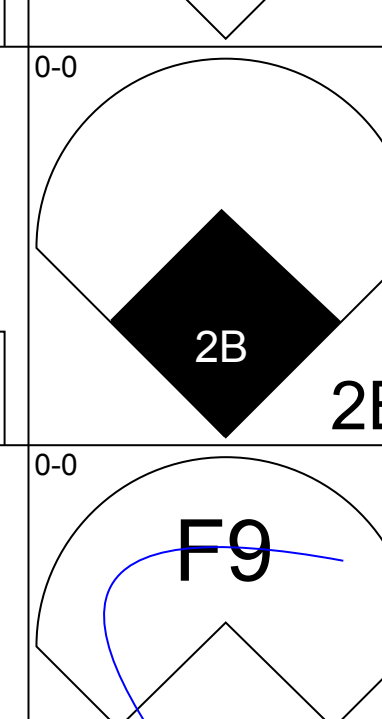
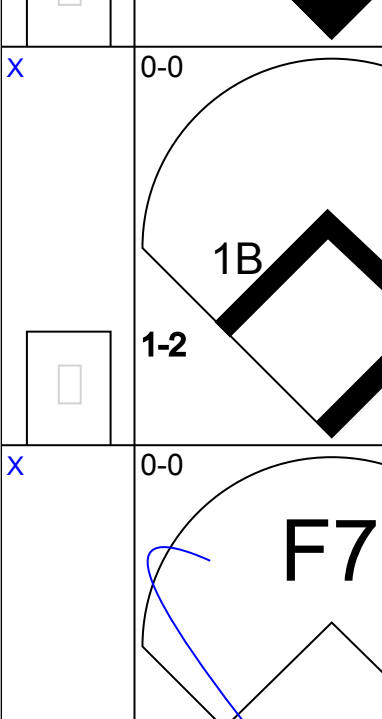

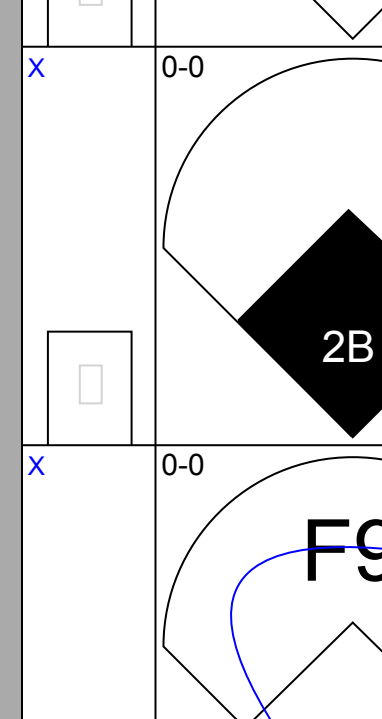
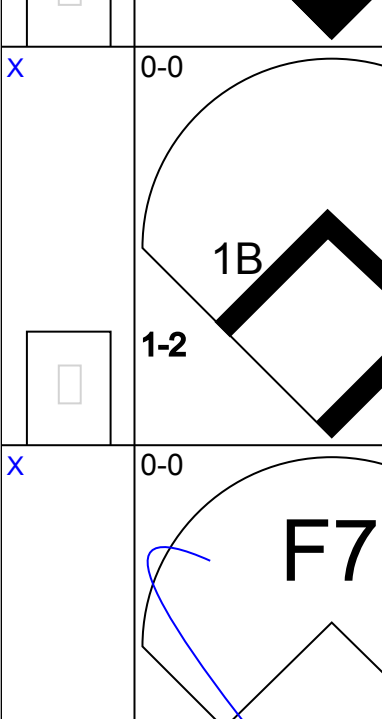
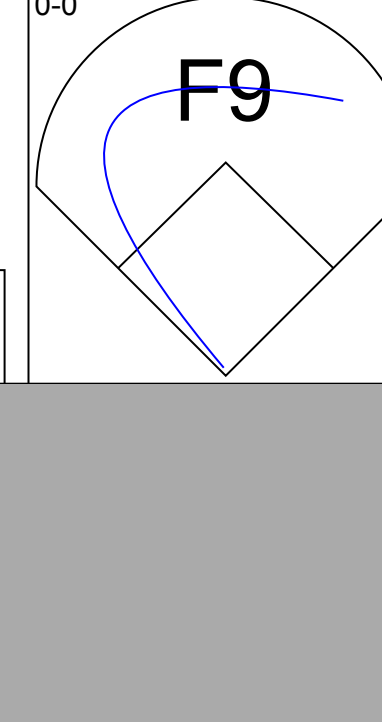
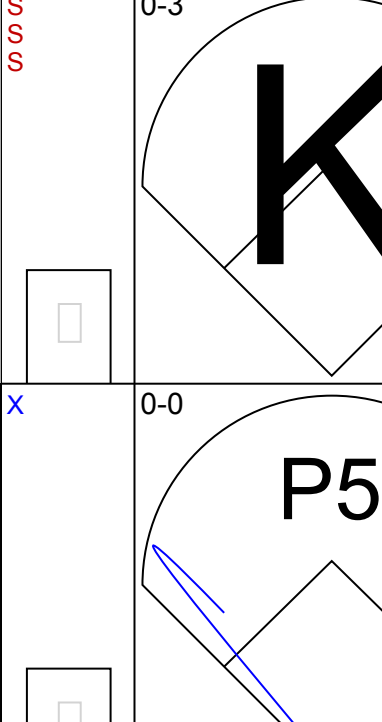
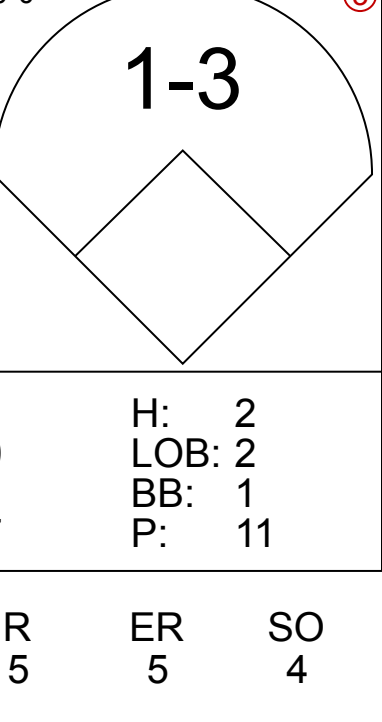
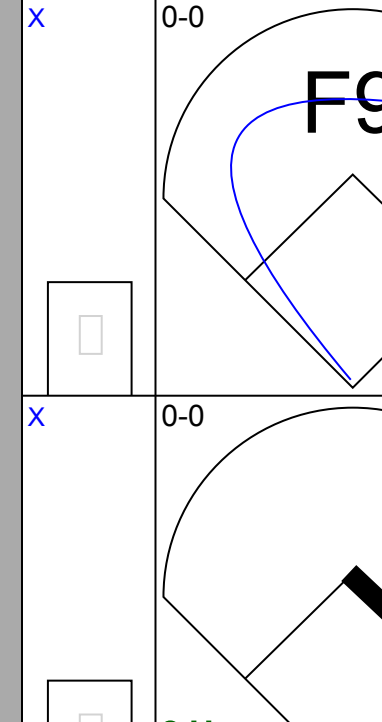
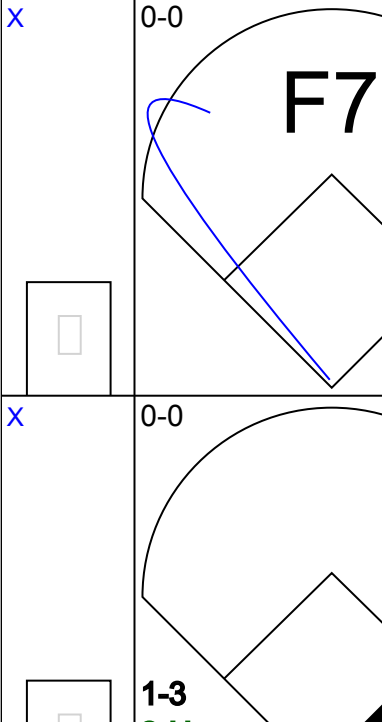

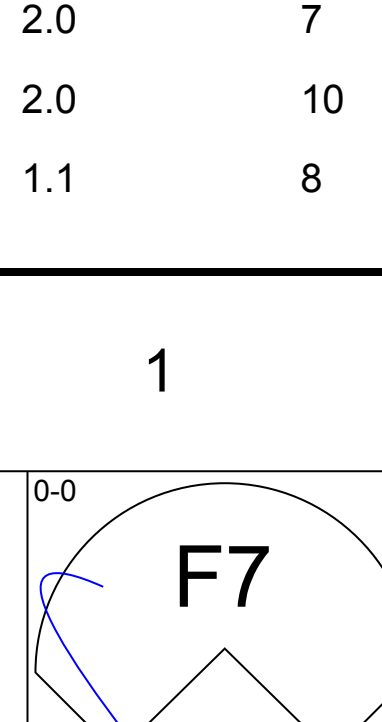
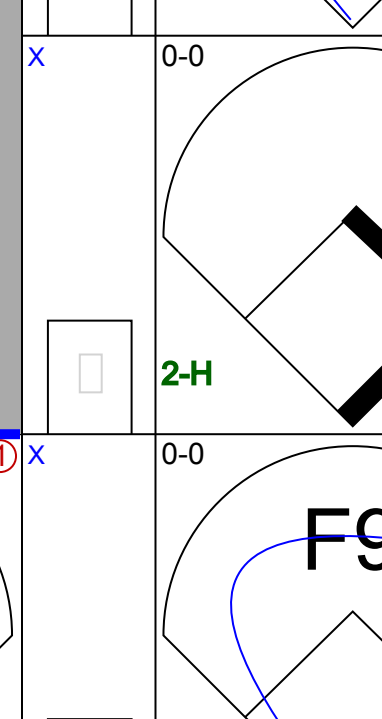
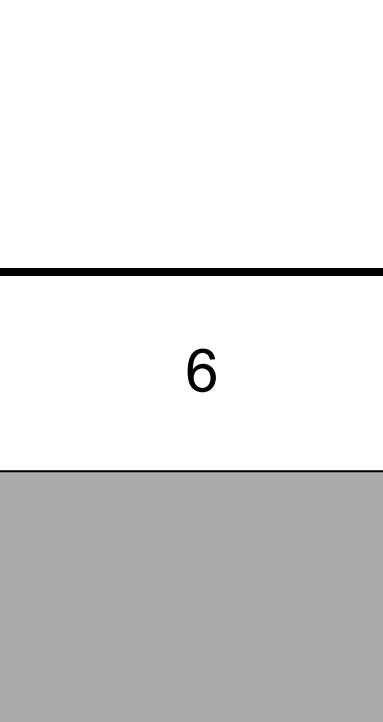
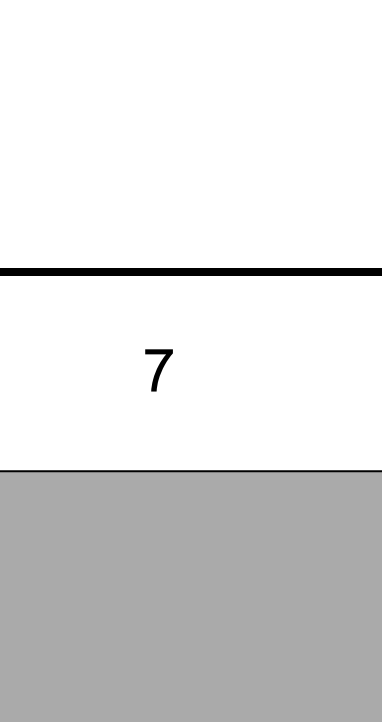
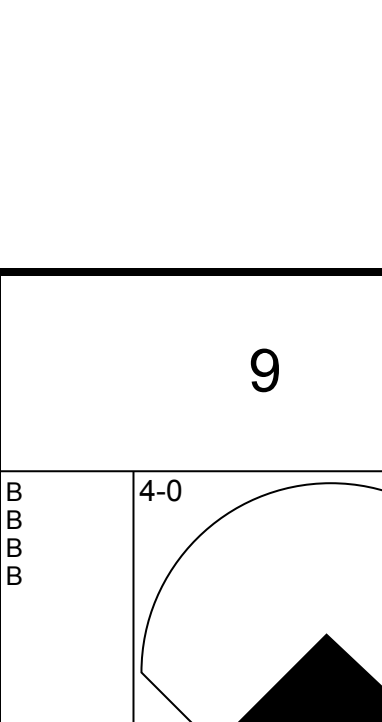

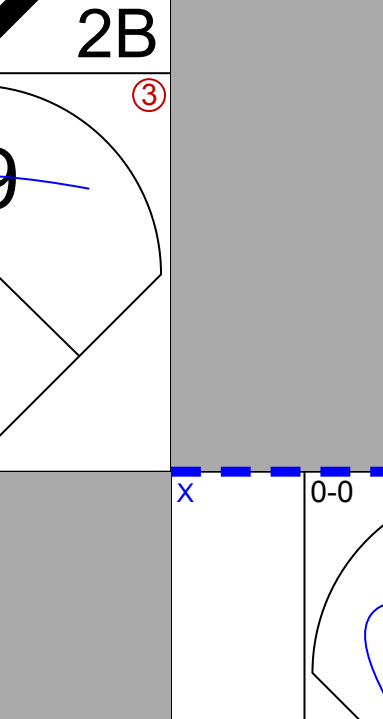
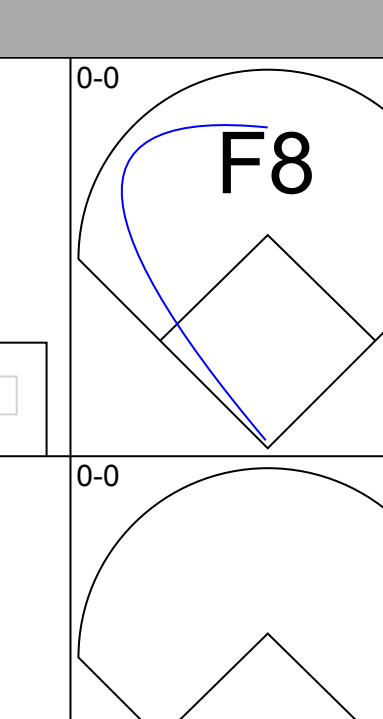

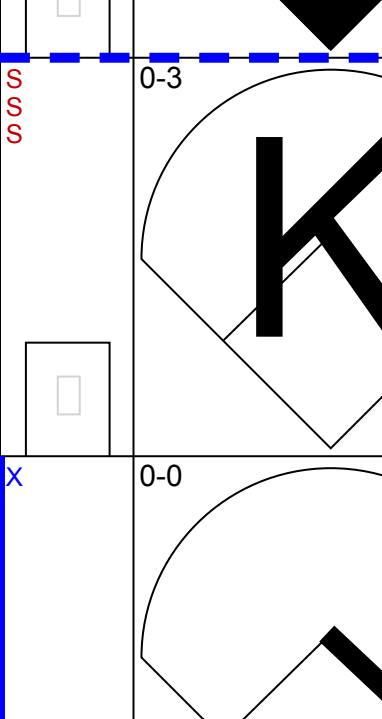
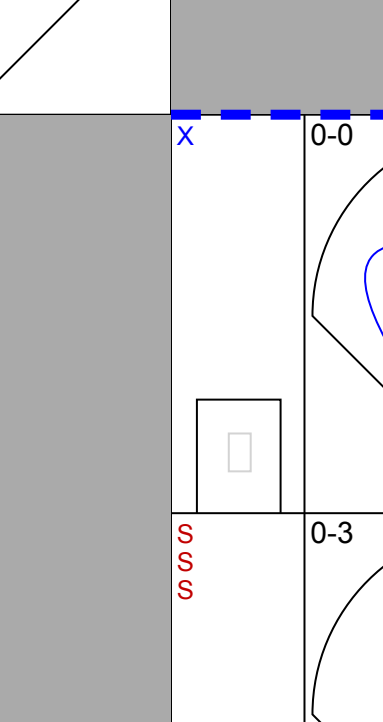
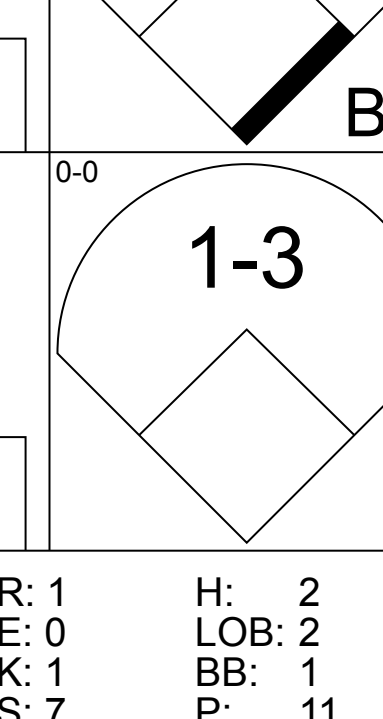
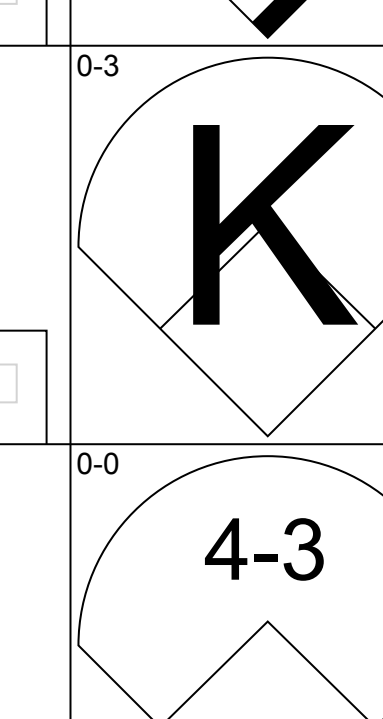


Batter	1	2	3	4	5	6	7	8	9	AB	R	H	RBI	BB	SO	LOB	BOTTOM					
23 Ryne Sandberg, R OBP: 0.318, SLG: 0.355 (1, 4)	0-0 5-3				0-3 K			0-0 6-3		4	0	0	0	0	2	2						
Larry Bowa, S OBP: 0.304, SLG: 0.332 (1, 6)	0-0 4-3				0-0 4-3			4-0 BB BB		3	0	1	0	1	0	0						
Mel Hall, L OBP: 0.350, SLG: 0.482 (1, 8)	0-0 6-3				0-0 FC4-6 CS 1-2		0-0 F8	4-0 1-2 BB		3	0	0	0	1	0	1						
Ron Cey, R OBP: 0.350, SLG: 0.467 Gary Woods, R OBP: 0.293, SLG: 0.330 (9, 9)		0-0 SH3 HR 2B			0-0 F7 1-2		0-0 F8	0-0 P6		4	1	1	0	0	0	3						
Keith Moreland, R OBP: 0.374, SLG: 0.455 Dave Owen, S (9, 5)		0-0 SH3 2-3			0-0 HR		0-3 K	0-0 6-3		3	1	1	1	0	1	2						
Carmelo Martínez, R OBP: 0.273, SLG: 0.434 (1, 3)		0-0 1-3			0-0 5-3			0-3 K		3	0	0	0	0	1	1						
Jody Davis, R OBP: 0.321, SLG: 0.488 (1, 2)		0-0 HR			0-0 5-3			0-0 HR		3	2	2	3	0	0	0						
Joe Carter, R OBP: 0.154, SLG: 0.192 (1, 7)		3-H BB 1B			0-0 5-3			0-3 K		3	0	1	0	0	1	0						
Dick Ruthven, R OBP: 0.238, SLG: 0.246 (1, 1)		4-0 1-2 BB			0-0 F9			0-0 4-3		2	0	0	0	1	0	0						
Inning Stats	R: 0 E: 0 K: 0 S: 3	H: 0 LOB: 0 BB: 0 P: 3	R: 2 E: 0 K: 1 S: 8	H: 3 LOB: 2 BB: 1 P: 12	R: 0 E: 0 K: 0 S: 3	H: 1 LOB: 0 BB: 0 P: 3	R: 1 E: 0 K: 0 S: 4	H: 1 LOB: 0 BB: 0 P: 4	R: 0 E: 0 K: 1 S: 5	H: 0 LOB: 0 BB: 0 P: 5	R: 0 E: 0 K: 1 S: 5	H: 0 LOB: 0 BB: 0 P: 5	R: 1 E: 0 K: 2 S: 8	H: 1 LOB: 0 BB: 0 P: 8	R: 0 E: 0 K: 0 S: 3	H: 0 LOB: 2 BB: 2 P: 11	R: 0 E: 0 K: 0 S: 3	H: 0 LOB: 2 BB: 2 P: 11	1B: 2 2B: 1 3B: 0 HR: 3	SF: 0 SAC: 1 DP: 0 HBP: 0	WP: 0 PB: 0 SB: 0 CS: 1	PA: 32
PITCHER Walt Terrell, R ERA: 3.83 Doug Sisk, R ERA: 2.27 (8, 1)	IP: 7.0 WLS: L BF: 27 H: 6 R: 4 ER: 4 SO: 5 BB: 1 IBB: 0 HBP: 0 BLK: 0 WP: 0 HR: 3 S: 36 P: 40 ERA: 5.14 WHIP: 1.000																					

New York Mets @ Chicago Cubs
Wrigley Field, Chicago, IL
Fri Sep 23 1983, 3:33 AM CDT
Att: 3,105 - Sunny - 55 F

AB 28
R 4
H 6
RBI 4
BB 3
SO 5
LOB 9

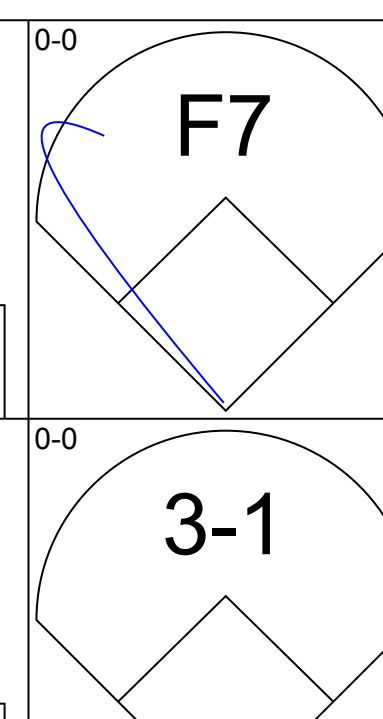
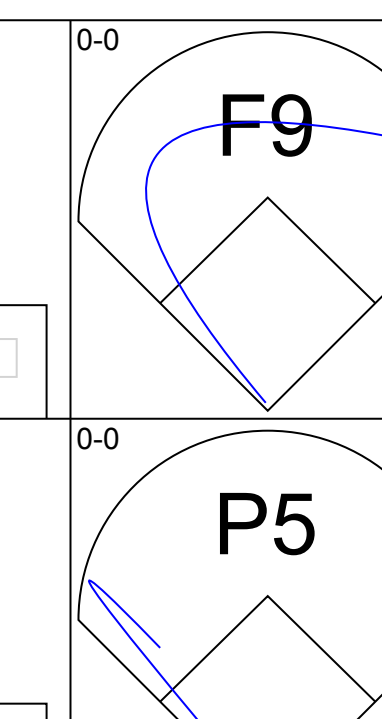
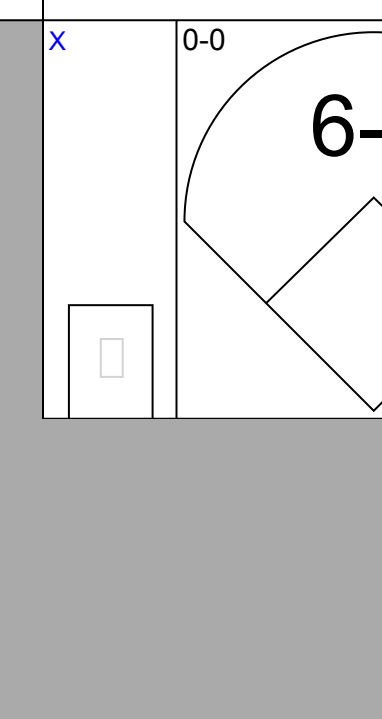
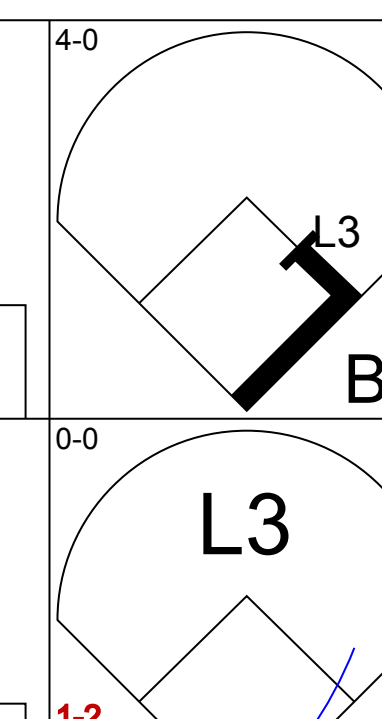
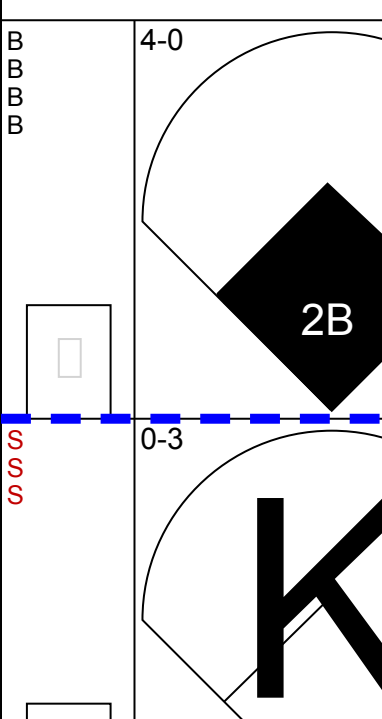
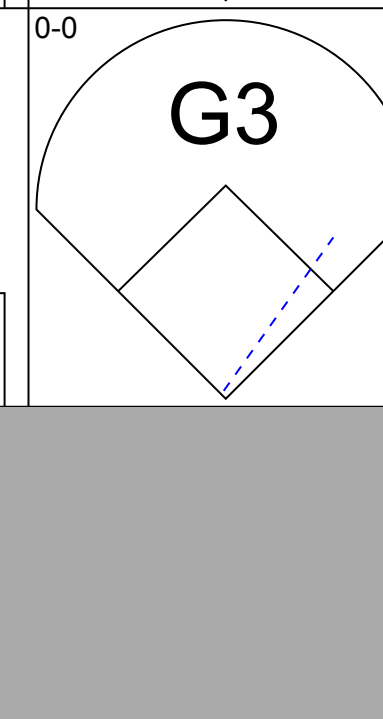
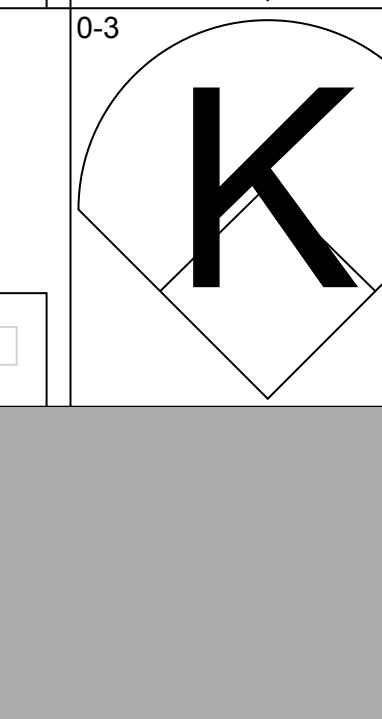
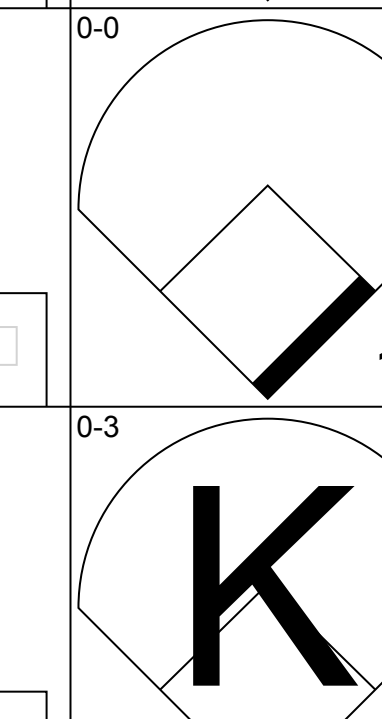
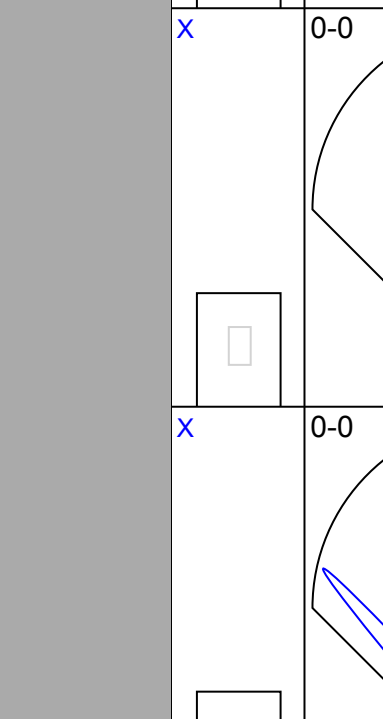
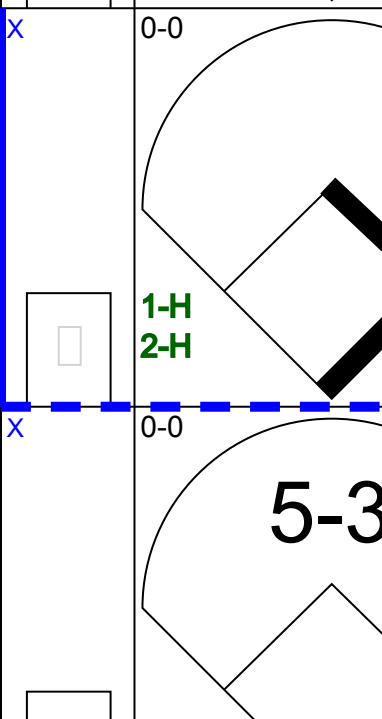


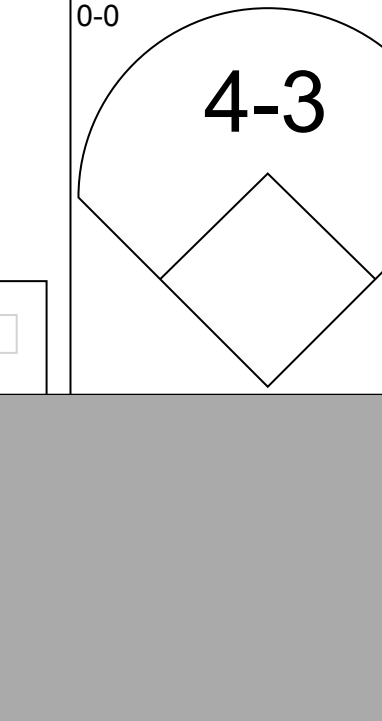
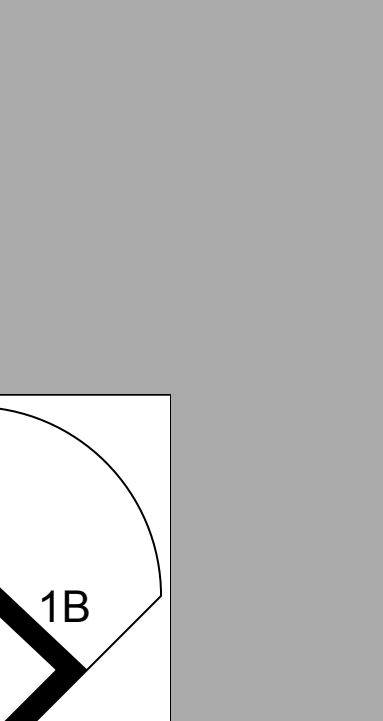
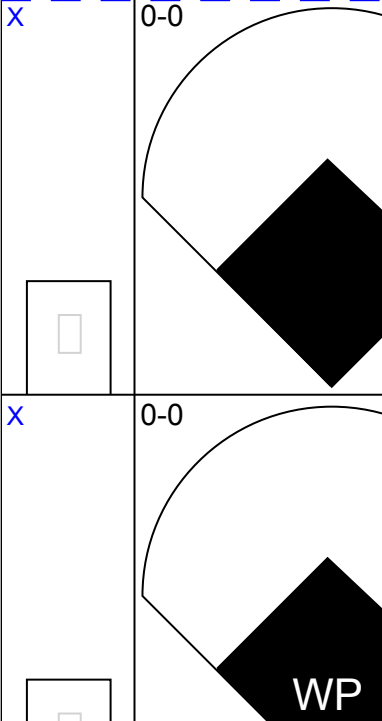
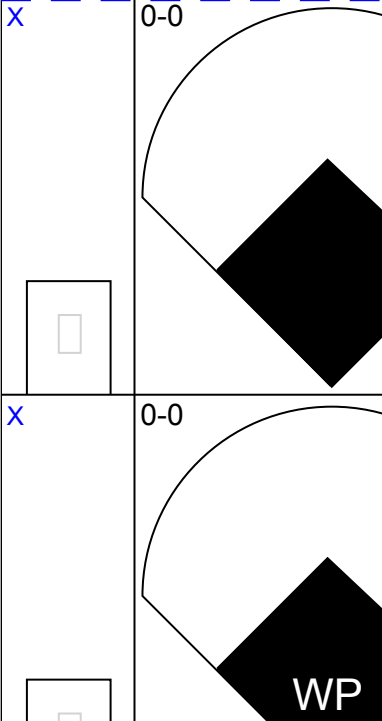
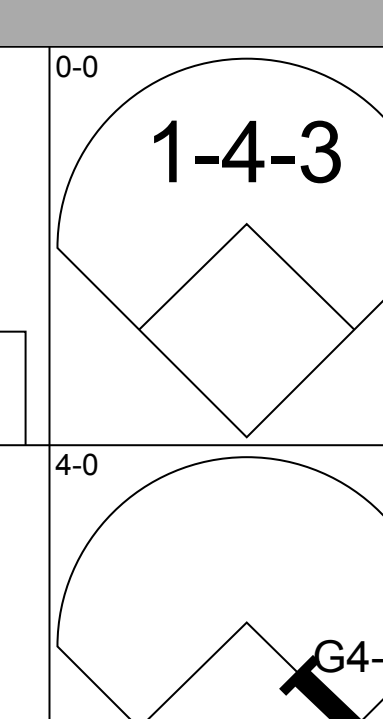


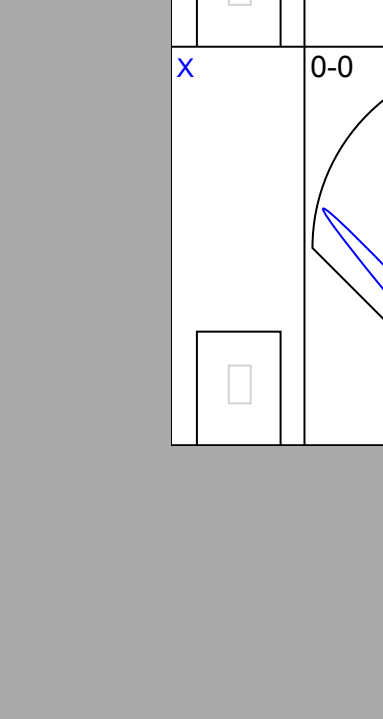
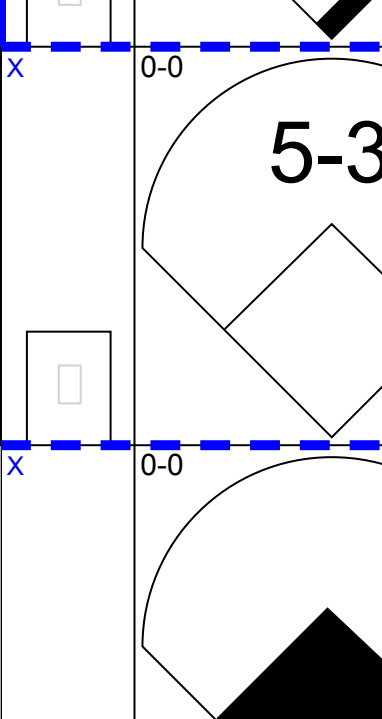
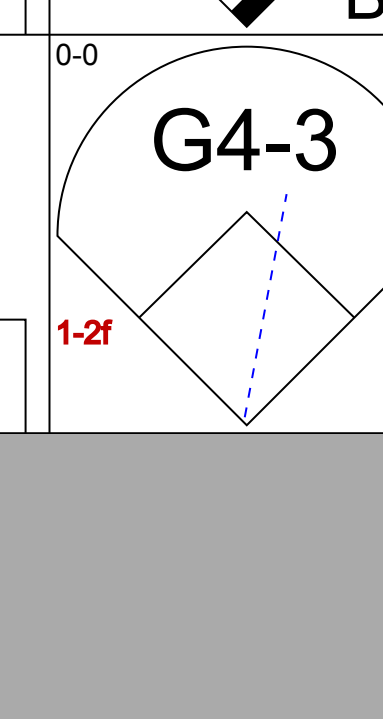
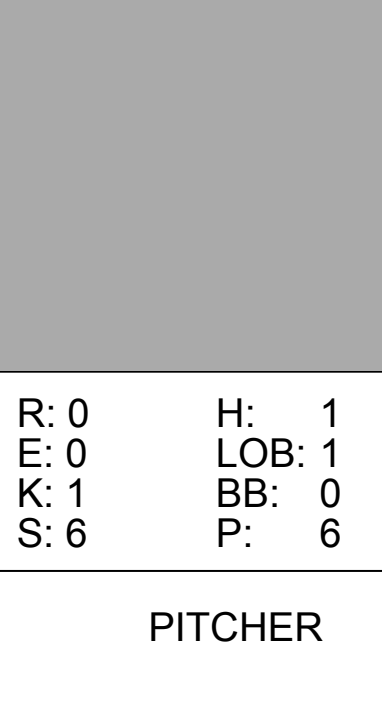
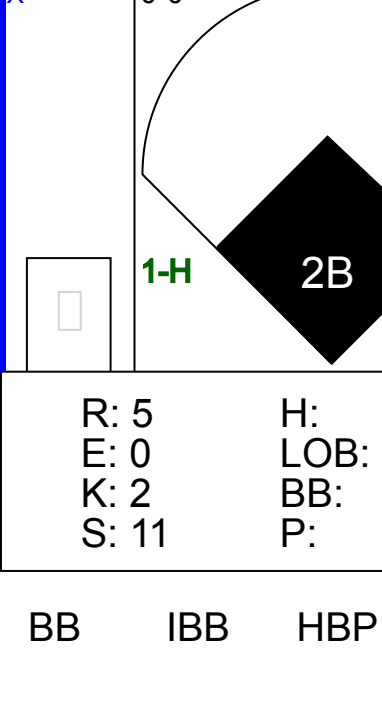
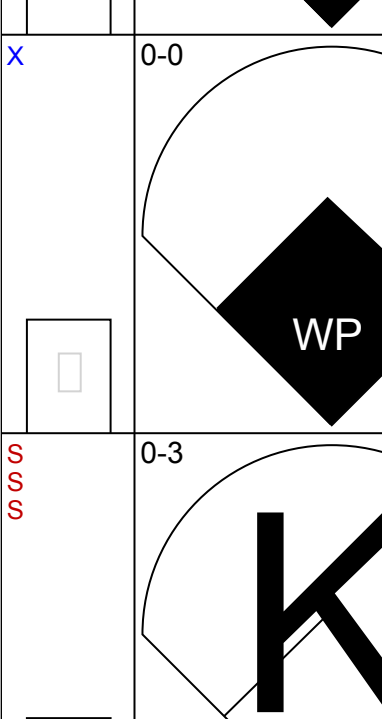


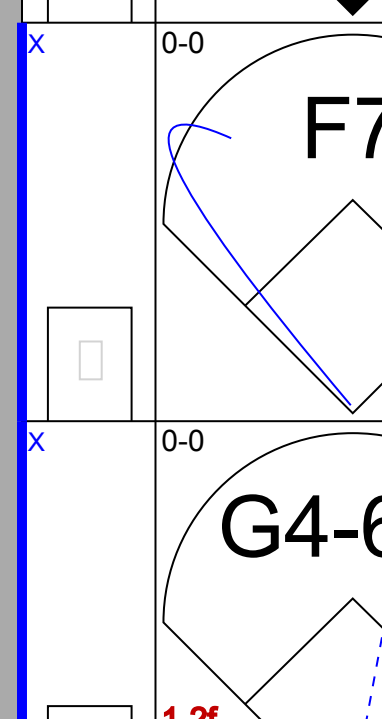
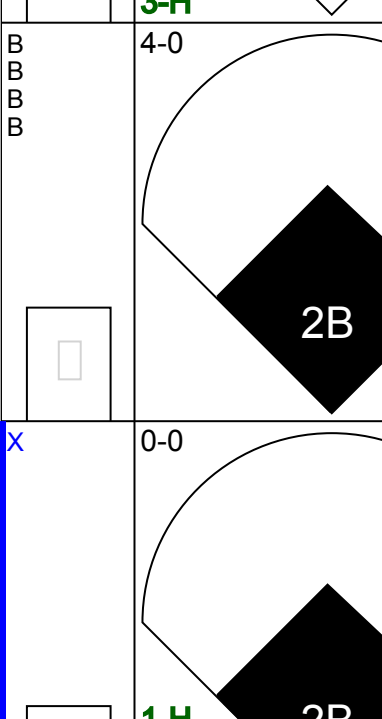
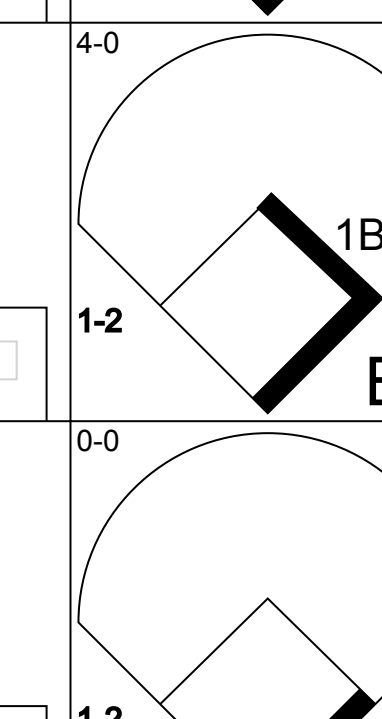

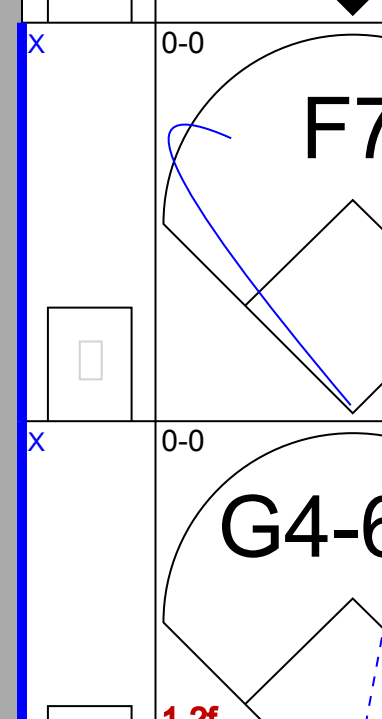
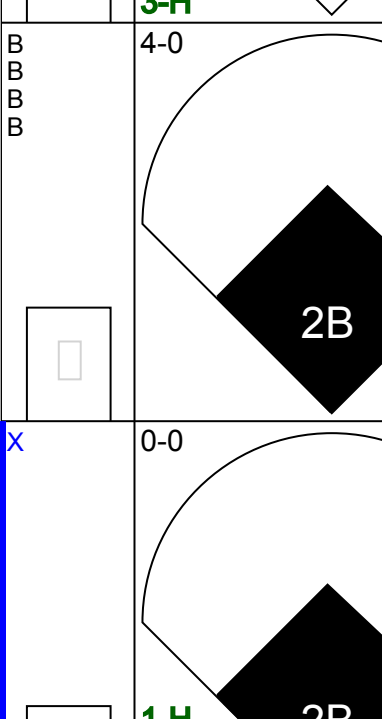
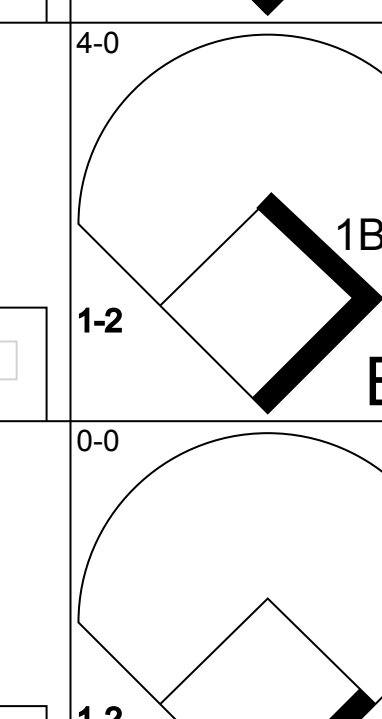
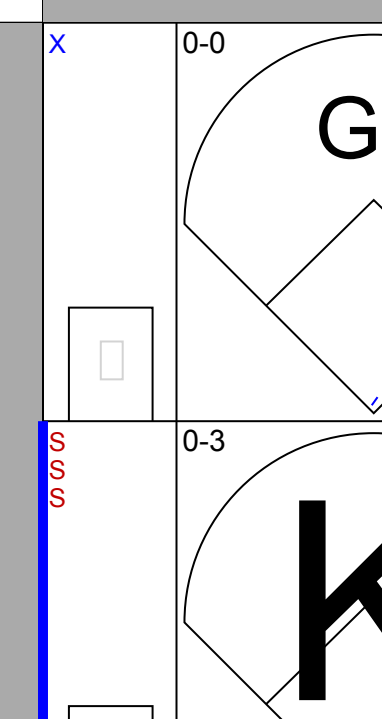
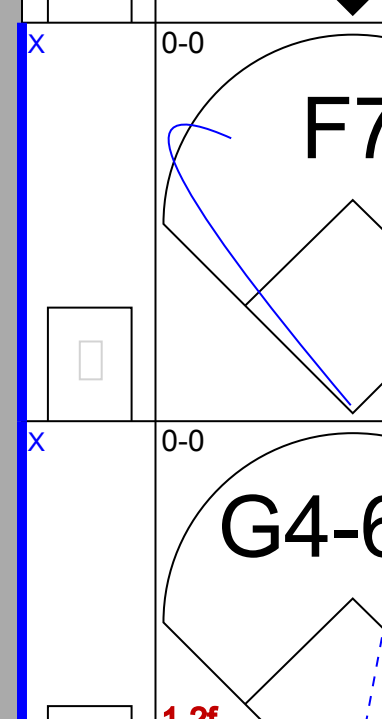
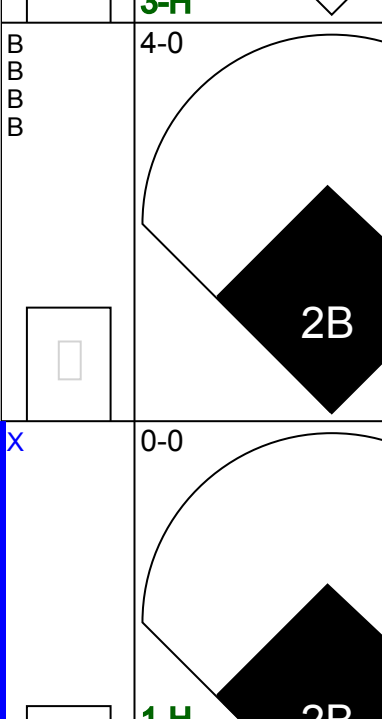
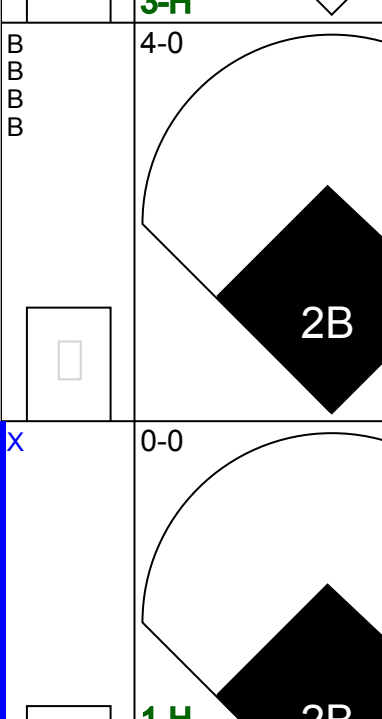


Batter	1	2	3	4	5	6	7	8	9	AB	R	H	RBI	BB	SO	LOB	TOP			
Mookie Wilson, S OBP: 0.302, SLG: 0.364 (1, 8)										5	0	3	0	0	1	0				
Hubie Brooks, R OBP: 0.298, SLG: 0.325 (1, 5)										5	0	0	0	0	2	4				
Danny Heep, L OBP: 0.326, SLG: 0.392 (1, 9)											4	2	2	0	1	0	0			
George Foster, R OBP: 0.292, SLG: 0.411 (1, 7)											5	2	4	0	0	1	0			
Gary Rajsich, L OBP: 0.214, SLG: 0.154 (1, 3)											5	1	1	2	0	0	5			
Brian Giles, R OBP: 0.308, SLG: 0.300 (1, 4)											5	2	4	4	0	0	2			
Junior Ortiz, R OBP: 0.275, SLG: 0.277 (1, 2)										4	0	1	1	0	1	3				
José Oquendo, S OBP: 0.266, SLG: 0.250 (1, 6)										4	0	0	0	1	0	3				
Tom Seaver, R OBP: 0.225, SLG: 0.219 (1, 1)										3	0	0	0	1	1	2				
Mike Torrez, R OBP: 0.063, SLG: 0.048 (9, 1)										0	0	0	0	0	0	0				
Carlos Diaz, R OBP: 0.500, SLG: 0.500 (9, 1)										0	0	0	0	0	0	0				
Doug Sisk, R OBP: 0.500, SLG: 0.500 (9, 1)										0	0	0	0	0	0	0				
Inning Stats	R: 0 E: 0 K: 2 S: 7	H: 0 LOB: 0 BB: 0 P: 7	R: 1 E: 0 K: 1 S: 7	H: 2 LOB: 2 BB: 1 P: 11	R: 4 E: 0 K: 1 S: 9	H: 4 LOB: 1 BB: 0 P: 10	R: 0 E: 0 K: 0 S: 3	H: 1 LOB: 0 BB: 0 P: 3	R: 0 E: 0 K: 0 S: 4	H: 1 LOB: 1 BB: 1 P: 8	R: 1 E: 0 K: 0 S: 5	H: 2 LOB: 1 BB: 0 P: 5	R: 0 E: 0 K: 1 S: 6	H: 1 LOB: 1 BB: 0 P: 6	R: 1 E: 0 K: 1 S: 8	H: 3 LOB: 2 BB: 0 P: 8	1B: 11 2B: 2 3B: 1 HR: 1	SF: 0 SAC: 0 DP: 2 HBP: 1	WP: 1 PB: 0 SB: 1 CS: 0	PA: 44
PITCHER	IP WLS BF H R ER SO BB IBB HBP BLK WP HR S P ERA WHIP	IP WLS BF H R ER SO BB IBB HBP BLK WP HR S P ERA WHIP																		
Don Schulze, R ERA: 11.57 (1, 1)	2.2 L 15 6 5 5 4 1 0 0 0 0 1 1 22 26 16.88 2.625																			
Mike Proby, R ERA: 3.52 (3, 1)	0.1 2 0 0 0 0 0 0 0 1 0 0 0 1 2 0.00 0.000																			
Dickie Noles, R ERA: 4.79 (4, 1)	2.0 7 2 0 0 0 1 0 0 0 0 0 6 10 0.00 1.500																			
Rich Bordi, R ERA: 4.97 (6, 1)	2.0 10 3 1 1 0 1 0 0 0 0 0 9 13 4.50 2.000																			
Bill Johnson, R ERA: 2.7 (8, 1)	1.1 8 4 1 1 1 0 0 0 0 0 0 0 10 10 6.75 3.000																			

New York Mets @ Chicago Cubs
Wrigley Field, Chicago, IL
Sat Sep 24 1983, 3:33 AM CDT
Att: 30,111 - Sunny - 60 F

AB	40
R	7
H	15
RBI	7
BB	3
SO	6
LOB	19



Batter	1	2	3	4	5	6	7	8	9	AB	R	H	RBI	BB	SO	LOB	BOTTOM			
23 Ryne Sandberg, R OBP: 0.319, SLG: 0.353 (1, 4)										3	1	0	0	2	0	2				
Bill Buckner, L OBP: 0.305, SLG: 0.434 (1, 3)										5	0	0	0	0	1	5				
Mel Hall, L OBP: 0.351, SLG: 0.487 (1, 8)										4	0	2	0	0	1	2				
Gary Woods, R OBP: 0.296, SLG: 0.339 (9, PH)										1	0	1	2	0	0	0				
Ron Cey, R OBP: 0.348, SLG: 0.463 (1, 5)										5	0	0	0	0	1	3				
Keith Moreland, R OBP: 0.376, SLG: 0.456 (1, 2)										1	0	1	0	1	0	0				
Jody Davis, R OBP: 0.321, SLG: 0.494 (5, 2)										2	1	1	1	0	0	1				
Joe Carter, R OBP: 0.200, SLG: 0.300 (1, 7)										4	1	2	0	0	1	2				
Tom Grant, L OBP: 0.283, SLG: 0.125 (1, 9)										4	1	2	0	0	2	1				
Larry Bowa, S OBP: 0.305, SLG: 0.331 (1, 6)										1	0	0	0	1	0	0				
Thad Bosley, L OBP: 0.394, SLG: 0.516 (7, PH)										1	0	0	0	0	0	2				
Dave Owen, S (8, 6)										0	1	0	0	1	0	0				
Inning Stats	R: 0 E: 0 K: 0 S: 3	H: 0 LOB: 0 BB: 0 P: 3	R: 0 E: 0 K: 0 S: 2	H: 0 LOB: 0 BB: 1 P: 6	R: 1 E: 0 K: 1 S: 7	H: 2 LOB: 1 BB: 1 P: 11	R: 0 E: 0 K: 2 S: 8	H: 1 LOB: 1 BB: 0 P: 8	R: 0 E: 0 K: 1 S: 5	H: 0 LOB: 0 BB: 0 P: 5	R: 0 E: 0 K: 1 S: 6	H: 2 LOB: 1 BB: 0 P: 4	R: 0 E: 0 K: 0 S: 3	H: 1 LOB: 1 BB: 1 P: 7	R: 5 E: 0 K: 2 S: 11	H: 4 LOB: 1 BB: 2 P: 19	1B: 6 2B: 3 3B: 2 HR: 1	SF: 0 SAC: 0 DP: 3 HBP: 0	WP: 2 PB: 0 SB: 0 CS: 0	PA: 40
PITCHER	IP WLS BF H R ER SO BB IBB HBP BLK WP HR S P ERA WHIP	IP WLS BF H R ER SO BB IBB HBP BLK WP HR S P ERA WHIP																		
Tom Seaver, R ERA: 3.56 (1, 1)	8.0 W 31 7 1 1 5 1 2 0 0 0 0 1 1 6 14 135.00 15.000																			
Mike Torrez, R ERA: 4.41 (9, 1)	0.1 6 3 5 5 1 2 0 0 0 0 1 1 6 14 0.00 3.000																			
Carlos Diaz, L ERA: 2.12 (9, 1)	0.1 S 1 0 0 0 0 0 0 0 0 0 0 0 4 4 0.00 0.000																			
Doug Sisk, R ERA: 2.26 (9, 1)	0.1 S 1 0 0 0 0 0 0 0 0 0 0 0 1 1 0.00 0.000																			

New York Mets @ Chicago Cubs
Wrigley Field, Chicago, IL
Sat Sep 24 1983, 3:33 AM CDT
Att: 30,111 - Sunny - 60 F

AB	35
R	6
H	11
RBI	5
BB	5
SO	7
LOB	20



Batter	1	2	3	4	5	6	7	8	9	AB	R	H	RBI	BB	SO	LOB	TOP					
Mookie Wilson, S OBP: 0.300, SLG: 0.361	0-3 K			0-0 F8		0-0 5-3		0-0 F7	0-0 4-3	5	0	0	0	0	1	2	New York Mets @ Chicago Cubs Wrigley Field, Chicago, IL Sun Sep 25 1983, 3:33 AM CDT Att. 6,421 - Overcast - 58 F					
Clint Hurdle, L OBP: 0.200, SLG: 0.143	0-3 K			0-0 P6		0-0 WP HR 1B		0-0 G4-6-3		4	1	1	0	0	1	1						
Danny Heep, L OBP: 0.321, SLG: 0.385	0-0 3-1			0-3 K		0-0 F7			0-0 F8	4	0	0	0	0	1	1						
George Foster, R OBP: 0.295, SLG: 0.423		0-0 L8			4-0 1B FC4-6 BB	0-0 HR			0-0 HR	3	3	2	3	1	0	0						
Gary Rajsich, L OBP: 0.278, SLG: 0.412		0-0 P6			0-0 FC4-6 1B	0-3 K			0-0 HR	4	1	2	1	0	1	0						
Brian Giles, R OBP: 0.310, SLG: 0.300		0-0 F8			0-0 FC4-6 1B		0-3 K		4-0 3B BB	3	1	1	0	1	1	0						
Ron Gardenhire, R OBP: 0.100, SLG: 0.069			0-0 F8		0-0 FC4-6		0-0 4-3		0-3 K	4	0	0	1	0	1	3						
Mike Fitzgerald, R OBP: 0.250, SLG: 0.294			0-0 F8		0-0 P6		0-0 P3		0-0 2B 3B	3	0	0	0	0	0	2						
Tom Gorman, L OBP: 0.250, SLG: 0.250										0	0	0	0	0	0	0						
Wally Backman, S OBP: 0.205, SLG: 0.216									1-H 2B 3B	1	1	1	1	0	0	0						
Tim Leary, R OBP: 0.227, SLG: 0.227			0-3 K							0	0	0	0	0	0	0						
Scott Holman, R OBP: 0.372, SLG: 0.420										1	0	0	0	0	1	0						
Rusty Staub, L OBP: 0.372, SLG: 0.420										1	0	0	0	0	1	2						
Brent Gaff, R OBP: 0.283, SLG: 0.291										0	0	0	0	0	0	0						
Junior Ortiz, R OBP: 0.283, SLG: 0.291										2	0	2	1	0	0	0						
Inning Stats	R: 0 E: 0 K: 2 S: 7	H: 0 LOB: 0 BB: 0 P: 7	R: 0 E: 0 K: 0 S: 3	H: 0 LOB: 0 BB: 0 P: 3	R: 0 E: 0 K: 1 S: 5	H: 0 LOB: 0 BB: 0 P: 5	R: 0 E: 0 K: 1 S: 5	H: 0 LOB: 0 BB: 0 P: 5	R: 1 E: 0 K: 1 S: 7	H: 2 LOB: 2 BB: 1 P: 11	R: 2 E: 0 K: 1 S: 7	H: 2 LOB: 0 BB: 0 P: 7	R: 0 E: 0 K: 1 S: 5	H: 0 LOB: 0 BB: 0 P: 5	R: 0 E: 0 K: 0 S: 3	H: 1 LOB: 0 BB: 0 P: 3		R: 4 E: 0 K: 1 S: 9	H: 4 LOB: 1 BB: 1 P: 13	1B: 4 2B: 1 3B: 1 HR: 3	SF: 0 SAC: 0 DP: 1 HBP: 0	WP: 1 PA: 37 PB: 0 SB: 0 CS: 0
PITCHER	IP WLS BF H R ER SO BB IBB HBP BLK WP HR S P ERA WHIP	8.1 W 32 7 5 5 7 1 0 0 0 1 3 45 49 5.40 0.960	0.2 L 5 2 2 2 1 1 0 0 0 0 0 6 10 27.00 4.500																			

AB	35
R	7
H	9
RBI	7
BB	2
SO	8
LOB	11



Batter	1	2	3	4	5	6	7	8	9	AB	R	H	RBI	BB	SO	LOB	BOTTOM				
23 Ryne Sandberg, R OBP: 0.319, SLG: 0.355	0-0 4-3		0-0 F9		0-0 1B 2B	0-0 E5		0-0 5-3		6	2	2	1	0	0	4	New York Mets @ Chicago Cubs Wrigley Field, Chicago, IL Sun Sep 25 1983, 3:33 AM CDT Att. 6,421 - Overcast - 58 F				
Bill Buckner, L OBP: 0.304, SLG: 0.432		0-0 E7		0-3 K	4-0 1B 1B	0-0 G5-4-3				3	2	0	0	1	1	0					
Carmelo Martinez, R OBP: 0.270, SLG: 0.429	0-0 P6	0-0 E7			0-0 1B 1B	0-0 G5-4-3				1	0	0	0	0	0	2					
Jay Johnstone, L OBP: 0.369, SLG: 0.445		1-H 2B 3-H			0-0 1B 1B	0-0 G3				1	0	1	0	0	0	0					
Thad Bosley, L OBP: 0.400, SLG: 0.508	0-0 1B	0-0 2B			0-0 1B 1B					3	1	1	2	1	0	1					
Keith Moreland, R OBP: 0.380, SLG: 0.461		0-0 2B			4-0 BB		0-0 F7			3	1	3	2	1	0	0					
Tom Grant, L OBP: 0.250, SLG: 0.118		0-0 1B			0-0 1B					1	0	0	0	0	0	0					
Ron Cey, R OBP: 0.350, SLG: 0.464	0-0 P3	0-0 1B			4-0 BB		0-3 K			3	0	2	2	1	0	2					
Dave Owen, S		0-0 1B			0-0 1B					1	0	0	0	0	1	0					
Jody Davis, R OBP: 0.318, SLG: 0.489		0-0 4-3			0-0 P3					5	0	0	0	0	1	6					
Joe Carter, R OBP: 0.229, SLG: 0.314		0-0 BLK E 1B			0-3 K					5	1	2	0	0	2	3					
Larry Bowa, S OBP: 0.310, SLG: 0.337		0-0 E7 2B 1B			0-0 E 2B 1B	0-0 SH G5-4-3 1B				4	3	4	1	0	0	0					
Tom Verzycki, R OBP: 0.231, SLG: 0.273		1-H E 1B			0-0 E 2B 1B					1	0	0	0	0	1	1					
Reggie Patterson, R OBP: 0.229, SLG: 0.314		0-3 K			0-0 E2 2B 1B	0-0 SH G5-4-3 E 2B				4	1	0	0	0	2	4					
Warren Brusstar, R OBP: 0.229, SLG: 0.314		0-3 K			0-3 K					0	0	0	0	0	0	0					
Inning Stats	R: 0 E: 0 K: 0 S: 5	H: 2 LOB: 2 BB: 0 P: 5	R: 6 E: 2 K: 1 S: 11	H: 5 LOB: 1 BB: 1 P: 15	R: 0 E: 0 K: 2 S: 8	H: 1 LOB: 1 BB: 0 P: 8	R: 0 E: 0 K: 1 S: 5	H: 0 LOB: 2 BB: 2 P: 13	R: 4 E: 1 K: 2 S: 13	H: 5 LOB: 3 BB: 1 P: 17	R: 1 E: 2 K: 0 S: 5	H: 1 LOB: 1 BB: 0 P: 5	R: 0 E: 0 K: 1 S: 5	H: 0 LOB: 0 BB: 0 P: 5	R: 0 E: 0 K: 1 S: 6	H: 1 LOB: 1 BB: 0 P: 6		1B: 13 2B: 2 3B: 0 HR: 0	SF: 0 SAC: 1 DP: 1 HBP: 0	WP: 0 PA: 46 PB: 0 SB: 0 CS: 0	
PITCHER	IP WLS BF H R ER SO BB IBB HBP BLK WP HR S P ERA WHIP	1.2 L 13 6 0 0 3 2 0 0 0 0 0 15 23 0.00 1.714	2.0 L 15 6 5 3 2 0 1 0 0 0 0 18 22 13.50 3.000	2.0 L 7 1 0 0 2 0 0 0 0 0 0 0 11 11 0.00 0.500																	



Batter	1	2	3	4	5	6	7	8	9	AB	R	H	RBI	BB	SO	LOB	TOP		
Joe Morgan, L (1,4) OBP: 0.366, SLG: 0.400										4	0	1	0	0	2	0	Philadelphia Phillies @ Chicago Cubs Wrigley Field, Chicago, IL Mon Sep 26 1983, 3:33 AM CDT Att: 3,137 - Unknown		
Len Matuszek, L (1,3) OBP: 0.293, SLG: 0.529										4	1	2	1	0	0	1			
Mike Schmidt, R (1,5) OBP: 0.401, SLG: 0.520										4	1	1	0	0	2	2			
Joe Lefebvre, L (1,9) OBP: 0.390, SLG: 0.522										4	1	2	2	0	0	1			
Gary Matthews, R (1,7) OBP: 0.355, SLG: 0.382 Bob Demier, R (9,8) OBP: 0.287, SLG: 0.289										4	0	0	0	0	2	1			
Greg Gross, L (1,8) OBP: 0.396, SLG: 0.387										4	0	1	0	0	0	1			
Bo Diaz, R (1,2) OBP: 0.291, SLG: 0.351										2	1	0	0	1	1				
Ivan De Jesus, R (1,6) OBP: 0.321, SLG: 0.329										3	1	1	2	0	0	0			
John Denny, R (1,1) OBP: 0.192, SLG: 0.184 Ron Reed, R (9,1) OBP: 0.167, SLG: 0.167										3	0	0	0	0	1	0			
Inning Stats	R: 0 E: 0 K: 1 S: 6	H: 1 LOB: 1 BB: 0 P: 6	R: 2 E: 0 K: 0 S: 4	H: 1 LOB: 0 BB: 1 P: 8	R: 0 E: 0 K: 1 S: 5	H: 1 LOB: 0 BB: 0 P: 5	R: 0 E: 0 K: 1 S: 5	H: 0 LOB: 0 BB: 0 P: 5	R: 1 E: 0 K: 2 S: 8	H: 1 LOB: 0 BB: 0 P: 8	R: 0 E: 0 K: 1 S: 5	H: 1 LOB: 0 BB: 0 P: 5	R: 0 E: 0 K: 1 S: 5	H: 0 LOB: 0 BB: 0 P: 5	R: 2 E: 0 K: 0 S: 5	H: 2 LOB: 0 BB: 0 P: 5	1B: 5 2B: 1 3B: 0 HR: 3	SF: 0 SAC: 0 DP: 3 HBP: 0	WP: 0 PA: 33 PB: 0 SB: 0 CS: 0
PITCHER	IP WLS BF H R ER SO BB IBB HBP BLK WP HR S P ERA WHIP																		
Chuck Rainey, R (1,1) ERA: 4.36	5.0 L 18 4 2 2 4 1 0 0 0 0 1 25 29 3.60 1.000																		
Dickie Noles, R (6,1) ERA: 4.75	3.0 10 2 1 1 4 0 0 0 0 0 1 18 18 3.00 0.667																		
Fergie Jenkins, R (9,1) ERA: 4.3	1.0 5 2 2 2 0 0 0 0 0 0 1 5 5 18.00 2.000																		

Batter	1	2	3	4	5	6	7	8	9	AB	R	H	RBI	BB	SO	LOB	BOTTOM				
23 Ryne Sandberg, R (1,4) OBP: 0.320, SLG: 0.356										4	2	2	0	0	0	1	Philadelphia Phillies @ Chicago Cubs Wrigley Field, Chicago, IL Mon Sep 26 1983, 3:33 AM CDT Att: 3,137 - Unknown				
Bill Buckner, L (1,3) OBP: 0.304, SLG: 0.431										4	0	1	0	0	0	1					
Mel Hall, L (1,8) OBP: 0.350, SLG: 0.485										4	0	1	2	0	0	0					
Ron Cey, R (1,5) OBP: 0.349, SLG: 0.462										4	0	1	0	0	0	3					
Keith Moreland, R (1,9) OBP: 0.378, SLG: 0.458										4	0	0	0	0	1	2					
Joe Carter, R (1,7) OBP: 0.211, SLG: 0.289 Jay Johnstone, L (9,PH) OBP: 0.366, SLG: 0.442										3	0	0	0	0	1	0					
Jody Davis, R (1,2) OBP: 0.316, SLG: 0.485										4	0	0	0	0	2	0					
Larry Bowa, S (1,6) OBP: 0.312, SLG: 0.339										3	0	2	0	0	0	0					
Chuck Rainey, R (1,1) OBP: 0.246, SLG: 0.164 Dan Rohn, L (5,PH) OBP: 0.370, SLG: 0.577 Dickie Noles, R (6,1) OBP: 0.256, SLG: 0.263 Thad Bosley, L (8,PH) OBP: 0.395, SLG: 0.500 Fergie Jenkins, R (9,1) OBP: 0.259, SLG: 0.321										1	0	0	0	0	0	1					
Inning Stats	R: 0 E: 0 K: 0 S: 3	H: 0 LOB: 0 BB: 0 P: 3	R: 0 E: 0 K: 1 S: 5	H: 1 LOB: 0 BB: 0 P: 5	R: 0 E: 0 K: 0 S: 4	H: 0 LOB: 1 BB: 0 P: 4	R: 0 E: 1 K: 0 S: 4	H: 0 LOB: 1 BB: 0 P: 4	R: 0 E: 0 K: 1 S: 6	H: 1 LOB: 1 BB: 0 P: 6	R: 1 E: 0 K: 0 S: 4	H: 1 LOB: 0 BB: 0 P: 4	R: 0 E: 0 K: 1 S: 5	H: 0 LOB: 0 BB: 0 P: 5	R: 1 E: 0 K: 0 S: 6	H: 3 LOB: 2 BB: 0 P: 6	R: 0 E: 0 K: 1 S: 5	H: 0 LOB: 0 BB: 0 P: 5	1B: 7 2B: 0 3B: 0 HR: 0	SF: 0 SAC: 0 DP: 1 HBP: 0	WP: 1 PA: 34 PB: 0 SB: 0 CS: 0
PITCHER	IP WLS BF H R ER SO BB IBB HBP BLK WP HR S P ERA WHIP																				
John Denny, R (1,1) ERA: 2.4	8.0 W 31 7 2 2 3 7 0 0 0 0 0 0 37 37 2.25 0.875																				
Ron Reed, R (9,1) ERA: 3.53	1.0 S 3 0 0 0 1 0 0 0 0 0 0 0 5 5 0.00 0.000																				

AB	32
R	5
H	8
RBI	5
BB	1
SO	8
LOB	7



AB	34
R	2
H	7
RBI	2
BB	0
SO	4
LOB	9



Batter	1	2	3	4	5	6	7	8	9	AB	R	H	RBI	BB	SO	LOB	TOP								
Joe Morgan, L (1, 4) OBP: 0.363, SLG: 0.396	0-0 4-3			0-0 6-3		0-0 3-1		0-0 F5		4	0	0	0	0	0	1	Philadelphia Phillies @ Chicago Cubs Wrigley Field, Chicago, IL Tue Sep 27 1983, 3:33 AM CDT Att: 6,593 - Unknown								
Len Matuszek, L (1, 3) Willie Hernandez, L (8, 1) OBP: 0.304, SLG: 0.541 OBP: 0.429, SLG: 0.429	0-0 1-3			0-0 F9 2B		0-0 1B		0-0 F9		4	0	2	0	0	0	1									
Mike Schmidt, R (1, 5) OBP: 0.398, SLG: 0.516	0-0 1-3			0-0 F9 2-3		0-0 F9			0-3 K	4	0	0	0	0	1	2									
Joe Lefebvre, L (1, 9) Sixto Lezcano, R (7, PH) OBP: 0.388, SLG: 0.519 OBP: 0.332, SLG: 0.352		0-0 L4		0-3 K					0-0 6-3	2	0	0	0	0	1	1									
Gary Matthews, R (1, 7) OBP: 0.354, SLG: 0.380		4-0 BB			0-0 F9			FC1-6 1B	0-0 6-3	2	0	1	0	0	0	0									
Greg Gross, L (1, 8) Gary Maddox, R (5, PH) OBP: 0.394, SLG: 0.386 OBP: 0.318, SLG: 0.374		0-3 K			0-3 K			FC3-6 1-2	0-0 6-3	3	0	0	0	1	0	1									
Bo Diaz, R (1, 2) OBP: 0.289, SLG: 0.349				0-0 5-3		0-0 E5		0-0 L7		1	0	0	0	0	1	1									
Ivan De Jesus, R (1, 6) Pete Rose, S (8, PH) OBP: 0.319, SLG: 0.328 OBP: 0.316, SLG: 0.285				0-3 K		0-0 4-3		0-3 K		2	0	0	0	0	1	1									
Steve Carlton, L (1, 1) Von Hayes, L (8, PH) Kiko Garcia, R (8, 6) OBP: 0.212, SLG: 0.247 OBP: 0.332, SLG: 0.369 OBP: 0.353, SLG: 0.436				0-0 4-3		0-0 P5		4-0 BB		2	0	0	0	0	0	0									
Inning Stats	R: 0 E: 0 K: 0 S: 3	H: 0 LOB: 0 BB: 0 P: 3	R: 0 E: 0 K: 1 S: 4	H: 0 LOB: 0 BB: 1 P: 8	R: 0 E: 0 K: 1 S: 5	H: 0 LOB: 0 BB: 0 P: 5	R: 0 E: 0 K: 1 S: 6	H: 1 LOB: 1 BB: 0 P: 6	R: 0 E: 0 K: 0 S: 4	H: 1 LOB: 1 BB: 0 P: 4	R: 0 E: 0 K: 0 S: 4	H: 1 LOB: 1 BB: 0 P: 4	R: 0 E: 0 K: 1 S: 5	H: 0 LOB: 1 BB: 1 P: 9	R: 0 E: 0 K: 1 S: 5	H: 0 LOB: 0 BB: 0 P: 5		1B: 2 2B: 1 3B: 0 HR: 0	SF: 0 SAC: 0 DP: 0 HBP: 0	WP: 0 PB: 0 SB: 0 CS: 0	PA: 32				
PITCHER	IP	WLS	BF	H	R	ER	SO	BB	IBB	HBP	BLK	WP	HR	S	P	ERA	WHIP								
Rick Reuschel, R (1, 1) ERA: 3.92	2.0		6	0	0	0	1	1	0	0	0	0	0	7	11	0.00	0.500								
Steve Trout, L (3, 1) ERA: 4.47	5.0	W	19	3	0	0	3	0	0	0	0	0	0	25	25	0.00	0.600								
Lee Smith, R (8, 1) ERA: 1.65	2.0	S	7	0	0	0	2	1	0	0	0	0	0	10	14	0.00	0.500								

Batter	1	2	3	4	5	6	7	8	9	AB	R	H	RBI	BB	SO	LOB	BOTTOM								
23 Ryne Sandberg, R (1, 4) OBP: 0.320, SLG: 0.358	0-3 K		0-0 5-3		0-0 F8			0-0 1B 3B		4	1	1	0	0	1	0	Philadelphia Phillies @ Chicago Cubs Wrigley Field, Chicago, IL Tue Sep 27 1983, 3:33 AM CDT Att: 6,593 - Unknown								
Bill Buckner, L (1, 3) OBP: 0.304, SLG: 0.430	0-0 3-1		0-0 F9		0-0 4-3			0-0 1B		4	0	1	1	0	0	0									
Gary Woods, R (1, 7) OBP: 0.291, SLG: 0.332	0-0 L4		0-0 4-3			0-0 L5		0-0 L7		4	0	0	0	0	0	0									
Keith Moreland, R (1, 9) OBP: 0.378, SLG: 0.457		0-0 BLK HR 1B		0-0 P6		0-0 6-3			0-0 6-3	3	1	1	0	0	0	0									
Ron Cey, R (1, 5) OBP: 0.351, SLG: 0.467		0-0 1-H HR		4-0 1B BB		0-0 6-3				2	1	1	2	1	0	0									
Jody Davis, R (1, 2) OBP: 0.316, SLG: 0.484		0-0 F8		0-0 1-3 1B			0-0 P1			3	0	1	0	0	0	0									
Joe Carter, R (1, 8) OBP: 0.195, SLG: 0.268		0-0 E4		0-3 K			0-3 K			3	0	0	0	0	2	2									
Larry Bowa, S (1, 6) Dave Owen, S (1, 6) OBP: 0.312, SLG: 0.339 OBP: 0.311		0-3 K		0-3 K			0-3 K			0	0	0	0	0	0	0									
Rick Reuschel, R (1, 1) Jerry Morales, R (2, PH) Steve Trout, L (3, 1) Lee Smith, R (8, 1) OBP: 0.143, SLG: 0.143 OBP: 0.255, SLG: 0.302 OBP: 0.219, SLG: 0.194 OBP: 0.200, SLG: 0.111		0-3 K			0-0 4-3			0-0 P3		0	0	0	0	0	0	0									
Inning Stats	R: 0 E: 0 K: 1 S: 5	H: 2 LOB: 1 BB: 0 P: 10	R: 2 E: 1 K: 2 S: 10	H: 2 LOB: 1 BB: 0 P: 10	R: 0 E: 0 K: 0 S: 3	H: 0 LOB: 0 BB: 0 P: 3	R: 0 E: 0 K: 2 S: 8	H: 1 LOB: 2 BB: 1 P: 12	R: 0 E: 0 K: 0 S: 3	H: 0 LOB: 0 BB: 0 P: 3	R: 0 E: 0 K: 0 S: 3	H: 0 LOB: 0 BB: 0 P: 3	R: 0 E: 0 K: 2 S: 7	H: 0 LOB: 0 BB: 0 P: 7	R: 1 E: 0 K: 0 S: 4	H: 2 LOB: 0 BB: 0 P: 4		1B: 3 2B: 0 3B: 1 HR: 1	SF: 0 SAC: 0 DP: 0 HBP: 0	WP: 0 PB: 0 SB: 1 CS: 0	PA: 30				
PITCHER	IP	WLS	BF	H	R	ER	SO	BB	IBB	HBP	BLK	WP	HR	S	P	ERA	WHIP								
Steve Carlton, L (1, 1) Willie Hernandez, L (8, 1) ERA: 3.36	7.0	L	26	3	2	2	7	1	0	0	1	0	0	4	4	9.00	2.000								



Batter	1	2	3	4	5	6	7	8	9	AB	R	H	RBI	BB	SO	LOB	TOP			
23 Ryne Sandberg, R OBP: 0.319, SLG: 0.354										4	1	0	0	1	0	3				
Bill Buckner, L OBP: 0.310, SLG: 0.438										4	1	2	0	1	0	2				
Mel Hall, L OBP: 0.347, SLG: 0.479										5	0	1	1	1	0	3				
Keith Moreland, R OBP: 0.379, SLG: 0.461										4	0	1	0	1	1	3				
Ron Cey, R OBP: 0.348, SLG: 0.463										4	0	1	1	0	0	4				
Jody Davis, R OBP: 0.315, SLG: 0.481										3	0	0	0	1	0	4				
Warren Brusstar, R (7, 1)										0	0	0	0	0	0	0				
Joe Carter, R OBP: 0.191, SLG: 0.255										4	0	1	0	0	2	3				
Dave Owen, S OBP: 0.167, SLG: 0.067										3	0	1	0	0	1	4				
Dan Rohn, L OBP: 0.370, SLG: 0.607										1	0	0	0	0	0	0				
Reggie Patterson, R (1, 1)										1	0	0	0	0	0	1				
Thad Bosley, L OBP: 0.357, SLG: 0.493										0	0	0	0	1	0	0				
Steve Trout, L OBP: 0.219, SLG: 0.194										0	0	0	0	0	0	0				
Mike Diaz, R OBP: 0.400, SLG: 0.600										1	0	0	0	0	0	0				
Inning Stats	R: 1 E: 0 K: 1 S: 6	H: 1 LOB: 2 BB: 2 P: 14	R: 0 E: 0 K: 1 S: 6	H: 1 LOB: 1 BB: 0 P: 6	R: 0 E: 0 K: 0 S: 5	H: 2 LOB: 2 BB: 0 P: 5	R: 0 E: 0 K: 1 S: 6	H: 1 LOB: 3 BB: 1 P: 6	R: 1 E: 1 K: 0 S: 6	H: 2 LOB: 3 BB: 1 P: 10	R: 0 E: 0 K: 0 S: 3	H: 0 LOB: 0 BB: 0 P: 3	R: 0 E: 0 K: 1 S: 5	H: 0 LOB: 0 BB: 0 P: 5	R: 0 E: 0 K: 1 S: 5	H: 0 LOB: 1 BB: 1 P: 9	1B: 5 2B: 1 3B: 1 HR: 0	SF: 0 SAC: 1 DP: 0 HBP: 0	WP: 0 PB: 0 SB: 1 CS: 0	PA: 40
PITCHER Neil Allen, R ERA: 3.94	IP: 9.0 WLS: W BF: 40 H: 7 R: 2 ER: 2 SO: 5 BB: 4 IBB: 1 HBP: 0 BLK: 0 WP: 0 HR: 0 S: 45 P: 65 ERA: 2.00 WHIP: 1.222															PITCHER				

Chicago Cubs @ St. Louis Cardinals
Busch Stadium, St. Louis, MO

AB 34
R 2
H 7
RBI 2
BB 5
SO 5
LOB 27



livebaseballscores.com

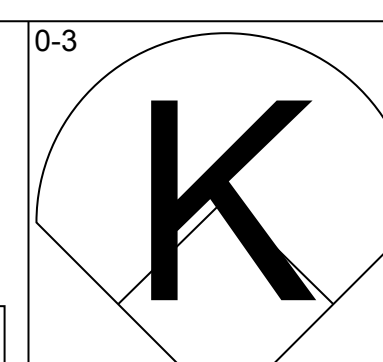
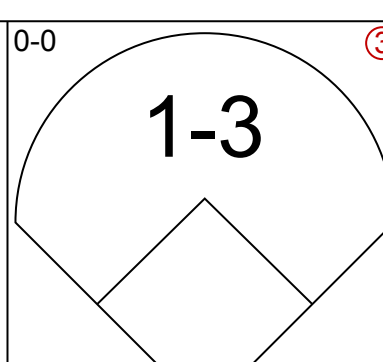
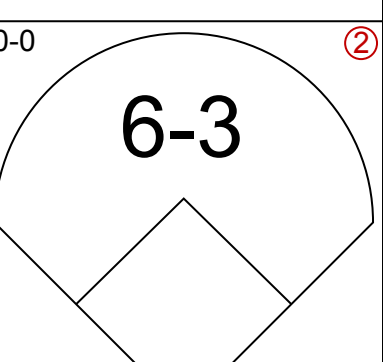
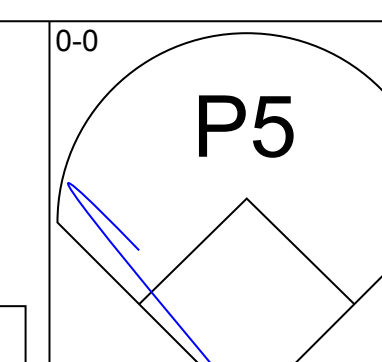
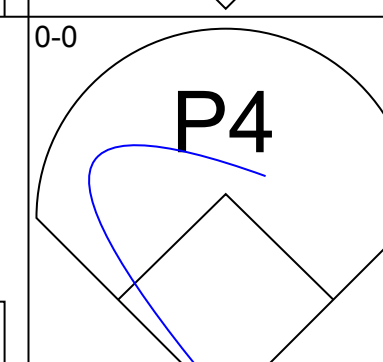
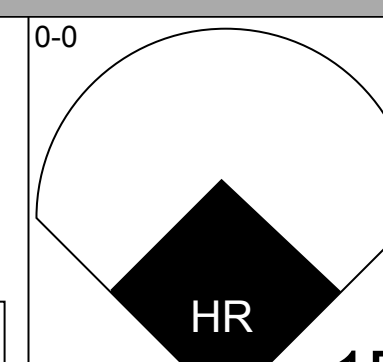
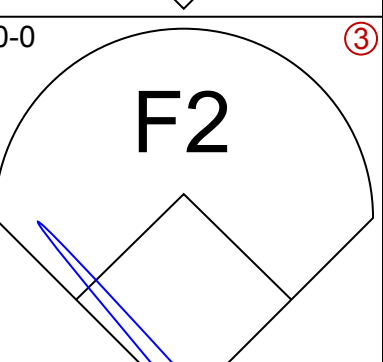
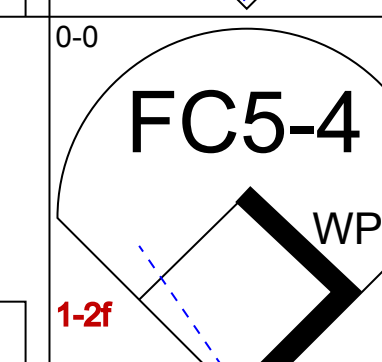
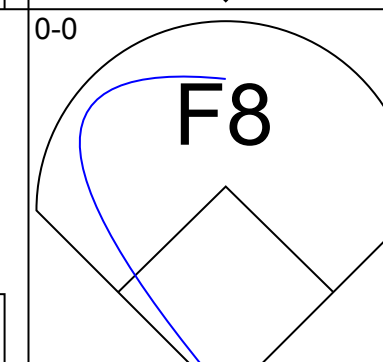
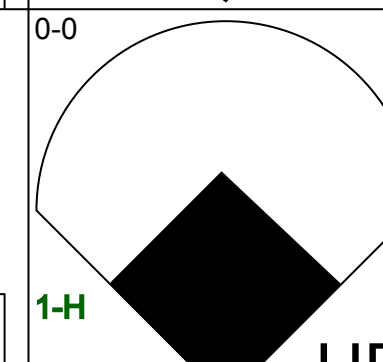
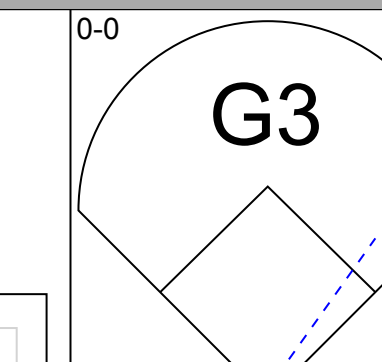
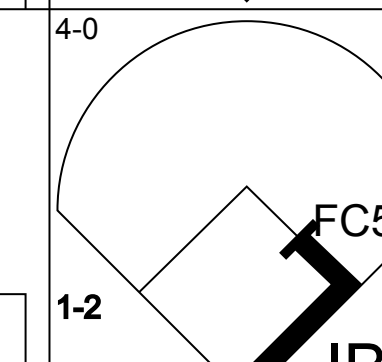
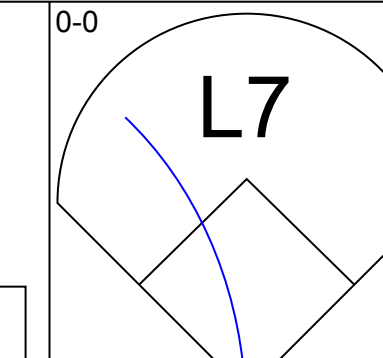
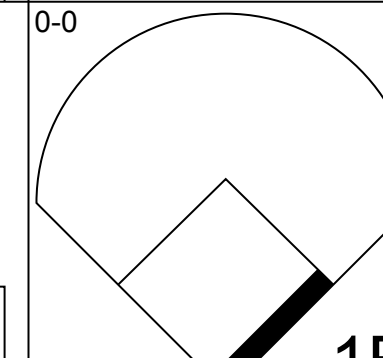
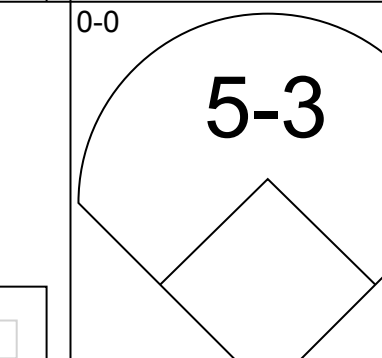
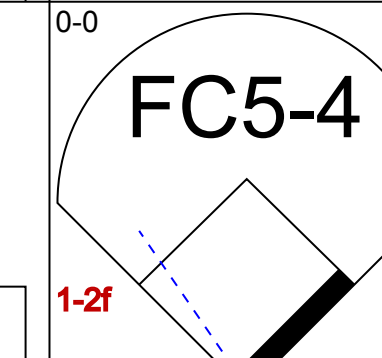
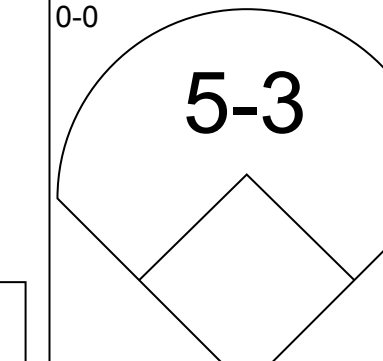
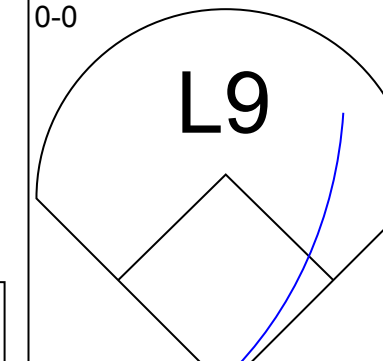
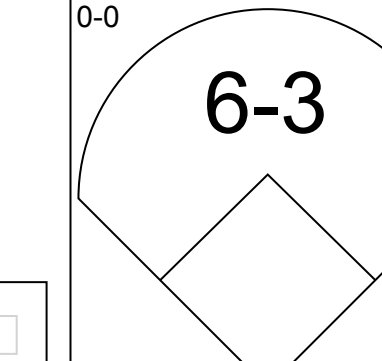
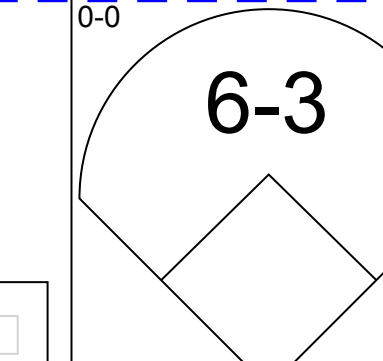
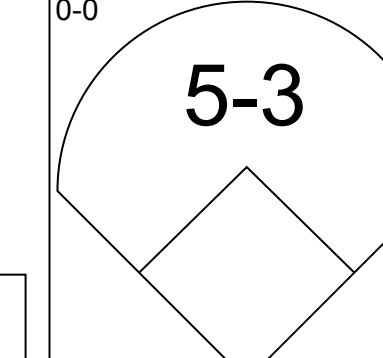
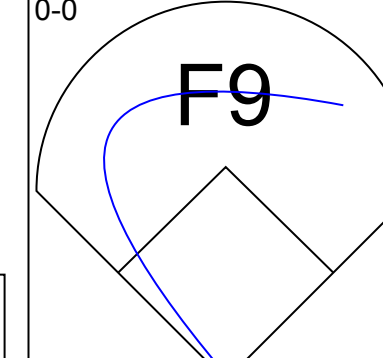
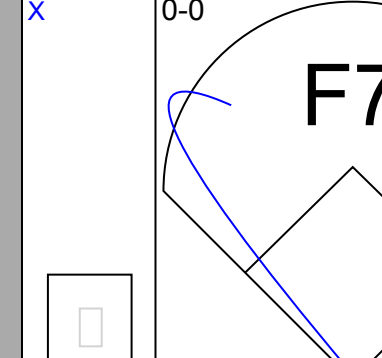
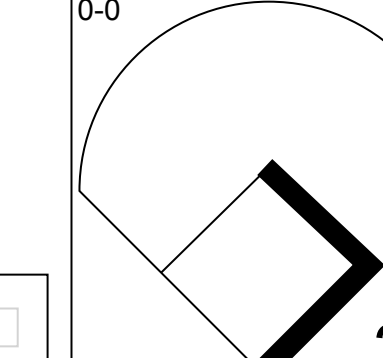
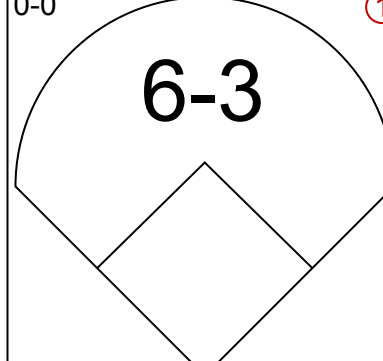
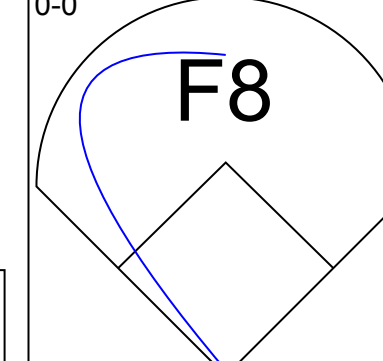
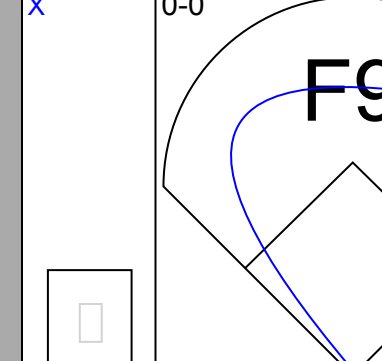
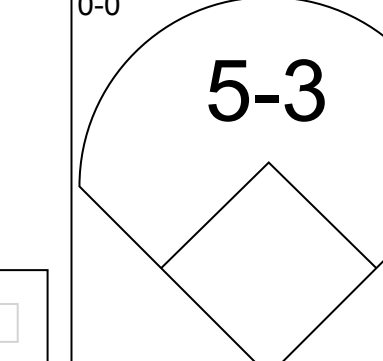
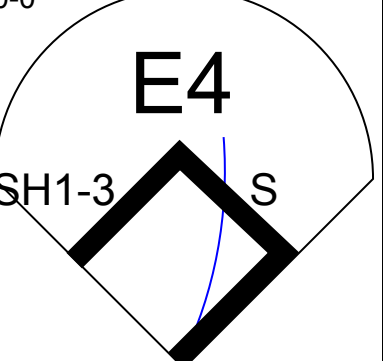
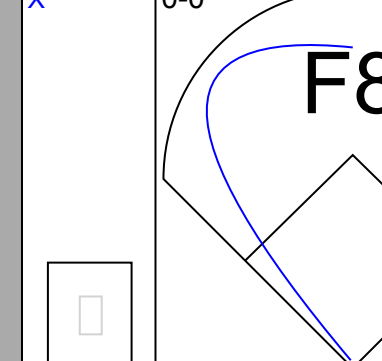
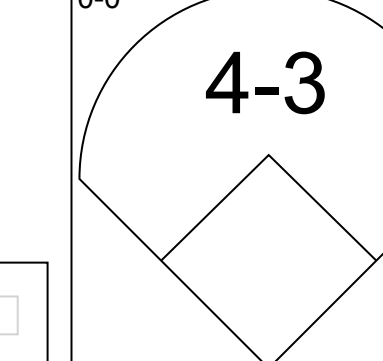
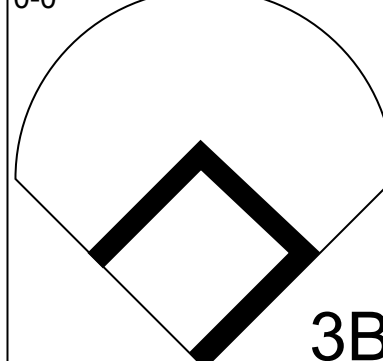
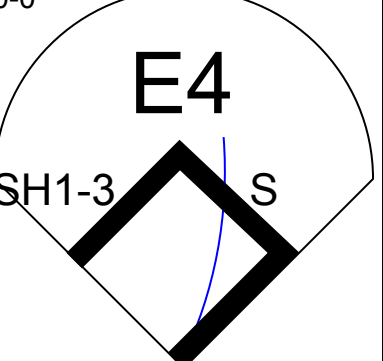

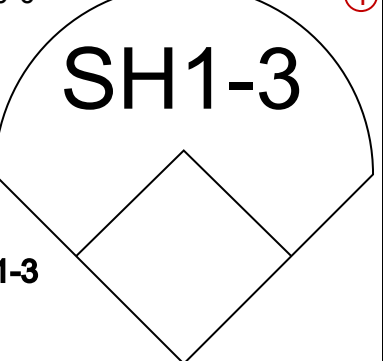
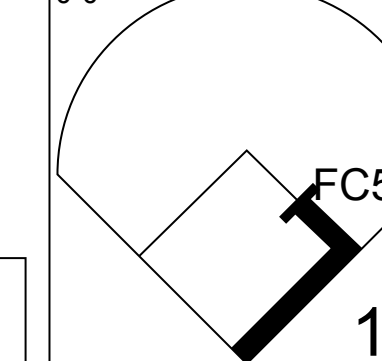
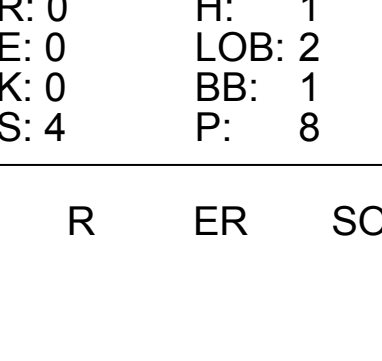
Chicago Cubs @ St. Louis Cardinals
Busch Stadium, St. Louis, MO

AB 31
R 9
H 9
RBI 8
BB 7
SO 4
LOB 21



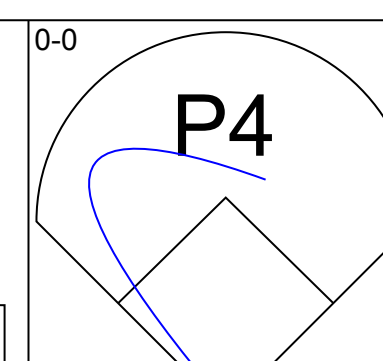
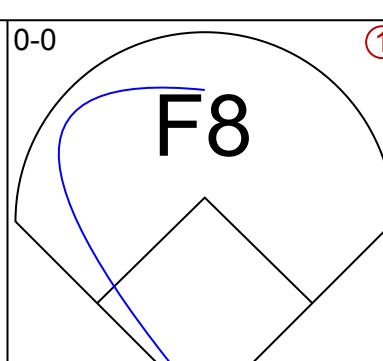
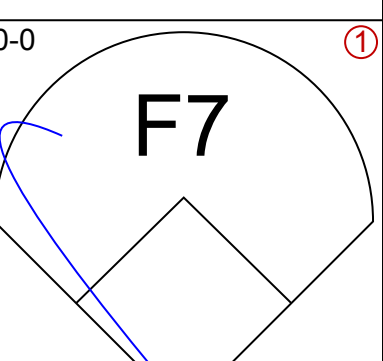
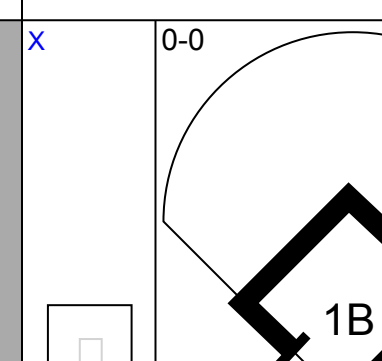
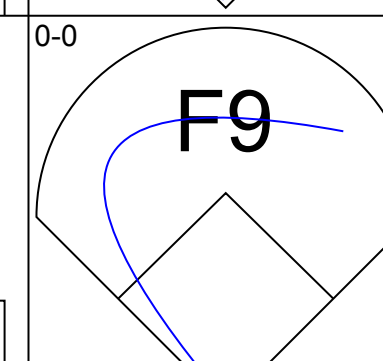
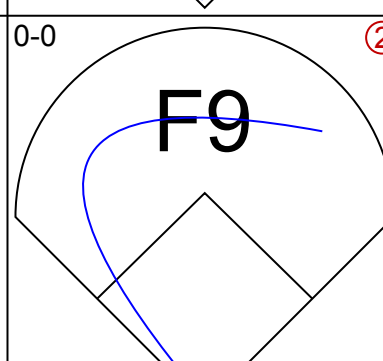
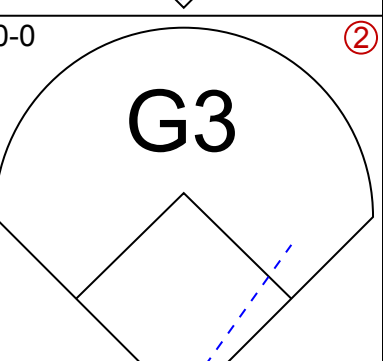
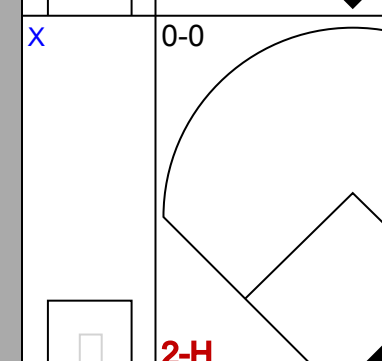
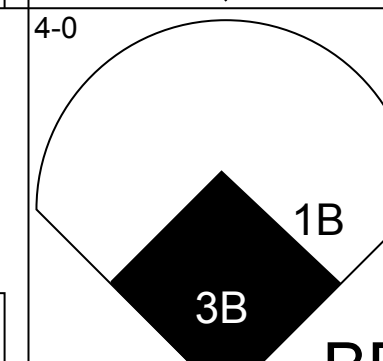
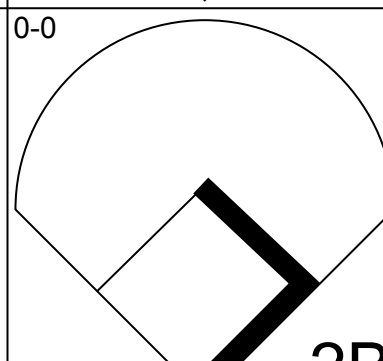
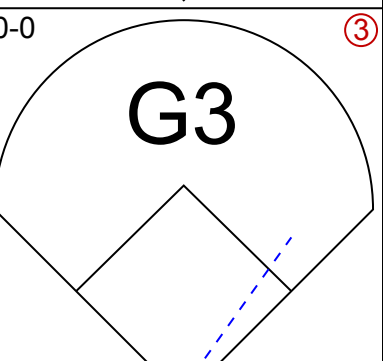
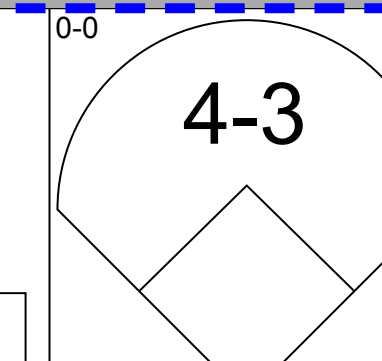
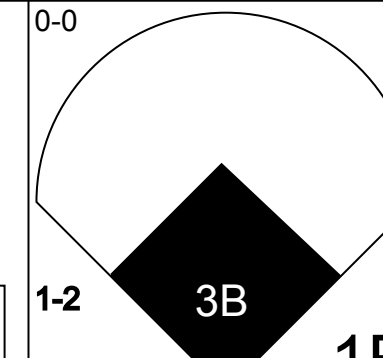
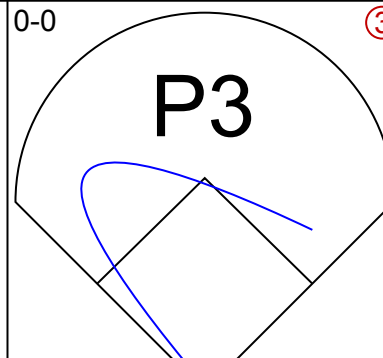
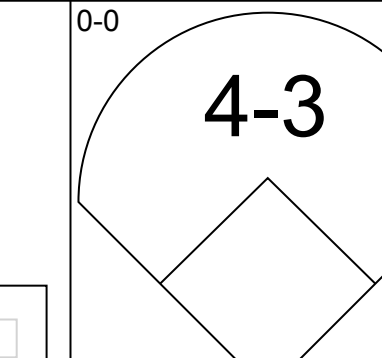
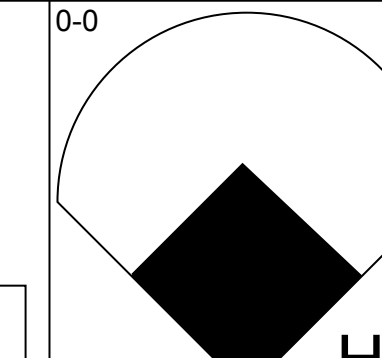
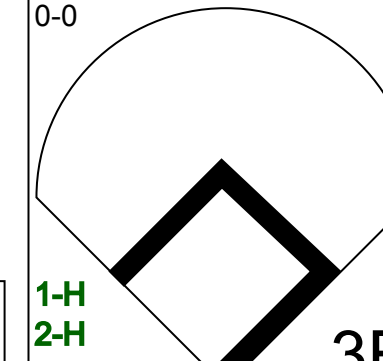
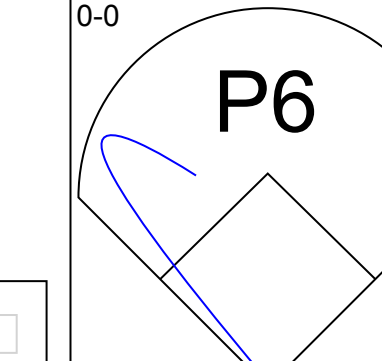
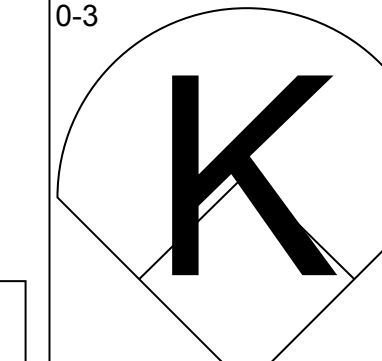
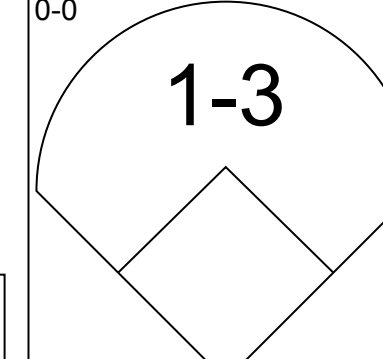
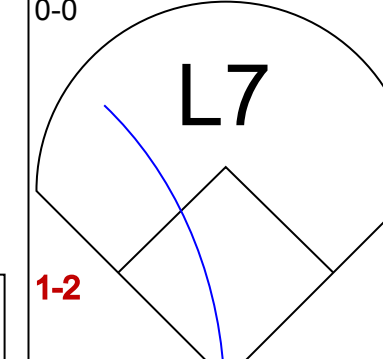
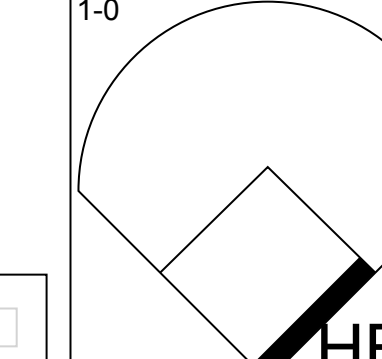
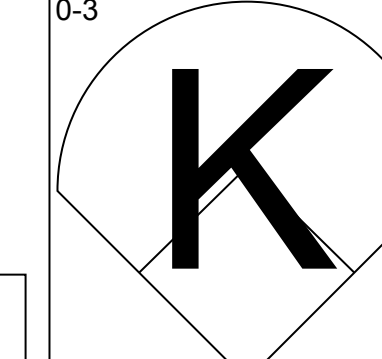
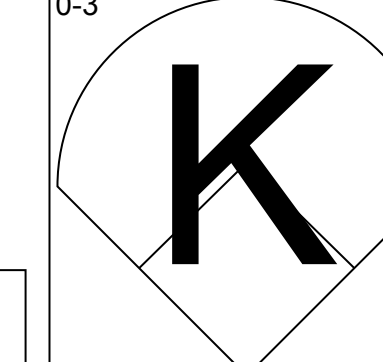
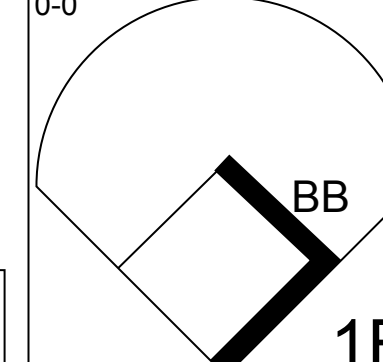
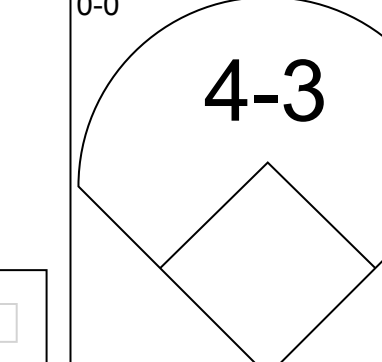
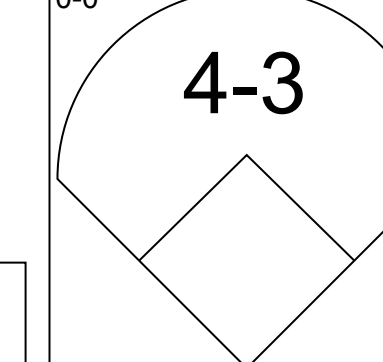
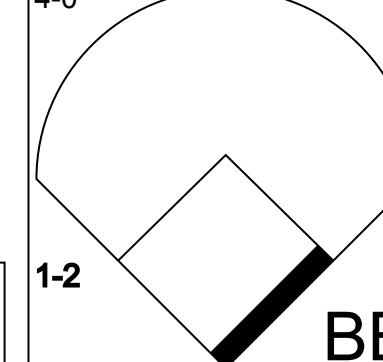
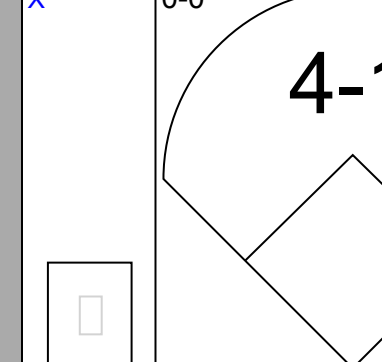
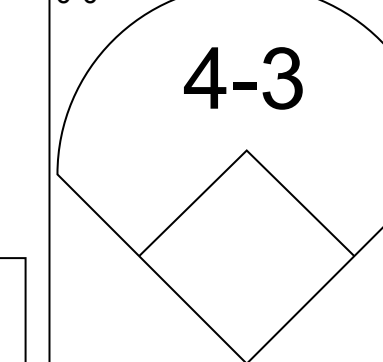
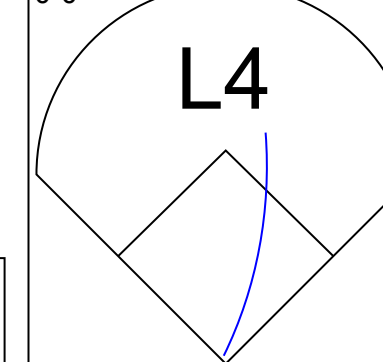
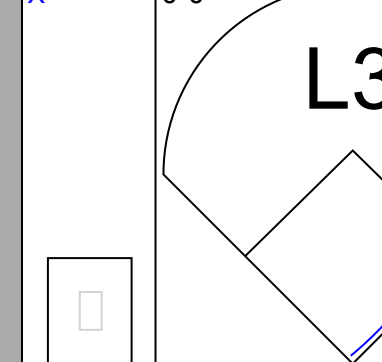
Batter	1	2	3	4	5	6	7	8	9	AB	R	H	RBI	BB	SO	LOB	BOTTOM			
Lonnie Smith, R OBP: 0.380, SLG: 0.452										2	2	1	1	1	0	0				
Jim Adduci, L OBP: 0.111, SLG: 0.059										0	0	0	0	0	0	0				
Ken Oberkfell, L OBP: 0.372, SLG: 0.387										3	2	0	1	2	0	6				
Bill Lyons, R OBP: 0.180, SLG: 0.217										0	0	0	0	0	0	0				
Willie McGee, S OBP: 0.312, SLG: 0.366										5	1	1	2	0	1	3				
George Hendrick, R OBP: 0.370, SLG: 0.487										5	1	3	4	0	0	0				
Darrell Porter, L OBP: 0.362, SLG: 0.431										5	0	2	0	0	0	3				
David Green, R OBP: 0.324, SLG: 0.424										5	0	0	0	0	0	4				
Andy Van Slyke, L OBP: 0.359, SLG: 0.419										1	2	0	0	3	1	0				
Ozzie Smith, S OBP: 0.321, SLG: 0.338										2	1	2	0	1	0	0				
Neil Allen, R OBP: 0.102, SLG: 0.143										3	0	0	0	0	2	5				
Inning Stats	R: 1 E: 0 K: 0 S: 4	H: 1 LOB: 0 BB: 0 P: 4	R: 0 E: 0 K: 1 S: 5	H: 1 LOB: 2 BB: 1 P: 10	R: 0 E: 0 K: 0 S: 2	H: 0 LOB: 0 BB: 1 P: 6	R: 2 E: 0 K: 1 S: 7	H: 1 LOB: 3 BB: 2 P: 16	R: 0 E: 0 K: 0 S: 4	H: 1 LOB: 1 BB: 0 P: 4	R: 4 E: 0 K: 0 S: 6	H: 3 LOB: 1 BB: 2 P: 14	R: 0 E: 0 K: 1 S: 6	H: 1 LOB: 1 BB: 0 P: 6	R: 2 E: 0 K: 1 S: 6	H: 1 LOB: 1 BB: 1 P: 11	1B: 4 2B: 5 3B: 0 HR: 0	SF: 0 SAC: 1 DP: 2 HBP: 3	WP: 1 PB: 1 SB: 3 CS: 0	PA: 42
PITCHER Reggie Patterson, R ERA: 4.82	IP: 5.0 WLS: L BF: 24 H: 4 R: 3 ER: 3 SO: 2 BB: 4 IBB: 0 HBP: 2 BLK: 0 WP: 0 HR: 0 S: 22 P: 40 ERA: 1.80 WHIP: 1.600															PITCHER				
Steve Trout, L ERA: 4.65	IP: 1.0 WLS: L BF: 8 H: 3 R: 4 ER: 4 SO: 0 BB: 1 IBB: 0 HBP: 0 BLK: 0 WP: 0 HR: 0 S: 6 P: 14 ERA: 36.00 WHIP: 4.000															PITCHER				
Warren Brusstar, R ERA: 2.35	IP: 2.0 WLS: L BF: 10 H: 2 R: 2 ER: 2 SO: 2 BB: 1 IBB: 0 HBP: 1 BLK: 0 WP: 1 HR: 0 S: 12 P: 17 ERA: 9.00 WHIP: 1.500															PITCHER				

livebaseballscores.com

Batter	1	2	3	4	5	6	7	8	9	AB	R	H	RBI	BB	SO	LOB	TOP					
Thad Bosley, L (1, 7) OBP: 0.378, SLG: 0.465										4	0	0	0	0	1	3	Chicago Cubs @ St. Louis Cardinals Busch Stadium, St. Louis, MO Sat Oct 01 1983, 3:33 AM CDT Att: 23,543 - Sunny - 82 F					
Bill Buckner, L (1, 3) OBP: 0.309, SLG: 0.436										4	1	1	0	0	0	2						
Mel Hall, L (1, 8) OBP: 0.349, SLG: 0.485										3	1	1	2	1	0	0						
Keith Moreland, R (1, 9) OBP: 0.378, SLG: 0.460										4	0	1	0	0	0	2						
Ron Cey, R (1, 5) OBP: 0.346, SLG: 0.460										4	0	0	0	0	0	1						
Jody Davis, R (1, 2) OBP: 0.314, SLG: 0.481										4	0	1	0	0	0	1						
Joe Carter, R (9, PR) OBP: 0.191, SLG: 0.255										0	0	0	0	0	0	0						
23 Ryne Sandberg, R (1, 4) OBP: 0.317, SLG: 0.552										4	0	0	0	0	0	2						
Dave Owen, S (1, 6) OBP: 0.190, SLG: 0.222										3	0	1	0	0	0	0						
Jay Johnstone, L (9, PH) OBP: 0.364, SLG: 0.439										1	0	0	0	0	0	1						
Don Schulze, R (1, 1) OBP: 0.400, SLG: 0.621										1	0	0	0	0	1	1						
Dan Rohn, L (8, PH) OBP: 0.158, SLG: 0.111										1	0	1	0	0	0	0						
Craig Lefferts, L (8, 1) OBP: 0.158, SLG: 0.111										0	0	0	0	0	0	0						
Inning Stats	R: 0 E: 0 K: 1 S: 5	H: 0 LOB: 0 BB: 0 P: 5	R: 0 E: 0 K: 0 S: 3	H: 0 LOB: 0 BB: 0 P: 3	R: 0 E: 0 K: 1 S: 6	H: 1 LOB: 1 BB: 0 P: 6	R: 2 E: 0 K: 0 S: 6	H: 3 LOB: 1 BB: 0 P: 6	R: 0 E: 1 K: 0 S: 4	H: 0 LOB: 1 BB: 0 P: 4	R: 0 E: 0 K: 0 S: 3	H: 0 LOB: 0 BB: 0 P: 3	R: 0 E: 0 K: 0 S: 3	H: 0 LOB: 0 BB: 0 P: 3	R: 0 E: 0 K: 0 S: 4	H: 1 LOB: 2 BB: 1 P: 8	R: 0 E: 0 K: 0 S: 4	H: 1 LOB: 1 BB: 0 P: 4	1B: 3 2B: 1 3B: 1 HR: 1	SF: 0 SAC: 1 DP: 0 HBP: 0	WP: 1 PB: 0 SB: 1 CS: 0	PA: 35
PITCHER	IP	WLS	BF	H	R	ER	SO	BB	IBB	HBP	BLK	WP	HR	S	P	ERA	WHIP					
Bob Forsch, R (1, 1) ERA: 4.28	8.0	W	31	5	2	2	2	0	1	0	0	1	1	34	38	2.25	0.625					
Bruce Sutter, R (9, 1) ERA: 4.23	1.0	S	4	1	0	0	0	0	0	0	0	0	0	4	4	0.00	1.000					

AB	33
R	2
H	6
RBI	2
BB	1
SO	2
LOB	13



Batter	1	2	3	4	5	6	7	8	9	AB	R	H	RBI	BB	SO	LOB	BOTTOM				
Lonnie Smith, R (1, 7) OBP: 0.379, SLG: 0.453										4	0	1	0	0	0	0	Chicago Cubs @ St. Louis Cardinals Busch Stadium, St. Louis, MO Sat Oct 01 1983, 3:33 AM CDT Att: 23,543 - Sunny - 82 F				
Ken Oberkfell, L (1, 4) OBP: 0.371, SLG: 0.386										2	0	0	0	0	0	0					
Jeff Doyle, S (4, 4) OBP: 0.306, SLG: 0.429										2	0	1	0	0	0	0					
Willie McGee, S (1, 8) OBP: 0.314, SLG: 0.367										3	1	1	0	1	0	0					
George Hendrick, R (1, 3) OBP: 0.371, SLG: 0.492										4	2	2	1	0	0	1					
Andy Van Slyke, L (1, 5) OBP: 0.361, SLG: 0.426										4	0	2	2	0	1	0					
David Green, R (1, 9) OBP: 0.323, SLG: 0.421										3	0	0	0	0	1	2					
Jamie Quirk, L (1, 2) OBP: 0.269, SLG: 0.326										3	0	1	0	0	1	1					
Ozzie Smith, S (1, 6) OBP: 0.321, SLG: 0.336										2	0	0	0	1	0	0					
Bob Forsch, R (1, 1) ERA: 7.07										3	0	0	0	0	0	2					
Bruce Sutter, R (9, 1) ERA: 3.13										0	0	0	0	0	0	0					
Inning Stats	R: 2 E: 0 K: 0 S: 5	H: 2 LOB: 1 BB: 1 P: 9	R: 0 E: 0 K: 1 S: 5	H: 0 LOB: 0 BB: 0 P: 5	R: 0 E: 0 K: 0 S: 4	H: 1 LOB: 1 BB: 0 P: 4	R: 0 E: 0 K: 0 S: 4	H: 2 LOB: 2 BB: 1 P: 8	R: 0 E: 0 K: 0 S: 3	H: 0 LOB: 0 BB: 0 P: 3	R: 0 E: 0 K: 0 S: 3	H: 0 LOB: 0 BB: 0 P: 4	R: 0 E: 0 K: 0 S: 4	H: 2 LOB: 2 BB: 0 P: 4	R: 1 E: 0 K: 2 S: 8	H: 1 LOB: 0 BB: 0 P: 8	1B: 4 2B: 2 3B: 1 HR: 1	SF: 0 SAC: 0 DP: 0 HBP: 1	WP: 0 PB: 0 SB: 0 CS: 1	PA: 33	
PITCHER	IP	WLS	BF	H	R	ER	SO	BB	IBB	HBP	BLK	WP	HR	S	P	ERA	WHIP				
Don Schulze, R (1, 1) ERA: 7.07	7.0		29	7	2	2	1	0	1	0	0	0	0	28	37	2.57	1.286				
Craig Lefferts, L (8, 1) ERA: 3.13	1.0	L	4	1	1	1	2	0	0	0	0	0	1	8	8	9.00	1.000				

AB	30
R	3
H	8
RBI	3
BB	2
SO	3
LOB	6



