Chicago Cubs - 1985

Pittsburgh Pirates @ Chicago Cubs

Wrigley Field, Chicago, IL

Tue Apr 09 1985, 3:33 AM CST

Att. 34,551 - Unknown

livebaseballscorecards.com

Batter	1	2	3	4	5	6	7	8	9	AB	R	H	RBI	BB	SO	LOB
Marvell Wynne, L (1, 8) OBP: 0.250, SLG: 0.250	K		1B		E6 S			1-3		4	0	1	0	0	1	1
Johnny Ray, S (1, 4)	F8		F7		6-3			BB		3	0	0	0	1	0	3
Bill Madlock, R (1, 5)	F7		K			F4		F8		4	0	0	0	0	1	4
Jason Thompson, L (1, 3) OBP: 0.750, SLG: 1.000		BB FC6-4		2B F7		4-3		1B		3	0	2	1	1	0	0
Rafael Belliard, R (8, PR)										0	0	0	0	0	0	0
Don Robinson, R (8, 1)										0	0	0	0	0	0	0
George Hendrick, R (1, 9)		FC6-4 5-3		F7		5-3		K		4	0	0	0	0	1	4
Tony Peña, R (1, 2) OBP: 0.250, SLG: 0.250		5-3		1B			5-3		K2-3	4	0	1	0	0	1	1
Doug Frobel, L (1, 7)		K		F4			F9		6-3	4	0	0	0	0	1	2
Tim Foli, R (1, 6)			5-3		5-3		F5		K	4	0	0	0	0	1	0
Rick Rhoden, R (1, 1) OBP: 0.500, SLG: 0.500			1B		F6			1B		2	0	1	0	0	0	0
Kent Tekulve, R (7, 1)										0	0	0	0	0	0	0
Lee Mazzilli, S (8, PH) OBP: 1.000, SLG: 2.000										1	1	1	0	0	0	0
(8, 3)																

Inning Stats	1	2	3	4	5	6	7	8	9
	R: 0 E: 0 K: 1 S: 5	R: 0 E: 0 K: 1 S: 5	R: 0 E: 0 K: 1 S: 7	R: 0 E: 0 K: 0 S: 4	R: 0 E: 1 K: 0 S: 4	R: 0 E: 0 K: 0 S: 3	R: 0 E: 0 K: 0 S: 3	R: 1 E: 0 K: 1 S: 7	R: 0 E: 0 K: 2 S: 7
	H: 0 LOB: 0 BB: 0 P: 5	H: 0 LOB: 1 BB: 1 P: 9	H: 2 LOB: 2 BB: 0 P: 7	H: 2 LOB: 1 BB: 0 P: 4	H: 0 LOB: 1 BB: 0 P: 4	H: 0 LOB: 0 BB: 0 P: 3	H: 0 LOB: 0 BB: 0 P: 3	H: 2 LOB: 2 BB: 1 P: 11	H: 0 LOB: 0 BB: 0 P: 7

	AB	R	H	RBI	BB	SO	LOB
TOP	33	1	6	1	2	6	15

1B: 4 2B: 2 3B: 0 HR: 0 | SF: 0 SAC: 0 DP: 0 HBP: 0 | WP: 0 PB: 0 SB: 1 CS: 0 | PA: 35

PITCHER	IP	WLS	BF	H	R	ER	SO	BB	IBB	HBP	BLK	WP	HR	S	P	ERA	WHIP
Rick Sutcliffe, R (1, 1) ERA: 1.17	7.2	W	31	6	1	1	3	2	0	0	0	0	0	35	43	1.17	1.043
Lee Smith, R (8, 1) ERA:	1.1	S	4	0	0	0	3	0	0	0	0	0	0	10	10	0.00	0.000

PITCHER	IP	WLS	BF	H	R	ER	SO	BB	IBB	HBP	BLK	WP	HR	S	P	ERA	WHIP

Batter	1	2	3	4	5	6	7	8	9	AB	R	H	RBI	BB	SO	LOB
Bob Dernier, R (1, 8) OBP: 0.250, SLG: 0.250	0-0 23 K 1B	0-0 3-1			0-0 6-3		0-0 F9			4	0	1	0	0	0	1
23 Ryne Sandberg, R (1, 4)	0-3 K 1-2		0-0 F8		0-0 6-3		0-0 6-3			4	0	0	0	0	1	1
Gary Matthews, R (1, 7) OBP: 0.750, SLG: 1.000	0-0 1B 2B		0-0 5-3		4-0 1B BB		4-0 BB 1B BB			2	1	1	0	2	0	0
Gary Woods, R (7, PR) (8, 7)										0	0	0	0	0	0	0
Leon Durham, L (1, 3) OBP: 0.750, SLG: 0.750	0-0 1B 2-3 1B		0-3 K		0-0 1-2 1B		0-0 BB 1-2 1B			4	0	3	0	0	1	0
Keith Moreland, R (1, 9) OBP: 0.750, SLG: 1.667	0-0 1-2 3-H 1B			0-0 HR	0-0 F8		4-0 1-2 2-3 BB			3	1	2	2	1	0	2
Ron Cey, R (1, 5)	0-3 K			0-0 5-3	0-0 5-3		0-3 K			4	0	0	0	0	2	5
Lee Smith, R (8, 1)										0	0	0	0	0	0	0
Jody Davis, R (1, 2)		0-0 E4 G3-6		0-0 F2	0-3 K		0-0 F5			4	0	0	0	0	1	0
Shawon Dunston, R (1, 6) OBP: 0.250, SLG: 0.250		0-0 G3-6 1-2f		0-0 E6	0-0 1B		0-0 B1-3			4	0	1	0	0	0	1
Rick Sutcliffe, L (1, 1)		4-0 BB		0-0 4-3	0-0 G3		0-0 F2			2	0	0	0	1	0	2
Chris Speier, R (8, 5)										1	0	0	0	0	0	0
Inning Stats	R: 1 E: 0 K: 2 S: 10 H: 4 LOB: 2 BB: 0 P: 10	R: 0 E: 1 K: 0 S: 3 H: 0 LOB: 1 BB: 1 P: 7	R: 0 E: 0 K: 1 S: 5 H: 0 LOB: 0 BB: 0 P: 5	R: 1 E: 1 K: 0 S: 5 H: 1 LOB: 1 BB: 0 P: 5	R: 0 E: 0 K: 0 S: 4 H: 1 LOB: 2 BB: 1 P: 8	R: 0 E: 0 K: 1 S: 6 H: 1 LOB: 1 BB: 0 P: 6	R: 0 E: 0 K: 1 S: 6 H: 1 LOB: 3 BB: 2 P: 14	R: 0 E: 0 K: 0 S: 3 H: 0 LOB: 0 BB: 0 P: 3		1B: 6 2B: 1 3B: 0 HR: 1	SF: 0 SAC: 0 DP: 1 HBP: 0					

PITCHER		IP	WLS	BF	H	R	ER	SO	BB	IBB	HBP	BLK	WP	HR	S	P	ERA	WHIP
Rick Rhoden, R ERA: 2.7	(1, 1)	6.2	L	31	8	2	2	4	3	0	0	0	0	1	36	48	2.70	1.650
Kent Tekulve, R ERA:	(7, 1)	0.1		2	0	0	0	1	1	0	0	0	0	0	3	7	0.00	3.000
Don Robinson, R ERA:	(8, 1)	1.0		3	0	0	0	0	0	0	0	0	0	0	3	3	0.00	0.000

PITCHER	IP	WLS	BF	H	R	ER	SO	BB	IBB	HBP	BLK	WP	HR	S	P	ERA	WHIP

BOTTOM

Pittsburgh Pirates @ Chicago Cubs

Wrigley Field, Chicago, IL

Tue Apr 09 1985, 3:33 AM CST

Att. 34,551 - Unknown

livebaseballscorecards.com

AB	32
R	2
H	8
RBI	2
BB	4
SO	5
LOB	12

WP: 0 PB: 0 SB: 0 CS: 0 PA: 36

TOP

Pittsburgh Pirates @ Chicago Cubs

Wrigley Field, Chicago, IL

Thu Apr 11 1985, 3:33 AM CST

Att. 10,049 - Unknown

livebaseballscorecards.com

Batter	1	2	3	4	5	6	7	8	9	AB	R	H	RBI	BB	SO	LOB
Marvell Wynne, L (1, 8) OBP: 0.125, SLG: 0.125	6-3		K		FC6-4 1-2f			B4-3 2-3		4	0	0	0	0	1	4
Johnny Ray, S (1, 4)	5-3		4-3			6-3		SF8 3-H		3	0	0	1	0	0	2
Bill Madlock, R (1, 5)	5-3			5-3		6-3		4-3		4	0	0	0	0	0	0
Jason Thompson, L (1, 3) OBP: 0.500, SLG: 0.571		F6		1B		F8			F9	4	0	1	0	0	0	0
George Hendrick, R (1, 9)		6-3		K			5-3 BB		5-3	3	0	0	0	1	1	1
Tony Peña, R (1, 2) OBP: 0.125, SLG: 0.125		4-3		3-1			K		1-3	4	0	0	0	0	1	2
Sixto Lezcano, R (1, 7)			6-3		6-3		5-3 1-2			3	0	0	0	0	0	1
Tim Foli, R (1, 6) Cecilio Guante, R (8, 1)			BB		5-3		5-3			2 0	0 0	0 0	0 0	1 0	0 0	1 0
Jose DeLeon, R (1, 1) OBP: 1.000, SLG: 1.000 Bill Almon, R (8, PH) OBP: 1.000, SLG: 1.000 (8, 6)			1-2 BB		FC6-4 1B			E1 B4-3 SF8 1B		1 1	0 1	1 1	0 0	1 0	0 0	0 0
Inning Stats	R: 0 E: 0 K: 0 S: 3 H: 0 LOB: 0 BB: 0 P: 3	R: 0 E: 0 K: 0 S: 3 H: 0 LOB: 0 BB: 0 P: 3	R: 0 E: 0 K: 1 S: 5 H: 0 LOB: 2 BB: 2 P: 13	R: 0 E: 0 K: 1 S: 6 H: 1 LOB: 1 BB: 0 P: 6	R: 0 E: 0 K: 0 S: 4 H: 1 LOB: 1 BB: 0 P: 4	R: 0 E: 0 K: 0 S: 3 H: 0 LOB: 0 BB: 0 P: 3	R: 0 E: 0 K: 1 S: 5 H: 0 LOB: 1 BB: 1 P: 9	R: 1 E: 1 K: 0 S: 4 H: 1 LOB: 0 BB: 0 P: 4	R: 0 E: 0 K: 0 S: 3 H: 0 LOB: 0 BB: 0 P: 3	1B: 3 2B: 0 3B: 0 HR: 0 SF: 1 SAC: 0 DP: 0 HBP: 0						

	AB	29
	R	1
	H	3
	RBI	1
	BB	3
	SO	3
	LOB	11

WP: 0 PB: 0 SB: 0 CS: 0 PA: 33

PITCHER	IP	WLS	BF	H	R	ER	SO	BB	IBB	HBP	BLK	WP	HR	S	P	ERA	WHIP
Steve Trout, L (1, 1) ERA:	9.0	W	33	3	1	0	3	3	0	0	0	0	0	36	48	0.00	0.667

PITCHER	IP	WLS	BF	H	R	ER	SO	BB	IBB	HBP	BLK	WP	HR	S	P	ERA	WHIP

Batter	1	2	3	4	5	6	7	8	9	AB	R	H	RBI	BB	SO	LOB
Bob Dernier, R (1, 8) OBP: 0.375, SLG: 0.286	G3 WP 1B		6-3		F2		BBBB 4-0 23 S BB			3	0	1	0	1	0	0
23 Ryne Sandberg, R (1, 4)	SSS 0-3 K		F9		5-3		6-3 1-2			4	0	0	0	0	1	2
Gary Matthews, R (1, 7) OBP: 0.625, SLG: 0.600	BBBB 4-0 G3 1-2 BB			E WP 1B	6-3		SSS 0-3 K			3	1	1	0	1	1	1
Leon Durham, L (1, 3) OBP: 0.500, SLG: 0.500	G3 1-2 2-3			E5 1B WP HR 1-3		5-3		3-1 S 1B		4	1	1	0	0	0	3
Keith Moreland, R (1, 9) OBP: 0.625, SLG: 1.000	SSS 0-3 K			HR 1-3		BBBB 4-0 1B BB		3-1 1-3		3	1	1	0	1	1	3
Ron Cey, R (1, 5) OBP: 0.125, SLG: 0.500		L4		HR 1-H 3-H		SSS 0-3 K		SSS 0-3 K		4	1	1	3	0	2	2
Jody Davis, R (1, 2) OBP: 0.125, SLG: 0.125		SSS 0-3 K		SSS 0-3 K		1B 1-2		F6		4	0	1	0	0	2	1
Shawon Dunston, R (1, 6) OBP: 0.143, SLG: 0.143		SSS 0-3 K		4-3		SSS 0-3 K				3	0	0	0	0	2	2
Steve Trout, L (1, 1)			1-3	SSS 0-3 K			1-3			3	0	0	0	0	1	0
Inning Stats	R: 0 E: 0 K: 2 S: 8 H: 1 LOB: 2 BB: 1 P: 12	R: 0 E: 0 K: 2 S: 7 H: 0 LOB: 0 BB: 0 P: 7	R: 0 E: 0 K: 0 S: 3 H: 0 LOB: 0 BB: 0 P: 3	R: 4 E: 1 K: 2 S: 11 H: 3 LOB: 0 BB: 0 P: 11	R: 0 E: 0 K: 0 S: 3 H: 0 LOB: 0 BB: 0 P: 3	R: 0 E: 0 K: 2 S: 8 H: 1 LOB: 2 BB: 1 P: 12	R: 0 E: 0 K: 1 S: 5 H: 0 LOB: 1 BB: 1 P: 9	R: 0 E: 0 K: 1 S: 6 H: 1 LOB: 1 BB: 0 P: 6		1B: 5 2B: 0 3B: 0 HR: 1	SF: 0 SAC: 0 DP: 0 HBP: 0						

PITCHER		IP	WLS	BF	H	R	ER	SO	BB	IBB	HBP	BLK	WP	HR	S	P	ERA	WHIP
Jose DeLeon, R ERA: 3.86	(1, 1)	7.0	L	30	5	4	3	9	3	0	0	0	2	1	45	57	3.86	1.143
Cecilio Guante, R ERA:	(8, 1)	1.0		4	1	0	0	1	0	0	0	0	0	0	6	6	0.00	1.000

PITCHER	IP	WLS	BF	H	R	ER	SO	BB	IBB	HBP	BLK	WP	HR	S	P	ERA	WHIP

BOTTOM

Pittsburgh Pirates @ Chicago Cubs

Wrigley Field, Chicago, IL

Thu Apr 11 1985, 3:33 AM CST

Att. 10,049 - Unknown

livebaseballscorecards.com

AB	31
R	4
H	6
RBI	3
BB	3
SO	10
LOB	14

Batter	1	2	3	4	5	6	7	8	9	AB	R	H	RBI	BB	SO	LOB
Tim Raines, S (1, 7) OBP: 0.250, SLG: 0.417	6-3		G3		L6		5-3			4	0	0	0	0	0	2
Herm Winningham, L (1, 8) OBP: 0.333, SLG: 0.500	4-3			E S HR 1B	HR		K			4	2	2	1	0	1	1
Andre Dawson, R (1, 9) OBP: 0.167, SLG: 0.167	6-3			F9	4-3			6-3		4	0	0	0	0	0	1
Dan Driessen, L (1, 3) OBP: 0.333, SLG: 0.636		3-1		1-H HR	1-3			E4 CS		4	1	1	2	0	0	0
Hubie Brooks, R (1, 6) OBP: 0.250, SLG: 0.455		F8		5-3		F9		4-3 1-2		4	0	0	0	0	0	1
Vance Law, R (1, 4) OBP: 0.250, SLG: 0.100		K		2B 1B		K			K	4	1	1	0	0	3	0
Tim Wallach, R (1, 5) OBP: 0.455, SLG: 0.636			SH1-3 1B	1-H 1B 2B		5-3			K	4	1	2	1	0	1	0
Mike Fitzgerald, R (1, 2) OBP: 0.300, SLG: 0.222			SH1-3 1-2	3-H 1B			SH1-4 1B		F4	3	0	2	1	0	0	0
Bryn Smith, R (1, 1) Jeff Reardon, R (9, 1)			K	K			SH1-4 1-2			2 0	0 0	0 0	0 0	0 0	2 0	2 0
Inning Stats	R: 0 E: 0 K: 0 S: 3 H: 0 LOB: 0 BB: 0 P: 3	R: 0 E: 0 K: 1 S: 5 H: 0 LOB: 0 BB: 0 P: 5	R: 0 E: 0 K: 1 S: 6 H: 1 LOB: 0 BB: 0 P: 6	R: 4 E: 0 K: 1 S: 10 H: 5 LOB: 1 BB: 0 P: 10	R: 1 E: 0 K: 0 S: 4 H: 1 LOB: 0 BB: 0 P: 4	R: 0 E: 0 K: 1 S: 5 H: 0 LOB: 0 BB: 0 P: 5	R: 0 E: 0 K: 1 S: 6 H: 1 LOB: 1 BB: 0 P: 6	R: 0 E: 1 K: 0 S: 3 H: 0 LOB: 0 BB: 0 P: 3	R: 0 E: 0 K: 2 S: 7 H: 0 LOB: 0 BB: 0 P: 7	1B: 5 2B: 1 3B: 0 HR: 2 SF: 0 SAC: 2 DP: 0 HBP: 0						

PITCHER		IP	WLS	BF	H	R	ER	SO	BB	IBB	HBP	BLK	WP	HR	S	P	ERA	WHIP
Dennis Eckersley, R ERA: 7.5	(1, 1)	6.0	L	25	7	5	5	4	0	0	0	0	0	2	33	33	7.50	1.167
Ray Fontenot, L ERA:	(7, 1)	2.0		7	1	0	0	1	0	0	0	0	0	0	9	9	0.00	0.500
Lary Sorensen, R ERA:	(9, 1)	1.0		3	0	0	0	2	0	0	0	0	0	0	7	7	0.00	0.000

PITCHER	IP	WLS	BF	H	R	ER	SO	BB	IBB	HBP	BLK	WP	HR	S	P	ERA	WHIP

TOP

Montreal Expos @ Chicago Cubs

Wrigley Field, Chicago, IL

Fri Apr 12 1985, 3:33 AM CST

Att. 14,337 - Unknown

livebaseballscorecards.com

AB	33
R	5
H	8
RBI	5
BB	0
SO	7
LOB	7

Montreal Expos @ Chicago Cubs

Wrigley Field, Chicago, IL

Fri Apr 12 1985, 3:33 AM CST

Att. 14,337 - Unknown

BOTTOM

Batter	1	2	3	4	5	6	7	8	9	AB	R	H	RBI	BB	SO	LOB
Bob Dernier, R (1, 8) OBP: 0.250, SLG: 0.182	F5		F3			F4			F7	4	0	0	0	0	0	0
23 Ryne Sandberg, R (1, 4)	G3			F8		F8			F9	4	0	0	0	0	0	0
Gary Matthews, R (1, 7) OBP: 0.417, SLG: 0.333	6-3			F4			F7		K	4	0	0	0	0	1	0
Leon Durham, L (1, 3) OBP: 0.455, SLG: 0.455		5-3 1B		3-1			6-3			3	0	1	0	0	0	0
Keith Moreland, R (1, 9) OBP: 0.455, SLG: 0.667		K			5-3		6-3			3	0	0	0	0	1	1
Ron Cey, R (1, 5) OBP: 0.182, SLG: 0.455		5-3 1-2			K			4-3 1B		3	0	1	0	0	1	1
Jody Davis, R (1, 2) OBP: 0.091, SLG: 0.091		K			F8			F8		3	0	0	0	0	1	2
Shawon Dunston, R (1, 6) OBP: 0.200, SLG: 0.400			G3			SF7 3B		4-3 1-2		3	1	1	0	0	0	1
Dennis Eckersley, R (1, 1)			6-3			SF7 3-H		G3		1	0	0	0	0	0	0
Thad Bosley, L (6, PH)										0	0	0	1	0	0	0
Ray Fontenot, L (7, 1)										0	0	0	0	0	0	0
Richie Hebner, L (8, PH)										1	0	0	0	0	0	1
Lary Sorensen, R (9, 1)										0	0	0	0	0	0	0

Inning Stats									
	R: 0 E: 0 K: 0 S: 3	H: 0 LOB: 0 BB: 0 P: 3	R: 0 E: 0 K: 2 S: 8	H: 1 LOB: 1 BB: 0 P: 8	R: 0 E: 0 K: 0 S: 3	H: 0 LOB: 0 BB: 0 P: 3	R: 0 E: 0 K: 0 S: 3	H: 0 LOB: 0 BB: 0 P: 3	R: 0 E: 0 K: 1 S: 5	H: 0 LOB: 0 BB: 0 P: 5
	R: 1 E: 0 K: 0 S: 4	H: 1 LOB: 0 BB: 0 P: 4	R: 0 E: 0 K: 0 S: 3	H: 0 LOB: 0 BB: 0 P: 3	R: 0 E: 0 K: 0 S: 4	H: 1 LOB: 1 BB: 0 P: 4	R: 0 E: 0 K: 1 S: 5	H: 0 LOB: 0 BB: 0 P: 5	1B: 2 2B: 0 3B: 1 HR: 0	SF: 1 SAC: 0 DP: 0 HBP: 0	WP: 0 PB: 0 SB: 0 CS: 0	PA: 30

PITCHER	IP	WLS	BF	H	R	ER	SO	BB	IBB	HBP	BLK	WP	HR	S	P	ERA	WHIP
Bryn Smith, R (1, 1) ERA: 1.13	8.0	W	27	3	1	1	3	0	0	0	0	0	0	33	33	1.12	0.375
Jeff Reardon, R (9, 1) ERA: 4.5	1.0		3	0	0	0	1	0	0	0	0	0	0	5	5	0.00	0.000

PITCHER	IP	WLS	BF	H	R	ER	SO	BB	IBB	HBP	BLK	WP	HR	S	P	ERA	WHIP

AB	29
R	1
H	3
RBI	1
BB	0
SO	4
LOB	6

livebaseballscorecards.com

Batter	1	2	3	4	5	6	7	8	9	AB	R	H	RBI	BB	SO	LOB
Tim Raines, S (1, 7) OBP: 0.235, SLG: 0.313	BBBB 4-0 6-3 BB		x 0-0 ② 4-3		x 0-0 ②③ G1-4-3 1-2f		SSS 0-3 ③ K		x 0-0 ② L6	4	0	0	0	1	1	6
Herm Winningham, L (1, 8) OBP: 0.235, SLG: 0.333	x 0-0 ①② 6-3 1-2f		SSS 0-3 ③ K			x 0-0 ① F8		SSS 0-3 ① K	x 0-0 ③ 5-3	5	0	0	0	0	2	3
Andre Dawson, R (1, 9) OBP: 0.188, SLG: 0.250 Roy Johnson, L (8, 9)	x 0-0 ③ 4-3			x 0-0 2-3 2B		x 0-0 ② 6-3		x 0-0 ② 5-3		4 0	0 0	1 0	0 0	0 0	0 0	0 0
Dan Driessen, L (1, 3) OBP: 0.375, SLG: 0.800		x 0-0 HR		x 0-0 ① 3-1		SSS 0-3 ③ K		x 0-0 1B		4	1	2	1	0	1	1
Hubie Brooks, R (1, 6) OBP: 0.250, SLG: 0.467 Dan Schatzeder, L (8, 1)		SSS 0-3 ① K		x 0-0 ② 2-3 2-3			x 0-0 1B G5-4-3 2B	x 0-0 ③ 1-3		4 0	1 0	1 0	0 0	0 0	1 0	2 0
Vance Law, R (1, 4) OBP: 0.250, SLG: 0.143		x 0-0 ② 6-3		SSS 0-3 ③ K			x 0-0 G5-4-3 2-3 1B		SSS 0-3 ① K	4	0	1	0	0	2	1
Tim Wallach, R (1, 5) OBP: 0.533, SLG: 0.867		x 0-0 3B			x 0-0 1B 1B		x 0-0 ①② G5-4-3 1-2f 3-H		x 0-0 1B 2B	4	1	3	0	0	0	1
Mike Fitzgerald, R (1, 2) OBP: 0.308, SLG: 0.250 Razor Shines, S (9, PH) OBP: 1.000, SLG: 1.000		x 0-0 ③ F8			x 0-0 ① F9		x 0-0 BB 1B		x 0-0 1B 2-H 1B	3 1	0 0	1 1	0 1	0 0	0 0	2 0
Steve Rogers, R (1, 1) Terry Francona, L (5, PH) OBP: 1.000, SLG: 1.000 Tim Burke, R (5, 1) Jim Wohlford, R (7, PH) Bert Roberge, R (7, 1) U L Washington, S (8, 6) OBP: 1.000, SLG: 1.000			x 0-0 ① 5-3		x 0-0 G1-4-3 1-3 1B		BBBB 4-0 1-2 BB		x 0-0 1-2 1B	1 1 0 0 0 0 1	0 0 0 0 0 0 0	0 1 0 0 1 0 1	0 0 0 0 0 0 0	0 0 0 0 0 0 0	0 0 0 0 0 0 0	0 0 0 0 0 0 0
Inning Stats	R: 0 H: 0 E: 0 LOB: 0 K: 0 BB: 1 S: 2 P: 6	R: 1 H: 2 E: 0 LOB: 1 K: 1 BB: 0 S: 7 P: 7	R: 0 H: 0 E: 0 LOB: 0 K: 1 BB: 0 S: 5 P: 5	R: 0 H: 1 E: 0 LOB: 1 K: 1 BB: 0 S: 6 P: 6	R: 0 H: 2 E: 0 LOB: 1 K: 0 BB: 0 S: 4 P: 4	R: 0 H: 0 E: 0 LOB: 0 K: 1 BB: 0 S: 5 P: 5	R: 1 H: 3 E: 0 LOB: 2 K: 1 BB: 1 S: 7 P: 11	R: 0 H: 1 E: 0 LOB: 1 K: 1 BB: 0 S: 6 P: 6	R: 1 H: 3 E: 0 LOB: 2 K: 1 BB: 0 S: 8 P: 8	1B: 7 2B: 4 3B: 1 HR: 1	SF: 0 SAC: 0 DP: 3 HBP: 0						

TOP

Montreal Expos @ Chicago Cubs

Wrigley Field, Chicago, IL

Sat Apr 13 1985, 3:33 AM CST

Att. 32,212 - Unknown

livebaseballscorecards.com

AB	36
R	3
H	12
RBI	2
BB	2
SO	7
LOB	16

WP: 0 PA: 38
PB: 0
SB: 0
CS: 0

PITCHER		IP	W/L/S	BF	H	R	ER	SO	BB	IBB	HBP	BLK	WP	HR	S	P	ERA	WHIP
Scott Sanderson, R ERA: 2.7	(1, 1)	6.2	W	25	7	2	2	4	1	0	0	0	0	1	32	36	2.70	1.200
Ray Fontenot, L ERA:	(7, 1)	1.1		7	2	0	0	2	1	0	0	0	0	0	10	14	0.00	2.250
Lee Smith, R ERA: 3.86	(9, 1)	1.0		6	3	1	1	1	0	0	0	0	0	0	8	8	9.00	3.000

PITCHER		IP	W/L/S	BF	H	R	ER	SO	BB	IBB	HBP	BLK	WP	HR	S	P	ERA	WHIP

Batter	1	2	3	4	5	6	7	8	9	AB	R	H	RBI	BB	SO	LOB
Bob Dernier, R (1, 8) OBP: 0.294, SLG: 0.313	K	F9			S 1B	G3		2B		5	0	2	0	0	1	1
23 Ryne Sandberg, R (1, 4) OBP: 0.059, SLG: 0.118	K		1B 2B		F8		E5 S HR	K		5	2	1	0	0	2	2
Gary Matthews, R (1, 7) Brian Dayett, R (8, 7)	1B		E SF9 1B 2-H		K 1-2		1-H HR	F4		4 1	2 0	3 0	3 0	0 0	1 0	1 1
Leon Durham, L (1, 3) OBP: 0.400, SLG: 0.357	6-3		K 2-3		IBB		G3			3	0	0	0	1	1	2
Keith Moreland, R (1, 9) OBP: 0.400, SLG: 0.583		F4	SF9 3-H		K		BB 1B			3	0	1	1	0	1	2
Ron Cey, R (1, 5) OBP: 0.333, SLG: 0.500	2B 1B 1B		5-3			HR 1B	1-2 BB			3	2	2	0	1	0	0
Jody Davis, R (1, 2) OBP: 0.200, SLG: 0.467	1-3 1B 2B			1-3		1-H HR	F5			4	2	2	2	0	0	2
Shawon Dunston, R (1, 6) OBP: 0.214, SLG: 0.357	S 2-H 3-H 1B			5-3		L7	G1-6-3			4	0	1	2	0	0	2
Scott Sanderson, R (1, 1) Ray Fontenot, L (7, 1) Davey Lopes, R (8, PH) Lee Smith, R (9, 1)	K 1-2			K		K		5-3		3 0 1 0	0 0 0 0	0 0 0 0	0 0 0 0	0 0 0 0	3 0 0 0	1 0 0 0
Inning Stats	R: 0 E: 0 K: 2 S: 8 H: 1 LOB: 1 BB: 0 P: 8	R: 2 E: 0 K: 1 S: 8 H: 3 LOB: 1 BB: 0 P: 8	R: 2 E: 1 K: 1 S: 7 H: 2 LOB: 0 BB: 0 P: 7	R: 0 E: 0 K: 1 S: 5 H: 0 LOB: 0 BB: 0 P: 5	R: 0 E: 0 K: 2 S: 8 H: 1 LOB: 2 BB: 1 P: 12	R: 2 E: 0 K: 1 S: 7 H: 2 LOB: 0 BB: 0 P: 7	R: 2 E: 1 K: 0 S: 6 H: 2 LOB: 2 BB: 1 P: 10	R: 0 E: 0 K: 1 S: 6 H: 1 LOB: 1 BB: 0 P: 6		1B: 7 2B: 3 3B: 0 HR: 2	SF: 1 SAC: 0 DP: 0 HBP: 0					

PITCHER	IP	WLS	BF	H	R	ER	SO	BB	IBB	HBP	BLK	WP	HR	S	P	ERA	WHIP
Steve Rogers, R (1, 1) ERA: 6.23	4.0	L	18	6	4	3	5	0	0	0	0	0	0	28	28	6.75	1.500
Tim Burke, R (5, 1) ERA: 6.23	2.0		10	3	2	2	3	0	1	0	0	0	1	15	19	9.00	1.500
Bert Roberge, R (7, 1) ERA: 4.5	1.0		7	2	2	1	0	1	0	0	0	0	1	6	10	9.00	3.000
Dan Schatzeder, L (8, 1) ERA:	1.0		4	1	0	0	1	0	0	0	0	0	0	6	6	0.00	1.000

PITCHER	IP	WLS	BF	H	R	ER	SO	BB	IBB	HBP	BLK	WP	HR	S	P	ERA	WHIP

BOTTOM

Montreal Expos @ Chicago Cubs

Wrigley Field, Chicago, IL

Sat Apr 13 1985, 3:33 AM CST

Att. 32,212 - Unknown

livebaseballscorecards.com

AB	36
R	8
H	12
RBI	8
BB	2
SO	9
LOB	14

1B: 7 2B: 3 3B: 0 HR: 2 SF: 1 SAC: 0 DP: 0 HBP: 0

WP: 0 PB: 0 SB: 3 CS: 0 PA: 39

Batter	1	2	3	4	5	6	7	8	9	AB	R	H	RBI	BB	SO	LOB
Tim Raines, S (1, 7) OBP: 0.190, SLG: 0.250	S S S 0-3 ① K		x 0-0 ② G3			x 0-0 ① F6		x 0-0 ② FC6-4 1-2f		4	0	0	0	0	1	1
Roy Johnson, L (1, 8)	S S S 0-3 ② K		x 0-0 ③ F9			S S S 0-3 ② K		S S S 0-3 ③ K		4	0	0	0	0	3	1
Andre Dawson, R (1, 9) OBP: 0.200, SLG: 0.250	x 0-0 ③ 5-3			x 0-0 ① F2		x 0-0 ③ 5-3			x 0-0 1-3 1B	4	0	1	0	0	0	0
Dan Driessen, L (1, 3) OBP: 0.350, SLG: 0.667		B B B B 4-0 1B FC6-4 BB		x 0-0 ② 4-3			x 0-0 ① F5		x 0-0 ① F6	3	1	0	0	1	0	1
Hubie Brooks, R (1, 6) OBP: 0.300, SLG: 0.444		x 0-0 FC6-4 1-3 1B		B B B B 4-0 BB			x 0-0 ② 4-3		x 0-0 ② 1-3 1-2	3	0	1	0	1	0	1
Tim Wallach, R (1, 5) OBP: 0.421, SLG: 0.684		x 0-0 ① FC6-4 1B WP 1-2f 3-H		x 0-0 ③ F2			x 0-0 ③ F7		x 0-0 ③ F6	4	0	0	1	0	0	3
U L Washington, S (1, 4) OBP: 0.500, SLG: 0.500		x 0-0 CS 1-3 1B			x 0-0 ① 4-3			x 0-0 ① 4-3		3	0	1	0	0	0	0
Steve Nicosia, R (1, 2) Miguel Dilone, S (8, PH) Mike Fitzgerald, R (8, 2) OBP: 0.308, SLG: 0.250		S S S 0-3 ② ③ K 1-2			x 0-0 ② G3			x 0-0 E9 1B		2 1 0	0 1 0	0 0 0	0 0 0	0 0 0	1 0 0	2 0 0
David Palmer, R (1, 1) Terry Francona, L (8, PH) OBP: 1.000, SLG: 1.000 Bert Roberge, R (8, 1)			S S S 0-3 ① K		S S S 0-3 ③ K			x 0-0 FC6-4 3-H 1B		2 1 0	0 0 0	0 1 0	0 1 0	0 0 0	2 0 0	0 0 0
Inning Stats	R: 0 E: 0 K: 2 S: 7 H: 0 LOB: 0 BB: 0 P: 7	R: 1 E: 0 K: 1 S: 6 H: 2 LOB: 1 BB: 1 P: 10	R: 0 E: 0 K: 1 S: 5 H: 0 LOB: 0 BB: 0 P: 5	R: 0 E: 0 K: 0 S: 3 H: 0 LOB: 1 BB: 1 P: 7	R: 0 E: 0 K: 1 S: 5 H: 0 LOB: 0 BB: 0 P: 5	R: 0 E: 0 K: 1 S: 5 H: 0 LOB: 0 BB: 0 P: 5	R: 0 E: 0 K: 0 S: 3 H: 0 LOB: 0 BB: 0 P: 3	R: 1 E: 1 K: 1 S: 7 H: 1 LOB: 1 BB: 0 P: 7	R: 0 E: 0 K: 0 S: 4 H: 1 LOB: 1 BB: 0 P: 4	1B: 4 2B: 0 3B: 0 HR: 0	SF: 0 SAC: 0 DP: 0 HBP: 0					

PITCHER	IP	WLS	BF	H	R	ER	SO	BB	IBB	HBP	BLK	WP	HR	S	P	ERA	WHIP
Rick Sutcliffe, R (1, 1) ERA: 1.08	9.0	W	33	4	2	1	7	2	0	0	0	1	0	45	53	1.00	0.667

PITCHER	IP	WLS	BF	H	R	ER	SO	BB	IBB	HBP	BLK	WP	HR	S	P	ERA	WHIP

TOP

Montreal Expos @ Chicago Cubs

Wrigley Field, Chicago, IL

Sun Apr 14 1985, 3:33 AM CST

Att. 31,512 - Unknown

livebaseballscorecards.com

AB	31
R	2
H	4
RBI	2
BB	2
SO	7
LOB	9

WP: 1	PA: 33
PB: 0	
SB: 0	
CS: 1	

Batter	1	2	3	4	5	6	7	8	9	AB	R	H	RBI	BB	SO	LOB
Bob Dernier, R (1, 8) OBP: 0.238, SLG: 0.250	K S E		5-3			K		6-3		4	1	0	0	0	2	0
23 Ryne Sandberg, R (1, 4) OBP: 0.095, SLG: 0.100	F7		K			HR BB		K		3	1	0	0	1	2	1
Gary Matthews, R (1, 7) OBP: 0.526, SLG: 0.867 Brian Dayett, R (9, 7)	FC4-6 1-2 BB		F9			1-H HR				2 0	1 0	1 0	2 0	1 0	0 0	0 0
Leon Durham, L (1, 3) OBP: 0.333, SLG: 0.294	FC4-6 1-2f 2-H			3-1		1-3				3	0	0	0	0	0	1
Keith Moreland, R (1, 9) OBP: 0.333, SLG: 0.467	5-3			5-3		6-3				3	0	0	0	0	0	1
Ron Cey, R (1, 5) OBP: 0.278, SLG: 0.412		F4		5-3			K			3	0	0	0	0	1	0
Jody Davis, R (1, 2) OBP: 0.222, SLG: 0.611		HR			L6		F4			3	1	1	1	0	0	0
Shawon Dunston, R (1, 6) OBP: 0.176, SLG: 0.294		6-3			F9		6-3			3	0	0	0	0	0	0
Rick Sutcliffe, L (1, 1)		K			1-3			K		3	0	0	0	0	2	0
Inning Stats	R: 1 E: 1 K: 1 S: 6 H: 0 LOB: 1 BB: 1 P: 10	R: 1 E: 0 K: 1 S: 6 H: 1 LOB: 0 BB: 0 P: 6	R: 0 E: 0 K: 1 S: 5 H: 0 LOB: 0 BB: 0 P: 5	R: 0 E: 0 K: 0 S: 3 H: 0 LOB: 0 BB: 0 P: 3	R: 0 E: 0 K: 0 S: 3 H: 0 LOB: 0 BB: 0 P: 3	R: 2 E: 0 K: 1 S: 6 H: 1 LOB: 0 BB: 1 P: 10	R: 0 E: 0 K: 1 S: 5 H: 0 LOB: 0 BB: 0 P: 5	R: 0 E: 0 K: 2 S: 7 H: 0 LOB: 0 BB: 0 P: 7		1B: 0 2B: 0 3B: 0 HR: 2	SF: 0 SAC: 0 DP: 0 HBP: 0					

PITCHER	IP	WLS	BF	H	R	ER	SO	BB	IBB	HBP	BLK	WP	HR	S	P	ERA	WHIP
David Palmer, R (1, 1) ERA: 3.86	7.0	L	26	2	4	3	5	2	0	0	0	1	2	34	42	3.86	0.571
Bert Roberge, R (8, 1) ERA: 3.0	1.0		3	0	0	0	2	0	0	0	0	0	0	7	7	0.00	0.000

PITCHER	IP	WLS	BF	H	R	ER	SO	BB	IBB	HBP	BLK	WP	HR	S	P	ERA	WHIP

BOTTOM

Montreal Expos @ Chicago Cubs

Wrigley Field, Chicago, IL

Sun Apr 14 1985, 3:33 AM CST

Att. 31,512 - Unknown

livebaseballscorecards.com

AB	27
R	4
H	2
RBI	3
BB	2
SO	7
LOB	3

WP: 1	PA: 29		
PB: 0			
SB: 1			
CS: 0			

Batter	1	2	3	4	5	6	7	8	9	AB	R	H	RBI	BB	SO	LOB
Garry Maddox, R (1, 8) OBP: 0.167, SLG: 0.167	F9		G3-6-3 1-2f		K		FC5-4 1-2f			4	0	0	0	0	1	4
Juan Samuel, R (1, 4) OBP: 0.250, SLG: 0.333	5-3		CS 1B			K		6-3		4	0	1	0	0	1	0
Von Hayes, L (1, 7) OBP: 0.375, SLG: 0.333	E6 FC6-4		CS 1-2	E6 FC5-4		G3		1-3		4	0	0	0	0	0	0
Mike Schmidt, R (1, 5) OBP: 0.261, SLG: 0.067	FC6-4 1-2f			F9		F8		1B		4	0	1	0	0	0	2
Ozzie Virgil, R (1, 2) OBP: 0.250, SLG: 0.313		G4-6-3 1B 1B		FC5-4 FC6-4 1-2f			6-3	F4		4	0	1	0	0	0	2
Glenn Wilson, R (1, 9) OBP: 0.304, SLG: 0.348		G4-6-3 1-2 1B		FC6-4 1-2f			2B FC6-4 1B		K	4	1	2	0	0	1	1
John Russell, R (1, 3) OBP: 0.214, SLG: 0.167		G4-6-3 1-2f 2-3			FC6-4 BB		FC6-4 1-3 2B		K	3	0	1	0	1	1	2
Steve Jeltz, S (1, 6) OBP: 0.353, SLG: 0.214		6-3			FC6-4 5-3 1-2f		FC6-4 IBB		K	2	0	0	0	0	0	2
John Wockenfuss, R (7, PH)										0	0	0	0	1	0	0
Luis Aguayo, R (7, PR)										0	0	0	0	0	0	0
(7, 6)																
Jeff Stone, L (9, PH) OBP: 0.273, SLG: 0.455										1	0	0	0	0	1	0
John Denny, R (1, 1)			E6 G3-6-3		5-3 1-2		FC6-4 FC5-4 1-2f 2-3 3-H			2	0	0	0	0	0	1
Bo Diaz, R (7, PH) OBP: 0.111, SLG: 0.111										1	0	0	1	0	0	2
Kevin Gross, R (7, 1)										0	0	0	0	0	0	0
Don Carman, L (8, 1)										0	0	0	0	0	0	0
Charles Hudson, S (8, 1)										0	0	0	0	0	0	0
Inning Stats	R: 0 E: 1 K: 0 S: 4 H: 0 LOB: 1 BB: 0 P: 4	R: 0 E: 0 K: 0 S: 4 H: 2 LOB: 1 BB: 0 P: 4	R: 0 E: 1 K: 0 S: 3 H: 1 LOB: 0 BB: 0 P: 3	R: 0 E: 1 K: 0 S: 4 H: 0 LOB: 1 BB: 0 P: 4	R: 0 E: 0 K: 1 S: 5 H: 0 LOB: 1 BB: 1 P: 9	R: 0 E: 0 K: 1 S: 5 H: 0 LOB: 0 BB: 0 P: 5	R: 1 E: 0 K: 0 S: 5 H: 2 LOB: 2 BB: 1 P: 9	R: 0 E: 0 K: 0 S: 4 H: 1 LOB: 1 BB: 0 P: 4	R: 0 E: 0 K: 3 S: 9 H: 0 LOB: 0 BB: 0 P: 9	1B: 5 2B: 1 3B: 0 HR: 0 SF: 0 SAC: 0 DP: 2 HBP: 0						

PITCHER		IP	WLS	BF	H	R	ER	SO	BB	IBB	HBP	BLK	WP	HR	S	P	ERA	WHIP
Steve Trout, L ERA: 0.53	(1, 1)	8.0	W	32	6	1	1	2	1	1	0	0	0	0	34	42	1.12	0.875
Lee Smith, R ERA: 2.7	(9, 1)	1.0	S	3	0	0	0	3	0	0	0	0	0	0	9	9	0.00	0.000

PITCHER	IP	WLS	BF	H	R	ER	SO	BB	IBB	HBP	BLK	WP	HR	S	P	ERA	WHIP

TOP

Philadelphia Phillies @ Chicago Cubs

Wrigley Field, Chicago, IL

Mon Apr 15 1985, 3:33 AM CST

Att. 8,347 - Unknown

livebaseballscorecards.com

AB	33
R	1
H	6
RBI	1
BB	2
SO	5
LOB	16

Philadelphia Phillies @ Chicago Cubs

Wrigley Field, Chicago, IL

Mon Apr 15 1985, 3:33 AM CST

Att. 8,347 - Unknown

BOTTOM

livebaseballscorecards.com

Batter	1	2	3	4	5	6	7	8	9	AB	R	H	RBI	BB	SO	LOB
Bob Dernier, R (1, 8) OBP: 0.269, SLG: 0.280	K		E 23 S FC4 1B		FC5-4 23 1B 1-2f		23 FC4-6 1B	F7		5	1	2	0	0	1	3
23 Ryne Sandberg, R (1, 4) OBP: 0.160, SLG: 0.167	BB 1B		K 1-2		1-2 1B		FC4-6 S 1-2f			4	0	2	0	0	1	2
Gary Matthews, R (1, 7) OBP: 0.478, SLG: 0.722 Brian Dayett, R (9, 7)	FC4-6 1-2 BB		FC FC4 2-3		K		K 1-2			3 0	0 0	0 0	0 0	1 0	2 0	4 0
Leon Durham, L (1, 3) OBP: 0.273, SLG: 0.238	K		FC4 FC5-4 1-2f 3-H		4-3		K			4	0	0	1	0	2	6
Keith Moreland, R (1, 9) OBP: 0.318, SLG: 0.474 Davey Lopes, R (8, PR) (9, 9)	FC4-6 1-2f		FC5-4 1-2f			5-3		1B SF8 2B		4 0	0 1	1 0	0 0	0 0	0 0	3 0
Ron Cey, R (1, 5) OBP: 0.227, SLG: 0.333		F9	K			5-3		K		4	0	0	0	0	2	1
Jody Davis, R (1, 2) OBP: 0.318, SLG: 0.619		FC4-6 1B	F2			1B 1B		1B IBB		3	0	2	0	1	0	0
Shawon Dunston, R (1, 6) OBP: 0.238, SLG: 0.333		FC4-6 FC6-4 1-2f	5-3			1-2 1B		1-2 2-3 1B		4	0	2	0	0	0	1
Steve Trout, L (1, 1) Thad Bosley, L (8, PH) Chris Speier, R (8, PH) Lee Smith, R (9, 1)		FC6-4 1-2f			BB FC5-4	6-3		SF8 3-H		2 0 0 0	0 0 0 0	0 0 0 0	0 0 1 0	1 0 0 0	0 0 0 0	3 0 0 0
Inning Stats	R: 0 E: 0 K: 2 S: 8 H: 1 LOB: 2 BB: 1 P: 12	R: 0 E: 0 K: 0 S: 4 H: 1 LOB: 1 BB: 0 P: 4	R: 1 E: 1 K: 1 S: 7 H: 1 LOB: 1 BB: 0 P: 7	R: 0 E: 0 K: 1 S: 5 H: 0 LOB: 0 BB: 0 P: 5	R: 0 E: 0 K: 1 S: 6 H: 1 LOB: 2 BB: 1 P: 10	R: 0 E: 0 K: 2 S: 5 H: 2 LOB: 2 BB: 0 P: 5	R: 0 E: 0 K: 2 S: 8 H: 1 LOB: 1 BB: 0 P: 8	R: 1 E: 0 K: 1 S: 7 H: 2 LOB: 2 BB: 1 P: 11		1B: 8 2B: 1 3B: 0 HR: 0	SF: 1 SAC: 0 DP: 0 HBP: 0			WP: 0 PB: 0 SB: 2 CS: 0	PA: 37		

	AB	33
	R	2
	H	9
	RBI	2
	BB	3
	SO	8
	LOB	23

PITCHER		IP	WLS	BF	H	R	ER	SO	BB	IBB	HBP	BLK	WP	HR	S	P	ERA	WHIP
John Denny, R ERA: 1.8	(1, 1)	6.0		27	6	1	0	5	2	0	0	0	0	0	35	43	0.00	1.333
Kevin Gross, R ERA: 1.93	(7, 1)	1.1	L	8	3	1	1	3	0	1	0	0	0	0	13	17	6.75	2.250
Don Carman, L ERA:	(8, 1)	0.1		1	0	0	0	0	0	0	0	0	0	0	1	1	0.00	0.000
Charles Hudson, R ERA: 5.4	(8, 1)	0.1		1	0	0	0	0	0	0	0	0	0	0	1	1	0.00	0.000

PITCHER	IP	WLS	BF	H	R	ER	SO	BB	IBB	HBP	BLK	WP	HR	S	P	ERA	WHIP

Batter	1	2	3	4	5	6	7	8	9	10	AB	R	H	RBI	BB	SO	LOB
Jeff Stone, L (1, 7) OBP: 0.280, SLG: 0.440	CS 1B		F8			FC3-6 K 1-2f			SH4 1-2		3	0	1	0	0	0	1
Al Holland, R (9, 1)											0	0	0	0	0	0	0
Juan Samuel, R (1, 4) OBP: 0.214, SLG: 0.286	F8			F7		K 1-2			K		4	0	0	0	0	2	3
Von Hayes, L (1, 8) OBP: 0.357, SLG: 0.292	3-1 1-2			K			4-3		IBB		3	0	0	0	1	1	1
Mike Schmidt, R (1, 5) OBP: 0.222, SLG: 0.053		K		F8			K		K		4	0	0	0	0	3	2
Tim Corcoran, L (1, 3) OBP: 0.400, SLG: 0.357		1B			FC4-6 1B		K			1-3	4	0	2	0	0	1	0
Bo Diaz, R (1, 2) OBP: 0.154, SLG: 0.154		L4			FC4-6 FC4-6 1-2f			6-3		G4-3 1B	4	0	1	0	0	0	2
Luis Aguayo, R (10, PR)											0	0	0	0	0	0	0
(10, 6)																	
Glenn Wilson, R (1, 9) OBP: 0.259, SLG: 0.296		K			K			K		G4-3 1-2f	4	0	0	0	0	3	3
Steve Jeltz, S (1, 6) OBP: 0.300, SLG: 0.176			5-3		FC4-6 1-2f			6-3			3	0	0	0	0	0	1
Ozzie Virgil, R (10, 2) OBP: 0.250, SLG: 0.313											0	0	0	0	0	0	0
Jerry Koosman, R (1, 1)			K			E6 FC3-6			SH4 1B		2	0	0	0	0	1	0
Greg Gross, L (9, PH) OBP: 0.333, SLG: 0.200											1	0	1	0	0	0	0
(9, 7)																	
Inning Stats	R: 0 E: 0 K: 0 S: 3 H: 1 LOB: 0 BB: 0 P: 3	R: 0 E: 0 K: 2 S: 8 H: 1 LOB: 1 BB: 0 P: 8	R: 0 E: 0 K: 1 S: 5 H: 0 LOB: 0 BB: 0 P: 5	R: 0 E: 0 K: 1 S: 5 H: 0 LOB: 0 BB: 0 P: 5	R: 0 E: 0 K: 1 S: 6 H: 1 LOB: 1 BB: 0 P: 6	R: 0 E: 1 K: 1 S: 5 H: 0 LOB: 0 BB: 0 P: 5	R: 0 E: 0 K: 2 S: 7 H: 0 LOB: 0 BB: 0 P: 7	R: 0 E: 0 K: 1 S: 5 H: 0 LOB: 0 BB: 0 P: 5	R: 0 E: 0 K: 2 S: 8 H: 1 LOB: 2 BB: 1 P: 12	R: 0 E: 0 K: 0 S: 3 H: 1 LOB: 1 BB: 0 P: 3	1B: 5 2B: 0 3B: 0 HR: 0	SF: 0 SAC: 1 DP: 1 HBP: 0						

PITCHER	IP	WLS	BF	H	R	ER	SO	BB	IBB	HBP	BLK	WP	HR	S	P	ERA	WHIP
Dennis Eckersley, R (1, 1) ERA: 2.81	10.0	W	34	5	0	0	11	0	1	0	0	0	0	55	59	0.00	0.500

PITCHER	IP	WLS	BF	H	R	ER	SO	BB	IBB	HBP	BLK	WP	HR	S	P	ERA	WHIP

TOP

Philadelphia Phillies @ Chicago Cubs

Wrigley Field, Chicago, IL

Tue Apr 16 1985, 3:33 AM CST
Att. 11,937 - Unknown

livebaseballscorecards.com

AB	32
R	0
H	5
RBI	0
BB	1
SO	11
LOB	13

WP: 0	PB: 0	SB: 0	CS: 1	PA:	34

Batter	1	2	3	4	5	6	7	8	9	10	AB	R	H	RBI	BB	SO	LOB
Bob Dernier, R (1, 8) OBP: 0.290, SLG: 0.300	5-3		5-3		5-3			1B		2-H 1B	5	0	2	1	0	0	2
23 Ryne Sandberg, R (1, 4) OBP: 0.138, SLG: 0.143	K		5-3			F9		F8			4	0	0	0	0	1	2
Gary Matthews, R (1, 7) OBP: 0.444, SLG: 0.636	1B			6-3		6-3			L6		4	0	1	0	0	0	0
Davey Lopes, R (1, 9)	K			L4		1-3			5-3		4	0	0	0	0	1	1
Keith Moreland, R (1, 3) OBP: 0.385, SLG: 0.476 Shawon Dunston, R (9, PR) OBP: 0.238, SLG: 0.333 Leon Durham, L (10, 3) OBP: 0.273, SLG: 0.238		BB FC6-4		E S 1B			K		BB		2 0 0	0 0 0	1 0 0	0 0 0	2 0 0	1 0 0	0 0 0
Ron Cey, R (1, 5) OBP: 0.231, SLG: 0.292	1-2f FC6-4 G6-4-3			1-3 K			F8		1-2 IBB		3	0	0	0	1	1	2
Jody Davis, R (1, 2) OBP: 0.269, SLG: 0.520	1-2f G6-4-3				4-3		5-3		L5		4	0	0	0	0	0	3
Larry Bowa, S (1, 6) OBP: 0.750, SLG: 1.250			SH1-4 2B		2B			F7		1B SH1-4 1B	4	1	3	0	0	0	0
Dennis Eckersley, R (1, 1)			2-3 SH1-4		5-3			K		1-2 SH1-4	2	0	0	0	0	1	1
Chris Speier, R (10, PH)											0	0	0	0	0	0	0
Inning Stats	R: 0 E: 0 K: 2 S: 8 H: 1 LOB: 1 BB: 0 P: 8	R: 0 E: 0 K: 0 S: 2 H: 0 LOB: 0 BB: 1 P: 6	R: 0 E: 0 K: 0 S: 4 H: 1 LOB: 1 BB: 0 P: 4	R: 0 E: 0 K: 0 S: 6 H: 1 LOB: 1 BB: 0 P: 6	R: 0 E: 0 K: 0 S: 4 H: 1 LOB: 1 BB: 0 P: 4	R: 0 E: 0 K: 0 S: 3 H: 0 LOB: 0 BB: 0 P: 3	R: 0 E: 0 K: 1 S: 5 H: 0 LOB: 0 BB: 0 P: 5	R: 0 E: 0 K: 1 S: 6 H: 1 LOB: 1 BB: 0 P: 6	R: 0 E: 0 K: 0 S: 3 H: 0 LOB: 2 BB: 2 P: 11	R: 1 E: 0 K: 0 S: 3 H: 2 LOB: 1 BB: 0 P: 3	1B: 5 2B: 2 3B: 0 HR: 0	SF: 0 SAC: 2 DP: 1 HBP: 0						

PITCHER		IP	WLS	BF	H	R	ER	SO	BB	IBB	HBP	BLK	WP	HR	S	P	ERA	WHIP
Jerry Koosman, L ERA: 2.08	(1, 1)	8.0		29	5	0	0	5	1	0	0	0	0	0	38	42	0.00	0.750
Al Holland, L ERA: 4.5	(9, 1)	1.1	L	8	2	1	1	0	1	1	0	0	0	0	6	14	6.75	2.250

PITCHER	IP	WLS	BF	H	R	ER	SO	BB	IBB	HBP	BLK	WP	HR	S	P	ERA	WHIP

BOTTOM

Philadelphia Phillies @ Chicago Cubs

Wrigley Field, Chicago, IL

Tue Apr 16 1985, 3:33 AM CST

Att. 11,937 - Unknown

livebaseballscorecards.com

AB	32
R	1
H	7
RBI	1
BB	3
SO	5
LOB	11

WP: 0 PB: 0 SB: 2 CS: 0 PA: 37

Philadelphia Phillies @ Chicago Cubs

Wrigley Field, Chicago, IL

Wed Apr 17 1985, 3:33 AM CST

Att. 15,752 - Unknown

TOP

livebaseballscorecards.com

Batter	1	2	3	4	5	6	7	8	9	AB	R	H	RBI	BB	SO	LOB
Juan Samuel, R (1, 4) OBP: 0.188, SLG: 0.250	S S S 0-3 ① K			x 0-0 ① F8		x 0-0 ① F8		x 0-0 ① FC6-4 1B 1-2f		4	0	0	0	0	1	1
Jeff Stone, L (1, 7) OBP: 0.310, SLG: 0.429	S S S 0-3 ② K			x 0-0 ② F8		B B B 4-0 G5-4-3 BB		x 0-0 1-2 1B		3	0	1	0	1	1	0
Mike Schmidt, R (1, 5) OBP: 0.194, SLG: 0.043	S S S 0-3 ③ K			S S S 0-3 ③ K		x 0-0 ②③ G5-4-3 1-2f		S S S 0-3 ② K		4	0	0	0	0	3	3
Von Hayes, L (1, 8) OBP: 0.313, SLG: 0.250		x 0-0 ① F8			x 0-0 ① 2-3		x 0-0 ① 4-3	x 0-0 ③ 6-3		4	0	0	0	0	0	2
Tim Corcoran, L (1, 3) OBP: 0.389, SLG: 0.353 Luis Aguayo, R (7, PR) Greg Gross, L (7, 3) OBP: 0.429, SLG: 0.500		x 0-0 ② 3-1			x 0-0 E3 1B		x 0-0 HR 1B		x 0-0 E9 4-3 2B	3 0 1	1 1 1	1 0 1	0 0 1	0 0 0	0 0 0	0 0 0
Ozzie Virgil, R (1, 2) OBP: 0.300, SLG: 0.500		x 0-0 ③ F8			x 0-0 1B 1B		x 0-0 1-H HR		S S S 0-3 ① K	4	1	2	2	0	1	1
Glenn Wilson, R (1, 9) OBP: 0.226, SLG: 0.258			S S S 0-3 ① K		S S S 0-3 ② K		x 0-0 ② 6-3		x 0-0 ② 4-3 3-H	4	0	0	1	0	2	3
Steve Jeltz, S (1, 6) OBP: 0.304, SLG: 0.200 John Wockenfuss, R (9, PH)			x 0-0 ② F9		x 0-0 1-3 2-H 1B		S S S 0-3 ③ K		x 0-0 ③ 6-3	3 1	0 0	1 0	1 0	0 0	1 0	1 0
Shane Rawley, R (1, 1) Kevin Gross, R (7, 1) Garry Maddox, R (8, PH) OBP: 0.286, SLG: 0.167 Charles Hudson, S (8, 1)			S S S 0-3 ③ K		S S S 0-3 ③ K			H 1-0 FC6-4 HBP		2 0 0 0	0 0 0 0	0 0 0 0	0 0 0 0	0 0 0 0	2 0 0 0	2 0 0 0

	AB	33
	R	4
	H	6
	RBI	4
	BB	1
	SO	11
	LOB	13

Inning Stats																		
	R: 0	H: 0	R: 0	H: 0	R: 0	H: 0	R: 0	H: 0	R: 1	H: 2	R: 0	H: 0	R: 2	H: 2	R: 0	H: 1	R: 1	H: 1
	E: 0	LOB: 0	E: 0	LOB: 0	E: 0	LOB: 0	E: 0	LOB: 0	E: 1	LOB: 2	E: 0	LOB: 0	E: 0	LOB: 1	E: 0	LOB: 2	E: 1	LOB: 0
	K: 3	BB: 0	K: 0	BB: 0	K: 2	BB: 0	K: 1	BB: 0	K: 2	BB: 0	K: 0	BB: 1	K: 1	BB: 0	K: 1	BB: 0	K: 1	BB: 0
	S: 9	P: 9	S: 3	P: 3	S: 7	P: 7	S: 5	P: 5	S: 10	P: 10	S: 2	P: 6	S: 7	P: 7	S: 6	P: 7	S: 6	P: 6

	1B: 4	SF: 0	WP: 0	PA: 35
	2B: 1	SAC: 0	PB: 0	
	3B: 0	DP: 1	SB: 0	
	HR: 1	HBP: 1	CS: 0	

PITCHER		IP	WLS	BF	H	R	ER	SO	BB	IBB	HBP	BLK	WP	HR	S	P	ERA	WHIP
Scott Sanderson, R ERA: 1.54	(1, 1)	5.0		18	2	1	0	8	0	0	0	0	0	0	34	34	0.00	0.400
George Frazier, R ERA: 9.0	(6, 1)	2.0	W	8	2	2	2	1	1	0	0	0	0	1	9	13	9.00	1.500
Lee Smith, R ERA: 1.69	(8, 1)	2.0	S	9	2	1	0	2	0	0	1	0	0	0	12	13	0.00	1.000

PITCHER		IP	WLS	BF	H	R	ER	SO	BB	IBB	HBP	BLK	WP	HR	S	P	ERA	WHIP

Batter	1	2	3	4	5	6	7	8	9	AB	R	H	RBI	BB	SO	LOB
Bob Dernier, R (1, 8) OBP: 0.306, SLG: 0.294	BBBB 4-0 23 CS BB	x 0-0 6-3 ③			x 0-0 F9 ①		x 0-0 PB 23 1B 1-2 2B 1B	x 0-0 FC5-4-6 ②③ 1-2 2-3		4	1	1	0	1	0	3
23 Ryne Sandberg, R (1, 4) OBP: 0.182, SLG: 0.188	x 0-0 ① 6-3 1-2 1B 1B	x 0-0 6-3 ①			x 0-0 FC5-4 ② 1-2f		x 0-0 PB 1-2 2-3 2B 1B			4	2	2	0	0	0	1
Gary Matthews, R (1, 7) OBP: 0.387, SLG: 0.538 Lee Smith, R (8, 1)	x 0-0 6-3 ② 1-2	x 0-0 6-3 ②			SSS 0-3 K ③		x 0-0 F8 ① 1-2 2-3 3-H			4 0	0 0	0 0	0 0	0 0	1 0	4 0
Davey Lopes, R (1, 9) (8, 7)	BBBB 4-0 S 1B BB	x 0-0 4-3 ③				BBBB 4-0 4-3 G1-6-3 BB	BBBB 4-0 2B BB			1	1	0	0	3	0	0
Keith Moreland, R (1, 3) (8, 9) OBP: 0.433, SLG: 0.560	x 0-0 S 1-2 2-H 1B	x 0-0 1B		x 0-0 ① G1-6-3 1-2		x 0-0 ② 1-H 2-H 3-H 2B				4	0	3	4	0	0	1
Ron Cey, R (1, 5) OBP: 0.233, SLG: 0.259	BBBB 4-0 1-2 2-3 BB	x 0-0 F7 ①			x 0-0 ② 4-3 2-3	x 0-0 ③ F9				3	0	0	0	1	0	2
Jody Davis, R (1, 2) OBP: 0.300, SLG: 0.500	x 0-0 ③ 1-3			SSS 0-3 ② K		4-0 IBB		x 0-0 FC5-4-6 SH1-4 1B		3	0	1	0	1	1	4
Larry Bowa, S (1, 6) OBP: 0.429, SLG: 0.714		x 0-0 ① 5-3		SSS 0-3 ③ K		SSS 0-3 ③ K		x 0-0 ① SH1-4 1-2		3	0	0	0	0	2	3
Scott Sanderson, R (1, 1)		x 0-0 ② 6-3			x 0-0 23 FC5-4 1B		x 0-0 23 1B 1B PB 1B	4-0 FC5-4-6 IBB		1	0	0	0	0	0	0
Brian Dayett, R (5, PH) OBP: 0.500, SLG: 0.500										1	0	1	0	0	0	0
George Frazier, R (6, 1)										0	0	0	0	0	0	0
Steve Lake, R (7, PH) OBP: 1.000, SLG: 1.000										1	1	1	0	0	0	0
Leon Durham, L (8, 3) OBP: 0.304, SLG: 0.238										0	0	0	0	1	0	0
Inning Stats	R: 1 E: 0 K: 0 S: 4 H: 2 LOB: 3 BB: 3 P: 16	R: 0 E: 0 K: 0 S: 3 H: 0 LOB: 0 BB: 0 P: 3	R: 0 E: 0 K: 0 S: 3 H: 0 LOB: 0 BB: 0 P: 3	R: 0 E: 0 K: 2 S: 8 H: 1 LOB: 1 BB: 0 P: 8	R: 0 E: 0 K: 1 S: 6 H: 1 LOB: 1 BB: 0 P: 6	R: 0 E: 0 K: 1 S: 5 H: 0 LOB: 2 BB: 2 P: 13	R: 4 E: 0 K: 0 S: 6 H: 4 LOB: 0 BB: 1 P: 10	R: 0 E: 0 K: 0 S: 3 H: 1 LOB: 1 BB: 1 P: 7		1B: 8 2B: 1 3B: 0 HR: 0	SF: 0 SAC: 1 DP: 1 HBP: 0					

PITCHER		IP	WLS	BF	H	R	ER	SO	BB	IBB	HBP	BLK	WP	HR	S	P	ERA	WHIP
Shane Rawley, L ERA: 2.31	(1, 1)	6.0		28	6	3	3	4	4	1	0	0	0	0	31	51	4.50	1.667
Kevin Gross, R ERA: 4.76	(7, 1)	1.0	L	5	2	2	2	0	1	0	0	0	0	0	4	8	18.00	3.000
Charles Hudson, R ERA: 4.5	(8, 1)	1.0		4	1	0	0	0	0	1	0	0	0	0	3	7	0.00	1.000

PITCHER	IP	WLS	BF	H	R	ER	SO	BB	IBB	HBP	BLK	WP	HR	S	P	ERA	WHIP

BOTTOM

Philadelphia Phillies @ Chicago Cubs

Wrigley Field, Chicago, IL

Wed Apr 17 1985, 3:33 AM CST

Att. 15,752 - Unknown

livebaseballscorecards.com

AB	29
R	5
H	9
RBI	4
BB	7
SO	4
LOB	18

Batter	1	2	3	4	5	6	7	8	9	AB	R	H	RBI	BB	SO	LOB
Bob Dernier, R (1, 8) OBP: 0.275, SLG: 0.263	F5	F6			5-3		5-3			4	0	0	0	0	0	2
23 Ryne Sandberg, R (1, 4) OBP: 0.189, SLG: 0.194	S 3B 1B		5-3		F5			5-3		4	1	1	0	0	0	0
Thad Bosley, L (1, 7) OBP: 0.250, SLG: 1.000	1-H 3B		F3			F5		5-3		3	0	1	1	0	0	0
Brian Dayett, R (8, PH) (8, 7) OBP: 0.333, SLG: 0.333										1	0	0	0	0	0	0
Leon Durham, L (1, 3) OBP: 0.296, SLG: 0.240	K		1-3			E HR 1B		6-3		4	1	1	0	0	1	1
Keith Moreland, R (1, 9) OBP: 0.412, SLG: 0.517	F5			F3		F9			G5-4-3 1B	4	0	1	0	0	0	2
Ron Cey, R (1, 5) OBP: 0.294, SLG: 0.419		FC4-6 1B 1B		1B		1-H HR			G5-4-3 1-2f	4	1	3	2	0	0	1
Jody Davis, R (1, 2) OBP: 0.265, SLG: 0.438		F8		F6		5-3			F7	4	0	0	0	0	0	2
Shawon Dunston, R (1, 6) OBP: 0.250, SLG: 0.333		FC4-6 1B 1-2		G3						3	0	1	0	0	0	1
Rick Sutcliffe, L (1, 1)		FC4-6 1-2f 2-3			K					2	0	0	0	0	1	2
Ray Fontenot, L (6, 1)										0	0	0	0	0	0	0
Chris Speier, R (7, PH)										1	0	0	0	0	0	0
Warren Brusstar, R (7, 1)							F8	F8		0	0	0	0	0	0	0
Inning Stats	R: 1 E: 0 K: 1 S: 7 H: 2 LOB: 1 BB: 0 P: 7	R: 0 E: 0 K: 0 S: 5 H: 2 LOB: 2 BB: 0 P: 5	R: 0 E: 0 K: 0 S: 3 H: 0 LOB: 0 BB: 0 P: 3	R: 0 E: 0 K: 0 S: 4 H: 1 LOB: 1 BB: 0 P: 4	R: 0 E: 0 K: 1 S: 5 H: 0 LOB: 0 BB: 0 P: 5	R: 2 E: 1 K: 0 S: 5 H: 2 LOB: 0 BB: 0 P: 5	R: 0 E: 0 K: 0 S: 3 H: 0 LOB: 0 BB: 0 P: 3	R: 0 E: 0 K: 0 S: 3 H: 0 LOB: 0 BB: 0 P: 3	R: 0 E: 0 K: 0 S: 3 H: 1 LOB: 0 BB: 0 P: 3	1B: 6 2B: 0 3B: 1 HR: 1	SF: 0 SAC: 0 DP: 1 HBP: 0						

PITCHER		IP	WLS	BF	H	R	ER	SO	BB	IBB	HBP	BLK	WP	HR	S	P	ERA	WHIP
Bryn Smith, R ERA: 2.57	(1, 1)	6.0	W	25	7	3	3	2	0	0	0	0	0	1	29	29	4.50	1.167
Dan Schatzeder, L ERA: 3.0	(7, 1)	2.0		6	0	0	0	0	0	0	0	0	0	0	6	6	0.00	0.000
Jeff Reardon, R ERA: 1.8	(9, 1)	1.0	S	3	1	0	0	0	0	0	0	0	0	0	3	3	0.00	1.000

PITCHER	IP	WLS	BF	H	R	ER	SO	BB	IBB	HBP	BLK	WP	HR	S	P	ERA	WHIP

TOP

Chicago Cubs @ Montreal Expos

Olympic Stadium, Montreal, QB

Fri Apr 19 1985, 3:33 AM EST
Att. 30,930 - Unknown

livebaseballscorecards.com

AB	34
R	3
H	8
RBI	3
BB	0
SO	2
LOB	11

1B: 6	SF: 0	WP: 0	PA: 34
2B: 0	SAC: 0	PB: 0	
3B: 1	DP: 1	SB: 1	
HR: 1	HBP: 0	CS: 0	

Batter	1	2	3	4	5	6	7	8	9	AB	R	H	RBI	BB	SO	LOB
Tim Raines, S (1, 7) OBP: 0.231, SLG: 0.316	4-3		1-3		1B 2B	1-3 HR 2B 3-H		F6		5	2	2	1	0	0	1
Herm Winningham, L (1, 8) OBP: 0.269, SLG: 0.304	L6		BBBB 4-0 BB		L4	2-H 3-H HR		F7		2	0	0	0	1	0	1
Jim Wohlford, R (6, PH) (7, 9) OBP: 0.444, SLG: 0.750										2	1	1	3	0	0	0
Andre Dawson, R (1, 9) (7, 8) OBP: 0.273, SLG: 0.313	1B 1B		F2		1B 1B	L6		5-3		5	0	2	0	0	0	2
Dan Driessen, L (1, 3) OBP: 0.364, SLG: 0.533	1-3 1B		1-3		1-2 2-H 1B	BBBB 4-0 BB				3	0	2	1	1	0	2
Hubie Brooks, R (1, 6) OBP: 0.297, SLG: 0.371	SSS K			S 1B	SSS K	1-3				4	0	1	0	0	2	5
Tim Wallach, R (1, 5) OBP: 0.286, SLG: 0.457		F8		F3	F8		6-3			4	0	0	0	0	0	3
Vance Law, R (1, 4) OBP: 0.387, SLG: 0.333		F7		F7		E 1B 2B 1B	BBBB 4-0 6-3 S BB			3	1	1	0	1	0	1
Mike Fitzgerald, R (1, 2) OBP: 0.333, SLG: 0.333		6-3		1-2 IBB		E6 2B 1-3 HR 1B	6-3 1-3			3	1	1	0	1	0	1
Bryn Smith, R (1, 1) OBP: 0.250, SLG: 0.500			2B	1-3	SSS K		G3			2	0	1	0	0	0	2
Terry Francona, L (6, PH) OBP: 0.444, SLG: 0.444										1	0	0	0	0	1	2
Dan Schatzeder, L (7, 1)										1	0	0	0	0	0	1
Jeff Reardon, R (9, 1)										0	0	0	0	0	0	0
Inning Stats	R: 0 E: 0 K: 1 S: 7 H: 2 LOB: 2 BB: 0 P: 7	R: 0 E: 0 K: 0 S: 3 H: 0 LOB: 0 BB: 0 P: 3	R: 0 E: 0 K: 0 S: 4 H: 1 LOB: 2 BB: 1 P: 8	R: 0 E: 0 K: 0 S: 4 H: 1 LOB: 2 BB: 1 P: 8	R: 1 E: 0 K: 1 S: 8 H: 3 LOB: 2 BB: 0 P: 8	R: 4 E: 1 K: 1 S: 9 H: 4 LOB: 1 BB: 1 P: 13	R: 0 E: 0 K: 0 S: 3 H: 0 LOB: 1 BB: 1 P: 7	R: 0 E: 0 K: 0 S: 3 H: 0 LOB: 0 BB: 0 P: 3		1B: 7 2B: 3 3B: 0 HR: 1 SF: 0 SAC: 0 DP: 0 HBP: 0						

PITCHER		IP	WLS	BF	H	R	ER	SO	BB	IBB	HBP	BLK	WP	HR	S	P	ERA	WHIP
Rick Sutcliffe, R ERA: 2.45	(1, 1)	5.1	L	28	10	4	4	3	1	1	0	0	0	0	32	40	6.75	2.062
Ray Fontenot, L ERA: 2.25	(6, 1)	0.2		4	1	1	1	0	1	0	0	0	0	1	3	7	13.50	3.000
Warren Brusstar, R ERA:	(7, 1)	2.0		7	0	0	0	0	1	0	0	0	0	0	6	10	0.00	0.500

PITCHER	IP	WLS	BF	H	R	ER	SO	BB	IBB	HBP	BLK	WP	HR	S	P	ERA	WHIP

BOTTOM

Chicago Cubs @ Montreal Expos

Olympic Stadium, Montreal, QB

Fri Apr 19 1985, 3:33 AM EST

Att. 30,930 - Unknown

livebaseballscorecards.com

AB	35
R	5
H	11
RBI	5
BB	4
SO	3
LOB	21

WP: 0 PB: 0 SB: 2 CS: 0 PA: 39

Batter	1	2	3	4	5	6	7	8	9	AB	R	H	RBI	BB	SO	LOB
Bob Dernier, R (1, 8) OBP: 0.273, SLG: 0.244	F8		BB			F8		FC4-6 1-2f		3	0	0	0	1	0	2
Lary Sorensen, R (8, 1)										0	0	0	0	0	0	0
23 Ryne Sandberg, R (1, 4) OBP: 0.171, SLG: 0.175	F7		FC5 2-3f			K			3-1	4	0	0	0	0	1	2
Gary Matthews, R (1, 7) OBP: 0.371, SLG: 0.483	F7			L5			F5		BB	3	0	0	0	1	0	0
Leon Durham, L (1, 3) OBP: 0.258, SLG: 0.207		K		F7			G3		F9	4	0	0	0	0	1	1
Keith Moreland, R (1, 9) OBP: 0.368, SLG: 0.455		K		L4			F7		F8	4	0	0	0	0	1	1
Ron Cey, R (1, 5) OBP: 0.297, SLG: 0.412		5-3			G1			BB 1B		3	0	1	0	0	0	0
Davey Lopes, R (8, PR) (8, 5)										0	0	0	0	0	0	0
Steve Lake, R (1, 2) OBP: 0.667, SLG: 0.667			23 FC5 SH5-4 1B		F5			FC4-6 1-2 BB		2	0	1	0	0	0	0
Thad Bosley, L (8, PH) OBP: 0.400, SLG: 1.000										0	0	0	0	1	0	0
(8, 8)																
Shawon Dunston, R (1, 6) OBP: 0.222, SLG: 0.296			F9		F9			K		3	0	0	0	0	1	3
Steve Trout, L (1, 1)						5-3				1	0	0	0	0	0	0
Richie Hebner, L (8, PH)										1	0	0	0	0	0	2
Jody Davis, R (8, 2) OBP: 0.265, SLG: 0.438			SH5-4 1-2					F8		0	0	0	0	0	0	0
Inning Stats	R: 0 E: 0 K: 0 S: 3 H: 0 LOB: 0 BB: 0 P: 3	R: 0 E: 0 K: 2 S: 7 H: 0 LOB: 0 BB: 0 P: 7	R: 0 E: 0 K: 0 S: 4 H: 1 LOB: 2 BB: 1 P: 8	R: 0 E: 0 K: 0 S: 3 H: 0 LOB: 0 BB: 0 P: 3	R: 0 E: 0 K: 0 S: 3 H: 0 LOB: 0 BB: 0 P: 3	R: 0 E: 0 K: 1 S: 5 H: 0 LOB: 0 BB: 0 P: 5	R: 0 E: 0 K: 0 S: 3 H: 0 LOB: 0 BB: 0 P: 3	R: 0 E: 0 K: 1 S: 6 H: 1 LOB: 2 BB: 1 P: 10	R: 0 E: 0 K: 0 S: 3 H: 0 LOB: 1 BB: 1 P: 7	1B: 2 2B: 0 3B: 0 HR: 0 SF: 0 SAC: 1 DP: 0 HBP: 0	WP: 0 PB: 0 SB: 0 CS: 0 PA: 32					

PITCHER	IP	WLS	BF	H	R	ER	SO	BB	IBB	HBP	BLK	WP	HR	S	P	ERA	WHIP
Bill Gullickson, R (1, 1) ERA: 1.89	7.0	W	25	2	0	0	3	2	0	0	0	0	0	29	37	0.00	0.571
Jeff Reardon, R (8, 1) ERA: 1.29	2.0	S	7	0	0	0	1	1	0	0	0	0	0	8	12	0.00	0.500

PITCHER	IP	WLS	BF	H	R	ER	SO	BB	IBB	HBP	BLK	WP	HR	S	P	ERA	WHIP

TOP

Chicago Cubs @ Montreal Expos

Olympic Stadium, Montreal, QB

Sat Apr 20 1985, 3:33 AM EST

Att. 12,775 - Unknown

livebaseballscorecards.com

AB	28
R	0
H	2
RBI	0
BB	3
SO	4
LOB	11

Chicago Cubs @ Montreal Expos

Olympic Stadium, Montreal, QB

Sat Apr 20 1985, 3:33 AM EST

Att. 12,775 - Unknown

BOTTOM

Batter	1	2	3	4	5	6	7	8	9	AB	R	H	RBI	BB	SO	LOB
Tim Raines, S (1, 7) OBP: 0.238, SLG: 0.300	1-3			4-3		BBBB 4-0 CS BB		SH1-3 2-3		2	0	0	0	1	0	0
Vance Law, R (1, 4) OBP: 0.343, SLG: 0.290	SSS 0-3 K			6-3		SSS 0-3 K 1-2		F3		4	0	0	0	0	2	2
Andre Dawson, R (1, 8) (8, 9) OBP: 0.324, SLG: 0.429	6-3			1B		HR		I-I-I 4-0 S 1B IBB		3	2	2	1	1	0	0
Hubie Brooks, R (1, 6) OBP: 0.317, SLG: 0.385		F8		4-3		1B		1-H 3-H 1B		4	0	2	2	0	0	1
Tim Wallach, R (1, 5) OBP: 0.282, SLG: 0.462		4-3			F8 2B 2B	1-3		SSS 0-3 K		4	1	1	0	0	1	2
Jim Wohlford, R (1, 9) OBP: 0.333, SLG: 0.545		F8			F8 2-3		F8			3	0	0	0	0	0	1
Herm Winningham, L (8, 8) OBP: 0.269, SLG: 0.304										0	0	0	0	0	0	0
Razor Shines, S (1, 3) OBP: 0.125, SLG: 0.125		SSS 0-3 K			6-3		SSS 0-3 K			3	0	0	0	0	2	1
Mike Fitzgerald, R (1, 2) OBP: 0.333, SLG: 0.370		6-3			3-H 2B		1-3			3	0	1	1	0	0	0
Bill Gullickson, R (1, 1) OBP: 0.286, SLG: 0.286		F8			F8			SH1-3 1B 2B		2	0	0	0	0	0	1
Jeff Reardon, R (8, 1)										0	0	0	0	0	0	0
Dan Driessen, L (8, 3) OBP: 0.382, SLG: 0.581										1	1	1	0	0	0	0
Inning Stats	R: 0 E: 0 K: 1 S: 5 H: 0 LOB: 0 BB: 0 P: 5	R: 0 E: 0 K: 0 S: 3 H: 0 LOB: 0 BB: 0 P: 3	R: 0 E: 0 K: 1 S: 5 H: 0 LOB: 0 BB: 0 P: 5	R: 0 E: 0 K: 0 S: 4 H: 1 LOB: 1 BB: 0 P: 4	R: 1 E: 0 K: 0 S: 5 H: 2 LOB: 1 BB: 0 P: 5	R: 1 E: 0 K: 1 S: 6 H: 2 LOB: 1 BB: 1 P: 10	R: 0 E: 0 K: 1 S: 5 H: 0 LOB: 0 BB: 0 P: 5	R: 2 E: 0 K: 1 S: 7 H: 2 LOB: 1 BB: 1 P: 11		1B: 3 2B: 3 3B: 0 HR: 1 SF: 0 SAC: 1 DP: 0 HBP: 0						

PITCHER	IP	WLS	BF	H	R	ER	SO	BB	IBB	HBP	BLK	WP	HR	S	P	ERA	WHIP
Steve Trout, L (1, 1) ERA: 1.13	7.0	L	26	5	2	2	4	1	0	0	0	0	1	33	37	2.57	0.857
Lary Sorensen, R (8, 1) ERA: 9.0	1.0		6	2	2	2	1	0	1	0	0	0	0	7	11	18.00	2.000

PITCHER	IP	WLS	BF	H	R	ER	SO	BB	IBB	HBP	BLK	WP	HR	S	P	ERA	WHIP

AB	29
R	4
H	7
RBI	4
BB	2
SO	5
LOB	8

WP: 0 PA: 32
PB: 0
SB: 1
CS: 1

livebaseballscorecards.com

Chicago Cubs @ Montreal Expos

Olympic Stadium, Montreal, QB

Sun Apr 21 1985, 3:33 AM EST

Att. 13,506 - Unknown

TOP

livebaseballscorecards.com

Batter	1	2	3	4	5	6	7	8	9	AB	R	H	RBI	BB	SO	LOB
Davey Lopes, R (1, 8) (9, 7) OBP: 0.385, SLG: 0.200	1-3 23 BB 1B 1B		1B 1B		G6-4-3 1-2f		G6-4-3 1-2f			4	2	2	0	0	0	2
23 Ryne Sandberg, R (1, 4) OBP: 0.200, SLG: 0.209	B B B B 1-2 1-3 1B 1B BB		F7		2B			6-3		3	1	1	0	1	0	1
Gary Matthews, R (1, 7) OBP: 0.359, SLG: 0.455	1-3 1-2 2-3		1B 1-2 1B		5-3			F8		4	0	1	0	0	0	3
Bob Dernier, R (9, 8) OBP: 0.273, SLG: 0.244										0	0	0	0	0	0	0
Richie Hebner, L (1, 3) OBP: 0.500, SLG: 0.500	CS 2-H 3-H 1B		1-3 2-H 1B			1B SF8 1B		F7		4	1	3	3	0	0	0
Keith Moreland, R (1, 9) OBP: 0.357, SLG: 0.432	S S S K 1-2		F4			G1-4-3 1-3 1B			F9	4	0	1	0	0	1	3
Ron Cey, R (1, 5) OBP: 0.268, SLG: 0.378		F8		F8		SF8 3-H			S S S K	3	0	0	1	0	1	0
Steve Lake, R (1, 2) OBP: 0.429, SLG: 0.429		F9	S S S K			G1-4-3 1-2f			FC5-4 1B	4	0	1	0	0	1	1
Shawon Dunston, R (1, 6) OBP: 0.194, SLG: 0.258		6-3		5-3			1-3		FC5-4 1-2f	4	0	0	0	0	0	1
Dennis Eckersley, R (1, 1) OBP: 0.333, SLG: 0.333			6-3		G6-4-3 1B		G6-4-3 1B			3	0	2	0	0	0	0

	AB	33
	R	4
	H	11
	RBI	4
	BB	1
	SO	3
	LOB	11

Inning Stats																																
	R: 2	E: 0	K: 1	S: 6	H: 2	LOB: 1	BB: 1	P: 10	R: 0	E: 0	K: 0	S: 3	H: 0	LOB: 0	BB: 0	P: 3	R: 1	E: 0	K: 0	S: 6	H: 3	LOB: 2	BB: 0	P: 6	R: 0	E: 0	K: 1	S: 5	H: 0	LOB: 0	BB: 0	P: 5
	R: 0	E: 0	K: 0	S: 4	H: 2	LOB: 1	BB: 0	P: 4	R: 1	E: 0	K: 0	S: 4	H: 2	LOB: 0	BB: 0	P: 4	R: 0	E: 0	K: 0	S: 3	H: 1	LOB: 0	BB: 0	P: 3	R: 0	E: 0	K: 0	S: 3	H: 0	LOB: 0	BB: 0	P: 3
	R: 0	E: 0	K: 1	S: 6	H: 1	LOB: 1	BB: 0	P: 6	1B: 10	2B: 2	3B: 0	HR: 0	SF: 1	SAC: 0	DP: 4	HBP: 0	WP: 0	PB: 0	SB: 0	CS: 1	PA: 35												

PITCHER		IP	WLS	BF	H	R	ER	SO	BB	IBB	HBP	BLK	WP	HR	S	P	ERA	WHIP
David Palmer, R ERA: 5.4	(1, 1)	3.0	L	14	5	3	3	1	1	0	0	0	0	0	15	19	9.00	2.000
Tim Burke, R ERA: 4.32	(4, 1)	3.0		11	4	1	1	1	0	0	0	0	0	0	13	13	3.00	1.333
Bert Roberge, R ERA: 1.8	(7, 1)	2.0		6	1	0	0	0	0	0	0	0	0	0	6	6	0.00	0.500
Rick Grapenthin, R ERA:	(9, 1)	1.0		4	1	0	0	1	0	0	0	0	0	0	6	6	0.00	1.000

PITCHER	IP	WLS	BF	H	R	ER	SO	BB	IBB	HBP	BLK	WP	HR	S	P	ERA	WHIP

Chicago Cubs @ Montreal Expos

Olympic Stadium, Montreal, QB

Sun Apr 21 1985, 3:33 AM EST

Att. 13,506 - Unknown

livebaseballscorecards.com

BOTTOM

Batter	1	2	3	4	5	6	7	8	9	AB	R	H	RBI	BB	SO	LOB
Tim Raines, S (1, 7) OBP: 0.239, SLG: 0.295	F8			5-3			S 1B		4-3	4	0	1	0	0	0	0
Herm Winningham, L (1, 8) OBP: 0.233, SLG: 0.259	F7			G1			K 1-2		F7	4	0	0	0	0	1	1
Andre Dawson, R (1, 9) OBP: 0.293, SLG: 0.385	5-3			6-3			F8		4-3	4	0	0	0	0	0	1
Dan Driessen, L (1, 3) OBP: 0.351, SLG: 0.529		F2			3-1		4-3			3	0	0	0	0	0	1
Tim Wallach, R (1, 5) OBP: 0.286, SLG: 0.452		CS 1B			F8			F4		3	0	1	0	0	0	0
Vance Law, R (1, 4) OBP: 0.342, SLG: 0.294		K			6-3			B5-3 1B		3	0	1	0	0	1	1
U L Washington, S (1, 6) OBP: 0.429, SLG: 0.429		CS 1-2	K				G1-6-3 1B	B5-3 1-2		3	0	1	0	0	1	1
Mike Fitzgerald, R (1, 2) OBP: 0.364, SLG: 0.379			G4-6-3 1B				G1-6-3 1-2f	BB		2	0	1	0	1	0	1
David Palmer, R (1, 1)			G4-6-3 1-2f				4-3	6-3		0	0	0	0	0	0	0
Miguel Dilone, S (3, PH) OBP: 0.500, SLG: 1.000										1	0	0	0	0	0	1
Tim Burke, R (4, 1)										0	0	0	0	0	0	0
Terry Francona, L (6, PH) OBP: 0.400, SLG: 0.400										1	0	0	0	0	0	0
Bert Roberge, R (7, 1)										0	0	0	0	0	0	0
Razor Shines, S (8, PH) OBP: 0.111, SLG: 0.111										1	0	0	0	0	0	2
Rick Grapenthin, R (9, 1)										0	0	0	0	0	0	0
Inning Stats	R: 0 E: 0 K: 0 S: 3	H: 0 LOB: 0 BB: 0 P: 3	R: 0 E: 0 K: 1 S: 5	H: 1 LOB: 0 BB: 0 P: 5	R: 0 E: 0 K: 1 S: 5	H: 1 LOB: 0 BB: 0 P: 5	R: 0 E: 0 K: 0 S: 3	H: 0 LOB: 0 BB: 0 P: 3	R: 0 E: 0 K: 0 S: 3	H: 0 LOB: 0 BB: 0 P: 3	R: 0 E: 0 K: 0 S: 3	H: 1 LOB: 0 BB: 0 P: 3	R: 0 E: 0 K: 1 S: 6	H: 1 LOB: 1 BB: 0 P: 6	R: 0 E: 0 K: 0 S: 4	H: 1 LOB: 2 BB: 1 P: 8	R: 0 E: 0 K: 0 S: 3	H: 0 LOB: 0 BB: 0 P: 3

	AB	29
	R	0
	H	5
	RBI	0
	BB	1
	SO	3
	LOB	9

1B: 5 SF: 0 WP: 0 PA: 31
2B: 0 SAC: 0 PB: 0
3B: 0 DP: 2 SB: 1
HR: 0 HBP: 0 CS: 1

PITCHER	IP	WLS	BF	H	R	ER	SO	BB	IBB	HBP	BLK	WP	HR	S	P	ERA	WHIP
Dennis Eckersley, R (1, 1) ERA: 1.8	9.0	W	30	5	0	0	3	1	0	0	0	0	0	35	39	0.00	0.667

PITCHER	IP	WLS	BF	H	R	ER	SO	BB	IBB	HBP	BLK	WP	HR	S	P	ERA	WHIP

Batter	1	2	3	4	5	6	7	8	9	AB	R	H	RBI	BB	SO	LOB
Bob Dernier, R (1, 8) OBP: 0.292, SLG: 0.267	23 FC5-4 1B		1-3		F4			2B WP 1B		4	1	2	0	0	0	1
23 Ryne Sandberg, R (1, 4) OBP: 0.184, SLG: 0.191	FC5-4 1B 1-2f		K		F4			F9		4	0	0	0	0	1	4
Gary Matthews, R (1, 7) OBP: 0.372, SLG: 0.486	1-2 1B		F9			1-3		WP 2B 1-3 2-H		4	0	2	1	0	0	0
Keith Moreland, R (1, 9) OBP: 0.326, SLG: 0.390	L6			G3		6-3		5-3		4	0	0	0	0	0	4
Ron Cey, R (1, 5) OBP: 0.244, SLG: 0.341	F7			F8		4-3		F3 2-3 3-H		4	0	0	0	0	0	3
Leon Durham, L (1, 3) OBP: 0.257, SLG: 0.303		L6		HR			6-3		K	4	1	1	1	0	1	0
Steve Lake, R (1, 2) OBP: 0.300, SLG: 0.300		F8		5-3			F8		F8	3	0	0	0	0	0	0
Brian Dayett, R (9, PH) OBP: 0.250, SLG: 0.250										1	0	0	0	0	0	0
Shawon Dunston, R (1, 6) OBP: 0.176, SLG: 0.235		E4			5-3		6-3		F5	3	0	0	0	0	0	0
Ray Fontenot, L (7, 1)										0	0	0	0	0	0	0
Davey Lopes, R (9, PH) OBP: 0.357, SLG: 0.182										1	0	0	0	0	0	0
Dick Ruthven, R (1, 1) OBP: 0.500, SLG: 0.500		5-3			1B			2B		2	0	1	0	0	0	1
George Frazier, R (6, 1)										0	0	0	0	0	0	0
Chris Speier, R (7, 6) OBP: 0.250, SLG: 0.667										1	1	1	0	0	0	0
Inning Stats	R: 0 E: 0 K: 0 S: 5 H: 2 LOB: 2 BB: 0 P: 5	R: 0 E: 1 K: 0 S: 4 H: 0 LOB: 1 BB: 0 P: 4	R: 0 E: 0 K: 1 S: 5 H: 0 LOB: 0 BB: 0 P: 5	R: 1 E: 0 K: 0 S: 4 H: 1 LOB: 0 BB: 0 P: 4	R: 0 E: 0 K: 0 S: 4 H: 1 LOB: 1 BB: 0 P: 4	R: 0 E: 0 K: 0 S: 3 H: 0 LOB: 0 BB: 0 P: 3	R: 0 E: 0 K: 0 S: 3 H: 0 LOB: 0 BB: 0 P: 3	R: 2 E: 0 K: 0 S: 6 H: 3 LOB: 1 BB: 0 P: 6	R: 0 E: 0 K: 1 S: 5 H: 0 LOB: 0 BB: 0 P: 5	1B: 4 2B: 2 3B: 0 HR: 1 SF: 0 SAC: 0 DP: 0 HBP: 0						

PITCHER		IP	WLS	BF	H	R	ER	SO	BB	IBB	HBP	BLK	WP	HR	S	P	ERA	WHIP
Larry McWilliams, L ERA: 5.17	(1, 1)	7.1	W	30	7	3	3	1	0	0	0	0	0	1	32	32	3.68	0.955
Don Robinson, R ERA: 3.24	(8, 1)	0.2		2	0	0	0	0	0	0	0	0	1	0	2	2	0.00	0.000
John Candelaria, L ERA: 2.08	(9, 1)	1.0	S	3	0	0	0	1	0	0	0	0	0	0	5	5	0.00	0.000

PITCHER	IP	WLS	BF	H	R	ER	SO	BB	IBB	HBP	BLK	WP	HR	S	P	ERA	WHIP

TOP

Chicago Cubs @ Pittsburgh Pirates

Three Rivers Stadium, Pittsburgh, PA

Mon Apr 22 1985, 6:05 PM EST

Att. 6,329 - Unknown

livebaseballscorecards.com

AB	35
R	3
H	7
RBI	2
BB	0
SO	2
LOB	13

WP: 1 PA: 35
PB: 0
SB: 0
CS: 0

Batter	1	2	3	4	5	6	7	8	9	AB	R	H	RBI	BB	SO	LOB
Johnny Ray, S (1, 4) OBP: 0.292, SLG: 0.333	6-3		2-H 2B		IBB		F9			3	0	1	1	1	0	0
Joe Orsulak, L (1, 8) OBP: 0.500, SLG: 0.625	1-3		G3		F9		2B 1B			4	1	1	0	0	0	4
Bill Madlock, R (1, 5) OBP: 0.180, SLG: 0.229	4-3			F9		5-3	PB 1-H 2B			4	0	1	1	0	0	0
Don Robinson, R (8, 1)										0	0	0	0	0	0	0
John Candelaria, L (9, 1)										0	0	0	0	0	0	0
Jason Thompson, L (1, 3) OBP: 0.327, SLG: 0.333		L3		F8		BBBB 1B 1B 1B BB	BBBB 2-3 G1-4-3 BB			2	1	0	0	2	0	0
George Hendrick, R (1, 9) OBP: 0.289, SLG: 0.237		BBBB G5-4-3 BB		SSS K		1B 1-2 1B 1B	1-2f G1-4-3			3	1	1	0	1	1	2
Tony Peña, R (1, 2) OBP: 0.333, SLG: 0.349		G5-4-3 1-2f			SH3-4 2B	1B 1-2 2-3 SH3-4 1B		F9		4	1	2	0	0	0	1
Steve Kemp, L (1, 7) OBP: 0.286, SLG: 0.286			SH3-4 2B 1B	F4		1-3 2-H 3-H SH3-4 1B		4-3		3	1	2	2	0	0	1
Doug Frobel, L (6, PR) OBP: 0.370, SLG: 0.375 (7, 7)										1	0	0	0	0	0	0
Bill Almon, R (1, 6) OBP: 0.538, SLG: 0.545			F8	BBBB SH3-4 BB		1-2 3-H SH3-4		6-3		2	0	0	1	1	0	1
Larry McWilliams, L (1, 1)			1-2 SH3-4	1-2 2-3 SH3-4		4-3				1	0	0	0	0	0	2
Jim Morrison, R (8, 5) OBP: 0.375, SLG: 0.286										0	0	0	0	0	0	0
Inning Stats	R: 0 E: 0 K: 0 S: 3 H: 0 LOB: 0 BB: 0 P: 3	R: 0 E: 0 K: 0 S: 2 H: 0 LOB: 0 BB: 1 P: 6	R: 1 E: 0 K: 0 S: 5 H: 2 LOB: 1 BB: 0 P: 5	R: 0 E: 0 K: 1 S: 5 H: 0 LOB: 0 BB: 0 P: 5	R: 0 E: 0 K: 0 S: 4 H: 1 LOB: 3 BB: 2 P: 12	R: 3 E: 0 K: 0 S: 6 H: 3 LOB: 2 BB: 1 P: 10	R: 1 E: 0 K: 0 S: 4 H: 2 LOB: 1 BB: 1 P: 8	R: 0 E: 0 K: 0 S: 3 H: 0 LOB: 0 BB: 0 P: 3		1B: 5 2B: 3 3B: 0 HR: 0 SF: 0 SAC: 3 DP: 2 HBP: 0						

PITCHER		IP	WLS	BF	H	R	ER	SO	BB	IBB	HBP	BLK	WP	HR	S	P	ERA	WHIP
Dick Ruthven, R ERA: 5.06	(1, 1)	5.1	L	23	4	3	3	1	3	1	0	0	0	0	21	37	5.06	1.312
George Frazier, R ERA: 12.0	(6, 1)	1.0		7	4	2	2	0	0	0	0	0	0	0	7	7	18.00	4.000
Ray Fontenot, L ERA: 1.59	(7, 1)	1.2		5	0	0	0	0	1	0	0	0	0	0	4	8	0.00	0.600

PITCHER	IP	WLS	BF	H	R	ER	SO	BB	IBB	HBP	BLK	WP	HR	S	P	ERA	WHIP

BOTTOM

Chicago Cubs @ Pittsburgh Pirates

Three Rivers Stadium, Pittsburgh, PA

Mon Apr 22 1985, 6:05 PM EST

Att. 6,329 - Unknown

livebaseballscorecards.com

AB	27
R	5
H	8
RBI	5
BB	5
SO	1
LOB	11

WP: 0 PA: 35
PB: 1
SB: 0
CS: 0

Chicago Cubs @ Pittsburgh Pirates

Three Rivers Stadium, Pittsburgh, PA

Tue Apr 23 1985, 6:05 PM EST

Att. 9,387 - Unknown

livebaseballscorecards.com

TOP

Batter	1	2	3	4	5	6	7	8	9	AB	R	H	RBI	BB	SO	LOB
Bob Dernier, R (1, 8) OBP: 0.269, SLG: 0.245	F7		SH, BB, 1B 1-2	6-3		5-3		K		4	1	0	0	0	1	0
23 Ryne Sandberg, R (1, 4) OBP: 0.185, SLG: 0.250	6-3		F9	HR		6-3			K	5	1	1	1	0	1	2
Gary Matthews, R (1, 7) OBP: 0.404, SLG: 0.474 Brian Dayett, R (8, 7) OBP: 0.200, SLG: 0.200	BB	BB, 1B 1-2 2-3	BB	1B 1B		6-3			F8	1 1	1 0	0 0	0 0	3 0	0 0	0 0
Leon Durham, L (1, 3) OBP: 0.250, SLG: 0.289	6-3		F2	1B 1-3			K		F9	5	0	1	0	0	1	4
Keith Moreland, R (1, 9) OBP: 0.380, SLG: 0.432		BB	FC5, BB 1-2 2-H 3-H	1B 1-3 3-H			WP, BB, PO 1B			3	0	3	3	1	0	0
Ron Cey, R (1, 5) OBP: 0.245, SLG: 0.318		K	BB 1-2 2-3	F7			K			3	0	0	0	1	2	4
Jody Davis, R (1, 2) OBP: 0.263, SLG: 0.400		K	FC5 2-3f		F8		BB 1-2			3	0	0	0	1	1	4
Larry Bowa, S (1, 6) OBP: 0.364, SLG: 0.545		4-3		F9	K		PO 1-2 2-H		G6-4-3 1B	4	0	1	0	0	1	1
Rick Sutcliffe, L (1, 1) OBP: 0.250, SLG: 0.455			BB, SH 1B	HR	K				G6-4-3 1-2f	4	2	2	1	0	1	1

	AB	33
	R	5
	H	8
	RBI	5
	BB	6
	SO	8
	LOB	16

Inning Stats	1	2	3	4	5	6	7	8	9
	R: 0 E: 0 K: 0 S: 3	H: 0 LOB: 1 BB: 1 P: 7	R: 0 E: 0 K: 2 S: 7	H: 0 LOB: 1 BB: 1 P: 11	R: 2 E: 0 K: 0 S: 6	H: 2 LOB: 3 BB: 2 P: 14	R: 3 E: 0 K: 0 S: 7	H: 4 LOB: 2 BB: 1 P: 11	R: 0 E: 0 K: 2 S: 7	H: 0 LOB: 0 BB: 0 P: 7	R: 0 E: 0 K: 0 S: 3	H: 0 LOB: 0 BB: 0 P: 3	R: 0 E: 0 K: 2 S: 7	H: 1 LOB: 1 BB: 1 P: 11	R: 0 E: 0 K: 1 S: 5	H: 1 LOB: 0 BB: 0 P: 5	R: 0 E: 0 K: 1 S: 5	H: 0 LOB: 0 BB: 0 P: 5

	1B: 6	SF: 0
	2B: 0	SAC: 1
	3B: 0	DP: 1
	HR: 2	HBP: 0

	WP: 1	PA: 41
	PB: 0	
	SB: 0	
	CS: 0	

PITCHER		IP	WLS	BF	H	R	ER	SO	BB	IBB	HBP	BLK	WP	HR	S	P	ERA	WHIP
Mike Bielecki, R ERA: 5.23	(1, 1)	3.2	L	23	6	5	5	2	5	0	0	0	0	2	22	42	12.27	3.000
Al Holland, L ERA: 3.38	(4, 1)	1.1		4	0	0	0	2	0	0	0	0	0	0	8	8	0.00	0.000
Rod Scurry, L ERA: 6.75	(6, 1)	2.0		7	1	0	0	2	1	0	0	0	1	0	10	14	0.00	1.000
Cecilio Guante, R ERA: 4.5	(8, 1)	2.0		6	1	0	0	2	0	0	0	0	0	0	10	10	0.00	0.500

PITCHER		IP	WLS	BF	H	R	ER	SO	BB	IBB	HBP	BLK	WP	HR	S	P	ERA	WHIP

Batter	1	2	3	4	5	6	7	8	9	AB	R	H	RBI	BB	SO	LOB
Johnny Ray, S (1, 4) OBP: 0.269, SLG: 0.306	4-3		6-3			6-3		F9		4	0	0	0	0	0	0
Joe Orsulak, L (1, 8) OBP: 0.545, SLG: 0.700	S 1B		F2			2B		1B		4	0	3	0	0	0	0
Steve Kemp, L (1, 7) OBP: 0.182, SLG: 0.182	F7 1-2		K			F2		F4		4	0	0	0	0	1	3
Jason Thompson, L (1, 3) OBP: 0.321, SLG: 0.326	F3			G5-4-3 1B		6-3		F8		4	0	1	0	0	0	3
George Hendrick, R (1, 9) OBP: 0.265, SLG: 0.214		K		K			F7		F5	4	0	0	0	0	2	1
Tony Peña, R (1, 2) OBP: 0.327, SLG: 0.340		G1-6-3		G5-4-3 1-2f			F7		FC5-4 1B	4	0	1	0	0	0	1
Jim Morrison, R (1, 5) OBP: 0.417, SLG: 0.300		1B 1B			K		BB 1B		K	3	0	1	0	1	2	1
Bill Almon, R (1, 6) OBP: 0.529, SLG: 0.533		1-2 1B			K		1-2 1B		FC5-4 1-2f	4	0	2	0	0	1	1
Mike Bielecki, R (1, 1) Al Holland, R (4, 1) Rafael Belliard, R (5, PH) OBP: 0.167, SLG: 0.167 Rod Scurry, L (6, 1) Lee Mazzilli, S (7, PH) OBP: 0.429, SLG: 0.400 Cecilio Guante, R (8, 1)		K			G3		F7			1 0 1 0 1 0	0 0 0 0 0 0	0 0 0 0 0 0	0 0 0 0 0 0	0 0 0 0 0 0	1 0 0 0 0 0	2 0 0 0 2 0
Inning Stats	R: 0 E: 0 K: 0 S: 4 H: 1 LOB: 1 BB: 0 P: 4	R: 0 E: 0 K: 2 S: 9 H: 2 LOB: 2 BB: 0 P: 9	R: 0 E: 0 K: 1 S: 5 H: 0 LOB: 0 BB: 0 P: 5	R: 0 E: 0 K: 1 S: 5 H: 1 LOB: 0 BB: 0 P: 5	R: 0 E: 0 K: 2 S: 7 H: 0 LOB: 0 BB: 0 P: 7	R: 0 E: 0 K: 0 S: 4 H: 1 LOB: 1 BB: 0 P: 4	R: 0 E: 0 K: 0 S: 4 H: 1 LOB: 2 BB: 1 P: 8	R: 0 E: 0 K: 0 S: 4 H: 1 LOB: 1 BB: 0 P: 4	R: 0 E: 0 K: 1 S: 6 H: 1 LOB: 1 BB: 0 P: 6	1B: 7 2B: 1 3B: 0 HR: 0	SF: 0 SAC: 0 DP: 1 HBP: 0			WP: 0 PB: 0 SB: 1 CS: 0	PA: 35		

PITCHER	IP	WLS	BF	H	R	ER	SO	BB	IBB	HBP	BLK	WP	HR	S	P	ERA	WHIP
Rick Sutcliffe, R (1, 1) ERA: 1.74	9.0	W	35	8	0	0	7	1	0	0	0	0	0	48	52	0.00	1.000

PITCHER	IP	WLS	BF	H	R	ER	SO	BB	IBB	HBP	BLK	WP	HR	S	P	ERA	WHIP

BOTTOM

Chicago Cubs @ Pittsburgh Pirates

Three Rivers Stadium, Pittsburgh, PA

Tue Apr 23 1985, 6:05 PM EST

Att. 9,387 - Unknown

livebaseballscorecards.com

AB	34
R	0
H	8
RBI	0
BB	1
SO	7
LOB	14

Batter	1	2	3	4	5	6	7	8	9	AB	R	H	RBI	BB	SO	LOB
Davey Lopes, R (1, 8) (8, 7) OBP: 0.421, SLG: 0.313	23 G5-4-3 1B	23 FC5-4 1B 2-H		23 6-3 23 S 1B	F7			FC6 23 4-3 23 S 3-H		5	0	3	2	0	0	2
23 Ryne Sandberg, R (1, 4) OBP: 0.169, SLG: 0.228	G5-4-3 1-2f	FC5-4 1-2f		6-3 1-3		F7		4-3 1-3		5	0	0	0	0	0	4
Gary Matthews, R (1, 7) OBP: 0.404, SLG: 0.452 Bob Dernier, R (8, 8) OBP: 0.269, SLG: 0.245	BB 1B BB		WP HR 1B	5-3		K		F8		4 0	1 0	1 0	0 0	1 0	1 0	2 0
Leon Durham, L (1, 3) OBP: 0.267, SLG: 0.372	BB 1-2 1B		1-H HR	4-3		F9			K	5	1	2	2	0	1	1
Keith Moreland, R (1, 9) OBP: 0.382, SLG: 0.417	1-2 2-3 BB		F9		2B 1B		K		F8	4	1	1	0	1	1	0
Ron Cey, R (1, 5) OBP: 0.226, SLG: 0.292	F8		K		F9		K		K	4	0	0	0	0	2	4
Jody Davis, R (1, 2) OBP: 0.286, SLG: 0.421		K	1B BB		1-H 2B		F6			3	0	1	1	1	1	0
Shawon Dunston, R (1, 6) OBP: 0.263, SLG: 0.351		1B 2B	1-2 1B		BB			1-3 FC6 2B		3	2	3	0	1	0	0
Steve Trout, L (1, 1) Warren Brusstar, R (6, 1) Lee Smith, R (7, 1) Chris Speier, R (7, 5) OBP: 0.200, SLG: 0.500		6-3	K		F7			1-3 2-3		3 0 1 1	0 0 0 0	0 0 0 0	0 0 0 0	0 0 0 0	1 0 1 0	5 0 0 1
Inning Stats	R: 0 E: 0 K: 0 S: 4 H: 2 LOB: 3 BB: 2 P: 12	R: 1 E: 0 K: 1 S: 7 H: 2 LOB: 1 BB: 0 P: 7	R: 2 E: 0 K: 2 S: 10 H: 3 LOB: 2 BB: 1 P: 14	R: 0 E: 0 K: 0 S: 4 H: 1 LOB: 1 BB: 0 P: 4	R: 1 E: 0 K: 0 S: 5 H: 2 LOB: 2 BB: 1 P: 9	R: 0 E: 0 K: 1 S: 5 H: 0 LOB: 0 BB: 0 P: 5	R: 0 E: 0 K: 2 S: 7 H: 0 LOB: 0 BB: 0 P: 7	R: 1 E: 0 K: 0 S: 5 H: 1 LOB: 1 BB: 0 P: 5	R: 0 E: 0 K: 2 S: 7 H: 0 LOB: 0 BB: 0 P: 7	1B: 7 2B: 3 3B: 0 HR: 1 SF: 0 SAC: 0 DP: 1 HBP: 0						

PITCHER		IP	WLS	BF	H	R	ER	SO	BB	IBB	HBP	BLK	WP	HR	S	P	ERA	WHIP
Rick Rhoden, R ERA: 4.88	(1, 1)	4.1	L	25	10	4	4	3	3	0	0	0	1	1	28	40	8.31	3.000
Cecilio Guante, R ERA: 3.72	(5, 1)	1.2		6	0	0	0	1	1	0	0	0	0	0	7	11	0.00	0.600
Don Robinson, R ERA: 3.48	(7, 1)	2.0		8	1	1	1	2	0	0	0	0	0	0	12	12	4.50	0.500
Al Holland, L ERA: 2.84	(9, 1)	1.0		3	0	0	0	2	0	0	0	0	0	0	7	7	0.00	0.000

PITCHER	IP	WLS	BF	H	R	ER	SO	BB	IBB	HBP	BLK	WP	HR	S	P	ERA	WHIP

TOP

Chicago Cubs @ Pittsburgh Pirates

Three Rivers Stadium, Pittsburgh, PA

Wed Apr 24 1985, 6:05 PM EST

Att. 3,981 - Unknown

livebaseballscorecards.com

AB	38
R	5
H	11
RBI	5
BB	4
SO	8
LOB	19

WP: 1 PA: 42
PB: 0
SB: 2
CS: 0

Chicago Cubs @ Pittsburgh Pirates

Three Rivers Stadium, Pittsburgh, PA

Wed Apr 24 1985, 6:05 PM EST

Att. 3,981 - Unknown

livebaseballscorecards.com

Batter	1	2	3	4	5	6	7	8	9	AB	R	H	RBI	BB	SO	LOB
Bill Almon, R (1, 6) OBP: 0.409, SLG: 0.400	F6	6-3			F8	F4		K		5	0	0	0	0	1	4
Johnny Ray, S (1, 4) OBP: 0.298, SLG: 0.352	BB, 2B	6-3			1B, 1B	1B			F6	5	1	3	0	0	0	0
Jim Morrison, R (1, 5) OBP: 0.412, SLG: 0.333	6-3	F9			1-2, 1B	1-2, 1B		K	K	5	0	2	0	0	1	1
George Hendrick, R (1, 9) OBP: 0.315, SLG: 0.261	BBBB, BB, BB	1B			G4-6-3, 1-2, 2-H, 1B	F3			1B	4	0	3	1	1	0	2
Jason Thompson, L (1, 3) OBP: 0.310, SLG: 0.300	BBBB, FC4-6, 1-2, 2-3, BB	5-3			G4-6-3, 1-2f	F8			G3	4	0	0	0	1	0	6
Sixto Lezcano, R (1, 7) OBP: 0.318, SLG: 0.250	FC4-6, 1-2f			HR		F2	K			4	1	1	1	0	1	5
Junior Ortiz, R (1, 2) OBP: 0.250, SLG: 0.250		E1, 6-3		5-3		FC4-6, 1B		K		4	0	1	0	0	1	0
Joe Orsulak, L (1, 8) OBP: 0.500, SLG: 0.625		F9		CS, 1B		FC4-6, BB, 1-2f		K		4	0	1	0	0	1	2
Rick Rhoden, R (1, 1) OBP: 0.125, SLG: 0.125 Cecilio Guante, R (5, 1) Lee Mazzilli, S (6, PH) OBP: 0.500, SLG: 0.400 Don Robinson, R (7, 1) Doug Frobel, L (8, PH) OBP: 0.393, SLG: 0.440 Al Holland, R (9, 1)		6-3, 1-2		2-3, 1-2		BBBB, 4-0, BB			2B	2 0 0 0 1 0	0 0 0 0 0 0	0 0 0 0 1 0	0 0 0 0 0 0	0 0 0 0 0 0	0 0 1 0 0 0	2 0 0 0 0 0
Inning Stats	R: 0 E: 0 K: 0 S: 4 H: 1 LOB: 3 BB: 2 P: 12	R: 0 E: 1 K: 0 S: 4 H: 0 LOB: 1 BB: 0 P: 4	R: 0 E: 0 K: 0 S: 4 H: 1 LOB: 1 BB: 0 P: 4	R: 1 E: 0 K: 0 S: 4 H: 2 LOB: 0 BB: 0 P: 4	R: 1 E: 0 K: 0 S: 5 H: 3 LOB: 1 BB: 0 P: 5	R: 0 E: 0 K: 0 S: 4 H: 1 LOB: 2 BB: 1 P: 8	R: 0 E: 0 K: 1 S: 7 H: 2 LOB: 2 BB: 0 P: 7	R: 0 E: 0 K: 3 S: 10 H: 1 LOB: 1 BB: 0 P: 10	R: 0 E: 0 K: 1 S: 6 H: 1 LOB: 1 BB: 0 P: 6							

AB	38
R	2
H	12
RBI	2
BB	3
SO	5
LOB	22

PITCHER		IP	WLS	BF	H	R	ER	SO	BB	IBB	HBP	BLK	WP	HR	S	P	ERA	WHIP	PITCHER	IP	WLS	BF	H	R	ER	SO	BB	IBB	HBP	BLK	WP	HR	S	P	ERA	WHIP
Steve Trout, L ERA: 1.55	(1, 1)	5.0	W	23	7	2	2	0	2	0	0	0	0	1	21	29	3.60	1.800																	
Warren Brusstar, R ERA:	(6, 1)	1.0		7	3	0	0	0	1	0	0	0	0	0	6	10	0.00	4.000																	
Lee Smith, R ERA: 1.08	(7, 1)	3.0	S	11	2	0	0	5	0	0	0	0	0	0	21	21	0.00	0.667																	

1B: 9	SF: 0	WP: 0	PA: 41
2B: 2	SAC: 0	PB: 0	
3B: 0	DP: 1	SB: 0	
HR: 1	HBP: 0	CS: 1	

Batter	1	2	3	4	5	6	7	8	9	AB	R	H	RBI	BB	SO	LOB
Bob Dernier, R (1, 8) OBP: 0.281, SLG: 0.245	0-0 S 23 1B E 1B	0-0 F8 ①		0-0 B1-3 ①	0-0 FC5-4 ③ 1-2f	BBB 4-0 BB				4	1	1	0	1	0	1
23 Ryne Sandberg, R (1, 4) OBP: 0.203, SLG: 0.306	0-0 S HR 1B 1-2	0-0 BB SF9 1B		0-0 HR		SSS 0-0 E6 FC6-4 HBP SF9	0-3 K ③			5	4	3	1	0	1	2
Gary Matthews, R (1, 7) OBP: 0.446, SLG: 0.465 Leon Durham, L (6, PR) OBP: 0.261, SLG: 0.364 (6, 3)	BBB 4-0 HR BB 1-3 2-H	0-0 SF9 BB 1-2 1B		BBB 4-0 1B BB		H 1-0 FC6-4 1-2 HBP		0-0 F7 ①		1 1	1 0	1 0	0 0	2 0	0 0	0 0
Davey Lopes, R (1, 9) OBP: 0.500, SLG: 0.550 (6, 7)	0-0 HR 1-H 3-H	BBB 4-0 S BB 1-2 2-3		0-0 1B 1-2	0-0 FC6-4 S ① 1-2f 2-3			0-0 1B		4	1	3	3	1	0	2
Keith Moreland, R (1, 3) OBP: 0.367, SLG: 0.412 (6, 9)	0-0 2B 1B	0-0 SF9 ② 2-3 3-H		0-0 F9 ②	0-0 SF9 ② 1-2 3-H			0-0 L5 ②		3	0	1	2	0	0	3
Ron Cey, R (1, 5) OBP: 0.207, SLG: 0.264	SSS 0-3 K ①	SSS 0-3 K ③ 1-2		0-0 F6 ③		SSS 0-3 K ③		0-0 F9 ③		5	0	0	0	0	3	8
Jody Davis, R (1, 2) OBP: 0.298, SLG: 0.442	0-0 1-3 2B	SSS 0-3 K ①	0-0 FC1-6 1B			0-0 E6 FC4-6			0-0 F9 ①	5	0	2	0	0	1	0
Shawon Dunston, R (1, 6) OBP: 0.233, SLG: 0.310	0-0 F6 ②	0-0 F7 ②		0-0 F9 ①		0-0 FC4-6 SH1-4 ① 1-2f			0-0 F3 ②	5	0	0	0	0	0	4
Dennis Eckersley, R (1, 1) OBP: 0.200, SLG: 0.200	0-0 F4 ③	0-0 1-3 ③		0-0 FC1-6 FC5-4 ② 1-2f		0-0 SH1-4 ② 1-2			SSS 0-3 K ③	4	0	0	0	0	1	3
Inning Stats	R: 4 H: 5 E: 0 LOB: 2 K: 1 BB: 1 S: 10 P: 14	R: 1 H: 2 E: 0 LOB: 2 K: 1 BB: 1 S: 7 P: 11	R: 0 H: 0 E: 0 LOB: 0 K: 1 BB: 0 S: 5 P: 5	R: 1 H: 2 E: 0 LOB: 2 K: 0 BB: 1 S: 5 P: 9	R: 0 H: 1 E: 0 LOB: 1 K: 0 BB: 0 S: 4 P: 4	R: 1 H: 0 E: 1 LOB: 2 K: 1 BB: 0 S: 6 P: 7	R: 0 H: 0 E: 1 LOB: 2 K: 1 BB: 1 S: 6 P: 10	R: 0 H: 1 E: 0 LOB: 1 K: 0 BB: 0 S: 4 P: 4	R: 0 H: 0 E: 0 LOB: 0 K: 1 BB: 0 S: 5 P: 5	1B: 8 SF: 2 2B: 1 SAC: 1 3B: 0 DP: 0 HR: 2 HBP: 1						

TOP

Chicago Cubs @ Philadelphia Phillies

Veterans Stadium, Philadelphia, PA

Fri Apr 26 1985, 6:05 PM EST

Att. 27,187 - Unknown

livebaseballscorecards.com

AB	37
R	7
H	11
RBI	6
BB	4
SO	6
LOB	23

WP: 0 PA: 45
PB: 0
SB: 5
CS: 0

PITCHER		IP	WLS	BF	H	R	ER	SO	BB	IBB	HBP	BLK	WP	HR	S	P	ERA	WHIP
Jerry Koosman, L ERA: 6.48	(1, 1)	1.1	L	12	7	5	5	1	1	0	0	0	0	1	13	17	33.75	6.000
Kevin Gross, R ERA: 3.27	(2, 1)	0.2		3	0	0	0	1	1	0	0	0	0	0	4	8	0.00	1.500
Pat Zachry, R ERA: 4.91	(3, 1)	3.0		13	3	1	1	1	1	0	0	0	0	1	14	18	3.00	1.333
Charles Hudson, R ERA: 4.35	(6, 1)	2.0		10	0	1	0	2	1	0	1	0	0	0	12	17	0.00	0.500
Larry Andersen, R ERA: 5.68	(8, 1)	1.0		4	1	0	0	0	0	0	0	0	0	0	4	4	0.00	1.000

PITCHER		IP	WLS	BF	H	R	ER	SO	BB	IBB	HBP	BLK	WP	HR	S	P	ERA	WHIP
Don Carman, L ERA:	(9, 1)	1.0		3	0	0	0	1	0	0	0	0	0	0	5	5	0.00	0.000

Batter	1	2	3	4	5	6	7	8	9	AB	R	H	RBI	BB	SO	LOB
Juan Samuel, R (1, 4) OBP: 0.273, SLG: 0.406	S S S 0-3 ① K		x 0-0 ① 5-3		x 0-0 ③ F4		x 0-0 ③ 4-3		x 0-0 ③ FC6-4 1-2f	5	0	0	0	0	1	3
Garry Maddox, R (1, 8) OBP: 0.476, SLG: 0.611	S S S 0-3 ② K		x 0-0 1B			x 0-0 ① F4		x 0-0 ① F6		4	0	1	0	0	1	0
Von Hayes, L (1, 7) OBP: 0.391, SLG: 0.389	x 0-0 1B		x 0-0 ② F9			x 0-0 1B		x 0-0 ② F8		4	0	2	0	0	0	1
Mike Schmidt, R (1, 5) OBP: 0.258, SLG: 0.255	x 0-0 ③ F8		x 0-0 ③ F3			x 0-0 ② L6		x 0-0 ③ F6		4	0	0	0	0	0	3
Ozzie Virgil, R (1, 2) OBP: 0.311, SLG: 0.545		x 0-0 ① F7		x 0-0 ① 5-3		x 0-0 ③ F5			x 0-0 3B 2B	4	1	1	0	0	0	1
Glenn Wilson, R (1, 9) OBP: 0.333, SLG: 0.510		x 0-0 ② F4		S S S 0-3 ② K			x 0-0 1B 1B		x 0-0 2-H 3-1 3B	4	1	2	1	0	1	0
John Russell, R (1, 3) OBP: 0.238, SLG: 0.263		x 0-0 E 2B		x 0-0 ③ F9			x 0-0 1-2 1B		S S S 0-3 ① K	4	1	2	0	0	1	1
Steve Jeltz, S (1, 6) OBP: 0.255, SLG: 0.186		x 0-0 2-H E6			x 0-0 ① F8		S S S 0-3 ① K		x 0-0 ② 3-1 3-H	3	0	0	0	0	1	2
Darren Daulton, L (9, PH) OBP: 0.143, SLG: 0.143										1	0	0	1	0	0	0
Jerry Koosman, R (1, 1) Kevin Gross, R (2, 1) Greg Gross, L (2, PH) OBP: 0.333, SLG: 0.350 Pat Zachry, R (3, 1) Jeff Stone, L (5, PH) OBP: 0.400, SLG: 0.521 Charles Hudson, S (6, 1) Tim Corcoran, L (7, PH) OBP: 0.000, SLG: 0.229 Larry Andersen, R (8, 1) Don Carman, L (9, 1) John Wockenfuss, R (9, PH) OBP: 0.286, SLG: 0.167		x 0-0 ③ F7			x 0-0 ② F8		x 0-0 ② F8		x 0-0 FC6-4 1B	0 0 1 0 1 0 0 1 0 0 1	0 0 0 0 0 0 0 0 0 0 0	0 0 0 0 0 0 0 0 0 0 1	0 0 0 0 0 0 0 0 0 0 0	0 0 1 0 0 0 0 0 0 0 0	0 0 0 0 0 0 0 0 0 0 0	0 0 0 0 0 0 0 2 0 0 0
Inning Stats	R: 0 E: 0 K: 2 S: 8 H: 1 LOB: 1 BB: 0 P: 8	R: 1 E: 1 K: 0 S: 5 H: 1 LOB: 1 BB: 0 P: 5	R: 0 E: 0 K: 0 S: 4 H: 1 LOB: 1 BB: 0 P: 4	R: 0 E: 0 K: 1 S: 5 H: 0 LOB: 0 BB: 0 P: 5	R: 0 E: 0 K: 0 S: 3 H: 0 LOB: 0 BB: 0 P: 3	R: 0 E: 0 K: 0 S: 4 H: 1 LOB: 1 BB: 0 P: 4	R: 0 E: 0 K: 1 S: 7 H: 2 LOB: 2 BB: 0 P: 7	R: 0 E: 0 K: 0 S: 3 H: 0 LOB: 0 BB: 0 P: 3	R: 2 E: 0 K: 1 S: 8 H: 3 LOB: 1 BB: 0 P: 8	1B: 6 2B: 2 3B: 1 HR: 0 SF: 0 SAC: 0 DP: 0 HBP: 0					WP: 0 PB: 0 SB: 0 CS: 0	PA: 37

PITCHER	IP	WLS	BF	H	R	ER	SO	BB	IBB	HBP	BLK	WP	HR	S	P	ERA	WHIP
Dennis Eckersley, R (1, 1) ERA: 1.85	9.0	W	37	9	3	2	5	0	0	0	0	0	0	47	47	2.00	1.000

PITCHER	IP	WLS	BF	H	R	ER	SO	BB	IBB	HBP	BLK	WP	HR	S	P	ERA	WHIP

BOTTOM

Chicago Cubs @ Philadelphia Phillies

Veterans Stadium, Philadelphia, PA

Fri Apr 26 1985, 6:05 PM EST

Att. 27,187 - Unknown

livebaseballscorecards.com

AB	37
R	3
H	9
RBI	2
BB	0
SO	5
LOB	14

Chicago Cubs @ Philadelphia Phillies

Veterans Stadium, Philadelphia, PA

Sat Apr 27 1985, 6:05 PM EST

Att. 25,220 - Unknown

TOP

livebaseballscorecards.com

Batter	1	2	3	4	5	6	7	8	9	AB	R	H	RBI	BB	SO	LOB
Bob Dernier, R (1, 8) OBP: 0.328, SLG: 0.259	BBBB 4-0 E 23 S 9-2 BB		x 0-0 1B			BBBB 4-0 23 F4 BB		BBBB 4-0 G3 23 BB BB		1	0	1	0	3	0	0
23 Ryne Sandberg, R (1, 4) OBP: 0.206, SLG: 0.292	SSS 0-3 ① K 1-2		x 0-0 ③ F7			x 0-0 ①② F4 1-2		BBBB 4-0 G3 1-2 2-3 BB		3	0	0	0	1	1	3
Gary Matthews, R (1, 7) OBP: 0.417, SLG: 0.426	x 0-0 E5 2-3			x 0-0 ① F7		x 0-0 ③ F9		x 0-0 ② G3 1-2 2-3 3-H		4	0	0	1	0	0	3
Davey Lopes, R (1, 9) OBP: 0.429, SLG: 0.458	x 0-0 ②③ 9-2 3-Hf			x 0-0 ② 4-3			x 0-0 ① F8	x 0-0 ③ 5-3		4	0	0	0	0	0	4
Keith Moreland, R (1, 3) OBP: 0.344, SLG: 0.382		x 0-0 ① F8		x 0-0 ③ F8			x 0-0 ② F6		x 0-0 ① 5-3	4	0	0	0	0	0	0
Chris Speier, R (1, 5) OBP: 0.333, SLG: 0.429		x 0-0 ② 3-1			x 0-0 ① 6-3		x 0-0 1B		BBBB 4-0 1B BB	3	0	1	0	1	0	0
Jody Davis, R (1, 2) OBP: 0.314, SLG: 0.468		x 0-0 ③ F9			x 0-0 2B		x 0-0 ③ G3		x 0-0 1-2 1B	4	0	2	0	0	0	1
Shawon Dunston, R (1, 6) OBP: 0.239, SLG: 0.311 Thad Bosley, L (9, PH) OBP: 0.333, SLG: 0.750			x 0-0 ① F8		x 0-0 ② F4			x 0-0 E8 23 BB G3 1B	x 0-0 ② L4	3 1	1 0	1 0	0 0	0 0	0 0	1 2
Scott Sanderson, R (1, 1) George Frazier, R (6, 1) Gary Woods, R (8, PH) Lary Sorensen, R (8, 1) Leon Durham, L (9, PH) OBP: 0.255, SLG: 0.356			x 0-0 ② 1-3		x 0-0 ③ 1-3			x 0-0 ① F9	x 0-0 ③ 1-3	2 0 1 0 1	0 0 0 0 0	0 0 0 0 0	0 0 0 0 0	0 0 0 0 0	0 0 0 0 0	1 0 1 0 2
Inning Stats	R: 0 H: 0 E: 1 LOB: 1 K: 1 BB: 1 S: 5 P: 9	R: 0 H: 0 E: 0 LOB: 0 K: 0 BB: 0 S: 3 P: 3	R: 0 H: 1 E: 0 LOB: 1 K: 0 BB: 0 S: 4 P: 4	R: 0 H: 0 E: 0 LOB: 0 K: 0 BB: 0 S: 3 P: 3	R: 0 H: 1 E: 0 LOB: 1 K: 0 BB: 0 S: 4 P: 4	R: 0 H: 0 E: 0 LOB: 0 K: 0 BB: 1 S: 2 P: 6	R: 0 H: 1 E: 0 LOB: 1 K: 0 BB: 0 S: 4 P: 4	R: 1 H: 1 E: 1 LOB: 2 K: 0 BB: 2 S: 4 P: 12	R: 0 H: 1 E: 0 LOB: 2 K: 0 BB: 1 S: 4 P: 8	1B: 4 SF: 0 2B: 2 SAC: 0 3B: 0 DP: 1 HR: 0 HBP: 0						

PITCHER		IP	WLS	BF	H	R	ER	SO	BB	IBB	HBP	BLK	WP	HR	S	P	ERA	WHIP	PITCHER		IP	WLS	BF	H	R	ER	SO	BB	IBB	HBP	BLK	WP	HR	S	P	ERA	WHIP
Shane Rawley, L (1, 1) ERA: 1.82		7.1	W	29	4	1	1	1	4	0	0	0	0	0	27	43	1.23	1.091																			
Larry Andersen, R (8, 1) ERA: 5.14		0.2		2	0	0	0	0	0	0	0	0	0	0	2	2	0.00	0.000																			
Kent Tekulve, R (9, 1) ERA: 6.48		1.0		5	1	0	0	0	1	0	0	0	0	0	4	8	0.00	2.000																			

AB	31
R	1
H	5
RBI	1
BB	5
SO	1
LOB	18

WP: 0 PA: 36
PB: 0
SB: 1
CS: 0

BOTTOM

Chicago Cubs @ Philadelphia Phillies

Veterans Stadium, Philadelphia, PA

Sat Apr 27 1985, 6:05 PM EST

Att. 25,220 - Unknown

Batter	1	2	3	4	5	6	7	8	9	AB	R	H	RBI	BB	SO	LOB
Juan Samuel, R (1, 4) OBP: 0.254, SLG: 0.377	6-3		K		K		6-3	F4		5	0	0	0	0	2	1
Jeff Stone, L (1, 7) OBP: 0.352, SLG: 0.510	1B		3-1		BB		F6			3	0	1	0	1	0	0
Garry Maddox, R (8, 8) OBP: 0.476, SLG: 0.611										0	0	0	0	0	0	0
Von Hayes, L (1, 8) (8, 7) OBP: 0.412, SLG: 0.448	K			1B SF7 1B	CS 1-2	3B 3B	S S 1B 1B			4	3	3	0	0	1	1
Mike Schmidt, R (1, 5) OBP: 0.273, SLG: 0.259	5-3			BB 1-3 1B		F2	1-2 S 1B IBB			3	1	1	0	1	0	2
Ozzie Virgil, R (1, 2) OBP: 0.347, SLG: 0.553		1B	K		3B IBB		1-H 2-H 1B			3	1	2	2	1	1	2
Glenn Wilson, R (1, 9) OBP: 0.327, SLG: 0.538		F9	SF7 3-H		1-H E 3-H 3B		F5			3	1	1	3	0	0	2
John Russell, R (1, 3) OBP: 0.240, SLG: 0.227		F4	BB 1-2		K			F3		3	0	0	0	1	1	2
Kent Tekulve, R (9, 1)										0	0	0	0	0	0	0
Luis Aguayo, R (1, 6)		F4	K		E6 3-H			F2		4	0	0	0	0	1	3
Shane Rawley, R (1, 1)			1-3		F7	6-3		1B		3	0	0	0	0	0	1
Larry Andersen, R (8, 1)										0	0	0	0	0	0	0
Tim Corcoran, L (8, PH) (9, 3) OBP: 0.405, SLG: 0.395										1	0	1	0	0	0	0
Inning Stats	R: 0 E: 0 K: 1 S: 6 / H: 1 LOB: 1 BB: 0 P: 6	R: 0 E: 0 K: 0 S: 4 / H: 1 LOB: 1 BB: 0 P: 4	R: 0 E: 0 K: 1 S: 5 / H: 0 LOB: 0 BB: 0 P: 5	R: 1 E: 0 K: 2 S: 9 / H: 2 LOB: 2 BB: 1 P: 13	R: 0 E: 0 K: 1 S: 4 / H: 0 LOB: 0 BB: 1 P: 8	R: 3 E: 1 K: 1 S: 8 / H: 2 LOB: 1 BB: 1 P: 12	R: 2 E: 0 K: 0 S: 5 / H: 2 LOB: 1 BB: 1 P: 9	R: 0 E: 0 K: 0 S: 4 / H: 1 LOB: 1 BB: 0 P: 4		1B: 7 2B: 0 3B: 2 HR: 0 / SF: 1 SAC: 0 DP: 0 HBP: 0						

livebaseballscorecards.com

AB	32
R	6
H	9
RBI	5
BB	4
SO	6
LOB	14

WP: 0 PB: 0 SB: 3 CS: 1 / PA: 38

PITCHER		IP	WLS	BF	H	R	ER	SO	BB	IBB	HBP	BLK	WP	HR	S	P	ERA	WHIP
Scott Sanderson, R ERA: 2.65	(1, 1)	5.1	L	24	6	4	3	5	2	1	0	0	0	0	31	43	5.06	1.500
George Frazier, R ERA: 11.57	(6, 1)	1.2		9	2	2	2	1	0	1	0	0	0	0	10	14	10.80	1.200
Lary Sorensen, R ERA: 6.0	(8, 1)	1.0		4	1	0	0	0	0	0	0	0	0	0	4	4	0.00	1.000

PITCHER	IP	WLS	BF	H	R	ER	SO	BB	IBB	HBP	BLK	WP	HR	S	P	ERA	WHIP

Batter	1	2	3	4	5	6	7	8	9	AB	R	H	RBI	BB	SO	LOB
Bob Dernier, R (1, 8) OBP: 0.323, SLG: 0.259	0-0 23 E 1B		0-0 ① FC2-6 23 9-3 1-2f			0-0 ② L7		S S S 0-3 ② K		4	0	1	0	0	1	1
23 Ryne Sandberg, R (1, 4) OBP: 0.194, SLG: 0.275	S S S 0-3 ① K 1-3		0-0 ②③ 9-3 1-2f			0-0 ③ F7		0-0 ③ 5-3		4	0	0	0	0	1	2
Gary Matthews, R (1, 7) OBP: 0.406, SLG: 0.412	S S S 0-3 ② K			S S S 0-3 ① K			0-0 2B 1B		0-0 ① 6-3	4	1	1	0	0	2	1
Leon Durham, L (1, 3) OBP: 0.255, SLG: 0.367	0-0 ③ 3-1			0-0 ② 4-3			0-0 1-H 2B 2B		S S S 0-3 ② K	4	1	1	1	0	1	1
Keith Moreland, R (1, 9) OBP: 0.338, SLG: 0.390		0-0 ① 5-3		0-0 ③ F6			0-0 2-H 2B		0-0 ③ F8	4	0	1	1	0	0	0
Richie Hebner, L (1, 5) OBP: 0.333, SLG: 0.333		0-0 ② G3			0-0 ① G3		0-0 ① F6			3	0	0	0	0	0	1
Jody Davis, R (1, 2) OBP: 0.315, SLG: 0.480		0-0 2B			0-0 ② F8		0-0 ② F4			3	0	1	0	0	0	1
Larry Bowa, S (1, 6) OBP: 0.308, SLG: 0.462 Thad Bosley, L (7, PH) OBP: 0.286, SLG: 0.600 Chris Speier, R (7, 6) OBP: 0.333, SLG: 0.429		0-0 ③ 6-3			S S S 0-3 ③ K		0-0 ③ F9			2 1 0	0 0 0	0 0 0	0 0 0	0 0 0	1 0 0	1 1 0
Rick Sutcliffe, L (1, 1) OBP: 0.286, SLG: 0.462 Davey Lopes, R (8, PH) OBP: 0.414, SLG: 0.440 Warren Brusstar, R (8, 1)			0-0 FC2-6 1B			S S S 0-3 ① K		0-0 ① 6-3		2 1 0	0 0 0	1 0 0	0 0 0	0 0 0	1 0 0	0 0 0

TOP

Chicago Cubs @ Philadelphia Phillies

Veterans Stadium, Philadelphia, PA

Sun Apr 28 1985, 3:33 AM EDT

Att. 31,890 - Unknown

livebaseballscorecards.com

AB	32
R	2
H	6
RBI	2
BB	0
SO	7
LOB	9

Inning Stats	1	2	3	4	5	6	7	8	9
	R: 0 E: 1 K: 2 S: 8	R: 0 E: 0 K: 0 S: 4	R: 0 E: 0 K: 0 S: 3	R: 0 E: 0 K: 1 S: 5	R: 0 E: 0 K: 1 S: 5	R: 0 E: 0 K: 1 S: 5	R: 2 E: 0 K: 0 S: 6	R: 0 E: 0 K: 1 S: 5	R: 0 E: 0 K: 1 S: 5
	H: 1 LOB: 1 BB: 0 P: 8	H: 1 LOB: 1 BB: 0 P: 4	H: 1 LOB: 0 BB: 0 P: 3	H: 0 LOB: 0 BB: 0 P: 5	H: 0 LOB: 0 BB: 0 P: 5	H: 0 LOB: 0 BB: 0 P: 5	H: 3 LOB: 1 BB: 0 P: 6	H: 0 LOB: 0 BB: 0 P: 5	H: 0 LOB: 0 BB: 0 P: 5

| | | |

Batter	1	2	3	4	5	6	7	8	9	AB	R	H	RBI	BB	SO	LOB
Juan Samuel, R (1, 4) OBP: 0.253, SLG: 0.370	E6 (S, S) 6-3		1B (S)	K (SSS)			FC4-6 (WP) 1-2f			4	1	1	0	0	1	4
Jeff Stone, L (1, 7) OBP: 0.345, SLG: 0.481	F7 1-2		F8 1-2		BB (CS) (BBBB)		K (SSS) 1-2			3	0	0	0	1	1	3
Garry Maddox, R (8, 8) OBP: 0.476, SLG: 0.611										0	0	0	0	0	0	0
Von Hayes, L (1, 8) OBP: 0.403, SLG: 0.452	6-3 2-H			E 2B	K2-3 (SSS) 1-2		F7			4	1	1	1	0	1	2
(8, 7)																
Mike Schmidt, R (1, 5) OBP: 0.271, SLG: 0.259	K (SSS)			E5 (1B) 2-H	FC6-4 1B			6-3		4	1	1	0	0	1	0
Ozzie Virgil, R (1, 2) OBP: 0.358, SLG: 0.549		4-3		BB 1B 2-H	FC6-4 1-2f			G6-3 1B		4	0	2	1	0	0	1
Glenn Wilson, R (1, 9) OBP: 0.305, SLG: 0.500		4-3		K (SSS)		F4		G6-3 1-2f		4	0	0	0	0	1	2
John Russell, R (1, 3) OBP: 0.214, SLG: 0.200		K (SSS)		K (SSS)		K (SSS)				3	0	0	0	0	3	1
Steve Jeltz, S (1, 6) OBP: 0.260, SLG: 0.196			F8	BB 1-2 1B		K (SSS)				3	0	1	0	0	1	0
Kevin Gross, R (1, 1)			F4	BB 1-2 2-3 (BBBB)			FC4-6 1B			1	0	0	0	1	0	0
Larry Andersen, R (7, 1)										0	0	0	0	0	0	0
Tim Corcoran, L (7, 3) OBP: 0.419, SLG: 0.410										1	0	1	0	0	0	0
Inning Stats	R: 1 E: 1 K: 1 S: 6	R: 0 E: 0 K: 1 S: 5	R: 0 E: 0 K: 0 S: 4	R: 2 E: 1 K: 3 S: 13	R: 0 E: 0 K: 1 S: 5	R: 0 E: 0 K: 2 S: 7	R: 0 E: 0 K: 1 S: 6	R: 0 E: 0 K: 0 S: 3		1B: 6 2B: 1 3B: 0 HR: 0	SF: 0 SAC: 0 DP: 1 HBP: 0					
	H: 0 LOB: 0 BB: 0 P: 6	H: 0 LOB: 0 BB: 0 P: 5	H: 1 LOB: 1 BB: 0 P: 4	H: 3 LOB: 3 BB: 1 P: 17	H: 1 LOB: 1 BB: 1 P: 9	H: 0 LOB: 0 BB: 0 P: 7	H: 1 LOB: 1 BB: 0 P: 6	H: 1 LOB: 0 BB: 0 P: 3								

PITCHER		IP	WLS	BF	H	R	ER	SO	BB	IBB	HBP	BLK	WP	HR	S	P	ERA	WHIP
Rick Sutcliffe, R ERA: 1.66	(1, 1)	7.0	L	30	6	3	1	9	2	0	0	0	1	0	46	54	1.29	1.143
Warren Brusstar, R ERA:	(8, 1)	1.0		3	1	0	0	0	0	0	0	0	0	0	3	3	0.00	1.000

PITCHER	IP	WLS	BF	H	R	ER	SO	BB	IBB	HBP	BLK	WP	HR	S	P	ERA	WHIP

BOTTOM

Chicago Cubs @ Philadelphia Phillies

Veterans Stadium, Philadelphia, PA

Sun Apr 28 1985, 3:33 AM EDT

Att. 31,890 - Unknown

livebaseballscorecards.com

AB	31
R	3
H	7
RBI	2
BB	2
SO	9
LOB	13

Batter	1	2	3	4	5	6	7	8	9	AB	R	H	RBI	BB	SO	LOB
Dan Gladden, R (1, 8) OBP: 0.350, SLG: 0.384	0-0 1B 1B		0-0 FC5-4 1B		0-0 FC4-6 G4-6-3 1-2f		0-0 F8			4	1	2	0	0	0	3
Manny Trillo, R (1, 4) OBP: 0.343, SLG: 0.322 Scot Thompson, L (8, PH) OBP: 0.147, SLG: 0.147 Johnnie LeMaster, R (8, 6)	0-0 G6-4-3 1B 1-2		0-0 FC5-4 1-2		0-0 G4-6-3 1-2f			S S S 0-3 K		3 1 0	0 0 0	2 0 0	0 0 0	0 0 0	0 1 0	1 0 0
Jeffrey Leonard, R (1, 7) OBP: 0.194, SLG: 0.246	0-0 G6-4-3 1-2 2-H		0-0 FC5-4 G4-6-3 1-2f 2-3			0-0 4-3		S S S 0-3 K		4	0	1	1	0	1	2
Chili Davis, S (1, 9) OBP: 0.306, SLG: 0.406	0-0 G6-4-3 1-2f 2-3		0-0 G4-6-3 1-2f			0-0 6-3		B B B B 4-0 CS BB		3	0	0	0	1	0	4
David Green, R (1, 3) OBP: 0.209, SLG: 0.081	0-0 1-3			B B B B 4-0 4-3 BB		0-0 5-3		0-0 CS 1-2	S S S 0-3 K	3	0	0	0	1	1	1
Bob Brenly, R (1, 2) OBP: 0.246, SLG: 0.310		0-0 CS 1B		0-0 4-3 1-2f			0-0 F9		0-0 F7	4	0	1	0	0	0	1
Chris Brown, R (1, 5) OBP: 0.353, SLG: 0.341		0-0 F7 1-2		0-0 1B			0-0 4-3		S S S 0-3 K	4	0	1	0	0	1	1
Jose Uribe, S (1, 6) (8, 4) OBP: 0.238, SLG: 0.310		0-0 1B		0-0 1-3			0-0 2B			3	0	2	0	0	0	1
Bill Laskey, R (1, 1)		0-0 4-3			H 1-0 FC4-6 HBP		B B B B 4-0 BB			1	0	0	0	0	0	1
Brad Wellman, R (5, PR) OBP: 0.379, SLG: 0.370										0	0	0	0	0	0	0
Greg Minton, S (5, 1)										0	0	0	0	0	0	0
Joel Youngblood, R (7, PH) OBP: 0.263, SLG: 0.125										0	0	0	0	1	0	0
Scott Garrelts, R (7, 1)										0	0	0	0	0	0	0
Inning Stats	R: 1 E: 0 K: 0 S: 5 H: 3 LOB: 1 BB: 0 P: 5	R: 0 E: 0 K: 0 S: 4 H: 2 LOB: 1 BB: 0 P: 4	R: 0 E: 0 K: 0 S: 4 H: 2 LOB: 1 BB: 0 P: 4	R: 0 E: 0 K: 0 S: 3 H: 1 LOB: 1 BB: 1 P: 7	R: 0 E: 0 K: 0 S: 2 H: 0 LOB: 1 BB: 0 P: 3	R: 0 E: 0 K: 0 S: 3 H: 0 LOB: 0 BB: 0 P: 3	R: 0 E: 0 K: 0 S: 4 H: 1 LOB: 2 BB: 1 P: 8	R: 0 E: 0 K: 2 S: 6 H: 0 LOB: 0 BB: 1 P: 10	R: 0 E: 0 K: 2 S: 7 H: 0 LOB: 0 BB: 0 P: 7	1B: 8 2B: 2 3B: 0 HR: 0 SF: 0 SAC: 0 DP: 4 HBP: 1						

PITCHER		IP	WLS	BF	H	R	ER	SO	BB	IBB	HBP	BLK	WP	HR	S	P	ERA	WHIP
Steve Trout, L ERA: 1.51	(1, 1)	6.2	W	27	9	1	1	0	2	0	1	0	0	0	24	33	1.35	1.650
Lee Smith, R ERA: 0.84	(7, 1)	2.1	S	7	0	0	0	4	1	0	0	0	0	0	14	18	0.00	0.429

PITCHER	IP	WLS	BF	H	R	ER	SO	BB	IBB	HBP	BLK	WP	HR	S	P	ERA	WHIP

San Francisco Giants @ Chicago Cubs

Wrigley Field, Chicago, IL

Tue Apr 30 1985, 3:33 AM CDT

Att. 12,647 - Unknown

TOP

livebaseballscorecards.com

AB	30
R	1
H	9
RBI	1
BB	3
SO	4
LOB	15

Batter	1	2	3	4	5	6	7	8	9	AB	R	H	RBI	BB	SO	LOB
Bob Dernier, R (1, 8) OBP: 0.333, SLG: 0.274	G5-3; 23 1B; 1B		23 S; 23 2B; 1B	1-3			F8			4	1	2	0	0	0	2
23 Ryne Sandberg, R (1, 4) OBP: 0.224, SLG: 0.329	E; G5-3; 1-2; 1B		BLK; E; 1-H; 2B	4-6; 2B			5-3			4	1	3	1	0	0	0
Gary Matthews, R (1, 7) Gary Woods, R (8, 7)	G5-3; 1-2; 2-3f		F8; 2-H	4-6; 2-3f			K			4 0	0 0	0 0	0 0	0 0	1 0	3 0
Leon Durham, L (1, 3) OBP: 0.291, SLG: 0.423	E6; 2-3		2B	2B				BBBB; 1B; SH1-3; SF7; BB		3	1	2	0	1	0	1
Keith Moreland, R (1, 9) OBP: 0.324, SLG: 0.371	5-3		6-3		G1-6-3			SH1-3; 1-2		3	0	0	0	0	0	4
Jody Davis, R (1, 2) OBP: 0.328, SLG: 0.481		F7		F5		FC1-4; 1B		SF7; 2-3; 1B		4	0	2	0	0	0	0
Ron Cey, R (1, 5) OBP: 0.194, SLG: 0.250		F9		E3; 2B		FC1-4; 1-2f		SF7; 1-2; 3-H		3	0	0	1	0	0	1
Shawon Dunston, R (1, 6) OBP: 0.260, SLG: 0.333		6-3		1-3; 2B		F8		IBB		3	0	1	0	1	0	1
Steve Trout, L (1, 1) Lee Smith, R (7, 1)			5-3	6-3		1-3		SSS; K		3 1	0 0	0 0	0 0	0 0	0 1	3 2
Inning Stats	R: 0 E: 1 K: 0 S: 5 H: 2 LOB: 2 BB: 0 P: 5	R: 0 E: 0 K: 0 S: 3 H: 0 LOB: 0 BB: 0 P: 3	R: 2 E: 1 K: 0 S: 6 H: 3 LOB: 1 BB: 0 P: 6	R: 0 E: 1 K: 0 S: 5 H: 1 LOB: 2 BB: 0 P: 5	R: 0 E: 0 K: 0 S: 4 H: 2 LOB: 1 BB: 0 P: 4	R: 0 E: 0 K: 0 S: 4 H: 1 LOB: 1 BB: 0 P: 4	R: 0 E: 0 K: 1 S: 5 H: 0 LOB: 0 BB: 0 P: 5	R: 1 E: 0 K: 1 S: 6 H: 1 LOB: 2 BB: 2 P: 14		1B: 5 2B: 6 3B: 0 HR: 0	SF: 1 SAC: 1 DP: 2 HBP: 0					

PITCHER		IP	WLS	BF	H	R	ER	SO	BB	IBB	HBP	BLK	WP	HR	S	P	ERA	WHIP
Bill Laskey, R ERA: 3.1	(1, 1)	4.0	L	19	6	2	2	0	0	0	0	1	0	0	19	19	4.50	1.500
Greg Minton, R ERA: 4.91	(5, 1)	2.0		8	3	0	0	0	0	0	0	0	0	0	8	8	0.00	1.500
Scott Garrelts, R ERA: 2.51	(7, 1)	2.0		9	1	1	1	2	1	1	0	0	0	0	11	19	4.50	1.000

PITCHER	IP	WLS	BF	H	R	ER	SO	BB	IBB	HBP	BLK	WP	HR	S	P	ERA	WHIP

BOTTOM

San Francisco Giants @ Chicago Cubs

Wrigley Field, Chicago, IL

Tue Apr 30 1985, 3:33 AM CDT

Att. 12,647 - Unknown

livebaseballscorecards.com

AB	32
R	3
H	10
RBI	2
BB	2
SO	2
LOB	17

1B: 5	SF: 1	WP: 0	PA: 36
2B: 6	SAC: 1	PB: 0	
3B: 0	DP: 2	SB: 1	
HR: 0	HBP: 0	CS: 0	

Batter	1	2	3	4	5	6	7	8	9	AB	R	H	RBI	BB	SO	LOB
Dan Gladden, R (1, 8) OBP: 0.333, SLG: 0.364	S S S 0-3 ① K		S S S 0-3 ① K			S S S 0-3 ① K		x 0-0 ② F8		4	0	0	0	0	3	0
Manny Trillo, R (1, 4) OBP: 0.324, SLG: 0.302	x 0-0 ② F8		x 0-0 ② F7			x 0-0 ② F8		x 0-0 ③ F9		4	0	0	0	0	0	0
Jeffrey Leonard, R (1, 7) OBP: 0.197, SLG: 0.236	B B B B 4-0 HR BB		S S S 0-3 ③ K			S S S 0-3 ③ K			x 0-0 ① 6-3	3	1	0	0	1	2	0
Chili Davis, S (1, 9) OBP: 0.303, SLG: 0.441	x 0-0 1-H HR			S S S 0-3 ① K			x 0-0 ① F7		x 0-0 ② 4-3	4	1	1	2	0	1	0
Chris Brown, R (1, 5) OBP: 0.345, SLG: 0.333	S S S 0-3 ③ K			S S S 0-3 ② K			x 0-0 1B SF9 1B		S S S 0-3 ③ K	4	1	1	0	0	3	0
Bob Brenly, R (1, 2) OBP: 0.265, SLG: 0.328		x 0-0 G6-4-3 1B		x 0-0 ③ F3			x 0-0 1-3 1B			3	0	2	0	0	0	0
David Green, R (1, 3) OBP: 0.196, SLG: 0.077		x 0-0 ① ② G6-4-3 1-2f			x 0-0 ① 1-3		x 0-0 ② SF9 3-H			2	0	0	1	0	0	1
Jose Uribe, S (1, 6) OBP: 0.244, SLG: 0.311		x 0-0 1B			x 0-0 ② F6		x 0-0 ③ F8			3	0	1	0	0	0	1
Jim Gott, R (1, 1) OBP: 0.143, SLG: 0.143 Mark Davis, L (7, 1) Scot Thompson, L (8, PH) OBP: 0.143, SLG: 0.143 Scott Garrelts, R (8, 1)		x 0-0 ③ 1-3			S S S 0-3 ③ K			x 0-0 ① F7		2 0 1 0	0 0 0 0	0 0 0 0	0 0 0 0	0 0 0 0	1 0 0 0	1 0 0 0
Inning Stats	R: 2 E: 0 K: 2 S: 8 H: 1 LOB: 0 BB: 1 P: 12	R: 0 E: 0 K: 0 S: 4 H: 2 LOB: 1 BB: 0 P: 4	R: 0 E: 0 K: 2 S: 7 H: 0 LOB: 0 BB: 0 P: 7	R: 0 E: 0 K: 2 S: 7 H: 0 LOB: 0 BB: 0 P: 7	R: 0 E: 0 K: 1 S: 5 H: 0 LOB: 0 BB: 0 P: 5	R: 0 E: 0 K: 2 S: 7 H: 0 LOB: 0 BB: 0 P: 7	R: 1 E: 0 K: 0 S: 5 H: 2 LOB: 1 BB: 0 P: 5	R: 0 E: 0 K: 0 S: 3 H: 0 LOB: 0 BB: 0 P: 3	R: 0 E: 0 K: 1 S: 5 H: 0 LOB: 0 BB: 0 P: 5	1B: 4 2B: 0 3B: 0 HR: 1 SF: 1 SAC: 0 DP: 1 HBP: 0						

PITCHER	IP	WLS	BF	H	R	ER	SO	BB	IBB	HBP	BLK	WP	HR	S	P	ERA	WHIP
Dennis Eckersley, R (1, 1) ERA: 2.09	9.0	W	32	5	3	3	10	1	0	0	0	0	1	51	55	3.00	0.667

PITCHER	IP	WLS	BF	H	R	ER	SO	BB	IBB	HBP	BLK	WP	HR	S	P	ERA	WHIP

TOP

San Francisco Giants @ Chicago Cubs

Wrigley Field, Chicago, IL

Wed May 01 1985, 3:33 AM CDT

Att. 14,490 - Unknown

livebaseballscorecards.com

AB	30
R	3
H	5
RBI	3
BB	1
SO	10
LOB	3

WP: 0	PA: 32
PB: 0	
SB: 0	
CS: 0	

Batter	1	2	3	4	5	6	7	8	9	AB	R	H	RBI	BB	SO	LOB
Bob Dernier, R (1, 8) OBP: 0.324, SLG: 0.258	F9	F4			1-3		6-3		23 S IBB	4	0	0	0	1	0	0
23 Ryne Sandberg, R (1, 4) OBP: 0.225, SLG: 0.325	E6 2B		5-3		K		S 1B		S 1-2 2-H	5	1	1	0	0	1	1
Thad Bosley, L (1, 7) OBP: 0.300, SLG: 0.625 Davey Lopes, R (7, PH) OBP: 0.400, SLG: 0.423 (8, 7)	1B BB 1-H 2B		F7			F7	F9			3 1	1 0	1 0	1 0	0 0	0 0	0 1
Leon Durham, L (1, 3) OBP: 0.305, SLG: 0.407	BB 1B BB		4-3			1B BB	K 1-2			2	1	0	0	2	1	1
Keith Moreland, R (1, 9) OBP: 0.333, SLG: 0.379	BB 1-2 2-3 1B			F7		1B 1-2 1B		F7		4	0	2	0	0	0	0
Jody Davis, R (1, 2) OBP: 0.323, SLG: 0.456	G4-6-3 1-2 2-3 3-H BB			K		F7		F9		3	0	0	1	1	1	2
Ron Cey, R (1, 5) OBP: 0.197, SLG: 0.250	G4-6-3 1-2f			E5 S		1-3 2-H 1B		5-3		4	0	1	1	0	0	3
Shawon Dunston, R (1, 6) OBP: 0.278, SLG: 0.320		K		6-3 1-2		FC6-4 IBB			23 S S 23 E BB	2	1	0	0	2	1	1
Dennis Eckersley, R (1, 1) OBP: 0.154, SLG: 0.154 Larry Bowa, S (9, PH) OBP: 0.286, SLG: 0.429		4-3			6-3	FC6-4 1-2f			K 1-2	3 1	0 0	0 0	0 0	0 1	0 1	3 1
Inning Stats	R: 2 E: 1 K: 0 S: 5 H: 2 LOB: 2 BB: 2 P: 13	R: 0 E: 0 K: 1 S: 5 H: 0 LOB: 0 BB: 0 P: 5	R: 0 E: 0 K: 0 S: 3 H: 0 LOB: 0 BB: 0 P: 3	R: 0 E: 1 K: 1 S: 6 H: 0 LOB: 1 BB: 0 P: 6	R: 0 E: 0 K: 1 S: 5 H: 0 LOB: 0 BB: 0 P: 5	R: 1 E: 0 K: 0 S: 5 H: 2 LOB: 3 BB: 2 P: 13	R: 0 E: 0 K: 1 S: 6 H: 1 LOB: 1 BB: 0 P: 6	R: 0 E: 0 K: 0 S: 3 H: 0 LOB: 0 BB: 0 P: 3	R: 1 E: 1 K: 1 S: 3 H: 0 LOB: 1 BB: 2 P: 11	1B: 4 2B: 1 3B: 0 HR: 0 SF: 0 SAC: 0 DP: 1 HBP: 0						

PITCHER		IP	WLS	BF	H	R	ER	SO	BB	IBB	HBP	BLK	WP	HR	S	P	ERA	WHIP
Jim Gott, R ERA: 2.86	(1, 1)	6.1		29	5	3	2	3	3	1	0	0	0	0	31	47	2.84	1.263
Mark Davis, L ERA: 1.69	(7, 1)	0.2		2	0	0	0	1	0	0	0	0	0	0	4	4	0.00	0.000
Scott Garrelts, R ERA: 2.3	(8, 1)	1.1	L	7	0	1	0	1	1	1	0	0	0	0	6	14	0.00	0.750

PITCHER	IP	WLS	BF	H	R	ER	SO	BB	IBB	HBP	BLK	WP	HR	S	P	ERA	WHIP

BOTTOM

San Francisco Giants @ Chicago Cubs

Wrigley Field, Chicago, IL

Wed May 01 1985, 3:33 AM CDT

Att. 14,490 - Unknown

livebaseballscorecards.com

AB	32
R	4
H	5
RBI	3
BB	6
SO	5
LOB	13

Batter	1	2	3	4	5	6	7	8	9	AB	R	H	RBI	BB	SO	LOB
Tim Flannery, L (1, 4) OBP: 0.390, SLG: 0.421	0-0 E 3B 1B	0-0 F7 ②			0-0 G3 ①		0-0 2B		0-0 G3 ①	5	1	2	0	0	0	0
Tony Gwynn, L (1, 9) OBP: 0.330, SLG: 0.420	0-0 FC 3B 1-2	0-0 3-1 ③			0-0 6-3 ②		BBBB 4-0 BB		0-0 1-3 ②	4	1	0	0	1	0	1
Steve Garvey, R (1, 3) OBP: 0.326, SLG: 0.489	0-0 1B 3B 1-H 2-H		0-0 F7 ①		0-0 4-3 ③		0-0 F8 ③		0-0 BB 1B	5	1	2	2	0	0	2
Graig Nettles, L (1, 5) OBP: 0.423, SLG: 0.439	SSS 0-3 K ①		0-0 F7 ②			0-0 F9 ①		BBBB 0-0 HR	1-2 BB	4	1	1	1	1	1	1
Kevin McReynolds, R (1, 8) OBP: 0.276, SLG: 0.299	BBBB 4-0 1B BB		0-0 F7 ③			0-0 F6 ②		0-0 5-3 ①	0-0 F8 ③	4	0	0	0	1	0	2
Terry Kennedy, L (1, 2) OBP: 0.232, SLG: 0.368	0-0 1-2 3-H 1B			0-0 F7 ①		0-0 2B		0-0 L1 ②		4	0	2	1	0	0	0
Carmelo Martinez, R (1, 7) OBP: 0.358, SLG: 0.522	SSS 0-3 K ②			0-0 F2 ②		0-0 F2 ③		0-0 HR 1B		4	1	1	0	0	1	3
Garry Templeton, S (1, 6) OBP: 0.280, SLG: 0.338	0-0 F6 ③			0-0 1B			SSS 0-3 K ①	0-0 1-H HR		4	1	2	2	0	1	2
Andy Hawkins, R (1, 1) OBP: 0.167, SLG: 0.167		0-0 4-3 ①		0-0 4-3 ③			0-0 F4 ②	0-0 F8 ③		3	0	0	0	0	0	1
Rich Gossage, R (7, 1)										1	0	0	0	0	0	0

TOP

San Diego Padres @ Chicago Cubs

Wrigley Field, Chicago, IL

Fri May 03 1985, 3:33 AM CDT

Att. 27,236 - Unknown

livebaseballscorecards.com

AB	38
R	6
H	10
RBI	6
BB	3
SO	3
LOB	12

| Inning Stats | | | | | | | | | |

Batter	1	2	3	4	5	6	7	8	9	AB	R	H	RBI	BB	SO	LOB
Bob Dernier, R (1, 8) OBP: 0.316, SLG: 0.254	K		E5 23 CS			G1-6-3 1B		F7	FC6-4 1-2f	5	0	1	0	0	1	2
23 Ryne Sandberg, R (1, 4) OBP: 0.226, SLG: 0.321	5-3		CS 1-2	F2		F7		BB HR 1B		4	1	1	0	0	0	1
Thad Bosley, L (1, 7) OBP: 0.357, SLG: 0.545	1B			F7		G1-6-3 1-2f		1-2 HR BB		3	1	1	0	1	0	1
Leon Durham, L (1, 3) OBP: 0.302, SLG: 0.448	1-3			6-3			6-3	1-H 2-H HR		4	1	1	3	0	0	1
Keith Moreland, R (1, 9) OBP: 0.329, SLG: 0.371		F3			F8		HR 1B	F6		4	1	1	0	0	0	0
Jody Davis, R (1, 2) OBP: 0.333, SLG: 0.525		K			1B 2B		1-H HR		5-3	4	1	2	2	0	1	0
Ron Cey, R (1, 5) OBP: 0.200, SLG: 0.250		5-3			2-3 1B		F8		F7	4	0	1	0	0	0	0
Shawon Dunston, R (1, 6) OBP: 0.263, SLG: 0.302 Richie Hebner, L (9, PH) OBP: 0.400, SLG: 0.333 Larry Bowa, S (9, PR) OBP: 0.286, SLG: 0.429			6-3		K		K		BB BB	3 0 0	0 0 0	0 0 0	0 0 0	0 1 0	2 0 0	2 0 0
Rick Sutcliffe, L (1, 1) OBP: 0.250, SLG: 0.400 Chris Speier, R (8, PH) OBP: 0.300, SLG: 0.375 Ray Fontenot, L (9, 1) Warren Brusstar, R (9, 1) Davey Lopes, R (9, PH) OBP: 0.419, SLG: 0.423			B5-3		6-3			K	FC6-4 1-2 BB	2 1 0 0 0	0 0 0 0 0	0 0 0 0 0	0 0 0 0 0	0 1 0 0 1	0 0 0 0 0	2 0 0 0 0
Inning Stats	R: 0 E: 0 K: 1 S: 6 H: 1 LOB: 1 BB: 0 P: 6	R: 0 E: 0 K: 1 S: 5 H: 0 LOB: 0 BB: 0 P: 5	R: 0 E: 1 K: 0 S: 3 H: 0 LOB: 0 BB: 0 P: 3	R: 0 E: 0 K: 0 S: 3 H: 0 LOB: 0 BB: 0 P: 3	R: 0 E: 0 K: 1 S: 7 H: 2 LOB: 2 BB: 0 P: 7	R: 0 E: 0 K: 0 S: 3 H: 1 LOB: 0 BB: 0 P: 3	R: 2 E: 0 K: 1 S: 7 H: 2 LOB: 0 BB: 0 P: 7	R: 3 E: 0 K: 1 S: 7 H: 2 LOB: 0 BB: 1 P: 11	R: 0 E: 0 K: 0 S: 3 H: 0 LOB: 2 BB: 2 P: 11	1B: 5 2B: 1 3B: 0 HR: 2	SF: 0 SAC: 0 DP: 1 HBP: 0						

PITCHER	IP	WLS	BF	H	R	ER	SO	BB	IBB	HBP	BLK	WP	HR	S	P	ERA	WHIP
Andy Hawkins, R (1, 1) ERA: 2.73	6.1	W	24	6	2	2	3	0	0	0	0	0	1	30	30	2.84	0.947
Rich Gossage, R (7, 1) ERA: 3.0	2.2	S	13	2	3	3	2	3	0	0	0	0	1	14	26	10.12	1.875

PITCHER	IP	WLS	BF	H	R	ER	SO	BB	IBB	HBP	BLK	WP	HR	S	P	ERA	WHIP

BOTTOM

San Diego Padres @ Chicago Cubs

Wrigley Field, Chicago, IL

Fri May 03 1985, 3:33 AM CDT

Att. 27,236 - Unknown

livebaseballscorecards.com

AB	34
R	5
H	8
RBI	5
BB	3
SO	5
LOB	9

WP: 0 PB: 0 SB: 0 CS: 1 PA: 38

Batter	1	2	3	4	5	6	7	8	9	AB	R	H	RBI	BB	SO	LOB
Tim Flannery, L (1, 4) OBP: 0.391, SLG: 0.442	F8		F9	FC6 1-2f		2B 1B 2-H		1B 2B		5	1	2	1	0	0	2
Tony Gwynn, L (1, 9) OBP: 0.344, SLG: 0.453	F6		HR 2B		K	1-3 2B		S 1B 2-H		5	1	3	1	0	1	0
Steve Garvey, R (1, 3) OBP: 0.319, SLG: 0.505	HR		K		1-3	5-3		K 1-2		5	1	1	1	0	2	4
Graig Nettles, L (1, 5) OBP: 0.456, SLG: 0.591	BB		2-H HR		HR		E3 BB 1B	BB		3	3	2	3	2	0	0
Kevin McReynolds, R (1, 8) OBP: 0.283, SLG: 0.288	F9		F8		H 1-0 HBP		B B B B 4-0 1B 1-2 BB	K		3	0	0	0	1	1	3
Terry Kennedy, L (1, 2) OBP: 0.218, SLG: 0.346		4-3		F8	4-3		K		4-3	5	0	0	0	0	1	3
Carmelo Martinez, R (1, 7) OBP: 0.345, SLG: 0.490		5-3		F7		K	G4-6-3 1-2 2-H 1B		F7	5	0	1	1	0	1	0
Garry Templeton, S (1, 6) OBP: 0.300, SLG: 0.411		HR		E 1B		1B 2B	G4-6-3 1-2f		K	5	2	3	1	0	1	2
Mark Thurmond, L (1, 1) Greg Booker, R (3, 1) Dave Dravecky, R (4, 1) Bobby Brown, S (6, PH) Craig Lefferts, L (6, 1) Al Bumbry, L (8, PH) OBP: 0.407, SLG: 0.423 Tim Stoddard, R (8, 1) Luis DeLeon, R (8, 1) OBP: 1.000, SLG: 1.000		4-3		E5 FC6 1-2		K		F8		1 1 0 1 0 1 0 0 0	0 0 0 0 0 0 0 0 0	0 0 0 0 0 0 0 0 0	0 0 0 0 0 0 0 0 0	0 1 0 1 0 1 0 0 0	0 0 0 0 0 0 0 0 0	0 1 0 1 0 0 0 0 0
Inning Stats	R: 1 E: 0 K: 0 S: 4 H: 1 LOB: 1 BB: 1 P: 8	R: 1 E: 0 K: 0 S: 4 H: 1 LOB: 0 BB: 0 P: 4	R: 2 E: 0 K: 1 S: 7 H: 2 LOB: 0 BB: 0 P: 7	R: 0 E: 1 K: 0 S: 5 H: 1 LOB: 2 BB: 0 P: 5	R: 1 E: 0 K: 1 S: 6 H: 1 LOB: 1 BB: 0 P: 7	R: 1 E: 0 K: 2 S: 10 H: 3 LOB: 2 BB: 0 P: 10	R: 1 E: 1 K: 1 S: 6 H: 1 LOB: 1 BB: 1 P: 10	R: 1 E: 0 K: 2 S: 9 H: 2 LOB: 2 BB: 1 P: 13	R: 0 E: 0 K: 1 S: 5 H: 0 LOB: 0 BB: 0 P: 5	1B: 4 2B: 4 3B: 0 HR: 4 SF: 0 SAC: 0 DP: 1 HBP: 1						

PITCHER		IP	WLS	BF	H	R	ER	SO	BB	IBB	HBP	BLK	WP	HR	S	P	ERA	WHIP
Scott Sanderson, R ERA: 4.05	(1, 1)	3.0		14	4	4	4	1	1	0	0	0	0	3	15	19	12.00	1.667
Lary Sorensen, R ERA: 6.0	(4, 1)	3.0	W	16	5	2	2	3	0	0	1	0	0	1	21	22	6.00	1.667
Ray Fontenot, L ERA: 1.23	(7, 1)	1.0		5	1	1	0	1	1	0	0	0	0	0	6	10	0.00	2.000
Lee Smith, R ERA: 1.42	(8, 1)	2.0	S	9	2	1	1	3	1	0	0	0	0	0	14	18	4.50	1.500

PITCHER	IP	WLS	BF	H	R	ER	SO	BB	IBB	HBP	BLK	WP	HR	S	P	ERA	WHIP

TOP

San Diego Padres @ Chicago Cubs

Wrigley Field, Chicago, IL

Sat May 04 1985, 3:33 AM CDT

Att. 36,033 - Unknown

AB	40
R	8
H	12
RBI	8
BB	3
SO	8
LOB	16

livebaseballscorecards.com

Batter	1	2	3	4	5	6	7	8	9	AB	R	H	RBI	BB	SO	LOB
Bob Dernier, R (1, 8) OBP: 0.321, SLG: 0.284	5-3		SF8 3-H	23 WP 1-2 1B BB	3B 2-H			6-3		3	1	1	2	1	0	0
23 Ryne Sandberg, R (1, 4) OBP: 0.225, SLG: 0.349	F8		HR 1-H	F3 1-2 2-3	F9			F9		5	1	1	2	0	0	3
Davey Lopes, R (1, 7) OBP: 0.389, SLG: 0.367	F4		G3	1B 1B BB		F8		E6 S 1B		4	2	0	0	1	0	0
Leon Durham, L (1, 3) OBP: 0.324, SLG: 0.443		6-3	BB BB	1B 1-3 2-H 3-H 1B		F8		BB 1B 1-2 BB IBB		3	1	1	2	2	0	0
Keith Moreland, R (1, 9) OBP: 0.345, SLG: 0.378		F9	BB 1-2	1B 1-2 3-H		K		BB BB BB 1-2 2-H 1B		4	1	2	2	1	1	0
Jody Davis, R (1, 2) OBP: 0.324, SLG: 0.492	F3	K	6-3				F7	BB BB 1-2 2-3 BB		4	0	0	0	1	1	4
Ron Cey, R (1, 5) OBP: 0.227, SLG: 0.299			HR	F5	F8			BB 1-2 2-3 3-H BB		3	1	1	2	2	0	0
Shawon Dunston, R (1, 6) OBP: 0.306, SLG: 0.393			1B SF8 2B	HR	SH3 3B BB		K	BB 1-2 2-3 3-H BB		3	3	2	2	2	1	1
Scott Sanderson, R (1, 1) Gary Woods, R (3, PH) OBP: 0.500, SLG: 0.500 Lary Sorensen, R (4, 1) Ray Fontenot, L (7, 1) Chris Speier, R (7, PH) OBP: 0.273, SLG: 0.333 Lee Smith, R (8, 1)			23 HR 2-3 1B	23 WP BB 1B BB	SH3 1-2		F6	K		0 1 0 0 1 1	0 1 1 0 0 0	0 1 0 0 0 0	0 0 0 0 0 1	0 0 1 0 0 0	0 0 0 0 0 1	0 0 0 0 1 3
Inning Stats	R: 0 E: 0 K: 0 S: 3 H: 0 LOB: 0 BB: 0 P: 3	R: 0 E: 0 K: 0 S: 3 H: 0 LOB: 0 BB: 0 P: 3	R: 4 E: 0 K: 1 S: 9 H: 4 LOB: 2 BB: 2 P: 17	R: 4 E: 0 K: 0 S: 6 H: 3 LOB: 2 BB: 3 P: 18	R: 1 E: 0 K: 0 S: 4 H: 1 LOB: 1 BB: 1 P: 8	R: 0 E: 0 K: 1 S: 5 H: 0 LOB: 0 BB: 0 P: 5	R: 0 E: 0 K: 1 S: 5 H: 0 LOB: 1 BB: 1 P: 9	R: 3 E: 1 K: 1 S: 7 H: 1 LOB: 3 BB: 4 P: 23		1B: 4 2B: 1 3B: 1 HR: 3 SF: 1 SAC: 1 DP: 0 HBP: 0						

PITCHER		IP	WLS	BF	H	R	ER	SO	BB	IBB	HBP	BLK	WP	HR	S	P	ERA	WHIP
Mark Thurmond, L ERA: 4.62	(1, 1)	2.2		13	4	4	4	0	1	0	0	0	0	2	12	16	13.50	1.875
Greg Booker, R ERA: 3.0	(3, 1)	0.2	L	6	1	3	3	1	3	0	0	0	0	1	5	17	40.50	6.000
Dave Dravecky, L ERA: 4.08	(4, 1)	1.2		10	3	2	2	0	2	0	0	0	1	0	8	16	10.80	3.000
Craig Lefferts, L ERA: 1.17	(6, 1)	2.0		7	0	0	0	2	1	0	0	0	0	0	10	14	0.00	0.500
Tim Stoddard, R ERA: 4.26	(8, 1)	0.2		8	1	3	0	0	3	1	0	0	0	0	4	20	0.00	6.000

PITCHER		IP	WLS	BF	H	R	ER	SO	BB	IBB	HBP	BLK	WP	HR	S	P	ERA	WHIP
Luis DeLeon, R ERA: 2.7	(8, 1)	0.1		1	0	0	0	1	0	0	0	0	0	0	3	3	0.00	0.000

BOTTOM

San Diego Padres @ Chicago Cubs

Wrigley Field, Chicago, IL

Sat May 04 1985, 3:33 AM CDT

Att. 36,033 - Unknown

livebaseballscorecards.com

AB	32
R	12
H	9
RBI	12
BB	11
SO	4
LOB	12

WP: 1 PA: 45
PB: 0
SB: 1
CS: 0

Batter	1	2	3	4	5	6	7	8	9	10	AB	R	H	RBI	BB	SO	LOB
Steve Sax, R (1, 4) OBP: 0.533, SLG: 0.643	CS 1B		S 1B		F9			PB 1-2 1B	4-3		5	0	3	0	0	0	2
Mariano Duncan, R (1, 6) OBP: 0.297, SLG: 0.391	F9		F9 1-2			K		K 1-2 2-3		1B E 1B	4	0	0	0	0	2	4
Carlos Diaz, R (8, 1)											0	0	0	0	0	0	0
Candy Maldonado, R (9, 9) OBP: 0.283, SLG: 0.388											1	1	1	0	0	0	0
Ken Landreaux, L (1, 8) OBP: 0.191, SLG: 0.373	F9 1-2			4-3		4-3		K		E 1B 1-3 1B	5	1	1	0	0	1	3
Pedro Guerrero, R (1, 5) OBP: 0.377, SLG: 0.421		6-3		F3		F7		K		E6 1B 1-3 3-H	5	0	0	1	0	1	3
Mike Marshall, R (1, 3) OBP: 0.351, SLG: 0.490		6-3		F9			F7		HR 1B	1B 1-3 3-H 1B	5	1	2	1	0	0	0
Mike Scioscia, L (1, 2) OBP: 0.354, SLG: 0.412		1B			F8		4-3		1-H HR	F8	5	1	2	2	0	0	2
Terry Whitfield, L (1, 7) OBP: 0.375, SLG: 0.583		K			4-3 1B 1B		1B		4-3	B2	4	1	2	0	0	1	1
Ken Howell, R (9, 1)											1	0	0	0	0	0	2
R.J. Reynolds, S (1, 9) OBP: 0.257, SLG: 0.324			F5		4-3 1-2		K		K	G3	5	0	0	0	0	2	4
(9, 7)																	
Orel Hershiser, R (1, 1) OBP: 0.143, SLG: 0.143			L3		2-H 1B			PB 1B 1B	BB		1	0	0	0	0	0	0
Al Oliver, L (5, PH) OBP: 0.290, SLG: 0.318											1	0	1	1	0	0	0
Bob Bailor, R (5, PR) OBP: 0.100, SLG: 0.053											0	0	0	0	0	0	0
Bobby Castillo, R (5, 1) OBP: 1.000, SLG: 1.000											0	0	0	0	0	0	0
Mike Ramsey, S (8, PH) OBP: 0.286, SLG: 0.250											1	0	1	0	1	0	0
(8, 6)																	
Inning Stats	R: 0 E: 0 K: 0 S: 3 H: 1 LOB: 0 BB: 0 P: 3	R: 0 E: 0 K: 1 S: 6 H: 1 LOB: 1 BB: 0 P: 6	R: 0 E: 0 K: 0 S: 4 H: 1 LOB: 1 BB: 0 P: 4	R: 0 E: 0 K: 0 S: 3 H: 0 LOB: 0 BB: 0 P: 3	R: 1 E: 0 K: 0 S: 5 H: 2 LOB: 1 BB: 0 P: 5	R: 0 E: 0 K: 1 S: 5 H: 0 LOB: 0 BB: 0 P: 5	R: 0 E: 0 K: 1 S: 6 H: 1 LOB: 1 BB: 0 P: 6	R: 0 E: 0 K: 3 S: 11 H: 2 LOB: 2 BB: 0 P: 11	R: 2 E: 0 K: 1 S: 7 H: 2 LOB: 1 BB: 1 P: 11	R: 2 E: 1 K: 0 S: 7 H: 3 LOB: 2 BB: 0 P: 7	1B: 12 2B: 0 3B: 0 HR: 1 SF: 0 SAC: 0 DP: 0 HBP: 0						

PITCHER		IP	WLS	BF	H	R	ER	SO	BB	IBB	HBP	BLK	WP	HR	S	P	ERA	WHIP
Dennis Eckersley, R ERA: 1.98	(1, 1)	7.0		26	6	1	1	3	0	0	0	0	0	0	32	32	1.29	0.857
Lee Smith, R ERA: 2.87	(8, 1)	2.0		11	4	2	2	4	1	0	0	0	0	1	18	22	9.00	2.500
Ray Fontenot, L ERA: 3.24	(10, 1)	1.0	L	7	3	2	2	0	0	0	0	0	0	0	7	7	18.00	3.000

PITCHER	IP	WLS	BF	H	R	ER	SO	BB	IBB	HBP	BLK	WP	HR	S	P	ERA	WHIP

TOP

Los Angeles Dodgers @ Chicago Cubs

Wrigley Field, Chicago, IL

Mon May 06 1985, 3:33 AM CDT

Att. 20,796 - Unknown

livebaseballscorecards.com

AB	43
R	5
H	13
RBI	5
BB	1
SO	7
LOB	21

WP: 0 PA: 44
PB: 1
SB: 1
CS: 1

Los Angeles Dodgers @ Chicago Cubs

Wrigley Field, Chicago, IL

Mon May 06 1985, 3:33 AM CDT

Att. 20,796 - Unknown

livebaseballscorecards.com

Batter	1	2	3	4	5	6	7	8	9	10	AB	R	H	RBI	BB	SO	LOB
Bob Dernier, R (1, 8) OBP: 0.330, SLG: 0.289	6-3		4-3	FC4-6		F9		BB		F8	5	1	2	1	1	0	1
23 Ryne Sandberg, R (1, 4) OBP: 0.224, SLG: 0.368	S		4-3 1-2	FC4-6 1-2f		K		F8 1-2			5	0	1	0	0	1	5
Davey Lopes, R (1, 7) OBP: 0.356, SLG: 0.316	S BB		K		K		K		K		4	0	0	0	1	4	1
Leon Durham, L (1, 3) OBP: 0.351, SLG: 0.507	K		1B 2-H		4-3		CS		E6		5	1	2	1	0	1	2
Keith Moreland, R (1, 9) OBP: 0.370, SLG: 0.425	6-3 1-2 2-3		2-H		BB		1-2 BB		K		3	0	2	1	1	0	2
Lee Smith, R (8, 1)											0	0	0	0	0	0	0
Richie Hebner, L (9, PH) OBP: 0.364, SLG: 0.300											1	0	0	0	0	1	1
Ray Fontenot, L (10, 1)											0	0	0	0	0	0	0
Jody Davis, R (1, 2) OBP: 0.313, SLG: 0.444		5-3	F9		1-2 BB		F4		F8		4	0	0	0	1	0	3
Ron Cey, R (1, 5) OBP: 0.262, SLG: 0.365		WP		K	K			FC1-6 BB		HR	4	1	2	1	1	2	2
Shawon Dunston, R (1, 6) OBP: 0.286, SLG: 0.349		K		E S 1B BB		K		FC1-6 5-3 1-2f		5-3	4	1	0	0	1	2	2
Dennis Eckersley, R (1, 1) OBP: 0.188, SLG: 0.133		K 2-3		K 1-3		BB		5-3 1-3		1-3	2	0	0	0	1	2	2
Gary Woods, R (8, 9) OBP: 0.200, SLG: 0.200											2	0	0	0	0	0	1
Inning Stats	R: 0 E: 0 K: 1 S: 6 H: 1 LOB: 2 BB: 1 P: 10	R: 0 E: 0 K: 2 S: 8 H: 1 LOB: 1 BB: 0 P: 8	R: 2 E: 0 K: 1 S: 8 H: 3 LOB: 1 BB: 0 P: 8	R: 1 E: 0 K: 2 S: 8 H: 1 LOB: 1 BB: 1 P: 12	R: 0 E: 0 K: 2 S: 8 H: 1 LOB: 2 BB: 1 P: 12	R: 0 E: 0 K: 2 S: 7 H: 0 LOB: 1 BB: 1 P: 11	R: 0 E: 0 K: 1 S: 5 H: 1 LOB: 1 BB: 1 P: 9	R: 0 E: 0 K: 0 S: 3 H: 0 LOB: 2 BB: 2 P: 11	R: 0 E: 1 K: 2 S: 8 H: 0 LOB: 1 BB: 0 P: 8	R: 1 E: 0 K: 0 S: 4 H: 1 LOB: 0 BB: 0 P: 4	1B: 5 2B: 3 3B: 0 HR: 1 SF: 0 SAC: 0 DP: 0 HBP: 0	WP: 1 PB: 0 SB: 4 CS: 1 PA: 46					

PITCHER		IP	WLS	BF	H	R	ER	SO	BB	IBB	HBP	BLK	WP	HR	S	P	ERA	WHIP
Orel Hershiser, R ERA: 1.98	(1, 1)	4.0		20	6	3	2	6	2	0	0	0	1	0	30	38	4.50	2.000
Bobby Castillo, R ERA: 6.97	(5, 1)	3.0		13	2	0	0	5	3	0	0	0	0	0	20	32	0.00	1.667
Carlos Diaz, L ERA: 1.93	(8, 1)	1.0		5	0	0	0	0	2	0	0	0	0	0	3	11	0.00	2.000
Ken Howell, R ERA: 2.5	(9, 1)	2.0	W	8	1	1	1	2	0	0	0	0	0	1	12	12	4.50	0.500

PITCHER		IP	WLS	BF	H	R	ER	SO	BB	IBB	HBP	BLK	WP	HR	S	P	ERA	WHIP

BOTTOM	
AB	39
R	4
H	9
RBI	4
BB	7
SO	13
LOB	22

Los Angeles Dodgers @ Chicago Cubs

Wrigley Field, Chicago, IL

Tue May 07 1985, 3:33 AM CDT

Att. 23,331 - Unknown

livebaseballscorecards.com

TOP

Batter	1	2	3	4	5	6	7	8	9	AB	R	H	RBI	BB	SO	LOB
Steve Sax, R (1, 4) OBP: 0.526, SLG: 0.647	6-3		4-3			2B		BBB G4-6-3 1B BB		3	1	1	0	1	0	0
Mariano Duncan, R (1, 6) OBP: 0.308, SLG: 0.397 Mike Ramsey, S (8, 6) OBP: 0.286, SLG: 0.250	FC6-4 1B		SSS K			F3		G4-6-3 1-2 1B		4 0	0 0	2 0	0 0	0 0	1 0	1 0
Ken Landreaux, L (1, 8) OBP: 0.208, SLG: 0.394	F7			G6-4-3 1B		2-H 2B		G4-6-3 1-2f 2-3		4	0	2	1	0	0	3
Pedro Guerrero, R (1, 5) OBP: 0.373, SLG: 0.414	FC6-4 1-2f			G6-4-3 1-2 1B		SSS K		F4		4	0	1	0	0	1	3
Mike Marshall, R (1, 3) OBP: 0.357, SLG: 0.490		1B SF8-1-4-3 1B		G6-4-3 1-2f 2-3		6-3			SH1-4 BB 1B	4	1	2	0	0	0	3
Mike Scioscia, L (1, 2) OBP: 0.349, SLG: 0.394 Orel Hershiser, R (9, PR) OBP: 0.143, SLG: 0.143		F7		F7			F9		BBB 4-0 SH1-4 1-2 BB	3 0	0 0	0 0	0 0	1 0	0 0	2 0
Terry Whitfield, L (1, 7) OBP: 0.423, SLG: 0.615 Candy Maldonado, R (7, PH) OBP: 0.296, SLG: 0.400 (7, 7)		SF8-1-4-3 1-3 1B			G3-6-3 1B		FC4-6 1B		SH1-4 1-2 2-3	2 1	0 0	2 1	0 0	0 0	0 0	0 0
R.J. Reynolds, S (1, 9) OBP: 0.231, SLG: 0.297		SF8-1-4-3 1-2 3-H			G3-6-3 1-2f		FC4-6 1-2f		SSS K	3	0	0	1	0	1	5
Tom Brennan, R (1, 1) OBP: 0.125, SLG: 0.125 Carlos Diaz, R (6, 1) Bill Russell, R (7, PH) OBP: 0.391, SLG: 0.333 Steve Howe, L (7, 1) Al Oliver, L (9, PH) OBP: 0.286, SLG: 0.313			6-3		G3		6-3		SSS K	2 0 1 0 1	0 0 0 0 0	0 0 0 0 1	0 0 0 0 1	0 0 0 0 0	0 0 1 0 3	0 0 0 0 0
Inning Stats	R: 0 E: 0 K: 0 S: 4 H: 1 LOB: 1 BB: 0 P: 4	R: 1 E: 0 K: 0 S: 4 H: 2 LOB: 0 BB: 0 P: 4	R: 0 E: 0 K: 1 S: 5 H: 0 LOB: 0 BB: 0 P: 5	R: 0 E: 0 K: 0 S: 4 H: 2 LOB: 1 BB: 0 P: 4	R: 0 E: 0 K: 0 S: 3 H: 1 LOB: 0 BB: 0 P: 3	R: 1 E: 0 K: 1 S: 7 H: 2 LOB: 1 BB: 0 P: 7	R: 0 E: 0 K: 0 S: 4 H: 1 LOB: 1 BB: 0 P: 4	R: 0 E: 0 K: 0 S: 3 H: 1 LOB: 1 BB: 1 P: 7	R: 0 E: 0 K: 2 S: 8 H: 1 LOB: 3 BB: 1 P: 12	1B: 9 2B: 3 3B: 0 HR: 0 SF: 1 SAC: 1 DP: 4 HBP: 0						

AB	32
R	2
H	11
RBI	2
BB	2
SO	4
LOB	21

WP: 0 PA: 36
PB: 0
SB: 0
CS: 0

PITCHER		IP	WLS	BF	H	R	ER	SO	BB	IBB	HBP	BLK	WP	HR	S	P	ERA	WHIP
Dick Ruthven, R ERA: 3.97	(1, 1)	6.0	W	23	8	2	2	2	0	0	0	0	0	0	27	27	3.00	1.333
Ray Fontenot, L ERA: 2.89	(7, 1)	1.0		6	2	0	0	0	1	0	0	0	0	0	5	9	0.00	3.000
Lee Smith, R ERA: 2.55	(8, 1)	2.0	S	7	1	0	0	2	1	0	0	0	0	0	10	14	0.00	1.000

PITCHER		IP	WLS	BF	H	R	ER	SO	BB	IBB	HBP	BLK	WP	HR	S	P	ERA	WHIP

Batter	1	2	3	4	5	6	7	8	9	AB	R	H	RBI	BB	SO	LOB
Bob Dernier, R (1, 8) OBP: 0.333, SLG: 0.307	6-3	CS 1-2	23 1B SF9 2B	F3		S 1B 1B		1-3		5	2	2	0	0	0	1
23 Ryne Sandberg, R (1, 4) OBP: 0.243, SLG: 0.374	BBBB G3 1B BB		SF9 FC5-2 2-3 1B		F9 S 1B 1B	F7		6-3		4	1	2	0	1	0	1
Davey Lopes, R (1, 7) OBP: 0.388, SLG: 0.350	G3 1-2 1B	SF9 2-3 3-H	BBBB 1B 1B 1-2 BB	1B 1-H						2	1	2	2	1	0	0
Leon Durham, L (1, 3) OBP: 0.333, SLG: 0.479	G3 1-2 2-3	FC5-2 1B 3-H	F9 2-3	F7						4	0	0	0	0	0	6
Keith Moreland, R (1, 9) OBP: 0.375, SLG: 0.429	F4		1B 1-2 1B	1B 1-2 3-H 1B	F9					4	0	2	1	0	0	2
Jody Davis, R (1, 2) OBP: 0.310, SLG: 0.434		1-3	SSS K	1-3 2-H 1B		4-3				4	0	1	1	0	1	2
Ron Cey, R (1, 5) OBP: 0.284, SLG: 0.368		1B 1B	F2	BBBB IBB		FC6-4 BB				2	0	1	0	2	0	0
Shawon Dunston, R (1, 6) OBP: 0.284, SLG: 0.343		CS 1-3 1B	E3 SH1-4	F8			FC6-4 1-2f			4	0	1	0	0	0	3
Dick Ruthven, R (1, 1) OBP: 0.333, SLG: 0.333		SSS K	SH1-4 1-2		F3			SSS K		1	0	0	0	0	1	2
Larry Bowa, S (6, PH) OBP: 0.250, SLG: 0.375										1	0	0	0	0	0	0
Ray Fontenot, L (7, 1)										0	0	0	0	0	0	0
Lee Smith, R (8, 1)										1	0	0	0	0	1	0
Inning Stats	R: 0 E: 0 K: 0 S: 4 H: 1 LOB: 2 BB: 1 P: 8	R: 0 E: 0 K: 1 S: 6 H: 2 LOB: 1 BB: 0 P: 6	R: 1 E: 0 K: 1 S: 8 H: 3 LOB: 2 BB: 0 P: 8	R: 0 E: 1 K: 0 S: 4 H: 0 LOB: 1 BB: 0 P: 4	R: 2 E: 0 K: 0 S: 5 H: 3 LOB: 2 BB: 2 P: 13	R: 1 E: 0 K: 0 S: 5 H: 2 LOB: 1 BB: 0 P: 5	R: 0 E: 0 K: 0 S: 3 H: 0 LOB: 1 BB: 1 P: 7	R: 0 E: 0 K: 1 S: 5 H: 0 LOB: 0 BB: 0 P: 5		1B: 10 2B: 1 3B: 0 HR: 0	SF: 1 SAC: 1 DP: 0 HBP: 0					

PITCHER		IP	WLS	BF	H	R	ER	SO	BB	IBB	HBP	BLK	WP	HR	S	P	ERA	WHIP
Tom Brennan, R ERA: 5.33	(1, 1)	5.2	L	30	11	4	4	2	2	1	0	0	0	0	31	43	6.35	2.294
Carlos Diaz, L ERA: 1.88	(6, 1)	0.1		1	0	0	0	0	0	0	0	0	0	0	1	1	0.00	0.000
Steve Howe, L ERA: 9.0	(7, 1)	2.0		7	0	0	0	1	1	0	0	0	0	0	8	12	0.00	0.500

PITCHER	IP	WLS	BF	H	R	ER	SO	BB	IBB	HBP	BLK	WP	HR	S	P	ERA	WHIP

BOTTOM

Los Angeles Dodgers @ Chicago Cubs

Wrigley Field, Chicago, IL

Tue May 07 1985, 3:33 AM CDT

Att. 23,331 - Unknown

livebaseballscorecards.com

AB	32
R	4
H	11
RBI	4
BB	4
SO	3
LOB	17

WP: 0	PA: 39		
PB: 0			
SB: 2			
CS: 1			

Chicago Cubs @ San Francisco Giants

Candlestick Park, San Francisco, CA

Wed May 08 1985, 10:05 PM EDT

Att. 16,134 - Unknown

TOP

livebaseballscorecards.com

Batter	1	2	3	4	5	6	7	8	9	AB	R	H	RBI	BB	SO	LOB
Bob Dernier, R (1, 8) OBP: 0.320, SLG: 0.293	F6		6-3			6-3		4-6 1-3f		4	0	0	0	0	0	1
23 Ryne Sandberg, R (1, 4) OBP: 0.252, SLG: 0.427	HR			F9		6-3		3B		4	1	2	1	0	0	0
Gary Matthews, R (1, 7) OBP: 0.380, SLG: 0.368	K			BB		K		1-3		2	0	0	0	1	2	0
Gary Woods, R (6, 7) OBP: 0.167, SLG: 0.167										1	0	0	0	0	0	1
Leon Durham, L (1, 3) OBP: 0.341, SLG: 0.494	F4			K			2B		SH1-3 1B	4	0	2	0	0	1	1
Keith Moreland, R (1, 9) OBP: 0.374, SLG: 0.419		K		BB 1-2			6-3		SH1-3 1-2	2	0	0	0	1	1	1
Jody Davis, R (1, 2) OBP: 0.295, SLG: 0.413		6-3		F3			5-3		F3	4	0	0	0	0	0	4
Ron Cey, R (1, 5) OBP: 0.293, SLG: 0.359		F6			F8		IBB		IBB	2	0	0	0	2	0	0
Shawon Dunston, R (1, 6) OBP: 0.276, SLG: 0.333			K		5-3		F5		G1-6-3	2	0	0	0	0	1	0
Thad Bosley, L (7, PH) OBP: 0.333, SLG: 0.500										1	0	0	0	0	0	2
Larry Bowa, S (7, 6) OBP: 0.250, SLG: 0.375										0	0	0	0	0	0	0
Richie Hebner, L (9, PH) OBP: 0.333, SLG: 0.273										1	0	0	0	0	0	2
Chris Speier, R (9, 6) OBP: 0.273, SLG: 0.333										0	0	0	0	0	0	0
Rick Sutcliffe, L (1, 1) OBP: 0.263, SLG: 0.389			3-1		3-1			4-6 WP 1B		3	0	1	0	0	0	0

	AB	30
	R	1
	H	5
	RBI	1
	BB	4
	SO	5
	LOB	12

Inning Stats	1	2	3	4	5	6	7	8	9
	R: 1 E: 0 K: 1 S: 6	R: 0 E: 0 K: 1 S: 5	R: 0 E: 0 K: 1 S: 5	R: 0 E: 0 K: 1 S: 5	R: 0 E: 0 K: 0 S: 3	R: 0 E: 0 K: 1 S: 5	R: 0 E: 0 K: 0 S: 4	R: 0 E: 0 K: 0 S: 4	R: 0 E: 0 K: 0 S: 4
	H: 1 LOB: 0 BB: 0 P: 6	H: 0 LOB: 0 BB: 0 P: 5	H: 0 LOB: 0 BB: 0 P: 5	H: 0 LOB: 2 BB: 2 P: 13	H: 0 LOB: 0 BB: 0 P: 3	H: 0 LOB: 0 BB: 0 P: 5	H: 1 LOB: 2 BB: 1 P: 8	H: 2 LOB: 1 BB: 0 P: 4	H: 1 LOB: 2 BB: 1 P: 8

1B: 2	SF: 0	WP: 1	PA: 35
2B: 2	SAC: 1	PB: 0	
3B: 1	DP: 1	SB: 0	
HR: 1	HBP: 0	CS: 0	

PITCHER		IP	WLS	BF	H	R	ER	SO	BB	IBB	HBP	BLK	WP	HR	S	P	ERA	WHIP
Mike Krukow, R ERA: 1.53	(1, 1)	7.0	L	26	2	1	1	5	2	1	0	0	0	1	33	45	1.29	0.571
Greg Minton, R ERA: 4.5	(8, 1)	2.0		9	3	0	0	0	0	1	0	0	1	0	8	12	0.00	1.500

PITCHER		IP	WLS	BF	H	R	ER	SO	BB	IBB	HBP	BLK	WP	HR	S	P	ERA	WHIP

Batter	1	2	3	4	5	6	7	8	9	AB	R	H	RBI	BB	SO	LOB
Dan Gladden, R (1, 8) OBP: 0.318, SLG: 0.390	FC1 S 1B		F7		F3		S 1B			4	0	2	0	0	0	0
Manny Trillo, R (1, 4) OBP: 0.301, SLG: 0.265	FC1 WP		6-3		F8		K			4	0	0	0	0	1	3
Brad Wellman, R (8, 4) OBP: 0.364, SLG: 0.355										0	0	0	0	0	0	0
Jeffrey Leonard, R (1, 7) OBP: 0.214, SLG: 0.250	K		S 1B			6-3		K		4	0	1	0	0	2	1
Chili Davis, S (1, 9) OBP: 0.353, SLG: 0.461	BB		K			S 1B		G1		3	0	1	0	1	1	1
Gary Rajsich, L (1, 3) OBP: 0.233, SLG: 0.250	K			K		F4		F4		4	0	0	0	0	2	3
Chris Brown, R (1, 5) OBP: 0.304, SLG: 0.271		K		BB		K			5-3	3	0	0	0	1	2	1
Bob Brenly, R (1, 2) OBP: 0.277, SLG: 0.365		K		F8			FC5-4 1B		F7	4	0	1	0	0	1	1
Jose Uribe, S (1, 6) OBP: 0.284, SLG: 0.323		2B		5-3			F5		K	3	0	1	0	0	0	2
Joel Youngblood, R (9, PH) OBP: 0.250, SLG: 0.118										1	0	0	0	0	1	0
Mike Krukow, R (1, 1) OBP: 0.182, SLG: 0.200		K			K		FC5-4 1B			2	0	0	0	0	2	1
Scot Thompson, L (7, PH) OBP: 0.158, SLG: 0.158										1	0	0	0	0	0	1
David Green, R (7, PR) OBP: 0.184, SLG: 0.071										0	0	0	0	0	0	0
Greg Minton, S (8, 1)										0	0	0	0	0	0	0
Inning Stats	R: 0 E: 0 K: 2 S: 8 H: 1 LOB: 2 BB: 1 P: 12	R: 0 E: 0 K: 3 S: 10 H: 1 LOB: 1 BB: 0 P: 10	R: 0 E: 0 K: 1 S: 6 H: 1 LOB: 1 BB: 0 P: 6	R: 0 E: 0 K: 1 S: 5 H: 0 LOB: 1 BB: 1 P: 9	R: 0 E: 0 K: 1 S: 5 H: 0 LOB: 0 BB: 0 P: 5	R: 0 E: 0 K: 1 S: 6 H: 1 LOB: 1 BB: 0 P: 6	R: 0 E: 0 K: 1 S: 7 H: 2 LOB: 2 BB: 0 P: 7	R: 0 E: 0 K: 1 S: 5 H: 0 LOB: 0 BB: 0 P: 5	R: 0 E: 0 K: 1 S: 5 H: 0 LOB: 0 BB: 0 P: 5	1B: 5 2B: 1 3B: 0 HR: 0	SF: 0 SAC: 0 DP: 0 HBP: 0						

PITCHER	IP	WLS	BF	H	R	ER	SO	BB	IBB	HBP	BLK	WP	HR	S	P	ERA	WHIP
Rick Sutcliffe, R (1, 1) ERA: 1.96	9.0	W	35	6	0	0	12	2	0	0	0	1	0	57	65	0.00	0.889

PITCHER	IP	WLS	BF	H	R	ER	SO	BB	IBB	HBP	BLK	WP	HR	S	P	ERA	WHIP

BOTTOM

Chicago Cubs @ San Francisco Giants

Candlestick Park, San Francisco, CA

Wed May 08 1985, 10:05 PM EDT

Att. 16,134 - Unknown

livebaseballscorecards.com

AB	33
R	0
H	6
RBI	0
BB	2
SO	12
LOB	14

1B: 5 SF: 0
2B: 1 SAC: 0
3B: 0 DP: 0
HR: 0 HBP: 0

WP: 1 PA: 35
PB: 0
SB: 4
CS: 0

Chicago Cubs @ San Francisco Giants

Candlestick Park, San Francisco, CA

Thu May 09 1985, 6:33 AM EDT

Att. 11,825 - Unknown

TOP

livebaseballscorecards.com

Batter	1	2	3	4	5	6	7	8	9	10	11	12	AB	R	H	RBI	BB	SO	LOB
Bob Dernier, R (1, 8) OBP: 0.324, SLG: 0.284	4-3		F8			F4		BB		BB			3	0	0	0	2	0	1
23 Ryne Sandberg, R (1, 4) OBP: 0.241, SLG: 0.407	B1-3			K		G3		F9		F9			5	0	0	0	0	1	3
Gary Matthews, R (1, 7) OBP: 0.373, SLG: 0.350 Gary Woods, R (9, 7) OBP: 0.286, SLG: 0.167 Larry Bowa, S (12, 6) OBP: 0.250, SLG: 0.375	5-3			F3		BB		4-3			BB		3 0 0	0 0 0	0 0 0	0 0 0	1 1 0	0 0 0	1 0 0
Leon Durham, L (1, 3) OBP: 0.333, SLG: 0.476		K		1B		4-3			6-3		K		5	0	1	0	0	2	2
Davey Lopes, R (1, 9) OBP: 0.352, SLG: 0.311 (12, 7)		K		4-3			6-3		F8		K		5	0	0	0	0	2	2
Ron Cey, R (1, 5) OBP: 0.289, SLG: 0.349		F9			1-3		1B		K		K		5	0	1	0	0	2	1
Chris Speier, R (1, 6) OBP: 0.375, SLG: 0.273 Warren Brusstar, R (12, 1)			5-3 BB		E 1B BB		F3			6-3		CS 1 BB	2 0	0 0	0 0	0 0	3 0	0 0	1 0
Steve Lake, R (1, 2) OBP: 0.231, SLG: 0.231 Richie Hebner, L (10, PH) OBP: 0.308, SLG: 0.250 Jody Davis, R (10, 2) OBP: 0.292, SLG: 0.407			5-3		F8		F9			3-1		K	3 1 1	0 0 0	0 0 0	0 0 0	0 0 1	0 0 1	3 0 1
Scott Sanderson, R (1, 1) OBP: 0.111, SLG: 0.111 Thad Bosley, L (10, PH) OBP: 0.375, SLG: 0.538 Lee Smith, R (10, 1) Keith Moreland, R (12, PH) OBP: 0.370, SLG: 0.414 (12, 9)			K		E8 1-3 1B			F8		S 1B		K 1-2	3 1 0 1	0 1 0 0	1 0 0 0	0 0 0 0	1 0 0 1	1 0 0 1	1 0 0 1
Inning Stats	R: 0 E: 0 K: 0 S: 3 H: 0 LOB: 0 BB: 0 P: 3	R: 0 E: 0 K: 2 S: 7 H: 0 LOB: 0 BB: 0 P: 7	R: 0 E: 0 K: 1 S: 5 H: 0 LOB: 1 BB: 1 P: 9	R: 0 E: 0 K: 1 S: 6 H: 1 LOB: 1 BB: 0 P: 6	R: 0 E: 1 K: 0 S: 3 H: 1 LOB: 2 BB: 1 P: 7	R: 0 E: 0 K: 0 S: 3 H: 0 LOB: 1 BB: 1 P: 7	R: 0 E: 0 K: 0 S: 4 H: 1 LOB: 1 BB: 0 P: 4	R: 0 E: 0 K: 0 S: 3 H: 0 LOB: 1 BB: 1 P: 7	R: 0 E: 0 K: 1 S: 5 H: 0 LOB: 0 BB: 0 P: 5	R: 0 E: 0 K: 0 S: 4 H: 1 LOB: 2 BB: 1 P: 8	R: 0 E: 0 K: 3 S: 9 H: 0 LOB: 1 BB: 1 P: 13	R: 0 E: 0 K: 2 S: 6 H: 0 LOB: 1 BB: 1 P: 10	1B: 4 2B: 1 3B: 0 HR: 0 SF: 0 SAC: 0 DP: 1 HBP: 0	WP: 0 PB: 0 SB: 1 CS: 1 PA: 45	

AB	38
R	0
H	4
RBI	0
BB	7
SO	10
LOB	17

PITCHER	IP	WLS	BF	H	R	ER	SO	BB	IBB	HBP	BLK	WP	HR	S	P	ERA	WHIP
Atlee Hammaker, L (1, 1) ERA: 3.72	8.0		30	3	0	0	4	4	0	0	0	0	0	34	50	0.00	0.875
Scott Garrelts, R (9, 1) ERA: 1.71	4.0	W	15	1	0	0	6	3	0	0	0	0	0	24	36	0.00	1.000

PITCHER	IP	WLS	BF	H	R	ER	SO	BB	IBB	HBP	BLK	WP	HR	S	P	ERA	WHIP

Batter	1	2	3	4	5	6	7	8	9	10	11	12	AB	R	H	RBI	BB	SO	LOB
Dan Gladden, R (1, 8) OBP: 0.313, SLG: 0.375	K		1-3			5-3		SH1-4		K		1B HBP	4	0	0	0	0	2	1
Manny Trillo, R (1, 4) OBP: 0.303, SLG: 0.261	1-3		5-3			6-3		K			SH5-4 1B G5-2-3 BB	1B	5	0	1	1	1	1	2
Jeffrey Leonard, R (1, 7) OBP: 0.214, SLG: 0.247	K		E5 CS			K		F9			SH5-4 1B		5	0	1	0	0	2	2
Chili Davis, S (1, 9) OBP: 0.358, SLG: 0.457		K		BB			4-3		SH3 1B		SH5-4		3	0	1	0	1	1	0
Gary Rajsich, L (1, 3) OBP: 0.235, SLG: 0.226		6-3		K			K		SH3		IBB		3	0	0	0	1	2	1
Chris Brown, R (1, 5) OBP: 0.321, SLG: 0.293		K			1B 4-3		1B		1B		G5-2-3		5	0	3	0	0	1	3
Alex Trevino, R (1, 2) OBP: 0.308, SLG: 0.400			SH3		K		1B		F2			1-3	4	0	2	0	0	1	2
Bob Brenly, R (12, 2) OBP: 0.274, SLG: 0.360			1B		1B		1B						1	0	0	0	0	0	0
Jose Uribe, S (1, 6) OBP: 0.278, SLG: 0.314			F8		4-3		L6			6-3		F9	5	0	1	0	0	0	3
Atlee Hammaker, S (1, 1)			SH3		4-3			SH1-4		K		HBP	1	0	0	0	0	0	2
Duane Kuiper, L (8, PH) OBP: 1.000, SLG: 1.000													1	0	1	0	0	0	0
David Green, R (8, PR) OBP: 0.184, SLG: 0.071													0	0	0	0	0	0	0
Scott Garrelts, R (9, 1)													1	0	0	0	0	1	0
Rob Deer, R (12, PH) OBP: 0.417, SLG: 0.727													1	1	1	0	0	0	0
Inning Stats	R: 0 E: 0 K: 2 S: 7 / H: 0 LOB: 0 BB: 0 P: 7	R: 0 E: 0 K: 2 S: 7 / H: 0 LOB: 0 BB: 0 P: 7	R: 0 E: 0 K: 0 S: 4 / H: 1 LOB: 1 BB: 0 P: 4	R: 0 E: 1 K: 1 S: 5 / H: 0 LOB: 1 BB: 1 P: 9	R: 0 E: 0 K: 1 S: 6 / H: 2 LOB: 2 BB: 0 P: 6	R: 0 E: 0 K: 1 S: 5 / H: 0 LOB: 0 BB: 0 P: 5	R: 0 E: 0 K: 1 S: 7 / H: 2 LOB: 2 BB: 0 P: 7	R: 0 E: 0 K: 1 S: 6 / H: 1 LOB: 2 BB: 0 P: 6	R: 0 E: 0 K: 0 S: 4 / H: 2 LOB: 1 BB: 0 P: 4	R: 0 E: 0 K: 2 S: 7 / H: 0 LOB: 0 BB: 0 P: 7	R: 0 E: 0 K: 0 S: 3 / H: 1 LOB: 2 BB: 2 P: 11	R: 1 E: 0 K: 0 S: 4 / H: 2 LOB: 2 BB: 0 P: 5	1B: 11 2B: 0 3B: 0 HR: 0	SF: 0 SAC: 4 DP: 1 HBP: 1	WP: 0 PB: 0 SB: 0 CS: 1	PA: 47		

PITCHER	IP	WLS	BF	H	R	ER	SO	BB	IBB	HBP	BLK	WP	HR	S	P	ERA	WHIP
Scott Sanderson, R (1, 1) ERA: 2.79	9.0		34	8	0	0	9	1	0	0	0	0	0	51	55	0.00	1.000
Lee Smith, R (10, 1) ERA: 2.29	2.0		8	1	0	0	2	1	1	0	0	0	0	10	18	0.00	1.000
Warren Brusstar, R (12, 1) ERA: 1.8	0.2	L	5	2	1	1	0	0	0	1	0	0	0	4	5	13.50	3.000

PITCHER	IP	WLS	BF	H	R	ER	SO	BB	IBB	HBP	BLK	WP	HR	S	P	ERA	WHIP

BOTTOM

Chicago Cubs @ San Francisco Giants

Candlestick Park, San Francisco, CA

Thu May 09 1985, 6:33 AM EDT

Att. 11,825 - Unknown

livebaseballscorecards.com

AB	39
R	1
H	11
RBI	1
BB	3
SO	11
LOB	16

Chicago Cubs @ San Diego Padres

Jack Murphy Stadium, San Diego, CA

Fri May 10 1985, 10:05 PM EDT

Att. 39,638 - Unknown

TOP

livebaseballscorecards.com

Batter	1	2	3	4	5	6	7	8	9	AB	R	H	RBI	BB	SO	LOB
Bob Dernier, R (1, 8) OBP: 0.327, SLG: 0.293	6-3			F5		K		2B 2-H	HBP 23 S	4	0	1	1	0	1	0
23 Ryne Sandberg, R (1, 4) OBP: 0.239, SLG: 0.425	6-3			5-3			HR	F9	F8 1-2	5	1	1	1	0	0	2
Gary Matthews, R (1, 7) OBP: 0.359, SLG: 0.333 Gary Woods, R (7, 7) OBP: 0.375, SLG: 0.167	F7			F9			K	FC4-6 BB		3 0	0 0	0 0	0 0	0 1	1 0	0 0
Leon Durham, L (1, 3) OBP: 0.319, SLG: 0.453 Lee Smith, R (8, 1)		F2			F6		F7	FC4-6 1-2f		4 0	0 0	0 0	0 0	0 0	0 0	2 0
Keith Moreland, R (1, 9) OBP: 0.385, SLG: 0.422		F9			S 1B		1B 2B BB		5-3 HR 1B	3	2	2	0	1	0	0
Ron Cey, R (1, 5) OBP: 0.287, SLG: 0.345		F7			F7		1-3 2B 1B		F9	4	0	1	0	0	0	2
Jody Davis, R (1, 2) OBP: 0.290, SLG: 0.412			F3		F4 1-2		1-H 3-H 2B		5-3 1-2	4	0	1	1	0	0	2
Larry Bowa, S (1, 6) OBP: 0.222, SLG: 0.333 Chris Speier, R (8, PH) OBP: 0.444, SLG: 0.273 (8, 6)			F5			3-1		SH1-4 2B BB	HR BB	2 0	0 2	0 0	0 0	0 2	0 0	0 0
Steve Trout, L (1, 1) Richie Hebner, L (8, 3) OBP: 0.357, SLG: 0.538			F8			4-3		SH1-4 1-2	HR 1-H 2-H	2 1	0 1	0 1	0 3	0 0	0 0	0 0

	AB	32
	R	6
	H	7
	RBI	6
	BB	4
	SO	2
	LOB	8

Inning Stats	1	2	3	4	5	6	7	8	9
	R: 0 E: 0 K: 0 S: 3	H: 0 LOB: 0 BB: 0 P: 3	R: 0 E: 0 K: 0 S: 3	H: 0 LOB: 0 BB: 0 P: 3	R: 0 E: 0 K: 0 S: 3	H: 0 LOB: 0 BB: 0 P: 3	R: 0 E: 0 K: 0 S: 4	H: 1 LOB: 1 BB: 0 P: 4	R: 0 E: 0 K: 1 S: 5	H: 0 LOB: 0 BB: 0 P: 5	R: 2 E: 0 K: 1 S: 7	H: 3 LOB: 2 BB: 1 P: 11	R: 1 E: 0 K: 0 S: 4	H: 1 LOB: 2 BB: 2 P: 12	R: 3 E: 0 K: 0 S: 5	H: 2 LOB: 1 BB: 1 P: 10

1B: 3 2B: 2 3B: 0 HR: 2	SF: 0 SAC: 1 DP: 0 HBP: 1	WP: 0 PB: 0 SB: 2 CS: 0	PA: 38
---	---	---	---

PITCHER		IP	WLS	BF	H	R	ER	SO	BB	IBB	HBP	BLK	WP	HR	S	P	ERA	WHIP
LaMarr Hoyt, R ERA: 3.8	(1, 1)	7.0	L	25	4	2	2	2	1	0	0	0	0	1	28	32	2.57	0.714
Craig Lefferts, L ERA: 1.8	(8, 1)	0.1		3	1	1	1	0	1	0	0	0	0	0	2	6	27.00	6.000
Greg Booker, R ERA: 4.76	(8, 1)	1.1		9	2	3	3	0	2	0	1	0	0	1	6	15	20.25	3.000
Tim Stoddard, R ERA: 4.15	(9, 1)	0.1		1	0	0	0	0	0	0	0	0	0	0	1	1	0.00	0.000

PITCHER	IP	WLS	BF	H	R	ER	SO	BB	IBB	HBP	BLK	WP	HR	S	P	ERA	WHIP

Chicago Cubs @ San Diego Padres

Jack Murphy Stadium, San Diego, CA

Fri May 10 1985, 10:05 PM EDT

Att. 39,638 - Unknown

BOTTOM

livebaseballscorecards.com

Batter	1	2	3	4	5	6	7	8	9	AB	R	H	RBI	BB	SO	LOB
Jerry Royster, R (1, 4) OBP: 0.200, SLG: 0.250	1-3		FC4-6, BB		5-3		K		G6-4-3, 1-2f	3	0	0	0	1	1	0
Al Bumbry, L (9, PH) OBP: 0.433, SLG: 0.429										1	0	0	0	0	0	1
Tony Gwynn, L (1, 9) OBP: 0.333, SLG: 0.446	F9, 1B, 1B		FC4-6, FC4-6, E, 1B, 1-2f		G3		G3			4	1	1	0	0	0	1
Steve Garvey, R (1, 3) OBP: 0.358, SLG: 0.546	1-2, 1B		FC, FC4-6, 1-2		FC6-4, 1B			2B, 1B		4	1	3	0	0	0	1
Kevin McReynolds, R (1, 8) OBP: 0.291, SLG: 0.327	F9, 2-3		FC4-6, 1B, 1-2f, 2-3		FC6-4, 1-2f			1-3, 1-H, 2B		4	0	1	1	0	0	5
Graig Nettles, L (1, 5) OBP: 0.438, SLG: 0.467	4-3		1-3, 3-H, 1B			K		F8		4	0	1	1	0	1	3
Carmelo Martinez, R (1, 7) OBP: 0.337, SLG: 0.479		F8	F4			6-3		1-3, 2-3		4	0	0	0	0	0	3
Terry Kennedy, L (1, 2) OBP: 0.252, SLG: 0.347		FC6-4, 1B	4-3			BB		F9		3	0	1	0	1	0	1
Garry Templeton, S (1, 6) OBP: 0.311, SLG: 0.409		FC6-4, 1-2f	F4			1-3			G6-4-3, 1B	4	0	1	0	0	0	2
LaMarr Hoyt, R (1, 1)		G3	4-3				1-3		K	2	0	0	0	0	0	1
Gerry Davis, R (7, PH) OBP: 0.389, SLG: 0.500										1	0	0	0	0	0	0
Craig Lefferts, L (8, 1)										0	0	0	0	0	0	0
Greg Booker, R (8, 1)										0	0	0	0	0	0	0
Tim Stoddard, R (9, 1)										0	0	0	0	0	0	0
Bobby Brown, S (9, PH) OBP: 0.111, SLG: 0.222										1	0	0	0	0	1	1
Inning Stats	R: 0 E: 0 K: 0 S: 5 H: 2 LOB: 2 BB: 0 P: 5	R: 0 E: 0 K: 0 S: 4 H: 1 LOB: 1 BB: 0 P: 4	R: 1 E: 1 K: 0 S: 5 H: 1 LOB: 2 BB: 1 P: 9	R: 0 E: 0 K: 0 S: 3 H: 0 LOB: 0 BB: 0 P: 3	R: 0 E: 0 K: 0 S: 4 H: 1 LOB: 1 BB: 0 P: 4	R: 0 E: 0 K: 1 S: 5 H: 0 LOB: 1 BB: 1 P: 9	R: 0 E: 0 K: 1 S: 5 H: 0 LOB: 0 BB: 0 P: 5	R: 1 E: 0 K: 0 S: 5 H: 2 LOB: 1 BB: 0 P: 5	R: 0 E: 0 K: 1 S: 5 H: 1 LOB: 0 BB: 0 P: 5	1B: 7 2B: 1 3B: 0 HR: 0 SF: 0 SAC: 0 DP: 1 HBP: 0							

	AB	35
	R	2
	H	8
	RBI	2
	BB	2
	SO	3
	LOB	19

WP: 0 PB: 0 SB: 0 CS: 0 PA: 37

PITCHER		IP	WLS	BF	H	R	ER	SO	BB	IBB	HBP	BLK	WP	HR	S	P	ERA	WHIP
Steve Trout, L ERA: 1.69	(1, 1)	7.1	W	32	7	2	1	2	2	0	0	0	0	0	34	42	1.23	1.227
Lee Smith, R ERA: 2.11	(8, 1)	1.2	S	5	1	0	0	1	0	0	0	0	0	0	7	7	0.00	0.600

PITCHER	IP	WLS	BF	H	R	ER	SO	BB	IBB	HBP	BLK	WP	HR	S	P	ERA	WHIP

Batter	1	2	3	4	5	6	7	8	9	AB	R	H	RBI	BB	SO	LOB
Bob Dernier, R (1, 8) OBP: 0.325, SLG: 0.284	F6		FC6-4 1-2f		BB 23 CS			F8		3	0	0	0	1	0	1
23 Ryne Sandberg, R (1, 4) OBP: 0.248, SLG: 0.422	6-3		4-3	CS 1-2	BB FC1-5			S 1B		3	0	1	0	1	0	0
Gary Matthews, R (1, 7) OBP: 0.366, SLG: 0.379 Ray Fontenot, L (8, 1)	K			HR	BB FC1-5 1-2			6-3 1-2		3 0	1 0	1 0	1 0	1 0	1 0	1 0
Leon Durham, L (1, 3) OBP: 0.316, SLG: 0.438		BB 8-3		F3	FC1-5 G4-3 1-2 2-3f				F7	3	0	0	0	1	0	2
Keith Moreland, R (1, 9) OBP: 0.380, SLG: 0.409		K		BB	G4-3 1-2f				4-3	3	0	0	0	1	1	3
Ron Cey, R (1, 5) OBP: 0.286, SLG: 0.333		8-3 1-2f		FC6-4 1-2	BB		6-3		6-3	3	0	0	0	1	0	1
Jody Davis, R (1, 2) OBP: 0.292, SLG: 0.409			FC6-4 1B	FC6-4 1-2f			K			3	0	1	0	0	1	2
Shawon Dunston, R (1, 6) OBP: 0.266, SLG: 0.319			K		K		F3			3	0	0	0	0	2	1
Dennis Eckersley, R (1, 1) OBP: 0.167, SLG: 0.118 Thad Bosley, L (8, PH) OBP: 0.353, SLG: 0.500 (8, 7)			K		K			K		2 1	0 0	0 0	0 0	0 0	2 1	1 0
Inning Stats	R: 0 E: 0 K: 1 S: 5 H: 0 LOB: 0 BB: 0 P: 5	R: 0 E: 0 K: 1 S: 4 H: 0 LOB: 0 BB: 1 P: 8	R: 0 E: 0 K: 2 S: 8 H: 1 LOB: 1 BB: 0 P: 8	R: 1 E: 0 K: 0 S: 4 H: 1 LOB: 2 BB: 2 P: 12	R: 0 E: 0 K: 2 S: 6 H: 0 LOB: 0 BB: 1 P: 10	R: 0 E: 0 K: 0 S: 2 H: 0 LOB: 1 BB: 2 P: 10	R: 0 E: 0 K: 1 S: 5 H: 0 LOB: 0 BB: 0 P: 5	R: 0 E: 0 K: 1 S: 6 H: 1 LOB: 1 BB: 0 P: 6	R: 0 E: 0 K: 0 S: 3 H: 0 LOB: 0 BB: 0 P: 3	1B: 2 2B: 1 3B: 0 HR: 1 SF: 0 SAC: 0 DP: 2 HBP: 0						

PITCHER		IP	WLS	BF	H	R	ER	SO	BB	IBB	HBP	BLK	WP	HR	S	P	ERA	WHIP
Eric Show, R ERA: 3.11	(1, 1)	7.0	W	26	2	1	1	7	6	0	0	0	0	1	34	58	1.29	1.143
Rich Gossage, R ERA: 2.7	(8, 1)	2.0	S	7	1	0	0	1	0	0	0	0	0	0	9	9	0.00	0.500

PITCHER		IP	WLS	BF	H	R	ER	SO	BB	IBB	HBP	BLK	WP	HR	S	P	ERA	WHIP

TOP

Chicago Cubs @ San Diego Padres

Jack Murphy Stadium, San Diego, CA

Sat May 11 1985, 10:05 PM EDT

Att. 54,395 - Unknown

livebaseballscorecards.com

AB	27
R	1
H	3
RBI	1
BB	6
SO	8
LOB	12

Chicago Cubs @ San Diego Padres

Jack Murphy Stadium, San Diego, CA

Sat May 11 1985, 10:05 PM EDT

Att. 54,395 - Unknown

livebaseballscorecards.com

BOTTOM

Batter	1	2	3	4	5	6	7	8	9	AB	R	H	RBI	BB	SO	LOB
Tim Flannery, L (1, 4) OBP: 0.338, SLG: 0.339	6-3		F8			F5	F7			4	0	0	0	0	0	2
Tony Gwynn, L (1, 9) OBP: 0.339, SLG: 0.457	F9 2B		4-3			6-3 1B		K		4	1	2	0	0	1	1
Steve Garvey, R (1, 3) OBP: 0.355, SLG: 0.561	F9 2-3			F9		6-3 1-2		HR		4	1	1	1	0	0	2
Graig Nettles, L (1, 5) OBP: 0.440, SLG: 0.452	4-3			BB		E 1B BB		4-3		2	0	0	0	2	0	1
Kevin McReynolds, R (1, 8) OBP: 0.298, SLG: 0.333		F4		F3		E8 FC6 1-3 2-H		1B		4	0	2	1	0	0	1
Terry Kennedy, L (1, 2) OBP: 0.252, SLG: 0.343		K		4-3		FC6 1-2f		1B 1-3		4	0	1	0	0	1	3
Carmelo Martinez, R (1, 7) OBP: 0.337, SLG: 0.473		K			F2		CS 1B	K		3	0	1	0	0	1	0
Bobby Brown, S (7, PR) OBP: 0.111, SLG: 0.222										0	0	0	0	0	0	0
Rich Gossage, R (8, 1)										1	0	0	0	0	1	2
Garry Templeton, S (1, 6) OBP: 0.311, SLG: 0.438			F7		F7		HR 1-2			3	1	1	1	0	0	0
Eric Show, R (1, 1) OBP: 0.133, SLG: 0.133			1B		K		F8			2	0	1	0	0	1	0
Al Bumbry, L (7, PH) OBP: 0.419, SLG: 0.414										1	0	0	0	0	0	1
(8, 7)																

Inning Stats	1	2	3	4	5	6	7	8	9
	R: 0 H: 1 E: 0 LOB: 1 K: 0 BB: 0 S: 4 P: 4	R: 0 H: 0 E: 0 LOB: 0 K: 2 BB: 0 S: 7 P: 7	R: 0 H: 1 E: 0 LOB: 1 K: 0 BB: 0 S: 4 P: 4	R: 0 H: 0 E: 0 LOB: 1 K: 0 BB: 1 S: 3 P: 7	R: 0 H: 0 E: 0 LOB: 0 K: 1 BB: 0 S: 5 P: 5	R: 1 H: 2 E: 1 LOB: 2 K: 0 BB: 1 S: 5 P: 9	R: 1 H: 2 E: 0 LOB: 1 K: 0 BB: 0 S: 4 P: 4	R: 1 H: 3 E: 0 LOB: 2 K: 2 BB: 0 S: 10 P: 10	

	1B	SF	WP	PA
	6	0	0	34
	2B	SAC	PB	
	1	0	0	
	3B	DP	SB	
	0	0	0	
	HR	HBP	CS	
	2	0	1	

	AB	32
	R	3
	H	9
	RBI	3
	BB	2
	SO	5
	LOB	13

PITCHER		IP	WLS	BF	H	R	ER	SO	BB	IBB	HBP	BLK	WP	HR	S	P	ERA	WHIP
Dennis Eckersley, R ERA: 2.05	(1, 1)	7.0	L	28	6	2	2	3	2	0	0	0	0	1	32	40	2.57	1.143
Ray Fontenot, L ERA: 3.48	(8, 1)	1.0		6	3	1	1	2	0	0	0	0	0	1	10	10	9.00	3.000

PITCHER	IP	WLS	BF	H	R	ER	SO	BB	IBB	HBP	BLK	WP	HR	S	P	ERA	WHIP

Chicago Cubs @ San Diego Padres

Jack Murphy Stadium, San Diego, CA

Sun May 12 1985, 6:33 AM EDT

Att. 50,226 - Unknown

TOP

livebaseballscorecards.com

Batter	1	2	3	4	5	6	7	8	9	AB	R	H	RBI	BB	SO	LOB
Bob Dernier, R (1, 8) OBP: 0.331, SLG: 0.286	BBBB 4-0 BB, 23 1B — BB		x 0-0 23 7-4, 23 S — 1B		x 0-0 ②③ G6-3 — 1-2f			x 0-0 ② 5-3		3	0	1	0	1	0	2
23 Ryne Sandberg, R (1, 4) OBP: 0.256, SLG: 0.420	x 0-0 6-4, BB — 1B; 1-2		x 0-0 ②③ 7-4 — 1-3f			x 0-0 ① F7		BBBB 4-0 1B HR — BB		3	1	1	0	1	0	1
Gary Matthews, R (1, 7) OBP: 0.360, SLG: 0.371	x 0-0 ① F7			SSS 0-3 ① K		x 0-0 ② F2		x 0-0 1-3 HR — 1B		4	1	1	0	0	1	2
Davey Lopes, R (1, 9) OBP: 0.379, SLG: 0.396	BBBB 4-0 1-2, 2-3 — BB			x 0-0 5-3 — 1B		x 0-0 ③ F1		x 0-0 1-H, 3-H — HR		3	1	2	3	1	0	0
Keith Moreland, R (1, 3) OBP: 0.375, SLG: 0.402 Lee Smith, R (8, 1)	x 0-0 ②③ 6-4 — 2-3f			x 0-0 ② 5-3 — 1-2			x 0-0 1B	SSS 0-3 ③ K		4 0	0 0	1 0	0 0	0 0	1 0	4 0
Ron Cey, R (1, 5) OBP: 0.284, SLG: 0.330		x 0-0 ① F6		x 0-0 ③ F8			x 0-0 ① F7		x 0-0 1B	4	0	1	0	0	0	2
Jody Davis, R (1, 2) OBP: 0.283, SLG: 0.396 Richie Hebner, L (9, PH) OBP: 0.333, SLG: 0.500		x 0-0 ② 6-3			x 0-0 ① F7		x 0-0 ② F8	SSS 0-3 ① K		3 1	0 0	0 0	0 0	0 0	0 1	1 1
Chris Speier, R (1, 6) OBP: 0.429, SLG: 0.231 Thad Bosley, L (9, PH) OBP: 0.333, SLG: 0.467		x 0-0 ③ F6			BBBB 4-0 SH — BB		SSS 0-3 ③ K	SSS 0-3 ② K		2 1	0 0	0 0	0 0	1 0	1 1	1 1
Dick Ruthven, R (1, 1) OBP: 0.250, SLG: 0.250 George Frazier, R (6, 1) Gary Woods, R (8, PH) OBP: 0.333, SLG: 0.143 Lary Sorensen, R (8, 1) Leon Durham, L (8, 3) OBP: 0.313, SLG: 0.433			x 0-0 ① 6-3		x 0-0 SH, G6-3 — 1-2			SSS 0-3 ① K	x 0-0 ③ F8	1 0 1 0 1	0 0 0 0 0	0 0 0 0 0	0 0 0 0 0	0 0 1 0 0	0 0 0 0 1	0 0 0 0 1
Inning Stats	R: 0 E: 0 K: 0 S: 3 — H: 1 LOB: 2 BB: 2 P: 11	R: 0 E: 0 K: 0 S: 3 — H: 0 LOB: 0 BB: 0 P: 3	R: 0 E: 0 K: 0 S: 3 — H: 1 LOB: 0 BB: 0 P: 3	R: 0 E: 0 K: 1 S: 6 — H: 1 LOB: 1 BB: 0 P: 6	R: 0 E: 0 K: 0 S: 3 — H: 0 LOB: 1 BB: 1 P: 7	R: 0 E: 0 K: 0 S: 3 — H: 0 LOB: 0 BB: 0 P: 3	R: 0 E: 0 K: 1 S: 6 — H: 1 LOB: 1 BB: 0 P: 6	R: 3 E: 0 K: 2 S: 9 — H: 2 LOB: 0 BB: 1 P: 13	R: 0 E: 0 K: 2 S: 8 — H: 1 LOB: 1 BB: 0 P: 8	1B: 6 2B: 2 3B: 0 HR: 1	SF: 0 SAC: 1 DP: 3 HBP: 0						

	AB	31
	R	3
	H	7
	RBI	3
	BB	4
	SO	6
	LOB	16

WP: 0 PB: 0 SB: 1 CS: 0 — PA: 36

PITCHER		IP	WLS	BF	H	R	ER	SO	BB	IBB	HBP	BLK	WP	HR	S	P	ERA	WHIP
Dave Dravecky, L ERA: 3.45	(1, 1)	7.2	W	31	6	3	3	3	4	0	0	0	0	1	33	49	3.52	1.304
Rich Gossage, R ERA: 2.53	(8, 1)	1.1	S	5	1	0	0	3	0	0	0	0	0	0	11	11	0.00	0.750

PITCHER	IP	WLS	BF	H	R	ER	SO	BB	IBB	HBP	BLK	WP	HR	S	P	ERA	WHIP

Chicago Cubs @ San Diego Padres

Jack Murphy Stadium, San Diego, CA

Sun May 12 1985, 6:33 AM EDT

Att. 50,226 - Unknown

BOTTOM

Batter	1	2	3	4	5	6	7	8	9	AB	R	H	RBI	BB	SO	LOB
Tim Flannery, L (1, 4) OBP: 0.319, SLG: 0.317	F8		4-3		FC3-6 1-2f		G4-6-3 1-2f			4	0	0	0	0	0	3
Tony Gwynn, L (1, 9) OBP: 0.344, SLG: 0.454	F8		F7			2B E 1B		BBBBB 4-0 BLK 1B BB		3	2	1	0	1	0	0
Steve Garvey, R (1, 3) OBP: 0.354, SLG: 0.563 Kurt Bevacqua, R (7, 3) OBP: 0.700, SLG: 0.714	F7			1-3		1-3 E 2B		F9		3 1	1 0	1 0	0 0	0 0	0 0	0 1
Graig Nettles, L (1, 5) OBP: 0.432, SLG: 0.431		F9		F8		E3 1B G1-6-3 2-H 3-H		4-0 1B 1-2 IBB		3	1	0	1	1	0	0
Kevin McReynolds, R (1, 8) OBP: 0.296, SLG: 0.330		F3		F9		G1-6-3 2-3 1B		SSS 0-3 K		4	0	1	0	0	1	2
Terry Kennedy, L (1, 2) OBP: 0.261, SLG: 0.358		1B 2B			G3	G1-6-3 1-2f 3-H		1-3 2-H 1B		4	1	2	1	0	0	1
Carmelo Martinez, R (1, 7) OBP: 0.333, SLG: 0.462		2-H 1B			SSS K	F3		SSS K		4	0	1	1	0	2	2
Garry Templeton, S (1, 6) OBP: 0.321, SLG: 0.444		F6			1B 1B		G4-6-3 1B			3	0	2	0	0	0	1
Dave Dravecky, R (1, 1) OBP: 0.100, SLG: 0.100 Rich Gossage, R (8, 1)			F3		FC3-6 1-2 1B		F5			3 0	0 0	1 0	0 0	0 0	0 0	1 0
Inning Stats	R: 0 E: 0 K: 0 S: 3 H: 0 LOB: 0 BB: 0 P: 3	R: 1 E: 0 K: 0 S: 5 H: 2 LOB: 1 BB: 0 P: 5	R: 0 E: 0 K: 0 S: 3 H: 0 LOB: 0 BB: 0 P: 3	R: 0 E: 0 K: 0 S: 3 H: 0 LOB: 0 BB: 0 P: 3	R: 0 E: 0 K: 1 S: 7 H: 2 LOB: 2 BB: 0 P: 7	R: 3 E: 1 K: 0 S: 6 H: 3 LOB: 0 BB: 0 P: 6	R: 0 E: 0 K: 0 S: 3 H: 1 LOB: 0 BB: 0 P: 3	R: 1 E: 0 K: 2 S: 8 H: 1 LOB: 2 BB: 2 P: 16		1B: 7 2B: 2 3B: 0 HR: 0 SF: 0 SAC: 0 DP: 2 HBP: 0						

livebaseballscorecards.com

AB	32
R	5
H	9
RBI	3
BB	2
SO	3
LOB	11

WP: 0 PB: 0 SB: 0 CS: 0 PA: 34

PITCHER		IP	WLS	BF	H	R	ER	SO	BB	IBB	HBP	BLK	WP	HR	S	P	ERA	WHIP
Dick Ruthven, R ERA: 3.86	(1, 1)	5.0	L	23	7	4	2	1	0	0	0	0	0	0	25	25	3.60	1.400
George Frazier, R ERA: 5.59	(6, 1)	2.0		5	1	0	0	0	0	0	0	0	0	0	5	5	0.00	0.500
Lary Sorensen, R ERA: 7.11	(8, 1)	0.1		3	0	1	1	0	1	1	0	1	0	0	1	9	27.00	3.000
Lee Smith, R ERA: 2.05	(8, 1)	0.2		3	1	0	0	2	0	0	0	0	0	0	7	7	0.00	1.500

PITCHER		IP	WLS	BF	H	R	ER	SO	BB	IBB	HBP	BLK	WP	HR	S	P	ERA	WHIP

Batter	1	2	3	4	5	6	7	8	9	AB	R	H	RBI	BB	SO	LOB
Bob Dernier, R (1, 8) OBP: 0.325, SLG: 0.282	F9	23 BB 1B E 1B 1-2 3-H		23 2B SF8-6-5 BB		SH1-4 1-2	FC6-4 1-2f			5	1	1	0	0	3	2
23 Ryne Sandberg, R (1, 4) OBP: 0.262, SLG: 0.423	F7	E 23 BB BB 1B 1-2 2-3		K		K		K		4	0	1	1	1	0	1
Gary Matthews, R (1, 7) OBP: 0.367, SLG: 0.375 Gary Woods, R (7, PR) OBP: 0.300, SLG: 0.125 (7, 7)	2B WP BB	BB E BB 1-2 2-3 3-H		SF8-6-3 1-3 2B		4-3		5-3		2 1	1 1	1 0	1 0	1 0	0 0	2 0
Keith Moreland, R (1, 9) OBP: 0.393, SLG: 0.420	WP 1-3 2B	E6 BB 1-2 2-3 3-H		SF8-6-5 2-3 3-H			1B 1B 1B 1B	5-3		3	1	2	1	2	0	0
Jody Davis, R (1, 2) OBP: 0.279, SLG: 0.385	WP 2-H 3-H	FC5-4 BB 1-2 2-3 3-H			BB		1B 1B 1B 1-2		F7	6	1	1	0	0	1	7
Ron Cey, R (1, 5) OBP: 0.272, SLG: 0.313	FC5-4 1B 1B FC5-4 1-2f				F4		K		6-3	5	0	0	0	0	3	4
Leon Durham, L (1, 3) OBP: 0.320, SLG: 0.436		K	L5		K		F6		K	4	0	2	0	0	1	1
Larry Bowa, S (1, 6) OBP: 0.273, SLG: 0.364		FC5-4 1-2 1B	K		F9		1B 1-2 2-3 1B			4	1	2	2	0	0	2
Rick Sutcliffe, L (1, 1) OBP: 0.318, SLG: 0.400		FC5-4 1B 1B 23 BB 1-2f 2-3	G3			SH1-4 1B	FC6-4 1-2 2-H 3-H 1B			2	2	1	1	1	0	2
Inning Stats	R: 1 H: 1 E: 0 LOB: 0 K: 0 BB: 1 S: 3 P: 7	R: 4 H: 4 E: 1 LOB: 3 K: 1 BB: 2 S: 10 P: 18	R: 0 H: 0 E: 0 LOB: 0 K: 1 BB: 0 S: 5 P: 5	R: 1 H: 1 E: 0 LOB: 0 K: 1 BB: 1 S: 5 P: 9	R: 0 H: 0 E: 0 LOB: 1 K: 1 BB: 1 S: 5 P: 9	R: 0 H: 1 E: 0 LOB: 1 K: 1 BB: 0 S: 6 P: 6	R: 2 H: 4 E: 0 LOB: 2 K: 1 BB: 0 S: 9 P: 9	R: 0 H: 0 E: 0 LOB: 0 K: 1 BB: 0 S: 5 P: 5	R: 0 H: 0 E: 0 LOB: 0 K: 1 BB: 0 S: 5 P: 5	1B: 9 SF: 1 2B: 3 SAC: 1 3B: 0 DP: 1 HR: 0 HBP: 0						

TOP

Chicago Cubs @ Los Angeles Dodgers

Dodger Stadium, Los Angeles, CA

Tue May 14 1985, 7:05 PM PDT

Att. 48,187 - Unknown

livebaseballscorecards.com

AB	36
R	8
H	11
RBI	6
BB	5
SO	8
LOB	21

PITCHER		IP	WLS	BF	H	R	ER	SO	BB	IBB	HBP	BLK	WP	HR	S	P	ERA	WHIP
Fernando Valenzuela, L ERA: 1.69	(1, 1)	4.0	L	22	6	6	4	3	4	0	0	0	1	0	23	39	9.00	2.500
Carlos Diaz, L ERA: 1.65	(5, 1)	2.0		8	1	0	0	2	1	0	0	0	0	0	11	15	0.00	1.000
Tom Brennan, R ERA: 6.59	(7, 1)	0.2		4	2	2	2	1	0	0	0	0	0	0	6	6	27.00	3.000
Steve Howe, L ERA: 5.87	(7, 1)	2.1		9	2	0	0	2	0	0	0	0	0	0	13	13	0.00	0.857

PITCHER	IP	WLS	BF	H	R	ER	SO	BB	IBB	HBP	BLK	WP	HR	S	P	ERA	WHIP

Batter	1	2	3	4	5	6	7	8	9	AB	R	H	RBI	BB	SO	LOB
Steve Sax, R (1, 4) OBP: 0.404, SLG: 0.375	BBBB 4-0 2B SF7 BB	x 0-0 ③ 4-3		x 0-0 ③ F9		x 0-0 ② 6-3 1-2 2-3			x 0-0 ② 1-3	4	1	0	0	1	0	5
Mariano Duncan, R (1, 6) OBP: 0.298, SLG: 0.351 Al Oliver, L (9, PH) OBP: 0.292, SLG: 0.319	SSS 0-3 ① K		SSS 0-3 ① K		SSS 0-3 ① K	x 0-0 ③ 6-3			x 0-0 ③ 4-3	4 1	0 0	0 0	0 0	0 0	3 0	3 0
Ken Landreaux, L (1, 8) OBP: 0.188, SLG: 0.357	x 0-0 1-3 2B 2B		x 0-0 ② F4		x 0-0 ② F8		x 0-0 ① F5			4	1	1	0	0	0	0
Pedro Guerrero, R (1, 5) OBP: 0.375, SLG: 0.392	x 0-0 ② SF7 3-H		x 0-0 ③ 5-3		H 1-0 S HBP		x 0-0 G5-4-3 1B			2	0	1	1	0	0	0
Mike Marshall, R (1, 9) OBP: 0.343, SLG: 0.459	x 0-0 2-H 2B			SSS 0-3 ① K	BBBB 4-0 FC6-4 1-2 BB		x 0-0 ②③ G5-4-3 1-2f			3	0	1	1	1	1	1
Mike Scioscia, L (1, 2) OBP: 0.340, SLG: 0.352	x 0-0 ③ F8			BBB 4-0 BB 1B BB	x 0-0 ③ FC6-4 1-2f			x 0-0 ① F7		3	1	0	0	1	0	3
Greg Brock, L (1, 3) OBP: 0.277, SLG: 0.262		x 0-0 ① F9		BBBB 4-0 1B 1-2 BB		x 0-0 ① F9		x 0-0 ② 3-1		3	0	0	0	1	0	0
R.J. Reynolds, S (1, 7) OBP: 0.254, SLG: 0.315		x 0-0 2B		SSS 0-3 ② K		x 0-0 E4 6-3 1B		x 0-0 ③ F6		4	0	1	0	0	1	2
Fernando Valenzuela, L (1, 1) OBP: 0.136, SLG: 0.182 Terry Whitfield, L (4, PH) OBP: 0.400, SLG: 0.629 Carlos Diaz, R (5, 1) Bob Bailor, R (6, PH) OBP: 0.182, SLG: 0.100 Tom Brennan, R (7, 1) OBP: 0.125, SLG: 0.125 Steve Howe, L (7, 1) Bill Russell, R (9, PH) OBP: 0.397, SLG: 0.362		x 0-0 ② F8		x 0-0 1-3 2-H 1B		x 0-0 6-3 1-2 1B			x 0-0 ① 6-3	1 1 0 1 0 0 1	0 0 0 0 0 0 0	0 1 0 0 0 0 0	0 1 0 0 0 0 0	0 0 0 0 0 0 0	0 0 0 0 0 0 0	1 0 0 0 0 0 0
Inning Stats	R: 2 H: 2 E: 0 LOB: 1 K: 1 BB: 1 S: 7 P: 11	R: 0 H: 1 E: 0 LOB: 1 K: 0 BB: 0 S: 4 P: 4	R: 0 H: 0 E: 0 LOB: 0 K: 1 BB: 0 S: 5 P: 5	R: 1 H: 1 E: 0 LOB: 2 K: 2 BB: 2 S: 8 P: 16	R: 0 H: 0 E: 0 LOB: 2 K: 1 BB: 1 S: 5 P: 10	R: 0 H: 1 E: 1 LOB: 2 K: 0 BB: 0 S: 5 P: 5	R: 0 H: 1 E: 0 LOB: 0 K: 0 BB: 0 S: 3 P: 3	R: 0 H: 0 E: 0 LOB: 0 K: 0 BB: 0 S: 3 P: 3	R: 0 H: 0 E: 0 LOB: 0 K: 0 BB: 0 S: 3 P: 3	1B: 3 SF: 1 2B: 3 SAC: 0 3B: 0 DP: 1 HR: 0 HBP: 1						

PITCHER	IP	WLS	BF	H	R	ER	SO	BB	IBB	HBP	BLK	WP	HR	S	P	ERA	WHIP
Rick Sutcliffe, R (1, 1) ERA: 2.11	9.0	W	38	6	3	3	5	4	0	1	0	0	0	43	60	3.00	1.111

PITCHER	IP	WLS	BF	H	R	ER	SO	BB	IBB	HBP	BLK	WP	HR	S	P	ERA	WHIP

BOTTOM

Chicago Cubs @ Los Angeles Dodgers

Dodger Stadium, Los Angeles, CA

Tue May 14 1985, 7:05 PM PDT

Att. 48,187 - Unknown

livebaseballscorecards.com

AB	32
R	3
H	6
RBI	3
BB	4
SO	5
LOB	15

Chicago Cubs @ Los Angeles Dodgers

Dodger Stadium, Los Angeles, CA

Wed May 15 1985, 7:05 PM PDT

Att. 46,213 - Unknown

TOP

livebaseballscorecards.com

Batter	1	2	3	4	5	6	7	8	9	AB	R	H	RBI	BB	SO	LOB
Bob Dernier, R (1, 8) OBP: 0.315, SLG: 0.272	6-3		5-3		F7			1-3		4	0	0	0	0	0	1
23 Ryne Sandberg, R (1, 4) OBP: 0.269, SLG: 0.433	6-3			5-3		2B		G6-4-3 1B		4	0	2	0	0	0	0
Gary Matthews, R (1, 7) OBP: 0.362, SLG: 0.368	F4			L4-3 1B		6-3		G6-4-3 1-2f		4	0	1	0	0	0	2
Gary Woods, R (8, 7) OBP: 0.300, SLG: 0.125										0	0	0	0	0	0	0
Keith Moreland, R (1, 9) OBP: 0.397, SLG: 0.417		4-3		L4-3 1-2		IBB			1B	3	0	1	0	1	0	1
Jody Davis, R (1, 2) OBP: 0.278, SLG: 0.390		F4			1B 1B 2B	F9			F8	4	1	1	0	0	0	3
Ron Cey, R (1, 5) OBP: 0.280, SLG: 0.350		HR			1B 2-3 FC6-4 1B	5-3			F8	4	2	2	1	0	0	3
Lee Smith, R (9, 1)										0	0	0	0	0	0	0
Leon Durham, L (1, 3) OBP: 0.318, SLG: 0.429		4-3			FC6-4 1-3 3-H 1B		3-1		K	4	0	1	1	0	1	1
Larry Bowa, S (1, 6) OBP: 0.240, SLG: 0.320			6-3		FC6-4 1-2f 3-H		1-3			3	0	0	1	0	0	1
Scott Sanderson, R (1, 1) OBP: 0.083, SLG: 0.083			F4		K		K			3	0	0	0	0	2	1
Chris Speier, R (9, 5) OBP: 0.429, SLG: 0.231										0	0	0	0	0	0	0

	AB	33
	R	3
	H	8
	RBI	3
	BB	1
	SO	3
	LOB	13

Inning Stats	1	2	3	4	5	6	7	8	9
	R: 0 E: 0 K: 0 S: 3	H: 0 LOB: 0 BB: 0 P: 3	R: 1 E: 0 K: 0 S: 4	H: 1 LOB: 0 BB: 0 P: 4	R: 0 E: 0 K: 0 S: 3	H: 0 LOB: 0 BB: 0 P: 3	R: 0 E: 0 K: 0 S: 3	H: 1 LOB: 0 BB: 0 P: 3	R: 2 E: 0 K: 1 S: 8	H: 3 LOB: 1 BB: 0 P: 8	R: 0 E: 0 K: 0 S: 4	H: 1 LOB: 2 BB: 1 P: 8	R: 0 E: 0 K: 1 S: 5	H: 0 LOB: 0 BB: 0 P: 5	R: 0 E: 0 K: 0 S: 3	H: 1 LOB: 0 BB: 0 P: 3	R: 0 E: 0 K: 1 S: 6	H: 1 LOB: 1 BB: 0 P: 6

1B: 5	SF: 0	WP: 0	PA: 34
2B: 3	SAC: 0	PB: 0	
3B: 0	DP: 2	SB: 0	
HR: 1	HBP: 0	CS: 0	

PITCHER		IP	WLS	BF	H	R	ER	SO	BB	IBB	HBP	BLK	WP	HR	S	P	ERA	WHIP
Rick Honeycutt, L ERA: 2.79	(1, 1)	8.0	L	30	7	3	3	2	0	1	0	0	0	1	33	37	3.38	0.875
Tom Niedenfuer, R ERA: 2.86	(9, 1)	1.0		4	1	0	0	1	0	0	0	0	0	0	6	6	0.00	1.000

PITCHER		IP	WLS	BF	H	R	ER	SO	BB	IBB	HBP	BLK	WP	HR	S	P	ERA	WHIP

Batter	1	2	3	4	5	6	7	8	9	AB	R	H	RBI	BB	SO	LOB
Steve Sax, R (1, 4) OBP: 0.392, SLG: 0.364	F9		1-3 1B			4-3		6-3		4	0	1	0	0	0	1
Mariano Duncan, R (1, 6) OBP: 0.290, SLG: 0.340	3-1		F6			K			E 2B	3	0	0	0	0	1	2
Al Oliver, L (9, PH) OBP: 0.301, SLG: 0.343										1	0	1	0	0	0	0
Bob Bailor, R (9, PR) OBP: 0.182, SLG: 0.100										0	1	0	0	0	0	0
Mike Scioscia, L (1, 2) OBP: 0.327, SLG: 0.337	F7			F5		4-3			F8	4	0	0	0	0	0	1
Pedro Guerrero, R (1, 5) OBP: 0.372, SLG: 0.395		K		2B			1-3		E5 1B 2-H	4	1	1	0	0	1	0
Mike Marshall, R (1, 9) OBP: 0.333, SLG: 0.444		K		F3			F8		E5 1B	4	0	0	0	0	1	2
Greg Brock, L (1, 3) OBP: 0.275, SLG: 0.261		K		F4			3-1		1-2 2-H 1B	4	0	1	1	0	1	1
Ken Landreaux, L (1, 8) OBP: 0.180, SLG: 0.341			F4		F8			6-3	F7	4	0	0	0	0	0	2
R.J. Reynolds, S (1, 7) OBP: 0.254, SLG: 0.345			F8		F7			3B	4-3	4	0	1	0	0	0	2
Rick Honeycutt, L (1, 1)			BB 4-0 1B		F8			F7		1	0	0	0	1	0	0
Terry Whitfield, L (8, PH) OBP: 0.389, SLG: 0.611										1	0	0	0	0	0	1
Tom Niedenfuer, R (9, 1) OBP: 0.500, SLG: 0.500										0	0	0	0	0	0	0
Inning Stats	R: 0 H: 0 E: 0 LOB: 0 K: 0 BB: 0 S: 3 P: 3	R: 0 H: 0 E: 0 LOB: 0 K: 3 BB: 0 S: 9 P: 9	R: 0 H: 1 E: 0 LOB: 2 K: 0 BB: 1 S: 4 P: 8	R: 0 H: 1 E: 0 LOB: 1 K: 0 BB: 0 S: 4 P: 4	R: 0 H: 0 E: 0 LOB: 0 K: 0 BB: 0 S: 3 P: 3	R: 0 H: 0 E: 0 LOB: 0 K: 1 BB: 0 S: 5 P: 5	R: 0 H: 0 E: 0 LOB: 0 K: 0 BB: 0 S: 3 P: 3	R: 0 H: 1 E: 0 LOB: 1 K: 0 BB: 0 S: 4 P: 4	R: 2 H: 2 E: 2 LOB: 2 K: 0 BB: 0 S: 7 P: 7	1B: 2 SF: 0 2B: 2 SAC: 0 3B: 1 DP: 0 HR: 0 HBP: 0						

PITCHER	IP	WLS	BF	H	R	ER	SO	BB	IBB	HBP	BLK	WP	HR	S	P	ERA	WHIP
Scott Sanderson, R (1, 1) ERA: 2.17	8.1	W	31	4	2	0	4	1	0	0	0	0	0	38	42	0.00	0.600
Lee Smith, R (9, 1) ERA: 1.99	0.2	S	4	1	0	0	0	0	0	0	0	0	0	4	4	0.00	1.500

PITCHER	IP	WLS	BF	H	R	ER	SO	BB	IBB	HBP	BLK	WP	HR	S	P	ERA	WHIP

BOTTOM

Chicago Cubs @ Los Angeles Dodgers

Dodger Stadium, Los Angeles, CA

Wed May 15 1985, 7:05 PM PDT

Att. 46,213 - Unknown

livebaseballscorecards.com

AB	34
R	2
H	5
RBI	1
BB	1
SO	4
LOB	12

Chicago Cubs @ Atlanta Braves

Atlanta-Fulton County Stadium, Atlanta, GA

Fri May 17 1985, 3:33 AM EDT

Att. 20,901 - Unknown

TOP

livebaseballscorecards.com

Batter	1	2	3	4	5	6	7	8	9	AB	R	H	RBI	BB	SO	LOB
Bob Dernier, R (1, 8) OBP: 0.316, SLG: 0.269	6-3	2-H 3-H 1B		1-2 BB		F9		5-3	1-3	5	0	1	2	1	0	5
23 Ryne Sandberg, R (1, 4) OBP: 0.266, SLG: 0.424	6-3	F8		F8			F9 5-3 WP 1B		K	5	1	1	0	0	1	3
Gary Matthews, R (1, 7) OBP: 0.357, SLG: 0.363 Gary Woods, R (8, 7) OBP: 0.300, SLG: 0.125 Richie Hebner, L (9, PH) OBP: 0.375, SLG: 0.533 Davey Lopes, R (9, PR) OBP: 0.379, SLG: 0.396 (9, 7)	1B		5-3		F9		5-3 1-2		1B 1B	4 0 1 0	0 0 0 1	1 0 1 0	0 0 0 0	0 0 0 0	0 0 0 0	1 0 0 0
Leon Durham, L (1, 3) OBP: 0.321, SLG: 0.422	4-3		F8	K			WP BB IBB		1B 1-3 E 1B	4	1	1	0	1	1	1
Keith Moreland, R (1, 9) OBP: 0.405, SLG: 0.415		FC6-4 BB	BB		1-4-3		F9 2-3		HBP 1-3 3-H E 1B	3	1	1	1	2	0	2
Ron Cey, R (1, 5) OBP: 0.285, SLG: 0.340		FC6-4 1-2f BB 2B	5-3			E6 SH1-4 1B	WP 1-2 BB		E 1-2 HBP	3	1	0	0	1	0	2
Jody Davis, R (1, 2) OBP: 0.301, SLG: 0.398		2B 1-2 1B BB		BB BB		SH1-4 1-2 1B	1-2 2-3 3-H		E8 1-3 2-H 3-H 1B	3	1	2	2	2	1	2
Larry Bowa, S (1, 6) OBP: 0.233, SLG: 0.333		1-3 2-H 1B 2B		F6		F8		4-3	G3	5	1	1	1	0	0	6
Steve Trout, L (1, 1) George Frazier, R (6, 1) Thad Bosley, L (8, PH) OBP: 0.316, SLG: 0.438 Lee Smith, R (8, 1)		K		K		SH1-4 1-2 2-3		F8	BB	2 0 1 0	0 0 0 0	0 0 0 0	0 0 0 0	2 0 0 1	0 0 0 0	3 0 0 0

AB	36	1B: 8	SF: 0	WP: 1	PA: 46
R	7	2B: 1	SAC: 1	PB: 0	
H	9	3B: 0	DP: 0	SB: 0	
RBI	6	HR: 0	HBP: 1	CS: 0	
BB	8				
SO	5				
LOB	25				

Inning Stats	1	2	3	4	5	6	7	8	9
	R: 0 E: 0 K: 0 S: 4	R: 3 E: 0 K: 1 S: 7	R: 0 E: 0 K: 0 S: 3	R: 0 E: 0 K: 1 S: 5	R: 0 E: 0 K: 1 S: 5	R: 0 E: 1 K: 0 S: 5	R: 1 E: 0 K: 1 S: 6	R: 0 E: 0 K: 0 S: 3	R: 3 E: 1 K: 1 S: 9
	H: 1 LOB: 1 BB: 0 P: 4	H: 2 LOB: 1 BB: 2 P: 15	H: 0 LOB: 1 BB: 1 P: 7	H: 0 LOB: 2 BB: 2 P: 13	H: 0 LOB: 0 BB: 0 P: 5	H: 1 LOB: 2 BB: 0 P: 5	H: 1 LOB: 2 BB: 2 P: 14	H: 0 LOB: 0 BB: 0 P: 3	H: 4 LOB: 3 BB: 1 P: 14

PITCHER		IP	WLS	BF	H	R	ER	SO	BB	IBB	HBP	BLK	WP	HR	S	P	ERA	WHIP
Len Barker, R ERA: 3.75	(1, 1)	6.0		28	4	3	3	3	5	0	0	0	0	0	29	49	4.50	1.500
Rick Camp, R ERA: 5.0	(7, 1)	1.0		6	1	1	1	1	1	1	0	0	1	0	6	14	9.00	2.000
Gene Garber, R ERA: 4.96	(8, 1)	1.0		3	0	0	0	0	0	0	0	0	0	0	3	3	0.00	0.000
Bruce Sutter, R ERA: 2.95	(9, 1)	1.0	L	9	4	3	3	1	1	0	1	0	0	0	9	14	27.00	5.000

PITCHER		IP	WLS	BF	H	R	ER	SO	BB	IBB	HBP	BLK	WP	HR	S	P	ERA	WHIP

Batter	1	2	3	4	5	6	7	8	9	AB	R	H	RBI	BB	SO	LOB
Rafael Ramirez, R (1, 6) OBP: 0.279, SLG: 0.350	4-3			6-3		SF9 1-3 1B 2B	2B		G3	5	1	2	0	0	0	0
Brad Komminsk, R (1, 9) OBP: 0.333, SLG: 0.270	4-3			G3		SF9 2-3 3-H	K		E 1B	3	0	0	1	0	1	1
Gene Garber, R (8, 1) OBP: 1.000, SLG: 1.000										0	0	0	0	0	0	0
Chris Chambliss, L (9, 3) OBP: 0.284, SLG: 0.297										1	0	1	0	0	0	0
Dale Murphy, R (1, 8) OBP: 0.406, SLG: 0.635	4-3			BBBB FC6-4 BB		1B 1B	K		E5 1-2	4	1	1	0	1	1	2
Bob Horner, R (1, 5) OBP: 0.286, SLG: 0.323		5-3		FC6-4 1-2f		BB 1B FC1-2 1-2 3-H 1B		4-3	F8	5	0	1	1	0	0	3
Terry Harper, R (1, 7) OBP: 0.333, SLG: 0.530		4-3			4-3	FC1-2 BB 1-2 2-H 1B		1B 1B	F9	5	1	2	1	0	0	2
Rick Cerone, R (1, 2) OBP: 0.327, SLG: 0.341		1-3			5-3	BBB FC1-2 1-2 2-3 BB		F8		3	0	0	0	1	0	1
Glenn Hubbard, R (1, 4) OBP: 0.369, SLG: 0.361	4-3					FC1-2 1-2 2-3 3-Hf		1B 1-3 1B		3	0	1	0	0	0	3
Ken Oberkfell, L (8, PH) OBP: 0.294, SLG: 0.302					1B					1	1	1	0	0	0	0
(9, 4)																
Gerald Perry, L (1, 3) OBP: 0.282, SLG: 0.282	4-3					4-3				4	0	1	1	0	0	4
Bruce Sutter, R (9, 1)					6-3			1B 1-3 1B 3-H 1B		0	0	0	0	0	0	0
Len Barker, R (1, 1)	6-3					2B SF9 1B	K			1	0	0	0	0	0	0
Paul Runge, R (6, PH) OBP: 1.000, SLG: 1.000										1	1	1	0	0	0	0
Rick Camp, R (7, 1)										0	0	0	0	0	0	0
Claudell Washington, L (7, PH) OBP: 0.323, SLG: 0.402								1-H 3-H 1B		2	0	1	1	0	1	0
(8, 9)																
Inning Stats	R: 0 E: 0 K: 0 S: 3 H: 0 LOB: 0 BB: 0 P: 3	R: 0 E: 0 K: 0 S: 3 H: 0 LOB: 0 BB: 0 P: 3	R: 0 E: 0 K: 0 S: 3 H: 0 LOB: 0 BB: 0 P: 3	R: 0 E: 0 K: 0 S: 3 H: 0 LOB: 1 BB: 1 P: 7	R: 0 E: 0 K: 0 S: 4 H: 1 LOB: 1 BB: 0 P: 4	R: 3 E: 0 K: 0 S: 8 H: 5 LOB: 3 BB: 1 P: 12	R: 0 E: 0 K: 3 S: 10 H: 1 LOB: 1 BB: 0 P: 10	R: 2 E: 0 K: 0 S: 6 H: 4 LOB: 2 BB: 0 P: 6	R: 0 E: 1 K: 0 S: 5 H: 1 LOB: 2 BB: 0 P: 5	1B: 10 2B: 2 3B: 0 HR: 0 SF: 1 SAC: 0 DP: 0 HBP: 0						

PITCHER		IP	WLS	BF	H	R	ER	SO	BB	IBB	HBP	BLK	WP	HR	S	P	ERA	WHIP
Steve Trout, L ERA: 2.03	(1, 1)	5.1		22	5	3	3	0	1	0	0	0	0	0	21	25	5.06	1.125
George Frazier, R ERA: 4.76	(6, 1)	1.2		8	2	0	0	3	1	0	0	0	0	0	13	17	0.00	1.800
Lee Smith, R ERA: 2.55	(8, 1)	2.0	W	11	5	2	2	0	0	0	0	0	0	0	11	11	9.00	2.500

PITCHER	IP	WLS	BF	H	R	ER	SO	BB	IBB	HBP	BLK	WP	HR	S	P	ERA	WHIP

BOTTOM

Chicago Cubs @ Atlanta Braves

Atlanta-Fulton County Stadium, Atlanta, GA

Fri May 17 1985, 3:33 AM EDT

Att. 20,901 - Unknown

livebaseballscorecards.com

AB	38
R	5
H	12
RBI	5
BB	2
SO	3
LOB	16

WP: 0 PB: 0 SB: 0 CS: 0 PA: 41

Batter	1	2	3	4	5	6	7	8	9	AB	R	H	RBI	BB	SO	LOB
Bob Dernier, R (1, 8) OBP: 0.312, SLG: 0.266	F5		1-2 1B		5-3			F7	1-3	5	0	1	0	0	0	3
23 Ryne Sandberg, R (1, 4) OBP: 0.273, SLG: 0.426	6-3		F7			G6-4-3 1B		HR 1B		4	1	2	0	0	0	2
Gary Matthews, R (1, 7) OBP: 0.363, SLG: 0.398	BB		F3			G6-4-3 1-2f		1-H HR		3	1	1	2	1	0	3
Leon Durham, L (1, 3) OBP: 0.319, SLG: 0.415	F7			G6-4-3 1B		F7		5-3		4	0	1	0	0	0	1
Keith Moreland, R (1, 9) OBP: 0.400, SLG: 0.409		F8		G6-4-3 1-2f			6-3		1B 2B 1B	4	1	1	0	0	0	1
Ron Cey, R (1, 5) OBP: 0.299, SLG: 0.364 Gary Woods, R (9, PR) OBP: 0.300, SLG: 0.125		SSS K		1B			2B		2B 1-2 1B	4 0	0 0	3 0	0 0	0 0	1 0	0 0
Jody Davis, R (1, 2) OBP: 0.291, SLG: 0.383		6-3		F4			5-3		F9	4	0	0	0	0	0	4
Larry Bowa, S (1, 6) OBP: 0.219, SLG: 0.313 Richie Hebner, L (7, PH) OBP: 0.353, SLG: 0.500 Ray Fontenot, L (7, 1) Davey Lopes, R (9, PH) OBP: 0.390, SLG: 0.429			4-3		4-3		F6		1-3 2-H 2B	2 1 0 1	0 0 0 0	0 0 0 1	0 0 0 1	0 0 0 0	0 1 0 0	0 1 0 0
Dennis Eckersley, R (1, 1) OBP: 0.211, SLG: 0.118 Thad Bosley, L (5, PH) OBP: 0.300, SLG: 0.412 Lary Sorensen, R (5, 1) Chris Speier, R (7, 6) OBP: 0.391, SLG: 0.200			BB 1B		F8			SSS K	SSS K	0 1 0 2	0 0 0 0	0 0 0 0	0 0 0 0	1 0 0 2	0 0 0 2	0 0 0 3
Inning Stats	R: 0 E: 0 K: 0 S: 3 H: 0 LOB: 1 BB: 1 P: 7	R: 0 E: 0 K: 1 S: 5 H: 0 LOB: 0 BB: 0 P: 5	R: 0 E: 0 K: 0 S: 4 H: 1 LOB: 2 BB: 1 P: 8	R: 0 E: 0 K: 0 S: 4 H: 2 LOB: 1 BB: 0 P: 4	R: 0 E: 0 K: 0 S: 3 H: 0 LOB: 0 BB: 0 P: 3	R: 0 E: 0 K: 0 S: 3 H: 1 LOB: 0 BB: 0 P: 3	R: 0 E: 0 K: 0 S: 4 H: 1 LOB: 1 BB: 0 P: 4	R: 2 E: 0 K: 1 S: 7 H: 2 LOB: 0 BB: 0 P: 7	R: 1 E: 0 K: 1 S: 8 H: 3 LOB: 3 BB: 0 P: 8	1B: 7 2B: 2 3B: 0 HR: 1	SF: 0 SAC: 0 DP: 2 HBP: 0					

PITCHER	IP	WLS	BF	H	R	ER	SO	BB	IBB	HBP	BLK	WP	HR	S	P	ERA	WHIP
Rick Mahler, R (1, 1) ERA: 2.66	8.0	W	31	7	2	2	2	2	0	0	0	0	1	33	41	2.25	1.125
Bruce Sutter, R (9, 1) ERA: 3.22	1.0	S	6	3	1	1	1	0	0	0	0	0	0	8	8	9.00	3.000

PITCHER	IP	WLS	BF	H	R	ER	SO	BB	IBB	HBP	BLK	WP	HR	S	P	ERA	WHIP

TOP

Chicago Cubs @ Atlanta Braves

Atlanta-Fulton County Stadium, Atlanta, GA

Sat May 18 1985, 3:33 AM EDT

Att. 39,136 - Unknown

livebaseballscorecards.com

AB	35
R	3
H	10
RBI	3
BB	2
SO	3
LOB	18

1B: 7	SF: 0	WP: 0	PA: 37		
2B: 2	SAC: 0	PB: 0			
3B: 0	DP: 2	SB: 0			
HR: 1	HBP: 0	CS: 0			

Batter	1	2	3	4	5	6	7	8	9	AB	R	H	RBI	BB	SO	LOB
Claudell Washington, L (1, 9) OBP: 0.328, SLG: 0.400	4-3	F6			1-3 1B		BBBB 4-0 S BB			3	0	1	0	1	0	1
Ken Oberkfell, L (1, 5) OBP: 0.292, SLG: 0.299	F7		E9 PB 1B		1-3 1-2		SSS 0-3 K			4	0	1	0	0	1	2
Gerald Perry, L (1, 3) OBP: 0.268, SLG: 0.267	F6		F5		4-3		SSS 0-3 K 1-2			4	0	0	0	0	1	3
Dale Murphy, R (1, 8) OBP: 0.408, SLG: 0.628		0-0 BB 1B 2B 1B	F9			4-3	4-0 IBB			3	1	1	0	1	0	1
Terry Harper, R (1, 7) OBP: 0.329, SLG: 0.507		F8	SSS 0-3 K 2-3			BBBB 4-0 1B 1B BB	2-3			3	1	0	0	1	1	4
Rafael Ramirez, R (1, 6) OBP: 0.285, SLG: 0.354		0-0 BB 1-2 2B 1B		F8		1-2 1B		F8		4	1	2	0	0	0	0
Glenn Hubbard, R (1, 4) OBP: 0.364, SLG: 0.347 Bruce Sutter, R (9, 1)	BBBB 4-0 1-2 2-3 2B BB			6-3	SSS 0-3 K			F7		3 0	1 0	0 0	0 0	1 0	1 0	2 0
Bruce Benedict, R (1, 2) OBP: 0.233, SLG: 0.179		F3		F8		1-2 2-H 1B		6-3		4	0	1	1	0	0	3
Rick Mahler, R (1, 1) OBP: 0.214, SLG: 0.250 Paul Zuvella, R (9, 4) OBP: 0.143, SLG: 0.214		1-H 2-H 3-H 2B			6-3	1-3				3 0	0 0	1 0	3 0	0 0	0 0	2 0
Inning Stats	R: 0 E: 0 K: 0 S: 3 H: 0 LOB: 0 BB: 0 P: 3	R: 3 E: 0 K: 0 S: 6 H: 3 LOB: 1 BB: 1 P: 10	R: 0 E: 1 K: 1 S: 6 H: 1 LOB: 1 BB: 0 P: 6	R: 0 E: 0 K: 0 S: 3 H: 0 LOB: 0 BB: 0 P: 3	R: 0 E: 0 K: 0 S: 4 H: 1 LOB: 1 BB: 0 P: 4	R: 1 E: 0 K: 1 S: 7 H: 2 LOB: 2 BB: 1 P: 11	R: 0 E: 0 K: 2 S: 7 H: 0 LOB: 2 BB: 2 P: 15	R: 0 E: 0 K: 0 S: 3 H: 0 LOB: 0 BB: 0 P: 3		1B: 6 2B: 1 3B: 0 HR: 0 SF: 0 SAC: 0 DP: 0 HBP: 0				WP: 0 PB: 1 SB: 1 CS: 0 PA: 35		

BOTTOM

Chicago Cubs @ Atlanta Braves

Atlanta-Fulton County Stadium, Atlanta, GA

Sat May 18 1985, 3:33 AM EDT

Att. 39,136 - Unknown

livebaseballscorecards.com

AB	31
R	4
H	7
RBI	4
BB	4
SO	4
LOB	18

PITCHER		IP	WLS	BF	H	R	ER	SO	BB	IBB	HBP	BLK	WP	HR	S	P	ERA	WHIP
Dennis Eckersley, R ERA: 2.36	(1, 1)	4.0	L	17	4	3	3	1	1	0	0	0	0	0	18	22	6.75	1.250
Lary Sorensen, R ERA: 6.48	(5, 1)	2.0		10	3	1	1	1	1	0	0	0	0	0	11	15	4.50	2.000
Ray Fontenot, L ERA: 2.92	(7, 1)	2.0		8	0	0	0	2	1	1	0	0	0	0	10	18	0.00	0.500

PITCHER	IP	WLS	BF	H	R	ER	SO	BB	IBB	HBP	BLK	WP	HR	S	P	ERA	WHIP

Batter	1	2	3	4	5	6	7	8	9	AB	R	H	RBI	BB	SO	LOB
Davey Lopes, R (1, 8) OBP: 0.391, SLG: 0.404	B B B B 4-0 23 CS BB		B B B B 4-0 23 1B 1-2 BB		x 0-0 ② 6-3		x 0-0 ① 4-3		x 0-0 ① F7	3	0	0	0	2	0	0
23 Ryne Sandberg, R (1, 4) OBP: 0.291, SLG: 0.447	x 0-0 ① CS 1-2 1B		x 0-0 1-2 2-3 1B		x 0-0 2B		x 0-0 BB 1B		S S S 0-3 ② K	5	0	4	0	0	1	0
Gary Matthews, R (1, 7) OBP: 0.355, SLG: 0.379	S S S 0-3 ② K		S S S 0-3 ③ K		B B B B 4-0 BB		S S S 0-3 ② K		x 0-0 ③ 1-3	4	0	0	0	1	3	5
Richie Hebner, L (1, 3) OBP: 0.381, SLG: 0.474	0-0 ③ CS 1-2	x 0-0 ① F5		x 0-0 FC3-6 1B	x 0-0 ③ 4-3		B B B B 4-0 FC6-4 1-2 BB			3	0	1	0	1	0	2
Keith Moreland, R (1, 9) OBP: 0.388, SLG: 0.395		x 0-0 ② 1-3		x 0-0 ① FC3-6 BB BB 1-2f		x 0-0 ① F5	x 0-0 ③ FC6-4 1-2f			4	0	0	0	0	0	3
Ron Cey, R (1, 5) OBP: 0.305, SLG: 0.357		S S S 0-3 ③ K		B B B B 4-0 BB 1-2 BB		x 0-0 ② F2		B B B B 4-0 BB		2	0	0	0	2	1	0
Jody Davis, R (1, 2) OBP: 0.298, SLG: 0.376			S S S 0-3 ① K	B B B B 4-0 G4-6-3 1-2 2-3 BB		B B B B 4-0 2B BB		S S S 0-3 ① K		2	0	0	0	2	2	1
Chris Speier, R (1, 6) OBP: 0.407, SLG: 0.316			x 0-0 FC3-6 1B	x 0-0 ② ③ G4-6-3 1-2f		x 0-0 1-3 2B		x 0-0 ② F6		4	0	2	0	0	0	4
Rick Sutcliffe, L (1, 1) OBP: 0.304, SLG: 0.381 Dennis Eckersley, R (3, PR) OBP: 0.211, SLG: 0.118 Dick Ruthven, R (3, 1) OBP: 0.200, SLG: 0.200 Thad Bosley, L (6, PH) OBP: 0.286, SLG: 0.389 Warren Brusstar, R (6, 1) Leon Durham, L (8, PH) OBP: 0.316, SLG: 0.411 George Frazier, R (8, 1)		x 0-0 ② FC3-6 23 1B BB 1-2f		S S S 0-3 ① K	x 0-0 ③ 4-3		x 0-0 ③ 4-3			1 0 1 1 0 1 0	0 0 0 0 0 0 0	0 0 0 0 0 0 0	0 0 0 0 0 0 0	0 0 1 0 0 0 0	0 0 0 0 1 0 0	1 0 0 2 0 1 0
Inning Stats	R: 0 E: 0 K: 1 S: 4 H: 1 LOB: 0 BB: 1 P: 8	R: 0 E: 0 K: 1 S: 5 H: 0 LOB: 0 BB: 0 P: 5	R: 0 E: 0 K: 2 S: 9 H: 2 LOB: 3 BB: 1 P: 13	R: 0 E: 0 K: 0 S: 3 H: 1 LOB: 2 BB: 2 P: 11	R: 0 E: 0 K: 1 S: 6 H: 1 LOB: 2 BB: 1 P: 10	R: 0 E: 0 K: 0 S: 4 H: 1 LOB: 2 BB: 1 P: 8	R: 0 E: 0 K: 1 S: 6 H: 1 LOB: 2 BB: 1 P: 10	R: 0 E: 0 K: 1 S: 5 H: 0 LOB: 1 BB: 1 P: 9	R: 0 E: 0 K: 1 S: 5 H: 0 LOB: 0 BB: 0 P: 5	1B: 5 2B: 2 3B: 0 HR: 0 SF: 0 SAC: 0 DP: 1 HBP: 0						

PITCHER		IP	WLS	BF	H	R	ER	SO	BB	IBB	HBP	BLK	WP	HR	S	P	ERA	WHIP
Steve Bedrosian, R ERA: 2.6	(1, 1)	5.2	W	26	6	0	0	5	6	0	0	0	0	0	30	54	0.00	2.118
Jeff Dedmon, R ERA: 1.64	(6, 1)	2.1		10	1	0	0	2	2	0	0	0	0	0	12	20	0.00	1.286
Bruce Sutter, R ERA: 3.09	(9, 1)	1.0	S	3	0	0	0	1	0	0	0	0	0	0	5	5	0.00	0.000

PITCHER	IP	WLS	BF	H	R	ER	SO	BB	IBB	HBP	BLK	WP	HR	S	P	ERA	WHIP

TOP

Chicago Cubs @ Atlanta Braves

Atlanta-Fulton County Stadium, Atlanta, GA

Sun May 19 1985, 3:33 AM EDT

Att. 30,389 - Unknown

livebaseballscorecards.com

AB	31
R	0
H	7
RBI	0
BB	8
SO	8
LOB	19

WP: 0	PA: 40		
PB: 0			
SB: 0			
CS: 2			

Batter	1	2	3	4	5	6	7	8	9	AB	R	H	RBI	BB	SO	LOB
Claudell Washington, L (1, 9) OBP: 0.341, SLG: 0.444	HR 2B		FC6-5 1B 1B		HR		G3-6-3 1-2f			4	2	3	1	0	0	1
Gerald Perry, L (1, 3) OBP: 0.267, SLG: 0.266	F2		FC6-5 1-2 1B		F8			G3		4	0	1	0	0	0	1
Dale Murphy, R (1, 8) OBP: 0.411, SLG: 0.647	2-H HR		FC6-5 G5-4-3 1-2 2-3f		G4-6-3 1B			5-3		4	1	2	2	0	0	2
Bob Horner, R (1, 5) OBP: 0.284, SLG: 0.320	4-3		G5-4-3 1-2f		G4-6-3 1-2f			S 1B		4	0	1	0	0	0	3
Albert Hall, S (8, PR) OBP: 0.333, SLG: 0.250										0	0	0	0	0	0	0
Bruce Sutter, R (9, 1)										0	0	0	0	0	0	0
Terry Harper, R (1, 7) OBP: 0.325, SLG: 0.486	K			BB 1B		5-3		K 1-2		3	0	0	0	1	2	1
Glenn Hubbard, R (1, 4) OBP: 0.363, SLG: 0.346		K		1-2 1B		F7				3	0	1	0	0	1	0
Paul Zuvella, R (1, 6) OBP: 0.118, SLG: 0.176		4-3		F4		6-3				3	0	0	0	0	0	2
Bruce Benedict, R (1, 2) OBP: 0.242, SLG: 0.167		BB		F2			F7			2	0	0	0	1	0	2
Steve Bedrosian, R (1, 1) OBP: 0.067, SLG: 0.067		F9		K			G3-6-3 1B			2	0	0	0	0	1	3
Jeff Dedmon, L (6, 1) OBP: 0.333, SLG: 0.333										1	0	1	0	0	0	0
Ken Oberkfell, L (9, 5) OBP: 0.292, SLG: 0.299										0	0	0	0	0	0	0
Inning Stats	R: 2 E: 0 K: 1 S: 7 H: 2 LOB: 0 BB: 0 P: 7	R: 0 E: 0 K: 1 S: 5 H: 0 LOB: 1 BB: 1 P: 9	R: 0 E: 0 K: 0 S: 4 H: 2 LOB: 1 BB: 0 P: 4	R: 0 E: 0 K: 1 S: 6 H: 1 LOB: 2 BB: 1 P: 10	R: 1 E: 0 K: 0 S: 4 H: 2 LOB: 0 BB: 0 P: 4	R: 0 E: 0 K: 0 S: 3 H: 0 LOB: 0 BB: 0 P: 3	R: 0 E: 0 K: 0 S: 3 H: 1 LOB: 0 BB: 0 P: 3	R: 0 E: 0 K: 1 S: 6 H: 1 LOB: 2 BB: 0 P: 6		1B: 6 2B: 1 3B: 0 HR: 2 SF: 0 SAC: 0 DP: 3 HBP: 0						

PITCHER		IP	WLS	BF	H	R	ER	SO	BB	IBB	HBP	BLK	WP	HR	S	P	ERA	WHIP
Rick Sutcliffe, R ERA: 2.32	(1, 1)	2.0	L	9	2	2	2	2	1	0	0	0	0	1	12	16	9.00	1.500
Dick Ruthven, R ERA: 3.72	(3, 1)	3.0		13	5	1	1	1	1	0	0	0	0	1	14	18	3.00	2.000
Warren Brusstar, R ERA: 1.29	(6, 1)	2.0		6	1	0	0	0	0	0	0	0	0	0	6	6	0.00	0.500
George Frazier, R ERA: 4.38	(8, 1)	1.0		4	1	0	0	1	0	0	0	0	0	0	6	6	0.00	1.000

PITCHER	IP	WLS	BF	H	R	ER	SO	BB	IBB	HBP	BLK	WP	HR	S	P	ERA	WHIP

BOTTOM

Chicago Cubs @ Atlanta Braves

Atlanta-Fulton County Stadium, Atlanta, GA

Sun May 19 1985, 3:33 AM EDT

Att. 30,389 - Unknown

livebaseballscorecards.com

AB	30
R	3
H	9
RBI	3
BB	2
SO	4
LOB	15

PA: 32

WP: 0
PB: 0
SB: 1
CS: 0

Batter	1	2	3	4	5	6	7	8	9	AB	R	H	RBI	BB	SO	LOB
Eddie Milner, L (1, 8) OBP: 0.333, SLG: 0.258	x 0-0 ① F9		x 0-0 ③ F8		x 0-0 ③ F8			x 0-0 ①② G6-3 1-2f		4	0	0	0	0	0	1
Pete Rose, S (1, 3) OBP: 0.400, SLG: 0.384	S S S 0-3 ② K			x 0-0 HR		x 0-0 ① F8		x 0-0 ③ 4-3		4	1	1	1	0	1	0
Dave Parker, L (1, 9) OBP: 0.394, SLG: 0.590	x 0-0 ③ F8			B B B 4-0 1B BB		x 0-0 1B			x 0-0 ① G1	3	0	1	0	1	0	0
Alan Knicely, R (1, 2) OBP: 0.316, SLG: 0.294		B B B 4-0 BB		x 0-0 ① F4		x 0-0 ② F8			S S S 0-3 ② K	3	0	0	0	1	1	2
Eric Davis, R (1, 7) OBP: 0.213, SLG: 0.455		S S S 0-3 ① K		x 0-0 ② F7		x 0-0 ③ L4			x 0-0 1B	4	0	1	0	0	1	3
Nick Esasky, R (1, 5) OBP: 0.304, SLG: 0.392		S S S 0-3 ② K		x 0-0 1-2 1B			x 0-0 ① F7		x 0-0 ③ 1-3	4	0	1	0	0	1	2
Dave Concepcion, R (1, 6) OBP: 0.281, SLG: 0.391		x 0-0 ③ F9		x 0-0 ③ F9			x 0-0 ② F9			3	0	0	0	0	0	3
Tom Foley, L (1, 4) OBP: 0.182, SLG: 0.233 Ron Robinson, R (7, 1)			S S S 0-3 ① K		x 0-0 ① F9		x 0-0 ③ F8			3	0	0	0	0	1	0
										0	0	0	0	0	0	0
Jay Tibbs, R (1, 1) OBP: 0.160, SLG: 0.087 Tom Hume, R (6, 1) Wayne Krenchicki, L (7, 4) OBP: 0.379, SLG: 0.250			x 0-0 ② 6-3		x 0-0 ② 4-3			x 0-0 G6-3 1B		2	0	0	0	0	0	0
										0	0	0	0	0	0	0
										1	0	1	0	0	0	0
Inning Stats	R: 0 E: 0 K: 1 S: 5 H: 0 LOB: 0 BB: 0 P: 5	R: 0 E: 0 K: 2 S: 7 H: 0 LOB: 1 BB: 1 P: 11	R: 0 E: 0 K: 1 S: 5 H: 0 LOB: 0 BB: 0 P: 5	R: 1 E: 0 K: 0 S: 5 H: 2 LOB: 2 BB: 1 P: 9	R: 0 E: 0 K: 0 S: 3 H: 0 LOB: 0 BB: 0 P: 3	R: 0 E: 0 K: 0 S: 4 H: 1 LOB: 1 BB: 0 P: 4	R: 0 E: 0 K: 0 S: 3 H: 0 LOB: 0 BB: 0 P: 3	R: 0 E: 0 K: 0 S: 3 H: 1 LOB: 0 BB: 0 P: 3	R: 0 E: 0 K: 1 S: 6 H: 1 LOB: 1 BB: 0 P: 6	1B: 4 2B: 0 3B: 0 HR: 1	SF: 0 SAC: 0 DP: 1 HBP: 0						

TOP

Cincinnati Reds @ Chicago Cubs

Wrigley Field, Chicago, IL

Mon May 20 1985, 3:33 AM CDT

Att. 21,231 - Unknown

livebaseballscorecards.com

AB	31
R	1
H	5
RBI	1
BB	2
SO	5
LOB	11

PITCHER		IP	WLS	BF	H	R	ER	SO	BB	IBB	HBP	BLK	WP	HR	S	P	ERA	WHIP
Scott Sanderson, R ERA: 1.94	(1, 1)	9.0	W	33	5	1	1	5	2	0	0	0	0	1	41	49	1.00	0.778

PITCHER	IP	WLS	BF	H	R	ER	SO	BB	IBB	HBP	BLK	WP	HR	S	P	ERA	WHIP

Cincinnati Reds @ Chicago Cubs

Wrigley Field, Chicago, IL

Mon May 20 1985, 3:33 AM CDT

Att. 21,231 - Unknown

BOTTOM

livebaseballscorecards.com

Batter	1	2	3	4	5	6	7	8	9	AB	R	H	RBI	BB	SO	LOB
Bob Dernier, R (1, 8) OBP: 0.317, SLG: 0.281	0-0 23 S SF8 2B		0-0 23 FC5-2 2-3 1B 1B		F9		S S S 0-3 K			4	2	2	0	0	1	0
23 Ryne Sandberg, R (1, 4) OBP: 0.289, SLG: 0.441	0-0 1-3 2-3		0-0 FC5-2 1B 1-2 S 3-H			0-0 1B SF7 1B	0-0 F8			4	2	1	0	0	0	3
Davey Lopes, R (1, 5) OBP: 0.397, SLG: 0.418	0-0 SF8 3-H		0-0 S 1-3 2-H 1B			0-0 1B SF7 1-3 1B	S S S 0-3 K			3	1	2	2	0	1	0
Keith Moreland, R (1, 9) OBP: 0.384, SLG: 0.393	0-0 6-3		0-0 5-3 1-2 3-H			0-0 SF7 1-2 3-H		0-0 1B		3	0	1	1	0	0	1
Richie Hebner, L (1, 3) OBP: 0.360, SLG: 0.409		0-0 G1		0-0 E3 G5-4-3		4-0 1B 1B IBB		0-0 F4		3	1	0	0	1	0	1
Brian Dayett, R (1, 7) OBP: 0.222, SLG: 0.222		0-0 F9		0-0 G5-4-3 1-2f		0-0 1B 1-2 2-3 1B		S S S 0-3 K		4	0	1	0	0	1	2
Steve Lake, R (1, 2) OBP: 0.235, SLG: 0.235		0-0 5-3		0-0 6-3		0-0 1-2 2-H 3-H 1B		S S S 0-3 K		4	0	1	2	0	1	1
Larry Bowa, S (1, 6) OBP: 0.229, SLG: 0.314			0-0 1B SH1-4 23 FC5-2 1B		0-0 1-3	S S S 0-3 K				3	0	1	0	0	1	2
Scott Sanderson, R (1, 1) OBP: 0.071, SLG: 0.071			0-0 SH1-4 1-2		S S S 0-3 K	S S S 0-3 K				2	0	0	0	0	2	2
Inning Stats	R: 1 H: 1 E: 0 LOB: 0 K: 0 BB: 0 S: 4 P: 4	R: 0 H: 0 E: 0 LOB: 0 K: 0 BB: 0 S: 3 P: 3	R: 2 H: 3 E: 0 LOB: 1 K: 0 BB: 0 S: 6 P: 6	R: 0 H: 0 E: 1 LOB: 0 K: 0 BB: 0 S: 3 P: 3	R: 0 H: 0 E: 0 LOB: 0 K: 1 BB: 0 S: 5 P: 5	R: 3 H: 4 E: 0 LOB: 2 K: 2 BB: 1 S: 11 P: 15	R: 0 H: 0 E: 0 LOB: 0 K: 2 BB: 0 S: 7 P: 7	R: 0 H: 1 E: 0 LOB: 1 K: 2 BB: 0 S: 8 P: 8		1B: 8 SF: 2 2B: 1 SAC: 1 3B: 0 DP: 1 HR: 0 HBP: 0						WP: 0 PA: 34 PB: 0 SB: 3 CS: 0

	AB	30
	R	6
	H	9
	RBI	5
	BB	1
	SO	7
	LOB	12

PITCHER		IP	WLS	BF	H	R	ER	SO	BB	IBB	HBP	BLK	WP	HR	S	P	ERA	WHIP
Jay Tibbs, R ERA: 4.26	(1, 1)	5.1	L	25	8	6	6	1	0	1	0	0	0	0	26	30	10.12	1.500
Tom Hume, R ERA: 2.3	(6, 1)	0.2		2	0	0	0	2	0	0	0	0	0	0	6	6	0.00	0.000
Ron Robinson, R ERA:	(7, 1)	2.0		7	1	0	0	4	0	0	0	0	0	0	15	15	0.00	0.500

PITCHER	IP	WLS	BF	H	R	ER	SO	BB	IBB	HBP	BLK	WP	HR	S	P	ERA	WHIP

Cincinnati Reds @ Chicago Cubs

Wrigley Field, Chicago, IL

Tue May 21 1985, 3:33 AM CDT

Att. 32,007 - Unknown

TOP

livebaseballscorecards.com

Batter	1	2	3	4	5	6	7	8	9	AB	R	H	RBI	BB	SO	LOB
Gary Redus, R (1, 7) OBP: 0.545, SLG: 0.542	F8		2-H 3B		F7			F2	S BB	4	0	1	1	1	0	2
Dave Concepcion, R (1, 6) OBP: 0.279, SLG: 0.383	4-3		4-3			6-3		1-2 2B BB 1B	S S S K 1-3	5	1	1	0	0	1	2
Dave Parker, L (1, 9) OBP: 0.394, SLG: 0.588	4-3			5-3		4-3		1-3 2-H BB BB 2B	FC6-4 IBB	4	1	1	1	1	0	0
Alan Knicely, R (1, 2) OBP: 0.292, SLG: 0.238		S S S K		1-4-3		6-3		BB BB IBB	1-2f FC6-4	4	0	0	0	1	1	2
Tony Perez, R (1, 3) OBP: 0.471, SLG: 0.786		4-3		HR			5-3	1-2 2-3 3-H BB		3	1	1	2	1	0	0
Eric Davis, R (1, 8) OBP: 0.214, SLG: 0.444		4-3		5-3			S 1B		F8	4	0	1	0	0	0	3
Nick Esasky, R (1, 5) OBP: 0.309, SLG: 0.385			6-3		BB FC3-6		F7	1-2 2-3 3-H BB		2	0	0	1	2	0	1
Ted Power, R (8, 1)										0	0	0	0	0	0	0
Tom Foley, L (1, 4) OBP: 0.188, SLG: 0.234			3B SH2-3 1B		1-2f FC3-6 SH1-4		4-3	G3		4	1	1	0	0	0	5
John Stuper, R (1, 1) OBP: 0.231, SLG: 0.091										0	0	0	0	0	0	0
Tom Hume, R (7, 1)										0	0	0	0	0	0	0
Eddie Milner, L (8, PH) OBP: 0.339, SLG: 0.258										0	1	0	0	1	0	0
Wayne Krenchicki, L (8, 5) OBP: 0.367, SLG: 0.240								1B 2B BB	F5	1	0	0	0	0	0	0

Inning Stats	1	2	3	4	5	6	7	8	9
	R: 0 E: 0 K: 0 S: 3	H: 0 LOB: 0 BB: 0 P: 3	R: 0 E: 0 K: 1 S: 5	H: 0 LOB: 0 BB: 0 P: 5	R: 1 E: 0 K: 0 S: 5	H: 2 LOB: 1 BB: 0 P: 5	R: 1 E: 0 K: 0 S: 4	H: 1 LOB: 0 BB: 0 P: 4	R: 0 E: 0 K: 0 S: 3	H: 0 LOB: 1 BB: 1 P: 7	R: 0 E: 0 K: 0 S: 3	H: 0 LOB: 0 BB: 0 P: 3	R: 0 E: 0 K: 0 S: 4	H: 1 LOB: 1 BB: 0 P: 4	R: 3 E: 0 K: 0 S: 5	H: 2 LOB: 3 BB: 4 P: 21	R: 0 E: 0 K: 1 S: 5	H: 0 LOB: 2 BB: 2 P: 13

| | | | | | | | | | |

BOTTOM

Cincinnati Reds @ Chicago Cubs

Wrigley Field, Chicago, IL

Tue May 21 1985, 3:33 AM CDT

Att. 32,007 - Unknown

livebaseballscorecards.com

Batter	1	2	3	4	5	6	7	8	9	AB	R	H	RBI	BB	SO	LOB
Bob Dernier, R (1, 8) OBP: 0.313, SLG: 0.278	5-3		23 G3 1B		F9		FC5-4 23 S 1-2f 2-3		F7	5	0	1	0	0	0	2
23 Ryne Sandberg, R (1, 4) (9, 6) OBP: 0.280, SLG: 0.427	F7		G3 1-2		F7		4-3 1-3 3-H		K	5	0	0	0	0	1	3
Davey Lopes, R (1, 5) (9, 7) OBP: 0.431, SLG: 0.429	FC6-4 BB		BB			G6-3 1B		BB S BB		1	0	1	0	3	0	0
Keith Moreland, R (1, 9) (9, 2) OBP: 0.380, SLG: 0.383	FC6-4 1-2f		F7			G6-3 1-2f		BB 1-2 BB		3	0	0	0	1	0	4
Leon Durham, L (1, 3) OBP: 0.306, SLG: 0.396		K	4-3			F7		F8		4	0	0	0	0	1	4
Jody Davis, R (1, 2) OBP: 0.306, SLG: 0.384 Gary Woods, R (7, PR) (8, 7) (9, 9) OBP: 0.364, SLG: 0.125	FC1-6 E 1B	K					SH5-4 1B 1B	BB 1-2 2-3 BB		3	0	2	0	0	1	0
										0	1	0	0	1	0	0
Brian Dayett, R (1, 7) OBP: 0.182, SLG: 0.182 Thad Bosley, L (7, PH) OBP: 0.318, SLG: 0.421 Steve Lake, R (8, 2) OBP: 0.235, SLG: 0.235 Ron Cey, R (8, PH) (9, 5) OBP: 0.303, SLG: 0.354	E6 FC1-6 1-2	K	K				FC5-4 23 SH5-4 E 1-2 1B	K		2	0	0	0	0	1	1
										1	1	1	0	0	0	0
										0	0	0	0	0	0	0
										1	0	0	0	0	1	3
Larry Bowa, S (1, 6) OBP: 0.216, SLG: 0.297 Chico Walker, S (8, PH) (9, 4)	FC1-6 1-2f 2-3		F2				SH5-4 1-2 2-3	F3		2	0	0	0	0	0	2
										1	0	0	0	0	0	3
Ray Fontenot, L (1, 1) Richie Hebner, L (7, PH) OBP: 0.385, SLG: 0.435 George Frazier, R (8, 1) Warren Brusstar, R (8, 1) Chris Speier, R (9, PH) OBP: 0.393, SLG: 0.300	6-3				4-3		FC5-4 3-H		K	2	0	0	0	0	0	2
										1	0	1	1	0	0	0
										0	0	0	0	0	0	0
										0	0	0	0	0	0	0
										1	0	0	0	0	1	0
Inning Stats	R: 0 H: 0 E: 0 LOB: 1 K: 0 BB: 1 S: 3 P: 7	R: 0 H: 1 E: 1 LOB: 2 K: 1 BB: 0 S: 7 P: 7	R: 0 H: 1 E: 0 LOB: 2 K: 0 BB: 1 S: 4 P: 8	R: 0 H: 0 E: 0 LOB: 0 K: 2 BB: 0 S: 7 P: 7	R: 0 H: 0 E: 0 LOB: 0 K: 0 BB: 0 S: 3 P: 3	R: 0 H: 1 E: 0 LOB: 0 K: 0 BB: 0 S: 3 P: 3	R: 2 H: 3 E: 0 LOB: 2 K: 0 BB: 0 S: 6 P: 6	R: 0 H: 0 E: 0 LOB: 3 K: 1 BB: 3 S: 5 P: 17	R: 0 H: 0 E: 0 LOB: 0 K: 2 BB: 0 S: 7 P: 7	1B: 6 SF: 0 2B: 0 SAC: 1 3B: 0 DP: 1 HR: 0 HBP: 0						

	AB	32
	R	2
	H	6
	RBI	1
	BB	5
	SO	6
	LOB	24

WP: 0 PA: 38
PB: 0
SB: 3
CS: 0

PITCHER		IP	WLS	BF	H	R	ER	SO	BB	IBB	HBP	BLK	WP	HR	S	P	ERA	WHIP
John Stuper, R ERA: 4.87	(1, 1)	6.1		27	6	2	1	3	2	0	0	0	0	0	31	39	1.42	1.263
Tom Hume, R ERA: 2.2	(7, 1)	0.2	W	2	0	0	0	0	0	0	0	0	0	0	2	2	0.00	0.000
Ted Power, R ERA: 1.69	(8, 1)	2.0	S	9	0	0	0	3	3	0	0	0	0	0	12	24	0.00	1.500

PITCHER	IP	WLS	BF	H	R	ER	SO	BB	IBB	HBP	BLK	WP	HR	S	P	ERA	WHIP

Cincinnati Reds @ Chicago Cubs

Wrigley Field, Chicago, IL

Wed May 22 1985, 3:33 AM CDT

Att. 27,863 - Unknown

TOP

livebaseballscorecards.com

Batter	1	2	3	4	5	6	7	8	9	AB	R	H	RBI	BB	SO	LOB
Eddie Milner, L (1, 8) OBP: 0.333, SLG: 0.255	4-3		1B		4-3		L4		F8	5	1	1	0	0	0	1
Pete Rose, S (1, 3) OBP: 0.403, SLG: 0.388	E6 1B		K 1-2			2B HR 1B	K			4	1	2	0	0	2	2
Dave Parker, L (1, 9) OBP: 0.396, SLG: 0.592	6-3		2-H 1B			1-3 HR 2B		3-1		4	1	2	1	0	0	1
Alan Knicely, R (1, 2) OBP: 0.321, SLG: 0.400	K		K			2-H 3-H HR		1B		4	1	2	3	0	2	2
Gary Redus, R (1, 7) OBP: 0.541, SLG: 0.536		5-3		CS S 1B		K		1-2 1B		4	0	2	0	0	1	0
Nick Esasky, R (1, 5) OBP: 0.301, SLG: 0.373		K		1-3		K		F9		4	0	0	0	0	2	3
Dave Concepcion, R (1, 6) OBP: 0.278, SLG: 0.375		BB		K		F8		G3		3	0	0	0	1	1	2
Tom Foley, L (1, 4) OBP: 0.173, SLG: 0.216		F7			4-3		4-3		K	4	0	0	0	0	1	1
Tom Browning, L (1, 1)			K		K		1B		K	2	0	0	0	0	2	0
Tom Hume, R (6, 1)										0	0	0	0	0	0	0
Wayne Krenchicki, L (7, PH) OBP: 0.387, SLG: 0.269										1	0	1	0	0	0	0
Ron Robinson, R (7, 1)										0	0	0	0	0	0	0
Duane Walker, L (9, PH) OBP: 0.333, SLG: 0.577										1	0	0	0	0	1	0
Inning Stats	R: 0 E: 1 K: 1 S: 6 H: 1 LOB: 1 BB: 0 P: 6	R: 0 E: 0 K: 1 S: 5 H: 0 LOB: 1 BB: 1 P: 9	R: 1 E: 0 K: 3 S: 11 H: 2 LOB: 0 BB: 0 P: 11	R: 0 E: 0 K: 1 S: 5 H: 1 LOB: 0 BB: 0 P: 5	R: 0 E: 0 K: 1 S: 5 H: 0 LOB: 0 BB: 0 P: 5	R: 3 E: 0 K: 2 S: 10 H: 3 LOB: 0 BB: 0 P: 10	R: 0 E: 0 K: 1 S: 6 H: 1 LOB: 1 BB: 0 P: 6	R: 0 E: 0 K: 0 S: 5 H: 2 LOB: 2 BB: 0 P: 5	R: 0 E: 0 K: 2 S: 7 H: 0 LOB: 0 BB: 0 P: 7	1B: 8 2B: 1 3B: 0 HR: 1	SF: 0 SAC: 0 DP: 0 HBP: 0						

	AB	36
	R	4
	H	10
	RBI	4
	BB	1
	SO	12
	LOB	12

WP: 0 PB: 0 SB: 2 CS: 1 PA: 37

PITCHER		IP	WLS	BF	H	R	ER	SO	BB	IBB	HBP	BLK	WP	HR	S	P	ERA	WHIP
Dennis Eckersley, R ERA: 2.69	(1, 1)	6.0	W	25	7	4	4	9	1	0	0	0	0	1	42	46	6.00	1.333
Warren Brusstar, R ERA: 0.93	(7, 1)	1.0		4	1	0	0	1	0	0	0	0	0	0	6	6	0.00	1.000
Lee Smith, R ERA: 2.36	(8, 1)	2.0	S	8	2	0	0	2	0	0	0	0	0	0	12	12	0.00	1.000

PITCHER	IP	WLS	BF	H	R	ER	SO	BB	IBB	HBP	BLK	WP	HR	S	P	ERA	WHIP

Batter	1	2	3	4	5	6	7	8	9	AB	R	H	RBI	BB	SO	LOB
Bob Dernier, R (1, 8) OBP: 0.318, SLG: 0.292	0-0 1B 2B	0-0 1B			0-0 6-3	0-3 K		0-3 K		4	1	2	0	0	1	0
Gary Woods, R (8, PH) OBP: 0.333, SLG: 0.111 (9, 8)										1	0	0	0	0	1	1
23 Ryne Sandberg, R (1, 4) OBP: 0.286, SLG: 0.425	4-0 E 1B SF9 BB	0-3 K			0-0 WP S 1B	0-0 F2				3	1	1	0	1	1	1
Davey Lopes, R (1, 7) OBP: 0.434, SLG: 0.424	0-0 E2 S 1B 1-3 2-H		0-0 F8		4-0 WP BB 1-2		0-0 6-3			3	0	1	1	1	0	0
Keith Moreland, R (1, 9) OBP: 0.370, SLG: 0.371	0-0 1-3		0-0 F8		0-0 5-3 1-2 2-3		0-0 L3			4	0	0	0	0	0	4
Ron Cey, R (1, 5) OBP: 0.309, SLG: 0.353	4-0 IBB		0-0 L5			0-0 BB 1B FC5-2 1B	0-3 K			3	0	1	0	1	1	0
Lee Smith, R (8, 1)										0	0	0	0	0	0	0
Jody Davis, R (1, 2) OBP: 0.305, SLG: 0.383	0-0 SF9 3-H			0-0 5-3		0-0 FC5-2 BB HR 1B 1-2		0-0 F7		3	1	1	1	0	0	0
Leon Durham, L (1, 3) OBP: 0.320, SLG: 0.425	0-3 K 2-3			4-0 G4-3 BB		4-0 FC5-2 HR BB 1-2 2-3		0-0 HR		2	2	1	1	2	1	2
Larry Bowa, S (1, 6) OBP: 0.220, SLG: 0.293		0-0 F6		0-0 G4-3 1-2f		0-0 FC5-2 HR 1-2 2-3 3-Hf		0-0 1B		4	1	1	0	0	0	4
Dennis Eckersley, R (1, 1) OBP: 0.190, SLG: 0.105		0-0 6-3			0-0 F8	0-0 HR 1-H 2-H 3-H		0-0 F8		2	0	0	0	0	0	0
Brian Dayett, R (6, PH) OBP: 0.250, SLG: 0.500										1	1	1	4	0	0	0
Warren Brusstar, R (7, 1)										0	0	0	0	0	0	0
Chris Speier, R (8, 5) OBP: 0.379, SLG: 0.286										1	0	0	0	0	0	1
Inning Stats	R: 2 E: 1 K: 1 S: 7 H: 2 LOB: 2 BB: 2 P: 15	R: 0 E: 0 K: 1 S: 6 H: 1 LOB: 1 BB: 0 P: 6	R: 0 E: 0 K: 0 S: 3 H: 0 LOB: 0 BB: 0 P: 3	R: 0 E: 0 K: 0 S: 2 H: 0 LOB: 0 BB: 1 P: 6	R: 0 E: 0 K: 0 S: 4 H: 1 LOB: 2 BB: 1 P: 8	R: 4 E: 0 K: 1 S: 8 H: 3 LOB: 0 BB: 1 P: 12	R: 0 E: 0 K: 1 S: 5 H: 0 LOB: 0 BB: 0 P: 5	R: 1 E: 0 K: 1 S: 7 H: 2 LOB: 1 BB: 0 P: 7		1B: 6 2B: 1 3B: 0 HR: 2	SF: 1 SAC: 0 DP: 1 HBP: 0					

PITCHER		IP	WLS	BF	H	R	ER	SO	BB	IBB	HBP	BLK	WP	HR	S	P	ERA	WHIP
Tom Browning, L ERA: 2.47	(1, 1)	5.1	L	27	7	6	6	2	4	1	0	0	1	1	26	46	10.12	2.062
Tom Hume, R ERA: 2.12	(6, 1)	0.2		2	0	0	0	1	0	0	0	0	0	0	4	4	0.00	0.000
Ron Robinson, R ERA: 2.25	(7, 1)	2.0		8	2	1	1	2	0	0	0	0	0	1	12	12	4.50	1.000

PITCHER	IP	WLS	BF	H	R	ER	SO	BB	IBB	HBP	BLK	WP	HR	S	P	ERA	WHIP

BOTTOM

Cincinnati Reds @ Chicago Cubs

Wrigley Field, Chicago, IL

Wed May 22 1985, 3:33 AM CDT

Att. 27,863 - Unknown

livebaseballscorecards.com

AB	31
R	7
H	9
RBI	7
BB	5
SO	5
LOB	13

Batter	1	2	3	4	5	6	7	8	9	AB	R	H	RBI	BB	SO	LOB
Bill Doran, S (1, 4) OBP: 0.383, SLG: 0.421	SH5-3 1B 2B		BBB 4-0 BB BB	2-H 0-0 1B			S 0-0 1B 1B		E3 3B	4	3	3	1	1	0	0
Terry Puhl, L (1, 9) OBP: 0.381, SLG: 0.407	SH5-3 ① 2-3		BBBB FC4-6 1-2 BB	F6 ③			FC4-6 1-H 1B		SF7 1-H 3B	3	1	2	2	1	0	1
Denny Walling, L (1, 3) OBP: 0.361, SLG: 0.459	1B 3-H 1B		F7 ①		4-3 ①		F8 ①		SF7 ① 3-H	4	0	1	2	0	0	3
Jose Cruz, L (1, 7) OBP: 0.376, SLG: 0.503 Kevin Bass, S (9, PR) (9, 7) OBP: 0.299, SLG: 0.427	F7 ②		FC4-6 ② 1-2f		1-3 ②		FC4-6 S ② 1-2f		FC5 2B	5 0	0 0	1 0	0 0	0 0	0 0	4 0
Jerry Mumphrey, S (1, 8) OBP: 0.331, SLG: 0.362	FC4-6 1-2 1B		G3 ③		FC5-4 1B		4-3 ③ 1-2		BB FC5 IBB	4	0	2	0	1	0	3
Phil Garner, R (1, 5) OBP: 0.302, SLG: 0.346	FC4-6 ③ 1-2f			1B SF9 1B	FC5-4 ③ 1-2f			6-3 ①	FC5 ② BB 1-2 2-3f	5	1	1	0	0	0	5
Mark Bailey, S (1, 2) OBP: 0.293, SLG: 0.254		G3 ①		SH1-4 1B 1-3 1B		F7 ①		4-3 ②	BBBB 4-0 BB 1-2 2-3	4	1	1	0	1	0	0
Craig Reynolds, L (1, 6) OBP: 0.320, SLG: 0.457		F7 ②		SF9 ① 3-H		F8 ②		0-0 1B	F8 ③	4	0	1	1	0	0	3
Nolan Ryan, R (1, 1) OBP: 0.042, SLG: 0.042		F5 ③		SH1-4 ② 1-2		6-3 ③		SSS 0-3 K ③		3	0	0	0	0	1	1
Inning Stats	R: 1 E: 0 K: 0 S: 6 H: 3 LOB: 2 BB: 0 P: 6	R: 0 E: 0 K: 0 S: 3 H: 0 LOB: 0 BB: 0 P: 3	R: 0 E: 0 K: 0 S: 3 H: 0 LOB: 2 BB: 2 P: 11	R: 2 E: 0 K: 0 S: 6 H: 3 LOB: 1 BB: 0 P: 6	R: 0 E: 0 K: 0 S: 4 H: 1 LOB: 1 BB: 0 P: 4	R: 0 E: 0 K: 0 S: 3 H: 0 LOB: 0 BB: 0 P: 3	R: 1 E: 0 K: 0 S: 5 H: 2 LOB: 1 BB: 0 P: 5	R: 0 E: 0 K: 1 S: 6 H: 1 LOB: 1 BB: 0 P: 6	R: 2 E: 1 K: 0 S: 6 H: 2 LOB: 3 BB: 2 P: 14	1B: 9 2B: 2 3B: 1 HR: 0	SF: 2 SAC: 2 DP: 0 HBP: 0						

TOP

Houston Astros @ Chicago Cubs

Wrigley Field, Chicago, IL

Fri May 24 1985, 3:33 AM CDT

Att. 35,743 - Unknown

livebaseballscorecards.com

AB	36
R	6
H	12
RBI	6
BB	4
SO	1
LOB	20

PITCHER		IP	WLS	BF	H	R	ER	SO	BB	IBB	HBP	BLK	WP	HR	S	P	ERA	WHIP
Dick Ruthven, R ERA: 4.1	(1, 1)	7.0	L	32	9	4	4	0	2	0	0	0	0	0	30	38	5.14	1.571
Lary Sorensen, R ERA: 6.1	(8, 1)	2.0		12	3	2	1	1	1	1	0	0	0	0	12	20	4.50	2.000

PITCHER	IP	WLS	BF	H	R	ER	SO	BB	IBB	HBP	BLK	WP	HR	S	P	ERA	WHIP

WP: 0 PB: 0 SB: 2 CS: 0 PA: 44

Batter	1	2	3	4	5	6	7	8	9	AB	R	H	RBI	BB	SO	LOB
Bob Dernier, R (1, 8) OBP: 0.316, SLG: 0.291	F8			23 CS 1B	F6		FC5 2-3f		4-3	4	0	1	0	0	0	4
Lary Sorensen, R (8, 1)										0	0	0	0	0	0	0
Richie Hebner, L (9, PH) OBP: 0.370, SLG: 0.417										1	0	0	0	0	0	2
23 Ryne Sandberg, R (1, 4) OBP: 0.297, SLG: 0.445	CS BB			1-2 2B BB		HR		F4		2	2	1	1	2	0	0
Thad Bosley, L (1, 7) OBP: 0.308, SLG: 0.435	F8			1-H 2B		K		1-3		4	0	1	1	0	1	1
(8, 8)																
Leon Durham, L (1, 3) OBP: 0.318, SLG: 0.419	CS 1-2	1-3		5-3		K		1B		4	0	1	0	0	1	1
Keith Moreland, R (1, 9) OBP: 0.360, SLG: 0.359		F9		K		F8		4-3		4	0	0	0	0	1	2
Ron Cey, R (1, 5) OBP: 0.314, SLG: 0.358		K			E 1-3 1B		FC5 1B		L5	4	0	2	0	0	1	0
Jody Davis, R (1, 2) OBP: 0.303, SLG: 0.373			6-3		F8		K		FC4-6 BB	3	0	0	0	1	1	2
Larry Bowa, S (1, 6) OBP: 0.209, SLG: 0.279			F7		1-3 1-2		K		FC4-6 HBP 1-2f	2	0	0	0	0	0	1
Chico Walker, S (7, PH)										1	0	0	0	0	1	1
Chris Speier, R (8, 6) OBP: 0.367, SLG: 0.273										1	0	0	0	0	0	1
Dick Ruthven, R (1, 1) OBP: 0.143, SLG: 0.143			K		E4 2-3		1-2 1B		1-2 HBP	2	0	0	0	0	1	1
Brian Dayett, R (7, PH) OBP: 0.357, SLG: 0.538										1	0	1	0	0	0	0
(8, 7)																
Inning Stats	R: 0 E: 0 K: 0 S: 2 H: 0 LOB: 0 BB: 1 P: 6	R: 0 E: 0 K: 1 S: 5 H: 0 LOB: 0 BB: 0 P: 5	R: 0 E: 0 K: 1 S: 5 H: 0 LOB: 0 BB: 0 P: 5	R: 1 E: 0 K: 1 S: 6 H: 2 LOB: 1 BB: 1 P: 10	R: 0 E: 1 K: 0 S: 5 H: 1 LOB: 2 BB: 0 P: 5	R: 1 E: 0 K: 2 S: 8 H: 1 LOB: 0 BB: 0 P: 8	R: 0 E: 0 K: 2 S: 9 H: 2 LOB: 2 BB: 0 P: 9	R: 0 E: 0 K: 0 S: 4 H: 1 LOB: 1 BB: 0 P: 4	R: 0 E: 0 K: 0 S: 3 H: 0 LOB: 2 BB: 1 P: 8	1B: 5 2B: 1 3B: 0 HR: 1	SF: 0 SAC: 0 DP: 0 HBP: 1	WP: 0 PB: 0 SB: 0 CS: 2	PA: 38				

PITCHER	IP	WLS	BF	H	R	ER	SO	BB	IBB	HP	BLK	WP	HR	S	P	ERA	WHIP
Nolan Ryan, R (1, 1) ERA: 2.55	9.0	W	37	7	2	2	7	3	0	1	0	0	1	47	60	2.00	1.111

PITCHER	IP	WLS	BF	H	R	ER	SO	BB	IBB	HBP	BLK	WP	HR	S	P	ERA	WHIP

BOTTOM

Houston Astros @ Chicago Cubs

Wrigley Field, Chicago, IL

Fri May 24 1985, 3:33 AM CDT

Att. 35,743 - Unknown

livebaseballscorecards.com

AB	33
R	2
H	7
RBI	2
BB	3
SO	7
LOB	16

Batter	1	2	3	4	5	6	7	8	9	AB	R	H	RBI	BB	SO	LOB
Bill Doran, S (1, 4) OBP: 0.384, SLG: 0.423	G3 1B		CS 1B		4-3		1-3		SF8 3-H	4	0	2	1	0	0	0
Terry Puhl, L (1, 9) OBP: 0.382, SLG: 0.448	F7		1-2 HR		SSS K		6-3		1-3 2B	5	1	2	1	0	1	1
Denny Walling, L (1, 5) OBP: 0.363, SLG: 0.457	G3 1-2		F7		1B		CS 1B		F7	5	0	2	0	0	0	3
Kevin Bass, S (1, 7) OBP: 0.297, SLG: 0.453	F7		HR		F7		CS 1-2	SSS K		4	1	1	1	0	1	2
Jerry Mumphrey, S (1, 8) OBP: 0.329, SLG: 0.381		6-3	F7			HR		6-3		4	1	1	1	0	0	0
Harry Spilman, L (1, 3) OBP: 0.095, SLG: 0.238		F6		1-3		F8		SSS K		4	0	0	0	0	1	0
Mark Ross, R (8, 1)										0	0	0	0	0	0	0
Alan Ashby, S (1, 2) OBP: 0.354, SLG: 0.431		BB 1B		SSS K		SSS K			4-3	4	0	1	0	0	2	0
Craig Reynolds, L (1, 6) OBP: 0.346, SLG: 0.469		BBBB 1-2 BB		1B		FC6-4 1B			BBBB 1B SF8 BB	2	1	2	0	2	0	0
Joe Niekro, R (1, 1) OBP: 0.261, SLG: 0.318		SSS K		SSS K		FC6-4 1-2f			2B 1-3 1B	3	0	0	0	0	2	4
Enos Cabell, R (8, 3) OBP: 0.299, SLG: 0.356										1	0	1	0	0	0	0
Inning Stats	R: 0 E: 0 K: 0 S: 4 H: 1 LOB: 1 BB: 0 P: 4	R: 0 E: 0 K: 1 S: 6 H: 1 LOB: 2 BB: 1 P: 10	R: 2 E: 0 K: 0 S: 5 H: 3 LOB: 0 BB: 0 P: 5	R: 0 E: 0 K: 2 S: 8 H: 1 LOB: 1 BB: 0 P: 8	R: 0 E: 0 K: 1 S: 6 H: 1 LOB: 1 BB: 0 P: 6	R: 1 E: 0 K: 1 S: 7 H: 2 LOB: 1 BB: 0 P: 7	R: 0 E: 0 K: 0 S: 3 H: 1 LOB: 0 BB: 0 P: 3	R: 0 E: 0 K: 2 S: 7 H: 0 LOB: 0 BB: 0 P: 7	R: 1 E: 0 K: 0 S: 5 H: 2 LOB: 2 BB: 1 P: 9	1B: 8 2B: 1 3B: 0 HR: 3	SF: 1 SAC: 0 DP: 0 HBP: 0						

TOP

Houston Astros @ Chicago Cubs

Wrigley Field, Chicago, IL

Sat May 25 1985, 3:33 AM CDT

Att. 36,278 - Unknown

livebaseballscorecards.com

AB	36
R	4
H	12
RBI	4
BB	2
SO	7
LOB	10

WP: 0 PB: 0 SB: 0 CS: 2 PA: 40

PITCHER		IP	WLS	BF	H	R	ER	SO	BB	IBB	HBP	BLK	WP	HR	S	P	ERA	WHIP
Scott Sanderson, R ERA: 2.19	(1, 1)	7.0		30	10	3	3	5	1	0	0	0	0	3	39	43	3.86	1.571
Lee Smith, R ERA: 2.51	(8, 1)	2.0	W	9	2	1	1	2	1	0	0	0	0	0	12	16	4.50	1.500

PITCHER	IP	WLS	BF	H	R	ER	SO	BB	IBB	HBP	BLK	WP	HR	S	P	ERA	WHIP

Houston Astros @ Chicago Cubs

Wrigley Field, Chicago, IL

Sat May 25 1985, 3:33 AM CDT

Att. 36,278 - Unknown

BOTTOM

livebaseballscorecards.com

Batter	1	2	3	4	5	6	7	8	9	AB	R	H	RBI	BB	SO	LOB
Bob Dernier, R (1, 8) OBP: 0.315, SLG: 0.297	2B		K		5-3			5-3		4	0	1	0	0	1	2
23 Ryne Sandberg, R (1, 4) OBP: 0.296, SLG: 0.440	K		5-3		K			HR S 1B		4	1	1	0	0	2	3
Davey Lopes, R (1, 7) OBP: 0.425, SLG: 0.460	6-3			F8		G5-6-3		1-H HR		4	1	1	2	0	0	1
Leon Durham, L (1, 3) OBP: 0.316, SLG: 0.438	4-3			HR		K		F8		4	1	1	1	0	1	1
Keith Moreland, R (1, 9) OBP: 0.351, SLG: 0.348		K		F7		F8		F9		4	0	0	0	0	1	0
Ron Cey, R (1, 5) OBP: 0.315, SLG: 0.382		F6		5-3			HR			3	1	1	1	0	0	0
Steve Lake, R (1, 2) OBP: 0.250, SLG: 0.400		F8			HR		6-3			3	1	1	1	0	0	0
Chris Speier, R (1, 6) OBP: 0.394, SLG: 0.320			SH1-4 1B		SH3-4 1B		F8			3	0	2	0	0	0	0
Scott Sanderson, R (1, 1) OBP: 0.071, SLG: 0.071			SH1-4 1-2		SH3-4 1-2		F8			0	0	0	0	0	0	0
Brian Dayett, R (7, PH) OBP: 0.333, SLG: 0.500										1	0	0	0	0	0	0
Lee Smith, R (8, 1)										0	0	0	0	0	0	0
Inning Stats	R: 0 E: 0 K: 1 S: 6 H: 1 LOB: 1 BB: 0 P: 6	R: 0 E: 0 K: 1 S: 5 H: 0 LOB: 0 BB: 0 P: 5	R: 0 E: 0 K: 1 S: 6 H: 1 LOB: 1 BB: 0 P: 6	R: 1 E: 0 K: 0 S: 4 H: 1 LOB: 0 BB: 0 P: 4	R: 1 E: 0 K: 1 S: 7 H: 2 LOB: 1 BB: 0 P: 7	R: 0 E: 0 K: 1 S: 5 H: 0 LOB: 0 BB: 0 P: 5	R: 1 E: 0 K: 0 S: 4 H: 1 LOB: 0 BB: 0 P: 4	R: 2 E: 0 K: 0 S: 5 H: 2 LOB: 0 BB: 0 P: 5		1B: 3 2B: 1 3B: 0 HR: 4 SF: 0 SAC: 2 DP: 0 HBP: 0				WP: 0 PB: 0 SB: 1 CS: 0		PA: 32

	AB	30
	R	5
	H	8
	RBI	5
	BB	0
	SO	5
	LOB	7

PITCHER		IP	WLS	BF	H	R	ER	SO	BB	IBB	HBP	BLK	WP	HR	S	P	ERA	WHIP
Joe Niekro, R ERA: 3.02	(1, 1)	7.0		27	6	3	3	5	0	0	0	0	0	3	37	37	3.86	0.857
Mark Ross, R ERA: 3.38	(8, 1)	1.0	L	5	2	2	2	0	0	0	0	0	0	1	5	5	18.00	2.000

PITCHER	IP	WLS	BF	H	R	ER	SO	BB	IBB	HBP	BLK	WP	HR	S	P	ERA	WHIP

Batter	1	2	3	4	5	6	7	8	9	AB	R	H	RBI	BB	SO	LOB
Bill Doran, S (1, 4) OBP: 0.391, SLG: 0.430	6-3 WP 6-3 1B	1-3 3B 1B			6-3	1-2 2-H 1B		BB HBP		2	2	2	0	0	0	0
Jim Pankovits, R (4, 4) OBP: 0.438, SLG: 0.500										2	0	1	1	0	0	0
Enos Cabell, R (1, 3) OBP: 0.296, SLG: 0.377	6-3 1-3	1-H 3-H 3B			5-3 SSS	K		F8		4	0	1	2	0	1	3
Bill Dawley, R (6, 1)										0	0	0	0	0	0	0
Mark Ross, R (6, 1)										0	0	0	0	0	0	0
Tim Tolman, R (8, PH)										1	0	0	0	0	0	1
Frank DiPino, L (8, 1) OBP: 0.333, SLG: 0.333										0	0	0	0	0	0	0
Phil Garner, R (1, 5) OBP: 0.305, SLG: 0.357	6-3 3-H	F8			3B		F3	BBBB 1-2 BB		4	0	1	1	1	0	1
Kevin Bass, S (1, 7) OBP: 0.281, SLG: 0.429	F8		SSS K		SSS K		4-3	F9		5	0	0	0	0	2	3
Jerry Mumphrey, S (1, 8) OBP: 0.331, SLG: 0.381		FC S FC 1B	G3			3-1	2B 1B		G3	5	2	2	0	0	0	0
Terry Puhl, L (1, 9) OBP: 0.383, SLG: 0.465		FC FC5-4 FC 1-3 SF8	F8			3-1 1B 2B	1-H 2B		SSS K	5	2	2	1	0	1	1
Alan Ashby, S (1, 2) OBP: 0.345, SLG: 0.408		FC FC5-4 1-2 3-H		E5 G4-6-3		3-1 2-3	4-0 IBB		SSS K	4	0	0	1	1	1	2
Bert Pena, R (1, 6) OBP: 0.333, SLG: 0.333	FC5-4 1B 3B 1-2f 2-3			G4-6-3 1-2f		BB 1B 1B 3-H	4-3			3	2	1	1	0	0	3
Denny Walling, L (7, PH) OBP: 0.360, SLG: 0.453										1	0	0	0	0	0	2
(7, 3)																
Mike Scott, R (1, 1)						BBBB 1-2 1B BB		4-3		1	0	0	1	0	0	0
Harry Spilman, L (6, PH) OBP: 0.136, SLG: 0.238		SF8		F8						0	0	0	0	1	0	0
(6, 3)																
Craig Reynolds, L (7, 6) OBP: 0.343, SLG: 0.464		3-H								1	0	0	0	0	0	0

Inning Stats																															
	R: 1	H: 1	R: 4	H: 3	R: 0	H: 0	R: 0	H: 0	R: 0	H: 1	R: 2	H: 3	R: 1	H: 2	R: 0	H: 0	R: 0	H: 0	1B: 6	SF: 1	WP: 1	PA: 43
	E: 0	LOB: 0	E: 0	LOB: 1	E: 0	LOB: 0	E: 1	LOB: 0	E: 0	LOB: 1	E: 0	LOB: 2	E: 0	LOB: 2	E: 0	LOB: 2	E: 0	LOB: 0	2B: 2	SAC: 0	PB: 0	
	K: 0	BB: 0	K: 0	BB: 0	K: 1	BB: 0	K: 0	BB: 0	K: 1	BB: 0	K: 1	BB: 1	K: 0	BB: 1	K: 0	BB: 1	K: 2	BB: 0	3B: 2	DP: 1	SB: 1	
	S: 4	P: 4	S: 8	P: 8	S: 5	P: 5	S: 3	P: 3	S: 6	P: 6	S: 8	P: 12	S: 5	P: 9	S: 3	P: 8	S: 7	P: 7	HR: 0	HBP: 1	CS: 0	

PITCHER		IP	WLS	BF	H	R	ER	SO	BB	IBB	HBP	BLK	WP	HR	S	P	ERA	WHIP
Ray Fontenot, L ERA: 4.07	(1, 1)	5.0		22	5	5	5	2	0	0	0	0	1	0	26	26	9.00	1.000
Warren Brusstar, R ERA: 2.53	(6, 1)	1.0		7	3	2	2	1	1	0	0	0	0	0	8	12	18.00	4.000
George Frazier, R ERA: 6.43	(7, 1)	1.1	W	8	2	1	1	0	0	1	1	0	0	0	6	11	6.75	1.500
Lee Smith, R ERA: 2.37	(8, 1)	1.2	S	6	0	0	0	2	1	0	0	0	0	0	9	13	0.00	0.600

PITCHER	IP	WLS	BF	H	R	ER	SO	BB	IBB	HBP	BLK	WP	HR	S	P	ERA	WHIP

TOP

Houston Astros @ Chicago Cubs

Wrigley Field, Chicago, IL

Sun May 26 1985, 3:33 AM CDT

Att. 37,044 - Unknown

livebaseballscorecards.com

AB	38
R	8
H	10
RBI	8
BB	3
SO	5
LOB	16

Batter	1	2	3	4	5	6	7	8	9	AB	R	H	RBI	BB	SO	LOB
Bob Dernier, R (1, 8) OBP: 0.317, SLG: 0.300	F4	K			S HR 1B	K		23 S 1B		5	1	2	0	0	2	1
23 Ryne Sandberg, R (1, 4) OBP: 0.299, SLG: 0.436	K		FC4-6 BB		F5		G3 S 2B 1B	F7 1-2		4	1	1	0	1	1	2
Davey Lopes, R (1, 7) OBP: 0.447, SLG: 0.508	S S BB		FC4-6 1-2f		1-H HR		1-2 G3 2B BB			2	2	1	2	3	0	1
Leon Durham, L (1, 3) OBP: 0.312, SLG: 0.424	1-2 S IBB		K		1-3		1-2 2-3 G3		F7	4	0	0	0	1	1	5
Keith Moreland, R (1, 9) OBP: 0.354, SLG: 0.356	1-2 2-3 K		6-3			2B 2B BB	2-H 3-H HR 2B			3	2	1	2	1	1	3
Ron Cey, R (1, 5) OBP: 0.327, SLG: 0.449		HR		F4		1-3 2B 2B	2-H HR			4	3	3	3	0	0	0
Jody Davis, R (1, 2) OBP: 0.309, SLG: 0.385		1B		K		F9 4-3 2-H 3-H 2B	F8			4	1	2	2	0	1	0
Chris Speier, R (1, 6) OBP: 0.351, SLG: 0.276 Lee Smith, R (8, 1)		K		F4		F9 2-3	6-3			4 0	0 0	0 0	0 0	0 0	1 0	2 0
Ray Fontenot, L (1, 1) Thad Bosley, L (5, PH) OBP: 0.296, SLG: 0.417 Warren Brusstar, R (6, 1) Richie Hebner, L (6, PH) OBP: 0.357, SLG: 0.400 George Frazier, R (7, 1) Larry Bowa, S (8, 6) OBP: 0.205, SLG: 0.273		K			5-3	4-3 3-H		5-3		1 1 0 1 0 1	0 0 0 0 0 0	0 0 0 1 0 0	0 0 0 0 0 0	0 0 0 0 0 0	1 0 0 0 0 0	1 0 0 0 0 0
Inning Stats	R: 0 E: 0 K: 2 S: 7 H: 0 LOB: 2 BB: 2 P: 15	R: 1 E: 0 K: 3 S: 11 H: 2 LOB: 1 BB: 0 P: 11	R: 0 E: 0 K: 1 S: 5 H: 0 LOB: 1 BB: 1 P: 9	R: 0 E: 0 K: 1 S: 5 H: 0 LOB: 0 BB: 0 P: 5	R: 2 E: 0 K: 0 S: 5 H: 2 LOB: 0 BB: 0 P: 5	R: 3 E: 0 K: 1 S: 7 H: 2 LOB: 0 BB: 1 P: 11	R: 4 E: 0 K: 0 S: 6 H: 3 LOB: 0 BB: 1 P: 10	R: 0 E: 0 K: 0 S: 4 H: 1 LOB: 2 BB: 1 P: 8		1B: 4 2B: 3 3B: 0 HR: 3	SF: 0 SAC: 0 DP: 0 HBP: 0					

BOTTOM

Houston Astros @ Chicago Cubs

Wrigley Field, Chicago, IL

Sun May 26 1985, 3:33 AM CDT

Att. 37,044 - Unknown

livebaseballscorecards.com

AB	34
R	10
H	10
RBI	10
BB	6
SO	8
LOB	15

WP: 0 PB: 0 SB: 6 CS: 0 PA: 40

PITCHER		IP	WLS	BF	H	R	ER	SO	BB	IBB	HBP	BLK	WP	HR	S	P	ERA	WHIP
Mike Scott, R ERA: 3.59	(1, 1)	5.0		22	4	3	3	7	2	1	0	0	0	2	33	45	5.40	1.200
Bill Dawley, R ERA: 4.18	(6, 1)	0.0		3	2	3	3	0	1	0	0	0	0	0	2	6	∞	∞
Mark Ross, R ERA: 7.36	(6, 1)	2.0	L	10	3	4	4	1	1	0	0	0	0	1	11	15	18.00	2.000
Frank DiPino, L ERA: 4.95	(8, 1)	1.0		5	1	0	0	0	0	1	0	0	0	0	4	8	0.00	1.000

PITCHER	IP	WLS	BF	H	R	ER	SO	BB	IBB	HBP	BLK	WP	HR	S	P	ERA	WHIP

Batter	1	2	3	4	5	6	7	8	9	AB	R	H	RBI	BB	SO	LOB
Bob Dernier, R (1, 8) OBP: 0.322, SLG: 0.312	F6			23 FC5-4 1B	1-3 2-H 3-H 2B		5-3			4	0	2	2	0	0	0
23 Ryne Sandberg, R (1, 4) OBP: 0.298, SLG: 0.431	F8			FC5-4 1B S 1-2f CS	5-3			S 2B 1B		4	1	1	0	0	0	3
Davey Lopes, R (1, 7) OBP: 0.443, SLG: 0.500	6-3			F7		S 2B 1B		5-3 1-2		3	1	1	0	0	0	1
Gary Woods, R (7, 7) OBP: 0.308, SLG: 0.100										1	0	0	0	0	0	1
Keith Moreland, R (1, 9) OBP: 0.364, SLG: 0.374		G5-4-3 1B		1-3 1B		1-H 2B		F8		4	0	3	1	0	0	1
Ron Cey, R (1, 5) OBP: 0.325, SLG: 0.450		G5-4-3 1-2f		CS 3-H	K	F8		2-H 2B		4	0	1	1	0	1	2
Jody Davis, R (1, 2) OBP: 0.300, SLG: 0.373		F8			6-3	F7		6-3		4	0	0	0	0	0	2
Leon Durham, L (1, 3) OBP: 0.310, SLG: 0.419			6-3		BB 1B 2B 1B	K			F8	4	1	1	0	0	1	1
Larry Bowa, S (1, 6) OBP: 0.208, SLG: 0.271			5-3		BB 1-2 2B 1B		K		F9	4	1	1	0	0	1	0
Dennis Eckersley, R (1, 1) OBP: 0.200, SLG: 0.091			K		2B 1-2 2-3 BB		F9		K	3	0	0	0	1	2	0
Lee Smith, R (9, 1)										0	0	0	0	0	0	0
Inning Stats	R: 0 E: 0 K: 0 S: 3 H: 0 LOB: 0 BB: 0 P: 3	R: 0 E: 0 K: 0 S: 3 H: 1 LOB: 0 BB: 0 P: 3	R: 0 E: 0 K: 1 S: 5 H: 0 LOB: 0 BB: 0 P: 5	R: 0 E: 0 K: 0 S: 4 H: 2 LOB: 1 BB: 0 P: 4	R: 2 E: 0 K: 1 S: 8 H: 3 LOB: 2 BB: 1 P: 12	R: 1 E: 0 K: 1 S: 7 H: 2 LOB: 1 BB: 0 P: 7	R: 0 E: 0 K: 1 S: 5 H: 0 LOB: 0 BB: 0 P: 5	R: 1 E: 0 K: 0 S: 5 H: 2 LOB: 1 BB: 0 P: 5	R: 0 E: 0 K: 1 S: 5 H: 0 LOB: 0 BB: 0 P: 5	1B: 7 2B: 3 3B: 0 HR: 0	SF: 0 SAC: 0 DP: 1 HBP: 0						

TOP

Chicago Cubs @ Cincinnati Reds

Riverfront Stadium, Cincinnati, OH

Mon May 27 1985, 7:05 PM EDT

Att. 20,046 - Unknown

livebaseballscorecards.com

AB	35
R	4
H	10
RBI	4
BB	1
SO	5
LOB	11

PITCHER		IP	WLS	BF	H	R	ER	SO	BB	IBB	HBP	BLK	WP	HR	S	P	ERA	WHIP
Tom Browning, L ERA: 2.73	(1, 1)	7.2	L	32	10	4	4	4	1	0	0	0	0	0	39	43	4.70	1.435
Ron Robinson, R ERA: 2.16	(8, 1)	1.1		4	0	0	0	1	0	0	0	0	0	0	6	6	0.00	0.000

PITCHER	IP	WLS	BF	H	R	ER	SO	BB	IBB	HBP	BLK	WP	HR	S	P	ERA	WHIP

Chicago Cubs @ Cincinnati Reds

Riverfront Stadium, Cincinnati, OH

Mon May 27 1985, 7:05 PM EDT

Att. 20,046 - Unknown

livebaseballscorecards.com

BOTTOM

Batter	1	2	3	4	5	6	7	8	9	AB	R	H	RBI	BB	SO	LOB
Eddie Milner, L (1, 8) OBP: 0.318, SLG: 0.241	F9		F9 2-3			F8		F8		4	0	0	0	0	0	3
Pete Rose, S (1, 3) OBP: 0.405, SLG: 0.373	F8		1-0 1-2 HBP			4-3		G3 1-2		3	0	0	0	0	0	1
Dave Parker, L (1, 9) OBP: 0.372, SLG: 0.561	L4		4-3			4-3		S S S K		4	0	0	0	0	1	4
Alan Knicely, R (1, 2) OBP: 0.372, SLG: 0.615		S S S K		L5			5-3		HR	4	1	1	1	0	1	0
Gary Redus, R (1, 7) OBP: 0.453, SLG: 0.405		S S S K		S S S K			L6		B B B B S 1B E BB	3	1	0	0	1	2	0
Dave Concepcion, R (1, 6) OBP: 0.290, SLG: 0.405		S S S K		S S S K			2B		S 1-2 1B	4	1	2	0	0	2	0
Nick Esasky, R (1, 5) OBP: 0.311, SLG: 0.379			FC6 1B 1B	F6			2-H 2B		1-3 2-H	1	0	1	0	0	0	0
Wayne Krenchicki, L (3, PR) (4, 5) OBP: 0.326, SLG: 0.243										3	0	1	1	0	0	1
Ron Oester, S (1, 4) OBP: 0.370, SLG: 0.387			F9 FC6 1-2 1B	3-1			F5	S S S K		3	0	1	0	0	0	1
Ron Robinson, R (8, 1)										0	0	0	0	0	0	0
Duane Walker, L (9, PH) OBP: 0.324, SLG: 0.517										1	0	0	0	0	1	1
Tom Browning, L (1, 1)			FC6 HBP 1-2 2-3f	4-3				G3 1B	F6	2	0	0	0	0	0	2
Tom Foley, L (8, 4) OBP: 0.188, SLG: 0.222										2	0	1	0	0	0	1

	AB	34
	R	3
	H	7
	RBI	2
	BB	1
	SO	7
	LOB	14

Inning Stats	1	2	3	4	5	6	7	8	9	1B: 4	SF: 0	WP: 0	PA: 36
R:	0	0	0	0	0	0	1	0	2	2B: 2	SAC: 0	PB: 0	
E:	0	0	0	0	0	0	0	0	0	3B: 0	DP: 0	SB: 3	
K:	0	3	0	0	0	0	0	1	1	HR: 1	HBP: 1	CS: 0	
S:	3	9	5	7	3	3	5	6	7				
H:	0	0	2	0	0	0	2	1	2				
LOB:	0	0	3	0	0	0	1	1	1				
BB:	0	0	0	0	0	0	0	0	1				
P:	3	9	6	7	3	3	5	6	11				

PITCHER		IP	WLS	BF	H	R	ER	SO	BB	IBB	HBP	BLK	WP	HR	S	P	ERA	WHIP
Dennis Eckersley, R ERA: 2.64	(1, 1)	8.0	W	31	6	2	2	6	0	0	1	0	0	1	42	43	2.25	0.750
Lee Smith, R ERA: 2.3	(9, 1)	1.0	S	5	1	1	0	1	1	0	0	0	0	0	6	10	0.00	2.000

PITCHER	IP	WLS	BF	H	R	ER	SO	BB	IBB	HBP	BLK	WP	HR	S	P	ERA	WHIP

Chicago Cubs @ Cincinnati Reds

Riverfront Stadium, Cincinnati, OH

Tue May 28 1985, 7:05 PM EDT

Att. 15,121 - Unknown

TOP

livebaseballscorecards.com

Batter	1	2	3	4	5	6	7	8	9	AB	R	H	RBI	BB	SO	LOB
Bob Dernier, R (1, 8) OBP: 0.328, SLG: 0.319	0-0 SF8 1B (23 E, 23 S)	0-0 G5-4-3 1B (23)		0-0 6-3 ②		0-0 5-3 ①	0-0 FC5-4 1B (23)		0-0 G6-4-3 ②③ 1-2f	6	1	3	0	0	0	1
23 Ryne Sandberg, R (1, 4) OBP: 0.306, SLG: 0.433	BBBB 4-0 SF8 2B 1-3 BB	0-0 G5-4-3 ②③ 1-2f		0-0 1B 1B		0-0 F7 ②	0-0 FC5-4 1B 1-2			4	1	2	0	1	0	1
Davey Lopes, R (1, 7) OBP: 0.452, SLG: 0.507	0-0 SF8 ① 1-2 3-H		BBBB 4-0 1B 1B BB	0-0 FC6-4 1B 1-2		0-0 1B 3B 1B	0-0 FC5-4 ② 1-2f 2-3			3	2	2	1	1	0	2
Keith Moreland, R (1, 9) OBP: 0.371, SLG: 0.389	0-0 HR 2B 2-H		0-0 1B SF8 1B 1-2	0-0 FC6-4 ③ 1-2f		0-0 3B 1B 1-3	0-0 F4 ③			5	3	3	1	0	0	4
Ron Cey, R (1, 5) OBP: 0.327, SLG: 0.485	0-0 HR 2-H		0-0 F4 ①		0-0 5-3 ①	0-0 3B 3B 1-H 3-H		S S S 0-3 K ①		5	2	2	4	0	1	2
Leon Durham, L (1, 3) OBP: 0.320, SLG: 0.448	0-0 F8 ②		0-0 1B 1-3 2-H		0-0 1B 2B	0-0 3B 3-H		0-0 4-3 ②		5	1	3	2	0	0	0
Jody Davis, R (1, 2) OBP: 0.303, SLG: 0.377	0-0 1B		0-0 SF8 ② 3-H		0-0 1B 2-H	S S S 0-3 K ③		0-0 5-3 ③		4	0	2	2	0	1	1
Chris Speier, R (1, 6) OBP: 0.357, SLG: 0.382	S S S 0-3 K ③	S S S 0-3 K ③			0-0 F3 ②		0-0 HR		0-0 G6-4-3 1B	5	1	2	1	0	2	3
Larry Gura, S (1, 1) Warren Brusstar, R (4, 1) George Frazier, R (6, 1) Gary Woods, R (7, PH) OBP: 0.286, SLG: 0.091 Lary Sorensen, R (7, 1) Brian Dayett, R (9, PH) OBP: 0.313, SLG: 0.467		S S S 0-3 K ①		S S S 0-3 K ①	S S S 0-3 K ③		S S S 0-3 K ①		0-0 F7 ①	2 0 0 0 0 2 0 1 0 0 0 0 1 1 0 0 0 0 0 0 0 1 0 0 0 0 1 0 0 0 0 0 0 0 0 1 0 0 0 0 0 1						
Inning Stats	R: 4 E: 0 K: 1 S: 9 / H: 4 LOB: 1 BB: 1 P: 13	R: 0 E: 0 K: 1 S: 5 / H: 1 LOB: 0 BB: 0 P: 5	R: 2 E: 0 K: 1 S: 7 / H: 2 LOB: 1 BB: 1 P: 11	R: 0 E: 0 K: 1 S: 7 / H: 2 LOB: 2 BB: 0 P: 7	R: 1 E: 0 K: 1 S: 7 / H: 2 LOB: 1 BB: 0 P: 7	R: 3 E: 0 K: 1 S: 9 / H: 4 LOB: 1 BB: 0 P: 9	R: 1 E: 0 K: 1 S: 8 / H: 3 LOB: 2 BB: 0 P: 8	R: 0 E: 0 K: 1 S: 5 / H: 0 LOB: 0 BB: 0 P: 5	R: 0 E: 0 K: 0 S: 3 / H: 1 LOB: 0 BB: 0 P: 3	1B: 13 2B: 2 3B: 2 HR: 2	SF: 2 SAC: 0 DP: 2 HBP: 0	WP: 0 PB: 0 SB: 1 CS: 0	PA: 46			

	AB	42
	R	11
	H	19
	RBI	11
	BB	2
	SO	8
	LOB	16

PITCHER		IP	WLS	BF	H	R	ER	SO	BB	IBB	HBP	BLK	WP	HR	S	P	ERA	WHIP
Jay Tibbs, R ERA: 5.21	(1, 1)	2.1		15	7	6	6	2	2	0	0	0	0	1	17	25	23.14	3.857
Frank Pastore, R ERA: 6.28	(3, 1)	1.2		7	2	0	0	2	0	0	0	0	0	0	11	11	0.00	1.200
Tom Hume, R ERA: 3.86	(5, 1)	2.0		12	6	4	4	2	0	0	0	0	0	0	16	16	18.00	3.000
John Franco, L ERA: 3.71	(7, 1)	3.0	W	12	4	1	1	2	0	0	0	0	0	1	16	16	3.00	1.333

PITCHER	IP	WLS	BF	H	R	ER	SO	BB	IBB	HBP	BLK	WP	HR	S	P	ERA	WHIP

BOTTOM

Chicago Cubs @ Cincinnati Reds

Riverfront Stadium, Cincinnati, OH

Tue May 28 1985, 7:05 PM EDT

Att. 15,121 - Unknown

Batter	1	2	3	4	5	6	7	8	9	AB	R	H	RBI	BB	SO	LOB
Gary Redus, R (1, 8) (8, 7) OBP: 0.475, SLG: 0.489	F9		F8	IBB		HR	1B	1B		5	2	3	2	1	0	0
Dave Concepcion, R (1, 6) OBP: 0.298, SLG: 0.405	F9			1B / K		BB / 2B	1B	F8		5	3	2	1	1	1	5
Dave Parker, L (1, 9) OBP: 0.367, SLG: 0.551	F8			HR / F7		F8	F5			5	1	1	0	0	0	5
Alan Knicely, R (1, 2) OBP: 0.396, SLG: 0.605		BB		HR	5-3	BB	F8			4	2	2	1	1	0	1
Tony Perez, R (1, 3) OBP: 0.615, SLG: 1.150		FC5		HR	FC6-4	2B	2B			3	2	3	4	2	0	0
Eddie Milner, L (7, PR) (8, 8) OBP: 0.318, SLG: 0.241						BB				0	0	0	0	0	0	0
Cesar Cedeno, R (1, 7) (8, 3) OBP: 0.307, SLG: 0.304		FC5 / G6-4-3		2B	FC6-4	1B	5-3			4	2	1	3	0	0	4
Ron Oester, S (1, 4) OBP: 0.371, SLG: 0.391		G6-4-3		2B	F8	1B		F7		4	0	1	1	1	0	3
Wayne Krenchicki, L (1, 5) OBP: 0.375, SLG: 0.300			F6	2B		HR / WP		1B / SH5-4		3	1	2	1	2	0	0
Jay Tibbs, R (1, 1) OBP: 0.160, SLG: 0.087			K	K		F8 / K		SH5-4		0	0	0	0	0	0	0
Frank Pastore, R (3, 1) OBP: 0.333, SLG: 0.667										1	0	0	0	0	1	0
Duane Walker, L (4, PH) OBP: 0.314, SLG: 0.500										1	0	0	0	0	1	2
Tom Hume, R (5, 1)										0	0	0	0	0	0	0
Eric Davis, R (6, PH) OBP: 0.207, SLG: 0.416										2	0	0	0	0	1	3
John Franco, L (7, 1)										0	0	0	0	0	0	0
Inning Stats	R: 0 E: 0 K: 0 S: 3 H: 0 LOB: 0 BB: 0 P: 3	R: 0 E: 0 K: 0 S: 3 H: 1 LOB: 1 BB: 1 P: 7	R: 0 E: 0 K: 1 S: 5 H: 0 LOB: 0 BB: 0 P: 5	R: 5 E: 0 K: 2 S: 13 H: 6 LOB: 3 BB: 1 P: 18	R: 0 E: 0 K: 0 S: 3 H: 0 LOB: 1 BB: 1 P: 7	R: 6 E: 0 K: 1 S: 9 H: 4 LOB: 2 BB: 4 P: 25	R: 2 E: 0 K: 0 S: 6 H: 3 LOB: 1 BB: 0 P: 6	R: 0 E: 0 K: 0 S: 4 H: 1 LOB: 2 BB: 1 P: 8		1B: 9 2B: 4 3B: 0 HR: 2	SF: 0 SAC: 1 DP: 1 HBP: 1						

PITCHER		IP	WLS	BF	H	R	ER	SO	BB	IBB	HBP	BLK	WP	HR	S	P	ERA	WHIP
Larry Gura, L ERA: 13.5	(1, 1)	3.0		16	6	5	5	1	1	0	1	0	0	1	16	21	15.00	2.333
Warren Brusstar, R ERA: 4.73	(4, 1)	2.2		15	3	4	4	2	3	1	0	0	0	1	15	31	13.50	2.250
George Frazier, R ERA: 7.53	(6, 1)	0.1		5	2	2	2	1	2	0	0	0	1	0	5	13	54.00	12.000
Lary Sorensen, R ERA: 6.57	(7, 1)	2.0	L	11	4	2	2	0	1	0	0	0	0	0	10	14	9.00	2.500

PITCHER	IP	WLS	BF	H	R	ER	SO	BB	IBB	HBP	BLK	WP	HR	S	P	ERA	WHIP

AB	37
R	13
H	15
RBI	13
BB	8
SO	4
LOB	23

WP: 1 PB: 0 SB: 4 CS: 0 PA: 47

livebaseballscorecards.com

Batter	1	2	3	4	5	6	7	8	9	AB	R	H	RBI	BB	SO	LOB
Bob Dernier, R (1, 8) OBP: 0.320, SLG: 0.311	F8		K		5-3			F8		4	0	0	0	0	1	0
23 Ryne Sandberg, R (1, 4) OBP: 0.305, SLG: 0.429	1B			1-3		F6		F5		4	0	1	0	0	0	0
Thad Bosley, L (1, 7) OBP: 0.290, SLG: 0.370	K			F8		BB		K		3	0	0	0	1	2	1
Keith Moreland, R (1, 9) OBP: 0.374, SLG: 0.388	F7			BB S 1B		1-2 BB			F7	3	0	1	0	1	0	1
Ron Cey, R (1, 5) OBP: 0.325, SLG: 0.475		K		1-2 BB		K			L5	3	0	0	0	1	2	2
Leon Durham, L (1, 3) OBP: 0.318, SLG: 0.438		K		1-2 2-3 FC6-4 BB		K			K	3	0	0	0	1	3	2
Steve Lake, R (1, 2) OBP: 0.217, SLG: 0.348		L5		1-2f FC6-4			5-3			3	0	0	0	0	0	3
Chris Speier, R (1, 6) OBP: 0.333, SLG: 0.351			F8		F8		F3			3	0	0	0	0	0	0
Dick Ruthven, R (1, 1) OBP: 0.111, SLG: 0.111			6-3		K		F7			2	0	0	0	0	1	0
Brian Dayett, R (7, PH) OBP: 0.294, SLG: 0.438										1	0	0	0	0	0	0
Ray Fontenot, L (7, 1)										0	0	0	0	0	0	0

TOP

Chicago Cubs @ Cincinnati Reds

Riverfront Stadium, Cincinnati, OH

Wed May 29 1985, 3:33 AM EDT

Att. 18,402 - Unknown

livebaseballscorecards.com

AB	29
R	0
H	2
RBI	0
BB	4
SO	9
LOB	9

Inning Stats	1	2	3	4	5	6	7	8	9
R	0	0	0	0	0	0	0	0	0
E	0	0	0	0	0	0	0	0	0
K	1	2	1	0	1	2	0	1	1
S	6	7	5	4	5	7	3	5	5
H	1	0	0	1	0	0	0	0	0
LOB	1	0	0	3	0	2	0	0	0
BB	0	0	0	2	0	2	0	0	0
P	6	7	5	12	5	15	3	5	5

1B	2	SF	0	WP	0	PA	33
2B	0	SAC	0	PB	0		
3B	0	DP	0	SB	1		
HR	0	HBP	0	CS	0		

PITCHER	IP	WLS	BF	H	R	ER	SO	BB	IBB	HBP	BLK	WP	HR	S	P	ERA	WHIP
Mario Soto, R (1, 1) ERA: 2.47	9.0	W	33	2	0	0	9	4	0	0	0	0	0	47	63	0.00	0.667

PITCHER	IP	WLS	BF	H	R	ER	SO	BB	IBB	HBP	BLK	WP	HR	S	P	ERA	WHIP

Batter	1	2	3	4	5	6	7	8	9	AB	R	H	RBI	BB	SO	LOB
Gary Redus, R (1, 7) OBP: 0.476, SLG: 0.510	6-3		4-3 SF7 2B		G3 S 1B		5-3			4	1	2	0	0	0	0
Eddie Milner, L (1, 8) OBP: 0.316, SLG: 0.235	BBBB E S BB		4-3 2-3		G3 1-3			4-3		3	0	0	0	1	0	2
Dave Parker, L (1, 9) OBP: 0.359, SLG: 0.542	F6 1-3		SF7 3-H		SSS K			G3		3	0	0	1	0	1	2
Alan Knicely, R (1, 2) OBP: 0.404, SLG: 0.578 Dave Vangorder, R (9, 2) OBP: 0.276, SLG: 0.296	F9		BBBB FC6-4 BB			BBBB BB		1-3		2 0	0 0	0 0	0 0	2 0	0 0	1 0
Tony Perez, R (1, 3) OBP: 0.586, SLG: 1.043		1B 1B	FC6-4 1-2f			F7				3	0	1	0	0	0	2
Dave Concepcion, R (1, 6) OBP: 0.298, SLG: 0.404		F9		CS 1B		F8				3	0	1	0	0	0	2
Ron Oester, S (1, 4) OBP: 0.370, SLG: 0.389		1-2 1B	SSS K 1-2			G3				3	0	1	0	0	1	2
Wayne Krenchicki, L (1, 5) OBP: 0.353, SLG: 0.279		SSS K		4-3			4-3			3	0	0	0	0	1	2
Mario Soto, R (1, 1) OBP: 0.212, SLG: 0.250		SSS K			6-3		6-3			3	0	0	0	0	1	2
Inning Stats	R: 0 E: 0 K: 0 S: 3 H: 0 LOB: 1 BB: 1 P: 7	R: 0 E: 0 K: 2 S: 9 H: 2 LOB: 2 BB: 0 P: 9	R: 1 E: 0 K: 0 S: 4 H: 1 LOB: 1 BB: 1 P: 8	R: 0 E: 0 K: 1 S: 5 H: 1 LOB: 0 BB: 0 P: 5	R: 0 E: 0 K: 1 S: 6 H: 1 LOB: 1 BB: 0 P: 6	R: 0 E: 0 K: 0 S: 3 H: 0 LOB: 1 BB: 1 P: 7	R: 0 E: 0 K: 0 S: 3 H: 0 LOB: 0 BB: 0 P: 3	R: 0 E: 0 K: 0 S: 3 H: 0 LOB: 0 BB: 0 P: 3		1B: 4 2B: 1 3B: 0 HR: 0 SF: 1 SAC: 0 DP: 0 HBP: 0						

PITCHER		IP	WLS	BF	H	R	ER	SO	BB	IBB	HBP	BLK	WP	HR	S	P	ERA	WHIP
Dick Ruthven, R ERA: 3.62	(1, 1)	6.0	L	25	5	1	1	4	3	0	0	0	0	0	30	42	1.50	1.333
Ray Fontenot, L ERA: 3.76	(7, 1)	2.0		6	0	0	0	0	0	0	0	0	0	0	6	6	0.00	0.000

PITCHER	IP	WLS	BF	H	R	ER	SO	BB	IBB	HBP	BLK	WP	HR	S	P	ERA	WHIP

BOTTOM

Chicago Cubs @ Cincinnati Reds

Riverfront Stadium, Cincinnati, OH

Wed May 29 1985, 3:33 AM EDT

Att. 18,402 - Unknown

livebaseballscorecards.com

AB	27
R	1
H	5
RBI	1
BB	3
SO	4
LOB	15

WP: 0 PA: 31
PB: 0
SB: 2
CS: 1

Batter	1	2	3	4	5	6	7	8	9	10	AB	R	H	RBI	BB	SO	LOB
Bob Dernier, R (1, 8) OBP: 0.323, SLG: 0.310	K		F9		BB		6-3			1B	4	1	1	0	1	1	1
23 Ryne Sandberg, R (1, 4) OBP: 0.307, SLG: 0.428	K		K		K		E S 1B			HR 1B	5	1	2	1	0	3	3
Davey Lopes, R (1, 7) OBP: 0.449, SLG: 0.500	5-3			K		BLK S 1B	5-3			HR 1B	5	1	2	1	0	1	1
Keith Moreland, R (1, 9) OBP: 0.369, SLG: 0.401		K		5-3		F9		F5		HR	5	1	1	3	0	1	1
Ron Cey, R (1, 5) OBP: 0.315, SLG: 0.458		K		5-3		K		5-3		F7	5	0	0	0	0	2	1
Leon Durham, L (1, 3) OBP: 0.321, SLG: 0.429		E8 PB			K	BB		F5		FC6-4 BB	3	1	0	0	2	1	0
Jody Davis, R (1, 2) OBP: 0.307, SLG: 0.378		1B			BB BB 1B	F8			K	K	5	0	2	0	0	2	3
Larry Bowa, S (1, 6) OBP: 0.216, SLG: 0.260		4-3			BB BB		F6		4-3	FC6-4	2	0	0	0	1	0	1
Thad Bosley, L (9, PH) OBP: 0.281, SLG: 0.357											1	0	0	0	0	0	0
Chris Speier, R (9, 6) OBP: 0.326, SLG: 0.342											1	0	0	0	0	0	1
Scott Sanderson, R (1, 1) OBP: 0.118, SLG: 0.063			4-3		F9		WP 23 1B HBP		F4		2	1	0	0	0	0	2
Richie Hebner, L (9, PH) OBP: 0.345, SLG: 0.385											1	0	0	0	0	0	0
Lee Smith, R (9, 1)											0	0	0	0	0	0	0
Inning Stats	R: 0 E: 0 K: 2 S: 7 H: 0 LOB: 0 BB: 0 P: 7	R: 1 E: 1 K: 2 S: 9 H: 1 LOB: 1 BB: 0 P: 9	R: 0 E: 0 K: 1 S: 5 H: 0 LOB: 0 BB: 0 P: 5	R: 0 E: 0 K: 1 S: 5 H: 0 LOB: 0 BB: 0 P: 5	R: 0 E: 0 K: 2 S: 8 H: 1 LOB: 3 BB: 2 P: 16	R: 0 E: 0 K: 1 S: 6 H: 1 LOB: 2 BB: 1 P: 10	R: 1 E: 0 K: 0 S: 4 H: 1 LOB: 1 BB: 0 P: 5	R: 0 E: 0 K: 0 S: 3 H: 0 LOB: 0 BB: 0 P: 3	R: 0 E: 0 K: 1 S: 5 H: 0 LOB: 0 BB: 0 P: 5	R: 4 E: 0 K: 1 S: 9 H: 4 LOB: 1 BB: 1 P: 13	1B: 7 2B: 0 3B: 0 HR: 1 SF: 0 SAC: 0 DP: 0 HBP: 1						

PITCHER		IP	WLS	BF	H	R	ER	SO	BB	IBB	HBP	BLK	WP	HR	S	P	ERA	WHIP
Joe Niekro, R ERA: 2.85	(1, 1)	7.0		30	4	2	1	9	3	0	1	1	1	0	44	57	1.29	1.000
Dave Smith, R ERA: 1.8	(8, 1)	2.0	L	10	4	4	4	1	0	0	0	0	0	1	12	12	18.00	2.000
Frank DiPino, L ERA: 4.07	(10, 1)	1.0		4	0	0	0	1	1	0	0	0	0	0	5	9	0.00	1.000

PITCHER	IP	WLS	BF	H	R	ER	SO	BB	IBB	HBP	BLK	WP	HR	S	P	ERA	WHIP

TOP

Chicago Cubs @ Houston Astros

Astrodome, Houston, TX

Fri May 31 1985, 8:05 PM EDT

Att. 33,440 - Unknown

livebaseballscorecards.com

AB	39
R	6
H	8
RBI	5
BB	4
SO	11
LOB	14

PA:	44
WP: 2	
PB: 2	
SB: 2	
CS: 0	

Batter	1	2	3	4	5	6	7	8	9	10	AB	R	H	RBI	BB	SO	LOB
Bill Doran, S (1, 4) OBP: 0.382, SLG: 0.419	G3			2-3		1-3		F5			4	0	0	0	0	0	1
Terry Puhl, L (1, 9) OBP: 0.368, SLG: 0.462	L4			2B		WP, 1-3, 1B, 2B			4-3		4	1	2	0	0	0	0
Denny Walling, L (1, 3) OBP: 0.336, SLG: 0.430	K			F6		2-H, 3-H, 1B			4-3		4	0	1	1	0	1	1
Jose Cruz, L (1, 7) OBP: 0.369, SLG: 0.488		4-3		F8		F8			E6		4	0	0	0	0	0	2
Jerry Mumphrey, S (1, 8) OBP: 0.321, SLG: 0.367 Mark Bailey, S (8, 2) OBP: 0.319, SLG: 0.260		F7			4-3		F7		K		3 1	0 0	0 0	0 0	0 0	0 1	0 1
Phil Garner, R (1, 5) OBP: 0.306, SLG: 0.368		6-3			4-3		4-3			5-3	4	0	0	0	0	0	0
Alan Ashby, S (1, 2) OBP: 0.351, SLG: 0.415 Dave Smith, R (8, 1) Frank DiPino, L (10, 1) OBP: 0.250, SLG: 0.250 Harry Spilman, L (10, PH) OBP: 0.226, SLG: 0.276			F8		F9		4-3			4-3	3 0 0 1	0 0 0 0	0 0 0 0	0 0 0 0	0 0 0 0	0 0 0 0	0 0 0 0
Craig Reynolds, L (1, 6) OBP: 0.331, SLG: 0.431			F9			FC1-6, 1B		F5		1B	4	0	2	0	0	0	0
Joe Niekro, R (1, 1) OBP: 0.240, SLG: 0.292 Kevin Bass, S (8, 8) OBP: 0.286, SLG: 0.400			6-3			FC1-6, 2B, 1-2f, WP		G2		4-3	2 2	1 0	0 0	0 0	0 0	0 0	1 1
Inning Stats	R: 0 E: 0 K: 1 S: 5 H: 0 LOB: 0 BB: 0 P: 5	R: 0 E: 0 K: 0 S: 3 H: 0 LOB: 0 BB: 0 P: 3	R: 0 E: 0 K: 0 S: 3 H: 0 LOB: 0 BB: 0 P: 3	R: 0 E: 0 K: 0 S: 4 H: 1 LOB: 1 BB: 0 P: 4	R: 0 E: 0 K: 0 S: 3 H: 0 LOB: 0 BB: 0 P: 3	R: 2 E: 0 K: 0 S: 6 H: 3 LOB: 1 BB: 0 P: 6	R: 0 E: 0 K: 0 S: 3 H: 0 LOB: 0 BB: 0 P: 3	R: 0 E: 0 K: 0 S: 3 H: 0 LOB: 0 BB: 0 P: 3	R: 0 E: 1 K: 1 S: 6 H: 0 LOB: 1 BB: 0 P: 6	R: 0 E: 0 K: 0 S: 4 H: 1 LOB: 1 BB: 0 P: 4	1B: 3 2B: 2 3B: 0 HR: 0	SF: 0 SAC: 0 DP: 0 HBP: 0						

PITCHER	IP	WLS	BF	H	R	ER	SO	BB	IBB	HBP	BLK	WP	HR	S	P	ERA	WHIP
Scott Sanderson, R (1, 1) ERA: 2.2	8.0		28	4	2	2	1	0	0	0	0	1	0	30	30	2.25	0.500
Lee Smith, R (9, 1) ERA: 2.16	2.0	W	8	1	0	0	1	0	0	0	0	0	0	10	10	0.00	0.500

PITCHER	IP	WLS	BF	H	R	ER	SO	BB	IBB	HBP	BLK	WP	HR	S	P	ERA	WHIP

BOTTOM

Chicago Cubs @ Houston Astros

Astrodome, Houston, TX

Fri May 31 1985, 8:05 PM EDT

Att. 33,440 - Unknown

livebaseballscorecards.com

AB	36
R	2
H	5
RBI	1
BB	0
SO	2
LOB	7

WP: 1 PB: 0 SB: 0 CS: 0

PA: 36

Batter	1	2	3	4	5	6	7	8	9	AB	R	H	RBI	BB	SO	LOB
Bob Dernier, R (1, 8) OBP: 0.325, SLG: 0.324	1B 3B		G1-6-3 1B		F8	K			6-3	5	1	2	0	0	1	2
Chris Speier, R (1, 4) OBP: 0.353, SLG: 0.419	3-H 1B		G1-6-3 1-2f		F8		6-3 1B 2B		2B	5	1	3	1	0	0	2
Davey Lopes, R (1, 7) OBP: 0.456, SLG: 0.500	F9		FC5 BB 1B		1-2 1B		6-3 2-3		BB G6-4-3	4	0	2	0	1	0	2
Keith Moreland, R (1, 9) OBP: 0.370, SLG: 0.397	F3		BB FC5 1-2 BB		F8		G6-4-3 3-H 1B		G6-4-3 1-2f	4	0	1	1	1	0	5
Ron Cey, R (1, 5) OBP: 0.314, SLG: 0.459	K		FC5 1-2 2-3f			2B 2B	G6-4-3 1-2f			4	1	1	0	0	1	4
Jody Davis, R (1, 2) OBP: 0.305, SLG: 0.381		F8		F8		E 2-H 2B		F8		4	1	1	1	0	0	0
Leon Durham, L (1, 3) OBP: 0.331, SLG: 0.438		1B		F8		E7 2-H 1B		FC3-6 1B		4	0	3	0	0	0	0
Larry Bowa, S (1, 6) OBP: 0.200, SLG: 0.241		F8		5-3		F4		FC3-6 1-2f		4	0	0	0	0	0	3
Dennis Eckersley, R (1, 1) OBP: 0.207, SLG: 0.115		K			1B 1B	F3		K		4	0	1	0	0	2	3
Inning Stats	R: 1 H: 2 E: 0 LOB: 1 K: 1 BB: 0 S: 7 P: 7	R: 0 H: 1 E: 0 LOB: 1 K: 1 BB: 0 S: 6 P: 6	R: 0 H: 2 E: 0 LOB: 2 K: 0 BB: 1 S: 4 P: 8	R: 0 H: 0 E: 0 LOB: 0 K: 0 BB: 0 S: 3 P: 3	R: 0 H: 2 E: 0 LOB: 2 K: 0 BB: 0 S: 5 P: 5	R: 2 H: 3 E: 1 LOB: 1 K: 1 BB: 0 S: 8 P: 8	R: 1 H: 2 E: 0 LOB: 0 K: 0 BB: 0 S: 4 P: 4	R: 0 H: 1 E: 0 LOB: 1 K: 1 BB: 0 S: 6 P: 6	R: 0 H: 1 E: 0 LOB: 1 K: 0 BB: 1 S: 3 P: 7	1B: 9 SF: 0 2B: 4 SAC: 0 3B: 1 DP: 3 HR: 0 HBP: 0						

TOP

Chicago Cubs @ Houston Astros

Astrodome, Houston, TX

Sat Jun 01 1985, 8:05 PM EDT

Att. 38,879 - Unknown

livebaseballscorecards.com

AB	38
R	4
H	14
RBI	3
BB	2
SO	4
LOB	21

WP: 0 PA: 40
PB: 0
SB: 0
CS: 0

PITCHER		IP	WLS	BF	H	R	ER	SO	BB	IBB	HBP	BLK	WP	HR	S	P	ERA	WHIP
Bob Knepper, L ERA: 3.69	(1, 1)	5.0	L	25	10	3	2	2	1	0	0	0	0	0	28	32	3.60	2.200
Julio Solano, R ERA: 4.5	(6, 1)	3.0		11	3	1	1	2	0	0	0	0	0	0	15	15	3.00	1.000
Bill Dawley, R ERA: 3.94	(9, 1)	1.0		4	1	0	0	0	1	0	0	0	0	0	3	7	0.00	2.000

PITCHER	IP	WLS	BF	H	R	ER	SO	BB	IBB	HBP	BLK	WP	HR	S	P	ERA	WHIP

Batter	1	2	3	4	5	6	7	8	9	AB	R	H	RBI	BB	SO	LOB
Bill Doran, S (1, 4) OBP: 0.374, SLG: 0.409	F8		E4			F8		F7		4	0	0	0	0	0	1
Terry Puhl, L (1, 9) OBP: 0.358, SLG: 0.446	G3		F6			F7			F9	4	0	0	0	0	0	1
Denny Walling, L (1, 7) OBP: 0.333, SLG: 0.424	4-3			1-3			F8		FC3-6, 1B	4	0	1	0	0	0	0
Kevin Bass, S (1, 8) OBP: 0.293, SLG: 0.413		G3, 1B		6-3			F8, BLK, 2B		FC3-6, 1-2f	4	1	2	0	0	0	1
Harry Spilman, L (1, 3) OBP: 0.200, SLG: 0.242		G3, 1-2		F7			F8, 2-3		F5	4	0	0	0	0	0	3
Phil Garner, R (1, 5) OBP: 0.306, SLG: 0.367		F8			G2-6-3, 1B		F6, 3-H			3	0	1	0	0	0	1
Mark Bailey, S (1, 2) OBP: 0.312, SLG: 0.253 Bill Dawley, R (9, 1)		F6			G2-6-3, 1-2f			F8		2 0	0 0	0 0	0 0	0 0	0 0	2 0
Craig Reynolds, L (1, 6) OBP: 0.323, SLG: 0.420			4-3		K			F9		3	0	0	0	0	1	0
Bob Knepper, L (1, 1) Julio Solano, R (6, 1) Alan Ashby, S (6, 2) OBP: 0.354, SLG: 0.417 Enos Cabell, R (8, PH) OBP: 0.279, SLG: 0.354			G3			1-3		1B		1 0 2 1	0 0 0 0	0 0 1 0	0 0 0 0	0 0 0 0	0 0 0 0	0 0 0 0
Inning Stats	R: 0 E: 0 K: 0 S: 3 H: 0 LOB: 0 BB: 0 P: 3	R: 0 E: 0 K: 0 S: 4 H: 1 LOB: 1 BB: 0 P: 4	R: 0 E: 1 K: 0 S: 4 H: 0 LOB: 1 BB: 0 P: 4	R: 0 E: 0 K: 0 S: 3 H: 0 LOB: 0 BB: 0 P: 3	R: 0 E: 0 K: 1 S: 5 H: 1 LOB: 0 BB: 0 P: 5	R: 0 E: 0 K: 0 S: 3 H: 0 LOB: 0 BB: 0 P: 3	R: 1 E: 0 K: 0 S: 4 H: 1 LOB: 0 BB: 0 P: 4	R: 0 E: 0 K: 0 S: 4 H: 1 LOB: 1 BB: 0 P: 4	R: 0 E: 0 K: 0 S: 4 H: 1 LOB: 1 BB: 0 P: 4	1B: 4 2B: 1 3B: 0 HR: 0	SF: 0 SAC: 0 DP: 1 HBP: 0					

PITCHER	IP	WLS	BF	H	R	ER	SO	BB	IBB	HBP	BLK	WP	HR	S	P	ERA	WHIP
Dennis Eckersley, R (1, 1) ERA: 2.46	9.0	W	32	5	1	1	1	0	0	0	1	0	0	34	34	1.00	0.556

PITCHER	IP	WLS	BF	H	R	ER	SO	BB	IBB	HBP	BLK	WP	HR	S	P	ERA	WHIP

BOTTOM

Chicago Cubs @ Houston Astros

Astrodome, Houston, TX

Sat Jun 01 1985, 8:05 PM EDT

Att. 38,879 - Unknown

livebaseballscorecards.com

AB	32
R	1
H	5
RBI	0
BB	0
SO	1
LOB	9

Chicago Cubs @ Houston Astros

Astrodome, Houston, TX

Sun Jun 02 1985, 8:05 PM EDT

Att. 21,129 - Unknown

TOP

livebaseballscorecards.com

Batter	1	2	3	4	5	6	7	8	9	AB	R	H	RBI	BB	SO	LOB
Bob Dernier, R (1, 8) OBP: 0.328, SLG: 0.328	F8		FC5-4 1-2f			FC5-4 1-2 2-H 1B		4-3 WP 1B		4	0	2	1	0	0	1
Chris Speier, R (1, 4) OBP: 0.333, SLG: 0.391	K			K		K		4-3 1-3		3	0	0	0	0	3	2
Richie Hebner, L (8, PH) OBP: 0.333, SLG: 0.370										1	0	0	0	0	0	1
George Frazier, R (8, 1)										0	0	0	0	0	0	0
Davey Lopes, R (1, 7) OBP: 0.439, SLG: 0.476	F8			6-3		FC5-4 S 1-2f 2-3		1-3		4	0	0	0	0	0	3
(8, 4)																
Keith Moreland, R (1, 9) OBP: 0.368, SLG: 0.390		6-3		1-3		K 1-2 3-H			FC4 BB	3	0	0	0	1	1	1
Ron Cey, R (1, 5) OBP: 0.306, SLG: 0.447		F8			5-3		G1		FC4 WP 1-2f E	4	1	0	0	0	0	1
Leon Durham, L (1, 3) OBP: 0.323, SLG: 0.426		K			F9		F4		K 1-2	4	0	0	0	0	2	1
Jody Davis, R (1, 2) OBP: 0.304, SLG: 0.373			E6 FC5-4		K		BB		E6 2-H	3	0	0	0	1	1	0
Larry Bowa, S (1, 6) OBP: 0.207, SLG: 0.246			F8			1B 1B 1B	F4		K	3	1	1	0	0	0	2
Chico Walker, S (9, PH)										1	0	0	0	0	1	1
Larry Gura, S (1, 1)			K			FC5-4 1B S 1-2 1B		K		1	0	0	0	0	1	1
Warren Brusstar, R (5, 1)										0	0	0	0	0	0	0
Thad Bosley, L (6, PH) OBP: 0.303, SLG: 0.379										1	1	1	0	0	0	0
Ray Fontenot, L (6, 1)										0	0	0	0	0	0	0
Brian Dayett, R (8, PH) OBP: 0.278, SLG: 0.412										1	0	0	0	0	1	0
(8, 7)																

AB	33
R	3
H	4
RBI	1
BB	2
SO	10
LOB	14

Inning Stats	1	2	3	4	5	6	7	8	9
	R: 0 E: 0 K: 1 S: 5	H: 0 LOB: 0 BB: 0 P: 5	R: 0 E: 0 K: 1 S: 5	H: 0 LOB: 0 BB: 0 P: 5	R: 0 E: 1 K: 1 S: 6	H: 0 LOB: 1 BB: 0 P: 6	R: 0 E: 0 K: 1 S: 5	H: 0 LOB: 0 BB: 0 P: 5	R: 0 E: 0 K: 1 S: 5	H: 0 LOB: 0 BB: 0 P: 5	R: 2 E: 0 K: 2 S: 10	H: 3 LOB: 1 BB: 0 P: 10	R: 0 E: 0 K: 0 S: 3	H: 0 LOB: 1 BB: 1 P: 7	R: 0 E: 0 K: 1 S: 6	H: 1 LOB: 1 BB: 0 P: 6	R: 1 E: 1 K: 2 S: 8	H: 0 LOB: 1 BB: 1 P: 12

1B: 4	SF: 0
2B: 0	SAC: 0
3B: 0	DP: 0
HR: 0	HBP: 0

WP: 2	PA: 35
PB: 0	
SB: 2	
CS: 0	

PITCHER		IP	WLS	BF	H	R	ER	SO	BB	IBB	HBP	BLK	WP	HR	S	P	ERA	WHIP
Mike Scott, R ERA: 3.41	(1, 1)	8.0	W	30	4	2	2	8	1	0	0	0	1	0	45	49	2.25	0.625
Dave Smith, R ERA: 1.74	(9, 1)	1.0	S	5	0	1	0	2	1	0	0	0	1	0	8	12	0.00	1.000

PITCHER	IP	WLS	BF	H	R	ER	SO	BB	IBB	HBP	BLK	WP	HR	S	P	ERA	WHIP

BOTTOM

Chicago Cubs @ Houston Astros

Astrodome, Houston, TX

Sun Jun 02 1985, 8:05 PM EDT

Att. 21,129 - Unknown

Batter	1	2	3	4	5	6	7	8	9	AB	R	H	RBI	BB	SO	LOB
Bill Doran, S (1, 4) OBP: 0.374, SLG: 0.433	6-3	BB, 1-3, 2B		6-3	F5			HR		5	1	2	1	0	0	2
Enos Cabell, R (1, 3) OBP: 0.297, SLG: 0.365	BB, 2B	BB, BB		6-3		F3		BBBB, G6-4-3, BB		3	0	1	0	2	0	0
Phil Garner, R (1, 5) OBP: 0.303, SLG: 0.358	E5, BB	BBB, 1-2, 2-3, 3-H, BB		5-3		F3		G6-4-3, 1-2f		4	0	0	1	1	0	2
Kevin Bass, S (1, 8) OBP: 0.292, SLG: 0.416	F8	L1			1B, 2B, 2B	SSS, K				4	1	1	0	0	1	5
Jim Pankovits, R (1, 7) OBP: 0.452, SLG: 0.568	BBBB, 1-2, 2-3, BB		E5, 1B, 1-3		2-3, 2B, 1B		6-3			3	1	1	0	1	0	0
Terry Puhl, L (1, 9) OBP: 0.355, SLG: 0.448	F7		1-3, 1-2		G3, FC2, 1-H, 3-H, 2B		4-3			4	0	1	2	0	0	4
Mark Bailey, S (1, 2) OBP: 0.320, SLG: 0.265		F9	2-3, 1B		G3, 2-3		1B			4	0	2	0	0	0	1
Bert Pena, R (1, 6) OBP: 0.167, SLG: 0.167		5-3	SSS, K		4-0, FC2, IBB		SSS, K2-3			2	0	0	0	0	1	2
Craig Reynolds, L (5, PH) OBP: 0.326, SLG: 0.417 (6, 6)										1	0	0	0	1	1	1
Mike Scott, R (1, 1) OBP: 0.056, SLG: 0.063		BB, 2B, 1B	SSS, K		FC2, 1-2, 3-H			4-3		3	1	1	0	0	1	4
Denny Walling, L (8, PH) OBP: 0.331, SLG: 0.421										1	0	0	0	0	0	0
Dave Smith, R (9, 1)										0	0	0	0	0	0	0
Inning Stats	R: 0 E: 1 K: 0 S: 5 H: 1 LOB: 3 BB: 1 P: 9	R: 1 E: 0 K: 0 S: 5 H: 2 LOB: 3 BB: 2 P: 13	R: 0 E: 1 K: 2 S: 9 H: 1 LOB: 2 BB: 0 P: 9	R: 0 E: 0 K: 0 S: 3 H: 0 LOB: 0 BB: 0 P: 3	R: 2 E: 0 K: 0 S: 6 H: 3 LOB: 2 BB: 1 P: 10	R: 0 E: 0 K: 1 S: 5 H: 0 LOB: 0 BB: 0 P: 5	R: 0 E: 0 K: 1 S: 6 H: 1 LOB: 1 BB: 0 P: 6	R: 1 E: 0 K: 0 S: 3 H: 1 LOB: 0 BB: 1 P: 7		1B: 4 2B: 4 3B: 0 HR: 1 SF: 0 SAC: 0 DP: 1 HBP: 0						

WP: 0 PB: 0 SB: 0 CS: 0 PA: 39

	AB	34
	R	4
	H	9
	RBI	4
	BB	5
	SO	4
	LOB	21

livebaseballscorecards.com

PITCHER		IP	WLS	BF	H	R	ER	SO	BB	IBB	HBP	BLK	WP	HR	S	P	ERA	WHIP
Larry Gura, L ERA: 11.12	(1, 1)	4.0	L	24	7	3	3	2	3	0	0	0	0	0	25	37	6.75	2.500
Warren Brusstar, R ERA: 4.4	(5, 1)	1.0		4	0	0	0	0	0	1	0	0	0	0	3	7	0.00	0.000
Ray Fontenot, L ERA: 3.49	(6, 1)	2.0		7	1	0	0	2	0	0	0	0	0	0	11	11	0.00	0.500
George Frazier, R ERA: 7.63	(8, 1)	1.0		4	1	1	1	0	1	0	0	0	0	1	3	7	9.00	2.000

PITCHER	IP	WLS	BF	H	R	ER	SO	BB	IBB	HBP	BLK	WP	HR	S	P	ERA	WHIP

Batter	1	2	3	4	5	6	7	8	9	AB	R	H	RBI	BB	SO	LOB
Claudell Washington, L (1, 9) OBP: 0.318, SLG: 0.431	HR	F7	2-3		3-1					4	1	1	1	0	0	0
Rafael Ramirez, R (1, 6) OBP: 0.289, SLG: 0.342	1B 5-3 1B	F8			5-3		F8			4	1	1	0	0	0	0
Dale Murphy, R (1, 8) OBP: 0.403, SLG: 0.608	5-3 BB 1B 1-3 1B	B B B FC5-4 BB			F7			B B B S BB		2	1	1	0	2	0	0
Bob Horner, R (1, 5) OBP: 0.305, SLG: 0.383	B B B 1B 5-3 1-2 BB	FC5-4 1-2f			4-3			F8		3	0	0	0	1	0	2
Terry Harper, R (1, 7) OBP: 0.328, SLG: 0.441	5-3 1-2 2-3 3-H	6-3				B B B FC6-4 BB		F7 1-2		3	0	0	1	1	0	3
Chris Chambliss, L (1, 3) OBP: 0.297, SLG: 0.293	I I I 1B IBB	B B B G1-4-3 BB				S S S K		F7		2	0	0	0	2	1	2
Rick Cerone, R (1, 2) OBP: 0.302, SLG: 0.304	1-2 2-3 3-H 1B	G1-4-3 1-2f				F9			G1-6-3 1B	4	0	2	1	0	0	2
Glenn Hubbard, R (1, 4) OBP: 0.344, SLG: 0.324 Albert Hall, S (9, PH) OBP: 0.261, SLG: 0.190	F8			S S S K		FC6-4 1-2f			G1-6-3 1-2f	3 1	0 0	0 0	0 0	0 0	1 0	4 1
Rick Mahler, R (1, 1) OBP: 0.194, SLG: 0.222 Gerald Perry, L (7, PH) OBP: 0.275, SLG: 0.266 Rick Camp, R (7, 1) Ken Oberkfell, L (9, PH) OBP: 0.299, SLG: 0.322	1-3			6-3			F7		6-3	2 1 0 1	0 0 0 0	0 0 0 0	0 0 0 0	0 0 0 0	0 0 0 0	3 0 0 0
Inning Stats	R: 3 E: 0 K: 0 S: 7 H: 4 LOB: 3 BB: 2 P: 15	R: 0 E: 0 K: 0 S: 3 H: 0 LOB: 1 BB: 1 P: 7	R: 0 E: 0 K: 0 S: 2 H: 0 LOB: 1 BB: 1 P: 6	R: 0 E: 0 K: 1 S: 5 H: 0 LOB: 0 BB: 0 P: 5	R: 0 E: 0 K: 0 S: 3 H: 0 LOB: 0 BB: 0 P: 3	R: 0 E: 0 K: 1 S: 5 H: 0 LOB: 1 BB: 1 P: 9	R: 0 E: 0 K: 0 S: 3 H: 0 LOB: 0 BB: 0 P: 3	R: 0 E: 0 K: 0 S: 3 H: 0 LOB: 1 BB: 1 P: 7	R: 0 E: 0 K: 0 S: 3 H: 1 LOB: 0 BB: 0 P: 3	1B: 4 2B: 0 3B: 0 HR: 1 SF: 0 SAC: 0 DP: 2 HBP: 0						

PITCHER		IP	WLS	BF	H	R	ER	SO	BB	IBB	HBP	BLK	WP	HR	S	P	ERA	WHIP
Dick Ruthven, R ERA: 3.66	(1, 1)	7.0	W	30	4	3	3	2	5	1	0	0	0	1	28	52	3.86	1.286
Lee Smith, R ERA: 2.04	(8, 1)	2.0	S	6	1	0	0	0	0	0	0	0	0	0	6	6	0.00	0.500

PITCHER		IP	WLS	BF	H	R	ER	SO	BB	IBB	HBP	BLK	WP	HR	S	P	ERA	WHIP

Atlanta Braves @ Chicago Cubs

Wrigley Field, Chicago, IL

Tue Jun 04 1985, 3:33 AM CDT

Att. 23,502 - Unknown

TOP

livebaseballscorecards.com

AB	30
R	3
H	5
RBI	3
BB	6
SO	2
LOB	17

WP: 0	PA: 36
PB: 0	
SB: 1	
CS: 0	

Batter	1	2	3	4	5	6	7	8	9	AB	R	H	RBI	BB	SO	LOB
Thad Bosley, L (1, 7) OBP: 0.297, SLG: 0.364	F7		G4-6-3 1-2f		F7		2B 1B			4	0	1	0	0	0	2
Gary Woods, R (8, 7) OBP: 0.286, SLG: 0.091										0	0	0	0	0	0	0
Chris Speier, R (1, 4) OBP: 0.328, SLG: 0.400	K		4-3		F3		1-H 2B			4	0	1	0	0	1	1
Davey Lopes, R (1, 8) OBP: 0.450, SLG: 0.483	1B			F7		BBBB S 1B BB		6-3 1B		3	2	2	0	1	0	0
Leon Durham, L (1, 3) OBP: 0.321, SLG: 0.421	K			CS 1B		F7		F7		4	0	1	0	0	1	3
Keith Moreland, R (1, 9) OBP: 0.365, SLG: 0.405		HR		F7		1-3 1-2		6-3 1-2		4	1	1	1	0	0	3
Jody Davis, R (1, 2) OBP: 0.315, SLG: 0.384		K		CS 1-2		HR 1B 2-H		E 1B 2-H		4	1	3	2	0	1	0
Ron Cey, R (1, 5) OBP: 0.311, SLG: 0.468		F4				HR 1-H		E 1-2		4	1	2	2	0	0	1
Larry Bowa, S (1, 6) OBP: 0.210, SLG: 0.246		F9				F9		E4 1-2 2-3		4	0	1	0	0	0	2
Dick Ruthven, R (1, 1) OBP: 0.182, SLG: 0.182										2	0	1	0	0	0	0
Lee Smith, R (8, 1)			G4-6-3 1B		SH1-4 1-2					1	0	0	0	0	1	3
Inning Stats	R: 0 E: 0 K: 2 S: 8 H: 1 LOB: 1 BB: 0 P: 8	R: 1 E: 0 K: 1 S: 6 H: 1 LOB: 0 BB: 0 P: 6	R: 0 E: 0 K: 0 S: 3 H: 1 LOB: 0 BB: 0 P: 3	R: 0 E: 0 K: 0 S: 3 H: 1 LOB: 0 BB: 0 P: 3	R: 2 E: 0 K: 0 S: 6 H: 3 LOB: 1 BB: 0 P: 6	R: 1 E: 0 K: 0 S: 4 H: 1 LOB: 1 BB: 1 P: 8	R: 0 E: 0 K: 0 S: 4 H: 2 LOB: 2 BB: 0 P: 4	R: 1 E: 1 K: 1 S: 9 H: 3 LOB: 3 BB: 0 P: 9		1B: 10 2B: 1 3B: 0 HR: 2 SF: 0 SAC: 1 DP: 1 HBP: 0						

PITCHER		IP	WLS	BF	H	R	ER	SO	BB	IBB	HBP	BLK	WP	HR	S	P	ERA	WHIP
Rick Mahler, R ERA: 3.19	(1, 1)	6.0	L	25	8	4	4	3	1	0	0	0	0	2	30	34	6.00	1.500
Rick Camp, R ERA: 3.53	(7, 1)	2.0		11	5	1	1	1	0	0	0	0	0	0	13	13	4.50	2.500

PITCHER	IP	WLS	BF	H	R	ER	SO	BB	IBB	HBP	BLK	WP	HR	S	P	ERA	WHIP

BOTTOM

Atlanta Braves @ Chicago Cubs

Wrigley Field, Chicago, IL

Tue Jun 04 1985, 3:33 AM CDT

Att. 23,502 - Unknown

livebaseballscorecards.com

AB	34
R	5
H	13
RBI	5
BB	1
SO	4
LOB	15

Batter	1	2	3	4	5	6	7	8	9	10	11	AB	R	H	RBI	BB	SO	LOB
Claudell Washington, L (1, 9) OBP: 0.315, SLG: 0.421	F8		F6		IBB			K			F7	4	0	0	0	1	1	3
Rafael Ramirez, R (1, 6) OBP: 0.292, SLG: 0.365	K		1-H 2-H 2B		F8			F8			1-H HR	5	1	2	4	0	1	2
Dale Murphy, R (1, 8) OBP: 0.393, SLG: 0.591	K		K			5-3			K		K	5	0	0	0	0	4	1
Bob Horner, R (1, 5) OBP: 0.295, SLG: 0.368		6-3		K		F8			6-3		6-3	5	0	0	0	0	1	0
Terry Harper, R (1, 7) OBP: 0.319, SLG: 0.426		6-3		F9		F9			F4			4	0	0	0	0	0	0
Chris Chambliss, L (1, 3) OBP: 0.284, SLG: 0.279		G3		F8			4-3			3-1		4	0	0	0	0	0	0
Ken Oberkfell, L (1, 4) OBP: 0.310, SLG: 0.344			2B		1-3		G3			K		3	1	2	0	0	0	0
Bruce Sutter, R (7, 1)			2B		1B							0	0	0	0	0	0	0
Brad Komminsk, R (10, PH) OBP: 0.322, SLG: 0.252												1	0	0	0	0	1	0
Jeff Dedmon, L (10, 1) OBP: 0.333, SLG: 0.333												0	0	0	0	0	0	0
Bruce Benedict, R (1, 2) OBP: 0.300, SLG: 0.196			BB		1-3 1-2		K			K		3	1	0	0	1	2	1
Steve Shields, R (1, 1)			F3		K			F6			HR 1B	2	0	0	0	0	1	3
Glenn Hubbard, R (7, 4) OBP: 0.344, SLG: 0.324												0	0	0	0	0	0	0
Gerald Perry, L (8, PH) OBP: 0.273, SLG: 0.264												1	0	0	0	0	0	0
Paul Zuvella, R (8, 4) OBP: 0.237, SLG: 0.200												1	1	1	0	0	0	0
Inning Stats	R: 0 E: 0 K: 2 S: 7 H: 0 LOB: 0 BB: 0 P: 7	R: 0 E: 0 K: 0 S: 3 H: 0 LOB: 0 BB: 0 P: 3	R: 2 E: 0 K: 1 S: 7 H: 2 LOB: 1 BB: 1 P: 11	R: 0 E: 0 K: 1 S: 5 H: 0 LOB: 0 BB: 0 P: 5	R: 0 E: 0 K: 1 S: 6 H: 1 LOB: 2 BB: 1 P: 10	R: 0 E: 0 K: 0 S: 3 H: 0 LOB: 0 BB: 0 P: 3	R: 0 E: 0 K: 1 S: 5 H: 0 LOB: 0 BB: 0 P: 5	R: 0 E: 0 K: 1 S: 5 H: 0 LOB: 0 BB: 0 P: 5	R: 0 E: 0 K: 1 S: 5 H: 0 LOB: 0 BB: 0 P: 5	R: 0 E: 0 K: 2 S: 7 H: 0 LOB: 0 BB: 0 P: 7	R: 2 E: 0 K: 1 S: 7 H: 2 LOB: 0 BB: 0 P: 7	1B: 2 2B: 2 3B: 0 HR: 1 SF: 0 SAC: 0 DP: 0 HBP: 0						

PITCHER		IP	WLS	BF	H	R	ER	SO	BB	IBB	HBP	BLK	WP	HR	S	P	ERA	WHIP
Scott Sanderson, R ERA: 2.14	(1, 1)	10.0		35	3	2	2	10	1	1	0	0	0	0	53	61	1.80	0.400
Lee Smith, R ERA: 2.48	(11, 1)	1.0	L	5	2	2	2	1	0	0	0	0	0	1	7	7	18.00	2.000

PITCHER	IP	WLS	BF	H	R	ER	SO	BB	IBB	HBP	BLK	WP	HR	S	P	ERA	WHIP

TOP

Atlanta Braves @ Chicago Cubs

Wrigley Field, Chicago, IL

Wed Jun 05 1985, 3:33 AM CDT

Att. 25,557 - Unknown

livebaseballscorecards.com

AB	38
R	4
H	5
RBI	4
BB	2
SO	11
LOB	10

PA: 40

WP: 0
PB: 0
SB: 0
CS: 0

Batter	1	2	3	4	5	6	7	8	9	10	11	AB	R	H	RBI	BB	SO	LOB
Bob Dernier, R (1, 8) OBP: 0.320, SLG: 0.319	5-3		5-3		6-3			G3		6-3 1-2 2-3		5	0	0	0	0	0	2
Chris Speier, R (1, 4) OBP: 0.317, SLG: 0.382 (11, 5)	F8			FC4-6 1B		6-3		K		F8		5	0	1	0	0	1	3
Davey Lopes, R (1, 7) OBP: 0.440, SLG: 0.462	F7			F8		BB		6-3			F9	4	0	0	0	1	0	1
Leon Durham, L (1, 3) OBP: 0.318, SLG: 0.410		4-3		FC4-6 1-2f		IBB 1-2			G3		6-3	4	0	0	0	1	0	1
Keith Moreland, R (1, 9) OBP: 0.361, SLG: 0.395		4-3		K		K 1-2 2-3			F9		BB	4	0	0	0	1	2	3
Jody Davis, R (1, 2) OBP: 0.317, SLG: 0.380		BB			HR 1B	6-3			F6		F7	4	1	1	0	1	0	3
Ron Cey, R (1, 5) OBP: 0.320, SLG: 0.491 Chico Walker, S (10, PR) (11, 4)	5-3			HR 1-H		CS 1B				6-3 S BB		3 0	1 0	2 0	2 0	1 0	0 0	1 0
Larry Bowa, S (1, 6) OBP: 0.227, SLG: 0.262			3-6 S 1B	SH5-4-2 1B		G3 1-2				K 1-2		4	0	2	0	0	1	2
Scott Sanderson, R (1, 1) OBP: 0.105, SLG: 0.056 Thad Bosley, L (10, PH) OBP: 0.316, SLG: 0.364 Lee Smith, R (10, 1)			3-6 1-3f	SH5-4-2 1-3f		K				6-3 IBB		2 0 0	0 0 0	0 0 0	0 0 0	1 1 0	1 0 0	1 0 0
Inning Stats	R: 0 H: 0 E: 0 LOB: 0 K: 0 BB: 0 S: 3 P: 3	R: 0 H: 0 E: 0 LOB: 1 K: 0 BB: 1 S: 3 P: 7	R: 0 H: 1 E: 0 LOB: 0 K: 0 BB: 0 S: 3 P: 3	R: 0 H: 1 E: 0 LOB: 1 K: 1 BB: 0 S: 6 P: 6	R: 2 H: 3 E: 0 LOB: 0 K: 0 BB: 0 S: 5 P: 5	R: 0 H: 0 E: 0 LOB: 2 K: 1 BB: 2 S: 5 P: 13	R: 0 H: 1 E: 0 LOB: 0 K: 1 BB: 0 S: 5 P: 5	R: 0 H: 0 E: 0 LOB: 0 K: 1 BB: 0 S: 5 P: 5	R: 0 H: 0 E: 0 LOB: 0 K: 0 BB: 0 S: 3 P: 3	R: 0 H: 0 E: 0 LOB: 3 K: 1 BB: 2 S: 5 P: 13	R: 0 H: 0 E: 0 LOB: 1 K: 0 BB: 1 S: 3 P: 7	1B: 5 2B: 2 3B: 0 HR: 1	SF: 0 SAC: 1 DP: 2 HBP: 0					

PITCHER	IP	WLS	BF	H	R	ER	SO	BB	IBB	HBP	BLK	WP	HR	S	P	ERA	WHIP
Steve Shields, R (1, 1) ERA: 4.22	6.0		24	5	2	2	2	2	1	0	0	0	1	25	37	3.00	1.167
Bruce Sutter, R (7, 1) ERA: 2.59	3.0		9	1	0	0	2	0	0	0	0	0	0	13	13	0.00	0.333
Jeff Dedmon, R (10, 1) ERA: 2.66	2.0	W	9	0	0	0	1	2	1	0	0	0	0	8	20	0.00	1.000

PITCHER	IP	WLS	BF	H	R	ER	SO	BB	IBB	HBP	BLK	WP	HR	S	P	ERA	WHIP

BOTTOM

Atlanta Braves @ Chicago Cubs

Wrigley Field, Chicago, IL

Wed Jun 05 1985, 3:33 AM CDT

Att. 25,557 - Unknown

livebaseballscorecards.com

AB	35
R	2
H	6
RBI	2
BB	6
SO	5
LOB	17

WP: 0	PA: 42		
PB: 0			
SB: 5			
CS: 1			

Batter	1	2	3	4	5	6	7	8	9	10	11	12	AB	R	H	RBI	BB	SO	LOB
Johnny Ray, S (1, 4) OBP: 0.320, SLG: 0.374	4-3		F7			4-3		E7 2-H 3-H 1B			1-3 2-3		5	0	1	2	0	0	1
Lee Mazzilli, S (1, 8) OBP: 0.493, SLG: 0.434	1-3			4-3		4-3		F6			5-3		5	0	0	0	0	0	2
Steve Kemp, L (1, 7) OBP: 0.362, SLG: 0.320	2B			K S S S			F8		G6-4-3 1B		F7		5	0	2	0	0	1	1
Jason Thompson, L (1, 3) OBP: 0.344, SLG: 0.431	F7			1B			6-3		F7			K S S S	5	0	1	0	0	1	2
George Hendrick, R (1, 9) OBP: 0.275, SLG: 0.304		K S S S		K S S S			K S S S		G6-4-3 1-2f			F7	5	0	0	0	0	3	2
Bill Madlock, R (1, 5) OBP: 0.302, SLG: 0.351		F3			F8			2B E 1B		FC1-6 1B		K S S S	5	1	2	0	0	1	0
Tony Peña, R (1, 2) OBP: 0.297, SLG: 0.347		F7			K S S S			F7		FC1-6 G5-4-3 1-2f			4	0	0	0	0	1	2
Johnnie LeMaster, R (1, 6) OBP: 0.140, SLG: 0.164			F9		F8			K S S S		G5-4-3 1-2f			2	0	0	0	0	0	0
Doug Frobel, L (8, PH) OBP: 0.386, SLG: 0.310													1	0	0	0	0	1	1
Tim Foli, R (8, 6) OBP: 0.256, SLG: 0.171													1	0	0	0	0	0	1
Al Holland, R (10, 1)													0	0	0	0	0	0	0
Rick Reuschel, R (1, 1)			F4			K S S S					1-3 2B		2	0	0	0	0	1	0
Sixto Lezcano, R (8, PH) OBP: 0.350, SLG: 0.292													1	1	1	0	0	0	0
Cecilio Guante, R (8, 1)													0	0	0	0	0	0	0
John Candelaria, L (8, 1)													0	0	0	0	0	0	0
Bill Almon, R (10, 6) OBP: 0.328, SLG: 0.356													1	0	1	0	0	0	0
Inning Stats	R: 0 E: 0 K: 0 S: 4 H: 1 LOB: 1 BB: 0 P: 4	R: 0 E: 0 K: 1 S: 5 H: 0 LOB: 0 BB: 0 P: 5	R: 0 E: 0 K: 0 S: 3 H: 0 LOB: 0 BB: 0 P: 3	R: 0 E: 0 K: 2 S: 8 H: 1 LOB: 1 BB: 0 P: 8	R: 0 E: 0 K: 1 S: 5 H: 0 LOB: 0 BB: 0 P: 5	R: 0 E: 0 K: 1 S: 5 H: 0 LOB: 0 BB: 0 P: 5	R: 0 E: 0 K: 1 S: 5 H: 0 LOB: 0 BB: 0 P: 5	R: 2 E: 1 K: 1 S: 8 H: 3 LOB: 1 BB: 0 P: 8	R: 0 E: 0 K: 0 S: 3 H: 1 LOB: 0 BB: 0 P: 3	R: 0 E: 0 K: 0 S: 3 H: 1 LOB: 0 BB: 0 P: 3	R: 0 E: 0 K: 0 S: 4 H: 1 LOB: 1 BB: 0 P: 4	R: 0 E: 0 K: 2 S: 7 H: 0 LOB: 0 BB: 0 P: 7	1B: 5 2B: 3 3B: 0 HR: 0 SF: 0 SAC: 0 DP: 2 HBP: 0	WP: 0 PB: 0 SB: 0 CS: 0 PA: 42						

PITCHER		IP	WLS	BF	H	R	ER	SO	BB	IBB	HBP	BLK	WP	HR	S	P	ERA	WHIP
Dennis Eckersley, R ERA: 2.45	(1, 1)	8.0		29	5	2	2	7	0	0	0	0	0	0	43	43	2.25	0.625
Ray Fontenot, L ERA: 3.16	(9, 1)	3.0		10	3	0	0	0	0	0	0	0	0	0	10	10	0.00	1.000
Warren Brusstar, R ERA: 4.11	(12, 1)	1.0	W	3	0	0	0	2	0	0	0	0	0	0	7	7	0.00	0.000

PITCHER	IP	WLS	BF	H	R	ER	SO	BB	IBB	HBP	BLK	WP	HR	S	P	ERA	WHIP

TOP

Pittsburgh Pirates @ Chicago Cubs

Wrigley Field, Chicago, IL

Thu Jun 06 1985, 3:33 AM CDT

Att. 22,368 - Unknown

livebaseballscorecards.com

AB	42
R	2
H	8
RBI	2
BB	0
SO	9
LOB	12

Pittsburgh Pirates @ Chicago Cubs

Wrigley Field, Chicago, IL

Thu Jun 06 1985, 3:33 AM CDT

Att. 22,368 - Unknown

livebaseballscorecards.com

Batter	1	2	3	4	5	6	7	8	9	10	11	12	AB	R	H	RBI	BB	SO	LOB
Bob Dernier, R (1, 8) OBP: 0.324, SLG: 0.323	0-0 WP 1B 1B	0-0 ③ 1-3 1-2			0-0 ② 6-3			0-0 SH 1B 1-2		0-0 S 1B			4	1	2	0	0	0	1
Thad Bosley, L (1, 7) OBP: 0.317, SLG: 0.343 Gary Woods, R (8, PH) OBP: 0.313, SLG: 0.154 (9, 7)	BBBB 4-0 1B G4-6-3 1-2 BB		0-0 ① F9		0-0 ③ 6-3			0-0 ① FC5-2 1-2 2-3 1B		0-0 ③ 4-3 1-2			2	1	0	0	1	0	0
													2	0	1	0	0	0	1
Keith Moreland, R (1, 9) OBP: 0.362, SLG: 0.395	0-0 G4-6-3 1-3 2-H 1B		0-0 FC6-4 1B			0-0 ① F8		0-0 ② FC5-2 FC4-6 1-2 3-H			0-0 ① F9		5	0	2	1	0	0	3
Richie Hebner, L (1, 3) OBP: 0.303, SLG: 0.333 Davey Lopes, R (8, PH) OBP: 0.436, SLG: 0.457 Ray Fontenot, L (9, 1) Brian Dayett, R (11, PH) OBP: 0.263, SLG: 0.389 Warren Brusstar, R (12, 1)	0-0 ① ② G4-6-3 1-2f 3-H		0-0 ② F8			0-0 ② F7		0-0 ③ FC4-6 1-2f			SSS 0-3 ② K		3	0	0	0	0	0	2
													1	0	0	0	0	0	2
													0	0	0	0	0	0	0
													1	0	0	0	0	1	0
													0	0	0	0	0	0	0
Ron Cey, R (1, 5) OBP: 0.317, SLG: 0.482	0-0 1B		0-0 ③ FC6-4 1-2f			0-0 ③ 6-3			SSS 0-3 ① K		x 0-0 ③ F6		5	0	1	0	0	1	1
Jody Davis, R (1, 2) OBP: 0.314, SLG: 0.374	0-0 ③ 5-3			0-0 ① F8			SSS 0-3 ① K		x 0-0 ② 6-3			0-0 SH1-4 2B 1B	5	1	1	0	0	1	1
Chris Speier, R (1, 4) OBP: 0.299, SLG: 0.356		0-0 ① 4-3		0-0 ② 6-3			0-0 ② 4-3		0-0 ③ F4			0-0 ① SH1-4 1-2	4	0	0	0	0	0	0
Larry Bowa, S (1, 6) OBP: 0.225, SLG: 0.257		0-0 S 1B		0-0 ③ 6-3			0-0 ③ 1-3			SSS 0-3 ① K		0-0 ② F8	5	0	1	0	0	1	1
Dennis Eckersley, R (1, 1) OBP: 0.219, SLG: 0.107 Chico Walker, S (8, PR) Leon Durham, L (9, 3) OBP: 0.320, SLG: 0.418	SSS 0-3 ② K		SSS 0-3 ① K			BBBB 4-0 1B SH FC5-2 BB			x 0-0 ② F7			x 0-0 2-H 2B	2	0	0	0	1	2	1
													0	0	0	0	0	0	0
													2	0	1	1	0	0	0
Inning Stats	R: 2 E: 0 K: 0 S: 5 H: 3 LOB: 1 BB: 1 P: 9	R: 0 E: 0 K: 1 S: 6 H: 1 LOB: 1 BB: 0 P: 6	R: 0 E: 0 K: 0 S: 4 H: 1 LOB: 1 BB: 0 P: 4	R: 0 E: 0 K: 0 S: 3 H: 0 LOB: 0 BB: 0 P: 3	R: 0 E: 0 K: 1 S: 5 H: 0 LOB: 0 BB: 0 P: 5	R: 0 E: 0 K: 0 S: 3 H: 0 LOB: 0 BB: 0 P: 3	R: 0 E: 0 K: 1 S: 5 H: 0 LOB: 0 BB: 0 P: 5	R: 0 E: 0 K: 0 S: 4 H: 1 LOB: 2 BB: 1 P: 8	R: 0 E: 0 K: 1 S: 5 H: 0 LOB: 0 BB: 0 P: 5	R: 0 E: 0 K: 1 S: 6 H: 1 LOB: 1 BB: 0 P: 6	R: 0 E: 0 K: 1 S: 5 H: 0 LOB: 0 BB: 0 P: 5	R: 1 E: 0 K: 0 S: 4 H: 2 LOB: 1 BB: 0 P: 4	1B: 8 2B: 1 3B: 0 HR: 0	SF: 0 SAC: 2 DP: 1 HBP: 0		WP: 1 PB: 0 SB: 2 CS: 0		PA: 45	

BOTTOM
AB 41
R 3
H 9
RBI 2
BB 2
SO 6
LOB 13

PITCHER		IP	WLS	BF	H	R	ER	SO	BB	IBB	HBP	BLK	WP	HR	S	P	ERA	WHIP
Rick Reuschel, R ERA: 2.03	(1, 1)	7.0		26	5	2	2	3	1	0	0	0	1	0	31	35	2.57	0.857
Cecilio Guante, R ERA: 2.48	(8, 1)	0.0		2	0	0	0	0	1	0	0	0	0	0	1	5	∞	∞
John Candelaria, L ERA: 3.94	(8, 1)	2.0		6	1	0	0	1	0	0	0	0	0	0	8	8	0.00	0.500
Al Holland, L ERA: 2.63	(10, 1)	2.2	L	11	3	1	1	2	0	0	0	0	0	0	15	15	3.38	1.125

PITCHER	IP	WLS	BF	H	R	ER	SO	BB	IBB	HBP	BLK	WP	HR	S	P	ERA	WHIP

Batter	1	2	3	4	5	6	7	8	9	AB	R	H	RBI	BB	SO	LOB
Johnny Ray, S (1, 4) OBP: 0.314, SLG: 0.367	5-3	FC6-4 1-2f		F4			1-3			4	0	0	0	0	0	3
Lee Mazzilli, S (1, 8) OBP: 0.468, SLG: 0.404	4-3		F7		K			K		4	0	0	0	0	2	0
Steve Kemp, L (1, 7) OBP: 0.358, SLG: 0.310	BB 1B		K		4-3			F4		3	0	0	0	1	1	0
Jason Thompson, L (1, 3) OBP: 0.348, SLG: 0.429	1-3 1B		BB FC5 1B		6-3			3-1		3	0	1	0	1	0	0
Tony Peña, R (1, 2) OBP: 0.302, SLG: 0.351	K		1-2 1B			5-3			6-3 1B	4	0	2	0	0	1	2
Bill Madlock, R (1, 5) OBP: 0.301, SLG: 0.355		2B	FC5 2-3f			L5			6-3 1-2f	4	0	1	0	0	0	3
Doug Frobel, L (1, 9) OBP: 0.378, SLG: 0.306		F2		SH1-3 1B		K			K	4	0	1	0	0	2	1
Johnnie LeMaster, R (1, 6) OBP: 0.150, SLG: 0.158		BB FC6-4		K			K			2	0	0	0	1	2	1
Jose DeLeon, R (1, 1) OBP: 0.158, SLG: 0.059		K		SH1-3 1-2			6-3			1	0	0	0	0	1	2
Sixto Lezcano, R (7, PH) OBP: 0.344, SLG: 0.286										1	0	0	0	0	0	0
Rod Scurry, L (7, 1)										0	0	0	0	0	0	0
Inning Stats	R: 0 E: 0 K: 1 S: 6 H: 1 LOB: 2 BB: 1 P: 10	R: 0 E: 0 K: 1 S: 6 H: 1 LOB: 2 BB: 1 P: 10	R: 0 E: 0 K: 1 S: 6 H: 1 LOB: 2 BB: 1 P: 10	R: 0 E: 0 K: 1 S: 6 H: 1 LOB: 1 BB: 0 P: 6	R: 0 E: 0 K: 1 S: 5 H: 0 LOB: 0 BB: 0 P: 5	R: 0 E: 0 K: 1 S: 5 H: 0 LOB: 0 BB: 0 P: 5	R: 0 E: 0 K: 1 S: 5 H: 0 LOB: 0 BB: 0 P: 5	R: 0 E: 0 K: 1 S: 5 H: 0 LOB: 0 BB: 0 P: 5	R: 0 E: 0 K: 1 S: 5 H: 1 LOB: 0 BB: 0 P: 5	1B: 4 2B: 2 3B: 0 HR: 0 SF: 0 SAC: 1 DP: 1 HBP: 0						

PITCHER	IP	WLS	BF	H	R	ER	SO	BB	IBB	HBP	BLK	WP	HR	S	P	ERA	WHIP
Rick Sutcliffe, R (1, 1) ERA: 2.04	9.0	W	34	5	0	0	9	3	0	0	0	0	0	49	61	0.00	0.889

PITCHER	IP	WLS	BF	H	R	ER	SO	BB	IBB	HBP	BLK	WP	HR	S	P	ERA	WHIP

TOP

Pittsburgh Pirates @ Chicago Cubs

Wrigley Field, Chicago, IL

Fri Jun 07 1985, 3:33 AM CDT

Att. 37,414 - Unknown

livebaseballscorecards.com

AB	30
R	0
H	5
RBI	0
BB	3
SO	9
LOB	12

WP: 0 PB: 0 SB: 0 CS: 0 PA: 34

BOTTOM

Pittsburgh Pirates @ Chicago Cubs
Wrigley Field, Chicago, IL
Fri Jun 07 1985, 3:33 AM CDT
Att. 37,414 - Unknown

livebaseballscorecards.com

Batter	1	2	3	4	5	6	7	8	9	AB	R	H	RBI	BB	SO	LOB
Bob Dernier, R (1, 8) OBP: 0.322, SLG: 0.321	S S S 0-3 K ①	S S S 0-3 K ③			x 0-0 F8 ②		x 0-0 FC6-4 1B			4	0	1	0	0	2	1
Thad Bosley, L (1, 7) OBP: 0.341, SLG: 0.351	x 0-0 1B 1B		S S S 0-3 K ①		B B B 4-0 FC4-6 BB		x 0-0 FC6-4 ③ 1-2f			2	0	1	0	1	1	0
Gary Woods, R (7, PH) OBP: 0.294, SLG: 0.143 (8, 7)										1	0	0	0	0	0	1
Keith Moreland, R (1, 9) OBP: 0.360, SLG: 0.392	x 0-0 1-2 1B		x 0-0 F4 ②		x 0-0 FC4-6 ③ 1-2f			S S S 0-3 K ①		4	0	1	0	0	1	1
Richie Hebner, L (1, 3) OBP: 0.306, SLG: 0.313	x 0-0 F6 ②		x 0-0 L6 ③			B B B B 4-0 G4-6-3 BB		x 0-0 G3 ②		2	0	0	0	1	0	2
Leon Durham, L (8, 3) OBP: 0.318, SLG: 0.415										1	0	0	0	0	0	0
Ron Cey, R (1, 5) OBP: 0.311, SLG: 0.470	S S S 0-3 K ③			x 0-0 5-3 ①		x 0-0 G4-6-3 ① ② 1-2f		x 0-0 5-3 ③		4	0	0	0	0	1	3
Jody Davis, R (1, 2) OBP: 0.326, SLG: 0.411		x 0-0 HR		x 0-0 2B		x 0-0 1B				3	1	3	1	0	0	0
Chris Speier, R (1, 4) OBP: 0.286, SLG: 0.339		x 0-0 F8 ①		x 0-0 F8 ②		S S S 0-3 K ③				3	0	0	0	0	1	2
Larry Bowa, S (1, 6) OBP: 0.230, SLG: 0.250		B B B 4-0 BB		x 0-0 F4 ③			x 0-0 L6 ①			2	0	0	0	1	0	1
Rick Sutcliffe, L (1, 1) OBP: 0.269, SLG: 0.333		x 0-0 B1 ②			x 0-0 L3 ①		S S S 0-3 K ②			3	0	0	0	0	1	1
Inning Stats	R: 0 E: 0 K: 2 S: 9 H: 2 LOB: 2 BB: 0 P: 9	R: 1 E: 0 K: 1 S: 6 H: 1 LOB: 1 BB: 1 P: 10	R: 0 E: 0 K: 1 S: 5 H: 0 LOB: 0 BB: 0 P: 5	R: 0 E: 0 K: 0 S: 4 H: 1 LOB: 1 BB: 0 P: 4	R: 0 E: 0 K: 0 S: 3 H: 0 LOB: 1 BB: 1 P: 7	R: 0 E: 0 K: 1 S: 5 H: 1 LOB: 1 BB: 1 P: 9	R: 0 E: 0 K: 1 S: 6 H: 1 LOB: 1 BB: 0 P: 6	R: 0 E: 0 K: 1 S: 5 H: 0 LOB: 0 BB: 0 P: 5		1B: 4 2B: 1 3B: 0 HR: 1	SF: 0 SAC: 0 DP: 1 HBP: 0						

	AB	29
	R	1
	H	6
	RBI	1
	BB	3
	SO	7
	LOB	12

WP: 0 PB: 0 SB: 0 CS: 0 PA: 32

PITCHER		IP	WLS	BF	H	R	ER	SO	BB	IBB	HBP	BLK	WP	HR	S	P	ERA	WHIP
Jose DeLeon, R ERA: 4.82	(1, 1)	6.0	L	25	5	1	1	5	3	0	0	0	0	1	32	44	1.50	1.333
Rod Scurry, L ERA: 3.86	(7, 1)	2.0		7	1	0	0	2	0	0	0	0	0	0	11	11	0.00	0.500

PITCHER	IP	WLS	BF	H	R	ER	SO	BB	IBB	HBP	BLK	WP	HR	S	P	ERA	WHIP

Batter	1	2	3	4	5	6	7	8	9	AB	R	H	RBI	BB	SO	LOB
Bill Almon, R (1, 8) (7, 6) OBP: 0.326, SLG: 0.377	6-3		4-3 1-2f		G6-3 1-2f			1-H HR		4	1	1	2	0	0	3
Jim Morrison, R (1, 4) OBP: 0.318, SLG: 0.313	1B 1B		F7			FC5-4 1B		SSS K		4	0	2	0	0	1	0
Bill Madlock, R (1, 5) OBP: 0.305, SLG: 0.358	G6-4-3 1-2 1B			G4-3 1B		FC5-4 1-2f		G1		4	0	2	0	0	0	1
George Hendrick, R (1, 9) OBP: 0.274, SLG: 0.309	G6-4-3 1-2f			G4-3 1-2f		F9		2B 2B		4	1	1	0	0	0	4
Jason Thompson, L (1, 3) OBP: 0.352, SLG: 0.438		6-3		WP 1B		G3		2-H 2B		4	0	2	1	0	0	1
Tony Peña, R (1, 2) OBP: 0.301, SLG: 0.348		WP 6-3 1B		F9 1-2			SSS K	4-3		4	0	1	0	0	1	2
Sixto Lezcano, R (1, 7) OBP: 0.338, SLG: 0.283		6-3 1-2			BB 1B		SSS K		F9	4	0	1	0	0	1	1
Johnnie LeMaster, R (1, 6) OBP: 0.159, SLG: 0.153 Cecilio Guante, R (7, 1) Steve Kemp, L (9, PH) OBP: 0.355, SLG: 0.307		4-3 2-3			BBBB G6-3 1-2 BB		5-3		F8	2	0	0	0	1	0	1
										0	0	0	0	0	0	0
										1	0	0	0	0	0	0
Larry McWilliams, L (1, 1) OBP: 0.188, SLG: 0.200 Don Robinson, R (6, 1) Rod Scurry, L (7, 1) Lee Mazzilli, S (7, 8) OBP: 0.468, SLG: 0.407			4-3 1B		SSS K			HR 1B	SSS K	2	0	1	0	0	1	2
										0	0	0	0	0	0	0
										0	0	0	0	0	0	0
										2	1	1	0	0	1	0
Inning Stats	R: 0 E: 0 K: 0 S: 4 H: 2 LOB: 1 BB: 0 P: 4	R: 0 E: 0 K: 0 S: 4 H: 1 LOB: 1 BB: 0 P: 4	R: 0 E: 0 K: 0 S: 3 H: 1 LOB: 0 BB: 0 P: 3	R: 0 E: 0 K: 0 S: 4 H: 2 LOB: 1 BB: 0 P: 4	R: 0 E: 0 K: 1 S: 5 H: 1 LOB: 1 BB: 1 P: 9	R: 0 E: 0 K: 0 S: 4 H: 1 LOB: 1 BB: 0 P: 4	R: 0 E: 0 K: 2 S: 7 H: 0 LOB: 0 BB: 0 P: 7	R: 3 E: 0 K: 1 S: 9 H: 4 LOB: 1 BB: 0 P: 9	R: 0 E: 0 K: 1 S: 5 H: 0 LOB: 0 BB: 0 P: 5	1B: 9 2B: 3 3B: 0 HR: 1 SF: 0 SAC: 0 DP: 4 HBP: 0							

PITCHER		IP	WLS	BF	H	R	ER	SO	BB	IBB	HBP	BLK	WP	HR	S	P	ERA	WHIP
Steve Trout, L ERA: 1.79	(1, 1)	7.0	W	26	8	0	0	3	1	0	0	0	2	0	31	35	0.00	1.286
George Frazier, R ERA: 8.82	(8, 1)	1.0		7	4	3	3	1	0	0	0	0	0	1	9	9	27.00	4.000
Lee Smith, R ERA: 2.41	(9, 1)	1.0		3	0	0	0	1	0	0	0	0	0	0	5	5	0.00	0.000

PITCHER	IP	WLS	BF	H	R	ER	SO	BB	IBB	HBP	BLK	WP	HR	S	P	ERA	WHIP

TOP

Pittsburgh Pirates @ Chicago Cubs

Wrigley Field, Chicago, IL

Sat Jun 08 1985, 3:33 AM CDT

Att. 35,232 - Unknown

livebaseballscorecards.com

AB	35
R	3
H	12
RBI	3
BB	1
SO	5
LOB	15

1B: 9	SF: 0	WP: 2	PA: 36
2B: 3	SAC: 0	PB: 0	
3B: 0	DP: 4	SB: 0	
HR: 1	HBP: 0	CS: 0	

BOTTOM

Pittsburgh Pirates @ Chicago Cubs

Wrigley Field, Chicago, IL

Sat Jun 08 1985, 3:33 AM CDT

Att. 35,232 - Unknown

Batter	1	2	3	4	5	6	7	8	9	AB	R	H	RBI	BB	SO	LOB
Bob Dernier, R (1, 8) OBP: 0.324, SLG: 0.320 George Frazier, R (8, 1) Lee Smith, R (9, 1)	S S S 0-3 K ①		x 0-0 6-3 ①	x 0-0 F7 ③		B B B 4-0 BB	x 0-0 E7 1-3 1B			4 0 0	0 0 0	1 0 0	0 0 0	1 0 0	1 0 0	2 0 0
Gary Woods, R (1, 7) OBP: 0.318, SLG: 0.211 (8, 8)	x 0-0 BB 1B		x 0-0 F8 ②		x 0-0 CS 1B	x 0-0 6-3 ③	x 0-0 F4 ③			5	0	2	0	0	0	3
Keith Moreland, R (1, 9) OBP: 0.375, SLG: 0.404	B B B B 4-0 1-2 BB		B B B B 4-0 BB BB		x 0-0 FC5-4 1-2 1B ①		x 0-0 2B 2B	B B B B 4-0 FC5-4 E SF9 BB		2	2	2	0	3	0	0
Ron Cey, R (1, 5) OBP: 0.313, SLG: 0.462	x 0-0 F7 ②		B B B B 4-0 FC6-4 1-2 BB		x 0-0 FC5-4 2B 1-2f 1B ②		B B B B 4-0 2B BB	x 0-0 E5 FC5-4 1-2		3	2	0	0	2	0	4
Jody Davis, R (1, 2) OBP: 0.328, SLG: 0.423	x 0-0 L1 ③		x 0-0 FC6-4 1-2f ③		x 0-0 1-3 1B 2B		x 0-0 1-H 2-H HR 2B	x 0-0 FC5-4 1-2f 2-3 ①		5	2	2	2	0	0	6
Leon Durham, L (1, 3) OBP: 0.320, SLG: 0.420		x 0-0 2B		x 0-0 6-3 ①	4-0 1B IBB		S S S 0-3 K ①	x 0-0 SF9 3-H ②		3	0	1	1	1	1	1
Chris Speier, R (1, 4) OBP: 0.293, SLG: 0.388		x 0-0 5-3 ①		x 0-0 4-3 ②	x 0-0 1-3 2-H 3-H 1B ③		x 0-0 2-H HR	S S S 0-3 K ③		5	1	2	4	0	1	2
Larry Bowa, S (1, 6) OBP: 0.231, SLG: 0.250		x 0-0 F9 ②		x 0-0 BB 1B		x 0-0 4-3 ①	x 0-0 F8 ②			4	0	1	0	0	0	1
Steve Trout, L (1, 1) Brian Dayett, R (7, PH) OBP: 0.300, SLG: 0.421 Chico Walker, S (8, 7)		S S S 0-3 K ③		B B B B 4-0 1-2 BB		S S S 0-3 K ②	x 0-0 E 1B 1B			2 1 0	0 0 0	0 1 0	0 0 0	1 0 0	2 0 0	1 0 0
Inning Stats	R: 0 E: 0 K: 1 S: 6 H: 1 LOB: 2 BB: 1 P: 10	R: 0 E: 0 K: 1 S: 6 H: 1 LOB: 1 BB: 0 P: 6	R: 0 E: 0 K: 0 S: 3 H: 0 LOB: 2 BB: 2 P: 11	R: 0 E: 0 K: 0 S: 4 H: 1 LOB: 2 BB: 1 P: 8	R: 2 E: 0 K: 0 S: 5 H: 4 LOB: 2 BB: 1 P: 9	R: 0 E: 0 K: 1 S: 5 H: 0 LOB: 1 BB: 1 P: 9	R: 4 E: 1 K: 1 S: 10 H: 5 LOB: 2 BB: 1 P: 14	R: 1 E: 1 K: 1 S: 6 H: 0 LOB: 1 BB: 1 P: 10		1B: 7 2B: 4 3B: 0 HR: 1		SF: 1 SAC: 0 DP: 0 HBP: 0		WP: 0 PB: 0 SB: 0 CS: 1		PA: 43

livebaseballscorecards.com

AB	34
R	7
H	12
RBI	7
BB	8
SO	5
LOB	20

PITCHER		IP	WLS	BF	H	R	ER	SO	BB	IBB	HBP	BLK	WP	HR	S	P	ERA	WHIP
Larry McWilliams, L ERA: 4.84	(1, 1)	5.0	L	25	7	2	2	2	4	1	0	0	0	0	24	44	3.60	2.200
Don Robinson, R ERA: 3.23	(6, 1)	1.0		7	2	3	3	1	2	0	0	0	0	0	7	15	27.00	4.000
Rod Scurry, L ERA: 4.1	(7, 1)	0.2		5	3	1	1	1	0	0	0	0	0	1	7	7	13.50	4.500
Cecilio Guante, R ERA: 2.39	(7, 1)	1.1		6	0	1	0	1	1	0	0	0	0	0	7	11	0.00	0.750

PITCHER		IP	WLS	BF	H	R	ER	SO	BB	IBB	HBP	BLK	WP	HR	S	P	ERA	WHIP

Batter	1	2	3	4	5	6	7	8	9	AB	R	H	RBI	BB	SO	LOB
Johnny Ray, S (1, 4) OBP: 0.311, SLG: 0.373	F7		L4		F7		F8		3B	5	0	1	0	0	0	1
Joe Orsulak, L (1, 8) OBP: 0.321, SLG: 0.364	F8		F7		2B		G3		F4	5	0	1	0	0	0	1
Steve Kemp, L (1, 7) OBP: 0.341, SLG: 0.292	K			3-1	F8		4-3		F2	5	0	0	0	0	1	3
Jason Thompson, L (1, 3) OBP: 0.355, SLG: 0.436		G3		BB		FC6-4		5-3		3	0	1	0	1	0	0
Tony Peña, R (1, 2) OBP: 0.299, SLG: 0.346		1B		F9		FC6-4		F6		4	1	1	0	0	0	2
Sixto Lezcano, R (1, 9) OBP: 0.362, SLG: 0.278		F4		BB		SF7		2B		1	0	0	0	3	0	1
Jim Morrison, R (1, 5) OBP: 0.326, SLG: 0.337		1B		6-3		SF7		2B		3	0	2	1	0	0	2
Johnnie LeMaster, R (1, 6) OBP: 0.167, SLG: 0.148		L5			F7	IBB		6-3		2	0	0	0	1	0	2
Lee Mazzilli, S (8, PH) OBP: 0.463, SLG: 0.400										1	0	0	0	0	0	2
Tim Foli, R (8, 6) OBP: 0.256, SLG: 0.171										0	0	0	0	0	0	0
Jim Winn, R (1, 1)			K		E5	6-3			F5	3	0	0	0	0	1	2
Al Holland, R (6, 1)										0	0	0	0	0	0	0
Don Robinson, R (6, 1)										0	0	0	0	0	0	0
Bill Madlock, R (9, PH) OBP: 0.304, SLG: 0.356										1	0	0	0	0	0	0
Inning Stats	R: 0 E: 0 K: 1 S: 5 H: 0 LOB: 0 BB: 0 P: 5	R: 0 E: 0 K: 0 S: 5 H: 2 LOB: 2 BB: 0 P: 5	R: 0 E: 0 K: 1 S: 5 H: 0 LOB: 0 BB: 0 P: 5	R: 0 E: 0 K: 0 S: 3 H: 0 LOB: 2 BB: 2 P: 11	R: 0 E: 1 K: 0 S: 5 H: 1 LOB: 2 BB: 0 P: 5	R: 1 E: 0 K: 0 S: 4 H: 1 LOB: 2 BB: 2 P: 12	R: 0 E: 0 K: 0 S: 3 H: 0 LOB: 0 BB: 0 P: 3	R: 0 E: 0 K: 0 S: 4 H: 1 LOB: 2 BB: 1 P: 8	R: 0 E: 0 K: 0 S: 4 H: 1 LOB: 1 BB: 0 P: 4	1B: 3 2B: 2 3B: 1 HR: 0	SF: 1 SAC: 0 DP: 0 HBP: 0					

TOP

Pittsburgh Pirates @ Chicago Cubs

Wrigley Field, Chicago, IL

Sun Jun 09 1985, 3:33 AM CDT

Att. 36,475 - Unknown

livebaseballscorecards.com

AB	33
R	1
H	6
RBI	1
BB	5
SO	2
LOB	16

WP: 0 PB: 0 SB: 1 CS: 0 PA: 39

PITCHER		IP	WLS	BF	H	R	ER	SO	BB	IBB	HBP	BLK	WP	HR	S	P	ERA	WHIP
Dick Ruthven, R ERA: 3.38	(1, 1)	6.0	W	27	4	1	1	2	3	1	0	0	0	0	27	43	1.50	1.167
Warren Brusstar, R ERA: 3.44	(7, 1)	3.0	S	12	2	0	0	0	1	0	0	0	0	0	11	15	0.00	1.000

PITCHER	IP	WLS	BF	H	R	ER	SO	BB	IBB	HBP	BLK	WP	HR	S	P	ERA	WHIP

Batter	1	2	3	4	5	6	7	8	9	AB	R	H	RBI	BB	SO	LOB
Thad Bosley, L (1, 7) OBP: 0.333, SLG: 0.341 Gary Woods, R (9, 7) OBP: 0.318, SLG: 0.211	6-3 1B		F7			1-3	3-1			4 0	0 0	1 0	0 0	0 0	0 0	0 0
Davey Lopes, R (1, 8) OBP: 0.446, SLG: 0.479	F9			G4-6-3 1B		BB 2B 1B	1B 2B			4	2	3	0	0	0	1
Keith Moreland, R (1, 9) OBP: 0.377, SLG: 0.403	6-3 1-2			G4-6-3 1-2f		BBBB 2B BB 1-2 BB	FC3-6 2-H 1B			3	1	1	1	1	0	2
Leon Durham, L (1, 3) OBP: 0.319, SLG: 0.422	4-3			F8		BB 1B 2B 1-3 2-H	FC3-6 E 1-2f			4	1	1	1	0	0	2
Ron Cey, R (1, 5) OBP: 0.317, SLG: 0.460		F7			F8 BB 1B	IIII BB 1B IBB	E5 1-2			3	1	1	0	1	0	1
Jody Davis, R (1, 2) OBP: 0.332, SLG: 0.418		F9			BBBB FC6-4 1-2 BB	BBBB 23 FC3-6 1B 1-2 2-3 3-H BB	SSS K			2	0	0	1	2	1	2
Chris Speier, R (1, 4) OBP: 0.291, SLG: 0.380 (7, 6)		F3			F8 2-3	23 FC3-6 1-2 2-H 3-H 1B		L5		4	0	1	2	0	0	2
Larry Bowa, S (1, 6) OBP: 0.225, SLG: 0.244 23 Ryne Sandberg, R (6, PH) OBP: 0.304, SLG: 0.423 (7, 4)			F6		F5	FC3-6 1-2f 2-3		SSS K		2 2	0 0	0 0	0 0	0 0	0 1	2 2
Dick Ruthven, R (1, 1) OBP: 0.154, SLG: 0.154 Brian Dayett, R (6, PH) OBP: 0.286, SLG: 0.400 Warren Brusstar, R (7, 1)			G3		FC6-4 1-2f	F1		SSS K		2 1 1	0 0 0	0 0 0	0 0 0	0 0 0	0 0 1	2 2 0
Inning Stats	R: 0 H: 1 E: 0 LOB: 1 K: 0 BB: 0 S: 4 P: 4	R: 0 H: 0 E: 0 LOB: 0 K: 0 BB: 0 S: 3 P: 3	R: 0 H: 0 E: 0 LOB: 0 K: 0 BB: 0 S: 3 P: 3	R: 0 H: 1 E: 0 LOB: 0 K: 0 BB: 0 S: 3 P: 3	R: 0 H: 1 E: 0 LOB: 2 K: 0 BB: 1 S: 4 P: 8	R: 4 H: 3 E: 0 LOB: 2 K: 0 BB: 3 S: 6 P: 18	R: 1 H: 2 E: 1 LOB: 2 K: 1 BB: 0 S: 8 P: 8	R: 0 H: 0 E: 0 LOB: 0 K: 2 BB: 0 S: 7 P: 7		1B: 6 2B: 2 3B: 0 HR: 0	SF: 0 SAC: 0 DP: 1 HBP: 0			WP: 0 PB: 0 SB: 0 CS: 0	PA: 36	

PITCHER		IP	WLS	BF	H	R	ER	SO	BB	IBB	HBP	BLK	WP	HR	S	P	ERA	WHIP
Jim Winn, R ERA: 3.33	(1, 1)	5.1	L	21	4	2	2	0	2	0	0	0	0	0	19	27	3.38	1.125
Al Holland, L ERA: 3.11	(6, 1)	0.0		2	1	0	0	0	0	1	0	0	0	0	1	5	∞	∞
Don Robinson, R ERA: 3.24	(6, 1)	2.2		13	3	3	3	3	1	0	0	0	0	0	18	22	10.12	1.500

PITCHER	IP	WLS	BF	H	R	ER	SO	BB	IBB	HBP	BLK	WP	HR	S	P	ERA	WHIP

BOTTOM

Pittsburgh Pirates @ Chicago Cubs

Wrigley Field, Chicago, IL

Sun Jun 09 1985, 3:33 AM CDT

Att. 36,475 - Unknown

livebaseballscorecards.com

AB	32
R	5
H	8
RBI	5
BB	4
SO	3
LOB	18

Batter	1	2	3	4	5	6	7	8	9	AB	R	H	RBI	BB	SO	LOB
Davey Lopes, R (1, 8) OBP: 0.432, SLG: 0.460	S S S 0-3 ① K		x 0-0 ③ F4			x 0-0 ② F4		x 0-0 ② F2		4	0	0	0	0	1	2
23 Ryne Sandberg, R (1, 4) OBP: 0.303, SLG: 0.419	S S S 0-3 ② K			x 0-0 ① F9		S S S 0-3 ③ K		x 0-0 2-H 1-2 2-H 1B 1B		4	1	1	2	0	2	0
Keith Moreland, R (1, 9) OBP: 0.375, SLG: 0.400	x 0-0 ③ F9			S S S 0-3 ② K			x 0-0 ① F4	x 0-0 2-H 1B		4	0	1	1	0	1	0
Jody Davis, R (1, 2) OBP: 0.330, SLG: 0.432		x 0-0 ① 4-3		S S S 0-3 ③ K			x 0-0 HR	S S S 0-3 ③ K		4	1	1	1	0	2	1
Ron Cey, R (1, 5) OBP: 0.315, SLG: 0.472		S S S 0-3 ② K			x 0-0 ① 5-3		x 0-0 ② F5		x 0-0 HR	4	1	1	1	0	1	0
Leon Durham, L (1, 3) OBP: 0.323, SLG: 0.420		B B B 4-0 FC5-4 BB			x 0-0 5-3 1B		S S S 0-3 ③ K		x 0-0 ① F8	3	0	1	0	1	1	0
Gary Woods, R (1, 7) OBP: 0.269, SLG: 0.174		x 0-0 ③ FC5-4 1-2f			x 0-0 ② 5-3 1-2			x 0-0 ① F8	S S S 0-3 ② K	4	0	0	0	0	1	2
Chris Speier, R (1, 6) OBP: 0.289, SLG: 0.365			S S S 0-3 ① K		x 0-0 ③ 5-3			B B B 4-0 23 PB 1B 23 1B BB	S S S 0-3 ③ K	3	1	0	0	1	2	1
Ray Fontenot, L (1, 1)			S S S 0-3 ② K			S S S 0-3 ① K		x 0-0 1-2 23 1B 1B		2	0	0	0	0	2	0
Brian Dayett, R (8, PH) OBP: 0.286, SLG: 0.400										0	0	0	0	0	0	0
Richie Hebner, L (8, PH) OBP: 0.324, SLG: 0.333										1	0	1	0	0	0	0
Chico Walker, S (8, PR)										0	1	0	0	0	0	0
Lee Smith, R (8, 1)										0	0	0	0	0	0	0
Inning Stats	R: 0 E: 0 K: 2 S: 7 H: 0 LOB: 0 BB: 0 P: 7	R: 0 E: 0 K: 1 S: 5 H: 0 LOB: 1 BB: 1 P: 9	R: 0 E: 0 K: 2 S: 7 H: 0 LOB: 0 BB: 0 P: 7	R: 0 E: 0 K: 2 S: 7 H: 0 LOB: 0 BB: 0 P: 7	R: 0 E: 0 K: 0 S: 4 H: 1 LOB: 1 BB: 0 P: 4	R: 0 E: 0 K: 2 S: 7 H: 0 LOB: 0 BB: 0 P: 7	R: 1 E: 0 K: 1 S: 6 H: 1 LOB: 0 BB: 0 P: 6	R: 3 E: 0 K: 1 S: 8 H: 3 LOB: 1 BB: 1 P: 12	R: 1 E: 0 K: 2 S: 8 H: 1 LOB: 0 BB: 0 P: 8	1B: 4 2B: 0 3B: 0 HR: 2	SF: 0 SAC: 0 DP: 0 HBP: 0						

TOP

Chicago Cubs @ Montreal Expos

Olympic Stadium, Montreal, QB

Mon Jun 10 1985, 7:05 PM EDT

Att. 42,218 - Unknown

livebaseballscorecards.com

AB	33
R	5
H	6
RBI	5
BB	2
SO	13
LOB	6

PITCHER		IP	WLS	BF	H	R	ER	SO	BB	IBB	HBP	BLK	WP	HR	S	P	ERA	WHIP
Dan Schatzeder, L ERA: 4.44	(1, 1)	7.1		26	2	2	2	10	2	0	0	0	0	1	44	52	2.46	0.545
Jeff Reardon, R ERA: 1.49	(8, 1)	0.2	L	5	3	2	2	1	0	0	0	0	0	0	7	7	27.00	4.500
Tim Burke, R ERA: 2.14	(9, 1)	1.0		4	1	1	1	2	0	0	0	0	0	1	8	8	9.00	1.000

PITCHER	IP	WLS	BF	H	R	ER	SO	BB	IBB	HBP	BLK	WP	HR	S	P	ERA	WHIP

Batter	1	2	3	4	5	6	7	8	9	AB	R	H	RBI	BB	SO	LOB
Tim Raines, S (1, 7) OBP: 0.356, SLG: 0.403	BBBB 4-0 3-1 S 1B BB		SSS 0-3 K ①		SSS 0-3 K ③			x 0-0 2B		3	1	1	0	1	2	0
Jim Wohlford, R (1, 9) OBP: 0.263, SLG: 0.275 Herm Winningham, L (6, PR) OBP: 0.352, SLG: 0.370 (7, 8)	SSS 0-3 K ① 1-2		x 0-0 F6 ②			x 0-0 1B 2B		SSS 0-3 K ②		3 1	0 1	1 0	0 0	0 0	1 1	1 1
Andre Dawson, R (1, 8) OBP: 0.310, SLG: 0.460 (7, 9)	x 0-0 3-1 ② 2-3		x 0-0 6-3 ③			x 0-0 FC6-4 2-H 1B		SSS 0-3 K ③		4	0	1	1	0	1	2
Hubie Brooks, R (1, 6) OBP: 0.312, SLG: 0.395	x 0-0 1B 3-H 1B			x 0-0 1B SF7 2B		x 0-0 F7 ①			SSS 0-3 K ①	4	1	2	1	0	1	2
Tim Wallach, R (1, 5) OBP: 0.308, SLG: 0.415	x 0-0 1-2 1B			x 0-0 G6-3 2-3 1B		x 0-0 FC6-4 CS ② 1-2f			x 0-0 HR	4	1	3	1	0	0	2
Dan Driessen, L (1, 3) OBP: 0.335, SLG: 0.405	x 0-0 4-3 ③			x 0-0 SF7 ① 3-H		0-0 CS ③ 1-2	BBBB 4-0 G6-4-3 BB		BBBB 4-0 BB	1	0	0	1	2	0	2
Vance Law, R (1, 4) OBP: 0.323, SLG: 0.292		x 0-0 4-3 ①		x 0-0 G6-3 ② ③ 1-2f			x 0-0 F9 ①		SSS 0-3 K ②	4	0	0	0	0	1	3
Mike Fitzgerald, R (1, 2) OBP: 0.316, SLG: 0.224 Terry Francona, L (9, PH) OBP: 0.317, SLG: 0.367		x 0-0 3-1 ②	SSS 0-3 K ①				x 0-0 G6-4-3 ② ③ 1-2f		x 0-0 F7 ③	3 1	0 0	0 0	0 0	0 0	1 0	1 1
Dan Schatzeder, L (1, 1) OBP: 0.200, SLG: 0.357 Jeff Reardon, R (8, 1) OBP: 0.250, SLG: 0.250 Miguel Dilone, S (8, PH) OBP: 0.255, SLG: 0.250 Tim Burke, R (9, 1)		SSS 0-3 K ③			x 0-0 F8 ②			SSS 0-3 K ①		2 0 1 0	0 0 0 0	0 0 0 0	0 0 0 0	0 0 1 0	1 0 0 0	0 0 0 0
Inning Stats	R: 1 H: 2 E: 0 LOB: 2 K: 1 BB: 1 S: 7 P: 11	R: 0 H: 0 E: 0 LOB: 0 K: 1 BB: 0 S: 5 P: 5	R: 0 H: 0 E: 0 LOB: 0 K: 1 BB: 0 S: 5 P: 5	R: 1 H: 2 E: 0 LOB: 0 K: 0 BB: 0 S: 4 P: 4	R: 0 H: 0 E: 0 LOB: 0 K: 2 BB: 0 S: 7 P: 7	R: 1 H: 2 E: 0 LOB: 1 K: 0 BB: 0 S: 4 P: 4	R: 0 H: 0 E: 0 LOB: 0 K: 0 BB: 1 S: 2 P: 6	R: 0 H: 1 E: 0 LOB: 1 K: 3 BB: 0 S: 10 P: 10	R: 1 H: 1 E: 0 LOB: 1 K: 2 BB: 1 S: 8 P: 12	1B: 4 2B: 3 3B: 0 HR: 1	SF: 1 SAC: 0 DP: 2 HBP: 0			WP: 0 PB: 0 SB: 1 CS: 1		PA: 36	

PITCHER	IP	WLS	BF	H	R	ER	SO	BB	IBB	HBP	BLK	WP	HR	S	P	ERA	WHIP
Ray Fontenot, L (1, 1) ERA: 3.29	7.0	W	26	6	3	3	5	2	0	0	0	0	0	34	42	4.50	1.500
Lee Smith, R (8, 1) ERA: 2.52	2.0	S	9	2	1	1	5	1	0	0	0	0	1	18	22	4.50	1.500

PITCHER	IP	WLS	BF	H	R	ER	SO	BB	IBB	HBP	BLK	WP	HR	S	P	ERA	WHIP

BOTTOM

Chicago Cubs @ Montreal Expos

Olympic Stadium, Montreal, QB

Mon Jun 10 1985, 7:05 PM EDT

Att. 42,218 - Unknown

livebaseballscorecards.com

AB	31
R	4
H	8
RBI	4
BB	3
SO	10
LOB	15

Chicago Cubs @ Montreal Expos

Olympic Stadium, Montreal, QB

Tue Jun 11 1985, 7:05 PM EDT

Att. 28,303 - Unknown

TOP

livebaseballscorecards.com

Batter	1	2	3	4	5	6	7	8	9	AB	R	H	RBI	BB	SO	LOB
Davey Lopes, R (1, 8) OBP: 0.423, SLG: 0.442	B B B B 4-0 23 G6-4-3 BB		x 0-0 ② FC5-4 1-2f		x 0-0 ② F8		x 0-0 ③ F4		x 0-0 ② 1-3	4	0	0	0	1	0	3
23 Ryne Sandberg, R (1, 4) OBP: 0.296, SLG: 0.408	x 0-0 ① ② G6-4-3 1-2f		x 0-0 ③ F5		x 0-0 ③ F9			x 0-0 ① 6-3	x 0-0 ③ 6-3	5	0	0	0	0	0	3
Keith Moreland, R (1, 9) OBP: 0.377, SLG: 0.404	x 0-0 ③ F8			x 0-0 2B	x 0-0 ① F9			B B B B 4-0 BB HR BB BB		3	1	1	0	1	0	0
Jody Davis, R (1, 2) OBP: 0.339, SLG: 0.453		x 0-0 1B		x 0-0 ① F9	x 0-0 HR			B B B B 4-0 BB 1-2 HR BB		3	1	2	1	1	0	1
Chico Walker, S (8, PR)										0	1	0	0	0	0	0
Steve Lake, R (8, 2) OBP: 0.217, SLG: 0.348										0	0	0	0	0	0	0
Ron Cey, R (1, 5) OBP: 0.319, SLG: 0.467		S S S 0-3 ① K		B B B B 4-0 BB	S S S 0-3 ② K			B B B B 4-0 1-2 2-3 HR BB		2	1	0	0	2	2	1
Leon Durham, L (1, 3) OBP: 0.321, SLG: 0.434		x 0-0 ② F7		x 0-0 ② F9	x 0-0 ③ F7			x 0-0 1-H 2-H 3-H HR		4	1	1	4	0	0	3
Gary Woods, R (1, 7) OBP: 0.233, SLG: 0.148		x 0-0 ③ F7		S S S 0-3 ③ K			x 0-0 ① F8	x 0-0 ② F9		4	0	0	0	0	1	4
Chris Speier, R (1, 6) OBP: 0.299, SLG: 0.372			x 0-0 ① F5		x 0-0 1B		x 0-0 1B	x 0-0 ③ 5-3		4	0	2	0	0	0	1
Dennis Eckersley, R (1, 1) OBP: 0.235, SLG: 0.103			B B B B 4-0 FC5-4 BB		S S S 0-3 ① K		S S S 0-3 ② K		x 0-0 ① F5	1	0	0	0	1	1	1
Brian Dayett, R (7, PH) OBP: 0.273, SLG: 0.381										1	0	0	0	0	1	1
George Frazier, R (7, 1)										0	0	0	0	0	0	0
Thad Bosley, L (9, PH) OBP: 0.327, SLG: 0.333										1	0	0	0	0	0	0
Lee Smith, R (9, 1)										0	0	0	0	0	0	0
Inning Stats	R: 0 E: 0 K: 0 S: 2 H: 0 LOB: 0 BB: 1 P: 6	R: 0 E: 0 K: 1 S: 6 H: 1 LOB: 1 BB: 0 P: 6	R: 0 E: 0 K: 0 S: 3 H: 0 LOB: 1 BB: 1 P: 7	R: 0 E: 0 K: 1 S: 6 H: 1 LOB: 2 BB: 1 P: 10	R: 0 E: 0 K: 1 S: 6 H: 1 LOB: 1 BB: 0 P: 6	R: 1 E: 0 K: 1 S: 6 H: 1 LOB: 0 BB: 0 P: 6	R: 0 E: 0 K: 1 S: 6 H: 1 LOB: 1 BB: 0 P: 6	R: 4 E: 0 K: 0 S: 4 H: 1 LOB: 1 BB: 3 P: 16	R: 0 E: 0 K: 0 S: 3 H: 0 LOB: 0 BB: 0 P: 3	1B: 3 2B: 1 3B: 0 HR: 2 SF: 0 SAC: 0 DP: 1 HBP: 0						

	AB	32
	R	5
	H	6
	RBI	5
	BB	6
	SO	5
	LOB	18

WP: 0 PB: 0 SB: 0 CS: 0 PA: 38

PITCHER		IP	WLS	BF	H	R	ER	SO	BB	IBB	HBP	BLK	WP	HR	S	P	ERA	WHIP
Mickey Mahler, L ERA: 0.93	(1, 1)	7.1		30	5	2	2	5	4	0	0	0	0	1	36	52	2.46	1.227
Randy St. Claire, R ERA: 2.53	(8, 1)	0.0	L	2	0	0	0	0	2	0	0	0	0	0	0	8	∞	∞
Gary Lucas, L ERA: 3.48	(8, 1)	1.2		6	1	3	3	0	0	0	0	0	0	1	6	6	16.20	0.600

PITCHER		IP	WLS	BF	H	R	ER	SO	BB	IBB	HBP	BLK	WP	HR	S	P	ERA	WHIP

Batter	1	2	3	4	5	6	7	8	9	AB	R	H	RBI	BB	SO	LOB
Tim Raines, S (1, 7) OBP: 0.355, SLG: 0.400	F3		3B 1B (1-2)		1-3			F7		4	1	1	0	0	0	0
Vance Law, R (1, 4) OBP: 0.326, SLG: 0.305	K (S S S)		1-H 2-H 3B		F9			BB (B B B B) FC6-4		3	0	1	2	1	1	0
Andre Dawson, R (1, 9) OBP: 0.304, SLG: 0.451	6-3		F7			6-3		FC6-4 (1-2f)		4	0	0	0	0	0	2
Dan Driessen, L (1, 3) OBP: 0.333, SLG: 0.401		K (S S S)		F8 1B FC6-4 1B		F4		5-3		4	1	1	0	0	1	1
Hubie Brooks, R (1, 6) OBP: 0.311, SLG: 0.392		F8		FC6-4 (1-2) 1B		1-3			K (S S S)	4	0	1	0	0	1	0
Tim Wallach, R (1, 5) OBP: 0.311, SLG: 0.414		F4		F8 (2-3)			PB BB (B B B B)		FC4-6 1B	3	0	1	0	1	0	2
Herm Winningham, L (1, 8) OBP: 0.342, SLG: 0.359			4-3	FC6-4 (1-2f 3-H)			K (S S S)		K (S S S)	4	0	0	1	0	2	3
Mike Fitzgerald, R (1, 2) OBP: 0.311, SLG: 0.219			6-3	F3			K (S S S)		FC4-6 (1-2f)	3	0	0	0	0	1	2
Jim Wohlford, R (9, PH) OBP: 0.260, SLG: 0.271										1	0	0	0	0	0	1
Mickey Mahler, S (1, 1) OBP: 0.286, SLG: 0.286			1B 3B 1B		F6		K (S S S) (1-2)			3	1	1	0	0	1	1
Randy St. Claire, R (8, 1) OBP: 1.000, SLG: 1.000										0	0	0	0	0	0	0
Gary Lucas, L (8, 1)										0	0	0	0	0	0	0
Inning Stats	R: 0 E: 0 K: 1 S: 5 H: 0 LOB: 0 BB: 0 P: 5	R: 0 E: 0 K: 1 S: 5 H: 0 LOB: 0 BB: 0 P: 5	R: 2 E: 0 K: 0 S: 6 H: 3 LOB: 1 BB: 0 P: 6	R: 1 E: 0 K: 0 S: 5 H: 2 LOB: 1 BB: 0 P: 5	R: 0 E: 0 K: 0 S: 3 H: 0 LOB: 0 BB: 0 P: 3	R: 0 E: 0 K: 0 S: 3 H: 0 LOB: 0 BB: 0 P: 3	R: 0 E: 0 K: 3 S: 9 H: 0 LOB: 1 BB: 1 P: 13	R: 0 E: 1 K: 0 S: 3 H: 0 LOB: 1 BB: 1 P: 7	R: 0 E: 0 K: 2 S: 8 H: 1 LOB: 1 BB: 0 P: 8	1B: 5 2B: 0 3B: 1 HR: 0 SF: 0 SAC: 0 DP: 0 HBP: 0							

PITCHER		IP	WLS	BF	H	R	ER	SO	BB	IBB	HBP	BLK	WP	HR	S	P	ERA	WHIP
Dennis Eckersley, R ERA: 2.57	(1, 1)	6.0		23	5	3	3	2	0	0	0	0	0	0	27	27	4.50	0.833
George Frazier, R ERA: 7.85	(7, 1)	2.0	W	8	0	0	0	3	2	0	0	0	0	0	12	20	0.00	1.000
Lee Smith, R ERA: 2.45	(9, 1)	1.0	S	4	1	0	0	2	0	0	0	0	0	0	8	8	0.00	1.000

PITCHER	IP	WLS	BF	H	R	ER	SO	BB	IBB	HBP	BLK	WP	HR	S	P	ERA	WHIP

BOTTOM

Chicago Cubs @ Montreal Expos

Olympic Stadium, Montreal, QB

Tue Jun 11 1985, 7:05 PM EDT

Att. 28,303 - Unknown

livebaseballscorecards.com

AB	33
R	3
H	6
RBI	3
BB	2
SO	7
LOB	12

Batter	1	2	3	4	5	6	7	8	9	AB	R	H	RBI	BB	SO	LOB
Thad Bosley, L (1, 7) (7, 8) OBP: 0.333, SLG: 0.326	4-3		BB 23 CS		3-1		1B 23 HBP 1-2		K	4	0	1	0	1	1	1
23 Ryne Sandberg, R (1, 4) OBP: 0.295, SLG: 0.402	K		K 1-2		5-3		HBP 1-2 2-3			3	0	0	0	0	2	1
Davey Lopes, R (1, 8) OBP: 0.425, SLG: 0.439	1B S			BB 1B S		4-3	F2			3	0	1	0	1	0	3
Lary Sorensen, R (7, 1)										0	0	0	0	0	0	0
Keith Moreland, R (1, 9) OBP: 0.375, SLG: 0.398	6-3 1-2			BB 1B 1-2		5-3		5-3		3	0	0	0	1	0	1
Leon Durham, L (1, 3) OBP: 0.320, SLG: 0.429		K		K		1B		G3		4	0	1	0	0	2	2
Jody Davis, R (1, 2) OBP: 0.332, SLG: 0.443		4-3		K		F9		4-3		4	0	0	0	0	1	3
Ron Cey, R (1, 5) OBP: 0.332, SLG: 0.473		BB		1B 1-2 2-3			BB 23 HBP 1B		1B	2	0	2	0	2	0	0
Chris Speier, R (1, 6) OBP: 0.289, SLG: 0.358		K		F8			K		F6	3	0	0	0	0	2	5
Chico Walker, S (9, PH)										1	0	0	0	0	0	1
Rick Sutcliffe, L (1, 1) OBP: 0.250, SLG: 0.308			K		G3		F8		F9	2	0	0	0	0	1	0
Richie Hebner, L (7, PH) (7, 7) OBP: 0.308, SLG: 0.314										2	0	0	0	0	0	2
Inning Stats	R: 0 E: 0 K: 1 S: 6 H: 1 LOB: 1 BB: 0 P: 6	R: 0 E: 0 K: 2 S: 7 H: 0 LOB: 1 BB: 1 P: 11	R: 0 E: 0 K: 2 S: 6 H: 0 LOB: 1 BB: 1 P: 10	R: 0 E: 0 K: 2 S: 8 H: 1 LOB: 3 BB: 2 P: 16	R: 0 E: 0 K: 0 S: 3 H: 0 LOB: 0 BB: 0 P: 3	R: 0 E: 0 K: 0 S: 4 H: 1 LOB: 1 BB: 0 P: 4	R: 0 E: 0 K: 1 S: 6 H: 1 LOB: 3 BB: 1 P: 11	R: 0 E: 0 K: 0 S: 3 H: 0 LOB: 0 BB: 0 P: 3	R: 0 E: 0 K: 1 S: 6 H: 1 LOB: 1 BB: 0 P: 6	1B: 5 2B: 1 3B: 0 HR: 0	SF: 0 SAC: 0 DP: 1 HBP: 1						

TOP

Chicago Cubs @ Montreal Expos

Olympic Stadium, Montreal, QB

Wed Jun 12 1985, 7:05 PM EDT

Att. 10,378 - Unknown

livebaseballscorecards.com

AB	31
R	0
H	5
RBI	0
BB	5
SO	9
LOB	19

WP: 0 PB: 0 SB: 2 CS: 1 PA: 37

PITCHER		IP	WLS	BF	H	R	ER	SO	BB	IBB	HBP	BLK	WP	HR	S	P	ERA	WHIP
David Palmer, R ERA: 2.41	(1, 1)	6.2	W	29	4	0	0	8	5	0	1	0	0	0	39	60	0.00	1.350
Tim Burke, R ERA: 2.06	(7, 1)	1.1		5	1	0	0	0	0	0	0	0	0	0	5	5	0.00	0.750
Jeff Reardon, R ERA: 1.45	(9, 1)	1.0	S	3	0	0	0	1	0	0	0	0	0	0	5	5	0.00	0.000

PITCHER	IP	WLS	BF	H	R	ER	SO	BB	IBB	HBP	BLK	WP	HR	S	P	ERA	WHIP

Chicago Cubs @ Montreal Expos

Olympic Stadium, Montreal, QB

Wed Jun 12 1985, 7:05 PM EDT

Att. 10,378 - Unknown

BOTTOM

livebaseballscorecards.com

Batter	1	2	3	4	5	6	7	8	9	AB	R	H	RBI	BB	SO	LOB
Tim Raines, S (1, 7) OBP: 0.357, SLG: 0.407	WP SF9 2B		6-3		3-1		E 1B			4	1	2	0	0	0	0
Vance Law, R (1, 4) OBP: 0.325, SLG: 0.305	SF9 2-H		1-3		1B		5-3 1-3			3	0	1	1	0	0	1
Andre Dawson, R (1, 9) OBP: 0.299, SLG: 0.442	5-3		1-3		K			K		4	0	0	0	0	2	1
Dan Driessen, L (1, 3) OBP: 0.326, SLG: 0.392	1-3			F9	F4			3-1		4	0	0	0	0	0	1
Hubie Brooks, R (1, 6) OBP: 0.310, SLG: 0.386		F9		K		1-3		FC5-4 HBP		3	0	0	0	0	1	0
Tim Wallach, R (1, 5) OBP: 0.314, SLG: 0.421		1B 1B		1B 2B		5-3		FC5-4 1-2f		4	1	2	0	0	0	1
Herm Winningham, L (1, 8) OBP: 0.349, SLG: 0.366		1-2 1B		S 2-H 1B		K				3	0	2	1	0	1	0
Mike Fitzgerald, R (1, 2) OBP: 0.311, SLG: 0.216		F4		1-2 IBB			F8			2	0	0	0	1	0	2
David Palmer, R (1, 1) OBP: 0.143, SLG: 0.190		6-3		F3			6-3			2	0	0	0	0	0	4
Tim Burke, R (7, 1)										1	0	0	0	0	0	0
Jeff Reardon, R (9, 1) OBP: 0.250, SLG: 0.250										0	0	0	0	0	0	0

	AB	30
	R	2
	H	7
	RBI	2
	BB	1
	SO	4
	LOB	10

Inning Stats	1	2	3	4	5	6	7	8	9
	R: 1 E: 0 K: 0 S: 4	H: 1 LOB: 0 BB: 0 P: 4	R: 0 E: 0 K: 0 S: 5	H: 2 LOB: 2 BB: 0 P: 5	R: 0 E: 0 K: 0 S: 3	H: 0 LOB: 0 BB: 0 P: 3	R: 1 E: 0 K: 1 S: 7	H: 2 LOB: 2 BB: 1 P: 11	R: 0 E: 0 K: 1 S: 6	H: 1 LOB: 1 BB: 0 P: 6	R: 0 E: 0 K: 1 S: 5	H: 0 LOB: 0 BB: 0 P: 5	R: 0 E: 1 K: 0 S: 4	H: 1 LOB: 1 BB: 0 P: 4	R: 0 E: 0 K: 1 S: 5	H: 0 LOB: 1 BB: 0 P: 6			

	1B: 5	SF: 1
	2B: 2	SAC: 0
	3B: 0	DP: 0
	HR: 0	HBP: 1

	WP: 1	PA: 33
	PB: 0	
	SB: 1	
	CS: 0	

PITCHER		IP	WLS	BF	H	R	ER	SO	BB	IBB	HBP	BLK	WP	HR	S	P	ERA	WHIP
Rick Sutcliffe, R ERA: 2.11	(1, 1)	6.0	L	25	6	2	2	3	0	1	0	0	1	0	30	34	3.00	1.000
Lary Sorensen, R ERA: 5.65	(7, 1)	2.0		8	1	0	0	1	0	0	1	0	0	0	9	10	0.00	0.500

PITCHER	IP	WLS	BF	H	R	ER	SO	BB	IBB	HBP	BLK	WP	HR	S	P	ERA	WHIP

Batter	1	2	3	4	5	6	7	8	9	AB	R	H	RBI	BB	SO	LOB
Davey Lopes, R (1, 8) OBP: 0.439, SLG: 0.459	23 4-3 1B 2B	23 BB 2-H 1B		K			23 FC6-4 1B		BBBB E S 2B BB	4	2	3	1	1	1	1
23 Ryne Sandberg, R (1, 4) OBP: 0.292, SLG: 0.394	4-3 2-3	BBBB 1-2 BB			5-3		FC6-4 S 1-2f		F4	4	0	0	0	1	0	3
Keith Moreland, R (1, 9) OBP: 0.371, SLG: 0.393	1B S 5-3 3-H 1B	F9			F7		K 1-2		K 1-3	5	1	1	1	0	2	4
Leon Durham, L (1, 3) OBP: 0.322, SLG: 0.434	5-3 1-3 1B		4-3		3-1			F7	3-H 2B	5	0	2	1	0	0	0
Jody Davis, R (1, 2) OBP: 0.333, SLG: 0.439	5-3 1-2 3-H		6-3			BBBB BB		1B BB 2B 1B	K	4	1	1	1	1	1	2
Ron Cey, R (1, 5) OBP: 0.330, SLG: 0.465	6-3		K			F6		BBBB 1B 1-2 2B BB		3	1	0	0	1	1	2
Thad Bosley, L (1, 7) OBP: 0.345, SLG: 0.340		SH5-4 1B 1B		G3		K		1-2 2-3 2B 1B		4	2	2	0	0	1	1
Larry Bowa, S (1, 6) OBP: 0.217, SLG: 0.235		F8		6-3		6-3		4-6 1-H 2-H 3-H 2B		3	0	0	0	0	0	2
Richie Hebner, L (8, PH) OBP: 0.325, SLG: 0.361										1	0	1	3	0	0	0
Lary Sorensen, R (8, 1)										0	0	0	0	0	0	0
Steve Trout, L (1, 1) OBP: 0.136, SLG: 0.100										1	0	1	0	0	0	0
George Frazier, R (5, 1)										0	0	0	0	0	0	0
Chico Walker, S (7, PH)										1	0	0	0	0	0	0
Warren Brusstar, R (7, 1)										0	0	0	0	0	0	0
Chris Speier, R (8, PH) OBP: 0.286, SLG: 0.354		SH5-4 1-2		2B			F8	4-6 2-3f		1	0	0	0	0	0	1
(8, 6)																
Inning Stats	R: 2 E: 0 K: 0 S: 6 H: 3 LOB: 1 BB: 0 P: 6	R: 1 E: 0 K: 0 S: 5 H: 2 LOB: 2 BB: 1 P: 9	R: 0 E: 0 K: 1 S: 5 H: 0 LOB: 0 BB: 0 P: 5	R: 0 E: 0 K: 1 S: 6 H: 1 LOB: 1 BB: 0 P: 6	R: 0 E: 0 K: 0 S: 3 H: 0 LOB: 0 BB: 0 P: 3	R: 0 E: 0 K: 1 S: 5 H: 0 LOB: 1 BB: 1 P: 9	R: 0 E: 0 K: 1 S: 6 H: 1 LOB: 1 BB: 0 P: 6	R: 3 E: 0 K: 0 S: 5 H: 3 LOB: 0 BB: 1 P: 9	R: 1 E: 0 K: 2 S: 8 H: 1 LOB: 1 BB: 1 P: 12							

PITCHER		IP	WLS	BF	H	R	ER	SO	BB	IBB	HBP	BLK	WP	HR	S	P	ERA	WHIP
Bryn Smith, R ERA: 3.45	(1, 1)	7.1	W	33	8	5	5	4	3	0	0	0	0	0	38	50	6.14	1.500
Randy St. Claire, R ERA: 3.38	(8, 1)	0.0		2	2	1	1	0	0	0	0	0	0	0	2	2	∞	∞
Tim Burke, R ERA: 2.23	(8, 1)	1.1		5	1	1	1	1	1	0	0	0	0	0	6	10	6.75	1.500
Jeff Reardon, R ERA: 1.44	(9, 1)	0.1	S	1	0	0	0	1	0	0	0	0	0	0	3	3	0.00	0.000

PITCHER	IP	WLS	BF	H	R	ER	SO	BB	IBB	HBP	BLK	WP	HR	S	P	ERA	WHIP

TOP

Chicago Cubs @ Montreal Expos

Olympic Stadium, Montreal, QB

Thu Jun 13 1985, 7:05 PM EDT

Att. 14,210 - Unknown

livebaseballscorecards.com

AB	36
R	7
H	11
RBI	7
BB	4
SO	6
LOB	16

1B: 7	SF: 0	WP: 0	PA: 41
2B: 5	SAC: 1	PB: 0	
3B: 0	DP: 1	SB: 3	
HR: 0	HBP: 0	CS: 0	

BOTTOM

Batter	1	2	3	4	5	6	7	8	9	AB	R	H	RBI	BB	SO	LOB
Tim Raines, S (1, 7) OBP: 0.362, SLG: 0.417	6-3		4-3		FC4 BB 1-2 1B 1B	F8 1B 2B	K			5	2	3	0	0	1	2
Vance Law, R (1, 4) OBP: 0.332, SLG: 0.316	1B		F9		BB 1-2 2-3 FC4 BB	F8 2-3	1B 1-3 2-H 2B			4	0	2	1	1	0	2
Andre Dawson, R (1, 9) OBP: 0.301, SLG: 0.438	K		4-3 1-2		FC4 1B 1-2f 2-3 3-H 1B	1B 3-H 1B	1B IBB			4	1	1	2	1	1	4
Hubie Brooks, R (1, 6) OBP: 0.312, SLG: 0.387	F9		K		1B BB 1-3 3-H 1B	K	FC6-4 1-2 2-3 3-H 1B			5	0	2	2	0	2	3
Tim Wallach, R (1, 5) OBP: 0.321, SLG: 0.429		S BB FC6-4 BB	E4	1B 1-2 BB	3B FC6-4 1-2f					3	2	1	0	2	0	3
Terry Francona, L (1, 3) OBP: 0.338, SLG: 0.375	FC6-4 S 1-2 CS BB	K		1-2 2-3 3-H 1B	E 3-H 1B 1B	4-3				4	1	2	2	1	1	1
Herm Winningham, L (1, 8) OBP: 0.351, SLG: 0.362	FC6-4 1-2 2-3 BB	K	F5		E4 1B 1-3 2B	G6-4-3 1B				4	1	1	0	1	1	5
Sal Butera, R (1, 2) OBP: 0.250, SLG: 0.216 Dan Driessen, L (5, PH) OBP: 0.325, SLG: 0.390 Mike Fitzgerald, R (6, 2) OBP: 0.313, SLG: 0.220	FC6-4 CS 1-2f 2-3 3-H	F7	F4		2B 1-2 3-H 1B	G6-4-3 1-2f				2 1 2	0 0 1	0 0 1	1 0 1	0 0 0	0 0 1	3 3 1
Bryn Smith, R (1, 1) OBP: 0.269, SLG: 0.280 Randy St. Claire, R (8, 1) OBP: 1.000, SLG: 1.000 Tim Burke, R (8, 1) Jeff Reardon, R (9, 1) OBP: 0.250, SLG: 0.250	1-3 1-2 3-H				BB 1B FC4 1B	K	K			4 0 0 0	1 0 0 0	1 0 0 0	0 0 0 0	0 0 0 0	2 0 0 0	4 0 0 0
Inning Stats	R: 0 E: 0 K: 1 S: 6 H: 1 LOB: 1 BB: 0 P: 6	R: 1 E: 0 K: 0 S: 2 H: 0 LOB: 1 BB: 3 P: 14	R: 0 E: 0 K: 1 S: 6 H: 1 LOB: 1 BB: 0 P: 6	R: 0 E: 1 K: 2 S: 8 H: 0 LOB: 1 BB: 0 P: 8	R: 3 E: 0 K: 0 S: 7 H: 4 LOB: 3 BB: 2 P: 15	R: 1 E: 0 K: 2 S: 9 H: 2 LOB: 1 BB: 0 P: 9	R: 4 E: 1 K: 2 S: 13 H: 5 LOB: 3 BB: 1 P: 17	R: 0 E: 0 K: 0 S: 3 H: 1 LOB: 0 BB: 0 P: 3		1B: 11 2B: 2 3B: 1 HR: 0 SF: 0 SAC: 0 DP: 1 HBP: 0					WP: 0 PB: 0 SB: 2 CS: 2	PA: 44

PITCHER		IP	WLS	BF	H	R	ER	SO	BB	IBB	HBP	BLK	WP	HR	S	P	ERA	WHIP
Steve Trout, L ERA: 2.23	(1, 1)	4.1	L	22	5	4	4	4	4	0	0	0	0	0	26	42	8.31	2.077
George Frazier, R ERA: 7.65	(5, 1)	1.2		9	3	1	1	2	1	0	0	0	0	0	12	16	5.40	2.400
Warren Brusstar, R ERA: 3.72	(7, 1)	1.0		10	5	4	1	2	0	1	0	0	0	0	13	17	9.00	5.000
Lary Sorensen, R ERA: 5.28	(8, 1)	1.0		3	1	0	0	0	0	0	0	0	0	0	3	3	0.00	1.000

PITCHER	IP	WLS	BF	H	R	ER	SO	BB	IBB	HBP	BLK	WP	HR	S	P	ERA	WHIP

Chicago Cubs @ Montreal Expos

Olympic Stadium, Montreal, QB

Thu Jun 13 1985, 7:05 PM EDT

Att. 14,210 - Unknown

livebaseballscorecards.com

AB	38
R	9
H	14
RBI	9
BB	6
SO	8
LOB	31

Batter	1	2	3	4	5	6	7	8	9	AB	R	H	RBI	BB	SO	LOB
Vince Coleman, S (1, 7) OBP: 0.339, SLG: 0.348	CS 1B		F7		F9 2-3		E S 1B 1B	4-3		5	1	2	0	0	0	2
Willie McGee, S (1, 8) OBP: 0.382, SLG: 0.487	K		1-3		3-H 3B		F6 1-3		4-3	5	0	1	1	0	1	3
Tom Herr, S (1, 4) OBP: 0.437, SLG: 0.476	FC5-4 1-2 1B			BBBB G4-6-3 BB	F7		1B HR IBB		6-3	3	1	1	0	2	0	1
Jack Clark, R (1, 3) OBP: 0.402, SLG: 0.550	FC5-4 1-2f			F5		BBBB E 1B 2B BB	HR 1-2 3-H 1B		BBBB WP E BB	3	3	1	1	2	0	2
Andy Van Slyke, L (1, 9) OBP: 0.386, SLG: 0.523		4-3		G4-6-3 1-2f		E8 1-3 2B 1B	1-H 2-H HR		E 1-2 IBB	4	2	2	3	1	0	1
Terry Pendleton, S (1, 5) OBP: 0.272, SLG: 0.293 Tom Lawless, R (5, 5) OBP: 0.316, SLG: 0.421		F8			5-3 E 2B 1B	F9 SH 2-H 3-H 2B	F3		6-3 1-3 2-H	2 3	1 1	1 1	0 2	0 0	0 0	0 1
Ozzie Smith, S (1, 6) OBP: 0.314, SLG: 0.310		4-3			E3 1-2 5-3 2B	F9 2-3	F5			4	1	0	0	0	0	2
Tom Nieto, R (1, 2) OBP: 0.333, SLG: 0.301			SH3 1B		5-3 1-2 2-3	SH G4-6-3 3-H		4-3		3	0	1	1	0	0	2
Joaquin Andujar, S (1, 1) OBP: 0.195, SLG: 0.225 Bill Campbell, R (6, 1) OBP: 0.500, SLG: 0.250 Jeff Lahti, R (7, 1) Bob Forsch, R (9, 1) OBP: 0.263, SLG: 0.474			SH3 1-2		F9 2-H 3-H 3B 2B	G4-6-3 1-2f		5-3		2 0 1 0	1 0 0 0	1 0 0 0	2 0 0 0	0 0 0 0	0 0 0 0	1 0 0 0
Inning Stats	R: 0 E: 0 K: 1 S: 6 H: 2 LOB: 1 BB: 0 P: 6	R: 0 E: 0 K: 0 S: 3 H: 0 LOB: 0 BB: 0 P: 3	R: 0 E: 0 K: 0 S: 4 H: 1 LOB: 1 BB: 0 P: 4	R: 0 E: 0 K: 0 S: 2 H: 0 LOB: 0 BB: 1 P: 6	R: 3 E: 1 K: 0 S: 7 H: 3 LOB: 1 BB: 0 P: 7	R: 3 E: 2 K: 0 S: 5 H: 2 LOB: 0 BB: 1 P: 9	R: 4 E: 0 K: 0 S: 6 H: 3 LOB: 0 BB: 1 P: 10	R: 0 E: 0 K: 0 S: 3 H: 0 LOB: 0 BB: 0 P: 3	R: 1 E: 1 K: 0 S: 3 H: 0 LOB: 1 BB: 2 P: 11	1B: 7 2B: 2 3B: 1 HR: 1	SF: 0 SAC: 2 DP: 2 HBP: 0					

PITCHER		IP	WLS	BF	H	R	ER	SO	BB	IBB	HBP	BLK	WP	HR	S	P	ERA	WHIP
Dick Ruthven, R ERA: 3.75	(1, 1)	5.0	L	24	8	6	4	1	2	0	0	0	0	0	24	32	7.20	2.000
Lary Sorensen, R ERA: 4.96	(6, 1)	1.0		3	0	0	0	0	0	0	0	0	0	0	3	3	0.00	0.000
Warren Brusstar, R ERA: 5.31	(7, 1)	1.0		7	3	4	4	0	0	1	0	0	0	1	6	10	36.00	3.000
George Frazier, R ERA: 6.95	(8, 1)	2.0		8	0	1	0	0	1	1	0	0	1	0	6	14	0.00	0.500

PITCHER	IP	WLS	BF	H	R	ER	SO	BB	IBB	HBP	BLK	WP	HR	S	P	ERA	WHIP

TOP

St. Louis Cardinals @ Chicago Cubs

Wrigley Field, Chicago, IL

Fri Jun 14 1985, 3:33 AM CDT

Att. 36,745 - Unknown

livebaseballscorecards.com

AB	35
R	11
H	11
RBI	10
BB	5
SO	1
LOB	15

1B: 7	SF: 0	WP: 1	PA: 42
2B: 2	SAC: 2	PB: 0	
3B: 1	DP: 2	SB: 1	
HR: 1	HBP: 0	CS: 1	

Batter	1	2	3	4	5	6	7	8	9	AB	R	H	RBI	BB	SO	LOB
Davey Lopes, R (1, 8) OBP: 0.441, SLG: 0.483	BBBB 4-0 S 23 S BB	X 0-0 E9 1-H 1B		SSS 0-3 ② K		X 0-0 ② 5-3		SSS 0-3 ① K	X 0-0 1-H HR	5	1	2	2	1	2	0
23 Ryne Sandberg, R (1, 4) OBP: 0.298, SLG: 0.399	BBBB 4-0 S 1-2 BB	SSS 0-3 ③ K		X 0-0 S 1B		SSS 0-3 ③ K		X 0-0 ② F8	X 0-0 2B	5	0	2	0	1	2	1
Keith Moreland, R (1, 9) OBP: 0.374, SLG: 0.396	X 0-0 ① F9 1-2 2-3		X 0-0 1B 2B 1B	X 0-0 ③ F8 1-2			X 0-0 BB BB 2B 1B	X 0-0 1B 1B 1B	X 0-0 ③ F9	6	3	3	0	0	0	4
Leon Durham, L (1, 3) OBP: 0.338, SLG: 0.449	III 4-0 IBB		X 0-0 1-2 2B 1B		X 0-0 WP G1-4-3 2B		BBBB 4-0 1-2 2B BB	X 0-0 1B 1-3 1B		3	3	3	0	2	0	0
Ron Cey, R (1, 5) OBP: 0.332, SLG: 0.460	SSS 0-3 ② K		SSS 0-3 ① K		X 0-0 ① 1-3		BBBBB 4-0 2B WP 1-2 2-3 BB	X 0-0 FC5-4 1-3 3-H 1B		4	1	1	1	1	2	6
Jody Davis, R (1, 2) OBP: 0.335, SLG: 0.449	X 0-0 ③ F9		X 0-0 1-H 2-H 2B		X 0-0 ② G1-4-3 2-H		X 0-0 WP 1-3 2-H 3-H 2B	X 0-0 ③ FC5-4 1-2f		5	0	2	5	0	0	5
Gary Woods, R (1, 7) OBP: 0.286, SLG: 0.167		BBBB 4-0 1B E BB	SSS 0-3 ② K		X 0-0 FC6-4 1B		SSS 0-3 ① K		BBBB 4-0 G5-4-3 BB	3	1	1	0	2	2	3
Chris Speier, R (1, 6) OBP: 0.271, SLG: 0.333		X 0-0 ① F9	X 0-0 ③ F8		X 0-0 ③ FC6-4 1-2f		X 0-0 ② 6-3 2-3 3-H		X 0-0 ①② G5-4-3 1-2f	5	0	0	0	0	0	5
Dick Ruthven, R (1, 1) OBP: 0.133, SLG: 0.133 Lary Sorensen, R (6, 1) Thad Bosley, L (6, PH) OBP: 0.339, SLG: 0.333 Warren Brusstar, R (7, 1) Brian Dayett, R (7, PH) OBP: 0.261, SLG: 0.364 George Frazier, R (8, 1) Richie Hebner, L (9, PH) OBP: 0.341, SLG: 0.378	SSS 0-3 ② K			X 0-0 ① F9		X 0-0 ① 4-3	X 0-0 ③ F3		X 0-0 HR 1B	2 0 1 0 1 0 1	0 0 0 0 0 0 1	0 0 0 0 0 0 0	0 0 0 0 0 0 1	1 0 0 0 0 0 0	1 0 0 0 1 0 1	1 0 0 0 0 0 0
Inning Stats	R: 0 E: 0 K: 1 S: 5 H: 0 LOB: 3 BB: 3 P: 17	R: 1 E: 1 K: 2 S: 8 H: 1 LOB: 1 BB: 1 P: 12	R: 2 E: 0 K: 2 S: 10 H: 3 LOB: 1 BB: 0 P: 10	R: 0 E: 0 K: 1 S: 6 H: 1 LOB: 1 BB: 0 P: 6	R: 1 E: 0 K: 0 S: 5 H: 2 LOB: 1 BB: 0 P: 5	R: 0 E: 0 K: 1 S: 5 H: 0 LOB: 0 BB: 0 P: 5	R: 3 E: 0 K: 1 S: 7 H: 2 LOB: 1 BB: 2 P: 15	R: 1 E: 0 K: 1 S: 8 H: 3 LOB: 2 BB: 0 P: 8	R: 2 E: 0 K: 0 S: 5 H: 3 LOB: 1 BB: 1 P: 9	1B: 10 2B: 4 3B: 0 HR: 1 SF: 0 SAC: 0 DP: 1 HBP: 0				WP: 2 PB: 0 SB: 4 CS: 0	PA: 48	

PITCHER		IP	WLS	BF	H	R	ER	SO	BB	IBB	HBP	BLK	WP	HR	S	P	ERA	WHIP
Joaquin Andujar, R ERA: 2.76	(1, 1)	5.1	W	27	7	4	3	6	3	1	0	0	1	0	35	51	5.06	1.875
Bill Campbell, R ERA: 3.99	(6, 1)	0.2		5	1	3	3	1	2	0	0	0	0	0	5	13	40.50	4.500
Jeff Lahti, R ERA: 3.74	(7, 1)	2.2		15	7	3	3	2	1	0	0	0	1	1	18	22	10.12	3.000
Bob Forsch, R ERA: 4.44	(9, 1)	0.1	S	1	0	0	0	0	0	0	0	0	0	0	1	1	0.00	0.000

PITCHER	IP	WLS	BF	H	R	ER	SO	BB	IBB	HBP	BLK	WP	HR	S	P	ERA	WHIP

BOTTOM

St. Louis Cardinals @ Chicago Cubs

Wrigley Field, Chicago, IL

Fri Jun 14 1985, 3:33 AM CDT

Att. 36,745 - Unknown

livebaseballscorecards.com

AB	41
R	10
H	15
RBI	8
BB	7
SO	9
LOB	26

Batter	1	2	3	4	5	6	7	8	9	AB	R	H	RBI	BB	SO	LOB
Vince Coleman, S (1, 7) OBP: 0.342, SLG: 0.357	6-3 3B		BBBB 4-0 F9-6 BB			x 0-0 ① F9		x 0-0 ③ 6-3		3	1	1	0	1	0	0
Willie McGee, S (1, 8) OBP: 0.380, SLG: 0.483	1-3		x 0-0 ①② F9-6 1-2			x 0-0 ② 6-3			x 0-0 CS 1B	4	0	1	0	0	0	2
Tom Herr, S (1, 4) OBP: 0.430, SLG: 0.468	6-3 3-H		SSS 0-3 ③ K			x 0-0 ③ 5-3			SSS 0-3 ①② K 1-2	4	0	0	1	0	2	1
Jack Clark, R (1, 3) OBP: 0.407, SLG: 0.563	BBBB 4-0 1B BB			x 0-0 ① F9			x 0-0 HR		BBBB 4-0 BB	2	1	1	1	2	0	0
Tito Landrum, R (1, 9) OBP: 0.379, SLG: 0.714 Andy Van Slyke, L (8, 9) OBP: 0.384, SLG: 0.519	1-2 1B			x 0-0 FC4-6 1B			x 0-0 ① 5-3		x 0-0 ③ F5	3 1	0 0	2 0	0 0	0 0	0 0	0 1
Tom Lawless, R (1, 5) OBP: 0.273, SLG: 0.364	4-3			x 0-0 ② FC4-6 CS 1-2f			x 0-0 ② 4-3			3	0	0	0	0	0	3
Ozzie Smith, S (1, 6) OBP: 0.318, SLG: 0.315		x 0-0 ① 1-3		0-0 ③ CS 1-2	x 0-0 FC4-6 1B		x 0-0 CS 1B			3	0	2	0	0	0	0
Tom Nieto, R (1, 2) OBP: 0.324, SLG: 0.292		x 0-0 ② 5-3			x 0-0 ① FC4-6 G6-4-3 1-2f		0-0 ③ CS 1-2	x 0-0 ① F4		3	0	0	0	0	0	1
Danny Cox, R (1, 1) OBP: 0.111, SLG: 0.139		x 0-0 ③ 6-3			x 0-0 ②③ G6-4-3 1-2f			SSS 0-3 ② K		3	0	0	0	0	1	1
Inning Stats	R: 1 H: 2 E: 0 LOB: 2 K: 0 BB: 1 S: 5 P: 9	R: 0 H: 0 E: 0 LOB: 0 K: 0 BB: 0 S: 3 P: 3	R: 0 H: 0 E: 0 LOB: 0 K: 1 BB: 1 S: 4 P: 8	R: 0 H: 1 E: 0 LOB: 0 K: 0 BB: 0 S: 3 P: 3	R: 0 H: 1 E: 0 LOB: 0 K: 0 BB: 0 S: 3 P: 3	R: 0 H: 0 E: 0 LOB: 0 K: 0 BB: 0 S: 3 P: 3	R: 1 H: 2 E: 0 LOB: 0 K: 0 BB: 0 S: 4 P: 4	R: 0 H: 0 E: 0 LOB: 0 K: 1 BB: 0 S: 5 P: 5	R: 0 H: 1 E: 0 LOB: 1 K: 1 BB: 1 S: 5 P: 9	1B: 5 SF: 0 2B: 2 SAC: 0 3B: 1 DP: 3 HR: 1 HBP: 0							

TOP

St. Louis Cardinals @ Chicago Cubs

Wrigley Field, Chicago, IL

Sat Jun 15 1985, 3:33 AM CDT

Att. 34,716 - Unknown

livebaseballscorecards.com

AB	29
R	2
H	7
RBI	2
BB	3
SO	3
LOB	9

WP: 0 PB: 0 SB: 0 CS: 3 PA: 34

PITCHER		IP	WLS	BF	H	R	ER	SO	BB	IBB	HBP	BLK	WP	HR	S	P	ERA	WHIP
Ray Fontenot, L ERA: 3.18	(1, 1)	7.0	L	25	6	2	2	1	2	0	0	0	0	1	25	33	2.57	1.143
Lary Sorensen, R ERA: 4.67	(8, 1)	1.0		4	1	0	0	1	0	0	0	0	0	0	6	6	0.00	1.000
Lee Smith, R ERA: 2.4	(9, 1)	1.0		3	0	0	0	1	1	0	0	0	0	0	4	8	0.00	1.000

PITCHER	IP	WLS	BF	H	R	ER	SO	BB	IBB	HBP	BLK	WP	HR	S	P	ERA	WHIP

BOTTOM

St. Louis Cardinals @ Chicago Cubs

Wrigley Field, Chicago, IL

Sat Jun 15 1985, 3:33 AM CDT

Att. 34,716 - Unknown

Batter	1	2	3	4	5	6	7	8	9	AB	R	H	RBI	BB	SO	LOB
Davey Lopes, R (1, 8) OBP: 0.436, SLG: 0.475	0-0 CS 1B		0-3 K		0-3 K			0-0 6-3		4	0	1	0	0	2	0
23 Ryne Sandberg, R (1, 4) OBP: 0.297, SLG: 0.393	0-0 F7		4-0 S BB			0-0 5-3		0-0 5-3		3	0	0	0	1	0	1
Keith Moreland, R (1, 9) OBP: 0.377, SLG: 0.395	4-0 1B BB 1-2		0-0 F9 1-2			0-0 1B		0-0 5-3		3	0	1	0	1	0	1
Leon Durham, L (1, 3) OBP: 0.341, SLG: 0.455	0-0 1B 1-3		0-0 4-3			0-0 F9			0-0 2B	4	0	2	0	0	0	2
Jody Davis, R (1, 2) OBP: 0.329, SLG: 0.439	0-3 K			0-0 5-3		0-0 F9			0-0 F6	4	0	0	0	0	1	4
Ron Cey, R (1, 5) OBP: 0.326, SLG: 0.451		0-0 5-3		0-3 K			0-3 K		0-0 6-3	4	0	0	0	0	2	1
Gary Woods, R (1, 7) OBP: 0.308, SLG: 0.156		4-0 FC4-6 BB		0-0 5-3			4-0 BB		0-3 K	2	0	0	0	2	1	1
Larry Bowa, S (1, 6) OBP: 0.212, SLG: 0.229		0-0 FC4-6 1-2f			0-0 6-3		0-0 F7			2	0	0	0	0	0	1
Thad Bosley, L (7, PH) OBP: 0.333, SLG: 0.327										1	0	0	0	0	0	1
Chris Speier, R (8, 6) OBP: 0.271, SLG: 0.333										0	0	0	0	0	0	0
Ray Fontenot, L (1, 1)		0-0 6-3			0-3 K		0-0 1-3			2	0	0	0	0	1	1
Richie Hebner, L (7, PH) OBP: 0.333, SLG: 0.368										1	0	0	0	0	0	1
Lary Sorensen, R (8, 1)										0	0	0	0	0	0	0
Lee Smith, R (9, 1)										0	0	0	0	0	0	0
Chico Walker, S (9, 9)										0	0	0	0	0	0	0
Inning Stats	R: 0 E: 0 K: 1 S: 6 H: 2 LOB: 2 BB: 1 P: 10	R: 0 E: 0 K: 0 S: 3 H: 0 LOB: 1 BB: 1 P: 7	R: 0 E: 0 K: 1 S: 5 H: 0 LOB: 1 BB: 1 P: 9	R: 0 E: 0 K: 1 S: 5 H: 0 LOB: 0 BB: 0 P: 5	R: 0 E: 0 K: 2 S: 7 H: 0 LOB: 0 BB: 0 P: 7	R: 0 E: 0 K: 0 S: 4 H: 1 LOB: 1 BB: 0 P: 4	R: 0 E: 0 K: 1 S: 5 H: 0 LOB: 1 BB: 1 P: 9	R: 0 E: 0 K: 0 S: 3 H: 0 LOB: 0 BB: 0 P: 3	R: 0 E: 0 K: 1 S: 6 H: 1 LOB: 1 BB: 0 P: 6	1B: 3 2B: 1 3B: 0 HR: 0	SF: 0 SAC: 0 DP: 0 HBP: 0						

livebaseballscorecards.com

AB	30
R	0
H	4
RBI	0
BB	4
SO	7
LOB	14

WP: 0 PB: 0 SB: 1 CS: 1 PA: 34

PITCHER	IP	WLS	BF	H	R	ER	SO	BB	IBB	HBP	BLK	WP	HR	S	P	ERA	WHIP
Danny Cox, R (1, 1) ERA: 2.41	9.0	W	34	4	0	0	7	4	0	0	0	0	0	44	60	0.00	0.889

PITCHER	IP	WLS	BF	H	R	ER	SO	BB	IBB	HBP	BLK	WP	HR	S	P	ERA	WHIP

Batter	1	2	3	4	5	6	7	8	9	AB	R	H	RBI	BB	SO	LOB
Vince Coleman, S (1, 7) OBP: 0.339, SLG: 0.353	E 4-3 1B		FC1-6 CS 1-2f		F9		F5		G3 1-2 3-H	5	1	1	1	0	0	4
Willie McGee, S (1, 8) OBP: 0.380, SLG: 0.485	4-3 1-H		CS 1-2	1B BB 1B	4-3		FC4-6 1-2f		2B 2-H	5	1	2	2	0	0	2
Tom Herr, S (1, 4) OBP: 0.430, SLG: 0.466	4-3			BB S SH1-3 1B 1-3	K			4-3 1B	F9	5	1	2	0	0	1	1
Jack Clark, R (1, 3) OBP: 0.401, SLG: 0.553	K			K 1-2		F6		F8		4	0	0	0	0	2	3
Andy Van Slyke, L (1, 9) OBP: 0.381, SLG: 0.509		K		SH1-3 BB IBB		K		4-3 1-2		3	0	0	0	1	2	1
Tom Lawless, R (1, 5) OBP: 0.269, SLG: 0.320		F7		SH1-3 BB 1-2 2-3 3-H		F9		F9		3	0	0	1	1	0	1
Ozzie Smith, S (1, 6) OBP: 0.319, SLG: 0.320		F3		SH1-3 1-2 2-3 3-H			F9	SH G3 2B		3	1	1	1	0	0	0
Tom Nieto, R (1, 2) OBP: 0.333, SLG: 0.289			L3	IBB			E HBP	SH G3 2B 2-3		1	1	0	0	1	0	0
Kurt Kepshire, L (1, 1) OBP: 0.200, SLG: 0.263			FC1-6 1B	F8			E1 FC4-6 1-2		K	3	0	1	0	0	0	4
Steve Braun, L (9, PH) OBP: 0.273, SLG: 0.241										1	0	0	0	0	1	2
Bill Campbell, R (9, 1) OBP: 0.500, SLG: 0.250										0	0	0	0	0	0	0
Inning Stats	R: 1 H: 1 E: 1 LOB: 0 K: 1 BB: 0 S: 6 P: 6	R: 0 H: 0 E: 0 LOB: 0 K: 1 BB: 0 S: 5 P: 5	R: 0 H: 1 E: 0 LOB: 0 K: 0 BB: 0 S: 3 P: 3	R: 2 H: 2 E: 0 LOB: 3 K: 1 BB: 3 S: 7 P: 19	R: 0 H: 0 E: 0 LOB: 0 K: 1 BB: 0 S: 5 P: 5	R: 0 H: 0 E: 0 LOB: 0 K: 1 BB: 0 S: 5 P: 5	R: 0 H: 0 E: 1 LOB: 2 K: 0 BB: 0 S: 4 P: 5	R: 0 H: 1 E: 0 LOB: 1 K: 0 BB: 0 S: 4 P: 4	R: 2 H: 2 E: 0 LOB: 1 K: 1 BB: 0 S: 8 P: 8	1B: 5 SF: 0 2B: 2 SAC: 2 3B: 0 DP: 0 HR: 0 HBP: 1						WP: 0 PA: 40 PB: 0 SB: 1 CS: 1	

TOP

St. Louis Cardinals @ Chicago Cubs

Wrigley Field, Chicago, IL

Sun Jun 16 1985, 3:33 AM CDT

Att. 36,262 - Unknown

livebaseballscorecards.com

AB	33
R	5
H	7
RBI	5
BB	3
SO	6
LOB	18

PITCHER	IP	WLS	BF	H	R	ER	SO	BB	IBB	HBP	BLK	WP	HR	S	P	ERA	WHIP
Dennis Eckersley, R (1, 1) ERA: 2.69	9.0	L	39	7	5	4	6	1	2	1	0	0	0	47	60	4.00	0.889

PITCHER	IP	WLS	BF	H	R	ER	SO	BB	IBB	HBP	BLK	WP	HR	S	P	ERA	WHIP

St. Louis Cardinals @ Chicago Cubs

Wrigley Field, Chicago, IL

Sun Jun 16 1985, 3:33 AM CDT

Att. 36,262 - Unknown

BOTTOM

Batter	1	2	3	4	5	6	7	8	9	AB	R	H	RBI	BB	SO	LOB
Thad Bosley, L (1, 8) OBP: 0.313, SLG: 0.304	6-3		K		F7		6-3			4	0	0	0	0	1	2
23 Ryne Sandberg, R (1, 4) OBP: 0.301, SLG: 0.410	F9			F8		FC3-6, BB, SF9, 1B		HR		4	2	2	1	0	0	0
Keith Moreland, R (1, 9) OBP: 0.374, SLG: 0.389	4-3			F8		BBB, FC3-6, 1-2, BB		K		3	0	0	0	1	1	0
Leon Durham, L (1, 3) OBP: 0.349, SLG: 0.461		FC6-4, 1B		1B		FC3-6, BB, 1-2f, 2-3		G5-4-3, 1B		4	0	3	0	0	0	2
Jody Davis, R (1, 2) OBP: 0.322, SLG: 0.432		F9		F8		SF9, 3-H		G5-4-3, 1-2f		3	0	0	1	0	0	3
Ron Cey, R (1, 5) OBP: 0.325, SLG: 0.444		F7			F6	BBB, FC6-4, 1-2, BB			5-3	3	0	0	0	1	0	1
Brian Dayett, R (1, 7) OBP: 0.259, SLG: 0.346		FC6-4, 1-2f			K	FC6-4, 1-2f			1B, 1B	4	0	1	0	0	1	3
Chris Speier, R (1, 6) OBP: 0.273, SLG: 0.344			B5-3		E, 2B		5-3		G6-4-3, 1-2, 1B	3	0	1	0	0	0	0
Richie Hebner, L (9, PH) OBP: 0.349, SLG: 0.385										1	0	1	0	0	0	0
Larry Bowa, S (9, PR) OBP: 0.212, SLG: 0.229										0	0	0	0	0	0	0
Dennis Eckersley, R (1, 1) OBP: 0.216, SLG: 0.094			K		E4, 2-3		F6		G6-4-3, 1-2f	3	0	0	0	0	1	1
Davey Lopes, R (9, PH) OBP: 0.433, SLG: 0.471										1	0	0	0	0	0	2

Inning Stats	1	2	3	4	5	6	7	8	9
	R: 0 E: 0 K: 0 S: 3	H: 0 LOB: 0 BB: 0 P: 3	R: 0 E: 0 K: 0 S: 4	H: 1 LOB: 1 BB: 0 P: 4	R: 0 E: 0 K: 2 S: 7	H: 0 LOB: 0 BB: 0 P: 7	R: 0 E: 0 K: 0 S: 4	H: 1 LOB: 1 BB: 0 P: 4	R: 0 E: 1 K: 1 S: 7	H: 1 LOB: 2 BB: 0 P: 7	R: 1 E: 0 K: 0 S: 4	H: 1 LOB: 2 BB: 2 P: 12	R: 0 E: 0 K: 0 S: 3	H: 0 LOB: 0 BB: 0 P: 3	R: 1 E: 0 K: 1 S: 6	H: 2 LOB: 0 BB: 0 P: 6	R: 0 E: 0 K: 0 S: 4	H: 2 LOB: 2 BB: 0 P: 4

	AB	R	H	RBI	BB	SO	LOB
1B: 6	33	2	8	2	2	4	14
2B: 1							
3B: 0							
HR: 1							

SF: 1
SAC: 0
DP: 2
HBP: 0

WP: 0
PB: 0
SB: 0
CS: 0

PA: 36

PITCHER	IP	WLS	BF	H	R	ER	SO	BB	IBB	HBP	BLK	WP	HR	S	P	ERA	WHIP
Kurt Kepshire, R (1, 1) ERA: 4.96	8.0	W	32	6	2	2	4	2	0	0	0	0	1	38	46	2.25	1.000
Bill Campbell, R (9, 1) ERA: 3.86	1.0	S	4	2	0	0	0	0	0	0	0	0	0	4	4	0.00	2.000

PITCHER	IP	WLS	BF	H	R	ER	SO	BB	IBB	HBP	BLK	WP	HR	S	P	ERA	WHIP

livebaseballscorecards.com

Batter	1	2	3	4	5	6	7	8	9	AB	R	H	RBI	BB	SO	LOB
Davey Lopes, R (1, 7) (8, 8) OBP: 0.429, SLG: 0.464	S S S 0-3 ① K		S S S 0-3 ② K			x 0-0 23 K 1B		x 0-0 ② F8		4	0	1	0	0	2	1
23 Ryne Sandberg, R (1, 4) OBP: 0.296, SLG: 0.402	x 0-0 ② F4		x 0-0 ③ F9			S S S 0-3 ① ② K 1-2		x 0-0 ③ 1-3		4	0	0	0	0	1	2
Keith Moreland, R (1, 9) OBP: 0.381, SLG: 0.395	x 0-0 ③ 4-3			B B B B 4-0 G5-4-3 BB CS BB		B B B B 4-0 BB			x 0-0 2B	2	0	1	0	2	0	0
Leon Durham, L (1, 3) OBP: 0.347, SLG: 0.454		x 0-0 ① F5		B B B B 4-0 G5-4-3 1-2 BB		x 0-0 G3			x 0-0 ① F8	3	0	0	0	1	0	2
Jody Davis, R (1, 2) OBP: 0.321, SLG: 0.429		x 0-0 1B 1B		x 0-0 ① ② G5-4-3 1-2f 2-3			x 0-0 ① 6-3		S S S 0-3 ② K	4	0	1	0	0	1	3
Ron Cey, R (1, 5) OBP: 0.328, SLG: 0.442		x 0-0 1-2 1B		B B B B 4-0 BB			S S S 0-3 ② K		x 0-0 ③ F8	3	0	1	0	1	1	1
Chris Speier, R (1, 6) OBP: 0.265, SLG: 0.333		x 0-0 ② F9		0-0 ③ CS 3-H	S S S 0-3 ① K		x 0-0 ③ F9			3	0	0	0	0	1	2
Darrin Jackson, R (1, 8) Thad Bosley, L (8, PH) (8, 7) OBP: 0.308, SLG: 0.298		x 0-0 ③ 6-3			x 0-0 ② 5-3			S S S 0-3 ① K		2 1	0 0	0 0	0 0	0 0	0 1	2 0
Rick Sutcliffe, L (1, 1) OBP: 0.258, SLG: 0.310 Chico Walker, S (8, PR) George Frazier, R (8, 1)			x 0-0 ① F9		x 0-0 ③ G4-1			x 0-0 1B		3 0 0	0 0 0	1 0 0	0 0 0	0 0 0	0 0 0	0 0 0
Inning Stats	R: 0 E: 0 K: 1 S: 5 H: 0 LOB: 0 BB: 0 P: 5	R: 0 E: 0 K: 0 S: 5 H: 2 LOB: 2 BB: 0 P: 5	R: 0 E: 0 K: 1 S: 5 H: 0 LOB: 0 BB: 0 P: 5	R: 0 E: 0 K: 0 S: 1 H: 0 LOB: 1 BB: 3 P: 13	R: 0 E: 0 K: 1 S: 5 H: 0 LOB: 0 BB: 0 P: 5	R: 0 E: 0 K: 1 S: 5 H: 1 LOB: 1 BB: 1 P: 9	R: 0 E: 0 K: 1 S: 5 H: 0 LOB: 0 BB: 0 P: 5	R: 0 E: 0 K: 1 S: 6 H: 1 LOB: 1 BB: 0 P: 6	R: 0 E: 0 K: 1 S: 6 H: 1 LOB: 1 BB: 0 P: 6	1B: 4 2B: 1 3B: 0 HR: 0	SF: 0 SAC: 0 DP: 1 HBP: 0						

TOP

Chicago Cubs @ New York Mets

Shea Stadium, Flushing, NY

Mon Jun 17 1985, 7:05 PM EDT

Att. 41,986 - Unknown

livebaseballscorecards.com

AB	29
R	0
H	5
RBI	0
BB	4
SO	7
LOB	13

PITCHER		IP	W/L/S	BF	H	R	ER	SO	BB	IBB	HBP	BLK	WP	HR	S	P	ERA	WHIP
Ron Darling, R ERA: 2.26	(1, 1)	9.0	W	33	5	0	0	7	4	0	0	0	0	0	43	59	0.00	1.000

PITCHER		IP	W/L/S	BF	H	R	ER	SO	BB	IBB	HBP	BLK	WP	HR	S	P	ERA	WHIP

BOTTOM

Chicago Cubs @ New York Mets

Shea Stadium, Flushing, NY

Mon Jun 17 1985, 7:05 PM EDT

Att. 41,986 - Unknown

Batter	1	2	3	4	5	6	7	8	9	AB	R	H	RBI	BB	SO	LOB
Wally Backman, S (1, 4) OBP: 0.318, SLG: 0.305	G4-6-3 1B		K		2B 1B		S BB			3	1	2	0	1	1	0
Danny Heep, L (1, 8) Mookie Wilson, S (9, 8) OBP: 0.348, SLG: 0.460 OBP: 0.293, SLG: 0.356	G4-6-3 1-2f		BB		G3 1-H 2B		F9 1-2			3 0	0 0	1 0	1 0	1 0	0 0	2 0
Keith Hernandez, L (1, 3) OBP: 0.375, SLG: 0.393	PO BB		K		G3 2-3			F8		3	0	0	0	1	1	2
Gary Carter, R (1, 2) OBP: 0.366, SLG: 0.436	PO 1-2	F7		HR	F2			K		4	1	1	1	0	1	1
George Foster, R (1, 7) OBP: 0.273, SLG: 0.409		F8		F8		F9		5-3		4	0	0	0	0	0	0
Clint Hurdle, L (1, 9) OBP: 0.333, SLG: 0.448		1B HBP		BB		K				1	0	0	0	1	1	0
Howard Johnson, S (1, 5) OBP: 0.260, SLG: 0.231		1-3 1B		F8		K				3	0	1	0	0	1	1
Rafael Santana, R (1, 6) OBP: 0.287, SLG: 0.300		F7		F4			F7			3	0	0	0	0	0	3
Ron Darling, R (1, 1) OBP: 0.167, SLG: 0.222			K		1-3		F9			3	0	0	0	0	1	0
Inning Stats	R: 0 E: 0 K: 0 S: 2 H: 1 LOB: 0 BB: 1 P: 6	R: 0 E: 0 K: 0 S: 4 H: 1 LOB: 2 BB: 0 P: 5	R: 0 E: 0 K: 3 S: 9 H: 0 LOB: 1 BB: 1 P: 13	R: 1 E: 0 K: 0 S: 4 H: 1 LOB: 1 BB: 1 P: 8	R: 1 E: 0 K: 0 S: 5 H: 2 LOB: 1 BB: 0 P: 5	R: 0 E: 0 K: 2 S: 7 H: 0 LOB: 0 BB: 0 P: 7	R: 0 E: 0 K: 0 S: 3 H: 0 LOB: 1 BB: 1 P: 7	R: 0 E: 0 K: 1 S: 5 H: 0 LOB: 0 BB: 0 P: 5							

livebaseballscorecards.com

AB	27
R	2
H	5
RBI	2
BB	4
SO	6
LOB	9

1B: 3 SF: 0 WP: 0 PA: 33
2B: 1 SAC: 0 PB: 0
3B: 0 DP: 1 SB: 1
HR: 1 HBP: 1 CS: 0

PITCHER		IP	WLS	BF	H	R	ER	SO	BB	IBB	HBP	BLK	WP	HR	S	P	ERA	WHIP
Rick Sutcliffe, R ERA: 2.15	(1, 1)	7.0	L	29	5	2	2	5	4	0	1	0	0	1	34	51	2.57	1.286
George Frazier, R ERA: 6.65	(8, 1)	1.0		3	0	0	0	1	0	0	0	0	0	0	5	5	0.00	0.000

PITCHER	IP	WLS	BF	H	R	ER	SO	BB	IBB	HBP	BLK	WP	HR	S	P	ERA	WHIP

Batter	1	2	3	4	5	6	7	8	9	AB	R	H	RBI	BB	SO	LOB
Davey Lopes, R (1, 7) OBP: 0.418, SLG: 0.450	5-3		F6		K			F3		4	0	0	0	0	1	1
23 Ryne Sandberg, R (1, 4) OBP: 0.295, SLG: 0.399	1B FC4-6 1B		5-3		FC5-4 1-2f			6-3		4	1	1	0	0	0	1
Keith Moreland, R (1, 9) OBP: 0.382, SLG: 0.397	FC4-6 1-3 1B		F7			F7		FC4-6 1B		4	0	2	0	0	0	0
Leon Durham, L (1, 3) OBP: 0.350, SLG: 0.455	FC4-6 BB 1-2f 3-H			FC5-4 1B		G6-4-3 1B		FC4-6 1-2f		4	0	2	1	0	0	2
Ron Cey, R (1, 5) OBP: 0.326, SLG: 0.436	BBBB 4-0 1-2 BB			K		G6-4-3 1-2f			F8	3	0	0	0	1	1	2
Chris Speier, R (1, 6) OBP: 0.255, SLG: 0.320	SSS K			FC5-4 1-2f			F6		6-3	4	0	0	0	0	1	3
Steve Lake, R (1, 2) OBP: 0.192, SLG: 0.308 Chico Walker, S (9, PH) OBP: 0.167, SLG: 0.167		F6	6-3				3-1		1B	3 1	0 0	0 1	0 0	0 0	0 0	1 0
Darrin Jackson, R (1, 8) OBP: 0.200, SLG: 0.200 Richie Hebner, L (9, PH) OBP: 0.341, SLG: 0.375		4-3			5-3		1B		F5	3 1	0 0	1 0	0 0	0 0	0 0	0 1
Steve Trout, L (1, 1) OBP: 0.167, SLG: 0.136 Thad Bosley, L (7, PH) OBP: 0.303, SLG: 0.293 Warren Brusstar, R (7, 1)		4-3			23 FC5-4 1B		3-1			2 1 0	0 0 0	1 0 0	0 0 0	0 0 0	0 0 0	0 1 0
Inning Stats	R: 1 E: 0 K: 1 S: 7 H: 2 LOB: 2 BB: 1 P: 11	R: 0 E: 0 K: 0 S: 3 H: 0 LOB: 0 BB: 0 P: 3	R: 0 E: 0 K: 0 S: 3 H: 0 LOB: 0 BB: 0 P: 3	R: 0 E: 0 K: 1 S: 6 H: 1 LOB: 1 BB: 0 P: 6	R: 0 E: 0 K: 1 S: 6 H: 1 LOB: 1 BB: 0 P: 6	R: 0 E: 0 K: 0 S: 3 H: 1 LOB: 0 BB: 0 P: 3	R: 0 E: 0 K: 0 S: 4 H: 1 LOB: 1 BB: 0 P: 4	R: 0 E: 0 K: 0 S: 4 H: 1 LOB: 1 BB: 0 P: 4	R: 0 E: 0 K: 0 S: 4 H: 1 LOB: 1 BB: 0 P: 4	1B: 8 2B: 0 3B: 0 HR: 0	SF: 0 SAC: 0 DP: 1 HBP: 0					

PITCHER	IP	WLS	BF	H	R	ER	SO	BB	IBB	HBP	BLK	WP	HR	S	P	ERA	WHIP
Ed Lynch, R (1, 1) ERA: 2.64	9.0	W	35	8	1	1	3	1	0	0	0	0	0	40	44	1.00	1.000

PITCHER	IP	WLS	BF	H	R	ER	SO	BB	IBB	HBP	BLK	WP	HR	S	P	ERA	WHIP

TOP

Chicago Cubs @ New York Mets

Shea Stadium, Flushing, NY

Tue Jun 18 1985, 7:05 PM EDT

Att. 41,125 - Unknown

livebaseballscorecards.com

AB	34
R	1
H	8
RBI	1
BB	1
SO	3
LOB	12

WP: 0 PB: 0 SB: 0 CS: 0 PA: 35

Batter	1	2	3	4	5	6	7	8	9	AB	R	H	RBI	BB	SO	LOB
Mookie Wilson, S (1, 8) OBP: 0.301, SLG: 0.361	BBBB 4-0 BB 1B BB	x 0-0 ③ 5-3			x 0-0 BB 1B 1B	x 0-0 CS 2-H 1B				3	2	2	1	1	0	1
Kelvin Chapman, R (1, 4) OBP: 0.234, SLG: 0.184 Wally Backman, S (7, PH) OBP: 0.316, SLG: 0.303 (8, 4)	BBBB 4-0 1B FC4-6 1-2 BB		x 0-0 CS 1B		BBBB 4-0 1B 1B 1-2 BB	0-0 ③ CS 1-2	x 0-0 ① 4-3			1 1	2 0	1 0	0 0	2 0	0 0	0 0
Keith Hernandez, L (1, 3) OBP: 0.373, SLG: 0.390	SSS 0-3 ① K		x 0-0 ①② 6-3 1-2		x 0-0 E 1B 1-3 2-H 1B		x 0-0 ② F9			4	0	1	1	0	1	3
Gary Carter, R (1, 2) OBP: 0.368, SLG: 0.437	x 0-0 FC4-6 1-3 2-H 1B		x 0-0 ③ 6-3		x 0-0 E 1-2 3-H 1B		x 0-0 ③ 1-3			4	0	2	2	0	0	0
George Foster, R (1, 7) OBP: 0.267, SLG: 0.400	x 0-0 ② FC4-6 FC5-4 1-2f 3-H			x 0-0 ① 5-3	x 0-0 E6 1-2 2-3			x 0-0 ① 6-3		4	0	0	1	0	0	3
John Christensen, R (1, 9) OBP: 0.315, SLG: 0.312	x 0-0 ③ FC5-4 1-2f			x 0-0 ② 5-3	x 0-0 ③ 1-3			x 0-0 ② 6-3		4	0	0	0	0	0	4
Ray Knight, R (1, 5) OBP: 0.198, SLG: 0.274		x 0-0 ① 6-3		x 0-0 ③ 4-3		x 0-0 E6 SH2-4 1B		x 0-0 ③ F8		4	1	0	0	0	0	0
Rafael Santana, R (1, 6) OBP: 0.288, SLG: 0.301		x 0-0 SH1-4 1B			x 0-0 ① 5-3	x 0-0 ① F4				3	0	1	0	0	0	1
Ed Lynch, R (1, 1) OBP: 0.192, SLG: 0.087		x 0-0 ② SH1-4 1-2			x 0-0 ② F9	x 0-0 ② SH2-4 1-2				1	0	0	0	0	0	0
Inning Stats	R: 2 E: 0 K: 1 S: 6 H: 1 LOB: 1 BB: 2 P: 14	R: 0 E: 0 K: 0 S: 4 H: 1 LOB: 1 BB: 0 P: 4	R: 0 E: 0 K: 0 S: 3 H: 1 LOB: 0 BB: 0 P: 3	R: 0 E: 0 K: 0 S: 3 H: 0 LOB: 0 BB: 0 P: 3	R: 2 E: 1 K: 0 S: 7 H: 3 LOB: 3 BB: 1 P: 11	R: 1 E: 1 K: 0 S: 4 H: 1 LOB: 0 BB: 0 P: 4	R: 0 E: 0 K: 0 S: 3 H: 0 LOB: 0 BB: 0 P: 3	R: 0 E: 0 K: 0 S: 3 H: 0 LOB: 0 BB: 0 P: 3		1B: 7 2B: 0 3B: 0 HR: 0	SF: 0 SAC: 2 DP: 0 HBP: 0		WP: 0 PB: 0 SB: 0 CS: 2	PA: 35		

PITCHER		IP	WLS	BF	H	R	ER	SO	BB	IBB	HBP	BLK	WP	HR	S	P	ERA	WHIP
Steve Trout, L ERA: 2.55	(1, 1)	6.0	L	28	7	5	4	1	3	0	0	0	0	0	27	39	6.00	1.667
Warren Brusstar, R ERA: 4.84	(7, 1)	2.0		6	0	0	0	0	0	0	0	0	0	0	6	6	0.00	0.000

PITCHER	IP	WLS	BF	H	R	ER	SO	BB	IBB	HBP	BLK	WP	HR	S	P	ERA	WHIP

Chicago Cubs @ New York Mets

Shea Stadium, Flushing, NY

Tue Jun 18 1985, 7:05 PM EDT

Att. 41,125 - Unknown

BOTTOM

livebaseballscorecards.com

AB	29
R	5
H	7
RBI	5
BB	3
SO	1
LOB	12

Chicago Cubs @ New York Mets

Shea Stadium, Flushing, NY

Wed Jun 19 1985, 7:05 PM EDT

Att. 51,778 - Unknown

TOP

livebaseballscorecards.com

Batter	1	2	3	4	5	6	7	8	9	AB	R	H	RBI	BB	SO	LOB
Chico Walker, S (1, 9) OBP: 0.111, SLG: 0.111 Keith Moreland, R (9, PH) OBP: 0.385, SLG: 0.400 Larry Bowa, S (9, PR) OBP: 0.212, SLG: 0.229	F8		K			G3			23 1B 1B	3 1 0	0 0 0	0 1 0	0 0 0	0 0 0	1 0 0	1 0 0
23 Ryne Sandberg, R (1, 4) OBP: 0.298, SLG: 0.401	6-3			1B 1B		F9			1-2 1B	4	0	2	0	0	0	0
Leon Durham, L (1, 3) OBP: 0.348, SLG: 0.451	4-3			G1-6-3 1-3 1B		F5			F8	4	0	1	0	0	0	2
Richie Hebner, L (1, 5) OBP: 0.333, SLG: 0.349		G6-4-3 BB		K			K		F6	3	0	0	0	1	2	4
Thad Bosley, L (1, 7) OBP: 0.286, SLG: 0.274		K		G1-6-3 1-2f			K		K	4	0	0	0	0	3	5
Steve Lake, R (1, 2) OBP: 0.172, SLG: 0.276		G6-4-3 1-2f			K		F8			3	0	0	0	0	1	1
Chris Speier, R (1, 6) OBP: 0.275, SLG: 0.333			SH3-4 BB		1B			G6-4-3 1B		2	0	2	0	1	0	0
Darrin Jackson, R (1, 8) OBP: 0.143, SLG: 0.143 Davey Lopes, R (8, PH) OBP: 0.415, SLG: 0.446 (8, 8)			F8		F7			G6-4-3 1-2f		2 1	0 0	0 0	0 0	0 0	0 0	2 1
Scott Sanderson, R (1, 1) OBP: 0.100, SLG: 0.053 Ron Cey, R (8, PH) OBP: 0.325, SLG: 0.433 Lee Smith, R (8, 1)			SH3-4 1-2		K			K		1 1 0	0 0 0	0 0 0	0 0 0	0 0 0	1 1 0	1 0 0
Inning Stats	R: 0 E: 0 K: 0 S: 3 H: 0 LOB: 0 BB: 0 P: 3	R: 0 E: 0 K: 1 S: 4 H: 0 LOB: 0 BB: 1 P: 8	R: 0 E: 0 K: 1 S: 5 H: 0 LOB: 1 BB: 1 P: 9	R: 0 E: 0 K: 1 S: 6 H: 2 LOB: 1 BB: 0 P: 6	R: 0 E: 0 K: 2 S: 8 H: 1 LOB: 1 BB: 0 P: 8	R: 0 E: 0 K: 0 S: 3 H: 0 LOB: 0 BB: 0 P: 3	R: 0 E: 0 K: 2 S: 7 H: 0 LOB: 0 BB: 0 P: 7	R: 0 E: 0 K: 1 S: 5 H: 1 LOB: 0 BB: 0 P: 5	R: 0 E: 0 K: 1 S: 7 H: 2 LOB: 2 BB: 0 P: 7	1B: 6 2B: 0 3B: 0 HR: 0 SF: 0 SAC: 1 DP: 3 HBP: 0						

	AB	29
	R	0
	H	6
	RBI	0
	BB	2
	SO	9
	LOB	17

PITCHER	IP	WLS	BF	H	R	ER	SO	BB	IBB	HBP	BLK	WP	HR	S	P	ERA	WHIP
Dwight Gooden, R (1, 1) ERA: 1.66	9.0	W	32	6	0	0	9	2	0	0	0	0	0	48	56	0.00	0.889

PITCHER	IP	WLS	BF	H	R	ER	SO	BB	IBB	HBP	BLK	WP	HR	S	P	ERA	WHIP

Batter	1	2	3	4	5	6	7	8	9	AB	R	H	RBI	BB	SO	LOB
Wally Backman, S (1, 4) OBP: 0.314, SLG: 0.302	K		CS 1B		1-3		6-3			4	0	1	0	0	1	0
Lenny Dykstra, L (1, 8) OBP: 0.353, SLG: 0.500	F4		K		BB		F9			3	0	0	0	1	1	1
Keith Hernandez, L (1, 3) OBP: 0.375, SLG: 0.389	FC6-4 1B		CS 1-2	2B FC6-4 BB	F8			4-3		3	1	1	0	1	0	1
Gary Carter, R (1, 2) OBP: 0.370, SLG: 0.443	FC6-4 1-2f			FC6-4 2B 1-3		BB 1B		F8		4	0	2	0	0	0	1
Danny Heep, L (1, 7) OBP: 0.340, SLG: 0.447		K		5-3	F7			K		4	0	0	0	0	2	3
Clint Hurdle, L (1, 9) OBP: 0.361, SLG: 0.433		K		FC6-4 IBB	FC4-6 1-2 BB					1	0	0	0	2	1	0
Howard Johnson, S (1, 5) OBP: 0.261, SLG: 0.241		2B		FC6-4 1-2f 2-3 3-H		F9				3	0	1	1	0	0	4
Rafael Santana, R (1, 6) OBP: 0.284, SLG: 0.296		5-3		F8		FC4-6 1-2f				3	0	0	0	0	0	5
Dwight Gooden, R (1, 1) OBP: 0.262, SLG: 0.205			6-3		6-3		K			3	0	0	0	0	1	0
Inning Stats	R: 0 E: 0 K: 1 S: 6 H: 1 LOB: 1 BB: 0 P: 6	R: 0 E: 0 K: 2 S: 8 H: 1 LOB: 1 BB: 0 P: 8	R: 0 E: 0 K: 1 S: 5 H: 1 LOB: 0 BB: 0 P: 5	R: 1 E: 0 K: 0 S: 4 H: 1 LOB: 2 BB: 2 P: 12	R: 0 E: 0 K: 0 S: 3 H: 0 LOB: 1 BB: 1 P: 7	R: 0 E: 0 K: 0 S: 4 H: 1 LOB: 2 BB: 1 P: 8	R: 0 E: 0 K: 1 S: 5 H: 0 LOB: 0 BB: 0 P: 5	R: 0 E: 0 K: 1 S: 5 H: 0 LOB: 0 BB: 0 P: 5		1B: 3 2B: 2 3B: 0 HR: 0	SF: 0 SAC: 0 DP: 0 HBP: 0					

PITCHER	IP	WLS	BF	H	R	ER	SO	BB	IBB	HBP	BLK	WP	HR	S	P	ERA	WHIP
Scott Sanderson, R (1, 1) ERA: 2.07	7.0	L	29	5	1	1	5	3	1	0	0	0	0	35	51	1.29	1.143
Lee Smith, R (8, 1) ERA: 2.34	1.0		3	0	0	0	1	0	0	0	0	0	0	5	5	0.00	0.000

PITCHER	IP	WLS	BF	H	R	ER	SO	BB	IBB	HBP	BLK	WP	HR	S	P	ERA	WHIP

BOTTOM

Chicago Cubs @ New York Mets

Shea Stadium, Flushing, NY

Wed Jun 19 1985, 7:05 PM EDT

Att. 51,778 - Unknown

livebaseballscorecards.com

AB	28
R	1
H	5
RBI	1
BB	4
SO	6
LOB	15

1B: 3	SF: 0	WP: 0	PA: 33
2B: 2	SAC: 0	PB: 0	
3B: 0	DP: 0	SB: 0	
HR: 0	HBP: 0	CS: 1	

Batter	1	2	3	4	5	6	7	8	9	AB	R	H	RBI	BB	SO	LOB
Davey Lopes, R (1, 7) OBP: 0.417, SLG: 0.439	BBBB 4-0 23 6-3 23 S BB		BBBB 4-0 S 1B BB		SSS 0-3 ③ K			x 0-0 ② 4-3		2	1	0	0	2	1	0
23 Ryne Sandberg, R (1, 4) OBP: 0.302, SLG: 0.412	x 0-0 ① 6-3 1-3		x 0-0 ② F6			x 0-0 BLK 2B		x 0-0 1B 2B		4	1	2	0	0	0	2
Keith Moreland, R (1, 9) OBP: 0.387, SLG: 0.402	SSS 0-3 ② K		x 0-0 CS 1-H 1B			x 0-0 ① F7		x 0-0 2-H 1B		4	0	2	2	0	1	2
Ron Cey, R (1, 5) OBP: 0.324, SLG: 0.430	SSS 0-3 ③ K		0-0 ③ CS 1-2	x 0-0 1B SF7 1B		SSS 0-3 ② K 2-3		x 0-0 ③ F6		4	1	1	0	0	2	3
Leon Durham, L (1, 3) OBP: 0.346, SLG: 0.447		SSS 0-3 ① K		x 0-0 CS 1-3 1B		SSS 0-3 ③ K			x 0-0 ① F7	4	0	1	0	0	2	1
Chris Speier, R (1, 6) OBP: 0.283, SLG: 0.353		x 0-0 S 1B		x 0-0 ① SF7 3-H			x 0-0 ① F8		x 0-0 2B	3	0	2	1	0	0	0
Steve Lake, R (1, 2) OBP: 0.156, SLG: 0.250 Richie Hebner, L (9, PH) OBP: 0.327, SLG: 0.341		x 0-0 ② F8		SSS 0-3 ②③ K 1-2			x 0-0 ② 4-3		x 0-0 ② F7	3	0	0	0	0	1	2
										1	0	0	0	0	0	1
Darrin Jackson, R (1, 8) OBP: 0.100, SLG: 0.100 Jody Davis, R (9, PH) OBP: 0.320, SLG: 0.426		SSS 0-3 ③ K 1-2			x 0-0 ① F3		SSS 0-3 ③ K		x 0-0 ③ 6-3	3	0	0	0	0	2	1
										1	0	0	0	0	0	1
Ray Fontenot, L (1, 1)			SSS 0-3 ① K		SSS 0-3 ② K			x 0-0 ① F4		1	0	0	0	0	1	0
Chico Walker, S (5, PH) OBP: 0.100, SLG: 0.100										1	0	0	0	0	1	0
Lary Sorensen, R (5, 1)										0	0	0	0	0	0	0
Thad Bosley, L (8, PH) OBP: 0.282, SLG: 0.270										1	0	0	0	0	0	0
Warren Brusstar, R (8, 1)										0	0	0	0	0	0	0
Inning Stats	R: 0 E: 0 K: 2 S: 7	H: 0 LOB: 1 BB: 1 P: 11	R: 0 E: 0 K: 2 S: 8	H: 1 LOB: 1 BB: 0 P: 8	R: 1 E: 0 K: 1 S: 5	H: 1 LOB: 0 BB: 1 P: 9	R: 1 E: 0 K: 1 S: 6	H: 2 LOB: 0 BB: 0 P: 6	R: 0 E: 0 K: 2 S: 7	H: 0 LOB: 0 BB: 0 P: 7	R: 0 E: 0 K: 2 S: 8	H: 1 LOB: 1 BB: 0 P: 8	R: 0 E: 0 K: 1 S: 5	H: 0 LOB: 0 BB: 0 P: 5	R: 1 E: 0 K: 0 S: 5	H: 2 LOB: 1 BB: 0 P: 5	R: 0 E: 0 K: 0 S: 4	H: 1 LOB: 1 BB: 0 P: 4	1B: 5 2B: 3 3B: 0 HR: 0	SF: 1 SAC: 0 DP: 0 HBP: 0	WP: 0 PB: 0 SB: 3 CS: 2	PA: 36							

TOP

Chicago Cubs @ New York Mets

Shea Stadium, Flushing, NY

Thu Jun 20 1985, 3:33 AM EDT

Att. 37,203 - Unknown

livebaseballscorecards.com

AB	32
R	3
H	8
RBI	3
BB	2
SO	11
LOB	13

PITCHER		IP	WLS	BF	H	R	ER	SO	BB	IBB	HBP	BLK	WP	HR	S	P	ERA	WHIP
Sid Fernandez, L ERA: 2.49	(1, 1)	6.0	W	23	5	2	2	10	2	0	0	1	0	0	41	49	3.00	1.167
Roger McDowell, R ERA: 2.64	(7, 1)	3.0	S	12	3	1	1	1	0	0	0	0	0	0	14	14	3.00	1.000

PITCHER	IP	WLS	BF	H	R	ER	SO	BB	IBB	HBP	BLK	WP	HR	S	P	ERA	WHIP

Batter	1	2	3	4	5	6	7	8	9	AB	R	H	RBI	BB	SO	LOB
Mookie Wilson, S (1, 8) OBP: 0.302, SLG: 0.361	0-0 CS 1B		0-0 F9 ②	0-0 4-3 ③		0-0 FC6-4 ③ 1-2f				3	0	1	0	0	0	0
Lenny Dykstra, L (6, PH) (7, 8) OBP: 0.333, SLG: 0.471										1	0	0	0	0	0	1
Kelvin Chapman, R (1, 4) OBP: 0.243, SLG: 0.196	0-3 K ①② 1-2 SSS		0-0 BB E HR 1B		0-0 FC5-6-4 1B		0-0 F7 ①			4	1	2	0	0	1	1
Ray Knight, R (1, 5) OBP: 0.200, SLG: 0.282	0-0 2B		0-0 E6 BB HR 1-2		0-0 F7 ①		0-0 F8 ②			4	1	1	0	0	0	2
Gary Carter, R (1, 3) OBP: 0.368, SLG: 0.437	0-0 6-3 ③		4-0 HR BB 1-2 2-3 BBBB		0-0 FC5-6-4 2B ② 1-2f		0-3 K ③ SSS			3	1	0	0	1	1	2
George Foster, R (1, 7) OBP: 0.272, SLG: 0.425		0-0 F7 ①	0-0 HR 1-H 2-H 3-H		0-0 2B 1-3			0-3 K ① SSS		4	1	2	4	0	1	0
John Christensen, R (1, 9) OBP: 0.323, SLG: 0.358		0-0 F3 ②	0-0 HR		0-0 F7 ③			0-0 CS 1B		4	1	2	1	0	0	2
Ronn Reynolds, R (1, 2) OBP: 0.455, SLG: 0.545		0-0 2B	0-0 6-3 ③			0-0 FC6-4 1B		0-3 K ②③ 1-2 SSS		4	0	2	0	0	1	1
Rafael Santana, R (1, 6) OBP: 0.280, SLG: 0.291		0-0 F7 ③		0-0 1-3 ①		0-0 F9 ①				3	0	0	0	0	0	2
Sid Fernandez, L (1, 1) OBP: 0.188, SLG: 0.188			0-0 6-3 ① SSS	0-3 K ②		0-0 F7 ②				2	0	0	0	0	1	0
Rusty Staub, L (6, PH) OBP: 0.304, SLG: 0.333										1	0	0	0	0	0	1
Roger McDowell, R (7, 1) OBP: 0.200, SLG: 0.111										0	0	0	0	0	0	0
Inning Stats	R: 0 E: 0 K: 1 S: 6 H: 2 LOB: 1 BB: 0 P: 6	R: 0 E: 0 K: 0 S: 4 H: 1 LOB: 1 BB: 0 P: 4	R: 5 E: 1 K: 0 S: 7 H: 3 LOB: 0 BB: 1 P: 11	R: 0 E: 0 K: 1 S: 5 H: 0 LOB: 0 BB: 0 P: 5	R: 0 E: 0 K: 0 S: 5 H: 2 LOB: 2 BB: 0 P: 5	R: 0 E: 0 K: 0 S: 4 H: 1 LOB: 1 BB: 0 P: 4	R: 0 E: 0 K: 1 S: 5 H: 0 LOB: 0 BB: 0 P: 5	R: 0 E: 0 K: 2 S: 7 H: 1 LOB: 1 BB: 0 P: 7		1B: 5 2B: 4 3B: 0 HR: 2	SF: 0 SAC: 0 DP: 1 HBP: 0						

PITCHER	IP	WLS	BF	H	R	ER	SO	BB	IBB	HBP	BLK	WP	HR	S	P	ERA	WHIP
Ray Fontenot, L (1, 1) ERA: 2.92	4.0	L	19	6	5	0	2	1	0	0	0	0	2	22	26	0.00	1.750
Lary Sorensen, R (5, 1) ERA: 3.98	3.0		12	3	0	0	1	0	0	0	0	0	0	14	14	0.00	1.000
Warren Brusstar, R (8, 1) ERA: 4.63	1.0		3	1	0	0	2	0	0	0	0	0	0	7	7	0.00	1.000

PITCHER	IP	WLS	BF	H	R	ER	SO	BB	IBB	HBP	BLK	WP	HR	S	P	ERA	WHIP

BOTTOM

Chicago Cubs @ New York Mets

Shea Stadium, Flushing, NY

Thu Jun 20 1985, 3:33 AM EDT

Att. 37,203 - Unknown

livebaseballscorecards.com

AB	33
R	5
H	10
RBI	5
BB	1
SO	5
LOB	12

Chicago Cubs @ St. Louis Cardinals

Busch Stadium, St. Louis, MO

Fri Jun 21 1985, 7:05 PM CDT

Att. 46,005 - Unknown

TOP

livebaseballscorecards.com

Batter	1	2	3	4	5	6	7	8	9	AB	R	H	RBI	BB	SO	LOB
Thad Bosley, L (1, 7) OBP: 0.303, SLG: 0.338	G6-4-3 1B		23 G4-3 1B			F8 ①		HR	F8 ②	5	1	3	1	0	0	2
23 Ryne Sandberg, R (1, 4) OBP: 0.300, SLG: 0.407	F6 ①		G4-3 ②③ 1-2f			1B		5-3 ①	F8 ③	5	0	1	0	0	0	4
Davey Lopes, R (1, 8) OBP: 0.413, SLG: 0.434	G6-4-3 ②③ 1-2f			S S 1B		F9 ②		F4 ②		4	0	1	0	0	0	2
Leon Durham, L (1, 3) OBP: 0.345, SLG: 0.443		1B E 1B		S S S K ①		F8 ③		F9 ③		4	0	1	0	0	1	2
Keith Moreland, R (1, 9) OBP: 0.385, SLG: 0.399		F4 ①		F7 ② 1-2			F8 ①		1B 1B 3-1 1B	4	1	1	0	0	0	2
Ron Cey, R (1, 5) OBP: 0.327, SLG: 0.431		E5 1B 1-2		S S S K ③ 2-3			HR 1B		3-1 1B 1-2 1B	4	2	2	0	0	1	2
Chris Speier, R (1, 6) OBP: 0.299, SLG: 0.396		G6-4-3 1-2 2-3 1B			6-3 ①		1-H HR		3-1 1-2 2-3 1B	4	1	3	2	0	0	0
Steve Lake, R (1, 2) OBP: 0.143, SLG: 0.229 Richie Hebner, L (9, PH) OBP: 0.320, SLG: 0.333		G6-4-3 ②③ 1-2f			F4 ②		5-3 ②		3-1 ① 1-2 2-3 3-H	3 1	0 0	0 0	0 1	0 0	0 0	3 2
Dennis Eckersley, R (1, 1) OBP: 0.200, SLG: 0.086 Lee Smith, R (7, 1) George Frazier, R (7, 1) Gary Matthews, R (9, PH) OBP: 0.361, SLG: 0.386 Larry Bowa, S (9, PR) OBP: 0.212, SLG: 0.229			F4 ①		6-3 ③		S S S K ③		3-H 1B	3 0 0 1 0	0 0 0 0 0	0 0 0 1 0	0 0 0 1 0	0 0 0 0 0	1 0 0 0 0	0 0 0 0 0

Inning Stats																																			
	R: 0	E: 0	K: 0	S: 3	H: 1	LOB: 0	BB: 0	P: 3	R: 0	E: 1	K: 0	S: 5	H: 2	LOB: 2	BB: 0	P: 5	R: 0	E: 0	K: 0	S: 3	H: 1	LOB: 0	BB: 0	P: 3	R: 0	E: 0	K: 2	S: 8	H: 1	LOB: 1	BB: 0	P: 8	R: 0	E: 0	K: 0	S: 3	H: 0	LOB: 0	BB: 0	P: 3
	R: 0	E: 0	K: 0	S: 4	H: 1	LOB: 1	BB: 0	P: 4	R: 2	E: 0	K: 1	S: 7	H: 2	LOB: 0	BB: 0	P: 7	R: 1	E: 0	K: 0	S: 4	H: 1	LOB: 0	BB: 0	P: 4	R: 2	E: 0	K: 0	S: 7	H: 4	LOB: 2	BB: 0	P: 7	1B: 11	2B: 0	3B: 0	HR: 2	SF: 0	SAC: 0	DP: 3	HBP: 0
	WP: 0	PB: 0	SB: 2	CS: 0	PA: 38																														

PITCHER		IP	WLS	BF	H	R	ER	SO	BB	IBB	HBP	BLK	WP	HR	S	P	ERA	WHIP
Kurt Kepshire, R ERA: 4.91	(1, 1)	8.0	W	32	10	4	4	3	0	0	0	0	0	2	38	38	4.50	1.250
Bill Campbell, R ERA: 4.15	(9, 1)	0.0		2	2	0	0	0	0	0	0	0	0	0	2	2	∞	∞
Ken Dayley, L ERA: 3.34	(9, 1)	0.1		1	0	0	0	0	0	0	0	0	0	0	1	1	0.00	0.000
Jeff Lahti, R ERA: 3.47	(9, 1)	0.2	S	3	1	1	1	0	0	0	0	0	0	0	3	3	13.50	1.500

PITCHER		IP	WLS	BF	H	R	ER	SO	BB	IBB	HBP	BLK	WP	HR	S	P	ERA	WHIP

AB	38
R	5
H	13
RBI	5
BB	0
SO	3
LOB	19

Batter	1	2	3	4	5	6	7	8	9	AB	R	H	RBI	BB	SO	LOB
Vince Coleman, S (1, 7) OBP: 0.341, SLG: 0.346	BBB 4-0 S S 1B BB		x 0-0 ① 4-3 2-3	x 0-0 ③ 4-3			x 0-0 BB BB 3B 1-2 1B	SSS 0-3 ② K		4	2	1	0	1	1	3
Willie McGee, S (1, 8) OBP: 0.388, SLG: 0.491	x 0-0 ① F7 1-2		x 0-0 BLK 3-H 1B		x 0-0 ① 4-3		BBB 4-0 BB 3B 1-2 2-3 BB	x 0-0 3B		4	1	2	1	1	0	1
Tom Herr, S (1, 4) OBP: 0.422, SLG: 0.458	x 0-0 2-H 1B		x 0-0 ② F5 1-2		x 0-0 ② F7		BBB 4-0 3B 1-2 2-3 3-H BB	SSS 0-3 ③ K		4	1	1	2	1	1	2
Jack Clark, R (1, 3) OBP: 0.396, SLG: 0.541	x 0-0 ② F5		SSS 0-3 ③ K		SSS 0-3 ③ K		x 0-0 3B 1-H 2-H 3-H			4	0	1	3	0	2	2
Andy Van Slyke, L (1, 9) OBP: 0.384, SLG: 0.518	x 0-0 ③ G3			x 0-0 1B 3B		x 0-0 ① G3	x 0-0 ① 4-3			4	1	1	0	0	0	2
Tom Lawless, R (1, 5) OBP: 0.317, SLG: 0.297		x 0-0 ① F8		x 0-0 ① F8		SSS 0-3 ② K	BBB 4-0 S BB			3	0	0	0	1	1	1
Ozzie Smith, S (1, 6) OBP: 0.318, SLG: 0.315		x 0-0 ② F7		x 0-0 SH1-4 HBP 3-H 1B		x 0-0 2B	x 0-0 ② F6			4	0	2	1	0	0	2
Tom Nieto, R (1, 2) OBP: 0.336, SLG: 0.278		SSS 0-3 ③ K		H 1-0 SH1-4 1-2 HBP		x 0-0 ③ F3	x 0-0 ③ 6-3 1-2			3	0	0	0	0	1	3
Kurt Kepshire, L (1, 1) Bill Campbell, R (9, 1) Ken Dayley, L (9, 1) Jeff Lahti, R (9, 1)			x 0-0 4-3 1B 2B	x 0-0 ② SH1-4 1-2 2-3			BBB 4-0 BB 1B BB	SSS 0-3 ① K		2 0 0 0	2 0 0 0	1 0 0 0	0 0 0 0	1 0 0 0	1 0 0 0	0 0 0 0
Inning Stats	R: 1 H: 1 E: 0 LOB: 1 K: 0 BB: 1 S: 4 P: 8	R: 0 H: 0 E: 0 LOB: 0 K: 1 BB: 0 S: 5 P: 5	R: 1 H: 2 E: 0 LOB: 1 K: 1 BB: 0 S: 7 P: 7	R: 1 H: 2 E: 0 LOB: 2 K: 0 BB: 0 S: 5 P: 6	R: 0 H: 0 E: 0 LOB: 0 K: 1 BB: 0 S: 5 P: 5	R: 0 H: 1 E: 0 LOB: 1 K: 1 BB: 0 S: 6 P: 6	R: 4 H: 2 E: 0 LOB: 2 K: 0 BB: 4 S: 5 P: 21	R: 0 H: 1 E: 0 LOB: 1 K: 3 BB: 0 S: 10 P: 10		1B: 4 SF: 0 2B: 2 SAC: 1 3B: 3 DP: 0 HR: 0 HBP: 1						

PITCHER		IP	WLS	BF	H	R	ER	SO	BB	IBB	HBP	BLK	WP	HR	S	P	ERA	WHIP
Dennis Eckersley, R ERA: 2.95	(1, 1)	6.0	L	28	7	5	5	4	2	0	1	1	0	0	33	42	7.50	1.500
Lee Smith, R ERA: 2.76	(7, 1)	0.0		3	1	2	2	0	2	0	0	0	0	0	1	9	∞	∞
George Frazier, R ERA: 6.12	(7, 1)	2.0		8	1	0	0	3	1	0	0	0	0	0	13	17	0.00	1.000

PITCHER	IP	WLS	BF	H	R	ER	SO	BB	IBB	HBP	BLK	WP	HR	S	P	ERA	WHIP

BOTTOM

Chicago Cubs @ St. Louis Cardinals

Busch Stadium, St. Louis, MO

Fri Jun 21 1985, 7:05 PM CDT

Att. 46,005 - Unknown

livebaseballscorecards.com

AB	32
R	7
H	9
RBI	7
BB	5
SO	7
LOB	16

WP: 0 PA: 39
PB: 0
SB: 3
CS: 0

Batter	1	2	3	4	5	6	7	8	9	10	AB	R	H	RBI	BB	SO	LOB
Thad Bosley, L (1, 7) OBP: 0.304, SLG: 0.329	K		BB		F9		G3		F8		2	0	0	0	1	1	1
Gary Woods, R (7, PH) OBP: 0.293, SLG: 0.147 (7, 7)											2	0	0	0	0	0	0
23 Ryne Sandberg, R (1, 4) OBP: 0.302, SLG: 0.404	4-3		FC5 1-2 2-3f		BB 1-2		WP BLK 1B		6-3		4	0	1	0	1	0	2
Davey Lopes, R (1, 8) OBP: 0.419, SLG: 0.432	BB		FC6-4 1-2f		BB 1-2 2-3		F7 1-3			1B	3	0	1	0	2	0	3
Leon Durham, L (1, 3) OBP: 0.346, SLG: 0.437	F5			4-3	FC6-4 1-2 2-3 3-H			G6-4-3		1-3	3	0	0	1	2	0	1
Keith Moreland, R (1, 9) OBP: 0.385, SLG: 0.394		G4-6-3 BB		S BB	FC6-4 1-2f			G6-4-3 1-2		F7	3	0	0	0	2	0	4
Ron Cey, R (1, 5) OBP: 0.325, SLG: 0.425		F6		K 1-2		K		IBB			3	0	0	0	1	2	2
Chris Speier, R (1, 6) OBP: 0.289, SLG: 0.382		G4-6-3 1-2f		6-3		K		K			4	0	0	0	0	2	4
Steve Lake, R (1, 2) OBP: 0.179, SLG: 0.263			FC5 2B		BB BB BB HBP	5-3		5-3			3	1	1	0	0	0	2
Rick Sutcliffe, L (1, 1) OBP: 0.235, SLG: 0.281			K		K		4-3		K		3	0	0	0	0	2	2
Gary Matthews, R (9, PH) OBP: 0.358, SLG: 0.382											1	0	0	0	0	1	0
Lee Smith, R (9, 1)											0	0	0	0	0	0	0

TOP

Chicago Cubs @ St. Louis Cardinals

Busch Stadium, St. Louis, MO

Sat Jun 22 1985, 7:05 PM CDT
Att. 49,231 - Unknown

livebaseballscorecards.com

AB	31
R	1
H	3
RBI	1
BB	9
SO	8
LOB	21

Inning Stats	1	2	3	4	5	6	7	8	9	10
R	0	0	0	0	1	0	0	0	0	0
E	0	0	0	0	0	0	0	0	0	0
K	1	0	1	1	1	2	0	1	1	0
S	5	2	6	5	5	7	4	5	5	3
H	0	0	1	0	0	0	1	0	0	1
LOB	1	0	2	1	3	0	1	2	0	0
BB	1	1	1	1	3	0	0	2	0	0
P	9	6	10	9	18	7	4	13	5	3

1B	2	SF	0
2B	1	SAC	0
3B	0	DP	1
HR	0	HBP	1

WP	1	PA	41
PB	0		
SB	1		
CS	0		

PITCHER		IP	WLS	BF	H	R	ER	SO	BB	IBB	HBP	BLK	WP	HR	S	P	ERA	WHIP
Bob Forsch, R ERA: 4.23	(1, 1)	4.2		21	1	1	1	4	6	0	1	0	0	0	22	47	1.93	1.500
Ricky Horton, L ERA: 2.25	(5, 1)	3.1		14	1	0	0	3	2	1	0	1	1	0	17	29	0.00	0.900
Ken Dayley, L ERA: 3.13	(9, 1)	2.0	W	6	1	0	0	1	0	0	0	0	0	0	8	8	0.00	0.500

PITCHER		IP	WLS	BF	H	R	ER	SO	BB	IBB	HBP	BLK	WP	HR	S	P	ERA	WHIP

Batter	1	2	3	4	5	6	7	8	9	10	AB	R	H	RBI	BB	SO	LOB
Vince Coleman, S (1, 7) OBP: 0.340, SLG: 0.345	L4			1B 1B		6-3		G3			4	0	1	0	0	0	0
Willie McGee, S (1, 8) OBP: 0.389, SLG: 0.491	6-3			1-2 1B		6-3		FC6-4 1B			4	0	2	0	0	0	0
Tom Herr, S (1, 4) OBP: 0.419, SLG: 0.454	K			F7		PO 1B		FC6-4 1-2f			4	0	1	0	0	1	3
Jack Clark, R (1, 3) OBP: 0.394, SLG: 0.536		K		F7		PO 1-2	F9		G3-6-3 1B		4	0	1	0	0	1	2
Andy Van Slyke, L (1, 9) OBP: 0.381, SLG: 0.518		K		K			1B 2B		G3-6-3 1-2f		4	1	1	0	0	2	3
Tom Lawless, R (1, 5) OBP: 0.302, SLG: 0.282 Steve Braun, L (7, PH) OBP: 0.294, SLG: 0.267 Ivan De Jesus, R (7, PR) OBP: 0.353, SLG: 0.375 (8, 5)		5-3			F8		2-H 1B		F3		2 1 1	0 0 0	0 1 0	0 1 0	0 0 0	0 0 0	0 0 0
Ozzie Smith, S (1, 6) OBP: 0.321, SLG: 0.323			F5		G3 2B		F4			WP 1B	4	1	2	0	0	0	1
Tom Nieto, R (1, 2) OBP: 0.325, SLG: 0.268			K		G3 2-3		K			K 1-2	4	0	0	0	0	3	3
Bob Forsch, R (1, 1) OBP: 0.250, SLG: 0.450 Ricky Horton, L (5, 1) Mike Jorgensen, L (8, PH) OBP: 0.344, SLG: 0.167 Ken Dayley, L (9, 1) OBP: 0.333, SLG: 0.333 Curt Ford, L (10, PH) OBP: 1.000, SLG: 1.000			6-3		1-3			K		2-H 1B	1 1 1 0 1	0 0 0 0 0	0 0 0 0 1	0 0 0 0 0	0 0 0 0 0	0 0 0 0 0	0 1 0 0 0
Inning Stats	R: 0 E: 0 K: 1 S: 5 H: 0 LOB: 0 BB: 0 P: 5	R: 0 E: 0 K: 2 S: 7 H: 0 LOB: 0 BB: 0 P: 7	R: 0 E: 0 K: 1 S: 5 H: 0 LOB: 0 BB: 0 P: 5	R: 0 E: 0 K: 1 S: 7 H: 2 LOB: 2 BB: 0 P: 7	R: 0 E: 0 K: 0 S: 4 H: 1 LOB: 1 BB: 0 P: 4	R: 0 E: 0 K: 0 S: 3 H: 1 LOB: 0 BB: 0 P: 3	R: 1 E: 0 K: 1 S: 7 H: 2 LOB: 1 BB: 0 P: 7	R: 0 E: 0 K: 1 S: 6 H: 1 LOB: 1 BB: 0 P: 6	R: 0 E: 0 K: 0 S: 3 H: 1 LOB: 0 BB: 0 P: 3	R: 1 E: 0 K: 1 S: 5 H: 2 LOB: 1 BB: 0 P: 5	1B: 8 2B: 2 3B: 0 HR: 0 SF: 0 SAC: 0 DP: 1 HBP: 0						

PITCHER	IP	WLS	BF	H	R	ER	SO	BB	IBB	HBP	BLK	WP	HR	S	P	ERA	WHIP
Rick Sutcliffe, R (1, 1) ERA: 2.06	8.0		30	7	1	1	7	0	0	0	0	0	0	44	44	1.12	0.875
Lee Smith, R (9, 1) ERA: 2.89	1.1	L	6	3	1	1	1	0	0	0	0	1	0	8	8	6.75	2.250

PITCHER	IP	WLS	BF	H	R	ER	SO	BB	IBB	HBP	BLK	WP	HR	S	P	ERA	WHIP

BOTTOM

Chicago Cubs @ St. Louis Cardinals

Busch Stadium, St. Louis, MO

Sat Jun 22 1985, 7:05 PM CDT
Att. 49,231 - Unknown

livebaseballscorecards.com

AB	36
R	2
H	10
RBI	2
BB	0
SO	8
LOB	13

WP: 1 PA: 37
PB: 0
SB: 0
CS: 0

Batter	1	2	3	4	5	6	7	8	9	AB	R	H	RBI	BB	SO	LOB
Davey Lopes, R (1, 8) OBP: 0.415, SLG: 0.423	F7		F3			BB			F7	3	0	0	0	1	0	1
23 Ryne Sandberg, R (1, 4) OBP: 0.301, SLG: 0.402	6-3			G5-4-3 1B		K			6-3	4	0	1	0	0	1	1
Gary Matthews, R (1, 7) OBP: 0.348, SLG: 0.370	F9			G5-4-3 1-2f			F3			3	0	0	0	0	0	1
Keith Moreland, R (1, 9) OBP: 0.381, SLG: 0.389		5-3		F7			L6			3	0	0	0	0	0	0
Ron Cey, R (1, 5) OBP: 0.321, SLG: 0.419		F8			K		K			3	0	0	0	0	2	0
Leon Durham, L (1, 3) OBP: 0.342, SLG: 0.431		K			K			F6		3	0	0	0	0	2	0
Chris Speier, R (1, 6) OBP: 0.282, SLG: 0.372			6-3		1-3			4-3		3	0	0	0	0	0	0
Steve Lake, R (1, 2) OBP: 0.190, SLG: 0.268			SH1 1B			6-3		F9		3	0	1	0	0	0	0
Dick Ruthven, R (1, 1) OBP: 0.133, SLG: 0.133			SH1 1-2			K			F3	0	0	0	0	0	0	0
Darrin Jackson, R (6, PH) OBP: 0.091, SLG: 0.091										1	0	0	0	1	0	0
Lary Sorensen, R (6, 1)										0	0	0	0	0	0	0
Warren Brusstar, R (8, 1)										0	0	0	0	0	0	0
Chico Walker, S (9, PH) OBP: 0.091, SLG: 0.091										1	0	0	0	0	0	0
Inning Stats	R: 0 E: 0 K: 0 S: 3 H: 0 LOB: 0 BB: 0 P: 3	R: 0 E: 0 K: 1 S: 5 H: 0 LOB: 0 BB: 0 P: 5	R: 0 E: 0 K: 0 S: 4 H: 1 LOB: 1 BB: 0 P: 4	R: 0 E: 0 K: 0 S: 3 H: 1 LOB: 0 BB: 0 P: 3	R: 0 E: 0 K: 2 S: 7 H: 0 LOB: 0 BB: 0 P: 7	R: 0 E: 0 K: 2 S: 7 H: 0 LOB: 1 BB: 1 P: 11	R: 0 E: 0 K: 1 S: 5 H: 0 LOB: 0 BB: 0 P: 5	R: 0 E: 0 K: 0 S: 3 H: 0 LOB: 0 BB: 0 P: 3	R: 0 E: 0 K: 0 S: 3 H: 0 LOB: 0 BB: 0 P: 3	1B: 2 2B: 0 3B: 0 HR: 0	SF: 0 SAC: 1 DP: 1 HBP: 0						

TOP

Chicago Cubs @ St. Louis Cardinals

Busch Stadium, St. Louis, MO

Sun Jun 23 1985, 3:33 AM CDT

Att. 45,881 - Unknown

livebaseballscorecards.com

AB	27
R	0
H	2
RBI	0
BB	1
SO	6
LOB	3

PITCHER	IP	WLS	BF	H	R	ER	SO	BB	IBB	HBP	BLK	WP	HR	S	P	ERA	WHIP
John Tudor, L (1, 1) ERA: 2.75	9.0	W	29	2	0	0	6	1	0	0	0	0	0	40	44	0.00	0.333

PITCHER	IP	WLS	BF	H	R	ER	SO	BB	IBB	HBP	BLK	WP	HR	S	P	ERA	WHIP

Batter	1	2	3	4	5	6	7	8	9	AB	R	H	RBI	BB	SO	LOB
Vince Coleman, S (1, 7) OBP: 0.341, SLG: 0.354	F8	S, 1B 2-H			SF8, 3B 1-H		6-3	4-3		5	1	2	2	0	0	0
Willie McGee, S (1, 8) OBP: 0.382, SLG: 0.483	G3	G3 1-2			SF8 3-H		6-3	4-3		4	0	0	1	0	0	1
Tom Herr, S (1, 4) OBP: 0.420, SLG: 0.459	2B	F7			4-3		2B, 1B			4	1	2	0	0	0	0
Jack Clark, R (1, 3) OBP: 0.399, SLG: 0.542	BB B B B B	G4-6-3, 1B			6-3		1-3 2B			3	1	2	0	1	0	0
Andy Van Slyke, L (1, 9) OBP: 0.379, SLG: 0.509	F2	G4-6-3 1-2f				S S S K	2B, IBB			3	0	0	0	1	1	3
Ivan De Jesus, R (1, 5) OBP: 0.381, SLG: 0.500		F9		5-3		1B, SH1-3, 2B	1-3 2-H 3-H 2B			4	1	2	2	0	0	0
Ozzie Smith, S (1, 6) OBP: 0.328, SLG: 0.327		2B, 1B		6-3		SH1-3 2-3 1B	IBB			3	1	2	0	1	0	0
Randy Hunt, R (1, 2) OBP: 0.214, SLG: 0.214		F3		F7		SH1-3 1-2 3-H	S S S K			3	0	0	1	0	1	4
John Tudor, L (1, 1) OBP: 0.139, SLG: 0.143		1-H 1B, 2B			3B, 1B	6-3		6-3		4	2	2	1	0	0	1
Inning Stats	R: 0 E: 0 K: 0 S: 4 H: 1 LOB: 2 BB: 1 P: 8	R: 2 E: 0 K: 0 S: 6 H: 3 LOB: 1 BB: 0 P: 6	R: 0 E: 0 K: 0 S: 3 H: 1 LOB: 0 BB: 0 P: 3	R: 0 E: 0 K: 0 S: 3 H: 0 LOB: 0 BB: 0 P: 3	R: 2 E: 0 K: 0 S: 5 H: 2 LOB: 0 BB: 0 P: 5	R: 1 E: 0 K: 1 S: 7 H: 2 LOB: 1 BB: 0 P: 7	R: 2 E: 0 K: 1 S: 8 H: 3 LOB: 3 BB: 2 P: 16	R: 0 E: 0 K: 0 S: 3 H: 0 LOB: 0 BB: 0 P: 3		1B: 6 2B: 5 3B: 1 HR: 0	SF: 1 SAC: 1 DP: 1 HBP: 0						

PITCHER	IP	WLS	BF	H	R	ER	SO	BB	IBB	HBP	BLK	WP	HR	S	P	ERA	WHIP
Dick Ruthven, R (1, 1) ERA: 4.07	5.0	L	22	7	4	4	0	1	0	0	0	0	0	21	25	7.20	1.600
Lary Sorensen, R (6, 1) ERA: 4.84	2.0		13	5	3	3	2	0	2	0	0	0	0	15	23	13.50	2.500
Warren Brusstar, R (8, 1) ERA: 4.44	1.0		3	0	0	0	0	0	0	0	0	0	0	3	3	0.00	0.000

PITCHER	IP	WLS	BF	H	R	ER	SO	BB	IBB	HBP	BLK	WP	HR	S	P	ERA	WHIP

BOTTOM

Chicago Cubs @ St. Louis Cardinals

Busch Stadium, St. Louis, MO

Sun Jun 23 1985, 3:33 AM CDT

Att. 45,881 - Unknown

livebaseballscorecards.com

AB	33
R	7
H	12
RBI	7
BB	3
SO	2
LOB	9

WP: 0 PB: 0 SB: 1 CS: 0

PA: 38

Batter	1	2	3	4	5	6	7	8	9	AB	R	H	RBI	BB	SO	LOB
Wally Backman, S (1, 4) OBP: 0.309, SLG: 0.288 Rusty Staub, L (9, PH) OBP: 0.346, SLG: 0.478 Kelvin Chapman, R (9, PR) OBP: 0.248, SLG: 0.213 (9, 4)	4-3		BB SH5-3		SH1-3 2-3		G3		BB 1-2 2-3	2 0 0	0 0 0	0 0 0	0 0 0	1 1 0	0 0 0	1 0 0
Lenny Dykstra, L (1, 8) OBP: 0.310, SLG: 0.464	SF8 3B		SH5-3 1-2		4-3			B3	K	4	1	1	0	0	1	4
Keith Hernandez, L (1, 3) OBP: 0.363, SLG: 0.370	SF8 3-H		F7		G3			G3		3	0	0	1	0	0	2
Gary Carter, R (1, 2) OBP: 0.371, SLG: 0.441	HR		6-3			F8		1B		4	1	2	1	0	0	1
Danny Heep, L (1, 7) OBP: 0.337, SLG: 0.435	1B			F8		F8		4-3		4	0	1	0	0	0	1
Clint Hurdle, L (1, 9) OBP: 0.364, SLG: 0.389	F7			1-3		K			E CS 1B	4	0	1	0	0	1	1
Howard Johnson, S (1, 5) OBP: 0.261, SLG: 0.262		K		HR			F9		E4 BB BB 1-3	4	1	1	1	0	1	1
Rafael Santana, R (1, 6) OBP: 0.286, SLG: 0.299		K		K			F7		K	4	0	0	0	0	3	2
Dwight Gooden, R (1, 1) OBP: 0.283, SLG: 0.195		1-3			E9 SH1-3		BB		BB 1-2 3-H	2	0	0	0	2	0	0
Inning Stats	R: 2 E: 0 K: 0 S: 6 H: 3 LOB: 1 BB: 0 P: 6	R: 0 E: 0 K: 2 S: 7 H: 0 LOB: 0 BB: 0 P: 7	R: 0 E: 0 K: 0 S: 3 H: 0 LOB: 1 BB: 1 P: 7	R: 1 E: 0 K: 1 S: 6 H: 1 LOB: 0 BB: 0 P: 6	R: 0 E: 1 K: 0 S: 4 H: 0 LOB: 1 BB: 0 P: 4	R: 0 E: 0 K: 1 S: 5 H: 0 LOB: 0 BB: 0 P: 5	R: 0 E: 0 K: 0 S: 3 H: 0 LOB: 1 BB: 1 P: 7	R: 0 E: 0 K: 0 S: 4 H: 1 LOB: 1 BB: 0 P: 4	R: 0 E: 1 K: 2 S: 8 H: 1 LOB: 3 BB: 2 P: 16	1B: 3 2B: 0 3B: 1 HR: 2 SF: 1 SAC: 2 DP: 0 HBP: 0						

PITCHER		IP	WLS	BF	H	R	ER	SO	BB	IBB	HBP	BLK	WP	HR	S	P	ERA	WHIP
Scott Sanderson, R ERA: 2.21	(1, 1)	7.0	L	28	4	3	3	4	2	0	0	0	0	2	34	42	3.86	0.857
George Frazier, R ERA: 5.74	(8, 1)	1.2		9	2	0	0	1	2	0	0	0	0	0	9	17	0.00	2.400
Lee Smith, R ERA: 2.86	(9, 1)	0.1		1	0	0	0	1	0	0	0	0	0	0	3	3	0.00	0.000

PITCHER	IP	WLS	BF	H	R	ER	SO	BB	IBB	HBP	BLK	WP	HR	S	P	ERA	WHIP

TOP

New York Mets @ Chicago Cubs

Wrigley Field, Chicago, IL

Tue Jun 25 1985, 3:33 AM CDT

Att. 36,730 - Unknown

livebaseballscorecards.com

AB	31
R	3
H	6
RBI	3
BB	4
SO	6
LOB	13

New York Mets @ Chicago Cubs

Wrigley Field, Chicago, IL

Tue Jun 25 1985, 3:33 AM CDT

Att. 36,730 - Unknown

BOTTOM

Batter	1	2	3	4	5	6	7	8	9	AB	R	H	RBI	BB	SO	LOB
Billy Hatcher, R (1, 8) OBP: 0.200, SLG: 0.200	0-0 ① 23 1B SF8 1B		0-0 ② F4		0-0 ②③ G6-4-3 1-2f		0-0 ③ G3		0-0 ③ 3-1	5	1	1	0	0	0	3
23 Ryne Sandberg, R (1, 4) OBP: 0.300, SLG: 0.399	0-0 G1-5-6-3-4 S 1-3 1B		0-0 ③ 4-3			0-0 ① 6-3		0-0 ① F7		4	0	1	0	0	0	0
Gary Matthews, R (1, 7) OBP: 0.336, SLG: 0.358	0-0 ① SF8 3-H			SSS 0-3 ① K		SSS 0-3 ② K		0-0 ② F8		3	0	0	1	0	2	0
Leon Durham, L (1, 3) OBP: 0.348, SLG: 0.437	0-0 ②③ G1-5-6-3-4 1-3f			0-0 FC4-6 1B		0-0 1B		0-0 1B 1B		4	0	3	0	0	0	1
Keith Moreland, R (1, 9) OBP: 0.379, SLG: 0.386 (9, 5)		0-0 ① F7		0-0 ② FC4-6 BB 1-2f		SSS 0-3 ③ K		0-0 1-3 1B		4	0	1	0	0	1	2
Ron Cey, R (1, 5) OBP: 0.328, SLG: 0.427 Lee Smith, R (9, 1)	0-0 1B			BBB 4-0 1-2 BB			0-0 SH1-3 4-3 2B	0-0 F8		3 0	1 0	2 0	0 0	1 0	0 0	2 0
Steve Lake, R (1, 2) OBP: 0.182, SLG: 0.256 Thad Bosley, L (9, PH) OBP: 0.300, SLG: 0.324	0-0 ② F5			SSS 0-3 ③ K			0-0 ① SH1-3 2-3		SSS 0-3 ① K	2 1	0 0	0 0	0 0	0 0	1 1	3 0
Larry Bowa, S (1, 6) OBP: 0.207, SLG: 0.224 Richie Hebner, L (7, PH) OBP: 0.314, SLG: 0.326 George Frazier, R (8, 1) Gary Woods, R (9, 9) OBP: 0.293, SLG: 0.147 Davey Lopes, R (9, PH) OBP: 0.412, SLG: 0.420	0-0 ③ F5				0-0 ① 1-3		0-0 ② 4-3 3-H		0-0 ② F5	2 1 0 0 1	0 0 0 0 0	0 0 0 0 0	0 1 0 0 0	0 0 0 0 0	0 0 0 0 0	1 0 0 0 0
Scott Sanderson, R (1, 1) OBP: 0.136, SLG: 0.050 Chris Speier, R (7, PH) OBP: 0.294, SLG: 0.377 (8, 6)			SSS 0-3 ① K		BBB 4-0 G6-4-3 BB		0-0 1B		BBB 4-0 BB	1 1	0 0	0 1	0 0	1 1	1 0	0 0
Inning Stats	R: 1 E: 0 K: 0 S: 4 H: 2 LOB: 0 BB: 0 P: 4	R: 0 E: 0 K: 0 S: 4 H: 1 LOB: 1 BB: 0 P: 4	R: 0 E: 0 K: 1 S: 5 H: 0 LOB: 0 BB: 0 P: 5	R: 0 E: 0 K: 2 S: 8 H: 1 LOB: 2 BB: 1 P: 12	R: 0 E: 0 K: 0 S: 2 H: 0 LOB: 0 BB: 1 P: 6	R: 0 E: 0 K: 2 S: 8 H: 1 LOB: 1 BB: 0 P: 8	R: 1 E: 0 K: 0 S: 5 H: 2 LOB: 1 BB: 0 P: 5	R: 0 E: 0 K: 0 S: 5 H: 2 LOB: 2 BB: 0 P: 5	R: 0 E: 0 K: 1 S: 5 H: 0 LOB: 1 BB: 1 P: 9	1B: 8 2B: 2 3B: 0 HR: 0		SF: 1 SAC: 1 DP: 2 HBP: 0				

livebaseballscorecards.com

AB	32
R	2
H	9
RBI	2
BB	3
SO	6
LOB	12

WP: 0 PB: 0 SB: 1 CS: 0 PA: 37

PITCHER		IP	WLS	BF	H	R	ER	SO	BB	IBB	HBP	BLK	WP	HR	S	P	ERA	WHIP
Dwight Gooden, R ERA: 1.68	(1, 1)	9.0	W	37	9	2	2	6	3	0	0	0	0	0	46	58	2.00	1.333

PITCHER	IP	WLS	BF	H	R	ER	SO	BB	IBB	HBP	BLK	WP	HR	S	P	ERA	WHIP

New York Mets @ Chicago Cubs

Wrigley Field, Chicago, IL

Wed Jun 26 1985, 3:33 AM CDT

Att. 35,876 - Unknown

TOP

livebaseballscorecards.com

Batter	1	2	3	4	5	6	7	8	9	AB	R	H	RBI	BB	SO	LOB
Mookie Wilson, S (1, 8) OBP: 0.303, SLG: 0.373	6-3		K		K			1-3		3	0	0	0	0	2	1
Wally Backman, S (8, PH) (8, 4) OBP: 0.307, SLG: 0.287										1	0	0	0	0	0	0
Kelvin Chapman, R (1, 4) OBP: 0.250, SLG: 0.209	K			F9		G6-4-3 BB		K		2	0	0	0	1	1	0
Lenny Dykstra, L (8, PH) (8, 8) OBP: 0.300, SLG: 0.448										1	0	0	0	0	1	0
Keith Hernandez, L (1, 3) OBP: 0.358, SLG: 0.364	G1-6-3			L5		G6-4-3 1-2f		F4		4	0	0	0	0	0	1
Gary Carter, R (1, 9) OBP: 0.380, SLG: 0.472		4-3 1B		HR		1B 3B			1B	4	2	4	1	0	0	0
John Christensen, R (1, 7) OBP: 0.330, SLG: 0.359		4-3 1-2		5-3		3-H 1B			BB	3	0	1	1	1	0	1
Ray Knight, R (1, 5) OBP: 0.209, SLG: 0.288		K			1B 2B	L6			F9	4	1	1	0	0	1	3
Ronn Reynolds, R (1, 2) OBP: 0.357, SLG: 0.429		1-3			L6		K		F7	3	0	0	0	0	1	2
Danny Heep, L (9, PH) OBP: 0.335, SLG: 0.432										1	0	0	0	0	0	1
Rafael Santana, R (1, 6) OBP: 0.287, SLG: 0.300			F2		2-H 1B		5-3			3	0	1	1	0	0	0
Sid Fernandez, L (1, 1) OBP: 0.167, SLG: 0.167			4-3		K		K			2	0	0	0	0	1	1
Roger McDowell, R (6, 1) OBP: 0.182, SLG: 0.100										1	0	0	0	0	1	0
Doug Sisk, R (8, 1)										0	0	0	0	0	0	0
Inning Stats	R: 0 E: 0 K: 1 S: 5 H: 0 LOB: 0 BB: 0 P: 5	R: 0 E: 0 K: 1 S: 6 H: 1 LOB: 1 BB: 0 P: 6	R: 0 E: 0 K: 1 S: 5 H: 0 LOB: 0 BB: 0 P: 5	R: 1 E: 0 K: 0 S: 4 H: 1 LOB: 0 BB: 0 P: 4	R: 1 E: 0 K: 2 S: 9 H: 2 LOB: 1 BB: 0 P: 9	R: 1 E: 0 K: 0 S: 4 H: 2 LOB: 1 BB: 1 P: 8	R: 0 E: 0 K: 2 S: 7 H: 0 LOB: 0 BB: 0 P: 7	R: 0 E: 0 K: 1 S: 5 H: 0 LOB: 0 BB: 0 P: 5	R: 0 E: 0 K: 0 S: 3 H: 1 LOB: 1 BB: 1 P: 7	1B: 4 2B: 1 3B: 1 HR: 1 SF: 0 SAC: 0 DP: 1 HBP: 0							

	AB	32
	R	3
	H	7
	RBI	3
	BB	2
	SO	8
	LOB	10

WP: 0 PB: 0 SB: 0 CS: 0 PA: 34

PITCHER		IP	WLS	BF	H	R	ER	SO	BB	IBB	HBP	BLK	WP	HR	S	P	ERA	WHIP
Ray Fontenot, L ERA: 3.04	(1, 1)	7.0	W	27	6	3	3	7	1	0	0	0	0	1	40	44	3.86	1.000
Lee Smith, R ERA: 2.74	(8, 1)	2.0	S	7	1	0	0	1	1	0	0	0	0	0	8	12	0.00	1.000

PITCHER		IP	WLS	BF	H	R	ER	SO	BB	IBB	HBP	BLK	WP	HR	S	P	ERA	WHIP

New York Mets @ Chicago Cubs

Wrigley Field, Chicago, IL

Wed Jun 26 1985, 3:33 AM CDT

Att. 35,876 - Unknown

BOTTOM

Batter	1	2	3	4	5	6	7	8	9	AB	R	H	RBI	BB	SO	LOB
Billy Hatcher, R (1, 8) OBP: 0.100, SLG: 0.100	G3		4-3		5-3		FC1-6 23 HR 2-	G6-4-3 1-2f		5	1	0	0	0	0	4
23 Ryne Sandberg, R (1, 4) OBP: 0.311, SLG: 0.419	CS 1B			BB 1B BB		1B HR 1B	1-H HR			3	3	3	2	1	0	0
Gary Matthews, R (1, 7) OBP: 0.358, SLG: 0.371	S 1-2 1B			1B 1-2 BB		HR 1-2 1B	FC5-4 BB			2	1	2	0	2	0	0
Lee Smith, R (8, 1) OBP: 0.000, SLG: 0.000										0	0	0	0	0	0	0
Keith Moreland, R (1, 9) OBP: 0.377, SLG: 0.397	F2 1-2			F3		HR 1-H 2-H	FC5-4 1-2f			4	1	1	3	0	0	4
Ron Cey, R (1, 5) OBP: 0.327, SLG: 0.424		K		K		5-3		2B 1B 1B		4	1	1	0	0	2	2
Leon Durham, L (1, 3) OBP: 0.351, SLG: 0.442		F7		FC6 1-2 2-H 1B		F8		1B 1-3 2B		4	0	2	1	0	0	0
Steve Lake, R (1, 2) OBP: 0.167, SLG: 0.234		F3		FC6 1-2f		K		K		4	0	0	0	0	2	4
Larry Bowa, S (1, 6) OBP: 0.220, SLG: 0.218			K		F3		BB	IBB		2	0	0	0	2	1	0
Ray Fontenot, L (1, 1) OBP: 0.000, SLG: 0.000			K		K		SH5-4 1-2	G6-4-3 1-2 2-3 3-H 1B		2	0	0	0	0	2	0
Gary Woods, R (8, 7) OBP: 0.293, SLG: 0.147										0	0	0	0	0	0	0
Richie Hebner, L (8, PH) OBP: 0.327, SLG: 0.340										1	0	1	1	0	0	0
Chico Walker, S (9, 7) OBP: 0.091, SLG: 0.091										0	0	0	0	0	0	0
Inning Stats	R: 0 E: 0 K: 0 S: 4 H: 2 LOB: 1 BB: 0 P: 4	R: 0 E: 0 K: 1 S: 5 H: 0 LOB: 0 BB: 0 P: 5	R: 0 E: 0 K: 2 S: 7 H: 0 LOB: 0 BB: 0 P: 7	R: 1 E: 0 K: 1 S: 6 H: 1 LOB: 2 BB: 2 P: 14	R: 0 E: 0 K: 1 S: 5 H: 0 LOB: 0 BB: 0 P: 5	R: 3 E: 0 K: 1 S: 8 H: 3 LOB: 0 BB: 0 P: 8	R: 2 E: 0 K: 0 S: 4 H: 1 LOB: 1 BB: 2 P: 12	R: 1 E: 0 K: 1 S: 7 H: 3 LOB: 2 BB: 1 P: 11		1B: 7 2B: 1 3B: 0 HR: 2 SF: 0 SAC: 1 DP: 1 HBP: 0				WP: 0 PB: 0 SB: 1 CS: 1 PA: 37		

livebaseballscorecards.com

	AB	31
	R	7
	H	10
	RBI	7
	BB	5
	SO	7
	LOB	14

PITCHER		IP	WLS	BF	H	R	ER	SO	BB	IBB	HBP	BLK	WP	HR	S	P	ERA	WHIP
Sid Fernandez, L ERA: 2.75	(1, 1)	5.0		21	5	3	3	5	2	0	0	0	0	0	29	37	5.40	1.400
Roger McDowell, R ERA: 3.31	(6, 1)	2.1	L	15	5	4	4	2	2	1	0	0	0	2	16	28	15.43	3.000
Doug Sisk, R ERA: 6.98	(8, 1)	0.2		1	0	0	0	0	0	0	0	0	0	0	1	1	0.00	0.000

PITCHER	IP	WLS	BF	H	R	ER	SO	BB	IBB	HBP	BLK	WP	HR	S	P	ERA	WHIP

Batter	1	2	3	4	5	6	7	8	9	AB	R	H	RBI	BB	SO	LOB
Wally Backman, S (1, 4) OBP: 0.311, SLG: 0.291	K 1B		E6 G6-3 1-2		K			FC6-4 1B		4	0	2	0	0	1	3
Howard Johnson, S (1, 5) OBP: 0.254, SLG: 0.255	K 1-2		G6-3 1-2f			F4		FC6-4 7-3 1-2f		4	0	0	0	0	1	4
Keith Hernandez, L (1, 3) OBP: 0.353, SLG: 0.358	3-1			1-3		4-3		7-3 1-2f		4	0	0	0	0	0	1
Gary Carter, R (1, 2) OBP: 0.378, SLG: 0.468		F9		F8		1B			F1	4	0	1	0	0	0	0
Danny Heep, L (1, 8) OBP: 0.328, SLG: 0.421		F7		4-3		F9			4-3	4	0	0	0	0	0	1
George Foster, R (1, 7) OBP: 0.290, SLG: 0.432		HR			6-3 BB		F9		F4	3	1	1	1	1	0	0
Clint Hurdle, L (1, 9) OBP: 0.362, SLG: 0.462		G3			K		HR			3	1	1	1	0	1	1
Rafael Santana, R (1, 6) OBP: 0.283, SLG: 0.295			F2		6-3 1-2		L1			3	0	0	0	0	0	1
Ron Darling, R (1, 1) OBP: 0.175, SLG: 0.205			E6 E		BB		K			1	0	0	0	1	0	0
Lenny Dykstra, L (7, PH) OBP: 0.290, SLG: 0.433										1	0	0	0	0	1	0
Doug Sisk, R (7, 1)										0	0	0	0	0	0	0

TOP

New York Mets @ Chicago Cubs

Wrigley Field, Chicago, IL

Thu Jun 27 1985, 3:33 AM CDT

Att. 35,857 - Unknown

livebaseballscorecards.com

AB	31
R	2
H	5
RBI	2
BB	2
SO	4
LOB	11

Inning Stats	1	2	3	4	5	6	7	8	9
	R: 0 E: 0 K: 1 S: 5	R: 1 E: 0 K: 0 S: 4	R: 0 E: 2 K: 0 S: 4	R: 0 E: 0 K: 0 S: 3	R: 0 E: 0 K: 2 S: 7	R: 0 E: 0 K: 0 S: 4	R: 1 E: 0 K: 1 S: 6	R: 0 E: 0 K: 0 S: 3	R: 0 E: 0 K: 0 S: 3
	H: 1 LOB: 0 BB: 0 P: 5	H: 1 LOB: 0 BB: 0 P: 4	H: 0 LOB: 1 BB: 0 P: 4	H: 0 LOB: 0 BB: 0 P: 3	H: 0 LOB: 2 BB: 2 P: 15	H: 1 LOB: 1 BB: 0 P: 4	H: 1 LOB: 0 BB: 0 P: 6	H: 1 LOB: 0 BB: 0 P: 3	H: 0 LOB: 0 BB: 0 P: 3

1B: 3 SF: 0
2B: 1 SAC: 0
3B: 0 DP: 2
HR: 2 HBP: 0

WP: 0 PA: 33
PB: 0
SB: 0
CS: 0

PITCHER	IP	WLS	BF	H	R	ER	SO	BB	IBB	HBP	BLK	WP	HR	S	P	ERA	WHIP
Rick Sutcliffe, R (1, 1) ERA: 2.06	9.0	W	33	5	2	2	4	2	0	0	0	0	2	39	47	2.00	0.778

PITCHER	IP	WLS	BF	H	R	ER	SO	BB	IBB	HBP	BLK	WP	HR	S	P	ERA	WHIP

BOTTOM

New York Mets @ Chicago Cubs

Wrigley Field, Chicago, IL

Thu Jun 27 1985, 3:33 AM CDT

Att. 35,857 - Unknown

Batter	1	2	3	4	5	6	7	8	9	AB	R	H	RBI	BB	SO	LOB
Billy Hatcher, R (1, 8) OBP: 0.286, SLG: 0.571	1-3		23 G1-6-3 1B		HR		2-H 2B			4	1	3	2	0	0	0
23 Ryne Sandberg, R (1, 4) OBP: 0.313, SLG: 0.430	HR		G1-6-3 1-2f		BBB 4-0 CS BB		SSS 0-3 K			3	1	1	1	1	1	2
Gary Matthews, R (1, 7) OBP: 0.355, SLG: 0.360 Gary Woods, R (9, 7) OBP: 0.293, SLG: 0.147	3-1		BBBB 4-0 BB		0-0 CS 1-2	SSS 0-3 K		F9		3 0	0 0	0 0	0 0	1 0	1 0	0 0
Keith Moreland, R (1, 9) OBP: 0.379, SLG: 0.402	1B		SSS 0-3 K			6-3		2B		4	0	2	0	0	1	1
Leon Durham, L (1, 3) OBP: 0.349, SLG: 0.452	F5			G3		HR		4-3		4	1	1	1	0	0	1
Ron Cey, R (1, 5) OBP: 0.327, SLG: 0.420		BBBB 4-0 1B SH1-3 BB		SSS 0-3 K		SSS 0-3 K				2	0	0	0	1	2	0
Steve Lake, R (1, 2) OBP: 0.160, SLG: 0.224		SH1-3 1-2		SSS 0-3 K			1-3			2	0	0	0	0	1	0
Larry Bowa, S (1, 6) OBP: 0.234, SLG: 0.233		2-3 1B			4-3		1B			3	0	2	0	0	0	0
Rick Sutcliffe, L (1, 1) OBP: 0.222, SLG: 0.265		L4 1-			6-3		SH2-4 1-2			2	0	0	0	0	0	2
Inning Stats	R: 1 H: 2 E: 0 LOB: 1 K: 0 BB: 0 S: 5 P: 5	R: 0 H: 1 E: 0 LOB: 1 K: 0 BB: 1 S: 3 P: 7	R: 0 H: 1 E: 0 LOB: 1 K: 1 BB: 1 S: 5 P: 9	R: 0 H: 0 E: 0 LOB: 0 K: 2 BB: 0 S: 7 P: 7	R: 1 H: 1 E: 0 LOB: 0 K: 0 BB: 1 S: 3 P: 7	R: 1 H: 1 E: 0 LOB: 0 K: 2 BB: 0 S: 8 P: 8	R: 1 H: 2 E: 0 LOB: 1 K: 1 BB: 0 S: 7 P: 7	R: 0 H: 1 E: 0 LOB: 0 K: 0 BB: 0 S: 3 P: 3		1B: 4 SF: 0 2B: 3 SAC: 2 3B: 0 DP: 2 HR: 3 HBP: 0						

livebaseballscorecards.com

AB	27
R	3
H	9
RBI	4
BB	3
SO	6
LOB	6

WP: 0 PA: 33
PB: 0
SB: 0
CS: 1

PITCHER		IP	WLS	BF	H	R	ER	SO	BB	IBB	HBP	BLK	WP	HR	S	P	ERA	WHIP
Ron Darling, R ERA: 2.32	(1, 1)	6.0	L	24	6	3	3	5	3	0	0	0	0	0	31	43	4.50	1.500
Doug Sisk, R ERA: 6.86	(7, 1)	2.0		8	3	1	1	1	0	0	0	0	0	0	10	10	4.50	1.500

PITCHER	IP	WLS	BF	H	R	ER	SO	BB	IBB	HBP	BLK	WP	HR	S	P	ERA	WHIP

Chicago Cubs @ Pittsburgh Pirates

Three Rivers Stadium, Pittsburgh, PA

Fri Jun 28 1985, 7:05 PM EDT

Att. 16,432 - Unknown

TOP

livebaseballscorecards.com

Batter	1	2	3	4	5	6	7	8	9	AB	R	H	RBI	BB	SO	LOB
Billy Hatcher, R (1, 8) OBP: 0.316, SLG: 0.556	F9		BB 23 1B 1B	FC5-4 23 BB 1-2f		2B		K		4	1	1	0	1	1	2
23 Ryne Sandberg, R (1, 4) OBP: 0.315, SLG: 0.427	F9		1B FC6-4 1-3 1B	BB 1-2 2-3		F8		F8		4	1	1	0	1	0	1
Gary Matthews, R (1, 7) OBP: 0.367, SLG: 0.363 Gary Woods, R (8, PH) OBP: 0.310, SLG: 0.171 (8, 7)	BB 1B		FC6-4 1-3 3-H 1B	K			BB 2B	FC5-4 1B		2 1	1 0	1 1	1 0	2 0	1 0	3 0
Keith Moreland, R (1, 9) OBP: 0.382, SLG: 0.423	1-2 1B		F8		HR		BB 1-3 SF8 2B	FC5-4 1-2f		5	2	3	1	0	0	3
Leon Durham, L (1, 3) OBP: 0.342, SLG: 0.443	F8		FC6-4 1-2f 3-H		F9		K		K	5	0	0	1	0	2	5
Ron Cey, R (1, 5) OBP: 0.325, SLG: 0.413		4-3	L5		F3		BB IBB		F8	4	0	0	0	1	0	1
Steve Lake, R (1, 2) OBP: 0.182, SLG: 0.245		K		FC1-5 2B	F3		BB 1-2 2-3 3-H		L5	4	0	1	1	1	1	0
Larry Bowa, S (1, 6) OBP: 0.245, SLG: 0.239		1B		23 BB FC1-5 BB		4-3	SF8 3-H			2	0	1	1	1	0	0
Steve Trout, L (1, 1) OBP: 0.143, SLG: 0.115		F2		FC1-5 FC5-4 1-2 2-3f		F9	K			4	0	0	0	0	1	5
Inning Stats	R: 0 E: 0 K: 0 S: 4 H: 1 LOB: 2 BB: 1 P: 8	R: 0 E: 0 K: 1 S: 6 H: 1 LOB: 1 BB: 0 P: 6	R: 2 E: 0 K: 0 S: 5 H: 2 LOB: 1 BB: 1 P: 9	R: 0 E: 0 K: 1 S: 6 H: 1 LOB: 3 BB: 2 P: 14	R: 1 E: 0 K: 0 S: 4 H: 1 LOB: 0 BB: 0 P: 4	R: 0 E: 0 K: 0 S: 4 H: 1 LOB: 1 BB: 0 P: 4	R: 2 E: 0 K: 2 S: 8 H: 1 LOB: 2 BB: 3 P: 20	R: 0 E: 0 K: 1 S: 6 H: 1 LOB: 1 BB: 0 P: 6	R: 0 E: 0 K: 1 S: 5 H: 0 LOB: 0 BB: 0 P: 5							

	AB	35
	R	5
	H	9
	RBI	5
	BB	7
	SO	6
	LOB	20

1B: 5 2B: 3 3B: 0 HR: 1	SF: 1 SAC: 0 DP: 0 HBP: 0	WP: 0 PB: 0 SB: 0 CS: 0	PA: 43
---	---	---	---

PITCHER		IP	WLS	BF	H	R	ER	SO	BB	IBB	HBP	BLK	WP	HR	S	P	ERA	WHIP
Jose DeLeon, R ERA: 4.61	(1, 1)	6.0	L	30	7	4	4	2	5	0	0	0	0	1	29	49	6.00	2.000
Al Holland, L ERA: 3.45	(7, 1)	1.0		6	1	1	1	2	1	1	0	0	0	0	8	16	9.00	2.000
Cecilio Guante, R ERA: 2.02	(8, 1)	2.0		7	1	0	0	2	0	0	0	0	0	0	11	11	0.00	0.500

PITCHER	IP	WLS	BF	H	R	ER	SO	BB	IBB	HBP	BLK	WP	HR	S	P	ERA	WHIP

Chicago Cubs @ Pittsburgh Pirates

Three Rivers Stadium, Pittsburgh, PA

Fri Jun 28 1985, 7:05 PM EDT

Att. 16,432 - Unknown

livebaseballscorecards.com

BOTTOM

Batter	1	2	3	4	5	6	7	8	9	AB	R	H	RBI	BB	SO	LOB
Bill Almon, R (1, 7) OBP: 0.349, SLG: 0.420	G6-3, 1B; 1B		2B, CS; BB		1-2; BB		G6-4-3; 1-2f			2	0	1	0	2	0	1
Johnny Ray, S (1, 4) OBP: 0.290, SLG: 0.364	G6-3; 1-2; 1B		1-3; 2B		4-3		6-3			4	0	2	0	0	0	2
Bill Madlock, R (1, 5) OBP: 0.305, SLG: 0.352	G6-3; 1-2f, 2-3		CS; 3-H	F8		F9		5-3		4	0	0	0	0	0	2
George Hendrick, R (1, 9) OBP: 0.289, SLG: 0.327	3-1			K		4-3		6-3		4	0	0	0	0	1	1
Jason Thompson, L (1, 3) OBP: 0.343, SLG: 0.442		4-3		2B		BB; 1B		4-3		4	0	2	0	0	0	0
Tony Peña, R (1, 2) OBP: 0.307, SLG: 0.380		1-3		1-3		1-2; BB			F8	4	0	1	0	0	0	1
Marvell Wynne, L (1, 8) OBP: 0.265, SLG: 0.301		2-3			FC6; 1B	1-2, 2-3; FC6-4, BB		F8		3	0	1	0	1	0	0
Sam Khalifa, R (1, 6) OBP: 0.438, SLG: 0.533			G3		FC6; 1-2f, BB	1-2f; FC6-4			F9	4	0	0	0	0	0	4
Jose DeLeon, R (1, 1) OBP: 0.111, SLG: 0.040			K		K	G6-4-3; BB				2	0	0	0	0	2	1
Al Holland, R (7, 1) OBP: 0.750, SLG: 1.333										0	0	0	0	0	0	0
Sixto Lezcano, R (7, PH) OBP: 0.379, SLG: 0.306										0	0	0	0	1	0	0
Cecilio Guante, R (8, 1)										0	0	0	0	0	0	0
Inning Stats	R: 0 E: 0 K: 0 S: 4 H: 2 LOB: 1 BB: 0 P: 4	R: 0 E: 0 K: 0 S: 3 H: 0 LOB: 0 BB: 0 P: 3	R: 0 E: 0 K: 1 S: 5 H: 1 LOB: 1 BB: 1 P: 9	R: 0 E: 0 K: 1 S: 6 H: 1 LOB: 1 BB: 0 P: 6	R: 0 E: 0 K: 1 S: 6 H: 1 LOB: 2 BB: 1 P: 10	R: 0 E: 0 K: 0 S: 5 H: 2 LOB: 3 BB: 1 P: 9	R: 0 E: 0 K: 0 S: 2 H: 0 LOB: 0 BB: 1 P: 6	R: 0 E: 0 K: 0 S: 3 H: 0 LOB: 0 BB: 0 P: 3	R: 0 E: 0 K: 0 S: 3 H: 0 LOB: 0 BB: 0 P: 3	1B: 5 2B: 2 3B: 0 HR: 0	SF: 0 SAC: 0 DP: 2 HBP: 0			WP: 0 PB: 0 SB: 0 CS: 1	PA: 36			

	AB	31
	R	0
	H	7
	RBI	0
	BB	4
	SO	3
	LOB	12

PITCHER	IP	WLS	BF	H	R	ER	SO	BB	IBB	HBP	BLK	WP	HR	S	P	ERA	WHIP
Steve Trout, L (1, 1) ERA: 2.26	9.0	W	35	7	0	0	3	4	0	0	0	0	0	37	53	0.00	1.222

PITCHER	IP	WLS	BF	H	R	ER	SO	BB	IBB	HBP	BLK	WP	HR	S	P	ERA	WHIP

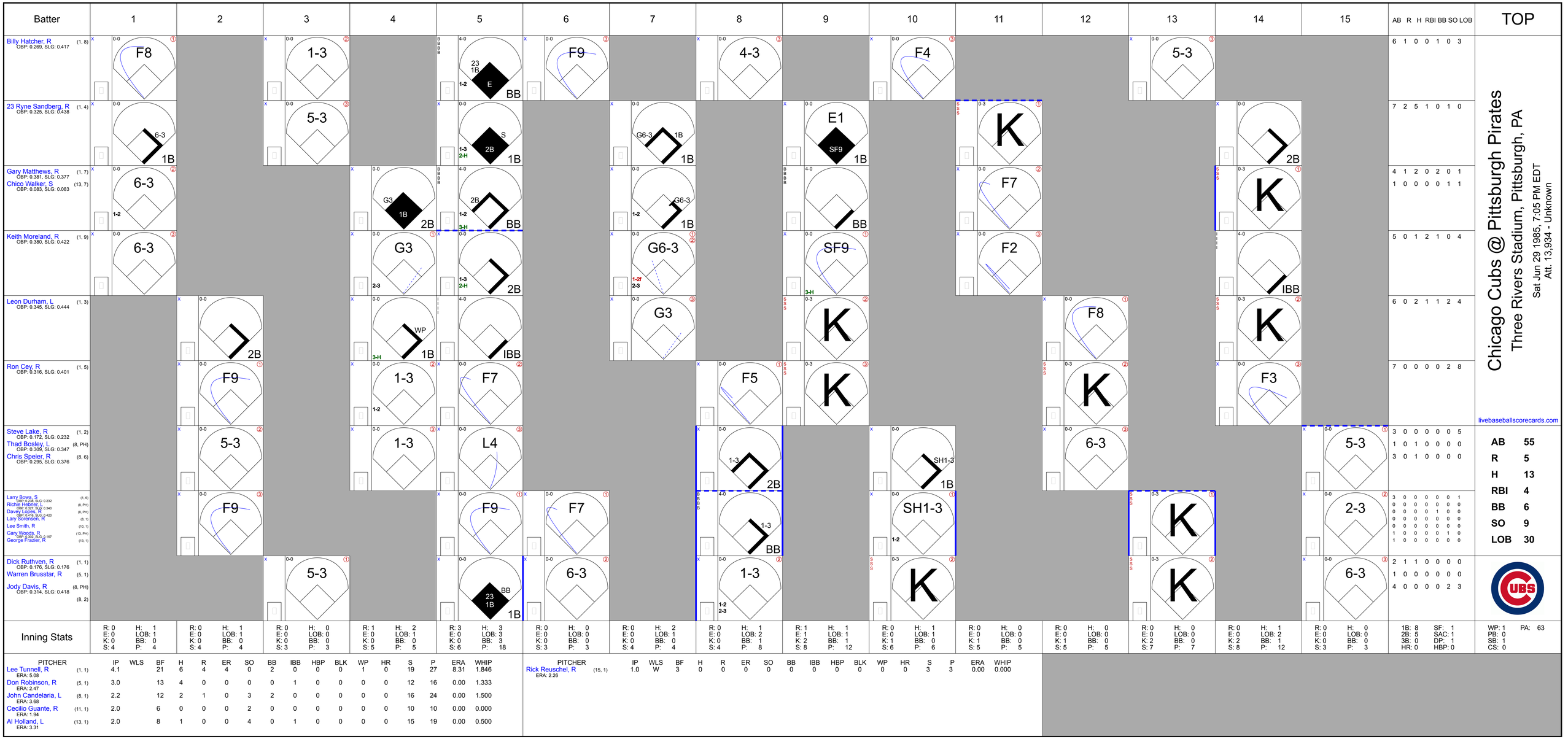

Chicago Cubs @ Pittsburgh Pirates

Three Rivers Stadium, Pittsburgh, PA

Sat Jun 29 1985, 7:05 PM EDT
Att. 13,934 - Unknown

livebaseballscorecards.com

Batter	1	2	3	4	5	6	7	8	9	10	11	12	13	14	15	AB	R	H	RBI	BB	SO	LOB
Billy Hatcher, R (1, 8) OBP: 0.269, SLG: 0.417	F8		1-3		23 1B 1-2 E BB	F9		4-3		F4			5-3			6	1	0	0	1	0	3
23 Ryne Sandberg, R (1, 4) OBP: 0.325, SLG: 0.438	6-3 1B		5-3		S 1-3 2-H 2B 1B		G6-3 1B 1B		E1 SF9 1B		K			2B		7	2	5	1	0	1	0
Gary Matthews, R (1, 7) OBP: 0.381, SLG: 0.377	6-3 1-2			G3 1B 2B	2B 1-2 3-H BB		G6-3 1-2 1B		BB		F7			K		4	1	2	0	2	0	1
Chico Walker, S (13, 7) OBP: 0.083, SLG: 0.083																1	0	0	0	0	1	1
Keith Moreland, R (1, 9) OBP: 0.380, SLG: 0.422	6-3			G3 2-3	1-3 2-H 2B		G6-3 1-2f 2-3		SF9 3-H		F2			IBB		5	0	1	2	1	0	4
Leon Durham, L (1, 3) OBP: 0.345, SLG: 0.444		2B		WP 3-H 1B	IBB		G3		K			F8		K		6	0	2	1	1	2	4
Ron Cey, R (1, 5) OBP: 0.316, SLG: 0.401		F9		1-3 1-2	F7			F5	K			K		F3		7	0	0	0	0	2	8
Steve Lake, R (1, 2) OBP: 0.172, SLG: 0.232		5-3		1-3	L4			1-3 2B		SH1-3 1B		6-3			5-3	3	0	0	0	0	0	5
Thad Bosley, L (8, PH) OBP: 0.309, SLG: 0.347																1	0	1	0	0	0	0
Chris Speier, R (8, 6) OBP: 0.295, SLG: 0.376																3	0	1	0	0	0	0
Larry Bowa, S (1, 6) OBP: 0.238, SLG: 0.232																3	0	0	0	0	0	1
Richie Hebner, L (8, PH) OBP: 0.327, SLG: 0.340																0	0	0	0	0	0	0
Davey Lopes, R (8, PH) OBP: 0.418, SLG: 0.420																0	0	0	0	1	0	0
Lary Sorensen, R (8, 1)																0	0	0	0	0	0	0
Lee Smith, R (10, 1)																0	0	0	0	0	0	0
Gary Woods, R (13, PH) OBP: 0.302, SLG: 0.167																1	0	0	0	0	1	0
George Frazier, R (13, 1)																1	0	0	0	0	0	0
Dick Ruthven, R (1, 1) OBP: 0.176, SLG: 0.176			5-3		23 1B BB 1B	6-3		1-3 1-2 2-3		K			K		6-3	2	1	1	0	0	0	0
Warren Brusstar, R (5, 1)																1	0	0	0	0	0	0
Jody Davis, R (8, PH) OBP: 0.314, SLG: 0.418																4	0	0	0	0	2	3
Inning Stats	R: 0 E: 0 K: 0 S: 4	H: 1 LOB: 1 BB: 0 P: 4	R: 0 E: 0 K: 0 S: 4	H: 1 LOB: 1 BB: 0 P: 4	R: 0 E: 0 K: 0 S: 3	H: 0 LOB: 0 BB: 0 P: 3	R: 1 E: 0 K: 0 S: 5	H: 2 LOB: 1 BB: 0 P: 5	R: 3 E: 0 K: 0 S: 6	H: 3 LOB: 3 BB: 3 P: 18	R: 0 E: 0 K: 0 S: 3	H: 0 LOB: 0 BB: 0 P: 3	R: 0 E: 0 K: 0 S: 4	H: 2 LOB: 1 BB: 0 P: 4	R: 0 E: 0 K: 0 S: 4	H: 1 LOB: 2 BB: 1 P: 8	R: 1 E: 1 K: 2 S: 8	H: 1 LOB: 1 BB: 1 P: 12	R: 0 E: 0 K: 1 S: 6	H: 1 LOB: 0 BB: 0 P: 6	R: 0 E: 0 K: 1 S: 5	H: 0 LOB: 0 BB: 0 P: 5	R: 0 E: 0 K: 1 S: 5	H: 0 LOB: 0 BB: 0 P: 5	R: 0 E: 0 K: 2 S: 7	H: 0 LOB: 0 BB: 0 P: 7	R: 0 E: 0 K: 2 S: 8	H: 1 LOB: 2 BB: 1 P: 12	R: 0 E: 0 K: 0 S: 3	H: 0 LOB: 0 BB: 0 P: 3	1B: 8 2B: 5 3B: 0 HR: 0	SF: 1 SAC: 1 DP: 1 HBP: 0

TOP	
AB	55
R	5
H	13
RBI	4
BB	6
SO	9
LOB	30

WP: 1 PB: 0 SB: 1 CS: 0 PA: 63

PITCHER	IP	WLS	BF	H	R	ER	SO	BB	IBB	HBP	BLK	WP	HR	S	P	ERA	WHIP
Lee Tunnell, R (1, 1) ERA: 5.08	4.1		21	6	4	4	0	2	0	0	0	1	0	19	27	8.31	1.846
Don Robinson, R (5, 1) ERA: 2.47	3.0		13	4	0	0	0	0	1	0	0	0	0	12	16	0.00	1.333
John Candelaria, L (8, 1) ERA: 3.68	2.2		12	2	1	0	3	2	0	0	0	0	0	16	24	0.00	1.500
Cecilio Guante, R (11, 1) ERA: 1.94	2.0		6	0	0	0	2	0	0	0	0	0	0	10	10	0.00	0.000
Al Holland, L (13, 1) ERA: 3.31	2.0		8	1	0	0	4	0	1	0	0	0	0	15	19	0.00	0.500

PITCHER	IP	WLS	BF	H	R	ER	SO	BB	IBB	HBP	BLK	WP	HR	S	P	ERA	WHIP
Rick Reuschel, R (15, 1) ERA: 2.26	1.0	W	3	0	0	0	0	0	0	0	0	0	0	3	3	0.00	0.000

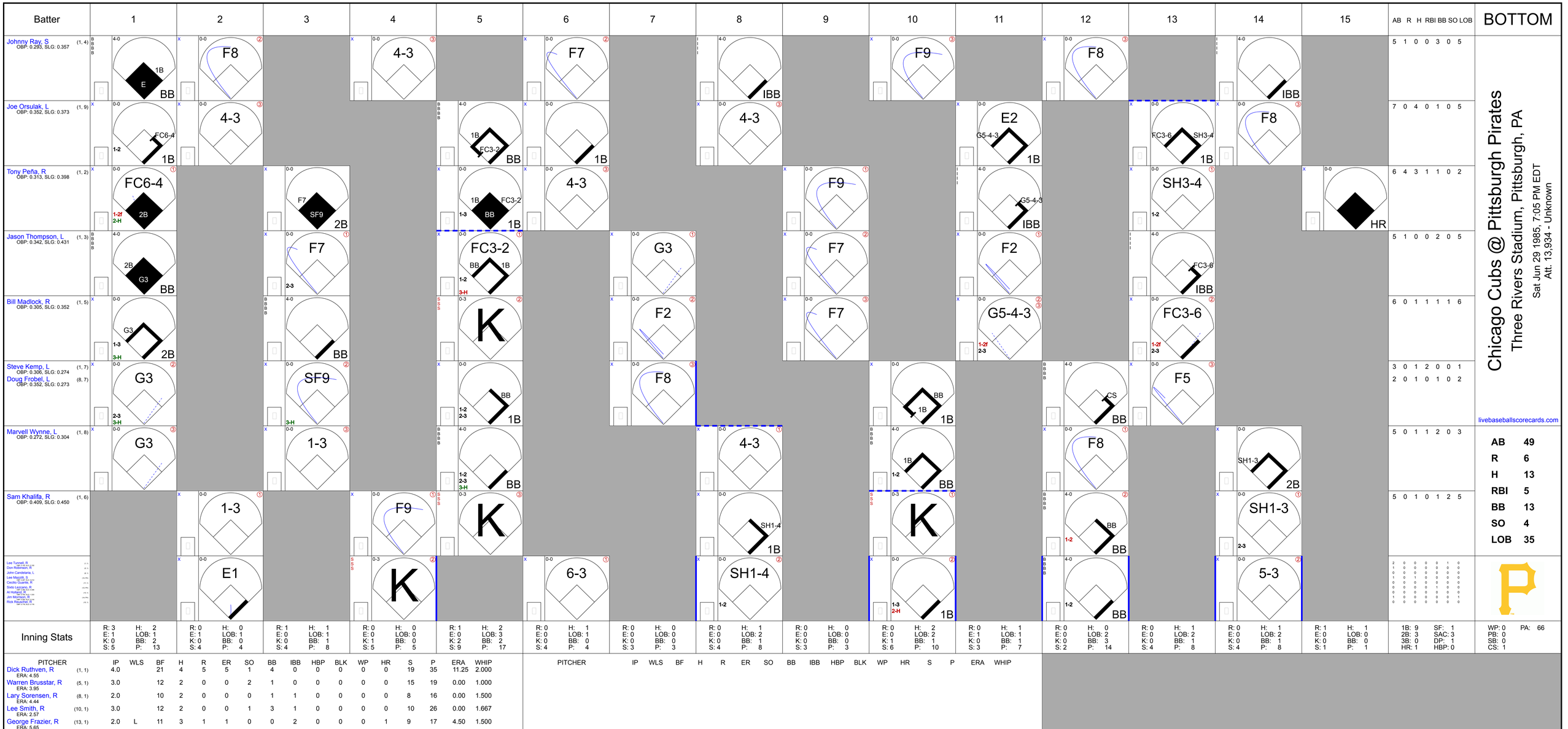
Batter
1
2
3
4
5
6
7
8
9
10
11
12
13
14
15
AB R H RBI BB SO LOB
BOTTOM
Johnny Ray, S (1, 4) OBP: 0.293, SLG: 0.357
5 1 0 0 3 0 5
Joe Orsulak, L (1, 9) OBP: 0.352, SLG: 0.373
7 0 4 0 1 0 5
Tony Peña, R (1, 2) OBP: 0.313, SLG: 0.398
6 4 3 1 1 0 2
Jason Thompson, L (1, 3) OBP: 0.342, SLG: 0.431
5 1 0 0 2 0 5
Bill Madlock, R (1, 5) OBP: 0.305, SLG: 0.352
6 0 1 1 1 1 6
Steve Kemp, L (1, 7) OBP: 0.306, SLG: 0.274
Doug Frobel, L (8, 7) OBP: 0.352, SLG: 0.273
3 0 1 2 0 0 1
2 0 1 0 1 0 2
Marvell Wynne, L (1, 8) OBP: 0.272, SLG: 0.304
5 0 1 1 2 0 3
Sam Khalifa, R (1, 6) OBP: 0.409, SLG: 0.450
5 0 1 0 1 2 5
Chicago Cubs @ Pittsburgh Pirates
Three Rivers Stadium, Pittsburgh, PA
Sat Jun 29 1985, 7:05 PM EDT
Att. 13,934 - Unknown
livebaseballscorecards.com
AB 49
R 6
H 13
RBI 5
BB 13
SO 4
LOB 35
Inning Stats
PITCHER IP WLS BF H R ER SO BB IBB HBP BLK WP HR S P ERA WHIP
Dick Ruthven, R (1, 1) ERA: 4.55 4.0 21 4 5 5 1 4 0 0 0 0 0 19 35 11.25 2.000
Warren Brusstar, R (5, 1) ERA: 3.95 3.0 12 2 0 0 2 1 0 0 0 0 0 15 19 0.00 1.000
Lary Sorensen, R (8, 1) ERA: 4.44 2.0 10 2 0 0 0 1 1 0 0 0 0 8 16 0.00 1.500
Lee Smith, R (10, 1) ERA: 2.57 3.0 12 2 0 0 1 3 1 0 0 0 0 10 26 0.00 1.667
George Frazier, R (13, 1) ERA: 5.65 2.0 L 11 3 1 1 0 0 2 0 0 0 1 9 17 4.50 1.500
1B: 9 SF: 1
2B: 3 SAC: 3
3B: 0 DP: 1
HR: 1 HBP: 0
WP: 0 PA: 66
PB: 0
SB: 0
CS: 1

Chicago Cubs @ Pittsburgh Pirates

Three Rivers Stadium, Pittsburgh, PA

Sun Jun 30 1985, 3:33 AM EDT

Att. 31,384 - Unknown

TOP

livebaseballscorecards.com

Batter	1	2	3	4	5	6	7	8	9	AB	R	H	RBI	BB	SO	LOB
Billy Hatcher, R (1, 8) OBP: 0.355, SLG: 0.552	23 G3 2B		F9			23 FC5-4 1B		1B 23 1B 2B 1B	HR 2B	5	2	4	0	0	0	0
23 Ryne Sandberg, R (1, 4) OBP: 0.326, SLG: 0.438	G3 2-3			G6-4-3 1B		FC5-4 1-2f		1B 1-2 2B 1B	K	5	1	2	0	0	1	3
Davey Lopes, R (1, 7) OBP: 0.421, SLG: 0.446	1-3			G6-4-3 1-2f			S 1B 1B	2B 1-2 G1-4-3 2-3 1B	2-H HR	5	3	3	2	0	0	2
Keith Moreland, R (1, 9) OBP: 0.382, SLG: 0.427 Gary Woods, R (8, PR) OBP: 0.295, SLG: 0.162 (8, 9)	F8			5-3			1B 1-H 1B 1B	G1-4-3 1-3 1B 2-H 2B 3-H	L6	4 1	1 1	2 0	3 0	0 0	0 0	1 0
Leon Durham, L (1, 3) OBP: 0.347, SLG: 0.443		G1-4-3			6-3		G4-6-3 1B 1-3 1B	4-0 G1-4-3 1B IBB		3	1	1	0	1	0	0
Richie Hebner, L (1, 5) OBP: 0.321, SLG: 0.333		F7			4-3		G4-6-3 1-2 3-H 1B	G1-4-3 1-2 2-3 3-H		4	0	1	2	0	0	2
Steve Lake, R (1, 2) OBP: 0.167, SLG: 0.224 Jody Davis, R (7, PH) OBP: 0.316, SLG: 0.419 (7, 2)	1-3				L6		G4-6-3 1-2f 2-3	2-H 3-H 1B		2 2	0 0	0 1	0 2	0 0	0 0	0 2
Larry Bowa, S (1, 6) OBP: 0.229, SLG: 0.222			F9			G3	F7	5-3		4	0	0	0	0	0	3
Scott Sanderson, R (1, 1) OBP: 0.115, SLG: 0.042			K			5-3		6-3	K	4	0	0	0	0	2	0
Inning Stats	R: 0 E: 0 K: 0 S: 4 H: 1 LOB: 1 BB: 0 P: 4	R: 0 E: 0 K: 0 S: 3 H: 0 LOB: 0 BB: 0 P: 3	R: 0 E: 0 K: 1 S: 5 H: 0 LOB: 0 BB: 0 P: 5	R: 0 E: 0 K: 0 S: 3 H: 1 LOB: 0 BB: 0 P: 3	R: 0 E: 0 K: 0 S: 3 H: 0 LOB: 0 BB: 0 P: 3	R: 0 E: 0 K: 0 S: 4 H: 1 LOB: 1 BB: 0 P: 4	R: 2 E: 0 K: 0 S: 6 H: 4 LOB: 1 BB: 0 P: 6	R: 5 E: 0 K: 0 S: 8 H: 5 LOB: 2 BB: 1 P: 12	R: 2 E: 0 K: 2 S: 9 H: 2 LOB: 0 BB: 0 P: 9	1B: 10 2B: 3 3B: 0 HR: 1 SF: 0 SAC: 0 DP: 2 HBP: 0	WP: 0 PB: 0 SB: 1 CS: 0 PA: 40					

	AB	39
	R	9
	H	14
	RBI	9
	BB	1
	SO	3
	LOB	13

PITCHER		IP	WLS	BF	H	R	ER	SO	BB	IBB	HBP	BLK	WP	HR	S	P	ERA	WHIP
Jim Winn, R ERA: 3.26	(1, 1)	6.0		23	6	2	2	1	0	0	0	0	0	0	25	25	3.00	1.000
Don Robinson, R ERA: 3.58	(7, 1)	3.0	L	17	8	7	7	2	0	1	0	0	0	1	20	24	21.00	2.667

PITCHER	IP	WLS	BF	H	R	ER	SO	BB	IBB	HBP	BLK	WP	HR	S	P	ERA	WHIP

Batter	1	2	3	4	5	6	7	8	9	AB	R	H	RBI	BB	SO	LOB
Johnny Ray, S (1, 4) OBP: 0.292, SLG: 0.360	4-3		SF9 3-H		2B 2-H			4-3		3	0	1	2	0	0	0
Joe Orsulak, L (1, 9) OBP: 0.349, SLG: 0.370	K		F8		F4			FC6-4 1B		4	0	1	0	0	1	1
Tony Peña, R (1, 2) OBP: 0.313, SLG: 0.396	1B			L1		E5 4-3		FC6-4 1-2f		4	0	1	0	0	0	1
Lee Mazzilli, S (1, 3) OBP: 0.457, SLG: 0.417	1-3			2B		4-3 1-2f			G3	4	0	1	0	0	0	2
Steve Kemp, L (1, 7) OBP: 0.298, SLG: 0.266		F8		K		K			G3	4	0	0	0	0	2	1
Jim Morrison, R (1, 5) OBP: 0.282, SLG: 0.305		K2-3		F7			5-3		5-3	4	0	0	0	0	1	1
Marvell Wynne, L (1, 8) OBP: 0.273, SLG: 0.301		G1-6-3			2B SH1-3 BB		4-3			2	1	0	0	1	0	0
Sam Khalifa, R (1, 6) OBP: 0.400, SLG: 0.478			SH1-3 SF9 2B		F9		6-3			3	1	1	0	0	0	1
Jim Winn, R (1, 1) Don Robinson, R (7, 1)			SH1-3 2-3		SH1-3 1-2			K		0 1	0 0	0 0	0 0	0 0	0 1	0 0
Inning Stats	R: 0 E: 0 K: 1 S: 6 H: 1 LOB: 1 BB: 0 P: 6	R: 0 E: 0 K: 1 S: 5 H: 0 LOB: 0 BB: 0 P: 5	R: 1 E: 0 K: 0 S: 4 H: 1 LOB: 0 BB: 0 P: 4	R: 0 E: 0 K: 1 S: 6 H: 1 LOB: 1 BB: 0 P: 6	R: 1 E: 0 K: 0 S: 4 H: 1 LOB: 1 BB: 1 P: 8	R: 0 E: 1 K: 1 S: 5 H: 0 LOB: 0 BB: 0 P: 5	R: 0 E: 0 K: 0 S: 3 H: 0 LOB: 0 BB: 0 P: 3	R: 0 E: 0 K: 1 S: 6 H: 1 LOB: 1 BB: 0 P: 6	R: 0 E: 0 K: 0 S: 3 H: 0 LOB: 0 BB: 0 P: 3	1B: 2 2B: 4 3B: 0 HR: 0	SF: 1 SAC: 2 DP: 1 HBP: 0			WP: 0 PB: 0 SB: 0 CS: 0	PA: 33		

PITCHER	IP	WLS	BF	H	R	ER	SO	BB	IBB	HBP	BLK	WP	HR	S	P	ERA	WHIP
Scott Sanderson, R (1, 1) ERA: 2.19	9.0	W	33	5	2	2	5	1	0	0	0	0	0	42	46	2.00	0.667

PITCHER	IP	WLS	BF	H	R	ER	SO	BB	IBB	HBP	BLK	WP	HR	S	P	ERA	WHIP

BOTTOM

Chicago Cubs @ Pittsburgh Pirates

Three Rivers Stadium, Pittsburgh, PA

Sun Jun 30 1985, 3:33 AM EDT

Att. 31,384 - Unknown

livebaseballscorecards.com

AB	29
R	2
H	5
RBI	2
BB	1
SO	5
LOB	7

Chicago Cubs @ Philadelphia Phillies

Veterans Stadium, Philadelphia, PA

Mon Jul 01 1985, 7:05 PM EDT

Att. 23,091 - Unknown

TOP

livebaseballscorecards.com

Batter	1	2	3	4	5	6	7	8	9	AB	R	H	RBI	BB	SO	LOB
Billy Hatcher, R (1, 8) OBP: 0.389, SLG: 0.576	0-0 23 SH1-3 E 2B	4-0 1-2 BB			0-3 K		0-3 K		0-0 23 E 23 S 23 SF8 1B	4	2	2	0	1	2	0
23 Ryne Sandberg, R (1, 4) OBP: 0.325, SLG: 0.437	0-0 SH1-3 2-3	0-0 F7			0-3 K		0-0 S 1B		0-0 SF8 1-H	3	0	1	1	0	1	2
Gary Matthews, R (1, 7) OBP: 0.367, SLG: 0.360	0-0 FC5 WP 3-H		0-0 F8		0-0 6-3		0-0 5-3 1-2		0-0 F4	5	0	0	0	0	0	1
Gary Woods, R (9, 7) OBP: 0.295, SLG: 0.162										0	0	0	0	0	0	0
Davey Lopes, R (1, 9) OBP: 0.422, SLG: 0.444	4-0 2-3 BB		0-0 F9			0-0 FC4-6 SH1-3 1B	0-0 6-3			3	1	1	0	1	0	1
Leon Durham, L (1, 3) OBP: 0.349, SLG: 0.444	0-0 F4		0-0 F5			0-0 FC4-6 1-2 1B		0-0 1B		4	0	2	0	0	0	2
Richie Hebner, L (1, 5) OBP: 0.305, SLG: 0.315	0-0 1-3			0-0 G3		0-0 FC4-6 SH1-3 1-2f 2-3		0-3 K		3	0	0	0	0	0	4
Ron Cey, R (8, PH) OBP: 0.315, SLG: 0.399 (8, 5)										1	0	0	0	0	1	1
Steve Lake, R (1, 2) OBP: 0.175, SLG: 0.217	4-0 FC1-6 BB			0-3 K		0-0 SH1-3 1-2 3-H		0-3 K		2	0	0	1	1	2	1
Larry Bowa, S (1, 6) OBP: 0.239, SLG: 0.225	0-0 F3			0-0 1B		4-0 BB		0-0 F8		3	0	1	0	1	0	2
Lee Smith, R (8, 1)										0	0	0	0	0	0	0
Ray Fontenot, L (1, 1)	0-0 FC1-6 1-2f BB			0-0 G3		0-0 4-3			0-3 K	3	0	0	0	0	0	4
Chris Speier, R (8, 6) OBP: 0.292, SLG: 0.373										1	0	0	0	0	1	0
Inning Stats	R: 1 E: 1 K: 0 S: 5 / H: 1 LOB: 2 BB: 1 P: 9	R: 0 E: 0 K: 0 S: 3 / H: 0 LOB: 2 BB: 2 P: 11	R: 0 E: 0 K: 0 S: 3 / H: 0 LOB: 0 BB: 0 P: 3	R: 0 E: 0 K: 1 S: 6 / H: 1 LOB: 1 BB: 0 P: 6	R: 0 E: 0 K: 2 S: 7 / H: 0 LOB: 0 BB: 0 P: 7	R: 1 E: 0 K: 0 S: 5 / H: 2 LOB: 2 BB: 1 P: 9	R: 0 E: 0 K: 1 S: 6 / H: 1 LOB: 1 BB: 0 P: 6	R: 0 E: 0 K: 2 S: 8 / H: 1 LOB: 1 BB: 0 P: 8	R: 1 E: 0 K: 1 S: 6 / H: 1 LOB: 0 BB: 0 P: 6	1B: 6 2B: 1 3B: 0 HR: 0 / SF: 1 SAC: 2 DP: 0 HBP: 0							

	AB	32
	R	3
	H	7
	RBI	2
	BB	4
	SO	7
	LOB	18

WP: 1 PB: 0 SB: 2 CS: 0 — PA: 39

PITCHER		IP	WLS	BF	H	R	ER	SO	BB	IBB	HBP	BLK	WP	HR	S	P	ERA	WHIP
John Denny, R ERA: 3.83	(1, 1)	7.0	L	31	5	2	1	4	4	0	0	0	1	0	35	51	1.29	1.286
Don Carman, L ERA: 1.85	(8, 1)	2.0		8	2	1	0	3	0	0	0	0	0	0	14	14	0.00	1.000

PITCHER		IP	WLS	BF	H	R	ER	SO	BB	IBB	HBP	BLK	WP	HR	S	P	ERA	WHIP

Batter	1	2	3	4	5	6	7	8	9	AB	R	H	RBI	BB	SO	LOB
Juan Samuel, R (1, 4) OBP: 0.289, SLG: 0.401	K	F8		F8			FC5-4 1-2f		K	5	0	0	0	0	2	5
Rick Schu, R (1, 5) Tim Corcoran, L (9, PH) OBP: 0.328, SLG: 0.293 Dave Rucker, L (9, PR) OBP: 0.750, SLG: 1.000	E5 S		E6 6-3 1B		6-3		6-4 1B 1-2		BB 1-2	4 0 0	0 0 0	1 0 0	0 0 0	0 1 0	0 0 0	0 0 0
Mike Schmidt, R (1, 3) OBP: 0.326, SLG: 0.412	K 1-2		6-3 1-2		F8		1B 1-2 2-3		K	5	0	2	0	0	2	3
Glenn Wilson, R (1, 9) OBP: 0.293, SLG: 0.442	6-3		6-3 1-2 2-3		F9		6-4 2-3f			4	0	0	0	0	0	6
Ozzie Virgil, R (1, 2) OBP: 0.352, SLG: 0.468		F8 1B FC1-4 BB	K			5-3		K		3	1	0	0	1	2	2
Garry Maddox, R (1, 8) OBP: 0.328, SLG: 0.383		FC1-4 1-2 1B	5-3			4-3		K		4	0	1	0	0	1	2
John Russell, R (1, 7) OBP: 0.317, SLG: 0.290 Greg Gross, L (8, PH) OBP: 0.365, SLG: 0.306 (9, 7)	F8 2-3			SH1-3 1B		4-0 BB		F7		2 1	0 0	1 0	0 0	1 0	0 0	2 0
Steve Jeltz, S (1, 6) OBP: 0.253, SLG: 0.190 Von Hayes, L (9, PH) OBP: 0.366, SLG: 0.409	FC1-4 1B 1-2f 3-H			SH1-3 1-2		0-3 K			BB 1B	2 1	0 0	0 1	1 0	0 0	1 0	2 0
John Denny, R (1, 1) OBP: 0.209, SLG: 0.175 Luis Aguayo, R (7, PH) OBP: 0.356, SLG: 0.400 Don Carman, L (8, 1) Derrel Thomas, S (9, PH) OBP: 0.278, SLG: 0.281	1B 1-2			1-3			FC5-4 1B		K	2 1 0 1	0 0 0 0	1 1 0 0	0 0 0 0	0 0 0 1	0 0 0 1	1 0 0 1
Inning Stats	R: 0 E: 1 K: 2 S: 8 H: 0 LOB: 1 BB: 0 P: 8	R: 1 E: 0 K: 0 S: 5 H: 2 LOB: 2 BB: 1 P: 9	R: 0 E: 1 K: 1 S: 7 H: 1 LOB: 2 BB: 0 P: 7	R: 0 E: 0 K: 0 S: 4 H: 1 LOB: 1 BB: 0 P: 4	R: 0 E: 0 K: 0 S: 3 H: 0 LOB: 0 BB: 0 P: 3	R: 0 E: 0 K: 1 S: 5 H: 0 LOB: 1 BB: 1 P: 9	R: 0 E: 0 K: 0 S: 5 H: 3 LOB: 2 BB: 0 P: 5	R: 0 E: 0 K: 2 S: 7 H: 0 LOB: 0 BB: 0 P: 7	R: 0 E: 0 K: 3 S: 10 H: 1 LOB: 2 BB: 1 P: 14	1B: 8 2B: 1 3B: 0 HR: 0 SF: 0 SAC: 1 DP: 1 HBP: 0						

PITCHER	IP	WLS	BF	H	R	ER	SO	BB	IBB	HBP	BLK	WP	HR	S	P	ERA	WHIP
Ray Fontenot, L (1, 1) ERA: 2.84	7.0	W	31	7	1	1	4	2	0	0	0	0	0	37	45	1.29	1.286
Lee Smith, R (8, 1) ERA: 2.47	2.0	S	8	1	0	0	5	1	0	0	0	0	0	17	21	0.00	1.000

PITCHER	IP	WLS	BF	H	R	ER	SO	BB	IBB	HBP	BLK	WP	HR	S	P	ERA	WHIP

BOTTOM

Chicago Cubs @ Philadelphia Phillies

Veterans Stadium, Philadelphia, PA

Mon Jul 01 1985, 7:05 PM EDT

Att. 23,091 - Unknown

livebaseballscorecards.com

AB	35
R	1
H	8
RBI	1
BB	3
SO	9
LOB	24

Batter	1	2	3	4	5	6	7	8	9	AB	R	H	RBI	BB	SO	LOB
Billy Hatcher, R (1, 8) OBP: 0.341, SLG: 0.500	4-3		5-3		F3			6-3	FC6-4 1-2f	5	0	0	0	0	0	4
23 Ryne Sandberg, R (1, 4) OBP: 0.324, SLG: 0.434	F8		K			BB 1B		F4		4	0	1	0	0	1	0
Thad Bosley, L (8, 7) OBP: 0.309, SLG: 0.347										0	0	0	0	0	0	0
Gary Matthews, R (1, 7) OBP: 0.357, SLG: 0.348	4-3			K		F9		6-3		4	0	0	0	0	1	1
Chico Walker, S (8, 9) OBP: 0.083, SLG: 0.083										0	0	0	0	0	0	0
Keith Moreland, R (1, 9) OBP: 0.385, SLG: 0.428		F9		FC5-4 1B		BBBB G5-4-3 1-2 BB			1B 1B 1B	2	0	1	0	1	0	0
Chris Speier, R (8, 4) OBP: 0.298, SLG: 0.378										1	1	1	0	0	0	0
Ron Cey, R (1, 5) OBP: 0.318, SLG: 0.401		E 1B		FC5-4 1-2f		G5-4-3 1-2f			1-3 1B 1-3 1B	4	0	2	0	0	0	3
Jody Davis, R (1, 2) OBP: 0.316, SLG: 0.432		E4 1-2		K			HR		1-3 1-2 3-H 1B	3	1	1	1	0	1	2
Steve Lake, R (7, 2) OBP: 0.188, SLG: 0.230										1	0	1	1	0	0	0
Leon Durham, L (1, 3) OBP: 0.344, SLG: 0.437		F6			K		F5		1-3 1-2 2-3	4	0	0	0	0	1	4
Larry Bowa, S (1, 6) OBP: 0.230, SLG: 0.217		L1			5-3		6-3		F4	4	0	0	0	0	0	4
Rick Sutcliffe, L (1, 1) OBP: 0.237, SLG: 0.278			F6		1B					2	0	1	0	0	0	0
Warren Brusstar, R (6, 1)										0	0	0	0	0	0	0
Gary Woods, R (7, PH) OBP: 0.289, SLG: 0.158										1	0	0	0	0	1	0
Lary Sorensen, R (7, 1)										0	0	0	0	0	0	0
Davey Lopes, R (9, PH) OBP: 0.426, SLG: 0.444									BB FC6-4	0	0	0	0	1	0	0
Inning Stats	R: 0 E: 0 K: 0 S: 3 H: 0 LOB: 0 BB: 0 P: 3	R: 0 E: 1 K: 0 S: 5 H: 1 LOB: 2 BB: 0 P: 5	R: 0 E: 0 K: 1 S: 5 H: 0 LOB: 0 BB: 0 P: 5	R: 0 E: 0 K: 2 S: 8 H: 1 LOB: 1 BB: 0 P: 8	R: 0 E: 0 K: 1 S: 6 H: 1 LOB: 1 BB: 0 P: 6	R: 0 E: 0 K: 0 S: 3 H: 1 LOB: 1 BB: 1 P: 7	R: 1 E: 0 K: 1 S: 6 H: 1 LOB: 0 BB: 0 P: 6	R: 0 E: 0 K: 0 S: 3 H: 0 LOB: 0 BB: 0 P: 3	R: 1 E: 0 K: 0 S: 6 H: 3 LOB: 3 BB: 1 P: 10	1B: 7 2B: 0 3B: 0 HR: 1 SF: 0 SAC: 0 DP: 1 HBP: 0							

TOP

Chicago Cubs @ Philadelphia Phillies

Veterans Stadium, Philadelphia, PA

Tue Jul 02 1985, 7:05 PM EDT

Att. 23,005 - Unknown

livebaseballscorecards.com

AB	35
R	2
H	8
RBI	2
BB	2
SO	5
LOB	18

PITCHER	IP	WLS	BF	H	R	ER	SO	BB	IBB	HBP	BLK	WP	HR	S	P	ERA	WHIP
Shane Rawley, L (1, 1) ERA: 3.5	9.0	W	37	8	2	2	5	2	0	0	0	0	1	45	53	2.00	1.111

PITCHER	IP	WLS	BF	H	R	ER	SO	BB	IBB	HBP	BLK	WP	HR	S	P	ERA	WHIP

PA: 37

Batter	1	2	3	4	5	6	7	8	9	AB	R	H	RBI	BB	SO	LOB
Juan Samuel, R (1, 4) OBP: 0.291, SLG: 0.403	0-0 1B S 1B 1B	0-3 K		0-0 BB 1-2 2-H 1B		0-0 E6 3B	0-0 FC6-4 BB 1-2f			4	2	2	1	0	1	1
Luis Aguayo, R (7, PH) (8, 4) OBP: 0.352, SLG: 0.394										1	0	0	0	0	0	1
Greg Gross, L (1, 7) OBP: 0.376, SLG: 0.337	0-0 1B HR 1-3 1B	0-3 K		0-0 F6		0-0 E 3B 1-H	4-0 BB 1-2			4	2	2	1	1	1	3
Von Hayes, L (1, 8) OBP: 0.366, SLG: 0.406	0-0 HR 1-2 3-H 1B	0-0 G3		4-0 BB 1-2 2-3		0-0 E4 G3 1B 3-H	0-0 F7			4	1	1	2	1	0	2
Mike Schmidt, R (1, 5) OBP: 0.321, SLG: 0.404	0-3 K	0-3 K	0-3 K			0-0 F8		0-0 6-3		5	0	0	0	0	3	6
Rick Schu, R (9, 5) OBP: 0.306, SLG: 0.325										0	0	0	0	0	0	0
Glenn Wilson, R (1, 9) OBP: 0.298, SLG: 0.454	0-0 HR 1-H 2-H	4-0 BB			0-0 6-3	0-0 G3 1-2 1B		0-0 5-3		4	1	2	3	1	0	0
Tim Corcoran, L (1, 3) OBP: 0.324, SLG: 0.283	0-0 F7	0-0 4-3			0-3 K	0-0 G3 1-2 2-3		4-0 BB		4	1	0	0	1	1	3
Ozzie Virgil, R (1, 2) OBP: 0.357, SLG: 0.469	0-0 F9			4-0 FC5-4 BB	0-0 HR 1B	0-0 F3		0-0 3B 1-2 1B		4	2	2	0	1	0	2
Derrel Thomas, S (1, 6) OBP: 0.282, SLG: 0.371		0-3 K		0-0 FC5-4 S 1-2f 1B	0-0 HR 1-H		0-0 E5 FC6-4	0-0 3B 1-H 2-H		3	2	1	2	0	1	1
Steve Jeltz, S (6, 6) OBP: 0.256, SLG: 0.208										2	0	1	2	0	0	0
Shane Rawley, R (1, 1) OBP: 0.179, SLG: 0.080		0-0 1B		4-0 BB 1-2 1B	0-3 K		0-0 F2	0-0 F7		4	0	1	0	1	1	2
Inning Stats	R: 4 E: 0 K: 1 S: 9 H: 4 LOB: 0 BB: 0 P: 9	R: 0 E: 0 K: 3 S: 10 H: 1 LOB: 1 BB: 0 P: 10	R: 0 E: 0 K: 1 S: 5 H: 0 LOB: 1 BB: 1 P: 9	R: 1 E: 0 K: 1 S: 6 H: 1 LOB: 3 BB: 3 P: 18	R: 2 E: 0 K: 2 S: 9 H: 2 LOB: 0 BB: 0 P: 9	R: 2 E: 2 K: 0 S: 7 H: 2 LOB: 2 BB: 0 P: 7	R: 0 E: 1 K: 0 S: 4 H: 0 LOB: 2 BB: 1 P: 8	R: 2 E: 0 K: 0 S: 5 H: 2 LOB: 1 BB: 1 P: 9		1B: 8 2B: 0 3B: 2 HR: 2	SF: 0 SAC: 0 DP: 0 HBP: 0					

PITCHER		IP	WLS	BF	H	R	ER	SO	BB	IBB	HBP	BLK	WP	HR	S	P	ERA	WHIP
Rick Sutcliffe, R ERA: 2.54	(1, 1)	5.0	L	27	8	7	7	8	4	0	0	0	0	2	39	55	12.60	2.400
Warren Brusstar, R ERA: 4.13	(6, 1)	1.0		7	2	2	1	0	0	0	0	0	0	0	7	7	9.00	2.000
Lary Sorensen, R ERA: 4.78	(7, 1)	2.0		11	2	2	2	0	2	0	0	0	0	0	9	17	9.00	2.000

PITCHER	IP	WLS	BF	H	R	ER	SO	BB	IBB	HBP	BLK	WP	HR	S	P	ERA	WHIP

BOTTOM

Chicago Cubs @ Philadelphia Phillies

Veterans Stadium, Philadelphia, PA

Tue Jul 02 1985, 7:05 PM EDT

Att. 23,005 - Unknown

livebaseballscorecards.com

AB	39
R	11
H	12
RBI	11
BB	6
SO	8
LOB	21

Chicago Cubs @ Philadelphia Phillies

Veterans Stadium, Philadelphia, PA

Wed Jul 03 1985, 7:05 PM EDT

Att. 56,092 - Unknown

TOP

livebaseballscorecards.com

Batter	1	2	3	4	5	6	7	8	9	AB	R	H	RBI	BB	SO	LOB
Billy Hatcher, R (1, 8) OBP: 0.370, SLG: 0.535	F9		CS 23 1B; 1-2 1B			G1-6-3 2B		5-3	23 2B; 1-2 1B	5	1	3	0	0	0	0
23 Ryne Sandberg, R (1, 4) OBP: 0.332, SLG: 0.440	F4		FC6-4; 1-2 2-H 1B			BBBB G1-6-3 BB		BBBB 1B SF9 BB	1-H 2-H 2B	3	1	2	3	2	0	0
Davey Lopes, R (1, 7) (9, 5) OBP: 0.420, SLG: 0.436	SSS K		FC6-4; 1-2f 2-3			G1-6-3; 1-2f 2-3		SF9 S; 1-3 1B	SSS K	5	0	1	0	0	2	6
Keith Moreland, R (1, 9) OBP: 0.385, SLG: 0.431		1B 2B		5-3		BBBB BB		SF9; 1-3 3-H	F5	3	0	1	1	1	0	2
Leon Durham, L (1, 3) OBP: 0.346, SLG: 0.435		G4-3; 2-3 1B		F7		F5		IIII BB IBB		3	0	1	0	1	0	2
Ron Cey, R (1, 5) OBP: 0.317, SLG: 0.396		SSS K		F9			SSS K	BBBB FC5-4; 1-2 BB		3	0	0	0	1	2	2
Jody Davis, R (1, 2) OBP: 0.310, SLG: 0.424		G4-3; 1-2f			SSS K		F8	FC5-4; 1-2f		4	0	0	0	0	1	5
Chris Speier, R (1, 6) (8, 5) (9, 6) OBP: 0.304, SLG: 0.382			1B 23 1B 1B		F4		1B		6-3	4	1	2	0	0	0	0
Dennis Eckersley, R (1, 1) OBP: 0.182, SLG: 0.291 George Frazier, R (6, 1) Richie Hebner, L (7, PH) Warren Brusstar, R (7, 1) OBP: 0.000, SLG: 0.000 Lee Smith, R (8, 1) Larry Bowa, S (8, 6) OBP: 0.250, SLG: 0.217 Thad Bosley, L (9, PH) OBP: 0.417, SLG: 0.556 Chico Walker, S (9, PR) OBP: 0.000, SLG: 0.000 Gary Woods, R (9, 7) OBP: 0.000, SLG: 0.158			SSS K		5-3		1B		23 2B 1B	2 0 0 0 0 1 1 0 0 0 0 0 0 0 1 0 1 0 0 0 0 0 0 0 0 0 0 0 0 0 0 0 0 0 0 0 0 0 0 0 0 0 1 0 1 0 0 0 0 0 1 0 0 0 0 0 0 0 0 0 0 0 0					
Inning Stats	R: 0 E: 0 K: 1 S: 5 H: 0 LOB: 0 BB: 0 P: 5	R: 0 E: 0 K: 1 S: 6 H: 2 LOB: 1 BB: 0 P: 6	R: 1 E: 0 K: 1 S: 7 H: 3 LOB: 1 BB: 0 P: 7	R: 0 E: 0 K: 0 S: 3 H: 0 LOB: 0 BB: 0 P: 3	R: 0 E: 0 K: 1 S: 5 H: 0 LOB: 0 BB: 0 P: 5	R: 0 E: 0 K: 0 S: 3 H: 1 LOB: 2 BB: 2 P: 11	R: 0 E: 0 K: 1 S: 6 H: 2 LOB: 1 BB: 0 P: 6	R: 1 E: 0 K: 0 S: 4 H: 1 LOB: 3 BB: 3 P: 16	R: 2 E: 0 K: 1 S: 8 H: 3 LOB: 2 BB: 0 P: 8	1B: 9 2B: 3 3B: 0 HR: 0	SF: 1 SAC: 0 DP: 2 HBP: 0						

	AB	34
	R	4
	H	12
	RBI	4
	BB	5
	SO	6
	LOB	18

WP: 0 PB: 0 SB: 1 CS: 1 PA: 40

PITCHER		IP	WLS	BF	H	R	ER	SO	BB	IBB	HBP	BLK	WP	HR	S	P	ERA	WHIP
Charles Hudson, R	(1, 1)	7.0		27	8	1	1	5	2	0	0	0	0	0	35	43	1.29	1.429
ERA: 3.39																		
Kent Tekulve, R	(8, 1)	2.0	L	13	4	3	3	1	2	1	0	0	0	0	12	24	13.50	3.000
ERA: 3.63																		

PITCHER	IP	WLS	BF	H	R	ER	SO	BB	IBB	HBP	BLK	WP	HR	S	P	ERA	WHIP

Batter	1	2	3	4	5	6	7	8	9	AB	R	H	RBI	BB	SO	LOB
Juan Samuel, R (1, 4) OBP: 0.293, SLG: 0.402	K		S 1B		F7		F9		S 1B	5	0	2	0	0	1	0
Greg Gross, L (1, 7) OBP: 0.368, SLG: 0.340	2B		4-3 1-2		F6		4-3		F5 1-2	5	0	1	0	0	0	2
Von Hayes, L (1, 8) OBP: 0.371, SLG: 0.418	5-3			HR	S BB			WP 6-3 1B BB	F8	3	2	1	1	2	0	2
Mike Schmidt, R (1, 5) OBP: 0.320, SLG: 0.402	K			1B E 1B 1B	K 1-2			6-3 1-2		4	1	1	0	0	2	3
Glenn Wilson, R (1, 9) OBP: 0.298, SLG: 0.451		6-3		E5 1B 1-2		G3-6-3 1B		K IBB 1B 2-3		4	0	1	0	0	1	2
Tim Corcoran, L (1, 3) OBP: 0.322, SLG: 0.276		4-3		K		G3-6-3 1-2f		1B IBB 1-2		3	0	0	0	1	1	3
Ozzie Virgil, R (1, 2) OBP: 0.364, SLG: 0.474		F8		1B 1-2 2-3 1B		1B		1B 1-2 2-H 3-H		4	0	3	1	0	0	0
Derrel Thomas, S (1, 6) OBP: 0.286, SLG: 0.368			F5	1-3 3-H 1B		4-3		K		3	0	1	1	0	0	1
Steve Jeltz, S (7, 6) OBP: 0.255, SLG: 0.207										1	0	0	0	0	1	2
Charles Hudson, S (1, 1) OBP: 0.143, SLG: 0.143			1-3	F7			K		K	2	0	0	0	0	0	2
Rick Schu, R (7, PH) OBP: 0.304, SLG: 0.322										1	0	0	0	0	1	0
Kent Tekulve, R (8, 1)										0	0	0	0	0	0	0
Garry Maddox, R (9, PH) OBP: 0.325, SLG: 0.379										1	0	0	0	0	1	0
Inning Stats	R: 0 E: 0 K: 2 S: 8 H: 1 LOB: 1 BB: 0 P: 8	R: 0 E: 0 K: 0 S: 3 H: 0 LOB: 0 BB: 0 P: 3	R: 0 E: 0 K: 0 S: 4 H: 1 LOB: 1 BB: 0 P: 4	R: 2 E: 1 K: 1 S: 9 H: 4 LOB: 2 BB: 0 P: 9	R: 0 E: 0 K: 1 S: 5 H: 0 LOB: 1 BB: 1 P: 9	R: 0 E: 0 K: 0 S: 4 H: 2 LOB: 1 BB: 0 P: 4	R: 0 E: 0 K: 1 S: 5 H: 0 LOB: 0 BB: 0 P: 5	R: 1 E: 0 K: 2 S: 8 H: 1 LOB: 2 BB: 2 P: 16	R: 0 E: 0 K: 1 S: 6 H: 1 LOB: 1 BB: 0 P: 6	1B: 8 2B: 1 3B: 0 HR: 1	SF: 0 SAC: 0 DP: 1 HBP: 0						WP: 1 PB: 0 SB: 3 CS: 0	PA: 39

PITCHER		IP	WLS	BF	H	R	ER	SO	BB	IBB	HBP	BLK	WP	HR	S	P	ERA	WHIP
Dennis Eckersley, R ERA: 2.9	(1, 1)	5.0		22	6	2	1	4	1	0	0	0	0	1	29	33	1.80	1.400
George Frazier, R ERA: 5.46	(6, 1)	1.0		4	2	0	0	0	0	0	0	0	0	0	4	4	0.00	2.000
Warren Brusstar, R ERA: 4.3	(7, 1)	1.0		4	0	1	1	1	1	0	0	0	0	0	5	9	9.00	1.000
Lee Smith, R ERA: 2.38	(8, 1)	2.0	W	9	2	0	0	3	0	1	0	0	1	0	14	18	0.00	1.000

PITCHER	IP	WLS	BF	H	R	ER	SO	BB	IBB	HBP	BLK	WP	HR	S	P	ERA	WHIP

BOTTOM

Chicago Cubs @ Philadelphia Phillies

Veterans Stadium, Philadelphia, PA

Wed Jul 03 1985, 7:05 PM EDT

Att. 56,092 - Unknown

livebaseballscorecards.com

AB	36
R	3
H	10
RBI	3
BB	3
SO	8
LOB	17

Batter	1	2	3	4	5	6	7	8	9	AB	R	H	RBI	BB	SO	LOB
Dan Gladden, R (1, 8) OBP: 0.289, SLG: 0.313 Scot Thompson, L (9, PH) OBP: 0.190, SLG: 0.207 Greg Minton, S (9, 1)	G6-4-3 1B		BBBB 4-0 CS BB		1-H 1B		G6-4-3 1-2f 2-3		G4-6-3 1-2f	3 1 0	0 0 0	2 0 0	1 0 0	1 0 0	0 0 0	2 2 0
Manny Trillo, R (1, 4) OBP: 0.286, SLG: 0.279	F9		CS 1-2	G1-4-3	5-3		6-3			4	0	0	0	0	0	3
Chili Davis, S (1, 9) OBP: 0.330, SLG: 0.409	G6-4-3 1-2f			1-3		4-3		S 1B 1B		4	1	1	0	0	0	1
Jeffrey Leonard, R (1, 7) OBP: 0.285, SLG: 0.399		SH3 2B		HR 1B		G5-4-3 1B		F8		4	1	3	0	0	0	1
Bob Brenly, R (1, 2) OBP: 0.326, SLG: 0.438		SH3 2-3		1-H HR		G5-4-3 1-2f		1-H G4-6-3 1B		3	1	2	3	0	0	1
Chris Brown, R (1, 5) OBP: 0.322, SLG: 0.403		5-3		6-3			E 1B 1B	G4-6-3 1-2f		4	1	1	0	0	0	2
David Green, R (1, 3) OBP: 0.232, SLG: 0.250		1-3			F9		E6 1-3 1B		1B	4	1	2	0	0	0	1
Jose Uribe, S (1, 6) OBP: 0.254, SLG: 0.322			F9		F8		G6-4-3 1B 2-H 3-H 1B		1-3 G4-6-3 1B	4	0	2	2	0	0	0
Bill Laskey, R (1, 1) OBP: 0.217, SLG: 0.100 Scott Garrelts, R (5, 1) OBP: 0.250, SLG: 0.143 Mark Davis, L (8, 1) OBP: 0.222, SLG: 0.444 Ron Roenicke, S (9, PH) (9, 8)			4-3		BBBB 4-0 BLK 1B BB		G6-4-3 1-2 1B		SSS 0-3 K	1 1 0 1	1 0 0 0	0 1 0 0	0 0 0 0	1 0 0 1	0 0 0 2	0 0 0 2
Inning Stats	R: 0 E: 0 K: 0 S: 3 H: 1 LOB: 0 BB: 0 P: 3	R: 0 E: 0 K: 0 S: 4 H: 1 LOB: 1 BB: 0 P: 4	R: 0 E: 0 K: 0 S: 2 H: 0 LOB: 0 BB: 1 P: 6	R: 2 E: 0 K: 0 S: 5 H: 2 LOB: 0 BB: 0 P: 5	R: 1 E: 0 K: 0 S: 4 H: 1 LOB: 1 BB: 1 P: 8	R: 0 E: 0 K: 0 S: 3 H: 1 LOB: 0 BB: 0 P: 3	R: 2 E: 1 K: 0 S: 6 H: 4 LOB: 1 BB: 0 P: 6	R: 1 E: 0 K: 0 S: 4 H: 2 LOB: 0 BB: 0 P: 4	R: 0 E: 0 K: 1 S: 6 H: 2 LOB: 1 BB: 0 P: 6	1B: 12 2B: 1 3B: 0 HR: 1 SF: 0 SAC: 1 DP: 5 HBP: 0							

TOP

San Francisco Giants @ Chicago Cubs

Wrigley Field, Chicago, IL

Thu Jul 04 1985, 3:33 AM CDT

Att. 34,377 - Unknown

livebaseballscorecards.com

AB	34
R	6
H	14
RBI	6
BB	2
SO	1
LOB	15

PITCHER		IP	WLS	BF	H	R	ER	SO	BB	IBB	HBP	BLK	WP	HR	S	P	ERA	WHIP
Steve Trout, L ERA: 2.63	(1, 1)	6.0	L	27	10	5	5	0	2	0	0	1	0	1	25	33	7.50	2.000
George Frazier, R ERA: 5.4	(7, 1)	2.0		6	2	1	1	0	0	0	0	0	0	0	6	6	4.50	1.000
Dick Ruthven, R ERA: 4.48	(9, 1)	1.0		4	2	0	0	1	0	0	0	0	0	0	6	6	0.00	2.000

PITCHER		IP	WLS	BF	H	R	ER	SO	BB	IBB	HBP	BLK	WP	HR	S	P	ERA	WHIP

BOTTOM

San Francisco Giants @ Chicago Cubs

Wrigley Field, Chicago, IL

Thu Jul 04 1985, 3:33 AM CDT

Att. 34,377 - Unknown

livebaseballscorecards.com

Batter	1	2	3	4	5	6	7	8	9	AB	R	H	RBI	BB	SO	LOB
Billy Hatcher, R (1, 8) OBP: 0.373, SLG: 0.532	1-3		23 HR 2B	F9		L6			BBBB 4-0 G6-4-3 BB	4	1	1	0	1	0	0
23 Ryne Sandberg, R (1, 4) OBP: 0.330, SLG: 0.446	F4		2-H HR		L3		F8		SSS 0-3 K	5	1	1	2	0	1	1
Gary Matthews, R (1, 7) OBP: 0.365, SLG: 0.347	BBBB 4-0 FC6-4 BB		FC6-4 1B		BBBB 4-0 BB 1B BB		SSS 0-3 K		0-0 G6-4-3 1-2f	3	0	1	0	2	1	1
Keith Moreland, R (1, 9) OBP: 0.380, SLG: 0.424	FC6-4 1-2f		FC6-4 FC5-4 1-2f		F6		SSS 0-3 K			4	0	0	0	0	1	3
Leon Durham, L (1, 3) OBP: 0.352, SLG: 0.442		BBBB 4-0 4-3 2B BB	FC5-4 S 1-2f		1-2 BB 1B			0-0 1B 2B		3	2	2	0	1	0	1
Ron Cey, R (1, 5) OBP: 0.319, SLG: 0.393		F8	BBBB 4-0 1-2 BB		BBBB 4-0 1-2 1-2 FC5-4 BB			SSS 0-3 K		2	0	0	0	2	1	2
Jody Davis, R (1, 2) Chico Walker, S (8, PR) Dick Ruthven, R (9, 1) OBP: 0.309, SLG: 0.421 OBP: 0.083, SLG: 0.083 OBP: 0.176, SLG: 0.176		4-3 1-2	F9		FC5-4 1-2f			0-0 1B 2-H 1B		4 0 0	0 0 0	1 0 0	1 0 0	0 0 0	0 0 0	6 0 0
Chris Speier, R (1, 6) OBP: 0.309, SLG: 0.394		2-H 2B		6-3		F6		G6-4-3 1-2 1B		4	0	2	1	0	0	0
Steve Trout, L (1, 1) George Frazier, R (7, 1) Davey Lopes, R (8, PH) Steve Lake, R (9, 2) OBP: 0.129, SLG: 0.103 OBP: 0.418, SLG: 0.433 OBP: 0.188, SLG: 0.230		3-1		6-3		5-3		G6-4-3 1-2f		3 0 1 0	0 0 0 0	0 0 0 0	0 0 0 0	0 0 0 0	0 0 0 0	1 0 2 0
Inning Stats	R: 0 E: 0 K: 0 S: 3 H: 0 LOB: 1 BB: 1 P: 7	R: 1 E: 0 K: 0 S: 4 H: 1 LOB: 1 BB: 1 P: 8	R: 2 E: 0 K: 0 S: 6 H: 3 LOB: 2 BB: 1 P: 10	R: 0 E: 0 K: 0 S: 3 H: 0 LOB: 0 BB: 0 P: 3	R: 0 E: 0 K: 0 S: 4 H: 1 LOB: 3 BB: 2 P: 12	R: 0 E: 0 K: 0 S: 3 H: 0 LOB: 0 BB: 0 P: 3	R: 0 E: 0 K: 2 S: 7 H: 0 LOB: 0 BB: 0 P: 7	R: 1 E: 0 K: 1 S: 7 H: 3 LOB: 1 BB: 0 P: 7	R: 0 E: 0 K: 1 S: 4 H: 0 LOB: 0 BB: 1 P: 8	1B: 4 2B: 3 3B: 0 HR: 1	SF: 0 SAC: 0 DP: 2 HBP: 0						

	AB	33
	R	4
	H	8
	RBI	4
	BB	6
	SO	4
	LOB	17

WP: 0 PB: 0 SB: 1 CS: 0 PA: 39

PITCHER		IP	WLS	BF	H	R	ER	SO	BB	IBB	HBP	BLK	WP	HR	S	P	ERA	WHIP
Bill Laskey, R ERA: 3.94	(1, 1)	4.2		24	5	3	3	0	5	0	0	0	0	1	19	39	5.79	2.143
Scott Garrelts, R ERA: 1.04	(5, 1)	2.1	W	7	0	0	0	2	0	0	0	0	0	0	11	11	0.00	0.000
Mark Davis, L ERA: 2.37	(8, 1)	1.0		5	3	1	1	1	0	0	0	0	0	0	7	7	9.00	3.000
Greg Minton, R ERA: 2.76	(9, 1)	1.0	S	3	0	0	0	1	1	0	0	0	0	0	4	8	0.00	1.000

PITCHER	IP	WLS	BF	H	R	ER	SO	BB	IBB	HBP	BLK	WP	HR	S	P	ERA	WHIP

Batter	1	2	3	4	5	6	7	8	9	AB	R	H	RBI	BB	SO	LOB
Joel Youngblood, R (1, 8) OBP: 0.280, SLG: 0.219	1-3		F8		F9 1B BB				BB	4	1	1	0	2	0	3
Manny Trillo, R (1, 4) OBP: 0.291, SLG: 0.285	F8		F7		1-2 1B				K	5	1	3	2	0	0	0
Brad Wellman, R (9, PH) (9, 4) OBP: 0.306, SLG: 0.340							2B 1B 2-3 1-3 2-H 3-H 1B			1	0	0	0	0	1	1
Chili Davis, S (1, 9) OBP: 0.330, SLG: 0.419	K			SF7 3B	F9 2-3		1B 2B 1-3 3-H F7		K	6	2	2	1	0	2	5
Jeffrey Leonard, R (1, 7) OBP: 0.288, SLG: 0.399		1B 1B		E5 1B 1B	K		1B 1B IBB	HR 2B	K	3	2	1	0	1	1	3
Rob Deer, R (7, 7) OBP: 0.282, SLG: 0.391										2	1	1	0	0	1	1
Bob Brenly, R (1, 2) OBP: 0.324, SLG: 0.435		F6		SF7 3-H		F8	1B 1B E 1-3 2-H 3-H 1B	5-3		4	1	1	3	0	0	2
Chris Brown, R (1, 5) OBP: 0.332, SLG: 0.426		1-2 1B		S 1-3 1B		6-3	E 1B FC5-2 1-2 3-H 1B	2-H HR		5	2	4	3	0	0	0
Scot Thompson, L (1, 3) OBP: 0.202, SLG: 0.230	F6		F5			2B	FC5-2 E 1-2 2-3 1B	4-3		5	1	2	0	0	0	4
Jose Uribe, S (1, 6) OBP: 0.261, SLG: 0.325	4-3		CS 1-H 3-H 1B			IBB	K	1B		4	0	2	2	1	1	5
Vida Blue, S (1, 1)			F4	CS 1-2	F9	K	E6 FC5-2 1-2 2-3 3-H	K		2	0	0	0	0	0	0
Ron Roenicke, S (6, PH)										1	0	0	0	0	1	2
Greg Minton, S (6, 1)										1	1	0	1	0	0	2
Mark Davis, L (7, 1) OBP: 0.200, SLG: 0.400										1	0	0	0	0	1	1
Inning Stats	R: 0 E: 0 K: 1 S: 5 H: 0 LOB: 0 BB: 0 P: 5	R: 0 E: 0 K: 0 S: 5 H: 2 LOB: 2 BB: 0 P: 5	R: 0 E: 0 K: 0 S: 3 H: 0 LOB: 0 BB: 0 P: 3	R: 3 E: 1 K: 0 S: 6 H: 3 LOB: 0 BB: 0 P: 6	R: 0 E: 0 K: 1 S: 6 H: 1 LOB: 2 BB: 1 P: 10	R: 0 E: 0 K: 1 S: 6 H: 1 LOB: 2 BB: 1 P: 10	R: 7 E: 1 K: 1 S: 13 H: 7 LOB: 2 BB: 1 P: 17	R: 2 E: 0 K: 1 S: 8 H: 3 LOB: 1 BB: 0 P: 8	R: 0 E: 0 K: 3 S: 9 H: 0 LOB: 1 BB: 1 P: 13	1B: 11 2B: 4 3B: 1 HR: 1 SF: 1 SAC: 0 DP: 0 HBP: 0						

TOP

San Francisco Giants @ Chicago Cubs

Wrigley Field, Chicago, IL

Fri Jul 05 1985, 3:33 AM CDT

Att. 38,766 - Unknown

livebaseballscorecards.com

AB	44
R	12
H	17
RBI	12
BB	4
SO	8
LOB	29

WP: 0 PB: 0 SB: 1 CS: 1 PA: 50

PITCHER		IP	WLS	BF	H	R	ER	SO	BB	IBB	HBP	BLK	WP	HR	S	P	ERA	WHIP
Scott Sanderson, R ERA: 2.15	(1, 1)	6.0	L	27	7	3	1	3	1	1	0	0	0	0	31	39	1.50	1.333
Warren Brusstar, R ERA: 5.83	(7, 1)	0.0		6	5	6	5	0	0	1	0	0	0	0	5	9	∞	∞
Lary Sorensen, R ERA: 4.61	(7, 1)	1.0		6	2	1	0	1	0	0	0	0	0	0	8	8	0.00	2.000
Dick Ruthven, R ERA: 4.7	(8, 1)	1.0		6	3	2	2	1	0	0	0	0	0	1	8	8	18.00	3.000
George Frazier, R ERA: 5.23	(9, 1)	1.0		4	0	0	0	3	1	0	0	0	0	0	9	13	0.00	1.000

BOTTOM

San Francisco Giants @ Chicago Cubs

Wrigley Field, Chicago, IL

Fri Jul 05 1985, 3:33 AM CDT

Att. 38,766 - Unknown

livebaseballscorecards.com

Batter	1	2	3	4	5	6	7	8	9	AB	R	H	RBI	BB	SO	LOB
Billy Hatcher, R (1, 8) OBP: 0.375, SLG: 0.510	BBBB 4-0 23 CS BB	x 0-0 ②③ 4-3 3-H			x 0-0 ② F4		x 0-0 ① 5-3 1-2	x 0-0 1B		4	0	1	0	1	0	2
23 Ryne Sandberg, R (1, 4) OBP: 0.338, SLG: 0.451	x 0-0 ① 2B 1B 1-2 1B	x 0-0 G6-4-3 1B	BBBB 4-0 BB		x 0-0 ③ F2		x 0-0 4-3 1B 2-3 1B	x 0-0 ③ 6-3		4	2	3	0	1	0	1
Davey Lopes, R (1, 7) OBP: 0.412, SLG: 0.432	x 0-0 1B 1-3 2B	x 0-0 ①② G6-4-3 1-2f	BBBB 4-0 BB			x 0-0 ① 1-3	x 0-0 ② 4-3 1-2 3-H		x 0-0 ① 6-3	5	0	1	1	0	0	3
Keith Moreland, R (1, 9) OBP: 0.383, SLG: 0.423	BBBB 4-0 1B BB						x 0-0 2B 1B 2-H 1B		x 0-0 ② F7	3	1	1	1	2	0	0
Leon Durham, L (1, 3) OBP: 0.356, SLG: 0.449	x 0-0 ② 1-3 2-3 3-H 1B	x 0-0 ③ 4-3				x 0-0 1B BB 1B	x 0-0 1B 1-3 2B		SSS 0-3 ③ K	5	1	3	1	0	1	1
Jody Davis, R (1, 2) OBP: 0.313, SLG: 0.419	x 0-0 ③ F8			x 0-0 ① 5-3		BBBB 4-0 1B 1-2 BB	x 0-0 FC6-4 2-H 3-H 1B			3	0	1	2	1	0	2
Ron Cey, R (1, 5) OBP: 0.322, SLG: 0.398		x 0-0 WP 2B 2B		x 0-0 ② F7		x 0-0 G6-4-3 1-2 2-3 1B	x 0-0 ③ FC6-4 1-2f			4	1	2	0	0	0	1
Chris Speier, R (1, 6) OBP: 0.308, SLG: 0.397		x 0-0 SH2-4 CS 2-H 2B		x 0-0 ③ F8		x 0-0 ②③ G6-4-3 1-2f		SSS 0-3 ① K		4	0	1	1	0	1	3
Scott Sanderson, R (1, 1) OBP: 0.111, SLG: 0.040 Warren Brusstar, R (7, 1) Lary Sorensen, R (7, 1) Thad Bosley, L (7, PH) OBP: 0.325, SLG: 0.356 Dick Ruthven, R (8, 1) OBP: 0.176, SLG: 0.176 Gary Woods, R (8, PH) OBP: 0.283, SLG: 0.154 George Frazier, R (9, 1)		x 0-0 ① SH2-4 2-3			SSS 0-3 ① K		BBBB 4-0 23 1B 5-3 4-3 BB	x 0-0 ② F7		1 0 0 0 0 0 1 0	0 0 0 1 0 0 0 0	0 0 0 0 0 0 0 0	0 0 0 0 0 0 0 0	1 0 0 1 0 0 0 0	0 0 0 0 0 0 0 0	0 0 0 0 0 0 0 0
Inning Stats	R: 1 E: 0 K: 0 S: 4 H: 3 LOB: 2 BB: 2 P: 12	R: 1 E: 0 K: 0 S: 4 H: 2 LOB: 0 BB: 0 P: 4	R: 0 E: 0 K: 0 S: 3 H: 1 LOB: 1 BB: 1 P: 7	R: 0 E: 0 K: 0 S: 3 H: 0 LOB: 0 BB: 0 P: 3	R: 0 E: 0 K: 1 S: 5 H: 0 LOB: 1 BB: 1 P: 9	R: 0 E: 0 K: 0 S: 4 H: 2 LOB: 2 BB: 1 P: 8	R: 4 E: 0 K: 0 S: 7 H: 4 LOB: 1 BB: 1 P: 11	R: 0 E: 0 K: 1 S: 6 H: 1 LOB: 1 BB: 0 P: 6	R: 0 E: 0 K: 1 S: 5 H: 0 LOB: 0 BB: 0 P: 5	1B: 9 2B: 4 3B: 0 HR: 0	SF: 0 SAC: 1 DP: 2 HBP: 0			WP: 1 PB: 0 SB: 0 CS: 2	PA: 41		

PITCHER		IP	WLS	BF	H	R	ER	SO	BB	IBB	HBP	BLK	WP	HR	S	P	ERA	WHIP
Vida Blue, L ERA: 3.3	(1, 1)	5.0	W	21	6	2	2	1	4	0	0	0	1	0	19	35	3.60	2.000
Greg Minton, R ERA: 3.42	(6, 1)	1.2		12	6	4	4	0	2	0	0	0	0	0	10	18	21.60	4.800
Mark Davis, L ERA: 2.28	(7, 1)	2.1		8	1	0	0	2	0	0	0	0	0	0	12	12	0.00	0.429

PITCHER	IP	WLS	BF	H	R	ER	SO	BB	IBB	HBP	BLK	WP	HR	S	P	ERA	WHIP

AB	34
R	6
H	13
RBI	6
BB	6
SO	3
LOB	13

Batter	1	2	3	4	5	6	7	8	9	AB	R	H	RBI	BB	SO	LOB
Dan Gladden, R (1, 8) OBP: 0.291, SLG: 0.315	S S S 0-3 ① K		B B B B 4-0 1B 1B BB	x 0-0 ③ 5-3			x 0-0 ③ 4-3		x 0-0 1-H E2 2B	4	1	1	1	1	1	2
Manny Trillo, R (1, 4) OBP: 0.296, SLG: 0.301	x 0-0 1-3 1B		x 0-0 G5-3 1B 1-3 1B		x 0-0 ① 5-3			x 0-0 HR	S S S 0-3 ③ K	5	1	3	1	0	1	1
Chili Davis, S (1, 9) OBP: 0.332, SLG: 0.418	x 0-0 ② 1-3 1-2		x 0-0 G5-3 1-2 3-H 1B		B B B B 4-0 ① G5-4-3 BB			S S S 0-3 ① K		3	0	1	1	1	1	1
Jeffrey Leonard, R (1, 7) OBP: 0.284, SLG: 0.393	S S S 0-3 ③ K		x 0-0 ① ② G5-3 1-2 2-3f		x 0-0 ② ③ G5-4-3 1-2f			x 0-0 ② F9		4	0	0	0	0	1	4
Bob Brenly, R (1, 2) OBP: 0.323, SLG: 0.436		x 0-0 HR 2B	x 0-0 ③ 6-3			S S S 0-3 ① K		S S S 0-3 ③ K		4	1	1	0	0	2	1
Chris Brown, R (1, 5) OBP: 0.335, SLG: 0.455		x 0-0 2-H HR		S S S 0-3 ① K		x 0-0 ② 5-3			x 0-0 HR	4	2	2	3	0	1	0
David Green, R (1, 3) OBP: 0.234, SLG: 0.252		x 0-0 ① 6-3		x 0-0 SH5 1B 1B		x 0-0 ③ 5-3			S S S 0-3 ① K	3	0	1	0	0	0	0
Scott Garrelts, R (6, 1) OBP: 0.222, SLG: 0.125										1	0	0	0	0	1	0
Mark Davis, L (9, 1) OBP: 0.200, SLG: 0.400										0	0	0	0	0	0	0
Jose Uribe, S (1, 6) OBP: 0.261, SLG: 0.324		x 0-0 ② 6-3		x 0-0 SH5 1-2 1B			x 0-0 ① F8		S S S 0-3 ② K	4	0	1	0	0	1	0
Mike Krukow, R (1, 1) OBP: 0.242, SLG: 0.290		x 0-0 ③ 2-3		x 0-0 ② SH5 1-2 2-3			x 0-0 ② F5		x 0-0 E 1B	1	0	0	0	0	0	0
Scot Thompson, L (6, 3) OBP: 0.209, SLG: 0.236										2	1	1	0	0	0	0

TOP

San Francisco Giants @ Chicago Cubs

Wrigley Field, Chicago, IL

Sat Jul 06 1985, 3:33 AM CDT

Att. 35,902 - Unknown

livebaseballscorecards.com

AB	35
R	6
H	11
RBI	6
BB	2
SO	9
LOB	9

Inning Stats	1	2	3	4	5	6	7	8	9
R	0	2	1	0	0	0	0	1	2
E	0	0	0	0	0	0	0	0	1
K	2	0	0	1	0	1	0	2	3
S	8	5	4	7	2	5	3	8	12
H	1	2	2	2	0	0	0	1	3
LOB	1	0	1	2	0	0	0	0	1
BB	0	0	1	0	1	0	0	0	0
P	8	5	8	7	6	5	3	8	12

1B	6
2B	2
3B	0
HR	3
SF	0
SAC	1
DP	2
HBP	0

WP	0
PB	0
SB	0
CS	0
PA	38

PITCHER		IP	WLS	BF	H	R	ER	SO	BB	IBB	HBP	BLK	WP	HR	S	P	ERA	WHIP
Ray Fontenot, L ERA: 3.07	(1, 1)	7.0		29	8	4	4	4	2	0	0	0	0	2	35	43	5.14	1.429
Lee Smith, R ERA: 2.62	(8, 1)	2.0	L	9	3	2	2	5	0	0	0	0	0	1	19	19	9.00	1.500

PITCHER		IP	WLS	BF	H	R	ER	SO	BB	IBB	HBP	BLK	WP	HR	S	P	ERA	WHIP

Batter	1	2	3	4	5	6	7	8	9	AB	R	H	RBI	BB	SO	LOB
Billy Hatcher, R (1, 8) OBP: 0.361, SLG: 0.500	K		F4	F9		2-H 2B			K	5	0	1	1	0	2	2
23 Ryne Sandberg, R (1, 4) OBP: 0.335, SLG: 0.446	S HR 1B		K		K	5-3			K	5	1	1	0	0	3	1
Davey Lopes, R (1, 7) OBP: 0.417, SLG: 0.434	F9		S 1B		4-3 S BB		5-3		1B	4	0	2	0	1	0	1
Leon Durham, L (1, 3) OBP: 0.357, SLG: 0.457	1-H HR		FC6-4 1-3 BB		4-3 1-3		K		F8	4	1	1	2	1	1	2
Keith Moreland, R (1, 9) OBP: 0.379, SLG: 0.417	5-3		FC6-4 1-2f		F8		F9			4	0	0	0	0	0	3
Ron Cey, R (1, 5) OBP: 0.318, SLG: 0.392		F6	K		5-3			4-3		4	0	0	0	0	1	0
Jody Davis, R (1, 2) OBP: 0.316, SLG: 0.434		K	BB 1B		HR			4-3		4	1	2	1	0	1	0
Chris Speier, R (1, 6) OBP: 0.320, SLG: 0.398		E3	1-2 BB		SH1-4 2B 1B			BB		2	1	1	0	2	0	0
Ray Fontenot, L (1, 1) Lee Smith, R (8, 1) Gary Woods, R (8, 9) OBP: 0.277, SLG: 0.150		F7		K	SH1-4 1-2			K		2 0 1	0 0 0	0 0 0	0 0 0	1 0 1	3 0 1	
Inning Stats	R: 2 H: 2 E: 0 LOB: 0 K: 1 BB: 0 S: 7 P: 7	R: 0 H: 0 E: 1 LOB: 1 K: 1 BB: 0 S: 6 P: 6	R: 0 H: 1 E: 0 LOB: 2 K: 1 BB: 1 S: 6 P: 10	R: 0 H: 1 E: 0 LOB: 2 K: 2 BB: 1 S: 8 P: 12	R: 0 H: 0 E: 0 LOB: 1 K: 1 BB: 1 S: 5 P: 9	R: 2 H: 3 E: 0 LOB: 1 K: 0 BB: 0 S: 6 P: 6	R: 0 H: 0 E: 0 LOB: 0 K: 1 BB: 0 S: 5 P: 5	R: 0 H: 0 E: 0 LOB: 1 K: 1 BB: 1 S: 5 P: 9	R: 0 H: 1 E: 0 LOB: 1 K: 2 BB: 0 S: 8 P: 8	1B: 5 SF: 0 2B: 1 SAC: 1 3B: 0 DP: 0 HR: 2 HBP: 0						WP: 0 PA: 40 PB: 0 SB: 4 CS: 0	

PITCHER	IP	WLS	BF	H	R	ER	SO	BB	IBB	HBP	BLK	WP	HR	S	P	ERA	WHIP
Mike Krukow, R (1, 1) ERA: 3.25	5.2		28	7	4	4	6	3	0	0	0	0	2	37	49	6.35	1.765
Scott Garrelts, R (6, 1) ERA: 0.99	3.0	W	11	1	0	0	4	1	0	0	0	0	0	18	22	0.00	0.667
Mark Davis, L (9, 1) ERA: 2.26	0.1	S	1	0	0	0	0	0	0	0	0	0	0	1	1	0.00	0.000

PITCHER	IP	WLS	BF	H	R	ER	SO	BB	IBB	HBP	BLK	WP	HR	S	P	ERA	WHIP

BOTTOM

San Francisco Giants @ Chicago Cubs

Wrigley Field, Chicago, IL

Sat Jul 06 1985, 3:33 AM CDT

Att. 35,902 - Unknown

livebaseballscorecards.com

AB	35
R	4
H	8
RBI	4
BB	4
SO	10
LOB	13

Batter	1	2	3	4	5	6	7	8	9	AB	R	H	RBI	BB	SO	LOB
Dan Gladden, R (1, 8) OBP: 0.293, SLG: 0.314	S S S 0-3 ① K	H 1-0 BB HBP		x 0-0 BB 1-2 1B	x 0-0 ② FC6-4 S 1-2f 2-3 3-H			x 0-0 ① F8		4	0	1	1	0	1	2
Manny Trillo, R (1, 4) OBP: 0.301, SLG: 0.313	x 0-0 HR	x 0-0 ② SF9 2-3 3-H		B B B B 4-0 1-2 2-3 BB	B B B B 4-0 1-2 3-H BB			x 0-0 ② 5-3		2	1	1	2	2	0	0
Chili Davis, S (1, 9) OBP: 0.337, SLG: 0.417	x 0-0 S 1B	B B B B 4-0 1-2 BB		S S S 0-3 ② K	S S S 0-3 ③ K			B B B B 4-0 BB BB		3	0	1	0	2	2	5
Jeffrey Leonard, R (1, 7) OBP: 0.283, SLG: 0.388	S S S 0-3 ② K 1-2	x 0-0 ③ F6		x 0-0 ③ F8		x 0-0 ① F9		B B B B 4-0 1-2 BB		4	0	0	0	1	1	7
Bob Brenly, R (1, 2) OBP: 0.324, SLG: 0.430	B B B B 4-0 BB	x 0-0 ① 6-3			B B B B 4-0 1B 2B BB	S S S 0-3 ② K		x 0-0 ③ F6		3	1	0	0	2	1	2
Chris Brown, R (1, 5) OBP: 0.336, SLG: 0.451	S S S 0-3 ③ K	x 0-0 ② 5-3			x 0-0 2B 1-3 FC6-4 1B	x 0-0 ③ 6-3			B B B B 4-0 BB	4	1	1	0	1	1	2
Scot Thompson, L (1, 3) OBP: 0.219, SLG: 0.255		x 0-0 E 1B SF9 1B	x 0-0 ③ 1-3		x 0-0 FC6-4 1-3 E 3-H 2B		x 0-0 ① 5-3		x 0-0 ① F7	5	2	2	1	0	0	1
Jose Uribe, S (1, 6) OBP: 0.263, SLG: 0.323		x 0-0 E8 SF9 SH1-3 1-3 1B		S S S 0-3 ① K	4-0 FC6-4 IBB		x 0-0 ② F5		x 0-0 ② F4	4	0	1	0	1	1	1
Jim Gott, R (1, 1) OBP: 0.167, SLG: 0.367 Mark Davis, L (6, 1) OBP: 0.200, SLG: 0.400 Mike Jeffcoat, L (6, 1) Ron Roenicke, S (7, PH) Greg Minton, S (7, 1) Rob Deer, R (9, PH) OBP: 0.278, SLG: 0.385		x 0-0 ① SH1-3 1-2		x 0-0 BB 1B 1B	S S S 0-3 ① K		x 0-0 ③ F2		S S S 0-3 ③ K	2 0 0 1 0 1	0 0 0 0 0 0	1 0 0 0 0 0	0 0 0 0 0 0	0 0 0 0 0 1	1 0 0 0 0 1	3 0 0 0 0 1
Inning Stats	R: 1 E: 0 K: 3 S: 11 H: 2 LOB: 2 BB: 1 P: 15	R: 1 E: 1 K: 0 S: 5 H: 2 LOB: 3 BB: 1 P: 10	R: 0 E: 0 K: 0 S: 3 H: 0 LOB: 0 BB: 0 P: 3	R: 0 E: 0 K: 2 S: 9 H: 2 LOB: 3 BB: 1 P: 13	R: 3 E: 1 K: 2 S: 9 H: 2 LOB: 2 BB: 3 P: 21	R: 0 E: 0 K: 1 S: 5 H: 0 LOB: 0 BB: 0 P: 5	R: 0 E: 0 K: 0 S: 3 H: 0 LOB: 0 BB: 0 P: 3	R: 0 E: 0 K: 3 S: 3 H: 0 LOB: 2 BB: 2 P: 11	R: 0 E: 0 K: 1 S: 5 H: 0 LOB: 1 BB: 1 P: 9	1B: 6 2B: 1 3B: 0 HR: 1 SF: 1 SAC: 1 DP: 0 HBP: 1						

PITCHER		IP	WLS	BF	H	R	ER	SO	BB	IBB	HBP	BLK	WP	HR	S	P	ERA	WHIP
Rick Sutcliffe, R ERA: 2.74	(1, 1)	5.0		30	8	5	4	7	5	1	1	0	0	1	37	62	7.20	2.600
Warren Brusstar, R ERA: 5.64	(6, 1)	1.0	W	3	0	0	0	1	0	0	0	0	0	0	5	5	0.00	0.000
George Frazier, R ERA: 4.98	(7, 1)	1.2		6	0	0	0	0	1	0	0	0	0	0	5	9	0.00	0.600
Lee Smith, R ERA: 2.56	(8, 1)	1.1	S	6	0	0	0	1	2	0	0	0	0	0	6	14	0.00	1.500

PITCHER	IP	WLS	BF	H	R	ER	SO	BB	IBB	HBP	BLK	WP	HR	S	P	ERA	WHIP

San Francisco Giants @ Chicago Cubs

Wrigley Field, Chicago, IL

Sun Jul 07 1985, 3:33 AM CDT

Att. 35,663 - Unknown

TOP

livebaseballscorecards.com

AB	33
R	5
H	8
RBI	4
BB	9
SO	9
LOB	24

WP: 0 PA: 45
PB: 0
SB: 2
CS: 0

BOTTOM

Batter	1	2	3	4	5	6	7	8	9	AB	R	H	RBI	BB	SO	LOB
Billy Hatcher, R (1, 8) OBP: 0.338, SLG: 0.467	1-3		E4 1-2		F8	G5-2-3 1-2 2-3 3-Hf				4	0	0	0	0	0	4
23 Ryne Sandberg, R (1, 4) OBP: 0.334, SLG: 0.442	1-3		F9 2-3		K	IBB				3	0	0	0	1	1	2
Davey Lopes, R (1, 7) OBP: 0.415, SLG: 0.432	HR 1B		F4		F5	K				3	1	1	0	0	0	2
Warren Brusstar, R (6, 1)										0	0	0	0	0	0	0
Gary Matthews, R (6, PH) OBP: 0.362, SLG: 0.345										1	0	0	0	0	1	3
George Frazier, R (7, 1)										0	0	0	0	0	0	0
Steve Lake, R (8, 2) OBP: 0.188, SLG: 0.230										0	0	0	0	0	0	0
Leon Durham, L (1, 3) OBP: 0.359, SLG: 0.480	1-H HR		F9			HR	4-3			4	2	2	3	0	0	2
Keith Moreland, R (1, 9) OBP: 0.380, SLG: 0.416	4-3			1B FC3-4 BB		1B WP 1B	K			3	2	1	0	1	1	0
Jody Davis, R (1, 2) OBP: 0.319, SLG: 0.436		1-4-3		FC5-4 1-3 1B		WP BB 1-3 1B	K			4	1	2	0	0	1	0
Lee Smith, R (8, 1)										0	0	0	0	0	0	0
Ron Cey, R (1, 5) OBP: 0.317, SLG: 0.388		6-3		FC5-4 FC3-4 1-2f		1B WP 1-2 G5-2-3 BB		F5		3	0	0	0	1	0	2
Larry Bowa, S (1, 6) OBP: 0.231, SLG: 0.218		1-3		FC3-4 1-2f 3-H		G5-2-3 BB 1-3 2-H 3-H 1B		K		4	0	1	2	0	1	1
Rick Sutcliffe, L (1, 1) OBP: 0.250, SLG: 0.289			23 F9 E 1B	4-3		G5-2-3 1-2 BB		5-3		2	0	1	0	0	0	1
Thad Bosley, L (6, 7) OBP: 0.325, SLG: 0.356										0	0	0	0	0	0	0
Gary Woods, R (6, PH) OBP: 0.286, SLG: 0.146										1	0	0	0	1	0	0
(7, 7)																
Inning Stats	R: 2 E: 0 K: 0 S: 5 H: 2 LOB: 0 BB: 0 P: 5	R: 0 E: 0 K: 0 S: 3 H: 0 LOB: 0 BB: 0 P: 3	R: 0 E: 1 K: 0 S: 5 H: 1 LOB: 2 BB: 0 P: 5	R: 1 E: 0 K: 0 S: 4 H: 1 LOB: 1 BB: 1 P: 8	R: 0 E: 0 K: 1 S: 5 H: 0 LOB: 0 BB: 0 P: 5	R: 3 E: 0 K: 1 S: 8 H: 4 LOB: 3 BB: 3 P: 20	R: 0 E: 0 K: 2 S: 7 H: 0 LOB: 0 BB: 0 P: 7	R: 0 E: 0 K: 1 S: 5 H: 0 LOB: 0 BB: 0 P: 5							

PITCHER		IP	WLS	BF	H	R	ER	SO	BB	IBB	HBP	BLK	WP	HR	S	P	ERA	WHIP
Jim Gott, R ERA: 3.68	(1, 1)	5.0		23	6	5	5	1	1	0	0	0	0	2	24	28	9.00	1.400
Mark Davis, L ERA: 2.41	(6, 1)	0.0	L	3	2	1	1	0	1	0	0	0	1	0	2	6	∞	∞
Mike Jeffcoat, L ERA: 2.31	(6, 1)	1.0		4	0	0	0	1	1	1	0	0	0	0	4	12	0.00	1.000
Greg Minton, R ERA: 3.28	(7, 1)	2.0		6	0	0	0	3	0	0	0	0	0	0	12	12	0.00	0.000

PITCHER	IP	WLS	BF	H	R	ER	SO	BB	IBB	HBP	BLK	WP	HR	S	P	ERA	WHIP

San Francisco Giants @ Chicago Cubs

Wrigley Field, Chicago, IL

Sun Jul 07 1985, 3:33 AM CDT

Att. 35,663 - Unknown

livebaseballscorecards.com

AB	32
R	6
H	8
RBI	5
BB	4
SO	5
LOB	17

1B: 6	SF: 0	WP: 1	PA: 36
2B: 0	SAC: 0	PB: 0	
3B: 0	DP: 1	SB: 0	
HR: 2	HBP: 0	CS: 0	

Batter	1	2	3	4	5	6	7	8	9	AB	R	H	RBI	BB	SO	LOB
Jerry Royster, R (1, 4) OBP: 0.176, SLG: 0.206	4-3		K		G5-4-3 1B, 1B	G3			BB	3	1	1	0	0	1	0
Tim Flannery, L (6, PH) OBP: 0.396, SLG: 0.432 (6, 4)										1	0	0	0	1	0	2
Tony Gwynn, L (1, 9) OBP: 0.347, SLG: 0.462	E4 FC1-4-6		1B, 2B		G5-4-3, 1-2, 1B	6-3			G4-3-6-4, 1-2f, 2-H	5	1	2	0	0	0	1
Steve Garvey, R (1, 3) OBP: 0.313, SLG: 0.490	FC1-4-6, FC6-4, 1-2f		FC5-4, 2-H, 1B		G5-4-3, 1-2f, 2-3	5-3			6-3	5	0	1	1	0	0	3
Kevin McReynolds, R (1, 8) OBP: 0.281, SLG: 0.286	FC6-4, 1-2f		FC5-4, BB, 1-2f		FC6, 3-H, 1B	F8				4	0	1	1	0	0	2
Graig Nettles, L (1, 5) OBP: 0.459, SLG: 0.565		BBBB, 6-3, 5-3, BB	BBBB, 1-2, BB		FC6, 1-2f			L9		2	0	0	0	2	0	1
Carmelo Martinez, R (1, 7) OBP: 0.339, SLG: 0.491		5-3, 1-2	4-3			SH5-3, 2B		F8		4	0	1	0	0	0	3
Bruce Bochy, R (1, 2) OBP: 0.143, SLG: 0.143		6-3, 2-3		5-3		SH5-3, 2-3		1B		3	0	1	0	0	0	1
Garry Templeton, S (1, 6) OBP: 0.298, SLG: 0.395		IIII, IBB		4-3		4-3		SSS, K		3	0	0	0	1	1	2
LaMarr Hoyt, R (1, 1)		1-3	SSS, K			BBBB, BB			2B	2	0	0	0	0	1	2
Al Bumbry, L (6, PH) OBP: 0.429, SLG: 0.423										0	0	0	0	1	0	0
Luis DeLeon, R (6, 1) OBP: 1.000, SLG: 1.000										0	0	0	0	0	0	0
Bobby Brown, S (9, PH) OBP: 0.167, SLG: 0.333										1	1	1	0	0	0	0
Inning Stats	R: 0 E: 1 K: 0 S: 4 H: 0 LOB: 1 BB: 0 P: 4	R: 0 E: 0 K: 0 S: 3 H: 0 LOB: 2 BB: 2 P: 11	R: 1 E: 0 K: 1 S: 7 H: 2 LOB: 2 BB: 1 P: 11	R: 0 E: 0 K: 1 S: 5 H: 0 LOB: 0 BB: 0 P: 5	R: 1 E: 0 K: 0 S: 5 H: 3 LOB: 1 BB: 0 P: 5	R: 0 E: 0 K: 0 S: 4 H: 1 LOB: 2 BB: 1 P: 8	R: 0 E: 0 K: 0 S: 3 H: 0 LOB: 0 BB: 0 P: 3	R: 0 E: 0 K: 1 S: 6 H: 1 LOB: 1 BB: 0 P: 6	R: 1 E: 0 K: 0 S: 3 H: 1 LOB: 0 BB: 1 P: 7	1B: 5 2B: 3 3B: 0 HR: 0 SF: 0 SAC: 1 DP: 2 HBP: 0	WP: 0 PB: 0 SB: 0 CS: 0 PA: 39					

TOP

San Diego Padres @ Chicago Cubs

Wrigley Field, Chicago, IL

Mon Jul 08 1985, 3:33 AM CDT

Att. 36,388 - Unknown

livebaseballscorecards.com

AB	33
R	3
H	8
RBI	2
BB	5
SO	3
LOB	17

PITCHER		IP	WLS	BF	H	R	ER	SO	BB	IBB	HBP	BLK	WP	HR	S	P	ERA	WHIP
Steve Trout, L ERA: 1.77	(1, 1)	5.0		23	5	2	2	2	2	1	0	0	0	0	24	36	3.60	1.400
George Frazier, R ERA: 7.04	(6, 1)	3.0	W	12	2	0	0	1	1	0	0	0	0	0	13	17	0.00	1.000
Lee Smith, R ERA: 1.98	(9, 1)	1.0		4	1	1	1	0	1	0	0	0	0	0	3	7	9.00	2.000

PITCHER	IP	WLS	BF	H	R	ER	SO	BB	IBB	HBP	BLK	WP	HR	S	P	ERA	WHIP

Batter	1	2	3	4	5	6	7	8	9	AB	R	H	RBI	BB	SO	LOB
Bob Dernier, R (1, 8) OBP: 0.318, SLG: 0.282	S S S 0-3 K ①			x 0-0 23 3B 1B	x 0-0 F3 ②		S S S 0-3 K ②			4	1	1	0	0	2	0
23 Ryne Sandberg, R (1, 4) OBP: 0.226, SLG: 0.367	x 0-0 6-3 ②			x 0-0 1-H 1B 3B	x 0-0 F3 ③		S S S 0-3 K ③			4	1	1	1	0	1	0
Davey Lopes, R (1, 7) OBP: 0.375, SLG: 0.353	x 0-0 5-3 ③			x 0-0 6-3 ①		S S S 0-3 K ①		x 0-0 S HR 1B		4	1	1	0	0	1	1
Leon Durham, L (1, 3) OBP: 0.347, SLG: 0.500		x 0-0 4-3 ①		x 0-0 BB BB 3-H 1B		B B B B 4-0 HR BB		x 0-0 1-H HR		3	2	2	3	1	0	0
Keith Moreland, R (1, 9) OBP: 0.352, SLG: 0.416		x 0-0 F8 ②		B B B B 4-0 BB 1-2 BB		x 0-0 1-H HR		x 0-0 6-3 ①		3	1	1	2	1	0	0
Jody Davis, R (1, 2) OBP: 0.320, SLG: 0.471		x 0-0 6-3 ③		B B B B 4-0 FC6-4 1-2 2-3 BB		x 0-0 F5 ②		x 0-0 1-3 ②		3	0	0	0	1	0	0
Ron Cey, R (1, 5) OBP: 0.241, SLG: 0.300			x 0-0 F3 ①	S S S 0-3 K ②		B B B B 4-0 BB		x 0-0 FC4-6 1B		3	0	1	0	1	1	3
Shawon Dunston, R (1, 6) OBP: 0.292, SLG: 0.373 Larry Bowa, S (7, 6) OBP: 0.267, SLG: 0.400			S S S 0-3 K ②	x 0-0 FC6-4 1-2f ③		x 0-0 F7 ③		x 0-0 FC4-6 1-2f ③		3 1	0 0	0 0	0 0	0 0	1 0	4 1
Steve Trout, L (1, 1) Gary Woods, R (5, PH) OBP: 0.333, SLG: 0.333 George Frazier, R (6, 1) Lee Smith, R (9, 1)			x 0-0 1-3 ③		x 0-0 6-3 ①		S S S 0-3 K ①			1 1 1 0	0 0 0 0	0 0 0 0	0 0 0 0	0 0 1 0	0 0 0 0	0 0 0 0
Inning Stats	R: 0 E: 0 K: 1 S: 5 H: 0 LOB: 0 BB: 0 P: 5	R: 0 E: 0 K: 0 S: 3 H: 0 LOB: 0 BB: 0 P: 3	R: 0 E: 0 K: 1 S: 5 H: 0 LOB: 0 BB: 0 P: 5	R: 2 E: 0 K: 1 S: 8 H: 3 LOB: 3 BB: 2 P: 16	R: 0 E: 0 K: 0 S: 3 H: 0 LOB: 0 BB: 0 P: 3	R: 2 E: 0 K: 1 S: 6 H: 1 LOB: 1 BB: 2 P: 14	R: 0 E: 0 K: 3 S: 9 H: 0 LOB: 0 BB: 0 P: 9	R: 2 E: 0 K: 0 S: 6 H: 3 LOB: 1 BB: 0 P: 6		1B: 4 2B: 0 3B: 1 HR: 2	SF: 0 SAC: 0 DP: 0 HBP: 0					

PITCHER		IP	WLS	BF	H	R	ER	SO	BB	IBB	HBP	BLK	WP	HR	S	P	ERA	WHIP
LaMarr Hoyt, R ERA: 4.03	(1, 1)	5.0		20	3	2	2	3	2	0	0	0	0	0	24	32	3.60	1.000
Luis DeLeon, R ERA: 4.85	(6, 1)	3.0	L	15	4	4	4	4	2	0	0	0	0	2	21	29	12.00	2.000

PITCHER	IP	WLS	BF	H	R	ER	SO	BB	IBB	HBP	BLK	WP	HR	S	P	ERA	WHIP

BOTTOM

San Diego Padres @ Chicago Cubs

Wrigley Field, Chicago, IL

Mon Jul 08 1985, 3:33 AM CDT

Att. 36,388 - Unknown

livebaseballscorecards.com

AB	31
R	6
H	7
RBI	6
BB	4
SO	7
LOB	9

WP: 0 PB: 0 SB: 1 CS: 0 PA: 35

San Diego Padres @ Chicago Cubs

Wrigley Field, Chicago, IL

Tue Jul 09 1985, 3:33 AM CDT

Att. 33,095 - Unknown

TOP

livebaseballscorecards.com

Batter	1	2	3	4	5	6	7	8	9	AB	R	H	RBI	BB	SO	LOB
Jerry Royster, R (1, 4) OBP: 0.385, SLG: 0.423	x 0-0 ① G3			x 0-0 6-3 1B		BBBB 4-0 1B HR BB	BBBB 4-0 1-2 BB		x 0-0 ③ F4	3	1	1	0	2	0	1
Gerry Davis, R (1, 9) OBP: 0.378, SLG: 0.429	x 0-0 ② 6-3			x 0-0 ① 6-3 1-2		x 0-0 1-2 HR 1B	x 0-0 ③ 5-3			4	1	1	0	0	0	3
Craig Lefferts, L (7, 1) OBP: 0.333, SLG: 0.333										0	0	0	0	0	0	0
Steve Garvey, R (1, 3) OBP: 0.292, SLG: 0.443	x 0-0 ③ 5-3			x 0-0 ② 5-3		x 0-0 1-H 2-H HR		x 0-0 ① F7		4	1	1	3	0	0	1
Kurt Bevacqua, R (1, 5) OBP: 0.392, SLG: 0.414		x 0-0 ① 6-3		BBBB 4-0 BB		x 0-0 ② 5-3		x 0-0 ② 6-3		3	0	0	0	1	0	0
Carmelo Martinez, R (1, 7) OBP: 0.351, SLG: 0.464		x 0-0 ② F8		x 0-0 ③ F5		BBBB 4-0 BB		x 0-0 1B		3	0	1	0	1	0	2
Kevin McReynolds, R (1, 8) OBP: 0.307, SLG: 0.400		x 0-0 ③ F7			x 0-0 ① 4-3	x 0-0 ③ F9		x 0-0 ③ F7		4	0	0	0	0	0	2
Bruce Bochy, R (1, 2) OBP: 0.309, SLG: 0.462			x 0-0 ① 5-3		x 0-0 ② 6-3		x 0-0 ① F5		x 0-0 ① F7	3	0	0	0	0	0	0
Al Bumbry, L (9, PH) OBP: 0.288, SLG: 0.255										1	0	0	0	0	0	0
Garry Templeton, S (1, 6) OBP: 0.351, SLG: 0.409			x 0-0 ② 5-3		x 0-0 ③ 4-3		x 0-0 ② G3		x 0-0 ② 4-3	2	0	0	0	0	0	0
Roy Lee Jackson, R (5, 1)										0	0	0	0	0	0	0
Bobby Brown, S (7, PH) OBP: 0.217, SLG: 0.209										2	0	0	0	0	0	0
(7, 9)																
Eric Show, R (1, 1) OBP: 0.081, SLG: 0.081			SSS 0-3 ③ K			x 0-0 ① 6-3	BBBB 4-0 BB BB		H 1-0 HBP	1	0	0	0	0	1	0
Mario Ramirez, R (5, 6) OBP: 0.348, SLG: 0.455										1	0	0	0	1	0	0
Tim Flannery, L (9, PH) OBP: 0.371, SLG: 0.356										0	0	0	0	0	0	0

	AB	31
	R	3
	H	4
	RBI	3
	BB	5
	SO	1
	LOB	9

Inning Stats										
	R: 0 E: 0 K: 0 S: 3	H: 0 LOB: 0 BB: 0 P: 3	R: 0 E: 0 K: 0 S: 3	H: 0 LOB: 0 BB: 0 P: 3	R: 0 E: 0 K: 1 S: 5	H: 0 LOB: 0 BB: 0 P: 5	R: 0 E: 0 K: 0 S: 4	H: 1 LOB: 2 BB: 1 P: 8	R: 0 E: 0 K: 0 S: 3	H: 0 LOB: 0 BB: 0 P: 3
	R: 3 E: 0 K: 0 S: 5	H: 2 LOB: 1 BB: 2 P: 13	R: 0 E: 0 K: 0 S: 3	H: 0 LOB: 2 BB: 2 P: 11	R: 0 E: 0 K: 0 S: 4	H: 1 LOB: 1 BB: 0 P: 4	R: 0 E: 0 K: 0 S: 3	H: 0 LOB: 1 BB: 0 P: 4	1B: 3 2B: 0 3B: 0 HR: 1	SF: 0 SAC: 0 DP: 0 HBP: 1
	WP: 0 PB: 0 SB: 0 CS: 0	PA: 37								

PITCHER		IP	WLS	BF	H	R	ER	SO	BB	IBB	HBP	BLK	WP	HR	S	P	ERA	WHIP
Steve Trout, L ERA: 2.72	(1, 1)	7.0	W	29	3	3	3	1	5	0	0	0	0	1	26	46	3.86	1.143
George Frazier, R ERA: 4.71	(8, 1)	2.0	S	8	1	0	0	0	0	0	1	0	0	0	7	8	0.00	0.500

PITCHER	IP	WLS	BF	H	R	ER	SO	BB	IBB	HBP	BLK	WP	HR	S	P	ERA	WHIP

Batter	1	2	3	4	5	6	7	8	9	AB	R	H	RBI	BB	SO	LOB
Billy Hatcher, R (1, 8) OBP: 0.342, SLG: 0.478	23 HR 2B	F8		SF7 3-H		23 CS 1B		2-H 1B		4	1	3	2	0	0	1
23 Ryne Sandberg, R (1, 4) OBP: 0.339, SLG: 0.462	2-H HR	1-H HR		E S 1B 1B		K 1-2		F7		5	3	3	4	0	1	2
Thad Bosley, L (1, 7) OBP: 0.341, SLG: 0.400 Gary Woods, R (7, 7) OBP: 0.280, SLG: 0.143	F9	F7		1-H 1B			K			3 1	0 0	1 0	1 0	0 0	0 1	0 0
Leon Durham, L (1, 3) OBP: 0.361, SLG: 0.478	FC6-4 1B		G3	F7			1-3 2B			4	0	2	0	0	0	1
Keith Moreland, R (1, 9) OBP: 0.379, SLG: 0.417	FC6-4 HBP 1-2f		1B		F6		1-3 2-3			4	0	1	0	0	0	2
Richie Hebner, L (1, 5) OBP: 0.338, SLG: 0.339 George Frazier, R (8, 1)	1-2 HBP		F5		1B		4-3			3 0	0 0	1 0	0 0	0 0	0 0	2 0
Jody Davis, R (1, 2) OBP: 0.320, SLG: 0.435	F5		F7	F9				SH1-4 1B		4	1	1	0	0	0	4
Larry Bowa, S (1, 6) OBP: 0.230, SLG: 0.226		4-3		SH3 SF7 2B	K2-3			1-2		3	1	1	0	0	1	1
Steve Trout, L (1, 1) OBP: 0.152, SLG: 0.129 Chris Speier, R (8, 5) OBP: 0.318, SLG: 0.390		23 HR 1B		SH3 2-3		F6		F8		2 1	1 0	1 0	0 0	0 0	0 0	0 1
Inning Stats	R: 2 E: 0 K: 0 S: 6 H: 3 LOB: 2 BB: 0 P: 7	R: 2 E: 0 K: 0 S: 5 H: 2 LOB: 0 BB: 0 P: 5	R: 0 E: 0 K: 0 S: 4 H: 1 LOB: 1 BB: 0 P: 4	R: 2 E: 0 K: 0 S: 6 H: 3 LOB: 1 BB: 0 P: 6	R: 0 E: 0 K: 1 S: 6 H: 1 LOB: 1 BB: 0 P: 6	R: 0 E: 0 K: 1 S: 5 H: 1 LOB: 1 BB: 0 P: 5	R: 0 E: 0 K: 1 S: 6 H: 1 LOB: 1 BB: 0 P: 6	R: 1 E: 0 K: 0 S: 5 H: 2 LOB: 1 BB: 0 P: 5		1B: 9 2B: 4 3B: 0 HR: 2 SF: 1 SAC: 2 DP: 1 HBP: 1						

PITCHER		IP	WLS	BF	H	R	ER	SO	BB	IBB	HBP	BLK	WP	HR	S	P	ERA	WHIP
Eric Show, R ERA: 3.51	(1, 1)	4.0	L	22	9	6	6	0	0	0	1	0	0	2	21	22	13.50	2.250
Roy Lee Jackson, R ERA:	(5, 1)	2.0		7	2	0	0	2	0	0	0	0	0	0	11	11	0.00	1.000
Craig Lefferts, L ERA: 4.15	(7, 1)	2.0		9	3	1	1	1	0	0	0	0	0	0	11	11	4.50	1.500

PITCHER	IP	WLS	BF	H	R	ER	SO	BB	IBB	HBP	BLK	WP	HR	S	P	ERA	WHIP

BOTTOM

San Diego Padres @ Chicago Cubs

Wrigley Field, Chicago, IL

Tue Jul 09 1985, 3:33 AM CDT

Att. 33,095 - Unknown

livebaseballscorecards.com

AB	34
R	7
H	14
RBI	7
BB	0
SO	3
LOB	14

WP: 0	PA: 38		
PB: 0			
SB: 1			
CS: 1			

San Diego Padres @ Chicago Cubs

Wrigley Field, Chicago, IL

Wed Jul 10 1985, 3:33 AM CDT

Att. 35,042 - Unknown

livebaseballscorecards.com

Batter	1	2	3	4	5	6	7	8	9	AB	R	H	RBI	BB	SO	LOB
Tim Flannery, L (1, 4) OBP: 0.369, SLG: 0.351	G3		G6-3 BB		4-3			5-3		3	0	0	0	1	0	0
Tony Gwynn, L (1, 9) OBP: 0.350, SLG: 0.429	4-3		G6-3 1-2f			F8		1B		4	0	1	0	0	0	1
Steve Garvey, R (1, 3) OBP: 0.291, SLG: 0.441	6-3			1B 1B 1B		F7		K		4	0	1	0	0	1	1
Graig Nettles, L (1, 5) OBP: 0.391, SLG: 0.407		4-3 HR 2B		1B 1-2 SF9 1B		5-3			K	4	2	2	0	0	1	0
Terry Kennedy, L (1, 2) OBP: 0.297, SLG: 0.390		4-3 2-3		SF9 1-3 2-H 1B			F9		K	4	0	1	0	0	1	1
Carmelo Martinez, R (1, 7) OBP: 0.347, SLG: 0.458		K		SF9 2-3 3-H			5-3		6-3	3	0	0	1	0	1	1
Kevin McReynolds, R (1, 8) OBP: 0.310, SLG: 0.410		HR 3-H		F8			FC6-4 BB			2	1	1	2	1	0	1
Garry Templeton, S (1, 6) OBP: 0.347, SLG: 0.405		K			K		FC6-4 1-2f			3	0	0	0	0	2	1
Dave Dravecky, R (1, 1) OBP: 0.154, SLG: 0.135			4-3		5-3			K		2	0	0	0	0	0	0
Bobby Brown, S (8, PH) OBP: 0.213, SLG: 0.205										1	0	0	0	0	1	0
Craig Lefferts, L (8, 1) OBP: 0.333, SLG: 0.333										0	0	0	0	0	0	0

Inning Stats	1	2	3	4	5	6	7	8	9	
	R: 0 H: 0	R: 2 H: 2	R: 0 H: 0	R: 1 H: 3	R: 0 H: 0	R: 0 H: 0	R: 0 H: 0	R: 0 H: 1	R: 0 H: 0	1B: 4 SF: 1
	E: 0 LOB: 0	E: 0 LOB: 0	E: 0 LOB: 0	E: 0 LOB: 1	E: 0 LOB: 0	E: 0 LOB: 0	E: 0 LOB: 1	E: 0 LOB: 1	E: 0 LOB: 0	2B: 1 SAC: 0
	K: 0 BB: 0	K: 2 BB: 0	K: 0 BB: 1	K: 0 BB: 0	K: 1 BB: 0	K: 0 BB: 0	K: 0 BB: 1	K: 2 BB: 0	K: 2 BB: 0	3B: 0 DP: 1
	S: 3 P: 3	S: 9 P: 9	S: 2 P: 6	S: 5 P: 5	S: 5 P: 5	S: 3 P: 3	S: 3 P: 7	S: 8 P: 8	S: 7 P: 7	HR: 1 HBP: 0

WP: 0 PA: 33
PB: 0
SB: 0
CS: 0

PITCHER		IP	WLS	BF	H	R	ER	SO	BB	IBB	HBP	BLK	WP	HR	S	P	ERA	WHIP
Scott Sanderson, R ERA: 2.26	(1, 1)	7.0	W	26	5	3	3	3	2	0	0	0	0	1	30	38	3.86	1.000
Lee Smith, R ERA: 2.47	(8, 1)	2.0	S	7	1	0	0	4	0	0	0	0	0	0	15	15	0.00	0.500

PITCHER	IP	WLS	BF	H	R	ER	SO	BB	IBB	HBP	BLK	WP	HR	S	P	ERA	WHIP

Batter	1	2	3	4	5	6	7	8	9	AB	R	H	RBI	BB	SO	LOB
Billy Hatcher, R (1, 8) OBP: 0.346, SLG: 0.472	S S S 0-3 ① K		x 0-0 G5-3 BB 1B		x 0-0 E5 23 1-3 1B		x 0-0 HR 1B	x 0-0 ③ 5-3		5	2	2	0	0	1	1
23 Ryne Sandberg, R (1, 4) OBP: 0.335, SLG: 0.456	x 0-0 ② F9		x 0-0 ① F8		x 0-0 ① 1-3 1-2		x 0-0 ② F8			4	0	0	0	0	0	3
Davey Lopes, R (1, 7) OBP: 0.425, SLG: 0.462	x 0-0 2B		B B B B 4-0 1-2 BB		x 0-0 6-3 2-H 1B		x 0-0 1-H HR			3	1	3	3	1	0	0
Keith Moreland, R (1, 9) OBP: 0.377, SLG: 0.425	x 0-0 ③ 6-3		x 0-0 ②③ G5-3 2-3f		x 0-0 ②③ 6-3 1-2f		x 0-0 HR			4	1	1	1	0	0	4
Jody Davis, R (1, 2) OBP: 0.319, SLG: 0.429		x 0-0 ① 6-3	x 0-0 F9	x 0-0 ① F9	x 0-0 ① F9	B B B B 4-0 BB				3	0	0	0	1	0	0
Ron Cey, R (1, 5) OBP: 0.315, SLG: 0.381 Lee Smith, R (8, 1)		B B B B 4-0 1B BB	x 0-0 ② F7	x 0-0 ② 6-3	x 0-0 ③ F4					3 0	0 0	0 0	0 0	1 0	0 0	1 0
Leon Durham, L (1, 3) OBP: 0.366, SLG: 0.482		x 0-0 FC5-4 1-2 1B	x 0-0 1B 1B	x 0-0 1B		x 0-0 ① F7				4	0	3	0	0	0	0
Larry Bowa, S (1, 6) OBP: 0.238, SLG: 0.235		S S S 0-3 ② K	x 0-0 1-2 1B	x 0-0 ③ 5-3		x 0-0 1B				4	0	2	0	0	1	3
Scott Sanderson, R (1, 1) OBP: 0.103, SLG: 0.037 Bob Dernier, R (7, PH) OBP: 0.322, SLG: 0.318 Chris Speier, R (8, 5) OBP: 0.316, SLG: 0.387		x 0-0 ③ FC5-4 1-2f	S S S 0-3 ③ K		x 0-0 ① F8	x 0-0 ② F7				2 1 1	0 0 0	0 0 0	0 0 0	0 0 0	1 0 0	4 0 1
Inning Stats	R: 0 H: 1 E: 0 LOB: 1 K: 1 BB: 0 S: 6 P: 6	R: 0 H: 1 E: 0 LOB: 2 K: 1 BB: 1 S: 6 P: 10	R: 0 H: 1 E: 0 LOB: 1 K: 0 BB: 1 S: 3 P: 7	R: 0 H: 2 E: 0 LOB: 2 K: 1 BB: 0 S: 7 P: 7	R: 1 H: 1 E: 1 LOB: 0 K: 0 BB: 0 S: 4 P: 4	R: 0 H: 1 E: 0 LOB: 1 K: 0 BB: 0 S: 4 P: 4	R: 3 H: 3 E: 0 LOB: 1 K: 0 BB: 1 S: 6 P: 10	R: 0 H: 1 E: 0 LOB: 1 K: 0 BB: 0 S: 4 P: 4		1B: 8 2B: 2 3B: 0 HR: 2	SF: 0 SAC: 0 DP: 2 HBP: 0					

BOTTOM

San Diego Padres @ Chicago Cubs

Wrigley Field, Chicago, IL

Wed Jul 10 1985, 3:33 AM CDT

Att. 35,042 - Unknown

livebaseballscorecards.com

AB	34
R	4
H	11
RBI	4
BB	3
SO	3
LOB	17

WP: 0 PA: 37
PB: 0
SB: 0
CS: 0

PITCHER		IP	WLS	BF	H	R	ER	SO	BB	IBB	HBP	BLK	WP	HR	S	P	ERA	WHIP
Dave Dravecky, L ERA: 2.11	(1, 1)	7.0	L	33	10	4	3	3	3	0	0	0	0	2	36	48	3.86	1.857
Craig Lefferts, L ERA: 4.06	(8, 1)	1.0		4	1	0	0	0	0	0	0	0	0	0	4	4	0.00	1.000

PITCHER	IP	WLS	BF	H	R	ER	SO	BB	IBB	HBP	BLK	WP	HR	S	P	ERA	WHIP

Batter	1	2	3	4	5	6	7	8	9	AB	R	H	RBI	BB	SO	LOB
Dave Anderson, R (1, 5) OBP: 0.330, SLG: 0.287	F1			4-3		BBB 4-0 FC6-4 1-2 BB	F8			3	0	0	0	1	0	2
Mariano Duncan, R (1, 6) OBP: 0.283, SLG: 0.327	F8			5-3		FC6-4 1-2f		5-3		4	0	0	0	0	0	2
Bill Russell, R (1, 7) OBP: 0.333, SLG: 0.305	4-3			F9			SH2-4 1B 1B 1B	BBBB 4-0 1B BB		3	1	1	0	1	0	0
Enos Cabell, R (1, 9) OBP: 0.323, SLG: 0.358 (8, 3) Ken Howell, R (8, 1)		6-3			6-3		SH2-4 1-2 1B 1B	G4-6-3 1-3 1B		4 0	1 0	2 0	0 0	0 0	0 0	0 0
Greg Brock, L (1, 3) OBP: 0.336, SLG: 0.468 Ken Landreaux, L (8, 8) OBP: 0.283, SLG: 0.382		SSS 0-3 K			0-0 CS 1B		SH2-4 1-2 2-3	G4-6-3 1-2f		3 0	0 0	1 0	0 0	0 0	1 0	2 0
Candy Maldonado, R (1, 8) OBP: 0.234, SLG: 0.248 (8, 9)		5-3			6-3 1-2		4-0 1B 1B IBB		6-3	3	1	0	0	1	0	1
Steve Yeager, R (1, 2) OBP: 0.235, SLG: 0.238			5-3			SSS 0-3 K	SH5-3 1B 1-2 2-H 3-H 1B		BBBB 4-0 BB	3	0	1	2	1	1	0
Steve Sax, R (1, 4) OBP: 0.333, SLG: 0.281			5-3			0-0 S 1B	SH5-3 1-2 2-H 1B		F4	4	0	2	1	0	0	1
Bob Welch, R (1, 1) OBP: 0.333, SLG: 0.273 Len Matuszek, L (8, 3) OBP: 0.257, SLG: 0.316		SSS 0-3 K				SSS 0-3 K	SH5-3 1-2 2-3		F7	2 1	0 0	0 0	0 0	0 0	2 0	1 1
Inning Stats	R: 0 E: 0 K: 0 S: 3 H: 0 LOB: 0 BB: 0 P: 3	R: 0 E: 0 K: 1 S: 5 H: 0 LOB: 0 BB: 0 P: 5	R: 0 E: 0 K: 1 S: 5 H: 0 LOB: 0 BB: 0 P: 5	R: 0 E: 0 K: 0 S: 3 H: 0 LOB: 0 BB: 0 P: 3	R: 0 E: 0 K: 3 S: 3 H: 1 LOB: 0 BB: 0 P: 3	R: 0 E: 0 K: 2 S: 8 H: 1 LOB: 2 BB: 1 P: 12	R: 3 E: 0 K: 0 S: 7 H: 4 LOB: 2 BB: 1 P: 11	R: 0 E: 0 K: 0 S: 3 H: 1 LOB: 1 BB: 1 P: 7	R: 0 E: 0 K: 0 S: 3 H: 0 LOB: 1 BB: 1 P: 7	1B: 7 2B: 0 3B: 0 HR: 0 SF: 0 SAC: 2 DP: 1 HBP: 0	WP: 0 PB: 0 SB: 1 CS: 1 PA: 36					

PITCHER	IP	WLS	BF	H	R	ER	SO	BB	IBB	HBP	BLK	WP	HR	S	P	ERA	WHIP
Ray Fontenot, L (1, 1) ERA: 3.1	8.0	L	32	7	3	3	4	2	1	0	0	0	0	37	49	3.38	1.125
George Frazier, R (9, 1) ERA: 4.58	1.0		4	0	0	0	0	1	0	0	0	0	0	3	7	0.00	1.000

PITCHER	IP	WLS	BF	H	R	ER	SO	BB	IBB	HBP	BLK	WP	HR	S	P	ERA	WHIP

TOP

Los Angeles Dodgers @ Chicago Cubs

Wrigley Field, Chicago, IL

Thu Jul 11 1985, 3:33 AM CDT

Att. 35,469 - Unknown

livebaseballscorecards.com

AB	30
R	3
H	7
RBI	3
BB	4
SO	4
LOB	10

Batter	1	2	3	4	5	6	7	8	9	AB	R	H	RBI	BB	SO	LOB
Billy Hatcher, R (1, 8) OBP: 0.341, SLG: 0.453	F8		HBP		F7			F8		3	0	0	0	0	0	1
23 Ryne Sandberg, R (1, 4) OBP: 0.337, SLG: 0.460	5-3 1B		G3 1-2 2-3		5-3			2B 3-H		4	0	2	1	0	0	2
Davey Lopes, R (1, 7) OBP: 0.417, SLG: 0.452	5-3 1-2		1-3			6-3		F8		4	0	0	0	0	0	4
Keith Moreland, R (1, 9) OBP: 0.373, SLG: 0.419	F9			6-3		K		F7		4	0	0	0	0	1	2
Leon Durham, L (1, 3) OBP: 0.362, SLG: 0.476		F7		3-1		4-3			K	4	0	0	0	0	1	0
Jody Davis, R (1, 2) OBP: 0.318, SLG: 0.426		4-3		HBP 1B			K		5-3	4	0	1	0	0	1	0
Ron Cey, R (1, 5) OBP: 0.316, SLG: 0.380 Chris Speier, R (4, PR) OBP: 0.318, SLG: 0.384 (5, 5)		F9		HBP 1-2			F8		BB	1 1	0 0	0 0	0 0	0 1	0 0	0 0
Larry Bowa, S (1, 6) OBP: 0.240, SLG: 0.246 Richie Hebner, L (9, PH) OBP: 0.333, SLG: 0.333			2B 23 G3	1-3			F7		3-1	3 1	0 0	1 0	0 0	0 0	0 0	2 1
Ray Fontenot, L (1, 1) Thad Bosley, L (8, PH) OBP: 0.348, SLG: 0.420 George Frazier, R (9, 1)			F3		K			2B F8 23 2B		2 1 0	0 1 0	0 1 0	0 0 0	0 0 0	1 0 0	1 0 0
Inning Stats	R: 0 E: 0 K: 0 S: 4 H: 1 LOB: 1 BB: 0 P: 4	R: 0 E: 0 K: 0 S: 3 H: 0 LOB: 0 BB: 0 P: 3	R: 0 E: 0 K: 0 S: 4 H: 1 LOB: 2 BB: 0 P: 5	R: 0 E: 0 K: 0 S: 4 H: 1 LOB: 2 BB: 0 P: 5	R: 0 E: 0 K: 1 S: 5 H: 0 LOB: 0 BB: 0 P: 5	R: 0 E: 0 K: 1 S: 5 H: 0 LOB: 0 BB: 0 P: 5	R: 0 E: 0 K: 1 S: 5 H: 0 LOB: 0 BB: 0 P: 5	R: 1 E: 0 K: 0 S: 5 H: 2 LOB: 1 BB: 0 P: 5	R: 0 E: 0 K: 1 S: 5 H: 0 LOB: 1 BB: 1 P: 9	1B: 2 2B: 3 3B: 0 HR: 0	SF: 0 SAC: 0 DP: 0 HBP: 2						

PITCHER		IP	WLS	BF	H	R	ER	SO	BB	IBB	HBP	BLK	WP	HR	S	P	ERA	WHIP
Bob Welch, R ERA: 2.15	(1, 1)	7.1	W	29	5	1	1	3	0	0	2	0	0	0	33	35	1.23	0.682
Ken Howell, R ERA: 2.85	(8, 1)	1.2	S	6	0	0	0	1	1	0	0	0	0	0	7	11	0.00	0.600

PITCHER	IP	WLS	BF	H	R	ER	SO	BB	IBB	HBP	BLK	WP	HR	S	P	ERA	WHIP

BOTTOM

Los Angeles Dodgers @ Chicago Cubs

Wrigley Field, Chicago, IL

Thu Jul 11 1985, 3:33 AM CDT

Att. 35,469 - Unknown

livebaseballscorecards.com

AB	32
R	1
H	5
RBI	1
BB	1
SO	4
LOB	13

WP: 0	PA: 35		
PB: 0			
SB: 0			
CS: 0			

Batter	1	2	3	4	5	6	7	8	9	AB	R	H	RBI	BB	SO	LOB
Dave Anderson, R (1, 6) OBP: 0.321, SLG: 0.278	6-3			5-3		FC6-4 (2B, 4-3; 1-2f)	F4		K	5	1	0	0	0	1	3
Ken Landreaux, L (1, 8) OBP: 0.282, SLG: 0.383	F7			F2		4-3 (HR; 1-3) 2B		4-3	4-3	5	1	1	0	0	0	0
Enos Cabell, R (1, 5) OBP: 0.325, SLG: 0.359	F7			F9		4-3 (2-3, 3-H)		3B 1B	HR 1B	5	2	2	1	0	0	1
Greg Brock, L (1, 3) OBP: 0.337, SLG: 0.493		F8			4-3	HR (3-H)		K	HR (1-H)	5	2	2	4	0	1	1
Len Matuszek, L (1, 7) OBP: 0.257, SLG: 0.327		F7			G3	F7		2B 3B (1-H)	F9	4	1	1	1	0	0	0
Candy Maldonado, R (9, PH) OBP: 0.232, SLG: 0.245 (9, 9)										1	0	0	0	0	0	0
Terry Whitfield, L (1, 9) OBP: 0.296, SLG: 0.426 (9, 7)		3-1			1B BB		K	WP 2B (3-H)		3	0	1	1	1	1	0
Mike Scioscia, L (1, 2) OBP: 0.375, SLG: 0.379			5-3		1B (1-2)		1B	WP IBB		3	0	2	0	1	0	0
Steve Sax, R (1, 4) OBP: 0.336, SLG: 0.282			5-3		G3		1B (1-2)	IBB (1-2, 2-3)		3	0	1	0	1	0	2
Orel Hershiser, R (1, 1) OBP: 0.211, SLG: 0.216			G5-6-3			FC6-4 1B	F5	K		1	0	0	0	0	0	0
Dennis Powell, R (5, 1)										0	0	0	0	0	0	0
Bob Bailor, R (6, PH) OBP: 0.277, SLG: 0.267										1	0	1	0	0	0	0
Carlos Diaz, R (6, 1)										0	0	0	0	0	0	0
Bill Russell, R (7, PH) OBP: 0.331, SLG: 0.303										1	0	0	0	0	0	2
Tom Niedenfuer, R (7, 1) OBP: 0.125, SLG: 0.125										1	0	0	0	0	1	3
Inning Stats	R: 0 E: 0 K: 0 S: 3 H: 0 LOB: 0 BB: 0 P: 3	R: 0 E: 0 K: 0 S: 3 H: 0 LOB: 0 BB: 0 P: 3	R: 0 E: 0 K: 0 S: 3 H: 0 LOB: 0 BB: 0 P: 3	R: 0 E: 0 K: 0 S: 3 H: 0 LOB: 0 BB: 0 P: 3	R: 0 E: 0 K: 0 S: 4 H: 1 LOB: 2 BB: 1 P: 8	R: 3 E: 0 K: 0 S: 6 H: 3 LOB: 0 BB: 0 P: 6	R: 0 E: 0 K: 1 S: 7 H: 2 LOB: 2 BB: 0 P: 7	R: 2 E: 0 K: 2 S: 10 H: 3 LOB: 3 BB: 2 P: 18	R: 2 E: 0 K: 1 S: 7 H: 2 LOB: 0 BB: 0 P: 7	1B: 6 2B: 2 3B: 1 HR: 2	SF: 0 SAC: 0 DP: 0 HBP: 0						

TOP

Los Angeles Dodgers @ Chicago Cubs

Wrigley Field, Chicago, IL

Fri Jul 12 1985, 3:33 AM CDT

Att. 36,029 - Unknown

livebaseballscorecards.com

AB	38
R	7
H	11
RBI	7
BB	3
SO	4
LOB	12

WP: 1 PB: 0 SB: 0 CS: 0 PA: 41

PITCHER		IP	WLS	BF	H	R	ER	SO	BB	IBB	HBP	BLK	WP	HR	S	P	ERA	WHIP
Dick Ruthven, R ERA: 4.63	(1, 1)	5.2		22	4	3	3	0	1	0	0	0	0	1	21	25	4.76	0.882
Ron Meridith, L ERA: 6.23	(6, 1)	0.2		4	2	0	0	1	0	0	0	0	0	0	6	6	0.00	3.000
George Frazier, R ERA: 4.7	(7, 1)	1.0		4	1	1	1	0	0	0	0	0	0	0	4	4	9.00	1.000
Lee Smith, R ERA: 2.85	(8, 1)	1.2	L	11	4	3	3	3	0	2	0	0	1	1	15	23	16.20	2.400

PITCHER	IP	WLS	BF	H	R	ER	SO	BB	IBB	HBP	BLK	WP	HR	S	P	ERA	WHIP

BOTTOM

Batter	1	2	3	4	5	6	7	8	9	AB	R	H	RBI	BB	SO	LOB
Billy Hatcher, R (1, 8) OBP: 0.333, SLG: 0.438	6-3		FC3-6 1B	3-1 1-2 2-3 3-H		G3			F9	5	0	1	1	0	0	2
Thad Bosley, L (1, 7) OBP: 0.344, SLG: 0.424	BB SF7 2B		FC3-6 23 E 23 S 1-2f	K			F8		K	4	1	1	0	0	1	3
Lee Smith, R (8, 1)										0	0	0	0	0	0	0
Bob Dernier, R (9, PH) OBP: 0.321, SLG: 0.316										1	0	0	0	0	1	0
23 Ryne Sandberg, R (1, 4) OBP: 0.341, SLG: 0.463	SF7 BB BB		K 1-3		2B 2B		1-3		1B	4	1	2	0	1	1	1
Leon Durham, L (1, 3) OBP: 0.361, SLG: 0.472	SF7 1-2 2-3 BB		F8		F6		K		F8	2	0	0	0	1	0	2
Chris Speier, R (6, 5) OBP: 0.314, SLG: 0.379										2	0	0	0	0	1	1
Keith Moreland, R (1, 9) OBP: 0.371, SLG: 0.422	SF7 1-2 2-3 3-H			F7	PB 2-H 2B			K		3	0	1	2	0	1	0
Richie Hebner, L (1, 5) OBP: 0.343, SLG: 0.344	F8			1B BB SH 1B	K G1-6-3 2-3			1B		4	1	2	0	0	1	3
(6, 3)																
Jody Davis, R (1, 2) OBP: 0.317, SLG: 0.421		5-3		SH 1B 3-1 1-2 BB	G1-6-3 1-2f			F4		3	1	0	0	1	0	3
Larry Bowa, S (1, 6) OBP: 0.248, SLG: 0.254		5-3		3-1 SH 1-2 2-3 1B		K		1-2 1B		4	0	2	0	0	1	0
Dick Ruthven, R (1, 1) OBP: 0.167, SLG: 0.167		6-3		SH 3-1 1-2 2-3 3-H		6-3		F7		1	0	0	1	0	0	0
Ron Meridith, L (6, 1)										1	0	0	0	0	0	0
George Frazier, R (7, 1)										0	0	0	0	0	0	0
Gary Woods, R (8, 7) OBP: 0.280, SLG: 0.143										0	0	0	0	0	0	0
Davey Lopes, R (8, PH) OBP: 0.415, SLG: 0.449										1	0	0	0	0	0	2
(9, 7)																
Inning Stats	R: 1 H: 1 E: 0 LOB: 2 K: 0 BB: 2 S: 4 P: 12		R: 0 H: 0 E: 0 LOB: 0 K: 0 BB: 0 S: 3 P: 3	R: 0 H: 1 E: 1 LOB: 1 K: 1 BB: 0 S: 6 P: 6	R: 2 H: 2 E: 1 LOB: 2 K: 1 BB: 1 S: 8 P: 12	R: 1 H: 2 E: 0 LOB: 1 K: 1 BB: 0 S: 7 P: 7	R: 0 H: 0 E: 0 LOB: 0 K: 1 BB: 0 S: 5 P: 5	R: 0 H: 0 E: 0 LOB: 0 K: 1 BB: 0 S: 5 P: 5	R: 0 H: 2 E: 0 LOB: 2 K: 1 BB: 0 S: 7 P: 7	R: 0 H: 1 E: 0 LOB: 1 K: 1 BB: 0 S: 6 P: 6	1B: 6 SF: 1 2B: 3 SAC: 1 3B: 0 DP: 1 HR: 0 HBP: 0						

PITCHER	IP	WLS	BF	H	R	ER	SO	BB	IBB	HBP	BLK	WP	HR	S	P	ERA	WHIP
Orel Hershiser, R (1, 1) ERA: 2.72	4.1		23	6	4	3	2	3	0	0	0	0	0	24	36	6.23	2.077
Dennis Powell, L (5, 1) ERA: 3.38	0.2		2	0	0	0	1	0	0	0	0	0	0	4	4	0.00	0.000
Carlos Diaz, L (6, 1) ERA: 2.03	1.0		3	0	0	0	1	0	0	0	0	0	0	5	5	0.00	0.000
Tom Niedenfuer, R (7, 1) ERA: 2.02	3.0	W	12	3	0	0	3	0	0	0	0	0	0	18	18	0.00	1.000

PITCHER	IP	WLS	BF	H	R	ER	SO	BB	IBB	HBP	BLK	WP	HR	S	P	ERA	WHIP

Los Angeles Dodgers @ Chicago Cubs

Wrigley Field, Chicago, IL

Fri Jul 12 1985, 3:33 AM CDT

Att. 36,029 - Unknown

livebaseballscorecards.com

AB	35
R	4
H	9
RBI	4
BB	3
SO	7
LOB	17

WP: 0 PA: 40
PB: 1
SB: 1
CS: 0

Batter	1	2	3	4	5	6	7	8	9	AB	R	H	RBI	BB	SO	LOB
Dave Anderson, R (1, 6) OBP: 0.328, SLG: 0.301	HR		1B SH1-3 1-3	1B 6-3 IBB		F6			F5	4	3	2	1	1	0	0
Bob Bailor, R (1, 5) OBP: 0.294, SLG: 0.327	6-3		SH1-3 1-2 3-H	6-3 1-3 2-H 3-H 1B			WP 3B		6-3	4	1	2	3	0	0	0
Bill Russell, R (1, 7) OBP: 0.328, SLG: 0.301 Terry Whitfield, L (9, PH) OBP: 0.292, SLG: 0.420 (9, 7)	F9		S 2B 2-H 1B	6-3 1-2 3-H			F8 3-H		6-3	4 1	1 0	1 0	2 0	0 0	0 0	1 0
Enos Cabell, R (1, 9) OBP: 0.329, SLG: 0.369 Ken Landreaux, L (7, PR) OBP: 0.282, SLG: 0.383 (7, 8)	F4		2B 1-H	F7			F8 WP 1B			4 0	0 0	2 0	1 0	0 0	0 0	1 0
Greg Brock, L (1, 3) OBP: 0.332, SLG: 0.484 Len Matuszek, L (8, 3) OBP: 0.257, SLG: 0.327	6-3	F2		3-1			F8 1-3			4 0	0 0	0 0	0 0	0 0	0 0	2 0
Candy Maldonado, R (1, 8) OBP: 0.233, SLG: 0.245 (7, 9)	5-3			BB 1B 4-3 1B	F7		S S S K			4	1	1	0	0	1	2
Mike Scioscia, L (1, 2) OBP: 0.374, SLG: 0.377	4-3			4-3 BB 1-2 1B 1B	3-1			6-3		4	1	1	0	0	0	0
Steve Sax, R (1, 4) OBP: 0.339, SLG: 0.283			1B S SH1-3 1B	B B B B 4-3 1B 1-2 2-3 BB		F8		6-3		3	2	1	0	1	0	0
Fernando Valenzuela, L (1, 1) OBP: 0.196, SLG: 0.214			F2	4-3 1-2 2-3 3-H		F4		6-3		4	0	0	1	0	0	3
Inning Stats	R: 1 E: 0 K: 0 S: 4 H: 1 LOB: 0 BB: 0 P: 4	R: 0 E: 0 K: 0 S: 3 H: 0 LOB: 0 BB: 0 P: 3	R: 3 E: 0 K: 0 S: 7 H: 4 LOB: 1 BB: 0 P: 7	R: 4 E: 0 K: 0 S: 6 H: 3 LOB: 1 BB: 2 P: 14	R: 0 E: 0 K: 0 S: 3 H: 0 LOB: 0 BB: 0 P: 3	R: 0 E: 0 K: 0 S: 3 H: 0 LOB: 0 BB: 0 P: 3	R: 1 E: 0 K: 1 S: 7 H: 2 LOB: 2 BB: 0 P: 7	R: 0 E: 0 K: 0 S: 3 H: 0 LOB: 0 BB: 0 P: 3	R: 0 E: 0 K: 0 S: 3 H: 0 LOB: 0 BB: 0 P: 3	1B: 7 2B: 1 3B: 1 HR: 1 SF: 0 SAC: 1 DP: 0 HBP: 0						

TOP

Los Angeles Dodgers @ Chicago Cubs

Wrigley Field, Chicago, IL

Sat Jul 13 1985, 3:33 AM CDT

Att. 34,822 - Unknown

livebaseballscorecards.com

AB	36
R	9
H	10
RBI	8
BB	2
SO	1
LOB	9

WP: 2	PA: 39
PB: 0	
SB: 2	
CS: 0	

PITCHER		IP	WLS	BF	H	R	ER	SO	BB	IBB	HBP	BLK	WP	HR	S	P	ERA	WHIP
Larry Gura, L ERA: 12.89	(1, 1)	3.1	L	18	7	7	7	0	1	0	0	0	0	1	17	21	18.90	2.400
Warren Brusstar, R ERA: 5.35	(4, 1)	3.2		15	3	2	2	1	0	1	0	0	2	0	16	20	4.91	0.818
Lary Sorensen, R ERA: 5.29	(8, 1)	2.0		6	0	0	0	0	0	0	0	0	0	0	6	6	0.00	0.000

PITCHER	IP	WLS	BF	H	R	ER	SO	BB	IBB	HBP	BLK	WP	HR	S	P	ERA	WHIP

Batter	1	2	3	4	5	6	7	8	9	AB	R	H	RBI	BB	SO	LOB
Billy Hatcher, R (1, 8) OBP: 0.330, SLG: 0.429	F8		F3			3-1		23 FC6-4 1B		4	0	1	0	0	0	1
23 Ryne Sandberg, R (1, 4) OBP: 0.340, SLG: 0.459	G5-4-3 BB			K		K		FC6-4 1-2f		3	0	0	0	1	2	1
Davey Lopes, R (1, 7) OBP: 0.412, SLG: 0.462	G5-4-3 1-2f			HR		F3			K	4	1	1	1	0	1	1
Keith Moreland, R (1, 9) (8, 3) OBP: 0.373, SLG: 0.423		K		4-1 1B			G6-4-3 1B		6-3	4	0	2	0	0	1	0
Jody Davis, R (1, 2) OBP: 0.313, SLG: 0.416 Steve Lake, R (8, 2) OBP: 0.191, SLG: 0.234		K		4-1 1-2			G6-4-3 1-2f		5-3	3 1	0 0	0 0	0 0	0 0	1 0	2 0
Leon Durham, L (1, 3) OBP: 0.361, SLG: 0.474 Lary Sorensen, R (8, 1)	4-3		F9				2B			3 0	0 0	1 0	0 0	0 0	0 0	1 0
Chris Speier, R (1, 5) OBP: 0.314, SLG: 0.373			FC3-6 BB		F9		F9			2	0	0	0	1	0	1
Larry Bowa, S (1, 6) OBP: 0.243, SLG: 0.248			K		6-3			F8		3	0	0	0	0	1	1
Larry Gura, S (1, 1) Warren Brusstar, R (4, 1) Gary Woods, R (8, 9) OBP: 0.275, SLG: 0.140			FC3-6 1-2f		K			K		1 1 1	0 0 0	0 0 0	0 0 0	0 0 0	0 1 1	1 0 0
Inning Stats	R: 0 E: 0 K: 0 S: 2 H: 0 LOB: 0 BB: 1 P: 6	R: 0 E: 0 K: 2 S: 7 H: 0 LOB: 0 BB: 0 P: 7	R: 0 E: 0 K: 1 S: 5 H: 0 LOB: 1 BB: 1 P: 9	R: 1 E: 0 K: 1 S: 7 H: 2 LOB: 1 BB: 0 P: 7	R: 0 E: 0 K: 1 S: 5 H: 0 LOB: 0 BB: 0 P: 5	R: 0 E: 0 K: 1 S: 5 H: 0 LOB: 0 BB: 0 P: 5	R: 0 E: 0 K: 0 S: 4 H: 2 LOB: 1 BB: 0 P: 4	R: 0 E: 0 K: 1 S: 6 H: 1 LOB: 1 BB: 0 P: 6	R: 0 E: 0 K: 1 S: 5 H: 0 LOB: 0 BB: 0 P: 5	1B: 3 2B: 1 3B: 0 HR: 1 SF: 0 SAC: 0 DP: 2 HBP: 0						WP: 0 PB: 0 SB: 0 CS: 0 PA: 32	

PITCHER	IP	WLS	BF	H	R	ER	SO	BB	IBB	HBP	BLK	WP	HR	S	P	ERA	WHIP
Fernando Valenzuela, L (1, 1) ERA: 2.3	9.0	W	32	5	1	1	8	2	0	0	0	0	1	46	54	1.00	0.778

PITCHER	IP	WLS	BF	H	R	ER	SO	BB	IBB	HBP	BLK	WP	HR	S	P	ERA	WHIP

BOTTOM

Los Angeles Dodgers @ Chicago Cubs

Wrigley Field, Chicago, IL

Sat Jul 13 1985, 3:33 AM CDT

Att. 34,822 - Unknown

livebaseballscorecards.com

AB	30
R	1
H	5
RBI	1
BB	2
SO	8
LOB	9

Batter	1	2	3	4	5	6	7	8	9	AB	R	H	RBI	BB	SO	LOB
Dave Anderson, R (1, 6) OBP: 0.325, SLG: 0.304	SSS 0-3 ① K	x 0-0 ③ 5-3		x 0-0 1-3 2-H 2B		SSS 0-3 ② K		x 0-0 ② 5-3		5	0	1	1	0	2	3
Bob Bailor, R (1, 5) OBP: 0.283, SLG: 0.314 Ken Landreaux, L (4, PH) (4, 8) OBP: 0.282, SLG: 0.382	x 0-0 ② 1-3		x 0-0 ① L3	x 0-0 ② 1-3		x 0-0 BB 1-2 3-H 1B		x 0-0 ③ 6-3		2 3	0 0	0 1	0 1	0 0	0 0	0 2
Bill Russell, R (1, 7) OBP: 0.338, SLG: 0.307	x 0-0 1B 1B 1B		x 0-0 ② 4-3	x 0-0 ③ F8		BBBB 4-0 1-2 2-3 BB			x 0-0 1B 1B SF8 1B	4	1	2	0	1	0	2
Enos Cabell, R (1, 9) (4, 5) OBP: 0.331, SLG: 0.366	x 0-0 1B 1-2 1B		BBBB 4-0 BB		x 0-0 ① 6-3	SSS 0-3 ③ K			x 0-0 ① F8	4	0	1	0	1	1	4
Greg Brock, L (1, 3) OBP: 0.333, SLG: 0.483	x 0-0 FC6-4 1-2 2-3 1B		SSS 0-3 ③ K		x 0-0 ② 1-3		x 0-0 ① 4-3		x 0-0 SF8 1B 1-2 1B	5	0	2	0	0	1	1
Candy Maldonado, R (1, 8) (4, 9) OBP: 0.240, SLG: 0.279	x 0-0 ③ FC6-4 1-2f			x 0-0 HR	SSS 0-3 ③ K		SSS 0-3 ② K		x 0-0 FC4-6 1-2 2-3 1B	5	1	2	1	0	2	3
Steve Yeager, R (1, 2) OBP: 0.233, SLG: 0.239		SSS 0-3 ① K		x 0-0 ① F9		x 0-0 ① 6-3	x 0-0 1B		x 0-0 ② SF8 2-3 3-H	4	0	1	1	0	1	0
Steve Sax, R (1, 4) OBP: 0.344, SLG: 0.286		BBBB 4-0 SH1-4 BB		x 0-0 1B 2B 1B		x 0-0 1B 1B 1B	x 0-0 ③ 1-3		x 0-0 ③ FC4-6 1-2f	4	2	2	0	1	0	3
Rick Honeycutt, L (1, 1) OBP: 0.154, SLG: 0.111 Bobby Castillo, R (3, 1) OBP: 0.222, SLG: 0.125 Mariano Duncan, R (4, PH) OBP: 0.286, SLG: 0.330 Jerry Reuss, L (4, 1) OBP: 0.225, SLG: 0.205 Terry Whitfield, L (6, PH) OBP: 0.301, SLG: 0.429 Dennis Powell, R (6, 1) Len Matuszek, L (8, PH) OBP: 0.256, SLG: 0.325 Carlos Diaz, R (8, 1)		x 0-0 ② SH1-4 1-2		x 0-0 2B 1-2 1B		x 0-0 BB 1B 1-3 1B		SSS 0-3 ① K		0 0 1 0 1 0 1 0	0 0 0 0 0 0 0 0	0 0 1 0 1 0 1 0	0 0 0 0 0 0 0 0	0 0 0 0 0 0 0 1	0 0 0 0 0 0 0 0	0 0 0 0 0 0 0 0
Inning Stats	R: 0 H: 3 E: 0 LOB: 3 K: 1 BB: 0 S: 8 P: 8	R: 0 H: 0 E: 0 LOB: 1 K: 1 BB: 1 S: 5 P: 9	R: 0 H: 0 E: 0 LOB: 1 K: 1 BB: 1 S: 5 P: 9	R: 2 H: 4 E: 0 LOB: 2 K: 0 BB: 0 S: 7 P: 7	R: 0 H: 0 E: 0 LOB: 0 K: 1 BB: 0 S: 5 P: 5	R: 1 H: 3 E: 0 LOB: 3 K: 2 BB: 1 S: 10 P: 14	R: 0 H: 1 E: 0 LOB: 1 K: 1 BB: 0 S: 6 P: 6	R: 0 H: 0 E: 0 LOB: 0 K: 1 BB: 0 S: 5 P: 5	R: 1 H: 3 E: 0 LOB: 2 K: 0 BB: 0 S: 6 P: 6	1B: 12 SF: 1 2B: 1 SAC: 1 3B: 0 DP: 0 HR: 1 HBP: 0						

PITCHER		IP	WLS	BF	H	R	ER	SO	BB	IBB	HBP	BLK	WP	HR	S	P	ERA	WHIP
Steve Trout, L ERA: 2.81	(1, 1)	3.1		19	7	2	2	3	2	0	0	0	0	1	23	31	5.40	2.700
George Frazier, R ERA: 4.65	(4, 1)	2.1	W	10	3	1	1	2	0	0	0	0	0	0	14	14	3.86	1.286
Warren Brusstar, R ERA: 5.12	(6, 1)	3.1	S	15	4	1	1	3	1	0	0	0	0	0	20	24	2.70	1.500

PITCHER	IP	WLS	BF	H	R	ER	SO	BB	IBB	HBP	BLK	WP	HR	S	P	ERA	WHIP

TOP

Los Angeles Dodgers @ Chicago Cubs

Wrigley Field, Chicago, IL

Sun Jul 14 1985, 3:33 AM CDT

Att. 34,273 - Unknown

livebaseballscorecards.com

AB	39
R	4
H	14
RBI	4
BB	3
SO	8
LOB	18

WP: 0	PA: 44						
PB: 0							
SB: 0							
CS: 0							

Batter	1	2	3	4	5	6	7	8	9	AB	R	H	RBI	BB	SO	LOB
Billy Hatcher, R (1, 8) OBP: 0.320, SLG: 0.411	5-3	FC5-4 1-2f	F4		L4		SH2-3 HR 1B	F5		6	1	1	0	0	0	6
Chris Speier, R (1, 5) OBP: 0.311, SLG: 0.367	5-3	L7		5-3	23 BB 1B		SH2-3 1-2	F7 3-H		5	0	1	0	0	0	3
23 Ryne Sandberg, R (1, 4) OBP: 0.349, SLG: 0.484	HR		1B 2B	HR	BB 1-2		HR IBB	K		4	4	3	2	2	1	1
Keith Moreland, R (1, 9) OBP: 0.379, SLG: 0.444	3B		FC1-6 2-H 1B	E5 S BB	6-3		1-H 2-H HR			4	1	3	4	1	0	2
Leon Durham, L (1, 3) OBP: 0.362, SLG: 0.469	4-3		FC1-6 2B 1-2f 1B	E5 1B 1B 1-3		BB 1B	FC6-4 BB			3	1	0	0	2	0	3
Jody Davis, R (1, 2) OBP: 0.311, SLG: 0.411 Steve Lake, R (8, 2) OBP: 0.191, SLG: 0.234		5-3	F9	1B 1-2 1B		K	F3			5 0	0 0	1 0	0 0	0 0	1 0	3 0
Gary Woods, R (1, 7) OBP: 0.321, SLG: 0.213		BB SH 1B	1-3 1B 2B	FC6-4 1-2 2-3 1B		1-2 1B	FC6-4 1-2f			4	2	3	0	1	0	1
Larry Bowa, S (1, 6) OBP: 0.255, SLG: 0.271		SH 1-2 1B	1B IBB	FC6-4 1-2f		F3		E 3B		4	1	2	0	1	0	5
Steve Trout, L (1, 1) OBP: 0.176, SLG: 0.156 George Frazier, R (4, 1) Warren Brusstar, R (6, 1)		SH FC5-4 1-3 2-H	1-3 2-H 3-H 1B		K	K		BB		1 1 1	0 0 0	1 0 0	2 0 0	0 1 1	0 0 2	0 0
Inning Stats	R: 1 E: 0 K: 0 S: 5 H: 2 LOB: 1 BB: 0 P: 5	R: 1 E: 1 K: 0 S: 5 H: 1 LOB: 2 BB: 1 P: 9	R: 3 E: 0 K: 0 S: 7 H: 4 LOB: 2 BB: 1 P: 11	R: 1 E: 1 K: 0 S: 6 H: 3 LOB: 3 BB: 1 P: 10	R: 0 E: 0 K: 1 S: 6 H: 1 LOB: 2 BB: 1 P: 10	R: 0 E: 0 K: 2 S: 8 H: 1 LOB: 2 BB: 1 P: 12	R: 3 E: 0 K: 0 S: 5 H: 2 LOB: 1 BB: 2 P: 13	R: 1 E: 1 K: 1 S: 6 H: 1 LOB: 1 BB: 1 P: 10		1B: 8 2B: 2 3B: 2 HR: 3 SF: 0 SAC: 2 DP: 0 HBP: 0						

PITCHER		IP	WLS	BF	H	R	ER	SO	BB	IBB	HBP	BLK	WP	HR	S	P	ERA	WHIP
Rick Honeycutt, L ERA: 3.22	(1, 1)	2.2	L	18	7	5	5	0	1	1	0	0	0	1	16	24	16.88	3.000
Bobby Castillo, R ERA: 5.83	(3, 1)	0.1		1	0	0	0	0	0	0	0	0	0	0	1	1	0.00	0.000
Jerry Reuss, L ERA: 3.2	(4, 1)	2.0		12	4	1	1	1	2	0	0	0	0	1	12	20	4.50	3.000
Dennis Powell, L ERA: 7.71	(6, 1)	2.0		12	3	3	3	2	2	1	0	0	0	1	13	25	13.50	2.500
Carlos Diaz, L ERA: 1.97	(8, 1)	1.0		5	1	1	0	1	1	0	0	0	0	0	6	10	0.00	2.000

PITCHER	IP	WLS	BF	H	R	ER	SO	BB	IBB	HBP	BLK	WP	HR	S	P	ERA	WHIP

BOTTOM

Los Angeles Dodgers @ Chicago Cubs

Wrigley Field, Chicago, IL

Sun Jul 14 1985, 3:33 AM CDT

Att. 34,273 - Unknown

livebaseballscorecards.com

AB	38
R	10
H	15
RBI	8
BB	8
SO	4
LOB	26

WP: 0 PA: 48
PB: 0
SB: 1
CS: 0

Chicago Cubs @ San Francisco Giants

Candlestick Park, San Francisco, CA

Thu Jul 18 1985, 6:33 AM EDT

Att. 9,908 - Sunny

TOP

livebaseballscorecards.com

Batter	1	2	3	4	5	6	7	8	9	AB	R	H	RBI	BB	SO	LOB
Bob Dernier, R (1, 8) OBP: 0.320, SLG: 0.315	S S S 0-3 ① K		x 0-0 ③ F9		x 0-0 ③ 6-3			x 0-0 4-3 23 SH1-4 1B		4	0	1	0	0	1	2
23 Ryne Sandberg, R (1, 4) OBP: 0.348, SLG: 0.483	x 0-0 ② F9			S S S 0-3 ① K		x 0-0 S 1B		x 0-0 ① SH1-4 1-2		3	0	1	0	0	1	0
Thad Bosley, L (1, 7) George Frazier, R (8, 1) Chris Speier, R (9, 6) OBP: 0.340, SLG: 0.416 OBP: 0.311, SLG: 0.367	x 0-0 ③ 4-3			x 0-0 WP 1B		x 0-0 ① F6 1-2		x 0-0 ② 4-3 2-3		4 0 0	0 0 0	1 0 0	0 0 0	0 0 0	0 0 0	2 0 0
Leon Durham, L (1, 3) OBP: 0.363, SLG: 0.466		B B B 4-0 BB		S S S 0-3 ② K 1-2		S S S 0-3 ② K		4-0 IBB		2	0	0	0	2	2	2
Keith Moreland, R (1, 9) OBP: 0.375, SLG: 0.438		x 0-0 ① F7		S S S 0-3 ③ K		x 0-0 ③ F8		x 0-0 ③ 4-3		4	0	0	0	0	1	5
Jody Davis, R (1, 2) OBP: 0.307, SLG: 0.405		x 0-0 ② F8			x 0-0 ① F4		x 0-0 ① F9		x 0-0 ① 1-3	4	0	0	0	0	0	1
Ron Cey, R (1, 5) OBP: 0.315, SLG: 0.381		x 0-0 ③ 5-3			x 0-0 1B 2B		x 0-0 ② F9		x 0-0 ② F7	4	0	1	0	0	0	1
Larry Bowa, S (1, 6) Lee Smith, R (9, 1) OBP: 0.262, SLG: 0.277			S S S 0-3 ① K		x 0-0 ② F7		x 0-0 1B		x 0-0 CS 1B	4 0	0 0	2 0	0 0	0 0	1 0	1 0
Dennis Eckersley, R (1, 1) Gary Woods, R (8, 7) OBP: 0.200, SLG: 0.100 OBP: 0.321, SLG: 0.213			x 0-0 ② L6		x 0-0 2-3 1B		S S S 0-3 ③ K		0-0 ③ CS 1-2	3 0	0 0	1 0	0 0	0 0	1 0	1 0
Inning Stats	R: 0 E: 0 K: 1 S: 5 H: 0 LOB: 0 BB: 0 P: 5	R: 0 E: 0 K: 0 S: 3 H: 0 LOB: 1 BB: 1 P: 7	R: 0 E: 0 K: 1 S: 5 H: 0 LOB: 0 BB: 0 P: 5	R: 0 E: 0 K: 3 S: 10 H: 1 LOB: 1 BB: 0 P: 10	R: 0 E: 0 K: 0 S: 5 H: 2 LOB: 2 BB: 0 P: 5	R: 0 E: 0 K: 1 S: 6 H: 1 LOB: 1 BB: 0 P: 6	R: 0 E: 0 K: 1 S: 6 H: 1 LOB: 1 BB: 0 P: 6	R: 0 E: 0 K: 0 S: 4 H: 1 LOB: 2 BB: 1 P: 8	R: 0 E: 0 K: 0 S: 3 H: 1 LOB: 0 BB: 0 P: 3	1B: 6 2B: 1 3B: 0 HR: 0 SF: 0 SAC: 1 DP: 0 HBP: 0						

	AB	32
	R	0
	H	7
	RBI	0
	BB	2
	SO	7
	LOB	15

WP: 1 PB: 0 SB: 1 CS: 1 PA: 36

PITCHER	IP	WLS	BF	H	R	ER	SO	BB	IBB	HBP	BLK	WP	HR	S	P	ERA	WHIP
Mike Krukow, R (1, 1) ERA: 3.32	9.0	W	35	7	0	0	7	1	1	0	0	1	0	47	55	0.00	0.889

PITCHER	IP	WLS	BF	H	R	ER	SO	BB	IBB	HBP	BLK	WP	HR	S	P	ERA	WHIP

Batter	1	2	3	4	5	6	7	8	9	AB	R	H	RBI	BB	SO	LOB
Dan Gladden, R (1, 8) OBP: 0.294, SLG: 0.308	5-3 1B		F8			1-3		F6 1-2		4	0	1	0	0	0	1
Manny Trillo, R (1, 4) OBP: 0.299, SLG: 0.308	5-3 1-2			5-3		F8			BBBBB 4-0 CS BB	3	0	0	0	1	0	1
Brad Wellman, R (9, PR) OBP: 0.301, SLG: 0.338										0	0	0	0	0	0	0
Chili Davis, S (1, 9) OBP: 0.333, SLG: 0.419	F8			1B 1B		F3			1-2 2B 1B	4	1	2	0	0	0	1
Jeffrey Leonard, R (1, 7) OBP: 0.272, SLG: 0.369	SSS 0-3 K			F9			CS 1B		1-H 2B	4	0	2	1	0	1	2
Chris Brown, R (1, 5) OBP: 0.336, SLG: 0.441		F9		1-3 1B			F7 1-2			3	0	1	0	0	0	1
Bob Brenly, R (1, 2) OBP: 0.316, SLG: 0.425		F4		F4			F6			3	0	0	0	0	0	2
David Green, R (1, 3) OBP: 0.271, SLG: 0.299		6-3			SSS 0-3 K			F7		3	0	0	0	0	1	0
Jose Uribe, S (1, 6) OBP: 0.271, SLG: 0.326			F6		4-3			G3		3	0	0	0	0	0	0
Mike Krukow, R (1, 1) OBP: 0.263, SLG: 0.306			SSS 0-3 K		1B			S 1B		3	0	2	0	0	1	0
Inning Stats	R: 0 E: 0 K: 1 S: 6 H: 1 LOB: 1 BB: 0 P: 6	R: 0 E: 0 K: 0 S: 3 H: 0 LOB: 0 BB: 0 P: 3	R: 0 E: 0 K: 1 S: 5 H: 0 LOB: 0 BB: 0 P: 5	R: 0 E: 0 K: 0 S: 5 H: 2 LOB: 2 BB: 0 P: 5	R: 0 E: 0 K: 1 S: 5 H: 1 LOB: 1 BB: 0 P: 5	R: 0 E: 0 K: 0 S: 3 H: 0 LOB: 0 BB: 0 P: 3	R: 0 E: 0 K: 0 S: 3 H: 1 LOB: 0 BB: 0 P: 3	R: 0 E: 0 K: 0 S: 4 H: 1 LOB: 1 BB: 0 P: 4	R: 1 E: 0 K: 0 S: 2 H: 2 LOB: 2 BB: 1 P: 6	1B: 7 2B: 1 3B: 0 HR: 0	SF: 0 SAC: 0 DP: 0 HBP: 0						

PITCHER		IP	WLS	BF	H	R	ER	SO	BB	IBB	HBP	BLK	WP	HR	S	P	ERA	WHIP
Dennis Eckersley, R ERA: 2.74	(1, 1)	7.0		24	5	0	0	3	0	0	0	0	0	0	30	30	0.00	0.714
George Frazier, R ERA: 4.71	(8, 1)	1.1	L	6	2	1	1	0	1	0	0	0	0	0	5	9	6.75	2.250
Lee Smith, R ERA: 2.85	(9, 1)	0.0		1	1	0	0	0	0	0	0	0	0	0	1	1	∞	∞

PITCHER	IP	WLS	BF	H	R	ER	SO	BB	IBB	HBP	BLK	WP	HR	S	P	ERA	WHIP

BOTTOM

Chicago Cubs @ San Francisco Giants

Candlestick Park, San Francisco, CA

Thu Jul 18 1985, 6:33 AM EDT

Att. 9,908 - Sunny

livebaseballscorecards.com

AB	30
R	1
H	8
RBI	1
BB	1
SO	3
LOB	8

1B: 7	SF: 0	WP: 0	PA: 31
2B: 1	SAC: 0	PB: 0	
3B: 0	DP: 0	SB: 1	
HR: 0	HBP: 0	CS: 2	

Batter	1	2	3	4	5	6	7	8	9	AB	R	H	RBI	BB	SO	LOB
Bob Dernier, R (1, 8) OBP: 0.321, SLG: 0.319	x 0-0 23 4-3 5-3 2B		x 0-0 ② 6-3 1-2		x 0-0 ③ F5		B B B B 4-0 BB 1-2 2-3 BB		x 0-0 ③ 6-3	4	1	1	0	1	0	2
23 Ryne Sandberg, R (1, 4) OBP: 0.345, SLG: 0.479	x 0-0 ① 4-3 2-3		S S S 0-3 ③ K			S S S 0-3 ① K	x 0-0 ② SF7 3-H			3	0	0	1	0	2	2
Davey Lopes, R (1, 7) OBP: 0.409, SLG: 0.454 Gary Woods, R (9, 7) OBP: 0.321, SLG: 0.213	x 0-0 ② 5-3 3-H			x 0-0 ① F4		S S S 0-3 ② K	B B B B 4-0 1-2 2-3 BB			3 0	0 0	0 0	1 0	1 0	1 0	0 0
Keith Moreland, R (1, 9) OBP: 0.373, SLG: 0.435	x 0-0 ③ 5-3			x 0-0 1B		S S S 0-3 ③ K	x 0-0 ③ F8			4	0	1	0	0	1	3
Leon Durham, L (1, 3) OBP: 0.365, SLG: 0.467		x 0-0 CS 1B		S S S 0-3 ② K			x 0-0 SH FC4-6 1B 1B	x 0-0 ① F6		4	1	2	0	0	1	1
Ron Cey, R (1, 5) OBP: 0.314, SLG: 0.380		x 0-0 ① F8		x 0-0 ③ 1-3			x 0-0 FC4-6 SH 1-2 1B 1B	S S S 0-3 ② K		4	1	1	0	0	1	2
Jody Davis, R (1, 2) OBP: 0.304, SLG: 0.400 Lee Smith, R (8, 1)		x 0-0 ② ③ F4 1-2			S S S 0-3 ① K		x 0-0 SH FC4-6 1-2 2-3	S S S 0-3 ③ K		3 0	0 0	0 0	0 0	0 0	2 0	1 0
Larry Bowa, S (1, 6) OBP: 0.265, SLG: 0.281 Richie Hebner, L (7, PH) OBP: 0.338, SLG: 0.338 Chris Speier, R (7, PR) OBP: 0.309, SLG: 0.365 (7, 6)			x 0-0 6-3 1B		S S S 0-3 ② K	x 0-0 ① FC4-6 BB 1B 23 SF7 1-2f 2-3 3-H		x 0-0 ① F6		2 1 1	0 0 1	1 0 0	0 1 0	0 0 0	1 0 0	0 2 0
Ray Fontenot, L (1, 1) OBP: 0.053, SLG: 0.053 Lary Sorensen, R (6, 1) Thad Bosley, L (7, PH) OBP: 0.347, SLG: 0.422 Warren Brusstar, R (7, 1) Steve Lake, R (8, 2) OBP: 0.188, SLG: 0.231			x 0-0 ① F2		x 0-0 1B	x 0-0 BB BB 1-2 3-H 1B		x 0-0 ② F8		2 0 1 0 1	0 0 0 0 0	1 0 1 0 0	0 0 1 0 0	0 0 0 0 0	0 0 0 0 0	1 0 0 0 0
Inning Stats	R: 1 E: 0 K: 0 S: 4 H: 1 LOB: 0 BB: 0 P: 4	R: 0 E: 0 K: 0 S: 3 H: 1 LOB: 0 BB: 0 P: 3	R: 0 E: 0 K: 1 S: 6 H: 1 LOB: 0 BB: 0 P: 6	R: 0 E: 0 K: 1 S: 6 H: 1 LOB: 1 BB: 0 P: 6	R: 0 E: 0 K: 2 S: 8 H: 1 LOB: 1 BB: 0 P: 8	R: 0 E: 0 K: 3 S: 9 H: 0 LOB: 0 BB: 0 P: 9	R: 3 E: 1 K: 0 S: 7 H: 3 LOB: 3 BB: 2 P: 15	R: 0 E: 0 K: 2 S: 7 H: 0 LOB: 0 BB: 0 P: 7	R: 0 E: 0 K: 0 S: 3 H: 0 LOB: 0 BB: 0 P: 3	1B: 7 2B: 1 3B: 0 HR: 0	SF: 1 SAC: 1 DP: 0 HBP: 0			WP: 0 PB: 0 SB: 0 CS: 1		PA: 37	

PITCHER		IP	WLS	BF	H	R	ER	SO	BB	IBB	HBP	BLK	WP	HR	S	P	ERA	WHIP
Jim Gott, R ERA: 3.86	(1, 1)	6.1	L	28	8	4	4	7	1	0	0	0	0	0	41	45	5.68	1.421
Scott Garrelts, R ERA: 1.09	(7, 1)	0.2		3	0	0	0	0	1	0	0	0	0	0	2	6	0.00	1.500
Greg Minton, R ERA: 3.02	(8, 1)	2.0		6	0	0	0	2	0	0	0	0	0	0	10	10	0.00	0.000

PITCHER	IP	WLS	BF	H	R	ER	SO	BB	IBB	HBP	BLK	WP	HR	S	P	ERA	WHIP

TOP

Chicago Cubs @ San Francisco Giants

Candlestick Park, San Francisco, CA

Fri Jul 19 1985, 10:05 PM EDT

Att. 12,887 - Overcast

livebaseballscorecards.com

AB	33
R	4
H	8
RBI	4
BB	2
SO	9
LOB	14

Batter	1	2	3	4	5	6	7	8	9	AB	R	H	RBI	BB	SO	LOB
Dan Gladden, R (1, 8) OBP: 0.290, SLG: 0.303	5-3		E5 1B 3-H		5-3			F3	F8	5	0	0	1	0	0	2
Manny Trillo, R (1, 4) OBP: 0.298, SLG: 0.307	G1-4-3 1B		F8 2-3			6-3		K		4	0	1	0	0	1	2
Chili Davis, S (1, 9) OBP: 0.338, SLG: 0.423	G1-4-3 1-2f		FC5-4 1-2 3-H 1B			2B 1B		BB 1B		4	0	3	1	0	0	1
Jeffrey Leonard, R (1, 7) OBP: 0.277, SLG: 0.374		F7 1B	FC5-4 1-2f			G5-3 1-3 2B		BB 1-2		3	0	2	0	1	0	2
Chris Brown, R (1, 5) OBP: 0.335, SLG: 0.436		F7 1-2		5-3		IBB		K		3	0	0	0	1	1	3
Bob Brenly, R (1, 2) OBP: 0.311, SLG: 0.418		K		6-3		G5-3 2-3f			F3	4	0	0	0	0	1	3
David Green, R (1, 3) OBP: 0.276, SLG: 0.310			1B E 2B	K			F8		3B 1B	4	2	2	0	0	1	0
Jose Uribe, S (1, 6) OBP: 0.272, SLG: 0.326 Ron Roenicke, S (9, PH) OBP: 0.438, SLG: 0.500			F8 SH1-4 1B 2-3 1B		F9		F7		1-H 3B	3 1	1 0	1 1	0 1	0 0	0 0	0 0
Jim Gott, R (1, 1) OBP: 0.182, SLG: 0.344 Scott Garrelts, R (7, 1) OBP: 0.222, SLG: 0.125 Scot Thompson, L (7, PH) OBP: 0.222, SLG: 0.255 Greg Minton, S (8, 1) Joel Youngblood, R (9, PH) OBP: 0.305, SLG: 0.238			SH1-4 1-2		F8		5-3		K	1 0 1 0 1	0 0 0 0 0	0 0 0 0 1	0 0 0 0 1	0 0 0 0 0	0 0 0 0 1	0 0 0 0 1
Inning Stats	R: 0 E: 0 K: 0 S: 3 H: 1 LOB: 0 BB: 0 P: 3	R: 0 E: 0 K: 1 S: 5 H: 1 LOB: 0 BB: 0 P: 5	R: 2 E: 1 K: 0 S: 7 H: 3 LOB: 2 BB: 0 P: 7	R: 0 E: 0 K: 1 S: 5 H: 0 LOB: 0 BB: 0 P: 5	R: 0 E: 0 K: 0 S: 3 H: 0 LOB: 0 BB: 0 P: 3	R: 0 E: 0 K: 0 S: 4 H: 2 LOB: 2 BB: 1 P: 8	R: 0 E: 0 K: 0 S: 3 H: 0 LOB: 0 BB: 0 P: 3	R: 0 E: 0 K: 2 S: 8 H: 1 LOB: 2 BB: 1 P: 12	R: 1 E: 0 K: 1 S: 7 H: 2 LOB: 1 BB: 0 P: 7	1B: 7 2B: 2 3B: 1 HR: 0	SF: 0 SAC: 1 DP: 2 HBP: 0						

PITCHER	IP	WLS	BF	H	R	ER	SO	BB	IBB	HBP	BLK	WP	HR	S	P	ERA	WHIP
Ray Fontenot, L (1, 1) ERA: 3.01	5.1		23	7	2	1	2	0	1	0	0	0	0	26	30	1.69	1.312
Lary Sorensen, R (6, 1) ERA: 5.18	0.2	W	1	0	0	0	0	0	0	0	0	0	0	1	1	0.00	0.000
Warren Brusstar, R (7, 1) ERA: 4.91	1.2		6	1	0	0	1	0	0	0	0	0	0	8	8	0.00	0.600
Lee Smith, R (8, 1) ERA: 2.93	1.1	S	7	2	1	1	2	1	0	0	0	0	0	10	14	6.75	2.250

PITCHER	IP	WLS	BF	H	R	ER	SO	BB	IBB	HBP	BLK	WP	HR	S	P	ERA	WHIP

BOTTOM

Chicago Cubs @ San Francisco Giants

Candlestick Park, San Francisco, CA

Fri Jul 19 1985, 10:05 PM EDT

Att. 12,887 - Overcast

livebaseballscorecards.com

AB	34
R	3
H	10
RBI	3
BB	2
SO	5
LOB	14

WP: 0	PB: 0	SB: 0	CS: 0
PA: 37			

Batter	1	2	3	4	5	6	7	8	9	AB	R	H	RBI	BB	SO	LOB
Bob Dernier, R (1, 8) OBP: 0.317, SLG: 0.314	F8		F9		SH1-4 3-H			F4		3	0	0	1	0	0	0
23 Ryne Sandberg, R (1, 4) OBP: 0.343, SLG: 0.476	S 1B		K		K			5-3		4	0	1	0	0	2	0
Davey Lopes, R (1, 7) OBP: 0.402, SLG: 0.444	K		5-3			F4			F9	4	0	0	0	0	1	1
Gary Woods, R (9, 7) OBP: 0.321, SLG: 0.213										0	0	0	0	0	0	0
Keith Moreland, R (1, 9) OBP: 0.372, SLG: 0.431	1-2 BB			K		K			F7	3	0	0	0	1	2	0
Leon Durham, L (1, 3) OBP: 0.361, SLG: 0.461	4-3			F8		4-3			6-3	4	0	0	0	0	0	2
Ron Cey, R (1, 5) OBP: 0.312, SLG: 0.375		F6		F9			F8			3	0	0	0	0	0	0
Jody Davis, R (1, 2) OBP: 0.304, SLG: 0.403		6-3			3B 2B		6-3			3	1	1	0	0	0	0
Larry Bowa, S (1, 6) OBP: 0.273, SLG: 0.303		1B			SH1-4 2-H 3B		F8			3	1	2	1	0	0	0
Dick Ruthven, R (1, 1) OBP: 0.150, SLG: 0.150		K			K			K		2	0	0	0	0	2	2
George Frazier, R (6, 1)										1	0	0	0	0	1	0
Lee Smith, R (8, 1)										0	0	0	0	0	0	0
Inning Stats	R: 0 E: 0 K: 1 S: 6 H: 1 LOB: 2 BB: 1 P: 10	R: 0 E: 0 K: 1 S: 6 H: 1 LOB: 1 BB: 0 P: 6	R: 0 E: 0 K: 1 S: 5 H: 0 LOB: 0 BB: 0 P: 5	R: 0 E: 0 K: 1 S: 5 H: 0 LOB: 0 BB: 0 P: 5	R: 2 E: 0 K: 2 S: 9 H: 2 LOB: 0 BB: 0 P: 9	R: 0 E: 0 K: 1 S: 5 H: 0 LOB: 0 BB: 0 P: 5	R: 0 E: 0 K: 0 S: 3 H: 0 LOB: 0 BB: 0 P: 3	R: 0 E: 0 K: 1 S: 5 H: 0 LOB: 0 BB: 0 P: 5	R: 0 E: 0 K: 0 S: 3 H: 0 LOB: 0 BB: 0 P: 3	1B: 2 2B: 1 3B: 1 HR: 0 SF: 0 SAC: 1 DP: 0 HBP: 0	WP: 0 PB: 0 SB: 1 CS: 0 PA: 32					

PITCHER		IP	WLS	BF	H	R	ER	SO	BB	IBB	HBP	BLK	WP	HR	S	P	ERA	WHIP
Atlee Hammaker, L ERA: 3.5	(1, 1)	5.0	L	20	4	2	2	6	1	0	0	0	0	0	31	35	3.60	1.000
Scott Garrelts, R ERA: 1.05	(6, 1)	2.0		6	0	0	0	1	0	0	0	0	0	0	8	8	0.00	0.000
Mark Davis, L ERA: 2.21	(8, 1)	2.0		6	0	0	0	1	0	0	0	0	0	0	8	8	0.00	0.000

PITCHER	IP	WLS	BF	H	R	ER	SO	BB	IBB	HBP	BLK	WP	HR	S	P	ERA	WHIP

TOP

Chicago Cubs @ San Francisco Giants

Candlestick Park, San Francisco, CA

Sat Jul 20 1985, 6:33 AM EDT

Att. 15,494 - Overcast

livebaseballscorecards.com

AB	30
R	2
H	4
RBI	2
BB	1
SO	8
LOB	5

Batter	1	2	3	4	5	6	7	8	9	AB	R	H	RBI	BB	SO	LOB
Dan Gladden, R (1, 8) OBP: 0.288, SLG: 0.307	K		F8		1B 3B		F9 2-3		G4-6-3 1-2f	5	1	1	0	0	1	2
Brad Wellman, R (1, 4) OBP: 0.299, SLG: 0.333	E5		K		S 3-H 1B		5-3			4	0	1	1	0	1	1
Chili Davis, S (1, 9) OBP: 0.343, SLG: 0.422	F6			BB BB	1-2 BB			WP 1B BB		1	0	0	0	3	0	1
Ron Roenicke, S (1, 7) OBP: 0.450, SLG: 0.467	F8			1-2 BB	F9			1-2 WP 1B		3	0	1	0	1	0	3
Chris Brown, R (1, 5) OBP: 0.333, SLG: 0.431		L5		K		G1-6-3 BB		F1		3	0	0	0	1	1	4
Bob Brenly, R (1, 2) OBP: 0.314, SLG: 0.415		BB		F8		G1-6-3 1-2f		G6-4-3 1-2 2-3 IBB		2	0	0	0	2	0	3
David Green, R (1, 3) OBP: 0.270, SLG: 0.303		F9		1-3		6-3		G6-4-3 1-2f		4	0	0	0	0	0	6
Jose Uribe, S (1, 6) OBP: 0.275, SLG: 0.326		6-3			4-3		F9 SH3 BB		G4-6-3 1B	3	0	1	0	1	0	1
Atlee Hammaker, S (1, 1)			K		F4		SH3 1-2		F3	1	0	0	0	0	1	0
Joel Youngblood, R (5, PH) OBP: 0.303, SLG: 0.236										1	0	0	0	0	0	0
Scott Garrelts, R (6, 1) OBP: 0.222, SLG: 0.125										0	0	0	0	0	0	0
Manny Trillo, R (7, PH) OBP: 0.298, SLG: 0.307										0	0	0	0	0	0	0
Mark Davis, L (8, 1) OBP: 0.200, SLG: 0.400										0	0	0	0	0	0	0
Scot Thompson, L (9, PH) OBP: 0.220, SLG: 0.252										1	0	0	0	0	0	1
Inning Stats	R: 0 E: 1 K: 1 S: 6 H: 0 LOB: 1 BB: 0 P: 6	R: 0 E: 0 K: 0 S: 3 H: 0 LOB: 1 BB: 1 P: 7	R: 0 E: 0 K: 2 S: 7 H: 0 LOB: 0 BB: 0 P: 7	R: 0 E: 0 K: 1 S: 5 H: 0 LOB: 2 BB: 2 P: 13	R: 1 E: 0 K: 0 S: 5 H: 2 LOB: 2 BB: 1 P: 9	R: 0 E: 0 K: 0 S: 2 H: 0 LOB: 0 BB: 1 P: 6	R: 0 E: 0 K: 0 S: 3 H: 0 LOB: 1 BB: 1 P: 7	R: 0 E: 0 K: 0 S: 3 H: 1 LOB: 2 BB: 2 P: 11	R: 0 E: 0 K: 0 S: 3 H: 1 LOB: 0 BB: 0 P: 3	1B: 3 2B: 0 3B: 1 HR: 0 SF: 0 SAC: 1 DP: 3 HBP: 0						

PITCHER		IP	WLS	BF	H	R	ER	SO	BB	IBB	HBP	BLK	WP	HR	S	P	ERA	WHIP
Dick Ruthven, R ERA: 4.44	(1, 1)	5.0	W	22	2	1	1	4	4	0	0	0	0	0	26	42	1.80	1.200
George Frazier, R ERA: 4.5	(6, 1)	2.0		8	0	0	0	0	3	0	0	0	0	0	5	17	0.00	1.500
Lee Smith, R ERA: 2.84	(8, 1)	2.0	S	7	2	0	0	0	0	1	0	0	1	0	6	10	0.00	1.000

PITCHER	IP	WLS	BF	H	R	ER	SO	BB	IBB	HBP	BLK	WP	HR	S	P	ERA	WHIP

BOTTOM

Chicago Cubs @ San Francisco Giants

Candlestick Park, San Francisco, CA

Sat Jul 20 1985, 6:33 AM EDT

Att. 15,494 - Overcast

livebaseballscorecards.com

AB	28
R	1
H	4
RBI	1
BB	8
SO	4
LOB	22

Batter	1	2	3	4	5	6	7	8	9	AB	R	H	RBI	BB	SO	LOB
Bob Dernier, R (1, 8) OBP: 0.316, SLG: 0.313	B1-3		F4		G6-4-3 1-2f			23 F8 1B 1-2 1B		4	0	1	0	0	0	1
Billy Hatcher, R (1, 7) OBP: 0.320, SLG: 0.419	F3		2B			F7		G5-4-3 1-2 2-H 1B		3	0	1	0	0	0	0
Richie Hebner, L (8, PH) OBP: 0.347, SLG: 0.348										1	0	1	1	0	0	0
Lary Sorensen, R (8, 1)										0	0	0	0	0	0	0
23 Ryne Sandberg, R (1, 4) OBP: 0.342, SLG: 0.473	1B 1B		5-3			2-3		F8 2-3		4	0	1	0	0	0	3
Keith Moreland, R (1, 9) OBP: 0.373, SLG: 0.435	 1-2 1B			L7		 2B		G5-4-3 1-2f		4	0	2	0	0	0	2
Leon Durham, L (1, 3) OBP: 0.359, SLG: 0.458	K			FC6-4 1B		4-3			6-3	4	0	1	0	0	1	3
Ron Cey, R (1, 5) OBP: 0.308, SLG: 0.370		F8		F9			F9		F6	4	0	0	0	0	0	1
Jody Davis, R (1, 2) OBP: 0.303, SLG: 0.401		G1-6-3 1B		FC6-4 1-2f			6-3		5-3	4	0	1	0	0	0	1
Larry Bowa, S (1, 6) OBP: 0.268, SLG: 0.297		G1-6-3 1-2f			4-3		3-1			3	0	0	0	0	0	1
Larry Gura, S (1, 1)					BBBB 4-0 G6-4-3 BB					1	0	0	0	1	0	0
Thad Bosley, L (8, PH) OBP: 0.353, SLG: 0.429			F8					1B 1B 1B		1	1	1	0	0	0	0
(8, 7)																
Inning Stats	R: 0 E: 0 K: 1 S: 7 H: 2 LOB: 2 BB: 0 P: 7	R: 0 E: 0 K: 0 S: 3 H: 1 LOB: 0 BB: 0 P: 3	R: 0 E: 0 K: 0 S: 4 H: 1 LOB: 1 BB: 0 P: 4	R: 0 E: 0 K: 0 S: 4 H: 1 LOB: 1 BB: 0 P: 4	R: 0 E: 0 K: 0 S: 2 H: 0 LOB: 0 BB: 1 P: 6	R: 0 E: 0 K: 0 S: 4 H: 1 LOB: 1 BB: 0 P: 4	R: 0 E: 0 K: 0 S: 3 H: 0 LOB: 0 BB: 0 P: 3	R: 1 E: 0 K: 0 S: 5 H: 3 LOB: 1 BB: 0 P: 5	R: 0 E: 0 K: 0 S: 3 H: 0 LOB: 0 BB: 0 P: 3	1B: 7 2B: 2 3B: 0 HR: 0 SF: 0 SAC: 0 DP: 3 HBP: 0						

TOP

Chicago Cubs @ San Francisco Giants

Candlestick Park, San Francisco, CA

Sun Jul 21 1985, 6:33 AM EDT

Att. 22,073 - Sunny

livebaseballscorecards.com

AB	33
R	1
H	9
RBI	1
BB	1
SO	1
LOB	12

WP: 0 PB: 0 SB: 0 CS: 0 PA: 34

PITCHER		IP	WLS	BF	H	R	ER	SO	BB	IBB	HBP	BLK	WP	HR	S	P	ERA	WHIP
Bill Laskey, R ERA: 3.62	(1, 1)	7.0	W	28	8	1	1	1	1	0	0	0	0	0	29	33	1.29	1.286
Greg Minton, R ERA: 2.91	(8, 1)	2.0	S	6	1	0	0	0	0	0	0	0	0	0	6	6	0.00	0.500

PITCHER	IP	WLS	BF	H	R	ER	SO	BB	IBB	HBP	BLK	WP	HR	S	P	ERA	WHIP

Batter	1	2	3	4	5	6	7	8	9	AB	R	H	RBI	BB	SO	LOB
Dan Gladden, R (1, 8) OBP: 0.291, SLG: 0.310	F7		SH1-3 1B 1-2		S 1B 2-H		F9			4	0	2	1	0	0	0
Manny Trillo, R (1, 4) OBP: 0.296, SLG: 0.304	F8		SH1-3 1-2 2-3		F8 1-2			K S S S		3	0	0	0	0	1	1
Chili Davis, S (1, 9) OBP: 0.342, SLG: 0.419	1B		F9			1-3		2-3		4	0	1	0	0	0	2
Jeffrey Leonard, R (1, 7) OBP: 0.277, SLG: 0.382	5-3			F7		HR		4-3		4	1	1	1	0	0	1
Chris Brown, R (1, 5) OBP: 0.330, SLG: 0.426		F8		F8		F6				3	0	0	0	0	0	0
Bob Brenly, R (1, 2) OBP: 0.314, SLG: 0.414		G3		F5		1B				3	0	1	0	0	0	0
David Green, R (1, 3) OBP: 0.271, SLG: 0.303		5-3			SH3 1B 1B	F8				3	1	1	0	0	0	1
Jose Uribe, S (1, 6) OBP: 0.272, SLG: 0.322			K S S S		F7		F8			3	0	0	0	0	1	1
Bill Laskey, R (1, 1) OBP: 0.241, SLG: 0.120 Greg Minton, S (8, 1)			SH1-3 1B 1B		SH3 1-2		6-3			2 0	0 0	1 0	0 0	0 0	0 0	0 0
Inning Stats	R: 0 E: 0 K: 0 S: 4 H: 1 LOB: 1 BB: 0 P: 4	R: 0 E: 0 K: 0 S: 3 H: 0 LOB: 0 BB: 0 P: 3	R: 0 E: 0 K: 1 S: 7 H: 2 LOB: 2 BB: 0 P: 7	R: 0 E: 0 K: 0 S: 3 H: 0 LOB: 0 BB: 0 P: 3	R: 1 E: 0 K: 0 S: 5 H: 2 LOB: 1 BB: 0 P: 5	R: 1 E: 0 K: 0 S: 5 H: 2 LOB: 1 BB: 0 P: 5	R: 0 E: 0 K: 0 S: 3 H: 0 LOB: 0 BB: 0 P: 3	R: 0 E: 0 K: 1 S: 5 H: 0 LOB: 0 BB: 0 P: 5		1B: 6 2B: 0 3B: 0 HR: 1 SF: 0 SAC: 2 DP: 0 HBP: 0						

PITCHER		IP	WLS	BF	H	R	ER	SO	BB	IBB	HBP	BLK	WP	HR	S	P	ERA	WHIP
Larry Gura, L ERA: 9.55	(1, 1)	7.0	L	28	7	2	2	1	0	0	0	0	0	1	30	30	2.57	1.000
Lary Sorensen, R ERA: 5.03	(8, 1)	1.0		3	0	0	0	1	0	0	0	0	0	0	5	5	0.00	0.000

PITCHER	IP	WLS	BF	H	R	ER	SO	BB	IBB	HBP	BLK	WP	HR	S	P	ERA	WHIP

BOTTOM

Chicago Cubs @ San Francisco Giants

Candlestick Park, San Francisco, CA

Sun Jul 21 1985, 6:33 AM EDT

Att. 22,073 - Sunny

livebaseballscorecards.com

AB	29
R	2
H	7
RBI	2
BB	0
SO	2
LOB	6

Chicago Cubs @ San Diego Padres

Jack Murphy Stadium, San Diego, CA

Mon Jul 22 1985, 10:05 PM EDT

Att. 23,873 - Unknown

TOP

livebaseballscorecards.com

Batter	1	2	3	4	5	6	7	8	9	AB	R	H	RBI	BB	SO	LOB
Bob Dernier, R (1, 8) OBP: 0.318, SLG: 0.319	F8			6-3	23 1B 1-3 2-H 2B		F8		1B 3-H	5	1	2	2	0	0	0
23 Ryne Sandberg, R (1, 4) OBP: 0.341, SLG: 0.469	K			6-3	1B 2-H 3-H		F3		F8	5	0	1	2	0	1	2
Davey Lopes, R (1, 7) OBP: 0.408, SLG: 0.453	6-3			S 1B 1B	BB			S 1B 2B		3	1	2	0	1	0	0
Keith Moreland, R (1, 9) OBP: 0.375, SLG: 0.436		F6		1-2 1B	F3			G4-6-3 2-H 1B		4	0	2	1	0	0	2
Leon Durham, L (1, 3) OBP: 0.355, SLG: 0.452		K		K 2-3		1-3		G4-6-3 1-2f		4	0	0	0	0	2	3
Jody Davis, R (1, 2) OBP: 0.299, SLG: 0.395		F6			5-3	4-3		5-3		4	0	0	0	0	0	0
Lee Smith, R (8, 1)										0	0	0	0	0	0	0
Ron Cey, R (1, 5) OBP: 0.310, SLG: 0.375			F8		3-1	1B			SH1-4 1B 2B	4	0	2	0	0	0	0
Billy Hatcher, R (9, PR) OBP: 0.320, SLG: 0.419										0	1	0	0	0	0	0
Chris Speier, R (9, 5) OBP: 0.309, SLG: 0.365										0	0	0	0	0	0	0
Larry Bowa, S (1, 6) OBP: 0.269, SLG: 0.297			4-3	1B 2B 1B	F5				SH1-4 2-3	3	1	1	0	0	0	1
Steve Trout, L (1, 1) OBP: 0.171, SLG: 0.152			K	2B 23 1B 1-2 1B			F4		K	1	0	0	0	0	1	0
Warren Brusstar, R (4, 1)										0	0	0	0	0	0	0
Gary Woods, R (5, PH) OBP: 0.333, SLG: 0.229										1	1	1	0	0	0	0
George Frazier, R (5, 1)										0	0	0	0	0	0	0
Thad Bosley, L (7, PH) OBP: 0.350, SLG: 0.424										1	0	0	0	0	0	0
Ron Meridith, L (7, 1)										0	0	0	0	0	0	0
Steve Lake, R (8, 2) OBP: 0.186, SLG: 0.227										1	0	0	0	0	1	2

	AB	36
	R	5
	H	11
	RBI	5
	BB	1
	SO	5
	LOB	10

Inning Stats	1	2	3	4	5	6	7	8	9	1B: 8	SF: 0	WP: 0	PA: 38
R	0	0	0	0	3	0	0	1	1	2B: 3	SAC: 1	PB: 0	
E	0	0	0	0	0	0	0	0	0	3B: 0	DP: 1	SB: 2	
K	1	1	1	1	0	0	0	0	1	HR: 0	HBP: 0	CS: 0	
S	5	5	5	7	7	4	3	4	7				
H	0	0	0	2	4	1	0	2	2				
LOB	0	0	0	2	2	1	0	0	2				
BB	0	0	0	0	1	0	0	0	0				
P	5	5	5	7	11	4	3	4	7				

PITCHER		IP	WLS	BF	H	R	ER	SO	BB	IBB	HBP	BLK	WP	HR	S	P	ERA	WHIP
Dave Dravecky, L	(1, 1)	4.2		20	6	3	3	4	0	0	0	0	0	0	28	28	5.79	1.286
ERA: 2.35																		
Tim Stoddard, R	(5, 1)	0.1		2	0	0	0	0	1	0	0	0	0	0	1	5	0.00	3.000
ERA: 3.49																		
Craig Lefferts, L	(6, 1)	1.0		4	1	0	0	0	0	0	0	0	0	0	4	4	0.00	1.000
ERA: 3.51																		
Roy Lee Jackson, R	(7, 1)	3.0	L	12	4	2	2	1	0	0	0	0	0	0	14	14	6.00	1.333
ERA: 3.38																		

PITCHER	IP	WLS	BF	H	R	ER	SO	BB	IBB	HBP	BLK	WP	HR	S	P	ERA	WHIP

BOTTOM

Chicago Cubs @ San Diego Padres

Jack Murphy Stadium, San Diego, CA

Mon Jul 22 1985, 10:05 PM EDT

Att. 23,873 - Unknown

livebaseballscorecards.com

Batter	1	2	3	4	5	6	7	8	9	AB	R	H	RBI	BB	SO	LOB
Jerry Royster, R (1, 4) OBP: 0.380, SLG: 0.406 Tim Flannery, L (5, PH) OBP: 0.383, SLG: 0.367 (6, 4)	BBBB 4-0 G6-4-3 BB		x 0-0 ② 4-3 2-3		BBB 4-0 1B 1-2 BB		SSS 0-3 K ①		SSS 0-3 K ③	1 2	0 0	0 0	0 0	1 1	0 2	1 1
Tony Gwynn, L (1, 9) OBP: 0.335, SLG: 0.407	x 0-0 ① F8		x 0-0 ③ 3-1		SSS 0-3 ② K		x 0-0 ② 4-3			4	0	0	0	0	1	4
Steve Garvey, R (1, 3) OBP: 0.285, SLG: 0.418	x 0-0 ②③ G6-4-3 1-2f			x 0-0 2B 1B	x 0-0 1-2 2-H 1B		x 0-0 ③ F7			4	1	2	1	0	0	1
Kevin McReynolds, R (1, 8) OBP: 0.294, SLG: 0.384		x 0-0 ① 6-3		x 0-0 ① F9	SSS 0-3 ③ K			x 0-0 ① F4		4	0	0	0	0	1	3
Terry Kennedy, L (1, 2) OBP: 0.299, SLG: 0.413		x 0-0 HR		x 0-0 1-H 2B		x 0-0 ① 3-1		x 0-0 ② F7		4	1	2	2	0	0	0
Carmelo Martinez, R (1, 7) OBP: 0.349, SLG: 0.454		x 0-0 ② F3		x 0-0 ② F9		BBBB 4-0 1B BB		x 0-0 ③ F9		3	0	0	0	1	0	1
Kurt Bevacqua, R (1, 5) OBP: 0.373, SLG: 0.388		x 0-0 ③ 1-3		x 0-0 ③ 4-3		x 0-0 ② F9			SSS 0-3 ① K	4	0	0	0	0	1	2
Garry Templeton, S (1, 6) OBP: 0.352, SLG: 0.407			x 0-0 4-3 SH1-4 1B		BBBB 4-0 BLK 1B BB	x 0-0 1-2 1B			SSS 0-3 ② K	3	1	2	0	1	1	0
Dave Dravecky, R (1, 1) OBP: 0.146, SLG: 0.128 Tim Stoddard, R (5, 1) Al Bumbry, L (5, PH) OBP: 0.262, SLG: 0.230 Craig Lefferts, L (6, 1) OBP: 0.333, SLG: 0.333 Bobby Brown, S (6, PH) OBP: 0.207, SLG: 0.185 Roy Lee Jackson, R (7, 1) Graig Nettles, L (9, PH) OBP: 0.407, SLG: 0.425			x 0-0 ① SH1-4 1-2		x 0-0 ① F8	x 0-0 ③ 4-3			BBBB 4-0 BB	0 0 1 0 1 0 0	0 0 0 0 0 0 0	0 0 0 0 0 0 0	0 0 0 0 0 0 0	0 0 0 0 0 0 1	0 0 1 0 0 0 0	0 0 1 0 0 2 0
Inning Stats	R: 0 E: 0 K: 0 S: 2 H: 0 LOB: 0 BB: 1 P: 6	R: 1 E: 0 K: 0 S: 4 H: 1 LOB: 0 BB: 0 P: 4	R: 0 E: 0 K: 0 S: 4 H: 1 LOB: 1 BB: 0 P: 4	R: 1 E: 0 K: 0 S: 5 H: 2 LOB: 1 BB: 0 P: 5	R: 1 E: 0 K: 2 S: 8 H: 1 LOB: 2 BB: 2 P: 16	R: 0 E: 0 K: 0 S: 4 H: 1 LOB: 2 BB: 1 P: 8	R: 0 E: 0 K: 1 S: 5 H: 0 LOB: 0 BB: 0 P: 5	R: 0 E: 0 K: 0 S: 3 H: 0 LOB: 0 BB: 0 P: 3	R: 0 E: 0 K: 3 S: 9 H: 0 LOB: 1 BB: 1 P: 13	1B: 4 2B: 1 3B: 0 HR: 1	SF: 0 SAC: 1 DP: 1 HBP: 0			WP: 0 PB: 0 SB: 0 CS: 0	PA: 37		

	AB	31
	R	3
	H	6
	RBI	3
	BB	5
	SO	6
	LOB	16

PITCHER		IP	WLS	BF	H	R	ER	SO	BB	IBB	HBP	BLK	WP	HR	S	P	ERA	WHIP
Steve Trout, L ERA: 2.82	(1, 1)	3.0		11	2	1	1	0	1	0	0	0	0	1	10	14	3.00	1.000
Warren Brusstar, R ERA: 5.01	(4, 1)	1.0		5	2	1	1	0	0	0	0	0	0	0	5	5	9.00	2.000
George Frazier, R ERA: 4.5	(5, 1)	2.0		11	2	1	1	2	3	0	0	1	0	0	12	24	4.50	2.500
Ron Meridith, L ERA: 5.06	(7, 1)	1.0	W	3	0	0	0	1	0	0	0	0	0	0	5	5	0.00	0.000
Lee Smith, R ERA: 2.76	(8, 1)	2.0	S	7	0	0	0	3	1	0	0	0	0	0	12	16	0.00	0.500

PITCHER	IP	WLS	BF	H	R	ER	SO	BB	IBB	HBP	BLK	WP	HR	S	P	ERA	WHIP

Chicago Cubs @ San Diego Padres

Jack Murphy Stadium, San Diego, CA

Tue Jul 23 1985, 10:05 PM EDT

Att. 34,278 - Unknown

TOP

livebaseballscorecards.com

Batter	1	2	3	4	5	6	7	8	9	AB	R	H	RBI	BB	SO	LOB
Bob Dernier, R (1, 8) OBP: 0.317, SLG: 0.318	F2	23 CS 1B			6-3	SH 23 BB 3-H		5-3		4	0	1	1	0	0	1
23 Ryne Sandberg, R (1, 4) OBP: 0.349, SLG: 0.481	1B SF9 1B	CS 1-2	S 1B		5-3 1B	BBBB G6-4-3 1-2 BB		1B 3B 3-H		4	2	4	1	1	0	0
Davey Lopes, R (1, 7) OBP: 0.405, SLG: 0.449			6-3 1-2		5-3 1-2	G6-4-3 1-2f				4	1	1	0	0	0	4
Gary Woods, R (7, 7) OBP: 0.345, SLG: 0.245	SF9 S 1B 1-3 1B							8-3 3-H 1B		1	0	1	1	0	0	0
Keith Moreland, R (1, 9) OBP: 0.370, SLG: 0.431	SF9 1-3 3-H		F7		6-3		6-3	8-3 1-2f		4	0	0	1	0	0	3
Leon Durham, L (1, 3) OBP: 0.364, SLG: 0.460	1B 3-H 1B		IBB			E 1B 2B	FC4-6 1B		BBBB BB	3	1	3	1	2	0	0
Jody Davis, R (1, 2) OBP: 0.297, SLG: 0.391	1-2 1B		SSS K			E4 1B 2B 2-3	FC4-6 1B 1-2f		F9	5	1	1	0	0	1	5
Ron Cey, R (1, 5) OBP: 0.311, SLG: 0.376	F9			F3		2B SF8 1-2 3-H 1B	1-3 1B		F6	5	1	2	1	0	0	3
Larry Bowa, S (1, 6) OBP: 0.267, SLG: 0.301		F8		G3		SF8 SH 1-3 2-H 2B	4-3		F7	5	1	1	1	0	0	3
Rick Sutcliffe, L (1, 1) OBP: 0.233, SLG: 0.275		1-4-3		F8		SF8 2-3 3-H		23 3B 3B		2	0	0	1	0	0	0
Thad Bosley, L (8, PH) OBP: 0.356, SLG: 0.452										1	1	1	0	0	0	0
Ron Meridith, L (8, 1)										0	0	0	0	0	0	0

Inning Stats	1	2	3	4	5	6	7	8	9
	R: 2 E: 0 K: 0 S: 7	H: 4 LOB: 2 BB: 0 P: 7	R: 0 E: 0 K: 0 S: 3	H: 1 LOB: 0 BB: 0 P: 3	R: 0 E: 0 K: 1 S: 6	H: 1 LOB: 2 BB: 1 P: 10	R: 0 E: 0 K: 0 S: 3	H: 0 LOB: 0 BB: 0 P: 3	R: 0 E: 0 K: 0 S: 4	H: 1 LOB: 1 BB: 0 P: 4
	R: 4 E: 1 K: 0 S: 7	H: 3 LOB: 1 BB: 1 P: 11	R: 0 E: 0 K: 0 S: 5	H: 2 LOB: 2 BB: 0 P: 5	R: 2 E: 0 K: 0 S: 5	H: 3 LOB: 0 BB: 0 P: 5	R: 0 E: 0 K: 0 S: 3	H: 0 LOB: 1 BB: 1 P: 7		

	1B	SF	SB	PA
	11	2	2	45
	2B: 3	SAC: 1	CS: 1	
	3B: 2	DP: 2		
	HR: 0	HBP: 0		

	WP	PB	
	0	0	

	AB	38
	R	8
	H	15
	RBI	8
	BB	3
	SO	1
	LOB	19

PITCHER		IP	WLS	BF	H	R	ER	SO	BB	IBB	HBP	BLK	WP	HR	S	P	ERA	WHIP
Andy Hawkins, R ERA: 3.31	(1, 1)	5.1	L	29	10	6	4	1	1	1	0	0	0	0	29	37	6.75	2.062
Tim Stoddard, R ERA: 3.43	(6, 1)	0.2		1	0	0	0	0	0	0	0	0	0	0	1	1	0.00	0.000
Ed Wojna, R ERA: 5.03	(7, 1)	3.0		14	5	2	2	0	1	0	0	0	0	0	13	17	6.00	2.000

PITCHER		IP	WLS	BF	H	R	ER	SO	BB	IBB	HBP	BLK	WP	HR	S	P	ERA	WHIP

Chicago Cubs @ San Diego Padres

Jack Murphy Stadium, San Diego, CA

Tue Jul 23 1985, 10:05 PM EDT

Att. 34,278 - Unknown

livebaseballscorecards.com

BOTTOM

Batter	1	2	3	4	5	6	7	8	9	AB	R	H	RBI	BB	SO	LOB
Tim Flannery, L (1, 4) OBP: 0.377, SLG: 0.360	F7		4-3			F8		F6		4	0	0	0	0	0	0
Tony Gwynn, L (1, 9) OBP: 0.339, SLG: 0.414	1-6-3		G5-4-3, 1B			2B		1B		4	0	3	0	0	0	0
Steve Garvey, R (1, 3) OBP: 0.285, SLG: 0.416	2B, 1B		G5-4-3 1-2f			F3		F4		4	0	1	0	0	0	3
Graig Nettles, L (1, 5) OBP: 0.408, SLG: 0.428	1-3, 2B			K		BB		G3		3	0	1	0	1	1	1
Terry Kennedy, L (1, 2) OBP: 0.296, SLG: 0.409	K			G3		F8			F8	3	0	0	0	0	1	4
Ed Wojna, R (7, 1) OBP: 0.167, SLG: 0.167										0	0	0	0	0	0	0
Gerry Davis, R (9, PH) OBP: 0.359, SLG: 0.405										1	0	0	0	0	0	0
Carmelo Martinez, R (1, 7) OBP: 0.351, SLG: 0.452		4-3, PB, 1B		6-3			F3		FC5-4, BB	3	0	1	0	1	0	0
Kevin McReynolds, R (1, 8) OBP: 0.294, SLG: 0.391		K			6-3		HR		FC5-4 1-2f	4	1	1	1	0	1	2
Garry Templeton, S (1, 6) OBP: 0.349, SLG: 0.403		4-3 1-3			3-1		G3		F8	3	0	0	0	0	0	1
Mario Ramirez, R (8, 6) OBP: 0.296, SLG: 0.385										1	0	0	0	0	0	1
Andy Hawkins, R (1, 1) OBP: 0.106, SLG: 0.087		4-3			K		F8			2	0	0	0	0	1	1
Tim Stoddard, R (6, 1)										0	0	0	0	0	0	0
Bruce Bochy, R (7, 2) OBP: 0.304, SLG: 0.453										1	0	0	0	0	0	0
Inning Stats	R: 0 E: 0 K: 1 S: 7 H: 2 LOB: 2 BB: 0 P: 7	R: 0 E: 0 K: 1 S: 6 H: 1 LOB: 1 BB: 0 P: 6	R: 0 E: 0 K: 0 S: 3 H: 1 LOB: 0 BB: 0 P: 3	R: 0 E: 0 K: 1 S: 5 H: 0 LOB: 0 BB: 0 P: 5	R: 0 E: 0 K: 1 S: 5 H: 0 LOB: 0 BB: 0 P: 5	R: 0 E: 0 K: 0 S: 4 H: 1 LOB: 2 BB: 1 P: 8	R: 1 E: 0 K: 0 S: 4 H: 1 LOB: 0 BB: 0 P: 4	R: 0 E: 0 K: 0 S: 4 H: 1 LOB: 1 BB: 0 P: 4	R: 0 E: 0 K: 0 S: 3 H: 0 LOB: 1 BB: 1 P: 7	1B: 4 2B: 2 3B: 0 HR: 1 SF: 0 SAC: 0 DP: 1 HBP: 0	WP: 0 PB: 1 SB: 0 CS: 0 PA: 35					

PITCHER		IP	WLS	BF	H	R	ER	SO	BB	IBB	HBP	BLK	WP	HR	S	P	ERA	WHIP
Rick Sutcliffe, R ERA: 2.66	(1, 1)	7.0	W	27	6	1	1	4	1	0	0	0	0	1	34	38	1.29	1.000
Ron Meridith, L ERA: 3.68	(8, 1)	2.0		8	1	0	0	0	1	0	0	0	0	0	7	11	0.00	1.000

PITCHER	IP	WLS	BF	H	R	ER	SO	BB	IBB	HBP	BLK	WP	HR	S	P	ERA	WHIP

AB	33
R	1
H	7
RBI	1
BB	2
SO	4
LOB	13

Batter	1	2	3	4	5	6	7	8	9	10	AB	R	H	RBI	BB	SO	LOB
Bob Dernier, R (1, 8) OBP: 0.318, SLG: 0.320	23 HR 1B		S 2B 1B		1-3		F3		5-3		5	2	2	0	0	0	2
23 Ryne Sandberg, R (1, 4) OBP: 0.353, SLG: 0.490	1-H HR		F8		F6		1B			F9 SH3-4 1B BB	4	2	2	2	1	0	1
Gary Matthews, R (1, 7) OBP: 0.359, SLG: 0.350	F9		1-H 2B		5-3		4-3			SH3-4 1-2	4	0	1	1	0	0	1
Warren Brusstar, R (7, 1)											0	0	0	0	0	0	0
Steve Lake, R (8, 2) OBP: 0.186, SLG: 0.227											0	0	0	0	0	0	0
Keith Moreland, R (1, 9) OBP: 0.367, SLG: 0.426	K		F7			BB 1B		F8		F9 2-3	4	0	0	0	1	1	2
Leon Durham, L (1, 3) OBP: 0.365, SLG: 0.458	5-3			1B 1B		F6		1-3		IBB 1B	4	0	1	0	1	0	1
Jody Davis, R (1, 2) OBP: 0.293, SLG: 0.385		F4		F9		K		5-3		1-2 3-H 1B	4	0	0	0	0	1	2
Lee Smith, R (8, 1)											0	0	0	0	0	0	0
Richie Hebner, L (10, PH) OBP: 0.356, SLG: 0.358											1	0	1	1	0	0	0
George Frazier, R (10, 1)											0	0	0	0	0	0	0
Ron Cey, R (1, 5) OBP: 0.314, SLG: 0.378		1B		F7		1-2 1B			E5 FC5-6	K	4	0	2	0	0	0	1
Davey Lopes, R (9, PR) OBP: 0.405, SLG: 0.449											0	0	0	0	0	0	0
Chris Speier, R (9, 5) OBP: 0.307, SLG: 0.362											1	0	0	0	0	1	2
Larry Bowa, S (1, 6) OBP: 0.267, SLG: 0.299	G4-3-6-3 1-2f			1-2 1B		G3			FC5-6 S 1-2f		4	0	1	0	0	0	4
Dennis Eckersley, R (1, 1) OBP: 0.191, SLG: 0.095			5-3	K			K		6-3 1-2		2	0	0	0	0	1	2
Thad Bosley, L (7, PH) OBP: 0.352, SLG: 0.447											1	0	0	0	0	1	0
Gary Woods, R (7, 7) OBP: 0.339, SLG: 0.240											1	0	0	0	0	0	1
Inning Stats	R: 2 E: 0 K: 1 S: 7 H: 2 LOB: 0 BB: 0 P: 7	R: 0 E: 0 K: 0 S: 3 H: 1 LOB: 0 BB: 0 P: 3	R: 1 E: 0 K: 0 S: 5 H: 2 LOB: 1 BB: 0 P: 5	R: 0 E: 0 K: 1 S: 7 H: 2 LOB: 2 BB: 0 P: 7	R: 0 E: 0 K: 0 S: 3 H: 0 LOB: 0 BB: 0 P: 3	R: 0 E: 0 K: 1 S: 6 H: 1 LOB: 2 BB: 1 P: 10	R: 0 E: 0 K: 1 S: 6 H: 1 LOB: 1 BB: 0 P: 6	R: 0 E: 0 K: 0 S: 3 H: 0 LOB: 0 BB: 0 P: 3	R: 0 E: 1 K: 0 S: 4 H: 0 LOB: 2 BB: 0 P: 4	R: 1 E: 0 K: 1 S: 6 H: 1 LOB: 2 BB: 2 P: 14	1B: 8 2B: 2 3B: 0 HR: 1 SF: 0 SAC: 1 DP: 1 HBP: 0						

PITCHER	IP	WLS	BF	H	R	ER	SO	BB	IBB	HBP	BLK	WP	HR	S	P	ERA	WHIP
LaMarr Hoyt, R (1, 1) ERA: 2.92	8.0		33	9	3	3	4	1	0	0	0	0	1	40	44	3.38	1.250
Tim Stoddard, R (9, 1) ERA: 3.51	1.2	L	8	0	1	1	0	1	1	0	0	0	0	6	14	5.40	0.600
Craig Lefferts, L (10, 1) ERA: 3.48	0.1		2	1	0	0	1	0	0	0	0	0	0	4	4	0.00	3.000

PITCHER	IP	WLS	BF	H	R	ER	SO	BB	IBB	HBP	BLK	WP	HR	S	P	ERA	WHIP

TOP

Chicago Cubs @ San Diego Padres

Jack Murphy Stadium, San Diego, CA

Wed Jul 24 1985, 10:05 PM EDT

Att. 30,175 - Unknown

livebaseballscorecards.com

AB	39
R	4
H	10
RBI	4
BB	3
SO	5
LOB	19

WP: 0	PA: 43		
PB: 0			
SB: 2			
CS: 0			

Batter	1	2	3	4	5	6	7	8	9	10	AB	R	H	RBI	BB	SO	LOB
Tim Flannery, L (1, 4) OBP: 0.379, SLG: 0.360	F8			4-3		BB, CS		FC6, 1B			3	0	1	0	1	0	0
Bobby Brown, S (8, PR) OBP: 0.207, SLG: 0.185											0	0	0	0	0	0	0
Tim Stoddard, R (9, 1)											0	0	0	0	0	0	0
Craig Lefferts, L (10, 1) OBP: 0.333, SLG: 0.333											0	0	0	0	0	0	0
Tony Gwynn, L (1, 9) OBP: 0.338, SLG: 0.415	K			4-3, HR, 2B		G3, 1-2		FC6, 1-2f			4	1	1	0	0	1	2
Steve Garvey, R (1, 3) OBP: 0.287, SLG: 0.422	G3			4-3, 2-3		2B			G3, 1B, 2B		4	0	2	0	0	0	1
Gerry Davis, R (9, PR) OBP: 0.359, SLG: 0.405											0	1	0	0	0	0	0
(10, 7)																	
Graig Nettles, L (1, 5) OBP: 0.406, SLG: 0.438		K		HR, 3-H		F9			G3, 2-3		4	1	1	2	0	1	2
Terry Kennedy, L (1, 2) OBP: 0.295, SLG: 0.407		K		F6			4-3		CS, 1B, 3-H		4	0	1	1	0	1	0
Jerry Royster, R (9, PR) OBP: 0.380, SLG: 0.406											0	0	0	0	0	0	0
(10, 4)																	
Carmelo Martinez, R (1, 7) OBP: 0.347, SLG: 0.446		K			F9		F7		F7		4	0	0	0	0	1	2
(10, 3)																	
Kevin McReynolds, R (1, 8) OBP: 0.291, SLG: 0.387			F8		F9		4-3		CS, 1-2	F8	4	0	0	0	0	0	0
Garry Templeton, S (1, 6) OBP: 0.348, SLG: 0.401			K		1B			6-3		F8	4	0	1	0	0	1	0
LaMarr Hoyt, R (1, 1) OBP: 0.106, SLG: 0.087			F9		4-3			6-3		5-3	2	0	0	0	0	0	1
Al Bumbry, L (8, PH) OBP: 0.258, SLG: 0.226											1	0	0	0	0	0	0
Mario Ramirez, R (9, 4) OBP: 0.296, SLG: 0.385											0	0	0	0	0	0	0
Bruce Bochy, R (10, 2) OBP: 0.298, SLG: 0.444											1	0	0	0	0	0	0
Inning Stats	R: 0 E: 0 K: 1 S: 5 H: 0 LOB: 0 BB: 0 P: 5	R: 0 E: 0 K: 3 S: 9 H: 0 LOB: 0 BB: 0 P: 9	R: 0 E: 0 K: 1 S: 5 H: 0 LOB: 0 BB: 0 P: 5	R: 2 E: 0 K: 0 S: 5 H: 2 LOB: 0 BB: 0 P: 5	R: 0 E: 0 K: 0 S: 4 H: 1 LOB: 1 BB: 0 P: 4	R: 0 E: 0 K: 0 S: 3 H: 1 LOB: 1 BB: 1 P: 7	R: 0 E: 0 K: 0 S: 3 H: 0 LOB: 0 BB: 0 P: 3	R: 0 E: 0 K: 0 S: 4 H: 1 LOB: 1 BB: 0 P: 4	R: 1 E: 0 K: 0 S: 4 H: 2 LOB: 2 BB: 0 P: 4	R: 0 E: 0 K: 0 S: 3 H: 0 LOB: 0 BB: 0 P: 3	1B: 3 2B: 3 3B: 0 HR: 1	SF: 0 SAC: 0 DP: 0 HBP: 0	WP: 0 PB: 0 SB: 0 CS: 2	PA: 37				

PITCHER	IP	WLS	BF	H	R	ER	SO	BB	IBB	HBP	BLK	WP	HR	S	P	ERA	WHIP
Dennis Eckersley, R (1, 1) ERA: 2.75	6.0		22	4	2	2	5	1	0	0	0	0	1	31	35	3.00	0.833
Warren Brusstar, R (7, 1) ERA: 4.89	1.0		3	0	0	0	0	0	0	0	0	0	0	3	3	0.00	0.000
Lee Smith, R (8, 1) ERA: 2.81	2.0	W	8	3	1	1	0	0	0	0	0	0	0	8	8	4.50	1.500
George Frazier, R (10, 1) ERA: 4.4	1.0	S	3	0	0	0	0	0	0	0	0	0	0	3	3	0.00	0.000

PITCHER	IP	WLS	BF	H	R	ER	SO	BB	IBB	HBP	BLK	WP	HR	S	P	ERA	WHIP

BOTTOM

Chicago Cubs @ San Diego Padres

Jack Murphy Stadium, San Diego, CA

Wed Jul 24 1985, 10:05 PM EDT

Att. 30,175 - Unknown

livebaseballscorecards.com

AB	35
R	3
H	7
RBI	3
BB	1
SO	5
LOB	8

Chicago Cubs @ Los Angeles Dodgers

Dodger Stadium, Los Angeles, CA

Thu Jul 25 1985, 7:05 PM PDT

Att. 49,516 - Unknown

TOP

livebaseballscorecards.com

Batter	1	2	3	4	5	6	7	8	9	AB	R	H	RBI	BB	SO	LOB
Bob Dernier, R (1, 8) OBP: 0.316, SLG: 0.314	6-3		F7		1-3		K	BB		4	0	0	0	1	1	4
23 Ryne Sandberg, R (1, 4) OBP: 0.353, SLG: 0.487	4-3		1B		IBB		K	FC5		4	0	1	1	1	1	4
Gary Matthews, R (1, 7) OBP: 0.373, SLG: 0.376	5-3		BB		BB		1B		HR	2	1	1	1	3	0	0
Keith Moreland, R (1, 9) OBP: 0.368, SLG: 0.423		CS BB	F8		F9		FC4-6		4-3	4	0	1	1	1	0	6
Leon Durham, L (1, 3) OBP: 0.363, SLG: 0.452		4-3	K			5-3 BB	FC4-6		K	4	0	0	0	1	2	3
Jody Davis, R (1, 2) OBP: 0.289, SLG: 0.379		F6	1-3			5-3		1-3	F8	5	0	0	0	0	0	1
Ron Cey, R (1, 5) OBP: 0.316, SLG: 0.380			23 1B BB	K		K		1B 2B		3	1	1	0	1	2	1
Larry Bowa, S (1, 6) OBP: 0.266, SLG: 0.298			23 1B 1B		E5	4-3		F9		4	0	1	0	0	0	2
Ray Fontenot, L (1, 1) OBP: 0.048, SLG: 0.048			K		P3			1B 2B	23 FC5 BB 1B	2	0	0	0	0	1	3
Gary Woods, R (7, PH) OBP: 0.350, SLG: 0.275										1	1	1	0	0	0	0
Lary Sorensen, R (7, 1)										0	0	0	0	0	0	0
Chris Speier, R (8, PH) OBP: 0.311, SLG: 0.367										1	0	1	0	0	0	0
Warren Brusstar, R (8, 1)										0	0	0	0	0	0	0

	AB	R	H	RBI	BB	SO	LOB
	34	3	7	3	8	7	24

Inning Stats	1	2	3	4	5	6	7	8	9
R	0	0	1	0	0	0	1	0	1
E	0	0	0	0	1	0	0	0	0
K	0	0	1	2	0	1	2	0	1
S	3	2	7	7	4	5	9	5	6
H	0	0	2	0	0	0	2	2	1
LOB	0	0	3	0	3	1	2	3	0
BB	0	1	2	0	2	1	1	1	0
P	3	6	15	7	12	9	13	9	6

	1B	SF	WP	PA
	4	0	0	42
	2	0	0	
	0	0	0	
	1	0	0	
	0	0	1	

PITCHER		IP	WLS	BF	H	R	ER	SO	BB	IBB	HBP	BLK	WP	HR	S	P	ERA	WHIP
Fernando Valenzuela, L ERA: 2.18	(1, 1)	7.2	W	37	6	2	2	6	7	1	0	0	0	0	41	73	2.35	1.696
Ken Howell, R ERA: 2.9	(8, 1)	1.1	S	5	1	1	1	1	0	0	0	0	0	1	7	7	6.75	0.750

PITCHER		IP	WLS	BF	H	R	ER	SO	BB	IBB	HBP	BLK	WP	HR	S	P	ERA	WHIP

Batter	1	2	3	4	5	6	7	8	9	AB	R	H	RBI	BB	SO	LOB
Mariano Duncan, R (1, 6) OBP: 0.288, SLG: 0.323	6-3		4-3		1B		1B			4	1	2	1	0	0	0
Enos Cabell, R (1, 5) OBP: 0.322, SLG: 0.344	6-3			K		F8	1B			4	1	1	1	0	1	0
Bob Bailor, R (8, 5) OBP: 0.268, SLG: 0.296										0	0	0	0	0	0	0
Pedro Guerrero, R (1, 7) OBP: 0.421, SLG: 0.599	BB			HR		FC3-6 E 1B	HBP			2	3	2	1	1	0	0
Mike Marshall, R (1, 9) OBP: 0.333, SLG: 0.437	K			F8		1-2 FC3-6 1B	1-H 2-H 2B			4	0	2	2	0	1	1
Ken Howell, R (8, 1)										0	0	0	0	0	0	0
Greg Brock, L (1, 3) OBP: 0.335, SLG: 0.479		K		G3		FC3-6 WP E 1-2f 2-3		F8		4	1	0	0	0	1	2
Candy Maldonado, R (1, 8) OBP: 0.259, SLG: 0.285		K			5-3	E6 1-H 3-H		1B		4	0	1	0	0	1	0
(8, 9)										0	0	0	0	0	0	0
Steve Yeager, R (1, 2) OBP: 0.253, SLG: 0.253		K			SH1-4 1B 1B	5-3		F9		4	1	1	0	0	1	2
Steve Sax, R (1, 4) OBP: 0.339, SLG: 0.286			5-3		SH1-4 1B 1-2		4-3	F8		4	0	1	0	0	0	1
Fernando Valenzuela, L (1, 1) OBP: 0.197, SLG: 0.213			K		SH1-4 1-2 2-3		6-3			2	0	0	0	0	1	0
Ken Landreaux, L (8, 8) OBP: 0.289, SLG: 0.383										0	0	0	0	0	0	0
Inning Stats	R: 0 E: 0 K: 1 S: 5 H: 0 LOB: 1 BB: 1 P: 9	R: 0 E: 0 K: 3 S: 9 H: 0 LOB: 0 BB: 0 P: 9	R: 0 E: 0 K: 1 S: 5 H: 0 LOB: 0 BB: 0 P: 5	R: 1 E: 0 K: 1 S: 6 H: 1 LOB: 0 BB: 0 P: 6	R: 1 E: 0 K: 0 S: 5 H: 3 LOB: 2 BB: 0 P: 5	R: 2 E: 1 K: 0 S: 6 H: 2 LOB: 1 BB: 0 P: 6	R: 3 E: 0 K: 0 S: 5 H: 3 LOB: 1 BB: 0 P: 6	R: 0 E: 0 K: 0 S: 4 H: 1 LOB: 1 BB: 0 P: 4		1B: 8 2B: 1 3B: 0 HR: 1 SF: 0 SAC: 1 DP: 0 HBP: 1							WP: 1 PB: 0 SB: 2 CS: 0 PA: 35

BOTTOM

Chicago Cubs @ Los Angeles Dodgers

Dodger Stadium, Los Angeles, CA

Thu Jul 25 1985, 7:05 PM PDT

Att. 49,516 - Unknown

livebaseballscorecards.com

AB	32
R	7
H	10
RBI	5
BB	1
SO	6
LOB	6

PITCHER		IP	WLS	BF	H	R	ER	SO	BB	IBB	HBP	BLK	WP	HR	S	P	ERA	WHIP
Ray Fontenot, L ERA: 3.01	(1, 1)	6.0	L	25	6	4	2	6	1	0	0	0	1	1	36	40	3.00	1.167
Lary Sorensen, R ERA: 5.66	(7, 1)	1.0		6	3	3	3	0	0	0	1	0	0	0	5	6	27.00	3.000
Warren Brusstar, R ERA: 4.78	(8, 1)	1.0		4	1	0	0	0	0	0	0	0	0	0	4	4	0.00	1.000

PITCHER	IP	WLS	BF	H	R	ER	SO	BB	IBB	HBP	BLK	WP	HR	S	P	ERA	WHIP

Batter	1	2	3	4	5	6	7	8	9	AB	R	H	RBI	BB	SO	LOB
Bob Dernier, R (1, 8) OBP: 0.311, SLG: 0.309	F6		F7		FC6-4 1-2f		F9			4	0	0	0	0	0	2
23 Ryne Sandberg, R (1, 4) OBP: 0.355, SLG: 0.490	FC5 2B		5-3		F7			1B 1B		4	0	2	0	0	0	1
Thad Bosley, L (8, 9) OBP: 0.352, SLG: 0.447										0	0	0	0	0	0	0
Gary Matthews, R (1, 7) OBP: 0.364, SLG: 0.364	F7		F8			6-3		F8		4	0	0	0	0	0	2
Keith Moreland, R (1, 9) OBP: 0.369, SLG: 0.423	BB			F8		5-3 WP 1B		F9		3	0	1	0	1	0	1
Lary Sorensen, R (8, 1)										0	0	0	0	0	0	0
Ron Cey, R (1, 5) OBP: 0.315, SLG: 0.379	FC5 2-3f			F8		5-3 1-3		1-2 1B		4	0	1	0	0	0	3
Leon Durham, L (1, 3) OBP: 0.361, SLG: 0.448		1B BB		E3 FC5-4		3-1		F4		3	0	0	0	1	0	3
Jody Davis, R (1, 2) OBP: 0.292, SLG: 0.382		FC5-4 1-3 1B		FC5-4 1-2f			FC6-4 1B		F8	3	0	2	0	0	0	1
Ron Meridith, L (7, 1)										0	0	0	0	0	0	0
Chris Speier, R (8, 4) OBP: 0.310, SLG: 0.364										1	0	0	0	0	0	0
Larry Bowa, S (1, 6) OBP: 0.260, SLG: 0.291		FC5-4 G5-4-3 1-2f			6-3		FC6-4 1-2f		F3	4	0	0	0	0	0	3
Dick Ruthven, R (1, 1) OBP: 0.182, SLG: 0.182		G5-4-3 1-2f			FC6-4 1B		F2		6-3	2	0	1	0	0	0	2
Warren Brusstar, R (6, 1)										0	0	0	0	0	0	0
Steve Lake, R (7, PH) OBP: 0.181, SLG: 0.221										2	0	0	0	0	0	1
(7, 2)																
Inning Stats	R: 0 E: 0 K: 0 S: 4 H: 1 LOB: 2 BB: 1 P: 8	R: 0 E: 0 K: 0 S: 3 H: 1 LOB: 1 BB: 1 P: 7	R: 0 E: 0 K: 0 S: 3 H: 0 LOB: 0 BB: 0 P: 3	R: 0 E: 1 K: 0 S: 4 H: 0 LOB: 1 BB: 0 P: 4	R: 0 E: 0 K: 0 S: 4 H: 1 LOB: 1 BB: 0 P: 4	R: 0 E: 0 K: 0 S: 4 H: 1 LOB: 1 BB: 0 P: 4	R: 0 E: 0 K: 0 S: 4 H: 1 LOB: 1 BB: 0 P: 4	R: 0 E: 0 K: 0 S: 5 H: 2 LOB: 2 BB: 0 P: 5	R: 0 E: 0 K: 0 S: 3 H: 0 LOB: 0 BB: 0 P: 3	1B: 6 2B: 1 3B: 0 HR: 0 SF: 0 SAC: 0 DP: 1 HBP: 0						

PITCHER	IP	WLS	BF	H	R	ER	SO	BB	IBB	HBP	BLK	WP	HR	S	P	ERA	WHIP
Jerry Reuss, L (1, 1) ERA: 2.92	9.0	W	36	7	0	0	0	2	0	0	0	1	0	34	42	0.00	1.000

PITCHER	IP	WLS	BF	H	R	ER	SO	BB	IBB	HBP	BLK	WP	HR	S	P	ERA	WHIP

Chicago Cubs @ Los Angeles Dodgers

Dodger Stadium, Los Angeles, CA

Fri Jul 26 1985, 7:05 PM PDT

Att. 41,321 - Unknown

TOP

livebaseballscorecards.com

AB	34
R	0
H	7
RBI	0
BB	2
SO	0
LOB	19

WP: 1 PB: 0 SB: 0 CS: 0 PA: 36

Batter	1	2	3	4	5	6	7	8	9	AB	R	H	RBI	BB	SO	LOB
Dave Anderson, R (1, 5) OBP: 0.314, SLG: 0.299	6-3	FC5-4 1-2f		1B	F8		F8			4	0	1	0	0	0	3
Bob Bailor, R (7, 5) OBP: 0.263, SLG: 0.291										1	0	0	0	0	0	0
Mariano Duncan, R (1, 6) OBP: 0.287, SLG: 0.320	K		F8	K		FC3-2 HBP	2B			3	0	0	0	0	2	1
Bill Russell, R (7, 6) OBP: 0.356, SLG: 0.331										1	0	1	0	0	0	0
Ken Landreaux, L (1, 8) OBP: 0.294, SLG: 0.395	2B 1B		HR 2B		HR 2B	FC3-2 BB BB 1-H HR	F7			5	3	3	0	0	0	2
Pedro Guerrero, R (1, 7) OBP: 0.428, SLG: 0.614	1-3 2B		2-H HR	BBBB HR BB	BBBB 1-2 HR BB			6-3		2	3	2	2	2	0	0
Candy Maldonado, R (8, 7) OBP: 0.257, SLG: 0.282										1	0	0	0	0	0	0
Greg Brock, L (1, 3) OBP: 0.344, SLG: 0.492	BBBB BB	BBBB BB		1-H 2-H HR	BBBB 1-2 2-3 HR BB			1B 2B		1	2	1	3	3	0	0
Len Matuszek, L (8, PH) OBP: 0.256, SLG: 0.329										1	1	1	0	0	0	0
(9, 3)																
Mike Marshall, R (1, 9) OBP: 0.331, SLG: 0.444	4-3	F9		5-3	1-H 2-H 3-H HR			SSS K		5	1	1	4	0	1	5
Mike Scioscia, L (1, 2) OBP: 0.379, SLG: 0.388	FC1-6 1B	F5		1B 1B	G6-4-3 1B			2-H 1B		5	0	4	1	0	0	1
Steve Sax, R (1, 4) OBP: 0.337, SLG: 0.285	FC1-6 FC2-6 1-2f		F9	1-2 1B	G6-4-3 1-2f			SSS K		5	0	1	0	0	1	3
Jerry Reuss, L (1, 1) OBP: 0.196, SLG: 0.178	FC2-6 FC5-4 1-2f		3-1	SSS K			SSS K			4	0	0	0	0	2	3
Inning Stats	R: 0 E: 0 K: 1 S: 7 H: 2 LOB: 3 BB: 1 P: 11	R: 0 E: 0 K: 0 S: 4 H: 1 LOB: 1 BB: 0 P: 4	R: 2 E: 0 K: 0 S: 5 H: 2 LOB: 1 BB: 1 P: 9	R: 0 E: 0 K: 1 S: 6 H: 1 LOB: 1 BB: 0 P: 6	R: 3 E: 0 K: 1 S: 9 H: 4 LOB: 2 BB: 1 P: 13	R: 4 E: 0 K: 0 S: 4 H: 2 LOB: 0 BB: 2 P: 13	R: 0 E: 0 K: 1 S: 6 H: 1 LOB: 1 BB: 0 P: 6	R: 1 E: 0 K: 2 S: 9 H: 2 LOB: 1 BB: 0 P: 9		1B: 7 2B: 5 3B: 0 HR: 3 SF: 0 SAC: 0 DP: 1 HBP: 1						

PITCHER		IP	WLS	BF	H	R	ER	SO	BB	IBB	HBP	BLK	WP	HR	S	P	ERA	WHIP
Dick Ruthven, R ERA: 4.73	(1, 1)	5.0	L	28	10	5	5	3	3	0	0	0	0	2	31	43	9.00	2.600
Warren Brusstar, R ERA: 5.48	(6, 1)	1.0		7	2	4	4	0	2	0	1	0	0	1	4	13	36.00	4.000
Ron Meridith, L ERA: 3.24	(7, 1)	1.0		4	1	0	0	1	0	0	0	0	0	0	6	6	0.00	1.000
Lary Sorensen, R ERA: 5.75	(8, 1)	1.0		5	2	1	1	2	0	0	0	0	0	0	9	9	9.00	2.000

PITCHER	IP	WLS	BF	H	R	ER	SO	BB	IBB	HBP	BLK	WP	HR	S	P	ERA	WHIP

BOTTOM

Chicago Cubs @ Los Angeles Dodgers

Dodger Stadium, Los Angeles, CA

Fri Jul 26 1985, 7:05 PM PDT

Att. 41,321 - Unknown

livebaseballscorecards.com

AB	38
R	10
H	15
RBI	10
BB	5
SO	6
LOB	18

Chicago Cubs @ Los Angeles Dodgers

Dodger Stadium, Los Angeles, CA

Sat Jul 27 1985, 3:33 AM PDT

Att. 46,092 - Unknown

livebaseballscorecards.com

TOP

Batter	1	2	3	4	5	6	7	8	9	AB	R	H	RBI	BB	SO	LOB
Bob Dernier, R (1, 8) OBP: 0.314, SLG: 0.309	0-0 23 S E 1B		0-0 5-3			0-0 F9		BBBB 4-0 23 FC9-6 BB		3	1	1	0	1	0	0
23 Ryne Sandberg, R (1, 4) OBP: 0.354, SLG: 0.487	0-0 1-3 1-2		0-0 5-3			0-0 E5 S E 1B		0-0 FC9-6 CS 1-2f		4	1	1	0	0	0	2
Gary Matthews, R (1, 7) OBP: 0.361, SLG: 0.356	0-0 E5 5-3 2-H			0-0 F6		0-0 E9 1B 2-H		BBBB 4-0 FC5-4 BB 1-2		3	1	0	0	1	0	0
Leon Durham, L (1, 3) OBP: 0.360, SLG: 0.445	0-0 5-3 2-3			0-0 5-3		0-0 1B 2-H		0-0 FC5-4 1-2f		4	0	1	1	0	0	2
Keith Moreland, R (1, 9) OBP: 0.365, SLG: 0.418	0-0 4-3			SSS 0-3 K		0-0 5-3			0-0 4-3	4	0	0	0	0	1	1
Ron Cey, R (1, 5) OBP: 0.314, SLG: 0.387		0-0 5-3			0-0 F5		0-0 HR		SSS 0-3 K	4	1	1	1	0	1	0
Chris Speier, R (1, 6) OBP: 0.304, SLG: 0.357		0-0 6-3			0-0 E6 WP		0-0 4-3		0-0 F6	3	0	0	0	0	0	0
Richie Hebner, L (9, PH) OBP: 0.351, SLG: 0.353										1	0	0	0	0	0	0
Steve Lake, R (1, 2) OBP: 0.173, SLG: 0.211		0-0 F8			0-0 F6 2-3		SSS 0-3 K			3	0	0	0	0	1	1
Scott Sanderson, R (1, 1) OBP: 0.103, SLG: 0.037			SSS 0-3 K		0-0 4-3		SSS 0-3 K			0	0	0	0	0	0	0
Larry Gura, S (2, 1)										1	0	0	0	0	1	0
Thad Bosley, L (5, PH) OBP: 0.349, SLG: 0.442										1	0	0	0	0	0	1
George Frazier, R (5, 1)										1	0	0	0	0	1	0
Ron Meridith, L (7, 1)										0	0	0	0	0	0	0
Inning Stats	R: 1 E: 1 K: 0 S: 5 H: 1 LOB: 1 BB: 0 P: 5	R: 0 E: 0 K: 0 S: 3 H: 0 LOB: 0 BB: 0 P: 3	R: 0 E: 0 K: 1 S: 5 H: 0 LOB: 0 BB: 0 P: 5	R: 0 E: 0 K: 1 S: 5 H: 0 LOB: 0 BB: 0 P: 5	R: 0 E: 1 K: 0 S: 4 H: 0 LOB: 1 BB: 0 P: 4	R: 2 E: 2 K: 0 S: 5 H: 2 LOB: 0 BB: 0 P: 5	R: 1 E: 0 K: 2 S: 8 H: 1 LOB: 0 BB: 0 P: 8	R: 0 E: 0 K: 0 S: 2 H: 0 LOB: 1 BB: 2 P: 10	R: 0 E: 0 K: 1 S: 5 H: 0 LOB: 0 BB: 0 P: 5	1B: 3 2B: 0 3B: 0 HR: 1 SF: 0 SAC: 0 DP: 0 HBP: 0						

	AB	32
	R	4
	H	4
	RBI	2
	BB	2
	SO	5
	LOB	7

WP: 1 PB: 0 SB: 2 CS: 1 PA: 34

PITCHER		IP	WLS	BF	H	R	ER	SO	BB	IBB	HBP	BLK	WP	HR	S	P	ERA	WHIP
Orel Hershiser, R ERA: 2.41	(1, 1)	7.0	W	28	4	4	1	4	1	0	0	0	1	1	35	39	1.29	0.714
Ken Howell, R ERA: 2.79	(8, 1)	2.0	S	6	0	0	0	1	1	0	0	0	0	0	7	11	0.00	0.500

PITCHER		IP	WLS	BF	H	R	ER	SO	BB	IBB	HBP	BLK	WP	HR	S	P	ERA	WHIP

Batter	1	2	3	4	5	6	7	8	9	AB	R	H	RBI	BB	SO	LOB
Bill Russell, R (1, 6) OBP: 0.357, SLG: 0.333	F9	1-2 2-3 1B		1B		F2		F9		5	0	2	0	0	0	1
Mariano Duncan, R (9, 6) OBP: 0.287, SLG: 0.320										0	0	0	0	0	0	0
Enos Cabell, R (1, 5) OBP: 0.325, SLG: 0.348	2B SF8 1B	F1		S 1-3 1B			5-3	F4		4	1	2	0	0	0	3
Bob Bailor, R (8, 5) OBP: 0.259, SLG: 0.286										1	0	0	0	0	0	0
Ken Landreaux, L (1, 8) OBP: 0.297, SLG: 0.400	SF8 1-3 2B		3-1	K 1-2			1B 1B 1B			4	1	2	0	0	1	2
Pedro Guerrero, R (1, 7) OBP: 0.426, SLG: 0.612	SF8 2-3 3-H		F7		6-3		E 1B 1B 1-2 1B			3	1	1	1	0	0	0
Greg Brock, L (1, 3) OBP: 0.346, SLG: 0.492	K		HR 1B		K		1B E 1-2 2-H 1B			4	1	2	1	0	2	1
Mike Marshall, R (1, 9) OBP: 0.330, SLG: 0.453		K	1-H HR		K		E4 1B 1-2 2-3			4	1	1	2	0	2	2
Mike Scioscia, L (1, 2) OBP: 0.384, SLG: 0.389		1B 1B BB	F3				G4-6-3 BB	3 1-2 2-3 3-H 1B		2	0	1	1	2	0	0
Steve Sax, R (1, 4) OBP: 0.336, SLG: 0.288		K		2B		G4-6-3 1-2f	3 1-2f			4	0	1	0	0	1	5
Orel Hershiser, R (1, 1) OBP: 0.239, SLG: 0.227		1B 1-2 1B		5-3				F9		2	0	1	0	1	0	0
Ken Howell, R (8, 1)										0	0	0	0	0	0	0
Steve Yeager, R (8, 2) OBP: 0.250, SLG: 0.250						BB				1	0	0	0	0	0	0
Inning Stats	R: 1 E: 0 K: 1 S: 7 H: 2 LOB: 1 BB: 0 P: 7	R: 0 E: 0 K: 2 S: 9 H: 2 LOB: 3 BB: 1 P: 13	R: 2 E: 0 K: 0 S: 5 H: 2 LOB: 0 BB: 0 P: 5	R: 0 E: 0 K: 1 S: 7 H: 3 LOB: 2 BB: 0 P: 7	R: 0 E: 0 K: 2 S: 7 H: 0 LOB: 0 BB: 0 P: 7	R: 0 E: 0 K: 0 S: 2 H: 0 LOB: 1 BB: 2 P: 10	R: 2 E: 1 K: 0 S: 7 H: 4 LOB: 2 BB: 0 P: 7	R: 0 E: 0 K: 0 S: 3 H: 0 LOB: 0 BB: 0 P: 3		1B: 10 2B: 3 3B: 0 HR: 1 SF: 1 SAC: 0 DP: 2 HBP: 0						

PITCHER		IP	WLS	BF	H	R	ER	SO	BB	IBB	HBP	BLK	WP	HR	S	P	ERA	WHIP
Scott Sanderson, R ERA: 2.33	(1, 1)	1.0		5	2	1	1	1	0	0	0	0	0	0	7	7	9.00	2.000
Larry Gura, L ERA: 9.12	(2, 1)	3.0		16	7	2	2	3	1	0	0	0	0	1	21	25	6.00	2.667
George Frazier, R ERA: 4.56	(5, 1)	2.1	L	10	2	2	2	2	2	0	0	0	0	0	12	20	7.71	1.714
Ron Meridith, L ERA: 2.7	(7, 1)	1.2		7	2	0	0	0	0	0	0	0	0	0	7	7	0.00	1.200

PITCHER	IP	WLS	BF	H	R	ER	SO	BB	IBB	HBP	BLK	WP	HR	S	P	ERA	WHIP

BOTTOM

Chicago Cubs @ Los Angeles Dodgers

Dodger Stadium, Los Angeles, CA

Sat Jul 27 1985, 3:33 AM PDT

Att. 46,092 - Unknown

livebaseballscorecards.com

AB	34
R	5
H	13
RBI	5
BB	3
SO	6
LOB	14

WP: 0 PB: 0 SB: 1 CS: 0 PA: 38

Chicago Cubs @ Los Angeles Dodgers

Dodger Stadium, Los Angeles, CA

Sun Jul 28 1985, 3:33 AM PDT

Att. 47,571 - Unknown

TOP

livebaseballscorecards.com

Batter	1	2	3	4	5	6	7	8	9	AB	R	H	RBI	BB	SO	LOB
Bob Dernier, R (1, 8) OBP: 0.312, SLG: 0.311	HR 2B		5-3		F4		E4 1-H 2-H 3-H 2B		1-3	5	2	1	0	0	0	1
23 Ryne Sandberg, R (1, 4) OBP: 0.352, SLG: 0.484	F8		F8		5-3		2B 1B		5-3	5	1	1	0	0	0	1
Davey Lopes, R (1, 9) (7, 7) OBP: 0.409, SLG: 0.473	2-H HR		6-3			G6-4-3 1B	S WP 1-H 2-H 2B		F8	5	2	3	4	0	0	0
Gary Matthews, R (1, 7) OBP: 0.365, SLG: 0.378 Warren Brusstar, R (7, 1)	F9			HR		G6-4-3 1-2f B B B	4-0 WP 2-3 BB			3 0	1 0	1 0	1 0	1 0	0 0	1 0
Ron Cey, R (1, 5) OBP: 0.314, SLG: 0.385	1B			S S S K		4-3 S S S	0-3 K 1-2 3-H			4	0	1	0	0	2	1
Jody Davis, R (1, 2) OBP: 0.295, SLG: 0.397	F8			HR			2B WP 2B		F8	4	2	2	1	0	0	1
Leon Durham, L (1, 3) OBP: 0.356, SLG: 0.440		6-3		4-3			6-3	F8		4	0	0	0	0	0	1
Chris Speier, R (1, 6) OBP: 0.309, SLG: 0.367		F8		6-3			WP CS 2-3 2B	FC6-4 1B		4	0	2	0	0	0	0
Rick Sutcliffe, L (1, 1) OBP: 0.233, SLG: 0.275 Lary Sorensen, R (1, 1) Keith Moreland, R (7, PH) OBP: 0.366, SLG: 0.416 (7, 9)		S S S K			1-3		WP E IBB	1-2f FC6-4		0 2 1	0 0 1	0 0 1	0 0 1	0 1 0	0 0 1	0 0 1
Inning Stats	R: 2 E: 0 K: 0 S: 6 H: 3 LOB: 1 BB: 0 P: 6	R: 0 E: 0 K: 1 S: 5 H: 0 LOB: 0 BB: 0 P: 5	R: 0 E: 0 K: 0 S: 3 H: 0 LOB: 0 BB: 0 P: 3	R: 2 E: 0 K: 1 S: 7 H: 2 LOB: 0 BB: 0 P: 7	R: 0 E: 0 K: 0 S: 3 H: 0 LOB: 0 BB: 0 P: 3	R: 0 E: 0 K: 0 S: 3 H: 1 LOB: 0 BB: 0 P: 3	R: 5 E: 1 K: 1 S: 9 H: 4 LOB: 1 BB: 2 P: 17	R: 0 E: 0 K: 0 S: 4 H: 1 LOB: 1 BB: 0 P: 4	R: 0 E: 0 K: 0 S: 3 H: 0 LOB: 0 BB: 0 P: 3	1B: 4 2B: 4 3B: 0 HR: 3 SF: 0 SAC: 0 DP: 1 HBP: 0						

	AB	37
	R	9
	H	11
	RBI	6
	BB	2
	SO	3
	LOB	7

WP: 2 PB: 0 SB: 1 CS: 1 PA: 39

PITCHER		IP	WLS	BF	H	R	ER	SO	BB	IBB	HBP	BLK	WP	HR	S	P	ERA	WHIP
Dennis Powell, L ERA: 6.75	(1, 1)	4.0	L	17	5	4	4	2	0	0	0	0	0	3	21	21	9.00	1.250
Rick Honeycutt, L ERA: 3.34	(5, 1)	2.2		13	5	5	1	0	0	1	0	0	1	0	12	16	3.38	1.875
Bobby Castillo, R ERA: 6.14	(7, 1)	0.1		2	0	0	0	1	1	0	0	0	1	0	3	7	0.00	3.000
Carlos Diaz, L ERA: 1.95	(8, 1)	2.0		7	1	0	0	0	0	0	0	0	0	0	7	7	0.00	0.500

PITCHER	IP	WLS	BF	H	R	ER	SO	BB	IBB	HBP	BLK	WP	HR	S	P	ERA	WHIP

Batter	1	2	3	4	5	6	7	8	9	AB	R	H	RBI	BB	SO	LOB
Bill Russell, R (1, 6) OBP: 0.348, SLG: 0.324	x 0-0 F9 ①	x 0-0 5-3 ②			x 0-0 4-3 ①		x 0-0 4-3 ③			4	0	0	0	0	0	1
Carlos Diaz, R (8, 1)										0	0	0	0	0	0	0
Enos Cabell, R (1, 5) OBP: 0.324, SLG: 0.342	x 0-0 F4 ②	B B B 4-0 BB			x 0-0 5-3 ②			x 0-0 F9 ①		3	0	0	0	1	0	0
Ken Landreaux, L (1, 8) OBP: 0.296, SLG: 0.398	x 0-0 WP S 1B 1B	x 0-0 4-3 ③			x 0-0 6-3 ③			S S S 0-3 K ②		4	1	1	0	0	1	2
Pedro Guerrero, R (1, 7) OBP: 0.427, SLG: 0.612	B B B 4-0 1B 1-3 1B BB		x 0-0 E5 G1-6-3			x 0-0 5-3 ①		x 0-0 2B		3	1	1	0	1	0	0
Candy Maldonado, R (9, 7) OBP: 0.257, SLG: 0.282										0	0	0	0	0	0	0
Greg Brock, L (1, 3) OBP: 0.345, SLG: 0.489	x 0-0 1B 1-3 3-H 1B		x 0-0 G1-6-3 ①② 1-2f			S S S 0-3 K ②		S S S 0-3 K ③		4	0	1	1	0	2	2
Mike Marshall, R (1, 9) OBP: 0.332, SLG: 0.454	x 0-0 1-3 3-H 1B		S S S 0-3 K ③			x 0-0 1B			x 0-0 4-3 ①	4	0	2	1	0	1	0
Mike Scioscia, L (1, 2) OBP: 0.379, SLG: 0.383	x 0-0 F7 ③			x 0-0 1-3 ①		x 0-0 G3 ③			x 0-0 F8 ②	4	0	0	0	0	0	3
Steve Sax, R (1, 4) OBP: 0.334, SLG: 0.285		H 1-0 SH3-4 HBP		x 0-0 4-3 ②			x 0-0 F9 ①		x 0-0 F7 ③	3	0	0	0	0	0	0
Dennis Powell, R (1, 1) Terry Whitfield, L (4, PH) OBP: 0.321, SLG: 0.440 Rick Honeycutt, L (5, 1) OBP: 0.138, SLG: 0.111 Bobby Castillo, R (7, 1) OBP: 0.222, SLG: 0.125 Bob Bailor, R (7, PH) OBP: 0.254, SLG: 0.281 (8, 6)		x 0-0 SH3-4 ① 1-2		S S S 0-3 K ③			x 0-0 F1 ②			0 1 0 0 1	0 0 0 0 0	0 0 0 0 0	0 0 0 0 0	0 1 0 0 0	0 0 0 0 0	0 0 0 0 0
Inning Stats	R: 2 E: 0 K: 0 S: 6 H: 3 LOB: 2 BB: 1 P: 10	R: 0 E: 0 K: 0 S: 3 H: 0 LOB: 2 BB: 1 P: 8	R: 0 E: 1 K: 1 S: 5 H: 0 LOB: 0 BB: 0 P: 5	R: 0 E: 0 K: 1 S: 5 H: 0 LOB: 0 BB: 0 P: 5	R: 0 E: 0 K: 0 S: 3 H: 0 LOB: 0 BB: 0 P: 3	R: 0 E: 0 K: 1 S: 6 H: 1 LOB: 1 BB: 0 P: 6	R: 0 E: 0 K: 0 S: 3 H: 0 LOB: 0 BB: 0 P: 3	R: 0 E: 0 K: 2 S: 8 H: 1 LOB: 1 BB: 0 P: 8	R: 0 E: 0 K: 0 S: 3 H: 0 LOB: 0 BB: 0 P: 3	1B: 4 2B: 1 3B: 0 HR: 0	SF: 0 SAC: 1 DP: 1 HBP: 1						

BOTTOM

Chicago Cubs @ Los Angeles Dodgers

Dodger Stadium, Los Angeles, CA

Sun Jul 28 1985, 3:33 AM PDT

Att. 47,571 - Unknown

livebaseballscorecards.com

AB	31
R	2
H	5
RBI	2
BB	2
SO	5
LOB	8

WP: 1 PB: 0 SB: 1 CS: 0 PA: 35

PITCHER		IP	WLS	BF	H	R	ER	SO	BB	IBB	HBP	BLK	WP	HR	S	P	ERA	WHIP
Rick Sutcliffe, R ERA: 2.79	(1, 1)	0.2		6	3	2	2	0	1	0	0	0	1	0	5	9	27.00	6.000
Lary Sorensen, R ERA: 5.01	(1, 1)	5.1	W	19	1	0	0	3	1	0	1	0	0	0	23	28	0.00	0.375
Warren Brusstar, R ERA: 5.13	(7, 1)	3.0	S	10	1	0	0	2	0	0	0	0	0	0	14	14	0.00	0.333

PITCHER	IP	WLS	BF	H	R	ER	SO	BB	IBB	HBP	BLK	WP	HR	S	P	ERA	WHIP

Batter	1	2	3	4	5	6	7	8	9	AB	R	H	RBI	BB	SO	LOB
Vince Coleman, S (1, 7) OBP: 0.325, SLG: 0.345	F8	S 1B SF7 BB		2B 3B 2-H	SF8 3-H			1-3	1B 1B	4	2	2	2	1	0	0
Willie McGee, S (1, 8) OBP: 0.374, SLG: 0.501	HR	FC6-4 S 1B 1-2		1B G4-6-3 2B 3-H	6-3			1B HR 1B	1-2 1B	6	3	5	2	0	0	1
Tom Herr, S (1, 4) OBP: 0.395, SLG: 0.422	K	FC6-4 BB 1-2 2-3		G4-6-3 1B BB		4-3		1-3 HR 1B	F7	4	1	1	0	2	1	2
Jack Clark, R (1, 3) OBP: 0.399, SLG: 0.537	1B 1B BB BB	SF7 3-H		G4-6-3 1B 1-2 2-3		6-3		1-H HR 3-H	F9	4	2	2	4	1	0	2
Tito Landrum, R (1, 9) OBP: 0.391, SLG: 0.455 Andy Van Slyke, L (4, PH) (4, 9) OBP: 0.341, SLG: 0.428	BB 1B BB 1B 1-2	FC6-4 1-2f 2-3		G4-6-3 1-2f 2-3 3-H	G3			FC5-4 1B 1B		2 3	1 0	1 1	0 0	0 0	0 0	2 2
Terry Pendleton, S (1, 5) OBP: 0.268, SLG: 0.290	BB BB 1-2 2-3 1B		B3	K			6-3 2B	FC5-4 1-2 1B		5	0	3	0	0	1	1
Ozzie Smith, S (1, 6) OBP: 0.327, SLG: 0.356 Ivan De Jesus, R (8, PH) (8, 6) OBP: 0.321, SLG: 0.380	BB 1-2 2-3 3-H BB		F3		SH1-4 HBP SF8 1B		F9	FC5-4 FC6-4 1-2f 2-3		3 1	1 0	1 0	1 0	1 0	0 0	1 2
Tom Nieto, R (1, 2) OBP: 0.313, SLG: 0.280	FC4-6 1-2 2-3 3-H BB		F8		SH1-4 1-2 HBP		6-3 2-3	FC6-4 1-2f		3	0	0	1	1	0	3
Kurt Kepshire, L (1, 1) OBP: 0.167, SLG: 0.225 Bill Campbell, R (9, 1) OBP: 0.625, SLG: 0.400	FC4-6 1-2f			3B 2B	SH1-4 1-2 2-3		K		F7	4 0	1 0	1 0	0 0	0 0	1 0	4 0
Inning Stats	R: 3 H: 3 E: 0 LOB: 3 K: 1 BB: 3 S: 8 P: 20	R: 1 H: 1 E: 0 LOB: 2 K: 0 BB: 2 S: 3 P: 11	R: 0 H: 0 E: 0 LOB: 0 K: 0 BB: 0 S: 3 P: 3	R: 3 H: 4 E: 0 LOB: 1 K: 1 BB: 1 S: 8 P: 12	R: 1 H: 1 E: 0 LOB: 1 K: 0 BB: 0 S: 4 P: 5	R: 0 H: 0 E: 0 LOB: 0 K: 0 BB: 0 S: 3 P: 3	R: 0 H: 1 E: 0 LOB: 1 K: 1 BB: 0 S: 6 P: 6	R: 3 H: 5 E: 0 LOB: 2 K: 0 BB: 0 S: 8 P: 8	R: 0 H: 2 E: 0 LOB: 2 K: 0 BB: 0 S: 5 P: 5	1B: 11 SF: 2 2B: 3 SAC: 1 3B: 1 DP: 1 HR: 2 HBP: 1						WP: 0 PA: 49 PB: 0 SB: 2 CS: 0	

PITCHER		IP	WLS	BF	H	R	ER	SO	BB	IBB	HBP	BLK	WP	HR	S	P	ERA	WHIP
Steve Engel, L ERA: 18.0	(1, 1)	3.0	L	19	6	6	6	1	5	0	0	0	0	1	16	36	18.00	3.667
Warren Brusstar, R ERA: 5.29	(4, 1)	2.0		10	3	2	2	1	1	0	1	0	0	0	10	15	9.00	2.000
Ron Meridith, L ERA: 4.38	(6, 1)	2.1		12	5	3	3	1	0	0	0	0	0	1	14	14	11.57	2.143
Dick Ruthven, R ERA: 4.63	(8, 1)	1.2		8	3	0	0	0	0	0	0	0	0	0	8	8	0.00	1.800

PITCHER	IP	WLS	BF	H	R	ER	SO	BB	IBB	HBP	BLK	WP	HR	S	P	ERA	WHIP

TOP

St. Louis Cardinals @ Chicago Cubs

Wrigley Field, Chicago, IL

Tue Jul 30 1985, 3:33 AM CDT

Att. 33,083 - Unknown

livebaseballscorecards.com

AB	39
R	11
H	17
RBI	10
BB	6
SO	3
LOB	20

BOTTOM

St. Louis Cardinals @ Chicago Cubs

Wrigley Field, Chicago, IL

Tue Jul 30 1985, 3:33 AM CDT

Att. 33,083 - Unknown

Batter	1	2	3	4	5	6	7	8	9	AB	R	H	RBI	BB	SO	LOB
Bob Dernier, R (1, 8) OBP: 0.311, SLG: 0.307	BBBB 4-0 23 FC1-6 BB		x 0-0 ② F9		x 0-0 ② F6 1-2 3-H			x 0-0 ② 5-3		3	0	0	0	1	0	1
23 Ryne Sandberg, R (1, 4) OBP: 0.348, SLG: 0.478	x 0-0 ① FC1-6 S 1-2f		SSS 0-3 ③ K		x 0-0 ③ 6-3			x 0-0 ③ 5-3		4	0	0	0	0	1	2
Gary Matthews, R (1, 7) OBP: 0.379, SLG: 0.399	BBBB 4-0 1-2 BB			x 0-0 2B		x 0-0 G6-4-3 1B			x 0-0 1B 1B 1B	3	1	3	0	1	0	0
Keith Moreland, R (1, 9) OBP: 0.365, SLG: 0.414	SSS 0-3 ② K			x 0-0 ① F9		x 0-0 ①② G6-4-3 1-2f			x 0-0 1B 1-2 E 1B	4	1	1	0	0	1	4
Leon Durham, L (1, 3) OBP: 0.355, SLG: 0.438	x 0-0 ③ F9			SSS 0-3 ② K		x 0-0 ③ 1-3			x 0-0 E 1-3 2-H 1B	4	0	1	1	0	1	3
Jody Davis, R (1, 2) OBP: 0.292, SLG: 0.393		x 0-0 ① F8		x 0-0 ③ F9			x 0-0 ① 5-3		x 0-0 ① F9	3	0	0	0	0	0	1
Dick Ruthven, R (8, 1) OBP: 0.182, SLG: 0.182										0	0	0	0	0	0	0
Richie Hebner, L (9, PH) OBP: 0.347, SLG: 0.348										1	0	0	0	0	0	2
Ron Cey, R (1, 5) OBP: 0.316, SLG: 0.385		BBBB 4-0 G5-4-3 BB			x 0-0 1B 5-3 WP 1B		x 0-0 ② L4		SSS 0-3 ② K	3	1	1	0	1	1	2
Chris Speier, R (1, 6) OBP: 0.302, SLG: 0.358		x 0-0 ②③ G5-4-3 1-2f			x 0-0 ① 5-3 1-2		x 0-0 ③ 6-3		x 0-0 E5 1-2 3-H	4	0	0	0	0	0	3
Steve Engel, R (1, 1)			SSS 0-3 ① K		x 0-0 WP 2-3 1B			x 0-0 ① 6-3	SSS 0-3 ③ K	1	0	0	0	0	1	0
Warren Brusstar, R (4, 1)										0	0	0	0	0	0	0
Thad Bosley, L (5, PH) OBP: 0.355, SLG: 0.448										1	0	1	0	0	0	0
Ron Meridith, L (6, 1)										0	0	0	0	0	0	0
Steve Lake, R (8, 2) OBP: 0.169, SLG: 0.205										2	0	0	0	0	1	2
Inning Stats	R: 0 E: 0 K: 1 S: 5 H: 0 LOB: 2 BB: 2 P: 13	R: 0 E: 0 K: 0 S: 2 H: 0 LOB: 0 BB: 1 P: 6	R: 0 E: 0 K: 2 S: 7 H: 0 LOB: 0 BB: 0 P: 7	R: 0 E: 0 K: 1 S: 6 H: 1 LOB: 1 BB: 0 P: 6	R: 1 E: 0 K: 0 S: 5 H: 2 LOB: 1 BB: 0 P: 5	R: 0 E: 0 K: 0 S: 3 H: 1 LOB: 0 BB: 0 P: 3	R: 0 E: 0 K: 0 S: 3 H: 0 LOB: 0 BB: 0 P: 3	R: 0 E: 0 K: 0 S: 3 H: 0 LOB: 0 BB: 0 P: 3	R: 2 E: 1 K: 2 S: 11 H: 3 LOB: 2 BB: 0 P: 11	1B: 6 2B: 1 3B: 0 HR: 0	SF: 0 SAC: 0 DP: 2 HBP: 0						

	AB	33
	R	3
	H	7
	RBI	1
	BB	3
	SO	6
	LOB	20

WP: 1 PB: 0 SB: 1 CS: 0 PA: 36

livebaseballscorecards.com

PITCHER		IP	WLS	BF	H	R	ER	SO	BB	IBB	HBP	BLK	WP	HR	S	P	ERA	WHIP
Kurt Kepshire, R ERA: 4.34	(1, 1)	8.0	W	32	7	3	2	4	3	0	0	0	1	0	37	49	2.25	1.250
Bill Campbell, R ERA: 4.02	(9, 1)	1.0		4	0	0	0	2	0	0	0	0	0	0	8	8	0.00	0.000

PITCHER	IP	WLS	BF	H	R	ER	SO	BB	IBB	HBP	BLK	WP	HR	S	P	ERA	WHIP

Batter	1	2	3	4	5	6	7	8	9	AB	R	H	RBI	BB	SO	LOB
Vince Coleman, S (1, 7) OBP: 0.329, SLG: 0.346	BBBB 4-0 4-3 S BB		x 0-0 ② FC6-4 CS 1-2f			x 0-0 E S 1B		BBBB 4-0 FC5-4 BB		2	0	1	0	2	0	1
Willie McGee, S (1, 8) OBP: 0.373, SLG: 0.501	SSS 0-3 ① K 1-2		0-0 ③ CS 1-2	x 0-0 1B FC6-4 2B		SSS 0-3 ② K 1-3		x 0-0 ② FC5-4 1-2f		4	1	1	0	0	2	3
Tom Herr, S (1, 4) OBP: 0.393, SLG: 0.420	x 0-0 ② 4-3 2-3			x 0-0 ③ FC6-4 2-3 1B		x 0-0 ③ 5-3		SSS 0-3 ③ K		4	0	1	0	0	1	3
Jack Clark, R (1, 3) OBP: 0.397, SLG: 0.534	x 0-0 ③ F8			x 0-0 ① FC6-4 G6-4-3 1-2f 3-H			x 0-0 ① 6-3		x 0-0 FC6-4 1B	4	0	1	1	0	0	2
Tito Landrum, R (1, 9) OBP: 0.389, SLG: 0.463 Andy Van Slyke, L (9, PH) OBP: 0.339, SLG: 0.426		x 0-0 ① 5-3		x 0-0 ② ③ G6-4-3 1-2f			x 0-0 2B 2B		x 0-0 ① FC6-4 S 1-2f	3 1	1 0	1 0	0 0	0 0	0 0	1 1
Terry Pendleton, S (1, 5) OBP: 0.265, SLG: 0.286		x 0-0 ② 6-3			x 0-0 ① 6-3		x 0-0 ② F8		SSS 0-3 ② K 1-2	4	0	0	0	0	1	2
Ozzie Smith, S (1, 6) OBP: 0.326, SLG: 0.357		x 0-0 ③ G3			x 0-0 ② 6-3		x 0-0 2-H 2B		x 0-0 ③ 3-1	4	0	1	1	0	0	1
Tom Nieto, R (1, 2) OBP: 0.308, SLG: 0.276			x 0-0 ① F7		x 0-0 ③ F8		x 0-0 ③ 6-3			3	0	0	0	0	0	1
Joaquin Andujar, S (1, 1) OBP: 0.186, SLG: 0.167 Ivan De Jesus, R (6, PH) OBP: 0.315, SLG: 0.373 Bob Forsch, R (6, 1) OBP: 0.250, SLG: 0.450 Ricky Horton, L (7, 1) Steve Braun, L (8, PH) OBP: 0.340, SLG: 0.372 Joe Boever, R (8, 1)			BBBB 4-0 FC6-4 BB			x 0-0 ① 4-3		SSS 0-3 ① K		0 1 0 0 1 0	0 0 0 0 0 0	0 0 0 0 0 0	0 0 0 0 0 0	1 0 0 0 0 1	0 0 0 0 0 0	0 0 0 0 0 0
Inning Stats	R: 0 H: 0 E: 0 LOB: 1 K: 1 BB: 1 S: 5 P: 9	R: 0 H: 0 E: 0 LOB: 0 K: 0 BB: 0 S: 3 P: 3	R: 0 H: 0 E: 0 LOB: 0 K: 0 BB: 1 S: 2 P: 6	R: 1 H: 2 E: 0 LOB: 0 K: 0 BB: 0 S: 4 P: 4	R: 0 H: 0 E: 0 LOB: 0 K: 0 BB: 0 S: 3 P: 3	R: 0 H: 1 E: 1 LOB: 1 K: 1 BB: 0 S: 6 P: 6	R: 1 H: 2 E: 0 LOB: 1 K: 0 BB: 0 S: 5 P: 5	R: 0 H: 0 E: 0 LOB: 1 K: 2 BB: 1 S: 7 P: 11	R: 0 H: 1 E: 0 LOB: 1 K: 1 BB: 0 S: 6 P: 6	1B: 3 2B: 3 3B: 0 HR: 0	SF: 0 SAC: 0 DP: 1 HBP: 0			WP: 0 PB: 0 SB: 3 CS: 1		PA: 35	

TOP

St. Louis Cardinals @ Chicago Cubs

Wrigley Field, Chicago, IL

Wed Jul 31 1985, 3:33 AM CDT

Att. 31,417 - Unknown

livebaseballscorecards.com

AB	31
R	2
H	6
RBI	2
BB	3
SO	5
LOB	15

PITCHER		IP	WLS	BF	H	R	ER	SO	BB	IBB	HBP	BLK	WP	HR	S	P	ERA	WHIP
Ray Fontenot, L ERA: 2.98	(1, 1)	7.0	W	26	5	2	2	2	2	0	0	0	0	0	28	36	2.57	1.000
Lee Smith, R ERA: 2.73	(8, 1)	2.0	S	8	1	0	0	3	1	0	0	0	0	0	13	17	0.00	1.000

PITCHER	IP	WLS	BF	H	R	ER	SO	BB	IBB	HBP	BLK	WP	HR	S	P	ERA	WHIP

BOTTOM

St. Louis Cardinals @ Chicago Cubs

Wrigley Field, Chicago, IL

Wed Jul 31 1985, 3:33 AM CDT

Att. 31,417 - Unknown

Batter	1	2	3	4	5	6	7	8	9	AB	R	H	RBI	BB	SO	LOB
Bob Dernier, R (1, 8) OBP: 0.310, SLG: 0.304	BBBB 4-0 23 1B / 1B BB	SSS 0-3 ② K			x 0-0 ① 6-3		x 0-0 ① 6-3			3	1	0	0	1	1	0
Gary Woods, R (8, 7) OBP: 0.350, SLG: 0.275										0	0	0	0	0	0	0
23 Ryne Sandberg, R (1, 4) OBP: 0.352, SLG: 0.484	x 0-0 1B / 1B HR 1-2 1B	x 0-0 ③ F8			x 0-0 E / 2B		x 0-0 S / 1B			4	2	3	0	0	0	0
Davey Lopes, R (1, 9) OBP: 0.407, SLG: 0.468 (8, 8)	x 0-0 S / HR 1-3 2-H 1B		SSS 0-3 ① K		x 0-0 ② 1-3 2-H		x 0-0 ② 6-3 1-2			4	1	1	1	0	1	1
Gary Matthews, R (1, 7) OBP: 0.388, SLG: 0.421 Lee Smith, R (8, 1)	x 0-0 1-H 3-H HR		BBBB 4-0 FC6-4 / BB		SSS 0-3 ③ K		4-0 IBB			2	1	1	3	2	1	0
										0	0	0	0	0	0	0
Leon Durham, L (1, 3) OBP: 0.354, SLG: 0.439	x 0-0 2B		x 0-0 ② FC6-4 1-2f			x 0-0 ① F7	x 0-0 ③ 1-3			4	0	1	0	0	0	3
Richie Hebner, L (1, 5) OBP: 0.346, SLG: 0.347 Chris Speier, R (8, 5) OBP: 0.300, SLG: 0.356	x 0-0 ① F9		x 0-0 ③ F6			x 0-0 BB / 1B 1B		x 0-0 ① F9		3	0	1	0	0	0	2
										1	0	0	0	0	0	0
Jody Davis, R (1, 2) OBP: 0.292, SLG: 0.389	x 0-0 ② 6-3			x 0-0 ① 5-3		BBBB 4-0 1B / 1-2 BB		x 0-0 ② F9		3	0	0	0	1	0	1
Larry Bowa, S (1, 6) OBP: 0.266, SLG: 0.296	x 0-0 ③ F6			x 0-0 ② 4-3		x 0-0 ② 1-3 2-H 1B		x 0-0 S / 1B		4	0	2	0	0	0	1
Ray Fontenot, L (1, 1) OBP: 0.042, SLG: 0.042 Keith Moreland, R (8, 9) OBP: 0.364, SLG: 0.413		x 0-0 ① 6-3		x 0-0 ③ 5-3		x 0-0 ③ 3-1		x 0-0 ③ F7 1-2		3	0	0	0	0	0	2
										1	0	0	0	0	0	1
Inning Stats	R: 4 H: 4 E: 0 LOB: 1 K: 0 BB: 1 S: 7 P: 11	R: 0 H: 0 E: 0 LOB: 0 K: 1 BB: 0 S: 5 P: 5	R: 0 H: 0 E: 0 LOB: 1 K: 1 BB: 1 S: 5 P: 9	R: 0 H: 0 E: 0 LOB: 0 K: 0 BB: 0 S: 3 P: 3	R: 1 H: 1 E: 1 LOB: 0 K: 1 BB: 0 S: 6 P: 6	R: 0 H: 2 E: 0 LOB: 2 K: 0 BB: 1 S: 4 P: 8	R: 0 H: 1 E: 0 LOB: 2 K: 0 BB: 1 S: 4 P: 8	R: 0 H: 1 E: 0 LOB: 1 K: 0 BB: 0 S: 4 P: 4		1B: 6 SF: 0 2B: 2 SAC: 0 3B: 0 DP: 0 HR: 1 HBP: 0						

livebaseballscorecards.com

AB	32
R	5
H	9
RBI	4
BB	4
SO	3
LOB	11

WP: 0 PA: 36
PB: 0
SB: 3
CS: 0

PITCHER		IP	WLS	BF	H	R	ER	SO	BB	IBB	HBP	BLK	WP	HR	S	P	ERA	WHIP
Joaquin Andujar, R ERA: 2.44	(1, 1)	5.0	L	22	5	5	4	3	2	0	0	0	0	1	26	34	7.20	1.400
Bob Forsch, R ERA: 4.19	(6, 1)	1.2		9	3	0	0	0	1	1	0	0	0	0	7	15	0.00	2.400
Ricky Horton, L ERA: 2.4	(7, 1)	0.1		1	0	0	0	0	0	0	0	0	0	0	1	1	0.00	0.000
Joe Boever, R ERA:	(8, 1)	1.0		4	1	0	0	0	0	0	0	0	0	0	4	4	0.00	1.000

PITCHER	IP	WLS	BF	H	R	ER	SO	BB	IBB	HBP	BLK	WP	HR	S	P	ERA	WHIP

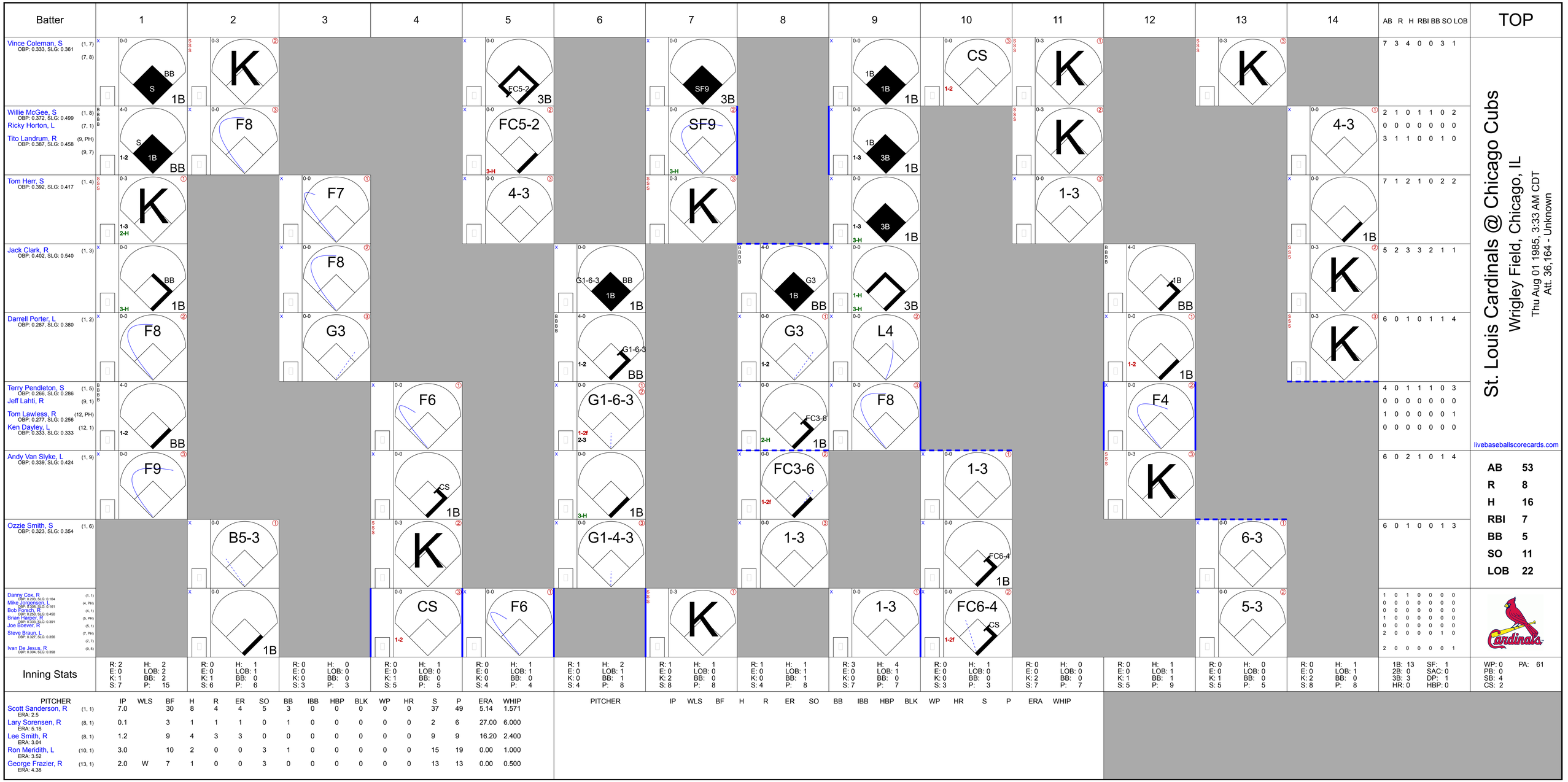
Batter
1
2
3
4
5
6
7
8
9
10
11
12
13
14
AB R H RBI BB SO LOB
TOP
Vince Coleman, S (1, 7) (7, 8)
OBP: 0.333, SLG: 0.361
Willie McGee, S (1, 8)
OBP: 0.372, SLG: 0.499
Ricky Horton, L (7, 1)
Tito Landrum, R (9, PH) (9, 7)
OBP: 0.387, SLG: 0.458
Tom Herr, S (1, 4)
OBP: 0.392, SLG: 0.417
Jack Clark, R (1, 3)
OBP: 0.402, SLG: 0.540
Darrell Porter, L (1, 2)
OBP: 0.287, SLG: 0.380
Terry Pendleton, S (1, 5)
OBP: 0.266, SLG: 0.286
Jeff Lahti, R (9, 1)
Tom Lawless, R (12, PH)
OBP: 0.277, SLG: 0.256
Ken Dayley, L (12, 1)
OBP: 0.333, SLG: 0.333
Andy Van Slyke, L (1, 9)
OBP: 0.339, SLG: 0.424
Ozzie Smith, S (1, 6)
OBP: 0.323, SLG: 0.354
Danny Cox, R (1, 1)
OBP: 0.203, SLG: 0.164
Mike Jorgensen, L (4, PH)
OBP: 0.308, SLG: 0.161
Bob Forsch, R (4, 1)
OBP: 0.250, SLG: 0.450
Brian Harper, R (5, PH)
OBP: 0.333, SLG: 0.391
Joe Boever, R (5, 1)
Steve Braun, L (7, PH)
OBP: 0.327, SLG: 0.356
Ivan De Jesus, R (7, 7)
OBP: 0.304, SLG: 0.358
(9, 5)
Inning Stats
PITCHER IP WLS BF H R ER SO BB IBB HBP BLK WP HR S P ERA WHIP
Scott Sanderson, R (1, 1) ERA: 2.5
Lary Sorensen, R (8, 1) ERA: 5.18
Lee Smith, R (8, 1) ERA: 3.04
Ron Meridith, L (10, 1) ERA: 3.52
George Frazier, R (13, 1) ERA: 4.38
St. Louis Cardinals @ Chicago Cubs
Wrigley Field, Chicago, IL
Thu Aug 01 1985, 3:33 AM CDT
Att. 36,164 - Unknown
livebaseballscorecards.com
AB 53
R 8
H 16
RBI 7
BB 5
SO 11
LOB 22
WP: 0 PB: 0 SB: 4 CS: 2
PA: 61
1B: 13 2B: 0 3B: 3 HR: 0
SF: 1 SAC: 0 DP: 1 HBP: 0

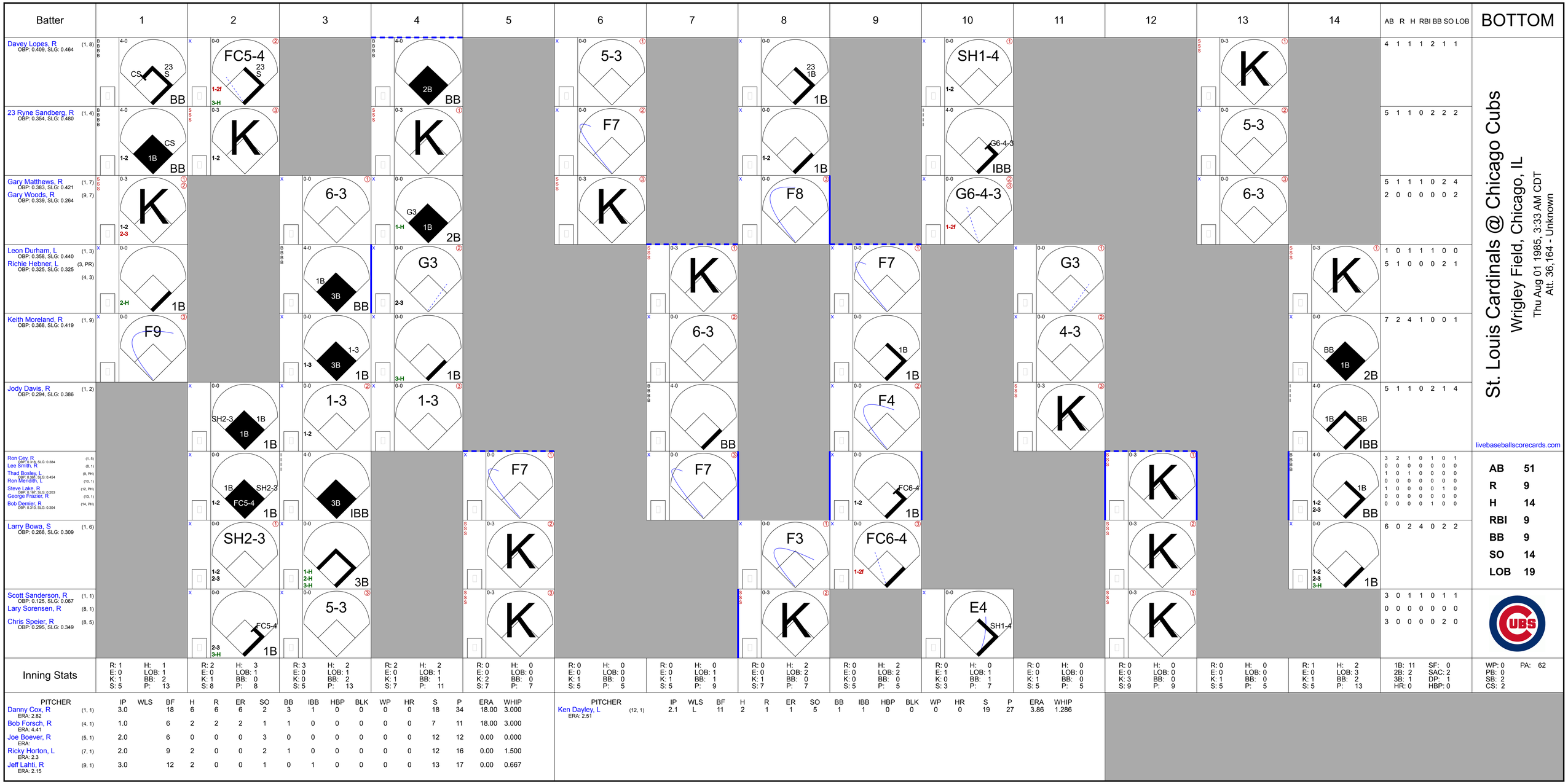
Batter
1
2
3
4
5
6
7
8
9
10
11
12
13
14
AB R H RBI BB SO LOB
BOTTOM
Davey Lopes, R (1, 8) OBP: 0.409, SLG: 0.464
23 Ryne Sandberg, R (1, 4) OBP: 0.354, SLG: 0.480
Gary Matthews, R (1, 7) OBP: 0.383, SLG: 0.421
Gary Woods, R (9, 7) OBP: 0.339, SLG: 0.264
Leon Durham, L (1, 3) OBP: 0.358, SLG: 0.440
Richie Hebner, L (3, PR) (4, 3) OBP: 0.325, SLG: 0.325
Keith Moreland, R (1, 9) OBP: 0.368, SLG: 0.419
Jody Davis, R (1, 2) OBP: 0.294, SLG: 0.386
Ron Cey, R (1, 5) OBP: 0.318, SLG: 0.384
Lee Smith, R (8, 1)
Thad Bosley, L (9, PH) OBP: 0.291, SLG: 0.454
Ron Meridith, L (10, 1)
Steve Lake, R (12, PH) OBP: 0.167, SLG: 0.203
George Frazier, R (13, 1)
Bob Dernier, R (14, PH) OBP: 0.313, SLG: 0.304
Larry Bowa, S (1, 6) OBP: 0.268, SLG: 0.309
Scott Sanderson, R (1, 1) OBP: 0.125, SLG: 0.067
Lary Sorensen, R (8, 1)
Chris Speier, R (8, 5) OBP: 0.295, SLG: 0.349
St. Louis Cardinals @ Chicago Cubs
Wrigley Field, Chicago, IL
Thu Aug 01 1985, 3:33 AM CDT
Att. 36,164 - Unknown
livebaseballscorecards.com
AB 51
R 9
H 14
RBI 9
BB 9
SO 14
LOB 19
Inning Stats
PITCHER IP WLS BF H R ER SO BB IBB HBP BLK WP HR S P ERA WHIP
Danny Cox, R (1, 1) ERA: 2.82 3.0 18 6 6 6 2 3 1 0 0 0 0 18 34 18.00 3.000
Bob Forsch, R (4, 1) ERA: 4.41 1.0 6 2 2 1 1 0 0 0 0 0 0 7 11 18.00 3.000
Joe Boever, R (5, 1) ERA: 2.0 6 0 0 0 3 0 0 0 0 0 0 0 12 12 0.00 0.000
Ricky Horton, L (7, 1) ERA: 2.3 2.0 9 2 0 0 2 1 0 0 0 0 0 0 12 16 0.00 1.500
Jeff Lahti, R (9, 1) ERA: 2.15 3.0 12 2 0 0 1 0 1 0 0 0 0 0 13 17 0.00 0.667
PITCHER IP WLS BF H R ER SO BB IBB HBP BLK WP HR S P ERA WHIP
Ken Dayley, L (12, 1) ERA: 2.51 2.1 L 11 2 1 1 5 1 1 0 0 0 0 19 27 3.86 1.286
1B: 11 SF: 0
2B: 2 SAC: 2
3B: 1 DP: 1
HR: 0 HBP: 0
WP: 0 PA: 62
PB: 0
SB: 2
CS: 2

Batter	1	2	3	4	5	6	7	8	9	AB	R	H	RBI	BB	SO	LOB
Lenny Dykstra, L (1, 8) OBP: 0.318, SLG: 0.314	4-3 1B		6-3		PB S 1B			G3		4	1	2	0	0	0	0
Wally Backman, S (1, 4) OBP: 0.330, SLG: 0.349	4-3 1-2		G4-6-3 1B		G3 1-3			4-3		4	0	1	0	0	0	2
Keith Hernandez, L (1, 3) OBP: 0.381, SLG: 0.429	L4		G4-6-3 1-2f			F8		4-3		4	0	0	0	0	0	2
Gary Carter, R (1, 2) OBP: 0.358, SLG: 0.419	2-H 1B			L4		K			5-3	4	0	1	1	0	1	0
Darryl Strawberry, L (1, 9) OBP: 0.355, SLG: 0.485	K			F9		E4			F9	4	0	0	0	0	1	1
George Foster, R (1, 7) OBP: 0.321, SLG: 0.470		FC3-4 1B		2B		K			F9	4	0	2	0	0	1	1
Howard Johnson, S (1, 5) OBP: 0.281, SLG: 0.339		K		F6			K			3	0	0	0	0	2	2
Rafael Santana, R (1, 6) OBP: 0.281, SLG: 0.293		F9			F9		6-3			3	0	0	0	0	0	1
Sid Fernandez, L (1, 1) OBP: 0.138, SLG: 0.138		FC3-4 1-2f			F7		F8			1	0	0	0	0	0	1
Clint Hurdle, L (5, PH) OBP: 0.358, SLG: 0.436										1	0	0	0	0	0	0
Terry Leach, R (5, 1) OBP: 0.500, SLG: 0.750										0	0	0	0	0	0	0
Danny Heep, L (7, PH) OBP: 0.332, SLG: 0.427										1	0	0	0	0	0	0
Doug Sisk, R (7, 1)										0	0	0	0	0	0	0
Inning Stats	R: 1 E: 0 K: 1 S: 7 H: 2 LOB: 1 BB: 0 P: 7	R: 0 E: 0 K: 1 S: 6 H: 1 LOB: 1 BB: 0 P: 6	R: 0 E: 0 K: 0 S: 3 H: 1 LOB: 0 BB: 0 P: 3	R: 0 E: 0 K: 0 S: 4 H: 1 LOB: 1 BB: 0 P: 4	R: 0 E: 0 K: 0 S: 4 H: 1 LOB: 1 BB: 0 P: 4	R: 0 E: 1 K: 2 S: 8 H: 0 LOB: 1 BB: 0 P: 8	R: 0 E: 0 K: 1 S: 5 H: 0 LOB: 0 BB: 0 P: 5	R: 0 E: 0 K: 0 S: 3 H: 0 LOB: 0 BB: 0 P: 3	R: 0 E: 0 K: 0 S: 3 H: 0 LOB: 0 BB: 0 P: 3	1B: 5 2B: 1 3B: 0 HR: 0	SF: 0 SAC: 0 DP: 1 HBP: 0						

PITCHER	IP	WLS	BF	H	R	ER	SO	BB	IBB	HBP	BLK	WP	HR	S	P	ERA	WHIP
Dennis Eckersley, R (1, 1) ERA: 2.69	6.0	W	24	6	1	1	4	0	0	0	0	0	0	32	32	1.50	1.000
Warren Brusstar, R (7, 1) ERA: 4.99	3.0	S	9	0	0	0	1	0	0	0	0	0	0	11	11	0.00	0.000

PITCHER	IP	WLS	BF	H	R	ER	SO	BB	IBB	HBP	BLK	WP	HR	S	P	ERA	WHIP

TOP

New York Mets @ Chicago Cubs

Wrigley Field, Chicago, IL

Fri Aug 02 1985, 3:33 AM CDT

Att. 35,419 - Unknown

livebaseballscorecards.com

AB	33
R	1
H	6
RBI	1
BB	0
SO	5
LOB	10

1B: 5	SF: 0
2B: 1	SAC: 0
3B: 0	DP: 1
HR: 0	HBP: 0

WP: 0	PA: 33
PB: 1	
SB: 1	
CS: 0	

Batter	1	2	3	4	5	6	7	8	9	AB	R	H	RBI	BB	SO	LOB
Davey Lopes, R (1, 8) OBP: 0.405, SLG: 0.455	BBBB 4-0 23 S 23 1B BB	SSS 0-3 ③ K		SSS 0-3 ③ K		x 0-0 ② FC1-2 1-2 3-		x 0-0 ③ 5-3		4	1	0	0	1	2	6
23 Ryne Sandberg, R (1, 4) OBP: 0.353, SLG: 0.478	x 0-0 1B 1-H 1B		x 0-0 ① F7		x 0-0 ① 6-3	x 0-0 ③ 5-3				4	0	1	1	0	0	2
Gary Matthews, R (1, 7) OBP: 0.385, SLG: 0.443	x 0-0 G5-4-3 1-3 1B		SSS 0-3 ② K		x 0-0 HR		x 0-0 ① F9			4	1	2	1	0	1	0
Keith Moreland, R (1, 3) OBP: 0.369, SLG: 0.421	x 0-0 ①② G5-4-3 1-2f		x 0-0 2B		x 0-0 ② 6-3		BBBB 4-0 6-3 1B BB			3	0	1	0	1	0	2
Ron Cey, R (1, 5) OBP: 0.320, SLG: 0.384	x 0-0 ③ F7		x 0-0 ③ F8		H 1-0 FC5-4 HBP		x 0-0 6-3 1-2 1B			3	0	1	0	0	0	2
Jody Davis, R (1, 2) OBP: 0.291, SLG: 0.381		x 0-0 ① F4		x 0-0 ① F6	x 0-0 ③ FC5-4 1-2f		x 0-0 ② 6-3 1-2 2-3			4	0	0	0	0	0	3
Gary Woods, R (1, 9) OBP: 0.333, SLG: 0.263		x 0-0 BB 1B		x 0-0 ② F7		SSS 0-3 ① K	x 0-0 ③ 5-3			4	0	1	0	0	1	2
Larry Bowa, S (1, 6) OBP: 0.278, SLG: 0.322		BBBB 4-0 1-2 BB		BBBB 4-0 BB		x 0-0 3B		x 0-0 ① F8		2	0	1	0	2	0	0
Dennis Eckersley, R (1, 1) OBP: 0.204, SLG: 0.093 Thad Bosley, L (6, PH) OBP: 0.358, SLG: 0.449 Warren Brusstar, R (7, 1)		SSS 0-3 ② K		BBBB 4-0 1-2 BB		x 0-0 FC FC1-2		SSS 0-3 ② K		1 1 1	0 0 0	0 0 0	0 0 0	1 0 0	1 0 1	2 1 0
Inning Stats	R: 1 E: 0 K: 0 S: 4 H: 2 LOB: 1 BB: 1 P: 8	R: 0 E: 0 K: 2 S: 8 H: 1 LOB: 2 BB: 1 P: 12	R: 0 E: 0 K: 1 S: 6 H: 1 LOB: 1 BB: 0 P: 6	R: 0 E: 0 K: 1 S: 5 H: 0 LOB: 2 BB: 2 P: 13	R: 1 E: 0 K: 0 S: 4 H: 1 LOB: 1 BB: 0 P: 5	R: 0 E: 0 K: 1 S: 7 H: 1 LOB: 2 BB: 0 P: 7	R: 0 E: 0 K: 0 S: 4 H: 1 LOB: 2 BB: 1 P: 8	R: 0 E: 0 K: 1 S: 5 H: 0 LOB: 0 BB: 0 P: 5		1B: 4 2B: 1 3B: 1 HR: 1	SF: 0 SAC: 0 DP: 1 HBP: 1					

PITCHER		IP	WLS	BF	H	R	ER	SO	BB	IBB	HBP	BLK	WP	HR	S	P	ERA	WHIP
Sid Fernandez, L ERA: 2.72	(1, 1)	4.0		19	4	1	1	4	4	0	0	0	0	0	23	39	2.25	2.000
Terry Leach, R ERA: 2.18	(5, 1)	2.0	L	10	2	1	1	1	0	0	1	0	0	1	11	12	4.50	1.000
Doug Sisk, R ERA: 5.73	(7, 1)	2.0		8	1	0	0	1	1	0	0	0	0	0	9	13	0.00	1.000

PITCHER	IP	WLS	BF	H	R	ER	SO	BB	IBB	HBP	BLK	WP	HR	S	P	ERA	WHIP

BOTTOM

New York Mets @ Chicago Cubs

Wrigley Field, Chicago, IL

Fri Aug 02 1985, 3:33 AM CDT

Att. 35,419 - Unknown

livebaseballscorecards.com

AB	31
R	2
H	7
RBI	2
BB	5
SO	6
LOB	20

WP: 0	PB: 0	SB: 1	CS: 0
PA: 37			

Batter	1	2	3	4	5	6	7	8	9	10	AB	R	H	RBI	BB	SO	LOB
Lenny Dykstra, L (1, 8) OBP: 0.315, SLG: 0.310	FC4-6 1B		4-3 2-3		F8	G3-6-3 1-2f		F8			5	0	1	0	0	0	3
Wally Backman, S (1, 4) OBP: 0.334, SLG: 0.353	FC4-6 4-3 S 1-2f		L4-6 1B 3-H		4-3	S 1B			2B 1B		5	1	3	1	0	0	2
Keith Hernandez, L (1, 3) OBP: 0.383, SLG: 0.434	4-3 1-3		1-2 1B			3B 1B	G3 1-2		1-H 2B		5	1	3	1	0	0	2
Gary Carter, R (1, 2) OBP: 0.353, SLG: 0.413	4-3		L4-6 2-3			F7		F2	F8		5	0	0	0	0	0	5
Darryl Strawberry, L (1, 9) OBP: 0.356, SLG: 0.497		4-3		G3		1-H FC6-4 3B		2B		SSS K	5	1	2	1	0	1	0
George Foster, R (1, 7) OBP: 0.323, SLG: 0.472 Jesse Orosco, R (8, 1) OBP: 0.333, SLG: 0.333 Clint Hurdle, L (10, PH) OBP: 0.353, SLG: 0.429 Roger McDowell, R (10, 1) OBP: 0.154, SLG: 0.083		1B 2B	SSS K			BBBB FC6-4 BB		SSS K		3-1	3 0 1 0	0 0 0 0	1 0 0 0	0 0 0 0	1 0 0 0	2 0 0 0	1 0 0 0
Ray Knight, R (1, 5) OBP: 0.251, SLG: 0.349 Howard Johnson, S (6, PR) OBP: 0.286, SLG: 0.353 (6, 5)	G4-6-3 2-3 1B		6-3			FC6-4 1-2f 3-H		IBB		HR	3 1	0 1	1 1	0 1	0 1	0 0	1 0
Rafael Santana, R (1, 6) OBP: 0.278, SLG: 0.291 Rusty Staub, L (8, PH) OBP: 0.333, SLG: 0.344 Ron Gardenhire, R (8, 6) OBP: 0.320, SLG: 0.190	G4-6-3 1-2f				F6	6-3		F4		F9	3 1 1	0 0 0	0 0 0	0 0 0	0 0 0	0 0 0	3 2 0
Ron Darling, R (1, 1) OBP: 0.236, SLG: 0.296 Danny Heep, L (8, 7) OBP: 0.330, SLG: 0.425			4-3 2B		1B		G3-6-3 1B		4-3		3 1	1 0	3 0	0 0	0 0	0 0	0 0
Inning Stats	R: 0 E: 0 K: 0 S: 4 H: 1 LOB: 1 BB: 0 P: 4	R: 0 E: 0 K: 0 S: 4 H: 2 LOB: 1 BB: 0 P: 4	R: 1 E: 0 K: 0 S: 5 H: 3 LOB: 1 BB: 0 P: 5	R: 0 E: 0 K: 1 S: 5 H: 0 LOB: 0 BB: 0 P: 5	R: 0 E: 0 K: 0 S: 4 H: 1 LOB: 1 BB: 0 P: 4	R: 2 E: 1 K: 0 S: 5 H: 2 LOB: 1 BB: 1 P: 9	R: 0 E: 0 K: 0 S: 4 H: 2 LOB: 1 BB: 0 P: 4	R: 0 E: 0 K: 1 S: 6 H: 1 LOB: 2 BB: 1 P: 10	R: 1 E: 0 K: 0 S: 5 H: 2 LOB: 1 BB: 0 P: 5	R: 1 E: 0 K: 1 S: 6 H: 1 LOB: 0 BB: 0 P: 6	1B: 9 2B: 5 3B: 1 HR: 1	SF: 0 SAC: 0 DP: 3 HBP: 0						

TOP

New York Mets @ Chicago Cubs

Wrigley Field, Chicago, IL

Sat Aug 03 1985, 3:33 AM CDT

Att. 36,775 - Unknown

livebaseballscorecards.com

AB	42
R	5
H	15
RBI	4
BB	2
SO	3
LOB	19

WP: 0 PB: 0 SB: 2 CS: 0 PA: 44

PITCHER		IP	WLS	BF	H	R	ER	SO	BB	IBB	HBP	BLK	WP	HR	S	P	ERA	WHIP
Dick Ruthven, R ERA: 4.48	(1, 1)	6.2		29	11	3	2	1	1	0	0	0	0	0	30	34	2.70	1.800
Ron Meridith, L ERA: 3.45	(7, 1)	0.1		1	0	0	0	0	0	0	0	0	0	0	1	1	0.00	0.000
Dave Gumpert, R ERA:	(8, 1)	1.0		5	1	0	0	1	0	1	0	0	0	0	6	10	0.00	1.000
Lee Smith, R ERA: 3.13	(9, 1)	1.0		5	2	1	1	0	0	0	0	0	0	0	5	5	9.00	2.000
George Frazier, R ERA: 4.47	(10, 1)	1.0	L	4	1	1	1	1	0	0	0	0	0	1	6	6	9.00	1.000

PITCHER	IP	WLS	BF	H	R	ER	SO	BB	IBB	HBP	BLK	WP	HR	S	P	ERA	WHIP

Batter	1	2	3	4	5	6	7	8	9	10	AB	R	H	RBI	BB	SO	LOB
Davey Lopes, R (1, 8) OBP: 0.405, SLG: 0.449	F8	F7		BB 1-2 3-H			23 BB		K		3	0	0	0	2	1	2
23 Ryne Sandberg, R (1, 4) OBP: 0.353, SLG: 0.475	BB 1B		K	CS 2-3	F9		1-2		F8		4	0	1	0	1	1	0
Gary Matthews, R (1, 7) OBP: 0.382, SLG: 0.434	BB 1-2	F9	K		K		F9		F8		3	0	0	0	1	1	2
Dave Gumpert, R (8, 1)											0	0	0	0	0	0	0
Lee Smith, R (9, 1)											0	0	0	0	0	0	0
Bob Dernier, R (9, PH) OBP: 0.311, SLG: 0.302											1	0	0	0	0	0	0
George Frazier, R (10, 1)											0	0	0	0	0	0	0
Keith Moreland, R (1, 9) OBP: 0.365, SLG: 0.416	F9	F7	F7		F9			F8		6-3	5	0	0	0	0	0	2
Richie Hebner, L (1, 3) OBP: 0.330, SLG: 0.321	F7		3-1			G5-4-3 1B		BB 1B 1B		K	3	1	1	0	1	0	2
Steve Lake, R (10, PH) OBP: 0.167, SLG: 0.203								BB			1	0	0	0	0	1	0
Ron Cey, R (1, 5) OBP: 0.321, SLG: 0.382		SH1-3 1B BB		E5 E		K		1B BB 1-2 E 1B		F8	4	2	1	0	1	1	1
Jody Davis, R (1, 2) OBP: 0.293, SLG: 0.378		F8		E WP BB		G5-4-3 1-2f		E 1-2 2-3 BB			2	1	0	0	2	0	2
Larry Bowa, S (1, 6) OBP: 0.279, SLG: 0.322						F1		E3 L3 1-3 2-H 3-H			3	0	1	0	0	1	2
Thad Bosley, L (8, PH) OBP: 0.358, SLG: 0.449								1B			0	0	0	0	0	0	0
Chris Speier, R (8, PH) OBP: 0.299, SLG: 0.353											1	0	1	1	0	0	0
(9, 6)																	
Dick Ruthven, R (1, 1) OBP: 0.174, SLG: 0.174		SH1-3 1-2 2-3		E6 23 CS WP 1-3 2-H			K	L3 1-2			1	0	0	0	0	0	1
Ron Meridith, L (7, 1)											0	0	0	0	0	0	0
Gary Woods, R (7, PH) OBP: 0.324, SLG: 0.254											2	0	0	0	0	1	2
(8, 7)																	

New York Mets @ Chicago Cubs

Wrigley Field, Chicago, IL

Sat Aug 03 1985, 3:33 AM CDT

Att. 36,775 - Unknown

livebaseballscorecards.com

AB	33
R	4
H	5
RBI	1
BB	8
SO	7
LOB	16

Inning Stats	1	2	3	4	5	6	7	8	9	10
	R: 0 E: 0 K: 0 S: 4	H: 1 LOB: 2 BB: 1 P: 8	R: 0 E: 0 K: 0 S: 4	H: 1 LOB: 2 BB: 1 P: 8	R: 0 E: 0 K: 1 S: 5	H: 0 LOB: 0 BB: 0 P: 5	R: 2 E: 2 K: 1 S: 6	H: 0 LOB: 1 BB: 2 P: 14	R: 0 E: 0 K: 1 S: 5	H: 0 LOB: 0 BB: 0 P: 5
	R: 0 E: 0 K: 1 S: 5	H: 1 LOB: 0 BB: 0 P: 5	R: 0 E: 0 K: 1 S: 5	H: 0 LOB: 2 BB: 2 P: 13	R: 2 E: 1 K: 0 S: 4	H: 2 LOB: 1 BB: 2 P: 12	R: 0 E: 0 K: 1 S: 5	H: 0 LOB: 0 BB: 0 P: 5	R: 0 E: 0 K: 1 S: 5	H: 0 LOB: 0 BB: 0 P: 5

1B: 5	SF: 0
2B: 1	SAC: 1
3B: 0	DP: 2
HR: 0	HBP: 0
WP: 1	PA: 43
PB: 0	
SB: 0	
CS: 1	

PITCHER		IP	WLS	BF	H	R	ER	SO	BB	IBB	HBP	BLK	WP	HR	S	P	ERA	WHIP
Ron Darling, R	(1, 1)	7.1		34	4	4	1	5	8	0	0	0	1	0	36	68	1.23	1.636
ERA: 2.88																		
Jesse Orosco, L	(8, 1)	1.2	W	5	1	0	0	1	0	0	0	0	0	0	7	7	0.00	0.600
ERA: 3.22																		
Roger McDowell, R	(10, 1)	1.0	S	3	0	0	0	1	0	0	0	0	0	0	5	5	0.00	0.000
ERA: 3.04																		

PITCHER	IP	WLS	BF	H	R	ER	SO	BB	IBB	HBP	BLK	WP	HR	S	P	ERA	WHIP

Batter	1	2	3	4	5	6	7	8	9	AB	R	H	RBI	BB	SO	LOB
Wally Backman, S (1, 4) OBP: 0.336, SLG: 0.355	5-3		1B 2B 2-3 1B		6-3		2-H 1B			4	1	2	1	0	0	0
Tom Paciorek, R (1, 9) OBP: 0.284, SLG: 0.259	5-3		F9		5-3		F9			4	0	0	0	0	0	2
Lenny Dykstra, L (7, 8) OBP: 0.315, SLG: 0.310										0	0	0	0	0	0	0
Keith Hernandez, L (1, 3) OBP: 0.384, SLG: 0.435	K		2B 1-2 3-H 1B		1B			G3		4	1	2	1	0	1	0
Gary Carter, R (1, 2) OBP: 0.355, SLG: 0.417		G6-4-3 1B	1-H 2-H 2B		G3			F8		4	0	2	2	0	0	1
George Foster, R (1, 7) OBP: 0.322, SLG: 0.469		G6-4-3 1-2f	F5			4-3		1B		4	0	1	0	0	0	2
Darryl Strawberry, L (1, 8) (7, 9) OBP: 0.359, SLG: 0.493		FC5-4 BB		G3		G4-6-3 BB		K		2	0	0	0	2	1	1
Ray Knight, R (1, 5) OBP: 0.246, SLG: 0.341		FC5-4 1-2f	6-3	6-3		G4-6-3 1-2f			5-3	4	0	0	0	0	0	2
Ron Gardenhire, R (1, 6) OBP: 0.345, SLG: 0.250			6-3	2B			SH2-3 1B BB		F8	3	1	1	0	1	0	0
Dwight Gooden, R (1, 1) OBP: 0.239, SLG: 0.194			1B 1B 2B	4-3			SH2-3 1-2		5-3	3	1	1	0	0	0	1
Inning Stats	R: 0 E: 0 K: 1 S: 5 H: 0 LOB: 0 BB: 0 P: 5	R: 0 E: 0 K: 0 S: 3 H: 1 LOB: 1 BB: 1 P: 7	R: 3 E: 0 K: 0 S: 7 H: 4 LOB: 1 BB: 0 P: 7	R: 0 E: 0 K: 0 S: 4 H: 1 LOB: 1 BB: 0 P: 4	R: 0 E: 0 K: 0 S: 4 H: 1 LOB: 1 BB: 0 P: 4	R: 0 E: 0 K: 0 S: 2 H: 0 LOB: 0 BB: 1 P: 6	R: 1 E: 0 K: 0 S: 3 H: 1 LOB: 0 BB: 1 P: 7	R: 0 E: 0 K: 1 S: 6 H: 1 LOB: 1 BB: 0 P: 6	R: 0 E: 0 K: 0 S: 3 H: 0 LOB: 0 BB: 0 P: 3	1B: 6 2B: 3 3B: 0 HR: 0 SF: 0 SAC: 1 DP: 2 HBP: 0						

TOP

New York Mets @ Chicago Cubs

Wrigley Field, Chicago, IL

Sun Aug 04 1985, 3:33 AM CDT

Att. 35,207 - Unknown

livebaseballscorecards.com

AB	32
R	4
H	9
RBI	4
BB	3
SO	2
LOB	9

WP: 0 PB: 0 SB: 0 CS: 0 PA: 36

PITCHER	IP	WLS	BF	H	R	ER	SO	BB	IBB	HBP	BLK	WP	HR	S	P	ERA	WHIP
Ray Fontenot, L (1, 1) ERA: 3.1	8.0	L	33	9	4	4	2	3	0	0	0	0	0	34	46	4.50	1.500
Dave Gumpert, R (9, 1) ERA:	1.0		3	0	0	0	0	0	0	0	0	0	0	3	3	0.00	0.000

PITCHER	IP	WLS	BF	H	R	ER	SO	BB	IBB	HBP	BLK	WP	HR	S	P	ERA	WHIP

New York Mets @ Chicago Cubs

Wrigley Field, Chicago, IL

Sun Aug 04 1985, 3:33 AM CDT

Att. 35,207 - Unknown

BOTTOM

livebaseballscorecards.com

Batter	1	2	3	4	5	6	7	8	9	AB	R	H	RBI	BB	SO	LOB
Gary Woods, R (1, 8) OBP: 0.324, SLG: 0.246 Davey Lopes, R (8, PH) OBP: 0.403, SLG: 0.447 Dave Gumpert, R (9, 1)	4-3			BB		K		F8		2 1 0	0 0 0	0 0 0	0 0 0	1 0 0	1 0 0	0 2 0
23 Ryne Sandberg, R (1, 4) OBP: 0.350, SLG: 0.470	4-3			G6-4-3 1-2f		6-3		K		4	0	0	0	0	1	3
Gary Matthews, R (1, 7) OBP: 0.379, SLG: 0.426	G1			4-3			K		G1-6-3 BB	3	0	0	0	1	1	0
Keith Moreland, R (1, 9) OBP: 0.363, SLG: 0.414		F9			6-3		1B		G1-6-3 1-2f	4	0	1	0	0	0	1
Ron Cey, R (1, 5) OBP: 0.323, SLG: 0.383		K			E 1B FC6-5 1B		F6		1B	4	1	2	0	0	1	1
Richie Hebner, L (1, 3) OBP: 0.326, SLG: 0.318		G3			E5 FC6-5 1-3 1B		K		F8	4	0	1	0	0	1	2
Jody Davis, R (1, 2) OBP: 0.291, SLG: 0.375 Steve Lake, R (9, 2) OBP: 0.167, SLG: 0.203			5-3		FC6-5 2-3 3-H			K		3 0	0 0	0 0	1 0	0 0	1 0	1 0
Larry Bowa, S (1, 6) OBP: 0.280, SLG: 0.319			L3		F7			BB		2	0	0	0	1	0	1
Ray Fontenot, L (1, 1) OBP: 0.038, SLG: 0.038 Thad Bosley, L (8, PH) OBP: 0.364, SLG: 0.455 (9, 8)			6-3			6-3		1B 1-2		2 1	0 0	0 1	0 0	0 0	0 0	0 0
Inning Stats	R: 0 E: 0 K: 0 S: 3 H: 0 LOB: 0 BB: 0 P: 3	R: 0 E: 0 K: 1 S: 5 H: 0 LOB: 0 BB: 0 P: 5	R: 0 E: 0 K: 0 S: 3 H: 0 LOB: 0 BB: 0 P: 3	R: 0 E: 0 K: 0 S: 2 H: 0 LOB: 0 BB: 1 P: 6	R: 1 E: 1 K: 0 S: 5 H: 2 LOB: 1 BB: 0 P: 5	R: 0 E: 0 K: 1 S: 5 H: 0 LOB: 0 BB: 0 P: 5	R: 0 E: 0 K: 2 S: 8 H: 1 LOB: 1 BB: 0 P: 8	R: 0 E: 0 K: 2 S: 8 H: 1 LOB: 2 BB: 1 P: 12	R: 0 E: 0 K: 0 S: 3 H: 1 LOB: 1 BB: 1 P: 7	1B: 5 2B: 0 3B: 0 HR: 0 SF: 0 SAC: 0 DP: 2 HBP: 0						

	AB	30
	R	1
	H	5
	RBI	1
	BB	3
	SO	6
	LOB	11

PITCHER	IP	WLS	BF	H	R	ER	SO	BB	IBB	HBP	BLK	WP	HR	S	P	ERA	WHIP
Dwight Gooden, R (1, 1) ERA: 1.57	9.0	W	33	5	1	0	6	3	0	0	0	0	0	42	54	0.00	0.889

PITCHER	IP	WLS	BF	H	R	ER	SO	BB	IBB	HBP	BLK	WP	HR	S	P	ERA	WHIP

WP: 0 PB: 0 SB: 0 CS: 0 PA: 33

Batter	1	2	3	4	5	6	7	8	9	AB	R	H	RBI	BB	SO	LOB
Lenny Dykstra, L (1, 8) OBP: 0.311, SLG: 0.307	F9	F7		F8		F8		1B		5	0	1	0	0	0	2
Wally Backman, S (1, 4) OBP: 0.337, SLG: 0.359	CS 1B	4-3			2B 2B	F7		K		5	1	2	0	0	1	3
Keith Hernandez, L (1, 3) OBP: 0.385, SLG: 0.432	BB HR BB		F8		F7		K		BB CS BB	3	1	0	0	2	1	1
Gary Carter, R (1, 2) OBP: 0.353, SLG: 0.412 Ronn Reynolds, R (9, 2) OBP: 0.321, SLG: 0.370	HR BB		F4		F8		F4		K	4 0	1 0	0 0	0 0	1 0	1 0	2 0
Darryl Strawberry, L (1, 9) OBP: 0.372, SLG: 0.546	HR		HR		2B IBB		HR		1B	4	4	4	5	1	0	0
Danny Heep, L (1, 7) OBP: 0.336, SLG: 0.439	PB 1B		F9		2B		F8		2B	5	0	3	2	0	0	0
Howard Johnson, S (1, 5) OBP: 0.288, SLG: 0.349	L5			F1	FC6-4 IBB			K	FC5-4 IBB	3	0	0	0	2	1	1
Rafael Santana, R (1, 6) OBP: 0.283, SLG: 0.295		SH1-4 1B		SH1-3 1B	FC6-4			1B 1B	FC5-4	5	0	3	0	0	0	5
Ed Lynch, R (1, 1) OBP: 0.154, SLG: 0.083 Roger McDowell, R (8, 1) OBP: 0.154, SLG: 0.083		SH1-4		SH1-3		K		K		2 0	0 0	0 0	0 0	0 0	2 0	1 0
Inning Stats	R: 3 E: 0 K: 0 S: 5 H: 3 LOB: 1 BB: 2 P: 13	R: 0 E: 0 K: 0 S: 4 H: 1 LOB: 1 BB: 0 P: 4	R: 1 E: 0 K: 0 S: 4 H: 1 LOB: 0 BB: 0 P: 4	R: 0 E: 0 K: 0 S: 4 H: 1 LOB: 1 BB: 0 P: 4	R: 2 E: 0 K: 0 S: 5 H: 2 LOB: 2 BB: 2 P: 13	R: 0 E: 0 K: 1 S: 5 H: 0 LOB: 0 BB: 0 P: 5	R: 1 E: 0 K: 1 S: 6 H: 1 LOB: 0 BB: 0 P: 6	R: 0 E: 0 K: 3 S: 11 H: 2 LOB: 2 BB: 0 P: 11	R: 0 E: 0 K: 1 S: 6 H: 2 LOB: 3 BB: 2 P: 14	1B: 7 2B: 4 3B: 0 HR: 3	SF: 0 SAC: 2 DP: 1 HBP: 0						

TOP

New York Mets @ Chicago Cubs

Wrigley Field, Chicago, IL

Mon Aug 05 1985, 3:33 AM CDT

Att. 34,167 - Unknown

livebaseballscorecards.com

AB	36
R	7
H	13
RBI	7
BB	6
SO	6
LOB	15

WP: 0 PB: 1 SB: 0 CS: 2 PA: 44

PITCHER		IP	WLS	BF	H	R	ER	SO	BB	IBB	HBP	BLK	WP	HR	S	P	ERA	WHIP
Derek Botelho, R ERA: 11.57	(1, 1)	4.2	L	24	8	6	6	0	2	1	0	0	0	2	21	33	11.57	2.143
Lary Sorensen, R ERA: 5.02	(5, 1)	1.1		5	0	0	0	1	0	1	0	0	0	0	6	10	0.00	0.000
Ron Meridith, L ERA: 3.57	(7, 1)	2.0		9	3	1	1	4	0	0	0	0	0	1	17	17	4.50	1.500
Warren Brusstar, R ERA: 4.89	(9, 1)	1.0		6	2	0	0	1	1	1	0	0	0	0	6	14	0.00	3.000

PITCHER	IP	WLS	BF	H	R	ER	SO	BB	IBB	HBP	BLK	WP	HR	S	P	ERA	WHIP

New York Mets @ Chicago Cubs

Wrigley Field, Chicago, IL

Mon Aug 05 1985, 3:33 AM CDT

Att. 34,167 - Unknown

BOTTOM

Batter	1	2	3	4	5	6	7	8	9	AB	R	H	RBI	BB	SO	LOB
Bob Dernier, R (1, 8) OBP: 0.314, SLG: 0.307	6-3			23 FC1-6 1B		1B		SF9 2-H		3	0	2	1	0	0	0
23 Ryne Sandberg, R (1, 4) OBP: 0.347, SLG: 0.466	B5-3			FC1-6 4-6 1-2f		4-3		F8		4	0	0	0	0	0	3
Gary Matthews, R (1, 7) OBP: 0.372, SLG: 0.415	F4			4-6 1-2f			F3		S S S K	4	0	0	0	0	1	1
Keith Moreland, R (1, 9) OBP: 0.365, SLG: 0.415		4-3			F7		1B		S 1B	4	0	2	0	0	0	0
Richie Hebner, L (1, 3) OBP: 0.313, SLG: 0.303		G3			F9		F8		F8 1-2	4	0	0	0	0	0	2
Jody Davis, R (1, 2) OBP: 0.290, SLG: 0.383		F8			HR		F7		1-3	4	1	1	1	0	0	2
Ron Cey, R (1, 5) OBP: 0.323, SLG: 0.383			5-3		5-3			1B SF9 1B		3	1	1	0	0	0	0
Larry Bowa, S (1, 6) OBP: 0.286, SLG: 0.324			F8			1B		1-2 1B		3	0	2	0	0	0	0
Derek Botelho, R (1, 1) Lary Sorensen, R (5, 1) Gary Woods, R (6, PH) OBP: 0.319, SLG: 0.242 Ron Meridith, L (7, 1) Thad Bosley, L (8, PH) OBP: 0.360, SLG: 0.450 Warren Brusstar, R (9, 1)			6-3			G4-3 1-		F7		1 0 0 0 0 0 0 0 0 0 0 0 0 0 1 0 0 0 0 0 1 0 0 0 0 0 0 0 1 0 0 0 0 0 2 0 0 0 0 0 0 0						
Inning Stats	R: 0 E: 0 K: 0 S: 3 H: 0 LOB: 0 BB: 0 P: 3	R: 0 E: 0 K: 0 S: 3 H: 0 LOB: 0 BB: 0 P: 3	R: 0 E: 0 K: 0 S: 3 H: 0 LOB: 0 BB: 0 P: 3	R: 0 E: 0 K: 0 S: 3 H: 1 LOB: 0 BB: 0 P: 3	R: 1 E: 0 K: 0 S: 4 H: 1 LOB: 0 BB: 0 P: 4	R: 0 E: 0 K: 0 S: 4 H: 2 LOB: 1 BB: 0 P: 4	R: 0 E: 0 K: 0 S: 4 H: 1 LOB: 1 BB: 0 P: 4	R: 1 E: 0 K: 0 S: 5 H: 2 LOB: 1 BB: 0 P: 5	R: 0 E: 0 K: 1 S: 6 H: 1 LOB: 1 BB: 0 P: 6	1B: 7 2B: 1 3B: 0 HR: 1	SF: 1 SAC: 0 DP: 2 HBP: 0						

	AB	32
	R	2
	H	8
	RBI	2
	BB	0
	SO	1
	LOB	11

WP: 0 PB: 0 SB: 1 CS: 0 PA: 33

livebaseballscorecards.com

PITCHER		IP	WLS	BF	H	R	ER	SO	BB	IBB	HBP	BLK	WP	HR	S	P	ERA	WHIP
Ed Lynch, R ERA: 2.87	(1, 1)	7.2	W	28	7	2	2	0	0	0	0	0	0	1	28	28	2.35	0.913
Roger McDowell, R ERA: 2.99	(8, 1)	1.1		5	1	0	0	1	0	0	0	0	0	0	7	7	0.00	0.750

PITCHER	IP	WLS	BF	H	R	ER	SO	BB	IBB	HBP	BLK	WP	HR	S	P	ERA	WHIP

Chicago Cubs @ St. Louis Cardinals

Busch Stadium, St. Louis, MO

Thu Aug 08 1985, 7:05 PM CDT

Att. 39,203 - Unknown

TOP

livebaseballscorecards.com

Batter	1	2	3	4	5	6	7	8	9	AB	R	H	RBI	BB	SO	LOB
Bob Dernier, R (1, 8) OBP: 0.310, SLG: 0.302	F8			F8		1-3			6-3	4	0	0	0	0	0	0
23 Ryne Sandberg, R (1, 4) OBP: 0.343, SLG: 0.461	6-3			F9		F7			F7	4	0	0	0	0	0	0
Gary Matthews, R (1, 7) OBP: 0.371, SLG: 0.410	1-3			BB			5-3			2	0	0	0	1	0	0
Keith Moreland, R (1, 9) OBP: 0.362, SLG: 0.411		F7		F8			K			3	0	0	0	0	1	1
Ron Cey, R (1, 5) OBP: 0.320, SLG: 0.380		K			6-3		5-3			3	0	0	0	0	1	0
Leon Durham, L (1, 3) OBP: 0.357, SLG: 0.439		K			5-3 1B			K		3	0	1	0	0	2	0
Steve Lake, R (1, 2) OBP: 0.160, SLG: 0.195			F8		5-3 1-2			F8		3	0	0	0	0	0	1
Larry Bowa, S (1, 6) OBP: 0.283, SLG: 0.321			F7		F8			K		2	0	0	0	0	0	1
Jody Davis, R (8, PH) OBP: 0.289, SLG: 0.381										1	0	0	0	0	1	0
George Frazier, R (8, 1)										0	0	0	0	0	0	0
Scott Sanderson, R (1, 1) OBP: 0.121, SLG: 0.065			K			5-3			5-3	1	0	0	0	0	1	0
Warren Brusstar, R (5, 1)										0	0	0	0	0	0	0
Gary Woods, R (6, PH) OBP: 0.315, SLG: 0.238										1	0	0	0	0	0	0
Lary Sorensen, R (6, 1)										0	0	0	0	0	0	0
Chris Speier, R (8, 6) OBP: 0.297, SLG: 0.351										1	0	0	0	0	0	0

	AB	28
	R	0
	H	1
	RBI	0
	BB	1
	SO	6
	LOB	3

Inning Stats	1	2	3	4	5	6	7	8	9
	R: 0 E: 0 K: 0 S: 3	H: 0 LOB: 0 BB: 0 P: 3	R: 0 E: 0 K: 2 S: 7	H: 0 LOB: 0 BB: 0 P: 7	R: 0 E: 0 K: 1 S: 5	H: 0 LOB: 0 BB: 0 P: 5	R: 0 E: 0 K: 0 S: 3	H: 0 LOB: 1 BB: 1 P: 7	R: 0 E: 0 K: 0 S: 4	H: 1 LOB: 1 BB: 0 P: 4	R: 0 E: 0 K: 0 S: 3	H: 0 LOB: 0 BB: 0 P: 3	R: 0 E: 0 K: 1 S: 5	H: 0 LOB: 0 BB: 0 P: 5	R: 0 E: 0 K: 2 S: 7	H: 0 LOB: 0 BB: 0 P: 7	R: 0 E: 0 K: 0 S: 3	H: 0 LOB: 0 BB: 0 P: 3

1B: 1	SF: 0	WP: 0	PA: 29
2B: 0	SAC: 0	PB: 0	
3B: 0	DP: 0	SB: 0	
HR: 0	HBP: 0	CS: 0	

PITCHER		IP	WLS	BF	H	R	ER	SO	BB	IBB	HBP	BLK	WP	HR	S	P	ERA	WHIP
John Tudor, L ERA: 2.11	(1, 1)	9.0	W	29	1	0	0	6	1	0	0	0	0	0	40	44	0.00	0.222

PITCHER	IP	WLS	BF	H	R	ER	SO	BB	IBB	HBP	BLK	WP	HR	S	P	ERA	WHIP

Batter	1	2	3	4	5	6	7	8	9	AB	R	H	RBI	BB	SO	LOB
Vince Coleman, S (1, 7) OBP: 0.329, SLG: 0.355	E9	G3			S, 1B, 3-H, 1B		4-3			4	2	2	1	0	0	0
Willie McGee, S (1, 8) OBP: 0.372, SLG: 0.500	2B, 3-H, 1B	5-3			1B, SF9, 1-H, 1B		K, SSS			4	2	2	2	0	1	0
Tom Herr, S (1, 4) OBP: 0.387, SLG: 0.408	HR, 1-H, 2B		4-3		1-3, 1B		6-3			4	1	2	1	0	0	0
Jack Clark, R (1, 3) OBP: 0.399, SLG: 0.529	F7		F3		SF9, 3-H			BBBB, L3-6-4-6-5-8, 1B, BB		2	0	0	1	1	0	1
Andy Van Slyke, L (1, 9) OBP: 0.336, SLG: 0.427	HR, 2-H		F6		F8			L3-6-4-6-5-8, 1-2, 1B		4	1	2	2	0	0	1
Terry Pendleton, S (1, 5) OBP: 0.264, SLG: 0.291	HR			4-3	F6			L3-6-4-6-5-8, 1-2, 2-3		4	1	1	1	0	0	3
Darrell Porter, L (1, 2) OBP: 0.280, SLG: 0.356	F7			F7		G3				3	0	0	0	0	0	0
Ozzie Smith, S (1, 6) OBP: 0.315, SLG: 0.342	F9			F2		4-3				3	0	0	0	0	0	0
John Tudor, L (1, 1) OBP: 0.185, SLG: 0.210		F8			1B, 3B	5-3				3	1	1	0	0	0	0
Inning Stats	R: 5 E: 1 K: 0 S: 8 H: 5 LOB: 0 BB: 0 P: 8	R: 0 E: 0 K: 0 S: 3 H: 0 LOB: 0 BB: 0 P: 3	R: 0 E: 0 K: 0 S: 3 H: 0 LOB: 0 BB: 0 P: 3	R: 0 E: 0 K: 0 S: 3 H: 0 LOB: 0 BB: 0 P: 3	R: 3 E: 0 K: 0 S: 7 H: 4 LOB: 1 BB: 0 P: 7	R: 0 E: 0 K: 0 S: 3 H: 0 LOB: 0 BB: 0 P: 3	R: 0 E: 0 K: 1 S: 5 H: 0 LOB: 0 BB: 0 P: 5	R: 0 E: 0 K: 0 S: 2 H: 1 LOB: 0 BB: 1 P: 6		1B: 5 2B: 2 3B: 2 HR: 2 SF: 1 SAC: 0 DP: 0 HBP: 0						

PITCHER		IP	WLS	BF	H	R	ER	SO	BB	IBB	HBP	BLK	WP	HR	S	P	ERA	WHIP
Scott Sanderson, R ERA: 3.02	(1, 1)	4.0	L	20	8	8	8	0	0	0	0	0	0	2	20	20	18.00	2.000
Warren Brusstar, R ERA: 4.8	(5, 1)	1.0		4	1	0	0	0	0	0	0	0	0	0	4	4	0.00	1.000
Lary Sorensen, R ERA: 4.8	(6, 1)	2.0		6	0	0	0	1	0	0	0	0	0	0	8	8	0.00	0.000
George Frazier, R ERA: 4.39	(8, 1)	1.0		3	1	0	0	0	1	0	0	0	0	0	2	6	0.00	2.000

PITCHER	IP	WLS	BF	H	R	ER	SO	BB	IBB	HBP	BLK	WP	HR	S	P	ERA	WHIP

BOTTOM

Chicago Cubs @ St. Louis Cardinals

Busch Stadium, St. Louis, MO

Thu Aug 08 1985, 7:05 PM CDT

Att. 39,203 - Unknown

livebaseballscorecards.com

AB	31
R	8
H	10
RBI	8
BB	1
SO	1
LOB	5

WP: 0 PA: 33
PB: 0
SB: 1
CS: 0

Batter	1	2	3	4	5	6	7	8	9	AB	R	H	RBI	BB	SO	LOB
Bob Dernier, R (1, 8) OBP: 0.308, SLG: 0.304	F6	F6			2B		6-3		6-3	5	1	1	0	0	0	2
23 Ryne Sandberg, R (1, 4) OBP: 0.346, SLG: 0.465	S 1B		K		F8 2B		S 1B		K	5	0	3	1	0	2	0
Gary Matthews, R (1, 7) OBP: 0.369, SLG: 0.402	F8		K		F8		BB			3	0	0	0	1	1	2
Leon Durham, L (1, 3) OBP: 0.354, SLG: 0.434	K		6-3		K		F7			4	0	0	0	0	2	4
Keith Moreland, R (1, 9) OBP: 0.361, SLG: 0.418		6-3		F8		HR	F9			4	1	1	1	0	0	2
Jody Davis, R (1, 2) OBP: 0.295, SLG: 0.405		HR		HR		WP 5-3 1B		K		4	2	3	2	0	1	0
Ron Cey, R (1, 5) OBP: 0.317, SLG: 0.375		F8		F9		5-3		1-3		4	0	0	0	0	0	1
Larry Bowa, S (1, 6) OBP: 0.284, SLG: 0.317		BB		F6		4-3		4-3		0	0	0	0	0	0	0
Richie Hebner, L (8, PH) OBP: 0.309, SLG: 0.300										1	0	0	0	0	0	0
Chris Speier, R (8, 6) OBP: 0.297, SLG: 0.351										0	0	0	0	0	0	0
Dick Ruthven, R (1, 1) OBP: 0.208, SLG: 0.208		1B			K	G3			4-3	1	0	1	0	0	0	0
Ron Meridith, L (2, 1)										2	0	0	0	0	1	1
Warren Brusstar, R (7, 1)										0	0	0	0	0	0	0
George Frazier, R (8, 1)										0	0	0	0	0	0	0
Thad Bosley, L (9, PH) OBP: 0.357, SLG: 0.446										1	0	0	0	0	0	0
Inning Stats	R: 0 E: 0 K: 1 S: 6 H: 1 LOB: 1 BB: 0 P: 6	R: 1 E: 0 K: 0 S: 5 H: 2 LOB: 2 BB: 1 P: 9	R: 0 E: 0 K: 2 S: 7 H: 0 LOB: 0 BB: 0 P: 7	R: 1 E: 0 K: 0 S: 4 H: 1 LOB: 0 BB: 0 P: 4	R: 1 E: 0 K: 2 S: 9 H: 2 LOB: 1 BB: 0 P: 9	R: 1 E: 0 K: 0 S: 5 H: 2 LOB: 1 BB: 0 P: 5	R: 0 E: 0 K: 0 S: 4 H: 1 LOB: 2 BB: 1 P: 8	R: 0 E: 0 K: 1 S: 5 H: 0 LOB: 0 BB: 0 P: 5	R: 0 E: 0 K: 1 S: 5 H: 0 LOB: 0 BB: 0 P: 5	1B: 4 2B: 2 3B: 0 HR: 3 SF: 0 SAC: 0 DP: 0 HBP: 0						

PITCHER	IP	WLS	BF	H	R	ER	SO	BB	IBB	HBP	BLK	WP	HR	S	P	ERA	WHIP
Ron Darling, R (1, 1) ERA: 2.99	6.0		27	8	4	4	5	1	0	0	0	1	3	36	40	6.00	1.500
Roger McDowell, R (7, 1) ERA: 2.88	3.0	W	11	1	0	0	2	1	0	0	0	0	0	14	18	0.00	0.667

PITCHER	IP	WLS	BF	H	R	ER	SO	BB	IBB	HBP	BLK	WP	HR	S	P	ERA	WHIP

TOP

Chicago Cubs @ New York Mets

Shea Stadium, Flushing, NY

Fri Aug 09 1985, 7:05 PM EDT

Att. 44,309 - Unknown

livebaseballscorecards.com

AB	34
R	4
H	9
RBI	4
BB	1
SO	7
LOB	12

WP: 1	PA: 38
PB: 0	
SB: 2	
CS: 0	

Batter	1	2	3	4	5	6	7	8	9	AB	R	H	RBI	BB	SO	LOB
Lenny Dykstra, L (1, 8) OBP: 0.318, SLG: 0.310	6-3	BB		SH1-3 1B	F8		1B 1B			4	0	2	0	1	0	2
Wally Backman, S (1, 4) OBP: 0.342, SLG: 0.373	1B 1-3 1B	F9		SH1-3		1B 2B	1B			4	2	3	1	0	0	2
Keith Hernandez, L (1, 3) OBP: 0.391, SLG: 0.440	1-3		1B 2B 1B	F4		1B	K			5	1	2	1	0	1	4
Darryl Strawberry, L (1, 9) OBP: 0.377, SLG: 0.554	1B 1B		F8	IBB		F5		6-3 S 1B BB		3	1	1	1	2	0	1
Danny Heep, L (1, 7) OBP: 0.340, SLG: 0.442 George Foster, R (6, PH) (7, 7) OBP: 0.327, SLG: 0.480	1B		2B SF9 1B	1-3		BB		6-3		3 1	1 0	2 0	0 0	0 1	0 0	2 1
Clint Hurdle, L (1, 2) OBP: 0.351, SLG: 0.435	F7		SF9 2B		F7 1B FC4-2 1B	F8		G3		5	0	2	1	0	0	4
Howard Johnson, S (1, 5) OBP: 0.294, SLG: 0.352		F7	SF9 IBB		FC4-2 F7 1B		F8	E S 1B		4	0	2	1	1	0	0
Rafael Santana, R (1, 6) OBP: 0.283, SLG: 0.296		SH1-4 1B	SF9		F7		6-3	F9		4	0	1	1	0	0	3
Ron Darling, R (1, 1) OBP: 0.228, SLG: 0.286 Roger McDowell, R (7, 1) OBP: 0.214, SLG: 0.154		SH1-4	F8		FC4-2		1B 1B			2 1	0 1	0 1	0 0	0 0	0 0	4 0
Inning Stats	R: 1 H: 3 E: 0 LOB: 2 K: 0 BB: 0 S: 6 P: 6	R: 0 H: 1 E: 0 LOB: 2 K: 0 BB: 1 S: 4 P: 8	R: 2 H: 3 E: 0 LOB: 2 K: 0 BB: 1 S: 6 P: 10	R: 0 H: 1 E: 0 LOB: 2 K: 0 BB: 1 S: 4 P: 8	R: 0 H: 2 E: 0 LOB: 1 K: 0 BB: 0 S: 5 P: 5	R: 1 H: 2 E: 0 LOB: 1 K: 0 BB: 1 S: 4 P: 8	R: 1 H: 3 E: 0 LOB: 2 K: 1 BB: 0 S: 8 P: 8	R: 1 H: 1 E: 0 LOB: 1 K: 0 BB: 1 S: 4 P: 8		1B: 14 SF: 1 2B: 2 SAC: 2 3B: 0 DP: 0 HR: 0 HBP: 0						

PITCHER		IP	WLS	BF	H	R	ER	SO	BB	IBB	HBP	BLK	WP	HR	S	P	ERA	WHIP
Dick Ruthven, R ERA: 4.53	(1, 1)	1.0		6	3	1	1	0	0	0	0	0	0	0	6	6	9.00	3.000
Ron Meridith, L ERA: 3.97	(2, 1)	5.0		27	9	3	3	0	2	2	0	0	0	0	23	39	5.40	2.200
Warren Brusstar, R ERA: 5.01	(7, 1)	1.1	L	8	3	2	2	1	1	0	0	0	0	0	9	13	13.50	3.000
George Frazier, R ERA: 4.33	(8, 1)	0.2		3	1	0	0	0	0	0	0	0	0	0	3	3	0.00	1.500

PITCHER	IP	WLS	BF	H	R	ER	SO	BB	IBB	HBP	BLK	WP	HR	S	P	ERA	WHIP

BOTTOM

Chicago Cubs @ New York Mets

Shea Stadium, Flushing, NY

Fri Aug 09 1985, 7:05 PM EDT

Att. 44,309 - Unknown

livebaseballscorecards.com

AB	36
R	6
H	16
RBI	6
BB	5
SO	1
LOB	23

WP: 0 PA: 44
PB: 0
SB: 2
CS: 0

Batter	1	2	3	4	5	6	7	8	9	AB	R	H	RBI	BB	SO	LOB
Bob Dernier, R (1, 8) OBP: 0.303, SLG: 0.299	6-3	K		FC4 1-2f			K			4	0	0	0	0	2	4
Davey Lopes, R (1, 7) OBP: 0.397, SLG: 0.439	K		5-3		F4			K		4	0	0	0	0	2	0
23 Ryne Sandberg, R (1, 4) OBP: 0.348, SLG: 0.466	2B 1B 1B		F8		K			1B FC6-4 1B		4	2	2	0	0	1	0
Leon Durham, L (1, 3) OBP: 0.355, SLG: 0.438	1-3 1B 2B		5-3		F6			FC6-4 1-3 1B		4	1	2	0	0	0	0
Keith Moreland, R (1, 9) OBP: 0.360, SLG: 0.416	2-H 3-H 1B			F9	F8			FC6-4 FC4-6 1-2f 3-H		4	0	1	3	0	0	1
Jody Davis, R (1, 2) OBP: 0.294, SLG: 0.403	F8			1B 1B 1B	6-3			FC4-6 1-2f		4	0	1	0	0	0	2
Chris Speier, R (1, 5) OBP: 0.296, SLG: 0.349		K		1B 1-2	5-3				F8	4	0	1	0	0	1	0
Larry Bowa, S (1, 6) OBP: 0.289, SLG: 0.323 Richie Hebner, L (9, PH) OBP: 0.306, SLG: 0.297	1B			1-2 2-3 1B			F8		F7	0 1	0 0	0 0	0 0	0 0	0 0	0 0
Ray Fontenot, L (1, 1) OBP: 0.036, SLG: 0.036 Thad Bosley, L (7, PH) OBP: 0.354, SLG: 0.441 George Frazier, R (7, 1) Warren Brusstar, R (7, 1) Gary Matthews, R (9, PH) OBP: 0.367, SLG: 0.400		K 1-2		K			4-3		K	2 1 0 0 1	0 0 0 0 0	0 0 0 0 0	0 0 0 0 0	0 0 0 0 0	2 0 0 0 1	4 0 0 0 0
Inning Stats	R: 2 E: 0 K: 1 S: 8 H: 3 LOB: 1 BB: 0 P: 8	R: 0 E: 0 K: 3 S: 10 H: 1 LOB: 1 BB: 0 P: 10	R: 0 E: 0 K: 0 S: 3 H: 0 LOB: 0 BB: 0 P: 3	R: 0 E: 0 K: 1 S: 8 H: 3 LOB: 3 BB: 0 P: 8	R: 0 E: 0 K: 1 S: 5 H: 0 LOB: 0 BB: 0 P: 5	R: 0 E: 0 K: 0 S: 3 H: 0 LOB: 0 BB: 0 P: 3	R: 0 E: 0 K: 1 S: 5 H: 0 LOB: 0 BB: 0 P: 5	R: 1 E: 0 K: 1 S: 7 H: 2 LOB: 1 BB: 0 P: 7	R: 0 E: 0 K: 1 S: 5 H: 0 LOB: 0 BB: 0 P: 5	1B: 8 2B: 1 3B: 0 HR: 0	SF: 0 SAC: 0 DP: 0 HBP: 0					

PITCHER	IP	WLS	BF	H	R	ER	SO	BB	IBB	HBP	BLK	WP	HR	S	P	ERA	WHIP
Dwight Gooden, R (1, 1) ERA: 1.64	9.0	W	36	9	3	3	9	0	0	0	0	0	0	54	54	3.00	1.000

PITCHER	IP	WLS	BF	H	R	ER	SO	BB	IBB	HBP	BLK	WP	HR	S	P	ERA	WHIP

TOP

Chicago Cubs @ New York Mets

Shea Stadium, Flushing, NY

Sat Aug 10 1985, 3:33 AM EDT

Att. 48,306 - Unknown

livebaseballscorecards.com

AB	33
R	3
H	7
RBI	3
BB	0
SO	9
LOB	11

WP: 0	PA: 36
PB: 0	
SB: 1	
CS: 0	

Chicago Cubs @ New York Mets

Shea Stadium, Flushing, NY

Sat Aug 10 1985, 3:33 AM EDT

Att. 48,306 - Unknown

BOTTOM

livebaseballscorecards.com

Batter	1	2	3	4	5	6	7	8	9	AB	R	H	RBI	BB	SO	LOB
Wally Backman, S (1, 4) OBP: 0.340, SLG: 0.371	6-3		5-3	6-3			BB, 1B 1-2 3-H	F8		5	1	1	1	0	0	1
Tom Paciorek, R (1, 9) OBP: 0.301, SLG: 0.275	G4-6-3 1B		G3 1B		F7		1B 1B 1-2 2-3	6-3		3	1	2	0	0	0	0
Lenny Dykstra, L (7, PH) OBP: 0.320, SLG: 0.308 (8, 8)							BB			1	1	0	0	1	0	0
Keith Hernandez, L (1, 3) OBP: 0.389, SLG: 0.438	G4-6-3 1-2f		G3 1-2		G3		1B 1-3 2-H 3-H			4	0	1	2	0	0	2
Gary Carter, R (1, 2) OBP: 0.355, SLG: 0.420		5-3	1B IBB		6-3		1B SF8 2-H 3-H			3	1	1	1	1	0	0
Darryl Strawberry, L (1, 8) (8, 9) OBP: 0.383, SLG: 0.560		HR 2B	1-3 2-H			F9	SF8 1B IBB			3	1	2	1	1	0	0
George Foster, R (1, 7) OBP: 0.329, SLG: 0.490		HR 2-H	F8			K	1-2 2-3			4	1	2	2	0	1	2
Ray Knight, R (1, 5) OBP: 0.250, SLG: 0.339		6-3		F7		5-3	SF8 2-3 3-H			3	0	0	1	0	0	0
Ron Gardenhire, R (1, 6) OBP: 0.394, SLG: 0.240		FC5-4 BB		SH2-4 BB			BB F2			1	1	0	0	3	0	2
Dwight Gooden, R (1, 1) OBP: 0.243, SLG: 0.200		FC5-4 1-2f		SH2-4 1-2			BB, 1B 1B 1-3	4-3		3	1	1	0	0	0	1
Inning Stats	R: 0 E: 0 K: 0 S: 3 H: 1 LOB: 0 BB: 0 P: 3	R: 2 E: 0 K: 0 S: 5 H: 2 LOB: 1 BB: 1 P: 9	R: 1 E: 0 K: 0 S: 5 H: 2 LOB: 2 BB: 1 P: 9	R: 0 E: 0 K: 0 S: 3 H: 0 LOB: 1 BB: 1 P: 7	R: 0 E: 0 K: 0 S: 3 H: 0 LOB: 0 BB: 0 P: 3	R: 0 E: 0 K: 1 S: 5 H: 0 LOB: 0 BB: 0 P: 5	R: 5 E: 0 K: 0 S: 7 H: 5 LOB: 2 BB: 3 P: 19	R: 0 E: 0 K: 0 S: 3 H: 0 LOB: 0 BB: 0 P: 3		1B: 8 2B: 1 3B: 0 HR: 1 SF: 1 SAC: 1 DP: 1 HBP: 0					WP: 0 PB: 0 SB: 0 CS: 0 PA: 38	

	AB	30
	R	8
	H	10
	RBI	8
	BB	6
	SO	1
	LOB	8

PITCHER		IP	WLS	BF	H	R	ER	SO	BB	IBB	HBP	BLK	WP	HR	S	P	ERA	WHIP
Ray Fontenot, L ERA: 3.17	(1, 1)	6.0	L	25	5	3	3	1	2	1	0	0	0	1	24	36	4.50	1.167
George Frazier, R ERA: 5.13	(7, 1)	0.1		8	5	5	5	0	2	1	0	0	0	0	5	17	135.00	21.000
Warren Brusstar, R ERA: 4.87	(7, 1)	1.2		5	0	0	0	0	0	0	0	0	0	0	5	5	0.00	0.000

PITCHER	IP	WLS	BF	H	R	ER	SO	BB	IBB	HBP	BLK	WP	HR	S	P	ERA	WHIP

Chicago Cubs @ New York Mets

Shea Stadium, Flushing, NY

Sun Aug 11 1985, 3:33 AM EDT

Att. 40,311 - Unknown

TOP

livebaseballscorecards.com

Batter	1	2	3	4	5	6	7	8	9	AB	R	H	RBI	BB	SO	LOB
Bob Dernier, R (1, 8) OBP: 0.306, SLG: 0.302	SSS 0-3 ① K		x 0-0 ② 23 E 1B		x 0-0 ② 6-3		x 0-0 23 FC6-4 1-2 1B			4	1	2	0	0	1	0
23 Ryne Sandberg, R (1, 4) OBP: 0.347, SLG: 0.466	x 0-0 ② 1-3		x 0-0 E7 1-H 1B 2B		x 0-0 ③ 5-3		x 0-0 ③ FC6-4 1-2f			4	1	1	1	0	0	2
Gary Matthews, R (1, 7) OBP: 0.370, SLG: 0.402	x 0-0 1B		x 0-0 3-H 1B			x 0-0 ① 6-3		x 0-0 ① 5-3		4	0	2	1	0	0	0
Leon Durham, L (1, 3) OBP: 0.352, SLG: 0.433	x 0-0 ③ F8		x 0-0 ③ F8			x 0-0 ② L4		x 0-0 ② F5		4	0	0	0	0	0	2
Lee Smith, R (8, 1)										0	0	0	0	0	0	0
Keith Moreland, R (1, 9) OBP: 0.359, SLG: 0.414 (8, 3)		x 0-0 ① G1		x 0-0 ① 6-3		x 0-0 1B		x 0-0 ③ F8		4	0	1	0	0	0	0
Jody Davis, R (1, 2) OBP: 0.293, SLG: 0.401		x 0-0 ② 5-3		x 0-0 ② 6-3		x 0-0 ③ F8			x 0-0 ① F9	2	0	0	0	0	0	0
Steve Lake, R (5, 2) OBP: 0.159, SLG: 0.192										1	0	0	0	0	0	1
Thad Bosley, L (9, PH) OBP: 0.351, SLG: 0.437										1	0	0	0	0	0	0
Ron Cey, R (1, 5) OBP: 0.316, SLG: 0.376		x 0-0 ③ L6		x 0-0 2B			x 0-0 ① F9		x 0-0 ② F9	4	0	1	0	0	0	0
Larry Bowa, S (1, 6) OBP: 0.285, SLG: 0.318			x 0-0 ① F6	x 0-0 ③ F5			x 0-0 ② 4-3		x 0-0 ③ 3-1	0	0	0	0	0	0	0
Richie Hebner, L (9, PH) OBP: 0.303, SLG: 0.293										1	0	0	0	0	0	0
Derek Botelho, R (1, 1)			x 0-0 ② 5-3		x 0-0 ① 6-3		BBBB 4-0 1B BB			2	0	0	0	0	0	0
Billy Hatcher, R (7, PH) OBP: 0.327, SLG: 0.419										0	0	0	0	1	0	0
Ron Meridith, L (7, 1)										0	0	0	0	0	0	0
Gary Woods, R (8, 9) OBP: 0.315, SLG: 0.238										0	0	0	0	0	0	0
Inning Stats	R: 0 E: 0 K: 1 S: 6 H: 1 LOB: 1 BB: 0 P: 6	R: 0 E: 0 K: 0 S: 3 H: 0 LOB: 0 BB: 0 P: 3	R: 2 E: 1 K: 0 S: 6 H: 3 LOB: 1 BB: 0 P: 6	R: 0 E: 0 K: 0 S: 4 H: 1 LOB: 1 BB: 0 P: 4	R: 0 E: 0 K: 0 S: 3 H: 0 LOB: 0 BB: 0 P: 3	R: 0 E: 0 K: 0 S: 4 H: 1 LOB: 1 BB: 0 P: 4	R: 0 E: 0 K: 0 S: 4 H: 1 LOB: 2 BB: 1 P: 8	R: 0 E: 0 K: 0 S: 3 H: 0 LOB: 0 BB: 0 P: 3	R: 0 E: 0 K: 0 S: 3 H: 0 LOB: 0 BB: 0 P: 3	1B: 5 2B: 2 3B: 0 HR: 0 SF: 0 SAC: 0 DP: 0 HBP: 0						

	AB	31
	R	2
	H	7
	RBI	2
	BB	1
	SO	1
	LOB	5

WP: 0 PB: 0 SB: 0 CS: 0 PA: 35

PITCHER	IP	WLS	BF	H	R	ER	SO	BB	IBB	HBP	BLK	WP	HR	S	P	ERA	WHIP
Ed Lynch, R (1, 1) ERA: 2.82	9.0	W	35	7	2	2	1	1	0	0	0	0	0	36	40	2.00	0.889

PITCHER	IP	WLS	BF	H	R	ER	SO	BB	IBB	HBP	BLK	WP	HR	S	P	ERA	WHIP

Chicago Cubs @ New York Mets

Shea Stadium, Flushing, NY

Sun Aug 11 1985, 3:33 AM EDT

Att. 40,311 - Unknown

BOTTOM

Batter	1	2	3	4	5	6	7	8	9	AB	R	H	RBI	BB	SO	LOB
Lenny Dykstra, L (1, 8) OBP: 0.318, SLG: 0.302	B B B B 4-0 S HR BB	x 0-0 ③ F9			x 0-0 ① 4-3	x 0-0 ③ F8				3	1	0	0	1	0	2
Wally Backman, S (1, 4)	S S S 0-3 ① K 1-2		x 0-0 HR 1B		x 0-0 2B		x 0-0 ① F7			4	1	2	0	0	1	1
Keith Hernandez, L (1, 3) OBP: 0.386, SLG: 0.434	x 0-0 ② F7		x 0-0 ① F7		x 0-0 ② 6-3		x 0-0 ② 4-3			4	0	0	0	0	0	3
Gary Carter, R (1, 2) OBP: 0.358, SLG: 0.438	x 0-0 2-H HR		x 0-0 1-H HR		x 0-0 ③ 5-3		B B B B 4-0 BB			3	2	2	4	1	0	1
Darryl Strawberry, L (1, 9) OBP: 0.385, SLG: 0.555	B B B B 4-0 S BB		x 0-0 ② F8		B B B B 4-0 CS BB		S S S 0-3 ③ K			2	0	0	0	2	1	1
George Foster, R (1, 7) OBP: 0.328, SLG: 0.487	x 0-0 ③ F8 1-2		x 0-0 ③ F8		x 0-0 ① 1B E 1-2 1B			x 0-0 ① 6-3		4	1	1	0	0	0	1
Howard Johnson, S (1, 5) OBP: 0.293, SLG: 0.350		x 0-0 ① 4-3		x 0-0 ① F6	x 0-0 E9 1-H 1B 1B			x 0-0 ② F8		4	1	1	0	0	0	0
Rafael Santana, R (1, 6) OBP: 0.286, SLG: 0.299		x 0-0 SH3-4 1B		x 0-0 ② F8	x 0-0 3-H 1B			S S S 0-3 ③ K		4	0	2	1	0	1	0
Ed Lynch, R (1, 1) OBP: 0.146, SLG: 0.079		x 0-0 ② SH3-4 1-2		S S S 0-3 ③ K	x 0-0 ② F9					2	0	0	0	0	1	1
Inning Stats	R: 2 E: 0 K: 1 S: 6 H: 1 LOB: 1 BB: 2 P: 14	R: 0 E: 0 K: 0 S: 4 H: 1 LOB: 1 BB: 0 P: 4	R: 2 E: 0 K: 0 S: 5 H: 2 LOB: 0 BB: 0 P: 5	R: 0 E: 0 K: 1 S: 5 H: 0 LOB: 0 BB: 0 P: 5	R: 0 E: 0 K: 0 S: 4 H: 1 LOB: 1 BB: 0 P: 4	R: 2 E: 1 K: 0 S: 5 H: 3 LOB: 1 BB: 1 P: 9	R: 0 E: 0 K: 1 S: 5 H: 0 LOB: 1 BB: 1 P: 9	R: 0 E: 0 K: 1 S: 5 H: 0 LOB: 0 BB: 0 P: 5		1B: 5 2B: 1 3B: 0 HR: 2 SF: 0 SAC: 1 DP: 0 HBP: 0						

livebaseballscorecards.com

AB	30
R	6
H	8
RBI	5
BB	4
SO	4
LOB	10

WP: 0 PB: 0 SB: 2 CS: 1 PA: 35

PITCHER		IP	WLS	BF	H	R	ER	SO	BB	IBB	HBP	BLK	WP	HR	S	P	ERA	WHIP
Derek Botelho, R ERA: 9.28	(1, 1)	6.0	L	28	8	6	5	2	3	0	0	0	0	2	29	41	7.50	1.833
Ron Meridith, L ERA: 3.8	(7, 1)	1.0		4	0	0	0	1	1	0	0	0	0	0	5	9	0.00	1.000
Lee Smith, R ERA: 3.08	(8, 1)	1.0		3	0	0	0	1	0	0	0	0	0	0	5	5	0.00	0.000

PITCHER	IP	WLS	BF	H	R	ER	SO	BB	IBB	HBP	BLK	WP	HR	S	P	ERA	WHIP

Montreal Expos @ Chicago Cubs

Wrigley Field, Chicago, IL

Mon Aug 12 1985, 3:33 AM CDT

Att. 28,195 - Unknown

TOP

Batter	1	2	3	4	5	6	7	8	9	AB	R	H	RBI	BB	SO	LOB
Tim Raines, S (1, 7) OBP: 0.376, SLG: 0.422	1B		HR		G6-4-3 1B HR 1B	IBB		FC4-6 1-2f 2-3		4	2	3	1	1	0	2
Vance Law, R (1, 4) OBP: 0.363, SLG: 0.402	F2		5-3		G6-4-3 1-2 1B	F8		SF8 3-H		4	0	1	1	0	0	3
Andre Dawson, R (1, 9) OBP: 0.309, SLG: 0.441	F3		1B		G6-4-3 1-2f 2-3		1B 2B	F3		5	0	2	0	0	0	4
Jeff Reardon, R (8, 1) OBP: 0.167, SLG: 0.167										0	0	0	0	0	0	0
Hubie Brooks, R (1, 6) OBP: 0.311, SLG: 0.411	K		F9		HR 3-H		2-3 1B		F9	5	1	2	2	0	1	2
Terry Francona, L (1, 3) OBP: 0.325, SLG: 0.370		2B		HR 2B	4-3		F3		G1-6-3	4	1	2	0	0	0	2
Tim Burke, R (7, 1) OBP: 0.200, SLG: 0.200										0	0	0	0	0	0	0
Mitch Webster, S (8, 9) OBP: 0.260, SLG: 0.430										1	0	0	0	0	0	0
Tim Wallach, R (1, 5) OBP: 0.319, SLG: 0.445		F9		2-H HR		HR	F5		K	5	2	2	3	0	1	3
Herm Winningham, L (1, 8) OBP: 0.324, SLG: 0.367		F9		F9		S 1B	G3			4	0	1	0	0	0	3
Mike Fitzgerald, R (1, 2) OBP: 0.297, SLG: 0.282		6-3		5-3		F4 1-2		BBBB FC4-6 1B SF8 BB		3	0	0	0	0	0	2
U L Washington, S (8, PH) OBP: 0.345, SLG: 0.412										0	1	0	0	1	0	0
Steve Nicosia, R (8, 2) OBP: 0.257, SLG: 0.219										0	0	0	0	0	0	0
Floyd Youmans, R (1, 1)			6-3 SSS	K		F9		FC4-6 1-2 1B		2	0	0	0	0	1	0
Razor Shines, S (6, PH) OBP: 0.161, SLG: 0.133										1	0	0	0	0	0	1
Randy St. Claire, R (6, 1) OBP: 0.500, SLG: 0.250										0	0	0	0	0	0	0
Scot Thompson, L (7, 3) OBP: 0.244, SLG: 0.282										1	0	1	0	0	0	0
Inning Stats	R: 0 E: 0 K: 1 S: 6 H: 1 LOB: 1 BB: 0 P: 6	R: 0 E: 0 K: 0 S: 4 H: 1 LOB: 1 BB: 0 P: 4	R: 1 E: 0 K: 0 S: 5 H: 2 LOB: 1 BB: 0 P: 5	R: 2 E: 0 K: 1 S: 7 H: 2 LOB: 0 BB: 0 P: 7	R: 2 E: 0 K: 0 S: 5 H: 3 LOB: 0 BB: 0 P: 5	R: 1 E: 0 K: 0 S: 5 H: 2 LOB: 2 BB: 1 P: 9	R: 0 E: 0 K: 0 S: 5 H: 2 LOB: 2 BB: 0 P: 5	R: 1 E: 0 K: 0 S: 4 H: 1 LOB: 1 BB: 1 P: 8	R: 0 E: 0 K: 1 S: 5 H: 0 LOB: 0 BB: 0 P: 5	1B: 7 2B: 3 3B: 0 HR: 4 SF: 1 SAC: 0 DP: 1 HBP: 0						

	AB	39
	R	7
	H	14
	RBI	7
	BB	2
	SO	3
	LOB	22

WP: 0 PB: 0 SB: 1 CS: 0 PA: 42

livebaseballscorecards.com

PITCHER	IP	WLS	BF	H	R	ER	SO	BB	IBB	HBP	BLK	WP	HR	S	P	ERA	WHIP
Lary Sorensen, R (1, 1) ERA: 5.22	5.0		23	9	5	5	2	0	0	0	0	0	3	27	27	9.00	1.800
Warren Brusstar, R (6, 1) ERA: 4.94	1.0		6	2	1	1	0	0	1	0	0	0	1	5	9	9.00	2.000
Dave Gumpert, R (7, 1) ERA: 2.25	2.0	W	10	3	1	1	0	1	0	0	0	0	0	9	13	4.50	2.000
Lee Smith, R (9, 1) ERA: 3.04	1.0	S	3	0	0	0	1	0	0	0	0	0	0	5	5	0.00	0.000

PITCHER	IP	WLS	BF	H	R	ER	SO	BB	IBB	HBP	BLK	WP	HR	S	P	ERA	WHIP

Batter	1	2	3	4	5	6	7	8	9	AB	R	H	RBI	BB	SO	LOB
Bob Dernier, R (1, 8) OBP: 0.304, SLG: 0.304	F7		1B 2B		E6 2B	F5		6-3		5	1	1	0	0	0	1
Gary Matthews, R (1, 7) OBP: 0.377, SLG: 0.413	23 6-3 BB		2-H 1B		1-H 23 HR 2B	K				3	1	2	1	1	1	0
Dave Gumpert, R (7, 1)										0	0	0	0	0	0	0
Davey Lopes, R (9, 9) OBP: 0.397, SLG: 0.439										0	0	0	0	0	0	0
23 Ryne Sandberg, R (1, 4) OBP: 0.348, SLG: 0.472	6-3 1-2		6-3		2-H HR		G3 S 7-2 BB			3	1	1	2	1	0	2
Keith Moreland, R (1, 9) OBP: 0.358, SLG: 0.412	K			F8	1B		G3 1-3			4	0	1	0	0	1	2
(9, 2)																
Ron Cey, R (1, 5) OBP: 0.313, SLG: 0.372		6-3		F8	F3		7-2 3-Hf			4	0	0	0	0	0	2
Leon Durham, L (1, 3) OBP: 0.353, SLG: 0.439		4-3 S 1B		3B		F8		K		4	0	2	0	0	1	0
Chris Speier, R (1, 6) OBP: 0.301, SLG: 0.352		4-3 1-3		F7		1B HR 1B		HR 1B		4	1	2	0	0	0	2
Larry Bowa, S (8, PR) OBP: 0.285, SLG: 0.318										0	1	0	0	0	0	0
(9, 6)																
Steve Lake, R (1, 2) OBP: 0.165, SLG: 0.198		F7			6-3					3	1	1	0	0	0	1
Richie Hebner, L (8, PH) OBP: 0.300, SLG: 0.290						1-2 HR 1B		K		1	0	0	0	0	1	1
Lee Smith, R (9, 1)										0	0	0	0	0	0	0
Lary Sorensen, R (1, 1)			K		F7					1	0	0	0	0	1	0
Billy Hatcher, R (5, PH) OBP: 0.324, SLG: 0.415										1	0	0	0	0	0	0
Warren Brusstar, R (6, 1)										0	0	0	0	0	0	0
Thad Bosley, L (6, PH) OBP: 0.362, SLG: 0.505						1-H 2-H HR		1-H HR		2	2	2	5	0	0	0
(7, 7)																
Inning Stats	R: 0 E: 0 K: 1 S: 5 H: 0 LOB: 1 BB: 1 P: 9	R: 0 E: 0 K: 0 S: 4 H: 1 LOB: 1 BB: 0 P: 4	R: 0 E: 0 K: 1 S: 6 H: 2 LOB: 1 BB: 0 P: 6	R: 0 E: 0 K: 0 S: 4 H: 1 LOB: 1 BB: 0 P: 4	R: 3 E: 1 K: 0 S: 7 H: 3 LOB: 1 BB: 0 P: 7	R: 3 E: 0 K: 1 S: 8 H: 3 LOB: 0 BB: 0 P: 8	R: 0 E: 0 K: 0 S: 2 H: 0 LOB: 0 BB: 1 P: 6	R: 2 E: 0 K: 2 S: 9 H: 2 LOB: 1 BB: 0 P: 9		1B: 6 2B: 3 3B: 1 HR: 3	SF: 0 SAC: 0 DP: 1 HBP: 0						

PITCHER		IP	WLS	BF	H	R	ER	SO	BB	IBB	HBP	BLK	WP	HR	S	P	ERA	WHIP
Floyd Youmans, R ERA: 1.62	(1, 1)	5.0		23	7	3	0	2	1	0	0	0	0	1	26	30	0.00	1.600
Randy St. Claire, R ERA: 2.82	(6, 1)	1.0		6	3	3	3	1	0	0	0	0	0	1	8	8	27.00	3.000
Tim Burke, R ERA: 1.54	(7, 1)	1.0		3	0	0	0	0	1	0	0	0	0	0	2	6	0.00	1.000
Jeff Reardon, R ERA: 2.51	(8, 1)	1.0	L	5	2	2	2	2	0	0	0	0	0	1	9	9	18.00	2.000

PITCHER	IP	WLS	BF	H	R	ER	SO	BB	IBB	HBP	BLK	WP	HR	S	P	ERA	WHIP

BOTTOM

Montreal Expos @ Chicago Cubs

Wrigley Field, Chicago, IL

Mon Aug 12 1985, 3:33 AM CDT

Att. 28,195 - Unknown

livebaseballscorecards.com

AB	35
R	8
H	12
RBI	8
BB	2
SO	5
LOB	11

1B: 6 2B: 3 3B: 1 HR: 3 SF: 0 SAC: 0 DP: 1 HBP: 0

WP: 0 PB: 0 SB: 2 CS: 0 PA: 37

Batter	1	2	3	4	5	6	7	8	9	AB	R	H	RBI	BB	SO	LOB
Tim Raines, S (1, 7) OBP: 0.374, SLG: 0.418	S S S 0-3 ① K	B B B B 4-0 S S 2B BB		x 0-0 ① F9		x 0-0 ③ 6-3		x 0-0 ③ FC6-4 1-2f		4	1	0	0	1	1	3
Vance Law, R (1, 4) OBP: 0.366, SLG: 0.401	x 0-0 FC6-4 1B	B B B B 4-0 S 2B 1-2 BB		x 0-0 ② 6-3			B B B B 4-0 G6-4-3 BB		x 0-0 ① 6-3	3	1	1	0	2	0	0
Andre Dawson, R (1, 9) OBP: 0.307, SLG: 0.440	x 0-0 ② FC6-4 3B 1-2f	x 0-0 1-H 2-H 2B		x 0-0 ③ 6-3			x 0-0 ①② G6-4-3 1-2f		x 0-0 ② 5-3	5	1	1	2	0	0	2
Hubie Brooks, R (1, 6) OBP: 0.312, SLG: 0.420	x 0-0 E 1-H 3B	x 0-0 ③ F7			x 0-0 ① G3		x 0-0 3B		x 0-0 ③ 5-3	5	1	2	1	0	0	1
Terry Francona, L (1, 3) OBP: 0.323, SLG: 0.367	x 0-0 E6 1B 3-H		x 0-0 ① 6-3		x 0-0 CS 1B		x 0-0 ③ F7			4	0	1	0	0	0	1
Tim Wallach, R (1, 5) OBP: 0.323, SLG: 0.447	x 0-0 1-3 1B		B B B B 4-0 1B BB		x 0-0 ② F4			x 0-0 3-1 PB CS 1B		3	0	2	0	1	0	1
Herm Winningham, L (1, 8) OBP: 0.327, SLG: 0.370	x 0-0 ③ F7		x 0-0 1-3 1B		0-0 ③ CS 1-2	x 0-0 FC4-6 1B		x 0-0 ① 3-1 1-3		4	0	2	0	0	0	3
Sal Butera, R (1, 2) OBP: 0.262, SLG: 0.214		x 0-0 ① F8	x 0-0 ② F4			x 0-0 ① FC4-6 SH2-4 1-2f		x 0-0 ② 1B 3-H 1B		4	0	1	0	0	0	3
Joe Hesketh, R (1, 1) OBP: 0.133, SLG: 0.093 Jim Wohlford, R (8, PH) OBP: 0.284, SLG: 0.268 Jeff Reardon, R (8, 1) OBP: 0.167, SLG: 0.167		S S S 0-3 ② K	x 0-0 ③ B1-3			x 0-0 ② SH2-4 1-2		x 0-0 FC6-4 1-2 1B		2 1 0	0 0 0	0 1 0	0 0 0	0 0 0	1 0 0	2 0 0
Inning Stats	R: 2 E: 1 K: 1 S: 9 H: 3 LOB: 2 BB: 0 P: 9	R: 2 E: 0 K: 1 S: 6 H: 1 LOB: 1 BB: 2 P: 14	R: 0 E: 0 K: 0 S: 4 H: 1 LOB: 2 BB: 1 P: 8	R: 0 E: 0 K: 0 S: 3 H: 0 LOB: 0 BB: 0 P: 3	R: 0 E: 0 K: 0 S: 3 H: 1 LOB: 0 BB: 0 P: 3	R: 0 E: 0 K: 0 S: 4 H: 1 LOB: 1 BB: 0 P: 4	R: 0 E: 0 K: 0 S: 3 H: 1 LOB: 1 BB: 1 P: 7	R: 0 E: 0 K: 0 S: 5 H: 3 LOB: 2 BB: 0 P: 5	R: 0 E: 0 K: 0 S: 3 H: 0 LOB: 0 BB: 0 P: 3	1B: 8 2B: 1 3B: 2 HR: 0	SF: 0 SAC: 1 DP: 1 HBP: 0						

PITCHER	IP	WLS	BF	H	R	ER	SO	BB	IBB	HBP	BLK	WP	HR	S	P	ERA	WHIP
Scott Sanderson, R (1, 1) ERA: 3.12	1.2	L	10	3	3	2	2	1	0	0	0	0	0	13	17	10.80	2.400
George Frazier, R (2, 1) ERA: 4.99	3.1		14	3	1	1	0	2	0	0	0	0	0	12	20	2.70	1.500
Ron Meridith, L (6, 1) ERA: 3.38	3.0		13	5	0	0	0	1	0	0	0	0	0	12	16	0.00	2.000
Dave Gumpert, R (9, 1) ERA: 1.8	1.0		3	0	0	0	0	0	0	0	0	0	0	3	3	0.00	0.000

PITCHER	IP	WLS	BF	H	R	ER	SO	BB	IBB	HBP	BLK	WP	HR	S	P	ERA	WHIP

TOP

Montreal Expos @ Chicago Cubs

Wrigley Field, Chicago, IL

Tue Aug 13 1985, 3:33 AM CDT

Att. 28,582 - Unknown

livebaseballscorecards.com

AB	35
R	4
H	11
RBI	3
BB	4
SO	2
LOB	16

PA: 41

WP: 0 PB: 1 SB: 3 CS: 2

Batter	1	2	3	4	5	6	7	8	9	AB	R	H	RBI	BB	SO	LOB
Bob Dernier, R (1, 8) OBP: 0.304, SLG: 0.303	BB 1B		F8			4-3		5-3		4	0	1	0	0	0	0
Gary Matthews, R (1, 7) Dave Gumpert, R (9, 1) OBP: 0.374, SLG: 0.406	BBBB 1-2 23 F9 BB		5-3			F3		F4		3 0	0 0	0 0	0 0	1 0	0 0	0 0
23 Ryne Sandberg, R (1, 4) OBP: 0.347, SLG: 0.472	F9 1-2			SSS K		2B 2B			F7	4	1	1	0	0	1	2
Keith Moreland, R (1, 9) OBP: 0.357, SLG: 0.413	F8			L6		2-H 2B			6-3	4	0	1	1	0	0	1
Ron Cey, R (1, 5) OBP: 0.315, SLG: 0.374		F7		2B 1B		F7			E 1B	4	0	2	0	0	0	1
Jody Davis, R (1, 2) OBP: 0.292, SLG: 0.402		6-3		1-H 2B			F8		E5 1-2	4	0	1	0	0	0	1
Leon Durham, L (1, 3) OBP: 0.352, SLG: 0.437		1B	F8				F8		SSS K	4	0	1	0	0	1	2
Shawon Dunston, R (1, 6) OBP: 0.256, SLG: 0.307		F9	B1-3				G3			3	0	0	0	0	0	1
Scott Sanderson, R (1, 1) OBP: 0.121, SLG: 0.065 George Frazier, R (2, 1) Gary Woods, R (5, PH) OBP: 0.311, SLG: 0.234 Ron Meridith, L (6, 1) Thad Bosley, L (8, PH) OBP: 0.359, SLG: 0.500 (9, 7)			3-1		6-3			F2		0 1 1 0 1	0 0 0 0 0	0 0 0 0 0	0 0 0 0 0	0 0 0 0 0	0 0 0 0 0	0 0 0 0 0
Inning Stats	R: 0 E: 0 K: 0 S: 3 H: 1 LOB: 1 BB: 1 P: 7	R: 0 E: 0 K: 0 S: 4 H: 1 LOB: 1 BB: 0 P: 4	R: 0 E: 0 K: 0 S: 3 H: 0 LOB: 0 BB: 0 P: 3	R: 0 E: 0 K: 1 S: 6 H: 2 LOB: 2 BB: 0 P: 6	R: 0 E: 0 K: 0 S: 3 H: 0 LOB: 0 BB: 0 P: 3	R: 1 E: 0 K: 0 S: 5 H: 2 LOB: 1 BB: 0 P: 5	R: 0 E: 0 K: 0 S: 3 H: 0 LOB: 0 BB: 0 P: 3	R: 0 E: 0 K: 0 S: 3 H: 0 LOB: 0 BB: 0 P: 3	R: 0 E: 1 K: 1 S: 7 H: 1 LOB: 2 BB: 0 P: 7	1B: 4 2B: 3 3B: 0 HR: 0	SF: 0 SAC: 0 DP: 0 HBP: 0						

PITCHER	IP	WLS	BF	H	R	ER	SO	BB	IBB	HBP	BLK	WP	HR	S	P	ERA	WHIP
Joe Hesketh, L (1, 1) ERA: 2.44	7.0	W	26	6	1	1	1	1	0	0	0	0	0	27	31	1.29	1.000
Jeff Reardon, R (8, 1) ERA: 2.43	2.0	S	8	1	0	0	1	0	0	0	0	0	0	10	10	0.00	0.500

PITCHER	IP	WLS	BF	H	R	ER	SO	BB	IBB	HBP	BLK	WP	HR	S	P	ERA	WHIP

BOTTOM

Montreal Expos @ Chicago Cubs

Wrigley Field, Chicago, IL

Tue Aug 13 1985, 3:33 AM CDT

Att. 28,582 - Unknown

livebaseballscorecards.com

AB	33
R	1
H	7
RBI	1
BB	1
SO	2
LOB	8

Batter	1	2	3	4	5	6	7	8	9	AB	R	H	RBI	BB	SO	LOB
Tim Raines, S (1, 7) OBP: 0.375, SLG: 0.417	6-3	F8		BB, 1B	F7		1-3, 2-H, 1B			5	1	2	1	0	0	2
U L Washington, S (1, 4) OBP: 0.341, SLG: 0.401	5-3		5-3	BBBB, 1B, 1-2, BB		F6		F6		4	1	0	0	1	0	0
Andre Dawson, R (1, 9) OBP: 0.314, SLG: 0.445	1B, BLK, E, 1B		1B	1B, 1-3, 2-H		F7		FC5-4, 1B		5	1	4	1	0	0	0
Hubie Brooks, R (1, 6) OBP: 0.315, SLG: 0.423	E, 1-3		G5-4-3, 1-2, 1B	FC6-4, 1-2, 3-H		F9		FC5-4, FC5-4, 1-2f		5	0	3	1	0	0	1
Tim Wallach, R (1, 5) OBP: 0.319, SLG: 0.441	E5, FC6-4, 1-2, 3-H		G5-4-3, 1-2f	FC6-4, 1-2f			SSS, K, FC3-6, SH1-3, 1B	FC5-4, 1-2f		5	1	0	0	0	1	6
Vance Law, R (1, 3) Herm Winningham, L (7, 8) OBP: 0.325, SLG: 0.368	FC6-4, 1-2f			5-3	6-3		SH1-3, 1-2		G3	3 1	0 0	0 0	0 0	0 0	0 0	2 0
Mitch Webster, S (1, 8) OBP: 0.279, SLG: 0.469 Steve Nicosia, R (7, 2) OBP: 0.254, SLG: 0.215		CS, 1B		SSS, K	HR		4-0, FC3-6, IBB		F9	3 1	1 0	2 0	1 0	1 0	1 0	0 0
Sal Butera, R (1, 2) OBP: 0.281, SLG: 0.288 Terry Francona, L (7, PH) OBP: 0.325, SLG: 0.369 (7, 3)	5-3, 1-2			HR	SH1-4, 1-2		FC3-6, 1B, 1-2f, 2-3		1B	3 2	1 1	2 1	1 0	0 0	0 0	1 2
Bryn Smith, R (1, 1) OBP: 0.217, SLG: 0.271 Scot Thompson, L (7, PH) OBP: 0.250, SLG: 0.288 Tim Burke, R (7, 1) OBP: 0.167, SLG: 0.167	E5			HR	SH1-4, 1-2		1B, 1-2, 3-H, 1B		5-3	2 1 1	1 0 0	1 1 0	1 1 0	0 0 0	0 0 0	0 0 1
Inning Stats	R: 1 E: 1 K: 0 S: 6 H: 2 LOB: 2 BB: 0 P: 6	R: 0 E: 1 K: 0 S: 4 H: 1 LOB: 1 BB: 0 P: 4	R: 0 E: 0 K: 0 S: 4 H: 2 LOB: 0 BB: 0 P: 4	R: 4 E: 0 K: 1 S: 10 H: 5 LOB: 2 BB: 1 P: 14	R: 1 E: 0 K: 0 S: 5 H: 2 LOB: 1 BB: 0 P: 5	R: 0 E: 0 K: 0 S: 3 H: 0 LOB: 0 BB: 0 P: 3	R: 2 E: 0 K: 1 S: 7 H: 2 LOB: 2 BB: 1 P: 11	R: 0 E: 0 K: 0 S: 4 H: 1 LOB: 1 BB: 0 P: 4	R: 0 E: 0 K: 0 S: 4 H: 1 LOB: 1 BB: 0 P: 4	1B: 13 2B: 0 3B: 0 HR: 3 SF: 0 SAC: 2 DP: 1 HBP: 0						

PITCHER		IP	WLS	BF	H	R	ER	SO	BB	IBB	HBP	BLK	WP	HR	S	P	ERA	WHIP
Ray Fontenot, L ERA: 3.38	(1, 1)	3.2		22	10	5	4	1	1	0	0	1	0	2	23	27	9.82	3.000
Lary Sorensen, R ERA: 5.06	(4, 1)	3.1	L	15	4	3	1	1	0	1	0	0	0	1	16	20	2.70	1.200
Warren Brusstar, R ERA: 4.77	(8, 1)	2.0		8	2	0	0	0	0	0	0	0	0	0	8	8	0.00	1.000

PITCHER	IP	WLS	BF	H	R	ER	SO	BB	IBB	HBP	BLK	WP	HR	S	P	ERA	WHIP

TOP

Montreal Expos @ Chicago Cubs

Wrigley Field, Chicago, IL

Wed Aug 14 1985, 3:33 AM CDT

Att. 30,055 - Unknown

livebaseballscorecards.com

AB	41
R	8
H	16
RBI	7
BB	2
SO	2
LOB	15

WP: 0 PB: 1 SB: 0 CS: 1 PA: 45

Batter	1	2	3	4	5	6	7	8	9	AB	R	H	RBI	BB	SO	LOB
Davey Lopes, R (1, 7) (8, 8) OBP: 0.393, SLG: 0.438	F8		HR 2B 1-3	F2 2-3			5-3		K	5	1	1	0	0	1	1
Billy Hatcher, R (1, 8) OBP: 0.327, SLG: 0.417	23 E 1B 1B		F7		G3		6-3			2	1	1	0	0	0	2
Bob Dernier, R (5, 8) OBP: 0.302, SLG: 0.301										2	0	0	0	0	0	0
Warren Brusstar, R (8, 1)										0	0	0	0	0	0	0
23 Ryne Sandberg, R (1, 4) OBP: 0.344, SLG: 0.468	K 1-3		F8		K			K		4	0	0	0	0	3	3
Keith Moreland, R (1, 9) OBP: 0.363, SLG: 0.424	3-H 1B		HR BB		HR			HBP		2	2	2	2	1	0	0
Ron Cey, R (1, 5) OBP: 0.314, SLG: 0.381	1-3		1-H 2-H 3-H HR		F8			F8		4	1	1	4	0	0	2
Chris Speier, R (9, 5) OBP: 0.301, SLG: 0.352										0	0	0	0	0	0	0
Leon Durham, L (1, 3) OBP: 0.351, SLG: 0.435		6-3	1B			4-3		F7		4	0	1	0	0	0	1
Jody Davis, R (1, 2) OBP: 0.289, SLG: 0.397		K	K			K			G3	4	0	0	0	0	3	1
Shawon Dunston, R (1, 6) OBP: 0.259, SLG: 0.308		5-3		F2 SH3-4 1B		6-3			HR	3	0	1	0	0	0	0
Richie Hebner, L (9, PH) OBP: 0.307, SLG: 0.330										1	1	1	1	0	0	0
Ray Fontenot, L (1, 1) OBP: 0.034, SLG: 0.034			E6 2B HR	SH3-4 1-2			6-3		F8	1	1	0	0	0	0	0
Lary Sorensen, R (4, 1)										0	0	0	0	0	0	0
Thad Bosley, L (7, PH) (8, 7) OBP: 0.353, SLG: 0.491										2	0	0	0	0	0	0
Inning Stats	R: 1 E: 1 K: 1 S: 7 H: 2 LOB: 1 BB: 0 P: 7	R: 0 E: 0 K: 1 S: 5 H: 0 LOB: 0 BB: 0 P: 5	R: 4 E: 1 K: 1 S: 9 H: 3 LOB: 1 BB: 1 P: 13	R: 0 E: 0 K: 0 S: 3 H: 1 LOB: 1 BB: 0 P: 3	R: 1 E: 0 K: 1 S: 6 H: 1 LOB: 0 BB: 0 P: 6	R: 0 E: 0 K: 1 S: 5 H: 0 LOB: 0 BB: 0 P: 5	R: 0 E: 0 K: 0 S: 3 H: 0 LOB: 0 BB: 0 P: 3	R: 0 E: 0 K: 1 S: 5 H: 0 LOB: 1 BB: 0 P: 6	R: 1 E: 0 K: 1 S: 6 H: 1 LOB: 0 BB: 0 P: 6	1B: 4 2B: 1 3B: 0 HR: 3	SF: 0 SAC: 1 DP: 0 HBP: 1						

PITCHER		IP	WLS	BF	H	R	ER	SO	BB	IBB	HBP	BLK	WP	HR	S	P	ERA	WHIP
Bryn Smith, R ERA: 2.77	(1, 1)	6.0	W	26	7	6	1	5	1	0	0	0	0	2	35	39	1.50	1.333
Tim Burke, R ERA: 1.59	(7, 1)	3.0	S	11	1	1	1	2	0	0	1	0	0	1	14	15	3.00	0.333

PITCHER	IP	WLS	BF	H	R	ER	SO	BB	IBB	HBP	BLK	WP	HR	S	P	ERA	WHIP

BOTTOM

Montreal Expos @ Chicago Cubs

Wrigley Field, Chicago, IL

Wed Aug 14 1985, 3:33 AM CDT

Att. 30,055 - Unknown

livebaseballscorecards.com

AB	34
R	7
H	8
RBI	7
BB	1
SO	7
LOB	10

Montreal Expos @ Chicago Cubs

Wrigley Field, Chicago, IL

Thu Aug 15 1985, 3:33 AM CDT

Att. 29,553 - Unknown

TOP

livebaseballscorecards.com

Batter	1	2	3	4	5	6	7	8	9	AB	R	H	RBI	BB	SO	LOB
Tim Raines, S (1, 7) OBP: 0.377, SLG: 0.427	F6	1-3 2-H 3-H 2B		G5-4-3 1-2f			2B		S 1B 2B	5	1	3	2	0	0	1
U L Washington, S (1, 4) OBP: 0.331, SLG: 0.389	F7	K			6-3		4-3		F8	5	0	0	0	0	1	4
Andre Dawson, R (1, 9) OBP: 0.317, SLG: 0.450	F7		FC1-4 2B		F4			1B E 1B	CS 2-H 1B	5	1	3	1	0	0	0
Hubie Brooks, R (1, 6) OBP: 0.315, SLG: 0.421		G3	FC1-4 HR 2-3		5-3			E 1-3 1B	CS 1-2	4	1	1	0	0	0	1
Tim Wallach, R (1, 5) OBP: 0.320, SLG: 0.442		1B 1B	K			3-1		E3 1-2 3-H		2	1	1	0	0	1	1
Terry Francona, L (3, 3) OBP: 0.322, SLG: 0.364										2	0	0	1	0	0	1
Vance Law, R (1, 3) (3, 5) OBP: 0.365, SLG: 0.407		BB 1B 2B 1-3 1B	1-H HR			F8		K		4	2	2	2	0	1	2
Mitch Webster, S (1, 8) OBP: 0.280, SLG: 0.465		BB 1-2 2B 3-H 1B	K			F4		K		3	1	1	1	0	1	0
Herm Winningham, L (7, 8) OBP: 0.324, SLG: 0.366										1	0	0	0	0	1	2
Steve Nicosia, R (1, 2) OBP: 0.253, SLG: 0.206	BBBB 2B 1-2 2-3 BB		K				F7	F8		3	0	0	0	1	1	2
Bill Gullickson, R (1, 1) OBP: 0.163, SLG: 0.186	F4		G5-4-3 1B				5-3		F7	3	0	1	0	0	0	3
Bert Roberge, R (7, 1)										0	0	0	0	0	0	0
Razor Shines, S (9, PH) OBP: 0.156, SLG: 0.129										1	0	0	0	0	0	0
Randy St. Claire, R (9, 1) OBP: 0.500, SLG: 0.250										0	0	0	0	0	0	0
Inning Stats	R: 0 E: 0 K: 0 S: 3 H: 0 LOB: 0 BB: 0 P: 3	R: 3 E: 0 K: 1 S: 9 H: 4 LOB: 2 BB: 1 P: 13	R: 2 E: 0 K: 2 S: 9 H: 2 LOB: 0 BB: 0 P: 9	R: 0 E: 0 K: 1 S: 5 H: 1 LOB: 0 BB: 0 P: 5	R: 0 E: 0 K: 0 S: 3 H: 0 LOB: 0 BB: 0 P: 3	R: 0 E: 0 K: 0 S: 3 H: 0 LOB: 0 BB: 0 P: 3	R: 0 E: 0 K: 0 S: 4 H: 1 LOB: 1 BB: 0 P: 4	R: 1 E: 1 K: 2 S: 10 H: 2 LOB: 2 BB: 0 P: 10	R: 1 E: 0 K: 0 S: 4 H: 2 LOB: 0 BB: 0 P: 4	1B: 7 2B: 4 3B: 0 HR: 1	SF: 0 SAC: 0 DP: 1 HBP: 0						

	AB	38
	R	7
	H	12
	RBI	7
	BB	1
	SO	6
	LOB	17

WP: 0 PB: 0 SB: 1 CS: 1 PA: 40

PITCHER	IP	WLS	BF	H	R	ER	SO	BB	IBB	HBP	BLK	WP	HR	S	P	ERA	WHIP
Steve Engel, L (1, 1) ERA: 9.9	7.0	L	29	8	5	5	4	1	0	0	0	0	1	36	40	6.43	1.286
George Frazier, R (8, 1) ERA: 5.13	2.0		10	4	2	2	2	0	0	0	0	0	0	14	14	9.00	2.000

PITCHER	IP	WLS	BF	H	R	ER	SO	BB	IBB	HBP	BLK	WP	HR	S	P	ERA	WHIP

Batter	1	2	3	4	5	6	7	8	9	AB	R	H	RBI	BB	SO	LOB
Davey Lopes, R (1, 8) OBP: 0.394, SLG: 0.437	5-3	FC6-4 1-2f			F6		S 23 1B 1B		1B	5	1	2	0	0	0	2
Gary Matthews, R (1, 7) OBP: 0.371, SLG: 0.406	F9		F8		23 1B 2B		SSS K 1-2		F8	5	1	1	0	0	1	2
23 Ryne Sandberg, R (1, 4) OBP: 0.348, SLG: 0.471	S 1B 1B		5-3		S 2-H 1B		2-H 1B			4	1	3	2	0	0	0
Keith Moreland, R (1, 9) OBP: 0.364, SLG: 0.427	1-H 1B		1B 2B		F7 1-2		F8			4	0	2	1	0	0	2
Leon Durham, L (1, 3) OBP: 0.350, SLG: 0.433	F8		2-3 1B		F6			F7		4	0	1	0	0	0	2
Jody Davis, R (1, 2) OBP: 0.286, SLG: 0.392		3-1	F7			F8		5-3		4	0	0	0	0	0	2
Chris Speier, R (1, 5) OBP: 0.294, SLG: 0.344		5-3		5-3		5-3		SSS K		4	0	0	0	0	1	0
Shawon Dunston, R (1, 6) OBP: 0.261, SLG: 0.321		2B		F9		F7			G4-3 1B	3	0	1	0	0	0	0
Thad Bosley, L (9, PH) OBP: 0.358, SLG: 0.495										1	0	1	0	0	0	0
Steve Engel, R (1, 1)	BBB	4-0		5-3			F7		G4-3 1-2f	1	0	0	0	1	0	0
Bob Dernier, R (7, PH) OBP: 0.301, SLG: 0.300		FC6-4 BB								1	0	0	0	0	0	0
George Frazier, R (8, 1)										0	0	0	0	0	0	0
Richie Hebner, L (9, PH) OBP: 0.304, SLG: 0.326										1	0	0	0	0	0	1
Inning Stats	R: 1 E: 0 K: 0 S: 5 H: 2 LOB: 1 BB: 0 P: 5	R: 0 E: 0 K: 0 S: 4 H: 1 LOB: 2 BB: 1 P: 8	R: 0 E: 0 K: 0 S: 5 H: 2 LOB: 2 BB: 0 P: 5	R: 0 E: 0 K: 0 S: 3 H: 0 LOB: 0 BB: 0 P: 3	R: 1 E: 0 K: 0 S: 5 H: 2 LOB: 1 BB: 0 P: 5	R: 0 E: 0 K: 0 S: 3 H: 0 LOB: 0 BB: 0 P: 3	R: 1 E: 0 K: 1 S: 7 H: 2 LOB: 1 BB: 0 P: 7	R: 0 E: 0 K: 1 S: 5 H: 0 LOB: 0 BB: 0 P: 5	R: 0 E: 0 K: 0 S: 4 H: 2 LOB: 1 BB: 0 P: 4	1B: 8 2B: 3 3B: 0 HR: 0 SF: 0 SAC: 0 DP: 1 HBP: 0						

PITCHER		IP	WLS	BF	H	R	ER	SO	BB	IBB	HBP	BLK	WP	HR	S	P	ERA	WHIP
Bill Gullickson, R ERA: 3.55	(1, 1)	6.2	W	30	9	3	3	1	1	0	0	0	0	0	31	35	4.05	1.500
Bert Roberge, R ERA: 2.4	(7, 1)	1.1		4	0	0	0	1	0	0	0	0	0	0	6	6	0.00	0.000
Randy St. Claire, R ERA: 2.76	(9, 1)	1.0		4	2	0	0	0	0	0	0	0	0	0	4	4	0.00	2.000

PITCHER	IP	WLS	BF	H	R	ER	SO	BB	IBB	HBP	BLK	WP	HR	S	P	ERA	WHIP

BOTTOM

Montreal Expos @ Chicago Cubs

Wrigley Field, Chicago, IL

Thu Aug 15 1985, 3:33 AM CDT

Att. 29,553 - Unknown

livebaseballscorecards.com

AB	37
R	3
H	11
RBI	3
BB	1
SO	2
LOB	11

Philadelphia Phillies @ Chicago Cubs

Wrigley Field, Chicago, IL

Fri Aug 16 1985, 3:33 AM CDT

Att. 31,557 - Unknown

TOP

livebaseballscorecards.com

Batter	1	2	3	4	5	6	7	8	9	AB	R	H	RBI	BB	SO	LOB
Greg Gross, L (1, 7) OBP: 0.361, SLG: 0.311	PB 1B 1B		4-3		BB BB 1B	2-H 2B		1-2f 2-3 3-H G6-4-3		5	0	3	1	0	0	2
Juan Samuel, R (1, 4) OBP: 0.289, SLG: 0.408	1-2 PB 1B		5-3		K	6-3		3-H HR		5	1	2	2	0	1	2
Glenn Wilson, R (1, 9) OBP: 0.311, SLG: 0.429 Kent Tekulve, R (8, 1)	F9		WP 2B		1-2 BB		F9			4 0	0 0	1 0	0 0	1 0	1 0	3 0
Mike Schmidt, R (1, 3) OBP: 0.352, SLG: 0.474	F5		2-3 BB		1-2 2-3 BB		6-3		F8	3	0	0	0	2	0	2
Von Hayes, L (1, 8) (8, 9) OBP: 0.352, SLG: 0.434	K FC6-4 1-2 2-3		F6		F7		2B		K	5	0	1	0	0	2	7
Ozzie Virgil, R (1, 2) OBP: 0.361, SLG: 0.487	FC6-4 1-2f			F9		HR	K		K	5	1	1	1	0	2	4
Rick Schu, R (1, 5) OBP: 0.341, SLG: 0.411		F2		K		FC4-6 1B		BB E G6-4-3 BB		3	1	1	0	1	1	0
Tom Foley, L (1, 6) OBP: 0.252, SLG: 0.286		4-3		K		FC4-6 1-3 1-2f 2B		E3 G6-4-3 BB 1-2 HR		4	2	0	0	0	1	2
Shane Rawley, R (1, 1) OBP: 0.182, SLG: 0.190 John Russell, R (5, PH) OBP: 0.269, SLG: 0.287 Larry Andersen, R (6, 1) Derrel Thomas, S (6, PH) OBP: 0.094, SLG: 0.097 Dave Rucker, L (6, 1) OBP: 0.000, SLG: 0.000 Dave Shipanoff, R (7, 1) Tim Corcoran, L (8, PH) OBP: 0.210, SLG: 0.246 Garry Maddox, R (8, PH) OBP: 0.286, SLG: 0.335 (8, 8)		K			F3	1-3		G6-4-3 1-2 2-3 BB		1 1 0 1 0 0 0 0	0 0 0 0 0 0 0 0	0 0 0 0 0 0 0 0	0 0 0 0 0 0 0 1	1 0 0 0 0 0 0 0	0 0 0 1 0 0 0 0	0 0 1 0 0 0 0 0

AB	37
R	5
H	9
RBI	4
BB	5
SO	9
LOB	23

Inning Stats	1	2	3	4	5	6	7	8	9
	R: 0 E: 0 K: 1 S: 8	H: 2 LOB: 3 BB: 0 P: 8	R: 0 E: 0 K: 1 S: 5	H: 0 LOB: 0 BB: 0 P: 5	R: 0 E: 0 K: 0 S: 4	H: 1 LOB: 2 BB: 1 P: 8	R: 0 E: 0 K: 2 S: 7	H: 0 LOB: 0 BB: 0 P: 7	R: 0 E: 0 K: 1 S: 6	H: 1 LOB: 3 BB: 2 P: 14	R: 2 E: 0 K: 0 S: 6	H: 3 LOB: 1 BB: 0 P: 6	R: 0 E: 0 K: 1 S: 6	H: 1 LOB: 1 BB: 0 P: 6	R: 3 E: 1 K: 1 S: 6	H: 1 LOB: 1 BB: 2 P: 14	R: 0 E: 0 K: 2 S: 7	H: 0 LOB: 0 BB: 0 P: 7

| | | |

Batter	1	2	3	4	5	6	7	8	9	AB	R	H	RBI	BB	SO	LOB
Davey Lopes, R (1, 8) OBP: 0.391, SLG: 0.434	F8	G6-3 1-2f		F8		1B		23 FC3-6 S 1B BB		4	0	1	0	0	0	2
Bob Dernier, R (7, 8) OBP: 0.303, SLG: 0.300										0	1	0	0	1	0	0
Gary Matthews, R (1, 7) OBP: 0.368, SLG: 0.399	F7		BB 1B 1B BB	G6-4-3 1-2f		4-3		23 FC3-6 1-2 IBB		3	1	0	0	1	0	2
Leon Durham, L (8, 3) OBP: 0.352, SLG: 0.433										0	0	0	0	1	0	0
23 Ryne Sandberg, R (1, 4) OBP: 0.346, SLG: 0.467	1B HR 1B		K		K		K	FC3-6 1B S 1-2f 2-3		5	1	1	0	0	3	3
Keith Moreland, R (1, 3) OBP: 0.369, SLG: 0.430	HR 1-3 1B		BB 1B 1-2 1B		BB 1B		F4	FC5 1B 1-2 IBB		4	2	3	0	1	0	0
(8, 9)																
Ron Cey, R (1, 5) OBP: 0.316, SLG: 0.390	HR 1-H 3-H		K		K		BB BB 1B	1-2 2-3 3-H 1B		4	1	2	3	0	2	3
Chris Speier, R (7, PR) OBP: 0.298, SLG: 0.348										1	0	1	1	0	0	0
(8, 5)																
Jody Davis, R (1, 2) OBP: 0.293, SLG: 0.396	2B		1B 1-2 2-3 BB		1-2 BB		BB 1-2 BB	FC5 2-3f		2	0	1	0	3	0	3
Gary Woods, R (1, 9) OBP: 0.321, SLG: 0.239	F8		1-2 2-H 3-H 1B		6-3		FC6 1-2 2-3 BB			3	0	1	2	1	0	3
(8, 7)																
Shawon Dunston, R (1, 6) OBP: 0.261, SLG: 0.318		G6-3 1B	K			4-3	FC6 1-2f			4	0	1	0	0	1	5
Derek Botelho, R (1, 1) OBP: 0.200, SLG: 0.200		K		G6-4-3 1B		K		F5		2	0	1	0	0	1	1
Dave Gumpert, R (6, 1)										1	0	0	0	0	1	0
Lee Smith, R (8, 1)										0	0	0	0	0	0	0
Thad Bosley, L (8, 7) OBP: 0.355, SLG: 0.491										1	0	0	0	0	0	0
Inning Stats	R: 3 E: 0 K: 0 S: 7 H: 4 LOB: 1 BB: 0 P: 7	R: 0 E: 0 K: 1 S: 5 H: 1 LOB: 0 BB: 0 P: 5	R: 2 E: 0 K: 3 S: 11 H: 2 LOB: 2 BB: 2 P: 19	R: 0 E: 0 K: 0 S: 3 H: 1 LOB: 0 BB: 0 P: 3	R: 0 E: 0 K: 2 S: 8 H: 1 LOB: 2 BB: 1 P: 12	R: 0 E: 0 K: 1 S: 6 H: 1 LOB: 1 BB: 0 P: 6	R: 0 E: 0 K: 1 S: 6 H: 1 LOB: 3 BB: 2 P: 14	R: 1 E: 0 K: 0 S: 4 H: 1 LOB: 3 BB: 3 P: 16		1B: 10 2B: 1 3B: 0 HR: 1	SF: 0 SAC: 0 DP: 2 HBP: 0					

PITCHER		IP	WLS	BF	H	R	ER	SO	BB	IBB	HBP	BLK	WP	HR	S	P	ERA	WHIP
Shane Rawley, L ERA: 3.0	(1, 1)	4.0		20	8	5	5	4	2	0	0	0	0	1	26	34	11.25	2.500
Larry Andersen, R ERA: 4.88	(5, 1)	1.0		5	1	0	0	2	1	0	0	0	0	0	8	12	0.00	2.000
Dave Rucker, L ERA: 4.05	(6, 1)	1.2		9	2	0	0	2	2	0	0	0	0	0	11	19	0.00	2.400
Dave Shipanoff, R ERA:	(7, 1)	0.1		1	0	0	0	0	0	0	0	0	0	0	1	1	0.00	0.000
Kent Tekulve, R ERA: 4.25	(8, 1)	1.0	L	7	1	1	1	0	1	2	0	0	0	0	4	16	9.00	2.000

PITCHER	IP	WLS	BF	H	R	ER	SO	BB	IBB	HBP	BLK	WP	HR	S	P	ERA	WHIP

BOTTOM

Philadelphia Phillies @ Chicago Cubs

Wrigley Field, Chicago, IL

Fri Aug 16 1985, 3:33 AM CDT

Att. 31,557 - Unknown

livebaseballscorecards.com

AB	34
R	6
H	12
RBI	6
BB	8
SO	8
LOB	22

1B: 10 SF: 0
2B: 1 SAC: 0
3B: 0 DP: 2
HR: 1 HBP: 0

WP: 0 PA: 42
PB: 0
SB: 2
CS: 0

Batter	1	2	3	4	5	6	7	8	9	AB	R	H	RBI	BB	SO	LOB
Greg Gross, L (1, 7) OBP: 0.362, SLG: 0.310	F4		3-1		3-1		HR 1B	BBB 2B BB		4	1	1	0	1	0	0
Juan Samuel, R (1, 4) OBP: 0.294, SLG: 0.421	S 1B		CS 1B		F4		1-H HR	1-3 2B		5	1	4	2	0	0	0
Luis Aguayo, R (8, 4) OBP: 0.364, SLG: 0.370										0	0	0	0	0	0	0
Glenn Wilson, R (1, 9) OBP: 0.312, SLG: 0.434	SSS K 1-2		SSS K2-3 1-2			6-3	HR	IBB		4	1	1	1	1	2	2
Mike Schmidt, R (1, 3) OBP: 0.353, SLG: 0.482	F3			F7		G3 1B 1B	HR	1-3		4	2	2	1	0	0	1
Tim Corcoran, L (7, 3) OBP: 0.309, SLG: 0.264										1	0	0	0	0	0	3
Von Hayes, L (1, 8) OBP: 0.348, SLG: 0.429		SSS K		4-3		G3 1-2	K		6-3	5	0	0	0	0	2	1
Darren Daulton, L (1, 2) OBP: 0.386, SLG: 0.568		1B FC4-6 2B		HR		S 1B 2-H 1B	HR		5-3	5	4	4	3	0	0	0
Rick Schu, R (1, 5) OBP: 0.346, SLG: 0.428		FC4-6 2-3 1B		HR		1-H 1B	5-3		F9	5	1	3	2	0	0	0
Tom Foley, L (1, 6) OBP: 0.245, SLG: 0.277		FC4-6 1-2f 3-H		4-3		G3		G3		4	0	0	1	0	0	2
John Denny, R (1, 1) OBP: 0.212, SLG: 0.177		SSS K			F7		F6	F9		4	0	0	0	0	1	1
Inning Stats	R: 0 E: 0 K: 1 S: 6 H: 1 LOB: 1 BB: 0 P: 6	R: 1 E: 0 K: 2 S: 9 H: 2 LOB: 1 BB: 0 P: 9	R: 0 E: 0 K: 1 S: 5 H: 1 LOB: 0 BB: 0 P: 5	R: 2 E: 0 K: 0 S: 5 H: 2 LOB: 0 BB: 0 P: 5	R: 0 E: 0 K: 0 S: 3 H: 0 LOB: 0 BB: 0 P: 3	R: 2 E: 0 K: 0 S: 6 H: 3 LOB: 1 BB: 0 P: 6	R: 5 E: 0 K: 1 S: 10 H: 5 LOB: 0 BB: 0 P: 10	R: 0 E: 0 K: 0 S: 4 H: 1 LOB: 3 BB: 2 P: 12	R: 0 E: 0 K: 0 S: 3 H: 0 LOB: 0 BB: 0 P: 3	1B: 7 2B: 2 3B: 0 HR: 6	SF: 0 SAC: 0 DP: 0 HBP: 0						

TOP

Philadelphia Phillies @ Chicago Cubs

Wrigley Field, Chicago, IL

Sat Aug 17 1985, 3:33 AM CDT

Att. 31,421 - Unknown

livebaseballscorecards.com

AB	41
R	10
H	15
RBI	10
BB	2
SO	5
LOB	10

WP: 0 PB: 0 SB: 2 CS: 1 PA: 43

PITCHER		IP	WLS	BF	H	R	ER	SO	BB	IBB	HBP	BLK	WP	HR	S	P	ERA	WHIP
Lary Sorensen, R ERA: 5.09	(1, 1)	5.0	L	20	6	3	3	4	0	0	0	0	0	2	28	28	5.40	1.200
Warren Brusstar, R ERA: 5.4	(6, 1)	1.1		10	6	5	5	0	0	0	0	0	0	2	10	10	33.75	4.500
George Frazier, R ERA: 5.37	(7, 1)	0.2		4	2	2	2	1	0	0	0	0	0	2	6	6	27.00	3.000
Ron Meridith, L ERA: 3.14	(8, 1)	2.0		9	1	0	0	0	1	1	0	0	0	0	7	15	0.00	1.000

PITCHER	IP	WLS	BF	H	R	ER	SO	BB	IBB	HBP	BLK	WP	HR	S	P	ERA	WHIP

BOTTOM

Philadelphia Phillies @ Chicago Cubs

Wrigley Field, Chicago, IL

Sat Aug 17 1985, 3:33 AM CDT

Att. 31,421 - Unknown

Batter	1	2	3	4	5	6	7	8	9	AB	R	H	RBI	BB	SO	LOB
Bob Dernier, R (1, 8) OBP: 0.304, SLG: 0.312	6-3		1B		HR		F7		F9	5	1	2	1	0	0	0
Thad Bosley, L (1, 7) OBP: 0.360, SLG: 0.487	23 FC5-4 1B		4-3		BBB 23 FC4-6 BB		F9			3	0	1	0	1	0	1
23 Ryne Sandberg, R (1, 4) OBP: 0.343, SLG: 0.463	FC5-4 S 1-2f			SSS K	FC4-6 1-2f			F9		4	0	0	0	0	1	2
Keith Moreland, R (1, 9) OBP: 0.370, SLG: 0.430	F6 1-2			FC1-4 1B	F8			BBBB 2B PB BB		3	1	1	0	1	0	1
Ron Cey, R (1, 5) OBP: 0.315, SLG: 0.392		5-3		FC1-4 FC5 1B 1-2f	SSS K			PB 1-3 2B		4	0	1	0	0	1	1
Leon Durham, L (1, 3) OBP: 0.353, SLG: 0.442		F9		1-2 1B	HR			F6		4	1	2	1	0	0	2
Steve Lake, R (1, 2) OBP: 0.159, SLG: 0.190 Jody Davis, R (8, PH) OBP: 0.292, SLG: 0.395 (9, 2)	6-3			FC5 2-3f	F8			6-3 2-3 3-H		3 1	0 0	0 0	0 0	0 0	0 0	2 1
Shawon Dunston, R (1, 6) OBP: 0.260, SLG: 0.337			5-3	SSS K			4-3 3B		6-3	4	1	1	0	0	1	0
Lary Sorensen, R (1, 1) Gary Woods, R (5, PH) OBP: 0.316, SLG: 0.235 Warren Brusstar, R (6, 1) George Frazier, R (7, 1) Gary Matthews, R (7, PH) OBP: 0.367, SLG: 0.397 Ron Meridith, L (8, 1) Richie Hebner, L (9, PH) OBP: 0.301, SLG: 0.323			SSS K		5-3		4-3 3-H		F9	1 1 0 0 1 0 1	0 0 0 0 0 0 0	0 0 0 0 1 0 1	0 0 0 0 0 0 0	1 0 0 0 0 0 0	0 0 0 0 0 0 0	0 0 0 0 0 0 0
Inning Stats	R: 0 H: 1 E: 0 LOB: 1 K: 0 BB: 0 S: 4 P: 4	R: 0 H: 0 E: 0 LOB: 0 K: 0 BB: 0 S: 3 P: 3	R: 0 H: 1 E: 0 LOB: 1 K: 1 BB: 0 S: 6 P: 6	R: 0 H: 2 E: 0 LOB: 2 K: 1 BB: 0 S: 7 P: 7	R: 1 H: 1 E: 0 LOB: 1 K: 1 BB: 1 S: 6 P: 10	R: 1 H: 1 E: 0 LOB: 0 K: 1 BB: 0 S: 6 P: 6	R: 1 H: 1 E: 0 LOB: 0 K: 0 BB: 0 S: 4 P: 4	R: 1 H: 1 E: 0 LOB: 1 K: 0 BB: 1 S: 4 P: 8	R: 0 H: 0 E: 0 LOB: 0 K: 0 BB: 0 S: 3 P: 3	1B: 4 SF: 0 2B: 1 SAC: 0 3B: 1 DP: 0 HR: 2 HBP: 0				WP: 0 PA: 37 PB: 1 SB: 1 CS: 0		

livebaseballscorecards.com

	AB	35
	R	4
	H	8
	RBI	3
	BB	2
	SO	4
	LOB	10

PITCHER		IP	WLS	BF	H	R	ER	SO	BB	IBB	HBP	BLK	WP	HR	S	P	ERA	WHIP
John Denny, R ERA: 3.71	(1, 1)	9.0	W	37	8	4	3	4	2	0	0	0	0	2	43	51	3.00	1.111

PITCHER	IP	WLS	BF	H	R	ER	SO	BB	IBB	HBP	BLK	WP	HR	S	P	ERA	WHIP

Batter	1	2	3	4	5	6	7	8	9	AB	R	H	RBI	BB	SO	LOB
Greg Gross, L (1, 7) OBP: 0.366, SLG: 0.317	6-3		1-3	FC4 1-2f		WP 1-H E 1B		FC5-2 1-2 SF8 1B	BB 1-2 1B	6	2	3	1	0	0	3
Juan Samuel, R (1, 4) OBP: 0.299, SLG: 0.431 Luis Aguayo, R (8, 4) OBP: 0.368, SLG: 0.370	K		1B		HR	E2 1-H 1B		SF8 1-2 2-3 2B FC5-2 1B	BB 1-2 2-3 BB	5 0	2 0	4 0	1 0	0 1	1 0	0 0
Glenn Wilson, R (1, 9) OBP: 0.310, SLG: 0.429	K		G3		BB	F9		FC5-2 1-2 2-3 3-Hf 2B E	G3	5	1	0	0	1	1	8
Mike Schmidt, R (1, 3) OBP: 0.351, SLG: 0.488 Tim Corcoran, L (8, 3) OBP: 0.309, SLG: 0.264		F7		HR	F8		K	SF8 2-3 3-H		4 0	1 0	1 0	2 0	0 0	1 0	1 0
Von Hayes, L (1, 8) OBP: 0.351, SLG: 0.436		K		1B 2B	F7		S 1B	E6 1-H 3-H 2B		5	1	3	1	0	1	1
Ozzie Virgil, R (1, 2) OBP: 0.362, SLG: 0.483		HBP		6-3	F9		1-3 BB	K		3	0	0	0	1	1	2
Rick Schu, R (1, 5) OBP: 0.340, SLG: 0.419		K		5-3		F8	K		F8	5	0	0	0	0	2	4
Tom Foley, L (1, 6) OBP: 0.257, SLG: 0.306			HR	1B IBB		S 1B 1B	6-3		F8	4	2	2	1	1	0	2
Charles Hudson, S (1, 1) OBP: 0.154, SLG: 0.154 Dave Shipanoff, R (9, 1) Kent Tekulve, R (9, 1)			2-3	FC4 1-2 2-3 1B		K		1B 1B FC5-2 1B	BB 1B 1B	5 0 0	0 0 0	3 0 0	0 0 0	0 0 0	1 0 0	1 0 0
Inning Stats	R: 0 E: 0 K: 2 S: 7 H: 0 LOB: 0 BB: 0 P: 7	R: 0 E: 0 K: 2 S: 7 H: 0 LOB: 1 BB: 0 P: 8	R: 1 E: 0 K: 0 S: 5 H: 2 LOB: 1 BB: 0 P: 5	R: 1 E: 0 K: 0 S: 6 H: 3 LOB: 3 BB: 1 P: 10	R: 1 E: 0 K: 0 S: 4 H: 1 LOB: 1 BB: 1 P: 8	R: 2 E: 1 K: 1 S: 8 H: 3 LOB: 1 BB: 0 P: 8	R: 0 E: 0 K: 2 S: 8 H: 1 LOB: 2 BB: 1 P: 12	R: 4 E: 1 K: 1 S: 9 H: 4 LOB: 0 BB: 0 P: 9	R: 0 E: 0 K: 0 S: 5 H: 2 LOB: 3 BB: 1 P: 9	1B: 11 2B: 2 3B: 0 HR: 3 SF: 1 SAC: 0 DP: 0 HBP: 1			WP: 1 PB: 0 SB: 3 CS: 0		PA: 48	

PITCHER		IP	W/L/S	BF	H	R	ER	SO	BB	IBB	HBP	BLK	WP	HR	S	P	ERA	WHIP
Jay Baller, R ERA: 6.35	(1, 1)	5.2	L	29	9	5	4	5	1	1	1	0	1	3	36	45	6.35	1.765
Dave Gumpert, R ERA: 3.24	(6, 1)	2.0		11	4	3	2	2	1	0	0	0	0	0	14	18	9.00	2.500
George Frazier, R ERA: 5.34	(8, 1)	0.1		2	1	1	0	1	0	0	0	0	0	0	4	4	0.00	3.000
Ron Meridith, L ERA: 3.03	(9, 1)	1.0		6	2	0	0	0	1	0	0	0	0	0	5	9	0.00	3.000

PITCHER	IP	W/L/S	BF	H	R	ER	SO	BB	IBB	HBP	BLK	WP	HR	S	P	ERA	WHIP

TOP

Philadelphia Phillies @ Chicago Cubs

Wrigley Field, Chicago, IL

Sun Aug 18 1985, 3:33 AM CDT

Att. 31,269 - Unknown

livebaseballscorecards.com

AB	42
R	9
H	16
RBI	6
BB	4
SO	8
LOB	22

Batter	1	2	3	4	5	6	7	8	9	AB	R	H	RBI	BB	SO	LOB
Bob Dernier, R (1, 8) OBP: 0.301, SLG: 0.308	6-3		F8			L6		F7		4	0	0	0	0	0	1
Ron Meridith, L (9, 1)										0	0	0	0	0	0	0
Gary Matthews, R (1, 7) OBP: 0.365, SLG: 0.390	F9		K			F8			BB	3	1	0	0	1	1	0
23 Ryne Sandberg, R (1, 4) OBP: 0.342, SLG: 0.468	HR		K			F8			F8	4	1	1	1	0	1	1
Keith Moreland, R (1, 9) OBP: 0.373, SLG: 0.431	BB			F8			G5-4-3		3B	3	1	2	0	1	0	0
Ron Cey, R (1, 5) OBP: 0.317, SLG: 0.398	1B			K			F8		1B	4	1	2	2	0	1	1
Leon Durham, L (1, 3) OBP: 0.352, SLG: 0.440	F6			K			G5-4-3		1B	4	1	1	1	0	1	3
Jody Davis, R (1, 2) OBP: 0.291, SLG: 0.393		F8			K			F4	G5-3	4	0	1	0	0	1	0
Shawon Dunston, R (1, 6) OBP: 0.255, SLG: 0.330		K			K			BB	1B	2	0	0	0	0	2	0
Thad Bosley, L (8, PH) OBP: 0.370, SLG: 0.491 (9, 8)										1	0	1	1	1	0	0
Jay Baller, R (1, 1)		K			K			F7	G5-3	2	0	0	0	0	2	0
Dave Gumpert, R (6, 1)										0	0	0	0	0	0	0
George Frazier, R (8, 1)										0	0	0	0	0	0	0
Richie Hebner, L (8, PH) OBP: 0.298, SLG: 0.320										1	0	0	0	0	0	1
Chris Speier, R (9, 6) OBP: 0.296, SLG: 0.346										1	0	0	0	0	0	2
Inning Stats	R: 1 E: 0 K: 0 S: 5 H: 2 LOB: 2 BB: 1 P: 9		R: 0 E: 0 K: 2 S: 7 H: 0 LOB: 0 BB: 0 P: 7	R: 0 E: 0 K: 2 S: 7 H: 0 LOB: 0 BB: 0 P: 7	R: 0 E: 0 K: 3 S: 9 H: 0 LOB: 0 BB: 0 P: 9	R: 0 E: 0 K: 0 S: 3 H: 0 LOB: 0 BB: 0 P: 3	R: 0 E: 0 K: 0 S: 3 H: 1 LOB: 0 BB: 0 P: 3	R: 0 E: 0 K: 0 S: 3 H: 0 LOB: 1 BB: 1 P: 7	R: 4 E: 0 K: 0 S: 7 H: 5 LOB: 1 BB: 1 P: 11	1B: 6 2B: 0 3B: 1 HR: 1	SF: 0 SAC: 0 DP: 2 HBP: 0						

PITCHER		IP	WLS	BF	H	R	ER	SO	BB	IBB	HBP	BLK	WP	HR	S	P	ERA	WHIP
Charles Hudson, R ERA: 4.12	(1, 1)	8.1	W	33	6	5	5	9	3	0	0	0	0	1	48	60	5.40	1.080
Dave Shipanoff, R ERA:	(9, 1)	0.0		2	2	0	0	0	0	0	0	0	0	0	2	2	∞	∞
Kent Tekulve, R ERA: 4.19	(9, 1)	0.2	S	1	0	0	0	0	0	0	0	0	0	0	1	1	0.00	0.000

PITCHER	IP	WLS	BF	H	R	ER	SO	BB	IBB	HBP	BLK	WP	HR	S	P	ERA	WHIP

BOTTOM

Philadelphia Phillies @ Chicago Cubs

Wrigley Field, Chicago, IL

Sun Aug 18 1985, 3:33 AM CDT

Att. 31,269 - Unknown

livebaseballscorecards.com

AB	33
R	5
H	8
RBI	5
BB	3
SO	9
LOB	9

PITCHER		IP	WLS	BF	H	R	ER	SO	BB	IBB	HBP	BLK	WP	HR	S	P	ERA	WHIP

WP: 0 PB: 0 SB: 0 CS: 0 PA: 36

Chicago Cubs @ Atlanta Braves

Atlanta-Fulton County Stadium, Atlanta, GA

Tue Aug 20 1985, 7:05 PM EDT

Att. 13,006 - Unknown

TOP

livebaseballscorecards.com

Batter	1	2	3	4	5	6	7	8	9	AB	R	H	RBI	BB	SO	LOB
Bob Dernier, R (1, 8) OBP: 0.300, SLG: 0.311	6-3		4-3			F8		23 HR 2B 1-3		4	1	1	0	0	0	0
Gary Matthews, R (1, 7) OBP: 0.359, SLG: 0.384	F9		5-3			6-3		SF8 3-H		3	0	0	1	0	0	0
Lee Smith, R (8, 1)										0	0	0	0	0	0	0
23 Ryne Sandberg, R (1, 4) OBP: 0.342, SLG: 0.473	K			F4			F7	HR 2-H		4	1	1	2	0	1	0
Keith Moreland, R (1, 9) OBP: 0.376, SLG: 0.437		BB 2B 1B		K			5-3 2B			4	1	3	0	0	1	0
Gary Woods, R (8, PR) OBP: 0.316, SLG: 0.235								1B		0	0	0	0	0	0	0
(8, 9)																
Ron Cey, R (1, 5) OBP: 0.317, SLG: 0.395		BBBB 2B 8-2 BB 1-2		F4			5-3 2-3	4-3		3	0	0	0	1	0	2
Leon Durham, L (1, 3) OBP: 0.356, SLG: 0.452		2B 1-3 2-H			K		FC6-4 IBB		HR	3	1	2	2	1	1	0
Jody Davis, R (1, 2) OBP: 0.288, SLG: 0.388		8-2 3-Hf			6-3		FC6-4 1-2f		K2-3	4	0	0	0	0	1	4
Shawon Dunston, R (1, 6) OBP: 0.250, SLG: 0.323		F8			3-1			2B SF8 1B	3-1	2	0	0	0	0	0	1
Thad Bosley, L (8, PH) OBP: 0.372, SLG: 0.491										2	1	1	0	0	0	0
(8, 7)																
Ray Fontenot, L (1, 1) OBP: 0.032, SLG: 0.032			6-3			6-3		F8	4-3	2	0	0	0	0	0	0
Richie Hebner, L (8, PH) OBP: 0.295, SLG: 0.316										1	0	0	0	0	0	1
Chris Speier, R (8, 6) OBP: 0.295, SLG: 0.344										1	0	0	0	0	0	0
Inning Stats	R: 0 E: 0 K: 1 S: 5 H: 0 LOB: 0 BB: 0 P: 5	R: 1 E: 0 K: 0 S: 4 H: 2 LOB: 1 BB: 1 P: 8	R: 0 E: 0 K: 0 S: 3 H: 0 LOB: 0 BB: 0 P: 3	R: 0 E: 0 K: 1 S: 5 H: 0 LOB: 0 BB: 0 P: 5	R: 0 E: 0 K: 1 S: 5 H: 0 LOB: 0 BB: 0 P: 5	R: 0 E: 0 K: 0 S: 3 H: 0 LOB: 0 BB: 0 P: 3	R: 0 E: 0 K: 0 S: 4 H: 1 LOB: 2 BB: 1 P: 8	R: 3 E: 0 K: 0 S: 7 H: 4 LOB: 1 BB: 0 P: 7	R: 1 E: 0 K: 1 S: 6 H: 1 LOB: 0 BB: 0 P: 6	1B: 3 2B: 4 3B: 0 HR: 2 SF: 1 SAC: 0 DP: 1 HBP: 0						

	AB	33
	R	5
	H	8
	RBI	5
	BB	2
	SO	4
	LOB	8

WP: 0 PB: 0 SB: 0 CS: 0 PA: 36

PITCHER		IP	WLS	BF	H	R	ER	SO	BB	IBB	HBP	BLK	WP	HR	S	P	ERA	WHIP
Rick Mahler, R ERA: 3.33	(1, 1)	7.0		25	3	1	1	3	1	1	0	0	0	0	29	37	1.29	0.571
Bruce Sutter, R ERA: 3.89	(8, 1)	2.0	L	11	5	4	4	1	0	0	0	0	0	2	13	13	18.00	2.500

PITCHER		IP	WLS	BF	H	R	ER	SO	BB	IBB	HBP	BLK	WP	HR	S	P	ERA	WHIP

Chicago Cubs @ Atlanta Braves

Atlanta-Fulton County Stadium, Atlanta, GA

Tue Aug 20 1985, 7:05 PM EDT

Att. 13,006 - Unknown

BOTTOM

Batter	1	2	3	4	5	6	7	8	9	AB	R	H	RBI	BB	SO	LOB
Brad Komminsk, R (1, 9) OBP: 0.310, SLG: 0.296	SSS 0-3 K ①			x 0-0 5-3 ①		x 0-0 E6 CS		x 0-0 4-3 2B		3	0	0	0	0	1	0
Milt Thompson, L (8, PH) OBP: 0.358, SLG: 0.424 (9, 9)										1	0	1	0	0	0	0
Paul Zuvella, R (1, 6) OBP: 0.246, SLG: 0.234	x 0-0 4-3 ②			x 0-0 4-3 ②		x 0-0 F8 ②③ 1-2		x 0-0 4-3 ① 2-3		4	0	0	0	0	0	2
Dale Murphy, R (1, 8) OBP: 0.375, SLG: 0.570	x 0-0 4-3 ③			x 0-0 5-3 ③			x 0-0 6-3 ①	SSS 0-3 K ②		4	0	0	0	0	1	1
Bob Horner, R (1, 3) OBP: 0.348, SLG: 0.529		x 0-0 F9 ①			x 0-0 FC5 1B 1B		x 0-0 BB 2B 1B	x 0-0 F8 ③		4	1	2	0	0	0	1
Terry Harper, R (1, 7) OBP: 0.311, SLG: 0.395		x 0-0 5-3 ②			x 0-0 1-2 1B		BBBB 4-0 1-2 2B BB		x 0-0 F7 ①	3	1	1	0	1	0	0
Rick Cerone, R (1, 2) OBP: 0.275, SLG: 0.275		x 0-0 6-3 ③			x 0-0 F3 ①		x 0-0 FC6-5-4 1-H 2-H 2B		BBBB 4-0 FC4-6 BB	3	0	1	2	1	0	2
Paul Runge, R (1, 5) OBP: 0.315, SLG: 0.244			x 0-0 5-3 ①		x 0-0 F9 ②		x 0-0 FC6-5-6 1B 2-3		x 0-0 FC4-6 ② 1-2f	3	0	0	0	0	0	3
Gerald Perry, L (9, PH) OBP: 0.277, SLG: 0.234										1	0	0	0	0	0	1
Glenn Hubbard, R (1, 4) OBP: 0.326, SLG: 0.313			x 0-0 F8 ②		x 0-0 FC5 ③ 2-3f		x 0-0 1-3 1B		x 0-0 F5 ③	3	0	1	0	0	0	2
Claudell Washington, L (9, PH) OBP: 0.339, SLG: 0.450										1	0	0	0	0	0	1
Rick Mahler, R (1, 1) OBP: 0.200, SLG: 0.184			x 0-0 1-3 ③			x 0-0 5-3 ①	x 0-0 3-1 ③			3	0	0	0	0	0	2
Bruce Sutter, R (8, 1)										0	0	0	0	0	0	0

	AB	33
	R	2
	H	6
	RBI	2
	BB	2
	SO	2
	LOB	15

livebaseballscorecards.com

Inning Stats	1	2	3	4	5	6	7	8	9	1B: 4	SF: 0	WP: 0	PA: 35
R:	0	0	0	0	0	0	2	0	0	2B: 2	SAC: 0	PB: 0	
E:	0	0	0	0	0	1	0	0	0	3B: 0	DP: 0	SB: 0	
K:	1	0	0	0	0	0	0	1	0	HR: 0	HBP: 0	CS: 1	
S:	5	3	3	3	5	3	6	6	3				
H:	0	0	0	0	2	0	3	1	0				
LOB:	0	0	0	0	2	0	2	1	1				
BB:	0	0	0	0	0	0	1	0	1				
P:	5	3	3	3	5	3	10	6	7				

PITCHER		IP	WLS	BF	H	R	ER	SO	BB	IBB	HBP	BLK	WP	HR	S	P	ERA	WHIP
Ray Fontenot, L ERA: 3.34	(1, 1)	7.0	W	27	5	2	2	1	1	0	0	0	0	0	28	32	2.57	0.857
Lee Smith, R ERA: 3.0	(8, 1)	2.0	S	8	1	0	0	1	1	0	0	0	0	0	9	13	0.00	1.000

Chicago Cubs @ Atlanta Braves

Atlanta-Fulton County Stadium, Atlanta, GA

Wed Aug 21 1985, 7:05 PM EDT

Att. 12,245 - Unknown

TOP

livebaseballscorecards.com

Batter	1	2	3	4	5	6	7	8	9	AB	R	H	RBI	BB	SO	LOB
Bob Dernier, R (1, 8) OBP: 0.302, SLG: 0.310	4-3		BBB 4-0 23 HR 1B BB	F8			E6 2B 1B	SSS 0-3 K		4	2	1	0	1	1	2
Gary Matthews, R (1, 7) OBP: 0.364, SLG: 0.395	F9		1-2 23 HR 1B		6-3		2-H 23 E 2B		23 HR 1B	5	3	3	1	0	0	0
Gary Woods, R (9, 7) OBP: 0.316, SLG: 0.235										0	0	0	0	0	0	0
23 Ryne Sandberg, R (1, 4) OBP: 0.346, SLG: 0.490	E 1B		1-H 2-H HR		F9		E7 2-H 1B		1-H HR	5	2	4	6	0	0	0
Keith Moreland, R (1, 9) OBP: 0.373, SLG: 0.433	SSS 0-3 K 1-3		F6		F4		F9		6-4 1B 1B	4	0	0	0	0	1	2
Warren Brusstar, R (7, 1) OBP: 0.250, SLG: 0.143										1	0	1	0	0	0	0
Lee Smith, R (9, 1)										0	0	0	0	0	0	0
Ron Cey, R (1, 5) OBP: 0.315, SLG: 0.392		F8	5-3			F9	4-3		1-2 1B	5	0	1	0	0	0	1
Leon Durham, L (1, 3) OBP: 0.356, SLG: 0.451		1B		6-3		4-3		HR SH3-4 1B	2-3f 6-4	5	1	2	0	0	0	2
Jody Davis, R (1, 2) OBP: 0.291, SLG: 0.395		F8		1B 2B		2B		1-2 SH3-4	F9	4	0	2	0	0	0	2
Shawon Dunston, R (1, 6) OBP: 0.243, SLG: 0.313		G3		F3		6-3		2-H HR		3	0	0	0	0	0	3
Richie Hebner, L (8, PH) OBP: 0.295, SLG: 0.316										0	0	0	0	0	0	0
Chris Speier, R (8, PH) OBP: 0.299, SLG: 0.364										1	1	1	2	0	0	0
(8, 6)																
Steve Engel, R (1, 1) OBP: 0.400, SLG: 0.250			6-3	2-3 1B			4-3		G3	2	0	1	0	0	0	0
Lary Sorensen, R (4, 1)										0	0	0	0	0	0	0
Thad Bosley, L (7, PH) OBP: 0.366, SLG: 0.483										2	0	0	0	0	0	0
(7, 9)																

Inning Stats										
	R: 0 E: 1 K: 1 S: 6	H: 1 LOB: 1 BB: 0 P: 6	R: 0 E: 0 K: 0 S: 4	H: 1 LOB: 1 BB: 0 P: 4	R: 3 E: 0 K: 0 S: 5	H: 2 LOB: 0 BB: 1 P: 9	R: 0 E: 0 K: 0 S: 5	H: 2 LOB: 2 BB: 0 P: 5	R: 0 E: 0 K: 0 S: 3	H: 0 LOB: 0 BB: 0 P: 3
	R: 0 E: 0 K: 0 S: 4	H: 1 LOB: 1 BB: 0 P: 4	R: 2 E: 2 K: 0 S: 6	H: 3 LOB: 1 BB: 0 P: 6	R: 2 E: 0 K: 1 S: 7	H: 2 LOB: 0 BB: 0 P: 7	R: 2 E: 0 K: 0 S: 6	H: 4 LOB: 1 BB: 0 P: 6	1B: 10 2B: 4 3B: 0 HR: 3	SF: 0 SAC: 1 DP: 1 HBP: 0
	WP: 0 PB: 0 SB: 0 CS: 0	PA: 43								

PITCHER		IP	WLS	BF	H	R	ER	SO	BB	IBB	HBP	BLK	WP	HR	S	P	ERA	WHIP
Joe Johnson, R ERA: 3.0	(1, 1)	6.0		26	7	3	3	1	1	0	0	0	0	1	27	31	4.50	1.333
Gene Garber, R ERA: 3.92	(7, 1)	1.1	L	8	4	3	3	0	0	0	0	0	0	0	8	8	20.25	3.000
Terry Forster, L ERA: 2.04	(8, 1)	0.2		3	1	1	1	1	0	0	0	0	0	1	5	5	13.50	1.500
Jeff Dedmon, R ERA: 3.53	(9, 1)	1.0		6	4	2	2	0	0	0	0	0	0	1	6	6	18.00	4.000

PITCHER		IP	WLS	BF	H	R	ER	SO	BB	IBB	HBP	BLK	WP	HR	S	P	ERA	WHIP

AB	41
R	9
H	16
RBI	9
BB	1
SO	2
LOB	12

BOTTOM

Chicago Cubs @ Atlanta Braves

Atlanta-Fulton County Stadium, Atlanta, GA

Wed Aug 21 1985, 7:05 PM EDT

Att. 12,245 - Unknown

livebaseballscorecards.com

Batter	1	2	3	4	5	6	7	8	9	AB	R	H	RBI	BB	SO	LOB
Brad Komminsk, R (1, 9) OBP: 0.310, SLG: 0.293	BBBB 4-0 WP 4-3 2B BB	SSS 0-3 ③ K		x 0-0 ① F6		x 0-0 ① B5-3 1-3		x 0-0 ③ 4-3		3	1	0	0	1	1	2
Gene Garber, R (7, 1) OBP: 0.250, SLG: 0.250										0	0	0	0	0	0	0
Terry Forster, L (8, 1)										0	0	0	0	0	0	0
Claudell Washington, L (8, PH) OBP: 0.338, SLG: 0.448										1	0	0	0	0	0	0
Jeff Dedmon, L (9, 1) OBP: 0.250, SLG: 0.143										0	0	0	0	0	0	0
Rafael Ramirez, R (1, 6) OBP: 0.297, SLG: 0.362	x 0-0 ① 4-3 1-2		SSS 0-3 K FC6-4 1B HR	x 0-0 G5-3 1B 1B		x 0-0 ② SF7 3-H			x 0-0 ① 4-3	4	1	1	1	0	1	1
Dale Murphy, R (1, 8) OBP: 0.378, SLG: 0.570	BBBB 4-0 2B 2-3 BB		x 0-0 FC6-4 1-2 1B	x 0-0 1-2 1B		x 0-0 E5			x 0-0 E5 BB 1B	4	0	2	0	1	0	0
Bob Horner, R (1, 3) OBP: 0.344, SLG: 0.522	SSS 0-3 ② K		x 0-0 ① F7	x 0-0 ② ③ G5-3 2-3f		x 0-0 ③ 6-3			x 0-0 ② F6	5	0	0	0	0	1	8
Terry Harper, R (1, 7) OBP: 0.312, SLG: 0.397	x 0-0 1-3 3-H 2B		x 0-0 ② FC6-4 1-2f 2-3 HR		x 0-0 ① 5-3		x 0-0 ① 3-1		x 0-0 BB 1-2 1B	5	1	2	1	0	0	2
Rick Cerone, R (1, 2) OBP: 0.282, SLG: 0.290	x 0-0 ③ F7		x 0-0 1-H 3-H HR		BBBB 4-0 G3 BB		x 0-0 ② 6-3		BBBB 4-0 1-2 2-3 BB	3	1	1	3	2	0	2
Paul Runge, R (1, 5) OBP: 0.328, SLG: 0.250		x 0-0 SH1-4 1B	BBBB 4-0 1B BB		x 0-0 ② G3 1-2		x 0-0 ③ F9		x 0-0 ③ F7	3	0	1	0	1	0	1
Ken Oberkfell, L (9, PH) OBP: 0.363, SLG: 0.398										1	0	0	0	0	0	3
Paul Zuvella, R (1, 4) OBP: 0.248, SLG: 0.236		SSS 0-3 ① K	x 0-0 1-2 1B		x 0-0 ③ 1-3			SSS 0-3 ① K		3	0	1	0	0	1	2
Gerald Perry, L (8, PH) OBP: 0.276, SLG: 0.233										1	0	0	0	0	1	0
Glenn Hubbard, R (9, 4) OBP: 0.326, SLG: 0.313										0	0	0	0	0	0	0
Joe Johnson, R (1, 1)		x 0-0 ② SH1-4 1-2	SSS 0-3 ③ K			x 0-0 B5-3 S SF7 1B		x 0-0 ② 6-3		1	0	0	0	0	1	2
Milt Thompson, L (6, PH) OBP: 0.362, SLG: 0.426										2	1	1	0	0	0	0
(7, 9)																
Inning Stats	R: 1 E: 0 K: 1 S: 6 H: 1 LOB: 2 BB: 2 P: 14	R: 0 E: 0 K: 2 S: 8 H: 1 LOB: 1 BB: 0 P: 8	R: 3 E: 0 K: 2 S: 11 H: 3 LOB: 2 BB: 1 P: 15	R: 0 E: 0 K: 0 S: 4 H: 2 LOB: 1 BB: 0 P: 4	R: 0 E: 0 K: 0 S: 3 H: 0 LOB: 1 BB: 1 P: 7	R: 1 E: 1 K: 0 S: 5 H: 1 LOB: 1 BB: 0 P: 5	R: 0 E: 0 K: 0 S: 3 H: 0 LOB: 0 BB: 0 P: 3	R: 0 E: 0 K: 1 S: 5 H: 0 LOB: 0 BB: 0 P: 5	R: 0 E: 1 K: 0 S: 5 H: 1 LOB: 3 BB: 1 P: 9	1B: 7 2B: 1 3B: 0 HR: 1	SF: 1 SAC: 1 DP: 1 HBP: 0						

	AB	36
	R	5
	H	9
	RBI	5
	BB	5
	SO	6
	LOB	23

WP: 1 PB: 1 SB: 1 CS: 0 PA: 43

PITCHER	IP	WLS	BF	H	R	ER	SO	BB	IBB	HBP	BLK	WP	HR	S	P	ERA	WHIP
Steve Engel, L (1, 1) ERA: 8.1	3.1		20	6	4	1	5	3	0	0	0	1	1	27	39	2.70	2.700
Lary Sorensen, R (4, 1) ERA: 5.02	2.2		11	2	1	1	0	1	0	0	0	0	0	10	14	3.38	1.125
Warren Brusstar, R (7, 1) ERA: 5.18	2.2	W	10	1	0	0	1	0	0	0	0	0	0	12	12	0.00	0.375
Lee Smith, R (9, 1) ERA: 2.99	0.1	S	2	0	0	0	0	1	0	0	0	0	0	1	5	0.00	3.000

PITCHER	IP	WLS	BF	H	R	ER	SO	BB	IBB	HBP	BLK	WP	HR	S	P	ERA	WHIP

Batter	1	2	3	4	5	6	7	8	9	AB	R	H	RBI	BB	SO	LOB
Bob Dernier, R (1, 8) OBP: 0.303, SLG: 0.311	6-3		BB, 1B		F8		23 F9, 1B		F8	5	0	2	0	0	0	0
Gary Matthews, R (1, 7) OBP: 0.377, SLG: 0.404	23 FC4-6, BB		1-2, BB		23 G6-3, 1B		1-2, 1B		23 G6-4-3, 1B	3	0	3	0	2	0	0
Gary Woods, R (9, PR) OBP: 0.316, SLG: 0.235 (9, 7)										0	0	0	0	0	0	0
23 Ryne Sandberg, R (1, 4) OBP: 0.343, SLG: 0.485	FC4-6, 1-2f		F8		G6-3, 1-2f		F9, 2-3		G6-4-3, 1-2f	5	0	0	0	0	0	7
Keith Moreland, R (1, 9) OBP: 0.372, SLG: 0.431	6-3		K			HR, 1B	F7			4	1	1	0	0	1	5
Ron Cey, R (1, 5) OBP: 0.317, SLG: 0.402		BB, 1B		F3		1-H, HR		F7		4	1	2	2	0	0	0
Leon Durham, L (1, 3) OBP: 0.360, SLG: 0.457		F8		2B		CS, 1B		5-3, 1B		4	0	3	0	0	0	1
Jody Davis, R (1, 2) OBP: 0.293, SLG: 0.393		BBB, 4-0, G6-3, 1-2, BB		BBB, 4-0, BB		F4, 1-2		5-3, 1-2		2	0	0	0	2	0	2
Shawon Dunston, R (1, 6) OBP: 0.236, SLG: 0.303		G6-3, 1-2f		F8		5-3		F6		3	0	0	0	0	0	4
Richie Hebner, L (8, PH) OBP: 0.292, SLG: 0.313										1	0	0	0	0	0	1
Chris Speier, R (8, 6) OBP: 0.299, SLG: 0.364										0	0	0	0	0	0	0
Derek Botelho, R (1, 1) OBP: 0.125, SLG: 0.125			SSS, K	SSS, K			SSS, K		HR	3	0	0	0	0	3	2
Warren Brusstar, R (7, 1) OBP: 0.250, SLG: 0.143										0	0	0	0	0	0	0
Ron Meridith, L (8, 1)										0	0	0	0	0	0	0
Thad Bosley, L (9, PH) OBP: 0.371, SLG: 0.513										1	1	1	1	0	0	0
Lee Smith, R (9, 1)										0	0	0	0	0	0	0
Inning Stats	R: 0 E: 0 K: 0 S: 3 H: 0 LOB: 1 BB: 1 P: 7	R: 0 E: 0 K: 0 S: 3 H: 1 LOB: 1 BB: 1 P: 7	R: 0 E: 0 K: 2 S: 8 H: 1 LOB: 2 BB: 1 P: 12	R: 0 E: 0 K: 1 S: 6 H: 1 LOB: 2 BB: 1 P: 10	R: 0 E: 0 K: 0 S: 3 H: 1 LOB: 0 BB: 0 P: 3	R: 2 E: 0 K: 0 S: 5 H: 3 LOB: 0 BB: 0 P: 5	R: 0 E: 0 K: 1 S: 7 H: 2 LOB: 2 BB: 0 P: 7	R: 0 E: 0 K: 0 S: 4 H: 1 LOB: 1 BB: 0 P: 4	R: 1 E: 0 K: 0 S: 4 H: 2 LOB: 1 BB: 0 P: 4	1B: 9 2B: 1 3B: 0 HR: 2 SF: 0 SAC: 0 DP: 3 HBP: 0						

PITCHER		IP	WLS	BF	H	R	ER	SO	BB	IBB	HBP	BLK	WP	HR	S	P	ERA	WHIP
Steve Bedrosian, R ERA: 3.4	(1, 1)	7.0		31	9	2	2	4	4	0	0	0	0	1	35	51	2.57	1.857
Rick Camp, R ERA: 3.69	(8, 1)	2.0	L	8	3	1	1	0	0	0	0	0	0	1	8	8	4.50	1.500

PITCHER	IP	WLS	BF	H	R	ER	SO	BB	IBB	HBP	BLK	WP	HR	S	P	ERA	WHIP

TOP

Chicago Cubs @ Atlanta Braves

Atlanta-Fulton County Stadium, Atlanta, GA

Thu Aug 22 1985, 7:05 PM EDT

Att. 11,273 - Unknown

livebaseballscorecards.com

AB	35
R	3
H	12
RBI	3
BB	4
SO	4
LOB	22

Batter	1	2	3	4	5	6	7	8	9	AB	R	H	RBI	BB	SO	LOB
Milt Thompson, L (1, 9) (8, 7) OBP: 0.351, SLG: 0.411	S S S 0-3 ① K		x 0-0 ① 4-3		S S S 0-3 ② K		x 0-0 FC5-4 1B 1-2	x 0-0 ③ 5-3		5	0	1	0	0	2	2
Rafael Ramirez, R (1, 6) OBP: 0.300, SLG: 0.362	B B B B 4-0 BB BB		x 0-0 ② 6-3		x 0-0 1B 1B		x 0-0 ① FC5-4 E 2B 1-2f 2-3		B B B B 4-0 G6-4-3 BB	3	1	1	0	2	0	2
Dale Murphy, R (1, 8) OBP: 0.380, SLG: 0.571	B B B B 4-0 1-2 BB		x 0-0 2B		x 0-0 1-2 1B		x 0-0 E1 2B 1-2 3-H		x 0-0 ① F4	4	0	2	1	1	0	2
Bob Horner, R (1, 3) OBP: 0.342, SLG: 0.520	x 0-0 ② F6		x 0-0 ③ F8		x 0-0 ③ F6		x 0-0 ② 2B 1-H 2-H		x 0-0 ② ③ G6-4-3 1-2f	5	0	1	1	0	0	6
Terry Harper, R (1, 7) OBP: 0.309, SLG: 0.393 Rick Camp, R (8, 1) OBP: 0.273, SLG: 0.500	x 0-0 ③ F3			x 0-0 ① F3		x 0-0 ① F3	x 0-0 ③ F2			4 0	0 0	0 0	0 0	0 0	0 0	3 0
Ken Oberkfell, L (1, 5) OBP: 0.365, SLG: 0.395		x 0-0 ① G3	H 1-0 HBP			x 0-0 ② 4-3		B B B B 4-0 1B BB		2	0	0	0	1	0	0
Rick Cerone, R (1, 2) OBP: 0.281, SLG: 0.286		S S S 0-3 ② K	x 0-0 ② F8			B B B B 4-0 BB		x 0-0 ① F9		3	0	0	0	1	1	2
Paul Zuvella, R (1, 4) OBP: 0.250, SLG: 0.239 Chris Chambliss, L (8, PH) OBP: 0.282, SLG: 0.284 Glenn Hubbard, R (8, PH) OBP: 0.328, SLG: 0.315 (9, 4)		x 0-0 1B	x 0-0 ③ F8			x 0-0 ③ F9		x 0-0 1-2 1B		3 0 1	0 0 0	1 0 1	0 0 0	0 0 0	0 0 0	2 0 0
Steve Bedrosian, R (1, 1) OBP: 0.077, SLG: 0.077 Gerald Perry, L (7, PH) OBP: 0.280, SLG: 0.233 Claudell Washington, L (8, 9) OBP: 0.337, SLG: 0.447		x 0-0 ③ 4-3			S S S 0-3 ① K		B B B B 4-0 FC5-4 E 1B BB		x 0-0 ② F7	2 0 1	0 1 0	0 0 0	0 0 0	0 1 0	1 0 0	1 0 2
Inning Stats	R: 0 H: 0 E: 0 LOB: 2 K: 1 BB: 2 S: 5 P: 13	R: 0 H: 1 E: 0 LOB: 1 K: 1 BB: 0 S: 6 P: 6	R: 0 H: 1 E: 0 LOB: 1 K: 0 BB: 0 S: 4 P: 4	R: 0 H: 0 E: 0 LOB: 1 K: 0 BB: 0 S: 3 P: 4	R: 0 H: 2 E: 0 LOB: 2 K: 2 BB: 0 S: 9 P: 9	R: 0 H: 0 E: 0 LOB: 1 K: 0 BB: 1 S: 3 P: 7	R: 2 H: 2 E: 1 LOB: 1 K: 0 BB: 1 S: 5 P: 9	R: 0 H: 1 E: 0 LOB: 2 K: 0 BB: 1 S: 4 P: 8	R: 0 H: 0 E: 0 LOB: 0 K: 0 BB: 1 S: 2 P: 6	1B: 5 2B: 2 3B: 0 HR: 0	SF: 0 SAC: 0 DP: 1 HBP: 1			WP: 0 PB: 0 SB: 0 CS: 0	PA: 40		

PITCHER		IP	WLS	BF	H	R	ER	SO	BB	IBB	HBP	BLK	WP	HR	S	P	ERA	WHIP
Derek Botelho, R ERA: 6.04	(1, 1)	6.0		28	5	2	2	4	4	0	1	0	0	0	31	48	3.00	1.500
Warren Brusstar, R ERA: 5.07	(7, 1)	1.1		6	1	0	0	0	1	0	0	0	0	0	5	9	0.00	1.500
Ron Meridith, L ERA: 2.97	(8, 1)	0.2	W	3	1	0	0	0	0	0	0	0	0	0	3	3	0.00	1.500
Lee Smith, R ERA: 2.95	(9, 1)	1.0	S	3	0	0	0	0	1	0	0	0	0	0	2	6	0.00	1.000

PITCHER	IP	WLS	BF	H	R	ER	SO	BB	IBB	HBP	BLK	WP	HR	S	P	ERA	WHIP

BOTTOM

Chicago Cubs @ Atlanta Braves

Atlanta-Fulton County Stadium, Atlanta, GA

Thu Aug 22 1985, 7:05 PM EDT

Att. 11,273 - Unknown

livebaseballscorecards.com

AB	33
R	2
H	7
RBI	2
BB	6
SO	4
LOB	22

Chicago Cubs @ Cincinnati Reds

Riverfront Stadium, Cincinnati, OH

Fri Aug 23 1985, 7:05 PM EDT

Att. 34,283 - Unknown

TOP

livebaseballscorecards.com

Batter	1	2	3	4	5	6	7	8	9	AB	R	H	RBI	BB	SO	LOB
Bob Dernier, R (1, 8) OBP: 0.305, SLG: 0.317	0-0 WP 23 1B 2B	0-0 G3			0-0 1B		0-0 SH1 1-2		0-0 4-3	4	1	2	0	0	0	0
Gary Matthews, R (1, 7) OBP: 0.371, SLG: 0.396	0-3 K 2-3		0-3 K		0-0 F8		0-0 6-3 2-3			4	0	0	0	0	2	3
23 Ryne Sandberg, R (1, 4) OBP: 0.342, SLG: 0.482	0-0 S 1B 3-H 1B		0-0 5-3			0-3 K	0-0 1-3			4	1	1	1	0	1	1
Keith Moreland, R (1, 9) OBP: 0.369, SLG: 0.427	0-0 F4 1-2		0-3 K			0-0 F8		0-0 1-3		4	0	0	0	0	1	1
Ron Cey, R (1, 5) OBP: 0.321, SLG: 0.405 Dave Owen, S (8, PR) (8, 5)	4-0 1B BB			0-0 5-3		0-0 BB 2B		4-0 BB		2 0	0 0	1 0	0 0	2 0	0 0	0 0
Leon Durham, L (1, 3) OBP: 0.361, SLG: 0.456	0-0 1-3 2-H 1B			0-3 K		4-0 BB IBB		0-3 K		3	0	1	1	1	2	1
Jody Davis, R (1, 2) OBP: 0.292, SLG: 0.390	0-0 F8			0-0 F7		4-0 1-2 2-3 BB		0-0 F9		3	0	0	0	1	0	3
Shawon Dunston, R (1, 6) OBP: 0.227, SLG: 0.291		0-0 6-3			0-0 4-3	0-0 G3			0-0 F8	4	0	0	0	0	0	3
Jay Baller, R (1, 1)		0-3 K			0-0 4-3		0-0 6-3 SH1 1B		0-0 4-3	2	0	0	0	0	1	0
Gary Woods, R (7, PH) OBP: 0.325, SLG: 0.246										1	0	1	0	0	0	0
Ron Meridith, L (7, 1)										0	0	0	0	0	0	0
Davey Lopes, R (9, PH) OBP: 0.390, SLG: 0.432										1	0	0	0	0	0	0
Lary Sorensen, R (9, 1)										0	0	0	0	0	0	0
Inning Stats	R: 2 E: 0 K: 1 S: 8 H: 3 LOB: 2 BB: 1 P: 12	R: 0 E: 0 K: 1 S: 5 H: 0 LOB: 0 BB: 0 P: 5	R: 0 E: 0 K: 2 S: 7 H: 0 LOB: 0 BB: 0 P: 7	R: 0 E: 0 K: 1 S: 5 H: 0 LOB: 0 BB: 0 P: 5	R: 0 E: 0 K: 0 S: 4 H: 1 LOB: 1 BB: 0 P: 4	R: 0 E: 0 K: 1 S: 6 H: 1 LOB: 3 BB: 2 P: 14	R: 0 E: 0 K: 0 S: 4 H: 1 LOB: 1 BB: 0 P: 4	R: 0 E: 0 K: 1 S: 5 H: 0 LOB: 1 BB: 1 P: 9	R: 0 E: 0 K: 0 S: 3 H: 0 LOB: 0 BB: 0 P: 3	1B: 4 2B: 2 3B: 0 HR: 0	SF: 0 SAC: 1 DP: 0 HBP: 0						

	AB	32
	R	2
	H	6
	RBI	2
	BB	4
	SO	7
	LOB	12

WP: 1 PB: 0 SB: 1 CS: 0 PA: 37

PITCHER		IP	WLS	BF	H	R	ER	SO	BB	IBB	HBP	BLK	WP	HR	S	P	ERA	WHIP
Andy McGaffigan, R ERA: 3.13	(1, 1)	6.0		26	5	2	2	6	2	1	0	0	1	0	35	47	3.00	1.167
John Franco, L ERA: 1.71	(7, 1)	3.0	W	11	1	0	0	1	1	0	0	0	0	0	12	16	0.00	0.667

PITCHER	IP	WLS	BF	H	R	ER	SO	BB	IBB	HBP	BLK	WP	HR	S	P	ERA	WHIP

Batter	1	2	3	4	5	6	7	8	9	AB	R	H	RBI	BB	SO	LOB
Eddie Milner, L (1, 8) OBP: 0.338, SLG: 0.324	G3		F5		F4		K			3	0	0	0	0	0	0
Gary Redus, R (7, PH) (8, 8) OBP: 0.371, SLG: 0.421										1	0	0	0	0	1	0
Pete Rose, S (1, 3) OBP: 0.393, SLG: 0.324	6-3		1B		F7		4-3			4	1	1	0	0	0	0
Dave Parker, L (1, 9) OBP: 0.354, SLG: 0.527	G3		FC4-6, 1B 1-2		1B		K			4	0	2	0	0	1	0
Nick Esasky, R (1, 7) OBP: 0.347, SLG: 0.474		F8	FC4-6 1-2 2-H		F4			F8		4	0	1	1	0	0	1
Wayne Krenchicki, L (1, 5) OBP: 0.370, SLG: 0.407		4-3	FC4-6 1-2f 2-3			BB, SH3-4		BB		2	0	0	0	1	0	2
Tom Runnells, S (6, PR) (7, 6) OBP: 0.267, SLG: 0.154										0	0	0	0	1	0	0
Dave Concepcion, R (1, 6) OBP: 0.316, SLG: 0.340		1B, 2B	K			SH3-4 1-2		F7		3	1	1	0	0	1	3
(7, 5)																
Dave Vangorder, R (1, 2) OBP: 0.263, SLG: 0.317		2B 1-H		F8		F4		F8		4	0	1	1	0	0	3
Ron Oester, S (1, 4) OBP: 0.349, SLG: 0.375		IBB		3-1		IBB			3B, 1B	2	1	1	0	2	0	0
Andy McGaffigan, R (1, 1)		1-3		K		F6			1B 3-H	2	0	0	0	0	1	2
Max Venable, L (6, PH) OBP: 0.312, SLG: 0.372										1	0	0	0	0	0	2
John Franco, L (7, 1) OBP: 0.333, SLG: 0.333										0	0	0	0	0	0	0
Cesar Cedeno, R (9, PH) OBP: 0.309, SLG: 0.340										1	0	1	1	0	0	0
Inning Stats	R: 0 E: 0 K: 0 S: 3 H: 0 LOB: 0 BB: 0 P: 3	R: 1 E: 0 K: 0 S: 5 H: 2 LOB: 2 BB: 1 P: 9	R: 1 E: 0 K: 1 S: 8 H: 3 LOB: 2 BB: 0 P: 8	R: 0 E: 0 K: 1 S: 5 H: 0 LOB: 0 BB: 0 P: 5	R: 0 E: 0 K: 0 S: 4 H: 1 LOB: 1 BB: 0 P: 4	R: 0 E: 0 K: 0 S: 3 H: 0 LOB: 2 BB: 2 P: 11	R: 0 E: 0 K: 2 S: 7 H: 0 LOB: 0 BB: 0 P: 7	R: 0 E: 0 K: 0 S: 3 H: 0 LOB: 1 BB: 1 P: 7	R: 1 E: 0 K: 0 S: 2 H: 2 LOB: 1 BB: 0 P: 2	1B: 6 2B: 1 3B: 1 HR: 0 SF: 0 SAC: 1 DP: 0 HBP: 0						

PITCHER		IP	WLS	BF	H	R	ER	SO	BB	IBB	HBP	BLK	WP	HR	S	P	ERA	WHIP
Jay Baller, R ERA: 4.63	(1, 1)	6.0		27	6	2	2	2	1	2	0	0	0	0	28	40	3.00	1.167
Ron Meridith, L ERA: 2.78	(7, 1)	2.0		7	0	0	0	2	1	0	0	0	0	0	10	14	0.00	0.500
Lary Sorensen, R ERA: 5.16	(9, 1)	0.0	L	2	2	1	1	0	0	0	0	0	0	0	2	2	∞	∞

PITCHER	IP	WLS	BF	H	R	ER	SO	BB	IBB	HBP	BLK	WP	HR	S	P	ERA	WHIP

BOTTOM

Chicago Cubs @ Cincinnati Reds

Riverfront Stadium, Cincinnati, OH

Fri Aug 23 1985, 7:05 PM EDT

Att. 34,283 - Unknown

livebaseballscorecards.com

AB	31
R	3
H	8
RBI	3
BB	4
SO	4
LOB	13

Batter	1	2	3	4	5	6	7	8	9	AB	R	H	RBI	BB	SO	LOB
Bob Dernier, R (1, 8) OBP: 0.307, SLG: 0.318	4-3		1-2 1B		K			CS 1B	FC6-4 1-2f	5	0	2	0	0	1	2
Gary Matthews, R (1, 7) OBP: 0.365, SLG: 0.388	F7		K			6-3		K 1-2		4	0	0	0	0	2	3
Lee Smith, R (8, 1)										0	0	0	0	0	0	0
23 Ryne Sandberg, R (1, 4) OBP: 0.341, SLG: 0.480	5-3		F9			F7			1B 2B 1B	4	1	1	0	0	0	2
Keith Moreland, R (1, 9) OBP: 0.368, SLG: 0.425		G3	K			6-3			2B 1-3 G1-2-3 1B	4	0	1	0	0	1	2
(9, 5)																
Ron Cey, R (1, 5) OBP: 0.323, SLG: 0.408		E 1B		K			F7		G1-2-3 1-3 3-H 1B 2B	4	1	2	1	0	1	0
Dave Owen, S (9, PR) (9, 6)										0	1	0	0	0	0	0
Leon Durham, L (1, 3) OBP: 0.362, SLG: 0.458		E3 1-H		F7			4-3 2B		G1-2-3 1B IBB	3	1	1	0	1	0	0
Chris Speier, R (1, 6) OBP: 0.294, SLG: 0.358		F4	K				4-3 2-3		G1-2-3 1-2 2-3 3-Hf	3	0	0	0	0	1	2
Richie Hebner, L (9, PH) OBP: 0.292, SLG: 0.313										0	0	0	0	0	0	0
Davey Lopes, R (9, PH) OBP: 0.389, SLG: 0.430 (9, 9)										1	0	0	0	0	0	3
Steve Lake, R (1, 2) OBP: 0.163, SLG: 0.193		6-3			4-3		K		BB 2-H 3-H 1B	4	0	1	2	0	1	2
Steve Trout, L (1, 1) OBP: 0.189, SLG: 0.171			1B 1B		3-1			4-3	FC6-4 1-2 BB	2	0	1	0	0	0	0
George Frazier, R (5, 1)										0	0	0	0	0	0	0
Thad Bosley, L (8, PH) OBP: 0.373, SLG: 0.508 (8, 7)										1	0	0	0	1	0	0
Inning Stats	R: 0 E: 0 K: 0 S: 3 H: 0 LOB: 0 BB: 0 P: 3	R: 1 E: 1 K: 0 S: 5 H: 1 LOB: 1 BB: 0 P: 5	R: 0 E: 0 K: 2 S: 9 H: 2 LOB: 2 BB: 0 P: 9	R: 0 E: 0 K: 2 S: 7 H: 0 LOB: 0 BB: 0 P: 7	R: 0 E: 0 K: 1 S: 5 H: 0 LOB: 0 BB: 0 P: 5	R: 0 E: 0 K: 0 S: 3 H: 0 LOB: 0 BB: 0 P: 3	R: 0 E: 0 K: 1 S: 6 H: 1 LOB: 1 BB: 0 P: 6	R: 0 E: 0 K: 1 S: 5 H: 1 LOB: 1 BB: 0 P: 5	R: 3 E: 0 K: 0 S: 6 H: 4 LOB: 2 BB: 2 P: 14	1B: 7 2B: 3 3B: 0 HR: 0	SF: 0 SAC: 0 DP: 2 HBP: 0						

PITCHER		IP	WLS	BF	H	R	ER	SO	BB	IBB	HBP	BLK	WP	HR	S	P	ERA	WHIP
Mario Soto, R ERA: 3.3	(1, 1)	7.0	L	26	4	1	0	6	0	0	0	0	0	0	38	38	0.00	0.571
Ted Power, R ERA: 2.48	(8, 1)	1.0		7	4	3	3	1	0	1	0	0	0	0	8	12	27.00	4.000
Joe Price, L ERA: 4.02	(9, 1)	0.2		1	0	0	0	0	0	0	0	0	0	0	1	1	0.00	0.000
Tom Hume, R ERA: 3.51	(9, 1)	0.1		3	1	0	0	0	1	0	0	0	0	0	2	6	0.00	6.000

PITCHER	IP	WLS	BF	H	R	ER	SO	BB	IBB	HBP	BLK	WP	HR	S	P	ERA	WHIP

TOP

Chicago Cubs @ Cincinnati Reds

Riverfront Stadium, Cincinnati, OH

Sat Aug 24 1985, 7:05 PM EDT

Att. 37,069 - Unknown

livebaseballscorecards.com

AB	35
R	4
H	9
RBI	3
BB	2
SO	7
LOB	16

1B: 7 SF: 0
2B: 3 SAC: 0
3B: 0 DP: 2
HR: 0 HBP: 0

WP: 0 PA: 37
PB: 0
SB: 0
CS: 1

Chicago Cubs @ Cincinnati Reds

Riverfront Stadium, Cincinnati, OH

Sat Aug 24 1985, 7:05 PM EDT

Att. 37,069 - Unknown

BOTTOM

Batter	1	2	3	4	5	6	7	8	9	AB	R	H	RBI	BB	SO	LOB
Cesar Cedeno, R (1, 8) OBP: 0.310, SLG: 0.340	4-3 6-3 1B		5-3		F4			2B		3	0	1	0	0	0	1
Eddie Milner, L (8, PH) OBP: 0.340, SLG: 0.329 (9, 8)										1	0	1	0	0	0	0
Dave Concepcion, R (1, 6) OBP: 0.317, SLG: 0.341	6-3 1-2		CS 1B			FC5 1B		K		4	0	2	0	0	1	2
Dave Parker, L (1, 9) OBP: 0.351, SLG: 0.522	4-3 2-3		4-3 1-2			K		K		4	0	0	0	0	2	4
Nick Esasky, R (1, 7) OBP: 0.346, SLG: 0.471	F8			4-3		FC5 1-2		K		4	0	1	0	0	1	2
Tony Perez, R (1, 3) OBP: 0.400, SLG: 0.492		E3 BB		G6-4-3 1B		FC5 1-2 2-3f			4-3	4	0	1	0	0	0	2
Buddy Bell, R (1, 5) OBP: 0.307, SLG: 0.314		F9		G6-4-3 1-2f		4-3			4-3	4	0	0	0	0	0	4
Dave Vangorder, R (1, 2) OBP: 0.259, SLG: 0.312		K	5-3			F7			K	2	0	0	0	0	1	1
Max Venable, L (7, PH) OBP: 0.309, SLG: 0.368										1	0	0	0	0	0	0
Bo Diaz, R (8, 2) OBP: 0.241, SLG: 0.287										1	0	0	0	0	1	0
Ron Oester, S (1, 4) OBP: 0.349, SLG: 0.373		BBBB 1-2 BB	G3			F8				2	0	0	0	1	0	0
Mario Soto, R (1, 1) OBP: 0.158, SLG: 0.173		1-3	1B			F6				2	0	1	0	0	0	2
Tom Runnells, S (7, PH) OBP: 0.250, SLG: 0.143										1	0	0	0	0	0	0
Ted Power, R (8, 1)										0	0	0	0	0	0	0
Joe Price, R (9, 1)										0	0	0	0	0	0	0
Tom Hume, R (9, 1)										0	0	0	0	0	0	0

Inning Stats	1	2	3	4	5	6	7	8	9
R	0	0	0	0	0	0	0	0	0
E	0	1	0	0	0	0	0	0	0
K	0	1	0	0	0	1	0	3	1
S	4	6	3	3	4	7	3	10	5
H	1	0	1	1	1	2	0	1	0
LOB	1	2	0	0	1	2	0	1	0
BB	0	1	0	0	0	0	0	0	0
P	4	10	3	3	4	7	3	10	5

AB	33
R	0
H	7
RBI	0
BB	1
SO	6
LOB	18

	1B	SF	WP	PA
	6	0	0	34
	2B	SAC	PB	
	1	0	0	
	3B	DP	SB	
	0	1	0	
	HR	HBP	CS	
	0	0	1	

PITCHER		IP	WLS	BF	H	R	ER	SO	BB	IBB	HBP	BLK	WP	HR	S	P	ERA	WHIP
Steve Trout, L ERA: 2.71	(1, 1)	4.0		15	3	0	0	1	1	0	0	0	0	0	16	20	0.00	1.000
George Frazier, R ERA: 5.09	(5, 1)	3.0	W	12	3	0	0	1	0	0	0	0	0	0	14	14	0.00	1.000
Lee Smith, R ERA: 2.88	(8, 1)	2.0	S	7	1	0	0	4	0	0	0	0	0	0	15	15	0.00	0.500

PITCHER	IP	WLS	BF	H	R	ER	SO	BB	IBB	HBP	BLK	WP	HR	S	P	ERA	WHIP

livebaseballscorecards.com

Chicago Cubs @ Cincinnati Reds

Riverfront Stadium, Cincinnati, OH

Sun Aug 25 1985, 3:33 AM EDT

Att. 35,038 - Unknown

livebaseballscorecards.com

Batter	1	2	3	4	5	6	7	8	9	AB	R	H	RBI	BB	SO	LOB
Bob Dernier, R (1, 8) OBP: 0.306, SLG: 0.315	F9		23 1B BB		SH5-3 1-2		G4-3 1-2f		F7	3	0	0	0	1	0	2
Gary Matthews, R (1, 7) OBP: 0.363, SLG: 0.386	F9		F9		6-3 2-3		23 FC6-4 1B			4	0	1	0	0	0	2
23 Ryne Sandberg, R (1, 4) OBP: 0.343, SLG: 0.483	K		1-3 1B		3-H 2B		FC6-4 1-2f			4	0	2	1	0	1	1
Keith Moreland, R (1, 9) OBP: 0.369, SLG: 0.426		2B WP 1B	F9		F2			G6-4-3 1B		4	1	2	0	0	0	3
Ron Cey, R (1, 5) OBP: 0.324, SLG: 0.420		WP 1-3 FC1-2 2B		F6		HR		G6-4-3 1-2f		4	1	2	1	0	0	1
Leon Durham, L (1, 3) OBP: 0.359, SLG: 0.453		K 2-3 3-H		K		F8		3-1		4	0	0	0	0	2	1
Chris Speier, R (1, 6) OBP: 0.293, SLG: 0.356		FC1-2 3-H		1B		F8			F2	4	0	1	0	0	0	1
Steve Lake, R (1, 2) OBP: 0.158, SLG: 0.187		4-3		F9		5-3			2B	3	0	0	0	0	0	2
Davey Lopes, R (9, PH) OBP: 0.391, SLG: 0.437										1	0	1	0	0	0	0
Ray Fontenot, L (1, 1) OBP: 0.061, SLG: 0.061			B5-3		6-3 23 2B SH5-3 1B		BB G4-3		5-3	2	1	1	0	0	0	0
Warren Brusstar, R (5, 1) OBP: 0.250, SLG: 0.143										0	0	0	0	0	0	0
Gary Woods, R (7, PH) OBP: 0.333, SLG: 0.246										0	0	0	0	1	0	0
Lary Sorensen, R (7, 1)										0	0	0	0	0	0	0
Jody Davis, R (9, PH) OBP: 0.292, SLG: 0.389										1	0	0	0	0	0	1
Inning Stats	R: 0 E: 0 K: 1 S: 5 H: 0 LOB: 0 BB: 0 P: 5	R: 1 E: 0 K: 1 S: 7 H: 2 LOB: 1 BB: 0 P: 7	R: 0 E: 0 K: 0 S: 4 H: 1 LOB: 2 BB: 1 P: 8	R: 0 E: 0 K: 1 S: 6 H: 1 LOB: 1 BB: 0 P: 6	R: 1 E: 0 K: 0 S: 5 H: 2 LOB: 1 BB: 0 P: 5	R: 1 E: 0 K: 0 S: 4 H: 1 LOB: 0 BB: 0 P: 4	R: 0 E: 0 K: 0 S: 3 H: 1 LOB: 1 BB: 1 P: 7	R: 0 E: 0 K: 0 S: 3 H: 1 LOB: 0 BB: 0 P: 3	R: 0 E: 0 K: 0 S: 4 H: 1 LOB: 1 BB: 0 P: 4	1B: 6 2B: 3 3B: 0 HR: 1 SF: 0 SAC: 1 DP: 2 HBP: 0	WP: 1 PB: 0 SB: 0 CS: 0 PA: 37					

TOP	
AB	34
R	3
H	10
RBI	2
BB	2
SO	3
LOB	14

PITCHER		IP	WLS	BF	H	R	ER	SO	BB	IBB	HBP	BLK	WP	HR	S	P	ERA	WHIP
Tom Browning, L ERA: 3.63	(1, 1)	6.0	W	26	7	3	3	3	1	0	0	0	1	1	31	35	4.50	1.333
John Franco, L ERA: 1.64	(7, 1)	3.0	S	11	3	0	0	0	1	0	0	0	0	0	10	14	0.00	1.333

PITCHER	IP	WLS	BF	H	R	ER	SO	BB	IBB	HBP	BLK	WP	HR	S	P	ERA	WHIP

Batter	1	2	3	4	5	6	7	8	9	AB	R	H	RBI	BB	SO	LOB
Gary Redus, R (1, 8) OBP: 0.373, SLG: 0.425	BBBB 4-0 6-3 1B BB		x 0-0 ① 5-3		x 0-0 2B 2B	x 0-0 ③ F7				3	1	1	0	1	0	0
Buddy Bell, R (1, 5) OBP: 0.308, SLG: 0.318	x 0-0 6-3 1-2 1B		x 0-0 ② F4		x 0-0 1B 2-H 2B		x 0-0 ① 5-3			4	1	2	1	0	0	0
Nick Esasky, R (1, 7) OBP: 0.348, SLG: 0.482	x 0-0 ① F7		x 0-0 HR		x 0-0 1B 2-H 1B		x 0-0 ② F7			4	1	2	2	0	0	2
Tony Perez, R (1, 3) OBP: 0.403, SLG: 0.493	x 0-0 ② 6-3 1-2 2-3		x 0-0 ③ F8		x 0-0 1-3 1B		x 0-0 CS 1B			4	0	2	0	0	0	2
Cesar Cedeno, R (1, 9) OBP: 0.307, SLG: 0.336 Dave Parker, L (5, PH) OBP: 0.349, SLG: 0.520 (6, 9)	x 0-0 ③ 5-3			x 0-0 ① 5-3	SSS 0-3 ③ K		0-0 ③ CS 1-2	x 0-0 ① F7		2 0 0 0 0 0 2 2 0 0 0 0 1 2						
Dave Concepcion, R (1, 6) OBP: 0.319, SLG: 0.343		x 0-0 E 1B		SSS 0-3 ② K		x 0-0 2B 1B		x 0-0 ② 5-3		4	1	2	0	0	1	0
Bo Diaz, R (1, 2) OBP: 0.241, SLG: 0.294		x 0-0 ① 6-3 1-2		x 0-0 ③ 6-3		x 0-0 SH5-3 1-H SF9 2B		x 0-0 ③ 5-3		4	1	1	1	0	0	1
Ron Oester, S (1, 4) OBP: 0.348, SLG: 0.371		x 0-0 ② 6-3			x 0-0 ① 1-3	x 0-0 ① SH5-3 2-3				2	0	0	0	0	0	1
Tom Browning, L (1, 1) OBP: 0.188, SLG: 0.180 Max Venable, L (6, PH) OBP: 0.305, SLG: 0.368 John Franco, L (7, 1) OBP: 0.333, SLG: 0.333		x 0-0 ③ 6-3			x 0-0 ② 4-3	x 0-0 ② SF9 3-H				2 0 0 0 0 0 1 0 0 0 1 0 0 0 0 0 0 0 0 0 0						
Inning Stats	R: 0 H: 1 E: 0 LOB: 2 K: 0 BB: 1 S: 4 P: 8	R: 0 H: 1 E: 1 LOB: 1 K: 0 BB: 0 S: 4 P: 4	R: 1 H: 1 E: 0 LOB: 0 K: 0 BB: 0 S: 4 P: 4	R: 0 H: 0 E: 0 LOB: 0 K: 1 BB: 0 S: 5 P: 5	R: 2 H: 4 E: 0 LOB: 2 K: 1 BB: 0 S: 9 P: 9	R: 2 H: 2 E: 0 LOB: 0 K: 0 BB: 0 S: 5 P: 5	R: 0 H: 1 E: 0 LOB: 0 K: 0 BB: 0 S: 3 P: 3	R: 0 H: 0 E: 0 LOB: 0 K: 0 BB: 0 S: 3 P: 3		1B: 6 SF: 1 2B: 3 SAC: 1 3B: 0 DP: 0 HR: 1 HBP: 0						

BOTTOM

Chicago Cubs @ Cincinnati Reds

Riverfront Stadium, Cincinnati, OH

Sun Aug 25 1985, 3:33 AM EDT

Att. 35,038 - Unknown

livebaseballscorecards.com

AB	31
R	5
H	10
RBI	5
BB	1
SO	2
LOB	11

PITCHER		IP	WLS	BF	H	R	ER	SO	BB	IBB	HBP	BLK	WP	HR	S	P	ERA	WHIP
Ray Fontenot, L ERA: 3.43	(1, 1)	4.2		22	7	3	3	1	1	0	0	0	0	1	23	27	5.79	1.714
Warren Brusstar, R ERA: 5.24	(5, 1)	1.1	L	6	2	2	2	1	0	0	0	0	0	0	8	8	13.50	1.500
Lary Sorensen, R ERA: 5.0	(7, 1)	2.0		6	1	0	0	0	0	0	0	0	0	0	6	6	0.00	0.500

PITCHER	IP	WLS	BF	H	R	ER	SO	BB	IBB	HBP	BLK	WP	HR	S	P	ERA	WHIP

Batter	1	2	3	4	5	6	7	8	9	AB	R	H	RBI	BB	SO	LOB
Bob Dernier, R (1, 8) OBP: 0.307, SLG: 0.317	5-3	K			E5 1B	1B		1-3		5	0	2	0	0	1	2
Davey Lopes, R (1, 9) (9, 7) OBP: 0.384, SLG: 0.428	F4		5-3		6-3	F3		6-3		5	0	0	0	0	0	2
23 Ryne Sandberg, R (1, 4) OBP: 0.343, SLG: 0.482	F8		5-3			5-3	1B 2B 1B	WP 1B		5	1	2	0	0	0	0
Keith Moreland, R (1, 3) OBP: 0.369, SLG: 0.426		F9	6-3			E 1B SF8 1B	2B 1-3 FC4-6 1B	4-3 1-2		5	2	2	0	0	0	1
Ron Cey, R (1, 5) OBP: 0.330, SLG: 0.430		1B 2B		K		1-2 1B E 1B	FC4-6 1-3 3-H 2B		2B 1B	5	2	4	1	0	1	0
Chris Speier, R (9, PR) (9, 5) OBP: 0.293, SLG: 0.356										0	1	0	0	0	0	0
Gary Matthews, R (1, 7) OBP: 0.360, SLG: 0.379		1B 1B BB		F7		1-2 2-3 E5 1B HR	K		K	4	2	0	0	1	2	5
Gary Woods, R (9, 9) OBP: 0.333, SLG: 0.246										0	0	0	0	0	0	0
Jody Davis, R (1, 2) OBP: 0.293, SLG: 0.391		F4		6-3		3-H SF8	FC4-6 IBB		1-H FC1-5-4-1 2B	3	0	1	2	1	0	2
Shawon Dunston, R (1, 6) OBP: 0.235, SLG: 0.296		1-2 2-H 1B 1B			F4	1-3 2-H HR 1B	1-2f 2-3 3-H FC4-6		2-3 FC1-5-4-1	5	1	2	3	0	0	4
Steve Engel, R (1, 1) OBP: 0.400, SLG: 0.667		1-2 2-H 1B			K	1-H 3-H HR	K		K	5	1	2	4	0	3	4
Inning Stats	R: 0 E: 0 K: 0 S: 3 H: 0 LOB: 0 BB: 0 P: 3	R: 2 E: 0 K: 1 S: 8 H: 3 LOB: 2 BB: 1 P: 12	R: 0 E: 0 K: 0 S: 3 H: 0 LOB: 0 BB: 0 P: 3	R: 0 E: 0 K: 1 S: 5 H: 0 LOB: 0 BB: 0 P: 5	R: 0 E: 1 K: 1 S: 6 H: 1 LOB: 1 BB: 0 P: 6	R: 5 E: 1 K: 0 S: 9 H: 5 LOB: 1 BB: 0 P: 9	R: 2 E: 0 K: 2 S: 10 H: 3 LOB: 2 BB: 1 P: 14	R: 0 E: 0 K: 0 S: 4 H: 1 LOB: 1 BB: 0 P: 4	R: 1 E: 0 K: 2 S: 9 H: 2 LOB: 2 BB: 0 P: 9	1B: 11 2B: 3 3B: 0 HR: 1 SF: 1 SAC: 0 DP: 0 HBP: 0						

TOP

Chicago Cubs @ Houston Astros

Astrodome, Houston, TX

Mon Aug 26 1985, 8:05 PM EDT

Att. 9,557 - Unknown

livebaseballscorecards.com

AB	42
R	10
H	15
RBI	10
BB	2
SO	7
LOB	20

WP: 1 PB: 0 SB: 0 CS: 0 PA: 45

PITCHER		IP	WLS	BF	H	R	ER	SO	BB	IBB	HBP	BLK	WP	HR	S	P	ERA	WHIP
Bob Knepper, L ERA: 3.62	(1, 1)	6.0	L	31	11	9	4	3	1	0	0	0	0	1	36	40	6.00	2.000
Bill Dawley, R ERA: 4.08	(7, 1)	2.0		9	2	0	0	2	0	1	0	0	1	0	12	16	0.00	1.000
Mike Madden, L ERA: 6.1	(9, 1)	1.0		5	2	1	1	2	0	0	0	0	0	0	9	9	9.00	2.000

PITCHER	IP	WLS	BF	H	R	ER	SO	BB	IBB	HBP	BLK	WP	HR	S	P	ERA	WHIP

Batter	1	2	3	4	5	6	7	8	9	AB	R	H	RBI	BB	SO	LOB
Bill Doran, S (1, 4) OBP: 0.360, SLG: 0.433	F9		HR		F8		FC5-4 1-2f		BB	4	1	1	1	1	0	2
Phil Garner, R (1, 5) OBP: 0.307, SLG: 0.365	S 1B BB		6-3		2-3 1B			HR 2B	F8	4	2	2	0	1	0	2
Kevin Bass, S (1, 8) OBP: 0.292, SLG: 0.402	K 1-2		6-3		F9			2-H HR		4	1	1	2	0	1	3
Jose Cruz, L (1, 7) OBP: 0.347, SLG: 0.412	S BB 2-H 1B		6-3			B1-3		G3		4	0	1	1	0	0	0
Jerry Mumphrey, S (1, 9) OBP: 0.331, SLG: 0.391 Mike Madden, L (9, 1)	1-2 BB			F8		G3		4-3		3 0	0 0	0 0	0 0	1 0	0 0	0 0
Glenn Davis, R (1, 3) OBP: 0.311, SLG: 0.404	6-3 2-3			K		5-3		4-3		3	0	0	0	0	1	2
Mark Bailey, S (1, 2) OBP: 0.385, SLG: 0.429		F9		F9			FC5-4 1B		E6	4	0	1	0	0	0	0
Dickie Thon, R (1, 6) OBP: 0.281, SLG: 0.348		4-3			1B SH1-4 1B		F8		F4	4	0	1	0	0	0	2
Bob Knepper, L (1, 1) OBP: 0.161, SLG: 0.213 Bill Dawley, R (7, 1) Tim Tolman, R (7, 3) OBP: 0.111, SLG: 0.115 Eric Bullock, L (8, PH) (9, 9)		K			SH1-4 1-2		F9		K	1 0 2 1	0 0 0 0	0 0 0 0	0 0 0 0	0 0 0 0	1 0 1 0	0 0 2 0
Inning Stats	R: 1 E: 0 K: 1 S: 6 H: 1 LOB: 2 BB: 2 P: 14	R: 0 E: 0 K: 1 S: 5 H: 0 LOB: 0 BB: 0 P: 5	R: 1 E: 0 K: 0 S: 4 H: 1 LOB: 0 BB: 0 P: 4	R: 0 E: 0 K: 1 S: 5 H: 0 LOB: 0 BB: 0 P: 5	R: 0 E: 0 K: 0 S: 5 H: 2 LOB: 2 BB: 0 P: 5	R: 0 E: 0 K: 0 S: 3 H: 0 LOB: 0 BB: 0 P: 3	R: 0 E: 0 K: 0 S: 4 H: 1 LOB: 1 BB: 0 P: 4	R: 2 E: 0 K: 0 S: 5 H: 2 LOB: 0 BB: 0 P: 5	R: 0 E: 1 K: 1 S: 6 H: 0 LOB: 2 BB: 1 P: 10	1B: 4 2B: 1 3B: 0 HR: 2 SF: 0 SAC: 1 DP: 0 HBP: 0	WP: 0 PB: 0 SB: 2 CS: 0 PA: 38					

PITCHER	IP	WLS	BF	H	R	ER	SO	BB	IBB	HBP	BLK	WP	HR	S	P	ERA	WHIP
Steve Engel, L (1, 1) ERA: 6.45	9.0	W	38	7	4	4	4	3	0	0	0	0	2	43	55	4.00	1.111

PITCHER	IP	WLS	BF	H	R	ER	SO	BB	IBB	HBP	BLK	WP	HR	S	P	ERA	WHIP

BOTTOM

Chicago Cubs @ Houston Astros

Astrodome, Houston, TX

Mon Aug 26 1985, 8:05 PM EDT

Att. 9,557 - Unknown

livebaseballscorecards.com

AB	34
R	4
H	7
RBI	4
BB	3
SO	4
LOB	13

Batter	1	2	3	4	5	6	7	8	9	AB	R	H	RBI	BB	SO	LOB
Bob Dernier, R (1, 8) OBP: 0.307, SLG: 0.316	K		G4-6-3 1-2f		5-3		K 1B			4	0	1	0	0	1	1
Davey Lopes, R (1, 9) OBP: 0.382, SLG: 0.425	23 E 23 S 23 1B 1B		6-3			6-3	K 1-2			4	1	1	0	0	1	1
23 Ryne Sandberg, R (1, 4) OBP: 0.346, SLG: 0.483	WP S 1-H 1B			S 1B 1B		CS BB		F7		3	1	2	1	1	0	0
Keith Moreland, R (1, 3) OBP: 0.371, SLG: 0.429	F3 1-3			5-3 WP 1-H 1B		S 1-2 2B		F4		4	0	2	1	0	0	1
Ron Cey, R (1, 5) OBP: 0.329, SLG: 0.426	F8			F4 1-2		BB 2-3		6-3		3	0	0	0	1	0	2
Gary Matthews, R (1, 7) OBP: 0.354, SLG: 0.372		F8		5-3 2-3		F6			K	4	0	0	0	0	1	3
Jody Davis, R (1, 2) OBP: 0.293, SLG: 0.388		K		6-3			HR BB		F7	3	1	0	0	1	1	1
Shawon Dunston, R (1, 6) OBP: 0.231, SLG: 0.291		K2-3			5-3		HR 1-H		F9	2	0	0	0	0	1	0
Thad Bosley, L (7, PH) OBP: 0.378, SLG: 0.537										1	1	1	2	0	0	0
Ron Meridith, L (7, 1)										0	0	0	0	0	0	0
George Frazier, R (7, 1)										0	0	0	0	0	0	0
Richie Hebner, L (9, PH) OBP: 0.290, SLG: 0.310										1	0	0	0	0	0	0
Derek Botelho, R (1, 1) OBP: 0.200, SLG: 0.200			G4-6-3 1B		6-3		L6			2	0	1	0	0	0	0
Chris Speier, R (7, PH) OBP: 0.292, SLG: 0.354										1	0	0	0	0	0	0
(7, 6)																
Inning Stats	R: 1 E: 0 K: 1 S: 7 H: 2 LOB: 1 BB: 0 P: 7	R: 0 E: 0 K: 2 S: 7 H: 0 LOB: 0 BB: 0 P: 7	R: 0 E: 0 K: 0 S: 3 H: 1 LOB: 0 BB: 0 P: 3	R: 1 E: 0 K: 0 S: 5 H: 2 LOB: 1 BB: 0 P: 5	R: 0 E: 0 K: 0 S: 3 H: 0 LOB: 0 BB: 0 P: 3	R: 0 E: 0 K: 0 S: 3 H: 1 LOB: 2 BB: 2 P: 11	R: 2 E: 0 K: 1 S: 6 H: 2 LOB: 1 BB: 1 P: 10	R: 0 E: 0 K: 0 S: 3 H: 0 LOB: 0 BB: 0 P: 3	R: 0 E: 0 K: 1 S: 5 H: 0 LOB: 0 BB: 0 P: 5	1B: 6 2B: 1 3B: 0 HR: 1 SF: 0 SAC: 0 DP: 1 HBP: 0						

PITCHER		IP	WLS	BF	H	R	ER	SO	BB	IBB	HBP	BLK	WP	HR	S	P	ERA	WHIP
Joe Niekro, R ERA: 3.41	(1, 1)	6.1		28	8	4	4	3	3	0	0	0	2	1	31	43	5.68	1.737
Dave Smith, R ERA: 2.67	(7, 1)	2.2	W	7	0	0	0	2	0	0	0	0	0	0	11	11	0.00	0.000

PITCHER		IP	WLS	BF	H	R	ER	SO	BB	IBB	HBP	BLK	WP	HR	S	P	ERA	WHIP

Chicago Cubs @ Houston Astros

Astrodome, Houston, TX

Tue Aug 27 1985, 8:05 PM EDT

Att. 10,810 - Unknown

TOP

livebaseballscorecards.com

AB	32
R	4
H	8
RBI	4
BB	3
SO	5
LOB	9

WP: 2 PA: 35
PB: 0
SB: 4
CS: 2

Batter	1	2	3	4	5	6	7	8	9	AB	R	H	RBI	BB	SO	LOB
Bill Doran, S (1, 4) OBP: 0.365, SLG: 0.442	BBBB 4-0 1B FC4-6 BB	0-0 1-H 3-H 3B			0-0 F6 ①	1-H 1B 2B 2-H 3-H 1B				4	2	3	5	1	0	0
Craig Reynolds, L (1, 6) OBP: 0.309, SLG: 0.407	0-0 F8 ①	0-0 F9 ③			0-0 G3 ②	0-3 K F7				5	0	0	0	0	1	4
Denny Walling, L (1, 5) OBP: 0.299, SLG: 0.368 Phil Garner, R (7, PH) OBP: 0.308, SLG: 0.364 (8, 5)	0-0 FC4-6 1-3 1B		0-0 F8 ①		0-0 F9 ③		4-0 1B 1B IBB	SSS 0-3 K ①		3 1	0 1	1 0	0 0	0 1	0 1	0 0
Jose Cruz, L (1, 7) OBP: 0.348, SLG: 0.412	0-0 FC4-6 ② 1-2f 3-H		0-0 6-3 ②			0-0 CS 1B	0-0 1B BB 1-3 2-H 1B	0-0 6-3 ②		5	1	2	2	0	0	1
Jerry Mumphrey, S (1, 9) OBP: 0.332, SLG: 0.390	0-0 4-3 ③		SSS 0-3 K ③			BBBB 0-0 ① 1B 1-2 1B	4-0 BB 1B 1-2 2B BB	SSS 0-3 K ③		4	1	1	0	1	2	1
Glenn Davis, R (1, 3) OBP: 0.315, SLG: 0.406		0-0 6-3 ①		0-0 6-3 ①		0-0 1-2 1B	0-0 BB 1-2 2-3 3-H 2B 1B			4	1	2	1	0	0	0
Kevin Bass, S (1, 8) OBP: 0.292, SLG: 0.399		0-0 F8 ②		BBBB 4-0 CS BB		SSS 0-3 K ②	0-0 F5 ②			3	0	0	0	1	1	5
John Mizerock, L (1, 2) OBP: 0.286, SLG: 0.350 Dave Smith, R (7, 1)		0-0 1B 3B 2B		0-0 FC5-4 ② 1-2 1B		0-0 F8 ③	BBBB 4-0 2B 1B 1-2 2-3 3-H BB			3 0	1 1	2 0	0 1	0 1	0 0	2 0
Joe Niekro, R (1, 1) OBP: 0.273, SLG: 0.281 Mark Bailey, S (7, 2) OBP: 0.389, SLG: 0.435		0-0 3B 2-3 1B		0-0 FC5-4 ③ 1-2f			2-0 2B BB 1-3 2-H 1B 2B			2 1	1 2	1 1	0 2	0 1	0 0	1 0
Inning Stats	R: 1 E: 0 K: 0 S: 4 H: 1 LOB: 1 BB: 1 P: 8	R: 2 E: 0 K: 0 S: 6 H: 3 LOB: 1 BB: 0 P: 6	R: 0 E: 0 K: 1 S: 5 H: 0 LOB: 0 BB: 0 P: 5	R: 0 E: 0 K: 0 S: 3 H: 1 LOB: 1 BB: 1 P: 7	R: 0 E: 0 K: 0 S: 3 H: 0 LOB: 0 BB: 0 P: 3	R: 0 E: 0 K: 1 S: 7 H: 3 LOB: 2 BB: 0 P: 7	R: 8 E: 0 K: 1 S: 10 H: 5 LOB: 1 BB: 4 P: 26	R: 0 E: 0 K: 2 S: 7 H: 0 LOB: 0 BB: 0 P: 7		1B: 9 2B: 3 3B: 1 HR: 0	SF: 0 SAC: 0 DP: 0 HBP: 0			WP: 0 PB: 0 SB: 0 CS: 2	PA: 41	

PITCHER		IP	WLS	BF	H	R	ER	SO	BB	IBB	HBP	BLK	WP	HR	S	P	ERA	WHIP
Derek Botelho, R ERA: 5.72	(1, 1)	6.0		26	8	3	3	2	2	0	0	0	0	0	28	36	4.50	1.667
Ron Meridith, L ERA: 4.13	(7, 1)	0.1	L	6	2	5	5	1	2	1	0	0	0	0	5	17	135.00	12.000
George Frazier, R ERA: 5.37	(7, 1)	1.2		9	3	3	3	2	1	0	0	0	0	0	12	16	16.20	2.400

PITCHER	IP	WLS	BF	H	R	ER	SO	BB	IBB	HBP	BLK	WP	HR	S	P	ERA	WHIP

BOTTOM

Chicago Cubs @ Houston Astros

Astrodome, Houston, TX

Tue Aug 27 1985, 8:05 PM EDT

Att. 10,810 - Unknown

livebaseballscorecards.com

AB	35
R	11
H	13
RBI	11
BB	6
SO	5
LOB	14

Batter	1	2	3	4	5	6	7	8	9	AB	R	H	RBI	BB	SO	LOB
Bob Dernier, R (1, 8) OBP: 0.306, SLG: 0.315	1-3		G3			CS 1B		5-3		4	0	1	0	0	0	0
Gary Matthews, R (1, 7) OBP: 0.353, SLG: 0.367	K			K		23 FC5-4 BB 1-2			K	3	0	0	0	1	3	0
23 Ryne Sandberg, R (1, 4) OBP: 0.346, SLG: 0.480	BB			F9		FC5-4 1-2f			F7	3	0	0	0	1	0	1
Keith Moreland, R (1, 9) OBP: 0.368, SLG: 0.425	F4			F6		4-3			K	4	0	0	0	0	1	2
Ron Cey, R (1, 5) OBP: 0.331, SLG: 0.428		G6-4-3 1B			2B 1B		F9			3	0	2	0	0	0	0
Leon Durham, L (1, 3) OBP: 0.357, SLG: 0.450		K			K		K			3	0	0	0	0	3	2
Jody Davis, R (1, 2) OBP: 0.293, SLG: 0.390		G6-4-3 1-2f			1-3 2B		K			3	0	1	0	0	1	1
Shawon Dunston, R (1, 6) OBP: 0.227, SLG: 0.286			F8		K			F3		2	0	0	0	0	1	2
Thad Bosley, L (8, PH) OBP: 0.375, SLG: 0.533										1	0	0	0	0	0	0
Chris Speier, R (8, 6) OBP: 0.292, SLG: 0.354										0	0	0	0	0	0	0
Jay Baller, R (1, 1)			K		K			4-3		2	0	0	0	0	2	2
Richie Hebner, L (8, PH) OBP: 0.287, SLG: 0.307										1	0	0	0	0	0	0
Ron Meridith, L (8, 1)										0	0	0	0	0	0	0
Lee Smith, R (8, 1)										0	0	0	0	0	0	0
Inning Stats	R: 0 E: 0 K: 1 S: 5 H: 0 LOB: 1 BB: 1 P: 9	R: 0 E: 0 K: 1 S: 5 H: 1 LOB: 0 BB: 0 P: 5	R: 0 E: 0 K: 1 S: 5 H: 0 LOB: 0 BB: 0 P: 5	R: 0 E: 0 K: 1 S: 5 H: 0 LOB: 0 BB: 0 P: 5	R: 0 E: 0 K: 3 S: 11 H: 2 LOB: 2 BB: 0 P: 11	R: 0 E: 0 K: 0 S: 3 H: 1 LOB: 1 BB: 1 P: 7	R: 0 E: 0 K: 2 S: 7 H: 0 LOB: 0 BB: 0 P: 7	R: 0 E: 0 K: 0 S: 3 H: 0 LOB: 0 BB: 0 P: 3	R: 0 E: 0 K: 2 S: 7 H: 0 LOB: 0 BB: 0 P: 7	1B: 3 2B: 1 3B: 0 HR: 0	SF: 0 SAC: 0 DP: 1 HBP: 0						

TOP

Chicago Cubs @ Houston Astros

Astrodome, Houston, TX

Wed Aug 28 1985, 4:33 AM EDT

Att. 6,979 - Unknown

livebaseballscorecards.com

AB	29
R	0
H	4
RBI	0
BB	2
SO	11
LOB	10

WP: 0 PB: 0 SB: 0 CS: 1 PA: 31

PITCHER		IP	WLS	BF	H	R	ER	SO	BB	IBB	HBP	BLK	WP	HR	S	P	ERA	WHIP
Nolan Ryan, R ERA: 3.75	(1, 1)	6.2	W	24	4	0	0	8	2	0	0	0	0	0	38	46	0.00	0.900
Jeff Heathcock, R ERA: 2.3	(7, 1)	2.1	S	7	0	0	0	3	0	0	0	0	0	0	13	13	0.00	0.000

PITCHER	IP	WLS	BF	H	R	ER	SO	BB	IBB	HBP	BLK	WP	HR	S	P	ERA	WHIP

Batter	1	2	3	4	5	6	7	8	9	AB	R	H	RBI	BB	SO	LOB
Bill Doran, S (1, 4) OBP: 0.364, SLG: 0.442	SH5-3 1B 2B	3-1			F8		G3-6-3 1-2f			4	1	1	0	0	0	2
Craig Reynolds, L (1, 6) OBP: 0.306, SLG: 0.403	SH5-3 2-3		F3		G3		F6			3	0	0	0	0	0	0
Denny Walling, L (1, 5) OBP: 0.305, SLG: 0.376 Phil Garner, R (8, PH) OBP: 0.307, SLG: 0.363 (9, 5)	FC4-6 1B 3-H		2B		BBB 2B BB			SSS K		2 1	0 0	2 0	1 0	1 0	0 1	0 0
Jose Cruz, L (1, 7) OBP: 0.349, SLG: 0.417	FC4-6 BB 1-2f		5-3		1-3 2B			2B 2B		4	1	2	0	0	0	2
Jerry Mumphrey, S (1, 9) OBP: 0.333, SLG: 0.387	BBBB BB 1-2		4-3		6-3			IIII 2B IBB		2	1	0	0	2	0	3
Glenn Davis, R (1, 3) OBP: 0.314, SLG: 0.408	F8			F8		5-3		FC6-4-3 1-H 2-H		4	0	1	2	0	0	2
Kevin Bass, S (1, 8) OBP: 0.289, SLG: 0.395		F4		5-3		4-3		FC6-4-5 1B 2-3		4	0	0	0	0	0	1
Mark Bailey, S (1, 2) OBP: 0.394, SLG: 0.440		SH1-4 1B		1B		F8		1-2 1B		4	0	3	0	0	0	0
Nolan Ryan, R (1, 1) OBP: 0.133, SLG: 0.125 Jeff Heathcock, R (7, 1)		SH1-4 1-2		F9			BBBB 4-0 G3-6-3 BB	SSS K		1 1	0 0	0 0	0 0	0 1	0 1	1 2
Inning Stats	R: 1 H: 2 E: 0 LOB: 2 K: 0 BB: 1 S: 5 P: 9	R: 0 H: 1 E: 0 LOB: 1 K: 0 BB: 0 S: 4 P: 4	R: 0 H: 1 E: 0 LOB: 1 K: 0 BB: 0 S: 4 P: 4	R: 0 H: 1 E: 0 LOB: 1 K: 0 BB: 0 S: 4 P: 4	R: 0 H: 1 E: 0 LOB: 2 K: 0 BB: 1 S: 4 P: 8	R: 0 H: 0 E: 0 LOB: 0 K: 0 BB: 0 S: 3 P: 3	R: 0 H: 0 E: 0 LOB: 0 K: 0 BB: 1 S: 2 P: 6	R: 2 H: 3 E: 0 LOB: 2 K: 2 BB: 1 S: 10 P: 14		1B: 4 SF: 0 2B: 5 SAC: 2 3B: 0 DP: 1 HR: 0 HBP: 0						

PITCHER		IP	WLS	BF	H	R	ER	SO	BB	IBB	HBP	BLK	WP	HR	S	P	ERA	WHIP
Jay Baller, R ERA: 3.38	(1, 1)	7.0	L	29	6	1	1	0	3	0	0	0	0	0	26	38	1.29	1.286
Ron Meridith, L ERA: 4.64	(8, 1)	0.1		3	1	2	2	1	0	1	0	0	0	0	4	8	54.00	3.000
Lee Smith, R ERA: 2.85	(1, 1)	0.2		4	2	0	0	1	0	0	0	0	0	0	6	6	0.00	3.000

PITCHER		IP	WLS	BF	H	R	ER	SO	BB	IBB	HBP	BLK	WP	HR	S	P	ERA	WHIP

BOTTOM

Chicago Cubs @ Houston Astros

Astrodome, Houston, TX

Wed Aug 28 1985, 4:33 AM EDT

Att. 6,979 - Unknown

livebaseballscorecards.com

AB	30
R	3
H	9
RBI	3
BB	4
SO	2
LOB	13

1B: 4 SF: 0
2B: 5 SAC: 2
3B: 0 DP: 1
HR: 0 HBP: 0

WP: 0 PA: 36
PB: 0
SB: 0
CS: 0

Batter	1	2	3	4	5	6	7	8	9	AB	R	H	RBI	BB	SO	LOB
Rafael Ramirez, R (1, 6) OBP: 0.296, SLG: 0.355	6-3		6-3		F8		1B	2B 1-3 2-H 3-H		5	0	2	2	0	0	1
Paul Zuvella, R (9, 6) OBP: 0.256, SLG: 0.248										0	0	0	0	0	0	0
Glenn Hubbard, R (1, 4) OBP: 0.327, SLG: 0.317	BB 1B 1B		4-3		F9		F8	SF9 3-H		3	1	0	1	1	0	2
Dale Murphy, R (1, 8) OBP: 0.380, SLG: 0.567	1B 1-3 1B			G6-4-3 1B		3-1 BB 1B 1B	5-3	K		5	1	3	0	0	1	2
Bob Horner, R (1, 3) OBP: 0.344, SLG: 0.527	G6-4-3 1-3 3-H 1B			G6-4-3 1-2f	F6			G3 BB E 1B	6-3	5	1	2	1	0	0	2
Terry Harper, R (1, 7) OBP: 0.316, SLG: 0.404	G6-4-3 1-2f			BB BB	3-1 1-2 1B BB			E G3 BB 1-2 BB	F5	2	2	0	0	3	0	2
Ken Oberkfell, L (1, 5) OBP: 0.369, SLG: 0.391		F8		1-2 BB	3-1 1-2 2-3			G3 1-2 2-3	K	4	0	0	0	1	1	4
Brad Komminsk, R (1, 9) OBP: 0.305, SLG: 0.288		K		K	1B 1B IBB			BB E 2B IBB		2	0	0	0	0	2	2
Claudell Washington, L (6, PH) (6, 9) OBP: 0.344, SLG: 0.446										0	2	0	0	2	0	0
Bruce Benedict, R (1, 2) OBP: 0.317, SLG: 0.238		4-3			SH3-4 BB	1-H 2-H 3-H 1B		E5 BB 2B 1-2 2-3 3-H		3	1	1	4	1	0	2
Rick Mahler, R (1, 1) OBP: 0.193, SLG: 0.177			4-3		SH3-4 1-2		6-3	2B SF9 1-2 2-3 3-H BB		1	0	0	0	0	0	0
Terry Forster, L (6, 1)										0	0	0	0	0	0	0
Jeff Dedmon, L (6, 1) OBP: 0.222, SLG: 0.125										1	0	0	0	0	0	0
Gene Garber, R (7, 1) OBP: 0.250, SLG: 0.250										0	0	0	0	0	0	0
Chris Chambliss, L (8, PH) OBP: 0.285, SLG: 0.282										0	1	0	1	1	0	0
Bruce Sutter, R (8, 1)										0	0	0	0	0	0	0
Rick Camp, R (9, 1) OBP: 0.250, SLG: 0.455										0	0	0	0	0	0	0
Inning Stats	R: 1 E: 0 K: 0 S: 4 H: 2 LOB: 1 BB: 1 P: 8	R: 0 E: 0 K: 1 S: 5 H: 0 LOB: 0 BB: 0 P: 5	R: 0 E: 0 K: 0 S: 3 H: 0 LOB: 0 BB: 0 P: 3	R: 0 E: 0 K: 1 S: 5 H: 1 LOB: 2 BB: 2 P: 13	R: 0 E: 0 K: 0 S: 3 H: 0 LOB: 1 BB: 1 P: 7	R: 3 E: 0 K: 0 S: 4 H: 2 LOB: 1 BB: 2 P: 12	R: 0 E: 0 K: 0 S: 4 H: 1 LOB: 1 BB: 0 P: 4	R: 5 E: 1 K: 1 S: 8 H: 2 LOB: 1 BB: 3 P: 20	R: 0 E: 0 K: 1 S: 5 H: 0 LOB: 0 BB: 0 P: 5	1B: 7 2B: 1 3B: 0 HR: 0 SF: 1 SAC: 1 DP: 2 HBP: 0						

TOP

Atlanta Braves @ Chicago Cubs

Wrigley Field, Chicago, IL

Thu Aug 29 1985, 3:33 AM CDT

Att. 16,965 - Unknown

livebaseballscorecards.com

AB	31
R	9
H	8
RBI	9
BB	9
SO	4
LOB	17

WP: 0 PB: 0 SB: 0 CS: 0 PA: 42

PITCHER		IP	WLS	BF	H	R	ER	SO	BB	IBB	HBP	BLK	WP	HR	S	P	ERA	WHIP
Steve Trout, L ERA: 2.67	(1, 1)	5.0		20	3	1	1	2	4	0	0	0	0	0	20	36	1.80	1.400
Lary Sorensen, R ERA: 5.37	(6, 1)	0.2	L	5	1	3	3	0	1	1	0	0	0	0	3	11	40.50	3.000
Warren Brusstar, R ERA: 5.14	(6, 1)	1.1		5	2	0	0	0	0	0	0	0	0	0	5	5	0.00	1.500
George Frazier, R ERA: 5.76	(8, 1)	0.1		5	1	4	4	0	1	1	0	0	0	0	3	11	108.00	6.000
Ron Meridith, L ERA: 4.81	(8, 1)	0.2		4	1	1	0	1	1	0	0	0	0	0	5	9	0.00	3.000

PITCHER		IP	WLS	BF	H	R	ER	SO	BB	IBB	HBP	BLK	WP	HR	S	P	ERA	WHIP
Lee Smith, R ERA: 2.82	(9, 1)	1.0		3	0	0	0	1	0	0	0	0	0	0	5	5	0.00	0.000

Batter	1	2	3	4	5	6	7	8	9	AB	R	H	RBI	BB	SO	LOB
Bob Dernier, R (1, 8) OBP: 0.302, SLG: 0.310	F6		4-3 2-3			6-3	FC1-4 1-2f BB	F7		5	0	0	0	0	0	3
Gary Matthews, R (1, 7) OBP: 0.355, SLG: 0.366	4-3		4-3			23 FC6-4 1B	BBB 4-0 23 FC4 1-2 BB		4-3	3	0	1	0	1	0	1
George Frazier, R (8, 1)										0	0	0	0	0	0	0
Ron Meridith, L (8, 1)										0	0	0	0	0	0	0
Chris Speier, R (9, 6) OBP: 0.290, SLG: 0.352										1	0	0	0	0	0	0
23 Ryne Sandberg, R (1, 4) OBP: 0.348, SLG: 0.483	1B			CS 1B		FC6-4 BB BB 1B 1-2f	FC4 1-2f		F9 1B 2B	5	2	3	0	0	0	3
Keith Moreland, R (1, 9) OBP: 0.368, SLG: 0.427	F9			4-3 1-2		BB BB 1-2 1B		HR 2B	F9 2-3	5	1	2	0	0	0	3
Ron Cey, R (1, 5) OBP: 0.334, SLG: 0.429		G4-6-3 1B		F9		BBBB 4-0 BB 1-2 2-3 BB		E6 HR	FC4-6 3-H 1B	4	1	2	1	1	0	1
Leon Durham, L (1, 3) OBP: 0.359, SLG: 0.465		F7			HR	BBBB 4-0 1-2 2-3 3-H BB		1-H 2-H HR	FC4-6 1-2f	4	2	2	5	1	0	2
Jody Davis, R (1, 2) OBP: 0.290, SLG: 0.386		G4-6-3 1-2f			6-3	F8		5-3		4	0	0	0	0	0	4
Shawon Dunston, R (1, 6) OBP: 0.238, SLG: 0.296			4-3 SH5-4 1B		G1-6-3 1B		5-3	SSS 0-3 K		3	0	2	0	0	0	0
Richie Hebner, L (8, PH) OBP: 0.284, SLG: 0.304										1	0	0	0	0	1	0
Lee Smith, R (9, 1)										0	0	0	0	0	0	0
Steve Trout, L (1, 1) OBP: 0.189, SLG: 0.171										0	0	0	0	0	0	0
Lary Sorensen, R (5, PH)										1	0	0	0	0	0	1
(6, 1)																
Warren Brusstar, R (6, 1) OBP: 0.250, SLG: 0.143										0	0	0	0	0	0	0
Thad Bosley, L (7, PH) OBP: 0.384, SLG: 0.537			SH5-4 1-2		G1-6-3 1-2f	BBBB 4-0 FC1-4 BB		1B		1	0	1	0	1	0	0
(8, 7)																
Inning Stats	R: 0 E: 0 K: 0 S: 4 H: 1 LOB: 1 BB: 0 P: 4	R: 0 E: 0 K: 0 S: 3 H: 1 LOB: 0 BB: 0 P: 3	R: 0 E: 0 K: 0 S: 4 H: 1 LOB: 1 BB: 0 P: 4	R: 0 E: 0 K: 0 S: 3 H: 1 LOB: 0 BB: 0 P: 3	R: 1 E: 0 K: 0 S: 4 H: 2 LOB: 0 BB: 0 P: 4	R: 1 E: 0 K: 0 S: 5 H: 2 LOB: 3 BB: 2 P: 13	R: 0 E: 0 K: 0 S: 3 H: 0 LOB: 2 BB: 2 P: 11	R: 3 E: 1 K: 1 S: 9 H: 3 LOB: 1 BB: 0 P: 9	R: 1 E: 0 K: 0 S: 5 H: 2 LOB: 1 BB: 0 P: 5	1B: 9 2B: 2 3B: 0 HR: 2 SF: 0 SAC: 1 DP: 2 HBP: 0						

PITCHER		IP	WLS	BF	H	R	ER	SO	BB	IBB	HBP	BLK	WP	HR	S	P	ERA	WHIP
Rick Mahler, R ERA: 3.43	(1, 1)	5.2	W	23	8	2	2	0	1	0	0	0	0	1	22	26	3.18	1.588
Terry Forster, L ERA: 2.13	(6, 1)	0.0		1	0	0	0	0	1	0	0	0	0	0	0	4	∞	∞
Jeff Dedmon, R ERA: 3.32	(6, 1)	1.0		5	0	0	0	0	2	0	0	0	0	0	3	11	0.00	2.000
Gene Garber, R ERA: 4.01	(7, 1)	0.1		1	0	0	0	0	0	0	0	0	0	0	1	1	0.00	0.000
Bruce Sutter, R ERA: 4.15	(8, 1)	1.2		11	5	4	3	1	0	0	0	0	0	1	13	13	16.20	3.000

PITCHER		IP	WLS	BF	H	R	ER	SO	BB	IBB	HBP	BLK	WP	HR	S	P	ERA	WHIP
Rick Camp, R ERA: 4.0	(9, 1)	0.1	S	1	0	0	0	0	0	0	0	0	0	0	1	1	0.00	0.000

BOTTOM

Atlanta Braves @ Chicago Cubs

Wrigley Field, Chicago, IL

Thu Aug 29 1985, 3:33 AM CDT

Att. 16,965 - Unknown

livebaseballscorecards.com

AB	37
R	6
H	13
RBI	6
BB	4
SO	1
LOB	18

WP: 0 PA: 42
PB: 0
SB: 0
CS: 1

Atlanta Braves @ Chicago Cubs

Wrigley Field, Chicago, IL

Fri Aug 30 1985, 3:33 AM CDT

Att. 15,920 - Unknown

TOP

livebaseballscorecards.com

Batter	1	2	3	4	5	6	7	8	9	AB	R	H	RBI	BB	SO	LOB
Rafael Ramirez, R (1, 6) OBP: 0.293, SLG: 0.351	S S S 0-3 ① K		x 0-0 ①②③ G5-4-3 1-2f 2-3		x 0-0 E5 CS		x 0-0 6-3 ①	x 0-0 ② F9 2-3		5	0	0	0	0	1	4
Glenn Hubbard, R (1, 4) OBP: 0.325, SLG: 0.315 Paul Zuvella, R (4, 4) OBP: 0.258, SLG: 0.258	x 0-0 ② 6-3			x 0-0 ① 5-3	x 0-0 ②③ 4-3 1-2		S S S 0-3 ② K	x 0-0 1-3 3-H 2B		2	0	0	0	0	0	0
										3	0	1	1	0	1	1
Dale Murphy, R (1, 8) OBP: 0.380, SLG: 0.565	S S S 0-3 ③ K			x 0-0 S HR 1B		x 0-0 ① F8	x 0-0 BLK 1B	x 0-0 ③ F8		5	1	2	0	0	1	2
Bob Horner, R (1, 3) OBP: 0.349, SLG: 0.536		x 0-0 FC5-4 1B		B B B B 4-0 HR 1-2 BB		x 0-0 HR	x 0-0 ③ F3 1-2		B B B B 4-0 BB 1B BB	3	2	2	1	2	0	1
Terry Harper, R (1, 7) OBP: 0.315, SLG: 0.410 Milt Thompson, L (8, 7) OBP: 0.350, SLG: 0.418		x 0-0 ① FC5-4 FC4-6 1-2f		x 0-0 HR 1-H 2-H		x 0-0 ② 6-3		S S S 0-3 ① K	x 0-0 BB 1-2 1B	4	1	1	3	0	1	1
										1	0	1	0	0	0	0
Ken Oberkfell, L (1, 5) OBP: 0.372, SLG: 0.393		x 0-0 ② FC4-6 1-2f		x 0-0 FC6-4 1B		B B B B 4-0 1B 1B BB		x 0-0 S S S 2B 1B	0-3 ① K	4	2	2	0	1	1	3
Brad Komminsk, R (1, 9) OBP: 0.310, SLG: 0.295		x 0-0 ③ 5-3		x 0-0 ② F9		x 0-0 1B 1-3 1B		x 0-0 B B B B 1B 1-H SH 2B	4-0 1-2 2-3 BB	4	1	2	1	1	0	2
Bruce Benedict, R (1, 2) OBP: 0.325, SLG: 0.250			x 0-0 CS BB 1B	x 0-0 ③ FC6-4 1-2f		x 0-0 FC6-4 1-3 3-H 1B		x 0-0 F9 SH 2B 2-3 1B	x 0-0 ② F4	5	1	3	1	0	0	4
Joe Johnson, R (1, 1)			B B B B 4-0 1-2 G5-4-3 BB	x 0-0 ① 4-3	x 0-0 ③ FC6-4 1-2f			x 0-0 SH 2B 1-2 3-H	S S S 0-3 ③ K	3	0	0	1	1	1	5

	AB	39
	R	8
	H	14
	RBI	8
	BB	5
	SO	6
	LOB	23

Inning Stats																				
	R: 0	H: 0	R: 0	H: 1	R: 0	H: 1	R: 3	H: 3	R: 0	H: 0	R: 2	H: 3	R: 0	H: 1	R: 3	H: 4	R: 0	H: 1	1B: 10	SF: 0	WP: 0	PA: 45
	E: 0	LOB: 0	E: 0	LOB: 1	E: 0	LOB: 1	E: 0	LOB: 1	E: 1	LOB: 0	E: 0	LOB: 2	E: 0	LOB: 1	E: 0	LOB: 2	E: 0	LOB: 3	2B: 2	SAC: 1	PB: 0	
	K: 2	BB: 0	K: 0	BB: 0	K: 0	BB: 1	K: 0	BB: 1	K: 0	BB: 0	K: 0	BB: 1	K: 1	BB: 0	K: 1	BB: 0	K: 2	BB: 2	3B: 0	DP: 1	SB: 1	
	S: 7	P: 7	S: 4	P: 4	S: 2	P: 6	S: 6	P: 10	S: 3	P: 3	S: 6	P: 10	S: 6	P: 6	S: 10	P: 10	S: 8	P: 16	HR: 2	HBP: 0	CS: 2	

PITCHER		IP	WLS	BF	H	R	ER	SO	BB	IBB	HBP	BLK	WP	HR	S	P	ERA	WHIP
Ray Fontenot, L ERA: 3.61	(1, 1)	6.0	L	27	8	5	5	2	3	0	0	0	0	2	28	40	7.50	1.833
George Frazier, R ERA: 5.67	(7, 1)	1.0		4	1	0	0	1	0	0	0	1	0	0	6	6	0.00	1.000
Warren Brusstar, R ERA: 5.37	(8, 1)	2.0		14	5	3	3	3	2	0	0	0	0	0	18	26	13.50	3.500

PITCHER	IP	WLS	BF	H	R	ER	SO	BB	IBB	HBP	BLK	WP	HR	S	P	ERA	WHIP

Atlanta Braves @ Chicago Cubs

Wrigley Field, Chicago, IL

Fri Aug 30 1985, 3:33 AM CDT

Att. 15,920 - Unknown

BOTTOM

Batter	1	2	3	4	5	6	7	8	9	AB	R	H	RBI	BB	SO	LOB
Bob Dernier, R (1, 8) OBP: 0.301, SLG: 0.309	4-3		1B		5-3		6-3		6-3	5	0	1	0	0	0	1
Gary Matthews, R (1, 7) OBP: 0.357, SLG: 0.373	F8		F9		23 2B		1B			4	1	2	0	0	0	0
Warren Brusstar, R (8, 1) OBP: 0.250, SLG: 0.143										0	0	0	0	0	0	0
23 Ryne Sandberg, R (1, 4) OBP: 0.351, SLG: 0.488	1B 1B		1B		2-H 2B		S S S 0-3 K			4	0	3	1	0	1	1
Keith Moreland, R (1, 9) OBP: 0.367, SLG: 0.425	1-2 1B		L5		F9			5-3		4	0	1	0	0	0	2
Ron Cey, R (1, 5) OBP: 0.331, SLG: 0.425	F7			6-3		F9		F3		4	0	0	0	0	0	2
Leon Durham, L (1, 3) OBP: 0.363, SLG: 0.466		B B B 4-0 1B BB		1B		1B		5-3		3	0	2	0	1	0	0
Jody Davis, R (1, 2) OBP: 0.290, SLG: 0.384		G6-4-3 1-3 1B		F8		F2			F7	4	0	1	0	0	0	2
Shawon Dunston, R (1, 6) OBP: 0.232, SLG: 0.288		F9		5-3		6-3			4-3 1B	3	0	0	0	0	0	4
George Frazier, R (7, 1)										0	0	0	0	0	0	0
Thad Bosley, L (8, 7) OBP: 0.388, SLG: 0.540										1	0	1	0	0	0	0
Ray Fontenot, L (1, 1) OBP: 0.057, SLG: 0.057		G6-4-3 1-2f			S S S 0-3 K		6-3		4-3 1-2	2	0	0	0	0	1	2
Chris Speier, R (7, 6) OBP: 0.288, SLG: 0.349										2	0	0	0	0	0	1

Inning Stats	1	2	3	4	5	6	7	8	9
	R: 0 H: 2 E: 0 LOB: 2 K: 0 BB: 0 S: 5 P: 5	R: 0 H: 1 E: 0 LOB: 1 K: 0 BB: 1 S: 3 P: 7	R: 0 H: 2 E: 0 LOB: 1 K: 0 BB: 0 S: 4 P: 4	R: 0 H: 1 E: 0 LOB: 1 K: 0 BB: 0 S: 4 P: 4	R: 1 H: 2 E: 0 LOB: 1 K: 1 BB: 0 S: 7 P: 7	R: 0 H: 1 E: 0 LOB: 1 K: 0 BB: 0 S: 4 P: 4	R: 0 H: 1 E: 0 LOB: 1 K: 1 BB: 0 S: 6 P: 6	R: 0 H: 0 E: 0 LOB: 0 K: 0 BB: 0 S: 3 P: 3	R: 0 H: 1 E: 0 LOB: 1 K: 0 BB: 0 S: 4 P: 4

1B: 9 SF: 0 WP: 0 PA: 37
2B: 2 SAC: 0 PB: 0
3B: 0 DP: 1 SB: 0
HR: 0 HBP: 0 CS: 0

livebaseballscorecards.com

AB	36
R	1
H	11
RBI	1
BB	1
SO	2
LOB	15

PITCHER	IP	WLS	BF	H	R	ER	SO	BB	IBB	HBP	BLK	WP	HR	S	P	ERA	WHIP
Joe Johnson, R (1, 1) ERA: 2.34	9.0	W	37	11	1	1	2	1	0	0	0	0	0	40	44	1.00	1.333

PITCHER	IP	WLS	BF	H	R	ER	SO	BB	IBB	HBP	BLK	WP	HR	S	P	ERA	WHIP

Atlanta Braves @ Chicago Cubs

Wrigley Field, Chicago, IL

Sat Aug 31 1985, 3:33 AM CDT

Att. 31,876 - Unknown

TOP

Batter	1	2	3	4	5	6	7	8	9	10	11	AB	R	H	RBI	BB	SO	LOB
Rafael Ramirez, R (1, 6) OBP: 0.294, SLG: 0.352	F8		K		F8		2B		K		IBB	5	0	1	1	1	2	0
Glenn Hubbard, R (1, 4) OBP: 0.323, SLG: 0.310	G6-4-3 BB		5-3		F9		K		6-3		F5	5	0	0	0	1	1	5
Dale Murphy, R (1, 8) OBP: 0.379, SLG: 0.562	G6-4-3		E5 1B			G6-4-3 1B		K		F8	F8	6	0	2	0	0	1	4
Bob Horner, R (1, 3) OBP: 0.350, SLG: 0.535 Gerald Perry, L (8, PR) OBP: 0.282, SLG: 0.239 (8, 3)		1B E E BB	5-3			G6-4-3		1B		1-3		3 1	1 0	1 0	0 0	1 0	0 0	2 0
Terry Harper, R (1, 7) OBP: 0.314, SLG: 0.406	E5 G3 E			K		F3		F4		BB		4	0	0	0	1	1	2
Ken Oberkfell, L (1, 5) OBP: 0.370, SLG: 0.390	K			F9			F8	1B		K		5	0	1	0	0	2	3
Brad Komminsk, R (1, 9) OBP: 0.317, SLG: 0.315 Claudell Washington, L (8, PH) OBP: 0.345, SLG: 0.446 (8, 9)	E8 G3 1B			HR			BB 2B 1B	F9			SH3 1B	3 2	2 0	3 1	1 0	0 0	0 0	0 2
Bruce Benedict, R (1, 2) OBP: 0.320, SLG: 0.245 Milt Thompson, L (9, PH) OBP: 0.347, SLG: 0.414 Rick Cerone, R (9, 2) OBP: 0.291, SLG: 0.290	G3			6-3			F9		K		SH3 1B	3 1 1	0 0 0	0 0 1	0 0 0	0 0 0	0 1 0	3 0 0
Craig McMurtry, R (1, 1) OBP: 0.083, SLG: 0.083 Paul Runge, R (7, PH) OBP: 0.339, SLG: 0.250 Rick Camp, R (7, 1) OBP: 0.250, SLG: 0.455 Chris Chambliss, L (9, PH) OBP: 0.289, SLG: 0.307 Gene Garber, R (9, 1) OBP: 0.250, SLG: 0.250	F9				K		2B BB		HR		SH3	2 0 0 1 0	0 0 0 1 0	0 0 0 1 0	0 1 0 1 0	0 0 0 0 0	1 0 0 0 0	2 0 0 0 0
Inning Stats	R: 0 H: 0 E: 0 LOB: 0 K: 0 BB: 1 S: 2 P: 6	R: 1 H: 1 E: 2 LOB: 2 K: 1 BB: 1 S: 7 P: 11	R: 0 H: 1 E: 1 LOB: 1 K: 1 BB: 0 S: 6 P: 6	R: 1 H: 1 E: 0 LOB: 0 K: 1 BB: 0 S: 6 P: 6	R: 0 H: 0 E: 0 LOB: 0 K: 1 BB: 0 S: 5 P: 5	R: 0 H: 1 E: 0 LOB: 0 K: 0 BB: 0 S: 3 P: 3	R: 1 H: 2 E: 0 LOB: 2 K: 1 BB: 1 S: 7 P: 11	R: 0 H: 2 E: 0 LOB: 2 K: 1 BB: 0 S: 7 P: 7	R: 1 H: 1 E: 0 LOB: 0 K: 2 BB: 0 S: 8 P: 8	R: 0 H: 0 E: 0 LOB: 1 K: 1 BB: 1 S: 5 P: 9	R: 0 H: 2 E: 0 LOB: 3 K: 0 BB: 1 S: 5 P: 9	1B: 8 SF: 0 2B: 1 SAC: 1 3B: 0 DP: 2 HR: 2 HBP: 0						

PITCHER		IP	WLS	BF	H	R	ER	SO	BB	IBB	HBP	BLK	WP	HR	S	P	ERA	WHIP
Steve Engel, L ERA: 5.52	(1, 1)	7.0		29	6	3	2	5	3	0	0	0	0	1	36	48	2.57	1.286
Lee Smith, R ERA: 2.86	(8, 1)	2.0		9	3	1	1	3	0	0	0	0	0	1	15	15	4.50	1.500
Ron Meridith, L ERA: 4.63	(10, 1)	1.1		7	2	0	0	1	1	0	0	0	0	0	8	12	0.00	2.250
Warren Brusstar, R ERA: 5.32	(11, 1)	0.2	W	3	0	0	0	0	0	1	0	0	0	0	2	6	0.00	0.000

PITCHER	IP	WLS	BF	H	R	ER	SO	BB	IBB	HBP	BLK	WP	HR	S	P	ERA	WHIP

AB	42
R	4
H	11
RBI	3
BB	5
SO	9
LOB	23

WP: 0	PA: 48		
PB: 0			
SB: 0			
CS: 0			

livebaseballscorecards.com

Atlanta Braves @ Chicago Cubs

Wrigley Field, Chicago, IL

Sat Aug 31 1985, 3:33 AM CDT

Att. 31,876 - Unknown

livebaseballscorecards.com

Batter	1	2	3	4	5	6	7	8	9	10	11	AB	R	H	RBI	BB	SO	LOB
Bob Dernier, R (1, 8) OBP: 0.304, SLG: 0.310	E 23 G6-4-3 1B	4-3			FC5-4 1B 2B 1B	5-3			K		1B G3 1-2 BB	5	2	2	0	1	1	1
Thad Bosley, L (1, 9) (8, 7) OBP: 0.393, SLG: 0.538	E6 23 G6-4-3 1-3		1B		FC5-4 1-2 1B	K			23 1B 1B		G3 1-2 2-3	6	0	3	0	0	1	3
23 Ryne Sandberg, R (1, 4) OBP: 0.351, SLG: 0.485	G6-4-3 1-2f 3-H		K		F6		6-3		K 1-3		1B IBB	5	0	1	0	1	1	4
Davey Lopes, R (1, 7) OBP: 0.380, SLG: 0.420 Lee Smith, R (8, 1) Richie Hebner, L (9, PH) OBP: 0.282, SLG: 0.301 Ron Meridith, L (10, 1) Warren Brusstar, R (11, 1) OBP: 0.250, SLG: 0.143 Ron Cey, R (11, PH) OBP: 0.333, SLG: 0.426	BB		F8		FC5-4 S 2B 1-2f 2-3		F9		K 1-2		1B	3 0 1 0 0 1	1 0 0 0 0 0	0 0 0 0 0 0	0 0 0 0 0 0	1 0 0 0 0 0	0 0 1 0 0 0	3 0 2 0 0 0
Keith Moreland, R (1, 5) (8, 9) OBP: 0.365, SLG: 0.425	F9		F7		BB 1-H 3-H 2B		K			6-3		5	0	1	2	0	1	2
Leon Durham, L (1, 3) OBP: 0.363, SLG: 0.464		6-3 1B 1B		3-1	BB IBB			1-3		4-3		4	1	1	0	1	0	0
Chris Speier, R (1, 6) (8, 5) OBP: 0.290, SLG: 0.352		6-3 1-2		2B	1-2 2-3 BB			4-3		1-3		4	0	1	0	1	0	1
Steve Lake, R (1, 2) OBP: 0.162, SLG: 0.189 Jody Davis, R (11, PH) OBP: 0.289, SLG: 0.383		FC1-6 2-H 1B		6-3	F5		F7				1-3	4 1	0 0	1 0	1 0	0 0	0 0	4 0
Steve Engel, R (1, 1) OBP: 0.308, SLG: 0.500 Dave Owen, S (8, 6) Gary Matthews, R (9, PH) OBP: 0.356, SLG: 0.371 Shawon Dunston, R (10, 6) OBP: 0.238, SLG: 0.294		FC1-6 1-2f		F4		5-3			F4		G3 S 1B 1B	3 0 1 1	0 0 0 1	0 0 0 1	0 0 0 0	0 0 0 0	0 0 0 0	2 0 0 0
Inning Stats	R: 1 E: 1 K: 0 S: 4 H: 1 LOB: 1 BB: 1 P: 8	R: 1 E: 0 K: 0 S: 5 H: 2 LOB: 1 BB: 0 P: 5	R: 0 E: 0 K: 1 S: 6 H: 1 LOB: 1 BB: 0 P: 6	R: 0 E: 0 K: 0 S: 4 H: 1 LOB: 1 BB: 0 P: 4	R: 2 E: 0 K: 0 S: 6 H: 3 LOB: 3 BB: 2 P: 14	R: 0 E: 0 K: 1 S: 5 H: 0 LOB: 0 BB: 0 P: 5	R: 0 E: 0 K: 1 S: 5 H: 0 LOB: 0 BB: 0 P: 5	R: 0 E: 0 K: 0 S: 3 H: 0 LOB: 0 BB: 0 P: 3	R: 0 E: 0 K: 2 S: 9 H: 2 LOB: 2 BB: 0 P: 9	R: 0 E: 0 K: 0 S: 3 H: 0 LOB: 0 BB: 0 P: 3	R: 1 E: 0 K: 0 S: 4 H: 2 LOB: 3 BB: 2 P: 12	1B: 10 2B: 2 3B: 0 HR: 0 SF: 0 SAC: 0 DP: 1 HBP: 0						

PITCHER		IP	WLS	BF	H	R	ER	SO	BB	IBB	HBP	BLK	WP	HR	S	P	ERA	WHIP
Craig McMurtry, R ERA: 6.69	(1, 1)	6.0		29	8	4	3	2	2	1	0	0	0	0	30	42	4.50	1.667
Rick Camp, R ERA: 3.92	(7, 1)	2.0		6	0	0	0	1	0	0	0	0	0	0	8	8	0.00	0.000
Gene Garber, R ERA: 3.99	(9, 1)	2.2	L	14	4	1	1	2	1	1	0	0	0	0	16	24	3.38	1.875

PITCHER	IP	WLS	BF	H	R	ER	SO	BB	IBB	HBP	BLK	WP	HR	S	P	ERA	WHIP

AB	44
R	5
H	12
RBI	4
BB	5
SO	5
LOB	22

WP: 0 PA: 49
PB: 0
SB: 2
CS: 0

Batter	1	2	3	4	5	6	7	8	9	AB	R	H	RBI	BB	SO	LOB
Milt Thompson, L (1, 9) (7, 8) OBP: 0.343, SLG: 0.408	4-3		1-2 1B		1-3		K 1-2			4	0	1	0	0	1	1
Rafael Ramirez, R (1, 6) OBP: 0.292, SLG: 0.350	F8		4-3			F9		F7		3	0	0	0	0	0	2
Paul Zuvella, R (8, PH) (8, 6) OBP: 0.256, SLG: 0.256										1	0	0	0	0	0	0
Dale Murphy, R (1, 8) OBP: 0.381, SLG: 0.561	BB CS			5-3		1B BB		F8		1	0	0	0	2	0	0
Brad Komminsk, R (7, 9) OBP: 0.316, SLG: 0.314										1	0	0	0	0	0	0
Terry Harper, R (1, 7) OBP: 0.316, SLG: 0.407	CS 1-2	G6-4-3 1B		HR 1B		K		F9		4	1	2	0	0	1	1
Chris Chambliss, L (1, 3) OBP: 0.294, SLG: 0.331		F7		1-H HR		FC5-4 1-3 1B			F7	4	1	2	2	0	0	1
Ken Oberkfell, L (1, 5) OBP: 0.367, SLG: 0.386		G6-4-3 1-2f		4-3		FC5-4 1-2f			F9	3	0	0	0	0	0	3
Paul Runge, R (6, 5) OBP: 0.333, SLG: 0.245										1	0	0	0	0	0	0
Glenn Hubbard, R (1, 4) OBP: 0.320, SLG: 0.306			4-3	K			F9		F8	4	0	0	0	0	1	0
Rick Cerone, R (1, 2) OBP: 0.291, SLG: 0.288			BB FC1-4		F8		F9			2	0	0	0	1	0	0
Len Barker, R (1, 1) Jeff Dedmon, L (3, 1) OBP: 0.200, SLG: 0.111 Rick Camp, R (5, 1) OBP: 0.308, SLG: 0.500			1-2f FC1-4 1B		K		PB 1B			1	0	0	0	0	0	1
										1	0	0	0	0	1	0
										1	0	1	0	0	0	0
Inning Stats	R: 0 E: 0 K: 0 S: 2 H: 0 LOB: 0 BB: 1 P: 6	R: 0 E: 0 K: 0 S: 3 H: 1 LOB: 0 BB: 0 P: 3	R: 0 E: 0 K: 0 S: 4 H: 1 LOB: 2 BB: 1 P: 8	R: 2 E: 0 K: 1 S: 7 H: 2 LOB: 0 BB: 0 P: 7	R: 0 E: 0 K: 1 S: 5 H: 0 LOB: 0 BB: 0 P: 5	R: 0 E: 0 K: 1 S: 6 H: 1 LOB: 2 BB: 1 P: 10	R: 0 E: 0 K: 1 S: 6 H: 1 LOB: 1 BB: 0 P: 6	R: 0 E: 0 K: 0 S: 3 H: 0 LOB: 0 BB: 0 P: 3	R: 0 E: 0 K: 0 S: 3 H: 0 LOB: 0 BB: 0 P: 3	1B: 5 2B: 0 3B: 0 HR: 1	SF: 0 SAC: 0 DP: 1 HBP: 0						

TOP

Atlanta Braves @ Chicago Cubs

Wrigley Field, Chicago, IL

Sun Sep 01 1985, 3:33 AM CDT

Att. 31,427 - Unknown

livebaseballscorecards.com

AB	31
R	2
H	6
RBI	2
BB	3
SO	4
LOB	9

WP: 0 PB: 1 SB: 0 CS: 1 PA: 35

PITCHER	IP	WLS	BF	H	R	ER	SO	BB	IBB	HBP	BLK	WP	HR	S	P	ERA	WHIP
Derek Botelho, R (1, 1) ERA: 4.82	9.0	W	34	6	2	2	4	3	0	0	0	0	1	39	51	2.00	1.000

PITCHER	IP	WLS	BF	H	R	ER	SO	BB	IBB	HBP	BLK	WP	HR	S	P	ERA	WHIP

Batter	1	2	3	4	5	6	7	8	9	AB	R	H	RBI	BB	SO	LOB
Bob Dernier, R (1, 8) OBP: 0.304, SLG: 0.313	F2		BB BB BB 1B 1-2	B3	E6 BB 1B 1-2	4-3	1B 2B			6	3	2	0	0	0	2
Shawon Dunston, R (1, 6) OBP: 0.250, SLG: 0.293	L6		BB BB BB BB 1-2 2-3	1B BB 1B 1-2	1B 1B BB 1-2 2-3	4-3	E5 1B			4	3	1	0	2	0	1
Thad Bosley, L (1, 9) OBP: 0.404, SLG: 0.537	F6		BB BB BB 1-2 2-3 3-H	1B 1B BB 1-2 2-3	1B 2B 1B 1-3 2-H 3-H	1B 1B 1B	F8			4	2	2	3	2	0	2
Davey Lopes, R (1, 7) OBP: 0.384, SLG: 0.435 Gary Woods, R (7, 7) OBP: 0.341, SLG: 0.257		HR	F7	F8	2B 4-3 1B 1-2 3-H	BB 1B 1B 1-3	FC6-4 1B 1-3 2-H			5 1	3 0	3 1	2 1	0 0	0 0	6 0
Keith Moreland, R (1, 5) OBP: 0.367, SLG: 0.428 Dave Owen, S (8, 4)	F8	F3	1B 1-3 2-H 3-H	4-3 2B 1-3 2-H	BB 1B 1-2 3-H	FC6-4 1-2f				6 0	1 0	3 0	4 0	0 0	0 0	5 0
Leon Durham, L (1, 3) OBP: 0.369, SLG: 0.467	S 2B	BB BB 1-2 2-3 3-H	IBB 1-2	4-3 IBB 1-2	1B BB 1-2 2-3		F8			2	0	1	1	4	0	0
Chris Speier, R (1, 4) OBP: 0.291, SLG: 0.348 (8, 5)	L6 2-3	BB BB 1-2 2-3 3-H	F8 1-2	4-3 1-2 2-3 3-H	1B 1B 1B 1-2 2-H 3-H	6-3				5	0	1	4	1	0	6
Steve Lake, R (1, 2) OBP: 0.171, SLG: 0.190	5-3	1-3	BB E 1B 1B	IBB	3-1	F8				5	1	1	0	1	0	6
Derek Botelho, R (1, 1) OBP: 0.200, SLG: 0.143		E1 BB 1B BB	BB 1B BB 1B	K F4			1-3			4	2	0	0	1	1	4
Inning Stats	R: 0 E: 0 K: 0 S: 3 H: 0 LOB: 0 BB: 0 P: 3	R: 1 E: 0 K: 0 S: 5 H: 2 LOB: 1 BB: 0 P: 5	R: 3 E: 1 K: 0 S: 5 H: 1 LOB: 3 BB: 4 P: 21	R: 2 E: 0 K: 0 S: 5 H: 2 LOB: 3 BB: 3 P: 17	R: 5 E: 1 K: 1 S: 10 H: 4 LOB: 3 BB: 3 P: 22	R: 3 E: 0 K: 0 S: 7 H: 4 LOB: 2 BB: 1 P: 11	R: 1 E: 1 K: 0 S: 6 H: 2 LOB: 2 BB: 0 P: 6	R: 0 E: 0 K: 0 S: 3 H: 0 LOB: 0 BB: 0 P: 3		1B: 11 2B: 3 3B: 0 HR: 1 SF: 0 SAC: 0 DP: 0 HBP: 0						

Atlanta Braves @ Chicago Cubs

Wrigley Field, Chicago, IL

Sun Sep 01 1985, 3:33 AM CDT

Att. 31,427 - Unknown

BOTTOM

livebaseballscorecards.com

AB	42
R	15
H	15
RBI	15
BB	11
SO	1
LOB	32

WP: 0 PB: 0 SB: 1 CS: 0 — PA: 53

PITCHER		IP	WLS	BF	H	R	ER	SO	BB	IBB	HBP	BLK	WP	HR	S	P	ERA	WHIP
Len Barker, R ERA: 5.62	(1, 1)	2.2	L	15	3	4	1	0	3	0	0	0	0	1	12	24	3.38	2.250
Jeff Dedmon, R ERA: 3.94	(3, 1)	1.2		18	6	7	5	1	4	2	0	0	0	0	14	38	27.00	6.000
Rick Camp, R ERA: 4.04	(5, 1)	3.2		20	6	4	3	0	1	1	0	0	0	0	18	26	7.36	1.909

PITCHER	IP	WLS	BF	H	R	ER	SO	BB	IBB	HBP	BLK	WP	HR	S	P	ERA	WHIP

Houston Astros @ Chicago Cubs

Wrigley Field, Chicago, IL

Mon Sep 02 1985, 3:33 AM CDT

Att. 26,620 - Unknown

TOP

livebaseballscorecards.com

Batter	1	2	3	4	5	6	7	8	9	AB	R	H	RBI	BB	SO	LOB
Bill Doran, S (1, 4) OBP: 0.362, SLG: 0.440	4-3		FC3-6 1-3 1B		F6		F6		G3-6-3 BB	4	0	1	0	1	0	2
Craig Reynolds, L (1, 6) OBP: 0.304, SLG: 0.396	F8		FC3-6 G4-6-3 1-2f		F9		E8 2-H 1B		G3-6-3 1-2f	5	1	1	1	0	0	4
Denny Walling, L (1, 5) OBP: 0.313, SLG: 0.383	F7		G4-6-3 1-2f		2-H 1B		F8			4	0	1	1	0	0	2
Jose Cruz, L (1, 7) OBP: 0.350, SLG: 0.420		6-3		1-3	F8			5-3		4	0	0	0	0	0	1
Jerry Mumphrey, S (1, 9) OBP: 0.328, SLG: 0.380		HR 2B		G3		G3		K		4	1	1	0	0	1	0
Glenn Davis, R (1, 3) OBP: 0.321, SLG: 0.449		2-H HR		6-3		F8		HBP BB		3	1	1	2	1	0	0
Kevin Bass, S (1, 8) OBP: 0.290, SLG: 0.391		F8			2B 2B 1B	F7		1-2 HBP		3	1	1	0	0	0	0
Mark Bailey, S (1, 2) OBP: 0.388, SLG: 0.431		F5			1-3 2B 2B		SH3-4 E BB	F7		3	2	1	0	1	0	2
Nolan Ryan, R (1, 1) OBP: 0.133, SLG: 0.125			1B 1B		2-H 3-H 1B 2B		SH3-4 1-2		5-3	0	0	0	0	0	0	0
Bill Dawley, R (1, 1) OBP: 0.250, SLG: 0.143										1	0	1	0	0	0	0
Eric Bullock, L (5, PH) OBP: 0.500, SLG: 1.000										1	1	1	2	0	0	0
Charlie Kerfeld, R (5, 1)										1	0	0	0	0	0	0
Dave Smith, R (9, 1)										0	0	0	0	0	0	0
Inning Stats	R: 0 E: 0 K: 0 S: 3 H: 0 LOB: 0 BB: 0 P: 3	R: 2 E: 0 K: 0 S: 5 H: 2 LOB: 0 BB: 0 P: 5	R: 0 E: 0 K: 0 S: 4 H: 2 LOB: 1 BB: 0 P: 4	R: 0 E: 0 K: 0 S: 3 H: 0 LOB: 0 BB: 0 P: 3	R: 3 E: 0 K: 0 S: 7 H: 4 LOB: 1 BB: 0 P: 7	R: 0 E: 0 K: 0 S: 3 H: 0 LOB: 0 BB: 0 P: 3	R: 2 E: 1 K: 0 S: 4 H: 1 LOB: 0 BB: 1 P: 8	R: 0 E: 0 K: 1 S: 5 H: 0 LOB: 2 BB: 1 P: 10	R: 0 E: 0 K: 0 S: 2 H: 0 LOB: 0 BB: 1 P: 6	1B: 5 2B: 3 3B: 0 HR: 1 SF: 0 SAC: 1 DP: 2 HBP: 1	WP: 0 PB: 0 SB: 0 CS: 0 PA: 38					

	AB	33
	R	7
	H	9
	RBI	6
	BB	3
	SO	1
	LOB	11

PITCHER		IP	WLS	BF	H	R	ER	SO	BB	IBB	HBP	BLK	WP	HR	S	P	ERA	WHIP
Jay Baller, R ERA: 4.76	(1, 1)	4.0	L	18	7	5	5	0	0	0	0	0	0	1	18	18	11.25	1.750
Ron Meridith, L ERA: 4.5	(5, 1)	1.0		4	1	0	0	0	0	0	0	0	0	0	4	4	0.00	1.000
Warren Brusstar, R ERA: 5.35	(6, 1)	1.1		5	0	1	1	0	1	0	0	0	0	0	4	8	6.75	0.750
Lary Sorensen, R ERA: 5.32	(7, 1)	0.2		3	1	1	0	0	0	0	0	0	0	0	3	3	0.00	1.500
George Frazier, R ERA: 5.5	(8, 1)	2.0		8	0	0	0	1	2	0	1	0	0	0	7	16	0.00	1.000

PITCHER	IP	WLS	BF	H	R	ER	SO	BB	IBB	HBP	BLK	WP	HR	S	P	ERA	WHIP

Houston Astros @ Chicago Cubs

Wrigley Field, Chicago, IL

Mon Sep 02 1985, 3:33 AM CDT

Att. 26,620 - Unknown

livebaseballscorecards.com

BOTTOM

Batter	1	2	3	4	5	6	7	8	9	AB	R	H	RBI	BB	SO	LOB
Bob Dernier, R (1, 8) OBP: 0.305, SLG: 0.314	0-0 BLK WP BB 1B	0-0 4-3 ③			0-0 1-3 ① 1-2			0-0 1B 1B	0-0 FC6-4 ③ 1-2f	5	1	2	0	0	0	4
Shawon Dunston, R (1, 6) OBP: 0.257, SLG: 0.294	B B B B 4-0 WP BLK 1B 1-2 BB		0-0 F4 ①		0-0 3-1 ② 2-3			0-0 1-3 1-3 1B		3	1	1	0	1	0	1
Thad Bosley, L (1, 7) OBP: 0.400, SLG: 0.529	S S S 0-3 K ① 1-2 2-3		0-0 G4-6-3 1B		0-0 F9 ③			0-0 F7 ①		4	0	1	0	0	1	5
Keith Moreland, R (1, 9) OBP: 0.366, SLG: 0.426	0-0 S 1B 2-H 3-H		0-0 G4-6-3 ② ③ 1-2f			0-0 F9 ①		0-0 1-3 ② 1-2		4	0	1	1	0	0	3
Ron Cey, R (1, 5) OBP: 0.330, SLG: 0.422	0-0 F4 ②			0-0 F4 ①		S S S 0-3 K ②		0-0 G3 ③		4	0	0	0	0	1	3
Leon Durham, L (1, 3) OBP: 0.368, SLG: 0.467	0-0 F8 ③ 1-2			0-0 F8 ②		0-0 6-3 ③			0-0 2B	4	0	1	0	0	0	1
Chris Speier, R (1, 4) OBP: 0.291, SLG: 0.346		0-0 4-3 ①		0-0 1B			0-0 3-1 ①		0-0 6-3 ①	4	0	1	0	0	0	1
Steve Lake, R (1, 2) OBP: 0.178, SLG: 0.196 Jody Davis, R (7, PH) OBP: 0.290, SLG: 0.382 (8, 2)		0-0 SH1-4 1B		0-0 F9 ③			S S S 0-3 K ②		B B B B 4-0 FC6-4 BB	2	0	1	0	0	0	1
										1	0	0	0	1	1	0
Jay Baller, R (1, 1) Ron Meridith, L (5, 1) Gary Matthews, R (5, PH) OBP: 0.358, SLG: 0.371 Warren Brusstar, R (6, 1) OBP: 0.250, SLG: 0.143 Lary Sorensen, R (7, 1) Gary Woods, R (7, PH) OBP: 0.337, SLG: 0.254 George Frazier, R (8, 1) Richie Hebner, L (9, PH) OBP: 0.279, SLG: 0.298		0-0 SH1-4 ② 1-2			B B B B 4-0 3-1 1-3 BB		S S S 0-3 K ③		0-0 F7 ②	0 0 0 0 0 1 0	0 0 0 0 0 0 0	0 0 0 0 0 1 0	0 0 0 0 0 0 0	0 0 0 0 0 1 0	0 0 0 0 0 0 0	0 0 0 0 0 0 0
Inning Stats	R: 2 E: 0 K: 1 S: 7 H: 2 LOB: 1 BB: 1 P: 11	R: 0 E: 0 K: 0 S: 4 H: 1 LOB: 1 BB: 0 P: 4	R: 0 E: 0 K: 0 S: 3 H: 1 LOB: 0 BB: 0 P: 3	R: 0 E: 0 K: 0 S: 4 H: 1 LOB: 1 BB: 0 P: 4	R: 0 E: 0 K: 0 S: 3 H: 0 LOB: 1 BB: 1 P: 7	R: 0 E: 0 K: 1 S: 5 H: 0 LOB: 0 BB: 0 P: 5	R: 0 E: 0 K: 2 S: 7 H: 0 LOB: 0 BB: 0 P: 7	R: 0 E: 0 K: 0 S: 5 H: 2 LOB: 2 BB: 0 P: 5	R: 0 E: 0 K: 0 S: 4 H: 1 LOB: 2 BB: 1 P: 8	1B: 7 2B: 1 3B: 0 HR: 0	SF: 0 SAC: 1 DP: 1 HBP: 0			WP: 1 PB: 0 SB: 1 CS: 0	PA: 37		

PITCHER		IP	WLS	BF	H	R	ER	SO	BB	IBB	HBP	BLK	WP	HR	S	P	ERA	WHIP
Nolan Ryan, R ERA: 3.83	(1, 1)	0.2		5	2	2	2	1	1	0	0	1	1	0	6	10	27.00	4.500
Bill Dawley, R ERA: 3.79	(1, 1)	3.1	W	12	3	0	0	0	0	0	0	0	0	0	12	12	0.00	0.900
Charlie Kerfeld, R ERA: 7.15	(5, 1)	4.1		18	3	0	0	3	2	0	0	0	0	0	22	30	0.00	1.154
Dave Smith, R ERA: 2.63	(9, 1)	0.2		2	0	0	0	0	0	0	0	0	0	0	2	2	0.00	0.000

PITCHER	IP	WLS	BF	H	R	ER	SO	BB	IBB	HBP	BLK	WP	HR	S	P	ERA	WHIP

AB	33
R	2
H	8
RBI	1
BB	3
SO	4
LOB	21

Batter	1	2	3	4	5	6	7	8	9	10	AB	R	H	RBI	BB	SO	LOB
Dickie Thon, R (1, 6) OBP: 0.289, SLG: 0.347	BBBB 4-0 1B E BB		BBBB 4-0 1B 1B BB	SSS 0-3 ① K		x 0-0 FC6-4 1B		x 0-0 ① F8		x 0-0 ② SH1-3 1-2 3-H	3	2	1	0	2	1	1
Bill Doran, S (10, PH) OBP: 0.362, SLG: 0.440											0	0	0	1	0	0	0
(10, 4)																	
Jim Pankovits, R (1, 9) OBP: 0.345, SLG: 0.371	SSS 0-3 ① K	x 0-0 ① F6	SSS 0-3 ② K	x 0-0 ③ FC6-4 1-2f			x 0-0 ② G3		S S S 0-3 ③ K		4	0	0	0	0	2	4
Jerry Mumphrey, S (8, PH) OBP: 0.326, SLG: 0.377											2	0	0	0	0	1	1
(8, 9)																	
Kevin Bass, S (1, 8) OBP: 0.295, SLG: 0.399	x 0-0 G3 E 1-3 1B	x 0-0 1B 1B 1-2 1B	x 0-0 1-3 2B				x 0-0 6-3 3B 1B	x 0-0 4-3			5	2	4	0	0	0	0
Jose Cruz, L (1, 7) OBP: 0.348, SLG: 0.418	x 0-0 E6 G3 1-2 3-H	x 0-0 1B 3B 1-3 2-H 1B	x 0-0 ③ 1-3				x 0-0 ① F7		x 0-0 ① F6		5	1	1	2	0	0	4
Glenn Davis, R (1, 3) OBP: 0.319, SLG: 0.443	x 0-0 ② G3 1-2 2-3	x 0-0 3B 1B 1-3 3-H	x 0-0 ① G3				x 0-0 ② 6-3 1-2		x 0-0 ② F3		5	1	1	1	0	0	3
Phil Garner, R (1, 4) OBP: 0.308, SLG: 0.374	x 0-0 ③ 4-3	x 0-0 3B 1-H 3-H	x 0-0 ② F6				x 0-0 2B 2-H 3B		x 0-0 ③ 5-3		5	1	2	3	0	0	2
Dave Smith, R (9, 1)											0	0	0	0	0	0	0
Mark Bailey, S (1, 2) OBP: 0.391, SLG: 0.436		x 0-0 ① F9	4-0 G6-4-3 IBB		x 0-0 ③ 6-3		x 0-0 2B 3-H			x 0-0 FC4 1B	4	0	2	1	1	0	0
German Rivera, R (1, 5) OBP: 0.222, SLG: 0.200		x 0-0 ② 5-3	x 0-0 ② ③ G6-4-3 1-2f			x 0-0 ① 6-3	4-0 IBB			x 0-0 ① FC4 1B SH1-3 1-2f	3	0	0	0	0	0	2
Denny Walling, L (7, PH) OBP: 0.315, SLG: 0.381											1	1	0	0	1	0	1
(7, 5)																	
Jeff Heathcock, R (1, 1)		x 0-0 ③ 6-3		B B B 4-0 2B BB		S S S 0-3 ② K	x 0-0 ③ F9			x 0-0 SH1-3 1-3 1B	2	0	0	0	1	1	0
Eric Bullock, L (7, PH) OBP: 0.333, SLG: 0.667											1	0	0	0	0	0	2
Ron Mathis, R (7, 1) OBP: 0.133, SLG: 0.071											0	0	0	0	0	0	0
Frank DiPino, L (7, 1) OBP: 0.250, SLG: 0.250											0	0	0	0	0	0	0
Bert Pena, R (9, 4) OBP: 0.333, SLG: 0.444											1	0	1	0	0	0	0
(10, 6)																	
Inning Stats	R: 1 E: 1 K: 1 S: 7 H: 1 LOB: 2 BB: 1 P: 11	R: 0 E: 0 K: 0 S: 3 H: 0 LOB: 0 BB: 0 P: 3	R: 4 E: 0 K: 0 S: 6 H: 4 LOB: 1 BB: 2 P: 14	R: 0 E: 0 K: 2 S: 8 H: 1 LOB: 2 BB: 1 P: 12	R: 0 E: 0 K: 0 S: 3 H: 0 LOB: 0 BB: 0 P: 3	R: 0 E: 0 K: 1 S: 6 H: 1 LOB: 1 BB: 0 P: 6	R: 2 E: 0 K: 0 S: 6 H: 3 LOB: 2 BB: 1 P: 10	R: 0 E: 0 K: 0 S: 3 H: 0 LOB: 0 BB: 0 P: 3	R: 0 E: 0 K: 0 S: 3 H: 0 LOB: 0 BB: 0 P: 3	R: 1 E: 0 K: 1 S: 7 H: 2 LOB: 1 BB: 0 P: 7	1B: 8 2B: 2 3B: 2 HR: 0	SF: 0 SAC: 1 DP: 1 HBP: 0						

PITCHER		IP	WLS	BF	H	R	ER	SO	BB	IBB	HBP	BLK	WP	HR	S	P	ERA	WHIP
Steve Trout, L ERA: 2.92	(1, 1)	6.0		29	7	5	5	4	3	1	0	0	0	0	33	49	7.50	1.667
Dave Beard, R ERA: 9.0	(7, 1)	2.0		10	3	2	2	0	0	1	0	0	0	0	9	13	9.00	1.500
George Frazier, R ERA: 5.53	(9, 1)	1.1	L	6	2	1	1	0	0	0	0	0	0	0	6	6	6.75	1.500
Lee Smith, R ERA: 2.84	(10, 1)	0.2		2	0	0	0	1	0	0	0	0	0	0	4	4	0.00	0.000

PITCHER	IP	WLS	BF	H	R	ER	SO	BB	IBB	HBP	BLK	WP	HR	S	P	ERA	WHIP

TOP

Houston Astros @ Chicago Cubs

Wrigley Field, Chicago, IL

Tue Sep 03 1985, 3:33 AM CDT

Att. 11,306 - Unknown

livebaseballscorecards.com

AB	41
R	8
H	12
RBI	8
BB	5
SO	5
LOB	20

1B: 8 SF: 0
2B: 2 SAC: 1
3B: 2 DP: 1
HR: 0 HBP: 0

WP: 0 PA: 47
PB: 0
SB: 0
CS: 0

Batter	1	2	3	4	5	6	7	8	9	10	AB	R	H	RBI	BB	SO	LOB
Bob Dernier, R (1, 8) OBP: 0.301, SLG: 0.309	5-3	6-3		5-3 1-2 3-H		F7		1-3 1-2		9-4 2-3f	6	0	0	1	0	0	5
Gary Matthews, R (1, 7) OBP: 0.359, SLG: 0.385	HR		K	F8			BB 1B 4-3 1B	6-3			5	2	2	1	0	1	2
George Frazier, R (9, 1)											0	0	0	0	0	0	0
Steve Lake, R (10, 2) OBP: 0.178, SLG: 0.196											0	0	0	0	0	0	0
23 Ryne Sandberg, R (1, 4) OBP: 0.355, SLG: 0.496	E 1B	HR 1B			E 2B		F8		HR		5	3	4	1	0	0	1
Keith Moreland, R (1, 9) OBP: 0.368, SLG: 0.435 (8, 3)	E5 1-2	1-H HR			E3 G6-3-1 2-H 1B		4-3 BB 1-2 1B		K		5	1	3	3	0	1	1
Ron Cey, R (1, 5) OBP: 0.328, SLG: 0.418	F4	6-3			G6-3-1 2-3f		4-3 1-2 2-3 BB		F9		4	0	0	0	1	0	3
Leon Durham, L (1, 3) OBP: 0.366, SLG: 0.464	G3	F9			G3		4-3 1-2 2-3 3-H		2B		3	0	0	0	0	0	2
Davey Lopes, R (7, PH) OBP: 0.385, SLG: 0.440 (8, 9)											2	0	1	1	0	0	2
Jody Davis, R (1, 2) OBP: 0.291, SLG: 0.383		FC8-4 1B		FC5-6 1B		F6	K		F7		5	0	2	0	0	1	3
Lee Smith, R (10, 1)											0	0	0	0	0	0	0
Shawon Dunston, R (1, 6) OBP: 0.270, SLG: 0.300		FC8-4 SH5-4 1-2f		E 1-2 5-3 1B		BB		F9		9-4 SH1-4 1B	4	1	2	0	1	0	1
Steve Trout, L (1, 1) OBP: 0.184, SLG: 0.167											1	0	0	0	0	0	2
Richie Hebner, L (6, PH) OBP: 0.277, SLG: 0.295		SH5-4 1-2		FC5-6 1-3 2-3f		F7		1-3 BB		SH1-4 1-2	1	0	0	0	0	0	1
Dave Beard, L (7, 1)											0	0	0	0	0	0	0
Gary Woods, R (8, PH) OBP: 0.345, SLG: 0.254 (9, 7)											0	0	0	0	1	0	0
Inning Stats	R: 1 H: 2 E: 1 LOB: 2 K: 0 BB: 0 S: 6 P: 6	R: 0 H: 1 E: 0 LOB: 1 K: 0 BB: 0 S: 4 P: 4	R: 2 H: 2 E: 0 LOB: 0 K: 1 BB: 0 S: 7 P: 7	R: 1 H: 2 E: 1 LOB: 1 K: 0 BB: 0 S: 5 P: 5	R: 1 H: 2 E: 1 LOB: 0 K: 0 BB: 0 S: 4 P: 4	R: 0 H: 0 E: 0 LOB: 1 K: 0 BB: 1 S: 3 P: 7	R: 1 H: 2 E: 0 LOB: 2 K: 1 BB: 1 S: 7 P: 11	R: 0 H: 0 E: 0 LOB: 1 K: 0 BB: 1 S: 3 P: 7	R: 1 H: 2 E: 0 LOB: 1 K: 1 BB: 0 S: 7 P: 7	R: 0 H: 1 E: 0 LOB: 0 K: 0 BB: 0 S: 3 P: 3	1B: 9 SF: 0 2B: 4 SAC: 2 3B: 0 DP: 2 HR: 3 HBP: 0						

PITCHER	IP	WLS	BF	H	R	ER	SO	BB	IBB	HBP	BLK	WP	HR	S	P	ERA	WHIP
Jeff Heathcock, R (1, 1) ERA: 3.32	6.0		28	9	5	4	1	1	0	0	0	0	2	29	33	6.00	1.667
Ron Mathis, R (7, 1) ERA: 5.43	0.1		4	2	1	1	0	1	0	0	0	0	0	3	7	27.00	9.000
Frank DiPino, L (7, 1) ERA: 3.84	2.1		10	2	1	1	2	1	0	0	0	0	1	13	17	3.86	1.286
Dave Smith, R (9, 1) ERA: 2.58	1.1	W	4	1	0	0	0	0	0	0	0	0	0	4	4	0.00	0.750

PITCHER	IP	WLS	BF	H	R	ER	SO	BB	IBB	HBP	BLK	WP	HR	S	P	ERA	WHIP

BOTTOM

Houston Astros @ Chicago Cubs

Wrigley Field, Chicago, IL

Tue Sep 03 1985, 3:33 AM CDT

Att. 11,306 - Unknown

livebaseballscorecards.com

AB	41
R	7
H	14
RBI	7
BB	3
SO	3
LOB	23

WP: 0 PA: 46
PB: 0
SB: 0
CS: 0

Batter	1	2	3	4	5	6	7	8	9	AB	R	H	RBI	BB	SO	LOB
Bill Doran, S (1, 4) OBP: 0.364, SLG: 0.440	B B B B 4-0 S 2B BB		x 0-0 CS 1B	x 0-0 ③ F3		B B B B 4-0 HR BB		x 0-0 ① 4-3		3	2	1	0	2	0	1
Jim Pankovits, R (1, 9) OBP: 0.348, SLG: 0.374 Eric Bullock, L (5, PH) OBP: 0.250, SLG: 0.500 (5, 9) Tim Tolman, R (6, PH) OBP: 0.143, SLG: 0.259 Julio Solano, R (6, 1) Jeff Calhoun, L (8, 1)	S S S 0-3 ① K 1-2		x 0-0 ① 4-3 FC 1-2 1B		x 0-0 ① 6-3	x 0-0 1-H 2-H HR		x 0-0 ② 4-3		2 1 1 1 0	0 0 1 0 0	1 0 1 0 0	0 0 3 0 0	0 0 0 0 0	1 0 0 0 0	1 0 0 0 0
Kevin Bass, S (1, 8) OBP: 0.294, SLG: 0.399	x 0-0 2-H 2B		x 0-0 FC 4-3 1-2		x 0-0 ② 3-1	x 0-0 ③ F8		x 0-0 ③ F7		5	1	1	1	0	0	1
Jose Cruz, L (1, 7) OBP: 0.347, SLG: 0.418	x 0-0 F7 2-H 2B		x 0-0 ② 4-3 1-2 2-3		x 0-0 ③ F9		x 0-0 ① 3-1		x 0-0 ① FC	5	0	1	1	0	0	2
Glenn Davis, R (1, 3) OBP: 0.317, SLG: 0.436	x 0-0 ② F7 2-3		x 0-0 ③ F9			B B B B 4-0 BB 2B BB	x 0-0 ② 5-3		x 0-0 E5	4	1	0	0	1	0	3
Phil Garner, R (1, 5) OBP: 0.312, SLG: 0.383	x 0-0 ③ 5-3			x 0-0 HR		B B B B 4-0 1-2 2B BB	x 0-0 1B HR 1B		x 0-0 ② F8	4	3	2	1	1	0	2
Mark Bailey, S (1, 2) OBP: 0.391, SLG: 0.435		S S S 0-3 ① K		x 0-0 CS E 1B		x 0-0 ① F8	x 0-0 1-2 HR 1B		x 0-0 ③ G3	5	1	2	0	0	1	3
Dickie Thon, R (1, 6) OBP: 0.291, SLG: 0.349 Jerry Mumphrey, S (6, PH) OBP: 0.329, SLG: 0.392 (6, 9)	x 0-0 CS 1B		x 0-0 E5 1-2			x 0-0 1-H 2-H HR 2B	x 0-0 1-H 2-H HR			2 2	0 2	1 2	0 5	0 0	0 0	1 0
Mike Scott, R (1, 1) OBP: 0.200, SLG: 0.237 Denny Walling, L (6, PH) OBP: 0.314, SLG: 0.380 Craig Reynolds, L (6, 6) OBP: 0.303, SLG: 0.395	x 0-0 ② ③ 4-3 1-2		x 0-0 ① ② F9 2-3			S S S 0-3 ② K	x 0-0 ③ 4-3			2 1 1	0 0 0	0 0 0	0 0 0	0 1 0	0 1 0	3 1 0
Inning Stats	R: 2 E: 0 K: 1 S: 7 H: 2 LOB: 1 BB: 1 P: 11	R: 0 E: 0 K: 1 S: 5 H: 1 LOB: 0 BB: 0 P: 5	R: 0 E: 0 K: 0 S: 5 H: 2 LOB: 2 BB: 0 P: 5	R: 1 E: 1 K: 0 S: 5 H: 2 LOB: 1 BB: 0 P: 5	R: 0 E: 0 K: 0 S: 3 H: 0 LOB: 0 BB: 0 P: 3	R: 5 E: 0 K: 1 S: 7 H: 2 LOB: 0 BB: 3 P: 19	R: 3 E: 0 K: 0 S: 6 H: 3 LOB: 0 BB: 0 P: 6	R: 0 E: 0 K: 0 S: 3 H: 0 LOB: 0 BB: 0 P: 3	R: 0 E: 1 K: 0 S: 4 H: 0 LOB: 1 BB: 0 P: 4	1B: 6 2B: 3 3B: 0 HR: 3	SF: 0 SAC: 0 DP: 0 HBP: 0					

PITCHER		IP	WLS	BF	H	R	ER	SO	BB	IBB	HBP	BLK	WP	HR	S	P	ERA	WHIP
Ray Fontenot, L ERA: 3.71	(1, 1)	4.0		19	7	3	3	2	1	0	0	0	0	1	22	26	6.75	2.000
Johnny Abrego, R ERA: 20.25	(5, 1)	1.1		7	1	3	3	0	2	0	0	0	0	0	5	13	20.25	2.250
Ron Meridith, L ERA: 4.91	(6, 1)	0.2	L	4	1	2	2	1	1	0	0	0	0	1	5	9	27.00	3.000
George Frazier, R ERA: 5.83	(7, 1)	1.0		6	3	3	3	0	0	0	0	0	0	1	6	6	27.00	3.000
Reggie Patterson, R ERA:	(8, 1)	1.0		3	0	0	0	0	0	0	0	0	0	0	3	3	0.00	0.000

PITCHER		IP	WLS	BF	H	R	ER	SO	BB	IBB	HBP	BLK	WP	HR	S	P	ERA	WHIP
Dave Beard, R ERA: 6.0	(9, 1)	1.0		4	0	0	0	0	0	0	0	0	0	0	4	4	0.00	0.000

TOP

Houston Astros @ Chicago Cubs

Wrigley Field, Chicago, IL

Wed Sep 04 1985, 3:33 AM CDT

Att. 9,136 - Unknown

livebaseballscorecards.com

AB	39
R	11
H	12
RBI	11
BB	4
SO	3
LOB	18

WP: 0	PB: 0	SB: 1	CS: 3	PA:	43

Houston Astros @ Chicago Cubs

Wrigley Field, Chicago, IL

Wed Sep 04 1985, 3:33 AM CDT

Att. 9,136 - Unknown

BOTTOM

Batter	1	2	3	4	5	6	7	8	9	AB	R	H	RBI	BB	SO	LOB
Bob Dernier, R (1, 8) OBP: 0.307, SLG: 0.320	1B 23 FC4-6 2B		F9 23 1B 2B	WP 1-3 3-H		1B 1B		K		5	3	3	0	1	0	3
Dave Beard, L (9, 1)										0	0	0	0	0	0	0
Gary Matthews, R (1, 7) OBP: 0.356, SLG: 0.381	23 FC4-6 2-3 1B		F9 2-3		23 HR BB	1-3 1B		G5-4-3 1-2f		5	0	1	0	0	1	4
23 Ryne Sandberg, R (1, 4) OBP: 0.357, SLG: 0.502	FC4-6 CS 1-2f 3-H		FC4 3-H 1B		K	F8			F9	4	1	2	4	1	1	1
Keith Moreland, R (1, 9) OBP: 0.365, SLG: 0.430	K 1-2		FC4 1-2f		1-H HR		BB		K	5	0	0	0	0	2	3
Ron Cey, R (1, 5) OBP: 0.328, SLG: 0.416		F5		K	F9		K		F9	2	0	0	0	1	1	0
Chris Speier, R (6, 5) OBP: 0.289, SLG: 0.344										1	0	0	0	0	0	1
Leon Durham, L (1, 3) OBP: 0.367, SLG: 0.464		1B		2B 1B 1B	BB		F7			4	1	2	0	0	0	2
Jody Davis, R (1, 2) OBP: 0.293, SLG: 0.382		F9		K	F9		F7			3	0	1	0	1	1	2
Shawon Dunston, R (1, 6) OBP: 0.276, SLG: 0.313		K		1B WP 1-3 2B		G5-4-3 1B		1B BB		4	1	2	0	0	1	2
Ray Fontenot, L (7, 1) OPP: 0.000, SLG: 0.000 Billy Hatcher, R (4, PH) OPP: 0.333, SLG: 0.429 Johnny Abrego, R (5, 1) Ron Meridith, L (6, 1) Gary Woods, R (5, PH) OPP: 0.000, SLG: 0.000 George Frazier, R (7, 1) Reggie Patterson, R (8, 1) Davey Lopes, R (8, PH) OPP: 0.364, SLG: 0.438 (9, 8)		K		WP 2-3 3-H 1B		G5-4-3 1-2f		G5-4-3 1-2 1B		1	0	0	0	0	1	0 1 0 0 1 0 0 0 1
Inning Stats	R: 1 E: 0 K: 1 S: 6 H: 2 LOB: 0 BB: 0 P: 6	R: 0 E: 0 K: 1 S: 6 H: 1 LOB: 1 BB: 0 P: 6	R: 1 E: 0 K: 1 S: 7 H: 2 LOB: 0 BB: 0 P: 7	R: 2 E: 0 K: 2 S: 9 H: 3 LOB: 0 BB: 0 P: 9	R: 2 E: 0 K: 1 S: 6 H: 1 LOB: 1 BB: 2 P: 14	R: 0 E: 0 K: 0 S: 5 H: 3 LOB: 2 BB: 0 P: 5	R: 0 E: 0 K: 1 S: 5 H: 0 LOB: 1 BB: 1 P: 9	R: 0 E: 0 K: 1 S: 5 H: 1 LOB: 1 BB: 1 P: 9	R: 0 E: 0 K: 1 S: 5 H: 0 LOB: 0 BB: 0 P: 5	1B: 9 2B: 3 3B: 0 HR: 1 SF: 0 SAC: 0 DP: 2 HBP: 0						

livebaseballscorecards.com

AB	37
R	6
H	13
RBI	5
BB	4
SO	9
LOB	20

WP: 1 PA: 41
PB: 0
SB: 0
CS: 1

PITCHER		IP	WLS	BF	H	R	ER	SO	BB	IBB	HBP	BLK	WP	HR	S	P	ERA	WHIP
Mike Scott, R ERA: 2.99	(1, 1)	5.0	W	25	9	6	6	6	2	0	0	0	1	1	34	42	10.80	2.200
Julio Solano, R ERA: 4.1	(6, 1)	2.0		11	4	0	0	1	2	0	0	0	0	0	11	19	0.00	3.000
Jeff Calhoun, L ERA: 2.23	(8, 1)	2.0		5	0	0	0	2	0	0	0	0	0	0	9	9	0.00	0.000

PITCHER	IP	WLS	BF	H	R	ER	SO	BB	IBB	HBP	BLK	WP	HR	S	P	ERA	WHIP

Batter	1	2	3	4	5	6	7	8	9	AB	R	H	RBI	BB	SO	LOB
Bob Dernier, R (1, 8) OBP: 0.309, SLG: 0.325	5-3		F8			3B			BB	3	0	1	0	1	0	0
Shawon Dunston, R (1, 6) OBP: 0.275, SLG: 0.319	23 S 23 SF8 2B			F7			K		L6	4	1	1	0	0	1	1
23 Ryne Sandberg, R (1, 4) OBP: 0.355, SLG: 0.500	SF8 2-H			5-3			5-3			2	0	0	1	0	0	0
Keith Moreland, R (1, 9) OBP: 0.363, SLG: 0.427	5-3			4-3			5-3			3	0	0	0	0	0	0
Leon Durham, L (1, 3) OBP: 0.365, SLG: 0.461		F8			K			F9		3	0	0	0	0	1	0
Gary Matthews, R (1, 7) OBP: 0.353, SLG: 0.376		K			4-3			F8		3	0	0	0	0	1	0
Jody Davis, R (1, 2) OBP: 0.291, SLG: 0.379		5-3			K			5-3		3	0	0	0	0	1	0
Chris Speier, R (1, 5) OBP: 0.287, SLG: 0.341			1-3			6-3			F7	2	0	0	0	0	0	0
Thad Bosley, L (9, PH) OBP: 0.397, SLG: 0.525										1	0	0	0	0	0	0
Steve Engel, R (1, 1) OBP: 0.286, SLG: 0.462			K			L6			F4	1	0	0	0	0	1	0
Billy Hatcher, R (6, PH) OBP: 0.330, SLG: 0.418										1	0	0	0	0	0	0
Lary Sorensen, R (6, 1)										0	0	0	0	0	0	0
Richie Hebner, L (9, PH) OBP: 0.274, SLG: 0.292										1	0	0	0	0	0	0
Inning Stats	R: 1 H: 1 E: 0 LOB: 0 K: 0 BB: 0 S: 4 P: 4	R: 0 H: 0 E: 0 LOB: 0 K: 1 BB: 0 S: 5 P: 5	R: 0 H: 0 E: 0 LOB: 0 K: 1 BB: 0 S: 5 P: 5	R: 0 H: 0 E: 0 LOB: 0 K: 0 BB: 0 S: 3 P: 3	R: 0 H: 0 E: 0 LOB: 0 K: 2 BB: 0 S: 7 P: 7	R: 0 H: 1 E: 0 LOB: 1 K: 0 BB: 0 S: 3 P: 3	R: 0 H: 0 E: 0 LOB: 0 K: 1 BB: 0 S: 5 P: 5	R: 0 H: 0 E: 0 LOB: 0 K: 0 BB: 0 S: 3 P: 3	R: 0 H: 0 E: 0 LOB: 1 K: 0 BB: 1 S: 3 P: 7	1B: 0 SF: 1 2B: 1 SAC: 0 3B: 1 DP: 0 HR: 0 HBP: 0						

PITCHER	IP	WLS	BF	H	R	ER	SO	BB	IBB	HBP	BLK	WP	HR	S	P	ERA	WHIP
Danny Cox, R (1, 1) ERA: 2.79	9.0	W	29	2	1	1	5	1	0	0	0	0	0	38	42	1.00	0.333

PITCHER	IP	WLS	BF	H	R	ER	SO	BB	IBB	HBP	BLK	WP	HR	S	P	ERA	WHIP

TOP

Chicago Cubs @ St. Louis Cardinals

Busch Stadium, St. Louis, MO

Thu Sep 05 1985, 7:05 PM CDT

Att. 33,693 - Unknown

livebaseballscorecards.com

AB	27
R	1
H	2
RBI	1
BB	1
SO	5
LOB	1

WP: 0 PA: 29
PB: 0
SB: 1
CS: 0

Chicago Cubs @ St. Louis Cardinals

Busch Stadium, St. Louis, MO

Thu Sep 05 1985, 7:05 PM CDT

Att. 33,693 - Unknown

livebaseballscorecards.com

BOTTOM

Batter	1	2	3	4	5	6	7	8	9	AB	R	H	RBI	BB	SO	LOB
Vince Coleman, S (1, 7) OBP: 0.322, SLG: 0.349	F7	F4		5-3		2B		G3		5	0	1	0	0	0	3
Willie McGee, S (1, 8) OBP: 0.394, SLG: 0.533	1B 2B		F9 BLK 1B 1B		1B HR 1B	6-3				4	2	3	0	0	0	1
Tom Herr, S (1, 4) OBP: 0.390, SLG: 0.421	F9		F9 1-3		F9		F7			4	0	0	0	0	0	3
Cesar Cedeno, R (1, 3) OBP: 0.318, SLG: 0.368	2-3 1B		CS 3-H 1B		1-2 HR 1B		F7			4	1	3	1	0	0	0
Tito Landrum, R (1, 9) OBP: 0.367, SLG: 0.482	F8		F9 1-2		1-H 2-H HR		S 1B			4	1	2	3	0	0	3
Terry Pendleton, S (1, 5) OBP: 0.270, SLG: 0.291		F9		6-3	5-3		6-3 1-2			4	0	0	0	0	0	1
Ozzie Smith, S (1, 6) OBP: 0.332, SLG: 0.345		BBBB 3-1 1B BB		1B 2B	5-3			4-3		3	2	1	0	1	0	0
Tom Nieto, R (1, 2) OBP: 0.293, SLG: 0.262		3-1 1-2		SH1-4 2-H 1B		4-3		SH2-4 1B		3	0	1	1	0	0	1
Darrell Porter, L (7, 2) OBP: 0.322, SLG: 0.393										1	0	1	0	0	0	0
Danny Cox, R (1, 1) OBP: 0.216, SLG: 0.176		2-H 1B		SH1-4 1-2		5-3		SH2-4 1-2		2	0	1	1	0	0	0
Inning Stats	R: 0 E: 0 K: 0 S: 5 H: 2 LOB: 2 BB: 0 P: 5	R: 1 E: 0 K: 0 S: 4 H: 1 LOB: 1 BB: 1 P: 8	R: 1 E: 0 K: 0 S: 4 H: 2 LOB: 0 BB: 0 P: 4	R: 1 E: 0 K: 0 S: 5 H: 2 LOB: 1 BB: 0 P: 5	R: 3 E: 0 K: 0 S: 6 H: 3 LOB: 0 BB: 0 P: 6	R: 0 E: 0 K: 0 S: 4 H: 1 LOB: 1 BB: 0 P: 4	R: 0 E: 0 K: 0 S: 4 H: 1 LOB: 1 BB: 0 P: 4	R: 0 E: 0 K: 0 S: 4 H: 1 LOB: 1 BB: 0 P: 4		1B: 9 2B: 3 3B: 0 HR: 1 SF: 0 SAC: 2 DP: 0 HBP: 0						

	AB	34
	R	6
	H	13
	RBI	6
	BB	1
	SO	0
	LOB	12

WP: 0 PB: 0 SB: 1 CS: 1 PA: 37

PITCHER		IP	WLS	BF	H	R	ER	SO	BB	IBB	HBP	BLK	WP	HR	S	P	ERA	WHIP
Steve Engel, L ERA: 6.29	(1, 1)	5.0	L	25	10	6	6	0	1	0	0	1	0	1	24	28	10.80	2.200
Lary Sorensen, R ERA: 5.08	(6, 1)	3.0		12	3	0	0	0	0	0	0	0	0	0	12	12	0.00	1.000

PITCHER	IP	WLS	BF	H	R	ER	SO	BB	IBB	HBP	BLK	WP	HR	S	P	ERA	WHIP

Batter	1	2	3	4	5	6	7	8	9	AB	R	H	RBI	BB	SO	LOB
Eddie Milner, L (1, 8) OBP: 0.341, SLG: 0.335	2B 1B	1-H 2-H HR 3B		G3		3-1		F9		5	2	2	2	0	0	0
Pete Rose, S (1, 3) OBP: 0.391, SLG: 0.327	K	3-H HR		5-3		1B			K	5	1	2	2	0	2	1
Dave Parker, L (1, 9) OBP: 0.356, SLG: 0.529	1-H 2B	HBP 1B		1B		F4			H HBP	4	0	3	1	0	0	1
Nick Esasky, R (1, 7) OBP: 0.336, SLG: 0.451 Max Venable, L (9, 7) OBP: 0.327, SLG: 0.412	F4	1-2 FC6-4 HBP		F8		K			F9	4 0	0 0	0 0	0 0	0 0	1 0	4 0
Buddy Bell, R (1, 5) OBP: 0.304, SLG: 0.324	K	1-2f FC6-4			F3		K		F7	5	0	0	0	0	2	4
Dave Concepcion, R (1, 6) OBP: 0.318, SLG: 0.341		CS 1B	PB 1B		F5		F8			4	0	2	0	0	0	0
Bo Diaz, R (1, 2) OBP: 0.294, SLG: 0.350		FC1-5 BB 1B 1-2	K 1-2		HR 1B		2-3			4	1	2	0	0	1	1
Ron Oester, S (1, 4) OBP: 0.356, SLG: 0.384		1-2 FC1-5 3B BB	F7		1-H HR			F4		3	2	1	2	1	0	1
Mario Soto, R (1, 1) OBP: 0.148, SLG: 0.163		1-2 FC1-5 3B 2-3f	K		K			K		4	1	0	0	0	3	3
Inning Stats	R: 1 E: 0 K: 2 S: 9 H: 2 LOB: 1 BB: 0 P: 9	R: 4 E: 0 K: 0 S: 7 H: 5 LOB: 2 BB: 1 P: 12	R: 0 E: 0 K: 2 S: 8 H: 1 LOB: 1 BB: 0 P: 8	R: 0 E: 0 K: 0 S: 4 H: 1 LOB: 1 BB: 0 P: 4	R: 2 E: 0 K: 1 S: 7 H: 2 LOB: 0 BB: 0 P: 7	R: 0 E: 0 K: 1 S: 6 H: 1 LOB: 1 BB: 0 P: 6	R: 0 E: 0 K: 1 S: 5 H: 0 LOB: 0 BB: 0 P: 5	R: 0 E: 0 K: 1 S: 5 H: 0 LOB: 0 BB: 0 P: 5	R: 0 E: 0 K: 1 S: 5 H: 0 LOB: 1 BB: 0 P: 6	1B: 8 2B: 1 3B: 1 HR: 2 SF: 0 SAC: 0 DP: 0 HBP: 2						

TOP

Cincinnati Reds @ Chicago Cubs

Wrigley Field, Chicago, IL

Fri Sep 06 1985, 3:33 AM CDT

Att. 17,026 - Unknown

livebaseballscorecards.com

AB	38
R	7
H	12
RBI	7
BB	1
SO	9
LOB	15

WP: 0 PB: 1 SB: 0 CS: 1 PA: 41

PITCHER		IP	WLS	BF	H	R	ER	SO	BB	IBB	HBP	BLK	WP	HR	S	P	ERA	WHIP
Derek Botelho, R ERA: 5.77	(1, 1)	1.2	L	13	7	5	5	2	1	0	1	0	0	1	15	20	27.00	4.800
Jon Perlman, R ERA: 5.4	(2, 1)	3.1		14	4	2	2	3	0	0	0	0	0	1	20	20	5.40	1.200
Reggie Patterson, R ERA:	(6, 1)	2.0		7	1	0	0	2	0	0	0	0	0	0	11	11	0.00	0.500
Ron Meridith, L ERA: 4.66	(8, 1)	2.0		7	0	0	0	2	0	0	1	0	0	0	10	11	0.00	0.000

PITCHER	IP	WLS	BF	H	R	ER	SO	BB	IBB	HBP	BLK	WP	HR	S	P	ERA	WHIP

Batter	1	2	3	4	5	6	7	8	9	AB	R	H	RBI	BB	SO	LOB
Billy Hatcher, R (1, 8) OBP: 0.318, SLG: 0.402	4-3		4-3		F9			5-3		4	0	0	0	0	0	1
Shawon Dunston, R (1, 6) OBP: 0.268, SLG: 0.310	K			4-3	K			K		4	0	0	0	0	3	1
23 Ryne Sandberg, R (1, 4) OBP: 0.358, SLG: 0.506	F9			BB HR 1B		3B		1B		4	1	3	0	0	0	0
Keith Moreland, R (1, 9) OBP: 0.362, SLG: 0.425		6-3		BBBB 1-2 HR BB		F2		6-3		3	1	0	0	1	0	2
Ron Cey, R (1, 5) OBP: 0.328, SLG: 0.421		6-3		1-H 2-H HR		K			K	4	1	1	3	0	2	1
Leon Durham, L (1, 3) OBP: 0.364, SLG: 0.466		HR		1-4-3		K			3-1	4	1	1	1	0	1	1
Thad Bosley, L (1, 7) OBP: 0.394, SLG: 0.538		1-3		G3			F6		HR	4	1	1	1	0	0	0
Jody Davis, R (1, 2) OBP: 0.288, SLG: 0.375			K		F6		K		1-3	4	0	0	0	0	2	0
Derek Botelho, R (1, 1) OBP: 0.200, SLG: 0.143 Jon Perlman, L (2, 1) Gary Woods, R (5, PH) OBP: 0.360, SLG: 0.274 Reggie Patterson, R (6, 1) Dave Owen, S (7, PH) Ron Meridith, L (8, 1)			K		1B		K			0 1 1 0 1 0	0 0 0 0 0 0	0 0 1 0 0 0	0 0 0 0 0 0	0 1 0 0 0 0	0 0 0 0 0 0	0 0 0 0 0 0
Inning Stats	R: 0 E: 0 K: 1 S: 5 H: 0 LOB: 0 BB: 0 P: 5	R: 1 E: 0 K: 0 S: 4 H: 1 LOB: 0 BB: 0 P: 4	R: 0 E: 0 K: 2 S: 7 H: 0 LOB: 0 BB: 0 P: 7	R: 3 E: 0 K: 0 S: 5 H: 2 LOB: 0 BB: 1 P: 9	R: 0 E: 0 K: 1 S: 6 H: 1 LOB: 1 BB: 0 P: 6	R: 0 E: 0 K: 2 S: 8 H: 1 LOB: 1 BB: 0 P: 8	R: 0 E: 0 K: 2 S: 7 H: 0 LOB: 0 BB: 0 P: 7	R: 0 E: 0 K: 1 S: 6 H: 1 LOB: 1 BB: 0 P: 6	R: 1 E: 0 K: 1 S: 6 H: 1 LOB: 0 BB: 0 P: 6	1B: 3 2B: 0 3B: 1 HR: 3	SF: 0 SAC: 0 DP: 0 HBP: 0			WP: 0 PB: 0 SB: 0 CS: 0	PA: 35	

PITCHER	IP	WLS	BF	H	R	ER	SO	BB	IBB	HBP	BLK	WP	HR	S	P	ERA	WHIP
Mario Soto, R (1, 1) ERA: 3.52	9.0	W	35	7	5	5	10	1	0	0	0	0	3	54	58	5.00	0.889

PITCHER	IP	WLS	BF	H	R	ER	SO	BB	IBB	HBP	BLK	WP	HR	S	P	ERA	WHIP

BOTTOM

Cincinnati Reds @ Chicago Cubs

Wrigley Field, Chicago, IL

Fri Sep 06 1985, 3:33 AM CDT

Att. 17,026 - Unknown

livebaseballscorecards.com

AB	34
R	5
H	7
RBI	5
BB	1
SO	10
LOB	6

Batter	1	2	3	4	5	6	7	8	9	AB	R	H	RBI	BB	SO	LOB
Eddie Milner, L (1, 8) OBP: 0.339, SLG: 0.342	HR		G3 1-2		F7		F2		F8	5	1	1	1	0	0	4
Pete Rose, S (1, 3) OBP: 0.389, SLG: 0.323	4-3		K			F1	K		HR 1-2 2-3	4	1	0	0	1	2	2
Dave Parker, L (1, 9) OBP: 0.358, SLG: 0.543	6-3			HR		2B		6-3	HR 1-H 2-H 3-H	5	3	3	5	0	0	0
Nick Esasky, R (1, 7) OBP: 0.337, SLG: 0.453	F9			K		6-3 2-H		FC5-4	4-3	5	0	2	1	0	1	0
Buddy Bell, R (1, 5) OBP: 0.304, SLG: 0.326		F4		4-3		6-3 2-3		FC5-4 1-2f		4	0	1	0	0	0	2
Dave Concepcion, R (1, 6) OBP: 0.317, SLG: 0.338		4-3		4-3 2-3		FC6		4-3		3	0	0	0	1	0	2
Bo Diaz, R (1, 2) OBP: 0.293, SLG: 0.347		F3		F8		FC6 1-2f			BB 1B HR 1B	4	1	1	0	0	0	3
Ron Oester, S (1, 4) OBP: 0.358, SLG: 0.385			F4		K		SH1-3 1B		BB HR 1B 1-2	4	1	2	0	0	1	0
Tom Browning, L (1, 1) OBP: 0.205, SLG: 0.200										2	0	1	0	0	0	0
Tom Runnells, S (7, PH) OBP: 0.200, SLG: 0.111										0	0	0	0	0	0	0
John Franco, L (7, 1) OBP: 0.333, SLG: 0.333										0	0	0	0	0	0	0
Tom Hume, R (7, 1)										0	0	0	0	0	0	0
Bob Buchanan, L (7, 1)			G3 1B		F6		SH1-3 1-2		F7	0	0	0	0	0	0	0
John Stuper, R (8, 1) OBP: 0.235, SLG: 0.071										0	0	0	0	0	0	0
Wayne Krenchicki, L (9, PH) OBP: 0.367, SLG: 0.393										1	0	0	0	0	0	2

TOP

Cincinnati Reds @ Chicago Cubs

Wrigley Field, Chicago, IL

Sat Sep 07 1985, 3:33 AM CDT

Att. 30,300 - Unknown

livebaseballscorecards.com

AB	37
R	7
H	11
RBI	7
BB	2
SO	4
LOB	15

Inning Stats	1	2	3	4	5	6	7	8	9	1B	SF	WP	PA
	R: 1 E: 0 K: 0 S: 4	R: 0 E: 0 K: 0 S: 3	R: 0 E: 0 K: 1 S: 6	R: 1 E: 0 K: 1 S: 7	R: 0 E: 0 K: 1 S: 5	R: 1 E: 0 K: 0 S: 5	R: 0 E: 0 K: 1 S: 6	R: 0 E: 0 K: 0 S: 4	R: 4 E: 0 K: 0 S: 6	5	0	0	40
	H: 1 LOB: 0 BB: 0 P: 4	H: 0 LOB: 0 BB: 0 P: 3	H: 1 LOB: 1 BB: 0 P: 6	H: 2 LOB: 1 BB: 0 P: 7	H: 0 LOB: 0 BB: 0 P: 5	H: 2 LOB: 2 BB: 1 P: 9	H: 1 LOB: 1 BB: 0 P: 6	H: 1 LOB: 1 BB: 0 P: 4	H: 3 LOB: 0 BB: 1 P: 10	2B: 3 3B: 0 HR: 3	SAC: 1 DP: 0 HBP: 0	PB: 0 SB: 0 CS: 0	

PITCHER		IP	WLS	BF	H	R	ER	SO	BB	IBB	HBP	BLK	WP	HR	S	P	ERA	WHIP
Dennis Eckersley, R ERA: 2.74	(1, 1)	4.0		16	4	2	2	2	0	0	0	0	0	2	20	20	4.50	1.000
Jay Baller, R ERA: 4.56	(5, 1)	3.0	W	13	3	1	1	2	1	0	0	0	0	0	16	20	3.00	1.333
Lary Sorensen, R ERA: 5.0	(8, 1)	1.0		4	1	0	0	0	0	0	0	0	0	0	4	4	0.00	1.000
Lee Smith, R ERA: 3.22	(9, 1)	1.0		7	3	4	4	0	1	0	0	0	0	1	6	10	36.00	4.000

PITCHER		IP	WLS	BF	H	R	ER	SO	BB	IBB	HBP	BLK	WP	HR	S	P	ERA	WHIP

Batter	1	2	3	4	5	6	7	8	9	AB	R	H	RBI	BB	SO	LOB
Bob Dernier, R (1, 8) OBP: 0.310, SLG: 0.324	F8	F6			HBP		HR 1B 3-H	5-3		4	1	1	1	0	0	1
Gary Matthews, R (1, 7) OBP: 0.355, SLG: 0.390	BB 23 BB FC5-4 1B		K		F9 1-2		HR 1-H	6-3		4	2	2	2	0	1	1
Chris Speier, R (8, 5) OBP: 0.286, SLG: 0.340										1	0	0	0	0	0	1
23 Ryne Sandberg, R (1, 4) OBP: 0.359, SLG: 0.505	FC5-4 BB 1-2 BB	F7			F8		S HR 1B			3	1	1	0	1	0	1
Keith Moreland, R (1, 9) OBP: 0.361, SLG: 0.422	FC5-4 1-2 2-3 BB	F7				F4	F4			3	0	0	0	1	0	1
Ron Cey, R (1, 5) OBP: 0.329, SLG: 0.428	FC5-4 1-2f 2-3 3-H			HR		F8	HR 1-2 BB			3	2	1	2	1	0	2
Steve Lake, R (8, 2) OBP: 0.178, SLG: 0.196										0	0	0	0	0	0	0
Leon Durham, L (1, 3) OBP: 0.365, SLG: 0.473	1-3			K		1B	HR 1-H 2-H			4	1	2	3	0	1	2
Jody Davis, R (1, 2) OBP: 0.286, SLG: 0.372		F4		K		F8	1-3			4	0	0	0	0	1	1
Lary Sorensen, R (8, 1)										0	0	0	0	0	0	0
Lee Smith, R (9, 1)										0	0	0	0	0	0	0
Shawon Dunston, R (1, 6) OBP: 0.274, SLG: 0.322		6-3		F6			SH1-4 1B 2B	6-3 1B		4	1	2	0	0	0	0
Dennis Eckersley, R (1, 1) OBP: 0.220, SLG: 0.182					K		SH1-4 2-3	6-3 1-2		1	1	1	1	0	0	0
Jay Baller, R (5, 1)										1	0	0	0	0	1	0
Billy Hatcher, R (7, PH) OBP: 0.315, SLG: 0.398										1	0	0	0	0	0	1
(8, 7)	HR															
Inning Stats	R: 1 E: 0 K: 0 S: 4 H: 1 LOB: 2 BB: 2 P: 12	R: 1 E: 0 K: 0 S: 4 H: 1 LOB: 0 BB: 0 P: 4	R: 0 E: 0 K: 1 S: 5 H: 0 LOB: 0 BB: 0 P: 5	R: 1 E: 0 K: 2 S: 8 H: 1 LOB: 0 BB: 0 P: 8	R: 0 E: 0 K: 1 S: 5 H: 0 LOB: 1 BB: 0 P: 6	R: 0 E: 0 K: 0 S: 4 H: 1 LOB: 1 BB: 0 P: 4	R: 6 E: 0 K: 0 S: 8 H: 5 LOB: 0 BB: 1 P: 12	R: 0 E: 0 K: 0 S: 4 H: 1 LOB: 1 BB: 0 P: 4		1B: 5 2B: 1 3B: 0 HR: 4 SF: 0 SAC: 1 DP: 0 HBP: 1						

PITCHER		IP	WLS	BF	H	R	ER	SO	BB	IBB	HBP	BLK	WP	HR	S	P	ERA	WHIP
Tom Browning, L ERA: 3.43	(1, 1)	6.0		25	4	3	3	4	2	0	1	0	0	2	30	39	4.50	1.000
John Franco, L ERA: 1.9	(7, 1)	0.1	L	5	4	4	4	0	0	0	0	0	0	1	5	5	108.00	12.000
Tom Hume, R ERA: 3.92	(7, 1)	0.1		2	0	0	0	0	1	0	0	0	0	0	1	5	0.00	3.000
Bob Buchanan, L ERA: 6.97	(7, 1)	0.1		2	1	2	2	0	0	0	0	0	0	1	2	2	54.00	3.000
John Stuper, R ERA: 4.86	(8, 1)	1.0		4	1	0	0	0	0	0	0	0	0	0	4	4	0.00	1.000

PITCHER	IP	WLS	BF	H	R	ER	SO	BB	IBB	HBP	BLK	WP	HR	S	P	ERA	WHIP

BOTTOM

Cincinnati Reds @ Chicago Cubs

Wrigley Field, Chicago, IL

Sat Sep 07 1985, 3:33 AM CDT

Att. 30,300 - Unknown

livebaseballscorecards.com

AB	33
R	9
H	10
RBI	9
BB	3
SO	4
LOB	11

WP: 0 PA: 38
PB: 0
SB: 2
CS: 0

Cincinnati Reds @ Chicago Cubs

Wrigley Field, Chicago, IL

Sun Sep 08 1985, 3:33 AM CDT

Att. 28,269 - Unknown

TOP

livebaseballscorecards.com

Batter	1	2	3	4	5	6	7	8	9	AB	R	H	RBI	BB	SO	LOB
Eddie Milner, L (1, 8) OBP: 0.340, SLG: 0.342	4-3		E S 4-3 1B		F6	F8			1-2 2-H 1B	5	1	2	1	0	0	1
Pete Rose, S (1, 3) OBP: 0.389, SLG: 0.324	1B 1B		4-3 1-H		FC6-4 BB HR 1B		6-3		K	5	1	2	1	0	1	2
Dave Parker, L (1, 9) OBP: 0.358, SLG: 0.541	S 1-3 1B		4-3		FC6-4 1-2 BB		1-3		K	4	0	1	0	1	1	2
Nick Esasky, R (1, 7) OBP: 0.332, SLG: 0.446 Ted Power, R (9, 1)	K 1-2		F7		FC6-4 1-2f 2-3 HR		K		K	5 0	1 0	0 0	0 0	0 0	3 0	6 0
Buddy Bell, R (1, 5) OBP: 0.303, SLG: 0.331	F7			K	1-H 3-H HR			4-3		4	1	1	3	0	1	2
Dave Concepcion, R (1, 6) OBP: 0.317, SLG: 0.338		1B		F9	F6			6-3		4	0	1	0	0	0	0
Dave Vangorder, R (1, 2) OBP: 0.264, SLG: 0.315 Wayne Krenchicki, L (8, PH) OBP: 0.371, SLG: 0.397 Gary Redus, R (8, PR) OBP: 0.370, SLG: 0.417 Dann Bilardello, R (8, 2) OBP: 0.210, SLG: 0.200		F4		1B 1B		6-3		CS 1B		3 1 0 0	0 0 0 0	1 1 0 0	0 0 0 0	0 0 0 0	0 0 0 0	1 0 0 0
Ron Oester, S (1, 4) OBP: 0.359, SLG: 0.386		F8		1-2 FC6 1B		6-3		CS 1-2	1B 1B	4	1	2	0	0	0	1
Jay Tibbs, R (1, 1) OBP: 0.111, SLG: 0.077 Paul O'Neill, L (4, PH) OBP: 0.500, SLG: 0.500 John Stuper, R (4, 1) OBP: 0.235, SLG: 0.071 Tom Runnells, S (6, PH) OBP: 0.238, SLG: 0.158 Tom Hume, R (6, 1) Bob Buchanan, L (8, 1) Max Venable, L (9, PH) OBP: 0.333, SLG: 0.417 (9, 7)		2-3		1-2f FC6		1B			1-2 1B 1B	1 1 0 1 0 0 0	0 0 0 0 0 0 0	0 0 0 1 0 0 1	0 0 0 0 0 0 0	0 0 0 0 0 0 0	0 2 0 0 0 0 0	1 0 0 0 0 0 0
Inning Stats	R: 0 E: 0 K: 1 S: 7 H: 2 LOB: 2 BB: 0 P: 7	R: 0 E: 0 K: 0 S: 4 H: 1 LOB: 1 BB: 0 P: 4	R: 1 E: 0 K: 0 S: 4 H: 1 LOB: 0 BB: 0 P: 4	R: 0 E: 0 K: 1 S: 7 H: 2 LOB: 2 BB: 0 P: 7	R: 3 E: 0 K: 0 S: 5 H: 2 LOB: 0 BB: 1 P: 9	R: 0 E: 0 K: 0 S: 4 H: 1 LOB: 1 BB: 0 P: 4	R: 0 E: 0 K: 1 S: 5 H: 0 LOB: 0 BB: 0 P: 5	R: 0 E: 0 K: 0 S: 3 H: 1 LOB: 1 BB: 0 P: 3	R: 1 E: 0 K: 3 S: 12 H: 3 LOB: 2 BB: 0 P: 12	1B: 12 2B: 0 3B: 0 HR: 1	SF: 0 SAC: 0 DP: 0 HBP: 0						

	AB	39
	R	5
	H	13
	RBI	5
	BB	1
	SO	6
	LOB	18

WP: 0 PB: 0 SB: 2 CS: 1 PA: 41

PITCHER	IP	WLS	BF	H	R	ER	SO	BB	IBB	HBP	BLK	WP	HR	S	P	ERA	WHIP
Reggie Patterson, R (1, 1) ERA: 4.5	5.0		24	8	4	4	2	1	0	0	0	0	1	27	31	7.20	1.800
Lary Sorensen, R (6, 1) ERA: 4.79	3.0		10	2	0	0	1	0	0	0	0	0	0	12	12	0.00	0.667
Lee Smith, R (9, 1) ERA: 3.29	1.0		6	3	1	1	3	0	0	0	0	0	0	12	12	9.00	3.000

PITCHER	IP	WLS	BF	H	R	ER	SO	BB	IBB	HBP	BLK	WP	HR	S	P	ERA	WHIP

Batter	1	2	3	4	5	6	7	8	9	AB	R	H	RBI	BB	SO	LOB
Bob Dernier, R (1, 8) OBP: 0.311, SLG: 0.328	F9		23 4-3 1B 2B	G4-3 1B 2-3		F8		FC6-4 1-2f		5	1	2	0	0	0	3
Gary Matthews, R (1, 7) OBP: 0.353, SLG: 0.386 Gary Woods, R (8, 7) OBP: 0.356, SLG: 0.270	BBBB 23 1B 3B BB		S S S K	G4-3 1-2f			F8		F6	3 1	1 0	0 0	0 0	1 0	1 0	3 0
23 Ryne Sandberg, R (1, 4) OBP: 0.358, SLG: 0.502	3B 1B 1-2		4-3 2-3		5-3		F8		6-3	5	1	1	0	0	0	1
Keith Moreland, R (1, 9) OBP: 0.363, SLG: 0.428	1B 3B 1-H 2-H		BLK 1B 1B 3-H		4-3		FC6-4 1B		S S S K	5	2	3	3	0	1	0
Ron Cey, R (1, 5) OBP: 0.333, SLG: 0.430 Chris Speier, R (9, 5) OBP: 0.286, SLG: 0.340	G4-6-3 1B 3-H		BBBB 1B BB 1-2		1B		FC6-4 1-2f			3 0	0 0	2 0	1 0	1 0	0 0	1 0
Leon Durham, L (1, 3) OBP: 0.364, SLG: 0.471	G4-6-3 1-2f		1-3 1B 2-H		F8			4-3		4	0	1	1	0	0	2
Jody Davis, R (1, 2) OBP: 0.285, SLG: 0.370 Billy Hatcher, R (8, PR) OBP: 0.315, SLG: 0.398 Steve Lake, R (9, 2) OBP: 0.178, SLG: 0.196		3-1	F2			F4		1B 1B		4 0 0	0 0 0	1 0 0	0 0 0	0 0 0	0 0 0	2 0 0
Shawon Dunston, R (1, 6) OBP: 0.286, SLG: 0.333		6-3		1B SH1-4 1B		SH1-4 1B		FC6-4 1-2		4	0	3	0	0	0	0
Reggie Patterson, R (1, 1) Lary Sorensen, R (6, 1) Thad Bosley, L (8, PH) OBP: 0.394, SLG: 0.538 Davey Lopes, R (8, PH) OBP: 0.382, SLG: 0.436 Lee Smith, R (9, 1)		S S S K		SH1-4 1-2		SH1-4 1-2		F8		1 0 0 1 0	0 0 0 0 0	0 0 0 0 0	0 0 0 0 0	1 0 0 0 0	0 0 0 0 0	0 0 0 2 0
Inning Stats	R: 3 H: 3 E: 0 LOB: 0 K: 0 BB: 1 S: 5 P: 9		R: 2 H: 3 E: 0 LOB: 2 K: 1 BB: 1 S: 8 P: 12	R: 0 H: 2 E: 0 LOB: 1 K: 0 BB: 0 S: 4 P: 4	R: 0 H: 1 E: 0 LOB: 1 K: 0 BB: 0 S: 4 P: 4	R: 0 H: 1 E: 0 LOB: 1 K: 0 BB: 0 S: 4 P: 4	R: 0 H: 1 E: 0 LOB: 1 K: 0 BB: 0 S: 4 P: 4	R: 0 H: 2 E: 0 LOB: 2 K: 0 BB: 0 S: 5 P: 5	R: 0 H: 0 E: 0 LOB: 0 K: 1 BB: 0 S: 5 P: 5	1B: 11 SF: 0 2B: 1 SAC: 2 3B: 1 DP: 2 HR: 0 HBP: 0						WP: 0 PA: 40 PB: 0 SB: 0 CS: 0	

PITCHER		IP	WLS	BF	H	R	ER	SO	BB	IBB	HBP	BLK	WP	HR	S	P	ERA	WHIP
Jay Tibbs, R ERA: 4.17	(1, 1)	3.0		16	6	5	5	2	2	0	0	1	0	0	18	26	15.00	2.667
John Stuper, R ERA: 4.75	(4, 1)	2.0		8	3	0	0	0	0	0	0	0	0	0	8	8	0.00	1.500
Tom Hume, R ERA: 3.78	(6, 1)	2.1		11	4	0	0	0	0	0	0	0	0	0	11	11	0.00	1.714
Bob Buchanan, L ERA: 6.55	(8, 1)	0.2		2	0	0	0	0	0	0	0	0	0	0	2	2	0.00	0.000
Ted Power, R ERA: 2.76	(9, 1)	1.0		3	0	0	0	1	0	0	0	0	0	0	5	5	0.00	0.000

PITCHER	IP	WLS	BF	H	R	ER	SO	BB	IBB	HBP	BLK	WP	HR	S	P	ERA	WHIP

BOTTOM

Cincinnati Reds @ Chicago Cubs

Wrigley Field, Chicago, IL

Sun Sep 08 1985, 3:33 AM CDT

Att. 28,269 - Unknown

livebaseballscorecards.com

AB	36
R	5
H	13
RBI	5
BB	2
SO	3
LOB	14

Batter	1	2	3	4	5	6	7	8	9	AB	R	H	RBI	BB	SO	LOB
Bob Dernier, R (1, 8) OBP: 0.315, SLG: 0.328	BBBB 4-0 1B S 23 5-3 BB	SSS 0-3 ② K		x 0-0 2B 1B		x 0-0 ③ F7			BBBB 4-0 S BB	3	1	1	0	2	1	2
Gary Matthews, R (1, 7) OBP: 0.354, SLG: 0.390 Billy Hatcher, R (9, 7) OBP: 0.315, SLG: 0.398	x 0-0 23 5-3 1-3 1B 1B	x 0-0 ③ F4		x 0-0 1-3 2B			x 0-0 ① F7		x 0-0 ③ F6 1-2	5 0	1 0	2 0	0 0	0 0	0 0	3 0
23 Ryne Sandberg, R (1, 4) OBP: 0.357, SLG: 0.500	x 0-0 ① 5-3 1-2 3-H		x 0-0 4-3 S 1B	SSS 0-3 ③ K			x 0-0 ② 5-3			4	0	1	1	0	1	3
Keith Moreland, R (1, 9) OBP: 0.364, SLG: 0.429	x 0-0 ② 2-H 1B		x 0-0 ① 4-3 1-3		x 0-0 1B		SSS 0-3 ③ K			4	0	2	1	0	1	1
Ron Cey, R (1, 5) OBP: 0.330, SLG: 0.426	x 0-0 ③ F8		x 0-0 ② 5-3		SSS 0-3 ① K			x 0-0 ① 6-3		4	0	0	0	0	1	2
Leon Durham, L (1, 3) OBP: 0.365, SLG: 0.470		x 0-0 S 1B 1B	IIII 4-0 IBB		x 0-0 ② F8			SSS 0-3 ② K		3	1	1	0	1	1	1
Jody Davis, R (1, 2) OBP: 0.285, SLG: 0.368		BBBB 4-0 SH1-4 1B 1-2 BB	SSS 0-3 ③ K		x 0-0 ③ 4-3			x 0-0 ③ 6-3		3	0	0	0	1	1	3
Shawon Dunston, R (1, 6) OBP: 0.285, SLG: 0.331		x 0-0 SH1-4 1-2 2-H 1B	SSS 0-3 ① K		x 0-0 ① 4-3				x 0-0 ① 4-3	4	0	1	1	0	1	0
Ray Fontenot, L (1, 1) OBP: 0.053, SLG: 0.053 Jay Baller, R (6, 1) Ron Meridith, L (9, 1)		x 0-0 ① SH1-4 1-2 2-3	SSS 0-3 ② K		SSS 0-3 ② K				x 0-0 ② 4-3	2 1 0	0 0 0	0 0 0	0 0 0	0 0 0	2 0 0	0 0 0
Inning Stats	R: 2 E: 0 K: 0 S: 4 H: 2 LOB: 0 BB: 1 P: 8	R: 1 E: 0 K: 1 S: 7 H: 2 LOB: 2 BB: 1 P: 11	R: 0 E: 0 K: 1 S: 6 H: 1 LOB: 2 BB: 1 P: 10	R: 0 E: 0 K: 3 S: 11 H: 2 LOB: 2 BB: 0 P: 11	R: 0 E: 0 K: 1 S: 6 H: 1 LOB: 1 BB: 0 P: 6	R: 0 E: 0 K: 1 S: 5 H: 0 LOB: 0 BB: 0 P: 5	R: 0 E: 0 K: 1 S: 5 H: 0 LOB: 0 BB: 0 P: 5	R: 0 E: 0 K: 1 S: 5 H: 0 LOB: 0 BB: 0 P: 5	R: 0 E: 0 K: 0 S: 3 H: 0 LOB: 1 BB: 1 P: 7	1B: 7 2B: 1 3B: 0 HR: 0 SF: 0 SAC: 1 DP: 0 HBP: 0						

PITCHER		IP	WLS	BF	H	R	ER	SO	BB	IBB	HBP	BLK	WP	HR	S	P	ERA	WHIP
Kurt Kepshire, R ERA: 4.53	(1, 1)	1.0	L	8	4	3	3	0	2	0	0	0	0	0	6	14	27.00	6.000
Matt Keough, R ERA:	(2, 1)	4.0		17	4	0	0	6	0	1	0	0	0	0	28	32	0.00	1.000
Joe Boever, R ERA: 3.46	(6, 1)	2.0		6	0	0	0	2	0	0	0	0	0	0	10	10	0.00	0.000
Todd Worrell, R ERA: 4.32	(8, 1)	2.0		7	0	0	0	1	1	0	0	0	0	0	8	12	0.00	0.500

PITCHER	IP	WLS	BF	H	R	ER	SO	BB	IBB	HBP	BLK	WP	HR	S	P	ERA	WHIP

TOP

Chicago Cubs @ St. Louis Cardinals

Busch Stadium, St. Louis, MO

Mon Sep 09 1985, 7:05 PM CDT

Att. 32,808 - Unknown

livebaseballscorecards.com

AB	33
R	3
H	8
RBI	3
BB	4
SO	9
LOB	15

WP: 0 PB: 0 SB: 4 CS: 0 PA: 38

Batter	1	2	3	4	5	6	7	8	9	AB	R	H	RBI	BB	SO	LOB
Vince Coleman, S (1, 7) OBP: 0.323, SLG: 0.349	S 4-3 BLK 1B		6-3			4-3 1B		F4		4	1	2	0	0	0	0
Willie McGee, S (1, 8) OBP: 0.388, SLG: 0.521	K 1-3			K		4-3 1-2 1B		K		4	0	1	0	0	3	1
Tom Herr, S (1, 4) OBP: 0.386, SLG: 0.414	4-3 3-H			5-3		4-3 1-2 2-3		F7		4	0	0	1	0	0	2
Cesar Cedeno, R (1, 3) OBP: 0.317, SLG: 0.378	F7			L1		F3			K2-3	4	0	0	0	0	1	2
Tito Landrum, R (1, 9) OBP: 0.361, SLG: 0.468		K			F5	F8			4-3	2	0	0	0	0	1	0
Andy Van Slyke, L (6, PH) OBP: 0.338, SLG: 0.456										2	0	0	0	0	0	2
(7, 9)																
Terry Pendleton, S (1, 5) OBP: 0.270, SLG: 0.289		CS 1B			6-3		K		1B	4	0	2	0	0	1	0
Ozzie Smith, S (1, 6) OBP: 0.333, SLG: 0.342		6-3 1-2			2B 1B		F3		1-3 1B	3	0	1	0	0	0	1
Steve Braun, L (9, PH) OBP: 0.338, SLG: 0.364										1	0	1	0	0	0	0
Tom Lawless, R (9, PR) OBP: 0.228, SLG: 0.208										0	0	0	0	0	0	0
Tom Nieto, R (1, 2) OBP: 0.295, SLG: 0.269			6-3		1-3 2B		BB		F9	2	0	1	0	0	0	0
Curt Ford, L (7, PH) OBP: 0.500, SLG: 0.400										0	0	0	0	1	0	0
Todd Worrell, R (8, 1)										0	0	0	0	0	0	0
Mike Jorgensen, L (9, PH) OBP: 0.406, SLG: 0.291										0	0	0	0	0	0	0
Ivan De Jesus, R (9, PH) OBP: 0.279, SLG: 0.313										1	0	0	0	0	0	2
Kurt Kepshire, L (1, 1) OBP: 0.135, SLG: 0.180										0	0	0	0	0	0	0
Matt Keough, R (2, 1)										1	0	0	0	0	0	0
Brian Harper, R (5, PH) OBP: 0.326, SLG: 0.386										1	0	0	0	0	0	2
Joe Boever, R (6, 1)										0	0	0	0	0	0	0
Darrell Porter, L (7, PH) OBP: 0.322, SLG: 0.419										1	0	0	0	0	1	1
(8, 2)																
Inning Stats	R: 1 E: 0 K: 1 S: 6 H: 1 LOB: 0 BB: 0 P: 6	R: 0 E: 0 K: 1 S: 5 H: 1 LOB: 0 BB: 0 P: 5	R: 0 E: 0 K: 0 S: 3 H: 0 LOB: 0 BB: 0 P: 3	R: 0 E: 0 K: 1 S: 5 H: 0 LOB: 0 BB: 0 P: 5	R: 0 E: 0 K: 0 S: 5 H: 2 LOB: 2 BB: 0 P: 5	R: 0 E: 0 K: 0 S: 5 H: 2 LOB: 2 BB: 0 P: 5	R: 0 E: 0 K: 2 S: 7 H: 0 LOB: 1 BB: 1 P: 11	R: 0 E: 0 K: 1 S: 5 H: 0 LOB: 0 BB: 0 P: 5	R: 0 E: 0 K: 1 S: 7 H: 2 LOB: 2 BB: 0 P: 7	1B: 7 2B: 1 3B: 0 HR: 0	SF: 0 SAC: 0 DP: 0 HBP: 0						

PITCHER	IP	WLS	BF	H	R	ER	SO	BB	IBB	HBP	BLK	WP	HR	S	P	ERA	WHIP
Ray Fontenot, L (1, 1) ERA: 3.63	5.1	W	21	6	1	1	3	0	0	0	1	0	0	27	27	1.69	1.125
Jay Baller, R (6, 1) ERA: 4.03	3.1		13	2	0	0	4	1	0	0	0	0	0	20	24	0.00	0.900
Ron Meridith, L (9, 1) ERA: 4.62	0.1	S	1	0	0	0	0	0	0	0	0	0	0	1	1	0.00	0.000

PITCHER	IP	WLS	BF	H	R	ER	SO	BB	IBB	HBP	BLK	WP	HR	S	P	ERA	WHIP

BOTTOM

Chicago Cubs @ St. Louis Cardinals

Busch Stadium, St. Louis, MO

Mon Sep 09 1985, 7:05 PM CDT

Att. 32,808 - Unknown

livebaseballscorecards.com

AB	34
R	1
H	8
RBI	1
BB	1
SO	7
LOB	13

1B: 7 2B: 1 3B: 0 HR: 0 SF: 0 SAC: 0 DP: 0 HBP: 0

WP: 0 PB: 0 SB: 1 CS: 1 PA: 35

Chicago Cubs @ Pittsburgh Pirates

Three Rivers Stadium, Pittsburgh, PA

Tue Sep 10 1985, 7:05 PM EDT

Att. 3,133 - Unknown

TOP

livebaseballscorecards.com

Batter	1	2	3	4	5	6	7	8	9	AB	R	H	RBI	BB	SO	LOB
Bob Dernier, R (1, 8) OBP: 0.312, SLG: 0.325	1-3		5-3	FC6-4 1-2f			K			4	0	0	0	0	1	2
Billy Hatcher, R (1, 7) OBP: 0.313, SLG: 0.393	6-3		1-3		K			G1-6-3 1B		4	0	1	0	0	1	0
23 Ryne Sandberg, R (1, 4) OBP: 0.358, SLG: 0.502	1B		E 2B		F9			K		4	1	2	0	0	1	1
Keith Moreland, R (1, 9) OBP: 0.362, SLG: 0.425	K		E3 2-H		1-3			G1-6-3 1-2f		4	0	0	0	0	1	2
Ron Cey, R (1, 5) OBP: 0.327, SLG: 0.422		F9	K			K			F8	4	0	0	0	0	2	1
Leon Durham, L (1, 3) OBP: 0.366, SLG: 0.470		1B CS 1B 1B		4-3		K2-3			FC6 1B	4	0	2	0	0	1	0
Jody Davis, R (1, 2) OBP: 0.285, SLG: 0.367		CS 1B 1-2 1B		K		K			K	3	0	1	0	0	2	0
Richie Hebner, L (9, PH) OBP: 0.272, SLG: 0.290										1	0	0	0	0	1	1
Shawon Dunston, R (1, 6) OBP: 0.290, SLG: 0.335		CS 1-2 2-3 1B		BB 1B			F8		FC6 1-2f	4	0	2	0	0	0	1
Steve Engel, R (1, 1) OBP: 0.313, SLG: 0.429		K 1-2 2-3 3-H		FC6-4 1-2 BB			K			1	0	0	0	1	1	3
Thad Bosley, L (7, PH) OBP: 0.391, SLG: 0.535										1	0	0	0	0	1	0
Lary Sorensen, R (7, 1)										0	0	0	0	0	0	0
Inning Stats	R: 0 E: 0 K: 1 S: 6 H: 1 LOB: 1 BB: 0 P: 6	R: 0 E: 0 K: 1 S: 7 H: 3 LOB: 2 BB: 0 P: 7	R: 1 E: 1 K: 1 S: 7 H: 1 LOB: 1 BB: 0 P: 7	R: 0 E: 0 K: 1 S: 6 H: 1 LOB: 2 BB: 1 P: 10	R: 0 E: 0 K: 1 S: 5 H: 0 LOB: 0 BB: 0 P: 5	R: 0 E: 0 K: 3 S: 9 H: 0 LOB: 0 BB: 0 P: 9	R: 0 E: 0 K: 2 S: 7 H: 0 LOB: 0 BB: 0 P: 7	R: 0 E: 0 K: 1 S: 5 H: 1 LOB: 0 BB: 0 P: 5	R: 0 E: 0 K: 1 S: 6 H: 1 LOB: 1 BB: 0 P: 6	1B: 7 2B: 1 3B: 0 HR: 0 SF: 0 SAC: 0 DP: 1 HBP: 0						

	AB	34
	R	1
	H	8
	RBI	0
	BB	1
	SO	12
	LOB	11

PITCHER	IP	WLS	BF	H	R	ER	SO	BB	IBB	HBP	BLK	WP	HR	S	P	ERA	WHIP
Rick Reuschel, R (1, 1) ERA: 2.24	9.0	W	35	8	1	0	12	1	0	0	0	0	0	58	62	0.00	1.000

PITCHER	IP	WLS	BF	H	R	ER	SO	BB	IBB	HBP	BLK	WP	HR	S	P	ERA	WHIP

Batter	1	2	3	4	5	6	7	8	9	AB	R	H	RBI	BB	SO	LOB
Bill Almon, R (1, 7) OBP: 0.336, SLG: 0.411	5-3		5-3 1B		5-3		6-3			3	0	1	0	0	0	0
Sid Bream, L (7, PH) OBP: 0.226, SLG: 0.296										1	0	0	0	0	0	1
Marvell Wynne, L (8, 8) OBP: 0.252, SLG: 0.264										0	0	0	0	0	0	0
R.J. Reynolds, S (1, 8) OBP: 0.320, SLG: 0.375	6-3		F9			SH1-3 2B		4-3		4	0	1	0	0	0	1
(8, 7)																
Johnny Ray, S (1, 4) OBP: 0.300, SLG: 0.357	F4		5-3 1-2f			SH1-3 2-3		FC6-4 1B		3	0	1	0	0	0	1
Mike Brown, R (1, 9) OBP: 0.339, SLG: 0.461		F2 1B		F8		IBB		FC6-4 1-2f		3	0	1	0	1	0	1
Jason Thompson, L (1, 3) OBP: 0.373, SLG: 0.383		F2 1-2		4-3 1B		F6		4-3		4	0	1	0	0	0	4
Tony Peña, R (1, 2) OBP: 0.282, SLG: 0.346		HR 2B		4-3 1-2		F9				3	1	1	0	0	0	3
Denny Gonzalez, R (1, 5) OBP: 0.264, SLG: 0.407		2-H HR		F8			SSS K			3	1	1	2	0	1	1
Sam Khalifa, R (1, 6) OBP: 0.278, SLG: 0.315		1B			F3		SH5-4 1B			3	0	2	0	0	0	0
Rick Reuschel, R (1, 1) OBP: 0.220, SLG: 0.292		SSS K			4-3		SH5-4 1-2			2	0	0	0	0	1	1
Inning Stats	R: 0 H: 0 E: 0 LOB: 0 K: 0 BB: 0 S: 3 P: 3	R: 2 H: 4 E: 0 LOB: 1 K: 1 BB: 0 S: 8 P: 8	R: 0 H: 1 E: 0 LOB: 0 K: 0 BB: 0 S: 3 P: 3	R: 0 H: 1 E: 0 LOB: 1 K: 0 BB: 0 S: 4 P: 4	R: 0 H: 0 E: 0 LOB: 0 K: 0 BB: 0 S: 3 P: 3	R: 0 H: 1 E: 0 LOB: 2 K: 0 BB: 1 S: 4 P: 8	R: 0 H: 1 E: 0 LOB: 1 K: 1 BB: 0 S: 6 P: 6	R: 0 H: 1 E: 0 LOB: 1 K: 0 BB: 0 S: 4 P: 4		1B: 6 SF: 0 2B: 3 SAC: 2 3B: 0 DP: 1 HR: 1 HBP: 0						WP: 0 PA: 32 PB: 0 SB: 0 CS: 0

PITCHER		IP	WLS	BF	H	R	ER	SO	BB	IBB	HBP	BLK	WP	HR	S	P	ERA	WHIP
Steve Engel, L ERA: 5.8	(1, 1)	6.0	L	24	7	2	2	1	0	1	0	0	0	1	25	29	3.00	1.167
Lary Sorensen, R ERA: 4.66	(7, 1)	2.0		8	2	0	0	1	0	0	0	0	0	0	10	10	0.00	1.000

PITCHER	IP	WLS	BF	H	R	ER	SO	BB	IBB	HBP	BLK	WP	HR	S	P	ERA	WHIP

BOTTOM

Chicago Cubs @ Pittsburgh Pirates

Three Rivers Stadium, Pittsburgh, PA

Tue Sep 10 1985, 7:05 PM EDT

Att. 3,133 - Unknown

livebaseballscorecards.com

AB	29
R	2
H	9
RBI	2
BB	1
SO	2
LOB	13

Batter	1	2	3	4	5	6	7	8	9	AB	R	H	RBI	BB	SO	LOB
Bob Dernier, R (1, 8) OBP: 0.312, SLG: 0.323	F5		K		CS 1-2	23 1B CS BB		SH2-4 1-2		2	1	0	0	1	1	0
Gary Matthews, R (1, 7) OBP: 0.356, SLG: 0.389 Billy Hatcher, R (8, 7) OBP: 0.313, SLG: 0.393	K		23 S BB			F9		2-H 1B		3 0	0 0	1 0	1 0	1 0	1 0	1 0
23 Ryne Sandberg, R (1, 4) OBP: 0.359, SLG: 0.502	S 1B		F3 1-2			CS 1-3 1B		K		4	0	2	0	0	1	1
Keith Moreland, R (1, 9) OBP: 0.359, SLG: 0.422	6-3 1-2			K		F2			F7	4	0	0	0	0	1	3
Ron Cey, R (1, 5) OBP: 0.325, SLG: 0.418 Chris Speier, R (9, 5) OBP: 0.286, SLG: 0.340		F7		K		CS 1-2 3-H	6-3		F7	4 0	0 0	0 0	0 0	0 0	1 0	0 0
Leon Durham, L (1, 3) OBP: 0.365, SLG: 0.475		F7		F6			HR		F9	4	1	1	1	0	0	0
Jody Davis, R (1, 2) OBP: 0.286, SLG: 0.367		1B	K				5-3			3	0	1	0	0	1	0
Shawon Dunston, R (1, 6) OBP: 0.291, SLG: 0.335 Jay Baller, R (7, 1)		K			CS 1B		F8			3 0	0 0	1 0	0 0	0 0	1 0	1 0
Johnny Abrego, R (1, 1) Ron Meridith, L (6, 1) Dave Owen, S (7, 6) OBP: 0.500, SLG: 0.500			K		B2			SH2-4 1B		2 0 1	0 0 1	0 0 1	0 0 1	0 0 0	1 0 0	1 0 0
Inning Stats	R: 0 E: 0 K: 1 S: 6 H: 1 LOB: 1 BB: 0 P: 6	R: 0 E: 0 K: 1 S: 6 H: 1 LOB: 1 BB: 0 P: 6	R: 0 E: 0 K: 2 S: 7 H: 0 LOB: 1 BB: 1 P: 11	R: 0 E: 0 K: 2 S: 7 H: 0 LOB: 0 BB: 0 P: 7	R: 0 E: 0 K: 1 S: 5 H: 1 LOB: 0 BB: 0 P: 5	R: 1 E: 0 K: 0 S: 3 H: 1 LOB: 0 BB: 1 P: 7	R: 1 E: 0 K: 0 S: 4 H: 1 LOB: 0 BB: 0 P: 4	R: 1 E: 0 K: 1 S: 6 H: 2 LOB: 0 BB: 0 P: 6	R: 0 E: 0 K: 0 S: 3 H: 0 LOB: 0 BB: 0 P: 3	1B: 6 2B: 0 3B: 0 HR: 1	SF: 0 SAC: 1 DP: 0 HBP: 0			WP: 0 PB: 0 SB: 2 CS: 3		PA: 35	

PITCHER		IP	WLS	BF	H	R	ER	SO	BB	IBB	HBP	BLK	WP	HR	S	P	ERA	WHIP
Jose DeLeon, R ERA: 4.67	(1, 1)	8.0	L	30	7	3	3	8	2	0	0	0	0	1	44	52	3.38	1.125
Cecilio Guante, R ERA: 2.63	(9, 1)	1.0		3	0	0	0	0	0	0	0	0	0	0	3	3	0.00	0.000

PITCHER		IP	WLS	BF	H	R	ER	SO	BB	IBB	HBP	BLK	WP	HR	S	P	ERA	WHIP

TOP

Chicago Cubs @ Pittsburgh Pirates

Three Rivers Stadium, Pittsburgh, PA

Wed Sep 11 1985, 7:05 PM EDT

Att. 5,432 - Unknown

livebaseballscorecards.com

AB	30
R	3
H	7
RBI	2
BB	2
SO	8
LOB	7

Batter	1	2	3	4	5	6	7	8	9	AB	R	H	RBI	BB	SO	LOB
Joe Orsulak, L (1, 8) OBP: 0.319, SLG: 0.334	G3		F8			SH1-3 1B		F7		4	0	1	0	0	0	2
Cecilio Guante, R (9, 1) OBP: 0.071, SLG: 0.071										0	0	0	0	0	0	0
R.J. Reynolds, S (1, 7) OBP: 0.320, SLG: 0.374	CS 1B			F7		SH1-3 1-2		F6		3	0	1	0	0	0	1
Johnny Ray, S (1, 4) OBP: 0.302, SLG: 0.357	F7 1-2			1B		G4-6-3 IBB			4-3	3	0	1	0	1	0	1
Jason Thompson, L (1, 3) OBP: 0.370, SLG: 0.379		K		F7		G4-6-3 1-2f			F4	4	0	0	0	0	1	3
Mike Brown, R (1, 9) OBP: 0.334, SLG: 0.454		F7		F8			F8		F4	4	0	0	0	0	0	1
Tony Peña, R (1, 2) OBP: 0.282, SLG: 0.348		6-3		1B G4-3 2B			F9			3	1	1	0	0	0	0
Denny Gonzalez, R (1, 5) OBP: 0.278, SLG: 0.410			K	G4-3 2-3 1B			BB CS			2	0	1	0	1	1	0
Sam Khalifa, R (1, 6) OBP: 0.280, SLG: 0.316			SH1-4 1B	G4-3 1-2f 3-H			CS 1-2	6-3		2	0	1	0	0	0	1
Marvell Wynne, L (8, PH) OBP: 0.251, SLG: 0.263 (9, 8)										1	0	0	0	0	0	0
Jose DeLeon, R (1, 1) OBP: 0.128, SLG: 0.056			SH1-4 1-2	G3				2B		1	0	0	0	0	0	0
Lee Mazzilli, S (8, PH) OBP: 0.418, SLG: 0.380										1	0	1	0	0	0	0
Bill Almon, R (9, 6) OBP: 0.336, SLG: 0.411										0	0	0	0	0	0	0
Inning Stats	R: 0 H: 1 E: 0 LOB: 0 K: 0 BB: 0 S: 3 P: 3	R: 0 H: 0 E: 0 LOB: 0 K: 1 BB: 0 S: 5 P: 5	R: 0 H: 1 E: 0 LOB: 1 K: 1 BB: 0 S: 6 P: 6	R: 0 H: 1 E: 0 LOB: 1 K: 0 BB: 0 S: 4 P: 4	R: 1 H: 2 E: 0 LOB: 0 K: 0 BB: 0 S: 4 P: 4	R: 0 H: 1 E: 0 LOB: 1 K: 0 BB: 1 S: 3 P: 7	R: 0 H: 0 E: 0 LOB: 0 K: 0 BB: 1 S: 2 P: 6	R: 0 H: 1 E: 0 LOB: 1 K: 0 BB: 0 S: 4 P: 4	R: 0 H: 0 E: 0 LOB: 0 K: 0 BB: 0 S: 3 P: 3	1B: 5 SF: 0 2B: 2 SAC: 2 3B: 0 DP: 2 HR: 0 HBP: 0						WP: 0 PA: 33 PB: 0 SB: 0 CS: 2	

PITCHER		IP	WLS	BF	H	R	ER	SO	BB	IBB	HBP	BLK	WP	HR	S	P	ERA	WHIP
Johnny Abrego, R ERA: 5.4	(1, 1)	5.1		21	6	1	1	2	0	1	0	0	0	0	24	28	1.69	1.125
Ron Meridith, L ERA: 4.54	(6, 1)	0.2	W	1	0	0	0	0	0	0	0	0	0	0	1	1	0.00	0.000
Jay Baller, R ERA: 3.66	(7, 1)	3.0	S	10	1	0	0	0	1	0	0	0	0	0	9	13	0.00	0.667

PITCHER	IP	WLS	BF	H	R	ER	SO	BB	IBB	HBP	BLK	WP	HR	S	P	ERA	WHIP

BOTTOM

Chicago Cubs @ Pittsburgh Pirates

Three Rivers Stadium, Pittsburgh, PA

Wed Sep 11 1985, 7:05 PM EDT

Att. 5,432 - Unknown

livebaseballscorecards.com

AB	28
R	1
H	7
RBI	0
BB	2
SO	2
LOB	9

Chicago Cubs @ Pittsburgh Pirates

Three Rivers Stadium, Pittsburgh, PA

Thu Sep 12 1985, 7:05 PM EDT

Att. 3,439 - Unknown

TOP

livebaseballscorecards.com

Batter	1	2	3	4	5	6	7	8	9	AB	R	H	RBI	BB	SO	LOB
Billy Hatcher, R (1, 8) OBP: 0.308, SLG: 0.378	4-3	F6		F7			BB		1-3	4	0	0	0	1	0	3
Shawon Dunston, R (1, 6) OBP: 0.282, SLG: 0.325	F7		6-3		L3		F8		F3	5	0	0	0	0	0	1
23 Ryne Sandberg, R (1, 4) OBP: 0.360, SLG: 0.499	BB		F9		F9		BB		6-3	3	1	0	0	2	0	0
Keith Moreland, R (1, 9) OBP: 0.360, SLG: 0.421	1B		BB		F9		F9			3	0	1	1	1	0	2
Leon Durham, L (1, 3) OBP: 0.362, SLG: 0.471	F2		F7			4-3	F2			4	0	0	0	0	0	4
Thad Bosley, L (1, 7) OBP: 0.400, SLG: 0.554		3B		1B		K		1B		4	1	3	0	0	1	0
Dave Owen, S (1, 5) OBP: 0.500, SLG: 0.500		1B		FC4-6 1B		1B		K		4	0	2	1	0	1	2
Steve Lake, R (1, 2) OBP: 0.191, SLG: 0.210		F4		S		1B		K		3	0	2	0	0	0	1
Jody Davis, R (8, PH) OBP: 0.285, SLG: 0.366 (8, 2)										1	0	0	0	0	1	1
Dennis Eckersley, R (1, 1) OBP: 0.212, SLG: 0.174										2	0	0	0	0	2	3
Jon Perlman, L (5, 1)										0	0	0	0	0	0	0
Richie Hebner, L (6, PH) OBP: 0.270, SLG: 0.287										1	0	0	0	0	0	2
Dave Beard, L (6, 1)										0	0	0	0	0	0	0
Ron Cey, R (8, PH) OBP: 0.324, SLG: 0.417										1	0	0	0	0	1	1
Warren Brusstar, R (8, 1) OBP: 0.250, SLG: 0.143						F5		K		0	0	0	0	0	0	0

	AB	35
	R	2
	H	8
	RBI	2
	BB	4
	SO	6
	LOB	20

Inning Stats	1	2	3	4	5	6	7	8	9
	R: 1 H: 1 E: 0 LOB: 1 K: 0 BB: 1 S: 4 P: 8	R: 1 H: 2 E: 0 LOB: 1 K: 1 BB: 0 S: 7 P: 7	R: 0 H: 0 E: 0 LOB: 1 K: 0 BB: 1 S: 3 P: 7	R: 0 H: 2 E: 0 LOB: 2 K: 1 BB: 0 S: 7 P: 7	R: 0 H: 0 E: 0 LOB: 0 K: 0 BB: 0 S: 3 P: 3	R: 0 H: 2 E: 0 LOB: 2 K: 1 BB: 0 S: 7 P: 7	R: 0 H: 0 E: 0 LOB: 2 K: 0 BB: 2 S: 3 P: 11	R: 0 H: 1 E: 0 LOB: 1 K: 3 BB: 0 S: 10 P: 10	R: 0 H: 0 E: 0 LOB: 0 K: 0 BB: 0 S: 3 P: 3

1B: 7	SF: 0	WP: 0	PA: 39
2B: 0	SAC: 0	PB: 0	
3B: 1	DP: 0	SB: 2	
HR: 0	HBP: 0	CS: 0	

PITCHER		IP	WLS	BF	H	R	ER	SO	BB	IBB	HBP	BLK	WP	HR	S	P	ERA	WHIP
Rick Rhoden, R ERA: 3.92	(1, 1)	7.0	W	32	7	2	2	3	4	0	0	0	0	0	34	50	2.57	1.571
Don Robinson, R ERA: 4.13	(8, 1)	2.0	S	7	1	0	0	3	0	0	0	0	0	0	13	13	0.00	0.500

PITCHER	IP	WLS	BF	H	R	ER	SO	BB	IBB	HBP	BLK	WP	HR	S	P	ERA	WHIP

Chicago Cubs @ Pittsburgh Pirates

Three Rivers Stadium, Pittsburgh, PA

Thu Sep 12 1985, 7:05 PM EDT

Att. 3,439 - Unknown

BOTTOM

Batter	1	2	3	4	5	6	7	8	9	AB	R	H	RBI	BB	SO	LOB
Joe Orsulak, L (1, 8) OBP: 0.320, SLG: 0.333	4-3 1B		BBBB HR BB		F8		G3	F4		4	1	1	0	1	0	1
R.J. Reynolds, S (1, 7) OBP: 0.319, SLG: 0.385	K		1-H 2-H HR		5-3			F8		4	1	1	3	0	1	1
Johnny Ray, S (1, 4) OBP: 0.301, SLG: 0.356	4-3 1-2		F7		F7			2B 1B 1B		4	1	1	0	0	0	1
Sid Bream, L (1, 3) OBP: 0.227, SLG: 0.310	F4		F6			F5		1B BB 1-3 2B		4	1	1	0	0	0	1
Mike Brown, R (1, 9) OBP: 0.337, SLG: 0.464		B1-3		HR		F7		BB 1B HR IBB		3	2	1	1	1	0	0
Tony Peña, R (1, 2) OBP: 0.282, SLG: 0.347		6-3		5-3 1B		B1-3		SSS K		4	0	1	0	0	1	3
Denny Gonzalez, R (1, 5) OBP: 0.277, SLG: 0.402		F4		5-3 1-2			F8	BB HR 1-2 2-3 3-H 1B		4	1	1	1	0	0	1
Sam Khalifa, R (1, 6) OBP: 0.284, SLG: 0.321			HR 2B	F2			BBBB F8	1-2 2-3 3-H HR BB		3	2	1	1	1	0	1
Rick Rhoden, R (1, 1) OBP: 0.214, SLG: 0.235			B1	6-3			BBBB BB	1-H 2-H 3-H HR		2	0	0	0	0	0	2
Steve Kemp, L (7, PH) OBP: 0.315, SLG: 0.342										0	0	0	0	1	0	0
Don Robinson, R (8, 1) OBP: 0.286, SLG: 0.500										1	1	1	4	0	0	0
Inning Stats	R: 0 E: 0 K: 1 S: 6 H: 1 LOB: 1 BB: 0 P: 6	R: 0 E: 0 K: 0 S: 3 H: 0 LOB: 0 BB: 0 P: 3	R: 3 E: 0 K: 0 S: 5 H: 2 LOB: 0 BB: 1 P: 9	R: 1 E: 0 K: 0 S: 5 H: 2 LOB: 1 BB: 0 P: 5	R: 0 E: 0 K: 0 S: 3 H: 0 LOB: 0 BB: 0 P: 3	R: 0 E: 0 K: 0 S: 3 H: 0 LOB: 0 BB: 0 P: 3	R: 0 E: 0 K: 0 S: 3 H: 0 LOB: 1 BB: 1 P: 7	R: 6 E: 0 K: 1 S: 9 H: 4 LOB: 0 BB: 2 P: 17		1B: 4 2B: 2 3B: 0 HR: 3	SF: 0 SAC: 0 DP: 0 HBP: 0						

livebaseballscorecards.com

AB	33
R	10
H	9
RBI	10
BB	4
SO	2
LOB	11

PITCHER		IP	WLS	BF	H	R	ER	SO	BB	IBB	HBP	BLK	WP	HR	S	P	ERA	WHIP
Dennis Eckersley, R ERA: 2.92	(1, 1)	4.0	L	18	5	4	4	1	1	0	0	0	0	2	19	23	9.00	1.500
Jon Perlman, R ERA: 4.15	(5, 1)	1.0		3	0	0	0	0	0	0	0	0	0	0	3	3	0.00	0.000
Dave Beard, R ERA: 3.6	(6, 1)	2.0		7	0	0	0	0	1	0	0	0	0	0	6	10	0.00	0.500
Warren Brusstar, R ERA: 6.01	(8, 1)	1.0		9	4	6	6	1	1	1	0	0	0	1	9	17	54.00	5.000

PITCHER	IP	WLS	BF	H	R	ER	SO	BB	IBB	HBP	BLK	WP	HR	S	P	ERA	WHIP

St. Louis Cardinals @ Chicago Cubs

Wrigley Field, Chicago, IL

Fri Sep 13 1985, 3:33 AM CDT

Att. 16,110 - Unknown

TOP

livebaseballscorecards.com

Batter	1	2	3	4	5	6	7	8	9	AB	R	H	RBI	BB	SO	LOB
Vince Coleman, S (1, 7) OBP: 0.321, SLG: 0.347	BBBB 4-0 S 1B BB	x 0-0 6-3 ①	x 0-0 F8 ③		SSS 0-3 K ③			BBBB 4-0 G3 BB	x 0-0 1-H 3-H 1B	4	1	1	2	2	1	3
Willie McGee, S (1, 8) OBP: 0.392, SLG: 0.522	x 0-0 S 1B 1-H 1B	BBBB 4-0 1B 1B BB		x 0-0 3-1 ①		BBBB 4-0 WP S SF7 BB		x 0-0 G3 ① 1-2	x 0-0 F2 ③	4	3	1	1	2	0	2
Tom Herr, S (1, 4) OBP: 0.386, SLG: 0.417	BBBB 4-0 E 1B 3-1 1-2 BB	x 0-0 1-3 1B ②		x 0-0 F7 ②		BBBB 4-0 WP 1-2 BB		x 0-0 F8 ②		3	1	1	0	2	0	1
Cesar Cedeno, R (1, 3) OBP: 0.320, SLG: 0.391 Mike Jorgensen, L (8, 3) OBP: 0.402, SLG: 0.287	x 0-0 E8 3-1 1-3 2-H 1B	x 0-0 1B 3-H 1B		SSS 0-3 K ③		x 0-0 F8 ①		x 0-0 6-3 ③		5 0	0 0	2 0	2 0	0 0	1 0	3 0
Tito Landrum, R (1, 9) OBP: 0.367, SLG: 0.469 Andy Van Slyke, L (5, PH) (5, 9) OBP: 0.335, SLG: 0.449	x 0-0 3-1 ① 2-3 3-H	x 0-0 1-2 1B			x 0-0 S 1B 1B	x 0-0 SF7 ② 1-2 2-H			x 0-0 S 1B 1B	2 2	0 2	1 2	1 1	0 0	0 0	1 0
Terry Pendleton, S (1, 5) OBP: 0.266, SLG: 0.285	SSS 0-3 K ②	x 0-0 G3 ③			x 0-0 WP S 1-H 1B	x 0-0 6-3 ③			x 0-0 1B 1-2 1B	5	1	2	1	0	1	4
Ozzie Smith, S (1, 6) OBP: 0.341, SLG: 0.346	BBBB 4-0 S BB		x 0-0 G3 ①		BBBB 4-0 PB 1-2 BB		x 0-0 F8 ①		x 0-0 1-3 2-H 1B ①	3	0	1	1	2	0	0
Tom Nieto, R (1, 2) OBP: 0.305, SLG: 0.286 Darrell Porter, L (5, PH) (5, 2) OBP: 0.311, SLG: 0.397	IIII 4-0 1-2 IBB	x 0-0 2B			SSS 0-3 K ① 2-3		x 0-0 4-3 ②		IIII 4-0 S 1B IBB	1 2	0 1	1 0	0 0	1 1	0 1	0 2
Bob Forsch, R (1, 1) OBP: 0.286, SLG: 0.457 Ricky Horton, L (7, 1) Todd Worrell, R (7, 1)	x 0-0 4-3 ③	x 0-0 F8 ②			x 0-0 4-3 ② 1-2		x 0-0 4-3 ③		SSS 0-3 K ②	4 0 1	0 0 0	0 0 0	0 0 0	0 0 0	0 0 1	6 0 2

Inning Stats																																			
	R: 3	E: 1	K: 1	S: 7	H: 2	LOB: 3	BB: 4	P: 23	R: 1	E: 0	K: 0	S: 5	H: 3	LOB: 2	BB: 1	P: 9	R: 0	E: 0	K: 0	S: 4	H: 1	LOB: 1	BB: 0	P: 4	R: 0	E: 0	K: 1	S: 5	H: 0	LOB: 0	BB: 0	P: 5
	R: 1	E: 0	K: 2	S: 9	H: 2	LOB: 2	BB: 1	P: 13	R: 1	E: 0	K: 0	S: 3	H: 0	LOB: 1	BB: 2	P: 11	R: 0	E: 0	K: 0	S: 3	H: 0	LOB: 0	BB: 0	P: 3	R: 0	E: 0	K: 0	S: 3	H: 0	LOB: 1	BB: 1	P: 7
	R: 3	E: 0	K: 1	S: 8	H: 4	LOB: 1	BB: 1	P: 12	1B: 11	2B: 1	3B: 0	HR: 0	SF: 1	SAC: 0	DP: 0	HBP: 0	WP: 2	PB: 1	SB: 8	CS: 0	PA: 47													

PITCHER		IP	WLS	BF	H	R	ER	SO	BB	IBB	HBP	BLK	WP	HR	S	P	ERA	WHIP
Steve Trout, L ERA: 3.19	(1, 1)	1.2	L	14	5	4	4	1	4	1	0	0	0	0	11	31	21.60	5.400
Reggie Patterson, R ERA: 3.86	(2, 1)	1.1		5	1	0	0	0	0	0	0	0	0	0	5	5	0.00	0.750
George Frazier, R ERA: 5.79	(4, 1)	2.0		9	2	1	1	3	1	0	0	0	1	0	14	18	4.50	1.500
Jon Perlman, R ERA: 4.26	(6, 1)	2.0		8	0	1	1	0	2	0	0	0	1	0	6	14	4.50	1.000
Dave Beard, R ERA: 6.43	(8, 1)	2.0		11	4	3	3	1	1	1	0	0	0	0	11	19	13.50	2.500

PITCHER	IP	WLS	BF	H	R	ER	SO	BB	IBB	HBP	BLK	WP	HR	S	P	ERA	WHIP

AB	36
R	9
H	12
RBI	9
BB	10
SO	5
LOB	24

BOTTOM

St. Louis Cardinals @ Chicago Cubs

Wrigley Field, Chicago, IL

Fri Sep 13 1985, 3:33 AM CDT

Att. 16,110 - Unknown

Batter	1	2	3	4	5	6	7	8	9	AB	R	H	RBI	BB	SO	LOB
Bob Dernier, R (1, 8) OBP: 0.313, SLG: 0.322	BBBB 4-0 23 6-3 S BB		x 0-0 ② F3		x 0-0 ③ F2		x 0-0 1-2 3-H 1B		x 0-0 ② F3	4	0	1	1	1	0	2
Gary Matthews, R (1, 7) OBP: 0.356, SLG: 0.387	x 0-0 ① 5-3 1-2		x 0-0 1-H 1B			x 0-0 ① SSS 5-3	0-3 ③ K		BBBB 4-0 1-2 BB	4	0	1	1	1	1	3
23 Ryne Sandberg, R (1, 4) OBP: 0.360, SLG: 0.500	x 0-0 ② 6-3 2-3		x 0-0 ③ 5-3			x 0-0 1B 1B		x 0-0 2B	x 0-0 ③ 3-1	5	0	2	0	0	0	4
Keith Moreland, R (1, 9) OBP: 0.361, SLG: 0.421	x 0-0 ③ 6-3			BBBB 4-0 1B 9-2 BB		x 0-0 G6-4-3 1-2 1B		x 0-0 ① F3		3	0	1	0	1	0	2
Ron Cey, R (1, 5) OBP: 0.323, SLG: 0.415		x 0-0 ① 6-3		x 0-0 1-3 1B		x 0-0 ②③ G6-4-3 1-2f		SSS 0-3 ② K		4	0	1	0	0	1	3
Leon Durham, L (1, 3) OBP: 0.360, SLG: 0.467		x 0-0 ② F8		x 0-0 ① F7			x 0-0 ① SSS F7	SSS 0-3 ③ K		4	0	0	0	0	1	3
Jody Davis, R (1, 2) OBP: 0.287, SLG: 0.375		x 0-0 ③ 5-3		x 0-0 ②③ 9-2 3-Hf			x 0-0 FC6-4 BB 1B 1B		x 0-0 HR	4	2	2	1	0	0	2
Shawon Dunston, R (1, 6) OBP: 0.293, SLG: 0.331			x 0-0 FC5-4 1B		x 0-0 ① F9		BBBB 4-0 1-2 FC6-4 BB		x 0-0 BB 1B	3	0	2	0	1	0	0
Steve Trout, L (1, 1) OBP: 0.188, SLG: 0.167 Reggie Patterson, R (2, 1) Billy Hatcher, R (3, PH) OBP: 0.500, SLG: 0.500 George Frazier, R (4, 1) Dave Owen, S (5, PH) OBP: 0.333, SLG: 0.429 Jon Perlman, L (6, 1) Richie Hebner, L (7, PH) OBP: 0.375, SLG: 0.267 Gary Woods, R (7, PH) OBP: 0.000, SLG: 0.000 Dave Beard, L (8, 1) Thad Bosley, L (9, PH) OBP: 0.000, SLG: 0.000			x 0-0 ① FC5-4 S 1B 1-2f		x 0-0 ② F4		SSS x 0-0 ② FC6-4 1B 1-2f 2-3		SSS 0-3 ① K	0 0 0 0 0 0 0 0 0 0 0 0 0 0 1 1 0 0 0 0 1 0 1 0 0 0 0 0 1 0 0 0 0 0 0 0 0 0 0 0 0 0 0 0 0 0 0 0 0 1 0 0 0 0 0 2 0 0 0 0 0 0 0 1 0 0 0 0 1 1						
Inning Stats	R: 0 E: 0 K: 0 S: 3 H: 0 LOB: 1 BB: 1 P: 7	R: 0 E: 0 K: 0 S: 3 H: 0 LOB: 0 BB: 0 P: 3	R: 1 E: 0 K: 0 S: 5 H: 2 LOB: 1 BB: 0 P: 5	R: 0 E: 0 K: 0 S: 3 H: 1 LOB: 1 BB: 1 P: 7	R: 0 E: 0 K: 0 S: 3 H: 0 LOB: 0 BB: 0 P: 3	R: 0 E: 0 K: 0 S: 4 H: 2 LOB: 1 BB: 0 P: 4	R: 1 E: 0 K: 1 S: 7 H: 2 LOB: 2 BB: 1 P: 11	R: 0 E: 0 K: 2 S: 8 H: 1 LOB: 1 BB: 0 P: 8	R: 1 E: 0 K: 1 S: 7 H: 2 LOB: 2 BB: 1 P: 11	1B: 8 2B: 2 3B: 0 HR: 1	SF: 0 SAC: 0 DP: 2 HBP: 0						

	AB	35
	R	3
	H	10
	RBI	3
	BB	4
	SO	4
	LOB	23

WP: 0 PB: 0 SB: 2 CS: 0 PA: 39

livebaseballscorecards.com

PITCHER		IP	WLS	BF	H	R	ER	SO	BB	IBB	HBP	BLK	WP	HR	S	P	ERA	WHIP
Bob Forsch, R ERA: 4.2	(1, 1)	6.1	W	26	6	2	2	0	3	0	0	0	0	0	23	35	2.84	1.421
Ricky Horton, L ERA: 2.91	(7, 1)	0.1		2	1	0	0	0	0	0	0	0	0	0	2	2	0.00	3.000
Todd Worrell, R ERA: 4.22	(7, 1)	2.1	S	11	3	1	1	4	1	0	0	0	0	1	18	22	3.86	1.714

PITCHER	IP	WLS	BF	H	R	ER	SO	BB	IBB	HBP	BLK	WP	HR	S	P	ERA	WHIP

Batter	1	2	3	4	5	6	7	8	9	AB	R	H	RBI	BB	SO	LOB
Vince Coleman, S (1, 7) OBP: 0.320, SLG: 0.346	F3		S, 1B 3-H		6-3 1-2		6-3		F8	5	0	1	1	0	0	2
Willie McGee, S (1, 8) OBP: 0.391, SLG: 0.520	4-3		6-3 1-2		G5-4-3, 1B 2-H		G3			4	0	1	1	0	0	1
Tom Herr, S (1, 4) OBP: 0.385, SLG: 0.416	K			1B, 1B G4-6-3, 1B	G5-4-3 1-2f		K			4	1	1	0	0	2	1
Cesar Cedeno, R (1, 3) OBP: 0.322, SLG: 0.390		6-3		G4-6-3, 1B 1-2		BBB, BLK, 1B, BB		F2		3	1	1	0	1	0	0
Jeff Lahti, R (8, 1)										0	0	0	0	0	0	0
Tito Landrum, R (1, 9) OBP: 0.369, SLG: 0.469		6-3		G4-6-3, 1B 1-2 2-3		F7 1-2		4-3		2	0	1	0	0	0	0
Andy Van Slyke, L (6, PH) OBP: 0.333, SLG: 0.447										2	0	0	0	0	0	1
(6, 9)																
Terry Pendleton, S (1, 5) OBP: 0.266, SLG: 0.285		5-3		G4-6-3 1-2f 2-3 3-H		2B, 1B 2-H		K		4	1	1	1	0	1	2
Ozzie Smith, S (1, 6) OBP: 0.346, SLG: 0.351			4-3, S, 1B, 1B	BBB, S, BB		FC6-5, 2B 1-H			BBB, WP, BB	2	1	2	1	2	0	0
Tom Nieto, R (1, 2) OBP: 0.300, SLG: 0.281			4-3 1-3	6-3 1-2		FC6-5 2-3			F9 1-2	4	0	0	0	0	0	5
Kurt Kepshire, L (1, 1) OBP: 0.135, SLG: 0.180			K		6-3, 1B	6-3			F6	0	0	0	0	0	0	0
Matt Keough, R (1, 1)										0	0	0	0	0	0	0
Randy Hunt, R (3, PH) OBP: 0.176, SLG: 0.176										1	0	0	0	0	1	1
Joe Boever, R (3, 1)										0	0	0	0	0	0	0
Ivan De Jesus, R (5, PH) OBP: 0.250, SLG: 0.323										1	1	1	0	0	0	0
Bill Campbell, R (5, 1) OBP: 0.556, SLG: 0.333										1	0	0	0	0	0	1
Mike Jorgensen, L (8, 3) OBP: 0.398, SLG: 0.284										1	0	0	0	0	0	1
Inning Stats	R: 0 E: 0 K: 1 S: 5 H: 0 LOB: 0 BB: 0 P: 5	R: 0 E: 0 K: 0 S: 3 H: 0 LOB: 0 BB: 0 P: 3	R: 1 E: 0 K: 1 S: 7 H: 2 LOB: 1 BB: 0 P: 7	R: 1 E: 0 K: 0 S: 5 H: 3 LOB: 2 BB: 1 P: 9	R: 1 E: 0 K: 0 S: 4 H: 2 LOB: 0 BB: 0 P: 4	R: 2 E: 0 K: 0 S: 5 H: 2 LOB: 1 BB: 1 P: 9	R: 0 E: 0 K: 1 S: 5 H: 0 LOB: 0 BB: 0 P: 5	R: 0 E: 0 K: 1 S: 5 H: 0 LOB: 1 BB: 0 P: 5	R: 0 E: 0 K: 0 S: 3 H: 0 LOB: 1 BB: 1 P: 7	1B: 8 2B: 1 3B: 0 HR: 0 SF: 0 SAC: 0 DP: 2 HBP: 0						

PITCHER		IP	WLS	BF	H	R	ER	SO	BB	IBB	HBP	BLK	WP	HR	S	P	ERA	WHIP
Ray Fontenot, L ERA: 3.75	(1, 1)	5.0		22	7	4	4	2	2	0	0	0	0	0	24	32	7.20	1.800
Lary Sorensen, R ERA: 4.72	(6, 1)	1.0	L	5	2	1	1	0	0	0	0	1	0	0	5	5	9.00	2.000
Jay Baller, R ERA: 3.34	(7, 1)	3.0		10	0	0	0	2	1	0	0	0	1	0	13	17	0.00	0.333

PITCHER	IP	WLS	BF	H	R	ER	SO	BB	IBB	HBP	BLK	WP	HR	S	P	ERA	WHIP

TOP

St. Louis Cardinals @ Chicago Cubs

Wrigley Field, Chicago, IL

Sat Sep 14 1985, 3:33 AM CDT

Att. 29,852 - Unknown

livebaseballscorecards.com

AB	34
R	5
H	9
RBI	4
BB	3
SO	4
LOB	15

1B: 8	SF: 0	WP: 1	PA: 37
2B: 1	SAC: 0	PB: 0	
3B: 0	DP: 2	SB: 3	
HR: 0	HBP: 0	CS: 0	

St. Louis Cardinals @ Chicago Cubs

Wrigley Field, Chicago, IL

Sat Sep 14 1985, 3:33 AM CDT

Att. 29,852 - Unknown

BOTTOM

Batter	1	2	3	4	5	6	7	8	9	AB	R	H	RBI	BB	SO	LOB
Shawon Dunston, R (1, 6) OBP: 0.296, SLG: 0.347	BB	F3		HR		K			5-3 1-2	4	2	1	1	1	1	3
Gary Matthews, R (1, 7) OBP: 0.354, SLG: 0.381	BB 1-2	5-3		K			F8		K	4	1	0	0	1	2	3
23 Ryne Sandberg, R (1, 4) OBP: 0.362, SLG: 0.506	G4-6-3 1-2 2-3		HR		S 1B		5-3		F9	4	1	2	1	1	0	1
Keith Moreland, R (1, 9) OBP: 0.362, SLG: 0.420	G4-6-3 1-2 2-3 3-H		E 1B		6-3 1-2		6-3			3	0	1	1	1	0	1
Leon Durham, L (1, 3) OBP: 0.359, SLG: 0.464	G4-6-3 1-2f 2-3 3-H		K		IBB			F8		3	0	0	0	1	1	3
Ron Cey, R (1, 5) OBP: 0.321, SLG: 0.412	F9		E6 G5-4-3 1-2		F9			E6		4	0	0	0	0	0	4
Dave Owen, S (8, PR) OBP: 0.429, SLG: 0.429 (9, 5)										0	0	0	0	0	0	0
Jody Davis, R (1, 2) OBP: 0.289, SLG: 0.377		SH1-4 2B	G5-4-3 1-2f		K			G1-4-3 BB		3	0	1	0	1	1	4
Billy Hatcher, R (1, 8) OBP: 0.304, SLG: 0.365		SH1-4 HBP		K		F6		G1-4-3 1-2f		3	0	0	0	0	1	2
Ray Fontenot, L (1, 1) OBP: 0.051, SLG: 0.051		SH1-4 1-2 2-3		K		F3			5-3 1B	1	0	0	0	0	1	0
Lary Sorensen, R (6, 1)										0	0	0	0	0	0	0
Gary Woods, R (6, PH) OBP: 0.348, SLG: 0.263										1	0	0	0	0	0	0
Jay Baller, R (7, 1)										0	0	0	0	0	0	0
Thad Bosley, L (9, PH) OBP: 0.401, SLG: 0.553										1	0	1	0	0	0	0
Inning Stats	R: 2 E: 0 K: 0 S: 2 H: 0 LOB: 1 BB: 4 P: 18	R: 0 E: 0 K: 0 S: 4 H: 1 LOB: 2 BB: 0 P: 5	R: 1 E: 1 K: 1 S: 7 H: 2 LOB: 1 BB: 0 P: 7	R: 1 E: 0 K: 3 S: 10 H: 1 LOB: 0 BB: 0 P: 10	R: 0 E: 0 K: 1 S: 6 H: 1 LOB: 2 BB: 1 P: 10	R: 0 E: 0 K: 1 S: 5 H: 0 LOB: 0 BB: 0 P: 5	R: 0 E: 0 K: 0 S: 3 H: 0 LOB: 0 BB: 0 P: 3	R: 0 E: 1 K: 0 S: 3 H: 0 LOB: 1 BB: 1 P: 7	R: 0 E: 0 K: 1 S: 6 H: 1 LOB: 1 BB: 0 P: 6	1B: 3 2B: 1 3B: 0 HR: 2 SF: 0 SAC: 1 DP: 3 HBP: 1						

livebaseballscorecards.com

AB	31
R	4
H	6
RBI	3
BB	6
SO	7
LOB	21

WP: 0 PB: 0 SB: 1 CS: 0 PA: 39

PITCHER		IP	WLS	BF	H	R	ER	SO	BB	IBB	HBP	BLK	WP	HR	S	P	ERA	WHIP
Kurt Kepshire, R ERA: 4.65	(1, 1)	0.0		3	0	2	2	0	3	0	0	0	0	0	0	12	∞	∞
Matt Keough, R ERA:	(1, 1)	2.0		8	1	0	0	0	1	0	1	0	0	0	6	11	0.00	1.000
Joe Boever, R ERA: 4.2	(3, 1)	2.0		9	3	2	2	4	0	0	0	0	0	2	17	17	9.00	1.500
Bill Campbell, R ERA: 3.39	(5, 1)	3.0	W	11	1	0	0	2	0	1	0	0	0	0	14	18	0.00	0.333
Jeff Lahti, R ERA: 2.06	(8, 1)	2.0	S	8	1	0	0	1	1	0	0	0	0	0	9	13	0.00	1.000

PITCHER	IP	WLS	BF	H	R	ER	SO	BB	IBB	HBP	BLK	WP	HR	S	P	ERA	WHIP

Batter	1	2	3	4	5	6	7	8	9	AB	R	H	RBI	BB	SO	LOB
Vince Coleman, S (1, 7) OBP: 0.318, SLG: 0.343	F3		K	F7		K		K		5	0	0	0	0	3	3
Willie McGee, S (1, 8) OBP: 0.391, SLG: 0.521	K2-3		K		1B		4-3	5-3		5	1	2	0	0	2	0
Tom Herr, S (1, 4) OBP: 0.385, SLG: 0.417	F7		1B		K		HR	5-3		4	2	1	0	1	1	2
Cesar Cedeno, R (1, 3) OBP: 0.335, SLG: 0.422		E7	S		G5-4-3					5	1	5	4	0	0	0
Todd Worrell, R (8, 1)										0	0	0	0	0	0	0
Tito Landrum, R (1, 9) OBP: 0.378, SLG: 0.466										1	1	0	0	3	0	2
Andy Van Slyke, L (8, PH) OBP: 0.333, SLG: 0.445		CS	FC6-4		G5-4-3		1B	4-3		1	0	0	0	0	0	1
(8, 9)							FC4-6									
Terry Pendleton, S (1, 5) OBP: 0.269, SLG: 0.288		FC3-2-5	FC6-4			SH2-4	FC4-6		SH2-3	5	0	3	0	0	0	4
Ozzie Smith, S (1, 6) OBP: 0.347, SLG: 0.350		BB		F6		F7			SH2-3	2	0	0	0	2	0	1
Tom Nieto, R (1, 2) OBP: 0.304, SLG: 0.283				5-3		SH2-4	FC4-6		F8	2	0	1	0	1	0	0
Steve Braun, L (7, PH) OBP: 0.328, SLG: 0.351										0	0	0	0	0	0	0
Brian Harper, R (7, PH) OBP: 0.313, SLG: 0.370										1	0	0	1	0	0	2
Darrell Porter, L (7, 2) OBP: 0.309, SLG: 0.395										1	0	0	0	0	0	1
Danny Cox, R (1, 1) OBP: 0.218, SLG: 0.181										3	0	1	0	0	1	5
Mike Jorgensen, L (8, 3) OBP: 0.395, SLG: 0.281		K	1B			SH2-4	FC6		K	1	0	0	0	0	1	1
Inning Stats	R: 0 E: 0 K: 1 S: 5 H: 0 LOB: 0 BB: 0 P: 5	R: 0 E: 1 K: 1 S: 5 H: 1 LOB: 3 BB: 3 P: 17	R: 1 E: 0 K: 2 S: 9 H: 2 LOB: 2 BB: 1 P: 13	R: 0 E: 0 K: 0 S: 4 H: 1 LOB: 1 BB: 0 P: 4	R: 0 E: 0 K: 1 S: 6 H: 2 LOB: 1 BB: 0 P: 6	R: 0 E: 0 K: 1 S: 7 H: 2 LOB: 2 BB: 0 P: 7	R: 3 E: 0 K: 0 S: 5 H: 2 LOB: 2 BB: 3 P: 17	R: 1 E: 0 K: 1 S: 7 H: 2 LOB: 1 BB: 0 P: 7	R: 0 E: 0 K: 1 S: 6 H: 1 LOB: 1 BB: 0 P: 6	1B: 8 2B: 4 3B: 0 HR: 1 SF: 0 SAC: 2 DP: 1 HBP: 0	WP: 0 PB: 0 SB: 1 CS: 2 PA: 45					

PITCHER		IP	WLS	BF	H	R	ER	SO	BB	IBB	HBP	BLK	WP	HR	S	P	ERA	WHIP
Steve Engel, L ERA: 5.79	(1, 1)	6.1	L	32	9	4	4	6	6	0	0	0	0	1	38	62	5.68	2.368
Jay Baller, R ERA: 3.34	(7, 1)	0.0		2	1	0	0	0	0	1	0	0	0	0	1	5	∞	∞
Ron Meridith, L ERA: 4.46	(7, 1)	0.2		2	0	0	0	0	0	0	0	0	0	0	2	2	0.00	0.000
Dave Beard, R ERA: 6.0	(8, 1)	2.0		9	3	1	1	2	0	0	0	0	0	0	13	13	4.50	1.500

PITCHER	IP	WLS	BF	H	R	ER	SO	BB	IBB	HBP	BLK	WP	HR	S	P	ERA	WHIP

St. Louis Cardinals @ Chicago Cubs

Wrigley Field, Chicago, IL

Sun Sep 15 1985, 3:33 AM CDT

Att. 28,430 - Unknown

TOP

livebaseballscorecards.com

AB	36
R	5
H	13
RBI	5
BB	7
SO	8
LOB	22

Batter	1	2	3	4	5	6	7	8	9	AB	R	H	RBI	BB	SO	LOB
Shawon Dunston, R (1, 6) OBP: 0.289, SLG: 0.339	F3		FC6-4 23 2B 1-2f		4-3		F8			4	1	0	0	0	0	1
Thad Bosley, L (1, 9) OBP: 0.398, SLG: 0.542	BB		F8		F7			4-3		3	0	0	0	1	0	1
23 Ryne Sandberg, R (1, 4) OBP: 0.363, SLG: 0.506	F9		1B 1-H 2B			BB G6-3		5-3		3	0	1	1	1	0	1
Keith Moreland, R (1, 5) OBP: 0.361, SLG: 0.419	5-3		2-3 1B			G6-3 1-2f		F8		4	0	1	0	0	0	2
Leon Durham, L (1, 3) OBP: 0.358, SLG: 0.464		K	F7			2B			F6	4	0	1	0	0	1	2
Gary Matthews, R (1, 7) OBP: 0.359, SLG: 0.382		1B		L3		IBB			BB	2	0	1	0	2	0	0
Jody Davis, R (1, 2) OBP: 0.289, SLG: 0.376		F9		G4-6-3 1B		F9			F3	4	0	1	0	0	0	4
Billy Hatcher, R (1, 8) OBP: 0.297, SLG: 0.356		L6		G4-6-3 1-2f			5-3		K	3	0	0	0	0	0	2
Richie Hebner, L (9, PH) OBP: 0.267, SLG: 0.284										1	0	0	0	0	1	1
Steve Engel, R (1, 1) OBP: 0.333, SLG: 0.400			BB FC6-4		K		F9			1	0	0	0	1	1	0
Jay Baller, R (7, 1)										0	0	0	0	0	0	0
Ron Meridith, L (7, 1)										0	0	0	0	0	0	0
Dave Owen, S (7, PH) OBP: 0.375, SLG: 0.375										1	0	0	0	0	0	0
Dave Beard, L (8, 1)										0	0	0	0	0	0	0
Inning Stats	R: 0 E: 0 K: 0 S: 3 H: 0 LOB: 1 BB: 1 P: 7	R: 0 E: 0 K: 1 S: 6 H: 1 LOB: 1 BB: 0 P: 6	R: 1 E: 0 K: 0 S: 5 H: 2 LOB: 2 BB: 1 P: 9	R: 0 E: 0 K: 0 S: 3 H: 1 LOB: 0 BB: 0 P: 3	R: 0 E: 0 K: 1 S: 5 H: 0 LOB: 0 BB: 0 P: 5	R: 0 E: 0 K: 0 S: 3 H: 1 LOB: 2 BB: 2 P: 11	R: 0 E: 0 K: 0 S: 3 H: 0 LOB: 0 BB: 0 P: 3	R: 0 E: 0 K: 0 S: 3 H: 0 LOB: 0 BB: 0 P: 3	R: 0 E: 0 K: 1 S: 5 H: 0 LOB: 1 BB: 1 P: 9	1B: 3 2B: 2 3B: 0 HR: 0 SF: 0 SAC: 0 DP: 2 HBP: 0						

PITCHER	IP	WLS	BF	H	R	ER	SO	BB	IBB	HBP	BLK	WP	HR	S	P	ERA	WHIP
Danny Cox, R (1, 1) ERA: 2.89	7.0	W	28	5	1	1	2	3	1	0	0	0	0	28	44	1.29	1.143
Todd Worrell, R (8, 1) ERA: 3.55	2.0		7	0	0	0	1	1	0	0	0	0	0	8	12	0.00	0.500

PITCHER	IP	WLS	BF	H	R	ER	SO	BB	IBB	HBP	BLK	WP	HR	S	P	ERA	WHIP

BOTTOM

St. Louis Cardinals @ Chicago Cubs

Wrigley Field, Chicago, IL

Sun Sep 15 1985, 3:33 AM CDT

Att. 28,430 - Unknown

AB	30
R	1
H	5
RBI	1
BB	5
SO	3
LOB	14

PA: 35

WP: 0
PB: 0
SB: 0
CS: 0

livebaseballscorecards.com

Batter	1	2	3	4	5	6	7	8	9	AB	R	H	RBI	BB	SO	LOB
Bob Dernier, R (1, 8) OBP: 0.312, SLG: 0.321	6-3 1B	F8			F7		F8		4-3	5	1	1	0	0	0	1
Gary Matthews, R (1, 7) OBP: 0.356, SLG: 0.376	6-3 1-2		5-3		23 E BB		F7		6-3	4	1	0	0	1	0	1
23 Ryne Sandberg, R (1, 4) OBP: 0.365, SLG: 0.507	6-3		K		E9 1B 1-H 2B		S 2B BB		S BB	3	2	1	1	2	1	1
Keith Moreland, R (1, 9) OBP: 0.363, SLG: 0.423	2-H 1B		F7		3-H 1B		1-H 2B		5-3 1-2	5	0	3	3	0	0	1
Leon Durham, L (1, 3) OBP: 0.359, SLG: 0.463	F8			5-3 1B	F8		IBB			3	0	1	0	1	0	2
Ron Cey, R (1, 5) OBP: 0.320, SLG: 0.410		2B SF9 1B		5-3 1-2	K		K			4	1	1	0	0	2	4
Jody Davis, R (1, 2) OBP: 0.288, SLG: 0.377		1-3 2B		1-3		5-3		K		4	0	1	0	0	1	1
Shawon Dunston, R (1, 6) OBP: 0.290, SLG: 0.337		SF9 3-H		FC6-4 IBB		K		G3		1	0	0	1	1	1	0
Thad Bosley, L (8, PH) OBP: 0.395, SLG: 0.539										1	0	0	0	0	0	0
Dave Owen, S (8, 6) OBP: 0.375, SLG: 0.375										0	0	0	0	0	0	0
Johnny Abrego, R (1, 1)		F9		FC6-4 1-2f		5-3		4-3		2	0	0	0	0	0	3
Derek Botelho, R (5, 1) OBP: 0.200, SLG: 0.143										0	0	0	0	0	0	0
Billy Hatcher, R (6, PH) OBP: 0.295, SLG: 0.353										1	0	0	0	0	0	0
George Frazier, R (6, 1)										0	0	0	0	0	0	0
Ron Meridith, L (7, 1)										0	0	0	0	0	0	0
Richie Hebner, L (8, PH) OBP: 0.265, SLG: 0.282										1	0	0	0	0	0	0
Lary Sorensen, R (8, 1)										0	0	0	0	0	0	0
Inning Stats	R: 1 E: 0 K: 0 S: 5 H: 2 LOB: 1 BB: 0 P: 5	R: 1 E: 0 K: 0 S: 5 H: 2 LOB: 1 BB: 0 P: 5	R: 0 E: 0 K: 1 S: 5 H: 0 LOB: 0 BB: 0 P: 5	R: 0 E: 0 K: 0 S: 4 H: 1 LOB: 2 BB: 1 P: 8	R: 2 E: 1 K: 1 S: 7 H: 2 LOB: 1 BB: 1 P: 11	R: 0 E: 0 K: 1 S: 5 H: 0 LOB: 0 BB: 0 P: 5	R: 1 E: 0 K: 1 S: 6 H: 1 LOB: 2 BB: 2 P: 14	R: 0 E: 0 K: 1 S: 5 H: 0 LOB: 0 BB: 0 P: 5	R: 0 E: 0 K: 0 S: 3 H: 0 LOB: 1 BB: 1 P: 7	1B: 5 2B: 3 3B: 0 HR: 0 SF: 1 SAC: 0 DP: 0 HBP: 0	WP: 0 PB: 0 SB: 2 CS: 0 PA: 40					

PITCHER		IP	WLS	BF	H	R	ER	SO	BB	IBB	HBP	BLK	WP	HR	S	P	ERA	WHIP
Bill Gullickson, R ERA: 3.49	(1, 1)	6.2		31	8	5	5	3	2	1	0	0	0	0	34	46	6.75	1.500
Tim Burke, R ERA: 2.0	(7, 1)	2.1	W	9	0	0	0	2	1	1	0	0	0	0	11	19	0.00	0.429

PITCHER		IP	WLS	BF	H	R	ER	SO	BB	IBB	HBP	BLK	WP	HR	S	P	ERA	WHIP

TOP

Chicago Cubs @ Montreal Expos

Olympic Stadium, Montreal, QB

Mon Sep 16 1985, 7:05 PM EDT

Att. 10,399 - Unknown

livebaseballscorecards.com

AB	34
R	5
H	8
RBI	5
BB	5
SO	5
LOB	14

Batter	1	2	3	4	5	6	7	8	9	AB	R	H	RBI	BB	SO	LOB
Tim Raines, S (1, 7) OBP: 0.395, SLG: 0.456	0-0 SH1-3 2B		BBBB 4-0 S BB	SSS 0-3 ③ K		I I I 4-0 IBB	0-0 1-2 2-H 3-H 1B			3	0	2	2	2	1	1
Vance Law, R (1, 4) OBP: 0.361, SLG: 0.405	0-0 ① SH1-3 2-3		0-0 ③ 1-3 1-2		0-0 HR	SSS 0-3 ② K	0-0 ③ F9			4	1	1	1	0	1	6
Terry Francona, L (1, 3) OBP: 0.315, SLG: 0.372	BBBB 4-0 G6-4-3 BB			0-0 2B 4-3 1B	0-0 ① F8	0-0 ③ F8		0-0 ① F8		4	1	1	0	1	0	3
Hubie Brooks, R (1, 6) OBP: 0.308, SLG: 0.403	0-0 ②③ G6-4-3 1-2f			0-0 4-3 1-3 HR 2B	BBBB 4-0 BB		0-0 WP SH1-3 SF8 1B	0-0 ② 6-3		4	2	2	0	1	0	2
Doug Frobel, L (1, 9) OBP: 0.309, SLG: 0.248		SSS 0-3 ① K		0-0 ① 4-3 2-3 3-H	0-0 ② F9		0-0 ① SH1-3 1-2	SSS 0-3 ③ K		4	0	0	1	0	2	2
Tim Wallach, R (1, 5) OBP: 0.314, SLG: 0.450		0-0 ② 6-3		0-0 3-H HR	0-0 ③ F8		BBBB 4-0 BB WP 1B BB			3	2	1	2	1	0	1
Herm Winningham, L (1, 8) OBP: 0.306, SLG: 0.333		0-0 ③ F8		0-0 ② G3		BBBB 4-0 SH1-4 S BB	BBBB 4-0 BB 1B 1-2 2-3 BB			2	1	0	0	2	0	0
Sal Butera, R (1, 2) OBP: 0.295, SLG: 0.287 Scot Thompson, L (7, PH) OBP: 0.257, SLG: 0.277 Mike O'Berry, R (8, 2) OBP: 0.417, SLG: 0.222			0-0 ① F7	0-0 E7 E 1B		BBBB 4-0 SH1-4 1-2 BB	0-0 ② SF8 3-H			2 0 0	1 0 0	1 0 0	0 1 0	1 0 0	0 0 0	0 0 0
Bill Gullickson, R (1, 1) OBP: 0.190, SLG: 0.259 Tim Burke, R (7, 1) OBP: 0.222, SLG: 0.125			SSS 0-3 ② K	0-0 E6 2-H		0-0 ① SH1-4 1-2 2-3	BBBB 4-0 1B 1-2 2-3 BB			2 0	0 0	0 0	0 0	0 1	1 0	0 0
Inning Stats	R: 0 E: 0 K: 0 S: 3 H: 1 LOB: 1 BB: 1 P: 7	R: 0 E: 0 K: 1 S: 5 H: 0 LOB: 0 BB: 0 P: 5	R: 0 E: 0 K: 1 S: 5 H: 0 LOB: 1 BB: 1 P: 9	R: 4 E: 2 K: 1 S: 10 H: 4 LOB: 1 BB: 0 P: 10	R: 1 E: 0 K: 0 S: 4 H: 1 LOB: 1 BB: 1 P: 8	R: 0 E: 0 K: 1 S: 5 H: 0 LOB: 3 BB: 3 P: 17	R: 3 E: 0 K: 0 S: 5 H: 2 LOB: 2 BB: 3 P: 17	R: 0 E: 0 K: 1 S: 5 H: 0 LOB: 0 BB: 0 P: 5		1B: 4 2B: 2 3B: 0 HR: 2	SF: 1 SAC: 3 DP: 1 HBP: 0			WP: 1 PB: 0 SB: 2 CS: 0	PA: 41		

PITCHER	IP	WLS	BF	H	R	ER	SO	BB	IBB	HBP	BLK	WP	HR	S	P	ERA	WHIP
Johnny Abrego, R (1, 1) ERA: 5.91	4.0		19	5	4	3	3	2	0	0	0	0	1	23	31	6.75	1.750
Derek Botelho, R (5, 1) ERA: 5.85	1.0		5	1	1	1	0	1	0	0	0	0	1	4	8	9.00	2.000
George Frazier, R (6, 1) ERA: 6.03	1.2	L	12	1	3	3	1	5	1	0	0	1	0	8	32	16.20	3.600
Ron Meridith, L (7, 1) ERA: 4.43	0.1		2	1	0	0	0	0	0	0	0	0	0	2	2	0.00	3.000
Lary Sorensen, R (8, 1) ERA: 4.66	1.0		3	0	0	0	1	0	0	0	0	0	0	5	5	0.00	0.000

PITCHER	IP	WLS	BF	H	R	ER	SO	BB	IBB	HBP	BLK	WP	HR	S	P	ERA	WHIP

BOTTOM

Chicago Cubs @ Montreal Expos

Olympic Stadium, Montreal, QB

Mon Sep 16 1985, 7:05 PM EDT

Att. 10,399 - Unknown

livebaseballscorecards.com

AB	28
R	8
H	8
RBI	7
BB	9
SO	5
LOB	15

Batter	1	2	3	4	5	6	7	8	9	AB	R	H	RBI	BB	SO	LOB
Bob Dernier, R (1, 8) OBP: 0.315, SLG: 0.322	K		1B		1B		F6		BB	4	0	2	0	1	1	0
Gary Matthews, R (1, 7) OBP: 0.352, SLG: 0.371	F9		F2		K		F2		F2	4	0	0	0	0	1	3
Billy Hatcher, R (7, 7) OBP: 0.295, SLG: 0.353										0	0	0	0	0	0	0
Thad Bosley, L (9, PH) (9, 7) OBP: 0.393, SLG: 0.535										1	0	0	0	0	0	3
23 Ryne Sandberg, R (1, 4) OBP: 0.364, SLG: 0.505	F7			S BB		F3		F8		3	0	0	0	1	0	0
Keith Moreland, R (1, 9) OBP: 0.364, SLG: 0.422		F9		3 BB		BB HR 1B		F7		3	1	1	0	1	0	0
Leon Durham, L (1, 3) OBP: 0.358, SLG: 0.460		F8		3		HR BB		K		3	1	0	0	1	1	2
Ron Cey, R (1, 5) OBP: 0.322, SLG: 0.408		FC6-4 HBP		F8		F7			CS BB	2	0	0	0	1	0	3
Dave Owen, S (9, PR) (9, 5) OBP: 0.375, SLG: 0.375										0	0	0	0	0	0	0
Jody Davis, R (1, 2) OBP: 0.290, SLG: 0.384		FC6-4			K	HR			4-3 1B BB	3	1	1	3	1	1	1
Shawon Dunston, R (1, 6) OBP: 0.294, SLG: 0.352			K		6-3	3B			4-3 1B	4	0	2	0	0	1	0
Dennis Eckersley, R (1, 1) OBP: 0.218, SLG: 0.167			F8		BB		K		4-3	2	0	0	0	1	1	0
Lee Smith, R (8, 1)										1	0	0	0	0	0	2
Inning Stats	R: 0 E: 0 K: 1 S: 5 H: 0 LOB: 0 BB: 0 P: 5	R: 0 E: 0 K: 0 S: 3 H: 0 LOB: 1 BB: 0 P: 4	R: 0 E: 0 K: 1 S: 6 H: 1 LOB: 1 BB: 0 P: 6	R: 0 E: 0 K: 0 S: 2 H: 0 LOB: 1 BB: 2 P: 10	R: 0 E: 0 K: 2 S: 8 H: 1 LOB: 2 BB: 1 P: 12	R: 3 E: 0 K: 0 S: 5 H: 3 LOB: 1 BB: 1 P: 9	R: 0 E: 0 K: 1 S: 5 H: 0 LOB: 0 BB: 0 P: 5	R: 0 E: 0 K: 1 S: 5 H: 0 LOB: 0 BB: 0 P: 5	R: 0 E: 0 K: 0 S: 3 H: 1 LOB: 3 BB: 3 P: 15	1B: 4 2B: 1 3B: 1 HR: 1	SF: 0 SAC: 0 DP: 1 HBP: 1						

TOP

Chicago Cubs @ Montreal Expos

Olympic Stadium, Montreal, QB

Tue Sep 17 1985, 7:05 PM EDT

Att. 12,095 - Unknown

livebaseballscorecards.com

AB	30
R	3
H	6
RBI	3
BB	7
SO	6
LOB	14

PITCHER		IP	WLS	BF	H	R	ER	SO	BB	IBB	HBP	BLK	WP	HR	S	P	ERA	WHIP
Floyd Youmans, R ERA: 2.59	(1, 1)	6.0	L	26	5	3	3	4	4	0	1	0	0	1	29	46	4.50	1.500
Bert Roberge, R ERA: 2.09	(7, 1)	2.0		6	0	0	0	2	0	0	0	0	0	0	10	10	0.00	0.000
Randy St. Claire, R ERA: 3.14	(9, 1)	1.0		6	1	0	0	0	3	0	0	0	0	0	3	15	0.00	4.000

PITCHER	IP	WLS	BF	H	R	ER	SO	BB	IBB	HBP	BLK	WP	HR	S	P	ERA	WHIP

Batter	1	2	3	4	5	6	7	8	9	AB	R	H	RBI	BB	SO	LOB
Tim Raines, S (1, 7) OBP: 0.394, SLG: 0.454	G3		K			FC6-4 1B 1-2			F8	4	0	1	0	0	1	1
Vance Law, R (1, 4) OBP: 0.360, SLG: 0.404	F8			3-1		FC6-4 1-2f 2-3			1B	4	0	1	0	0	0	2
Terry Francona, L (1, 3) OBP: 0.310, SLG: 0.366	1-3			L1		F8			F8	4	0	0	0	0	0	3
Hubie Brooks, R (1, 6) OBP: 0.308, SLG: 0.402		F6		F8			G4-6-3 1B		F8	4	0	1	0	0	0	1
Doug Frobel, L (1, 9) OBP: 0.302, SLG: 0.242		K			3-1		G4-6-3 1-2f			3	0	0	0	0	1	1
Tim Wallach, R (1, 5) OBP: 0.312, SLG: 0.448		K			G3		F7			3	0	0	0	0	1	0
Herm Winningham, L (1, 8) OBP: 0.303, SLG: 0.330			K		G3			K		3	0	0	0	0	2	0
Sal Butera, R (1, 2) OBP: 0.290, SLG: 0.281			6-3			L6		K		2	0	0	0	0	0	0
U L Washington, S (8, PH) OBP: 0.301, SLG: 0.352										1	0	0	0	0	1	0
Mike O'Berry, R (9, 2) OBP: 0.417, SLG: 0.222										0	0	0	0	0	0	0
Floyd Youmans, R (1, 1) OBP: 0.176, SLG: 0.067			BB			FC6-4 1B		1-3		0	0	0	0	1	0	0
Razor Shines, S (6, PH) OBP: 0.186, SLG: 0.146										1	0	1	0	0	0	0
Bert Roberge, R (7, 1)										0	0	0	0	0	0	0
Scot Thompson, L (8, PH) OBP: 0.255, SLG: 0.275										1	0	0	0	0	0	0
Randy St. Claire, R (9, 1) OBP: 0.429, SLG: 0.200										0	0	0	0	0	0	0
Inning Stats	R: 0 E: 0 K: 0 S: 3 H: 0 LOB: 0 BB: 0 P: 3	R: 0 E: 0 K: 2 S: 7 H: 0 LOB: 0 BB: 0 P: 7	R: 0 E: 0 K: 2 S: 7 H: 0 LOB: 1 BB: 1 P: 11	R: 0 E: 0 K: 0 S: 3 H: 0 LOB: 0 BB: 0 P: 3	R: 0 E: 0 K: 0 S: 3 H: 0 LOB: 0 BB: 0 P: 3	R: 0 E: 0 K: 0 S: 5 H: 2 LOB: 2 BB: 0 P: 5	R: 0 E: 0 K: 0 S: 3 H: 1 LOB: 0 BB: 0 P: 3	R: 0 E: 0 K: 2 S: 7 H: 0 LOB: 0 BB: 0 P: 7	R: 0 E: 0 K: 0 S: 4 H: 1 LOB: 1 BB: 0 P: 4	1B: 4 2B: 0 3B: 0 HR: 0 SF: 0 SAC: 0 DP: 1 HBP: 0	WP: 0 PB: 0 SB: 0 CS: 0 PA: 31					

PITCHER		IP	WLS	BF	H	R	ER	SO	BB	IBB	HBP	BLK	WP	HR	S	P	ERA	WHIP
Dennis Eckersley, R ERA: 2.78	(1, 1)	7.0	W	24	3	0	0	4	1	0	0	0	0	0	31	35	0.00	0.571
Lee Smith, R ERA: 3.21	(8, 1)	2.0	S	7	1	0	0	2	0	0	0	0	0	0	11	11	0.00	0.500

PITCHER		IP	WLS	BF	H	R	ER	SO	BB	IBB	HBP	BLK	WP	HR	S	P	ERA	WHIP

BOTTOM

Chicago Cubs @ Montreal Expos

Olympic Stadium, Montreal, QB

Tue Sep 17 1985, 7:05 PM EDT

Att. 12,095 - Unknown

livebaseballscorecards.com

AB	30
R	0
H	4
RBI	0
BB	1
SO	6
LOB	8

Batter	1	2	3	4	5	6	7	8	9	AB	R	H	RBI	BB	SO	LOB
Bob Dernier, R (1, 8) OBP: 0.312, SLG: 0.319	4-3		K		F8			1-3		4	0	0	0	0	1	2
Davey Lopes, R (1, 7) OBP: 0.382, SLG: 0.435	F4		FC4-6, 23 1B, 1-2, 3-H, 1B		K			3-1		3	0	1	1	0	1	0
Dave Gumpert, R (7, 1)										0	0	0	0	0	0	0
Richie Hebner, L (8, PH) OBP: 0.263, SLG: 0.279										1	0	0	0	0	0	0
Warren Brusstar, R (8, 1) OBP: 0.250, SLG: 0.143										0	0	0	0	0	0	0
Lary Sorensen, R (8, 1)										0	0	0	0	0	0	0
23 Ryne Sandberg, R (1, 4) OBP: 0.365, SLG: 0.504	BB		FC4-6, 1-2, 2-3, 1B			L6		K		3	0	1	0	1	1	0
Keith Moreland, R (1, 9) OBP: 0.363, SLG: 0.421	K		FC4-6, FC4-6, 1-2f, 2-3, 3-H			F8			FC6-4, 1B	4	0	1	1	0	1	3
Leon Durham, L (1, 3) OBP: 0.357, SLG: 0.459		F3	FC4-6, 1-2f			1B			F7	4	0	1	0	0	0	3
Ron Cey, R (1, 5) OBP: 0.319, SLG: 0.405		K		K		F7			F4	4	0	0	0	0	2	2
Jody Davis, R (1, 2) OBP: 0.290, SLG: 0.382		F9		4-3			G3, SH5-3, 1B		FC6-4, 1-2f	4	0	1	0	0	0	1
Shawon Dunston, R (1, 6) OBP: 0.296, SLG: 0.359			SH, 1B, 2B	G3			SH5-3, 1-2			2	1	1	0	0	0	0
Steve Trout, L (1, 1) OBP: 0.179, SLG: 0.162			SH, 23 1B, 1B, FC4-6, 2-3		F7		G3, 2-3			1	1	0	0	0	0	0
Jay Baller, R (5, 1)										0	0	0	0	0	0	0
Thad Bosley, L (7, PH) OBP: 0.391, SLG: 0.532										1	0	0	0	0	0	1
(7, 7)																

TOP

Chicago Cubs @ New York Mets

Shea Stadium, Flushing, NY

Wed Sep 18 1985, 7:05 PM EDT

Att. 25,424 - Unknown

livebaseballscorecards.com

AB	31
R	2
H	6
RBI	2
BB	1
SO	6
LOB	12

Inning Stats	1	2	3	4	5	6	7	8	9
	R: 0 E: 0 K: 1 S: 5	H: 0 LOB: 1 BB: 1 P: 9	R: 0 E: 0 K: 1 S: 5	H: 0 LOB: 0 BB: 0 P: 5	R: 2 E: 0 K: 1 S: 9	H: 3 LOB: 2 BB: 0 P: 9	R: 0 E: 0 K: 1 S: 5	H: 0 LOB: 0 BB: 0 P: 5	R: 0 E: 0 K: 1 S: 5	H: 0 LOB: 0 BB: 0 P: 5	R: 0 E: 0 K: 0 S: 4	H: 1 LOB: 1 BB: 0 P: 4	R: 0 E: 0 K: 0 S: 3	H: 1 LOB: 0 BB: 0 P: 3	R: 0 E: 0 K: 1 S: 5	H: 0 LOB: 0 BB: 0 P: 5	R: 0 E: 0 K: 0 S: 4	H: 1 LOB: 1 BB: 0 P: 4

1B: 5 2B: 1 3B: 0 HR: 0	SF: 0 SAC: 2 DP: 0 HBP: 0	WP: 0 PB: 0 SB: 0 CS: 0	PA: 34
---	---	---	---

PITCHER		IP	WLS	BF	H	R	ER	SO	BB	IBB	HBP	BLK	WP	HR	S	P	ERA	WHIP
Rick Aguilera, R ERA: 3.31	(1, 1)	6.0	W	24	4	2	2	5	1	0	0	0	0	0	33	37	3.00	0.833
Roger McDowell, R ERA: 2.96	(7, 1)	3.0	S	10	2	0	0	1	0	0	0	0	0	0	12	12	0.00	0.667

PITCHER	IP	WLS	BF	H	R	ER	SO	BB	IBB	HBP	BLK	WP	HR	S	P	ERA	WHIP

Chicago Cubs @ New York Mets

Shea Stadium, Flushing, NY

Wed Sep 18 1985, 7:05 PM EDT

Att. 25,424 - Unknown

BOTTOM

livebaseballscorecards.com

Batter	1	2	3	4	5	6	7	8	9	AB	R	H	RBI	BB	SO	LOB
Mookie Wilson, S (1, 8) (9, 7) OBP: 0.329, SLG: 0.440	BBBB 4-0 CS BB		x 0-0 F9 ③		x 0-0 SH1-4 2B		x 0-0 4-3 ①			3	0	1	0	1	0	0
Wally Backman, S (1, 4) OBP: 0.326, SLG: 0.343	SSS 0-3 K ①② 1-2			SSS 0-3 K ①	x 0-0 SH1-4 ① 2-3		x 0-0 4-3 ②			3	0	0	0	0	2	1
Keith Hernandez, L (1, 3) OBP: 0.367, SLG: 0.411	x 0-0 F7 ③			x 0-0 1B 2B ① 2B	x 0-0 5-3 ②		x 0-0 1B			4	1	2	0	0	0	1
Gary Carter, R (1, 2) OBP: 0.368, SLG: 0.491		x 0-0 FC6-4 1B		x 0-0 2B 2B 2-3 1B	SSS 0-3 K ③		x 0-0 F2 ③			4	1	2	0	0	1	2
Darryl Strawberry, L (1, 9) OBP: 0.388, SLG: 0.553		x 0-0 FC6-4 CS ① 1-2f		x 0-0 2B 2B 1-3 3-H		SSS 0-3 K ①		x 0-0 HR		4	2	2	2	0	1	1
George Foster, R (1, 7) OBP: 0.331, SLG: 0.457		x 0-0 1B ② 1-2		4-0 IBB 2B		x 0-0 3B		x 0-0 2B		3	0	3	0	1	0	0
Lenny Dykstra, L (8, PR) (9, 8) OBP: 0.337, SLG: 0.338										0	0	0	0	0	0	0
Ray Knight, R (1, 5) OBP: 0.236, SLG: 0.323		x 0-0 4-3 ③		x 0-0 2B 1-3 2-H 3-H		x 0-0 L6 ②		x 0-0 L6 ①		4	0	1	2	0	0	3
Rafael Santana, R (1, 6) OBP: 0.293, SLG: 0.292			x 0-0 G1 ①	4-0 IBB G5-4-3		4-0 IBB		x 0-0 5-3 ②		2	0	0	0	2	0	1
Rick Aguilera, R (1, 1) OBP: 0.323, SLG: 0.367			x 0-0 L6 ②	x 0-0 G5-4-3 ②③ 1-2f		x 0-0 F8 ③		x 0-0 6-3 ③		2	0	0	0	0	0	3
Rusty Staub, L (6, PH) (7, 1) OBP: 0.380, SLG: 0.390										1	0	0	0	0	0	2
Roger McDowell, R (1, 1) OBP: 0.222, SLG: 0.235										1	0	0	0	0	0	1
Inning Stats	R: 0 E: 0 K: 1 S: 4 H: 0 LOB: 0 BB: 1 P: 8	R: 0 E: 0 K: 0 S: 4 H: 2 LOB: 1 BB: 0 P: 4	R: 0 E: 0 K: 0 S: 3 H: 0 LOB: 0 BB: 0 P: 3	R: 3 E: 0 K: 1 S: 8 H: 4 LOB: 2 BB: 2 P: 16	R: 0 E: 0 K: 1 S: 6 H: 1 LOB: 1 BB: 0 P: 6	R: 0 E: 0 K: 1 S: 6 H: 1 LOB: 2 BB: 1 P: 10	R: 0 E: 0 K: 0 S: 4 H: 1 LOB: 1 BB: 0 P: 4	R: 1 E: 0 K: 0 S: 5 H: 2 LOB: 1 BB: 0 P: 5		1B: 4 2B: 5 3B: 1 HR: 1	SF: 0 SAC: 1 DP: 1 HBP: 0					

	AB	31
	R	4
	H	11
	RBI	4
	BB	4
	SO	4
	LOB	15

WP: 0 PB: 0 SB: 0 CS: 2 PA: 36

PITCHER		IP	WLS	BF	H	R	ER	SO	BB	IBB	HBP	BLK	WP	HR	S	P	ERA	WHIP
Steve Trout, L ERA: 3.29	(1, 1)	4.2	L	21	7	3	3	2	1	2	0	0	0	0	22	34	5.79	1.714
Jay Baller, R ERA: 3.22	(5, 1)	1.1		6	1	0	0	2	0	1	0	0	0	0	9	13	0.00	0.750
Dave Gumpert, R ERA: 2.89	(7, 1)	1.0		4	1	0	0	0	0	0	0	0	0	0	4	4	0.00	1.000
Warren Brusstar, R ERA: 6.14	(8, 1)	0.0		2	2	1	1	0	0	0	0	0	0	1	2	2	∞	∞
Lary Sorensen, R ERA: 4.6	(8, 1)	1.0		3	0	0	0	0	0	0	0	0	0	0	3	3	0.00	0.000

PITCHER	IP	WLS	BF	H	R	ER	SO	BB	IBB	HBP	BLK	WP	HR	S	P	ERA	WHIP

Batter	1	2	3	4	5	6	7	8	9	AB	R	H	RBI	BB	SO	LOB
Bob Dernier, R (1, 8) OBP: 0.309, SLG: 0.316	K		6-3		F7			F8		4	0	0	0	0	1	1
Gary Matthews, R (1, 7) Jon Perlman, L (8, 1)	BB 23		HR			4-3		K		3 0	1 0	1 0	1 0	1 0	1 0	1 0
23 Ryne Sandberg, R (1, 4) OBP: 0.366, SLG: 0.502	BB FC6-4 1-2		F8			BB		F9		2	0	0	0	2	0	1
Keith Moreland, R (1, 9) OBP: 0.363, SLG: 0.419	F9			K		F7			1-3 1B	4	0	1	0	0	1	3
Ron Cey, R (1, 5) OBP: 0.319, SLG: 0.402	FC6-4 1-2f			BB		F7			1-3 1-2f	3	0	0	0	1	0	4
Leon Durham, L (1, 3) OBP: 0.357, SLG: 0.457		F4		K			K		WP 1B	4	0	1	0	0	2	1
Jody Davis, R (1, 2) OBP: 0.287, SLG: 0.379		K		K			F9		K 1-2	4	0	0	0	0	3	2
Shawon Dunston, R (1, 6) OBP: 0.292, SLG: 0.353		K			K		6-3			3	0	0	0	0	2	0
Ray Fontenot, L (1, 1) OBP: 0.050, SLG: 0.050			K		K			E5		1	0	0	0	0	1	0
Derek Botelho, R (3, 1) OBP: 0.200, SLG: 0.143										0	0	0	0	0	0	0
Gary Woods, R (5, PH) OBP: 0.344, SLG: 0.260										1	0	0	0	0	1	0
Lary Sorensen, R (5, 1)										0	0	0	0	0	0	0
Billy Hatcher, R (8, PH) OBP: 0.292, SLG: 0.350										1	0	0	0	0	0	0
(8, 7)																

TOP

Chicago Cubs @ New York Mets

Shea Stadium, Flushing, NY

Thu Sep 19 1985, 7:05 PM EDT

Att. 26,812 - Unknown

livebaseballscorecards.com

AB	30
R	1
H	3
RBI	1
BB	4
SO	12
LOB	13

Inning Stats	1	2	3	4	5	6	7	8	9	1B: 2	SF: 0	WP: 1	PA: 34
	R: 0 E: 0 K: 1 S: 5	R: 0 E: 0 K: 2 S: 7	R: 1 E: 0 K: 1 S: 6	R: 0 E: 0 K: 3 S: 9	R: 0 E: 0 K: 2 S: 7	R: 0 E: 0 K: 0 S: 3	R: 0 E: 0 K: 1 S: 5	R: 0 E: 1 K: 1 S: 6	R: 0 E: 0 K: 1 S: 6	2B: 1 3B: 0 HR: 1	SAC: 0 DP: 1 HBP: 0	PB: 0 SB: 0 CS: 0	
	H: 0 LOB: 2 BB: 2 P: 13	H: 0 LOB: 0 BB: 0 P: 7	H: 1 LOB: 0 BB: 0 P: 6	H: 0 LOB: 1 BB: 1 P: 13	H: 0 LOB: 1 BB: 1 P: 7	H: 0 LOB: 1 BB: 1 P: 7	H: 0 LOB: 0 BB: 0 P: 5	H: 0 LOB: 1 BB: 0 P: 6	H: 2 LOB: 1 BB: 0 P: 6				

PITCHER		IP	WLS	BF	H	R	ER	SO	BB	IBB	HBP	BLK	WP	HR	S	P	ERA	WHIP
Sid Fernandez, L ERA: 2.65	(1, 1)	8.0	W	30	1	1	1	11	4	0	0	0	0	1	48	64	1.12	0.625
Roger McDowell, R ERA: 2.93	(9, 1)	1.0		4	2	0	0	1	0	0	0	0	1	0	6	6	0.00	2.000

PITCHER	IP	WLS	BF	H	R	ER	SO	BB	IBB	HBP	BLK	WP	HR	S	P	ERA	WHIP

Chicago Cubs @ New York Mets

Shea Stadium, Flushing, NY

Thu Sep 19 1985, 7:05 PM EDT

Att. 26,812 - Unknown

BOTTOM

Batter	1	2	3	4	5	6	7	8	9	AB	R	H	RBI	BB	SO	LOB
Mookie Wilson, S (1, 8) OBP: 0.334, SLG: 0.443	BBBB 4-0 6-4 SH5-3 BB	x 0-0 1-2 3-H 1B		x 0-0 WP S EC4-2-5-1 1B		x 0-0 ③ F2				3	0	2	1	1	0	1
Wally Backman, S (1, 4) OBP: 0.324, SLG: 0.341	x 0-0 ① SH5-3 1-2	SSS 0-3 ③ K		x 0-0 ② FC4-2-5-1 1-H			x 0-0 ① 4-3			3	0	0	0	0	1	3
Keith Hernandez, L (1, 3) OBP: 0.366, SLG: 0.410	x 0-0 ②③ 6-4 2-3f		x 0-0 FC6-4 1B	x 0-0 ③ F9			x 0-0 ② 4-3			4	0	1	0	0	0	2
Gary Carter, R (1, 2) OBP: 0.369, SLG: 0.497		x 0-0 HR	x 0-0 ① FC6-4 FC3-6 1-2f		x 0-0 ① F7		x 0-0 2B 1B			4	1	2	1	0	0	1
Darryl Strawberry, L (1, 9) OBP: 0.389, SLG: 0.564		x 0-0 HR	x 0-0 ② FC3-6 HR 1-2f		SSS 0-3 ② K		x 0-0 ③ 1-H 2B			4	2	2	1	0	1	1
George Foster, R (1, 7) OBP: 0.333, SLG: 0.465		x 0-0 1B 1B 1B	x 0-0 1-H HR		x 0-0 ③ 6-3			x 0-0 ① F2		4	2	2	2	0	0	0
Ray Knight, R (1, 5) OBP: 0.244, SLG: 0.324 Howard Johnson, S (8, PR) OBP: 0.304, SLG: 0.389 (9, 5)	x 0-0 ① F7	x 0-0 FC6 1B				BBBB 4-0 FC5-4 BB		BBBB 4-0 CS BB		2 0	0 0	1 0	0 0	2 0	0 0	1 0
Rafael Santana, R (1, 6) OBP: 0.293, SLG: 0.292	x 0-0 1B 1-3 1B	x 0-0 ③ FC6 1-2f				x 0-0 ① FC5-4 SH1-4 1-2f		x 0-0 ②③ 6-3 1-2		4	0	1	0	0	0	3
Sid Fernandez, L (1, 1) OBP: 0.191, SLG: 0.234 Roger McDowell, R (9, 1) OBP: 0.222, SLG: 0.235	SSS 0-3 ② K			SSS 0-3 ① K		x 0-0 ② SH1-4 1-2				2 0	0 0	0 0	0 0	0 0	2 0	2 0
Inning Stats	R: 0 H: 0 E: 0 LOB: 0 K: 0 BB: 1 S: 2 P: 6	R: 3 H: 5 E: 0 LOB: 2 K: 2 BB: 0 S: 12 P: 12	R: 2 H: 3 E: 0 LOB: 1 K: 0 BB: 0 S: 6 P: 6	R: 0 H: 1 E: 0 LOB: 1 K: 1 BB: 0 S: 6 P: 6	R: 0 H: 0 E: 0 LOB: 0 K: 1 BB: 0 S: 5 P: 5	R: 0 H: 0 E: 0 LOB: 1 K: 0 BB: 1 S: 3 P: 7	R: 0 H: 2 E: 0 LOB: 2 K: 0 BB: 0 S: 4 P: 4	R: 0 H: 0 E: 0 LOB: 1 K: 0 BB: 1 S: 2 P: 6		1B: 7 SF: 0 2B: 2 SAC: 2 3B: 0 DP: 1 HR: 3 HBP: 0					WP: 1 PA: 35 PB: 0 SB: 1 CS: 1	

livebaseballscorecards.com

	AB	30
	R	5
	H	11
	RBI	5
	BB	3
	SO	4
	LOB	14

PITCHER		IP	WLS	BF	H	R	ER	SO	BB	IBB	HBP	BLK	WP	HR	S	P	ERA	WHIP
Ray Fontenot, L ERA: 3.99	(1, 1)	2.2	L	16	8	5	5	2	1	0	0	0	0	3	19	23	16.88	3.375
Derek Botelho, R ERA: 5.66	(3, 1)	1.1		5	1	0	0	1	0	0	0	0	1	0	7	7	0.00	0.750
Lary Sorensen, R ERA: 4.42	(5, 1)	3.0		11	2	0	0	1	1	0	0	0	0	0	12	16	0.00	1.000
Jon Perlman, R ERA: 3.68	(8, 1)	1.0		3	0	0	0	0	1	0	0	0	0	0	2	6	0.00	1.000

PITCHER	IP	WLS	BF	H	R	ER	SO	BB	IBB	HBP	BLK	WP	HR	S	P	ERA	WHIP

Batter	1	2	3	4	5	6	7	8	9	AB	R	H	RBI	BB	SO	LOB
Bob Dernier, R (1, 8) OBP: 0.308, SLG: 0.313	F9		6-3		6-3		F8		BB	4	0	0	0	1	0	1
Shawon Dunston, R (1, 6) OBP: 0.290, SLG: 0.349	K			23 HR 1B	F9			B5-3	K	5	1	1	0	0	2	1
23 Ryne Sandberg, R (1, 4) OBP: 0.367, SLG: 0.507	6-3			1-H HR	1B			F9		4	1	2	2	0	0	0
Keith Moreland, R (1, 5) (8, 9) OBP: 0.364, SLG: 0.419		F9		F9 BB 1B	F6			1B BB		3	1	1	0	1	0	1
Leon Durham, L (1, 3) OBP: 0.358, SLG: 0.456		F8		BB 1-2 BB		F5		1B 1-2 1B		3	0	1	0	1	0	0
Gary Matthews, R (1, 7) OBP: 0.353, SLG: 0.379		F8		F9 2-3		6-3		1-2 2-H 1B		4	0	1	1	0	0	2
Dave Owen, S (8, 5) OBP: 0.375, SLG: 0.375										0	0	0	0	0	0	0
Thad Bosley, L (1, 9) OBP: 0.393, SLG: 0.528			SH1-4 1B	1-2 BB		4-3		K		3	0	1	0	1	1	2
(8, 7) Gary Woods, R (9, 7) OBP: 0.344, SLG: 0.260										0	0	0	0	0	0	0
Steve Lake, R (1, 2) OBP: 0.184, SLG: 0.202			F6	B2			F9		K	4	0	0	0	0	1	4
Reggie Patterson, R (1, 1)			SH1-4 1-2	F9			6-3		4-3	3	0	0	0	0	0	3
Lee Smith, R (9, 1)										0	0	0	0	0	0	0
Inning Stats	R: 0 E: 0 K: 1 S: 5 H: 0 LOB: 0 BB: 0 P: 5	R: 0 E: 0 K: 0 S: 3 H: 0 LOB: 0 BB: 0 P: 3	R: 0 E: 0 K: 0 S: 4 H: 1 LOB: 1 BB: 0 P: 4	R: 2 E: 0 K: 0 S: 6 H: 3 LOB: 3 BB: 2 P: 14	R: 0 E: 0 K: 0 S: 4 H: 1 LOB: 1 BB: 0 P: 4	R: 0 E: 0 K: 0 S: 3 H: 0 LOB: 0 BB: 0 P: 3	R: 0 E: 0 K: 0 S: 3 H: 0 LOB: 0 BB: 0 P: 3	R: 1 E: 0 K: 1 S: 7 H: 2 LOB: 2 BB: 1 P: 11	R: 0 E: 0 K: 2 S: 7 H: 0 LOB: 1 BB: 1 P: 11	1B: 6 2B: 0 3B: 0 HR: 1 SF: 0 SAC: 1 DP: 0 HBP: 0							

TOP

Chicago Cubs @ Philadelphia Phillies

Veterans Stadium, Philadelphia, PA

Fri Sep 20 1985, 7:05 PM EDT

Att. 20,207 - Unknown

livebaseballscorecards.com

AB	33
R	3
H	7
RBI	3
BB	4
SO	4
LOB	14

PITCHER	IP	WLS	BF	H	R	ER	SO	BB	IBB	HBP	BLK	WP	HR	S	P	ERA	WHIP
Charles Hudson, R (1, 1) ERA: 3.74	8.0	L	34	7	3	3	2	3	0	0	0	0	1	35	47	3.38	1.250
Dave Shipanoff, R (9, 1) ERA: 1.88	1.0		4	0	0	0	2	1	0	0	0	0	0	7	11	0.00	1.000

PITCHER	IP	WLS	BF	H	R	ER	SO	BB	IBB	HBP	BLK	WP	HR	S	P	ERA	WHIP

Batter	1	2	3	4	5	6	7	8	9	AB	R	H	RBI	BB	SO	LOB
Jeff Stone, L (1, 7) OBP: 0.296, SLG: 0.333	3-1		K			K		B2-3		4	0	0	0	0	2	1
Juan Samuel, R (1, 4) OBP: 0.292, SLG: 0.431	F8			F8		F5			4-3 3B	4	1	1	0	0	0	0
Von Hayes, L (1, 8) OBP: 0.345, SLG: 0.423	4-3			6-3 1B			FC5 S 1B		4-3 1B	4	0	3	0	0	0	0
Mike Schmidt, R (1, 3) OBP: 0.369, SLG: 0.526		F6		6-3 1-2			F9		4-3 1-2 3-H	4	0	0	1	0	0	3
Glenn Wilson, R (1, 9) OBP: 0.308, SLG: 0.418		6-3		F4			K 1-2		K	4	0	0	0	0	2	3
Ozzie Virgil, R (1, 2) OBP: 0.338, SLG: 0.456		B B B B 4-0 2B BB			1-6-3		FC5 2-3		6-3	3	0	0	0	1	0	2
Luis Aguayo, R (1, 6) OBP: 0.387, SLG: 0.458		1-H 2B			5-3			6-3		3	0	1	0	0	0	0
Rick Schu, R (1, 5) OBP: 0.320, SLG: 0.382			4-3		F8			4-3 1B		3	0	1	0	0	0	0
Charles Hudson, S (1, 1) OBP: 0.167, SLG: 0.135			4-3			F5		4-3 1-2		2	0	0	0	0	0	0
Tim Corcoran, L (8, PH) OBP: 0.295, SLG: 0.247										1	0	0	0	0	0	1
Dave Shipanoff, R (9, 1)										0	0	0	0	0	0	0
Inning Stats	R: 0 E: 0 K: 0 S: 3 H: 0 LOB: 0 BB: 0 P: 3	R: 0 E: 0 K: 0 S: 3 H: 1 LOB: 2 BB: 1 P: 7	R: 0 E: 0 K: 1 S: 5 H: 0 LOB: 0 BB: 0 P: 5	R: 0 E: 0 K: 0 S: 4 H: 1 LOB: 1 BB: 0 P: 4	R: 0 E: 0 K: 0 S: 3 H: 0 LOB: 0 BB: 0 P: 3	R: 0 E: 0 K: 1 S: 5 H: 0 LOB: 0 BB: 0 P: 5	R: 0 E: 0 K: 1 S: 6 H: 1 LOB: 1 BB: 0 P: 6	R: 0 E: 0 K: 0 S: 4 H: 1 LOB: 1 BB: 0 P: 4	R: 1 E: 0 K: 1 S: 7 H: 2 LOB: 1 BB: 0 P: 7	1B: 4 2B: 1 3B: 1 HR: 0	SF: 0 SAC: 0 DP: 0 HBP: 0						

PITCHER		IP	WLS	BF	H	R	ER	SO	BB	IBB	HBP	BLK	WP	HR	S	P	ERA	WHIP
Reggie Patterson, R ERA: 2.6	(1, 1)	8.0	W	29	5	1	1	3	1	0	0	0	0	0	34	38	1.12	0.750
Lee Smith, R ERA: 3.18	(9, 1)	1.0	S	4	1	0	0	1	0	0	0	0	0	0	6	6	0.00	1.000

PITCHER	IP	WLS	BF	H	R	ER	SO	BB	IBB	HBP	BLK	WP	HR	S	P	ERA	WHIP

BOTTOM

Chicago Cubs @ Philadelphia Phillies

Veterans Stadium, Philadelphia, PA

Fri Sep 20 1985, 7:05 PM EDT

Att. 20,207 - Unknown

livebaseballscorecards.com

AB	32
R	1
H	6
RBI	1
BB	1
SO	4
LOB	10

1B: 4 2B: 1 3B: 1 HR: 0 SF: 0 SAC: 0 DP: 0 HBP: 0

WP: 0 PB: 0 SB: 1 CS: 0 PA: 33

Chicago Cubs @ Philadelphia Phillies

Veterans Stadium, Philadelphia, PA

Sat Sep 21 1985, 3:33 AM EDT

Att. 17,779 - Unknown

TOP

livebaseballscorecards.com

Batter	1	2	3	4	5	6	7	8	9	AB	R	H	RBI	BB	SO	LOB
Bob Dernier, R (1, 8) OBP: 0.309, SLG: 0.312	F8		BB, 1B		BB, FC (FC5-4)		G3			4	1	1	2	1	0	2
Shawon Dunston, R (1, 6) OBP: 0.292, SLG: 0.347	F7		BB, 1B		1B, FC5-4			L4		4	1	1	1	1	0	1
23 Ryne Sandberg, R (1, 4) OBP: 0.368, SLG: 0.507	5-3		1B		1B, 1-3			5-3		4	1	2	2	0	0	1
Chris Speier, R (7, 4) OBP: 0.284, SLG: 0.338										1	0	0	0	0	0	0
Keith Moreland, R (1, 5) OBP: 0.363, SLG: 0.421		1-3	F8		2B, 4-3			G3		4	1	1	1	0	0	2
Dave Owen, S (6, 5) OBP: 0.333, SLG: 0.333										1	0	0	0	0	0	0
Leon Durham, L (1, 3) OBP: 0.356, SLG: 0.455		K	K	K	1B, F7				K	5	1	1	1	0	3	0
Jody Davis, R (1, 2) OBP: 0.289, SLG: 0.378		BB	F4	1B, 5-3	4-3				K	3	1	1	0	1	0	0
Steve Lake, R (8, 2) OBP: 0.183, SLG: 0.200										1	0	0	0	0	1	0
Thad Bosley, L (1, 9) OBP: 0.398, SLG: 0.531	F8		E, S	5-3, FC			BB		6-3	3	1	2	1	0	0	1
Gary Woods, R (5, 9) OBP: 0.348, SLG: 0.256										1	0	0	0	1	0	0
Billy Hatcher, R (1, 7) OBP: 0.299, SLG: 0.363			1B, 2B	E5	FC, 5-3, FC5-4		F7			4	2	2	0	0	0	2
Johnny Abrego, R (1, 1)			B1-3	F8	5-3		K			3	0	0	1	0	0	5
Gary Matthews, R (7, PH) OBP: 0.352, SLG: 0.378										1	0	0	0	0	1	1
Jay Baller, R (7, 1)										0	0	0	0	0	0	0
Dave Beard, L (9, 1)										0	0	0	0	0	0	0
Inning Stats	R: 0 E: 0 K: 0 S: 3 H: 0 LOB: 0 BB: 0 P: 3	R: 0 E: 0 K: 1 S: 5 H: 0 LOB: 1 BB: 1 P: 9	R: 1 E: 0 K: 0 S: 5 H: 3 LOB: 2 BB: 1 P: 9	R: 0 E: 1 K: 1 S: 7 H: 1 LOB: 2 BB: 0 P: 7	R: 8 E: 0 K: 0 S: 11 H: 7 LOB: 1 BB: 1 P: 15	R: 0 E: 0 K: 0 S: 3 H: 0 LOB: 0 BB: 0 P: 3	R: 0 E: 0 K: 1 S: 5 H: 0 LOB: 1 BB: 1 P: 9	R: 0 E: 0 K: 0 S: 3 H: 0 LOB: 0 BB: 0 P: 3	R: 0 E: 0 K: 2 S: 7 H: 0 LOB: 0 BB: 0 P: 7	1B: 8 2B: 2 3B: 1 HR: 0 SF: 0 SAC: 0 DP: 0 HBP: 0	WP: 0 PB: 0 SB: 3 CS: 0 PA: 43					

	AB	39
	R	9
	H	11
	RBI	9
	BB	4
	SO	5
	LOB	15

PITCHER	IP	WLS	BF	H	R	ER	SO	BB	IBB	HBP	BLK	WP	HR	S	P	ERA	WHIP
Kevin Gross, R (1, 1) ERA: 3.48	4.0	L	22	7	5	5	2	3	0	0	0	0	0	23	35	11.25	2.500
Rocky Childress, R (5, 1) ERA: 6.94	0.0		4	4	1	1	0	0	0	0	0	0	0	4	4	∞	∞
Larry Andersen, R (5, 1) ERA: 4.72	1.0		4	0	3	3	0	0	0	0	0	0	0	4	4	27.00	0.000
Freddie Toliver, R (6, 1) ERA: 3.48	2.0		7	0	0	0	1	1	0	0	0	0	0	8	12	0.00	0.500
Dave Stewart, R (8, 1) ERA: 5.31	2.0		6	0	0	0	2	0	0	0	0	0	0	10	10	0.00	0.000

PITCHER	IP	WLS	BF	H	R	ER	SO	BB	IBB	HBP	BLK	WP	HR	S	P	ERA	WHIP

BOTTOM

Chicago Cubs @ Philadelphia Phillies

Veterans Stadium, Philadelphia, PA

Sat Sep 21 1985, 3:33 AM EDT

Att. 17,779 - Unknown

livebaseballscorecards.com

Batter	1	2	3	4	5	6	7	8	9	AB	R	H	RBI	BB	SO	LOB
Jeff Stone, L (1, 7) OBP: 0.310, SLG: 0.342	BBBB 4-0 1B BB		x 0-0 1B		BBB 4-0 BB		x 0-0 1B		x 0-0 1-2 1B	3	0	3	0	2	0	0
Tom Foley, L (1, 6) OBP: 0.272, SLG: 0.297	x 0-0 ① CS 1-2 1B		x 0-0 ③ F8		x 0-0 ③ 4-3		x 0-0 ③ F7		x 0-0 ③ 4-3	5	0	1	0	0	0	5
Juan Samuel, R (1, 4) OBP: 0.292, SLG: 0.429 Luis Aguayo, R (9, 4) OBP: 0.387, SLG: 0.458	SSS 0-3 ② ③ K 1-2			BBBB 4-0 E S SF8 BB		SSS 0-3 ① K		x 0-0 ① 1-3		3 0	1 0	0 0	0 0	1 0	2 0	1 0
Von Hayes, L (1, 9) OBP: 0.343, SLG: 0.420		x 0-0 ① F9		x 0-0 ① L8 1-2		x 0-0 ② F6		x 0-0 ② F7		4	0	0	0	0	0	1
Tim Corcoran, L (1, 3) OBP: 0.299, SLG: 0.260		SSS 0-3 ② K		x 0-0 ② SF8 2-H		x 0-0 2B		x 0-0 FC5-4 1B		3	0	2	1	0	1	0
Garry Maddox, R (1, 8) OBP: 0.298, SLG: 0.371		x 0-0 E5		x 0-0 HR		BBB 4-0 BB		x 0-0 ③ FC5-4 1-2f		3	1	1	1	1	0	1
Darren Daulton, L (1, 2) OBP: 0.277, SLG: 0.309		x 0-0 ③ 4-3		x 0-0 ③ 3-1		SSS 0-3 ③ K			x 0-0 ① F8	4	0	0	0	0	1	3
Rick Schu, R (1, 5) OBP: 0.319, SLG: 0.379			x 0-0 ① 5-3		x 0-0 ① F9		x 0-0 ① 6-3		BBBB 4-0 1B BB	3	0	0	0	1	0	0
Kevin Gross, R (1, 1) OBP: 0.183, SLG: 0.241 Rocky Childress, R (5, 1) Larry Andersen, R (5, 1) Alan Knicely, R (5, PH) OBP: 0.315, SLG: 0.395 Freddie Toliver, R (6, 1) John Russell, R (7, PH) OBP: 0.291, SLG: 0.408 Dave Stewart, R (8, 1) Derrel Thomas, S (9, PH) OBP: 0.287, SLG: 0.376			SSS 0-3 ② K		x 0-0 ② L8		x 0-0 ② F9		x 0-0 ② F8	1 0 0 1 0 1 0 0 1	0 0 0 0 0 0 0 0 0	0 0 0 0 0 0 0 0 0	0 0 0 0 0 0 0 0 0	1 0 0 0 0 0 0 0 0	0 0 0 0 0 0 0 0 0	0 0 0 0 0 0 0 0 1
Inning Stats	R: 0 H: 1 E: 0 LOB: 1 K: 1 BB: 1 S: 4 P: 8	R: 0 H: 0 E: 1 LOB: 1 K: 1 BB: 0 S: 6 P: 6	R: 0 H: 1 E: 0 LOB: 1 K: 1 BB: 0 S: 6 P: 6	R: 2 H: 1 E: 1 LOB: 0 K: 0 BB: 1 S: 4 P: 8	R: 0 H: 0 E: 0 LOB: 1 K: 0 BB: 1 S: 3 P: 7	R: 0 H: 1 E: 0 LOB: 2 K: 2 BB: 1 S: 8 P: 12	R: 0 H: 1 E: 0 LOB: 1 K: 0 BB: 0 S: 4 P: 4	R: 0 H: 1 E: 0 LOB: 1 K: 0 BB: 0 S: 4 P: 4	R: 0 H: 1 E: 0 LOB: 2 K: 0 BB: 1 S: 4 P: 8	1B: 5 SF: 1 2B: 2 SAC: 0 3B: 0 DP: 1 HR: 1 HBP: 0						

AB	32	
R	2	
H	7	
RBI	2	
BB	5	
SO	5	
LOB	12	

WP: 0 PA: 38
PB: 0
SB: 1
CS: 1

PITCHER		IP	WLS	BF	H	R	ER	SO	BB	IBB	HBP	BLK	WP	HR	S	P	ERA	WHIP
Johnny Abrego, R ERA: 4.86	(1, 1)	6.0	W	25	4	2	2	5	4	0	0	0	0	1	31	47	3.00	1.333
Jay Baller, R ERA: 3.05	(7, 1)	2.0		8	2	0	0	0	0	0	0	0	0	0	8	8	0.00	1.000
Dave Beard, R ERA: 5.4	(9, 1)	1.0		5	1	0	0	0	1	0	0	0	0	0	4	8	0.00	2.000

PITCHER	IP	WLS	BF	H	R	ER	SO	BB	IBB	HBP	BLK	WP	HR	S	P	ERA	WHIP

Batter	1	2	3	4	5	6	7	8	9	AB	R	H	RBI	BB	SO	LOB
Bob Dernier, R (1, 8) OBP: 0.314, SLG: 0.316	0-0 S S 1B 1B	0-0 FC4-6 1-2 1B		0-0 ① F2		0-0 HR 1B		4-0 1B E BB	0-0 E5 23 1B 1B	5	4	3	0	1	0	1
Shawon Dunston, R (1, 6) OBP: 0.298, SLG: 0.366	0-0 ① F8 1-2	0-3 ① K		0-0 ② F4		0-0 1-H HR		0-0 23 S 1-3 E 1B	0-0 23 1B 1-2 1B	6	2	3	2	0	1	4
23 Ryne Sandberg, R (1, 4) OBP: 0.369, SLG: 0.506	4-0 1B S BB BB	0-0 ② F9 2-3		0-0 1-3 1B		0-3 ② K		0-0 ① 5-3 1-2	0-0 1-3 2-H 1B	5	1	2	1	1	1	4
Keith Moreland, R (1, 5) OBP: 0.363, SLG: 0.420 Dave Owen, S (8, 5) OBP: 0.300, SLG: 0.300	0-0 BB S 1-3 2-H 1B	0-0 ③ FC4-6 1-2f		0-0 ③ F9		0-0 ③ F4		4-0 E 4-3 IBB	0-0 ③ 4-3	4 1	1 0	1 0	1 0	1 0	0 0	4 2
Davey Lopes, R (1, 7) OBP: 0.377, SLG: 0.429 Thad Bosley, L (8, PH) OBP: 0.396, SLG: 0.528 (8, 7)	0-0 ② F3	0-0 ① 4-3	0-0 ① F6		0-0 ① F4			0-0 E3 4-3 1-3 2-H 3-H		4 1	0 0	0 0	0 1	0 0	0 0	2 1
Jody Davis, R (1, 2) OBP: 0.292, SLG: 0.380 Dave Gumpert, R (9, 1)	4-0 BB 1-2 BB	0-0 4-3 2B	4-0 S BB		0-0 ② 6-3			0-0 ② 4-3 2-3 3-H		3 0	0 0	1 0	1 0	2 0	0 0	1 0
Leon Durham, L (1, 3) OBP: 0.357, SLG: 0.460	4-0 1-2 2-3 3-H BB	0-0 ② 4-3 2-3	0-0 ② F6		0-0 HR	0-3 ③ K				4	1	1	2	1	1	3
Billy Hatcher, R (1, 9) OBP: 0.295, SLG: 0.364	0-0 ③ 6-3	0-0 ③ 5-3	0-0 ③ 1-3 1-2		0-0 2B				0-0 ① F7	5	0	1	0	0	0	5
Dennis Eckersley, R (1, 1) OBP: 0.241, SLG: 0.196 Ron Cey, R (7, PH) OBP: 0.318, SLG: 0.401 Jay Baller, R (7, 1) Steve Lake, R (9, PH) OBP: 0.181, SLG: 0.198 (9, 2)		0-0 23 F9 1B 1B		0-0 23 1B 1B		0-3 ① K	0-0 ③ F3		0-0 ② 5-3	3 1 0 1	0 0 0 0	2 0 0 0	0 0 0 0	1 0 0 0	0 0 0 0	0 1 0 0
Inning Stats	R: 2 E: 0 K: 0 S: 5 H: 2 LOB: 3 BB: 3 P: 17	R: 0 E: 0 K: 1 S: 7 H: 2 LOB: 2 BB: 0 P: 7	R: 0 E: 0 K: 0 S: 4 H: 1 LOB: 1 BB: 0 P: 4	R: 0 E: 0 K: 0 S: 5 H: 2 LOB: 2 BB: 0 P: 5	R: 0 E: 0 K: 0 S: 3 H: 0 LOB: 1 BB: 1 P: 7	R: 2 E: 0 K: 2 S: 9 H: 2 LOB: 0 BB: 0 P: 9	R: 1 E: 0 K: 0 S: 5 H: 2 LOB: 1 BB: 0 P: 5	R: 3 E: 1 K: 1 S: 7 H: 1 LOB: 1 BB: 2 P: 15	R: 1 E: 1 K: 0 S: 6 H: 2 LOB: 2 BB: 0 P: 6	1B: 10 2B: 2 3B: 0 HR: 2	SF: 0 SAC: 0 DP: 0 HBP: 0						

TOP

Chicago Cubs @ Philadelphia Phillies

Veterans Stadium, Philadelphia, PA

Sun Sep 22 1985, 3:33 AM EDT

Att. 21,768 - Unknown

livebaseballscorecards.com

AB	43
R	9
H	14
RBI	8
BB	6
SO	4
LOB	28

WP: 0 PB: 0 SB: 6 CS: 0 PA: 49

PITCHER		IP	WLS	BF	H	R	ER	SO	BB	IBB	HBP	BLK	WP	HR	S	P	ERA	WHIP
Shane Rawley, L ERA: 2.92	(1, 1)	6.2	L	35	11	5	5	3	4	0	0	0	0	2	37	53	6.75	2.250
Larry Andersen, R ERA: 4.7	(7, 1)	0.1		1	0	0	0	0	0	0	0	0	0	0	1	1	0.00	0.000
Kent Tekulve, R ERA: 3.72	(8, 1)	2.0		13	3	4	1	1	1	1	0	0	0	0	13	21	4.50	2.000

PITCHER	IP	WLS	BF	H	R	ER	SO	BB	IBB	HBP	BLK	WP	HR	S	P	ERA	WHIP

Batter	1	2	3	4	5	6	7	8	9	AB	R	H	RBI	BB	SO	LOB
Jeff Stone, L (1, 7) OBP: 0.304, SLG: 0.335	B3		L6		K		G3		F7	5	0	0	0	0	1	3
Luis Aguayo, R (1, 4) OBP: 0.393, SLG: 0.483	1B		F7			HR		6-3	1-2 2-3 1B	5	1	3	1	0	0	0
Von Hayes, L (1, 8) OBP: 0.344, SLG: 0.420	F8		F4			FC1-6 1B 1B		1B 1B	5-3	5	0	2	0	0	0	4
Mike Schmidt, R (1, 3) OBP: 0.370, SLG: 0.526	K			K		1-2 FC1-6 1B		1-2 1B		4	0	2	0	0	2	1
Glenn Wilson, R (1, 9) OBP: 0.306, SLG: 0.415		K		K		K		K		4	0	0	0	0	4	4
Ozzie Virgil, R (1, 2) OBP: 0.335, SLG: 0.452		6-3		K		1-2f 2-3 FC1-6		F4		4	0	0	0	0	1	4
Tom Foley, L (1, 6) OBP: 0.272, SLG: 0.301		1B 2B			F6	F8			4-3	4	1	1	0	0	0	2
Rick Schu, R (1, 5) OBP: 0.321, SLG: 0.380		2-H 1B			SH1-4 1B		F9		E5 1B BB	4	0	2	1	0	0	0
Shane Rawley, R (1, 1) OBP: 0.194, SLG: 0.145		4-3			SH1-4 1-2		5-3		1-2 1B BB	1	0	0	0	0	0	1
Larry Andersen, R (7, 1)										0	0	0	0	0	0	0
Juan Samuel, R (7, PH) OBP: 0.291, SLG: 0.428										1	0	0	0	0	0	0
Kent Tekulve, R (8, 1)										0	0	0	0	0	0	0
Tim Corcoran, L (9, PH) OBP: 0.302, SLG: 0.260										0	0	0	0	1	0	0
Inning Stats	R: 0 E: 0 K: 1 S: 6 H: 1 LOB: 1 BB: 0 P: 6	R: 1 E: 0 K: 1 S: 7 H: 2 LOB: 1 BB: 0 P: 7	R: 0 E: 0 K: 0 S: 3 H: 0 LOB: 0 BB: 0 P: 3	R: 0 E: 0 K: 3 S: 9 H: 0 LOB: 0 BB: 0 P: 9	R: 0 E: 0 K: 1 S: 6 H: 1 LOB: 1 BB: 0 P: 6	R: 1 E: 0 K: 1 S: 8 H: 3 LOB: 2 BB: 0 P: 8	R: 0 E: 0 K: 0 S: 3 H: 0 LOB: 0 BB: 0 P: 3	R: 0 E: 0 K: 1 S: 7 H: 2 LOB: 2 BB: 0 P: 7	R: 0 E: 1 K: 0 S: 5 H: 1 LOB: 3 BB: 1 P: 9	1B: 8 2B: 1 3B: 0 HR: 1 SF: 0 SAC: 1 DP: 0 HBP: 0						

PITCHER		IP	WLS	BF	H	R	ER	SO	BB	IBB	HBP	BLK	WP	HR	S	P	ERA	WHIP
Dennis Eckersley, R ERA: 2.79	(1, 1)	6.0	W	25	7	2	2	7	0	0	0	0	0	1	39	39	3.00	1.167
Jay Baller, R ERA: 2.9	(7, 1)	2.0		8	2	0	0	1	0	0	0	0	0	0	10	10	0.00	1.000
Dave Gumpert, R ERA: 2.61	(9, 1)	1.0		6	1	0	0	0	1	0	0	0	0	0	5	9	0.00	2.000

PITCHER	IP	WLS	BF	H	R	ER	SO	BB	IBB	HBP	BLK	WP	HR	S	P	ERA	WHIP

BOTTOM

Chicago Cubs @ Philadelphia Phillies

Veterans Stadium, Philadelphia, PA

Sun Sep 22 1985, 3:33 AM EDT

Att. 21,768 - Unknown

livebaseballscorecards.com

AB	37
R	2
H	10
RBI	2
BB	1
SO	8
LOB	19

WP: 0 PA: 39
PB: 0
SB: 0
CS: 0

Montreal Expos @ Chicago Cubs

Wrigley Field, Chicago, IL

Mon Sep 23 1985, 3:33 AM CDT

Att. 4,647 - Unknown

TOP

livebaseballscorecards.com

Batter	1	2	3	4	5	6	7	8	9	AB	R	H	RBI	BB	SO	LOB
Mitch Webster, S (1, 8) OBP: 0.314, SLG: 0.474	x 0-0 ① F9		x 0-0 FC5-2 5-3 1-2 1B		SSS 0-3 ① K		x 0-0 HR 3-H 2B	x 0-0 ② F5		5	1	2	1	0	1	1
Vance Law, R (1, 4) OBP: 0.360, SLG: 0.401	x 0-0 ② 6-3		x 0-0 ① 5-3 1-2 2-3		x 0-0 ② F9		x 0-0 HR 2-H	BBBB 4-0 BB		4	1	1	2	1	0	2
Andre Dawson, R (1, 9) OBP: 0.290, SLG: 0.416	x 0-0 ③ F9		x 0-0 ② FC5-2 BB 2-3 3-H		x 0-0 HR		x 0-0 ① 5-3	x 0-0 ③ F4		5	1	1	1	0	0	3
Hubie Brooks, R (1, 6) OBP: 0.310, SLG: 0.408		BBBB 4-0 1B FC4-6 BB	BBBB 4-0 1-2 BB		x 0-0 ③ 4-3		x 0-0 CS 1B		BBBB 4-0 2B BB	2	2	1	0	3	0	0
Tim Wallach, R (1, 5) OBP: 0.308, SLG: 0.443		x 0-0 ① F8	x 0-0 ③ 4-3			x 0-0 HR	SSS 0-3 ② ③ K 1-2		x 0-0 BB 1-H CS 2B	5	1	2	2	0	1	5
Andres Galarraga, R (1, 3) OBP: 0.268, SLG: 0.368		x 0-0 FC4-6 1-3 1B		SSS 0-3 ① K		x 0-0 CS 1B		x 0-0 HR	x 0-0 ① 6-3	5	1	3	1	0	1	1
Jim Wohlford, R (1, 7) OBP: 0.281, SLG: 0.272 Herm Winningham, L (8, PH) OBP: 0.300, SLG: 0.323 (8, 7)	x 0-0 ② FC4-6 1-2f 3-H		SSS 0-3 ② K		x 0-0 ① ② 4-3 1-2		x	0-0 ① 2-3	IIII 4-0 BB IBB	3 1	0 0	0 0	1 0	0 1	1 0	2 0
Sal Butera, R (1, 2) OBP: 0.288, SLG: 0.274 Razor Shines, S (8, PH) OBP: 0.213, SLG: 0.140 Al Newman, S (8, PR) OBP: 0.174, SLG: 0.182 Mike O'Berry, R (8, 2) OBP: 0.381, SLG: 0.235	x 0-0 ③ 4-3		BBBB 4-0 FC6 BB		x 0-0 ③ F6			BBBB 4-0 HR BB	BBBB 4-0 1-2 2-3 BB	2 0 0 0	0 0 1 0	0 0 0 0	0 0 0 0	1 1 0 1	0 0 0 0	1 0 0 0
David Palmer, R (1, 1) OBP: 0.114, SLG: 0.143 Fred Manrique, R (7, PH) OBP: 0.500, SLG: 1.000 Bert Roberge, R (7, 1) Jack O'Connor, L (7, 1) Randy St. Claire, R (7, 1) OBP: 0.429, SLG: 0.200 Doug Frobel, L (8, PH) OBP: 0.302, SLG: 0.264 Tim Burke, R (8, 1) OBP: 0.182, SLG: 0.100			x 0-0 5-3 1B FC5-2 1B	x 0-0 ③ FC6 1-2f		x 0-0 2B 3B		x 0-0 1-H HR	SSS 0-3 ② ③ K 3-H	2 1 0 0 0 1	0 1 0 0 0 0	1 1 0 0 0 1	0 0 0 0 0 2	0 0 0 0 0 0	0 0 0 0 0 1	1 0 0 0 0 3
Inning Stats	R: 0 H: 0 E: 0 LOB: 0 K: 0 BB: 0 S: 3 P: 3	R: 1 H: 1 E: 0 LOB: 1 K: 0 BB: 1 S: 4 P: 8	R: 0 H: 2 E: 0 LOB: 3 K: 0 BB: 1 S: 5 P: 9	R: 0 H: 0 E: 0 LOB: 1 K: 2 BB: 1 S: 7 P: 11	R: 1 H: 1 E: 0 LOB: 0 K: 1 BB: 0 S: 6 P: 6	R: 1 H: 2 E: 0 LOB: 0 K: 0 BB: 0 S: 4 P: 4	R: 3 H: 4 E: 0 LOB: 1 K: 1 BB: 0 S: 8 P: 8	R: 3 H: 2 E: 0 LOB: 1 K: 0 BB: 2 S: 5 P: 13	R: 1 H: 1 E: 0 LOB: 2 K: 1 BB: 3 S: 5 P: 17	1B: 5 SF: 0 2B: 3 SAC: 0 3B: 1 DP: 1 HR: 5 HBP: 0						

	AB	37
	R	10
	H	13
	RBI	10
	BB	8
	SO	5
	LOB	19

WP: 0 PA: 45
PB: 0
SB: 0
CS: 3

PITCHER		IP	WLS	BF	H	R	ER	SO	BB	IBB	HBP	BLK	WP	HR	S	P	ERA	WHIP
Steve Trout, L ERA: 3.49	(1, 1)	6.0		28	8	5	5	3	3	0	0	0	0	2	31	43	7.50	1.833
George Frazier, R ERA: 6.39	(7, 1)	1.1	L	8	4	4	4	1	1	0	0	0	0	3	9	13	27.00	3.750
Derek Botelho, R ERA: 5.57	(8, 1)	0.2		3	0	0	0	0	1	0	0	0	0	0	2	6	0.00	1.500
Dave Gumpert, R ERA: 3.48	(9, 1)	0.0		2	1	1	1	0	1	0	0	0	0	0	1	5	∞	∞
Lary Sorensen, R ERA: 4.37	(9, 1)	1.0		4	0	0	0	1	1	1	0	0	0	0	4	12	0.00	1.000

PITCHER		IP	WLS	BF	H	R	ER	SO	BB	IBB	HBP	BLK	WP	HR	S	P	ERA	WHIP

Montreal Expos @ Chicago Cubs

Wrigley Field, Chicago, IL

Mon Sep 23 1985, 3:33 AM CDT

Att. 4,647 - Unknown

BOTTOM

Batter	1	2	3	4	5	6	7	8	9	AB	R	H	RBI	BB	SO	LOB
Bob Dernier, R (1, 8) OBP: 0.317, SLG: 0.319	F8		FC4-6, 1B		23 FC5, S, 1B	CS, 1-2	1B, 23 3B, 1B	5-3		5	1	3	0	0	0	0
Shawon Dunston, R (1, 6) OBP: 0.305, SLG: 0.383	K		FC4-6, CS, 23 S, 1-2f		23 FC5, 1B, 1-2, BB	23 3B, 1B, 1-2			HR	4	3	2	1	1	1	1
23 Ryne Sandberg, R (1, 4) OBP: 0.371, SLG: 0.509	S, BB		CS, 1B, 1-2, BB		FC5, FC3-6, 1B, WP, 1-2, 2-3f		2B, 1-H, 2-H, 3B		K	3	3	1	2	2	1	2
Keith Moreland, R (1, 5) OBP: 0.368, SLG: 0.426	1-2, BB		1-H, 2-3, 1B		FC3-6, 1-2, 2-H, 1B		G3, 3-H, 2B		1B	4	0	4	3	1	0	0
Leon Durham, L (1, 3) OBP: 0.355, SLG: 0.456	K			BB, 1B, G1-2-3, BB	FC3-6, WP, 1-2f, 2-3		G3, 2-3		F8	4	0	0	0	1	1	6
Jody Davis, R (1, 2) OBP: 0.293, SLG: 0.379		F5		G1-2-3, BB, 1-2, 1B	5-3, 1-2, 3-H		G6-4-3, IBB		6-3	4	0	1	0	1	0	2
Thad Bosley, L (1, 7) OBP: 0.395, SLG: 0.521 Davey Lopes, R (7, PH) (8, 7) OBP: 0.376, SLG: 0.427		6-3		G1-2-3, 1-2, 2-3, BB		4-3	G6-4-3, 1-2f			2 1	0 0	0 0	0 0	1 0	0 0	0 2
Billy Hatcher, R (1, 9) OBP: 0.301, SLG: 0.368		1B		G1-2-3, 1-2, 2-3, 3-Hf		CS, 1B		4-3		4	0	2	0	0	0	3
Steve Trout, L (1, 1) OBP: 0.167, SLG: 0.150 George Frazier, R (7, 1) Derek Botelho, R (8, 1) OBP: 0.200, SLG: 0.143 Richie Hebner, L (8, PH) OBP: 0.261, SLG: 0.277 Dave Gumpert, R (9, 1) Lary Sorensen, R (9, 1)	K			K	K			6-3		3 0 0 1 0 0	0 0 0 0 0 0	0 0 0 0 0 0	0 0 0 0 0 0	0 0 0 0 0 0	3 0 0 0 0 0	4 0 0 0 0 0
Inning Stats	R: 0 E: 0 K: 2 S: 7 H: 0 LOB: 2 BB: 2 P: 15	R: 0 E: 0 K: 1 S: 6 H: 1 LOB: 1 BB: 0 P: 6	R: 1 E: 0 K: 0 S: 3 H: 2 LOB: 1 BB: 1 P: 7	R: 0 E: 0 K: 1 S: 5 H: 1 LOB: 2 BB: 2 P: 13	R: 2 E: 0 K: 0 S: 5 H: 2 LOB: 1 BB: 1 P: 9	R: 0 E: 0 K: 1 S: 5 H: 1 LOB: 0 BB: 0 P: 5	R: 3 E: 0 K: 0 S: 6 H: 4 LOB: 1 BB: 1 P: 10	R: 0 E: 0 K: 0 S: 3 H: 0 LOB: 0 BB: 0 P: 3	R: 1 E: 0 K: 1 S: 7 H: 2 LOB: 1 BB: 0 P: 7	1B: 10 2B: 1 3B: 1 HR: 1 SF: 0 SAC: 0 DP: 2 HBP: 0						

livebaseballscorecards.com

AB	35
R	7
H	13
RBI	6
BB	7
SO	6
LOB	20

PITCHER		IP	WLS	BF	H	R	ER	SO	BB	IBB	HBP	BLK	WP	HR	S	P	ERA	WHIP
David Palmer, R ERA: 3.75	(1, 1)	6.0		27	7	3	3	5	6	0	0	0	1	0	31	55	4.50	2.167
Bert Roberge, R ERA: 3.14	(7, 1)	0.0		4	4	3	3	0	0	0	0	0	0	0	4	4	∞	∞
Jack O'Connor, L ERA: 5.12	(7, 1)	0.1		2	0	0	0	0	0	1	0	0	0	0	1	5	0.00	0.000
Randy St. Claire, R ERA: 3.27	(7, 1)	0.2	W	1	0	0	0	0	0	0	0	0	0	0	1	1	0.00	0.000
Tim Burke, R ERA: 2.46	(8, 1)	2.0	S	8	2	1	1	1	0	0	0	0	0	1	10	10	4.50	1.000

PITCHER		IP	WLS	BF	H	R	ER	SO	BB	IBB	HBP	BLK	WP	HR	S	P	ERA	WHIP

WP: 1 PA: 43
PB: 0
SB: 3
CS: 3

Montreal Expos @ Chicago Cubs

Wrigley Field, Chicago, IL

Tue Sep 24 1985, 3:33 AM CDT

Att. 6,947 - Unknown

TOP

livebaseballscorecards.com

Batter	1	2	3	4	5	6	7	8	9	AB	R	H	RBI	BB	SO	LOB
Mitch Webster, S (1, 8) OBP: 0.325, SLG: 0.483	BBBB 4-0 S HR BB	0-0 FC6-4 1-3 2-H 1B			0-0 1B HR 1B 0-0 2-H 3-H HR 2B	S S S 0-3 K ③		S S S 0-3 K ① 1-2		5	3	3	3	1	2	2
Vance Law, R (1, 4) OBP: 0.362, SLG: 0.401	0-0 1-3 ① 1-2	0-0 FC6-4 ③ 1-2f			0-0 1-3 HR 1B 4-0 BBBB HR BB		BBBB 4-0 1B PB BB	0-0 F8 ②		3	2	1	0	2	0	3
John Dopson, L (7, 1)										1	0	0	0	0	0	1
Randy St. Claire, R (8, 1)										0	0	0	0	0	0	0
Jack O'Connor, L (9, 1)										0	0	0	0	0	0	0
Jeff Reardon, R (9, 1) OBP: 0.286, SLG: 0.286										0	0	0	0	0	0	0
Andre Dawson, R (1, 9) OBP: 0.294, SLG: 0.437	0-0 2-H HR		0-0 6-3 ①		2-H 3-H HR 1-H 2-H HR		0-0 1-3 1B	0-0 6-3 ③		6	3	4	8	0	0	1
Scot Thompson, L (8, 9) OBP: 0.254, SLG: 0.272										0	0	0	0	0	0	0
Hubie Brooks, R (1, 6) OBP: 0.310, SLG: 0.409	S S S 0-3 K ②		0-0 F8 ②		S S S 0-3 K ① 0-0 HR 1B		S S S 0-3 K ①		0-0 4-3 2B	6	1	2	0	0	3	2
Tim Wallach, R (1, 5) OBP: 0.310, SLG: 0.449	0-0 F8 ③		0-0 1B		E 1B 1B 1-H HR		0-0 F5 ②		0-0 6-3 ①	6	2	3	2	0	0	3
Andres Galarraga, R (1, 3) OBP: 0.277, SLG: 0.364		0-0 FC5-4 1B	0-0 F3 ③		E8 1-3 1B 0-3 K		S S S 0-3 K ③		0-0 4-3 ② 2-3	6	1	2	0	0	2	4
Jim Wohlford, R (1, 7) OBP: 0.280, SLG: 0.265	0-0 F8 ①			0-0 F9 ① 4-0 SH1-4 1B 2B IBB		0-0 F4 ①		BBBB 4-0 HR BB	0-0 F2 ③	3	1	0	0	1	0	1
Doug Frobel, L (6, 7) OBP: 0.305, SLG: 0.262										1	1	0	0	1	0	1
Sal Butera, R (1, 2) OBP: 0.301, SLG: 0.309	0-0 FC5-4 ② E 1-2f 1B		0-0 F9 ②		0-0 SH1-4 1-2 2-H 3-H 2B 1B	BBBB 4-0 SH1-3 BB		0-0 1-H HR		4	3	2	4	1	0	1
Bryn Smith, R (1, 1) OBP: 0.233, SLG: 0.257	0-0 E5 1B 1-2		0-0 F3 ③		0-0 SH1-4 ② 1-2 2-3	0-0 SH1-3 ② 1-2		BBBB 4-0 WP BB		2	0	0	0	0	0	1
Al Newman, S (7, 4) OBP: 0.208, SLG: 0.182										0	0	0	0	1	0	0

Inning Stats	R: 2	H: 1		R: 1	H: 2		R: 0	H: 1		R: 0	H: 0		R: 12	H: 10		R: 0	H: 0		R: 0	H: 1		R: 2	H: 1		R: 0	H: 1		1B: 10	SF: 0		WP: 1	PA: 52
	E: 0	LOB: 0		E: 1	LOB: 2		E: 0	LOB: 1		E: 0	LOB: 0		E: 1	LOB: 0		E: 0	LOB: 1		E: 0	LOB: 2		E: 0	LOB: 1		E: 0	LOB: 1		2B: 2	SAC: 2		PB: 1	
	K: 1	BB: 1		K: 0	BB: 0		K: 0	BB: 0		K: 1	BB: 1		K: 2	BB: 2		K: 2	BB: 1		K: 1	BB: 2		K: 1	BB: 0		K: 0	BB: 0		3B: 0	DP: 0		SB: 1	
	S: 6	P: 10		S: 6	P: 6		S: 4	P: 4		S: 3	P: 3		S: 17	P: 25		S: 5	P: 9		S: 8	P: 12		S: 6	P: 14		S: 4	P: 4		HR: 5	HBP: 0		CS: 0	

PITCHER		IP	WLS	BF	H	R	ER	SO	BB	IBB	HBP	BLK	WP	HR	S	P	ERA	WHIP
Ray Fontenot, L ERA: 4.23	(1, 1)	4.1	L	23	8	7	6	2	1	0	0	0	0	2	26	30	12.46	2.077
Jon Perlman, R ERA: 12.91	(5, 1)	0.1		9	6	8	8	0	1	1	0	0	0	2	7	15	216.00	21.000
Dave Beard, R ERA: 5.23	(5, 1)	0.1		1	0	0	0	1	0	0	0	0	0	0	3	3	0.00	0.000
Derek Botelho, R ERA: 5.32	(6, 1)	2.0		9	1	0	0	3	2	0	0	0	0	0	13	21	0.00	1.500
Steve Engel, L ERA: 6.04	(8, 1)	1.0		6	1	2	2	1	2	0	0	0	1	1	6	14	18.00	3.000

PITCHER		IP	WLS	BF	H	R	ER	SO	BB	IBB	HBP	BLK	WP	HR	S	P	ERA	WHIP
Ron Meridith, L ERA: 4.32	(9, 1)	1.0		4	1	0	0	0	0	0	0	0	0	0	4	4	0.00	1.000

AB	43
R	17
H	17
RBI	17
BB	7
SO	7
LOB	20

Batter	1	2	3	4	5	6	7	8	9	AB	R	H	RBI	BB	SO	LOB
Bob Dernier, R (1, 8) OBP: 0.315, SLG: 0.317	5-3		5-3		F5		4-3, 1B, 2B	1-3 HR, 1B	1-2, 2-3 5-3	3	0	0	0	0	0	1
Gary Woods, R (7, 8) OBP: 0.358, SLG: 0.284										3	2	2	0	0	0	2
Davey Lopes, R (1, 7) OBP: 0.375, SLG: 0.426	F2		23 CS, 1B		F5		4-3, 2-3	1-H, 3-H HR, 1B	2-H, 3-H BB, 1B	3	0	1	0	0	0	1
Derek Botelho, R (6, 1) OBP: 0.200, SLG: 0.143										0	0	0	0	0	0	0
Richie Hebner, L (7, PH) OBP: 0.258, SLG: 0.274										1	0	0	0	0	0	1
Steve Engel, R (8, 1) OBP: 0.333, SLG: 0.400										0	0	0	0	0	0	0
Gary Matthews, R (8, PH) OBP: 0.354, SLG: 0.391										1	1	1	3	0	0	0
Ron Meridith, L (9, 1)										0	0	0	0	0	0	0
Ron Cey, R (9, PH) OBP: 0.319, SLG: 0.403										1	1	1	2	0	0	0
23 Ryne Sandberg, R (1, 4) OBP: 0.369, SLG: 0.506	F8		CS, 1-2	E6, F8, S, HR		K	1B, FC4-6, 3-H, 1B	1B, 1B	1B, 2B, 1-2, BB	3	1	0	0	0	1	0
Dave Owen, S (7, 4) OBP: 0.462, SLG: 0.417										2	2	2	1	1	0	0
Keith Moreland, R (1, 5) OBP: 0.368, SLG: 0.426		F8		F8, 1-3		BB, BB, SF7, 1B	FC4-6, 1-3, 1B	1-3, 1B	2B, 1-2, 2-H, 1B	3	1	1	0	0	0	1
Chris Speier, R (7, 5) OBP: 0.294, SLG: 0.347										3	1	3	1	0	0	0
Leon Durham, L (1, 3) OBP: 0.355, SLG: 0.456		3-1		5-3		BB, 1-2, BB	FC4-6, 1-2f, 3-H	K	1-H, 2-H 2B	5	0	1	3	1	1	4
Jody Davis, R (1, 2) OBP: 0.298, SLG: 0.389		BB, 1B		HR, 3-H		FC6-4, 1-2, 2-3, BB	5-3	F6	3-1	2	1	2	2	1	0	0
Steve Lake, R (7, 2) OBP: 0.176, SLG: 0.193										3	0	0	0	0	0	4
Thad Bosley, L (1, 9) OBP: 0.395, SLG: 0.518		BB, 1-2		K		SF7, 3-H		WP, G1-4-3, 1B, 1B	F7	3	1	1	1	1	1	0
Shawon Dunston, R (1, 6) OBP: 0.307, SLG: 0.384		F7			1B	FC6-4, 1-2f		G1-4-3, 1-2	5-3, 1B, 1B	5	1	2	0	0	0	5
Ray Fontenot, L (1, 1) OBP: 0.049, SLG: 0.049			1-3		K		HR	1B, HR, 2-H, 1B	5-3, 1B, 1-2, 1B	1	0	0	0	0	0	0
Jon Perlman, L (5, 1)										0	0	0	0	0	0	0
Dave Beard, L (5, 1)										0	0	0	0	0	0	0
Billy Hatcher, R (5, PH) OBP: 0.313, SLG: 0.401 (6, 7)										4	3	3	2	0	1	1
Inning Stats	R: 0 E: 0 K: 0 S: 3 H: 0 LOB: 0 BB: 0 P: 3	R: 0 E: 0 K: 0 S: 4 H: 1 LOB: 2 BB: 1 P: 8	R: 0 E: 0 K: 0 S: 3 H: 1 LOB: 0 BB: 0 P: 3	R: 2 E: 1 K: 1 S: 7 H: 1 LOB: 0 BB: 0 P: 7	R: 0 E: 0 K: 1 S: 6 H: 1 LOB: 1 BB: 0 P: 6	R: 1 E: 0 K: 1 S: 6 H: 1 LOB: 2 BB: 2 P: 14	R: 3 E: 0 K: 0 S: 7 H: 4 LOB: 1 BB: 0 P: 7	R: 4 E: 0 K: 1 S: 11 H: 6 LOB: 2 BB: 0 P: 11	R: 5 E: 0 K: 0 S: 8 H: 5 LOB: 1 BB: 1 P: 12	1B: 15 2B: 2 3B: 0 HR: 3	SF: 1 SAC: 0 DP: 0 HBP: 0						

PITCHER		IP	WLS	BF	H	R	ER	SO	BB	IBB	HBP	BLK	WP	HR	S	P	ERA	WHIP
Bryn Smith, R (1, 1) ERA: 2.97		6.0	W	26	5	3	1	3	3	0	0	0	0	1	29	41	1.50	1.333
John Dopson, R (7, 1) ERA: 11.08		1.1		12	8	7	7	0	0	0	0	0	1	2	12	12	47.25	6.000
Randy St. Claire, R (8, 1) ERA: 3.88		1.1		11	6	5	5	1	1	0	0	0	0	0	12	16	33.75	5.250
Jack O'Connor, L (9, 1) ERA: 5.12		0.0		1	1	0	0	0	0	0	0	0	0	0	1	1	∞	∞
Jeff Reardon, R (9, 1) ERA: 3.1		0.1	S	1	0	0	0	0	0	0	0	0	0	0	1	1	0.00	0.000

PITCHER	IP	WLS	BF	H	R	ER	SO	BB	IBB	HBP	BLK	WP	HR	S	P	ERA	WHIP

BOTTOM

Montreal Expos @ Chicago Cubs

Wrigley Field, Chicago, IL

Tue Sep 24 1985, 3:33 AM CDT

Att. 6,947 - Unknown

livebaseballscorecards.com

AB	46
R	15
H	20
RBI	15
BB	4
SO	4
LOB	20

WP: 1 PA: 52
PB: 0
SB: 1
CS: 1

Batter	1	2	3	4	5	6	7	8	9	AB	R	H	RBI	BB	SO	LOB
Mookie Wilson, S (1, 8) OBP: 0.338, SLG: 0.431	F9		K			SH5-4 HR 1B 1-2		4-3		4	1	1	0	0	1	1
Wally Backman, S (1, 4) OBP: 0.326, SLG: 0.346	4-3		1B 2-H			SH5-4 1-2 2-3		K		3	0	1	0	0	1	0
Keith Hernandez, L (1, 3) OBP: 0.375, SLG: 0.415	BB			4-3		HR IBB		6-3		2	1	0	0	2	0	0
Gary Carter, R (1, 2) OBP: 0.371, SLG: 0.500	K			K		HR 1-H 2-H 3-H			1-3	4	1	1	4	0	2	1
Darryl Strawberry, L (1, 9) OBP: 0.384, SLG: 0.539		E4 G3-6		BB CS		F7			F7	3	0	0	0	1	0	0
George Foster, R (1, 7) OBP: 0.328, SLG: 0.451 Jesse Orosco, R (9, 1) OBP: 0.333, SLG: 0.333		F7	CS 1-2		F2	K			6-3	4 0	0 0	0 0	0 0	0 0	1 0	1 0
Howard Johnson, S (1, 5) OBP: 0.302, SLG: 0.390		G3-6 1-2f			K		G3			3	0	0	0	0	1	1
Rafael Santana, R (1, 6) OBP: 0.296, SLG: 0.297			1B SH1-4 1-2		F4		5-3			3	0	1	0	0	0	0
Ron Darling, R (1, 1) OBP: 0.187, SLG: 0.219 Roger McDowell, R (7, 1) OBP: 0.211, SLG: 0.222 Danny Heep, L (9, 7) OBP: 0.336, SLG: 0.425			SH1-4 1-2			SH5-4 1B HR BB	K			1 0 0	1 0 0	0 0 0	0 0 0	1 0 0	1 0 0	0 0 0
Inning Stats	R: 0 E: 0 K: 1 S: 5 H: 0 LOB: 1 BB: 1 P: 9	R: 0 E: 1 K: 0 S: 3 H: 0 LOB: 0 BB: 0 P: 3	R: 0 E: 0 K: 1 S: 6 H: 2 LOB: 2 BB: 0 P: 6	R: 0 E: 0 K: 1 S: 4 H: 0 LOB: 0 BB: 1 P: 8	R: 0 E: 0 K: 1 S: 5 H: 0 LOB: 0 BB: 0 P: 5	R: 4 E: 0 K: 1 S: 7 H: 2 LOB: 0 BB: 2 P: 15	R: 0 E: 0 K: 1 S: 5 H: 0 LOB: 0 BB: 0 P: 5	R: 0 E: 0 K: 1 S: 5 H: 0 LOB: 0 BB: 0 P: 5	R: 0 E: 0 K: 0 S: 3 H: 0 LOB: 0 BB: 0 P: 3	1B: 3 2B: 0 3B: 0 HR: 1	SF: 0 SAC: 2 DP: 1 HBP: 0					

PITCHER	IP	WLS	BF	H	R	ER	SO	BB	IBB	HBP	BLK	WP	HR	S	P	ERA	WHIP
Reggie Patterson, R (1, 1) ERA: 3.47	6.0		24	4	4	4	5	3	1	0	0	0	1	30	46	6.00	1.167
Jay Baller, R (7, 1) ERA: 2.83	1.0		3	0	0	0	1	0	0	0	0	0	0	5	5	0.00	0.000
Lee Smith, R (8, 1) ERA: 3.11	2.0	W	6	0	0	0	1	0	0	0	0	0	0	8	8	0.00	0.000

PITCHER	IP	WLS	BF	H	R	ER	SO	BB	IBB	HBP	BLK	WP	HR	S	P	ERA	WHIP

TOP

New York Mets @ Chicago Cubs

Wrigley Field, Chicago, IL

Wed Sep 25 1985, 3:33 AM CDT

Att. 10,339 - Unknown

livebaseballscorecards.com

AB	27
R	4
H	4
RBI	4
BB	4
SO	7
LOB	4

WP: 0	PA: 34		
PB: 0			
SB: 0			
CS: 1			

Batter	1	2	3	4	5	6	7	8	9	AB	R	H	RBI	BB	SO	LOB
Bob Dernier, R (1, 8) OBP: 0.318, SLG: 0.317	S S S 0-3 ① K		x 0-0 ② 5-3			x 0-0 1B 23 SF8 1B	B B B B 4-0 1-2 BB		B B B B 4-0 1-3 1B BB	3	1	1	0	2	1	0
Shawon Dunston, R (1, 6) OBP: 0.306, SLG: 0.383	x 0-0 ② 6-3		x 0-0 ③ F4			x 0-0 WP 1-3 1B	x 0-0 ② SF8 2-3 3-H		x 0-0 1-2 3-H 1B	3	0	1	1	0	0	0
Lee Smith, R (8, 1)										0	0	0	0	0	0	0
Chris Speier, R (9, PH) OBP: 0.297, SLG: 0.350										1	0	1	1	0	0	0
23 Ryne Sandberg, R (1, 4) OBP: 0.368, SLG: 0.504	B B B B 4-0 2B BB			x 0-0 ① F9		x 0-0 ② SF8 3-H	S S S 0-3 ③ K			2	1	0	1	1	1	3
Keith Moreland, R (1, 9) OBP: 0.369, SLG: 0.427	x 0-0 1-H 2B			x 0-0 ② F8		B B B B 4-0 1-2 BB		x 0-0 ① F8		3	0	1	1	1	0	0
(8, 5)																
Jody Davis, R (1, 2) OBP: 0.295, SLG: 0.385	x 0-0 ③ G3			S S S 0-3 ③ K		x 0-0 ③ F8		x 0-0 ② 5-3		4	0	0	0	0	1	3
Leon Durham, L (1, 3) OBP: 0.356, SLG: 0.457		x 0-0 ① 4-3			B B B B 4-0 FC5-4 BB		x 0-0 1B 1B 2B	x 0-0 ③ 4-3		3	1	1	0	1	0	0
Ron Cey, R (1, 5) OBP: 0.319, SLG: 0.402		x 0-0 ② F8			x 0-0 ① FC5-4 G1-6-3 1-2f		x 0-0 FC3-6 1B SF8 2-3 1B		S S S 0-3 ① K	3	0	1	0	0	0	1
Dave Owen, S (7, PR) OBP: 0.429, SLG: 0.385										1	1	0	0	0	1	0
(8, 6)																
Billy Hatcher, R (1, 7) OBP: 0.309, SLG: 0.396		S S S 0-3 ③ K			x 0-0 ② ③ G1-6-3 1-2f		x 0-0 FC3-6 1-2 3-H 1B		S S S 0-3 ② K	2	0	0	0	0	1	1
Thad Bosley, L (7, PH) OBP: 0.396, SLG: 0.518										2	0	1	1	0	1	0
(8, 7)																
Reggie Patterson, R (1, 1)			S S S 0-3 ① K			S S S 0-3 ① K	x 0-0 ① FC3-6 SF8 S 1-2f 2-3		B B B B 4-0 S 1B BB	1	0	0	0	0	1	0
Gary Matthews, R (6, PH) OBP: 0.353, SLG: 0.389										1	0	0	0	0	1	0
Jay Baller, R (7, 1)										0	0	0	0	0	0	0
Richie Hebner, L (7, PH) OBP: 0.256, SLG: 0.272										1	0	0	0	0	0	2
Davey Lopes, R (7, PR) OBP: 0.377, SLG: 0.426										0	1	0	0	1	0	0
(8, 9)																
Inning Stats	R: 1 E: 0 K: 1 S: 6 H: 1 LOB: 1 BB: 1 P: 10	R: 0 E: 0 K: 1 S: 5 H: 0 LOB: 0 BB: 0 P: 5	R: 0 E: 0 K: 1 S: 5 H: 0 LOB: 0 BB: 0 P: 5	R: 0 E: 0 K: 1 S: 5 H: 0 LOB: 0 BB: 0 P: 5	R: 0 E: 0 K: 0 S: 2 H: 0 LOB: 0 BB: 1 P: 6	R: 1 E: 0 K: 1 S: 7 H: 2 LOB: 2 BB: 1 P: 11	R: 2 E: 0 K: 1 S: 8 H: 3 LOB: 3 BB: 1 P: 12	R: 0 E: 0 K: 0 S: 3 H: 0 LOB: 0 BB: 0 P: 3	R: 1 E: 0 K: 2 S: 7 H: 1 LOB: 2 BB: 2 P: 15	1B: 5 2B: 2 3B: 0 HR: 0 SF: 2 SAC: 0 DP: 1 HBP: 0	WP: 1 PB: 0 SB: 3 CS: 0 PA: 38					

PITCHER		IP	WLS	BF	H	R	ER	SO	BB	IBB	HBP	BLK	WP	HR	S	P	ERA	WHIP
Ron Darling, R ERA: 2.94	(1, 1)	6.0		26	6	4	4	5	3	0	0	0	1	0	33	45	6.00	1.500
Roger McDowell, R ERA: 2.76	(7, 1)	2.0		7	0	0	0	1	1	0	0	0	0	0	8	12	0.00	0.500
Jesse Orosco, L ERA: 2.93	(9, 1)	0.2	L	5	1	1	1	2	2	0	0	0	0	0	7	15	13.50	4.500

PITCHER	IP	WLS	BF	H	R	ER	SO	BB	IBB	HBP	BLK	WP	HR	S	P	ERA	WHIP

BOTTOM

New York Mets @ Chicago Cubs

Wrigley Field, Chicago, IL

Wed Sep 25 1985, 3:33 AM CDT

Att. 10,339 - Unknown

livebaseballscorecards.com

AB	30
R	5
H	7
RBI	5
BB	6
SO	8
LOB	10

Batter	1	2	3	4	5	6	7	8	9	AB	R	H	RBI	BB	SO	LOB
Mookie Wilson, S (1, 8) OBP: 0.338, SLG: 0.433	0-0 1B 1B 2B		0-0 CS 1B	0-0 ② FC1-2 1-3 3-H		0-0 ③ 5-3			0-0 ③ G3	5	1	2	0	0	0	2
Wally Backman, S (1, 4) OBP: 0.325, SLG: 0.346	0-0 CS 2-3 1B		0-0 ① ② 6-3 1-2	0-0 ③ 6-3			SSS 0-3 ① K			4	0	1	0	0	1	3
Keith Hernandez, L (1, 3) OBP: 0.376, SLG: 0.415	0-0 ① E 1-2 3-H 1B		BBBB 4-0 BB		0-0 ① F7		0-0 ② 4-3			3	0	1	1	1	0	0
Gary Carter, R (1, 2) OBP: 0.370, SLG: 0.497	0-0 ② F9		SSS 0-3 ③ K		BBBB 4-0 BB BB		0-0 ③ F4			3	0	0	0	1	1	2
Darryl Strawberry, L (1, 9) OBP: 0.385, SLG: 0.537	0-0 E8 1-3 1B			0-0 ① 4-3	SSS 0-3 ② K			BBBB 4-0 CS BB		3	0	1	0	1	1	1
Danny Heep, L (1, 7) OBP: 0.339, SLG: 0.426 Tom Paciorek, R (8, PH) OBP: 0.309, SLG: 0.310 (8, 7)	0-0 ③ 6-3			0-0 1B 2B 1B	BBBB 4-0 1-2 BB			SSS 0-3 ① ② K 1-2		2 1	1 0	1 0	0 0	1 0	0 1	2 1
Howard Johnson, S (1, 5) OBP: 0.302, SLG: 0.389		0-0 ① G3		0-0 2B 1-2 1B 1B	0-0 ③ 6-3			0-0 ③ 4-3		4	1	1	0	0	0	2
Rafael Santana, R (1, 6) OBP: 0.295, SLG: 0.299		0-0 ② G3		0-0 1B 1-3 2-H FC1-2 2B		0-0 ① 6-3			SSS 0-3 ① K	4	0	1	1	0	1	0
Dwight Gooden, R (1, 1) OBP: 0.271, SLG: 0.286		SSS 0-3 ③ K		0-0 FC1-2 2-3 3-H 1B		0-0 ② 6-3			SSS 0-3 ② K	4	0	1	1	0	2	0
Inning Stats	R: 1 H: 4 E: 1 LOB: 2 K: 0 BB: 0 S: 6 P: 6	R: 0 H: 0 E: 0 LOB: 0 K: 1 BB: 0 S: 5 P: 5	R: 0 H: 1 E: 0 LOB: 1 K: 1 BB: 1 S: 5 P: 9	R: 2 H: 4 E: 0 LOB: 2 K: 0 BB: 0 S: 7 P: 7	R: 0 H: 0 E: 0 LOB: 2 K: 1 BB: 2 S: 5 P: 13	R: 0 H: 0 E: 0 LOB: 0 K: 0 BB: 0 S: 3 P: 3	R: 0 H: 0 E: 0 LOB: 0 K: 1 BB: 0 S: 5 P: 5	R: 0 H: 0 E: 0 LOB: 0 K: 1 BB: 1 S: 4 P: 8	R: 0 H: 0 E: 0 LOB: 0 K: 2 BB: 0 S: 7 P: 7	1B: 7 SF: 0 2B: 2 SAC: 0 3B: 0 DP: 0 HR: 0 HBP: 0						

New York Mets @ Chicago Cubs

Wrigley Field, Chicago, IL

Thu Sep 26 1985, 3:33 AM CDT

Att. 11,091 - Unknown

livebaseballscorecards.com

AB	33
R	3
H	9
RBI	3
BB	4
SO	7
LOB	13

WP: 0 PA: 37
PB: 0
SB: 0
CS: 3

PITCHER		IP	WLS	BF	H	R	ER	SO	BB	IBB	HBP	BLK	WP	HR	S	P	ERA	WHIP
Johnny Abrego, R ERA: 5.4	(1, 1)	3.1	L	18	9	3	3	2	1	0	0	0	0	0	21	25	8.10	3.000
Ron Meridith, L ERA: 4.06	(4, 1)	2.2		10	0	0	0	1	2	0	0	0	0	0	10	18	0.00	0.750
Steve Engel, L ERA: 5.92	(7, 1)	1.0		4	0	0	0	1	1	0	0	0	0	0	5	9	0.00	1.000
Jay Baller, R ERA: 2.7	(8, 1)	2.0		5	0	0	0	3	0	0	0	0	0	0	11	11	0.00	0.000

PITCHER	IP	WLS	BF	H	R	ER	SO	BB	IBB	HBP	BLK	WP	HR	S	P	ERA	WHIP

Batter	1	2	3	4	5	6	7	8	9	AB	R	H	RBI	BB	SO	LOB
Bob Dernier, R (1, 8) OBP: 0.317, SLG: 0.316	4-3	4-3		F9			E4		FC5-4 1B	5	0	1	0	0	0	3
Shawon Dunston, R (1, 6) OBP: 0.308, SLG: 0.381	6-3 23 1B 1B		1B BB		K		K		FC5-4 1-2f	4	0	1	0	1	2	2
23 Ryne Sandberg, R (1, 4) OBP: 0.368, SLG: 0.503	6-3 1-2 1B		F8		F4		F4			4	0	1	0	0	0	2
Keith Moreland, R (1, 9) OBP: 0.368, SLG: 0.426	6-3 1-2 2-3		FC4-6 1-3 1B		5-3		F8			4	0	1	0	0	0	3
Jody Davis, R (1, 2) OBP: 0.295, SLG: 0.384	6-3		K			BB 1B		K		4	0	1	0	0	2	4
Leon Durham, L (1, 3) OBP: 0.355, SLG: 0.454		K	FC4-6 1-2f					E4 G5-4-3		3	0	0	0	1	1	2
Ron Cey, R (1, 5) OBP: 0.319, SLG: 0.403		1B 2B		F8		F9		G5-4-3 1-2f		4	0	1	0	0	0	3
Billy Hatcher, R (1, 7) OBP: 0.307, SLG: 0.392		2-3 1B		F9		K			F8	4	0	1	0	0	1	2
Johnny Abrego, R (1, 1) Ron Meridith, L (4, 1) OBP: 0.400, SLG: 0.250 Richie Hebner, L (6, PH) OBP: 0.254, SLG: 0.270 Steve Engel, R (7, 1) OBP: 0.333, SLG: 0.400 Jay Baller, R (8, 1) Thad Bosley, L (9, PH) OBP: 0.394, SLG: 0.515		F3							F8	1 1 1 0 0 1	0 0 0 0 0 0	0 1 0 0 0 0	0 0 0 0 0 0	0 0 0 0 0 0	0 0 1 0 0 0	2 0 2 0 0 0
Inning Stats	R: 0 E: 0 K: 0 S: 5 H: 2 LOB: 2 BB: 0 P: 5	R: 0 E: 0 K: 1 S: 7 H: 2 LOB: 2 BB: 0 P: 7	R: 0 E: 0 K: 1 S: 6 H: 1 LOB: 2 BB: 1 P: 10	R: 0 E: 0 K: 0 S: 4 H: 1 LOB: 1 BB: 0 P: 4	R: 0 E: 0 K: 1 S: 5 H: 0 LOB: 0 BB: 0 P: 5	R: 0 E: 0 K: 2 S: 8 H: 1 LOB: 2 BB: 1 P: 12	R: 0 E: 1 K: 1 S: 6 H: 0 LOB: 1 BB: 0 P: 6	R: 0 E: 1 K: 1 S: 5 H: 0 LOB: 0 BB: 0 P: 5	R: 0 E: 0 K: 0 S: 4 H: 1 LOB: 1 BB: 0 P: 4	1B: 7 2B: 1 3B: 0 HR: 0 SF: 0 SAC: 0 DP: 1 HBP: 0						

PITCHER	IP	WLS	BF	H	R	ER	SO	BB	IBB	HBP	BLK	WP	HR	S	P	ERA	WHIP
Dwight Gooden, R (1, 1) ERA: 1.51	9.0	W	38	8	0	0	7	2	0	0	0	0	0	50	58	0.00	1.111

PITCHER	IP	WLS	BF	H	R	ER	SO	BB	IBB	HBP	BLK	WP	HR	S	P	ERA	WHIP

BOTTOM

New York Mets @ Chicago Cubs

Wrigley Field, Chicago, IL

Thu Sep 26 1985, 3:33 AM CDT

Att. 11,091 - Unknown

livebaseballscorecards.com

AB	36
R	0
H	8
RBI	0
BB	2
SO	7
LOB	25

PB: 0
SB: 0
CS: 0

Batter	1	2	3	4	5	6	7	8	9	AB	R	H	RBI	BB	SO	LOB
Von Hayes, L (1, 8) OBP: 0.341, SLG: 0.413	3 1B		WP BB HR BB	G4-6-3 1-2f			F9		F7	4	1	1	0	1	0	1
Rick Schu, R (1, 5) OBP: 0.320, SLG: 0.376	3 1-2f		WP HR 1-2 2-3 BB	6-3			F8		F8	4	1	0	0	1	0	1
Juan Samuel, R (1, 4) OBP: 0.288, SLG: 0.429	HR		F5 1-2 2-3 3-H		6-3		K		F6	2	1	1	1	0	0	2
Luis Aguayo, R (3, 4) OBP: 0.378, SLG: 0.469										3	0	0	0	0	1	0
Mike Schmidt, R (1, 3) OBP: 0.369, SLG: 0.522	F7		HR BB		5-3			K		3	1	0	0	1	1	0
Glenn Wilson, R (1, 9) OBP: 0.311, SLG: 0.430		F7	1-H 2-H 3-H HR		FC6-4 BB			HR		3	2	2	5	1	0	0
Ozzie Virgil, R (1, 2) OBP: 0.325, SLG: 0.436		K	1B 1B		FC6-4 1-2f			E6 E		4	0	1	0	0	1	1
John Russell, R (1, 7) OBP: 0.281, SLG: 0.385		L1	1-2 1B			F8		E3 1-3		4	0	1	0	0	0	1
Tom Foley, L (1, 6) OBP: 0.270, SLG: 0.302		BB WP SH1-4 1B K				F8		K		4	1	1	0	0	2	4
Shane Rawley, R (1, 1) OBP: 0.194, SLG: 0.145			SH1-4 1-2	G4-6-3 1B		F7		F5		0	0	0	0	0	0	0
Rocky Childress, R (3, 1) OBP: 0.200, SLG: 0.200										1	0	1	0	0	0	0
Jeff Stone, L (6, PH) OBP: 0.312, SLG: 0.340										1	0	0	0	0	0	0
Kent Tekulve, R (6, 1)										0	0	0	0	0	0	0
Tim Corcoran, L (8, PH) OBP: 0.304, SLG: 0.259										1	0	0	0	0	0	2
Dave Shipanoff, R (8, 1)										0	0	0	0	0	0	0
Inning Stats	R: 1 E: 0 K: 0 S: 4 H: 2 LOB: 0 BB: 0 P: 4	R: 0 E: 0 K: 1 S: 5 H: 0 LOB: 0 BB: 0 P: 5	R: 5 E: 0 K: 1 S: 9 H: 4 LOB: 2 BB: 3 P: 21	R: 0 E: 0 K: 0 S: 3 H: 1 LOB: 0 BB: 0 P: 3	R: 0 E: 0 K: 0 S: 3 H: 0 LOB: 1 BB: 1 P: 7	R: 0 E: 0 K: 0 S: 3 H: 0 LOB: 0 BB: 0 P: 3	R: 0 E: 0 K: 1 S: 5 H: 0 LOB: 0 BB: 0 P: 5	R: 1 E: 2 K: 2 S: 10 H: 1 LOB: 2 BB: 0 P: 10	R: 0 E: 0 K: 0 S: 3 H: 0 LOB: 0 BB: 0 P: 3	1B: 5 2B: 1 3B: 0 HR: 3	SF: 0 SAC: 1 DP: 2 HBP: 0						

TOP

Philadelphia Phillies @ Chicago Cubs

Wrigley Field, Chicago, IL

Fri Sep 27 1985, 3:33 AM CDT

Att. 9,258 - Unknown

livebaseballscorecards.com

AB	34
R	7
H	8
RBI	6
BB	4
SO	5
LOB	12

PITCHER		IP	WLS	BF	H	R	ER	SO	BB	IBB	HBP	BLK	WP	HR	S	P	ERA	WHIP
Rick Sutcliffe, R ERA: 3.02	(1, 1)	2.2		12	3	4	4	1	2	0	0	0	1	1	12	20	13.50	1.875
Ray Fontenot, L ERA: 4.31	(3, 1)	1.1		8	4	2	2	1	1	0	0	0	0	1	9	13	13.50	3.750
Lary Sorensen, R ERA: 4.26	(5, 1)	2.0		7	0	0	0	0	1	0	0	0	0	0	6	10	0.00	0.500
Jay Baller, R ERA: 2.82	(7, 1)	1.1	W	7	1	1	1	2	0	0	0	0	0	1	11	11	6.75	0.750
Lee Smith, R ERA: 3.05	(8, 1)	1.2	S	5	0	0	0	1	0	0	0	0	0	0	7	7	0.00	0.000

PITCHER	IP	WLS	BF	H	R	ER	SO	BB	IBB	HBP	BLK	WP	HR	S	P	ERA	WHIP

WP: 1 PB: 0 SB: 0 CS: 0 PA: 39

BOTTOM

Philadelphia Phillies @ Chicago Cubs

Wrigley Field, Chicago, IL

Fri Sep 27 1985, 3:33 AM CDT

Att. 9,258 - Unknown

livebaseballscorecards.com

Batter	1	2	3	4	5	6	7	8	9	AB	R	H	RBI	BB	SO	LOB
Bob Dernier, R (1, 8) OBP: 0.315, SLG: 0.313	5-3	5-3		F4		K		1B BB		4	0	0	0	1	1	1
Shawon Dunston, R (1, 6) OBP: 0.306, SLG: 0.374	HR BB		F7	E6 23 WP		1-3		K		4	1	0	0	1	1	2
23 Ryne Sandberg, R (1, 4) OBP: 0.366, SLG: 0.505	F7		HR	5-3 1-3			6-3	F8		5	1	1	1	0	0	4
Keith Moreland, R (1, 9) OBP: 0.370, SLG: 0.433	1-H HR		HR 1B		4-3		4-3	1-2 2-3 1B		5	2	3	2	0	0	0
Jody Davis, R (1, 2) OBP: 0.300, SLG: 0.400	2B		1-H HR		1B 2B		BB HR 1B	F8		4	2	4	2	0	0	0
Dave Owen, S (7, PR) OBP: 0.429, SLG: 0.385										0	1	0	0	0	0	0
Steve Lake, R (8, 2) OBP: 0.175, SLG: 0.191										1	0	0	0	0	0	3
Ron Cey, R (1, 5) OBP: 0.320, SLG: 0.403	6-3		6-3		1B 2-H 1B		1-2 HR BB			3	1	1	1	1	0	1
Chris Speier, R (9, 5) OBP: 0.297, SLG: 0.350										0	0	0	0	0	0	0
Leon Durham, L (1, 3) OBP: 0.358, SLG: 0.464		G3	2B		G6-3 1-3 1B		1-H 2-H HR			4	1	3	3	0	0	0
Billy Hatcher, R (1, 7) OBP: 0.299, SLG: 0.381		F8	F9		G6-3 1-2f		F9			4	0	0	0	0	0	4
Lee Smith, R (8, 1)										0	0	0	0	0	0	0
Rick Sutcliffe, L (1, 1) OBP: 0.250, SLG: 0.293		1B		F2		5-3		1B S 1B		1	0	1	0	0	0	0
Ray Fontenot, L (3, 1) OBP: 0.049, SLG: 0.049										0	0	0	0	0	0	0
Gary Matthews, R (4, PH) OBP: 0.352, SLG: 0.388										1	0	0	0	0	0	0
Lary Sorensen, R (5, 1)										0	0	0	0	0	0	0
Gary Woods, R (6, PH) OBP: 0.354, SLG: 0.280										1	0	0	0	0	0	0
Jay Baller, R (7, 1)										0	0	0	0	0	0	0
Thad Bosley, L (8, 7) OBP: 0.397, SLG: 0.517										1	0	1	0	0	0	0
Inning Stats	R: 2 E: 0 K: 0 S: 5 H: 2 LOB: 1 BB: 1 P: 9	R: 0 E: 0 K: 0 S: 4 H: 1 LOB: 1 BB: 0 P: 4	R: 3 E: 0 K: 0 S: 7 H: 4 LOB: 1 BB: 0 P: 7	R: 0 E: 1 K: 0 S: 4 H: 0 LOB: 1 BB: 0 P: 4	R: 1 E: 0 K: 0 S: 5 H: 3 LOB: 1 BB: 0 P: 5	R: 0 E: 0 K: 1 S: 5 H: 0 LOB: 0 BB: 0 P: 5	R: 3 E: 0 K: 0 S: 5 H: 2 LOB: 1 BB: 1 P: 9	R: 0 E: 0 K: 1 S: 7 H: 2 LOB: 3 BB: 1 P: 11		1B: 7 2B: 3 3B: 0 HR: 4	SF: 0 SAC: 0 DP: 1 HBP: 0						

AB	38
R	9
H	14
RBI	9
BB	3
SO	2
LOB	15

WP: 2 PB: 0 SB: 1 CS: 0 PA: 41

PITCHER		IP	WLS	BF	H	R	ER	SO	BB	IBB	HBP	BLK	WP	HR	S	P	ERA	WHIP
Shane Rawley, L ERA: 3.11	(1, 1)	2.2		16	7	5	5	0	1	0	0	0	0	3	15	19	16.88	3.000
Rocky Childress, R ERA: 6.91	(3, 1)	2.1		10	3	1	1	0	0	0	0	0	1	0	10	10	3.86	1.286
Kent Tekulve, R ERA: 3.95	(6, 1)	2.0	L	9	2	3	3	1	1	0	0	0	0	1	10	14	13.50	1.500
Dave Shipanoff, R ERA: 1.5	(8, 1)	1.0		6	2	0	0	1	1	0	0	0	0	0	7	11	0.00	3.000

PITCHER	IP	WLS	BF	H	R	ER	SO	BB	IBB	HBP	BLK	WP	HR	S	P	ERA	WHIP

Batter	1	2	3	4	5	6	7	8	9	AB	R	H	RBI	BB	SO	LOB
Von Hayes, L (1, 8) OBP: 0.339, SLG: 0.411	S S S 0-3 ① K	x 0-0 ② 1-2 3-H 1B			x 0-0 ② 6-3		x 0-0 ① 4-3	x 0-0 ① F9		5	0	1	1	0	1	0
Rick Schu, R (1, 5) OBP: 0.318, SLG: 0.374	S S S 0-3 ② K	x 0-0 ③ F9			x 0-0 ③ F7		x 0-0 1B HR 1B	S S S 0-3 ② K		5	1	1	0	0	2	2
Juan Samuel, R (1, 4) OBP: 0.289, SLG: 0.428	B B B B 4-0 BB		x 0-0 ① F3			x 0-0 ① F9	x 0-0 1-2 HR 1B	x 0-0 ③ F3		4	1	1	0	1	0	0
Mike Schmidt, R (1, 3) OBP: 0.371, SLG: 0.534	S S S 0-3 ③ K		S S S 0-3 ② K			x 0-0 1B HR 1B	x 0-0 1-H 2-H HR		x 0-0 HR	5	3	3	4	0	2	1
Glenn Wilson, R (1, 9) OBP: 0.314, SLG: 0.430		x 0-0 1B 1B 1B	x 0-0 ③ 6-3			x 0-0 1-3 HR 1B	B B B B 4-0 1B 1B BB		x 0-0 ① 5-3	4	3	2	0	1	0	0
Darren Daulton, L (1, 2) OBP: 0.283, SLG: 0.349		x 0-0 1B 1-3 1B 1B		S S S 0-3 ① K		x 0-0 S S S 1-H 3-H HR	S S S 0-3 ② K		S S S 0-3 ② K	5	2	2	3	0	3	1
John Russell, R (1, 7) OBP: 0.284, SLG: 0.386		S S S 0-3 ① K		S S S 0-3 ② K		x 0-0 E 1B	x 0-0 1B 1-3 1B		S S S 0-3 ③ K	5	0	2	0	0	3	2
Tom Foley, L (1, 6) OBP: 0.273, SLG: 0.306		x 0-0 1B 1-3 3-H 1B		x 0-0 ③ F6		x 0-0 E1 G4-6-3 1-2	x 0-0 1-3 3-H 1B			4	0	2	2	0	0	1
John Denny, R (1, 1) OBP: 0.169, SLG: 0.139 Jeff Stone, L (5, PH) OBP: 0.311, SLG: 0.339 Kent Tekulve, R (5, 1) Derrel Thomas, S (6, PH) OBP: 0.276, SLG: 0.360 Dave Shipanoff, R (6, 1) Ozzie Virgil, R (7, PH) OBP: 0.325, SLG: 0.435 Dave Rucker, L (7, 1) OBP: 0.364, SLG: 0.400 Larry Andersen, R (8, 1)		S S S 0-3 ② K			x 0-0 ① 5-3	x 0-0 ② ③ S S S G4-6-3 1-2f	S S S 0-3 ③ K			1 0 0 0 0 1 2 1 0 0 0 0 0 0 0 0 0 0 0 0 0 1 0 0 0 0 0 2 0 0 0 0 0 0 0 1 0 0 0 0 1 2 0 0 0 0 0 0 0 0 0 0 0 0 0 0						
Inning Stats	R: 0 E: 0 K: 3 S: 9 H: 0 LOB: 1 BB: 1 P: 13	R: 2 E: 0 K: 2 S: 11 H: 4 LOB: 2 BB: 0 P: 11	R: 0 E: 0 K: 1 S: 5 H: 0 LOB: 0 BB: 0 P: 5	R: 0 E: 0 K: 2 S: 7 H: 0 LOB: 0 BB: 0 P: 7	R: 0 E: 0 K: 0 S: 3 H: 0 LOB: 0 BB: 0 P: 3	R: 3 E: 1 K: 0 S: 7 H: 4 LOB: 1 BB: 0 P: 7	R: 4 E: 0 K: 2 S: 12 H: 5 LOB: 2 BB: 1 P: 16	R: 0 E: 0 K: 1 S: 5 H: 0 LOB: 0 BB: 0 P: 5	R: 1 E: 0 K: 2 S: 8 H: 1 LOB: 0 BB: 0 P: 8	1B: 11 2B: 0 3B: 0 HR: 3 SF: 0 SAC: 0 DP: 1 HBP: 0				WP: 0 PB: 0 SB: 0 CS: 0	PA: 43	

TOP

Philadelphia Phillies @ Chicago Cubs

Wrigley Field, Chicago, IL

Sat Sep 28 1985, 3:33 AM CDT

Att. 27,875 - Unknown

livebaseballscorecards.com

AB	41
R	10
H	14
RBI	10
BB	2
SO	13
LOB	13

PITCHER		IP	WLS	BF	H	R	ER	SO	BB	IBB	HBP	BLK	WP	HR	S	P	ERA	WHIP
Dennis Eckersley, R ERA: 2.98	(1, 1)	5.1	W	26	8	5	5	8	1	0	0	0	0	1	41	45	8.44	1.688
Ron Meridith, L ERA: 4.37	(6, 1)	1.0		4	2	2	2	0	0	0	0	0	0	0	4	4	18.00	2.000
Dave Beard, R ERA: 6.97	(7, 1)	0.0		2	1	1	1	0	1	0	0	0	0	1	1	5	∞	∞
Jay Baller, R ERA: 2.78	(7, 1)	0.2		4	2	1	1	2	0	0	0	0	0	0	8	8	13.50	3.000
Lee Smith, R ERA: 3.08	(8, 1)	2.0	S	7	1	1	1	3	0	0	0	0	0	1	13	13	4.50	0.500

PITCHER	IP	WLS	BF	H	R	ER	SO	BB	IBB	HBP	BLK	WP	HR	S	P	ERA	WHIP

BOTTOM

Philadelphia Phillies @ Chicago Cubs

Wrigley Field, Chicago, IL

Sat Sep 28 1985, 3:33 AM CDT

Att. 27,875 - Unknown

livebaseballscorecards.com

Batter	1	2	3	4	5	6	7	8	9	AB	R	H	RBI	BB	SO	LOB
Bob Dernier, R (1, 8) OBP: 0.312, SLG: 0.309	F4	F8		6-3		6-3	FC6-4 1-2f			5	0	0	0	0	0	1
Shawon Dunston, R (1, 6) OBP: 0.316, SLG: 0.396	F8 23 S 1B 1B	23 1B 2B		HR 3B		K		23 1-3 1B		5	3	4	0	0	1	0
23 Ryne Sandberg, R (1, 4) OBP: 0.368, SLG: 0.504	BBBB S 1-2 1B BB	1B 2-H 1B		5-3		HR BB		1-3 1-2		3	2	1	1	2	0	2
Keith Moreland, R (1, 9) OBP: 0.373, SLG: 0.445	F8 2-3	2-3 1B		3-H HR		1-H HR		G6-4-3 IBB		4	2	3	4	1	0	2
Jody Davis, R (1, 2) OBP: 0.299, SLG: 0.397	BBBB 1B 1-2 HR BB	5-3		K		6-3		G6-4-3 1-2f		4	1	0	0	1	1	4
Leon Durham, L (1, 3) OBP: 0.359, SLG: 0.464	HR 1-3 2-H 3-H 1B	1B			K		F8			4	1	2	2	0	1	0
Ron Cey, R (1, 5) OBP: 0.323, SLG: 0.417	1-H 3-H HR	F8		BB			HR			3	2	2	4	1	0	1
Billy Hatcher, R (1, 7) OBP: 0.298, SLG: 0.377	6-3	F8			F9		FC6-4 1B			4	0	1	0	0	0	2
Dennis Eckersley, R (1, 1) OBP: 0.220, SLG: 0.185 Ron Meridith, L (6, 1) OBP: 0.400, SLG: 0.250 Dave Beard, L (7, 1) Jay Baller, R (7, 1) Gary Matthews, R (7, PH) OBP: 0.351, SLG: 0.387 Lee Smith, R (8, 1)		K	5-3		K		K			3 0 0 0 1 0	0 0 0 0 0 0	0 0 0 0 0 0	0 0 0 0 0 0	0 0 0 0 1 0	2 0 0 0 0 0	2 0 0 0 1 0
Inning Stats	R: 5 H: 3 E: 0 LOB: 0 K: 0 BB: 2 S: 6 P: 14	R: 1 H: 3 E: 0 LOB: 2 K: 1 BB: 0 S: 8 P: 8	R: 0 H: 1 E: 0 LOB: 1 K: 0 BB: 0 S: 4 P: 4	R: 2 H: 2 E: 0 LOB: 0 K: 1 BB: 0 S: 7 P: 7	R: 0 H: 0 E: 0 LOB: 1 K: 2 BB: 1 S: 7 P: 11	R: 2 H: 1 E: 0 LOB: 0 K: 1 BB: 1 S: 6 P: 10	R: 1 H: 2 E: 0 LOB: 1 K: 1 BB: 0 S: 7 P: 7	R: 0 H: 1 E: 0 LOB: 1 K: 0 BB: 1 S: 3 P: 7		1B: 7 SF: 0 2B: 1 SAC: 0 3B: 1 DP: 1 HR: 4 HBP: 0						

	AB	36
	R	11
	H	13
	RBI	11
	BB	5
	SO	6
	LOB	15

WP: 0 PA: 41
PB: 0
SB: 2
CS: 0

PITCHER		IP	WLS	BF	H	R	ER	SO	BB	IBB	HBP	BLK	WP	HR	S	P	ERA	WHIP
John Denny, R ERA: 3.85	(1, 1)	4.0	L	23	9	8	8	2	2	0	0	0	0	2	25	33	18.00	2.750
Kent Tekulve, R ERA: 3.89	(5, 1)	1.0		4	0	0	0	2	1	0	0	0	0	0	7	11	0.00	1.000
Dave Shipanoff, R ERA: 2.03	(6, 1)	1.0		5	1	2	2	1	1	0	0	0	0	1	6	10	18.00	2.000
Dave Rucker, L ERA: 4.17	(7, 1)	1.1		8	3	1	1	1	0	1	0	0	0	1	9	13	6.75	2.250
Larry Andersen, R ERA: 4.5	(8, 1)	0.2		1	0	0	0	0	0	0	0	0	0	0	1	1	0.00	0.000

PITCHER	IP	WLS	BF	H	R	ER	SO	BB	IBB	HBP	BLK	WP	HR	S	P	ERA	WHIP

Philadelphia Phillies @ Chicago Cubs

Wrigley Field, Chicago, IL

Sun Sep 29 1985, 3:33 AM CDT

Att. 26,641 - Unknown

livebaseballscorecards.com

Batter	1	2	3	4	5	6	7	8	9	AB	R	H	RBI	BB	SO	LOB
Luis Aguayo, R (1, 6) OBP: 0.378, SLG: 0.467	6-3		1B		G6-4-3 1-2f		G4-6-3 1-2f			3	0	1	0	0	0	1
Steve Jeltz, S (6, 6) OBP: 0.287, SLG: 0.226										1	0	0	0	0	0	1
Rick Schu, R (1, 5) OBP: 0.315, SLG: 0.370	1-3		5-3		6-3			F8		4	0	0	0	0	0	1
Juan Samuel, R (1, 4) OBP: 0.290, SLG: 0.428	S 1B			1B S E 1B		4-3		B1-3		4	1	2	0	0	0	0
Mike Schmidt, R (1, 3) OBP: 0.371, SLG: 0.532	6-3 1-2			FC4-6 E 1-3 SF9 1B		G3		6-3		4	1	1	0	0	0	1
Glenn Wilson, R (1, 9) OBP: 0.313, SLG: 0.429		G3		E6 FC4-6 1-2 3-H		BB 1B			4-3	4	0	1	1	0	0	1
Ozzie Virgil, R (1, 2) OBP: 0.324, SLG: 0.432		6-3		FC4-6 1-2f 2-3		B B B B 4-0 1-2 BB			6-3	3	0	0	0	1	0	2
Garry Maddox, R (1, 8) OBP: 0.292, SLG: 0.360		5-3		SF9 3-H		1-3			FC6-4 1B	3	0	1	1	0	0	2
John Russell, R (1, 7) OBP: 0.279, SLG: 0.378			1-4-3	F4			6-3		FC6-4 1-2f	4	0	0	0	0	0	2
Freddie Toliver, R (1, 1) OBP: 0.333, SLG: 0.333			1-3		G6-4-3 1B		B B B 4-0 G4-6-3 BB			2	0	1	0	0	0	0
Kent Tekulve, R (5, 1)										0	0	0	0	0	0	0
Derrel Thomas, S (7, PH) OBP: 0.283, SLG: 0.360										0	0	0	0	1	0	0
Dave Shipanoff, R (7, 1)										0	0	0	0	0	0	0

Inning Stats	1	2	3	4	5	6	7	8	9
	R: 0 E: 0 K: 0 S: 4	H: 1 LOB: 1 BB: 0 P: 4	R: 0 E: 0 K: 0 S: 3	H: 0 LOB: 0 BB: 0 P: 3	R: 0 E: 0 K: 0 S: 4	H: 1 LOB: 1 BB: 0 P: 4	R: 2 E: 1 K: 0 S: 6	H: 2 LOB: 1 BB: 0 P: 6	R: 0 E: 0 K: 0 S: 3	H: 1 LOB: 0 BB: 0 P: 3	R: 0 E: 0 K: 0 S: 4	H: 1 LOB: 2 BB: 1 P: 8	R: 0 E: 0 K: 0 S: 2	H: 0 LOB: 0 BB: 1 P: 6	R: 0 E: 0 K: 0 S: 3	H: 0 LOB: 0 BB: 0 P: 3	R: 0 E: 0 K: 0 S: 4	H: 1 LOB: 1 BB: 0 P: 4

AB	32
R	2
H	7
RBI	2
BB	2
SO	0
LOB	11

1B: 7 SF: 1
2B: 0 SAC: 0
3B: 0 DP: 2
HR: 0 HBP: 0

WP: 0 PA: 35
PB: 0
SB: 2
CS: 0

PITCHER	IP	WLS	BF	H	R	ER	SO	BB	IBB	HBP	BLK	WP	HR	S	P	ERA	WHIP
Steve Trout, L (1, 1) ERA: 3.33	9.0	W	35	7	2	1	0	2	0	0	0	0	0	33	41	1.00	1.000

PITCHER	IP	WLS	BF	H	R	ER	SO	BB	IBB	HBP	BLK	WP	HR	S	P	ERA	WHIP

Batter	1	2	3	4	5	6	7	8	9	AB	R	H	RBI	BB	SO	LOB
Bob Dernier, R (1, 8) OBP: 0.314, SLG: 0.311	F8		4-3		23 E 1B		23 S			4	1	2	0	0	0	0
Thad Bosley, L (9, 7) OBP: 0.397, SLG: 0.517										0	0	0	0	0	0	0
Shawon Dunston, R (1, 6) OBP: 0.311, SLG: 0.390	L4		F5		B5		K			4	0	0	0	0	1	2
23 Ryne Sandberg, R (1, 4) OBP: 0.367, SLG: 0.503	CS 1B		E6 S 1B		K 1-2		F9 1-2			4	1	1	0	0	1	2
Keith Moreland, R (1, 9) OBP: 0.374, SLG: 0.446	CS 1-2	4-3	2B 1B 1-H		1B 2-H 1B		4-3			4	1	2	2	0	0	1
Jody Davis, R (1, 2) OBP: 0.303, SLG: 0.401		BB BB 2B BB	2B 1-H		1-3 1B			F2		3	1	2	1	1	0	0
Ron Cey, R (1, 5) OBP: 0.323, SLG: 0.414		BB 2B 1-2 SF8 BB	K		F8			F8		3	1	0	0	1	1	3
Chris Speier, R (9, 5) OBP: 0.297, SLG: 0.350										0	0	0	0	0	0	0
Richie Hebner, L (1, 3) OBP: 0.262, SLG: 0.311		SF8 1-3 2-H 2B	F8		F8			HR		4	1	2	2	0	0	0
Billy Hatcher, R (1, 7) OBP: 0.297, SLG: 0.390 (9, 8)		SF8 2-3 3-H	6-3		G3			3B		3	0	1	1	0	0	0
Steve Trout, L (1, 1) OBP: 0.152, SLG: 0.136		K	4-3				K	6-3		4	0	0	0	0	2	2
Inning Stats	R: 0 E: 0 K: 0 S: 3 H: 1 LOB: 0 BB: 0 P: 3	R: 2 E: 0 K: 1 S: 6 H: 1 LOB: 1 BB: 2 P: 14	R: 2 E: 1 K: 1 S: 8 H: 2 LOB: 1 BB: 0 P: 8	R: 0 E: 0 K: 0 S: 3 H: 0 LOB: 0 BB: 0 P: 3	R: 1 E: 1 K: 1 S: 8 H: 3 LOB: 2 BB: 0 P: 8	R: 0 E: 0 K: 1 S: 5 H: 0 LOB: 0 BB: 0 P: 5	R: 0 E: 0 K: 1 S: 6 H: 1 LOB: 1 BB: 0 P: 6	R: 1 E: 0 K: 0 S: 5 H: 2 LOB: 1 BB: 0 P: 5		1B: 6 2B: 2 3B: 1 HR: 1	SF: 1 SAC: 0 DP: 0 HBP: 0					

PITCHER	IP	WLS	BF	H	R	ER	SO	BB	IBB	HBP	BLK	WP	HR	S	P	ERA	WHIP
Freddie Toliver, R (1, 1) ERA: 4.5	4.2	L	23	7	5	3	3	2	0	0	0	0	0	27	35	5.79	1.929
Kent Tekulve, R (5, 1) ERA: 3.82	1.1		4	0	0	0	1	0	0	0	0	0	0	6	6	0.00	0.000
Dave Shipanoff, R (7, 1) ERA: 2.18	2.0		9	3	1	1	1	0	0	0	0	0	1	11	11	4.50	1.500

PITCHER	IP	WLS	BF	H	R	ER	SO	BB	IBB	HBP	BLK	WP	HR	S	P	ERA	WHIP

BOTTOM

Philadelphia Phillies @ Chicago Cubs

Wrigley Field, Chicago, IL

Sun Sep 29 1985, 3:33 AM CDT

Att. 26,641 - Unknown

livebaseballscorecards.com

AB	33
R	6
H	10
RBI	6
BB	2
SO	5
LOB	10

Batter	1	2	3	4	5	6	7	8	9	AB	R	H	RBI	BB	SO	LOB
Joe Orsulak, L (1, 8) OBP: 0.331, SLG: 0.356	0-0 1B WP 1B	0-0 G3			0-0 F8		0-0 1-3	0-0 FC6-4 1-2f		5	1	1	0	0	0	5
Bill Almon, R (1, 5) OBP: 0.336, SLG: 0.422	0-0 F6		0-0 F8		0-0 G5-4-3 1-2f		BBBB 4-0 S BB		SSS 0-3 K	4	0	0	0	1	1	3
Johnny Ray, S (1, 4) OBP: 0.317, SLG: 0.360	0-0 WP BB 1-3 1B		0-0 F9			0-0 F9	BBBB 4-0 1-2 BB		0-0 G4-6-3 1B	4	0	2	0	1	0	0
Sid Bream, L (1, 3) OBP: 0.321, SLG: 0.417	BBBB 4-0 WP 1-2 BB		0-0 3-1			SSS 0-0 1B 1B 1B	0-3 K		0-0 G4-6-3 1-2f	4	1	1	0	1	1	3
Mike Brown, R (1, 9) OBP: 0.344, SLG: 0.448	SSS 0-3 K 1-2 2-3 3-H			0-0 6-3		0-0 F8		0-0 HR		4	1	1	1	0	1	3
R.J. Reynolds, S (1, 7) OBP: 0.326, SLG: 0.386	0-0 6-3			0-0 F7		0-0 1B 1-2 1B		SSS 0-3 K		4	0	1	0	0	1	2
Sam Khalifa, R (1, 6) OBP: 0.304, SLG: 0.316		0-0 S 1B		0-0 1-3		0-0 1-3 2-H 1B		0-0 F8		4	0	2	1	0	0	0
Junior Ortiz, R (1, 2) OBP: 0.250, SLG: 0.241	0-0 F8				0-0 1B 1B	0-0 4-3		0-0 1B 1B		3	0	1	0	0	0	3
Steve Kemp, L (8, PH) OBP: 0.319, SLG: 0.351										1	0	1	0	0	0	0
Tony Peña, R (8, 2) OBP: 0.285, SLG: 0.362										0	0	0	0	0	0	0
Rick Reuschel, R (1, 1) OBP: 0.200, SLG: 0.259		SSS 0-3 K 1-2			0-0 G5-4-3 1-2 1B		0-0 5-3	0-0 FC6-4 1-2 1B		3	0	1	0	0	1	1
Lee Mazzilli, S (8, PH) OBP: 0.428, SLG: 0.379										1	0	1	0	0	0	0
Jose DeLeon, R (8, 1) OBP: 0.128, SLG: 0.056										0	0	0	0	0	0	0
Inning Stats	R: 1 E: 0 K: 1 S: 7 H: 2 LOB: 2 BB: 1 P: 11	R: 0 E: 0 K: 1 S: 6 H: 1 LOB: 1 BB: 0 P: 6	R: 0 E: 0 K: 0 S: 3 H: 0 LOB: 0 BB: 0 P: 3	R: 0 E: 0 K: 0 S: 3 H: 0 LOB: 0 BB: 0 P: 3	R: 0 E: 0 K: 0 S: 4 H: 2 LOB: 1 BB: 0 P: 4	R: 1 E: 0 K: 0 S: 6 H: 3 LOB: 2 BB: 0 P: 6	R: 0 E: 0 K: 1 S: 5 H: 0 LOB: 2 BB: 2 P: 13	R: 1 E: 0 K: 1 S: 8 H: 3 LOB: 2 BB: 0 P: 8	R: 0 E: 0 K: 1 S: 5 H: 1 LOB: 0 BB: 0 P: 5	1B: 11 2B: 0 3B: 0 HR: 1 SF: 0 SAC: 0 DP: 2 HBP: 0						

TOP

Pittsburgh Pirates @ Chicago Cubs

Wrigley Field, Chicago, IL

Tue Oct 01 1985, 3:33 AM CDT

Att. 3,446 - Unknown

livebaseballscorecards.com

AB	37
R	3
H	12
RBI	2
BB	3
SO	5
LOB	20

WP: 1 PB: 0 SB: 2 CS: 0 PA: 40

PITCHER		IP	WLS	BF	H	R	ER	SO	BB	IBB	HBP	BLK	WP	HR	S	P	ERA	WHIP
Reggie Patterson, R ERA: 3.3	(1, 1)	6.2	W	30	8	2	2	2	3	0	0	0	1	0	31	43	2.70	1.650
Jay Baller, R ERA: 2.91	(7, 1)	1.0		6	3	1	1	2	0	0	0	0	0	1	10	10	9.00	3.000
Lee Smith, R ERA: 3.04	(8, 1)	1.1	S	4	1	0	0	1	0	0	0	0	0	0	6	6	0.00	0.750

PITCHER	IP	WLS	BF	H	R	ER	SO	BB	IBB	HBP	BLK	WP	HR	S	P	ERA	WHIP

Batter	1	2	3	4	5	6	7	8	9	AB	R	H	RBI	BB	SO	LOB
Bob Dernier, R (1, 8) OBP: 0.313, SLG: 0.310	E WP FC6-4 1B		F6		4-3			4-6 2-3f		4	1	1	0	0	0	1
Shawon Dunston, R (1, 6) OBP: 0.306, SLG: 0.383	E4 FC6-4 1-3		F5		F9			K		4	0	0	0	0	1	1
23 Ryne Sandberg, R (1, 4) OBP: 0.366, SLG: 0.500	F8		K			K				3	0	0	0	0	2	2
Keith Moreland, R (1, 9) OBP: 0.374, SLG: 0.444	FC6-4 1-2f 3-H			HR BB		3-1				2	1	0	1	1	0	1
Jody Davis, R (1, 2) OBP: 0.303, SLG: 0.407	F8			HR 1-H		6-3				3	1	1	2	0	0	1
Leon Durham, L (1, 3) OBP: 0.359, SLG: 0.469		HR		K			K			3	1	1	1	0	2	0
Ron Cey, R (1, 5) OBP: 0.321, SLG: 0.412		K		6-3			K			3	0	0	0	0	2	0
Billy Hatcher, R (1, 7) OBP: 0.292, SLG: 0.382		6-3		6-3			F7			3	0	0	0	0	0	0
Lee Smith, R (8, 1)										0	0	0	0	0	0	0
Reggie Patterson, R (1, 1)		6-3			3-1			4-6 2B		2	0	0	0	0	0	0
Jay Baller, R (7, 1)										0	0	0	0	0	0	0
Thad Bosley, L (8, 7) OBP: 0.400, SLG: 0.526										1	0	1	0	0	0	0
Inning Stats	R: 1 H: 1 E: 1 LOB: 1 K: 0 BB: 0 S: 5 P: 5	R: 1 H: 1 E: 0 LOB: 0 K: 1 BB: 0 S: 6 P: 6	R: 0 H: 0 E: 0 LOB: 0 K: 1 BB: 0 S: 5 P: 5	R: 2 H: 1 E: 0 LOB: 0 K: 1 BB: 1 S: 6 P: 10	R: 0 H: 0 E: 0 LOB: 0 K: 0 BB: 0 S: 3 P: 3	R: 0 H: 0 E: 0 LOB: 0 K: 1 BB: 0 S: 5 P: 5	R: 0 H: 0 E: 0 LOB: 0 K: 2 BB: 0 S: 7 P: 7	R: 0 H: 1 E: 0 LOB: 0 K: 1 BB: 0 S: 5 P: 5		1B: 1 SF: 0 2B: 2 SAC: 0 3B: 0 DP: 1 HR: 2 HBP: 0						

PITCHER		IP	WLS	BF	H	R	ER	SO	BB	IBB	HBP	BLK	WP	HR	S	P	ERA	WHIP
Rick Reuschel, R ERA: 2.3	(1, 1)	7.0	L	26	3	4	3	6	1	0	0	0	1	2	37	41	3.86	0.571
Jose DeLeon, R ERA: 4.64	(8, 1)	1.0		3	1	0	0	1	0	0	0	0	0	0	5	5	0.00	1.000

PITCHER		IP	WLS	BF	H	R	ER	SO	BB	IBB	HBP	BLK	WP	HR	S	P	ERA	WHIP

BOTTOM

Pittsburgh Pirates @ Chicago Cubs

Wrigley Field, Chicago, IL

Tue Oct 01 1985, 3:33 AM CDT

Att. 3,446 - Unknown

livebaseballscorecards.com

AB	28
R	4
H	4
RBI	4
BB	1
SO	7
LOB	6

WP: 1 PA: 29
PB: 0
SB: 0
CS: 0

Batter	1	2	3	4	5	6	7	8	9	AB	R	H	RBI	BB	SO	LOB
Joe Orsulak, L (1, 8) OBP: 0.337, SLG: 0.364	CS 1B			G6-3 E 1B	HR 1B 1-2 2-3		F8	1-3 2B		5	1	4	0	0	0	0
Bill Almon, R (1, 5) OBP: 0.337, SLG: 0.426	K 1-2			E6 G6-3 1-2	SF7 3-H		WP PB 2B	BBBB G4-6-3 BB		3	1	1	1	1	1	2
Johnny Ray, S (1, 4) OBP: 0.318, SLG: 0.365	6-3			G6-3 1-2f 2-3	1-H 2-H HR		IIII 1B PB 1B IBB	G4-6-3 1-2f		4	2	1	3	1	0	5
Sid Bream, L (1, 3) OBP: 0.331, SLG: 0.439		F7		BBBB BB BB	4-3		BBBB 1B 1B 1-2 2-H BB		HR	3	2	1	1	2	0	0
Mike Brown, R (1, 9) OBP: 0.350, SLG: 0.452		5-3		BBBB 1-2 BB		6-3 1B	1B 1B 1-2 2-3		G6-4-3 1B	4	0	3	0	1	0	0
R.J. Reynolds, S (1, 7) OBP: 0.324, SLG: 0.383		F8		G3		6-3 1-2f	S 1-3 2-H 3-H 1B		G6-4-3 1-2f	5	0	1	2	0	0	5
Sam Khalifa, R (1, 6) OBP: 0.303, SLG: 0.315			K		1B 1B SF7 1B	K	6-3 1-2		F8	5	1	1	0	0	2	2
Junior Ortiz, R (1, 2) OBP: 0.283, SLG: 0.345			K		1B HR 1-2 1B		HR	FC1-5 2B		4	2	3	1	0	1	0
Rick Rhoden, R (1, 1) OBP: 0.213, SLG: 0.233 Cecilio Guante, R (6, 1) OBP: 0.059, SLG: 0.059			L3		F7		K	FC1-5 2B 2-3		2 2	0 0	0 0	0 0	0 0	0 1	2 1
Inning Stats	R: 0 H: 1 E: 0 LOB: 0 K: 1 BB: 0 S: 5 P: 5	R: 0 H: 0 E: 0 LOB: 0 K: 0 BB: 0 S: 3 P: 3	R: 0 H: 0 E: 0 LOB: 0 K: 2 BB: 0 S: 7 P: 7	R: 0 H: 1 E: 1 LOB: 3 K: 0 BB: 2 S: 4 P: 12	R: 4 H: 4 E: 0 LOB: 0 K: 0 BB: 0 S: 7 P: 7	R: 0 H: 1 E: 0 LOB: 0 K: 1 BB: 0 S: 5 P: 5	R: 4 H: 4 E: 0 LOB: 2 K: 1 BB: 2 S: 9 P: 17	R: 0 H: 2 E: 0 LOB: 2 K: 0 BB: 1 S: 4 P: 8	R: 1 H: 2 E: 0 LOB: 0 K: 0 BB: 0 S: 4 P: 4	1B: 9 SF: 1 2B: 5 SAC: 0 3B: 0 DP: 5 HR: 3 HBP: 0						

PITCHER		IP	WLS	BF	H	R	ER	SO	BB	IBB	HBP	BLK	WP	HR	S	P	ERA	WHIP
Rick Sutcliffe, R ERA: 3.18	(1, 1)	4.2	L	21	6	4	4	3	2	0	0	0	0	1	25	33	7.71	1.714
Jay Baller, R ERA: 3.35	(5, 1)	2.0		9	3	3	3	2	0	1	0	0	0	1	12	16	13.50	1.500
Ray Fontenot, L ERA: 4.36	(7, 1)	0.0		3	2	1	1	0	1	0	0	0	1	0	2	6	∞	∞
Dave Beard, R ERA: 6.39	(7, 1)	2.1		10	4	1	1	0	1	0	0	0	0	1	9	13	3.86	2.143

PITCHER	IP	WLS	BF	H	R	ER	SO	BB	IBB	HBP	BLK	WP	HR	S	P	ERA	WHIP

TOP

Pittsburgh Pirates @ Chicago Cubs

Wrigley Field, Chicago, IL

Wed Oct 02 1985, 3:33 AM CDT

Att. 4,637 - Unknown

livebaseballscorecards.com

AB	37
R	9
H	15
RBI	8
BB	5
SO	5
LOB	17

WP: 1 PA: 43
PB: 1
SB: 1
CS: 1

Pittsburgh Pirates @ Chicago Cubs

Wrigley Field, Chicago, IL

Wed Oct 02 1985, 3:33 AM CDT

Att. 4,637 - Unknown

livebaseballscorecards.com

BOTTOM

Batter	1	2	3	4	5	6	7	8	9	AB	R	H	RBI	BB	SO	LOB
Bob Dernier, R (1, 8) OBP: 0.318, SLG: 0.320	2B	1-3 2B		F4			G4-6-3 1-2 1B		1-2 1B	5	0	4	0	0	0	0
Billy Hatcher, R (1, 7) OBP: 0.291, SLG: 0.375	BB 23 K2-3-2	4-3			F4		G4-6-3 1-2f 2-3		F9 2-3	3	0	0	0	1	0	4
Richie Hebner, L (9, PH) OBP: 0.260, SLG: 0.308										1	0	0	0	0	0	2
23 Ryne Sandberg, R (1, 4) OBP: 0.366, SLG: 0.508	K2-3-2 1-1		HR		L4		3B 3-H		K	5	1	2	2	0	2	4
Keith Moreland, R (1, 9) OBP: 0.373, SLG: 0.442	6-3		F4		BB		F8			3	0	0	0	1	0	2
Jody Davis, R (1, 2) OBP: 0.303, SLG: 0.408		2B 2B	F8		F8			K		4	1	1	0	0	1	1
Leon Durham, L (1, 3) OBP: 0.360, SLG: 0.471		1B 2-H 2B	BB			K		K		3	1	1	1	1	2	0
Ron Cey, R (1, 5) OBP: 0.319, SLG: 0.408		K	F9			F9		K		4	0	0	0	0	2	2
Dave Owen, S (1, 6) OBP: 0.412, SLG: 0.375		S 1B 2-H 1B		K		F9			F9 1B 1B	3	0	1	1	0	1	0
Rick Sutcliffe, L (1, 1) OBP: 0.261, SLG: 0.302		2B 1-H 1B		K			G4-6-3 23 3B 1B		F9	2	0	1	0	0	1	0
Jay Baller, R (5, 1)										0	0	0	0	0	0	0
Ray Fontenot, L (7, 1) OBP: 0.049, SLG: 0.049										0	0	0	0	0	0	0
Dave Beard, L (7, 1)										0	0	0	0	0	0	0
Shawon Dunston, R (7, 6) OBP: 0.307, SLG: 0.384										2	1	1	0	0	0	1
Thad Bosley, L (9, PH) OBP: 0.403, SLG: 0.529										1	0	1	0	0	0	0
Inning Stats	R: 0 E: 0 K: 1 S: 5 H: 1 LOB: 1 BB: 1 P: 9	R: 2 E: 0 K: 1 S: 9 H: 5 LOB: 2 BB: 0 P: 9	R: 1 E: 0 K: 0 S: 4 H: 1 LOB: 1 BB: 1 P: 8	R: 0 E: 0 K: 2 S: 7 H: 0 LOB: 0 BB: 0 P: 7	R: 0 E: 0 K: 0 S: 3 H: 0 LOB: 1 BB: 1 P: 7	R: 0 E: 0 K: 1 S: 5 H: 0 LOB: 0 BB: 0 P: 5	R: 1 E: 0 K: 0 S: 5 H: 3 LOB: 1 BB: 0 P: 5	R: 0 E: 0 K: 3 S: 9 H: 0 LOB: 0 BB: 0 P: 9	R: 0 E: 0 K: 1 S: 7 H: 2 LOB: 2 BB: 0 P: 7	1B: 6 2B: 5 3B: 1 HR: 1	SF: 0 SAC: 0 DP: 2 HBP: 0						

	AB	36
	R	4
	H	12
	RBI	4
	BB	3
	SO	9
	LOB	16

WP: 0 PB: 0 SB: 1 CS: 0 PA: 39

PITCHER		IP	WLS	BF	H	R	ER	SO	BB	IBB	HBP	BLK	WP	HR	S	P	ERA	WHIP
Rick Rhoden, R ERA: 4.31	(1, 1)	5.0	W	23	7	3	3	4	3	0	0	0	0	1	28	40	5.40	2.000
Cecilio Guante, R ERA: 2.67	(6, 1)	4.0	S	16	5	1	1	5	0	0	0	0	0	0	26	26	2.25	1.250

PITCHER	IP	WLS	BF	H	R	ER	SO	BB	IBB	HBP	BLK	WP	HR	S	P	ERA	WHIP

Pittsburgh Pirates @ Chicago Cubs

Wrigley Field, Chicago, IL

Thu Oct 03 1985, 3:33 AM CDT

Att. 7,437 - Unknown

TOP

livebaseballscorecards.com

Batter	1	2	3	4	5	6	7	8	9	AB	R	H	RBI	BB	SO	LOB
Joe Orsulak, L (1, 8) (8, 9) OBP: 0.340, SLG: 0.364	BBBB 4-0 FC5-4 BB		BBBB 4-0 SH5-4 1-2 1B BB	x 0-0 ③ F6			x 0-0 E8		x 0-0 1B	3	1	1	0	2	0	1
Bill Almon, R (1, 5) OBP: 0.332, SLG: 0.418	x 0-0 ① FC5-4 1B 1-2f 1B		x 0-0 ① SH5-4 1-2 2-3		x 0-0 ① F7		x 0-0 ① F8		x 0-0 ③ 5-3	4	1	0	0	0	0	3
Johnny Ray, S (1, 4) OBP: 0.321, SLG: 0.366 Jim Morrison, R (8, 4) OBP: 0.276, SLG: 0.349	x 0-0 1B 1-3 1B		x 0-0 7-3 2-H 3-H 1B		BBBB 4-0 G4-6-3 BB		x 0-0 ② F8			3 0	0 0	2 0	2 0	1 0	0 0	1 0
Sid Bream, L (1, 3) OBP: 0.329, SLG: 0.433	x 0-0 G6-4-3 1-3 3-H 1B		x 0-0 ② ③ 7-3 1-2f		x 0-0 ② ③ G4-6-3 1-2f		SSS 0-3 ③ K			4	0	1	1	0	1	3
Mike Brown, R (1, 9) OBP: 0.352, SLG: 0.460 Marvell Wynne, L (8, 8) OBP: 0.254, SLG: 0.265	x 0-0 ② ③ G6-4-3 1-2f			x 0-0 HR		BBBB 4-0 CS BB		x 0-0 ① 5-3		3 0	1 0	1 0	1 0	1 0	0 0	2 0
R.J. Reynolds, S (1, 7) OBP: 0.326, SLG: 0.383		x 0-0 ① F7		x 0-0 G3 1B 1B		BBBB 4-0 ① 6-3 S 1-2 BB		x 0-0 ② F9		3	1	1	0	1	0	0
Sam Khalifa, R (1, 6) OBP: 0.299, SLG: 0.310		x 0-0 ② 6-3		x 0-0 ① G3 1-2		x 0-0 ② 6-3 1-3		x 0-0 ③ F8		4	0	0	0	0	0	2
Junior Ortiz, R (1, 2) OBP: 0.297, SLG: 0.344		SSS 0-3 ③ K		x 0-0 SH3-4 2-H 1B		4-0 S IBB			x 0-0 ① 5-3	3	0	1	1	1	1	0
Bob Kipper, R (1, 1) OBP: 0.250, SLG: 0.250 Jim Winn, R (6, 1) OBP: 0.176, SLG: 0.188 Ray Krawczyk, R (6, 1) Pat Clements, R (6, 1) OBP: 0.333, SLG: 0.333 Johnnie LeMaster, R (9, PH) OBP: 0.175, SLG: 0.154			x 0-0 SH5-4 BB 1B 1B	x 0-0 ② SH3-4 1-2		SSS 0-3 ③ K 1-2			x 0-0 ② F9	2 0 0 0 1	1 0 0 0 0	1 0 0 0 0	0 0 0 0 0	0 0 0 0 0	1 0 0 0 0	2 0 0 0 0
Inning Stats	R: 1 H: 2 E: 0 LOB: 1 K: 0 BB: 1 S: 4 P: 8	R: 0 H: 0 E: 0 LOB: 0 K: 1 BB: 0 S: 5 P: 5	R: 2 H: 2 E: 0 LOB: 0 K: 0 BB: 1 S: 4 P: 8	R: 2 H: 3 E: 0 LOB: 1 K: 0 BB: 0 S: 6 P: 6	R: 0 H: 0 E: 0 LOB: 0 K: 0 BB: 1 S: 2 P: 6	R: 0 H: 0 E: 0 LOB: 2 K: 1 BB: 3 S: 4 P: 16	R: 0 H: 0 E: 1 LOB: 1 K: 1 BB: 0 S: 6 P: 6	R: 0 H: 0 E: 0 LOB: 0 K: 0 BB: 0 S: 3 P: 3	R: 0 H: 1 E: 0 LOB: 1 K: 0 BB: 0 S: 4 P: 4	1B: 7 SF: 0 2B: 1 SAC: 2 3B: 0 DP: 3 HR: 1 HBP: 0						

AB	30
R	5
H	8
RBI	5
BB	6
SO	3
LOB	14

WP: 0 PA: 38
PB: 0
SB: 2
CS: 1

PITCHER		IP	WLS	BF	H	R	ER	SO	BB	IBB	HBP	BLK	WP	HR	S	P	ERA	WHIP
Johnny Abrego, R ERA: 6.38	(1, 1)	4.0		19	7	5	5	1	2	0	0	0	0	1	19	27	11.25	2.250
Warren Brusstar, R ERA: 6.05	(5, 1)	1.0		3	0	0	0	0	1	0	0	0	0	0	2	6	0.00	1.000
Jon Perlman, R ERA: 11.42	(6, 1)	1.0	W	5	0	0	0	1	2	1	0	0	0	0	4	16	0.00	2.000
Steve Engel, L ERA: 5.57	(7, 1)	3.0	S	11	1	0	0	1	0	0	0	0	0	0	13	13	0.00	0.333

PITCHER	IP	WLS	BF	H	R	ER	SO	BB	IBB	HBP	BLK	WP	HR	S	P	ERA	WHIP

BOTTOM

Batter	1	2	3	4	5	6	7	8	9	AB	R	H	RBI	BB	SO	LOB
Bob Dernier, R (1, 8) OBP: 0.319, SLG: 0.320 Thad Bosley, L (7, PH) (8, 8) OBP: 0.399, SLG: 0.523	F8		5-3		E 1B	23 BB 1B; BB HBP; 1-2 2-3	K	K		3 2	1 0	1 0	0 0	0 0	0 2	0 1
Shawon Dunston, R (1, 6) OBP: 0.313, SLG: 0.393	F9		2B		E5 1-2	BB 23 BB; 4-3 1B; 1-2 2-3 3-H	23 2B 1B			5	2	3	1	0	0	1
23 Ryne Sandberg, R (1, 4) OBP: 0.366, SLG: 0.508 Dave Owen, S (9, 4) OBP: 0.412, SLG: 0.375	K		5-3		F3	4-3 BB; 1B BB; 1-2 2-3 3-H	1-H HR 2B			4 0	2 0	1 0	2 0	1 0	1 0	3 0
Keith Moreland, R (1, 9) OBP: 0.377, SLG: 0.442		F7 S 1B 1B	1-3			HR BB; BB	HR IBB			2	3	1	1	3	0	1
Ron Cey, R (1, 5) OBP: 0.319, SLG: 0.414		F7 1-3		F7		HR 1B; 1-2; 4-3 1-H 2-H; HR	HR			5	2	2	4	0	0	3
Gary Matthews, R (1, 7) OBP: 0.358, SLG: 0.401 Steve Engel, R (7, 1) OBP: 0.316, SLG: 0.375		1B BB		G4-6-3 1B		HR; 1B HBP	F4			2 1	1 0	2 0	3 0	1 0	0 0	0 0
Leon Durham, L (1, 3) OBP: 0.362, SLG: 0.472		1-2 3-H 1B		G4-6-3 1-2f		K; 1B		G6-4-3 1B		5	0	3	2	0	1	1
Steve Lake, R (1, 2) OBP: 0.172, SLG: 0.188 Jody Davis, R (6, PH) (7, 2) OBP: 0.303, SLG: 0.407	K				K	HBP BB 1B; 1B	K	G6-4-3 1-2f		2 3	0 1	0 1	0 0	0 1	2 4	2 4
Johnny Abrego, R (1, 1) Warren Brusstar, R (5, 1) OBP: 0.250, SLG: 0.143 Billy Hatcher, R (5, PH) OBP: 0.289, SLG: 0.373 Jon Perlman, L (6, 1) Richie Hebner, L (6, PH) OBP: 0.266, SLG: 0.308 Davey Lopes, R (7, 7) OBP: 0.376, SLG: 0.430	K				F8	1B HBP; 1-2 23 BB; BB	K	2B		1 0 1 0 0 2	0 0 0 0 1 0	0 0 0 0 0 1	0 0 0 0 1 0	0 0 0 0 0 1	1 0 0 0 0 0	2 0 0 0 0 0
Inning Stats	R: 0 E: 0 K: 1 S: 5 H: 0 LOB: 0 BB: 0 P: 5	R: 1 E: 0 K: 2 S: 9 H: 2 LOB: 2 BB: 1 P: 13	R: 0 E: 0 K: 0 S: 4 H: 1 LOB: 1 BB: 0 P: 4	R: 0 E: 0 K: 0 S: 3 H: 1 LOB: 0 BB: 0 P: 3	R: 0 E: 1 K: 1 S: 7 H: 1 LOB: 2 BB: 0 P: 7	R: 8 E: 0 K: 2 S: 12 H: 5 LOB: 3 BB: 4 P: 30	R: 4 E: 0 K: 2 S: 10 H: 3 LOB: 0 BB: 1 P: 14	R: 0 E: 0 K: 1 S: 6 H: 2 LOB: 1 BB: 0 P: 6		1B: 10 2B: 3 3B: 0 HR: 2	SF: 0 SAC: 0 DP: 2 HBP: 2					

PITCHER		IP	WLS	BF	H	R	ER	SO	BB	IBB	HBP	BLK	WP	HR	S	P	ERA	WHIP
Bob Kipper, L ERA: 7.33	(1, 1)	5.0		24	7	4	4	4	2	0	0	0	0	1	30	38	7.20	1.800
Jim Winn, R ERA: 5.37	(6, 1)	0.1	L	6	2	2	2	1	2	0	1	0	0	0	5	14	54.00	12.000
Ray Krawczyk, R ERA: 14.04	(6, 1)	0.1		3	0	2	2	0	1	0	1	0	0	0	1	6	54.00	3.000
Pat Clements, L ERA: 3.51	(6, 1)	2.1		13	6	5	5	4	0	1	0	0	0	1	20	24	19.29	2.571

PITCHER	IP	WLS	BF	H	R	ER	SO	BB	IBB	HBP	BLK	WP	HR	S	P	ERA	WHIP

Pittsburgh Pirates @ Chicago Cubs
Wrigley Field, Chicago, IL
Thu Oct 03 1985, 3:33 AM CDT
Att. 7,437 - Unknown

livebaseballscorecards.com

AB	38
R	13
H	15
RBI	13
BB	6
SO	9
LOB	18

WP: 0	PB: 0	SB: 1	CS: 0
PA: 46			

Chicago Cubs @ St. Louis Cardinals

Busch Stadium, St. Louis, MO

Fri Oct 04 1985, 7:05 PM CDT

Att. 40,618 - Unknown

TOP

livebaseballscorecards.com

Batter	1	2	3	4	5	6	7	8	9	AB	R	H	RBI	BB	SO	LOB
Bob Dernier, R (1, 8) OBP: 0.319, SLG: 0.320	F7		6-3			6-3			23 2B SF9 1B 1-2	4	1	1	0	0	0	0
Gary Matthews, R (1, 7) OBP: 0.357, SLG: 0.399	L1			1B 1B		K			K	4	0	1	0	0	2	2
23 Ryne Sandberg, R (1, 4) OBP: 0.367, SLG: 0.509	1B			F9			6-3		SF9 2B 1-3 2-H	4	0	2	1	0	0	1
Keith Moreland, R (1, 9) OBP: 0.376, SLG: 0.442	F4			G5-4-3 1B 1-2			F7		SF9 2-3 3-H	3	0	1	1	0	0	1
Jody Davis, R (1, 2) OBP: 0.301, SLG: 0.404		F9		G5-4-3 1-2f			F8		F5	4	0	0	0	0	0	3
Leon Durham, L (1, 3) OBP: 0.360, SLG: 0.469		F6			K			6-3		3	0	0	0	0	1	0
Ron Cey, R (1, 5) OBP: 0.318, SLG: 0.412		K			6-0			5-3		3	0	0	0	0	1	0
Shawon Dunston, R (1, 6) OBP: 0.311, SLG: 0.389 Thad Bosley, L (8, PH) OBP: 0.397, SLG: 0.520 Dave Owen, S (8, 6) OBP: 0.412, SLG: 0.375			5-3		K			6-3		2 1 0	0 0 0	0 0 0	0 0 0	0 0 0	1 0 0	0 0 0
Dennis Eckersley, R (1, 1) OBP: 0.222, SLG: 0.179 Jay Baller, R (7, 1) Davey Lopes, R (9, PH) OBP: 0.380, SLG: 0.432			G3			5-3			1B 23 2B 1B	2 0 1	0 0 1	0 0 1	0 0 1	0 0 0	0 0 0	0 0 0

Inning Stats	1	2	3	4	5	6	7	8	9	1B	SF	WP	PA
	R: 0 E: 0 K: 0 S: 4	H: 1 LOB: 1 BB: 0 P: 4	R: 0 E: 0 K: 1 S: 5	H: 0 LOB: 0 BB: 0 P: 5	R: 0 E: 0 K: 0 S: 3	H: 0 LOB: 0 BB: 0 P: 3	R: 0 E: 0 K: 0 S: 4	H: 2 LOB: 1 BB: 0 P: 4	R: 0 E: 0 K: 2 S: 7	H: 0 LOB: 0 BB: 0 P: 7	R: 0 E: 0 K: 1 S: 5	H: 0 LOB: 0 BB: 0 P: 5	R: 0 E: 0 K: 0 S: 3	H: 0 LOB: 0 BB: 0 P: 3	R: 0 E: 0 K: 0 S: 3	H: 0 LOB: 0 BB: 0 P: 3	R: 2 E: 0 K: 1 S: 8	H: 3 LOB: 1 BB: 0 P: 8	1B: 5 2B: 1 3B: 0 HR: 0	SF: 1 SAC: 0 DP: 1 HBP: 0	WP: 0 PB: 0 SB: 0 CS: 0	PA: 32

PITCHER		IP	WLS	BF	H	R	ER	SO	BB	IBB	HBP	BLK	WP	HR	S	P	ERA	WHIP
Bob Forsch, R ERA: 3.9	(1, 1)	8.0	W	28	5	2	2	4	0	0	0	0	0	0	36	36	2.25	0.625
Todd Worrell, R ERA: 2.91	(9, 1)	1.0	S	4	1	0	0	1	0	0	0	0	0	0	6	6	0.00	1.000

PITCHER	IP	WLS	BF	H	R	ER	SO	BB	IBB	HBP	BLK	WP	HR	S	P	ERA	WHIP

AB	31
R	2
H	6
RBI	2
BB	0
SO	5
LOB	7

Batter	1	2	3	4	5	6	7	8	9	AB	R	H	RBI	BB	SO	LOB
Vince Coleman, S (1, 7) OBP: 0.322, SLG: 0.337	6-3 SF8 2B		1B S 1B		K		G3 2-3			4	1	2	0	0	1	1
Willie McGee, S (1, 8) OBP: 0.384, SLG: 0.501	6-3 2-3		S 1-3 1B		4-3		6-3			4	0	1	0	0	0	2
Tom Herr, S (1, 4) OBP: 0.380, SLG: 0.417	SF8 3-H		K		F7		6-3			3	0	0	1	0	1	2
Jack Clark, R (1, 3) OBP: 0.392, SLG: 0.505	F9		K 1-2			B1-3		F3		4	0	0	0	0	1	1
Andy Van Slyke, L (1, 9) OBP: 0.334, SLG: 0.436		BBBB F8 BLK BB		HR		F8		F8		3	1	1	1	1	0	0
Terry Pendleton, S (1, 5) OBP: 0.282, SLG: 0.303		F7 1-2		K		4-3		3-1		4	0	0	0	0	1	1
Darrell Porter, L (1, 2) OBP: 0.333, SLG: 0.412		F8 2-3		1B			E8 3B 2B			3	1	2	0	0	0	1
Ozzie Smith, S (1, 6) OBP: 0.357, SLG: 0.363		IIII IBB		F8			2B 3-H 3B			2	1	1	1	1	0	1
Bob Forsch, R (1, 1) OBP: 0.244, SLG: 0.400 Todd Worrell, R (9, 1)		F7		F3			G3 3-H 2B			3 0	0 0	1 0	1 0	0 0	0 0	3 0
Inning Stats	R: 1 H: 1 E: 0 LOB: 0 K: 0 BB: 0 S: 4 P: 4	R: 0 H: 0 E: 0 LOB: 2 K: 0 BB: 2 S: 3 P: 11	R: 0 H: 2 E: 0 LOB: 1 K: 2 BB: 0 S: 8 P: 8	R: 1 H: 2 E: 0 LOB: 1 K: 1 BB: 0 S: 7 P: 7	R: 0 H: 0 E: 0 LOB: 0 K: 1 BB: 0 S: 5 P: 5	R: 0 H: 0 E: 0 LOB: 0 K: 0 BB: 0 S: 3 P: 3	R: 2 H: 3 E: 1 LOB: 1 K: 0 BB: 0 S: 6 P: 6	R: 0 H: 0 E: 0 LOB: 0 K: 0 BB: 0 S: 3 P: 3		1B: 3 SF: 1 2B: 3 SAC: 0 3B: 1 DP: 0 HR: 1 HBP: 0						WP: 0 PA: 33 PB: 0 SB: 2 CS: 0

PITCHER		IP	WLS	BF	H	R	ER	SO	BB	IBB	HBP	BLK	WP	HR	S	P	ERA	WHIP
Dennis Eckersley, R ERA: 3.08	(1, 1)	6.0	L	27	8	4	4	4	1	1	0	1	0	1	33	41	6.00	1.500
Jay Baller, R ERA: 3.22	(7, 1)	2.0		6	0	0	0	0	0	0	0	0	0	0	6	6	0.00	0.000

PITCHER		IP	WLS	BF	H	R	ER	SO	BB	IBB	HBP	BLK	WP	HR	S	P	ERA	WHIP

BOTTOM

Chicago Cubs @ St. Louis Cardinals

Busch Stadium, St. Louis, MO

Fri Oct 04 1985, 7:05 PM CDT

Att. 40,618 - Unknown

livebaseballscorecards.com

AB	30
R	4
H	8
RBI	4
BB	2
SO	4
LOB	12

Batter	1	2	3	4	5	6	7	8	9	AB	R	H	RBI	BB	SO	LOB
Bob Dernier, R (1, 8) OBP: 0.316, SLG: 0.317	F8			F7		5-3			F6	4	0	0	0	0	0	0
Gary Matthews, R (1, 7) OBP: 0.361, SLG: 0.407	23 G4-6-3 1B			WP 1B		F8			2B	4	1	3	0	0	0	0
23 Ryne Sandberg, R (1, 4) OBP: 0.365, SLG: 0.506	G4-6-3 1-2f			F7			F8		F9	4	0	0	0	0	0	3
Keith Moreland, R (1, 9) OBP: 0.376, SLG: 0.441		6-3		FC6 1-H 1B			G3			3	0	1	1	0	0	0
Leon Durham, L (1, 3) OBP: 0.358, SLG: 0.467		4-3		FC6 1-2f			K			3	0	0	0	0	1	1
Jody Davis, R (1, 2) OBP: 0.299, SLG: 0.401		5-3			K			F4		3	0	0	0	0	1	0
Ron Cey, R (1, 5) OBP: 0.316, SLG: 0.409			5-3		6-3			5-3		3	0	0	0	0	0	0
Shawon Dunston, R (1, 6) OBP: 0.307, SLG: 0.385			F7		4-3			F8		3	0	0	0	0	0	0
Ron Meridith, L (8, 1) OBP: 0.400, SLG: 0.250										0	0	0	0	0	0	0
Steve Trout, L (1, 1) OBP: 0.146, SLG: 0.130			6-3			G3			6-3	2	0	0	0	0	0	0
Jay Baller, R (6, 1)										0	0	0	0	0	0	0
Chris Speier, R (8, 6) OBP: 0.295, SLG: 0.349										1	0	0	0	0	0	0
Inning Stats	R: 0 E: 0 K: 0 S: 3 H: 1 LOB: 0 BB: 0 P: 3	R: 0 E: 0 K: 0 S: 3 H: 0 LOB: 0 BB: 0 P: 3	R: 0 E: 0 K: 0 S: 3 H: 0 LOB: 0 BB: 0 P: 3	R: 1 E: 0 K: 0 S: 5 H: 2 LOB: 1 BB: 0 P: 5	R: 0 E: 0 K: 1 S: 5 H: 0 LOB: 0 BB: 0 P: 5	R: 0 E: 0 K: 0 S: 3 H: 0 LOB: 0 BB: 0 P: 3	R: 0 E: 0 K: 1 S: 5 H: 0 LOB: 0 BB: 0 P: 5	R: 0 E: 0 K: 0 S: 3 H: 0 LOB: 0 BB: 0 P: 3	R: 0 E: 0 K: 0 S: 4 H: 1 LOB: 1 BB: 0 P: 4	1B: 3 2B: 1 3B: 0 HR: 0	SF: 0 SAC: 0 DP: 1 HBP: 0						

TOP

Chicago Cubs @ St. Louis Cardinals

Busch Stadium, St. Louis, MO

Sat Oct 05 1985, 3:33 AM CDT

Att. 44,825 - Unknown

livebaseballscorecards.com

AB	30
R	1
H	4
RBI	1
BB	0
SO	2
LOB	4

PITCHER		IP	WLS	BF	H	R	ER	SO	BB	IBB	HBP	BLK	WP	HR	S	P	ERA	WHIP
John Tudor, L ERA: 1.93	(1, 1)	9.0	W	30	4	1	1	2	0	0	0	0	1	0	34	34	1.00	0.444

PITCHER	IP	WLS	BF	H	R	ER	SO	BB	IBB	HBP	BLK	WP	HR	S	P	ERA	WHIP

Batter	1	2	3	4	5	6	7	8	9	AB	R	H	RBI	BB	SO	LOB
Vince Coleman, S (1, 7) OBP: 0.321, SLG: 0.335	4-3		4-3		6-3	K		E7 1B 2-H: 1B		5	1	1	1	0	1	3
Willie McGee, S (1, 8) OBP: 0.384, SLG: 0.503	6-3		6-3		K2-3		SF8 3B	G1-6-3 3-H: 1B		5	1	2	1	0	1	0
Tom Herr, S (1, 4) OBP: 0.379, SLG: 0.416	5-3		6-3			1B SF7 1B	SF8 3-H	G1-6-3 1-2f		4	1	1	1	0	0	1
Jack Clark, R (1, 3) OBP: 0.394, SLG: 0.505		1B SF8 BB		1B 1B 9-2 BB		4-3 1B BB 1-3: 1B	F8			2	2	1	0	2	0	0
Cesar Cedeno, R (1, 9) OBP: 0.348, SLG: 0.444		S 1-3: 1B		1B 1-2: 1B		SF7 3-H		HR		3	1	3	2	0	0	0
Andy Van Slyke, L (8, 9) OBP: 0.334, SLG: 0.436										0	0	0	0	0	0	0
Terry Pendleton, S (1, 5) OBP: 0.285, SLG: 0.306		F3		1-2 2-3: 1B		BB 4-3 1-2: 1B	S 1B			4	0	3	0	0	0	2
Ozzie Smith, S (1, 6) OBP: 0.355, SLG: 0.361		SF8 3-H		K		4-3 1-2 2-3	G3 1-2			3	0	0	1	0	1	6
Tom Nieto, R (1, 2) OBP: 0.305, SLG: 0.281		1-2 IBB		9-2 3-Hf		BB IBB		E SH5-4 BB		1	1	0	0	3	0	3
John Tudor, L (1, 1) OBP: 0.182, SLG: 0.213		4-3			K	1-2 2-3 3-H: BB		1-2 SH5-4		2	0	0	1	1	1	2
Inning Stats	R: 0 H: 0 E: 0 LOB: 0 K: 0 BB: 0 S: 3 P: 3	R: 1 H: 1 E: 0 LOB: 2 K: 0 BB: 2 S: 4 P: 12	R: 0 H: 0 E: 0 LOB: 0 K: 0 BB: 0 S: 3 P: 3	R: 0 H: 2 E: 0 LOB: 2 K: 1 BB: 1 S: 6 P: 10	R: 0 H: 0 E: 0 LOB: 0 K: 2 BB: 0 S: 7 P: 7	R: 2 H: 3 E: 0 LOB: 3 K: 1 BB: 2 S: 8 P: 16	R: 2 H: 3 E: 0 LOB: 1 K: 0 BB: 0 S: 6 P: 6	R: 2 H: 2 E: 1 LOB: 0 K: 0 BB: 1 S: 4 P: 8		1B: 9 SF: 3 2B: 1 SAC: 1 3B: 1 DP: 2 HR: 1 HBP: 0				WP: 0 PA: 39 PB: 0 SB: 2 CS: 0		

BOTTOM

Chicago Cubs @ St. Louis Cardinals

Busch Stadium, St. Louis, MO

Sat Oct 05 1985, 3:33 AM CDT

Att. 44,825 - Unknown

livebaseballscorecards.com

AB	29
R	7
H	11
RBI	7
BB	6
SO	4
LOB	17

PITCHER		IP	WLS	BF	H	R	ER	SO	BB	IBB	HBP	BLK	WP	HR	S	P	ERA	WHIP
Steve Trout, L ERA: 3.39	(1, 1)	5.1	L	24	6	3	3	3	2	1	0	0	0	0	27	39	5.06	1.500
Jay Baller, R ERA: 3.46	(6, 1)	1.2		10	3	2	2	1	1	1	0	0	0	1	10	18	10.80	2.400
Ron Meridith, L ERA: 4.47	(8, 1)	1.0		5	2	2	1	0	1	0	0	0	0	0	4	8	9.00	3.000

PITCHER	IP	WLS	BF	H	R	ER	SO	BB	IBB	HBP	BLK	WP	HR	S	P	ERA	WHIP

Batter	1	2	3	4	5	6	7	8	9	AB	R	H	RBI	BB	SO	LOB
Bob Dernier, R (1, 8) OBP: 0.315, SLG: 0.316	L6	F6		HR			BB	5-3		2	0	0	0	0	0	1
Davey Lopes, R (4, PH) (4, 9) OBP: 0.383, SLG: 0.444				1-H 3-H			HBP 1B			2	2	1	3	1	0	2
Gary Matthews, R (1, 7) OBP: 0.362, SLG: 0.406	6-3		BB	L4			FC4-6 HBP		F9	1	0	0	0	1	0	0
Billy Hatcher, R (3, 9) (4, 8) OBP: 0.290, SLG: 0.368							1B 1-2			2	1	0	0	0	0	0
23 Ryne Sandberg, R (1, 4) OBP: 0.364, SLG: 0.504	5-3		F9		F9		FC4-6 1-3 2-H		K	2	0	0	0	0	0	1
Dave Owen, S (3, 4) OBP: 0.400, SLG: 0.368							1B			3	0	1	1	0	1	0
Keith Moreland, R (1, 9) OBP: 0.374, SLG: 0.440		6-3	F7		F8		FC4-6 1-2f 3-H		K	2	0	0	0	0	0	1
Thad Bosley, L (3, 7) OBP: 0.391, SLG: 0.511										3	0	0	1	0	1	1
Leon Durham, L (1, 3) OBP: 0.357, SLG: 0.465		BB 1B	F7		F5		K			4	1	1	0	0	1	2
Jody Davis, R (1, 2) OBP: 0.300, SLG: 0.400		E 1B 2B 1-2	BB	F7		F9		FC4-6 1B		1	1	0	0	1	0	0
Steve Lake, R (4, 2) OBP: 0.177, SLG: 0.193										2	0	1	0	0	0	0
Ron Cey, R (1, 5) OBP: 0.316, SLG: 0.408	E7 2B 1-3 2-H 1B			K	K			L5		4	1	1	1	0	2	1
Shawon Dunston, R (1, 6) OBP: 0.310, SLG: 0.388	2B 2-H 3-H		HR BB		F3			FC4-6 BB 1-2f		3	1	1	2	1	0	1
Reggie Patterson, R (1, 1) OBP: 0.182, SLG: 0.100	K		HR 1-3 1B				K	BB 1-2		3	1	1	0	1	2	1
Inning Stats	R: 0 E: 0 K: 0 S: 3 H: 0 LOB: 0 BB: 0 P: 3	R: 3 E: 1 K: 1 S: 8 H: 3 LOB: 1 BB: 1 P: 12	R: 0 E: 0 K: 0 S: 3 H: 0 LOB: 1 BB: 1 P: 7	R: 3 E: 0 K: 1 S: 7 H: 2 LOB: 0 BB: 1 P: 11	R: 0 E: 0 K: 0 S: 3 H: 0 LOB: 0 BB: 0 P: 3	R: 0 E: 0 K: 1 S: 5 H: 0 LOB: 0 BB: 0 P: 5	R: 2 E: 0 K: 2 S: 8 H: 1 LOB: 1 BB: 1 P: 13	R: 0 E: 0 K: 0 S: 4 H: 1 LOB: 2 BB: 1 P: 8	R: 0 E: 0 K: 2 S: 7 H: 0 LOB: 0 BB: 0 P: 7	1B: 5 2B: 1 3B: 0 HR: 1	SF: 0 SAC: 0 DP: 0 HBP: 1						

TOP

Chicago Cubs @ St. Louis Cardinals

Busch Stadium, St. Louis, MO

Sun Oct 06 1985, 3:33 AM CDT

Att. 43,665 - Unknown

livebaseballscorecards.com

AB	34
R	8
H	7
RBI	8
BB	5
SO	7
LOB	11

WP: 0 PB: 0 SB: 0 CS: 0 PA: 40

PITCHER		IP	WLS	BF	H	R	ER	SO	BB	IBB	HBP	BLK	WP	HR	S	P	ERA	WHIP
Joaquin Andujar, R ERA: 3.4	(1, 1)	1.1	L	7	2	3	2	0	1	0	0	0	0	0	6	10	13.50	2.250
Kurt Kepshire, R ERA: 4.75	(2, 1)	3.2		16	3	3	3	2	2	0	0	0	0	1	18	26	7.36	1.364
Ricky Horton, L ERA: 2.91	(6, 1)	1.0		3	0	0	0	1	0	0	0	0	0	0	5	5	0.00	0.000
Bill Campbell, R ERA: 3.5	(7, 1)	1.0		6	1	2	2	2	1	0	1	0	0	0	8	13	18.00	2.000
Doug Bair, R ERA: 6.0	(8, 1)	1.0		5	1	0	0	0	1	0	0	0	0	0	4	8	0.00	2.000

PITCHER		IP	WLS	BF	H	R	ER	SO	BB	IBB	HBP	BLK	WP	HR	S	P	ERA	WHIP
Joe Boever, R ERA: 4.41	(9, 1)	1.0		3	0	0	0	2	0	0	0	0	0	0	7	7	0.00	0.000

Batter	1	2	3	4	5	6	7	8	9	AB	R	H	RBI	BB	SO	LOB
Curt Ford, L (1, 7) OBP: 0.625, SLG: 0.667	4-3		2-H 2B		4-3			FC3-6 1B 1B		4	0	2	1	0	0	0
Steve Braun, L (1, 9) OBP: 0.342, SLG: 0.343	BB		F8			3-1		1-2 FC3-6 1B		3	0	1	0	1	0	1
Terry Pendleton, S (1, 5) OBP: 0.285, SLG: 0.306	F6		1-3			CS 1B		F6		3	0	1	0	0	0	2
Bill Campbell, R (7, 1) OBP: 0.556, SLG: 0.333										0	0	0	0	0	0	0
Doug Bair, R (8, 1)										0	0	0	0	0	0	0
Cesar Cedeno, R (8, PH) OBP: 0.347, SLG: 0.443										1	0	0	0	0	0	2
Joe Boever, R (9, 1)										0	0	0	0	0	0	0
Jack Clark, R (1, 3) OBP: 0.393, SLG: 0.502	K			F7		F8 1-2		FC3-6 1-2f 2-3		2	0	0	0	0	1	1
Mike Jorgensen, L (5, 3) OBP: 0.375, SLG: 0.250										2	0	0	0	0	0	3
Andy Van Slyke, L (1, 8) OBP: 0.335, SLG: 0.439		F9		1B 1B			5-3 SF8 2B	6-3		4	1	2	0	0	0	2
Darrell Porter, L (1, 2) OBP: 0.335, SLG: 0.413		L3		L6-3 1-3 1B			5-3 2-3		5-3	2	0	1	0	0	0	0
Randy Hunt, R (4, PR) OBP: 0.158, SLG: 0.158										2	0	0	0	0	0	1
(5, 2)																
Ivan De Jesus, R (1, 6) OBP: 0.260, SLG: 0.292		F7		L6-3 1-2			SF8 3-H		K	3	0	0	1	0	1	2
Tom Lawless, R (1, 4) OBP: 0.270, SLG: 0.293			2B 2B		F8		FC6-4 1B		6-3	4	1	2	0	0	0	0
Joaquin Andujar, S (1, 1) OBP: 0.152, SLG: 0.128			K2-3		6-3		FC6-4 1-2f			0	0	0	0	0	0	0
Kurt Kepshire, L (2, 1) OBP: 0.132, SLG: 0.176										1	0	0	0	0	1	1
Vince Coleman, S (5, PH) OBP: 0.320, SLG: 0.335										1	0	0	0	0	0	0
Ricky Horton, L (6, 1) OBP: 0.211, SLG: 0.063										0	0	0	0	0	0	0
Brian Harper, R (7, 5) OBP: 0.273, SLG: 0.327										1	0	0	0	0	0	1
Inning Stats	R: 0 H: 0 E: 0 LOB: 1 K: 1 BB: 1 S: 5 P: 9	R: 0 H: 0 E: 0 LOB: 0 K: 0 BB: 0 S: 3 P: 3	R: 1 H: 2 E: 0 LOB: 1 K: 1 BB: 0 S: 7 P: 7	R: 0 H: 2 E: 0 LOB: 2 K: 0 BB: 0 S: 4 P: 4	R: 0 H: 0 E: 0 LOB: 0 K: 0 BB: 0 S: 3 P: 3	R: 0 H: 1 E: 0 LOB: 0 K: 0 BB: 0 S: 3 P: 3	R: 1 H: 2 E: 0 LOB: 1 K: 0 BB: 0 S: 5 P: 5	R: 0 H: 2 E: 0 LOB: 2 K: 0 BB: 0 S: 5 P: 5	R: 0 H: 0 E: 0 LOB: 0 K: 1 BB: 0 S: 5 P: 5							

PITCHER	IP	WLS	BF	H	R	ER	SO	BB	IBB	HBP	BLK	WP	HR	S	P	ERA	WHIP
Reggie Patterson, R (1, 1) ERA: 3.0	9.0	W	35	9	2	2	3	1	0	0	0	0	0	40	44	2.00	1.111

PITCHER	IP	WLS	BF	H	R	ER	SO	BB	IBB	HBP	BLK	WP	HR	S	P	ERA	WHIP

BOTTOM

Chicago Cubs @ St. Louis Cardinals

Busch Stadium, St. Louis, MO

Sun Oct 06 1985, 3:33 AM CDT

Att. 43,665 - Unknown

livebaseballscorecards.com

AB	33
R	2
H	9
RBI	2
BB	1
SO	3
LOB	16

1B: 6	SF: 1	WP: 0	PA: 35
2B: 4	SAC: 0	PB: 0	
3B: 0	DP: 1	SB: 0	
HR: 0	HBP: 0	CS: 1	