

Chicago Cubs - 1985

Batter	1	2	3	4	5	6	7	8	9	AB	R	H	RBI	BB	SO	LOB	TOP								
Marvell Wynne, L (1,8) OBP: 0.250, SLG: 0.250	0-3 K		0-0 1B		0-0 E6			0-0 1-3		4	0	1	0	0	1	1	Pittsburgh Pirates @ Chicago Cubs Wrigley Field, Chicago, IL Tue Apr 09 1985, 3:33 AM CST Att: 34,551 - Unknown								
Johnny Ray, S (1,4)	0-0 F8		0-0 F7		0-0 6-3			4-0 1B BB		3	0	0	0	1	0	3									
Bill Madlock, R (1,5)	0-0 F7		0-3 K				0-0 F4	0-0 F8		4	0	0	0	0	1	4									
Jason Thompson, L (1,3) Rafael Belliard, R (8, PR) Don Robinson, R (8, 1)		4-0 FC6-4 BB		0-0 F7 2B			0-0 4-3	0-0 1-3 2-H 1B		3	0	2	1	1	0	0									
George Hendrick, R (1,9)		0-0 FC6-4 5-3 1-2		0-0 F7 2-3			0-0 5-3	0-3 K		4	0	0	0	0	1	4									
Tony Peña, R (1,2) OBP: 0.250, SLG: 0.250		0-0 5-3 1-2		0-0 1B			0-0 5-3	0-3 K2-3		4	0	1	0	0	1	1									
Doug Frobel, L (1,7)		0-3 K		0-0 F4			0-0 F9	0-0 6-3		4	0	0	0	0	1	2									
Tim Foli, R (1,6)			0-0 5-3		0-0 5-3		0-0 F5	0-3 K		4	0	0	0	0	1	0									
Rick Rhoden, R (1, 1) Kent Tekulve, R (7, 1) Lee Mazzilli, S (8, PH) OBP: 1.000, SLG: 2.000			0-0 1B 1B		0-0 F6			0-0 1B 2B		2	0	1	0	0	0	0									
Inning Stats	R: 0 E: 0 K: 1 S: 5	H: 0 LOB: 0 BB: 0 P: 5	R: 0 E: 0 K: 1 S: 5	H: 0 LOB: 1 BB: 1 P: 9	R: 0 E: 0 K: 1 S: 7	H: 2 LOB: 2 BB: 0 P: 7	R: 0 E: 0 K: 0 S: 4	H: 2 LOB: 1 BB: 0 P: 4	R: 0 E: 1 K: 0 S: 4	H: 0 LOB: 1 BB: 0 P: 4	R: 0 E: 0 K: 0 S: 3	H: 0 LOB: 0 BB: 0 P: 3	R: 0 E: 0 K: 0 S: 3	H: 0 LOB: 0 BB: 0 P: 3	R: 1 E: 0 K: 1 S: 7	H: 2 LOB: 2 BB: 1 P: 11		R: 0 E: 0 K: 2 S: 7	H: 0 LOB: 0 BB: 0 P: 7	1B: 4 2B: 2 3B: 0 HR: 0	SF: 0 SAC: 0 DP: 0 HBP: 0	WP: 0 PB: 0 SB: 1 CS: 0	PA: 35		
PITCHER	IP	WLS	BF	H	R	ER	SO	BB	IBB	HBP	BLK	WP	HR	S	P	ERA	WHIP								
Rick Sutcliffe, R (1, 1) ERA: 1.17	7.2	W	31	6	1	1	3	2	0	0	0	0	0	35	43	1.17	1.043								
Lee Smith, R (8, 1) ERA:	1.1	S	4	0	0	0	3	0	0	0	0	0	0	10	10	0.00	0.000								

AB 33
R 1
H 6
RBI 1
BB 2
SO 6
LOB 15



Batter	1	2	3	4	5	6	7	8	9	AB	R	H	RBI	BB	SO	LOB	BOTTOM								
Bob Dernier, R (1,8) OBP: 0.250, SLG: 0.250	0-0 23 K 1B		0-0 3-1		0-0 6-3			0-0 F9		4	0	1	0	0	0	1	Pittsburgh Pirates @ Chicago Cubs Wrigley Field, Chicago, IL Tue Apr 09 1985, 3:33 AM CST Att: 34,551 - Unknown								
23 Ryne Sandberg, R (1,4)	0-3 K 1-2		0-0 F8		0-0 6-3			0-0 6-3		4	0	0	0	0	1	1									
Gary Matthews, R (1,7) Gary Woods, R (7, PR) (8, 7)	0-0 1B 2B		0-0 5-3		4-0 1B BB			4-0 BB 1B BB		2	1	1	0	2	0	0									
Leon Durham, L (1,3)	0-0 1B		0-3 K		0-0 1B			0-0 BB		4	0	3	0	0	1	0									
Keith Moreland, R (1,9) OBP: 0.750, SLG: 1.667	0-0 1B			0-0 HR	0-0 F8			4-0 1-2 2-3 1B		3	1	2	2	1	0	2									
Ron Cey, R (1,5) Lee Smith, R (8, 1)	0-3 K			0-0 5-3			0-0 5-3	0-3 K		4	0	0	0	0	2	5									
Jody Davis, R (1,2)		0-0 E4 G3-6		0-0 F2		0-3 K		0-0 F5		4	0	0	0	0	1	0									
Shawon Dunston, R (1,6) OBP: 0.250, SLG: 0.250		0-0 G3-6		0-0 E6		0-0 1B		0-0 B1-3		4	0	1	0	0	0	1									
Rick Sutcliffe, L (1, 1) Chris Speier, R (8, 5)		4-0 BB		0-0 4-3		0-0 G3		0-0 F2		2	0	0	0	1	0	2									
Inning Stats	R: 1 E: 0 K: 2 S: 10	H: 4 LOB: 2 BB: 0 P: 10	R: 0 E: 1 K: 0 S: 3	H: 0 LOB: 1 BB: 1 P: 7	R: 0 E: 0 K: 1 S: 5	H: 0 LOB: 0 BB: 0 P: 5	R: 1 E: 1 K: 0 S: 5	H: 1 LOB: 1 BB: 0 P: 5	R: 0 E: 0 K: 0 S: 4	H: 1 LOB: 2 BB: 1 P: 8	R: 0 E: 0 K: 1 S: 6	H: 1 LOB: 3 BB: 2 P: 14	R: 0 E: 0 K: 0 S: 3	H: 0 LOB: 0 BB: 0 P: 3	R: 0 E: 0 K: 0 S: 3	H: 0 LOB: 0 BB: 0 P: 3		1B: 6 2B: 1 3B: 0 HR: 1	SF: 0 SAC: 0 DP: 1 HBP: 0	WP: 0 PB: 0 SB: 0 CS: 0	PA: 36				
PITCHER	IP	WLS	BF	H	R	ER	SO	BB	IBB	HBP	BLK	WP	HR	S	P	ERA	WHIP								
Rick Rhoden, R (1, 1) ERA: 2.7	6.2	L	31	8	2	2	4	3	0	0	0	0	0	36	48	2.70	1.650								
Kent Tekulve, R (7, 1) ERA:	0.1		2	0	0	0	1	1	0	0	0	0	0	3	7	0.00	3.000								
Don Robinson, R (8, 1) ERA:	1.0		3	0	0	0	0	0	0	0	0	0	0	3	3	0.00	0.000								


AB 32
R 2
H 8
RBI 2
BB 4
SO 5
LOB 12



Batter	1	2	3	4	5	6	7	8	9	AB	R	H	RBI	BB	SO	LOB	TOP					
Marvell Wynne, L OBP: 0.125, SLG: 0.125	6-3		K		FC6-4			B4-3		4	0	0	0	0	1	4						
Johnny Ray, S	5-3		4-3				6-3	SF8		3	0	0	1	0	0	2						
Bill Madlock, R	5-3			5-3		6-3		4-3		4	0	0	0	0	0	0						
Jason Thompson, L OBP: 0.500, SLG: 0.571		F6		1B		F8		F9		4	0	1	0	0	0	0						
George Hendrick, R		6-3		K			5-3 BB	5-3		3	0	0	0	1	1	1						
Tony Peña, R OBP: 0.125, SLG: 0.125		4-3		3-1			K	1-3		4	0	0	0	0	1	2						
Sixto Lezcano, R			6-3		6-3		5-3			3	0	0	0	0	0	1						
Tim Foli, R					5-3		5-3			2	0	0	0	1	0	1						
Cecilio Guante, R				BB						0	0	0	0	0	0	0						
Jose DeLeon, R OBP: 1.000, SLG: 1.000										1	0	1	0	1	0	0						
Bill Almon, R OBP: 1.000, SLG: 1.000					FC6-4			E1		1	1	1	0	0	0	0						
Inning Stats	R: 0 E: 0 K: 0 S: 3	H: 0 LOB: 0 BB: 0 P: 3	R: 0 E: 0 K: 0 S: 3	H: 0 LOB: 0 BB: 0 P: 3	R: 0 E: 0 K: 1 S: 5	H: 0 LOB: 2 BB: 2 P: 13	R: 0 E: 0 K: 1 S: 6	H: 1 LOB: 1 BB: 0 P: 6	R: 0 E: 0 K: 0 S: 4	H: 1 LOB: 1 BB: 0 P: 4	R: 0 E: 0 K: 0 S: 3	H: 0 LOB: 0 BB: 0 P: 3	R: 0 E: 0 K: 1 S: 5	H: 0 LOB: 1 BB: 1 P: 9	R: 1 E: 1 K: 0 S: 4	H: 1 LOB: 0 BB: 0 P: 4	R: 0 E: 0 K: 0 S: 3	H: 0 LOB: 0 BB: 0 P: 3	1B: 3 2B: 0 3B: 0 HR: 0	SF: 1 SAC: 0 DP: 0 HBP: 0	WP: 0 PB: 0 SB: 0 CS: 0	PA: 33
PITCHER Steve Trout, L ERA:	IP: 9.0 WLS: W BF: 33 H: 3 R: 1 ER: 0 SO: 3 BB: 3 IBB: 0 HBP: 0 BLK: 0 WP: 0 HR: 0 S: 36 P: 48 ERA: 0.00 WHIP: 0.667															PITCHER						

Pittsburgh Pirates @ Chicago Cubs
Wrigley Field, Chicago, IL
Thu Apr 11 1985, 3:33 AM CST
Att: 10,049 - Unknown


AB 29
R 1
H 3
RBI 1
BB 3
SO 3
LOB 11



Batter	1	2	3	4	5	6	7	8	9	AB	R	H	RBI	BB	SO	LOB	BOTTOM					
Bob Dernier, R OBP: 0.375, SLG: 0.286	G3 WP 1B		6-3		F2		23 S BB			3	0	1	0	1	0	0						
23 Ryne Sandberg, R	K		F9		5-3		6-3			4	0	0	0	0	1	2						
Gary Matthews, R OBP: 0.625, SLG: 0.600	G3 1-2 BB			E WP 1B	6-3		K			3	1	1	0	1	1	1						
Leon Durham, L OBP: 0.500, SLG: 0.500	G3 1-2 2-3			E5 1B WP HR		5-3		3-1 S 1B		4	1	1	0	0	0	3						
Keith Moreland, R OBP: 0.625, SLG: 1.000	K			HR 1B			1B BB	3-1		3	1	1	0	1	1	3						
Ron Cey, R OBP: 0.125, SLG: 0.500		L4		HR 1B		K		K		4	1	1	3	0	2	2						
Jody Davis, R OBP: 0.125, SLG: 0.125		K		K			1B	F6		4	0	1	0	0	2	1						
Shawon Dunston, R OBP: 0.143, SLG: 0.143		K		4-3		K				3	0	0	0	0	2	2						
Steve Trout, L			1-3		K			1-3		3	0	0	0	0	1	0						
Inning Stats	R: 0 E: 0 K: 2 S: 8	H: 1 LOB: 2 BB: 1 P: 12	R: 0 E: 0 K: 2 S: 7	H: 0 LOB: 0 BB: 0 P: 7	R: 0 E: 0 K: 0 S: 3	H: 0 LOB: 0 BB: 0 P: 3	R: 4 E: 1 K: 2 S: 11	H: 3 LOB: 0 BB: 0 P: 11	R: 0 E: 0 K: 0 S: 3	H: 0 LOB: 0 BB: 0 P: 3	R: 0 E: 0 K: 2 S: 8	H: 1 LOB: 2 BB: 1 P: 12	R: 0 E: 0 K: 1 S: 5	H: 0 LOB: 1 BB: 1 P: 9	R: 0 E: 0 K: 1 S: 6	H: 1 LOB: 1 BB: 0 P: 6	R: 0 E: 0 K: 1 S: 6	H: 0 LOB: 0 BB: 0 P: 6	1B: 5 2B: 0 3B: 0 HR: 1	SF: 0 SAC: 0 DP: 0 HBP: 0	WP: 2 PB: 0 SB: 2 CS: 0	PA: 34
PITCHER Jose DeLeon, R ERA: 3.86 Cecilio Guante, R ERA:	IP: 7.0 WLS: L BF: 30 H: 5 R: 4 ER: 3 SO: 9 BB: 3 IBB: 0 HBP: 0 BLK: 0 WP: 1 HR: 1 S: 45 P: 57 ERA: 3.86 WHIP: 1.143															PITCHER						

Pittsburgh Pirates @ Chicago Cubs
Wrigley Field, Chicago, IL
Thu Apr 11 1985, 3:33 AM CST
Att: 10,049 - Unknown

AB 31
R 4
H 6
RBI 3
BB 3
SO 10
LOB 14



Batter	1	2	3	4	5	6	7	8	9	AB	R	H	RBI	BB	SO	LOB	TOP										
Tim Raines, S OBP: 0.235, SLG: 0.313 (1, 7)	4-0 BB		0-0 4-3		0-0 G1-4-3		0-3 K		0-0 L6	4	0	0	0	1	1	6											
Herm Winningham, L OBP: 0.235, SLG: 0.333 (1, 8)	0-0 6-3		0-3 K			0-0 F8		0-3 K	0-0 5-3	5	0	0	0	0	2	3											
Andre Dawson, R Roy Johnson, L OBP: 0.188, SLG: 0.250 (8, 9)	0-0 4-3			0-0 2-3 2B		0-0 6-3		0-0 5-3		4	0	1	0	0	0	0											
Dan Driessen, L OBP: 0.375, SLG: 0.800 (1, 3)		0-0 HR		0-0 3-1		0-3 K		0-0 1B		4	1	2	1	0	1	1											
Hubie Brooks, R Dan Schatzeder, L OBP: 0.250, SLG: 0.467 (8, 1)		0-3 K		0-0 2-3			0-0 1B G5-4-3 2B	0-0 1-3		4	1	1	0	0	1	2											
Vance Law, R OBP: 0.250, SLG: 0.143 (1, 4)		0-0 6-3		0-3 K			0-0 1B G5-4-3		0-3 K	4	0	1	0	0	2	1											
Tim Wallach, R OBP: 0.533, SLG: 0.867 (1, 5)		0-0 3B			0-0 1B		0-0 1B G5-4-3		0-0 1B 2B	4	1	3	0	0	0	1											
Mike Fitzgerald, R Razor Shines, S OBP: 0.308, SLG: 0.250 (9, PH)		0-0 F8			0-0 F9		0-0 1B BB		0-0 1B	3	0	1	0	0	0	2											
Steve Rogers, R Terry Francona, L OBP: 0.200, SLG: 1.000 (5, PH)			0-0 5-3			0-0 1B		4-0 1B BB		1	0	0	0	0	0	0											
Jim Wothford, R Bert Roberge, R U L Washington, S OBP: 1.000, SLG: 1.000 (7, PH)					0-0 1B			0-0 1B		1	0	1	0	0	0	0											
Inning Stats	R: 0 E: 0 K: 0 S: 2	H: 0 LOB: 0 BB: 1 P: 6	R: 1 E: 0 K: 1 S: 7	H: 2 LOB: 1 BB: 0 P: 7	R: 0 E: 0 K: 1 S: 5	H: 0 LOB: 0 BB: 0 P: 5	R: 0 E: 0 K: 1 S: 6	H: 1 LOB: 1 BB: 0 P: 6	R: 0 E: 0 K: 1 S: 5	H: 0 LOB: 0 BB: 0 P: 5	R: 1 E: 0 K: 1 S: 7	H: 3 LOB: 2 BB: 1 P: 11	R: 0 E: 0 K: 1 S: 6	H: 1 LOB: 1 BB: 0 P: 6	R: 1 E: 0 K: 1 S: 8	H: 3 LOB: 2 BB: 0 P: 8	1B: 7 2B: 4 3B: 1 HR: 1	SF: 0 SAC: 0 DP: 3 HBP: 0	WP: 0 PB: 0 SB: 0 CS: 0	PA: 38							
PITCHER	IP	WLS	BF	H	R	ER	SO	BB	IBB	HBP	BLK	WP	HR	S	P	ERA	WHIP										
Scott Sanderson, R ERA: 2.7 (1, 1)	6.2	W	25	7	2	2	4	1	0	0	0	0	1	32	36	2.70	1.200										
Ray Fontenot, L ERA: (7, 1)	1.1		7	2	0	0	2	1	0	0	0	0	0	10	14	0.00	2.250										
Lee Smith, R ERA: 3.86 (9, 1)	1.0		6	3	1	1	1	0	0	0	0	0	0	8	8	9.00	3.000										

Montreal Expos @ Chicago Cubs
Wrigley Field, Chicago, IL
Sat Apr 13 1985, 3:33 AM CST
Att: 32,212 - Unknown

AB	36
R	3
H	12
RBI	2
BB	2
SO	7
LOB	16

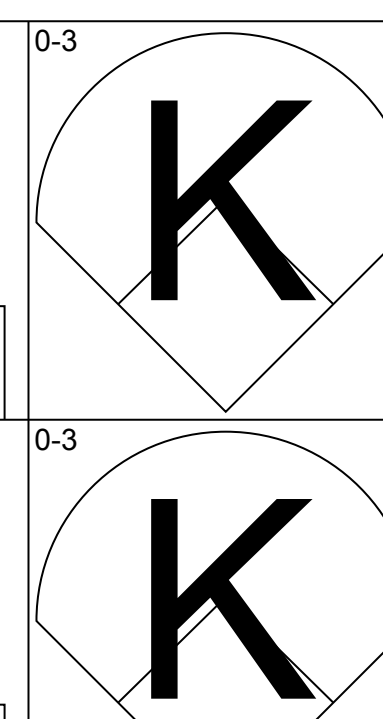
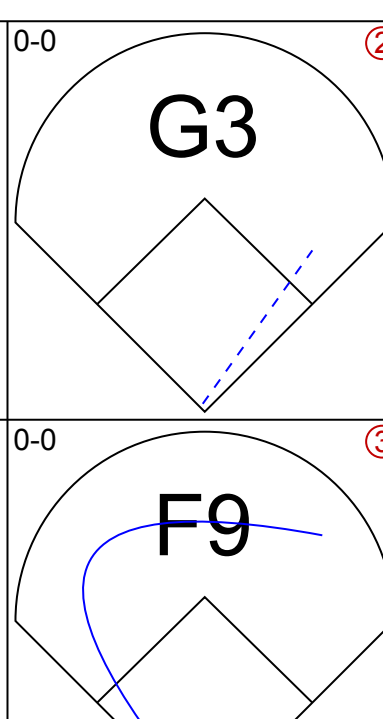
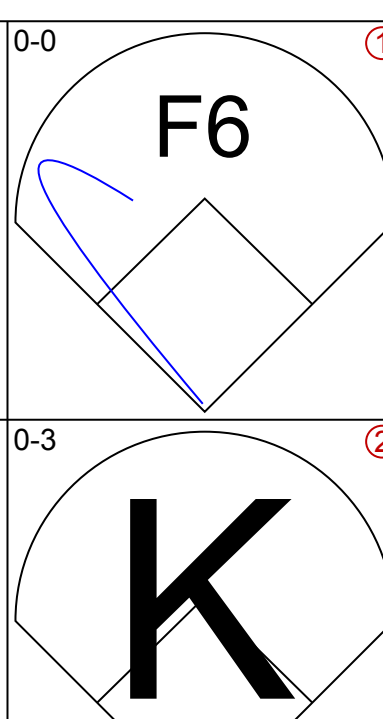
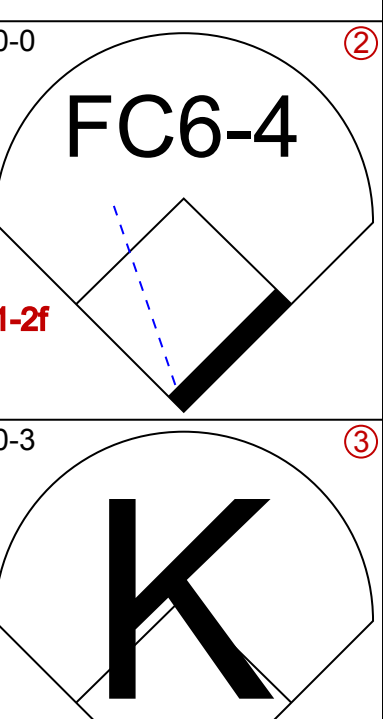
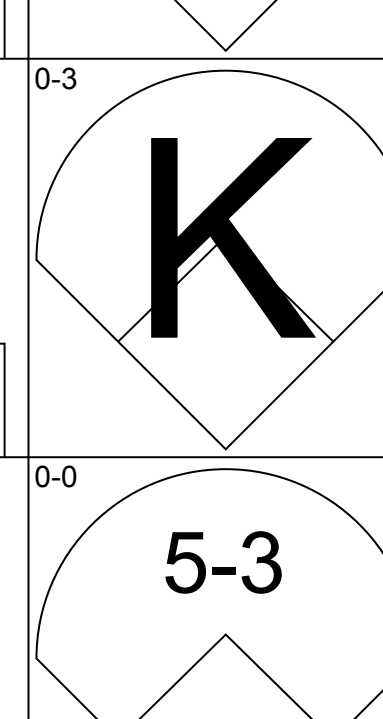
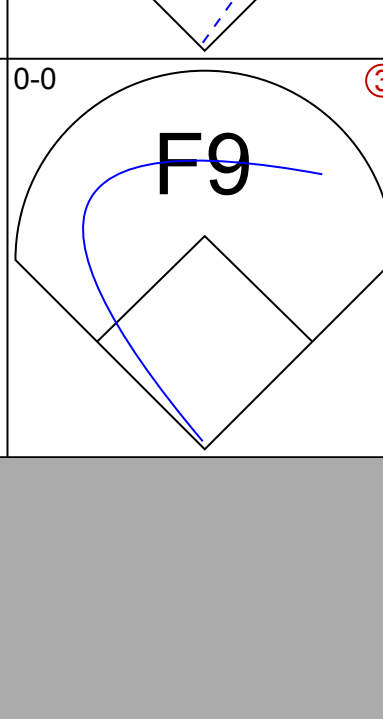
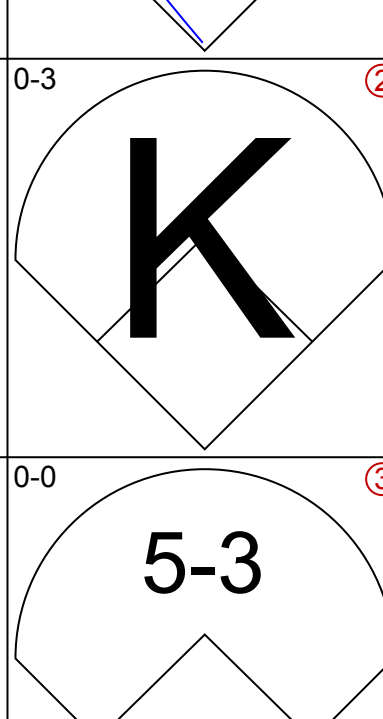
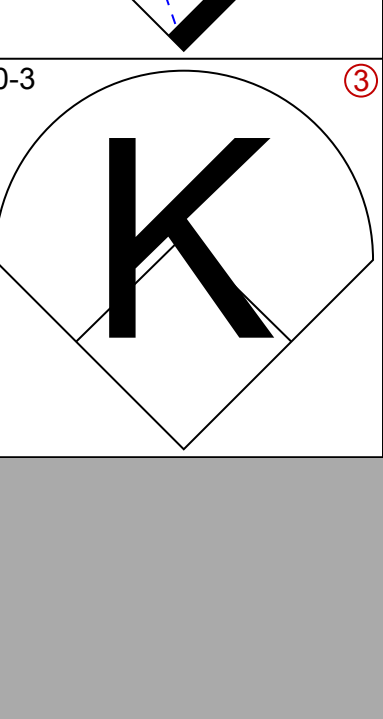
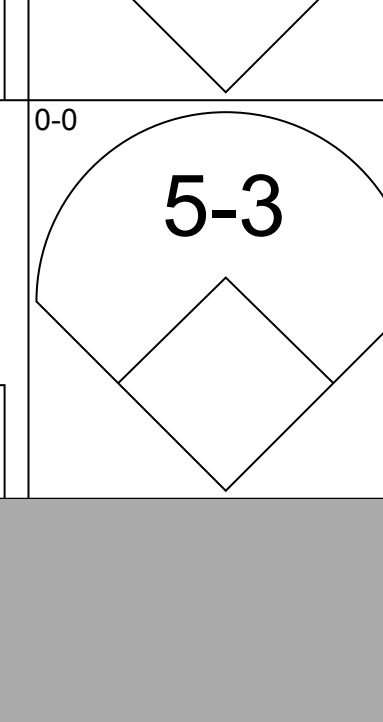
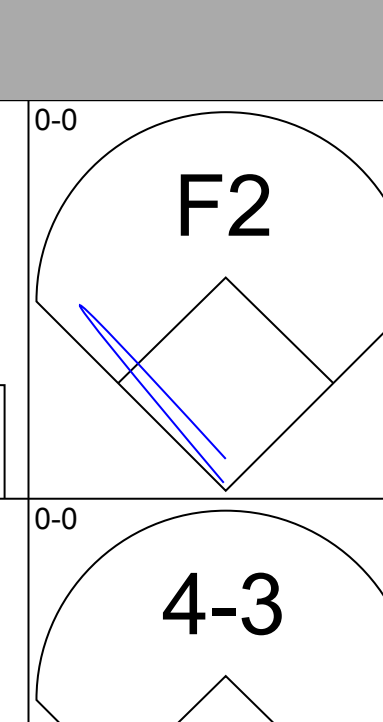
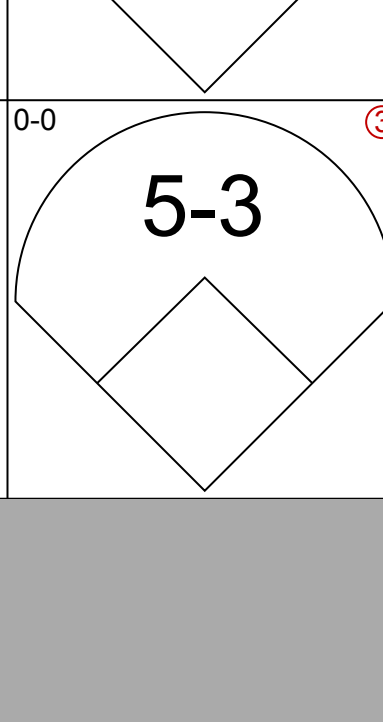
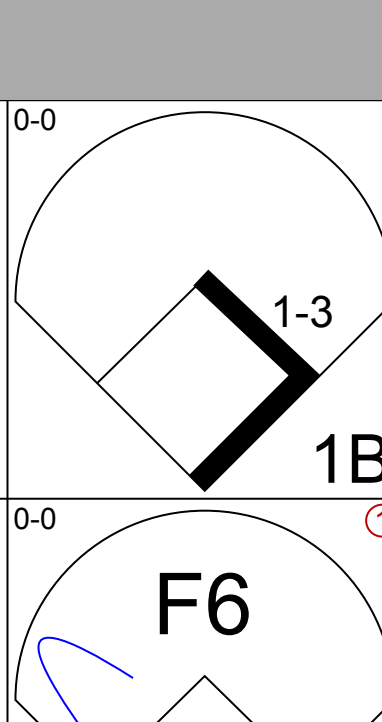
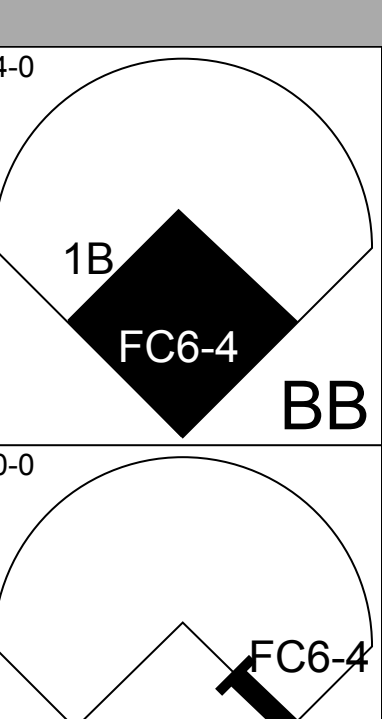
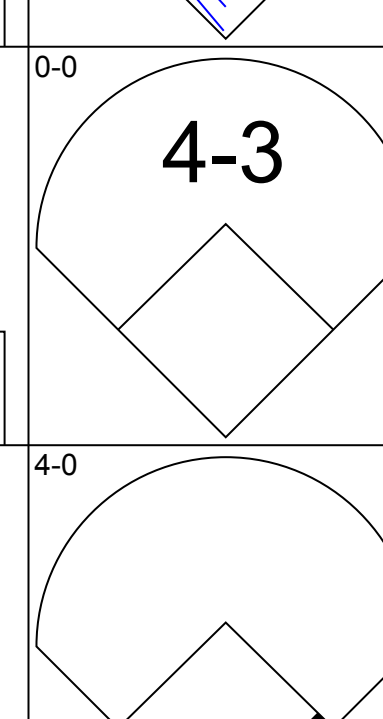
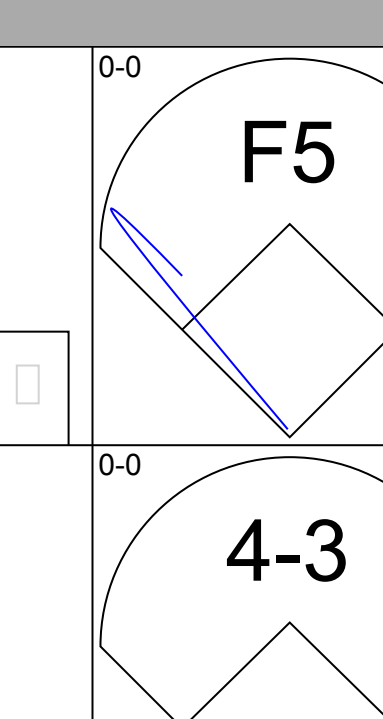
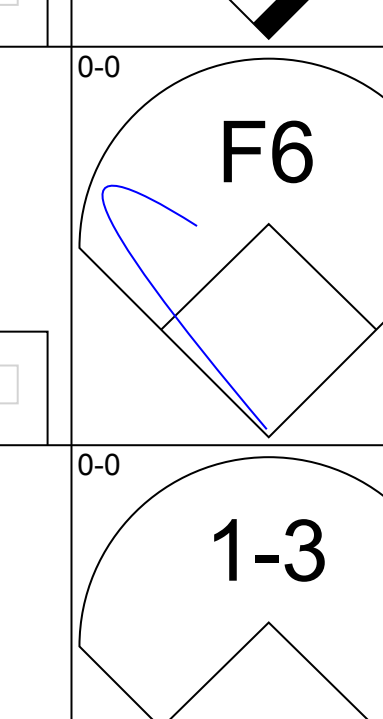
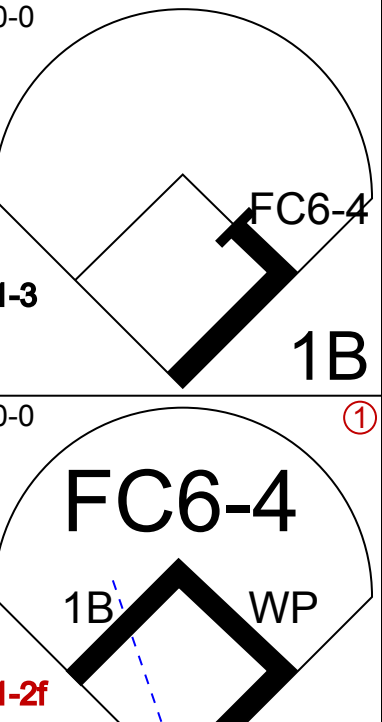
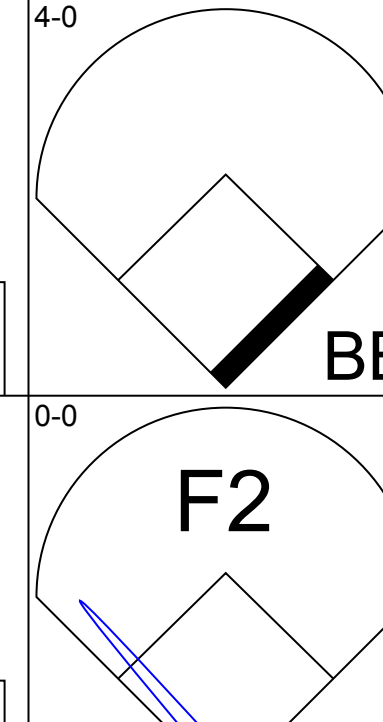
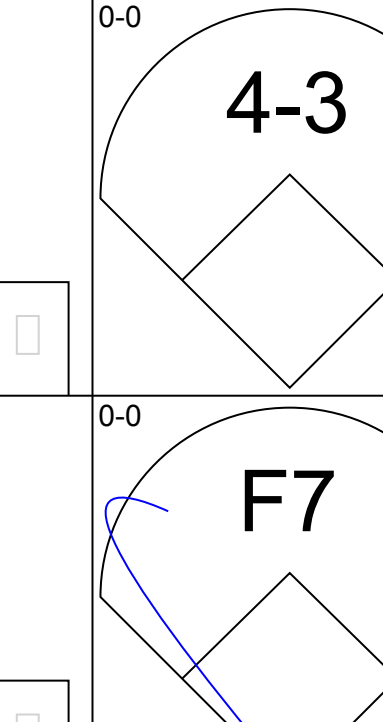
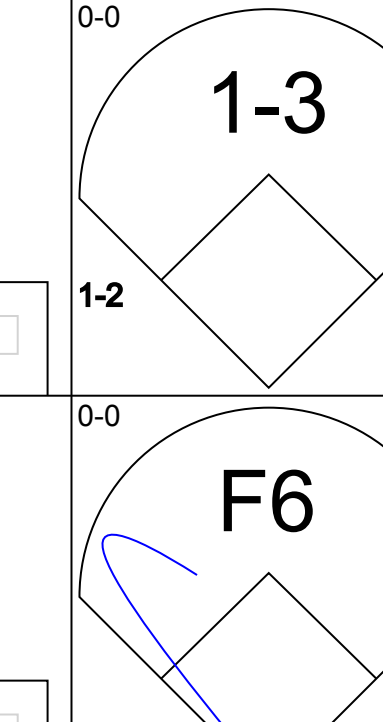
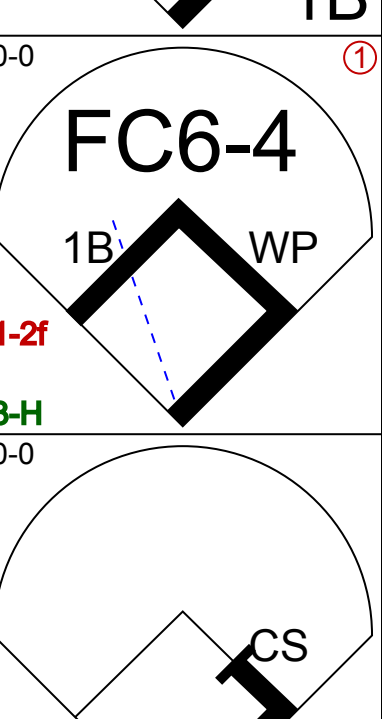
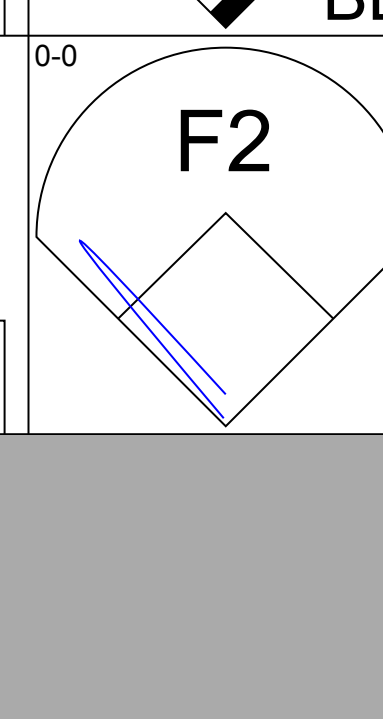
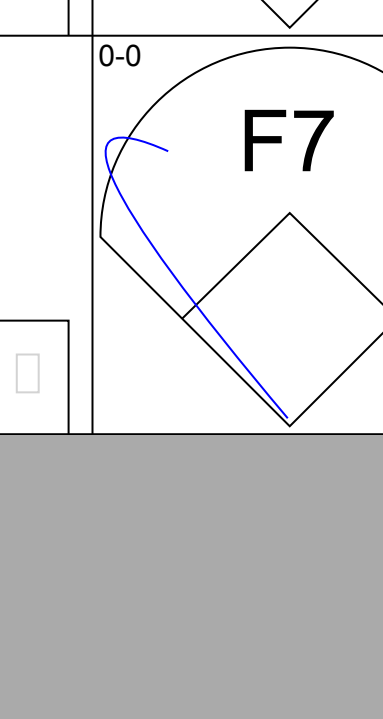
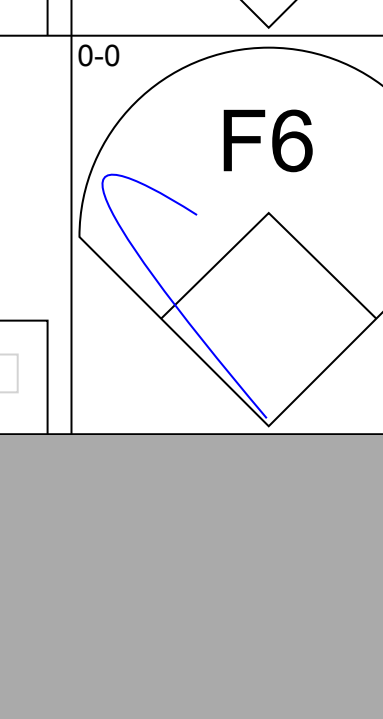
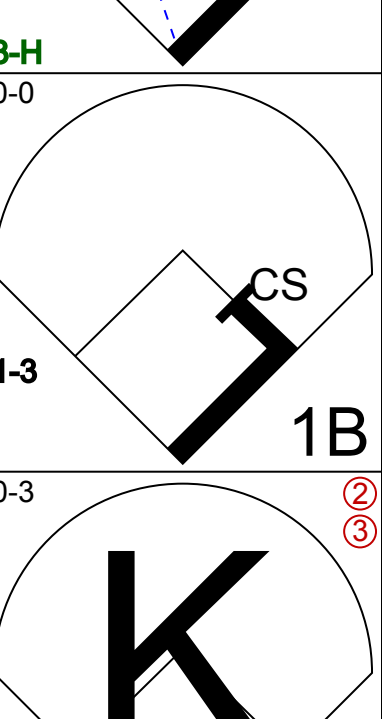
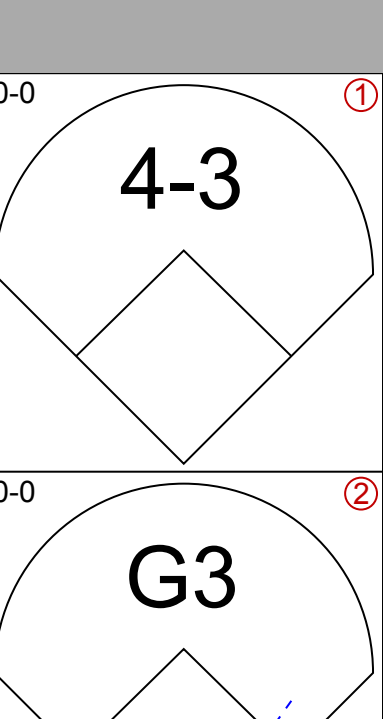
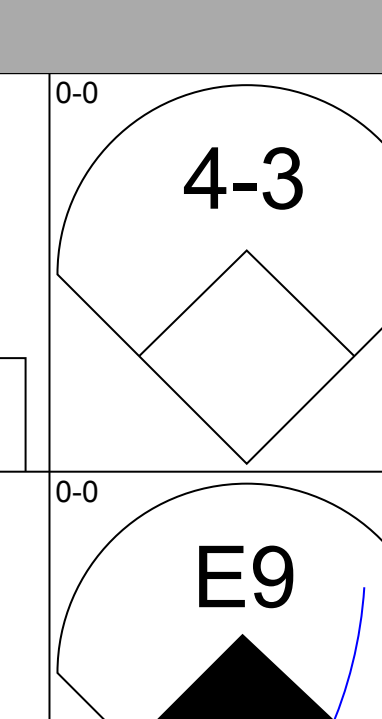
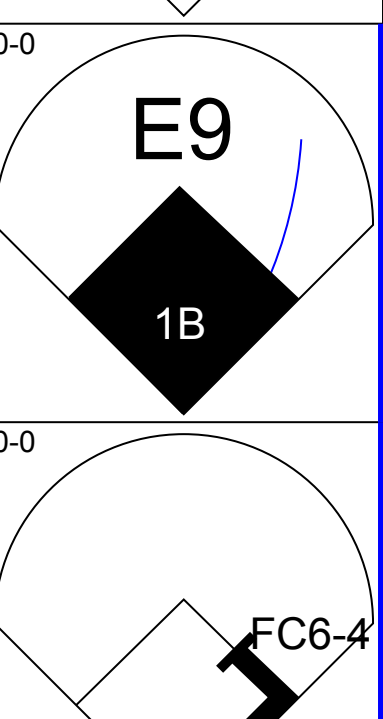
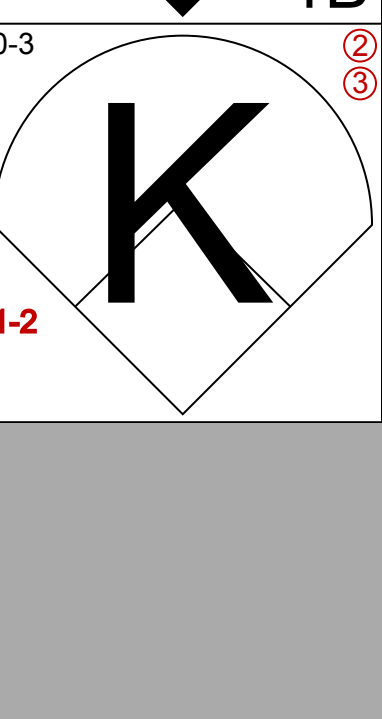
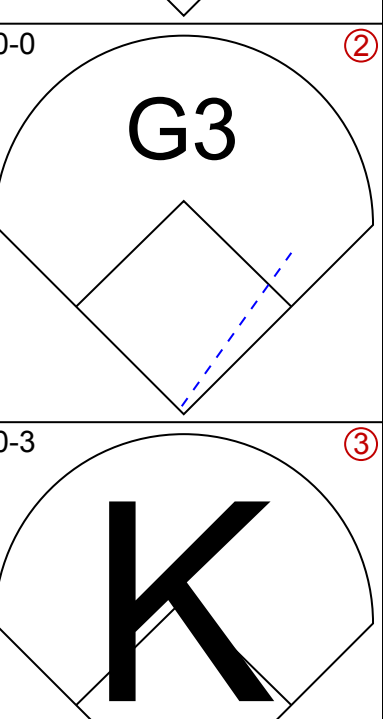
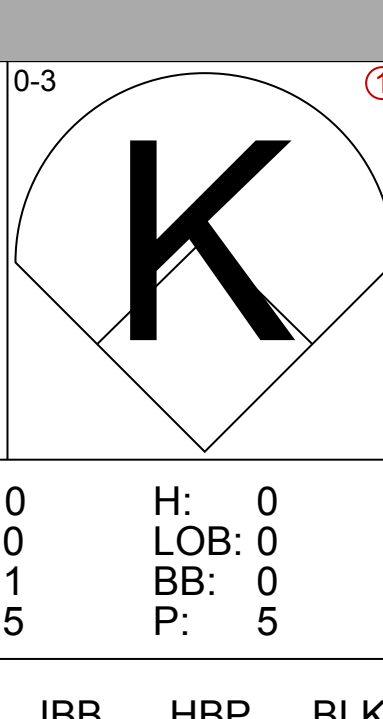
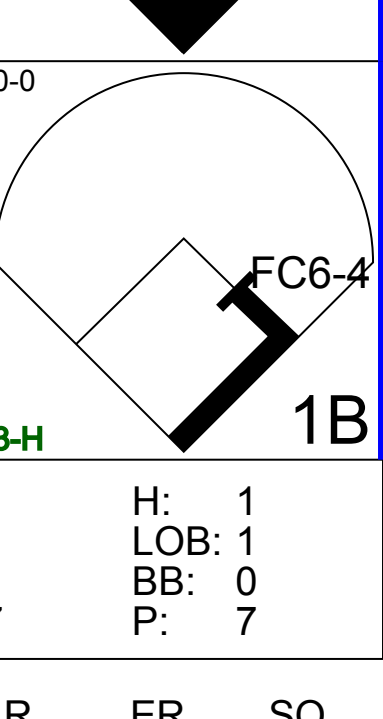
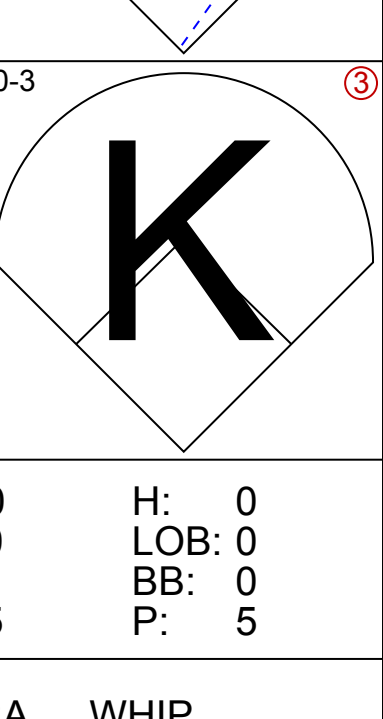


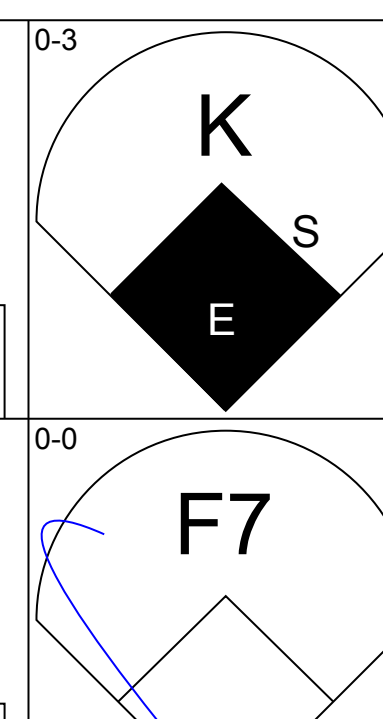
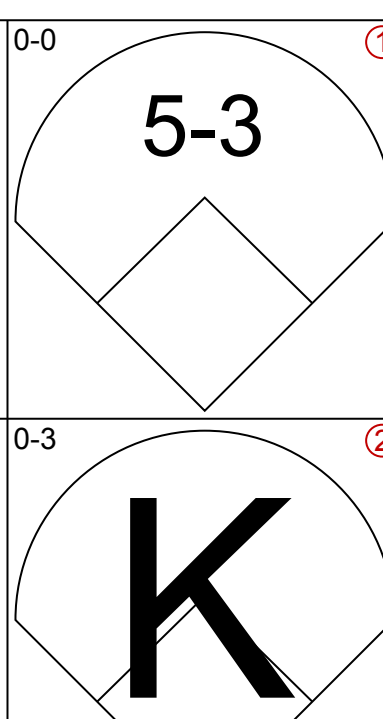
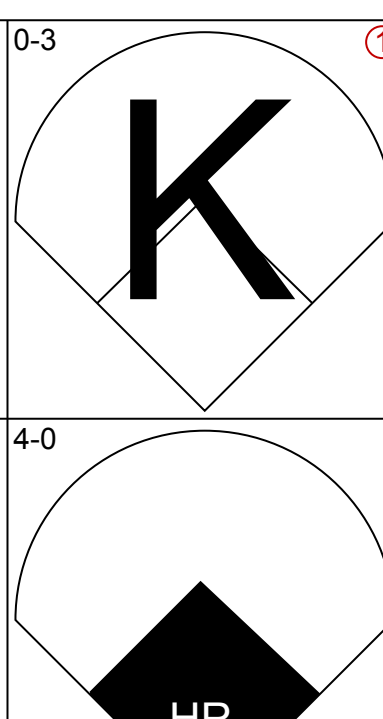
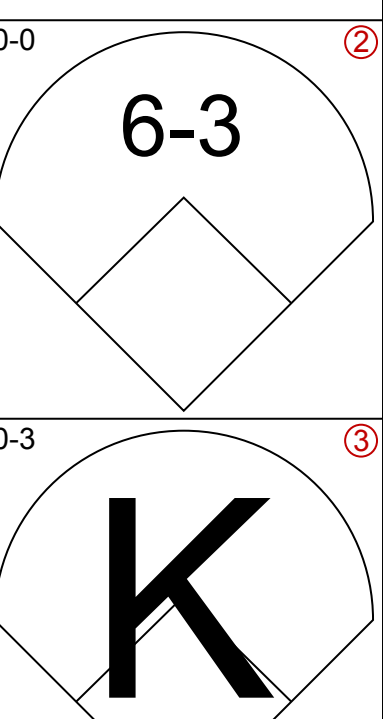
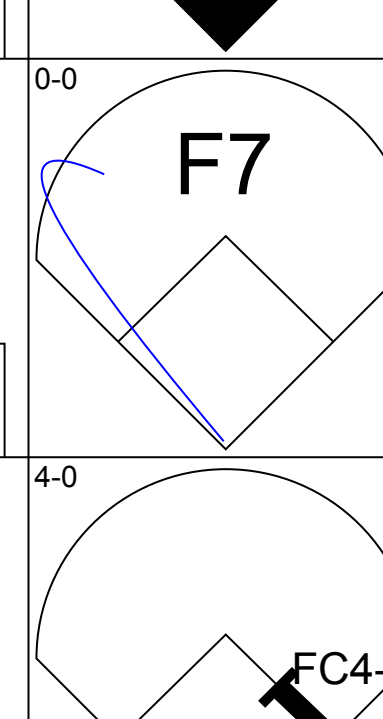
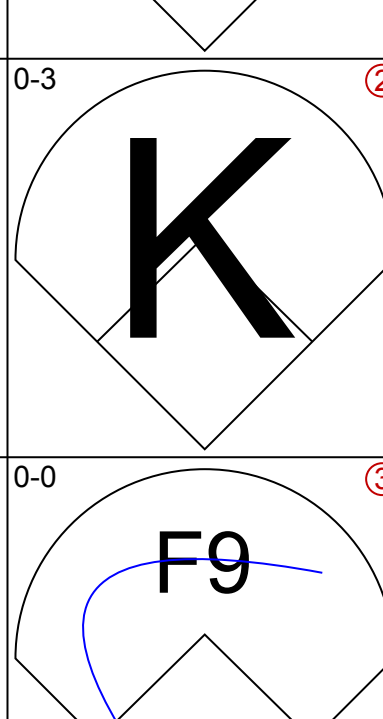
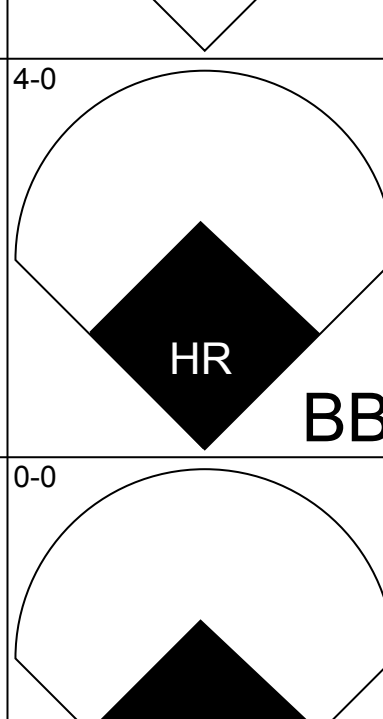
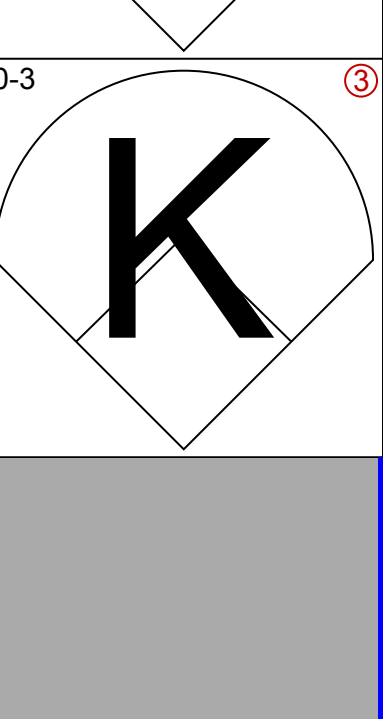
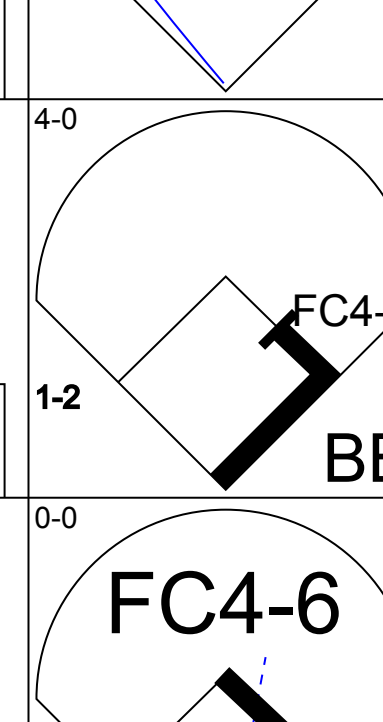
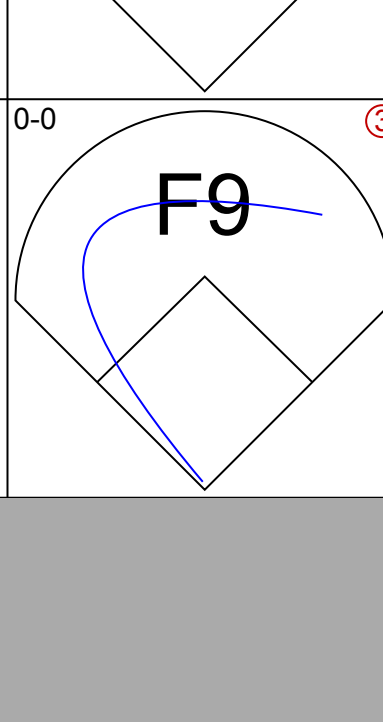
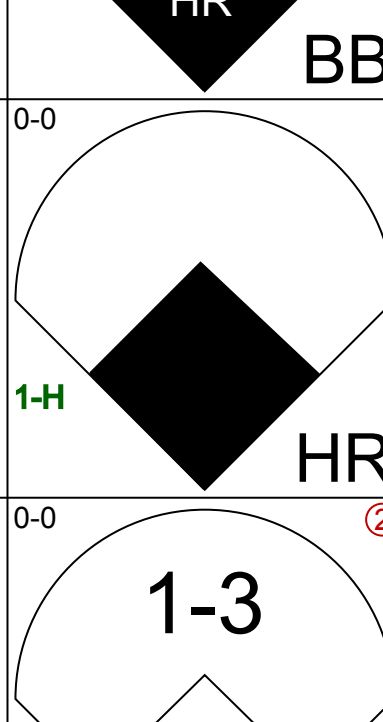
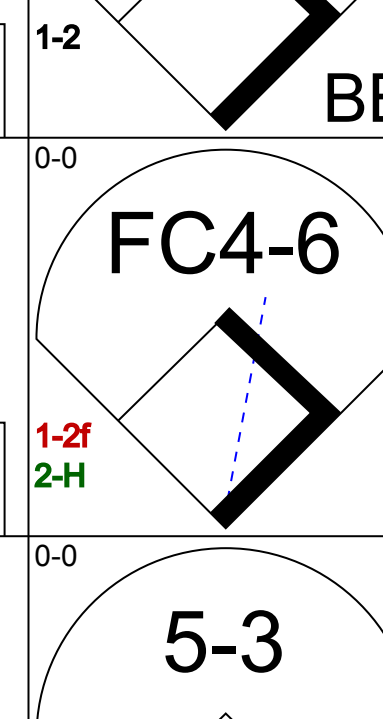
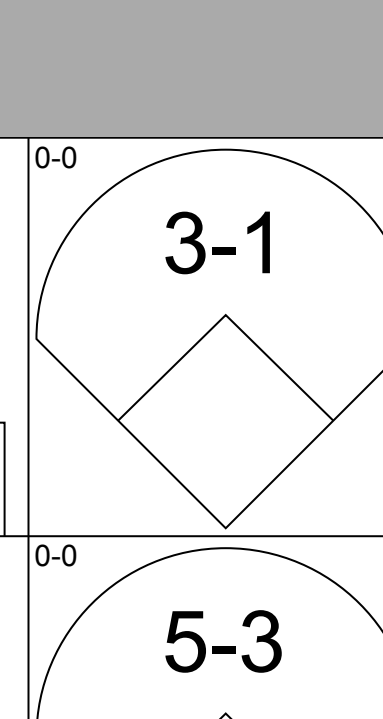
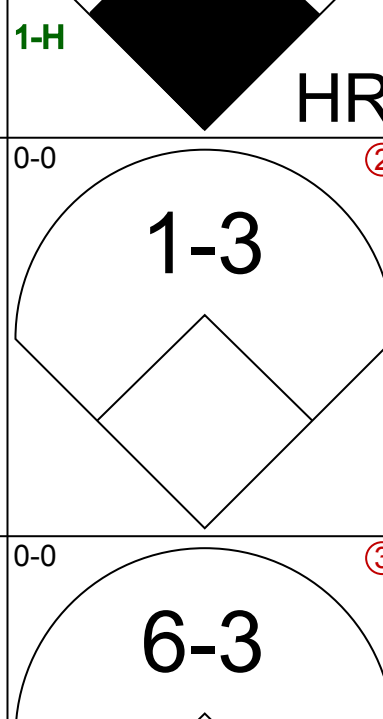
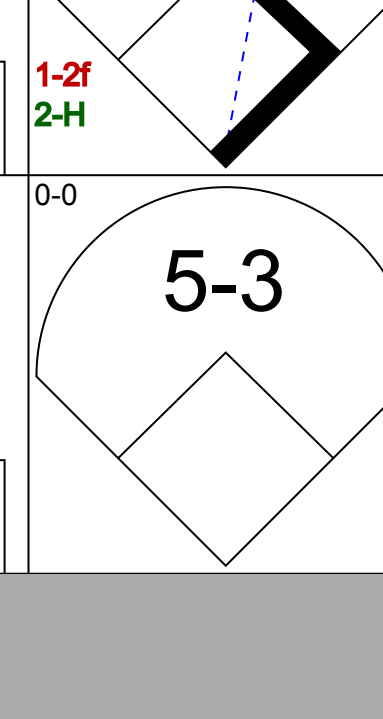
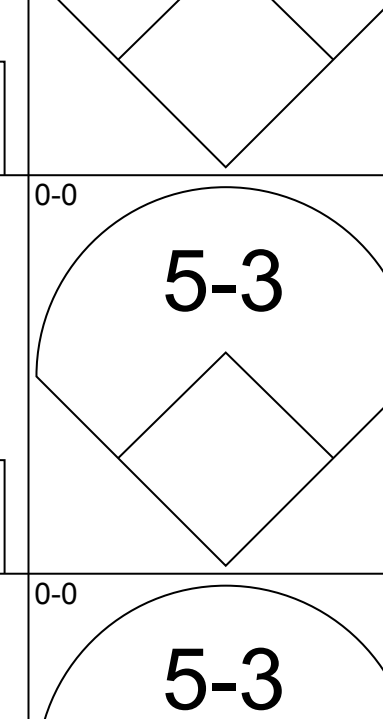
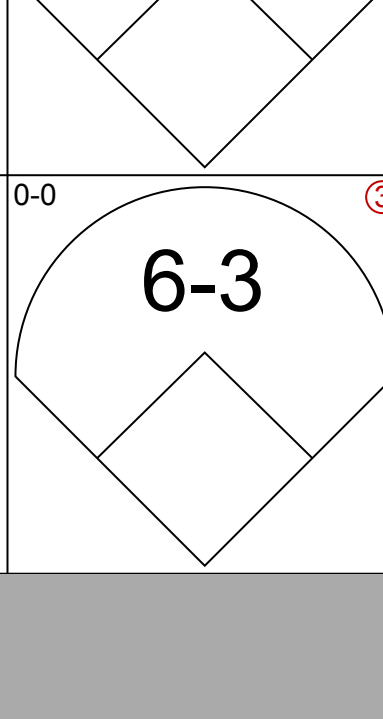
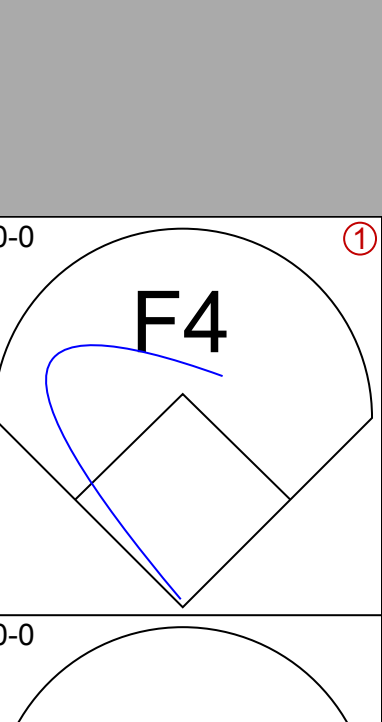
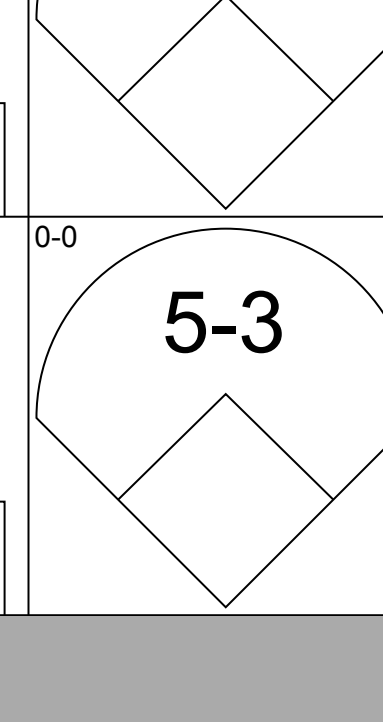
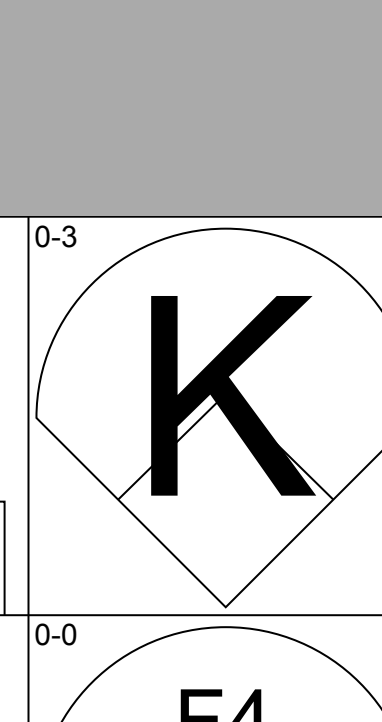
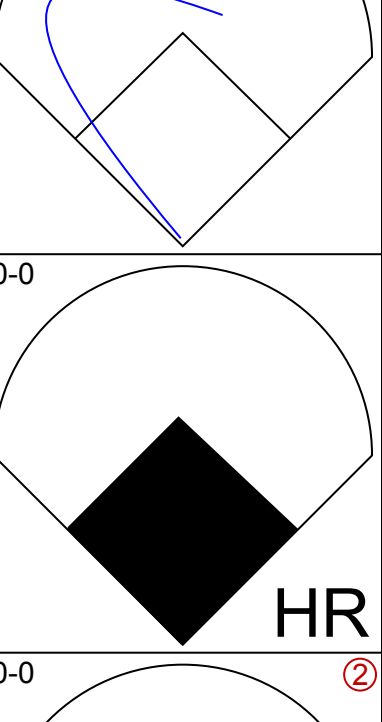
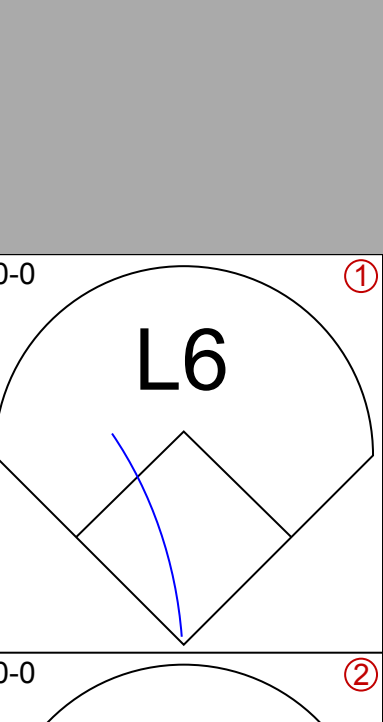
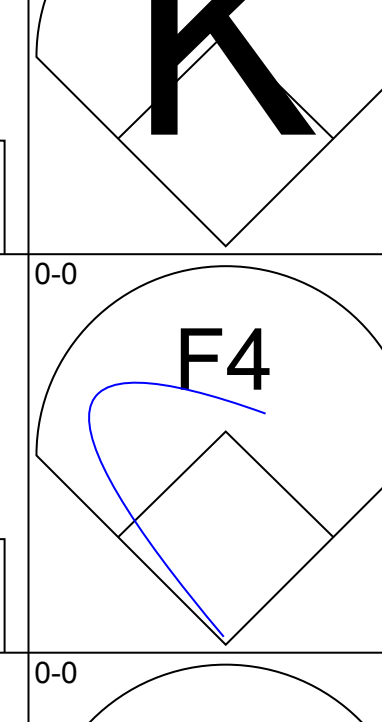
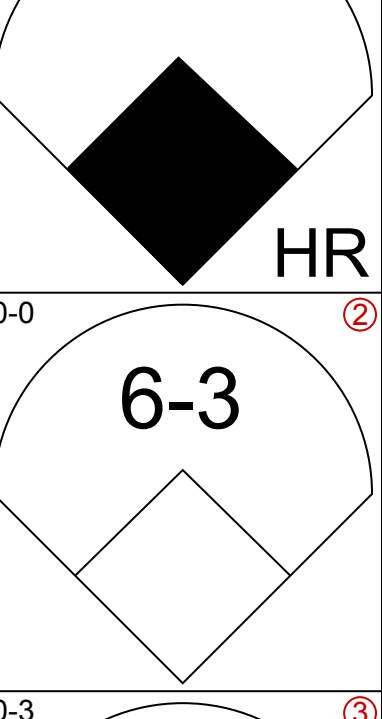
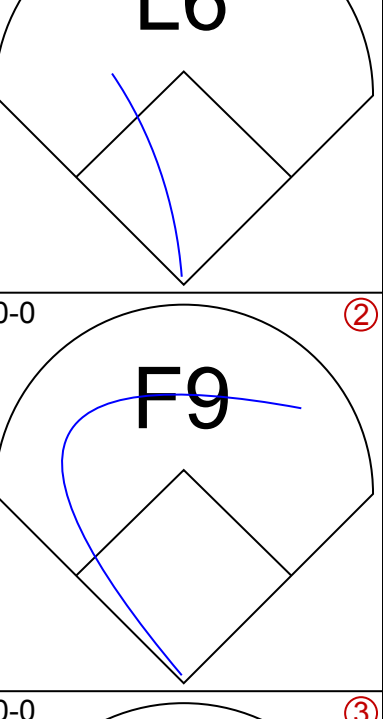
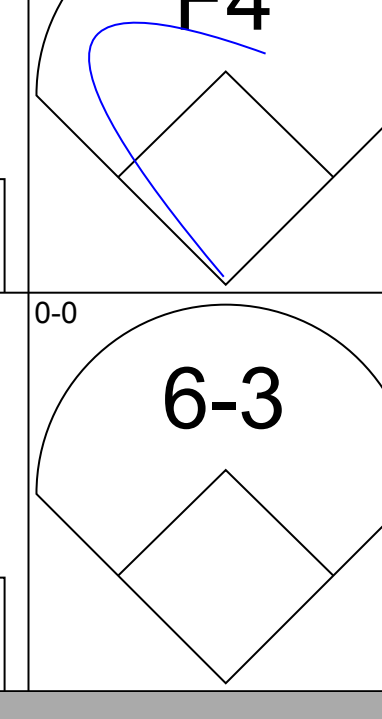

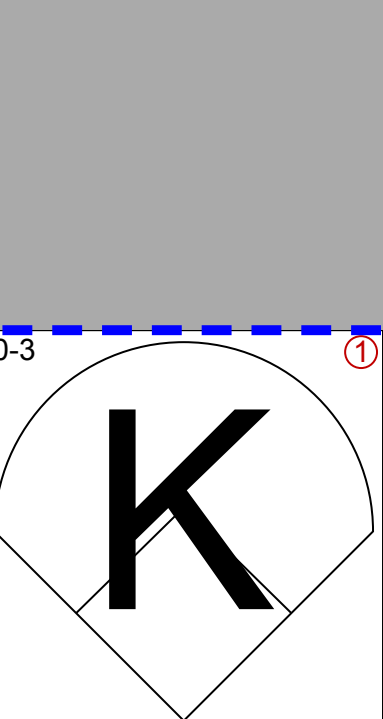
Batter	1	2	3	4	5	6	7	8	9	AB	R	H	RBI	BB	SO	LOB	BOTTOM										
Bob Dernier, R OBP: 0.294, SLG: 0.313 (1, 8)	0-3 K	0-0 F9			0-0 1B	0-0 G3		0-0 2B		5	0	2	0	0	1	1											
23 Ryne Sandberg, R OBP: 0.059, SLG: 0.118 (1, 4)	0-3 K		0-0 1B 2B		0-0 F8		0-0 E5 HR	0-3 K		5	2	1	0	0	2	2											
Gary Matthews, R Brian Dayett, R OBP: 0.500, SLG: 0.692 (8, 7)	0-0 1B		0-0 E SF9 1B		0-3 K		0-0 1B HR	0-0 F4		4	2	3	3	0	1	1											
Leon Durham, L OBP: 0.400, SLG: 0.357 (1, 3)	0-0 6-3		0-3 K		4-0 1B		0-0 G3			3	0	0	0	1	1	2											
Keith Moreland, R OBP: 0.400, SLG: 0.583 (1, 9)		0-0 F4	0-0 SF9		0-3 K		0-0 BB 1B			3	0	1	1	0	1	2											
Ron Cey, R OBP: 0.333, SLG: 0.500 (1, 5)		0-0 2B 1B	0-0 5-3			0-0 HR 1B	4-0 1B BB			3	2	2	0	1	0	0											
Jody Davis, R OBP: 0.200, SLG: 0.467 (1, 2)		0-0 1B 2B		0-0 1-3		0-0 HR	0-0 F5			4	2	2	2	0	0	2											
Shawon Dunston, R OBP: 0.214, SLG: 0.357 (1, 6)		0-0 1B		0-0 5-3		0-0 L7	0-0 G1-6-3			4	0	1	2	0	0	2											
Scott Sanderson, R Ray Fontenot, L Davey Lopes, R Lee Smith, R OBP: 0.200, SLG: 0.467 (8, PH)		0-0 K		0-3 K		0-3 K		0-0 5-3		3	0	0	0	0	3	1											
Inning Stats	R: 0 E: 0 K: 2 S: 8	H: 1 LOB: 1 BB: 0 P: 8	R: 2 E: 0 K: 1 S: 8	H: 3 LOB: 1 BB: 0 P: 8	R: 2 E: 1 K: 1 S: 7	H: 2 LOB: 0 BB: 0 P: 7	R: 0 E: 0 K: 1 S: 5	H: 0 LOB: 0 BB: 0 P: 5	R: 0 E: 0 K: 2 S: 8	H: 1 LOB: 2 BB: 1 P: 12	R: 2 E: 0 K: 1 S: 7	H: 2 LOB: 0 BB: 0 P: 7	R: 2 E: 1 K: 0 S: 6	H: 2 LOB: 2 BB: 1 P: 10	R: 0 E: 0 K: 1 S: 6	H: 1 LOB: 1 BB: 0 P: 6	1B: 7 2B: 3 3B: 0 HR: 2	SF: 1 SAC: 0 DP: 0 HBP: 0	WP: 0 PB: 0 SB: 3 CS: 0	PA: 39							
PITCHER	IP	WLS	BF	H	R	ER	SO	BB	IBB	HBP	BLK	WP	HR	S	P	ERA	WHIP										
Steve Rogers, R ERA: 6.23 (1, 1)	4.0	L	18	6	4	3	5	0	1	0	0	0	1	15	19	9.00	1.500										
Tim Burke, R ERA: 6.53 (5, 1)	2.0		10	3	2	2	3	0	1	0	0	0	1	15	19	9.00	1.500										
Bert Roberge, R ERA: 4.5 (7, 1)	1.0		7	2	2	1	0	1	0	0	0	0	1	6	10	9.00	3.000										
Dan Schatzeder, L ERA: (8, 1)	1.0		4	1	0	0	1	0	0	0	0	0	0	6	6	0.00	1.000										

Montreal Expos @ Chicago Cubs
Wrigley Field, Chicago, IL
Sat Apr 13 1985, 3:33 AM CST
Att: 32,212 - Unknown


AB	36
R	8
H	12
RBI	8
BB	2
SO	9
LOB	14




Batter	1	2	3	4	5	6	7	8	9	AB	R	H	RBI	BB	SO	LOB	TOP			
Tim Raines, S OBP: 0.190, SLG: 0.250 (1, 7)										4	0	0	0	0	1	1	<p>Montreal Expos @ Chicago Cubs Wrigley Field, Chicago, IL Sun Apr 14 1985, 3:33 AM CST Att: 31,512 - Unknown</p>			
Roy Johnson, L (1, 8)										4	0	0	0	0	3	1				
Andre Dawson, R OBP: 0.200, SLG: 0.250 (1, 9)										4	0	1	0	0	0	0				
Dan Driessen, L OBP: 0.350, SLG: 0.667 (1, 3)										3	1	0	0	1	0	1				
Hubie Brooks, R OBP: 0.300, SLG: 0.444 (1, 6)										3	0	1	0	1	0	1				
Tim Wallach, R OBP: 0.421, SLG: 0.684 (1, 5)										4	0	0	1	0	0	3				
U L Washington, S OBP: 0.500, SLG: 0.500 (1, 4)										3	0	1	0	0	0	0				
Steve Nicosia, R (1, 2)										2	0	0	0	0	1	2				
Miguel Dilone, S (8, PH)										1	1	0	0	0	0	0				
Mike Fitzgerald, R OBP: 0.308, SLG: 0.250 (8, 2)										0	0	0	0	0	0	0				
David Palmer, R (1, 1)										2	0	0	0	0	2	0				
Terry Francona, L OBP: 1.000, SLG: 1.000 (8, PH)										1	0	1	1	0	0	0				
Bert Roberge, R (8, 1)										0	0	0	0	0	0	0				
Inning Stats	R: 0 E: 0 K: 2 S: 7	H: 0 LOB: 0 BB: 0 P: 7	R: 1 E: 0 K: 1 S: 6	H: 2 LOB: 1 BB: 1 P: 10	R: 0 E: 0 K: 1 S: 5	H: 0 LOB: 0 BB: 0 P: 5	R: 0 E: 0 K: 0 S: 3	H: 0 LOB: 1 BB: 1 P: 7	R: 0 E: 0 K: 1 S: 5	H: 0 LOB: 0 BB: 0 P: 5	R: 0 E: 0 K: 0 S: 3	H: 0 LOB: 0 BB: 0 P: 3	R: 1 E: 1 K: 1 S: 7	H: 1 LOB: 0 BB: 0 P: 7	R: 0 E: 0 K: 0 S: 4	H: 1 LOB: 1 BB: 0 P: 4	1B: 4 2B: 0 3B: 0 HR: 0	SF: 0 SAC: 0 DP: 0 HBP: 0	WP: 1 PB: 0 SB: 0 CS: 1	PA: 33
PITCHER Rick Sutcliffe, R ERA: 1.08 (1, 1)	IP: 9.0 WLS: W BF: 33 H: 4 R: 2 ER: 1 SO: 7 BB: 2 IBB: 0 HBP: 0 BLK: 0 WP: 1 HR: 0 S: 45 P: 53 ERA: 1.00 WHIP: 0.667															PITCHER IP: WLS: BF: H: R: ER: SO: BB: IBB: HBP: BLK: WP: HR: S: P: ERA: WHIP				

Batter	1	2	3	4	5	6	7	8	9	AB	R	H	RBI	BB	SO	LOB	BOTTOM			
Bob Dernier, R OBP: 0.238, SLG: 0.250 (1, 8)										4	1	0	0	0	2	0	<p>Montreal Expos @ Chicago Cubs Wrigley Field, Chicago, IL Sun Apr 14 1985, 3:33 AM CST Att: 31,512 - Unknown</p>			
23 Ryne Sandberg, R OBP: 0.095, SLG: 0.100 (1, 4)										3	1	0	0	1	2	1				
Gary Matthews, R OBP: 0.526, SLG: 0.867 Brian Dayett, R (9, 7)										2	1	1	2	1	0	0				
Leon Durham, L OBP: 0.333, SLG: 0.294 (1, 3)										3	0	0	0	0	0	1				
Keith Moreland, R OBP: 0.333, SLG: 0.467 (1, 9)										3	0	0	0	0	0	1				
Ron Cey, R OBP: 0.276, SLG: 0.412 (1, 5)										3	0	0	0	0	1	0				
Jody Davis, R OBP: 0.222, SLG: 0.611 (1, 2)										3	1	1	1	0	0	0				
Shawon Dunston, R OBP: 0.176, SLG: 0.294 (1, 6)										3	0	0	0	0	0	0				
Rick Sutcliffe, L (1, 1)										3	0	0	0	0	2	0				
Inning Stats	R: 1 E: 1 K: 1 S: 6	H: 0 LOB: 1 BB: 1 P: 10	R: 1 E: 0 K: 1 S: 6	H: 1 LOB: 0 BB: 0 P: 6	R: 0 E: 0 K: 1 S: 5	H: 0 LOB: 0 BB: 0 P: 5	R: 0 E: 0 K: 0 S: 3	H: 0 LOB: 0 BB: 0 P: 3	R: 0 E: 0 K: 1 S: 6	H: 1 LOB: 0 BB: 1 P: 10	R: 0 E: 0 K: 1 S: 5	H: 0 LOB: 0 BB: 0 P: 5	R: 0 E: 0 K: 2 S: 7	H: 0 LOB: 0 BB: 0 P: 7	R: 0 E: 0 K: 0 S: 4	H: 0 LOB: 0 BB: 0 P: 4		1B: 0 2B: 0 3B: 0 HR: 2	SF: 0 SAC: 0 DP: 0 HBP: 0	WP: 1 PB: 0 SB: 1 CS: 0
PITCHER David Palmer, R ERA: 3.86 Bert Roberge, R ERA: 3.0 (8, 1)	IP: 7.0 WLS: L BF: 26 H: 2 R: 4 ER: 3 SO: 5 BB: 2 IBB: 0 HBP: 0 BLK: 0 WP: 1 HR: 2 S: 34 P: 42 ERA: 3.86 WHIP: 0.571															PITCHER IP: WLS: BF: H: R: ER: SO: BB: IBB: HBP: BLK: WP: HR: S: P: ERA: WHIP				

AB 31
R 2
H 4
RBI 2
BB 2
SO 7
LOB 9



AB 27
R 4
H 2
RBI 3
BB 2
SO 7
LOB 3

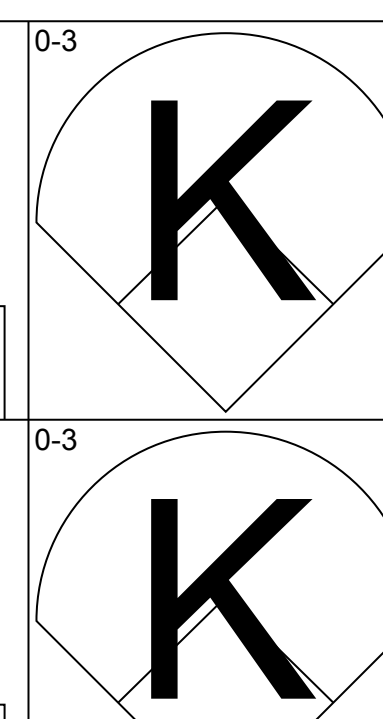
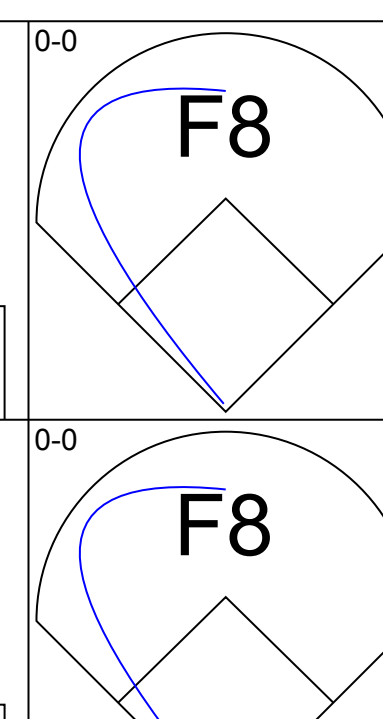
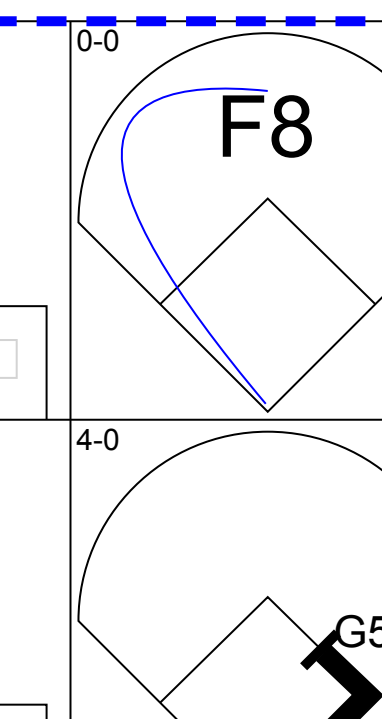
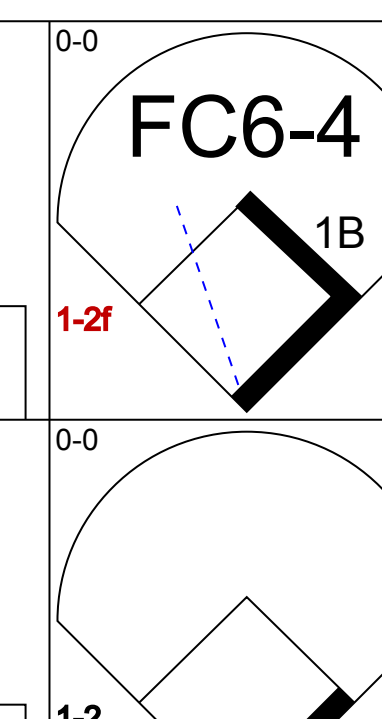
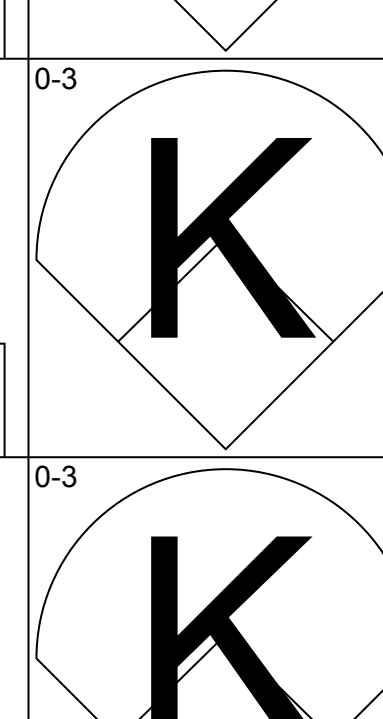
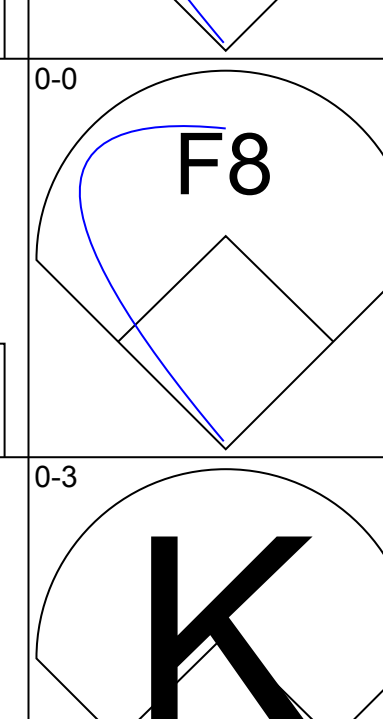
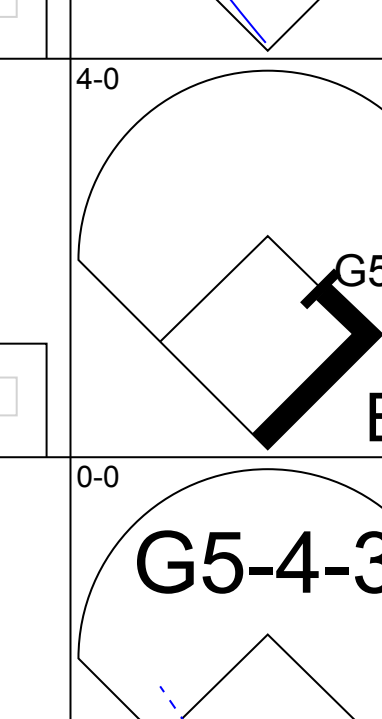
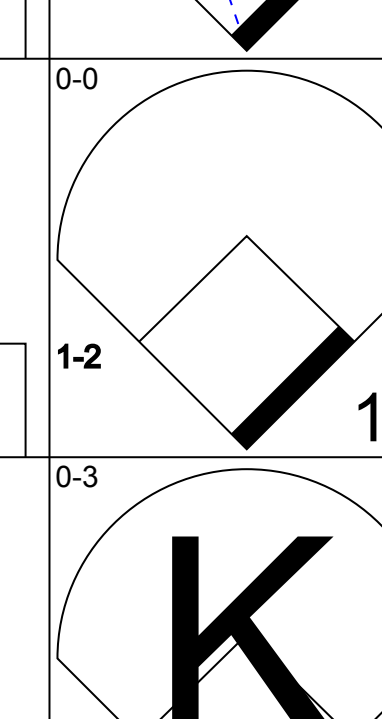
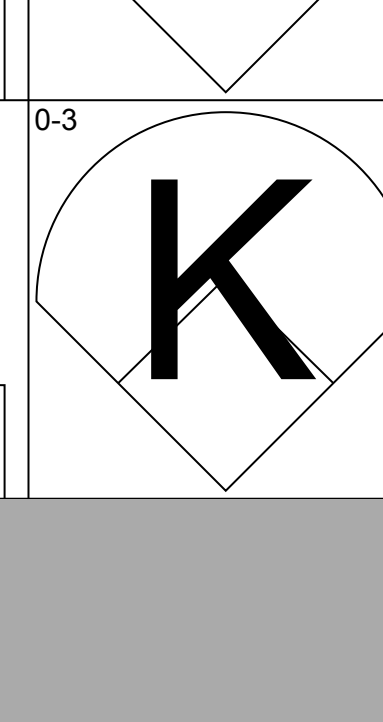
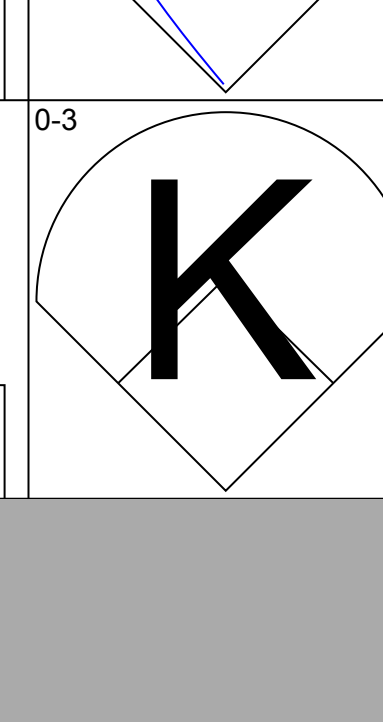
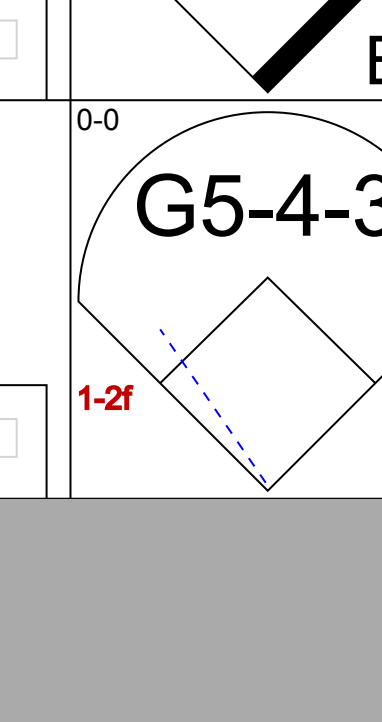
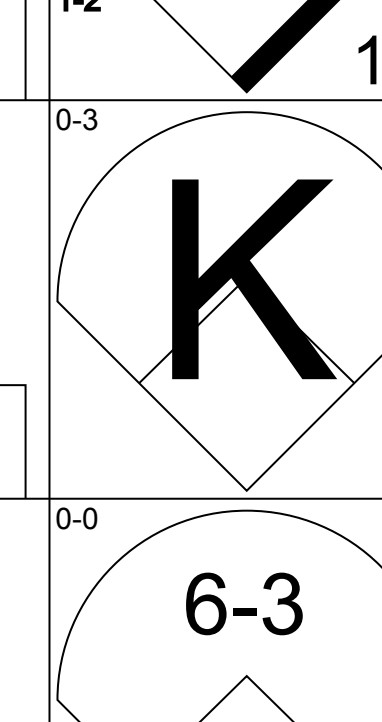
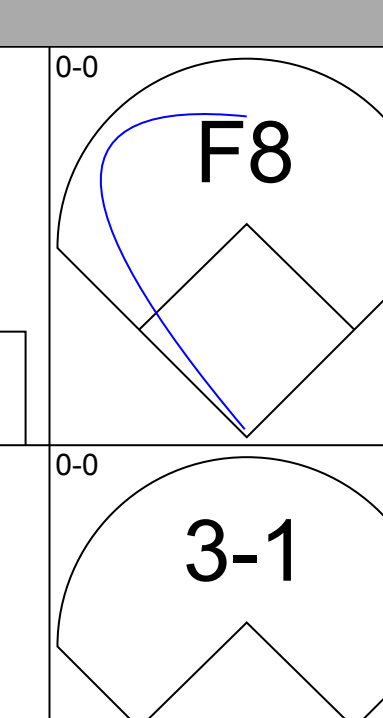
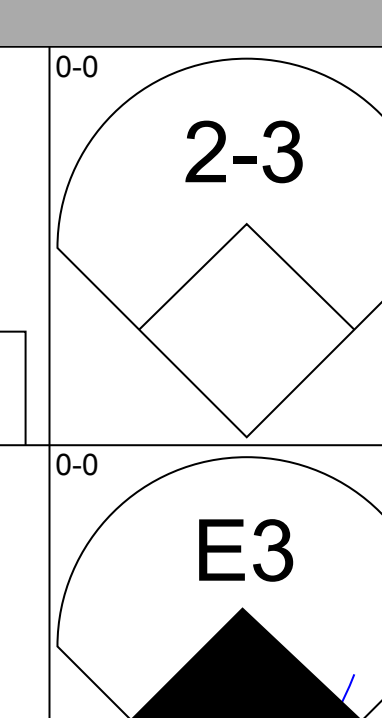
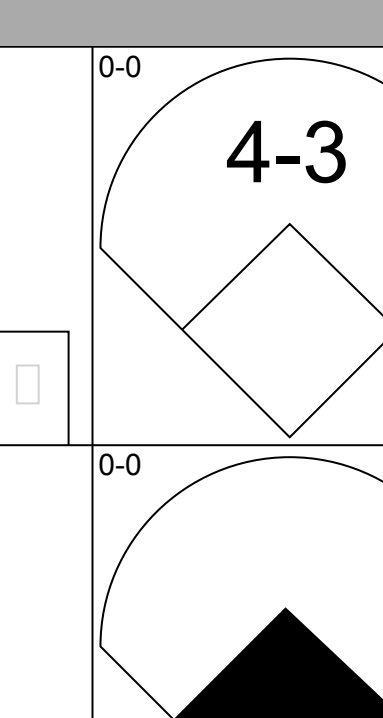
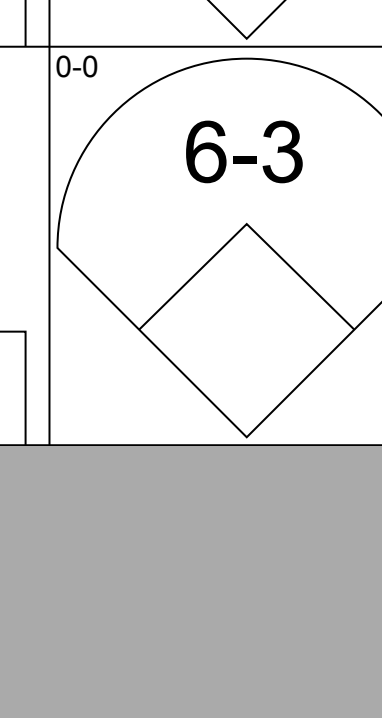
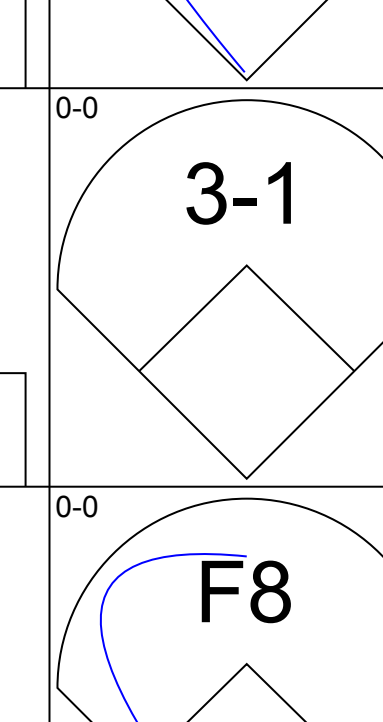
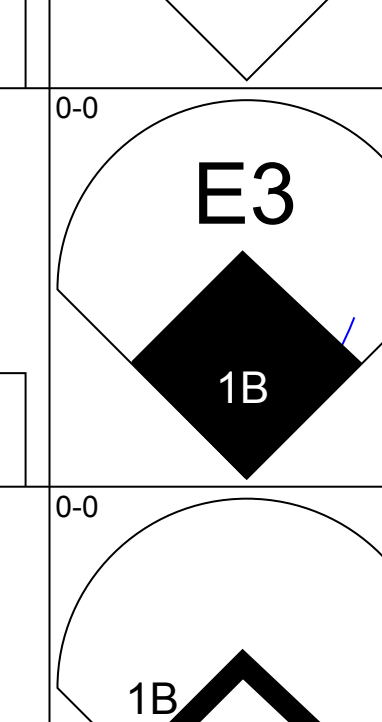
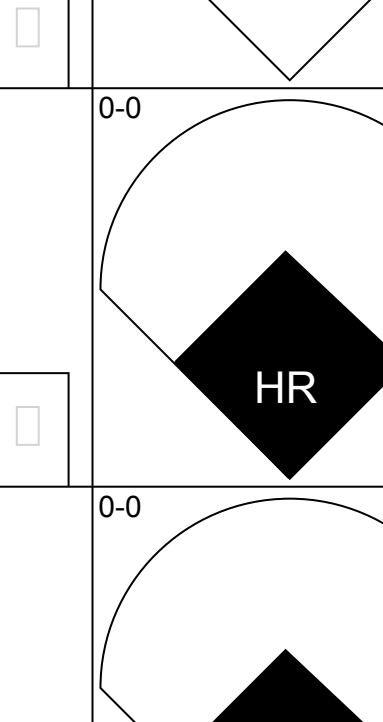
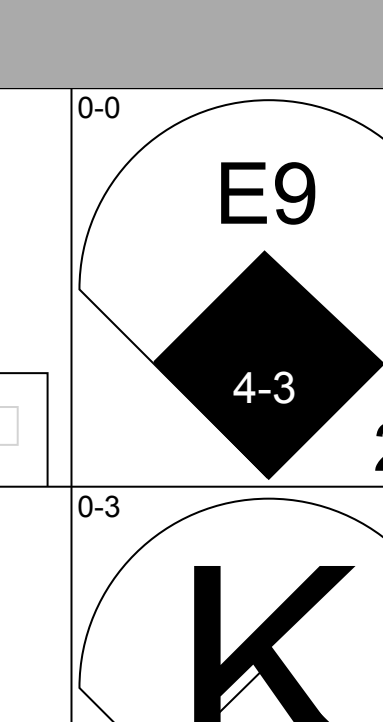
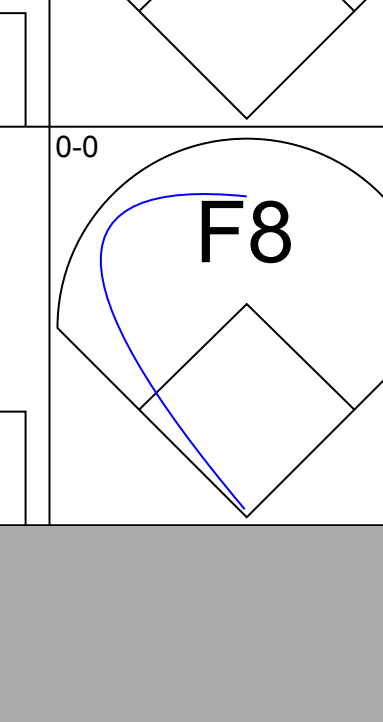
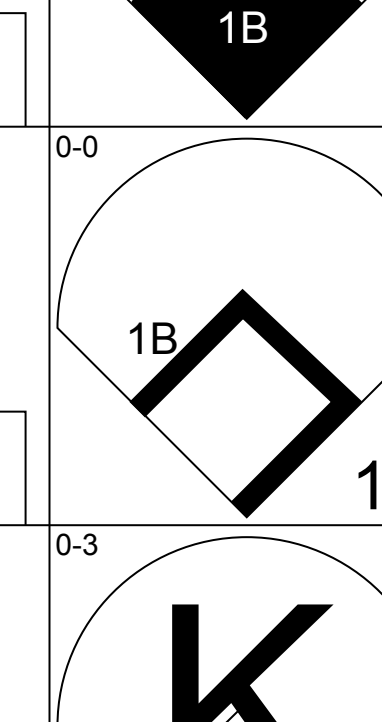
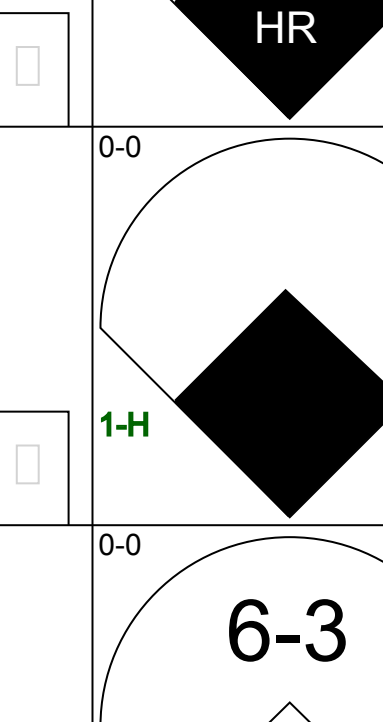
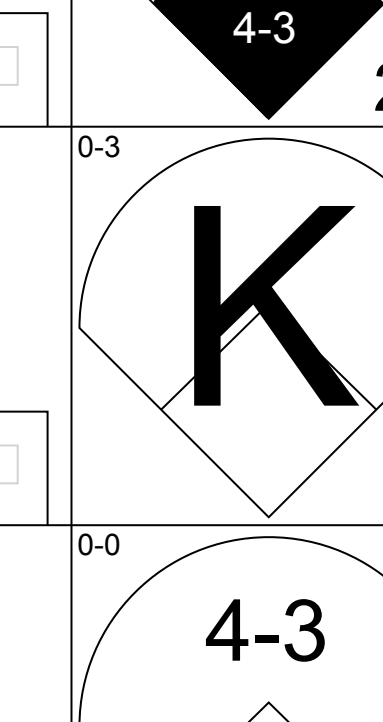

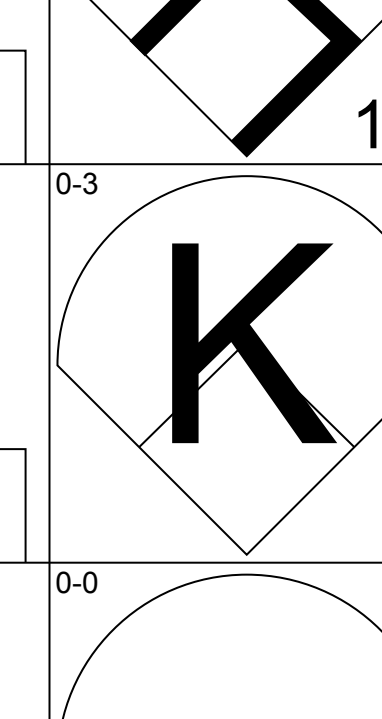
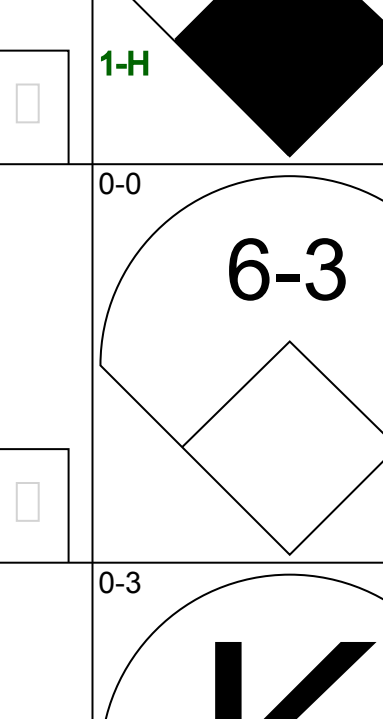
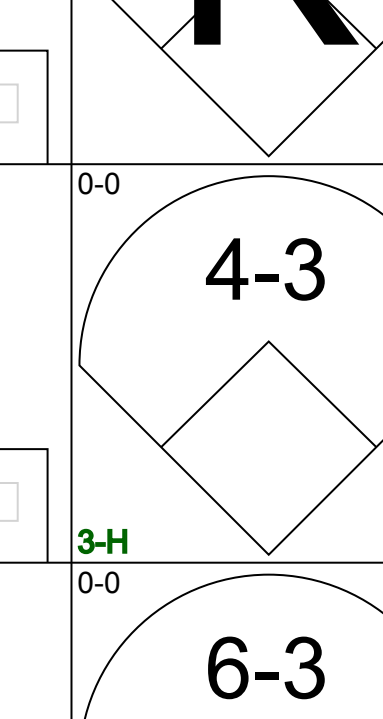
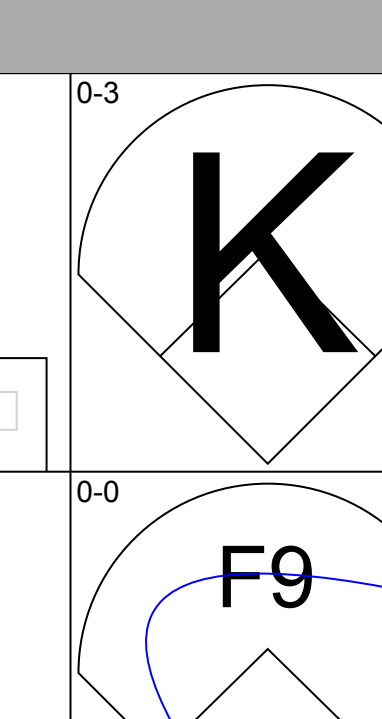
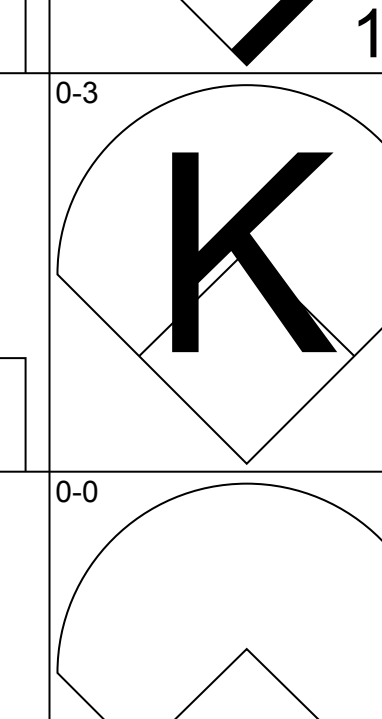
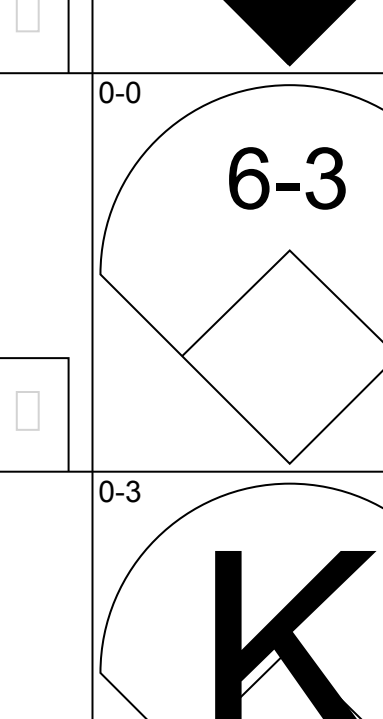
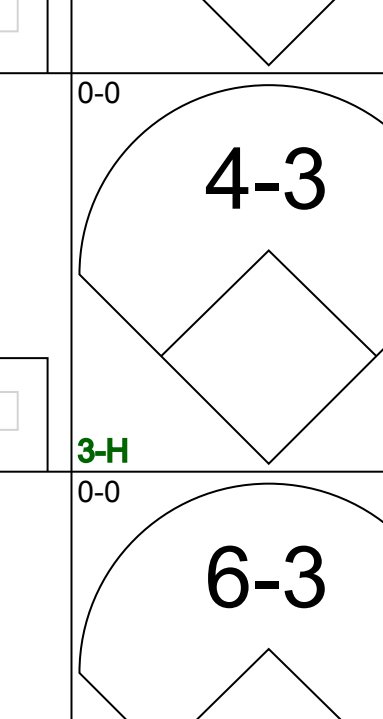
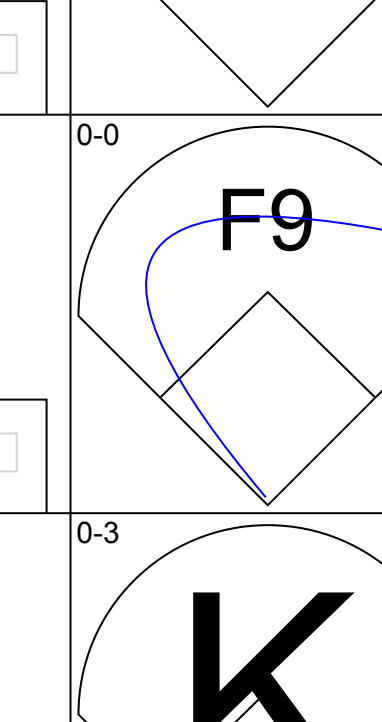
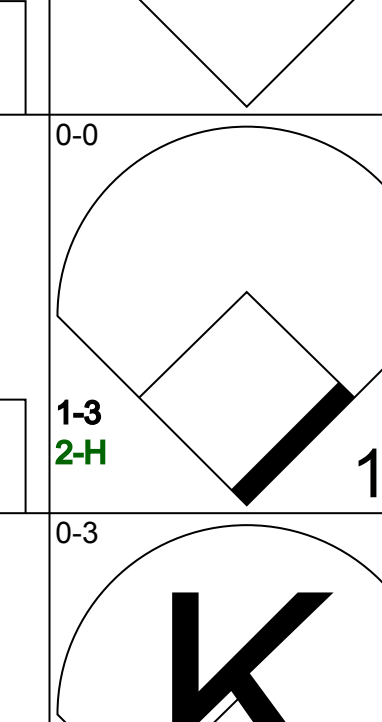
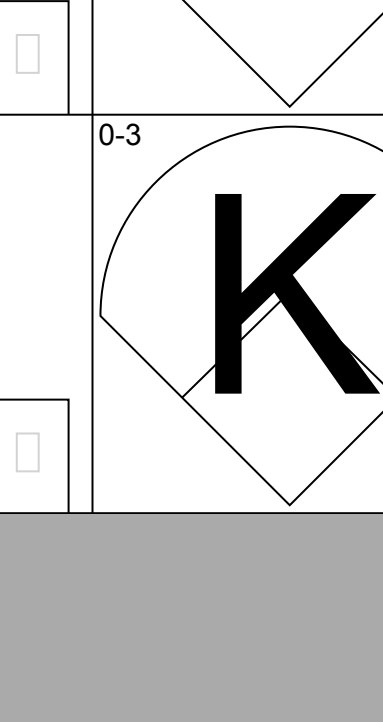
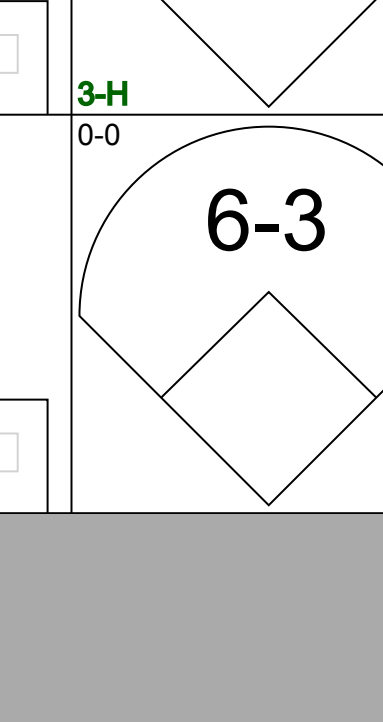
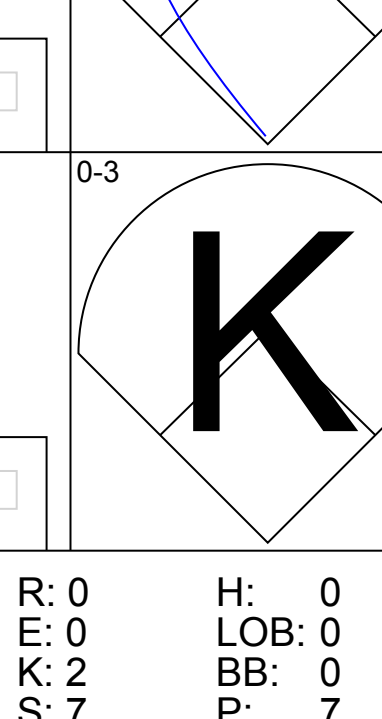
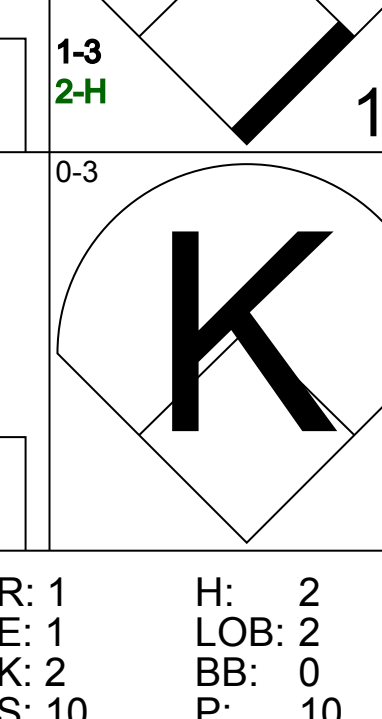
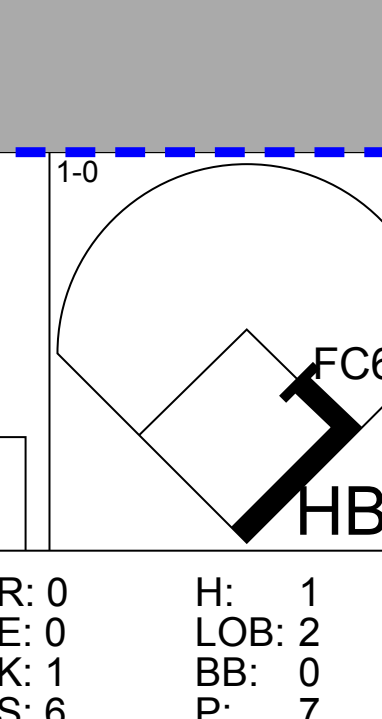


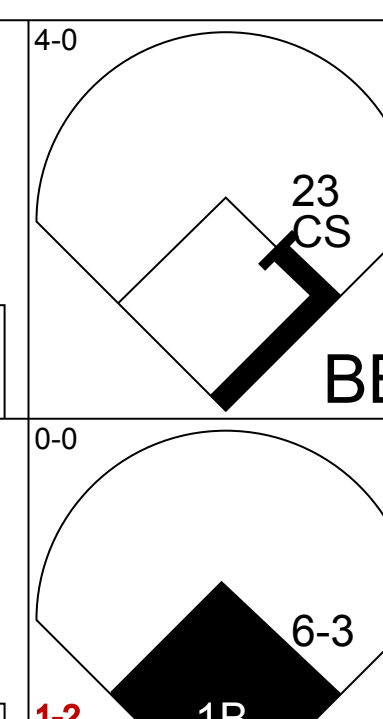
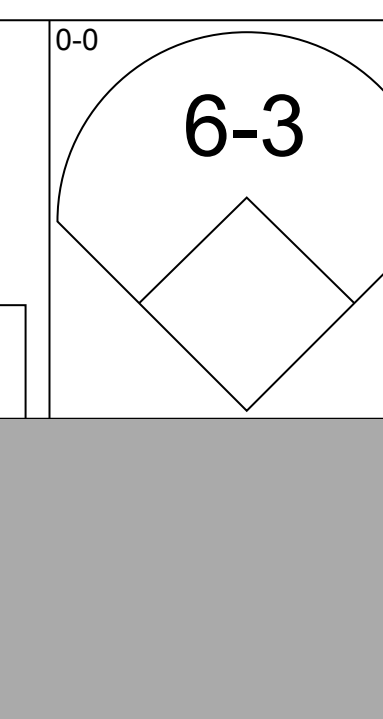
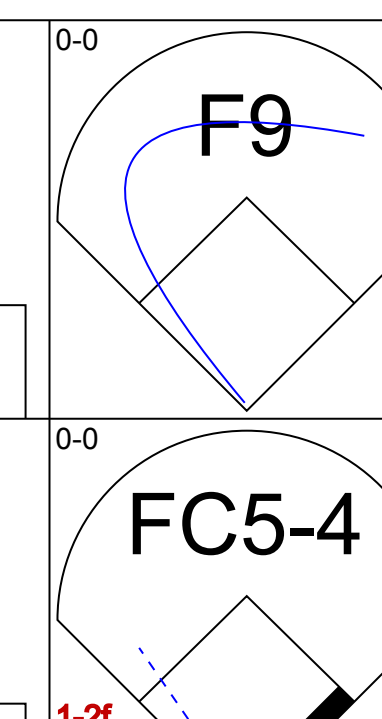
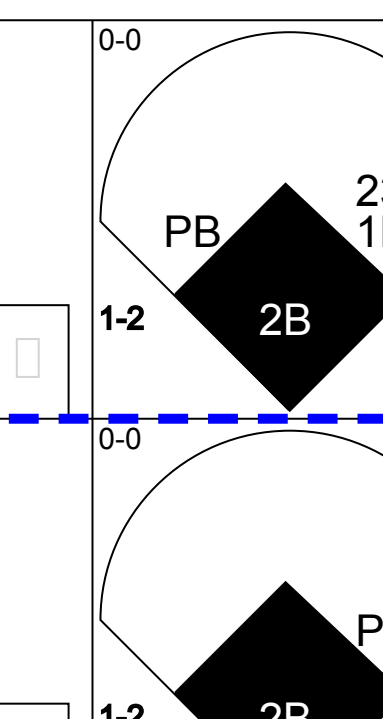
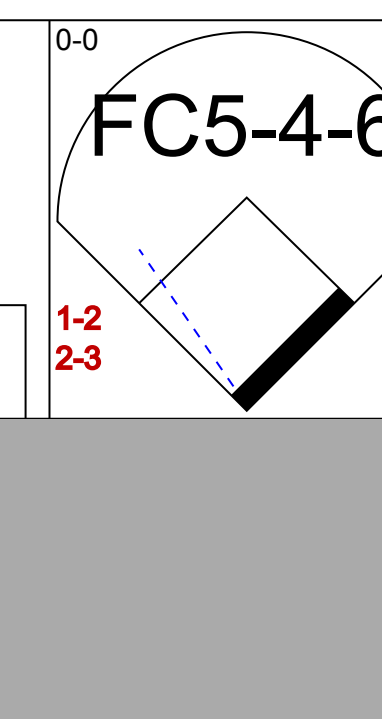
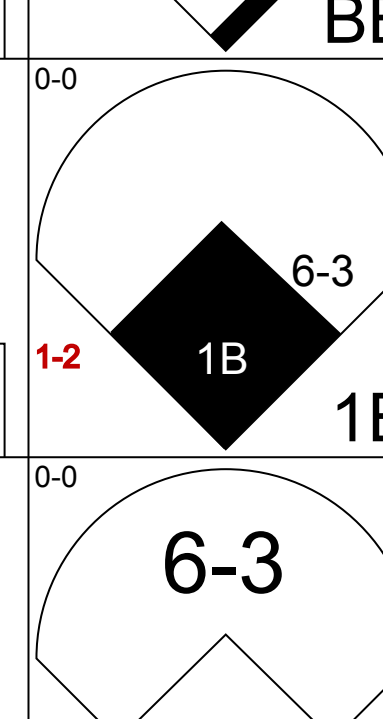
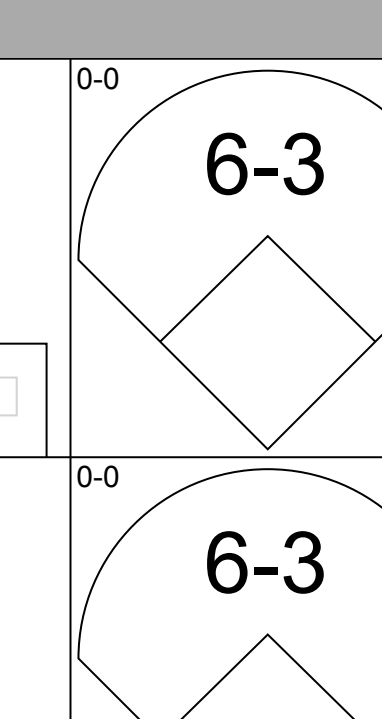
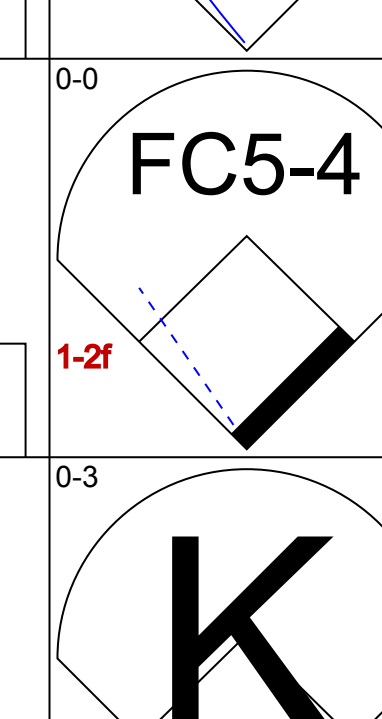
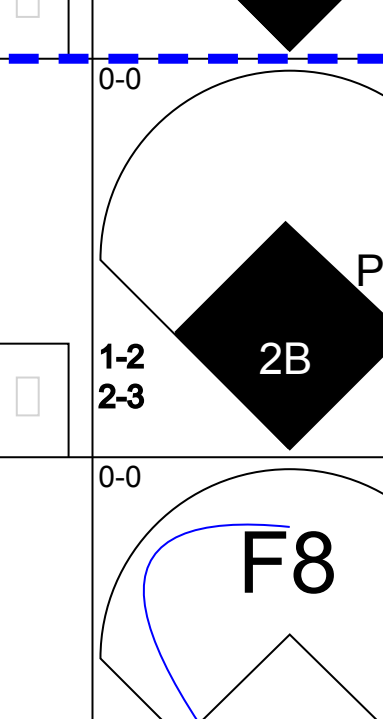
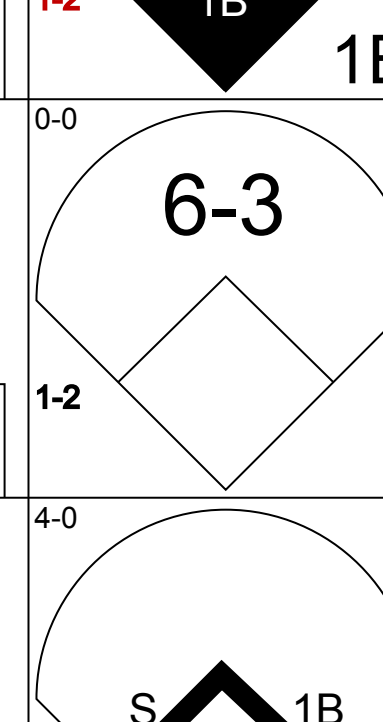
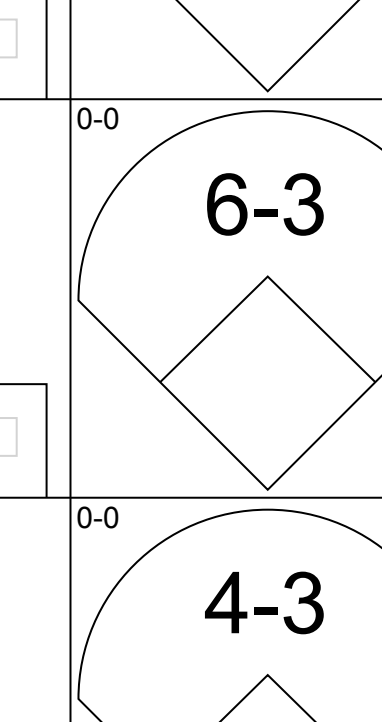
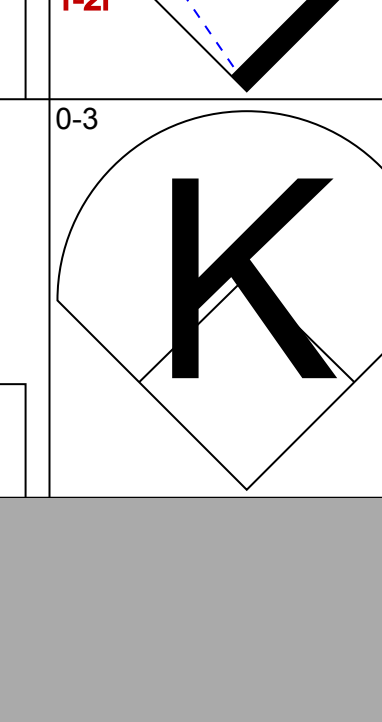
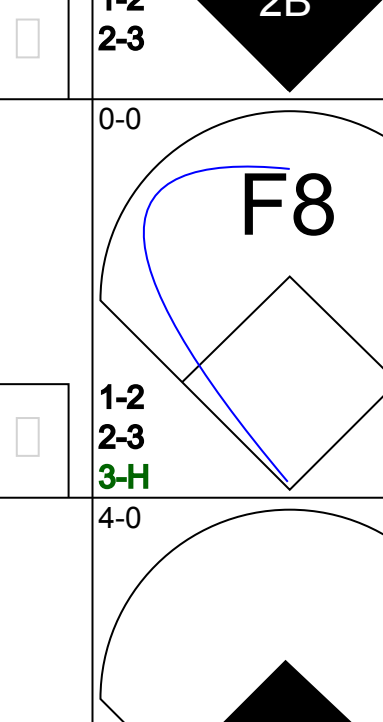
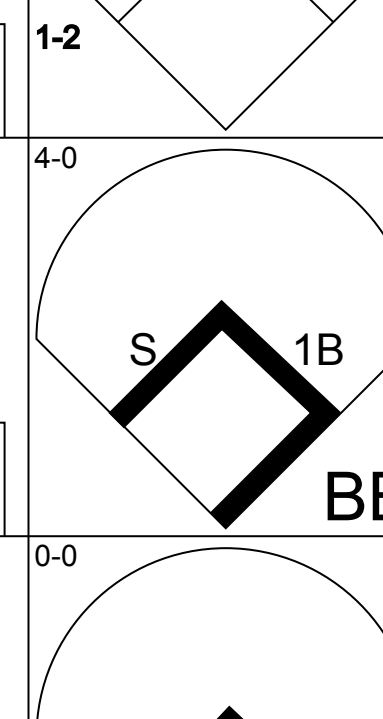
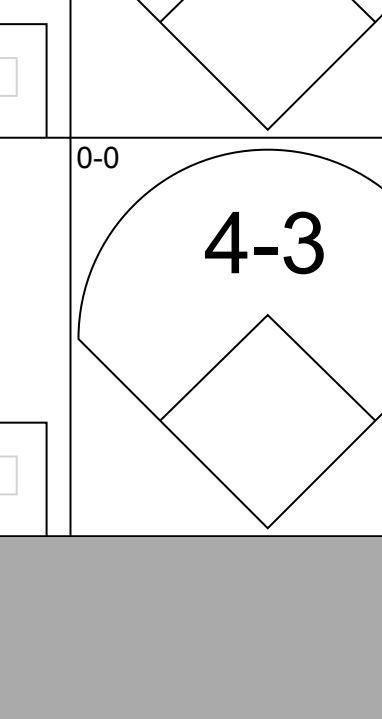
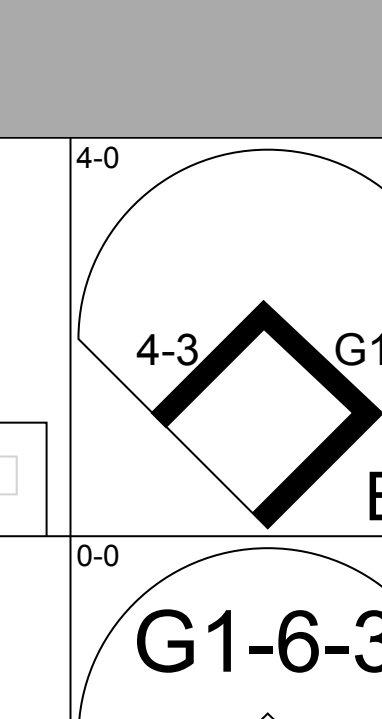

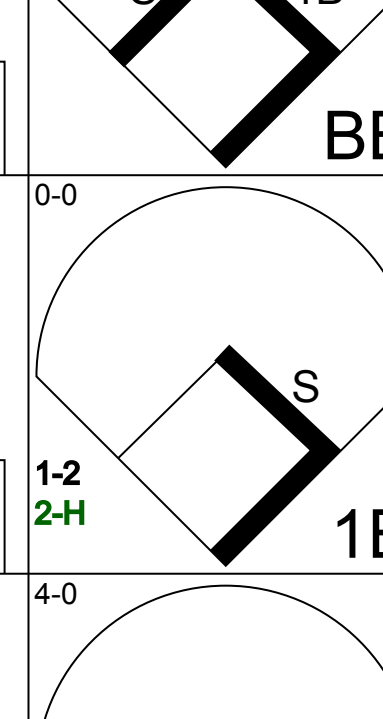
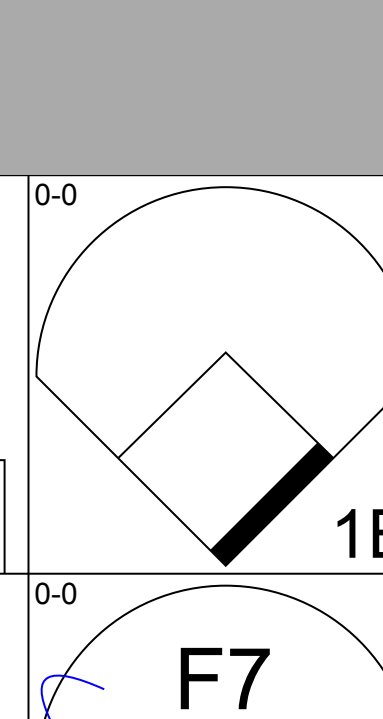
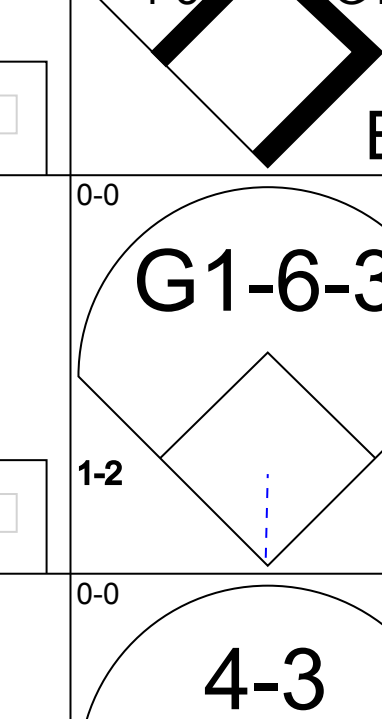

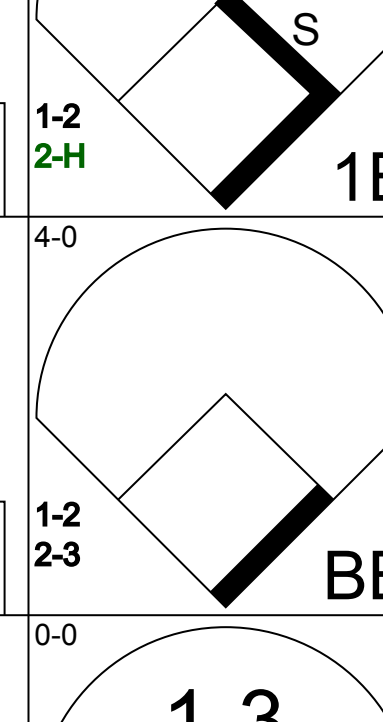
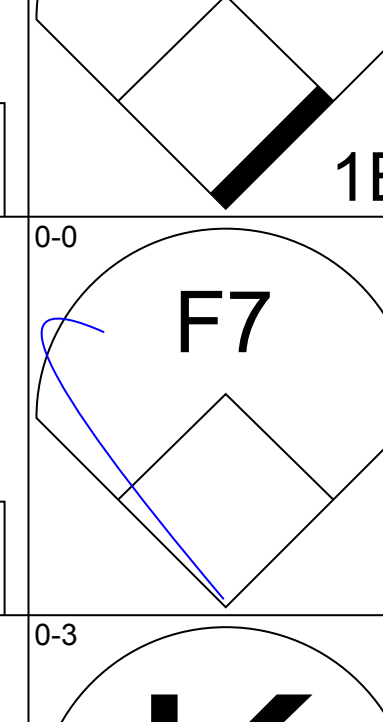
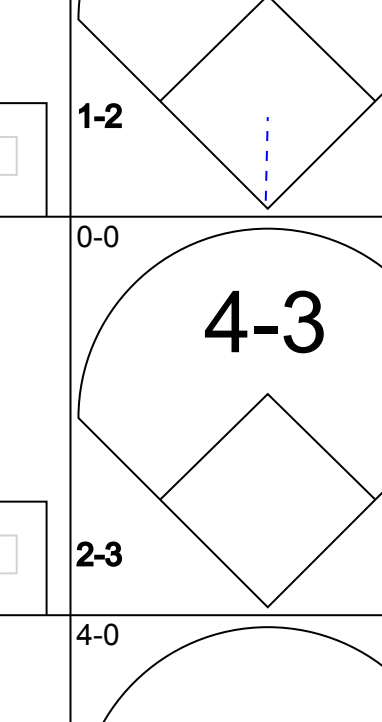

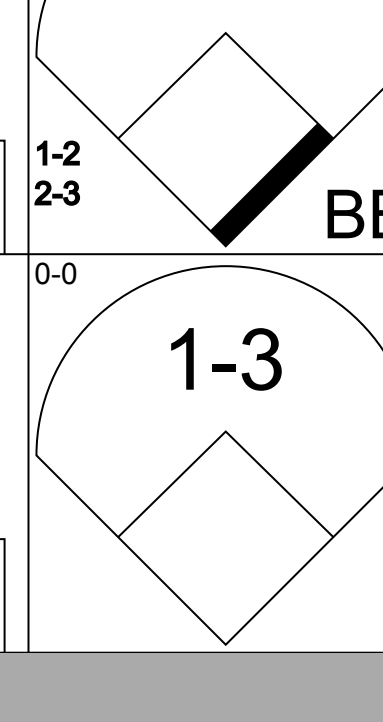
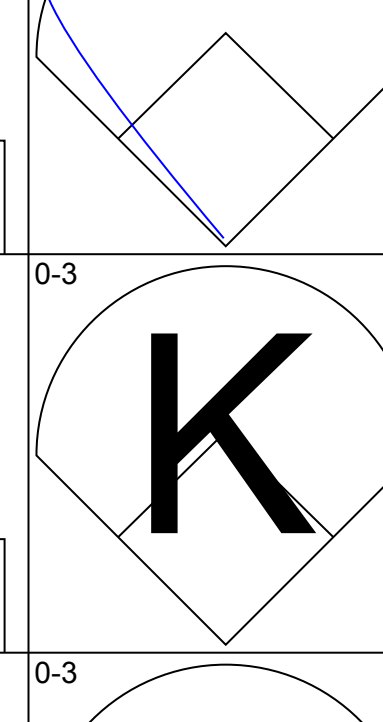
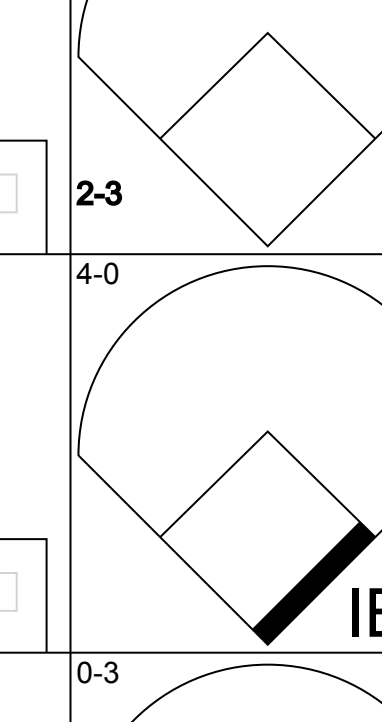
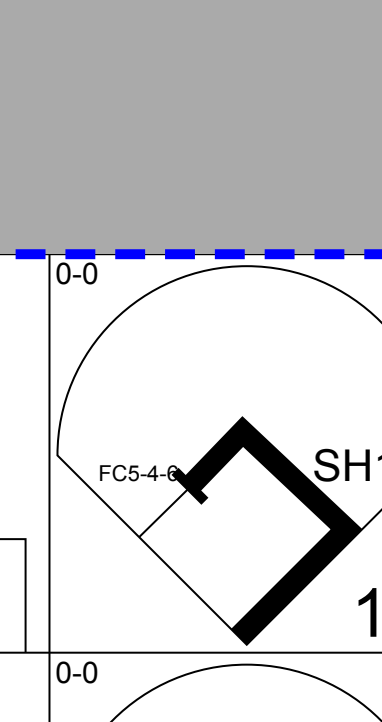
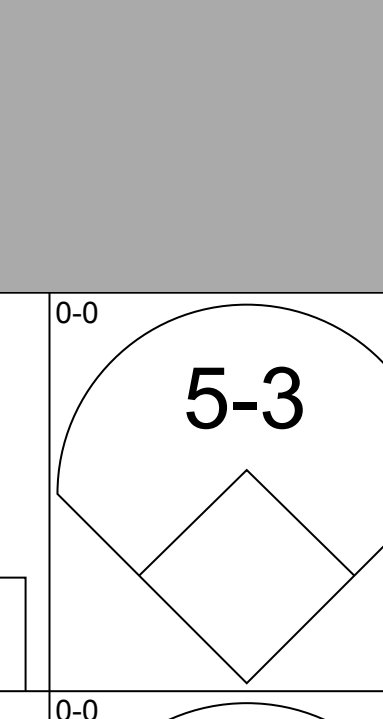
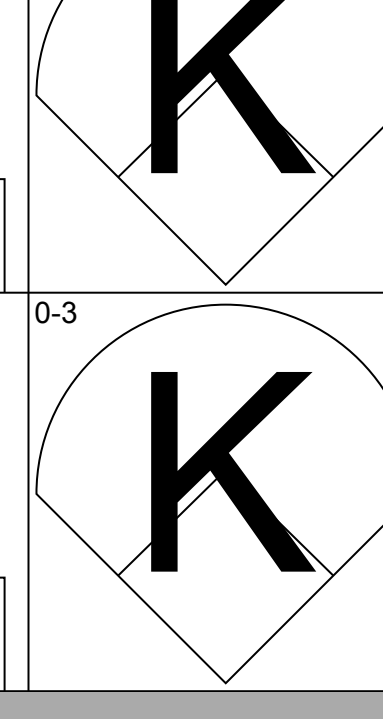
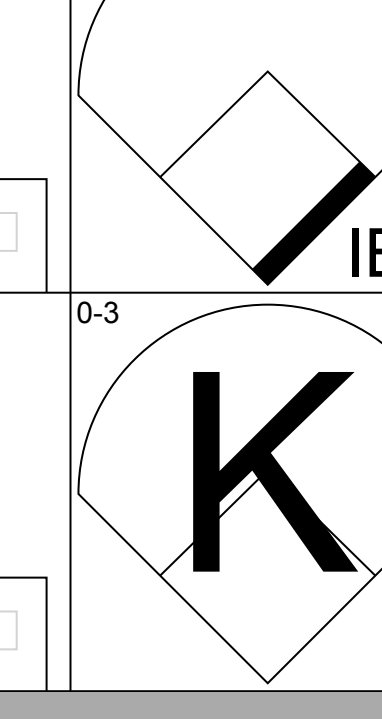
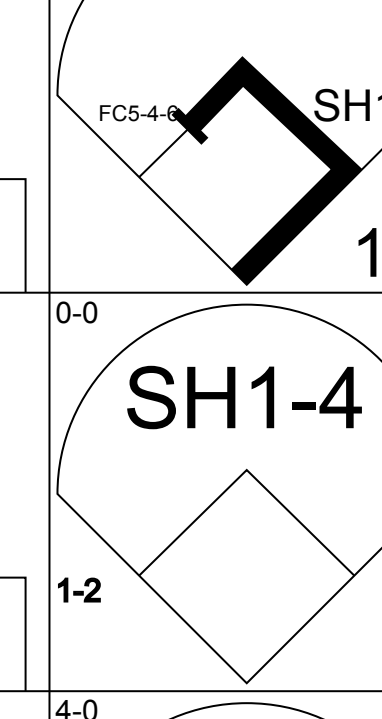
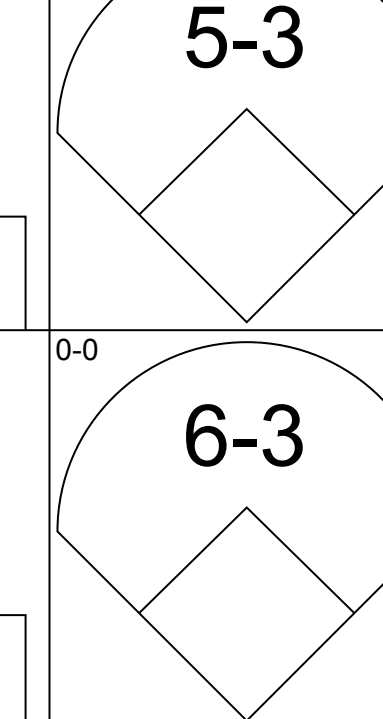
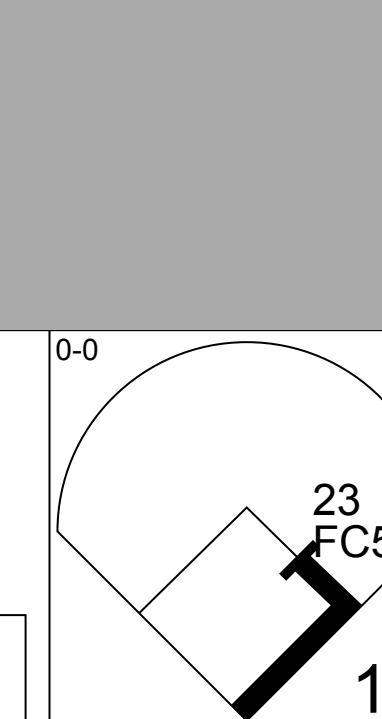
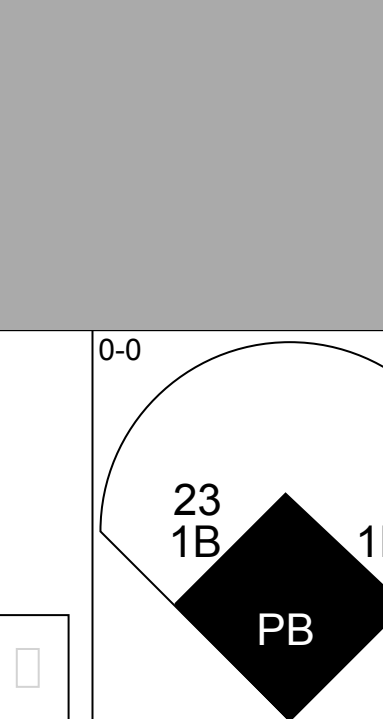
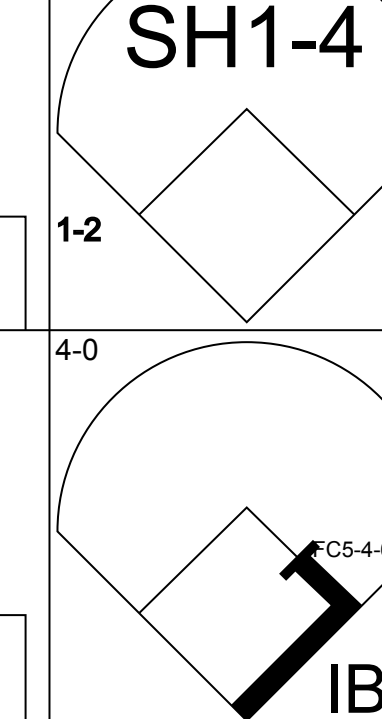
Batter	1	2	3	4	5	6	7	8	9	AB	R	H	RBI	BB	SO	LOB	TOP			
Garry Maddox, R (1, 8) OBP: 0.167, SLG: 0.167	F9		G3-6-3		K		FC5-4			4	0	0	0	0	1	4	Philadelphia Phillies @ Chicago Cubs Wrigley Field, Chicago, IL Mon Apr 15 1985, 3:33 AM CST Att: 8,347 - Unknown			
Juan Samuel, R (1, 4) OBP: 0.250, SLG: 0.333	5-3					K		6-3		4	0	1	0	0	1	0				
Von Hayes, L (1, 7) OBP: 0.375, SLG: 0.333	E6		CS	E6		G3		1-3		4	0	0	0	0	0	0				
Mike Schmidt, R (1, 5) OBP: 0.261, SLG: 0.067	FC6-4			F9		F8				4	0	1	0	0	0	2				
Ozzie Virgil, R (1, 2)		G4-6-3		FC5-4			6-3	F4		4	0	1	0	0	0	2				
Glenn Wilson, R (1, 9) OBP: 0.304, SLG: 0.348				FC6-4			2B		K	4	1	2	0	0	1	1				
John Russell, R (1, 3) OBP: 0.214, SLG: 0.167			G4-6-3						K	3	0	1	0	1	1	2				
Steve Jeltz, S (1, 6) OBP: 0.353, SLG: 0.214									K	2	0	0	0	0	0	2				
John Wockenfuss, R (7, PH)									K	0	0	0	0	1	0	0				
Luis Aguayo, R (7, PR)									K	0	0	0	0	0	0	0				
Jeff Stone, L (9, PH) OBP: 0.273, SLG: 0.455									K	1	0	0	0	0	1	0				
John Denny, R (1, 1)										2	0	0	0	0	0	1				
Bo Diaz, R (7, PH) OBP: 0.111, SLG: 0.111										1	0	0	1	0	0	2				
Kevin Gross, R (7, 1)										0	0	0	0	0	0	0				
Don Carman, L (8, 1)										0	0	0	0	0	0	0				
Charles Hudson, S (8, 1)										0	0	0	0	0	0	0				
Inning Stats	R: 0 E: 1 K: 0 S: 4	H: 0 LOB: 1 BB: 0 P: 4	R: 0 E: 0 K: 0 S: 4	H: 2 LOB: 1 BB: 0 P: 4	R: 0 E: 1 K: 0 S: 3	H: 1 LOB: 0 BB: 0 P: 3	R: 0 E: 1 K: 0 S: 4	H: 0 LOB: 1 BB: 0 P: 4	R: 0 E: 0 K: 1 S: 5	H: 0 LOB: 0 BB: 0 P: 5	R: 0 E: 0 K: 0 S: 5	H: 2 LOB: 2 BB: 1 P: 9	R: 0 E: 0 K: 0 S: 4	H: 1 LOB: 1 BB: 0 P: 4	R: 0 E: 0 K: 3 S: 9	H: 0 LOB: 0 BB: 0 P: 9	1B: 5 2B: 1 3B: 0 HR: 0	SF: 0 SAC: 0 DP: 2 HBP: 0	WP: 0 PB: 0 SB: 0 CS: 1	PA: 36
PITCHER	IP WLS BF H R ER SO BB IBB HBP BLK WP HR S P ERA WHIP																			
Steve Trout, L (1, 1) ERA: 0.53	8.0 W 32 6 1 1 2 1 1 0 0 0 0 34 42 1.12 0.875																			
Lee Smith, R (9, 1) ERA: 2.7	1.0 S 3 0 0 0 3 0 0 0 0 0 0 9 9 0.00 0.000																			

Batter	1	2	3	4	5	6	7	8	9	AB	R	H	RBI	BB	SO	LOB	BOTTOM			
Bob Dernier, R (1, 8) OBP: 0.269, SLG: 0.280	K		E ²³ FC4		FC5-4		FC4-6	F7		5	1	2	0	0	1	3	Philadelphia Phillies @ Chicago Cubs Wrigley Field, Chicago, IL Mon Apr 15 1985, 3:33 AM CST Att: 8,347 - Unknown			
23 Ryne Sandberg, R (1, 4) OBP: 0.160, SLG: 0.167			K							4	0	2	0	0	1	2				
Gary Matthews, R (1, 7) OBP: 0.478, SLG: 0.722			FC							3	0	0	0	1	2	4				
Brian Dayett, R (9, 7)			FC4-6							0	0	0	0	0	0	0				
Leon Durham, L (1, 3) OBP: 0.273, SLG: 0.238	K		FC4		4-3					4	0	0	1	0	2	6				
Keith Moreland, R (1, 9) OBP: 0.318, SLG: 0.474			FC5-4							4	0	1	0	0	0	3				
Davey Lopes, R (8, PR)										0	1	0	0	0	0	0				
Ron Cey, R (1, 5) OBP: 0.227, SLG: 0.333										4	0	0	0	0	2	1				
Jody Davis, R (1, 2) OBP: 0.318, SLG: 0.619										3	0	2	0	1	0	0				
Shawon Dunston, R (1, 6) OBP: 0.238, SLG: 0.333										4	0	2	0	0	0	1				
Steve Trout, L (1, 1)										2	0	0	0	1	0	3				
Thad Bosley, L (8, PH)										0	0	0	0	0	0	0				
Chris Speier, R (8, PH)										0	0	0	1	0	0	0				
Lee Smith, R (9, 1)										0	0	0	0	0	0	0				
Inning Stats	R: 0 E: 0 K: 2 S: 8	H: 1 LOB: 2 BB: 1 P: 12	R: 0 E: 0 K: 0 S: 4	H: 1 LOB: 0 BB: 0 P: 4	R: 1 E: 1 K: 1 S: 7	H: 1 LOB: 1 BB: 0 P: 7	R: 0 E: 0 K: 1 S: 5	H: 0 LOB: 0 BB: 0 P: 5	R: 0 E: 0 K: 0 S: 6	H: 1 LOB: 2 BB: 1 P: 10	R: 0 E: 0 K: 0 S: 5	H: 2 LOB: 0 BB: 0 P: 5	R: 0 E: 0 K: 2 S: 8	H: 1 LOB: 1 BB: 0 P: 8	R: 1 E: 0 K: 1 S: 7	H: 2 LOB: 2 BB: 1 P: 11	1B: 8 2B: 1 3B: 0 HR: 0	SF: 1 SAC: 0 DP: 0 HBP: 0	WP: 0 PB: 0 SB: 2 CS: 0	PA: 37
PITCHER	IP WLS BF H R ER SO BB IBB HBP BLK WP HR S P ERA WHIP																			
John Denny, R (1, 1) ERA: 1.8	6.0 L 8 3 1 1 3 0 1 0 0 0 0 0 13 17 6.75 2.250																			
Kevin Gross, R (7, 1) ERA: 1.93	1.1 1 0 0 0 0 0 0 0 0 0 0 1 1 0.00 0.000																			
Don Carman, L (8, 1) ERA:	0.1 1 0 0 0 0 0 0 0 0 0 0 1 1 0.00 0.000																			
Charles Hudson, R (8, 1) ERA: 5.4	0.1 1 0 0 0 0 0 0 0 0 0 0 1 1 0.00 0.000																			

Batter	1	2	3	4	5	6	7	8	9	10	AB	R	H	RBI	BB	SO	LOB	TOP	
Jeff Stone, L OBP: 0.280, SLG: 0.440 Al Holland, R (9, 1)	0-0 CS 1B		0-0 F8			0-0 FC3-6			0-0 SH4		3	0	1	0	0	0	1	Philadelphia Phillies @ Chicago Cubs Wrigley Field, Chicago, IL Tue Apr 16 1985, 3:33 AM CST Att. 11,937 - Unknown	
Juan Samuel, R OBP: 0.214, SLG: 0.286 (1, 4)	0-0 F8			0-0 F7		0-3 K		0-3 K	0-3 K		4	0	0	0	0	2	3		
Von Hayes, L OBP: 0.357, SLG: 0.292 (1, 8)	0-0 3-1			0-3 K			0-0 4-3		4-0 IBB		3	0	0	0	1	1	1		
Mike Schmidt, R OBP: 0.222, SLG: 0.053 (1, 5)		0-3 K		0-0 F8			0-3 K		0-3 K		4	0	0	0	0	3	2		
Tim Corcoran, L OBP: 0.400, SLG: 0.357 (1, 3)		0-0 1B			0-0 FC4-6 1B		0-3 K			0-0 1-3		4	0	2	0	0	1		0
Bo Diaz, R OBP: 0.154, SLG: 0.154 Luis Aguayo, R (10, PR) (10, 6)	0-0 L4				0-0 FC4-6 FC4-6			0-0 6-3		0-0 G4-3 1B		4	0	1	0	0	2		0
Glenn Wilson, R OBP: 0.259, SLG: 0.296 (1, 9)	0-3 K				0-3 K			0-3 K		0-0 G4-3 1B		4	0	0	0	0	3		3
Steve Jeltz, S OBP: 0.300, SLG: 0.176 Ozzie Virgil, R OBP: 0.250, SLG: 0.313 (10, 2)			0-0 5-3			0-0 FC4-6		0-0 6-3				3	0	0	0	0	1		0
Jerry Koosman, R Greg Gross, L OBP: 0.333, SLG: 0.200 (9, PH) (9, 7)			0-3 K			0-0 E6 FC3-6			0-0 SH4 1B		2	0	0	0	0	1	0		1
Inning Stats	R: 0 E: 0 K: 0 S: 3	H: 1 LOB: 0 BB: 0 P: 3	R: 0 E: 0 K: 2 S: 8	H: 1 LOB: 1 BB: 0 P: 8	R: 0 E: 0 K: 1 S: 5	H: 0 LOB: 0 BB: 0 P: 5	R: 0 E: 0 K: 1 S: 5	H: 0 LOB: 0 BB: 0 P: 5	R: 0 E: 0 K: 1 S: 7	H: 0 LOB: 0 BB: 0 P: 7	R: 0 E: 0 K: 2 S: 5	H: 0 LOB: 0 BB: 0 P: 5	R: 0 E: 0 K: 1 S: 8	H: 1 LOB: 2 BB: 1 P: 12	R: 0 E: 0 K: 0 S: 3	H: 1 LOB: 1 BB: 0 P: 3	1B: 5 2B: 0 3B: 0 HR: 0		SF: 0 SAC: 1 DP: 1 HBP: 0
PITCHER Dennis Eckersley, R ERA: 2.81 (1, 1)	IP: 10.0 WLS: W BF: 34 H: 5 R: 0 ER: 0 SO: 11 BB: 0 IBB: 1 HBP: 0 BLK: 0 WP: 0 HR: 0 S: 55 P: 59 ERA: 0.00 WHIP: 0.500																		

Batter	1	2	3	4	5	6	7	8	9	10	AB	R	H	RBI	BB	SO	LOB	BOTTOM			
Bob Dernier, R OBP: 0.290, SLG: 0.300 (1, 8)	0-0 5-3		0-0 5-3		0-0 5-3			0-0 1B		0-0 1B		5	0	2	1	0	2	Philadelphia Phillies @ Chicago Cubs Wrigley Field, Chicago, IL Tue Apr 16 1985, 3:33 AM CST Att. 11,937 - Unknown			
23 Ryne Sandberg, R OBP: 0.138, SLG: 0.143 (1, 4)	0-3 K		0-0 5-3			0-0 F9		0-0 F8				4	0	0	0	1	2				
Gary Matthews, R OBP: 0.444, SLG: 0.636 (1, 7)	0-0 1B			0-0 6-3		0-0 6-3		0-0 L6				4	0	1	0	0	0				
Davey Lopes, R (1, 9)	0-3 K			0-0 L4		0-0 1-3		0-0 5-3				4	0	0	0	1	1				
Keith Moreland, R OBP: 0.395, SLG: 0.476 Shawon Dunston, R OBP: 0.238, SLG: 0.333 Leon Durham, L OBP: 0.273, SLG: 0.238 (10, 3)		4-0 FC6-4 BB		0-0 E S 1B		0-3 K		4-0 S BB				2	0	1	0	2	1		0		
Ron Cay, R OBP: 0.231, SLG: 0.292 (1, 5)	0-0 FC6-4 G6-4-3			0-3 K			0-0 F8		4-0 IBB			3	0	0	0	1	2				
Jody Davis, R OBP: 0.269, SLG: 0.520 (1, 2)		0-0 G6-4-3			0-0 4-3		0-0 5-3		0-0 L5			4	0	0	0	0	3				
Larry Bowa, S OBP: 0.750, SLG: 1.250 (1, 6)			0-0 SH1-4 2B		0-0 2B			0-0 F7		0-0 SH1-4 1B		4	1	3	0	0	0				
Dennis Eckersley, R Chris Speier, R (10, PH) (1, 1)			0-0 SH1-4		0-0 5-3			0-3 K		0-0 SH1-4		2	0	0	0	0	1		1		
Inning Stats	R: 0 E: 0 K: 2 S: 8	H: 1 LOB: 1 BB: 0 P: 8	R: 0 E: 0 K: 0 S: 2	H: 0 LOB: 0 BB: 1 P: 6	R: 0 E: 0 K: 0 S: 4	H: 1 LOB: 1 BB: 0 P: 4	R: 0 E: 0 K: 1 S: 6	H: 1 LOB: 1 BB: 0 P: 6	R: 0 E: 0 K: 0 S: 4	H: 0 LOB: 0 BB: 0 P: 3	R: 0 E: 0 K: 1 S: 5	H: 0 LOB: 0 BB: 0 P: 5	R: 0 E: 0 K: 1 S: 6	H: 1 LOB: 1 BB: 0 P: 6	R: 0 E: 0 K: 0 S: 3	H: 2 LOB: 2 BB: 0 P: 11	R: 1 E: 0 K: 0 S: 3		H: 2 LOB: 1 BB: 0 P: 3	1B: 5 2B: 2 3B: 0 HR: 0	SF: 0 SAC: 2 DP: 1 HBP: 0
PITCHER Jerry Koosman, L ERA: 2.08 Al Holland, L ERA: 4.5 (9, 1)	IP: 8.0 WLS: L BF: 29 H: 5 R: 2 ER: 1 SO: 5 BB: 1 IBB: 0 HBP: 0 BLK: 0 WP: 0 HR: 0 S: 38 P: 42 ERA: 0.00 WHIP: 0.750																				

Batter	1	2	3	4	5	6	7	8	9	AB	R	H	RBI	BB	SO	LOB	TOP					
Juan Samuel, R (1,4) OBP: 0.188, SLG: 0.250										4	0	0	0	0	1	1	Philadelphia Phillies @ Chicago Cubs Wrigley Field, Chicago, IL Wed Apr 17 1985, 3:33 AM CST Att: 15,752 - Unknown					
Jeff Stone, L (1,7) OBP: 0.310, SLG: 0.429										3	0	1	0	1	1	0						
Mike Schmidt, R (1,5) OBP: 0.194, SLG: 0.043										4	0	0	0	0	3	3						
Von Hayes, L (1,8) OBP: 0.313, SLG: 0.250										4	0	0	0	0	2							
Tim Corcoran, L (1,3) OBP: 0.389, SLG: 0.353 Luis Aguayo, R (7, PR)										3	1	1	0	0	0	0						
Greg Gross, L (7,3) OBP: 0.429, SLG: 0.500										4	1	2	2	0	1	1						
Ozzie Virgil, R (1,2) OBP: 0.300, SLG: 0.500										4	0	0	1	0	2	3						
Glenn Wilson, R (1,9) OBP: 0.226, SLG: 0.258										4	0	0	1	0	2	3						
Steve Jeltz, S (1,6) OBP: 0.304, SLG: 0.200 John Wockenfuss, R (9, PH)										3	0	1	1	0	1	1						
Shane Rawley, R (1,1) Kevin Gross, R (7,1) Gary Maddox, R (8, PH) Charles Hudson, S (8,1)										2	0	0	0	0	2	2						
Inning Stats	R: 0 E: 0 K: 3 S: 9	H: 0 LOB: 0 BB: 0 P: 9	R: 0 E: 0 K: 0 S: 3	H: 0 LOB: 0 BB: 0 P: 3	R: 0 E: 0 K: 2 S: 7	H: 0 LOB: 0 BB: 0 P: 7	R: 0 E: 0 K: 1 S: 5	H: 0 LOB: 0 BB: 0 P: 5	R: 1 E: 1 K: 2 S: 10	H: 2 LOB: 2 BB: 0 P: 10	R: 0 E: 0 K: 0 S: 2	H: 0 LOB: 0 BB: 1 P: 6	R: 2 E: 0 K: 1 S: 7	H: 2 LOB: 1 BB: 0 P: 7	R: 0 E: 0 K: 1 S: 6	H: 1 LOB: 2 BB: 0 P: 7	R: 1 E: 1 K: 1 S: 6	H: 1 LOB: 0 BB: 0 P: 6	1B: 4 2B: 1 3B: 0 HR: 1	SF: 0 SAC: 0 DP: 1 HBP: 1	WP: 0 PB: 0 SB: 0 CS: 0	PA: 35
PITCHER	IP	WLS	BF	H	R	ER	SO	BB	IBB	HBP	BLK	WP	HR	S	P	ERA	WHIP					
Scott Sanderson, R (1,1) ERA: 1.54	5.0		18	2	1	0	8	0	0	0	0	0	0	34	34	0.00	0.400					
George Frazier, R (6,1) ERA: 9.0	2.0	W	8	2	2	2	1	1	0	0	0	0	1	9	13	9.00	1.500					
Lee Smith, R (8,1) ERA: 1.69	2.0	S	9	2	1	0	2	0	0	1	0	0	0	12	13	0.00	1.000					

Batter	1	2	3	4	5	6	7	8	9	AB	R	H	RBI	BB	SO	LOB	BOTTOM					
Bob Dernier, R (1,8) OBP: 0.306, SLG: 0.294										4	1	1	0	1	0	3	Philadelphia Phillies @ Chicago Cubs Wrigley Field, Chicago, IL Wed Apr 17 1985, 3:33 AM CST Att: 15,752 - Unknown					
23 Ryne Sandberg, R (1,4) OBP: 0.182, SLG: 0.188									4	2	2	0	0	0	1							
Gary Matthews, R (1,7) OBP: 0.387, SLG: 0.538 Lee Smith, R (8,1)									4	0	0	0	0	1	4							
Davey Lopes, R (1,9) OBP: 0.233, SLG: 0.259									1	1	0	0	3	0	0							
Keith Moreland, R (1,3) OBP: 0.433, SLG: 0.560									4	0	3	4	0	0	1							
Ron Cey, R (1,5) OBP: 0.233, SLG: 0.259									3	0	0	0	1	0	2							
Jody Davis, R (1,2) OBP: 0.300, SLG: 0.500										3	0	1	0	1	4							
Larry Bowa, S (1,6) OBP: 0.429, SLG: 0.714										3	0	0	0	2	3							
Scott Sanderson, R (1,1) Brian Dayett, R (5, PH) George Frazier, R (6,1) Steve Lake, R (7, PH) Leon Durham, L (8,3) OBP: 0.394, SLG: 0.238										1	0	0	0	0	0	0						
Inning Stats	R: 1 E: 0 K: 0 S: 4	H: 2 LOB: 3 BB: 3 P: 16	R: 0 E: 0 K: 0 S: 3	H: 0 LOB: 0 BB: 0 P: 3	R: 0 E: 0 K: 2 S: 8	H: 1 LOB: 0 BB: 0 P: 8	R: 0 E: 0 K: 1 S: 6	H: 1 LOB: 1 BB: 0 P: 6	R: 0 E: 0 K: 1 S: 5	H: 0 LOB: 2 BB: 1 P: 13	R: 4 E: 0 K: 0 S: 6	H: 4 LOB: 0 BB: 1 P: 10	R: 0 E: 0 K: 0 S: 3	H: 1 LOB: 1 BB: 1 P: 7	R: 0 E: 0 K: 0 S: 3	H: 1 LOB: 1 BB: 0 P: 7		1B: 8 2B: 1 3B: 0 HR: 0	SF: 0 SAC: 1 DP: 1 HBP: 0	WP: 0 PB: 1 SB: 2 CS: 1	PA: 37	
PITCHER	IP	WLS	BF	H	R	ER	SO	BB	IBB	HBP	BLK	WP	HR	S	P	ERA	WHIP					
Shane Rawley, L (1,1) ERA: 2.31	6.0		28	6	3	3	4	4	1	0	0	0	0	31	51	4.50	1.667					
Kevin Gross, R (7,1) ERA: 4.75	1.0	L	5	2	2	2	0	1	0	0	0	0	0	4	8	18.00	3.000					
Charles Hudson, R (8,1) ERA: 4.5	1.0		4	1	0	0	0	0	1	0	0	0	0	3	7	0.00	1.000					

Batter	1	2	3	4	5	6	7	8	9	AB	R	H	RBI	BB	SO	LOB	TOP			
Bob Dernier, R (1, 8) OBP: 0.275, SLG: 0.263	F5	F6			5-3		5-3			4	0	0	0	0	0	2	Chicago Cubs @ Montreal Expos Olympic Stadium, Montreal, QB Fri Apr 19 1985, 3:33 AM EST Att: 30,930 - Unknown			
23 Ryne Sandberg, R (1, 4) OBP: 0.189, SLG: 0.194	3B		5-3		F5			5-3		4	1	1	0	0	0	0				
Thad Bosley, L (1, 7) OBP: 0.250, SLG: 1.000 Brian Dayett, R (8, PH) OBP: 0.333, SLG: 0.333	1B		F3		F5			5-3		3	0	1	1	0	0	0				
Leon Durham, L (1, 3) OBP: 0.296, SLG: 0.240	K		1-3			HR		6-3		4	1	1	0	0	1	1				
Keith Moreland, R (1, 9) OBP: 0.412, SLG: 0.517	F5			F3		F9			G5-4-3	4	0	1	0	0	0	2				
Ron Cey, R (1, 5) OBP: 0.294, SLG: 0.419		FC4-6						G5-4-3		4	1	3	2	0	0	1				
Jody Davis, R (1, 2) OBP: 0.265, SLG: 0.438			F8		F6		5-3		F7	4	0	0	0	0	0	2				
Shawon Dunston, R (1, 6) OBP: 0.250, SLG: 0.333		FC4-6			G3				F8	3	0	1	0	0	0	1				
Rick Sutcliffe, L (1, 1) Ray Fontenot, L (6, 1) Chris Speier, R (7, PH) Warren Brusstar, R (7, 1)		FC4-6			K				F8	2	0	0	0	0	1	2				
										0	0	0	0	0	0	0				
										1	0	0	0	0	0	0				
										0	0	0	0	0	0	0				
Inning Stats	R: 1 E: 0 K: 1 S: 7	H: 2 LOB: 1 BB: 0 P: 7	R: 0 E: 0 K: 0 S: 5	H: 2 LOB: 2 BB: 0 P: 5	R: 0 E: 0 K: 0 S: 3	H: 0 LOB: 0 BB: 0 P: 3	R: 0 E: 0 K: 0 S: 4	H: 1 LOB: 1 BB: 0 P: 4	R: 0 E: 0 K: 1 S: 5	H: 0 LOB: 0 BB: 0 P: 5	R: 2 E: 1 K: 0 S: 5	H: 2 LOB: 0 BB: 0 P: 5	R: 0 E: 0 K: 0 S: 3	H: 0 LOB: 0 BB: 0 P: 3	R: 0 E: 0 K: 0 S: 3	H: 1 LOB: 0 BB: 0 P: 3	1B: 6 2B: 0 3B: 1 HR: 1	SF: 0 SAC: 0 DP: 1 HBP: 0	WP: 0 PB: 0 SB: 1 CS: 0	PA: 34
PITCHER	IP WLS BF H R ER SO BB IBB HBP BLK WP HR S P ERA WHIP																			
Bryn Smith, R (1, 1) ERA: 2.57	6.0 W 25 7 3 3 2 0 0 0 0 0 1 29 29 4.50 1.167																			
Dan Schatzeder, L (7, 1) ERA: 3.0	2.0 6 0 0 0 0 0 0 0 0 0 0 6 6 0.00 0.000																			
Jeff Reardon, R (9, 1) ERA: 1.8	1.0 S 3 1 0 0 0 0 0 0 0 0 0 3 3 0.00 1.000																			

AB	34
R	3
H	8
RBI	3
BB	0
SO	2
LOB	11



Batter	1	2	3	4	5	6	7	8	9	AB	R	H	RBI	BB	SO	LOB	BOTTOM			
Tim Raines, S (1, 7) OBP: 0.231, SLG: 0.316	4-3		1-3			1B		F6		5	2	2	1	0	0	1	Chicago Cubs @ Montreal Expos Olympic Stadium, Montreal, QB Fri Apr 19 1985, 3:33 AM EST Att: 30,930 - Unknown			
Herm Winningham, L (1, 8) OBP: 0.288, SLG: 0.304 Jim Wohlford, R (6, PH) OBP: 0.444, SLG: 0.750	L6				L4	HR		F7		2	0	0	0	1	0	1				
Andre Dawson, R (1, 9) OBP: 0.273, SLG: 0.313	1B		BB			HR				2	1	1	3	0	0	0				
Andre Dawson, R (1, 9) OBP: 0.273, SLG: 0.313	1B		F2		1B			5-3		5	0	2	0	0	0	2				
Dan Driessen, L (1, 3) OBP: 0.364, SLG: 0.533			1-3							3	0	2	1	1	0	2				
Hubie Brooks, R (1, 6) OBP: 0.297, SLG: 0.371	K									4	0	1	0	0	2	5				
Tim Wallach, R (1, 5) OBP: 0.286, SLG: 0.457		F8		F3		F8				4	0	0	0	0	0	3				
Vance Law, R (1, 4) OBP: 0.387, SLG: 0.333		F7		F7						3	1	1	0	1	0	1				
Mike Fitzgerald, R (1, 2) OBP: 0.333, SLG: 0.333		6-3								3	1	1	0	1	0	1				
Bryn Smith, R (1, 1) OBP: 0.250, SLG: 0.500 Terry Francona, L (6, PH) OBP: 0.444, SLG: 0.444 Dan Schatzeder, L (7, 1) Jeff Reardon, R (9, 1)				1-3						2	0	1	0	0	0	2				
										1	0	0	0	0	1	2				
										1	0	0	0	0	0	1				
										0	0	0	0	0	0	0				
Inning Stats	R: 0 E: 0 K: 1 S: 7	H: 2 LOB: 2 BB: 0 P: 7	R: 0 E: 0 K: 0 S: 3	H: 0 LOB: 0 BB: 0 P: 3	R: 0 E: 0 K: 0 S: 4	H: 1 LOB: 2 BB: 1 P: 8	R: 0 E: 0 K: 0 S: 4	H: 1 LOB: 2 BB: 1 P: 8	R: 1 E: 0 K: 1 S: 8	H: 3 LOB: 2 BB: 0 P: 8	R: 4 E: 1 K: 1 S: 9	H: 4 LOB: 1 BB: 1 P: 13	R: 0 E: 0 K: 0 S: 3	H: 0 LOB: 1 BB: 1 P: 7	R: 0 E: 0 K: 0 S: 3	H: 0 LOB: 0 BB: 0 P: 3	1B: 7 2B: 3 3B: 0 HR: 1	SF: 0 SAC: 0 DP: 0 HBP: 0	WP: 0 PB: 0 SB: 2 CS: 0	PA: 39
PITCHER	IP WLS BF H R ER SO BB IBB HBP BLK WP HR S P ERA WHIP																			
Rick Sutcliffe, R (1, 1) ERA: 2.45	5.1 L 28 10 4 4 4 3 1 1 0 0 0 1 32 40 6.75 2.062																			
Ray Fontenot, L (6, 1) ERA: 2.25	0.2 4 1 1 1 0 1 0 0 0 0 0 1 3 7 13.50 3.000																			
Warren Brusstar, R (7, 1) ERA:	2.0 7 0 0 0 0 0 1 0 0 0 0 0 6 10 0.00 0.500																			

AB	35
R	5
H	11
RBI	5
BB	4
SO	3
LOB	21



Batter	1	2	3	4	5	6	7	8	9	AB	R	H	RBI	BB	SO	LOB	TOP				
Bob Dernier, R (1,8) Lary Sorensen, R (8,1)	F8		BB			F8		FC4-6		3	0	0	0	1	0	2					
23 Ryne Sandberg, R (1,4) OBP: 0.171, SLG: 0.175	F7		FC5			K			3-1	4	0	0	0	0	1	2					
Gary Matthews, R (1,7) OBP: 0.371, SLG: 0.483	F7			L5			F5		BB	3	0	0	0	1	0	0					
Leon Durham, L (1,3) OBP: 0.258, SLG: 0.207		K			F7		G3		F9	4	0	0	0	0	1	1					
Keith Moreland, R (1,9) OBP: 0.368, SLG: 0.455		K			L4		F7		F8	4	0	0	0	0	1	1					
Ron Cey, R (1,5) OBP: 0.297, SLG: 0.412 Davey Lopes, R (8,5)		5-3				G1			BB	3	0	1	0	0	0	0					
Steve Lake, R (1,2) Thad Bosley, L (8,PH) OBP: 0.400, SLG: 1.000			FC5	SH5-4		F5		FC4-6	BB	2	0	1	0	0	0	0					
Shawon Dunston, R (1,6) OBP: 0.222, SLG: 0.296			F9			F9		K		3	0	0	0	0	1	3					
Steve Trout, L (1,1) Richie Hebner, L (8,PH) Jody Davis, R (8,2) OBP: 0.265, SLG: 0.438			SH5-4			5-3		F8		1	0	0	0	0	0	0					
Inning Stats	R: 0 E: 0 K: 0 S: 3	H: 0 LOB: 0 BB: 0 P: 3	R: 0 E: 0 K: 2 S: 7	H: 0 LOB: 0 BB: 0 P: 7	R: 0 E: 0 K: 0 S: 4	H: 1 LOB: 2 BB: 1 P: 8	R: 0 E: 0 K: 0 S: 3	H: 0 LOB: 0 BB: 0 P: 3	R: 0 E: 0 K: 1 S: 5	H: 0 LOB: 0 BB: 0 P: 5	R: 0 E: 0 K: 0 S: 3	H: 0 LOB: 0 BB: 0 P: 3	R: 0 E: 0 K: 1 S: 6	H: 1 LOB: 2 BB: 1 P: 10	R: 0 E: 0 K: 0 S: 3	H: 0 LOB: 1 BB: 1 P: 7	1B: 2 2B: 0 3B: 0 HR: 0	SF: 0 SAC: 1 DP: 0 HBP: 0	WP: 0 PB: 0 SB: 0 CS: 0	PA: 32	
PITCHER	IP	WLS	BF	H	R	ER	SO	BB	IBB	HBP	BLK	WP	HR	S	P	ERA	WHIP				
Bill Gullickson, R (1,1) ERA: 1.89	7.0	W	25	2	0	0	3	2	0	0	0	0	0	29	37	0.00	0.571				
Jeff Reardon, R (8,1) ERA: 1.29	2.0	S	7	0	0	0	1	1	0	0	0	0	0	8	12	0.00	0.500				

Chicago Cubs @ Montreal Expos
Olympic Stadium, Montreal, QB
Sat Apr 20 1985, 3:33 AM EST
Att: 12,775 - Unknown

AB 28
R 0
H 2
RBI 0
BB 3
SO 4
LOB 11



Batter	1	2	3	4	5	6	7	8	9	AB	R	H	RBI	BB	SO	LOB	BOTTOM				
Tim Raines, S (1,7) OBP: 0.238, SLG: 0.300	1-3			4-3		CS		SH1-3		2	0	0	0	1	0	0					
Vance Law, R (1,4) OBP: 0.343, SLG: 0.290	K			6-3		K		F3		4	0	0	0	0	2	2					
Andre Dawson, R (1,8) OBP: 0.324, SLG: 0.429	6-3			1B		HR		1B	IBB	3	2	2	1	1	0	0					
Hubie Brooks, R (1,6) OBP: 0.317, SLG: 0.385		F8		4-3		1B		1B		4	0	2	2	0	0	1					
Tim Wallach, R (1,5) OBP: 0.282, SLG: 0.462		4-3			F8	2B		1-3		4	1	1	0	0	1	2					
Jim Wehlford, R (1,9) OBP: 0.333, SLG: 0.545 Herm Winningham, L (8,8) OBP: 0.269, SLG: 0.304		F8				F8		F8		3	0	0	0	0	0	1					
Razor Shines, S (1,3) OBP: 0.125, SLG: 0.125			K			6-3		K		3	0	0	0	0	2	1					
Mike Fitzgerald, R (1,2) OBP: 0.333, SLG: 0.370			6-3			2B		1-3		3	0	1	1	0	0	0					
Bill Gullickson, R (1,1) OBP: 0.286, SLG: 0.286 Jeff Reardon, R (8,1) Dan Driessen, L (8,3) OBP: 0.382, SLG: 0.581		F8				F8		SH1-3	1B	2	0	0	0	0	0	1					
Inning Stats	R: 0 E: 0 K: 1 S: 5	H: 0 LOB: 0 BB: 0 P: 5	R: 0 E: 0 K: 0 S: 3	H: 0 LOB: 0 BB: 0 P: 3	R: 0 E: 0 K: 1 S: 5	H: 0 LOB: 0 BB: 0 P: 5	R: 0 E: 0 K: 0 S: 4	H: 1 LOB: 1 BB: 0 P: 4	R: 1 E: 0 K: 0 S: 5	H: 2 LOB: 1 BB: 0 P: 5	R: 1 E: 0 K: 1 S: 6	H: 2 LOB: 1 BB: 1 P: 10	R: 0 E: 0 K: 1 S: 5	H: 0 LOB: 0 BB: 0 P: 5	R: 2 E: 0 K: 1 S: 7	H: 2 LOB: 1 BB: 1 P: 11	1B: 3 2B: 3 3B: 0 HR: 1	SF: 0 SAC: 1 DP: 0 HBP: 0	WP: 0 PB: 0 SB: 1 CS: 1	PA: 32	
PITCHER	IP	WLS	BF	H	R	ER	SO	BB	IBB	HBP	BLK	WP	HR	S	P	ERA	WHIP				
Steve Trout, L (1,1) ERA: 1.13	7.0	L	26	5	2	2	4	1	0	0	0	0	0	7	33	18.00	2.000				
Lary Sorensen, R (8,1) ERA: 9.0	1.0		6	2	2	2	1	0	1	0	0	0	0	7	11	18.00	2.000				

Chicago Cubs @ Montreal Expos
Olympic Stadium, Montreal, QB
Sat Apr 20 1985, 3:33 AM EST
Att: 12,775 - Unknown

AB 29
R 4
H 7
RBI 4
BB 2
SO 5
LOB 8



Batter	1	2	3	4	5	6	7	8	9	AB	R	H	RBI	BB	SO	LOB	TOP			
Bob Dernier, R (1, 8) OBP: 0.292, SLG: 0.267	0-0 FC5-4 1B		0-0 1-3		0-0 F4			0-0 2B WP		4	1	2	0	0	0	1				
23 Ryne Sandberg, R (1, 4) OBP: 0.194, SLG: 0.191	0-0 FC5-4 1B		0-3 K		0-0 F4			0-0 F9		4	0	0	0	0	1	4				
Gary Matthews, R (1, 7) OBP: 0.372, SLG: 0.486	0-0 1-2 1B		0-0 F9		0-0 1-3			0-0 WP 1-3 2-H		4	0	2	1	0	0	0				
Keith Moreland, R (1, 9) OBP: 0.326, SLG: 0.390	0-0 L6			0-0 G3		0-0 6-3		0-0 5-3		4	0	0	0	0	0	4				
Ron Cey, R (1, 5) OBP: 0.244, SLG: 0.341	0-0 F7			0-0 F8		0-0 4-3		0-0 F3		4	0	0	0	0	0	3				
Leon Durham, L (1, 3) OBP: 0.257, SLG: 0.303		0-0 L6		0-0 HR		0-0 6-3			0-3 K	4	1	1	1	0	1	0				
Steve Lake, R (1, 2) OBP: 0.300, SLG: 0.300		0-0 F8		0-0 5-3		0-0 F8			0-0 F8	3	0	0	0	0	0	0				
Brian Dayett, R (9, PH) OBP: 0.250, SLG: 0.250		0-0 F8							0-0 F8	1	0	0	0	0	0	0				
Shawn Dunston, R (1, 6) OBP: 0.176, SLG: 0.235		0-0 E4			0-0 5-3		0-0 6-3		0-0 F5	3	0	0	0	0	0	0				
Ray Fontenot, L (7, 1) OBP: 0.357, SLG: 0.182		0-0 E4							0-0 F5	0	0	0	0	0	0	0				
Davey Lopes, R (9, PH) OBP: 0.357, SLG: 0.182		0-0 E4							0-0 F5	1	0	0	0	0	0	0				
Dick Ruthven, R (1, 1) OBP: 0.500, SLG: 0.500		0-0 5-3							0-0 2B	2	0	1	0	0	0	1				
George Frazier, R (6, 1)		0-0 5-3							0-0 2B	0	0	0	0	0	0	0				
Chris Speier, R (7, 6) OBP: 0.250, SLG: 0.667		0-0 5-3							0-0 2B	1	1	1	0	0	0	0				
Inning Stats	R: 0 E: 0 K: 0 S: 5	H: 2 LOB: 2 BB: 0 P: 5	R: 0 E: 1 K: 0 S: 4	H: 0 LOB: 1 BB: 0 P: 4	R: 0 E: 0 K: 1 S: 5	H: 0 LOB: 0 BB: 0 P: 5	R: 1 E: 0 K: 0 S: 4	H: 1 LOB: 0 BB: 0 P: 4	R: 0 E: 0 K: 0 S: 3	H: 0 LOB: 0 BB: 0 P: 3	R: 0 E: 0 K: 0 S: 3	H: 0 LOB: 0 BB: 0 P: 3	R: 2 E: 0 K: 0 S: 6	H: 3 LOB: 1 BB: 0 P: 6	R: 0 E: 0 K: 1 S: 5	H: 0 LOB: 0 BB: 0 P: 5	1B: 4 2B: 2 3B: 0 HR: 1	SF: 0 SAC: 0 DP: 0 HBP: 0	WP: 1 PB: 0 SB: 0 CS: 0	PA: 35
PITCHER	IP WLS BF H R ER SO BB IBB HBP BLK WP HR S P ERA WHIP																			
Larry McWilliams, L (1, 1) ERA: 5.17	7.1 W 30 7 3 3 1 0 0 0 0 0 1 32 32 3.68 0.955																			
Don Robinson, R (8, 1) ERA: 3.24	0.2 2 0 0 0 0 0 0 0 0 0 1 0 2 2 0.00 0.000																			
John Candelaria, L (9, 1) ERA: 2.08	1.0 S 3 0 0 0 1 0 0 0 0 0 0 0 5 5 0.00 0.000																			

Chicago Cubs @ Pittsburgh Pirates
Three Rivers Stadium, Pittsburgh, PA
Mon Apr 22 1985, 6:05 PM EST
Att: 6,329 - Unknown

AB 35
R 3
H 7
RBI 2
BB 0
SO 2
LOB 13



Batter	1	2	3	4	5	6	7	8	9	AB	R	H	RBI	BB	SO	LOB	BOTTOM			
Johnny Ray, S (1, 4) OBP: 0.292, SLG: 0.333	0-0 6-3		0-0 2-H 2B		4-0 IBB		0-0 F9			3	0	1	1	1	0	0				
Joe Orsulak, L (1, 8) OBP: 0.500, SLG: 0.625	0-0 1-3		0-0 G3		0-0 F9		0-0 2B		0-0 1B	4	1	1	0	0	0	4				
Bill Madlock, R (1, 5) OBP: 0.160, SLG: 0.229	0-0 4-3			0-0 F9		0-0 5-3		0-0 PB 1-H 2B		4	0	1	1	0	0	0				
Don Robinson, R (8, 1)	0-0 4-3									0	0	0	0	0	0	0				
John Candelaria, L (9, 1)	0-0 4-3									0	0	0	0	0	0	0				
Jason Thompson, L (1, 3) OBP: 0.327, SLG: 0.333		0-0 L3		0-0 F8		4-0 1B 1B BB	4-0 1B 1B BB	4-0 G1-4-3 BB		2	1	0	0	2	0	0				
George Hendrick, R (1, 9) OBP: 0.289, SLG: 0.237		4-0 G5-4-3 BB		0-3 K		0-0 1B 1B	0-0 1B 1B	0-0 G1-4-3		3	1	1	0	1	1	2				
Tony Peña, R (1, 2) OBP: 0.333, SLG: 0.349		0-0 G5-4-3		0-0 SH3-4 2B		0-0 1B SH3-4 1B	0-0 1B SH3-4 1B	0-0 F9		4	1	2	0	0	0	1				
Steve Kemp, L (1, 7) OBP: 0.286, SLG: 0.286			0-0 SH3-4 2B 1B		0-0 F4		0-0 SH3-4 1B		0-0 4-3	3	1	2	2	0	0	1				
Doug Frobel, L (6, PR) OBP: 0.370, SLG: 0.375				0-0 SH3-4 1B		0-0 SH3-4 1B		0-0 4-3		1	0	0	0	0	0	0				
Bill Almon, R (1, 6) OBP: 0.538, SLG: 0.545			0-0 F8		4-0 SH3-4 BB	0-0 SH3-4		0-0 6-3		2	0	0	1	1	0	1				
Larry McWilliams, L (1, 1) OBP: 0.375, SLG: 0.286			0-0 SH3-4		0-0 SH3-4		0-0 4-3			1	0	0	0	0	0	2				
Jim Morrison, R (8, 5)			0-0 SH3-4		0-0 SH3-4		0-0 4-3			0	0	0	0	0	0	0				
Inning Stats	R: 0 E: 0 K: 0 S: 3	H: 0 LOB: 0 BB: 0 P: 3	R: 0 E: 0 K: 0 S: 2	H: 0 LOB: 1 BB: 1 P: 6	R: 1 E: 0 K: 0 S: 5	H: 2 LOB: 1 BB: 0 P: 5	R: 0 E: 0 K: 1 S: 5	H: 0 LOB: 0 BB: 0 P: 5	R: 0 E: 0 K: 0 S: 4	H: 1 LOB: 3 BB: 2 P: 12	R: 3 E: 0 K: 0 S: 6	H: 3 LOB: 2 BB: 1 P: 10	R: 1 E: 0 K: 0 S: 4	H: 2 LOB: 1 BB: 1 P: 8	R: 0 E: 0 K: 0 S: 3	H: 0 LOB: 0 BB: 0 P: 3	1B: 5 2B: 3 3B: 0 HR: 0	SF: 0 SAC: 3 DP: 2 HBP: 0	WP: 0 PB: 1 SB: 0 CS: 0	PA: 35
PITCHER	IP WLS BF H R ER SO BB IBB HBP BLK WP HR S P ERA WHIP																			
Dick Ruthven, R (1, 1) ERA: 5.06	5.1 L 23 4 3 3 1 0 0 0 0 0 0 21 37 5.06 1.312																			
George Frazier, R (6, 1) ERA: 12.0	1.0 7 4 2 2 0 0 0 0 0 0 0 7 7 18.00 4.000																			
Ray Fontenot, L (7, 1) ERA: 1.59	1.2 5 0 0 0 0 0 1 0 0 0 0 0 4 8 0.00 0.600																			

Chicago Cubs @ Pittsburgh Pirates
Three Rivers Stadium, Pittsburgh, PA
Mon Apr 22 1985, 6:05 PM EST
Att: 6,329 - Unknown

AB 27
R 5
H 8
RBI 5
BB 5
SO 1
LOB 11



Batter	1	2	3	4	5	6	7	8	9	AB	R	H	RBI	BB	SO	LOB	TOP								
Davey Lopes, R OBP: 0.421, SLG: 0.313 (1, 8)										5	0	3	2	0	0	2	Chicago Cubs @ Pittsburgh Pirates Three Rivers Stadium, Pittsburgh, PA Wed Apr 24 1985, 6:05 PM EST Att: 3,981 - Unknown livebaseballscorecards.com								
23 Ryne Sandberg, R OBP: 0.169, SLG: 0.226 (1, 4)										5	0	0	0	0	0	4									
Gary Matthews, R OBP: 0.404, SLG: 0.452 Bob Demier, R OBP: 0.269, SLG: 0.245 (1, 7) (8, 8)										4	1	1	0	1	1	2									
Leon Durham, L OBP: 0.267, SLG: 0.372 (1, 3)										5	1	2	2	0	1	1									
Keith Moreland, R OBP: 0.382, SLG: 0.417 (1, 9)										4	1	1	0	1	1	0									
Ron Cey, R OBP: 0.226, SLG: 0.292 (1, 5)										4	0	0	0	0	2	4									
Jody Davis, R OBP: 0.286, SLG: 0.421 (1, 2)										3	0	1	1	1	1	0									
Shawon Dunston, R OBP: 0.263, SLG: 0.351 (1, 6)										3	2	3	0	1	0	0									
Steve Trout, L Warren Brusstar, R Lee Smith, R Chris Speier, R OBP: 0.200, SLG: 0.500 (1, 1) (6, 1) (7, 1) (7, 5)										3	0	0	0	0	1	5									
Inning Stats	R: 0 E: 0 K: 0 S: 4	H: 2 LOB: 3 BB: 2 P: 12	R: 1 E: 0 K: 1 S: 7	H: 2 LOB: 1 BB: 0 P: 7	R: 2 E: 0 K: 2 S: 10	H: 3 LOB: 2 BB: 1 P: 14	R: 0 E: 0 K: 0 S: 4	H: 1 LOB: 1 BB: 0 P: 4	R: 1 E: 0 K: 0 S: 5	H: 2 LOB: 2 BB: 1 P: 9	R: 0 E: 0 K: 2 S: 5	H: 0 LOB: 0 BB: 0 P: 5	R: 0 E: 0 K: 1 S: 7	H: 0 LOB: 0 BB: 0 P: 7	R: 1 E: 0 K: 0 S: 5	H: 1 LOB: 1 BB: 0 P: 5	R: 0 E: 0 K: 2 S: 7	H: 0 LOB: 0 BB: 0 P: 7	1B: 7 2B: 3 3B: 0 HR: 1	SF: 0 SAC: 0 DP: 1 HBP: 0	WP: 1 PB: 0 SB: 2 CS: 0	PA: 42			
PITCHER	IP	WLS	BF	H	R	ER	SO	BB	IBB	HBP	BLK	WP	HR	S	P	ERA	WHIP								
Rick Rhoden, R ERA: 4.88 (1, 1)	4.1	L	25	10	4	4	3	3	0	0	0	1	1	28	40	8.31	3.000								
Cecilio Guante, R ERA: 3.72 (5, 1)	1.2		6	0	0	0	1	1	0	0	0	0	0	7	11	0.00	0.600								
Don Robinson, R ERA: 3.48 (7, 1)	2.0		8	1	1	1	2	0	0	0	0	0	0	12	12	4.50	0.500								
Al Holland, L ERA: 2.84 (9, 1)	1.0		3	0	0	0	2	0	0	0	0	0	0	7	7	0.00	0.000								

Batter	1	2	3	4	5	6	7	8	9	AB	R	H	RBI	BB	SO	LOB	BOTTOM								
Bill Almon, R OBP: 0.409, SLG: 0.400 (1, 6)										5	0	0	0	0	1	4	Chicago Cubs @ Pittsburgh Pirates Three Rivers Stadium, Pittsburgh, PA Wed Apr 24 1985, 6:05 PM EST Att: 3,981 - Unknown livebaseballscorecards.com								
Johnny Ray, S OBP: 0.296, SLG: 0.352 (1, 4)										5	1	3	0	0	0	0									
Jim Morrison, R OBP: 0.412, SLG: 0.333 (1, 5)										5	0	2	0	0	1	1									
George Hendrick, R OBP: 0.315, SLG: 0.261 (1, 9)										4	0	3	1	1	0	2									
Jason Thompson, L OBP: 0.310, SLG: 0.300 (1, 3)										4	0	0	0	1	0	6									
Sixto Lezcano, R OBP: 0.318, SLG: 0.250 (1, 7)										4	1	1	1	0	1	5									
Junior Ortiz, R OBP: 0.250, SLG: 0.250 (1, 2)										4	0	1	0	0	1	0									
Joe Orsulak, L OBP: 0.500, SLG: 0.625 (1, 8)										4	0	1	0	0	1	2									
Rick Rhoden, R OBP: 0.125, SLG: 0.125 (5, 1) Cecilio Guante, R ERA: 3.72 (5, 1) Lee Mazzilli, S OBP: 0.400, SLG: 0.400 (7, 1) Don Robinson, R ERA: 3.48 (7, 1) Doug Frobel, L OBP: 0.390, SLG: 0.440 (8, 1) Al Holland, R ERA: 2.84 (9, 1)										2	0	0	0	0	0	2									
Inning Stats	R: 0 E: 0 K: 0 S: 4	H: 1 LOB: 3 BB: 2 P: 12	R: 0 E: 1 K: 0 S: 4	H: 0 LOB: 1 BB: 0 P: 4	R: 0 E: 0 K: 0 S: 4	H: 1 LOB: 1 BB: 0 P: 4	R: 1 E: 0 K: 0 S: 4	H: 2 LOB: 0 BB: 0 P: 4	R: 1 E: 0 K: 0 S: 5	H: 3 LOB: 1 BB: 0 P: 5	R: 0 E: 0 K: 0 S: 4	H: 1 LOB: 2 BB: 1 P: 8	R: 0 E: 0 K: 1 S: 7	H: 2 LOB: 2 BB: 0 P: 7	R: 0 E: 0 K: 3 S: 10	H: 1 LOB: 1 BB: 0 P: 10	R: 0 E: 0 K: 1 S: 6	H: 1 LOB: 1 BB: 0 P: 6	1B: 9 2B: 2 3B: 0 HR: 1	SF: 0 SAC: 0 DP: 1 HBP: 0	WP: 0 PB: 0 SB: 0 CS: 1	PA: 41			
PITCHER	IP	WLS	BF	H	R	ER	SO	BB	IBB	HBP	BLK	WP	HR	S	P	ERA	WHIP								
Steve Trout, L ERA: 1.55 (1, 1)	5.0	W	23	7	2	2	0	2	0	0	0	0	0	21	29	3.60	1.800								
Warren Brusstar, R ERA: 1.08 (6, 1)	1.0		7	3	0	0	0	1	0	0	0	0	0	6	10	0.00	4.000								
Lee Smith, R ERA: 1.08 (7, 1)	3.0	S	11	2	0	0	5	0	0	0	0	0	0	21	21	0.00	0.667								



Batter	1	2	3	4	5	6	7	8	9	AB	R	H	RBI	BB	SO	LOB	TOP					
Bob Dernier, R <small>(1, 8) OBP: 0.281, SLG: 0.245</small>										4	1	1	0	1	0	1	Chicago Cubs @ Philadelphia Phillies Veterans Stadium, Philadelphia, PA Fri Apr 26 1985, 6:05 PM EST Att: 27,187 - Unknown					
23 Ryne Sandberg, R <small>(1, 4) OBP: 0.203, SLG: 0.306</small>										5	4	3	1	0	1	2						
Gary Matthews, R <small>(1, 7) OBP: 0.446, SLG: 0.465</small> Leon Durham, L <small>(6, PR) OBP: 0.261, SLG: 0.364</small>										1	1	1	0	2	0	0						
Davey Lopes, R <small>(1, 9) OBP: 0.500, SLG: 0.550</small>										4	1	3	3	1	0	2						
Keith Moreland, R <small>(1, 3) OBP: 0.367, SLG: 0.412</small>										3	0	1	2	0	0	3						
Ron Cey, R <small>(1, 5) OBP: 0.207, SLG: 0.264</small>										5	0	0	0	0	3	8						
Jody Davis, R <small>(1, 2) OBP: 0.298, SLG: 0.442</small>										5	0	2	0	0	1	0						
Shawon Dunston, R <small>(1, 6) OBP: 0.233, SLG: 0.310</small>										5	0	0	0	0	0	4						
Dennis Eckersley, R <small>(1, 1) OBP: 0.200, SLG: 0.200</small>										4	0	0	0	0	1	3						
Inning Stats	R: 4 E: 0 K: 1 S: 10	H: 5 LOB: 2 BB: 1 P: 14	R: 1 E: 0 K: 1 S: 7	H: 2 LOB: 2 BB: 1 P: 11	R: 0 E: 0 K: 1 S: 5	H: 0 LOB: 0 BB: 0 P: 5	R: 1 E: 0 K: 0 S: 5	H: 2 LOB: 2 BB: 1 P: 9	R: 0 E: 0 K: 0 S: 4	H: 1 LOB: 1 BB: 0 P: 4	R: 1 E: 1 K: 1 S: 6	H: 0 LOB: 2 BB: 0 P: 7	R: 0 E: 1 K: 1 S: 6	H: 0 LOB: 2 BB: 1 P: 10	R: 0 E: 0 K: 0 S: 4	H: 1 LOB: 1 BB: 0 P: 4	R: 0 E: 0 K: 1 S: 5	H: 0 LOB: 0 BB: 0 P: 5	1B: 8 2B: 1 3B: 0 HR: 2	SF: 2 ZB: 1 3B: 0 HBP: 1	WP: 0 PB: 0 SB: 5 CS: 0	PA: 45
PITCHER	IP WLS BF H R ER SO BB IBB HBP BLK WP HR S P ERA WHIP																					
Jerry Koosman, L <small>(1, 1) ERA: 6.48</small>	1.1 L 12 7 5 5 1 1 0 0 0 0 0 1 13 17 33.75 6.000																					
Kevin Gross, R <small>(2, 1) ERA: 3.27</small>	0.2 3 0 0 0 1 1 0 0 0 0 0 0 4 8 0.00 1.500																					
Pat Zachry, R <small>(3, 1) ERA: 4.91</small>	3.0 13 3 1 1 1 1 0 0 0 0 0 1 14 18 3.00 1.333																					
Charles Hudson, R <small>(6, 1) ERA: 4.35</small>	2.0 10 0 1 0 2 1 0 1 0 0 0 0 12 17 0.00 0.500																					
Larry Andersen, R <small>(8, 1) ERA: 5.69</small>	1.0 4 1 0 0 0 0 0 0 0 0 0 0 4 4 0.00 1.000																					
PITCHER	IP WLS BF H R ER SO BB IBB HBP BLK WP HR S P ERA WHIP																					
Don Carman, L <small>(9, 1) ERA:</small>	1.0 3 0 0 0 1 0 0 0 0 0 0 0 3 5 0.00 0.000																					

Batter	1	2	3	4	5	6	7	8	9	AB	R	H	RBI	BB	SO	LOB	BOTTOM					
Juan Samuel, R <small>(1, 4) OBP: 0.273, SLG: 0.406</small>										5	0	0	0	0	1	3	Chicago Cubs @ Philadelphia Phillies Veterans Stadium, Philadelphia, PA Fri Apr 26 1985, 6:05 PM EST Att: 27,187 - Unknown					
Gary Maddox, R <small>(1, 8) OBP: 0.476, SLG: 0.611</small>										4	0	1	0	0	1	0						
Von Hayes, L <small>(1, 7) OBP: 0.391, SLG: 0.389</small>										4	0	2	0	0	0	1						
Mike Schmidt, R <small>(1, 5) OBP: 0.258, SLG: 0.255</small>										4	0	0	0	0	0	3						
Ozzie Virgil, R <small>(1, 2) OBP: 0.311, SLG: 0.545</small>										4	1	1	0	0	0	1						
Glenn Wilson, R <small>(1, 9) OBP: 0.333, SLG: 0.510</small>										4	1	2	1	0	1	0						
John Russell, R <small>(1, 3) OBP: 0.238, SLG: 0.263</small>										4	1	2	0	0	1	1						
Steve Jeltz, S <small>(1, 6) OBP: 0.255, SLG: 0.186</small> Darren Daulton, L <small>(9, PH) OBP: 0.143, SLG: 0.143</small>										3	0	0	0	0	1	2						
Jerry Koosman, R <small>(1, 1) ERA: 6.48</small> Kevin Gross, R <small>(2, 1) ERA: 3.27</small> Pat Zachry, R <small>(3, 1) ERA: 4.91</small> Charles Hudson, R <small>(6, 1) ERA: 4.35</small> Larry Andersen, R <small>(8, 1) ERA: 5.69</small>	R: 0 E: 0 K: 2 S: 8	H: 1 LOB: 1 BB: 0 P: 8	R: 1 E: 1 K: 0 S: 5	H: 1 LOB: 1 BB: 0 P: 5	R: 0 E: 0 K: 0 S: 4	H: 1 LOB: 1 BB: 0 P: 4	R: 0 E: 0 K: 1 S: 5	H: 0 LOB: 0 BB: 0 P: 5	R: 0 E: 0 K: 0 S: 3	H: 0 LOB: 0 BB: 0 P: 3	R: 0 E: 0 K: 0 S: 4	H: 1 LOB: 1 BB: 0 P: 4	R: 0 E: 0 K: 1 S: 7	H: 2 LOB: 2 BB: 0 P: 7	R: 0 E: 0 K: 0 S: 3	H: 0 LOB: 0 BB: 0 P: 3	R: 2 E: 0 K: 1 S: 8	H: 3 LOB: 1 BB: 0 P: 8	1B: 6 2B: 2 3B: 1 HR: 0	SF: 0 ZB: 2 3B: 1 HBP: 0	WP: 0 PB: 0 SB: 0 CS: 0	PA: 37
PITCHER	IP WLS BF H R ER SO BB IBB HBP BLK WP HR S P ERA WHIP																					
Dennis Eckersley, R <small>(1, 1) ERA: 1.85</small>	9.0 W 37 9 3 2 5 0 0 0 0 0 0 0 47 47 2.00 1.000																					

Batter	1	2	3	4	5	6	7	8	9	AB	R	H	RBI	BB	SO	LOB	TOP					
Bob Dernier, R (1, 8) OBP: 0.328, SLG: 0.259	4-0 E 23 S 9-2 BB		X 0-0 1B			X 4-0 23 F4 BB		X 4-0 G3 23 BB BB		1	0	1	0	3	0	0						
23 Ryne Sandberg, R (1, 4) OBP: 0.206, SLG: 0.292	0-3 K		X 0-0 F7			X 0-0 F4		X 4-0 G3 1-2 2-3 BB		3	0	0	0	1	1	3						
Gary Matthews, R (1, 7) OBP: 0.417, SLG: 0.426	0-0 E5 2-3			X 0-0 F7		X 0-0 F9		X 0-0 G3 1-2 2-3 3-H		4	0	0	1	0	0	3						
Davey Lopes, R (1, 9) OBP: 0.429, SLG: 0.458	0-0 9-2 3-H			X 0-0 4-3		X 0-0 F8		X 0-0 F8 5-3		4	0	0	0	0	0	4						
Keith Moreland, R (1, 3) OBP: 0.344, SLG: 0.382		X 0-0 F8		X 0-0 F8		X 0-0 F6		X 0-0 5-3		4	0	0	0	0	0	0						
Chris Speier, R (1, 5) OBP: 0.333, SLG: 0.429		X 0-0 3-1			X 0-0 6-3		X 0-0 1B		X 4-0 1B BB		3	0	1	0	1	0						
Jody Davis, R (1, 2) OBP: 0.314, SLG: 0.468		X 0-0 F9			X 0-0 2B		X 0-0 G3		X 0-0 1B		4	0	2	0	0	0						
Shawon Dunston, R (1, 6) OBP: 0.239, SLG: 0.311			X 0-0 F8		X 0-0 F4			X 0-0 E8 23 BB G3 1B		3	1	1	0	0	0	1						
Thad Bosley, L (9, PH) OBP: 0.333, SLG: 0.750								X 0-0 L4		1	0	0	0	0	0	2						
Scott Sanderson, R (1, 1)			X 0-0 1-3		X 0-0 1-3			X 0-0 F9		2	0	0	0	0	0	1						
George Frazier, R (6, 1)										0	0	0	0	0	0	0						
Gary Woods, R (8, PH)										1	0	0	0	0	0	1						
Lary Sorensen, R (8, 1)										0	0	0	0	0	0	0						
Leon Durham, L (9, PH) OBP: 0.255, SLG: 0.356										1	0	0	0	0	0	2						
Inning Stats	R: 0 E: 1 K: 1 S: 5	H: 0 LOB: 1 BB: 1 P: 9	R: 0 E: 0 K: 0 S: 3	H: 0 LOB: 0 BB: 0 P: 3	R: 0 E: 0 K: 1 S: 4	H: 1 LOB: 1 BB: 0 P: 4	R: 0 E: 0 K: 0 S: 3	H: 0 LOB: 0 BB: 0 P: 3	R: 0 E: 0 K: 0 S: 4	H: 1 LOB: 1 BB: 0 P: 4	R: 0 E: 0 K: 0 S: 2	H: 0 LOB: 0 BB: 1 P: 6	R: 0 E: 0 K: 0 S: 4	H: 1 LOB: 1 BB: 0 P: 4	R: 1 E: 1 K: 0 S: 4	H: 1 LOB: 2 BB: 2 P: 12	R: 0 E: 0 K: 0 S: 4	H: 1 LOB: 2 BB: 1 P: 8	1B: 4 2B: 2 3B: 0 HR: 0	SF: 0 SAC: 0 DP: 1 HBP: 0	WP: 0 PB: 0 SB: 1 CS: 0	PA: 36
PITCHER	IP WLS BF H R ER SO BB IBB HBP BLK WP HR S P ERA WHIP																					
Shane Rawley, L (1, 1) ERA: 1.82	7.1 W 29 4 1 1 1 4 0 0 0 0 0 0 27 43 1.23 1.091																					
Larry Andersen, R (8, 1) ERA: 5.14	0.2 2 0 0 0 0 0 0 0 0 0 0 0 2 2 0.00 0.000																					
Kent Tekulve, R (9, 1) ERA: 6.48	1.0 5 1 0 0 0 0 1 0 0 0 0 0 0 4 8 0.00 2.000																					

Chicago Cubs @ Philadelphia Phillies
Veterans Stadium, Philadelphia, PA
Sat Apr 27 1985, 6:05 PM EST
Att: 25,220 - Unknown

livebaseballscores.com

AB 31
R 1
H 5
RBI 1
BB 5
SO 1
LOB 18



Batter	1	2	3	4	5	6	7	8	9	AB	R	H	RBI	BB	SO	LOB	BOTTOM			
Juan Samuel, R (1, 4) OBP: 0.254, SLG: 0.377	0-0 6-3		X 0-3 K		X 0-3 K		X 0-0 6-3	X 0-0 F4		5	0	0	0	0	2	1				
Jeff Stone, L (1, 7) OBP: 0.352, SLG: 0.510	0-0 1B		X 0-0 3-1		X 4-0 CS BB		X 0-0 F6			3	0	1	0	1	0	0				
Garry Maddox, R (8, 8)										0	0	0	0	0	0	0				
Von Hayes, L (1, 8) OBP: 0.412, SLG: 0.448	0-3 K			X 0-0 1B SF7	X 0-0 CS	X 0-0 3B	X 0-0 S 1B			4	3	3	0	0	1	1				
Mike Schmidt, R (1, 5) OBP: 0.273, SLG: 0.259	0-0 5-3			X 0-0 BB 1B		X 0-0 F2	X 4-0 S 1B IBB			3	1	1	0	1	0	2				
Ozzie Virgil, R (1, 2) OBP: 0.347, SLG: 0.553		X 0-0 1B		X 0-3 K		X 4-0 3B IBB	X 0-0 1H 2-H 1B			3	1	2	2	1	1	2				
Glenn Wilson, R (1, 9) OBP: 0.327, SLG: 0.538		X 0-0 F9		X 0-0 SF7		X 0-0 E 3B	X 0-0 F5			3	1	1	3	0	0	2				
John Russell, R (1, 3) OBP: 0.240, SLG: 0.227			X 0-0 F4		X 0-0 BB			X 0-0 F3		3	0	0	0	1	1	2				
Kent Tekulve, R (9, 1)										0	0	0	0	0	0	0				
Luis Aguayo, R (1, 6)		X 0-0 F4		X 0-3 K		X 0-0 E6		X 0-0 F2		4	0	0	0	0	1	3				
Shane Rawley, R (1, 1)			X 0-0 1-3		X 0-0 F7		X 3-H 6-3		X 0-0 1B		3	0	0	0	0	1				
Larry Andersen, R (8, 1)										0	0	0	0	0	0	0				
Tim Corcoran, L (8, PH) OBP: 0.405, SLG: 0.395										1	0	1	0	0	0	0				
Inning Stats	R: 0 E: 0 K: 1 S: 6	H: 1 LOB: 1 BB: 0 P: 6	R: 0 E: 0 K: 0 S: 4	H: 1 LOB: 1 BB: 0 P: 4	R: 0 E: 0 K: 1 S: 5	H: 0 LOB: 0 BB: 0 P: 5	R: 1 E: 0 K: 2 S: 9	H: 2 LOB: 2 BB: 1 P: 13	R: 0 E: 0 K: 1 S: 4	H: 0 LOB: 0 BB: 1 P: 8	R: 3 E: 1 K: 1 S: 8	H: 2 LOB: 1 BB: 1 P: 12	R: 2 E: 0 K: 0 S: 5	H: 2 LOB: 1 BB: 1 P: 9	R: 0 E: 0 K: 0 S: 4	H: 1 LOB: 1 BB: 0 P: 4	1B: 7 2B: 0 3B: 2 HR: 0	SF: 1 SAC: 0 DP: 0 HBP: 0	WP: 0 PB: 0 SB: 3 CS: 1	PA: 38
PITCHER	IP WLS BF H R ER SO BB IBB HBP BLK WP HR S P ERA WHIP																			
Scott Sanderson, R (1, 1) ERA: 2.65	5.1 L 24 6 4 3 5 2 1 0 0 0 0 0 0 31 43 5.06 1.500																			
George Frazier, R (6, 1) ERA: 11.57	1.2 9 2 2 2 1 0 1 0 0 0 0 0 10 14 10.80 1.200																			
Lary Sorensen, R (8, 1) ERA: 6.0	1.0 4 1 0 0 0 0 0 0 0 0 0 0 0 4 4 0.00 1.000																			

Chicago Cubs @ Philadelphia Phillies
Veterans Stadium, Philadelphia, PA
Sat Apr 27 1985, 6:05 PM EST
Att: 25,220 - Unknown

livebaseballscores.com

AB 32
R 6
H 9
RBI 5
BB 4
SO 6
LOB 14



Batter	1	2	3	4	5	6	7	8	9	AB	R	H	RBI	BB	SO	LOB	TOP			
Bob Dernier, R (1.8) OBP: 0.323, SLG: 0.259										4	0	1	0	0	1	1	Chicago Cubs @ Philadelphia Phillies Veterans Stadium, Philadelphia, PA Sun Apr 28 1985, 3:33 AM EDT Att: 31,890 - Unknown			
23 Ryne Sandberg, R (1.4) OBP: 0.194, SLG: 0.275										4	0	0	0	0	1	2				
Gary Matthews, R (1.7) OBP: 0.406, SLG: 0.412										4	1	1	0	0	2	1				
Leon Durham, L (1.3) OBP: 0.255, SLG: 0.367										4	1	1	1	0	1	1				
Keith Moreland, R (1.9) OBP: 0.338, SLG: 0.390										4	0	1	1	0	0	0				
Richie Hebner, L (1.5) OBP: 0.333, SLG: 0.333										3	0	0	0	0	0	1				
Jody Davis, R (1.2) OBP: 0.315, SLG: 0.480										3	0	1	0	0	0	1				
Larry Bowa, S (1.6) OBP: 0.308, SLG: 0.462										2	0	0	0	0	1	1				
Thad Bosley, L (7, PH) OBP: 0.266, SLG: 0.600										1	0	0	0	0	0	1				
Chris Speier, R (7.6) OBP: 0.333, SLG: 0.429										0	0	0	0	0	0	0				
Rick Sutcliffe, L (1.1) OBP: 0.286, SLG: 0.462										2	0	1	0	0	1	0				
Davey Lopes, R (8, PH) OBP: 0.414, SLG: 0.440										1	0	0	0	0	0	0				
Warren Brusstar, R (8.1)										0	0	0	0	0	0	0				
Inning Stats	R: 0 E: 1 K: 2 S: 8	H: 1 LOB: 1 BB: 0 P: 8	R: 0 E: 0 K: 0 S: 4	H: 1 LOB: 1 BB: 0 P: 4	R: 0 E: 0 K: 0 S: 3	H: 1 LOB: 0 BB: 0 P: 3	R: 0 E: 0 K: 1 S: 5	H: 0 LOB: 0 BB: 0 P: 5	R: 0 E: 0 K: 1 S: 5	H: 0 LOB: 0 BB: 0 P: 5	R: 2 E: 0 K: 0 S: 6	H: 3 LOB: 1 BB: 0 P: 6	R: 0 E: 0 K: 1 S: 5	H: 0 LOB: 0 BB: 0 P: 5	R: 0 E: 0 K: 1 S: 5	H: 0 LOB: 0 BB: 0 P: 5	1B: 3 2B: 4 3B: 0 HR: 0	SF: 0 SAC: 0 DP: 1 HBP: 0	WP: 0 PB: 0 SB: 0 CS: 0	PA: 32
PITCHER	IP WLS BF H R ER SO BB IBB HBP BLK WP HR S P ERA WHIP																			
Kevin Gross, R (1.1) ERA: 3.18	6.0 W 22 5 2 2 5 0 0 0 0 0 0 0 32 32 3.00 0.833																			
Larry Andersen, R (7.1) ERA: 3.6	3.0 S 10 1 0 0 2 0 0 0 0 0 0 0 14 14 0.00 0.333																			

AB	32
R	2
H	6
RBI	2
BB	0
SO	7
LOB	9



Batter	1	2	3	4	5	6	7	8	9	AB	R	H	RBI	BB	SO	LOB	BOTTOM			
Juan Samuel, R (1.4) OBP: 0.253, SLG: 0.370										4	1	1	0	0	1	4	Chicago Cubs @ Philadelphia Phillies Veterans Stadium, Philadelphia, PA Sun Apr 28 1985, 3:33 AM EDT Att: 31,890 - Unknown			
Jeff Stone, L (1.7) OBP: 0.345, SLG: 0.481										3	0	0	0	1	1	3				
Garry Maddox, R (8.8) OBP: 0.476, SLG: 0.611										0	0	0	0	0	0	0				
Von Hayes, L (1.8) OBP: 0.403, SLG: 0.452										4	1	1	1	0	1	2				
Mike Schmidt, R (1.5) OBP: 0.271, SLG: 0.259										4	1	1	0	0	1	0				
Ozzie Virgil, R (1.2) OBP: 0.358, SLG: 0.549										4	0	2	1	0	0	1				
Glenn Wilson, R (1.9) OBP: 0.305, SLG: 0.500										4	0	0	0	0	1	2				
John Russell, R (1.3) OBP: 0.214, SLG: 0.200										3	0	0	0	0	3	1				
Steve Jeltz, S (1.6) OBP: 0.260, SLG: 0.196										3	0	1	0	0	1	0				
Kevin Gross, R (1.1) ERA: 1.66										1	0	0	0	1	0	0				
Tim Corcoran, L (7.3) OBP: 0.418, SLG: 0.410										0	0	0	0	0	0	0				
Inning Stats	R: 1 E: 1 K: 1 S: 6	H: 0 LOB: 0 BB: 0 P: 6	R: 0 E: 0 K: 1 S: 5	H: 0 LOB: 0 BB: 0 P: 5	R: 0 E: 0 K: 0 S: 4	H: 1 LOB: 1 BB: 0 P: 4	R: 2 E: 1 K: 3 S: 13	H: 3 LOB: 3 BB: 1 P: 17	R: 0 E: 0 K: 1 S: 5	H: 1 LOB: 1 BB: 1 P: 9	R: 0 E: 0 K: 2 S: 7	H: 0 LOB: 0 BB: 0 P: 7	R: 0 E: 0 K: 1 S: 6	H: 1 LOB: 1 BB: 0 P: 6	R: 0 E: 0 K: 0 S: 3	H: 1 LOB: 0 BB: 0 P: 3	1B: 6 2B: 1 3B: 0 HR: 0	SF: 0 SAC: 0 DP: 1 HBP: 0	WP: 1 PB: 0 SB: 3 CS: 1	PA: 33
PITCHER	IP WLS BF H R ER SO BB IBB HBP BLK WP HR S P ERA WHIP																			
Rick Sutcliffe, R (1.1) ERA: 1.66	7.0 L 30 6 3 1 9 2 0 0 0 0 1 0 46 54 1.29 1.143																			
Warren Brusstar, R (8.1) ERA:	1.0 3 1 0 0 0 0 0 0 0 0 0 0 3 3 0.00 1.000																			


AB	31
R	3
H	7
RBI	2
BB	2
SO	9
LOB	13



Batter	1	2	3	4	5	6	7	8	9	AB	R	H	RBI	BB	SO	LOB	TOP					
Dan Gladden, R OBP: 0.350, SLG: 0.384 (1, 8)										4	1	2	0	0	0	3	San Francisco Giants @ Chicago Cubs Wrigley Field, Chicago, IL Tue Apr 30 1985, 3:33 AM CDT Att: 12,647 - Unknown					
Manny Trillo, R OBP: 0.343, SLG: 0.322 Scot Thompson, L OBP: 0.147, SLG: 0.147 Johnnie LeMaster, R (8, 6)										3	0	2	0	0	0	1						
Jeffrey Leonard, R OBP: 0.194, SLG: 0.246 (1, 7)										4	0	1	1	0	1	2						
Chili Davis, S OBP: 0.306, SLG: 0.406 (1, 9)										3	0	0	0	1	0	4						
David Green, R OBP: 0.209, SLG: 0.081 (1, 3)											3	0	0	0	1	1						
Bob Brenly, R OBP: 0.246, SLG: 0.310 (1, 2)											4	0	1	0	0	1						
Chris Brown, R OBP: 0.353, SLG: 0.341 (1, 5)											4	0	1	0	0	1						
Jose Uribe, S OBP: 0.238, SLG: 0.310 (8, 4)											3	0	2	0	0	1						
Bill Laskey, R (1, 1)										1	0	0	0	0	0	1						
Brad Wellman, R OBP: 0.379, SLG: 0.370 Greg Minton, S (5, 1)										0	0	0	0	0	0	0						
Joel Youngblood, R OBP: 0.283, SLG: 0.125 Scott Garretts, R (7, 1)										0	0	0	0	1	0	0						
Inning Stats	R: 1 E: 0 K: 0 S: 5	H: 3 LOB: 1 BB: 0 P: 5	R: 0 E: 0 K: 0 S: 4	H: 2 LOB: 1 BB: 0 P: 4	R: 0 E: 0 K: 0 S: 4	H: 2 LOB: 1 BB: 0 P: 4	R: 0 E: 0 K: 0 S: 3	H: 1 LOB: 1 BB: 1 P: 7	R: 0 E: 0 K: 0 S: 2	H: 0 LOB: 0 BB: 0 P: 3	R: 0 E: 0 K: 0 S: 3	H: 1 LOB: 2 BB: 1 P: 8	R: 0 E: 0 K: 2 S: 6	H: 0 LOB: 0 BB: 1 P: 10	R: 0 E: 0 K: 2 S: 7	H: 0 LOB: 0 BB: 0 P: 7	1B: 8 2B: 2 3B: 0 HR: 0	SF: 0 SAC: 0 DP: 4 HBP: 1	WP: 0 PB: 0 SB: 0 CS: 2	PA: 35		
PITCHER	IP WLS BF H R ER SO BB IBB HBP BLK WP HR S P ERA WHIP	6.2 W 27 9 1 1 0 2 0 0 1 0 0 0 24 33 1.35 1.650	2.1 S 7 0 0 0 4 1 0 0 0 0 0 0 14 18 0.00 0.429																			

Batter	1	2	3	4	5	6	7	8	9	AB	R	H	RBI	BB	SO	LOB	BOTTOM				
Bob Dernier, R OBP: 0.333, SLG: 0.274 (1, 8)										4	1	2	0	0	0	2	San Francisco Giants @ Chicago Cubs Wrigley Field, Chicago, IL Tue Apr 30 1985, 3:33 AM CDT Att: 12,647 - Unknown				
23 Ryne Sandberg, R OBP: 0.224, SLG: 0.329 (1, 4)										4	1	3	1	0	0	0					
Gary Matthews, R OBP: 0.382, SLG: 0.382 Gary Woods, R (8, 7)										4	0	0	0	0	1	3					
Leon Durham, L OBP: 0.291, SLG: 0.423 (1, 3)										3	1	2	0	1	0	1					
Keith Moreland, R OBP: 0.324, SLG: 0.371 (1, 9)										3	0	0	0	0	0	4					
Jody Davis, R OBP: 0.328, SLG: 0.481 (1, 2)										4	0	2	0	0	0	0					
Ron Cey, R OBP: 0.194, SLG: 0.250 (1, 5)										3	0	0	1	0	0	1					
Shawon Dunston, R OBP: 0.260, SLG: 0.333 (1, 6)										3	0	1	0	1	0	1					
Steve Trout, L Lee Smith, R (1, 1) (7, 1)										3	0	0	0	0	0	3					
Inning Stats	R: 0 E: 1 K: 0 S: 5	H: 2 LOB: 2 BB: 0 P: 5	R: 0 E: 0 K: 0 S: 3	H: 0 LOB: 0 BB: 0 P: 3	R: 2 E: 1 K: 0 S: 6	H: 3 LOB: 1 BB: 0 P: 6	R: 0 E: 1 K: 0 S: 5	H: 1 LOB: 2 BB: 0 P: 5	R: 0 E: 0 K: 0 S: 4	H: 2 LOB: 1 BB: 0 P: 4	R: 0 E: 0 K: 1 S: 5	H: 0 LOB: 0 BB: 0 P: 5	R: 1 E: 0 K: 1 S: 6	H: 1 LOB: 2 BB: 2 P: 14	1B: 5 2B: 6 3B: 0 HR: 0	SF: 1 SAC: 1 DP: 2 HBP: 0		WP: 0 PB: 0 SB: 1 CS: 0	PA: 36		
PITCHER	IP WLS BF H R ER SO BB IBB HBP BLK WP HR S P ERA WHIP	4.0 L 19 6 2 2 0 2 0 0 0 0 0 0 8 8 0.00 1.500	2.0 8 3 0 0 0 0 0 0 0 0 0 8 8 0.00 1.500	2.0 9 1 1 1 2 1 1 0 0 0 0 0 11 19 4.50 1.000																	

AB	30
R	1
H	9
RBI	1
BB	3
SO	4
LOB	15



Batter	1	2	3	4	5	6	7	8	9	AB	R	H	RBI	BB	SO	LOB	TOP			
Dan Gladden, R OBP: 0.333, SLG: 0.364 (1, 8)	0-3 K		0-3 K			0-3 K		0-0 F8		4	0	0	0	0	3	0	San Francisco Giants @ Chicago Cubs Wrigley Field, Chicago, IL Wed May 01 1985, 3:33 AM CDT Att: 14,490 - Unknown			
Manny Trillo, R OBP: 0.324, SLG: 0.302 (1, 4)	0-0 F8		0-0 F7			0-0 F8		0-0 F9		4	0	0	0	0	0					
Jeffrey Leonard, R OBP: 0.197, SLG: 0.236 (1, 7)	4-0 HR BB		0-3 K			0-3 K			0-0 6-3	3	1	0	0	1	2	0				
Chili Davis, S OBP: 0.303, SLG: 0.441 (1, 9)	0-0 HR			0-3 K			0-0 F7		0-0 4-3	4	1	1	2	0	1	0				
Chris Brown, R OBP: 0.345, SLG: 0.333 (1, 5)	0-3 K			0-3 K			0-0 1B SF9 1B		0-3 K	4	1	1	0	0	3	0				
Bob Brenly, R OBP: 0.265, SLG: 0.328 (1, 2)		0-0 G6-4-3 1B		0-0 F3			0-0 1B			3	0	2	0	0	0	0				
David Green, R OBP: 0.196, SLG: 0.077 (1, 3)		0-0 G6-4-3			0-0 1-3		0-0 SF9			2	0	0	1	0	0	1				
Jose Uribe, S OBP: 0.244, SLG: 0.311 (1, 6)		0-0 1B		0-0 F6			0-0 F8			3	0	1	0	0	0	1				
Jim Gott, R OBP: 0.143, SLG: 0.143 Mark Davis, L Scott Thompson, L Scott Garrelts, R	0-0 1-3			0-3 K			0-0 F7			2	0	0	0	0	1	1	GIANTS			
Inning Stats	R: 2 E: 0 K: 2 S: 8	H: 1 LOB: 0 BB: 1 P: 12	R: 0 E: 0 K: 0 S: 4	H: 2 LOB: 1 BB: 0 P: 4	R: 0 E: 0 K: 2 S: 7	H: 0 LOB: 0 BB: 0 P: 7	R: 0 E: 0 K: 1 S: 5	H: 0 LOB: 0 BB: 0 P: 5	R: 0 E: 0 K: 0 S: 7	H: 0 LOB: 0 BB: 0 P: 7	R: 1 E: 0 K: 0 S: 5	H: 2 LOB: 1 BB: 0 P: 5	R: 0 E: 0 K: 0 S: 3	H: 0 LOB: 0 BB: 0 P: 3	R: 0 E: 0 K: 1 S: 5	H: 0 LOB: 0 BB: 0 P: 5	1B: 4 2B: 0 3B: 0 HR: 1	SF: 1 SAC: 0 DP: 1 HBP: 0	WP: 0 PB: 0 SB: 0 CS: 0	PA: 32
PITCHER Dennis Eckersley, R ERA: 2.09 (1, 1)	IP: 9.0 WLS: W BF: 32 H: 5 R: 3 ER: 3 SO: 10 BB: 1 IBB: 0 HBP: 0 BLK: 0 WP: 0 HR: 1 S: 51 P: 55 ERA: 3.00 WHIP: 0.667															PITCHER				

Batter	1	2	3	4	5	6	7	8	9	AB	R	H	RBI	BB	SO	LOB	BOTTOM			
Bob Dernier, R OBP: 0.324, SLG: 0.258 (1, 8)	0-0 F9	0-0 F4			0-0 1-3		0-0 6-3		4-0 23 S IBB	4	0	0	0	1	0	0	San Francisco Giants @ Chicago Cubs Wrigley Field, Chicago, IL Wed May 01 1985, 3:33 AM CDT Att: 14,490 - Unknown			
23 Ryne Sandberg, R OBP: 0.225, SLG: 0.325 (1, 4)	0-0 E6 2B		0-0 5-3		0-3 K		0-0 S 1B		0-0 S	5	1	1	0	0	1	1				
Thad Bosley, L OBP: 0.300, SLG: 0.625 Davey Lopes, R	0-0 1B BB 2B		0-0 F7			0-0 F7	0-0 F9			3	1	1	1	0	0	0				
Leon Durham, L OBP: 0.305, SLG: 0.407 (1, 3)	4-0 BB 1B BB		0-0 4-3			4-0 1B BB	0-3 K			2	1	0	0	2	1	1				
Keith Moreland, R OBP: 0.333, SLG: 0.379 (1, 9)	0-0 BB 1B			0-0 F7		0-0 1B 1B		0-0 F7		4	0	2	0	0	0	0				
Jody Davis, R OBP: 0.323, SLG: 0.456 (1, 2)	4-0 G4-6-3 BB			0-3 K		0-0 F7		0-0 F9		3	0	0	1	1	1	2				
Ron Cey, R OBP: 0.197, SLG: 0.250 (1, 5)	0-0 G4-6-3			0-0 E5		0-0 1B		0-0 5-3		4	0	1	1	0	0	3				
Shawon Dunston, R OBP: 0.278, SLG: 0.320 (1, 6)		0-3 K		0-0 6-3		4-0 FC6-4 IBB		4-0 23 S BB		2	1	0	0	2	1	1				
Dennis Eckersley, R OBP: 0.154, SLG: 0.154 Larry Bowa, S	0-0 4-3				0-0 6-3		0-0 FC6-4		0-3 K	3	0	0	0	0	0	3	CBS			
Inning Stats	R: 2 E: 1 K: 0 S: 5	H: 2 LOB: 2 BB: 2 P: 13	R: 0 E: 0 K: 1 S: 5	H: 0 LOB: 0 BB: 0 P: 5	R: 0 E: 0 K: 1 S: 6	H: 0 LOB: 1 BB: 0 P: 6	R: 0 E: 0 K: 1 S: 5	H: 0 LOB: 0 BB: 0 P: 5	R: 1 E: 0 K: 0 S: 5	H: 2 LOB: 3 BB: 2 P: 13	R: 0 E: 0 K: 1 S: 6	H: 1 LOB: 1 BB: 0 P: 6	R: 0 E: 0 K: 0 S: 3	H: 0 LOB: 0 BB: 0 P: 3	R: 1 E: 1 K: 1 S: 3	H: 0 LOB: 1 BB: 2 P: 11	1B: 4 2B: 1 3B: 0 HR: 0	SF: 0 SAC: 0 DP: 1 HBP: 0	WP: 0 PB: 0 SB: 0 CS: 0	PA: 38
PITCHER Jim Gott, R ERA: 2.86 Mark Davis, L ERA: 1.69 Scott Garrelts, R ERA: 2.3 (1, 1)	IP: 6.1 WLS: 2 BF: 29 H: 5 R: 3 ER: 2 SO: 3 BB: 3 IBB: 0 HBP: 0 BLK: 0 WP: 0 HR: 0 S: 31 P: 47 ERA: 2.84 WHIP: 1.263															PITCHER				

Batter	1	2	3	4	5	6	7	8	9	AB	R	H	RBI	BB	SO	LOB	TOP								
Tim Flannery, L (1, 4) OBP: 0.390, SLG: 0.421										5	1	2	0	0	0	0									
Tony Gwynn, L (1, 9) OBP: 0.330, SLG: 0.420										4	1	0	0	1	0	1									
Steve Garvey, R (1, 3) OBP: 0.326, SLG: 0.489										5	1	2	2	0	0	2									
Graig Nettles, L (1, 5) OBP: 0.423, SLG: 0.439										4	1	1	1	1	1	1									
Kevin McReynolds, R (1, 8) OBP: 0.276, SLG: 0.299										4	0	0	0	1	0	2									
Terry Kennedy, L (1, 2) OBP: 0.232, SLG: 0.368										4	0	2	1	0	0	0									
Camelot Martinez, R (1, 7) OBP: 0.359, SLG: 0.522										4	1	1	0	0	1	3									
Garry Templeton, S (1, 6) OBP: 0.280, SLG: 0.338										4	1	2	2	0	1	2									
Andy Hawkins, R (1, 1) OBP: 0.167, SLG: 0.167										3	0	0	0	0	0	1									
Rich Gossage, R (7, 1)										1	0	0	0	0	0	0									
Inning Stats	R: 3 E: 1 K: 2 S: 11	H: 3 LOB: 2 BB: 1 P: 15	R: 0 E: 0 K: 0 S: 3	H: 0 LOB: 0 BB: 0 P: 3	R: 0 E: 0 K: 0 S: 3	H: 0 LOB: 0 BB: 0 P: 3	R: 0 E: 0 K: 0 S: 4	H: 1 LOB: 1 BB: 0 P: 4	R: 0 E: 0 K: 0 S: 3	H: 0 LOB: 0 BB: 0 P: 3	R: 0 E: 0 K: 0 S: 4	H: 1 LOB: 1 BB: 0 P: 4	R: 0 E: 0 K: 1 S: 6	H: 1 LOB: 2 BB: 1 P: 10	R: 3 E: 0 K: 0 S: 6	H: 3 LOB: 0 BB: 0 P: 6	R: 0 E: 0 K: 0 S: 4	H: 1 LOB: 2 BB: 1 P: 8	1B: 5 2B: 2 3B: 1 HR: 2	SF: 0 SAC: 0 DP: 0 HBP: 0	WP: 0 PB: 0 SB: 0 CS: 0	PA: 41			
PITCHER	IP	WLS	BF	H	R	ER	SO	BB	IBB	HBP	BLK	WP	HR	S	P	ERA	WHIP								
Rick Sutcliffe, R (1, 1) ERA: 2.35	8.0	L	36	9	6	5	3	2	0	0	0	0	2	40	48	5.62	1.375								
Ray Fontenot, L (9, 1) ERA: 1.42	0.2		4	1	0	0	0	1	0	0	0	0	0	3	7	0.00	3.000								
Warren Brusstar, R (9, 1) ERA:	0.1		1	0	0	0	0	0	0	0	0	0	0	1	1	0.00	0.000								

San Diego Padres @ Chicago Cubs
Wrigley Field, Chicago, IL
Fri May 03 1985, 3:33 AM CDT
Att: 27,236 - Unknown

livebaseballscores.com

AB 38
R 6
H 10
RBI 6
BB 3
SO 3
LOB 12

Batter	1	2	3	4	5	6	7	8	9	AB	R	H	RBI	BB	SO	LOB	BOTTOM								
Bob Dernier, R (1, 8) OBP: 0.316, SLG: 0.254										5	0	1	0	0	1	2									
23 Ryne Sandberg, R (1, 4) OBP: 0.226, SLG: 0.321										4	1	1	0	0	0	1									
Thad Bosley, L (1, 7) OBP: 0.357, SLG: 0.545										3	1	1	0	1	0	1									
Leon Durham, L (1, 3) OBP: 0.302, SLG: 0.448										4	1	1	3	0	0	1									
Keith Moreland, R (1, 9) OBP: 0.329, SLG: 0.371										4	1	1	0	0	0	0									
Jody Davis, R (1, 2) OBP: 0.333, SLG: 0.525										4	1	2	2	0	1	0									
Ron Cey, R (1, 5) OBP: 0.200, SLG: 0.250										4	0	1	0	0	0	0									
Shawn Dunston, R (1, 6) OBP: 0.263, SLG: 0.302										3	0	0	0	0	2	2									
Richie Hebner, L (9, PH) OBP: 0.400, SLG: 0.333										0	0	0	0	1	0	0									
Larry Bowa, S (9, FR) OBP: 0.286, SLG: 0.429										0	0	0	0	0	0	0									
Rick Sutcliffe, L (1, 1) OBP: 0.250, SLG: 0.400										2	0	0	0	0	0	2									
Chris Speier, R (8, PH) OBP: 0.300, SLG: 0.375										1	0	0	0	0	1	0									
Ray Fontenot, L (9, 1) ERA: 1.42										0	0	0	0	0	0	0									
Warren Brusstar, R (9, 1) ERA:										0	0	0	0	0	0	0									
Davey Lopes, R (9, PH) OBP: 0.419, SLG: 0.423										0	0	0	0	1	0	0									
Inning Stats	R: 0 E: 0 K: 1 S: 6	H: 1 LOB: 1 BB: 0 P: 6	R: 0 E: 0 K: 1 S: 5	H: 0 LOB: 0 BB: 0 P: 5	R: 0 E: 1 K: 0 S: 3	H: 0 LOB: 0 BB: 0 P: 3	R: 0 E: 0 K: 0 S: 3	H: 0 LOB: 0 BB: 0 P: 3	R: 0 E: 0 K: 0 S: 7	H: 2 LOB: 2 BB: 0 P: 7	R: 2 E: 0 K: 1 S: 7	H: 2 LOB: 0 BB: 0 P: 7	R: 3 E: 0 K: 1 S: 7	H: 2 LOB: 0 BB: 1 P: 11	R: 0 E: 0 K: 0 S: 3	H: 0 LOB: 2 BB: 2 P: 11	1B: 5 2B: 1 3B: 0 HR: 2	SF: 0 SAC: 0 DP: 1 HBP: 0	WP: 0 PB: 0 SB: 0 CS: 1	PA: 38					
PITCHER	IP	WLS	BF	H	R	ER	SO	BB	IBB	HBP	BLK	WP	HR	S	P	ERA	WHIP								
Andy Hawkins, R (1, 1) ERA: 2.73	6.1	W	24	6	2	2	3	0	0	0	0	0	1	30	30	2.84	0.947								
Rich Gossage, R (7, 1) ERA: 3.0	2.2	S	13	2	3	3	2	3	0	0	0	0	1	14	26	10.12	1.875								

San Diego Padres @ Chicago Cubs
Wrigley Field, Chicago, IL
Fri May 03 1985, 3:33 AM CDT
Att: 27,236 - Unknown

livebaseballscores.com

AB 34
R 5
H 8
RBI 5
BB 3
SO 5
LOB 9

Batter	1	2	3	4	5	6	7	8	9	AB	R	H	RBI	BB	SO	LOB	TOP								
Tim Flannery, L (1.4) OBP: 0.391, SLG: 0.442	F8		F9	FC6						5	1	2	1	0	0	2									
Tony Gwynn, L (1.9) OBP: 0.344, SLG: 0.453	F6		HR	2B						5	1	3	1	0	1	0									
Steve Garvey, R (1.3) OBP: 0.319, SLG: 0.505	HR		K							5	1	1	1	0	2	4									
Graig Nettles, L (1.5) OBP: 0.456, SLG: 0.591	BB		HR							3	3	2	3	2	0	0									
Kevin McReynolds, R (1.8) OBP: 0.283, SLG: 0.288	F9		F8							3	0	0	0	1	1	3									
Terry Kennedy, L (1.2) OBP: 0.218, SLG: 0.346		4-3		F8	4-3					5	0	0	0	0	1	3									
Carmelo Martinez, R (1.7) OBP: 0.345, SLG: 0.490		5-3		F7						5	0	1	1	0	1	0									
Garry Templeton, S (1.6) OBP: 0.300, SLG: 0.411		HR		E	1B					5	2	3	1	0	1	2									
Mark Thurmond, L (1.1) Greg Booker, R (3.1) Dave Dravecky, R (4.1) Bobby Brown, S (6.9) Craig Lefferts, L (8.1) Al Bumbry, L (8.9) Tim Stoddard, R (8.1) Luis DeLeon, R (8.1)		4-3		E5	FC6			F8		1	0	0	0	0	0	0									
Inning Stats	R: 1 E: 0 K: 0 S: 4	H: 1 LOB: 1 BB: 1 P: 8	R: 1 E: 0 K: 0 S: 4	H: 1 LOB: 0 BB: 0 P: 4	R: 2 E: 1 K: 1 S: 7	H: 2 LOB: 0 BB: 0 P: 7	R: 0 E: 1 K: 0 S: 5	H: 1 LOB: 2 BB: 0 P: 5	R: 1 E: 0 K: 1 S: 6	H: 1 LOB: 1 BB: 0 P: 7	R: 1 E: 0 K: 2 S: 10	H: 3 LOB: 2 BB: 0 P: 10	R: 1 E: 1 K: 1 S: 6	H: 1 LOB: 1 BB: 1 P: 10	R: 1 E: 0 K: 2 S: 9	H: 2 LOB: 2 BB: 1 P: 13	R: 0 E: 0 K: 1 S: 5	H: 0 LOB: 0 BB: 0 P: 5	1B: 4 2B: 4 3B: 0 HR: 4	SF: 0 SAC: 0 DP: 1 HBP: 1	WP: 0 PB: 0 SB: 1 CS: 0	PA: 44			
PITCHER	IP	WLS	BF	H	R	ER	SO	BB	IBB	HBP	BLK	WP	HR	S	P	ERA	WHIP								
Scott Sanderson, R (1.1) ERA: 4.05	3.0		14	4	4	4	1	1	0	0	0	0	3	15	19	12.00	1.667								
Lary Sorensen, R (4.1) ERA: 8.0	3.0	W	16	5	2	2	3	0	0	1	0	0	1	21	22	6.00	1.667								
Ray Fontenot, L (7.1) ERA: 1.23	1.0		5	1	1	0	1	1	0	0	0	0	0	6	10	0.00	2.000								
Lee Smith, R (8.1) ERA: 1.42	2.0	S	9	2	1	1	3	1	0	0	0	0	0	14	18	4.50	1.500								

San Diego Padres @ Chicago Cubs
Wrigley Field, Chicago, IL
Sat May 04 1985, 3:33 AM CDT
Att: 36,033 - Unknown

AB 40
R 8
H 12
RBI 8
BB 3
SO 8
LOB 16



Batter	1	2	3	4	5	6	7	8	9	AB	R	H	RBI	BB	SO	LOB	BOTTOM								
Bob Dernier, R (1.8) OBP: 0.321, SLG: 0.284	5-3		SF8	23 WP	1B			6-3		3	1	1	2	1	0	0									
23 Ryne Sandberg, R (1.4) OBP: 0.225, SLG: 0.349	F8		HR	F3	F9			F9		5	1	1	2	0	0	3									
Davey Lopes, R (1.7) OBP: 0.389, SLG: 0.367	F4		G3	1B	1B			F8		4	2	0	0	1	0	0									
Leon Durham, L (1.3) OBP: 0.324, SLG: 0.443		6-3	BB	BB	1B			F8		3	1	1	2	2	0	0									
Keith Moreland, R (1.9) OBP: 0.345, SLG: 0.378	F9		BB	BB	1B			K		4	1	2	2	1	1	0									
Jody Davis, R (1.2) OBP: 0.324, SLG: 0.492	F3		K	6-3				F7		4	0	0	0	1	1	4									
Ron Cey, R (1.5) OBP: 0.227, SLG: 0.299			HR	F5	F8					3	1	1	2	2	0	0									
Shawon Dunston, R (1.6) OBP: 0.306, SLG: 0.393			1B	SF8	2B			K		3	3	2	2	2	1	1									
Scott Sanderson, R (1.1) Gary Woods, R (3.9) Lary Sorensen, R (4.1) Ray Fontenot, L (7.1) Chris Speier, R (7.9) Lee Smith, R (8.1)			23 HR	23 WP	1B			F6		0	0	0	0	0	0	0									
Inning Stats	R: 0 E: 0 K: 0 S: 3	H: 0 LOB: 0 BB: 0 P: 3	R: 0 E: 0 K: 0 S: 3	H: 0 LOB: 0 BB: 0 P: 3	R: 4 E: 0 K: 1 S: 9	H: 4 LOB: 2 BB: 2 P: 17	R: 4 E: 0 K: 0 S: 6	H: 3 LOB: 3 BB: 3 P: 18	R: 1 E: 0 K: 0 S: 4	H: 1 LOB: 1 BB: 1 P: 8	R: 0 E: 0 K: 1 S: 5	H: 0 LOB: 0 BB: 0 P: 5	R: 0 E: 0 K: 1 S: 5	H: 0 LOB: 1 BB: 1 P: 9	R: 3 E: 1 K: 1 S: 7	H: 1 LOB: 3 BB: 4 P: 23	R: 0 E: 0 K: 1 S: 5	H: 0 LOB: 0 BB: 0 P: 5	1B: 4 2B: 1 3B: 1 HR: 3	SF: 1 SAC: 1 DP: 0 HBP: 0	WP: 1 PB: 0 SB: 1 CS: 0	PA: 45			
PITCHER	IP	WLS	BF	H	R	ER	SO	BB	IBB	HBP	BLK	WP	HR	S	P	ERA	WHIP								
Mark Thurmond, L (1.1) ERA: 4.62	2.2		13	4	4	4	0	1	0	0	0	0	2	12	16	13.50	1.875								
Greg Booker, R (3.1) ERA: 3.0	0.2	L	6	1	3	3	1	3	0	0	0	0	1	5	17	40.50	6.000								
Dave Dravecky, L (4.1) ERA: 4.08	1.2		10	3	2	2	0	2	0	0	0	1	0	8	16	10.80	3.000								
Craig Lefferts, L (6.1) ERA: 1.17	2.0		7	0	0	0	2	1	0	0	0	0	0	10	14	0.00	0.500								
Tim Stoddard, R (8.1) ERA: 4.28	0.2		8	1	3	0	0	3	1	0	0	0	0	4	20	0.00	6.000								
PITCHER	IP	WLS	BF	H	R	ER	SO	BB	IBB	HBP	BLK	WP	HR	S	P	ERA	WHIP								
Luis DeLeon, R (8.1) ERA: 2.7	0.1		1	0	0	0	1	0	0	0	0	0	0	3	3	0.00	0.000								

San Diego Padres @ Chicago Cubs
Wrigley Field, Chicago, IL
Sat May 04 1985, 3:33 AM CDT
Att: 36,033 - Unknown

AB 32
R 12
H 9
RBI 12
BB 11
SO 4
LOB 12



Batter	1	2	3	4	5	6	7	8	9	10	AB	R	H	RBI	BB	SO	LOB	TOP							
Steve Sax, R OBP: 0.533, SLG: 0.643 (1, 4)											5	0	3	0	0	0	2								
Mariano Duncan, R OBP: 0.297, SLG: 0.391 Carlos Diaz, R (8, 1)											4	0	0	0	0	2	4								
Candy Maldonado, R OBP: 0.283, SLG: 0.388 (9, 9)											0	0	0	0	0	0	0								
Ken Landreaux, L OBP: 0.191, SLG: 0.373 (1, 8)											5	1	1	0	0	1	3								
Pedro Guerrero, R OBP: 0.377, SLG: 0.421 (1, 5)											5	0	0	1	0	1	3								
Mike Marshall, R OBP: 0.351, SLG: 0.490 (1, 3)											5	1	2	1	0	0	0								
Mike Scioscia, L OBP: 0.354, SLG: 0.412 (1, 2)											5	1	2	2	0	0	2								
Terry Whitfield, L OBP: 0.375, SLG: 0.583 Ken Howell, R (9, 1)											4	1	2	0	0	1	1								
R.J. Reynolds, S OBP: 0.257, SLG: 0.324 (9, 7)											5	0	0	0	0	2	4								
Orel Hershiser, R OBP: 0.143, SLG: 0.143 Al Oliver, L OBP: 0.100, SLG: 0.055 Bob Ballou, R OBP: 0.000, SLG: 0.000 Bobby Castillo, R OBP: 0.000, SLG: 0.000 Mike Ramsey, S OBP: 0.000, SLG: 0.250 (8, 4)											1	0	0	0	0	0	0								
Inning Stats	R: 0 E: 0 K: 0 S: 3	H: 1 LOB: 0 BB: 0 P: 3	R: 0 E: 0 K: 1 S: 6	H: 1 LOB: 1 BB: 0 P: 6	R: 0 E: 0 K: 0 S: 4	H: 1 LOB: 1 BB: 0 P: 4	R: 0 E: 0 K: 0 S: 3	H: 0 LOB: 0 BB: 0 P: 3	R: 1 E: 0 K: 0 S: 5	H: 2 LOB: 1 BB: 0 P: 5	R: 0 E: 0 K: 1 S: 5	H: 0 LOB: 0 BB: 0 P: 5	R: 0 E: 0 K: 1 S: 6	H: 1 LOB: 1 BB: 0 P: 6	R: 0 E: 0 K: 3 S: 11	H: 2 LOB: 2 BB: 0 P: 11	R: 2 E: 0 K: 1 S: 7	H: 2 LOB: 1 BB: 0 P: 11	R: 2 E: 1 K: 0 S: 7	H: 3 LOB: 2 BB: 0 P: 7	1B: 12 2B: 0 3B: 0 HR: 1	SF: 0 SAC: 0 DP: 0 HBP: 0	WP: 0 PB: 1 SB: 1 CS: 1	PA: 44	
PITCHER	IP	WLS	BF	H	R	ER	SO	BB	IBB	HBP	BLK	WP	HR	S	P	ERA	WHIP								
Dennis Eckersley, R ERA: 1.98 (1, 1)	7.0		26	6	1	1	3	0	0	0	0	0	0	32	32	1.29	0.857								
Lee Smith, R ERA: 2.87 (8, 1)	2.0		11	4	2	2	4	1	0	0	0	0	1	18	22	9.00	2.500								
Ray Fontenot, L ERA: 3.24 (10, 1)	1.0	L	7	3	2	2	0	0	0	0	0	0	0	7	7	18.00	3.000								

Los Angeles Dodgers @ Chicago Cubs
Wrigley Field, Chicago, IL
Mon May 06 1986, 3:33 AM CDT
Att: 20,796 - Unknown

livebaseballscores.com

AB 43
R 5
H 13
RBI 5
BB 1
SO 7
LOB 21

Batter	1	2	3	4	5	6	7	8	9	10	AB	R	H	RBI	BB	SO	LOB	BOTTOM							
Bob Dernier, R OBP: 0.330, SLG: 0.289 (1, 8)											5	1	2	1	1	0	1								
23 Ryne Sandberg, R OBP: 0.224, SLG: 0.368 (1, 4)											5	0	1	0	0	1	5								
Davey Lopes, R OBP: 0.356, SLG: 0.316 (1, 7)											4	0	0	0	1	4	1								
Leon Durham, L OBP: 0.351, SLG: 0.507 (1, 3)											5	1	2	1	0	1	2								
Keith Moreland, R OBP: 0.370, SLG: 0.425 Lee Smith, R (8, 1)											3	0	2	1	1	0	2								
Richie Hebner, L OBP: 0.264, SLG: 0.300 Ray Fontenot, L (10, 1)											1	0	0	0	0	1	1								
Jody Davis, R OBP: 0.313, SLG: 0.444 (1, 2)											4	0	0	0	1	0	3								
Ron Cey, R OBP: 0.262, SLG: 0.365 (1, 5)											4	1	2	1	1	2	2								
Shawon Dunston, R OBP: 0.286, SLG: 0.349 (1, 6)											4	1	0	0	1	2	2								
Dennis Eckersley, R OBP: 0.188, SLG: 0.133 Gary Woods, R OBP: 0.200, SLG: 0.200 (8, 9)											2	0	0	0	1	2	2								
Inning Stats	R: 0 E: 0 K: 1 S: 6	H: 1 LOB: 2 BB: 1 P: 10	R: 0 E: 0 K: 2 S: 8	H: 1 LOB: 1 BB: 0 P: 8	R: 2 E: 0 K: 1 S: 8	H: 3 LOB: 1 BB: 0 P: 8	R: 1 E: 0 K: 2 S: 8	H: 1 LOB: 1 BB: 1 P: 12	R: 0 E: 0 K: 2 S: 8	H: 1 LOB: 2 BB: 1 P: 12	R: 0 E: 0 K: 1 S: 5	H: 1 LOB: 1 BB: 0 P: 9	R: 0 E: 0 K: 2 S: 8	H: 0 LOB: 2 BB: 2 P: 11	R: 0 E: 1 K: 0 S: 8	H: 0 LOB: 1 BB: 0 P: 8	R: 1 E: 0 K: 0 S: 4	H: 1 LOB: 0 BB: 0 P: 4	1B: 5 2B: 3 3B: 0 HR: 1	SF: 0 SAC: 0 DP: 0 HBP: 0	WP: 1 PB: 0 SB: 4 CS: 1	PA: 46			
PITCHER	IP	WLS	BF	H	R	ER	SO	BB	IBB	HBP	BLK	WP	HR	S	P	ERA	WHIP								
Orel Hershiser, R ERA: 1.98 (1, 1)	4.0		20	6	3	2	6	2	0	0	0	1	0	30	38	4.50	2.000								
Bobby Castillo, R ERA: 6.97 (5, 1)	3.0		13	2	0	0	5	3	0	0	0	0	0	20	32	0.00	1.667								
Carlos Diaz, L ERA: 1.93 (8, 1)	1.0		5	0	0	0	0	2	0	0	0	0	0	3	11	0.00	2.000								
Ken Howell, R ERA: 2.5 (9, 1)	2.0	W	8	1	1	1	2	0	0	0	0	0	1	12	12	4.50	0.500								

Los Angeles Dodgers @ Chicago Cubs
Wrigley Field, Chicago, IL
Mon May 06 1986, 3:33 AM CDT
Att: 20,796 - Unknown

livebaseballscores.com

AB 39
R 4
H 9
RBI 4
BB 7
SO 13
LOB 22

Batter	1	2	3	4	5	6	7	8	9	AB	R	H	RBI	BB	SO	LOB	TOP			
Bob Dernier, R (1, 8) OBP: 0.320, SLG: 0.293	F6		6-3			6-3		4-6		4	0	0	0	0	0	1	Chicago Cubs @ San Francisco Giants Candlestick Park, San Francisco, CA Wed May 08 1985, 10:05 PM EDT Att: 16,134 - Unknown			
23 Ryne Sandberg, R (1, 4) OBP: 0.252, SLG: 0.427	HR				F9	6-3		3B		4	1	2	1	0	0	0				
Gary Matthews, R (1, 7) OBP: 0.360, SLG: 0.368 Gary Woods, R (6, 7) OBP: 0.167, SLG: 0.167	K				BB	K		1-3		2	0	0	0	1	2	0				
Leon Durham, L (1, 3) OBP: 0.341, SLG: 0.494	F4				BB	K				4	0	2	0	0	1	1				
Keith Moreland, R (1, 9) OBP: 0.374, SLG: 0.419	K				BB	6-3		SH1-3		2	0	0	0	1	1	1				
Jody Davis, R (1, 2) OBP: 0.295, SLG: 0.413	6-3				BB	5-3		F3		4	0	0	0	0	0	4				
Ron Cey, R (1, 5) OBP: 0.293, SLG: 0.359	F6					F8		IBB		2	0	0	0	2	0	0				
Shawon Dunston, R (1, 6) OBP: 0.276, SLG: 0.333 Thad Bosley, L (7, PH) OBP: 0.333, SLG: 0.500 Larry Bowa, S (7, 6) OBP: 0.250, SLG: 0.375 Richie Hebner, L (9, PH) OBP: 0.333, SLG: 0.273 Chris Speier, R (9, 6) OBP: 0.273, SLG: 0.333			K			5-3		F5		2	0	0	0	0	1	0				
Rick Sutcliffe, L (1, 1) OBP: 0.263, SLG: 0.389			3-1			3-1		4-6 WP		3	0	1	0	0	0	0				
Inning Stats	R: 1 E: 0 K: 1 S: 6	H: 1 LOB: 0 BB: 0 P: 6	R: 0 E: 0 K: 1 S: 5	H: 0 LOB: 0 BB: 0 P: 5	R: 0 E: 0 K: 1 S: 5	H: 0 LOB: 0 BB: 0 P: 13	R: 0 E: 0 K: 0 S: 3	H: 0 LOB: 0 BB: 0 P: 3	R: 0 E: 0 K: 0 S: 4	H: 1 LOB: 2 BB: 1 P: 8	R: 0 E: 0 K: 0 S: 4	H: 2 LOB: 1 BB: 0 P: 4	R: 0 E: 0 K: 0 S: 4	H: 1 LOB: 2 BB: 1 P: 8	1B: 2 2B: 2 3B: 1 HR: 1	SF: 0 SAC: 1 DP: 1 HBP: 0		WP: 1 PB: 0 SB: 0 CS: 0	PA: 35	
PITCHER	IP	WLS	BF	H	R	ER	SO	BB	IBB	HBP	BLK	WP	HR	S	P	ERA		WHIP		
Mike Krukow, R (1, 1) ERA: 1.53	7.0	L	26	2	1	1	5	2	1	0	0	0	1	33	45	1.29		0.571		
Greg Minton, R (8, 1) ERA: 4.5	2.0		9	3	0	0	0	0	1	0	0	1	0	8	12	0.00		1.500		

AB	30
R	1
H	5
RBI	1
BB	4
SO	5
LOB	12



Batter	1	2	3	4	5	6	7	8	9	AB	R	H	RBI	BB	SO	LOB	BOTTOM				
Dan Gladden, R (1, 8) OBP: 0.318, SLG: 0.390	FC1		F7		F3		S			4	0	2	0	0	0	0	Chicago Cubs @ San Francisco Giants Candlestick Park, San Francisco, CA Wed May 08 1985, 10:05 PM EDT Att: 16,134 - Unknown				
Manny Trillo, R (1, 4) OBP: 0.301, SLG: 0.265 Brad Wellman, R (8, 4) OBP: 0.364, SLG: 0.355	FC1		6-3		F8		K			4	0	0	0	0	1	3					
Jeffrey Leonard, R (1, 7) OBP: 0.214, SLG: 0.250	K					6-3		K		4	0	1	0	0	2	1					
Chili Davis, S (1, 9) OBP: 0.353, SLG: 0.461			K				S	G1		3	0	1	0	1	1	1					
Gary Rajsich, L (1, 3) OBP: 0.233, SLG: 0.250	K				K		F4	F4		4	0	0	0	0	2	3					
Chris Brown, R (1, 5) OBP: 0.304, SLG: 0.271		K				K				3	0	0	0	1	2	1					
Bob Brenly, R (1, 2) OBP: 0.277, SLG: 0.365		K			F8		FC5-4	F7		4	0	1	0	0	1	1					
Jose Uribe, S (1, 6) OBP: 0.284, SLG: 0.323 Joel Youngblood, R (9, PH) OBP: 0.250, SLG: 0.118					5-3		F5	K		3	0	1	0	0	0	2					
Mike Krukow, R (1, 1) OBP: 0.182, SLG: 0.200 Scot Thompson, L (7, PH) OBP: 0.158, SLG: 0.158 David Green, R (7, PR) OBP: 0.184, SLG: 0.071 Greg Minton, S (8, 1)		K					FC5-4			2	0	0	0	0	2	1					
Inning Stats	R: 0 E: 0 K: 2 S: 8	H: 1 LOB: 2 BB: 1 P: 12	R: 0 E: 0 K: 3 S: 10	H: 1 LOB: 1 BB: 0 P: 10	R: 0 E: 0 K: 1 S: 6	H: 1 LOB: 1 BB: 0 P: 6	R: 0 E: 0 K: 1 S: 5	H: 0 LOB: 0 BB: 0 P: 5	R: 0 E: 0 K: 1 S: 6	H: 1 LOB: 1 BB: 0 P: 6	R: 0 E: 0 K: 1 S: 7	H: 2 LOB: 2 BB: 0 P: 7	R: 0 E: 0 K: 1 S: 5	H: 0 LOB: 0 BB: 0 P: 5	R: 0 E: 0 K: 1 S: 5	H: 0 LOB: 0 BB: 0 P: 5		1B: 5 2B: 1 3B: 0 HR: 0	SF: 0 SAC: 0 DP: 0 HBP: 0	WP: 1 PB: 0 SB: 4 CS: 0	PA: 35
PITCHER	IP	WLS	BF	H	R	ER	SO	BB	IBB	HBP	BLK	WP	HR	S	P	ERA		WHIP			
Rick Sutcliffe, R (1, 1) ERA: 1.96	9.0	W	35	6	0	0	12	2	0	0	0	1	0	57	65	0.00		0.889			



Batter	1	2	3	4	5	6	7	8	9	10	11	12	AB	R	H	RBI	BB	SO	LOB	TOP
Bob Dernier, R OBP: 0.324, SLG: 0.284 (1.8)	4-3		F8			F4		BB		BB			3	0	0	0	2	0	1	
23 Ryne Sandberg, R OBP: 0.241, SLG: 0.407 (1.4)	B1-3			K		G3		F9		F9			5	0	0	0	0	1	3	
Gary Matthews, R OBP: 0.373, SLG: 0.350 (1.7)	5-3			F3				4-3					3	0	0	0	1	0	1	
Gary Woods, R OBP: 0.286, SLG: 0.167 (9.7)													0	0	0	0	1	0	0	
Larry Bowa, S OBP: 0.250, SLG: 0.375 (12.6)													0	0	0	0	0	0	0	
Leon Durham, L OBP: 0.333, SLG: 0.476 (1.3)		K				4-3				6-3		K	5	0	1	0	0	2	2	
Davey Lopes, R OBP: 0.352, SLG: 0.311 (1.9)		K				1B				6-3		K	5	0	0	0	0	2	2	
Ron Cey, R OBP: 0.289, SLG: 0.349 (1.5)												K	5	0	1	0	0	2	1	
Chris Speier, R OBP: 0.375, SLG: 0.273 (1.6)													2	0	0	0	3	0	1	
Warren Brusstar, R OBP: 0.273, SLG: 0.273 (12.1)													0	0	0	0	0	0	0	
Steve Lake, R OBP: 0.231, SLG: 0.231 (1.2)													3	0	0	0	0	0	3	
Richie Hebner, L OBP: 0.306, SLG: 0.250 (10, PH)													1	0	0	0	0	0	0	
Jody Davis, R OBP: 0.292, SLG: 0.407 (10.2)													1	0	0	0	0	1	1	
Scott Sanderson, R OBP: 0.111, SLG: 0.111 (1.1)													3	0	1	0	0	1	1	
Thad Bosley, L OBP: 0.375, SLG: 0.538 (10, PH)													1	0	1	0	0	0	0	
Lee Smith, R OBP: 0.370, SLG: 0.414 (10.1)													0	0	0	0	0	0	0	
Keith Moreland, R OBP: 0.370, SLG: 0.414 (12.9, PH)													1	0	0	0	0	1	1	
Inning Stats	R: 0 E: 0 K: 0 S: 3	H: 0 LOB: 0 BB: 0 P: 3	R: 0 E: 0 K: 2 S: 7	H: 0 LOB: 0 BB: 0 P: 7	R: 0 E: 0 K: 1 S: 5	H: 0 LOB: 1 BB: 1 P: 9	R: 0 E: 0 K: 1 S: 6	H: 1 LOB: 1 BB: 0 P: 6	R: 0 E: 1 K: 0 S: 3	H: 1 LOB: 2 BB: 1 P: 7	R: 0 E: 0 K: 0 S: 3	H: 0 LOB: 1 BB: 1 P: 7	R: 0 E: 0 K: 2 S: 6	H: 0 LOB: 2 BB: 1 P: 13	R: 0 E: 0 K: 3 S: 9	H: 0 LOB: 1 BB: 1 P: 10	1B: 4 2B: 1 3B: 0 HR: 0	SF: 0 SAC: 0 DP: 1 HBP: 0	WP: 0 PB: 0 SB: 1 CS: 1	PA: 45
PITCHER	IP	WLS	BF	H	R	ER	SO	BB	IBB	HBP	BLK	WP	HR	S	P	ERA	WHIP			
Atlee Hammaker, L ERA: 3.72 (1.1)	9.0	3	30	8	0	0	9	1	0	0	0	0	0	51	55	0.00	1.000			
Scott Garretts, R ERA: 1.71 (9.1)	4.0	W	15	1	0	0	6	3	0	0	0	0	0	24	36	0.00	1.000			

Chicago Cubs @ San Francisco Giants
Candlestick Park, San Francisco, CA
Thu May 09 1985, 6:33 AM EDT
Att. 11,825 - Unknown


AB 38
R 0
H 4
RBI 0
BB 7
SO 10
LOB 17



Batter	1	2	3	4	5	6	7	8	9	10	11	12	AB	R	H	RBI	BB	SO	LOB	BOTTOM
Dan Gladden, R OBP: 0.313, SLG: 0.375 (1.8)	K		1-3			5-3		SH1-4		K			4	0	0	0	0	2	1	
Manny Trillo, R OBP: 0.303, SLG: 0.261 (1.4)	1-3			5-3		6-3		K					5	0	1	1	1	1	2	
Jeffrey Leonard, R OBP: 0.214, SLG: 0.247 (1.7)	K			E5		K		F9					5	0	1	0	0	2	2	
Chili Davis, S OBP: 0.356, SLG: 0.457 (1.9)													3	0	1	0	1	1	0	
Gary Rajsich, L OBP: 0.235, SLG: 0.226 (1.3)													3	0	0	0	1	2	1	
Chris Brown, R OBP: 0.321, SLG: 0.293 (1.5)													5	0	3	0	0	1	3	
Alex Trevino, R OBP: 0.308, SLG: 0.400 (1.2)													4	0	2	0	0	1	2	
Bob Brenly, R OBP: 0.274, SLG: 0.360 (12.2)													1	0	0	0	0	0	0	
Jose Uribe, S OBP: 0.278, SLG: 0.314 (1.6)													5	0	1	0	0	0	3	
Atlee Hammaker, S (1.1)													1	0	0	0	0	0	2	
Duane Kuiper, L (8, PH)													1	0	1	0	0	0	0	
David Green, R (8, PH)													0	0	0	0	0	0	0	
Scott Garretts, R (9.1)													1	0	0	0	0	1	0	
Rob Deer, R (12, PH)													1	1	1	0	0	0	0	
Inning Stats	R: 0 E: 0 K: 2 S: 7	H: 0 LOB: 0 BB: 0 P: 7	R: 0 E: 0 K: 2 S: 7	H: 0 LOB: 0 BB: 0 P: 7	R: 0 E: 0 K: 0 S: 4	H: 1 LOB: 1 BB: 0 P: 4	R: 0 E: 1 K: 1 S: 5	H: 0 LOB: 1 BB: 1 P: 9	R: 0 E: 0 K: 1 S: 6	H: 2 LOB: 2 BB: 0 P: 6	R: 0 E: 0 K: 0 S: 3	H: 2 LOB: 2 BB: 0 P: 6	R: 0 E: 0 K: 2 S: 7	H: 0 LOB: 0 BB: 0 P: 7	R: 0 E: 0 K: 0 S: 3	H: 1 LOB: 2 BB: 2 P: 11	1B: 11 2B: 0 3B: 0 HR: 0	SF: 0 SAC: 4 DP: 1 HBP: 1	WP: 0 PB: 0 SB: 0 CS: 1	PA: 47
PITCHER	IP	WLS	BF	H	R	ER	SO	BB	IBB	HBP	BLK	WP	HR	S	P	ERA	WHIP			
Scott Sanderson, R (1.1)	9.0	3	34	8	0	0	9	1	0	0	0	0	0	51	55	0.00	1.000			
Lee Smith, R (10.1)	2.0	8	8	1	0	0	2	1	1	0	0	0	0	10	18	0.00	1.000			
Warren Brusstar, R (12.1)	0.2	L	5	2	1	1	0	0	0	0	0	0	0	4	5	13.50	3.000			

Chicago Cubs @ San Francisco Giants
Candlestick Park, San Francisco, CA
Thu May 09 1985, 6:33 AM EDT
Att. 11,825 - Unknown

AB 39
R 1
H 11
RBI 1
BB 3
SO 11
LOB 16



Batter	1	2	3	4	5	6	7	8	9	AB	R	H	RBI	BB	SO	LOB	TOP																			
Bob Dernier, R OBP: 0.325, SLG: 0.284 (1, 8)	F6		FC6-4					F8		3	0	0	0	1	0	1	Chicago Cubs @ San Diego Padres Jack Murphy Stadium, San Diego, CA Sat May 11 1985, 10:05 PM EDT Att: 54,395 - Unknown																			
23 Ryne Sandberg, R OBP: 0.248, SLG: 0.422 (1, 4)	6-3			4-3	CS	FC1-5				3	0	1	0	1	0	0																				
Gary Matthews, R OBP: 0.366, SLG: 0.379 Ray Fontenot, L (8, 1)	K					FC1-5		6-3		3	1	1	1	1	1	1																				
Leon Durham, L OBP: 0.316, SLG: 0.438 (1, 3)										3	0	0	0	1	0	2																				
Keith Moreland, R OBP: 0.380, SLG: 0.409 (1, 9)	K									3	0	0	0	1	1	3																				
Ron Cox, R OBP: 0.286, SLG: 0.333 (1, 5)	8-3									3	0	0	0	1	0	1																				
Jody Davis, R OBP: 0.292, SLG: 0.409 (1, 2)										3	0	1	0	0	1	2																				
Shawon Dunston, R OBP: 0.266, SLG: 0.319 (1, 6)										3	0	0	0	0	2	1																				
Dennis Eckersley, R OBP: 0.167, SLG: 0.118 Thad Bosley, L OBP: 0.353, SLG: 0.500 (8, PH) (8, 7)										2	0	0	0	0	2	1																				
										1	0	0	0	0	1	0																				
Inning Stats	R: 0 E: 0 K: 1 S: 5	H: 0 LOB: 0 BB: 0 P: 5	R: 0 E: 0 K: 1 S: 4	H: 0 LOB: 0 BB: 1 P: 8	R: 0 E: 0 K: 2 S: 8	H: 1 LOB: 1 BB: 0 P: 8	R: 1 E: 0 K: 0 S: 4	H: 1 LOB: 2 BB: 2 P: 12	R: 0 E: 0 K: 2 S: 6	H: 0 LOB: 0 BB: 1 P: 10	R: 0 E: 0 K: 1 S: 5	H: 0 LOB: 0 BB: 0 P: 5	R: 0 E: 0 K: 1 S: 6	H: 1 LOB: 1 BB: 0 P: 6	R: 0 E: 0 K: 0 S: 3	H: 0 LOB: 0 BB: 0 P: 3	1B: 2 2B: 1 3B: 0 HR: 1	SF: 0 SAC: 0 DP: 2 HBP: 0	WP: 0 PB: 0 SB: 1 CS: 1	PA: 34																
PITCHER	IP	WLS	BF	H	R	ER	SO	BB	IBB	HBP	BLK	WP	HR	S	P	ERA	WHIP	PITCHER		IP	WLS	BF	H	R	ER	SO	BB	IBB	HBP	BLK	WP	HR	S	P	ERA	WHIP
Eric Show, R ERA: 3.11 Rich Gossage, R ERA: 2.7	(1, 1)	7.0	W	26	2	1	7	6	0	0	0	0	1	34	58	1.29	1.143			(8, 1)	2.0	S	7	1	0	0	1	0	0	0	0	0	9	9	0.00	0.500

AB	27
R	1
H	3
RBI	1
BB	6
SO	8
LOB	12



Batter	1	2	3	4	5	6	7	8	9	AB	R	H	RBI	BB	SO	LOB	BOTTOM																			
Tim Flannery, L OBP: 0.338, SLG: 0.339 (1, 4)	6-3		F8			F5	F7			4	0	0	0	0	0	2	Chicago Cubs @ San Diego Padres Jack Murphy Stadium, San Diego, CA Sat May 11 1985, 10:05 PM EDT Att: 54,395 - Unknown																			
Tony Gwynn, L OBP: 0.339, SLG: 0.457 (1, 9)	F9		4-3							4	1	2	0	0	1	1																				
Steve Garvey, R OBP: 0.355, SLG: 0.561 (1, 3)	F9									4	1	1	1	0	0	2																				
Graig Nettles, L OBP: 0.440, SLG: 0.452 (1, 5)	4-3									2	0	0	0	2	0	1																				
Kevin McReynolds, R OBP: 0.298, SLG: 0.333 (1, 8)			F4							4	0	2	1	0	0	1																				
Terry Kennedy, L OBP: 0.252, SLG: 0.343 (1, 2)	K									4	0	1	0	0	1	3																				
Carmelo Martinez, R OBP: 0.337, SLG: 0.473 Bobby Brown, S OBP: 0.111, SLG: 0.222 Rich Gossage, R (8, 1)	K									3	0	1	0	0	1	0																				
Garry Templeton, S OBP: 0.311, SLG: 0.438 (1, 6)										3	1	1	1	0	0	0																				
Eric Show, R ERA: 2.05 Al Bumbry, L OBP: 0.419, SLG: 0.414 (7, PH) (8, 7)										2	0	1	0	0	1	0																				
										1	0	0	0	0	0	1																				
Inning Stats	R: 0 E: 0 K: 0 S: 4	H: 1 LOB: 1 BB: 0 P: 4	R: 0 E: 0 K: 2 S: 7	H: 0 LOB: 0 BB: 0 P: 7	R: 0 E: 0 K: 0 S: 4	H: 1 LOB: 1 BB: 0 P: 4	R: 0 E: 0 K: 0 S: 3	H: 0 LOB: 1 BB: 1 P: 7	R: 0 E: 0 K: 1 S: 5	H: 0 LOB: 0 BB: 0 P: 5	R: 1 E: 1 K: 0 S: 5	H: 2 LOB: 2 BB: 1 P: 9	R: 1 E: 0 K: 0 S: 4	H: 2 LOB: 1 BB: 0 P: 4	R: 1 E: 0 K: 2 S: 10	H: 3 LOB: 2 BB: 0 P: 10	1B: 6 2B: 1 3B: 0 HR: 2	SF: 0 SAC: 0 DP: 0 HBP: 0	WP: 0 PB: 0 SB: 0 CS: 1	PA: 34																
PITCHER	IP	WLS	BF	H	R	ER	SO	BB	IBB	HBP	BLK	WP	HR	S	P	ERA	WHIP	PITCHER		IP	WLS	BF	H	R	ER	SO	BB	IBB	HBP	BLK	WP	HR	S	P	ERA	WHIP
Dennis Eckersley, R ERA: 2.05 Ray Fontenot, L ERA: 3.48	(1, 1)	7.0	L	28	6	2	2	3	2	0	0	0	1	32	40	2.57	1.143			(8, 1)	1.0		6	3	1	1	2	0	0	0	0	1	10	10	9.00	3.000

AB	32
R	3
H	9
RBI	3
BB	2
SO	5
LOB	13



Batter	1	2	3	4	5	6	7	8	9	AB	R	H	RBI	BB	SO	LOB	TOP				
Bob Dernier, R (1, 8) OBP: 0.331, SLG: 0.286	4-0 BB BB		0-0 23 7-4 1B		0-0 23 1-2			0-0 5-3		3	0	1	0	1	0	2	Chicago Cubs @ San Diego Padres Jack Murphy Stadium, San Diego, CA Sun May 12 1985, 6:33 AM EDT Att: 50,226 - Unknown				
23 Ryne Sandberg, R (1, 4) OBP: 0.256, SLG: 0.420	0-0 6-4 BB 1B		0-0 7-4 1-3				0-0 F7	4-0 1B HR BB		3	1	1	0	1	0	1					
Gary Matthews, R (1, 7) OBP: 0.360, SLG: 0.371	0-0 F7			0-3 K			0-0 F2	0-0 1-3 HR 1B		4	1	1	0	0	1	2					
Davey Lopes, R (1, 9) OBP: 0.379, SLG: 0.396	4-0 1-2 2-3 BB			0-0 5-3 1B			0-0 F1	0-0 1-H 3-H HR		3	1	2	3	1	0	0					
Keith Moreland, R (1, 3) Lee Smith, R (8, 1)	0-0 6-4 2-3			0-0 5-3 1-2			0-0 1B	0-0 0-3 K		4	0	1	0	0	1	4					
Ron Cey, R (1, 5) OBP: 0.284, SLG: 0.330		0-0 F6		0-0 F8			0-0 F7	0-0 1B		4	0	1	0	0	0	2					
Jody Davis, R (1, 2) Richie Hebner, L (9, PH) OBP: 0.398, SLG: 0.500	0-0 6-3				0-0 F7		0-0 F8	0-3 K		3	0	0	0	0	0	1					
Chris Speier, R (1, 6) Thad Bosley, L (9, PH) OBP: 0.429, SLG: 0.231	0-0 F6				4-0 SH BB		0-3 K	0-3 K		2	0	0	0	1	1	1					
Dick Ruthven, R (1, 1) George Frazier, R (6, 1) Gary Woods, R (8, PH) Lary Sorensen, R (8, 1) Leon Durham, L (8, 3) OBP: 0.250, SLG: 0.250			0-0 6-3		0-0 SH G6-3			0-3 K	0-0 F8		1	0	0	0	0	0					
Inning Stats	R: 0 E: 0 K: 0 S: 3	H: 1 LOB: 2 BB: 2 P: 11	R: 0 E: 0 K: 0 S: 3	H: 0 LOB: 0 BB: 0 P: 3	R: 0 E: 0 K: 1 S: 3	H: 1 LOB: 1 BB: 0 P: 3	R: 0 E: 0 K: 1 S: 6	H: 0 LOB: 1 BB: 1 P: 7	R: 0 E: 0 K: 0 S: 3	H: 0 LOB: 0 BB: 0 P: 3	R: 0 E: 0 K: 1 S: 6	H: 1 LOB: 1 BB: 0 P: 6	R: 3 E: 0 K: 2 S: 9	H: 2 LOB: 1 BB: 1 P: 13	R: 0 E: 0 K: 2 S: 8	H: 1 LOB: 1 BB: 0 P: 8		1B: 6 2B: 2 3B: 0 HR: 1	SF: 0 SAC: 1 DP: 3 HBP: 0	WP: 0 PB: 0 SB: 1 CS: 0	PA: 36
PITCHER	IP WLS BF H R ER SO BB IBB HBP BLK WP HR S P ERA WHIP	7.2 W 31 6 3 3 3 4 0 0 0 0 1 33 49 3.52 1.304	1.1 S 5 1 0 0 3 0 0 0 0 0 0 0 11 11 0.00 0.750																		

Batter	1	2	3	4	5	6	7	8	9	AB	R	H	RBI	BB	SO	LOB	BOTTOM						
Tim Flannery, L (1, 4) OBP: 0.319, SLG: 0.317	0-0 F8		0-0 4-3		0-0 FC3-6 1-2		0-0 G4-6-3 1-2			4	0	0	0	0	0	3	Chicago Cubs @ San Diego Padres Jack Murphy Stadium, San Diego, CA Sun May 12 1985, 6:33 AM EDT Att: 50,226 - Unknown						
Tony Gwynn, L (1, 9) OBP: 0.344, SLG: 0.454	0-0 F8		0-0 F7			0-0 2B E 1B		4-0 BLK 1B BB		3	2	1	0	1	0	0							
Steve Garvey, R (1, 3) Kurt Bevacqua, R (7, 3) OBP: 0.564, SLG: 0.714	0-0 F7			0-0 1-3		0-0 E 2B		0-0 F9		3	1	1	0	0	0	0							
Graig Nettles, L (1, 5) OBP: 0.432, SLG: 0.431		0-0 F9		0-0 F8		0-0 E3 1B G1-6-3 2H 3-H		4-0 1B 1-2 IBB		3	1	0	1	1	0	0							
Kevin McReynolds, R (1, 8) OBP: 0.296, SLG: 0.330		0-0 F3		0-0 F9		0-0 G1-6-3 1B 2-3		0-3 K		4	0	1	0	0	1	2							
Terry Kennedy, L (1, 2) OBP: 0.281, SLG: 0.358		0-0 1B 2B			0-0 G3	0-0 G1-6-3 1-2		0-0 1B 1-3 2-H		4	1	2	1	0	0	1							
Carmelo Martinez, R (1, 7) OBP: 0.333, SLG: 0.462		0-0 2H 1B			0-3 K	0-0 F3		0-3 K		4	0	1	1	0	2	2							
Garry Templeton, S (1, 6) OBP: 0.321, SLG: 0.444		0-0 F6			0-0 1B 1B		0-0 G4-6-3 1B			3	0	2	0	0	0	1							
Dave Dravecky, R (1, 1) Rich Gossage, R (8, 1) OBP: 0.100, SLG: 0.100			0-0 F3		0-0 FC3-6 1-2		0-0 F5			3	0	1	0	0	0	1							
Inning Stats	R: 0 E: 0 K: 0 S: 3	H: 0 LOB: 0 BB: 0 P: 3	R: 1 E: 0 K: 0 S: 5	H: 2 LOB: 1 BB: 0 P: 5	R: 0 E: 0 K: 0 S: 3	H: 0 LOB: 0 BB: 0 P: 3	R: 0 E: 0 K: 1 S: 7	H: 2 LOB: 2 BB: 0 P: 7	R: 3 E: 1 K: 0 S: 6	H: 3 LOB: 0 BB: 0 P: 6	R: 0 E: 0 K: 0 S: 3	H: 1 LOB: 0 BB: 0 P: 3	R: 1 E: 0 K: 2 S: 8	H: 1 LOB: 2 BB: 2 P: 16	1B: 7 2B: 2 3B: 0 HR: 0	SF: 0 SAC: 0 DP: 2 HBP: 0		WP: 0 PB: 0 SB: 0 CS: 0	PA: 34				
PITCHER	IP WLS BF H R ER SO BB IBB HBP BLK WP HR S P ERA WHIP	5.0 L 23 7 4 2 1 0 0 0 0 0 0 5 25 25 3.60 1.400	2.0 5 1 0 0 0 0 0 0 0 0 0 5 5 0.00 0.500	0.1 3 0 1 1 0 1 1 0 1 0 0 1 9 27.00 3.000	0.2 3 1 0 0 2 0 0 0 0 0 0 7 7 0.00 1.500																		

Batter	1	2	3	4	5	6	7	8	9	AB	R	H	RBI	BB	SO	LOB	TOP				
Bob Dernier, R OBP: 0.325, SLG: 0.282 (1, 8)	F9	23 BB 1B E 1B		23 2B BB SF8-5		SH1-4	FC6-4			5	1	1	0	0	3	2					
23 Ryne Sandberg, R OBP: 0.292, SLG: 0.423 (1, 4)	F7	F 23 BB 1B		K		K			K	4	0	1	1	1	0	1					
Gary Matthews, R OBP: 0.367, SLG: 0.375 Gary Woods, R OBP: 0.300, SLG: 0.125 (7, PR) (7, 7)	2B WP BB	BB E BB		SF8-5 2B		4-3			5-3	2	1	1	1	1	0	2					
Keith Moreland, R OBP: 0.393, SLG: 0.420 (1, 9)	WP 2B	E6 BB		SF8-6-5					5-3	3	1	2	1	2	0	0					
Jody Davis, R OBP: 0.279, SLG: 0.385 (1, 2)	WP	FC5-4 BB							F7	6	1	1	0	0	1	7					
Ron Cey, R OBP: 0.272, SLG: 0.313 (1, 5)		FC5-4 1B				F4			6-3	5	0	0	0	0	3	4					
Leon Durham, L OBP: 0.320, SLG: 0.436 (1, 3)		K	L5			K			K	4	0	2	0	0	1	1					
Larry Bowa, S OBP: 0.273, SLG: 0.364 (1, 6)		FC5-4 1B	K			F9				4	1	2	2	0	0	2					
Rick Sutcliffe, L OBP: 0.318, SLG: 0.400 (1, 1)		FC5-4 1B 23 BB	G3							2	2	1	1	1	0	2					
Inning Stats	R: 1 E: 0 K: 0 S: 3	H: 1 LOB: 0 BB: 1 P: 7	R: 4 E: 1 K: 1 S: 10	H: 4 LOB: 3 BB: 2 P: 18	R: 0 E: 0 K: 1 S: 5	H: 0 LOB: 0 BB: 0 P: 5	R: 1 E: 0 K: 1 S: 5	H: 1 LOB: 0 BB: 1 P: 9	R: 0 E: 0 K: 1 S: 6	H: 1 LOB: 2 BB: 0 P: 6	R: 2 E: 0 K: 1 S: 9	H: 4 LOB: 2 BB: 0 P: 9	R: 0 E: 0 K: 1 S: 5	H: 0 LOB: 0 BB: 0 P: 5	R: 0 E: 0 K: 1 S: 5	H: 0 LOB: 0 BB: 0 P: 5	1B: 9 2B: 3 3B: 0 HR: 0	SF: 1 SAC: 1 DP: 1 HBP: 0	WP: 1 PB: 0 SB: 0 CS: 0	PA: 43	
PITCHER	IP	WLS	BF	H	R	ER	SO	BB	IBB	HBP	BLK	WP	HR	S	P	ERA	WHIP				
Fernando Valenzuela, L ERA: 1.65 (1, 1)	4.0	L	22	6	6	4	3	4	0	0	0	1	0	23	39	9.00	2.500				
Carlos Diaz, L ERA: 1.65 (5, 1)	2.0		8	1	0	0	2	1	0	0	0	0	0	11	15	0.00	1.000				
Tom Brennan, R ERA: 6.95 (7, 1)	0.2		4	2	2	2	1	0	0	0	0	0	0	6	6	27.00	3.000				
Steve Howe, L ERA: 5.87 (7, 1)	2.1		9	2	0	0	2	0	0	0	0	0	0	13	13	0.00	0.857				

Chicago Cubs @ Los Angeles Dodgers
Dodger Stadium, Los Angeles, CA
Tue May 14 1985, 7:05 PM PDT
Att: 48,187 - Unknown

AB	36
R	8
H	11
RBI	6
BB	5
SO	8
LOB	21



Batter	1	2	3	4	5	6	7	8	9	AB	R	H	RBI	BB	SO	LOB	BOTTOM				
Steve Sax, R OBP: 0.404, SLG: 0.375 (1, 4)	2B SF7 BB	4-3		F9		6-3			1-3	4	1	0	0	1	0	5					
Mariano Duncan, R OBP: 0.298, SLG: 0.351 Al Oliver, L OBP: 0.292, SLG: 0.319 (9, PH)	K			K		6-3			4-3	4	0	0	0	0	3	3					
Ken Landreaux, L OBP: 0.188, SLG: 0.357 (1, 8)	2B			F4		F8			F5	4	1	1	0	0	0	0					
Pedro Guerrero, R OBP: 0.375, SLG: 0.392 (1, 5)	SF7			5-3		S HBP			G5-4-3 1B	2	0	1	1	0	0	0					
Mike Marshall, R OBP: 0.343, SLG: 0.459 (1, 9)	2B			K		FC6-4 BB			G5-4-3	3	0	1	1	1	1	1					
Mike Scioscia, L OBP: 0.340, SLG: 0.352 (1, 2)	F8			BB 1B BB		FC6-4			F7	3	1	0	0	1	0	3					
Greg Brock, L OBP: 0.277, SLG: 0.262 (1, 3)				1B BB		F9			3-1	3	0	0	0	1	0	0					
R.J. Reynolds, S OBP: 0.254, SLG: 0.315 (1, 7)				K		E4 6-3 1B			F6	4	0	1	0	0	1	2					
Fernando Valenzuela, L OBP: 0.326, SLG: 0.152 Terry Whitfield, L OBP: 0.420, SLG: 0.629 Carlos Diaz, R OBP: 0.162, SLG: 0.100 Bob Bailor, R OBP: 0.125, SLG: 0.125 Tom Brennan, R OBP: 0.125, SLG: 0.125 Steve Howe, L OBP: 0.297, SLG: 0.362 (4, PH) (5, 1) (6, PH) (7, 1) (7, 1) (9, PH)	F8			1-3 2H 1B		6-3 1B			6-3	1	0	0	0	0	0	1					
Inning Stats	R: 2 E: 0 K: 1 S: 7	H: 2 LOB: 1 BB: 1 P: 11	R: 0 E: 0 K: 0 S: 4	H: 1 LOB: 1 BB: 0 P: 4	R: 0 E: 0 K: 1 S: 5	H: 0 LOB: 0 BB: 0 P: 5	R: 1 E: 0 K: 2 S: 8	H: 1 LOB: 2 BB: 2 P: 16	R: 0 E: 0 K: 1 S: 5	H: 0 LOB: 2 BB: 1 P: 10	R: 0 E: 1 K: 0 S: 3	H: 1 LOB: 0 BB: 0 P: 3	R: 0 E: 0 K: 0 S: 3	H: 0 LOB: 0 BB: 0 P: 3	R: 0 E: 0 K: 0 S: 3	H: 0 LOB: 0 BB: 0 P: 3	1B: 3 2B: 3 3B: 0 HR: 0	SF: 1 SAC: 0 DP: 1 HBP: 1	WP: 0 PB: 0 SB: 1 CS: 0	PA: 38	
PITCHER	IP	WLS	BF	H	R	ER	SO	BB	IBB	HBP	BLK	WP	HR	S	P	ERA	WHIP				
Rick Sutcliffe, R ERA: 2.11 (1, 1)	9.0	W	38	6	3	3	5	4	0	1	0	0	0	43	60	3.00	1.111				

Chicago Cubs @ Los Angeles Dodgers
Dodger Stadium, Los Angeles, CA
Tue May 14 1985, 7:05 PM PDT
Att: 48,187 - Unknown

AB	32
R	3
H	6
RBI	3
BB	4
SO	5
LOB	15



Batter	1	2	3	4	5	6	7	8	9	AB	R	H	RBI	BB	SO	LOB	TOP				
Bob Dernier, R OBP: 0.315, SLG: 0.272 (1, 8)	6-3		5-3		F7			1-3		4	0	0	0	0	0	1					
23 Ryne Sandberg, R OBP: 0.269, SLG: 0.433 (1, 4)	6-3			5-3		2B		1B		4	0	2	0	0	0	0					
Gary Matthews, R OBP: 0.362, SLG: 0.368 (1, 7) Gary Woods, R OBP: 0.300, SLG: 0.125 (8, 7)	F4			1B		6-3		G6-4-3		4	0	1	0	0	0	2					
Keith Moreland, R OBP: 0.397, SLG: 0.417 (1, 9)		4-3		L4-3						3	0	1	0	1	0	1					
Jody Davis, R OBP: 0.278, SLG: 0.390 (1, 2)	F4					1B		F8		4	1	1	0	0	0	3					
Ron Cey, R OBP: 0.280, SLG: 0.350 (1, 5) Lee Smith, R (9, 1)						1B		F8		4	2	2	1	0	0	3					
Leon Durham, L OBP: 0.318, SLG: 0.429 (1, 3)		4-3				1B		K		4	0	1	1	0	1	1					
Larry Bowa, S OBP: 0.240, SLG: 0.320 (1, 6)			6-3			1B				3	0	0	1	0	0	1					
Scott Sanderson, R OBP: 0.083, SLG: 0.083 (1, 1) Chris Speier, R OBP: 0.429, SLG: 0.231 (9, 5)	F4							K		3	0	0	0	0	2	1					
Inning Stats	R: 0 E: 0 K: 0 S: 3	H: 0 LOB: 0 BB: 0 P: 3	R: 1 E: 0 K: 0 S: 4	H: 1 LOB: 0 BB: 0 P: 4	R: 0 E: 0 K: 0 S: 3	H: 0 LOB: 0 BB: 0 P: 3	R: 0 E: 0 K: 0 S: 3	H: 1 LOB: 0 BB: 0 P: 3	R: 2 E: 0 K: 1 S: 8	H: 3 LOB: 1 BB: 0 P: 8	R: 0 E: 0 K: 0 S: 4	H: 0 LOB: 0 BB: 0 P: 5	R: 0 E: 0 K: 1 S: 5	H: 0 LOB: 0 BB: 0 P: 5	R: 0 E: 0 K: 0 S: 3	H: 1 LOB: 1 BB: 0 P: 6	1B: 5 2B: 3 3B: 0 HR: 1	SF: 0 SAC: 0 DP: 2 HBP: 0	WP: 0 PB: 0 SB: 0 CS: 0	PA: 34	
PITCHER	IP	WLS	BF	H	R	ER	SO	BB	IBB	HBP	BLK	WP	HR	S	P	ERA	WHIP				
Rick Honeycutt, L ERA: 2.79 (1, 1)	8.0	L	30	7	3	3	2	0	1	0	0	0	1	33	37	3.38	0.875				
Tom Niedenfuer, R ERA: 2.95 (9, 1)	1.0		4	1	0	0	1	0	0	0	0	0	0	6	6	0.00	1.000				

Chicago Cubs @ Los Angeles Dodgers
 Dodger Stadium, Los Angeles, CA
 Wed May 15 1985, 7:05 PM PDT
 Att: 46,213 - Unknown

AB	33
R	3
H	8
RBI	3
BB	1
SO	3
LOB	13



Batter	1	2	3	4	5	6	7	8	9	AB	R	H	RBI	BB	SO	LOB	BOTTOM				
Steve Sax, R OBP: 0.392, SLG: 0.364 (1, 4)	F9		1B			4-3		6-3		4	0	1	0	0	0	1					
Mariano Duncan, R OBP: 0.290, SLG: 0.340 (1, 6) Al Oliver, L (9, PH) OBP: 0.301, SLG: 0.343 (9, PR) Bob Bailor, R (9, PR) OBP: 0.182, SLG: 0.100	3-1		F6			K		E		3	0	0	0	0	1	2					
Mike Scioscia, L OBP: 0.327, SLG: 0.337 (1, 2)	F7					4-3		F8		4	0	0	0	0	0	1					
Pedro Guerrero, R OBP: 0.372, SLG: 0.395 (1, 5)		K				1B		E5		4	1	1	0	0	1	0					
Mike Marshall, R OBP: 0.333, SLG: 0.444 (1, 9)		K				F3		E5		4	0	0	0	0	1	2					
Greg Brock, L OBP: 0.275, SLG: 0.261 (1, 3)		K				F4		1B		4	0	1	1	0	1	1					
Ken Landreaux, L OBP: 0.180, SLG: 0.341 (1, 8)			F4			F8		F7		4	0	0	0	0	0	2					
R.J. Reynolds, S OBP: 0.254, SLG: 0.345 (1, 7)			F8			F7		4-3		4	0	1	0	0	0	2					
Rick Honeycutt, L (1, 1) Terry Whitfield, L (8, PH) OBP: 0.389, SLG: 0.611 Tom Niedenfuer, R (9, 1) OBP: 0.500, SLG: 0.500						F8		F7		1	0	0	0	1	0	0					
Inning Stats	R: 0 E: 0 K: 0 S: 3	H: 0 LOB: 0 BB: 0 P: 3	R: 0 E: 0 K: 3 S: 9	H: 0 LOB: 0 BB: 0 P: 9	R: 0 E: 0 K: 0 S: 4	H: 1 LOB: 2 BB: 1 P: 8	R: 0 E: 0 K: 0 S: 4	H: 1 LOB: 1 BB: 0 P: 4	R: 0 E: 0 K: 1 S: 5	H: 0 LOB: 0 BB: 0 P: 5	R: 0 E: 0 K: 0 S: 3	H: 0 LOB: 0 BB: 0 P: 3	R: 0 E: 0 K: 0 S: 4	H: 1 LOB: 1 BB: 0 P: 4	R: 2 E: 2 K: 0 S: 7	H: 2 LOB: 2 BB: 0 P: 7	1B: 2 2B: 2 3B: 1 HR: 0	SF: 0 SAC: 0 DP: 0 HBP: 0	WP: 0 PB: 0 SB: 0 CS: 0	PA: 35	
PITCHER	IP	WLS	BF	H	R	ER	SO	BB	IBB	HBP	BLK	WP	HR	S	P	ERA	WHIP				
Scott Sanderson, R ERA: 2.17 (1, 1)	8.1		31	4	2	0	4	1	0	0	0	0	0	4	4	0.00	0.600				
Lee Smith, R (9, 1) ERA: 1.99	0.2	S	4	1	0	0	0	0	0	0	0	0	0	4	4	0.00	1.500				

Chicago Cubs @ Los Angeles Dodgers
 Dodger Stadium, Los Angeles, CA
 Wed May 15 1985, 7:05 PM PDT
 Att: 46,213 - Unknown

AB	34
R	2
H	5
RBI	1
BB	1
SO	4
LOB	12



Batter	1	2	3	4	5	6	7	8	9	AB	R	H	RBI	BB	SO	LOB	TOP								
Bob Dernier, R OBP: 0.316, SLG: 0.269 (1, 8)	0-0 6-3	0-0 1B		4-0 BB		0-0 F9		0-0 5-3	0-0 1-3	5	0	1	2	1	0	5									
23 Ryne Sandberg, R OBP: 0.286, SLG: 0.424 (1, 4)	0-0 6-3	0-0 F8		0-0 F8			0-0 F9 WP 1B		0-3 K	5	1	1	0	0	1	3									
Gary Matthews, R OBP: 0.357, SLG: 0.363 (1, 7)	0-0		0-0 5-3		0-0 F9		0-0 5-3		0-0 1B	4	0	1	0	0	0	1									
Gary Woods, R OBP: 0.300, SLG: 0.125 (8, 7)	0-0									0	0	0	0	0	0	0									
Richie Hebner, L OBP: 0.375, SLG: 0.533 (9, PH)	0-0									1	0	1	0	0	0	0									
Davey Lopes, R OBP: 0.379, SLG: 0.396 (9, PR)	0-0 1B									0	1	0	0	0	0	0									
Leon Durham, L OBP: 0.321, SLG: 0.422 (1, 3)	0-0 4-3		0-0 F8		0-0 K		0-0 WP BB IBB		0-0 1B 1B	4	1	1	0	1	1	1									
Keith Moreland, R OBP: 0.405, SLG: 0.415 (1, 9)		4-0 FC6-4 BB	4-0		0-0 1-4-3		0-0 F9		0-0 1B 1B	3	1	1	1	2	0	2									
Ron Cey, R OBP: 0.285, SLG: 0.340 (1, 5)		0-0 FC6-4 BB 1-2	0-0 5-3			0-0 E6 SH1-4 1B	0-0 WP BB		0-0 E HBP	3	1	0	0	1	0	2									
Jody Davis, R OBP: 0.301, SLG: 0.398 (1, 2)		4-0 2B 1-2 BB		4-0 BB		0-0 SH1-4 1B	0-3 K		0-0 E8 1B	3	1	2	2	2	1	2									
Larry Bowa, S OBP: 0.233, SLG: 0.333 (1, 6)		0-0 1B 2B		0-0 F6		0-0 F8		0-0 4-3	0-0 G3	5	1	1	1	0	0	6									
Steve Trout, L (1, 1)		0-3 K		0-3 K		0-0 SH1-4		0-0 F8	4-0 BB	2	0	0	0	0	2	3									
George Frazier, R (6, 1)										0	0	0	0	0	0	0									
Thad Bosley, L OBP: 0.316, SLG: 0.438 (8, PH)										1	0	0	0	0	0	0									
Lee Smith, R (8, 1)										0	0	0	0	1	0	0									
Inning Stats	R: 0 E: 0 K: 0 S: 4	H: 1 LOB: 1 BB: 0 P: 4	R: 3 E: 0 K: 1 S: 7	H: 2 LOB: 1 BB: 2 P: 15	R: 0 E: 0 K: 0 S: 3	H: 0 LOB: 1 BB: 1 P: 7	R: 0 E: 0 K: 1 S: 5	H: 0 LOB: 2 BB: 2 P: 13	R: 0 E: 0 K: 1 S: 5	H: 0 LOB: 0 BB: 0 P: 5	R: 0 E: 1 K: 0 S: 5	H: 1 LOB: 2 BB: 0 P: 5	R: 1 E: 0 K: 1 S: 6	H: 1 LOB: 2 BB: 2 P: 14	R: 0 E: 0 K: 0 S: 3	H: 0 LOB: 0 BB: 0 P: 3	R: 3 E: 1 K: 1 S: 9	H: 4 LOB: 3 BB: 1 P: 14	1B: 8 2B: 1 3B: 0 HR: 0	SF: 0 SAC: 1 DP: 0 HBP: 1	WP: 1 PB: 0 SB: 0 CS: 0	PA: 46			
PITCHER	IP	WLS	BF	H	R	ER	SO	BB	IBB	HBP	BLK	WP	HR	S	P	ERA	WHIP								
Len Barker, R ERA: 3.75 (1, 1)	6.0		28	4	3	3	3	5	0	0	0	0	0	29	49	4.50	1.500								
Rick Camp, R ERA: 5.0 (7, 1)	1.0		6	1	1	1	1	1	1	0	0	1	0	6	14	9.00	2.000								
Gene Garber, R ERA: 4.96 (8, 1)	1.0		3	0	0	0	0	0	0	0	0	0	0	3	3	0.00	0.000								
Bruce Sutter, R ERA: 2.95 (9, 1)	1.0	L	9	4	3	3	1	1	0	1	0	0	0	9	14	27.00	5.000								

Chicago Cubs @ Atlanta Braves
Atlanta-Fulton County Stadium, Atlanta, GA
Fri May 17 1985, 3:33 AM EDT
Att: 20,901 - Unknown

AB	36
R	7
H	9
RBI	6
BB	8
SO	5
LOB	25



Batter	1	2	3	4	5	6	7	8	9	AB	R	H	RBI	BB	SO	LOB	BOTTOM								
Rafael Ramirez, R OBP: 0.279, SLG: 0.350 (1, 6)	0-0 4-3			0-0 6-3		0-0 SF9 1B 2B			0-0 G3	5	1	2	0	0	0	0									
Brad Komminck, R OBP: 0.333, SLG: 0.270 (1, 9)	0-0 4-3			0-0 G3		0-0 SF9 1B 2B	0-3 K		0-0 E 1B	3	0	0	1	0	1	1									
Gene Garber, R OBP: 1.000, SLG: 1.000 (8, 1)	0-0 4-3									0	0	0	0	0	0	0									
Chris Chambliss, L OBP: 0.294, SLG: 0.297 (9, 3)	0-0 4-3									1	0	1	0	0	0	0									
Dale Murphy, R OBP: 0.406, SLG: 0.635 (1, 8)	0-0 4-3			4-0 FC6-4 BB		0-0 1B 1B	0-3 K		0-0 E5 1-2	4	1	1	0	1	1	2									
Bob Horner, R OBP: 0.286, SLG: 0.323 (1, 5)		0-0 5-3		0-0 FC6-4 1-2		0-0 BB FC1-2 1B		0-0 4-3	0-0 F8	5	0	1	1	0	0	3									
Terry Harper, R OBP: 0.333, SLG: 0.530 (1, 7)		0-0 4-3			0-0 4-3	0-0 FC1-2 BB 1B		0-0 1B 1B	0-0 F9	5	1	2	1	0	0	2									
Rick Cerone, R OBP: 0.327, SLG: 0.341 (1, 2)		0-0 1-3			0-0 5-3	4-0 FC1-2 BB		0-0 F8		3	0	0	0	1	0	1									
Glenn Hubbard, R OBP: 0.369, SLG: 0.361 (1, 4)			0-0 4-3			0-0 FC1-2 1-2 2-3 3-H		0-0 1B 1B		3	0	1	0	0	0	3									
Ken Oberkfell, L OBP: 0.294, SLG: 0.302 (9, 4)										1	1	1	0	0	0	0									
Gerald Perry, L OBP: 0.282, SLG: 0.282 (1, 3)			0-0 4-3							4	0	1	1	0	0	4									
Bruce Sutter, R (9, 1)					0-0 6-3	0-0 4-3		0-0 1B 1B		0	0	0	0	0	0	0									
Len Barker, R (1, 1)										1	0	0	0	0	0	0									
Paul Runge, R OBP: 1.000, SLG: 1.000 (6, PH)				0-0 6-3		0-0 2B SF9 1B		0-0 K		1	1	1	0	0	0	0									
Rick Camp, R (7, 1)										0	0	0	0	0	0	0									
Claudell Washington, L OBP: 0.323, SLG: 0.402 (8, 9)										2	0	1	1	0	1	0									
Inning Stats	R: 0 E: 0 K: 0 S: 3	H: 0 LOB: 0 BB: 0 P: 3	R: 0 E: 0 K: 0 S: 3	H: 0 LOB: 0 BB: 0 P: 3	R: 0 E: 0 K: 0 S: 3	H: 0 LOB: 0 BB: 0 P: 3	R: 0 E: 0 K: 0 S: 3	H: 0 LOB: 1 BB: 1 P: 7	R: 0 E: 0 K: 0 S: 4	H: 1 LOB: 1 BB: 0 P: 4	R: 3 E: 0 K: 0 S: 8	H: 5 LOB: 3 BB: 1 P: 12	R: 0 E: 0 K: 3 S: 10	H: 1 LOB: 1 BB: 0 P: 10	R: 2 E: 0 K: 0 S: 6	H: 4 LOB: 2 BB: 0 P: 6	R: 0 E: 1 K: 0 S: 5	H: 1 LOB: 2 BB: 0 P: 5	1B: 10 2B: 2 3B: 0 HR: 0	SF: 1 SAC: 0 DP: 0 HBP: 0	WP: 0 PB: 0 SB: 0 CS: 0	PA: 41			
PITCHER	IP	WLS	BF	H	R	ER	SO	BB	IBB	HBP	BLK	WP	HR	S	P	ERA	WHIP								
Steve Trout, L ERA: 2.03 (1, 1)	5.1		22	5	3	3	0	1	0	0	0	0	0	13	17	0.00	1.800								
George Frazier, R ERA: 4.75 (6, 1)	1.2		8	2	0	0	3	1	0	0	0	0	0	13	17	0.00	1.800								
Lee Smith, R ERA: 2.55 (8, 1)	2.0	W	11	5	2	2	0	0	0	0	0	0	0	11	11	9.00	2.500								

Chicago Cubs @ Atlanta Braves
Atlanta-Fulton County Stadium, Atlanta, GA
Fri May 17 1985, 3:33 AM EDT
Att: 20,901 - Unknown

AB	38
R	5
H	12
RBI	5
BB	2
SO	3
LOB	16



Batter	1	2	3	4	5	6	7	8	9	AB	R	H	RBI	BB	SO	LOB	TOP				
Bob Dernier, R (1, 8) OBP: 0.312, SLG: 0.266	F5		1-2 1B		5-3			F7	1-3	5	0	1	0	0	0	3					
23 Ryne Sandberg, R (1, 4) OBP: 0.273, SLG: 0.426	6-3		F7			G6-4-3 1B		HR 1B		4	1	2	0	0	0	2					
Gary Matthews, R (1, 7) OBP: 0.363, SLG: 0.398			F3			G6-4-3 1-2		HR		3	1	1	2	1	0	3					
Leon Durham, L (1, 3) OBP: 0.319, SLG: 0.415	F7				G6-4-3 1B			HR	5-3	4	0	1	0	0	0	1					
Keith Moreland, R (1, 9) OBP: 0.400, SLG: 0.409		F8		G6-4-3 1-2			6-3		HR 1B 2B 1B	4	1	1	0	0	0	1					
Ron Cey, R (1, 5) OBP: 0.299, SLG: 0.364										4	0	3	0	0	0	1					
Gary Woods, R (9, PR) OBP: 0.300, SLG: 0.125	K								2B 1B	0	0	0	0	0	0	0					
Jody Davis, R (1, 2) OBP: 0.291, SLG: 0.383		6-3		F4			5-3		F9	4	0	0	0	0	0	4					
Larry Bowa, S (1, 6) OBP: 0.219, SLG: 0.313					4-3					2	0	0	0	0	0	0					
Richie Hebner, L (7, PH) OBP: 0.353, SLG: 0.500										1	0	0	0	0	0	1					
Ray Fontenot, L (7, 1) OBP: 0.390, SLG: 0.429			4-3				F6			1	0	0	0	0	0	0					
Davey Lopes, R (9, PH) OBP: 0.390, SLG: 0.429									1-3 2-H 2B	1	0	1	1	0	0	0					
Dennis Eckersley, R (1, 1) OBP: 0.211, SLG: 0.118										0	0	0	0	1	0	0					
Thad Bosley, L (5, PH) OBP: 0.350, SLG: 0.412							F8			1	0	0	0	0	0	0					
Lary Sorensen, R (5, 1) OBP: 0.391, SLG: 0.200										2	0	0	0	0	0	2					
Chris Speier, R (7, 6) OBP: 0.391, SLG: 0.200										2	0	0	0	0	2	3					
Inning Stats	R: 0 E: 0 K: 0 S: 3	H: 0 LOB: 1 BB: 1 P: 7	R: 0 E: 0 K: 1 S: 5	H: 0 LOB: 0 BB: 0 P: 5	R: 0 E: 0 K: 0 S: 4	H: 1 LOB: 2 BB: 1 P: 8	R: 0 E: 0 K: 0 S: 4	H: 2 LOB: 1 BB: 0 P: 4	R: 0 E: 0 K: 0 S: 3	H: 0 LOB: 0 BB: 0 P: 3	R: 0 E: 0 K: 0 S: 3	H: 1 LOB: 0 BB: 0 P: 3	R: 0 E: 0 K: 0 S: 4	H: 1 LOB: 1 BB: 0 P: 4	R: 2 E: 0 K: 1 S: 7	H: 2 LOB: 0 BB: 0 P: 7	R: 1 E: 0 K: 1 S: 8	H: 3 LOB: 3 BB: 0 P: 8	1B: 7 2B: 2 3B: 0 HR: 1	SF: 0 SAC: 0 DP: 2 HBP: 0	WP: 0 PA: 37 CS: 0
PITCHER	IP WLS BF H R ER SO BB IBB HBP BLK WP HR S P ERA WHIP																				
Rick Mahler, R (1, 1) ERA: 2.66	8.0 W 31 7 2 2 2 2 2 0 0 0 0 0 1 33 41 2.25 1.125																				
Bruce Sutter, R (9, 1) ERA: 3.22	1.0 S 6 3 1 1 1 1 0 0 0 0 0 0 0 8 8 9.00 3.000																				

Chicago Cubs @ Atlanta Braves
Atlanta-Fulton County Stadium, Atlanta, GA
Sat May 18 1985, 3:33 AM EDT
Att: 39,136 - Unknown

AB 35
R 3
H 10
RBI 3
BB 2
SO 3
LOB 18



Batter	1	2	3	4	5	6	7	8	9	AB	R	H	RBI	BB	SO	LOB	BOTTOM	
Claudell Washington, L (1, 9) OBP: 0.328, SLG: 0.400	4-3		F6							3	0	1	0	1	0	1		
Ken Oberkfell, L (1, 5) OBP: 0.292, SLG: 0.299	F7		E9 PB 1B							4	0	1	0	0	1	2		
Gerald Perry, L (1, 3) OBP: 0.266, SLG: 0.267	F6		F5							4	0	0	0	0	1	3		
Dale Murphy, R (1, 8) OBP: 0.408, SLG: 0.628			F9							3	1	1	0	1	0	1		
Terry Harper, R (1, 7) OBP: 0.329, SLG: 0.507			F8							3	1	0	0	1	1	4		
Rafael Ramirez, R (1, 6) OBP: 0.285, SLG: 0.354										4	1	2	0	0	0	0		
Glenn Hubbard, R (1, 4) OBP: 0.354, SLG: 0.347										3	1	0	0	1	1	2		
Bruce Sutter, R (9, 1) ERA: 3.22										0	0	0	0	0	0	0		
Bruce Benedict, R (1, 2) OBP: 0.233, SLG: 0.179			F3							4	0	1	1	0	0	3		
Rick Mahler, R (1, 1) OBP: 0.214, SLG: 0.250										3	0	1	3	0	0	2		
Paul Zuvella, R (9, 4) OBP: 0.143, SLG: 0.214										0	0	0	0	0	0	0		
Inning Stats	R: 3 E: 0 K: 0 S: 3	H: 3 LOB: 1 BB: 1 P: 10	R: 0 E: 1 K: 1 S: 6	H: 1 LOB: 1 BB: 0 P: 6	R: 0 E: 0 K: 0 S: 3	H: 0 LOB: 0 BB: 0 P: 3	R: 0 E: 0 K: 0 S: 4	H: 1 LOB: 1 BB: 0 P: 4	R: 1 E: 0 K: 1 S: 7	H: 2 LOB: 2 BB: 1 P: 11	R: 0 E: 0 K: 2 S: 7	H: 0 LOB: 2 BB: 2 P: 15	R: 0 E: 0 K: 0 S: 3	H: 0 LOB: 0 BB: 0 P: 3	1B: 6 2B: 1 3B: 0 HR: 0	SF: 0 SAC: 0 DP: 0 HBP: 0	WP: 0 PA: 35 CS: 0	
PITCHER	IP WLS BF H R ER SO BB IBB HBP BLK WP HR S P ERA WHIP																	
Dennis Eckersley, R (1, 1) ERA: 2.96	4.0 L 17 4 3 3 1 1 1 0 0 0 0 0 0 18 22 6.75 1.250																	
Lary Sorensen, R (5, 1) ERA: 6.48	2.0 0 10 3 1 1 1 1 1 0 0 0 0 0 0 11 15 4.50 2.000																	
Ray Fontenot, L (7, 1) ERA: 2.92	2.0 8 0 0 0 0 2 1 1 0 0 0 0 0 0 10 18 0.00 0.500																	

Chicago Cubs @ Atlanta Braves
Atlanta-Fulton County Stadium, Atlanta, GA
Sat May 18 1985, 3:33 AM EDT
Att: 39,136 - Unknown


AB 31
R 4
H 7
RBI 4
BB 4
SO 4
LOB 18



Batter	1	2	3	4	5	6	7	8	9	AB	R	H	RBI	BB	SO	LOB	TOP										
Davey Lopes, R OBP: 0.391, SLG: 0.404 (1, 8)	4-0 CS BB		4-0 23 1B BB				0-0 6-3		0-0 4-3								3 0 0 0 2 0 0										
23 Ryne Sandberg, R OBP: 0.291, SLG: 0.447 (1, 4)	0-0 CS 1B		0-0 1-2 1B				0-0 2B		0-0 BB 1B								5 0 4 0 0 1 0										
Gary Matthews, R OBP: 0.355, SLG: 0.379 (1, 7)	0-3 K		0-3 K				4-0 BB		0-3 K								4 0 0 0 1 3 5										
Richie Hebner, L OBP: 0.381, SLG: 0.474 (1, 3)	0-0 CS		0-0 F5				0-0 FC3-6 1B		4-0 FC6-4 BB								3 0 1 0 1 0 2										
Keith Moreland, R OBP: 0.388, SLG: 0.395 (1, 9)			0-0 1-3				0-0 FC3-6 BB 1-2		0-0 F5								4 0 0 0 0 0 3										
Ron Cey, R OBP: 0.305, SLG: 0.357 (1, 5)			0-3 K				4-0 BB 1-2		0-0 F2								2 0 0 0 2 1 0										
Jody Davis, R OBP: 0.298, SLG: 0.376 (1, 2)			0-3 K				4-0 G4-6-3 BB 1-2 2-3		4-0 2B BB								2 0 0 0 2 2 1										
Chris Speier, R OBP: 0.407, SLG: 0.316 (1, 6)			0-0 K				0-0 G4-6-3 BB 1-2		0-0 F6								4 0 2 0 0 0 4										
Rick Sutcliffe, L OBP: 0.304, SLG: 0.381 (3, PR) Dennis Eckersley, R OBP: 0.271, SLG: 0.118 (3, PR) Dick Ruthven, R OBP: 0.200, SLG: 0.200 (6, PR) Thad Bosley, L OBP: 0.292, SLG: 0.408 (6, PR) Warren Brusstar, R OBP: 0.318, SLG: 0.413 (6, PR) Leon Durham, L OBP: 0.318, SLG: 0.413 (6, PR) George Frazier, R OBP: 0.318, SLG: 0.413 (6, PR)			0-0 FC3-6 23 1B BB 1-2				0-3 K		0-0 4-3								4-0 4-3	1 0 0 0 0 0 0 1 0 0 0 0 0 0 0 0 1 0 0 0 0 0 1 0 1 0 0 0 0 0 0 2 0 0 0 0 0 0 0 0 1 0 0 0 0 0 0 1 0 0 0 0 0 0 0 0									
Inning Stats	R: 0 E: 0 K: 1 S: 4	H: 1 LOB: 0 BB: 1 P: 8	R: 0 E: 0 K: 1 S: 5	H: 0 LOB: 0 BB: 0 P: 5	R: 0 E: 0 K: 2 S: 9	H: 2 LOB: 3 BB: 1 P: 13	R: 0 E: 0 K: 0 S: 3	H: 1 LOB: 2 BB: 2 P: 11	R: 0 E: 0 K: 1 S: 6	H: 1 LOB: 2 BB: 1 P: 10	R: 0 E: 0 K: 1 S: 6	H: 1 LOB: 2 BB: 1 P: 10	R: 0 E: 0 K: 1 S: 5	H: 0 LOB: 1 BB: 1 P: 9	R: 0 E: 0 K: 1 S: 5	H: 0 LOB: 0 BB: 0 P: 5	1B: 5 2B: 2 3B: 0 HR: 0	SF: 0 SAC: 0 DP: 1 HBP: 0	WP: 0 PB: 0 SB: 0 CS: 2	PA: 40							
PITCHER	IP	WLS	BF	H	R	ER	SO	BB	IBB	HBP	BLK	WP	HR	S	P	ERA	WHIP										
Steve Bedrosian, R ERA: 2.6 (1, 1)	5.2	W	26	6	0	0	5	6	0	0	0	0	0	30	54	0.00	2.118										
Jeff Dedmon, R ERA: 1.64 (6, 1)	2.1		10	1	0	0	2	2	0	0	0	0	0	12	20	0.00	1.286										
Bruce Sutter, R ERA: 3.09 (9, 1)	1.0	S	3	0	0	0	1	0	0	0	0	0	0	5	5	0.00	0.000										

Chicago Cubs @ Atlanta Braves
Atlanta-Fulton County Stadium, Atlanta, GA
Sun May 19 1985, 3:33 AM EDT
Att: 30,389 - Unknown


AB	31
R	0
H	7
RBI	0
BB	8
SO	8
LOB	19



Batter	1	2	3	4	5	6	7	8	9	AB	R	H	RBI	BB	SO	LOB	BOTTOM										
Claudell Washington, L OBP: 0.341, SLG: 0.444 (1, 9)	0-0 HR 2B		0-0 FC6-5 1B				0-0 HR		0-0 G3-6-3								4 2 3 1 0 0 1										
Gerald Perry, L OBP: 0.297, SLG: 0.266 (1, 3)	0-0 F2		0-0 FC6-5 1B				0-0 F8		0-0 G3								4 0 1 0 0 0 1										
Dale Murphy, R OBP: 0.411, SLG: 0.647 (1, 8)	0-0 HR		0-0 FC6-5 G5-4-3				0-0 G4-6-3 1B		0-0 5-3								4 1 2 2 0 0 2										
Bob Horner, R OBP: 0.284, SLG: 0.320 (6, PR) Albert Hall, S OBP: 0.333, SLG: 0.250 Bruce Sutter, R (9, 1)	0-0 4-3		0-0 G5-4-3				0-0 G4-6-3		0-0 S 1B								4 0 1 0 0 0 3 0 0 0 0 0 0 0 0 0 0 0 0 0 0										
Terry Harper, R OBP: 0.325, SLG: 0.486 (1, 7)	0-3 K						4-0 1B BB		0-0 5-3								3 0 0 0 1 2 1										
Glenn Hubbard, R OBP: 0.383, SLG: 0.346 (1, 4)			0-3 K				0-0 1B		0-0 F7								3 0 1 0 0 1 0										
Paul Zuvella, R OBP: 0.118, SLG: 0.176 (1, 6)			0-0 4-3				0-0 F4		0-0 6-3								3 0 0 0 0 0 2										
Bruce Benedict, R OBP: 0.242, SLG: 0.167 (1, 2)			4-0 BB				0-0 F2		0-0 F7								2 0 0 0 1 0 2										
Steve Bedrosian, R OBP: 0.067, SLG: 0.067 (1, 1) Jeff Dedmon, L OBP: 0.333, SLG: 0.333 (6, 1) Ken Oberkfell, L OBP: 0.292, SLG: 0.299 (9, 5)			0-0 F9				0-3 K		0-0 G3-6-3 1B								2 0 0 0 0 1 3 1 0 1 0 0 0 0 0 0 0 0 0 0 0										
Inning Stats	R: 2 E: 0 K: 1 S: 7	H: 2 LOB: 0 BB: 0 P: 7	R: 0 E: 0 K: 1 S: 5	H: 0 LOB: 1 BB: 1 P: 9	R: 0 E: 0 K: 0 S: 4	H: 2 LOB: 1 BB: 0 P: 4	R: 0 E: 0 K: 1 S: 6	H: 1 LOB: 2 BB: 1 P: 10	R: 1 E: 0 K: 0 S: 4	H: 2 LOB: 0 BB: 0 P: 4	R: 0 E: 0 K: 0 S: 3	H: 0 LOB: 0 BB: 0 P: 3	R: 0 E: 0 K: 0 S: 3	H: 1 LOB: 0 BB: 0 P: 3	R: 0 E: 0 K: 1 S: 6	H: 1 LOB: 2 BB: 0 P: 6	1B: 6 2B: 1 3B: 0 HR: 2	SF: 0 SAC: 0 DP: 3 HBP: 0	WP: 0 PB: 1 SB: 1 CS: 0	PA: 32							
PITCHER	IP	WLS	BF	H	R	ER	SO	BB	IBB	HBP	BLK	WP	HR	S	P	ERA	WHIP										
Rick Sutcliffe, R ERA: 2.32 (3, 1)	3.0	L	13	5	1	1	1	1	0	0	0	0	0	14	18	3.00	2.000										
Dick Ruthven, R ERA: 3.72 (6, 1)	2.0		6	1	0	0	0	0	0	0	0	0	0	6	6	0.00	0.500										
Warren Brusstar, R ERA: 1.29 (8, 1) George Frazier, R ERA: 4.38 (6, 1)	1.0		4	1	0	0	1	0	0	0	0	0	0	6	6	0.00	1.000										

Chicago Cubs @ Atlanta Braves
Atlanta-Fulton County Stadium, Atlanta, GA
Sun May 19 1985, 3:33 AM EDT
Att: 30,389 - Unknown


AB	30
R	3
H	9
RBI	3
BB	2
SO	4
LOB	15



Batter	1	2	3	4	5	6	7	8	9	AB	R	H	RBI	BB	SO	LOB	TOP			
Eddie Milner, L OBP: 0.333, SLG: 0.258 (1, 8)	F9		F8		F8			G6-3		4	0	0	0	0	0	1	Cincinnati Reds @ Chicago Cubs Wrigley Field, Chicago, IL Mon May 20 1985, 3:33 AM CDT Att: 21,231 - Unknown			
Pete Rose, S OBP: 0.400, SLG: 0.384 (1, 3)	K			HR		F8		4-3		4	1	1	1	0	1	0				
Dave Parker, L OBP: 0.394, SLG: 0.590 (1, 9)	F8			1B BB			1B		G1	3	0	1	0	1	0	0				
Alan Knicely, R OBP: 0.316, SLG: 0.294 (1, 2)		BB			F4		F8		K	3	0	0	0	1	1	2				
Eric Davis, R OBP: 0.213, SLG: 0.455 (1, 7)	K				F7		L4			4	0	1	0	0	1	3				
Nick Esasky, R OBP: 0.304, SLG: 0.392 (1, 5)	K								1B	4	0	1	0	0	1	2				
Dave Concepcion, R OBP: 0.281, SLG: 0.391 (1, 6)	F9				F9		F9			3	0	0	0	0	0	3				
Tom Foley, L OBP: 0.182, SLG: 0.233 Ron Robinson, R (7, 1)			K		F9		F8			3	0	0	0	0	1	0				
Jay Tibbs, R OBP: 0.160, SLG: 0.087 Tom Hume, R (6, 1)										0	0	0	0	0	0	0				
Wayne Krenchicki, L OBP: 0.379, SLG: 0.250 (7, 4)			6-3				4-3		G6-3 1B	1	0	1	0	0	0	0				
Inning Stats	R: 0 E: 0 K: 1 S: 5	H: 0 LOB: 0 BB: 0 P: 5	R: 0 E: 0 K: 2 S: 7	H: 0 LOB: 1 BB: 1 P: 11	R: 0 E: 0 K: 1 S: 5	H: 0 LOB: 0 BB: 0 P: 5	R: 1 E: 0 K: 0 S: 5	H: 2 LOB: 2 BB: 1 P: 9	R: 0 E: 0 K: 0 S: 4	H: 1 LOB: 1 BB: 0 P: 4	R: 0 E: 0 K: 0 S: 3	H: 0 LOB: 0 BB: 0 P: 3	R: 0 E: 0 K: 0 S: 3	H: 1 LOB: 0 BB: 0 P: 3	R: 0 E: 0 K: 1 S: 6	H: 1 LOB: 1 BB: 0 P: 6	1B: 4 2B: 0 3B: 0 HR: 1	SF: 0 SAC: 0 DP: 1 HBP: 0	WP: 0 PB: 0 SB: 0 CS: 0	PA: 33
PITCHER Scott Sanderson, R ERA: 1.94 (1, 1)	IP: 9.0 WLS: W BF: 33 H: 5 R: 1 ER: 1 SO: 5 BB: 2 IBB: 0 HBP: 0 BLK: 0 WP: 0 HR: 1 S: 41 P: 49 ERA: 1.00 WHIP: 0.778															PITCHER				

Batter	1	2	3	4	5	6	7	8	9	AB	R	H	RBI	BB	SO	LOB	BOTTOM			
Bob Dernier, R OBP: 0.317, SLG: 0.281 (1, 8)	23 S SF8 2B		23 FC5-2 1B			F9		K		4	2	2	0	0	1	0	Cincinnati Reds @ Chicago Cubs Wrigley Field, Chicago, IL Mon May 20 1985, 3:33 AM CDT Att: 21,231 - Unknown			
23 Ryne Sandberg, R OBP: 0.289, SLG: 0.441 (1, 4)	1-3		FC5-2 1B S				1B SF7 1B	F8		4	2	1	0	0	0	3				
Davey Lopes, R OBP: 0.397, SLG: 0.418 (1, 5)	SF8		S 1B				1B SF7 1B	K		3	1	2	2	0	1	0				
Keith Moreland, R OBP: 0.384, SLG: 0.393 (1, 9)	6-3		5-3				SF7 1B			3	0	1	1	0	0	1				
Richie Hebner, L OBP: 0.360, SLG: 0.409 (1, 3)		G1			E3 G5-4-3		1B IBB	F4		3	1	0	0	1	0	1				
Brian Davett, R OBP: 0.222, SLG: 0.222 (1, 7)		F9			G5-4-3		1B 1B	K		4	0	1	0	0	1	2				
Steve Lake, R OBP: 0.235, SLG: 0.235 (1, 2)		5-3			6-3		1B	K		4	0	1	2	0	1	1				
Larry Bowa, S OBP: 0.229, SLG: 0.314 (1, 6)			1B 23 FC5-2 1B				1-3 K			3	0	1	0	0	1	2				
Scott Sanderson, R OBP: 0.071, SLG: 0.071 (1, 1)			SH1-4				K	K		2	0	0	0	0	2	2				
Inning Stats	R: 1 E: 0 K: 0 S: 4	H: 1 LOB: 0 BB: 0 P: 4	R: 0 E: 0 K: 0 S: 3	H: 0 LOB: 0 BB: 0 P: 3	R: 2 E: 0 K: 0 S: 6	H: 3 LOB: 1 BB: 0 P: 6	R: 0 E: 1 K: 0 S: 3	H: 0 LOB: 0 BB: 0 P: 3	R: 0 E: 0 K: 1 S: 5	H: 0 LOB: 0 BB: 0 P: 5	R: 3 E: 0 K: 2 S: 11	H: 4 LOB: 2 BB: 1 P: 15	R: 0 E: 0 K: 2 S: 7	H: 0 LOB: 0 BB: 0 P: 7	R: 0 E: 0 K: 2 S: 8	H: 1 LOB: 1 BB: 0 P: 8		1B: 8 2B: 1 3B: 0 HR: 0	SF: 2 SAC: 1 DP: 1 HBP: 0	WP: 0 PB: 0 SB: 3 CS: 0
PITCHER Jay Tibbs, R ERA: 4.26 Tom Hume, R ERA: 2.3 Ron Robinson, R ERA:	IP: 5.1 WLS: L BF: 25 H: 8 R: 6 ER: 6 SO: 1 BB: 0 IBB: 0 HBP: 0 BLK: 0 WP: 0 HR: 0 S: 26 P: 30 ERA: 10.12 WHIP: 1.500															PITCHER				

AB 31
R 1
H 5
RBI 1
BB 2
SO 5
LOB 11



AB 30
R 6
H 9
RBI 5
BB 1
SO 7
LOB 12



Batter	1	2	3	4	5	6	7	8	9	AB	R	H	RBI	BB	SO	LOB	TOP									
Eddie Milner, L OBP: 0.333, SLG: 0.255 (1, 8)	0-0 4-3		0-0 1B		0-0 4-3		0-0 L4		0-0 F8	5	1	1	0	0	0	1	Cincinnati Reds @ Chicago Cubs Wrigley Field, Chicago, IL Wed May 22 1985, 3:33 AM CDT Att: 27,863 - Unknown									
Pete Rose, S OBP: 0.403, SLG: 0.388 (1, 3)	0-0 E6 1B		0-3 K		0-0 4-3		0-3 K			4	1	2	0	0	2	2										
Dave Parker, L OBP: 0.396, SLG: 0.592 (1, 9)	0-0 6-3		0-0 1B		0-0 4-3		0-0 3-1			4	1	2	1	0	0	1										
Alan Knicely, R OBP: 0.321, SLG: 0.400 (1, 2)	0-3 K		0-3 K		0-0 4-3		0-0 K		0-0 1B	4	1	2	3	0	2	2										
Gary Redus, R OBP: 0.541, SLG: 0.536 (1, 7)		0-0 5-3		0-0 CS 1B		0-3 K		0-0 1B		4	0	2	0	0	1	0										
Nick Esasky, R OBP: 0.301, SLG: 0.373 (1, 5)		0-3 K		0-0 1-3		0-3 K		0-0 F9		4	0	0	0	0	2	3										
Dave Concepcion, R OBP: 0.278, SLG: 0.375 (1, 6)		4-0 BB		0-3 K		0-0 F8		0-0 G3		3	0	0	0	1	1	2										
Tom Foley, L OBP: 0.173, SLG: 0.216 (1, 4)		0-0 F7				0-0 4-3		0-0 4-3		4	0	0	0	0	1	1										
Tom Browning, L (1, 1)			0-3 K		0-3 K		0-0 1B		0-3 K	2	0	0	0	0	2	0										
Wayne Krenchicki, L OBP: 0.387, SLG: 0.289 (7, PH)										0	0	0	0	0	0	0										
Ron Robinson, R (7, 1)										1	0	1	0	0	0	0										
Duane Walker, L OBP: 0.333, SLG: 0.577 (9, PH)										1	0	0	0	0	1	0										
Inning Stats	R: 0 E: 1 K: 1 S: 6	H: 1 LOB: 1 BB: 0 P: 6	R: 0 E: 0 K: 1 S: 5	H: 0 LOB: 1 BB: 1 P: 9	R: 1 E: 0 K: 3 S: 11	H: 2 LOB: 1 BB: 0 P: 11	R: 0 E: 0 K: 1 S: 5	H: 1 LOB: 0 BB: 0 P: 5	R: 0 E: 0 K: 1 S: 5	H: 0 LOB: 0 BB: 0 P: 5	R: 3 E: 0 K: 2 S: 10	H: 3 LOB: 0 BB: 0 P: 10	R: 0 E: 0 K: 1 S: 6	H: 1 LOB: 1 BB: 0 P: 6	R: 0 E: 0 K: 0 S: 5	H: 2 LOB: 2 BB: 0 P: 5	R: 0 E: 0 K: 2 S: 7	H: 0 LOB: 0 BB: 0 P: 7	1B: 8 2B: 1 3B: 0 HR: 1	SF: 0 SAC: 0 DP: 0 HBP: 0	WP: 0 PB: 0 SB: 2 CS: 1	PA: 37				
PITCHER	IP	WLS	BF	H	R	ER	SO	BB	IBB	HBP	BLK	WP	HR	S	P	ERA	WHIP									
Dennis Eckersley, R ERA: 2.89	(1, 1)	6.0	W	25	7	4	4	9	1	0	0	0	0	1	42	46	6.00	1.333								
Warren Brusstar, R ERA: 0.93	(7, 1)	1.0		4	1	0	0	1	0	0	0	0	0	0	6	6	0.00	1.000								
Lee Smith, R ERA: 2.36	(8, 1)	2.0	S	8	2	0	0	2	0	0	0	0	0	0	12	12	0.00	1.000								

AB	36
R	4
H	10
RBI	4
BB	1
SO	12
LOB	12



Batter	1	2	3	4	5	6	7	8	9	AB	R	H	RBI	BB	SO	LOB	BOTTOM									
Bob Dernier, R OBP: 0.318, SLG: 0.292 (1, 8)	0-0 1B				0-0 6-3		0-3 K		0-3 K	4	1	2	0	0	1	0	Cincinnati Reds @ Chicago Cubs Wrigley Field, Chicago, IL Wed May 22 1985, 3:33 AM CDT Att: 27,863 - Unknown									
Gary Woods, R OBP: 0.333, SLG: 0.111 (8, PH)	0-0 2B				0-0 6-3		0-0 K			1	0	0	0	0	1	1										
23 Ryne Sandberg, R OBP: 0.286, SLG: 0.425 (1, 4)	4-0 E 1B SF9 BB		0-3 K		0-0 WP S 1B		0-0 F2			3	1	1	0	1	1	1										
Davey Lopes, R OBP: 0.434, SLG: 0.424 (1, 7)	0-0 E2 S 1-3 2-H 1B		0-0 F8		4-0 WP BB 1B		0-0 6-3			3	0	1	1	1	0	0										
Keith Moreland, R OBP: 0.370, SLG: 0.371 (1, 9)	0-0 1-3		0-0 F8		0-0 5-3		0-0 L3			4	0	0	0	0	0	4										
Ron Cey, R OBP: 0.309, SLG: 0.353 (1, 5)	4-0 IBB		0-0 L5		0-0 BB FC5-2 1B		0-3 K			3	0	1	0	1	1	0										
Jody Davis, R OBP: 0.305, SLG: 0.383 (1, 2)	0-0 SF9				0-0 5-3		0-0 FC5-2 BB HR 1B		0-0 F7	3	1	1	1	0	0	0										
Leon Durham, L OBP: 0.320, SLG: 0.425 (1, 3)	0-3 K				4-0 G4-3 BB		4-0 FC5-2 HR BB			2	2	1	1	2	1	2										
Larry Bowa, S OBP: 0.220, SLG: 0.293 (1, 6)		0-0 F6			0-0 G4-3		0-0 FC5-2 HR		0-0 1B	4	1	1	0	0	0	4										
Dennis Eckersley, R OBP: 0.190, SLG: 0.105 (1, 1)		0-0 6-3			0-0 F8		0-0 HR		0-0 F8	2	0	0	0	0	0	0										
Brian Dayett, R OBP: 0.250, SLG: 0.500 (6, PH)										1	1	1	4	0	0	0										
Warren Brusstar, R (7, 1)										0	0	0	0	0	0	0										
Chris Speier, R OBP: 0.379, SLG: 0.286 (8, 5)										1	0	0	0	0	0	1										
Inning Stats	R: 2 E: 1 K: 1 S: 7	H: 2 LOB: 2 BB: 2 P: 15	R: 0 E: 0 K: 1 S: 6	H: 1 LOB: 0 BB: 0 P: 6	R: 0 E: 0 K: 0 S: 3	H: 0 LOB: 0 BB: 0 P: 3	R: 0 E: 0 K: 0 S: 2	H: 0 LOB: 0 BB: 1 P: 6	R: 0 E: 0 K: 0 S: 4	H: 1 LOB: 2 BB: 1 P: 8	R: 4 E: 0 K: 1 S: 8	H: 3 LOB: 0 BB: 1 P: 12	R: 0 E: 0 K: 1 S: 5	H: 0 LOB: 0 BB: 0 P: 5	R: 1 E: 0 K: 1 S: 7	H: 2 LOB: 1 BB: 0 P: 7	1B: 6 2B: 1 3B: 0 HR: 2	SF: 1 SAC: 0 DP: 1 HBP: 0	WP: 1 PB: 0 SB: 2 CS: 0	PA: 37						
PITCHER	IP	WLS	BF	H	R	ER	SO	BB	IBB	HBP	BLK	WP	HR	S	P	ERA	WHIP									
Tom Browning, L ERA: 2.47	(1, 1)	5.1	L	27	7	6	6	2	4	1	0	0	0	0	26	46	10.12	2.062								
Tom Hume, R ERA: 2.12	(6, 1)	0.2		2	0	0	0	1	0	0	0	0	0	4	4	0.00	0.000									
Ron Robinson, R ERA: 2.25	(7, 1)	2.0		8	2	1	1	2	0	0	0	0	0	1	12	12	4.50	1.000								



Batter	1	2	3	4	5	6	7	8	9	AB	R	H	RBI	BB	SO	LOB	TOP
Bill Doran, S OBP: 0.383, SLG: 0.421 (1, 4)	SH5-3 1B 2B		BB BB	BB BB	2H 1B		S 1B		E3 3B	4	3	3	1	1	0	0	
Terry Puhl, L OBP: 0.381, SLG: 0.407 (1, 9)	SH5-3 2-3		FC4-6 BB	F6		FC4-6 1B		FC4-6 1B	SF7 3B	3	1	2	2	1	0	1	
Denny Walling, L OBP: 0.361, SLG: 0.459 (1, 3)	1B 1B		F7		4-3		F8		SF7	4	0	1	2	0	0	3	
Jose Cruz, L OBP: 0.376, SLG: 0.503 Kevin Bass, S OBP: 0.299, SLG: 0.427 (9, PR) (9, 7)	F7		FC4-6		1-3		FC4-6		FC5 2B	5	0	1	0	0	0	4	
Jerry Mumphrey, S OBP: 0.331, SLG: 0.362 (1, 8)	FC4-6 1B		G3		FC5-4 1B		4-3		BB FC5 IBB	4	0	2	0	1	0	3	
Phil Garner, R OBP: 0.302, SLG: 0.346 (1, 5)	FC4-6			1B SF9 1B	FC5-4				FC5 BB	5	1	1	0	0	0	5	
Mark Bailey, S OBP: 0.293, SLG: 0.254 (1, 2)		G3		SH1-4 1B		F7		4-3	BB BB BB	4	1	1	0	1	0	0	
Craig Reynolds, L OBP: 0.320, SLG: 0.457 (1, 6)	F7		SF9		F8		F8		1B BB	4	0	1	1	0	0	3	
Nolan Ryan, R OBP: 0.042, SLG: 0.042 (1, 1)	F5		SH1-4		6-3				K	3	0	0	0	0	1	1	
Inning Stats	R: 1 E: 0 K: 0 S: 6	H: 3 LOB: 2 BB: 0 P: 6	R: 0 E: 0 K: 0 S: 3	H: 0 LOB: 0 BB: 0 P: 3	R: 0 E: 0 K: 0 S: 3	H: 0 LOB: 2 BB: 2 P: 11	R: 2 E: 0 K: 0 S: 6	H: 3 LOB: 1 BB: 0 P: 6	R: 0 E: 0 K: 0 S: 4	H: 0 LOB: 0 BB: 0 P: 3	R: 1 E: 0 K: 0 S: 5	H: 2 LOB: 1 BB: 0 P: 5	R: 0 E: 0 K: 1 S: 6	H: 1 LOB: 3 BB: 2 P: 14	1B: 9 2B: 2 3B: 1 HR: 0	SF: 2 SAC: 2 DP: 0 HBP: 0	WP: 0 PA: 44 PB: 0 SB: 2 CS: 0
PITCHER	IP WLS BF H R ER SO BB IBB HBP BLK WP HR S P ERA WHIP	IP WLS BF H R ER SO BB IBB HBP BLK WP HR S P ERA WHIP															
Dick Ruthven, R ERA: 4.1 (1, 1)	7.0 L 32 9 4 4 0 2 0 0 0 0 0 30 38 5.14 1.571	2.0 L 12 3 2 1 1 1 1 0 0 0 0 12 20 4.50 2.000															
Lary Sorensen, R ERA: 6.1 (8, 1)																	

Houston Astros @ Chicago Cubs
Wrigley Field, Chicago, IL
Fri May 24 1985, 3:33 AM CDT
Att: 35,743 - Unknown

AB	36
R	6
H	12
RBI	6
BB	4
SO	1
LOB	20



Batter	1	2	3	4	5	6	7	8	9	AB	R	H	RBI	BB	SO	LOB	BOTTOM				
Bob Dernier, R OBP: 0.316, SLG: 0.291 Lary Sorensen, R (8, 1)	F8			CS 1B	F6		FC5 2-3f		4-3	4	0	1	0	0	0	4					
23 Ryne Sandberg, R OBP: 0.297, SLG: 0.445 (1, 4)	CS BB			1-2 2B BB		HR			F4	2	2	1	1	2	0	0					
Thad Bosley, L OBP: 0.308, SLG: 0.435 (1, 7) (8, 8)	F8			1H 2B		K			1-3	4	0	1	1	0	1	1					
Leon Durham, L OBP: 0.318, SLG: 0.419 (1, 3)	CS	1-3		5-3		K			1B	4	0	1	0	0	1	1					
Keith Moreland, R OBP: 0.360, SLG: 0.359 (1, 9)		F9		K		F8			4-3	4	0	0	0	0	1	2					
Ron Cey, R OBP: 0.314, SLG: 0.358 (1, 5)		K			E 1-3 1B		FC5 1B		L5	4	0	2	0	0	1	0					
Jody Davis, R OBP: 0.303, SLG: 0.373 (1, 2)				6-3		F8			FC4-6 BB	3	0	0	0	1	1	2					
Larry Bowa, S OBP: 0.209, SLG: 0.279 Chico Walker, S (7, PH) Chris Speier, R OBP: 0.367, SLG: 0.273 (8, 6)				F7		1-3			FC4-6 HBP	2	0	0	0	0	0	1					
Dick Ruthven, R OBP: 0.143, SLG: 0.143 Brian Dayett, R OBP: 0.357, SLG: 0.538 (7, PH) (8, 7)				K		E4 2-3			HBP	2	0	0	0	0	1	1					
Inning Stats	R: 0 E: 0 K: 0 S: 2	H: 0 LOB: 0 BB: 1 P: 6	R: 0 E: 0 K: 1 S: 5	H: 0 LOB: 0 BB: 0 P: 5	R: 0 E: 0 K: 1 S: 5	H: 0 LOB: 0 BB: 0 P: 5	R: 1 E: 0 K: 1 S: 6	H: 2 LOB: 1 BB: 1 P: 10	R: 0 E: 1 K: 0 S: 5	H: 1 LOB: 2 BB: 0 P: 5	R: 1 E: 0 K: 2 S: 8	H: 1 LOB: 0 BB: 0 P: 8	R: 0 E: 0 K: 2 S: 9	H: 2 LOB: 2 BB: 0 P: 9	R: 0 E: 0 K: 0 S: 4	H: 1 LOB: 1 BB: 0 P: 4	R: 0 E: 0 K: 0 S: 3	H: 0 LOB: 2 BB: 1 P: 8	1B: 5 2B: 1 3B: 0 HR: 1	SF: 0 SAC: 0 DP: 0 HBP: 1	WP: 0 PA: 38 PB: 0 SB: 0 CS: 2
PITCHER	IP WLS BF H R ER SO BB IBB HBP BLK WP HR S P ERA WHIP	IP WLS BF H R ER SO BB IBB HBP BLK WP HR S P ERA WHIP																			
Nolan Ryan, R ERA: 2.55 (1, 1)	9.0 W 37 7 2 2 7 3 0 1 0 0 1 47 60 2.00 1.111																				

Houston Astros @ Chicago Cubs
Wrigley Field, Chicago, IL
Fri May 24 1985, 3:33 AM CDT
Att: 35,743 - Unknown

AB	33
R	2
H	7
RBI	2
BB	3
SO	7
LOB	16




Batter	1	2	3	4	5	6	7	8	9	AB	R	H	RBI	BB	SO	LOB	TOP								
Bill Doran, S OBP: 0.384, SLG: 0.423 (1,4)										4	0	2	1	0	0	0	Houston Astros @ Chicago Cubs Wrigley Field, Chicago, IL Sat May 25 1985, 3:33 AM CDT Att: 36,278 - Unknown								
Terry Puhl, L OBP: 0.382, SLG: 0.448 (1,9)										5	1	2	1	0	1	1									
Denny Walling, L OBP: 0.363, SLG: 0.457 (1,5)										5	0	2	0	0	0	3									
Kevin Bass, S OBP: 0.297, SLG: 0.453 (1,7)										4	1	1	1	0	1	2									
Jerry Mumphy, S OBP: 0.329, SLG: 0.381 (1,8)										4	1	1	1	0	0	0									
Harry Scilman, L OBP: 0.095, SLG: 0.238 (8,1) Mark Ross, R										4	0	0	0	0	1	0									
Alan Ashby, S OBP: 0.354, SLG: 0.431 (1,2)										4	0	1	0	0	2	0									
Craig Reynolds, L OBP: 0.346, SLG: 0.469 (1,6)										2	1	2	0	2	0	0									
Joe Niekro, R OBP: 0.261, SLG: 0.318 (1,1) Enos Cabell, R OBP: 0.299, SLG: 0.356 (8,3)										3	0	0	0	0	2	4									
Inning Stats	R: 0 E: 0 K: 0 S: 4	H: 1 LOB: 1 BB: 0 P: 4	R: 0 E: 0 K: 1 S: 6	H: 1 LOB: 2 BB: 1 P: 10	R: 2 E: 0 K: 0 S: 5	H: 3 LOB: 0 BB: 0 P: 5	R: 0 E: 0 K: 2 S: 8	H: 1 LOB: 1 BB: 0 P: 8	R: 0 E: 0 K: 1 S: 6	H: 1 LOB: 1 BB: 0 P: 6	R: 1 E: 0 K: 1 S: 7	H: 2 LOB: 1 BB: 0 P: 7	R: 0 E: 0 K: 0 S: 3	H: 1 LOB: 0 BB: 0 P: 3	R: 0 E: 0 K: 2 S: 7	H: 0 LOB: 0 BB: 0 P: 7	R: 1 E: 0 K: 0 S: 5	H: 2 LOB: 2 BB: 1 P: 9	1B: 8 2B: 1 3B: 0 HR: 3	SF: 1 SAC: 0 DP: 0 HBP: 0	WP: 0 PB: 0 SB: 0 CS: 2	PA: 40			
PITCHER	IP	WLS	BF	H	R	ER	SO	BB	IBB	HBP	BLK	WP	HR	S	P	ERA	WHIP								
Scott Sanderson, R ERA: 2.19 (1,1)	7.0		30	10	3	3	5	1	0	0	0	0	3	39	43	3.86	1.571								
Lee Smith, R ERA: 2.51 (8,1)	2.0	W	9	2	1	1	2	1	0	0	0	0	0	12	16	4.50	1.500								

Batter	1	2	3	4	5	6	7	8	9	AB	R	H	RBI	BB	SO	LOB	BOTTOM								
Bob Dernier, R OBP: 0.315, SLG: 0.297 (1,8)										4	0	1	0	0	1	2	Houston Astros @ Chicago Cubs Wrigley Field, Chicago, IL Sat May 25 1985, 3:33 AM CDT Att: 36,278 - Unknown								
23 Ryne Sandberg, R OBP: 0.286, SLG: 0.440 (1,4)										4	1	1	0	0	2	3									
Davey Lopes, R OBP: 0.425, SLG: 0.460 (1,7)										4	1	1	2	0	0	1									
Leon Durham, L OBP: 0.316, SLG: 0.438 (1,3)										4	1	1	1	0	1	1									
Keith Moreland, R OBP: 0.351, SLG: 0.348 (1,9)										4	0	0	0	0	1	0									
Ron Cey, R OBP: 0.315, SLG: 0.382 (1,5)										3	1	1	1	0	0	0									
Steve Lake, R OBP: 0.250, SLG: 0.400 (1,2)										3	1	1	1	0	0	0									
Chris Speier, R OBP: 0.394, SLG: 0.320 (1,6)										3	0	2	0	0	0	0									
Scott Sanderson, R OBP: 0.071, SLG: 0.071 (1,1) Brian Dayett, R OBP: 0.333, SLG: 0.500 (7,PH) Lee Smith, R ERA: 3.35 (8,1)										0	0	0	0	0	0	0									
Inning Stats	R: 0 E: 0 K: 1 S: 6	H: 1 LOB: 1 BB: 0 P: 6	R: 0 E: 0 K: 1 S: 5	H: 0 LOB: 0 BB: 0 P: 5	R: 0 E: 0 K: 1 S: 6	H: 1 LOB: 1 BB: 0 P: 6	R: 1 E: 0 K: 0 S: 4	H: 1 LOB: 0 BB: 0 P: 4	R: 1 E: 0 K: 1 S: 7	H: 2 LOB: 1 BB: 0 P: 7	R: 0 E: 0 K: 1 S: 5	H: 0 LOB: 0 BB: 0 P: 5	R: 1 E: 0 K: 0 S: 4	H: 1 LOB: 0 BB: 0 P: 4	R: 2 E: 0 K: 0 S: 5	H: 2 LOB: 0 BB: 0 P: 5	1B: 3 2B: 1 3B: 0 HR: 4	SF: 0 SAC: 2 DP: 0 HBP: 0	WP: 0 PB: 0 SB: 1 CS: 0	PA: 32					
PITCHER	IP	WLS	BF	H	R	ER	SO	BB	IBB	HBP	BLK	WP	HR	S	P	ERA	WHIP								
Joe Niekro, R ERA: 3.02 (1,1)	7.0		27	6	3	3	5	0	0	0	0	0	3	37	37	3.86	0.857								
Mark Ross, R ERA: 3.35 (8,1)	1.0	L	5	2	2	2	0	0	0	0	0	0	1	5	5	18.00	2.000								

Batter	1	2	3	4	5	6	7	8	9	AB	R	H	RBI	BB	SO	LOB	TOP															
Bill Doran, S OBP: 0.391, SLG: 0.430 Jim Pankovits, R OBP: 0.438, SLG: 0.500	0-0 6-3 WP 1B	0-0 1-3 3B 1B			0-0 6-3	0-0 1-2 2-H 1B		1-0 BB HBP		2	2	2	0	0	0	0																
Enos Cabell, R OBP: 0.296, SLG: 0.377 Bill Dawley, R OBP: 0.333, SLG: 0.333 Mark Ross, R OBP: 0.333, SLG: 0.333 Tim Tolman, R OBP: 0.305, SLG: 0.357	0-0 6-3	0-0 1-3 3B			0-0 5-3	0-3 K		0-0 F8		4	0	1	2	0	1	3																
Phil Garner, R OBP: 0.305, SLG: 0.357	0-0 6-3	0-0 F8			0-0 3B			4-0 F3		4	0	1	1	1	0	1																
Kevin Bass, S OBP: 0.281, SLG: 0.429	0-0 F8			0-3 K				0-0 4-3		5	0	0	0	0	2	3																
Jerry Mumphy, S OBP: 0.331, SLG: 0.381		0-0 FC S FC 1B		0-0 G3				0-0 3-1		5	2	2	0	0	0	0																
Terry Puhl, L OBP: 0.383, SLG: 0.465		0-0 FC FC5-4 FC SF8		0-0 F8				0-0 3-1 1B		5	2	2	1	0	1	1																
Alan Ashby, S OBP: 0.345, SLG: 0.408		0-0 FC FC5-4		0-0 E5 G4-6-3				0-0 3-1		4	0	0	1	1	1	2																
Bert Pena, R OBP: 0.333, SLG: 0.333 Denny Walling, L OBP: 0.360, SLG: 0.453		0-0 FC5-4 1B 3B		0-0 G4-6-3				0-0 2-3 1B		3	2	1	1	0	0	3																
Mike Scott, R OBP: 0.136, SLG: 0.238 Craig Reynolds, L OBP: 0.343, SLG: 0.464		0-0 SF8		0-0 F8				0-0 3-H 1B		1	0	0	1	0	0	0																
								0-0 4-0 1B		0	0	0	0	1	0	0																
								0-0 4-0 BB		1	0	0	0	0	0	0																
								0-0 4-3		1	0	0	0	0	0	0																
Inning Stats	R: 1 E: 0 K: 0 S: 4	H: 1 LOB: 0 BB: 0 P: 4	R: 4 E: 0 K: 0 S: 8	H: 3 LOB: 1 BB: 0 P: 8	R: 0 E: 0 K: 1 S: 5	H: 0 LOB: 0 BB: 0 P: 5	R: 0 E: 1 K: 0 S: 3	H: 0 LOB: 0 BB: 0 P: 3	R: 0 E: 0 K: 1 S: 6	H: 1 LOB: 1 BB: 0 P: 6	R: 2 E: 0 K: 1 S: 8	H: 3 LOB: 2 BB: 1 P: 12	R: 1 E: 0 K: 0 S: 5	H: 2 LOB: 2 BB: 1 P: 9	R: 0 E: 0 K: 0 S: 3	H: 0 LOB: 0 BB: 0 P: 7	R: 0 E: 0 K: 2 S: 7	H: 0 LOB: 0 BB: 0 P: 7	1B: 6 2B: 2 3B: 2 HR: 0	SF: 1 SAC: 0 DP: 1 HBP: 1	WP: 1 PB: 0 SB: 1 CS: 0	PA: 43										
PITCHER	IP WLS BF H R ER SO BB IBB HBP BLK WP HR S P ERA WHIP																															
Ray Fontenot, L ERA: 4.07	5.0	22	5	5	5	2	0	0	0	0	1	0	26	26	9.00	1.000																
Warren Brusstar, R ERA: 2.53	1.0	7	3	2	2	1	1	0	0	0	0	0	8	12	18.00	4.000																
George Frazier, R ERA: 6.43	1.1	W	8	2	1	1	0	0	1	1	0	0	6	11	6.75	1.500																
Lee Smith, R ERA: 2.37	1.2	S	6	0	0	0	2	1	0	0	0	0	9	13	0.00	0.600																

Houston Astros @ Chicago Cubs
Wrigley Field, Chicago, IL
Sun May 26 1985, 3:33 AM CDT
Att: 37,044 - Unknown


AB 38
R 8
H 10
RBI 8
BB 3
SO 5
LOB 16



Batter	1	2	3	4	5	6	7	8	9	AB	R	H	RBI	BB	SO	LOB	BOTTOM															
Bob Dernier, R OBP: 0.317, SLG: 0.300	0-0 F4	0-3 K			0-0 S HR 1B	0-3 K		0-0 23 S 1B		5	1	2	0	0	2	1																
23 Ryne Sandberg, R OBP: 0.299, SLG: 0.436	0-3 K		4-0 FC4-6 BB		0-0 F5		0-0 G3 S 2B	0-0 F7		4	1	1	0	1	1	2																
Davey Lopes, R OBP: 0.447, SLG: 0.508	4-0 S BB		0-0 FC4-6		0-0 1-H HR		4-0 1-2 G3 BB	4-0 IBB		2	2	1	2	3	0	1																
Leon Durham, L OBP: 0.312, SLG: 0.424	4-0 1-2 IBB		0-3 K		0-0 1-3		0-0 G3	0-0 F7		4	0	0	0	1	1	5																
Keith Moreland, R OBP: 0.354, SLG: 0.356	0-3 K		0-0 6-3				4-0 2B BB	0-0 HR 2B		3	2	1	2	1	1	3																
Ron Cey, R OBP: 0.327, SLG: 0.449		0-0 HR		0-0 F4		0-0 2B 2B	0-0 2-H 3-H HR			4	3	3	3	0	0	0																
Jody Davis, R OBP: 0.309, SLG: 0.385		0-0 1B		0-3 K		0-0 F9 4-3 2B	0-0 F8			4	1	2	2	0	1	0																
Chris Speier, R OBP: 0.351, SLG: 0.276 Lee Smith, R OBP: 0.351, SLG: 0.276		0-3 K		0-0 F4		0-0 F9	0-0 6-3			4	0	0	0	0	1	2																
Ray Fontenot, L ERA: 3.59 Thad Bosley, L ERA: 4.18 Warren Brusstar, R ERA: 4.18 Richie Hebner, L ERA: 7.36 George Frazier, R ERA: 6.43 Larry Bowa, S ERA: 4.95	0-3 K		0-3 K		0-0 5-3	0-0 4-3	0-0 5-3			1	0	0	0	0	1	1																
Inning Stats	R: 0 E: 0 K: 2 S: 7	H: 0 LOB: 2 BB: 2 P: 15	R: 1 E: 0 K: 3 S: 11	H: 2 LOB: 1 BB: 0 P: 11	R: 0 E: 0 K: 1 S: 5	H: 0 LOB: 0 BB: 1 P: 9	R: 0 E: 0 K: 1 S: 5	H: 0 LOB: 0 BB: 0 P: 5	R: 2 E: 0 K: 1 S: 7	H: 2 LOB: 0 BB: 1 P: 11	R: 4 E: 0 K: 0 S: 6	H: 3 LOB: 0 BB: 1 P: 10	R: 0 E: 0 K: 0 S: 4	H: 1 LOB: 2 BB: 1 P: 8	R: 0 E: 0 K: 2 S: 7	H: 0 LOB: 0 BB: 0 P: 7	1B: 4 2B: 3 3B: 0 HR: 3	SF: 0 SAC: 0 DP: 0 HBP: 0	WP: 0 PB: 0 SB: 6 CS: 0	PA: 40												
PITCHER	IP WLS BF H R ER SO BB IBB HBP BLK WP HR S P ERA WHIP																															
Mike Scott, R ERA: 3.59	1.1	4	3	3	3	0	2	1	0	0	0	0	2	6	5.40	1.200																
Bill Dawley, R ERA: 4.18	0.0	3	2	3	3	0	1	0	0	0	0	0	2	6	18.00	2.000																
Mark Ross, R ERA: 7.36	2.0	L	10	3	4	4	1	1	0	0	0	1	11	15	18.00	2.000																
Frank DiPino, L ERA: 4.95	1.0	5	1	0	0	0	0	1	0	0	0	0	4	8	0.00	1.000																

Houston Astros @ Chicago Cubs
Wrigley Field, Chicago, IL
Sun May 26 1985, 3:33 AM CDT
Att: 37,044 - Unknown

AB 34
R 10
H 10
RBI 10
BB 6
SO 8
LOB 15



Batter	1	2	3	4	5	6	7	8	9	AB	R	H	RBI	BB	SO	LOB	TOP																	
Bob Dernier, R OBP: 0.322, SLG: 0.312 (1, 8)	F6			FC5-4 1B			5-3			4	0	2	2	0	0	0	Chicago Cubs @ Cincinnati Reds Riverfront Stadium, Cincinnati, OH Mon May 27 1985, 7:05 PM EDT Att: 20,046 - Unknown																	
23 Ryne Sandberg, R OBP: 0.298, SLG: 0.431 (1, 4)	F8			FC5-4 1B CS 1-2			5-3			4	1	1	0	0	0	3																		
Davey Lopes, R OBP: 0.443, SLG: 0.500 Gary Woods, R OBP: 0.308, SLG: 0.100 (1, 7) (7, 7)	6-3			F7				5-3		3	1	1	0	0	0	1																		
								5-3		1	0	0	0	0	0	1																		
Keith Moreland, R OBP: 0.364, SLG: 0.374 (1, 9)										4	0	3	1	0	0	1																		
Ron Cey, R OBP: 0.325, SLG: 0.450 (1, 5)										4	0	1	1	0	1	2																		
Jody Davis, R OBP: 0.300, SLG: 0.373 (1, 2)										4	0	0	0	0	0	2																		
Leon Durham, L OBP: 0.310, SLG: 0.419 (1, 3)										4	1	1	0	0	1	1																		
Larry Bowa, S OBP: 0.208, SLG: 0.271 (1, 6)										4	1	1	0	0	1	0																		
Dennis Eckersley, R OBP: 0.200, SLG: 0.091 Lee Smith, R (9, 1)										3	0	0	0	1	2	0																		
										0	0	0	0	0	0	0																		
Inning Stats	R: 0 E: 0 K: 0 S: 3	H: 0 LOB: 0 BB: 0 P: 3	R: 0 E: 0 K: 0 S: 3	H: 1 LOB: 0 BB: 0 P: 3	R: 0 E: 0 K: 1 S: 5	H: 0 LOB: 0 BB: 0 P: 5	R: 0 E: 0 K: 0 S: 4	H: 2 LOB: 1 BB: 0 P: 4	R: 2 E: 0 K: 1 S: 8	H: 3 LOB: 2 BB: 1 P: 12	R: 1 E: 0 K: 1 S: 7	H: 2 LOB: 1 BB: 0 P: 7	R: 0 E: 0 K: 1 S: 5	H: 0 LOB: 0 BB: 0 P: 5	R: 1 E: 0 K: 0 S: 5	H: 2 LOB: 1 BB: 0 P: 5	R: 0 E: 0 K: 1 S: 5	H: 0 LOB: 0 BB: 0 P: 5	1B: 7 2B: 3 3B: 0 HR: 0	SF: 0 SAC: 0 DP: 1 HBP: 0	WP: 0 PA: 37 PB: 0 SB: 3 CS: 1													
PITCHER	IP WLS BF H R ER SO BB IBB HBP BLK WP HR S P ERA WHIP																																	
Tom Browning, L ERA: 2.73 Ron Robinson, R ERA: 2.16	(1, 1) (8, 1)	7.2 1.1	L 4	32 0	10 0	4 0	4 0	4 0	1 0	0 0	0 0	0 0	0 0	0 0	0 6	43 6	0.00 0.00	0.000 0.000																

AB	35
R	4
H	10
RBI	4
BB	1
SO	5
LOB	11



Batter	1	2	3	4	5	6	7	8	9	AB	R	H	RBI	BB	SO	LOB	BOTTOM															
Eddie Milner, L OBP: 0.318, SLG: 0.241 (1, 8)	F9									4	0	0	0	0	0	3	Chicago Cubs @ Cincinnati Reds Riverfront Stadium, Cincinnati, OH Mon May 27 1985, 7:05 PM EDT Att: 20,046 - Unknown															
Pete Rose, S OBP: 0.405, SLG: 0.373 (1, 3)	F8									3	0	0	0	0	0	1																
Dave Parker, L OBP: 0.372, SLG: 0.561 (1, 9)	L4									4	0	0	0	0	1	4																
Alan Knicely, R OBP: 0.372, SLG: 0.615 (1, 2)										4	1	1	1	0	1	0																
Gary Redus, R OBP: 0.453, SLG: 0.405 (1, 7)										3	1	0	0	1	2	0																
Dave Concepcion, R OBP: 0.290, SLG: 0.405 (1, 6)										4	1	2	0	0	2	0																
Nick Esasky, R OBP: 0.371, SLG: 0.379 Wayne Krenchicki, L OBP: 0.326, SLG: 0.243 (1, 5) (3, PR) (4, 5)										1	0	1	0	0	0	0																
										3	0	1	1	0	0	1																
Ron Oester, S OBP: 0.370, SLG: 0.387 Ron Robinson, R (8, 1) Duane Walker, L OBP: 0.324, SLG: 0.517 (9, PH)										3	0	1	0	0	0	1																
										0	0	0	0	0	0	0																
										1	0	0	0	0	1	1																
Tom Browning, L (1, 1) Tom Foley, L OBP: 0.188, SLG: 0.222 (8, 4)										2	0	0	0	0	0	2																
										2	0	1	0	0	0	1																
Inning Stats	R: 0 E: 0 K: 0 S: 3	H: 0 LOB: 0 BB: 0 P: 3	R: 0 E: 0 K: 3 S: 9	H: 0 LOB: 0 BB: 0 P: 9	R: 0 E: 0 K: 0 S: 5	H: 2 LOB: 3 BB: 0 P: 6	R: 0 E: 0 K: 2 S: 7	H: 0 LOB: 0 BB: 0 P: 7	R: 0 E: 0 K: 0 S: 3	H: 0 LOB: 0 BB: 0 P: 3	R: 0 E: 0 K: 0 S: 3	H: 0 LOB: 0 BB: 0 P: 3	R: 1 E: 0 K: 0 S: 5	H: 2 LOB: 1 BB: 0 P: 5	R: 0 E: 0 K: 1 S: 6	H: 1 LOB: 1 BB: 0 P: 6	R: 2 E: 0 K: 1 S: 7	H: 2 LOB: 1 BB: 1 P: 11	1B: 4 2B: 2 3B: 0 HR: 1	SF: 0 SAC: 0 DP: 0 HBP: 1	WP: 0 PA: 36 PB: 0 SB: 3 CS: 0											
PITCHER	IP WLS BF H R ER SO BB IBB HBP BLK WP HR S P ERA WHIP																															
Dennis Eckersley, R ERA: 2.64 Lee Smith, R ERA: 2.3	(1, 1) (9, 1)	8.0 1.0	W S	31 5	6 1	2 1	2 0	6 1	0 1	0 0	0 0	0 0	0 6	42 10	2.25 0.00	0.750 2.000																



Batter	1	2	3	4	5	6	7	8	9	AB	R	H	RBI	BB	SO	LOB	TOP			
Bob Dernier, R OBP: 0.320, SLG: 0.311 (1, 8)										4	0	0	0	0	1	0	Chicago Cubs @ Cincinnati Reds Riverfront Stadium, Cincinnati, OH Wed May 29 1985, 3:33 AM EDT Att: 18,402 - Unknown			
23 Ryne Sandberg, R OBP: 0.305, SLG: 0.429 (1, 4)										4	0	1	0	0	0	0				
Thad Bosley, L OBP: 0.290, SLG: 0.370 (1, 7)										3	0	0	0	1	2	1				
Keith Moreland, R OBP: 0.374, SLG: 0.388 (1, 9)										3	0	1	0	1	0	1				
Ron Cey, R OBP: 0.325, SLG: 0.475 (1, 5)										3	0	0	0	1	2	2				
Leon Durham, L OBP: 0.318, SLG: 0.438 (1, 3)										3	0	0	0	1	3	2				
Steve Lake, R OBP: 0.217, SLG: 0.348 (1, 2)										3	0	0	0	0	0	3				
Chris Speier, R OBP: 0.333, SLG: 0.351 (1, 6)										3	0	0	0	0	0	0				
Dick Ruthven, R OBP: 0.111, SLG: 0.111 (7, PH)										2	0	0	0	0	1	0				
Brian Dayett, R OBP: 0.284, SLG: 0.438 (7, 1)										1	0	0	0	0	0	0				
Ray Fontenot, L (7, 1)										0	0	0	0	0	0	0				
Inning Stats	R: 0 E: 0 K: 1 S: 6	H: 1 LOB: 1 BB: 0 P: 6	R: 0 E: 0 K: 2 S: 7	H: 0 LOB: 0 BB: 0 P: 7	R: 0 E: 0 K: 1 S: 5	H: 0 LOB: 0 BB: 0 P: 5	R: 0 E: 0 K: 0 S: 4	H: 1 LOB: 3 BB: 2 P: 12	R: 0 E: 0 K: 1 S: 5	H: 0 LOB: 0 BB: 0 P: 5	R: 0 E: 0 K: 2 S: 7	H: 0 LOB: 2 BB: 2 P: 15	R: 0 E: 0 K: 0 S: 3	H: 0 LOB: 0 BB: 0 P: 3	R: 0 E: 0 K: 1 S: 5	H: 0 LOB: 0 BB: 0 P: 5	1B: 2 2B: 0 3B: 0 HR: 0	SF: 0 SAC: 0 DP: 0 HBP: 0	WP: 0 PB: 0 SB: 1 CS: 0	PA: 33
PITCHER Mario Soto, R ERA: 2.47 (1, 1)	IP: 9.0 WLS: W BF: 33	H: 2 R: 0 ER: 0 SO: 9	BB: 4 IBB: 0 HBP: 0 BLK: 0	WP: 0 HR: 0 S: 47 P: 63	ERA: 0.00 WHIP: 0.667															

AB	29
R	0
H	2
RBI	0
BB	4
SO	9
LOB	9



Batter	1	2	3	4	5	6	7	8	9	AB	R	H	RBI	BB	SO	LOB	BOTTOM			
Gary Redus, R OBP: 0.476, SLG: 0.510 (1, 7)										4	1	2	0	0	0	0	Chicago Cubs @ Cincinnati Reds Riverfront Stadium, Cincinnati, OH Wed May 29 1985, 3:33 AM EDT Att: 18,402 - Unknown			
Eddie Milner, L OBP: 0.316, SLG: 0.235 (1, 8)										3	0	0	0	1	0	2				
Dave Parker, L OBP: 0.359, SLG: 0.542 (1, 9)										3	0	0	1	0	1	2				
Alan Knicely, R OBP: 0.404, SLG: 0.578 (1, 2)										2	0	0	0	2	0	1				
Dave Vangorder, R OBP: 0.276, SLG: 0.296 (9, 2)										0	0	0	0	0	0	0				
Tony Perez, R OBP: 0.586, SLG: 1.043 (1, 3)										3	0	1	0	0	0	2				
Dave Concepcion, R OBP: 0.298, SLG: 0.404 (1, 6)										3	0	1	0	0	0	2				
Ron Oester, S OBP: 0.370, SLG: 0.389 (1, 4)										3	0	1	0	0	1	2				
Wayne Krenchicki, L OBP: 0.353, SLG: 0.279 (1, 5)										3	0	0	0	0	1	2				
Mario Soto, R OBP: 0.212, SLG: 0.250 (1, 1)										3	0	0	0	0	1	2				
Inning Stats	R: 0 E: 0 K: 0 S: 3	H: 0 LOB: 1 BB: 1 P: 7	R: 0 E: 0 K: 2 S: 9	H: 2 LOB: 2 BB: 0 P: 9	R: 1 E: 0 K: 0 S: 4	H: 1 LOB: 1 BB: 1 P: 8	R: 0 E: 0 K: 1 S: 5	H: 1 LOB: 0 BB: 0 P: 5	R: 0 E: 0 K: 0 S: 6	H: 1 LOB: 1 BB: 0 P: 6	R: 0 E: 0 K: 0 S: 3	H: 0 LOB: 1 BB: 1 P: 7	R: 0 E: 0 K: 0 S: 3	H: 0 LOB: 0 BB: 0 P: 3	R: 0 E: 0 K: 0 S: 3	H: 0 LOB: 0 BB: 0 P: 3	1B: 4 2B: 1 3B: 0 HR: 0	SF: 1 SAC: 0 DP: 0 HBP: 0	WP: 0 PB: 0 SB: 2 CS: 1	PA: 31
PITCHER Dick Ruthven, R ERA: 3.62 (1, 1)	IP: 6.0 WLS: L BF: 25	H: 5 R: 1 ER: 1 SO: 4	BB: 3 IBB: 0 HBP: 0 BLK: 0	WP: 0 HR: 0 S: 30 P: 42	ERA: 1.50 WHIP: 1.333															
Ray Fontenot, L ERA: 3.75 (7, 1)	IP: 2.0 WLS: L BF: 6	H: 0 R: 0 ER: 0 SO: 0	BB: 0 IBB: 0 HBP: 0 BLK: 0	WP: 0 HR: 0 S: 6 P: 6	ERA: 0.00 WHIP: 0.000															

AB	27
R	1
H	5
RBI	1
BB	3
SO	4
LOB	15



Batter	1	2	3	4	5	6	7	8	9	10	AB	R	H	RBI	BB	SO	LOB	TOP				
Bob Dernier, R OBP: 0.323, SLG: 0.310 (1, 8)	K		F9				6-3			23 1B	4	1	1	0	1	1	1	Chicago Cubs @ Houston Astros Astrodome, Houston, TX Fri May 31 1985, 8:05 PM EDT Att: 33,440 - Unknown				
23 Ryne Sandberg, R OBP: 0.307, SLG: 0.428 (1, 4)	K		K							1B	5	1	2	1	0	3	3					
Davey Lopes, R OBP: 0.449, SLG: 0.500 (1, 7)	5-3			K			5-3			1B	5	1	2	1	0	1	1					
Keith Moreland, R OBP: 0.369, SLG: 0.401 (1, 9)	K		5-3			F9		F5		1B	5	1	1	3	0	1	1					
Ron Cey, R OBP: 0.315, SLG: 0.458 (1, 5)	K		5-3					5-3		HR	5	0	0	0	0	2	1					
Leon Durham, L OBP: 0.321, SLG: 0.429 (1, 3)	E8 PB			K				F5		FC6-4 BB	3	1	0	0	2	1	0					
Jody Davis, R OBP: 0.307, SLG: 0.378 (1, 2)				BB BB 1B		F8				K	5	0	2	0	0	2	3					
Larry Bowa, S OBP: 0.216, SLG: 0.260 (1, 6)										K	2	0	0	0	1	0	1					
Thad Bosley, L OBP: 0.281, SLG: 0.357 (9, PH)	4-3					F6		4-3		FC6-4	1	0	0	0	0	0	0					
Chris Speier, R OBP: 0.326, SLG: 0.342 (9, 6)										1-2	1	0	0	0	0	0	1					
Scott Sanderson, R OBP: 0.118, SLG: 0.063 (1, 1)											2	1	0	0	0	0	2					
Richie Hebner, L OBP: 0.345, SLG: 0.385 (9, PH)			4-3			F9					1	0	0	0	0	0	0					
Lee Smith, R (9, 1)								WP 23 1B HBP			0	0	0	0	0	0	0					
Inning Stats	R: 0 E: 0 K: 2 S: 7	H: 0 LOB: 0 BB: 0 P: 7	R: 1 E: 1 K: 2 S: 9	H: 1 LOB: 1 BB: 0 P: 9	R: 0 E: 0 K: 1 S: 5	H: 0 LOB: 0 BB: 0 P: 5	R: 0 E: 0 K: 1 S: 5	H: 1 LOB: 3 BB: 2 P: 16	R: 0 E: 0 K: 0 S: 6	H: 1 LOB: 2 BB: 1 P: 10	R: 1 E: 0 K: 0 S: 4	H: 1 LOB: 1 BB: 0 P: 5	R: 0 E: 0 K: 0 S: 3	H: 0 LOB: 0 BB: 0 P: 3	R: 0 E: 0 K: 1 S: 5	H: 0 LOB: 0 BB: 0 P: 5	R: 4 E: 0 K: 1 S: 9	H: 4 LOB: 1 BB: 1 P: 13	1B: 7 2B: 0 3B: 0 HR: 1	SF: 0 SAC: 0 DP: 0 HBP: 1	WP: 2 PB: 2 SB: 2 CS: 0	PA: 44
PITCHER	IP 7.0	WLS 30	BF 4	H 2	R 2	ER 1	SO 9	BB 3	IBB 0	HBP 1	BLK 1	WP 1	HR 0	S 44	P 57	ERA 1.29	WHIP 1.000					
Joe Niekro, R ERA: 2.85 (1, 1)	2.0	L	10	4	4	4	1	0	0	0	0	0	1	12	12	18.00	2.000					
Dave Smith, R ERA: 1.8 (8, 1)	1.0		4	0	0	0	1	1	0	0	0	0	0	5	9	0.00	1.000					
Frank DiPino, L ERA: 4.07 (10, 1)																						

AB	39
R	6
H	8
RBI	5
BB	4
SO	11
LOB	14



Batter	1	2	3	4	5	6	7	8	9	10	AB	R	H	RBI	BB	SO	LOB	BOTTOM				
Bill Doran, S OBP: 0.382, SLG: 0.419 (1, 4)	G3			2-3				F5			4	0	0	0	0	0	1	Chicago Cubs @ Houston Astros Astrodome, Houston, TX Fri May 31 1985, 8:05 PM EDT Att: 33,440 - Unknown				
Terry Puhl, L OBP: 0.368, SLG: 0.462 (1, 9)	L4					WP 1B 2B				4-3	4	1	2	0	0	0	0					
Denny Walling, L OBP: 0.336, SLG: 0.430 (1, 3)	K			F6						4-3	4	0	1	1	0	1	1					
Jose Cruz, L OBP: 0.369, SLG: 0.488 (1, 7)			4-3			F8		F8		E6	4	0	0	0	0	0	2					
Jerry Mumphrey, S OBP: 0.321, SLG: 0.367 (1, 8)											3	0	0	0	0	0	0					
Mark Bailey, S OBP: 0.319, SLG: 0.260 (8, 2)			F7			4-3				K	1	0	0	0	0	1	1					
Phil Garner, R OBP: 0.306, SLG: 0.368 (1, 5)				6-3				4-3			4	0	0	0	0	0	0					
Alan Ashby, S OBP: 0.351, SLG: 0.415 (1, 2)						F8					3	0	0	0	0	0	0					
Dave Smith, R (8, 1)								4-3			0	0	0	0	0	0	0					
Frank DiPino, L OBP: 0.250, SLG: 0.250 (10, 1)						F9					0	0	0	0	0	0	0					
Harry Spilman, L OBP: 0.226, SLG: 0.276 (10, PH)											1	0	0	0	0	0	0					
Craig Reynolds, L OBP: 0.331, SLG: 0.431 (1, 6)											4	0	2	0	0	0	0					
Joe Niekro, R OBP: 0.240, SLG: 0.292 (1, 1)											2	1	0	0	0	0	1					
Kevin Bass, S OBP: 0.286, SLG: 0.400 (8, 8)						FC1-6 2B WP		G2			2	0	0	0	0	0	1					
Inning Stats	R: 0 E: 0 K: 1 S: 5	H: 0 LOB: 0 BB: 0 P: 5	R: 0 E: 0 K: 0 S: 3	H: 0 LOB: 0 BB: 0 P: 3	R: 0 E: 0 K: 0 S: 3	H: 0 LOB: 0 BB: 0 P: 3	R: 0 E: 0 K: 0 S: 4	H: 1 LOB: 1 BB: 0 P: 4	R: 0 E: 0 K: 0 S: 3	H: 0 LOB: 0 BB: 0 P: 3	R: 0 E: 0 K: 0 S: 3	H: 0 LOB: 0 BB: 0 P: 3	R: 0 E: 1 K: 1 S: 6	H: 0 LOB: 1 BB: 0 P: 6	R: 0 E: 0 K: 0 S: 4	H: 0 LOB: 1 BB: 0 P: 4	R: 0 E: 0 K: 0 S: 4	H: 1 LOB: 1 BB: 0 P: 4	1B: 3 2B: 2 3B: 0 HR: 0	SF: 0 SAC: 0 DP: 0 HBP: 0	WP: 1 PB: 0 SB: 0 CS: 0	PA: 36
PITCHER	IP 8.0	WLS 28	BF 4	H 2	R 2	ER 1	SO 1	BB 0	IBB 0	HBP 0	BLK 0	WP 1	HR 0	S 30	P 30	ERA 2.25	WHIP 0.500					
Scott Sanderson, R ERA: 2.2 (1, 1)	2.0	W	8	1	0	0	1	0	0	0	0	0	0	10	10	0.00	0.500					
Lee Smith, R ERA: 2.16 (9, 1)																						

AB	36
R	2
H	5
RBI	1
BB	0
SO	2
LOB	7



Batter	1	2	3	4	5	6	7	8	9	AB	R	H	RBI	BB	SO	LOB	TOP					
Bob Dernier, R OBP: 0.325, SLG: 0.324 (1, 8)										5	1	2	0	0	1	2						
Chris Speier, R OBP: 0.353, SLG: 0.419 (1, 4)										5	1	3	1	0	0	2						
Davey Lopes, R OBP: 0.456, SLG: 0.500 (1, 7)										4	0	2	0	1	0	2						
Keith Moreland, R OBP: 0.370, SLG: 0.397 (1, 9)										4	0	1	1	1	0	5						
Ron Cey, R OBP: 0.314, SLG: 0.459 (1, 5)										4	1	1	0	0	1	4						
Jody Davis, R OBP: 0.351, SLG: 0.381 (1, 2)										4	1	1	1	0	0	0						
Leon Durham, L OBP: 0.331, SLG: 0.438 (1, 3)										4	0	3	0	0	0	0						
Larry Bowa, S OBP: 0.200, SLG: 0.241 (1, 6)										4	0	0	0	0	0	3						
Dennis Eckersley, R OBP: 0.207, SLG: 0.115 (1, 1)										4	0	1	0	0	2	3						
Inning Stats	R: 1 E: 0 K: 1 S: 7	H: 2 LOB: 1 BB: 0 P: 7	R: 0 E: 0 K: 1 S: 6	H: 1 LOB: 1 BB: 0 P: 6	R: 0 E: 0 K: 0 S: 4	H: 2 LOB: 2 BB: 1 P: 8	R: 0 E: 0 K: 0 S: 3	H: 0 LOB: 0 BB: 0 P: 3	R: 0 E: 0 K: 0 S: 5	H: 2 LOB: 2 BB: 0 P: 5	R: 2 E: 1 K: 1 S: 8	H: 3 LOB: 1 BB: 0 P: 8	R: 1 E: 0 K: 0 S: 4	H: 2 LOB: 0 BB: 0 P: 4	R: 0 E: 0 K: 1 S: 6	H: 1 LOB: 1 BB: 0 P: 6	R: 0 E: 0 K: 0 S: 3	H: 1 LOB: 1 BB: 0 P: 7	1B: 9 2B: 4 3B: 1 HR: 0	SF: 0 SAC: 0 DP: 3 HBP: 0	WP: 0 PB: 0 SB: 0 CS: 0	PA: 40
PITCHER	IP WLS BF H R ER SO BB IBB HBP BLK WP HR S P ERA WHIP																					
Bob Knepper, L ERA: 3.69 (1, 1)	5.0 L 25 10 3 2 2 1 0 0 0 0 0 0 28 32 3.60 2.200																					
Julio Solano, R ERA: 4.5 (6, 1)	3.0 11 3 1 1 2 0 0 0 0 0 0 0 15 15 3.00 1.000																					
Bill Dawley, R ERA: 3.94 (9, 1)	1.0 4 1 0 0 0 1 0 0 0 0 0 0 3 7 0.00 2.000																					

Chicago Cubs @ Houston Astros
Astrodome, Houston, TX
Sat Jun 01 1985, 8:05 PM EDT
Att: 38,879 - Unknown

AB	38
R	4
H	14
RBI	3
BB	2
SO	4
LOB	21



Batter	1	2	3	4	5	6	7	8	9	AB	R	H	RBI	BB	SO	LOB	BOTTOM					
Bill Doran, S OBP: 0.374, SLG: 0.409 (1, 4)										4	0	0	0	0	0	1						
Terry Puhl, L OBP: 0.358, SLG: 0.446 (1, 9)										4	0	0	0	0	0	1						
Denny Walling, L OBP: 0.333, SLG: 0.424 (1, 7)										4	0	1	0	0	0	0						
Kevin Bass, S OBP: 0.293, SLG: 0.413 (1, 8)										4	1	2	0	0	0	1						
Harry Spilman, L OBP: 0.200, SLG: 0.242 (1, 3)										4	0	0	0	0	0	3						
Phil Garner, R OBP: 0.306, SLG: 0.367 (1, 5)										3	0	1	0	0	0	1						
Mark Bailey, S OBP: 0.312, SLG: 0.253 Bill Dawley, R (9, 1)										2	0	0	0	0	0	2						
Craig Reynolds, L OBP: 0.323, SLG: 0.420 (1, 6)										3	0	0	0	0	1	0						
Bob Knepper, L (1, 1)										1	0	0	0	0	0	0						
Julio Solano, R (6, 1)										0	0	0	0	0	0	0						
Alan Ashby, S OBP: 0.354, SLG: 0.417 Enos Cabell, R (8, PH) OBP: 0.279, SLG: 0.354										2	0	1	0	0	0	0						
										1	0	0	0	0	0	0						
Inning Stats	R: 0 E: 0 K: 0 S: 3	H: 0 LOB: 0 BB: 0 P: 3	R: 0 E: 0 K: 0 S: 4	H: 1 LOB: 1 BB: 0 P: 4	R: 0 E: 1 K: 0 S: 4	H: 0 LOB: 1 BB: 0 P: 4	R: 0 E: 0 K: 0 S: 3	H: 0 LOB: 0 BB: 0 P: 3	R: 0 E: 0 K: 0 S: 5	H: 1 LOB: 0 BB: 0 P: 5	R: 0 E: 0 K: 0 S: 3	H: 0 LOB: 0 BB: 0 P: 3	R: 1 E: 0 K: 0 S: 4	H: 1 LOB: 0 BB: 0 P: 4	R: 0 E: 0 K: 0 S: 4	H: 1 LOB: 1 BB: 0 P: 4	R: 0 E: 0 K: 0 S: 4	H: 1 LOB: 1 BB: 0 P: 4	1B: 4 2B: 1 3B: 0 HR: 0	SF: 0 SAC: 0 DP: 1 HBP: 0	WP: 0 PB: 0 SB: 0 CS: 0	PA: 32
PITCHER	IP WLS BF H R ER SO BB IBB HBP BLK WP HR S P ERA WHIP																					
Dennis Eckersley, R ERA: 2.46 (1, 1)	9.0 W 32 5 1 1 1 0 0 0 0 0 0 0 34 34 1.00 0.556																					

Chicago Cubs @ Houston Astros
Astrodome, Houston, TX
Sat Jun 01 1985, 8:05 PM EDT
Att: 38,879 - Unknown

AB	32
R	1
H	5
RBI	0
BB	0
SO	1
LOB	9



Batter	1	2	3	4	5	6	7	8	9	AB	R	H	RBI	BB	SO	LOB	TOP
Claudell Washington, L OBP: 0.319, SLG: 0.431 (1, 9)										4	1	1	1	0	0	0	Atlanta Braves @ Chicago Cubs Wrigley Field, Chicago, IL Tue Jun 04 1985, 3:33 AM CDT Att: 23,502 - Unknown
Rafael Ramirez, R OBP: 0.289, SLG: 0.342 (1, 6)										4	1	1	0	0	0	0	
Dale Murphy, R OBP: 0.403, SLG: 0.608 (1, 8)										2	1	1	0	2	0	0	
Bob Horner, R OBP: 0.305, SLG: 0.383 (1, 5)										3	0	0	0	1	0	2	
Terry Harper, R OBP: 0.328, SLG: 0.441 (1, 7)										3	0	0	1	1	0	3	
Chris Chambliss, L OBP: 0.297, SLG: 0.293 (1, 3)										2	0	0	0	2	1	2	
Rick Cerone, R OBP: 0.302, SLG: 0.304 (1, 2)										4	0	2	1	0	0	2	
Glenn Hubbard, R OBP: 0.344, SLG: 0.324 (1, 4)										3	0	0	0	0	1	4	
Albert Hall, S OBP: 0.281, SLG: 0.190 (9, PH)										1	0	0	0	0	0	1	
Rick Mahler, R OBP: 0.194, SLG: 0.222 (1, 1)										2	0	0	0	0	0	3	
Gerald Perry, L OBP: 0.275, SLG: 0.266 (7, PH)										1	0	0	0	0	0	0	
Rick Camp, R OBP: 0.299, SLG: 0.322 (7, 1)										0	0	0	0	0	0	0	
Ken Oberkfell, L OBP: 0.299, SLG: 0.322 (9, PH)										1	0	0	0	0	0	0	
Inning Stats	R: 3 E: 0 K: 0 S: 7	H: 4 LOB: 3 BB: 2 P: 15	R: 0 E: 0 K: 0 S: 3	H: 0 LOB: 1 BB: 1 P: 7	R: 0 E: 0 K: 0 S: 2	H: 0 LOB: 0 BB: 1 P: 6	R: 0 E: 0 K: 1 S: 5	H: 0 LOB: 0 BB: 0 P: 5	R: 0 E: 0 K: 0 S: 3	H: 0 LOB: 0 BB: 0 P: 3	R: 0 E: 0 K: 0 S: 3	H: 0 LOB: 1 BB: 1 P: 7	R: 0 E: 0 K: 0 S: 3	H: 1 LOB: 0 BB: 0 P: 3	1B: 4 2B: 0 3B: 0 HR: 1	SF: 0 SAC: 0 DP: 2 HBP: 0	WP: 0 PA: 36 PB: 0 SB: 1 CS: 0
PITCHER	IP WLS BF H R ER SO BB IBB HBP BLK WP HR S P ERA WHIP																
Dick Ruthven, R ERA: 3.66 (1, 1)	7.0 W 30 4 3 3 2 5 1 0 0 0 1 28 52 3.86 1.286																
Lee Smith, R ERA: 2.04 (8, 1)	2.0 S 6 1 0 0 0 0 0 0 0 0 0 6 6 0.00 0.500																

AB	30
R	3
H	5
RBI	3
BB	6
SO	2
LOB	17



Batter	1	2	3	4	5	6	7	8	9	AB	R	H	RBI	BB	SO	LOB	BOTTOM		
Thad Bosley, L OBP: 0.297, SLG: 0.364 (1, 7)										4	0	1	0	0	0	2	Atlanta Braves @ Chicago Cubs Wrigley Field, Chicago, IL Tue Jun 04 1985, 3:33 AM CDT Att: 23,502 - Unknown		
Gary Woods, R OBP: 0.286, SLG: 0.091 (8, 7)										0	0	0	0	0	0	0			
Chris Speier, R OBP: 0.328, SLG: 0.400 (1, 4)										4	0	1	0	0	1	1			
Davey Lopes, R OBP: 0.450, SLG: 0.483 (1, 8)										3	2	2	0	1	0	0			
Leon Durham, L OBP: 0.321, SLG: 0.421 (1, 3)										4	0	1	0	0	1	3			
Keith Moreland, R OBP: 0.365, SLG: 0.405 (1, 9)										4	1	1	1	0	0	3			
Jody Davis, R OBP: 0.315, SLG: 0.384 (1, 2)										4	1	3	2	0	1	0			
Ron Cey, R OBP: 0.311, SLG: 0.468 (1, 5)										4	1	2	2	0	0	1			
Larry Bowa, S OBP: 0.210, SLG: 0.246 (1, 6)										4	0	1	0	0	0	2			
Dick Ruthven, R OBP: 0.182, SLG: 0.182 (1, 1)										2	0	1	0	0	0	0			
Lee Smith, R ERA: 2.04 (8, 1)										1	0	0	0	0	1	3			
Inning Stats	R: 0 E: 0 K: 2 S: 8	H: 1 LOB: 0 BB: 0 P: 8	R: 1 E: 0 K: 1 S: 6	H: 1 LOB: 0 BB: 0 P: 6	R: 0 E: 0 K: 0 S: 3	H: 1 LOB: 0 BB: 0 P: 3	R: 0 E: 0 K: 0 S: 3	H: 1 LOB: 0 BB: 0 P: 3	R: 2 E: 0 K: 0 S: 6	H: 3 LOB: 1 BB: 0 P: 6	R: 1 E: 0 K: 0 S: 4	H: 1 LOB: 1 BB: 1 P: 8	R: 0 E: 0 K: 0 S: 4	H: 2 LOB: 2 BB: 0 P: 4	R: 1 E: 1 K: 1 S: 9	H: 3 LOB: 3 BB: 0 P: 9	1B: 10 2B: 1 3B: 0 HR: 2	SF: 0 SAC: 1 DP: 1 HBP: 0	WP: 0 PA: 37 PB: 0 SB: 1 CS: 1
PITCHER	IP WLS BF H R ER SO BB IBB HBP BLK WP HR S P ERA WHIP																		
Rick Mahler, R ERA: 3.19 (1, 1)	6.0 L 25 8 4 4 3 1 0 0 0 0 2 30 34 6.00 1.500																		
Rick Camp, R ERA: 3.53 (7, 1)	2.0 11 5 1 1 1 0 0 0 0 0 0 13 13 4.50 2.500																		



Batter	1	2	3	4	5	6	7	8	9	10	11	AB	R	H	RBI	BB	SO	LOB	TOP	
Claudell Washington, L OBP: 0.315, SLG: 0.421 (1, 9)	F8		F6		IBB			K			F7	4	0	0	0	1	1	3		
Rafael Ramirez, R OBP: 0.292, SLG: 0.365 (1, 6)	K		F8					F8				5	1	2	4	0	1	2		
Dale Murphy, R OBP: 0.393, SLG: 0.591 (1, 8)	K		K								K	5	0	0	0	0	4	1		
Bob Horner, R OBP: 0.295, SLG: 0.368 (1, 5)		6-3		K							6-3	5	0	0	0	0	1	0		
Terry Harper, R OBP: 0.319, SLG: 0.426 (1, 7)		6-3		F9								4	0	0	0	0	0	0		
Chris Chambliss, L OBP: 0.294, SLG: 0.279 (1, 3)		G3		F8								4	0	0	0	0	0	0		
Ken Oberkfell, L OBP: 0.310, SLG: 0.344 Bruce Sutter, R (7, 1)								G3				3	1	2	0	0	0	0		
Brad Komminsk, R OBP: 0.322, SLG: 0.252 Jeff Dedmon, L OBP: 0.333, SLG: 0.333 (10, 1)			2B		1B							0	0	0	0	0	0	0		
Bruce Benedict, R OBP: 0.300, SLG: 0.196 (1, 2)			2B		1-3			K				3	1	0	0	1	2	1		
Steve Shields, R (1, 1)												2	0	0	0	0	1	3		
Glenn Hubbard, R OBP: 0.344, SLG: 0.324 Gerald Perry, L OBP: 0.274, SLG: 0.264 (8, PH)			F3		K							0	0	0	0	0	0	0		
Paul Zuvella, R OBP: 0.237, SLG: 0.200 (8, 4)								F6				1	1	1	0	0	0	0		
Inning Stats	R: 0 E: 0 K: 2 S: 7	H: 0 LOB: 0 BB: 0 P: 7	R: 0 E: 0 K: 0 S: 3	H: 0 LOB: 0 BB: 0 P: 3	R: 2 E: 0 K: 1 S: 7	H: 2 LOB: 1 BB: 1 P: 11	R: 0 E: 0 K: 1 S: 5	H: 0 LOB: 0 BB: 0 P: 5	R: 0 E: 0 K: 1 S: 5	H: 0 LOB: 0 BB: 0 P: 5	R: 0 E: 0 K: 1 S: 5	H: 0 LOB: 0 BB: 0 P: 5	R: 0 E: 0 K: 2 S: 7	H: 0 LOB: 0 BB: 0 P: 7	R: 2 E: 0 K: 1 S: 7	H: 2 LOB: 0 BB: 0 P: 7	1B: 2 2B: 2 3B: 0 HR: 1	SF: 0 SAC: 0 DP: 0 HBP: 0	WP: 0 PB: 0 SB: 0 CS: 0	PA: 40
PITCHER	IP 10.0	WLS 1	BF 35	H 3	R 2	ER 2	SO 10	BB 1	IBB 1	HBP 0	BLK 0	WP 0	HR 0	S 53	P 61	ERA 1.80	WHIP 0.400			
Scott Sanderson, R ERA: 2.14 Lee Smith, R ERA: 2.48 (11, 1)	1.0	L	5	2	2	2	1	0	0	0	0	0	0	1	7	7	18.00	2.000		

Atlanta Braves @ Chicago Cubs
Wrigley Field, Chicago, IL
Wed Jun 05 1985, 3:33 AM CDT
Att: 25,557 - Unknown

AB 38
R 4
H 5
RBI 4
BB 2
SO 11
LOB 10



Batter	1	2	3	4	5	6	7	8	9	10	11	AB	R	H	RBI	BB	SO	LOB	BOTTOM							
Bob Dernier, R OBP: 0.320, SLG: 0.319 (1, 8)	5-3		5-3		6-3			G3		6-3		5	0	0	0	0	0	2								
Chris Speier, R OBP: 0.317, SLG: 0.382 (11, 5)	F8				FC4-6 1B			6-3		K		5	0	1	0	0	1	3								
Davey Lopes, R OBP: 0.440, SLG: 0.462 (1, 7)	F7				F8			6-3		6-3		4	0	0	0	1	0	1								
Leon Durham, L OBP: 0.318, SLG: 0.410 (1, 3)		4-3		FC4-6 1-2				G3				4	0	0	0	1	0	1								
Keith Moreland, R OBP: 0.361, SLG: 0.395 (1, 9)		4-3		K				F9				4	0	0	0	1	2	3								
Jody Davis, R OBP: 0.317, SLG: 0.380 (1, 2)		BB						6-3		F6		4	1	1	0	1	0	3								
Ron Cey, R OBP: 0.320, SLG: 0.491 Chico Walker, S (10, PR) (11, 4)		5-3						CS 1B				3	1	2	2	1	0	1								
Larry Bowa, S OBP: 0.227, SLG: 0.262 (1, 6)								HR 1B				4	0	2	0	0	1	2								
Scott Sanderson, R OBP: 0.105, SLG: 0.056 Thad Bosley, L OBP: 0.316, SLG: 0.364 Lee Smith, R (11, 1)			3-6 1B					G3				4	0	2	0	0	1	2								
Steve Shields, R ERA: 4.22 Bruce Sutter, R ERA: 2.59 Jeff Dedmon, R ERA: 2.66 (10, 1)			3-6 1-3f		SH5-4-2 1B			K				2	0	0	0	0	1	1								
Inning Stats	R: 0 E: 0 K: 0 S: 3	H: 0 LOB: 0 BB: 0 P: 3	R: 0 E: 0 K: 0 S: 3	H: 0 LOB: 1 BB: 1 P: 7	R: 0 E: 0 K: 0 S: 3	H: 1 LOB: 0 BB: 0 P: 3	R: 0 E: 0 K: 1 S: 6	H: 1 LOB: 1 BB: 0 P: 6	R: 2 E: 0 K: 0 S: 5	H: 3 LOB: 0 BB: 0 P: 5	R: 0 E: 0 K: 1 S: 5	H: 0 LOB: 2 BB: 2 P: 13	R: 0 E: 0 K: 1 S: 5	H: 1 LOB: 0 BB: 0 P: 5	R: 0 E: 0 K: 1 S: 5	H: 0 LOB: 0 BB: 0 P: 5	R: 0 E: 0 K: 0 S: 3	H: 0 LOB: 0 BB: 0 P: 3	R: 0 E: 0 K: 1 S: 5	H: 0 LOB: 3 BB: 2 P: 13	R: 0 E: 0 K: 0 S: 3	H: 0 LOB: 1 BB: 1 P: 7	1B: 5 2B: 2 3B: 0 HR: 1	SF: 0 SAC: 1 DP: 2 HBP: 0	WP: 0 PB: 0 SB: 5 CS: 1	PA: 42
PITCHER	IP 6.0	WLS 3	BF 24	H 5	R 1	ER 0	SO 2	BB 2	IBB 1	HBP 0	BLK 0	WP 0	HR 1	S 25	P 37	ERA 3.00	WHIP 1.167									
Steve Shields, R ERA: 4.22 Bruce Sutter, R ERA: 2.59 Jeff Dedmon, R ERA: 2.66 (10, 1)	3.0	W	9	0	0	0	1	2	1	0	0	0	0	8	20	0.00	1.000									

Atlanta Braves @ Chicago Cubs
Wrigley Field, Chicago, IL
Wed Jun 05 1985, 3:33 AM CDT
Att: 25,557 - Unknown

AB 35
R 2
H 6
RBI 2
BB 6
SO 5
LOB 17



Batter	1	2	3	4	5	6	7	8	9	10	11	12	AB	R	H	RBI	BB	SO	LOB	TOP														
Johnny Ray, S OBP: 0.320, SLG: 0.374 (1.4)	4-3		F7			4-3		E7			1-3		5	0	1	2	0	0	1															
Lee Mazzilli, S OBP: 0.493, SLG: 0.434 (1.8)	1-3			4-3		4-3		F6			5-3		5	0	0	0	0	0	2															
Steve Kemp, L OBP: 0.362, SLG: 0.320 (1.7)								F8			F7		5	0	2	0	0	1	1															
Jason Thompson, L OBP: 0.344, SLG: 0.431 (1.3)	F7							6-3			F7		5	0	1	0	0	1	2															
George Hendrick, R OBP: 0.275, SLG: 0.304 (1.9)													5	0	0	0	0	3	2															
Bill Matlock, R OBP: 0.302, SLG: 0.351 (1.5)													5	1	2	0	0	1	0															
Tony Peña, R OBP: 0.297, SLG: 0.347 (1.2)													4	0	0	0	0	1	2															
Johnnie LeMaster, R OBP: 0.140, SLG: 0.164 (8. PH)													2	0	0	0	0	0	0															
Doug Frabel, L OBP: 0.386, SLG: 0.310 (8. PH)													1	0	0	0	0	1	1															
Tim Foli, R OBP: 0.296, SLG: 0.171 (8.6)													1	0	0	0	0	0	1															
Al Holland, R OBP: 0.297, SLG: 0.347 (10.1)													0	0	0	0	0	0	0															
Rick Reuschel, R OBP: 0.350, SLG: 0.292 (8. PH)													2	0	0	0	0	1	0															
Sixto Lezcano, R OBP: 0.350, SLG: 0.292 (8. PH)													1	1	1	0	0	0	0															
Cecilio Guante, R OBP: 0.328, SLG: 0.356 (8.1)													0	0	0	0	0	0	0															
John Candelaria, L OBP: 0.328, SLG: 0.356 (10.6)													1	0	1	0	0	0	0															
Inning Stats	R: 0 E: 0 K: 0 S: 4	H: 1 LOB: 1 BB: 4	R: 0 E: 0 K: 1 S: 5	H: 0 LOB: 0 BB: 5	R: 0 E: 0 K: 0 S: 3	H: 0 LOB: 0 BB: 3	R: 0 E: 0 K: 2 S: 8	H: 1 LOB: 1 BB: 0 P: 8	R: 0 E: 0 K: 1 S: 5	H: 0 LOB: 0 BB: 0 P: 5	R: 2 E: 1 K: 1 S: 8	H: 3 LOB: 1 BB: 0 P: 8	R: 0 E: 0 K: 0 S: 3	H: 1 LOB: 0 BB: 0 P: 3	R: 0 E: 0 K: 0 S: 4	H: 1 LOB: 1 BB: 0 P: 4	R: 0 E: 0 K: 2 S: 7	H: 0 LOB: 0 BB: 7	1B: 5 2B: 3 3B: 0 HR: 0	SF: 0 SAC: 0 DP: 2 HBP: 0	WP: 0 PA: 42 PB: 0 SB: 0 CS: 0													
PITCHER	IP WLS BF H R ER SO BB IBB HBP BLK WP HR S P ERA WHIP	PITCHER																																
Dennis Eckerstey, R ERA: 2.45 (1.1)	8.0	29	5	2	2	7	0	0	0	0	0	0	43	2.25	0.625																			
Ray Fontenot, L ERA: 3.18 (8.1)	3.0	10	3	0	0	0	0	0	0	0	0	0	10	0.00	1.000																			
Warren Brusstar, R ERA: 4.11 (12.1)	1.0	W 3	0	0	0	2	0	0	0	0	0	0	7	0.00	0.000																			

Pittsburgh Pirates @ Chicago Cubs
Wrigley Field, Chicago, IL

Thu Jun 06 1985, 3:33 AM CDT
Att. 22,368 - Unknown

AB 42
R 2
H 8
RBI 2
BB 0
SO 9
LOB 12



Batter	1	2	3	4	5	6	7	8	9	10	11	12	AB	R	H	RBI	BB	SO	LOB	BOTTOM														
Bob Dernier, R OBP: 0.324, SLG: 0.323 (1.8)	WP 1B	1-3			6-3			SH 1B					4	1	2	0	0	0	1															
Thad Bosley, L OBP: 0.317, SLG: 0.343 (8. PH)													2	1	0	0	1	0	0															
Gary Woods, R OBP: 0.313, SLG: 0.154 (9.7)	1B BB												2	0	1	0	0	0	1															
Keith Moreland, R OBP: 0.362, SLG: 0.395 (1.9)													5	0	2	1	0	0	3															
Richie Hebner, L OBP: 0.303, SLG: 0.333 (1.3)													3	0	0	0	0	0	2															
Davey Lopes, R OBP: 0.436, SLG: 0.457 (8. PH)													1	0	0	0	0	0	2															
Ray Fontenot, L OBP: 0.263, SLG: 0.389 (11. PH)													0	0	0	0	0	0	0															
Brian Dayett, R OBP: 0.263, SLG: 0.389 (12.1)													1	0	0	0	0	1	0															
Warren Brusstar, R OBP: 0.317, SLG: 0.482 (1.5)													5	0	1	0	0	1	1															
Jody Davis, R OBP: 0.314, SLG: 0.374 (1.2)	5-3												5	1	1	0	0	1	1															
Chris Speier, R OBP: 0.299, SLG: 0.356 (1.4)													4	0	0	0	0	0	0															
Larry Bowa, S OBP: 0.225, SLG: 0.257 (1.6)													5	0	1	0	0	1	1															
Dennis Eckerstey, R ERA: 2.29, SLG: 0.107 (8. PH)													2	0	0	0	1	2	1															
Chico Walker, S OBP: 0.320, SLG: 0.418 (8.3)													2	0	1	1	0	0	0															
Leon Durham, L OBP: 0.320, SLG: 0.418 (10.1)													2	0	1	1	0	0	0															
Inning Stats	R: 2 E: 0 K: 0 S: 5	H: 3 LOB: 1 BB: 1 P: 1	R: 0 E: 0 K: 1 S: 6	H: 1 LOB: 1 BB: 0 P: 6	R: 0 E: 0 K: 0 S: 3	H: 1 LOB: 1 BB: 0 P: 4	R: 0 E: 0 K: 0 S: 3	H: 0 LOB: 0 BB: 0 P: 3	R: 0 E: 0 K: 1 S: 5	H: 0 LOB: 0 BB: 0 P: 5	R: 0 E: 0 K: 1 S: 5	H: 1 LOB: 2 BB: 1 P: 8	R: 0 E: 0 K: 1 S: 5	H: 0 LOB: 0 BB: 0 P: 5	R: 0 E: 0 K: 1 S: 6	H: 1 LOB: 1 BB: 0 P: 6	R: 0 E: 0 K: 0 S: 5	H: 0 LOB: 0 BB: 0 P: 5	R: 1 E: 0 K: 0 S: 4	H: 2 LOB: 1 BB: 1 P: 4	1B: 8 2B: 1 3B: 0 HR: 0	SF: 0 SAC: 2 DP: 1 HBP: 0	WP: 1 PA: 45 PB: 0 SB: 2 CS: 0											
PITCHER	IP WLS BF H R ER SO BB IBB HBP BLK WP HR S P ERA WHIP	PITCHER																																
Rick Reuschel, R ERA: 2.29 (1.1)	7.0	26	5	2	2	3	1	0	0	0	0	0	31	2.57	0.857																			
Cecilio Guante, R ERA: 2.48 (8.1)	0.0	2	0	0	0	0	1	0	0	0	0	0	1	5	=																			
John Candelaria, L ERA: 3.94 (8.1)	2.0	6	1	0	0	1	0	0	0	0	0	0	8	0.00	0.500																			
Al Holland, L ERA: 2.63 (10.1)	2.2	L 11	3	1	1	2	0	0	0	0	0	0	15	3.38	1.125																			

Pittsburgh Pirates @ Chicago Cubs
Wrigley Field, Chicago, IL

Thu Jun 06 1985, 3:33 AM CDT
Att. 22,368 - Unknown

AB 41
R 3
H 9
RBI 2
BB 2
SO 6
LOB 13



Batter	1	2	3	4	5	6	7	8	9	AB	R	H	RBI	BB	SO	LOB	TOP	
Johnny Ray, S OBP: 0.314, SLG: 0.367 (1, 4)	5-3	FC6-4		F4			1-3			4	0	0	0	0	0	3		
Lee Mazzilli, S OBP: 0.466, SLG: 0.404 (1, 8)	4-3		F7		K			K		4	0	0	0	0	2	0		
Steve Kemp, L OBP: 0.358, SLG: 0.310 (1, 7)	1B		K		4-3			F4		3	0	0	0	1	1	0		
Jason Thompson, L OBP: 0.348, SLG: 0.429 (1, 3)	1B		FC5	1B	6-3			3-1		3	0	1	0	1	0	0		
Tony Peña, R OBP: 0.302, SLG: 0.351 (1, 2)	K						5-3			4	0	2	0	0	1	2		
Bill Madlock, R OBP: 0.301, SLG: 0.355 (1, 5)			FC5		L5			6-3		4	0	1	0	0	0	3		
Doug Frobel, L OBP: 0.378, SLG: 0.306 (1, 9)			F2					K		4	0	1	0	0	2	1		
Johnnie LeMaster, R OBP: 0.150, SLG: 0.158 (1, 6)								K		2	0	0	0	1	2	1		
Jose DeLeon, R OBP: 0.158, SLG: 0.059 (1, 1)										1	0	0	0	0	1	2		
Sixto Lezcano, R OBP: 0.344, SLG: 0.286 (7, PH)					SH1-3					1	0	0	0	0	0	0		
Rod Scurry, L (7, 1)										0	0	0	0	0	0	0		
Inning Stats	R: 0 E: 0 K: 1 S: 6	H: 1 LOB: 2 BB: 1 P: 10	R: 0 E: 0 K: 1 S: 6	H: 1 LOB: 2 BB: 1 P: 10	R: 0 E: 0 K: 1 S: 6	H: 1 LOB: 1 BB: 0 P: 6	R: 0 E: 0 K: 1 S: 5	H: 0 LOB: 0 BB: 0 P: 5	R: 0 E: 0 K: 1 S: 5	H: 0 LOB: 0 BB: 0 P: 5	R: 0 E: 0 K: 1 S: 5	H: 0 LOB: 0 BB: 0 P: 5	R: 0 E: 0 K: 1 S: 5	H: 1 LOB: 0 BB: 0 P: 5	1B: 4 2B: 2 3B: 0 HR: 0	SF: 0 SAC: 1 DP: 1 HBP: 0	WP: 0 PB: 0 SB: 0 CS: 0	PA: 34
PITCHER Rick Sutcliffe, R ERA: 2.04 (1, 1)	IP: 9.0 WLS: W BF: 34 H: 5 R: 0 ER: 0 SO: 9 BB: 3 IBB: 0 HBP: 0 BLK: 0 WP: 0 HR: 0 S: 49 P: 61 ERA: 0.00 WHIP: 0.889																	

Pittsburgh Pirates @ Chicago Cubs
Wrigley Field, Chicago, IL
Fri Jun 07 1985, 3:33 AM CDT
Att: 37,414 - Unknown

AB	30
R	0
H	5
RBI	0
BB	3
SO	9
LOB	12



Batter	1	2	3	4	5	6	7	8	9	AB	R	H	RBI	BB	SO	LOB	BOTTOM			
Bob Dernier, R OBP: 0.322, SLG: 0.321 (1, 8)	K	K			F8					4	0	1	0	0	2	1				
Thad Bosley, L OBP: 0.341, SLG: 0.351 (1, 7)										2	0	1	0	1	1	0				
Gary Woods, R OBP: 0.294, SLG: 0.143 (7, PH)	1B									1	0	0	0	0	0	1				
Keith Moreland, R OBP: 0.360, SLG: 0.392 (1, 9)	1B				F4					4	0	1	0	0	1	1				
Richie Hebner, L OBP: 0.306, SLG: 0.313 (1, 3)										2	0	0	0	1	0	2				
Leon Durham, L OBP: 0.316, SLG: 0.415 (8, 3)	F6				L6					1	0	0	0	0	0	0				
Ron Cey, R OBP: 0.311, SLG: 0.470 (1, 5)	K				5-3					4	0	0	0	0	1	3				
Jody Davis, R OBP: 0.326, SLG: 0.411 (1, 2)										3	1	3	1	0	0	0				
Chris Speier, R OBP: 0.286, SLG: 0.339 (1, 4)					F8					3	0	0	0	0	1	2				
Larry Bowa, S OBP: 0.230, SLG: 0.250 (1, 6)										2	0	0	0	1	0	1				
Rick Sutcliffe, L OBP: 0.269, SLG: 0.333 (1, 1)										3	0	0	0	0	1	1				
Inning Stats	R: 0 E: 0 K: 2 S: 9	H: 2 LOB: 0 BB: 0 P: 9	R: 1 E: 0 K: 1 S: 6	H: 1 LOB: 1 BB: 1 P: 10	R: 0 E: 0 K: 1 S: 5	H: 0 LOB: 0 BB: 0 P: 5	R: 0 E: 0 K: 0 S: 4	H: 1 LOB: 1 BB: 0 P: 4	R: 0 E: 0 K: 0 S: 3	H: 0 LOB: 1 BB: 1 P: 7	R: 0 E: 0 K: 1 S: 5	H: 1 LOB: 1 BB: 1 P: 9	R: 0 E: 0 K: 1 S: 6	H: 1 LOB: 0 BB: 0 P: 6	R: 0 E: 0 K: 1 S: 5	H: 0 LOB: 0 BB: 0 P: 5	1B: 4 2B: 1 3B: 0 HR: 1	SF: 0 SAC: 0 DP: 1 HBP: 0	WP: 0 PB: 0 SB: 0 CS: 0	PA: 32
PITCHER Jose DeLeon, R ERA: 4.82 (1, 1)	IP: 6.0 WLS: L BF: 25 H: 5 R: 1 ER: 1 SO: 1 BB: 3 IBB: 0 HBP: 0 BLK: 0 WP: 0 HR: 1 S: 32 P: 44 ERA: 1.50 WHIP: 1.333																			
Rod Scurry, L ERA: 3.66 (7, 1)	IP: 2.0 WLS: 7 BF: 7 H: 1 R: 0 ER: 0 SO: 2 BB: 0 IBB: 0 HBP: 0 BLK: 0 WP: 0 HR: 0 S: 11 P: 11 ERA: 0.00 WHIP: 0.500																			

Pittsburgh Pirates @ Chicago Cubs
Wrigley Field, Chicago, IL
Fri Jun 07 1985, 3:33 AM CDT
Att: 37,414 - Unknown

AB	29
R	1
H	6
RBI	1
BB	3
SO	7
LOB	12




Batter	1	2	3	4	5	6	7	8	9	AB	R	H	RBI	BB	SO	LOB	TOP											
Bill Almon, R OBP: 0.326, SLG: 0.377 (1, 8)	0-0 6-3		0-0 4-3		0-0 G6-3			0-0 HR		4	1	1	2	0	0	3	Pittsburgh Pirates @ Chicago Cubs Wrigley Field, Chicago, IL Sat Jun 08 1985, 3:33 AM CDT Att: 35,232 - Unknown											
Jim Morrison, R OBP: 0.318, SLG: 0.313 (1, 4)	0-0 1B		0-0 F7			0-0 FC5-4 1B		0-3 K		4	0	2	0	0	1	0												
Bill Madlock, R OBP: 0.305, SLG: 0.358 (1, 5)	0-0 G6-4-3 1B			0-0 G4-3 1B		0-0 FC5-4 1-2		0-0 G1		4	0	2	0	0	0	1												
George Hendrick, R OBP: 0.274, SLG: 0.309 (1, 9)	0-0 G6-4-3			0-0 G4-3		0-0 F9		0-0 2B		4	1	1	0	0	0	4												
Jason Thompson, L OBP: 0.352, SLG: 0.438 (1, 3)		0-0 6-3		0-0 WP 1B		0-0 G3		0-0 2B		4	0	2	1	0	0	1												
Tony Peña, R OBP: 0.301, SLG: 0.348 (1, 2)		0-0 WP 6-3 1B		0-0 F9			0-3 K	0-0 4-3		4	0	1	0	0	1	2												
Sixto Lezcano, R OBP: 0.338, SLG: 0.283 (1, 7)		0-0 6-3			0-0 BB 1B		0-3 K		0-0 F9	4	0	1	0	0	1	1												
Johnnie LeMaster, R OBP: 0.159, SLG: 0.153 Cecilio Guante, R OBP: 0.355, SLG: 0.307 (9, PH)		0-0 4-3			4-0 G6-3 BB		0-0 5-3		0-0 F8	2	0	0	0	1	0	1												
Larry McWilliams, L OBP: 0.188, SLG: 0.200 Don Robinson, R OBP: 0.300, SLG: 0.421 Rod Scurry, L OBP: 0.468, SLG: 0.407 (7, 8)				0-0 4-3 1B		0-3 K		0-0 HR 1B	0-3 K	2	0	1	0	0	1	2												
Inning Stats	R: 0 E: 0 K: 0 S: 4	H: 2 LOB: 1 BB: 0 P: 4	R: 0 E: 0 K: 0 S: 4	H: 1 LOB: 1 BB: 0 P: 4	R: 0 E: 0 K: 0 S: 3	H: 1 LOB: 0 BB: 0 P: 3	R: 0 E: 0 K: 0 S: 4	H: 2 LOB: 1 BB: 0 P: 4	R: 0 E: 0 K: 1 S: 5	H: 1 LOB: 1 BB: 1 P: 9	R: 0 E: 0 K: 0 S: 4	H: 0 LOB: 2 BB: 0 P: 7	R: 0 E: 0 K: 1 S: 9	H: 4 LOB: 1 BB: 0 P: 9	R: 0 E: 0 K: 1 S: 5	H: 0 LOB: 0 BB: 0 P: 5		1B: 9 2B: 3 3B: 0 HR: 1	SF: 0 SAC: 0 DP: 4 HBP: 0	WP: 2 PA: 36 PB: 0 SB: 0 CS: 0								
PITCHER	IP	WLS	BF	H	R	ER	SO	BB	IBB	HBP	BLK	WP	HR	S	P	ERA		WHIP										
Steve Trout, L ERA: 1.79	7.0	W	26	8	0	0	3	1	0	0	0	2	0	31	35	0.00		1.286										
George Frazier, R ERA: 8.82	1.0		7	4	3	3	1	0	0	0	0	0	1	9	9	27.00		4.000										
Lee Smith, R ERA: 2.41	1.0		3	0	0	0	1	0	0	0	0	0	0	5	5	0.00		0.000										

Batter	1	2	3	4	5	6	7	8	9	AB	R	H	RBI	BB	SO	LOB	BOTTOM											
Bob Dernier, R OBP: 0.324, SLG: 0.320 George Frazier, R OBP: 0.300, SLG: 0.421 Lee Smith, R OBP: 0.313, SLG: 0.462 (8, 1)	0-3 K		0-0 6-3	0-0 F7		4-0 BB	0-0 E7 1B			4	0	1	0	1	1	2	Pittsburgh Pirates @ Chicago Cubs Wrigley Field, Chicago, IL Sat Jun 08 1985, 3:33 AM CDT Att: 35,232 - Unknown											
Gary Woods, R OBP: 0.318, SLG: 0.211 (8, 8)	0-0 BB 1B		0-0 F8		0-0 CS 1B	0-0 6-3	0-0 F4			5	0	2	0	0	0	3												
Keith Moreland, R OBP: 0.375, SLG: 0.404 (1, 9)	4-0 1-2 BB		4-0 BB		0-0 FC5-4 1B		0-0 2B	4-0 FC5-4 E SF9 BB		2	2	2	0	3	0	0												
Ron Cey, R OBP: 0.313, SLG: 0.462 (1, 5)	0-0 F7		4-0 FC6-4 BB		0-0 FC5-4 2B 1B		4-0 2B	0-0 E5 FC5-4		3	2	0	0	2	0	4												
Jody Davis, R OBP: 0.328, SLG: 0.423 (1, 2)	0-0 L1		0-0 FC6-4		0-0 1B 2B		0-0 HR 2B	0-0 FC5-4		5	2	2	2	0	0	6												
Leon Durham, L OBP: 0.320, SLG: 0.420 (1, 3)		0-0 2B		0-0 6-3	4-0 1B IBB		0-3 K	0-0 SF9		3	0	1	1	1	1	1												
Chris Speier, R OBP: 0.293, SLG: 0.388 (1, 4)		0-0 5-3		0-0 4-3	0-0 1-3 3-H 3-H 1B		0-0 2-H HR	0-3 K		5	1	2	4	0	1	2												
Larry Bowa, S OBP: 0.231, SLG: 0.250 (1, 6)		0-0 F9		0-0 BB 1B		0-0 4-3	0-0 F8			4	0	1	0	0	0	1												
Steve Trout, L OBP: 0.300, SLG: 0.421 Brian Dayett, R OBP: 0.300, SLG: 0.421 Chico Walker, S OBP: 0.239 (7, PH)		0-3 K		4-0 1-2 BB		0-3 K	0-0 E 1B			2	0	0	0	1	2	1												
Inning Stats	R: 0 E: 0 K: 1 S: 6	H: 1 LOB: 2 BB: 1 P: 10	R: 0 E: 0 K: 1 S: 6	H: 1 LOB: 0 BB: 0 P: 6	R: 0 E: 0 K: 0 S: 3	H: 0 LOB: 2 BB: 2 P: 11	R: 0 E: 0 K: 0 S: 4	H: 1 LOB: 2 BB: 1 P: 8	R: 2 E: 0 K: 0 S: 5	H: 4 LOB: 2 BB: 1 P: 9	R: 0 E: 0 K: 1 S: 5	H: 0 LOB: 1 BB: 1 P: 9	R: 4 E: 1 K: 1 S: 10	H: 5 LOB: 2 BB: 1 P: 14	R: 1 E: 1 K: 1 S: 6	H: 0 LOB: 1 BB: 1 P: 10		1B: 7 2B: 4 3B: 0 HR: 1	SF: 1 SAC: 0 DP: 0 HBP: 0	WP: 0 PA: 43 PB: 0 SB: 0 CS: 1								
PITCHER	IP	WLS	BF	H	R	ER	SO	BB	IBB	HBP	BLK	WP	HR	S	P	ERA		WHIP										
Larry McWilliams, L ERA: 4.84	5.0	L	25	7	2	2	2	4	1	0	0	0	0	24	44	3.60		2.200										
Don Robinson, R ERA: 3.23	1.0		7	2	3	3	1	2	0	0	0	0	0	7	15	27.00		4.000										
Rod Scurry, L ERA: 4.1	0.2		5	3	1	1	1	0	0	0	0	0	1	7	7	13.50		4.500										
Cecilio Guante, R ERA: 2.39	1.1		6	0	1	0	1	1	0	0	0	0	0	7	11	0.00		0.750										




Batter	1	2	3	4	5	6	7	8	9	AB	R	H	RBI	BB	SO	LOB	TOP								
Johnny Ray, S OBP: 0.311, SLG: 0.373 (1,4)	F7		L4		F7		F8		3B	5	0	1	0	0	0	1	Pittsburgh Pirates @ Chicago Cubs Wrigley Field, Chicago, IL Sun Jun 09 1985, 3:33 AM CDT Att: 36,475 - Unknown								
Joe Orsulak, L OBP: 0.321, SLG: 0.364 (1,8)	F8		F7				G3		F4	5	0	1	0	0	0	1									
Steve Kemp, L OBP: 0.341, SLG: 0.292 (1,7)	K			3-1	F8		4-3		F2	5	0	0	0	0	1	3									
Jason Thompson, L OBP: 0.355, SLG: 0.436 (1,3)		G3		BB		FC6-4		5-3		3	0	1	0	1	0	0									
Tony Peña, R OBP: 0.299, SLG: 0.346 (1,2)		1B		BB	F9	FC6-4		F6		4	1	1	0	0	0	2									
Sixto Lezcano, R OBP: 0.382, SLG: 0.278 (1,9)		1B		BB		SF7		2B		1	0	0	0	3	0	1									
Jim Morrison, R OBP: 0.326, SLG: 0.337 (1,5)				BB		BB		BB		3	0	2	1	0	0	2									
Johnnie LeMaster, R OBP: 0.167, SLG: 0.148 (8, PH)					F7					2	0	0	0	1	0	2									
Lee Mazzilli, S OBP: 0.463, SLG: 0.400 (8, PH)										1	0	0	0	0	0	2									
Tim Folt, R OBP: 0.256, SLG: 0.171 (8, 6)										0	0	0	0	0	0	0									
Jim Winn, R OBP: 0.304, SLG: 0.356 (9, PH)			K		E5				F5	3	0	0	0	0	1	2									
Al Holland, R OBP: 0.326, SLG: 0.337 (6, 1)										0	0	0	0	0	0	0									
Don Robinson, R OBP: 0.304, SLG: 0.356 (6, 1)										0	0	0	0	0	0	0									
Bill Madlock, R OBP: 0.304, SLG: 0.356 (9, PH)										1	0	0	0	0	0	0									
Inning Stats	R: 0 E: 0 K: 1 S: 5	H: 0 LOB: 0 BB: 0 P: 5	R: 0 E: 0 K: 0 S: 5	H: 2 LOB: 2 BB: 0 P: 5	R: 0 E: 0 K: 1 S: 5	H: 0 LOB: 0 BB: 0 P: 5	R: 0 E: 0 K: 0 S: 3	H: 0 LOB: 0 BB: 2 P: 11	R: 0 E: 1 K: 0 S: 5	H: 1 LOB: 2 BB: 0 P: 5	R: 1 E: 0 K: 0 S: 4	H: 1 LOB: 2 BB: 2 P: 12	R: 0 E: 0 K: 0 S: 3	H: 0 LOB: 0 BB: 0 P: 3	R: 0 E: 0 K: 0 S: 4	H: 1 LOB: 2 BB: 1 P: 8	R: 0 E: 0 K: 0 S: 4	H: 1 LOB: 1 BB: 0 P: 4	1B: 3 2B: 2 3B: 1 HR: 0	SF: 1 SAC: 0 DP: 0 HBP: 0	WP: 0 PB: 0 SB: 1 CS: 0	PA: 39			
PITCHER	IP	WLS	BF	H	R	ER	SO	BB	IBB	HBP	BLK	WP	HR	S	P	ERA	WHIP								
Dick Ruthven, R ERA: 3.38 (1, 1)	6.0	W	27	4	1	1	2	3	1	0	0	0	0	27	43	1.50	1.167								
Warren Brusstar, R ERA: 3.44 (7, 1)	3.0	S	12	2	0	0	0	1	0	0	0	0	0	11	15	0.00	1.000								

AB 33
R 1
H 6
RBI 1
BB 5
SO 2
LOB 16



Batter	1	2	3	4	5	6	7	8	9	AB	R	H	RBI	BB	SO	LOB	BOTTOM								
Thad Bosley, L OBP: 0.333, SLG: 0.341 (1, 7)			F7			1-3	3-1			4	0	1	0	0	0	0	Pittsburgh Pirates @ Chicago Cubs Wrigley Field, Chicago, IL Sun Jun 09 1985, 3:33 AM CDT Att: 36,475 - Unknown								
Gary Woods, R OBP: 0.318, SLG: 0.211 (9, 7)										0	0	0	0	0	0	0									
Davey Lopes, R OBP: 0.446, SLG: 0.479 (1, 8)		F9				BB	BB		1B	4	2	3	0	0	0	1									
Keith Moreland, R OBP: 0.377, SLG: 0.403 (1, 9)					G4-6-3	BB	BB		2B	3	1	1	1	1	0	2									
Leon Durham, L OBP: 0.319, SLG: 0.422 (1, 3)						BB	BB		1B	4	1	1	1	0	0	2									
Ron Cey, R OBP: 0.317, SLG: 0.460 (1, 5)						BB	BB		E5	3	1	1	0	1	0	1									
Jody Davis, R OBP: 0.332, SLG: 0.418 (1, 2)						BB	BB		K	2	0	0	1	2	1	2									
Chris Speier, R OBP: 0.291, SLG: 0.380 (7, 6)										4	0	1	2	0	0	2									
Larry Bowa, S OBP: 0.225, SLG: 0.244 (6, PH)										2	0	0	0	0	0	2									
23 Ryne Sandberg, R OBP: 0.304, SLG: 0.423 (7, 4)										2	0	0	0	0	1	2									
Dick Ruthven, R OBP: 0.154, SLG: 0.154 (6, PH)										2	0	0	0	0	0	2									
Brian Dayett, R OBP: 0.288, SLG: 0.400 (6, PH)										1	0	0	0	0	0	2									
Warren Brusstar, R ERA: 3.24 (7, 1)										1	0	0	0	0	1	0									
Inning Stats	R: 0 E: 0 K: 0 S: 4	H: 1 LOB: 1 BB: 0 P: 4	R: 0 E: 0 K: 0 S: 3	H: 0 LOB: 0 BB: 0 P: 3	R: 0 E: 0 K: 0 S: 3	H: 0 LOB: 0 BB: 0 P: 3	R: 0 E: 0 K: 0 S: 3	H: 1 LOB: 0 BB: 0 P: 3	R: 0 E: 0 K: 0 S: 4	H: 1 LOB: 2 BB: 1 P: 8	R: 4 E: 0 K: 0 S: 6	H: 3 LOB: 3 BB: 3 P: 18	R: 1 E: 1 K: 1 S: 8	H: 2 LOB: 2 BB: 0 P: 8	R: 0 E: 0 K: 2 S: 7	H: 0 LOB: 0 BB: 0 P: 7	1B: 6 2B: 2 3B: 0 HR: 0	SF: 0 SAC: 0 DP: 1 HBP: 0	WP: 0 PB: 0 SB: 0 CS: 0	PA: 36					
PITCHER	IP	WLS	BF	H	R	ER	SO	BB	IBB	HBP	BLK	WP	HR	S	P	ERA	WHIP								
Jim Winn, R ERA: 3.33 (1, 1)	5.1	L	21	4	2	2	0	2	0	0	0	0	0	19	27	3.38	1.125								
Al Holland, L ERA: 3.11 (6, 1)	0.0		2	1	0	0	0	0	1	0	0	0	0	1	5	∞	∞								
Don Robinson, R ERA: 3.24 (6, 1)	2.2		13	3	3	3	3	1	0	0	0	0	0	18	22	10.12	1.500								

AB 32
R 5
H 8
RBI 5
BB 4
SO 3
LOB 18



Batter	1	2	3	4	5	6	7	8	9	AB	R	H	RBI	BB	SO	LOB	TOP		
Davey Lopes, R (1, 8) OBP: 0.432, SLG: 0.460										4	0	0	0	0	1	2			
23 Ryne Sandberg, R (1, 4) OBP: 0.303, SLG: 0.419										4	1	1	2	0	2	0			
Keith Moreland, R (1, 9) OBP: 0.375, SLG: 0.400										4	0	1	1	0	1	0			
Jody Davis, R (1, 2) OBP: 0.330, SLG: 0.432										4	1	1	1	0	2	1			
Ron Cey, R (1, 5) OBP: 0.315, SLG: 0.472										4	1	1	1	0	1	0			
Leon Durham, L (1, 3) OBP: 0.323, SLG: 0.420										3	0	1	0	1	1	0			
Gary Woods, R (1, 7) OBP: 0.289, SLG: 0.174										4	0	0	0	0	1	2			
Chris Speier, R (1, 6) OBP: 0.289, SLG: 0.365										3	1	0	0	1	2	1			
Ray Fontenot, L (1, 1)										2	0	0	0	0	2	0			
Brian Dayett, R (8, PH) OBP: 0.268, SLG: 0.400										0	0	0	0	0	0	0			
Richie Hebner, L (8, PH) OBP: 0.324, SLG: 0.333										1	0	1	0	0	0	0			
Chico Walker, S (8, PR)										0	1	0	0	0	0	0			
Lee Smith, R (8, 1)										0	0	0	0	0	0	0			
Inning Stats	R: 0 E: 0 K: 2 S: 7	H: 0 LOB: 0 BB: 0 P: 7	R: 0 E: 0 K: 1 S: 5	H: 0 LOB: 1 BB: 1 P: 9	R: 0 E: 0 K: 2 S: 7	H: 0 LOB: 0 BB: 0 P: 7	R: 0 E: 0 K: 0 S: 4	H: 1 LOB: 1 BB: 0 P: 4	R: 0 E: 0 K: 2 S: 7	H: 0 LOB: 0 BB: 0 P: 7	R: 1 E: 0 K: 1 S: 6	H: 1 LOB: 0 BB: 0 P: 6	R: 3 E: 0 K: 1 S: 8	H: 3 LOB: 1 BB: 1 P: 12	R: 1 E: 0 K: 2 S: 8	H: 1 LOB: 0 BB: 0 P: 8	1B: 4 2B: 0 3B: 0 HR: 2	SF: 0 SAC: 0 DP: 0 HBP: 0	WP: 0 PA: 35 PB: 1 SB: 0 CS: 0
PITCHER	IP WLS BF H R ER SO BB IBB HBP BLK WP HR S P ERA WHIP																		
Dan Schatzeder, L (1, 1) ERA: 4.44	7.1	26	2	2	2	10	2	0	0	0	0	0	0	1	44	52	2.46	0.545	
Jeff Reardon, R (8, 1) ERA: 1.49	0.2	L	5	3	2	2	1	0	0	0	0	0	0	0	7	7	27.00	4.500	
Tim Burke, R (9, 1) ERA: 2.14	1.0		4	1	1	1	2	0	0	0	0	0	0	1	8	8	9.00	1.000	

Chicago Cubs @ Montreal Expos
Olympic Stadium, Montreal, QB
Mon Jun 10 1985, 7:05 PM EDT
Att: 42,218 - Unknown

AB	33
R	5
H	6
RBI	5
BB	2
SO	13
LOB	6



Batter	1	2	3	4	5	6	7	8	9	AB	R	H	RBI	BB	SO	LOB	BOTTOM		
Tim Raines, S (1, 7) OBP: 0.356, SLG: 0.403										3	1	1	0	1	2	0			
Jim Wehlford, R (1, 9) OBP: 0.283, SLG: 0.275										3	0	1	0	0	1	1			
Herm Winningham, L (6, PR) OBP: 0.352, SLG: 0.370										1	1	0	0	0	1	1			
Andre Dawson, R (1, 8) OBP: 0.310, SLG: 0.460										4	0	1	1	0	1	2			
Hubie Brooks, R (1, 6) OBP: 0.312, SLG: 0.395										4	1	2	1	0	1	2			
Tim Wallach, R (1, 5) OBP: 0.308, SLG: 0.415										4	1	3	1	0	0	2			
Dan Driessen, L (1, 3) OBP: 0.335, SLG: 0.405										1	0	0	1	2	0	2			
Vance Law, R (1, 4) OBP: 0.323, SLG: 0.292										4	0	0	0	0	1	3			
Mike Fitzgerald, R (1, 2) OBP: 0.316, SLG: 0.224										3	0	0	0	0	1	1			
Terry Francona, L (9, PH) OBP: 0.317, SLG: 0.367										1	0	0	0	0	0	1			
Dan Schatzeder, L (1, 1) OBP: 0.200, SLG: 0.357										2	0	0	0	0	1	0			
Jeff Reardon, R (8, 1) OBP: 0.250, SLG: 0.250										0	0	0	0	0	0	0			
Miguel Dilone, S (8, PH) OBP: 0.255, SLG: 0.250										1	0	0	0	0	1	0			
Tim Burke, R (9, 1)										0	0	0	0	0	0	0			
Inning Stats	R: 1 E: 0 K: 1 S: 7	H: 2 LOB: 2 BB: 1 P: 11	R: 0 E: 0 K: 1 S: 5	H: 0 LOB: 0 BB: 0 P: 5	R: 0 E: 0 K: 1 S: 5	H: 0 LOB: 0 BB: 0 P: 5	R: 1 E: 0 K: 0 S: 4	H: 2 LOB: 0 BB: 0 P: 4	R: 0 E: 0 K: 2 S: 7	H: 0 LOB: 0 BB: 0 P: 7	R: 1 E: 0 K: 0 S: 4	H: 2 LOB: 1 BB: 0 P: 4	R: 0 E: 0 K: 3 S: 10	H: 1 LOB: 1 BB: 0 P: 10	R: 1 E: 0 K: 2 S: 8	H: 1 LOB: 1 BB: 1 P: 12	1B: 4 2B: 3 3B: 0 HR: 1	SF: 1 SAC: 0 DP: 2 HBP: 0	WP: 0 PA: 36 PB: 0 SB: 1 CS: 1
PITCHER	IP WLS BF H R ER SO BB IBB HBP BLK WP HR S P ERA WHIP																		
Ray Fontenot, L (1, 1) ERA: 3.29	7.0	W	26	6	3	3	5	2	0	0	0	0	0	0	34	42	3.86	1.143	
Lee Smith, R (8, 1) ERA: 2.52	2.0	S	9	2	1	1	5	1	0	0	0	0	0	1	18	22	4.50	1.500	

Chicago Cubs @ Montreal Expos
Olympic Stadium, Montreal, QB
Mon Jun 10 1985, 7:05 PM EDT
Att: 42,218 - Unknown

AB	31
R	4
H	8
RBI	4
BB	3
SO	10
LOB	15



Batter	1	2	3	4	5	6	7	8	9	AB	R	H	RBI	BB	SO	LOB	TOP								
Davey Lopes, R OBP: 0.423, SLG: 0.442 (1, 8)										4	0	0	0	1	0	3	Chicago Cubs @ Montreal Expos Olympic Stadium, Montreal, QB Tue Jun 11 1985, 7:05 PM EDT Att: 28,303 - Unknown								
23 Ryne Sandberg, R OBP: 0.296, SLG: 0.408 (1, 4)										5	0	0	0	0	0	3									
Keith Moreland, R OBP: 0.377, SLG: 0.404 (1, 9)										3	1	1	0	1	0	0									
Jody Davis, R OBP: 0.339, SLG: 0.453 Chico Walker, S (8, PR)										3	1	2	1	1	0	1									
Steve Lake, R OBP: 0.217, SLG: 0.348 (8, 2)										0	1	0	0	0	0	0									
Ron Cey, R OBP: 0.319, SLG: 0.467 (1, 5)										2	1	0	0	2	2	1									
Leon Durham, L OBP: 0.321, SLG: 0.434 (1, 3)										4	1	1	4	0	0	3									
Gary Woods, R OBP: 0.233, SLG: 0.148 (1, 7)										4	0	0	0	0	1	4									
Chris Speier, R OBP: 0.299, SLG: 0.372 (1, 6)										4	0	2	0	0	0	1									
Dennis Eckersley, R OBP: 0.235, SLG: 0.103 Brian Dayett, R OBP: 0.273, SLG: 0.381 George Frazier, R (7, PH)										1	0	0	0	1	1	1									
Thad Bosley, L OBP: 0.327, SLG: 0.333 Lee Smith, R (9, 1)										0	0	0	0	0	0	0									
Inning Stats	R: 0 E: 0 K: 0 S: 2	H: 0 LOB: 0 BB: 1 P: 6	R: 0 E: 0 K: 1 S: 6	H: 1 LOB: 1 BB: 0 P: 6	R: 0 E: 0 K: 1 S: 3	H: 0 LOB: 1 BB: 1 P: 7	R: 0 E: 0 K: 1 S: 6	H: 1 LOB: 2 BB: 1 P: 10	R: 0 E: 0 K: 1 S: 6	H: 1 LOB: 0 BB: 0 P: 6	R: 1 E: 0 K: 1 S: 6	H: 1 LOB: 0 BB: 0 P: 6	R: 0 E: 0 K: 1 S: 6	H: 1 LOB: 1 BB: 0 P: 6	R: 4 E: 0 K: 0 S: 4	H: 1 LOB: 3 BB: 3 P: 16	R: 0 E: 0 K: 0 S: 3	H: 0 LOB: 0 BB: 0 P: 3	1B: 3 2B: 1 3B: 0 HR: 2	SF: 0 SAC: 0 DP: 1 HBP: 0	WP: 0 PB: 0 SB: 0 CS: 0	PA: 38			
PITCHER	IP	WLS	BF	H	R	ER	SO	BB	IBB	HBP	BLK	WP	HR	S	P	ERA	WHIP								
Mickey Mahler, L ERA: 0.83 Randy St. Claire, R ERA: 2.53 Gary Lucas, L ERA: 3.48	7.1		30	5	2	2	5	4	0	0	0	0	1	36	52	2.46	1.227								



Batter	1	2	3	4	5	6	7	8	9	AB	R	H	RBI	BB	SO	LOB	BOTTOM								
Tim Raines, S OBP: 0.355, SLG: 0.400 (1, 7)										4	1	1	0	0	0	0	Chicago Cubs @ Montreal Expos Olympic Stadium, Montreal, QB Tue Jun 11 1985, 7:05 PM EDT Att: 28,303 - Unknown								
Vance Law, R OBP: 0.326, SLG: 0.305 (1, 4)										3	0	1	2	1	1	0									
Andre Dawson, R OBP: 0.304, SLG: 0.451 (1, 9)										4	0	0	0	0	0	2									
Dan Driessen, L OBP: 0.333, SLG: 0.401 (1, 3)										4	1	1	0	0	1	1									
Hubie Brooks, R OBP: 0.311, SLG: 0.392 (1, 6)										4	0	1	0	0	1	0									
Tim Lincecum, R OBP: 0.311, SLG: 0.414 (1, 5)										3	0	1	0	1	0	2									
Herm Winningham, L OBP: 0.342, SLG: 0.359 (1, 8)										4	0	0	1	0	2	3									
Mike Fitzgerald, R OBP: 0.311, SLG: 0.219 Jim Wohlford, R OBP: 0.269, SLG: 0.271 (9, PH)										3	0	0	0	0	1	2									
Mickey Mahler, S OBP: 0.286, SLG: 0.286 Randy St. Claire, R OBP: 1.000, SLG: 1.000 Gary Lucas, L (8, 1)										3	1	1	0	0	1	1									
Inning Stats	R: 0 E: 0 K: 1 S: 5	H: 0 LOB: 0 BB: 0 P: 5	R: 0 E: 0 K: 1 S: 5	H: 0 LOB: 0 BB: 0 P: 5	R: 2 E: 0 K: 0 S: 6	H: 3 LOB: 1 BB: 0 P: 6	R: 1 E: 0 K: 0 S: 5	H: 2 LOB: 1 BB: 0 P: 5	R: 0 E: 0 K: 0 S: 3	H: 0 LOB: 0 BB: 0 P: 3	R: 0 E: 0 K: 3 S: 9	H: 0 LOB: 1 BB: 1 P: 13	R: 0 E: 1 K: 0 S: 3	H: 0 LOB: 1 BB: 1 P: 7	R: 0 E: 0 K: 2 S: 8	H: 1 LOB: 1 BB: 0 P: 8		1B: 5 2B: 0 3B: 1 HR: 0	SF: 0 SAC: 0 DP: 0 HBP: 0	WP: 0 PB: 1 SB: 0 CS: 0	PA: 35				
PITCHER	IP	WLS	BF	H	R	ER	SO	BB	IBB	HBP	BLK	WP	HR	S	P	ERA	WHIP								
Dennis Eckersley, R ERA: 2.97 George Frazier, R ERA: 7.85 Lee Smith, R ERA: 2.45	6.0		23	5	3	3	2	0	0	0	0	0	0	12	20	0.00	1.000								



Batter	1	2	3	4	5	6	7	8	9	AB	R	H	RBI	BB	SO	LOB	TOP			
Thad Bosley, L (1, 7) OBP: 0.333, SLG: 0.326	0-0 4-3		4-0 CS BB		0-0 3-1		0-0 23 HBP 1B		0-3 K	4	0	1	0	1	1	1				
23 Ryne Sandberg, R (1, 4) OBP: 0.295, SLG: 0.402	0-3 K		0-3 K		0-0 5-3		1-2 HBP			3	0	0	0	0	2	1				
Davey Lopes, R (1, 8) Lary Sorensen, R (7, 1)	0-0 S 1B			4-0 1B S BB		0-0 4-3	0-0 F2			3	0	1	0	1	0	3				
Keith Moreland, R (1, 9) OBP: 0.375, SLG: 0.398	0-0 6-3			4-0 1B BB		0-0 5-3		0-0 5-3		3	0	0	0	1	0	1				
Leon Durham, L (1, 3) OBP: 0.320, SLG: 0.429		0-3 K		0-3 K		0-0 1B		0-0 G3		4	0	1	0	0	2	2				
Jody Davis, R (1, 2) OBP: 0.332, SLG: 0.443	0-0 4-3		0-3 K		0-0 F9			0-0 4-3		4	0	0	0	0	1	3				
Ron Cey, R (1, 5) OBP: 0.332, SLG: 0.473		4-0 BB		0-0 1-2 2-3 1B		4-0 23 HBP 1B BB		0-0 1B		2	0	2	0	2	0	0				
Chris Speier, R (1, 6) Chico Walker, S (9, PH)	0-3 K		0-0 F8		0-3 K		0-0 F6		0-0 F9	3	0	0	0	0	2	5				
Rick Sutcliffe, L (1, 1) Richie Hebner, L (7, PH) Richie Hebner, L (7, 7)			0-3 K		0-0 G3		0-0 F8		0-0 F9	2	0	0	0	0	1	0				
Inning Stats	R: 0 E: 0 K: 1 S: 6	H: 1 LOB: 1 BB: 0 P: 6	R: 0 E: 0 K: 2 S: 7	H: 0 LOB: 1 BB: 1 P: 11	R: 0 E: 0 K: 2 S: 6	H: 0 LOB: 1 BB: 1 P: 10	R: 0 E: 0 K: 2 S: 8	H: 1 LOB: 3 BB: 2 P: 16	R: 0 E: 0 K: 0 S: 3	H: 0 LOB: 0 BB: 0 P: 3	R: 0 E: 0 K: 1 S: 6	H: 1 LOB: 3 BB: 1 P: 11	R: 0 E: 0 K: 0 S: 3	H: 0 LOB: 0 BB: 0 P: 3	R: 0 E: 0 K: 1 S: 6	H: 1 LOB: 1 BB: 0 P: 6	1B: 5 2B: 1 3B: 0 HR: 0	SF: 0 SAC: 0 DP: 1 HBP: 1	WP: 0 PB: 0 SB: 2 CS: 1	PA: 37
PITCHER	IP	WLS	BF	H	R	ER	SO	BB	IBB	HBP	BLK	WP	HR	S	P	ERA	WHIP			
David Palmer, R (1, 1) ERA: 2.41	6.2	W	29	4	0	0	8	5	0	1	0	0	0	39	60	0.00	1.350			
Tim Burke, R (7, 1) ERA: 2.06	1.1		5	1	0	0	0	0	0	0	0	0	0	5	5	0.00	0.750			
Jeff Reardon, R (9, 1) ERA: 1.45	1.0	S	3	0	0	0	1	0	0	0	0	0	0	5	5	0.00	0.000			

Chicago Cubs @ Montreal Expos
Olympic Stadium, Montreal, QB
Wed Jun 12 1985, 7:05 PM EDT
Att: 10,378 - Unknown

AB	31
R	0
H	5
RBI	0
BB	5
SO	9
LOB	19



Batter	1	2	3	4	5	6	7	8	9	AB	R	H	RBI	BB	SO	LOB	BOTTOM			
Tim Raines, S (1, 7) OBP: 0.357, SLG: 0.407	0-0 WP SF9 2B		0-0 6-3		0-0 3-1		0-0 E 1B			4	1	2	0	0	0	0				
Vance Law, R (1, 4) OBP: 0.325, SLG: 0.305	0-0 SF9		0-0 1-3		0-0 1B		0-0 5-3			3	0	1	1	0	0	1				
Andre Dawson, R (1, 9) OBP: 0.299, SLG: 0.442	0-0 2H 5-3		0-0 1-3		0-3 K			0-3 K		4	0	0	0	0	2	1				
Dan Driessen, L (1, 3) OBP: 0.326, SLG: 0.392	0-0 1-3			0-0 F9	0-0 F4			0-0 3-1		4	0	0	0	0	0	1				
Hubie Brooks, R (1, 6) OBP: 0.310, SLG: 0.386		0-0 F9		0-3 K		0-0 1-3		1-0 FC5-4 HBP		3	0	0	0	0	1	0				
Tim Lincecum, R (1, 5) OBP: 0.314, SLG: 0.421		0-0 1B		0-0 1B	0-0 2B		0-0 5-3	0-0 FC5-4		4	1	2	0	0	0	1				
Herm Winningham, L (1, 8) OBP: 0.349, SLG: 0.366		0-0 1B		0-0 1B	0-0 2B		0-3 K			3	0	2	1	0	1	0				
Mike Fitzgerald, R (1, 2) OBP: 0.311, SLG: 0.216		0-0 F4		0-0 1B	4-0 IBB		0-0 F8			2	0	0	0	1	0	2				
David Palmer, R (1, 1) Tim Burke, R (7, 1) Jeff Reardon, R (9, 1)		0-0 6-3		0-0 F3		0-0 6-3				2	0	0	0	0	0	4				
Inning Stats	R: 1 E: 0 K: 0 S: 4	H: 1 LOB: 0 BB: 0 P: 4	R: 0 E: 0 K: 0 S: 5	H: 2 LOB: 2 BB: 0 P: 5	R: 0 E: 0 K: 0 S: 3	H: 0 LOB: 0 BB: 0 P: 3	R: 1 E: 0 K: 1 S: 7	H: 2 LOB: 2 BB: 1 P: 11	R: 0 E: 0 K: 1 S: 6	H: 1 LOB: 1 BB: 0 P: 6	R: 0 E: 0 K: 1 S: 5	H: 0 LOB: 0 BB: 0 P: 5	R: 0 E: 0 K: 0 S: 4	H: 1 LOB: 1 BB: 0 P: 4	R: 0 E: 0 K: 1 S: 5	H: 0 LOB: 1 BB: 0 P: 6	1B: 5 2B: 2 3B: 0 HR: 0	SF: 1 SAC: 0 DP: 0 HBP: 1	WP: 1 PB: 0 SB: 1 CS: 0	PA: 33
PITCHER	IP	WLS	BF	H	R	ER	SO	BB	IBB	HBP	BLK	WP	HR	S	P	ERA	WHIP			
Rick Sutcliffe, R (1, 1) ERA: 2.11	6.0	L	25	6	2	2	3	0	0	1	0	0	0	30	34	3.00	1.000			
Lary Sorensen, R (7, 1) ERA: 5.65	2.0		8	1	0	0	1	0	0	1	0	0	0	9	10	0.00	0.500			

Chicago Cubs @ Montreal Expos
Olympic Stadium, Montreal, QB
Wed Jun 12 1985, 7:05 PM EDT
Att: 10,378 - Unknown

AB	30
R	2
H	7
RBI	2
BB	1
SO	4
LOB	10



Batter	1	2	3	4	5	6	7	8	9	AB	R	H	RBI	BB	SO	LOB	TOP		
Davey Lopes, R OBP: 0.439, SLG: 0.459 (1, 8)	0-0 23 4-3 1B 2B	0-0 23 BB 1B		0-3 K			0-0 FC6-4 1B		4-0 E S 2B BB	4	2	3	1	1	1	1			
23 Ryne Sandberg, R OBP: 0.292, SLG: 0.394 (1, 4)	0-0 4-3 2-3	4-0 1-2 BB			0-0 5-3		0-0 FC6-4 S 1-2		0-0 F4	4	0	0	0	1	0	3			
Keith Moreland, R OBP: 0.371, SLG: 0.393 (1, 9)	0-0 1B 5-3 3-H				0-0 F7		0-3 K		0-3 K	5	1	1	1	0	2	4			
Leon Durham, L OBP: 0.322, SLG: 0.434 (1, 3)	0-0 5-3 1-3 1B			0-0 4-3					0-0 F7	5	0	2	1	0	0	0			
Jody Davis, R OBP: 0.333, SLG: 0.439 (1, 2)	0-0 5-3 1-2 3-H			0-0 6-3			4-0 BB		0-0 1B 2B 1B	4	1	1	1	1	1	2			
Ron Cey, R OBP: 0.330, SLG: 0.465 (1, 5)	0-0 6-3			0-3 K			0-0 F6		4-0 1B 2B BB	3	1	0	0	1	1	2			
Thad Bosley, L OBP: 0.345, SLG: 0.340 (1, 7)				0-0 G3			0-3 K		0-0 2B 1B	4	2	2	0	0	1	1			
Larry Bowa, S OBP: 0.217, SLG: 0.235 (8, PH)				0-0 F8			0-0 6-3		0-0 4-6 2B	3	0	0	0	0	0	2			
Richie Hebner, L OBP: 0.325, SLG: 0.361 (8, PH)							0-0 6-3			1	0	1	3	0	0	0			
Lary Sorensen, R (8, 1)									0-0 4-6 2B	0	0	0	0	0	0	0			
Steve Trout, L OBP: 0.136, SLG: 0.100 (5, 1)				0-0 SH5-4					0-0 4-6	1	0	1	0	0	0	0			
George Frazier, R OBP: 0.190, SLG: 0.100 (7, PH)										0	0	0	0	0	0	0			
Chico Walker, S (7, PH)										0	0	0	0	0	0	0			
Warren Brusstar, R OBP: 0.286, SLG: 0.354 (8, PH)										0	0	0	0	0	0	0			
Chris Speier, R OBP: 0.286, SLG: 0.354 (8, 9)										1	0	0	0	0	0	1			
Inning Stats	R: 2 E: 0 K: 0 S: 6	H: 3 LOB: 1 BB: 0 P: 6	R: 1 E: 0 K: 0 S: 5	H: 2 LOB: 2 BB: 1 P: 9	R: 0 E: 0 K: 1 S: 5	H: 0 LOB: 0 BB: 0 P: 5	R: 0 E: 0 K: 1 S: 6	H: 1 LOB: 1 BB: 0 P: 6	R: 0 E: 0 K: 1 S: 3	H: 0 LOB: 0 BB: 1 P: 3	R: 0 E: 0 K: 1 S: 6	H: 1 LOB: 1 BB: 0 P: 6	R: 3 E: 0 K: 0 S: 5	H: 3 LOB: 0 BB: 1 P: 9	R: 1 E: 0 K: 2 S: 8	H: 1 LOB: 1 BB: 1 P: 12	1B: 7 2B: 5 3B: 0 HR: 0	SF: 0 SAC: 1 DP: 1 HBP: 0	WP: 0 PA: 41 PB: 0 SB: 3 CS: 0
PITCHER	IP WLS BF H R ER SO BB IBB HBP BLK WP HR S P ERA WHIP	IP WLS BF H R ER SO BB IBB HBP BLK WP HR S P ERA WHIP	IP WLS BF H R ER SO BB IBB HBP BLK WP HR S P ERA WHIP	IP WLS BF H R ER SO BB IBB HBP BLK WP HR S P ERA WHIP	IP WLS BF H R ER SO BB IBB HBP BLK WP HR S P ERA WHIP	IP WLS BF H R ER SO BB IBB HBP BLK WP HR S P ERA WHIP	IP WLS BF H R ER SO BB IBB HBP BLK WP HR S P ERA WHIP	IP WLS BF H R ER SO BB IBB HBP BLK WP HR S P ERA WHIP	IP WLS BF H R ER SO BB IBB HBP BLK WP HR S P ERA WHIP	IP WLS BF H R ER SO BB IBB HBP BLK WP HR S P ERA WHIP	IP WLS BF H R ER SO BB IBB HBP BLK WP HR S P ERA WHIP	IP WLS BF H R ER SO BB IBB HBP BLK WP HR S P ERA WHIP	IP WLS BF H R ER SO BB IBB HBP BLK WP HR S P ERA WHIP	IP WLS BF H R ER SO BB IBB HBP BLK WP HR S P ERA WHIP	IP WLS BF H R ER SO BB IBB HBP BLK WP HR S P ERA WHIP	IP WLS BF H R ER SO BB IBB HBP BLK WP HR S P ERA WHIP	IP WLS BF H R ER SO BB IBB HBP BLK WP HR S P ERA WHIP	IP WLS BF H R ER SO BB IBB HBP BLK WP HR S P ERA WHIP	
Bryn Smith, R ERA: 3.45 (1, 1)	7.1 W 33	8 5 5 4	3 0 0 0	0 0 0 0	0 0 0 0	0 0 0 0	0 0 38 50	6.14 1.500											
Randy St. Claire, R ERA: 3.38 (8, 1)	0.0 S	2 1 1 1	0 0 0 0	0 0 0 0	0 0 0 0	0 0 6 10	6.75 1.500												
Tim Burke, R ERA: 2.23 (8, 1)	1.1 S	5 1 0 0	1 0 0 1	1 0 0 0	1 0 0 0	0 0 3 3	0.00 0.000												
Jeff Reardon, R ERA: 1.44 (9, 1)	0.1 S	1 0 0 0	0 0 0 1	0 0 0 0	0 0 0 0	0 0 3 3	0.00 0.000												

Chicago Cubs @ Montreal Expos
Olympic Stadium, Montreal, QB
Thu Jun 13 1985, 7:05 PM EDT
Att: 14,210 - Unknown

AB 36
R 7
H 11
RBI 7
BB 4
SO 6
LOB 16



Batter	1	2	3	4	5	6	7	8	9	AB	R	H	RBI	BB	SO	LOB	BOTTOM		
Tim Raines, S OBP: 0.362, SLG: 0.417 (1, 7)	0-0 6-3		0-0 4-3 1B		0-0 FC4 1B 1B	0-0 F8 1B 2B	0-3 K			5	2	3	0	0	1	2			
Vance Law, R OBP: 0.332, SLG: 0.316 (1, 4)	0-0 1B		0-0 F9		4-0 FC4 1-2 2-3 BB	0-0 F8	0-0 1B 2B			4	0	2	1	1	0	2			
Andre Dawson, R OBP: 0.301, SLG: 0.438 (1, 9)	0-3 K		0-0 4-3		0-0 FC4 1B 1-2 2-3 3-H	0-0 1B	4-0 1B IBB			4	1	1	2	1	1	4			
Hubie Brooks, R OBP: 0.312, SLG: 0.387 (1, 6)	0-0 F9		0-3 K		0-0 1B BB 1B	0-3 K	0-0 FC6-4			5	0	2	2	0	2	3			
Tim Wallach, R OBP: 0.321, SLG: 0.429 (1, 5)			4-0 S BB FC6-4 BB		0-0 E4	0-0 1B BB	0-0 FC6-4			3	2	1	0	2	0	3			
Terry Francona, L OBP: 0.338, SLG: 0.375 (1, 3)			4-0 FC6-4 S CS BB		0-3 K	0-0 1B	0-0 E 1B 1B		0-0 4-3	4	1	2	2	1	1	1			
Herm Winningham, L OBP: 0.351, SLG: 0.362 (1, 8)			4-0 FC6-4 1-2 2-3 BB		0-3 K	0-0 F5	0-0 E4 1B 2B		0-0 G6-4-3 1B	4	1	1	0	1	1	5			
Sal Butera, R OBP: 0.250, SLG: 0.216 (1, 2)			0-0 FC6-4 CS BB		0-0 F7	0-0 F4	0-0 2B 1B 1B		0-0 G6-4-3	2	0	0	1	0	0	3			
Dan Driessen, L OBP: 0.325, SLG: 0.390 (5, PH)			0-0 FC6-4 CS BB		0-0 F7	0-0 F4	0-0 2B 1B 1B		0-0 G6-4-3	1	0	0	0	0	0	3			
Mike Fitzgerald, R OBP: 0.313, SLG: 0.220 (6, 2)			0-0 1-2 2-3 3-H		0-0 F7	0-0 F4	0-0 2B 1B 1B		0-0 G6-4-3	2	1	1	1	0	0	1			
Bryn Smith, R OBP: 0.289, SLG: 0.280 (1, 1)			0-0 1-3		0-0 BB 1B FC4 1B	0-3 K	0-3 K			4	1	1	0	0	2	4			
Randy St. Claire, R OBP: 1.000, SLG: 1.000 (8, 1)										0	0	0	0	0	0	0			
Tim Burke, R (8, 1)										0	0	0	0	0	0	0			
Jeff Reardon, R OBP: 0.250, SLG: 0.250 (9, 1)			1-2 3-H							0	0	0	0	0	0	0			
Inning Stats	R: 0 E: 0 K: 1 S: 6	H: 1 LOB: 1 BB: 0 P: 6	R: 1 E: 0 K: 0 S: 2	H: 0 LOB: 1 BB: 3 P: 14	R: 0 E: 0 K: 1 S: 6	H: 1 LOB: 1 BB: 0 P: 6	R: 0 E: 1 K: 2 S: 8	H: 0 LOB: 1 BB: 0 P: 8	R: 0 E: 0 K: 2 S: 7	H: 4 LOB: 3 BB: 2 P: 15	R: 1 E: 0 K: 2 S: 9	H: 2 LOB: 1 BB: 0 P: 9	R: 4 E: 1 K: 2 S: 13	H: 5 LOB: 3 BB: 1 P: 17	R: 0 E: 0 K: 0 S: 3	H: 1 LOB: 0 BB: 0 P: 3	1B: 11 2B: 2 3B: 1 HR: 0	SF: 0 SAC: 0 DP: 1 HBP: 0	WP: 0 PA: 44 PB: 0 SB: 2 CS: 2
PITCHER	IP WLS BF H R ER SO BB IBB HBP BLK WP HR S P ERA WHIP	IP WLS BF H R ER SO BB IBB HBP BLK WP HR S P ERA WHIP	IP WLS BF H R ER SO BB IBB HBP BLK WP HR S P ERA WHIP	IP WLS BF H R ER SO BB IBB HBP BLK WP HR S P ERA WHIP	IP WLS BF H R ER SO BB IBB HBP BLK WP HR S P ERA WHIP	IP WLS BF H R ER SO BB IBB HBP BLK WP HR S P ERA WHIP	IP WLS BF H R ER SO BB IBB HBP BLK WP HR S P ERA WHIP	IP WLS BF H R ER SO BB IBB HBP BLK WP HR S P ERA WHIP	IP WLS BF H R ER SO BB IBB HBP BLK WP HR S P ERA WHIP	IP WLS BF H R ER SO BB IBB HBP BLK WP HR S P ERA WHIP	IP WLS BF H R ER SO BB IBB HBP BLK WP HR S P ERA WHIP	IP WLS BF H R ER SO BB IBB HBP BLK WP HR S P ERA WHIP	IP WLS BF H R ER SO BB IBB HBP BLK WP HR S P ERA WHIP	IP WLS BF H R ER SO BB IBB HBP BLK WP HR S P ERA WHIP	IP WLS BF H R ER SO BB IBB HBP BLK WP HR S P ERA WHIP	IP WLS BF H R ER SO BB IBB HBP BLK WP HR S P ERA WHIP	IP WLS BF H R ER SO BB IBB HBP BLK WP HR S P ERA WHIP	IP WLS BF H R ER SO BB IBB HBP BLK WP HR S P ERA WHIP	
Steve Trout, L ERA: 2.23 (5, 1)	4.1 L	9 3 1 1	2 1 1 2	1 0 0 0	0 0 0 0	0 0 12 16	5.40 2.400												
George Frazier, R ERA: 7.65 (7, 1)	1.0 10	5 4 1 2	0 1 0 0	0 0 0 0	0 0 0 0	0 0 13 17	9.00 5.000												
Warren Brusstar, R ERA: 3.72 (8, 1)	1.0 3	1 0 0 0	0 0 0 0	0 0 0 0	0 0 0 0	0 0 3 3	0.00 1.000												

Chicago Cubs @ Montreal Expos
Olympic Stadium, Montreal, QB
Thu Jun 13 1985, 7:05 PM EDT
Att: 14,210 - Unknown

AB 38
R 9
H 14
RBI 9
BB 6
SO 8
LOB 31



Batter	1	2	3	4	5	6	7	8	9	AB	R	H	RBI	BB	SO	LOB	TOP							
Vince Coleman, S OBP: 0.339, SLG: 0.348 (1, 7)										5	1	2	0	0	0	2								
Willie McGee, S OBP: 0.392, SLG: 0.487 (1, 8)										5	0	1	1	0	1	3								
Tom Herr, S OBP: 0.437, SLG: 0.476 (1, 4)										3	1	1	0	2	0	1								
Jack Clark, R OBP: 0.402, SLG: 0.550 (1, 3)										3	3	1	1	2	0	2								
Andy Van Slyke, L OBP: 0.386, SLG: 0.523 (1, 9)										4	2	2	3	1	0	1								
Terry Pendleton, S OBP: 0.272, SLG: 0.293 Tom Lawless, R OBP: 0.316, SLG: 0.421 (1, 5) (5, 5)										2	1	1	0	0	0	0								
Ozzie Smith, S OBP: 0.314, SLG: 0.310 (1, 6)										4	1	0	0	0	0	2								
Tom Nieto, R OBP: 0.333, SLG: 0.301 (1, 2)										3	0	1	1	0	0	2								
Joaquin Andujar, S OBP: 0.195, SLG: 0.225 Bill Campbell, R OBP: 0.500, SLG: 0.250 Jeff Lahti, R OBP: 0.263, SLG: 0.474 (1, 1) (6, 1) (7, 1) (9, 1)										2	1	1	2	0	0	1								
Inning Stats	R: 0 E: 0 K: 1 S: 6	H: 2 LOB: 1 BB: 0 P: 6	R: 0 E: 0 K: 0 S: 3	H: 0 LOB: 0 BB: 0 P: 3	R: 0 E: 0 K: 0 S: 4	H: 1 LOB: 1 BB: 0 P: 4	R: 0 E: 0 K: 0 S: 2	H: 0 LOB: 0 BB: 0 P: 6	R: 3 E: 1 K: 0 S: 7	H: 3 LOB: 1 BB: 0 P: 7	R: 3 E: 2 K: 0 S: 5	H: 2 LOB: 0 BB: 1 P: 9	R: 4 E: 0 K: 0 S: 6	H: 3 LOB: 0 BB: 1 P: 10	R: 0 E: 0 K: 0 S: 3	H: 0 LOB: 0 BB: 0 P: 3	R: 1 E: 1 K: 0 S: 3	H: 0 LOB: 1 BB: 2 P: 11	1B: 7 2B: 2 3B: 1 HR: 1	SF: 0 SAC: 2 DP: 2 HBP: 0	WP: 1 PB: 0 SB: 1 CS: 1	PA: 42		
PITCHER	IP WLS BF H R ER SO BB IBB HBP BLK WP HR S P ERA WHIP	IP WLS BF H R ER SO BB IBB HBP BLK WP HR S P ERA WHIP	IP WLS BF H R ER SO BB IBB HBP BLK WP HR S P ERA WHIP	IP WLS BF H R ER SO BB IBB HBP BLK WP HR S P ERA WHIP	IP WLS BF H R ER SO BB IBB HBP BLK WP HR S P ERA WHIP	IP WLS BF H R ER SO BB IBB HBP BLK WP HR S P ERA WHIP	IP WLS BF H R ER SO BB IBB HBP BLK WP HR S P ERA WHIP	IP WLS BF H R ER SO BB IBB HBP BLK WP HR S P ERA WHIP	IP WLS BF H R ER SO BB IBB HBP BLK WP HR S P ERA WHIP	IP WLS BF H R ER SO BB IBB HBP BLK WP HR S P ERA WHIP	IP WLS BF H R ER SO BB IBB HBP BLK WP HR S P ERA WHIP	IP WLS BF H R ER SO BB IBB HBP BLK WP HR S P ERA WHIP	IP WLS BF H R ER SO BB IBB HBP BLK WP HR S P ERA WHIP	IP WLS BF H R ER SO BB IBB HBP BLK WP HR S P ERA WHIP	IP WLS BF H R ER SO BB IBB HBP BLK WP HR S P ERA WHIP	IP WLS BF H R ER SO BB IBB HBP BLK WP HR S P ERA WHIP	IP WLS BF H R ER SO BB IBB HBP BLK WP HR S P ERA WHIP	IP WLS BF H R ER SO BB IBB HBP BLK WP HR S P ERA WHIP	IP WLS BF H R ER SO BB IBB HBP BLK WP HR S P ERA WHIP	IP WLS BF H R ER SO BB IBB HBP BLK WP HR S P ERA WHIP	IP WLS BF H R ER SO BB IBB HBP BLK WP HR S P ERA WHIP	IP WLS BF H R ER SO BB IBB HBP BLK WP HR S P ERA WHIP	IP WLS BF H R ER SO BB IBB HBP BLK WP HR S P ERA WHIP	IP WLS BF H R ER SO BB IBB HBP BLK WP HR S P ERA WHIP

St. Louis Cardinals @ Chicago Cubs
Wrigley Field, Chicago, IL
Fri Jun 14 1985, 3:33 AM CDT
Att: 36,745 - Unknown

AB 35
R 11
H 11
RBI 10
BB 5
SO 1
LOB 15



Batter	1	2	3	4	5	6	7	8	9	AB	R	H	RBI	BB	SO	LOB	BOTTOM							
Davey Lopes, R OBP: 0.441, SLG: 0.483 (1, 8)										5	1	2	2	1	2	0								
23 Ryne Sandberg, R OBP: 0.286, SLG: 0.399 (1, 4)										5	0	2	0	1	2	1								
Keith Moreland, R OBP: 0.374, SLG: 0.396 (1, 9)										6	3	3	0	0	0	4								
Leon Durham, L OBP: 0.338, SLG: 0.449 (1, 3)										3	3	3	0	2	0	0								
Ron Cey, R OBP: 0.332, SLG: 0.460 (1, 5)										4	1	1	1	1	2	6								
Jody Davis, R OBP: 0.335, SLG: 0.449 (1, 2)										5	0	2	5	0	0	5								
Gary Woods, R OBP: 0.286, SLG: 0.167 (1, 7)										3	1	1	0	2	2	3								
Chris Speier, R OBP: 0.271, SLG: 0.333 (1, 6)										5	0	0	0	0	0	5								
Dick Ruthven, R Lary Sorensen, R Thad Bosley, L Warren Brusstar, R Brian Dayett, R George Frazier, R Richie Hebner, L (1, 1) (6, 1) (6, PH) (7, 1) (7, PH) (8, 1) (8, PH)										2	0	0	0	0	0	1								
Inning Stats	R: 0 E: 0 K: 1 S: 5	H: 0 LOB: 3 BB: 3 P: 17	R: 1 E: 1 K: 2 S: 8	H: 1 LOB: 1 BB: 1 P: 12	R: 2 E: 0 K: 2 S: 10	H: 3 LOB: 1 BB: 0 P: 10	R: 0 E: 0 K: 1 S: 6	H: 1 LOB: 0 BB: 0 P: 6	R: 1 E: 0 K: 0 S: 5	H: 2 LOB: 1 BB: 0 P: 5	R: 0 E: 0 K: 1 S: 5	H: 0 LOB: 0 BB: 0 P: 5	R: 3 E: 0 K: 1 S: 7	H: 2 LOB: 1 BB: 2 P: 15	R: 1 E: 0 K: 1 S: 8	H: 3 LOB: 2 BB: 0 P: 8	R: 2 E: 0 K: 0 S: 5	H: 3 LOB: 1 BB: 1 P: 9	1B: 10 2B: 4 3B: 0 HR: 1	SF: 0 SAC: 0 DP: 1 HBP: 0	WP: 2 PB: 0 SB: 4 CS: 0	PA: 48		
PITCHER	IP WLS BF H R ER SO BB IBB HBP BLK WP HR S P ERA WHIP	IP WLS BF H R ER SO BB IBB HBP BLK WP HR S P ERA WHIP	IP WLS BF H R ER SO BB IBB HBP BLK WP HR S P ERA WHIP	IP WLS BF H R ER SO BB IBB HBP BLK WP HR S P ERA WHIP	IP WLS BF H R ER SO BB IBB HBP BLK WP HR S P ERA WHIP	IP WLS BF H R ER SO BB IBB HBP BLK WP HR S P ERA WHIP	IP WLS BF H R ER SO BB IBB HBP BLK WP HR S P ERA WHIP	IP WLS BF H R ER SO BB IBB HBP BLK WP HR S P ERA WHIP	IP WLS BF H R ER SO BB IBB HBP BLK WP HR S P ERA WHIP	IP WLS BF H R ER SO BB IBB HBP BLK WP HR S P ERA WHIP	IP WLS BF H R ER SO BB IBB HBP BLK WP HR S P ERA WHIP	IP WLS BF H R ER SO BB IBB HBP BLK WP HR S P ERA WHIP	IP WLS BF H R ER SO BB IBB HBP BLK WP HR S P ERA WHIP	IP WLS BF H R ER SO BB IBB HBP BLK WP HR S P ERA WHIP	IP WLS BF H R ER SO BB IBB HBP BLK WP HR S P ERA WHIP	IP WLS BF H R ER SO BB IBB HBP BLK WP HR S P ERA WHIP	IP WLS BF H R ER SO BB IBB HBP BLK WP HR S P ERA WHIP	IP WLS BF H R ER SO BB IBB HBP BLK WP HR S P ERA WHIP	IP WLS BF H R ER SO BB IBB HBP BLK WP HR S P ERA WHIP	IP WLS BF H R ER SO BB IBB HBP BLK WP HR S P ERA WHIP	IP WLS BF H R ER SO BB IBB HBP BLK WP HR S P ERA WHIP	IP WLS BF H R ER SO BB IBB HBP BLK WP HR S P ERA WHIP	IP WLS BF H R ER SO BB IBB HBP BLK WP HR S P ERA WHIP	IP WLS BF H R ER SO BB IBB HBP BLK WP HR S P ERA WHIP

St. Louis Cardinals @ Chicago Cubs
Wrigley Field, Chicago, IL
Fri Jun 14 1985, 3:33 AM CDT
Att: 36,745 - Unknown

AB 41
R 10
H 15
RBI 8
BB 7
SO 9
LOB 26



Batter	1	2	3	4	5	6	7	8	9	AB	R	H	RBI	BB	SO	LOB	TOP				
Vince Coleman, S (1, 7) OBP: 0.342, SLG: 0.357	0-0 6-3 3B		4-0 F9-6 BB			0-0 F9		0-0 6-3		3	1	1	0	1	0	0					
Willie McGee, S (1, 8) OBP: 0.390, SLG: 0.483	0-0 1-3		0-0 F9-6 1-2			0-0 6-3			0-0 CS 1B	4	0	1	0	0	0	2					
Tom Herr, S (1, 4) OBP: 0.430, SLG: 0.468	0-0 6-3		0-3 K			0-0 5-3			0-3 K 1-2	4	0	0	1	0	2	1					
Jack Clark, R (1, 3) OBP: 0.407, SLG: 0.563	4-0 1B BB					0-0 F9			4-0 BB	2	1	1	1	2	0	0					
Tito Landrum, R (1, 9) OBP: 0.379, SLG: 0.714 Andy Van Slyke, L (8, 9) OBP: 0.384, SLG: 0.519	0-0 1-2 1B					0-0 FC4-6 1B			0-0 BB	3	0	2	0	0	0	0					
Tom Lawless, R (1, 5) OBP: 0.273, SLG: 0.364	0-0 4-3					0-0 FC4-6 CS			0-0 F5	1	0	0	0	0	0	1					
Ozzie Smith, S (1, 6) OBP: 0.318, SLG: 0.315						0-0 CS			0-0 BB	3	0	2	0	0	0	0					
Tom Nieto, R (1, 2) OBP: 0.324, SLG: 0.292						0-0 FC4-6 1-2 G6-4-3			0-0 CS F4	3	0	0	0	0	0	1					
Danny Cox, R (1, 1) OBP: 0.111, SLG: 0.139						0-0 G6-4-3			0-3 K	3	0	0	0	0	1	1					
Inning Stats	R: 1 E: 0 K: 0 S: 5	H: 2 LOB: 2 BB: 1 P: 9	R: 0 E: 0 K: 0 S: 3	H: 0 LOB: 0 BB: 0 P: 3	R: 0 E: 0 K: 1 S: 4	H: 0 LOB: 0 BB: 1 P: 8	R: 0 E: 0 K: 0 S: 3	H: 1 LOB: 0 BB: 0 P: 3	R: 0 E: 0 K: 0 S: 3	H: 0 LOB: 0 BB: 0 P: 3	R: 1 E: 0 K: 0 S: 4	H: 2 LOB: 0 BB: 0 P: 4	R: 0 E: 0 K: 1 S: 5	H: 0 LOB: 0 BB: 0 P: 5	R: 0 E: 0 K: 1 S: 5	H: 1 LOB: 1 BB: 1 P: 9	1B: 5 2B: 2 3B: 1 HR: 1	SF: 0 SAC: 0 DP: 3 HBP: 0	WP: 0 PB: 0 SB: 0 CS: 3	PA: 34	
PITCHER	IP	WLS	BF	H	R	ER	SO	BB	IBB	HBP	BLK	WP	HR	S	P	ERA	WHIP				
Ray Fontenot, L (1, 1) ERA: 3.18	7.0	L	25	6	2	2	1	2	0	0	0	0	1	25	33	2.57	1.143				
Lary Sorensen, R (8, 1) ERA: 4.57	1.0		4	1	0	0	1	0	0	0	0	0	0	6	6	0.00	1.000				
Lee Smith, R (9, 1) ERA: 2.4	1.0		3	0	0	0	1	1	0	0	0	0	0	4	8	0.00	1.000				

St. Louis Cardinals @ Chicago Cubs
Wrigley Field, Chicago, IL
Sat Jun 15 1985, 3:33 AM CDT
Att: 34,716 - Unknown

AB 29
R 2
H 7
RBI 2
BB 3
SO 3
LOB 9



Batter	1	2	3	4	5	6	7	8	9	AB	R	H	RBI	BB	SO	LOB	BOTTOM				
Davey Lopes, R (1, 8) OBP: 0.436, SLG: 0.475	0-0 CS 1B		0-3 K					0-0 6-3		4	0	1	0	0	2	0					
23 Ryne Sandberg, R (1, 4) OBP: 0.297, SLG: 0.393	0-0 F7		4-0 S BB			0-0 5-3		0-0 5-3		3	0	0	0	1	0	1					
Keith Moreland, R (1, 9) OBP: 0.377, SLG: 0.395	4-0 1B BB		0-0 F9 1-2			0-0 1B		0-0 5-3		3	0	1	0	1	0	1					
Leon Durham, L (1, 3) OBP: 0.341, SLG: 0.455	0-0 1-3 1B		0-0 4-3			0-0 F9			0-0 2B	4	0	2	0	0	0	2					
Jody Davis, R (1, 2) OBP: 0.329, SLG: 0.439	0-3 K					0-0 5-3		0-0 F9		4	0	0	0	0	1	4					
Ron Cox, R (1, 5) OBP: 0.326, SLG: 0.451			0-0 5-3			0-3 K			0-0 6-3	4	0	0	0	0	2	1					
Gary Woods, R (1, 7) OBP: 0.308, SLG: 0.156			4-0 FC4-6 BB			0-0 5-3		4-0 BB	0-3 K	2	0	0	0	2	1	1					
Larry Bowa, S (1, 6) OBP: 0.212, SLG: 0.229 Thad Bosley, L (7, PH) OBP: 0.333, SLG: 0.327 Chris Speier, R (8, 6) OBP: 0.271, SLG: 0.333			0-0 FC4-6 1-2			0-0 6-3		0-0 F7		2	0	0	0	0	0	1					
Ray Fontenot, L (1, 1) OBP: 0.333, SLG: 0.368 Lary Sorensen, R (8, 1) OBP: 0.384, SLG: 0.519 Lee Smith, R (9, 1) OBP: 0.318, SLG: 0.315 Chico Walker, S (9, 9) OBP: 0.324, SLG: 0.292			0-0 6-3			0-3 K		0-0 1-3		2	0	0	0	0	1	1					
Inning Stats	R: 0 E: 0 K: 1 S: 6	H: 2 LOB: 2 BB: 1 P: 10	R: 0 E: 0 K: 0 S: 3	H: 0 LOB: 1 BB: 1 P: 7	R: 0 E: 0 K: 1 S: 5	H: 0 LOB: 1 BB: 1 P: 9	R: 0 E: 0 K: 1 S: 5	H: 0 LOB: 0 BB: 0 P: 5	R: 0 E: 0 K: 2 S: 7	H: 0 LOB: 0 BB: 0 P: 7	R: 0 E: 0 K: 0 S: 4	H: 1 LOB: 1 BB: 0 P: 4	R: 0 E: 0 K: 1 S: 5	H: 0 LOB: 0 BB: 0 P: 3	R: 0 E: 0 K: 1 S: 6	H: 1 LOB: 1 BB: 0 P: 6	1B: 3 2B: 1 3B: 0 HR: 0	SF: 0 SAC: 0 DP: 0 HBP: 0	WP: 0 PB: 0 SB: 1 CS: 1	PA: 34	
PITCHER	IP	WLS	BF	H	R	ER	SO	BB	IBB	HBP	BLK	WP	HR	S	P	ERA	WHIP				
Danny Cox, R (1, 1) ERA: 2.41	9.0	W	34	4	0	0	7	4	0	0	0	0	0	44	60	0.00	0.889				

St. Louis Cardinals @ Chicago Cubs
Wrigley Field, Chicago, IL
Sat Jun 15 1985, 3:33 AM CDT
Att: 34,716 - Unknown

AB 30
R 0
H 4
RBI 0
BB 4
SO 7
LOB 14



Batter	1	2	3	4	5	6	7	8	9	AB	R	H	RBI	BB	SO	LOB	TOP			
Vince Coleman, S (1, 7) OBP: 0.339, SLG: 0.353										5	1	1	1	0	0	4	St. Louis Cardinals @ Chicago Cubs Wrigley Field, Chicago, IL Sun Jun 16 1985, 3:33 AM CDT Att: 36,262 - Unknown			
Willie McGee, S (1, 8) OBP: 0.380, SLG: 0.485										5	1	2	2	0	0	2				
Tom Herr, S (1, 4) OBP: 0.430, SLG: 0.466										5	1	2	0	0	1	1				
Jack Clark, R (1, 3) OBP: 0.401, SLG: 0.553										4	0	0	0	0	2	3				
Andy Van Slyke, L (1, 9) OBP: 0.381, SLG: 0.509										3	0	0	0	1	2	1				
Tom Lawless, R (1, 5) OBP: 0.269, SLG: 0.320										3	0	0	1	1	0	1				
Ozzie Smith, S (1, 6) OBP: 0.319, SLG: 0.320										3	1	1	1	0	0	0				
Tom Nieto, R (1, 2) OBP: 0.333, SLG: 0.289										1	1	0	0	1	0	0				
Kurt Kepshire, L (1, 1) OBP: 0.200, SLG: 0.263										3	0	1	0	0	0	4				
Steve Braun, L (9, PH) OBP: 0.273, SLG: 0.241										1	0	0	0	0	1	2				
Bill Campbell, R (9, 1) OBP: 0.500, SLG: 0.250										0	0	0	0	0	0	0				
Inning Stats	R: 1 E: 1 K: 1 S: 6	H: 1 LOB: 0 BB: 0 P: 6	R: 0 E: 0 K: 1 S: 5	H: 0 LOB: 0 BB: 0 P: 5	R: 0 E: 0 K: 0 S: 3	H: 1 LOB: 0 BB: 0 P: 3	R: 2 E: 0 K: 1 S: 7	H: 2 LOB: 3 BB: 3 P: 19	R: 0 E: 0 K: 1 S: 5	H: 0 LOB: 0 BB: 0 P: 5	R: 0 E: 1 K: 0 S: 4	H: 0 LOB: 2 BB: 0 P: 5	R: 0 E: 1 K: 0 S: 4	H: 1 LOB: 1 BB: 0 P: 4	R: 2 E: 0 K: 1 S: 8	H: 2 LOB: 1 BB: 0 P: 8	1B: 5 2B: 2 3B: 0 HR: 0	SF: 0 SAC: 2 DP: 0 HBP: 1	WP: 0 PB: 0 SB: 1 CS: 1	PA: 40
PITCHER Dennis Eckersley, R (1, 1) ERA: 2.69	IP: 9.0 WLS: L BF: 39 H: 7 R: 5 ER: 4 SO: 6 BB: 1 IBB: 2 HBP: 1 BLK: 0 WP: 0 HR: 0 S: 47 P: 60 ERA: 4.00 WHIP: 0.889															PITCHER				

AB 33
R 5
H 7
RBI 5
BB 3
SO 6
LOB 18



Batter	1	2	3	4	5	6	7	8	9	AB	R	H	RBI	BB	SO	LOB	BOTTOM					
Thad Bosley, L (1, 8) OBP: 0.313, SLG: 0.304										4	0	0	0	0	1	2	St. Louis Cardinals @ Chicago Cubs Wrigley Field, Chicago, IL Sun Jun 16 1985, 3:33 AM CDT Att: 36,262 - Unknown					
23 Ryne Sandberg, R (1, 4) OBP: 0.301, SLG: 0.410										4	2	2	1	0	0	0						
Keith Moreland, R (1, 9) OBP: 0.374, SLG: 0.389										3	0	0	0	1	1	0						
Leon Durham, L (1, 3) OBP: 0.349, SLG: 0.461										4	0	3	0	0	0	2						
Jody Davis, R (1, 2) OBP: 0.322, SLG: 0.432										3	0	0	1	0	0	3						
Ron Cey, R (1, 5) OBP: 0.325, SLG: 0.444										3	0	0	0	1	0	1						
Brian Dayett, R (1, 7) OBP: 0.259, SLG: 0.346										4	0	1	0	0	1	3						
Chris Speier, R (1, 6) OBP: 0.273, SLG: 0.344										3	0	1	0	0	0	0						
Richie Hebner, L (9, PH) OBP: 0.349, SLG: 0.385										1	0	1	0	0	0	0						
Larry Bowa, S (9, FR) OBP: 0.212, SLG: 0.229										0	0	0	0	0	0	0						
Dennis Eckersley, R (1, 1) OBP: 0.216, SLG: 0.094										1	0	0	0	0	0	2						
Davey Lopes, R (9, PH) OBP: 0.433, SLG: 0.471										1	0	0	0	0	0	2						
Inning Stats	R: 0 E: 0 K: 0 S: 3	H: 0 LOB: 0 BB: 0 P: 3	R: 0 E: 0 K: 0 S: 4	H: 1 LOB: 1 BB: 0 P: 4	R: 0 E: 0 K: 2 S: 7	H: 0 LOB: 0 BB: 0 P: 7	R: 0 E: 0 K: 0 S: 4	H: 1 LOB: 1 BB: 0 P: 4	R: 0 E: 1 K: 1 S: 7	H: 1 LOB: 2 BB: 0 P: 7	R: 1 E: 0 K: 0 S: 4	H: 1 LOB: 2 BB: 2 P: 12	R: 0 E: 0 K: 0 S: 3	H: 0 LOB: 0 BB: 0 P: 3	R: 1 E: 0 K: 1 S: 6	H: 2 LOB: 0 BB: 0 P: 6	R: 0 E: 0 K: 0 S: 4	H: 2 LOB: 2 BB: 0 P: 4	1B: 6 2B: 1 3B: 0 HR: 1	SF: 1 SAC: 0 DP: 2 HBP: 0	WP: 0 PB: 0 SB: 0 CS: 0	PA: 36
PITCHER Kurt Kepshire, R (1, 1) ERA: 4.96	IP: 8.0 WLS: W BF: 32 H: 6 R: 2 ER: 2 SO: 4 BB: 2 IBB: 0 HBP: 0 BLK: 0 WP: 1 HR: 38 S: 46 P: 46 ERA: 2.25 WHIP: 1.000															PITCHER						
Bill Campbell, R (9, 1) ERA: 3.96	IP: 1.0 WLS: S BF: 4 H: 2 R: 0 ER: 0 SO: 0 BB: 0 IBB: 0 HBP: 0 BLK: 0 WP: 0 HR: 4 S: 4 P: 4 ERA: 0.00 WHIP: 2.000															PITCHER						

AB 33
R 2
H 8
RBI 2
BB 2
SO 4
LOB 14



Batter	1	2	3	4	5	6	7	8	9	AB	R	H	RBI	BB	SO	LOB	TOP					
Davey Lopes, R OBP: 0.429, SLG: 0.464 (1, 7)										4	0	1	0	0	2	1	Chicago Cubs @ New York Mets Shea Stadium, Flushing, NY Mon Jun 17 1985, 7:05 PM EDT Att: 41,986 - Unknown					
23 Ryne Sandberg, R OBP: 0.296, SLG: 0.402 (1, 4)										4	0	0	0	0	1	2						
Keith Moreland, R OBP: 0.381, SLG: 0.395 (1, 9)										2	0	1	0	2	0							
Leon Durham, L OBP: 0.347, SLG: 0.454 (1, 3)										3	0	0	0	1	0	2						
Jody Davis, R OBP: 0.321, SLG: 0.429 (1, 2)										4	0	1	0	0	1	3						
Ron Cey, R OBP: 0.328, SLG: 0.442 (1, 5)										3	0	1	0	1	1	1						
Chris Speier, R OBP: 0.265, SLG: 0.333 (1, 6)									3	0	0	0	0	0	1	2						
Darrin Jackson, R (8, 8)									2	0	0	0	0	0	0	2						
Thad Bosley, L OBP: 0.258, SLG: 0.298 (8, PH) (8, 7)									1	0	0	0	0	0	1	0						
Rick Sutcliffe, L OBP: 0.258, SLG: 0.310 Chico Walker, S (8, PR) George Frazier, R (8, 1)									3	0	1	0	0	0	0	0						
Inning Stats	R: 0 E: 0 K: 1 S: 5	H: 0 LOB: 0 BB: 0 P: 5	R: 0 E: 0 K: 0 S: 5	H: 2 LOB: 2 BB: 0 P: 5	R: 0 E: 0 K: 1 S: 5	H: 0 LOB: 0 BB: 0 P: 5	R: 0 E: 0 K: 0 S: 1	H: 0 LOB: 1 BB: 3 P: 13	R: 0 E: 0 K: 1 S: 5	H: 0 LOB: 0 BB: 0 P: 5	R: 0 E: 0 K: 1 S: 5	H: 0 LOB: 1 BB: 1 P: 9	R: 0 E: 0 K: 1 S: 5	H: 0 LOB: 1 BB: 0 P: 5	R: 0 E: 0 K: 1 S: 6	H: 1 LOB: 1 BB: 0 P: 6	R: 0 E: 0 K: 1 S: 6	H: 1 LOB: 1 BB: 0 P: 6	1B: 4 2B: 1 3B: 0 HR: 0	SF: 0 SAC: 0 DP: 1 HBP: 0	WP: 0 PB: 0 SB: 0 CS: 1	PA: 34
PITCHER Ron Darling, R ERA: 2.26 (1, 1)	IP: 9.0 WLS: W BF: 33 H: 5 R: 0 ER: 0 SO: 7 BB: 4 IBB: 0 HBP: 0 BLK: 0 WP: 0 HR: 0 S: 43 P: 59 ERA: 0.00 WHIP: 1.000															PITCHER						

Batter	1	2	3	4	5	6	7	8	9	AB	R	H	RBI	BB	SO	LOB	BOTTOM			
Wally Backman, S OBP: 0.318, SLG: 0.305 (1, 4)										3	1	2	0	1	1	0	Chicago Cubs @ New York Mets Shea Stadium, Flushing, NY Mon Jun 17 1985, 7:05 PM EDT Att: 41,986 - Unknown			
Danny Heep, L OBP: 0.348, SLG: 0.460 Mookie Wilson, S OBP: 0.293, SLG: 0.356 (1, 8) (9, 8)										3	0	1	1	1	0	2				
Keith Hernandez, L OBP: 0.375, SLG: 0.393 (1, 3)										3	0	0	0	1	1	2				
Gary Carter, R OBP: 0.366, SLG: 0.436 (1, 2)										4	1	1	1	0	1	1				
George Foster, R OBP: 0.273, SLG: 0.409 (1, 7)										4	0	0	0	0	0	0				
Clint Hurdle, L OBP: 0.333, SLG: 0.448 (1, 9)										1	0	0	0	1	1	0				
Howard Johnson, S OBP: 0.260, SLG: 0.231 (1, 5)										3	0	1	0	0	1	1				
Rafael Santana, R OBP: 0.287, SLG: 0.300 (1, 6)										3	0	0	0	0	0	3				
Ron Darling, R OBP: 0.167, SLG: 0.222 (1, 1)										3	0	0	0	0	1	0				
Inning Stats	R: 0 E: 0 K: 0 S: 2	H: 1 LOB: 0 BB: 1 P: 6	R: 0 E: 0 K: 0 S: 4	H: 1 LOB: 2 BB: 0 P: 5	R: 0 E: 0 K: 3 S: 9	H: 0 LOB: 1 BB: 1 P: 13	R: 1 E: 0 K: 0 S: 4	H: 1 LOB: 1 BB: 1 P: 8	R: 1 E: 0 K: 0 S: 5	H: 2 LOB: 1 BB: 0 P: 5	R: 0 E: 0 K: 2 S: 7	H: 0 LOB: 0 BB: 0 P: 7	R: 0 E: 0 K: 0 S: 3	H: 0 LOB: 1 BB: 1 P: 7	R: 0 E: 0 K: 1 S: 5	H: 0 LOB: 0 BB: 0 P: 5		1B: 3 2B: 1 3B: 0 HR: 1	SF: 0 SAC: 0 DP: 1 HBP: 1	WP: 0 PB: 0 SB: 1 CS: 0
PITCHER Rick Sutcliffe, R ERA: 2.15 George Frazier, R ERA: 6.65 (1, 1) (8, 1)	IP: 7.0 WLS: L BF: 29 H: 5 R: 2 ER: 2 SO: 5 BB: 4 IBB: 0 HBP: 1 BLK: 0 WP: 0 HR: 1 S: 34 P: 51 ERA: 2.57 WHIP: 1.286															PITCHER				

AB	29
R	0
H	5
RBI	0
BB	4
SO	7
LOB	13



AB	27
R	2
H	5
RBI	2
BB	4
SO	6
LOB	9



Batter	1	2	3	4	5	6	7	8	9	AB	R	H	RBI	BB	SO	LOB	TOP			
Davey Lopes, R OBP: 0.418, SLG: 0.450	0-0 5-3		0-0 F6		0-3 K			0-0 F3		4	0	0	0	0	1	1				
23 Ryne Sandberg, R OBP: 0.295, SLG: 0.399	0-0 1B FC4-6		0-0 5-3		0-0 FC5-4			0-0 6-3		4	1	1	0	0	0	1				
Keith Moreland, R OBP: 0.382, SLG: 0.397	0-0 FC4-6 1B		0-0 F7					0-0 FC4-6 1B		4	0	2	0	0	0	0				
Leon Durham, L OBP: 0.350, SLG: 0.455	0-0 FC4-6 BB				0-0 FC5-4 1B			0-0 FC4-6 1B		4	0	2	1	0	0	2				
Ron Cey, R OBP: 0.326, SLG: 0.436	0-0 1-2 BB				0-3 K			0-0 G6-4-3 1B		3	0	0	0	1	1	2				
Chris Speier, R OBP: 0.255, SLG: 0.320	0-3 K				0-0 FC5-4			0-0 6-3		4	0	0	0	0	1	3				
Steve Lake, R OBP: 0.192, SLG: 0.308			0-0 F6					0-0 3-1		3	0	0	0	0	0	1				
Chico Walker, S OBP: 0.167, SLG: 0.167					0-0 6-3			0-0 1B		1	0	1	0	0	0	0				
Darrin Jackson, R OBP: 0.200, SLG: 0.200					0-0 5-3			0-0 F5		3	0	1	0	0	0	0				
Richie Hebner, L OBP: 0.341, SLG: 0.375								0-0 1B		1	0	0	0	0	0	1				
Steve Trout, L OBP: 0.167, SLG: 0.136								0-0 3-1		2	0	1	0	0	0	0				
Thad Bosley, L OBP: 0.303, SLG: 0.293										1	0	0	0	0	0	1				
Warren Brusstar, R (7, 1)										0	0	0	0	0	0	0				
Inning Stats	R: 1 E: 0 K: 1 S: 7	H: 2 LOB: 2 BB: 1 P: 11	R: 0 E: 0 K: 0 S: 3	H: 0 LOB: 0 BB: 0 P: 3	R: 0 E: 0 K: 0 S: 3	H: 0 LOB: 0 BB: 0 P: 3	R: 0 E: 0 K: 1 S: 6	H: 1 LOB: 1 BB: 0 P: 6	R: 0 E: 0 K: 0 S: 3	H: 1 LOB: 0 BB: 0 P: 3	R: 0 E: 0 K: 0 S: 4	H: 1 LOB: 1 BB: 0 P: 4	R: 0 E: 0 K: 0 S: 4	H: 1 LOB: 1 BB: 0 P: 4	R: 0 E: 0 K: 0 S: 4	H: 1 LOB: 1 BB: 0 P: 4	1B: 8 2B: 0 3B: 0 HR: 0	SF: 0 SAC: 0 DP: 1 HBP: 0	WP: 0 PB: 0 SB: 0 CS: 0	PA: 35
PITCHER Ed Lynch, R ERA: 2.64	IP: 9.0 WLS: W BF: 35 H: 8 R: 1 ER: 1 SO: 3 BB: 1 IBB: 0 HBP: 0 BLK: 0 WP: 0 HR: 0 S: 40 P: 44 ERA: 1.00 WHIP: 1.000															PITCHER	IP: 9.0 WLS: W BF: 35 H: 8 R: 1 ER: 1 SO: 3 BB: 1 IBB: 0 HBP: 0 BLK: 0 WP: 0 HR: 0 S: 40 P: 44 ERA: 1.00 WHIP: 1.000			

Chicago Cubs @ New York Mets
Shea Stadium, Flushing, NY
Tue Jun 18 1985, 7:05 PM EDT
Att: 41,125 - Unknown

AB	34
R	1
H	8
RBI	1
BB	1
SO	3
LOB	12



Batter	1	2	3	4	5	6	7	8	9	AB	R	H	RBI	BB	SO	LOB	BOTTOM			
Mookie Wilson, S OBP: 0.301, SLG: 0.361	4-0 1B BB	0-0 5-3			0-0 1B BB	0-0 CS 1B				3	2	2	1	1	0	1				
Kevin Chapman, R OBP: 0.234, SLG: 0.184	4-0 1B FC4-6				4-0 1B BB	0-0 CS				1	2	1	0	2	0	0				
Wally Backman, S OBP: 0.316, SLG: 0.303	1-2 1B BB				1-2 1B BB	0-0 CS				1	0	0	0	0	0	0				
Keith Hernandez, L OBP: 0.373, SLG: 0.390	0-3 K		0-0 6-3		0-0 E 1B BB			0-0 F9		4	0	1	1	0	1	3				
Gary Carter, R OBP: 0.368, SLG: 0.437	0-0 FC4-6 1B		0-0 6-3		0-0 E 1B			0-0 1-3		4	0	2	2	0	0	0				
George Foster, R OBP: 0.267, SLG: 0.400	0-0 FC4-6 FC5-4				0-0 5-3	0-0 E6		0-0 6-3		4	0	0	1	0	0	3				
John Christensen, R OBP: 0.315, SLG: 0.312	0-0 FC5-4				0-0 5-3	0-0 1-3		0-0 6-3		4	0	0	0	0	0	4				
Ray Knight, R OBP: 0.198, SLG: 0.274			0-0 6-3		0-0 4-3	0-0 E6 1B SH2-4		0-0 F8		4	1	0	0	0	0	0				
Rafael Santana, R OBP: 0.288, SLG: 0.301					0-0 5-3	0-0 F4				3	0	1	0	0	0	1				
Ed Lynch, R OBP: 0.192, SLG: 0.087			0-0 SH1-4		0-0 F9	0-0 SH2-4				1	0	0	0	0	0	0				
Inning Stats	R: 2 E: 0 K: 1 S: 6	H: 1 LOB: 1 BB: 2 P: 14	R: 0 E: 0 K: 0 S: 4	H: 1 LOB: 1 BB: 0 P: 4	R: 0 E: 0 K: 0 S: 3	H: 0 LOB: 0 BB: 0 P: 3	R: 0 E: 0 K: 0 S: 3	H: 0 LOB: 0 BB: 0 P: 3	R: 2 E: 1 K: 0 S: 7	H: 3 LOB: 3 BB: 1 P: 11	R: 1 E: 1 K: 0 S: 4	H: 1 LOB: 0 BB: 0 P: 4	R: 0 E: 0 K: 0 S: 3	H: 0 LOB: 0 BB: 0 P: 3	R: 0 E: 0 K: 0 S: 3	H: 0 LOB: 0 BB: 0 P: 3	1B: 7 2B: 0 3B: 0 HR: 0	SF: 0 SAC: 2 DP: 0 HBP: 0	WP: 0 PB: 0 SB: 0 CS: 2	PA: 35
PITCHER Steve Trout, L ERA: 2.55	IP: 6.0 WLS: L BF: 28 H: 7 R: 5 ER: 4 SO: 7 BB: 3 IBB: 0 HBP: 0 BLK: 0 WP: 0 HR: 0 S: 27 P: 39 ERA: 6.00 WHIP: 1.667															PITCHER	IP: 6.0 WLS: L BF: 28 H: 7 R: 5 ER: 4 SO: 7 BB: 3 IBB: 0 HBP: 0 BLK: 0 WP: 0 HR: 0 S: 27 P: 39 ERA: 6.00 WHIP: 1.667			
PITCHER Warren Brusstar, R ERA: 4.84	IP: 2.0 WLS: 6 BF: 6 H: 0 R: 0 ER: 0 SO: 0 BB: 0 IBB: 0 HBP: 0 BLK: 0 WP: 0 HR: 0 S: 6 P: 6 ERA: 0.00 WHIP: 0.000															PITCHER	IP: 2.0 WLS: 6 BF: 6 H: 0 R: 0 ER: 0 SO: 0 BB: 0 IBB: 0 HBP: 0 BLK: 0 WP: 0 HR: 0 S: 6 P: 6 ERA: 0.00 WHIP: 0.000			

Chicago Cubs @ New York Mets
Shea Stadium, Flushing, NY
Tue Jun 18 1985, 7:05 PM EDT
Att: 41,125 - Unknown

AB	29
R	5
H	7
RBI	5
BB	3
SO	1
LOB	12



Batter	1	2	3	4	5	6	7	8	9	AB	R	H	RBI	BB	SO	LOB	TOP					
Chico Walker, S (1, 9) OBP: 0.111, SLG: 0.111	F8		K			G3			2B 1B	3	0	0	0	0	1	1	Chicago Cubs @ New York Mets Shea Stadium, Flushing, NY Wed Jun 19 1985, 7:05 PM EDT Att: 51,778 - Unknown					
Keith Moreland, R (9, PH) OBP: 0.385, SLG: 0.400										1	0	1	0	0	0	0						
Larry Bowa, S (9, PR) OBP: 0.212, SLG: 0.229										0	0	0	0	0	0	0						
23 Ryne Sandberg, R (1, 4) OBP: 0.299, SLG: 0.401	6-3					F9			1-2	4	0	2	0	0	0	0						
Leon Durham, L (1, 3) OBP: 0.348, SLG: 0.451	4-3					F5				4	0	1	0	0	0	2						
Richie Hebner, L (1, 5) OBP: 0.333, SLG: 0.349						K				3	0	0	0	1	2	4						
Thad Bosley, L (1, 7) OBP: 0.286, SLG: 0.274	K					K				4	0	0	0	0	3	5						
Steve Lake, R (1, 2) OBP: 0.172, SLG: 0.276						F8				3	0	0	0	0	1	1						
Chris Speier, R (1, 6) OBP: 0.275, SLG: 0.333										2	0	2	0	1	0	0						
Darrin Jackson, R (1, 8) OBP: 0.143, SLG: 0.143										2	0	0	0	0	0	2						
Davey Lopes, R (8, PH) OBP: 0.415, SLG: 0.446										1	0	0	0	0	0	1						
Scott Sanderson, R (1, 1) OBP: 0.100, SLG: 0.053										1	0	0	0	0	1	1						
Ron Cey, R (8, PH) OBP: 0.325, SLG: 0.433										1	0	0	0	0	1	0						
Lee Smith, R (8, 1)										0	0	0	0	0	0	0						
Inning Stats	R: 0 E: 0 K: 0 S: 3	H: 0 LOB: 0 BB: 0 P: 3	R: 0 E: 0 K: 1 S: 4	H: 0 LOB: 0 BB: 1 P: 8	R: 0 E: 0 K: 1 S: 5	H: 0 LOB: 1 BB: 1 P: 9	R: 0 E: 0 K: 1 S: 6	H: 2 LOB: 1 BB: 0 P: 6	R: 0 E: 0 K: 2 S: 8	H: 1 LOB: 1 BB: 0 P: 8	R: 0 E: 0 K: 0 S: 3	H: 0 LOB: 0 BB: 0 P: 3	R: 0 E: 0 K: 2 S: 7	H: 0 LOB: 0 BB: 0 P: 7	R: 0 E: 0 K: 1 S: 5	H: 1 LOB: 0 BB: 0 P: 5	R: 0 E: 0 K: 1 S: 7	H: 2 LOB: 2 BB: 0 P: 7	1B: 6 2B: 0 3B: 0 HR: 0	SF: 0 SAC: 1 DP: 3 HBP: 0	WP: 0 PB: 0 SB: 0 CS: 0	PA: 32
PITCHER Dwight Gooden, R (1, 1) ERA: 1.66	IP: 9.0 WLS: W BF: 32 H: 6 R: 0 ER: 0 SO: 9 BB: 2 IBB: 0 HBP: 0 BLK: 0 WP: 0 HR: 0 S: 48 P: 56 ERA: 0.00 WHIP: 0.889															PITCHER						

AB	29
R	0
H	6
RBI	0
BB	2
SO	9
LOB	17



Batter	1	2	3	4	5	6	7	8	9	AB	R	H	RBI	BB	SO	LOB	BOTTOM			
Wally Backman, S (1, 4) OBP: 0.314, SLG: 0.302	K					1-3			6-3	4	0	1	0	0	1	0	Chicago Cubs @ New York Mets Shea Stadium, Flushing, NY Wed Jun 19 1985, 7:05 PM EDT Att: 51,778 - Unknown			
Lenny Dykstra, L (1, 8) OBP: 0.353, SLG: 0.500	F4								F9	3	0	0	0	1	1	1				
Keith Hernandez, L (1, 3) OBP: 0.375, SLG: 0.389										3	1	1	0	1	0	1				
Gary Carter, R (1, 2) OBP: 0.370, SLG: 0.443	FC6-4									4	0	2	0	0	0	1				
Danny Heep, L (1, 7) OBP: 0.340, SLG: 0.447										4	0	0	0	0	2	3				
Clint Hurdle, L (1, 9) OBP: 0.361, SLG: 0.433										1	0	0	0	2	1	0				
Howard Johnson, S (1, 5) OBP: 0.261, SLG: 0.241										3	0	1	1	0	0	4				
Rafael Santana, R (1, 6) OBP: 0.284, SLG: 0.296										3	0	0	0	0	0	5				
Dwight Gooden, R (1, 1) OBP: 0.262, SLG: 0.205										3	0	0	0	0	1	0				
Inning Stats	R: 0 E: 0 K: 1 S: 6	H: 1 LOB: 1 BB: 0 P: 6	R: 0 E: 0 K: 2 S: 8	H: 1 LOB: 1 BB: 0 P: 8	R: 0 E: 0 K: 1 S: 5	H: 1 LOB: 0 BB: 0 P: 5	R: 1 E: 0 K: 0 S: 4	H: 1 LOB: 2 BB: 2 P: 12	R: 0 E: 0 K: 0 S: 3	H: 0 LOB: 1 BB: 1 P: 7	R: 0 E: 0 K: 0 S: 4	H: 1 LOB: 2 BB: 1 P: 8	R: 0 E: 0 K: 1 S: 5	H: 0 LOB: 0 BB: 0 P: 5	R: 0 E: 0 K: 1 S: 5	H: 0 LOB: 0 BB: 0 P: 5		1B: 3 2B: 2 3B: 0 HR: 0	SF: 0 SAC: 0 DP: 0 HBP: 0	WP: 0 PB: 0 SB: 0 CS: 1
PITCHER Scott Sanderson, R (1, 1) ERA: 2.07	IP: 7.0 WLS: L BF: 29 H: 5 R: 1 ER: 1 SO: 5 BB: 3 IBB: 1 HBP: 0 BLK: 0 WP: 0 HR: 0 S: 35 P: 51 ERA: 1.29 WHIP: 1.143															PITCHER				
Lee Smith, R (8, 1) ERA: 2.34	IP: 1.0 WLS: L BF: 3 H: 0 R: 0 ER: 0 SO: 1 BB: 0 IBB: 0 HBP: 0 BLK: 0 WP: 0 HR: 0 S: 5 P: 5 ERA: 0.00 WHIP: 0.000															PITCHER				


AB	28
R	1
H	5
RBI	1
BB	4
SO	6
LOB	15



Batter	1	2	3	4	5	6	7	8	9	AB	R	H	RBI	BB	SO	LOB	TOP					
Davey Lopes, R (1, 7) OBP: 0.417, SLG: 0.439	4-0 BB 23 6-3 S		4-0 BB S 1B		0-3 K			0-0 4-3		2	1	0	0	2	1	0						
23 Ryne Sandberg, R (1, 4) OBP: 0.302, SLG: 0.412	0-0 6-3		0-0 F6			0-0 BLK 2B		0-0 1B 2B		4	1	2	0	0	0	2						
Keith Moreland, R (1, 9) OBP: 0.387, SLG: 0.402	0-3 K		0-0 CS 1B			0-0 F7		0-0 1B		4	0	2	2	0	1	2						
Ron Cey, R (1, 5) OBP: 0.324, SLG: 0.430	0-3 K		0-0 CS 1B		0-0 1B SF7 1B		0-3 K	0-0 F6		4	1	1	0	0	2	3						
Leon Durham, L (1, 3) OBP: 0.346, SLG: 0.447		0-3 K		0-0 CS 1B		0-3 K		0-0 F7		4	0	1	0	0	2	1						
Chris Speier, R (1, 6) OBP: 0.283, SLG: 0.353		0-0 S 1B		0-0 SF7			0-0 F8		0-0 2B	3	0	2	1	0	0	0						
Steve Lake, R (1, 2) OBP: 0.156, SLG: 0.250		0-0 F8		0-0 K			0-0 4-3		0-0 F7	3	0	0	0	0	1	2	AB 32					
Richie Hebner, L (9, PH) OBP: 0.327, SLG: 0.341				0-3 K						1	0	0	0	0	0	1	R 3					
Darrin Jackson, R (1, 8) OBP: 0.100, SLG: 0.100		0-3 K			0-0 F3		0-3 K		0-0 6-3	3	0	0	0	0	2	1	H 8					
Jody Davis, R (9, PH) OBP: 0.320, SLG: 0.426										1	0	0	0	0	0	1	RBI 3					
Ray Fontenot, L (1, 1) OBP: 0.100, SLG: 0.100			0-3 K					0-0 F4		1	0	0	0	0	1	0	BB 2					
Chico Walker, S (5, PH) OBP: 0.100, SLG: 0.100										1	0	0	0	0	1	0	SO 11					
Lary Sorensen, R (5, 1) OBP: 0.282, SLG: 0.270										0	0	0	0	0	0	0	LOB 13					
Thad Bosley, L (8, PH) OBP: 0.282, SLG: 0.270										1	0	0	0	0	0	0						
Warren Brusstar, R (8, 1)										0	0	0	0	0	0	0						
Inning Stats	R: 0 E: 0 K: 2 S: 7	H: 0 LOB: 1 BB: 1 P: 11	R: 0 E: 0 K: 2 S: 8	H: 1 LOB: 1 BB: 0 P: 8	R: 1 E: 0 K: 1 S: 5	H: 1 LOB: 0 BB: 1 P: 9	R: 1 E: 0 K: 1 S: 6	H: 2 LOB: 0 BB: 0 P: 6	R: 0 E: 0 K: 2 S: 7	H: 0 LOB: 0 BB: 0 P: 7	R: 0 E: 0 K: 1 S: 8	H: 1 LOB: 1 BB: 0 P: 8	R: 0 E: 0 K: 1 S: 5	H: 0 LOB: 0 BB: 0 P: 5	R: 1 E: 0 K: 0 S: 5	H: 2 LOB: 1 BB: 0 P: 5	R: 0 E: 0 K: 0 S: 4	H: 1 LOB: 1 BB: 0 P: 4	1B: 5 2B: 3 3B: 0 HR: 0	SF: 1 SAC: 0 DP: 0 HBP: 0	WP: 0 PB: 0 SB: 3 CS: 2	PA: 36
PITCHER	IP WLS BF H R ER SO BB IBB HBP BLK WP HR S P ERA WHIP																					
Sid Fernandez, L (1, 1) ERA: 2.49	6.0 W 23 5 2 2 10 2 0 0 0 1 0 0 41 49 3.00 1.167																					
Roger McDowell, R (7, 1) ERA: 2.64	3.0 S 12 3 1 1 1 0 0 0 0 0 0 0 14 14 3.00 1.000																					

Chicago Cubs @ New York Mets
Shea Stadium, Flushing, NY
Thu Jun 20 1985, 3:33 AM EDT
Att: 37,203 - Unknown


AB 32
R 3
H 8
RBI 3
BB 2
SO 11
LOB 13



Batter	1	2	3	4	5	6	7	8	9	AB	R	H	RBI	BB	SO	LOB	BOTTOM					
Mookie Wilson, S (1, 8) OBP: 0.302, SLG: 0.361	0-0 CS 1B		0-0 F9	0-0 4-3		0-0 FC6-4				3	0	1	0	0	0	0						
Lenny Dykstra, L (6, PH) OBP: 0.333, SLG: 0.471						1-2				1	0	0	0	0	0	1						
Kevin Chapman, R (1, 4) OBP: 0.243, SLG: 0.196	0-3 K		0-0 BB HR 1B		0-0 CS-6-4 1B		0-0 F7			4	1	2	0	0	1	1						
Ray Knight, R (1, 5) OBP: 0.200, SLG: 0.282	0-0 2B		0-0 E6 HR BB		0-0 F7		0-0 F8			4	1	1	0	0	0	2						
Gary Carter, R (1, 3) OBP: 0.368, SLG: 0.437	0-0 6-3		4-0 HR BB		0-0 FC5-6-4 2B		0-3 K			3	1	0	0	1	1	2						
George Foster, R (1, 7) OBP: 0.272, SLG: 0.425		0-0 F7	0-0 HR		0-0 2B			0-3 K		4	1	2	4	0	1	0						
John Christensen, R (1, 9) OBP: 0.323, SLG: 0.358		0-0 F3	0-0 HR		0-0 F7			0-0 CS 1B		4	1	2	1	0	0	2						
Ronn Reynolds, R (1, 2) OBP: 0.455, SLG: 0.545		0-0 2B	0-0 6-3		0-0 FC6-4 1B			0-3 K		4	0	2	0	0	1	1						
Rafael Santana, R (1, 6) OBP: 0.280, SLG: 0.291		0-0 F7		0-0 1-3		0-0 F9				3	0	0	0	0	0	2						
Sid Fernandez, L (1, 1) OBP: 0.188, SLG: 0.188			0-0 6-3		0-3 K		0-0 F7			2	0	0	0	0	1	0						
Rusty Staub, L (6, PH) OBP: 0.304, SLG: 0.333										1	0	0	0	0	0	1						
Roger McDowell, R (7, 1) OBP: 0.200, SLG: 0.111										0	0	0	0	0	0	0						
Inning Stats	R: 0 E: 0 K: 1 S: 6	H: 2 LOB: 1 BB: 0 P: 6	R: 0 E: 0 K: 0 S: 4	H: 1 LOB: 0 BB: 0 P: 4	R: 5 E: 1 K: 0 S: 7	H: 3 LOB: 0 BB: 1 P: 11	R: 0 E: 0 K: 1 S: 5	H: 0 LOB: 0 BB: 0 P: 5	R: 0 E: 0 K: 0 S: 5	H: 2 LOB: 2 BB: 0 P: 5	R: 0 E: 0 K: 0 S: 4	H: 1 LOB: 1 BB: 0 P: 4	R: 0 E: 0 K: 2 S: 7	H: 1 LOB: 1 BB: 0 P: 7	R: 0 E: 0 K: 0 S: 5	H: 0 LOB: 0 BB: 0 P: 5	R: 0 E: 0 K: 2 S: 7	H: 1 LOB: 1 BB: 0 P: 7	1B: 5 2B: 4 3B: 0 HR: 2	SF: 0 SAC: 0 DP: 1 HBP: 0	WP: 0 PB: 0 SB: 0 CS: 2	PA: 34
PITCHER	IP WLS BF H R ER SO BB IBB HBP BLK WP HR S P ERA WHIP																					
Ray Fontenot, L (1, 1) ERA: 2.92	4.0 L 19 6 5 0 2 1 0 0 0 0 0 0 22 26 0.00 1.750																					
Lary Sorensen, R (5, 1) ERA: 3.98	3.0 12 3 0 0 1 0 0 0 0 0 0 0 14 14 0.00 1.000																					
Warren Brusstar, R (8, 1) ERA: 4.63	1.0 3 1 0 0 2 0 0 0 0 0 0 0 7 7 0.00 1.000																					

Chicago Cubs @ New York Mets
Shea Stadium, Flushing, NY
Thu Jun 20 1985, 3:33 AM EDT
Att: 37,203 - Unknown

AB 33
R 5
H 10
RBI 5
BB 1
SO 5
LOB 12



Batter	1	2	3	4	5	6	7	8	9	AB	R	H	RBI	BB	SO	LOB	TOP				
Thad Bosley, L OBP: 0.303, SLG: 0.338 (1, 7)										5	1	3	1	0	0	2	Chicago Cubs @ St. Louis Cardinals Busch Stadium, St. Louis, MO Fri Jun 21 1985, 7:05 PM CDT Att: 46,005 - Unknown				
23 Ryne Sandberg, R OBP: 0.300, SLG: 0.407 (1, 4)										5	0	1	0	0	0	4					
Davey Lopes, R OBP: 0.413, SLG: 0.434 (1, 8)										4	0	1	0	0	0	2					
Leon Durham, L OBP: 0.345, SLG: 0.443 (1, 3)										4	0	1	0	0	1	2					
Keith Moreland, R OBP: 0.385, SLG: 0.399 (1, 9)										4	1	1	0	0	0	2					
Ron Cey, R OBP: 0.327, SLG: 0.431 (1, 5)										4	2	2	0	0	1	2					
Chris Speier, R OBP: 0.299, SLG: 0.396 (1, 6)										4	1	3	2	0	0	0					
Steve Lake, R OBP: 0.143, SLG: 0.229 (1, 2)										3	0	0	0	0	0	3					
Richie Hebner, L OBP: 0.320, SLG: 0.333 (9, PH)										1	0	0	1	0	0	2					
Dennis Eckersley, R OBP: 0.200, SLG: 0.086 (1, 1)										3	0	0	0	0	1	0					
Lee Smith, R OBP: 0.381, SLG: 0.386 (9, PH)										0	0	0	0	0	0	0					
George Frazier, R OBP: 0.212, SLG: 0.229 (9, PR)										0	0	0	0	0	0	0					
Gary Matthews, R OBP: 0.361, SLG: 0.386 (9, PH)										1	0	1	1	0	0	0					
Larry Bowa, S OBP: 0.212, SLG: 0.229 (9, PR)										0	0	0	0	0	0	0					
Inning Stats	R: 0 E: 0 K: 0 S: 3	H: 1 LOB: 0 BB: 0 P: 3	R: 0 E: 1 K: 0 S: 5	H: 2 LOB: 2 BB: 0 P: 5	R: 0 E: 0 K: 0 S: 3	H: 1 LOB: 1 BB: 0 P: 3	R: 0 E: 0 K: 2 S: 8	H: 0 LOB: 0 BB: 0 P: 3	R: 0 E: 0 K: 0 S: 4	H: 1 LOB: 1 BB: 0 P: 4	R: 2 E: 0 K: 1 S: 7	H: 2 LOB: 0 BB: 0 P: 7	R: 1 E: 0 K: 0 S: 4	H: 1 LOB: 0 BB: 0 P: 4	R: 2 E: 0 K: 0 S: 7	H: 4 LOB: 2 BB: 0 P: 7	1B: 11 2B: 0 3B: 0 HR: 2	SF: 0 SAC: 0 DP: 3 HBP: 0	WP: 0 PB: 0 SB: 2 CS: 0	PA: 38	
PITCHER	IP	WLS	BF	H	R	ER	SO	BB	IBB	HBP	BLK	WP	HR	S	P	ERA	WHIP				
Kurt Kephire, R ERA: 4.91 (1, 1)	8.0	W	32	10	4	4	3	0	0	0	0	0	2	38	38	4.50	1.250				
Bill Campbell, R ERA: 4.15 (9, 1)	0.0		2	2	0	0	0	0	0	0	0	0	0	2	2	∞	∞				
Ken Dayley, L ERA: 3.34 (9, 1)	0.1		1	0	0	0	0	0	0	0	0	0	0	1	1	0.00	0.000				
Jeff Lahti, R ERA: 3.47 (9, 1)	0.2	S	3	1	1	1	0	0	0	0	0	0	0	3	3	13.50	1.500				

Batter	1	2	3	4	5	6	7	8	9	AB	R	H	RBI	BB	SO	LOB	BOTTOM				
Vince Coleman, S OBP: 0.341, SLG: 0.346 (1, 7)										4	2	1	0	1	1	3	Chicago Cubs @ St. Louis Cardinals Busch Stadium, St. Louis, MO Fri Jun 21 1985, 7:05 PM CDT Att: 46,005 - Unknown				
Willie McGee, S OBP: 0.388, SLG: 0.491 (1, 8)										4	1	2	1	1	0	1					
Tom Herr, S OBP: 0.422, SLG: 0.458 (1, 4)										4	1	1	2	1	1	2					
Jack Clark, R OBP: 0.396, SLG: 0.541 (1, 3)										4	0	1	3	0	2	2					
Andy Van Slyke, L OBP: 0.384, SLG: 0.518 (1, 9)										4	1	1	0	0	0	2					
Tom Lawless, R OBP: 0.317, SLG: 0.297 (1, 5)										3	0	0	0	1	1	1					
Ozzie Smith, S OBP: 0.318, SLG: 0.315 (1, 6)										4	0	2	1	0	0	2					
Tom Nieto, R OBP: 0.336, SLG: 0.278 (1, 2)										3	0	0	0	0	1	3					
Kurt Kephire, L OBP: 0.261, SLG: 0.333 (1, 1)										2	2	1	0	1	1	0					
Bill Campbell, R OBP: 0.500, SLG: 0.250 (9, 1)										0	0	0	0	0	0	0					
Ken Dayley, L OBP: 0.333, SLG: 0.333 (9, 1)										0	0	0	0	0	0	0					
Jeff Lahti, R OBP: 0.333, SLG: 0.333 (9, 1)										0	0	0	0	0	0	0					
Inning Stats	R: 1 E: 0 K: 0 S: 4	H: 1 LOB: 1 BB: 1 P: 8	R: 0 E: 0 K: 1 S: 5	H: 0 LOB: 0 BB: 0 P: 5	R: 1 E: 0 K: 1 S: 7	H: 2 LOB: 1 BB: 0 P: 7	R: 1 E: 0 K: 0 S: 5	H: 2 LOB: 2 BB: 0 P: 6	R: 0 E: 0 K: 1 S: 6	H: 1 LOB: 1 BB: 0 P: 6	R: 4 E: 0 K: 0 S: 5	H: 2 LOB: 2 BB: 4 P: 21	R: 0 E: 0 K: 3 S: 10	H: 1 LOB: 1 BB: 0 P: 10	R: 0 E: 0 K: 0 S: 7	H: 4 LOB: 2 BB: 0 P: 7	1B: 4 2B: 2 3B: 3 HR: 0	SF: 0 SAC: 1 DP: 0 HBP: 1	WP: 0 PB: 0 SB: 3 CS: 0	PA: 39	
PITCHER	IP	WLS	BF	H	R	ER	SO	BB	IBB	HBP	BLK	WP	HR	S	P	ERA	WHIP				
Dennis Eckersley, R ERA: 2.95 (1, 1)	6.0	L	28	7	5	5	4	2	0	1	1	1	0	33	42	7.50	1.500				
Lee Smith, R ERA: 2.76 (7, 1)	0.0		3	1	2	2	0	2	0	0	0	0	0	1	9	∞	∞				
George Frazier, R ERA: 6.12 (7, 1)	2.0		8	1	0	0	3	1	0	0	0	0	0	13	17	0.00	1.000				

Chicago Cubs @ St. Louis Cardinals
 Busch Stadium, St. Louis, MO
 Fri Jun 21 1985, 7:05 PM CDT
 Att: 46,005 - Unknown

AB	38
R	5
H	13
RBI	5
BB	0
SO	3
LOB	19



Chicago Cubs @ St. Louis Cardinals
 Busch Stadium, St. Louis, MO
 Fri Jun 21 1985, 7:05 PM CDT
 Att: 46,005 - Unknown


AB	32
R	7
H	9
RBI	7
BB	5
SO	7
LOB	16



Batter	1	2	3	4	5	6	7	8	9	10	AB	R	H	RBI	BB	SO	LOB	TOP						
Thad Bosley, L OBP: 0.304, SLG: 0.329 Gary Woods, R OBP: 0.235, SLG: 0.147	(1, 7) 0-3 K		(1, 4) 4-0 BB		(1, 2) 0-0 F9		(1, 2) 0-0 G3		(1, 2) 0-0 F8		2	0	0	0	1	1	1	Chicago Cubs @ St. Louis Cardinals Busch Stadium, St. Louis, MO Sat Jun 22 1985, 7:05 PM CDT Att: 49,231 - Unknown						
23 Ryne Sandberg, R OBP: 0.302, SLG: 0.404	(1, 4) 0-0 4-3		(1, 2) 0-0 FC5		(1, 2) 4-0 BB		(1, 2) 0-0 WP		(1, 3) 0-0 6-3		4	0	1	0	1	0	2							
Davey Lopes, R OBP: 0.419, SLG: 0.432	(1, 8) 4-0 BB		(1, 3) 0-0 FC6-4		(1, 2) 4-0 BB		(1, 3) 0-0 F7		(1, 3) 0-0 1B		3	0	1	0	2	0	3							
Leon Durham, L OBP: 0.346, SLG: 0.437	(1, 3) 0-0 F5				(1, 2) 4-0 4-3				(1, 2) 0-0 1B		3	0	0	1	2	0	1							
Keith Moreland, R OBP: 0.355, SLG: 0.394					(1, 2) 4-0 FC6-4				(1, 3) 0-0 F7		3	0	0	0	2	0	4							
Ron Cay, R OBP: 0.325, SLG: 0.425	(1, 5) 0-0 F6				(1, 2) 0-3 K						3	0	0	0	1	2	2							
Chris Speier, R OBP: 0.289, SLG: 0.382	(1, 6) 0-0 G4-6-3				(1, 2) 0-0 6-3						4	0	0	0	0	2	4							
Steve Lake, R OBP: 0.179, SLG: 0.263					(1, 2) 0-0 2B						3	1	1	0	0	0	2							
Rick Sutcliffe, L OBP: 0.235, SLG: 0.281 Gary Matthews, R OBP: 0.358, SLG: 0.382 Lee Smith, R OBP: 0.358, SLG: 0.382	(1, 1) 0-0 K				(1, 2) 0-3 K				(1, 3) 0-3 K		3	0	0	0	0	2	2							
Inning Stats	R: 0 E: 0 K: 1 S: 5	H: 0 LOB: 1 BB: 1 P: 9	R: 0 E: 0 K: 0 S: 2	H: 0 LOB: 0 BB: 1 P: 6	R: 0 E: 0 K: 1 S: 6	H: 1 LOB: 2 BB: 1 P: 10	R: 0 E: 0 K: 1 S: 5	H: 0 LOB: 1 BB: 1 P: 9	R: 1 E: 0 K: 1 S: 5	H: 0 LOB: 3 BB: 3 P: 18	R: 0 E: 0 K: 2 S: 7	H: 0 LOB: 0 BB: 0 P: 7	R: 0 E: 0 K: 0 S: 4	H: 1 LOB: 1 BB: 0 P: 4	R: 0 E: 0 K: 1 S: 5	H: 0 LOB: 2 BB: 2 P: 13	R: 0 E: 0 K: 1 S: 5		H: 0 LOB: 0 BB: 0 P: 5	R: 0 E: 0 K: 0 S: 3	H: 1 LOB: 0 BB: 0 P: 3	1B: 2 2B: 1 3B: 0 HR: 0	SF: 0 SAC: 0 DP: 1 HBP: 1	WP: 1 PB: 0 SB: 1 CS: 0
PITCHER	IP	WLS	BF	H	R	ER	SO	BB	IBB	HBP	BLK	WP	HR	S	P	ERA	WHIP							
Bob Forsch, R ERA: 4.23	4.2		21	1	1	1	4	6	0	0	0	0	0	22	47	1.93	1.500							
Ricky Horton, L ERA: 2.25	3.1		14	1	0	0	3	2	1	0	1	1	0	17	29	0.00	0.900							
Ken Dayley, L ERA: 3.13	2.0	W	6	1	0	0	1	0	0	0	0	0	0	8	8	0.00	0.500							

Chicago Cubs @ St. Louis Cardinals
 Busch Stadium, St. Louis, MO
 Sat Jun 22 1985, 7:05 PM CDT
 Att: 49,231 - Unknown

AB	31
R	1
H	3
RBI	1
BB	9
SO	8
LOB	21



Batter	1	2	3	4	5	6	7	8	9	10	AB	R	H	RBI	BB	SO	LOB	BOTTOM						
Vince Coleman, S OBP: 0.340, SLG: 0.345	(1, 7) 0-0 L4										4	0	1	0	0	0	0	Chicago Cubs @ St. Louis Cardinals Busch Stadium, St. Louis, MO Sat Jun 22 1985, 7:05 PM CDT Att: 49,231 - Unknown						
Willie McGee, S OBP: 0.389, SLG: 0.491	(1, 8) 0-0 6-3										4	0	2	0	0	0	0							
Tom Herr, S OBP: 0.419, SLG: 0.454	(1, 4) 0-3 K										4	0	1	0	0	1	3							
Jack Clark, R OBP: 0.394, SLG: 0.536											4	0	1	0	0	1	2							
Andy Van Slyke, L OBP: 0.351, SLG: 0.516											4	1	1	0	0	2	3							
Tom Lawless, R OBP: 0.302, SLG: 0.282 Steve Braun, L OBP: 0.294, SLG: 0.267 Ivan De Jesus, R OBP: 0.353, SLG: 0.375	(1, 5) 0-0 5-3										2	0	0	0	0	0	0							
Ozzie Smith, S OBP: 0.321, SLG: 0.323											4	1	2	0	0	0	1							
Tom Nieto, R OBP: 0.325, SLG: 0.268											4	0	0	0	0	3	3							
Bob Forsch, R OBP: 0.250, SLG: 0.450 Ricky Horton, L OBP: 0.344, SLG: 0.167 Mike Jorgensen, L OBP: 0.353, SLG: 0.333 Ken Dayley, L OBP: 0.353, SLG: 0.333 Curt Ford, L OBP: 1.000, SLG: 1.000	(1, 1) 0-0 6-3										1	0	0	0	0	0	0							
Inning Stats	R: 0 E: 0 K: 1 S: 5	H: 0 LOB: 0 BB: 0 P: 5	R: 0 E: 0 K: 2 S: 7	H: 0 LOB: 0 BB: 0 P: 7	R: 0 E: 0 K: 1 S: 5	H: 0 LOB: 0 BB: 0 P: 5	R: 0 E: 0 K: 1 S: 7	H: 2 LOB: 2 BB: 0 P: 7	R: 0 E: 0 K: 0 S: 4	H: 1 LOB: 1 BB: 0 P: 4	R: 0 E: 0 K: 0 S: 3	H: 1 LOB: 0 BB: 0 P: 3	R: 1 E: 0 K: 1 S: 7	H: 2 LOB: 1 BB: 0 P: 7	R: 0 E: 0 K: 1 S: 6	H: 1 LOB: 1 BB: 0 P: 6	R: 0 E: 0 K: 0 S: 3		H: 1 LOB: 0 BB: 0 P: 3	R: 1 E: 0 K: 1 S: 5	H: 2 LOB: 1 BB: 0 P: 5	1B: 8 2B: 2 3B: 0 HR: 0	SF: 0 SAC: 0 DP: 1 HBP: 0	WP: 1 PB: 0 SB: 0 CS: 0
PITCHER	IP	WLS	BF	H	R	ER	SO	BB	IBB	HBP	BLK	WP	HR	S	P	ERA	WHIP							
Rick Sutcliffe, R ERA: 2.06	8.0		30	7	1	1	7	0	0	0	0	0	0	44	44	1.12	0.875							
Lee Smith, R ERA: 2.89	1.1	L	6	3	1	1	1	0	0	0	0	1	0	8	8	6.75	2.250							

Chicago Cubs @ St. Louis Cardinals
 Busch Stadium, St. Louis, MO
 Sat Jun 22 1985, 7:05 PM CDT
 Att: 49,231 - Unknown

AB	36
R	2
H	10
RBI	2
BB	0
SO	8
LOB	13



Batter	1	2	3	4	5	6	7	8	9	AB	R	H	RBI	BB	SO	LOB	TOP				
Davey Lopes, R OBP: 0.415, SLG: 0.423	F7		F3			BB			F7	3	0	0	0	1	0	1	Chicago Cubs @ St. Louis Cardinals Busch Stadium, St. Louis, MO Sun Jun 23 1985, 3:33 AM CDT Att: 45,881 - Unknown				
23 Ryne Sandberg, R OBP: 0.391, SLG: 0.402	6-3			G5-4-3 1B		K			6-3	4	0	1	0	0	1	1					
Gary Matthews, R OBP: 0.348, SLG: 0.370	F9			G5-4-3 1-2				F3		3	0	0	0	0	0	1					
Keith Moreland, R OBP: 0.381, SLG: 0.389		5-3		F7				L6		3	0	0	0	0	0	0					
Ron Cey, R OBP: 0.321, SLG: 0.419	F8				K			K		3	0	0	0	0	2	0					
Leon Durham, L OBP: 0.342, SLG: 0.431					K				F6	3	0	0	0	0	2	0					
Chris Speier, R OBP: 0.282, SLG: 0.372			6-3		1-3				4-3	3	0	0	0	0	0	0					
Steve Lake, R OBP: 0.190, SLG: 0.268				SH1 1B		6-3			F9	3	0	1	0	0	0	0					
Dick Ruthven, R OBP: 0.133, SLG: 0.133				SH1					F3	0	0	0	0	0	0	0					
Darrin Jackson, R OBP: 0.091, SLG: 0.091						K				1	0	0	0	0	1	0					
Lary Sorensen, R OBP: 0.091, SLG: 0.091										0	0	0	0	0	0	0					
Warren Brusstar, R OBP: 0.091, SLG: 0.091										0	0	0	0	0	0	0					
Chico Walker, S OBP: 0.091, SLG: 0.091										1	0	0	0	0	0	0					
Inning Stats	R: 0 E: 0 K: 0 S: 3	H: 0 LOB: 0 BB: 0 P: 3	R: 0 E: 0 K: 1 S: 5	H: 0 LOB: 0 BB: 0 P: 5	R: 0 E: 0 K: 0 S: 4	H: 1 LOB: 1 BB: 0 P: 4	R: 0 E: 0 K: 0 S: 3	H: 1 LOB: 0 BB: 0 P: 3	R: 0 E: 0 K: 2 S: 7	H: 0 LOB: 0 BB: 0 P: 7	R: 0 E: 0 K: 1 S: 5	H: 0 LOB: 1 BB: 1 P: 11	R: 0 E: 0 K: 1 S: 5	H: 0 LOB: 0 BB: 0 P: 5	R: 0 E: 0 K: 0 S: 3	H: 0 LOB: 0 BB: 0 P: 3	R: 0 E: 0 K: 0 S: 3	H: 0 LOB: 0 BB: 0 P: 3	1B: 2 2B: 0 3B: 0 HR: 0	SF: 0 SAC: 1 DP: 1 HBP: 0	WP: 0 PA: 29 CS: 0
PITCHER John Tudor, L ERA: 2.75	IP: 9.0 WLS: W BF: 29 H: 2 R: 0 ER: 0 SO: 6 BB: 1 IBB: 0 HBP: 0 BLK: 0 WP: 0 HR: 0 S: 40 P: 44 ERA: 0.00 WHIP: 0.333															PITCHER					

Batter	1	2	3	4	5	6	7	8	9	AB	R	H	RBI	BB	SO	LOB	BOTTOM		
Vince Coleman, S OBP: 0.341, SLG: 0.354	F8	S 1B					6-3	4-3		5	1	2	2	0	0	0	Chicago Cubs @ St. Louis Cardinals Busch Stadium, St. Louis, MO Sun Jun 23 1985, 3:33 AM CDT Att: 45,881 - Unknown		
Willie McGee, S OBP: 0.382, SLG: 0.483	G3	G3			SF8 3B		6-3	4-3		4	0	0	1	0	0	1			
Tom Herr, S OBP: 0.420, SLG: 0.459			F7		4-3		2B 2B	1B		4	1	2	0	0	0	0			
Jack Clark, R OBP: 0.399, SLG: 0.542				G4-6-3 1B		6-3		2B		3	1	2	0	1	0	0			
Andy Van Slyke, L OBP: 0.379, SLG: 0.509	F2		G4-6-3 1-2			K	2B IBB			3	0	0	0	1	1	3			
Ivan De Jesus, R OBP: 0.381, SLG: 0.500		F9		5-3		1B SH1-3	2B	2B		4	1	2	2	0	0	0			
Ozzie Smith, S OBP: 0.328, SLG: 0.327				6-3		SH1-3 1B	2B	IBB		3	1	2	0	1	0	0			
Randy Hunt, R OBP: 0.214, SLG: 0.214		F3		F7		SH1-3 1-2	K			3	0	0	1	0	1	4			
John Tudor, L OBP: 0.139, SLG: 0.143						6-3		6-3		4	2	2	1	0	0	1			
Inning Stats	R: 0 E: 0 K: 0 S: 4	H: 1 LOB: 2 BB: 1 P: 8	R: 2 E: 0 K: 0 S: 6	H: 3 LOB: 1 BB: 0 P: 6	R: 0 E: 0 K: 0 S: 3	H: 1 LOB: 0 BB: 0 P: 3	R: 0 E: 0 K: 0 S: 3	H: 0 LOB: 0 BB: 0 P: 3	R: 2 E: 0 K: 1 S: 5	H: 2 LOB: 1 BB: 0 P: 7	R: 2 E: 0 K: 1 S: 8	H: 3 LOB: 3 BB: 2 P: 16	R: 0 E: 0 K: 0 S: 3	H: 0 LOB: 0 BB: 0 P: 3	R: 0 E: 0 K: 0 S: 3	H: 0 LOB: 0 BB: 0 P: 3		1B: 6 2B: 5 3B: 1 HR: 0	SF: 1 SAC: 1 DP: 1 HBP: 0
PITCHER Dick Ruthven, R ERA: 4.07	IP: 5.0 WLS: L BF: 22 H: 7 R: 4 ER: 4 SO: 4 BB: 1 IBB: 0 HBP: 0 BLK: 0 WP: 0 HR: 0 S: 21 P: 25 ERA: 7.20 WHIP: 1.600															PITCHER			
Lary Sorensen, R ERA: 4.84	IP: 2.0 WLS: L BF: 13 H: 5 R: 3 ER: 3 SO: 2 BB: 0 IBB: 2 HBP: 0 BLK: 0 WP: 0 HR: 0 S: 15 P: 23 ERA: 13.50 WHIP: 2.500															PITCHER			
Warren Brusstar, R ERA: 4.44	IP: 1.0 WLS: L BF: 3 H: 0 R: 0 ER: 0 SO: 0 BB: 0 IBB: 0 HBP: 0 BLK: 0 WP: 0 HR: 0 S: 3 P: 3 ERA: 0.00 WHIP: 0.000															PITCHER			

Batter	1	2	3	4	5	6	7	8	9	AB	R	H	RBI	BB	SO	LOB	TOP								
Wally Backman, S (1,4) OBP: 0.309, SLG: 0.288	4-3		SH5-3 BB		SH1-3		G3		BB 1-2 2-3	2	0	0	0	1	0	1	New York Mets @ Chicago Cubs Wrigley Field, Chicago, IL Tue Jun 25 1985, 3:33 AM CDT Att: 36,730 - Unknown								
Rusty Staub, L (9,PH) OBP: 0.346, SLG: 0.478										0	0	0	0	1	0	0									
Kevin Chapman, R (9,PH) OBP: 0.246, SLG: 0.213										0	0	0	0	0	0	0									
Lenny Dykstra, L (1,8) OBP: 0.310, SLG: 0.464	SF8 3B		SH5-3		4-3				B3	4	1	1	0	0	1	4									
Keith Hernandez, L (1,3) OBP: 0.363, SLG: 0.370	SF8		F7		G3				G3	3	0	0	1	0	0	2									
Gary Carter, R (1,2) OBP: 0.371, SLG: 0.441	HR		6-3							4	1	2	1	0	0	1									
Danny Heep, L (1,7) OBP: 0.337, SLG: 0.435	1B				F8				4-3	4	0	1	0	0	0	1									
Clint Hurdle, L (1,9) OBP: 0.364, SLG: 0.389	F7		1-3							4	0	1	0	0	1	1									
Howard Johnson, S (1,5) OBP: 0.261, SLG: 0.262		K					F9		E4 BB	4	1	1	1	0	1	1									
Rafael Santana, R (1,6) OBP: 0.286, SLG: 0.299		K			HR		F7		K	4	0	0	0	0	3	2									
Dwight Gooden, R (1,1) OBP: 0.283, SLG: 0.195		1-3					E9 SH1-3		BB	2	0	0	0	2	0	0									
Inning Stats	R: 2 E: 0 K: 0 S: 6	H: 3 LOB: 1 BB: 0 P: 6	R: 0 E: 0 K: 2 S: 7	H: 0 LOB: 0 BB: 0 P: 7	R: 0 E: 0 K: 1 S: 3	H: 0 LOB: 1 BB: 1 P: 7	R: 1 E: 0 K: 1 S: 6	H: 1 LOB: 0 BB: 0 P: 6	R: 0 E: 1 K: 0 S: 4	H: 0 LOB: 1 BB: 0 P: 4	R: 0 E: 0 K: 1 S: 5	H: 0 LOB: 1 BB: 0 P: 5	R: 0 E: 0 K: 0 S: 3	H: 0 LOB: 1 BB: 1 P: 7	R: 0 E: 0 K: 0 S: 4	H: 1 LOB: 1 BB: 0 P: 4	R: 0 E: 1 K: 2 S: 8	H: 1 LOB: 3 BB: 2 P: 16	1B: 3 2B: 0 3B: 1 HR: 2	SF: 1 SAC: 2 DP: 0 HBP: 0	WP: 0 PB: 0 SB: 0 CS: 1	PA: 38			
PITCHER	IP	WLS	BF	H	R	ER	SO	BB	IBB	HBP	BLK	WP	HR	S	P	ERA	WHIP								
Scott Sanderson, R (1,1) ERA: 2.21	7.0	L	28	4	3	3	4	2	0	0	0	0	2	34	42	3.86	0.857								
George Frazier, R (8,1) ERA: 5.74	1.2		9	2	0	0	1	2	0	0	0	0	0	9	17	0.00	2.400								
Lee Smith, R (9,1) ERA: 2.86	0.1		1	0	0	0	1	0	0	0	0	0	0	3	3	0.00	0.000								

Batter	1	2	3	4	5	6	7	8	9	AB	R	H	RBI	BB	SO	LOB	BOTTOM								
Billy Hatcher, R (1,8) OBP: 0.200, SLG: 0.200	23 1B SF8		F4		G6-4-3		G3		3-1	5	1	1	0	0	0	3	New York Mets @ Chicago Cubs Wrigley Field, Chicago, IL Tue Jun 25 1985, 3:33 AM CDT Att: 36,730 - Unknown								
23 Ryne Sandberg, R (1,4) OBP: 0.300, SLG: 0.399	S		4-3				6-3		F7	4	0	1	0	0	0	0									
Gary Matthews, R (1,7) OBP: 0.336, SLG: 0.358	SF8				K		K		F8	3	0	0	1	0	2	0									
Leon Durham, L (1,3) OBP: 0.348, SLG: 0.437	G1-5-6-3-4				FC4-6 1B				1B	4	0	3	0	0	0	1									
Keith Moreland, R (1,9) OBP: 0.379, SLG: 0.386			F7		FC4-6 BB		K		1B	4	0	1	0	0	1	2									
Ron Cey, R (1,5) OBP: 0.328, SLG: 0.427									1B	3	1	2	0	1	0	2									
Lee Smith, R (9,1)							SH1-3 4-3		F8	0	0	0	0	0	0	0									
Steve Lake, R (1,2) OBP: 0.162, SLG: 0.256			F5		K					2	0	0	0	0	1	3									
Thad Bosley, L (9,PH) OBP: 0.300, SLG: 0.324							SH1-3		K	1	0	0	0	0	1	0									
Larry Bowa, S (1,6) OBP: 0.207, SLG: 0.224										2	0	0	0	0	0	1									
Richie Hebner, L (7,PH) OBP: 0.314, SLG: 0.326			F5		1-3		4-3		F5	1	0	0	1	0	0	0									
George Frazier, R (8,1)										0	0	0	0	0	0	0									
Gary Woods, R (9,9) OBP: 0.147										0	0	0	0	0	0	0									
Davey Lopes, R (9,PH) OBP: 0.412, SLG: 0.420										1	0	0	0	0	0	0									
Scott Sanderson, R (1,1) OBP: 0.136, SLG: 0.050										1	0	0	0	1	1	0									
Chris Speier, R (7,PH) OBP: 0.294, SLG: 0.377			K				G6-4-3 BB			1	0	1	0	1	0	0									
Inning Stats	R: 1 E: 0 K: 0 S: 4	H: 2 LOB: 0 BB: 0 P: 4	R: 0 E: 0 K: 0 S: 4	H: 1 LOB: 0 BB: 0 P: 4	R: 0 E: 0 K: 1 S: 5	H: 0 LOB: 0 BB: 0 P: 5	R: 0 E: 0 K: 2 S: 8	H: 1 LOB: 2 BB: 1 P: 12	R: 0 E: 0 K: 0 S: 2	H: 0 LOB: 0 BB: 1 P: 6	R: 0 E: 0 K: 2 S: 8	H: 1 LOB: 1 BB: 0 P: 8	R: 1 E: 0 K: 0 S: 5	H: 2 LOB: 2 BB: 0 P: 5	R: 0 E: 0 K: 0 S: 5	H: 2 LOB: 0 BB: 0 P: 5	R: 0 E: 0 K: 1 S: 5	H: 0 LOB: 1 BB: 1 P: 9	1B: 8 2B: 2 3B: 0 HR: 0	SF: 1 SAC: 1 DP: 2 HBP: 0	WP: 0 PB: 0 SB: 1 CS: 0	PA: 37			
PITCHER	IP	WLS	BF	H	R	ER	SO	BB	IBB	HBP	BLK	WP	HR	S	P	ERA	WHIP								
Dwight Gooden, R (1,1) ERA: 1.68	9.0	W	37	9	2	2	6	3	0	0	0	0	0	46	58	2.00	1.333								

AB	31
R	3
H	6
RBI	3
BB	4
SO	6
LOB	13



Batter	1	2	3	4	5	6	7	8	9	AB	R	H	RBI	BB	SO	LOB	TOP
Mookie Wilson, S (1, 8) Wally Backman, S (8, FH) OBP: 0.303, SLG: 0.373 OBP: 0.307, SLG: 0.287	6-3		K		K			1-3		3	0	0	0	0	2	1	
Kelvin Chapman, R (1, 4) Lenny Dykstra, L (8, FH) OBP: 0.290, SLG: 0.209 OBP: 0.300, SLG: 0.448	K			F9		G6-4-3 BB		K		2	0	0	0	1	1	0	
Keith Hernandez, L (1, 3)	G1-6-3			L5		G6-4-3 1-2		F4		3	0	0	0	0	0	1	
Gary Carter, R (1, 9) OBP: 0.380, SLG: 0.472		4-3 1B		HR		1B 3B		1B		4	2	4	1	0	0	0	
John Christensen, R (1, 7) OBP: 0.330, SLG: 0.359	4-3			5-3		1B		BB		3	0	1	1	1	0	1	
Ray Knight, R (1, 5) OBP: 0.209, SLG: 0.288	K					3H 1B		F9		4	1	1	0	0	1	3	
Ronn Reynolds, R (1, 2) Danny Heep, L (8, FH) OBP: 0.357, SLG: 0.429 OBP: 0.335, SLG: 0.432	1-3			L6		2B		F7		3	0	0	0	0	1	2	
Rafael Santana, R (1, 6) OBP: 0.287, SLG: 0.300			F2			2H 1B		5-3		3	0	1	1	0	0	0	
Sid Fernandez, L (1, 1) Roger McDowell, R (6, 1) Doug Sisk, R (8, 1)	4-3			K		K		K		2	0	0	0	0	1	1	
Inning Stats	R: 0 E: 0 K: 1 S: 5	H: 0 LOB: 0 BB: 0 P: 5	R: 0 E: 0 K: 1 S: 6	H: 1 LOB: 1 BB: 0 P: 6	R: 0 E: 0 K: 1 S: 5	H: 0 LOB: 0 BB: 0 P: 5	R: 1 E: 0 K: 0 S: 4	H: 1 LOB: 1 BB: 0 P: 4	R: 1 E: 0 K: 2 S: 9	H: 2 LOB: 1 BB: 0 P: 9	R: 0 E: 0 K: 2 S: 7	H: 0 LOB: 0 BB: 0 P: 7	R: 0 E: 0 K: 1 S: 5	H: 1 LOB: 1 BB: 1 P: 7	1B: 4 2B: 1 3B: 1 HR: 1	SF: 0 SAC: 0 DP: 1 HBP: 0	WP: 0 PA: 34 CS: 0
PITCHER	IP WLS BF H R ER SO BB IBB HBP BLK WP HR S P ERA WHIP	7.0 W 27 6 3 3 7 1 0 0 0 0 1 40 44 3.86 1.000	2.0 S 7 1 0 0 1 1 0 0 0 0 0 8 12 0.00 1.000														

New York Mets @ Chicago Cubs
Wrigley Field, Chicago, IL
Wed Jun 26 1985, 3:33 AM CDT
Att: 35,876 - Unknown

AB	32
R	3
H	7
RBI	3
BB	2
SO	8
LOB	10





Batter	1	2	3	4	5	6	7	8	9	AB	R	H	RBI	BB	SO	LOB	BOTTOM		
Billy Hatcher, R (1, 8) OBP: 0.100, SLG: 0.100	G3		4-3		5-3		FC1-6 23 HR	G6-4-3		5	1	0	0	0	0	4			
23 Ryne Sandberg, R (1, 4) OBP: 0.311, SLG: 0.419				BB 1B		1B HR		1B HR		3	3	3	2	1	0	0			
Gary Matthews, R (1, 7) Lee Smith, R (8, 1)				1B BB		1B HR		FC5-4 BB		2	1	2	0	2	0	0			
Keith Moreland, R (1, 9) OBP: 0.377, SLG: 0.397	F2			F3		HR		FC5-4		4	1	1	3	0	0	4			
Ron Cey, R (1, 5) OBP: 0.327, SLG: 0.424			K		K		5-3			4	1	1	0	0	2	2			
Leon Durham, L (1, 3) OBP: 0.351, SLG: 0.442	F7			FC6 1B		F8		1B 2B		4	0	2	1	0	0	0			
Steve Lake, R (1, 2) OBP: 0.167, SLG: 0.234	F3			FC6		K		K		4	0	0	0	0	2	4			
Larry Bowa, S (1, 6) OBP: 0.220, SLG: 0.218			K		F3					2	0	0	0	2	1	0			
Ray Fontenot, L (1, 1) Gary Woods, R (8, 7) Richie Hebner, L (8, FH) Chico Walker, S (8, 7) OBP: 0.293, SLG: 0.147 OBP: 0.327, SLG: 0.340 OBP: 0.091, SLG: 0.091			K		K		SH5-4			2	0	0	0	0	2	0			
Inning Stats	R: 0 E: 0 K: 0 S: 4	H: 2 LOB: 1 BB: 0 P: 4	R: 0 E: 0 K: 1 S: 5	H: 0 LOB: 0 BB: 0 P: 5	R: 0 E: 0 K: 2 S: 7	H: 0 LOB: 0 BB: 0 P: 7	R: 1 E: 0 K: 1 S: 6	H: 1 LOB: 2 BB: 2 P: 14	R: 0 E: 0 K: 1 S: 5	H: 0 LOB: 0 BB: 0 P: 5	R: 3 E: 0 K: 1 S: 8	H: 3 LOB: 0 BB: 0 P: 8	R: 2 E: 0 K: 0 S: 4	H: 1 LOB: 1 BB: 2 P: 12	R: 1 E: 0 K: 1 S: 7	H: 3 LOB: 2 BB: 1 P: 11	1B: 7 2B: 1 3B: 0 HR: 2	SF: 0 SAC: 1 DP: 1 HBP: 0	WP: 0 PA: 37 CS: 1
PITCHER	IP WLS BF H R ER SO BB IBB HBP BLK WP HR S P ERA WHIP	5.0 L 15 5 4 4 2 2 1 0 0 0 2 16 28 15.43 3.000	0.2 1 0 0 0 0 0 0 0 0 0 0 0 1 1 0.00 0.000																

New York Mets @ Chicago Cubs
Wrigley Field, Chicago, IL
Wed Jun 26 1985, 3:33 AM CDT
Att: 35,876 - Unknown

AB	31
R	7
H	10
RBI	7
BB	5
SO	7
LOB	14



Batter	1	2	3	4	5	6	7	8	9	AB	R	H	RBI	BB	SO	LOB	TOP					
Wally Backman, S (1, 4) OBP: 0.311, SLG: 0.291	0-0 1B		0-0 E6 G6-3		0-3 K			0-0 FC6-4 1B		4	0	2	0	0	1	3	<p>New York Mets @ Chicago Cubs Wrigley Field, Chicago, IL Thu Jun 27 1985, 3:33 AM CDT Att: 35,857 - Unknown</p> <p>AB 31 R 2 H 5 RBI 2 BB 2 SO 4 LOB 11</p> 					
Howard Johnson, S (1, 5) OBP: 0.254, SLG: 0.255	0-3 K		0-0 G6-3		0-0 F4			0-0 FC6-4 7-3 1-2		4	0	0	0	0	1	4						
Keith Hernandez, L (1, 3) OBP: 0.353, SLG: 0.358	0-0 3-1			0-0 1-3			0-0 4-3		0-0 7-3 1-2	4	0	0	0	0	0	1						
Gary Carter, R (1, 2) OBP: 0.378, SLG: 0.468		0-0 F9		0-0 F8			0-0 1B		0-0 F1	4	0	1	0	0	0	0						
Danny Heep, L (1, 8) OBP: 0.328, SLG: 0.421		0-0 F7		0-0 4-3			0-0 F9		0-0 4-3	4	0	0	0	0	0	1						
George Foster, R (1, 7) OBP: 0.290, SLG: 0.432		0-0 HR			4-0 6-3 BB			0-0 F9		0-0 F4	3	1	1	1	1	0						
Clint Hurdle, L (1, 9) OBP: 0.362, SLG: 0.462		0-0 G3			0-3 K			0-0 HR		3	1	1	1	0	1	1						
Rafael Santana, R (1, 6) OBP: 0.283, SLG: 0.295			0-0 F2		0-0 6-3			0-0 L1		3	0	0	0	0	0	1						
Ron Darling, R (1, 1) OBP: 0.175, SLG: 0.205			0-0 E6		4-0 BB			0-3 K		1	0	0	0	1	0	0						
Lenny Dykstra, L (7, PH) OBP: 0.290, SLG: 0.433										1	0	0	0	0	1	0						
Doug Sisk, R (7, 1)										0	0	0	0	0	0	0						
Inning Stats	R: 0 E: 0 K: 1 S: 5	H: 1 LOB: 0 BB: 0 P: 5	R: 1 E: 0 K: 0 S: 4	H: 1 LOB: 0 BB: 0 P: 4	R: 0 E: 2 K: 0 S: 4	H: 0 LOB: 1 BB: 0 P: 4	R: 0 E: 0 K: 0 S: 3	H: 0 LOB: 0 BB: 0 P: 3	R: 0 E: 0 K: 2 S: 7	H: 0 LOB: 2 BB: 2 P: 15	R: 0 E: 0 K: 0 S: 4	H: 1 LOB: 1 BB: 0 P: 4	R: 1 E: 0 K: 1 S: 6	H: 1 LOB: 0 BB: 0 P: 6	R: 0 E: 0 K: 0 S: 3	H: 1 LOB: 0 BB: 0 P: 3	R: 0 E: 0 K: 0 S: 3	H: 0 LOB: 0 BB: 0 P: 3	1B: 3 2B: 1 3B: 0 HR: 2	SF: 0 SAC: 0 DP: 2 HBP: 0	WP: 0 PB: 0 SB: 0 CS: 0	PA: 33
PITCHER Rick Sutcliffe, R (1, 1) ERA: 2.06	IP: 9.0 WLS: W BF: 33 H: 5 R: 2 ER: 2 SO: 4 BB: 2 IBB: 0 HBP: 0 BLK: 0 WP: 0 HR: 2 S: 39 P: 47 ERA: 2.00 WHIP: 0.778															PITCHER	IP: 9.0 WLS: W BF: 33 H: 5 R: 2 ER: 2 SO: 4 BB: 2 IBB: 0 HBP: 0 BLK: 0 WP: 0 HR: 2 S: 39 P: 47 ERA: 2.00 WHIP: 0.778					

Batter	1	2	3	4	5	6	7	8	9	AB	R	H	RBI	BB	SO	LOB	BOTTOM			
Billy Hatcher, R (1, 8) OBP: 0.286, SLG: 0.571	0-0 1-3		0-0 23 G1-6-3 1B		0-0 HR			0-0 2B		4	1	3	2	0	0	0	<p>New York Mets @ Chicago Cubs Wrigley Field, Chicago, IL Thu Jun 27 1985, 3:33 AM CDT Att: 35,857 - Unknown</p> <p>AB 27 R 3 H 9 RBI 4 BB 3 SO 6 LOB 6</p> 			
23 Ryne Sandberg, R (1, 4) OBP: 0.313, SLG: 0.430	0-0 HR		0-0 G1-6-3 1-2		4-0 CS BB		0-3 K		0-3 K	3	1	1	1	1	1	2				
Gary Matthews, R (1, 7) OBP: 0.355, SLG: 0.360	0-0 3-1		4-0 BB		0-0 CS		0-3 K		0-0 F9	3	0	0	0	1	1	0				
Gary Woods, R (9, 7) OBP: 0.293, SLG: 0.147	0-0 3-1		0-0 BB		0-0 CS		0-3 K		0-0 F9	0	0	0	0	0	0	0				
Keith Moreland, R (1, 9) OBP: 0.379, SLG: 0.402	0-0 1B		0-3 K		0-0 6-3			0-0 2B		4	0	2	0	0	1	1				
Leon Durham, L (1, 3) OBP: 0.349, SLG: 0.452	0-0 F5		0-0 G3		0-0 HR			0-0 4-3		4	1	1	1	0	0	1				
Ron Cey, R (1, 5) OBP: 0.327, SLG: 0.420		4-0 1B SH1-3 BB		0-3 K		0-3 K		0-3 K		2	0	0	0	1	2	0				
Steve Lake, R (1, 2) OBP: 0.160, SLG: 0.224		0-0 SH1-3 1-2		0-3 K				0-0 1-3		2	0	0	0	0	1	0				
Larry Bowa, S (1, 6) OBP: 0.234, SLG: 0.233		0-0 2-3 1B			0-0 4-3			0-0 1B		3	0	2	0	0	0	0				
Rick Sutcliffe, L (1, 1) OBP: 0.222, SLG: 0.265		0-0 L4			0-0 6-3			0-0 SH2-4 1-2		2	0	0	0	0	0	2				
Inning Stats	R: 1 E: 0 K: 0 S: 5	H: 2 LOB: 1 BB: 0 P: 5	R: 0 E: 0 K: 0 S: 3	H: 1 LOB: 1 BB: 1 P: 7	R: 0 E: 0 K: 1 S: 5	H: 1 LOB: 1 BB: 1 P: 9	R: 0 E: 0 K: 2 S: 7	H: 0 LOB: 0 BB: 0 P: 7	R: 1 E: 0 K: 0 S: 3	H: 1 LOB: 0 BB: 1 P: 7	R: 1 E: 0 K: 2 S: 8	H: 1 LOB: 0 BB: 0 P: 8	R: 1 E: 0 K: 1 S: 7	H: 2 LOB: 1 BB: 0 P: 7	R: 0 E: 0 K: 0 S: 3	H: 1 LOB: 0 BB: 0 P: 3	1B: 4 2B: 3 3B: 0 HR: 3	SF: 0 SAC: 2 DP: 2 HBP: 0	WP: 0 PB: 0 SB: 0 CS: 1	PA: 33
PITCHER Ron Darling, R (1, 1) ERA: 2.32	IP: 6.0 WLS: L BF: 24 H: 6 R: 3 ER: 3 SO: 3 BB: 3 IBB: 0 HBP: 0 BLK: 0 WP: 0 HR: 3 S: 31 P: 43 ERA: 4.50 WHIP: 1.500															PITCHER	IP: 6.0 WLS: L BF: 24 H: 6 R: 3 ER: 3 SO: 3 BB: 3 IBB: 0 HBP: 0 BLK: 0 WP: 0 HR: 3 S: 31 P: 43 ERA: 4.50 WHIP: 1.500			
PITCHER Doug Sisk, R (7, 1) ERA: 6.66	IP: 2.0 WLS: 8 BF: 3 H: 3 R: 1 ER: 1 SO: 1 BB: 0 IBB: 0 HBP: 0 BLK: 0 WP: 0 HR: 0 S: 10 P: 10 ERA: 4.50 WHIP: 1.500															PITCHER	IP: 2.0 WLS: 8 BF: 3 H: 3 R: 1 ER: 1 SO: 1 BB: 0 IBB: 0 HBP: 0 BLK: 0 WP: 0 HR: 0 S: 10 P: 10 ERA: 4.50 WHIP: 1.500			

Batter	1	2	3	4	5	6	7	8	9	AB	R	H	RBI	BB	SO	LOB	TOP										
Billy Hatcher, R OBP: 0.316, SLG: 0.556 (1, 8)	F9		23 1B 1B BB	FC5-4 23 BB 1-2		2B		K		4	1	1	0	1	1	2	Chicago Cubs @ Pittsburgh Pirates Three Rivers Stadium, Pittsburgh, PA Fri Jun 28 1985, 7:05 PM EDT Att: 16,432 - Unknown										
23 Ryne Sandberg, R OBP: 0.315, SLG: 0.427 (1, 4)	F9		1B 1-3 FC6-4	1B 1-2 2-3		F8		F8		4	1	1	0	1	0	1											
Gary Matthews, R OBP: 0.367, SLG: 0.363 (6, PH)	1B		1B 1-3 FC6-4	K				2B BB		2	1	1	1	2	1	3											
Gary Woods, R OBP: 0.310, SLG: 0.171 (8, 7)	1B		1B 1-3 3-H	K				2B BB		1	0	1	0	0	0	0											
Keith Moreland, R OBP: 0.382, SLG: 0.423 (1, 9)	1B		F8					BB SF8		5	2	3	1	0	0	3											
Leon Durham, L OBP: 0.342, SLG: 0.443 (1, 3)	F8		FC6-4					BB		5	0	0	1	0	2	5											
Ron Cey, R OBP: 0.325, SLG: 0.413 (1, 5)		4-3	L5					BB		4	0	0	0	1	0	1											
Steve Lake, R OBP: 0.182, SLG: 0.245 (1, 2)	K							L5		4	0	1	1	1	1	0											
Larry Bowa, S OBP: 0.245, SLG: 0.239 (1, 6)								SF8		2	0	1	1	1	0	0											
Steve Trout, L OBP: 0.143, SLG: 0.115 (1, 1)	F2							K		4	0	0	0	0	1	5											
Inning Stats	R: 0 E: 0 K: 0 S: 4	H: 1 LOB: 2 BB: 1 P: 8	R: 0 E: 0 K: 1 S: 6	H: 1 LOB: 1 BB: 0 P: 6	R: 2 E: 0 K: 0 S: 5	H: 2 LOB: 1 BB: 1 P: 9	R: 0 E: 0 K: 1 S: 6	H: 1 LOB: 3 BB: 2 P: 14	R: 1 E: 0 K: 0 S: 4	H: 1 LOB: 1 BB: 0 P: 4	R: 0 E: 0 K: 0 S: 4	H: 1 LOB: 1 BB: 0 P: 4	R: 2 E: 0 K: 2 S: 8	H: 1 LOB: 2 BB: 3 P: 20	R: 0 E: 0 K: 1 S: 6	H: 1 LOB: 1 BB: 0 P: 6	R: 0 E: 0 K: 1 S: 5	H: 0 LOB: 0 BB: 0 P: 5	1B: 5 2B: 3 3B: 0 HR: 1	SF: 1 SAC: 0 DP: 0 HBP: 0	WP: 0 PB: 0 SB: 0 CS: 0	PA: 43					
PITCHER	IP	WLS	BF	H	R	ER	SO	BB	IBB	HBP	BLK	WP	HR	S	P	ERA	WHIP										
Jose DeLeon, R ERA: 4.61 (1, 1)	6.0	L	30	7	4	4	2	5	0	0	0	0	1	29	49	6.00	2.000										
Al Holland, L ERA: 3.45 (7, 1)	1.0		6	1	1	1	2	1	1	0	0	0	0	8	16	9.00	2.000										
Cecilio Guante, R ERA: 2.02 (8, 1)	2.0		7	1	0	0	2	0	0	0	0	0	0	11	11	0.00	0.500										

AB	35
R	5
H	9
RBI	5
BB	7
SO	6
LOB	20



Batter	1	2	3	4	5	6	7	8	9	AB	R	H	RBI	BB	SO	LOB	BOTTOM										
Bill Almon, R OBP: 0.349, SLG: 0.420 (1, 7)	G6-3 1B		2B CS BB					G6-4-3 1-2		2	0	1	0	2	0	1	Chicago Cubs @ Pittsburgh Pirates Three Rivers Stadium, Pittsburgh, PA Fri Jun 28 1985, 7:05 PM EDT Att: 16,432 - Unknown										
Johnny Ray, S OBP: 0.290, SLG: 0.364 (1, 4)	G6-3 1B		2B					6-3		4	0	2	0	0	0	2											
Bill Madlock, R OBP: 0.305, SLG: 0.352 (1, 5)	G6-3 1-2 2-3		CS					F9		4	0	0	0	0	0	2											
George Hendrick, R OBP: 0.289, SLG: 0.327 (1, 9)	3-1							4-3		4	0	0	0	0	1	1											
Jason Thompson, L OBP: 0.343, SLG: 0.442 (1, 3)	4-3							4-3		4	0	2	0	0	0	0											
Tony Peña, R OBP: 0.307, SLG: 0.380 (1, 2)	1-3							BB		4	0	1	0	0	0	1											
Marvell Wynne, L OBP: 0.285, SLG: 0.301 (1, 8)	2-3							BB		3	0	1	0	1	0	0											
Sam Khalifa, R OBP: 0.438, SLG: 0.533 (1, 6)			G3					FC6		4	0	0	0	0	0	4											
Jose DeLeon, R OBP: 0.111, SLG: 0.040 (1, 1)								FC6-4		2	0	0	0	0	2	1											
Al Holland, R OBP: 0.750, SLG: 1.333 (7, 1)			K							0	0	0	0	0	0	0											
Sixto Lezcano, R OBP: 0.379, SLG: 0.306 (7, PH)								G6-4-3		0	0	0	0	1	0	0											
Cecilio Guante, R OBP: 0.379, SLG: 0.306 (8, 1)								BB		0	0	0	0	0	0	0											
Inning Stats	R: 0 E: 0 K: 0 S: 4	H: 2 LOB: 1 BB: 0 P: 4	R: 0 E: 0 K: 0 S: 3	H: 0 LOB: 0 BB: 0 P: 3	R: 0 E: 0 K: 1 S: 5	H: 1 LOB: 1 BB: 1 P: 9	R: 0 E: 0 K: 1 S: 6	H: 1 LOB: 1 BB: 0 P: 6	R: 0 E: 0 K: 1 S: 6	H: 1 LOB: 2 BB: 1 P: 10	R: 0 E: 0 K: 0 S: 5	H: 2 LOB: 3 BB: 1 P: 9	R: 0 E: 0 K: 0 S: 2	H: 0 LOB: 0 BB: 1 P: 6	R: 0 E: 0 K: 0 S: 3	H: 0 LOB: 0 BB: 0 P: 3	R: 0 E: 0 K: 0 S: 3	H: 0 LOB: 0 BB: 0 P: 3	1B: 5 2B: 2 3B: 0 HR: 0	SF: 0 SAC: 0 DP: 2 HBP: 0	WP: 0 PB: 0 SB: 0 CS: 1	PA: 36					
PITCHER	IP	WLS	BF	H	R	ER	SO	BB	IBB	HBP	BLK	WP	HR	S	P	ERA	WHIP										
Steve Trout, L ERA: 2.26 (1, 1)	9.0	W	35	7	0	0	3	4	0	0	0	0	0	37	53	0.00	1.222										

AB	31
R	0
H	7
RBI	0
BB	4
SO	3
LOB	12



Batter	1	2	3	4	5	6	7	8	9	AB	R	H	RBI	BB	SO	LOB	TOP				
Billy Hatcher, R OBP: 0.355, SLG: 0.552 (1, 8)										5	2	4	0	0	0	0					
23 Ryne Sandberg, R OBP: 0.326, SLG: 0.438 (1, 4)										5	1	2	0	0	1	3					
Davey Lopes, R OBP: 0.421, SLG: 0.446 (1, 7)										5	3	3	2	0	0	2					
Keith Moreland, R OBP: 0.382, SLG: 0.427 Gary Woods, R OBP: 0.295, SLG: 0.162 (8, PR) (8, 9)										4	1	2	3	0	0	1					
Leon Durham, L OBP: 0.347, SLG: 0.443 (1, 3)										3	1	1	0	1	0	0					
Richie Hebner, L OBP: 0.321, SLG: 0.333 (1, 5)										4	0	1	2	0	0	2					
Steve Lake, R OBP: 0.316, SLG: 0.419 Jody Davis, R OBP: 0.316, SLG: 0.419 (7, PH) (7, 2)										2	0	0	0	0	0	0					
Larry Bowa, S OBP: 0.229, SLG: 0.222 (1, 6)										4	0	0	0	0	0	3					
Scott Sanderson, R OBP: 0.115, SLG: 0.042 (1, 1)										4	0	0	0	0	2	0					
Inning Stats	R: 0 E: 0 K: 0 S: 4	H: 1 LOB: 1 BB: 0 P: 4	R: 0 E: 0 K: 0 S: 3	H: 0 LOB: 0 BB: 0 P: 3	R: 0 E: 0 K: 1 S: 5	H: 0 LOB: 0 BB: 0 P: 5	R: 0 E: 0 K: 0 S: 3	H: 1 LOB: 0 BB: 0 P: 3	R: 0 E: 0 K: 0 S: 3	H: 0 LOB: 0 BB: 0 P: 3	R: 2 E: 0 K: 0 S: 6	H: 4 LOB: 1 BB: 0 P: 6	R: 5 E: 0 K: 0 S: 8	H: 5 LOB: 2 BB: 1 P: 12	R: 2 E: 0 K: 2 S: 9	H: 2 LOB: 0 BB: 0 P: 9	1B: 10 2B: 3 3B: 0 HR: 1	SF: 0 SAC: 0 DP: 2 HBP: 0	WP: 0 PB: 0 SB: 1 CS: 0	PA: 40	
PITCHER	IP	WLS	BF	H	R	ER	SO	BB	IBB	HBP	BLK	WP	HR	S	P	ERA	WHIP				
Jim Winn, R ERA: 3.26 (1, 1)	6.0		23	6	2	2	1	0	0	0	0	0	0	25	25	3.00	1.000				
Don Robinson, R ERA: 3.95 (7, 1)	3.0	L	17	8	7	7	2	0	1	0	0	0	1	20	24	21.00	2.667				

Chicago Cubs @ Pittsburgh Pirates
Three Rivers Stadium, Pittsburgh, PA
Sun Jun 30 1985, 3:33 AM EDT
Att: 31,384 - Unknown

AB 39
R 9
H 14
RBI 9
BB 1
SO 3
LOB 13



Batter	1	2	3	4	5	6	7	8	9	AB	R	H	RBI	BB	SO	LOB	BOTTOM					
Johnny Ray, S OBP: 0.292, SLG: 0.360 (1, 4)										3	0	1	2	0	0	0						
Joe Orsulak, L OBP: 0.349, SLG: 0.370 (1, 9)										4	0	1	0	0	1	1						
Tony Peña, R OBP: 0.313, SLG: 0.396 (1, 2)										4	0	1	0	0	0	1						
Lee Mazzilli, S OBP: 0.457, SLG: 0.417 (1, 3)										4	0	1	0	0	0	2						
Steve Kemp, L OBP: 0.298, SLG: 0.266 (1, 7)										4	0	0	0	0	2	1						
Jim Morrison, R OBP: 0.282, SLG: 0.305 (1, 5)										4	0	0	0	0	1	1						
Marvell Wynne, L OBP: 0.273, SLG: 0.301 (1, 8)										2	1	0	0	1	0	0						
Sam Khalifa, R OBP: 0.400, SLG: 0.478 (1, 6)										3	1	1	0	0	0	1						
Jim Winn, R Don Robinson, R (1, 1) (7, 1)										0	0	0	0	0	0	0						
Inning Stats	R: 0 E: 0 K: 1 S: 6	H: 1 LOB: 1 BB: 0 P: 6	R: 0 E: 0 K: 1 S: 5	H: 0 LOB: 0 BB: 0 P: 5	R: 1 E: 0 K: 0 S: 4	H: 1 LOB: 0 BB: 0 P: 4	R: 0 E: 0 K: 1 S: 6	H: 1 LOB: 1 BB: 0 P: 6	R: 1 E: 0 K: 0 S: 4	H: 1 LOB: 1 BB: 1 P: 8	R: 0 E: 1 K: 1 S: 5	H: 0 LOB: 0 BB: 0 P: 5	R: 0 E: 0 K: 0 S: 3	H: 0 LOB: 0 BB: 0 P: 3	R: 0 E: 0 K: 1 S: 6	H: 1 LOB: 1 BB: 0 P: 6	R: 0 E: 0 K: 0 S: 3	H: 0 LOB: 0 BB: 0 P: 3	1B: 2 2B: 4 3B: 0 HR: 0	SF: 1 SAC: 2 DP: 1 HBP: 0	WP: 0 PB: 0 SB: 0 CS: 0	PA: 33
PITCHER	IP	WLS	BF	H	R	ER	SO	BB	IBB	HBP	BLK	WP	HR	S	P	ERA	WHIP					
Scott Sanderson, R ERA: 2.19 (1, 1)	9.0	W	33	5	2	2	5	1	0	0	0	0	0	42	46	2.00	0.667					

Chicago Cubs @ Pittsburgh Pirates
Three Rivers Stadium, Pittsburgh, PA
Sun Jun 30 1985, 3:33 AM EDT
Att: 31,384 - Unknown

AB 29
R 2
H 5
RBI 2
BB 1
SO 5
LOB 7



Batter	1	2	3	4	5	6	7	8	9	AB	R	H	RBI	BB	SO	LOB	TOP			
Billy Hatcher, R OBP: 0.389, SLG: 0.576 (1, 8)										4	2	2	0	1	2	0	Chicago Cubs @ Philadelphia Phillies Veterans Stadium, Philadelphia, PA Mon Jul 01 1985, 7:05 PM EDT Att: 23,091 - Unknown			
23 Ryne Sandberg, R OBP: 0.325, SLG: 0.437 (1, 4)										3	0	1	1	0	1	2				
Gary Matthews, R OBP: 0.367, SLG: 0.360 (1, 7)										5	0	0	0	0	0	1				
Gary Woods, R OBP: 0.295, SLG: 0.162 (9, 7)										0	0	0	0	0	0	0				
Davey Lopes, R OBP: 0.422, SLG: 0.444 (1, 9)										3	1	1	0	1	0	1				
Leon Durham, L OBP: 0.349, SLG: 0.444 (1, 3)										4	0	2	0	0	0	2				
Richie Hebner, L OBP: 0.305, SLG: 0.315 (8, PH)										3	0	0	0	0	0	4				
Ron Cey, R OBP: 0.315, SLG: 0.399 (8, 5)											1	0	0	0	0	1		1		
Steve Lake, R OBP: 0.175, SLG: 0.217 (1, 2)										2	0	0	1	1	2	1				
Larry Bowa, S OBP: 0.239, SLG: 0.225 (8, 1)										3	0	1	0	1	0	2				
Lee Smith, R (8, 1)										0	0	0	0	0	0	0				
Ray Fontenot, L (1, 1)										3	0	0	0	0	0	4				
Chris Speier, R OBP: 0.292, SLG: 0.373 (8, 6)										1	0	0	0	0	1	0				
Inning Stats	R: 1 E: 1 K: 0 S: 5	H: 1 LOB: 2 BB: 1 P: 9	R: 0 E: 0 K: 0 S: 3	H: 0 LOB: 2 BB: 2 P: 11	R: 0 E: 0 K: 0 S: 3	H: 0 LOB: 0 BB: 0 P: 3	R: 0 E: 0 K: 1 S: 6	H: 1 LOB: 1 BB: 0 P: 6	R: 0 E: 0 K: 0 S: 7	H: 2 LOB: 2 BB: 1 P: 9	R: 0 E: 0 K: 1 S: 6	H: 1 LOB: 1 BB: 0 P: 6	R: 0 E: 0 K: 2 S: 8	H: 1 LOB: 1 BB: 0 P: 8	R: 1 E: 0 K: 1 S: 6	H: 1 LOB: 0 BB: 0 P: 6	1B: 6 2B: 1 3B: 0 HR: 0	SF: 1 SAC: 2 DP: 0 HBP: 0	WP: 1 PB: 0 SB: 2 CS: 0	PA: 39
PITCHER	IP WLS BF H R ER SO BB IBB HBP BLK WP HR S P ERA WHIP																PITCHER	IP WLS BF H R ER SO BB IBB HBP BLK WP HR S P ERA WHIP		
John Denny, R ERA: 3.83 (1, 1)	7.0 L 31 5 2 1 4 4 0 0 0 0 1 0 35 51 1.29 1.286																			
Don Carman, L ERA: 1.85 (8, 1)	2.0 8 2 1 0 3 0 0 0 0 0 0 0 14 14 0.00 1.000																			

AB	32
R	3
H	7
RBI	2
BB	4
SO	7
LOB	18



Batter	1	2	3	4	5	6	7	8	9	AB	R	H	RBI	BB	SO	LOB	BOTTOM			
Juan Samuel, R OBP: 0.289, SLG: 0.401 (1, 4)										5	0	0	0	0	2	5	Chicago Cubs @ Philadelphia Phillies Veterans Stadium, Philadelphia, PA Mon Jul 01 1985, 7:05 PM EDT Att: 23,091 - Unknown			
Rick Schu, R OBP: 0.306, SLG: 0.325 (1, 5)										4	0	1	0	0	0	0				
Tim Corcoran, L OBP: 0.328, SLG: 0.293 (9, PH)										0	0	0	0	1	0	0				
Dave Rucker, L OBP: 0.150, SLG: 1.000 (9, PR)										0	0	0	0	0	0	0				
Mike Schmidt, R OBP: 0.326, SLG: 0.412 (1, 3)										5	0	2	0	0	2	3				
Glenn Wilson, R OBP: 0.293, SLG: 0.442 (1, 9)										4	0	0	0	0	0	6				
Ozzie Virgil, R OBP: 0.352, SLG: 0.468 (1, 2)										3	1	0	0	1	2	2				
Gary Maddox, R OBP: 0.328, SLG: 0.383 (1, 8)										4	0	1	0	0	1	2				
John Russell, R OBP: 0.317, SLG: 0.290 (1, 7)										2	0	1	0	1	0	2				
Greg Gross, L OBP: 0.365, SLG: 0.306 (8, PH)										1	0	0	0	0	0	0				
Steve Jeltz, S OBP: 0.253, SLG: 0.190 (1, 6)										2	0	0	1	0	1	2				
Von Hayes, L OBP: 0.366, SLG: 0.409 (9, PH)										1	0	1	0	0	0	0				
John Denny, R OBP: 0.209, SLG: 0.175 (1, 1)										2	0	1	0	0	0	1				
Luis Aguayo, R OBP: 0.356, SLG: 0.400 (7, PH)										1	0	1	0	0	0	0				
Don Carman, L (8, 1)										0	0	0	0	0	0	0				
Derrel Thomas, S OBP: 0.278, SLG: 0.281 (9, PH)										1	0	0	0	0	1	1				
Inning Stats	R: 0 E: 1 K: 2 S: 8	H: 0 LOB: 1 BB: 0 P: 8	R: 1 E: 0 K: 0 S: 5	H: 2 LOB: 2 BB: 1 P: 9	R: 0 E: 1 K: 1 S: 7	H: 1 LOB: 0 BB: 0 P: 7	R: 0 E: 0 K: 0 S: 4	H: 1 LOB: 1 BB: 0 P: 4	R: 0 E: 0 K: 0 S: 3	H: 0 LOB: 0 BB: 0 P: 3	R: 0 E: 0 K: 1 S: 5	H: 0 LOB: 1 BB: 1 P: 9	R: 0 E: 0 K: 2 S: 7	H: 0 LOB: 0 BB: 0 P: 7	R: 0 E: 0 K: 3 S: 10	H: 1 LOB: 2 BB: 1 P: 14	1B: 8 2B: 1 3B: 0 HR: 0	SF: 0 SAC: 1 DP: 1 HBP: 0	WP: 0 PB: 0 SB: 1 CS: 0	PA: 39
PITCHER	IP WLS BF H R ER SO BB IBB HBP BLK WP HR S P ERA WHIP																PITCHER	IP WLS BF H R ER SO BB IBB HBP BLK WP HR S P ERA WHIP		
Ray Fontenot, L ERA: 2.84 (1, 1)	7.0 W 31 7 1 1 4 2 0 0 0 0 0 0 37 45 1.29 1.286																			
Lee Smith, R ERA: 2.47 (8, 1)	2.0 S 8 1 0 0 5 1 0 0 0 0 0 0 17 21 0.00 1.000																			

AB	35
R	1
H	8
RBI	1
BB	3
SO	9
LOB	24



Batter	1	2	3	4	5	6	7	8	9	AB	R	H	RBI	BB	SO	LOB	TOP																		
Billy Hatcher, R OBP: 0.341, SLG: 0.500 (1, 8)	0-0 4-3		0-0 5-3		0-0 F3			0-0 6-3	0-0 FC6-4	5	0	0	0	0	0	4	Chicago Cubs @ Philadelphia Phillies Veterans Stadium, Philadelphia, PA Tue Jul 02 1985, 7:05 PM EDT Att: 23,005 - Unknown																		
23 Ryne Sandberg, R OBP: 0.324, SLG: 0.434 Thad Bosley, L OBP: 0.309, SLG: 0.347 (1, 4) (8, 7)	0-0 F8		0-3 K			0-0 BB 1B		0-0 F4		4	0	1	0	0	1	0																			
Gary Matthews, R OBP: 0.357, SLG: 0.348 Chico Walker, S OBP: 0.083, SLG: 0.083 (1, 7) (8, 9)	0-0 4-3			0-3 K		0-0 F9		0-0 6-3		4	0	0	0	0	1	1																			
Keith Moreland, R OBP: 0.385, SLG: 0.428 Chris Speier, R OBP: 0.296, SLG: 0.378 (1, 9) (8, 4)		0-0 F9		0-0 FC5-4 1B		4-0 G5-4-3 BB		0-0 1B 1B		2	0	1	0	1	0	0																			
Ron Cey, R OBP: 0.318, SLG: 0.401 (1, 5)		0-0 E 1B		0-0 FC5-4 1-2		0-0 G5-4-3 1-2		0-0 1-3 1B		4	0	2	0	0	0	3																			
Jody Davis, R OBP: 0.316, SLG: 0.432 Steve Lake, R OBP: 0.188, SLG: 0.230 (1, 2) (7, 2)		0-0 E4 1-2		0-3 K			0-0 HR	0-0 1-3 1B		3	1	1	1	0	1	2																			
Leon Durham, L OBP: 0.344, SLG: 0.437 (1, 3)		0-0 F6			0-3 K			0-0 1-3 1B		4	0	0	0	0	1	4																			
Larry Bowa, S OBP: 0.230, SLG: 0.217 (1, 6)		0-0 L1			0-0 5-3			0-0 F4		4	0	0	0	0	0	4																			
Rick Sutcliffe, L OBP: 0.237, SLG: 0.278 Warren Brusstar, R (6, 1)			0-0 F6				0-3 K	4-0 FC6-4 BB		2	0	1	0	0	0	0																			
Gary Woods, R OBP: 0.289, SLG: 0.158 Lary Sorensen, R (7, PH) (7, 1)										0	0	0	0	0	0	0																			
Davey Lopes, R OBP: 0.426, SLG: 0.444 (9, PH)										0	0	0	0	1	0	0																			
Inning Stats	R: 0 E: 0 K: 0 S: 3	H: 0 LOB: 0 BB: 0 P: 3	R: 0 E: 1 K: 0 S: 5	H: 1 LOB: 2 BB: 0 P: 5	R: 0 E: 0 K: 1 S: 5	H: 0 LOB: 0 BB: 0 P: 5	R: 0 E: 0 K: 2 S: 8	H: 1 LOB: 1 BB: 0 P: 8	R: 0 E: 0 K: 1 S: 6	H: 1 LOB: 1 BB: 0 P: 6	R: 0 E: 0 K: 0 S: 3	H: 1 LOB: 0 BB: 0 P: 7	R: 1 E: 0 K: 1 S: 6	H: 1 LOB: 0 BB: 0 P: 6	R: 0 E: 0 K: 0 S: 3	H: 0 LOB: 0 BB: 0 P: 3	R: 1 E: 0 K: 0 S: 6	H: 3 LOB: 3 BB: 1 P: 10	1B: 7 2B: 0 3B: 0 HR: 1	SF: 0 SAC: 0 DP: 1 HBP: 0	WP: 0 PB: 0 SB: 0 CS: 0	PA: 37													
PITCHER Shane Rawley, L ERA: 3.5 (1, 1)	IP 9.0	WLS W	BF 37	H 8	R 2	ER 2	SO 5	BB 2	IBB 0	HBP 0	BLK 0	WP 0	HR 1	S 45	P 53	ERA 2.00	WHIP 1.111	PITCHER	IP 9.0	WLS W	BF 37	H 8	R 2	ER 2	SO 5	BB 2	IBB 0	HBP 0	BLK 0	WP 0	HR 1	S 45	P 53	ERA 2.00	WHIP 1.111

AB 35
R 2
H 8
RBI 2
BB 2
SO 5
LOB 18



Batter	1	2	3	4	5	6	7	8	9	AB	R	H	RBI	BB	SO	LOB	BOTTOM																		
Juan Samuel, R OBP: 0.291, SLG: 0.403 Luis Aguayo, R OBP: 0.352, SLG: 0.394 (1, 4) (7, PH) (8, 4)	0-0 1B S 1B		0-3 K		0-0 BB 1B	0-0 E6 3B	0-0 FC6-4 BB			4	2	2	1	0	1	1	Chicago Cubs @ Philadelphia Phillies Veterans Stadium, Philadelphia, PA Tue Jul 02 1985, 7:05 PM EDT Att: 23,005 - Unknown																		
Greg Gross, L OBP: 0.376, SLG: 0.337 (1, 7)	0-0 HR 1B		0-3 K		0-0 F6	0-0 E 3B	4-0 BB			4	2	2	1	1	1	3																			
Von Hayes, L OBP: 0.366, SLG: 0.406 (1, 8)	0-0 HR 1B		0-0 G3		4-0 BB 1B	0-0 E4 G3 1B	0-0 F7			4	1	1	2	1	0	2																			
Mike Schmidt, R OBP: 0.321, SLG: 0.404 Rick Schu, R OBP: 0.306, SLG: 0.325 (1, 5) (9, 5)	0-3 K		0-3 K		0-3 K	0-0 F8		0-0 6-3		5	0	0	0	0	3	6																			
Glenn Wilson, R OBP: 0.298, SLG: 0.454 (1, 9)	0-0 HR		4-0 BB		0-0 6-3	0-0 G3 1B		0-0 5-3		4	1	2	3	1	0	0																			
Tim Corcoran, L OBP: 0.324, SLG: 0.283 (1, 3)	0-0 F7		0-0 4-3		0-3 K	0-0 G3		4-0 1B BB		4	1	0	0	1	1	3																			
Ozzie Virgil, R OBP: 0.357, SLG: 0.469 (1, 2)	0-0 F9			4-0 FC5-4 BB	0-0 HR 1B	0-0 F3		0-0 1B BB		4	2	2	0	1	0	2																			
Derrel Thomas, S OBP: 0.282, SLG: 0.371 Steve Jeltz, S OBP: 0.256, SLG: 0.208 (1, 6) (6, 6)		0-3 K		0-0 FC5-4 1B	0-0 HR		0-0 E5 FC6-4	0-0 HR 3B		3	2	1	2	0	1	1																			
Shane Rawley, R OBP: 0.179, SLG: 0.080 (1, 1)		0-0 1B		4-0 BB 1B	0-3 K		0-0 F2	0-0 F7		4	0	1	0	1	1	2																			
Inning Stats	R: 4 E: 0 K: 1 S: 9	H: 4 LOB: 0 BB: 0 P: 9	R: 0 E: 0 K: 3 S: 10	H: 1 LOB: 1 BB: 0 P: 10	R: 0 E: 0 K: 1 S: 5	H: 0 LOB: 1 BB: 1 P: 9	R: 1 E: 0 K: 1 S: 6	H: 1 LOB: 3 BB: 3 P: 18	R: 2 E: 0 K: 0 S: 7	H: 2 LOB: 2 BB: 0 P: 7	R: 0 E: 1 K: 0 S: 4	H: 0 LOB: 2 BB: 1 P: 8	R: 2 E: 0 K: 0 S: 5	H: 2 LOB: 1 BB: 1 P: 9	1B: 8 2B: 0 3B: 2 HR: 2	SF: 0 SAC: 0 DP: 0 HBP: 0		WP: 0 PB: 0 SB: 2 CS: 0	PA: 45																
PITCHER Rick Sutcliffe, R ERA: 2.54 Warren Brusstar, R ERA: 4.13 Lary Sorensen, R ERA: 4.78 (1, 1) (6, 1) (7, 1)	IP 5.0	WLS L	BF 27	H 8	R 7	ER 7	SO 8	BB 4	IBB 0	HBP 0	BLK 0	WP 0	HR 2	S 39	P 55	ERA 12.60	WHIP 2.400	PITCHER	IP 9.0	WLS W	BF 37	H 8	R 2	ER 2	SO 5	BB 2	IBB 0	HBP 0	BLK 0	WP 0	HR 1	S 45	P 53	ERA 2.00	WHIP 1.111

AB 39
R 11
H 12
RBI 11
BB 6
SO 8
LOB 21



Batter	1	2	3	4	5	6	7	8	9	AB	R	H	RBI	BB	SO	LOB	TOP				
Billy Hatcher, R OBP: 0.370, SLG: 0.535 (1, 8)	F9		CS 23 1B			G1-6-3 2B		5-3	23 2B	5	1	3	0	0	0	0	Chicago Cubs @ Philadelphia Phillies Veterans Stadium, Philadelphia, PA Wed Jul 03 1985, 7:05 PM EDT Att: 56,092 - Unknown				
23 Ryne Sandberg, R OBP: 0.332, SLG: 0.440 (1, 4)	F4		FC6-4 1B			G1-6-3 BB		1B SF9 BB	1-H 2-H	3	1	2	3	2	0	0					
Davey Lopes, R OBP: 0.420, SLG: 0.436 (1, 7) (9, 5)	K		FC6-4 1B			G1-6-3		SF9 S 1B	K	5	0	1	0	0	2	6					
Keith Moreland, R OBP: 0.385, SLG: 0.431 (1, 9)		1B 2B		5-3		BB		SF9	F5	3	0	1	1	1	0	2					
Leon Durham, L OBP: 0.346, SLG: 0.435 (1, 3)		G4-3 2-3 1B		F7		F5		BB IBB		3	0	1	0	1	0	2					
Ron Cey, R OBP: 0.317, SLG: 0.396 (1, 5)	K			F9				FC5-4 BB		3	0	0	0	1	2	2					
Jody Davis, R OBP: 0.310, SLG: 0.424 (1, 2)	G4-3				K			FC5-4		4	0	0	0	0	1	5					
Chris Speier, R OBP: 0.304, SLG: 0.382 (1, 6) (8, 5) (9, 6)			23 1B	F4		1B		6-3		4	1	2	0	0	0	0					
Dennis Eckersley, R George Frazier, R Kobe Hodge, L Warren Brusstar, R Lee Smith, R Larry Black, S Thad Roberts, S Chris Walker, S Gary Maddox, R (1, 1) (8, 1) (9, 1)			K	5-3		1B		23 2B	1B	3	0	0	0	0	0	1		1			
Inning Stats	R: 0 E: 0 K: 1 S: 5	H: 0 LOB: 0 BB: 0 P: 5	R: 0 E: 0 K: 1 S: 6	H: 2 LOB: 1 BB: 0 P: 6	R: 1 E: 0 K: 1 S: 7	H: 3 LOB: 1 BB: 0 P: 7	R: 0 E: 0 K: 0 S: 3	H: 0 LOB: 0 BB: 0 P: 3	R: 0 E: 0 K: 1 S: 5	H: 1 LOB: 2 BB: 0 P: 5	R: 0 E: 0 K: 1 S: 6	H: 2 LOB: 1 BB: 0 P: 6	R: 1 E: 0 K: 0 S: 4	H: 1 LOB: 3 BB: 3 P: 16	R: 2 E: 0 K: 1 S: 8	H: 3 LOB: 2 BB: 0 P: 8		1B: 9 2B: 3 3B: 0 HR: 0	SF: 1 SAC: 0 DP: 2 HBP: 0	WP: 0 PB: 0 SB: 1 CS: 1	PA: 40
PITCHER	IP	WLS	BF	H	R	ER	SO	BB	IBB	HBP	BLK	WP	HR	S	P	ERA	WHIP				
Charles Hudson, R ERA: 3.39 (1, 1)	7.0		27	8	1	1	5	2	0	0	0	0	0	35	43	1.29	1.429				
Kent Tekulve, R ERA: 3.63 (8, 1)	2.0	L	13	4	3	3	1	2	1	0	0	0	0	12	24	13.50	3.000				

AB	34
R	4
H	12
RBI	4
BB	5
SO	6
LOB	18



Batter	1	2	3	4	5	6	7	8	9	AB	R	H	RBI	BB	SO	LOB	BOTTOM				
Juan Samuel, R OBP: 0.293, SLG: 0.402 (1, 4)	K		S 1B		F7		F9		S 1B	5	0	2	0	0	1	0	Chicago Cubs @ Philadelphia Phillies Veterans Stadium, Philadelphia, PA Wed Jul 03 1985, 7:05 PM EDT Att: 56,092 - Unknown				
Greg Gross, L OBP: 0.368, SLG: 0.340 (1, 7)			4-3 1-2		F6		4-3		F5	5	0	1	0	0	0	2					
Von Hayes, L OBP: 0.371, SLG: 0.418 (1, 8)	5-3			HR	S BB			WP 6-3 1B BB	F8	3	2	1	1	2	0	2					
Mike Schmidt, R OBP: 0.320, SLG: 0.402 (1, 5)	K			1B E 1B	K			6-3		4	1	1	0	0	2	3					
Glenn Wilson, R OBP: 0.298, SLG: 0.451 (1, 9)		6-3		E5 1B		G3-6-3 1B		K 1B IBB		4	0	1	0	0	1	2					
Tim Corcoran, L OBP: 0.322, SLG: 0.276 (1, 3)		4-3		K		G3-6-3		1B IBB		3	0	0	0	1	1	3					
Ozzie Virgil, R OBP: 0.364, SLG: 0.474 (1, 2)	F8			1B 1-2 2-3	1B			1-2 2-H 3-H	1B	4	0	3	1	0	0	0					
Derrel Thomas, S OBP: 0.286, SLG: 0.368 (1, 6)			F5		4-3			K		3	0	1	1	0	0	1					
Steve Jeltz, S OBP: 0.255, SLG: 0.207 (7, 6)				1-3 3-H	F7					1	0	0	0	0	1	2					
Charles Hudson, S OBP: 0.143, SLG: 0.143 (1, 1)			1-3		F7					2	0	0	0	0	0	2					
Rick Schu, R OBP: 0.304, SLG: 0.322 (7, PH)										1	0	0	0	0	1	0					
Kent Tekulve, R (8, 1)										0	0	0	0	0	0	0					
Garry Maddox, R OBP: 0.325, SLG: 0.379 (8, PH)										1	0	0	0	0	1	0					
Inning Stats	R: 0 E: 0 K: 2 S: 8	H: 1 LOB: 1 BB: 0 P: 8	R: 0 E: 0 K: 0 S: 3	H: 0 LOB: 0 BB: 0 P: 3	R: 0 E: 0 K: 0 S: 4	H: 1 LOB: 1 BB: 0 P: 4	R: 2 E: 1 K: 1 S: 9	H: 4 LOB: 2 BB: 0 P: 9	R: 0 E: 0 K: 1 S: 5	H: 0 LOB: 0 BB: 0 P: 5	R: 0 E: 0 K: 1 S: 8	H: 1 LOB: 2 BB: 2 P: 16	R: 1 E: 0 K: 2 S: 6	H: 1 LOB: 1 BB: 0 P: 6	1B: 8 2B: 1 3B: 0 HR: 1	SF: 0 SAC: 0 DP: 1 HBP: 0	WP: 1 PB: 0 SB: 3 CS: 0	PA: 39			
PITCHER	IP	WLS	BF	H	R	ER	SO	BB	IBB	HBP	BLK	WP	HR	S	P	ERA	WHIP				
Dennis Eckersley, R ERA: 2.9 (1, 1)	5.0		22	6	2	1	4	0	0	0	0	0	0	4	4	0.00	2.000				
George Frazier, R ERA: 5.46 (6, 1)	1.0		4	2	0	0	0	0	0	0	0	0	0	4	4	0.00	2.000				
Warren Brusstar, R ERA: 4.3 (7, 1)	1.0		4	0	1	1	1	1	0	0	0	0	0	5	9	9.00	1.000				
Lee Smith, R ERA: 2.38 (8, 1)	2.0	W	9	2	0	0	3	0	1	0	0	1	0	14	18	0.00	1.000				

AB	36
R	3
H	10
RBI	3
BB	3
SO	8
LOB	17



Batter	1	2	3	4	5	6	7	8	9	AB	R	H	RBI	BB	SO	LOB	TOP					
Dan Gladden, R OBP: 0.291, SLG: 0.315 (1, 8)	0-3 K		4-0 1B BB	0-0 5-3			0-0 4-3		0-0 E2 2B	4	1	1	1	1	1	2						
Manny Trillo, R OBP: 0.296, SLG: 0.301 (1, 4)	0-0 1-3 1B		0-0 G5-3 1B		0-0 5-3			0-0 HR	0-3 K	5	1	3	1	0	1	1						
Chili Davis, S OBP: 0.332, SLG: 0.418 (1, 9)	0-0 1-3		0-0 G5-3 1B		4-0 G5-4-3 BB			0-3 K		3	0	1	1	1	1	1						
Jeffrey Leonard, R OBP: 0.284, SLG: 0.393 (1, 7)	0-3 K		0-0 G5-3 1-2 2-3		0-0 G5-4-3			0-0 F9		4	0	0	0	0	1	4						
Bob Brently, R OBP: 0.323, SLG: 0.436 (1, 2)		0-0 HR 2B	0-0 6-3			0-3 K		0-3 K		4	1	1	0	0	2	1						
Chris Brown, R OBP: 0.335, SLG: 0.455 (1, 5)		0-0 HR		0-3 K		0-0 5-3			0-0 HR	4	2	2	3	0	1	0						
David Green, R OBP: 0.234, SLG: 0.252 Scott Garretts, R OBP: 0.222, SLG: 0.125 Mark Davis, L OBP: 0.200, SLG: 0.400 (1, 3) (6, 1) (9, 1)	0-0 6-3		0-0 SH5 1B		0-0 5-3			0-3 K	0-3 K	3	0	1	0	0	0	0	AB 35 R 6 H 11 RBI 6 BB 2 SO 9 LOB 9					
Jose Uribe, S OBP: 0.261, SLG: 0.324 (1, 6)	0-0 6-3		0-0 SH5 1B		0-0 F8			0-3 K	0-3 K	4	0	1	0	0	1	0						
Mike Krukow, R OBP: 0.242, SLG: 0.290 Scot Thompson, L OBP: 0.209, SLG: 0.236 (1, 1) (6, 3)	0-0 2-3		0-0 SH5		0-0 F5			0-0 E 1B		1	0	0	0	0	0	0						
Inning Stats	R: 0 E: 0 K: 2 S: 8	H: 1 LOB: 1 BB: 0 P: 8	R: 2 E: 0 K: 0 S: 5	H: 2 LOB: 0 BB: 0 P: 5	R: 1 E: 0 K: 0 S: 4	H: 2 LOB: 1 BB: 1 P: 8	R: 0 E: 0 K: 1 S: 7	H: 2 LOB: 2 BB: 0 P: 7	R: 0 E: 0 K: 0 S: 2	H: 0 LOB: 0 BB: 1 P: 6	R: 0 E: 0 K: 1 S: 5	H: 0 LOB: 0 BB: 0 P: 5	R: 0 E: 0 K: 0 S: 3	H: 0 LOB: 0 BB: 0 P: 3	R: 1 E: 0 K: 2 S: 8	H: 1 LOB: 0 BB: 0 P: 8	R: 2 E: 1 K: 3 S: 12	H: 3 LOB: 1 BB: 0 P: 12	1B: 6 2B: 2 3B: 0 HR: 3	SF: 0 SAC: 1 DP: 2 HBP: 0	WP: 0 PB: 0 SB: 0 CS: 0	PA: 38
PITCHER	IP WLS BF H R ER SO BB IBB HBP BLK WP HR S P ERA WHIP	IP WLS BF H R ER SO BB IBB HBP BLK WP HR S P ERA WHIP															IP WLS BF H R ER SO BB IBB HBP BLK WP HR S P ERA WHIP					
Ray Fontenot, L ERA: 3.07 Lee Smith, R ERA: 2.62 (1, 1) (8, 1)	7.0 L 29 8 4 4 4 2 0 0 0 0 2 35 43 5.14 1.429	2.0 L 9 3 2 2 5 0 0 0 0 0 1 19 19 9.00 1.500																				

San Francisco Giants @ Chicago Cubs
Wrigley Field, Chicago, IL
Sat Jul 06 1985, 3:33 AM CDT
Att: 35,902 - Unknown

AB 35
R 6
H 11
RBI 6
BB 2
SO 9
LOB 9



Batter	1	2	3	4	5	6	7	8	9	AB	R	H	RBI	BB	SO	LOB	BOTTOM					
Billy Hatcher, R OBP: 0.361, SLG: 0.500 (1, 8)	0-3 K		0-0 F4	0-0 F9		0-0 2B			0-3 K	5	0	1	1	0	2	2						
23 Ryne Sandberg, R OBP: 0.335, SLG: 0.446 (1, 4)	0-0 HR 1B		0-3 K		0-3 K	2H 2B		0-3 K	0-3 K	5	1	1	0	0	3	1						
Davey Lopes, R OBP: 0.417, SLG: 0.434 (1, 7)	0-0 F9		0-0 S 1B		4-0 4-3 S BB		0-0 5-3		0-0 1B	4	0	2	0	1	0	1						
Leon Durham, L OBP: 0.357, SLG: 0.457 (1, 3)	0-0 HR		4-0 FC6-4 BB		0-0 4-3		0-3 K		0-0 F8	4	1	1	2	1	1	2						
Keith Moreland, R OBP: 0.379, SLG: 0.417 (1, 9)	0-0 5-3		0-0 FC6-4 1-2		0-0 F8		0-0 F9			4	0	0	0	0	0	3						
Ron Cox, R OBP: 0.318, SLG: 0.392 (1, 5)		0-0 F6		0-3 K		0-0 5-3		0-0 4-3		4	0	0	0	0	1	0						
Jody Davis, R OBP: 0.316, SLG: 0.434 (1, 2)		0-3 K		0-0 BB 1B		0-0 HR		0-0 4-3		4	1	2	1	0	1	0						
Chris Speier, R OBP: 0.320, SLG: 0.398 (1, 6)		0-0 E3		4-0 1-2 BB		0-0 SH1-4 2B 1B		4-0 BB		2	1	1	0	2	0	0						
Ray Fontenot, L Lee Smith, R Gary Woods, R (1, 1) (8, 1) (8, 9)	0-0 F7		0-3 K		0-0 SH1-4		0-3 K			2	0	0	0	0	1	3						
Inning Stats	R: 2 E: 0 K: 1 S: 7	H: 2 LOB: 0 BB: 0 P: 7	R: 0 E: 1 K: 1 S: 6	H: 0 LOB: 1 BB: 0 P: 6	R: 0 E: 0 K: 1 S: 6	H: 1 LOB: 2 BB: 1 P: 10	R: 0 E: 0 K: 2 S: 8	H: 1 LOB: 2 BB: 1 P: 12	R: 0 E: 0 K: 1 S: 5	H: 0 LOB: 1 BB: 1 P: 9	R: 2 E: 0 K: 0 S: 6	H: 3 LOB: 1 BB: 0 P: 6	R: 0 E: 0 K: 1 S: 5	H: 0 LOB: 0 BB: 0 P: 5	R: 0 E: 0 K: 1 S: 5	H: 0 LOB: 1 BB: 1 P: 9	R: 0 E: 0 K: 2 S: 8	H: 1 LOB: 1 BB: 0 P: 8	1B: 5 2B: 1 3B: 0 HR: 2	SF: 0 SAC: 1 DP: 0 HBP: 0	WP: 0 PB: 0 SB: 4 CS: 0	PA: 40
PITCHER	IP WLS BF H R ER SO BB IBB HBP BLK WP HR S P ERA WHIP	IP WLS BF H R ER SO BB IBB HBP BLK WP HR S P ERA WHIP															IP WLS BF H R ER SO BB IBB HBP BLK WP HR S P ERA WHIP					
Mike Krukow, R ERA: 3.25 Scott Garretts, R ERA: 0.99 Mark Davis, L ERA: 2.26 (1, 1) (6, 1) (9, 1)	5.2 W 11 1 0 0 4 1 0 0 0 0 0 18 22 0.00 0.667	3.0 S 1 0 0 0 0 0 0 0 0 0 0 1 1 0.00 0.000																				

San Francisco Giants @ Chicago Cubs
Wrigley Field, Chicago, IL
Sat Jul 06 1985, 3:33 AM CDT
Att: 35,902 - Unknown

AB 35
R 4
H 8
RBI 4
BB 4
SO 10
LOB 13



Batter	1	2	3	4	5	6	7	8	9	AB	R	H	RBI	BB	SO	LOB	TOP										
Jerry Royster, R (1,4) OBP: 0.176, SLG: 0.206 Tim Flannery, L (6,PH) OBP: 0.396, SLG: 0.432 (6,4)	4-3		K			G5-4-3 1B	G3		BB 4-0 BB	3	1	1	0	0	1	0											
Tony Gwynn, L (1,9) OBP: 0.347, SLG: 0.462	E4		1B			1-2 G5-4-3 1B	6-3		BB 4-0 BB 1-2 2-H	5	1	2	0	0	0	1											
Steve Garvey, R (1,3) OBP: 0.313, SLG: 0.490	FC1-4-6 1-2		FC5-4 1B			1-2 2-3 G5-4-3	5-3		BB 4-0 BB	5	0	1	1	0	0	3											
Kevin McReynolds, R (1,8) OBP: 0.281, SLG: 0.286	FC6-4 1-2		FC5-4 BB			FC6 1B	F8		BB 4-0 BB	4	0	1	1	0	0	2											
Graig Nettles, L (1,5) OBP: 0.459, SLG: 0.565		6-3 5-3 BB	1-2 BB			FC6 1-2			BB 4-0 BB	2	0	0	0	2	0	1											
Carmelo Martinez, R (1,7) OBP: 0.336, SLG: 0.491	5-3 1-2		4-3			SH5-3 2B			BB 4-0 BB	4	0	1	0	0	0	3											
Bruce Bochy, R (1,2) OBP: 0.143, SLG: 0.143	6-3 2-3					SH5-3 2-3			BB 4-0 BB	3	0	1	0	0	0	1											
Garry Templeton, S (1,6) OBP: 0.298, SLG: 0.395						4-3	4-3		BB 4-0 BB	3	0	0	0	1	1	2											
LaMarr Hoyt, R (1,1) Al Bumbry, L (6,PH) OBP: 0.429, SLG: 0.423 Luis DeLeon, R (6,PH) OBP: 1.000, SLG: 1.000 Bobby Brown, S (9,PH) OBP: 0.167, SLG: 0.333	1-3								BB 4-0 BB	2	0	0	0	0	1	2											
Inning Stats	R: 0 E: 1 K: 0 S: 4	H: 0 LOB: 1 BB: 0 P: 4	R: 0 E: 0 K: 0 S: 3	H: 0 LOB: 2 BB: 2 P: 11	R: 1 E: 0 K: 1 S: 7	H: 2 LOB: 2 BB: 1 P: 11	R: 0 E: 0 K: 1 S: 5	H: 0 LOB: 0 BB: 0 P: 5	R: 1 E: 0 K: 0 S: 5	H: 3 LOB: 1 BB: 0 P: 5	R: 0 E: 0 K: 0 S: 4	H: 1 LOB: 2 BB: 1 P: 8	R: 0 E: 0 K: 0 S: 3	H: 0 LOB: 0 BB: 0 P: 3	R: 0 E: 0 K: 1 S: 6	H: 1 LOB: 1 BB: 0 P: 6	R: 1 E: 0 K: 0 S: 3	H: 1 LOB: 0 BB: 1 P: 7	1B: 5 2B: 3 3B: 0 HR: 0	SF: 0 SAC: 1 DP: 2 HBP: 0	WP: 0 PA: 39 PB: 0 SB: 0 CS: 0						
PITCHER	IP	WLS	BF	H	R	ER	SO	BB	IBB	HBP	BLK	WP	HR	S	P	ERA	WHIP										
Steve Trout, L (1,1) ERA: 1.77	5.0		23	5	2	2	2	2	1	0	0	0	0	24	36	3.60	1.400										
George Frazier, R (6,1) ERA: 7.04	3.0	W	12	2	0	0	1	1	0	0	0	0	0	13	17	0.00	1.000										
Lee Smith, R (9,1) ERA: 1.98	1.0		4	1	1	1	0	1	0	0	0	0	0	3	7	9.00	2.000										

San Diego Padres @ Chicago Cubs
Wrigley Field, Chicago, IL
Mon Jul 08 1985, 3:33 AM CDT
Att: 36,388 - Unknown

AB 33
R 3
H 8
RBI 2
BB 5
SO 3
LOB 17



Batter	1	2	3	4	5	6	7	8	9	AB	R	H	RBI	BB	SO	LOB	BOTTOM										
Bob Dernier, R (1,8) OBP: 0.318, SLG: 0.282	K			23 3B 1B	F3		K			4	1	1	0	0	2	0											
23 Ryne Sandberg, R (1,4) OBP: 0.226, SLG: 0.367	6-3			1B 3B	F3		K			4	1	1	1	0	1	0											
Davey Lopes, R (1,7) OBP: 0.375, SLG: 0.353	5-3			6-3		K		S HR 1B		4	1	1	0	0	1	1											
Leon Durham, L (1,3) OBP: 0.347, SLG: 0.500		4-3		BB BB 1B		HR BB		1-H HR		3	2	2	3	1	0	0											
Keith Moreland, R (1,9) OBP: 0.352, SLG: 0.416		F8		BB BB BB	BB BB	HR HR		6-3		3	1	1	2	1	0	0											
Jody Davis, R (1,2) OBP: 0.320, SLG: 0.471		6-3		FC6-4 BB		F5		1-3		3	0	0	0	1	0	0											
Ron Cey, R (1,5) OBP: 0.241, SLG: 0.300			F3	K		BB		FC4-6 1B		3	0	1	0	1	1	3											
Shawon Dunston, R (1,6) OBP: 0.292, SLG: 0.373 Larry Bowa, S (7,6) OBP: 0.287, SLG: 0.400			K	FC6-4 1-2		F7		FC4-6 1B		3	0	0	0	0	1	4											
Steve Trout, L (1,1) Gary Woods, R (5,PH) OBP: 0.333, SLG: 0.333 George Frazier, R (6,1) Lee Smith, R (9,1)	1-3				6-3		K			1	0	0	0	0	0	0											
Inning Stats	R: 0 E: 0 K: 1 S: 5	H: 0 LOB: 0 BB: 0 P: 5	R: 0 E: 0 K: 0 S: 3	H: 0 LOB: 0 BB: 0 P: 3	R: 0 E: 0 K: 1 S: 5	H: 0 LOB: 0 BB: 0 P: 5	R: 2 E: 0 K: 1 S: 8	H: 3 LOB: 3 BB: 2 P: 16	R: 0 E: 0 K: 0 S: 3	H: 0 LOB: 0 BB: 0 P: 3	R: 2 E: 0 K: 1 S: 6	H: 1 LOB: 1 BB: 2 P: 14	R: 0 E: 0 K: 3 S: 9	H: 0 LOB: 0 BB: 0 P: 9	R: 2 E: 0 K: 0 S: 6	H: 3 LOB: 1 BB: 0 P: 6	R: 2 E: 0 K: 0 S: 6	H: 3 LOB: 1 BB: 0 P: 6	1B: 4 2B: 0 3B: 1 HR: 2	SF: 0 SAC: 0 DP: 0 HBP: 0	WP: 0 PA: 35 PB: 0 SB: 1 CS: 0						
PITCHER	IP	WLS	BF	H	R	ER	SO	BB	IBB	HBP	BLK	WP	HR	S	P	ERA	WHIP										
LaMarr Hoyt, R (1,1) ERA: 4.03	5.0		20	3	2	2	3	2	0	0	0	0	0	24	32	3.60	1.000										
Luis DeLeon, R (6,1) ERA: 4.85	3.0	L	15	4	4	4	4	2	0	0	0	0	2	21	29	12.00	2.000										

San Diego Padres @ Chicago Cubs
Wrigley Field, Chicago, IL
Mon Jul 08 1985, 3:33 AM CDT
Att: 36,388 - Unknown


AB 31
R 6
H 7
RBI 6
BB 4
SO 7
LOB 9



Batter	1	2	3	4	5	6	7	8	9	AB	R	H	RBI	BB	SO	LOB	TOP																					
Jerry Royster, R (1.4) OBP: 0.395, SLG: 0.423	G3			6-3 1B		4-0 HR BB	4-0 BB		F4	3	1	1	0	2	0	1																						
Gerry Davis, R (1.9) OBP: 0.378, SLG: 0.429	6-3			6-3		0-0 HR	0-0 BB			4	1	1	0	0	0	3																						
Craig Lefferts, L (7.1) OBP: 0.333, SLG: 0.333				1-2 1B		1-2 HR				0	0	0	0	0	0	0																						
Steve Garvey, R (1.3) OBP: 0.292, SLG: 0.443	5-3			5-3		0-0 HR			F7	4	1	1	3	0	0	1																						
Kurt Bevacqua, R (1.5) OBP: 0.392, SLG: 0.414				BB		0-0 HR			6-3	3	0	0	0	1	0	0																						
Carmelo Martinez, R (1.7) OBP: 0.351, SLG: 0.464	F8			F5		BB				3	0	1	0	1	0	2																						
Kevin McReynolds, R (1.8) OBP: 0.317, SLG: 0.400	F7					BB				4	0	0	0	0	0	2																						
Bruce Bochy, R (1.2) OBP: 0.305, SLG: 0.462				5-3		4-3			F7	3	0	0	0	0	0	0																						
Al Bumbry, L (9, PH) OBP: 0.288, SLG: 0.255						6-3				1	0	0	0	0	0	0																						
Garry Templeton, S (1.6) OBP: 0.351, SLG: 0.409				5-3		4-3			4-3	2	0	0	0	0	0	0																						
Roy Lee Jackson, R (5.1) OBP: 0.348, SLG: 0.455										0	0	0	0	0	0	0																						
Bobby Brown, S (7, PH) OBP: 0.217, SLG: 0.209										2	0	0	0	0	0	0																						
Eric Show, R (1.1) OBP: 0.081, SLG: 0.081										1	0	0	0	0	1	0																						
Mario Ramirez, R (5.6) OBP: 0.348, SLG: 0.455				K		6-3				1	0	0	0	1	0	0																						
Tim Flannery, L (9, PH) OBP: 0.371, SLG: 0.356										0	0	0	0	0	0	0																						
Inning Stats	R: 0 E: 0 K: 0 S: 3	H: 0 LOB: 0 BB: 0 P: 3	R: 0 E: 0 K: 0 S: 3	H: 0 LOB: 0 BB: 0 P: 3	R: 0 E: 0 K: 1 S: 5	H: 0 LOB: 0 BB: 1 P: 5	R: 0 E: 0 K: 0 S: 4	H: 1 LOB: 2 BB: 1 P: 8	R: 0 E: 0 K: 0 S: 3	H: 0 LOB: 0 BB: 0 P: 3	R: 3 E: 0 K: 0 S: 5	H: 2 LOB: 1 BB: 2 P: 13	R: 0 E: 0 K: 0 S: 3	H: 0 LOB: 2 BB: 2 P: 11	R: 0 E: 0 K: 0 S: 4	H: 1 LOB: 1 BB: 0 P: 4	R: 0 E: 0 K: 0 S: 3	H: 0 LOB: 1 BB: 0 P: 4	1B: 3 2B: 0 3B: 0 HR: 1	SF: 0 SAC: 0 DP: 0 HBP: 1	WP: 0 PA: 37 PB: 0 SB: 0 CS: 0																	
PITCHER	IP	WLS	BF	H	R	ER	SO	BB	IBB	HBP	BLK	WP	HR	S	P	ERA	WHIP	PITCHER				IP	WLS	BF	H	R	ER	SO	BB	IBB	HBP	BLK	WP	HR	S	P	ERA	WHIP
Steve Trout, L (1.1) ERA: 2.72	7.0	W	29	3	3	3	1	5	0	0	0	0	1	26	46	3.86	1.143																					
George Frazier, R (8.1) ERA: 4.71	2.0	S	8	1	0	0	0	0	0	1	0	0	0	7	8	0.00	0.500																					

San Diego Padres @ Chicago Cubs
Wrigley Field, Chicago, IL
Tue Jul 09 1985, 3:33 AM CDT
Att: 33,095 - Unknown


AB 31
R 3
H 4
RBI 3
BB 5
SO 1
LOB 9



Batter	1	2	3	4	5	6	7	8	9	AB	R	H	RBI	BB	SO	LOB	BOTTOM																					
Billy Hatcher, R (1.8) OBP: 0.342, SLG: 0.478	23 HR 2B	F8		SF7		23 CS 1B				4	1	3	2	0	0	1																						
23 Ryne Sandberg, R (1.4) OBP: 0.339, SLG: 0.462	2H HR			E S 1B		K		2H 1B		5	3	3	4	0	1	2																						
Thad Bosley, L (1.7) OBP: 0.341, SLG: 0.400	F9									3	0	1	1	0	0	0																						
Gary Woods, R (7.7) OBP: 0.280, SLG: 0.143	F7			1H 1B						1	0	0	0	0	1	0																						
Leon Durham, L (1.3) OBP: 0.361, SLG: 0.478	FC6-4 1B			G3		F7				4	0	2	0	0	0	1																						
Keith Moreland, R (1.9) OBP: 0.379, SLG: 0.417	FC6-4 HBP					F6				4	0	1	0	0	0	2																						
Richie Hebner, L (1.5) OBP: 0.338, SLG: 0.339	1-2 HBP			1B		1-3 2B				4	0	1	0	0	0	2																						
George Frazier, R (8.1)						2-3				3	0	1	0	0	0	2																						
Jody Davis, R (1.2) OBP: 0.320, SLG: 0.435	F5			F5		4-3				0	0	0	0	0	0	0																						
Larry Bowa, S (1.6) OBP: 0.230, SLG: 0.226				1H 1B						4	1	1	0	0	0	4																						
Steve Trout, L (1.1) OBP: 0.152, SLG: 0.129				SH3 2B		K2-3				3	1	1	0	0	1	1																						
Chris Speier, R (8.5) OBP: 0.316, SLG: 0.390	23 HR 1B			SH3						2	1	1	0	0	0	0																						
Inning Stats	R: 2 E: 0 K: 0 S: 6	H: 3 LOB: 2 BB: 0 P: 7	R: 2 E: 0 K: 0 S: 5	H: 2 LOB: 0 BB: 0 P: 5	R: 0 E: 0 K: 0 S: 4	H: 1 LOB: 1 BB: 0 P: 4	R: 2 E: 0 K: 0 S: 6	H: 3 LOB: 1 BB: 0 P: 6	R: 0 E: 0 K: 1 S: 6	H: 1 LOB: 1 BB: 0 P: 6	R: 0 E: 0 K: 1 S: 5	H: 1 LOB: 1 BB: 0 P: 5	R: 0 E: 0 K: 1 S: 6	H: 1 LOB: 1 BB: 0 P: 6	R: 1 E: 0 K: 0 S: 5	H: 2 LOB: 1 BB: 0 P: 5	1B: 9 2B: 4 3B: 0 HR: 2	SF: 1 SAC: 2 DP: 1 HBP: 1	WP: 0 PA: 38 PB: 0 SB: 1 CS: 1																			
PITCHER	IP	WLS	BF	H	R	ER	SO	BB	IBB	HBP	BLK	WP	HR	S	P	ERA	WHIP	PITCHER				IP	WLS	BF	H	R	ER	SO	BB	IBB	HBP	BLK	WP	HR	S	P	ERA	WHIP
Eric Show, R (1.1) ERA: 3.51	4.0	L	22	9	6	6	0	0	0	0	0	0	0	11	22	13.50	2.250																					
Roy Lee Jackson, R (5.1) ERA: 4.15	2.0		7	2	0	0	2	0	0	0	0	0	0	11	11	0.00	1.000																					
Craig Lefferts, L (7.1) ERA: 4.15	2.0		9	3	1	1	1	0	0	0	0	0	0	11	11	4.50	1.500																					

San Diego Padres @ Chicago Cubs
Wrigley Field, Chicago, IL
Tue Jul 09 1985, 3:33 AM CDT
Att: 33,095 - Unknown

AB 34
R 7
H 14
RBI 7
BB 0
SO 3
LOB 14



Batter	1	2	3	4	5	6	7	8	9	AB	R	H	RBI	BB	SO	LOB	TOP				
Tim Flannery, L (1,4) OBP: 0.369, SLG: 0.351	G3		G6-3 BB		4-3			5-3		3	0	0	0	1	0	0	San Diego Padres @ Chicago Cubs Wrigley Field, Chicago, IL Wed Jul 10 1985, 3:33 AM CDT Att: 35,042 - Unknown				
Tony Gwynn, L (1,9) OBP: 0.350, SLG: 0.429	4-3		G6-3 1-2			F8		1B		4	0	1	0	0	0	1					
Steve Garvey, R (1,3) OBP: 0.291, SLG: 0.441	6-3			1B 1B		F7		K		4	0	1	0	0	1	1					
Graig Nettles, L (1,5) OBP: 0.391, SLG: 0.407		4-3 HR		1B 1-2 SF9		5-3		K		4	2	2	0	0	1	0					
Terry Kennedy, L (1,2) OBP: 0.297, SLG: 0.390	4-3			SF9 1-3 2-H			F9	K		4	0	1	0	0	1	1					
Camelo Martinez, R (1,7) OBP: 0.347, SLG: 0.458	K			SF9			5-3	6-3		3	0	0	1	0	1	1					
Kevin McReynolds, R (1,8) OBP: 0.310, SLG: 0.410				2-3 3-H		F8	FC6-4 BB			2	1	1	2	1	0	1					
Garry Templeton, S (1,6) OBP: 0.347, SLG: 0.405	K						FC6-4			3	0	0	0	0	2	1					
Dave Dravecky, R (1,1) OBP: 0.154, SLG: 0.135			4-3			5-3		K		2	0	0	0	0	0	0					
Bobby Brown, S (8, PH) OBP: 0.213, SLG: 0.205										1	0	0	0	0	1	0					
Craig Lefferts, L (8,1) OBP: 0.333, SLG: 0.333										0	0	0	0	0	0	0					
Inning Stats	R: 0 E: 0 K: 0 S: 3	H: 0 LOB: 0 BB: 0 P: 3	R: 2 E: 0 K: 2 S: 9	H: 2 LOB: 0 BB: 0 P: 9	R: 0 E: 0 K: 0 S: 2	H: 0 LOB: 0 BB: 1 P: 6	R: 1 E: 0 K: 0 S: 5	H: 3 LOB: 1 BB: 0 P: 5	R: 0 E: 0 K: 1 S: 5	H: 0 LOB: 0 BB: 0 P: 5	R: 0 E: 0 K: 0 S: 3	H: 0 LOB: 0 BB: 0 P: 3	R: 0 E: 0 K: 2 S: 8	H: 1 LOB: 1 BB: 0 P: 8	R: 0 E: 0 K: 2 S: 7	H: 0 LOB: 0 BB: 0 P: 7	1B: 4 2B: 1 3B: 0 HR: 1	SF: 1 SAC: 0 DP: 1 HBP: 0	WP: 0 PB: 0 SB: 0 CS: 0	PA: 33	
PITCHER	IP	WLS	BF	H	R	ER	SO	BB	IBB	HBP	BLK	WP	HR	S	P	ERA	WHIP				
Scott Sanderson, R (1,1) ERA: 2.26	7.0	W	26	5	3	3	3	2	0	0	0	0	1	30	38	3.86	1.000				
Lee Smith, R (8,1) ERA: 2.47	2.0	S	7	1	0	0	4	0	0	0	0	0	0	15	15	0.00	0.500				

Batter	1	2	3	4	5	6	7	8	9	AB	R	H	RBI	BB	SO	LOB	BOTTOM				
Billy Hatcher, R (1,8) OBP: 0.346, SLG: 0.472	K		G5-3 BB		E5 23 1-3 1B		HR	5-3		5	2	2	0	0	1	1	San Diego Padres @ Chicago Cubs Wrigley Field, Chicago, IL Wed Jul 10 1985, 3:33 AM CDT Att: 35,042 - Unknown				
23 Ryne Sandberg, R (1,4) OBP: 0.335, SLG: 0.456	F9		F8		1-3		F8			4	0	0	0	0	0	3					
Davey Lopes, R (1,7) OBP: 0.425, SLG: 0.462		2B		1-2 BB		6-3 2-H	1B	HR		3	1	3	3	1	0	0					
Keith Moreland, R (1,9) OBP: 0.377, SLG: 0.425	6-3		G5-3		6-3			HR		4	1	1	1	0	0	4					
Jody Davis, R (1,2) OBP: 0.319, SLG: 0.429		6-3			F9		F9	BB		3	0	0	0	1	0	0					
Ron Cey, R (1,5) OBP: 0.315, SLG: 0.381					F7		6-3	F4		3	0	0	0	1	0	1					
Lee Smith, R (8,1) ERA: 2.47		1B BB								0	0	0	0	0	0	0					
Leon Durham, L (1,3) OBP: 0.366, SLG: 0.482								F7		4	0	3	0	0	0	0					
Larry Bowa, S (1,6) OBP: 0.238, SLG: 0.235		K					5-3			4	0	2	0	0	1	3					
Scott Sanderson, R (1,1) OBP: 0.103, SLG: 0.037								F7		2	0	0	0	0	1	4					
Bob Demier, R (7, PH) OBP: 0.322, SLG: 0.318										1	0	0	0	0	0	0					
Chris Speier, R (8,5) OBP: 0.316, SLG: 0.387								F7		1	0	0	0	0	0	1					
Inning Stats	R: 0 E: 0 K: 1 S: 6	H: 1 LOB: 1 BB: 0 P: 6	R: 0 E: 0 K: 1 S: 6	H: 1 LOB: 2 BB: 1 P: 10	R: 0 E: 0 K: 0 S: 3	H: 1 LOB: 1 BB: 1 P: 7	R: 0 E: 0 K: 1 S: 7	H: 2 LOB: 2 BB: 0 P: 7	R: 1 E: 1 K: 0 S: 4	H: 1 LOB: 0 BB: 0 P: 4	R: 0 E: 0 K: 0 S: 4	H: 1 LOB: 1 BB: 0 P: 4	R: 3 E: 0 K: 0 S: 6	H: 3 LOB: 1 BB: 1 P: 10	R: 0 E: 0 K: 0 S: 4	H: 1 LOB: 1 BB: 0 P: 4	1B: 8 2B: 2 3B: 0 HR: 2	SF: 0 SAC: 0 DP: 2 HBP: 0	WP: 0 PB: 0 SB: 0 CS: 0	PA: 37	
PITCHER	IP	WLS	BF	H	R	ER	SO	BB	IBB	HBP	BLK	WP	HR	S	P	ERA	WHIP				
Dave Dravecky, L (1,1) ERA: 2.11	7.0	L	33	10	4	3	3	3	0	0	0	0	2	36	48	3.86	1.857				
Craig Lefferts, L (8,1) ERA: 4.06	1.0		4	1	0	0	0	0	0	0	0	0	0	4	4	0.00	1.000				



Batter	1	2	3	4	5	6	7	8	9	AB	R	H	RBI	BB	SO	LOB	TOP			
Dave Anderson, R (1,5) OBP: 0.330, SLG: 0.287	F1			4-3		FC6-4 BB	F8			3	0	0	0	1	0	2	Los Angeles Dodgers @ Chicago Cubs Wrigley Field, Chicago, IL Thu Jul 11 1985, 3:33 AM CDT Att: 35,469 - Unknown			
Mariano Duncan, R (1,6) OBP: 0.283, SLG: 0.327	F8			5-3		FC6-4 1-2		5-3		4	0	0	0	0	0	2				
Bill Russell, R (1,7) OBP: 0.333, SLG: 0.305	4-3			F9			SH2-4 1B	1B	BB	3	1	1	0	1	0	0				
Enos Cabell, R (1,9) OBP: 0.323, SLG: 0.358		6-3			6-3		SH2-4 1B		BB	4	1	2	0	0	0	0				
Ken Howell, R (8,1)							SH2-4 1B	G4-6-3 1B		0	0	0	0	0	0	0				
Greg Brock, L (1,3) OBP: 0.336, SLG: 0.468							SH2-4	G4-6-3		3	0	1	0	0	1	2				
Ken Landreaux, L (8,8) OBP: 0.283, SLG: 0.382	K					CS 1B				0	0	0	0	0	0	0				
Candy Maldonado, R (1,8) OBP: 0.234, SLG: 0.248	5-3				6-3					3	1	0	0	1	0	1				
Steve Yeager, R (1,2) OBP: 0.235, SLG: 0.238				5-3			SH5-3 1B		BB	3	0	1	2	1	1	0				
Steve Sax, R (1,4) OBP: 0.333, SLG: 0.281				5-3			SH5-3 1B			4	0	2	1	0	0	1				
Bob Welch, R (1,1) OBP: 0.333, SLG: 0.273				K			SH5-3			2	0	0	0	0	2	1				
Len Matuszek, L (8,3) OBP: 0.257, SLG: 0.316				K			SH5-3			1	0	0	0	0	0	1				
Inning Stats	R: 0 E: 0 K: 0 S: 3	H: 0 LOB: 0 BB: 0 P: 3	R: 0 E: 0 K: 1 S: 5	H: 0 LOB: 0 BB: 0 P: 5	R: 0 E: 0 K: 1 S: 5	H: 0 LOB: 0 BB: 0 P: 5	R: 0 E: 0 K: 0 S: 3	H: 1 LOB: 0 BB: 0 P: 3	R: 0 E: 0 K: 2 S: 8	H: 1 LOB: 2 BB: 1 P: 12	R: 3 E: 0 K: 0 S: 7	H: 4 LOB: 2 BB: 1 P: 11	R: 0 E: 0 K: 0 S: 3	H: 1 LOB: 1 BB: 1 P: 7	R: 0 E: 0 K: 0 S: 3	H: 0 LOB: 1 BB: 1 P: 7	1B: 7 2B: 0 3B: 0 HR: 0	SF: 0 SAC: 2 DP: 1 HBP: 0	WP: 0 PB: 0 SB: 1 CS: 1	PA: 36
PITCHER	IP WLS BF H R ER SO BB IBB HBP BLK WP HR S P ERA WHIP																			
Ray Fontenot, L (1,1) ERA: 3.1	8.0 L 32 7 3 3 4 2 1 0 0 0 0 0 37 49 3.38 1.125																			
George Frazier, R (9,1) ERA: 4.58	1.0 4 0 0 0 0 1 0 0 0 0 0 0 3 7 0.00 1.000																			

Batter	1	2	3	4	5	6	7	8	9	AB	R	H	RBI	BB	SO	LOB	BOTTOM			
Billy Hatcher, R (1,8) OBP: 0.341, SLG: 0.453	F8							F8		3	0	0	0	0	0	1	Los Angeles Dodgers @ Chicago Cubs Wrigley Field, Chicago, IL Thu Jul 11 1985, 3:33 AM CDT Att: 35,469 - Unknown			
23 Ryne Sandberg, R (1,4) OBP: 0.337, SLG: 0.460				G3						4	0	2	1	0	0	2				
Davey Lopes, R (1,7) OBP: 0.417, SLG: 0.452	5-3			1-3				F8		4	0	0	0	0	0	4				
Keith Moreland, R (1,9) OBP: 0.373, SLG: 0.419	F9				6-3			F7		4	0	0	0	0	1	2				
Leon Durham, L (1,3) OBP: 0.362, SLG: 0.476										4	0	0	0	0	1	0				
Jody Davis, R (1,2) OBP: 0.318, SLG: 0.426										4	0	1	0	0	1	0				
Ron Cey, R (1,5) OBP: 0.316, SLG: 0.380										1	0	0	0	0	0	0				
Chris Speier, R (4, PR) OBP: 0.318, SLG: 0.384										1	0	0	0	1	0	0				
Larry Bowa, S (1,6) OBP: 0.240, SLG: 0.246										3	0	1	0	0	0	2				
Richie Hebner, L (9, PH) OBP: 0.333, SLG: 0.333										1	0	0	0	0	0	1				
Ray Fontenot, L (1,1)										2	0	0	0	0	1	1				
Thad Bosley, L (8, PH) OBP: 0.346, SLG: 0.420										1	1	1	0	0	0	0				
George Frazier, R (9,1) ERA: 2.85										0	0	0	0	0	0	0				
Inning Stats	R: 0 E: 0 K: 0 S: 4	H: 1 LOB: 1 BB: 0 P: 4	R: 0 E: 0 K: 0 S: 3	H: 0 LOB: 0 BB: 0 P: 3	R: 0 E: 0 K: 0 S: 4	H: 1 LOB: 2 BB: 0 P: 5	R: 0 E: 0 K: 0 S: 4	H: 1 LOB: 2 BB: 0 P: 5	R: 0 E: 0 K: 1 S: 5	H: 0 LOB: 0 BB: 0 P: 5	R: 0 E: 0 K: 1 S: 5	H: 0 LOB: 0 BB: 0 P: 5	R: 0 E: 0 K: 0 S: 5	H: 2 LOB: 1 BB: 0 P: 5	R: 0 E: 0 K: 1 S: 5	H: 0 LOB: 1 BB: 1 P: 9	1B: 2 2B: 3 3B: 0 HR: 0	SF: 0 SAC: 0 DP: 0 HBP: 2	WP: 0 PB: 0 SB: 0 CS: 0	PA: 35
PITCHER	IP WLS BF H R ER SO BB IBB HBP BLK WP HR S P ERA WHIP																			
Bob Welch, R (1,1) ERA: 2.15	7.1 W 29 5 1 1 3 0 0 0 0 0 0 0 33 35 1.23 0.682																			
Ken Howell, R (8,1) ERA: 2.85	1.2 S 6 0 0 0 1 1 0 0 0 0 0 0 7 11 0.00 0.600																			



Batter	1	2	3	4	5	6	7	8	9	AB	R	H	RBI	BB	SO	LOB	TOP										
Dave Anderson, R (1, 6) OBP: 0.321, SLG: 0.278	0-0 6-3			0-0 5-3		0-0 FC6-4 2B	0-0 F4		0-3 K	5	1	0	0	0	1	3											
Ken Landreaux, L (1, 8) OBP: 0.282, SLG: 0.383	0-0 F7			0-0 F2		0-0 4-3 HR		0-0 4-3	0-0 4-3	5	1	1	0	0	0	0											
Enos Cabell, R (1, 5) OBP: 0.325, SLG: 0.359	0-0 F7			0-0 F9		0-0 4-3		0-0 3B	0-0 HR	5	2	2	1	0	0	1											
Greg Brock, L (1, 3) OBP: 0.337, SLG: 0.493		0-0 F8			0-0 4-3	0-0 HR		0-3 K	0-0 HR	5	2	2	4	0	1	1											
Len Matuszek, L (1, 7) OBP: 0.257, SLG: 0.327 Candy Maldonado, R (9, PH) OBP: 0.232, SLG: 0.245		0-0 F7			0-0 G3	0-0 F7		0-0 2B	0-0 F9	4	1	1	1	0	0	0											
Terry Whitfield, L (1, 9) OBP: 0.296, SLG: 0.426		0-0 3-1			4-0 1B BB		0-3 K	0-0 WP		3	0	1	1	1	1	0											
Mike Scioscia, L (1, 2) OBP: 0.375, SLG: 0.379			0-0 5-3		0-0 1-2 1B		0-0 1B	0-0 WP		3	0	2	0	1	0	0											
Steve Sax, R (1, 4) OBP: 0.336, SLG: 0.282			0-0 5-3		0-0 G3		0-0 1B	4-0 IBB		3	0	1	0	1	0	2											
Orel Hershiser, R (1, 1) OBP: 0.211, SLG: 0.216 Dennis Powell, R (5, 1) OBP: 0.287, SLG: 0.287 Bob Bailor, R (6, PH) OBP: 0.287, SLG: 0.287 Carlos Diaz, L (6, 1) OBP: 0.287, SLG: 0.287 Bill Russell, R (7, PH) OBP: 0.287, SLG: 0.287 Tom Niedenfuer, R (7, 1) OBP: 0.125, SLG: 0.125			0-0 G5-6-3			0-0 FC6-4 1B	0-0 F5	0-3 K		1	0	0	0	0	0	0											
Inning Stats	R: 0 E: 0 K: 0 S: 3	H: 0 LOB: 0 BB: 0 P: 3	R: 0 E: 0 K: 0 S: 3	H: 0 LOB: 0 BB: 0 P: 3	R: 0 E: 0 K: 0 S: 3	H: 0 LOB: 0 BB: 0 P: 3	R: 0 E: 0 K: 0 S: 4	H: 1 LOB: 2 BB: 1 P: 8	R: 3 E: 0 K: 1 S: 6	H: 3 LOB: 0 BB: 0 P: 6	R: 0 E: 0 K: 1 S: 7	H: 2 LOB: 2 BB: 0 P: 7	R: 2 E: 0 K: 2 S: 10	H: 3 LOB: 3 BB: 2 P: 18	R: 2 E: 0 K: 1 S: 7	H: 2 LOB: 0 BB: 0 P: 7	1B: 6 2B: 2 3B: 1 HR: 2	SF: 0 SAC: 0 DP: 0 HBP: 0	WP: 1 PB: 0 SB: 0 CS: 0	PA: 41							
PITCHER	IP	WLS	BF	H	R	ER	SO	BB	IBB	HBP	BLK	WP	HR	S	P	ERA	WHIP										
Dick Ruthven, R (1, 1) ERA: 4.63	5.2		22	4	3	3	0	1	0	0	0	0	1	21	25	4.76	0.882										
Ron Meridith, L (6, 1) ERA: 5.23	0.2		4	2	0	0	1	0	0	0	0	0	0	6	6	0.00	3.000										
George Frazier, R (7, 1) ERA: 4.7	1.0		4	1	1	1	0	0	0	0	0	0	0	4	4	9.00	1.000										
Lee Smith, R (8, 1) ERA: 2.85	1.2	L	11	4	3	3	3	0	2	0	0	1	1	15	23	16.20	2.400										

Los Angeles Dodgers @ Chicago Cubs
Wrigley Field, Chicago, IL
Fri Jul 12, 1985, 3:33 AM CDT
Att: 36,029 - Unknown

AB 38
R 7
H 11
RBI 7
BB 3
SO 4
LOB 12



Batter	1	2	3	4	5	6	7	8	9	AB	R	H	RBI	BB	SO	LOB	BOTTOM										
Billy Hatcher, R (1, 8) OBP: 0.333, SLG: 0.438	0-0 6-3		0-0 FC3-6 1B	0-0 3-1		0-0 G3			0-0 F9	5	0	1	1	0	0	2											
Thad Bosley, L (1, 7) OBP: 0.344, SLG: 0.424 Lee Smith, R (8, 1) OBP: 0.321, SLG: 0.316	0-0 BB		0-0 FC3-6 2B	0-3 K			0-0 F8		0-3 K	4	1	1	0	0	1	3											
23 Ryne Sandberg, R (1, 4) OBP: 0.341, SLG: 0.463	4-0 SF7		0-3 K		0-0 2B		0-0 1-3		0-0 1B	4	1	2	0	1	1	1											
Leon Durham, L (1, 3) OBP: 0.361, SLG: 0.472 Chris Speier, R (6, 5) OBP: 0.314, SLG: 0.379	4-0 SF7		0-0 F8		0-0 F6		0-3 K		0-0 F8	2	0	0	0	1	0	2											
Keith Moreland, R (1, 9) OBP: 0.371, SLG: 0.422	0-0 SF7			0-0 F7	0-0 PB			0-3 K		3	0	1	2	0	1	0											
Richie Hebner, L (1, 5) OBP: 0.343, SLG: 0.344	0-0 F8			0-0 1B	0-3 K			0-0 1B		4	1	2	0	0	1	3											
Jody Davis, R (1, 2) OBP: 0.317, SLG: 0.421		0-0 5-3		4-0 SH	0-0 G1-6-3			0-0 F4		3	1	0	0	1	0	3											
Larry Bowa, S (1, 6) OBP: 0.248, SLG: 0.254		0-0 5-3		0-0 3-1		0-3 K		0-0 1B		4	0	2	0	0	1	0											
Dick Ruthven, R (1, 1) OBP: 0.187, SLG: 0.187 Ron Meridith, L (5, 1) OBP: 0.287, SLG: 0.287 George Frazier, R (7, 1) OBP: 0.287, SLG: 0.287 Gary Woods, R (8, 7) OBP: 0.143, SLG: 0.143 Davey Lopes, R (8, PH) OBP: 0.415, SLG: 0.449		0-0 6-3		4-0 SH		0-0 6-3		0-0 F7		1	0	0	1	0	0	0											
Inning Stats	R: 1 E: 0 K: 0 S: 4	H: 1 LOB: 2 BB: 2 P: 12	R: 0 E: 0 K: 0 S: 3	H: 0 LOB: 0 BB: 0 P: 3	R: 0 E: 1 K: 1 S: 6	H: 1 LOB: 1 BB: 0 P: 6	R: 2 E: 1 K: 1 S: 8	H: 2 LOB: 2 BB: 1 P: 12	R: 1 E: 0 K: 1 S: 7	H: 2 LOB: 1 BB: 0 P: 7	R: 0 E: 0 K: 1 S: 5	H: 0 LOB: 0 BB: 0 P: 5	R: 0 E: 0 K: 1 S: 5	H: 0 LOB: 0 BB: 0 P: 5	R: 0 E: 0 K: 1 S: 7	H: 2 LOB: 2 BB: 0 P: 7	R: 0 E: 0 K: 1 S: 6	H: 1 LOB: 1 BB: 0 P: 6	1B: 6 2B: 3 3B: 0 HR: 0	SF: 1 SAC: 1 DP: 1 HBP: 0	WP: 0 PB: 1 SB: 1 CS: 0	PA: 40					
PITCHER	IP	WLS	BF	H	R	ER	SO	BB	IBB	HBP	BLK	WP	HR	S	P	ERA	WHIP										
Orel Hershiser, R (1, 1) ERA: 2.72	4.1		23	6	4	3	2	3	0	0	0	0	0	24	36	6.23	2.077										
Dennis Powell, L (5, 1) ERA: 3.38	0.2		2	0	0	0	1	0	0	0	0	0	0	4	4	0.00	0.000										
Carlos Diaz, L (6, 1) ERA: 2.03	1.0		3	0	0	0	1	0	0	0	0	0	0	5	5	0.00	0.000										
Tom Niedenfuer, R (7, 1) ERA: 2.02	3.0	W	12	3	0	0	3	0	0	0	0	0	0	18	18	0.00	1.000										

Los Angeles Dodgers @ Chicago Cubs
Wrigley Field, Chicago, IL
Fri Jul 12, 1985, 3:33 AM CDT
Att: 36,029 - Unknown

AB 35
R 4
H 9
RBI 4
BB 3
SO 7
LOB 17



Batter	1	2	3	4	5	6	7	8	9	AB	R	H	RBI	BB	SO	LOB	TOP										
Dave Anderson, R OBP: 0.328, SLG: 0.301 (1, 6)	0-0 HR		0-0 1B	4-0 1B		0-0 F6			0-0 F5	4	3	2	1	1	0	0											
Bob Bailor, R OBP: 0.294, SLG: 0.327 (1, 5)	0-0 6-3		0-0 SH1-3	0-0 6-3			0-0 WP		0-0 6-3	4	1	2	3	0	0	0											
Bill Russell, R OBP: 0.328, SLG: 0.301 Terry Whitfield, L OBP: 0.292, SLG: 0.420 (9, PH) (9, 7)	0-0 F9		0-0 2B	0-0 6-3			0-0 F8		0-0 6-3	4	1	1	2	0	0	1											
Enos Cabell, R OBP: 0.329, SLG: 0.369 Ken Landreaux, L OBP: 0.292, SLG: 0.383 (7, PR) (7, 8)	0-0 F4		0-0 2B	0-0 F7			0-0 F8 WP			4	0	2	1	0	0	1											
Greg Brock, L OBP: 0.332, SLG: 0.484 Len Matuszek, L OBP: 0.257, SLG: 0.327 (8, 3)		0-0 6-3	0-0 F2		0-0 3-1		0-0 F8			4	0	0	0	0	0	2											
Candy Maldonado, R OBP: 0.233, SLG: 0.245 (1, 8) (7, 9)	0-0 5-3			0-0 BB	0-0 F7		0-3 K			4	1	1	0	0	1	2											
Mike Scioscia, L OBP: 0.374, SLG: 0.377 (1, 2)	0-0 4-3			0-0 4-3	0-0 3-1			0-0 6-3		4	1	1	0	0	0	0											
Steve Sax, R OBP: 0.339, SLG: 0.283 (1, 4)			0-0 1B	4-0 4-3		0-0 F8		0-0 6-3		3	2	1	0	1	0	0											
Fernando Valenzuela, L OBP: 0.196, SLG: 0.214 (1, 1)			0-0 F2	0-0 4-3		0-0 F4		0-0 6-3		4	0	0	1	0	0	3											
Inning Stats	R: 1 E: 0 K: 0 S: 4	H: 1 LOB: 0 BB: 0 P: 4	R: 0 E: 0 K: 0 S: 3	H: 0 LOB: 0 BB: 0 P: 3	R: 3 E: 0 K: 0 S: 7	H: 4 LOB: 1 BB: 0 P: 7	R: 4 E: 0 K: 0 S: 6	H: 3 LOB: 1 BB: 2 P: 14	R: 0 E: 0 K: 0 S: 3	H: 0 LOB: 0 BB: 0 P: 3	R: 0 E: 0 K: 1 S: 7	H: 2 LOB: 2 BB: 0 P: 7	R: 0 E: 0 K: 0 S: 3	H: 0 LOB: 0 BB: 0 P: 3	R: 0 E: 0 K: 0 S: 3	H: 0 LOB: 0 BB: 0 P: 3	1B: 7 2B: 1 3B: 1 HR: 1	SF: 0 SAC: 1 DP: 0 HBP: 0	WP: 2 PB: 0 SB: 2 CS: 0	PA: 39							
PITCHER	IP	WLS	BF	H	R	ER	SO	BB	IBB	HBP	BLK	WP	HR	S	P	ERA	WHIP										
Larry Gura, L ERA: 12.89 Warren Brusstar, R ERA: 5.35 Lary Sorensen, R ERA: 5.29	(1, 1) (4, 1) (8, 1)	3.1 3.2 2.0	L 15 6	7 3 0	7 2 0	7 2 0	0 1 0	1 0 0	0 1 0	0 0 0	0 0 0	0 2 0	1 0 6	17 16 6	21 20 6	18.90 4.91 0.00	2.400 0.818 0.000										

Los Angeles Dodgers @ Chicago Cubs
Wrigley Field, Chicago, IL
Sat Jul 13 1985, 3:33 AM CDT
Att: 34,822 - Unknown

AB 36
R 9
H 10
RBI 8
BB 2
SO 1
LOB 9

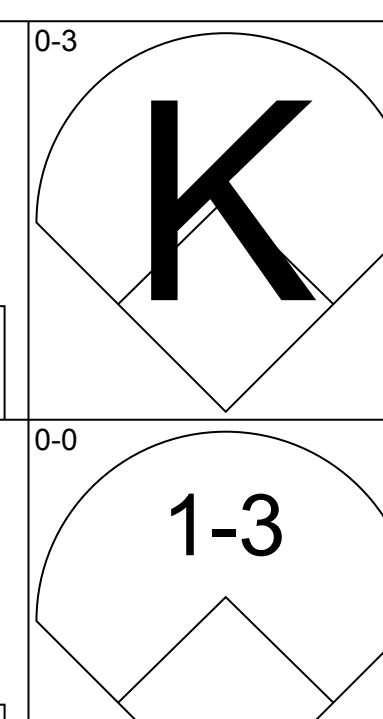
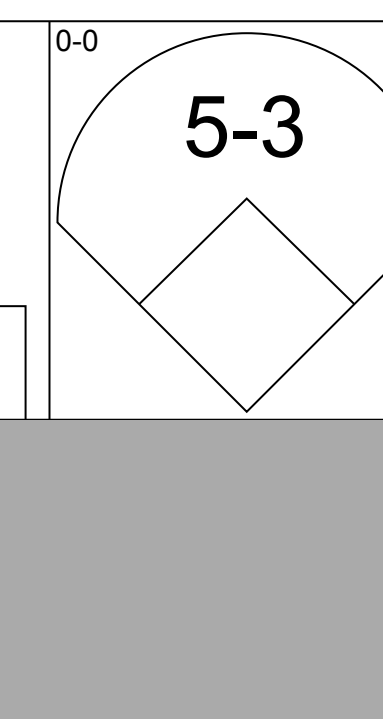
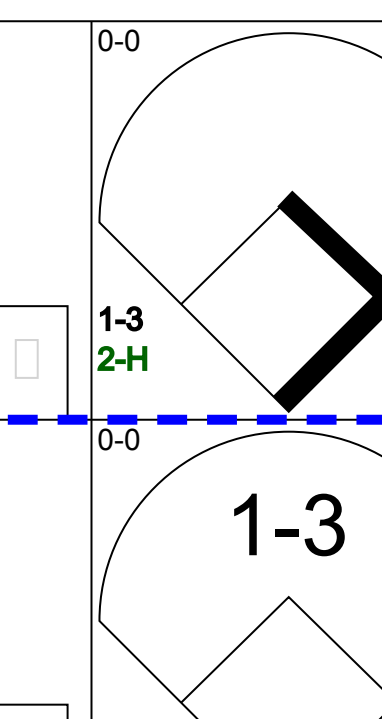
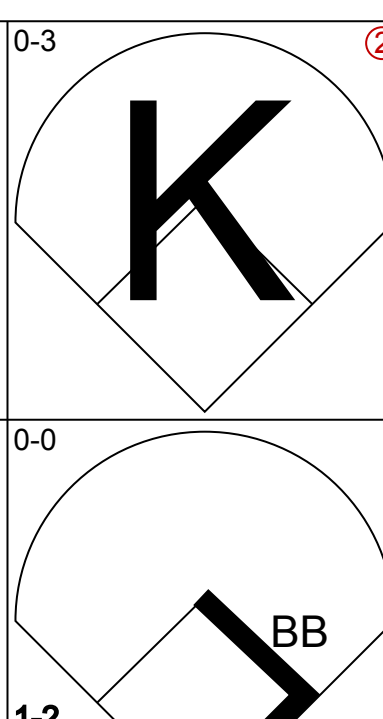
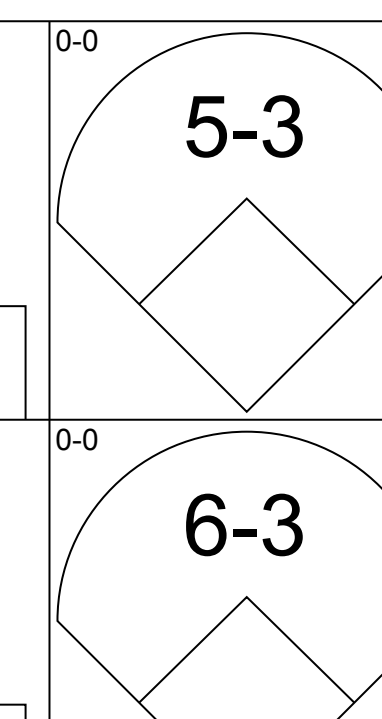
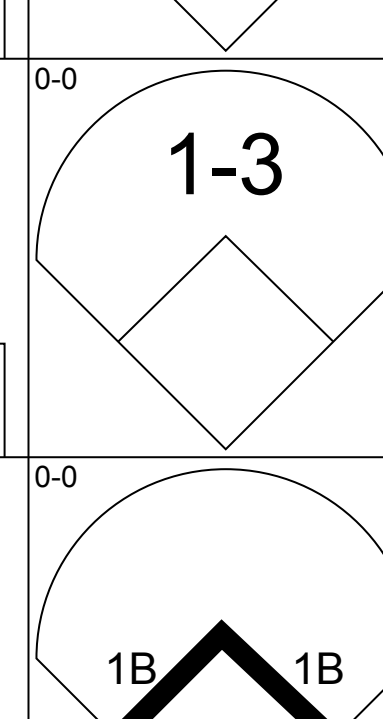
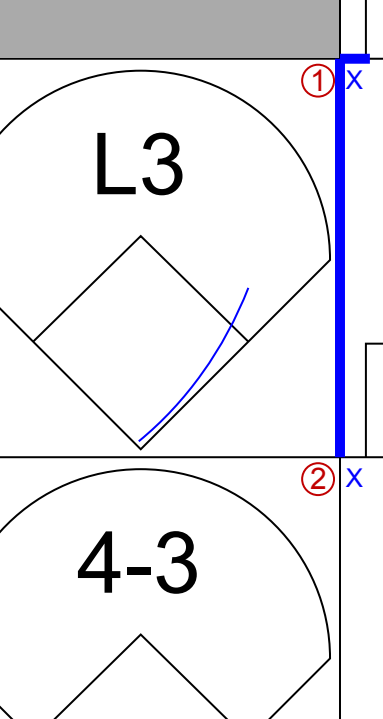
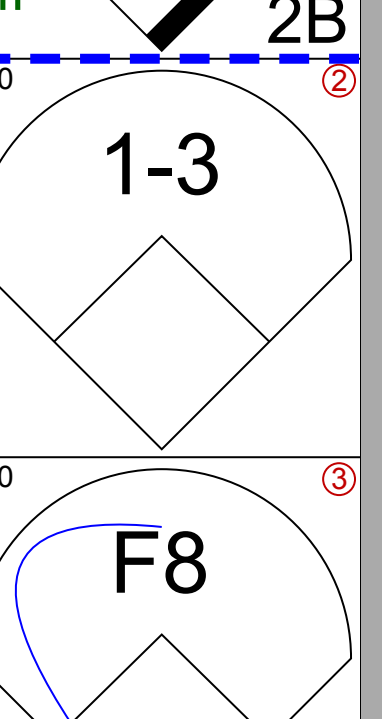
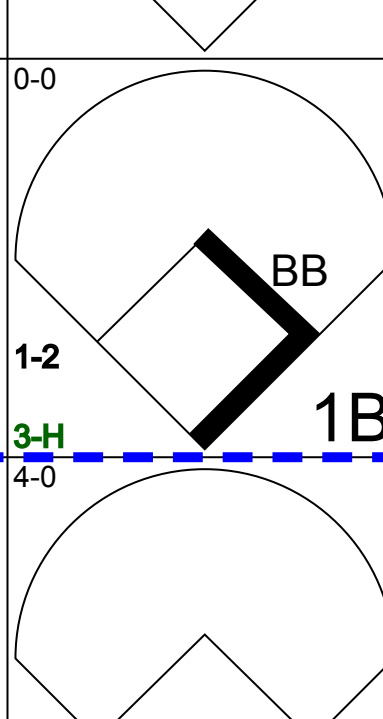
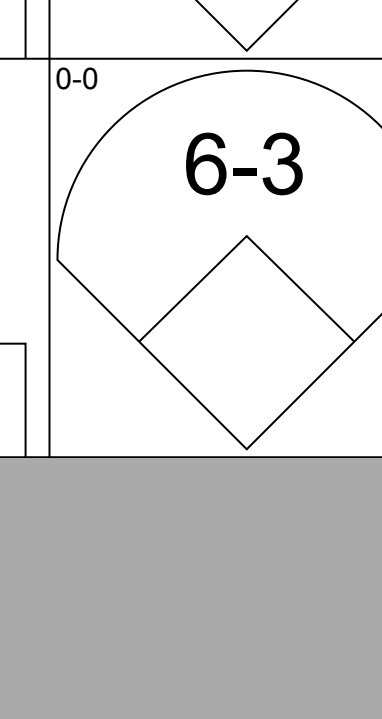
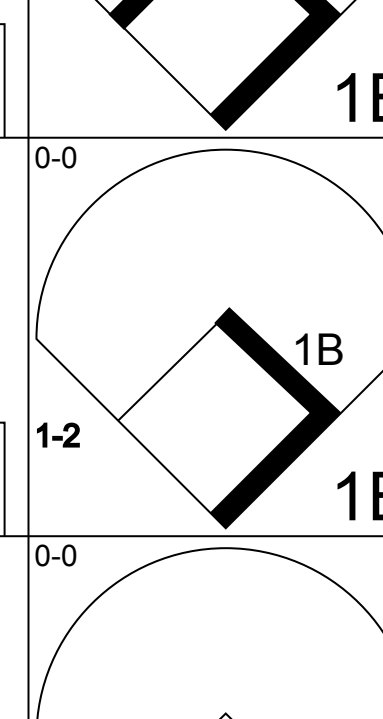

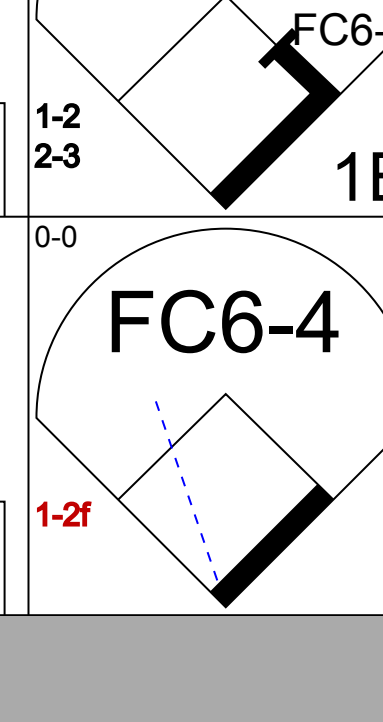
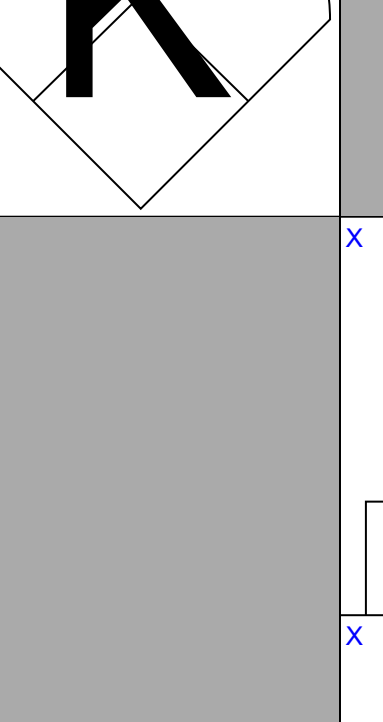
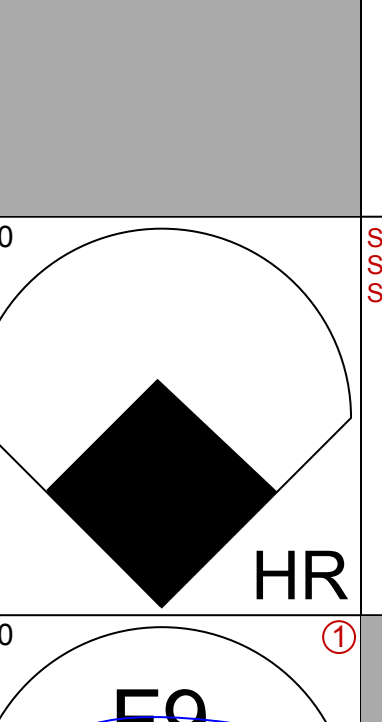



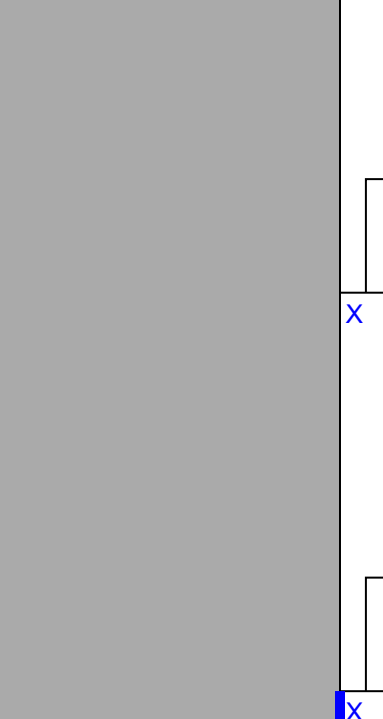

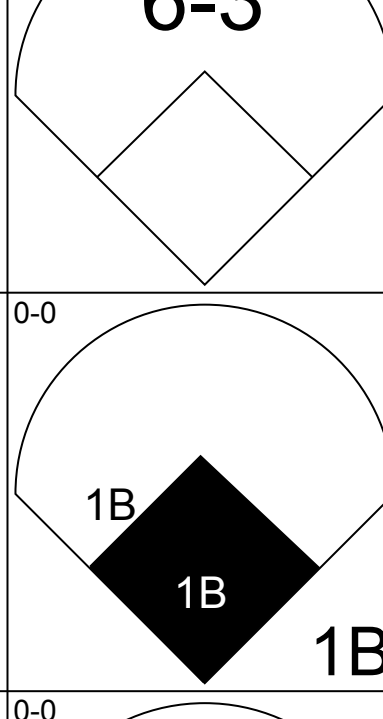


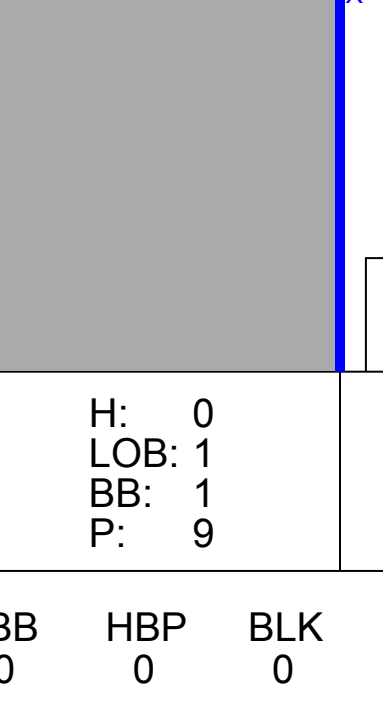
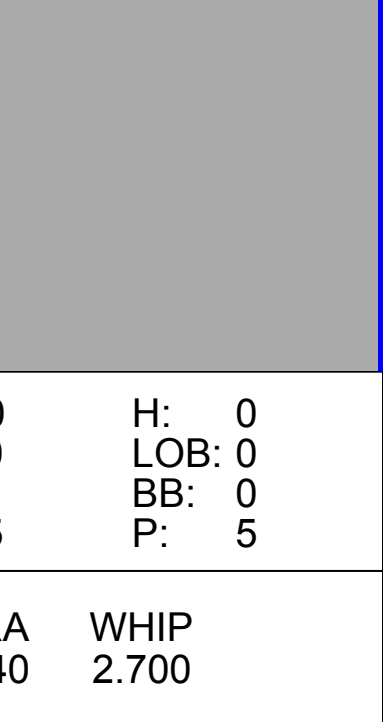

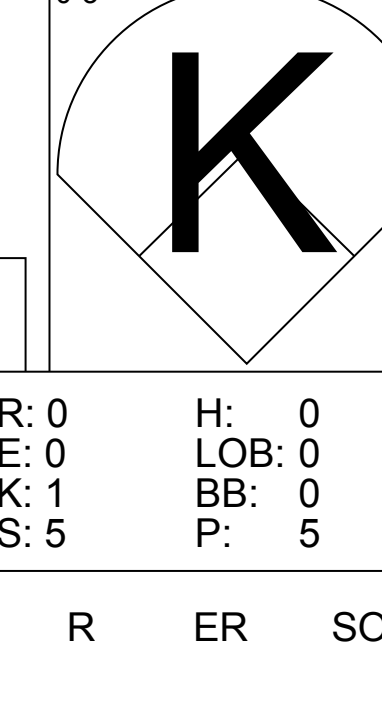
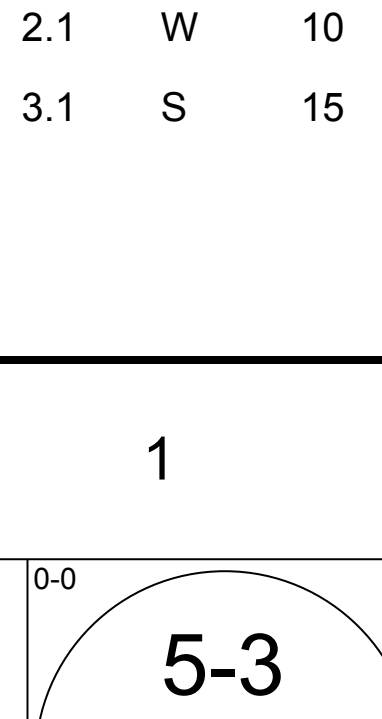
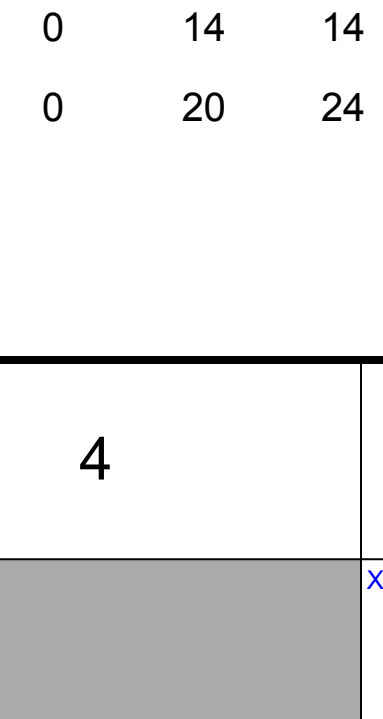
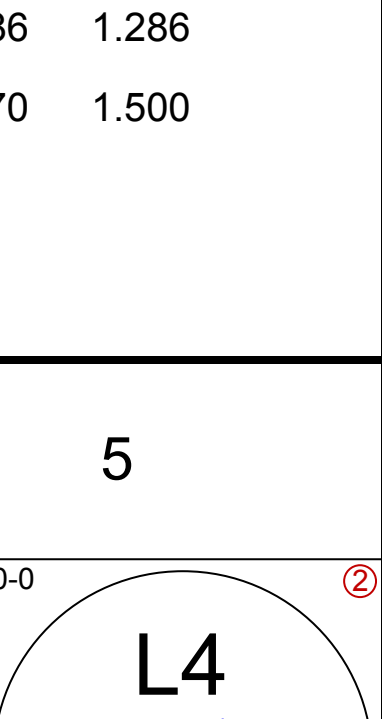
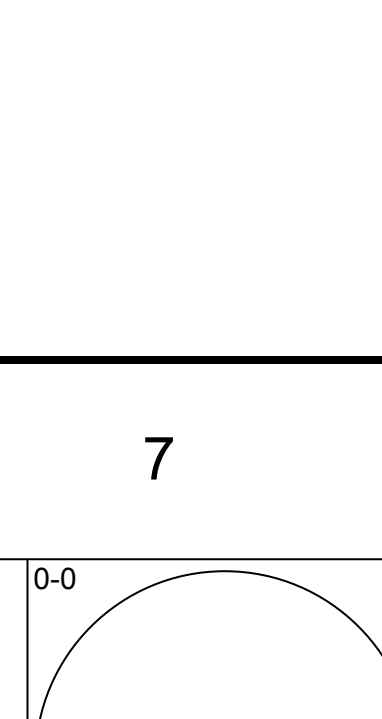
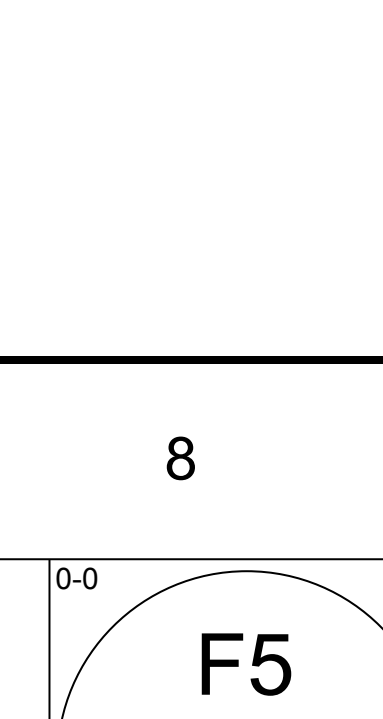

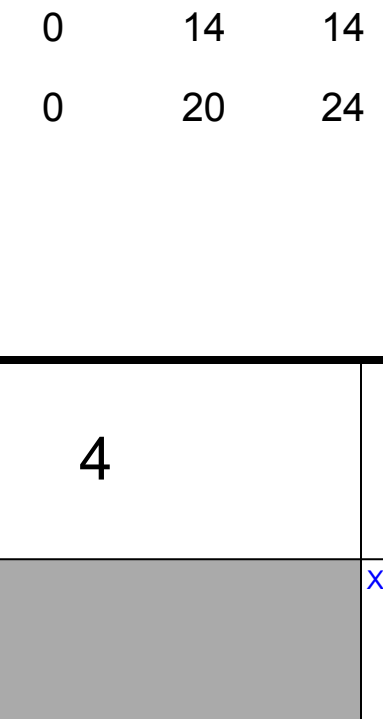
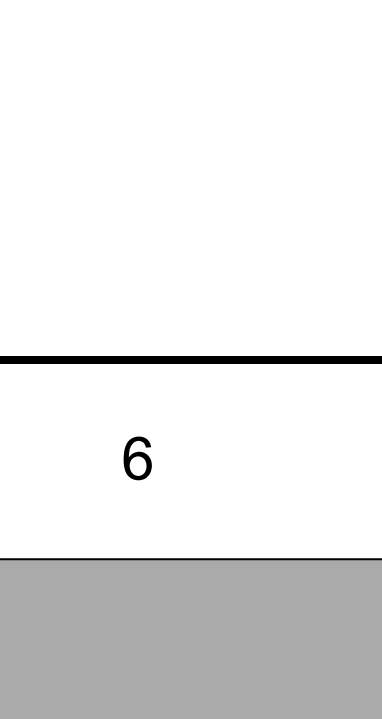
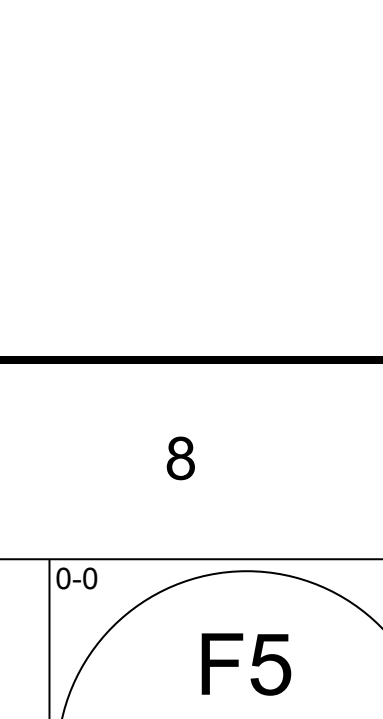
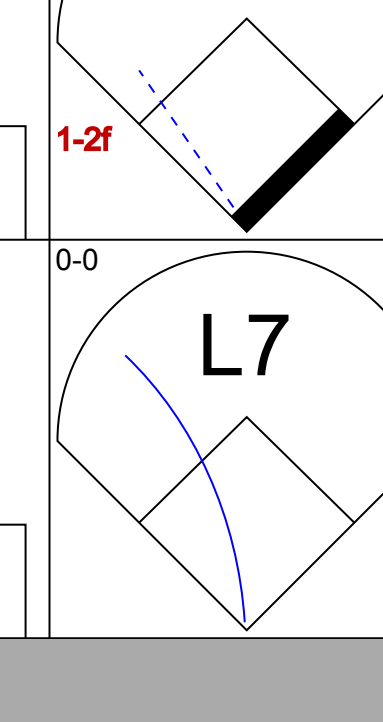
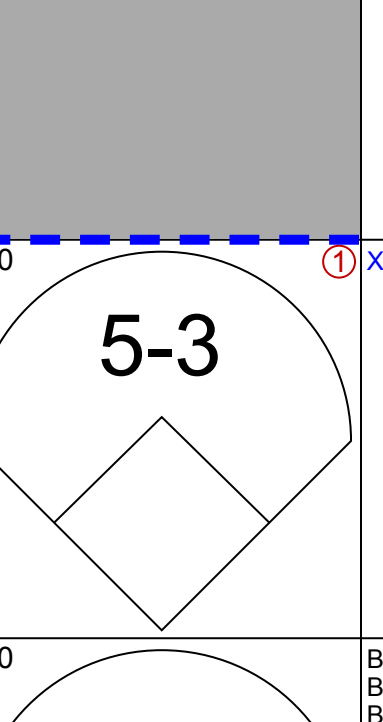

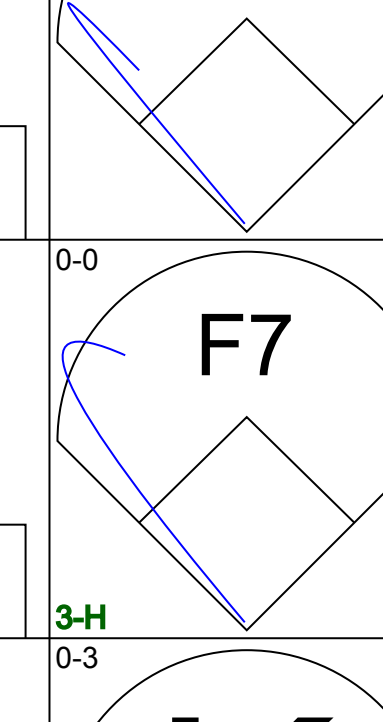

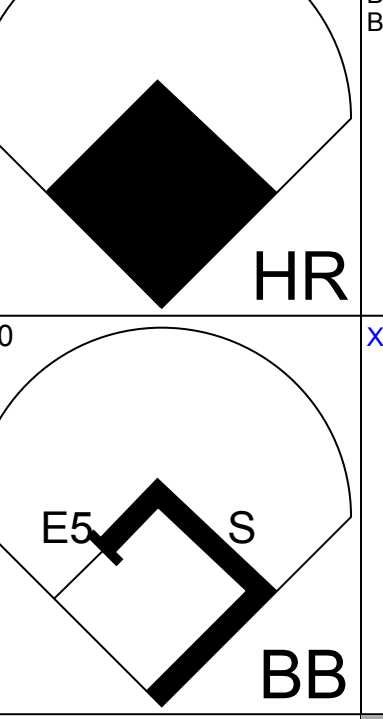

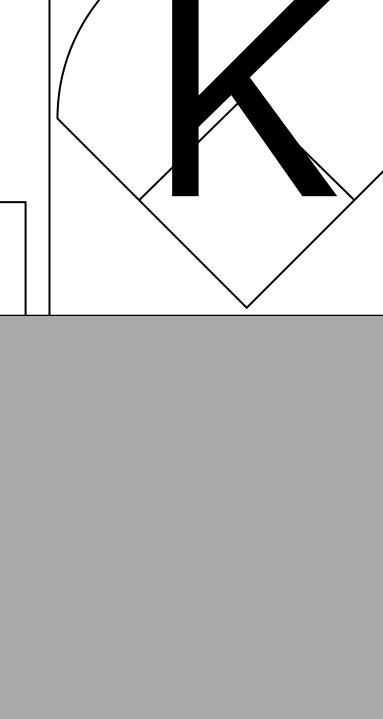


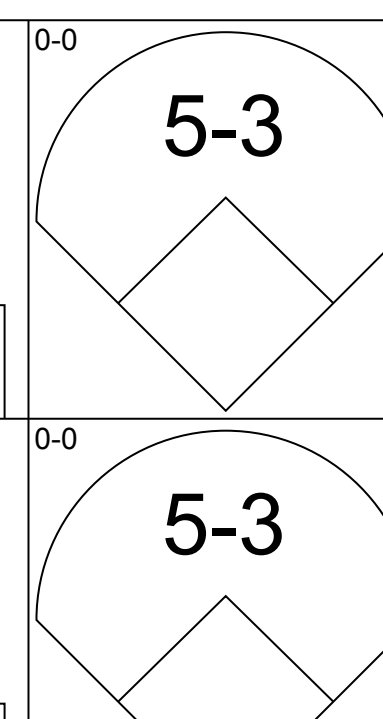
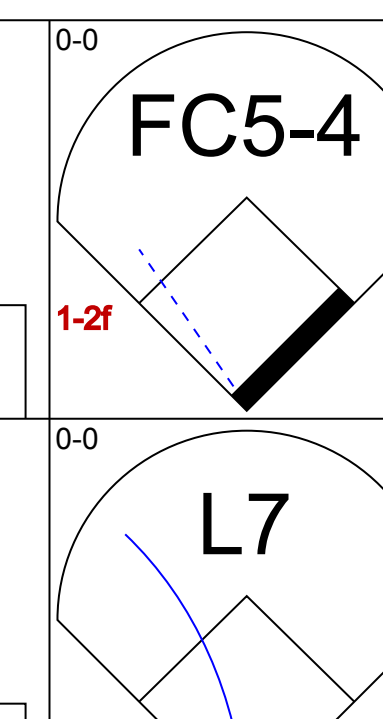
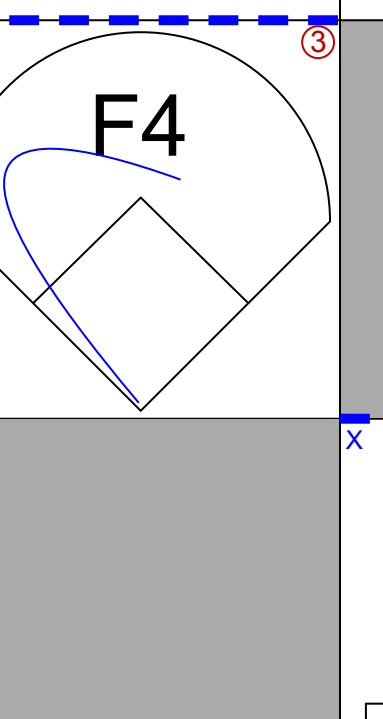
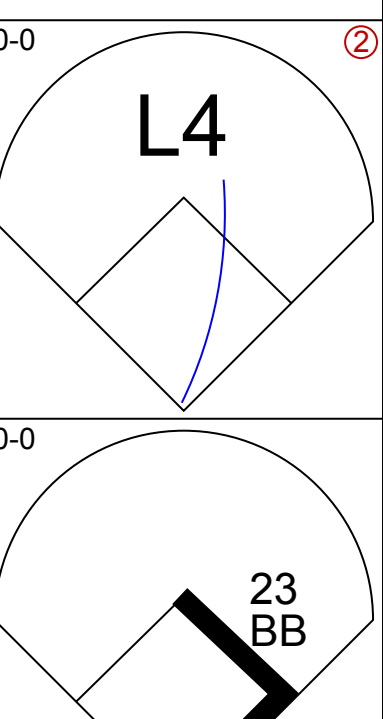
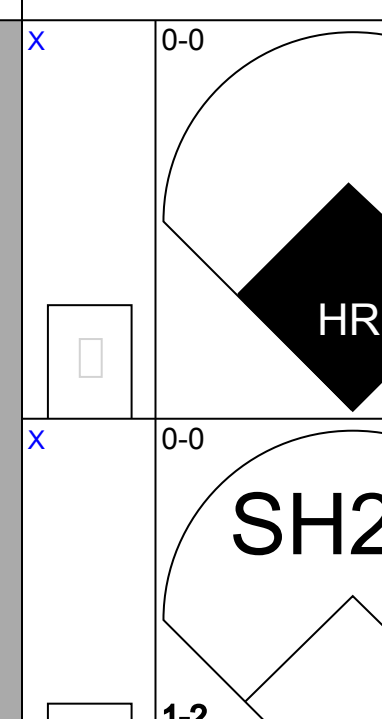
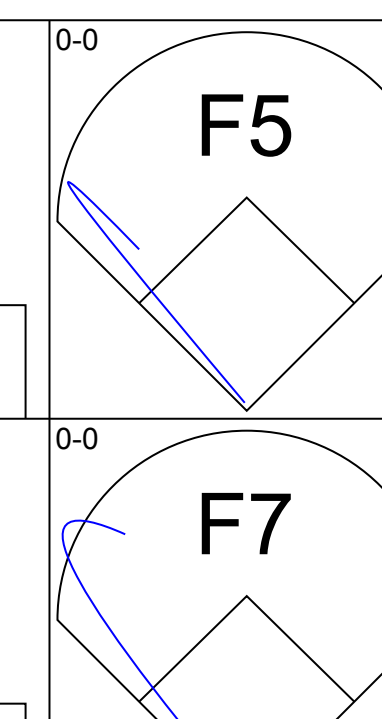
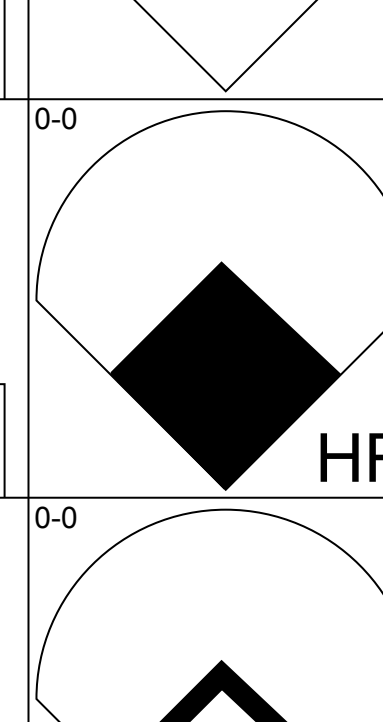

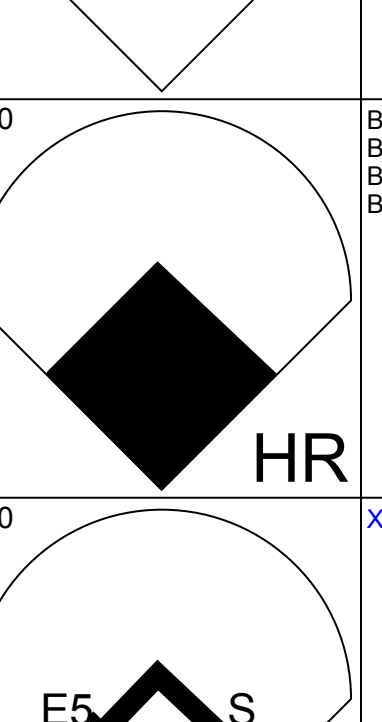
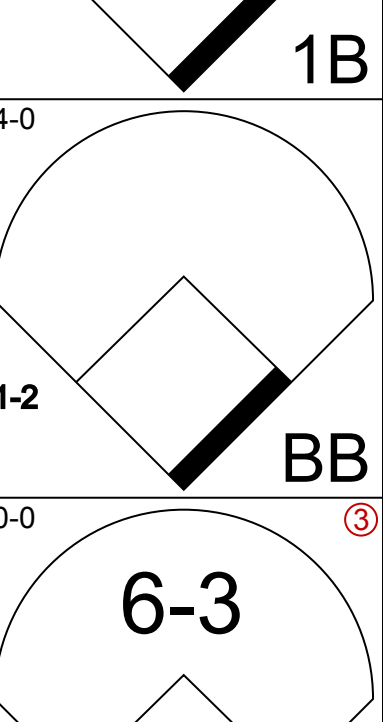
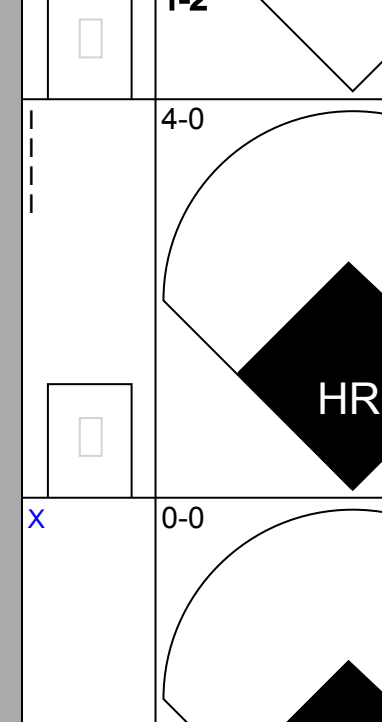
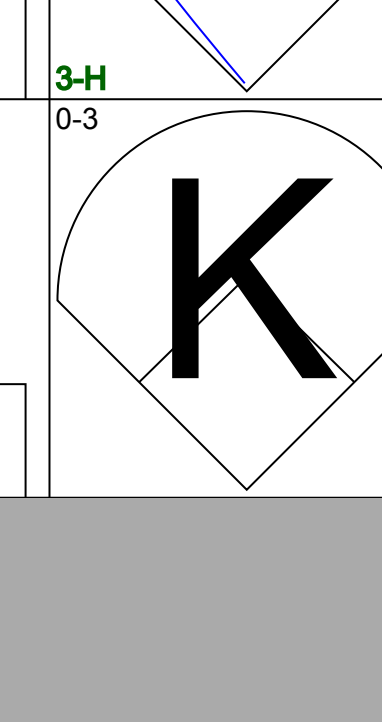
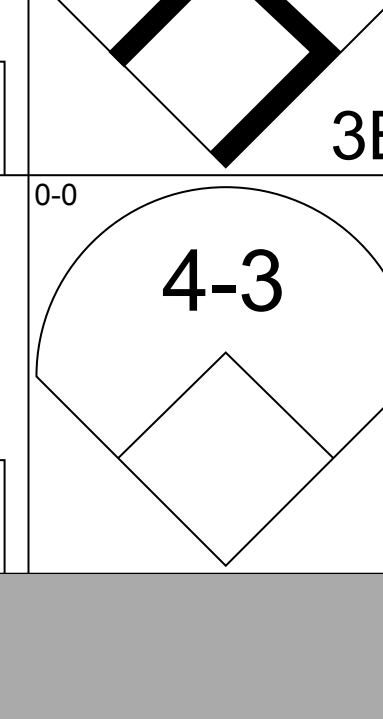
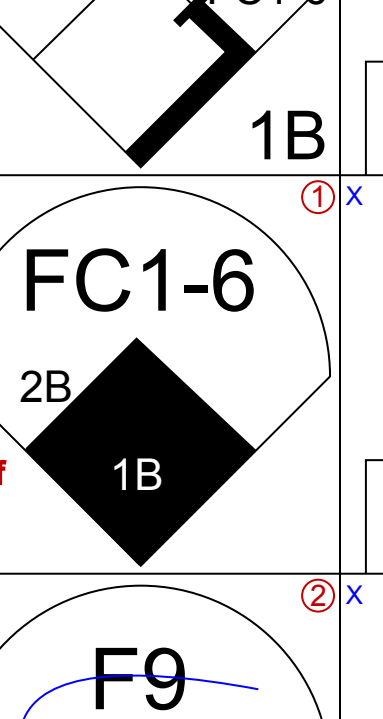
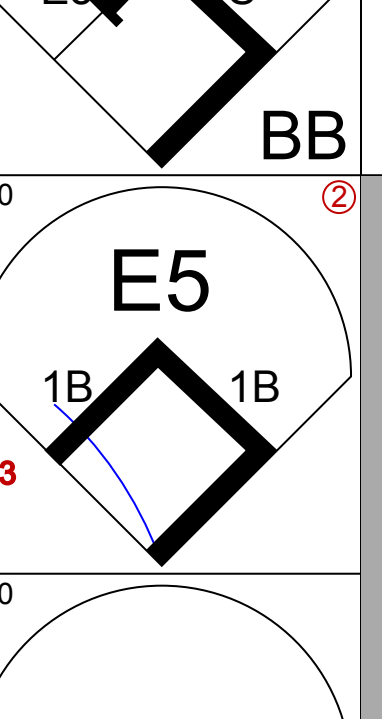

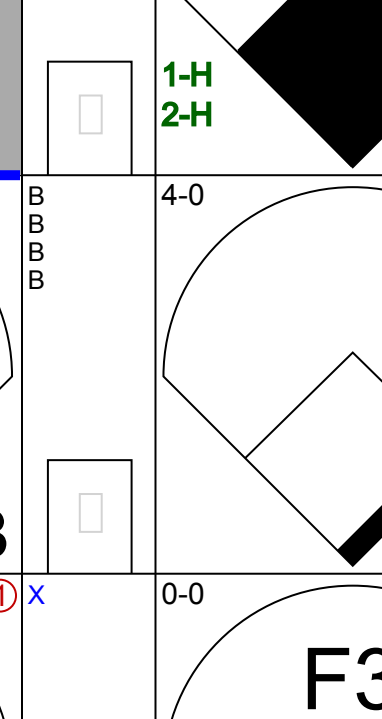


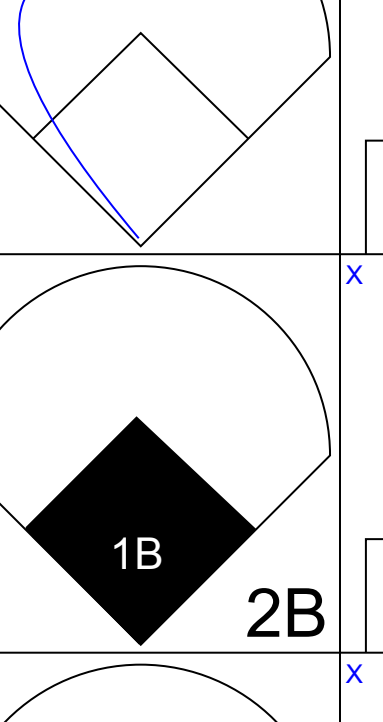
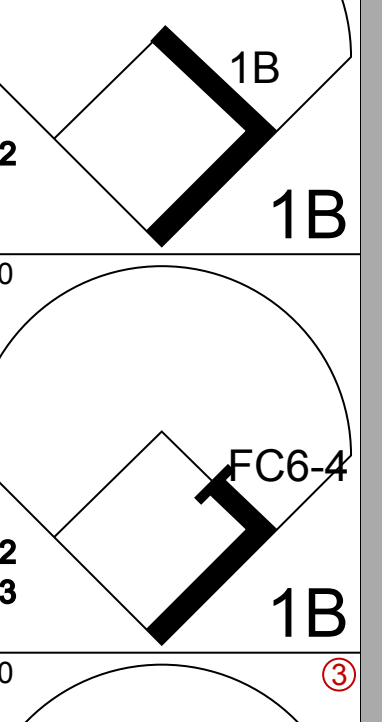

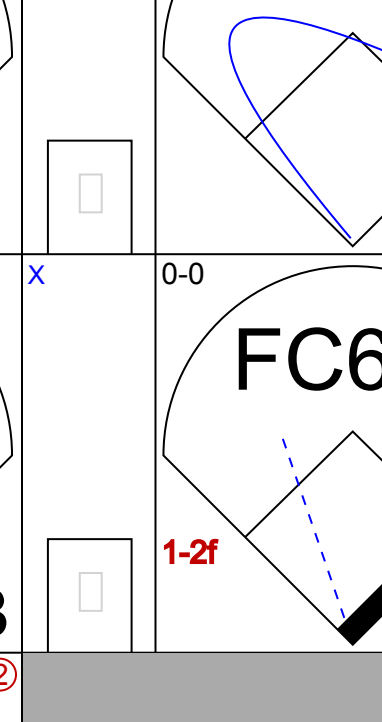

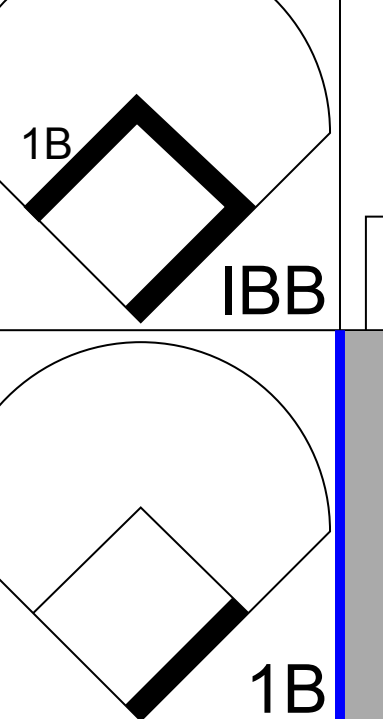
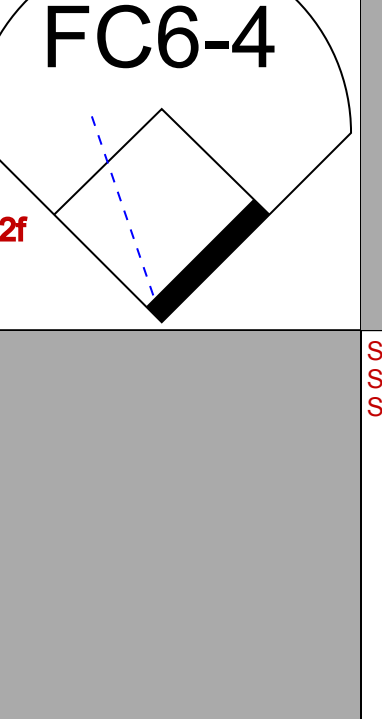
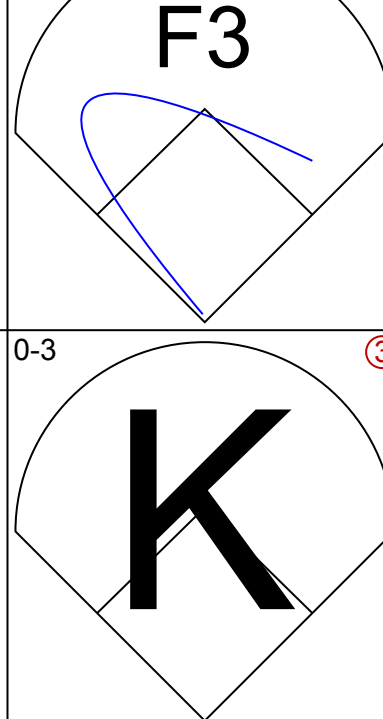

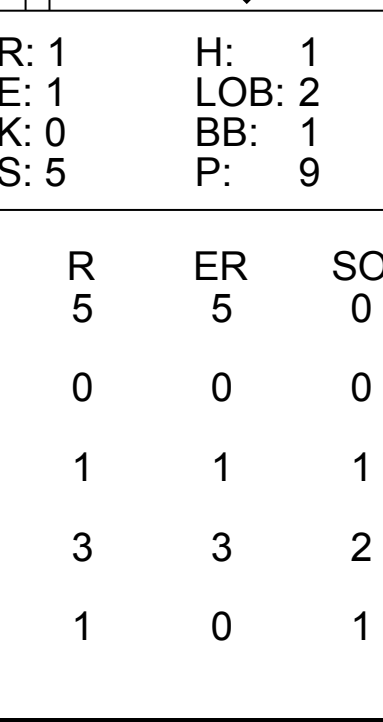
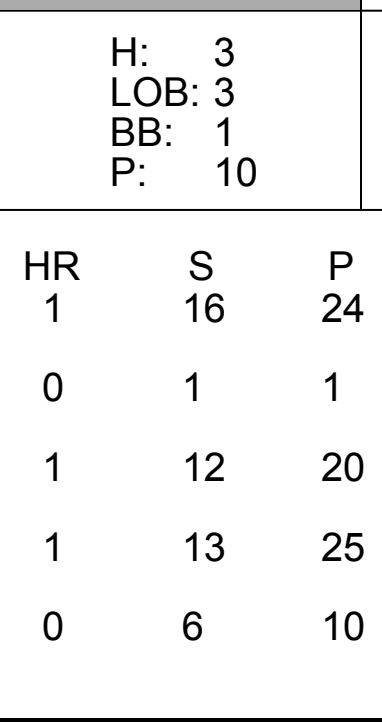
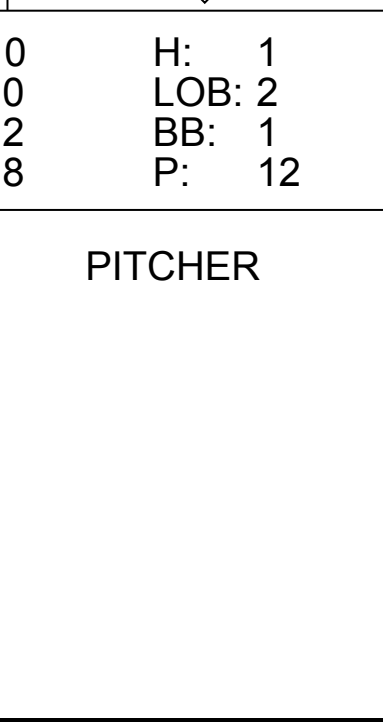
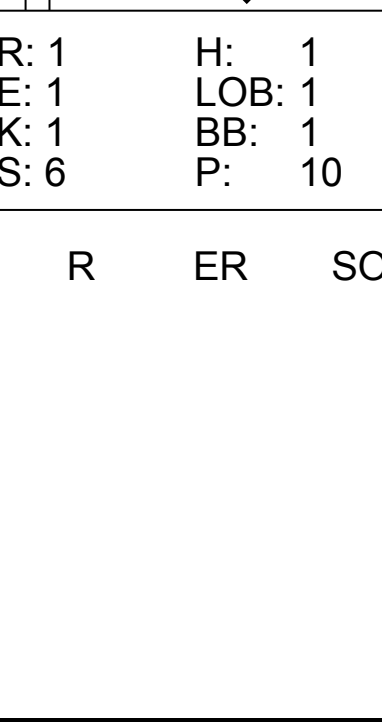
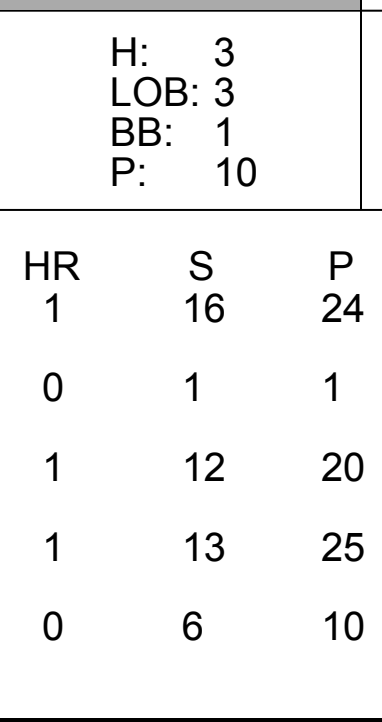
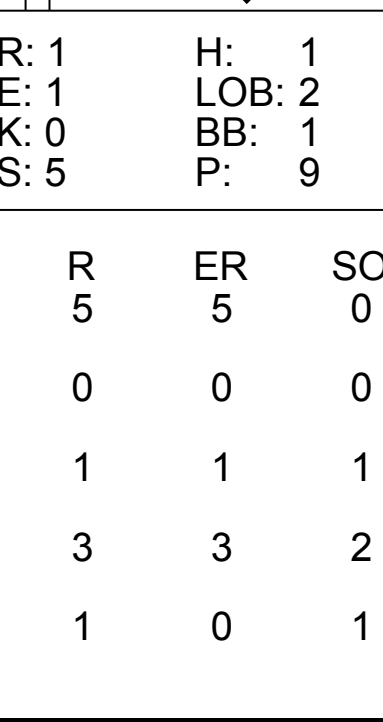
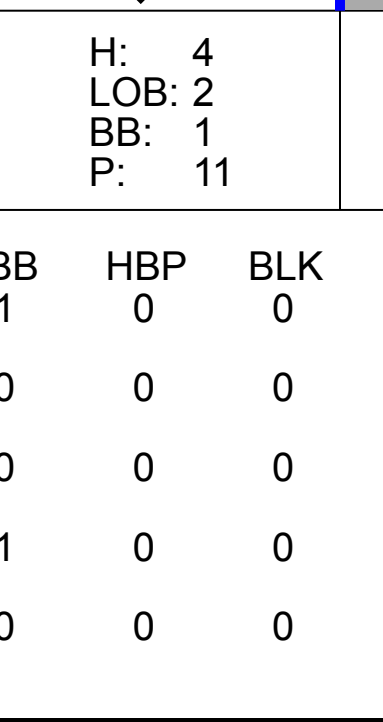
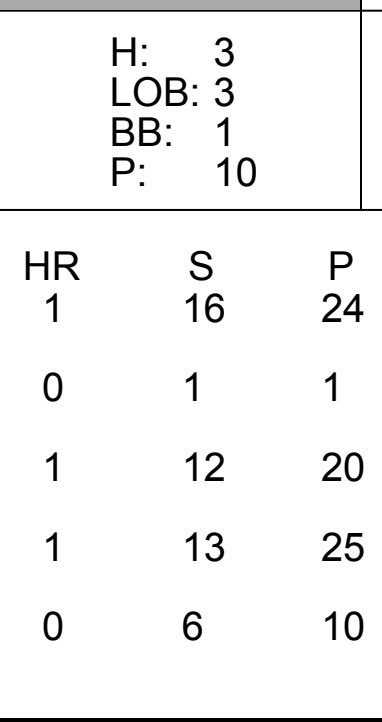
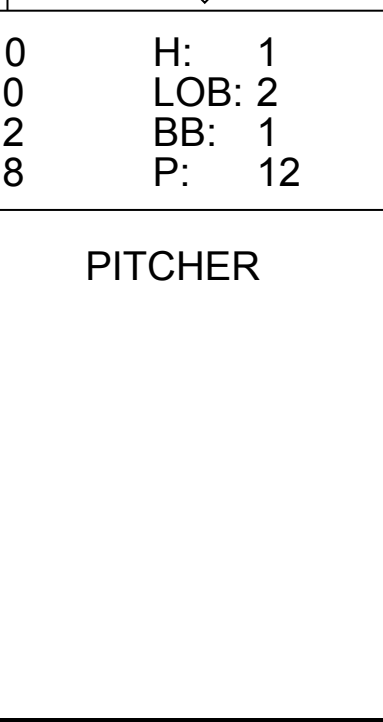
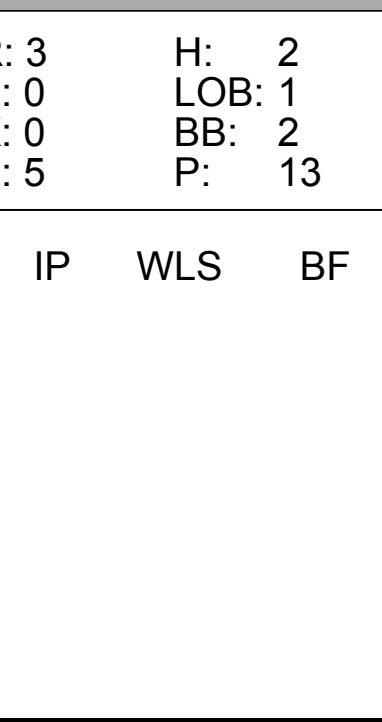
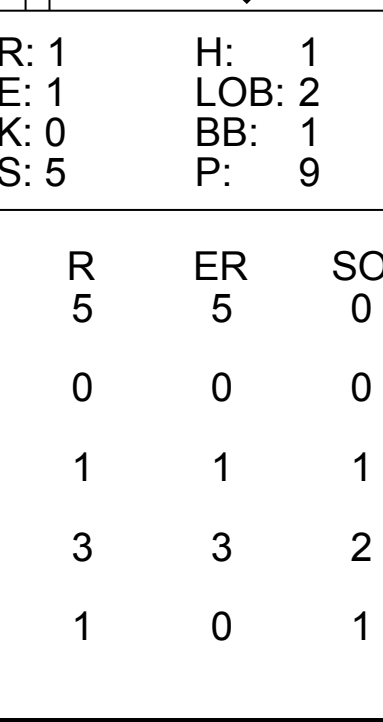
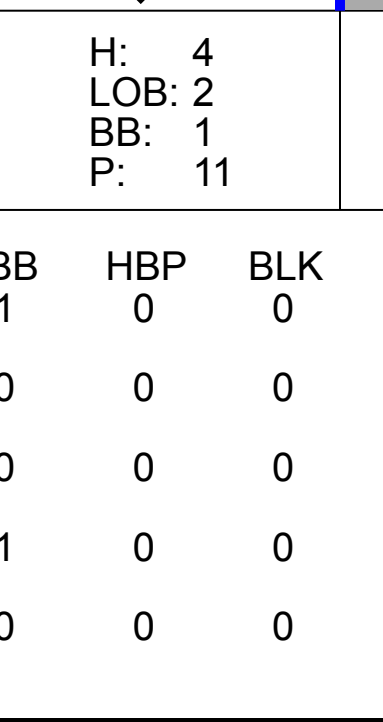
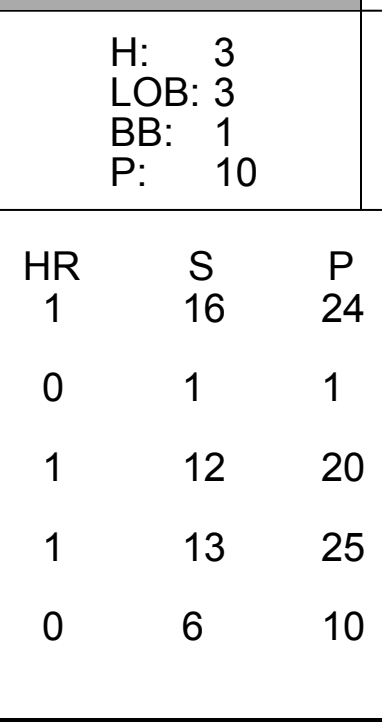
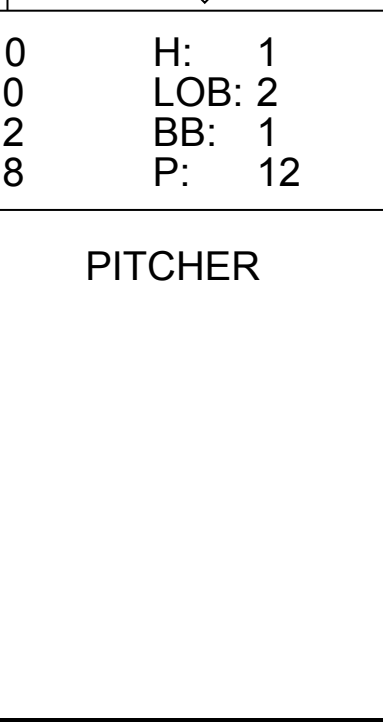
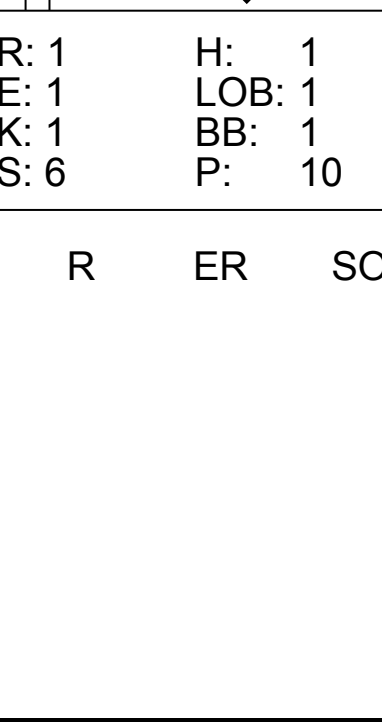
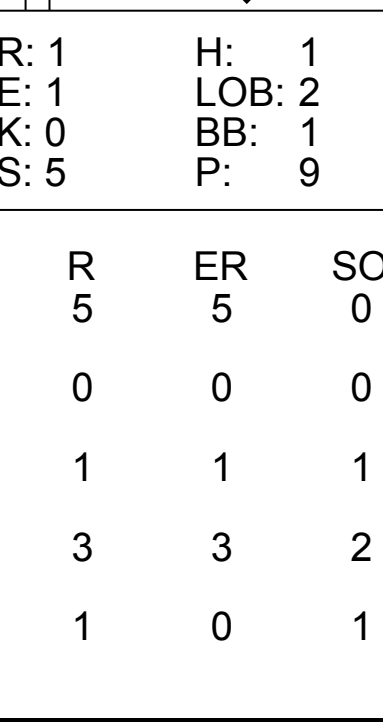
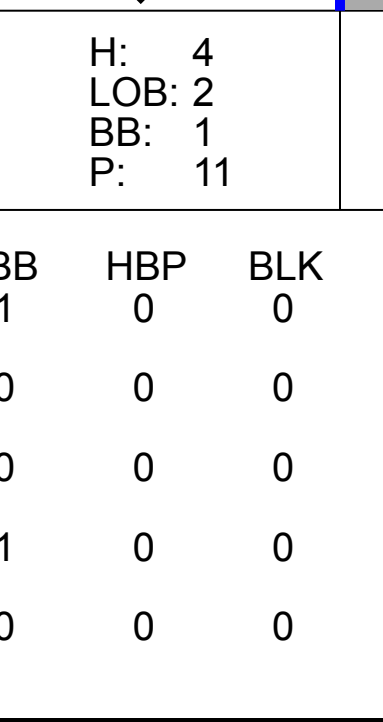
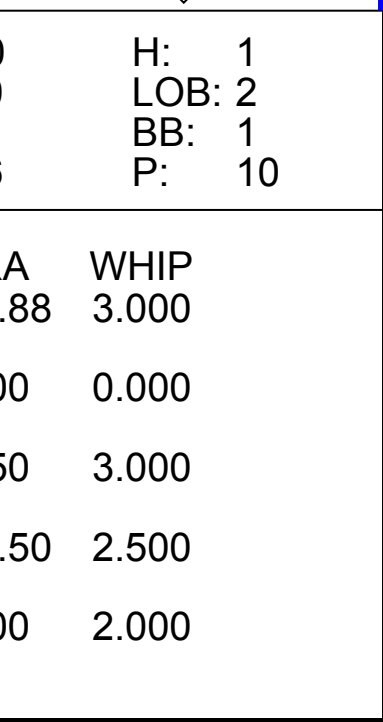
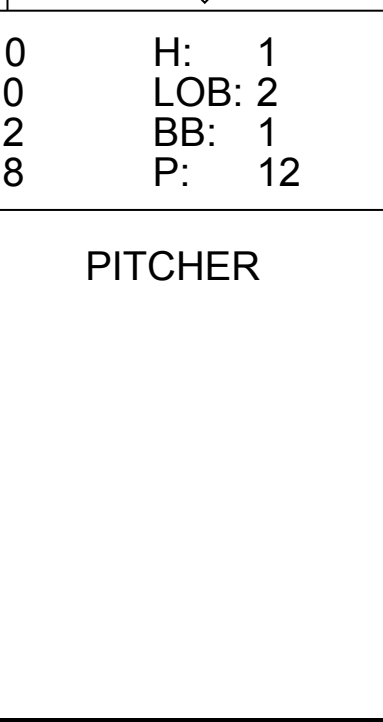
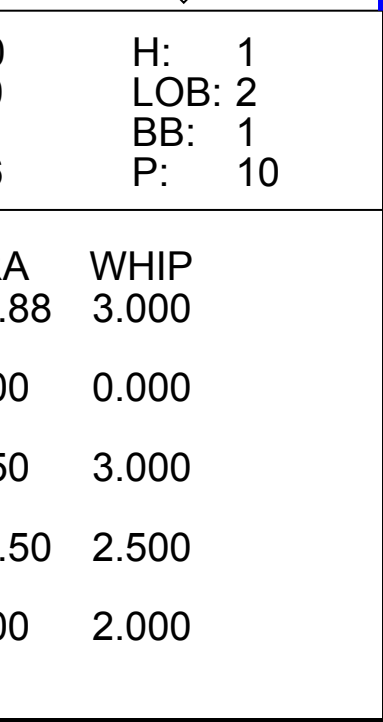
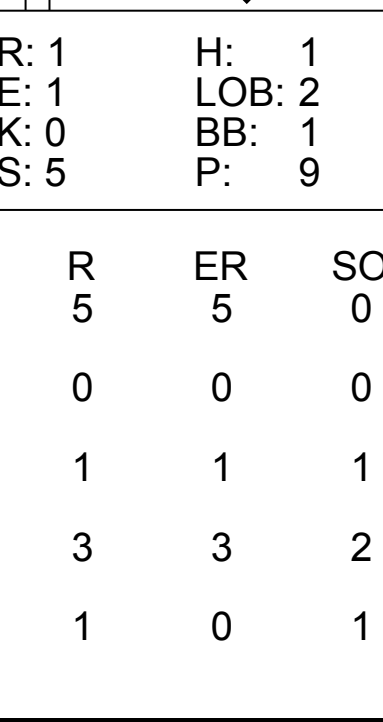
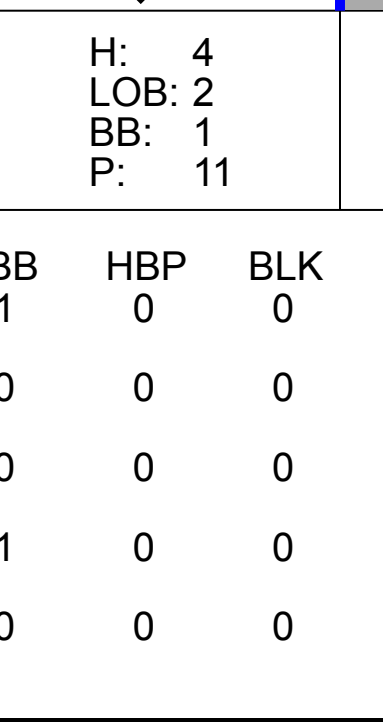
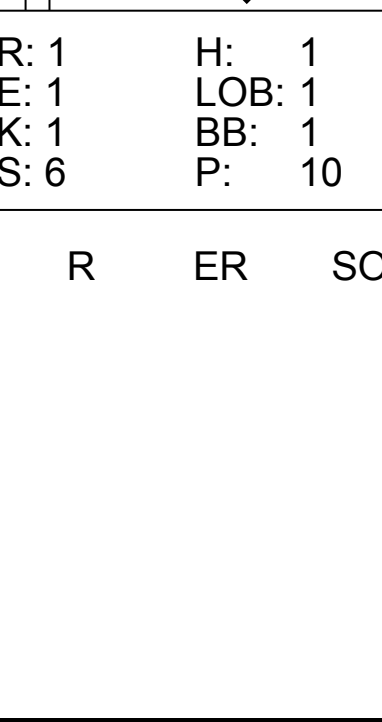
Batter	1	2	3	4	5	6	7	8	9	AB	R	H	RBI	BB	SO	LOB	BOTTOM											
Billy Hatcher, R OBP: 0.330, SLG: 0.429 (1, 8)	0-0 F8		0-0 F3			0-0 3-1			0-0 FC6-4	4	0	1	0	0	0	1												
23 Ryne Sandberg, R OBP: 0.340, SLG: 0.459 (1, 4)	4-0 BB			0-3 K		0-3 K		0-0 FC6-4		3	0	0	0	1	2	1												
Davey Lopes, R OBP: 0.412, SLG: 0.462 (1, 7)	0-0 G5-4-3			0-0 HR		0-0 F3			0-3 K	4	1	1	1	0	1	1												
Keith Moreland, R OBP: 0.373, SLG: 0.423 (8, 3)		0-3 K		0-0 4-1		0-0 1B		0-0 6-3		4	0	2	0	0	1	0												
Jody Davis, R OBP: 0.313, SLG: 0.416 Steve Lake, R OBP: 0.191, SLG: 0.234 (8, 2)		0-3 K		0-0 4-1		0-0 G6-4-3		0-0 5-3		3	0	0	0	0	1	2												
Leon Durham, L OBP: 0.381, SLG: 0.474 Lary Sorensen, R (8, 1)		0-0 4-3		0-0 F9		0-0 2B				3	0	1	0	0	0	1												
Chris Speier, R OBP: 0.314, SLG: 0.373 (1, 5)			4-0 FC3-6		0-0 F9		0-0 F9			2	0	0	0	1	0	1												
Larry Bowa, S OBP: 0.243, SLG: 0.248 (1, 6)			0-3 K		0-0 6-3			0-0 F8		3	0	0	0	0	1	1												
Larry Gura, S Warren Brusstar, R Gary Woods, R OBP: 0.275, SLG: 0.140 (8, 9)			0-0 FC3-6		0-3 K			0-3 K		1	0	0	0	0	0	1												
Inning Stats	R: 0 E: 0 K: 0 S: 2	H: 0 LOB: 1 BB: 0 P: 6	R: 0 E: 0 K: 2 S: 7	H: 0 LOB: 0 BB: 0 P: 7	R: 0 E: 0 K: 1 S: 5	H: 0 LOB: 1 BB: 1 P: 9	R: 1 E: 0 K: 1 S: 7	H: 2 LOB: 1 BB: 0 P: 7	R: 0 E: 0 K: 1 S: 5	H: 0 LOB: 0 BB: 0 P: 5	R: 0 E: 0 K: 1 S: 4	H: 2 LOB: 1 BB: 0 P: 4	R: 0 E: 0 K: 1 S: 6	H: 1 LOB: 1 BB: 0 P: 6	R: 0 E: 0 K: 1 S: 5	H: 0 LOB: 0 BB: 0 P: 5	1B: 3 2B: 1 3B: 0 HR: 1	SF: 0 SAC: 0 DP: 2 HBP: 0	WP: 0 PB: 0 SB: 0 CS: 0	PA: 32								
PITCHER	IP	WLS	BF	H	R	ER	SO	BB	IBB	HBP	BLK	WP	HR	S	P	ERA	WHIP											
Fernando Valenzuela, L ERA: 2.3	(1, 1)	9.0	W	32	5	1	1	8	2	0	0	0	0	1	46	54	1.00	0.778										

Los Angeles Dodgers @ Chicago Cubs
Wrigley Field, Chicago, IL
Sat Jul 13 1985, 3:33 AM CDT
Att: 34,822 - Unknown

AB 30
R 1
H 5
RBI 1
BB 2
SO 8
LOB 9



Batter	1	2	3	4	5	6	7	8	9	AB	R	H	RBI	BB	SO	LOB	TOP				
Dave Anderson, R (1, 6) OBP: 0.325, SLG: 0.304										5	0	1	1	0	2	3	Los Angeles Dodgers @ Chicago Cubs Wrigley Field, Chicago, IL Sun Jul 14 1985, 3:33 AM CDT Att: 34,273 - Unknown				
Bob Bailor, R (1, 5) OBP: 0.283, SLG: 0.314										2	0	0	0	0	0	0					
Ken Landreaux, L (4, PH) OBP: 0.282, SLG: 0.382										3	0	1	1	0	0	2					
Bill Russell, R (1, 7) OBP: 0.338, SLG: 0.307										4	1	2	0	1	0	2					
Enos Cabell, R (1, 9) OBP: 0.331, SLG: 0.366										4	0	1	0	1	1	4					
Greg Brock, L (1, 3) OBP: 0.333, SLG: 0.483										5	0	2	0	0	1	1					
Candy Maldonado, R (1, 8) OBP: 0.240, SLG: 0.279										5	1	2	1	0	2	3					
Steve Yeager, R (1, 2) OBP: 0.233, SLG: 0.239										4	0	1	1	0	1	0					
Steve Sax, R (1, 4) OBP: 0.344, SLG: 0.286										4	2	2	0	1	0	3					
Rick Honeycutt, L (1, 1) OBP: 0.138, SLG: 0.111										0	0	0	0	0	0	0					
Inning Stats	R: 0 E: 0 K: 1 S: 8	H: 3 LOB: 3 BB: 0 P: 8	R: 0 E: 0 K: 1 S: 5	H: 0 LOB: 1 BB: 1 P: 9	R: 0 E: 0 K: 1 S: 5	H: 0 LOB: 1 BB: 1 P: 9	R: 2 E: 0 K: 0 S: 7	H: 4 LOB: 2 BB: 0 P: 7	R: 0 E: 0 K: 1 S: 5	H: 0 LOB: 0 BB: 0 P: 5	R: 1 E: 0 K: 2 S: 10	H: 3 LOB: 3 BB: 1 P: 14	R: 0 E: 0 K: 1 S: 6	H: 1 LOB: 1 BB: 0 P: 6	R: 0 E: 0 K: 1 S: 5	H: 0 LOB: 0 BB: 0 P: 5	R: 1 E: 0 K: 0 S: 6	H: 3 LOB: 2 BB: 0 P: 6	1B: 12 2B: 1 3B: 0 HR: 1	SF: 1 SAC: 1 DP: 0 HBP: 0	WP: 0 PA: 44 PB: 0 SB: 0 CS: 0
PITCHER	IP	WLS	BF	H	R	ER	SO	BB	IBB	HBP	BLK	WP	HR	S	P	ERA	WHIP				
Steve Trout, L (1, 1) ERA: 2.81	3.1		19	7	2	2	3	2	0	0	0	0	1	23	31	5.40	2.700				
George Frazier, R (4, 1) ERA: 4.85	2.1	W	10	3	1	1	2	0	0	0	0	0	0	14	14	3.86	1.286				
Warren Brusstar, R (6, 1) ERA: 5.12	3.1	S	15	4	1	1	3	1	0	0	0	0	0	20	24	2.70	1.500				

Batter	1	2	3	4	5	6	7	8	9	AB	R	H	RBI	BB	SO	LOB	BOTTOM				
Billy Hatcher, R (1, 8) OBP: 0.320, SLG: 0.411										6	1	1	0	0	0	6	Los Angeles Dodgers @ Chicago Cubs Wrigley Field, Chicago, IL Sun Jul 14 1985, 3:33 AM CDT Att: 34,273 - Unknown				
Chris Speier, R (1, 5) OBP: 0.311, SLG: 0.367										5	0	1	0	0	0	3					
23 Ryne Sandberg, R (1, 4) OBP: 0.349, SLG: 0.484										4	4	3	2	2	1	1					
Keith Moreland, R (1, 9) OBP: 0.379, SLG: 0.444										4	1	3	4	1	0	2					
Leon Durham, L (1, 3) OBP: 0.362, SLG: 0.469										3	1	0	0	2	0	3					
Jody Davis, R (1, 2) OBP: 0.311, SLG: 0.411										5	0	1	0	0	1	3					
Steve Lake, R (8, 2) OBP: 0.191, SLG: 0.234										0	0	0	0	0	0	0					
Gary Woods, R (1, 7) OBP: 0.321, SLG: 0.213										4	2	3	0	1	0	1					
Larry Bowa, S (1, 6) OBP: 0.255, SLG: 0.271										4	1	2	0	1	0	5					
Steve Trout, L (1, 1) OBP: 0.176, SLG: 0.156										1	0	1	2	0	0	0					
George Frazier, R (4, 1) ERA: 5.83										1	0	0	0	0	1	0					
Warren Brusstar, R (6, 1) ERA: 7.71										1	0	0	0	1	1	2					
Inning Stats	R: 1 E: 0 K: 0 S: 5	H: 2 LOB: 1 BB: 0 P: 5	R: 1 E: 1 K: 0 S: 5	H: 1 LOB: 2 BB: 1 P: 9	R: 3 E: 0 K: 0 S: 7	H: 4 LOB: 2 BB: 1 P: 11	R: 1 E: 1 K: 0 S: 6	H: 3 LOB: 3 BB: 1 P: 10	R: 0 E: 0 K: 1 S: 6	H: 1 LOB: 2 BB: 1 P: 10	R: 0 E: 0 K: 2 S: 8	H: 1 LOB: 2 BB: 1 P: 12	R: 3 E: 0 K: 0 S: 5	H: 2 LOB: 1 BB: 2 P: 13	R: 1 E: 1 K: 1 S: 6	H: 1 LOB: 1 BB: 1 P: 10	1B: 8 2B: 2 3B: 2 HR: 3	SF: 0 SAC: 2 DP: 0 HBP: 0	WP: 0 PA: 48 PB: 0 SB: 1 CS: 0		
PITCHER	IP	WLS	BF	H	R	ER	SO	BB	IBB	HBP	BLK	WP	HR	S	P	ERA	WHIP				
Rick Honeycutt, L (1, 1) ERA: 3.22	2.2	L	18	7	1	0	0	0	0	0	0	0	0	1	1	0.00	0.000				
Bobby Castillo, R (3, 1) ERA: 5.83	0.1		1	0	0	0	0	0	0	0	0	0	0	1	1	0.00	0.000				
Jerry Reuss, L (4, 1) ERA: 3.2	2.0		12	4	1	1	1	2	0	0	0	0	1	12	20	4.50	3.000				
Dennis Powell, L (6, 1) ERA: 7.71	2.0		12	3	3	3	2	2	1	0	0	0	1	13	25	13.50	2.500				
Carlos Diaz, L (8, 1) ERA: 1.97	1.0		5	1	1	0	1	1	0	0	0	0	0	6	10	0.00	2.000				

Batter	1	2	3	4	5	6	7	8	9	AB	R	H	RBI	BB	SO	LOB	TOP					
Bob Dernier, R OBP: 0.320, SLG: 0.315 (1, 8)										4	0	1	0	0	1	2						
23 Ryne Sandberg, R OBP: 0.348, SLG: 0.483 (1, 4)										3	0	1	0	0	1	0						
Thad Bosley, L OBP: 0.340, SLG: 0.416 George Frazier, R OBP: 0.311, SLG: 0.367 (1, 7) (8, 1) (9, 6)										4	0	1	0	0	0	2						
Leon Durham, L OBP: 0.363, SLG: 0.466 (1, 3)										2	0	0	0	2	2							
Keith Moreland, R OBP: 0.375, SLG: 0.438 (1, 9)										4	0	0	0	0	1	5						
Jody Davis, R OBP: 0.307, SLG: 0.405 (1, 2)										4	0	0	0	0	0	1						
Ron Cey, R OBP: 0.315, SLG: 0.381 (1, 5)										4	0	1	0	0	0	1						
Larry Bowa, S OBP: 0.262, SLG: 0.277 Lee Smith, R (9, 1)										4	0	2	0	0	1	1						
Dennis Eckersley, R OBP: 0.200, SLG: 0.100 Gary Woods, R OBP: 0.321, SLG: 0.213 (1, 1) (8, 7)										3	0	1	0	0	1	1						
Inning Stats	R: 0 E: 0 K: 1 S: 5	H: 0 LOB: 0 BB: 0 P: 5	R: 0 E: 0 K: 0 S: 3	H: 0 LOB: 1 BB: 1 P: 7	R: 0 E: 0 K: 1 S: 5	H: 0 LOB: 0 BB: 0 P: 5	R: 0 E: 0 K: 3 S: 10	H: 1 LOB: 1 BB: 0 P: 10	R: 0 E: 0 K: 0 S: 5	H: 2 LOB: 2 BB: 0 P: 5	R: 0 E: 0 K: 1 S: 6	H: 1 LOB: 1 BB: 0 P: 6	R: 0 E: 0 K: 1 S: 6	H: 1 LOB: 1 BB: 0 P: 6	R: 0 E: 0 K: 0 S: 4	H: 1 LOB: 2 BB: 1 P: 8	R: 0 E: 0 K: 0 S: 3	H: 1 LOB: 0 BB: 0 P: 3	1B: 6 2B: 1 3B: 0 HR: 0	SF: 0 SAC: 1 DP: 0 HBP: 0	WP: 1 PB: 0 SB: 1 CS: 1	PA: 36
PITCHER Mike Krukow, R ERA: 3.32 (1, 1)	IP: 9.0 WLS: W BF: 35 H: 7 R: 0 ER: 0 SO: 7 BB: 1 IBB: 1 HBP: 0 BLK: 0 WP: 1 HR: 0 S: 47 P: 55 ERA: 0.00 WHIP: 0.889															PITCHER						

Chicago Cubs @ San Francisco Giants
Candlestick Park, San Francisco, CA
Thu Jul 18 1985, 6:33 AM EDT
Att: 9,908 - Sunny

AB 32
R 0
H 7
RBI 0
BB 2
SO 7
LOB 15





Batter	1	2	3	4	5	6	7	8	9	AB	R	H	RBI	BB	SO	LOB	BOTTOM					
Dan Gladden, R OBP: 0.294, SLG: 0.308 (1, 8)										4	0	1	0	0	0	1						
Manny Trillo, R OBP: 0.299, SLG: 0.308 Brad Wellman, R OBP: 0.301, SLG: 0.338 (1, 4) (9, FR)										3	0	0	0	1	0	1						
Chili Davis, S OBP: 0.333, SLG: 0.419 (1, 9)										4	1	2	0	0	0	1						
Jeffrey Leonard, R OBP: 0.272, SLG: 0.369 (1, 7)										4	0	2	1	0	1	2						
Chris Brown, R OBP: 0.336, SLG: 0.441 (1, 5)										3	0	1	0	0	0	1						
Bob Brenly, R OBP: 0.316, SLG: 0.425 (1, 2)										3	0	0	0	0	0	2						
David Green, R OBP: 0.271, SLG: 0.299 (1, 3)										3	0	0	0	0	1	0						
Jose Uribe, S OBP: 0.271, SLG: 0.326 (1, 6)										3	0	0	0	0	0	0						
Mike Krukow, R OBP: 0.263, SLG: 0.306 (1, 1)										3	0	2	0	0	1	0						
Inning Stats	R: 0 E: 0 K: 1 S: 6	H: 1 LOB: 1 BB: 0 P: 6	R: 0 E: 0 K: 0 S: 3	H: 0 LOB: 0 BB: 0 P: 3	R: 0 E: 0 K: 1 S: 5	H: 0 LOB: 0 BB: 0 P: 5	R: 0 E: 0 K: 0 S: 5	H: 2 LOB: 2 BB: 0 P: 5	R: 0 E: 0 K: 1 S: 5	H: 1 LOB: 1 BB: 0 P: 5	R: 0 E: 0 K: 0 S: 3	H: 0 LOB: 0 BB: 0 P: 3	R: 0 E: 0 K: 0 S: 3	H: 1 LOB: 1 BB: 0 P: 3	R: 0 E: 0 K: 0 S: 4	H: 1 LOB: 1 BB: 0 P: 4	R: 1 E: 0 K: 0 S: 2	H: 2 LOB: 2 BB: 1 P: 6	1B: 7 2B: 1 3B: 0 HR: 0	SF: 0 SAC: 0 DP: 0 HBP: 0	WP: 0 PB: 0 SB: 1 CS: 2	PA: 31
PITCHER Dennis Eckersley, R ERA: 2.74 George Frazier, R ERA: 4.71 Lee Smith, R ERA: 2.85 (1, 1) (8, 1) (9, 1)	IP: 11.1 WLS: L BF: 6 H: 2 R: 1 ER: 1 SO: 0 BB: 1 IBB: 0 HBP: 0 BLK: 0 WP: 0 HR: 0 S: 5 P: 9 ERA: 6.75 WHIP: 2.250															PITCHER						


Chicago Cubs @ San Francisco Giants
Candlestick Park, San Francisco, CA
Thu Jul 18 1985, 6:33 AM EDT
Att: 9,908 - Sunny


AB 30
R 1
H 8
RBI 1
BB 1
SO 3
LOB 8



Batter	1	2	3	4	5	6	7	8	9	AB	R	H	RBI	BB	SO	LOB	TOP	
Bob Dernier, R OBP: 0.321, SLG: 0.319 (1, 8)	0-0 23 4-3 5-3 2B		0-0 6-3 1-2		0-0 F5		0-0 BB BB		0-0 6-3	4	1	1	0	1	0	2	<p>Chicago Cubs @ San Francisco Giants</p> <p>Candlestick Park, San Francisco, CA</p> <p>Fri Jul 19 1985, 10:05 PM EDT</p> <p>Att. 12,887 - Overcast</p> <p>livebaseballscorecards.com</p> <p>AB 33 R 4 H 8 RBI 4 BB 2 SO 9 LOB 14</p> 	
23 Ryne Sandberg, R OBP: 0.345, SLG: 0.479 (1, 4)	0-0 4-3 2-3		0-3 K			0-3 K	0-0 SF7			3	0	0	1	0	2			
Davey Lopes, R OBP: 0.409, SLG: 0.454 Gary Woods, R OBP: 0.321, SLG: 0.213 (1, 7) (9, 7)	0-0 5-3 3-H			0-0 F4		0-3 K	3-H 4-0 BB			3	0	0	1	1	1	0		
Keith Moreland, R OBP: 0.373, SLG: 0.435 (1, 9)	0-0 5-3			0-0 1B		0-3 K	0-0 F8			4	0	1	0	0	1	3		
Leon Durham, L OBP: 0.365, SLG: 0.467 (1, 3)		0-0 CS 1B		0-3 K			0-0 SH FC4-6 1B	0-0 F6		4	1	2	0	0	1	1		
Ron Cey, R OBP: 0.314, SLG: 0.380 (1, 5)	0-0 F8			0-0 1-3			0-0 FC4-6 1B	0-3 K		4	1	1	0	0	1	2		
Jody Davis, R Lee Smith, R (8, 1)	0-0 F4 1-2				0-3 K		0-0 SH FC4-6	0-3 K		3	0	0	0	0	2	1		
Larry Bowa, S OBP: 0.265, SLG: 0.281 (1, 6) Richie Hebner, L OBP: 0.338, SLG: 0.338 (7, PH) Chris Speier, R OBP: 0.309, SLG: 0.365 (7, PR) (7, 6)			0-0 6-3 1B		0-3 K		0-0 FC4-6 BB 23 SF7 1B	0-0 F6		2	0	1	0	0	1	0		
Ray Fontenot, L OBP: 0.053, SLG: 0.053 (1, 1) Lary Sorensen, R (6, 1) Thad Bosley, L OBP: 0.347, SLG: 0.422 (7, PH) Warren Brusstar, R (7, 1) Steve Lake, R OBP: 0.188, SLG: 0.231 (8, 2)			0-0 F2			0-0 BB BB 1B		0-0 F8		2	0	1	0	0	0	1		
Inning Stats	R: 1 E: 0 K: 0 S: 4	H: 1 LOB: 0 BB: 0 P: 4	R: 0 E: 0 K: 0 S: 3	H: 1 LOB: 0 BB: 0 P: 3	R: 0 E: 0 K: 1 S: 6	H: 1 LOB: 1 BB: 0 P: 6	R: 0 E: 0 K: 1 S: 6	H: 1 LOB: 1 BB: 0 P: 6	R: 0 E: 0 K: 2 S: 8	H: 0 LOB: 0 BB: 0 P: 8	R: 0 E: 0 K: 3 S: 7	H: 0 LOB: 0 BB: 0 P: 7	R: 0 E: 0 K: 0 S: 3	H: 0 LOB: 0 BB: 0 P: 3	1B: 7 2B: 1 3B: 0 HR: 0	SF: 1 SAC: 1 DP: 0 HBP: 0		WP: 0 PB: 0 SB: 0 CS: 1
PITCHER	IP WLS BF H R ER SO BB IBB HBP BLK WP HR S P ERA WHIP																	
Jim Gott, R ERA: 3.86 (1, 1)	6.1 L 28 8 4 4 7 1 0 0 0 0 0 0 41 45 5.68 1.421																	
Scott Garrelts, R ERA: 1.09 (7, 1)	0.2 3 0 0 0 0 1 0 0 0 0 0 0 2 6 0.00 1.500																	
Greg Minton, R ERA: 3.02 (8, 1)	2.0 6 0 0 0 2 0 0 0 0 0 0 0 10 10 0.00 0.000																	

Batter	1	2	3	4	5	6	7	8	9	AB	R	H	RBI	BB	SO	LOB	BOTTOM			
Dan Gladden, R OBP: 0.290, SLG: 0.303 (1, 8)	0-0 5-3		0-0 E5 1B		0-0 5-3			0-0 F3	0-0 F8	5	0	0	1	0	0	2	<p>Chicago Cubs @ San Francisco Giants</p> <p>Candlestick Park, San Francisco, CA</p> <p>Fri Jul 19 1985, 10:05 PM EDT</p> <p>Att. 12,887 - Overcast</p> <p>livebaseballscorecards.com</p> <p>AB 34 R 3 H 10 RBI 3 BB 2 SO 5 LOB 14</p> 			
Manny Trillo, R OBP: 0.298, SLG: 0.307 (1, 4)	0-0 G1-4-3 1B		3-H F8			0-0 6-3		0-3 K		4	0	1	0	0	1	2				
Chili Davis, S OBP: 0.338, SLG: 0.423 (1, 9)	0-0 G1-4-3 1-2		0-0 FC5-4 1B			0-0 2B 1B		0-0 BB 1B		4	0	3	1	0	0	1				
Jeffrey Leonard, R OBP: 0.277, SLG: 0.374 (1, 7)		0-0 F7 1B	0-0 FC5-4 1-2			0-0 G5-3 2B		0-0 1-2 BB		3	0	2	0	1	0	2				
Chris Brown, R OBP: 0.335, SLG: 0.436 (1, 5)		0-0 F7 1-2		0-0 5-3		0-0 IBB		0-3 K		3	0	0	0	1	1	3				
Bob Brenly, R OBP: 0.311, SLG: 0.418 (1, 2)		0-3 K		0-0 6-3		0-0 G5-3			0-0 F3	4	0	0	0	0	1	3				
David Green, R OBP: 0.276, SLG: 0.310 (1, 3)			0-0 1B E 2B		0-3 K		0-0 F8		0-0 3B 1B	4	2	2	0	0	1	0				
Jose Uribe, S OBP: 0.272, SLG: 0.326 (1, 6) Ron Roenicke, S OBP: 0.438, SLG: 0.500 (9, PH)			0-0 F8 SH1-4 1B			0-0 F9		0-0 F7	0-0 1-H 3B	3	1	1	0	0	0	0				
Jim Gott, R OBP: 0.182, SLG: 0.344 (1, 1) Scott Garrelts, R OBP: 0.222, SLG: 0.125 (7, PH) Scott Thompson, L OBP: 0.222, SLG: 0.255 (7, PH) Greg Minton, S (8, 1) Joel Youngblood, R OBP: 0.305, SLG: 0.238 (9, PH)			0-0 SH1-4			0-0 F8		0-0 5-3		1	0	0	0	0	0	0				
Inning Stats	R: 0 E: 0 K: 0 S: 3	H: 1 LOB: 0 BB: 0 P: 3	R: 0 E: 0 K: 1 S: 5	H: 1 LOB: 0 BB: 0 P: 5	R: 2 E: 1 K: 0 S: 7	H: 3 LOB: 2 BB: 0 P: 7	R: 0 E: 0 K: 1 S: 5	H: 0 LOB: 0 BB: 0 P: 5	R: 0 E: 0 K: 0 S: 3	H: 0 LOB: 0 BB: 0 P: 3	R: 0 E: 0 K: 0 S: 4	H: 2 LOB: 2 BB: 1 P: 8	R: 0 E: 0 K: 2 S: 8	H: 1 LOB: 2 BB: 1 P: 12	R: 1 E: 0 K: 1 S: 7	H: 2 LOB: 1 BB: 0 P: 7		1B: 7 2B: 2 3B: 1 HR: 0	SF: 0 SAC: 1 DP: 2 HBP: 0	WP: 0 PB: 0 SB: 0 CS: 0
PITCHER	IP WLS BF H R ER SO BB IBB HBP BLK WP HR S P ERA WHIP																			
Ray Fontenot, L ERA: 3.01 (1, 1)	5.1 W 23 7 2 1 2 2 0 0 0 0 0 0 26 30 1.69 1.312																			
Lary Sorensen, R ERA: 5.18 (6, 1)	0.2 W 1 0 0 0 0 0 0 0 0 0 0 0 1 1 0.00 0.000																			
Warren Brusstar, R ERA: 4.91 (7, 1)	1.2 6 1 0 0 1 0 0 0 0 0 0 0 8 8 0.00 0.600																			
Lee Smith, R ERA: 2.93 (8, 1)	1.1 S 7 2 1 1 2 1 0 0 0 0 0 0 10 14 6.75 2.250																			

Batter	1	2	3	4	5	6	7	8	9	AB	R	H	RBI	BB	SO	LOB	TOP										
Bob Dernier, R OBP: 0.317, SLG: 0.314 (1, 8)	F8		F9		SH1-4			F4		3	0	0	1	0	0	0	Chicago Cubs @ San Francisco Giants Candlestick Park, San Francisco, CA Sat Jul 20 1985, 6:33 AM EDT Att: 15,494 - Overcast AB 30 R 2 H 4 RBI 2 BB 1 SO 8 LOB 5 										
23 Ryne Sandberg, R OBP: 0.343, SLG: 0.476 (1, 4)	1B		K		K			5-3		4	0	1	0	0	2	0											
Davey Lopes, R OBP: 0.402, SLG: 0.444 Gary Woods, R OBP: 0.321, SLG: 0.213 (1, 7) (9, 7)	K		5-3					F4		4	0	0	0	0	1	1											
Keith Moreland, R OBP: 0.372, SLG: 0.431 (1, 9)	BB				K			K		3	0	0	0	1	2	0											
Leon Durham, L OBP: 0.361, SLG: 0.461 (1, 3)	4-3				F8			4-3		4	0	0	0	0	2												
Ron Cey, R OBP: 0.312, SLG: 0.375 (1, 5)			F6		F9			F8		3	0	0	0	0	0	0											
Jody Davis, R OBP: 0.304, SLG: 0.403 (1, 2)			6-3					6-3		3	1	1	0	0	0	0											
Larry Bowa, S OBP: 0.273, SLG: 0.303 (1, 6)								F8		3	1	2	1	0	0	0											
Dick Ruthven, R OBP: 0.150, SLG: 0.150 George Frazier, R OBP: 0.150, SLG: 0.150 Lee Smith, R OBP: 0.150, SLG: 0.150 (1, 1) (6, 1) (8, 1)	K				K			K		2	0	0	0	0	2	2											
Inning Stats	R: 0 E: 0 K: 1 S: 6	H: 1 LOB: 2 BB: 1 P: 10	R: 0 E: 0 K: 1 S: 6	H: 1 LOB: 1 BB: 0 P: 6	R: 0 E: 0 K: 1 S: 5	H: 0 LOB: 0 BB: 0 P: 5	R: 0 E: 0 K: 1 S: 5	H: 0 LOB: 0 BB: 0 P: 5	R: 2 E: 0 K: 2 S: 9	H: 2 LOB: 0 BB: 0 P: 9	R: 0 E: 0 K: 1 S: 5	H: 0 LOB: 0 BB: 0 P: 5	R: 0 E: 0 K: 0 S: 3	H: 0 LOB: 0 BB: 0 P: 3	R: 0 E: 0 K: 1 S: 5	H: 0 LOB: 0 BB: 0 P: 3	1B: 2 2B: 1 3B: 1 HR: 0	SF: 0 SAC: 1 DP: 0 HBP: 0	WP: 0 PB: 0 SB: 1 CS: 0	PA: 32							
PITCHER	IP	WLS	BF	H	R	ER	SO	BB	IBB	HBP	BLK	WP	HR	S	P	ERA	WHIP										
Atee Hammaker, L ERA: 3.5 (1, 1)	5.0	L	20	4	2	2	6	1	0	0	0	0	0	31	35	3.60	1.000										
Scott Garretts, R ERA: 1.05 (6, 1)	2.0		6	0	0	0	1	0	0	0	0	0	0	8	8	0.00	0.000										
Mark Davis, L ERA: 2.21 (8, 1)	2.0		6	0	0	0	1	0	0	0	0	0	0	8	8	0.00	0.000										

Batter	1	2	3	4	5	6	7	8	9	AB	R	H	RBI	BB	SO	LOB	BOTTOM										
Dan Gladden, R OBP: 0.288, SLG: 0.307 (1, 8)	K		F8		1B			F9		5	1	1	0	0	1	2	Chicago Cubs @ San Francisco Giants Candlestick Park, San Francisco, CA Sat Jul 20 1985, 6:33 AM EDT Att: 15,494 - Overcast AB 28 R 1 H 4 RBI 1 BB 8 SO 4 LOB 22 										
Brad Wellman, R OBP: 0.299, SLG: 0.333 (1, 4)	E5		K		3B			5-3		4	0	1	1	0	1	1											
Chili Davis, S OBP: 0.343, SLG: 0.422 (1, 9)	F6				BB			1B		1	0	0	0	3	0	1											
Ron Roenicke, S OBP: 0.450, SLG: 0.467 (1, 7)	F8				BB			F9		3	0	1	0	1	0	3											
Chris Brown, R OBP: 0.333, SLG: 0.431 (1, 5)	L5				K			G1-6-3		3	0	0	0	1	1	4											
Bob Brenly, R OBP: 0.314, SLG: 0.415 (1, 2)	BB				F8			G1-6-3		2	0	0	0	2	0	3											
David Green, R OBP: 0.270, SLG: 0.303 (1, 3)	F9				1-3			6-3		4	0	0	0	0	0	6											
Jose Uribe, S OBP: 0.275, SLG: 0.326 (1, 6)	6-3				4-3			F9		3	0	1	0	1	0	1											
Atee Hammaker, S Joel Youngblood, R Scott Garretts, R Manly Travis, R Mark Davis, L Scott Thompson, L (1, 1) (5, PH) (6, 1) (7, PH) (8, 1) (9, PH)	K				F4			SH3		1	0	0	0	0	1	0											
Inning Stats	R: 0 E: 1 K: 1 S: 6	H: 0 LOB: 1 BB: 0 P: 6	R: 0 E: 0 K: 0 S: 3	H: 0 LOB: 1 BB: 1 P: 7	R: 0 E: 0 K: 2 S: 7	H: 0 LOB: 0 BB: 0 P: 7	R: 0 E: 0 K: 1 S: 5	H: 0 LOB: 2 BB: 2 P: 13	R: 1 E: 0 K: 0 S: 5	H: 2 LOB: 1 BB: 1 P: 9	R: 0 E: 0 K: 0 S: 2	H: 0 LOB: 0 BB: 1 P: 6	R: 0 E: 0 K: 0 S: 3	H: 0 LOB: 1 BB: 1 P: 7	R: 0 E: 0 K: 0 S: 3	H: 1 LOB: 2 BB: 2 P: 11	R: 0 E: 0 K: 0 S: 3	H: 1 LOB: 0 BB: 0 P: 3	1B: 3 2B: 0 3B: 1 HR: 0	SF: 0 SAC: 1 DP: 3 HBP: 0	WP: 1 PB: 0 SB: 1 CS: 0	PA: 37					
PITCHER	IP	WLS	BF	H	R	ER	SO	BB	IBB	HBP	BLK	WP	HR	S	P	ERA	WHIP										
Dick Ruthven, R ERA: 4.44 (1, 1)	5.0	W	22	2	1	1	4	4	0	0	0	0	0	26	42	1.80	1.200										
George Frazier, R ERA: 4.5 (6, 1)	2.0		8	0	0	0	0	3	0	0	0	0	0	5	17	0.00	1.500										
Lee Smith, R ERA: 2.84 (8, 1)	2.0	S	7	2	0	0	0	0	1	0	0	1	0	6	10	0.00	1.000										

Batter	1	2	3	4	5	6	7	8	9	AB	R	H	RBI	BB	SO	LOB	TOP								
Bob Dernier, R OBP: 0.316, SLG: 0.313 (1, 8)	B1-3		F4		G6-4-3			23 F8 1B		4	0	1	0	0	0	1	Chicago Cubs @ San Francisco Giants Candlestick Park, San Francisco, CA Sun Jul 21 1985, 6:33 AM EDT Att: 22,073 - Sunny								
Billy Hatcher, R OBP: 0.320, SLG: 0.419 Richie Hebner, L OBP: 0.347, SLG: 0.348 Lary Sorensen, R (8, 1)	F3		2B			F7		G5-4-3 1B		3	0	1	0	0	0	0									
23 Ryne Sandberg, R OBP: 0.342, SLG: 0.473 (1, 4)	1B		5-3			2-3		F8		4	0	1	0	0	0	3									
Keith Moreland, R OBP: 0.373, SLG: 0.435 (1, 9)	1B				L7			G5-4-3		4	0	2	0	0	0	2									
Leon Durham, L OBP: 0.359, SLG: 0.458 (1, 3)	K				FC6-4 1B			4-3		4	0	1	0	0	1	3									
Ron Cey, R OBP: 0.308, SLG: 0.370 (1, 5)					F9			F9		4	0	0	0	0	0	1									
Jody Davis, R OBP: 0.303, SLG: 0.401 (1, 2)					FC6-4			6-3		4	0	1	0	0	0	1									
Larry Bowa, S OBP: 0.268, SLG: 0.297 (1, 6)					G1-6-3			4-3		3	0	0	0	0	0	1									
Larry Gura, S (1, 1)					F8					1	0	0	0	1	0	0									
Thad Bosley, L OBP: 0.353, SLG: 0.429 (8, 7)								G6-4-3 BB		1	1	1	0	0	0	0									
Inning Stats	R: 0 E: 0 K: 1 S: 7	H: 2 LOB: 2 BB: 0 P: 7	R: 0 E: 0 K: 0 S: 3	H: 1 LOB: 0 BB: 0 P: 3	R: 0 E: 0 K: 0 S: 4	H: 1 LOB: 1 BB: 0 P: 4	R: 0 E: 0 K: 0 S: 4	H: 1 LOB: 1 BB: 0 P: 4	R: 0 E: 0 K: 0 S: 2	H: 0 LOB: 0 BB: 1 P: 6	R: 0 E: 0 K: 0 S: 4	H: 1 LOB: 1 BB: 0 P: 4	R: 0 E: 0 K: 0 S: 3	H: 0 LOB: 0 BB: 0 P: 3	R: 1 E: 0 K: 0 S: 5	H: 3 LOB: 1 BB: 0 P: 5	R: 0 E: 0 K: 0 S: 3	H: 0 LOB: 0 BB: 0 P: 3	1B: 7 2B: 2 3B: 0 HR: 0	SF: 0 SAC: 0 DP: 3 HBP: 0	WP: 0 PB: 0 SB: 0 CS: 0	PA: 34			
PITCHER	IP	WLS	BF	H	R	ER	SO	BB	IBB	HBP	BLK	WP	HR	S	P	ERA	WHIP								
Bill Laskey, R ERA: 3.62 Greg Minton, R ERA: 2.91	7.0	W	28	8	1	1	1	1	0	0	0	0	0	29	33	1.29	1.286								

AB	33
R	1
H	9
RBI	1
BB	1
SO	1
LOB	12



Batter	1	2	3	4	5	6	7	8	9	AB	R	H	RBI	BB	SO	LOB	BOTTOM								
Dan Gladden, R OBP: 0.291, SLG: 0.310 (1, 8)	F7		SH1-3 1B					F9		4	0	2	1	0	0	0	Chicago Cubs @ San Francisco Giants Candlestick Park, San Francisco, CA Sun Jul 21 1985, 6:33 AM EDT Att: 22,073 - Sunny								
Manny Trillo, R OBP: 0.296, SLG: 0.304 (1, 4)	F8		SH1-3					F8		3	0	0	0	0	1	1									
Chili Davis, S OBP: 0.342, SLG: 0.419 (1, 9)			F9					1-3		4	0	1	0	0	0	2									
Jeffrey Leonard, R OBP: 0.277, SLG: 0.382 (1, 7)	5-3				F7			4-3		4	1	1	1	0	0	1									
Chris Brown, R OBP: 0.330, SLG: 0.426 (1, 5)					F8			F6		3	0	0	0	0	0	0									
Bob Brenly, R OBP: 0.314, SLG: 0.414 (1, 2)					G3			F5		3	0	1	0	0	0	0									
David Green, R OBP: 0.271, SLG: 0.303 (1, 3)					5-3			SH3 1B		3	1	1	0	0	0	1									
Jose Uribe, S OBP: 0.272, SLG: 0.322 (1, 6)			K					F7		3	0	0	0	0	1	1									
Bill Laskey, R ERA: 9.55 Greg Minton, S ERA: 5.03			SH1-3 1B					SH3		2	0	1	0	0	0	0									
Inning Stats	R: 0 E: 0 K: 0 S: 4	H: 1 LOB: 1 BB: 0 P: 4	R: 0 E: 0 K: 0 S: 3	H: 0 LOB: 0 BB: 0 P: 3	R: 0 E: 0 K: 1 S: 7	H: 2 LOB: 2 BB: 0 P: 7	R: 0 E: 0 K: 0 S: 3	H: 0 LOB: 0 BB: 0 P: 3	R: 1 E: 0 K: 0 S: 5	H: 2 LOB: 1 BB: 0 P: 5	R: 1 E: 0 K: 0 S: 5	H: 2 LOB: 1 BB: 0 P: 5	R: 0 E: 0 K: 0 S: 3	H: 0 LOB: 0 BB: 0 P: 3	R: 0 E: 0 K: 1 S: 5	H: 0 LOB: 0 BB: 0 P: 5		1B: 6 2B: 0 3B: 0 HR: 1	SF: 0 SAC: 2 DP: 0 HBP: 0	WP: 0 PB: 0 SB: 1 CS: 0	PA: 31				
PITCHER	IP	WLS	BF	H	R	ER	SO	BB	IBB	HBP	BLK	WP	HR	S	P	ERA	WHIP								
Larry Gura, L Lary Sorensen, R	7.0	L	28	7	2	2	1	0	0	0	0	0	0	5	5	0.00	0.000								

AB	29
R	2
H	7
RBI	2
BB	0
SO	2
LOB	6



Batter	1	2	3	4	5	6	7	8	9	AB	R	H	RBI	BB	SO	LOB	TOP										
Bob Dernier, R OBP: 0.318, SLG: 0.319	F8			6-3	23 1B		F8			5	1	2	2	0	0	0	Chicago Cubs @ San Diego Padres Jack Murphy Stadium, San Diego, CA Mon Jul 22 1985, 10:05 PM EDT Att: 23,873 - Unknown										
23 Ryne Sandberg, R OBP: 0.341, SLG: 0.469	K			6-3	2B		F3		F8	5	0	1	2	0	1	2											
Davey Lopes, R OBP: 0.408, SLG: 0.453	6-3			1B	BB					3	1	2	0	1	0	0											
Keith Moreland, R OBP: 0.375, SLG: 0.436		F6		1B	F3					4	0	2	1	0	0	2											
Leon Durham, L OBP: 0.355, SLG: 0.452	K			1B			1-3		G4-6-3	4	0	0	0	0	2	3											
Jody Davis, R OBP: 0.299, SLG: 0.395 Lee Smith, R (8, 1)	F6			2-3			5-3		5-3	4	0	0	0	0	0	0											
Ron Cey, R OBP: 0.310, SLG: 0.375 Billy Hatcher, R OBP: 0.320, SLG: 0.419 Chris Speier, R OBP: 0.309, SLG: 0.365			F8		3-1				SH1-4	4	0	2	0	0	0	0											
Larry Bowa, S OBP: 0.269, SLG: 0.297			4-3		1B		F5		SH1-4	3	1	1	0	0	0	1											
Steve Trout, L OBP: 0.171, SLG: 0.152 Warren Brusstar, R OBP: 0.333, SLG: 0.229 George Frazier, R OBP: 0.227, SLG: 0.424 Ron Meridith, L OBP: 0.188, SLG: 0.227			K		2B		F4		K	1	0	0	0	0	1	0											
Inning Stats	R: 0 E: 0 K: 1 S: 5	H: 0 LOB: 0 BB: 0 P: 5	R: 0 E: 0 K: 1 S: 5	H: 0 LOB: 0 BB: 0 P: 5	R: 0 E: 0 K: 1 S: 5	H: 0 LOB: 0 BB: 0 P: 5	R: 0 E: 0 K: 1 S: 7	H: 2 LOB: 2 BB: 0 P: 7	R: 3 E: 0 K: 0 S: 7	H: 4 LOB: 2 BB: 1 P: 11	R: 0 E: 0 K: 0 S: 4	H: 1 LOB: 1 BB: 0 P: 4	R: 0 E: 0 K: 0 S: 3	H: 0 LOB: 0 BB: 0 P: 3	R: 1 E: 0 K: 0 S: 4	H: 2 LOB: 0 BB: 0 P: 4		R: 1 E: 0 K: 1 S: 7	H: 2 LOB: 2 BB: 0 P: 7	1B: 8 2B: 3 3B: 0 HR: 0	SF: 0 SAC: 1 DP: 1 HBP: 0	WP: 0 PB: 0 SB: 2 CS: 0	PA: 38				
PITCHER	IP	WLS	BF	H	R	ER	SO	BB	IBB	HBP	BLK	WP	HR	S	P	ERA	WHIP										
Dave Dravecky, L ERA: 2.35	(1, 1)	4.2	20	6	3	3	4	0	0	0	0	0	0	28	28	5.79	1.286										
Tim Stoddard, R ERA: 3.49	(5, 1)	0.1	2	0	0	0	0	1	0	0	0	0	0	1	5	0.00	3.000										
Craig Lefferts, L ERA: 3.51	(6, 1)	1.0	4	1	0	0	0	0	0	0	0	0	0	4	4	0.00	1.000										
Roy Lee Jackson, R ERA: 3.38	(7, 1)	3.0	L	12	4	2	2	1	0	0	0	0	0	14	14	6.00	1.333										

AB	36
R	5
H	11
RBI	5
BB	1
SO	5
LOB	10



Batter	1	2	3	4	5	6	7	8	9	AB	R	H	RBI	BB	SO	LOB	BOTTOM										
Jerry Royster, R OBP: 0.380, SLG: 0.406 Tim Flannery, L OBP: 0.383, SLG: 0.367	G6-4-3		4-3		1B		K		K	1	0	0	0	1	0	1	Chicago Cubs @ San Diego Padres Jack Murphy Stadium, San Diego, CA Mon Jul 22 1985, 10:05 PM EDT Att: 23,873 - Unknown										
Tony Gwynn, L OBP: 0.335, SLG: 0.407	F8		3-1		K		4-3			4	0	0	0	0	1	4											
Steve Garvey, R OBP: 0.285, SLG: 0.418	G6-4-3			2B	1B		F7			4	1	2	1	0	0	1											
Kevin McReynolds, R OBP: 0.294, SLG: 0.384	6-3		F9		K		F4			4	0	0	0	0	1	3											
Terry Kennedy, L OBP: 0.299, SLG: 0.413		HR		1H	2B		3-1		F7	4	1	2	2	0	0	0											
Carmelo Martinez, R OBP: 0.349, SLG: 0.454	F3		F9		1B		F9			3	0	0	0	1	0	1											
Kurt Bevacqua, R OBP: 0.373, SLG: 0.388	1-3		4-3		4-3		F9		K	4	0	0	0	0	1	2											
Garry Templeton, S OBP: 0.352, SLG: 0.407			4-3		SH1-4		BLK		K	3	1	2	0	1	1	0											
Dave Dravecky, R ERA: 2.82 Tim Stoddard, R ERA: 5.01 Al Bumbry, L OBP: 0.295, SLG: 0.229 Craig Lefferts, L OBP: 0.227, SLG: 0.424 Bobby Brown, S OBP: 0.188, SLG: 0.227 Roy Lee Jackson, R ERA: 3.38 Graig Nettles, L OBP: 0.207, SLG: 0.425			SH1-4		F8		4-3		BB	0	0	0	0	0	0	0											
Inning Stats	R: 0 E: 0 K: 0 S: 2	H: 0 LOB: 1 BB: 1 P: 6	R: 1 E: 0 K: 0 S: 4	H: 1 LOB: 0 BB: 0 P: 4	R: 0 E: 0 K: 0 S: 4	H: 1 LOB: 1 BB: 0 P: 4	R: 1 E: 0 K: 0 S: 5	H: 2 LOB: 1 BB: 0 P: 5	R: 1 E: 0 K: 2 S: 8	H: 1 LOB: 2 BB: 2 P: 16	R: 0 E: 0 K: 1 S: 5	H: 0 LOB: 0 BB: 0 P: 5	R: 0 E: 0 K: 0 S: 3	H: 0 LOB: 0 BB: 0 P: 3	R: 0 E: 0 K: 3 S: 9	H: 0 LOB: 1 BB: 1 P: 13		1B: 4 2B: 1 3B: 0 HR: 1	SF: 0 SAC: 1 DP: 1 HBP: 0	WP: 0 PB: 0 SB: 0 CS: 0	PA: 37						
PITCHER	IP	WLS	BF	H	R	ER	SO	BB	IBB	HBP	BLK	WP	HR	S	P	ERA	WHIP										
Steve Trout, L ERA: 2.82	(1, 1)	3.0	11	2	1	1	0	1	0	0	0	0	0	10	14	3.00	1.000										
Warren Brusstar, R ERA: 5.01	(4, 1)	1.0	5	2	1	1	0	0	0	0	0	0	0	5	5	9.00	2.000										
George Frazier, R ERA: 4.5	(5, 1)	2.0	11	2	1	1	2	3	0	0	1	0	0	12	24	4.50	2.500										
Ron Meridith, L ERA: 5.06	(7, 1)	1.0	W	3	0	0	0	1	0	0	0	0	0	5	5	0.00	0.000										
Lee Smith, R ERA: 2.76	(8, 1)	2.0	S	7	0	0	0	3	1	0	0	0	0	12	16	0.00	0.500										

AB	31
R	3
H	6
RBI	3
BB	5
SO	6
LOB	16



Batter	1	2	3	4	5	6	7	8	9	AB	R	H	RBI	BB	SO	LOB	TOP																					
Bob Dernier, R OBP: 0.317, SLG: 0.318 (1, 8)	F2	23 CS 1B				6-3	SH 23 BB	5-3		4	0	1	1	0	0	1	Chicago Cubs @ San Diego Padres Jack Murphy Stadium, San Diego, CA Tue Jul 23 1985, 10:05 PM EDT Att: 34,278 - Unknown																					
23 Ryne Sandberg, R OBP: 0.349, SLG: 0.481 (1, 4)	1B SF9	CS				5-3	3-H 4-0 G6-4-3 BB	1B 3B		4	2	4	1	1	0	0																						
Davey Lopes, R OBP: 0.405, SLG: 0.449 Gary Woods, R OBP: 0.345, SLG: 0.245 (7, 7)	SF9 1B				6-3	5-3	G6-4-3 1-2	3-H 1B		4	1	1	0	0	0	4																						
Keith Moreland, R OBP: 0.370, SLG: 0.431 (1, 9)	SF9				6-3			3-H 1-2		4	0	0	1	0	0	3																						
Leon Durham, L OBP: 0.364, SLG: 0.460 (1, 3)	1B									3	1	3	1	2	0	0																						
Jody Davis, R OBP: 0.297, SLG: 0.391 (1, 2)	1B									5	1	1	0	0	1	5																						
Ron Cey, R OBP: 0.311, SLG: 0.376 (1, 5)	F9									5	1	2	1	0	0	3																						
Larry Bowa, S OBP: 0.267, SLG: 0.301 (1, 6)		F8								5	1	1	1	0	0	3																						
Rick Sutcliffe, L OBP: 0.233, SLG: 0.275 (1, 1) Thad Bosley, L OBP: 0.356, SLG: 0.452 (8, PH) Ron Meredith, L (8, 1)	1-4-3									2	0	0	1	0	0	0																						
Inning Stats	R: 2 E: 0 K: 0 S: 7	H: 4 LOB: 2 BB: 0 P: 7	R: 0 E: 0 K: 0 S: 3	H: 1 LOB: 0 BB: 0 P: 3	R: 0 E: 0 K: 1 S: 6	H: 1 LOB: 2 BB: 1 P: 10	R: 0 E: 0 K: 0 S: 3	H: 0 LOB: 0 BB: 0 P: 3	R: 0 E: 0 K: 0 S: 4	H: 1 LOB: 1 BB: 0 P: 4	R: 4 E: 1 K: 0 S: 7	H: 3 LOB: 1 BB: 1 P: 11	R: 0 E: 0 K: 0 S: 5	H: 2 LOB: 2 BB: 0 P: 5	R: 2 E: 0 K: 0 S: 5	H: 3 LOB: 0 BB: 0 P: 5	R: 0 E: 0 K: 0 S: 3	H: 0 LOB: 1 BB: 1 P: 7	1B: 11 2B: 3 3B: 2 HR: 0	SF: 2 SAC: 1 DP: 2 HBP: 0	WP: 0 PB: 0 SB: 2 CS: 1	PA: 45																
PITCHER	IP	WLS	BF	H	R	ER	SO	BB	IBB	HBP	BLK	WP	HR	S	P	ERA	WHIP	PITCHER				IP	WLS	BF	H	R	ER	SO	BB	IBB	HBP	BLK	WP	HR	S	P	ERA	WHIP
Andy Hawkins, R ERA: 3.31 (1, 1)	5.1	L	29	10	6	4	1	1	1	0	0	0	0	29	37	6.75	2.062																					
Tim Stoddard, R ERA: 3.43 (6, 1)	0.2		1	0	0	0	0	0	0	0	0	0	0	1	1	0.00	0.000																					
Ed Wojna, R ERA: 5.03 (7, 1)	3.0		14	5	2	2	0	1	0	0	0	0	0	13	17	6.00	2.000																					

AB 38
R 8
H 15
RBI 8
BB 3
SO 1
LOB 19



Batter	1	2	3	4	5	6	7	8	9	AB	R	H	RBI	BB	SO	LOB	BOTTOM																					
Tim Flannery, L OBP: 0.377, SLG: 0.360 (1, 4)	F7							F6		4	0	0	0	0	0	0	Chicago Cubs @ San Diego Padres Jack Murphy Stadium, San Diego, CA Tue Jul 23 1985, 10:05 PM EDT Att: 34,278 - Unknown																					
Tony Gwynn, L OBP: 0.339, SLG: 0.414 (1, 9)	1-6-3							1B		4	0	3	0	0	0	0																						
Steve Garvey, R OBP: 0.285, SLG: 0.416 (1, 3)	2B							1B		4	0	1	0	0	0	3																						
Graig Nettles, L OBP: 0.408, SLG: 0.428 (1, 5)	2B							G3		3	0	1	0	1	1	1																						
Terry Kennedy, L OBP: 0.296, SLG: 0.409 Ed Wojna, R OBP: 0.167, SLG: 0.167 Gerry Davis, R OBP: 0.359, SLG: 0.405 (9, PH)	K							F8		3	0	0	0	0	1	4																						
Carmelo Martinez, R OBP: 0.351, SLG: 0.452 (1, 7)										3	0	1	0	1	0	0																						
Kevin McReynolds, R OBP: 0.294, SLG: 0.391 (1, 8)										4	1	1	1	0	1	2																						
Garry Templeton, S OBP: 0.349, SLG: 0.403 Mario Ramirez, R OBP: 0.296, SLG: 0.385 (8, 6)	4-3							F8		3	0	0	0	0	0	1																						
Andy Hawkins, R OBP: 0.106, SLG: 0.087 Tim Stoddard, R (6, 1) Bruce Bochy, R OBP: 0.304, SLG: 0.453 (7, 2)	4-3									2	0	0	0	0	1	1																						
Inning Stats	R: 0 E: 0 K: 1 S: 7	H: 2 LOB: 2 BB: 0 P: 7	R: 0 E: 0 K: 1 S: 6	H: 1 LOB: 1 BB: 0 P: 6	R: 0 E: 0 K: 1 S: 3	H: 1 LOB: 0 BB: 0 P: 3	R: 0 E: 0 K: 1 S: 5	H: 0 LOB: 0 BB: 0 P: 5	R: 0 E: 0 K: 0 S: 4	H: 0 LOB: 0 BB: 0 P: 5	R: 1 E: 0 K: 0 S: 4	H: 1 LOB: 2 BB: 0 P: 4	R: 0 E: 0 K: 0 S: 4	H: 1 LOB: 1 BB: 0 P: 4	R: 0 E: 0 K: 0 S: 3	H: 0 LOB: 1 BB: 1 P: 7	1B: 4 2B: 2 3B: 0 HR: 1	SF: 0 SAC: 0 DP: 1 HBP: 0	WP: 0 PB: 1 SB: 0 CS: 0	PA: 35																		
PITCHER	IP	WLS	BF	H	R	ER	SO	BB	IBB	HBP	BLK	WP	HR	S	P	ERA	WHIP	PITCHER				IP	WLS	BF	H	R	ER	SO	BB	IBB	HBP	BLK	WP	HR	S	P	ERA	WHIP
Rick Sutcliffe, R ERA: 2.66 (1, 1)	7.0	W	27	6	1	1	4	1	0	0	0	0	0	7	11	0.00	1.000																					
Ron Meredith, L ERA: 3.66 (8, 1)	2.0		8	1	0	0	0	1	0	0	0	0	0	7	11	0.00	1.000																					

AB 33
R 1
H 7
RBI 1
BB 2
SO 4
LOB 13



Batter	1	2	3	4	5	6	7	8	9	10	AB	R	H	RBI	BB	SO	LOB	TOP					
Bob Dernier, R OBP: 0.318, SLG: 0.320 (1, 8)	0-0 23 HR 1B		0-0 2B		0-0 1-3		0-0 F3		0-0 5-3		5	2	2	0	0	0	2						
23 Ryne Sandberg, R OBP: 0.353, SLG: 0.490 (1, 4)	0-0 1H HR		0-0 F8		0-0 F6		0-0 1B			4-0 F9 SH3-4 1B BB	4	2	2	2	1	0	1						
Gary Matthews, R OBP: 0.359, SLG: 0.350 Warren Brusstar, R (7, 1)	0-0 F9		0-0 2B		0-0 5-3		0-0 4-3			0-0 SH3-4	4	0	1	1	0	0	1						
Steve Lake, R OBP: 0.186, SLG: 0.227 (8, 2)			0-0 F7							1-2 1B	0	0	0	0	0	0	0						
Keith Moreland, R OBP: 0.307, SLG: 0.426 (1, 9)	0-3 K		0-0 F7			4-0 1B BB		0-0 F8		0-0 F9	4	0	0	0	1	1	2						
Leon Durham, L OBP: 0.305, SLG: 0.456 (1, 3)	0-0 5-3			0-0 1B 1B		0-0 F6		0-0 1-3		4-0 1B IBB	4	0	1	0	1	0	1						
Jody Davis, R OBP: 0.293, SLG: 0.385 Lee Smith, R (8, 1)		0-0 F4		0-0 F9		0-3 K		0-0 5-3		0-0 1B	4	0	0	0	0	1	2						
Richie Hebner, L OBP: 0.356, SLG: 0.358 George Frazier, R (10, PH)					0-0 F7					1-2 1B	0	0	0	0	0	0	0						
Ron Cey, R OBP: 0.314, SLG: 0.378 Davey Lopes, R OBP: 0.405, SLG: 0.449 Chris Speier, R OBP: 0.307, SLG: 0.362 (9, 5)		0-0 1B				0-0 1B				0-3 K	4	0	2	0	0	0	1						
Larry Bowa, S OBP: 0.267, SLG: 0.299 (1, 6)		0-0 G4-3-6-3				0-0 G3				0-0 FC5-6	4	0	1	0	0	0	4						
Dennis Eckersley, R OBP: 0.191, SLG: 0.095 Thad Bosley, L OBP: 0.352, SLG: 0.447 Gary Woods, R OBP: 0.339, SLG: 0.240 (7, 7)			0-0 5-3		0-3 K					0-3 K	2	0	0	0	0	1	2						
Inning Stats	R: 2 E: 0 K: 1 S: 7	H: 2 LOB: 0 BB: 0 P: 7	R: 0 E: 0 K: 0 S: 3	H: 1 LOB: 0 BB: 0 P: 3	R: 1 E: 0 K: 0 S: 5	H: 2 LOB: 1 BB: 0 P: 5	R: 0 E: 0 K: 1 S: 7	H: 2 LOB: 2 BB: 0 P: 7	R: 0 E: 0 K: 0 S: 3	H: 1 LOB: 1 BB: 0 P: 6	R: 0 E: 0 K: 0 S: 4	H: 0 LOB: 0 BB: 0 P: 3	R: 0 E: 1 K: 0 S: 4	H: 0 LOB: 2 BB: 0 P: 4	R: 1 E: 0 K: 1 S: 6	H: 1 LOB: 2 BB: 2 P: 14	1B: 8 2B: 2 3B: 0 HR: 1	SF: 0 SAC: 1 DP: 1 HBP: 0	WP: 0 PB: 0 SB: 2 CS: 0	PA: 43			
PITCHER	IP 8.0	WLS L	BF 33	H 9	R 3	ER 3	SO 4	BB 1	IBB 0	HBP 0	BLK 0	WP 0	HR 1	S 40	P 44	ERA 3.38	WHIP 1.250						
LaMarr Hoyt, R ERA: 2.92 (1, 1)	1.2 L	8 0	1 1	0 0	1 1	0 0	0 0	0 0	0 0	0 0	0 0	0 0	6 4	14 4	5.40 0.00	3.000							
Tim Stoddard, R ERA: 3.51 (9, 1)	0.1 S	2 1	0 0	1 1	0 0	0 0	0 0	0 0	0 0	0 0	0 0	0 0	4 4	4 4	0.00	3.000							
Craig Lefferts, L ERA: 3.48 (10, 1)																							

Chicago Cubs @ San Diego Padres
Jack Murphy Stadium, San Diego, CA
Wed Jul 24 1985, 10:05 PM EDT
Att: 30,175 - Unknown

AB	39
R	4
H	10
RBI	4
BB	3
SO	5
LOB	19



Batter	1	2	3	4	5	6	7	8	9	10	AB	R	H	RBI	BB	SO	LOB	BOTTOM				
Tim Flannery, L OBP: 0.379, SLG: 0.360 Bobby Brown, S OBP: 0.207, SLG: 0.185 Tim Stoddard, R (8, PR)	0-0 F8			0-0 4-3		4-0 CS BB		0-0 FC6 1B			3	0	1	0	1	0	0					
Craig Lefferts, L OBP: 0.333, SLG: 0.333 (10, 1)											0	0	0	0	0	0	0					
Tony Gwynn, L OBP: 0.338, SLG: 0.415 (1, 9)	0-3 K			0-0 4-3 HR 2B		0-0 G3		0-0 FC6			4	1	1	0	0	1	2					
Steve Garvey, R OBP: 0.267, SLG: 0.422 Gerry Davis, R OBP: 0.359, SLG: 0.405 (9, PR)	0-0 G3										4	0	2	0	0	0	1					
Graig Nettles, L OBP: 0.406, SLG: 0.438 (1, 5)		0-3 K		0-0 4-3 HR		0-0 F9				0-0 G3 2B	4	1	1	2	0	1	2					
Terry Kennedy, L OBP: 0.299, SLG: 0.407 Jerry Royster, R OBP: 0.380, SLG: 0.406 (10, 4)		0-3 K								0-0 G3 2B	4	0	1	1	0	1	0					
Carmelo Martinez, R OBP: 0.347, SLG: 0.446 (1, 7)		0-3 K								0-0 CS 1B	0	0	0	0	0	0	0					
Kevin McReynolds, R OBP: 0.291, SLG: 0.387 (1, 8)										0-0 F7	4	0	0	0	0	1	2					
Garry Templeton, S OBP: 0.348, SLG: 0.401 (1, 6)										0-0 F7	4	0	0	0	0	1	2					
LaMarr Hoyt, R OBP: 0.106, SLG: 0.087 Al Bumby, L OBP: 0.258, SLG: 0.226 Mario Ramirez, R OBP: 0.296, SLG: 0.385 Bruce Bochy, R OBP: 0.296, SLG: 0.444 (10, 2)										0-0 F9	2	0	0	0	0	0	1					
Inning Stats	R: 0 E: 0 K: 1 S: 5	H: 0 LOB: 0 BB: 0 P: 5	R: 0 E: 0 K: 3 S: 9	H: 0 LOB: 0 BB: 0 P: 9	R: 0 E: 0 K: 1 S: 5	H: 0 LOB: 0 BB: 0 P: 5	R: 2 E: 0 K: 0 S: 5	H: 2 LOB: 0 BB: 0 P: 5	R: 0 E: 0 K: 0 S: 4	H: 1 LOB: 1 BB: 1 P: 4	R: 0 E: 0 K: 0 S: 3	H: 0 LOB: 0 BB: 0 P: 3	R: 0 E: 0 K: 0 S: 4	H: 1 LOB: 1 BB: 0 P: 4	R: 1 E: 0 K: 0 S: 4	H: 2 LOB: 2 BB: 0 P: 4	R: 0 E: 0 K: 0 S: 3	H: 0 LOB: 0 BB: 0 P: 3	1B: 3 2B: 3 3B: 0 HR: 1	SF: 0 SAC: 0 DP: 0 HBP: 0	WP: 0 PB: 0 SB: 0 CS: 2	PA: 37
PITCHER	IP 6.0	WLS L	BF 22	H 4	R 2	ER 2	SO 5	BB 1	IBB 0	HBP 0	BLK 0	WP 0	HR 1	S 31	P 35	ERA 3.00	WHIP 0.833					
Dennis Eckersley, R ERA: 2.75 (7, 1)	1.0 S	3 0	0 0	0 0	0 0	0 0	0 0	0 0	0 0	0 0	0 0	0 0	3 3	3 3	0.00	0.000						
Lee Smith, R ERA: 2.61 (8, 1)	2.0 W	8 3	1 1	0 0	0 0	0 0	0 0	0 0	0 0	0 0	0 0	0 0	8 8	8 8	4.50	1.500						
George Frazier, R ERA: 4.4 (10, 1)	1.0 S	3 0	0 0	0 0	0 0	0 0	0 0	0 0	0 0	0 0	0 0	0 0	3 3	3 3	0.00	0.000						

Chicago Cubs @ San Diego Padres
Jack Murphy Stadium, San Diego, CA
Wed Jul 24 1985, 10:05 PM EDT
Att: 30,175 - Unknown

AB	35
R	3
H	7
RBI	3
BB	1
SO	5
LOB	8



Batter	1	2	3	4	5	6	7	8	9	AB	R	H	RBI	BB	SO	LOB	TOP					
Bob Dernier, R (1, 8) OBP: 0.316, SLG: 0.314	6-3		F7		1-3		K	BB		4	0	0	0	1	1	4	Chicago Cubs @ Los Angeles Dodgers Dodger Stadium, Los Angeles, CA Thu Jul 25 1985, 7:05 PM PDT Att: 49,516 - Unknown					
23 Ryne Sandberg, R (1, 4) OBP: 0.353, SLG: 0.487	4-3		1B		BB		K	FC5		4	0	1	1	1	1	4						
Gary Matthews, R (1, 7) OBP: 0.373, SLG: 0.376	5-3		BB		BB		1B		HR	2	1	1	1	3	0	0						
Keith Moreland, R (1, 9) OBP: 0.368, SLG: 0.423		CS	F8		F9		FC4-6		4-3	4	0	1	1	1	0	6						
Leon Durham, L (1, 3) OBP: 0.363, SLG: 0.452	4-3				K		FC4-6		K	4	0	0	0	1	2	3						
Jody Davis, R (1, 2) OBP: 0.289, SLG: 0.379	F6				1-3		5-3		1-3	5	0	0	0	0	0	1						
Ron Cey, R (1, 5) OBP: 0.316, SLG: 0.380			1B		K		K		1B	3	1	1	0	1	2	1						
Larry Bowa, S (1, 6) OBP: 0.266, SLG: 0.298			1B		E5		4-3		F9	4	0	1	0	0	0	2						
Ray Fontenot, L (1, 1) OBP: 0.048, SLG: 0.048			K		P3				23 FC5	2	0	0	0	0	1	3						
Gary Woods, R (7, PH) OBP: 0.350, SLG: 0.275							1B		2B	1	1	1	0	0	0	0						
Lary Sorensen, R (7, 1)									BB	0	0	0	0	0	0	0						
Chris Speier, R (8, PH)										1	0	1	0	0	0	0						
Warren Brusstar, R (8, 1)									1B	0	0	0	0	0	0	0						
Inning Stats	R: 0 E: 0 K: 0 S: 3	H: 0 LOB: 0 BB: 0 P: 3	R: 0 E: 0 K: 0 S: 2	H: 0 LOB: 0 BB: 1 P: 6	R: 1 E: 0 K: 1 S: 7	H: 2 LOB: 3 BB: 2 P: 15	R: 0 E: 0 K: 2 S: 7	H: 0 LOB: 0 BB: 0 P: 7	R: 0 E: 1 K: 0 S: 4	H: 0 LOB: 3 BB: 2 P: 12	R: 0 E: 0 K: 1 S: 5	H: 0 LOB: 1 BB: 1 P: 9	R: 1 E: 0 K: 2 S: 9	H: 2 LOB: 2 BB: 1 P: 13	R: 0 E: 0 K: 0 S: 5	H: 2 LOB: 3 BB: 1 P: 9	R: 1 E: 0 K: 1 S: 6	H: 1 LOB: 0 BB: 0 P: 6	1B: 4 2B: 2 3B: 0 HR: 1	SF: 0 SAC: 0 DP: 0 HBP: 0	WP: 0 PB: 0 SB: 0 CS: 1	PA: 42
PITCHER	IP WLS BF H R ER SO BB IBB HBP BLK WP HR S P ERA WHIP																					
Fernando Valenzuela, L (1, 1) ERA: 2.18	7.2 W 37 6 2 2 6 7 1 0 0 0 0 41 73 2.35 1.696																					
Ken Howell, R (8, 1) ERA: 2.9	1.1 S 5 1 1 1 1 0 0 0 0 0 1 7 7 6.75 0.750																					

AB	34
R	3
H	7
RBI	3
BB	8
SO	7
LOB	24



Batter	1	2	3	4	5	6	7	8	9	AB	R	H	RBI	BB	SO	LOB	BOTTOM			
Mariano Duncan, R (1, 6) OBP: 0.288, SLG: 0.323	6-3		4-3				1B			4	1	2	1	0	0	0	Chicago Cubs @ Los Angeles Dodgers Dodger Stadium, Los Angeles, CA Thu Jul 25 1985, 7:05 PM PDT Att: 49,516 - Unknown			
Enos Cabell, R (1, 5) OBP: 0.322, SLG: 0.344	6-3				K		F8		1B	4	1	1	1	0	1	0				
Bob Bailor, R (8, 5) OBP: 0.288, SLG: 0.296							2B		1B	0	0	0	0	0	0	0				
Pedro Guerrero, R (1, 7) OBP: 0.421, SLG: 0.599					HR		FC3-6		1B	2	3	2	1	1	0	0				
Mike Marshall, R (1, 9) OBP: 0.333, SLG: 0.437					F8		FC3-6		2B	4	0	2	2	0	1	1				
Ken Howell, R (8, 1)							1B		2B	0	0	0	0	0	0	0				
Greg Brock, L (1, 3) OBP: 0.335, SLG: 0.479			K		G3		FC3-6		F8	4	1	0	0	0	1	2				
Candy Maldonado, R (1, 8) OBP: 0.259, SLG: 0.285			K				E6			4	0	1	0	0	1	0				
Steve Yeager, R (1, 2) OBP: 0.253, SLG: 0.253			K				5-3		F9	4	1	1	0	0	1	2				
Steve Sax, R (1, 4) OBP: 0.339, SLG: 0.286					5-3		SH1-4		F8	4	0	1	0	0	0	1				
Fernando Valenzuela, L (1, 1) OBP: 0.197, SLG: 0.213							SH1-4			2	0	0	0	0	1	0				
Ken Landreaux, L (8, 8) OBP: 0.259, SLG: 0.383			K				SH1-4		6-3	0	0	0	0	0	0	0				
Inning Stats	R: 0 E: 0 K: 1 S: 5	H: 0 LOB: 1 BB: 1 P: 9	R: 0 E: 0 K: 3 S: 9	H: 0 LOB: 0 BB: 0 P: 9	R: 0 E: 0 K: 1 S: 5	H: 0 LOB: 0 BB: 0 P: 5	R: 1 E: 0 K: 1 S: 6	H: 1 LOB: 0 BB: 0 P: 6	R: 1 E: 0 K: 0 S: 5	H: 3 LOB: 2 BB: 0 P: 5	R: 2 E: 1 K: 0 S: 6	H: 2 LOB: 1 BB: 0 P: 6	R: 3 E: 0 K: 0 S: 5	H: 3 LOB: 1 BB: 0 P: 6	R: 0 E: 0 K: 0 S: 4	H: 1 LOB: 1 BB: 0 P: 4	1B: 8 2B: 1 3B: 0 HR: 1	SF: 0 SAC: 1 DP: 0 HBP: 1	WP: 1 PB: 0 SB: 2 CS: 0	PA: 35
PITCHER	IP WLS BF H R ER SO BB IBB HBP BLK WP HR S P ERA WHIP																			
Ray Fontenot, L (1, 1) ERA: 3.01	6.0 L 25 6 4 2 6 1 1 0 0 0 0 36 40 3.00 1.167																			
Lary Sorensen, R (7, 1) ERA: 5.66	1.0 6 3 3 3 0 0 0 1 0 0 0 5 6 27.00 3.000																			
Warren Brusstar, R (8, 1) ERA: 4.78	1.0 4 1 0 0 0 0 0 0 0 0 0 4 4 0.00 1.000																			

AB	32
R	7
H	10
RBI	5
BB	1
SO	6
LOB	6



Batter	1	2	3	4	5	6	7	8	9	AB	R	H	RBI	BB	SO	LOB	TOP			
Bob Dernier, R OBP: 0.311, SLG: 0.309	F6		F7		FC6-4		F9			4	0	0	0	0	0	2	Chicago Cubs @ Los Angeles Dodgers Dodger Stadium, Los Angeles, CA Fri Jul 26 1985, 7:05 PM PDT Att: 41,321 - Unknown			
23 Ryne Sandberg, R OBP: 0.385, SLG: 0.480 Thad Bosley, L OBP: 0.352, SLG: 0.447	FC5		5-3		F7			1B		4	0	2	0	0	0	1				
Gary Matthews, R OBP: 0.364, SLG: 0.364	F7		F8			6-3		F8		4	0	0	0	0	2					
Keith Moreland, R OBP: 0.369, SLG: 0.423 Lary Sorensen, R OBP: 0.352, SLG: 0.447					F8		5-3 WP	F9		3	0	1	0	1	0	1				
Ron Cey, R OBP: 0.315, SLG: 0.379	FC5				F8		5-3			4	0	1	0	0	3					
Leon Durham, L OBP: 0.381, SLG: 0.448					E3		3-1			3	0	0	0	1	3					
Jody Davis, R OBP: 0.292, SLG: 0.382 Ron Meridith, L OBP: 0.310, SLG: 0.364					FC5-4			F8		3	0	2	0	0	0	1				
Chris Speier, R OBP: 0.310, SLG: 0.364					FC5-4			FC6-4		0	0	0	0	0	0	0				
Larry Bowa, S OBP: 0.260, SLG: 0.291					FC5-4		6-3	FC6-4		4	0	0	0	0	3					
Dick Ruthven, R OBP: 0.182, SLG: 0.182 Warren Brusstar, R OBP: 0.181, SLG: 0.221 Steve Lake, R OBP: 0.181, SLG: 0.221					G5-4-3			F2		2	0	1	0	0	2					
Inning Stats	R: 0 E: 0 K: 0 S: 4	H: 1 LOB: 2 BB: 1 P: 8	R: 0 E: 0 K: 0 S: 3	H: 1 LOB: 1 BB: 1 P: 7	R: 0 E: 0 K: 0 S: 3	H: 0 LOB: 0 BB: 0 P: 3	R: 0 E: 1 K: 0 S: 4	H: 0 LOB: 1 BB: 0 P: 4	R: 0 E: 0 K: 0 S: 4	H: 1 LOB: 1 BB: 0 P: 4	R: 0 E: 0 K: 0 S: 4	H: 1 LOB: 1 BB: 0 P: 4	R: 0 E: 0 K: 0 S: 5	H: 2 LOB: 2 BB: 0 P: 5	R: 0 E: 0 K: 0 S: 3	H: 0 LOB: 0 BB: 0 P: 3	1B: 6 2B: 1 3B: 0 HR: 0	SF: 0 SAC: 0 DP: 1 HBP: 0	WP: 1 PB: 0 SB: 0 CS: 0	PA: 36
PITCHER Jerry Reuss, L ERA: 2.92	IP: 9.0 WLS: W BF: 36 H: 7 R: 0 ER: 0 SO: 0 BB: 2 IBB: 0 HBP: 0 BLK: 0 WP: 1 HR: 0 S: 34 P: 42 ERA: 0.00 WHIP: 1.000																			

Batter	1	2	3	4	5	6	7	8	9	AB	R	H	RBI	BB	SO	LOB	BOTTOM			
Dave Anderson, R OBP: 0.314, SLG: 0.299 Bob Bailor, R OBP: 0.263, SLG: 0.291	6-3	FC5-4			F8		F8			4	0	1	0	0	0	3	Chicago Cubs @ Los Angeles Dodgers Dodger Stadium, Los Angeles, CA Fri Jul 26 1985, 7:05 PM PDT Att: 41,321 - Unknown			
Mariano Duncan, R OBP: 0.287, SLG: 0.320 Bill Russell, R OBP: 0.356, SLG: 0.331	K		F8	K		FC3-2				3	0	0	0	0	2	1				
Ken Landreaux, L OBP: 0.294, SLG: 0.395	2B			HR	HR	FC3-2		F7		5	3	3	0	0	2					
Pedro Guerrero, R OBP: 0.428, SLG: 0.614 Candy Maldonado, R OBP: 0.256, SLG: 0.292					HR	HR		6-3		2	3	2	2	2	0	0				
Greg Brock, L OBP: 0.344, SLG: 0.492 Len Matuszek, L OBP: 0.256, SLG: 0.329					HR	HR		1B		1	2	1	3	3	0	0				
Mike Marshall, R OBP: 0.331, SLG: 0.444	4-3				5-3			K		5	1	1	4	0	1	5				
Mike Scioscia, L OBP: 0.379, SLG: 0.388					F5					5	0	4	1	0	0	1				
Steve Sax, R OBP: 0.337, SLG: 0.285					F9			K		5	0	1	0	0	1	3				
Jerry Reuss, L OBP: 0.196, SLG: 0.178					3-1			K		4	0	0	0	0	2	3				
Inning Stats	R: 0 E: 0 K: 1 S: 7	H: 2 LOB: 3 BB: 1 P: 11	R: 0 E: 0 K: 0 S: 4	H: 1 LOB: 0 BB: 0 P: 4	R: 2 E: 0 K: 0 S: 5	H: 2 LOB: 1 BB: 1 P: 9	R: 0 E: 0 K: 1 S: 6	H: 1 LOB: 0 BB: 0 P: 6	R: 3 E: 0 K: 1 S: 9	H: 4 LOB: 2 BB: 1 P: 13	R: 4 E: 0 K: 0 S: 4	H: 2 LOB: 0 BB: 2 P: 13	R: 0 E: 0 K: 1 S: 6	H: 1 LOB: 1 BB: 0 P: 6	R: 1 E: 0 K: 2 S: 9	H: 2 LOB: 1 BB: 0 P: 9		1B: 7 2B: 5 3B: 0 HR: 3	SF: 0 SAC: 0 DP: 1 HBP: 1	WP: 0 PB: 0 SB: 1 CS: 0
PITCHER Dick Ruthven, R ERA: 4.73 Warren Brusstar, R ERA: 5.49 Ron Meridith, L ERA: 3.24 Lary Sorensen, R ERA: 5.75	IP: 5.0 WLS: L BF: 28 H: 10 R: 5 ER: 5 SO: 3 BB: 3 IBB: 0 HBP: 0 BLK: 0 WP: 0 HR: 2 S: 31 P: 43 ERA: 9.00 WHIP: 2.600																			

Batter	1	2	3	4	5	6	7	8	9	AB	R	H	RBI	BB	SO	LOB	TOP					
Bob Dernier, R (1, 8) OBP: 0.314, SLG: 0.309										3	1	1	0	1	0	0	Chicago Cubs @ Los Angeles Dodgers Dodger Stadium, Los Angeles, CA Sat Jul 27 1985, 3:33 AM PDT Att: 46,092 - Unknown					
23 Ryne Sandberg, R (1, 4) OBP: 0.354, SLG: 0.487										4	1	1	0	0	0	2						
Gary Matthews, R (1, 7) OBP: 0.361, SLG: 0.356										3	1	0	0	1	0	0						
Leon Durham, L (1, 3) OBP: 0.360, SLG: 0.445										4	0	1	1	0	0	2						
Keith Moreland, R (1, 9) OBP: 0.365, SLG: 0.418										4	0	0	0	0	1	1						
Ron Cey, R (1, 5) OBP: 0.314, SLG: 0.387										4	1	1	1	0	1	0						
Chris Speier, R (1, 6) OBP: 0.304, SLG: 0.357										3	0	0	0	0	0	0						
Richie Hebner, L (9, PH) OBP: 0.351, SLG: 0.353										1	0	0	0	0	0	0						
Steve Lake, R (1, 2) OBP: 0.173, SLG: 0.211										3	0	0	0	0	1	1						
Scott Sanderson, R (1, 1) OBP: 0.103, SLG: 0.037										0	0	0	0	0	0	0						
Larry Gura, S (2, 1)										1	0	0	0	0	1	0						
Thad Bosley, L (5, PH) OBP: 0.348, SLG: 0.442										1	0	0	0	0	1	1						
George Frazier, R (5, 1)										1	0	0	0	0	1	0						
Ron Meridith, L (7, 1)										0	0	0	0	0	0	0						
Inning Stats	R: 1 E: 1 K: 0 S: 5	H: 1 LOB: 1 BB: 0 P: 5	R: 0 E: 0 K: 0 S: 3	H: 0 LOB: 0 BB: 0 P: 3	R: 0 E: 0 K: 1 S: 5	H: 0 LOB: 0 BB: 0 P: 5	R: 0 E: 0 K: 1 S: 5	H: 0 LOB: 0 BB: 0 P: 5	R: 0 E: 1 K: 0 S: 4	H: 1 LOB: 1 BB: 0 P: 4	R: 2 E: 2 K: 0 S: 5	H: 2 LOB: 0 BB: 0 P: 5	R: 1 E: 0 K: 2 S: 8	H: 1 LOB: 0 BB: 0 P: 8	R: 0 E: 0 K: 0 S: 2	H: 0 LOB: 1 BB: 2 P: 10	R: 0 E: 0 K: 1 S: 5	H: 0 LOB: 0 BB: 0 P: 5	1B: 3 2B: 0 3B: 0 HR: 1	SF: 0 SAC: 0 DP: 0 HBP: 0	WP: 1 PB: 0 SB: 2 CS: 1	PA: 34
PITCHER	IP WLS BF H R ER SO BB IBB HBP BLK WP HR S P ERA WHIP																	ERA WHIP				
Orel Hershiser, R (1, 1) ERA: 2.41	7.0 W 28 4 4 1 4 1 0 0 0 1 1 35 39 1.29 0.714																					
Ken Howell, R (8, 1) ERA: 2.79	2.0 S 6 0 0 0 1 1 0 0 0 0 0 7 11 0.00 0.500																					

Batter	1	2	3	4	5	6	7	8	9	AB	R	H	RBI	BB	SO	LOB	BOTTOM			
Bill Russell, R (1, 6) OBP: 0.357, SLG: 0.333										5	0	2	0	0	0	1	Chicago Cubs @ Los Angeles Dodgers Dodger Stadium, Los Angeles, CA Sat Jul 27 1985, 3:33 AM PDT Att: 46,092 - Unknown			
Mariano Duncan, R (9, 6) OBP: 0.287, SLG: 0.320										0	0	0	0	0	0	0				
Enos Cabell, R (1, 5) OBP: 0.325, SLG: 0.348										4	1	2	0	0	0	3				
Bob Bailor, R (8, 5) OBP: 0.259, SLG: 0.286										1	0	0	0	0	0	0				
Ken Landreaux, L (1, 8) OBP: 0.297, SLG: 0.400										4	1	2	0	0	1	2				
Pedro Guerrero, R (1, 7) OBP: 0.426, SLG: 0.612										3	1	1	1	0	0	0				
Greg Brock, L (1, 3) OBP: 0.346, SLG: 0.492										4	1	2	1	0	2	1				
Mike Marshall, R (1, 9) OBP: 0.330, SLG: 0.453										4	1	1	2	0	2	2				
Mike Scioscia, L (1, 2) OBP: 0.384, SLG: 0.389										2	0	1	1	2	0	0				
Steve Sax, R (1, 4) OBP: 0.336, SLG: 0.288										4	0	1	0	0	1	5				
Orel Hershiser, R (1, 1) OBP: 0.239, SLG: 0.227										2	0	1	0	1	0	0				
Ken Howell, R (8, 1)										0	0	0	0	0	0	0				
Steve Yeager, R (8, 2) OBP: 0.250, SLG: 0.250										1	0	0	0	0	0	0				
Inning Stats	R: 1 E: 0 K: 1 S: 7	H: 2 LOB: 1 BB: 0 P: 7	R: 0 E: 0 K: 2 S: 9	H: 2 LOB: 3 BB: 1 P: 13	R: 2 E: 0 K: 0 S: 5	H: 2 LOB: 0 BB: 0 P: 5	R: 0 E: 0 K: 1 S: 7	H: 3 LOB: 0 BB: 0 P: 7	R: 0 E: 0 K: 2 S: 7	H: 0 LOB: 0 BB: 0 P: 7	R: 0 E: 0 K: 0 S: 2	H: 0 LOB: 1 BB: 2 P: 10	R: 2 E: 1 K: 0 S: 7	H: 4 LOB: 2 BB: 0 P: 7	R: 0 E: 0 K: 0 S: 3	H: 0 LOB: 0 BB: 0 P: 3	1B: 10 2B: 3 3B: 0 HR: 1	SF: 1 SAC: 0 DP: 2 HBP: 0	WP: 0 PB: 0 SB: 1 CS: 0	PA: 38
PITCHER	IP WLS BF H R ER SO BB IBB HBP BLK WP HR S P ERA WHIP																	ERA WHIP		
Scott Sanderson, R (1, 1) ERA: 2.33	1.0 0 0 7 2 1 1 1 0 0 0 0 7 7 9.00 2.000																			
Larry Gura, L (2, 1) ERA: 9.12	3.0 16 7 2 2 3 1 0 0 0 0 1 21 25 6.00 2.667																			
George Frazier, R (5, 1) ERA: 4.56	2.1 L 10 2 2 2 2 2 0 0 0 0 0 12 20 7.71 1.714																			
Ron Meridith, L (7, 1) ERA: 2.7	1.2 7 2 0 0 0 0 0 0 0 0 0 7 7 0.00 1.200																			

AB	32
R	4
H	4
RBI	2
BB	2
SO	5
LOB	7



AB	34
R	5
H	13
RBI	5
BB	3
SO	6
LOB	14



Batter	1	2	3	4	5	6	7	8	9	AB	R	H	RBI	BB	SO	LOB	TOP										
Bob Dernier, R OBP: 0.312, SLG: 0.311 (1, 8)										5	2	1	0	0	0	1	Chicago Cubs @ Los Angeles Dodgers Dodger Stadium, Los Angeles, CA Sun Jul 28 1985, 3:33 AM PDT Att: 47,571 - Unknown livebaseballscorecards.com										
23 Ryne Sandberg, R OBP: 0.352, SLG: 0.484 (1, 4)										5	1	1	0	0	0	1											
Davey Lopes, R OBP: 0.409, SLG: 0.473 (7, 7)										5	2	3	4	0	0	0											
Gary Matthews, R OBP: 0.365, SLG: 0.378 Warren Brusstar, R (7, 1)										3	1	1	1	1	0	1											
Ron Cey, R OBP: 0.314, SLG: 0.385 (1, 5)										4	0	1	0	0	2	1											
Jody Davis, R OBP: 0.295, SLG: 0.397 (1, 2)										4	2	2	1	0	0	1											
Leon Durham, L OBP: 0.356, SLG: 0.440 (1, 3)										4	0	0	0	0	0	1											
Chris Speier, R OBP: 0.309, SLG: 0.367 (1, 6)										4	0	2	0	0	0	0											
Rick Sutcliffe, L OBP: 0.233, SLG: 0.275 Lary Sorensen, R (1, 1)										0	0	0	0	0	0	0											
Keith Moreland, R OBP: 0.366, SLG: 0.416 (7, 9)										2	0	0	0	0	1	0											
										1	1	0	0	1	0	1											
Inning Stats	R: 2 E: 0 K: 0 S: 6	H: 3 LOB: 1 BB: 0 P: 6	R: 0 E: 0 K: 1 S: 5	H: 0 LOB: 0 BB: 0 P: 5	R: 0 E: 0 K: 1 S: 3	H: 0 LOB: 0 BB: 0 P: 3	R: 2 E: 0 K: 1 S: 7	H: 2 LOB: 0 BB: 0 P: 7	R: 0 E: 0 K: 0 S: 3	H: 1 LOB: 0 BB: 0 P: 3	R: 5 E: 1 K: 1 S: 9	H: 4 LOB: 1 BB: 2 P: 17	R: 0 E: 0 K: 0 S: 4	H: 1 LOB: 1 BB: 0 P: 4	R: 0 E: 0 K: 0 S: 3	H: 0 LOB: 0 BB: 0 P: 3	1B: 4 2B: 4 3B: 0 HR: 3	SF: 0 SAC: 0 DP: 1 HBP: 0	WP: 2 PB: 0 SB: 1 CS: 1	PA: 39							
PITCHER	IP	WLS	BF	H	R	ER	SO	BB	IBB	HBP	BLK	WP	HR	S	P	ERA	WHIP										
Dennis Powell, L ERA: 6.75 (1, 1)	4.0	L	17	5	4	4	2	0	0	0	0	0	3	21	21	9.00	1.250										
Rick Honeycutt, L ERA: 3.34 (5, 1)	2.2		13	5	5	1	0	0	1	0	0	1	0	12	16	3.38	1.875										
Bobby Castillo, R ERA: 6.14 (7, 1)	0.1		2	0	0	0	1	1	0	0	0	1	0	3	7	0.00	3.000										
Carlos Diaz, L ERA: 1.95 (8, 1)	2.0		7	1	0	0	0	0	0	0	0	0	0	7	7	0.00	0.500										

Batter	1	2	3	4	5	6	7	8	9	AB	R	H	RBI	BB	SO	LOB	BOTTOM										
Bill Russell, R OBP: 0.348, SLG: 0.324 Carlos Diaz, R (8, 1)										4	0	0	0	0	0	1	Chicago Cubs @ Los Angeles Dodgers Dodger Stadium, Los Angeles, CA Sun Jul 28 1985, 3:33 AM PDT Att: 47,571 - Unknown livebaseballscorecards.com										
Enos Cabell, R OBP: 0.324, SLG: 0.342 (1, 5)										3	0	0	0	1	0	0											
Ken Landreaux, L OBP: 0.296, SLG: 0.398 (1, 8)										4	1	1	0	0	1	2											
Pedro Guerrero, R OBP: 0.427, SLG: 0.612 Candy Maldonado, R OBP: 0.297, SLG: 0.282 (9, 7)										3	1	1	0	1	0	0											
Greg Brock, L OBP: 0.345, SLG: 0.489 (1, 3)										4	0	1	1	0	2	2											
Mike Marshall, R OBP: 0.332, SLG: 0.454 (1, 9)										4	0	2	1	0	1	0											
Mike Scioscia, L OBP: 0.379, SLG: 0.383 (1, 2)										4	0	0	0	0	0	3											
Steve Sax, R OBP: 0.334, SLG: 0.285 (1, 4)										3	0	0	0	0	0	0											
Dennis Powell, R Terry Whitfield, L Rick Honeycutt, L Bobby Castillo, R Bob Bailor, R (1, 1) (4, PH) (5, 1) (7, 1) (7, PH) (8, 6)										0	0	0	0	0	0	0											
										1	0	0	0	0	1	0											
										0	0	0	0	0	0	0											
										0	0	0	0	0	0	0											
										1	0	0	0	0	0	0											
Inning Stats	R: 2 E: 0 K: 0 S: 6	H: 3 LOB: 2 BB: 1 P: 10	R: 0 E: 0 K: 1 S: 5	H: 0 LOB: 2 BB: 1 P: 8	R: 0 E: 1 K: 1 S: 5	H: 0 LOB: 0 BB: 0 P: 5	R: 0 E: 0 K: 1 S: 5	H: 0 LOB: 0 BB: 0 P: 3	R: 0 E: 0 K: 0 S: 3	H: 1 LOB: 1 BB: 0 P: 6	R: 0 E: 0 K: 2 S: 8	H: 0 LOB: 0 BB: 0 P: 8	R: 0 E: 0 K: 2 S: 8	H: 1 LOB: 1 BB: 0 P: 8	R: 0 E: 0 K: 0 S: 3	H: 0 LOB: 0 BB: 0 P: 3	1B: 4 2B: 1 3B: 0 HR: 0	SF: 0 SAC: 1 DP: 1 HBP: 1	WP: 1 PB: 0 SB: 1 CS: 0	PA: 35							
PITCHER	IP	WLS	BF	H	R	ER	SO	BB	IBB	HBP	BLK	WP	HR	S	P	ERA	WHIP										
Rick Sutcliffe, R ERA: 2.79 (1, 1)	0.2		6	3	2	2	0	1	0	0	0	0	0	5	9	27.00	6.000										
Lary Sorensen, R ERA: 5.01 (1, 1)	5.1	W	19	1	0	0	3	1	0	1	0	0	0	23	28	0.00	0.375										
Warren Brusstar, R ERA: 5.13 (7, 1)	3.0	S	10	1	0	0	2	0	0	0	0	0	0	14	14	0.00	0.333										

Batter	1	2	3	4	5	6	7	8	9	AB	R	H	RBI	BB	SO	LOB	TOP				
Vince Coleman, S OBP: 0.329, SLG: 0.346	4-0 S BB		FC6-4 CS 1-2			E S 1B		FC5-4 BB		2	0	1	0	2	0	1	St. Louis Cardinals @ Chicago Cubs Wrigley Field, Chicago, IL Wed Jul 31 1985, 3:33 AM CDT Att: 31,417 - Unknown				
Willie McGee, S OBP: 0.373, SLG: 0.501	0-3 K		CS	1B FC6-4 2B		K		FC5-4 1-2		4	1	1	0	0	2	3					
Tom Herr, S OBP: 0.393, SLG: 0.420	4-3			FC6-4 1B		5-3		K		4	0	1	0	0	1	3					
Jack Clark, R OBP: 0.397, SLG: 0.534	0-0 F8			FC6-4 G6-4-3		6-3		FC6-4 1B		4	0	1	1	0	0	2					
Tito Landrum, R OBP: 0.389, SLG: 0.463 Andy Van Slyke, L OBP: 0.339, SLG: 0.426		5-3		G6-4-3		2B		FC6-4 S		3	1	1	0	0	0	1					
Terry Pendleton, S OBP: 0.285, SLG: 0.286		6-3				6-3		F8		4	0	0	0	0	1	2					
Ozzie Smith, S OBP: 0.326, SLG: 0.357		G3				6-3		3-1		4	0	1	1	0	0	1					
Tom Nieto, R OBP: 0.308, SLG: 0.276			F7			F8		6-3		3	0	0	0	0	0	1					
Joaquin Andujar, S OBP: 0.186, SLG: 0.187 Ivan Loe, PH OBP: 0.319, SLG: 0.373 Bob Forsch, R OBP: 0.259, SLG: 0.450 Ricky Horton, L OBP: 0.249, SLG: 0.372 Steve Braun, L OBP: 0.340, SLG: 0.372 Joe Boever, R OBP: 0.273, SLG: 0.372			FC6-4 BB			4-3		K		0	0	0	0	1	0	0					
Inning Stats	R: 0 E: 0 K: 1 S: 5	H: 0 LOB: 1 BB: 1 P: 9	R: 0 E: 0 K: 0 S: 3	H: 0 LOB: 0 BB: 0 P: 3	R: 0 E: 0 K: 0 S: 2	H: 0 LOB: 0 BB: 1 P: 6	R: 1 E: 0 K: 0 S: 4	H: 2 LOB: 0 BB: 0 P: 4	R: 0 E: 0 K: 0 S: 3	H: 0 LOB: 0 BB: 0 P: 3	R: 0 E: 1 K: 1 S: 6	H: 1 LOB: 1 BB: 0 P: 6	R: 1 E: 0 K: 0 S: 5	H: 2 LOB: 1 BB: 0 P: 5	R: 0 E: 0 K: 1 S: 7	H: 0 LOB: 1 BB: 1 P: 11		R: 0 E: 0 K: 1 S: 6	H: 1 LOB: 1 BB: 0 P: 6	1B: 3 2B: 3 3B: 0 HR: 0	SF: 0 SAC: 0 DP: 1 HBP: 0
PITCHER	IP WLS BF H R ER SO BB IBB HBP BLK WP HR S P ERA WHIP	7.0 W 26 5 2 2 2 2 0 0 0 0 0 0 28 36 2.57 1.000	2.0 S 8 1 0 0 3 1 0 0 0 0 0 0 13 17 0.00 1.000																		

Batter	1	2	3	4	5	6	7	8	9	AB	R	H	RBI	BB	SO	LOB	BOTTOM				
Bob Dernier, R OBP: 0.310, SLG: 0.304 Gary Woods, R OBP: 0.350, SLG: 0.275	4-0 23 1B BB	0-3 K			6-3		6-3			3	1	0	0	1	1	0	St. Louis Cardinals @ Chicago Cubs Wrigley Field, Chicago, IL Wed Jul 31 1985, 3:33 AM CDT Att: 31,417 - Unknown				
23 Ryne Sandberg, R OBP: 0.352, SLG: 0.484	0-0 1B HR	0-0 F8			E 2B		S 1B			4	2	3	0	0	0	0					
Davey Lopes, R OBP: 0.407, SLG: 0.468	0-0 S HR		K		1-3		6-3			4	1	1	1	0	1	1					
Gary Matthews, R OBP: 0.388, SLG: 0.421 Lee Smith, R OBP: 0.300, SLG: 0.356	0-0 1-3 2-H HR		FC6-4 BB		K		IBB			2	1	1	3	2	1	0					
Leon Durham, L OBP: 0.354, SLG: 0.439	0-0 2B		FC6-4 1-2		F7		1-3			4	0	1	0	0	0	3					
Richie Hebner, L OBP: 0.346, SLG: 0.347 Chris Speier, R OBP: 0.300, SLG: 0.356	0-0 F9		F6		BB 1B		F9			3	0	1	0	0	0	2					
Jody Davis, R OBP: 0.292, SLG: 0.389	0-0 6-3				5-3		1B BB			3	0	0	0	1	0	1					
Larry Bowa, S OBP: 0.266, SLG: 0.296	0-0 F6				4-3		1B			4	0	2	0	0	0	1					
Ray Fontenot, L OBP: 0.042, SLG: 0.042 Keith Moreland, R OBP: 0.364, SLG: 0.413		6-3			5-3		3-1			3	0	0	0	0	0	2					
Inning Stats	R: 4 E: 0 K: 0 S: 7	H: 4 LOB: 1 BB: 1 P: 11	R: 0 E: 0 K: 1 S: 5	H: 0 LOB: 0 BB: 0 P: 5	R: 0 E: 0 K: 1 S: 5	H: 0 LOB: 1 BB: 1 P: 9	R: 0 E: 0 K: 0 S: 3	H: 0 LOB: 0 BB: 0 P: 3	R: 1 E: 1 K: 1 S: 6	H: 1 LOB: 0 BB: 0 P: 6	R: 0 E: 0 K: 0 S: 4	H: 2 LOB: 2 BB: 1 P: 8	R: 0 E: 0 K: 0 S: 4	H: 1 LOB: 2 BB: 1 P: 8	R: 0 E: 0 K: 0 S: 4	H: 1 LOB: 1 BB: 0 P: 4		1B: 6 2B: 2 3B: 0 HR: 1	SF: 0 SAC: 0 DP: 0 HBP: 0	WP: 0 PA: 36 PB: 0 SB: 3 CS: 0	
PITCHER	IP WLS BF H R ER SO BB IBB HBP BLK WP HR S P ERA WHIP	5.0 L 22 5 5 4 3 2 0 0 0 0 0 0 7 15 0.00 2.400	1.2 9 3 0 0 0 1 1 0 0 0 0 0 0 7 15 0.00 2.400	0.1 1 0 0 0 0 0 0 0 0 0 0 0 0 1 1 0.00 0.000	1.0 4 1 0 0 0 0 0 0 0 0 0 0 0 4 4 0.00 1.000																

AB	31
R	2
H	6
RBI	2
BB	3
SO	5
LOB	15



Batter	1	2	3	4	5	6	7	8	9	AB	R	H	RBI	BB	SO	LOB	TOP			
Lenny Dykstra, L (1, 8) OBP: 0.318, SLG: 0.314	0-0 4-3 1B		0-0 6-3		0-0 PB S 1B			0-0 G3		4	1	2	0	0	0	0	New York Mets @ Chicago Cubs Wrigley Field, Chicago, IL Fri Aug 02 1985, 3:33 AM CDT Att: 35,419 - Unknown			
Wally Backman, S (1, 4) OBP: 0.330, SLG: 0.349	0-0 4-3 1-2		0-0 G4-6-3 1B		0-0 G3 1-3			0-0 4-3		4	0	1	0	0	0	2				
Keith Hernandez, L (1, 3) OBP: 0.381, SLG: 0.429	0-0 L4		0-0 G4-6-3 1-2		0-0 F8			0-0 4-3		4	0	0	0	0	0	2				
Gary Carter, R (1, 2) OBP: 0.358, SLG: 0.419	0-0 2H 1B			0-0 L4		0-3 K			0-0 5-3	4	0	1	1	0	1	0				
Darryl Strawberry, L (1, 9) OBP: 0.355, SLG: 0.485	0-3 K			0-0 F9		0-0 E4			0-0 F9	4	0	0	0	0	1	1				
George Foster, R (1, 7) OBP: 0.321, SLG: 0.470		0-0 FC3-4 1B		0-0 2B		0-3 K			0-0 F9	4	0	2	0	0	1	1				
Howard Johnson, S (1, 5) OBP: 0.281, SLG: 0.339		0-3 K		0-0 F6		0-3 K				3	0	0	0	0	2	2				
Rafael Santana, R (1, 6) OBP: 0.281, SLG: 0.293		0-0 F9			0-0 F9		0-0 6-3			3	0	0	0	0	0	1				
Sid Fernandez, L (1, 1) OBP: 0.138, SLG: 0.138 (5, PH)		0-0 FC3-4			0-0 F7		0-0 F8			1	0	0	0	0	0	1				
Clint Hurdle, L (5, PH) OBP: 0.358, SLG: 0.436										1	0	0	0	0	0	0				
Terry Leach, R (5, 1) OBP: 0.500, SLG: 0.750 (7, PH)										0	0	0	0	0	0	0				
Danny Heep, L (7, PH) OBP: 0.332, SLG: 0.427										1	0	0	0	0	0	0				
Doug Sisk, R (7, 1)										0	0	0	0	0	0	0				
Inning Stats	R: 1 E: 0 K: 1 S: 7	H: 2 LOB: 1 BB: 0 P: 7	R: 0 E: 0 K: 1 S: 6	H: 1 LOB: 1 BB: 0 P: 6	R: 0 E: 0 K: 0 S: 3	H: 1 LOB: 0 BB: 0 P: 3	R: 0 E: 0 K: 0 S: 4	H: 1 LOB: 1 BB: 0 P: 4	R: 0 E: 1 K: 2 S: 8	H: 0 LOB: 1 BB: 0 P: 8	R: 0 E: 0 K: 1 S: 5	H: 0 LOB: 0 BB: 0 P: 5	R: 0 E: 0 K: 0 S: 3	H: 0 LOB: 0 BB: 0 P: 3	R: 0 E: 0 K: 0 S: 3	H: 0 LOB: 0 BB: 0 P: 3	1B: 5 2B: 1 3B: 0 HR: 0	SF: 0 SAC: 0 DP: 1 HBP: 0	WP: 0 PB: 1 SB: 1 CS: 0	PA: 33
PITCHER	IP WLS BF H R ER SO BB IBB HBP BLK WP HR S P ERA WHIP																			
Dennis Eckersley, R (1, 1) ERA: 2.89	6.0 W 24 6 1 1 4 0 0 0 0 0 0 0 32 32 1.50 1.000																			
Warren Brusstar, R (7, 1) ERA: 4.99	3.0 S 9 0 0 0 1 0 0 0 0 0 0 0 11 11 0.00 0.000																			

Batter	1	2	3	4	5	6	7	8	9	AB	R	H	RBI	BB	SO	LOB	BOTTOM			
Davey Lopes, R (1, 8) OBP: 0.405, SLG: 0.455	4-0 23 S 23 1B BB		0-3 K		0-3 K			0-0 FC1-2 1-2		4	1	0	0	1	2	6	New York Mets @ Chicago Cubs Wrigley Field, Chicago, IL Fri Aug 02 1985, 3:33 AM CDT Att: 35,419 - Unknown			
23 Ryne Sandberg, R (1, 4) OBP: 0.353, SLG: 0.478	0-0 1B 1H		0-0 F7		0-0 6-3		0-0 5-3			4	0	1	1	0	0	2				
Gary Matthews, R (1, 7) OBP: 0.385, SLG: 0.443	0-0 G5-4-3 1B		0-3 K		0-0 HR		0-0 F9			4	1	2	1	0	1	0				
Keith Moreland, R (1, 3) OBP: 0.369, SLG: 0.421	0-0 G5-4-3 1-2		0-0 2B		0-0 6-3		0-0 6-3 1B BB			3	0	1	0	1	0	2				
Ron Cey, R (1, 5) OBP: 0.320, SLG: 0.384	0-0 F7		0-0 F8		1-0 FC5-4 HBP		0-0 6-3 1B			3	0	1	0	0	0	2				
Jody Davis, R (1, 2) OBP: 0.291, SLG: 0.381		0-0 F4		0-0 F6		0-0 FC5-4 1-2		0-0 6-3		4	0	0	0	0	0	3				
Gary Woods, R (1, 9) OBP: 0.333, SLG: 0.263		0-0 BB 1B		0-0 F7		0-3 K		0-0 5-3		4	0	1	0	0	1	2				
Larry Bowa, S (1, 6) OBP: 0.278, SLG: 0.322		4-0 1-2 BB		4-0 BB		0-0 3B		0-0 F8		2	0	1	0	2	0	0				
Dennis Eckersley, R (1, 1) ERA: 2.72	4.0	19	4	1	1	4	0	0	0	0	0	0	0	0	0	0		1	2	
Thad Bosley, L (6, PH) ERA: 2.18	2.0 L 10 2 1 1 1 0 0 0 1 0 0 1 11 12 4.50 1.000																			
Warren Brusstar, R (7, 1) ERA: 5.73	2.0 8 1 0 0 1 1 0 0 0 0 0 0 9 13 0.00 1.000																			
Inning Stats	R: 1 E: 0 K: 0 S: 4	H: 2 LOB: 1 BB: 1 P: 8	R: 0 E: 0 K: 2 S: 8	H: 1 LOB: 2 BB: 1 P: 12	R: 0 E: 0 K: 1 S: 6	H: 1 LOB: 1 BB: 0 P: 6	R: 0 E: 0 K: 1 S: 5	H: 0 LOB: 2 BB: 2 P: 13	R: 1 E: 0 K: 0 S: 4	H: 1 LOB: 1 BB: 0 P: 5	R: 0 E: 0 K: 1 S: 7	H: 1 LOB: 2 BB: 0 P: 7	R: 0 E: 0 K: 0 S: 4	H: 1 LOB: 2 BB: 1 P: 8	R: 0 E: 0 K: 1 S: 5	H: 0 LOB: 0 BB: 0 P: 5	1B: 4 2B: 1 3B: 1 HR: 1	SF: 0 SAC: 0 DP: 1 HBP: 1	WP: 0 PB: 0 SB: 1 CS: 0	PA: 37
PITCHER	IP WLS BF H R ER SO BB IBB HBP BLK WP HR S P ERA WHIP																			
Sid Fernandez, L (1, 1)	2.0 L 10 2 1 1 1 0 0 0 1 0 0 1 11 12 4.50 1.000																			
Terry Leach, R (5, 1)	2.0 8 1 0 0 1 1 0 0 0 0 0 0 9 13 0.00 1.000																			
Doug Sisk, R (7, 1)	2.0 8 1 0 0 1 1 0 0 0 0 0 0 9 13 0.00 1.000																			

AB 33
R 1
H 6
RBI 1
BB 0
SO 5
LOB 10



AB 31
R 2
H 7
RBI 2
BB 5
SO 6
LOB 20



Batter	1	2	3	4	5	6	7	8	9	10	AB	R	H	RBI	BB	SO	LOB							
Lenny Dykstra, L OBP: 0.315, SLG: 0.310											5	0	1	0	0	0	3							
Wally Backman, S OBP: 0.334, SLG: 0.353											5	1	3	1	0	0	2							
Keith Hernandez, L OBP: 0.383, SLG: 0.434											5	1	3	1	0	0	2							
Gary Carter, R OBP: 0.353, SLG: 0.413											5	0	0	0	0	0	5							
Darryl Strawberry, L OBP: 0.395, SLG: 0.457											5	1	2	1	0	1	0							
George Foster, R OBP: 0.323, SLG: 0.472											3	0	1	0	1	2	1							
Jesse Orosco, R OBP: 0.333, SLG: 0.333											0	0	0	0	0	0	0							
Clint Hurdle, L OBP: 0.353, SLG: 0.429											1	0	0	0	0	0	0							
Roger McDowell, R OBP: 0.154, SLG: 0.083											0	0	0	0	0	0	0							
Ray Knight, R OBP: 0.251, SLG: 0.349											3	0	1	0	0	0	1							
Howard Johnson, S OBP: 0.286, SLG: 0.353											1	1	1	1	1	0	0							
Rafael Santana, R OBP: 0.278, SLG: 0.291											3	0	0	0	0	0	3							
Rusty Staub, L OBP: 0.333, SLG: 0.344											1	0	0	0	0	0	2							
Ron Gardenhire, R OBP: 0.320, SLG: 0.190											1	0	0	0	0	0	0							
Ron Darling, R OBP: 0.238, SLG: 0.296											3	1	3	0	0	0	0							
Danny Heep, L OBP: 0.330, SLG: 0.425											1	0	0	0	0	0	0							
Inning Stats	R: 0 E: 0 K: 0 S: 4	H: 1 LOB: 1 BB: 0 P: 4	R: 0 E: 0 K: 0 S: 4	H: 2 LOB: 1 BB: 0 P: 8	R: 1 E: 0 K: 1 S: 5	H: 3 LOB: 1 BB: 0 P: 5	R: 0 E: 0 K: 1 S: 5	H: 0 LOB: 0 BB: 0 P: 5	R: 0 E: 0 K: 0 S: 4	H: 1 LOB: 1 BB: 0 P: 4	R: 2 E: 1 K: 0 S: 5	H: 2 LOB: 1 BB: 1 P: 9	R: 0 E: 0 K: 0 S: 4	H: 2 LOB: 1 BB: 0 P: 4	R: 0 E: 0 K: 1 S: 6	H: 1 LOB: 2 BB: 1 P: 10	R: 1 E: 0 K: 1 S: 6	H: 2 LOB: 1 BB: 0 P: 5	R: 1 E: 0 K: 1 S: 6	H: 1 LOB: 0 BB: 0 P: 6	1B: 9 2B: 5 3B: 1 HR: 1	SF: 0 SAC: 0 DP: 3 HBP: 0	WP: 0 PB: 0 SB: 2 CS: 0	PA: 44

PITCHER	IP	WLS	BF	H	R	ER	SO	BB	IBB	HBP	BLK	WP	HR	S	P	ERA	WHIP
Dick Ruthven, R ERA: 4.48	6.2		29	11	3	2	1	1	0	0	0	0	0	30	34	2.70	1.800
Ron Meridith, L ERA: 3.45	0.1		1	0	0	0	0	0	0	0	0	0	0	1	1	0.00	0.000
Dave Gumpert, R ERA: 3.45	1.0		5	1	0	0	1	0	1	0	0	0	0	6	10	0.00	1.000
Lee Smith, R ERA: 3.13	1.0		5	2	1	1	0	0	0	0	0	0	0	5	5	9.00	2.000
George Frazier, R ERA: 4.47	1.0	L	4	1	1	1	1	0	0	0	0	0	1	6	6	9.00	1.000

New York Mets @ Chicago Cubs
 Wrigley Field, Chicago, IL
 Sat Aug 03 1985, 3:33 AM CDT
 Att: 36,775 - Unknown

livebaseballscorecards.com

AB 42
 R 5
 H 15
 RBI 4
 BB 2
 SO 3
 LOB 19

Batter	1	2	3	4	5	6	7	8	9	10	AB	R	H	RBI	BB	SO	LOB							
Davey Lopes, R OBP: 0.405, SLG: 0.449											3	0	0	0	2	1	2							
23 Ryne Sandberg, R OBP: 0.353, SLG: 0.475											4	0	1	0	1	1	0							
Gary Matthews, R OBP: 0.362, SLG: 0.434											3	0	0	0	1	1	2							
Dave Gumpert, R ERA: 3.45											0	0	0	0	0	0	0							
Lee Smith, R ERA: 3.13											0	0	0	0	0	0	0							
Bob Dernier, R OBP: 0.311, SLG: 0.302											1	0	0	0	0	0	0							
George Frazier, R ERA: 4.47											0	0	0	0	0	0	0							
Keith Moreland, R OBP: 0.365, SLG: 0.416											5	0	0	0	0	0	2							
Richie Hebner, L OBP: 0.330, SLG: 0.321											3	1	1	0	1	0	2							
Steve Lake, R OBP: 0.167, SLG: 0.203											1	0	0	0	0	1	0							
Ron Cay, R OBP: 0.321, SLG: 0.382											4	2	1	0	1	1	1							
Jody Davis, R OBP: 0.293, SLG: 0.378											2	1	0	0	2	0	2							
Larry Bowa, S OBP: 0.279, SLG: 0.322											3	0	1	0	0	1	2							
Thad Bosley, L OBP: 0.356, SLG: 0.449											0	0	0	0	0	0	0							
Chris Speier, R OBP: 0.299, SLG: 0.353											1	0	1	1	0	0	0							
Dick Ruthven, R OBP: 0.174, SLG: 0.174											1	0	0	0	0	0	1							
Ron Meridith, L ERA: 3.22											0	0	0	0	0	0	0							
Gary Woods, R OBP: 0.324, SLG: 0.254											2	0	0	0	0	1	2							
Inning Stats	R: 0 E: 0 K: 0 S: 4	H: 1 LOB: 2 BB: 1 P: 8	R: 0 E: 0 K: 0 S: 4	H: 1 LOB: 2 BB: 1 P: 8	R: 0 E: 0 K: 1 S: 5	H: 0 LOB: 0 BB: 0 P: 5	R: 2 E: 2 K: 1 S: 6	H: 0 LOB: 1 BB: 2 P: 14	R: 0 E: 0 K: 1 S: 5	H: 0 LOB: 0 BB: 0 P: 5	R: 0 E: 0 K: 1 S: 5	H: 1 LOB: 2 BB: 0 P: 5	R: 0 E: 0 K: 0 S: 4	H: 0 LOB: 2 BB: 2 P: 13	R: 2 E: 1 K: 0 S: 4	H: 2 LOB: 1 BB: 2 P: 12	R: 0 E: 0 K: 1 S: 5	H: 0 LOB: 0 BB: 0 P: 5	R: 0 E: 0 K: 1 S: 5	H: 0 LOB: 0 BB: 0 P: 5	1B: 5 2B: 1 3B: 0 HR: 0	SF: 0 SAC: 1 DP: 2 HBP: 0	WP: 1 PB: 0 SB: 0 CS: 1	PA: 43

New York Mets @ Chicago Cubs
 Wrigley Field, Chicago, IL
 Sat Aug 03 1985, 3:33 AM CDT
 Att: 36,775 - Unknown

livebaseballscorecards.com

AB 33
 R 4
 H 5
 RBI 1
 BB 8
 SO 7
 LOB 16

Batter	1	2	3	4	5	6	7	8	9	AB	R	H	RBI	BB	SO	LOB	TOP									
Wally Backman, S OBP: 0.336, SLG: 0.355	5-3		1B 2B		6-3		1B			4	1	2	1	0	0	0	New York Mets @ Chicago Cubs Wrigley Field, Chicago, IL Sun Aug 04 1985, 3:33 AM CDT Att: 35,207 - Unknown									
Tom Paciorek, R OBP: 0.284, SLG: 0.259 Lenny Dykstra, L OBP: 0.315, SLG: 0.310	5-3		F9		5-3		F9			4	0	0	0	0	0	2										
Keith Hernandez, L OBP: 0.384, SLG: 0.435	K		1-2 2B		1B			G3		4	1	2	1	0	1	0										
Gary Carter, R OBP: 0.355, SLG: 0.417					G3			F8		4	0	2	2	0	0	1										
George Foster, R OBP: 0.322, SLG: 0.469					4-3			1B		4	0	1	0	0	0	2										
Daryl Strawberry, L OBP: 0.359, SLG: 0.493					G3			K		2	0	0	0	2	1	1										
Ray Knight, R OBP: 0.246, SLG: 0.341					6-3					4	0	0	0	0	0	2										
Ron Gardenhire, R OBP: 0.345, SLG: 0.250					6-3					3	1	1	0	1	0	0										
Dwight Gooden, R OBP: 0.239, SLG: 0.194					4-3					3	1	1	0	0	0	1										
Inning Stats	R: 0 E: 0 K: 1 S: 5	H: 0 LOB: 0 BB: 0 P: 5	R: 0 E: 0 K: 0 S: 3	H: 1 LOB: 1 BB: 1 P: 7	R: 3 E: 0 K: 0 S: 7	H: 4 LOB: 1 BB: 0 P: 7	R: 0 E: 0 K: 0 S: 4	H: 1 LOB: 1 BB: 0 P: 4	R: 0 E: 0 K: 0 S: 2	H: 0 LOB: 0 BB: 1 P: 6	R: 1 E: 0 K: 0 S: 3	H: 1 LOB: 0 BB: 1 P: 7	R: 0 E: 0 K: 1 S: 6	H: 1 LOB: 1 BB: 0 P: 6	R: 0 E: 0 K: 0 S: 3	H: 0 LOB: 0 BB: 0 P: 3	1B: 6 2B: 3 3B: 0 HR: 0	SF: 0 SAC: 1 DP: 2 HBP: 0	WP: 0 PB: 0 SB: 0 CS: 0	PA: 36						
PITCHER	IP WLS BF H R ER SO BB IBB HBP BLK WP HR S P ERA WHIP	IP WLS BF H R ER SO BB IBB HBP BLK WP HR S P ERA WHIP																								
Ray Fontenot, L ERA: 3.1	(1, 1)	8.0	L	33	9	4	4	2	3	0	0	0	0	0	0	0	0	0	0	0	3	3	0.00	0.000		
Dave Gumpert, R ERA:	(9, 1)	1.0		3	0	0	0	0	0	0	0	0	0	0	0	0	0	0	0	0	0	0	3	3	0.00	0.000

Batter	1	2	3	4	5	6	7	8	9	AB	R	H	RBI	BB	SO	LOB	BOTTOM							
Gary Woods, R OBP: 0.324, SLG: 0.246 Davey Lopes, R OBP: 0.403, SLG: 0.447 Dave Gumpert, R	4-3									2	0	0	0	1	1	0	New York Mets @ Chicago Cubs Wrigley Field, Chicago, IL Sun Aug 04 1985, 3:33 AM CDT Att: 35,207 - Unknown							
23 Ryne Sandberg, R OBP: 0.350, SLG: 0.470	4-3									4	0	0	0	0	1	3								
Gary Matthews, R OBP: 0.379, SLG: 0.426	G1									3	0	0	0	1	1	0								
Keith Moreland, R OBP: 0.363, SLG: 0.414										4	0	1	0	0	0	1								
Ron Cey, R OBP: 0.323, SLG: 0.383										4	1	2	0	0	1	1								
Richie Hebner, L OBP: 0.326, SLG: 0.318										4	0	1	0	0	1	2								
Jody Davis, R OBP: 0.291, SLG: 0.375 Steve Lake, R OBP: 0.167, SLG: 0.203										3	0	0	1	0	1	1								
Larry Bowa, S OBP: 0.280, SLG: 0.319										2	0	0	0	1	0	1								
Ray Fontenot, L OBP: 0.038, SLG: 0.038 Thad Bosley, L OBP: 0.364, SLG: 0.455										2	0	0	0	0	0	0								
Inning Stats	R: 0 E: 0 K: 0 S: 3	H: 0 LOB: 0 BB: 0 P: 3	R: 0 E: 0 K: 1 S: 5	H: 0 LOB: 0 BB: 0 P: 5	R: 0 E: 0 K: 0 S: 3	H: 0 LOB: 0 BB: 0 P: 3	R: 0 E: 0 K: 0 S: 2	H: 0 LOB: 0 BB: 1 P: 6	R: 1 E: 1 K: 0 S: 5	H: 2 LOB: 1 BB: 0 P: 5	R: 0 E: 0 K: 1 S: 5	H: 0 LOB: 0 BB: 0 P: 5	R: 0 E: 0 K: 2 S: 8	H: 1 LOB: 1 BB: 0 P: 8	R: 0 E: 0 K: 2 S: 8	H: 1 LOB: 2 BB: 1 P: 12	R: 0 E: 0 K: 0 S: 3	H: 1 LOB: 1 BB: 1 P: 7	1B: 5 2B: 0 3B: 0 HR: 0	SF: 0 SAC: 0 DP: 2 HBP: 0	WP: 0 PB: 0 SB: 0 CS: 0	PA: 33		
PITCHER	IP WLS BF H R ER SO BB IBB HBP BLK WP HR S P ERA WHIP	IP WLS BF H R ER SO BB IBB HBP BLK WP HR S P ERA WHIP																						
Dwight Gooden, R ERA: 1.57	(1, 1)	9.0	W	33	5	1	0	6	3	0	0	0	0	0	0	0	0	0	0	0	42	54	0.00	0.889

Batter	1	2	3	4	5	6	7	8	9	AB	R	H	RBI	BB	SO	LOB	TOP										
Bob Dernier, R OBP: 0.310, SLG: 0.302	F8			F8		1-3			6-3	4	0	0	0	0	0	0											
23 Ryne Sandberg, R OBP: 0.343, SLG: 0.461	6-3			F9		F7			F7	4	0	0	0	0	0	0											
Gary Matthews, R OBP: 0.371, SLG: 0.410	1-3			BB					5-3	2	0	0	0	1	0	0											
Keith Moreland, R OBP: 0.362, SLG: 0.411				F8					K	3	0	0	0	0	1	1											
Ron Cey, R OBP: 0.320, SLG: 0.380						6-3			5-3	3	0	0	0	0	1	0											
Leon Durham, L OBP: 0.357, SLG: 0.439									K	3	0	1	0	0	2	0											
Steve Lake, R OBP: 0.160, SLG: 0.195				F8		5-3			F8	3	0	0	0	0	0	1											
Larry Bowa, S OBP: 0.283, SLG: 0.321				F7		F8				2	0	0	0	0	0	1											
Jody Davis, R OBP: 0.289, SLG: 0.381									K	1	0	0	0	0	1	0											
George Frazier, R OBP: 0.297, SLG: 0.351										0	0	0	0	0	0	0											
Scott Sanderson, R OBP: 0.121, SLG: 0.065									5-3	1	0	0	0	0	1	0											
Warren Brusstar, R OBP: 0.315, SLG: 0.238				K						0	0	0	0	0	0	0											
Gary Woods, R OBP: 0.315, SLG: 0.238										1	0	0	0	0	0	0											
Lary Sorensen, R OBP: 0.297, SLG: 0.351										0	0	0	0	0	0	0											
Chris Speier, R OBP: 0.297, SLG: 0.351										1	0	0	0	0	0	0											
Inning Stats	R: 0 E: 0 K: 0 S: 3	H: 0 LOB: 0 BB: 0 P: 3	R: 0 E: 0 K: 2 S: 7	H: 0 LOB: 0 BB: 0 P: 7	R: 0 E: 0 K: 1 S: 5	H: 0 LOB: 1 BB: 0 P: 5	R: 0 E: 0 K: 0 S: 3	H: 0 LOB: 1 BB: 0 P: 7	R: 0 E: 0 K: 0 S: 4	H: 1 LOB: 1 BB: 0 P: 4	R: 0 E: 0 K: 0 S: 3	H: 0 LOB: 0 BB: 0 P: 3	R: 0 E: 0 K: 1 S: 5	H: 0 LOB: 0 BB: 0 P: 5	R: 0 E: 0 K: 2 S: 7	H: 0 LOB: 0 BB: 0 P: 7	R: 0 E: 0 K: 0 S: 3	H: 0 LOB: 0 BB: 0 P: 3	1B: 1 2B: 0 3B: 0 HR: 0	SF: 0 SAC: 0 DP: 0 HBP: 0	WP: 0 PA: 29 PB: 0 SB: 0 CS: 0						
PITCHER	IP	WLS	BF	H	R	ER	SO	BB	IBB	HBP	BLK	WP	HR	S	P	ERA	WHIP										
John Tudor, L ERA: 2.11	9.0	W	29	1	0	0	6	1	0	0	0	0	0	40	44	0.00	0.222										

Chicago Cubs @ St. Louis Cardinals
 Busch Stadium, St. Louis, MO
 Thu Aug 08 1985, 7:05 PM CDT
 Att: 39,203 - Unknown

AB	28
R	0
H	1
RBI	0
BB	1
SO	6
LOB	3



Batter	1	2	3	4	5	6	7	8	9	AB	R	H	RBI	BB	SO	LOB	BOTTOM										
Vince Coleman, S OBP: 0.329, SLG: 0.355	E9	G3			S		4-3			4	2	2	1	0	0	0											
Willie McGee, S OBP: 0.372, SLG: 0.500		5-3			1B		K			4	2	2	2	0	1	0											
Tom Herr, S OBP: 0.387, SLG: 0.408				4-3			6-3			4	1	2	1	0	0	0											
Jack Clark, R OBP: 0.399, SLG: 0.529	F7			F3	SF9					2	0	0	1	1	0	1											
Andy Van Slyke, L OBP: 0.336, SLG: 0.427				F6	F8					4	1	2	2	0	0	1											
Terry Pendleton, S OBP: 0.294, SLG: 0.291				4-3	F6					4	1	1	1	0	0	3											
Darrell Porter, L OBP: 0.280, SLG: 0.356	F7			F7			G3			3	0	0	0	0	0	0											
Ozzie Smith, S OBP: 0.315, SLG: 0.342	F9			F2			4-3			3	0	0	0	0	0	0											
John Tudor, L OBP: 0.185, SLG: 0.210				F8			5-3			3	1	1	0	0	0	0											
Inning Stats	R: 5 E: 1 K: 0 S: 8	H: 5 LOB: 0 BB: 0 P: 8	R: 0 E: 0 K: 0 S: 3	H: 0 LOB: 0 BB: 0 P: 3	R: 0 E: 0 K: 0 S: 3	H: 0 LOB: 0 BB: 0 P: 3	R: 0 E: 0 K: 0 S: 3	H: 0 LOB: 0 BB: 0 P: 3	R: 3 E: 0 K: 0 S: 7	H: 4 LOB: 1 BB: 0 P: 7	R: 0 E: 0 K: 0 S: 3	H: 0 LOB: 0 BB: 0 P: 3	R: 0 E: 0 K: 1 S: 5	H: 0 LOB: 0 BB: 0 P: 5	R: 0 E: 0 K: 0 S: 2	H: 1 LOB: 0 BB: 1 P: 6	1B: 5 2B: 2 3B: 2 HR: 2	SF: 1 SAC: 0 DP: 0 HBP: 0	WP: 0 PA: 33 PB: 0 SB: 1 CS: 0								
PITCHER	IP	WLS	BF	H	R	ER	SO	BB	IBB	HBP	BLK	WP	HR	S	P	ERA	WHIP										
Scott Sanderson, R ERA: 3.02	4.0	L	20	8	8	8	0	0	0	0	0	0	0	4	20	0.00	1.000										
Warren Brusstar, R ERA: 4.8	1.0		4	1	0	0	0	0	0	0	0	0	0	4	4	0.00	1.000										
Lary Sorensen, R ERA: 4.8	2.0		6	0	0	0	1	0	0	0	0	0	0	8	8	0.00	0.000										
George Frazier, R ERA: 4.39	1.0		3	1	0	0	0	1	0	0	0	0	0	2	6	0.00	2.000										

Chicago Cubs @ St. Louis Cardinals
 Busch Stadium, St. Louis, MO
 Thu Aug 08 1985, 7:05 PM CDT
 Att: 39,203 - Unknown

AB	31
R	8
H	10
RBI	8
BB	1
SO	1
LOB	5



Batter	1	2	3	4	5	6	7	8	9	AB	R	H	RBI	BB	SO	LOB	TOP		
Bob Dernier, R OBP: 0.308, SLG: 0.304 (1, 8)	F6	F6			2B		6-3		6-3	5	1	1	0	0	0	2			
23 Ryne Sandberg, R OBP: 0.346, SLG: 0.465 (1, 4)	1B		K		2B		1B		K	5	0	3	1	0	2	0			
Gary Matthews, R OBP: 0.369, SLG: 0.402 (1, 7)	F8		K		F8		BB			3	0	0	0	1	1	2			
Leon Durham, L OBP: 0.354, SLG: 0.434 (1, 3)	K		6-3		K		BB		F7	4	0	0	0	0	2	4			
Keith Moreland, R OBP: 0.361, SLG: 0.418 (1, 9)		6-3			F8		HR		F9	4	1	1	1	0	0	2			
Jody Davis, R OBP: 0.295, SLG: 0.405 (1, 2)	HR				HR		WP		K	4	2	3	2	0	1	0			
Ron Cey, R OBP: 0.317, SLG: 0.375 (1, 5)	F8				F9		1B		1-3	4	0	0	0	0	0	1			
Larry Bowa, S OBP: 0.284, SLG: 0.317 (8, PH)										0	0	0	0	0	0	0			
Richie Hebner, L OBP: 0.309, SLG: 0.300 (8, PH)										1	0	0	0	0	0	0			
Chris Speier, R OBP: 0.297, SLG: 0.351 (8, 6)										0	0	0	0	0	0	0			
Dick Ruthven, R OBP: 0.208, SLG: 0.208 (2, 1)										1	0	1	0	0	0	0			
Ron Meridith, L (7, 1)										2	0	0	0	0	1	1			
Warren Brusstar, R George Frazier, R Thad Bosley, L (9, PH)	1B				K		G3		4-3	0	0	0	0	0	0	0			
Inning Stats	R: 0 E: 0 K: 1 S: 6	H: 1 LOB: 1 BB: 0 P: 6	R: 1 E: 0 K: 0 S: 5	H: 2 LOB: 2 BB: 1 P: 9	R: 0 E: 0 K: 2 S: 7	H: 0 LOB: 0 BB: 0 P: 7	R: 1 E: 0 K: 0 S: 4	H: 1 LOB: 0 BB: 0 P: 4	R: 1 E: 0 K: 2 S: 9	H: 2 LOB: 1 BB: 0 P: 9	R: 0 E: 0 K: 0 S: 4	H: 1 LOB: 2 BB: 1 P: 8	R: 0 E: 0 K: 1 S: 5	H: 0 LOB: 0 BB: 0 P: 5	R: 0 E: 0 K: 1 S: 5	H: 0 LOB: 0 BB: 0 P: 5	1B: 4 2B: 2 3B: 0 HR: 3	SF: 0 SAC: 0 DP: 0 HBP: 0	WP: 1 PA: 38
PITCHER	IP	WLS	BF	H	R	ER	SO	BB	IBB	HBP	BLK	WP	HR	S	P	ERA	WHIP		
Ron Darling, R ERA: 2.99	6.0		27	8	4	4	5	1	0	0	0	1	3	36	40	6.00	1.500		
Roger McDowell, R ERA: 2.89	3.0	W	11	1	0	0	2	1	0	0	0	0	0	14	18	0.00	0.667		

Chicago Cubs @ New York Mets
Shea Stadium, Flushing, NY
Fri Aug 09 1985, 7:05 PM EDT
Att: 44,309 - Unknown

AB	34
R	4
H	9
RBI	4
BB	1
SO	7
LOB	12



Batter	1	2	3	4	5	6	7	8	9	AB	R	H	RBI	BB	SO	LOB	BOTTOM		
Lenny Dykstra, L OBP: 0.318, SLG: 0.310 (1, 8)	6-3				F8		1B			4	0	2	0	1	0	2			
Wally Backman, S OBP: 0.342, SLG: 0.373 (1, 4)	1B				SH1-3		1B			4	2	3	1	0	0	2			
Keith Hernandez, L OBP: 0.391, SLG: 0.440 (1, 3)	1-3				F4		1B		K	5	1	2	1	0	1	4			
Darryl Strawberry, L OBP: 0.377, SLG: 0.554 (1, 9)	1B				F8		1B			3	1	1	1	2	0	1			
Danny Heep, L OBP: 0.340, SLG: 0.442 George Foster, R (6, PH)	1B				1-3		1B		6-3	3	1	2	0	0	0	2			
George Foster, R OBP: 0.327, SLG: 0.480 (7, 7)					1-3		1B		6-3	1	0	0	0	1	0	1			
Clint Hurdle, L OBP: 0.351, SLG: 0.435 (1, 2)	F7				SF9		1B		G3	5	0	2	1	0	0	4			
Howard Johnson, S OBP: 0.294, SLG: 0.352 (1, 5)					F7		FC4-2		F8	4	0	2	1	1	0	0			
Rafael Santana, R OBP: 0.283, SLG: 0.296 (1, 6)					SF9		1B		F9	4	0	1	1	0	0	3			
Ron Darling, R OBP: 0.228, SLG: 0.286 Roger McDowell, R OBP: 0.214, SLG: 0.154 (7, 1)	SH1-4				F8		FC4-2		1B	2	0	0	0	0	0	4			
Inning Stats	R: 1 E: 0 K: 0 S: 6	H: 3 LOB: 2 BB: 0 P: 6	R: 0 E: 0 K: 0 S: 4	H: 1 LOB: 2 BB: 1 P: 8	R: 2 E: 0 K: 0 S: 6	H: 3 LOB: 2 BB: 1 P: 10	R: 0 E: 0 K: 0 S: 4	H: 1 LOB: 2 BB: 1 P: 8	R: 0 E: 0 K: 0 S: 5	H: 2 LOB: 2 BB: 0 P: 5	R: 1 E: 0 K: 0 S: 4	H: 2 LOB: 1 BB: 1 P: 8	R: 1 E: 0 K: 1 S: 8	H: 3 LOB: 3 BB: 0 P: 8	R: 1 E: 0 K: 0 S: 4	H: 1 LOB: 1 BB: 1 P: 8	1B: 14 2B: 2 3B: 0 HR: 0	SF: 1 SAC: 2 DP: 0 HBP: 0	WP: 0 PA: 44
PITCHER	IP	WLS	BF	H	R	ER	SO	BB	IBB	HBP	BLK	WP	HR	S	P	ERA	WHIP		
Dick Ruthven, R ERA: 4.53	1.0		6	3	1	1	0	0	0	0	0	0	0	6	6	9.00	3.000		
Ron Meridith, L ERA: 3.97	5.0		27	9	3	3	0	2	2	0	0	0	0	23	39	5.40	2.200		
Warren Brusstar, R ERA: 5.01	1.1	L	8	3	2	2	1	1	0	0	0	0	0	9	13	13.50	3.000		
George Frazier, R ERA: 4.33	0.2		3	1	0	0	0	0	0	0	0	0	0	3	3	0.00	1.500		

Chicago Cubs @ New York Mets
Shea Stadium, Flushing, NY
Fri Aug 09 1985, 7:05 PM EDT
Att: 44,309 - Unknown

AB	36
R	6
H	16
RBI	6
BB	5
SO	1
LOB	23



Batter	1	2	3	4	5	6	7	8	9	AB	R	H	RBI	BB	SO	LOB	TOP					
Bob Dernier, R OBP: 0.303, SLG: 0.299	6-3	K		FC4			K			4	0	0	0	0	2	4	Chicago Cubs @ New York Mets Shea Stadium, Flushing, NY Sat Aug 10 1985, 3:33 AM EDT Att: 48,306 - Unknown					
Davey Lopes, R OBP: 0.397, SLG: 0.439	K		5-3		F4			K		4	0	0	0	0	2	0						
23 Ryne Sandberg, R OBP: 0.348, SLG: 0.466	2B 1B		F8		K			1B FC6-4		4	2	2	0	0	1	0						
Leon Durham, L OBP: 0.355, SLG: 0.438	1B 2B		5-3		F6			FC6-4 1B		4	1	2	0	0	0	0						
Keith Moreland, R OBP: 0.360, SLG: 0.416	1B			F9			F8	FC6-4 FC4-6		4	0	1	3	0	0	1						
Jody Davis, R OBP: 0.294, SLG: 0.403	F8			1B 1B			6-3	FC4-6		4	0	1	0	0	0	2						
Chris Speier, R OBP: 0.296, SLG: 0.349		K		1B 1B			5-3	F8		4	0	1	0	0	1	0						
Larry Bowa, S OBP: 0.289, SLG: 0.323							F8			0	0	0	0	0	0	0						
Richie Hebner, L OBP: 0.306, SLG: 0.297								F7		1	0	0	0	0	0	0						
Ray Fontenot, L OBP: 0.036, SLG: 0.036										2	0	0	0	0	2	4						
Thad Bosley, L OBP: 0.354, SLG: 0.441										1	0	0	0	0	0	0						
George Frazier, R OBP: 0.306, SLG: 0.297										0	0	0	0	0	0	0						
Warren Brusstar, R OBP: 0.397, SLG: 0.400										1	0	0	0	0	1	0						
Inning Stats	R: 2 E: 0 K: 1 S: 8	H: 3 LOB: 1 BB: 0 P: 8	R: 0 E: 0 K: 3 S: 10	H: 1 LOB: 1 BB: 0 P: 10	R: 0 E: 0 K: 0 S: 3	H: 0 LOB: 0 BB: 0 P: 3	R: 0 E: 0 K: 1 S: 8	H: 3 LOB: 3 BB: 0 P: 8	R: 0 E: 0 K: 0 S: 5	H: 0 LOB: 0 BB: 0 P: 5	R: 0 E: 0 K: 0 S: 3	H: 0 LOB: 0 BB: 0 P: 3	R: 0 E: 0 K: 1 S: 5	H: 0 LOB: 0 BB: 0 P: 5	R: 1 E: 0 K: 1 S: 7	H: 2 LOB: 1 BB: 0 P: 7	R: 0 E: 0 K: 1 S: 5	H: 0 LOB: 0 BB: 0 P: 5	1B: 8 2B: 1 3B: 0 HR: 0	SF: 0 SAC: 0 DP: 0 HBP: 0	WP: 0 PB: 0 SB: 1 CS: 0	PA: 36
PITCHER Dwight Gooden, R ERA: 1.64	IP: 9.0 WLS: W BF: 36 H: 9 R: 3 ER: 3 SO: 9 BB: 0 IBB: 0 HBP: 0 BLK: 0 WP: 0 HR: 0 S: 54 P: 54 ERA: 3.00 WHIP: 1.000															PITCHER						

Batter	1	2	3	4	5	6	7	8	9	AB	R	H	RBI	BB	SO	LOB	BOTTOM			
Wally Backman, S OBP: 0.340, SLG: 0.371	6-3		5-3	6-3			BB 1B	F8		5	1	1	1	0	0	1	Chicago Cubs @ New York Mets Shea Stadium, Flushing, NY Sat Aug 10 1985, 3:33 AM EDT Att: 48,306 - Unknown			
Tom Paciorek, R OBP: 0.301, SLG: 0.275					F7					3	1	2	0	0	0	0				
Lenny Dykstra, L OBP: 0.320, SLG: 0.308	G4-6-3 1B		G3 1B				1B BB	6-3		1	1	0	0	1	0	0				
Keith Hernandez, L OBP: 0.389, SLG: 0.438	G4-6-3 1-2		G3		G3		1B 1B			4	0	1	2	0	0	2				
Gary Carter, R OBP: 0.355, SLG: 0.420		5-3	1B IBB		6-3		1B SF8			3	1	1	1	1	0	0				
Darryl Strawberry, L OBP: 0.383, SLG: 0.560		HR 2B	1-3 2-H 1B			F9	SF8 1B IBB			3	1	2	1	1	0	0				
George Foster, R OBP: 0.329, SLG: 0.490		HR			F8		K	1-2 2-3 1B		4	1	2	2	0	1	2				
Ray Knight, R OBP: 0.250, SLG: 0.339		6-3			F7		5-3	SF8		3	0	0	1	0	0	0				
Ron Gardenhire, R OBP: 0.394, SLG: 0.240			FC5-4 BB		SH2-4 BB		BB BB	F2		1	1	0	0	3	0	2				
Dwight Gooden, R OBP: 0.243, SLG: 0.200	FC5-4 1-2			SH2-4			BB 1B 1B	4-3		3	1	1	0	0	0	1				
Inning Stats	R: 0 E: 0 K: 0 S: 3	H: 1 LOB: 0 BB: 0 P: 3	R: 2 E: 0 K: 0 S: 5	H: 2 LOB: 1 BB: 1 P: 9	R: 1 E: 0 K: 0 S: 5	H: 2 LOB: 2 BB: 1 P: 9	R: 0 E: 0 K: 0 S: 3	H: 0 LOB: 1 BB: 1 P: 7	R: 0 E: 0 K: 0 S: 3	H: 0 LOB: 0 BB: 0 P: 3	R: 0 E: 0 K: 1 S: 5	H: 0 LOB: 0 BB: 0 P: 5	R: 5 E: 0 K: 0 S: 7	H: 5 LOB: 2 BB: 3 P: 19	R: 0 E: 0 K: 0 S: 3	H: 0 LOB: 0 BB: 0 P: 3	1B: 8 2B: 1 3B: 0 HR: 1	SF: 1 SAC: 1 DP: 1 HBP: 0	WP: 0 PB: 0 SB: 0 CS: 0	PA: 38
PITCHER Ray Fontenot, L ERA: 3.17	IP: 6.0 WLS: L BF: 25 H: 5 R: 3 ER: 3 SO: 3 BB: 2 IBB: 1 HBP: 0 BLK: 0 WP: 0 HR: 1 S: 24 P: 36 ERA: 4.50 WHIP: 1.167															PITCHER				
George Frazier, R ERA: 5.13	0.1	8	5	5	5	0	2	1	0	0	0	5	17	135.00	21.000					
Warren Brusstar, R ERA: 4.87	1.2	5	0	0	0	0	0	0	0	0	5	5	0.00	0.000						

Batter	1	2	3	4	5	6	7	8	9	AB	R	H	RBI	BB	SO	LOB	TOP				
Bob Dernier, R OBP: 0.306, SLG: 0.302 (1, 8)										4	1	2	0	0	1	0	Chicago Cubs @ New York Mets Shea Stadium, Flushing, NY Sun Aug 11 1985, 3:33 AM EDT Att: 40,311 - Unknown				
23 Ryne Sandberg, R OBP: 0.347, SLG: 0.466 (1, 4)										4	1	1	1	0	0	2					
Gary Matthews, R OBP: 0.370, SLG: 0.402 (1, 7)										4	0	2	1	0	0	0					
Leon Durham, L OBP: 0.352, SLG: 0.433 Lee Smith, R (8, 1)										4	0	0	0	0	0	2					
Keith Moreland, R OBP: 0.359, SLG: 0.414 (8, 3)										4	0	1	0	0	0	0					
Jody Davis, R OBP: 0.293, SLG: 0.401 Steve Lake, R OBP: 0.159, SLG: 0.192 Thad Bosley, L OBP: 0.351, SLG: 0.437 (8, PH)										2	0	0	0	0	0	0					
Ron Cey, R OBP: 0.316, SLG: 0.376 (1, 5)										4	0	1	0	0	0	0					
Larry Bowa, S OBP: 0.285, SLG: 0.318 Richie Hebner, L OBP: 0.303, SLG: 0.293 (8, PH)										0	0	0	0	0	0	0					
Derek Botelho, R (1, 1) Billy Hatcher, R OBP: 0.327, SLG: 0.419 Ron Meredith, L (7, 1) Gary Woods, R OBP: 0.315, SLG: 0.238 (8, 9)										2	0	0	0	0	0	0					
Inning Stats	R: 0 E: 0 K: 1 S: 6	H: 1 LOB: 1 BB: 0 P: 6	R: 0 E: 0 K: 0 S: 3	H: 0 LOB: 0 BB: 0 P: 3	R: 2 E: 1 K: 0 S: 6	H: 3 LOB: 1 BB: 0 P: 6	R: 0 E: 0 K: 0 S: 4	H: 1 LOB: 1 BB: 0 P: 4	R: 0 E: 0 K: 0 S: 3	H: 0 LOB: 0 BB: 0 P: 3	R: 0 E: 0 K: 0 S: 3	H: 0 LOB: 0 BB: 0 P: 3	R: 0 E: 0 K: 0 S: 3	H: 0 LOB: 0 BB: 0 P: 3	R: 0 E: 0 K: 0 S: 3	H: 0 LOB: 0 BB: 0 P: 3		1B: 5 2B: 2 3B: 0 HR: 0	SF: 0 SAC: 0 DP: 0 HBP: 0	WP: 0 PB: 0 SB: 0 CS: 0	PA: 35
PITCHER Ed Lynch, R ERA: 2.82 (1, 1)	IP: 9.0 WLS: W BF: 35 H: 7 R: 2 ER: 2 SO: 1 BB: 1 IBB: 0 HBP: 0 BLK: 0 WP: 0 HR: 0 S: 36 P: 40 ERA: 2.00 WHIP: 0.889															PITCHER					

Batter	1	2	3	4	5	6	7	8	9	AB	R	H	RBI	BB	SO	LOB	BOTTOM				
Lenny Dykstra, L OBP: 0.318, SLG: 0.302 (1, 8)										3	1	0	0	1	0	2	Chicago Cubs @ New York Mets Shea Stadium, Flushing, NY Sun Aug 11 1985, 3:33 AM EDT Att: 40,311 - Unknown				
Wally Backman, S OBP: 0.342, SLG: 0.375 (1, 4)										4	1	2	0	0	1	1					
Keith Hernandez, L OBP: 0.386, SLG: 0.434 (1, 3)										4	0	0	0	0	0	3					
Gary Carter, R OBP: 0.358, SLG: 0.438 (1, 2)										3	2	2	4	1	0	1					
Darryl Strawberry, L OBP: 0.385, SLG: 0.555 (1, 9)										2	0	0	0	2	1	1					
George Foster, R OBP: 0.328, SLG: 0.487 (1, 7)										4	1	1	0	0	0	1					
Howard Johnson, S OBP: 0.293, SLG: 0.350 (1, 5)										4	1	1	0	0	0	0					
Rafael Santana, R OBP: 0.286, SLG: 0.299 (1, 6)										4	0	2	1	0	1	0					
Ed Lynch, R OBP: 0.146, SLG: 0.079 (1, 1)										2	0	0	0	0	1	1					
Inning Stats	R: 2 E: 0 K: 1 S: 6	H: 1 LOB: 2 BB: 2 P: 14	R: 0 E: 0 K: 0 S: 4	H: 1 LOB: 0 BB: 0 P: 4	R: 2 E: 0 K: 0 S: 5	H: 2 LOB: 0 BB: 0 P: 5	R: 0 E: 0 K: 1 S: 5	H: 0 LOB: 0 BB: 0 P: 5	R: 0 E: 1 K: 0 S: 5	H: 3 LOB: 1 BB: 1 P: 9	R: 0 E: 0 K: 1 S: 5	H: 0 LOB: 1 BB: 1 P: 9	R: 0 E: 0 K: 1 S: 5	H: 0 LOB: 0 BB: 0 P: 5	R: 0 E: 0 K: 1 S: 5	H: 0 LOB: 0 BB: 0 P: 5		1B: 5 2B: 1 3B: 0 HR: 2	SF: 0 SAC: 1 DP: 0 HBP: 0	WP: 0 PB: 0 SB: 2 CS: 1	PA: 35
PITCHER Derek Botelho, R ERA: 9.28 Ron Meredith, L ERA: 3.8 Lee Smith, R ERA: 3.08 (1, 1) (7, 1) (8, 1)	IP: 6.0 WLS: L BF: 28 H: 8 R: 6 ER: 5 SO: 2 BB: 3 IBB: 0 HBP: 0 BLK: 0 WP: 0 HR: 2 S: 29 P: 41 ERA: 7.50 WHIP: 1.833															PITCHER					



Batter	1	2	3	4	5	6	7	8	9	AB	R	H	RBI	BB	SO	LOB	TOP					
Tim Raines, S (1,7) X OBP: 0.376, SLG: 0.422	0-0 1B		0-0 HR		0-0 G6-4-3 1B	4-0 1B		0-0 FC4-6		4	2	3	1	1	0	2	Montreal Expos @ Chicago Cubs Wrigley Field, Chicago, IL Mon Aug 12 1985, 3:33 AM CDT Att: 28,195 - Unknown					
Vance Law, R (1,4) X OBP: 0.363, SLG: 0.402	0-0 F2		0-0 5-3		0-0 G6-4-3 1B	0-0 F8		0-0 SF8		4	0	1	1	0	0	3						
Andre Dawson, R (1,9) X OBP: 0.309, SLG: 0.441 Jeff Reardon, R (8,1) X OBP: 0.167, SLG: 0.167	0-0 F3		0-0 1B		0-0 G6-4-3		0-0 1B	0-0 F3		5	0	2	0	0	0	4						
Hubie Brooks, R (1,6) X OBP: 0.311, SLG: 0.411	0-3 K		0-0 F9		0-0 HR		0-0 2B	0-0 F9		5	1	2	2	0	1	2						
Terry Francona, L (1,3) X OBP: 0.325, SLG: 0.370 Tim Burke, R (7,1) X OBP: 0.200, SLG: 0.200 Mitch Webster, S (8,9) X OBP: 0.260, SLG: 0.430		0-0 2B		0-0 HR	0-0 2B		0-0 F3	0-0 G1-6-3		4	1	2	0	0	0	2						
Tim Lincecum, R (1,5) X OBP: 0.319, SLG: 0.445	0-0 F9		0-0 HR		0-0 HR		0-0 F5	0-3 K		5	2	2	3	0	1	3						
Herm Winningham, L (1,8) X OBP: 0.324, SLG: 0.367	0-0 F9		0-0 F9		0-0 F9		0-0 1B	0-0 G3		4	0	1	0	0	0	3						
Mike Fitzgerald, R (1,2) X OBP: 0.297, SLG: 0.282 U L Washington, S (8, PH) X OBP: 0.245, SLG: 0.412 Steve Nicosia, R (8,2) X OBP: 0.257, SLG: 0.219	0-0 6-3		0-0 5-3		0-0 5-3		0-0 F4	4-0 FC4-6 1B SF8 BB		3	0	0	0	0	0	2						
Floyd Youmans, R (1,1) X OBP: 0.151, SLG: 0.133 Randy St. Claire, R (6,1) X OBP: 0.500, SLG: 0.250 Scott Thompson, L (7,3) X OBP: 0.244, SLG: 0.282	0-0 6-3		0-0 6-3		0-3 K		0-0 F9	0-0 FC4-6 1B		2	0	0	0	0	1	0						
Inning Stats	R: 0 E: 0 K: 1 S: 6	H: 1 LOB: 1 BB: 0 P: 6	R: 0 E: 0 K: 0 S: 4	H: 1 LOB: 1 BB: 0 P: 4	R: 1 E: 0 K: 0 S: 5	H: 2 LOB: 1 BB: 0 P: 5	R: 2 E: 0 K: 1 S: 7	H: 2 LOB: 0 BB: 0 P: 7	R: 2 E: 0 K: 0 S: 5	H: 3 LOB: 0 BB: 0 P: 5	R: 1 E: 0 K: 0 S: 5	H: 2 LOB: 2 BB: 1 P: 9	R: 0 E: 0 K: 0 S: 5	H: 2 LOB: 2 BB: 0 P: 5	R: 1 E: 0 K: 0 S: 4	H: 1 LOB: 1 BB: 1 P: 8		R: 0 E: 0 K: 1 S: 5	H: 0 LOB: 0 BB: 0 P: 5	1B: 7 2B: 3 3B: 0 HR: 4	SF: 1 SAC: 0 DP: 1 HBP: 0	WP: 0 PB: 0 SB: 1 CS: 0
PITCHER	IP WLS BF H R ER SO BB IBB HBP BLK WP HR S P ERA WHIP																					
Lary Sorensen, R (1,1) ERA: 5.22	5.0	23	9	5	5	2	0	0	0	0	0	0	0	0	3	27	27	9.00	1.800			
Warren Brusstar, R (6,1) ERA: 4.94	1.0	6	2	1	1	0	0	1	0	0	0	0	1	5	9	9	9.00	2.000				
Dave Gumpert, R (7,1) ERA: 2.25	2.0	W	10	3	1	1	0	1	0	0	0	0	0	9	13	13	4.50	2.000				
Lee Smith, R (9,1) ERA: 3.04	1.0	S	3	0	0	0	1	0	0	0	0	0	0	5	5	5	0.00	0.000				

Batter	1	2	3	4	5	6	7	8	9	AB	R	H	RBI	BB	SO	LOB	BOTTOM					
Bob Dernier, R (1,8) X OBP: 0.304, SLG: 0.304	0-0 F7		0-0 1B 2B		0-0 E6 2B	0-0 F5		0-0 6-3		5	1	1	0	0	0	1	Montreal Expos @ Chicago Cubs Wrigley Field, Chicago, IL Mon Aug 12 1985, 3:33 AM CDT Att: 28,195 - Unknown					
Gary Matthews, R (1,7) X OBP: 0.377, SLG: 0.413 Dave Gumpert, R (7,1) X OBP: 0.397, SLG: 0.439	4-0 23 6-3 BB		0-0 2H 1B		0-0 23 HR 2B	0-3 K				3	1	2	1	1	1	0						
23 Ryne Sandberg, R (1,4) X OBP: 0.348, SLG: 0.472	0-0 6-3		0-0 6-3		0-0 2H HR	0-0 G3 S 7-2 BB				3	1	1	2	1	0	2						
Keith Moreland, R (1,9) X OBP: 0.358, SLG: 0.412	0-3 K		0-0 F8		0-0 F8	0-0 G3		0-0 1B		4	0	1	0	0	1	2						
Ron Cey, R (1,5) X OBP: 0.313, SLG: 0.372		0-0 6-3		0-0 F8	0-0 F3		0-0 7-2			4	0	0	0	0	0	2						
Leon Durham, L (1,3) X OBP: 0.353, SLG: 0.439		0-0 4-3 S 1B		0-0 F8	0-0 3B		0-0 F8	0-3 K		4	0	2	0	0	1	0						
Chris Speier, R (1,6) X OBP: 0.324, SLG: 0.352 Larry Bowa, S (8, PR) X OBP: 0.285, SLG: 0.318	0-0 4-3		0-0 F7		0-0 F7		0-0 1B HR 1B	0-0 1B HR 1B		4	1	2	0	0	0	2						
Steve Lake, R (1,2) X OBP: 0.165, SLG: 0.198 Richie Hebner, L (8, PH) X OBP: 0.300, SLG: 0.290 Lee Smith, R (9,1) X OBP: 0.362, SLG: 0.505	0-0 F7		0-0 6-3		0-0 6-3	0-0 1B HR 1B		0-3 K		3	1	1	0	0	0	1						
Lary Sorensen, R (1,1) X OBP: 0.324, SLG: 0.415 Warren Brusstar, R (6,1) X OBP: 0.285, SLG: 0.318 Thad Bosley, L (6, PH) X OBP: 0.362, SLG: 0.505		0-0 K		0-0 K		0-0 F7	0-0 1B HR	0-0 1B HR		1	0	0	0	0	1	0						
Inning Stats	R: 0 E: 0 K: 1 S: 5	H: 0 LOB: 1 BB: 1 P: 9	R: 0 E: 0 K: 0 S: 4	H: 1 LOB: 1 BB: 0 P: 4	R: 0 E: 0 K: 1 S: 6	H: 2 LOB: 1 BB: 0 P: 6	R: 0 E: 0 K: 0 S: 4	H: 1 LOB: 1 BB: 0 P: 4	R: 3 E: 1 K: 0 S: 7	H: 3 LOB: 1 BB: 0 P: 7	R: 3 E: 0 K: 1 S: 8	H: 3 LOB: 0 BB: 0 P: 8	R: 0 E: 0 K: 0 S: 2	H: 0 LOB: 0 BB: 1 P: 6	R: 2 E: 0 K: 2 S: 9	H: 2 LOB: 1 BB: 0 P: 9		R: 2 E: 0 K: 2 S: 9	H: 2 LOB: 1 BB: 0 P: 9	1B: 6 2B: 3 3B: 1 HR: 3	SF: 0 SAC: 0 DP: 1 HBP: 0	WP: 0 PB: 0 SB: 2 CS: 0
PITCHER	IP WLS BF H R ER SO BB IBB HBP BLK WP HR S P ERA WHIP																					
Floyd Youmans, R (1,1) ERA: 1.62	5.0	23	7	3	0	2	1	0	0	0	0	0	0	1	26	30	0.00	1.600				
Randy St. Claire, R (6,1) ERA: 2.82	1.0	6	3	3	3	1	0	0	0	0	0	0	0	8	8	8	27.00	3.000				
Tim Burke, R (7,1) ERA: 1.54	1.0	3	0	0	0	0	1	0	0	0	0	0	0	2	6	6	0.00	1.000				
Jeff Reardon, R (8,1) ERA: 2.51	1.0	L	5	2	2	2	0	0	0	0	0	1	9	9	9	18.00	2.000					

AB	39
R	7
H	14
RBI	7
BB	2
SO	3
LOB	22



WP	0
PB	0
SB	2
CS	0

Batter	1	2	3	4	5	6	7	8	9	AB	R	H	RBI	BB	SO	LOB	TOP		
Tim Raines, S OBP: 0.374, SLG: 0.418 (1, 7)										4	1	0	0	1	1	3			
Vance Law, R OBP: 0.366, SLG: 0.401 (1, 4)										3	1	1	0	2	0	0			
Andre Dawson, R OBP: 0.307, SLG: 0.440 (1, 9)										5	1	1	2	0	0	2			
Hubie Brooks, R OBP: 0.312, SLG: 0.420 (1, 6)										5	1	2	1	0	0	1			
Terry Francona, L OBP: 0.323, SLG: 0.367 (1, 3)										4	0	1	0	0	0	1			
Tim Lincecum, R OBP: 0.323, SLG: 0.447 (1, 5)										3	0	2	0	1	0	1			
Herm Winningham, L OBP: 0.327, SLG: 0.370 (1, 8)										4	0	2	0	0	0	3			
Sal Butera, R OBP: 0.262, SLG: 0.214 (1, 2)										4	0	1	0	0	0	3			
Joe Hesketh, R OBP: 0.133, SLG: 0.093 (1, 1)										2	0	0	0	0	1	2			
Jim Wohlford, R OBP: 0.284, SLG: 0.268 (8, PH)										1	0	1	0	0	0	0			
Jeff Reardon, R OBP: 0.167, SLG: 0.167 (8, 1)										0	0	0	0	0	0	0			
Inning Stats	R: 2 E: 1 K: 1 S: 9	H: 3 LOB: 2 BB: 0 P: 9	R: 2 E: 0 K: 1 S: 6	H: 1 LOB: 1 BB: 2 P: 14	R: 0 E: 0 K: 0 S: 4	H: 1 LOB: 2 BB: 1 P: 8	R: 0 E: 0 K: 0 S: 3	H: 0 LOB: 0 BB: 0 P: 3	R: 0 E: 0 K: 0 S: 4	H: 1 LOB: 1 BB: 0 P: 4	R: 0 E: 0 K: 0 S: 3	H: 1 LOB: 1 BB: 1 P: 7	R: 0 E: 0 K: 0 S: 5	H: 3 LOB: 2 BB: 0 P: 5	R: 0 E: 0 K: 0 S: 3	H: 0 LOB: 0 BB: 0 P: 3	1B: 8 2B: 1 3B: 2 HR: 0	SF: 0 SAC: 1 DP: 1 HBP: 0	WP: 0 PA: 41 PB: 1 SB: 3 CS: 2
PITCHER	IP WLS BF H R ER SO BB IBB HBP BLK WP HR S P ERA WHIP																		
Scott Sanderson, R ERA: 3.12 (1, 1)	1.2 L 10 3 3 2 2 1 0 0 0 0 0 0 13 17 10.80 2.400																		
George Frazier, R ERA: 4.59 (2, 1)	3.1 14 3 1 1 0 2 0 0 0 0 0 0 12 20 2.70 1.500																		
Ron Meridith, L ERA: 3.38 (6, 1)	3.0 13 5 0 0 0 1 0 0 0 0 0 0 12 16 0.00 2.000																		
Dave Gumpert, R ERA: 1.8 (9, 1)	1.0 3 0 0 0 0 0 0 0 0 0 0 0 3 3 0.00 0.000																		

Montreal Expos @ Chicago Cubs
Wrigley Field, Chicago, IL
Tue Aug 13 1985, 3:33 AM CDT
Att: 28,582 - Unknown

AB	35
R	4
H	11
RBI	3
BB	4
SO	2
LOB	16



Batter	1	2	3	4	5	6	7	8	9	AB	R	H	RBI	BB	SO	LOB	BOTTOM				
Bob Dernier, R OBP: 0.304, SLG: 0.303 (1, 8)										4	0	1	0	0	0	0					
Gary Matthews, R OBP: 0.374, SLG: 0.406 (1, 7)										3	0	0	0	1	0	0					
Dave Gumpert, R OBP: 0.347, SLG: 0.472 (9, 1)										0	0	0	0	0	0	0					
23 Ryne Sandberg, R OBP: 0.347, SLG: 0.472 (1, 4)										4	1	1	0	0	1	2					
Keith Moreland, R OBP: 0.357, SLG: 0.413 (1, 9)										4	0	1	1	0	0	1					
Ron Cey, R OBP: 0.315, SLG: 0.374 (1, 5)										4	0	2	0	0	0	1					
Jody Davis, R OBP: 0.292, SLG: 0.402 (1, 2)										4	0	1	0	0	0	1					
Leon Durham, L OBP: 0.352, SLG: 0.437 (1, 3)										4	0	1	0	0	1	2					
Shawon Dunston, R OBP: 0.256, SLG: 0.307 (1, 6)										3	0	0	0	0	0	1					
Scott Sanderson, R OBP: 0.121, SLG: 0.065 (1, 1)										0	0	0	0	0	0	0					
George Frazier, R OBP: 0.211, SLG: 0.234 (2, 1)										1	0	0	0	0	0	0					
Gary Woods, R OBP: 0.211, SLG: 0.234 (5, PH)										1	0	0	0	0	0	0					
Ron Meridith, L OBP: 0.211, SLG: 0.234 (8, 1)										0	0	0	0	0	0	0					
Thad Bosley, L OBP: 0.358, SLG: 0.500 (8, PH)										1	0	0	0	0	0	0					
Inning Stats	R: 0 E: 0 K: 0 S: 3	H: 1 LOB: 1 BB: 0 P: 7	R: 0 E: 0 K: 0 S: 4	H: 1 LOB: 1 BB: 0 P: 4	R: 0 E: 0 K: 0 S: 3	H: 0 LOB: 0 BB: 0 P: 3	R: 0 E: 0 K: 1 S: 6	H: 2 LOB: 2 BB: 0 P: 6	R: 0 E: 0 K: 0 S: 3	H: 0 LOB: 0 BB: 0 P: 3	R: 1 E: 0 K: 0 S: 5	H: 2 LOB: 1 BB: 0 P: 5	R: 0 E: 0 K: 0 S: 3	H: 0 LOB: 0 BB: 0 P: 3	R: 0 E: 0 K: 0 S: 3	H: 0 LOB: 0 BB: 0 P: 3	R: 0 E: 1 K: 1 S: 7	H: 1 LOB: 2 BB: 0 P: 7	1B: 4 2B: 3 3B: 0 HR: 0	SF: 0 SAC: 0 DP: 0 HBP: 0	WP: 0 PA: 34 PB: 0 SB: 0 CS: 0
PITCHER	IP WLS BF H R ER SO BB IBB HBP BLK WP HR S P ERA WHIP																				
Joe Hesketh, L ERA: 2.44 (1, 1)	7.0 W 26 6 1 1 1 1 0 0 0 0 0 0 27 31 1.29 1.000																				
Jeff Reardon, R ERA: 2.43 (8, 1)	2.0 S 8 1 0 0 1 0 0 0 0 0 0 0 10 10 0.00 0.500																				

Montreal Expos @ Chicago Cubs
Wrigley Field, Chicago, IL
Tue Aug 13 1985, 3:33 AM CDT
Att: 28,582 - Unknown

AB	33
R	1
H	7
RBI	1
BB	1
SO	2
LOB	8



Batter	1	2	3	4	5	6	7	8	9	AB	R	H	RBI	BB	SO	LOB	TOP				
Tim Raines, S OBP: 0.377, SLG: 0.427	F6			G5-4-3						5	1	3	2	0	0	1					
U L Washington, S OBP: 0.331, SLG: 0.389	F7									5	0	0	0	0	1	4					
Andre Dawson, R OBP: 0.317, SLG: 0.450	F7									5	1	3	1	0	0	0					
Hubie Brooks, R OBP: 0.315, SLG: 0.421										4	1	1	0	0	0	1					
Tim Wallach, R OBP: 0.320, SLG: 0.442										2	1	1	0	0	1	1					
Terry Francona, L OBP: 0.322, SLG: 0.364										2	0	0	1	0	0	1					
Vance Law, R OBP: 0.365, SLG: 0.407										4	2	2	2	0	1	2					
Mitch Webster, S OBP: 0.280, SLG: 0.465										3	1	1	1	0	1	0					
Herm Winningham, L OBP: 0.324, SLG: 0.366										1	0	0	0	0	1	2					
Steve Nicosia, R OBP: 0.253, SLG: 0.206										3	0	0	0	1	1	2					
Bill Gullickson, R OBP: 0.163, SLG: 0.186										3	0	1	0	0	0	3					
Bert Roberge, R OBP: 0.156, SLG: 0.129										0	0	0	0	0	0	0					
Randy St. Claire, R OBP: 0.500, SLG: 0.250										0	0	0	0	0	0	0					
Inning Stats	R: 0 E: 0 K: 0 S: 3	H: 0 LOB: 0 BB: 0 P: 3	R: 3 E: 0 K: 1 S: 9	H: 4 LOB: 2 BB: 1 P: 13	R: 2 E: 0 K: 2 S: 9	H: 2 LOB: 0 BB: 0 P: 9	R: 0 E: 0 K: 1 S: 5	H: 1 LOB: 0 BB: 0 P: 5	R: 0 E: 0 K: 0 S: 3	H: 0 LOB: 0 BB: 0 P: 3	R: 0 E: 0 K: 0 S: 4	H: 1 LOB: 1 BB: 0 P: 4	R: 1 E: 1 K: 2 S: 10	H: 2 LOB: 2 BB: 0 P: 10	R: 1 E: 0 K: 0 S: 4	H: 2 LOB: 0 BB: 0 P: 4	1B: 7 2B: 4 3B: 0 HR: 1	SF: 0 SAC: 0 DP: 1 HBP: 0	WP: 0 PB: 0 SB: 1 CS: 1	PA: 40	
PITCHER	IP	WLS	BF	H	R	ER	SO	BB	IBB	HBP	BLK	WP	HR	S	P	ERA	WHIP				
Steve Engel, L ERA: 9.9	7.0	L	29	8	5	5	4	1	0	0	0	0	1	36	40	6.43	1.286				
George Frazier, R ERA: 5.13	2.0		10	4	2	2	2	0	0	0	0	0	0	14	14	9.00	2.000				

Montreal Expos @ Chicago Cubs
Wrigley Field, Chicago, IL
Thu Aug 15 1985, 3:33 AM CDT
Att: 29,553 - Unknown

AB	38
R	7
H	12
RBI	7
BB	1
SO	6
LOB	17



Batter	1	2	3	4	5	6	7	8	9	AB	R	H	RBI	BB	SO	LOB	BOTTOM				
Davey Lopes, R OBP: 0.394, SLG: 0.437	5-3	FC6-4								5	1	2	0	0	0	2					
Gary Matthews, R OBP: 0.371, SLG: 0.406	F9									5	1	1	0	0	1	2					
23 Ryne Sandberg, R OBP: 0.348, SLG: 0.471										4	1	3	2	0	0	0					
Keith Moreland, R OBP: 0.364, SLG: 0.427										4	0	2	1	0	0	2					
Leon Durham, L OBP: 0.350, SLG: 0.433										4	0	1	0	0	0	2					
Jody Davis, R OBP: 0.286, SLG: 0.392										4	0	0	0	0	0	2					
Chris Speier, R OBP: 0.294, SLG: 0.344										4	0	0	0	0	1	0					
Shawon Dunston, R OBP: 0.261, SLG: 0.321										3	0	1	0	0	0	0					
Thad Bosley, L OBP: 0.355, SLG: 0.495										1	0	1	0	0	0	0					
Steve Engel, R										1	0	0	0	1	0	0					
Bob Demier, R OBP: 0.301, SLG: 0.300										1	0	0	0	0	0	0					
George Frazier, R										0	0	0	0	0	0	0					
Richie Hebner, L OBP: 0.304, SLG: 0.326										1	0	0	0	0	0	1					
Inning Stats	R: 1 E: 0 K: 0 S: 5	H: 2 LOB: 1 BB: 0 P: 5	R: 0 E: 0 K: 0 S: 4	H: 1 LOB: 2 BB: 1 P: 8	R: 0 E: 0 K: 0 S: 5	H: 2 LOB: 0 BB: 0 P: 5	R: 0 E: 0 K: 0 S: 3	H: 0 LOB: 0 BB: 0 P: 3	R: 1 E: 0 K: 1 S: 7	H: 2 LOB: 1 BB: 0 P: 7	R: 0 E: 0 K: 1 S: 5	H: 0 LOB: 0 BB: 0 P: 5	R: 0 E: 0 K: 1 S: 4	H: 2 LOB: 1 BB: 0 P: 4	R: 0 E: 0 K: 0 S: 4	H: 2 LOB: 1 BB: 0 P: 4	1B: 8 2B: 3 3B: 0 HR: 0	SF: 0 SAC: 0 DP: 1 HBP: 0	WP: 0 PB: 0 SB: 3 CS: 0	PA: 38	
PITCHER	IP	WLS	BF	H	R	ER	SO	BB	IBB	HBP	BLK	WP	HR	S	P	ERA	WHIP				
Bill Gullickson, R ERA: 3.95	3.0		30	9	3	3	1	1	0	0	0	0	0	31	35	4.05	1.500				
Bert Roberge, R ERA: 2.4	1.1		4	0	0	0	1	0	0	0	0	0	0	6	6	0.00	0.000				
Randy St. Claire, R ERA: 2.76	1.0		4	2	0	0	0	0	0	0	0	0	0	4	4	0.00	2.000				

Montreal Expos @ Chicago Cubs
Wrigley Field, Chicago, IL
Thu Aug 15 1985, 3:33 AM CDT
Att: 29,553 - Unknown

AB	37
R	3
H	11
RBI	3
BB	1
SO	2
LOB	11



Batter	1	2	3	4	5	6	7	8	9	AB	R	H	RBI	BB	SO	LOB	TOP					
Greg Gross, L OBP: 0.361, SLG: 0.311			4-3			BB, BB		G6-4-3		5	0	3	1	0	0	2	Philadelphia Phillies @ Chicago Cubs Wrigley Field, Chicago, IL Fri Aug 16 1985, 3:33 AM CDT Att: 31,557 - Unknown					
Juan Samuel, R OBP: 0.289, SLG: 0.408			5-3			2-H				5	1	2	2	0	1	2						
Glenn Wilson, R OBP: 0.311, SLG: 0.429 Kent Tekulve, R			WP			BB		F9		4	0	1	0	1	1	3						
Mike Schmidt, R OBP: 0.352, SLG: 0.474			2B			BB		K		0	0	0	0	0	0	0						
Von Hayes, L OBP: 0.352, SLG: 0.434			F6			BB		6-3		3	0	0	0	2	0	2						
Ozzie Virgil, R OBP: 0.361, SLG: 0.487			F9			HR		K		5	1	1	1	0	2	4						
Rick Schu, R			K			FC4-6		BB, E		3	1	1	0	1	1	0						
Tom Foley, L OBP: 0.252, SLG: 0.286			K			FC4-6		E3		4	2	0	0	0	1	2						
Shane Bieber, R John Roston, R Larry Anderson, R Drew Thomas, S Dane Rucker, L Dave Shipanoff, R Tim Lincecum, L Yuriorks Abreu, R Gary Mendez, R			F3			1-3				1	0	0	0	0	1	0						
Inning Stats	R: 0 E: 0 K: 1 S: 8	H: 2 LOB: 3 BB: 0 P: 8	R: 0 E: 0 K: 1 S: 5	H: 0 LOB: 0 BB: 0 P: 5	R: 0 E: 0 K: 0 S: 4	H: 1 LOB: 2 BB: 1 P: 8	R: 0 E: 0 K: 2 S: 7	H: 0 LOB: 0 BB: 0 P: 7	R: 0 E: 0 K: 1 S: 6	H: 1 LOB: 3 BB: 2 P: 14	R: 2 E: 0 K: 0 S: 6	H: 3 LOB: 1 BB: 0 P: 6	R: 0 E: 0 K: 1 S: 6	H: 1 LOB: 1 BB: 0 P: 6	R: 3 E: 1 K: 1 S: 6	H: 1 LOB: 1 BB: 2 P: 14	R: 0 E: 0 K: 2 S: 7	H: 0 LOB: 0 BB: 0 P: 7	1B: 4 2B: 3 3B: 0 HR: 2	SF: 0 SAC: 0 DP: 1 HBP: 0	WP: 1 PB: 1 SB: 0 CS: 0	PA: 42
PITCHER	IP WLS BF H R ER SO BB IBB HBP BLK WP HR S P ERA WHIP																					
Derek Botelho, R ERA: 7.16	(1, 1) 5.2 28 7 2 2 5 3 0 0 0 1 1 35 47 3.18 1.765																					
Dave Gumpert, R ERA: 1.42	(6, 1) 1.1 8 1 3 1 1 2 0 0 0 0 0 8 16 6.75 2.250																					
Lee Smith, R ERA: 3.08	(8, 1) 2.0 W 6 1 0 0 3 0 0 0 0 0 1 12 12 0.00 0.500																					

Batter	1	2	3	4	5	6	7	8	9	AB	R	H	RBI	BB	SO	LOB	BOTTOM					
Davey Lopes, R OBP: 0.391, SLG: 0.434 Bob Demier, R OBP: 0.303, SLG: 0.300										4	0	1	0	0	0	2	Philadelphia Phillies @ Chicago Cubs Wrigley Field, Chicago, IL Fri Aug 16 1985, 3:33 AM CDT Att: 31,557 - Unknown					
Gary Matthews, R OBP: 0.368, SLG: 0.399 Leon Durham, L OBP: 0.352, SLG: 0.433			BB, 1B			4-3				3	1	0	0	1	0	2						
23 Ryne Sandberg, R OBP: 0.346, SLG: 0.467			K			K				5	1	1	0	0	3	3						
Keith Moreland, R OBP: 0.369, SLG: 0.430			BB, 1B			BB, 1B				4	2	3	0	1	0	0						
Ron Cey, R OBP: 0.316, SLG: 0.390 Chris Speier, R OBP: 0.298, SLG: 0.348			K			K				4	1	2	3	0	2	3						
Jody Davis, R OBP: 0.293, SLG: 0.396			HR			BB, 1B				1	0	1	1	0	0	0						
Gary Woods, R OBP: 0.321, SLG: 0.239			1B			6-3				2	0	1	0	3	0	3						
Shawon Dunston, R OBP: 0.261, SLG: 0.318			K			4-3				3	0	1	2	1	0	3						
Derek Botelho, R OBP: 0.200, SLG: 0.200 Dave Gumpert, R Lee Smith, R Thad Bosley, L OBP: 0.355, SLG: 0.491						K				4	0	1	0	0	1	5						
Inning Stats	R: 3 E: 0 K: 0 S: 7	H: 4 LOB: 1 BB: 0 P: 7	R: 0 E: 0 K: 1 S: 5	H: 1 LOB: 0 BB: 0 P: 5	R: 2 E: 0 K: 3 S: 11	H: 2 LOB: 2 BB: 2 P: 19	R: 0 E: 0 K: 0 S: 3	H: 1 LOB: 0 BB: 0 P: 3	R: 0 E: 0 K: 2 S: 8	H: 1 LOB: 2 BB: 1 P: 12	R: 0 E: 0 K: 1 S: 6	H: 1 LOB: 1 BB: 0 P: 6	R: 0 E: 0 K: 1 S: 6	H: 1 LOB: 3 BB: 2 P: 14	R: 1 E: 0 K: 0 S: 4	H: 1 LOB: 3 BB: 3 P: 16	R: 0 E: 0 K: 0 S: 5	H: 0 LOB: 0 BB: 0 P: 5	1B: 10 2B: 1 3B: 0 HR: 1	SF: 0 SAC: 0 DP: 2 HBP: 0	WP: 0 PB: 0 SB: 2 CS: 0	PA: 42
PITCHER	IP WLS BF H R ER SO BB IBB HBP BLK WP HR S P ERA WHIP																					
Shane Rawley, L ERA: 3.0	(1, 1) 4.0 20 5 1 0 0 2 1 0 0 0 0 0 8 12 0.00 2.000																					
Larry Anderson, R ERA: 4.89	(5, 1) 1.0 5 1 0 0 0 2 1 0 0 0 0 0 8 12 0.00 2.000																					
Dave Rucker, L ERA: 4.05	(6, 1) 1.2 9 2 0 0 0 2 2 0 0 0 0 0 11 19 0.00 2.400																					
Dave Shipanoff, R ERA: 4.59	(7, 1) 0.1 1 0 0 0 0 0 0 0 0 0 0 0 1 1 0.00 0.000																					
Kent Tekulve, R ERA: 4.25	(8, 1) 1.0 L 7 1 1 1 0 1 2 0 0 0 0 0 4 16 9.00 2.000																					

AB	37
R	5
H	9
RBI	4
BB	5
SO	9
LOB	23



Batter	1	2	3	4	5	6	7	8	9	AB	R	H	RBI	BB	SO	LOB	TOP																
Bob Dernier, R OBP: 0.300, SLG: 0.311 (1, 8)	6-3		4-3			F8		23 HR		4	1	1	0	0	0	0	Chicago Cubs @ Atlanta Braves Atlanta-Fulton County Stadium, Atlanta, GA Tue Aug 20 1985, 7:05 PM EDT Att: 13,006 - Unknown																
Gary Matthews, R OBP: 0.359, SLG: 0.384 Lee Smith, R (8, 1)	F9		5-3			6-3		SF8		3	0	0	1	0	0	0																	
23 Ryne Sandberg, R OBP: 0.342, SLG: 0.473 (1, 4)	K				F4		F7	HR		4	1	1	2	0	1	0																	
Keith Moreland, R OBP: 0.376, SLG: 0.437 (8, PR) Gary Woods, R OBP: 0.316, SLG: 0.235 (8, 9)		BB 2B			K		5-3 2B	1B		4	1	3	0	0	1	0																	
Ron Cey, R OBP: 0.317, SLG: 0.395 (1, 5)		2B 8-2 BB			F4		5-3 2B	4-3 1B		3	0	0	0	1	0	2																	
Leon Durham, L OBP: 0.356, SLG: 0.452 (1, 3)					K		FC6-4 IBB	HR		3	1	2	2	1	1	0																	
Jody Davis, R OBP: 0.288, SLG: 0.388 (1, 2)		8-2			6-3		FC6-4 1-2	K2-3		4	0	0	0	0	1	4																	
Shawon Dunston, R OBP: 0.250, SLG: 0.323 (8, PH) Thad Bosley, L OBP: 0.372, SLG: 0.491 (8, 7)		F8			3-1			2B SF8 1B	3-1	2	0	0	0	0	0	1																	
Ray Fontenot, L OBP: 0.032, SLG: 0.032 (1, 1) Richie Hebner, L OBP: 0.295, SLG: 0.316 (8, PH) Chris Speier, R OBP: 0.295, SLG: 0.344 (8, 6)			6-3		6-3			F8	4-3	2	0	0	0	0	0	0																	
										1	0	0	0	0	0	1																	
										1	0	0	0	0	0	0																	
Inning Stats	R: 0 E: 0 K: 1 S: 5	H: 0 LOB: 0 BB: 0 P: 5	R: 1 E: 0 K: 0 S: 4	H: 2 LOB: 1 BB: 1 P: 8	R: 0 E: 0 K: 0 S: 3	H: 0 LOB: 0 BB: 0 P: 3	R: 0 E: 0 K: 1 S: 5	H: 0 LOB: 0 BB: 0 P: 5	R: 0 E: 0 K: 0 S: 3	H: 0 LOB: 0 BB: 0 P: 3	R: 0 E: 0 K: 0 S: 4	H: 1 LOB: 2 BB: 1 P: 8	R: 3 E: 0 K: 0 S: 7	H: 4 LOB: 1 BB: 0 P: 7	R: 1 E: 0 K: 1 S: 6	H: 1 LOB: 0 BB: 0 P: 6	1B: 3 2B: 4 3B: 0 HR: 2	SF: 1 SAC: 0 DP: 1 HBP: 0	WP: 0 PB: 0 SB: 0 CS: 0	PA: 36													
PITCHER	IP WLS BF H R ER SO BB IBB HBP BLK WP HR S P ERA WHIP																																
Rick Mahler, R ERA: 3.33 (1, 1)	7.0	25	3	1	1	3	1	1	0	0	0	0	0	29	37	1.29	0.571																
Bruce Sutter, R ERA: 3.89 (8, 1)	2.0	L 11	5	4	4	1	0	0	0	0	0	0	2	13	13	18.00	2.500																

AB	33
R	5
H	8
RBI	5
BB	2
SO	4
LOB	8



Batter	1	2	3	4	5	6	7	8	9	AB	R	H	RBI	BB	SO	LOB	BOTTOM																
Brad Komminsk, R OBP: 0.310, SLG: 0.296 (1, 9) Milt Thompson, L OBP: 0.358, SLG: 0.424 (8, PH) (9, 9)	K			5-3		E6 CS		4-3 2B		3	0	0	0	0	1	0	Chicago Cubs @ Atlanta Braves Atlanta-Fulton County Stadium, Atlanta, GA Tue Aug 20 1985, 7:05 PM EDT Att: 13,006 - Unknown																
Paul Zuvella, R OBP: 0.246, SLG: 0.234 (1, 6)	4-3			4-3		F8 1-2		4-3 2-3		4	0	0	0	0	2	0																	
Dale Murphy, R OBP: 0.375, SLG: 0.570 (1, 8)	4-3			5-3				6-3 K		4	0	0	0	0	1	1																	
Bob Horner, R OBP: 0.348, SLG: 0.529 (1, 3)						FC5 1B		F8 2B 1B		4	1	2	0	0	0	1																	
Terry Harper, R OBP: 0.311, SLG: 0.395 (1, 7)								F7		3	1	1	0	1	0	0																	
Rick Cerone, R OBP: 0.275, SLG: 0.275 (1, 2)						F3		FC4-6 BB		3	0	1	2	1	0	2																	
Paul Runge, R OBP: 0.315, SLG: 0.244 (1, 5) Gerald Perry, L OBP: 0.277, SLG: 0.234 (9, PH)				5-3		F9		FC6-5-6 1B		3	0	0	0	0	0	3																	
Glenn Hubbard, R OBP: 0.326, SLG: 0.313 (1, 4) Claudell Washington, L OBP: 0.339, SLG: 0.450 (9, PH)				F8		FC5 2-3		FC4-6 1-2		1	0	0	0	0	0	1																	
Rick Mahler, R OBP: 0.200, SLG: 0.184 (1, 1) Bruce Sutter, R (8, 1)				1-3				F5		3	0	0	0	0	0	2																	
										0	0	0	0	0	0	0																	
Inning Stats	R: 0 E: 0 K: 1 S: 5	H: 0 LOB: 0 BB: 0 P: 5	R: 0 E: 0 K: 0 S: 3	H: 0 LOB: 0 BB: 0 P: 3	R: 0 E: 0 K: 0 S: 3	H: 0 LOB: 0 BB: 0 P: 3	R: 0 E: 0 K: 0 S: 5	H: 2 LOB: 2 BB: 0 P: 5	R: 0 E: 1 K: 0 S: 3	H: 0 LOB: 0 BB: 0 P: 3	R: 2 E: 0 K: 0 S: 6	H: 3 LOB: 2 BB: 1 P: 10	R: 0 E: 0 K: 1 S: 6	H: 1 LOB: 1 BB: 0 P: 6	R: 0 E: 0 K: 0 S: 3	H: 0 LOB: 1 BB: 1 P: 7	1B: 4 2B: 2 3B: 0 HR: 0	SF: 0 SAC: 0 DP: 0 HBP: 0	WP: 0 PB: 0 SB: 0 CS: 1	PA: 35													
PITCHER	IP WLS BF H R ER SO BB IBB HBP BLK WP HR S P ERA WHIP																																
Ray Fontenot, L ERA: 3.34 (1, 1)	7.0	W 27	5	2	2	1	1	0	0	0	0	0	0	9	13	0.00	1.000																
Lee Smith, R ERA: 3.0 (8, 1)	2.0	S 8	1	0	0	1	1	0	0	0	0	0	0	9	13	0.00	1.000																



Batter	1	2	3	4	5	6	7	8	9	AB	R	H	RBI	BB	SO	LOB	TOP			
Bob Dernier, R OBP: 0.302, SLG: 0.310 (1, 8)	4-3		23 HR 1B BB	F8		E6 2B 1B	K			4	2	1	0	1	1	2				
Gary Matthews, R OBP: 0.384, SLG: 0.395 Gary Woods, R OBP: 0.316, SLG: 0.235 (1, 7) (9, 7)	F9		23 HR 1-2 1B		6-3		23 E 2B	23 HR 1B		5	3	3	1	0	0	0				
23 Ryne Sandberg, R OBP: 0.346, SLG: 0.490 (1, 4)	E 1B		1-H 2-H HR		F9		E7 1B	1-H HR		5	2	4	6	0	0	0				
Keith Moreland, R OBP: 0.373, SLG: 0.433 Warren Brusstar, R OBP: 0.295, SLG: 0.143 Lee Smith, R (9, 1)	K		F6		F4		F9	6-4 1B		4	0	0	0	0	1	2				
Ron Cey, R OBP: 0.315, SLG: 0.392 (1, 5)		F8	5-3			F9	4-3		1-2 1B	5	0	1	0	0	0	1				
Leon Durham, L OBP: 0.356, SLG: 0.451 (1, 3)				6-3		4-3		SH3-4 HR 1B	6-4 2-3f	5	1	2	0	0	0	2				
Jody Davis, R OBP: 0.291, SLG: 0.395 (1, 2)		F8		1B 2B				SH3-4 1-2 1B	F9	4	0	2	0	0	0	2				
Shawon Dunston, R OBP: 0.243, SLG: 0.313 (8, PH) Richie Hebner, L OBP: 0.295, SLG: 0.316 Chris Speier, R OBP: 0.299, SLG: 0.364 (8, 6)		G3		F3		6-3		2-H HR		3	0	0	0	0	0	3				
Steve Engel, R OBP: 0.300, SLG: 0.250 Lary Sorensen, R (4, 1) Thad Bosley, L OBP: 0.366, SLG: 0.483 (7, 9)			6-3		2-3 1B		4-3	G3		2	0	1	0	0	0	0				
Inning Stats	R: 0 E: 1 K: 1 S: 6	H: 1 LOB: 1 BB: 0 P: 6	R: 0 E: 0 K: 0 S: 4	H: 1 LOB: 1 BB: 0 P: 4	R: 3 E: 0 K: 0 S: 5	H: 2 LOB: 0 BB: 1 P: 9	R: 0 E: 0 K: 0 S: 5	H: 2 LOB: 2 BB: 0 P: 5	R: 0 E: 0 K: 0 S: 3	H: 1 LOB: 1 BB: 0 P: 4	R: 2 E: 2 K: 0 S: 6	H: 3 LOB: 1 BB: 0 P: 6	R: 2 E: 0 K: 1 S: 7	H: 2 LOB: 0 BB: 0 P: 7	R: 2 E: 0 K: 0 S: 6	H: 4 LOB: 1 BB: 0 P: 6	1B: 10 2B: 4 3B: 0 HR: 3	SF: 0 SAC: 1 DP: 1 HBP: 0	WP: 0 PB: 0 SB: 0 CS: 0	PA: 43
PITCHER	IP WLS BF H R ER SO BB IBB HBP BLK WP HR S P ERA WHIP	Joe Johnson, R ERA: 3.0 Gene Garber, R ERA: 3.92 Terry Forster, L ERA: 2.04 Jeff Dedmon, R ERA: 3.53	IP WLS BF H R ER SO BB IBB HBP BLK WP HR S P ERA WHIP	PITCHER	IP WLS BF H R ER SO BB IBB HBP BLK WP HR S P ERA WHIP	Joe Johnson, R ERA: 3.0 Gene Garber, R ERA: 3.92 Terry Forster, L ERA: 2.04 Jeff Dedmon, R ERA: 3.53														

Chicago Cubs @ Atlanta Braves
Atlanta-Fulton County Stadium, Atlanta, GA
Wed Aug 21 1985, 7:05 PM EDT
Att: 12,245 - Unknown

AB	41
R	9
H	16
RBI	9
BB	1
SO	2
LOB	12



Batter	1	2	3	4	5	6	7	8	9	AB	R	H	RBI	BB	SO	LOB	BOTTOM			
Brad Komminsk, R OBP: 0.310, SLG: 0.293 Gene Garber, R OBP: 0.250, SLG: 0.250 Terry Forster, L (8, PH) Claudell Washington, L OBP: 0.338, SLG: 0.448 Jeff Dedmon, L OBP: 0.250, SLG: 0.143 (9, 1)	WP 2B BB	4-3	K	F6		B5-3 1-3		4-3		3	1	0	0	1	1	2				
Rafael Ramirez, R OBP: 0.297, SLG: 0.362 (1, 6)	4-3		K FC6-4 1B HR	G5-3 1B		SF7		4-3		4	1	1	1	0	1	1				
Dale Murphy, R OBP: 0.376, SLG: 0.570 (1, 8)	2B 2-3 BB		FC6-4 1B	1-2 1B		E5		E5 BB 1B		4	0	2	0	1	0	0				
Bob Horner, R OBP: 0.344, SLG: 0.522 (1, 3)	K		F7	G5-3 2-3f		6-3		F6		5	0	0	0	0	1	8				
Terry Harper, R OBP: 0.312, SLG: 0.397 (1, 7)			FC6-4 1-2f 2-3 HR		5-3		3-1		BB 1B	5	1	2	1	0	0	2				
Rick Cerone, R OBP: 0.282, SLG: 0.290 (1, 2)	F7		1-H 3-H HR	G3 BB		6-3		6-3 1-2 2-3 BB		3	1	1	3	2	0	2				
Paul Runge, R OBP: 0.326, SLG: 0.250 Ken Oberkfell, L OBP: 0.363, SLG: 0.398 (9, PH)			SH1-4 1B	1B BB		G3		F9		3	0	1	0	1	0	1				
Paul Zuvella, R OBP: 0.248, SLG: 0.236 Gerald Perry, L OBP: 0.276, SLG: 0.233 Glenn Hubbard, R OBP: 0.326, SLG: 0.313 (9, 4)		K		1-3				K		3	0	1	0	0	1	2				
Joe Johnson, R (1, 1) Milt Thompson, L OBP: 0.362, SLG: 0.426 (6, PH) (7, 9)		SH1-4		K		B5-3 SF7 1B		6-3		1	0	0	0	0	1	2				
Inning Stats	R: 1 E: 0 K: 1 S: 6	H: 1 LOB: 2 BB: 2 P: 14	R: 0 E: 0 K: 2 S: 8	H: 1 LOB: 1 BB: 0 P: 8	R: 3 E: 0 K: 2 S: 11	H: 3 LOB: 2 BB: 1 P: 15	R: 0 E: 0 K: 0 S: 4	H: 2 LOB: 1 BB: 0 P: 4	R: 0 E: 0 K: 0 S: 3	H: 1 LOB: 1 BB: 0 P: 5	R: 0 E: 0 K: 0 S: 3	H: 0 LOB: 0 BB: 0 P: 3	R: 0 E: 0 K: 1 S: 5	H: 0 LOB: 0 BB: 0 P: 5	R: 0 E: 1 K: 0 S: 5	H: 1 LOB: 3 BB: 1 P: 9	1B: 7 2B: 1 3B: 0 HR: 1	SF: 1 SAC: 1 DP: 1 HBP: 0	WP: 1 PB: 1 SB: 1 CS: 0	PA: 43
PITCHER	IP WLS BF H R ER SO BB IBB HBP BLK WP HR S P ERA WHIP	Steve Engel, L ERA: 8.1 Lary Sorensen, R ERA: 5.02 Warren Brusstar, R ERA: 5.18 Lee Smith, R ERA: 2.99	IP WLS BF H R ER SO BB IBB HBP BLK WP HR S P ERA WHIP	PITCHER	IP WLS BF H R ER SO BB IBB HBP BLK WP HR S P ERA WHIP	Steve Engel, L ERA: 8.1 Lary Sorensen, R ERA: 5.02 Warren Brusstar, R ERA: 5.18 Lee Smith, R ERA: 2.99														

Chicago Cubs @ Atlanta Braves
Atlanta-Fulton County Stadium, Atlanta, GA
Wed Aug 21 1985, 7:05 PM EDT
Att: 12,245 - Unknown

AB	36
R	5
H	9
RBI	5
BB	5
SO	6
LOB	23



Batter	1	2	3	4	5	6	7	8	9	AB	R	H	RBI	BB	SO	LOB	TOP					
Bob Demier, R OBP: 0.303, SLG: 0.311 (1, 8)	0-0 6-3		0-0 BB 1B		0-0 F8		0-0 23 F9 1B		0-0 F8	5	0	2	0	0	0	0	Chicago Cubs @ Atlanta Braves Atlanta-Fulton County Stadium, Atlanta, GA Thu Aug 22 1985, 7:05 PM EDT Att: 11,273 - Unknown					
Gary Matthews, R OBP: 0.377, SLG: 0.404 Gary Woods, R OBP: 0.316, SLG: 0.235 (1, 7) (9, FR)	4-0 FC4-6 BB		4-0 BB		4-0 23 G6-3 1B		4-0 1B		4-0 23 G6-4-3 1B	3	0	3	0	2	0	0						
23 Ryne Sandberg, R OBP: 0.343, SLG: 0.485 (1, 4)	0-0 FC4-6 1-2		0-0 F8		0-0 G6-3		0-0 F9		0-0 G6-4-3	5	0	0	0	0	0	7						
Keith Moreland, R OBP: 0.372, SLG: 0.431 (1, 9)	0-0 6-3		0-3 K				0-0 HR 1B		0-0 F7	4	1	1	0	0	1	5						
Ron Cey, R OBP: 0.317, SLG: 0.402 (1, 5)		0-0 BB 1B		0-0 F3		0-0 HR		0-0 F7	4	1	2	2	0	0	0							
Leon Durham, L OBP: 0.360, SLG: 0.457 (1, 3)		0-0 F8		0-0 2B		0-0 CS 1B		0-0 5-3 1B	4	0	3	0	0	0	1							
Jody Davis, R OBP: 0.293, SLG: 0.393 (1, 2)		4-0 G6-3 BB		4-0 BB		0-0 F4 1-2		0-0 5-3	2	0	0	0	2	0	2							
Shawon Dunston, R OBP: 0.236, SLG: 0.303 Richie Hebner, L OBP: 0.292, SLG: 0.313 Chris Speier, R OBP: 0.299, SLG: 0.364 (1, 6) (8, PH) (8, 6)		0-0 G6-3		0-0 F8		0-0 5-3		0-0 F6	3	0	0	0	0	0	4							
Derek Botelho, R OBP: 0.125, SLG: 0.125 Warren Brusstar, R OBP: 0.250, SLG: 0.143 Ron Meridith, L (8, 1) Thad Bosley, L OBP: 0.371, SLG: 0.513 Lee Smith, R (9, 1)			0-3 K		0-3 K		0-3 K		0-0 HR	3	0	0	0	0	3	2						
Inning Stats	R: 0 E: 0 K: 0 S: 3	H: 0 LOB: 1 BB: 1 P: 7	R: 0 E: 0 K: 0 S: 3	H: 1 LOB: 1 BB: 1 P: 7	R: 0 E: 0 K: 2 S: 8	H: 1 LOB: 2 BB: 1 P: 12	R: 0 E: 0 K: 1 S: 6	H: 1 LOB: 2 BB: 1 P: 10	R: 0 E: 0 K: 0 S: 3	H: 1 LOB: 0 BB: 0 P: 3	R: 2 E: 0 K: 0 S: 5	H: 3 LOB: 0 BB: 0 P: 5	R: 0 E: 0 K: 1 S: 7	H: 2 LOB: 1 BB: 0 P: 7	R: 0 E: 0 K: 0 S: 4	H: 1 LOB: 1 BB: 0 P: 4		R: 1 E: 0 K: 0 S: 4	H: 2 LOB: 1 BB: 0 P: 4	1B: 9 2B: 1 3B: 0 HR: 2	SF: 0 SAC: 0 DP: 3 HBP: 0	WP: 0 PB: 0 SB: 0 CS: 1
PITCHER	IP WLS BF	H R ER SO	BB IBB HBP BLK	WP HR S P	ERA WHIP	PITCHER										IP WLS BF	H R ER SO	BB IBB HBP BLK	WP HR S P	ERA WHIP		
Steve Bedrosian, R ERA: 3.4 Rick Camp, R ERA: 3.69	(1, 1) 7.0 31	9 2 2 4	4 0 0 0	0 1 35 51	2.57 1.857											(8, 1) 2.0 8	3 1 1 0	0 0 0 0	0 0 1 8	8 8	4.50 1.500	

AB 35
R 3
H 12
RBI 3
BB 4
SO 4
LOB 22



Batter	1	2	3	4	5	6	7	8	9	AB	R	H	RBI	BB	SO	LOB	BOTTOM				
Milt Thompson, L OBP: 0.351, SLG: 0.411 (1, 9) (8, 7)	0-3 K		0-0 4-3		0-3 K		0-0 FC5-4 1B		0-0 5-3	5	0	1	0	0	2	2	Chicago Cubs @ Atlanta Braves Atlanta-Fulton County Stadium, Atlanta, GA Thu Aug 22 1985, 7:05 PM EDT Att: 11,273 - Unknown				
Rafael Ramirez, R OBP: 0.300, SLG: 0.362 (1, 6)	4-0 BB BB		0-0 6-3		0-0 1B		0-0 FC5-4 2B		4-0 G6-4-3 BB	3	1	1	0	2	0	2					
Dale Murphy, R OBP: 0.386, SLG: 0.571 (1, 8)	4-0 1-2 BB		0-0 2B		0-0 1B		0-0 E1 2B		0-0 F4	4	0	2	1	1	0	2					
Bob Horner, R OBP: 0.342, SLG: 0.520 (1, 3)	0-0 F6		0-0 F8		0-0 F6		0-0 2B		0-0 G6-4-3	5	0	1	1	0	0	6					
Terry Harper, R OBP: 0.309, SLG: 0.393 Rick Camp, R OBP: 0.273, SLG: 0.500 (1, 7) (8, 1)	0-0 F3				0-0 F3		0-0 F2			4	0	0	0	0	0	3					
Ken Oberkfell, L OBP: 0.395, SLG: 0.395 (1, 5)		0-0 G3		1-0 HBP		0-0 4-3		4-0 1B BB	2	0	0	0	1	0	0						
Rick Cerone, R OBP: 0.281, SLG: 0.286 (1, 2)		0-3 K		0-0 F8		4-0 BB		0-0 F9	3	0	0	0	1	1	2						
Paul Zuvella, R OBP: 0.250, SLG: 0.239 Chris Chambliss, L OBP: 0.282, SLG: 0.284 Glenn Hubbard, R OBP: 0.328, SLG: 0.315 (1, 4) (8, PH) (9, 4)		0-0 1B		0-0 F8		0-0 F9		0-0 1B	3	0	1	0	0	0	2						
Steve Bedrosian, R OBP: 0.077, SLG: 0.077 Gerald Perry, L OBP: 0.230, SLG: 0.233 Claudell Washington, L OBP: 0.337, SLG: 0.447 (1, 1) (7, PH) (8, 9)		0-0 4-3		0-3 K		4-0 FC5-4 1B BB		0-0 F7	2	2	0	0	0	1	0	0					
Inning Stats	R: 0 E: 0 K: 1 S: 5	H: 0 LOB: 2 BB: 2 P: 13	R: 0 E: 0 K: 1 S: 6	H: 1 LOB: 0 BB: 0 P: 6	R: 0 E: 0 K: 0 S: 4	H: 0 LOB: 1 BB: 0 P: 4	R: 0 E: 0 K: 2 S: 9	H: 2 LOB: 2 BB: 0 P: 9	R: 0 E: 0 K: 0 S: 3	H: 0 LOB: 1 BB: 1 P: 7	R: 2 E: 1 K: 0 S: 5	H: 2 LOB: 1 BB: 1 P: 9	R: 0 E: 0 K: 0 S: 4	H: 1 LOB: 2 BB: 1 P: 8	R: 0 E: 0 K: 0 S: 2	H: 0 LOB: 1 BB: 1 P: 6		1B: 5 2B: 2 3B: 0 HR: 0	SF: 0 SAC: 0 DP: 1 HBP: 1	WP: 0 PB: 0 SB: 0 CS: 0	PA: 40
PITCHER	IP WLS BF	H R ER SO	BB IBB HBP BLK	WP HR S P	ERA WHIP	PITCHER										IP WLS BF	H R ER SO	BB IBB HBP BLK	WP HR S P	ERA WHIP	
Derek Botelho, R ERA: 6.04 Warren Brusstar, R ERA: 5.07 Ron Meridith, L ERA: 2.97 Lee Smith, R ERA: 2.95	(1, 1) 6.0 28	5 1 0 0	1 0 0 0	0 0 5 9	0.00 1.500											(8, 1) 0.2 3	1 0 0 0	0 0 0 0	0 0 3 3	3 3	0.00 1.500

AB 33
R 2
H 7
RBI 2
BB 6
SO 4
LOB 22



Batter	1	2	3	4	5	6	7	8	9	AB	R	H	RBI	BB	SO	LOB	TOP								
Bob Dernier, R OBP: 0.305, SLG: 0.317 (1, 8)										4	1	2	0	0	0	0									
Gary Matthews, R OBP: 0.371, SLG: 0.396 (1, 7)										4	0	0	0	0	0	2	3								
23 Ryne Sandberg, R OBP: 0.342, SLG: 0.482 (1, 4)										4	1	1	1	0	1	1									
Keith Moreland, R OBP: 0.369, SLG: 0.427 (1, 9)										4	0	0	0	0	1	1									
Ron Cey, R OBP: 0.321, SLG: 0.405 Dave Owen, S (8, PR) (8, 5)										2	0	1	0	2	0	0									
Leon Durham, L OBP: 0.381, SLG: 0.456 (1, 3)										3	0	1	1	1	2	1									
Jody Davis, R OBP: 0.292, SLG: 0.390 (1, 2)										3	0	0	0	1	0	3									
Shawon Dunston, R OBP: 0.227, SLG: 0.291 (1, 6)										4	0	0	0	0	0	3									
Jay Baller, R (1, 1)										2	0	0	0	0	1	0									
Gary Woods, R OBP: 0.325, SLG: 0.246 Ron Meridith, L (7, PH) (7, 1)										1	0	1	0	0	0	0									
Davey Lopes, R OBP: 0.390, SLG: 0.432 Lary Sorensen, R (9, 1)										0	0	0	0	0	0	0									
Inning Stats	R: 2 E: 0 K: 1 S: 8	H: 3 LOB: 2 BB: 1 P: 12	R: 0 E: 0 K: 1 S: 5	H: 0 LOB: 0 BB: 0 P: 5	R: 0 E: 0 K: 2 S: 7	H: 0 LOB: 0 BB: 0 P: 7	R: 0 E: 0 K: 1 S: 5	H: 0 LOB: 0 BB: 0 P: 5	R: 0 E: 0 K: 0 S: 4	H: 1 LOB: 1 BB: 2 P: 4	R: 0 E: 0 K: 1 S: 6	H: 1 LOB: 3 BB: 2 P: 14	R: 0 E: 0 K: 0 S: 4	H: 1 LOB: 1 BB: 0 P: 4	R: 0 E: 0 K: 1 S: 5	H: 0 LOB: 1 BB: 1 P: 9	R: 0 E: 0 K: 0 S: 3	H: 0 LOB: 0 BB: 0 P: 3	1B: 4 2B: 2 3B: 0 HR: 0	SF: 0 SAC: 1 DP: 0 HBP: 0	WP: 1 PB: 0 SB: 1 CS: 0	PA: 37			
PITCHER	IP	WLS	BF	H	R	ER	SO	BB	IBB	HBP	BLK	WP	HR	S	P	ERA	WHIP								
Andy McGaffigan, R ERA: 3.13 John Franco, L ERA: 1.71	(1, 1) (7, 1)	6.0 3.0	26 11	5 1	2 0	2 0	6 1	2 1	1 0	0 0	0 0	1 0	0 0	35 12	47 16	3.00 0.00	1.167 0.667								

Chicago Cubs @ Cincinnati Reds
Riverfront Stadium, Cincinnati, OH
Fri Aug 23 1985, 7:05 PM EDT
Att: 34,283 - Unknown



AB 32
R 2
H 6
RBI 2
BB 4
SO 7
LOB 12

Batter	1	2	3	4	5	6	7	8	9	AB	R	H	RBI	BB	SO	LOB	BOTTOM								
Eddie Milner, L OBP: 0.338, SLG: 0.324 Gary Redus, R OBP: 0.371, SLG: 0.421 (8, 8)										3	0	0	0	0	0	0									
Pete Rose, S OBP: 0.393, SLG: 0.324 (1, 3)										4	1	1	0	0	0	0									
Dave Parker, L OBP: 0.354, SLG: 0.527 (1, 9)										4	0	2	0	0	1	0									
Nick Esasky, R OBP: 0.347, SLG: 0.474 (1, 7)										4	0	1	1	0	0	1									
Wayne Krenchicki, L OBP: 0.370, SLG: 0.407 Tom Runnels, S OBP: 0.267, SLG: 0.154 (6, PR) (7, 6)										2	0	0	0	1	0	2									
Dave Concepcion, R OBP: 0.316, SLG: 0.340 (1, 6) (7, 5)										3	1	1	0	0	1	3									
Dave Vangorder, R OBP: 0.283, SLG: 0.317 (1, 2)										4	0	1	1	0	0	3									
Ron Oester, S OBP: 0.349, SLG: 0.375 (1, 4)										2	1	1	0	2	0	0									
Andy McGaffigan, R (1, 1)										2	0	0	0	0	1	2									
Max Venable, L OBP: 0.312, SLG: 0.372 John Franco, L OBP: 0.333, SLG: 0.333 Cesar Cedeno, R OBP: 0.309, SLG: 0.340 (6, PH) (7, 1) (9, PH)										1	0	0	0	0	0	0									
Inning Stats	R: 0 E: 0 K: 0 S: 3	H: 0 LOB: 0 BB: 0 P: 3	R: 1 E: 0 K: 0 S: 5	H: 2 LOB: 2 BB: 1 P: 9	R: 1 E: 0 K: 1 S: 8	H: 3 LOB: 2 BB: 0 P: 8	R: 0 E: 0 K: 1 S: 5	H: 0 LOB: 0 BB: 0 P: 5	R: 0 E: 0 K: 0 S: 4	H: 1 LOB: 1 BB: 0 P: 4	R: 0 E: 0 K: 0 S: 3	H: 0 LOB: 2 BB: 2 P: 11	R: 0 E: 0 K: 2 S: 7	H: 0 LOB: 0 BB: 0 P: 7	R: 0 E: 0 K: 0 S: 3	H: 0 LOB: 1 BB: 1 P: 7	R: 1 E: 0 K: 0 S: 2	H: 2 LOB: 1 BB: 0 P: 2	1B: 6 2B: 1 3B: 1 HR: 0	SF: 0 SAC: 1 DP: 0 HBP: 0	WP: 0 PB: 0 SB: 0 CS: 0	PA: 36			
PITCHER	IP	WLS	BF	H	R	ER	SO	BB	IBB	HBP	BLK	WP	HR	S	P	ERA	WHIP								
Jay Baller, R ERA: 4.63 Ron Meridith, L ERA: 2.78 Lary Sorensen, R ERA: 5.16	(1, 1) (7, 1) (9, 1)	6.0 2.0 0.0	27 7 2	6 0 2	2 0 1	2 0 1	2 2 0	2 1 0	0 0 0	0 0 0	0 0 0	0 0 0	0 0 0	10 14 2	14 0 2	0.00 0.00 ∞	0.500 1.167 ∞								

Chicago Cubs @ Cincinnati Reds
Riverfront Stadium, Cincinnati, OH
Fri Aug 23 1985, 7:05 PM EDT
Att: 34,283 - Unknown




AB 31
R 3
H 8
RBI 3
BB 4
SO 4
LOB 13

Batter	1	2	3	4	5	6	7	8	9	AB	R	H	RBI	BB	SO	LOB	TOP			
Bob Dernier, R OBP: 0.307, SLG: 0.318 (1, 8)	0-0 4-3		0-0 1-2 1B		0-3 K			0-0 CS 1B	0-0 FC6-4	5	0	2	0	0	1	2				
Gary Matthews, R OBP: 0.385, SLG: 0.388 Lee Smith, R (8, 1)	0-0 F7		0-3 K			0-0 6-3		0-3 K		4	0	0	0	0	2	3				
23 Ryne Sandberg, R OBP: 0.341, SLG: 0.480 (1, 4)	0-0 5-3		0-0 F9			0-0 F7			0-0 1B 2B	4	1	1	0	0	0	2				
Keith Moreland, R OBP: 0.368, SLG: 0.425 (9, 5)		0-0 G3	0-3 K			0-0 6-3			0-0 1B 2B G1-2-3	4	0	1	0	0	1	2				
Ron Cey, R OBP: 0.323, SLG: 0.408 Dave Owen, S (9, PR) (9, 6)		0-0 E 1B		0-3 K			0-0 F7		0-0 G1-2-3 1B 2B	4	1	2	1	0	1	0				
Leon Durham, L OBP: 0.382, SLG: 0.458 (1, 3)		0-0 E3 1-H		0-0 F7			0-0 4-3 2B		4-0 G1-2-3 1B IBB	3	1	1	0	1	0	0				
Chris Speier, R OBP: 0.294, SLG: 0.358 Richie Hebner, L OBP: 0.292, SLG: 0.313 Davey Lopes, R OBP: 0.389, SLG: 0.430 (9, PH) (9, PH) (9, 9)		0-0 F4		0-3 K			0-0 4-3		0-0 G1-2-3 1-2 2-3 3-H	3	0	0	0	0	1	2				
Steve Lake, R OBP: 0.163, SLG: 0.193 (1, 2)		0-0 6-3			0-0 4-3		0-3 K		0-0 BB 1B	4	0	1	2	0	1	2				
Steve Trout, L OBP: 0.189, SLG: 0.171 George Frazier, R (5, 1) Thad Bosley, L OBP: 0.373, SLG: 0.508 (8, PH) (8, 7)					0-0 3-1			0-0 4-3	4-0 2-H 3-H BB	2	0	1	0	0	0	0				
										1	0	0	0	1	0	0				
Inning Stats	R: 0 E: 0 K: 0 S: 3	H: 0 LOB: 0 BB: 0 P: 3	R: 1 E: 1 K: 0 S: 5	H: 1 LOB: 1 BB: 0 P: 5	R: 0 E: 0 K: 2 S: 9	H: 2 LOB: 2 BB: 0 P: 9	R: 0 E: 0 K: 2 S: 7	H: 0 LOB: 0 BB: 0 P: 7	R: 0 E: 0 K: 1 S: 5	H: 0 LOB: 0 BB: 0 P: 5	R: 0 E: 0 K: 0 S: 3	H: 1 LOB: 1 BB: 0 P: 6	R: 0 E: 0 K: 1 S: 5	H: 1 LOB: 1 BB: 0 P: 5	R: 3 E: 0 K: 0 S: 6	H: 4 LOB: 2 BB: 2 P: 14	1B: 7 2B: 3 3B: 0 HR: 0	SF: 0 SAC: 0 DP: 2 HBP: 0	WP: 0 PA: 37 PB: 0 SB: 0 CS: 1	
PITCHER	IP WLS BF H R ER SO BB IBB HBP BLK WP HR S P ERA WHIP																			
Mario Soto, R ERA: 3.3 Ted Power, R ERA: 2.49 Joe Price, L ERA: 4.02 Tom Hume, R ERA: 3.51	(1, 1) (8, 1) (9, 1) (9, 1)	7.0 L 26 4 1 0 6 0 0 0 0 0 0 38 38 0.00 0.571																		

Chicago Cubs @ Cincinnati Reds
Riverfront Stadium, Cincinnati, OH
Sat Aug 24 1985, 7:05 PM EDT
Att: 37,069 - Unknown


AB 35
R 4
H 9
RBI 3
BB 2
SO 7
LOB 16



Batter	1	2	3	4	5	6	7	8	9	AB	R	H	RBI	BB	SO	LOB	BOTTOM			
Cesar Cedeno, R OBP: 0.310, SLG: 0.340 Eddie Milner, L OBP: 0.340, SLG: 0.329 (1, 8) (8, PH)	0-0 4-3 6-3 1B		0-0 5-3		0-0 F4			0-0 2B		3	0	1	0	0	0	1				
Dave Concepcion, R OBP: 0.317, SLG: 0.341 (1, 6)	0-0 6-3		0-0 CS 1B			0-0 FC5 1B		0-3 K		4	0	2	0	0	1	2				
Dave Parker, L OBP: 0.351, SLG: 0.522 (1, 9)	0-0 4-3		0-0 4-3			0-3 K		0-3 K		4	0	0	0	0	2	4				
Nick Esasky, R OBP: 0.346, SLG: 0.471 (1, 7)	0-0 F8			0-0 4-3		0-0 FC5 1B		0-3 K		4	0	1	0	0	1	2				
Tony Perez, R OBP: 0.400, SLG: 0.492 (1, 3)		0-0 E3 BB		0-0 G6-4-3 1B		0-0 FC5 1-2 2-3		0-0 4-3		4	0	1	0	0	0	2				
Buddy Bell, R OBP: 0.307, SLG: 0.314 (1, 5)		0-0 F9		0-0 G6-4-3		0-0 4-3		0-0 4-3		4	0	0	0	0	0	4				
Dave Vangorder, R OBP: 0.259, SLG: 0.312 Max Venable, L OBP: 0.309, SLG: 0.368 Bo Diaz, R OBP: 0.241, SLG: 0.287 (1, 2) (7, PH) (8, 2)		0-3 K			0-0 5-3		0-0 F7		0-3 K	2	0	0	0	0	1	1				
Ron Oester, S OBP: 0.349, SLG: 0.373 (1, 4)		4-0 BB		0-0 G3		0-0 F8			0-0 4-3	2	0	0	0	1	0	0				
Mario Soto, R OBP: 0.158, SLG: 0.173 Tom Runnels, S OBP: 0.250, SLG: 0.143 Ted Power, R Joe Price, R Tom Hume, R (1, 1) (7, PH) (8, 1) (9, 1) (9, 1)		0-0 1-3			0-0 G3		0-0 F6			2	0	1	0	0	0	2				
										1	0	0	0	0	0	0				
										0	0	0	0	0	0	0				
										0	0	0	0	0	0	0				
Inning Stats	R: 0 E: 0 K: 0 S: 4	H: 1 LOB: 1 BB: 0 P: 4	R: 0 E: 1 K: 1 S: 6	H: 0 LOB: 2 BB: 1 P: 10	R: 0 E: 0 K: 0 S: 3	H: 1 LOB: 0 BB: 0 P: 3	R: 0 E: 0 K: 0 S: 3	H: 1 LOB: 0 BB: 0 P: 3	R: 0 E: 0 K: 1 S: 7	H: 2 LOB: 2 BB: 0 P: 7	R: 0 E: 0 K: 0 S: 3	H: 0 LOB: 0 BB: 0 P: 3	R: 0 E: 0 K: 3 S: 10	H: 1 LOB: 1 BB: 0 P: 10	R: 0 E: 0 K: 1 S: 5	H: 0 LOB: 0 BB: 0 P: 5	1B: 6 2B: 1 3B: 0 HR: 0	SF: 0 SAC: 0 DP: 1 HBP: 0	WP: 0 PA: 34 PB: 0 SB: 0 CS: 1	
PITCHER	IP WLS BF H R ER SO BB IBB HBP BLK WP HR S P ERA WHIP																			
Steve Trout, L ERA: 2.71 George Frazier, R ERA: 5.09 Lee Smith, R ERA: 2.88	(1, 1) (5, 1) (8, 1)	4.0 W 15 3 0 0 1 1 0 0 0 0 16 20 0.00 1.000																		

Chicago Cubs @ Cincinnati Reds
Riverfront Stadium, Cincinnati, OH
Sat Aug 24 1985, 7:05 PM EDT
Att: 37,069 - Unknown

AB 33
R 0
H 7
RBI 0
BB 1
SO 6
LOB 18



Batter	1	2	3	4	5	6	7	8	9	AB	R	H	RBI	BB	SO	LOB	TOP				
Bob Dernier, R OBP: 0.306, SLG: 0.315 (1, 8)	F9		23 1B BB		SH5-3		G4-3		F7	3	0	0	0	1	0	2					
Gary Matthews, R OBP: 0.363, SLG: 0.386 (1, 7)	F9		F9		6-3		23 FC6-4 1B			4	0	1	0	0	0	2					
23 Ryne Sandberg, R OBP: 0.343, SLG: 0.483 (1, 4)	K		1-3 1B				FC6-4			4	0	2	1	0	1	1					
Keith Moreland, R OBP: 0.369, SLG: 0.426 (1, 9)		2B WP 1B	F9		F2			G6-4-3 1B		4	1	2	0	0	0	3					
Ron Cey, R OBP: 0.324, SLG: 0.420 (1, 5)		WP FC1-2 2B		F6		HR		G6-4-3		4	1	2	1	0	0	1					
Leon Durham, L OBP: 0.359, SLG: 0.453 (1, 3)	K		K		K		F8		3-1	4	0	0	0	0	2	1					
Chris Speier, R OBP: 0.293, SLG: 0.356 (1, 6)		2-3 3-H FC1-2					F8		F2	4	0	1	0	0	0	1					
Steve Lake, R OBP: 0.156, SLG: 0.187 (1, 2)		3-H 4-3		F9			5-3			3	0	0	0	0	0	2					
Davey Lopes, R OBP: 0.391, SLG: 0.437 (9, PH)									2B	1	0	1	0	0	0	0					
Ray Fontenot, L OBP: 0.061, SLG: 0.061 (1, 1)									5-3	2	1	1	0	0	0	0					
Warren Brusstar, R OBP: 0.250, SLG: 0.143 (5, 1)			B5-3				6-3 23 SH5-3 2B			0	0	0	0	0	0	0					
Gary Woods, R OBP: 0.333, SLG: 0.246 (7, PH)										0	0	0	0	1	0	0					
Lary Sorensen, R OBP: 0.292, SLG: 0.389 (7, 1)										0	0	0	0	0	0	0					
Jody Davis, R OBP: 0.391, SLG: 0.437 (9, PH)										1	0	0	0	0	0	1					
Inning Stats	R: 0 E: 0 K: 1 S: 5	H: 0 LOB: 0 BB: 0 P: 5	R: 1 E: 0 K: 1 S: 7	H: 2 LOB: 1 BB: 0 P: 7	R: 0 E: 0 K: 0 S: 4	H: 1 LOB: 2 BB: 1 P: 8	R: 0 E: 0 K: 1 S: 6	H: 1 LOB: 1 BB: 0 P: 6	R: 1 E: 0 K: 0 S: 5	H: 2 LOB: 1 BB: 0 P: 5	R: 1 E: 0 K: 0 S: 4	H: 1 LOB: 0 BB: 0 P: 4	R: 0 E: 0 K: 0 S: 3	H: 1 LOB: 0 BB: 1 P: 7	R: 0 E: 0 K: 0 S: 3	H: 1 LOB: 0 BB: 0 P: 3	R: 0 E: 0 K: 0 S: 4	H: 1 LOB: 1 BB: 0 P: 4	1B: 6 2B: 3 3B: 0 HR: 1	SF: 0 SAC: 1 DP: 2 HBP: 0	WP: 1 PA: 37 PB: 0 SB: 0 CS: 0
PITCHER	IP WLS BF H R ER SO BB IBB HBP BLK WP HR S P ERA WHIP																				
Tom Browning, L ERA: 3.63 (1, 1)	6.0 W 26 7 3 3 3 1 0 0 0 1 1 31 35 4.50 1.333																				
John Franco, L ERA: 1.64 (7, 1)	3.0 S 11 3 0 0 0 1 0 0 0 0 0 10 14 0.00 1.333																				

Chicago Cubs @ Cincinnati Reds
Riverfront Stadium, Cincinnati, OH
Sun Aug 25 1985, 3:33 AM EDT
Att: 35,038 - Unknown

AB	34
R	3
H	10
RBI	2
BB	2
SO	3
LOB	14



Batter	1	2	3	4	5	6	7	8	9	AB	R	H	RBI	BB	SO	LOB	BOTTOM		
Gary Redus, R OBP: 0.373, SLG: 0.425 (1, 8)	6-3 1B BB		5-3			2B		F7		3	1	1	0	1	0	0			
Buddy Bell, R OBP: 0.306, SLG: 0.318 (1, 5)	6-3 1B		F4		1B			5-3		4	1	2	1	0	0	0			
Nick Esasky, R OBP: 0.348, SLG: 0.482 (1, 7)	F7		HR		1B			F7		4	1	2	2	0	0	2			
Tony Perez, R OBP: 0.403, SLG: 0.493 (1, 3)	6-3		F8		1B			CS		4	0	2	0	0	0	2			
Cesar Cedeno, R OBP: 0.307, SLG: 0.336 (1, 9)	5-3							CS		2	0	0	0	0	0	2			
Dave Parker, L OBP: 0.349, SLG: 0.520 (5, PH) (6, 9)				5-3	K			F7		2	0	0	0	0	1	2			
Dave Concepcion, R OBP: 0.319, SLG: 0.343 (1, 6)		E 1B		K		2B		5-3		4	1	2	0	0	1	0			
Bo Diaz, R OBP: 0.241, SLG: 0.294 (1, 2)	6-3			6-3		SH5-3 1H SF9 2B		5-3		4	1	1	1	0	0	1			
Ron Oester, S OBP: 0.348, SLG: 0.371 (1, 4)		6-3			1-3	SH5-3				2	0	0	0	0	0	1			
Tom Browning, L OBP: 0.188, SLG: 0.180 (1, 1)					4-3			SF9		2	0	0	0	0	0	1			
Max Venable, L OBP: 0.305, SLG: 0.368 (6, PH)										0	0	0	1	0	0	0			
John Franco, L OBP: 0.333, SLG: 0.333 (7, 1)										0	0	0	0	0	0	0			
Inning Stats	R: 0 E: 0 K: 0 S: 4	H: 1 LOB: 2 BB: 1 P: 8	R: 0 E: 0 K: 0 S: 4	H: 1 LOB: 1 BB: 0 P: 4	R: 1 E: 0 K: 0 S: 4	H: 1 LOB: 0 BB: 0 P: 4	R: 0 E: 0 K: 1 S: 5	H: 0 LOB: 0 BB: 0 P: 5	R: 2 E: 0 K: 0 S: 5	H: 4 LOB: 2 BB: 0 P: 9	R: 0 E: 0 K: 0 S: 3	H: 1 LOB: 0 BB: 0 P: 3	R: 0 E: 0 K: 0 S: 3	H: 0 LOB: 0 BB: 0 P: 3	R: 0 E: 0 K: 0 S: 3	H: 0 LOB: 0 BB: 0 P: 3	1B: 6 2B: 3 3B: 0 HR: 1	SF: 1 SAC: 1 DP: 0 HBP: 0	WP: 0 PA: 35 PB: 0 SB: 0 CS: 1
PITCHER	IP WLS BF H R ER SO BB IBB HBP BLK WP HR S P ERA WHIP																		
Ray Fontenot, L ERA: 3.43 (1, 1)	4.2 L 22 7 3 3 1 0 0 0 0 0 0 8 8 13.50 1.500																		
Warren Brusstar, R ERA: 5.24 (5, 1)	1.1 L 6 2 2 2 1 0 0 0 0 0 0 8 8 13.50 1.500																		
Lary Sorensen, R ERA: 5.0 (7, 1)	2.0 6 1 0 0 0 0 0 0 0 0 0 6 6 0.00 0.500																		

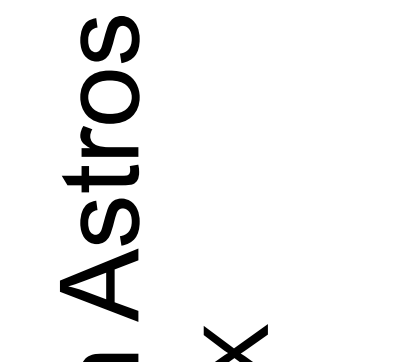
Chicago Cubs @ Cincinnati Reds
Riverfront Stadium, Cincinnati, OH
Sun Aug 25 1985, 3:33 AM EDT
Att: 35,038 - Unknown

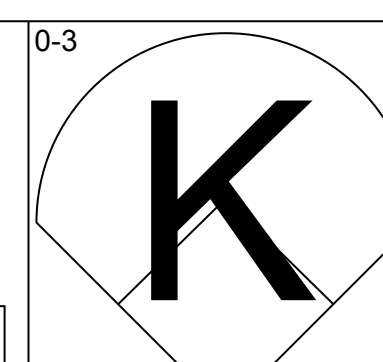
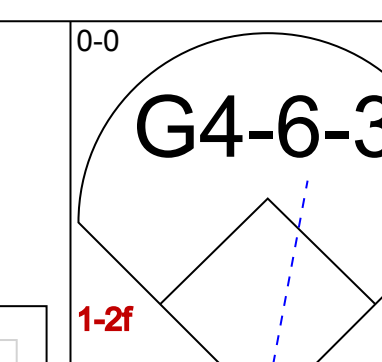
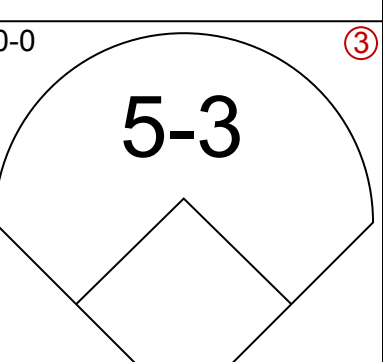
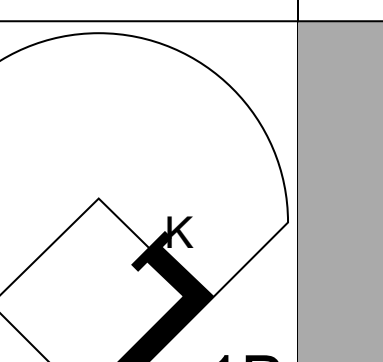
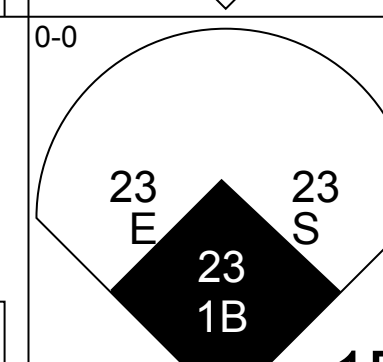
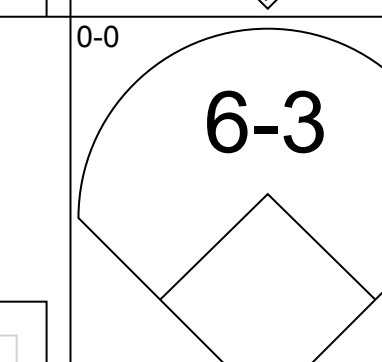
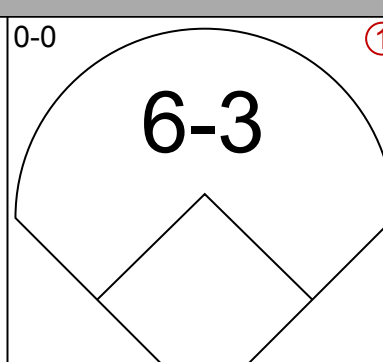
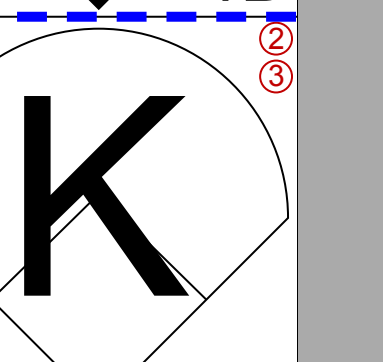
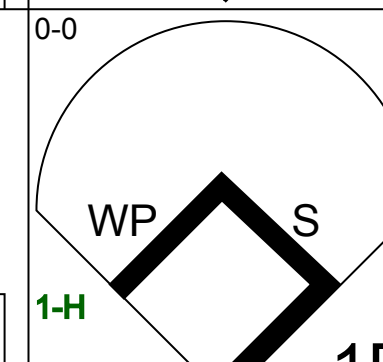
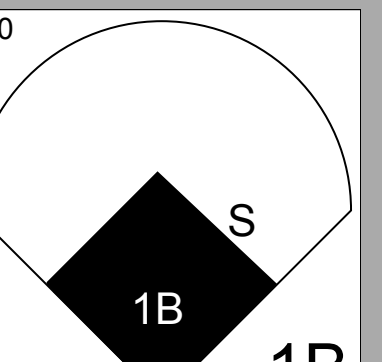
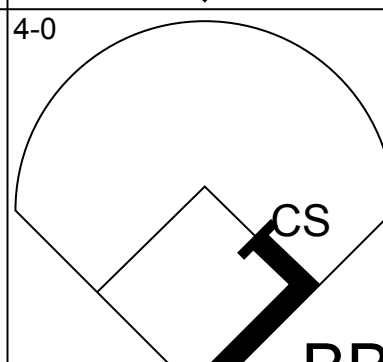
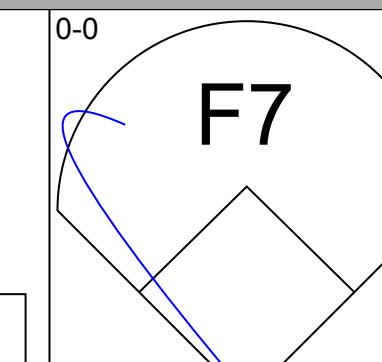
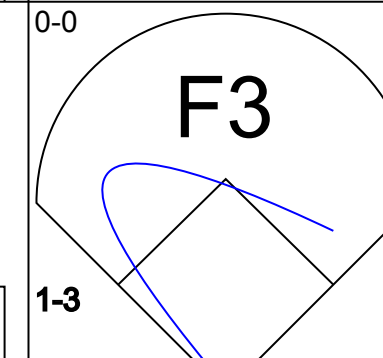
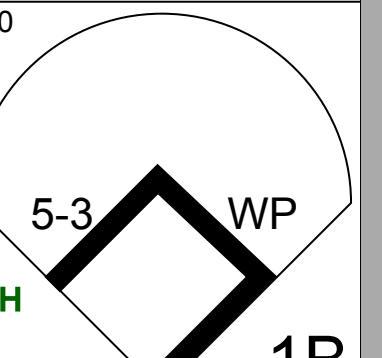
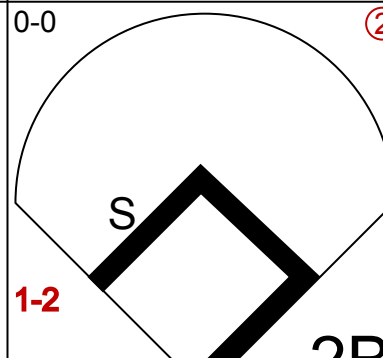
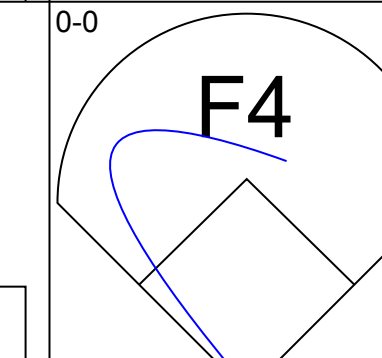
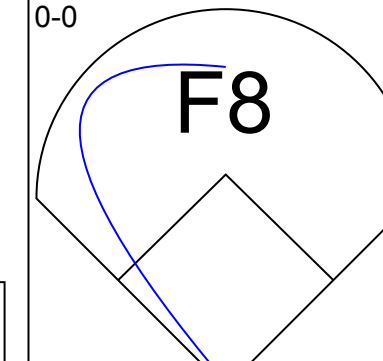
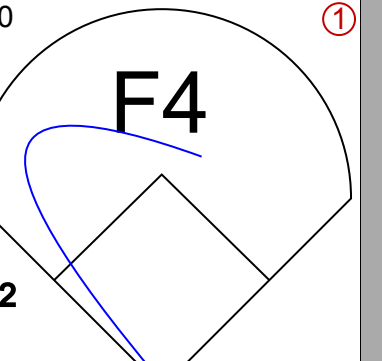
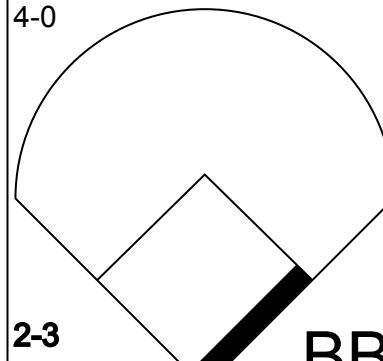
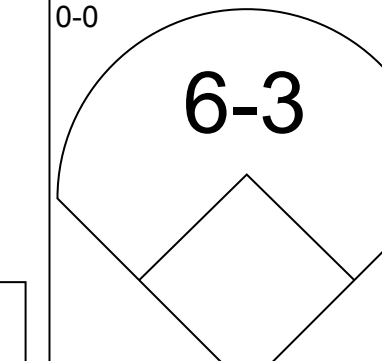
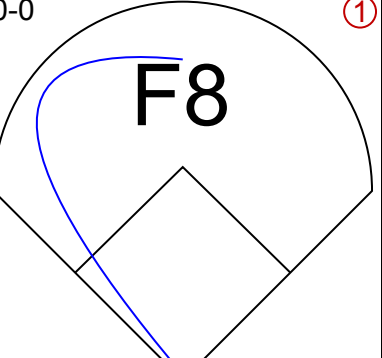
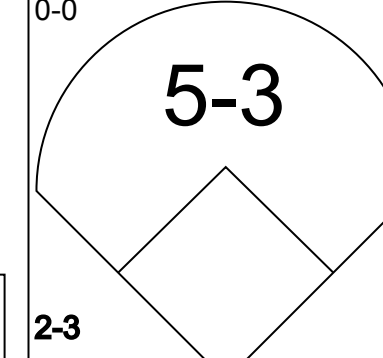
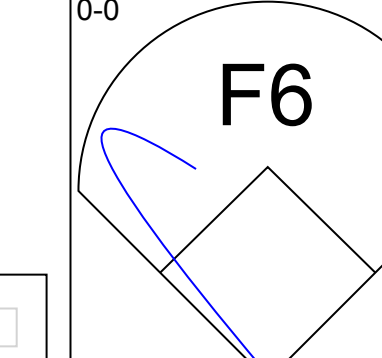
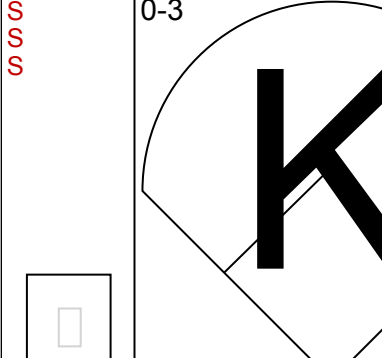
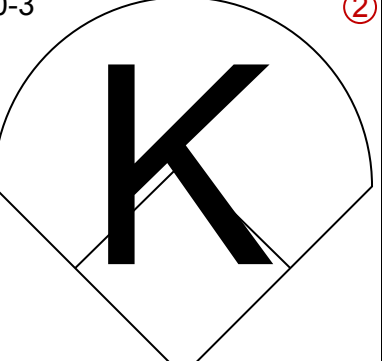
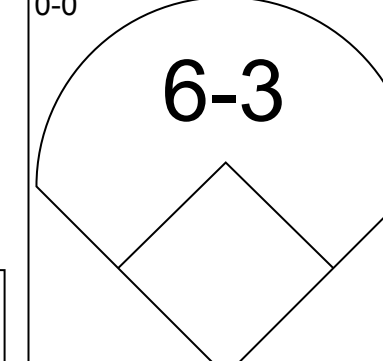
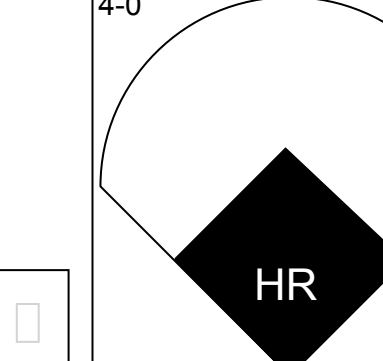
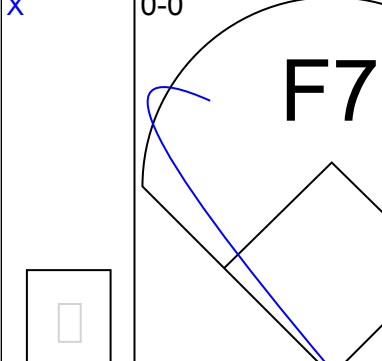
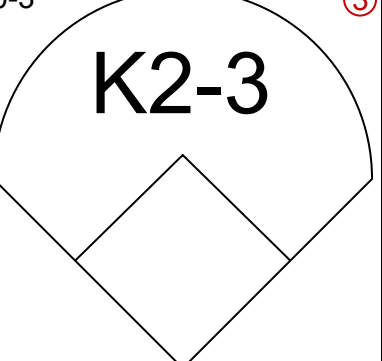
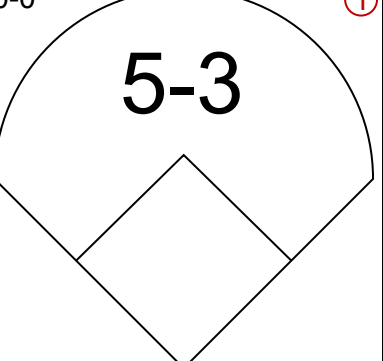
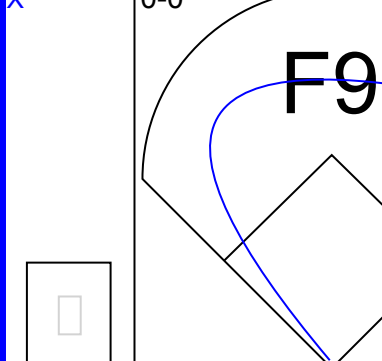
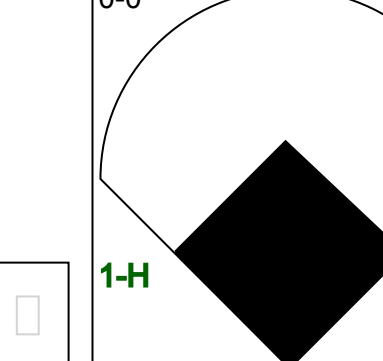
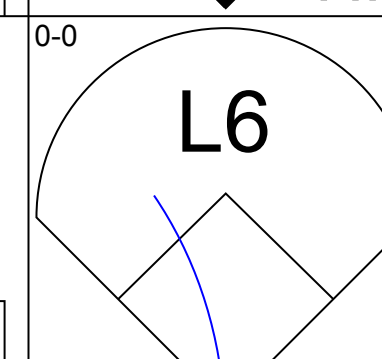
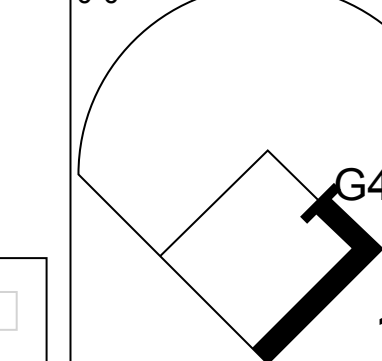
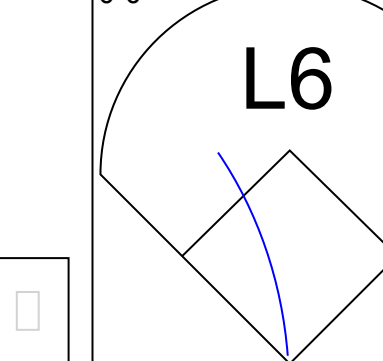
AB	31
R	5
H	10
RBI	5
BB	1
SO	2
LOB	11



Batter	1	2	3	4	5	6	7	8	9	AB	R	H	RBI	BB	SO	LOB	TOP								
Bob Dernier, R OBP: 0.307, SLG: 0.317 (1, 8)	5-3	K			E5			1-3		5	0	2	0	0	1	2	Chicago Cubs @ Houston Astros Astrodome, Houston, TX Mon Aug 26 1985, 8:05 PM EDT Att: 9,557 - Unknown								
Davey Lopes, R OBP: 0.394, SLG: 0.428 (1, 9) (9, 7)	F4		5-3		6-3	F3		6-3		5	0	0	0	0	0	2									
23 Ryne Sandberg, R OBP: 0.343, SLG: 0.482 (1, 4)	F8		5-3		5-3		1B	2B	1B	5	1	2	0	0	0	0									
Keith Moreland, R OBP: 0.369, SLG: 0.426 (1, 3)		F9	6-3			E	1B	2B	4-3	5	2	2	0	0	0	1									
Ron Cey, R OBP: 0.330, SLG: 0.430 Chris Speier, R OBP: 0.293, SLG: 0.356 (9, PR) (9, 5)		1B		K		E	1B	2B	2B	5	2	4	1	0	1	0									
Gary Matthews, R OBP: 0.380, SLG: 0.379 Gary Woods, R OBP: 0.333, SLG: 0.246 (1, 7) (9, 9)		1B		F7		1B	HR	K	K	4	2	0	0	1	2	5									
Jody Davis, R OBP: 0.293, SLG: 0.391 (1, 2)		F4		6-3		SF8		FC4-6	2B	3	0	1	2	1	0	2									
Shawon Dunston, R OBP: 0.235, SLG: 0.296 (1, 6)		1B		F4		HR	1B	FC4-6	FC1-5-4-1	5	1	2	3	0	0	4									
Steve Engel, R OBP: 0.300, SLG: 0.667 (1, 1)		1B		K		HR		K	K	5	1	2	4	0	3	4									
Inning Stats	R: 0 E: 0 K: 0 S: 3	H: 0 LOB: 0 BB: 0 P: 3	R: 2 E: 0 K: 1 S: 8	H: 3 LOB: 2 BB: 1 P: 12	R: 0 E: 0 K: 0 S: 3	H: 0 LOB: 0 BB: 0 P: 3	R: 0 E: 0 K: 1 S: 5	H: 0 LOB: 0 BB: 0 P: 5	R: 0 E: 1 K: 1 S: 6	H: 1 LOB: 1 BB: 0 P: 6	R: 5 E: 1 K: 0 S: 9	H: 5 LOB: 1 BB: 0 P: 9	R: 2 E: 0 K: 2 S: 10	H: 3 LOB: 2 BB: 1 P: 14	R: 0 E: 0 K: 0 S: 4	H: 1 LOB: 1 BB: 0 P: 4	R: 1 E: 0 K: 2 S: 9	H: 2 LOB: 2 BB: 0 P: 9	1B: 11 2B: 3 3B: 0 HR: 1	SF: 1 SAC: 0 DP: 0 HBP: 0	WP: 1 PB: 0 SB: 0 CS: 0	PA: 45			
PITCHER	IP	WLS	BF	H	R	ER	SO	BB	IBB	HBP	BLK	WP	HR	S	P	ERA	WHIP								
Bob Knepper, L ERA: 3.62 (1, 1)	6.0	L	31	11	9	4	3	1	0	0	0	0	1	36	40	6.00	2.000								
Bill Dawley, R ERA: 4.08 (7, 1)	2.0		9	2	0	0	2	0	1	0	0	1	0	12	16	0.00	1.000								
Mike Madden, L ERA: 6.1 (9, 1)	1.0		5	2	1	1	2	0	0	0	0	0	0	9	9	9.00	2.000								

Batter	1	2	3	4	5	6	7	8	9	AB	R	H	RBI	BB	SO	LOB	BOTTOM								
Bill Doran, S OBP: 0.360, SLG: 0.433 (1, 4)	F9		HR		F8		FC5-4		BB	4	1	1	1	1	0	2	Chicago Cubs @ Houston Astros Astrodome, Houston, TX Mon Aug 26 1985, 8:05 PM EDT Att: 9,557 - Unknown								
Phil Garner, R OBP: 0.307, SLG: 0.365 (1, 5)	S		6-3						F8	4	2	2	0	1	0	2									
Kevin Bass, S OBP: 0.292, SLG: 0.402 (1, 8)	K		6-3		F9				HR	4	1	1	2	0	1	3									
Jose Cruz, L OBP: 0.347, SLG: 0.412 (1, 7)	S		6-3			B1-3		G3		4	0	1	1	0	0	0									
Jerry Mumphy, S OBP: 0.331, SLG: 0.391 Mike Madden, L (9, 1)	2H				F8		G3		4-3	3	0	0	0	1	0	0									
Glenn Davis, R OBP: 0.311, SLG: 0.404 (1, 3)			6-3		K		5-3		4-3	3	0	0	0	0	1	2									
Mark Bailey, S OBP: 0.365, SLG: 0.429 (1, 2)		F9		F9			FC5-4		E6	4	0	1	0	0	0	0									
Dickie Thon, R OBP: 0.281, SLG: 0.348 (1, 6)		4-3			1B	SH1-4		F8	F4	4	0	1	0	0	0	2									
Bob Knepper, L OBP: 0.161, SLG: 0.213 Bill Dawley, R (7, 1)					K				K	1	0	0	0	0	1	0									
Tim Tolman, R OBP: 0.111, SLG: 0.115 Eric Bullock, L (8, PH) (9, 9)					SH1-4		F9		K	2	0	0	0	0	1	2									
Inning Stats	R: 1 E: 0 K: 1 S: 6	H: 1 LOB: 2 BB: 2 P: 14	R: 0 E: 0 K: 1 S: 5	H: 0 LOB: 0 BB: 0 P: 5	R: 1 E: 0 K: 0 S: 4	H: 1 LOB: 0 BB: 0 P: 4	R: 0 E: 0 K: 1 S: 5	H: 0 LOB: 0 BB: 0 P: 5	R: 0 E: 0 K: 0 S: 3	H: 0 LOB: 0 BB: 0 P: 3	R: 0 E: 0 K: 0 S: 4	H: 1 LOB: 1 BB: 0 P: 4	R: 2 E: 0 K: 0 S: 5	H: 2 LOB: 0 BB: 0 P: 5	R: 0 E: 1 K: 1 S: 6	H: 0 LOB: 2 BB: 1 P: 10	1B: 4 2B: 1 3B: 0 HR: 2	SF: 0 SAC: 1 DP: 0 HBP: 0	WP: 0 PB: 0 SB: 2 CS: 0	PA: 38					
PITCHER	IP	WLS	BF	H	R	ER	SO	BB	IBB	HBP	BLK	WP	HR	S	P	ERA	WHIP								
Steve Engel, L ERA: 6.45 (1, 1)	9.0	W	38	7	4	4	4	3	0	0	0	0	2	43	55	4.00	1.111								

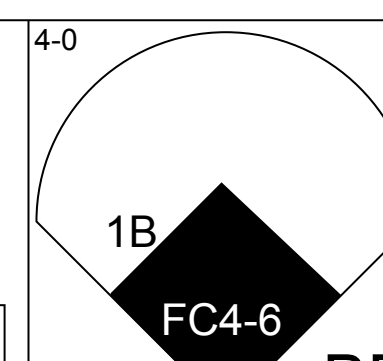
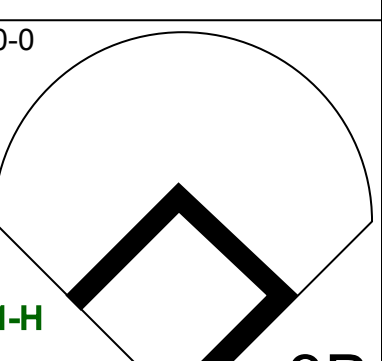
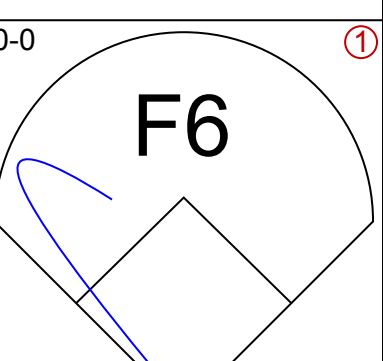
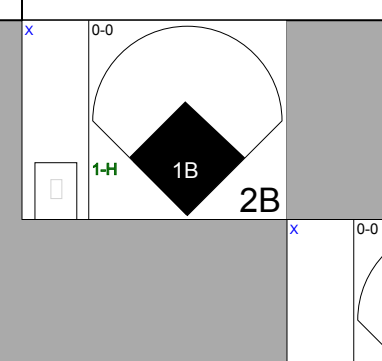
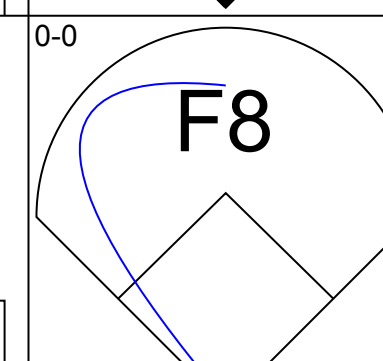
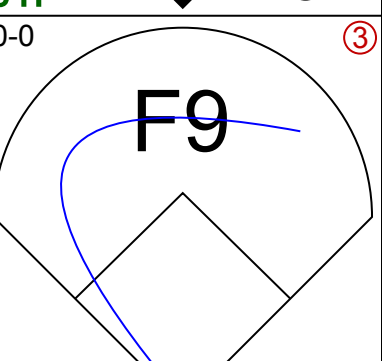
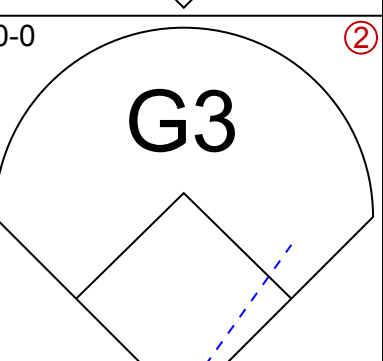
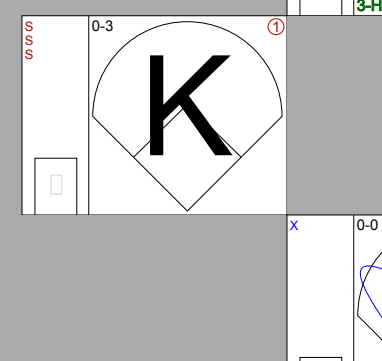
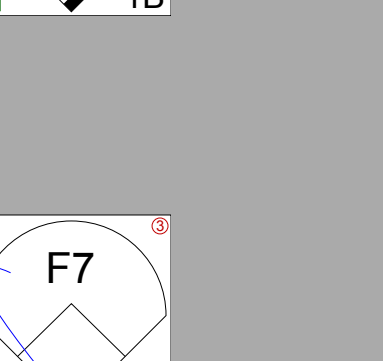
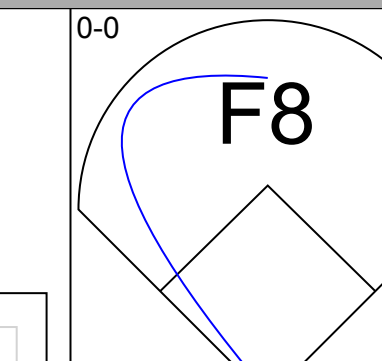
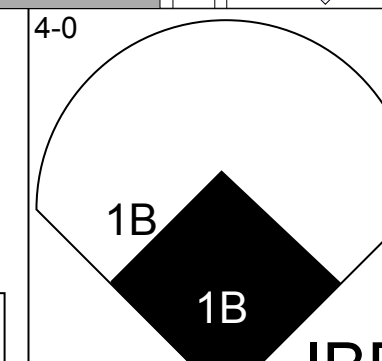
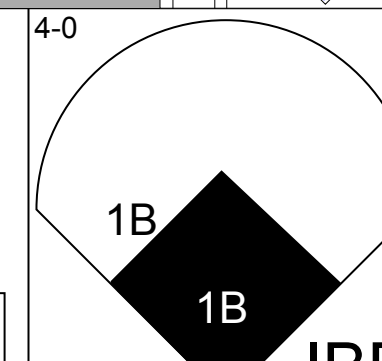

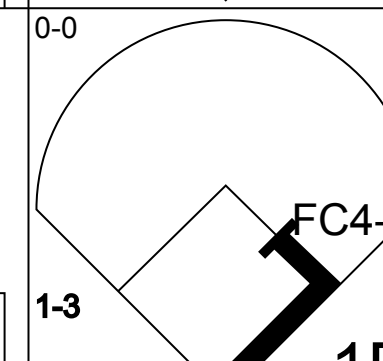
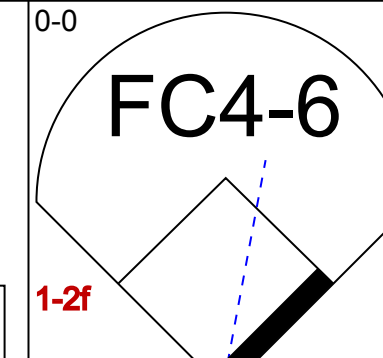
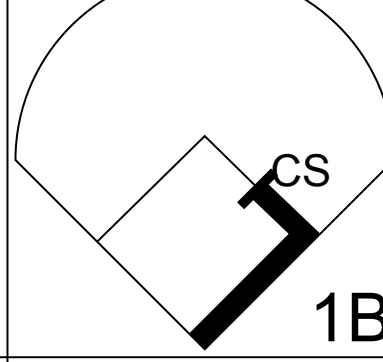
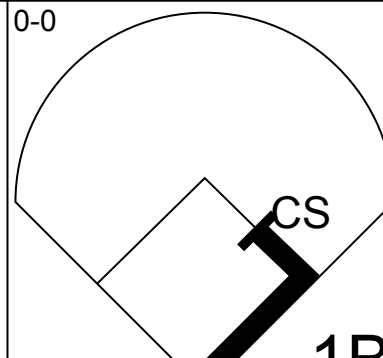
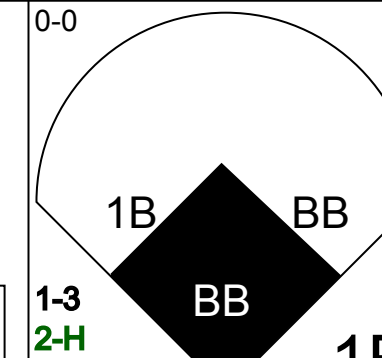
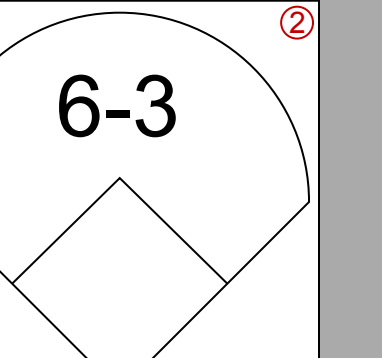
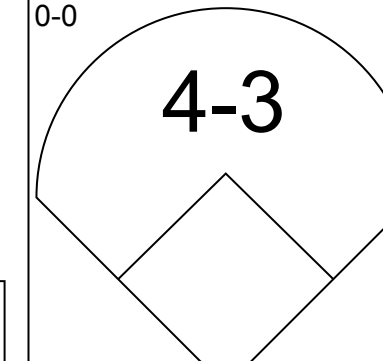
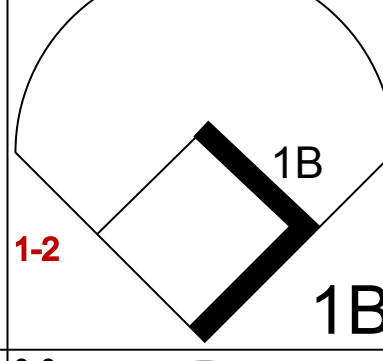
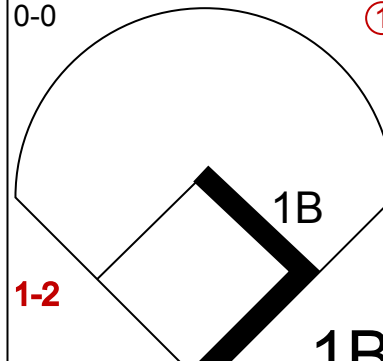
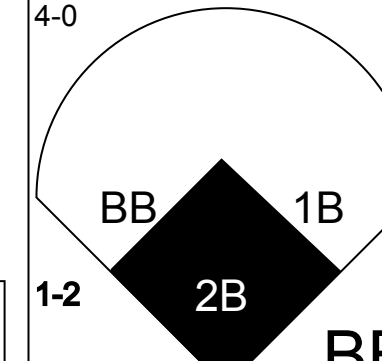
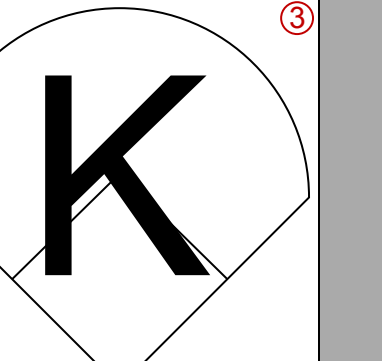
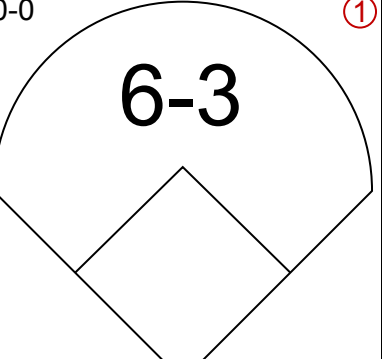
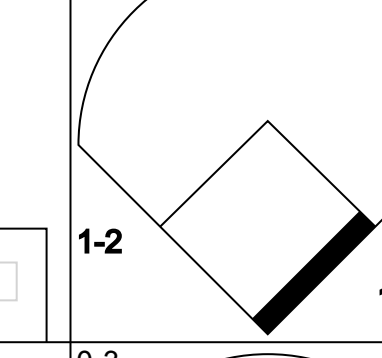
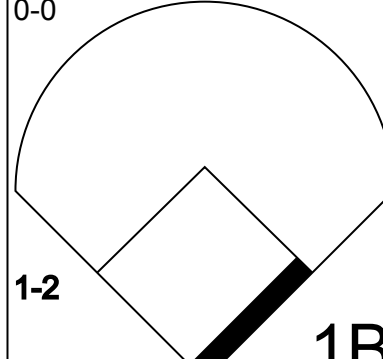
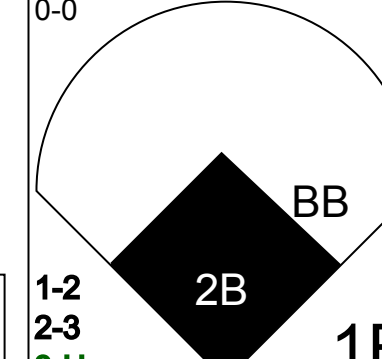
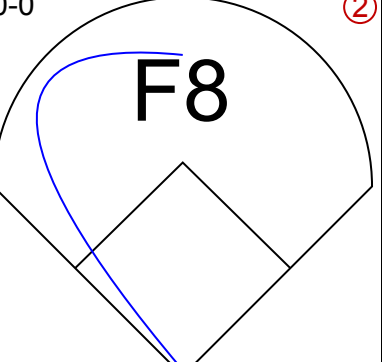
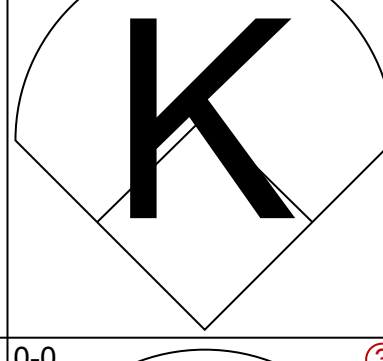
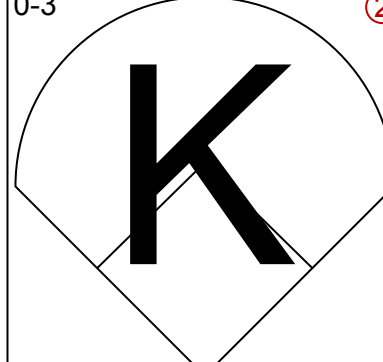
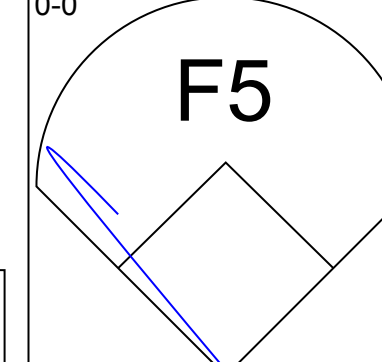
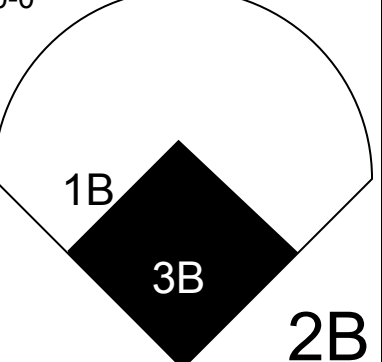
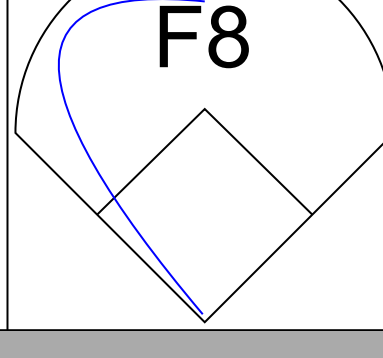
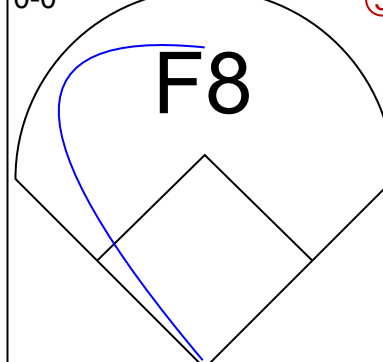
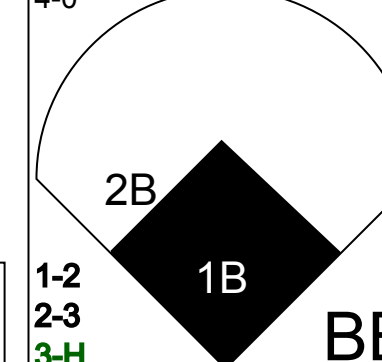
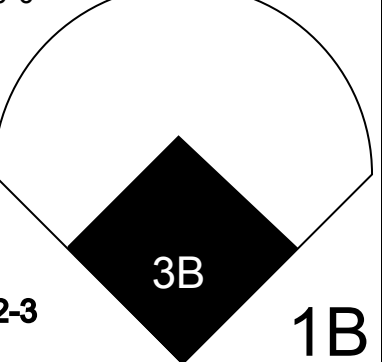
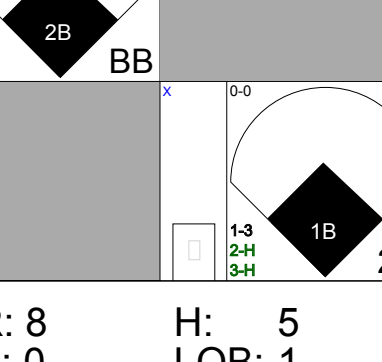
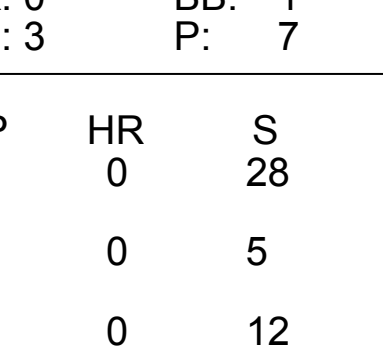


Batter	1	2	3	4	5	6	7	8	9	AB	R	H	RBI	BB	SO	LOB	TOP					
Bob Dernier, R (1, 8) OBP: 0.307, SLG: 0.316										4	0	1	0	0	1	1						
Davey Lopes, R (1, 9) OBP: 0.382, SLG: 0.425										4	1	1	0	0	1	1						
23 Ryne Sandberg, R (1, 4) OBP: 0.346, SLG: 0.483										3	1	2	1	1	0	0						
Keith Moreland, R (1, 3) OBP: 0.371, SLG: 0.429										4	0	2	1	0	0	1						
Ron Cey, R (1, 5) OBP: 0.329, SLG: 0.426										3	0	0	0	1	0	2						
Gary Matthews, R (1, 7) OBP: 0.354, SLG: 0.372										4	0	0	0	0	1	3						
Jody Davis, R (1, 2) OBP: 0.293, SLG: 0.388										3	1	0	0	1	1	1						
Shawn Dunston, R (1, 6) OBP: 0.231, SLG: 0.291										2	0	0	0	0	1	0						
Thad Bosley, L (7, PH) OBP: 0.376, SLG: 0.537										1	1	1	2	0	0	0						
Ron Meridith, L (7, 1)										0	0	0	0	0	0	0						
George Frazier, R (7, 1)										0	0	0	0	0	0	0						
Richie Hebner, L (9, PH) OBP: 0.290, SLG: 0.310										1	0	0	0	0	0	0						
Derek Botelho, R (1, 1) OBP: 0.200, SLG: 0.200										2	0	1	0	0	0	0						
Chris Speier, R (7, PH) OBP: 0.292, SLG: 0.354										1	0	0	0	0	0	0						
Inning Stats	R: 1 E: 0 K: 1 S: 7	H: 2 LOB: 1 BB: 0 P: 7	R: 0 E: 0 K: 2 S: 7	H: 0 LOB: 0 BB: 0 P: 7	R: 0 E: 0 K: 0 S: 3	H: 1 LOB: 0 BB: 0 P: 3	R: 1 E: 0 K: 0 S: 5	H: 2 LOB: 1 BB: 0 P: 5	R: 0 E: 0 K: 0 S: 3	H: 0 LOB: 0 BB: 0 P: 3	R: 0 E: 0 K: 0 S: 3	H: 1 LOB: 2 BB: 2 P: 11	R: 2 E: 0 K: 1 S: 6	H: 2 LOB: 1 BB: 1 P: 10	R: 0 E: 0 K: 0 S: 3	H: 0 LOB: 0 BB: 0 P: 3	R: 0 E: 0 K: 1 S: 5	H: 0 LOB: 0 BB: 0 P: 5	1B: 6 2B: 1 3B: 0 HR: 1	SF: 0 SAC: 0 DP: 1 HBP: 0	WP: 2 PB: 0 SB: 4 CS: 2	PA: 35
PITCHER	IP	WLS	BF	H	R	ER	SO	BB	IBB	HBP	BLK	WP	HR	S	P	ERA	WHIP					
Joe Niekro, R (1, 1) ERA: 3.41	6.1		28	8	4	4	3	3	0	0	0	2	1	31	43	5.68	1.737					
Dave Smith, R (7, 1) ERA: 2.67	2.2	W	7	0	0	0	2	0	0	0	0	0	0	11	11	0.00	0.000					

Chicago Cubs @ Houston Astros
Astrodome, Houston, TX
Tue Aug 27 1985, 8:05 PM EDT
Att: 10,810 - Unknown

AB	32
R	4
H	8
RBI	4
BB	3
SO	5
LOB	9

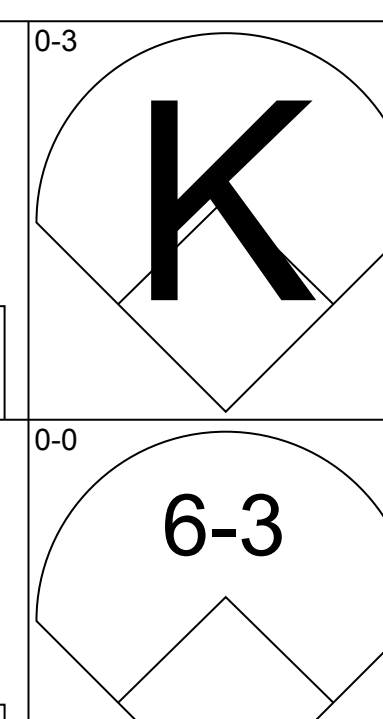
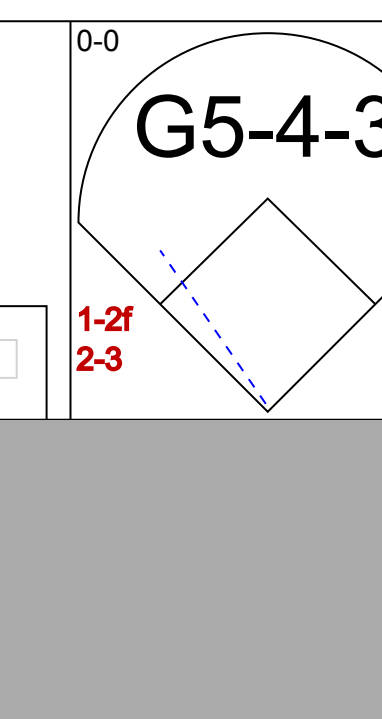
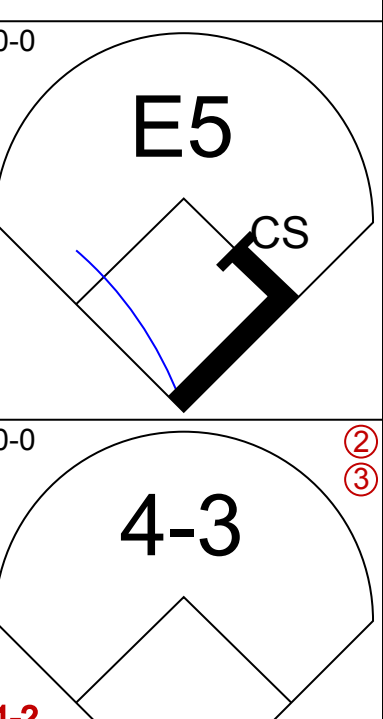
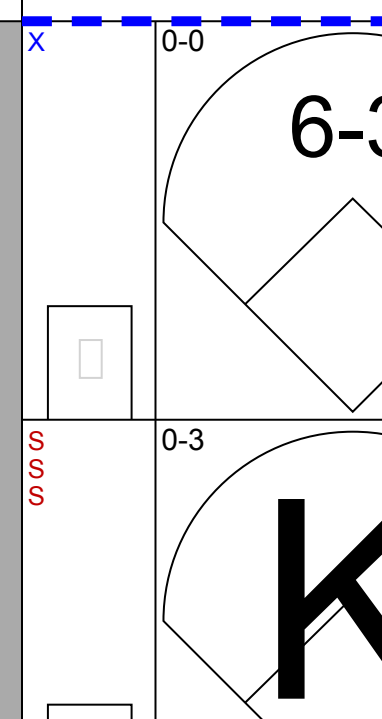
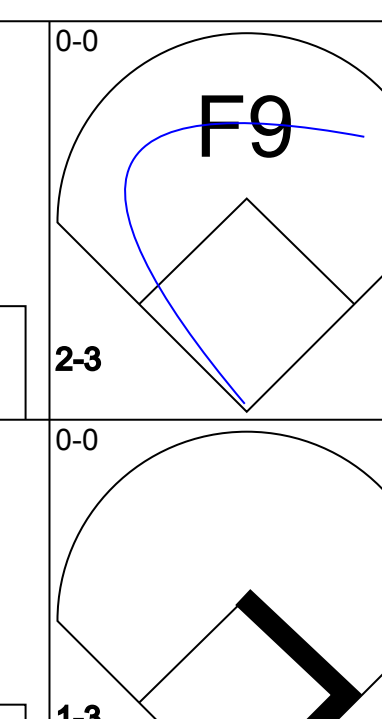
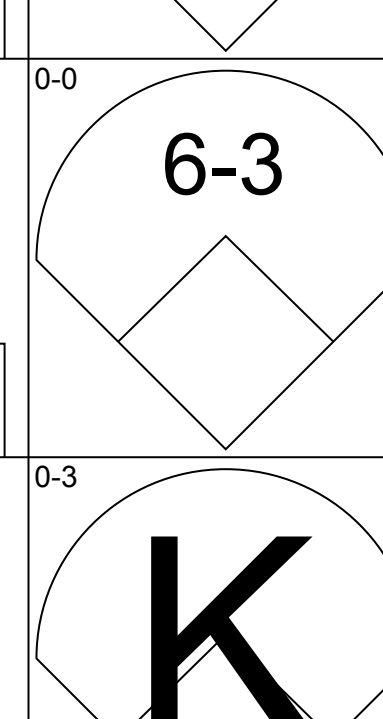
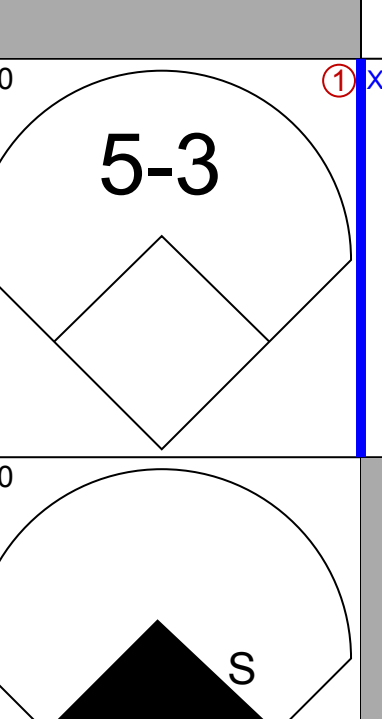
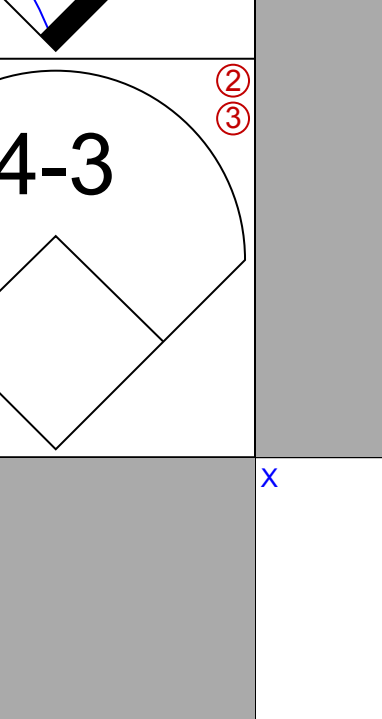
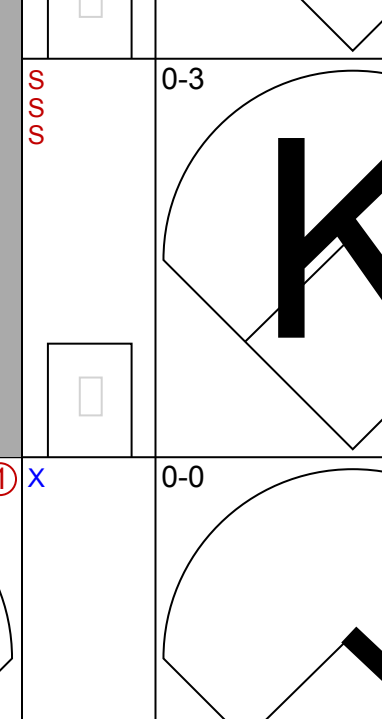
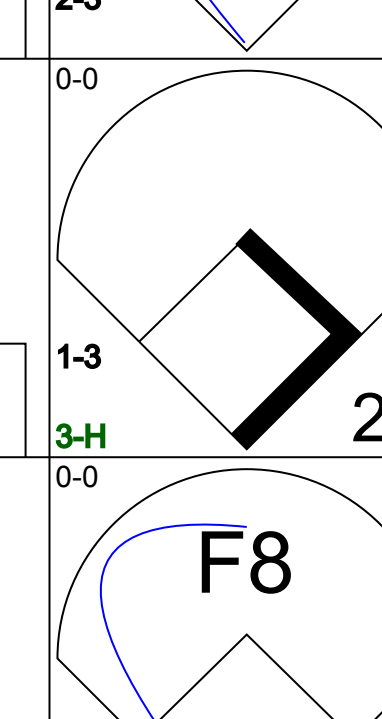
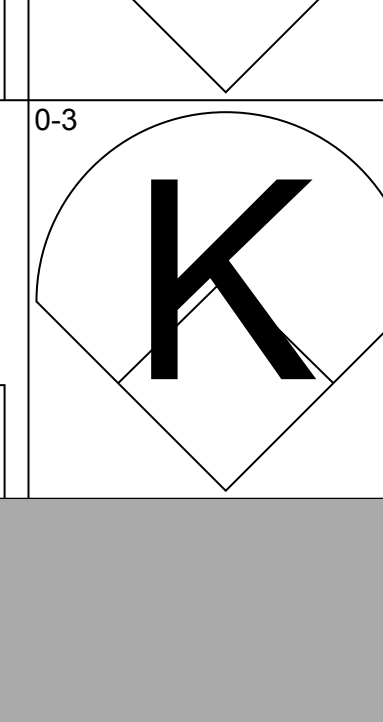
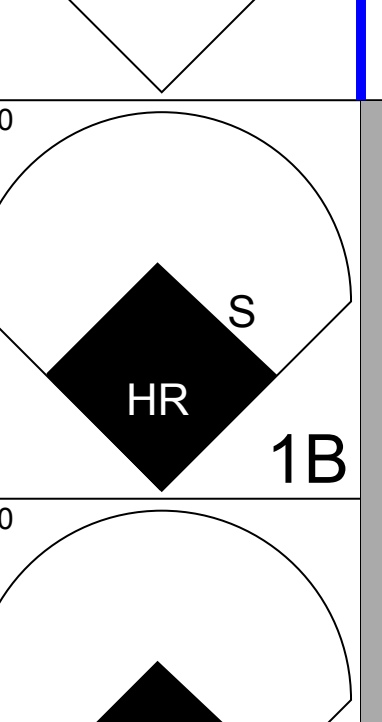
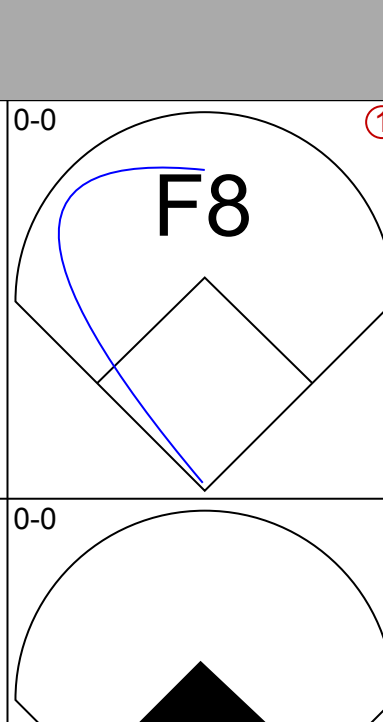
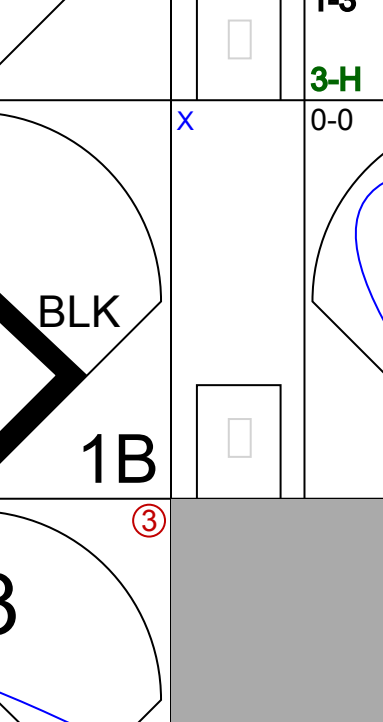
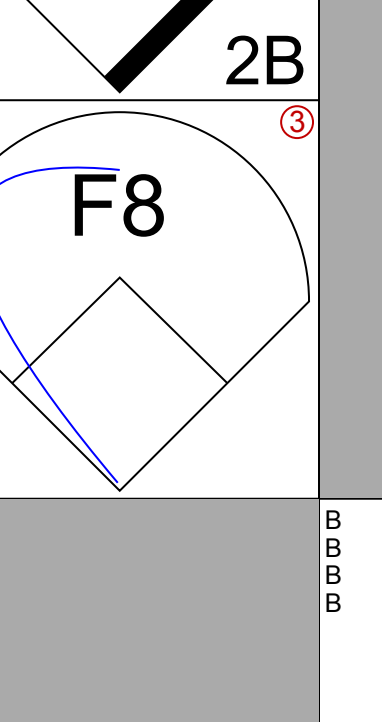
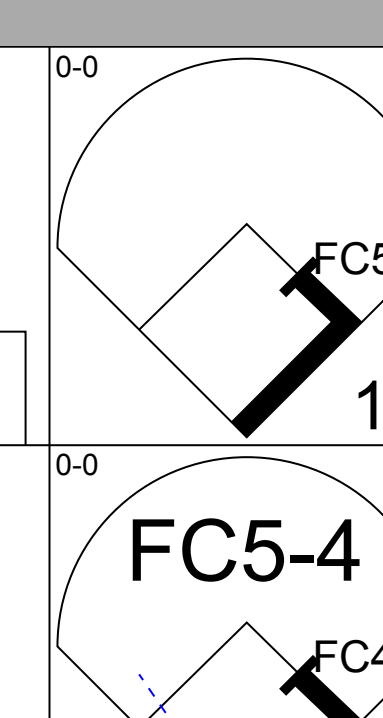
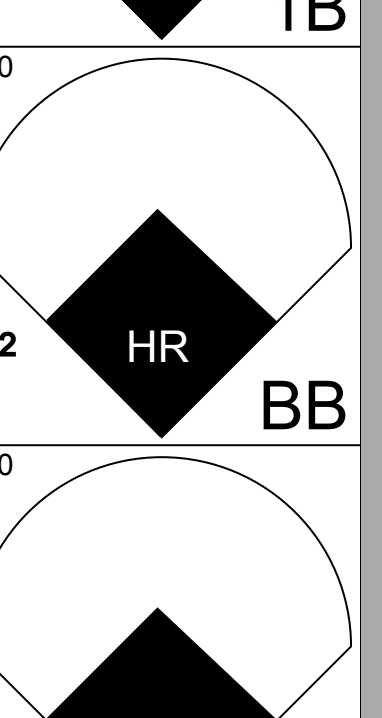
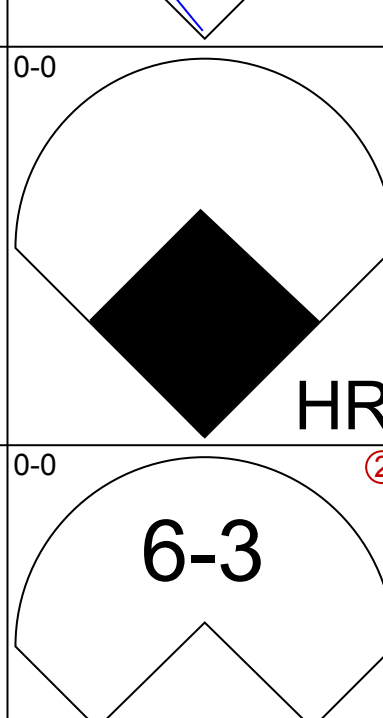
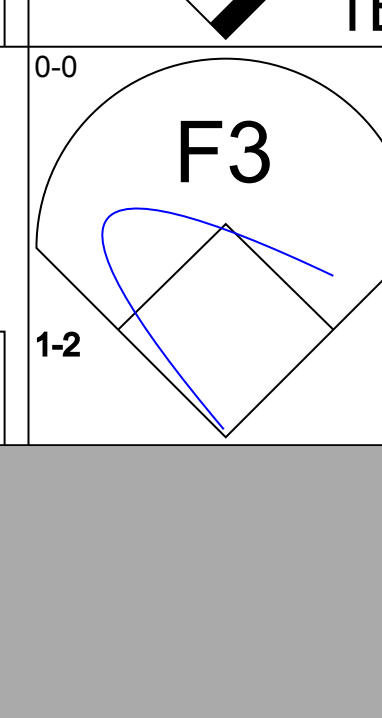
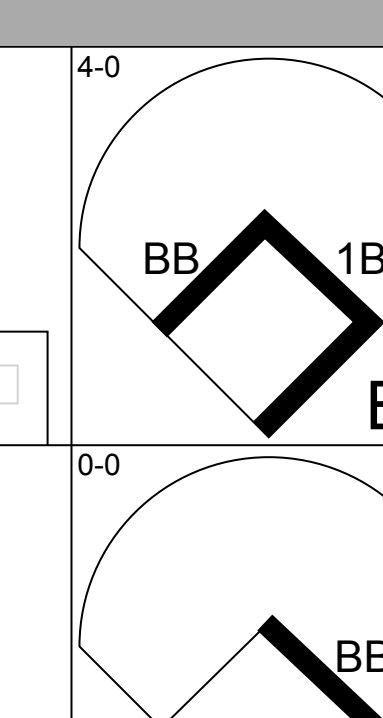
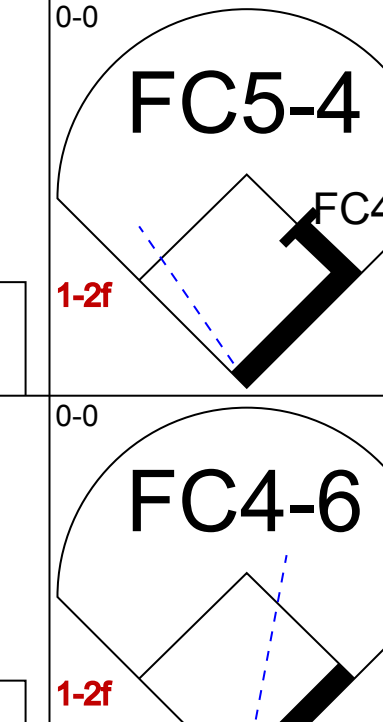
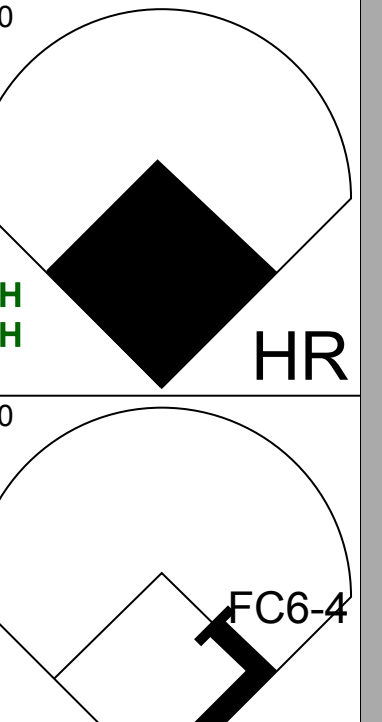
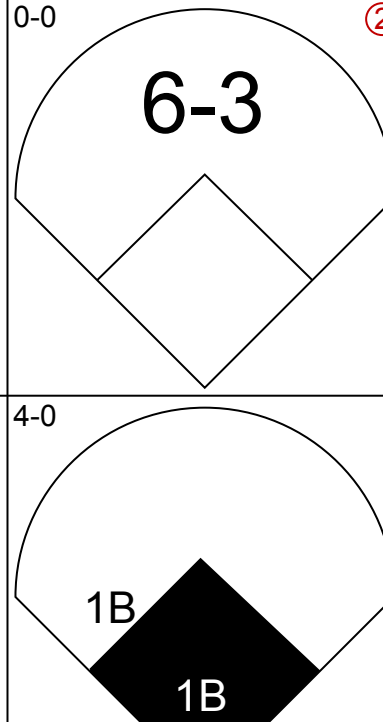
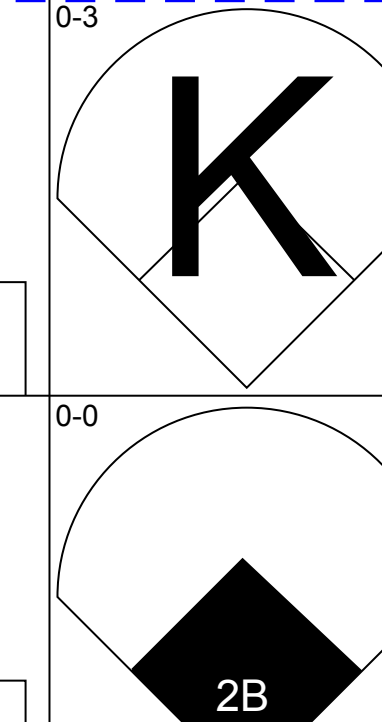
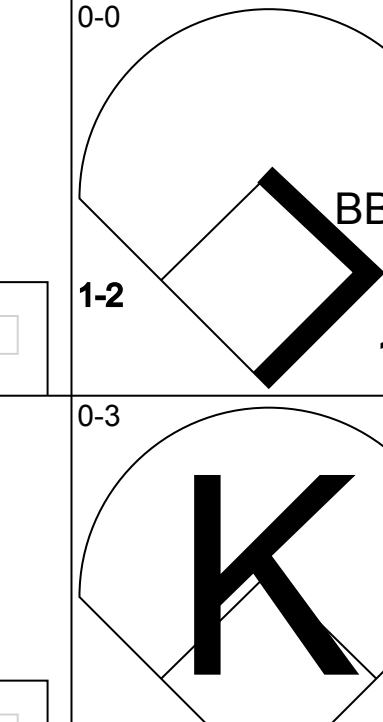
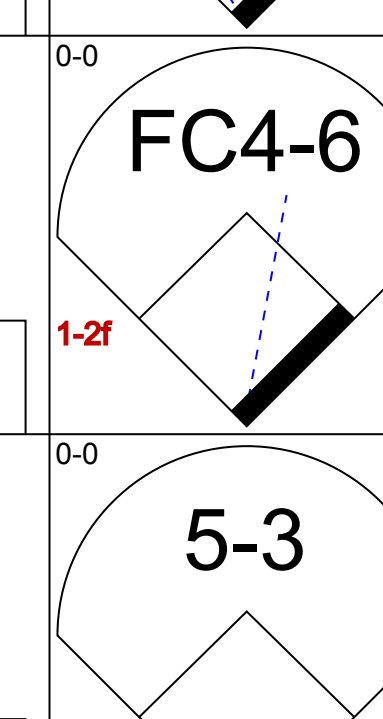
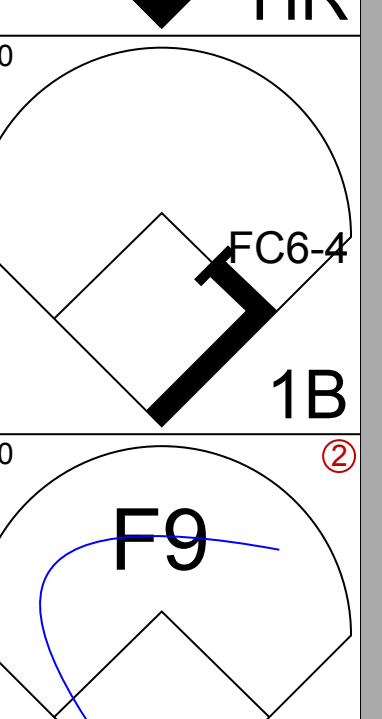
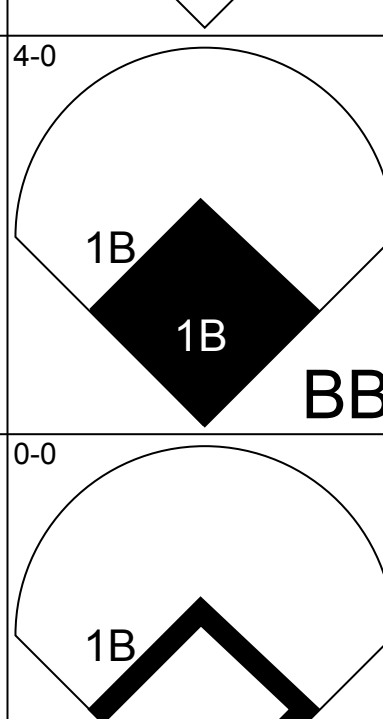
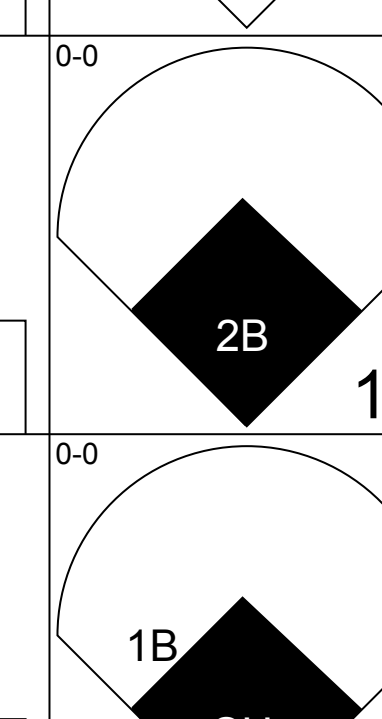
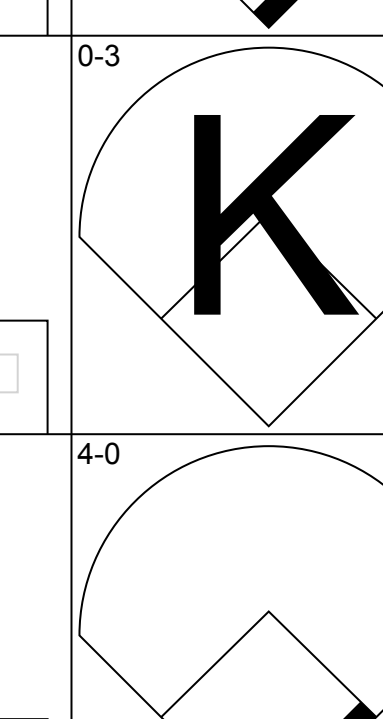
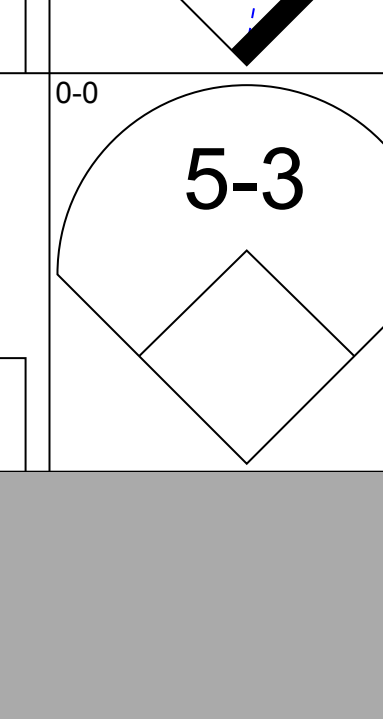
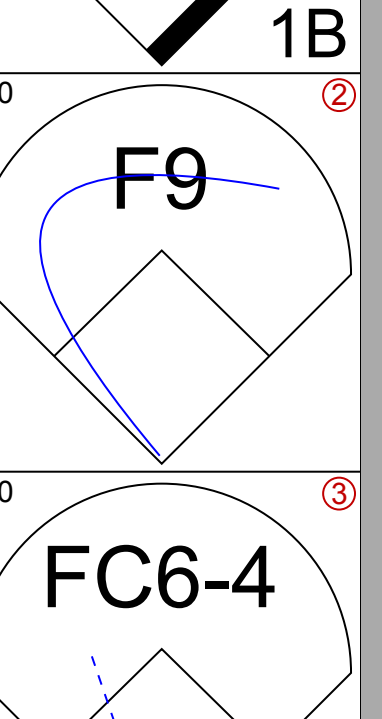
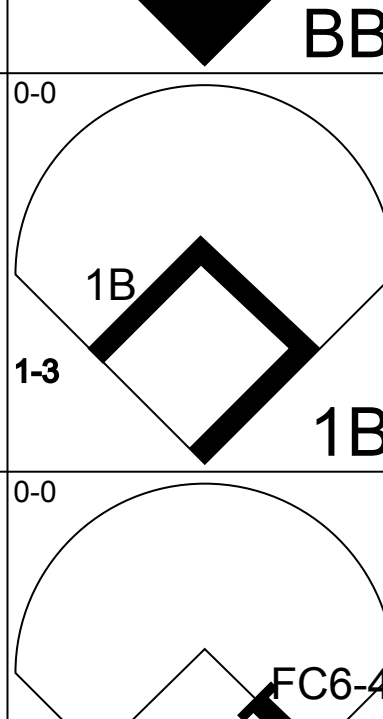
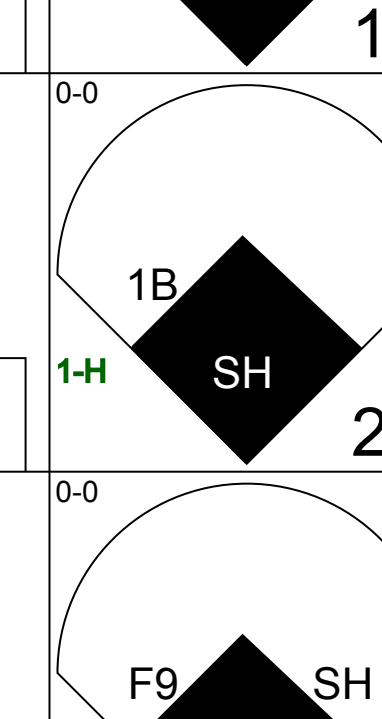
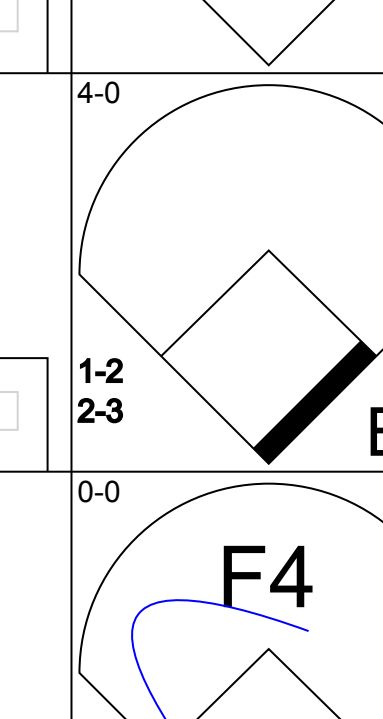
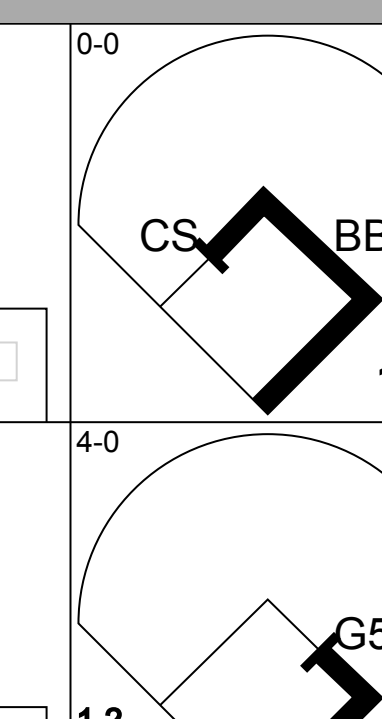
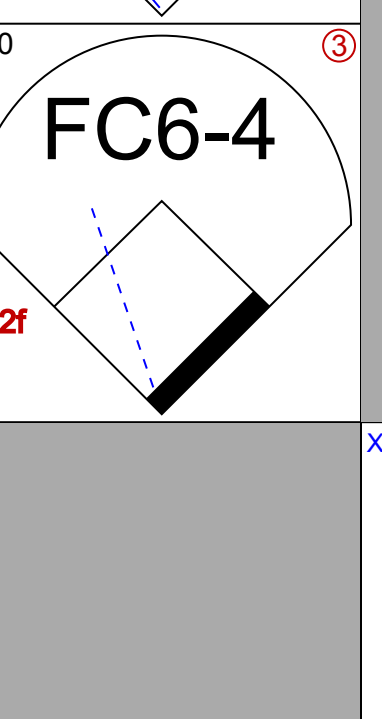
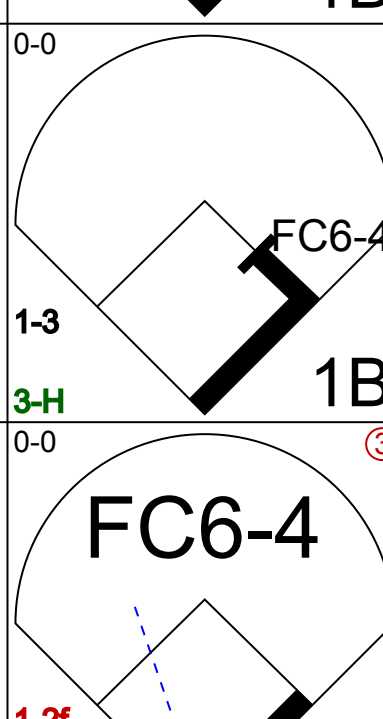
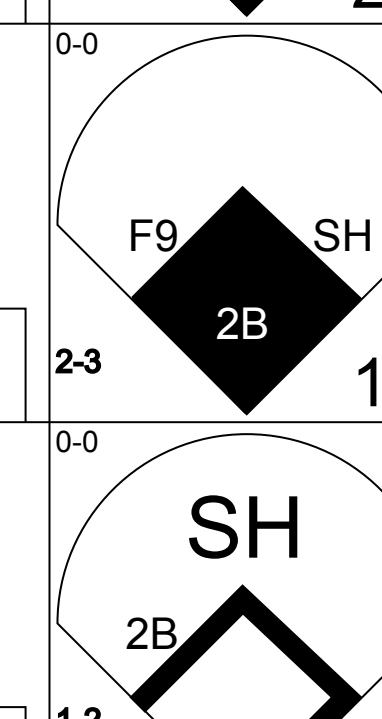
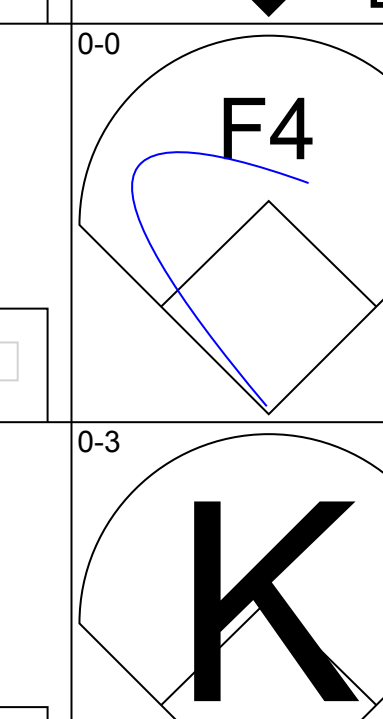
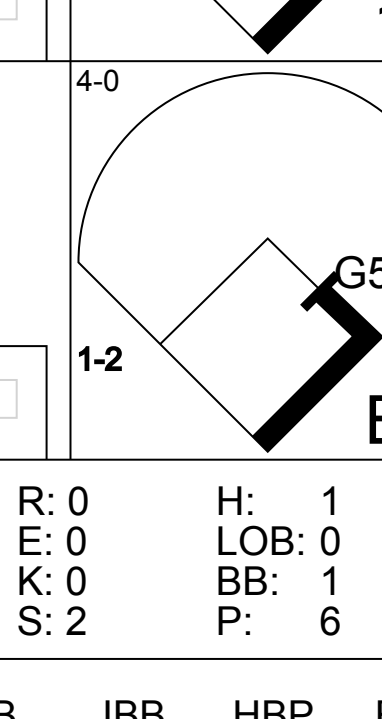
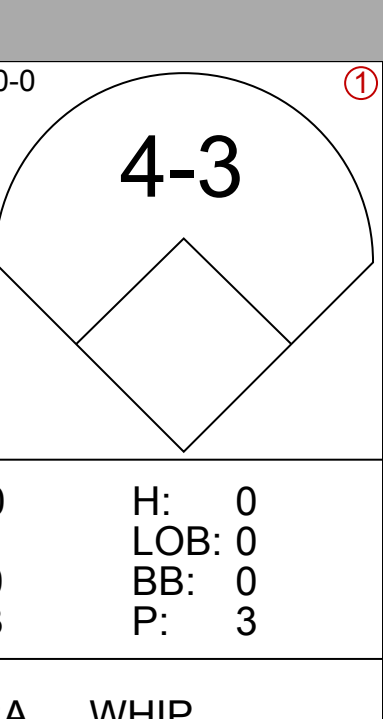
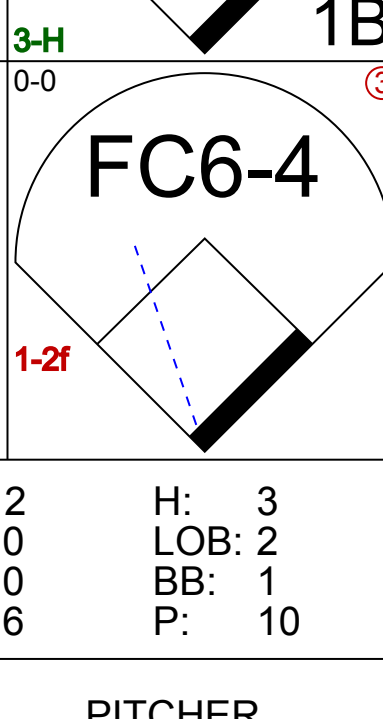
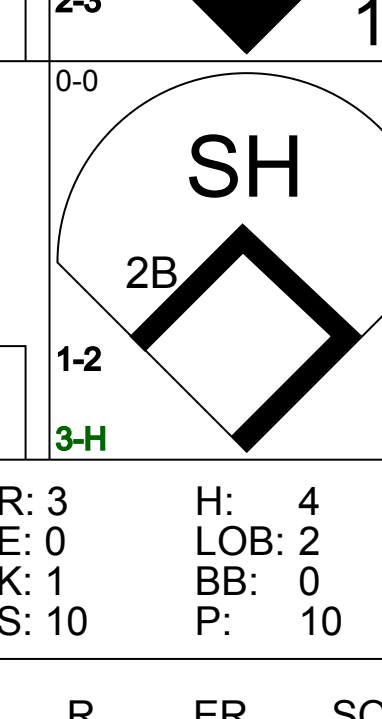
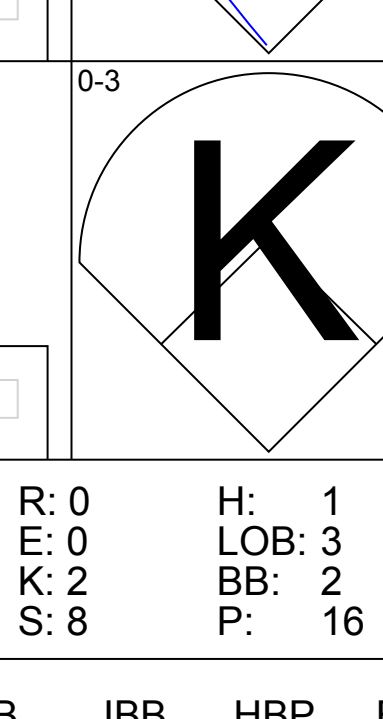


Batter	1	2	3	4	5	6	7	8	9	AB	R	H	RBI	BB	SO	LOB	BOTTOM				
Bill Doran, S (1, 4) OBP: 0.365, SLG: 0.442										4	2	3	5	1	0	0					
Craig Reynolds, L (1, 6) OBP: 0.305, SLG: 0.407										5	0	0	0	0	1	4					
Denny Walling, L (1, 5) OBP: 0.299, SLG: 0.368										3	0	1	0	0	0	0					
Phil Garner, R (7, PH) OBP: 0.308, SLG: 0.364										1	1	0	0	1	1	0					
Jose Cruz, L (1, 7) OBP: 0.348, SLG: 0.412										5	1	2	2	0	0	1					
Jerry Mumphrey, S (1, 9) OBP: 0.332, SLG: 0.390										4	1	1	0	1	2	1					
Glenn Davis, R (1, 3) OBP: 0.315, SLG: 0.406										4	1	2	1	0	0	0					
Kevin Bass, S (1, 8) OBP: 0.292, SLG: 0.399										3	0	0	0	1	1	5					
John Mizerock, L (1, 2) OBP: 0.286, SLG: 0.350										3	1	2	0	0	0	2					
Dave Smith, R (7, 1) ERA: 4.13										0	1	0	1	1	0	0					
Joe Niekro, R (1, 1) OBP: 0.273, SLG: 0.281										2	1	1	0	0	0	1					
Mark Bailey, S (7, 2) OBP: 0.369, SLG: 0.435										1	2	1	2	1	0	0					
Inning Stats	R: 1 E: 0 K: 0 S: 4	H: 1 LOB: 1 BB: 1 P: 8	R: 2 E: 0 K: 0 S: 6	H: 3 LOB: 1 BB: 0 P: 6	R: 0 E: 0 K: 1 S: 5	H: 0 LOB: 0 BB: 0 P: 5	R: 0 E: 0 K: 0 S: 3	H: 1 LOB: 1 BB: 1 P: 7	R: 0 E: 0 K: 0 S: 3	H: 0 LOB: 0 BB: 0 P: 3	R: 0 E: 0 K: 1 S: 7	H: 3 LOB: 2 BB: 0 P: 7	R: 8 E: 0 K: 1 S: 10	H: 5 LOB: 1 BB: 4 P: 26	R: 0 E: 0 K: 2 S: 7	H: 0 LOB: 0 BB: 0 P: 7	1B: 9 2B: 3 3B: 1 HR: 0	SF: 0 SAC: 0 DP: 0 HBP: 0	WP: 0 PB: 0 SB: 0 CS: 2	PA: 41	
PITCHER	IP	WLS	BF	H	R	ER	SO	BB	IBB	HBP	BLK	WP	HR	S	P	ERA	WHIP				
Derek Botelho, R (1, 1) ERA: 5.72	6.0		26	8	3	3	2	2	0	0	0	0	0	28	36	4.50	1.667				
Ron Meridith, L (7, 1) ERA: 4.13	0.1	L	6	2	5	5	1	2	1	0	0	0	0	5	17	135.00	12.000				
George Frazier, R (7, 1) ERA: 5.37	1.2		9	3	3	3	2	1	0	0	0	0	0	12	16	16.20	2.400				

Chicago Cubs @ Houston Astros
Astrodome, Houston, TX
Tue Aug 27 1985, 8:05 PM EDT
Att: 10,810 - Unknown

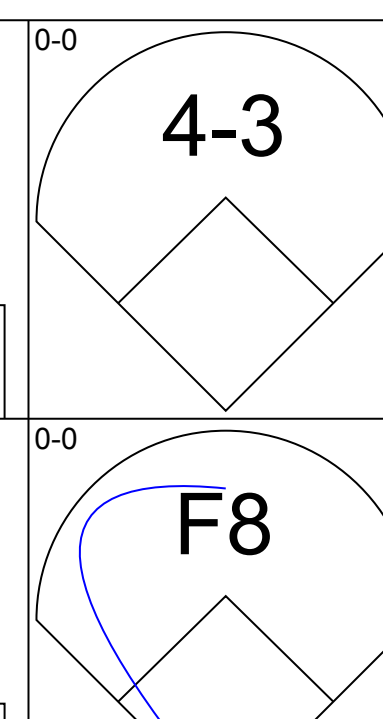
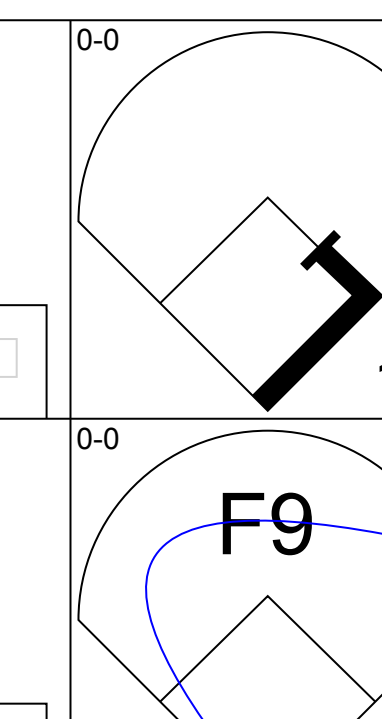
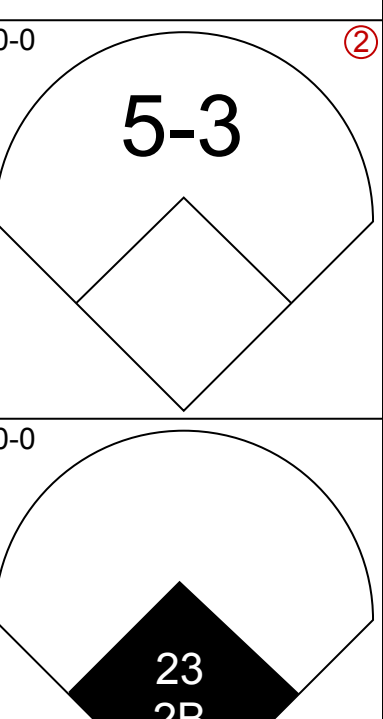
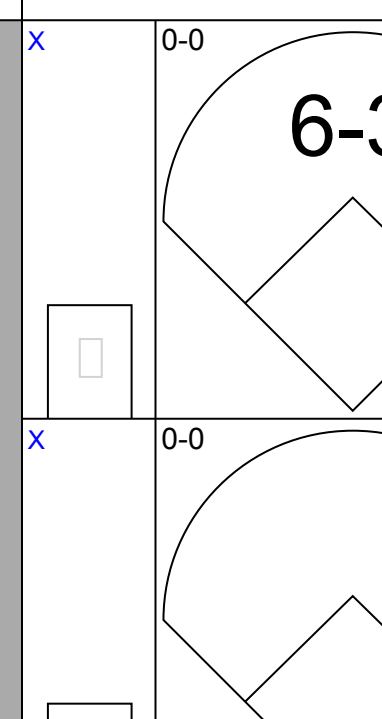
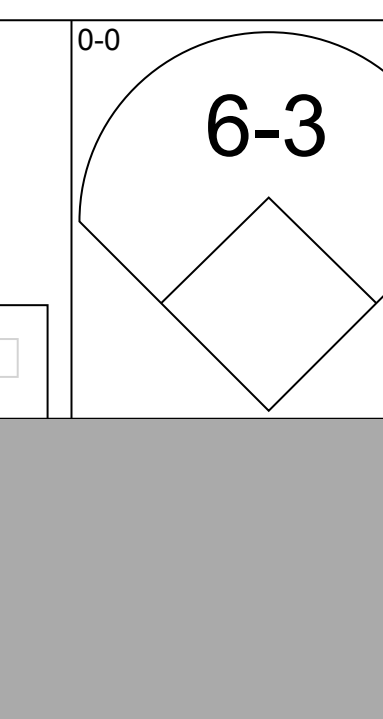
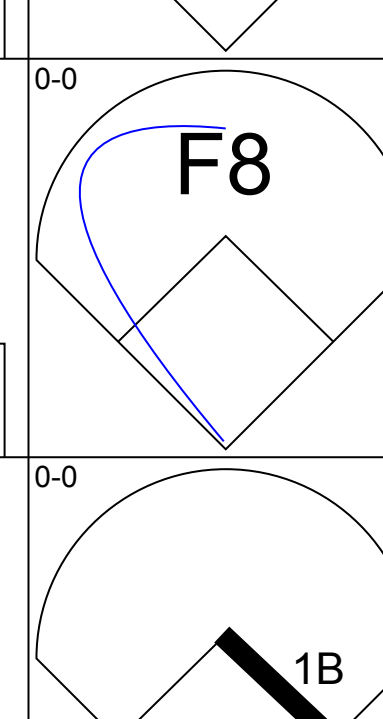
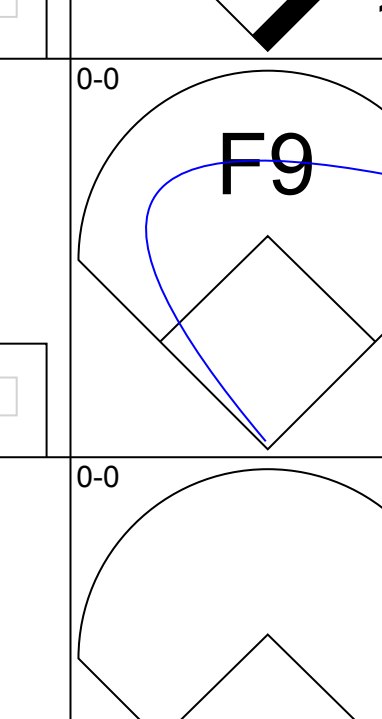
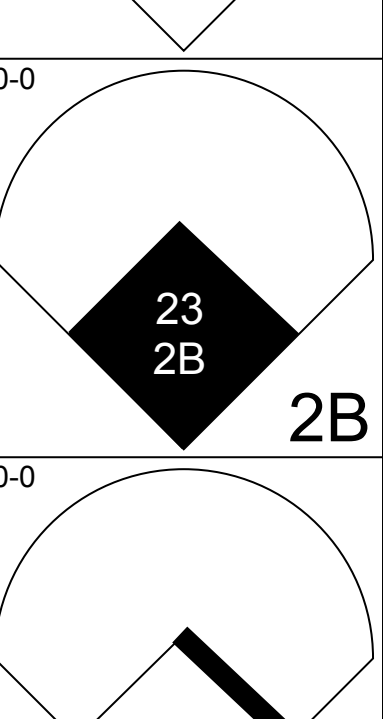
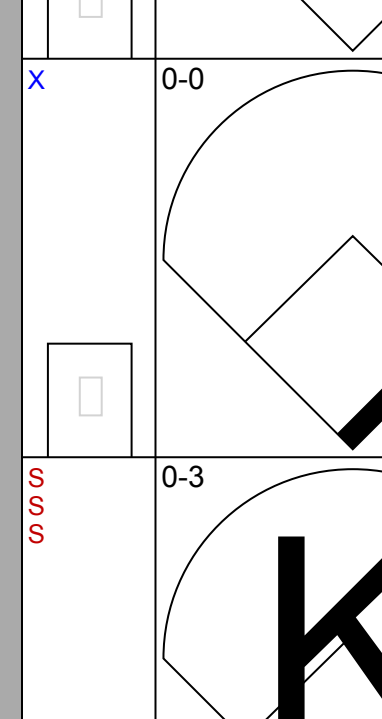
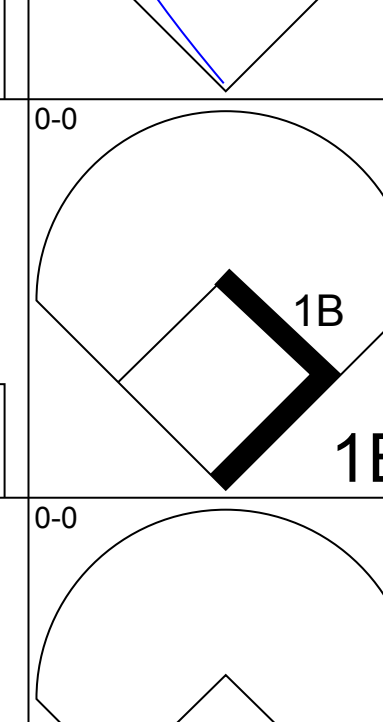
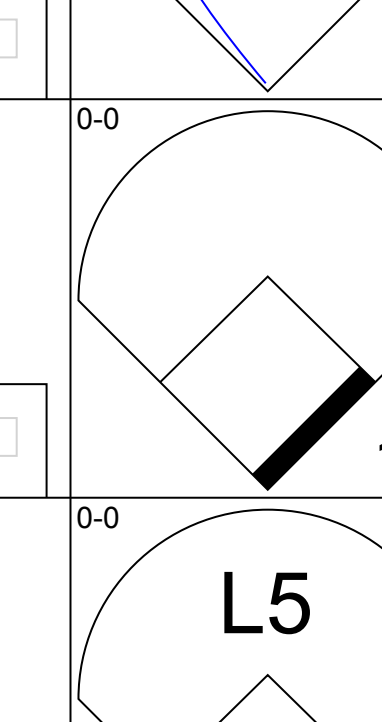
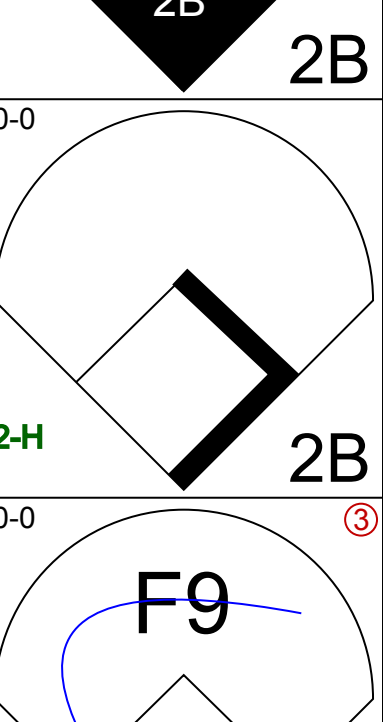
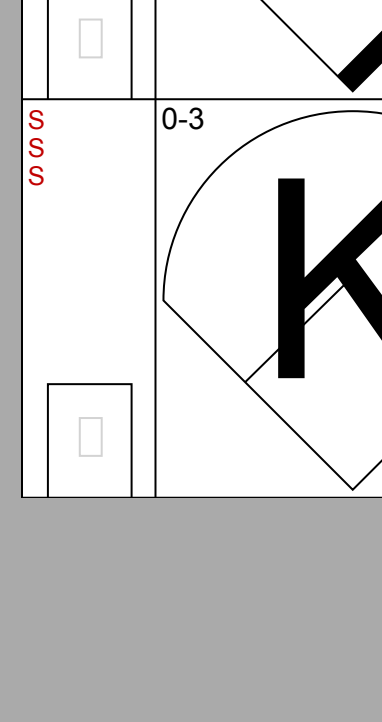
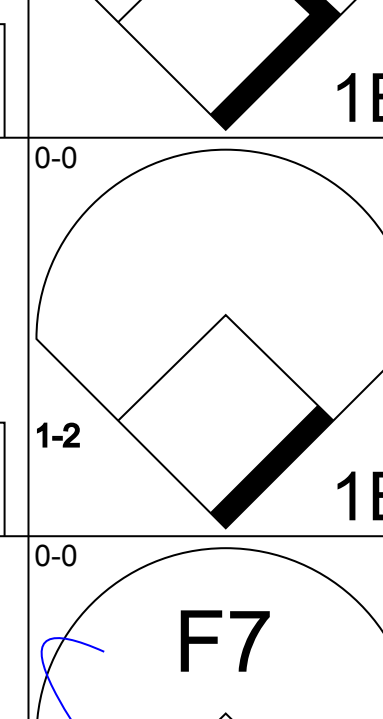
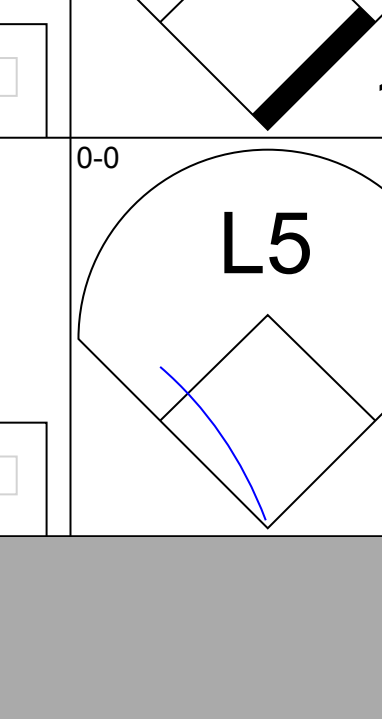
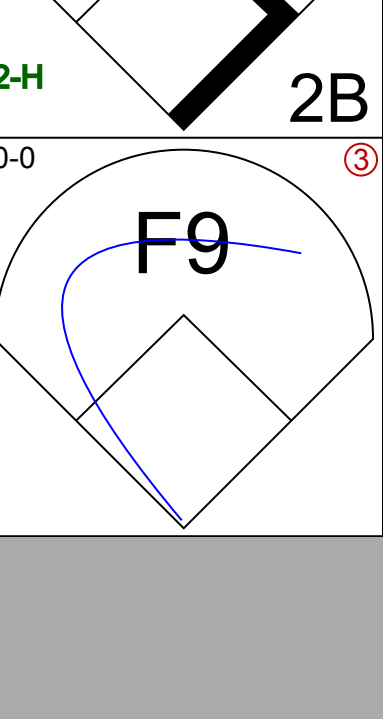
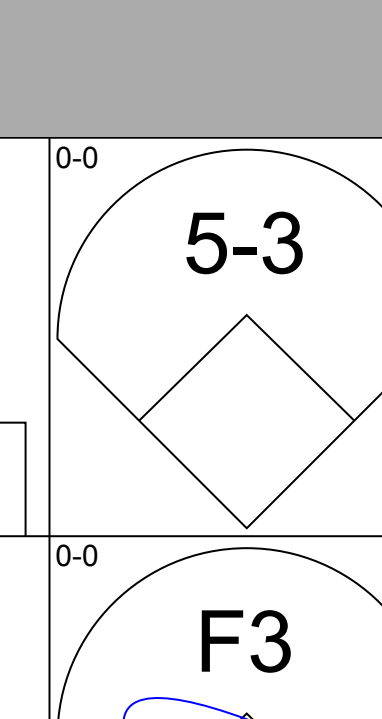
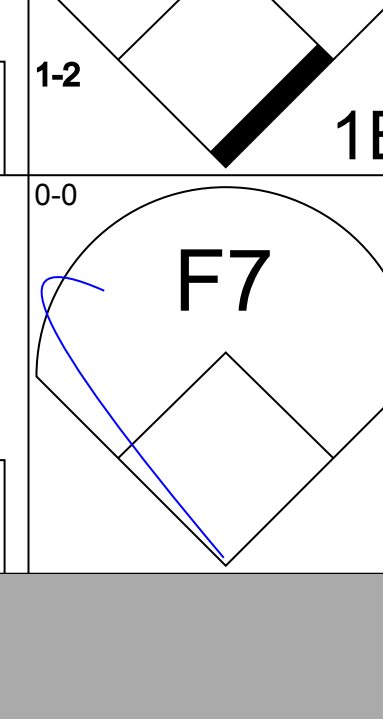
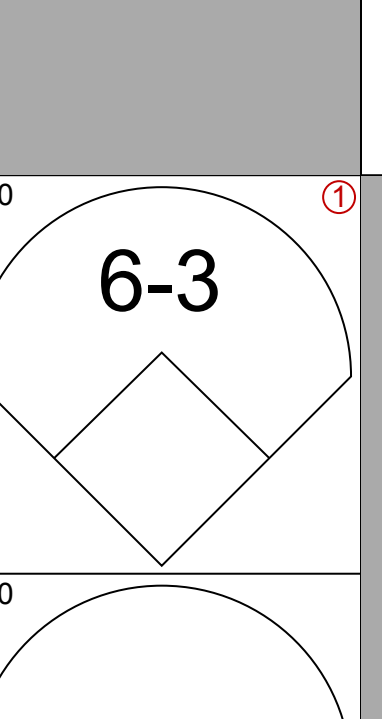
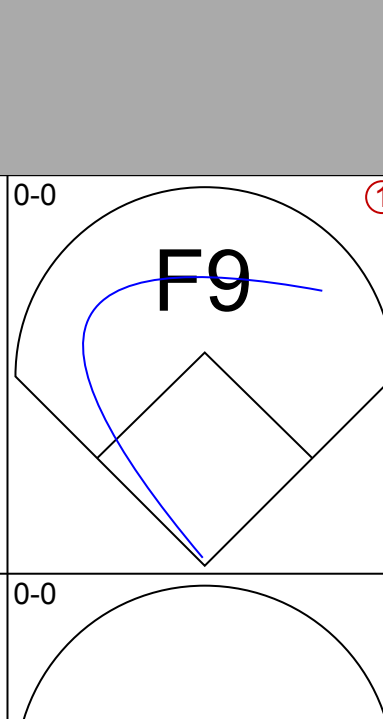
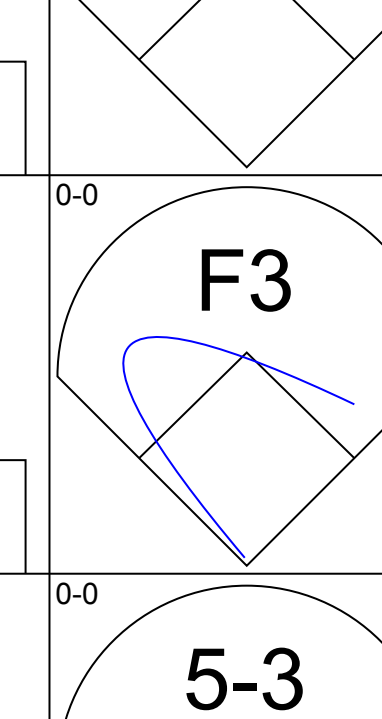
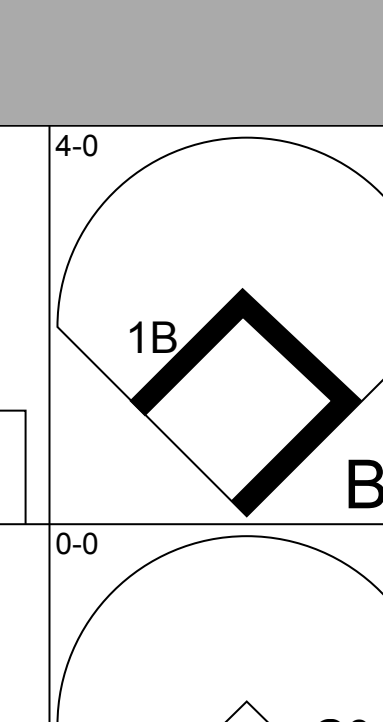
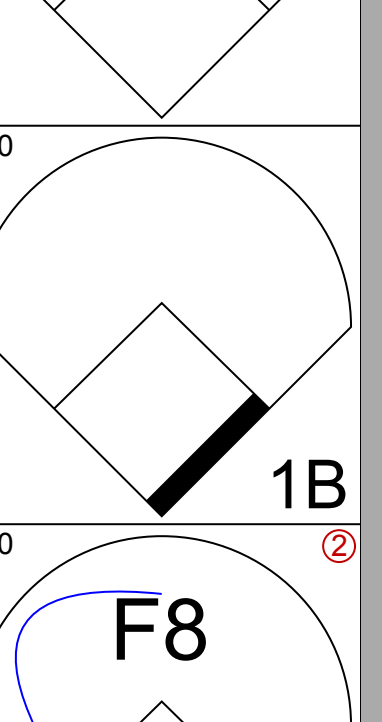
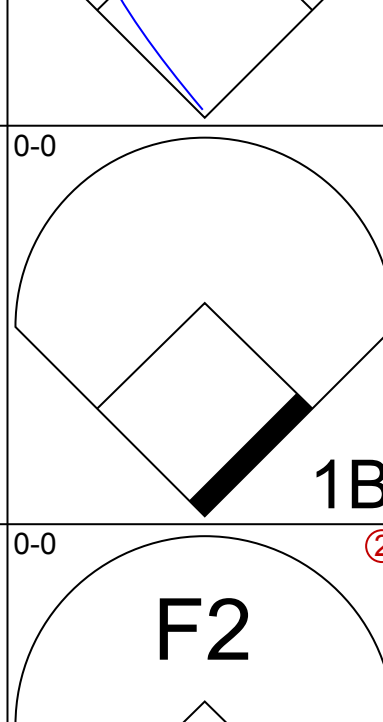
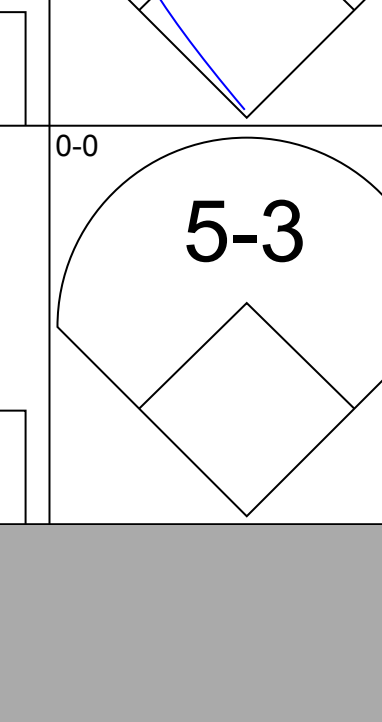
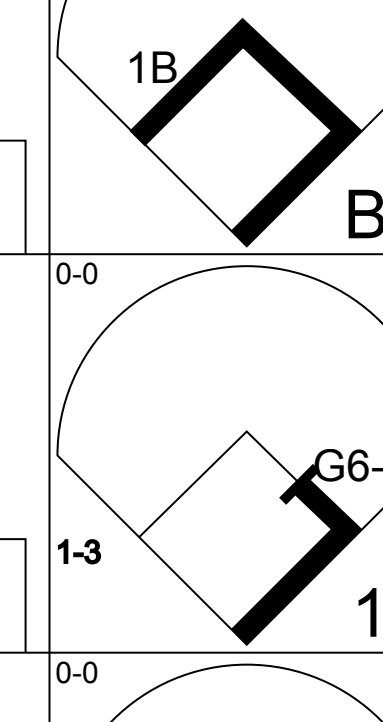
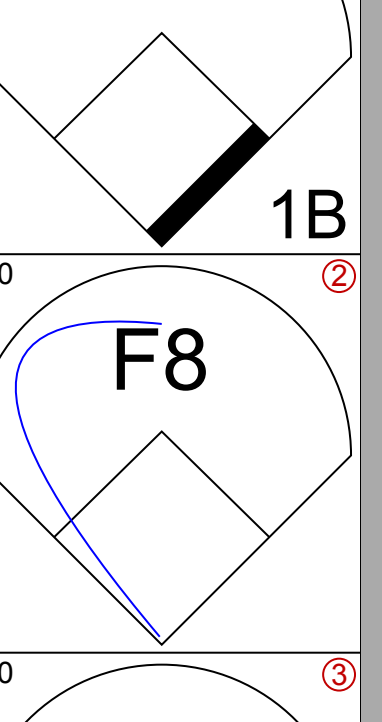
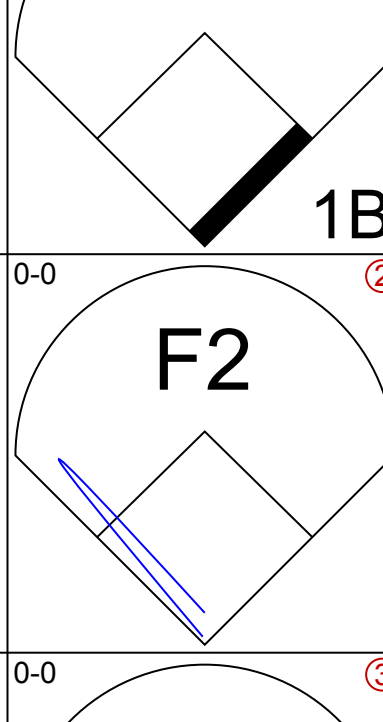
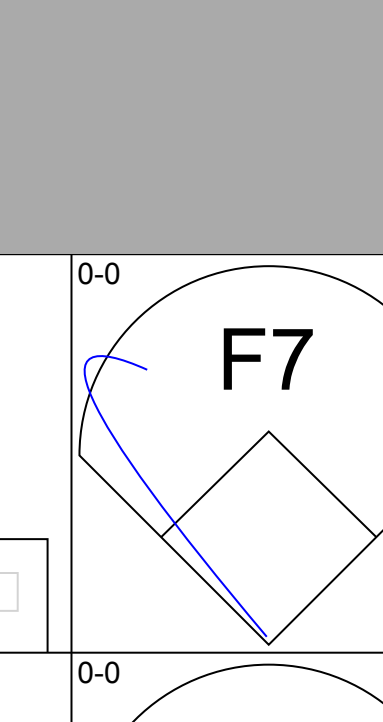

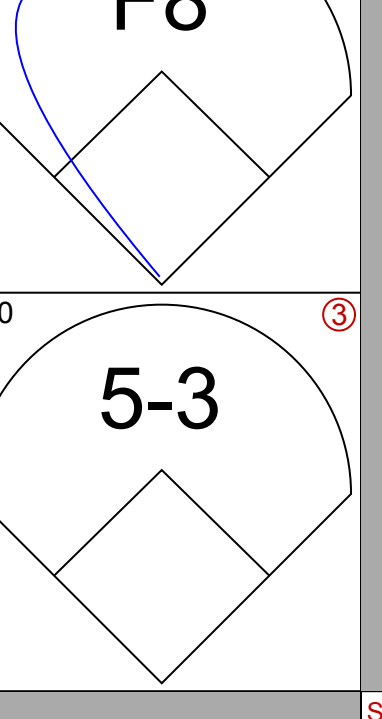
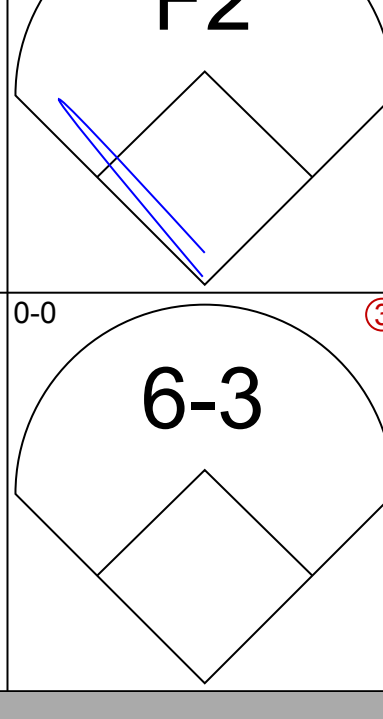
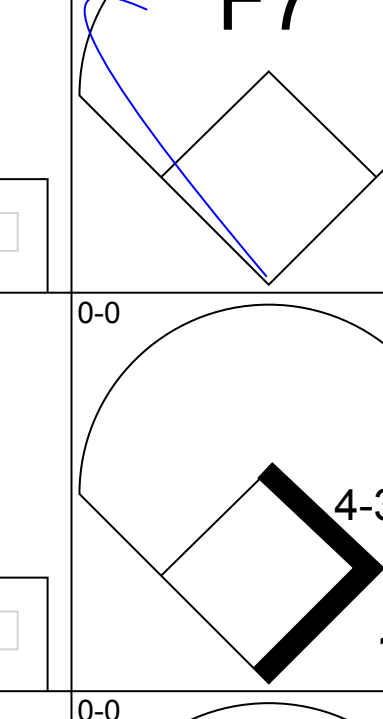

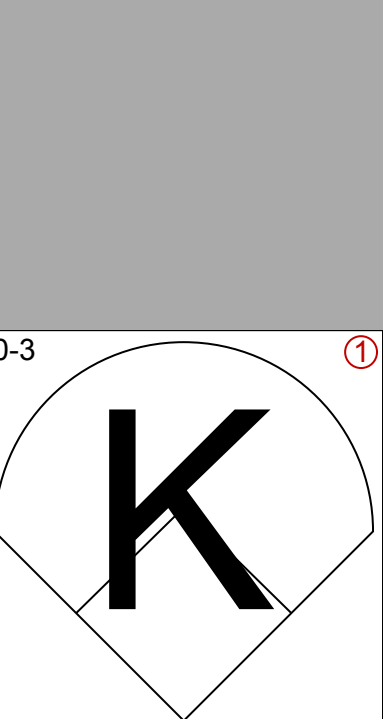
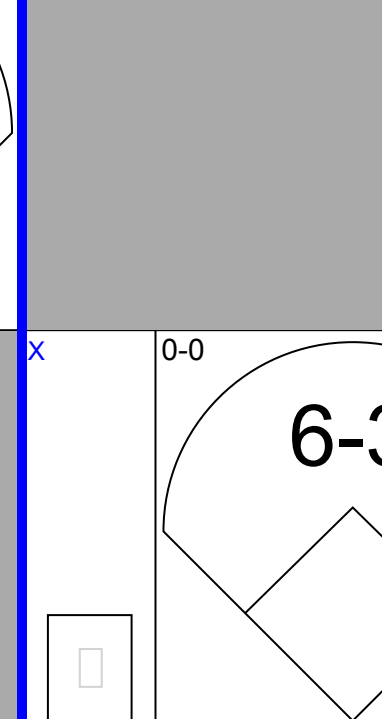
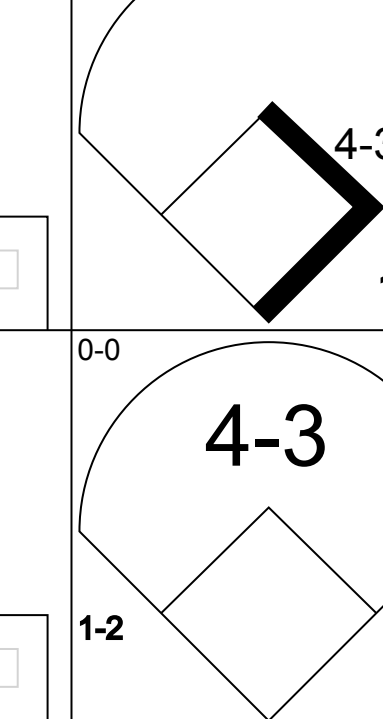
AB	35
R	11
H	13
RBI	11
BB	6
SO	5
LOB	14



Batter	1	2	3	4	5	6	7	8	9	AB	R	H	RBI	BB	SO	LOB	TOP							
Rafael Ramirez, R OBP: 0.293, SLG: 0.351 (1, 6)										5	0	0	0	0	1	4	<p>Atlanta Braves @ Chicago Cubs Wrigley Field, Chicago, IL Fri Aug 30 1985, 3:33 AM CDT Att: 15,920 - Unknown</p>							
Glenn Hubbard, R OBP: 0.325, SLG: 0.315 Paul Zuvella, R OBP: 0.258, SLG: 0.258 (1, 4) (4, 4)										2	0	0	0	0	0	0								
Dale Murphy, R OBP: 0.380, SLG: 0.565 (1, 8)										5	1	2	0	0	1	2								
Bob Horner, R OBP: 0.349, SLG: 0.536 (1, 3)										3	2	2	1	2	0	1								
Terry Harper, R OBP: 0.315, SLG: 0.410 Milt Thompson, L OBP: 0.350, SLG: 0.418 (1, 7) (8, 7)										4	1	1	3	0	1	1								
Ken Oberkfell, L OBP: 0.372, SLG: 0.393 (1, 5)										4	2	2	0	1	1	3								
Brad Komminsk, R OBP: 0.310, SLG: 0.295 (1, 9)										4	1	2	1	1	0	2								
Bruce Benedict, R OBP: 0.325, SLG: 0.250 (1, 2)										5	1	3	1	0	0	4								
Joe Johnson, R (1, 1)										3	0	0	1	1	1	5								
Inning Stats	R: 0 E: 0 K: 2 S: 7	H: 0 LOB: 0 BB: 0 P: 7	R: 0 E: 0 K: 0 S: 4	H: 1 LOB: 1 BB: 0 P: 4	R: 0 E: 0 K: 0 S: 2	H: 1 LOB: 0 BB: 1 P: 6	R: 3 E: 0 K: 0 S: 6	H: 3 LOB: 1 BB: 1 P: 10	R: 0 E: 1 K: 0 S: 3	H: 0 LOB: 0 BB: 0 P: 3	R: 2 E: 0 K: 0 S: 6	H: 3 LOB: 2 BB: 1 P: 10	R: 0 E: 0 K: 1 S: 6	H: 1 LOB: 1 BB: 0 P: 6	R: 3 E: 0 K: 1 S: 10	H: 4 LOB: 2 BB: 0 P: 10		R: 0 E: 0 K: 2 S: 8	H: 1 LOB: 3 BB: 2 P: 16	1B: 10 2B: 2 3B: 0 HR: 2	SF: 0 SAC: 1 DP: 1 HBP: 0	WP: 0 PB: 0 SB: 1 CS: 2	PA: 45	
PITCHER	IP WLS BF H R ER SO BB IBB HBP BLK WP HR S P ERA WHIP	IP WLS BF H R ER SO BB IBB HBP BLK WP HR S P ERA WHIP	IP WLS BF H R ER SO BB IBB HBP BLK WP HR S P ERA WHIP	IP WLS BF H R ER SO BB IBB HBP BLK WP HR S P ERA WHIP	IP WLS BF H R ER SO BB IBB HBP BLK WP HR S P ERA WHIP	IP WLS BF H R ER SO BB IBB HBP BLK WP HR S P ERA WHIP	IP WLS BF H R ER SO BB IBB HBP BLK WP HR S P ERA WHIP	IP WLS BF H R ER SO BB IBB HBP BLK WP HR S P ERA WHIP	IP WLS BF H R ER SO BB IBB HBP BLK WP HR S P ERA WHIP	IP WLS BF H R ER SO BB IBB HBP BLK WP HR S P ERA WHIP	IP WLS BF H R ER SO BB IBB HBP BLK WP HR S P ERA WHIP	IP WLS BF H R ER SO BB IBB HBP BLK WP HR S P ERA WHIP	IP WLS BF H R ER SO BB IBB HBP BLK WP HR S P ERA WHIP	IP WLS BF H R ER SO BB IBB HBP BLK WP HR S P ERA WHIP	IP WLS BF H R ER SO BB IBB HBP BLK WP HR S P ERA WHIP	IP WLS BF H R ER SO BB IBB HBP BLK WP HR S P ERA WHIP	IP WLS BF H R ER SO BB IBB HBP BLK WP HR S P ERA WHIP	IP WLS BF H R ER SO BB IBB HBP BLK WP HR S P ERA WHIP	IP WLS BF H R ER SO BB IBB HBP BLK WP HR S P ERA WHIP	IP WLS BF H R ER SO BB IBB HBP BLK WP HR S P ERA WHIP	IP WLS BF H R ER SO BB IBB HBP BLK WP HR S P ERA WHIP	IP WLS BF H R ER SO BB IBB HBP BLK WP HR S P ERA WHIP	IP WLS BF H R ER SO BB IBB HBP BLK WP HR S P ERA WHIP	IP WLS BF H R ER SO BB IBB HBP BLK WP HR S P ERA WHIP

AB	39
R	8
H	14
RBI	8
BB	5
SO	6
LOB	23



Batter	1	2	3	4	5	6	7	8	9	AB	R	H	RBI	BB	SO	LOB	BOTTOM						
Bob Dernier, R OBP: 0.301, SLG: 0.309 (1, 8)										5	0	1	0	0	0	1	<p>Atlanta Braves @ Chicago Cubs Wrigley Field, Chicago, IL Fri Aug 30 1985, 3:33 AM CDT Att: 15,920 - Unknown</p>						
Gary Matthews, R OBP: 0.357, SLG: 0.373 Warren Brusstar, R OBP: 0.250, SLG: 0.143 (1, 7) (8, 1)										4	1	2	0	0	0	0							
23 Ryne Sandberg, R OBP: 0.351, SLG: 0.488 (1, 4)										4	0	3	1	0	1	1							
Keith Moreland, R OBP: 0.367, SLG: 0.425 (1, 9)										4	0	1	0	0	0	2							
Ron Cey, R OBP: 0.331, SLG: 0.425 (1, 5)										4	0	0	0	0	0	2							
Leon Durham, L OBP: 0.383, SLG: 0.466 (1, 3)										3	0	2	0	1	0	0							
Jody Davis, R OBP: 0.290, SLG: 0.384 (1, 2)										4	0	1	0	0	0	2							
Shawn Dunston, R OBP: 0.232, SLG: 0.288 George Frazier, R (7, 1) Thad Bosley, L OBP: 0.388, SLG: 0.540 (8, 7)										3	0	0	0	0	0	4							
Ray Fontenot, L OBP: 0.057, SLG: 0.057 Chris Speier, R OBP: 0.288, SLG: 0.349 (1, 1) (7, 6)										2	0	0	0	0	1	2							
Inning Stats	R: 0 E: 0 K: 0 S: 5	H: 2 LOB: 2 BB: 0 P: 5	R: 0 E: 0 K: 0 S: 3	H: 1 LOB: 1 BB: 1 P: 7	R: 0 E: 0 K: 0 S: 4	H: 2 LOB: 1 BB: 0 P: 4	R: 0 E: 0 K: 0 S: 4	H: 1 LOB: 1 BB: 0 P: 4	R: 0 E: 0 K: 1 S: 6	H: 1 LOB: 1 BB: 0 P: 6	R: 0 E: 0 K: 0 S: 3	H: 0 LOB: 0 BB: 0 P: 3	R: 0 E: 0 K: 0 S: 4	H: 1 LOB: 1 BB: 0 P: 4	R: 0 E: 0 K: 0 S: 4	H: 1 LOB: 1 BB: 0 P: 4		1B: 9 2B: 2 3B: 0 HR: 0	SF: 0 SAC: 0 DP: 1 HBP: 0	WP: 0 PB: 0 SB: 0 CS: 0	PA: 37		
PITCHER	IP WLS BF H R ER SO BB IBB HBP BLK WP HR S P ERA WHIP	IP WLS BF H R ER SO BB IBB HBP BLK WP HR S P ERA WHIP	IP WLS BF H R ER SO BB IBB HBP BLK WP HR S P ERA WHIP	IP WLS BF H R ER SO BB IBB HBP BLK WP HR S P ERA WHIP	IP WLS BF H R ER SO BB IBB HBP BLK WP HR S P ERA WHIP	IP WLS BF H R ER SO BB IBB HBP BLK WP HR S P ERA WHIP	IP WLS BF H R ER SO BB IBB HBP BLK WP HR S P ERA WHIP	IP WLS BF H R ER SO BB IBB HBP BLK WP HR S P ERA WHIP	IP WLS BF H R ER SO BB IBB HBP BLK WP HR S P ERA WHIP	IP WLS BF H R ER SO BB IBB HBP BLK WP HR S P ERA WHIP	IP WLS BF H R ER SO BB IBB HBP BLK WP HR S P ERA WHIP	IP WLS BF H R ER SO BB IBB HBP BLK WP HR S P ERA WHIP	IP WLS BF H R ER SO BB IBB HBP BLK WP HR S P ERA WHIP	IP WLS BF H R ER SO BB IBB HBP BLK WP HR S P ERA WHIP	IP WLS BF H R ER SO BB IBB HBP BLK WP HR S P ERA WHIP	IP WLS BF H R ER SO BB IBB HBP BLK WP HR S P ERA WHIP	IP WLS BF H R ER SO BB IBB HBP BLK WP HR S P ERA WHIP	IP WLS BF H R ER SO BB IBB HBP BLK WP HR S P ERA WHIP	IP WLS BF H R ER SO BB IBB HBP BLK WP HR S P ERA WHIP	IP WLS BF H R ER SO BB IBB HBP BLK WP HR S P ERA WHIP	IP WLS BF H R ER SO BB IBB HBP BLK WP HR S P ERA WHIP	IP WLS BF H R ER SO BB IBB HBP BLK WP HR S P ERA WHIP	IP WLS BF H R ER SO BB IBB HBP BLK WP HR S P ERA WHIP



Batter	1	2	3	4	5	6	7	8	9	10	11	AB	R	H	RBI	BB	SO	LOB	TOP					
Rafael Ramirez, R OBP: 0.294, SLG: 0.352 (1.6)	F8		K		F8				K			5	0	1	1	1	2	0						
Glenn Hubbard, R OBP: 0.323, SLG: 0.310 (1.4)	G6-4-3 BB		5-3		F9				6-3		IBB	5	0	0	0	1	1	5						
Dale Murphy, R OBP: 0.379, SLG: 0.562 (1.8)	G6-4-3 1-2f		E5 1B						K		F8	6	0	2	0	0	1	4						
Bob Horner, R OBP: 0.350, SLG: 0.535 Gerald Perry, L OBP: 0.252, SLG: 0.239 (8. PR) (8.3)		1B E BB	5-3		G6-4-3 1-2f				1B		1-3	3	1	1	0	1	0	2						
Terry Harper, R OBP: 0.314, SLG: 0.406 (1.7)		E5 G3 E 1-2		K	F3				F4		BB	4	0	0	0	1	1	2						
Ken Oberkfell, L OBP: 0.370, SLG: 0.390 (1.5)		K		F9					F8			5	0	1	0	0	2	3						
Brad Komminsk, R OBP: 0.317, SLG: 0.315 Claudell Washington, L OBP: 0.245, SLG: 0.446 (8. PH) (8.9)		E8 G3 1B 1-2 2H			HR				F9		SH3 1B	3	2	3	1	0	0	0						
Bruce Benedict, R OBP: 0.320, SLG: 0.245 Milt Thompson, L OBP: 0.347, SLG: 0.414 Rick Cerone, R OBP: 0.291, SLG: 0.290 (1.2) (9. PH) (9.2)		G3 1-2 2-3		6-3					F9		SH3 1B	3	0	0	0	0	0	3						
Craig McMurry, R OBP: 0.339, SLG: 0.250 Paul Runge, R OBP: 0.250, SLG: 0.455 Rick Camp, R OBP: 0.289, SLG: 0.307 Chris Chambliss, L OBP: 0.289, SLG: 0.307 Gene Carber, R OBP: 0.250, SLG: 0.250 (1.1) (7. PH) (7.1) (9. PH) (9.1)		F9			K						SH3	2	0	0	0	0	1	2						
Inning Stats	R: 0 E: 0 K: 0 S: 2	H: 0 LOB: 0 BB: 1 P: 6	R: 1 E: 2 K: 1 S: 7	H: 1 LOB: 2 BB: 1 P: 11	R: 0 E: 1 K: 1 S: 6	H: 1 LOB: 1 BB: 0 P: 6	R: 1 E: 0 K: 1 S: 6	H: 1 LOB: 0 BB: 0 P: 6	R: 0 E: 0 K: 1 S: 5	H: 0 LOB: 0 BB: 0 P: 5	R: 1 E: 0 K: 1 S: 7	H: 2 LOB: 2 BB: 1 P: 11	R: 0 E: 0 K: 1 S: 7	H: 2 LOB: 2 BB: 0 P: 7	R: 1 E: 0 K: 2 S: 8	H: 1 LOB: 0 BB: 0 P: 8	R: 0 E: 0 K: 1 S: 5	H: 0 LOB: 1 BB: 1 P: 9	R: 0 E: 0 K: 0 S: 5	H: 2 LOB: 3 BB: 1 P: 9	1B: 8 2B: 1 3B: 0 HR: 2	SF: 0 SAC: 1 DP: 2 HBP: 0	WP: 0 PB: 0 SB: 0 CS: 0	PA: 48
PITCHER	IP ERA WLS BF H R ER SO BB IBB HBP BLK WP HR S P ERA WHIP	7.0 5.52 2.0 9 3 1 1 3 0 0 0 0 0 1 15 15 4.50 1.500	7.0 5.52 1.1 7 2 0 0 1 1 0 0 0 0 0 8 12 0.00 2.250	7.0 5.52 0.2 W 3 0 0 0 0 1 0 0 0 0 2 6 0.00 0.000																				

Atlanta Braves @ Chicago Cubs
Wrigley Field, Chicago, IL
Sat Aug 31 1985, 3:33 AM CDT
Att: 31,876 - Unknown

AB 42
R 4
H 11
RBI 3
BB 5
SO 9
LOB 23



Batter	1	2	3	4	5	6	7	8	9	10	11	AB	R	H	RBI	BB	SO	LOB	BOTTOM					
Bob Dernier, R OBP: 0.304, SLG: 0.310 (1.8)	E 23 G6-4-3 1B	4-3			FC5-4 1B 2B	5-3			K			5	2	2	0	1	1	1						
Thad Bosley, L OBP: 0.303, SLG: 0.538 (1.9) (8.7)	E6 23 G6-4-3 1-3			1B	FC5-4 1B	K			23 1B		G3	6	0	3	0	0	1	3						
23 Ryne Sandberg, R OBP: 0.351, SLG: 0.485 (1.4)	G6-4-3 1-2f 3-H		K		F6			6-3			1B	5	0	1	0	1	1	4						
Davey Lopes, R OBP: 0.308, SLG: 0.429 Lee Smith, R OBP: 0.267, SLG: 0.301 Richie Hebner, L OBP: 0.267, SLG: 0.301 Ron Meritt, L OBP: 0.267, SLG: 0.301 Warren Brusstar, R OBP: 0.267, SLG: 0.301 Ron Ray, R OBP: 0.267, SLG: 0.301 (1.7) (8.1) (9. PH) (10.1) (11.1) (11. PH)			F8		FC5-4 2B 1-2f 2-3				F9		K	3	1	0	0	0	1	0						
Keith Moreland, R OBP: 0.365, SLG: 0.425 (1.5) (8.9)	F9		F7		BB 1H 3H 2B			K			1B	5	0	1	2	0	1	2						
Leon Durham, L OBP: 0.363, SLG: 0.464 (1.3)		5-3 1B		3-1		1-3					6-3	4	1	1	0	1	0	0						
Chris Speier, R OBP: 0.290, SLG: 0.352 (1.6) (8.5)		6-3				4-3			4-3		1-3	4	0	1	0	1	0	1						
Steve Lake, R OBP: 0.162, SLG: 0.189 Jody Davis, R OBP: 0.289, SLG: 0.383 (1.2) (11. PH)				6-3		6-3			F7		1-3	4	0	1	1	0	0	4						
Steve Engel, R OBP: 0.308, SLG: 0.500 Dave Owen, S (8.6)		FC1-6							F4			3	0	0	0	0	0	2						
Gary Matthews, R OBP: 0.359, SLG: 0.371 Shawon Dunston, R OBP: 0.238, SLG: 0.294 (9. PH) (10.6)		FC1-6 2H		F4		5-3					G3 S 1B	1	0	0	0	0	0	0						
Inning Stats	R: 1 E: 1 K: 0 S: 4	H: 1 LOB: 1 BB: 1 P: 8	R: 1 E: 0 K: 0 S: 5	H: 2 LOB: 1 BB: 0 P: 5	R: 0 E: 0 K: 1 S: 6	H: 1 LOB: 1 BB: 0 P: 6	R: 0 E: 0 K: 0 S: 4	H: 1 LOB: 1 BB: 0 P: 4	R: 2 E: 0 K: 0 S: 6	H: 3 LOB: 3 BB: 2 P: 14	R: 0 E: 0 K: 1 S: 5	H: 0 LOB: 0 BB: 0 P: 5	R: 0 E: 0 K: 1 S: 5	H: 0 LOB: 0 BB: 0 P: 5	R: 0 E: 0 K: 0 S: 3	H: 2 LOB: 2 BB: 0 P: 9	R: 0 E: 0 K: 0 S: 3	H: 0 LOB: 0 BB: 0 P: 3	R: 1 E: 0 K: 0 S: 4	H: 2 LOB: 3 BB: 2 P: 12	1B: 10 2B: 2 3B: 0 HR: 0	SF: 0 SAC: 0 DP: 1 HBP: 0	WP: 0 PB: 0 SB: 2 CS: 0	PA: 49
PITCHER	IP ERA WLS BF H R ER SO BB IBB HBP BLK WP HR S P ERA WHIP	6.0 6.69 2.0 6 0 0 0 1 0 0 0 0 0 0 8 8 0.00 0.000	6.0 6.69 2.2 L 14 4 1 1 2 1 1 0 0 0 0 16 24 3.38 1.875																					

Atlanta Braves @ Chicago Cubs
Wrigley Field, Chicago, IL
Sat Aug 31 1985, 3:33 AM CDT
Att: 31,876 - Unknown

AB 44
R 5
H 12
RBI 4
BB 5
SO 5
LOB 22



Batter	1	2	3	4	5	6	7	8	9	AB	R	H	RBI	BB	SO	LOB	TOP			
Milt Thompson, L OBP: 0.343, SLG: 0.408 (1, 9)	0-0 4-3		0-0 1-2 1B		0-0 1-3		0-3 K			4	0	1	0	0	1	1				
Rafael Ramirez, R OBP: 0.292, SLG: 0.350 Paul Zuvella, R OBP: 0.256, SLG: 0.256 (8, PH)	0-0 F8		0-0 4-3			0-0 F9		0-0 F7		3	0	0	0	0	0	2				
Dale Murphy, R OBP: 0.381, SLG: 0.561 Brad Komminsk, R OBP: 0.316, SLG: 0.314 (7, 9)	4-0 CS BB			0-0 5-3		4-0 1B BB		0-0 F8		1	0	0	0	2	0	0				
Terry Harper, R OBP: 0.316, SLG: 0.407 (1, 7)	0-0 CS	0-0 G6-4-3 1B		0-0 HR 1B		0-3 K		0-0 F9		4	1	2	0	0	1	1				
Chris Chambliss, L OBP: 0.294, SLG: 0.331 (1, 3)		0-0 F7		0-0 HR 1B		0-0 FC5-4 1B		0-0 F7		4	1	2	2	0	0	1				
Ken Oberkfell, L OBP: 0.367, SLG: 0.386 Paul Runge, R OBP: 0.333, SLG: 0.245 (6, 5)	0-0 G6-4-3		0-0 4-3		0-0 4-3	0-0 FC5-4 1B		0-0 F9		3	0	0	0	0	0	3				
Glenn Hubbard, R OBP: 0.320, SLG: 0.306 (1, 4)			0-0 4-3		0-3 K		0-0 F9		0-0 F8	4	0	0	0	0	1	0				
Rick Cerone, R OBP: 0.291, SLG: 0.288 (1, 2)			4-0 FC1-4 BB		0-0 F8		0-0 F9			2	0	0	0	1	0	0				
Len Barker, R OBP: 0.200, SLG: 0.111 Rick Camp, R OBP: 0.308, SLG: 0.500 (3, 1) (5, 1)			0-0 FC1-4 1B		0-3 K		0-0 PB 1B			1	0	0	0	0	0	1				
Inning Stats	R: 0 E: 0 K: 0 S: 2	H: 0 LOB: 0 BB: 1 P: 6	R: 0 E: 0 K: 0 S: 3	H: 1 LOB: 0 BB: 0 P: 3	R: 0 E: 0 K: 0 S: 4	H: 1 LOB: 2 BB: 1 P: 8	R: 2 E: 0 K: 1 S: 7	H: 2 LOB: 0 BB: 0 P: 7	R: 0 E: 0 K: 1 S: 5	H: 0 LOB: 2 BB: 0 P: 5	R: 0 E: 0 K: 1 S: 6	H: 1 LOB: 1 BB: 0 P: 6	R: 0 E: 0 K: 0 S: 3	H: 0 LOB: 0 BB: 0 P: 3	R: 0 E: 0 K: 0 S: 3	H: 0 LOB: 0 BB: 0 P: 3	1B: 5 2B: 0 3B: 0 HR: 1	SF: 0 SAC: 0 DP: 1 HBP: 0	WP: 0 PB: 1 SB: 0 CS: 1	PA: 35
PITCHER Derek Botelho, R ERA: 4.82 (1, 1)	IP: 9.0 WLS: W BF: 34 H: 6 R: 2 ER: 2 SO: 4 BB: 3 IBB: 0 HBP: 0 BLK: 0 WP: 0 HR: 1 S: 39 P: 51 ERA: 2.00 WHIP: 1.000																			

Atlanta Braves @ Chicago Cubs
Wrigley Field, Chicago, IL
Sun Sep 01 1985, 3:33 AM CDT
Att: 31,427 - Unknown

AB 31
R 2
H 6
RBI 2
BB 3
SO 4
LOB 9



Batter	1	2	3	4	5	6	7	8	9	AB	R	H	RBI	BB	SO	LOB	BOTTOM			
Bob Dernier, R OBP: 0.304, SLG: 0.313 (1, 8)	0-0 F2		0-0 BB BB 1B	0-0 B3	0-0 E6 BB 1B	0-0 4-3	0-0 1B 2B			6	3	2	0	0	0	2				
Shawon Dunston, R OBP: 0.250, SLG: 0.293 (1, 6)	0-0 L6		4-0 BB BB BB 1B	0-0 BB 1B	4-0 1B BB	0-0 4-3	0-0 1B BB	0-0 E5 1B		4	3	1	0	2	0	1				
Thad Bosley, L OBP: 0.404, SLG: 0.537 (1, 9)	0-0 F6		4-0 BB BB BB 1B	4-0 1B BB	0-0 2B 1B	0-0 1B 1B	0-0 1B 1B	0-0 F8		4	2	2	3	2	0	2				
Davey Lopes, R OBP: 0.384, SLG: 0.435 Gary Woods, R OBP: 0.341, SLG: 0.257 (1, 7) (7, 7)		0-0 HR	0-0 F7	0-0 F8	0-0 2B 4-3 1B	0-0 BB 1B	0-0 BB 1B	0-0 FC6-4 1B		5	3	3	2	0	0	6				
Keith Moreland, R OBP: 0.367, SLG: 0.428 Dave Owen, S (8, 4)		0-0 F8	0-0 F3	0-0 F8	0-0 4-3 1B	0-0 BB 1B	0-0 FC6-4 1B		6	1	3	4	0	0	5					
Leon Durham, L OBP: 0.369, SLG: 0.467 (1, 3)	0-0 S 2B	0-0 BB BB	4-0 1-2 2-3 3-H BB	4-0 IBB	4-0 4-3 IBB	4-0 1B 1B		0-0 F8		2	0	1	1	4	0	0				
Chris Speier, R OBP: 0.291, SLG: 0.348 (8, 5)	0-0 L6		4-0 1-2 2-3 3-H BB	0-0 F8	0-0 4-3	0-0 1B		0-0 6-3		5	0	1	4	1	0	6				
Steve Lake, R OBP: 0.171, SLG: 0.190 (1, 2)	0-0 5-3		0-0 1-3 2-3 3-H 1B	0-0 1-3	0-0 BB 1B	0-0 3-1		0-0 F8		5	1	1	0	1	0	6				
Derek Botelho, R OBP: 0.200, SLG: 0.143 (1, 1)			0-0 E1 BB BB 1B	4-0 BB BB 1B	0-0 K	0-0 1-3				4	2	0	0	1	1	4				
Inning Stats	R: 0 E: 0 K: 0 S: 3	H: 0 LOB: 0 BB: 0 P: 3	R: 1 E: 0 K: 0 S: 5	H: 2 LOB: 1 BB: 0 P: 5	R: 3 E: 1 K: 0 S: 5	H: 1 LOB: 3 BB: 4 P: 21	R: 2 E: 0 K: 0 S: 5	H: 2 LOB: 3 BB: 3 P: 17	R: 5 E: 1 K: 1 S: 10	H: 4 LOB: 3 BB: 3 P: 22	R: 3 E: 0 K: 0 S: 7	H: 4 LOB: 2 BB: 1 P: 11	R: 1 E: 1 K: 0 S: 6	H: 2 LOB: 2 BB: 0 P: 6	R: 0 E: 0 K: 0 S: 3	H: 0 LOB: 0 BB: 0 P: 3	1B: 11 2B: 3 3B: 0 HR: 1	SF: 0 SAC: 0 DP: 0 HBP: 0	WP: 0 PB: 0 SB: 1 CS: 0	PA: 53
PITCHER Len Barker, R ERA: 5.62 Jeff Dedmon, R ERA: 3.94 Rick Camp, R ERA: 4.04 (1, 1) (3, 1) (5, 1)	IP: 2.2 WLS: L BF: 15 H: 3 R: 4 ER: 1 SO: 1 BB: 4 IBB: 0 HBP: 0 BLK: 0 WP: 0 HR: 0 S: 14 P: 38 ERA: 27.00 WHIP: 6.000																			
PITCHER	IP: 3.2 WLS: L BF: 20 H: 6 R: 4 ER: 3 SO: 0 BB: 1 IBB: 1 HBP: 0 BLK: 0 WP: 0 HR: 0 S: 18 P: 26 ERA: 7.36 WHIP: 1.909																			

Atlanta Braves @ Chicago Cubs
Wrigley Field, Chicago, IL
Sun Sep 01 1985, 3:33 AM CDT
Att: 31,427 - Unknown

AB 42
R 15
H 15
RBI 15
BB 11
SO 1
LOB 32



Batter	1	2	3	4	5	6	7	8	9	AB	R	H	RBI	BB	SO	LOB	TOP			
Bob Dernier, R (1, 8) OBP: 0.309, SLG: 0.325	5-3		F8			3B			BB	3	0	1	0	1	0	0				
Shawon Dunston, R (1, 6) OBP: 0.275, SLG: 0.319	2B			F7			K		L6	4	1	1	0	0	1	1				
23 Ryne Sandberg, R (1, 4) OBP: 0.355, SLG: 0.500	SF8			5-3			5-3			2	0	0	1	0	0	0				
Keith Moreland, R (1, 9) OBP: 0.363, SLG: 0.427	5-3			4-3			5-3			3	0	0	0	0	0	0				
Leon Durham, L (1, 3) OBP: 0.365, SLG: 0.461			F8			K			F9	3	0	0	0	0	1	0				
Gary Matthews, R (1, 7) OBP: 0.353, SLG: 0.376				K		4-3			F8	3	0	0	0	0	1	0				
Jody Davis, R (1, 2) OBP: 0.291, SLG: 0.379				5-3		K			5-3	3	0	0	0	0	1	0				
Chris Speier, R (1, 5) OBP: 0.287, SLG: 0.341										2	0	0	0	0	0	0				
Thad Bosley, L (9, PH) OBP: 0.397, SLG: 0.525			1-3						F7	1	0	0	0	0	0	0				
Steve Engel, R (1, 1) OBP: 0.286, SLG: 0.462										1	0	0	0	0	1	0				
Billy Hatcher, R (6, PH) OBP: 0.330, SLG: 0.418										1	0	0	0	0	0	0				
Lary Sorensen, R (6, 1) OBP: 0.274, SLG: 0.292									F4	0	0	0	0	0	0	0				
Richie Hebner, L (9, PH)										1	0	0	0	0	0	0				
Inning Stats	R: 1 E: 0 K: 0 S: 4	H: 1 LOB: 0 BB: 0 P: 4	R: 0 E: 0 K: 1 S: 5	H: 0 LOB: 0 BB: 0 P: 5	R: 0 E: 0 K: 1 S: 5	H: 0 LOB: 0 BB: 0 P: 5	R: 0 E: 0 K: 0 S: 3	H: 0 LOB: 0 BB: 0 P: 3	R: 0 E: 0 K: 2 S: 7	H: 0 LOB: 0 BB: 0 P: 7	R: 0 E: 0 K: 0 S: 3	H: 0 LOB: 0 BB: 0 P: 5	R: 0 E: 0 K: 0 S: 3	H: 0 LOB: 0 BB: 0 P: 3	R: 0 E: 0 K: 0 S: 3	H: 0 LOB: 1 BB: 1 P: 7	1B: 0 2B: 1 3B: 1 HR: 0	SF: 1 SAC: 0 DP: 0 HBP: 0	WP: 0 PB: 0 SB: 1 CS: 0	PA: 29
PITCHER Danny Cox, R (1, 1) ERA: 2.79	IP: 9.0 WLS: W BF: 29 H: 2 R: 1 ER: 1 SO: 5 BB: 1 IBB: 0 HBP: 0 BLK: 0 WP: 0 HR: 0 S: 38 P: 42 ERA: 1.00 WHIP: 0.333															PITCHER				

Chicago Cubs @ St. Louis Cardinals
 Busch Stadium, St. Louis, MO
 Thu Sep 05 1985, 7:05 PM CDT
 Att: 33,693 - Unknown

AB 27
 R 1
 H 2
 RBI 1
 BB 1
 SO 5
 LOB 1



Batter	1	2	3	4	5	6	7	8	9	AB	R	H	RBI	BB	SO	LOB	BOTTOM			
Vince Coleman, S (1, 7) OBP: 0.322, SLG: 0.349	F7	F4		5-3		2B		G3		5	0	1	0	0	0	3				
Willie McGee, S (1, 8) OBP: 0.394, SLG: 0.533	1B		F9	1B	1B	6-3				4	2	3	0	0	0	1				
Tom Herr, S (1, 4) OBP: 0.390, SLG: 0.421	F9		F9	F9	F9		F7			4	0	0	0	0	0	3				
Cesar Cedeno, R (1, 3) OBP: 0.318, SLG: 0.368				CS	1B		F7			4	1	3	1	0	0	0				
Tito Landrum, R (1, 9) OBP: 0.367, SLG: 0.482	F8		F9		HR		S			4	1	2	3	0	0	3				
Terry Pendleton, S (1, 5) OBP: 0.270, SLG: 0.291		F9		6-3	5-3		6-3			4	0	0	0	0	0	1				
Ozzie Smith, S (1, 6) OBP: 0.332, SLG: 0.345		3-1		1B	2B		4-3			3	2	1	0	1	0	0				
Tom Nieto, R (1, 2) OBP: 0.293, SLG: 0.262										3	0	1	1	0	0	1				
Darrell Porter, L (7, 2) OBP: 0.322, SLG: 0.393		3-1		SH1-4		4-3		SH2-4		1	0	1	0	0	0	0				
Danny Cox, R (1, 1) OBP: 0.216, SLG: 0.176				SH1-4		5-3		SH2-4		2	0	1	1	0	0	0				
Inning Stats	R: 0 E: 0 K: 0 S: 5	H: 2 LOB: 2 BB: 0 P: 5	R: 1 E: 0 K: 0 S: 4	H: 1 LOB: 1 BB: 1 P: 8	R: 1 E: 0 K: 0 S: 4	H: 2 LOB: 0 BB: 0 P: 4	R: 1 E: 0 K: 0 S: 5	H: 2 LOB: 1 BB: 0 P: 5	R: 3 E: 0 K: 0 S: 4	H: 3 LOB: 0 BB: 0 P: 6	R: 0 E: 0 K: 0 S: 4	H: 1 LOB: 1 BB: 0 P: 4	R: 0 E: 0 K: 0 S: 4	H: 1 LOB: 1 BB: 0 P: 4	R: 0 E: 0 K: 0 S: 4	H: 1 LOB: 1 BB: 0 P: 4	1B: 9 2B: 3 3B: 0 HR: 1	SF: 0 SAC: 2 DP: 0 HBP: 0	WP: 0 PB: 0 SB: 1 CS: 1	PA: 37
PITCHER Steve Engel, L (1, 1) ERA: 6.29	IP: 5.0 WLS: L BF: 25 H: 10 R: 6 ER: 6 SO: 10 BB: 1 IBB: 0 HBP: 0 BLK: 1 WP: 0 HR: 1 S: 24 P: 28 ERA: 10.80 WHIP: 2.200															PITCHER				
Lary Sorensen, R (6, 1) ERA: 5.09	IP: 3.0 WLS: L BF: 12 H: 3 R: 0 ER: 0 SO: 0 BB: 0 IBB: 0 HBP: 0 BLK: 0 WP: 0 HR: 0 S: 12 P: 12 ERA: 0.00 WHIP: 1.000															PITCHER				

Chicago Cubs @ St. Louis Cardinals
 Busch Stadium, St. Louis, MO
 Thu Sep 05 1985, 7:05 PM CDT
 Att: 33,693 - Unknown


AB 34
 R 6
 H 13
 RBI 6
 BB 1
 SO 0
 LOB 12



Batter	1	2	3	4	5	6	7	8	9	AB	R	H	RBI	BB	SO	LOB	TOP				
Eddie Milner, L OBP: 0.341, SLG: 0.335 (1, 8)										5	2	2	2	0	0	0					
Pete Rose, S OBP: 0.391, SLG: 0.327 (1, 3)										5	1	2	2	0	2	1					
Dave Parker, L OBP: 0.356, SLG: 0.529 (1, 9)										4	0	3	1	0	0	1					
Nick Esasky, R OBP: 0.336, SLG: 0.451 Max Venable, L OBP: 0.327, SLG: 0.412 (1, 7) (9, 7)										4	0	0	0	0	1	4					
Buddy Bell, R OBP: 0.304, SLG: 0.324 (1, 5)										5	0	0	0	0	2	4					
Dave Concepcion, R OBP: 0.318, SLG: 0.341 (1, 6)										4	0	2	0	0	0	0					
Bo Diaz, R OBP: 0.294, SLG: 0.350 (1, 2)										4	1	2	0	0	1	1					
Ron Oester, S OBP: 0.356, SLG: 0.384 (1, 4)										3	2	1	2	1	0	1					
Mario Soto, R OBP: 0.148, SLG: 0.163 (1, 1)										4	1	0	0	0	3	3					
Inning Stats	R: 1 E: 0 K: 2 S: 9	H: 2 LOB: 1 BB: 0 P: 9	R: 4 E: 0 K: 0 S: 7	H: 5 LOB: 2 BB: 1 P: 12	R: 0 E: 0 K: 2 S: 8	H: 1 LOB: 1 BB: 0 P: 8	R: 0 E: 0 K: 0 S: 4	H: 1 LOB: 1 BB: 0 P: 4	R: 2 E: 0 K: 1 S: 7	H: 2 LOB: 0 BB: 0 P: 7	R: 0 E: 0 K: 1 S: 6	H: 0 LOB: 0 BB: 0 P: 5	R: 0 E: 0 K: 1 S: 5	H: 0 LOB: 1 BB: 0 P: 6	R: 0 E: 0 K: 1 S: 5	H: 0 LOB: 1 BB: 0 P: 6	1B: 8 2B: 1 3B: 1 HR: 2	SF: 0 SAC: 0 DP: 0 HBP: 2	WP: 0 PB: 1 SB: 0 CS: 1	PA: 41	
PITCHER	IP	WLS	BF	H	R	ER	SO	BB	IBB	HBP	BLK	WP	HR	S	P	ERA	WHIP				
Derek Boteho, R ERA: 5.77 (1, 1)	1.2	L	13	7	5	5	2	1	0	1	0	0	1	15	20	27.00	4.800				
Jon Perlman, R ERA: 5.4 (2, 1)	3.1		14	4	2	2	3	0	0	0	0	0	1	20	20	5.40	1.200				
Reggie Patterson, R ERA: (6, 1)	2.0		7	1	0	0	2	0	0	0	0	0	0	11	11	0.00	0.500				
Ron Meredith, L ERA: 4.66 (8, 1)	2.0		7	0	0	0	2	0	0	1	0	0	0	10	11	0.00	0.000				

Cincinnati Reds @ Chicago Cubs
Wrigley Field, Chicago, IL
Fri Sep 06 1985, 3:33 AM CDT
Att: 17,026 - Unknown


AB 38
R 7
H 12
RBI 7
BB 1
SO 9
LOB 15



Batter	1	2	3	4	5	6	7	8	9	AB	R	H	RBI	BB	SO	LOB	BOTTOM				
Billy Hatcher, R OBP: 0.318, SLG: 0.402 (1, 8)										4	0	0	0	0	0	1					
Shawon Dunston, R OBP: 0.285, SLG: 0.310 (1, 6)										4	0	0	0	0	3	1					
23 Ryne Sandberg, R OBP: 0.358, SLG: 0.506 (1, 4)										4	1	3	0	0	0	0					
Keith Moreland, R OBP: 0.362, SLG: 0.425 (1, 9)										3	1	0	0	1	0	2					
Ron Cey, R OBP: 0.328, SLG: 0.421 (1, 5)										4	1	1	3	0	2	1					
Leon Durham, L OBP: 0.364, SLG: 0.466 (1, 3)										4	1	1	1	0	1	1					
Thad Bosley, L OBP: 0.394, SLG: 0.538 (1, 7)										4	1	1	1	0	0	0					
Jody Davis, R OBP: 0.288, SLG: 0.375 (1, 2)										4	0	0	0	0	2	0					
Derek Boteho, R OBP: 0.230, SLG: 0.143 (2, 1) Jon Perlman, L OBP: 0.365, SLG: 0.579 (5, PH) Gary Woods, R OBP: 0.365, SLG: 0.579 (6, PH) Reggie Patterson, R (8, PH) Dave Owen, S (7, PH) Ron Meredith, L (8, PH)										0	0	0	0	0	0	0					
Inning Stats	R: 0 E: 0 K: 1 S: 5	H: 0 LOB: 0 BB: 0 P: 5	R: 1 E: 0 K: 0 S: 4	H: 1 LOB: 0 BB: 0 P: 4	R: 0 E: 0 K: 2 S: 7	H: 0 LOB: 0 BB: 0 P: 7	R: 3 E: 0 K: 0 S: 5	H: 2 LOB: 0 BB: 1 P: 9	R: 0 E: 0 K: 1 S: 6	H: 1 LOB: 1 BB: 0 P: 6	R: 0 E: 0 K: 2 S: 8	H: 0 LOB: 0 BB: 0 P: 7	R: 0 E: 0 K: 1 S: 6	H: 1 LOB: 1 BB: 0 P: 6	R: 1 E: 0 K: 1 S: 6	H: 1 LOB: 0 BB: 0 P: 6	1B: 3 2B: 0 3B: 1 HR: 3	SF: 0 SAC: 0 DP: 0 HBP: 0	WP: 0 PB: 0 SB: 0 CS: 0	PA: 35	
PITCHER	IP	WLS	BF	H	R	ER	SO	BB	IBB	HBP	BLK	WP	HR	S	P	ERA	WHIP				
Mario Soto, R ERA: 3.52 (1, 1)	9.0	W	35	7	5	5	10	1	0	0	0	0	3	54	58	5.00	0.889				

Cincinnati Reds @ Chicago Cubs
Wrigley Field, Chicago, IL
Fri Sep 06 1985, 3:33 AM CDT
Att: 17,026 - Unknown

AB 34
R 5
H 7
RBI 5
BB 1
SO 10
LOB 6



Batter	1	2	3	4	5	6	7	8	9	AB	R	H	RBI	BB	SO	LOB	TOP																					
Eddie Milner, L OBP: 0.339, SLG: 0.342 (1, 8)										5	1	1	1	0	0	4	Cincinnati Reds @ Chicago Cubs Wrigley Field, Chicago, IL Sat Sep 07 1985, 3:33 AM CDT Att: 30,300 - Unknown																					
Pete Rose, S OBP: 0.389, SLG: 0.323 (1, 3)										4	1	0	0	1	2	2																						
Dave Parker, L OBP: 0.358, SLG: 0.543 (1, 9)										5	3	3	5	0	0	0																						
Nick Esasky, R OBP: 0.337, SLG: 0.453 (1, 7)										5	0	2	1	0	1	0																						
Buddy Bell, R OBP: 0.304, SLG: 0.326 (1, 5)										4	0	1	0	0	0	2																						
Dave Concepcion, R OBP: 0.317, SLG: 0.338 (1, 6)										3	0	0	0	1	0	2																						
Bo Diaz, R OBP: 0.293, SLG: 0.347 (1, 2)										4	1	1	0	0	0	3																						
Ron Oester, S OBP: 0.356, SLG: 0.385 (1, 4)										4	1	2	0	0	1	0																						
Tom Browning, L OBP: 0.226, SLG: 0.200 (7, PH)										2	0	1	0	0	0	0																						
Tom Hume, S OBP: 0.200, SLG: 0.111 (7, PH)										0	0	0	0	0	0	0																						
John Franco, L OBP: 0.333, SLG: 0.333 (7, 1)										0	0	0	0	0	0	0																						
Tom Hume, R OBP: 0.233, SLG: 0.333 (7, 1)										0	0	0	0	0	0	0																						
Bob Buchanan, L OBP: 0.206, SLG: 0.071 (8, 1)										0	0	0	0	0	0	0																						
John Stuper, R OBP: 0.206, SLG: 0.071 (8, 1)										0	0	0	0	0	0	0																						
Wayne Krenchicki, L OBP: 0.301, SLG: 0.326 (9, PH)										1	0	0	0	0	0	2																						
Inning Stats	R: 1 E: 0 K: 0 S: 4	H: 1 LOB: 0 BB: 0 P: 4	R: 0 E: 0 K: 0 S: 3	H: 0 LOB: 0 BB: 0 P: 3	R: 0 E: 0 K: 1 S: 6	H: 1 LOB: 1 BB: 0 P: 6	R: 1 E: 0 K: 1 S: 7	H: 2 LOB: 1 BB: 0 P: 7	R: 0 E: 0 K: 1 S: 5	H: 0 LOB: 2 BB: 0 P: 5	R: 1 E: 0 K: 0 S: 5	H: 2 LOB: 2 BB: 1 P: 9	R: 0 E: 0 K: 1 S: 6	H: 1 LOB: 1 BB: 0 P: 6	R: 0 E: 0 K: 0 S: 4	H: 1 LOB: 1 BB: 0 P: 4	R: 4 E: 0 K: 0 S: 6	H: 3 LOB: 0 BB: 1 P: 10	1B: 5 2B: 3 3B: 0 HR: 3	SF: 0 SAC: 1 DP: 0 HBP: 0	WP: 0 PB: 0 SB: 0 CS: 0	PA: 40																
PITCHER	IP	WLS	BF	H	R	ER	SO	BB	IBB	HBP	BLK	WP	HR	S	P	ERA	WHIP	PITCHER				IP	WLS	BF	H	R	ER	SO	BB	IBB	HBP	BLK	WP	HR	S	P	ERA	WHIP
Dennis Eckersley, R ERA: 2.74 (1, 1)	4.0		16	4	2	2	2	0	0	0	0	0	2	20	20	4.50	1.000																					
Jay Baller, R ERA: 4.56 (5, 1)	3.0	W	13	3	1	1	2	1	0	0	0	0	0	16	20	3.00	1.333																					
Lary Sorensen, R ERA: 5.0 (8, 1)	1.0		4	1	0	0	0	0	0	0	0	0	0	4	4	0.00	1.000																					
Lee Smith, R ERA: 3.22 (9, 1)	1.0		7	3	4	4	0	1	0	0	0	0	1	6	10	36.00	4.000																					

AB	37
R	7
H	11
RBI	7
BB	2
SO	4
LOB	15



Batter	1	2	3	4	5	6	7	8	9	AB	R	H	RBI	BB	SO	LOB	BOTTOM																					
Bob Dernier, R OBP: 0.310, SLG: 0.324 (1, 8)										4	1	1	1	0	0	1	Cincinnati Reds @ Chicago Cubs Wrigley Field, Chicago, IL Sat Sep 07 1985, 3:33 AM CDT Att: 30,300 - Unknown																					
Gary Matthews, R OBP: 0.335, SLG: 0.390 (1, 7)										4	2	2	2	0	1	1																						
Chris Speier, R OBP: 0.286, SLG: 0.340 (8, 5)										1	0	0	0	0	0	1																						
23 Ryne Sandberg, R OBP: 0.359, SLG: 0.505 (1, 4)										3	1	1	0	1	0	1																						
Keith Moreland, R OBP: 0.361, SLG: 0.422 (1, 9)										3	0	0	0	1	0	1																						
Ron Cey, R OBP: 0.329, SLG: 0.428 (1, 5)										3	2	1	2	1	0	2																						
Steve Lake, R OBP: 0.178, SLG: 0.196 (8, 2)										0	0	0	0	0	0	0																						
Leon Durham, L OBP: 0.385, SLG: 0.473 (1, 3)										4	1	2	3	0	1	2																						
Jody Davis, R OBP: 0.226, SLG: 0.372 (1, 2)										4	0	0	0	0	1	1																						
Lary Sorensen, R ERA: 5.0 (8, 1)										0	0	0	0	0	0	0																						
Lee Smith, R ERA: 3.22 (9, 1)										0	0	0	0	0	0	0																						
Shawon Dunston, R OBP: 0.274, SLG: 0.322 (1, 6)										4	1	2	0	0	0	0																						
Dennis Eckersley, R OBP: 0.220, SLG: 0.182 (1, 1)										1	1	1	1	0	0	0																						
Jay Baller, R ERA: 4.56 (5, 1)										1	0	0	0	0	1	0																						
Billy Hatcher, R OBP: 0.315, SLG: 0.398 (7, PH)										1	0	0	0	0	0	1																						
Inning Stats	R: 1 E: 0 K: 0 S: 4	H: 1 LOB: 2 BB: 2 P: 12	R: 1 E: 0 K: 0 S: 4	H: 1 LOB: 0 BB: 0 P: 4	R: 0 E: 0 K: 1 S: 5	H: 0 LOB: 0 BB: 0 P: 5	R: 1 E: 0 K: 2 S: 8	H: 1 LOB: 0 BB: 0 P: 8	R: 0 E: 0 K: 1 S: 5	H: 0 LOB: 1 BB: 0 P: 6	R: 0 E: 0 K: 0 S: 4	H: 1 LOB: 1 BB: 0 P: 4	R: 6 E: 0 K: 0 S: 8	H: 5 LOB: 0 BB: 1 P: 12	R: 0 E: 0 K: 0 S: 4	H: 1 LOB: 1 BB: 0 P: 4	1B: 5 2B: 1 3B: 0 HR: 4	SF: 0 SAC: 1 DP: 0 HBP: 1	WP: 0 PB: 0 SB: 2 CS: 0	PA: 38																		
PITCHER	IP	WLS	BF	H	R	ER	SO	BB	IBB	HBP	BLK	WP	HR	S	P	ERA	WHIP	PITCHER				IP	WLS	BF	H	R	ER	SO	BB	IBB	HBP	BLK	WP	HR	S	P	ERA	WHIP
Tom Browning, L ERA: 3.43 (7, 1)	6.0		25	4	3	3	4	2	0	1	0	0	1	5	5	108.00	12.000																					
John Franco, L ERA: 1.5 (7, 1)	0.1	L	5	4	4	4	0	0	0	0	0	0	1	5	5																							
Tom Hume, R ERA: 3.92 (7, 1)	0.1		2	0	0	0	0	1	0	0	0	0	0	1	5	0.00	3.000																					
Bob Buchanan, L ERA: 6.97 (7, 1)	0.1		2	1	2	2	0	0	0	0	0	0	1	2	2	54.00	3.000																					
John Stuper, R ERA: 4.86 (8, 1)	1.0		4	1	0	0	0	0	0	0	0	0	0	4	4	0.00	1.000																					



Batter	1	2	3	4	5	6	7	8	9	AB	R	H	RBI	BB	SO	LOB	TOP			
Bob Dernier, R OBP: 0.312, SLG: 0.325 (1, 8)	1-3		5-3	FC6-4			K			4	0	0	0	0	1	2				
Billy Hatcher, R OBP: 0.313, SLG: 0.393 (1, 7)	6-3		1-3				K			4	0	1	0	0	0	1				
23 Ryne Sandberg, R OBP: 0.358, SLG: 0.502 (1, 4)				E			F9			4	1	2	0	0	1	1				
Keith Moreland, R OBP: 0.362, SLG: 0.425 (1, 9)	K		E3				1-3			4	0	0	0	0	1	2				
Ron Cey, R OBP: 0.327, SLG: 0.422 (1, 5)				K						4	0	0	0	0	2	1				
Leon Durham, L OBP: 0.366, SLG: 0.470 (1, 3)										4	0	2	0	0	1	0				
Jody Davis, R OBP: 0.285, SLG: 0.367 (1, 2)										3	0	1	0	0	2	0				
Richie Hebner, L OBP: 0.272, SLG: 0.290 (9, PH)				K			K			1	0	0	0	0	1	1				
Shawon Dunston, R OBP: 0.290, SLG: 0.335 (1, 6)										4	0	2	0	0	0	1				
Steve Engel, R OBP: 0.313, SLG: 0.429 (1, 1)										1	0	0	0	1	1	3				
Thad Bosley, L OBP: 0.391, SLG: 0.535 (7, PH)										1	0	0	0	0	1	0				
Lary Sorensen, R (7, 1)										0	0	0	0	0	0	0				
Inning Stats	R: 0 E: 0 K: 1 S: 6	H: 1 LOB: 1 BB: 0 P: 6	R: 0 E: 0 K: 1 S: 7	H: 3 LOB: 2 BB: 0 P: 7	R: 1 E: 1 K: 1 S: 7	H: 1 LOB: 1 BB: 0 P: 7	R: 0 E: 0 K: 1 S: 6	H: 1 LOB: 2 BB: 1 P: 10	R: 0 E: 0 K: 3 S: 9	H: 0 LOB: 0 BB: 0 P: 9	R: 0 E: 0 K: 2 S: 7	H: 0 LOB: 0 BB: 0 P: 7	R: 0 E: 0 K: 1 S: 5	H: 1 LOB: 1 BB: 0 P: 6	R: 0 E: 0 K: 1 S: 6	H: 1 LOB: 0 BB: 0 P: 6	1B: 7 2B: 1 3B: 0 HR: 0	SF: 0 SAC: 0 DP: 1 HBP: 0	WP: 0 PB: 0 SB: 0 CS: 3	PA: 35
PITCHER Rick Reuschel, R ERA: 2.24 (1, 1)	IP: 9.0 WLS: W BF: 35 H: 8 R: 1 ER: 0 SO: 12 BB: 1 IBB: 0 HBP: 0 BLK: 0 WP: 0 HR: 0 S: 58 P: 62 ERA: 0.00 WHIP: 1.000															PITCHER				

Chicago Cubs @ Pittsburgh Pirates
Three Rivers Stadium, Pittsburgh, PA
Tue Sep 10 1985, 7:05 PM EDT
Att: 3,133 - Unknown

AB 34
R 1
H 8
RBI 0
BB 1
SO 12
LOB 11



Batter	1	2	3	4	5	6	7	8	9	AB	R	H	RBI	BB	SO	LOB	BOTTOM			
Bill Almon, R OBP: 0.336, SLG: 0.411 (1, 7)	5-3									3	0	1	0	0	0	0				
Sid Bream, L OBP: 0.226, SLG: 0.296 (7, PH)										1	0	0	0	0	0	1				
Marvell Wynne, L OBP: 0.252, SLG: 0.264 (8, 8)										0	0	0	0	0	0	0				
R.J. Reynolds, S OBP: 0.320, SLG: 0.375 (1, 8)	6-3									4	0	1	0	0	0	1				
Johnny Ray, S OBP: 0.300, SLG: 0.357 (1, 4)	F4									3	0	1	0	0	0	1				
Mike Brown, R OBP: 0.339, SLG: 0.461 (1, 9)										3	0	1	0	1	0	1				
Jason Thompson, L OBP: 0.373, SLG: 0.383 (1, 3)	F2									4	0	1	0	0	0	4				
Tony Peña, R OBP: 0.282, SLG: 0.346 (1, 2)										3	1	1	0	0	0	3				
Denny Gonzalez, R OBP: 0.264, SLG: 0.407 (1, 5)										3	1	1	2	0	1	1				
Sam Khalifa, R OBP: 0.278, SLG: 0.315 (1, 6)										3	0	2	0	0	0	0				
Rick Reuschel, R OBP: 0.220, SLG: 0.292 (1, 1)										2	0	0	0	0	1	1				
Inning Stats	R: 0 E: 0 K: 0 S: 3	H: 0 LOB: 0 BB: 0 P: 3	R: 2 E: 0 K: 1 S: 8	H: 4 LOB: 1 BB: 0 P: 8	R: 0 E: 0 K: 0 S: 3	H: 1 LOB: 0 BB: 0 P: 3	R: 0 E: 0 K: 0 S: 4	H: 1 LOB: 1 BB: 0 P: 4	R: 0 E: 0 K: 0 S: 3	H: 0 LOB: 0 BB: 0 P: 3	R: 0 E: 0 K: 0 S: 4	H: 1 LOB: 2 BB: 1 P: 8	R: 0 E: 0 K: 1 S: 6	H: 1 LOB: 1 BB: 0 P: 6	R: 0 E: 0 K: 0 S: 4	H: 1 LOB: 0 BB: 0 P: 4	1B: 6 2B: 3 3B: 0 HR: 1	SF: 0 SAC: 2 DP: 1 HBP: 0	WP: 0 PB: 0 SB: 0 CS: 0	PA: 32
PITCHER Steve Engel, L ERA: 5.8 (1, 1)	IP: 6.0 WLS: L BF: 24 H: 7 R: 2 ER: 2 SO: 2 BB: 0 IBB: 1 HBP: 0 BLK: 0 WP: 0 HR: 1 S: 25 P: 29 ERA: 3.00 WHIP: 1.167															PITCHER				

Chicago Cubs @ Pittsburgh Pirates
Three Rivers Stadium, Pittsburgh, PA
Tue Sep 10 1985, 7:05 PM EDT
Att: 3,133 - Unknown

AB 29
R 2
H 9
RBI 2
BB 1
SO 2
LOB 13



Batter	1	2	3	4	5	6	7	8	9	AB	R	H	RBI	BB	SO	LOB	TOP								
Bob Demier, R OBP: 0.312, SLG: 0.323 (1, 8)	F5		K		CS	23 1B CS BB		SH2-4		2	1	0	0	1	1	0	Chicago Cubs @ Pittsburgh Pirates Three Rivers Stadium, Pittsburgh, PA Wed Sep 11 1985, 7:05 PM EDT Att: 5,432 - Unknown								
Gary Matthews, R OBP: 0.356, SLG: 0.389 Billy Hatcher, R OBP: 0.313, SLG: 0.393 (1, 7) (8, 7)	K		23 S BB			F9		1B		3	0	1	1	1	1	1									
23 Ryne Sandberg, R OBP: 0.359, SLG: 0.502 (1, 4)	1B		F3			1B		K		4	0	2	0	0	1	1									
Keith Moreland, R OBP: 0.359, SLG: 0.422 (1, 9)	6-3			K		F2			F7	4	0	0	0	0	1	3									
Ron Cey, R OBP: 0.325, SLG: 0.418 Chris Speier, R OBP: 0.286, SLG: 0.340 (1, 5) (9, 5)		F7		K		CS	6-3		F7	4	0	0	0	0	1	0									
Leon Durham, L OBP: 0.365, SLG: 0.475 (1, 3)		F7		F6			HR		F9	4	1	1	1	0	0	0									
Jody Davis, R OBP: 0.286, SLG: 0.367 (1, 2)		1B		K			5-3			3	0	1	0	0	1	0									
Shawon Dunston, R OBP: 0.291, SLG: 0.335 Jay Baller, R (1, 6) (7, 1)		K				CS	F8			3	0	1	0	0	1	1									
Johnny Abrego, R OBP: 0.500, SLG: 0.500 Ron Meredith, L OBP: 0.500, SLG: 0.500 Dave Owen, S OBP: 0.500, SLG: 0.500 (1, 1) (6, 1) (7, 6)			K		B2			SH2-4 1B 1B		2	0	0	0	0	1	1									
Inning Stats	R: 0 E: 0 K: 1 S: 6	H: 1 LOB: 1 BB: 0 P: 6	R: 0 E: 0 K: 1 S: 6	H: 1 LOB: 1 BB: 0 P: 6	R: 0 E: 0 K: 2 S: 7	H: 0 LOB: 1 BB: 1 P: 11	R: 0 E: 0 K: 2 S: 7	H: 0 LOB: 0 BB: 0 P: 7	R: 0 E: 0 K: 1 S: 5	H: 1 LOB: 0 BB: 0 P: 5	R: 1 E: 0 K: 0 S: 3	H: 1 LOB: 0 BB: 1 P: 7	R: 1 E: 0 K: 0 S: 4	H: 1 LOB: 0 BB: 0 P: 4	R: 1 E: 0 K: 0 S: 6	H: 2 LOB: 0 BB: 0 P: 6		R: 0 E: 0 K: 0 S: 3	H: 0 LOB: 0 BB: 0 P: 3	1B: 6 2B: 0 3B: 0 HR: 1	SF: 0 SAC: 1 DP: 0 HBP: 0	WP: 0 PB: 0 SB: 2 CS: 3	PA: 35		
PITCHER	IP	WLS	BF	H	R	ER	SO	BB	IBB	HBP	BLK	WP	HR	S	P	ERA	WHIP								
Jose DeLeon, R ERA: 4.67 (1, 1)	8.0	L	30	7	3	3	8	2	0	0	0	0	1	44	52	3.38	1.125								
Cecilio Guante, R ERA: 2.63 (9, 1)	1.0		3	0	0	0	0	0	0	0	0	0	0	3	3	0.00	0.000								

AB	30
R	3
H	7
RBI	2
BB	2
SO	8
LOB	7



Batter	1	2	3	4	5	6	7	8	9	AB	R	H	RBI	BB	SO	LOB	BOTTOM								
Joe Orsulak, L OBP: 0.319, SLG: 0.334 Cecilio Guante, R OBP: 0.071, SLG: 0.071 (1, 8) (9, 1)	G3		F8			SH1-3 1B		F7		4	0	1	0	0	0	2	Chicago Cubs @ Pittsburgh Pirates Three Rivers Stadium, Pittsburgh, PA Wed Sep 11 1985, 7:05 PM EDT Att: 5,432 - Unknown								
R.J. Reynolds, S OBP: 0.320, SLG: 0.374 (1, 7)	CS 1B			F7		SH1-3		F6		3	0	1	0	0	0	1									
Johnny Ray, S OBP: 0.302, SLG: 0.357 (1, 4)	F7				1B	G4-6-3 IBB		4-3		3	0	1	0	1	0	1									
Jason Thompson, L OBP: 0.370, SLG: 0.379 (1, 3)		K		F7		G4-6-3		F4		4	0	0	0	0	1	3									
Mike Brown, R OBP: 0.334, SLG: 0.454 (1, 9)	F7			F8			F8	F4		4	0	0	0	0	0	1									
Tony Peña, R OBP: 0.282, SLG: 0.348 (1, 2)		6-3			1B G4-3 2B		F9			3	1	1	0	0	0	0									
Denny Gonzalez, R OBP: 0.278, SLG: 0.410 (1, 5)			K		G4-3 1B		CS BB			2	0	1	0	1	1	0									
Sam Khalifa, R OBP: 0.280, SLG: 0.316 Marvell Wynne, L OBP: 0.251, SLG: 0.263 (1, 6) (8, PH) (9, 8)			SH1-4 1B		G4-3		CS	6-3		2	0	1	0	0	0	1									
Jose DeLeon, R OBP: 0.128, SLG: 0.056 Lee Mazzilli, S OBP: 0.418, SLG: 0.380 Bill Almon, R OBP: 0.336, SLG: 0.411 (1, 1) (8, PH) (9, 6)	SH1-4				G3					1	0	0	0	0	0	0									
Inning Stats	R: 0 E: 0 K: 0 S: 3	H: 1 LOB: 0 BB: 0 P: 3	R: 0 E: 0 K: 1 S: 5	H: 0 LOB: 0 BB: 0 P: 5	R: 0 E: 0 K: 1 S: 6	H: 1 LOB: 1 BB: 0 P: 6	R: 0 E: 0 K: 0 S: 4	H: 1 LOB: 1 BB: 0 P: 4	R: 1 E: 0 K: 0 S: 4	H: 2 LOB: 0 BB: 0 P: 4	R: 0 E: 0 K: 0 S: 3	H: 1 LOB: 1 BB: 1 P: 7	R: 0 E: 0 K: 0 S: 2	H: 0 LOB: 0 BB: 1 P: 6	R: 0 E: 0 K: 0 S: 4	H: 1 LOB: 1 BB: 0 P: 4		R: 0 E: 0 K: 0 S: 3	H: 0 LOB: 0 BB: 0 P: 3	1B: 5 2B: 2 3B: 0 HR: 0	SF: 0 SAC: 2 DP: 2 HBP: 0	WP: 0 PB: 0 SB: 0 CS: 2	PA: 33		
PITCHER	IP	WLS	BF	H	R	ER	SO	BB	IBB	HBP	BLK	WP	HR	S	P	ERA	WHIP								
Johnny Abrego, R ERA: 5.4 (1, 1)	5.1		21	6	1	1	2	0	0	0	0	0	0	1	28	1.69	1.125								
Ron Meredith, L ERA: 4.54 (6, 1)	0.2	W	1	0	0	0	0	0	0	0	0	0	0	1	1	0.00	0.000								
Jay Baller, R ERA: 3.66 (7, 1)	3.0	S	10	1	0	0	0	1	0	0	0	0	0	9	13	0.00	0.667								

AB	28
R	1
H	7
RBI	0
BB	2
SO	2
LOB	9




Batter	1	2	3	4	5	6	7	8	9	AB	R	H	RBI	BB	SO	LOB	TOP				
Billy Hatcher, R OBP: 0.308, SLG: 0.378 (1, 8)	0-0 4-3	0-0 F6		0-0 F7			4-0 23 BB BB		0-0 1-3	4	0	0	0	1	0	3	Chicago Cubs @ Pittsburgh Pirates Three Rivers Stadium, Pittsburgh, PA Thu Sep 12 1985, 7:05 PM EDT Att: 3,439 - Unknown livebaseballscorecards.com				
Shawon Dunston, R OBP: 0.282, SLG: 0.325 (1, 6)	0-0 F7		0-0 6-3		0-0 L3		0-0 F8		0-0 F3	5	0	0	0	0	0	1					
23 Ryne Sandberg, R OBP: 0.360, SLG: 0.499 (1, 4)	4-0 1B BB		0-0 F9		0-0 F9		4-0 1-2 BB		0-0 6-3	3	1	0	0	2	0	0					
Keith Moreland, R OBP: 0.360, SLG: 0.421 (1, 9)	0-0 1-H 1B		4-0 BB		0-0 F9		0-0 F9			3	0	1	1	1	0	2					
Leon Durham, L OBP: 0.362, SLG: 0.471 (1, 3)	0-0 F2		0-0 F7			0-0 4-3		0-0 F2		4	0	0	0	0	0	4					
Thad Bosley, L OBP: 0.400, SLG: 0.554 (1, 7)		0-0 1B 3B		0-0 FC4-6 1B		0-3 K		0-0 1B		4	1	3	0	0	1	0					
Dave Owen, S OBP: 0.500, SLG: 0.500 (1, 5)		0-0 1B		0-0 FC4-6 1B 1-2		0-0 1B		0-3 K		4	0	2	1	0	1	2					
Steve Lake, R OBP: 0.191, SLG: 0.210 (8, PH)		0-0 F4		0-0 1B		0-0 1B		0-3 K		3	0	2	0	0	0	1					
Jody Davis, R OBP: 0.295, SLG: 0.366 (8, 2)		0-0 F4		1-3 1B		1-2 1B		0-3 K		1	0	0	0	0	1	1					
Dennis Eckersley, R OBP: 0.232, SLG: 0.174 (5, 1)		0-3 K		0-3 K		0-0 F5		0-3 K		2	0	0	0	0	2	3					
Jon Perlmutter, L OBP: 0.270, SLG: 0.287 (6, PH)										0	0	0	0	0	0	0					
Richie Hebner, L OBP: 0.270, SLG: 0.287 (6, PH)										0	0	0	0	0	0	2					
Dave Beard, L OBP: 0.270, SLG: 0.287 (6, PH)										0	0	0	0	0	0	0					
Ron Cay, R OBP: 0.284, SLG: 0.417 (8, PH)										1	0	0	0	0	1	1					
Warren Brusstar, R OBP: 0.226, SLG: 0.143 (8, 1)										0	0	0	0	0	0	0					
Inning Stats	R: 1 E: 0 K: 0 S: 4	H: 1 LOB: 1 BB: 1 P: 8	R: 1 E: 0 K: 1 S: 7	H: 2 LOB: 1 BB: 0 P: 7	R: 0 E: 0 K: 0 S: 3	H: 0 LOB: 1 BB: 1 P: 7	R: 0 E: 0 K: 1 S: 7	H: 2 LOB: 2 BB: 0 P: 7	R: 0 E: 0 K: 0 S: 3	H: 0 LOB: 0 BB: 0 P: 3	R: 0 E: 0 K: 1 S: 7	H: 2 LOB: 2 BB: 0 P: 7	R: 0 E: 0 K: 0 S: 3	H: 0 LOB: 2 BB: 2 P: 11	R: 0 E: 0 K: 3 S: 10	H: 1 LOB: 1 BB: 0 P: 10	R: 0 E: 0 K: 0 S: 3	H: 0 LOB: 0 BB: 0 P: 3	1B: 7 2B: 0 3B: 1 HR: 0	SF: 0 SAC: 0 DP: 0 HBP: 0	WP: 0 PA: 39
PITCHER	IP	WLS	BF	H	R	ER	SO	BB	IBB	HBP	BLK	WP	HR	S	P	ERA	WHIP				
Rick Rhoden, R ERA: 3.92 (1, 1)	7.0	W	32	7	2	2	3	4	0	0	0	0	0	34	50	2.57	1.571				
Don Robinson, R ERA: 4.13 (8, 1)	2.0	S	7	1	0	0	3	0	0	0	0	0	0	13	13	0.00	0.500				

Batter	1	2	3	4	5	6	7	8	9	AB	R	H	RBI	BB	SO	LOB	BOTTOM				
Joe Orsulak, L OBP: 0.320, SLG: 0.333 (1, 8)	0-0 4-3 1B		4-0 HR BB		0-0 F8		0-0 G3		0-0 F4	4	1	1	0	1	0	1	Chicago Cubs @ Pittsburgh Pirates Three Rivers Stadium, Pittsburgh, PA Thu Sep 12 1985, 7:05 PM EDT Att: 3,439 - Unknown livebaseballscorecards.com				
R.J. Reynolds, S OBP: 0.319, SLG: 0.385 (1, 7)	0-3 K		0-0 1-H 2-H HR		0-0 5-3				0-0 F8	4	1	1	3	0	1	1					
Johnny Ray, S OBP: 0.301, SLG: 0.356 (1, 4)	0-0 4-3 1-2		0-0 F7		0-0 F7				0-0 2B 1B	4	1	1	0	0	0	1					
Sid Bream, L OBP: 0.227, SLG: 0.310 (1, 3)	0-0 F4		0-0 F6			0-0 F5		0-0 1B BB 2B		4	1	1	0	0	0	1					
Mike Brown, R OBP: 0.337, SLG: 0.464 (1, 9)		0-0 B1-3		0-0 HR		0-0 F7		4-0 BB 1B HR IBB		3	2	1	1	1	0	0					
Tony Peña, R OBP: 0.282, SLG: 0.347 (1, 2)		0-0 6-3		0-0 5-3 1B		0-0 B1-3		0-3 K		4	0	1	0	0	1	3					
Denny Gonzalez, R OBP: 0.277, SLG: 0.402 (1, 5)		0-0 F4		0-0 5-3 1-2			0-0 F8		0-0 BB HR 1B	4	1	1	1	0	0	1					
Sam Khalifa, R OBP: 0.284, SLG: 0.321 (1, 6)			0-0 HR 2B		0-0 F2		0-0 F8		4-0 1-2 2-3 3-H HR BB	3	2	1	1	1	0	1					
Rick Rhoden, R OBP: 0.214, SLG: 0.235 (1, 1)			0-0 HR 2B		0-0 B1		4-0 BB		0-0 1-2 2-3 3-H HR BB	2	0	0	0	0	0	2					
Steve Kemp, L OBP: 0.315, SLG: 0.342 (7, PH)				0-0 6-3						0	0	0	0	1	0	0					
Don Robinson, R OBP: 0.286, SLG: 0.500 (8, 1)										1	1	1	4	0	0	0					
Inning Stats	R: 0 E: 0 K: 1 S: 6	H: 1 LOB: 1 BB: 0 P: 6	R: 0 E: 0 K: 0 S: 3	H: 0 LOB: 0 BB: 0 P: 3	R: 3 E: 0 K: 0 S: 5	H: 2 LOB: 0 BB: 1 P: 9	R: 1 E: 0 K: 0 S: 5	H: 2 LOB: 1 BB: 0 P: 5	R: 0 E: 0 K: 0 S: 3	H: 0 LOB: 0 BB: 0 P: 3	R: 0 E: 0 K: 0 S: 3	H: 0 LOB: 1 BB: 1 P: 7	R: 0 E: 0 K: 1 S: 9	H: 4 LOB: 0 BB: 2 P: 17	R: 6 E: 0 K: 1 S: 9	H: 4 LOB: 0 BB: 2 P: 17	1B: 4 2B: 2 3B: 0 HR: 3	SF: 0 SAC: 0 DP: 0 HBP: 0	WP: 0 PA: 37		
PITCHER	IP	WLS	BF	H	R	ER	SO	BB	IBB	HBP	BLK	WP	HR	S	P	ERA	WHIP				
Dennis Eckersley, R ERA: 2.92 (1, 1)	4.0	L	18	5	4	4	1	1	0	0	0	0	0	3	3	0.00	0.000				
Jon Perlmutter, R ERA: 4.15 (5, 1)	1.0		3	0	0	0	0	0	0	0	0	0	0	3	3	0.00	0.000				
Dave Beard, R ERA: 3.6 (6, 1)	2.0		7	0	0	0	0	1	0	0	0	0	0	6	10	0.00	0.500				
Warren Brusstar, R ERA: 6.01 (8, 1)	1.0		9	4	6	6	1	1	1	0	0	0	1	9	17	54.00	5.000				

Chicago Cubs @ Pittsburgh Pirates
 Three Rivers Stadium, Pittsburgh, PA
 Thu Sep 12 1985, 7:05 PM EDT
 Att: 3,439 - Unknown

AB 35
 R 2
 H 8
 RBI 2
 BB 4
 SO 6
 LOB 20



Chicago Cubs @ Pittsburgh Pirates
 Three Rivers Stadium, Pittsburgh, PA
 Thu Sep 12 1985, 7:05 PM EDT
 Att: 3,439 - Unknown

AB 33
 R 10
 H 9
 RBI 10
 BB 4
 SO 2
 LOB 11



Batter	1	2	3	4	5	6	7	8	9	AB	R	H	RBI	BB	SO	LOB	TOP										
Vince Coleman, S (1.7) OBP: 0.321, SLG: 0.347	4-0 S 1B BB	0-0 6-3	0-0 F8		0-3 K			4-0 G3 BB	0-0 1B 1-H 3-H	4	1	1	2	2	1	3											
Willie McGee, S (1.8) OBP: 0.392, SLG: 0.522	0-0 S 1B 1B 1-H	4-0 1B BB		0-0 3-1		4-0 WP S SF7 BB		0-0 G3	0-0 F2	4	3	1	1	2	0	2											
Tom Herr, S (1.4) OBP: 0.386, SLG: 0.417	4-0 E 1B 3-1 BB	0-0 1B		0-0 F7		4-0 WP BB		0-0 F8		3	1	1	0	2	0	1											
Cesar Cedeno, R (1.3) OBP: 0.320, SLG: 0.391	0-0 E8 3-1 1B 1-H 2-H	0-0 1B		0-3 K		0-0 F8		0-0 6-3		5	0	2	2	0	1	3											
Mike Jorgensen, L (8.3) OBP: 0.402, SLG: 0.287		0-0 1B								0	0	0	0	0	0	0											
Tito Landrum, R (1.9) OBP: 0.367, SLG: 0.469	0-0 3-1	0-0 1B				0-0 S 1B		0-0 SF7		2	0	1	1	0	0	1											
Andy Van Slyke, L (5.9) OBP: 0.335, SLG: 0.449	0-0 2-3 3-H	0-0 1B				0-0 S 1B		0-0 SF7		2	2	2	1	0	0	0											
Terry Pendleton, S (1.5) OBP: 0.286, SLG: 0.285	0-3 K	0-0 G3				0-0 WP S 1B 1-H		0-0 6-3		5	1	2	1	0	1	4											
Ozzie Smith, S (1.6) OBP: 0.341, SLG: 0.346	4-0 S BB			0-0 G3		4-0 PB BB		0-0 F8		3	0	1	1	2	0	0											
Tom Nieto, R (1.2) OBP: 0.305, SLG: 0.286	4-0 BB			0-0 G3		0-3 K		0-0 4-3		1	0	1	0	1	0	0											
Darrell Porter, L (5.2) OBP: 0.311, SLG: 0.397	1-2 IBB			0-0 2B		2-3 K		0-0 4-3		2	1	0	0	1	1	2											
Bob Forsch, R (1.1) OBP: 0.286, SLG: 0.457	0-0 4-3			0-0 F8		0-0 4-3		0-0 4-3		4	0	0	0	0	0	6											
Ricky Horton, L (7.1)										0	0	0	0	0	0	0											
Todd Worrell, R (7.1)										1	0	0	0	0	1	2											
Inning Stats	R: 3 E: 1 K: 1 S: 7	H: 2 LOB: 3 BB: 4 P: 23	R: 1 E: 0 K: 0 S: 5	H: 3 LOB: 2 BB: 1 P: 9	R: 0 E: 0 K: 0 S: 4	H: 1 LOB: 1 BB: 0 P: 4	R: 0 E: 0 K: 1 S: 5	H: 0 LOB: 0 BB: 0 P: 5	R: 1 E: 0 K: 2 S: 9	H: 2 LOB: 2 BB: 1 P: 13	R: 1 E: 0 K: 0 S: 3	H: 0 LOB: 1 BB: 2 P: 11	R: 0 E: 0 K: 0 S: 3	H: 0 LOB: 1 BB: 1 P: 7	R: 3 E: 0 K: 1 S: 8	H: 4 LOB: 1 BB: 1 P: 12	1B: 11 2B: 1 3B: 0 HR: 0	SF: 1 SAC: 0 DP: 0 HBP: 0	WP: 2 PB: 1 SB: 8 CS: 0	PA: 47							
PITCHER	IP	WLS	BF	H	R	ER	SO	BB	IBB	HBP	BLK	WP	HR	S	P	ERA	WHIP										
Steve Trout, L (1.1) ERA: 3.18	1.2	L	14	5	4	4	1	4	1	0	0	0	0	11	31	21.60	5.400										
Reggie Patterson, R (2.1) ERA: 3.86	1.1		5	1	0	0	0	0	0	0	0	0	0	5	5	0.00	0.750										
George Frazier, R (4.1) ERA: 5.79	2.0		9	2	1	1	3	1	0	0	0	1	0	14	18	4.50	1.500										
Jon Perlman, R (6.1) ERA: 4.26	2.0		8	0	1	1	0	2	0	0	0	1	0	6	14	4.50	1.000										
Dave Beard, R (8.1) ERA: 6.43	2.0		11	4	3	3	1	1	1	0	0	0	0	11	19	13.50	2.500										

St. Louis Cardinals @ Chicago Cubs
Wrigley Field, Chicago, IL
Fri Sep 13 1985, 3:33 AM CDT
Att: 16,110 - Unknown

AB 36
R 9
H 12
RBI 9
BB 10
SO 5
LOB 24



Batter	1	2	3	4	5	6	7	8	9	AB	R	H	RBI	BB	SO	LOB	BOTTOM										
Bob Dernier, R (1.8) OBP: 0.313, SLG: 0.322	4-0 S 23 6-3 BB		0-0 F3		0-0 F2		0-0 1B		0-0 F3	4	0	1	1	1	0	2											
Gary Matthews, R (1.7) OBP: 0.356, SLG: 0.387	0-0 5-3 1-2		0-0 1B 1-H			0-0 5-3	0-3 K		4-0 BB	4	0	1	1	1	1	3											
23 Ryne Sandberg, R (1.4) OBP: 0.360, SLG: 0.500	0-0 6-3 2-3		0-0 5-3			0-0 1B		0-0 2B	0-0 3-1	5	0	2	0	0	0	4											
Keith Moreland, R (1.9) OBP: 0.361, SLG: 0.421	0-0 6-3			4-0 1B 9-2 BB		0-0 1B		0-0 F3		3	0	1	0	1	0	2											
Ron Cey, R (1.5) OBP: 0.323, SLG: 0.415		0-0 6-3		0-0 1B		0-0 G6-4-3		0-3 K		4	0	1	0	0	1	3											
Leon Durham, L (1.3) OBP: 0.360, SLG: 0.467		0-0 F8		0-0 F7		0-0 F7		0-3 K		4	0	0	0	0	1	3											
Jody Davis, R (1.2) OBP: 0.287, SLG: 0.375		0-0 5-3		0-0 9-2			0-0 FC6-4 1B		0-0 HR	4	2	2	1	0	0	2											
Shawon Dunston, R (1.6) OBP: 0.293, SLG: 0.331			0-0 FC5-4 1B		0-0 F9		4-0 FC6-4 BB		0-0 BB	3	0	2	0	1	0	0											
Steve Trout, L (1.1) ERA: 3.18			0-0 FC5-4 1B		0-0 F4		0-0 FC6-4 1B		0-3 K	0	0	0	0	0	0	0											
Reggie Patterson, R (2.1) ERA: 3.86										0	0	0	0	0	0	0											
George Frazier, R (4.1) ERA: 5.79										0	0	0	0	0	0	0											
Jon Perlman, R (6.1) ERA: 4.26										0	0	0	0	0	0	0											
Dave Beard, R (8.1) ERA: 6.43										0	0	0	0	0	0	0											
Inning Stats	R: 0 E: 0 K: 0 S: 3	H: 0 LOB: 1 BB: 1 P: 7	R: 0 E: 0 K: 0 S: 3	H: 0 LOB: 0 BB: 0 P: 3	R: 1 E: 0 K: 0 S: 5	H: 2 LOB: 1 BB: 0 P: 5	R: 0 E: 0 K: 0 S: 3	H: 1 LOB: 1 BB: 1 P: 7	R: 0 E: 0 K: 0 S: 4	H: 2 LOB: 1 BB: 0 P: 4	R: 1 E: 0 K: 1 S: 7	H: 2 LOB: 2 BB: 1 P: 11	R: 0 E: 0 K: 2 S: 8	H: 1 LOB: 1 BB: 0 P: 8	R: 1 E: 0 K: 1 S: 7	H: 2 LOB: 2 BB: 1 P: 11	1B: 8 2B: 2 3B: 0 HR: 1	SF: 0 SAC: 0 DP: 2 HBP: 0	WP: 0 PB: 0 SB: 2 CS: 0	PA: 39							
PITCHER	IP	WLS	BF	H	R	ER	SO	BB	IBB	HBP	BLK	WP	HR	S	P	ERA	WHIP										
Bob Forsch, R (1.1) ERA: 4.2	6.1	W	26	6	2	2	0	3	0	0	0	0	0	23	35	2.84	1.421										
Ricky Horton, L (7.1) ERA: 2.91	0.1		2	1	0	0	0	0	0	0	0	0	0	2	2	0.00	3.000										
Todd Worrell, R (7.1) ERA: 4.22	2.1	S	11	3	1	1	4	1	0	0	0	0	1	18	22	3.86	1.714										

St. Louis Cardinals @ Chicago Cubs
Wrigley Field, Chicago, IL
Fri Sep 13 1985, 3:33 AM CDT
Att: 16,110 - Unknown

AB 35
R 3
H 10
RBI 3
BB 4
SO 4
LOB 23



Batter	1	2	3	4	5	6	7	8	9	AB	R	H	RBI	BB	SO	LOB	TOP																					
Vince Coleman, S OBP: 0.320, SLG: 0.346 (1, 7)	F3		S		6-3		6-3		F8	5	0	1	1	0	0	2																						
Willie McGee, S OBP: 0.391, SLG: 0.520 (1, 8)	4-3		6-3		6-3		G3			4	0	1	1	0	0	1																						
Tom Herr, S OBP: 0.385, SLG: 0.416 (1, 4)	K				G5-4-3		K			4	1	1	0	0	2	1																						
Cesar Cedeno, R Jeff Lahti, R OBP: 0.322, SLG: 0.390 (8, 1)		6-3		G4-6-3		BLK		F2		3	1	1	0	1	0	0																						
Tito Landrum, R Andy Van Slyke, L OBP: 0.369, SLG: 0.469 (6, PH) (6, 9)	6-3			G4-6-3		BB		4-3		2	0	1	0	0	0	0																						
Terry Pendleton, S OBP: 0.286, SLG: 0.285 (1, 5)	5-3		G4-6-3					K		4	1	1	1	0	1	2																						
Ozzie Smith, S OBP: 0.346, SLG: 0.351 (1, 6)			4-3			FC6-5		WP		2	1	2	1	2	0	0																						
Tom Nieto, R OBP: 0.300, SLG: 0.281 (1, 2)			4-3		6-3	FC6-5		F9		4	0	0	0	0	0	5																						
Kurt Kinschire, L Matt Keough, R Randy Hunt, R Joe Boever, R Ivan De Jesus, R Bill Campbell, R Mike Jorgensen, R OBP: 0.135, SLG: 0.180 (1, 1) (1, 1) (3, PH) (3, 1) (5, PH) (5, 1) (8, 3)			K		6-3			F6		0	0	0	0	0	0	0																						
Inning Stats	R: 0 E: 0 K: 1 S: 5	H: 0 LOB: 0 BB: 0 P: 5	R: 0 E: 0 K: 0 S: 3	H: 0 LOB: 0 BB: 0 P: 3	R: 1 E: 0 K: 1 S: 7	H: 2 LOB: 1 BB: 0 P: 7	R: 1 E: 0 K: 0 S: 5	H: 3 LOB: 2 BB: 1 P: 9	R: 1 E: 0 K: 0 S: 4	H: 2 LOB: 0 BB: 0 P: 4	R: 2 E: 0 K: 0 S: 5	H: 2 LOB: 1 BB: 1 P: 9	R: 0 E: 0 K: 1 S: 5	H: 0 LOB: 0 BB: 0 P: 5	R: 0 E: 0 K: 1 S: 3	H: 0 LOB: 0 BB: 0 P: 7	1B: 8 2B: 1 3B: 0 HR: 0	SF: 0 SAC: 0 DP: 2 HBP: 0	WP: 1 PB: 0 SB: 3 CS: 0	PA: 37																		
PITCHER	IP	WLS	BF	H	R	ER	SO	BB	IBB	HBP	BLK	WP	HR	S	P	ERA	WHIP	PITCHER				IP	WLS	BF	H	R	ER	SO	BB	IBB	HBP	BLK	WP	HR	S	P	ERA	WHIP
Ray Fontenot, L ERA: 3.75 (1, 1)	5.0		22	7	4	4	2	2	0	0	0	0	0	24	32	7.20	1.800																					
Lary Sorensen, R ERA: 4.72 (6, 1)	1.0	L	5	2	1	1	0	0	0	0	1	0	0	5	5	9.00	2.000																					
Jay Baller, R ERA: 3.34 (7, 1)	3.0		10	0	0	0	2	1	0	0	0	1	0	13	17	0.00	0.333																					

St. Louis Cardinals @ Chicago Cubs
Wrigley Field, Chicago, IL
Sat Sep 14 1985, 3:33 AM CDT
Att: 29,852 - Unknown

AB	34
R	5
H	9
RBI	4
BB	3
SO	4
LOB	15



Batter	1	2	3	4	5	6	7	8	9	AB	R	H	RBI	BB	SO	LOB	BOTTOM																					
Shawon Dunston, R OBP: 0.296, SLG: 0.347 (1, 6)	23 BB	F3				K			5-3	4	2	1	1	1	1	3																						
Gary Matthews, R OBP: 0.354, SLG: 0.381 (1, 7)	23 BB	5-3				K		F8	K	4	1	0	0	1	2	3																						
23 Ryne Sandberg, R OBP: 0.362, SLG: 0.506 (1, 4)	G4-6-3							5-3	F9	4	1	2	1	1	0	1																						
Keith Moreland, R OBP: 0.362, SLG: 0.420 (1, 9)	G4-6-3					6-3		6-3		3	0	1	1	1	0	1																						
Leon Durham, L OBP: 0.359, SLG: 0.464 (1, 3)	G4-6-3								F8	3	0	0	0	1	1	3																						
Ron Cey, R OBP: 0.321, SLG: 0.412 Dave Owen, S OBP: 0.429, SLG: 0.429 (8, PR) (9, 5)	F9					F9		E6	E6	4	0	0	0	0	0	4																						
Jody Davis, R OBP: 0.289, SLG: 0.377 (1, 2)										3	0	1	0	1	1	4																						
Billy Hatcher, R OBP: 0.304, SLG: 0.365 (1, 8)										3	0	0	0	0	1	2																						
Ray Fontenot, L OBP: 0.051, SLG: 0.051 Lary Sorensen, R (6, 1)										1	0	0	0	0	1	0																						
Gary Woods, R OBP: 0.348, SLG: 0.263 (6, PH) Jay Baller, L (7, 1) Thad Bosley, L OBP: 0.401, SLG: 0.553 (9, PH)										1	0	0	0	0	0	0																						
Inning Stats	R: 2 E: 0 K: 0 S: 2	H: 0 LOB: 1 BB: 4 P: 18	R: 0 E: 0 K: 0 S: 4	H: 1 LOB: 2 BB: 0 P: 5	R: 1 E: 1 K: 1 S: 7	H: 2 LOB: 1 BB: 0 P: 7	R: 1 E: 0 K: 3 S: 10	H: 1 LOB: 0 BB: 0 P: 10	R: 0 E: 0 K: 1 S: 6	H: 1 LOB: 2 BB: 1 P: 10	R: 0 E: 0 K: 1 S: 5	H: 0 LOB: 0 BB: 0 P: 5	R: 0 E: 0 K: 0 S: 3	H: 0 LOB: 0 BB: 0 P: 3	R: 0 E: 1 K: 0 S: 3	H: 0 LOB: 1 BB: 1 P: 7	R: 0 E: 0 K: 1 S: 6	H: 1 LOB: 1 BB: 0 P: 6	1B: 3 2B: 1 3B: 0 HR: 2	SF: 0 SAC: 1 DP: 3 HBP: 1	WP: 0 PB: 0 SB: 1 CS: 0	PA: 39																
PITCHER	IP	WLS	BF	H	R	ER	SO	BB	IBB	HBP	BLK	WP	HR	S	P	ERA	WHIP	PITCHER				IP	WLS	BF	H	R	ER	SO	BB	IBB	HBP	BLK	WP	HR	S	P	ERA	WHIP
Kurt Kinschire, R ERA: 4.65 (1, 1)	0.0		3	0	0	0	0	3	0	0	0	0	0	6	11	0.00	1.000																					
Joe Boever, R ERA: 4.2 (3, 1)	2.0		9	3	2	2	4	0	0	0	0	0	2	17	17	9.00	1.500																					
Bill Campbell, R ERA: 3.39 Jeff Lahti, R ERA: 2.06 (8, 1)	3.0	W	11	1	0	0	2	0	1	0	0	0	0	14	18	0.00	0.333																					
Jeff Lahti, R ERA: 2.06 (8, 1)	2.0	S	8	1	0	0	1	1	0	0	0	0	0	9	13	0.00	1.000																					

St. Louis Cardinals @ Chicago Cubs
Wrigley Field, Chicago, IL
Sat Sep 14 1985, 3:33 AM CDT
Att: 29,852 - Unknown


AB	31
R	4
H	6
RBI	3
BB	6
SO	7
LOB	21



Batter	1	2	3	4	5	6	7	8	9	AB	R	H	RBI	BB	SO	LOB	TOP			
Bob Dernier, R OBP: 0.312, SLG: 0.321 (1, 8)										5	1	1	0	0	0	1				
Gary Matthews, R OBP: 0.356, SLG: 0.376 (1, 7)										4	1	0	0	1	0	1				
23 Ryne Sandberg, R OBP: 0.365, SLG: 0.507 (1, 4)										3	2	1	1	2	1	1				
Keith Moreland, R OBP: 0.363, SLG: 0.423 (1, 9)										5	0	3	3	0	0	1				
Leon Durham, L OBP: 0.359, SLG: 0.463 (1, 3)										3	0	1	0	1	0	2				
Ron Cey, R OBP: 0.320, SLG: 0.410 (1, 5)										4	1	1	0	0	2	4				
Jody Davis, R OBP: 0.288, SLG: 0.377 (1, 2)										4	0	1	0	0	1	1				
Shawon Dunston, R OBP: 0.290, SLG: 0.337 (1, 6)										1	0	0	1	1	1	0				
Thao Bosley, L OBP: 0.365, SLG: 0.539 (8, PH)										1	0	0	0	0	0	0				
Dave Owen, S OBP: 0.375, SLG: 0.375 (8, 6)										0	0	0	0	0	0	0				
Johnny Abrego, R OBP: 0.206, SLG: 0.143 (5, 1)										2	0	0	0	0	0	3				
Derek Botelho, R OBP: 0.226, SLG: 0.353 (6, PH)										0	0	0	0	0	0	0				
Billy Hamilton, R OBP: 0.226, SLG: 0.353 (6, 1)										0	0	0	0	0	0	0				
George Frazier, R OBP: 0.226, SLG: 0.353 (6, 1)										0	0	0	0	0	0	0				
Ron Meredith, L OBP: 0.206, SLG: 0.292 (7, 1)										0	0	0	0	0	0	0				
Richie Hebner, R OBP: 0.206, SLG: 0.292 (8, PH)										1	0	0	0	0	0	0				
Lary Sorensen, R OBP: 0.206, SLG: 0.292 (8, 1)										0	0	0	0	0	0	0				
Inning Stats	R: 1 E: 0 K: 0 S: 5	H: 2 LOB: 1 BB: 0 P: 5	R: 1 E: 0 K: 0 S: 5	H: 2 LOB: 1 BB: 0 P: 5	R: 0 E: 0 K: 1 S: 5	H: 0 LOB: 0 BB: 0 P: 5	R: 0 E: 0 K: 0 S: 4	H: 1 LOB: 2 BB: 1 P: 8	R: 2 E: 1 K: 1 S: 7	H: 2 LOB: 1 BB: 1 P: 11	R: 1 E: 0 K: 1 S: 6	H: 1 LOB: 2 BB: 2 P: 14	R: 0 E: 0 K: 1 S: 5	H: 0 LOB: 0 BB: 0 P: 5	R: 0 E: 0 K: 0 S: 3	H: 0 LOB: 1 BB: 1 P: 7	1B: 5 2B: 3 3B: 0 HR: 0	SF: 1 SAC: 0 DP: 0 HBP: 0	WP: 0 PB: 0 SB: 2 CS: 0	PA: 40
PITCHER	IP WLS BF H R ER SO BB IBB HBP BLK WP HR S P ERA WHIP																			
Bill Gullickson, R ERA: 3.49 (1, 1)	6.2	31	8	5	5	3	2	1	0	0	0	0	0	0	34	46	6.75	1.500		
Tim Burke, R ERA: 2.0 (7, 1)	2.1	W	9	0	0	0	2	1	1	0	0	0	0	0	11	19	0.00	0.429		

Chicago Cubs @ Montreal Expos
Olympic Stadium, Montreal, QB
Mon Sep 16 1985, 7:05 PM EDT
Att: 10,399 - Unknown


AB	34
R	5
H	8
RBI	5
BB	5
SO	5
LOB	14

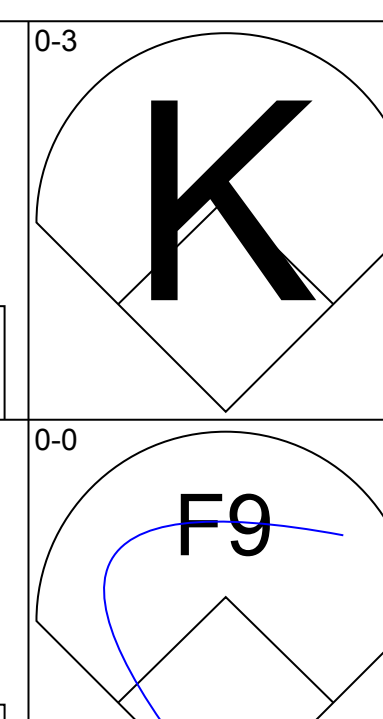
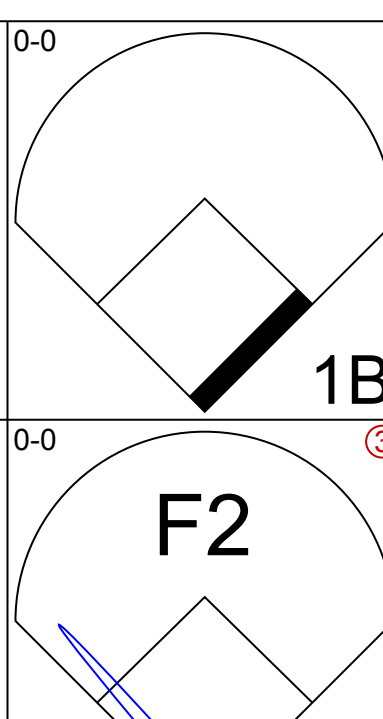
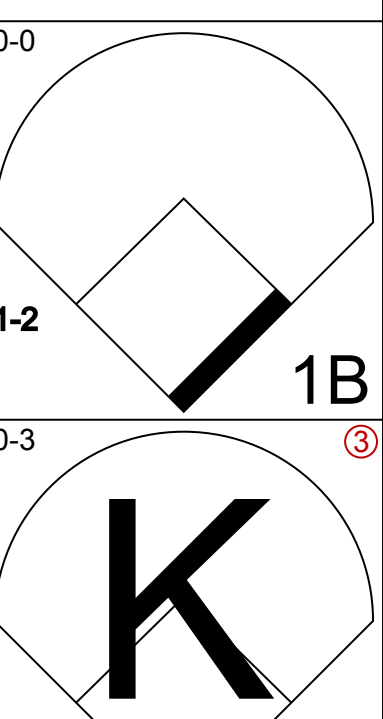
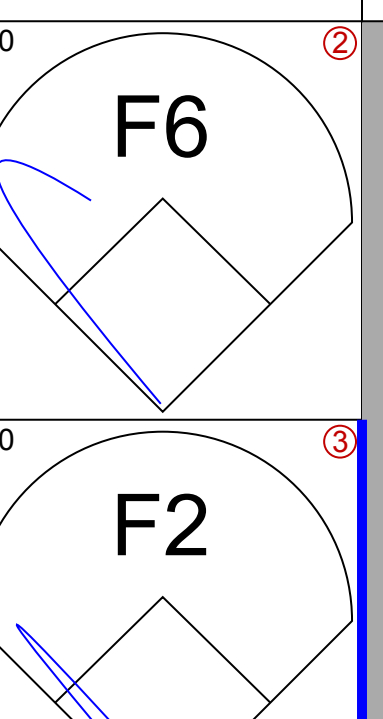
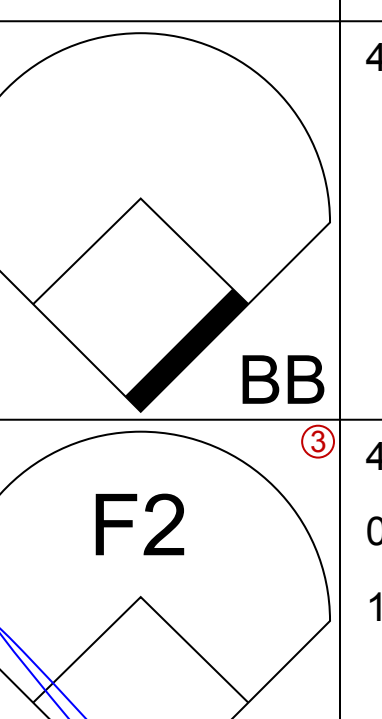
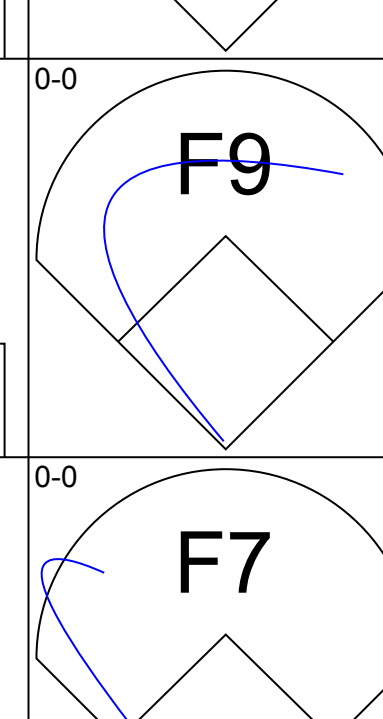
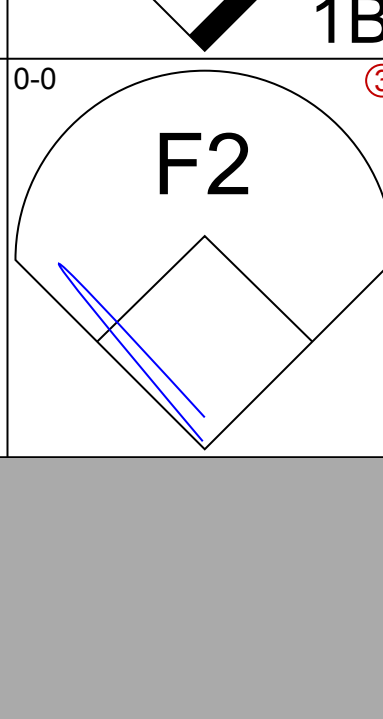
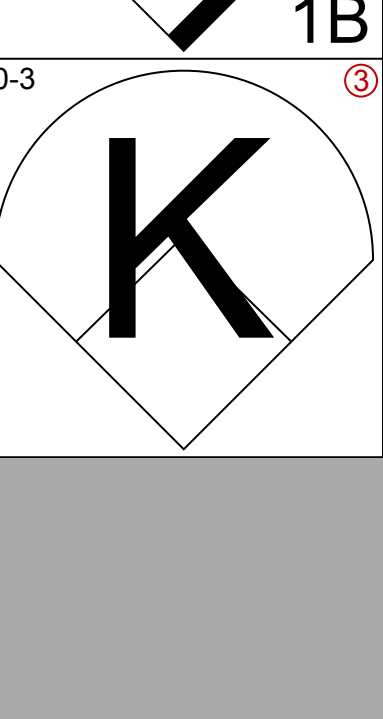
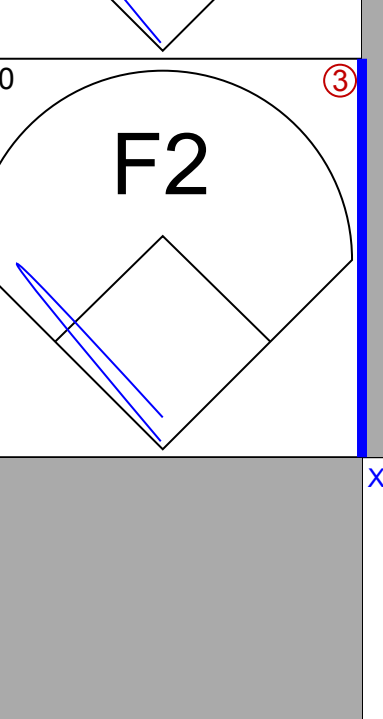
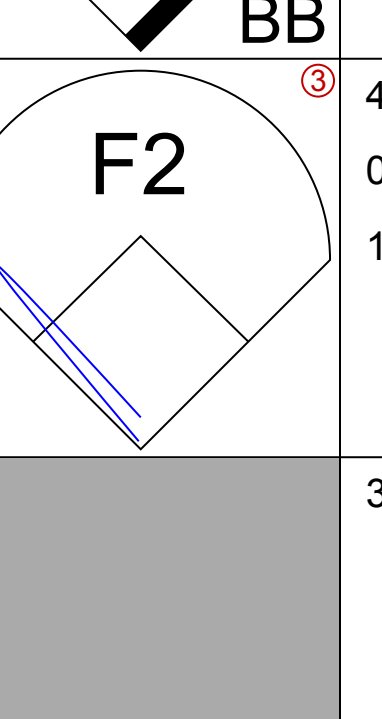
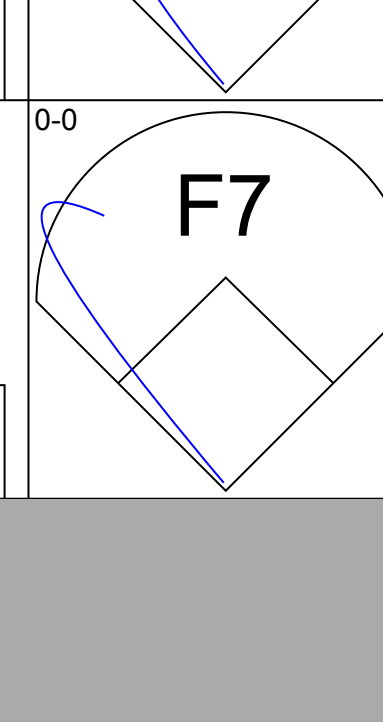
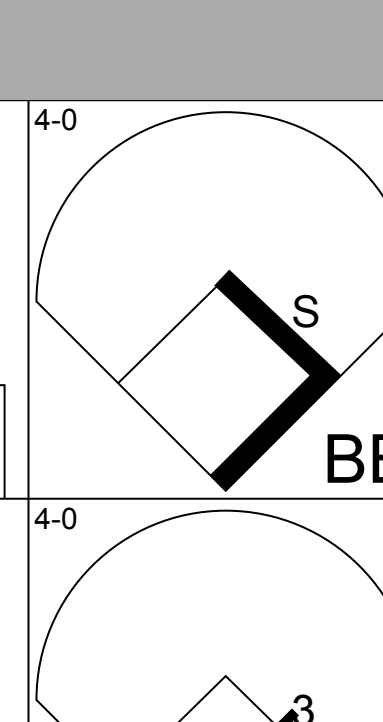
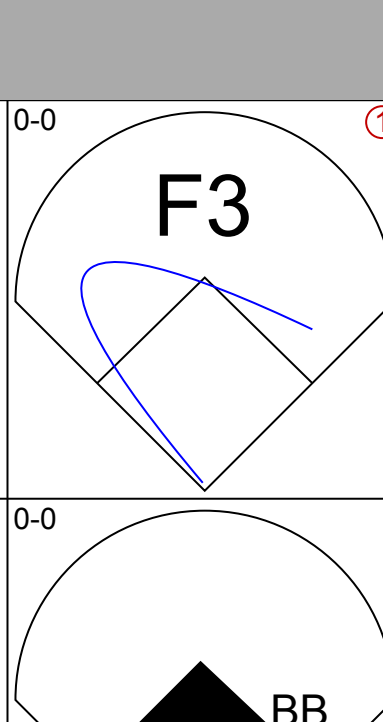
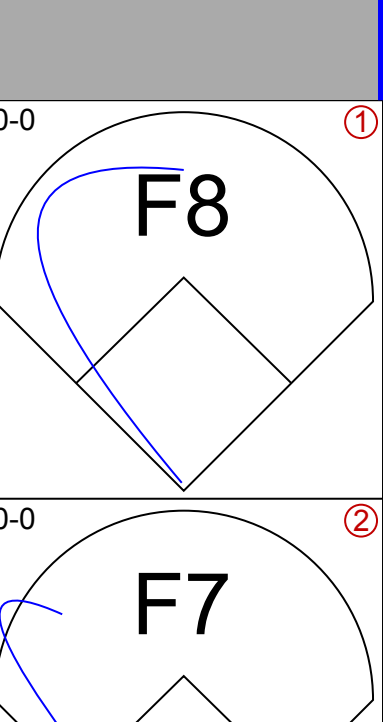
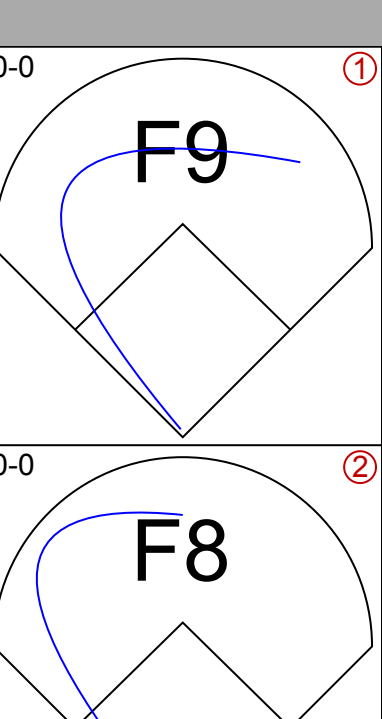
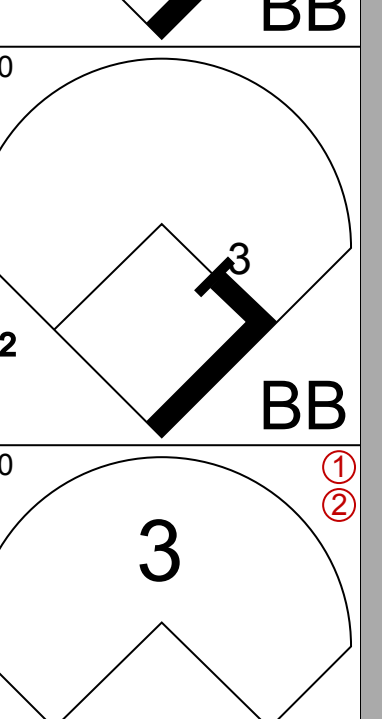
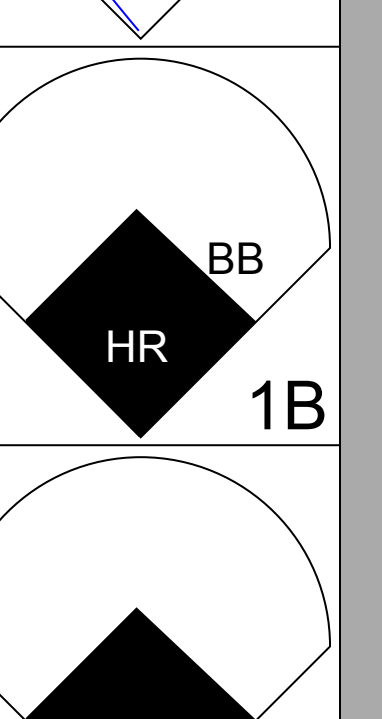
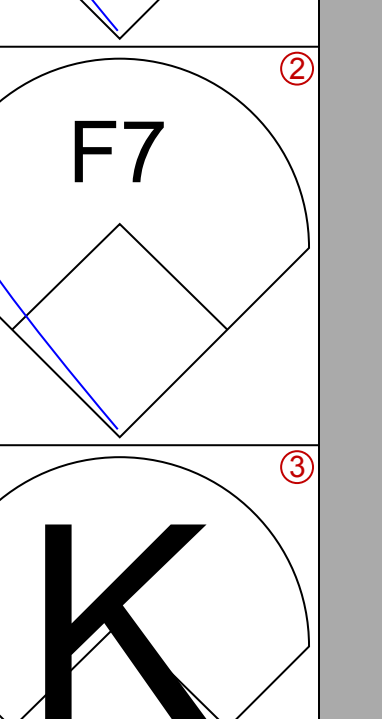
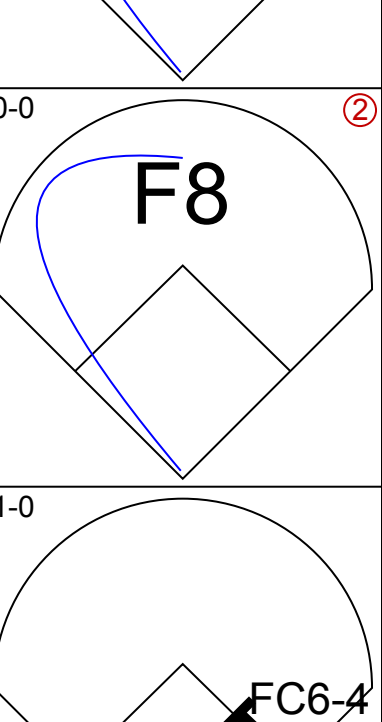
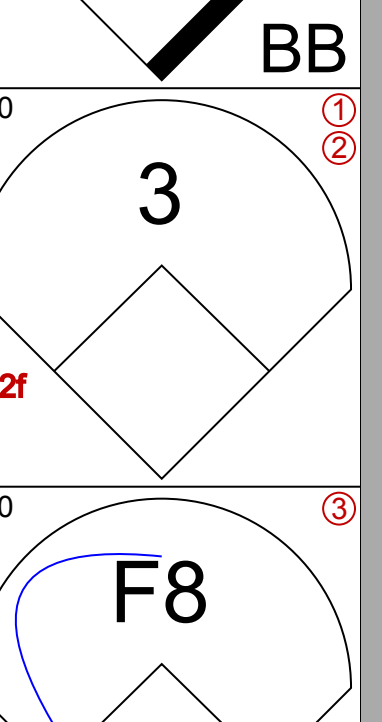
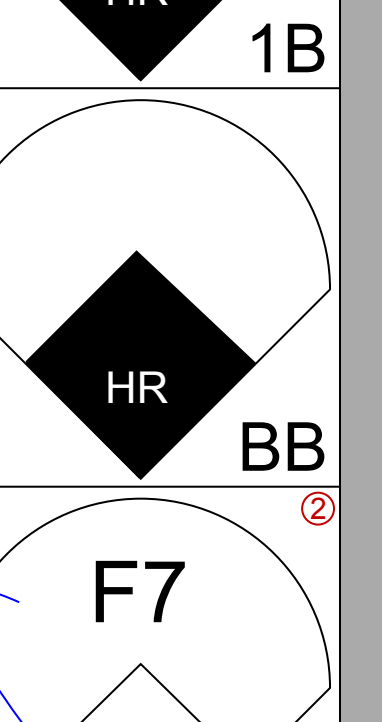
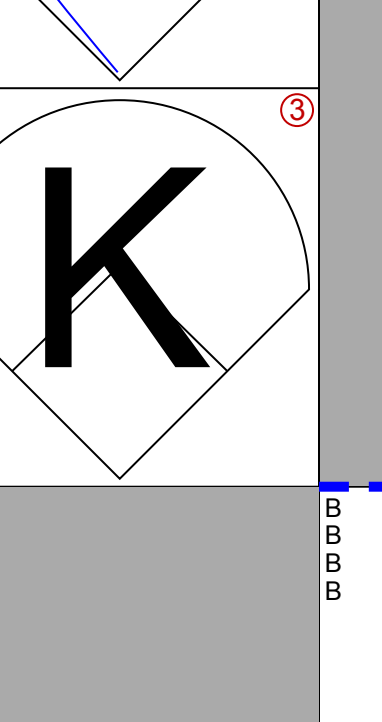
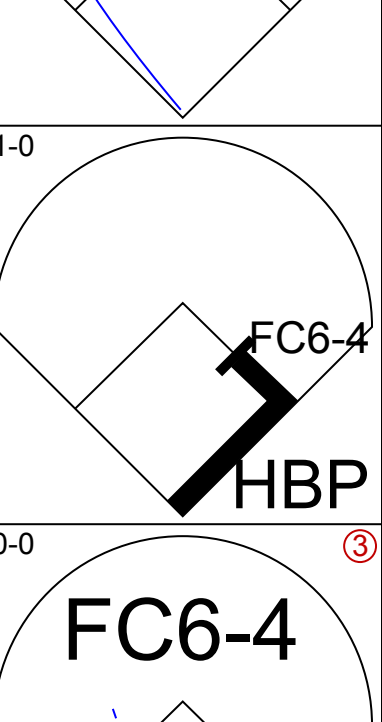
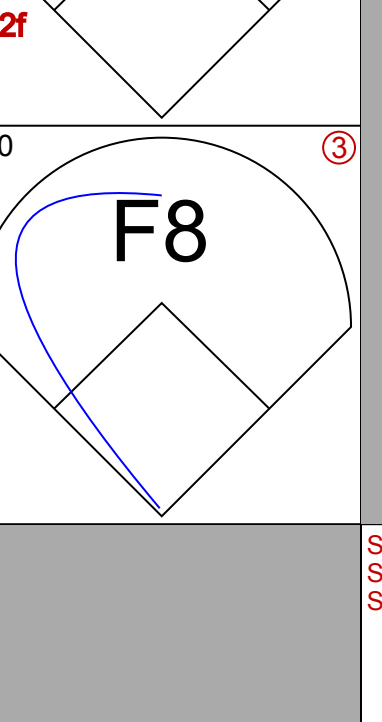
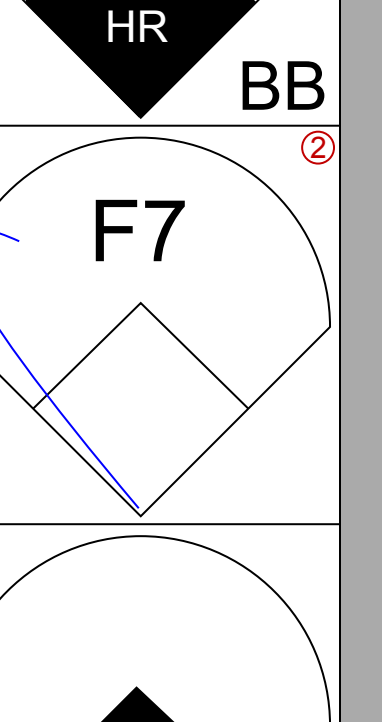
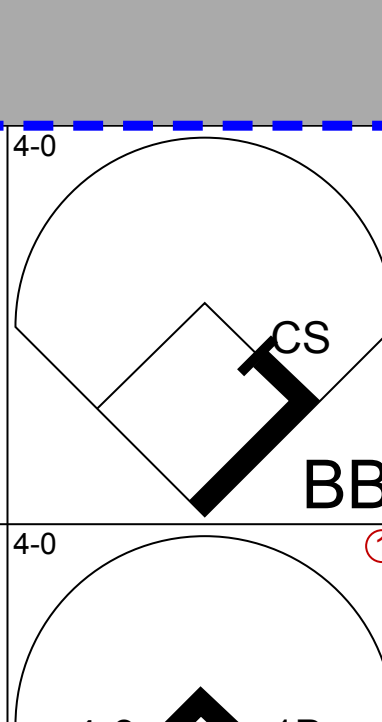
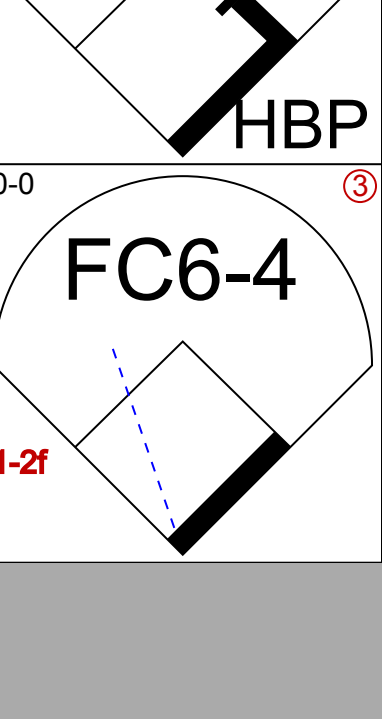
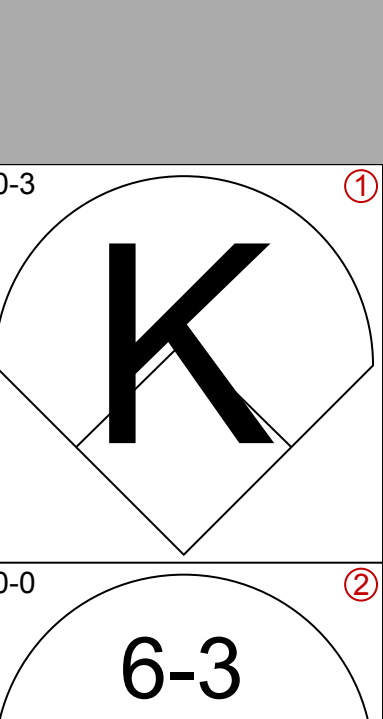
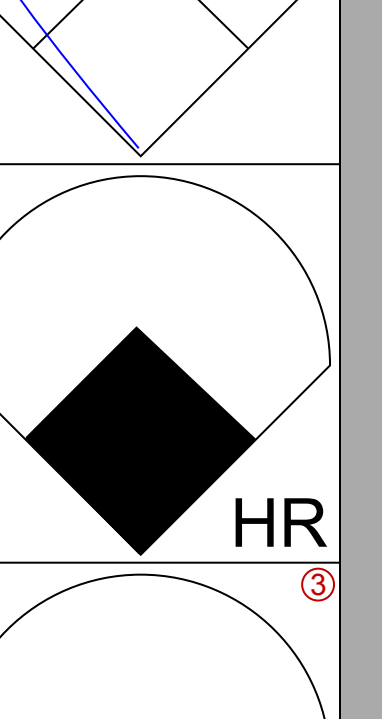
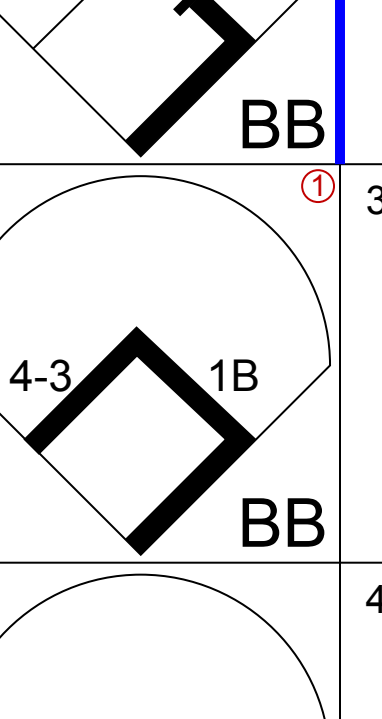
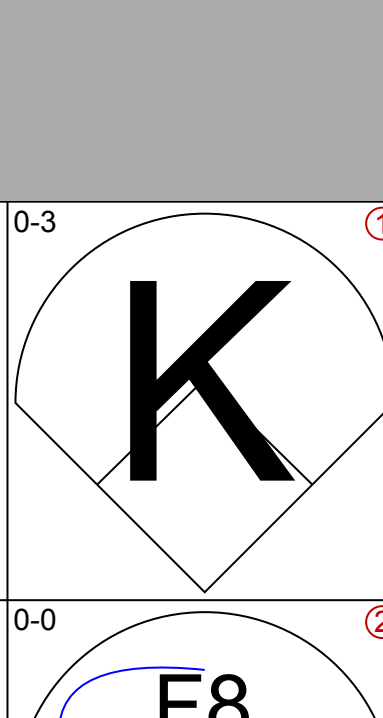
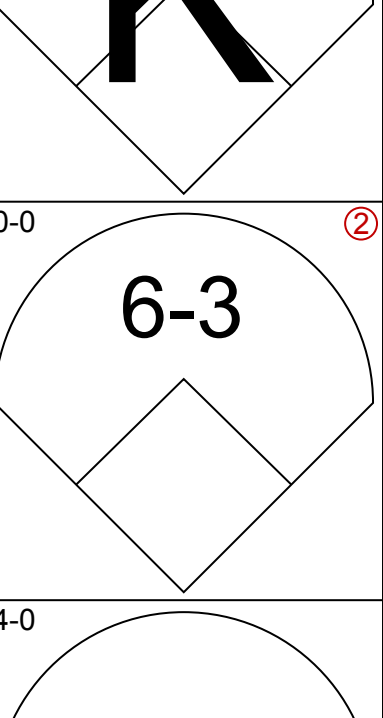
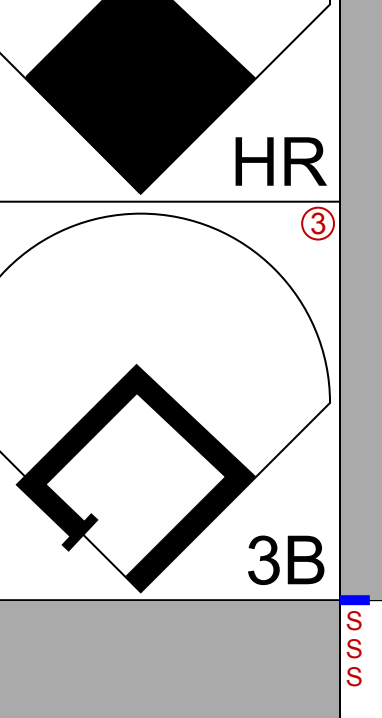
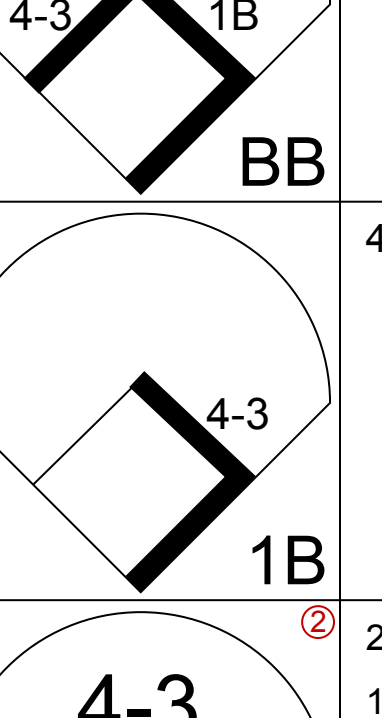
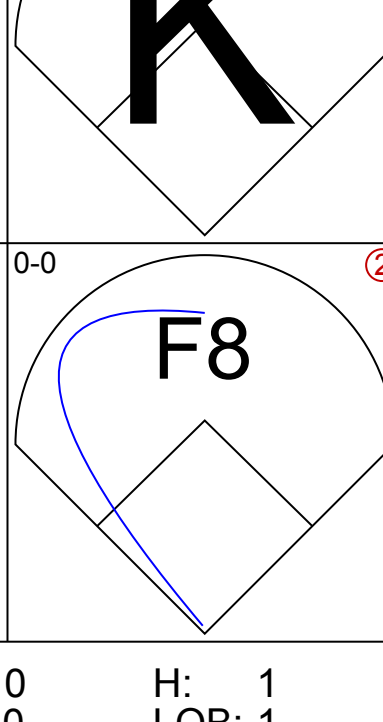
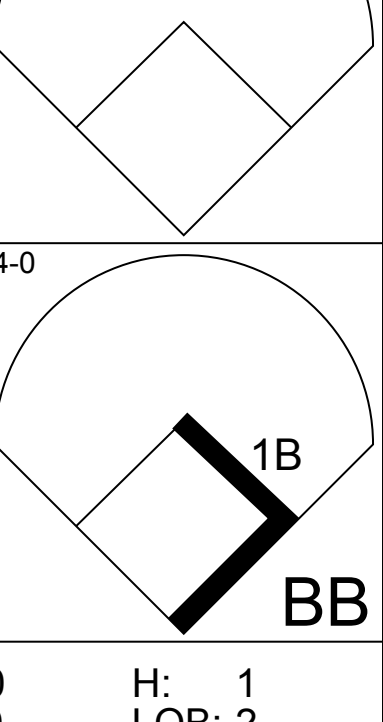
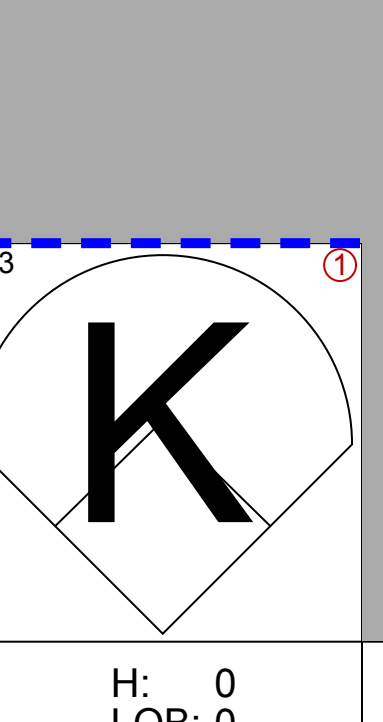
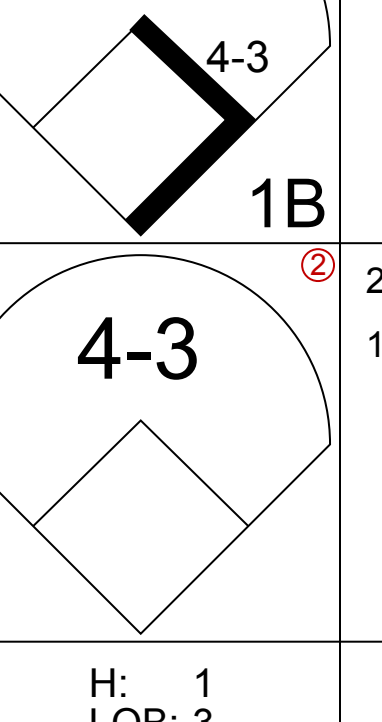
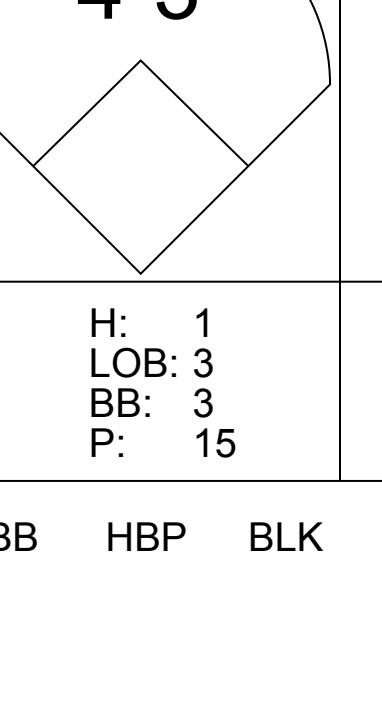


Batter	1	2	3	4	5	6	7	8	9	AB	R	H	RBI	BB	SO	LOB	BOTTOM			
Tim Raines, S OBP: 0.395, SLG: 0.456 (1, 7)										3	0	2	2	2	1	1				
Vance Law, R OBP: 0.361, SLG: 0.405 (1, 4)										4	1	1	1	0	1	6				
Terry Francona, L OBP: 0.315, SLG: 0.372 (1, 3)										4	1	1	0	1	0	3				
Hubie Brooks, R OBP: 0.308, SLG: 0.403 (1, 6)										4	2	2	0	1	0	2				
Doug Frobel, L OBP: 0.309, SLG: 0.248 (1, 9)										4	0	0	1	0	2	2				
Tim Wallach, R OBP: 0.314, SLG: 0.450 (1, 5)										3	2	1	2	1	0	1				
Herm Winningham, L OBP: 0.306, SLG: 0.333 (1, 8)										2	1	0	0	2	0	0				
Sal Butera, R OBP: 0.295, SLG: 0.287 (1, 2)										2	1	1	0	1	0	0				
Scott Thompson, L OBP: 0.257, SLG: 0.277 (7, PH)										0	0	0	1	0	0	0				
Mike O'Berry, R OBP: 0.417, SLG: 0.222 (8, 2)										0	0	0	0	0	0	0				
Bill Gullickson, R OBP: 0.190, SLG: 0.259 (1, 1)										2	0	0	0	0	1	0				
Tim Burke, R OBP: 0.222, SLG: 0.125 (7, 1)										0	0	0	0	1	0	0				
Inning Stats	R: 0 E: 0 K: 0 S: 3	H: 1 LOB: 1 BB: 1 P: 7	R: 0 E: 0 K: 1 S: 5	H: 0 LOB: 0 BB: 0 P: 5	R: 0 E: 0 K: 1 S: 5	H: 0 LOB: 1 BB: 1 P: 9	R: 4 E: 2 K: 1 S: 10	H: 4 LOB: 1 BB: 0 P: 10	R: 1 E: 0 K: 0 S: 4	H: 1 LOB: 1 BB: 1 P: 8	R: 0 E: 0 K: 1 S: 5	H: 0 LOB: 3 BB: 3 P: 17	R: 3 E: 0 K: 0 S: 5	H: 2 LOB: 2 BB: 3 P: 17	R: 0 E: 0 K: 1 S: 5	H: 0 LOB: 0 BB: 0 P: 5	1B: 4 2B: 2 3B: 0 HR: 2	SF: 1 SAC: 3 DP: 1 HBP: 0	WP: 1 PB: 0 SB: 2 CS: 0	PA: 41
PITCHER	IP WLS BF H R ER SO BB IBB HBP BLK WP HR S P ERA WHIP																			
Johnny Abrego, R ERA: 5.91 (1, 1)	4.0	19	5	4	3	3	2	0	0	0	0	0	1	4	8	9.00	2.000			
Derek Botelho, R ERA: 5.65 (5, 1)	1.0	5	1	1	1	0	1	0	0	0	0	0	1	4	8	9.00	2.000			
George Frazier, R ERA: 6.03 (6, 1)	1.2	L	12	1	3	3	1	5	1	0	0	1	0	8	32	16.20	3.600			
Ron Meredith, L ERA: 4.43 (7, 1)	0.1	2	1	0	0	0	0	0	0	0	0	0	0	2	2	0.00	3.000			
Lary Sorensen, R ERA: 4.66 (8, 1)	1.0	3	0	0	0	1	0	0	0	0	0	0	5	5	0.00	0.000				

Chicago Cubs @ Montreal Expos
Olympic Stadium, Montreal, QB
Mon Sep 16 1985, 7:05 PM EDT
Att: 10,399 - Unknown

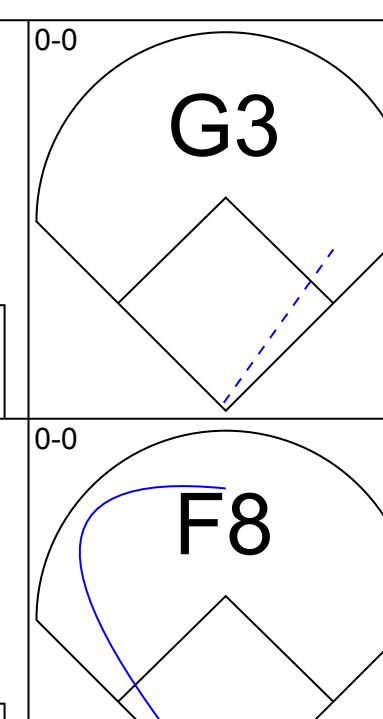

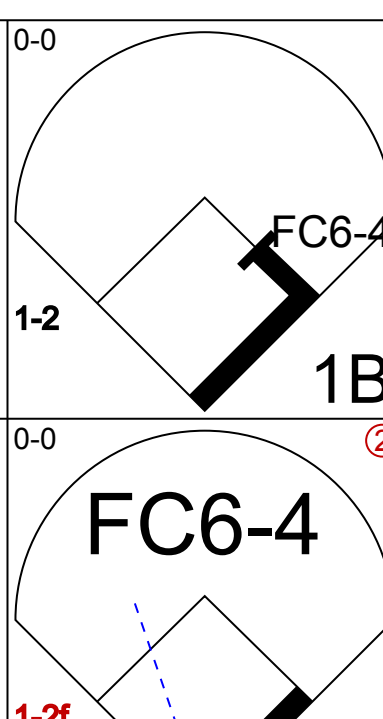
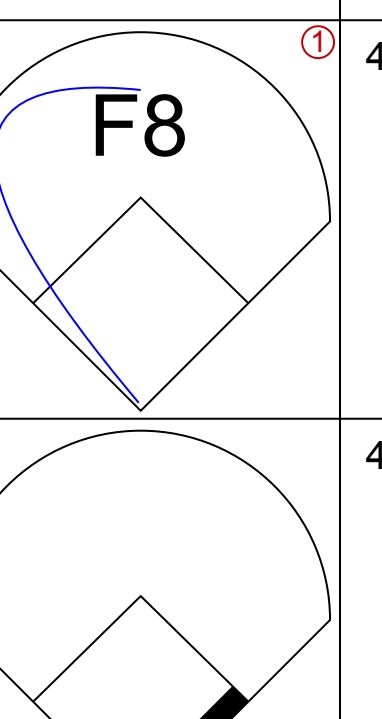
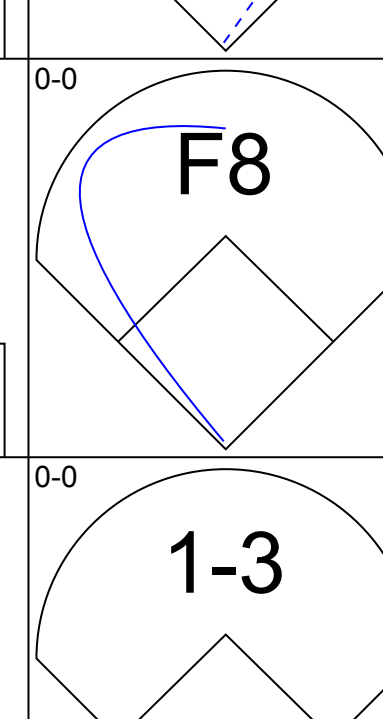
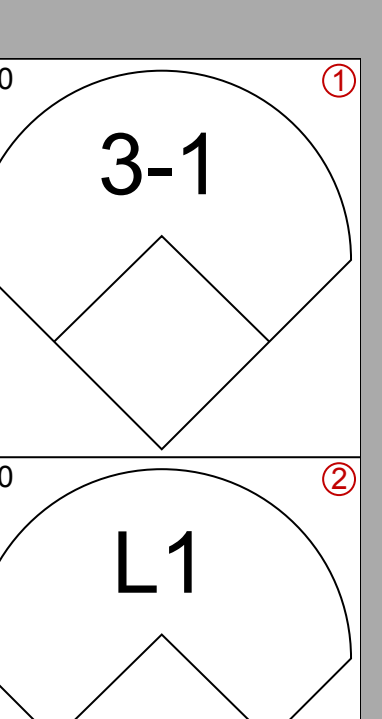
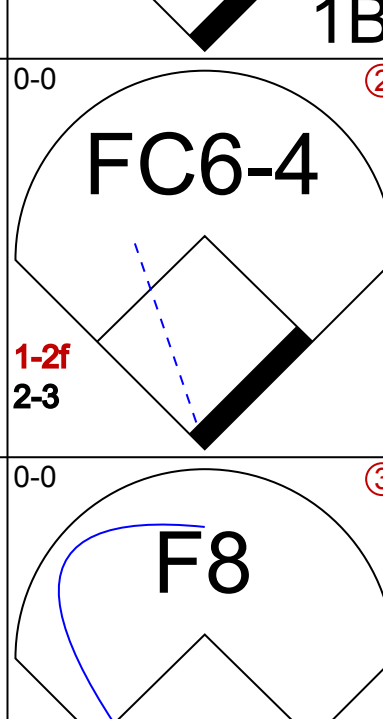
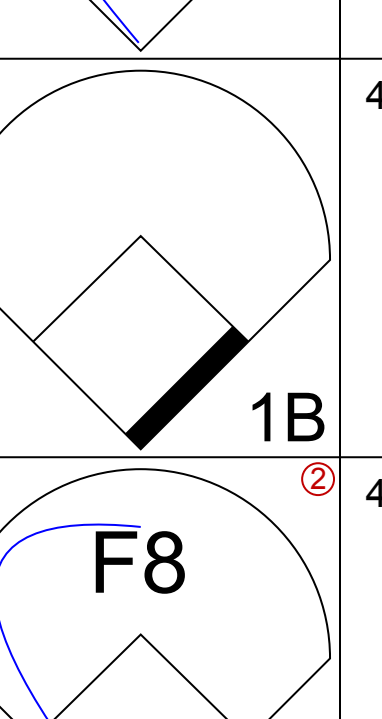
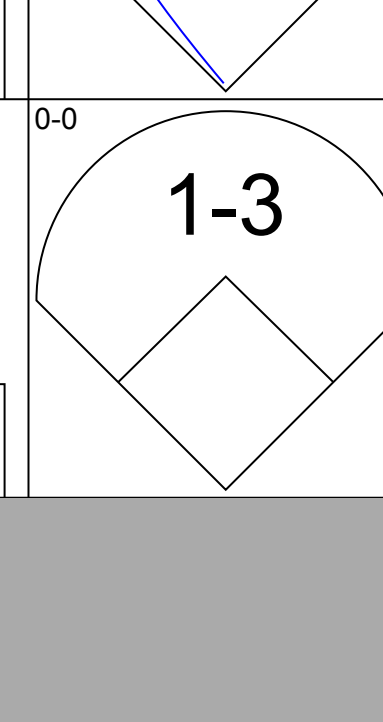
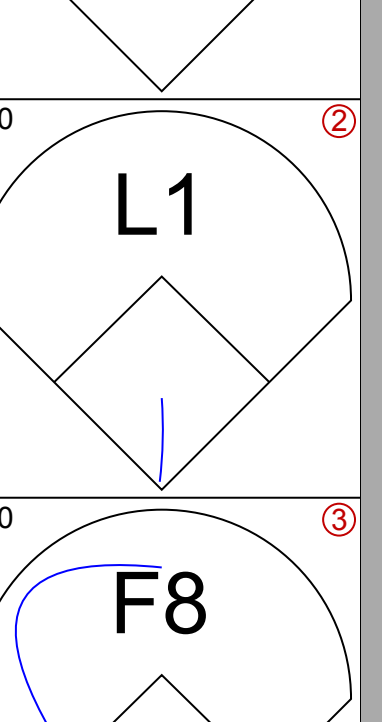
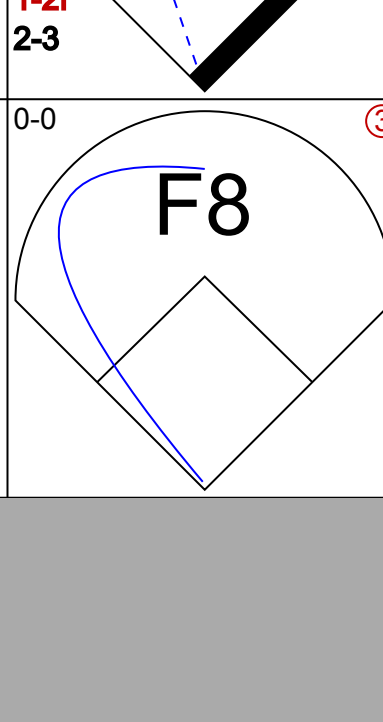
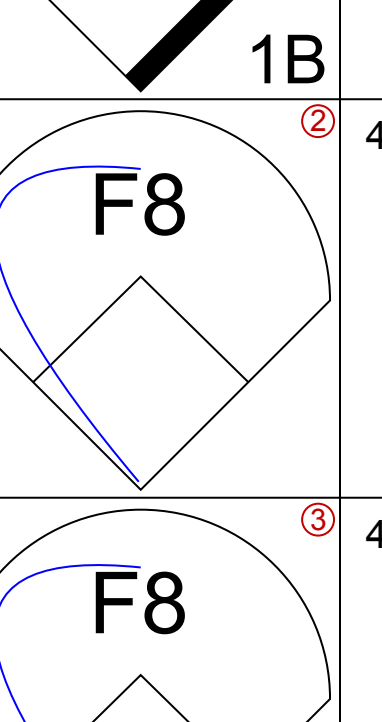
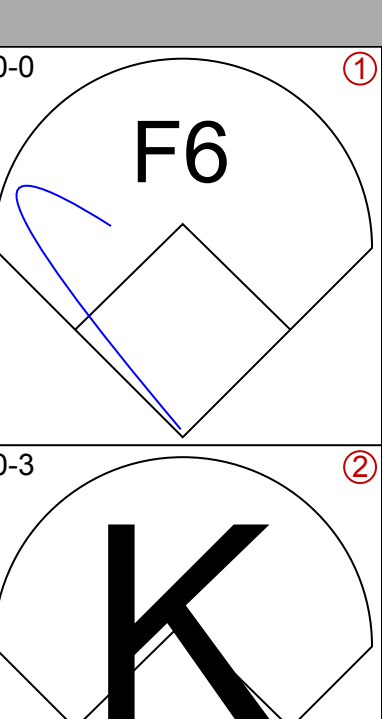
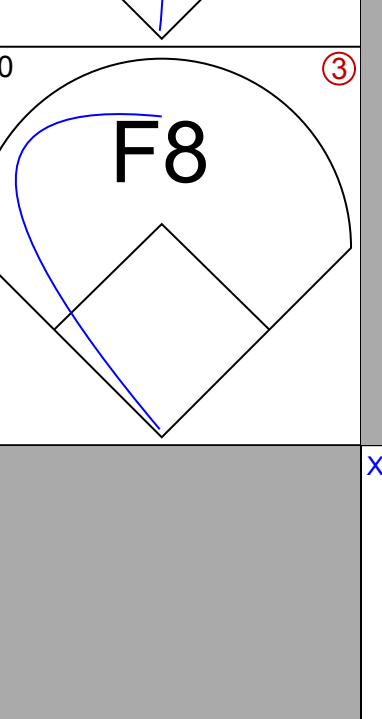
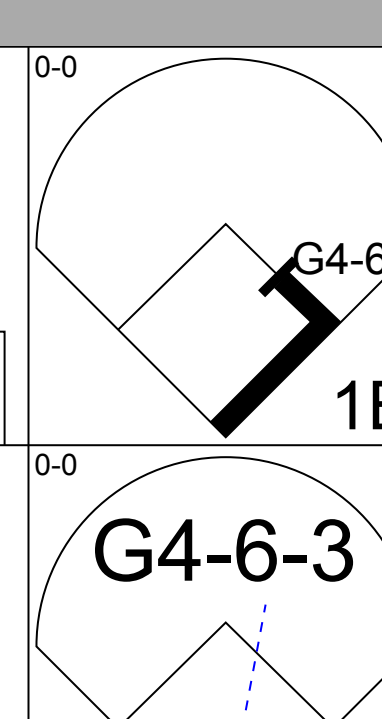
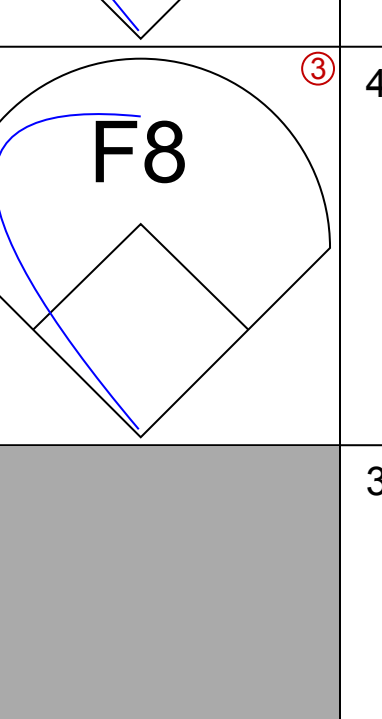
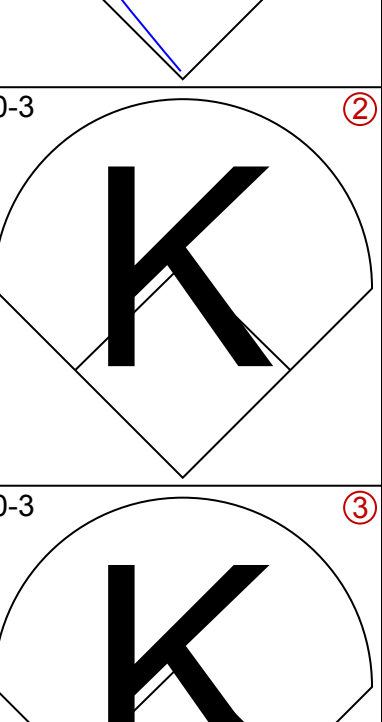
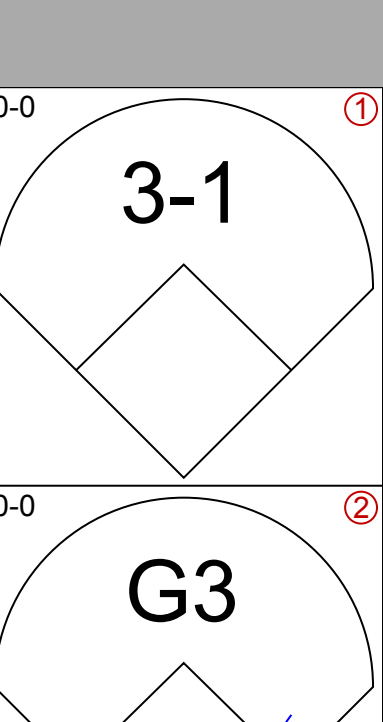
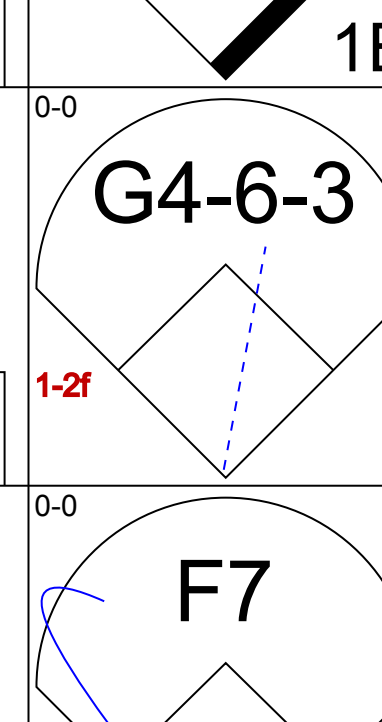
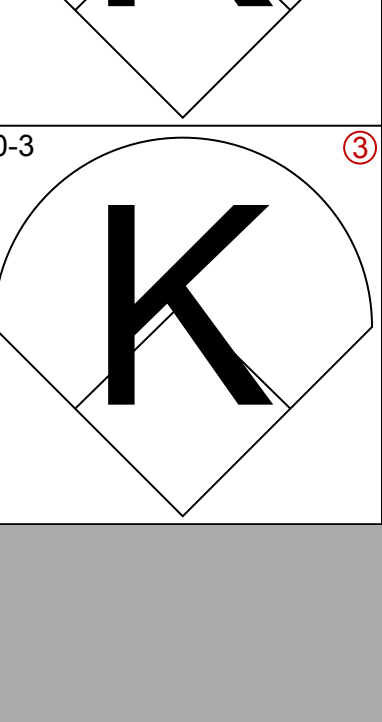
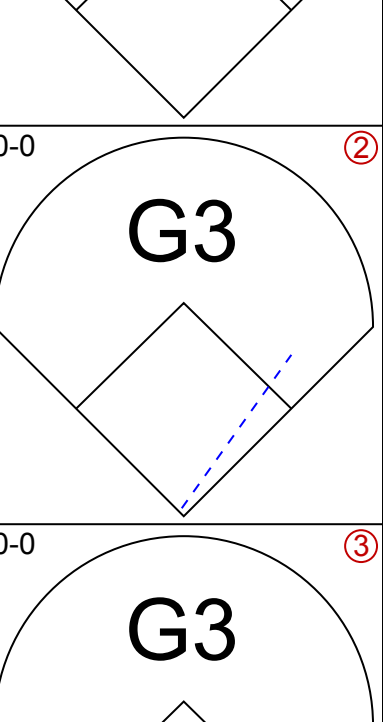
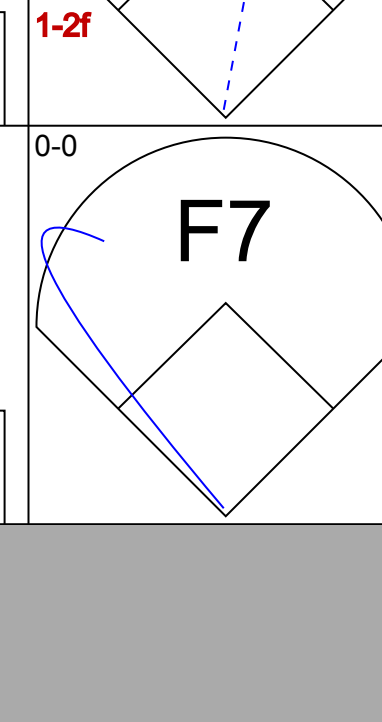
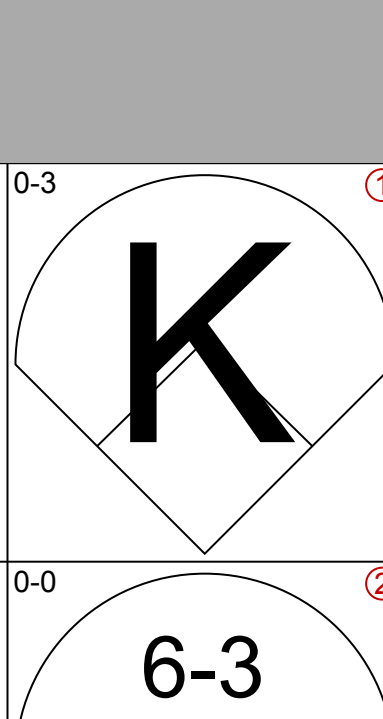
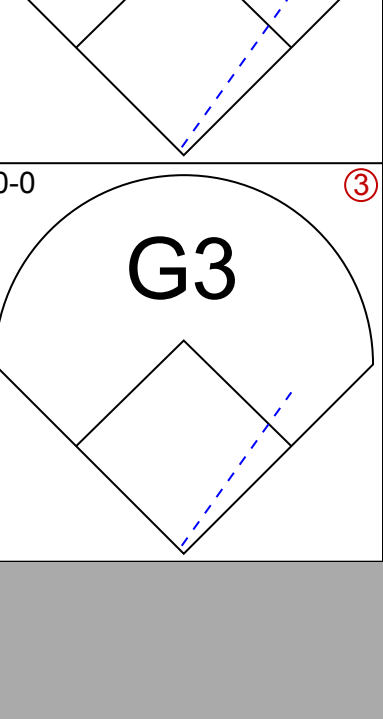
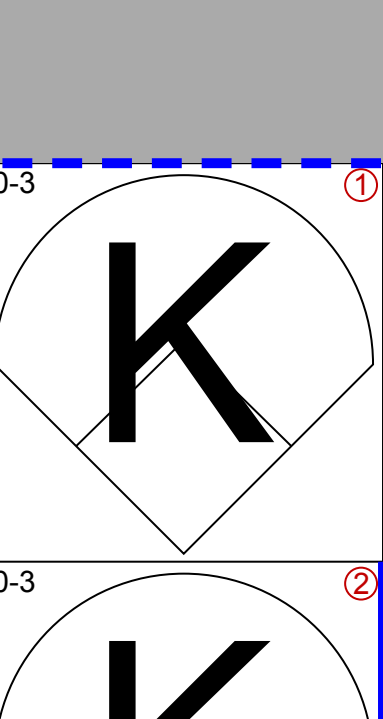
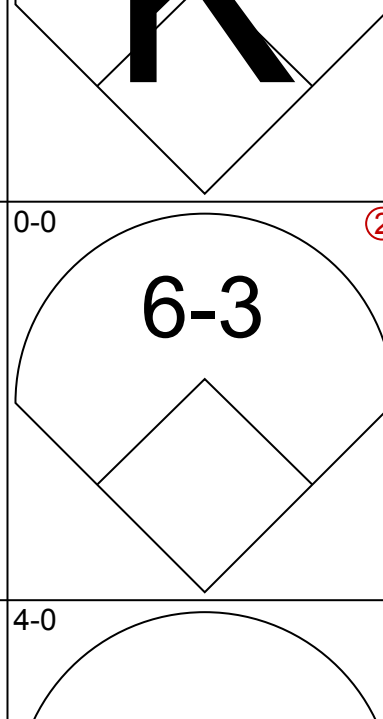
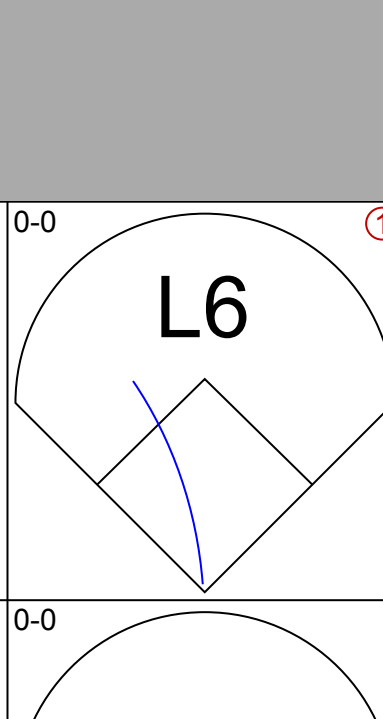
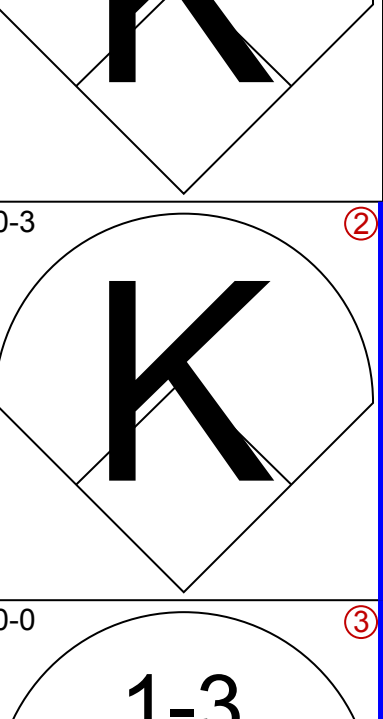
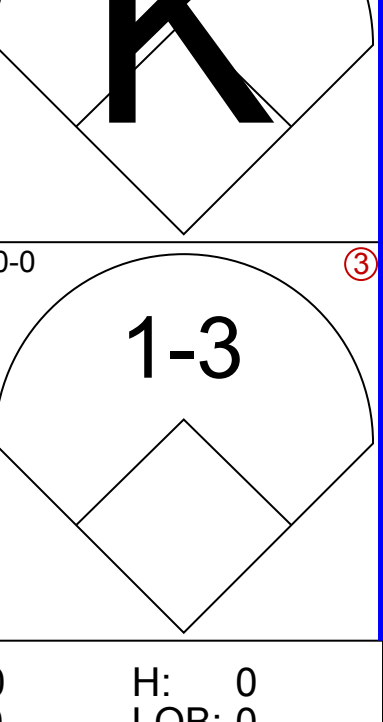
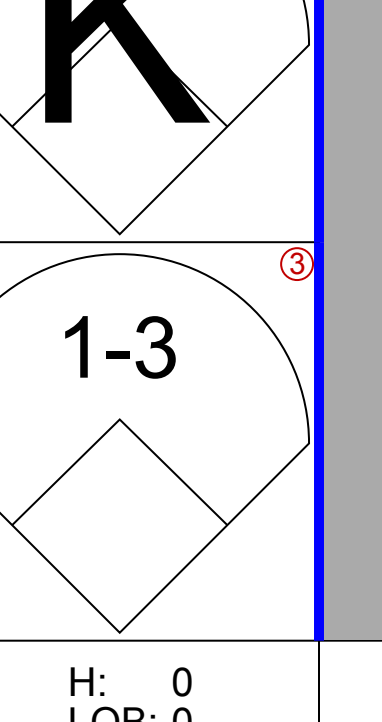
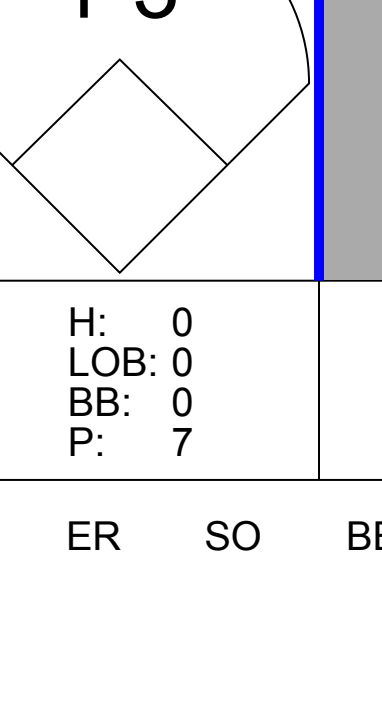
AB	28
R	8
H	8
RBI	7
BB	9
SO	5
LOB	15



Batter	1	2	3	4	5	6	7	8	9	AB	R	H	RBI	BB	SO	LOB	TOP					
Bob Dernier, R OBP: 0.315, SLG: 0.322 (1, 8)										4	0	2	0	1	1	0	Chicago Cubs @ Montreal Expos Olympic Stadium, Montreal, QB Tue Sep 17 1985, 7:05 PM EDT Att: 12,095 - Unknown					
Gary Matthews, R OBP: 0.352, SLG: 0.371 (1, 7)										4	0	0	0	0	1	3						
Billy Hatcher, R OBP: 0.295, SLG: 0.353 (9, PH)										0	0	0	0	0	0	0						
Thad Bosley, L OBP: 0.393, SLG: 0.535 (9, 7)										1	0	0	0	0	0	3						
23 Ryne Sandberg, R OBP: 0.364, SLG: 0.505 (1, 4)										3	0	0	0	1	0	0						
Keith Moreland, R OBP: 0.364, SLG: 0.422 (1, 9)										3	1	1	0	1	0	0						
Leon Durham, L OBP: 0.358, SLG: 0.460 (1, 3)										3	1	0	0	1	1	2						
Ron Cey, R OBP: 0.322, SLG: 0.408 (1, 5)										2	0	0	0	1	0	3						
Dave Owen, S OBP: 0.375, SLG: 0.375 (9, 5)										0	0	0	0	0	0	0						
Jody Davis, R OBP: 0.290, SLG: 0.384 (1, 2)										3	1	1	3	1	1	1						
Shawon Dunston, R OBP: 0.294, SLG: 0.352 (1, 6)										4	0	2	0	0	1	0						
Dennis Eckersley, R OBP: 0.218, SLG: 0.167 (1, 1)										2	0	0	0	1	1	0						
Lee Smith, R (8, 1)										1	0	0	0	0	0	2						
Inning Stats	R: 0 E: 0 K: 1 S: 5	H: 0 LOB: 0 BB: 0 P: 5	R: 0 E: 0 K: 0 S: 3	H: 0 LOB: 1 BB: 0 P: 4	R: 0 E: 0 K: 1 S: 6	H: 1 LOB: 1 BB: 0 P: 6	R: 0 E: 0 K: 0 S: 2	H: 0 LOB: 1 BB: 2 P: 10	R: 0 E: 0 K: 2 S: 8	H: 1 LOB: 2 BB: 1 P: 12	R: 3 E: 0 K: 0 S: 5	H: 3 LOB: 1 BB: 1 P: 9	R: 0 E: 0 K: 1 S: 5	H: 0 LOB: 0 BB: 0 P: 5	R: 0 E: 0 K: 1 S: 5	H: 0 LOB: 0 BB: 0 P: 5	R: 0 E: 0 K: 0 S: 3	H: 1 LOB: 3 BB: 3 P: 15	1B: 4 2B: 1 3B: 1 HR: 1	SF: 0 SAC: 0 DP: 1 HBP: 1	WP: 0 PB: 0 SB: 1 CS: 1	PA: 38
PITCHER	IP	WLS	BF	H	R	ER	SO	BB	IBB	HBP	BLK	WP	HR	S	P	ERA	WHIP					
Floyd Youmans, R ERA: 2.99 (1, 1)	6.0	L	26	5	3	3	4	4	0	1	0	0	1	29	46	4.50	1.500					
Bert Roberge, R ERA: 2.08 (7, 1)	2.0		6	0	0	0	2	0	0	0	0	0	0	10	10	0.00	0.000					
Randy St. Claire, R ERA: 3.14 (9, 1)	1.0		6	1	0	0	0	3	0	0	0	0	0	3	15	0.00	4.000					

AB	30
R	3
H	6
RBI	3
BB	7
SO	6
LOB	14



Batter	1	2	3	4	5	6	7	8	9	AB	R	H	RBI	BB	SO	LOB	BOTTOM					
Tim Raines, S OBP: 0.394, SLG: 0.454 (1, 7)										4	0	1	0	0	1	1	Chicago Cubs @ Montreal Expos Olympic Stadium, Montreal, QB Tue Sep 17 1985, 7:05 PM EDT Att: 12,095 - Unknown					
Vance Law, R OBP: 0.360, SLG: 0.404 (1, 4)										4	0	1	0	0	0	2						
Terry Francona, L OBP: 0.310, SLG: 0.366 (1, 3)										4	0	0	0	0	0	3						
Hubie Brooks, R OBP: 0.308, SLG: 0.402 (1, 6)										4	0	1	0	0	0	1						
Doug Frobel, L OBP: 0.302, SLG: 0.242 (1, 9)										3	0	0	0	0	1	1						
Tim Wallach, R OBP: 0.312, SLG: 0.448 (1, 5)										3	0	0	0	0	1	0						
Herm Winningham, L OBP: 0.303, SLG: 0.330 (1, 8)										3	0	0	0	0	2	0						
Sal Butera, R OBP: 0.290, SLG: 0.281 (1, 2)										2	0	0	0	0	0	0						
U L Washington, S OBP: 0.301, SLG: 0.352 (8, PH)										1	0	0	0	0	1	0						
Mike O'Berry, R OBP: 0.417, SLG: 0.222 (9, 2)										0	0	0	0	0	0	0						
Floyd Youmans, R OBP: 0.176, SLG: 0.067 (1, 1)										0	0	0	0	1	0	0						
Razor Shines, S OBP: 0.159, SLG: 0.146 (8, PH)										1	0	1	0	0	0	0						
Bert Roberge, R (7, 1)										0	0	0	0	0	0	0						
Scot Thompson, L OBP: 0.255, SLG: 0.275 (8, PH)										1	0	0	0	0	0	0						
Randy St. Claire, R OBP: 0.459, SLG: 0.200 (9, 1)										0	0	0	0	0	0	0						
Inning Stats	R: 0 E: 0 K: 0 S: 3	H: 0 LOB: 0 BB: 0 P: 3	R: 0 E: 0 K: 2 S: 7	H: 0 LOB: 0 BB: 0 P: 7	R: 0 E: 0 K: 2 S: 7	H: 0 LOB: 1 BB: 1 P: 11	R: 0 E: 0 K: 0 S: 3	H: 0 LOB: 0 BB: 0 P: 3	R: 0 E: 0 K: 0 S: 3	H: 0 LOB: 0 BB: 0 P: 3	R: 0 E: 0 K: 0 S: 5	H: 2 LOB: 2 BB: 0 P: 5	R: 0 E: 0 K: 0 S: 3	H: 1 LOB: 0 BB: 0 P: 3	R: 0 E: 0 K: 2 S: 7	H: 0 LOB: 0 BB: 0 P: 7	R: 0 E: 0 K: 0 S: 4	H: 1 LOB: 1 BB: 0 P: 4	1B: 4 2B: 0 3B: 0 HR: 0	SF: 0 SAC: 0 DP: 1 HBP: 0	WP: 0 PB: 0 SB: 0 CS: 0	PA: 31
PITCHER	IP	WLS	BF	H	R	ER	SO	BB	IBB	HBP	BLK	WP	HR	S	P	ERA	WHIP					
Dennis Eckersley, R ERA: 2.78 (1, 1)	7.0	W	24	3	0	0	4	1	0	0	0	0	0	31	35	0.00	0.571					
Lee Smith, R ERA: 3.21 (8, 1)	2.0	S	7	1	0	0	2	0	0	0	0	0	0	11	11	0.00	0.500					



Batter	1	2	3	4	5	6	7	8	9	AB	R	H	RBI	BB	SO	LOB	TOP			
Bob Dernier, R OBP: 0.312, SLG: 0.319 (1, 8)	4-3		K		F8			1-3		4	0	0	0	0	1	2	Chicago Cubs @ New York Mets Shea Stadium, Flushing, NY Wed Sep 18 1985, 7:05 PM EDT Att: 25,424 - Unknown			
Davey Lopes, R OBP: 0.382, SLG: 0.435 Dave Gumpert, R (7, 1)	F4		FC4-6 23 1B		K			3-1		3	0	1	1	0	1	0				
Richie Hebner, L OBP: 0.279, SLG: 0.279 Warren Brusstar, R OBP: 0.250, SLG: 0.143 Lary Sorensen, R (8, 1)			1-2 3-H 0-0							1	0	0	0	0	0	0				
23 Ryne Sandberg, R OBP: 0.365, SLG: 0.504 (1, 4)			FC4-6 1-2 2-3		L6			K		3	0	1	0	1	1	0				
Keith Moreland, R OBP: 0.363, SLG: 0.421 (1, 9)	K		FC4-6 FC4-6 1-2 2-3 3-H		F8			FC6-4 1B		4	0	1	1	0	1	3				
Leon Durham, L OBP: 0.357, SLG: 0.459 (1, 3)			F3 FC4-6 1-2					F7		4	0	1	0	0	0	3				
Ron Cey, R OBP: 0.319, SLG: 0.405 (1, 5)	K				K			F4		4	0	0	0	0	2	2				
Jody Davis, R OBP: 0.290, SLG: 0.382 (1, 2)			F9		4-3			FC6-4 1B		4	0	1	0	0	0	1				
Shawon Dunston, R OBP: 0.296, SLG: 0.359 (1, 6)			SH 1B 2B		G3			SH5-3		2	1	1	0	0	0	0				
Steve Trout, L OBP: 0.179, SLG: 0.162 Jay Baller, R (5, 1)			SH 23 1B FC4-6 2-3		F7			G3		1	1	0	0	0	0	0				
Thad Bosley, L OBP: 0.391, SLG: 0.532 (7, 7)										0	0	0	0	0	0	1				
Inning Stats	R: 0 E: 0 K: 1 S: 5	H: 0 LOB: 1 BB: 1 P: 9	R: 0 E: 0 K: 1 S: 5	H: 0 LOB: 0 BB: 0 P: 5	R: 2 E: 0 K: 1 S: 9	H: 3 LOB: 2 BB: 0 P: 9	R: 0 E: 0 K: 1 S: 5	H: 0 LOB: 0 BB: 0 P: 5	R: 0 E: 0 K: 1 S: 4	H: 1 LOB: 1 BB: 0 P: 4	R: 0 E: 0 K: 0 S: 3	H: 1 LOB: 0 BB: 0 P: 3	R: 0 E: 0 K: 1 S: 5	H: 0 LOB: 0 BB: 0 P: 5	R: 0 E: 0 K: 0 S: 4	H: 1 LOB: 1 BB: 0 P: 4	1B: 5 2B: 1 3B: 0 HR: 0	SF: 0 SAC: 2 DP: 0 HBP: 0	WP: 0 PB: 0 SB: 0 CS: 0	PA: 34
PITCHER	IP WLS BF H R ER SO BB IBB HBP BLK WP HR S P ERA WHIP	IP WLS BF H R ER SO BB IBB HBP BLK WP HR S P ERA WHIP	IP WLS BF H R ER SO BB IBB HBP BLK WP HR S P ERA WHIP	IP WLS BF H R ER SO BB IBB HBP BLK WP HR S P ERA WHIP	IP WLS BF H R ER SO BB IBB HBP BLK WP HR S P ERA WHIP	IP WLS BF H R ER SO BB IBB HBP BLK WP HR S P ERA WHIP	IP WLS BF H R ER SO BB IBB HBP BLK WP HR S P ERA WHIP	IP WLS BF H R ER SO BB IBB HBP BLK WP HR S P ERA WHIP	IP WLS BF H R ER SO BB IBB HBP BLK WP HR S P ERA WHIP	IP WLS BF H R ER SO BB IBB HBP BLK WP HR S P ERA WHIP	IP WLS BF H R ER SO BB IBB HBP BLK WP HR S P ERA WHIP	IP WLS BF H R ER SO BB IBB HBP BLK WP HR S P ERA WHIP	IP WLS BF H R ER SO BB IBB HBP BLK WP HR S P ERA WHIP	IP WLS BF H R ER SO BB IBB HBP BLK WP HR S P ERA WHIP	IP WLS BF H R ER SO BB IBB HBP BLK WP HR S P ERA WHIP	IP WLS BF H R ER SO BB IBB HBP BLK WP HR S P ERA WHIP	IP WLS BF H R ER SO BB IBB HBP BLK WP HR S P ERA WHIP			
Rick Aguilera, R ERA: 3.31 Roger McDowell, R ERA: 2.99	6.0 W 24 4 2 2 5 1 0 0 0 0 0 0 33 37 3.00 0.833	3.0 S 10 2 0 0 1 0 0 0 0 0 0 0 12 12 0.00 0.667																		

AB	31
R	2
H	6
RBI	2
BB	1
SO	6
LOB	12



Batter	1	2	3	4	5	6	7	8	9	AB	R	H	RBI	BB	SO	LOB	BOTTOM			
Mookie Wilson, S OBP: 0.329, SLG: 0.440 (1, 8)	CS BB		F9		SH1-4 2B		4-3			3	0	1	0	1	0	0	Chicago Cubs @ New York Mets Shea Stadium, Flushing, NY Wed Sep 18 1985, 7:05 PM EDT Att: 25,424 - Unknown			
Wally Backman, S OBP: 0.326, SLG: 0.343 (1, 4)	K				SH1-4 2-3		4-3			3	0	0	0	0	2	1				
Keith Hernandez, L OBP: 0.367, SLG: 0.411 (1, 3)	F7				1B 2B		5-3			4	1	2	0	0	0	1				
Gary Carter, R OBP: 0.368, SLG: 0.491 (1, 2)					2B 2B		K			4	1	2	0	0	1	2				
Darryl Strawberry, L OBP: 0.388, SLG: 0.553 (1, 9)					2B 2B		K			4	2	2	2	0	1	1				
George Foster, R OBP: 0.331, SLG: 0.457 Lenny Dykstra, L OBP: 0.337, SLG: 0.338 (8, 8)					1-3 3-H 4-0					3	0	3	0	1	0	0				
Ray Knight, R OBP: 0.236, SLG: 0.323 (1, 5)					2B IBB					0	0	0	0	0	0	0				
Rafael Santana, R OBP: 0.293, SLG: 0.292 (1, 6)					1-3 2-H 3-H 4-0					4	0	1	2	0	3					
Rick Aguilera, R OBP: 0.323, SLG: 0.367 Rusty Staub, L OBP: 0.380, SLG: 0.390 Roger McDowell, R OBP: 0.222, SLG: 0.235 (7, 1)					G1 G5-4-3 IBB					2	0	0	0	2	0	1				
					L6 G5-4-3					2	0	0	0	0	0	3				
Inning Stats	R: 0 E: 0 K: 1 S: 4	H: 0 LOB: 0 BB: 1 P: 8	R: 0 E: 0 K: 0 S: 4	H: 2 LOB: 1 BB: 0 P: 4	R: 0 E: 0 K: 0 S: 3	H: 0 LOB: 0 BB: 0 P: 3	R: 3 E: 0 K: 1 S: 8	H: 4 LOB: 2 BB: 2 P: 16	R: 0 E: 0 K: 1 S: 6	H: 1 LOB: 1 BB: 1 P: 10	R: 0 E: 0 K: 0 S: 4	H: 1 LOB: 0 BB: 0 P: 4	R: 1 E: 0 K: 0 S: 5	H: 2 LOB: 1 BB: 0 P: 5	R: 0 E: 0 K: 0 S: 4	H: 1 LOB: 1 BB: 0 P: 4	1B: 4 2B: 5 3B: 1 HR: 1	SF: 0 SAC: 1 DP: 1 HBP: 0	WP: 0 PB: 0 SB: 0 CS: 2	PA: 36
PITCHER	IP WLS BF H R ER SO BB IBB HBP BLK WP HR S P ERA WHIP	IP WLS BF H R ER SO BB IBB HBP BLK WP HR S P ERA WHIP	IP WLS BF H R ER SO BB IBB HBP BLK WP HR S P ERA WHIP	IP WLS BF H R ER SO BB IBB HBP BLK WP HR S P ERA WHIP	IP WLS BF H R ER SO BB IBB HBP BLK WP HR S P ERA WHIP	IP WLS BF H R ER SO BB IBB HBP BLK WP HR S P ERA WHIP	IP WLS BF H R ER SO BB IBB HBP BLK WP HR S P ERA WHIP	IP WLS BF H R ER SO BB IBB HBP BLK WP HR S P ERA WHIP	IP WLS BF H R ER SO BB IBB HBP BLK WP HR S P ERA WHIP	IP WLS BF H R ER SO BB IBB HBP BLK WP HR S P ERA WHIP	IP WLS BF H R ER SO BB IBB HBP BLK WP HR S P ERA WHIP	IP WLS BF H R ER SO BB IBB HBP BLK WP HR S P ERA WHIP	IP WLS BF H R ER SO BB IBB HBP BLK WP HR S P ERA WHIP	IP WLS BF H R ER SO BB IBB HBP BLK WP HR S P ERA WHIP	IP WLS BF H R ER SO BB IBB HBP BLK WP HR S P ERA WHIP	IP WLS BF H R ER SO BB IBB HBP BLK WP HR S P ERA WHIP				
Steve Trout, L ERA: 3.29 Jay Baller, R ERA: 2.89 Dave Gumpert, R ERA: 2.89 Warren Brusstar, R ERA: 6.14 Lary Sorensen, R ERA: 4.6	1.1 6 1 0 0 2 0 1 0 0 0 0 0 9 13 0.00 0.750	1.0 4 1 0 0 0 0 0 0 0 0 0 0 4 4 0.00 1.000	0.0 2 2 1 1 0 0 0 0 0 0 0 1 2 2 ∞ ∞	1.0 3 0 0 0 0 0 0 0 0 0 0 0 3 3 0.00 0.000																



Batter	1	2	3	4	5	6	7	8	9	AB	R	H	RBI	BB	SO	LOB	TOP																					
Bob Dernier, R OBP: 0.309, SLG: 0.316 (1, 8)	0-3 K		0-0 6-3		0-0 F7			0-0 F8		4	0	0	0	0	1	1	Chicago Cubs @ New York Mets Shea Stadium, Flushing, NY Thu Sep 19 1985, 7:05 PM EDT Att: 26,812 - Unknown																					
Gary Matthews, R OBP: 0.354, SLG: 0.381 Jon Perlman, L (8, 1)	4-0 BB		0-0 HR		0-0 4-3			0-3 K		3	1	1	1	1	1	1																						
23 Ryne Sandberg, R OBP: 0.366, SLG: 0.502 (1, 4)	4-0 BB		0-0 F8		4-0 BB			0-0 F9		2	0	0	0	2	0	1																						
Keith Moreland, R OBP: 0.363, SLG: 0.419 (1, 9)	0-0 F9			0-3 K		0-0 F7			0-0 1-3 1B	4	0	1	0	0	1	3																						
Ron Cey, R OBP: 0.319, SLG: 0.402 (1, 5)	0-0 FC6-4			4-0 BB		0-0 F7			0-0 1-3 1-2	3	0	0	0	1	0	4																						
Leon Durham, L OBP: 0.357, SLG: 0.457 (1, 3)		0-0 F4		0-3 K				0-3 K		4	0	1	0	0	2	1																						
Jody Davis, R OBP: 0.287, SLG: 0.379 (1, 2)		0-3 K		0-3 K				0-0 F9		4	0	0	0	0	3	2																						
Shawon Dunston, R OBP: 0.292, SLG: 0.353 (1, 6)		0-3 K			0-3 K			0-0 6-3		3	0	0	0	0	2	0																						
Ray Fontenot, L Derek Dotel, R Gary Woodson, R Lary Sorensen, R Billy Hatcher, R (1, 1) (3, 1) (5, PH) (5, 1) (8, PH) (8, 7)			0-3 K		0-3 K			0-0 E5		1	0	0	0	0	1	0																						
Inning Stats	R: 0 E: 0 K: 1 S: 5	H: 0 LOB: 2 BB: 2 P: 13	R: 0 E: 0 K: 2 S: 7	H: 0 LOB: 0 BB: 0 P: 7	R: 1 E: 0 K: 1 S: 6	H: 1 LOB: 0 BB: 0 P: 6	R: 0 E: 0 K: 3 S: 9	H: 0 LOB: 1 BB: 1 P: 13	R: 0 E: 0 K: 0 S: 3	H: 0 LOB: 0 BB: 0 P: 7	R: 0 E: 0 K: 1 S: 5	H: 0 LOB: 0 BB: 0 P: 5	R: 0 E: 1 K: 1 S: 6	H: 0 LOB: 1 BB: 0 P: 6	R: 0 E: 0 K: 1 S: 6	H: 2 LOB: 1 BB: 0 P: 6	1B: 2 2B: 1 3B: 0 HR: 1	SF: 0 SAC: 0 DP: 1 HBP: 0	WP: 1 PB: 0 CS: 0	PA: 34																		
PITCHER	IP	WLS	BF	H	R	ER	SO	BB	IBB	HBP	BLK	WP	HR	S	P	ERA	WHIP	PITCHER				IP	WLS	BF	H	R	ER	SO	BB	IBB	HBP	BLK	WP	HR	S	P	ERA	WHIP
Sid Fernandez, L ERA: 2.65 (1, 1)	8.0	W	30	1	1	1	11	4	0	0	0	0	1	48	64	1.12	0.625																					
Roger McDowell, R ERA: 2.93 (9, 1)	1.0		4	2	0	0	1	0	0	0	0	1	0	6	6	0.00	2.000																					

AB	30
R	1
H	3
RBI	1
BB	4
SO	12
LOB	13



Batter	1	2	3	4	5	6	7	8	9	AB	R	H	RBI	BB	SO	LOB	BOTTOM																					
Mookie Wilson, S OBP: 0.334, SLG: 0.443 (1, 8)	4-0 SH5-3 BB	0-0 1-2 1B		0-0 WP 1B		0-0 F2				3	0	2	1	1	0	1	Chicago Cubs @ New York Mets Shea Stadium, Flushing, NY Thu Sep 19 1985, 7:05 PM EDT Att: 26,812 - Unknown																					
Wally Backman, S OBP: 0.324, SLG: 0.341 (1, 4)	0-0 SH5-3 1-2	0-3 K		0-0 FC4-2-5-1 1-H			0-0 4-3			3	0	0	0	0	1	3																						
Keith Hernandez, L OBP: 0.366, SLG: 0.410 (1, 3)	0-0 6-4 2-3F		0-0 FC6-4 1B	0-0 F9			0-0 4-3			4	0	1	0	0	0	2																						
Gary Carter, R OBP: 0.369, SLG: 0.497 (1, 2)		0-0 HR	0-0 FC6-4 FC3-6 1-2F		0-0 F7		0-0 2B 1B			4	1	2	1	0	0	1																						
Darryl Strawberry, L OBP: 0.389, SLG: 0.564 (1, 9)		0-0 HR	0-0 FC3-6 HR 1-2F		0-3 K		0-0 2B			4	2	2	1	0	1	1																						
George Foster, R OBP: 0.333, SLG: 0.465 (1, 7)		0-0 1B 1B	0-0 HR		0-0 6-3			0-0 F2		4	2	2	2	0	0																							
Ray Knight, R Howard Johnson, S (1, 5) (8, PR) (9, 5)		0-0 F7	0-0 FC6 1B		4-0 FC5-4 BB		4-0 CS BB			2	0	1	0	2	0	1																						
Rafael Santana, R OBP: 0.293, SLG: 0.292 (1, 6)		0-0 1B 1-3	0-0 FC6 1-2F		0-0 FC5-4 SH1-4 1-2F		0-0 6-3 1-2			4	0	1	0	0	0	3																						
Sid Fernandez, L OBP: 0.191, SLG: 0.234 Roger McDowell, R OBP: 0.222, SLG: 0.235 (1, 1) (9, 1)		0-3 K		0-3 K		0-0 SH1-4 1-2				2	0	0	0	0	2	2																						
Inning Stats	R: 0 E: 0 K: 0 S: 2	H: 0 LOB: 1 BB: 1 P: 6	R: 3 E: 0 K: 2 S: 12	H: 5 LOB: 2 BB: 0 P: 12	R: 2 E: 0 K: 0 S: 6	H: 3 LOB: 1 BB: 0 P: 6	R: 0 E: 0 K: 1 S: 6	H: 1 LOB: 0 BB: 0 P: 6	R: 0 E: 0 K: 0 S: 3	H: 0 LOB: 1 BB: 1 P: 7	R: 0 E: 0 K: 0 S: 4	H: 2 LOB: 2 BB: 0 P: 4	R: 0 E: 0 K: 0 S: 2	H: 0 LOB: 1 BB: 1 P: 6	R: 0 E: 0 K: 0 S: 2	H: 0 LOB: 1 BB: 1 P: 6	1B: 7 2B: 2 3B: 0 HR: 3	SF: 0 SAC: 2 DP: 1 HBP: 0	WP: 1 PB: 0 CS: 1	PA: 35																		
PITCHER	IP	WLS	BF	H	R	ER	SO	BB	IBB	HBP	BLK	WP	HR	S	P	ERA	WHIP	PITCHER				IP	WLS	BF	H	R	ER	SO	BB	IBB	HBP	BLK	WP	HR	S	P	ERA	WHIP
Ray Fontenot, L ERA: 3.99 (1, 1)	2.2	L	16	6	3	5	2	1	0	0	0	0	1	7	7	0.00	0.750																					
Derek Dotel, R ERA: 5.66 (3, 1)	1.1		5	1	0	0	1	0	0	0	0	1	0	7	7	0.00	0.750																					
Lary Sorensen, R ERA: 4.42 (5, 1)	3.0		11	2	0	0	1	1	0	0	0	0	0	12	16	0.00	1.000																					
Jon Perlman, R ERA: 3.88 (8, 1)	1.0		3	0	0	0	0	1	0	0	0	0	0	2	6	0.00	1.000																					

AB	30
R	5
H	11
RBI	5
BB	3
SO	4
LOB	14



Batter	1	2	3	4	5	6	7	8	9	AB	R	H	RBI	BB	SO	LOB	TOP										
Bob Dernier, R OBP: 0.308, SLG: 0.313 (1, 8)	F9		6-3		6-3		F8										4 0 0 0 1 0 1										
Shawon Dunston, R OBP: 0.290, SLG: 0.349 (1, 6)	K			23 HR	F9			B5-3	K								5 1 1 0 0 2 1										
23 Ryne Sandberg, R OBP: 0.367, SLG: 0.507 (1, 4)	6-3			HR				F9									4 1 2 2 0 0 0										
Keith Moreland, R OBP: 0.364, SLG: 0.419 (8, 9)		F9		F9	F6			1B									3 1 1 0 1 0 1										
Leon Durham, L OBP: 0.358, SLG: 0.456 (1, 3)	F8			BB	BB		F5	BB	BB								3 0 1 0 1 0 0										
Gary Matthews, R OBP: 0.353, SLG: 0.379 Dave Owen, S OBP: 0.375, SLG: 0.375 (8, 5)	F8			BB	F9		6-3	BB	BB								4 0 1 1 0 0 2 0 0 0 0 0 0 0										
Thad Bosley, L OBP: 0.393, SLG: 0.528 (8, 7)				SH1-4	BB		4-3		K								3 0 1 0 1 1 2 0 0 0 0 0 0 0										
Gary Woods, R OBP: 0.344, SLG: 0.260 (9, 7)				1B	BB																						
Steve Lake, R OBP: 0.184, SLG: 0.202 (1, 2)			F6		B2			F9									4 0 0 0 0 1 4										
Reggie Patterson, R Lee Smith, R (9, 1)			SH1-4		F9			6-3									3 0 0 0 0 0 3 0 0 0 0 0 0 0										
Inning Stats	R: 0 E: 0 K: 1 S: 5	H: 0 LOB: 0 BB: 0 P: 5	R: 0 E: 0 K: 0 S: 3	H: 0 LOB: 0 BB: 0 P: 3	R: 0 E: 0 K: 0 S: 4	H: 1 LOB: 1 BB: 0 P: 4	R: 2 E: 0 K: 0 S: 6	H: 3 LOB: 3 BB: 2 P: 14	R: 0 E: 0 K: 0 S: 4	H: 1 LOB: 1 BB: 0 P: 4	R: 0 E: 0 K: 0 S: 3	H: 0 LOB: 0 BB: 0 P: 3	R: 0 E: 0 K: 0 S: 3	H: 0 LOB: 0 BB: 0 P: 3	R: 1 E: 0 K: 1 S: 7	H: 2 LOB: 2 BB: 1 P: 11	R: 0 E: 0 K: 2 S: 7	H: 0 LOB: 1 BB: 1 P: 11	1B: 6 2B: 0 3B: 0 HR: 1	SF: 0 SAC: 1 DP: 0 HBP: 0	WP: 0 PB: 0 SB: 1 CS: 0	PA: 38					
PITCHER	IP	WLS	BF	H	R	ER	SO	BB	IBB	HBP	BLK	WP	HR	S	P	ERA	WHIP										
Charles Hudson, R ERA: 3.74 Dave Shipanoff, R ERA: 1.88	8.0	L	34	7	3	3	2	3	0	0	0	0	1	35	47	3.38	1.250										
1.0	4	0	0	0	0	2	1	0	0	0	0	0	0	7	11	0.00	1.000										

Chicago Cubs @ Philadelphia Phillies
Veterans Stadium, Philadelphia, PA
Fri Sep 20 1985, 7:05 PM EDT
Att: 20,207 - Unknown

AB 33
R 3
H 7
RBI 3
BB 4
SO 4
LOB 14



Batter	1	2	3	4	5	6	7	8	9	AB	R	H	RBI	BB	SO	LOB	BOTTOM										
Jeff Stone, L OBP: 0.296, SLG: 0.333 (1, 7)	3-1		K					B2-3									4 0 0 0 0 2 1										
Juan Samuel, R OBP: 0.292, SLG: 0.431 (1, 4)	F8				F8		F5										4 1 1 0 0 0 0										
Von Hayes, L OBP: 0.345, SLG: 0.423 (1, 8)	4-3				6-3			FC5									4 0 3 0 0 0 0										
Mike Schmidt, R OBP: 0.369, SLG: 0.526 (1, 3)		F6			6-3			F9									4 0 0 1 0 0 3										
Glenn Wilson, R OBP: 0.308, SLG: 0.418 (1, 9)		6-3			F4			K									4 0 0 0 0 2 3										
Ozzie Virgil, R OBP: 0.338, SLG: 0.456 (1, 2)						1-6-3		FC5									3 0 0 0 1 0 2										
Luis Aguayo, R OBP: 0.387, SLG: 0.458 (1, 6)						5-3											3 0 1 0 0 0 0										
Rick Schu, R OBP: 0.320, SLG: 0.382 (1, 5)					4-3												3 0 1 0 0 0 0										
Charles Hudson, S ERA: 2.8 Tim Corcoran, L OBP: 0.298, SLG: 0.247 Dave Shipanoff, R (9, 1)					4-3												2 0 0 0 0 0 0 1 0 0 0 0 0 1 0 0 0 0 0 0 0										
Inning Stats	R: 0 E: 0 K: 0 S: 3	H: 1 LOB: 2 BB: 1 P: 7	R: 0 E: 0 K: 0 S: 5	H: 0 LOB: 0 BB: 0 P: 5	R: 0 E: 0 K: 0 S: 4	H: 1 LOB: 1 BB: 0 P: 4	R: 0 E: 0 K: 0 S: 3	H: 0 LOB: 0 BB: 0 P: 3	R: 0 E: 0 K: 1 S: 5	H: 0 LOB: 0 BB: 0 P: 5	R: 0 E: 0 K: 1 S: 6	H: 1 LOB: 1 BB: 0 P: 6	R: 0 E: 0 K: 0 S: 4	H: 1 LOB: 1 BB: 0 P: 4	R: 1 E: 0 K: 1 S: 7	H: 2 LOB: 1 BB: 0 P: 7	1B: 4 2B: 1 3B: 1 HR: 0	SF: 0 SAC: 0 DP: 0 HBP: 0	WP: 0 PB: 0 SB: 1 CS: 0	PA: 33							
PITCHER	IP	WLS	BF	H	R	ER	SO	BB	IBB	HBP	BLK	WP	HR	S	P	ERA	WHIP										
Reggie Patterson, R ERA: 3.18 Lee Smith, R ERA: 3.18	8.0	W	29	5	1	1	3	1	0	0	0	0	0	34	38	1.12	0.750										
1.0	S	4	1	0	0	1	0	0	0	0	0	0	0	6	6	0.00	1.000										

Chicago Cubs @ Philadelphia Phillies
Veterans Stadium, Philadelphia, PA
Fri Sep 20 1985, 7:05 PM EDT
Att: 20,207 - Unknown

AB 32
R 1
H 6
RBI 1
BB 1
SO 4
LOB 10



Batter	1	2	3	4	5	6	7	8	9	AB	R	H	RBI	BB	SO	LOB	TOP										
Bob Dernier, R OBP: 0.309, SLG: 0.312 (1, 8)	F8						G3			4	1	1	2	1	0	2	Chicago Cubs @ Philadelphia Phillies Veterans Stadium, Philadelphia, PA Sat Sep 21 1985, 3:33 AM EDT Att: 17,779 - Unknown										
Shawon Dunston, R OBP: 0.292, SLG: 0.347 (1, 6)	F7							L4		4	1	1	1	1	0	1											
23 Ryne Sandberg, R OBP: 0.368, SLG: 0.507 (1, 4) Chris Speier, R OBP: 0.284, SLG: 0.338 (7, 4)	5-3							5-3		4	1	2	2	0	0	1											
Keith Moreland, R OBP: 0.363, SLG: 0.421 (1, 5) Dave Owen, S OBP: 0.333, SLG: 0.333 (6, 5)		1-3	F8				4-3	G3		4	1	1	1	0	0	2											
Leon Durham, L OBP: 0.356, SLG: 0.455 (1, 3)										5	1	1	1	0	3	0											
Jody Davis, R OBP: 0.289, SLG: 0.378 (1, 2) Steve Lake, R OBP: 0.183, SLG: 0.200 (8, 2)										3	1	1	0	1	0	0											
Thad Bosley, L OBP: 0.369, SLG: 0.531 (1, 9) Gary Woods, R OBP: 0.348, SLG: 0.256 (5, 9)										3	1	2	1	0	0	1											
Billy Hatcher, R OBP: 0.299, SLG: 0.363 (1, 7)										4	2	2	0	0	0	2											
Johnny Abrego, R OBP: 0.352, SLG: 0.378 (7, PH) Jay Baller, R OBP: 0.284, SLG: 0.338 (7, 1) Dave Beard, L OBP: 0.284, SLG: 0.338 (9, 1)										3	0	0	1	0	0	5											
Inning Stats	R: 0 E: 0 K: 0 S: 3	H: 0 LOB: 0 BB: 0 P: 3	R: 0 E: 0 K: 1 S: 5	H: 0 LOB: 1 BB: 1 P: 9	R: 1 E: 0 K: 0 S: 5	H: 3 LOB: 2 BB: 1 P: 9	R: 0 E: 1 K: 1 S: 7	H: 1 LOB: 2 BB: 0 P: 7	R: 8 E: 0 K: 0 S: 11	H: 7 LOB: 1 BB: 1 P: 15	R: 0 E: 0 K: 0 S: 3	H: 0 LOB: 0 BB: 0 P: 3	R: 0 E: 0 K: 0 S: 5	H: 0 LOB: 1 BB: 1 P: 9	R: 0 E: 0 K: 0 S: 3	H: 0 LOB: 0 BB: 0 P: 3		R: 0 E: 0 K: 2 S: 7	H: 0 LOB: 0 BB: 0 P: 7	1B: 8 2B: 2 3B: 1 HR: 0	SF: 0 SAC: 0 DP: 0 HBP: 0	WP: 0 PB: 0 SB: 3 CS: 0	PA: 43				
PITCHER	IP	WLS	BF	H	R	ER	SO	BB	IBB	HBP	BLK	WP	HR	S	P	ERA	WHIP										
Kevin Gross, R ERA: 3.48 (1, 1)	4.0	L	22	7	5	5	2	3	0	0	0	0	0	23	35	11.25	2.500										
Rocky Childress, R ERA: 6.94 (5, 1)	0.0		4	4	1	1	0	0	0	0	0	0	0	4	4	∞	∞										
Larry Andersen, R ERA: 4.72 (5, 1)	1.0		4	0	3	3	0	0	0	0	0	0	0	4	4	27.00	0.000										
Freddie Toliver, R ERA: 3.48 (6, 1)	2.0		7	0	0	0	1	1	0	0	0	0	0	8	12	0.00	0.500										
Dave Stewart, R ERA: 5.31 (8, 1)	2.0		6	0	0	0	2	0	0	0	0	0	0	10	10	0.00	0.000										

Batter	1	2	3	4	5	6	7	8	9	AB	R	H	RBI	BB	SO	LOB	BOTTOM										
Jeff Stone, L OBP: 0.310, SLG: 0.342 (1, 7)										3	0	3	0	2	0	0	Chicago Cubs @ Philadelphia Phillies Veterans Stadium, Philadelphia, PA Sat Sep 21 1985, 3:33 AM EDT Att: 17,779 - Unknown										
Tom Foley, L OBP: 0.272, SLG: 0.297 (1, 6)										5	0	1	0	0	0	5											
Juan Samuel, R OBP: 0.292, SLG: 0.429 (1, 4) Luis Aquayo, R OBP: 0.387, SLG: 0.458 (9, 4)										3	1	0	0	1	2	1											
Von Hayes, L OBP: 0.343, SLG: 0.420 (1, 9)										4	0	0	0	0	0	1											
Tim Corcoran, L OBP: 0.299, SLG: 0.260 (1, 3)										3	0	2	1	0	1	0											
Gary Maddox, R OBP: 0.298, SLG: 0.371 (1, 8)										3	1	1	1	1	0	1											
Darren Daulton, L OBP: 0.277, SLG: 0.309 (1, 2)										4	0	0	0	0	1	3											
Rick Schu, R OBP: 0.319, SLG: 0.379 (1, 5)										3	0	0	0	1	0	0											
Kevin Gross, R ERA: 4.86 (1, 1) Rocky Childress, R ERA: 6.94 (5, 1) Larry Andersen, R ERA: 4.72 (5, 1) Alan Knicely, R OBP: 0.315, SLG: 0.395 (5, PH) Freddie Toliver, R ERA: 3.48 (6, 1) John Russell, R OBP: 0.291, SLG: 0.408 (7, PH) Dave Stewart, R ERA: 5.31 (8, 1) Darrel Thomas, S OBP: 0.287, SLG: 0.376 (9, PH)										1	0	0	0	0	1	0											
Inning Stats	R: 0 E: 0 K: 1 S: 4	H: 1 LOB: 1 BB: 1 P: 8	R: 0 E: 1 K: 1 S: 6	H: 0 LOB: 0 BB: 0 P: 6	R: 0 E: 0 K: 1 S: 6	H: 1 LOB: 1 BB: 0 P: 6	R: 2 E: 1 K: 0 S: 4	H: 1 LOB: 0 BB: 1 P: 8	R: 0 E: 0 K: 0 S: 3	H: 0 LOB: 1 BB: 1 P: 7	R: 0 E: 0 K: 2 S: 8	H: 1 LOB: 2 BB: 1 P: 12	R: 0 E: 0 K: 0 S: 4	H: 1 LOB: 1 BB: 0 P: 4	R: 0 E: 0 K: 0 S: 4	H: 1 LOB: 1 BB: 0 P: 4		R: 0 E: 0 K: 0 S: 4	H: 1 LOB: 2 BB: 1 P: 8	1B: 5 2B: 2 3B: 0 HR: 1	SF: 1 SAC: 0 DP: 1 HBP: 0	WP: 0 PB: 0 SB: 1 CS: 1	PA: 38				
PITCHER	IP	WLS	BF	H	R	ER	SO	BB	IBB	HBP	BLK	WP	HR	S	P	ERA	WHIP										
Johnny Abrego, R ERA: 4.86 (1, 1)	6.0	W	25	4	2	2	5	4	0	0	0	0	0	31	47	3.00	1.333										
Jay Baller, R ERA: 3.05 (7, 1)	2.0		8	2	0	0	0	0	0	0	0	0	0	8	8	0.00	1.000										
Dave Beard, R ERA: 5.4 (9, 1)	1.0		5	1	0	0	0	1	0	0	0	0	0	4	8	0.00	2.000										

Batter	1	2	3	4	5	6	7	8	9	AB	R	H	RBI	BB	SO	LOB	TOP					
Bob Dernier, R OBP: 0.314, SLG: 0.316 (1, 8)										5	4	3	0	1	0	1	Chicago Cubs @ Philadelphia Phillies Veterans Stadium, Philadelphia, PA Sun Sep 22 1985, 3:33 AM EDT Att: 21,768 - Unknown					
Shawon Dunston, R OBP: 0.286, SLG: 0.366 (1, 6)										6	2	3	2	0	1	4						
23 Ryne Sandberg, R OBP: 0.369, SLG: 0.506 (1, 4)										5	1	2	1	1	1	4						
Keith Moreland, R OBP: 0.363, SLG: 0.420 Dave Owen, S OBP: 0.300, SLG: 0.300 (8, 5)										4	1	1	1	1	0	4						
Davey Lopes, R OBP: 0.377, SLG: 0.429 Thad Bosley, L OBP: 0.396, SLG: 0.528 (8, 7)										4	0	0	0	0	0	2						
Jody Davis, R OBP: 0.292, SLG: 0.380 Dave Gumpert, R (9, 1)										3	0	1	1	2	0	1						
Leon Durham, L OBP: 0.357, SLG: 0.460 (1, 3)										4	1	1	2	1	1	3						
Billy Hatcher, R OBP: 0.295, SLG: 0.364 (1, 9)										5	0	1	0	0	0	5						
Dennis Eckersley, R OBP: 0.241, SLG: 0.196 Ron Cey, R OBP: 0.313, SLG: 0.401 Jay Baller, R OBP: 0.181, SLG: 0.198 (9, 2)										3	0	2	0	0	1	0						
Inning Stats	R: 2 E: 0 K: 0 S: 5	H: 2 LOB: 3 BB: 3 P: 17	R: 0 E: 0 K: 1 S: 7	H: 2 LOB: 2 BB: 0 P: 7	R: 0 E: 0 K: 0 S: 4	H: 1 LOB: 1 BB: 0 P: 4	R: 0 E: 0 K: 0 S: 5	H: 2 LOB: 2 BB: 0 P: 5	R: 0 E: 0 K: 2 S: 3	H: 0 LOB: 1 BB: 1 P: 7	R: 2 E: 0 K: 2 S: 9	H: 2 LOB: 1 BB: 0 P: 9	R: 1 E: 0 K: 0 S: 5	H: 2 LOB: 1 BB: 0 P: 5	R: 3 E: 1 K: 1 S: 7	H: 1 LOB: 1 BB: 2 P: 15		R: 1 E: 1 K: 0 S: 6	H: 2 LOB: 2 BB: 0 P: 6	1B: 10 2B: 2 3B: 0 HR: 2	SF: 0 SAC: 0 DP: 0 HBP: 0	WP: 0 PB: 0 SB: 6 CS: 0
PITCHER	IP WLS BF H R ER SO BB IBB HBP BLK WP HR S P ERA WHIP	IP WLS BF H R ER SO BB IBB HBP BLK WP HR S P ERA WHIP																				
Shane Rawley, L ERA: 2.92 (1, 1)	6.2 L 35 11 5 5 3 4 0 0 0 0 2 37 53 6.75 2.250																					
Larry Andersen, R ERA: 4.7 (7, 1)	0.1 1 0 0 0 0 0 0 0 0 0 0 0 1 1 0.00 0.000																					
Kent Tekulve, R ERA: 3.72 (8, 1)	2.0 13 3 4 1 1 1 1 0 0 0 0 0 13 21 4.50 2.000																					

Batter	1	2	3	4	5	6	7	8	9	AB	R	H	RBI	BB	SO	LOB	BOTTOM					
Jeff Stone, L OBP: 0.304, SLG: 0.335 (1, 7)										5	0	0	0	0	1	3	Chicago Cubs @ Philadelphia Phillies Veterans Stadium, Philadelphia, PA Sun Sep 22 1985, 3:33 AM EDT Att: 21,768 - Unknown					
Luis Aquayo, R OBP: 0.283, SLG: 0.483 (1, 4)									5	1	3	1	0	0	0							
Von Hayes, L OBP: 0.344, SLG: 0.420 (1, 8)									5	0	2	0	0	0	4							
Mike Schmidt, R OBP: 0.370, SLG: 0.526 (1, 3)									4	0	2	0	0	2	1							
Glenn Wilson, R OBP: 0.306, SLG: 0.415 (1, 9)									4	0	0	0	0	4	4							
Ozzie Virgil, R OBP: 0.335, SLG: 0.452 (1, 2)									4	0	0	0	0	1	4							
Tom Foley, L OBP: 0.272, SLG: 0.301 (1, 6)									4	1	1	0	0	0	2							
Rick Schu, R OBP: 0.321, SLG: 0.380 (1, 5)									4	0	2	1	0	0	0							
Shane Rawley, R OBP: 0.194, SLG: 0.145 Larry Andersen, R (7, 1)								1	0	0	0	0	0	0	1							
Juan Samuel, R OBP: 0.291, SLG: 0.428 Kent Tekulve, R (8, 1)								0	0	0	0	0	0	0	0							
Tim Corcoran, L OBP: 0.302, SLG: 0.260 (9, PH)								0	0	0	0	1	0	0	0							
Inning Stats	R: 0 E: 0 K: 1 S: 6	H: 1 LOB: 1 BB: 0 P: 6	R: 1 E: 0 K: 1 S: 7	H: 2 LOB: 1 BB: 0 P: 7	R: 0 E: 0 K: 0 S: 3	H: 0 LOB: 0 BB: 0 P: 3	R: 0 E: 0 K: 3 S: 9	H: 0 LOB: 0 BB: 0 P: 9	R: 0 E: 0 K: 1 S: 6	H: 1 LOB: 1 BB: 0 P: 6	R: 1 E: 0 K: 0 S: 8	H: 3 LOB: 2 BB: 0 P: 8	R: 0 E: 0 K: 0 S: 3	H: 0 LOB: 0 BB: 0 P: 3	R: 0 E: 0 K: 1 S: 7	H: 2 LOB: 2 BB: 0 P: 7	R: 0 E: 1 K: 0 S: 5	H: 1 LOB: 3 BB: 1 P: 9	1B: 8 2B: 1 3B: 0 HR: 1	SF: 0 SAC: 1 DP: 0 HBP: 0	WP: 0 PB: 0 SB: 0 CS: 0	PA: 39
PITCHER	IP WLS BF H R ER SO BB IBB HBP BLK WP HR S P ERA WHIP	IP WLS BF H R ER SO BB IBB HBP BLK WP HR S P ERA WHIP																				
Dennis Eckersley, R ERA: 2.79 (1, 1)	6.0 W 25 7 2 2 7 0 0 0 0 0 1 39 39 3.00 1.167																					
Jay Baller, R ERA: 2.9 (7, 1)	2.0 8 2 0 0 0 1 0 0 0 0 0 0 10 10 0.00 1.000																					
Dave Gumpert, R ERA: 2.61 (9, 1)	1.0 6 1 0 0 0 0 1 0 0 0 0 0 5 9 0.00 2.000																					

Batter	1	2	3	4	5	6	7	8	9	AB	R	H	RBI	BB	SO	LOB	TOP				
Mookie Wilson, S OBP: 0.338, SLG: 0.431 (1, 8)	F9		K			SH5-4 HR 1B		4-3		4	1	1	0	0	1	1	New York Mets @ Chicago Cubs Wrigley Field, Chicago, IL Wed Sep 25 1985, 3:33 AM CDT Att: 10,339 - Unknown				
Wally Backman, S OBP: 0.326, SLG: 0.346 (1, 4)	4-3					SH5-4		K		3	0	1	0	0	1	0					
Keith Hernandez, L OBP: 0.375, SLG: 0.415 (1, 3)								6-3		2	1	0	0	2	0	0					
Gary Carter, R OBP: 0.371, SLG: 0.500 (1, 2)										4	1	1	4	0	2	1					
Darryl Strawberry, L OBP: 0.384, SLG: 0.539 (1, 9)		E4						F7		3	0	0	0	1	0	0					
George Foster, R OBP: 0.328, SLG: 0.451 Jesse Orosco, R OBP: 0.333, SLG: 0.333 (9, 1)		F7						6-3		4	0	0	0	0	1	1					
Howard Johnson, S OBP: 0.302, SLG: 0.390 (1, 5)		G3-6								3	0	0	0	0	1	1					
Rafael Santana, R OBP: 0.296, SLG: 0.297 (1, 6)										3	0	1	0	0	0	0					
Ron Darling, R OBP: 0.187, SLG: 0.219 Roger McDowell, R OBP: 0.211, SLG: 0.222 Danny Heep, L OBP: 0.336, SLG: 0.425 (7, 1) (9, 7)										1	1	0	0	1	1	0					
Inning Stats	R: 0 E: 0 K: 1 S: 5	H: 0 LOB: 1 BB: 1 P: 9	R: 0 E: 1 K: 0 S: 3	H: 0 LOB: 0 BB: 0 P: 3	R: 0 E: 0 K: 1 S: 6	H: 2 LOB: 2 BB: 0 P: 6	R: 0 E: 0 K: 1 S: 4	H: 0 LOB: 0 BB: 1 P: 8	R: 0 E: 0 K: 1 S: 5	H: 0 LOB: 0 BB: 0 P: 5	R: 4 E: 0 K: 1 S: 7	H: 2 LOB: 0 BB: 2 P: 15	R: 0 E: 0 K: 1 S: 5	H: 0 LOB: 0 BB: 0 P: 5	R: 0 E: 0 K: 0 S: 3	H: 0 LOB: 0 BB: 0 P: 3		1B: 3 2B: 0 3B: 0 HR: 1	SF: 0 SAC: 2 DP: 1 HBP: 0	WP: 0 PB: 0 SB: 0 CS: 1	PA: 34
PITCHER	IP	WLS	BF	H	R	ER	SO	BB	IBB	HBP	BLK	WP	HR	S	P	ERA	WHIP				
Reggie Patterson, R ERA: 3.47 Jay Baller, R ERA: 2.83 Lee Smith, R ERA: 3.11	(1, 1) (7, 1) (8, 1)	6.0	24	4	4	4	5	3	1	0	0	0	1	30	46	6.00	1.167				

Batter	1	2	3	4	5	6	7	8	9	AB	R	H	RBI	BB	SO	LOB	BOTTOM				
Bob Dernier, R OBP: 0.318, SLG: 0.317 (1, 8)	K		5-3			1B 23 SF8 1B				3	1	1	0	2	1	0	New York Mets @ Chicago Cubs Wrigley Field, Chicago, IL Wed Sep 25 1985, 3:33 AM CDT Att: 10,339 - Unknown				
Shawon Dunston, R OBP: 0.306, SLG: 0.383 Lee Smith, R (8, 1) Chris Speier, R OBP: 0.297, SLG: 0.350 (9, PH)			F4							3	0	1	1	0	0	0					
23 Ryne Sandberg, R OBP: 0.368, SLG: 0.504 (1, 4)										2	1	0	1	1	1	3					
Keith Moreland, R OBP: 0.369, SLG: 0.427 (8, 5)										3	0	1	1	1	0	0					
Jody Davis, R OBP: 0.295, SLG: 0.385 (1, 2)										4	0	0	0	0	1	3					
Leon Durham, L OBP: 0.356, SLG: 0.457 (1, 3)										3	1	1	0	1	0	0					
Ron Cey, R OBP: 0.319, SLG: 0.402 Dave Owen, S OBP: 0.429, SLG: 0.385 (7, PR) (8, 6)										3	0	1	0	0	0	1					
Billy Hatcher, R OBP: 0.309, SLG: 0.396 Thad Bosley, L OBP: 0.356, SLG: 0.518 (7, PH) (8, 7)										2	0	0	0	0	1	1					
Reggie Patterson, R Gary Matthews, R Jay Baller, R Richie Hebner, L Davey Lopes, R (11, 1) (6, PH) (7, 1) (7, PH) (8, 9)										1	0	0	0	0	1	0					
Inning Stats	R: 1 E: 0 K: 1 S: 6	H: 1 LOB: 1 BB: 1 P: 10	R: 0 E: 0 K: 1 S: 5	H: 0 LOB: 0 BB: 0 P: 5	R: 0 E: 0 K: 1 S: 5	H: 0 LOB: 0 BB: 0 P: 5	R: 0 E: 0 K: 1 S: 5	H: 0 LOB: 0 BB: 0 P: 5	R: 1 E: 0 K: 1 S: 7	H: 2 LOB: 2 BB: 1 P: 11	R: 2 E: 0 K: 1 S: 8	H: 3 LOB: 3 BB: 1 P: 12	R: 0 E: 0 K: 0 S: 3	H: 0 LOB: 0 BB: 0 P: 3	R: 1 E: 0 K: 2 S: 7	H: 1 LOB: 2 BB: 2 P: 15		1B: 5 2B: 2 3B: 0 HR: 0	SF: 2 SAC: 0 DP: 1 HBP: 0	WP: 1 PB: 0 SB: 3 CS: 0	PA: 38
PITCHER	IP	WLS	BF	H	R	ER	SO	BB	IBB	HBP	BLK	WP	HR	S	P	ERA	WHIP				
Ron Darling, R ERA: 2.94 Roger McDowell, R ERA: 2.79 Jesse Orosco, L ERA: 2.93	(1, 1) (7, 1) (9, 1)	6.0	26	6	4	4	5	3	0	0	0	0	0	33	45	6.00	1.500				

AB	27
R	4
H	4
RBI	4
BB	4
SO	7
LOB	4



Batter	1	2	3	4	5	6	7	8	9	AB	R	H	RBI	BB	SO	LOB	TOP		
Von Hayes, L OBP: 0.341, SLG: 0.413 (1, 8)	0-0 1B		4-0 WP HR BB	0-0 G4-6-3			0-0 F9		0-0 F7	4	1	1	0	1	0	1			
Rick Schu, R OBP: 0.320, SLG: 0.376 (1, 5)	0-0 3		4-0 WP HR BB	0-0 6-3			0-0 F8		0-0 F8	4	1	0	0	1	0	1			
Juan Samuel, R OBP: 0.288, SLG: 0.429 Luis Aguayo, R OBP: 0.378, SLG: 0.469 (1, 4) (3, 4)	0-0 HR		0-0 F5		0-0 6-3		0-3 K		0-0 F6	2	1	1	1	0	0	2			
Mike Schmidt, R OBP: 0.369, SLG: 0.522 (1, 3)	0-0 F7		0-0 HR BB		0-0 5-3				0-3 K	3	1	0	0	1	1	0			
Glenn Wilson, R OBP: 0.311, SLG: 0.430 (1, 9)		0-0 F7	0-0 HR		4-0 FC6-4 BB				0-0 HR	3	2	2	5	1	0	0			
Ozzie Virgil, R OBP: 0.325, SLG: 0.436 (1, 2)		0-3 K	0-0 1B		0-0 FC6-4				0-0 E6	4	0	1	0	0	1	1			
John Russell, R OBP: 0.281, SLG: 0.385 (1, 7)		0-0 L1	0-0 1B		0-0 F8				0-0 E3	4	0	1	0	0	0	1			
Tom Foley, L OBP: 0.270, SLG: 0.302 (1, 6)			0-0 K		0-0 F8				0-3 K	4	1	1	0	0	2	4			
Shane Rawley, R OBP: 0.194, SLG: 0.145 Rocky Chidress, R OBP: 0.209, SLG: 0.200 Jeff Stone, L OBP: 0.312, SLG: 0.340 Kent Tekulve, R OBP: 0.304, SLG: 0.259 Tim Corcoran, L OBP: 0.294, SLG: 0.259 Dave Shipanoff, R OBP: 0.297, SLG: 0.350 (1, 1) (3, 1) (6, PH) (6, 1) (8, PH) (8, 1)			0-0 SH1-4		0-0 G4-6-3				0-0 F5	0	0	0	0	0	0	0			
Inning Stats	R: 1 E: 0 K: 0 S: 4	H: 2 LOB: 0 BB: 0 P: 4	R: 0 E: 0 K: 1 S: 5	H: 0 LOB: 0 BB: 0 P: 5	R: 5 E: 0 K: 1 S: 9	H: 4 LOB: 2 BB: 3 P: 21	R: 0 E: 0 K: 0 S: 3	H: 1 LOB: 0 BB: 0 P: 3	R: 0 E: 0 K: 0 S: 3	H: 0 LOB: 1 BB: 1 P: 7	R: 0 E: 0 K: 1 S: 5	H: 0 LOB: 0 BB: 0 P: 5	R: 1 E: 2 K: 2 S: 10	H: 1 LOB: 2 BB: 0 P: 10	R: 0 E: 0 K: 0 S: 3	H: 0 LOB: 0 BB: 0 P: 3	1B: 5 2B: 1 3B: 0 HR: 3	SF: 0 SAC: 1 DP: 2 HBP: 0	WP: 1 PA: 39 PB: 0 SB: 0 CS: 0
PITCHER	IP WLS BF H R ER SO BB IBB HBP BLK WP HR S P ERA WHIP	IP WLS BF H R ER SO BB IBB HBP BLK WP HR S P ERA WHIP																	
Rick Sutcliffe, R ERA: 3.02 (1, 1)	2.2	12	3	4	4	1	2	0	0	0	0	1	1	12	20	13.50	1.875		
Ray Fontenot, L ERA: 4.31 (3, 1)	1.1	8	4	2	2	1	1	0	0	0	0	0	1	9	13	13.50	3.750		
Lary Sorensen, R ERA: 4.26 (5, 1)	2.0	7	0	0	0	0	1	0	0	0	0	0	0	6	10	0.00	0.500		
Jay Baller, R ERA: 2.82 (7, 1)	1.1	W	7	1	1	1	2	0	0	0	0	0	1	11	11	6.75	0.750		
Lee Smith, R ERA: 3.05 (8, 1)	1.2	S	5	0	0	0	1	0	0	0	0	0	0	7	7	0.00	0.000		

Philadelphia Phillies @ Chicago Cubs
Wrigley Field, Chicago, IL
Fri Sep 27 1985, 3:33 AM CDT
Att: 9,258 - Unknown

AB 34
R 7
H 8
RBI 6
BB 4
SO 5
LOB 12



Batter	1	2	3	4	5	6	7	8	9	AB	R	H	RBI	BB	SO	LOB	BOTTOM		
Bob Dernier, R OBP: 0.315, SLG: 0.313 (1, 8)	0-0 5-3	0-0 5-3		0-0 F4		0-3 K		4-0 1B BB		4	0	0	0	1	1	1			
Shawon Dunston, R OBP: 0.306, SLG: 0.374 (1, 6)	4-0 HR BB		0-0 F7	0-0 E6 23 WP		0-0 1-3		0-3 K		4	1	0	0	1	1	2			
23 Ryne Sandberg, R OBP: 0.366, SLG: 0.505 (1, 4)	0-0 F7		0-0 HR	0-0 5-3			0-0 6-3	0-0 F8		5	1	1	1	0	0	4			
Keith Moreland, R OBP: 0.370, SLG: 0.433 (1, 9)	0-0 HR		0-0 1B		0-0 4-3		0-0 4-3	0-0 1B		5	2	3	2	0	0	0			
Jody Davis, R OBP: 0.300, SLG: 0.400 (7, PR) Dave Owen, S OBP: 0.429, SLG: 0.385 Steve Lake, R OBP: 0.175, SLG: 0.191 (7, PR) (8, 2)	0-0 2B		0-0 HR		0-0 1B 2B		0-0 HR 1B	0-0 F8		4	2	4	2	0	0	0			
Ron Cey, R OBP: 0.320, SLG: 0.403 Chris Speier, R OBP: 0.297, SLG: 0.350 (1, 5) (9, 5)	0-0 6-3		0-0 6-3		0-0 1B 2B		4-0 HR 1B			3	1	1	1	1	0	1			
Leon Durham, L OBP: 0.358, SLG: 0.464 (1, 3)		0-0 G3	0-0 2B		0-0 1B 1B		0-0 HR			4	1	3	3	0	0	0			
Billy Hatcher, R OBP: 0.299, SLG: 0.381 Lee Smith, R OBP: 0.297, SLG: 0.350 (1, 7) (8, 1)	0-0 F8		0-0 F9		0-0 G6-3		0-0 F9			4	0	0	0	0	0	4			
Rick Sutcliffe, L OBP: 0.226, SLG: 0.293 Ray Fontenot, L OBP: 0.149, SLG: 0.049 Gary Matthews, R OBP: 0.332, SLG: 0.388 Lary Sorensen, R OBP: 0.304, SLG: 0.259 Gary Woods, R OBP: 0.294, SLG: 0.259 Jay Baller, R OBP: 0.294, SLG: 0.259 Thad Bosley, L OBP: 0.297, SLG: 0.350 (1, 1) (3, 1) (4, PH) (5, 1) (5, PH) (7, 1) (8, 7)			0-0 1B		0-0 F2		0-0 5-3		0-0 1B S 1B	1	0	1	0	0	0	0			
Inning Stats	R: 2 E: 0 K: 0 S: 5	H: 2 LOB: 1 BB: 1 P: 9	R: 0 E: 0 K: 0 S: 4	H: 1 LOB: 0 BB: 0 P: 4	R: 3 E: 0 K: 0 S: 7	H: 4 LOB: 1 BB: 0 P: 7	R: 0 E: 1 K: 0 S: 4	H: 0 LOB: 1 BB: 0 P: 4	R: 1 E: 0 K: 0 S: 5	H: 3 LOB: 1 BB: 0 P: 5	R: 0 E: 0 K: 1 S: 5	H: 0 LOB: 0 BB: 0 P: 5	R: 3 E: 0 K: 0 S: 5	H: 2 LOB: 1 BB: 1 P: 9	R: 0 E: 0 K: 1 S: 7	H: 2 LOB: 3 BB: 1 P: 11	1B: 7 2B: 3 3B: 0 HR: 4	SF: 0 SAC: 0 DP: 1 HBP: 0	WP: 2 PA: 41 PB: 0 SB: 1 CS: 0
PITCHER	IP WLS BF H R ER SO BB IBB HBP BLK WP HR S P ERA WHIP	IP WLS BF H R ER SO BB IBB HBP BLK WP HR S P ERA WHIP																	
Shane Rawley, L ERA: 3.11 (1, 1)	2.2	16	7	5	5	0	1	0	0	0	0	0	0	0	0	0			
Rocky Chidress, R ERA: 6.91 (3, 1)	2.1	10	3	1	1	0	0	0	0	0	1	0	0	10	10	3.86	1.286		
Kent Tekulve, R ERA: 3.95 (6, 1)	2.0	L	9	2	3	3	1	1	0	0	0	1	0	10	14	13.50	1.500		
Dave Shipanoff, R ERA: 1.5 (8, 1)	1.0	6	2	0	0	1	1	0	0	0	0	0	0	7	11	0.00	3.000		

Philadelphia Phillies @ Chicago Cubs
Wrigley Field, Chicago, IL
Fri Sep 27 1985, 3:33 AM CDT
Att: 9,258 - Unknown

AB 38
R 9
H 14
RBI 9
BB 3
SO 2
LOB 15



Batter	1	2	3	4	5	6	7	8	9	AB	R	H	RBI	BB	SO	LOB	TOP				
Von Hayes, L OBP: 0.339, SLG: 0.411 (1, 8)	0-3 K	0-0 1-2 3-H 1B			0-0 6-3		0-0 4-3	0-0 F9		5	0	1	1	0	1	0					
Rick Schu, R OBP: 0.316, SLG: 0.374 (1, 5)	0-3 K	0-0 F9			0-0 F7		0-0 1B HR	0-3 K		5	1	1	0	0	2	2					
Juan Samuel, R OBP: 0.289, SLG: 0.428 (1, 4)	4-0 BB		0-0 F3		0-0 F9		0-0 1-2 HR	0-0 F3		4	1	1	0	1	0	0					
Mike Schmidt, R OBP: 0.371, SLG: 0.534 (1, 3)	0-3 K		0-3 K		0-0 1B HR		0-0 1-2 HR		0-0 HR	5	3	3	4	0	2	1					
Glenn Wilson, R OBP: 0.314, SLG: 0.430 (1, 9)		0-0 1B 1B	0-0 6-3		0-0 1-3 HR		4-0 1B 1B	0-0 5-3		4	3	2	0	1	0	0					
Darren Daulton, L OBP: 0.283, SLG: 0.349 (1, 2)		0-0 1B 1-3 1B		0-3 K		0-0 1-3 HR	0-3 K		0-3 K	5	2	2	3	0	3	1					
John Russell, R OBP: 0.284, SLG: 0.386 (1, 7)		0-3 K		0-3 K		0-0 E 1B	0-0 1-3 1B		0-3 K	5	0	2	0	0	3	2					
Tom Foley, L OBP: 0.273, SLG: 0.306 (1, 6)		0-0 1-3 3-H 1B		0-0 F6		0-0 E1	0-0 1-2 1B		0-0 1-3 3-H 1B	4	0	2	2	0	0	1					
John Denny, R OBP: 0.169, SLG: 0.139 (5, PH)		0-3 K		0-0 5-3		0-0 G4-6-3	0-3 K			1	0	0	0	0	1	2					
Jeff Stone, L OBP: 0.311, SLG: 0.339 (5, PH)										1	0	0	0	0	0	0					
Kent Tekulve, R OBP: 0.276, SLG: 0.266 (5, PH)										0	0	0	0	0	0	0					
Derrel Thomas, S OBP: 0.255, SLG: 0.435 (6, PH)										1	0	0	0	0	0	2					
Dave Shipanoff, R OBP: 0.265, SLG: 0.400 (6, PH)										0	0	0	0	0	0	0					
Ozzie Virgil, R OBP: 0.265, SLG: 0.400 (7, PH)										1	0	0	0	0	1	2					
Dave Rucker, L OBP: 0.265, SLG: 0.400 (7, PH)										0	0	0	0	0	0	0					
Larry Andersen, R OBP: 0.265, SLG: 0.400 (8, PH)										0	0	0	0	0	0	0					
Inning Stats	R: 0 E: 0 K: 3 S: 9	H: 0 LOB: 1 BB: 1 P: 13	R: 2 E: 0 K: 2 S: 11	H: 4 LOB: 2 BB: 0 P: 11	R: 0 E: 0 K: 1 S: 5	H: 0 LOB: 0 BB: 0 P: 5	R: 0 E: 0 K: 2 S: 7	H: 0 LOB: 0 BB: 0 P: 7	R: 0 E: 0 K: 0 S: 3	H: 0 LOB: 0 BB: 0 P: 3	R: 3 E: 1 K: 0 S: 7	H: 4 LOB: 1 BB: 0 P: 7	R: 4 E: 0 K: 2 S: 12	H: 5 LOB: 2 BB: 1 P: 16	R: 0 E: 0 K: 1 S: 5	H: 0 LOB: 0 BB: 0 P: 5	R: 1 E: 0 K: 2 S: 8	H: 1 LOB: 0 BB: 0 P: 8	1B: 11 2B: 0 3B: 0 HR: 3	SF: 0 SAC: 0 DP: 1 HBP: 0	WP: 0 PA: 43 PB: 0 SB: 0 CS: 0
PITCHER	IP WLS BF H R ER SO BB IBB HBP BLK WP HR S P ERA WHIP	IP WLS BF H R ER SO BB IBB HBP BLK WP HR S P ERA WHIP	IP WLS BF H R ER SO BB IBB HBP BLK WP HR S P ERA WHIP	IP WLS BF H R ER SO BB IBB HBP BLK WP HR S P ERA WHIP	IP WLS BF H R ER SO BB IBB HBP BLK WP HR S P ERA WHIP	IP WLS BF H R ER SO BB IBB HBP BLK WP HR S P ERA WHIP	IP WLS BF H R ER SO BB IBB HBP BLK WP HR S P ERA WHIP	IP WLS BF H R ER SO BB IBB HBP BLK WP HR S P ERA WHIP	IP WLS BF H R ER SO BB IBB HBP BLK WP HR S P ERA WHIP	IP WLS BF H R ER SO BB IBB HBP BLK WP HR S P ERA WHIP	IP WLS BF H R ER SO BB IBB HBP BLK WP HR S P ERA WHIP	IP WLS BF H R ER SO BB IBB HBP BLK WP HR S P ERA WHIP	IP WLS BF H R ER SO BB IBB HBP BLK WP HR S P ERA WHIP	IP WLS BF H R ER SO BB IBB HBP BLK WP HR S P ERA WHIP	IP WLS BF H R ER SO BB IBB HBP BLK WP HR S P ERA WHIP	IP WLS BF H R ER SO BB IBB HBP BLK WP HR S P ERA WHIP	IP WLS BF H R ER SO BB IBB HBP BLK WP HR S P ERA WHIP	IP WLS BF H R ER SO BB IBB HBP BLK WP HR S P ERA WHIP	IP WLS BF H R ER SO BB IBB HBP BLK WP HR S P ERA WHIP	IP WLS BF H R ER SO BB IBB HBP BLK WP HR S P ERA WHIP	IP WLS BF H R ER SO BB IBB HBP BLK WP HR S P ERA WHIP

Philadelphia Phillies @ Chicago Cubs
Wrigley Field, Chicago, IL
Sat Sep 28 1985, 3:33 AM CDT
Att: 27,875 - Unknown

AB 41
R 10
H 14
RBI 10
BB 2
SO 13
LOB 13



Batter	1	2	3	4	5	6	7	8	9	AB	R	H	RBI	BB	SO	LOB	BOTTOM				
Bob Dernier, R OBP: 0.312, SLG: 0.309 (1, 8)	0-0 F4	0-0 F8		0-0 6-3		0-0 6-3	0-0 FC6-4			5	0	0	0	0	0	1					
Shawon Dunston, R OBP: 0.316, SLG: 0.396 (1, 6)	0-0 F8 23 S 1B	0-0 23 1B		0-0 HR 3B		0-3 K		0-0 23 1-3 1B		5	3	4	0	0	1	0					
23 Ryne Sandberg, R OBP: 0.368, SLG: 0.504 (1, 4)	4-0 1-2 1B BB	0-0 1B 2H 1B		0-0 5-3		4-0 HR BB		0-0 1-3		3	2	1	1	2	0	2					
Keith Moreland, R OBP: 0.373, SLG: 0.445 (1, 9)	0-0 F8	0-0 1B		0-0 HR		0-0 1-H HR		4-0 G6-4-3 IBB		4	2	3	4	1	0	2					
Jody Davis, R OBP: 0.299, SLG: 0.397 (1, 2)	4-0 1-2 1B HR BB	0-0 5-3		0-3 K		0-0 6-3		0-0 G6-4-3		4	1	0	0	1	1	4					
Leon Durham, L OBP: 0.359, SLG: 0.464 (1, 3)	0-0 1-3 2-H 3-H HR 1B		0-0 1B		0-3 K		0-0 F8			4	1	2	2	0	1	0					
Ron Cey, R OBP: 0.323, SLG: 0.417 (1, 5)	0-0 1-H 3-H HR		0-0 F8		4-0 BB		0-0 HR			3	2	2	4	1	0	1					
Billy Hatcher, R OBP: 0.298, SLG: 0.377 (1, 7)	0-0 6-3		0-0 F8		0-0 F9		0-0 FC6-4 1B			4	0	1	0	0	0	2					
Dennis Eckersley, R OBP: 0.230, SLG: 0.185 (6, PH)		0-3 K		0-0 5-3		0-3 K		0-3 K		3	0	0	0	0	2	2					
Ron Mittetti, L OBP: 0.409, SLG: 0.220 (7, PH)										0	0	0	0	0	0	0					
Dave Beard, L OBP: 0.265, SLG: 0.337 (7, PH)										0	0	0	0	0	0	0					
Jay Baller, R OBP: 0.265, SLG: 0.337 (7, PH)										1	0	0	0	0	1	1					
Gary Matthews, R OBP: 0.265, SLG: 0.337 (8, PH)										0	0	0	0	0	0	0					
Inning Stats	R: 5 E: 0 K: 0 S: 6	H: 3 LOB: 2 BB: 2 P: 14	R: 1 E: 0 K: 1 S: 8	H: 3 LOB: 0 BB: 0 P: 8	R: 0 E: 0 K: 0 S: 4	H: 1 LOB: 1 BB: 0 P: 4	R: 2 E: 0 K: 1 S: 7	H: 2 LOB: 0 BB: 0 P: 7	R: 0 E: 0 K: 2 S: 7	H: 0 LOB: 1 BB: 1 P: 11	R: 2 E: 0 K: 1 S: 6	H: 1 LOB: 1 BB: 1 P: 10	R: 1 E: 0 K: 1 S: 7	H: 2 LOB: 1 BB: 0 P: 7	R: 0 E: 0 K: 0 S: 3	H: 1 LOB: 1 BB: 1 P: 7	1B: 7 2B: 1 3B: 1 HR: 4	SF: 0 SAC: 0 DP: 1 HBP: 0	WP: 0 PA: 41 PB: 0 SB: 2 CS: 0		
PITCHER	IP WLS BF H R ER SO BB IBB HBP BLK WP HR S P ERA WHIP	IP WLS BF H R ER SO BB IBB HBP BLK WP HR S P ERA WHIP	IP WLS BF H R ER SO BB IBB HBP BLK WP HR S P ERA WHIP	IP WLS BF H R ER SO BB IBB HBP BLK WP HR S P ERA WHIP	IP WLS BF H R ER SO BB IBB HBP BLK WP HR S P ERA WHIP	IP WLS BF H R ER SO BB IBB HBP BLK WP HR S P ERA WHIP	IP WLS BF H R ER SO BB IBB HBP BLK WP HR S P ERA WHIP	IP WLS BF H R ER SO BB IBB HBP BLK WP HR S P ERA WHIP	IP WLS BF H R ER SO BB IBB HBP BLK WP HR S P ERA WHIP	IP WLS BF H R ER SO BB IBB HBP BLK WP HR S P ERA WHIP	IP WLS BF H R ER SO BB IBB HBP BLK WP HR S P ERA WHIP	IP WLS BF H R ER SO BB IBB HBP BLK WP HR S P ERA WHIP	IP WLS BF H R ER SO BB IBB HBP BLK WP HR S P ERA WHIP	IP WLS BF H R ER SO BB IBB HBP BLK WP HR S P ERA WHIP	IP WLS BF H R ER SO BB IBB HBP BLK WP HR S P ERA WHIP	IP WLS BF H R ER SO BB IBB HBP BLK WP HR S P ERA WHIP	IP WLS BF H R ER SO BB IBB HBP BLK WP HR S P ERA WHIP	IP WLS BF H R ER SO BB IBB HBP BLK WP HR S P ERA WHIP	IP WLS BF H R ER SO BB IBB HBP BLK WP HR S P ERA WHIP	IP WLS BF H R ER SO BB IBB HBP BLK WP HR S P ERA WHIP	IP WLS BF H R ER SO BB IBB HBP BLK WP HR S P ERA WHIP

Philadelphia Phillies @ Chicago Cubs
Wrigley Field, Chicago, IL
Sat Sep 28 1985, 3:33 AM CDT
Att: 27,875 - Unknown

AB 36
R 11
H 13
RBI 11
BB 5
SO 6
LOB 15



Batter	1	2	3	4	5	6	7	8	9	AB	R	H	RBI	BB	SO	LOB	TOP
Luis Aquayo, R (1, 6) Steve Jeltz, S (6, 6) OBP: 0.378, SLG: 0.467 OBP: 0.287, SLG: 0.226	6-3						G6-4-3										3 0 1 0 0 0 1 1 0 0 0 0 0 1
Rick Schu, R (1, 5) OBP: 0.315, SLG: 0.370	1-3						6-3										4 0 0 0 0 0 1
Juan Samuel, R (1, 4) OBP: 0.290, SLG: 0.428																	4 1 2 0 0 0 0
Mike Schmidt, R (1, 3) OBP: 0.371, SLG: 0.532	6-3																4 1 1 0 0 0 1
Glenn Wilson, R (1, 9) OBP: 0.313, SLG: 0.429																	4 0 1 1 0 0 1
Ozzie Virgil, R (1, 2) OBP: 0.324, SLG: 0.432	6-3																3 0 0 0 1 0 2
Garry Maddox, R (1, 8) OBP: 0.292, SLG: 0.360	5-3																3 0 1 1 0 0 2
John Russell, R (1, 7) OBP: 0.279, SLG: 0.378																	4 0 0 0 0 0 2
Freddie Toliver, R (1, 1) Kent Tekulve, R (5, 1) Derrel Thomas, S (7, PH) Dave Shipanoff, R (7, 1) OBP: 0.333, SLG: 0.333 OBP: 0.283, SLG: 0.360	1-3																2 0 1 0 0 0 0 0 0 0 0 0 0 0 0 0 0 0 1 0 0 0 0 0 0 0 0 0

Philadelphia Phillies @ Chicago Cubs
Wrigley Field, Chicago, IL
Sun Sep 29 1985, 3:33 AM CDT
Att: 26,641 - Unknown

AB 32
R 2
H 7
RBI 2
BB 2
SO 0
LOB 11



Inning Stats	R: 0 H: 1 E: 0 LOB: 1 K: 0 BB: 0 S: 4	R: 0 H: 0 E: 0 LOB: 0 K: 0 BB: 0 S: 3	R: 0 H: 1 E: 0 LOB: 1 K: 0 BB: 0 S: 4	R: 2 H: 2 E: 1 LOB: 1 K: 0 BB: 0 S: 6	R: 0 H: 1 E: 0 LOB: 0 K: 0 BB: 1 S: 3	R: 0 H: 1 E: 0 LOB: 2 K: 0 BB: 1 S: 4	R: 0 H: 0 E: 0 LOB: 0 K: 0 BB: 1 S: 2	R: 0 H: 0 E: 0 LOB: 0 K: 0 BB: 0 S: 3	R: 0 H: 1 E: 0 LOB: 1 K: 0 BB: 0 S: 4	1B: 7 SF: 1 2B: 0 SAC: 0 3B: 0 DP: 2 HR: 0 HBP: 0	WP: 0 PA: 35 PB: 0 SB: 2 CS: 0
---------------------	---------------------------------------	---------------------------------------	---------------------------------------	---------------------------------------	---------------------------------------	---------------------------------------	---------------------------------------	---------------------------------------	---------------------------------------	---	---

PITCHER	IP WLS BF H R ER SO BB IBB HBP BLK WP HR S P ERA WHIP	PITCHER	IP WLS BF H R ER SO BB IBB HBP BLK WP HR S P ERA WHIP
Steve Trout, L (1, 1) ERA: 3.33	9.0 W 35 7 2 1 0 2 0 0 0 0 0 33 41 1.00 1.000		

Batter	1	2	3	4	5	6	7	8	9	AB	R	H	RBI	BB	SO	LOB	BOTTOM
Bob Dernier, R (1, 8) Thad Bosley, L (9, 7) OBP: 0.314, SLG: 0.311 OBP: 0.397, SLG: 0.517	F8		4-3														4 1 2 0 0 0 0 0 0 0 0 0 0 0
Shawon Dunston, R (1, 6) OBP: 0.311, SLG: 0.390	L4		F5														4 0 0 0 0 1 2
23 Ryne Sandberg, R (1, 4) OBP: 0.367, SLG: 0.503			E6														4 1 1 0 0 1 2
Keith Moreland, R (1, 9) OBP: 0.374, SLG: 0.446	CS	4-3															4 1 2 2 0 0 1
Jody Davis, R (1, 2) OBP: 0.303, SLG: 0.401																	3 1 2 1 1 0 0
Ron Cey, R (1, 5) Chris Speier, R (9, 5) OBP: 0.323, SLG: 0.414 OBP: 0.297, SLG: 0.350																	3 1 0 0 1 1 3 0 0 0 0 0 0 0
Richie Hebner, L (1, 3) OBP: 0.262, SLG: 0.311																	4 1 2 2 0 0 0
Billy Hatcher, R (1, 7) OBP: 0.297, SLG: 0.390																	3 0 1 1 0 0 0
Steve Trout, L (1, 1) OBP: 0.152, SLG: 0.136																	4 0 0 0 0 2 2

Philadelphia Phillies @ Chicago Cubs
Wrigley Field, Chicago, IL
Sun Sep 29 1985, 3:33 AM CDT
Att: 26,641 - Unknown

AB 33
R 6
H 10
RBI 6
BB 2
SO 5
LOB 10



Inning Stats	R: 0 H: 1 E: 0 LOB: 0 K: 0 BB: 0 S: 3	R: 2 H: 1 E: 0 LOB: 2 K: 1 BB: 2 S: 6	R: 2 H: 2 E: 1 LOB: 1 K: 1 BB: 0 S: 8	R: 0 H: 0 E: 0 LOB: 0 K: 0 BB: 0 S: 3	R: 1 H: 3 E: 1 LOB: 2 K: 1 BB: 0 S: 8	R: 0 H: 0 E: 0 LOB: 0 K: 1 BB: 0 S: 5	R: 0 H: 1 E: 0 LOB: 1 K: 1 BB: 0 S: 6	R: 1 H: 2 E: 0 LOB: 1 K: 0 BB: 0 S: 5	1B: 6 SF: 1 2B: 2 SAC: 0 3B: 1 DP: 0 HR: 1 HBP: 0	WP: 0 PA: 37 PB: 0 SB: 2 CS: 1
---------------------	---------------------------------------	---------------------------------------	---------------------------------------	---------------------------------------	---------------------------------------	---------------------------------------	---------------------------------------	---------------------------------------	---	---

PITCHER	IP WLS BF H R ER SO BB IBB HBP BLK WP HR S P ERA WHIP	PITCHER	IP WLS BF H R ER SO BB IBB HBP BLK WP HR S P ERA WHIP
Freddie Toliver, R (1, 1) ERA: 4.5	4.2 L 23 7 0 0 1 0 0 0 0 0 0 27 35 5.79 1.929		
Kent Tekulve, R (5, 1) ERA: 3.52	1.1 4 0 0 0 1 0 0 0 0 0 0 6 6 0.00 0.000		
Dave Shipanoff, R (7, 1) ERA: 2.18	2.0 9 3 1 1 1 0 0 0 0 0 1 11 11 4.50 1.500		

Batter	1	2	3	4	5	6	7	8	9	AB	R	H	RBI	BB	SO	LOB	TOP					
Joe Orsulak L (1.8) OBP: 0.331, SLG: 0.356										5	1	1	0	0	0	5	Pittsburgh Pirates @ Chicago Cubs Wrigley Field, Chicago, IL Tue Oct 01 1985, 3:33 AM CDT Att: 3,446 - Unknown					
Bill Almon R (1.5) OBP: 0.336, SLG: 0.422										4	0	0	0	1	1	3						
Johnny Ray S (1.4) OBP: 0.317, SLG: 0.360										4	0	2	0	1	0	0						
Sid Bream L (1.3) OBP: 0.321, SLG: 0.417										4	1	1	0	1	1	3						
Mike Brown R (1.9) OBP: 0.344, SLG: 0.448										4	1	1	1	0	1	3						
R.J. Reynolds S (1.7) OBP: 0.326, SLG: 0.386										4	0	1	0	0	1	2						
Sam Khalifa R (1.6) OBP: 0.304, SLG: 0.316										4	0	2	1	0	0	0						
Junior Ortiz R (1.2) OBP: 0.250, SLG: 0.241										3	0	1	0	0	0	3						
Steve Kemp L (8, PH) OBP: 0.119, SLG: 0.351										1	0	1	0	0	0	0						
Tony Peña R (8.2) OBP: 0.285, SLG: 0.362										0	0	0	0	0	0	0						
Rick Reuschel R (1.1) OBP: 0.200, SLG: 0.259										3	0	1	0	0	1	1						
Lee Mazzilli S (8, PH) OBP: 0.428, SLG: 0.379										1	0	1	0	0	0	0						
Jose DeLeon R (8.1) OBP: 0.128, SLG: 0.056										0	0	0	0	0	0	0						
Inning Stats	R: 1 E: 0 K: 1 S: 7	H: 2 LOB: 2 BB: 1 P: 11	R: 0 E: 0 K: 1 S: 6	H: 1 LOB: 1 BB: 0 P: 6	R: 0 E: 0 K: 0 S: 3	H: 0 LOB: 0 BB: 0 P: 3	R: 0 E: 0 K: 0 S: 3	H: 0 LOB: 0 BB: 0 P: 3	R: 0 E: 0 K: 0 S: 4	H: 2 LOB: 1 BB: 0 P: 4	R: 1 E: 0 K: 0 S: 6	H: 3 LOB: 2 BB: 0 P: 6	R: 0 E: 0 K: 1 S: 5	H: 0 LOB: 2 BB: 2 P: 13	R: 1 E: 0 K: 1 S: 8	H: 3 LOB: 2 BB: 0 P: 8	R: 0 E: 0 K: 1 S: 5	H: 1 LOB: 0 BB: 0 P: 5	1B: 11 2B: 0 3B: 0 HR: 1	SF: 0 SAC: 0 DP: 2 HBP: 0	WP: 1 PB: 0 SB: 2 CS: 0	PA: 40
PITCHER	IP WLS BF H R ER SO BB IBB HBP BLK WP HR S P ERA WHIP																					
Reggie Patterson R (1.1) ERA: 3.3	6.2 W 30 8 2 2 2 3 0 0 0 1 0 31 43 2.70 1.650																					
Jay Baller R (7.1) ERA: 2.91	1.0 6 3 1 1 2 0 0 0 0 0 1 10 10 9.00 3.000																					
Lee Smith R (8.1) ERA: 3.04	1.1 S 4 1 0 0 1 0 0 0 0 0 0 6 6 0.00 0.750																					

AB	37
R	3
H	12
RBI	2
BB	3
SO	5
LOB	20



Batter	1	2	3	4	5	6	7	8	9	AB	R	H	RBI	BB	SO	LOB	BOTTOM					
Bob Dernier R (1.8) OBP: 0.313, SLG: 0.310										4	1	1	0	0	0	1	Pittsburgh Pirates @ Chicago Cubs Wrigley Field, Chicago, IL Tue Oct 01 1985, 3:33 AM CDT Att: 3,446 - Unknown					
Shawon Dunston R (1.6) OBP: 0.306, SLG: 0.383										4	0	0	0	0	1	1						
23 Ryne Sandberg R (1.4) OBP: 0.366, SLG: 0.500										3	0	0	0	0	2	2						
Keith Moreland R (1.9) OBP: 0.374, SLG: 0.444										2	1	0	1	1	0	1						
Jody Davis R (1.2) OBP: 0.303, SLG: 0.407										3	1	1	2	0	0	1						
Leon Durham L (1.3) OBP: 0.359, SLG: 0.469										3	1	1	1	0	2	0						
Ron Cey R (1.5) OBP: 0.321, SLG: 0.412										3	0	0	0	0	2	0						
Billy Hatcher R (1.7) OBP: 0.292, SLG: 0.382										3	0	0	0	0	0	0						
Lee Smith R (8.1) ERA: 4.64										0	0	0	0	0	0	0						
Reggie Patterson R (1.1) Jay Baller R (7.1) Thad Bosley L (8.7) OBP: 0.400, SLG: 0.526										2	0	0	0	0	0	0						
Inning Stats	R: 1 E: 1 K: 0 S: 5	H: 1 LOB: 1 BB: 0 P: 5	R: 1 E: 0 K: 1 S: 6	H: 1 LOB: 0 BB: 0 P: 6	R: 0 E: 0 K: 1 S: 5	H: 0 LOB: 0 BB: 0 P: 5	R: 2 E: 0 K: 1 S: 6	H: 1 LOB: 1 BB: 1 P: 10	R: 0 E: 0 K: 0 S: 3	H: 0 LOB: 0 BB: 0 P: 3	R: 0 E: 0 K: 1 S: 5	H: 0 LOB: 0 BB: 0 P: 5	R: 0 E: 0 K: 2 S: 7	H: 0 LOB: 0 BB: 0 P: 7	R: 0 E: 0 K: 1 S: 5	H: 1 LOB: 0 BB: 0 P: 5	R: 0 E: 0 K: 1 S: 5	H: 0 LOB: 0 BB: 0 P: 5	1B: 1 2B: 2 3B: 0 HR: 2	SF: 0 SAC: 0 DP: 1 HBP: 0	WP: 1 PB: 0 SB: 0 CS: 0	PA: 29
PITCHER	IP WLS BF H R ER SO BB IBB HBP BLK WP HR S P ERA WHIP																					
Rick Reuschel R (1.1) ERA: 2.3	7.0 L 26 3 4 3 6 1 0 0 0 0 1 2 37 41 3.86 0.571																					
Jose DeLeon R (8.1) ERA: 4.64	1.0 3 1 0 0 1 0 0 0 0 0 0 5 5 0.00 1.000																					

AB	28
R	4
H	4
RBI	4
BB	1
SO	7
LOB	6



Batter	1	2	3	4	5	6	7	8	9	AB	R	H	RBI	BB	SO	LOB	TOP					
Joe Orsulak, L (1, 8) OBP: 0.337, SLG: 0.364										5	1	4	0	0	0	0	Pittsburgh Pirates @ Chicago Cubs Wrigley Field, Chicago, IL Wed Oct 02 1985, 3:33 AM CDT Att: 4,637 - Unknown					
Bill Almon, R (1, 5) OBP: 0.337, SLG: 0.426										3	1	1	1	1	1	2						
Johnny Ray, S (1, 4) OBP: 0.318, SLG: 0.365										4	2	1	3	1	0	5						
Sid Bream, L (1, 3) OBP: 0.331, SLG: 0.439										3	2	1	1	2	0	0						
Mike Brown, R (1, 9) OBP: 0.350, SLG: 0.452										4	0	3	0	1	0	0						
R.J. Reynolds, S (1, 7) OBP: 0.324, SLG: 0.383										5	0	1	2	0	0	5						
Sam Khalifa, R (1, 6) OBP: 0.303, SLG: 0.315										5	1	1	0	0	2	2						
Junior Ortiz, R (1, 2) OBP: 0.283, SLG: 0.345										4	2	3	1	0	1	0						
Rick Rhoden, R (1, 1) OBP: 0.213, SLG: 0.233										2	0	0	0	0	0	2						
Cecilio Guante, R (6, 1) OBP: 0.059, SLG: 0.059										2	0	0	0	0	1	1						
Inning Stats	R: 0 E: 0 K: 1 S: 5	H: 1 LOB: 0 BB: 0 P: 5	R: 0 E: 0 K: 0 S: 3	H: 0 LOB: 0 BB: 0 P: 3	R: 0 E: 0 K: 2 S: 7	H: 0 LOB: 0 BB: 0 P: 7	R: 0 E: 1 K: 0 S: 4	H: 1 LOB: 3 BB: 2 P: 12	R: 4 E: 0 K: 1 S: 5	H: 4 LOB: 0 BB: 0 P: 7	R: 0 E: 0 K: 1 S: 5	H: 1 LOB: 0 BB: 0 P: 5	R: 4 E: 0 K: 1 S: 9	H: 4 LOB: 2 BB: 1 P: 17	R: 0 E: 0 K: 0 S: 4	H: 2 LOB: 2 BB: 1 P: 8	R: 1 E: 0 K: 0 S: 4	H: 2 LOB: 0 BB: 0 P: 4	1B: 9 2B: 5 3B: 0 HR: 3	SF: 1 SAC: 0 DP: 5 HBP: 0	WP: 1 PB: 1 SB: 1 CS: 1	PA: 43
PITCHER	IP WLS BF H R ER SO BB IBB HBP BLK WP HR S P ERA WHIP																					
Rick Sutcliffe, R (1, 1) ERA: 3.18	4.2 L 21 6 4 4 3 2 2 0 0 0 0 0 1 25 33 7.71 1.714																					
Jay Ballew, R (5, 1) ERA: 3.35	2.0 9 3 3 3 2 0 1 0 0 0 0 1 12 16 13.50 1.500																					
Ray Fontenot, L (7, 1) ERA: 4.36	0.0 3 2 1 1 0 1 0 0 0 0 1 0 2 6 ∞ ∞																					
Dave Beard, R (7, 1) ERA: 6.39	2.1 10 4 1 1 0 1 0 0 0 0 0 1 9 13 3.86 2.143																					

Batter	1	2	3	4	5	6	7	8	9	AB	R	H	RBI	BB	SO	LOB	BOTTOM			
Bob Dernier, R (1, 8) OBP: 0.318, SLG: 0.320										5	0	4	0	0	0	0	Pittsburgh Pirates @ Chicago Cubs Wrigley Field, Chicago, IL Wed Oct 02 1985, 3:33 AM CDT Att: 4,637 - Unknown			
Billy Hatcher, R (1, 7) OBP: 0.291, SLG: 0.375										3	0	0	0	1	0	4				
Richie Hebner, L (9, FH) OBP: 0.260, SLG: 0.308										1	0	0	0	0	0	2				
23 Ryne Sandberg, R (1, 4) OBP: 0.366, SLG: 0.508										5	1	2	2	0	2	4				
Keith Moreland, R (1, 9) OBP: 0.373, SLG: 0.442										3	0	0	0	1	0	2				
Jody Davis, R (1, 2) OBP: 0.303, SLG: 0.408										4	1	1	0	0	1	1				
Leon Durham, L (1, 3) OBP: 0.360, SLG: 0.471										3	1	1	1	1	2	0				
Ron Cey, R (1, 5) OBP: 0.319, SLG: 0.408										4	0	0	0	0	2	2				
Dave Owen, S (1, 6) OBP: 0.412, SLG: 0.375										3	0	1	1	0	1	0				
Rick Sutcliffe, L (1, 1) OBP: 0.283, SLG: 0.302										2	0	1	0	0	1	0				
Jay Ballew, R (5, 1) ERA: 3.35										0	0	0	0	0	0	0				
Ray Fontenot, L (7, 1) ERA: 4.36										0	0	0	0	0	0	0				
Dave Beard, L (7, 1) ERA: 6.39										0	0	0	0	0	0	0				
Shawon Dunston, R (7, 6) OBP: 0.307, SLG: 0.336										2	1	1	0	0	0	1				
Thad Bosley, L (9, FH) OBP: 0.023, SLG: 0.029										1	0	1	0	0	0	0				
Inning Stats	R: 0 E: 0 K: 1 S: 5	H: 1 LOB: 1 BB: 1 P: 9	R: 2 E: 0 K: 1 S: 9	H: 5 LOB: 2 BB: 0 P: 9	R: 1 E: 0 K: 0 S: 4	H: 1 LOB: 1 BB: 1 P: 8	R: 0 E: 0 K: 2 S: 7	H: 0 LOB: 0 BB: 0 P: 7	R: 0 E: 0 K: 1 S: 5	H: 0 LOB: 0 BB: 0 P: 5	R: 1 E: 0 K: 0 S: 5	H: 3 LOB: 1 BB: 0 P: 5	R: 0 E: 0 K: 3 S: 9	H: 0 LOB: 0 BB: 0 P: 9	R: 0 E: 0 K: 1 S: 7	H: 2 LOB: 2 BB: 0 P: 7	1B: 6 2B: 5 3B: 1 HR: 1	SF: 0 SAC: 0 DP: 2 HBP: 0	WP: 0 PB: 0 SB: 1 CS: 0	PA: 39
PITCHER	IP WLS BF H R ER SO BB IBB HBP BLK WP HR S P ERA WHIP																			
Rick Rhoden, R (1, 1) ERA: 4.31	5.0 W 23 7 3 3 4 3 0 0 0 0 0 0 28 40 5.40 2.000																			
Cecilio Guante, R (6, 1) ERA: 2.67	4.0 S 16 5 1 1 5 0 0 0 0 0 0 0 26 26 2.25 1.250																			



Batter	1	2	3	4	5	6	7	8	9	AB	R	H	RBI	BB	SO	LOB	TOP			
Joe Orsulak, L (1.8) OBP: 0.340, SLG: 0.364	FC5-4 BB		SH5-4 1B BB	F6			E8		1B	3	1	1	0	2	0	1	Pittsburgh Pirates @ Chicago Cubs Wrigley Field, Chicago, IL Thu Oct 03 1985, 3:33 AM CDT Att: 7,437 - Unknown			
Bill Almon, R (1.5) OBP: 0.332, SLG: 0.418	FC5-4 1B 1-2		SH5-4		F7		F8		5-3	4	1	0	0	0	0	3				
Johnny Ray, S (1.4) OBP: 0.321, SLG: 0.366							F8			3	0	2	2	1	0	1				
Jim Morrison, R (8.4) OBP: 0.276, SLG: 0.349	1B		7-3 1B		G4-6-3 BB		F8			0	0	0	0	0	0	0				
Sid Bream, L (1.3) OBP: 0.329, SLG: 0.433			7-3 1B		G4-6-3 1-2		K			4	0	1	1	0	1	3				
Mike Brown, R (1.9) OBP: 0.352, SLG: 0.460									5-3	3	1	1	1	1	0	2				
Marvell Wynne, L (8.8) OBP: 0.254, SLG: 0.265	G6-4-3 1-2									0	0	0	0	0	0	0				
R.J. Reynolds, S (1.7) OBP: 0.326, SLG: 0.383										3	1	1	0	1	0	0				
Sam Khalifa, R (1.6) OBP: 0.299, SLG: 0.310										4	0	0	0	0	0	2	AB 30 R 5 H 8 RBI 5 BB 6 SO 3 LOB 14			
Junior Ortiz, R (1.2) OBP: 0.297, SLG: 0.344										3	0	1	1	1	1	0				
Bob Kipper, R (1.1) OBP: 0.250, SLG: 0.250										2	1	1	0	0	1	2				
Jim Winn, R (6.1) OBP: 0.176, SLG: 0.188										0	0	0	0	0	0	0				
Ray Krawczyk, R (6.1) OBP: 0.333, SLG: 0.333										0	0	0	0	0	0	0				
Pat Clements, R (6.1) OBP: 0.333, SLG: 0.333										0	0	0	0	0	0	0				
Johnnie LeMaster, R (9. PH) OBP: 0.175, SLG: 0.154										1	0	0	0	0	0	0				
Inning Stats	R: 1 E: 0 K: 0 S: 4	H: 2 LOB: 1 BB: 1 P: 8	R: 0 E: 0 K: 1 S: 5	H: 0 LOB: 0 BB: 0 P: 5	R: 2 E: 0 K: 0 S: 4	H: 2 LOB: 0 BB: 1 P: 8	R: 2 E: 0 K: 0 S: 6	H: 3 LOB: 1 BB: 0 P: 6	R: 0 E: 0 K: 0 S: 2	H: 0 LOB: 0 BB: 1 P: 6	R: 0 E: 1 K: 1 S: 6	H: 0 LOB: 1 BB: 0 P: 6	R: 0 E: 0 K: 0 S: 3	H: 0 LOB: 0 BB: 0 P: 3	R: 0 E: 0 K: 0 S: 4	H: 1 LOB: 1 BB: 0 P: 4	1B: 7 2B: 1 3B: 0 HR: 1	SF: 0 SAC: 2 DP: 3 HBP: 0	WP: 0 PB: 0 SB: 2 CS: 1	PA: 38
PITCHER	IP WLS BF H R ER SO BB IBB HBP BLK WP HR S P ERA WHIP																			
Johnny Abrego, R (1.1) ERA: 6.38	4.0	19	7	5	5	1	2	0	0	0	0	0	0	0	1	19	27	11.25	2.250	
Warren Brusstar, R (5.1) ERA: 8.05	1.0	3	0	0	0	0	1	0	0	0	0	0	0	0	2	6	0.00	1.000		
Jon Perlman, R (6.1) ERA: 11.42	1.0	W	5	0	0	0	1	2	1	0	0	0	0	0	4	16	0.00	2.000		
Steve Engel, L (7.1) ERA: 5.57	3.0	S	11	1	0	0	1	0	0	0	0	0	0	0	13	13	0.00	0.333		

Batter	1	2	3	4	5	6	7	8	9	AB	R	H	RBI	BB	SO	LOB	BOTTOM			
Bob Dernier, R (1.8) OBP: 0.319, SLG: 0.320	F8		5-3							3	1	1	0	0	0	0	Pittsburgh Pirates @ Chicago Cubs Wrigley Field, Chicago, IL Thu Oct 03 1985, 3:33 AM CDT Att: 7,437 - Unknown			
Thad Bosley, L (7. PH) OBP: 0.399, SLG: 0.523										2	0	0	0	0	2	1				
Shawon Dunston, R (1.6) OBP: 0.313, SLG: 0.393	F9									5	2	3	1	0	0	1				
23 Ryne Sandberg, R (1.4) OBP: 0.366, SLG: 0.508										4	2	1	2	1	1	3				
Dave Owen, S (9.4) OBP: 0.412, SLG: 0.375										0	0	0	0	0	0	0				
Keith Moreland, R (1.9) OBP: 0.377, SLG: 0.442										2	3	1	1	3	0	1				
Ron Cey, R (1.5) OBP: 0.319, SLG: 0.414										5	2	2	4	0	0	3				
Gary Matthews, R (1.7) OBP: 0.358, SLG: 0.401										2	1	2	3	1	0	0				
Steve Engel, R (7.1) OBP: 0.316, SLG: 0.375										1	0	0	0	0	0	0				
Leon Durham, L (1.3) OBP: 0.362, SLG: 0.472										5	0	3	2	0	1	1	AB 38 R 13 H 15 RBI 13 BB 6 SO 9 LOB 18			
Steve Lake, R (1.2) OBP: 0.172, SLG: 0.188										2	0	0	0	0	2	2				
Jody Davis, R (6. PH) OBP: 0.303, SLG: 0.407										3	1	1	0	0	1	4				
Johnny Abrego, R (1.1) ERA: 6.38										1	0	0	0	0	1	2				
Warren Brusstar, R (5.1) ERA: 8.05										0	0	0	0	0	0	0				
Billy Hatcher, R (5. PH) ERA: 5.37										1	0	0	0	0	0	0				
Jon Perlman, L (6.1) ERA: 11.42										0	0	0	0	0	0	0				
Richie Hebner, L (5. PH) OBP: 0.306, SLG: 0.328										0	1	0	0	1	0	0				
Davey Lopes, R (7.7) OBP: 0.376, SLG: 0.430										2	0	1	0	0	1	0				
Inning Stats	R: 0 E: 0 K: 1 S: 5	H: 0 LOB: 0 BB: 0 P: 5	R: 1 E: 0 K: 2 S: 9	H: 2 LOB: 2 BB: 1 P: 13	R: 0 E: 0 K: 0 S: 4	H: 1 LOB: 1 BB: 0 P: 4	R: 0 E: 0 K: 0 S: 3	H: 1 LOB: 0 BB: 0 P: 3	R: 0 E: 1 K: 1 S: 7	H: 1 LOB: 2 BB: 0 P: 7	R: 8 E: 0 K: 2 S: 12	H: 5 LOB: 3 BB: 4 P: 30	R: 4 E: 0 K: 2 S: 10	H: 3 LOB: 0 BB: 1 P: 14	R: 0 E: 0 K: 1 S: 6	H: 2 LOB: 1 BB: 0 P: 6	1B: 10 2B: 3 3B: 0 HR: 2	SF: 0 SAC: 0 DP: 2 HBP: 2	WP: 0 PB: 0 SB: 1 CS: 0	PA: 46
PITCHER	IP WLS BF H R ER SO BB IBB HBP BLK WP HR S P ERA WHIP																			
Bob Kipper, L (1.1) ERA: 7.33	5.0	24	7	4	4	4	2	0	0	0	0	0	0	0	1	30	38	7.20	1.800	
Jim Winn, R (6.1) ERA: 5.37	0.1	L	6	2	2	2	1	2	0	1	0	0	0	0	5	14	54.00	12.000		
Ray Krawczyk, R (6.1) ERA: 14.04	0.1	3	0	2	2	0	1	0	1	0	0	0	0	1	6	54.00	3.000			
Pat Clements, L (6.1) ERA: 3.51	2.1	13	6	5	5	4	0	1	0	0	0	1	20	24	19.29	2.571				



Batter	1	2	3	4	5	6	7	8	9	AB	R	H	RBI	BB	SO	LOB	TOP								
Bob Dernier, R OBP: 0.319, SLG: 0.320	F7		6-3			6-3			SF9 23 2B	4	1	1	0	0	0	0									
Gary Matthews, R OBP: 0.357, SLG: 0.399	L1					K			K	4	0	1	0	0	2	2									
23 Ryne Sandberg, R OBP: 0.367, SLG: 0.509									SF9 1-3 2-H	4	0	2	1	0	0	1									
Keith Moreland, R OBP: 0.376, SLG: 0.442	F4					F7			SF9	3	0	1	1	0	0	1									
Jody Davis, R OBP: 0.301, SLG: 0.404						G5-4-3			F5	4	0	0	0	0	0	3									
Leon Durham, L OBP: 0.360, SLG: 0.469						K			F6	3	0	0	0	0	1	0									
Ron Cey, R OBP: 0.318, SLG: 0.412						6-3			K	3	0	0	0	0	1	0									
Shawn Dunston, R OBP: 0.311, SLG: 0.389									6-3	2	0	0	0	0	1	0									
Thad Bosley, L OBP: 0.397, SLG: 0.520										1	0	0	0	0	0	0									
Dave Owen, S OBP: 0.412, SLG: 0.375						K			6-3	0	0	0	0	0	0	0									
Dennis Eckersley, R OBP: 0.222, SLG: 0.179									5-3	2	0	0	0	0	0	0									
Jay Baller, R OBP: 0.380, SLG: 0.432									G3	1	1	1	0	0	0	0									
Davey Lopes, R OBP: 0.380, SLG: 0.432									5-3	0	0	0	0	0	0	0									
									23 2B	1	1	1	0	0	0	0									
Inning Stats	R: 0 E: 0 K: 0 S: 4	H: 1 LOB: 1 BB: 0 P: 4	R: 0 E: 0 K: 1 S: 5	H: 0 LOB: 0 BB: 0 P: 5	R: 0 E: 0 K: 0 S: 3	H: 0 LOB: 0 BB: 0 P: 3	R: 0 E: 0 K: 0 S: 4	H: 2 LOB: 1 BB: 0 P: 4	R: 0 E: 0 K: 2 S: 7	H: 0 LOB: 0 BB: 0 P: 7	R: 0 E: 0 K: 1 S: 5	H: 0 LOB: 0 BB: 0 P: 5	R: 0 E: 0 K: 0 S: 3	H: 0 LOB: 0 BB: 0 P: 3	R: 0 E: 0 K: 0 S: 3	H: 0 LOB: 0 BB: 0 P: 3	R: 2 E: 0 K: 1 S: 8	H: 3 LOB: 1 BB: 0 P: 8	1B: 5 2B: 1 3B: 0 HR: 0	SF: 1 SAC: 0 DP: 1 HBP: 0	WP: 0 PB: 0 SB: 0 CS: 0	PA: 32			
PITCHER	IP	WLS	BF	H	R	ER	SO	BB	IBB	HBP	BLK	WP	HR	S	P	ERA	WHIP								
Bob Forsch, R ERA: 3.9	8.0	W	28	5	2	2	4	0	0	0	0	0	0	36	36	2.25	0.625								
Todd Worrell, R ERA: 2.91	1.0	S	4	1	0	0	1	0	0	0	0	0	0	6	6	0.00	1.000								

Chicago Cubs @ St. Louis Cardinals
 Busch Stadium, St. Louis, MO
 Fri Oct 04 1985, 7:05 PM CDT
 Att: 40,618 - Unknown

AB	31
R	2
H	6
RBI	2
BB	0
SO	5
LOB	7



Batter	1	2	3	4	5	6	7	8	9	AB	R	H	RBI	BB	SO	LOB	BOTTOM								
Vince Coleman, S OBP: 0.322, SLG: 0.337	SF8 6-3		1B S		K		G3			4	1	2	0	0	1	1									
Willie McGee, S OBP: 0.394, SLG: 0.501	6-3		S		4-3		6-3			4	0	1	0	0	0	2									
Tom Herr, S OBP: 0.380, SLG: 0.417	SF8		K		F7		6-3			3	0	0	1	0	1	2									
Jack Clark, R OBP: 0.392, SLG: 0.505	F9		K				B1-3		F3	4	0	0	0	0	1	1									
Andy Van Slyke, L OBP: 0.334, SLG: 0.436							F8		F8	3	1	1	1	1	0	0									
Terry Pendleton, S OBP: 0.282, SLG: 0.303	F7				K		4-3		3-1	4	0	0	0	0	1	1									
Darrell Porter, L OBP: 0.333, SLG: 0.412									E8	3	1	2	0	0	0	1									
Ozzie Smith, S OBP: 0.357, SLG: 0.363									2B	2	1	1	1	1	0	1									
Bob Forsch, R OBP: 0.244, SLG: 0.400									3B	3	0	1	1	0	0	3									
Todd Worrell, R									G3	0	0	0	0	0	0	0									
Inning Stats	R: 1 E: 0 K: 0 S: 4	H: 1 LOB: 0 BB: 0 P: 4	R: 0 E: 0 K: 0 S: 3	H: 0 LOB: 2 BB: 2 P: 11	R: 0 E: 0 K: 2 S: 8	H: 2 LOB: 1 BB: 0 P: 8	R: 1 E: 0 K: 1 S: 7	H: 2 LOB: 1 BB: 0 P: 7	R: 0 E: 0 K: 1 S: 5	H: 0 LOB: 0 BB: 0 P: 5	R: 0 E: 0 K: 0 S: 3	H: 0 LOB: 0 BB: 0 P: 3	R: 2 E: 1 K: 0 S: 6	H: 3 LOB: 1 BB: 0 P: 6	R: 0 E: 0 K: 0 S: 3	H: 0 LOB: 0 BB: 0 P: 3	R: 0 E: 0 K: 0 S: 3	H: 0 LOB: 0 BB: 0 P: 3	1B: 3 2B: 3 3B: 1 HR: 1	SF: 1 SAC: 0 DP: 0 HBP: 0	WP: 0 PB: 0 SB: 2 CS: 0	PA: 33			
PITCHER	IP	WLS	BF	H	R	ER	SO	BB	IBB	HBP	BLK	WP	HR	S	P	ERA	WHIP								
Dennis Eckersley, R ERA: 3.08	6.0	L	27	8	4	4	4	1	1	0	1	0	1	33	41	6.00	1.500								
Jay Baller, R ERA: 3.22	2.0		6	0	0	0	0	0	0	0	0	0	0	6	6	0.00	0.000								

Chicago Cubs @ St. Louis Cardinals
 Busch Stadium, St. Louis, MO
 Fri Oct 04 1985, 7:05 PM CDT
 Att: 40,618 - Unknown

AB	30
R	4
H	8
RBI	4
BB	2
SO	4
LOB	12



Batter	1	2	3	4	5	6	7	8	9	AB	R	H	RBI	BB	SO	LOB	TOP					
Bob Dernier, R OBP: 0.316, SLG: 0.317 (1, 8)	F8			F7		5-3			F6	4	0	0	0	0	0	0						
Gary Matthews, R OBP: 0.381, SLG: 0.407 (1, 7)	G4-6-3 1B			WP 1B		F8				4	1	3	0	0	0	0						
23 Ryne Sandberg, R OBP: 0.365, SLG: 0.506 (1, 4)	G4-6-3 1-2			F7					F9	4	0	0	0	0	0	3						
Keith Moreland, R OBP: 0.376, SLG: 0.441 (1, 9)		6-3								3	0	1	1	0	0	0						
Leon Durham, L OBP: 0.358, SLG: 0.467 (1, 3)		4-3		FC6 1B						3	0	0	0	0	1	1						
Jody Davis, R OBP: 0.299, SLG: 0.401 (1, 2)		5-3								3	0	0	0	0	1	0						
Ron Cey, R OBP: 0.316, SLG: 0.409 (1, 5)				5-3		6-3			5-3	3	0	0	0	0	0	0						
Shawon Dunston, R OBP: 0.307, SLG: 0.385 Ron Meridith, L OBP: 0.400, SLG: 0.250 (8, 1)				F7		4-3			F8	3	0	0	0	0	0	0						
Steve Trout, L OBP: 0.146, SLG: 0.130 Jay Baller, R Chris Speier, R OBP: 0.295, SLG: 0.349 (6, 6)		6-3							G3	2	0	0	0	0	0	0						
									6-3	0	0	0	0	0	0	0						
										1	0	0	0	0	0	0						
Inning Stats	R: 0 E: 0 K: 0 S: 3	H: 1 LOB: 0 BB: 0 P: 3	R: 0 E: 0 K: 0 S: 3	H: 0 LOB: 0 BB: 0 P: 3	R: 0 E: 0 K: 0 S: 3	H: 0 LOB: 0 BB: 0 P: 3	R: 1 E: 0 K: 0 S: 5	H: 2 LOB: 1 BB: 0 P: 5	R: 0 E: 0 K: 1 S: 5	H: 0 LOB: 0 BB: 0 P: 5	R: 0 E: 0 K: 0 S: 3	H: 0 LOB: 0 BB: 0 P: 3	R: 0 E: 0 K: 1 S: 5	H: 0 LOB: 0 BB: 0 P: 5	R: 0 E: 0 K: 0 S: 3	H: 0 LOB: 0 BB: 0 P: 3	R: 0 E: 0 K: 0 S: 4	H: 1 LOB: 1 BB: 0 P: 4	1B: 3 2B: 1 3B: 0 HR: 0	SF: 0 SAC: 0 DP: 1 HBP: 0	WP: 1 PB: 0 SB: 0 CS: 0	PA: 30
PITCHER John Tudor, L ERA: 1.93 (1, 1)	IP: 9.0 WLS: W BF: 30 H: 4 R: 1 ER: 1 SO: 2 BB: 0 IBB: 0 HBP: 0 BLK: 0 WP: 1 HR: 0 S: 34 P: 34 ERA: 1.00 WHIP: 0.444															PITCHER	IP: 9.0 WLS: W BF: 30 H: 4 R: 1 ER: 1 SO: 2 BB: 0 IBB: 0 HBP: 0 BLK: 0 WP: 1 HR: 0 S: 34 P: 34 ERA: 1.00 WHIP: 0.444					

Chicago Cubs @ St. Louis Cardinals
 Busch Stadium, St. Louis, MO
 Sat Oct 05 1985, 3:33 AM CDT
 Att: 44,825 - Unknown

AB	30
R	1
H	4
RBI	1
BB	0
SO	2
LOB	4



Batter	1	2	3	4	5	6	7	8	9	AB	R	H	RBI	BB	SO	LOB	BOTTOM			
Vince Coleman, S OBP: 0.321, SLG: 0.335 (1, 7)	4-3		4-3		6-3	K		E7 1B		5	1	1	1	0	1	3				
Willie McGee, S OBP: 0.394, SLG: 0.503 (1, 8)	6-3		6-3		K2-3		SF8 3B	G1-6-3 1B		5	1	2	1	0	1	0				
Tom Herr, S OBP: 0.379, SLG: 0.416 (1, 4)	5-3		6-3			1B SF7 1B	SF8	G1-6-3 1B		4	1	1	1	0	0	1				
Jack Clark, R OBP: 0.394, SLG: 0.505 (1, 3)		1B SF8 BB		1B 9-2 BB		4-3 BB 1B	F8			2	2	1	0	2	0	0				
Cesar Cedeno, R OBP: 0.348, SLG: 0.444 Andy Van Slyke, L OBP: 0.334, SLG: 0.436 (8, 9)		S 1B		1B		SF7		HR		3	1	3	2	0	0	0				
Terry Pendleton, S OBP: 0.285, SLG: 0.306 (1, 5)		F3		1B		BB 4-3 1B		S 1B		4	0	3	0	0	0	2				
Ozzie Smith, S OBP: 0.355, SLG: 0.361 (1, 6)		SF8		K		4-3		G3		3	0	0	1	0	1	6				
Tom Nieto, R OBP: 0.305, SLG: 0.281 (1, 2)		3-H 4-0 1B		9-2		BB IBB		SH5-4 E BB		1	1	0	0	3	0	3				
John Tudor, L OBP: 0.182, SLG: 0.213 (1, 1)		4-3				K		SH5-4		2	0	0	1	1	1	2				
Inning Stats	R: 0 E: 0 K: 0 S: 3	H: 0 LOB: 0 BB: 0 P: 3	R: 1 E: 0 K: 0 S: 4	H: 1 LOB: 2 BB: 2 P: 12	R: 0 E: 0 K: 0 S: 3	H: 0 LOB: 0 BB: 0 P: 3	R: 0 E: 0 K: 1 S: 6	H: 2 LOB: 1 BB: 1 P: 10	R: 0 E: 0 K: 2 S: 7	H: 0 LOB: 0 BB: 0 P: 7	R: 2 E: 0 K: 0 S: 6	H: 3 LOB: 3 BB: 2 P: 16	R: 2 E: 0 K: 0 S: 6	H: 3 LOB: 1 BB: 0 P: 6	R: 2 E: 1 K: 0 S: 4	H: 2 LOB: 0 BB: 1 P: 8	1B: 9 2B: 1 3B: 1 HR: 1	SF: 3 SAC: 1 DP: 2 HBP: 0	WP: 0 PB: 0 SB: 2 CS: 0	PA: 39
PITCHER Steve Trout, L ERA: 3.39 Jay Baller, R ERA: 3.46 Ron Meridith, L ERA: 4.47 (6, 1)	IP: 5.1 WLS: L BF: 24 H: 6 R: 3 ER: 3 SO: 3 BB: 2 IBB: 1 HBP: 0 BLK: 0 WP: 0 HR: 0 S: 27 P: 39 ERA: 5.06 WHIP: 1.500															PITCHER	IP: 5.1 WLS: L BF: 24 H: 6 R: 3 ER: 3 SO: 3 BB: 2 IBB: 1 HBP: 0 BLK: 0 WP: 0 HR: 0 S: 27 P: 39 ERA: 5.06 WHIP: 1.500			
PITCHER John Tudor, L ERA: 1.93 (1, 1)	IP: 1.2 WLS: L BF: 10 H: 3 R: 2 ER: 2 SO: 1 BB: 1 IBB: 0 HBP: 0 BLK: 0 WP: 0 HR: 1 S: 10 P: 18 ERA: 10.80 WHIP: 2.400															PITCHER	IP: 1.0 WLS: L BF: 5 H: 2 R: 2 ER: 1 SO: 0 BB: 1 IBB: 0 HBP: 0 BLK: 0 WP: 0 HR: 0 S: 4 P: 8 ERA: 9.00 WHIP: 3.000			

Chicago Cubs @ St. Louis Cardinals
 Busch Stadium, St. Louis, MO
 Sat Oct 05 1985, 3:33 AM CDT
 Att: 44,825 - Unknown

AB	29
R	7
H	11
RBI	7
BB	6
SO	4
LOB	17



Batter	1	2	3	4	5	6	7	8	9	AB	R	H	RBI	BB	SO	LOB	TOP																				
Bob Dernier, R OBP: 0.315, SLG: 0.316 Davey Lopes, R OBP: 0.383, SLG: 0.444	L6	F6		HR			HBP 1B BB	5-3		2	0	0	0	0	0	1																					
Gary Matthews, R OBP: 0.382, SLG: 0.406 Billy Hatcher, R OBP: 0.290, SLG: 0.368	6-3		BB	L4			1B FC4-6 HBP	F9		1	0	0	0	1	0	0																					
23 Ryne Sandberg, R OBP: 0.364, SLG: 0.504 Dave Owen, S OBP: 0.400, SLG: 0.368	5-3		F9		F9		FC4-6 1B	K		2	0	0	0	0	0	1																					
Keith Moreland, R OBP: 0.374, SLG: 0.440 Thad Bosley, L OBP: 0.391, SLG: 0.511		6-3	F7		F8		FC4-6 1-2	K		3	0	0	0	0	0	1																					
Leon Durham, L OBP: 0.357, SLG: 0.465		BB 1B	F7		F5		K			4	1	1	0	0	1	2																					
Jody Davis, R OBP: 0.300, SLG: 0.400 Steve Lake, R OBP: 0.177, SLG: 0.193		E 1B 2B BB		F7		F9		FC4-6 1B		1	1	0	0	1	0	0																					
Ron Cey, R OBP: 0.316, SLG: 0.408		E7 2B 1B		K		K		L5		4	1	1	1	0	2	1																					
Shawon Dunston, R OBP: 0.310, SLG: 0.388				1B HR BB		F3		FC4-6 BB		3	1	1	2	1	0	1																					
Reggie Patterson, R OBP: 0.182, SLG: 0.100		2H 3-H K		1-3 HR 1B		K		BB		3	1	1	0	1	2	1																					
Inning Stats	R: 0 E: 0 K: 0 S: 3	H: 0 LOB: 0 BB: 0 P: 3	R: 3 E: 1 K: 1 S: 8	H: 3 LOB: 1 BB: 1 P: 12	R: 0 E: 0 K: 0 S: 3	H: 0 LOB: 1 BB: 1 P: 7	R: 3 E: 0 K: 1 S: 7	H: 2 LOB: 0 BB: 1 P: 11	R: 0 E: 0 K: 0 S: 3	H: 0 LOB: 0 BB: 0 P: 3	R: 0 E: 0 K: 1 S: 5	H: 0 LOB: 0 BB: 0 P: 5	R: 2 E: 0 K: 2 S: 8	H: 1 LOB: 1 BB: 1 P: 13	R: 0 E: 0 K: 0 S: 4	H: 1 LOB: 2 BB: 1 P: 8	R: 0 E: 0 K: 2 S: 7	H: 0 LOB: 0 BB: 0 P: 7	1B: 5 2B: 1 3B: 0 HR: 1	SF: 0 SAC: 0 DP: 0 HBP: 1	WP: 0 PB: 0 SB: 0 CS: 0	PA: 40															
PITCHER	IP	WLS	BF	H	R	ER	SO	BB	IBB	HBP	BLK	WP	HR	S	P	ERA	WHIP	PITCHER		IP	WLS	BF	H	R	ER	SO	BB	IBB	HBP	BLK	WP	HR	S	P	ERA	WHIP	
Joaquin Andujar, R ERA: 3.4	1.1	L	7	2	3	2	0	1	0	0	0	0	0	6	10	13.50	2.250	Joe Boever, R ERA: 4.41		1.0		3	0	0	0	2	0	0	0	0	0	7	7	0.00	0.000		
Kurt Kephshire, R ERA: 4.75	3.2		16	3	3	3	2	2	0	0	0	0	1	18	26	7.36	1.364																				
Ricky Horton, L ERA: 2.91	1.0		3	0	0	0	1	0	0	0	0	0	0	5	5	0.00	0.000																				
Bill Campbell, R ERA: 3.5	1.0		6	1	2	2	2	1	0	1	0	0	0	8	13	18.00	2.000																				
Doug Bair, R ERA: 6.0	1.0		5	1	0	0	0	1	0	0	0	0	0	4	8	0.00	2.000																				

Chicago Cubs @ St. Louis Cardinals
 Busch Stadium, St. Louis, MO
 Sun Oct 06 1985, 3:33 AM CDT
 Att: 43,665 - Unknown

AB 34
 R 8
 H 7
 RBI 8
 BB 5
 SO 7
 LOB 11



Batter	1	2	3	4	5	6	7	8	9	AB	R	H	RBI	BB	SO	LOB	BOTTOM																			
Curt Ford, L OBP: 0.625, SLG: 0.667	4-3				4-3			FC3-6 1B		4	0	2	1	0	0	0																				
Steve Braun, L OBP: 0.342, SLG: 0.343			2H 2B			3-1		FC3-6 1B		3	0	1	0	1	0	1																				
Terry Pendleton, S OBP: 0.285, SLG: 0.306 Bill Campbell, R OBP: 0.556, SLG: 0.333 Doug Bair, R	F6		1-3				CS 1B	F6		3	0	1	0	0	0	2																				
Cesar Cedeno, R OBP: 0.347, SLG: 0.443 Joe Boever, R							1B			0	0	0	0	0	0	0																				
Jack Clark, R OBP: 0.393, SLG: 0.502 Mike Jorgensen, L OBP: 0.375, SLG: 0.250	K			F7		F8		FC3-6		2	0	0	0	0	1	1																				
Andy Van Slyke, L OBP: 0.335, SLG: 0.439		F9		1B 1B			5-3 SF8 2B	6-3		4	1	2	0	0	0	2																				
Darrell Porter, L OBP: 0.335, SLG: 0.413 Randy Hunt, R OBP: 0.158, SLG: 0.158		L3		1B L6-3 1B			5-3			2	0	1	0	0	0	0																				
Ivan De Jesus, R OBP: 0.280, SLG: 0.292		F7		L6-3 1-2			SF8			3	0	0	1	0	1	2																				
Tom Lawless, R OBP: 0.270, SLG: 0.293				2B 2B		F8		FC6-4 1B		4	1	2	0	0	0	0																				
Joaquin Andujar, S OBP: 0.152, SLG: 0.128 Kurt Kephshire, L OBP: 0.132, SLG: 0.176 Vince Coleman, S OBP: 0.320, SLG: 0.335 Ricky Horton, L OBP: 0.211, SLG: 0.063 Brian Harper, R OBP: 0.273, SLG: 0.327			K2-3		6-3		FC6-4			0	0	0	0	0	0	0																				
Inning Stats	R: 0 E: 0 K: 1 S: 5	H: 0 LOB: 1 BB: 1 P: 9	R: 0 E: 0 K: 0 S: 3	H: 0 LOB: 0 BB: 0 P: 3	R: 1 E: 0 K: 1 S: 7	H: 2 LOB: 1 BB: 0 P: 7	R: 0 E: 0 K: 0 S: 4	H: 2 LOB: 2 BB: 0 P: 4	R: 0 E: 0 K: 0 S: 3	H: 0 LOB: 0 BB: 0 P: 3	R: 0 E: 0 K: 0 S: 5	H: 1 LOB: 1 BB: 0 P: 3	R: 1 E: 0 K: 0 S: 5	H: 2 LOB: 1 BB: 0 P: 5	R: 0 E: 0 K: 0 S: 5	H: 2 LOB: 2 BB: 0 P: 5	R: 0 E: 0 K: 1 S: 5	H: 0 LOB: 0 BB: 0 P: 5	1B: 6 2B: 4 3B: 0 HR: 0	SF: 1 SAC: 0 DP: 1 HBP: 0	WP: 0 PB: 0 SB: 0 CS: 1	PA: 35														
PITCHER	IP	WLS	BF	H	R	ER	SO	BB	IBB	HBP	BLK	WP	HR	S	P	ERA	WHIP	PITCHER		IP	WLS	BF	H	R	ER	SO	BB	IBB	HBP	BLK	WP	HR	S	P	ERA	WHIP
Reggie Patterson, R ERA: 3.0	9.0	W	35	9	2	2	3	1	0	0	0	0	0	40	44	2.00	1.111	Joe Boever, R ERA: 4.41		1.0		3	0	0	0	2	0	0	0	0	7	7	0.00	0.000		

Chicago Cubs @ St. Louis Cardinals
 Busch Stadium, St. Louis, MO
 Sun Oct 06 1985, 3:33 AM CDT
 Att: 43,665 - Unknown

AB 33
 R 2
 H 9
 RBI 2
 BB 1
 SO 3
 LOB 16

