

Chicago Cubs - 1986

| Batter | 1 | 2 | 3 | 4 | 5 | 6 | 7 | 8 | 9 | AB | R | H | RBI | BB | SO | LOB | TOP | | | | | |
|-----------------------------------------------------|----------------------------------------------------------------------------------------------------------------------------------------------------------------------|---------------------------------|------------------------------|---------------------------------|------------------------------|---------------------------------|------------------------------|---------------------------------|------------------------------|---------------------------------|------------------------------|---------------------------------|------------------------------|---------------------------------|------------------------------|---------------------------------|------------------------------------------------------------------------------------------------------------------------------------|---------------------------------|----------------------------------|------------------------------------|----------------------------------|--------|
| Bob Dernier, R (1,8) OBP: 0.250, SLG: 0.250 | F8 | | 1-3 | | | F9 | | F9 | | 4 | 0 | 1 | 0 | 0 | 0 | 0 | Chicago Cubs @ St. Louis Cardinals Busch Stadium, St. Louis, MO Tue Apr 08 1986, 6:05 PM CST Att: 48,672 - Unknown | | | | | |
| Manny Trillo, R (1,5) | L6 | | | G5-4-3 BB | | F9 | | 1-3 | 1-3 | 3 | 0 | 0 | 0 | 1 | 0 | | | | | | | |
| 23 Ryne Sandberg, R (1,4) OBP: 0.500, SLG: 0.500 | | | | G5-4-3 1-2 | | | FC5-4 1B | | 6-3 | 4 | 0 | 2 | 0 | 0 | 0 | | | | | | | |
| Keith Moreland, R (1,9) | F4 | | | F3 | | | FC5-4 1B SF7 | | 1B | 4 | 1 | 1 | 0 | 0 | 0 | 2 | | | | | | |
| Leon Durham, L (1,3) | | K | | | | F5 | | SF7 1B | | 4 | 0 | 1 | 0 | 0 | 1 | 1 | | | | | | |
| Jody Davis, R (1,2) | | 5-3 | | | | 5-3 | | SF7 | | 2 | 0 | 0 | 1 | 0 | 0 | 0 | | | | | | |
| Brian Dayett, R (1,7) | | 5-3 | | | | F3 | | F7 | | 3 | 0 | 0 | 0 | 0 | 0 | 1 | | | | | | |
| Shawon Dunston, R (1,6) | | | | | | F9 | | 4-3 | | 3 | 0 | 0 | 0 | 0 | 0 | 0 | | | | | | |
| Rick Sutcliffe, L (1,1) | | | | | | 1-3 | | F5 | | 2 | 0 | 0 | 0 | 0 | 0 | 0 | | | | | | |
| Davey Lopes, R (8,PH) | | | | | | | | F3 | | 1 | 0 | 0 | 0 | 0 | 0 | 0 | | | | | | |
| Jay Baller, R (8,1) | | | | | | | | | | 0 | 0 | 0 | 0 | 0 | 0 | 0 | | | | | | |
| Inning Stats | R: 0 E: 0 K: 0 S: 4 | H: 1 LOB: 1 BB: 0 P: 4 | R: 0 E: 0 K: 1 S: 5 | H: 0 LOB: 0 BB: 0 P: 5 | R: 0 E: 0 K: 0 S: 3 | H: 0 LOB: 0 BB: 1 P: 3 | R: 0 E: 0 K: 0 S: 2 | H: 0 LOB: 0 BB: 1 P: 6 | R: 0 E: 0 K: 0 S: 3 | H: 0 LOB: 0 BB: 0 P: 3 | R: 0 E: 0 K: 0 S: 4 | H: 1 LOB: 1 BB: 0 P: 4 | R: 1 E: 0 K: 0 S: 5 | H: 2 LOB: 1 BB: 0 P: 5 | R: 0 E: 0 K: 0 S: 3 | H: 0 LOB: 0 BB: 0 P: 3 | R: 0 E: 0 K: 0 S: 4 | H: 1 LOB: 1 BB: 0 P: 4 | 1B: 5 2B: 0 3B: 0 HR: 0 | SF: 1 SAC: 0 DP: 1 HBP: 0 | WP: 0 PB: 0 SB: 0 CS: 0 | PA: 32 |
| PITCHER John Tudor, L (1,1) ERA: 1.0 | IP: 9.0 WLS: W BF: 32 H: 5 R: 1 ER: 1 SO: 1 BB: 1 IBB: 0 HBP: 0 BLK: 0 WP: 0 HR: 0 S: 33 P: 37 ERA: 1.00 WHIP: 0.667 | | | | | | | | | | | | | | | PITCHER | | | | | | |

Chicago Cubs @ St. Louis Cardinals
 Busch Stadium, St. Louis, MO
 Tue Apr 08 1986, 6:05 PM CST
 Att: 48,672 - Unknown

AB 30
 R 1
 H 5
 RBI 1
 BB 1
 SO 1
 LOB 6



| Batter | 1 | 2 | 3 | 4 | 5 | 6 | 7 | 8 | 9 | AB | R | H | RBI | BB | SO | LOB | BOTTOM | | | |
|---------------------------------------------------------------------------------------|----------------------------------------------------------------------------------------------------------------------------------------------------------------------|----------------------------------|------------------------------|---------------------------------|------------------------------|---------------------------------|------------------------------|----------------------------------|------------------------------|---------------------------------|------------------------------|---------------------------------|------------------------------|---------------------------------|------------------------------|---------------------------------|------------------------------------------------------------------------------------------------------------------------------------|----------------------------------|------------------------------------|----------------------------------|
| Vince Coleman, S (1,7) | F7 | | F7 | | K | | | F8 | | 4 | 0 | 0 | 0 | 0 | 1 | 0 | Chicago Cubs @ St. Louis Cardinals Busch Stadium, St. Louis, MO Tue Apr 08 1986, 6:05 PM CST Att: 48,672 - Unknown | | | |
| Willie McGee, S (1,8) | 4-3 | | 5-3 | | K2-3 | | | F7 | | 4 | 0 | 0 | 0 | 0 | 1 | 0 | | | | |
| Tom Herr, S (1,4) | | | | 1B BB | 1-3 | | | E6 | | 2 | 1 | 0 | 0 | 2 | 0 | 0 | | | | |
| Jack Clark, R (1,3) OBP: 0.750, SLG: 0.500 | | | | 1B BB | | 5-3 | | | | 2 | 1 | 1 | 0 | 2 | 0 | 0 | | | | |
| Andy Van Slyke, L (1,9) | | | | 1B | | L9 | | G3 | | 4 | 0 | 1 | 2 | 0 | 1 | 4 | | | | |
| Terry Pendleton, S (1,5) | | K | | | F8 | | | K | | 3 | 0 | 0 | 0 | 0 | 2 | 1 | | | | |
| Mike Heath, R (1,2) | | 6-3 | | | FC5-4 1-2 | | | 6-3 | | 3 | 0 | 0 | 0 | 0 | 0 | 1 | | | | |
| Ozzie Smith, S (1,6) | | F7 | | | IBB | | | F8 | | 2 | 0 | 0 | 0 | 1 | 0 | 0 | | | | |
| John Tudor, L (1,1) | | | K | | K | | | 4-3 | | 3 | 0 | 0 | 0 | 0 | 2 | 2 | | | | |
| Inning Stats | R: 0 E: 0 K: 1 S: 5 | H: 0 LOB: 2 BB: 2 P: 13 | R: 0 E: 0 K: 1 S: 5 | H: 0 LOB: 0 BB: 0 P: 5 | R: 0 E: 0 K: 1 S: 5 | H: 0 LOB: 0 BB: 0 P: 5 | R: 2 E: 0 K: 1 S: 7 | H: 2 LOB: 2 BB: 2 P: 15 | R: 0 E: 0 K: 2 S: 7 | H: 0 LOB: 0 BB: 0 P: 7 | R: 0 E: 0 K: 1 S: 5 | H: 0 LOB: 0 BB: 0 P: 5 | R: 0 E: 0 K: 0 S: 3 | H: 0 LOB: 0 BB: 0 P: 3 | R: 0 E: 1 K: 0 S: 4 | H: 0 LOB: 2 BB: 1 P: 8 | | 1B: 2 2B: 0 3B: 0 HR: 0 | SF: 0 SAC: 0 DP: 0 HBP: 0 | WP: 0 PB: 0 SB: 2 CS: 0 |
| PITCHER Rick Sutcliffe, R (1,1) ERA: 2.57 Jay Baller, R (8,1) ERA: | IP: 7.0 WLS: L BF: 27 H: 2 R: 2 ER: 2 SO: 7 BB: 3 IBB: 1 HBP: 0 BLK: 0 WP: 0 HR: 0 S: 37 P: 53 ERA: 2.57 WHIP: 0.714 | | | | | | | | | | | | | | | PITCHER | | | | |

Chicago Cubs @ St. Louis Cardinals
 Busch Stadium, St. Louis, MO
 Tue Apr 08 1986, 6:05 PM CST
 Att: 48,672 - Unknown

AB 27
 R 2
 H 2
 RBI 2
 BB 5
 SO 7
 LOB 8



| Batter | 1 | 2 | 3 | 4 | 5 | 6 | 7 | 8 | 9 | AB | R | H | RBI | BB | SO | LOB | TOP | | | | | | | | |
|------------------------------------------------------|------------------------------|----------------------------------|------------------------------|---------------------------------|------------------------------|---------------------------------|------------------------------|---------------------------------|------------------------------|---------------------------------|------------------------------|---------------------------------|------------------------------|----------------------------------|------------------------------|----------------------------------|------------------------------|---------------------------------|----------------------------------|------------------------------------|----------------------------------|--------|--|--|--|
| Bob Dernier, R (1, 8) OBP: 0.125, SLG: 0.125 | 5-3 | | F8 | | | K | FC6-4 | | | 4 | 0 | 0 | 0 | 0 | 1 | 2 | | | | | | | | | |
| Manny Trillo, R (1, 5) OBP: 0.625, SLG: 0.400 | 23 CS BB | | | 23 1B SF8 | | 1B | | | 23 G4-6-3 BB | 2 | 1 | 2 | 0 | 2 | 0 | 0 | | | | | | | | | |
| 23 Ryne Sandberg, R (1, 4) OBP: 0.500, SLG: 0.429 | S BB | | | 1-3 1B | | F8 | | | G4-6-3 1-2 | 3 | 0 | 1 | 0 | 1 | 0 | 2 | | | | | | | | | |
| Keith Moreland, R (1, 9) | 6-3 | | | SF8 | | L5 | | | BB 1B | 3 | 0 | 1 | 1 | 0 | 0 | 2 | | | | | | | | | |
| Leon Durham, L (1, 3) | | F7 | | F8 | | | E 1B SF7 | | BB 1-2 | 2 | 1 | 0 | 0 | 2 | 0 | 1 | | | | | | | | | |
| Jody Davis, R (1, 2) | F8 | | | F9 | | | BB 1-2 | | K | 4 | 0 | 1 | 0 | 0 | 1 | 3 | | | | | | | | | |
| Brian Dayett, R (1, 7) | CS BB | | | | | F8 | | | FC6-4 BB 1-2 2-3 | 1 | 0 | 0 | 0 | 3 | 0 | 0 | | | | | | | | | |
| Shawn Dunston, R (1, 6) | | CS | | 6-3 | | F4 | | | F8 | 3 | 0 | 0 | 0 | 0 | 1 | 3 | | | | | | | | | |
| Thad Bosley, L (9, PH) | 1-2 | | | | | | | | | 1 | 0 | 0 | 0 | 0 | 0 | 1 | | | | | | | | | |
| Dennis Eckersley, R (1, 1) | | | | F2 | | | | | G6-4-3 | 2 | 0 | 0 | 0 | 0 | 1 | 0 | | | | | | | | | |
| Jerry Mumphrey, S (7, PH) | | | | | | | | | | 0 | 0 | 0 | 1 | 0 | 0 | 0 | | | | | | | | | |
| Jay Baller, R (7, 1) | | | | | | | | | | 0 | 0 | 0 | 0 | 0 | 0 | 0 | | | | | | | | | |
| Gary Matthews, R (9, PH) | | | | | | | | | | 1 | 0 | 0 | 0 | 0 | 0 | 1 | | | | | | | | | |
| Inning Stats | R: 0 E: 0 K: 0 S: 2 | H: 0 LOB: 1 BB: 2 P: 10 | R: 0 E: 0 K: 0 S: 2 | H: 0 LOB: 0 BB: 1 P: 6 | R: 0 E: 0 K: 0 S: 3 | H: 0 LOB: 0 BB: 0 P: 3 | R: 1 E: 0 K: 0 S: 5 | H: 2 LOB: 1 BB: 0 P: 5 | R: 0 E: 0 K: 1 S: 6 | H: 0 LOB: 0 BB: 0 P: 5 | R: 0 E: 0 K: 1 S: 6 | H: 1 LOB: 1 BB: 0 P: 6 | R: 1 E: 1 K: 1 S: 6 | H: 1 LOB: 2 BB: 2 P: 14 | R: 0 E: 0 K: 1 S: 5 | H: 1 LOB: 2 BB: 2 P: 13 | R: 0 E: 0 K: 0 S: 2 | H: 0 LOB: 0 BB: 1 P: 6 | 1B: 5 2B: 0 3B: 0 HR: 0 | SF: 2 SAC: 0 DP: 2 HBP: 0 | WP: 0 PB: 0 SB: 1 CS: 2 | PA: 37 | | | |
| PITCHER | IP | WLS | BF | H | R | ER | SO | BB | IBB | HBP | BLK | WP | HR | S | P | ERA | WHIP | | | | | | | | |
| Rick Ownbey, R (1, 1) ERA: 3.0 | 6.0 | W | 24 | 4 | 2 | 2 | 2 | 4 | 0 | 0 | 0 | 0 | 0 | 24 | 40 | 3.00 | 1.333 | | | | | | | | |
| Todd Worrell, R (7, 1) ERA: | 3.0 | S | 12 | 1 | 0 | 0 | 2 | 4 | 0 | 0 | 0 | 0 | 0 | 12 | 28 | 0.00 | 1.667 | | | | | | | | |

Chicago Cubs @ St. Louis Cardinals
 Busch Stadium, St. Louis, MO
 Thu Apr 10 1986, 3:33 AM CST
 Att: 32,952 - Unknown

| | |
|-----|----|
| AB | 26 |
| R | 2 |
| H | 5 |
| RBI | 2 |
| BB | 8 |
| SO | 4 |
| LOB | 15 |



| Batter | 1 | 2 | 3 | 4 | 5 | 6 | 7 | 8 | 9 | AB | R | H | RBI | BB | SO | LOB | BOTTOM | | | | | | | | |
|-------------------------------------------------|------------------------------|----------------------------------|------------------------------|---------------------------------|------------------------------|---------------------------------|------------------------------|----------------------------------|------------------------------|---------------------------------|------------------------------|---------------------------------|-------------------------------|----------------------------------|------------------------------|---------------------------------|----------------------------------|------------------------------------|----------------------------------|--------|--|--|--|--|--|
| Vince Coleman, S (1, 7) | 4-3 1B BB | | 4-3 | L5 | | | BLK E BB | | | 2 | 2 | 0 | 0 | 2 | 0 | 2 | | | | | | | | | |
| Willie McGee, S (1, 8) | 1-3 | | 4-3 | | | K | E6 S | | | 4 | 0 | 0 | 0 | 0 | 1 | 1 | | | | | | | | | |
| Tom Herr, S (1, 4) | 4-3 | | 3-1 | | | 1B | K | | | 4 | 0 | 1 | 0 | 0 | 1 | 2 | | | | | | | | | |
| Jack Clark, R (1, 3) OBP: 0.625, SLG: 0.400 | 1B BB | | | SH5-4 1B BB | | F7 | K | | | 3 | 1 | 1 | 0 | 1 | 1 | 2 | | | | | | | | | |
| Andy Van Slyke, L (1, 9) | 1-3 3H 1B | | | SH5-4 1B BB | | F6 | F8 | | | 3 | 1 | 1 | 1 | 1 | 0 | 1 | | | | | | | | | |
| Terry Pendleton, S (1, 5) | F7 | | | SH5-4 | | 4-3 | F7 | | | 3 | 0 | 0 | 0 | 0 | 0 | 2 | | | | | | | | | |
| Mike Heath, R (1, 2) | | 6-3 | | SH1-4 1B HBP | | 5-3 | 6-3 | | | 3 | 0 | 0 | 0 | 0 | 0 | 0 | | | | | | | | | |
| Ozzie Smith, S (1, 6) OBP: 0.333, SLG: 0.200 | | F9 | | SH1-4 1B | | 3-1 | | | | 3 | 0 | 1 | 2 | 0 | 0 | 0 | | | | | | | | | |
| Rick Ownbey, R (1, 1) | | | | SH1-4 | | | | | | 1 | 0 | 0 | 0 | 0 | 0 | 0 | | | | | | | | | |
| Todd Worrell, R (7, 1) | | 1-3 | | SH1-4 | | | K | | | 1 | 0 | 0 | 0 | 0 | 1 | 0 | | | | | | | | | |
| Inning Stats | R: 1 E: 0 K: 0 S: 4 | H: 1 LOB: 2 BB: 2 P: 12 | R: 0 E: 0 K: 0 S: 3 | H: 0 LOB: 0 BB: 0 P: 3 | R: 0 E: 0 K: 0 S: 3 | H: 0 LOB: 0 BB: 0 P: 3 | R: 2 E: 0 K: 0 S: 5 | H: 2 LOB: 2 BB: 1 P: 10 | R: 0 E: 0 K: 1 S: 6 | H: 1 LOB: 1 BB: 0 P: 6 | R: 0 E: 0 K: 0 S: 3 | H: 0 LOB: 0 BB: 0 P: 3 | R: 1 E: 1 K: 3 S: 10 | H: 0 LOB: 1 BB: 1 P: 14 | R: 0 E: 0 K: 0 S: 3 | H: 0 LOB: 0 BB: 0 P: 3 | 1B: 4 2B: 0 3B: 0 HR: 0 | SF: 0 SAC: 2 DP: 0 HBP: 1 | WP: 0 PB: 0 SB: 1 CS: 0 | PA: 34 | | | | | |
| PITCHER | IP | WLS | BF | H | R | ER | SO | BB | IBB | HBP | BLK | WP | HR | S | P | ERA | WHIP | | | | | | | | |
| Dennis Eckersley, R (1, 1) ERA: 4.5 | 6.0 | L | 26 | 4 | 3 | 3 | 1 | 3 | 0 | 1 | 0 | 0 | 0 | 24 | 37 | 4.50 | 1.167 | | | | | | | | |
| Jay Baller, R (7, 1) ERA: | 2.0 | | 8 | 0 | 1 | 0 | 3 | 1 | 0 | 0 | 1 | 0 | 0 | 13 | 17 | 0.00 | 0.500 | | | | | | | | |

Chicago Cubs @ St. Louis Cardinals
 Busch Stadium, St. Louis, MO
 Thu Apr 10 1986, 3:33 AM CST
 Att: 32,952 - Unknown

| | |
|-----|----|
| AB | 27 |
| R | 4 |
| H | 4 |
| RBI | 3 |
| BB | 4 |
| SO | 4 |
| LOB | 10 |



| Batter | 1 | 2 | 3 | 4 | 5 | 6 | 7 | 8 | 9 | AB | R | H | RBI | BB | SO | LOB | TOP | | | |
|----------------------------------------------------------------|-------------------------------------------------------------------------------------------------------|-------------------------------------------------------------------------------------------------------|-------------------------------------------------------------------------------------------------------|-------------------------------------------------------------------------------------------------------|-------------------------------------------------------------------------------------------------------|-------------------------------------------------------------------------------------------------------|-------------------------------------------------------------------------------------------------------|-------------------------------------------------------------------------------------------------------|-------------------------------------------------------------------------------------------------------|-------------------------------------------------------------------------------------------------------|-------------------------------------------------------------------------------------------------------|-------------------------------------------------------------------------------------------------------|-------------------------------------------------------------------------------------------------------|-------------------------------------------------------------------------------------------------------|-------------------------------------------------------------------------------------------------------|-------------------------------------------------------------------------------------------------------|------------------------------------------------------------------------------------------------------------------------------------------------------------------------|------------------------------------|----------------------------------|--------|
| Bob Dernier, R OBP: 0.231, SLG: 0.308 (1, 8) | 5-3 ① | | 6-3 2B ② | E9 1B ③ | | | F8 ④ | | 6-3 ⑤ | 5 | 0 | 2 | 1 | 0 | 0 | 0 | Chicago Cubs @ Pittsburgh Pirates Three Rivers Stadium, Pittsburgh, PA Fri Apr 11 1986, 6:05 PM EST Att: 2,490 - Unknown livebaseballscores.com | | | |
| Gary Matthews, R (1, 7) | 4-0 | | 6-3 ② | | | | K ④ | | F8 ⑤ | 2 | 0 | 0 | 0 | 2 | 1 | 1 | | | | |
| Jay Baller, R (7, 1) | | | | | | | | | | 0 | 0 | 0 | 0 | 0 | 0 | 0 | | | | |
| Thad Bosley, L (9, PH) | FC6-4 BB | | | | | | | | | 1 | 0 | 0 | 0 | 0 | 0 | 0 | | | | |
| Lee Smith, R (9, 1) | | | | | | | | | | 0 | 0 | 0 | 0 | 0 | 0 | 0 | | | | |
| 23 Ryne Sandberg, R OBP: 0.333, SLG: 0.723 (1, 4) | FC6-4 1-2 ② | | F9 ③ | F2 ④ | | | 4-3 ⑤ | | | 4 | 0 | 0 | 0 | 0 | 0 | 4 | | | | |
| Keith Moreland, R OBP: 0.250, SLG: 0.273 (1, 9) | F7 ③ | | | F9 ④ | 6-3 ⑤ | | | | 1B WP 1B ⑥ | 4 | 1 | 1 | 0 | 0 | 0 | 1 | | | | |
| Leon Durham, L OBP: 0.333, SLG: 0.200 (1, 3) | | 6-3 ① | | 1B FC5-2 1B ② | K ③ | | | | K ④ | 4 | 0 | 1 | 0 | 0 | 2 | 1 | | | | |
| Jody Davis, R OBP: 0.182, SLG: 0.200 (1, 2) | | K ② | | BB FC5-2 1B ③ | F9 ④ | | | | K ⑤ | 4 | 1 | 1 | 0 | 0 | 2 | 1 | | | | |
| Ron Cey, R OBP: 0.500, SLG: 0.333 (1, 5) | | | | FC5-2 1B BB E ② | | F4 ① | | | WP 1B ③ | 3 | 1 | 1 | 0 | 1 | 0 | 2 | | | | |
| Manny Trillo, R OBP: 0.625, SLG: 0.400 (8, PR) (8, 5) | | | | 1-2 3H 4-0 E BB ③ | | | | | | 0 | 0 | 0 | 0 | 0 | 0 | 0 | | | | |
| Shawon Dunston, R (1, 6) | | K ③ | | 1-2 2-3 E BB ④ | | L8 ② | | | K2-3 ③ | 3 | 1 | 0 | 0 | 1 | 2 | 2 | | | | |
| Steve Trout, L OBP: 0.333, SLG: 0.333 (1, 1) | | | 4-3 ① | | | | | | | 3 | 1 | 1 | 1 | 0 | 0 | 0 | | | | |
| Brian Dayett, R (7, 7) | | | | E6 E 1B ② | 4-3 ③ | | | | F8 ④ | 1 | 0 | 0 | 0 | 0 | 0 | 0 | | | | |
| Inning Stats | R: 0 E: 0 K: 0 S: 3 | H: 0 LOB: 1 BB: 1 P: 7 | R: 0 E: 0 K: 2 S: 7 | H: 0 LOB: 1 BB: 1 P: 11 | R: 0 E: 0 K: 0 S: 4 | H: 1 LOB: 1 BB: 0 P: 4 | R: 4 E: 2 K: 0 S: 7 | H: 4 LOB: 2 BB: 2 P: 15 | R: 0 E: 0 K: 1 S: 5 | H: 0 LOB: 0 BB: 0 P: 5 | R: 0 E: 0 K: 0 S: 3 | H: 0 LOB: 0 BB: 0 P: 3 | R: 0 E: 0 K: 3 S: 11 | H: 2 LOB: 2 BB: 0 P: 11 | R: 0 E: 0 K: 0 S: 3 | H: 0 LOB: 0 BB: 0 P: 3 | 1B: 6 2B: 1 3B: 0 HR: 0 | SF: 0 SAC: 0 DP: 0 HBP: 0 | WP: 1 PB: 0 SB: 0 CS: 0 | PA: 38 |
| PITCHER | IP WLS BF H R ER SO BB IBB HBP BLK WP HR S P ERA WHIP | IP WLS BF H R ER SO BB IBB HBP BLK WP HR S P ERA WHIP | IP WLS BF H R ER SO BB IBB HBP BLK WP HR S P ERA WHIP | IP WLS BF H R ER SO BB IBB HBP BLK WP HR S P ERA WHIP | IP WLS BF H R ER SO BB IBB HBP BLK WP HR S P ERA WHIP | IP WLS BF H R ER SO BB IBB HBP BLK WP HR S P ERA WHIP | IP WLS BF H R ER SO BB IBB HBP BLK WP HR S P ERA WHIP | IP WLS BF H R ER SO BB IBB HBP BLK WP HR S P ERA WHIP | IP WLS BF H R ER SO BB IBB HBP BLK WP HR S P ERA WHIP | IP WLS BF H R ER SO BB IBB HBP BLK WP HR S P ERA WHIP | IP WLS BF H R ER SO BB IBB HBP BLK WP HR S P ERA WHIP | IP WLS BF H R ER SO BB IBB HBP BLK WP HR S P ERA WHIP | IP WLS BF H R ER SO BB IBB HBP BLK WP HR S P ERA WHIP | IP WLS BF H R ER SO BB IBB HBP BLK WP HR S P ERA WHIP | IP WLS BF H R ER SO BB IBB HBP BLK WP HR S P ERA WHIP | IP WLS BF H R ER SO BB IBB HBP BLK WP HR S P ERA WHIP | IP WLS BF H R ER SO BB IBB HBP BLK WP HR S P ERA WHIP | | | |

AB 34
R 5
H 7
RBI 2
BB 4
SO 7
LOB 12



| Batter | 1 | 2 | 3 | 4 | 5 | 6 | 7 | 8 | 9 | AB | R | H | RBI | BB | SO | LOB | BOTTOM | | | | | |
|-------------------------------------------------------------|-------------------------------------------------------------------------------------------------------|-------------------------------------------------------------------------------------------------------|-------------------------------------------------------------------------------------------------------|-------------------------------------------------------------------------------------------------------|-------------------------------------------------------------------------------------------------------|-------------------------------------------------------------------------------------------------------|-------------------------------------------------------------------------------------------------------|-------------------------------------------------------------------------------------------------------|-------------------------------------------------------------------------------------------------------|-------------------------------------------------------------------------------------------------------|-------------------------------------------------------------------------------------------------------|-------------------------------------------------------------------------------------------------------|-------------------------------------------------------------------------------------------------------|-------------------------------------------------------------------------------------------------------|-------------------------------------------------------------------------------------------------------|-------------------------------------------------------------------------------------------------------|------------------------------------------------------------------------------------------------------------------------------------------------------------------------|----------------------------------|----------------------------------|------------------------------------|----------------------------------|--------|
| R.J. Reynolds, S OBP: 0.500, SLG: 1.125 (1, 7) | CS G3 1B ① | | | 6-3 ② | | | 4-3 1B 2B ③ | | K ④ | 4 | 1 | 2 | 0 | 0 | 1 | 1 | Chicago Cubs @ Pittsburgh Pirates Three Rivers Stadium, Pittsburgh, PA Fri Apr 11 1986, 6:05 PM EST Att: 2,490 - Unknown livebaseballscores.com | | | | | |
| Sam Khalifa, R (1, 6) | | | | 4-3 ② | | | | | 4-3 ③ | 3 | 0 | 0 | 1 | 0 | 0 | 2 | | | | | | |
| Steve Kemp, L (8, PH) | | | | | | | | | | 1 | 0 | 0 | 0 | 0 | 0 | 1 | | | | | | |
| Cecilio Guante, R (9, 1) | | | | | | | | | | 0 | 0 | 0 | 0 | 0 | 0 | 0 | | | | | | |
| Johnny Ray, S OBP: 0.625, SLG: 0.750 (1, 4) | 4-3 2-3 ② | | | FC6 1B ③ | | | 3H 1B ④ | | 1B 1B 2B ⑤ | 4 | 1 | 3 | 1 | 0 | 0 | 1 | | | | | | |
| Mike Brown, R (1, 9) | | 3-1 ① | | FC6 1-2 ③ | | | F9 ④ | | L5 ⑤ | 4 | 0 | 0 | 0 | 0 | 0 | 3 | | | | | | |
| Mike Diaz, R (1, 3) | | | | | | | | | | 2 | 0 | 0 | 0 | 0 | 0 | 0 | | | | | | |
| Sid Bream, L OBP: 0.400, SLG: 0.500 (7, PH) (8, 3) | | 5-3 ② | | | | | | | 1B 1B SF8 BB ③ | 1 | 1 | 0 | 0 | 1 | 0 | 0 | | | | | | |
| Tony Peña, R OBP: 0.125, SLG: 0.125 (1, 2) | | | | | | | | | | 4 | 0 | 1 | 0 | 0 | 1 | 0 | | | | | | |
| Jim Morrison, R OBP: 0.143, SLG: 0.143 (1, 5) | | | | 5-3 ① | | | | | | 4 | 0 | 1 | 1 | 0 | 1 | 0 | | | | | | |
| Joe Orsulak, L OBP: 0.375, SLG: 0.600 (1, 8) | | | | 4-3 ② | | | | | | 2 | 0 | 0 | 1 | 1 | 0 | 0 | | | | | | |
| Larry McWilliams, L (1, 1) | | | | | | | | | | 1 | 0 | 0 | 0 | 0 | 0 | 0 | | | | | | |
| Bill Almon, R (8, PH) | | | | | | | | | | 0 | 1 | 0 | 0 | 1 | 0 | 0 | | | | | | |
| Don Robinson, R (7, 1) | | | | | | | | | | 0 | 0 | 0 | 0 | 0 | 0 | 0 | | | | | | |
| Lee Mazzilli, S (8, PH) | | | | | | | | | | 1 | 0 | 0 | 0 | 0 | 0 | 1 | | | | | | |
| Rafael Belliard, R (9, 6) | | | | | | | | | | 1 | 0 | 0 | 0 | 0 | 1 | 2 | | | | | | |
| Inning Stats | R: 0 E: 0 K: 0 S: 3 | H: 1 LOB: 0 BB: 0 P: 3 | R: 0 E: 0 K: 0 S: 3 | H: 0 LOB: 0 BB: 0 P: 3 | R: 0 E: 0 K: 0 S: 3 | H: 0 LOB: 0 BB: 0 P: 3 | R: 0 E: 0 K: 0 S: 4 | H: 1 LOB: 1 BB: 0 P: 4 | R: 0 E: 0 K: 1 S: 5 | H: 0 LOB: 0 BB: 0 P: 5 | R: 0 E: 0 K: 0 S: 3 | H: 2 LOB: 1 BB: 1 P: 9 | R: 0 E: 0 K: 1 S: 5 | H: 0 LOB: 1 BB: 0 P: 5 | R: 0 E: 0 K: 1 S: 5 | H: 0 LOB: 1 BB: 1 P: 9 | R: 2 E: 0 K: 1 S: 8 | H: 3 LOB: 2 BB: 1 P: 12 | 1B: 5 2B: 2 3B: 0 HR: 0 | SF: 1 SAC: 0 DP: 0 HBP: 0 | WP: 0 PB: 0 SB: 0 CS: 1 | PA: 36 |
| PITCHER | IP WLS BF H R ER SO BB IBB HBP BLK WP HR S P ERA WHIP | IP WLS BF H R ER SO BB IBB HBP BLK WP HR S P ERA WHIP | IP WLS BF H R ER SO BB IBB HBP BLK WP HR S P ERA WHIP | IP WLS BF H R ER SO BB IBB HBP BLK WP HR S P ERA WHIP | IP WLS BF H R ER SO BB IBB HBP BLK WP HR S P ERA WHIP | IP WLS BF H R ER SO BB IBB HBP BLK WP HR S P ERA WHIP | IP WLS BF H R ER SO BB IBB HBP BLK WP HR S P ERA WHIP | IP WLS BF H R ER SO BB IBB HBP BLK WP HR S P ERA WHIP | IP WLS BF H R ER SO BB IBB HBP BLK WP HR S P ERA WHIP | IP WLS BF H R ER SO BB IBB HBP BLK WP HR S P ERA WHIP | IP WLS BF H R ER SO BB IBB HBP BLK WP HR S P ERA WHIP | IP WLS BF H R ER SO BB IBB HBP BLK WP HR S P ERA WHIP | IP WLS BF H R ER SO BB IBB HBP BLK WP HR S P ERA WHIP | IP WLS BF H R ER SO BB IBB HBP BLK WP HR S P ERA WHIP | IP WLS BF H R ER SO BB IBB HBP BLK WP HR S P ERA WHIP | IP WLS BF H R ER SO BB IBB HBP BLK WP HR S P ERA WHIP | IP WLS BF H R ER SO BB IBB HBP BLK WP HR S P ERA WHIP | | | | | |

AB 32
R 4
H 7
RBI 4
BB 3
SO 4
LOB 11



| Batter | 1 | 2 | 3 | 4 | 5 | 6 | 7 | 8 | 9 | AB | R | H | RBI | BB | SO | LOB | TOP | | | | | | | | | | |
|------------------------------------------------------------------------------------------------------------------------------|------------------------------|---------------------------------|------------------------------|---------------------------------|------------------------------|----------------------------------|------------------------------|---------------------------------|------------------------------|---------------------------------|------------------------------|---------------------------------|------------------------------|---------------------------------|------------------------------|---------------------------------|--------------------------------------------------------------------------------------------------------------------------------------------------------------------------------------------------------------------|------------------------------------|----------------------------------|--------|--|--|--|--|--|--|--|
| Bob Demier, R OBP: 0.235, SLG: 0.294 (1, 8) | F6 | | 1B | | K | | | FC3-6 | | 4 | 0 | 1 | 0 | 0 | 1 | 2 | Chicago Cubs @ Pittsburgh Pirates Three Rivers Stadium, Pittsburgh, PA Sat Apr 12 1986, 3:33 AM EST Att: 5,623 - Unknown livebaseballscores.com | | | | | | | | | | |
| Davey Lopes, R Lee Smith, R (1, 7) (8, 1) | 5-3 | | BB | | F9 | | | K | | 3 | 0 | 0 | 0 | 1 | 1 | 2 | | | | | | | | | | | |
| 23 Ryne Sandberg, R OBP: 0.250, SLG: 0.200 (1, 4) | 6-3 | | FC5-4 | | | | | | | 0 | 0 | 0 | 0 | 0 | 0 | 0 | | | | | | | | | | | |
| Keith Moreland, R OBP: 0.250, SLG: 0.214 (1, 9) | | BB | | | F9 | | | | | 4 | 0 | 0 | 0 | 0 | 0 | 2 | | | | | | | | | | | |
| Leon Durham, L OBP: 0.313, SLG: 0.429 (1, 3) | F3 | | | | HR | | | | | 3 | 0 | 0 | 0 | 1 | 0 | 0 | | | | | | | | | | | |
| Jody Davis, R OBP: 0.143, SLG: 0.154 (1, 2) | K | | | | 6-3 | | | | | 4 | 1 | 1 | 1 | 0 | 0 | 1 | | | | | | | | | | | |
| Manny Trillo, R OBP: 0.455, SLG: 0.250 (1, 5) | F7 | | | | 6-3 | | | L4 | | 3 | 0 | 0 | 0 | 0 | 0 | 1 | | | | | | | | | | | |
| Shawon Dunston, R (1, 6) | | | 5-3 | | K | | | F7 | | 3 | 0 | 0 | 0 | 0 | 1 | 0 | | | | | | | | | | | |
| Matt Keough, R OBP: 0.500, SLG: 0.500 Thad Bosley, L OBP: 0.333, SLG: 0.333 Brian Dayett, R (8, PH) (8, 7) | | | K | | | | | FC3-6 | | 2 | 0 | 1 | 0 | 0 | 1 | 0 | | | | | | | | | | | |
| | | | | | 1B | | | | | 1 | 0 | 1 | 0 | 0 | 0 | 0 | | | | | | | | | | | |
| | | | | | | | | | | 0 | 0 | 0 | 0 | 0 | 0 | 0 | | | | | | | | | | | |
| Inning Stats | R: 0 E: 0 K: 0 S: 3 | H: 0 LOB: 0 BB: 0 P: 3 | R: 0 E: 0 K: 1 S: 5 | H: 0 LOB: 1 BB: 1 P: 9 | R: 0 E: 0 K: 1 S: 6 | H: 1 LOB: 2 BB: 1 P: 10 | R: 1 E: 0 K: 0 S: 4 | H: 1 LOB: 0 BB: 0 P: 4 | R: 0 E: 0 K: 2 S: 8 | H: 1 LOB: 1 BB: 0 P: 8 | R: 0 E: 0 K: 0 S: 3 | H: 0 LOB: 0 BB: 0 P: 3 | R: 0 E: 0 K: 0 S: 3 | H: 1 LOB: 0 BB: 0 P: 5 | R: 0 E: 0 K: 0 S: 3 | H: 0 LOB: 0 BB: 0 P: 3 | 1B: 3 2B: 1 3B: 0 HR: 1 | SF: 0 SAC: 0 DP: 1 HBP: 0 | WP: 0 PB: 0 SB: 1 CS: 1 | PA: 32 | | | | | | | |
| PITCHER | IP | WLS | BF | H | R | ER | SO | BB | IBB | HBP | BLK | WP | HR | S | P | ERA | WHIP | | | | | | | | | | |
| Rick Rhoden, R ERA: 1.13 Cecilio Guante, R ERA: | (1, 1) (9, 1) | 8.0 S | 29 3 | 4 0 | 1 0 | 1 0 | 5 0 | 2 0 | 0 0 | 0 0 | 0 0 | 0 0 | 1 0 | 37 3 | 45 3 | 1.12 0.00 | 0.750 0.000 | | | | | | | | | | |

| Batter | 1 | 2 | 3 | 4 | 5 | 6 | 7 | 8 | 9 | AB | R | H | RBI | BB | SO | LOB | BOTTOM | | | | | | | | | | |
|-------------------------------------------------------------------------------------------------------|------------------------------|---------------------------------|------------------------------|---------------------------------|------------------------------|---------------------------------|------------------------------|---------------------------------|------------------------------|---------------------------------|------------------------------|---------------------------------|------------------------------|---------------------------------|-------------------------------|----------------------------------|--------------------------------------------------------------------------------------------------------------------------------------------------------------------------------------------------------------------|------------------------------------|----------------------------------|--------|--|--|--|--|--|--|--|
| R.J. Reynolds, S OBP: 0.333, SLG: 0.750 (1, 7) | K | | 6-3 | | | 4-3 | | K | | 4 | 0 | 0 | 0 | 0 | 2 | 2 | Chicago Cubs @ Pittsburgh Pirates Three Rivers Stadium, Pittsburgh, PA Sat Apr 12 1986, 3:33 AM EST Att: 5,623 - Unknown livebaseballscores.com | | | | | | | | | | |
| Joe Orsulak, L OBP: 0.333, SLG: 0.444 (1, 8) | 4-3 | | 1-3 | | | K | | HR | | 4 | 1 | 1 | 0 | 0 | 1 | 1 | | | | | | | | | | | |
| Johnny Ray, S OBP: 0.500, SLG: 0.833 (1, 4) | 1-3 | | | | F8 | | | | | 4 | 1 | 1 | 3 | 0 | 0 | 0 | | | | | | | | | | | |
| Sid Bream, L OBP: 0.333, SLG: 0.286 (1, 3) | | F8 | | | 4-3 | | | | | 3 | 0 | 0 | 0 | 1 | 1 | 1 | | | | | | | | | | | |
| Mike Brown, R OBP: 0.143, SLG: 0.143 (1, 9) | | 5-3 | | | F4 | | | | | 3 | 0 | 1 | 0 | 0 | 0 | 0 | | | | | | | | | | | |
| Tony Peña, R OBP: 0.273, SLG: 0.273 (1, 2) | | | | | | | | | | 3 | 0 | 2 | 0 | 0 | 0 | 2 | | | | | | | | | | | |
| Jim Morrison, R OBP: 0.100, SLG: 0.100 (1, 5) | | | | | | | | | | 3 | 0 | 0 | 0 | 0 | 1 | 3 | | | | | | | | | | | |
| Sam Khalifa, R OBP: 0.286, SLG: 0.167 Lee Mazzilli, S Cecilio Guante, R (8, PH) (9, 1) | | | | | | | | | | 1 | 0 | 1 | 0 | 1 | 0 | 0 | | | | | | | | | | | |
| | | | | | | | | | | 1 | 0 | 0 | 0 | 0 | 1 | 0 | | | | | | | | | | | |
| | | | | | | | | | | 0 | 0 | 0 | 0 | 0 | 0 | 0 | | | | | | | | | | | |
| Inning Stats | R: 0 E: 0 K: 1 S: 5 | H: 0 LOB: 0 BB: 0 P: 5 | R: 0 E: 0 K: 1 S: 6 | H: 1 LOB: 0 BB: 0 P: 6 | R: 0 E: 0 K: 0 S: 4 | H: 1 LOB: 1 BB: 0 P: 4 | R: 0 E: 0 K: 0 S: 3 | H: 0 LOB: 0 BB: 0 P: 3 | R: 0 E: 0 K: 1 S: 5 | H: 1 LOB: 1 BB: 0 P: 7 | R: 0 E: 0 K: 0 S: 3 | H: 0 LOB: 0 BB: 0 P: 5 | R: 0 E: 0 K: 0 S: 3 | H: 1 LOB: 1 BB: 1 P: 7 | R: 3 E: 0 K: 3 S: 11 | H: 2 LOB: 1 BB: 1 P: 15 | 1B: 5 2B: 0 3B: 0 HR: 1 | SF: 0 SAC: 1 DP: 2 HBP: 0 | WP: 0 PB: 0 SB: 0 CS: 0 | PA: 31 | | | | | | | |
| PITCHER | IP | WLS | BF | H | R | ER | SO | BB | IBB | HBP | BLK | WP | HR | S | P | ERA | WHIP | | | | | | | | | | |
| Matt Keough, R ERA: 22.5 Lee Smith, R ERA: | (1, 1) (8, 1) | 7.0 L | 25 6 | 4 2 | 0 3 | 0 3 | 3 3 | 1 0 | 0 0 | 0 0 | 0 0 | 0 1 | 11 15 | 29 15 | 37 15 | 0.00 27.00 | 0.857 3.000 | | | | | | | | | | |

| | |
|-----|----|
| AB | 30 |
| R | 1 |
| H | 4 |
| RBI | 1 |
| BB | 2 |
| SO | 5 |
| LOB | 9 |



| | |
|-----|----|
| AB | 27 |
| R | 3 |
| H | 6 |
| RBI | 3 |
| BB | 3 |
| SO | 6 |
| LOB | 11 |



| Batter | 1 | 2 | 3 | 4 | 5 | 6 | 7 | 8 | 9 | AB | R | H | RBI | BB | SO | LOB | TOP | | | | | | | | | | |
|----------------------------------------------------------------------------|------------------------------|---------------------------------|------------------------------|---------------------------------|------------------------------|---------------------------------|------------------------------|---------------------------------|------------------------------|---------------------------------|------------------------------|---------------------------------|------------------------------|---------------------------------|------------------------------|---------------------------------|-----------------------------------------------------------------------------------------------------------------------------------|------------------------------|---------------------------------|----------------------------------|------------------------------------|----------------------------------|--------|--|--|--|--|
| Bob Dernier, R OBP: 0.190, SLG: 0.238 (1, 8) | F8 | | 4-3 | | FC5 | | | 5-3 | | 4 | 0 | 0 | 0 | 0 | 0 | 4 | Chicago Cubs @ Pittsburgh Pirates Three Rivers Stadium, Pittsburgh, PA Sun Apr 13 1986, 3:33 AM EST Att: 9,337 - Unknown | | | | | | | | | | |
| Manny Trillo, R OBP: 0.333, SLG: 0.167 George Frazier, R (8, 1) | G1-4-3 | | 4-3 | | | | 6-3 | 5-3 | | 4 | 0 | 0 | 0 | 0 | 0 | 2 | | | | | | | | | | | |
| 23 Ryne Sandberg, R OBP: 0.200, SLG: 0.158 (1, 4) | K | | | | F8 | | 6-3 | | 5-3 | 4 | 0 | 0 | 0 | 0 | 1 | 0 | | | | | | | | | | | |
| Leon Durham, L OBP: 0.300, SLG: 0.353 (1, 3) | | BB | | | G3 | | F5 | | K | 3 | 0 | 0 | 0 | 1 | 1 | 0 | | | | | | | | | | | |
| Keith Moreland, R OBP: 0.200, SLG: 0.167 (1, 9) | L9 | | | | K | | | | 6-3 | 4 | 0 | 0 | 0 | 0 | 1 | 1 | | | | | | | | | | | |
| Jerry Mumphy, S (1, 7) | F7 | | | | G3 | | F8 | | | 3 | 0 | 0 | 0 | 0 | 0 | 1 | | | | | | | | | | | |
| Jody Davis, R OBP: 0.176, SLG: 0.188 (1, 2) | L7 | | | | FC5 | 1B | 6-3 | | | 3 | 0 | 1 | 0 | 0 | 0 | 1 | | | | | | | | | | | |
| Shawn Dunston, R OBP: 0.188, SLG: 0.200 (1, 6) | | | | | F8 | 1B | | WP | 2B | 3 | 0 | 2 | 0 | 0 | 0 | 0 | | | | | | | | | | | |
| Rick Sutcliffe, L OBP: 0.333, SLG: 0.667 Gary Matthews, R (5, PH) | | | | | | | | F8 | | 1 | 0 | 1 | 0 | 0 | 0 | 0 | | | | | | | | | | | |
| Dick Ruthven, R (5, 1) | | | | | K | | | | | 1 | 0 | 0 | 0 | 0 | 1 | 2 | | | | | | | | | | | |
| Thad Bosley, L OBP: 0.250, SLG: 0.250 Chris Speier, R (8, 5) | | | | 4-3 | 2B | | | | | 0 | 0 | 0 | 0 | 0 | 0 | 1 | | | | | | | | | | | |
| | | | | | | | | | | 0 | 0 | 0 | 0 | 0 | 0 | 0 | | | | | | | | | | | |
| Inning Stats | R: 0 E: 0 K: 1 S: 5 | H: 0 LOB: 0 BB: 0 P: 5 | R: 0 E: 0 K: 0 S: 3 | H: 0 LOB: 1 BB: 1 P: 7 | R: 0 E: 0 K: 0 S: 4 | H: 1 LOB: 1 BB: 0 P: 4 | R: 0 E: 0 K: 1 S: 5 | H: 0 LOB: 0 BB: 0 P: 5 | R: 0 E: 0 K: 1 S: 7 | H: 2 LOB: 2 BB: 0 P: 7 | R: 0 E: 0 K: 0 S: 3 | H: 0 LOB: 0 BB: 0 P: 3 | R: 0 E: 0 K: 0 S: 3 | H: 0 LOB: 0 BB: 0 P: 3 | R: 0 E: 0 K: 0 S: 4 | H: 1 LOB: 1 BB: 0 P: 4 | | R: 0 E: 0 K: 1 S: 5 | H: 0 LOB: 0 BB: 0 P: 5 | 1B: 2 2B: 2 3B: 0 HR: 0 | SF: 0 SAC: 0 DP: 0 HBP: 0 | WP: 1 PB: 0 SB: 0 CS: 0 | PA: 32 | | | | |
| PITCHER | IP | WLS | BF | H | R | ER | SO | BB | IBB | HBP | BLK | WP | HR | S | P | ERA | WHIP | | | | | | | | | | |
| Rick Reuschel, R ERA: 2.08 (1, 1) | 7.0 | W | 25 | 3 | 0 | 0 | 3 | 1 | 0 | 0 | 0 | 0 | 0 | 30 | 34 | 0.00 | 0.571 | | | | | | | | | | |
| Bob Walk, R ERA: (8, 1) | 1.0 | | 4 | 1 | 0 | 0 | 0 | 0 | 0 | 0 | 0 | 1 | 0 | 4 | 4 | 0.00 | 1.000 | | | | | | | | | | |
| Jim Winn, R ERA: (9, 1) | 1.0 | | 3 | 0 | 0 | 0 | 1 | 0 | 0 | 0 | 0 | 0 | 0 | 5 | 5 | 0.00 | 0.000 | | | | | | | | | | |

| | |
|-----|----|
| AB | 31 |
| R | 0 |
| H | 4 |
| RBI | 0 |
| BB | 1 |
| SO | 4 |
| LOB | 12 |



| Batter | 1 | 2 | 3 | 4 | 5 | 6 | 7 | 8 | 9 | AB | R | H | RBI | BB | SO | LOB | BOTTOM | | | | | | | | | | |
|---------------------------------------------------------------------------------------------------------|------------------------------|----------------------------------|------------------------------|---------------------------------|------------------------------|---------------------------------|------------------------------|----------------------------------|------------------------------|---------------------------------|------------------------------|---------------------------------|------------------------------|----------------------------------|------------------------------|---------------------------------|-----------------------------------------------------------------------------------------------------------------------------------|----------------------------------|------------------------------------|----------------------------------|--------|--|--|--|--|--|--|
| R.J. Reynolds, S OBP: 0.412, SLG: 0.688 (1, 7) | S | F5 | | K | | FC1-6 | BB | | | 4 | 1 | 2 | 0 | 1 | 1 | 1 | Chicago Cubs @ Pittsburgh Pirates Three Rivers Stadium, Pittsburgh, PA Sun Apr 13 1986, 3:33 AM EST Att: 9,337 - Unknown | | | | | | | | | | |
| Joe Orsulak, L OBP: 0.412, SLG: 0.500 (1, 8) | 2B | | 4-3 | 1B | BB | FC1-6 | F8 | | | 3 | 4 | 1 | 0 | 2 | 0 | 3 | | | | | | | | | | | |
| Johnny Ray, S OBP: 0.529, SLG: 0.882 Sam Khalifa, R OBP: 0.286, SLG: 0.167 (1, 4) (9, 6) | G3 | | 4-3 | 1B | BB | 3-6-3 | HBP | 2B | | 5 | 0 | 3 | 3 | 0 | 0 | 2 | | | | | | | | | | | |
| Lee Mazzilli, S OBP: 0.625, SLG: 0.250 (1, 3) | G3 | | WP | 1B | BB | HR | BB | HBP | BB | 1 | 1 | 1 | 1 | 4 | 0 | 0 | | | | | | | | | | | |
| Mike Brown, R OBP: 0.250, SLG: 0.500 (1, 9) | F8 | | F6 | 1B | BB | HR | BB | F9 | | 5 | 1 | 2 | 4 | 0 | 0 | 5 | | | | | | | | | | | |
| Tony Peña, R OBP: 0.250, SLG: 0.200 (1, 2) | G3 | | 5-3 | BB | | 4-3 | | F9 | | 4 | 0 | 0 | 0 | 1 | 0 | 7 | | | | | | | | | | | |
| Jim Morrison, R OBP: 0.200, SLG: 0.077 (1, 5) | 5-3 | | F2 | | | F8 | | G4-6-3 | HBP | 3 | 0 | 0 | 0 | 1 | 0 | 4 | | | | | | | | | | | |
| Rafael Belliard, R OBP: 0.333, SLG: 0.333 (9, 4) | | L9 | | SH1-4 | 1B | K | | F4 | | 5 | 1 | 2 | 0 | 0 | 1 | 3 | | | | | | | | | | | |
| Rick Reuschel, R ERA: 5.73 Steve Kemp, L (7, PH) | | 5-3 | | SH1-4 | 1B | K | | G4-6-3 | | 2 | 0 | 0 | 0 | 0 | 1 | 0 | | | | | | | | | | | |
| Bob Walk, R (8, 1) | | | | | | | | | | 1 | 0 | 0 | 0 | 0 | 0 | 2 | | | | | | | | | | | |
| Jim Winn, R (9, 1) | | | | | | | | | | 0 | 0 | 0 | 0 | 0 | 0 | 0 | | | | | | | | | | | |
| Inning Stats | R: 2 E: 0 K: 0 S: 5 | H: 2 LOB: 2 BB: 2 P: 13 | R: 0 E: 0 K: 0 S: 3 | H: 0 LOB: 0 BB: 0 P: 3 | R: 1 E: 0 K: 0 S: 5 | H: 2 LOB: 1 BB: 1 P: 9 | R: 2 E: 0 K: 1 S: 8 | H: 3 LOB: 2 BB: 2 P: 16 | R: 0 E: 0 K: 2 S: 7 | H: 0 LOB: 0 BB: 0 P: 7 | R: 3 E: 1 K: 0 S: 5 | H: 2 LOB: 1 BB: 1 P: 9 | R: 0 E: 0 K: 0 S: 3 | H: 1 LOB: 2 BB: 2 P: 11 | R: 0 E: 0 K: 0 S: 4 | H: 1 LOB: 3 BB: 1 P: 9 | | 1B: 7 2B: 3 3B: 0 HR: 1 | SF: 0 SAC: 1 DP: 1 HBP: 1 | WP: 1 PB: 0 SB: 2 CS: 0 | PA: 44 | | | | | | |
| PITCHER | IP | WLS | BF | H | R | ER | SO | BB | IBB | HBP | BLK | WP | HR | S | P | ERA | | WHIP | | | | | | | | | |
| Rick Sutcliffe, R ERA: 5.73 (1, 1) | 4.0 | L | 24 | 7 | 5 | 5 | 1 | 5 | 0 | 0 | 0 | 0 | 0 | 21 | 41 | 11.25 | 3.000 | | | | | | | | | | |
| Dick Ruthven, R ERA: (5, 1) | 3.0 | | 14 | 3 | 3 | 0 | 2 | 3 | 0 | 0 | 0 | 0 | 1 | 15 | 27 | 0.00 | 2.000 | | | | | | | | | | |
| George Frazier, R ERA: (8, 1) | 1.0 | | 6 | 1 | 0 | 0 | 0 | 1 | 0 | 1 | 0 | 0 | 0 | 4 | 9 | 0.00 | 2.000 | | | | | | | | | | |



| Batter | 1 | 2 | 3 | 4 | 5 | 6 | 7 | 8 | 9 | 10 | 11 | AB | R | H | RBI | BB | SO | LOB | TOP | | | | | |
|---------------------------------------------------------|------------------------------|----------------------------------|------------------------------|---------------------------------|------------------------------|---------------------------------|------------------------------|----------------------------------|------------------------------|----------------------------------|------------------------------|---------------------------------|------------------------------|---------------------------------|------------------------------|---------------------------------|------------------------------|---------------------------------|----------------------------------|------------------------------------|----------------------------------|--------|--|--|
| Bob Dernier, R OBP: 0.222, SLG: 0.200 (1, 8) | 4-0 23 FG BB BB | | 0-0 5-3 | | 0-0 1-3 | | 4-0 FC1-6 BB | | 0-0 5-3 | | 0-0 F4 | 4 | 0 | 0 | 0 | 2 | 0 | 2 | | | | | | |
| Gary Matthews, R (1, 7) | 4-0 BB | | 0-0 5-3 | | 0-0 F9 | | 0-0 FC1-6 BB | | 0-0 | | 0-0 F7 | 3 | 0 | 0 | 0 | 1 | 0 | 2 | | | | | | |
| Brian Dayett, R OBP: 0.444, SLG: 0.167 (7, 7) | 4-0 G4-6-3 | | 0-0 5-3 | | 0-0 F9 | | 0-0 FC1-6 BB | | 0-0 | | 0-0 F7 | 1 | 0 | 1 | 0 | 0 | 0 | 0 | | | | | | |
| Jay Baller, R (9, 1) | 1-2 BB | | | | | | 1-2 23 2B | | | | | | 0 | 0 | 0 | 0 | 0 | 0 | | | | | | |
| Davey Lopes, R (11, PH) | 1-2 BB | | | | | | 1-2 23 2B | | | | | | 1 | 0 | 0 | 0 | 0 | 0 | | | | | | |
| Lee Smith, R (11, 1) | 0-0 F9 | | | | 0-0 6-3 | | 0-0 2B | | | | | | 0 | 0 | 0 | 0 | 0 | 0 | | | | | | |
| 23 Ryne Sandberg, R OBP: 0.200, SLG: 0.208 (1, 4) | 0-0 F9 | | | | 0-0 6-3 | | 0-0 2B | | | | | | 5 | 0 | 1 | 1 | 0 | 1 | | | | | | |
| Keith Moreland, R OBP: 0.200, SLG: 0.174 (1, 9) | 0-0 G4-6-3 | | | | 0-0 F9 | | 0-0 F9 | | 0-0 F3 | | 0-0 CS 1B | 5 | 0 | 1 | 0 | 0 | 0 | 2 | | | | | | |
| Leon Durham, L OBP: 0.360, SLG: 0.381 (1, 3) | | 0-0 1B | | | 4-0 2B BB | | 0-0 K | | 0-0 K | | 0-0 F8 | 4 | 1 | 2 | 0 | 1 | 1 | 1 | | | | | | |
| Jody Davis, R OBP: 0.227, SLG: 0.250 (1, 2) | 0-0 L9 | | | | 0-0 2B | | 4-0 BB | | 0-0 K | | 0-0 F5 | 4 | 1 | 1 | 1 | 1 | 1 | 3 | | | | | | |
| Ron Cey, R OBP: 0.375, SLG: 0.429 (1, 5) | 0-0 F5 | | | | 0-0 2B | | 0-0 K | | 0-0 E5 | | 0-0 1B | 4 | 0 | 1 | 1 | 0 | 1 | 3 | | | | | | |
| Manny Trillo, R OBP: 0.375, SLG: 0.231 (8, PR) | 0-0 F5 | | | | 0-0 2B | | 0-0 K | | 0-0 E5 | | 0-0 1B | 1 | 0 | 1 | 0 | 0 | 0 | 0 | | | | | | |
| Shawon Dunston, R OBP: 0.283, SLG: 0.235 (1, 6) | 0-0 F3 | | | | 4-0 IBB | | 0-0 FC1-6 SH3-4 2B | | 0-0 K | | 0-0 BB | 2 | 1 | 1 | 0 | 1 | 0 | 1 | | | | | | |
| Thad Bosley, L OBP: 0.200, SLG: 0.200 (8, PH) | 0-0 F3 | | | | 4-0 IBB | | 0-0 FC1-6 SH3-4 2B | | 0-0 K | | 0-0 BB | 1 | 0 | 0 | 0 | 0 | 1 | 2 | | | | | | |
| Chris Speier, R (8, 6) | 0-0 F3 | | | | 4-0 IBB | | 0-0 FC1-6 SH3-4 2B | | 0-0 K | | 0-0 BB | 0 | 0 | 0 | 0 | 1 | 0 | 0 | | | | | | |
| Dennis Eckerley, R (1, 1) | 0-0 F8 | | | | 0-0 L4 | | 0-0 SH3-4 | | 0-0 F6 | | 0-0 F7 | 2 | 0 | 0 | 0 | 0 | 0 | 2 | | | | | | |
| Jerry Mumphy, S (9, PH) | 0-0 F8 | | | | 0-0 L4 | | 0-0 SH3-4 | | 0-0 F6 | | 0-0 F7 | 2 | 0 | 0 | 0 | 0 | 0 | 2 | | | | | | |
| Jerry Mumphy, S (9, 7) | 0-0 F8 | | | | 0-0 L4 | | 0-0 SH3-4 | | 0-0 F6 | | 0-0 F7 | 2 | 0 | 0 | 0 | 0 | 0 | 2 | | | | | | |
| Inning Stats | R: 0 E: 0 K: 2 S: 2 | H: 0 LOB: 1 BB: 2 P: 10 | R: 0 E: 0 K: 0 S: 4 | H: 1 LOB: 1 BB: 0 P: 4 | R: 0 E: 0 K: 0 S: 3 | H: 0 LOB: 0 BB: 0 P: 3 | R: 2 E: 0 K: 1 S: 7 | H: 2 LOB: 2 BB: 2 P: 15 | R: 0 E: 0 K: 2 S: 7 | H: 0 LOB: 1 BB: 1 P: 11 | R: 1 E: 0 K: 0 S: 4 | H: 2 LOB: 2 BB: 1 P: 8 | R: 0 E: 1 K: 2 S: 9 | H: 1 LOB: 2 BB: 0 P: 9 | R: 0 E: 0 K: 0 S: 4 | H: 1 LOB: 0 BB: 0 P: 4 | R: 0 E: 0 K: 0 S: 3 | H: 1 LOB: 2 BB: 1 P: 8 | 1B: 6 2B: 3 3B: 0 HR: 0 | SF: 0 SAC: 1 DP: 1 HBP: 0 | WP: 0 PB: 0 SB: 0 CS: 1 | PA: 47 | | |
| PITCHER | IP ERA: 2.25 | WLS 2.25 | BF 25 | H 3 | R 2 | ER 1 | SO 3 | BB 4 | IBB 1 | HBP 0 | BLK 0 | WP 0 | HR 0 | S 26 | P 46 | ERA 3.00 | WHIP 1.167 | | | | | | | |
| Jay Tibbs, R ERA: 2.25 (1, 1) | 1.0 | 5 | 2 | 1 | 1 | 0 | 1 | 0 | 0 | 0 | 0 | 0 | 0 | 4 | 8 | 9.00 | 3.000 | | | | | | | |
| Andy McGaffigan, R ERA: 8.1 (7, 1) | 2.0 | 9 | 2 | 0 | 0 | 2 | 0 | 0 | 0 | 0 | 0 | 0 | 0 | 13 | 13 | 0.00 | 1.000 | | | | | | | |
| Tim Burke, R ERA: 2.45 (8, 1) | 2.0 | W | 8 | 2 | 0 | 0 | 0 | 1 | 0 | 0 | 0 | 0 | 0 | 7 | 11 | 0.00 | 1.500 | | | | | | | |
| Jeff Reardon, R ERA: (10, 1) | | | | | | | | | | | | | | | | | | | | | | | | |

Chicago Cubs @ Montreal Expos
Olympic Stadium, Montreal, QB
Tue Apr 15 1986, 3:33 AM EST
Att: 30,105 - Unknown

AB 39
R 3
H 9
RBI 3
BB 7
SO 5
LOB 25



| Batter | 1 | 2 | 3 | 4 | 5 | 6 | 7 | 8 | 9 | 10 | 11 | AB | R | H | RBI | BB | SO | LOB | BOTTOM | | | | | |
|----------------------------------------------------------|------------------------------|----------------------------------|------------------------------|---------------------------------|------------------------------|---------------------------------|------------------------------|---------------------------------|------------------------------|---------------------------------|------------------------------|---------------------------------|------------------------------|---------------------------------|------------------------------|---------------------------------|------------------------------|----------------------------------|------------------------------|----------------------------------|----------------------------------|------------------------------------|----------------------------------|--------|
| Tim Raines, S OBP: 0.286, SLG: 0.261 (1, 7) | 4-0 3-1 BB | | 0-0 K | | 0-0 K | | 0-0 3B | | 0-0 3-1 | | 4-0 IBB | 3 | 0 | 1 | 0 | 2 | 1 | 0 | | | | | | |
| Vance Law, R OBP: 0.192, SLG: 0.125 (1, 4) | 0-3 K | | 0-0 K | | 0-0 F9 | | 0-0 4-3 | | 0-0 6-3 | | 0-0 F3 | 5 | 0 | 0 | 0 | 0 | 1 | 4 | | | | | | |
| Dann Bilardello, R OBP: 0.125, SLG: 0.125 (11, 2) | 1-2 K | | 0-0 K | | 0-0 F9 | | 0-0 4-3 | | 0-0 6-3 | | 0-0 F3 | 0 | 0 | 0 | 0 | 0 | 0 | 0 | | | | | | |
| Andre Dawson, R OBP: 0.143, SLG: 0.158 (1, 9) | 0-0 3-1 | | 0-0 K | | 0-0 4-3 | | 0-0 5-3 | | 0-0 6-3 | | 0-0 FC5 | 5 | 0 | 0 | 0 | 0 | 0 | 3 | | | | | | |
| Jason Thompson, L OBP: 0.438, SLG: 0.500 (1, 3) | 0-3 K | | 0-0 K | | 0-0 F8 | | 0-0 HR 2B | | 0-0 4-3 | | 4-0 E PB BB BB | 3 | 1 | 1 | 0 | 0 | 1 | 1 | | | | | | |
| Tim Burke, R (8, 1) | 0-3 K | | 0-0 K | | 0-0 F8 | | 0-0 HR 2B | | 0-0 4-3 | | 4-0 E PB BB BB | 1 | 0 | 0 | 0 | 0 | 0 | 0 | | | | | | |
| Wayne Krenchicki, L OBP: 0.111, SLG: 0.111 (9, PH) | 0-3 K | | 0-0 K | | 0-0 F8 | | 0-0 HR 2B | | 0-0 4-3 | | 4-0 E PB BB BB | 0 | 0 | 0 | 0 | 0 | 0 | 0 | | | | | | |
| Jeff Reardon, R (10, 1) | 0-3 K | | 0-0 K | | 0-0 F8 | | 0-0 HR 2B | | 0-0 4-3 | | 4-0 E PB BB BB | 0 | 0 | 0 | 0 | 0 | 0 | 0 | | | | | | |
| Dan Schatzeder, L (11, PH) | 0-3 K | | 0-0 K | | 0-0 F8 | | 0-0 HR 2B | | 0-0 4-3 | | 4-0 E PB BB BB | 0 | 1 | 0 | 0 | 1 | 0 | 0 | | | | | | |
| Hubie Brooks, R OBP: 0.480, SLG: 0.609 (1, 6) | | 0-0 CS 1B | | | 0-0 F3 | | 0-0 HR 1B | | 0-0 2B | | 0-0 E3 | 5 | 1 | 3 | 0 | 0 | 0 | 1 | | | | | | |
| Tim Wallach, R OBP: 0.316, SLG: 0.375 (1, 5) | 0-0 E7 | | 0-0 K | | 0-0 F9 | | 0-0 HR 1B | | 0-0 2B | | 4-0 BB IBB | 3 | 1 | 2 | 3 | 2 | 0 | 0 | | | | | | |
| Tim Wallach, R OBP: 0.316, SLG: 0.375 (1, 5) | 0-0 E7 | | 0-0 K | | 0-0 F9 | | 0-0 HR 1B | | 0-0 2B | | 4-0 BB IBB | 3 | 1 | 2 | 3 | 2 | 0 | 0 | | | | | | |
| Mitch Webster, S OBP: 0.375, SLG: 0.524 (1, 8) | 0-0 4-6 | | 0-0 K | | 0-0 F9 | | 0-0 1-3 | | 0-0 G3 | | 4-0 IBB | 4 | 0 | 0 | 1 | 1 | 0 | 3 | | | | | | |
| Tom Nieto, R OBP: 0.308, SLG: 0.333 (1, 2) | | | 0-3 K | | 0-0 F9 | | 0-0 1-3 | | 0-0 G3 | | 4-0 IBB | 3 | 0 | 0 | 0 | 1 | 1 | 0 | | | | | | |
| Al Newman, S OBP: 1.000, SLG: 1.000 (10, PR) | | | 0-3 K | | 0-0 F9 | | 0-0 1-3 | | 0-0 G3 | | 4-0 IBB | 0 | 0 | 0 | 0 | 0 | 0 | 0 | | | | | | |
| Jay Tibbs, R (1, 1) | | | 0-3 K | | 0-0 F9 | | 0-0 1-3 | | 0-0 G3 | | 4-0 IBB | 1 | 0 | 0 | 0 | 0 | 1 | 0 | | | | | | |
| Herm Winningham, L OBP: 0.125, SLG: 0.500 (6, PH) | | | 0-3 K | | 0-0 F9 | | 0-0 1-3 | | 0-0 G3 | | 4-0 IBB | 1 | 0 | 0 | 0 | 0 | 1 | 0 | | | | | | |
| Andy McGaffigan, R (7, 1) | | | 0-3 K | | 0-0 F9 | | 0-0 1-3 | | 0-0 G3 | | 4-0 IBB | 0 | 0 | 0 | 0 | 0 | 0 | 0 | | | | | | |
| Andres Galarraga, R OBP: 0.636, SLG: 1.111 (8, 3) | | | 0-3 K | | 0-0 F9 | | 0-0 1-3 | | 0-0 G3 | | 4-0 IBB | 1 | 0 | 0 | 0 | 0 | 0 | 0 | | | | | | |
| Inning Stats | R: 0 E: 0 K: 2 S: 7 | H: 0 LOB: 1 BB: 1 P: 11 | R: 0 E: 1 K: 0 S: 3 | H: 2 LOB: 0 BB: 0 P: 3 | R: 0 E: 0 K: 3 S: 9 | H: 0 LOB: 0 BB: 0 P: 9 | R: 0 E: 0 K: 0 S: 3 | H: 0 LOB: 0 BB: 0 P: 3 | R: 0 E: 0 K: 1 S: 6 | H: 1 LOB: 1 BB: 1 P: 6 | R: 3 E: 0 K: 0 S: 6 | H: 3 LOB: 0 BB: 0 P: 6 | R: 0 E: 0 K: 0 S: 3 | H: 0 LOB: 0 BB: 0 P: 3 | R: 0 E: 0 K: 0 S: 4 | H: 1 LOB: 2 BB: 1 P: 8 | R: 0 E: 0 K: 0 S: 3 | H: 0 LOB: 2 BB: 2 P: 11 | R: 1 E: 1 K: 0 S: 1 | H: 0 LOB: 3 BB: 3 P: 13 | 1B: 3 2B: 3 3B: 1 HR: 1 | SF: 0 SAC: 1 DP: 1 HBP: 0 | WP: 0 PB: 1 SB: 1 CS: 1 | PA: 43 |
| PITCHER | IP ERA: 3.86 | WLS 2.0 | BF 10 | H 6 | R 3 | ER 3 | SO 6 | BB 1 | IBB 0 | HBP 0 | BLK 0 | WP 0 | HR 1 | S 40 | P 44 | ERA 3.38 | WHIP 0.875 | | | | | | | |
| Dennis Eckerley, R ERA: 3.86 (1, 1) | 2.0 | 10 | 6 | 3 | 3 | 6 | 1 | 0 | 0 | 0 | 0 | 0 | 0 | 7 | 19 | 0.00 | 1.000 | | | | | | | |
| Jay Baller, R ERA: (9, 1) | 0.0 | L | 4 | 0 | 1 | 0 | 0 | 2 | 1 | 0 | 0 | 0 | 0 | 1 | 13 | ** | ** | | | | | | | |
| Lee Smith, R ERA: 22.5 (11, 1) | | | | | | | | | | | | | | | | | | | | | | | | |

Chicago Cubs @ Montreal Expos
Olympic Stadium, Montreal, QB
Tue Apr 15 1986, 3:33 AM EST
Att: 30,105 - Unknown

AB 35
R 4
H 7
RBI 4
BB 7
SO 6
LOB 12



| Batter | 1 | 2 | 3 | 4 | 5 | 6 | 7 | 8 | 9 | 10 | 11 | 12 | 13 | AB R H RBI BB SO LOB | TOP | | | | | | | | | | | | | | | | |
|----------------------------------------------------------------------------------------------------------------------------------------------------------------|-------------------------------------------------------|----------------------------------|------------------------------|---------------------------------|------------------------------|---------------------------------|------------------------------|---------------------------------|------------------------------|----------------------------------|------------------------------|---------------------------------|------------------------------|----------------------------------------------------------------------------------------------------------------|---------------------------------------------------------|---------------------------------|--------------------------------------|------------------------------------------|------------------------------|---------------------------------|------------------------------|---------------------------------|----------------------------------|------------------------------------|-----------------------------------|--------|--|--|--|--|--|
| Bob Demler, R OBP: 0.242, SLG: 0.172 (1, 8) | | | | | | | | | | | | | | 4 2 0 0 2 1 3 | | | | | | | | | | | | | | | | | |
| Gary Matthews, R Jay Baller, R Trent Bostler, L George Frazier, R Jerry Mumphy, S Lee Smith, R (1, 7) | | | | | | | | | | | | | | 4 1 0 0 0 0 0 2 1 0 0 0 0 0 0 0 0 0 0 0 0 0 0 0 1 0 0 0 0 0 0 0 1 0 0 0 0 0 0 0 1 0 0 0 0 0 1 1 | | | | | | | | | | | | | | | | | |
| 23 Ryne Sandberg, R OBP: 0.250, SLG: 0.333 (1, 4) | | | | | | | | | | | | | | 6 1 2 2 1 1 2 | | | | | | | | | | | | | | | | | |
| Keith Moreland, R OBP: 0.290, SLG: 0.250 (1, 9) | | | | | | | | | | | | | | 5 1 3 1 1 0 0 | | | | | | | | | | | | | | | | | |
| Leon Durham, L OBP: 0.355, SLG: 0.480 (1, 3) | | | | | | | | | | | | | | 4 1 1 3 1 2 2 | | | | | | | | | | | | | | | | | |
| Jody Davis, R OBP: 0.231, SLG: 0.250 Manny Trillo, R OBP: 0.333, SLG: 0.200 (6, PR) | | | | | | | | | | | | | | 4 0 1 0 0 2 2 2 0 0 0 0 0 3 | | | | | | | | | | | | | | | | | |
| Ron Cey, R OBP: 0.417, SLG: 0.333 Steve Lake, R (8, 2) | | | | | | | | | | | | | | 2 0 0 0 2 0 0 2 0 0 0 0 1 1 | AB 47 R 7 H 9 RBI 7 BB 8 SO 12 LOB 22 | | | | | | | | | | | | | | | | |
| Shawon Dunston, R OBP: 0.280, SLG: 0.364 (1, 6) | | | | | | | | | | | | | | 5 1 1 1 1 0 3 | | | | | | | | | | | | | | | | | |
| Steve Trout, L OBP: 0.200, SLG: 0.200 Brian Dayett, R OBP: 0.305, SLG: 0.100 (6, PH) | | | | | | | | | | | | | | 2 0 0 0 0 1 1 4 0 0 0 0 3 2 | | | | | | | | | | | | | | | | | |
| Inning Stats | R: 1 E: 0 K: 1 S: 5 | H: 0 LOB: 2 BB: 3 P: 17 | R: 0 E: 1 K: 1 S: 5 | H: 0 LOB: 1 BB: 1 P: 9 | R: 3 E: 0 K: 0 S: 6 | H: 3 LOB: 0 BB: 0 P: 6 | R: 2 E: 1 K: 0 S: 5 | H: 2 LOB: 2 BB: 1 P: 9 | R: 0 E: 0 K: 2 S: 7 | H: 0 LOB: 1 BB: 1 P: 11 | R: 0 E: 0 K: 1 S: 5 | H: 0 LOB: 0 BB: 0 P: 5 | R: 0 E: 0 K: 2 S: 8 | H: 1 LOB: 2 BB: 1 P: 12 | R: 0 E: 0 K: 0 S: 5 | H: 2 LOB: 2 BB: 0 P: 5 | R: 0 E: 0 K: 2 S: 7 | H: 0 LOB: 0 BB: 0 P: 7 | R: 0 E: 0 K: 0 S: 3 | H: 0 LOB: 1 BB: 1 P: 7 | R: 0 E: 1 K: 2 S: 9 | H: 1 LOB: 1 BB: 0 P: 9 | 1B: 6 2B: 0 3B: 0 HR: 3 | SF: 1 SAC: 1 DP: 0 HBP: 0 | W/P: 0 PB: 0 SB: 1 CS: 0 | PA: 57 | | | | | |
| PITCHER | IP WLS BF H R ER SO BB IBB HBP BLK WP HR S P ERA WHIP | | | | | | | | | | | | | | | | | | | | | | | | | | | | | | |
| Floyd Youmans, R ERA: 9.45 Dan Schatzeder, L ERA: 3.6 Tim Burke, R ERA: 1.89 Andy McGaffigan, R ERA: 5.06 Jeff Reardon, R ERA: 1.13 | (1, 1) (4, 1) (7, 1) (8, 1) (11, 1) | 3.0 2.0 2.0 3.0 | WLS 13 8 8 L | BF 16 1 2 12 | H 3 1 2 1 | R 4 0 0 1 | ER 4 0 0 1 | SO 2 3 2 2 | BB 4 0 0 0 | IBB 0 0 0 0 | HBP 0 0 0 0 | BLK 0 0 0 0 | WP 0 0 0 0 | HR 1 0 0 1 | S 16 17 12 15 | P 32 17 12 19 | ERA 12.00 0.00 0.00 3.00 | WHIP 2.333 1.333 1.000 0.667 | | | | | | | | | | | | | |

Chicago Cubs @ Montreal Expos
Olympic Stadium, Montreal, QB
Thu Apr 17 1986, 3:33 AM EST
Att. 4,611 - Unknown

livebaseballscores.com



| Batter | 1 | 2 | 3 | 4 | 5 | 6 | 7 | 8 | 9 | 10 | 11 | 12 | 13 | AB R H RBI BB SO LOB | BOTTOM | | | | | | | | | | | | | | | | |
|--------------------------------------------------------------------------------------------------------------------------------------------|-------------------------------------------------------|---------------------------------|------------------------------|---------------------------------|------------------------------|---------------------------------|------------------------------|---------------------------------|------------------------------|---------------------------------|------------------------------|---------------------------------|------------------------------|-----------------------------------------------------------------------------------|------------------------------|---------------------------------|--------------------------------------|------------------------------------------|------------------------------|---------------------------------|------------------------------|---------------------------------|------------------------------|---------------------------------|----------------------------------|------------------------------------|-----------------------------------|--------|--|--|--|
| Tim Raines, S OBP: 0.303, SLG: 0.296 Andy McGaffigan, R (9, 1) | | | | | | | | | | | | | | 4 0 2 1 0 0 1 0 0 0 0 0 0 0 1 0 0 0 0 0 0 0 0 0 0 0 0 0 1 0 0 0 0 0 0 | | | | | | | | | | | | | | | | | |
| Jason Thompson, L OBP: 0.412, SLG: 0.467 Jeff Reardon, R Jim Wohlford, R (10, PH) | | | | | | | | | | | | | | 5 0 1 0 2 1 1 | | | | | | | | | | | | | | | | | |
| Vance Law, R OBP: 0.242, SLG: 0.138 (1, 4) | | | | | | | | | | | | | | 7 1 2 1 0 0 4 | | | | | | | | | | | | | | | | | |
| Andre Dawson, R OBP: 0.179, SLG: 0.308 (1, 9) | | | | | | | | | | | | | | 6 1 2 1 0 0 2 | | | | | | | | | | | | | | | | | |
| Hubie Brooks, R OBP: 0.452, SLG: 0.655 (1, 6) | | | | | | | | | | | | | | 4 0 2 0 2 0 0 | | | | | | | | | | | | | | | | | |
| Tim Wallach, R OBP: 0.400, SLG: 0.400 (1, 5) | | | | | | | | | | | | | | 4 0 2 0 2 0 0 | | | | | | | | | | | | | | | | | |
| Mitch Webster, S OBP: 0.333, SLG: 0.481 (9, 7) | | | | | | | | | | | | | | 6 1 1 0 0 1 7 | | | | | | | | | | | | | | | | | |
| Andres Galarraga, R OBP: 0.588, SLG: 1.154 (1, 3) | | | | | | | | | | | | | | 4 1 2 2 1 0 4 | | | | | | | | | | | | | | | | | |
| Tom Nieto, R OBP: 0.294, SLG: 0.375 Al Newman, S OBP: 0.601, SLG: 0.500 Dann Bilardello, R OBP: 0.111, SLG: 0.111 (1, 2) | | | | | | | | | | | | | | 4 0 1 0 0 0 3 1 0 0 0 0 0 0 1 0 0 0 0 0 1 | | | | | | | | | | | | | | | | | |
| Floyd Youmans, R Dan Schatzeder, L Wayne Krenchicki, R Tim Birtsch, R Herm Wieringham, L (1, 1) | (3, PH) | (4, 1) | (8, PH) | (7, 1) | (8, PH) | (1, 1) | (1, 1) | (1, 1) | (1, 1) | (1, 1) | (1, 1) | (1, 1) | (1, 1) | 0 0 0 0 0 0 0 2 2 2 0 0 0 0 1 0 0 0 0 0 1 3 0 0 0 0 2 0 | | | | | | | | | | | | | | | | | |
| Inning Stats | R: 0 E: 0 K: 3 S: 3 | H: 1 LOB: 0 BB: 0 P: 3 | R: 0 E: 0 K: 0 S: 5 | H: 2 LOB: 1 BB: 1 P: 5 | R: 1 E: 0 K: 0 S: 4 | H: 2 LOB: 1 BB: 1 P: 8 | R: 0 E: 0 K: 0 S: 3 | H: 0 LOB: 1 BB: 1 P: 7 | R: 3 E: 0 K: 0 S: 6 | H: 3 LOB: 0 BB: 0 P: 6 | R: 1 E: 1 K: 0 S: 5 | H: 2 LOB: 1 BB: 0 P: 5 | R: 0 E: 0 K: 0 S: 4 | H: 1 LOB: 2 BB: 1 P: 8 | R: 1 E: 0 K: 1 S: 6 | H: 1 LOB: 0 BB: 0 P: 6 | R: 0 E: 0 K: 0 S: 5 | H: 2 LOB: 3 BB: 1 P: 9 | R: 0 E: 0 K: 1 S: 5 | H: 0 LOB: 0 BB: 0 P: 5 | R: 0 E: 0 K: 1 S: 5 | H: 0 LOB: 1 BB: 1 P: 9 | R: 0 E: 0 K: 0 S: 4 | H: 1 LOB: 1 BB: 0 P: 4 | 1B: 9 2B: 2 3B: 1 HR: 3 | SF: 2 SAC: 0 DP: 2 HBP: 0 | W/P: 0 PB: 0 SB: 0 CS: 0 | PA: 57 | | | |
| PITCHER | IP WLS BF H R ER SO BB IBB HBP BLK WP HR S P ERA WHIP | | | | | | | | | | | | | | | | | | | | | | | | | | | | | | |
| Steve Trout, L ERA: 4.91 Jay Baller, R ERA: 1.8 George Frazier, R ERA: 1.8 Lee Smith, R ERA: 9.0 | (1, 1) (8, 1) (8, 1) (11, 1) | 5.0 3.0 2.0 3.0 | WLS 14 9 W | BF 23 4 2 11 | H 8 2 1 0 | R 4 0 0 1 | ER 4 0 0 0 | SO 0 2 1 2 | BB 2 0 1 0 | IBB 0 0 0 0 | HBP 0 0 0 0 | BLK 0 0 0 0 | WP 0 1 0 0 | HR 2 0 0 0 | S 21 15 10 14 | P 29 19 10 14 | ERA 7.20 6.00 0.00 0.667 | WHIP 2.000 1.667 1.000 0.667 | | | | | | | | | | | | | |

Chicago Cubs @ Montreal Expos
Olympic Stadium, Montreal, QB
Thu Apr 17 1986, 3:33 AM EST
Att. 4,611 - Unknown

livebaseballscores.com



| Batter | 1 | 2 | 3 | 4 | 5 | 6 | 7 | 8 | 9 | AB | R | H | RBI | BB | SO | LOB | TOP | | | | | | | | | | |
|---------------------------------------------------------------------------------------------------------------|-------------------------------|----------------------------------|------------------------------|---------------------------------|------------------------------|----------------------------------|------------------------------|---------------------------------|------------------------------|----------------------------------|------------------------------|---------------------------------|------------------------------|---------------------------------|------------------------------|---------------------------------|---------------------------------------------------------------------------------------------------------------------------------|----------------------------------|------------------------------------|----------------------------------|--------|--|--|--|--|--|--|
| R.J. Reynolds, S OBP: 0.444, SLG: 0.680 (1, 7) | | | | | | | | | | 4 | 1 | 2 | 0 | 1 | 2 | 0 | Pittsburgh Pirates @ Chicago Cubs Wrigley Field, Chicago, IL Fri Apr 18 1986, 3:33 AM CST Att: 38,151 - Unknown | | | | | | | | | | |
| Joe Orsulak, L OBP: 0.346, SLG: 0.429 (1, 8) | | | | | | | | | | 4 | 0 | 0 | 0 | 0 | 1 | 3 | | | | | | | | | | | |
| Johnny Ray, S OBP: 0.538, SLG: 0.739 (1, 4) | | | | | | | | | | 2 | 0 | 1 | 0 | 3 | 0 | 1 | | | | | | | | | | | |
| Sid Bream, L OBP: 0.278, SLG: 0.200 (1, 3) | | | | | | | | | | 4 | 1 | 1 | 0 | 1 | 1 | 3 | | | | | | | | | | | |
| Mike Brown, R OBP: 0.286, SLG: 0.476 (1, 9) | | | | | | | | | | 5 | 1 | 1 | 2 | 0 | 1 | 3 | | | | | | | | | | | |
| Tony Peña, R OBP: 0.250, SLG: 0.182 (1, 2) | | | | | | | | | | 3 | 0 | 0 | 0 | 1 | 0 | 2 | | | | | | | | | | | |
| Jim Morrison, R OBP: 0.304, SLG: 0.381 Bill Almon, R (8, 5) | | | | | | | | | | 4 | 1 | 4 | 2 | 0 | 0 | 0 | | | | | | | | | | | |
| Sam Khalifa, R OBP: 0.214, SLG: 0.083 (1, 6) | | | | | | | | | | 3 | 0 | 0 | 0 | 1 | 1 | 3 | | | | | | | | | | | |
| Rick Rhoden, R Cecilio Guante, R Pat Clements, R Jim Winn, R (1, 1) (7, 1) (8, 1) (9, 1) | | | | | | | | | | 2 | 0 | 0 | 0 | 1 | 1 | 2 | | | | | | | | | | | |
| Inning Stats | R: 0 E: 0 K: 3 S: 10 | H: 1 LOB: 1 BB: 0 P: 10 | R: 0 E: 0 K: 0 S: 4 | H: 1 LOB: 2 BB: 1 P: 8 | R: 3 E: 0 K: 0 S: 6 | H: 3 LOB: 2 BB: 2 P: 14 | R: 0 E: 0 K: 2 S: 7 | H: 0 LOB: 0 BB: 0 P: 7 | R: 0 E: 0 K: 1 S: 5 | H: 1 LOB: 1 BB: 2 P: 13 | R: 0 E: 0 K: 0 S: 3 | H: 1 LOB: 1 BB: 1 P: 7 | R: 1 E: 0 K: 1 S: 7 | H: 2 LOB: 1 BB: 0 P: 7 | R: 0 E: 0 K: 0 S: 2 | H: 0 LOB: 0 BB: 1 P: 6 | | 1B: 6 2B: 2 3B: 0 HR: 1 | SF: 0 SAC: 1 DP: 2 HBP: 0 | WP: 0 PB: 0 SB: 0 CS: 2 | PA: 41 | | | | | | |
| PITCHER | IP | WLS | BF | H | R | ER | SO | BB | IBB | HBP | BLK | WP | HR | S | P | ERA | WHIP | | | | | | | | | | |
| Rick Sutcliffe, R ERA: 5.0 Dick Ruthven, R ERA: 1.6 | (1, 1) (8, 1) | 7.0 L | 33 33 | 7 7 | 3 3 | 3 3 | 7 7 | 7 7 | 0 0 | 0 0 | 0 0 | 0 0 | 0 1 | 40 9 | 68 13 | 3.86 4.50 | 2.000 1.500 | | | | | | | | | | |

| | |
|-----|----|
| AB | 32 |
| R | 4 |
| H | 9 |
| RBI | 4 |
| BB | 8 |
| SO | 8 |
| LOB | 17 |



| Batter | 1 | 2 | 3 | 4 | 5 | 6 | 7 | 8 | 9 | AB | R | H | RBI | BB | SO | LOB | BOTTOM | | | | | | | | | | |
|---------------------------------------------------------------------------------------------------------------------------------|--------------------------------------|---------------------------------|------------------------------|---------------------------------|------------------------------|---------------------------------|------------------------------|---------------------------------|------------------------------|---------------------------------|------------------------------|----------------------------------|------------------------------|---------------------------------|------------------------------|---------------------------------|---------------------------------------------------------------------------------------------------------------------------------|----------------------------------|------------------------------------|----------------------------------|--------|--|--|--|--|--|--|
| Bob Dernier, R OBP: 0.243, SLG: 0.182 (1, 8) | | | | | | | | | | 4 | 0 | 1 | 0 | 0 | 0 | 2 | Pittsburgh Pirates @ Chicago Cubs Wrigley Field, Chicago, IL Fri Apr 18 1986, 3:33 AM CST Att: 38,151 - Unknown | | | | | | | | | | |
| Gary Matthews, R OBP: 0.276, SLG: 0.133 (1, 7) | | | | | | | | | | 4 | 0 | 2 | 0 | 0 | 0 | 1 | | | | | | | | | | | |
| 23 Ryne Sandberg, R OBP: 0.250, SLG: 0.324 (1, 4) | | | | | | | | | | 4 | 0 | 1 | 0 | 0 | 0 | 1 | | | | | | | | | | | |
| Keith Moreland, R OBP: 0.286, SLG: 0.250 (1, 9) | | | | | | | | | | 4 | 0 | 1 | 0 | 0 | 0 | 3 | | | | | | | | | | | |
| Leon Durham, L OBP: 0.343, SLG: 0.448 (1, 3) | | | | | | | | | | 4 | 0 | 1 | 0 | 0 | 0 | 2 | | | | | | | | | | | |
| Jody Davis, R OBP: 0.233, SLG: 0.286 (1, 2) | | | | | | | | | | 4 | 0 | 1 | 0 | 0 | 3 | 2 | | | | | | | | | | | |
| Ron Cey, R OBP: 0.438, SLG: 0.333 (1, 5) | | | | | | | | | | 3 | 0 | 1 | 0 | 1 | 0 | 0 | | | | | | | | | | | |
| Shawon Dunston, R OBP: 0.276, SLG: 0.385 (1, 6) | | | | | | | | | | 4 | 0 | 1 | 0 | 0 | 2 | 4 | | | | | | | | | | | |
| Rick Sutcliffe, L OBP: 0.250, SLG: 0.500 Thad Bosley, L OBP: 0.286, SLG: 0.286 Dick Ruthven, R (7, PH) (8, 1) | (1, 1) (7, PH) (8, 1) | 6.1 W | 25 25 | 6 6 | 0 0 | 0 0 | 4 4 | 1 1 | 0 0 | 0 0 | 0 0 | 1 1 | 0 0 | 0 0 | 0 0 | 1 1 | | | | | | | | | | | |
| Inning Stats | R: 0 E: 0 K: 0 S: 3 | H: 1 LOB: 0 BB: 0 P: 3 | R: 0 E: 0 K: 1 S: 5 | H: 0 LOB: 0 BB: 0 P: 5 | R: 0 E: 0 K: 1 S: 6 | H: 1 LOB: 1 BB: 0 P: 6 | R: 0 E: 0 K: 1 S: 7 | H: 2 LOB: 2 BB: 0 P: 7 | R: 0 E: 0 K: 1 S: 6 | H: 0 LOB: 1 BB: 0 P: 6 | R: 0 E: 0 K: 0 S: 3 | H: 1 LOB: 0 BB: 1 P: 10 | R: 0 E: 0 K: 0 S: 5 | H: 2 LOB: 2 BB: 0 P: 5 | R: 0 E: 0 K: 1 S: 5 | H: 1 LOB: 0 BB: 0 P: 5 | | 1B: 7 2B: 3 3B: 0 HR: 0 | SF: 0 SAC: 1 DP: 3 HBP: 0 | WP: 0 PB: 0 SB: 0 CS: 0 | PA: 35 | | | | | | |
| PITCHER | IP | WLS | BF | H | R | ER | SO | BB | IBB | HBP | BLK | WP | HR | S | P | ERA | WHIP | | | | | | | | | | |
| Rick Rhoden, R ERA: 0.63 Cecilio Guante, R ERA Pat Clements, L ERA: 3.38 Jim Winn, R ERA | (1, 1) (7, 1) (8, 1) (9, 1) | 6.1 W | 25 25 | 6 6 | 0 0 | 0 0 | 4 4 | 1 1 | 0 0 | 0 0 | 0 0 | 1 1 | 0 0 | 0 0 | 8 8 | 0.00 0.00 0.00 | 1.105 1.000 1.000 | | | | | | | | | | |



| Batter | 1 | 2 | 3 | 4 | 5 | 6 | 7 | 8 | 9 | AB | R | H | RBI | BB | SO | LOB | TOP | | | | |
|------------------------------------------------------------------------------------------------------|------------------------------|---------------------------------|------------------------------|---------------------------------|------------------------------|---------------------------------|------------------------------|----------------------------------|------------------------------|----------------------------------|------------------------------|----------------------------------|------------------------------|---------------------------------|------------------------------|---------------------------------|----------------------------------|------------------------------------|----------------------------------|--------|--|
| R.J. Reynolds, S OBP: 0.455, SLG: 0.742 | 4-3 | | F7 | HR | | G3 | | | 5-3 | 6 | 1 | 3 | 5 | 0 | 0 | 0 | | | | | |
| Joe Orsulak, L OBP: 0.323, SLG: 0.500 | F8 | | F5 | HR | | G3 | 4-3 | | | 5 | 1 | 1 | 1 | 0 | 0 | 2 | | | | | |
| Johnny Ray, S OBP: 0.464, SLG: 0.679 Sam Khalifa, R OBP: 0.214, SLG: 0.083 | | | | 4-3 | | 4-3 | | | F9 | 5 | 0 | 1 | 0 | 0 | 0 | 1 | | | | | |
| Sid Bream, L OBP: 0.348, SLG: 0.389 | FC4-6 | | F8 | | CS | BB | | | 5-3 | 3 | 1 | 1 | 1 | 2 | 0 | 0 | | | | | |
| Mike Brown, R OBP: 0.346, SLG: 0.500 | FC4-6 | | 1B | 2B | HR | BB | | | 6-3 | 3 | 3 | 1 | 0 | 2 | 0 | 2 | | | | | |
| Tony Peña, R OBP: 0.310, SLG: 0.231 Don Robinson, R OBP: 0.214, SLG: 0.083 Bob Kipper, R | K | | 1B | BB | K | 1B | WP | | FC5-4 | 4 | 2 | 2 | 0 | 1 | 2 | 2 | | | | | |
| Bill Almon, R OBP: 0.571, SLG: 1.000 | F3 | | 1B | HR | HR | HR | | | FC5-4 | 4 | 3 | 2 | 3 | 1 | 0 | 1 | | | | | |
| Rafael Belliard, R OBP: 0.364, SLG: 0.455 | K | | 1B | HR | K | 1B | | | F8 | 5 | 2 | 2 | 3 | 0 | 2 | 0 | | | | | |
| Rick Reuschel, R OBP: 0.125, SLG: 0.125 Junior Ortiz, R | K | | K | HR | K | 6-3 | | | 6-3 | 4 | 1 | 1 | 0 | 0 | 2 | 2 | | | | | |
| Inning Stats | R: 0 E: 0 K: 0 S: 4 | H: 1 LOB: 2 BB: 1 P: 8 | R: 0 E: 0 K: 2 S: 7 | H: 0 LOB: 0 BB: 0 P: 7 | R: 0 E: 0 K: 1 S: 5 | H: 0 LOB: 0 BB: 0 P: 5 | R: 7 E: 0 K: 0 S: 9 | H: 6 LOB: 0 BB: 1 P: 13 | R: 2 E: 0 K: 2 S: 7 | H: 1 LOB: 1 BB: 2 P: 15 | R: 4 E: 0 K: 0 S: 6 | H: 3 LOB: 1 BB: 2 P: 14 | R: 1 E: 0 K: 0 S: 5 | H: 2 LOB: 1 BB: 0 P: 5 | R: 0 E: 0 K: 0 S: 3 | H: 0 LOB: 0 BB: 0 P: 3 | 1B: 7 2B: 4 3B: 0 HR: 4 | SF: 0 SAC: 0 DP: 1 HBP: 0 | WP: 1 PB: 1 SB: 0 CS: 2 | PA: 46 | |
| PITCHER | IP | WLS | BF | H | R | ER | SO | BB | IBB | HBP | BLK | WP | HR | S | P | ERA | WHIP | | | | |
| Scott Sanderson, R ERA: 17.18 | 3.2 | L | 20 | 7 | 7 | 7 | 3 | 2 | 0 | 0 | 0 | 0 | 2 | 24 | 32 | 17.18 | 2.455 | | | | |
| Matt Keough, R ERA: 1.93 | 2.1 | | 10 | 2 | 2 | 2 | 3 | 2 | 0 | 0 | 0 | 0 | 1 | 14 | 22 | 7.71 | 1.714 | | | | |
| George Frazier, R ERA: 6.75 | 1.0 | | 8 | 3 | 4 | 3 | 0 | 2 | 0 | 0 | 0 | 1 | 0 | 6 | 14 | 27.00 | 5.000 | | | | |
| Dick Ruthven, R ERA: 2.57 | 2.0 | | 8 | 2 | 1 | 1 | 0 | 0 | 0 | 0 | 0 | 0 | 1 | 8 | 8 | 4.50 | 1.000 | | | | |

Pittsburgh Pirates @ Chicago Cubs
Wrigley Field, Chicago, IL
Sat Apr 19 1986, 3:33 AM CST
Att: 26,932 - Unknown

AB 40
R 14
H 14
RBI 13
BB 6
SO 6
LOB 10



| Batter | 1 | 2 | 3 | 4 | 5 | 6 | 7 | 8 | 9 | AB | R | H | RBI | BB | SO | LOB | BOTTOM | | | | |
|--------------------------------------------------------------------------------------------------------------------------------------------------------|------------------------------|---------------------------------|-------------------------------|----------------------------------|------------------------------|---------------------------------|------------------------------|---------------------------------|------------------------------|---------------------------------|------------------------------|---------------------------------|------------------------------|---------------------------------|------------------------------|----------------------------------|----------------------------------|------------------------------------|----------------------------------|--------|--|
| Bob Dernier, R OBP: 0.233, SLG: 0.179 | 1-4-3 | 4-3 | | | | 6-3 | | 5-3 | FC1-4 | 6 | 0 | 1 | 1 | 0 | 0 | 5 | | | | | |
| Gary Matthews, R OBP: 0.227, SLG: 0.105 George Frazier, R OBP: 0.250, SLG: 0.250 | 5-3 | | 5-3 | | FC6-4 | 6-3 | | 6-3 | 6-3 | 4 | 0 | 0 | 0 | 0 | 0 | 2 | | | | | |
| 23 Ryne Sandberg, R OBP: 0.268, SLG: 0.395 | | | F8 | | F3 | | 4-3 | | HR | 4 | 1 | 1 | 2 | 1 | 0 | 1 | | | | | |
| Keith Moreland, R OBP: 0.325, SLG: 0.278 | 5-3 | | | | BB | | 1B | | K | 4 | 0 | 2 | 0 | 1 | 1 | 1 | | | | | |
| Leon Durham, L OBP: 0.350, SLG: 0.515 | | HR | 4-3 | | BB | | F8 | | F8 | 4 | 1 | 1 | 1 | 1 | 0 | 2 | | | | | |
| Jody Davis, R OBP: 0.235, SLG: 0.281 Dick Ruthven, R OBP: 0.125, SLG: 0.286 | K | | K | | F7 | | 3-1 | | 1B | 4 | 0 | 1 | 0 | 0 | 1 | 3 | | | | | |
| Ron Cey, R OBP: 0.381, SLG: 0.250 | K | | K | | K | | E3 | | 1B | 4 | 2 | 0 | 0 | 1 | 2 | 2 | | | | | |
| Shawon Dunston, R OBP: 0.382, SLG: 0.613 | | HR | | | 1B | | FC6-4 | | 1B | 5 | 2 | 5 | 2 | 0 | 0 | 0 | | | | | |
| Scott Sanderson, R OBP: 1.000, SLG: 1.000 Matt Keough, R OBP: 0.333, SLG: 0.333 Thad Bosley, L OBP: 0.222, SLG: 0.222 Davey Lopes, R | | | | | 1-3 | | FC6-4 | | E6 | 1 | 0 | 1 | 0 | 0 | 0 | 0 | | | | | |
| Inning Stats | R: 0 E: 0 K: 0 S: 3 | H: 0 LOB: 1 BB: 1 P: 7 | R: 2 E: 0 K: 2 S: 10 | H: 3 LOB: 1 BB: 0 P: 10 | R: 0 E: 0 K: 1 S: 6 | H: 1 LOB: 1 BB: 0 P: 6 | R: 0 E: 0 K: 0 S: 5 | H: 2 LOB: 3 BB: 1 P: 9 | R: 1 E: 1 K: 0 S: 5 | H: 1 LOB: 1 BB: 0 P: 5 | R: 0 E: 0 K: 0 S: 5 | H: 2 LOB: 2 BB: 0 P: 5 | R: 3 E: 0 K: 1 S: 8 | H: 3 LOB: 0 BB: 0 P: 8 | R: 2 E: 1 K: 0 S: 6 | H: 2 LOB: 2 BB: 1 P: 10 | 1B: 9 2B: 2 3B: 0 HR: 3 | SF: 0 SAC: 0 DP: 0 HBP: 0 | WP: 0 PB: 0 SB: 0 CS: 0 | PA: 47 | |
| PITCHER | IP | WLS | BF | H | R | ER | SO | BB | IBB | HBP | BLK | WP | HR | S | P | ERA | WHIP | | | | |
| Rick Reuschel, R ERA: 2.25 | 7.0 | W | 34 | 9 | 3 | 2 | 3 | 3 | 0 | 0 | 0 | 0 | 2 | 37 | 49 | 2.57 | 1.714 | | | | |
| Don Robinson, R ERA: 16.2 | 1.1 | | 10 | 5 | 5 | 5 | 1 | 1 | 0 | 0 | 0 | 0 | 1 | 11 | 15 | 33.75 | 4.500 | | | | |
| Bob Kipper, L ERA: | 0.2 | | 3 | 0 | 0 | 0 | 0 | 0 | 0 | 0 | 0 | 0 | 0 | 3 | 3 | 0.00 | 0.000 | | | | |

Pittsburgh Pirates @ Chicago Cubs
Wrigley Field, Chicago, IL
Sat Apr 19 1986, 3:33 AM CST
Att: 26,932 - Unknown

AB 43
R 8
H 14
RBI 8
BB 4
SO 4
LOB 23



| Batter | 1 | 2 | 3 | 4 | 5 | 6 | 7 | 8 | 9 | AB | R | H | RBI | BB | SO | LOB | TOP | | | | | | | | | | | | | | | | |
|-----------------------------------------------------|-------------------------------------------------------|---------------------------------|------------------------------|---------------------------------|------------------------------|---------------------------------|------------------------------|---------------------------------|------------------------------|---------------------------------|------------------------------|----------------------------------|------------------------------|---------------------------------|------------------------------|---------------------------------|----------------------------------|------------------------------------|--------------------------------------------|--|--|--|--|--|--|--|--|--|--|--|--|--|--|
| Vince Coleman, S (1, 7) OBP: 0.333, SLG: 0.413 | F8 | | FC4-6 | | | F8 | | 5-3 | | | | | | | | | 4 0 0 0 0 0 1 | | | | | | | | | | | | | | | | |
| Willie McGee, S (1, 8) OBP: 0.255, SLG: 0.277 | 6-3 | | F9 | | | 1B | | G3 | | | | | | | | | 4 0 1 0 0 0 1 | | | | | | | | | | | | | | | | |
| Tom Herr, S (1, 4) OBP: 0.304, SLG: 0.162 | BB | | | 6-3 | | 1B | | 6-3 | | | | | | | | | 3 0 1 0 1 0 0 | | | | | | | | | | | | | | | | |
| Jack Clark, R (1, 3) OBP: 0.388, SLG: 0.525 | 5-3 | | | G3 | | 4-3 | | | 5-3 | | | | | | | | 4 0 0 0 0 0 3 | | | | | | | | | | | | | | | | |
| Tito Landrum, R (1, 9) OBP: 0.273, SLG: 0.350 | | K | | K | | | | 5-3 | 1-3 | | | | | | | | 4 0 0 0 0 2 0 | | | | | | | | | | | | | | | | |
| Mike Heath, R (1, 2) OBP: 0.244, SLG: 0.257 | 6-3 | | | | 6-3 | | FC8-6 | 1B | 3B | | | | | | | | 2 1 0 0 2 0 0 | | | | | | | | | | | | | | | | |
| Terry Pendleton, S (1, 5) OBP: 0.311, SLG: 0.256 | 5-3 | | | | CS | FC8-6 | BLK | 1B | 3B | | | | | | | | 3 1 1 0 1 0 1 | | | | | | | | | | | | | | | | |
| Ozzie Smith, S (1, 6) OBP: 0.476, SLG: 0.457 | | | 5-3 | | | | | | | | | | | | | | 2 0 0 0 1 0 1 | | | | | | | | | | | | | | | | |
| Clint Hurdle, L (9, PH) OBP: 1.000, SLG: 1.667 | | | | | | F3 | | | | | | | | | | | 1 0 1 2 0 0 0 | | | | | | | | | | | | | | | | |
| José Oquendo, S (9, PH) OBP: 0.750, SLG: 0.667 | | | | | | 1-2 | | IBB | 3B | | | | | | | | 0 0 0 0 0 0 0 | | | | | | | | | | | | | | | | |
| John Tudor, L (1, 1) OBP: 0.154, SLG: 0.154 | | | | | | | | 6-3 | | | | | | | | | 3 0 1 0 0 1 2 | | | | | | | | | | | | | | | | |
| Jerry White, S (9, PH) | | | | | | | | | F6 | | | | | | | | 1 0 0 0 0 0 1 | | | | | | | | | | | | | | | | |
| Pat Perry, L (9, 1) | | | | | | | | | | | | | | | | | 0 0 0 0 0 0 0 | | | | | | | | | | | | | | | | |
| Todd Worrell, R (9, 1) | | | | | | | | | | | | | | | | | 0 0 0 0 0 0 0 | | | | | | | | | | | | | | | | |
| Inning Stats | R: 0 E: 0 K: 0 S: 3 | H: 0 LOB: 1 BB: 1 P: 7 | R: 0 E: 0 K: 1 S: 5 | H: 0 LOB: 0 BB: 0 P: 5 | R: 0 E: 1 K: 0 S: 4 | H: 1 LOB: 1 BB: 0 P: 4 | R: 0 E: 0 K: 1 S: 5 | H: 0 LOB: 0 BB: 1 P: 5 | R: 0 E: 0 K: 0 S: 2 | H: 2 LOB: 2 BB: 2 P: 5 | R: 0 E: 0 K: 1 S: 5 | H: 0 LOB: 2 BB: 2 P: 13 | R: 0 E: 0 K: 0 S: 3 | H: 0 LOB: 0 BB: 0 P: 3 | R: 2 E: 0 K: 0 S: 5 | H: 2 LOB: 1 BB: 1 P: 9 | 1B: 4 2B: 0 3B: 1 HR: 0 | SF: 0 SAC: 0 DP: 0 HBP: 0 | WP: 0 PA: 36 PB: 0 SB: 0 CS: 1 | | | | | | | | | | | | | | |
| PITCHER | IP WLS BF H R ER SO BB IBB HBP BLK WP HR S P ERA WHIP | | | | | | | | | | | | | | | | | | | | | | | | | | | | | | | | |
| Steve Trout, L (1, 1) ERA: 3.32 | 8.2 | 34 | 4 | 2 | 2 | 3 | 4 | 1 | 0 | 0 | 1 | 0 | 0 | 35 | 55 | 2.08 | 0.923 | | | | | | | | | | | | | | | | |
| Jay Baller, R (9, 1) ERA: 3.27 | 0.1 | W | 2 | 1 | 0 | 0 | 0 | 0 | 0 | 0 | 0 | 0 | 0 | 2 | 2 | 0.00 | 3.000 | | | | | | | | | | | | | | | | |

St. Louis Cardinals @ Chicago Cubs
Wrigley Field, Chicago, IL
Tue Apr 22 1986, 3:33 AM CST
Att: 8,747 - Unknown

AB 31
R 2
H 5
RBI 2
BB 5
SO 3
LOB 10



| Batter | 1 | 2 | 3 | 4 | 5 | 6 | 7 | 8 | 9 | AB | R | H | RBI | BB | SO | LOB | BOTTOM | | | | | | | | | | | | | | | | |
|------------------------------------------------------|-------------------------------------------------------|---------------------------------|------------------------------|----------------------------------|------------------------------|---------------------------------|------------------------------|---------------------------------|------------------------------|---------------------------------|------------------------------|----------------------------------|------------------------------|---------------------------------|------------------------------|---------------------------------|------------------------------|----------------------------------|----------------------------------|------------------------------------|--------------------------------------------|--|--|--|--|--|--|--|--|--|--|--|--|
| Shawon Dunston, R (1, 6) OBP: 0.319, SLG: 0.500 | F4 | 4-3 | | | 4-3 | | 6-3 | | FC6-2 | | | | | | | | 4 0 0 0 0 0 2 | | | | | | | | | | | | | | | | |
| Thad Bosley, L (9, PH) OBP: 0.267, SLG: 0.357 | | | | | | | | | IBB | | | | | | | | 0 0 0 0 1 0 0 | | | | | | | | | | | | | | | | |
| Davey Lopes, R (1, 5) OBP: 0.421, SLG: 0.500 | K | | 6-3 | | | 5-3 | | 6-3 | FC6-2 | | | | | | | | 5 0 0 0 0 1 3 | | | | | | | | | | | | | | | | |
| 23 Ryne Sandberg, R (1, 4) OBP: 0.241, SLG: 0.380 | 1B | | 4-3 | | | K | | | 1B | | | | | | | | 4 1 2 1 0 1 0 | | | | | | | | | | | | | | | | |
| Keith Moreland, R (1, 9) OBP: 0.365, SLG: 0.370 | FC6 | | F8 | | | 1B | | 5-3 | 1B | | | | | | | | 4 1 3 1 0 0 0 | | | | | | | | | | | | | | | | |
| Leon Durham, L (1, 3) OBP: 0.346, SLG: 0.442 | FC6 | | | F6 | | 1B | | 5-3 | 1B | | | | | | | | 4 0 1 0 0 0 3 | | | | | | | | | | | | | | | | |
| Gary Matthews, R (1, 7) OBP: 0.296, SLG: 0.136 | | 1B | | 5-3 | | 1B | | | | | | | | | | | 2 0 1 1 2 0 0 | | | | | | | | | | | | | | | | |
| Brian Dayett, R (8, PH) OBP: 0.250, SLG: 0.077 | | BB | | | | 1B | | | 1B | | | | | | | | 0 0 0 0 0 0 0 | | | | | | | | | | | | | | | | |
| Jody Davis, R (1, 2) OBP: 0.239, SLG: 0.256 | | B1-3 | | 1-3 | | 1B | | 4-3 | | | | | | | | | 4 0 1 0 0 0 4 | | | | | | | | | | | | | | | | |
| Bob Dernier, R (1, 8) OBP: 0.236, SLG: 0.200 | | B1-3 | | | | F9 | | F9 | SH | | | | | | | | 3 0 0 0 1 0 2 | | | | | | | | | | | | | | | | |
| Steve Trout, L (1, 1) OBP: 0.125, SLG: 0.125 | | | | | | | | | SH | | | | | | | | 3 0 0 0 0 3 2 | | | | | | | | | | | | | | | | |
| Jay Baller, R (9, 1) | | | | | | | | | FC6-2 | | | | | | | | 0 0 0 0 0 0 0 | | | | | | | | | | | | | | | | |
| Manny Trillo, R (9, PH) OBP: 0.316, SLG: 0.188 | | | | | | | | | SH | | | | | | | | 0 1 0 0 0 0 0 | | | | | | | | | | | | | | | | |
| Inning Stats | R: 0 E: 0 K: 1 S: 7 | H: 2 LOB: 2 BB: 0 P: 7 | R: 0 E: 0 K: 1 S: 6 | H: 1 LOB: 2 BB: 1 P: 10 | R: 0 E: 0 K: 0 S: 3 | H: 0 LOB: 0 BB: 0 P: 3 | R: 0 E: 0 K: 0 S: 3 | H: 0 LOB: 0 BB: 0 P: 3 | R: 0 E: 0 K: 1 S: 5 | H: 0 LOB: 0 BB: 0 P: 5 | R: 0 E: 0 K: 1 S: 7 | H: 2 LOB: 3 BB: 1 P: 11 | R: 0 E: 0 K: 1 S: 5 | H: 0 LOB: 0 BB: 0 P: 5 | R: 2 E: 0 K: 0 S: 6 | H: 3 LOB: 1 BB: 0 P: 6 | R: 1 E: 0 K: 0 S: 3 | H: 0 LOB: 2 BB: 2 P: 11 | 1B: 7 2B: 0 3B: 1 HR: 0 | SF: 1 SAC: 1 DP: 0 HBP: 0 | WP: 0 PA: 39 PB: 1 SB: 1 CS: 0 | | | | | | | | | | | | |
| PITCHER | IP WLS BF H R ER SO BB IBB HBP BLK WP HR S P ERA WHIP | | | | | | | | | | | | | | | | | | | | | | | | | | | | | | | | |
| John Tudor, L (1, 1) ERA: 1.69 | 8.0 | 34 | 4 | 2 | 2 | 5 | 2 | 0 | 0 | 0 | 0 | 0 | 0 | 42 | 50 | 2.25 | 1.250 | | | | | | | | | | | | | | | | |
| Pat Perry, L (9, 1) ERA: 2.25 | 0.0 | L | 1 | 0 | 1 | 0 | 1 | 0 | 0 | 0 | 0 | 0 | 0 | 4 | 4 | ∞ | ∞ | | | | | | | | | | | | | | | | |
| Todd Worrell, R (9, 1) ERA: | 0.2 | 4 | 0 | 0 | 0 | 0 | 0 | 1 | 0 | 0 | 0 | 0 | 0 | 3 | 7 | 0.00 | 0.000 | | | | | | | | | | | | | | | | |

St. Louis Cardinals @ Chicago Cubs
Wrigley Field, Chicago, IL
Tue Apr 22 1986, 3:33 AM CST
Att: 8,747 - Unknown

AB 33
R 3
H 8
RBI 3
BB 4
SO 5
LOB 16



| Batter | 1 | 2 | 3 | 4 | 5 | 6 | 7 | 8 | 9 | AB | R | H | RBI | BB | SO | LOB | TOP | | | | | |
|----------------------------------------------------------------------------------------------------|----------------------------------------------------------------------------------------------------------------------------------------------------------------------|---------------------------------|------------------------------|---------------------------------|------------------------------|---------------------------------|------------------------------|---------------------------------|------------------------------|---------------------------------|------------------------------|---------------------------------|------------------------------|---------------------------------|------------------------------|---------------------------------|------------------------------|---------------------------------|----------------------------------|------------------------------------|----------------------------------|--------|
| Vince Coleman, S (1, 7) OBP: 0.309, SLG: 0.380 Kurt Kephshire, L (8, 1) | F8 | | | K | | G3-6-3 | | 1-3 | | 4 | 0 | 0 | 0 | 0 | 1 | 2 | | | | | | |
| Willie McGee, S (1, 8) OBP: 0.255, SLG: 0.275 | F7 | | | 6-3 | | | | F8 | | 4 | 0 | 1 | 0 | 0 | 0 | 0 | | | | | | |
| Tom Herr, S (1, 4) OBP: 0.280, SLG: 0.146 | K | | | G3 | | | | F7 | | 4 | 0 | 0 | 0 | 0 | 1 | 1 | | | | | | |
| Jack Clark, R (1, 3) OBP: 0.396, SLG: 0.512 | | K | | | | | | K | | 3 | 0 | 1 | 0 | 1 | 2 | 1 | | | | | | |
| Andy Van Slyke, L (1, 9) OBP: 0.323, SLG: 0.259 | K | | | | | | | F7 | | 4 | 0 | 1 | 0 | 0 | 1 | 2 | | | | | | |
| Terry Pendleton, S (1, 5) OBP: 0.292, SLG: 0.238 | 4-3 | | | | | | | L9 | | 3 | 0 | 0 | 0 | 0 | 0 | 3 | | | | | | |
| Mike Heath, R (1, 2) OBP: 0.227, SLG: 0.237 | | | | 1-3 | | | | F7 | | 3 | 0 | 0 | 0 | 0 | 1 | 1 | | | | | | |
| Ozzie Smith, S (1, 6) OBP: 0.444, SLG: 0.421 | | | | K | | | | F8 | | 3 | 0 | 0 | 0 | 0 | 1 | 0 | | | | | | |
| Rick Ownbey, R (1, 1) José Oquendo, S (6, PH) Pat Perry, L (8, PH) Jerry White, S (8, PH) | F2 | | | | | | | G3-6-3 | | 1 | 0 | 0 | 0 | 0 | 0 | 0 | | | | | | |
| Inning Stats | R: 0 E: 0 K: 1 S: 5 | H: 0 LOB: 0 BB: 0 P: 5 | R: 0 E: 0 K: 2 S: 7 | H: 0 LOB: 0 BB: 0 P: 7 | R: 0 E: 0 K: 1 S: 5 | H: 0 LOB: 0 BB: 0 P: 5 | R: 0 E: 0 K: 1 S: 5 | H: 0 LOB: 0 BB: 0 P: 5 | R: 0 E: 0 K: 0 S: 4 | H: 1 LOB: 1 BB: 0 P: 4 | R: 0 E: 0 K: 0 S: 3 | H: 1 LOB: 0 BB: 0 P: 3 | R: 0 E: 0 K: 0 S: 4 | H: 1 LOB: 2 BB: 1 P: 8 | R: 0 E: 0 K: 1 S: 6 | H: 1 LOB: 1 BB: 0 P: 6 | R: 0 E: 0 K: 1 S: 6 | H: 1 LOB: 1 BB: 0 P: 6 | 1B: 5 2B: 0 3B: 0 HR: 0 | SF: 0 SAC: 0 DP: 1 HBP: 0 | WP: 0 PB: 0 SB: 0 CS: 0 | PA: 32 |
| PITCHER Scott Sanderson, R (1, 1) ERA: 4.97 | IP: 9.0 WLS: W BF: 32 H: 5 R: 0 ER: 0 SO: 7 BB: 1 IBB: 0 HBP: 0 BLK: 0 WP: 0 HR: 0 S: 45 P: 49 ERA: 0.00 WHIP: 0.667 | | | | | | | | | | | | | | | PITCHER | | | | | | |

St. Louis Cardinals @ Chicago Cubs
Wrigley Field, Chicago, IL
Wed Apr 23 1986, 3:33 AM CST
Att: 11,936 - Unknown

AB 31
R 0
H 5
RBI 0
BB 1
SO 7
LOB 10



| Batter | 1 | 2 | 3 | 4 | 5 | 6 | 7 | 8 | 9 | AB | R | H | RBI | BB | SO | LOB | BOTTOM | | | |
|---------------------------------------------------------------------------------------------------------------------------------|----------------------------------------------------------------------------------------------------------------------------------------------------------------------|---------------------------------|------------------------------|---------------------------------|------------------------------|---------------------------------|------------------------------|---------------------------------|------------------------------|---------------------------------|------------------------------|---------------------------------|------------------------------|---------------------------------|-------------------------------|----------------------------------|----------------------------------|------------------------------------|----------------------------------|--------|
| Shawon Dunston, R (1, 6) OBP: 0.320, SLG: 0.553 Chris Speier, R (7, 6) OBP: 0.750, SLG: 0.500 | F3 | | B1-3 | | | | | 5-3 | | 3 | 1 | 1 | 1 | 0 | 0 | 0 | | | | |
| Davey Lopes, R (1, 5) OBP: 0.391, SLG: 0.421 | F8 | | F8 | | | | | K | | 3 | 1 | 0 | 0 | 1 | 1 | 0 | | | | |
| 23 Ryne Sandberg, R (1, 4) OBP: 0.276, SLG: 0.444 | F | | | | | | | K | | 4 | 2 | 3 | 1 | 0 | 1 | 0 | | | | |
| Keith Moreland, R (1, 9) OBP: 0.375, SLG: 0.400 Brian Dayett, R (9, 9) OBP: 0.250, SLG: 0.077 | E1 | | | | | | | 1-3 | | 4 | 1 | 2 | 1 | 0 | 0 | 1 | | | | |
| Leon Durham, L (1, 3) OBP: 0.357, SLG: 0.447 | F6 | | | | | | | 1B | | 4 | 1 | 2 | 1 | 0 | 0 | 2 | | | | |
| Gary Matthews, R (1, 7) OBP: 0.333, SLG: 0.167 Manny Trillo, R (6, FR) OBP: 0.350, SLG: 0.235 | F9 | | | | | | | 1B | | 2 | 0 | 1 | 0 | 1 | 0 | 0 | | | | |
| Jody Davis, R (1, 2) OBP: 0.260, SLG: 0.277 | 5-3 | | | | | | | 1B | | 4 | 0 | 2 | 2 | 0 | 0 | 1 | | | | |
| Bob Dernier, R (1, 8) OBP: 0.220, SLG: 0.185 | 5-3 | | | | | | | 1B | | 4 | 0 | 0 | 0 | 0 | 1 | 4 | | | | |
| Scott Sanderson, R (1, 1) OBP: 0.200, SLG: 0.200 | | | K | | | | | K | | 4 | 0 | 0 | 0 | 0 | 2 | 4 | | | | |
| Inning Stats | R: 1 E: 1 K: 0 S: 5 | H: 2 LOB: 1 BB: 0 P: 5 | R: 0 E: 0 K: 0 S: 3 | H: 0 LOB: 0 BB: 0 P: 3 | R: 0 E: 0 K: 1 S: 5 | H: 0 LOB: 0 BB: 0 P: 5 | R: 1 E: 0 K: 0 S: 5 | H: 3 LOB: 1 BB: 0 P: 5 | R: 2 E: 0 K: 0 S: 4 | H: 2 LOB: 1 BB: 1 P: 8 | R: 1 E: 0 K: 0 S: 5 | H: 2 LOB: 2 BB: 1 P: 9 | R: 0 E: 0 K: 2 S: 7 | H: 0 LOB: 0 BB: 0 P: 7 | R: 1 E: 0 K: 2 S: 10 | H: 3 LOB: 3 BB: 0 P: 10 | 1B: 8 2B: 3 3B: 0 HR: 1 | SF: 0 SAC: 0 DP: 0 HBP: 0 | WP: 1 PB: 0 SB: 0 CS: 1 | PA: 36 |
| PITCHER Rick Ownbey, R (1, 1) ERA: 4.91 Pat Perry, L (6, 1) ERA: 3.0 Kurt Kephshire, R (8, 1) ERA: 4.5 | IP: 5.0 WLS: L BF: 21 H: 7 R: 4 ER: 4 SO: 1 BB: 1 IBB: 0 HBP: 0 BLK: 0 WP: 1 HR: 1 S: 22 P: 26 ERA: 7.20 WHIP: 1.600 | | | | | | | | | | | | | | | PITCHER | | | | |

St. Louis Cardinals @ Chicago Cubs
Wrigley Field, Chicago, IL
Wed Apr 23 1986, 3:33 AM CST
Att: 11,936 - Unknown

AB 34
R 6
H 12
RBI 6
BB 2
SO 5
LOB 12



| Batter | 1 | 2 | 3 | 4 | 5 | 6 | 7 | 8 | 9 | AB | R | H | RBI | BB | SO | LOB | TOP | | | | | |
|-------------------------------------------------------------------------------------------------------------------------------------------|-------------------------------------------------------------------------------------------------------|-----------------------------------------------------------------------------------------------|-----------------------------------------------------------------------------------------------|---------------------------------|------------------------------|----------------------------------|------------------------------|----------------------------------|-------------------------------|----------------------------------|------------------------------|---------------------------------|------------------------------|-------------------------------------------------------------------------------------------------------|------------------------------|---------------------------------|-----------------------------------------------------------------------------------------------------------------------------|------------------------------|---------------------------------|----------------------------------|------------------------------------|----------------------------------|
| Tim Raines, S OBP: 0.328, SLG: 0.358 (1, 7) | | | | | | | | | | 4 | 0 | 2 | 0 | 1 | 0 | 0 | Montreal Expos @ Chicago Cubs Wrigley Field, Chicago, IL Thu Apr 24 1986, 3:33 AM CST Att: 11,800 - Unknown | | | | | |
| Mitch Webster, S OBP: 0.278, SLG: 0.360 (1, 8) | | | | | | | | | | 5 | 0 | 0 | 0 | 0 | 4 | 3 | | | | | | |
| Andre Dawson, R OBP: 0.370, SLG: 0.604 (1, 9) | | | | | | | | | | 5 | 0 | 2 | 0 | 0 | 0 | 2 | | | | | | |
| Jason Thompson, L OBP: 0.483, SLG: 0.381 (1, 3) | | | | | | | | | | 2 | 1 | 1 | 0 | 3 | 0 | 0 | | | | | | |
| Hubie Brooks, R OBP: 0.387, SLG: 0.509 (1, 6) | | | | | | | | | | 5 | 1 | 1 | 2 | 0 | 1 | 6 | | | | | | |
| Tim Lincecum, R OBP: 0.380, SLG: 0.395 (1, 5) | | | | | | | | | | 3 | 1 | 1 | 0 | 2 | 1 | 0 | | | | | | |
| Vance Law, R OBP: 0.231, SLG: 0.220 George Riley, L Wayne Krenchicki, L OBP: 0.286, SLG: 0.462 (1, 4) (7, 1) (9, PH) | | | | | | | | | | 3 | 1 | 1 | 0 | 1 | 1 | 4 | | | | | | |
| Dann Bilardello, R OBP: 0.273, SLG: 0.550 Andres Galarraga, R OBP: 0.514, SLG: 0.821 (1, 2) (9, PH) | | | | | | | | | | 4 | 1 | 1 | 2 | 0 | 1 | 2 | | | | | | |
| Bryn Smith, R Al Newman, S OBP: 0.250, SLG: 0.143 (1, 1) (7, 4) | | | | | | | | | | 3 | 0 | 0 | 0 | 0 | 2 | 1 | | | | | | |
| Inning Stats | R: 0 E: 0 K: 1 S: 6 | H: 1 LOB: 2 BB: 1 P: 10 | R: 0 E: 0 K: 1 S: 6 | H: 1 LOB: 1 BB: 0 P: 6 | R: 0 E: 0 K: 1 S: 6 | H: 1 LOB: 2 BB: 1 P: 10 | R: 2 E: 0 K: 2 S: 8 | H: 1 LOB: 0 BB: 1 P: 12 | R: 0 E: 0 K: 3 S: 10 | H: 1 LOB: 3 BB: 2 P: 18 | R: 0 E: 0 K: 1 S: 3 | H: 0 LOB: 1 BB: 1 P: 7 | R: 2 E: 0 K: 1 S: 8 | H: 3 LOB: 1 BB: 0 P: 8 | R: 0 E: 0 K: 1 S: 6 | H: 1 LOB: 1 BB: 1 P: 6 | | R: 1 E: 0 K: 0 S: 4 | H: 1 LOB: 1 BB: 1 P: 8 | 1B: 5 2B: 3 3B: 0 HR: 2 | SF: 0 SAC: 0 DP: 0 HBP: 0 | WP: 3 PB: 0 SB: 2 CS: 0 |
| PITCHER | IP WLS BF H R ER SO BB IBB HBP BLK WP HR S P ERA WHIP | 6.1 W 32 7 4 4 8 6 0 0 0 3 2 42 66 5.68 2.053 | 2.2 S 12 3 1 1 2 1 0 0 0 0 0 15 19 3.38 1.500 | PITCHER | | | | | | | | | | IP WLS BF H R ER SO BB IBB HBP BLK WP HR S P ERA WHIP | | | | | | | | |
| Rick Sutcliffe, R ERA: 4.78 Jay Baller, R ERA: 3.29 (1, 1) (7, 1) | | | | | | | | | | | | | | | | | | | | | | |

| | |
|-----|----|
| AB | 37 |
| R | 5 |
| H | 10 |
| RBI | 5 |
| BB | 7 |
| SO | 10 |
| LOB | 19 |



| Batter | 1 | 2 | 3 | 4 | 5 | 6 | 7 | 8 | 9 | AB | R | H | RBI | BB | SO | LOB | BOTTOM | | | | | |
|----------------------------------------------------------------------------------|-------------------------------------------------------------------------------------------------------|-----------------------------------------------------------------------------------------------|------------------------------|---------------------------------|------------------------------|---------------------------------|------------------------------|---------------------------------|------------------------------|---------------------------------|------------------------------|---------------------------------|-------------------------------------------------------------------------------------------------------|----------------------------------|------------------------------|---------------------------------|-----------------------------------------------------------------------------------------------------------------------------|------------------------------|---------------------------------|----------------------------------|------------------------------------|----------------------------------|
| Shawon Dunston, R OBP: 0.309, SLG: 0.519 (1, 6) | | | | | | | | | | 5 | 0 | 1 | 0 | 0 | 0 | 0 | Montreal Expos @ Chicago Cubs Wrigley Field, Chicago, IL Thu Apr 24 1986, 3:33 AM CST Att: 11,800 - Unknown | | | | | |
| Manny Trillo, R OBP: 0.360, SLG: 0.286 (1, 5) | | | | | | | | | | 4 | 1 | 1 | 0 | 1 | 0 | 0 | | | | | | |
| 23 Ryne Sandberg, R OBP: 0.274, SLG: 0.421 (1, 4) | | | | | | | | | | 3 | 0 | 0 | 0 | 1 | 0 | 3 | | | | | | |
| Keith Moreland, R OBP: 0.383, SLG: 0.407 (1, 9) | | | | | | | | | | 4 | 1 | 2 | 1 | 0 | 0 | 1 | | | | | | |
| Leon Durham, L OBP: 0.350, SLG: 0.431 (1, 3) | | | | | | | | | | 4 | 0 | 1 | 0 | 0 | 0 | 1 | | | | | | |
| Jerry Mumphrey, S OBP: 0.357, SLG: 0.692 (1, 7) | | | | | | | | | | 4 | 2 | 3 | 2 | 0 | 1 | 2 | | | | | | |
| Jody Davis, R OBP: 0.278, SLG: 0.300 (1, 2) | | | | | | | | | | 3 | 1 | 1 | 0 | 1 | 0 | 2 | | | | | | |
| Bob Dernier, R OBP: 0.210, SLG: 0.175 (1, 8) | | | | | | | | | | 3 | 1 | 0 | 1 | 0 | 0 | 3 | | | | | | |
| Rick Sutcliffe, L OBP: 0.286, SLG: 0.857 Jay Baller, R (1, 1) (7, 1) | | | | | | | | | | 3 | 1 | 1 | 3 | 0 | 1 | 0 | | | | | | |
| Inning Stats | R: 2 E: 0 K: 0 S: 7 | H: 4 LOB: 2 BB: 0 P: 7 | R: 0 E: 0 K: 0 S: 4 | H: 1 LOB: 2 BB: 1 P: 8 | R: 1 E: 0 K: 0 S: 4 | H: 1 LOB: 0 BB: 0 P: 4 | R: 0 E: 0 K: 1 S: 5 | H: 0 LOB: 0 BB: 0 P: 5 | R: 0 E: 0 K: 0 S: 2 | H: 0 LOB: 0 BB: 1 P: 6 | R: 4 E: 1 K: 0 S: 7 | H: 3 LOB: 0 BB: 0 P: 7 | R: 0 E: 1 K: 1 S: 7 | H: 1 LOB: 3 BB: 1 P: 11 | R: 0 E: 0 K: 1 S: 5 | H: 0 LOB: 0 BB: 0 P: 5 | | R: 0 E: 0 K: 1 S: 5 | H: 0 LOB: 0 BB: 0 P: 5 | 1B: 6 2B: 2 3B: 0 HR: 2 | SF: 0 SAC: 1 DP: 1 HBP: 0 | WP: 0 PB: 0 SB: 1 CS: 0 |
| PITCHER | IP WLS BF H R ER SO BB IBB HBP BLK WP HR S P ERA WHIP | 6.0 L 29 9 7 6 1 2 0 1 0 0 0 12 16 0.00 0.500 | PITCHER | | | | | | | | | | IP WLS BF H R ER SO BB IBB HBP BLK WP HR S P ERA WHIP | | | | | | | | | |
| Bryn Smith, R ERA: 3.7 George Riley, L ERA: 4.76 (1, 1) (7, 1) | | | | | | | | | | | | | | | | | | | | | | |

| | |
|-----|----|
| AB | 34 |
| R | 7 |
| H | 10 |
| RBI | 7 |
| BB | 3 |
| SO | 3 |
| LOB | 12 |



| Batter | 1 | 2 | 3 | 4 | 5 | 6 | 7 | 8 | 9 | AB | R | H | RBI | BB | SO | LOB | TOP | | | |
|-------------------------------------------------------------------------------|-------------------------------------------------------|---------------------------------|------------------------------|---------------------------------|------------------------------|---------------------------------|------------------------------|---------------------------------|------------------------------|---------------------------------|------------------------------|---------------------------------|------------------------------|----------------------------------|------------------------------|---------------------------------|--------------------------------------------------------|------------------------------------|----------------------------------|--------|
| Tim Raines, S (1, 7) OBP: 0.324, SLG: 0.355 | F7 | | 1B | | 5-3 | | | S 1B BB | F9 | 4 | 1 | 1 | 0 | 1 | 0 | 1 | | | | |
| Mitch Webster, S (1, 8) OBP: 0.270, SLG: 0.356 | K | | K | | 5-3 | | | S 1-H 1B | | 4 | 0 | 1 | 1 | 0 | 2 | 1 | | | | |
| Andre Dawson, R (1, 9) Herm Winningham, L (9, 8) OBP: 0.381, SLG: 0.375 | HR | | | CS 1B | | G2 | | 2-3 1B | | 3 | 1 | 2 | 1 | 1 | 0 | 0 | | | | |
| Hubie Brooks, R (1, 6) OBP: 0.366, SLG: 0.516 | K | | | 1-2 2B 1B | | F9 | | K | | 4 | 1 | 1 | 0 | 0 | 2 | 2 | | | | |
| Tim Wallach, R (1, 5) OBP: 0.390, SLG: 0.490 | | F8 | | 1-H 2B | | K2-3 | | 6-3 | | 4 | 0 | 1 | 1 | 0 | 1 | 2 | | | | |
| Andres Galarraga, R (1, 3) OBP: 0.500, SLG: 0.750 | | 6-3 | | BB | | | G6-3 1B | | F3 | 3 | 0 | 1 | 0 | 1 | 0 | 0 | | | | |
| Vance Law, R (1, 4) Tim Burke, R (7, 1) Jeff Reardon, R (8, 1) | | F4 | | | F8 | | F7 | | K | 3 | 0 | 0 | 0 | 0 | 0 | 3 | AB 34 R 4 H 9 RBI 4 BB 3 SO 7 LOB 12 | | | |
| Mike Fitzgerald, R (1, 2) OBP: 0.250, SLG: 1.000 | | | 5-3 | | 5-3 | | G6-3 1-2 | | HR | 4 | 1 | 1 | 1 | 0 | 0 | 3 | | | | |
| Floyd Youmans, R (1, 1) Al Newman, S (7, 4) OBP: 0.273, SLG: 0.200 | | 6-3 | | | | K | | 4-3 | WP S 1B | 2 | 0 | 0 | 0 | 0 | 1 | 0 | | | | |
| | | | | | | | | | | 2 | 0 | 1 | 0 | 0 | 0 | 0 | | | | |
| Inning Stats | R: 1 E: 0 K: 2 S: 8 | H: 1 LOB: 0 BB: 0 P: 8 | R: 0 E: 0 K: 0 S: 3 | H: 0 LOB: 0 BB: 0 P: 3 | R: 0 E: 0 K: 1 S: 6 | H: 1 LOB: 1 BB: 0 P: 6 | R: 1 E: 0 K: 0 S: 5 | H: 3 LOB: 2 BB: 1 P: 9 | R: 0 E: 0 K: 1 S: 5 | H: 0 LOB: 0 BB: 0 P: 5 | R: 0 E: 0 K: 0 S: 3 | H: 1 LOB: 0 BB: 0 P: 3 | R: 1 E: 0 K: 1 S: 6 | H: 1 LOB: 2 BB: 2 P: 14 | R: 1 E: 0 K: 1 S: 7 | H: 2 LOB: 1 BB: 0 P: 7 | 1B: 6 2B: 1 3B: 0 HR: 2 | SF: 0 SAC: 0 DP: 1 HBP: 0 | WP: 1 PB: 0 SB: 3 CS: 1 | PA: 37 |
| PITCHER | IP WLS BF H R ER SO BB IBB HBP BLK WP HR S P ERA WHIP | | | | | | | | | | | | | | | | | | | |
| Guy Hoffman, L (1, 1) ERA: 2.57 | 7.0 | 26 | 6 | 2 | 2 | 5 | 1 | 0 | 0 | 0 | 0 | 0 | 1 | 35 | 39 | 2.57 | 1.000 | | | |
| George Frazier, R (8, 1) ERA: 4.5 | 2.0 | L 11 | 3 | 2 | 2 | 2 | 1 | 1 | 0 | 0 | 1 | 1 | 13 | 21 | 9.00 | 2.000 | | | | |

Montreal Expos @ Chicago Cubs
Wrigley Field, Chicago, IL
Sat Apr 26 1986, 3:33 AM CST
Att: 33,553 - Unknown

| | |
|-----|----|
| AB | 34 |
| R | 4 |
| H | 9 |
| RBI | 4 |
| BB | 3 |
| SO | 7 |
| LOB | 12 |



| Batter | 1 | 2 | 3 | 4 | 5 | 6 | 7 | 8 | 9 | AB | R | H | RBI | BB | SO | LOB | BOTTOM | | | | | |
|-------------------------------------------------------------------------|-------------------------------------------------------|---------------------------------|------------------------------|---------------------------------|------------------------------|---------------------------------|------------------------------|---------------------------------|------------------------------|---------------------------------|------------------------------|----------------------------------|------------------------------|---------------------------------|------------------------------|---------------------------------|--------------------------------------------------------|---------------------------------|----------------------------------|------------------------------------|----------------------------------|--------|
| Bob Dernier, R (1, 8) OBP: 0.214, SLG: 0.172 | K | | S BB | | | F7 | L4 | | | 3 | 0 | 0 | 0 | 1 | 1 | 1 | | | | | | |
| Chris Speier, R (1, 5) OBP: 0.500, SLG: 0.333 | K | | 1-3 | | | 23 1-3 2B 1B | | K | | 4 | 1 | 1 | 0 | 0 | 2 | 1 | | | | | | |
| 23 Ryne Sandberg, R (1, 4) OBP: 0.282, SLG: 0.400 | K | | 1-2 | | L7 S 4-3 1B | 1-3 | | 3 1B | | 4 | 1 | 2 | 0 | 0 | 1 | 1 | | | | | | |
| Keith Moreland, R (1, 9) OBP: 0.382, SLG: 0.435 | | | | | L7 | 2H 2B | | 3 | | 4 | 0 | 2 | 1 | 0 | 0 | 2 | | | | | | |
| Leon Durham, L (1, 3) OBP: 0.319, SLG: 0.379 | | K | | | 4-3 | 2B | | | F4 | 3 | 0 | 0 | 1 | 1 | 1 | 1 | | | | | | |
| Jerry Mumphrey, S (1, 7) OBP: 0.273, SLG: 0.450 | | K | | | 3-H L8 | BB | | | F7 | 4 | 0 | 0 | 0 | 0 | 2 | 3 | | | | | | |
| Steve Christmas, L (1, 2) | | 4-3 | | | | | | | F7 | 4 | 0 | 0 | 0 | 0 | 0 | 1 | AB 32 R 2 H 5 RBI 2 BB 2 SO 9 LOB 10 | | | | | |
| Shawon Dunston, R (1, 6) OBP: 0.323, SLG: 0.500 | | | | | F8 | | | | | 3 | 0 | 0 | 0 | 0 | 1 | 0 | | | | | | |
| Guy Hoffman, L (1, 1) Ron Cey, R (7, PH) George Frazier, R (8, 1) | | | | | K | | | | E6 WP | 2 | 0 | 0 | 0 | 0 | 1 | 0 | | | | | | |
| | | | | | | | | | | 1 | 0 | 0 | 0 | 0 | 0 | 0 | | | | | | |
| | | | | | | | | | | 0 | 0 | 0 | 0 | 0 | 0 | 0 | | | | | | |
| Inning Stats | R: 0 E: 0 K: 3 S: 9 | H: 0 LOB: 0 BB: 0 P: 9 | R: 0 E: 0 K: 2 S: 8 | H: 1 LOB: 1 BB: 0 P: 8 | R: 0 E: 0 K: 1 S: 5 | H: 0 LOB: 1 BB: 1 P: 9 | R: 1 E: 0 K: 0 S: 4 | H: 1 LOB: 0 BB: 0 P: 4 | R: 0 E: 0 K: 0 S: 3 | H: 0 LOB: 0 BB: 0 P: 3 | R: 1 E: 0 K: 1 S: 7 | H: 2 LOB: 2 BB: 1 P: 11 | R: 0 E: 1 K: 1 S: 6 | H: 0 LOB: 1 BB: 0 P: 6 | R: 0 E: 0 K: 1 S: 5 | H: 1 LOB: 0 BB: 0 P: 5 | R: 0 E: 0 K: 0 S: 3 | H: 0 LOB: 0 BB: 0 P: 3 | 1B: 3 2B: 3 3B: 0 HR: 0 | SF: 0 SAC: 0 DP: 1 HBP: 0 | WP: 1 PB: 0 SB: 2 CS: 0 | PA: 34 |
| PITCHER | IP WLS BF H R ER SO BB IBB HBP BLK WP HR S P ERA WHIP | | | | | | | | | | | | | | | | | | | | | |
| Floyd Youmans, R (1, 1) ERA: 6.89 | 6.0 | 24 | 4 | 2 | 2 | 7 | 2 | 0 | 0 | 0 | 0 | 0 | 0 | 10 | 10 | 0.00 | 0.750 | | | | | |
| Tim Burke, R (7, 1) ERA: 1.0 | 1.1 | W 6 | 1 | 0 | 0 | 2 | 0 | 0 | 0 | 0 | 1 | 0 | 0 | 10 | 10 | 0.00 | 0.000 | | | | | |
| Jeff Reardon, R (8, 1) ERA: 1.32 | 1.2 | S 4 | 0 | 0 | 0 | 0 | 0 | 0 | 0 | 0 | 0 | 0 | 0 | 4 | 4 | 0.00 | 0.000 | | | | | |

Montreal Expos @ Chicago Cubs
Wrigley Field, Chicago, IL
Sat Apr 26 1986, 3:33 AM CST
Att: 33,553 - Unknown

| | |
|-----|----|
| AB | 32 |
| R | 2 |
| H | 5 |
| RBI | 2 |
| BB | 2 |
| SO | 9 |
| LOB | 10 |



| Batter | 1 | 2 | 3 | 4 | 5 | 6 | 7 | 8 | 9 | AB | R | H | RBI | BB | SO | LOB | TOP | | | | | |
|--------------------------------------------------------|-------------------------------------------------------|---------------------------------|------------------------------|---------------------------------|------------------------------|---------------------------------|------------------------------|---------------------------------|------------------------------|---------------------------------|------------------------------|----------------------------------|------------------------------|---------------------------------|------------------------------|---------------------------------|-----------------------------------------------------------------------------------------------------------------------------|---------------------------------|----------------------------------|------------------------------------|----------------------------------|--------|
| Tim Raines, S OBP: 0.329, SLG: 0.394 (1, 7) | | | 4-3 | | | F3 | 1B HR BB | | F5 | 4 | 2 | 1 | 1 | 1 | 0 | 0 | Montreal Expos @ Chicago Cubs Wrigley Field, Chicago, IL Sun Apr 27 1986, 3:33 AM CDT Att: 30,825 - Unknown | | | | | |
| Mitch Webster, S OBP: 0.294, SLG: 0.375 (1, 8) | F8 | | 4-3 | | | 2B BB 1B | 1-2 HR 1B | | 2B PB 1B | 5 | 3 | 3 | 0 | 0 | 0 | 0 | | | | | | |
| Andre Dawson, R OBP: 0.397, SLG: 0.672 (1, 9) | K | | | G4-3 BB | | 2B 5-3 BB | F2 | | PB 2B | 3 | 1 | 1 | 0 | 2 | 1 | 2 | | | | | | |
| Hubie Brooks, R OBP: 0.368, SLG: 0.565 (1, 6) | 1-3 | | | G4-3 BB | | 5-3 1B 2B | 1-3 2B HR | | K | 5 | 2 | 2 | 4 | 0 | 1 | 2 | | | | | | |
| Tim Wallach, R OBP: 0.375, SLG: 0.455 (1, 5) | | G4-6-3 BB | | L8 | | 5-3 | L7 | | F8 | 4 | 0 | 0 | 1 | 1 | 0 | 2 | | | | | | |
| Andres Galaraga, R OBP: 0.260, SLG: 0.722 (1, 3) | | G4-6-3 | | | FC5-4 1B | HR 1B | | | F8 | 4 | 1 | 2 | 1 | 0 | 0 | 1 | | | | | | |
| Vance Law, R OBP: 0.290, SLG: 0.323 (1, 4) | | 2B | | | K | HR | | | | 4 | 1 | 3 | 2 | 0 | 1 | 1 | | | | | | |
| Mike Fitzgerald, R OBP: 0.125, SLG: 0.500 (1, 2) | | F3 | | | FC5-4 | 6-3 | | | 6-3 | 4 | 0 | 0 | 0 | 0 | 0 | 3 | | | | | | |
| Andy McGaffigan, R (1, 1) | | | K | | K | | F7 | | F7 | 2 | 0 | 0 | 0 | 0 | 2 | 1 | | | | | | |
| Dan Schatzeder, L OBP: 0.571, SLG: 1.000 (8, PH) | | | | | | | | | | 1 | 0 | 0 | 0 | 0 | 0 | 0 | | | | | | |
| Jason Thompson, L OBP: 0.471, SLG: 0.400 (8, PH) | | | | | | | | | | 1 | 0 | 0 | 0 | 0 | 0 | 1 | | | | | | |
| Jeff Reardon, R (8, 1) | | | | | | | | | | 0 | 0 | 0 | 0 | 0 | 0 | 0 | | | | | | |
| George Riley, L (8, 1) | | | | | | | | | | 0 | 0 | 0 | 0 | 0 | 0 | 0 | | | | | | |
| Inning Stats | R: 1 E: 0 K: 1 S: 6 | H: 1 LOB: 0 BB: 0 P: 6 | R: 0 E: 0 K: 0 S: 3 | H: 1 LOB: 1 BB: 1 P: 7 | R: 0 E: 0 K: 1 S: 5 | H: 0 LOB: 0 BB: 0 P: 5 | R: 0 E: 0 K: 0 S: 2 | H: 0 LOB: 0 BB: 1 P: 6 | R: 0 E: 0 K: 2 S: 8 | H: 1 LOB: 1 BB: 0 P: 8 | R: 5 E: 0 K: 0 S: 7 | H: 4 LOB: 0 BB: 1 P: 11 | R: 3 E: 0 K: 0 S: 5 | H: 2 LOB: 0 BB: 1 P: 9 | R: 0 E: 0 K: 0 S: 4 | H: 1 LOB: 1 BB: 0 P: 4 | R: 1 E: 0 K: 1 S: 7 | H: 2 LOB: 1 BB: 0 P: 7 | 1B: 5 2B: 4 3B: 0 HR: 3 | SF: 0 SAC: 0 DP: 2 HBP: 0 | WP: 0 PB: 1 SB: 0 CS: 0 | PA: 41 |
| PITCHER | IP WLS BF H R ER SO BB IBB HBP BLK WP HR S P ERA WHIP | | | | | | | | | | | | | | | | | | | | | |
| Steve Trout, L ERA: 4.61 (1, 1) | 5.2 25 7 6 6 4 3 0 0 0 0 2 30 42 9.53 1.765 | | | | | | | | | | | | | | | | | | | | | |
| Dick Ruthven, R ERA: 4.66 (6, 1) | 2.0 10 3 3 3 0 1 0 0 0 0 1 9 13 13.50 2.000 | | | | | | | | | | | | | | | | | | | | | |
| Ray Fontenot, L ERA: (8, 1) | 0.1 W 1 0 0 0 0 0 0 0 0 0 0 1 1 0.00 0.000 | | | | | | | | | | | | | | | | | | | | | |
| Jay Baller, R ERA: 3.07 (9, 1) | 1.0 S 5 2 1 0 1 0 0 0 0 0 0 7 7 0.00 2.000 | | | | | | | | | | | | | | | | | | | | | |

| | |
|-----|----|
| AB | 37 |
| R | 10 |
| H | 12 |
| RBI | 9 |
| BB | 4 |
| SO | 5 |
| LOB | 13 |



| Batter | 1 | 2 | 3 | 4 | 5 | 6 | 7 | 8 | 9 | AB | R | H | RBI | BB | SO | LOB | BOTTOM | | | | | |
|---------------------------------------------------------|-------------------------------------------------------|---------------------------------|------------------------------|---------------------------------|------------------------------|----------------------------------|------------------------------|----------------------------------|------------------------------|---------------------------------|------------------------------|---------------------------------|------------------------------|---------------------------------|------------------------------|----------------------------------|-----------------------------------------------------------------------------------------------------------------------------|----------------------------------|----------------------------------|------------------------------------|----------------------------------|--------|
| Bob Dernier, R OBP: 0.230, SLG: 0.191 (1, 8) | F5 | | F9 | | | 2B | | | | 4 | 0 | 2 | 0 | 0 | 0 | 1 | Montreal Expos @ Chicago Cubs Wrigley Field, Chicago, IL Sun Apr 27 1986, 3:33 AM CDT Att: 30,825 - Unknown | | | | | |
| Steve Christmas, L (8, PH) | | | | | | 1B | | | | 1 | 0 | 1 | 2 | 0 | 0 | 0 | | | | | | |
| Guy Hoffman, L (8, PR) | | | | | | | | | | 0 | 1 | 0 | 0 | 0 | 0 | 0 | | | | | | |
| Jay Baller, R (9, 1) | | | | | | | | 1-H 2B 2B | | 0 | 0 | 0 | 0 | 0 | 0 | 0 | | | | | | |
| Thad Bosley, L OBP: 0.300, SLG: 0.389 (1, 7) | F4 | | | 1-3 | | 1B | | | | 4 | 0 | 1 | 1 | 0 | 0 | 1 | | | | | | |
| Shawon Dunston, R (8, PH) | | | | | 1-3 2B | | | 2B | | 1 | 1 | 1 | 1 | 0 | 0 | 0 | | | | | | |
| 23 Ryne Sandberg, R OBP: 0.276, SLG: 0.400 (1, 4) | F3 | | | HBP HR 2B | | F6 | | | | 5 | 1 | 1 | 0 | 0 | 0 | 4 | | | | | | |
| Keith Moreland, R OBP: 0.384, SLG: 0.415 (1, 9) | | K | | F7 | | F4 | | 1B IBB | | 3 | 0 | 0 | 0 | 2 | 1 | 1 | | | | | | |
| Leon Durham, L OBP: 0.324, SLG: 0.371 (1, 3) | | K | | HBP HR BB | | G4-6-3 | | G3 | | 4 | 1 | 1 | 1 | 1 | 1 | 3 | | | | | | |
| Ron Cey, R OBP: 0.345, SLG: 0.182 (1, 5) | | | | | | | | | | 2 | 1 | 0 | 0 | 0 | 0 | 0 | | | | | | |
| Manny Trillo, R OBP: 0.321, SLG: 0.250 (7, 5) | F9 | | | HR HBP | | F9 | | F5 | | 1 | 0 | 0 | 0 | 0 | 0 | 0 | | | | | | |
| Jody Davis, R OBP: 0.286, SLG: 0.407 (1, 2) | | | K | | | | | | | 4 | 3 | 3 | 5 | 0 | 1 | 0 | | | | | | |
| Chris Speier, R OBP: 0.583, SLG: 0.778 (8, PR) | | | | 1-H 2-H 3-H | | HR 1B | | HR | | 3 | 1 | 2 | 2 | 1 | 1 | 0 | | | | | | |
| Davey Lopes, R OBP: 0.417, SLG: 0.500 (9, 7) | | | | | | | | 1B 2B 1B | | 0 | 1 | 0 | 0 | 0 | 0 | 0 | | | | | | |
| Steve Trout, L OBP: 0.200, SLG: 0.300 (6, 1) | | | | | | | | | | 2 | 1 | 1 | 0 | 0 | 1 | 1 | | | | | | |
| Dick Ruthven, R (8, 1) | | | | | | | | | | 1 | 0 | 0 | 0 | 0 | 1 | 0 | | | | | | |
| Ray Fontenot, L (8, PH) | | | | | | | | | | 0 | 0 | 0 | 0 | 0 | 0 | 0 | | | | | | |
| Jerry Mumphrey, S OBP: 0.304, SLG: 0.476 (9, 8) | | | | | | 1B 2B 2B | | K | | 1 | 1 | 1 | 0 | 0 | 0 | 0 | | | | | | |
| Inning Stats | R: 0 E: 0 K: 0 S: 3 | H: 0 LOB: 0 BB: 0 P: 3 | R: 0 E: 0 K: 2 S: 7 | H: 0 LOB: 0 BB: 0 P: 7 | R: 0 E: 0 K: 2 S: 7 | H: 0 LOB: 1 BB: 1 P: 11 | R: 4 E: 0 K: 1 S: 7 | H: 2 LOB: 0 BB: 1 P: 12 | R: 1 E: 0 K: 0 S: 5 | H: 3 LOB: 2 BB: 1 P: 9 | R: 2 E: 0 K: 1 S: 8 | H: 3 LOB: 1 BB: 0 P: 8 | R: 0 E: 0 K: 0 S: 3 | H: 0 LOB: 0 BB: 0 P: 3 | R: 5 E: 0 K: 0 S: 8 | H: 6 LOB: 2 BB: 1 P: 12 | R: 1 E: 0 K: 1 S: 7 | H: 6 LOB: 2 BB: 1 P: 12 | 1B: 6 2B: 5 3B: 0 HR: 3 | SF: 0 SAC: 0 DP: 1 HBP: 1 | WP: 0 PB: 0 SB: 0 CS: 0 | PA: 41 |
| PITCHER | IP WLS BF H R ER SO BB IBB HBP BLK WP HR S P ERA WHIP | | | | | | | | | | | | | | | | | | | | | |
| Andy McGaffigan, R ERA: 6.0 (1, 1) | 4.0 19 4 5 5 5 2 0 1 0 0 0 1 26 35 11.25 1.500 | | | | | | | | | | | | | | | | | | | | | |
| Dan Schatzeder, L ERA: 3.89 (5, 1) | 3.0 13 4 2 2 1 0 1 0 0 0 0 1 14 18 6.00 1.333 | | | | | | | | | | | | | | | | | | | | | |
| Jeff Reardon, R ERA: 3.86 (8, 1) | 0.1 L 5 4 5 5 0 0 0 0 0 0 0 1 5 5 135.00 12.000 | | | | | | | | | | | | | | | | | | | | | |
| George Riley, L ERA: 4.91 (8, 1) | 0.2 4 2 0 0 0 0 0 1 0 0 0 0 3 7 0.00 3.000 | | | | | | | | | | | | | | | | | | | | | |


| | |
|-----|----|
| AB | 36 |
| R | 12 |
| H | 14 |
| RBI | 12 |
| BB | 4 |
| SO | 6 |
| LOB | 11 |



| Batter | 1 | 2 | 3 | 4 | 5 | 6 | 7 | 8 | 9 | AB | R | H | RBI | BB | SO | LOB | TOP | | | | | | | | | | |
|-----------------------------------------------------------------------------------------------------------------------------------------|------------------------------|---------------------------------|------------------------------|---------------------------------|------------------------------|---------------------------------|------------------------------|---------------------------------|------------------------------|---------------------------------|------------------------------|---------------------------------|------------------------------|----------------------------------|------------------------------|---------------------------------|-------------------------------|----------------------------------|----------------------------------|------------------------------------|--------------------------------------------|--|--|--|--|--|--|
| Shawn Dunston, R OBP: 0.318, SLG: 0.500 Chris Speier, R OBP: 0.538, SLG: 0.700 | F6 | | | F6 | | 6-3 | | 6-3 | | 3 | 0 | 0 | 0 | 0 | 0 | 0 | | | | | | | | | | | |
| Davey Lopes, R OBP: 0.429, SLG: 0.522 Matt Keough, R OBP: 0.333, SLG: 0.333 Manny Trillo, R OBP: 0.321, SLG: 0.250 | 6-3 | | | 6-3 | | | 23 WP 23 S BB | | | 3 | 1 | 1 | 0 | 1 | 0 | 0 | | | | | | | | | | | |
| 23 Ryne Sandberg, R OBP: 0.275, SLG: 0.392 | L7 | | | 6-3 | | | SH2-4 1B 1-H | | | 4 | 0 | 1 | 1 | 0 | 1 | 1 | | | | | | | | | | | |
| Keith Moreland, R OBP: 0.403, SLG: 0.435 | | 6-3 | | | 6-3 G3 1B | | SH2-4 1B 1-2 | | 1B E 1B | 4 | 1 | 3 | 0 | 0 | 0 | 0 | | | | | | | | | | | |
| Thad Bosley, L OBP: 0.261, SLG: 0.333 | | F8 | | | G3 1-2 | | SH2-4 1-2 2-3 | | F8 | 3 | 0 | 0 | 0 | 0 | 0 | 2 | | | | | | | | | | | |
| Jody Davis, R OBP: 0.284, SLG: 0.397 | | | | | 6-3 2-3 | | | | 1B E 1B | 4 | 1 | 1 | 0 | 0 | 2 | 3 | | | | | | | | | | | |
| Steve Christmas, L OBP: 0.111, SLG: 0.222 Jay Baller, R | | | | 6-3 | | | | | K | 4 | 0 | 0 | 0 | 0 | 1 | 5 | | | | | | | | | | | |
| Bob Dernier, R OBP: 0.244, SLG: 0.264 | | | | | K | | | | E8 1-H 3-H 2B | 4 | 1 | 2 | 3 | 0 | 1 | 0 | | | | | | | | | | | |
| Scott Sanderson, R OBP: 0.167, SLG: 0.167 Gary Matthews, R OBP: 0.313, SLG: 0.154 Ray Fontenot, L OBP: 0.280, SLG: 0.435 | | | | | F9 | | F4 | | K | 1 | 0 | 0 | 0 | 0 | 0 | 0 | | | | | | | | | | | |
| Inning Stats | R: 0 E: 0 K: 0 S: 3 | H: 0 LOB: 0 BB: 0 P: 3 | R: 0 E: 0 K: 1 S: 5 | H: 0 LOB: 0 BB: 0 P: 5 | R: 0 E: 0 K: 1 S: 5 | H: 0 LOB: 0 BB: 0 P: 5 | R: 0 E: 0 K: 0 S: 3 | H: 0 LOB: 0 BB: 0 P: 3 | R: 0 E: 0 K: 0 S: 4 | H: 1 LOB: 1 BB: 0 P: 4 | R: 0 E: 0 K: 0 S: 3 | H: 0 LOB: 0 BB: 0 P: 3 | R: 1 E: 0 K: 1 S: 7 | H: 2 LOB: 2 BB: 1 P: 11 | R: 1 E: 0 K: 1 S: 7 | H: 2 LOB: 1 BB: 0 P: 7 | R: 2 E: 1 K: 2 S: 10 | H: 3 LOB: 1 BB: 0 P: 10 | 1B: 5 2B: 2 3B: 0 HR: 1 | SF: 0 SAC: 1 DP: 0 HBP: 0 | WP: 1 PA: 36 PB: 0 SB: 1 CS: 0 | | | | | | |
| PITCHER | IP | WLS | BF | H | R | ER | SO | BB | IBB | HBP | BLK | WP | HR | S | P | ERA | WHIP | | | | | | | | | | |
| Andy Hawkins, R ERA: 4.55 | 6.0 | | 22 | 3 | 1 | 1 | 2 | 1 | 0 | 0 | 0 | 1 | 0 | 25 | 29 | 1.50 | 0.667 | | | | | | | | | | |
| Craig Lefferts, L ERA: 3.18 | 0.1 | | 1 | 0 | 0 | 0 | 0 | 0 | 0 | 0 | 0 | 0 | 0 | 1 | 1 | 0.00 | 0.000 | | | | | | | | | | |
| Tim Stoddard, R ERA: 1.86 | 1.0 | | 4 | 1 | 1 | 1 | 1 | 0 | 0 | 0 | 0 | 0 | 1 | 6 | 6 | 9.00 | 1.000 | | | | | | | | | | |
| Rich Gossage, R ERA: 3.0 | 1.2 | L | 9 | 4 | 2 | 2 | 3 | 0 | 0 | 0 | 0 | 0 | 0 | 15 | 15 | 10.80 | 2.400 | | | | | | | | | | |

Chicago Cubs @ San Diego Padres
Jack Murphy Stadium, San Diego, CA
Mon Apr 28 1986, 10:05 PM EDT
Att: 31,370 - Unknown


| | |
|-----|----|
| AB | 34 |
| R | 4 |
| H | 8 |
| RBI | 4 |
| BB | 1 |
| SO | 6 |
| LOB | 12 |



| Batter | 1 | 2 | 3 | 4 | 5 | 6 | 7 | 8 | 9 | AB | R | H | RBI | BB | SO | LOB | BOTTOM | | | | | | | | | | |
|------------------------------------------------------------------------------------------------------------------------------------------------------------------------------------|------------------------------|---------------------------------|------------------------------|----------------------------------|------------------------------|---------------------------------|------------------------------|---------------------------------|------------------------------|---------------------------------|------------------------------|---------------------------------|------------------------------|---------------------------------|------------------------------|---------------------------------|------------------------------|----------------------------------|----------------------------------|------------------------------------|--------------------------------------------|--|--|--|--|--|--|
| Marvell Wynne, L OBP: 0.333, SLG: 0.600 | E S 1B | | | | 4-3 2-3 | | 6-3 | | | 4 | 0 | 2 | 0 | 0 | 0 | 1 | | | | | | | | | | | |
| Tony Gwynn, L OBP: 0.372, SLG: 0.494 | F7 1-2 | | F8 | | | | | | | 4 | 0 | 2 | 1 | 0 | 0 | 2 | | | | | | | | | | | |
| Steve Garvey, R OBP: 0.213, SLG: 0.324 | K | | F8 | | F8 3-H 0-0 | | | | | 4 | 0 | 0 | 0 | 0 | 1 | 4 | | | | | | | | | | | |
| Graig Nettles, L OBP: 0.304, SLG: 0.304 | F8 2-3 | | CS | | F4 | | 3-1 | | FC4-6 1B 1-2 | 4 | 0 | 0 | 0 | 0 | 0 | 2 | | | | | | | | | | | |
| Terry Kennedy, L OBP: 0.296, SLG: 0.317 | | F2 | | | F7 | | E8 4-3 1B | | L4 | 4 | 0 | 1 | 0 | 0 | 0 | 1 | | | | | | | | | | | |
| John Kruk, L OBP: 0.240, SLG: 0.320 Kevin McReynolds, R OBP: 0.313, SLG: 0.333 | | | | | K | | 4-3 2-3 | | K | 3 | 1 | 1 | 0 | 0 | 1 | 1 | | | | | | | | | | | |
| Garry Templeton, S OBP: 0.289, SLG: 0.229 | | K | | | | | 4-3 | | K | 4 | 1 | 1 | 0 | 0 | 2 | 2 | | | | | | | | | | | |
| Tim Flannery, L OBP: 0.358, SLG: 0.400 Bip Roberts, S | | | | | | | | | | 2 | 1 | 2 | 0 | 2 | 0 | 0 | | | | | | | | | | | |
| Andy Hawkins, R OBP: 0.375, SLG: 0.375 Craig Lefferts, L OBP: 1.000, SLG: 4.000 Tim Stoddard, R OBP: 0.358, SLG: 0.400 Rich Gossage, R OBP: 0.289, SLG: 0.229 | | | | | | | | | | 1 | 0 | 0 | 1 | 0 | 0 | 1 | | | | | | | | | | | |
| Dane Iorg, L OBP: 0.250, SLG: 0.375 | | | | | | | | | | 1 | 0 | 0 | 0 | 0 | 0 | 1 | | | | | | | | | | | |
| Inning Stats | R: 0 E: 1 K: 1 S: 6 | H: 1 LOB: 1 BB: 0 P: 6 | R: 1 E: 1 K: 1 S: 6 | H: 1 LOB: 1 BB: 1 P: 10 | R: 0 E: 0 K: 0 S: 3 | H: 1 LOB: 0 BB: 0 P: 3 | R: 0 E: 0 K: 1 S: 5 | H: 0 LOB: 0 BB: 0 P: 5 | R: 2 E: 0 K: 0 S: 6 | H: 3 LOB: 1 BB: 0 P: 6 | R: 0 E: 1 K: 0 S: 4 | H: 1 LOB: 0 BB: 0 P: 4 | R: 0 E: 0 K: 1 S: 5 | H: 1 LOB: 0 BB: 0 P: 5 | R: 0 E: 0 K: 0 S: 4 | H: 1 LOB: 1 BB: 0 P: 4 | R: 0 E: 0 K: 2 S: 7 | H: 0 LOB: 2 BB: 1 P: 11 | 1B: 9 2B: 0 3B: 0 HR: 0 | SF: 0 SAC: 1 DP: 0 HBP: 0 | WP: 0 PA: 37 PB: 0 SB: 3 CS: 2 | | | | | | |
| PITCHER | IP | WLS | BF | H | R | ER | SO | BB | IBB | HBP | BLK | WP | HR | S | P | ERA | WHIP | | | | | | | | | | |
| Scott Sanderson, R ERA: 4.58 | 5.0 | | 21 | 6 | 3 | 2 | 3 | 0 | 0 | 0 | 0 | 0 | 0 | 26 | 30 | 3.60 | 1.200 | | | | | | | | | | |
| Ray Fontenot, L ERA: 3.09 | 2.0 | | 7 | 2 | 0 | 0 | 1 | 0 | 0 | 0 | 0 | 0 | 0 | 9 | 9 | 0.00 | 1.000 | | | | | | | | | | |
| Matt Keough, R ERA: 3.09 | 1.0 | W | 4 | 1 | 0 | 0 | 0 | 0 | 0 | 0 | 0 | 0 | 0 | 4 | 4 | 0.00 | 1.000 | | | | | | | | | | |
| Jay Baller, R ERA: 2.87 | 1.0 | S | 4 | 0 | 0 | 0 | 2 | 1 | 0 | 0 | 0 | 0 | 0 | 7 | 11 | 0.00 | 1.000 | | | | | | | | | | |

Chicago Cubs @ San Diego Padres
Jack Murphy Stadium, San Diego, CA
Mon Apr 28 1986, 10:05 PM EDT
Att: 31,370 - Unknown

| | |
|-----|----|
| AB | 33 |
| R | 3 |
| H | 9 |
| RBI | 2 |
| BB | 2 |
| SO | 6 |
| LOB | 16 |



| Batter | 1 | 2 | 3 | 4 | 5 | 6 | 7 | 8 | 9 | AB | R | H | RBI | BB | SO | LOB | TOP | | | | | | | | | | |
|-------------------------------------------------------------------------------------------------------------------------------------------------------------|--------------------------------------|---------------------------------|------------------------------|---------------------------------|------------------------------|---------------------------------|------------------------------|---------------------------------|------------------------------|---------------------------------|-------------------------------|----------------------------------|------------------------------|----------------------------------|------------------------------|---------------------------------|----------------------------------|------------------------------------|--------------------------------------------|--|--|--|--|--|--|--|--|
| Bob Dernier, R OBP: 0.244, SLG: 0.253 (1, 8) | | | | | | | | | | 3 | 1 | 0 | 0 | 1 | 1 | 3 | | | | | | | | | | | |
| Davey Lopes, R OBP: 0.375, SLG: 0.444 (1, 5) (7, 7) | | | | | | | | | | 4 | 0 | 0 | 0 | 0 | 0 | 2 | | | | | | | | | | | |
| 23 Ryne Sandberg, R OBP: 0.286, SLG: 0.390 (1, 4) | | | | | | | | | | 3 | 1 | 1 | 1 | 1 | 1 | 1 | | | | | | | | | | | |
| Keith Moreland, R OBP: 0.395, SLG: 0.423 (1, 3) | | | | | | | | | | 2 | 0 | 0 | 1 | 1 | 1 | 0 | | | | | | | | | | | |
| Jerry Mumphrey, S OBP: 0.276, SLG: 0.407 (1, 9) | | | | | | | | | | 4 | 1 | 1 | 0 | 0 | 1 | 2 | | | | | | | | | | | |
| Jody Davis, R OBP: 0.282, SLG: 0.388 (1, 2) | | | | | | | | | | 4 | 1 | 1 | 0 | 0 | 0 | 0 | | | | | | | | | | | |
| Gary Matthews, R OBP: 0.314, SLG: 0.207 Manny Trillo, R OBP: 0.310, SLG: 0.240 (7, PR) (7, 5) | | | | | | | | | | 3 | 0 | 1 | 1 | 0 | 0 | 0 | | | | | | | | | | | |
| Chris Speier, R OBP: 0.471, SLG: 0.538 (1, 6) | | | | | | | | | | 3 | 0 | 0 | 0 | 1 | 0 | 0 | | | | | | | | | | | |
| Rick Sutcliffe, L OBP: 0.300, SLG: 0.800 Ray Fontenot, L (9, 1) | | | | | | | | | | 3 | 0 | 1 | 1 | 0 | 0 | 2 | | | | | | | | | | | |
| Inning Stats | R: 2 E: 1 K: 0 S: 4 | H: 1 LOB: 0 BB: 1 P: 8 | R: 0 E: 0 K: 0 S: 3 | H: 0 LOB: 0 BB: 0 P: 3 | R: 0 E: 0 K: 0 S: 4 | H: 1 LOB: 1 BB: 0 P: 4 | R: 0 E: 0 K: 0 S: 3 | H: 0 LOB: 0 BB: 0 P: 3 | R: 0 E: 0 K: 1 S: 5 | H: 0 LOB: 0 BB: 0 P: 5 | R: 0 E: 0 K: 2 S: 10 | H: 3 LOB: 2 BB: 1 P: 14 | R: 0 E: 0 K: 1 S: 4 | H: 0 LOB: 1 BB: 2 P: 12 | R: 0 E: 0 K: 0 S: 3 | H: 0 LOB: 0 BB: 0 P: 3 | 1B: 3 2B: 2 3B: 0 HR: 0 | SF: 1 SAC: 0 DP: 0 HBP: 0 | WP: 0 PA: 35 PB: 0 SB: 1 CS: 2 | | | | | | | | |
| PITCHER | IP | WLS | BF | H | R | ER | SO | BB | IBB | HBP | BLK | WP | HR | S | P | ERA | WHIP | | | | | | | | | | |
| LaMarr Hoyt, R ERA: 1.17 Lance McCullers, R ERA: 2.25 Gene Walter, L ERA: 2.35 Craig Lefferts, L ERA: 2.92 | (1, 1) (6, 1) (7, 1) (9, 1) | 5.0 1.0 2.0 1.0 | 18 3 11 3 | 2 0 3 0 | 2 0 2 0 | 1 0 2 0 | 0 1 3 0 | 1 0 1 0 | 0 0 2 0 | 0 0 0 0 | 0 0 0 0 | 0 0 0 0 | 0 5 14 3 | 17 5 26 3 | 21 5 26 3 | 1.80 0.00 9.00 0.00 | 0.600 0.000 2.000 0.000 | | | | | | | | | | |

Chicago Cubs @ San Diego Padres
Jack Murphy Stadium, San Diego, CA
Tue Apr 29 1986, 10:05 PM EDT
Att: 17,536 - Unknown

AB 30
R 4
H 5
RBI 4
BB 4
SO 4
LOB 10



| Batter | 1 | 2 | 3 | 4 | 5 | 6 | 7 | 8 | 9 | AB | R | H | RBI | BB | SO | LOB | BOTTOM | | | | | | | | | | |
|----------------------------------------------------------------------------------------------------------------------------------------------------------------------------------------------------------------------------|------------------------------|---------------------------------|------------------------------|---------------------------------|------------------------------|---------------------------------|------------------------------|---------------------------------|------------------------------|-------------------------------------------|-------------------------------------------|-------------------------------------------|-------------------------------------------|-------------------------------------------|-------------------------------------------|-------------------------------------------|-------------------------------------------|------------------------------------|--------------------------------------------|--|--|--|--|--|--|--|--|
| Marvell Wynne, L OBP: 0.323, SLG: 0.552 (1, 8) | | | | | | | | | | 4 | 0 | 1 | 0 | 0 | 0 | 0 | | | | | | | | | | | |
| Tony Gwynn, L OBP: 0.387, SLG: 0.494 (1, 9) | | | | | | | | | | 4 | 2 | 1 | 0 | 0 | 0 | 1 | | | | | | | | | | | |
| Steve Garvey, R OBP: 0.228, SLG: 0.333 (1, 3) | | | | | | | | | | 4 | 1 | 2 | 0 | 0 | 0 | 0 | | | | | | | | | | | |
| Graig Nettles, L OBP: 0.288, SLG: 0.286 Jerry Royster, R OBP: 0.300, SLG: 0.393 (9, PH) | | | | | | | | | | 3 | 0 | 0 | 1 | 0 | 0 | 1 | | | | | | | | | | | |
| Terry Kennedy, L OBP: 0.307, SLG: 0.373 (1, 2) | | | | | | | | | | 4 | 1 | 2 | 3 | 0 | 0 | 1 | | | | | | | | | | | |
| John Kruk, L OBP: 0.250, SLG: 0.296 (1, 7) | | | | | | | | | | 2 | 0 | 0 | 0 | 1 | 1 | 1 | | | | | | | | | | | |
| Garry Templeton, S OBP: 0.278, SLG: 0.219 (1, 6) | | | | | | | | | | 3 | 0 | 0 | 0 | 0 | 0 | 1 | | | | | | | | | | | |
| Tim Flannery, L OBP: 0.357, SLG: 0.387 (1, 4) | | | | | | | | | | 2 | 0 | 0 | 0 | 1 | 0 | 0 | | | | | | | | | | | |
| LaMarr Hoyt, R Lance McCullers, S Carmelo Martinez, R Gene Walter, L Dane Iorg, L Craig Lefferts, L (1, 1) (6, 1) (6, PH) (7, 1) (8, PH) (9, 1) | | | | | | | | | | 1 0 1 0 0 0 0 0 0 | 0 0 0 0 0 0 0 0 0 | 0 0 0 0 0 0 0 0 0 | 0 0 0 0 0 0 0 0 0 | 0 0 0 0 0 0 0 0 0 | 0 0 0 0 0 0 0 0 0 | 0 0 0 0 0 0 0 0 0 | 0 0 0 0 0 0 0 0 0 | | | | | | | | | | |
| Inning Stats | R: 0 E: 0 K: 0 S: 3 | H: 0 LOB: 0 BB: 0 P: 3 | R: 0 E: 0 K: 0 S: 3 | H: 0 LOB: 0 BB: 0 P: 3 | R: 0 E: 0 K: 0 S: 3 | H: 0 LOB: 0 BB: 0 P: 3 | R: 0 E: 0 K: 1 S: 5 | H: 1 LOB: 1 BB: 0 P: 5 | R: 0 E: 0 K: 0 S: 3 | H: 0 LOB: 0 BB: 0 P: 3 | R: 1 E: 0 K: 0 S: 5 | H: 2 LOB: 1 BB: 0 P: 5 | R: 0 E: 0 K: 0 S: 2 | H: 0 LOB: 1 BB: 2 P: 10 | R: 4 E: 0 K: 0 S: 5 | H: 4 LOB: 0 BB: 0 P: 5 | 1B: 5 2B: 2 3B: 0 HR: 1 | SF: 0 SAC: 0 DP: 2 HBP: 0 | WP: 0 PA: 32 PB: 0 SB: 0 CS: 1 | | | | | | | | |
| PITCHER | IP | WLS | BF | H | R | ER | SO | BB | IBB | HBP | BLK | WP | HR | S | P | ERA | WHIP | | | | | | | | | | |
| Rick Sutcliffe, R ERA: 4.41 Ray Fontenot, L ERA: 7.71 | (1, 1) (9, 1) | 8.1 0.0 | 30 L 2 | 5 2 | 3 2 | 3 2 | 3 2 | 1 0 | 0 0 | 0 0 | 0 0 | 0 0 | 1 2 | 2 2 | 38 2 | 3.24 ∞ | 0.840 ∞ | | | | | | | | | | |

Chicago Cubs @ San Diego Padres
Jack Murphy Stadium, San Diego, CA
Tue Apr 29 1986, 10:05 PM EDT
Att: 17,536 - Unknown

AB 30
R 5
H 7
RBI 5
BB 2
SO 1
LOB 6



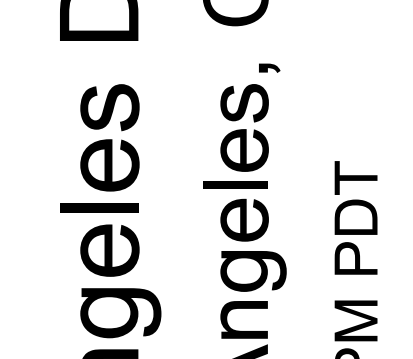
| Batter | 1 | 2 | 3 | 4 | 5 | 6 | 7 | 8 | 9 | AB | R | H | RBI | BB | SO | LOB | TOP | | | |
|----------------------------------------------------------------------------------------------------------------|------------------------------|---------------------------------|-------------------------------------|----------------------------------|------------------------------|---------------------------------|------------------------------|---------------------------------|------------------------------|---------------------------------|------------------------------|---------------------------------|------------------------------|---------------------------------|------------------------------|---------------------------------|--------------------------------------------------------------------------------------------------------------------------------|------------------------------------|----------------------------------|--------|
| Bob Dernier, R OBP: 0.244, SLG: 0.253 George Frazier, R (8, 1) | 6-3 | | K | | | | | 6-3 | | 4 | 0 | 1 | 0 | 0 | 1 | 0 | Chicago Cubs @ Los Angeles Dodgers Dodger Stadium, Los Angeles, CA Wed Apr 30 1986, 7:05 PM PDT Att: 35,023 - Unknown | | | |
| Davey Lopes, R OBP: 0.333, SLG: 0.387 (1, 5) | K | | 5-3 | | | 2-3 | | | F7 | 4 | 0 | 0 | 0 | 0 | 1 | 1 | | | | |
| 23 Ryne Sandberg, R OBP: 0.295, SLG: 0.395 (1, 4) | FC4 1B | | | 4-3 | | 5-3 | | | 1B 1B | 4 | 0 | 2 | 0 | 0 | 0 | 1 | | | | |
| Keith Moreland, R OBP: 0.376, SLG: 0.400 (1, 3) | FC4 | | | K | | 6-3 | | | K | 4 | 0 | 0 | 0 | 0 | 2 | 3 | | | | |
| Jerry Mumphrey, S OBP: 0.303, SLG: 0.419 (1, 9) | | F7 1B 7-2 1B | | K | | | | F7 | | 4 | 0 | 2 | 0 | 0 | 1 | 0 | | | | |
| Jody Davis, R OBP: 0.280, SLG: 0.380 (1, 2) | | F7 1B 1-2 | | | F8 | | | F9 | F4 | 4 | 0 | 1 | 0 | 0 | 0 | 2 | | | | |
| Gary Matthews, R OBP: 0.316, SLG: 0.194 (1, 7) | | F7 1-2 2-3 | | | FC6-4 BB | | | 4-3 | | 2 | 0 | 0 | 0 | 1 | 0 | 2 | | | | |
| Shawon Dunston, R OBP: 0.304, SLG: 0.477 (1, 6) | | 7-2 | | | FC6-4 1-2 | | | F9 | | 3 | 0 | 0 | 0 | 0 | 0 | 3 | | | | |
| Dennis Eckersley, R OBP: 0.200, SLG: 0.200 Thad Bosley, L OBP: 0.250, SLG: 0.318 (8, PH) (8, 8) | | | 6-3 | | K | | | F7 | | 2 | 0 | 0 | 0 | 0 | 1 | 1 | | | | |
| | | | | | | | | | | 1 | 0 | 0 | 0 | 0 | 0 | 0 | | | | |
| Inning Stats | R: 0 E: 0 K: 1 S: 6 | H: 1 LOB: 1 BB: 0 P: 6 | R: 0 E: 0 K: 0 S: 4 | H: 2 LOB: 1 BB: 0 P: 4 | R: 0 E: 0 K: 1 S: 5 | H: 0 LOB: 0 BB: 0 P: 5 | R: 0 E: 0 K: 2 S: 7 | H: 0 LOB: 0 BB: 0 P: 7 | R: 0 E: 0 K: 1 S: 5 | H: 0 LOB: 1 BB: 1 P: 9 | R: 0 E: 0 K: 0 S: 4 | H: 1 LOB: 1 BB: 0 P: 4 | R: 0 E: 0 K: 0 S: 3 | H: 0 LOB: 0 BB: 0 P: 3 | R: 0 E: 0 K: 1 S: 7 | H: 2 LOB: 2 BB: 0 P: 7 | 1B: 6 2B: 1 3B: 0 HR: 0 | SF: 0 SAC: 0 DP: 1 HBP: 0 | WP: 0 PB: 0 SB: 0 CS: 0 | PA: 33 |
| PITCHER Bob Welch, R ERA: 1.44 (1, 1) | IP: 9.0 WLS: W BF: 33 | H: 6 R: 0 ER: 0 SO: 6 | BB: 1 IBB: 0 HBP: 0 BLK: 0 | WP: 0 HR: 0 S: 44 P: 48 | ERA: 0.00 WHIP: 0.778 | | | | | | | | | | | ERA: 0.00 WHIP: 0.778 | | | | |


| Batter | 1 | 2 | 3 | 4 | 5 | 6 | 7 | 8 | 9 | AB | R | H | RBI | BB | SO | LOB | BOTTOM | | | |
|----------------------------------------------------------------------------------------------------------|------------------------------|---------------------------------|-------------------------------------|----------------------------------|------------------------------|---------------------------------|------------------------------|---------------------------------|------------------------------|---------------------------------|------------------------------|---------------------------------|------------------------------|---------------------------------|------------------------------|---------------------------------|--------------------------------------------------------------------------------------------------------------------------------|------------------------------------|----------------------------------|--------|
| Steve Sax, R OBP: 0.397, SLG: 0.409 (1, 4) | K | | 5-3 | | | SH5-3 1B | | | | 4 | 1 | 2 | 1 | 0 | 1 | 0 | Chicago Cubs @ Los Angeles Dodgers Dodger Stadium, Los Angeles, CA Wed Apr 30 1986, 7:05 PM PDT Att: 35,023 - Unknown | | | |
| Mariano Duncan, R OBP: 0.260, SLG: 0.242 (1, 6) | K | | | | F6 | SH5-3 1B | | | | 3 | 0 | 1 | 0 | 0 | 1 | 0 | | | | |
| Ken Landreaux, L OBP: 0.288, SLG: 0.397 (1, 8) (8, 7) | 6-3 | | | | F8 | G3 | | | | 4 | 0 | 0 | 0 | 0 | 0 | 2 | | | | |
| Greg Brock, L OBP: 0.286, SLG: 0.324 (1, 3) | | K | | | HR 1B | F9 | | | | 4 | 1 | 1 | 0 | 0 | 2 | 2 | | | | |
| Mike Marshall, R OBP: 0.266, SLG: 0.449 (1, 9) | K | | | | HR 1B | | | | | 4 | 1 | 1 | 2 | 0 | 2 | 1 | | | | |
| Mike Scioscia, L OBP: 0.418, SLG: 0.438 (1, 2) | | | | | F7 | | | | | 3 | 0 | 1 | 0 | 0 | 0 | 0 | | | | |
| Franklin Stubbs, L OBP: 0.228, SLG: 0.404 Reggie Williams, R OBP: 0.167, SLG: 0.167 (8, 8) | | | | | | | | | | 3 | 1 | 1 | 1 | 0 | 2 | 1 | | | | |
| Dave Anderson, R OBP: 0.300, SLG: 0.239 (1, 5) | | | | | F6 | 5-3 | | | | 3 | 0 | 1 | 0 | 0 | 0 | 0 | | | | |
| Bob Welch, R (1, 1) | | | | | F7 | | | | | 3 | 0 | 0 | 0 | 0 | 2 | 1 | | | | |
| | | | | | | | | | | | | | | | | | | | | |
| Inning Stats | R: 0 E: 0 K: 2 S: 7 | H: 0 LOB: 0 BB: 0 P: 7 | R: 0 E: 0 K: 3 S: 10 | H: 1 LOB: 1 BB: 0 P: 10 | R: 0 E: 0 K: 0 S: 3 | H: 0 LOB: 0 BB: 0 P: 3 | R: 2 E: 0 K: 0 S: 5 | H: 2 LOB: 0 BB: 0 P: 5 | R: 0 E: 0 K: 2 S: 7 | H: 0 LOB: 0 BB: 0 P: 7 | R: 0 E: 0 K: 0 S: 4 | H: 1 LOB: 1 BB: 0 P: 4 | R: 1 E: 0 K: 2 S: 9 | H: 2 LOB: 1 BB: 0 P: 9 | R: 1 E: 0 K: 1 S: 7 | H: 2 LOB: 1 BB: 0 P: 7 | 1B: 4 2B: 1 3B: 0 HR: 3 | SF: 0 SAC: 1 DP: 0 HBP: 0 | WP: 0 PB: 0 SB: 1 CS: 0 | PA: 32 |
| PITCHER Dennis Eckersley, R ERA: 4.37 George Frazier, R ERA: 4.91 (1, 1) (8, 1) | IP: 7.0 WLS: L BF: 27 | H: 6 R: 3 ER: 3 SO: 9 | BB: 0 IBB: 0 HBP: 0 BLK: 0 | WP: 0 HR: 2 S: 45 P: 45 | ERA: 3.86 WHIP: 0.857 | | | | | | | | | | | ERA: 9.00 WHIP: 2.000 | | | | |


| | |
|-----|----|
| AB | 32 |
| R | 0 |
| H | 6 |
| RBI | 0 |
| BB | 1 |
| SO | 6 |
| LOB | 13 |



| | |
|-----|----|
| AB | 31 |
| R | 4 |
| H | 8 |
| RBI | 4 |
| BB | 0 |
| SO | 10 |
| LOB | 7 |



| Batter | 1 | 2 | 3 | 4 | 5 | 6 | 7 | 8 | 9 | AB | R | H | RBI | BB | SO | LOB | TOP | | | |
|--------------------------------------------------------------------------------------------------------------------------------|-------------------------------------------------------------------------------------------------------|----------------------------------------------------------------------------------------------------|-------------------------------------------------------------------------------------------------|---------------------------------|------------------------------|---------------------------------|------------------------------|---------------------------------|--------------------------------|---------------------------------|------------------------------|---------------------------------|------------------------------|---------------------------------|------------------------------|---------------------------------|----------------------------------------------------------------------------------------------------------------------------------------------------------------------------------------------------------------------------------------------------------------------------------------------------------------------------------|----------------------------------|------------------------------------|----------------------------------|
| Shawn Dunston, R (1, 6) OBP: 0.315, SLG: 0.478 | 0-0 BB BB 1B | | 0-0 F8 | | | 0-0 5-3 | | | 0-0 1-3 23 1B | 4 | 0 | 2 | 0 | 0 | 0 | 0 | <p>Chicago Cubs @ Los Angeles Dodgers Dodger Stadium, Los Angeles, CA Thu May 01 1986, 7:05 PM PDT Att: 36,590 - Unknown</p> <p>livebaseballscores.com</p> <p>AB 30 R 0 H 6 RBI 0 BB 2 SO 2 LOB 11</p>  | | | |
| Davey Lopes, R (1, 9) OBP: 0.325, SLG: 0.353 | 4-0 CS BB | | | 0-0 4-3 | | 0-0 4-3 | | | 0-0 F8 | 3 | 0 | 0 | 0 | 1 | 0 | 1 | | | | |
| 23 Ryne Sandberg, R (1, 4) OBP: 0.304, SLG: 0.393 | 4-0 BB 1-2 2-3 | | | 0-0 6-3 | | | 0-0 F7 | | 0-0 1-3 1B | 3 | 0 | 1 | 0 | 1 | 0 | 0 | | | | |
| Keith Moreland, R (1, 3) OBP: 0.371, SLG: 0.392 | 0-0 F8 | | | 0-0 4-3 | | | 0-0 G5-4-3 1B | | 0-0 1-3 1-2 2-3 1B | 4 | 0 | 1 | 0 | 0 | 0 | 3 | | | | |
| Gary Matthews, R (1, 7) OBP: 0.286, SLG: 0.171 | | 0-0 5-3 | | | 0-0 6-3 | | | | 0-0 F9 | 4 | 0 | 0 | 0 | 0 | 0 | 3 | | | | |
| Jody Davis, R (1, 2) OBP: 0.282, SLG: 0.392 | | 0-3 K | | | 0-0 F5 | | | | 0-0 E 2B | 3 | 0 | 1 | 0 | 0 | 1 | 0 | | | | |
| Ron Cey, R (1, 5) OBP: 0.344, SLG: 0.200 | | 0-0 F3 | | | 0-0 FC5-4 1B | | | | 0-0 L6 2-3 | 3 | 0 | 1 | 0 | 0 | 0 | 1 | | | | |
| Bob Dernier, R (1, 8) OBP: 0.236, SLG: 0.244 | | | 0-0 F2 | | 0-0 FC5-4 1-2 | | | | 0-0 5-3 | 3 | 0 | 0 | 0 | 0 | 0 | 2 | | | | |
| Guy Hoffman, L (1, 1) Manny Trillo, R (6, PH) Matt Keough, R (6, 1) Chris Speier, R (8, PH) Dick Ruthven, R (8, 1) | | | 0-3 K | | 0-0 L4 | | | | 0-0 5-3 | 1 | 0 | 0 | 0 | 0 | 1 | 0 | | | | |
| Inning Stats | R: 0 E: 0 K: 0 S: 2 | H: 1 LOB: 1 BB: 2 P: 10 | R: 0 E: 0 K: 1 S: 5 | H: 0 LOB: 0 BB: 0 P: 5 | R: 0 E: 0 K: 1 S: 5 | H: 0 LOB: 0 BB: 0 P: 5 | R: 0 E: 0 K: 0 S: 3 | H: 0 LOB: 0 BB: 0 P: 3 | R: 0 E: 0 K: 0 S: 4 | H: 1 LOB: 1 BB: 0 P: 4 | R: 0 E: 0 K: 0 S: 3 | H: 1 LOB: 0 BB: 0 P: 3 | R: 0 E: 1 K: 0 S: 4 | H: 1 LOB: 1 BB: 0 P: 4 | R: 0 E: 0 K: 0 S: 5 | H: 2 LOB: 2 BB: 0 P: 5 | | 1B: 5 2B: 1 3B: 0 HR: 0 | SF: 0 SAC: 0 DP: 1 HBP: 0 | WP: 0 PB: 0 SB: 0 CS: 1 |
| PITCHER | IP WLS BF H R ER SO BB IBB HBP BLK WP HR S P ERA WHIP | 8.1 W 30 6 0 0 2 2 0 0 0 0 0 0 32 40 0.00 0.960 | 0.2 S 2 0 0 0 0 0 0 0 0 0 0 0 2 2 0.00 0.000 | | | | | | | | | | | | | | | | | |

| Batter | 1 | 2 | 3 | 4 | 5 | 6 | 7 | 8 | 9 | AB | R | H | RBI | BB | SO | LOB | BOTTOM | | | |
|-----------------------------------------------------------------------------|-------------------------------------------------------------------------------------------------------|--------------------------------------------------------------------------------------------------|-------------------------------------------------------------------------------------------------|--------------------------------------------------------------------------------------------|------------------------------|---------------------------------|------------------------------|---------------------------------|----------------------------------|----------------------------------|------------------------------|---------------------------------|------------------------------|---------------------------------|------------------------------|---------------------------------|----------------------------------------------------------------------------------------------------------------------------------------------------------------------------------------------------------------------------------------------------------------------------------------------------------------------------------|----------------------------------|------------------------------------|----------------------------------|
| Mariano Duncan, R (1, 6) OBP: 0.269, SLG: 0.245 | 4-0 G6-4-3 BB 1B | | | | 0-3 K | | | | 0-0 L8 | 3 | 1 | 1 | 2 | 1 | 1 | 0 | <p>Chicago Cubs @ Los Angeles Dodgers Dodger Stadium, Los Angeles, CA Thu May 01 1986, 7:05 PM PDT Att: 36,590 - Unknown</p> <p>livebaseballscores.com</p> <p>AB 29 R 4 H 9 RBI 4 BB 4 SO 2 LOB 15</p>  | | | |
| Mike Scioscia, L (1, 2) OBP: 0.434, SLG: 0.431 | 4-0 G6-4-3 BB | 2-H 3-H 1B | | | 4-0 1B BB | | | | 1-0 HBP | 1 | 0 | 0 | 0 | 2 | 0 | 1 | | | | |
| Steve Sax, R (1, 4) OBP: 0.390, SLG: 0.400 | 0-0 G6-4-3 1-2 2-3 | | | 0-0 CS 1B | | 0-0 F8 | | | 0-0 F8 | 4 | 0 | 1 | 0 | 0 | 0 | 4 | | | | |
| Mike Marshall, R (1, 9) OBP: 0.286, SLG: 0.457 | 0-0 1B | | | 0-0 6-3 1-2 | | 0-0 FC5-4 1B | | | 4-0 FC5-6 1B BB | 3 | 0 | 2 | 1 | 1 | 0 | 1 | | | | |
| Cesar Cedeno, R (1, 7) Ken Landreaux, L (7, 7) OBP: 0.296, SLG: 0.405 | 0-0 F2 | | | 0-0 FC6-4 1B | | 0-0 FC5-4 1-2 | | | 0-0 FC5-6 1B 1B | 3 | 0 | 1 | 0 | 0 | 0 | 3 | | | | |
| Reggie Williams, R (1, 8) OBP: 0.200, SLG: 0.200 | | 0-0 1B 1B | | 0-0 FC6-4 1-2 | | 0-0 F3 | | | 0-0 FC5-6 1-2 2-3 1B | 4 | 1 | 1 | 0 | 0 | 0 | 3 | | | | |
| Greg Brock, L (1, 3) OBP: 0.284, SLG: 0.321 | | 0-0 F7 | | | 0-0 F6 | | 0-3 K | | 0-0 G6-3 1-2 2-H 1B | 4 | 0 | 1 | 1 | 0 | 1 | 1 | | | | |
| Dave Anderson, R (1, 5) OBP: 0.296, SLG: 0.240 | | 0-0 SH1-4 1B 1B | | | 0-0 F9 | | 0-0 F1 | | 0-0 G6-3 1-2 | 4 | 1 | 1 | 0 | 0 | 0 | 2 | | | | |
| Rick Honeycutt, L (1, 1) Tom Niedenfuer, R (9, 1) | | 0-0 SH1-4 1-2 | | | 0-0 4-3 | | | | 0-0 L6 | 2 | 0 | 0 | 0 | 0 | 0 | 0 | | | | |
| Inning Stats | R: 1 E: 0 K: 0 S: 3 | H: 1 LOB: 1 BB: 2 P: 11 | R: 2 E: 0 K: 0 S: 6 | H: 3 LOB: 1 BB: 0 P: 6 | R: 0 E: 0 K: 0 S: 4 | H: 2 LOB: 1 BB: 0 P: 4 | R: 0 E: 0 K: 0 S: 3 | H: 0 LOB: 0 BB: 0 P: 3 | R: 0 E: 0 K: 1 S: 6 | H: 1 LOB: 2 BB: 1 P: 10 | R: 0 E: 0 K: 1 S: 5 | H: 0 LOB: 0 BB: 0 P: 5 | R: 0 E: 0 K: 0 S: 3 | H: 0 LOB: 1 BB: 0 P: 4 | R: 1 E: 0 K: 0 S: 4 | H: 2 LOB: 1 BB: 1 P: 8 | | 1B: 9 2B: 0 3B: 0 HR: 0 | SF: 0 SAC: 1 DP: 2 HBP: 1 | WP: 0 PB: 0 SB: 0 CS: 1 |
| PITCHER | IP WLS BF H R ER SO BB IBB HBP BLK WP HR S P ERA WHIP | 5.0 L 23 7 3 3 1 3 0 0 0 0 0 0 8 9 0.00 0.000 | 2.0 7 0 0 0 1 0 0 0 1 0 0 0 0 8 9 0.00 0.000 | 1.0 5 2 1 1 0 1 0 0 0 0 0 0 4 8 9.00 3.000 | | | | | | | | | | | | | | | | |

| Batter | 1 | 2 | 3 | 4 | 5 | 6 | 7 | 8 | 9 | AB | R | H | RBI | BB | SO | LOB | TOP | | | | | | | | |
|---------------------------------------------------------------------------------------------------------------------------------------------------------|------------------------------|---------------------------------|------------------------------|---------------------------------|------------------------------|---------------------------------|------------------------------|---------------------------------|------------------------------|---------------------------------|------------------------------|---------------------------------|------------------------------|----------------------------------|------------------------------|---------------------------------|---------------------------------------------------------------------------------------------------------------------------------------|---------------------------------|----------------------------------|------------------------------------|----------------------------------|--------|--|--|--|
| Shawon Dunston, R (1, 6) OBP: 0.359, SLG: 0.521 | 0-0 CS 1B | | | 0-0 G3 23 1B | | 4-0 G1-6-3 BB | 0-0 1B 2B | | 0-0 E9 1B | 4 | 2 | 4 | 2 | 1 | 0 | 0 | Chicago Cubs @ San Francisco Giants Candlestick Park, San Francisco, CA Fri May 02, 1986, 10:05 PM EDT Att: 13,445 - Unknown | | | | | | | | |
| Terry Francona, L (1, 3) OBP: 0.167, SLG: 0.167 | 0-0 L6 | | 0-0 G3 | | | 0-0 G1-6-3 | | | 0-0 4-3 | 5 | 0 | 1 | 1 | 0 | 0 | 5 | | | | | | | | | |
| 23 Ryne Sandberg, R (1, 4) OBP: 0.320, SLG: 0.398 | 0-0 5-3 | | | 0-0 2B 1B | | 0-0 1B | | | 0-0 F9 | 4 | 0 | 2 | 2 | 1 | 0 | 1 | | | | | | | | | |
| Keith Moreland, R (1, 9) OBP: 0.366, SLG: 0.398 | | 0-0 FC2-5 2B | | 0-0 F7 | | 0-0 F9 | 0-3 K | | | 4 | 0 | 1 | 0 | 0 | 1 | 4 | | | | | | | | | |
| Jody Davis, R (1, 2) OBP: 0.293, SLG: 0.423 | | 0-0 FC2-5 G5-4-3 | | 0-0 2B | | | 0-0 4-3 1B 2B | | 0-0 F7 | 4 | 1 | 2 | 0 | 0 | 0 | 1 | | | | | | | | | |
| Ron Cey, R (1, 5) OBP: 0.306, SLG: 0.172 | | 0-0 G5-4-3 | | | 0-0 F8 | | 0-0 4-3 | | 0-0 6-3 | 4 | 0 | 0 | 0 | 0 | 0 | 2 | | | | | | | | | |
| Manny Trillo, R (8, 5) OBP: 0.300, SLG: 0.231 | | 0-0 G5-4-3 | | | | | 0-0 4-3 | | | 0 | 0 | 0 | 0 | 0 | 0 | 0 | | | | | | | | | |
| Gary Matthews, R (1, 7) OBP: 0.304, SLG: 0.184 | | | 0-3 K | | 0-3 K | | 0-0 FC6-4 1B | 4-0 BB | | 3 | 0 | 1 | 1 | 1 | 2 | 0 | | | | | | | | | |
| Bob Dernier, R (1, 8) OBP: 0.226, SLG: 0.233 | | | 0-3 K | | 0-0 L5 | | 0-0 FC6-4 BB | 0-0 FC6 | | 4 | 1 | 0 | 0 | 0 | 1 | 2 | | | | | | | | | |
| Steve Trout, L (1, 1) George Frazier, R (5, 1) Chris Speier, R (6, PH) Matt Keough, R (6, 1) Thad Bosley, L (7, PH) Jay Baller, R (7, 1) | | | 0-0 F8 | | 0-0 F8 | | 0-0 C1-6-3 23 1B | 4-0 BB | 0-0 F9 | 1 | 0 | 0 | 0 | 0 | 0 | 0 | | | | | | | | | |
| Inning Stats | R: 0 E: 0 K: 0 S: 3 | H: 1 LOB: 0 BB: 0 P: 3 | R: 0 E: 0 K: 0 S: 3 | H: 1 LOB: 0 BB: 0 P: 3 | R: 0 E: 0 K: 2 S: 7 | H: 0 LOB: 0 BB: 0 P: 7 | R: 1 E: 0 K: 0 S: 5 | H: 3 LOB: 2 BB: 0 P: 5 | R: 0 E: 0 K: 1 S: 5 | H: 0 LOB: 0 BB: 0 P: 5 | R: 1 E: 0 K: 0 S: 4 | H: 2 LOB: 1 BB: 1 P: 8 | R: 4 E: 0 K: 1 S: 9 | H: 4 LOB: 2 BB: 2 P: 17 | R: 0 E: 0 K: 0 S: 3 | H: 0 LOB: 1 BB: 1 P: 7 | R: 0 E: 1 K: 0 S: 4 | H: 1 LOB: 1 BB: 0 P: 4 | 1B: 8 2B: 4 3B: 0 HR: 0 | SF: 0 SAC: 0 DP: 2 HBP: 0 | WP: 0 PB: 0 SB: 0 CS: 1 | PA: 39 | | | |
| PITCHER | IP | WLS | BF | H | R | ER | SO | BB | IBB | HBP | BLK | WP | HR | S | P | ERA | WHIP | | | | | | | | |
| Juan Berenguer, R (1, 1) ERA: 4.7 | 5.0 | | 19 | 6 | 2 | 2 | 3 | 1 | 0 | 0 | 0 | 0 | 0 | 24 | 28 | 3.60 | 1.400 | | | | | | | | |
| Bill Laskey, R (6, 1) ERA: 3.55 | 1.0 | | 3 | 1 | 0 | 0 | 0 | 0 | 0 | 0 | 0 | 0 | 0 | 3 | 3 | 0.00 | 1.000 | | | | | | | | |
| Jeff Robinson, R (7, 1) ERA: 4.08 | 0.2 | | 4 | 2 | 2 | 2 | 0 | 0 | 0 | 0 | 0 | 0 | 0 | 4 | 4 | 27.00 | 3.000 | | | | | | | | |
| Mark Davis, L (7, 1) ERA: 2.84 | 0.0 | L | 4 | 2 | 2 | 2 | 0 | 1 | 1 | 0 | 0 | 0 | 0 | 2 | 10 | ∞ | ∞ | | | | | | | | |
| Jim Gott, R (7, 1) ERA: 7.11 | 2.1 | | 9 | 1 | 0 | 0 | 1 | 1 | 0 | 0 | 0 | 0 | 0 | 10 | 14 | 0.00 | 0.857 | | | | | | | | |

| | |
|-----|----|
| AB | 35 |
| R | 6 |
| H | 12 |
| RBI | 6 |
| BB | 4 |
| SO | 4 |
| LOB | 15 |



| Batter | 1 | 2 | 3 | 4 | 5 | 6 | 7 | 8 | 9 | AB | R | H | RBI | BB | SO | LOB | BOTTOM | | | | | | | | |
|-----------------------------------------------------------------------------------------------------------------------------------------------------------------------------------|------------------------------|---------------------------------|------------------------------|---------------------------------|------------------------------|---------------------------------|------------------------------|----------------------------------|------------------------------|---------------------------------|------------------------------|---------------------------------|------------------------------|---------------------------------|------------------------------|---------------------------------|---------------------------------------------------------------------------------------------------------------------------------------|---------------------------------|----------------------------------|------------------------------------|----------------------------------|--------|--|--|--|
| Dan Gladden, R (1, 8) OBP: 0.349, SLG: 0.305 | 0-0 F8 | | 0-0 F9 | | 4-0 1B SF7 BB | | 0-0 F9 | | 0-3 K | 4 | 1 | 0 | 0 | 1 | 1 | 2 | Chicago Cubs @ San Francisco Giants Candlestick Park, San Francisco, CA Fri May 02, 1986, 10:05 PM EDT Att: 13,445 - Unknown | | | | | | | | |
| Will Clark, L (1, 3) OBP: 0.360, SLG: 0.484 | 0-0 F7 | | 0-0 4-3 | | 0-0 CS 1B | | 0-0 6-3 | | 0-0 L9 | 5 | 0 | 1 | 0 | 0 | 0 | 2 | | | | | | | | | |
| Bob Brenly, R (1, 5) OBP: 0.417, SLG: 0.413 | 4-0 FC6-4 BB | | | 4-0 1B 1B BB | | 0-0 SF7 | 0-3 K | | | 1 | 1 | 0 | 1 | 2 | 1 | 0 | | | | | | | | | |
| Jeffrey Leonard, R (1, 7) OBP: 0.380, SLG: 0.554 | 0-0 FC6-4 | | | 0-0 1B 4-3 1B | | 0-0 6-3 | | | 0-0 F7 | 4 | 1 | 1 | 0 | 0 | 0 | 2 | | | | | | | | | |
| Chili Davis, S (1, 9) OBP: 0.326, SLG: 0.442 | | 0-0 6-3 | | 0-0 4-3 1B | | 0-0 2B 2B | | | 0-0 6-3 | 4 | 1 | 2 | 1 | 0 | 0 | 0 | | | | | | | | | |
| Bob Melvin, R (1, 2) OBP: 0.159, SLG: 0.233 | | 0-3 K | | 0-0 4-3 | | 0-0 2B | | | 0-0 6-3 | 4 | 0 | 1 | 2 | 0 | 1 | 1 | | | | | | | | | |
| Robby Thompson, R (1, 4) OBP: 0.337, SLG: 0.321 | | 0-0 5-3 | | 0-0 K | | 0-3 K | | | 0-0 1B 2B | 4 | 1 | 1 | 0 | 0 | 2 | 2 | | | | | | | | | |
| Jose Uribe, S (1, 6) OBP: 0.324, SLG: 0.284 | | | 0-0 SH3-4 1B | | 4-0 IBB | | 0-3 K | | 0-0 SH1-4 1B | 2 | 0 | 1 | 0 | 1 | 1 | 1 | | | | | | | | | |
| Candy Maldonado, R (9, PH) OBP: 0.355, SLG: 0.733 | | | | | | | | | 0-0 SH1-4 1B | 1 | 0 | 1 | 1 | 0 | 0 | 0 | | | | | | | | | |
| Juan Berenguer, R (1, 1) Bill Laskey, R (6, 1) Mike Woodard, L (6, PH) Jeff Robinson, R (7, 1) Mark Davis, L (7, 1) Jim Gott, R (7, 1) Luis Quinones, S (8, PH) | | | 0-0 SH3-4 1B | | 0-0 G3 | | 0-0 4-3 | | 0-0 SH1-4 1B | 1 | 0 | 0 | 0 | 0 | 0 | 2 | | | | | | | | | |
| Inning Stats | R: 0 E: 0 K: 0 S: 3 | H: 0 LOB: 1 BB: 1 P: 7 | R: 0 E: 0 K: 1 S: 5 | H: 0 LOB: 0 BB: 0 P: 5 | R: 0 E: 0 K: 0 S: 4 | H: 1 LOB: 1 BB: 0 P: 4 | R: 2 E: 0 K: 1 S: 7 | H: 2 LOB: 2 BB: 2 P: 15 | R: 1 E: 0 K: 0 S: 3 | H: 1 LOB: 0 BB: 1 P: 7 | R: 1 E: 0 K: 2 S: 9 | H: 2 LOB: 1 BB: 0 P: 9 | R: 0 E: 0 K: 1 S: 5 | H: 0 LOB: 0 BB: 0 P: 5 | R: 0 E: 0 K: 0 S: 3 | H: 0 LOB: 0 BB: 0 P: 3 | R: 1 E: 0 K: 1 S: 7 | H: 2 LOB: 1 BB: 0 P: 7 | 1B: 5 2B: 3 3B: 0 HR: 0 | SF: 1 SAC: 2 DP: 0 HBP: 0 | WP: 0 PB: 0 SB: 0 CS: 1 | PA: 38 | | | |
| PITCHER | IP | WLS | BF | H | R | ER | SO | BB | IBB | HBP | BLK | WP | HR | S | P | ERA | WHIP | | | | | | | | |
| Steve Trout, L (1, 1) ERA: 4.88 | 4.0 | | 20 | 4 | 3 | 3 | 2 | 3 | 1 | 0 | 0 | 0 | 0 | 20 | 36 | 6.75 | 1.750 | | | | | | | | |
| George Frazier, R (5, 1) ERA: 4.5 | 1.0 | | 2 | 0 | 0 | 0 | 0 | 0 | 0 | 0 | 0 | 0 | 0 | 2 | 2 | 0.00 | 0.000 | | | | | | | | |
| Matt Keough, R (6, 1) ERA: 3.07 | 1.0 | W | 5 | 2 | 1 | 1 | 2 | 0 | 0 | 0 | 0 | 0 | 0 | 9 | 9 | 9.00 | 2.000 | | | | | | | | |
| Jay Baller, R (7, 1) ERA: 2.89 | 3.0 | S | 11 | 2 | 1 | 1 | 2 | 0 | 0 | 0 | 0 | 0 | 0 | 15 | 15 | 3.00 | 0.667 | | | | | | | | |

| | |
|-----|----|
| AB | 31 |
| R | 5 |
| H | 8 |
| RBI | 5 |
| BB | 4 |
| SO | 6 |
| LOB | 13 |



| Batter | 1 | 2 | 3 | 4 | 5 | 6 | 7 | 8 | 9 | AB | R | H | RBI | BB | SO | LOB | TOP | | | | | | | | |
|---------------------------------------------------------------------------------------------------------|------------------------------|---------------------------------|------------------------------|----------------------------------|------------------------------|---------------------------------|------------------------------|---------------------------------|-------------------------------|---------------------------------|------------------------------|---------------------------------|------------------------------|---------------------------------|------------------------------|---------------------------------|-------------------------------------------------------------------------------------------------------------------------------------|------------------------------|----------------------------------|----------------------------------|------------------------------------|----------------------------------|--------|--|--|
| Shawon Dunston, R OBP: 0.337, SLG: 0.487 | F6 | | F9 | | | F8 | | F7 | FC6-2 1B | 5 | 1 | 0 | 0 | 0 | 0 | 4 | Chicago Cubs @ San Francisco Giants Candlestick Park, San Francisco, CA Sat May 03 1986, 6:33 AM EDT Att: 13,938 - Unknown | | | | | | | | |
| Terry Francona, L OBP: 0.273, SLG: 0.273 | F7 | | | FC6-4 1B | | 4-3 | | F6 | 23 BB 1B | 5 | 0 | 2 | 2 | 2 | 0 | 0 | | | | | | | | | |
| 23 Ryne Sandberg, R OBP: 0.324, SLG: 0.391 | F6 | | | FC6-4 1-2 | | K | | | 40 BB 1-2 BB | 4 | 0 | 1 | 0 | 1 | 1 | 1 | | | | | | | | | |
| Keith Moreland, R OBP: 0.347, SLG: 0.375 | | 6-3 | | 6-3 1-2 | | | L8 | K | G3 | 5 | 0 | 0 | 0 | 0 | 1 | 4 | | | | | | | | | |
| Jody Davis, R OBP: 0.291, SLG: 0.407 Manny Trillo, R OBP: 0.300, SLG: 0.231 | F8 | | | 6-3 | | | 6-3 | | 40 BB 1B BB | 3 | 0 | 0 | 0 | 1 | 0 | 1 | | | | | | | | | |
| Ron Cey, R OBP: 0.325, SLG: 0.394 Jay Baller, R | K | | | | | | | | 0-3 K | 4 | 2 | 2 | 2 | 0 | 2 | 1 | | | | | | | | | |
| Gary Matthews, R OBP: 0.320, SLG: 0.238 Davey Lopes, R OBP: 0.325, SLG: 0.353 | | | K | | F9 | | | | 1-2 1B 1B | 4 | 0 | 2 | 0 | 0 | 1 | 0 | | | | | | | | | |
| Bob Dernier, R OBP: 0.240, SLG: 0.250 Thad Bosley, L OBP: 0.305, SLG: 0.348 | | | | | K | | | | E FC6-2 1B 1-2 2H | 2 | 0 | 1 | 0 | 1 | 1 | 0 | | | | | | | | | |
| Scott Sanderson, R OBP: 0.111, SLG: 0.111 Ray Fontenot, L George Frazier, R Jerry Mumphy, S | K | | | | F7 | | 6-3 | | FC6-2 1-3 2H 1B | 3 | 0 | 0 | 0 | 0 | 1 | 3 | | | | | | | | | |
| Inning Stats | R: 0 E: 0 K: 0 S: 3 | H: 0 LOB: 0 BB: 0 P: 3 | R: 0 E: 0 K: 1 S: 5 | H: 0 LOB: 0 BB: 0 P: 5 | R: 0 E: 0 K: 2 S: 8 | H: 1 LOB: 1 BB: 0 P: 8 | R: 0 E: 0 K: 0 S: 4 | H: 1 LOB: 1 BB: 0 P: 4 | R: 1 E: 0 K: 1 S: 6 | H: 1 LOB: 0 BB: 0 P: 6 | R: 0 E: 0 K: 1 S: 5 | H: 0 LOB: 0 BB: 0 P: 5 | R: 1 E: 0 K: 0 S: 5 | H: 2 LOB: 2 BB: 1 P: 9 | R: 0 E: 0 K: 1 S: 6 | H: 1 LOB: 1 BB: 0 P: 6 | | R: 4 E: 1 K: 1 S: 9 | H: 4 LOB: 2 BB: 2 P: 17 | 1B: 6 2B: 2 3B: 0 HR: 2 | SF: 0 SAC: 0 DP: 0 HBP: 0 | WP: 0 PB: 0 SB: 2 CS: 0 | PA: 40 | | |
| PITCHER | IP | WLS | BF | H | R | ER | SO | BB | IBB | HBP | BLK | WP | HR | S | P | ERA | WHIP | PITCHER | | | | | | | |
| Scott Garrelts, R ERA: 2.78 | 8.0 | | 32 | 6 | 3 | 3 | 6 | 1 | 1 | 0 | 0 | 0 | 2 | 42 | 50 | 3.38 | 0.875 | | | | | | | | |
| Greg Minton, R ERA: 4.41 | 0.2 | L | 6 | 4 | 3 | 3 | 1 | 0 | 0 | 0 | 0 | 0 | 0 | 8 | 8 | 40.50 | 6.000 | | | | | | | | |
| Bill Laskey, R ERA: 3.46 | 0.1 | | 2 | 0 | 0 | 0 | 0 | 1 | 0 | 0 | 0 | 0 | 0 | 1 | 5 | 0.00 | 3.000 | | | | | | | | |
| Batter | 1 | 2 | 3 | 4 | 5 | 6 | 7 | 8 | 9 | AB | R | H | RBI | BB | SO | LOB | BOTTOM | | | | | | | | |
| Dan Gladden, R OBP: 0.342, SLG: 0.300 | K | | 5-3 | | F8 | | FC1-6 1B | | K | 5 | 0 | 1 | 0 | 0 | 2 | 1 | Chicago Cubs @ San Francisco Giants Candlestick Park, San Francisco, CA Sat May 03 1986, 6:33 AM EDT Att: 13,938 - Unknown | | | | | | | | |
| Will Clark, L OBP: 0.352, SLG: 0.500 | F9 | | F9 | | F8 | | FC1-6 2B 1-2 | | HR | 5 | 1 | 1 | 1 | 0 | 0 | 3 | | | | | | | | | |
| Bob Brenly, R OBP: 0.416, SLG: 0.418 | K | | FC6-4 BB | | | | K | | 6-3 | 4 | 0 | 1 | 1 | 1 | 2 | 0 | | | | | | | | | |
| Candy Maldonado, R OBP: 0.314, SLG: 0.647 Luis Quinones, S | K | | FC6-4 1-2 | | | | F6 | F4 | | 4 | 0 | 0 | 0 | 0 | 1 | 3 | | | | | | | | | |
| Chili Davis, S OBP: 0.333, SLG: 0.438 | | 2B 1B BB | | | K | | K | | E CS 1B | 3 | 1 | 1 | 0 | 1 | 2 | 0 | | | | | | | | | |
| Bob Melvin, R OBP: 0.167, SLG: 0.255 | | 1B 2B | | | 5-3 | | 6-3 | | 5-3 | 4 | 0 | 1 | 0 | 0 | 0 | 1 | | | | | | | | | |
| Robby Thompson, R OBP: 0.352, SLG: 0.352 Bill Laskey, R | | 1B | | | 5-3 | | HR | 2B | 1B | 4 | 1 | 3 | 1 | 0 | 0 | 0 | | | | | | | | | |
| Jose Uribe, S OBP: 0.316, SLG: 0.275 Jeffrey Leonard, R OBP: 0.352, SLG: 0.585 | | 2-3 3-H | | | F2 | | 2H | HR | K | 2 | 0 | 0 | 0 | 0 | 0 | 2 | | | | | | | | | |
| Scott Garrelts, R OBP: 0.231, SLG: 0.231 Greg Minton, S Mike Woodard, L | | G1-4-3 | | | | | 1B 2B | | 4-3 | 3 | 1 | 2 | 0 | 0 | 0 | 2 | | | | | | | | | |
| Inning Stats | R: 0 E: 0 K: 2 S: 7 | H: 0 LOB: 0 BB: 0 P: 7 | R: 1 E: 0 K: 1 S: 7 | H: 2 LOB: 2 BB: 1 P: 11 | R: 0 E: 0 K: 0 S: 3 | H: 0 LOB: 1 BB: 1 P: 7 | R: 0 E: 0 K: 1 S: 5 | H: 0 LOB: 0 BB: 0 P: 5 | R: 0 E: 0 K: 0 S: 4 | H: 1 LOB: 1 BB: 0 P: 4 | R: 0 E: 0 K: 2 S: 7 | H: 0 LOB: 0 BB: 0 P: 7 | R: 3 E: 0 K: 0 S: 8 | H: 5 LOB: 2 BB: 0 P: 8 | R: 0 E: 0 K: 1 S: 6 | H: 2 LOB: 1 BB: 0 P: 6 | | R: 1 E: 0 K: 1 S: 6 | H: 1 LOB: 0 BB: 0 P: 6 | 1B: 6 2B: 3 3B: 0 HR: 2 | SF: 0 SAC: 0 DP: 0 HBP: 0 | WP: 0 PB: 0 SB: 1 CS: 1 | PA: 39 | | |
| PITCHER | IP | WLS | BF | H | R | ER | SO | BB | IBB | HBP | BLK | WP | HR | S | P | ERA | WHIP | PITCHER | | | | | | | |
| Scott Sanderson, R ERA: 4.88 | 6.1 | | 28 | 7 | 4 | 4 | 6 | 2 | 0 | 0 | 0 | 0 | 0 | 1 | 38 | 4.68 | 1.421 | | | | | | | | |
| Ray Fontenot, L ERA: 8.75 | 0.1 | | 1 | 0 | 0 | 0 | 0 | 0 | 0 | 0 | 0 | 0 | 0 | 1 | 1 | 0.00 | 0.000 | | | | | | | | |
| George Frazier, R ERA: 4.05 Jay Baller, R ERA: 3.2 | 1.1 | W | 6 | 3 | 0 | 0 | 1 | 0 | 0 | 0 | 0 | 0 | 0 | 8 | 8 | 0.00 | 2.250 | | | | | | | | |
| | 1.0 | S | 4 | 1 | 1 | 1 | 1 | 0 | 0 | 0 | 0 | 0 | 1 | 6 | 6 | 9.00 | 1.000 | | | | | | | | |

AB 37
R 6
H 10
RBI 6
BB 3
SO 7
LOB 14



AB 37
R 5
H 11
RBI 5
BB 2
SO 8
LOB 13



| Batter | 1 | 2 | 3 | 4 | 5 | 6 | 7 | 8 | 9 | 10 | AB | R | H | RBI | BB | SO | LOB | TOP | | | | | |
|-------------------------------------------------------------------------------------------------------------|------------------------------------------------------------------------------------------------------------------------------------------------------------------------------|---------------------------------|------------------------------|---------------------------------|------------------------------|---------------------------------|------------------------------|---------------------------------|------------------------------|---------------------------------|------------------------------|---------------------------------|------------------------------|---------------------------------|------------------------------|---------------------------------|------------------------------|-----------------------------------------------------------------------------------------------------------------------|------------------------------|---------------------------------|----------------------------------|------------------------------------|--------------------------------------------|
| Shawon Dunston, R OBP: 0.318, SLG: 0.458 (1, 6) | B5-3 | | G3-6 | | | 6-3 | | 5-3 | | FC6-4 | 5 | 0 | 0 | 0 | 0 | 0 | 2 | Chicago Cubs @ San Francisco Giants Candlestick Park, San Francisco, CA Sun May 04 1986, 6:33 AM EDT Unknown | | | | | |
| Terry Francona, L OBP: 0.200, SLG: 0.200 (1, 3) | 4-3 | | | F6 | | 4-3 | | L7 | | | 4 | 0 | 0 | 0 | 0 | 0 | | | | | | | |
| 23 Ryne Sandberg, R OBP: 0.349, SLG: 0.436 (1, 4) | | | | | HR | 1B | | | | SH3-4 BB | 2 | 1 | 2 | 1 | 2 | 0 | 0 | | | | | | |
| Keith Moreland, R OBP: 0.347, SLG: 0.374 (1, 9) | F3 | | | 6-3 | | | | | | SH3-4 | 3 | 0 | 1 | 0 | 0 | 0 | 1 | | | | | | |
| Jody Davis, R OBP: 0.276, SLG: 0.386 (1, 2) | | | | K | | K | | | | | 4 | 0 | 0 | 0 | 0 | 2 | 3 | | | | | | |
| Ron Cey, R OBP: 0.295, SLG: 0.351 (1, 5) | | | | | | | | | | | 4 | 0 | 0 | 0 | 0 | 1 | 1 | | | | | | |
| Gary Matthews, R OBP: 0.302, SLG: 0.222 Jerry Mumphy, S OBP: 0.343, SLG: 0.455 (1, 7) (9, 7) | | | | | | | | | | | 3 | 0 | 0 | 0 | 0 | 1 | 0 | | | | | | |
| Bob Dernier, R OBP: 0.240, SLG: 0.250 (1, 8) | | | | | | | | | | | 1 | 0 | 1 | 0 | 0 | 0 | 1 | | | | | | |
| Rick Sutcliffe, L OBP: 0.214, SLG: 0.571 (1, 1) | | | | | | | | | | | 4 | 0 | 0 | 0 | 0 | 0 | 3 | | | | | | |
| | | | | | | | | | | | | | | | | | | | | | | | |
| Inning Stats | R: 0 E: 0 K: 0 S: 3 | H: 0 LOB: 1 BB: 1 P: 7 | R: 0 E: 0 K: 1 S: 5 | H: 0 LOB: 0 BB: 0 P: 5 | R: 0 E: 0 K: 0 S: 3 | H: 1 LOB: 0 BB: 0 P: 3 | R: 1 E: 0 K: 1 S: 6 | H: 1 LOB: 0 BB: 0 P: 6 | R: 0 E: 1 K: 1 S: 6 | H: 0 LOB: 1 BB: 0 P: 6 | R: 0 E: 0 K: 0 S: 5 | H: 2 LOB: 2 BB: 0 P: 5 | R: 0 E: 0 K: 1 S: 5 | H: 0 LOB: 0 BB: 0 P: 5 | R: 0 E: 0 K: 0 S: 3 | H: 0 LOB: 0 BB: 0 P: 3 | R: 0 E: 0 K: 0 S: 3 | H: 0 LOB: 1 BB: 1 P: 7 | R: 0 E: 0 K: 0 S: 4 | H: 1 LOB: 1 BB: 0 P: 4 | 1B: 4 2B: 0 3B: 0 HR: 1 | SF: 0 SAC: 1 DP: 1 HBP: 0 | WP: 0 PA: 37 PB: 0 SB: 1 CS: 0 |
| PITCHER Michael LaCoss, R ERA: 1.71 (1, 1) | IP: 10.0 W: 10 L: 0 BF: 37 H: 5 R: 1 ER: 1 SO: 4 BB: 2 IBB: 0 HBP: 0 BLK: 0 WP: 0 HR: 1 S: 43 P: 51 ERA: 0.90 WHIP: 0.700 | | | | | | | | | | | | | | | | | | | | | | |

Chicago Cubs @ San Francisco Giants
Candlestick Park, San Francisco, CA
Sun May 04 1986, 6:33 AM EDT
Unknown

AB 34
R 1
H 5
RBI 1
BB 2
SO 4
LOB 11

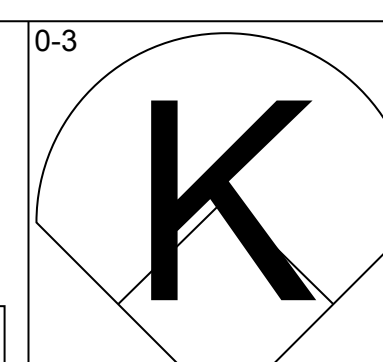
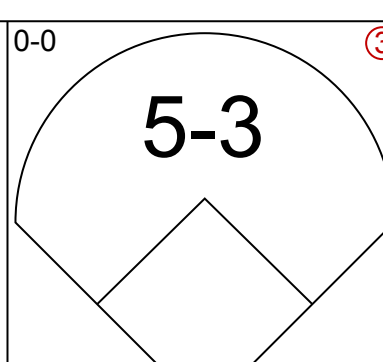
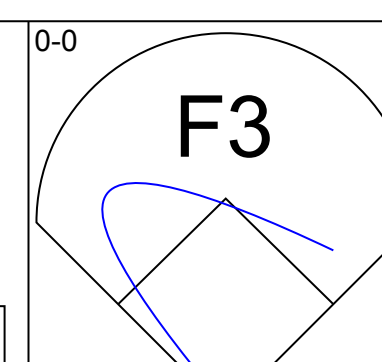
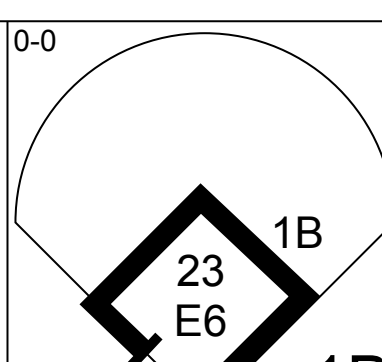
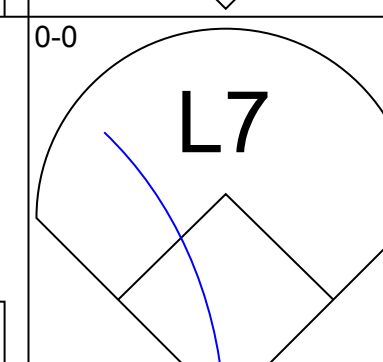
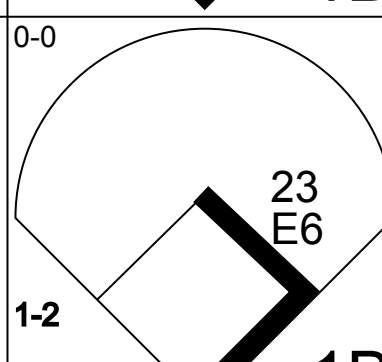
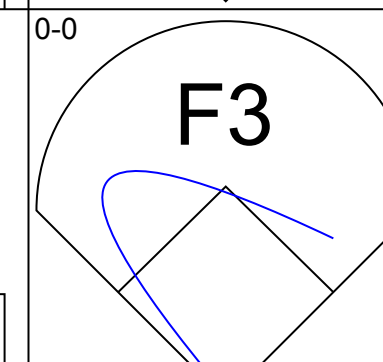
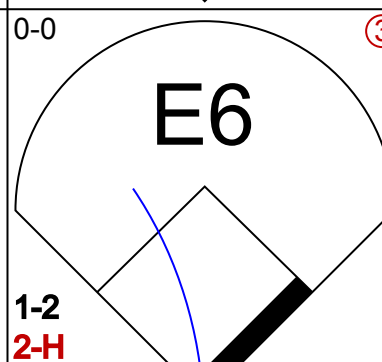
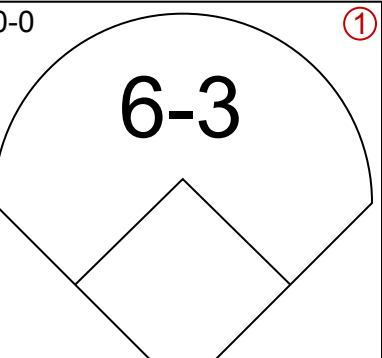
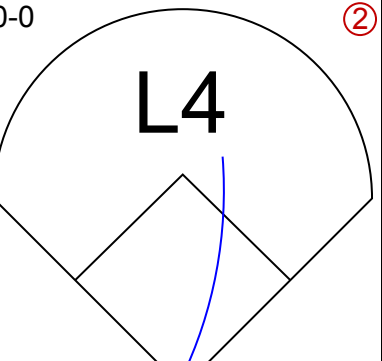
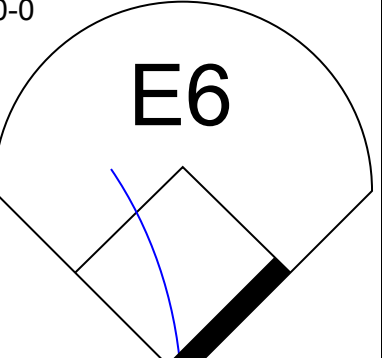
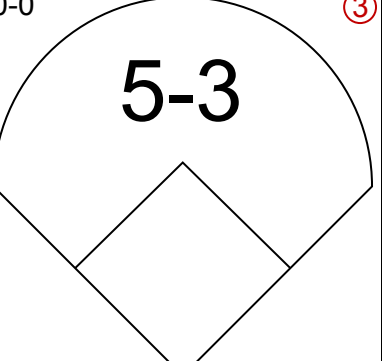
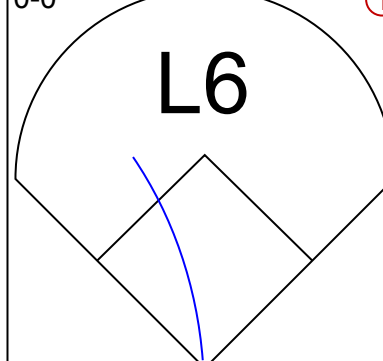
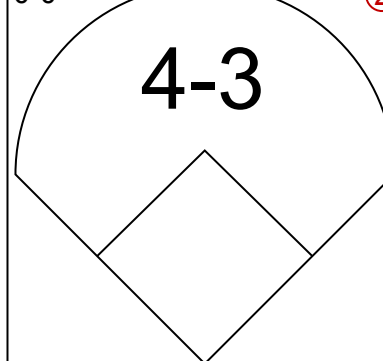


| Batter | 1 | 2 | 3 | 4 | 5 | 6 | 7 | 8 | 9 | 10 | AB | R | H | RBI | BB | SO | LOB | BOTTOM |
|------------------------------------------------------------|----------------------------------------------------------------------------------------------------------------------------------------------------------------------------|---------------------------------|------------------------------|---------------------------------|------------------------------|---------------------------------|------------------------------|----------------------------------|------------------------------|---------------------------------|------------------------------|----------------------------------|------------------------------|----------------------------------|----------------------------------|------------------------------------|--------------------------------------------|-----------------------------------------------------------------------------------------------------------------------|
| Dan Gladden, R OBP: 0.328, SLG: 0.286 (1, 8) | F8 | | F3 | | | 6-3 | | F4 | | F8 | 5 | 0 | 0 | 0 | 0 | 0 | 2 | Chicago Cubs @ San Francisco Giants Candlestick Park, San Francisco, CA Sun May 04 1986, 6:33 AM EDT Unknown |
| Will Clark, L OBP: 0.345, SLG: 0.480 (1, 3) | 4-3 | | K | | | F6 | | K | | | 4 | 0 | 0 | 0 | 1 | 2 | 0 | |
| Chris Brown, R OBP: 0.368, SLG: 0.420 (1, 5) | K | | L7 | | | | | | | | 2 | 0 | 0 | 1 | 2 | 1 | 0 | |
| Jeffrey Leonard, R OBP: 0.367, SLG: 0.577 (1, 7) | | | | | | | | | | | 3 | 1 | 1 | 0 | 1 | 0 | 1 | |
| Chili Davis, S OBP: 0.340, SLG: 0.440 (1, 9) | | | | | | | | | | | 4 | 0 | 2 | 0 | 0 | 1 | 2 | |
| Bob Melvin, R OBP: 0.164, SLG: 0.235 (1, 2) | | | | | | | | | | | 4 | 0 | 0 | 0 | 0 | 1 | 3 | |
| Robby Thompson, R OBP: 0.350, SLG: 0.359 (1, 4) | | | | | | | | | | | 4 | 0 | 1 | 0 | 0 | 2 | 2 | |
| Jose Uribe, S OBP: 0.325, SLG: 0.268 (1, 6) | | | | | | | | | | | 2 | 1 | 0 | 0 | 2 | 1 | 0 | |
| Michael LaCoss, R Mike Woodard, L (10, PH) (1, 1) | | | | | | | | | | | 3 | 0 | 0 | 0 | 0 | 1 | 2 | |
| | | | | | | | | | | | 0 | 0 | 0 | 0 | 0 | 0 | 0 | |
| Inning Stats | R: 0 E: 0 K: 1 S: 5 | H: 3 LOB: 2 BB: 1 P: 9 | R: 0 E: 0 K: 1 S: 5 | H: 0 LOB: 0 BB: 0 P: 5 | R: 0 E: 0 K: 1 S: 5 | H: 0 LOB: 0 BB: 0 P: 5 | R: 0 E: 0 K: 2 S: 7 | H: 0 LOB: 0 BB: 2 P: 11 | R: 0 E: 0 K: 2 S: 7 | H: 0 LOB: 0 BB: 0 P: 7 | R: 0 E: 0 K: 2 S: 8 | H: 1 LOB: 2 BB: 1 P: 12 | R: 1 E: 0 K: 0 S: 3 | H: 0 LOB: 2 BB: 2 P: 11 | 1B: 3 2B: 1 3B: 0 HR: 0 | SF: 1 SAC: 1 DP: 1 HBP: 0 | WP: 0 PA: 39 PB: 0 SB: 0 CS: 0 | |
| PITCHER Rick Sutcliffe, R ERA: 3.86 (1, 1) | IP: 9.2 W: 9 L: 0 BF: 39 H: 4 R: 2 ER: 2 SO: 9 BB: 4 IBB: 2 HBP: 0 BLK: 0 WP: 0 HR: 0 S: 51 P: 75 ERA: 1.86 WHIP: 0.828 | | | | | | | | | | | | | | | | | |

Chicago Cubs @ San Francisco Giants
Candlestick Park, San Francisco, CA
Sun May 04 1986, 6:33 AM EDT
Unknown

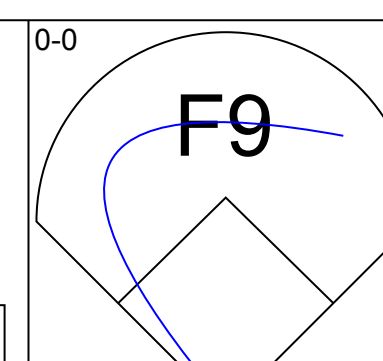
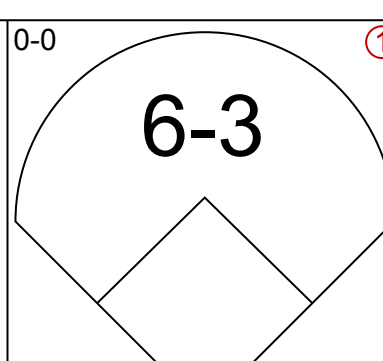
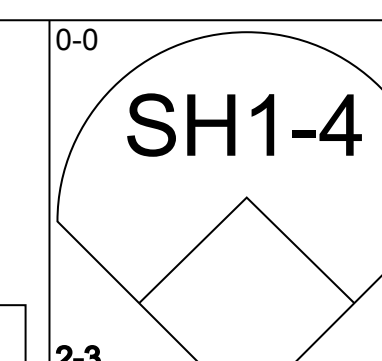
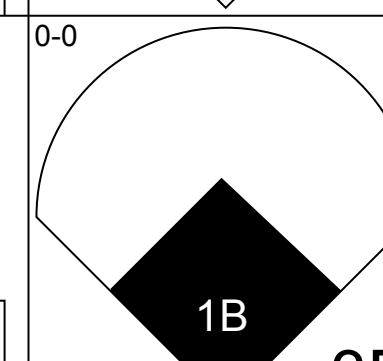
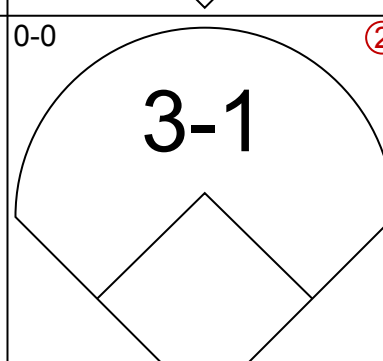
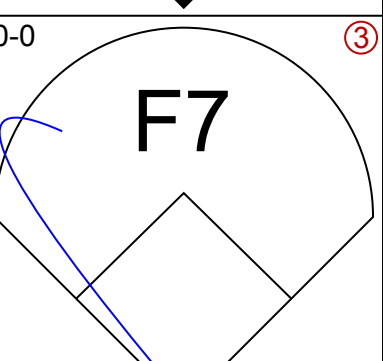
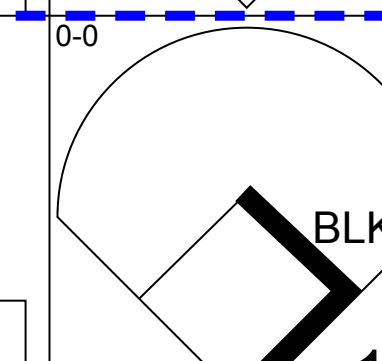
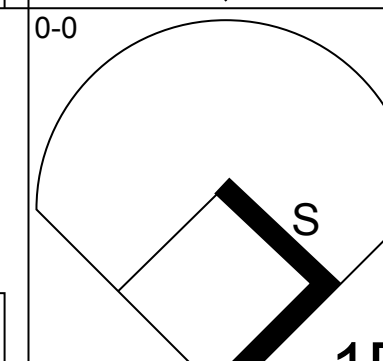
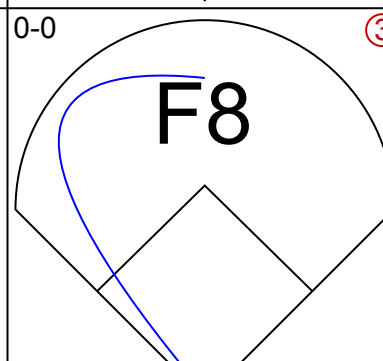
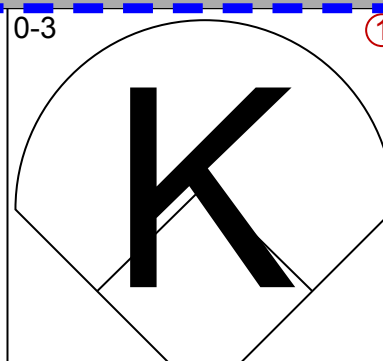
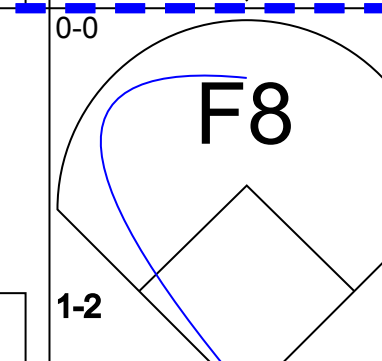
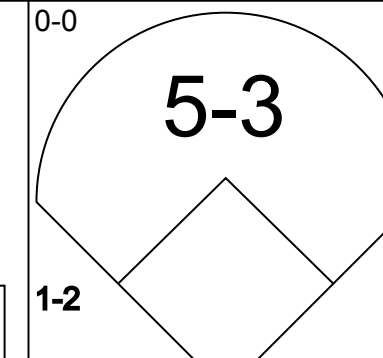
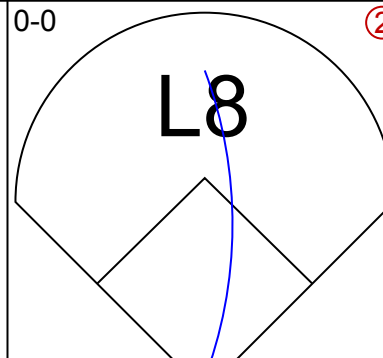
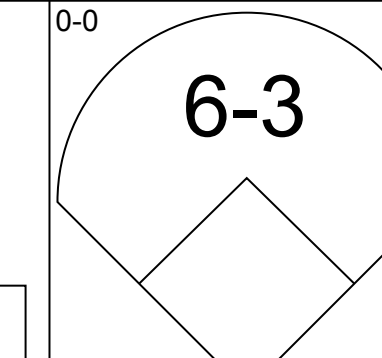
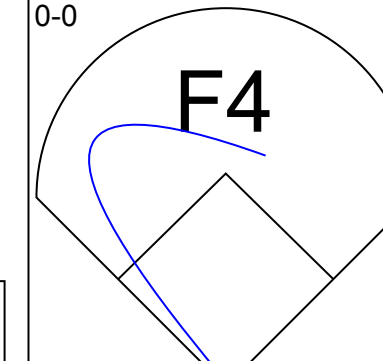
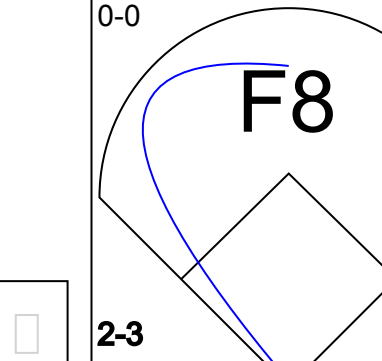
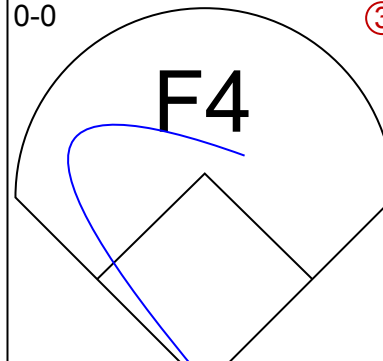
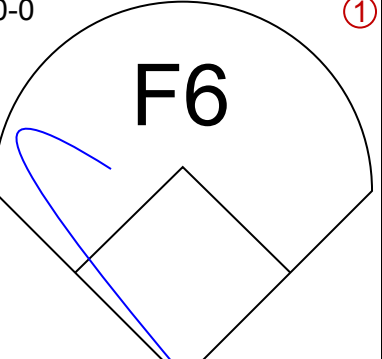
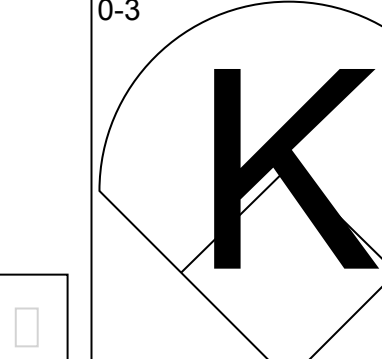
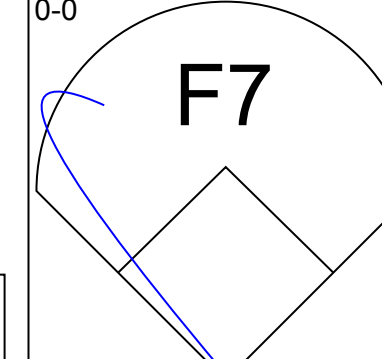
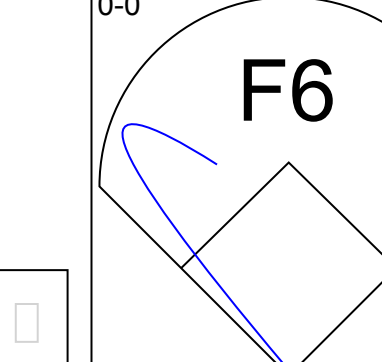
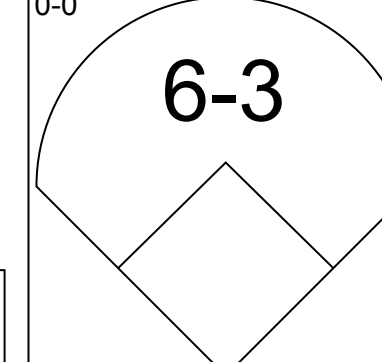
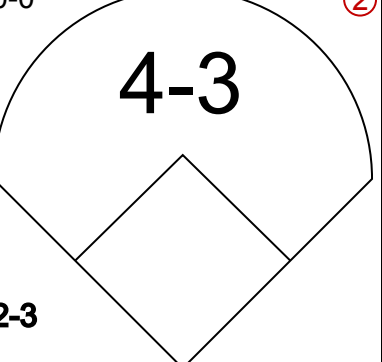
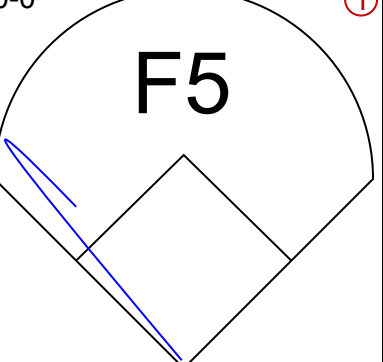
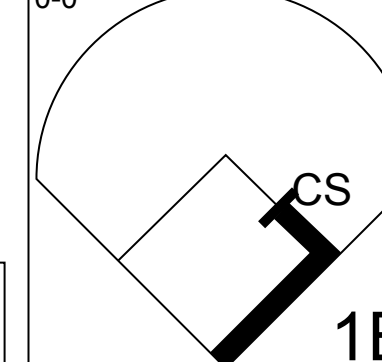
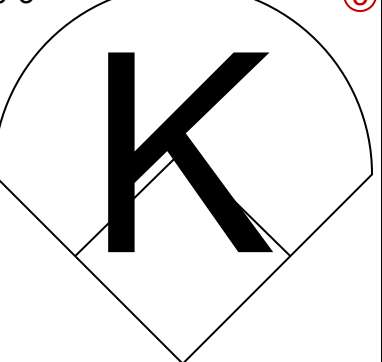
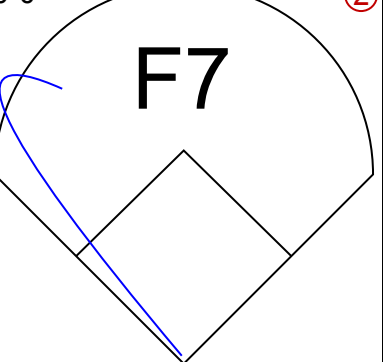
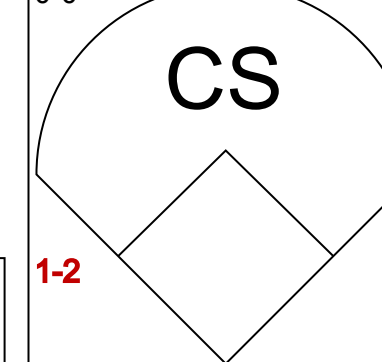
AB 31
R 2
H 4
RBI 1
BB 6
SO 9
LOB 12



| Batter | 1 | 2 | 3 | 4 | 5 | 6 | 7 | 8 | 9 | AB | R | H | RBI | BB | SO | LOB | TOP | | | | | | | | |
|--------------------------------------------------------------------------------------------------------------------------------------------------------------------------------------------|-------------------------------------------------------------------------------------|-----------------------------------------------------------------------------------|------------------------------------------------------------------------------------|---------------------------------|------------------------------|---------------------------------|------------------------------------------------------------------------------------|---------------------------------|-------------------------------------------------------------------------------------|---------------------------------|------------------------------|----------------------------------|------------------------------|---------------------------------|------------------------------|----------------------------------|--------------------------------------------------------------------------------------------------------------------------------------------|------------------------------|---------------------------------|----------------------------------|------------------------------------|----------------------------------|--------|--|--|
| Shawn Dunston, R OBP: 0.323, SLG: 0.466 (1, 6) |  | |  | | | |  | |  | 5 | 0 | 2 | 1 | 0 | 1 | 0 | Chicago Cubs @ San Francisco Giants Candlestick Park, San Francisco, CA Sun May 04 1986, 6:38 AM EDT Att: 31,867 - Unknown | | | | | | | | |
| Terry Francona, L OBP: 0.300, SLG: 0.300 (1, 3) |  | | | | | | | |  | 5 | 0 | 3 | 0 | 0 | 0 | 0 | | | | | | | | | |
| 23 Ryne Sandberg, R OBP: 0.342, SLG: 0.434 (1, 4) |  | | | | | | | |  | 5 | 0 | 1 | 0 | 0 | 1 | 4 | | | | | | | | | |
| Keith Moreland, R OBP: 0.337, SLG: 0.362 (1, 9) | |  | | | | | | | | 3 | 0 | 0 | 0 | 0 | 0 | 2 | | | | | | | | | |
| Jerry Mumphrey, S OBP: 0.359, SLG: 0.429 (1, 7) |  | | | | | | | | | 2 | 0 | 0 | 0 | 2 | 1 | 1 | | | | | | | | | |
| Jody Davis, R OBP: 0.287, SLG: 0.379 (1, 2) |  | | | | | | | | | 2 | 0 | 0 | 0 | 2 | 1 | 3 | | | | | | | | | |
| Chris Speier, R OBP: 0.455, SLG: 0.471 Thad Bosley, L OBP: 0.296, SLG: 0.333 Manny Trillo, R OBP: 0.300, SLG: 0.231 (8, PH) (8, 5) |  | | | | | | | | | 2 | 1 | 0 | 0 | 0 | 1 | 4 | | | | | | | | | |
| Bob Dernier, R OBP: 0.243, SLG: 0.253 (1, 8) | | |  | | | | | | | 3 | 0 | 1 | 0 | 0 | 1 | 0 | | | | | | | | | |
| Dennis Eckersley, R OBP: 0.167, SLG: 0.167 George Frazier, R (8, 1) Ray Fontenot, L (8, 1) Jay Baller, R (8, 1) Davey Lopes, R OBP: 0.317, SLG: 0.343 (8, 5) |  | | | | | | | | | 2 | 0 | 0 | 0 | 0 | 0 | 2 | | | | | | | | | |
| Inning Stats | R: 0 E: 0 K: 1 S: 5 | H: 0 LOB: 0 BB: 0 P: 5 | R: 0 E: 1 K: 0 S: 4 | H: 0 LOB: 1 BB: 0 P: 4 | R: 0 E: 0 K: 0 S: 3 | H: 0 LOB: 0 BB: 0 P: 3 | R: 0 E: 0 K: 1 S: 6 | H: 1 LOB: 1 BB: 0 P: 6 | R: 0 E: 0 K: 0 S: 3 | H: 1 LOB: 2 BB: 1 P: 8 | R: 0 E: 1 K: 2 S: 9 | H: 1 LOB: 3 BB: 1 P: 13 | R: 0 E: 0 K: 2 S: 7 | H: 0 LOB: 0 BB: 0 P: 7 | R: 0 E: 0 K: 1 S: 6 | H: 1 LOB: 3 BB: 2 P: 14 | | R: 0 E: 1 K: 0 S: 5 | H: 3 LOB: 2 BB: 0 P: 5 | 1B: 5 2B: 2 3B: 0 HR: 0 | SF: 0 SAC: 2 DP: 1 HBP: 1 | WP: 0 PB: 0 SB: 0 CS: 0 | PA: 39 | | |
| PITCHER | IP | WLS | BF | H | R | ER | SO | BB | IBB | HBP | BLK | WP | HR | S | P | ERA | WHIP | | | | | | | | |
| Roger Mason, R ERA: 2.0 (1, 1) | 8.0 | W | 34 | 4 | 1 | 1 | 7 | 2 | 2 | 1 | 0 | 0 | 0 | 43 | 60 | 1.12 | 0.750 | | | | | | | | |
| Jeff Robinson, R ERA: 3.86 (9, 1) | 1.0 | S | 5 | 3 | 0 | 0 | 0 | 0 | 0 | 0 | 0 | 0 | 0 | 5 | 5 | 0.00 | 3.000 | | | | | | | | |

AB 32
R 1
H 7
RBI 1
BB 4
SO 7
LOB 20



| Batter | 1 | 2 | 3 | 4 | 5 | 6 | 7 | 8 | 9 | AB | R | H | RBI | BB | SO | LOB | BOTTOM | | | | | | | | |
|-------------------------------------------------------------------------------------------------------------------------------------------|-------------------------------------------------------------------------------------|-------------------------------------------------------------------------------------|-------------------------------------------------------------------------------------|---------------------------------|------------------------------|---------------------------------|---------------------------------------------------------------------------------------|---------------------------------------------------------------------------------------|---------------------------------------------------------------------------------------|---------------------------------|------------------------------|---------------------------------|------------------------------|---------------------------------|------------------------------|---------------------------------|--------------------------------------------------------------------------------------------------------------------------------------------|----------------------------------|------------------------------------|----------------------------------|--------|--|--|--|--|
| Candy Maldonado, R OBP: 0.316, SLG: 0.622 Dan Gladden, R OBP: 0.328, SLG: 0.286 (8, PH) (9, 8) |  | |  | | | | |  | | 3 | 0 | 1 | 0 | 0 | 0 | 0 | Chicago Cubs @ San Francisco Giants Candlestick Park, San Francisco, CA Sun May 04 1986, 6:38 AM EDT Att: 31,867 - Unknown | | | | | | | | |
| Will Clark, L OBP: 0.351, SLG: 0.500 (1, 3) |  | |  | | | |  | |  | 4 | 1 | 2 | 1 | 0 | 0 | 1 | | | | | | | | | |
| Chris Brown, R OBP: 0.381, SLG: 0.411 (1, 5) |  | |  | | | |  | |  | 4 | 0 | 1 | 1 | 0 | 1 | 1 | | | | | | | | | |
| Jeffrey Leonard, R OBP: 0.382, SLG: 0.574 (1, 7) |  | | | | | |  | |  | 4 | 0 | 1 | 0 | 0 | 0 | 2 | | | | | | | | | |
| Chili Davis, S OBP: 0.330, SLG: 0.425 (1, 9) |  | | | | | |  | |  | 3 | 0 | 0 | 0 | 0 | 0 | 2 | | | | | | | | | |
| Bob Brenly, R OBP: 0.402, SLG: 0.400 (1, 2) | |  | | | | |  | |  | 3 | 0 | 0 | 0 | 0 | 1 | 1 | | | | | | | | | |
| Robby Thompson, R OBP: 0.349, SLG: 0.368 (1, 4) | | | | | | |  | |  | 3 | 0 | 1 | 0 | 0 | 0 | 1 | | | | | | | | | |
| Jose Uribe, S OBP: 0.325, SLG: 0.270 (1, 6) | |  | | | | |  | |  | 3 | 0 | 1 | 0 | 0 | 0 | 1 | | | | | | | | | |
| Roger Mason, R ERA: 4.05 Mike Woodard, L OBP: 0.250, SLG: 0.500 Jeff Robinson, R (9, 1) |  | | | | | |  | |  | 2 | 0 | 0 | 0 | 0 | 1 | 1 | | | | | | | | | |
| Inning Stats | R: 1 E: 0 K: 0 S: 5 | H: 2 LOB: 1 BB: 0 P: 5 | R: 0 E: 0 K: 1 S: 6 | H: 1 LOB: 1 BB: 0 P: 6 | R: 0 E: 0 K: 0 S: 3 | H: 0 LOB: 0 BB: 0 P: 3 | R: 0 E: 0 K: 1 S: 6 | H: 1 LOB: 1 BB: 0 P: 6 | R: 0 E: 0 K: 0 S: 4 | H: 1 LOB: 1 BB: 0 P: 4 | R: 0 E: 0 K: 1 S: 5 | H: 0 LOB: 0 BB: 0 P: 5 | R: 0 E: 0 K: 0 S: 3 | H: 1 LOB: 1 BB: 0 P: 3 | R: 1 E: 0 K: 0 S: 5 | H: 2 LOB: 1 BB: 0 P: 5 | | 1B: 4 2B: 3 3B: 1 HR: 0 | SF: 0 SAC: 1 DP: 0 HBP: 0 | WP: 0 PB: 0 SB: 1 CS: 1 | PA: 32 | | | | |
| PITCHER | IP | WLS | BF | H | R | ER | SO | BB | IBB | HBP | BLK | WP | HR | S | P | ERA | WHIP | | | | | | | | |
| Dennis Eckersley, R ERA: 4.05 George Frazier, R ERA: 4.02 Ray Fontenot, L ERA: 0.75 Jay Baller, R ERA: 3.1 (8, 1) | 2.1 | L | 8 | 2 | 1 | 1 | 1 | 0 | 0 | 0 | 0 | 0 | 0 | 10 | 10 | 3.86 | 0.857 | | | | | | | | |
| | 0.0 | 1 | 1 | 0 | 0 | 0 | 0 | 0 | 0 | 0 | 0 | 0 | 0 | 1 | 1 | * | * | | | | | | | | |
| | 0.2 | 2 | 0 | 0 | 0 | 0 | 0 | 0 | 0 | 0 | 1 | 0 | 0 | 2 | 2 | 0.00 | 0.000 | | | | | | | | |

AB 30
R 2
H 8
RBI 2
BB 0
SO 3
LOB 10



| Batter | 1 | 2 | 3 | 4 | 5 | 6 | 7 | 8 | 9 | AB | R | H | RBI | BB | SO | LOB | TOP | | | | | | |
|---------------------------------------------------------------------------------------------------------------------------------------------------|------------------------------|---------------------------------|------------------------------|---------------------------------|------------------------------|---------------------------------|------------------------------|---------------------------------|------------------------------|---------------------------------|------------------------------|---------------------------------|------------------------------|---------------------------------|------------------------------|---------------------------------|----------------------------------------------------------------------------------------------------------------------------------|------------------------------|----------------------------------|----------------------------------|------------------------------------|----------------------------------|--------|
| Mariano Duncan, R (1, 6) OBP: 0.258, SLG: 0.257 Terry Whitfield, L (9, PH) Tom Niedenfuer, R (9, 1) | 0-0 B5 | | 4-0 CS BB | | 0-0 HR | | 0-3 K | | 0-0 F9 | 3 | 1 | 1 | 1 | 1 | 1 | 1 | Los Angeles Dodgers @ Chicago Cubs Wrigley Field, Chicago, IL Tue May 06 1986, 3:33 AM CDT Att: 15,937 - Unknown | | | | | | |
| Steve Sax, R (1, 4) OBP: 0.382, SLG: 0.442 | 0-0 HR | | 5-3 1-2 | | 5-3 | | | 4-3 1B 2B | K | 5 | 2 | 2 | 1 | 0 | 1 | 3 | | | | | | | |
| Enos Cabell, R (1, 3) OBP: 0.271, SLG: 0.209 Greg Brock, L (6, PH) Mike Marshall, R (1, 9) OBP: 0.289, SLG: 0.462 | 0-0 1B | | | 6-3 | 6-3 | | | 4-3 | | 3 | 0 | 1 | 0 | 0 | 0 | 0 | | | | | | | |
| Cesar Cedeno, R (1, 7) OBP: 0.277, SLG: 0.262 Ken Landreaux, L (6, PH) Reggie Williams, R (1, 8) OBP: 0.238, SLG: 0.250 | 0-0 6-3 | | | | | | | | | 4 | 0 | 1 | 1 | 0 | 1 | 1 | | | | | | | |
| Mike Scioscia, L (1, 2) OBP: 0.432, SLG: 0.397 | | 4-0 G5-4-3 BB | | | | | | | | 2 | 0 | 0 | 0 | 2 | 0 | 1 | | | | | | | |
| Dave Anderson, R (1, 5) OBP: 0.313, SLG: 0.290 | | 0-0 G5-4-3 1-2 | | | | | | | | 3 | 1 | 1 | 0 | 1 | 0 | 1 | | | | | | | |
| Bob Welch, R (1, 1) OBP: 0.176, SLG: 0.313 Ken Howell, R (7, 1) Bill Russell, R (9, PH) OBP: 0.241, SLG: 0.259 | | | 0-3 K | | | | | | | 3 | 1 | 2 | 3 | 0 | 1 | 0 | | | | | | | |
| Inning Stats | R: 1 E: 0 K: 0 S: 5 | H: 2 LOB: 1 BB: 0 P: 5 | R: 0 E: 0 K: 0 S: 2 | H: 0 LOB: 0 BB: 1 P: 6 | R: 0 E: 0 K: 1 S: 4 | H: 0 LOB: 0 BB: 1 P: 8 | R: 0 E: 0 K: 1 S: 5 | H: 0 LOB: 0 BB: 0 P: 5 | R: 4 E: 0 K: 0 S: 7 | H: 4 LOB: 3 BB: 0 P: 7 | R: 0 E: 0 K: 1 S: 5 | H: 0 LOB: 0 BB: 0 P: 5 | R: 0 E: 0 K: 1 S: 6 | H: 1 LOB: 1 BB: 0 P: 6 | R: 1 E: 0 K: 0 S: 5 | H: 2 LOB: 1 BB: 0 P: 5 | | R: 0 E: 0 K: 1 S: 5 | H: 0 LOB: 2 BB: 2 P: 13 | 1B: 3 2B: 3 3B: 0 HR: 3 | SF: 0 SAC: 0 DP: 1 HBP: 0 | WP: 0 PB: 0 SB: 0 CS: 1 | PA: 38 |
| PITCHER | IP | WLS | BF | H | R | ER | SO | BB | IBB | HBP | BLK | WP | HR | S | P | ERA | | WHIP | | | | | |
| Guy Hoffman, L (1, 1) ERA: 5.29 Matt Keough, R (6, 1) ERA: 2.97 Jay Ballew, R (7, 1) ERA: 3.22 Lee Smith, R (9, 1) ERA: 6.14 | 5.0 | | 21 | 6 | 5 | 5 | 2 | 2 | 0 | 0 | 0 | 0 | 3 | 23 | 31 | 9.00 | | 1.600 | | | | | |

| Batter | 1 | 2 | 3 | 4 | 5 | 6 | 7 | 8 | 9 | AB | R | H | RBI | BB | SO | LOB | BOTTOM | | | | | |
|------------------------------------------------------------------------------------------------------------------------------------------------------------------------------------|------------------------------|---------------------------------|------------------------------|----------------------------------|------------------------------|---------------------------------|------------------------------|---------------------------------|-------------------------------|----------------------------------|------------------------------|---------------------------------|------------------------------|---------------------------------|-------------------------------|----------------------------------|----------------------------------------------------------------------------------------------------------------------------------|------------------------------|---------------------------------|----------------------------------|------------------------------------|----------------------------------|
| Shawon Dunston, R (1, 6) OBP: 0.337, SLG: 0.505 | 0-0 5-3 | | 0-0 HR 1B | | 0-0 HR | 0-0 F7 | | 0-0 2B BB 1B | | 5 | 2 | 3 | 1 | 0 | 0 | 0 | Los Angeles Dodgers @ Chicago Cubs Wrigley Field, Chicago, IL Tue May 06 1986, 3:33 AM CDT Att: 15,937 - Unknown | | | | | |
| Gary Matthews, R (1, 7) OBP: 0.293, SLG: 0.280 Lee Smith, R (9, 1) | 0-0 F8 | | 0-0 HR 1B | | 0-0 E6 2B 1B | | 0-0 2-3 | 0-3 K | | 5 | 2 | 1 | 2 | 0 | 1 | 2 | | | | | | |
| 23 Ryne Sandberg, R (1, 4) OBP: 0.362, SLG: 0.456 | 0-0 2B | | 0-3 K | | 0-0 BB 1B 1B | | 0-0 HR 1B | 4-0 1-2 2-3 BB | | 4 | 1 | 3 | 0 | 1 | 1 | 0 | | | | | | |
| Keith Moreland, R (1, 9) OBP: 0.339, SLG: 0.394 | 0-3 K | | 0-0 F7 | | 0-0 BB 1B | | 0-0 HR | 0-3 K | | 5 | 1 | 2 | 3 | 0 | 2 | 4 | | | | | | |
| Leon Durham, L (1, 3) OBP: 0.342, SLG: 0.439 | | 0-0 2B | 0-0 F7 | | 4-0 1-2 2-3 BB | | 0-0 F6 | | 0-0 HR | 4 | 1 | 2 | 1 | 1 | 0 | 0 | | | | | | |
| Jody Davis, R (1, 2) OBP: 0.286, SLG: 0.374 | 0-0 L4 | | | 0-0 4-3 | 0-3 K | | 0-0 1B | | | 4 | 0 | 1 | 0 | 0 | 1 | 4 | | | | | | |
| Ron Cey, R (1, 5) OBP: 0.271, SLG: 0.317 | 0-3 K | | | 0-0 4-3 | 0-3 K | | 0-0 F8 | | | 4 | 0 | 0 | 0 | 0 | 2 | 5 | | | | | | |
| Bob Dernier, R (1, 8) OBP: 0.243, SLG: 0.245 | 4-0 FC6-4 BB | | 0-0 F8 | | 0-0 F7 | | 0-3 K | | | 3 | 0 | 0 | 0 | 1 | 1 | 0 | | | | | | |
| Guy Hoffman, L (1, 1) Terry Francona, L (5, PH) Matt Keough, R (6, 1) Manny Trillo, L (6, PH) Jay Ballew, R (7, 1) Thad Bosley, L (8, PH) OBP: 0.321, SLG: 0.390 | 0-0 FC6-4 1-2 | | 0-0 F8 | | 0-0 F8 | | 0-0 K 2B 1B | | | 1 | 0 | 0 | 0 | 0 | 0 | 2 | | | | | | |
| Inning Stats | R: 0 E: 0 K: 1 S: 6 | H: 1 LOB: 1 BB: 0 P: 6 | R: 0 E: 0 K: 1 S: 6 | H: 1 LOB: 2 BB: 1 P: 10 | R: 2 E: 0 K: 1 S: 7 | H: 2 LOB: 0 BB: 0 P: 7 | R: 0 E: 0 K: 0 S: 3 | H: 0 LOB: 0 BB: 0 P: 3 | R: 2 E: 1 K: 2 S: 11 | H: 3 LOB: 3 BB: 1 P: 15 | R: 0 E: 0 K: 1 S: 5 | H: 0 LOB: 0 BB: 0 P: 5 | R: 2 E: 0 K: 0 S: 6 | H: 3 LOB: 1 BB: 0 P: 6 | R: 0 E: 0 K: 3 S: 11 | H: 2 LOB: 3 BB: 1 P: 15 | | R: 1 E: 0 K: 0 S: 1 | H: 1 LOB: 0 BB: 0 P: 1 | 1B: 7 2B: 2 3B: 0 HR: 4 | SF: 0 SAC: 0 DP: 0 HBP: 0 | WP: 0 PB: 0 SB: 0 CS: 0 |
| PITCHER | IP | WLS | BF | H | R | ER | SO | BB | IBB | HBP | BLK | WP | HR | S | P | ERA | WHIP | | | | | |
| Bob Welch, R (1, 1) ERA: 2.15 Ken Howell, R (7, 1) ERA: 1.0 Tom Niedenfuer, R (9, 1) ERA: 4.11 | 6.2 | | 33 | 10 | 6 | 5 | 6 | 2 | 0 | 0 | 0 | 0 | 3 | 43 | 51 | 6.75 | 1.800 | | | | | |



| Batter | 1 | 2 | 3 | 4 | 5 | 6 | 7 | 8 | 9 | AB | R | H | RBI | BB | SO | LOB | TOP | | | | | | | | | | | |
|------------------------------------------------------------------------------------------------------------------------------------------------------------|------------------------------|---------------------------------|------------------------------|---------------------------------|------------------------------|---------------------------------|------------------------------|---------------------------------|------------------------------|---------------------------------|------------------------------|---------------------------------|-------------------------------|----------------------------------|------------------------------|---------------------------------|----------------------------------------------------------------------------------------------------------------------------------|------------------------------|----------------------------------|----------------------------------|------------------------------------|----------------------------------|--------|--|--|--|--|--|
| Mariano Duncan, R OBP: 0.264, SLG: 0.263 (1, 6) | 0-0 6-3 1B | | 0-0 L6 | | 0-0 E6 1B | | 0-0 HR 1B | | 0-0 G3 | 5 | 2 | 1 | 0 | 0 | 1 | | Los Angeles Dodgers @ Chicago Cubs Wrigley Field, Chicago, IL Wed May 07 1986, 3:33 AM CDT Att: 15,844 - Unknown | | | | | | | | | | | |
| Steve Sax, R OBP: 0.364, SLG: 0.473 (1, 4) | 0-0 CS 1B | | | 0-0 F6 | 0-0 4-3 | | 0-0 HR | 0-3 K | 0-3 K | 5 | 1 | 2 | 5 | 0 | 1 | 2 | | | | | | | | | | | | |
| Enos Cabell, R OBP: 0.289, SLG: 0.234 Greg Brock, L OBP: 0.287, SLG: 0.313 (9, PH) (9, 3) | 0-0 1-2 1B | | | 0-0 F9 | 0-0 FC5-4 1B | | 0-0 HR | 0-3 K | 4-0 BB IBB | 4 | 0 | 2 | 1 | 0 | 1 | 0 | | | | | | | | | | | | |
| Mike Marshall, R OBP: 0.294, SLG: 0.450 (1, 9) | 0-0 F8 | | | 4-0 BB | 0-0 FC5-4 1-2 | | 0-3 K | 0-3 K | 4-0 BB | 3 | 0 | 0 | 0 | 2 | 1 | 2 | | | | | | | | | | | | |
| Cesar Cedeno, R OBP: 0.286, SLG: 0.295 Ken Landreaux, L OBP: 0.280, SLG: 0.357 (6, PH) (6, 7) | | 0-0 4-3 2-1 2B | | 0-0 F8 | | 0-3 K | 0-3 K | 0-3 K | 0-3 K | 2 | 0 | 1 | 0 | 0 | 0 | 1 | | | | | | | | | | | | |
| Alex Trevino, R OBP: 0.350, SLG: 0.333 Ken Howell, R (8, 1) | | 0-0 4-3 | | | 0-0 1B | 4-0 BB | | 0-0 FC4 1B | | 2 | 1 | 1 | 0 | 1 | 0 | 1 | | | | | | | | | | | | |
| Reggie Williams, R OBP: 0.240, SLG: 0.250 (1, 8) | | 0-0 L6 | | | 0-0 1B | 0-0 G6-4-3 BB | | 0-0 FC4 1-2 | | 4 | 1 | 1 | 0 | 0 | 0 | 3 | | | | | | | | | | | | |
| Dave Anderson, R OBP: 0.324, SLG: 0.318 (1, 5) | | 0-0 2-1 3-H | 0-0 F8 | | 0-0 SH5-4 1B | | 0-0 HR 2B | 0-0 G4-6-3 1-2 | | 4 | 2 | 2 | 1 | 0 | 0 | 1 | | | | | | | | | | | | |
| Rick Honeycutt, L Balvino Galvez, R Tom Niedenfuer, R Mike Scioscia, L Bill Russell, R OBP: 0.267, SLG: 0.286 (6, PH) | | | 0-0 4-3 | | 0-0 SH5-4 | | 4-0 HR BB | 4-0 BB G3 | | 1 | 0 | 0 | 0 | 0 | 0 | 0 | | | | | | | | | | | | |
| Inning Stats | R: 0 E: 0 K: 0 S: 4 | H: 2 LOB: 1 BB: 0 P: 4 | R: 0 E: 0 K: 0 S: 3 | H: 1 LOB: 1 BB: 0 P: 3 | R: 0 E: 0 K: 0 S: 3 | H: 0 LOB: 0 BB: 0 P: 3 | R: 0 E: 0 K: 0 S: 3 | H: 0 LOB: 1 BB: 1 P: 7 | R: 4 E: 1 K: 0 S: 8 | H: 5 LOB: 1 BB: 0 P: 8 | R: 0 E: 0 K: 1 S: 4 | H: 0 LOB: 0 BB: 1 P: 8 | R: 4 E: 0 K: 3 S: 12 | H: 3 LOB: 0 BB: 1 P: 16 | R: 0 E: 0 K: 0 S: 3 | H: 1 LOB: 0 BB: 0 P: 3 | | R: 0 E: 0 K: 2 S: 7 | H: 0 LOB: 3 BB: 3 P: 19 | 1B: 9 2B: 2 3B: 0 HR: 1 | SF: 0 SAC: 1 DP: 2 HBP: 0 | WP: 0 PB: 0 SB: 0 CS: 1 | PA: 41 | | | | | |
| PITCHER | IP | WLS | BF | H | R | ER | SO | BB | IBB | HBP | BLK | WP | HR | S | P | ERA | | WHIP | PITCHER | | | | | | | | | |
| Steve Trout, L ERA: 5.25 Matt Keough, R ERA: 2.55 Jay Ballew, R ERA: 4.63 Ray Fontenot, L ERA: 4.91 George Frazier, R ERA: 3.79 | 4.2 | | 22 | 8 | 4 | 4 | 0 | 1 | 0 | 0 | 0 | 0 | 0 | 20 | 24 | 7.71 | | 1.929 | | | | | | | | | | |

| Batter | 1 | 2 | 3 | 4 | 5 | 6 | 7 | 8 | 9 | AB | R | H | RBI | BB | SO | LOB | BOTTOM | | | | | | | | | | | |
|------------------------------------------------------------------------------------------------------------------------------------------------|------------------------------|---------------------------------|------------------------------|---------------------------------|------------------------------|----------------------------------|------------------------------|---------------------------------|------------------------------|----------------------------------|------------------------------|----------------------------------|------------------------------|---------------------------------|------------------------------|----------------------------------|----------------------------------------------------------------------------------------------------------------------------------|------------------------------|----------------------------------|----------------------------------|------------------------------------|----------------------------------|--------|--|--|--|--|--|
| Shawon Dunston, R OBP: 0.340, SLG: 0.500 (1, 6) | 0-3 K2-3 | | 0-0 1B | | 0-0 5-3 | 0-0 F9 | | | 0-0 BB 1B | 5 | 1 | 2 | 0 | 0 | 1 | 2 | Los Angeles Dodgers @ Chicago Cubs Wrigley Field, Chicago, IL Wed May 07 1986, 3:33 AM CDT Att: 15,844 - Unknown | | | | | | | | | | | |
| Gary Matthews, R OBP: 0.333, SLG: 0.288 (1, 7) | 0-0 F7 | | 0-0 23 1B | | 4-0 BB | | 4-0 23 FC3-6 BB | 4-0 BB | 4-0 BB | 2 | 1 | 1 | 0 | 3 | 0 | 0 | | | | | | | | | | | | |
| 23 Ryne Sandberg, R OBP: 0.355, SLG: 0.444 (1, 4) | 0-0 F8 | | 0-0 E8 1B | | 0-3 K | | 0-0 FC3-6 1-2 | 0-3 K | 0-3 K | 5 | 0 | 1 | 1 | 0 | 2 | 4 | | | | | | | | | | | | |
| Keith Moreland, R OBP: 0.333, SLG: 0.379 (1, 9) | | 0-0 6-3 | 4-0 BB | | 0-0 6-3 | | 0-3 K | 0-0 F9 | 0-0 F9 | 4 | 0 | 0 | 0 | 1 | 1 | 3 | | | | | | | | | | | | |
| Leon Durham, L OBP: 0.333, SLG: 0.423 (1, 3) | | 0-0 1-3 | 0-0 G3 | | 0-0 2B 1B | | 0-0 F9 | 0-3 K | 0-3 K | 5 | 1 | 1 | 0 | 0 | 1 | 5 | | | | | | | | | | | | |
| Jody Davis, R OBP: 0.294, SLG: 0.383 (1, 2) | | 4-0 BB | | 0-0 5-3 | | 0-0 1-3 1B 2B | | 0-3 K | | 3 | 1 | 1 | 0 | 1 | 1 | 0 | | | | | | | | | | | | |
| Ron Cey, R OBP: 0.288, SLG: 0.318 (1, 5) | | 0-3 K | | 0-0 F3 | | 0-0 2H 3H 1B | | 4-0 FC4-6 BB | | 3 | 0 | 1 | 2 | 1 | 1 | 1 | | | | | | | | | | | | |
| Bob Dernier, R OBP: 0.236, SLG: 0.238 Terry Francona, L OBP: 0.273, SLG: 0.273 George Frazier, R (9, 1) | | | 0-0 4-3 | 0-0 6-3 | | 0-0 K | | 0-3 K | 0-3 K | 3 | 0 | 0 | 0 | 0 | 1 | 1 | | | | | | | | | | | | |
| Steve Trout, L Matt Keough, R Thad Sorensen Jay Ballew, R Ray Fontenot, L Jerry Mumphrey, S OBP: 0.330, SLG: 0.417 (9, 8) | | | 0-3 K | | 0-3 K | | 4-0 IBB | 0-0 FC4-6 | | 1 | 0 | 0 | 0 | 0 | 1 | 0 | | | | | | | | | | | | |
| Inning Stats | R: 0 E: 0 K: 1 S: 5 | H: 0 LOB: 0 BB: 0 P: 5 | R: 0 E: 0 K: 1 S: 5 | H: 0 LOB: 1 BB: 1 P: 9 | R: 2 E: 1 K: 1 S: 8 | H: 3 LOB: 2 BB: 1 P: 12 | R: 0 E: 0 K: 0 S: 3 | H: 0 LOB: 0 BB: 0 P: 3 | R: 0 E: 0 K: 2 S: 7 | H: 0 LOB: 1 BB: 1 P: 11 | R: 2 E: 0 K: 1 S: 8 | H: 3 LOB: 2 BB: 1 P: 12 | R: 0 E: 0 K: 1 S: 5 | H: 0 LOB: 1 BB: 1 P: 9 | R: 0 E: 0 K: 2 S: 7 | H: 0 LOB: 1 BB: 1 P: 11 | | R: 0 E: 0 K: 2 S: 8 | H: 1 LOB: 2 BB: 1 P: 12 | 1B: 6 2B: 1 3B: 0 HR: 0 | SF: 0 SAC: 0 DP: 0 HBP: 0 | WP: 0 PB: 0 SB: 0 CS: 0 | PA: 41 | | | | | |
| PITCHER | IP | WLS | BF | H | R | ER | SO | BB | IBB | HBP | BLK | WP | HR | S | P | ERA | | WHIP | PITCHER | | | | | | | | | |
| Rick Honeycutt, L ERA: 3.21 Balvino Galvez, R ERA: 3.71 Tom Niedenfuer, R ERA: 3.71 Ken Howell, R ERA: 0.9 | 5.1 | | 24 | 5 | 4 | 3 | 5 | 3 | 0 | 0 | 0 | 0 | 0 | 31 | 43 | 5.06 | | 1.500 | | | | | | | | | | |

| Batter | 1 | 2 | 3 | 4 | 5 | 6 | 7 | 8 | 9 | AB | R | H | RBI | BB | SO | LOB | TOP | | | | |
|------------------------------------------------------------------------------------------------------------------------------------------------------|-------------------------------------------------------------------------------------------------------|-------------------------------------------------------------------------------------------------------|-------------------------------------------------------------------------------------------------------|-------------------------------------------------------------------------------------------------------|-------------------------------------------------------------------------------------------------------|-------------------------------------------------------------------------------------------------------|-------------------------------------------------------------------------------------------------------|-------------------------------------------------------------------------------------------------------|-------------------------------------------------------------------------------------------------------|-------------------------------------------------------------------------------------------------------|-------------------------------------------------------------------------------------------------------|-------------------------------------------------------------------------------------------------------|-------------------------------------------------------------------------------------------------------|-------------------------------------------------------------------------------------------------------|-------------------------------------------------------------------------------------------------------|-------------------------------------------------------------------------------------------------------|-------------------------------------------------------------------------------------------------------|-------------------------------------------------------------------------------------------------------|-------------------------------------------------------------------------------------------------------|-------------------------------------------------------------------------------------------------------|-------------------------------------------------------------------------------------------------------|
| Mariano Duncan, R OBP: 0.271, SLG: 0.280 Bill Russell, R OBP: 0.258, SLG: 0.276 | 0-0 1B 2B | 0-3 K | 0-0 K | 0-0 1-2 1B | 0-3 K | 0-3 K | | 0-3 K | | 4 | 1 | 2 | 0 | 0 | 2 | 2 | | | | | |
| Steve Sax, R OBP: 0.365, SLG: 0.479 | 0-0 HR 2H | 0-0 2B | 0-0 2B | 0-3 K | | | 0-0 4-3 | | 0-0 6-3 | 5 | 1 | 2 | 1 | 0 | 1 | 2 | | | | | |
| Mike Scioscia, L OBP: 0.431, SLG: 0.385 Alex Trevino, R OBP: 0.350, SLG: 0.333 | 0-0 F8 | 0-0 F8 | | | 0-0 6-3 | | 0-0 G6-3 | | 0-0 1B | 5 | 0 | 1 | 0 | 0 | 0 | 2 | | | | | |
| Mike Marshall, R OBP: 0.298, SLG: 0.438 | 1-0 HR 1-2 | | 0-0 F3 | | 0-3 K | | 1-0 HBP | | 0-0 F7 | 3 | 1 | 0 | 0 | 0 | 1 | 1 | | | | | |
| Greg Brock, L OBP: 0.283, SLG: 0.341 | 0-0 HR 1-H 2-H | | 0-0 G3 | | 0-0 F9 | | 0-0 4-3 | | 0-0 4-3 | 5 | 1 | 1 | 3 | 0 | 0 | 2 | | | | | |
| Franklin Stubbs, L OBP: 0.282, SLG: 0.424 | 0-0 FC3-6 1B | | 0-3 K | | 0-0 F8 | | | 0-0 1B 2B | | 4 | 1 | 2 | 0 | 0 | 1 | 0 | | | | | |
| Terry Whitfield, L Reggie Williams, R OBP: 0.259, SLG: 0.269 | 0-0 FC3-6 1-2 | | 0-0 4-3 | | 0-0 F2 | | | 0-0 SH1-4 2-H 1B | | 2 | 0 | 0 | 0 | 0 | 0 | 1 | | | | | |
| Dave Anderson, R OBP: 0.324, SLG: 0.309 | 0-0 F9 | | 0-0 F5 | | 0-0 1B BB | | | 0-0 SH1-4 1-2 | | 2 | 0 | 0 | 0 | 1 | 0 | 1 | | | | | |
| Jerry Reuss, L Ed Vande Berg, R Tom Niedenfuer, R Enos Cabell, R Bob Welch, R Balvino Galvez, R Ken Landreaux, R Carlos Diaz, R | | 0-0 4-3 | | 0-0 1B 1B | | 0-0 1-3 1B | | 0-3 K | | 2 | 0 | 1 | 0 | 0 | 0 | 0 | | | | | |
| Inning Stats | R: 4 E: 0 K: 0 S: 7 | H: 4 LOB: 1 BB: 0 P: 8 | R: 0 E: 0 K: 1 S: 6 | H: 1 LOB: 1 BB: 0 P: 6 | R: 0 E: 0 K: 1 S: 5 | H: 0 LOB: 0 BB: 0 P: 5 | R: 0 E: 0 K: 1 S: 7 | H: 2 LOB: 2 BB: 0 P: 7 | R: 0 E: 0 K: 1 S: 5 | H: 1 LOB: 2 BB: 1 P: 10 | R: 0 E: 0 K: 0 S: 3 | H: 0 LOB: 1 BB: 0 P: 4 | R: 1 E: 0 K: 2 S: 9 | H: 2 LOB: 1 BB: 0 P: 9 | R: 0 E: 0 K: 0 S: 4 | H: 1 LOB: 1 BB: 0 P: 4 | 1B: 7 2B: 3 3B: 0 HR: 1 | SF: 0 SAC: 1 DP: 0 HBP: 2 | WP: 0 PB: 0 SB: 0 CS: 0 | PA: 41 | |
| PITCHER | IP WLS BF H R ER SO BB IBB HBP BLK WP HR S P ERA WHIP | IP WLS BF H R ER SO BB IBB HBP BLK WP HR S P ERA WHIP | IP WLS BF H R ER SO BB IBB HBP BLK WP HR S P ERA WHIP | IP WLS BF H R ER SO BB IBB HBP BLK WP HR S P ERA WHIP | IP WLS BF H R ER SO BB IBB HBP BLK WP HR S P ERA WHIP | IP WLS BF H R ER SO BB IBB HBP BLK WP HR S P ERA WHIP | IP WLS BF H R ER SO BB IBB HBP BLK WP HR S P ERA WHIP | IP WLS BF H R ER SO BB IBB HBP BLK WP HR S P ERA WHIP | IP WLS BF H R ER SO BB IBB HBP BLK WP HR S P ERA WHIP | IP WLS BF H R ER SO BB IBB HBP BLK WP HR S P ERA WHIP | IP WLS BF H R ER SO BB IBB HBP BLK WP HR S P ERA WHIP | IP WLS BF H R ER SO BB IBB HBP BLK WP HR S P ERA WHIP | IP WLS BF H R ER SO BB IBB HBP BLK WP HR S P ERA WHIP | IP WLS BF H R ER SO BB IBB HBP BLK WP HR S P ERA WHIP | IP WLS BF H R ER SO BB IBB HBP BLK WP HR S P ERA WHIP | IP WLS BF H R ER SO BB IBB HBP BLK WP HR S P ERA WHIP | IP WLS BF H R ER SO BB IBB HBP BLK WP HR S P ERA WHIP | IP WLS BF H R ER SO BB IBB HBP BLK WP HR S P ERA WHIP | IP WLS BF H R ER SO BB IBB HBP BLK WP HR S P ERA WHIP | IP WLS BF H R ER SO BB IBB HBP BLK WP HR S P ERA WHIP | IP WLS BF H R ER SO BB IBB HBP BLK WP HR S P ERA WHIP |

Los Angeles Dodgers @ Chicago Cubs
Wrigley Field, Chicago, IL
Thu May 08 1986, 3:33 AM CDT
Att: 13,592 - Unknown

AB 37
R 5
H 11
RBI 5
BB 1
SO 7
LOB 13



| Batter | 1 | 2 | 3 | 4 | 5 | 6 | 7 | 8 | 9 | AB | R | H | RBI | BB | SO | LOB | BOTTOM | | | | | |
|------------------------------------------------------------------------------------------------------------------|-------------------------------------------------------------------------------------------------------|-------------------------------------------------------------------------------------------------------|-------------------------------------------------------------------------------------------------------|-------------------------------------------------------------------------------------------------------|-------------------------------------------------------------------------------------------------------|-------------------------------------------------------------------------------------------------------|-------------------------------------------------------------------------------------------------------|-------------------------------------------------------------------------------------------------------|-------------------------------------------------------------------------------------------------------|-------------------------------------------------------------------------------------------------------|-------------------------------------------------------------------------------------------------------|-------------------------------------------------------------------------------------------------------|-------------------------------------------------------------------------------------------------------|-------------------------------------------------------------------------------------------------------|-------------------------------------------------------------------------------------------------------|-------------------------------------------------------------------------------------------------------|-------------------------------------------------------------------------------------------------------|-------------------------------------------------------------------------------------------------------|-------------------------------------------------------------------------------------------------------|-------------------------------------------------------------------------------------------------------|-------------------------------------------------------------------------------------------------------|--------|
| Shawon Dunston, R OBP: 0.333, SLG: 0.515 | 0-0 6-3 | | 0-0 F4 | | 0-0 HR | 0-0 F9 | | 0-0 G3 | | 5 | 1 | 1 | 1 | 0 | 0 | 1 | | | | | | |
| Gary Matthews, R OBP: 0.343, SLG: 0.321 Bob Dernier, R OBP: 0.236, SLG: 0.238 | 0-3 K | | 0-0 23 2B 1B | | 0-0 23 3-1 1B 2B | 0-0 F9 | | | | 4 | 2 | 2 | 0 | 0 | 1 | 0 | | | | | | |
| 23 Ryne Sandberg, R OBP: 0.360, SLG: 0.450 | 4-0 BB | | 0-0 1-H 2B | | 0-0 2-3 | 0-0 F3 | | | | 3 | 0 | 1 | 1 | 1 | 0 | 1 | | | | | | |
| Keith Moreland, R OBP: 0.339, SLG: 0.383 | 0-0 F3 | | 0-0 F7 | | 0-0 WP 1-3 1B | | 0-0 3-1 BLK 3B-5 1B | | | 4 | 1 | 2 | 1 | 0 | 0 | 2 | | | | | | |
| Leon Durham, L OBP: 0.330, SLG: 0.440 | | 0-0 6-3 3B | 0-0 4-3 | | 0-0 1-3 | | 0-0 3-1 | | | 4 | 1 | 1 | 0 | 0 | 0 | 3 | | | | | | |
| Jody Davis, R OBP: 0.292, SLG: 0.371 | 0-0 6-3 | | 0-0 F9 | | 0-0 1-2 2B BB | | 0-0 B1-5 | | | 3 | 1 | 0 | 1 | 1 | 0 | 1 | | | | | | |
| Ron Cey, R OBP: 0.340 Manny Trillo, R OBP: 0.281, SLG: 0.214 | 0-0 4-3 | | 0-0 F8 | | 0-0 1-H 3-H 2B | | 0-0 E6 | | | 3 | 0 | 1 | 1 | 0 | 0 | 0 | | | | | | |
| Jerry Mumphrey, S OBP: 0.364, SLG: 0.410 | 0-0 1B | | 0-0 E6 | | 0-0 E6 | | 0-0 F7 | | | 3 | 0 | 1 | 0 | 1 | 0 | 1 | | | | | | |
| Scott Sanderson, R OBP: 0.083, SLG: 0.083 Jay Baller, R Lee Smith, R Terry Francona, L OBP: 0.261 | 0-0 F4 | | 0-0 F4 | | 0-3 K | | 0-0 F8 | | | 3 | 0 | 0 | 0 | 0 | 1 | 4 | | | | | | |
| Inning Stats | R: 0 E: 0 K: 1 S: 5 | H: 0 LOB: 1 BB: 1 P: 9 | R: 1 E: 0 K: 0 S: 5 | H: 2 LOB: 1 BB: 0 P: 5 | R: 1 E: 0 K: 0 S: 5 | H: 2 LOB: 1 BB: 0 P: 5 | R: 0 E: 1 K: 0 S: 4 | H: 0 LOB: 1 BB: 0 P: 4 | R: 4 E: 0 K: 1 S: 9 | H: 4 LOB: 2 BB: 2 P: 17 | R: 0 E: 0 K: 0 S: 3 | H: 0 LOB: 0 BB: 0 P: 3 | R: 0 E: 1 K: 0 S: 4 | H: 0 LOB: 1 BB: 0 P: 4 | R: 0 E: 0 K: 0 S: 3 | H: 1 LOB: 0 BB: 0 P: 3 | R: 0 E: 1 K: 0 S: 4 | H: 0 LOB: 1 BB: 0 P: 4 | 1B: 4 2B: 4 3B: 1 HR: 1 | SF: 0 SAC: 0 DP: 1 HBP: 0 | WP: 2 PB: 0 SB: 0 CS: 0 | PA: 37 |
| PITCHER | IP WLS BF H R ER SO BB IBB HBP BLK WP HR S P ERA WHIP | IP WLS BF H R ER SO BB IBB HBP BLK WP HR S P ERA WHIP | IP WLS BF H R ER SO BB IBB HBP BLK WP HR S P ERA WHIP | IP WLS BF H R ER SO BB IBB HBP BLK WP HR S P ERA WHIP | IP WLS BF H R ER SO BB IBB HBP BLK WP HR S P ERA WHIP | IP WLS BF H R ER SO BB IBB HBP BLK WP HR S P ERA WHIP | IP WLS BF H R ER SO BB IBB HBP BLK WP HR S P ERA WHIP | IP WLS BF H R ER SO BB IBB HBP BLK WP HR S P ERA WHIP | IP WLS BF H R ER SO BB IBB HBP BLK WP HR S P ERA WHIP | IP WLS BF H R ER SO BB IBB HBP BLK WP HR S P ERA WHIP | IP WLS BF H R ER SO BB IBB HBP BLK WP HR S P ERA WHIP | IP WLS BF H R ER SO BB IBB HBP BLK WP HR S P ERA WHIP | IP WLS BF H R ER SO BB IBB HBP BLK WP HR S P ERA WHIP | IP WLS BF H R ER SO BB IBB HBP BLK WP HR S P ERA WHIP | IP WLS BF H R ER SO BB IBB HBP BLK WP HR S P ERA WHIP | IP WLS BF H R ER SO BB IBB HBP BLK WP HR S P ERA WHIP | IP WLS BF H R ER SO BB IBB HBP BLK WP HR S P ERA WHIP | IP WLS BF H R ER SO BB IBB HBP BLK WP HR S P ERA WHIP | IP WLS BF H R ER SO BB IBB HBP BLK WP HR S P ERA WHIP | IP WLS BF H R ER SO BB IBB HBP BLK WP HR S P ERA WHIP | IP WLS BF H R ER SO BB IBB HBP BLK WP HR S P ERA WHIP | |

Los Angeles Dodgers @ Chicago Cubs
Wrigley Field, Chicago, IL
Thu May 08 1986, 3:33 AM CDT
Att: 13,592 - Unknown

AB 34
R 6
H 9
RBI 5
BB 3
SO 2
LOB 14



| Batter | 1 | 2 | 3 | 4 | 5 | 6 | 7 | 8 | 9 | AB | R | H | RBI | BB | SO | LOB | TOP | | | | | | | | |
|--------------------------------------------------------------------------------------------------------------------|------------------------------|---------------------------------|------------------------------|---------------------------------|------------------------------|---------------------------------|------------------------------|---------------------------------|------------------------------|---------------------------------|------------------------------|---------------------------------|------------------------------|---------------------------------|------------------------------|---------------------------------|------------------------------|---------------------------------|----------------------------------|------------------------------------|----------------------------------|--------|--|--|--|
| Bip Roberts, S (1,4) OBP: 0.250, SLG: 0.265 Garry Templeton, S (8,6) OBP: 0.255, SLG: 0.196 | 0-3 K | | 0-0 CS 1B | | 0-0 CS 1B | | 0-0 CS 1B | 0-0 WP 1B | | 4 | 0 | 3 | 0 | 0 | 1 | 0 | | | | | | | | | |
| John Kruk, L (1,7) OBP: 0.270, SLG: 0.286 | 0-0 4-3 | | 0-3 K | | 0-3 K | | 0-3 K | 0-0 F7 | | 4 | 0 | 0 | 0 | 0 | 2 | 3 | | | | | | | | | |
| Tony Gwynn, L (1,9) OBP: 0.389, SLG: 0.509 | 0-3 K | | | 0-0 G3-6-1 1B | | | 0-0 HR 1B | 0-0 4-3 | | 4 | 1 | 2 | 0 | 0 | 1 | 1 | | | | | | | | | |
| Steve Garvey, R (1,3) OBP: 0.256, SLG: 0.411 | | 0-0 F6 | | 0-0 F8 | | 0-0 F8 | 0-0 1-3 | | 0-0 1B 2B | 4 | 1 | 1 | 0 | 0 | 0 | 2 | | | | | | | | | |
| Terry Kennedy, L (1,2) OBP: 0.298, SLG: 0.372 | | 0-0 HR | | 0-0 G3-6-1 | | 0-0 HR BB | 4-0 HR BB | | 0-0 6-3 | 3 | 2 | 1 | 1 | 1 | 0 | 2 | | | | | | | | | |
| Kevin McReynolds, R (1,8) OBP: 0.350, SLG: 0.410 | | 0-3 K | | | 4-0 BB | | 0-0 HR | | 0-0 5-3 | 3 | 1 | 1 | 3 | 1 | 1 | 1 | | | | | | | | | |
| Graig Nettles, L (1,5) OBP: 0.263, SLG: 0.257 | | 0-0 F8 | | | 0-0 3 | | 0-0 F9 | | 0-0 WP BB 1B | 4 | 0 | 1 | 1 | 0 | 0 | 1 | | | | | | | | | |
| Tim Flannery, L (1,6) OBP: 0.351, SLG: 0.386 (8,4) | | | 0-0 HR | | 0-0 F8 | | 0-0 G3 | | 4-0 WP BB | 3 | 1 | 1 | 1 | 1 | 0 | 0 | | | | | | | | | |
| Andy Hawkins, R (1,1) OBP: 0.214, SLG: 0.214 | | | 0-0 F8 | | | 0-3 K | | 0-0 6-3 | 0-0 F3 | 4 | 0 | 0 | 0 | 0 | 1 | 2 | | | | | | | | | |
| Inning Stats | R: 0 E: 0 K: 2 S: 7 | H: 0 LOB: 0 BB: 0 P: 7 | R: 1 E: 0 K: 1 S: 6 | H: 1 LOB: 0 BB: 0 P: 6 | R: 1 E: 0 K: 1 S: 6 | H: 2 LOB: 0 BB: 0 P: 6 | R: 0 E: 0 K: 0 S: 3 | H: 1 LOB: 0 BB: 0 P: 3 | R: 0 E: 0 K: 0 S: 2 | H: 0 LOB: 0 BB: 1 P: 6 | R: 0 E: 0 K: 2 S: 7 | H: 1 LOB: 0 BB: 0 P: 7 | R: 3 E: 0 K: 0 S: 5 | H: 2 LOB: 0 BB: 1 P: 9 | R: 0 E: 0 K: 0 S: 4 | H: 1 LOB: 1 BB: 0 P: 4 | R: 1 E: 0 K: 0 S: 5 | H: 2 LOB: 2 BB: 1 P: 9 | 1B: 6 2B: 2 3B: 0 HR: 3 | SF: 0 SAC: 0 DP: 2 HBP: 0 | WP: 2 PB: 2 SB: 0 CS: 2 | PA: 36 | | | |
| PITCHER | IP | WLS | BF | H | R | ER | SO | BB | IBB | HBP | BLK | WP | HR | S | P | ERA | WHIP | | | | | | | | |
| Rick Sutcliffe, R (1,1) ERA: 4.21 | 7.0 | L | 26 | 7 | 5 | 5 | 6 | 2 | 0 | 0 | 0 | 0 | 3 | 36 | 44 | 6.43 | 1.286 | | | | | | | | |
| Ray Fontenot, L (8,1) ERA: 3.95 | 1.0 | | 4 | 1 | 0 | 0 | 0 | 0 | 0 | 0 | 0 | 1 | 0 | 4 | 4 | 0.00 | 1.000 | | | | | | | | |
| Matt Keough, R (9,1) ERA: 3.0 | 1.0 | | 6 | 2 | 1 | 1 | 0 | 1 | 0 | 0 | 0 | 1 | 0 | 5 | 9 | 9.00 | 3.000 | | | | | | | | |

San Diego Padres @ Chicago Cubs
Wrigley Field, Chicago, IL
Fri May 09 1986, 3:33 AM CDT
Att: 22,578 - Unknown

| | |
|-----|----|
| AB | 33 |
| R | 6 |
| H | 10 |
| RBI | 6 |
| BB | 3 |
| SO | 6 |
| LOB | 12 |



| Batter | 1 | 2 | 3 | 4 | 5 | 6 | 7 | 8 | 9 | AB | R | H | RBI | BB | SO | LOB | BOTTOM | | | | | | | | |
|----------------------------------------------------------------------------------------------------------------------------------------------------------------|------------------------------|---------------------------------|------------------------------|----------------------------------|------------------------------|---------------------------------|------------------------------|---------------------------------|------------------------------|---------------------------------|------------------------------|---------------------------------|------------------------------|---------------------------------|------------------------------|---------------------------------|------------------------------|---------------------------------|----------------------------------|------------------------------------|----------------------------------|--------|--|--|--|
| Shawon Dunston, R (1,6) OBP: 0.330, SLG: 0.505 | 0-0 6-3 | | 0-0 F9 | | 0-0 CS 1B | | | 0-0 F4 | | 4 | 0 | 1 | 1 | 0 | 0 | 0 | | | | | | | | | |
| Gary Matthews, R (1,7) OBP: 0.324, SLG: 0.300 Matt Keough, R (9,1) OBP: 0.250, SLG: 0.250 | 0-0 F2 | | 0-0 F9 | | 0-0 CS 1B | 0-0 F7 | | 0-0 5-3 | | 4 | 0 | 0 | 0 | 0 | 0 | 0 | | | | | | | | | |
| 23 Ryne Sandberg, R (1,4) OBP: 0.349, SLG: 0.435 | 0-0 L8 | | | 0-0 F6 | | 0-0 F4 | | 0-0 6-3 | | 4 | 0 | 0 | 0 | 0 | 0 | 0 | | | | | | | | | |
| Keith Moreland, R (1,9) OBP: 0.328, SLG: 0.369 | | 0-0 F3 | | 0-0 F3 | | 0-0 6-3 | | 0-0 F8 | | 4 | 0 | 0 | 0 | 0 | 0 | 0 | | | | | | | | | |
| Leon Durham, L (1,3) OBP: 0.326, SLG: 0.430 | | 0-0 L3 | | 0-0 F6 | | | 0-0 1B | | 0-0 F9 | 4 | 0 | 1 | 0 | 0 | 0 | 0 | | | | | | | | | |
| Jody Davis, R (1,2) OBP: 0.294, SLG: 0.370 | | 0-0 PB 1B | | | 0-0 F4 | | 0-0 F8 | | | 3 | 0 | 1 | 0 | 0 | 0 | 1 | | | | | | | | | |
| Ron Cey, R (1,5) OBP: 0.310, SLG: 0.408 | | 4-0 BB | | | 0-0 HR | | 0-0 F7 | | | 2 | 1 | 1 | 1 | 1 | 0 | 1 | | | | | | | | | |
| Jerry Mumphrey, S (1,8) OBP: 0.362, SLG: 0.429 | | 0-3 K | | | 0-0 1B 2B | | 0-0 4-3 | | | 3 | 1 | 1 | 0 | 0 | 1 | 3 | | | | | | | | | |
| Rick Sutcliffe, L (1,1) OBP: 0.188, SLG: 0.500 Ray Fontenot, L (8,1) Terry Francona, L (8,PH) OBP: 0.250, SLG: 0.250 (9,7) | | | 0-0 1-3 | | 0-3 K | | | 0-0 4-3 | | 2 | 0 | 0 | 0 | 0 | 1 | 1 | | | | | | | | | |
| Inning Stats | R: 0 E: 0 K: 0 S: 3 | H: 0 LOB: 0 BB: 0 P: 3 | R: 0 E: 0 K: 1 S: 6 | H: 1 LOB: 2 BB: 1 P: 10 | R: 0 E: 0 K: 0 S: 3 | H: 0 LOB: 0 BB: 0 P: 3 | R: 0 E: 0 K: 0 S: 3 | H: 0 LOB: 0 BB: 0 P: 3 | R: 2 E: 0 K: 1 S: 7 | H: 3 LOB: 0 BB: 0 P: 7 | R: 0 E: 0 K: 0 S: 3 | H: 0 LOB: 0 BB: 0 P: 3 | R: 0 E: 0 K: 0 S: 4 | H: 1 LOB: 1 BB: 0 P: 4 | R: 0 E: 0 K: 0 S: 3 | H: 0 LOB: 0 BB: 0 P: 3 | R: 0 E: 0 K: 0 S: 3 | H: 0 LOB: 0 BB: 0 P: 3 | 1B: 3 2B: 1 3B: 0 HR: 1 | SF: 0 SAC: 0 DP: 0 HBP: 0 | WP: 0 PB: 1 SB: 0 CS: 1 | PA: 33 | | | |
| PITCHER | IP | WLS | BF | H | R | ER | SO | BB | IBB | HBP | BLK | WP | HR | S | P | ERA | WHIP | | | | | | | | |
| Andy Hawkins, R (1,1) ERA: 4.1 | 9.0 | W | 32 | 5 | 2 | 2 | 2 | 1 | 0 | 0 | 0 | 0 | 1 | 35 | 39 | 2.00 | 0.667 | | | | | | | | |

San Diego Padres @ Chicago Cubs
Wrigley Field, Chicago, IL
Fri May 09 1986, 3:33 AM CDT
Att: 22,578 - Unknown

| | |
|-----|----|
| AB | 31 |
| R | 2 |
| H | 5 |
| RBI | 2 |
| BB | 1 |
| SO | 2 |
| LOB | 6 |



| Batter | 1 | 2 | 3 | 4 | 5 | 6 | 7 | 8 | 9 | AB | R | H | RBI | BB | SO | LOB | TOP | | | | | |
|------------------------------------------------------------|------------------------------|---------------------------------|------------------------------|---------------------------------|------------------------------|---------------------------------|------------------------------|---------------------------------|------------------------------|---------------------------------|------------------------------|---------------------------------|------------------------------|---------------------------------|------------------------------|---------------------------------|------------------------------|---------------------------------|-----------------------------------|------------------------------------|----------------------------------|--------|
| Bip Roberts, S (1.4) OBP: 0.293, SLG: 0.333 | 0-0 HR 1B | 0-0 G1-6-3 | | 0-0 CS 1B | | 0-0 1-3 2B | | 0-0 4-3 | | 5 | 1 | 3 | 0 | 0 | 0 | 3 | | | | | | |
| John Kruk, L (1.7) OBP: 0.275, SLG: 0.368 | | | 0-0 6-3 | 0-0 CS | 0-3 K2-3 | 0-0 6-3 | | 0-3 K | | 3 | 1 | 1 | 2 | 0 | 1 | 0 | | | | | | |
| Jerry Royster, R (6.7) OBP: 0.314, SLG: 0.404 | | | | | | | | | | 1 | 0 | 0 | 0 | 0 | 0 | 2 | | | | | | |
| Marvell Wynne, L (8.7) OBP: 0.308, SLG: 0.486 | 1-H HR | | | | | | | | | 1 | 0 | 0 | 0 | 0 | 1 | 1 | | | | | | |
| Tony Gwynn, L (1.9) OBP: 0.382, SLG: 0.496 | 1-3 | | 0-0 5-3 1B | | 0-0 4-3 | | 0-0 4-3 | | 0-0 G3 | 5 | 1 | 1 | 0 | 0 | 0 | 0 | | | | | | |
| Steve Garvey, R (1.3) OBP: 0.262, SLG: 0.410 | 6-3 1B | | 0-0 5-3 | | 0-0 F9 | | 0-0 1B | | 0-0 6-3 | 5 | 0 | 2 | 0 | 0 | 0 | 1 | | | | | | |
| Terry Kennedy, L (1.2) OBP: 0.303, SLG: 0.374 | 6-3 | | 0-0 2B | | 0-0 F7 | | 0-0 1B | | 0-0 3-1 | 5 | 0 | 2 | 1 | 0 | 0 | 1 | | | | | | |
| Kevin McReynolds, R (1.8) OBP: 0.355, SLG: 0.431 | K | | 0-0 2B | | 0-0 HR | | 0-0 L4 | | | 4 | 1 | 2 | 0 | 0 | 1 | 3 | | | | | | |
| Graig Nettles, L (1.5) OBP: 0.285, SLG: 0.301 | | 0-0 L6 | 0-0 4-3 | | 0-0 HR | | 0-0 4-3 | | | 3 | 1 | 1 | 2 | 0 | 0 | 2 | | | | | | |
| Garry Templeton, S (7.7) OBP: 0.252, SLG: 0.194 | | | | | | | | | | 1 | 0 | 0 | 0 | 0 | 0 | 2 | | | | | | |
| Tim Flannery, L (1.6) OBP: 0.357, SLG: 0.384 | | 4-0 1B BB | | 0-0 G3 | | 0-0 F7 | | 0-0 4-3 S 1B | | 3 | 0 | 1 | 0 | 1 | 0 | 0 | | | | | | |
| LaMarr Hoyt, R (1.1) OBP: 0.240, SLG: 0.250 | | | 0-0 K | | 0-0 2B | | 0-0 K | | 0-3 K | 2 | 0 | 1 | 0 | 0 | 1 | 0 | | | | | | |
| Tim Stoddard, R (5.1) OBP: 0.308, SLG: 0.431 | | | | | | | | | | 0 | 0 | 0 | 0 | 0 | 0 | 0 | | | | | | |
| Carmelo Martinez, R (6.7) OBP: 0.285, SLG: 0.400 | | | | | | | | | | 1 | 0 | 1 | 0 | 0 | 0 | 0 | | | | | | |
| Craig Lefferts, L (6.1) OBP: 0.295, SLG: 0.320 | | | | | | | | | | 0 | 0 | 0 | 0 | 0 | 0 | 0 | | | | | | |
| Dane Iorg, L (8.7) OBP: 0.295, SLG: 0.320 | | | | | | | | | | 1 | 0 | 0 | 0 | 0 | 1 | 1 | | | | | | |
| Lance McCullers, S (8.1) OBP: 0.295, SLG: 0.320 | | | | | | | | | | 0 | 0 | 0 | 0 | 0 | 0 | 0 | | | | | | |
| Inning Stats | R: 2 E: 0 K: 1 S: 8 | H: 3 LOB: 1 BB: 0 P: 8 | R: 0 E: 0 K: 0 S: 3 | H: 1 LOB: 1 BB: 1 P: 7 | R: 1 E: 0 K: 0 S: 6 | H: 3 LOB: 2 BB: 0 P: 6 | R: 0 E: 0 K: 1 S: 5 | H: 1 LOB: 0 BB: 0 P: 5 | R: 0 E: 0 K: 0 S: 5 | H: 0 LOB: 0 BB: 0 P: 5 | R: 2 E: 0 K: 0 S: 7 | H: 4 LOB: 2 BB: 0 P: 7 | R: 0 E: 0 K: 0 S: 5 | H: 2 LOB: 2 BB: 0 P: 5 | R: 0 E: 0 K: 2 S: 8 | H: 1 LOB: 1 BB: 0 P: 8 | R: 0 E: 0 K: 0 S: 3 | H: 0 LOB: 0 BB: 0 P: 3 | 1B: 10 2B: 3 3B: 0 HR: 2 | SF: 0 SAC: 0 DP: 1 HBP: 0 | WP: 0 PB: 0 SB: 1 CS: 1 | PA: 42 |
| PITCHER | IP | WLS | BF | H | R | ER | SO | BB | IBB | HBP | BLK | WP | HR | S | P | ERA | WHIP | | | | | |
| Dennis Eckersley, R (1.1) ERA: 4.53 | 5.2 | W | 28 | 12 | 5 | 5 | 3 | 1 | 0 | 0 | 0 | 0 | 2 | 33 | 37 | 7.94 | 2.294 | | | | | |
| Guy Hoffman, L (6.1) ERA: 4.91 | 1.1 | | 6 | 2 | 0 | 0 | 0 | 0 | 0 | 0 | 0 | 0 | 0 | 6 | 6 | 0.00 | 1.500 | | | | | |
| Lee Smith, R (8.1) ERA: 3.97 | 2.0 | S | 7 | 1 | 0 | 0 | 2 | 0 | 0 | 0 | 0 | 0 | 0 | 11 | 11 | 0.00 | 0.500 | | | | | |

San Diego Padres @ Chicago Cubs
Wrigley Field, Chicago, IL
Sat May 10 1986, 3:33 AM CDT
Att: 33,401 - Unknown

AB 40
R 5
H 15
RBI 5
BB 1
SO 5
LOB 16



| Batter | 1 | 2 | 3 | 4 | 5 | 6 | 7 | 8 | 9 | AB | R | H | RBI | BB | SO | LOB | BOTTOM | | | | |
|------------------------------------------------------------|------------------------------|---------------------------------|------------------------------|---------------------------------|------------------------------|---------------------------------|------------------------------|---------------------------------|------------------------------|---------------------------------|------------------------------|---------------------------------|------------------------------|---------------------------------|------------------------------|---------------------------------|----------------------------------|------------------------------------|----------------------------------|--------|--|
| Shawon Dunston, R (1.6) OBP: 0.328, SLG: 0.505 | 0-0 G3 23 6-3 2B | | | 0-0 F7 | | 0-0 F7 | | | | 4 | 1 | 1 | 0 | 0 | 0 | 2 | | | | | |
| Gary Matthews, R (1.7) OBP: 0.311, SLG: 0.286 | 0-0 G3 | | 0-0 L4 | | 0-3 K | | 0-0 F8 | | | 3 | 0 | 0 | 0 | 0 | 1 | 1 | | | | | |
| Bob Dernier, R (7.8) OBP: 0.234, SLG: 0.235 | 2-3 | | | | | | | | | 1 | 0 | 0 | 0 | 0 | 0 | 0 | | | | | |
| 23 Ryne Sandberg, R (1.4) OBP: 0.353, SLG: 0.437 | 0-0 6-3 | | 0-0 5-3 | | 0-0 S 1B | | 0-0 1B | | | 4 | 0 | 2 | 1 | 0 | 0 | 0 | | | | | |
| Keith Moreland, R (1.9) OBP: 0.325, SLG: 0.391 | 0-0 HR | | 0-3 K | | 0-0 F7 | | 0-0 F9 | | | 4 | 1 | 1 | 1 | 0 | 1 | 2 | | | | | |
| Leon Durham, L (1.3) OBP: 0.323, SLG: 0.415 | 0-0 3-1 | | | 0-0 F9 | 4-0 BB | | 0-0 F7 | | | 3 | 0 | 0 | 0 | 1 | 0 | 1 | | | | | |
| Lee Smith, R (8.1) | | | | | | | | | | 0 | 0 | 0 | 0 | 0 | 0 | 0 | | | | | |
| Ron Cey, R (1.5) OBP: 0.323, SLG: 0.434 | | 0-0 HR 1B | | 0-0 HR 2B | | 0-0 F9 | | 0-3 K | | 4 | 2 | 2 | 0 | 0 | 1 | 2 | | | | | |
| Manny Trillo, R (9.5) OBP: 0.281, SLG: 0.214 | | | | | | | | | | 0 | 0 | 0 | 0 | 0 | 0 | 0 | | | | | |
| Jody Davis, R (1.2) OBP: 0.310, SLG: 0.408 | | 0-3 K | | 0-0 HR | | 0-0 FC5-4 1B | | 4-0 G3 BB | | 3 | 1 | 2 | 2 | 1 | 1 | 1 | | | | | |
| Jerry Mumphrey, S (1.8) OBP: 0.333, SLG: 0.391 | | 0-0 F8 | | 0-0 F8 | | 0-0 FC5-4 SH1-4 1B | | 0-0 G3 | | 4 | 0 | 0 | 0 | 0 | 0 | 3 | | | | | |
| Dennis Eckersley, R (1.1) OBP: 0.286, SLG: 0.500 | | | 0-0 HR | | 0-0 1B | | 0-0 SH1-4 | | 0-0 4-3 | 2 | 1 | 2 | 2 | 0 | 0 | 0 | | | | | |
| Guy Hoffman, L (6.1) | | | | | | | | | | 0 | 0 | 0 | 0 | 0 | 0 | 0 | | | | | |
| Terry Francona, L (8.3) OBP: 0.240, SLG: 0.240 | | 1-H HR | | | | | | | | 1 | 0 | 0 | 0 | 0 | 0 | 1 | | | | | |
| Inning Stats | R: 2 E: 0 K: 0 S: 5 | H: 2 LOB: 0 BB: 0 P: 5 | R: 2 E: 0 K: 1 S: 7 | H: 2 LOB: 0 BB: 0 P: 7 | R: 0 E: 0 K: 1 S: 5 | H: 0 LOB: 0 BB: 0 P: 5 | R: 2 E: 0 K: 0 S: 6 | H: 3 LOB: 1 BB: 0 P: 6 | R: 0 E: 0 K: 0 S: 4 | H: 1 LOB: 2 BB: 0 P: 4 | R: 0 E: 0 K: 0 S: 4 | H: 1 LOB: 1 BB: 0 P: 4 | R: 0 E: 0 K: 1 S: 5 | H: 0 LOB: 1 BB: 1 P: 9 | R: 0 E: 0 K: 0 S: 5 | H: 0 LOB: 1 BB: 1 P: 9 | 1B: 5 2B: 2 3B: 0 HR: 3 | SF: 0 SAC: 1 DP: 0 HBP: 0 | WP: 0 PB: 0 SB: 1 CS: 0 | PA: 36 | |
| PITCHER | IP | WLS | BF | H | R | ER | SO | BB | IBB | HBP | BLK | WP | HR | S | P | ERA | WHIP | | | | |
| LaMarr Hoyt, R (1.1) ERA: 4.86 | 4.0 | L | 19 | 7 | 6 | 6 | 2 | 0 | 0 | 0 | 0 | 0 | 3 | 23 | 23 | 13.50 | 1.750 | | | | |
| Tim Stoddard, R (5.1) ERA: 4.02 | 1.0 | | 5 | 1 | 0 | 0 | 1 | 1 | 0 | 0 | 0 | 0 | 0 | 6 | 10 | 0.00 | 2.000 | | | | |
| Craig Lefferts, L (6.1) ERA: 2.37 | 2.0 | | 8 | 2 | 0 | 0 | 0 | 0 | 0 | 0 | 0 | 0 | 0 | 8 | 8 | 0.00 | 1.000 | | | | |
| Lance McCullers, R (8.1) ERA: 1.17 | 1.0 | | 4 | 0 | 0 | 0 | 1 | 1 | 0 | 0 | 0 | 0 | 0 | 5 | 9 | 0.00 | 1.000 | | | | |

San Diego Padres @ Chicago Cubs
Wrigley Field, Chicago, IL
Sat May 10 1986, 3:33 AM CDT
Att: 33,401 - Unknown

AB 33
R 6
H 10
RBI 6
BB 2
SO 4
LOB 13



| Batter | 1 | 2 | 3 | 4 | 5 | 6 | 7 | 8 | 9 | AB | R | H | RBI | BB | SO | LOB | TOP | | | | | | | | |
|----------------------------------------------------------------------------------------------------------------------------------------------------------------------------------------------------------------------------------------------------------------------------------------|------------------------------|---------------------------------|------------------------------|---------------------------------|------------------------------|----------------------------------|------------------------------|---------------------------------|------------------------------|---------------------------------|------------------------------|----------------------------------|------------------------------|---------------------------------|------------------------------|---------------------------------|------------------------------|---------------------------------|----------------------------------|------------------------------------|----------------------------------|--------|--|--|--|
| Dan Gladden, R OBP: 0.326, SLG: 0.311 (1, 8) | | | | | | | | | | 5 | 0 | 0 | 0 | 0 | 0 | 3 | 2 | | | | | | | | |
| Will Clark, L OBP: 0.335, SLG: 0.492 (1, 3) | | | | | | | | | | 3 | 1 | 1 | 0 | 1 | 1 | 0 | | | | | | | | | |
| Chris Brown, R OBP: 0.395, SLG: 0.460 (1, 5) | | | | | | | | | | 4 | 1 | 2 | 1 | 0 | 0 | 1 | | | | | | | | | |
| Jeffrey Leonard, R OBP: 0.368, SLG: 0.508 (1, 7) | | | | | | | | | | 3 | 0 | 1 | 1 | 1 | 1 | 2 | | | | | | | | | |
| Chili Davis, S OBP: 0.316, SLG: 0.404 (1, 9) | | | | | | | | | | 4 | 1 | 1 | 1 | 0 | 0 | 2 | | | | | | | | | |
| Bob Brenly, R OBP: 0.402, SLG: 0.389 (9, PR) | | | | | | | | | | 4 | 0 | 1 | 0 | 0 | 0 | 1 | | | | | | | | | |
| Luis Quinones, S (9, 6) | | | | | | | | | | 0 | 1 | 0 | 0 | 0 | 0 | 0 | | | | | | | | | |
| Robby Thompson, R OBP: 0.305, SLG: 0.317 (1, 4) | | | | | | | | | | 3 | 0 | 0 | 0 | 0 | 1 | 0 | | | | | | | | | |
| Jose Uribe, S OBP: 0.311, SLG: 0.274 Brad Gulden, L OBP: 0.187, SLG: 0.091 (9, PH) | | | | | | | | | | 2 | 1 | 0 | 0 | 1 | 2 | 0 | | | | | | | | | |
| Scott Garrelts, R OBP: 0.176, SLG: 0.176 Jeff Robinson, R OBP: 0.176, SLG: 0.176 Mark Davis, L OBP: 0.176, SLG: 0.176 Greg Minton, S OBP: 0.176, SLG: 0.176 Candy Maldonado, R OBP: 0.176, SLG: 0.176 Bill Laskay, R OBP: 0.176, SLG: 0.176 (1, 1) | | | | | | | | | | 2 | 0 | 0 | 0 | 0 | 1 | 0 | | | | | | | | | |
| Inning Stats | R: 0 E: 0 K: 0 S: 3 | H: 0 LOB: 0 BB: 0 P: 3 | R: 1 E: 0 K: 0 S: 4 | H: 1 LOB: 0 BB: 0 P: 4 | R: 1 E: 0 K: 2 S: 8 | H: 1 LOB: 2 BB: 2 P: 16 | R: 0 E: 0 K: 1 S: 5 | H: 0 LOB: 0 BB: 0 P: 5 | R: 0 E: 0 K: 3 S: 9 | H: 0 LOB: 0 BB: 0 P: 9 | R: 1 E: 0 K: 1 S: 6 | H: 1 LOB: 1 BB: 1 P: 10 | R: 0 E: 0 K: 1 S: 5 | H: 0 LOB: 0 BB: 0 P: 5 | R: 1 E: 0 K: 1 S: 7 | H: 2 LOB: 1 BB: 0 P: 7 | R: 2 E: 0 K: 1 S: 7 | H: 2 LOB: 1 BB: 0 P: 7 | 1B: 4 2B: 0 3B: 1 HR: 2 | SF: 0 SAC: 2 DP: 0 HBP: 0 | WP: 1 PB: 1 SB: 0 CS: 0 | PA: 37 | | | |
| PITCHER | IP | WLS | BF | H | R | ER | SO | BB | IBB | HBP | BLK | WP | HR | S | P | ERA | WHIP | | | | | | | | |
| Scott Sanderson, R ERA: 4.91 (1, 1) | 7.0 | | 27 | 3 | 3 | 3 | 8 | 3 | 0 | 0 | 0 | 1 | 1 | 40 | 52 | 3.86 | 0.857 | | | | | | | | |
| George Frazier, R ERA: 4.08 (8, 1) | 1.0 | | 5 | 2 | 1 | 1 | 1 | 0 | 0 | 0 | 0 | 0 | 0 | 7 | 7 | 9.00 | 2.000 | | | | | | | | |
| Lee Smith, R ERA: 4.97 (9, 1) | 1.0 | L | 5 | 2 | 2 | 2 | 1 | 0 | 0 | 0 | 0 | 0 | 1 | 7 | 7 | 18.00 | 2.000 | | | | | | | | |

San Francisco Giants @ Chicago Cubs
Wrigley Field, Chicago, IL
Tue May 13 1986, 3:33 AM CDT
Att: 17,127 - Unknown

AB 32
R 6
H 7
RBI 5
BB 3
SO 10
LOB 9



| Batter | 1 | 2 | 3 | 4 | 5 | 6 | 7 | 8 | 9 | AB | R | H | RBI | BB | SO | LOB | BOTTOM | | | | | | | | |
|-----------------------------------------------------------------------------------------------------------------------------------------------------------------------|------------------------------|---------------------------------|------------------------------|---------------------------------|------------------------------|----------------------------------|------------------------------|---------------------------------|------------------------------|---------------------------------|------------------------------|---------------------------------|------------------------------|---------------------------------|------------------------------|---------------------------------|----------------------------------|------------------------------------|----------------------------------|--------|--|--|--|--|--|
| Shawon Dunston, R OBP: 0.317, SLG: 0.475 (1, 6) | | | | | | | | | | 4 | 1 | 1 | 0 | 1 | 0 | 2 | | | | | | | | | |
| Gary Matthews, R OBP: 0.325, SLG: 0.328 (1, 7) | | | | | | | | | | 3 | 1 | 1 | 2 | 2 | 0 | 2 | | | | | | | | | |
| 23 Ryne Sandberg, R OBP: 0.357, SLG: 0.445 (1, 4) | | | | | | | | | | 5 | 1 | 1 | 0 | 0 | 0 | 4 | | | | | | | | | |
| Keith Moreland, R OBP: 0.326, SLG: 0.382 (1, 9) | | | | | | | | | | 4 | 1 | 1 | 0 | 0 | 0 | 0 | | | | | | | | | |
| Leon Durham, L OBP: 0.337, SLG: 0.422 Davey Lopes, R OBP: 0.362, SLG: 0.436 Lee Smith, R (8, PH) | | | | | | | | | | 3 | 0 | 2 | 0 | 0 | 0 | 0 | | | | | | | | | |
| Ron Cey, R OBP: 0.338, SLG: 0.443 Manny Trillo, R OBP: 0.281, SLG: 0.214 (8, PR) | | | | | | | | | | 4 | 0 | 1 | 2 | 0 | 2 | 3 | | | | | | | | | |
| Jody Davis, R OBP: 0.306, SLG: 0.396 (1, 2) | | | | | | | | | | 4 | 0 | 0 | 0 | 0 | 2 | 3 | | | | | | | | | |
| Bob Dernier, R OBP: 0.252, SLG: 0.250 (1, 8) | | | | | | | | | | 3 | 0 | 1 | 0 | 1 | 0 | 1 | | | | | | | | | |
| Scott Sanderson, R OBP: 0.083, SLG: 0.083 Terry Francona, L OBP: 0.231, SLG: 0.231 George Frazier, R (8, 1) | | | | | | | | | | 0 | 0 | 0 | 0 | 0 | 0 | 0 | | | | | | | | | |
| Chris Speier, R OBP: 0.435, SLG: 0.444 Thad Bosley, L OBP: 0.333, SLG: 0.346 (9, PH) | | | | | | | | | | 0 | 0 | 0 | 0 | 0 | 0 | 0 | | | | | | | | | |
| Inning Stats | R: 0 E: 0 K: 0 S: 2 | H: 0 LOB: 0 BB: 1 P: 6 | R: 0 E: 0 K: 1 S: 6 | H: 1 LOB: 1 BB: 0 P: 6 | R: 0 E: 0 K: 2 S: 8 | H: 0 LOB: 2 BB: 2 P: 11 | R: 0 E: 0 K: 2 S: 8 | H: 1 LOB: 1 BB: 0 P: 8 | R: 0 E: 0 K: 1 S: 6 | H: 0 LOB: 1 BB: 0 P: 6 | R: 0 E: 0 K: 0 S: 3 | H: 0 LOB: 0 BB: 0 P: 3 | R: 5 E: 1 K: 0 S: 8 | H: 5 LOB: 1 BB: 0 P: 8 | R: 0 E: 0 K: 0 S: 3 | H: 0 LOB: 1 BB: 1 P: 7 | 1B: 7 2B: 0 3B: 0 HR: 1 | SF: 0 SAC: 2 DP: 1 HBP: 0 | WP: 1 PB: 0 SB: 4 CS: 1 | PA: 39 | | | | | |
| PITCHER | IP | WLS | BF | H | R | ER | SO | BB | IBB | HBP | BLK | WP | HR | S | P | ERA | WHIP | | | | | | | | |
| Scott Garrelts, R ERA: 3.14 Jeff Robinson, R ERA: 4.35 Mark Davis, L ERA: 2.53 Greg Minton, R ERA: 4.71 Bill Laskay, R ERA: 3.06 (1, 1) | 7.0 | | 29 | 5 | 2 | 2 | 4 | 3 | 0 | 0 | 0 | 0 | 0 | 2 | 2 | 2.57 | 1.143 | | | | | | | | |
| (8, 1) | 0.0 | | 2 | 2 | 0 | 0 | 0 | 0 | 0 | 0 | 0 | 0 | 0 | 2 | 2 | ∞ | ∞ | | | | | | | | |
| (8, 1) | 0.0 | | 1 | 0 | 1 | 1 | 0 | 0 | 0 | 0 | 0 | 0 | 0 | 1 | 1 | ∞ | ∞ | | | | | | | | |
| (8, 1) | 1.0 | W | 3 | 1 | 2 | 1 | 0 | 0 | 0 | 0 | 0 | 1 | 0 | 3 | 3 | 9.00 | 1.000 | | | | | | | | |
| (9, 1) | 1.0 | S | 4 | 0 | 0 | 0 | 0 | 1 | 0 | 0 | 0 | 0 | 0 | 3 | 7 | 0.00 | 1.000 | | | | | | | | |

San Francisco Giants @ Chicago Cubs
Wrigley Field, Chicago, IL
Tue May 13 1986, 3:33 AM CDT
Att: 17,127 - Unknown

AB 33
R 5
H 8
RBI 4
BB 4
SO 4
LOB 16



| Batter | 1 | 2 | 3 | 4 | 5 | 6 | 7 | 8 | 9 | AB | R | H | RBI | BB | SO | LOB | TOP | | | | | | | | | | |
|--------------------------------------------------------------------------------------------------------------------------------------------------------------------------------------------------------------------------------------------------------------------------------------------------------------------------------------------------------|------------------------------|---------------------------------|------------------------------|----------------------------------|------------------------------|---------------------------------|------------------------------|---------------------------------|------------------------------|----------------------------------|------------------------------|----------------------------------|-------------------------------|----------------------------------|------------------------------|----------------------------------|----------------------------------|------------------------------------|----------------------------------|------------------------------------|----------------------------------|--------|--|--|--|--|--|
| Bob Dernier, R OBP: 0.256, SLG: 0.256 (1, 8) | F7 | SH3 | | K | | 6-3 | | G6-4-3 | | 4 | 0 | 0 | 1 | 0 | 1 | 3 | | | | | | | | | | | |
| Davey Lopes, R OBP: 0.393, SLG: 0.444 (1, 9) (7, 7) | 5-3 | | | | | | | | | 0 | 1 | 0 | 0 | 0 | 0 | 0 | | | | | | | | | | | |
| 23 Ryne Sandberg, R OBP: 0.371, SLG: 0.465 (1, 4) | | F4 | | | | | SH1-3 | | F9 | 4 | 0 | 2 | 0 | 0 | 0 | 2 | | | | | | | | | | | |
| Keith Moreland, R OBP: 0.342, SLG: 0.423 (1, 3) (7, 9) | K | | | | | | | | | 2 | 0 | 0 | 0 | 3 | 1 | 3 | | | | | | | | | | | |
| Ron Cey, R OBP: 0.349, SLG: 0.414 (1, 5) Manny Trillo, R OBP: 0.281, SLG: 0.214 (7, 5) Thad Bosley, L OBP: 0.303, SLG: 0.310 (9, PH) Chris Speier, R OBP: 0.458, SLG: 0.474 (9, PH) (9, 5) | | | | | | | | | | 2 | 1 | 0 | 0 | 2 | 1 | 3 | | | | | | | | | | | |
| Gary Matthews, R OBP: 0.326, SLG: 0.321 (1, 7) Terry Francona, L OBP: 0.200, SLG: 0.200 (7, 3) Lee Smith, R (7, 1) | | | | | | | | | | 4 | 1 | 1 | 0 | 0 | 0 | 6 | | | | | | | | | | | |
| Jody Davis, R OBP: 0.321, SLG: 0.468 (1, 2) | | SH1-3 | | G3 | | | | | F8 | 3 | 0 | 1 | 0 | 1 | 0 | 3 | | | | | | | | | | | |
| Shawon Dunston, R OBP: 0.308, SLG: 0.441 (1, 6) | | | | | | | | | | 2 | 1 | 0 | 0 | 1 | 1 | | | | | | | | | | | | |
| Scott Sanderson, R OBP: 0.154, SLG: 0.083 (1, 1) Guy Hoffman, L (2, 1) Jay Baller, R (7, 1) Leon Durham, L OBP: 0.333, SLG: 0.390 (7, 3) | | | | | | | | | | 0 | 1 | 0 | 1 | 0 | 0 | 0 | | | | | | | | | | | |
| | | | | | | | | | | 1 | 0 | 0 | 0 | 0 | 1 | 0 | | | | | | | | | | | |
| | | | | | | | | | | 0 | 0 | 0 | 0 | 0 | 1 | 0 | | | | | | | | | | | |
| | | | | | | | | | | 0 | 0 | 0 | 0 | 1 | 0 | 0 | | | | | | | | | | | |
| Inning Stats | R: 0 E: 0 K: 1 S: 6 | H: 1 LOB: 1 BB: 0 P: 6 | R: 4 E: 0 K: 0 S: 5 | H: 2 LOB: 1 BB: 2 P: 14 | R: 0 E: 0 K: 0 S: 3 | H: 0 LOB: 1 BB: 1 P: 7 | R: 0 E: 0 K: 3 S: 9 | H: 0 LOB: 0 BB: 0 P: 9 | R: 0 E: 0 K: 0 S: 4 | H: 2 LOB: 2 BB: 1 P: 8 | R: 0 E: 0 K: 0 S: 3 | H: 0 LOB: 2 BB: 2 P: 13 | R: 0 E: 0 K: 0 S: 3 | H: 1 LOB: 1 BB: 2 P: 7 | R: 1 E: 0 K: 1 S: 6 | H: 1 LOB: 2 BB: 2 P: 14 | 1B: 5 2B: 2 3B: 0 HR: 0 | SF: 0 SAC: 5 DP: 2 HBP: 1 | WP: 0 PB: 0 SB: 1 CS: 0 | PA: 43 | | | | | | | |
| PITCHER | IP | WLS | BF | H | R | ER | SO | BB | IBB | HBP | BLK | WP | HR | S | P | ERA | WHIP | | | | | | | | | | |
| Bob Knepper, L ERA: 2.23 (1, 1) | 5.0 | L | 24 | 5 | 4 | 4 | 4 | 3 | 1 | 1 | 0 | 0 | 0 | 27 | 44 | 7.20 | 1.600 | | | | | | | | | | |
| Mike Madden, L ERA: 2.12 (6, 1) | 2.0 | | 9 | 0 | 0 | 0 | 1 | 3 | 0 | 0 | 0 | 0 | 0 | 8 | 20 | 0.00 | 1.500 | | | | | | | | | | |
| Larry Andersen, R ERA: 3.94 (8, 1) | 1.1 | | 7 | 1 | 1 | 1 | 0 | 1 | 2 | 0 | 0 | 0 | 0 | 4 | 16 | 6.75 | 1.500 | | | | | | | | | | |
| Frank DiPino, L ERA: 2.0 (9, 1) | 0.1 | | 2 | 1 | 0 | 0 | 1 | 0 | 0 | 0 | 0 | 0 | 0 | 4 | 4 | 0.00 | 3.000 | | | | | | | | | | |
| Charlie Kerfeld, R ERA: 0.95 (9, 1) | 0.1 | | 1 | 0 | 0 | 0 | 0 | 0 | 0 | 0 | 0 | 0 | 0 | 1 | 1 | 0.00 | 0.000 | | | | | | | | | | |
| Batter | 1 | 2 | 3 | 4 | 5 | 6 | 7 | 8 | 9 | AB | R | H | RBI | BB | SO | LOB | BOTTOM | | | | | | | | | | |
| Bill Doran, S OBP: 0.397, SLG: 0.346 (1, 4) | | | | | | | | | | 2 | 0 | 0 | 0 | 2 | 1 | 2 | | | | | | | | | | | |
| Craig Reynolds, L OBP: 0.297, SLG: 0.410 (1, 6) | | | | | | | | | | 4 | 0 | 0 | 0 | 0 | 2 | 2 | | | | | | | | | | | |
| Jose Cruz, L OBP: 0.313, SLG: 0.312 (1, 7) | | | | | | | | | | 4 | 0 | 1 | 0 | 0 | 1 | 1 | | | | | | | | | | | |
| Glenn Davis, R OBP: 0.306, SLG: 0.477 (1, 3) | | | | | | | | | | 3 | 1 | 2 | 0 | 0 | 0 | 1 | | | | | | | | | | | |
| Kevin Bass, S OBP: 0.336, SLG: 0.445 (1, 8) (6, 9) | | | | | | | | | | 4 | 1 | 2 | 0 | 0 | 1 | 2 | | | | | | | | | | | |
| Denny Walling, L OBP: 0.346, SLG: 0.384 (1, 5) | | | | | | | | | | 3 | 0 | 0 | 1 | 1 | 0 | 2 | | | | | | | | | | | |
| Terry Puhl, L OBP: 0.336, SLG: 0.333 (1, 9) Billy Hatcher, R OBP: 0.310, SLG: 0.291 (6, PH) (6, 8) | | | | | | | | | | 1 | 0 | 0 | 0 | 0 | 0 | 0 | | | | | | | | | | | |
| Mark Bailey, S OBP: 0.300, SLG: 0.294 (1, 2) | | | | | | | | | | 3 | 0 | 2 | 1 | 0 | 1 | 2 | | | | | | | | | | | |
| Bob Knepper, L OBP: 0.337, SLG: 0.337 (1, 1) Jim Parkers, R OBP: 0.316, SLG: 0.235 (5, PH) (6, 1) Phil Garner, R OBP: 0.366, SLG: 0.516 (7, PH) Larry Andersen, R (8, 1) Frank DiPino, L OBP: 0.333, SLG: 0.333 (9, 1) Charlie Kerfeld, R (9, 1) Alan Ashby, S OBP: 0.365, SLG: 0.453 (9, PH) | | | | | | | | | | 1 | 0 | 0 | 0 | 0 | 1 | 0 | | | | | | | | | | | |
| | | | | | | | | | | 1 | 0 | 0 | 0 | 0 | 2 | 0 | | | | | | | | | | | |
| | | | | | | | | | | 0 | 0 | 0 | 0 | 0 | 0 | 0 | | | | | | | | | | | |
| | | | | | | | | | | 0 | 0 | 0 | 0 | 1 | 0 | 0 | | | | | | | | | | | |
| | | | | | | | | | | 0 | 0 | 0 | 0 | 0 | 0 | 0 | | | | | | | | | | | |
| | | | | | | | | | | 0 | 0 | 0 | 0 | 0 | 0 | 0 | | | | | | | | | | | |
| | | | | | | | | | | 0 | 0 | 0 | 0 | 0 | 0 | 0 | | | | | | | | | | | |
| | | | | | | | | | | 0 | 0 | 0 | 0 | 0 | 0 | 0 | | | | | | | | | | | |
| | | | | | | | | | | 1 | 0 | 0 | 0 | 0 | 0 | 1 | | | | | | | | | | | |
| Inning Stats | R: 0 E: 0 K: 0 S: 2 | H: 0 LOB: 0 BB: 1 P: 6 | R: 0 E: 0 K: 0 S: 2 | H: 0 LOB: 0 BB: 0 P: 3 | R: 0 E: 0 K: 2 S: 7 | H: 0 LOB: 0 BB: 0 P: 7 | R: 0 E: 0 K: 1 S: 5 | H: 1 LOB: 1 BB: 1 P: 9 | R: 0 E: 0 K: 1 S: 6 | H: 1 LOB: 2 BB: 1 P: 10 | R: 0 E: 0 K: 1 S: 5 | H: 0 LOB: 0 BB: 0 P: 5 | R: 2 E: 0 K: 2 S: 10 | H: 3 LOB: 2 BB: 1 P: 14 | R: 0 E: 0 K: 2 S: 8 | H: 1 LOB: 1 BB: 0 P: 8 | R: 0 E: 0 K: 1 S: 6 | H: 1 LOB: 1 BB: 0 P: 6 | 1B: 2 2B: 6 3B: 0 HR: 0 | SF: 0 SAC: 0 DP: 2 HBP: 1 | WP: 1 PB: 0 SB: 1 CS: 1 | PA: 36 | | | | | |
| PITCHER | IP | WLS | BF | H | R | ER | SO | BB | IBB | HBP | BLK | WP | HR | S | P | ERA | WHIP | | | | | | | | | | |
| Scott Sanderson, R ERA: 4.78 (1, 1) | 1.0 | | 3 | 0 | 0 | 0 | 0 | 1 | 0 | 0 | 0 | 0 | 0 | 2 | 6 | 0.00 | 1.000 | | | | | | | | | | |
| Guy Hoffman, L ERA: 5.25 (2, 1) | 5.1 | W | 21 | 4 | 2 | 2 | 5 | 2 | 0 | 1 | 0 | 0 | 0 | 28 | 37 | 3.38 | 1.125 | | | | | | | | | | |
| Jay Baller, R ERA: 5.0 (7, 1) | 0.1 | | 3 | 1 | 0 | 0 | 1 | 1 | 0 | 0 | 0 | 0 | 0 | 4 | 8 | 0.00 | 6.000 | | | | | | | | | | |
| Lee Smith, R ERA: 4.2 (7, 1) | 2.1 | S | 9 | 2 | 0 | 0 | 4 | 0 | 0 | 0 | 0 | 1 | 0 | 17 | 17 | 0.00 | 0.857 | | | | | | | | | | |

Chicago Cubs @ Houston Astros
Astrodome, Houston, TX
Sun May 18 1986, 4:33 AM EDT
Att: 14,483 - Unknown

| | |
|-----|----|
| AB | 24 |
| R | 5 |
| H | 5 |
| RBI | 3 |
| BB | 8 |
| SO | 6 |
| LOB | 23 |



Chicago Cubs @ Houston Astros
Astrodome, Houston, TX
Sun May 18 1986, 4:33 AM EDT
Att: 14,483 - Unknown


| | |
|-----|----|
| AB | 31 |
| R | 2 |
| H | 7 |
| RBI | 2 |
| BB | 4 |
| SO | 10 |
| LOB | 19 |



| Batter | 1 | 2 | 3 | 4 | 5 | 6 | 7 | 8 | 9 | AB | R | H | RBI | BB | SO | LOB | TOP | | | |
|-------------------------------------------------------------------------------------------------------------------------------------------------------------------------------------------------------------------------------------|-------------------------------------------------------------------------------------------------------|-----------------------------------------------------------------------------------------------|--------------------------------------------------------------------------------------------|---------------------------------|------------------------------|---------------------------------|------------------------------|---------------------------------|------------------------------|---------------------------------|------------------------------|---------------------------------|------------------------------|---------------------------------|------------------------------|---------------------------------|----------------------------------|------------------------------------|-------------------------|--------|
| Bob Dernier, R OBP: 0.257, SLG: 0.258 Thad Bosley, L OBP: 0.294, SLG: 0.300 | 0-0 WP 23 G1-5-3 1B | | 0-0 F8 | | 0-0 F7 | | | 0-0 F7 | | 3 | 1 | 1 | 0 | 0 | 0 | 1 | | | | |
| Davey Lopes, R OBP: 0.367, SLG: 0.408 Jay Baller, R | 0-0 G1-5-3 1-2 | | 0-3 K | | 0-0 6-3 | | | 0-0 6-3 | | 4 | 0 | 0 | 0 | 0 | 0 | 1 | | | | |
| 23 Ryne Sandberg, R OBP: 0.362, SLG: 0.452 | 0-0 6-3 2-H | | 0-0 F9 | | 0-0 L6 | | | 0-0 6-3 | | 4 | 0 | 0 | 1 | 0 | 0 | 0 | | | | |
| Keith Moreland, R OBP: 0.353, SLG: 0.433 | 0-0 6-3 | | | 0-0 CS 1B | | | | 0-0 1B | | 4 | 0 | 3 | 0 | 0 | 0 | 0 | | | | |
| Leon Durham, L OBP: 0.331, SLG: 0.385 | | 0-0 G4-6-3 1B | | 0-3 K 1-2 | | 0-3 K | | 0-0 F7 | | 4 | 0 | 1 | 0 | 0 | 2 | 3 | | | | |
| Jerry Mumfrey, S OBP: 0.350, SLG: 0.400 | | 0-0 G4-6-3 1-2 | | 0-3 K | | | | 0-0 5-3 | | 4 | 0 | 1 | 0 | 0 | 1 | 1 | | | | |
| Jody Davis, R OBP: 0.319, SLG: 0.457 | | 4-0 HR BB | | | 0-0 4-3 | | | 0-0 F7 | | 3 | 1 | 0 | 0 | 1 | 0 | 2 | | | | |
| Shawon Dunston, R OBP: 0.315, SLG: 0.468 | | 0-0 1-H HR | | | 0-0 S 1B | | | 0-3 K | | 3 | 1 | 2 | 2 | 0 | 1 | 0 | | | | |
| Scott Sanderson, R OBP: 0.143, SLG: 0.077 Matt Keough, R OBP: 0.266, SLG: 0.280 Gary Mathews, R OBP: 0.222, SLG: 0.316 George Frazier, R OBP: 0.298, SLG: 0.316 Terry Francona, L OBP: 0.194, SLG: 0.194 | | 0-0 6-3 | | | 0-3 K | | | 0-0 3-1 | | 1 | 0 | 0 | 0 | 0 | 0 | 0 | | | | |
| Inning Stats | R: 1 E: 0 K: 0 S: 4 | H: 1 LOB: 0 BB: 0 P: 4 | R: 2 E: 0 K: 0 S: 4 | H: 2 LOB: 0 BB: 1 P: 8 | R: 0 E: 0 K: 1 S: 5 | H: 0 LOB: 0 BB: 0 P: 5 | R: 0 E: 0 K: 2 S: 7 | H: 1 LOB: 0 BB: 0 P: 7 | R: 0 E: 0 K: 1 S: 6 | H: 1 LOB: 1 BB: 0 P: 6 | R: 0 E: 0 K: 1 S: 5 | H: 0 LOB: 0 BB: 0 P: 5 | R: 0 E: 0 K: 0 S: 3 | H: 0 LOB: 0 BB: 0 P: 3 | R: 0 E: 0 K: 0 S: 5 | H: 2 LOB: 2 BB: 0 P: 5 | 1B: 7 2B: 1 3B: 0 HR: 1 | SF: 0 SAC: 0 DP: 2 HBP: 0 | WP: 1 PB: 0 CS: 1 | PA: 34 |
| PITCHER | IP WLS BF H R ER SO BB IBB HBP BLK WP HR S P ERA WHIP | 7.0 W 26 6 3 3 6 1 0 0 0 1 1 37 41 3.86 1.000 | 2.0 8 2 0 0 0 0 0 0 0 0 0 0 8 8 0.00 1.000 | PITCHER | | | | | | | | | | | | | | | | |

Chicago Cubs @ Atlanta Braves
Atlanta-Fulton County Stadium, Atlanta, GA
Tue May 20 1986, 7:05 PM EDT
Att: 16,925 - Unknown


| | |
|-----|----|
| AB | 33 |
| R | 3 |
| H | 8 |
| RBI | 3 |
| BB | 1 |
| SO | 6 |
| LOB | 9 |



| Batter | 1 | 2 | 3 | 4 | 5 | 6 | 7 | 8 | 9 | AB | R | H | RBI | BB | SO | LOB | BOTTOM | | | |
|----------------------------------------------------------------------------------------|-------------------------------------------------------------------------------------------------------|---------------------------------------------------------------------------------------------|----------------------------------------------------------------------------------------------|--------------------------------------------------------------------------------------------|------------------------------|---------------------------------|------------------------------|---------------------------------|------------------------------|---------------------------------|------------------------------|---------------------------------|------------------------------|---------------------------------|------------------------------|---------------------------------|----------------------------------|------------------------------------|-------------------------|--------|
| Omar Moreno, L OBP: 0.317, SLG: 0.483 | 0-0 F9 4-3 2B | | 0-0 HR 2B | | 0-0 F7 | | | 0-0 E 1B | | 4 | 3 | 3 | 0 | 0 | 0 | 0 | | | | |
| Ken Oberkfell, L OBP: 0.405, SLG: 0.377 | 0-0 F9 2-3 | | 0-0 F7 | | 0-0 F7 | | | 0-0 E4 1B | | 4 | 0 | 0 | 0 | 0 | 0 | 3 | | | | |
| Dale Murphy, R OBP: 0.403, SLG: 0.564 | 0-0 4-3 3-H | | 0-0 2-H HR | | 0-0 F9 | | | 0-3 K | | 4 | 1 | 1 | 3 | 0 | 1 | 2 | | | | |
| Bob Horner, R OBP: 0.315, SLG: 0.452 | 0-0 1B | | 0-0 F8 | | 0-3 K | | | 0-0 G6-3 1B | | 4 | 0 | 2 | 1 | 0 | 1 | 0 | | | | |
| Gerald Perry, L OBP: 0.250, SLG: 0.250 Gene Garber, R | 0-0 F7 | | 0-0 6-3 | | 0-0 CS 1B | | | 0-0 G6-3 1-2 | | 4 | 0 | 1 | 0 | 0 | 0 | 3 | | | | |
| Ozzie Virgil, R OBP: 0.271, SLG: 0.348 | | 0-0 HR | | 0-0 E5 1B E | | 0-0 CS | | 0-0 F8 | | 3 | 2 | 1 | 1 | 1 | 0 | 0 | | | | |
| Andres Thomas, R OBP: 0.404, SLG: 0.520 | | 0-0 F8 | | 0-0 E 1B | | 0-0 F8 | | 0-0 FC6-4 1B | | 4 | 1 | 2 | 0 | 0 | 0 | 1 | | | | |
| Glenn Hubbard, R OBP: 0.371, SLG: 0.391 | | 0-0 F7 | | 0-0 E6 1B | | 0-0 1B | | 0-0 F8 | | 4 | 1 | 1 | 1 | 0 | 0 | 1 | | | | |
| David Palmer, R OBP: 0.100, SLG: 0.100 Terry Harper, R OBP: 0.298, SLG: 0.295 | | 0-3 K | | 0-0 3-H 1B | | 0-0 F6 | | 0-0 FC6-4 | | 3 | 0 | 1 | 1 | 0 | 1 | 1 | | | | |
| Inning Stats | R: 1 E: 0 K: 0 S: 5 | H: 2 LOB: 1 BB: 0 P: 5 | R: 1 E: 0 K: 1 S: 6 | H: 1 LOB: 0 BB: 0 P: 6 | R: 2 E: 0 K: 0 S: 5 | H: 2 LOB: 0 BB: 0 P: 5 | R: 3 E: 2 K: 0 S: 6 | H: 2 LOB: 0 BB: 0 P: 6 | R: 0 E: 0 K: 1 S: 5 | H: 1 LOB: 0 BB: 0 P: 5 | R: 0 E: 0 K: 0 S: 3 | H: 1 LOB: 1 BB: 1 P: 7 | R: 1 E: 1 K: 1 S: 7 | H: 2 LOB: 1 BB: 0 P: 7 | R: 0 E: 0 K: 0 S: 4 | H: 1 LOB: 1 BB: 0 P: 4 | 1B: 8 2B: 2 3B: 0 HR: 2 | SF: 0 SAC: 0 DP: 1 HBP: 0 | WP: 0 PB: 0 CS: 1 | PA: 37 |
| PITCHER | IP WLS BF H R ER SO BB IBB HBP BLK WP HR S P ERA WHIP | 3.0 L 17 6 7 4 1 0 0 0 0 0 0 3 3 0.00 1.000 | 4.1 3 1 0 0 0 0 0 0 0 0 0 0 15 19 0.00 1.667 | 1.0 4 1 0 0 0 0 0 0 0 0 0 0 4 4 0.00 1.000 | PITCHER | | | | | | | | | | | | | | | |

Chicago Cubs @ Atlanta Braves
Atlanta-Fulton County Stadium, Atlanta, GA
Tue May 20 1986, 7:05 PM EDT
Att: 16,925 - Unknown

| | |
|-----|----|
| AB | 35 |
| R | 8 |
| H | 12 |
| RBI | 7 |
| BB | 1 |
| SO | 3 |
| LOB | 12 |



| Batter | 1 | 2 | 3 | 4 | 5 | 6 | 7 | 8 | 9 | 10 | 11 | 12 | 13 | AB | R | H | RBI | BB | SO | LOB | TOP | | | | | | |
|----------------------------------------------------------------------------------------------------------------------------------------------------------------------------------|------------------------------------------------|---------------------------------|------------------------------|---------------------------------|------------------------------|---------------------------------|------------------------------|---------------------------------|------------------------------|---------------------------------|------------------------------|----------------------------------|------------------------------|---------------------------------|------------------------------|---------------------------------|-------------------------------|---------------------------------|------------------------------|----------------------------------|------------------------------|----------------------------------|----------------------------------|------------------------------------|----------------------------------|--------|--|
| Bob Demler, R OBP: 0.251, SLG: 0.258 Terry Francona, L OBP: 0.200, SLG: 0.200 | F7 | | G6-4-3 1B | | L6 | | E6 FC5 E | 3-1 | FC4 | | | SH1-3 1B | F8 | 4 | 0 | 1 | 0 | 0 | 0 | 0 | 0 | | | | | | |
| Gary Matthews, R OBP: 0.316, SLG: 0.345 Matt Keough, R OBP: 0.250, SLG: 0.250 Lee Smith, R OBP: 0.261, SLG: 0.214 | HR | | G6-4-3 | | F8 | | E4 FC5 1B | 5-3 | | K | | SH1-3 | | 5 | 2 | 1 | 1 | 0 | 0 | 0 | 4 | | | | | | |
| 23 Ryne Sandberg, R OBP: 0.353, SLG: 0.434 | 6-3 | | 5-3 | | | | F8 | FC5 1B | | 6-3 | | 4-3 | | 6 | 0 | 0 | 0 | 1 | 0 | 2 | | | | | | | |
| Keith Moreland, R OBP: 0.356, SLG: 0.429 | HR 1B | | | | 4-3 | | | 6-3 | FC6 1B | | 5-3 | | F3 | 6 | 1 | 2 | 1 | 1 | 0 | 3 | | | | | | | |
| Leon Durham, L OBP: 0.328, SLG: 0.414 George Frazier, R | HR | | | | F8 | | | 2B | F7 | FC5-4 1B HR | | K | 3-1 | 7 | 3 | 2 | 2 | 0 | 1 | 6 | | | | | | | |
| Jerry Mumphrey, S OBP: 0.358, SLG: 0.410 | F8 | | | | | | | 2B | FC6 | | | E5 | | 6 | 1 | 2 | 0 | 1 | 1 | 2 | | | | | | | |
| Jody Davis, R OBP: 0.324, SLG: 0.481 | | | F8 | | | | | | E5 3-1 1B | | | 5-3 | | 6 | 1 | 2 | 4 | 1 | 0 | 1 | | | | | | | |
| Shawon Dunston, R OBP: 0.327, SLG: 0.476 | | | F8 | | L6 | | | | | | | 4-3 | | 6 | 0 | 3 | 0 | 1 | 0 | 3 | | | | | | | |
| Dennis Eckerley, R OBP: 0.211, SLG: 0.388 Jay Baller, R OBP: 0.250, SLG: 0.250 Ray Fontenot, L OBP: 0.250, SLG: 0.250 Thad Bosley, L OBP: 0.242, SLG: 0.290 | K | | K | | K | | K | | F9 | | | SH1-3 1B | | 3 | 0 | 0 | 0 | 0 | 2 | 3 | | | | | | | |
| Inning Stats | R: 3 E: 0 K: 0 S: 6 | H: 3 LOB: 0 BB: 0 P: 6 | R: 0 E: 0 K: 1 S: 5 | H: 0 LOB: 0 BB: 0 P: 5 | R: 0 E: 0 K: 0 S: 4 | H: 1 LOB: 0 BB: 0 P: 3 | R: 0 E: 0 K: 0 S: 4 | H: 1 LOB: 2 BB: 1 P: 8 | R: 0 E: 0 K: 1 S: 5 | H: 0 LOB: 0 BB: 0 P: 5 | R: 1 E: 0 K: 0 S: 5 | H: 2 LOB: 2 BB: 2 P: 13 | R: 1 E: 2 K: 0 S: 6 | H: 1 LOB: 2 BB: 0 P: 5 | R: 0 E: 1 K: 0 S: 5 | H: 1 LOB: 1 BB: 0 P: 6 | R: 0 E: 0 K: 1 S: 5 | H: 0 LOB: 0 BB: 0 P: 5 | R: 0 E: 0 K: 0 S: 4 | H: 1 LOB: 3 BB: 2 P: 12 | R: 0 E: 0 K: 1 S: 6 | H: 1 LOB: 2 BB: 1 P: 10 | 1B: 7 2B: 4 3B: 0 HR: 3 | SF: 0 SAC: 1 DP: 1 HBP: 0 | WP: 1 PB: 0 SB: 2 CS: 0 | PA: 64 | |
| PITCHER | IP 6.1 | WLS 31 | BF 8 | H 5 | R 4 | ER 2 | SO 0 | BB 2 | IBB 1 | HBP 0 | BLK 0 | WP 0 | HR 2 | S 32 | P 44 | ERA 5.68 | WHIP 1.579 | | | | | | | | | | |
| Rick Mahler, R ERA: 4.59 Paul Assenmacher, L ERA: 1.88 Bruce Sutter, R ERA: 4.5 Craig McMurry, R ERA: 4.08 Gene Garber, R ERA: 1.93 | (7, 1) (7, 1) (8, 1) (9, 1) (9, 1) | 0.2 1.2 0.0 1.1 | 3 10 1 4 | 0 4 0 0 | 0 3 0 0 | 2 3 0 1 | 0 0 0 1 | 0 0 0 0 | 0 0 0 0 | 0 0 0 0 | 0 0 0 0 | 0 0 0 0 | 0 1 0 0 | 2 9 0 6 | 3 13 4 6 | 0.00 16.20 == 0.00 | 0.000 3.000 == 0.000 | | | | | | | | | | |
| PITCHER | IP 3.0 | WLS W | BF 15 | H 2 | R 0 | ER 0 | SO 2 | BB 2 | IBB 1 | HBP 0 | BLK 0 | WP 1 | HR 0 | S 16 | P 28 | ERA 0.00 | WHIP 1.333 | | | | | | | | | | |
| Jeff Dedmon, R ERA: 4.32 | (11, 1) | 3.0 | W | 15 | 2 | 0 | 2 | 2 | 1 | 0 | 0 | 1 | 0 | 16 | 28 | 0.00 | 1.333 | | | | | | | | | | |

Chicago Cubs @ Atlanta Braves
Atlanta-Fulton County Stadium, Atlanta, GA
Wed May 21 1986, 7:05 PM EDT
Att. 16,759 - Unknown

AB 55
R 8
H 14
RBI 8
BB 8
SO 5
LOB 32



| Batter | 1 | 2 | 3 | 4 | 5 | 6 | 7 | 8 | 9 | 10 | 11 | 12 | 13 | AB | R | H | RBI | BB | SO | LOB | BOTTOM | | | | | | |
|------------------------------------------------------------------------------------------------------------------------------------------------------------------------------------------------------------------------------------------------------|------------------------------------------------|---------------------------------|------------------------------|---------------------------------|------------------------------|---------------------------------|------------------------------|---------------------------------|------------------------------|----------------------------------|------------------------------|---------------------------------|------------------------------|---------------------------------|------------------------------|---------------------------------|----------------------------------|---------------------------------|------------------------------|---------------------------------|------------------------------|----------------------------------|-----------------------------------|------------------------------------|----------------------------------|--------|--|
| Omar Moreno, L OBP: 0.329, SLG: 0.523 | 3-1 | | | | F9 | E4 | | | 4-3 | | | 4-3 | | 7 | 1 | 3 | 2 | 0 | 0 | 2 | | | | | | | |
| Ken Oberkfell, L OBP: 0.426, SLG: 0.398 | | 2H 2B | | | | 3B | | | | | | | | 7 | 1 | 5 | 0 | 0 | 0 | 1 | | | | | | | |
| Dale Murphy, R OBP: 0.396, SLG: 0.550 | 1B | | | | 4-3 | | | | | | | | | 7 | 0 | 2 | 0 | 0 | 2 | 3 | | | | | | | |
| Bob Horner, R OBP: 0.320, SLG: 0.443 | F9 | | | | F7 | | | | | | | | | 5 | 0 | 1 | 0 | 2 | 0 | 2 | | | | | | | |
| Gerald Perry, L OBP: 0.240, SLG: 0.248 Terry Francona, L OBP: 0.200, SLG: 0.200 Craig McMurry, R ERA: 4.08 Gene Garber, R ERA: 1.93 Chris Chambliss, L OBP: 0.250, SLG: 0.333 Jeff Dedmon, L OBP: 0.250, SLG: 0.300 | | F6 | | | 6-3 | | | | | | | | | 3 | 1 | 1 | 0 | 0 | 0 | 0 | | | | | | | |
| Rafael Ramirez, R OBP: 0.293, SLG: 0.393 | | | | | 5-3 | | | | | | | | | 7 | 2 | 4 | 0 | 0 | 0 | 0 | | | | | | | |
| Ozzie Virgil, R OBP: 0.293, SLG: 0.351 | | | | | | | | | | | | | | 5 | 1 | 2 | 2 | 1 | 2 | 1 | | | | | | | |
| Glenn Hubbard, R OBP: 0.376, SLG: 0.404 Ted Simmons, S OBP: 0.234, SLG: 0.250 Andres Thomas, R OBP: 0.407, SLG: 0.510 | | | | | | | | | | | | | | 4 | 1 | 2 | 1 | 0 | 0 | 2 | | | | | | | |
| Rick Mahler, R OBP: 0.286, SLG: 0.333 Paul Assenmacher, L ERA: 1.88 Bruce Sutter, R ERA: 4.08 Bill Sample, R OBP: 0.321, SLG: 0.407 | | | | | | | | | | | | | | 3 | 1 | 1 | 1 | 0 | 0 | 2 | | | | | | | |
| Inning Stats | R: 0 E: 0 K: 0 S: 4 | H: 1 LOB: 1 BB: 0 P: 4 | R: 3 E: 0 K: 1 S: 9 | H: 4 LOB: 1 BB: 0 P: 9 | R: 0 E: 0 K: 0 S: 4 | H: 1 LOB: 1 BB: 0 P: 4 | R: 0 E: 0 K: 1 S: 6 | H: 1 LOB: 1 BB: 0 P: 6 | R: 4 E: 1 K: 0 S: 9 | H: 6 LOB: 3 BB: 1 P: 13 | R: 0 E: 0 K: 1 S: 6 | H: 1 LOB: 1 BB: 0 P: 6 | R: 1 E: 0 K: 0 S: 4 | H: 3 LOB: 1 BB: 1 P: 8 | R: 0 E: 0 K: 0 S: 4 | H: 1 LOB: 2 BB: 1 P: 8 | R: 0 E: 0 K: 0 S: 5 | H: 0 LOB: 0 BB: 0 P: 5 | R: 0 E: 0 K: 1 S: 6 | H: 1 LOB: 1 BB: 0 P: 6 | R: 1 E: 1 K: 0 S: 3 | H: 1 LOB: 3 BB: 2 P: 11 | 1B: 13 2B: 7 3B: 1 HR: 0 | SF: 0 SAC: 1 DP: 1 HBP: 0 | WP: 1 PB: 0 SB: 0 CS: 1 | PA: 62 | |
| PITCHER | IP 5.2 | WLS 29 | BF 12 | H 7 | R 7 | ER 2 | SO 0 | BB 0 | IBB 0 | HBP 0 | BLK 0 | WP 0 | HR 0 | S 33 | P 33 | ERA 11.12 | WHIP 2.118 | | | | | | | | | | |
| Dennis Eckerley, R ERA: 5.96 Jay Baller, R ERA: 4.82 Ray Fontenot, L ERA: 1.88 Matt Keough, R ERA: 5.09 Lee Smith, R ERA: 3.38 | (5, 1) (8, 1) (8, 1) (8, 1) (8, 1) | 0.0 1.1 0.1 3.2 | 29 5 4 13 | 7 1 3 2 | 7 0 1 0 | 2 0 1 0 | 0 0 0 0 | 0 0 0 0 | 0 0 0 0 | 0 0 0 0 | 0 0 0 0 | 0 0 1 0 | 0 0 3 0 | 0 7 3 14 | 3 7 3 18 | 11.12 0.00 27.00 0.00 | 2.118 0.750 9.000 0.545 | | | | | | | | | | |
| PITCHER | IP 1.1 | WLS L | BF 9 | H 2 | R 1 | ER 0 | SO 1 | BB 1 | IBB 1 | HBP 0 | BLK 0 | WP 0 | HR 0 | S 9 | P 17 | ERA 0.00 | WHIP 2.250 | | | | | | | | | | |
| George Frazier, R ERA: 2.77 | (12, 1) | 1.1 | L | 9 | 2 | 1 | 1 | 1 | 1 | 0 | 0 | 0 | 0 | 9 | 17 | 0.00 | 2.250 | | | | | | | | | | |

Chicago Cubs @ Atlanta Braves
Atlanta-Fulton County Stadium, Atlanta, GA
Wed May 21 1986, 7:05 PM EDT
Att. 16,759 - Unknown

AB 56
R 9
H 21
RBI 7
BB 5
SO 5
LOB 23



| Batter | 1 | 2 | 3 | 4 | 5 | 6 | 7 | 8 | 9 | AB | R | H | RBI | BB | SO | LOB | TOP | |
|----------------------------------------------------------------------------------------------------------------------------------------------------------|-------------------------------------------------------|---------------------------------|------------------------------|---------------------------------|------------------------------|---------------------------------|------------------------------|---------------------------------|------------------------------|---------------------------------|------------------------------|---------------------------------|------------------------------|----------------------------------|----------------------------------|------------------------------------|---------------------------------------------------------------------------------------------------------------------------------------------|----------------------------------|
| Thad Bosley, L (1,9) OBP: 0.310, SLG: 0.257 Jay Baller, R (8,1) Ray Fontenot, L (8,1) | F6 | | F8 | | | K | | G4-6-3 | | 4 | 0 | 0 | 0 | 0 | 1 | 2 | Chicago Cubs @ Atlanta Braves Atlanta-Fulton County Stadium, Atlanta, GA Thu May 22 1986, 3:33 AM EDT Att: 14,646 - Unknown | |
| Gary Matthews, R (1,7) Manny Trillo, R (9, PR) OBP: 0.281, SLG: 0.214 | G3 | | | 6-3 | | F9 | | | BB | 3 | 0 | 0 | 0 | 1 | 0 | 0 | | |
| 23 Ryne Sandberg, R (1,4) OBP: 0.345, SLG: 0.423 | 1-3 | | | 6-3 | | L9 | | | F9 | 4 | 0 | 0 | 0 | 0 | 1 | 0 | | |
| Keith Moreland, R (1,5) OBP: 0.359, SLG: 0.427 Davey Lopes, R (9, PR) OBP: 0.367, SLG: 0.408 | 1-3 | | | 1B | 1B | | | | F9 | 3 | 0 | 1 | 0 | 1 | 0 | 0 | | |
| Leon Durham, L (1,3) OBP: 0.336, SLG: 0.421 Chris Speier, R (9, PH) OBP: 0.440, SLG: 0.450 | 4-3 | | | 1B | | | | | G4-6-3 | 3 | 0 | 2 | 0 | 0 | 0 | 0 | | |
| Jerry Mumphrey, S (1,8) OBP: 0.343, SLG: 0.391 (8,9) | F8 | | | 1B | | 4-3 | | | BB | 1 | 0 | 0 | 0 | 0 | 2 | 0 | | |
| Jody Davis, R (1,2) OBP: 0.318, SLG: 0.471 | | | F5 | | | 3-1 | | | | 3 | 0 | 0 | 0 | 0 | 1 | 1 | | |
| Shawon Dunston, R (1,6) OBP: 0.327, SLG: 0.473 | | | SH5-4 | 1B | | F8 | | | 6-3 | 3 | 0 | 1 | 0 | 0 | 0 | 0 | | |
| Steve Trout, L (1,1) OBP: 0.176, SLG: 0.235 Ron Cey, R (8, PH) OBP: 0.357, SLG: 0.423 Bob Dernier, R (8, PR) OBP: 0.257, SLG: 0.258 (8,8) | SH5-4 | | | | | K | | | G4-6-3 | 1 | 0 | 0 | 0 | 0 | 1 | 0 | | |
| | | | | | | | | | 1B | 1 | 0 | 1 | 0 | 0 | 0 | 0 | | |
| | | | | | | | | | | 0 | 0 | 0 | 0 | 0 | 0 | 0 | | |
| Inning Stats | R: 0 E: 0 K: 0 S: 3 | H: 0 LOB: 0 BB: 0 P: 3 | R: 0 E: 0 K: 0 S: 3 | H: 0 LOB: 0 BB: 0 P: 3 | R: 0 E: 0 K: 0 S: 4 | H: 1 LOB: 1 BB: 0 P: 4 | R: 0 E: 0 K: 1 S: 7 | H: 2 LOB: 2 BB: 0 P: 7 | R: 0 E: 0 K: 2 S: 5 | H: 0 LOB: 0 BB: 0 P: 7 | R: 0 E: 0 K: 0 S: 4 | H: 1 LOB: 1 BB: 0 P: 4 | R: 0 E: 0 K: 0 S: 3 | H: 1 LOB: 2 BB: 2 P: 10 | 1B: 5 2B: 0 3B: 0 HR: 0 | SF: 0 SAC: 1 DP: 2 HBP: 0 | | WP: 0 PB: 0 SB: 0 CS: 0 |
| PITCHER | IP WLS BF H R ER SO BB IBB HBP BLK WP HR S P ERA WHIP | | | | | | | | | | | | | | | | | |
| Joe Johnson, R (1,1) ERA: 3.45 | 8.1 W 31 5 0 0 4 2 0 0 0 0 0 0 0 0 0 0.00 0.840 | | | | | | | | | | | | | | | | | |
| Paul Assenmacher, L (9,1) ERA: 1.83 | 0.2 S 1 0 0 0 0 0 0 0 0 0 0 0 0 0 1 1 0.00 0.000 | | | | | | | | | | | | | | | | | |

| Batter | 1 | 2 | 3 | 4 | 5 | 6 | 7 | 8 | 9 | AB | R | H | RBI | BB | SO | LOB | BOTTOM | | |
|-----------------------------------------------------------------------------------------------------------|-------------------------------------------------------|---------------------------------|------------------------------|---------------------------------|------------------------------|---------------------------------|------------------------------|---------------------------------|------------------------------|---------------------------------|------------------------------|---------------------------------|------------------------------|---------------------------------|----------------------------------|------------------------------------|---------------------------------------------------------------------------------------------------------------------------------------------|----------------------------------|--------|
| Bill Sample, R (1,9) OBP: 0.317, SLG: 0.386 | 5-3 | | | F9 | | F9 | | | | 3 | 0 | 0 | 0 | 1 | 0 | 0 | Chicago Cubs @ Atlanta Braves Atlanta-Fulton County Stadium, Atlanta, GA Thu May 22 1986, 3:33 AM EDT Att: 14,646 - Unknown | | |
| Andres Thomas, R (1,6) OBP: 0.379, SLG: 0.473 | K | | | K | | F8 | | BB | | 4 | 0 | 0 | 0 | 0 | 2 | 3 | | | |
| Dale Murphy, R (1,8) OBP: 0.402, SLG: 0.549 | 6-3 | | | 2B | 1B | | | | | 2 | 1 | 1 | 0 | 1 | 0 | 0 | | | |
| Bob Horner, R (1,3) OBP: 0.321, SLG: 0.448 | E5 | | | 1B | | G6-4-3 | | BB | | 3 | 0 | 1 | 1 | 0 | 0 | 1 | | | |
| Rafael Ramirez, R (1,5) OBP: 0.287, SLG: 0.385 Ken Oberkfell, L (9,5) OBP: 0.425, SLG: 0.398 | G4-6-3 | | | 2B | | 1-2 | | | | 3 | 0 | 0 | 0 | 0 | 0 | 2 | | | |
| Terry Harper, R (1,7) OBP: 0.289, SLG: 0.284 Omar Moreno, L (8, PH) OBP: 0.338, SLG: 0.545 (9,7) | F8 | | | 1-3 | | | | | | 0 | 0 | 0 | 0 | 0 | 0 | 0 | | | |
| Bruce Benedict, R (1,2) OBP: 0.391, SLG: 0.450 | | | | | | | | | | 2 | 0 | 0 | 0 | 0 | 0 | 0 | | | |
| Glenn Hubbard, R (1,4) OBP: 0.374, SLG: 0.397 | | | | | | | | | | 2 | 0 | 0 | 0 | 0 | 0 | 0 | | | |
| Joe Johnson, R (1,1) OBP: 0.222, SLG: 0.188 Paul Assenmacher, L (9,1) | | | | | | | | | | 2 | 0 | 0 | 1 | 0 | 2 | 0 | | | |
| | | | | | | | | | | 0 | 0 | 0 | 0 | 0 | 0 | 0 | | | |
| Inning Stats | R: 0 E: 0 K: 1 S: 5 | H: 0 LOB: 0 BB: 0 P: 5 | R: 0 E: 1 K: 0 S: 3 | H: 0 LOB: 0 BB: 0 P: 3 | R: 0 E: 0 K: 1 S: 5 | H: 0 LOB: 0 BB: 0 P: 5 | R: 1 E: 0 K: 1 S: 7 | H: 2 LOB: 1 BB: 0 P: 7 | R: 0 E: 0 K: 0 S: 3 | H: 0 LOB: 0 BB: 0 P: 3 | R: 0 E: 0 K: 1 S: 5 | H: 0 LOB: 0 BB: 1 P: 6 | R: 1 E: 0 K: 0 S: 4 | H: 1 LOB: 2 BB: 1 P: 9 | 1B: 1 2B: 2 3B: 0 HR: 0 | SF: 1 SAC: 1 DP: 3 HBP: 1 | | WP: 0 PB: 0 SB: 0 CS: 0 | PA: 29 |
| PITCHER | IP WLS BF H R ER SO BB IBB HBP BLK WP HR S P ERA WHIP | | | | | | | | | | | | | | | | | | |
| Steve Trout, L (1,1) ERA: 5.13 | 7.0 L 23 2 1 1 1 4 1 0 0 0 0 0 0 0 3 8 27.00 6.000 | | | | | | | | | | | | | | | | | | |
| Jay Baller, R (8,1) ERA: 5.08 | 0.1 5 1 1 1 0 1 0 0 0 0 0 0 0 1 1 0.00 0.000 | | | | | | | | | | | | | | | | | | |
| Ray Fontenot, L (8,1) ERA: 1.74 | 0.2 1 0 0 0 0 0 0 0 0 0 0 0 0 0 1 1 0.00 0.000 | | | | | | | | | | | | | | | | | | |



| Batter | 1 | 2 | 3 | 4 | 5 | 6 | 7 | 8 | 9 | AB | R | H | RBI | BB | SO | LOB | TOP | | | | | |
|--------------------------------------------------------|----------------------------------------------------------------------------------------------------------------------------------------------------------------------|---------------------------------|------------------------------|---------------------------------|------------------------------|---------------------------------|------------------------------|---------------------------------|------------------------------|---------------------------------|------------------------------|---------------------------------|------------------------------|---------------------------------|------------------------------|-----------------------------------------------------------------------------------------|-----------------------------------------------------------------------------------------------------------------------------|---------------------------------|----------------------------------|------------------------------------|----------------------------------|--------|
| Bill Doran, S OBP: 0.383, SLG: 0.352 (1,4) | | | | | | | | | | 3 | 1 | 1 | 0 | 1 | 0 | 0 | Houston Astros @ Chicago Cubs Wrigley Field, Chicago, IL Fri May 23 1986, 3:33 AM CDT Att: 20,532 - Unknown | | | | | |
| Terry Puhl, L OBP: 0.318, SLG: 0.333 (1,9) | | | | | | | | | | 4 | 0 | 1 | 0 | 0 | 0 | 1 | | | | | | |
| Denny Walling, L OBP: 0.366, SLG: 0.393 (1,5) | | | | | | | | | | 3 | 0 | 2 | 1 | 1 | 0 | 1 | | | | | | |
| Jose Cruz, L OBP: 0.303, SLG: 0.286 (1,7) | | | | | | | | | | 4 | 0 | 0 | 0 | 0 | 0 | 3 | | | | | | |
| Kevin Bass, S OBP: 0.320, SLG: 0.417 (1,8) | | | | | | | | | | 4 | 0 | 0 | 0 | 0 | 1 | 2 | | | | | | |
| Glenn Davis, R OBP: 0.300, SLG: 0.455 (1,3) | | | | | | | | | | 4 | 0 | 1 | 0 | 0 | 1 | 0 | | | | | | |
| Craig Reynolds, L OBP: 0.292, SLG: 0.382 (1,6) | | | | | | | | | | 4 | 0 | 0 | 0 | 0 | 2 | 2 | | | | | | |
| Mark Bailey, S OBP: 0.304, SLG: 0.286 (1,2) | | | | | | | | | | 3 | 0 | 0 | 0 | 1 | 1 | 1 | | | | | | |
| Julio Solano, R (1,1) | | | | | | | | | | 2 | 0 | 0 | 0 | 0 | 2 | 0 | | | | | | |
| Larry Andersen, R (5,1) | | | | | | | | | | 0 | 0 | 0 | 0 | 0 | 0 | 0 | | | | | | |
| Phil Garner, R (7, PH) | | | | | | | | | | 1 | 0 | 0 | 0 | 0 | 0 | 1 | | | | | | |
| Charlie Kerfeld, R (7,1) | | | | | | | | | | 0 | 0 | 0 | 0 | 0 | 0 | 0 | | | | | | |
| Inning Stats | R: 1 E: 0 K: 0 S: 5 | H: 2 LOB: 1 BB: 0 P: 5 | R: 0 E: 0 K: 2 S: 7 | H: 0 LOB: 0 BB: 0 P: 7 | R: 0 E: 0 K: 1 S: 5 | H: 1 LOB: 1 BB: 1 P: 9 | R: 0 E: 0 K: 0 S: 4 | H: 1 LOB: 0 BB: 0 P: 4 | R: 0 E: 0 K: 2 S: 7 | H: 0 LOB: 0 BB: 0 P: 7 | R: 0 E: 0 K: 1 S: 5 | H: 0 LOB: 1 BB: 1 P: 9 | R: 0 E: 0 K: 1 S: 5 | H: 0 LOB: 1 BB: 1 P: 9 | R: 0 E: 0 K: 0 S: 4 | H: 1 LOB: 1 BB: 0 P: 4 | R: 0 E: 1 K: 0 S: 4 | H: 0 LOB: 1 BB: 0 P: 4 | 1B: 4 2B: 1 3B: 0 HR: 0 | SF: 0 SAC: 0 DP: 0 HBP: 0 | WP: 0 PB: 0 SB: 1 CS: 1 | PA: 35 |
| PITCHER Rick Sutcliffe, R ERA: 4.41 (1,1) | IP: 9.0 WLS: W BF: 35 H: 5 R: 1 ER: 1 SO: 7 BB: 3 IBB: 0 HBP: 0 BLK: 0 WP: 0 HR: 0 S: 46 P: 58 ERA: 1.00 WHIP: 0.889 | | | | | | | | | | | | | | | PITCHER IP: WLS: BF: H: R: ER: SO: BB: IBB: HBP: BLK: WP: HR: S: P: ERA: WHIP | | | | | | |

| Batter | 1 | 2 | 3 | 4 | 5 | 6 | 7 | 8 | 9 | AB | R | H | RBI | BB | SO | LOB | BOTTOM | | | |
|------------------------------------------------------|----------------------------------------------------------------------------------------------------------------------------------------------------------------------|---------------------------------|------------------------------|---------------------------------|------------------------------|---------------------------------|------------------------------|---------------------------------|------------------------------|----------------------------------|------------------------------|---------------------------------|------------------------------|---------------------------------|------------------------------|-----------------------------------------------------------------------------------------|-----------------------------------------------------------------------------------------------------------------------------|------------------------------------|----------------------------------|--------|
| Bob Dernier, R OBP: 0.257, SLG: 0.258 (1,8) | | | | | | | | | | 4 | 1 | 1 | 0 | 0 | 1 | 2 | Houston Astros @ Chicago Cubs Wrigley Field, Chicago, IL Fri May 23 1986, 3:33 AM CDT Att: 20,532 - Unknown | | | |
| Davey Lopes, R OBP: 0.391, SLG: 0.412 (1,7) | | | | | | | | | | 2 | 0 | 1 | 0 | 2 | 0 | 1 | | | | |
| 23 Ryne Sandberg, R OBP: 0.343, SLG: 0.419 (1,4) | | | | | | | | | | 4 | 0 | 1 | 1 | 0 | 1 | 3 | | | | |
| Keith Moreland, R OBP: 0.351, SLG: 0.416 (1,9) | | | | | | | | | | 4 | 0 | 0 | 0 | 0 | 1 | 4 | | | | |
| Leon Durham, L OBP: 0.341, SLG: 0.432 (1,3) | | | | | | | | | | 4 | 1 | 2 | 2 | 0 | 1 | 0 | | | | |
| Ron Cey, R OBP: 0.356, SLG: 0.419 (1,5) | | | | | | | | | | 3 | 0 | 1 | 1 | 0 | 0 | 1 | | | | |
| Chris Speier, R OBP: 0.440, SLG: 0.450 (7,5) | | | | | | | | | | 0 | 0 | 0 | 0 | 0 | 0 | 0 | | | | |
| Jody Davis, R OBP: 0.318, SLG: 0.482 (1,2) | | | | | | | | | | 3 | 0 | 1 | 0 | 0 | 1 | 1 | | | | |
| Shawon Dunston, R OBP: 0.327, SLG: 0.477 (1,6) | | | | | | | | | | 3 | 1 | 1 | 0 | 0 | 0 | 1 | | | | |
| Rick Sutcliffe, L OBP: 0.211, SLG: 0.474 (1,1) | | | | | | | | | | 3 | 0 | 1 | 0 | 0 | 1 | 1 | | | | |
| Inning Stats | R: 0 E: 0 K: 0 S: 2 | H: 0 LOB: 0 BB: 1 P: 6 | R: 0 E: 0 K: 0 S: 3 | H: 0 LOB: 0 BB: 0 P: 3 | R: 0 E: 0 K: 1 S: 5 | H: 0 LOB: 0 BB: 0 P: 5 | R: 3 E: 0 K: 1 S: 9 | H: 4 LOB: 1 BB: 0 P: 9 | R: 1 E: 0 K: 1 S: 7 | H: 2 LOB: 2 BB: 1 P: 11 | R: 0 E: 0 K: 0 S: 4 | H: 2 LOB: 1 BB: 0 P: 4 | R: 0 E: 0 K: 1 S: 5 | H: 1 LOB: 0 BB: 0 P: 5 | R: 0 E: 0 K: 2 S: 7 | H: 0 LOB: 0 BB: 0 P: 7 | 1B: 6 2B: 3 3B: 1 HR: 0 | SF: 0 SAC: 0 DP: 1 HBP: 0 | WP: 1 PB: 0 SB: 0 CS: 2 | PA: 33 |
| PITCHER Julio Solano, R ERA: 5.96 (1,1) | IP: 4.2 WLS: L BF: 20 H: 5 R: 4 ER: 4 SO: 3 BB: 2 IBB: 0 HBP: 0 BLK: 0 WP: 1 HR: 0 S: 24 P: 32 ERA: 7.71 WHIP: 1.500 | | | | | | | | | | | | | | | PITCHER IP: WLS: BF: H: R: ER: SO: BB: IBB: HBP: BLK: WP: HR: S: P: ERA: WHIP | | | | |
| Larry Andersen, R (5,1) | 1.1 | 6 | 3 | 0 | 0 | 0 | 0 | 0 | 0 | 0 | 0 | 6 | 6 | 0.00 | 2.250 | | | | | |
| Charlie Kerfeld, R (7,1) | 2.0 | 6 | 1 | 0 | 0 | 3 | 0 | 0 | 0 | 0 | 0 | 12 | 12 | 0.00 | 0.500 | | | | | |

| Batter | 1 | 2 | 3 | 4 | 5 | 6 | 7 | 8 | 9 | AB | R | H | RBI | BB | SO | LOB | TOP | | | | | | | | | | |
|--------------------------------------------------------------------|------------------------------|---------------------------------|------------------------------|---------------------------------|------------------------------|---------------------------------|------------------------------|----------------------------------|------------------------------|----------------------------------|------------------------------|---------------------------------|------------------------------|---------------------------------|------------------------------|---------------------------------|----------------------------------|------------------------------------|---------------------------------|--------|--|--|--|--|--|--|--|
| Kurt Stillwell, S OBP: 0.318, SLG: 0.250 (1, 6) | 0-0 6-3 | | 0-0 4-3 | | 0-0 6-3 | | 0-3 K | 4-0 FC6 BB | | 4 | 0 | 0 | 0 | 1 | 1 | 0 | | | | | | | | | | | |
| Dave Concepcion, R OBP: 0.312, SLG: 0.319 (1, 4) | 0-0 F7 | | 0-0 6-3 | | 4-0 S 1B BB | | 0-0 E 1B | 0-0 FC6 | | 4 | 2 | 1 | 0 | 1 | 0 | 2 | | | | | | | | | | | |
| Dave Parker, L OBP: 0.359, SLG: 0.545 (1, 9) | 0-0 1B | | | 0-0 WP G3 6-3 1B | 0-0 1-H 1B | | 0-0 E 1B | | 0-3 K | 5 | 1 | 4 | 1 | 0 | 1 | 0 | | | | | | | | | | | |
| Tony Perez, R OBP: 0.263, SLG: 0.152 (1, 3) | 0-0 6-3 | | | 0-0 G3 | 0-3 K | | 0-0 F3 | | 0-3 K | 5 | 0 | 0 | 0 | 0 | 2 | 4 | | | | | | | | | | | |
| Buddy Bell, R OBP: 0.310, SLG: 0.333 (1, 5) | | 0-0 6-3 | | 0-0 6-3 | | 0-0 FC1-4-6 1B | 0-0 E5 FC5-4 | | 0-0 6-3 | 5 | 0 | 1 | 1 | 0 | 0 | 1 | | | | | | | | | | | |
| Eric Davis, R OBP: 0.291, SLG: 0.367 (1, 8) (6, 7) | | 0-0 | | 4-0 2-H BB | | 0-0 FC1-4-6 E SF9 | 0-0 FC5-4 | | | 3 | 2 | 1 | 0 | 1 | 0 | 3 | | | | | | | | | | | |
| Ron Robinson, R (7, 1) | | SF8 3B | | S BB | | 0-0 E SF9 | 0-0 FC5-4 | | | 0 | 0 | 0 | 0 | 0 | 0 | 0 | | | | | | | | | | | |
| Bo Diaz, R OBP: 0.336, SLG: 0.360 (1, 2) | | SF8 | | 4-0 1-2 BB | | 0-0 E5 | | 0-0 4-3 | | 2 | 0 | 0 | 1 | 1 | 0 | 1 | | | | | | | | | | | |
| Wade Rowdon, R OBP: 0.143, SLG: 0.333 (1, 7) | | 3-H 5-3 | | 0-0 F8 | | 0-0 SF9 | | 0-0 G3 | | 2 | 0 | 0 | 1 | 0 | 0 | 2 | | | | | | | | | | | |
| Eddie Milner, L OBP: 0.337, SLG: 0.395 (6, 8) | | 5-3 | | 0-0 F8 | | 0-0 SF9 | | 0-0 G3 | | 1 | 0 | 0 | 0 | 0 | 0 | 0 | | | | | | | | | | | |
| Tom Browning, L OBP: 0.091, SLG: 0.091 (1, 1) | | | 0-0 6-3 | | 0-0 3-1 | | 0-0 1-3 | | 0-0 BLK 1B | 3 | 0 | 0 | 0 | 0 | 0 | 1 | | | | | | | | | | | |
| Max Venable, L OBP: 0.278, SLG: 0.324 (7, 7) | | | | | | | | | | 1 | 0 | 1 | 0 | 0 | 0 | 0 | | | | | | | | | | | |
| Inning Stats | R: 0 E: 0 K: 0 S: 4 | H: 1 LOB: 1 BB: 0 P: 4 | R: 1 E: 0 K: 0 S: 4 | H: 1 LOB: 0 BB: 0 P: 4 | R: 0 E: 0 K: 0 S: 3 | H: 0 LOB: 0 BB: 0 P: 3 | R: 1 E: 0 K: 0 S: 4 | H: 1 LOB: 2 BB: 1 P: 12 | R: 1 E: 0 K: 1 S: 6 | H: 1 LOB: 1 BB: 1 P: 10 | R: 1 E: 2 K: 1 S: 8 | H: 2 LOB: 0 BB: 0 P: 8 | R: 0 E: 0 K: 2 S: 4 | H: 1 LOB: 2 BB: 1 P: 8 | R: 0 E: 0 K: 2 S: 7 | H: 0 LOB: 0 BB: 0 P: 7 | 1B: 7 2B: 0 3B: 1 HR: 0 | SF: 2 SAC: 0 DP: 0 HBP: 0 | WP: 1 PB: 0 CS: 2 S: 0 | PA: 41 | | | | | | | |
| PITCHER | IP | WLS | BF | H | R | ER | SO | BB | IBB | HBP | BLK | WP | HR | S | P | ERA | WHIP | | | | | | | | | | |
| Steve Trout, L ERA: 5.06 (1, 1) | 6.0 | L | 27 | 5 | 4 | 3 | 1 | 3 | 0 | 0 | 0 | 1 | 0 | 26 | 38 | 4.50 | 1.333 | | | | | | | | | | |
| Matt Keough, R ERA: 4.74 (7, 1) | 1.0 | | 6 | 2 | 1 | 0 | 1 | 0 | 0 | 0 | 0 | 0 | 0 | 8 | 8 | 0.00 | 2.000 | | | | | | | | | | |
| Jay Baller, R ERA: 4.7 (8, 1) | 2.0 | | 8 | 1 | 0 | 0 | 2 | 1 | 0 | 0 | 1 | 0 | 0 | 11 | 15 | 0.00 | 1.000 | | | | | | | | | | |

Cincinnati Reds @ Chicago Cubs
Wrigley Field, Chicago, IL
Tue May 27 1986, 3:33 AM CDT
Att: 13,291 - Unknown

| | |
|-----|----|
| AB | 35 |
| R | 5 |
| H | 8 |
| RBI | 4 |
| BB | 4 |
| SO | 4 |
| LOB | 14 |



| Batter | 1 | 2 | 3 | 4 | 5 | 6 | 7 | 8 | 9 | AB | R | H | RBI | BB | SO | LOB | BOTTOM | | | | | | | | | | |
|-------------------------------------------------------------------------------------------------------------------------|------------------------------|---------------------------------|--------------------------------|---------------------------------|------------------------------|---------------------------------|------------------------------|---------------------------------|------------------------------|---------------------------------|------------------------------|---------------------------------|------------------------------|----------------------------------|------------------------------|----------------------------------|----------------------------------|------------------------------------|-------------------------|--------|--|--|--|--|--|--|--|
| Shawon Dunston, R OBP: 0.324, SLG: 0.482 (1, 6) | 0-3 K | | 0-0 FC6-4 1B | | 0-0 6-3 | | 0-0 | 1-2 2-H 1B | 0-3 K | 5 | 0 | 2 | 1 | 0 | 2 | 1 | | | | | | | | | | | |
| Davey Lopes, R OBP: 0.417, SLG: 0.483 (1, 7) Jay Baller, R (8, 1) | 0-0 | | 0-0 FC6-4 23 1B | | 0-0 | 0-0 23 G6-4-3 1B | 0-0 F8 | | | 4 | 1 | 2 | 1 | 0 | 0 | 4 | | | | | | | | | | | |
| 23 Ryne Sandberg, R OBP: 0.340, SLG: 0.408 (1, 4) | 0-0 L1 | | 0-0 | | 0-0 1-2 3-H 1B | 0-0 G6-4-3 | | 0-0 4-3 | | 4 | 0 | 1 | 1 | 0 | 0 | 1 | | | | | | | | | | | |
| Keith Moreland, R OBP: 0.344, SLG: 0.396 (1, 9) | 0-0 5-3 | | 0-0 5-3 | | 0-0 | 0-0 F9 | | 4-0 BB | | 3 | 0 | 0 | 0 | 1 | 0 | 2 | | | | | | | | | | | |
| Ron Cey, R OBP: 0.344, SLG: 0.422 (1, 5) | | 0-0 F3 | | 0-0 F8 | | 0-0 | 0-0 1B SF9 2B | 0-3 K | | 4 | 1 | 1 | 0 | 0 | 1 | 1 | | | | | | | | | | | |
| Leon Durham, L OBP: 0.348, SLG: 0.421 (1, 3) | | 0-0 F9 | | 0-0 G1-4-3 1B | | 0-0 | 0-0 1B 1B | 0-3 K | | 4 | 1 | 2 | 0 | 0 | 1 | 1 | | | | | | | | | | | |
| Jody Davis, R OBP: 0.296, SLG: 0.465 (1, 2) | | 0-0 F9 | | 0-0 G1-4-3 | | 0-0 | 0-0 SF9 | | 0-3 K | 3 | 0 | 0 | 1 | 0 | 1 | 1 | | | | | | | | | | | |
| Bob Dernier, R OBP: 0.260, SLG: 0.255 (1, 8) | | | 0-0 | | 0-0 4-3 | | 0-0 | 0-3 K | | 2 | 1 | 1 | 0 | 0 | 0 | 0 | | | | | | | | | | | |
| Jerry Mumphrey, S OBP: 0.366, SLG: 0.375 (7, PH) (8, 8) | | | 0-0 FC6-4 23 1B 1B | | 0-0 | 0-0 | 0-0 1B 1B | 0-3 K | | 2 | 0 | 1 | 0 | 0 | 1 | 0 | | | | | | | | | | | |
| Steve Trout, L OBP: 0.158, SLG: 0.211 (1, 1) | | | 0-3 K | | 0-0 F7 | | 0-3 K | | 4-0 BB | 2 | 0 | 0 | 0 | 0 | 1 | 1 | | | | | | | | | | | |
| Matt Keough, R OBP: 0.250, SLG: 0.250 (7, PH) Thad Bosley, L OBP: 0.326, SLG: 0.243 (8, 7) | | | 0-0 | | 0-0 | | 0-0 | | | 0 | 0 | 0 | 0 | 0 | 0 | 0 | | | | | | | | | | | |
| Inning Stats | R: 1 E: 0 K: 1 S: 6 | H: 1 LOB: 0 BB: 0 P: 6 | R: 0 E: 0 K: 0 S: 3 | H: 0 LOB: 0 BB: 0 P: 3 | R: 1 E: 0 K: 1 S: 8 | H: 3 LOB: 0 BB: 0 P: 8 | R: 0 E: 0 K: 0 S: 3 | H: 1 LOB: 0 BB: 0 P: 3 | R: 0 E: 0 K: 0 S: 3 | H: 0 LOB: 0 BB: 0 P: 3 | R: 2 E: 0 K: 1 S: 9 | H: 4 LOB: 2 BB: 0 P: 9 | R: 0 E: 0 K: 2 S: 7 | H: 0 LOB: 1 BB: 1 P: 11 | R: 0 E: 0 K: 3 S: 9 | H: 0 LOB: 1 BB: 1 P: 13 | 1B: 8 2B: 1 3B: 0 HR: 1 | SF: 1 SAC: 0 DP: 2 HBP: 0 | WP: 0 PB: 0 CS: 0 | PA: 37 | | | | | | | |
| PITCHER | IP | WLS | BF | H | R | ER | SO | BB | IBB | HBP | BLK | WP | HR | S | P | ERA | WHIP | | | | | | | | | | |
| Tom Browning, L ERA: 4.48 (1, 1) | 6.1 | W | 25 | 8 | 4 | 4 | 2 | 0 | 0 | 0 | 0 | 0 | 0 | 29 | 29 | 5.68 | 1.263 | | | | | | | | | | |
| Ron Robinson, R ERA: 1.7 (7, 1) | 2.2 | S | 12 | 2 | 0 | 0 | 6 | 2 | 0 | 0 | 0 | 0 | 0 | 22 | 30 | 0.00 | 1.500 | | | | | | | | | | |

Cincinnati Reds @ Chicago Cubs
Wrigley Field, Chicago, IL
Tue May 27 1986, 3:33 AM CDT
Att: 13,291 - Unknown

| | |
|-----|----|
| AB | 34 |
| R | 4 |
| H | 10 |
| RBI | 4 |
| BB | 2 |
| SO | 8 |
| LOB | 14 |



| Batter | 1 | 2 | 3 | 4 | 5 | 6 | 7 | 8 | 9 | AB | R | H | RBI | BB | SO | LOB | TOP | | | |
|----------------------------------------------------------------|----------------------------------------------------------------------------------------------------------------------------------------------------------------------|----------------------------------|------------------------------|---------------------------------|------------------------------|---------------------------------|------------------------------|---------------------------------|------------------------------|---------------------------------|------------------------------|---------------------------------|------------------------------|---------------------------------|------------------------------|---------------------------------|------------------------------------------------------------------------------------------------------------------------------|------------------------------------|----------------------------------|--------|
| Eddie Milner, L OBP: 0.333, SLG: 0.411 (1, 8) | | | | | | | | | | 4 | 0 | 1 | 0 | 0 | 1 | 0 | Cincinnati Reds @ Chicago Cubs Wrigley Field, Chicago, IL Wed May 28 1986, 3:33 AM CDT Att: 27,850 - Unknown | | | |
| Pete Rose, S OBP: 0.287, SLG: 0.200 (1, 3) | | | | | | | | | | 4 | 0 | 1 | 0 | 0 | 0 | 1 | | | | |
| Max Venable, L OBP: 0.250, SLG: 0.289 (1, 7) | | | | | | | | | | 4 | 0 | 0 | 0 | 0 | 0 | 2 | | | | |
| Dave Parker, L OBP: 0.357, SLG: 0.535 (1, 9) | | | | | | | | | | 3 | 0 | 0 | 0 | 1 | 1 | 1 | | | | |
| Buddy Bell, R OBP: 0.309, SLG: 0.326 (1, 5) | | | | | | | | | 3 | 0 | 0 | 0 | 1 | 1 | 1 | | | | | |
| Dave Concepcion, R OBP: 0.311, SLG: 0.317 (1, 6) | | | | | | | | | | 4 | 0 | 1 | 0 | 0 | 0 | 3 | | | | |
| Bo Diaz, R OBP: 0.328, SLG: 0.350 (1, 2) | | | | | | | | | | 3 | 0 | 0 | 0 | 0 | 0 | 1 | | | | |
| Ron Oester, S OBP: 0.309, SLG: 0.341 (1, 4) | | | | | | | | | | 3 | 0 | 1 | 0 | 0 | 2 | 0 | | | | |
| Bill Gullickson, R OBP: 0.091, SLG: 0.091 (1, 1) | | | | | | | | | | 1 | 0 | 0 | 0 | 0 | 0 | 0 | | | | |
| Tom Runnels, S OBP: 0.125, SLG: 0.250 (5, PH) | | | | | | | | | | 1 | 0 | 0 | 0 | 0 | 0 | 0 | | | | |
| Joe Price, R OBP: 0.500, SLG: 0.500 (5, 1) | | | | | | | | | | 0 | 0 | 0 | 0 | 0 | 0 | 0 | | | | |
| Tony Perez, R OBP: 0.256, SLG: 0.147 (7, PH) | | | | | | | | | | 1 | 0 | 0 | 0 | 0 | 0 | 1 | | | | |
| Scott Terry, R OBP: 0.147, SLG: 0.147 (7, 1) | | | | | | | | | | 0 | 0 | 0 | 0 | 0 | 0 | 0 | | | | |
| Inning Stats | R: 0 E: 0 K: 0 S: 4 | H: 1 LOB: 3 BB: 2 P: 12 | R: 0 E: 0 K: 1 S: 5 | H: 0 LOB: 0 BB: 0 P: 5 | R: 0 E: 0 K: 1 S: 3 | H: 1 LOB: 0 BB: 0 P: 6 | R: 0 E: 0 K: 2 S: 7 | H: 0 LOB: 0 BB: 0 P: 7 | R: 0 E: 0 K: 1 S: 6 | H: 1 LOB: 1 BB: 0 P: 6 | R: 0 E: 0 K: 0 S: 4 | H: 1 LOB: 0 BB: 0 P: 4 | R: 0 E: 0 K: 0 S: 3 | H: 0 LOB: 0 BB: 0 P: 3 | R: 0 E: 0 K: 0 S: 3 | H: 0 LOB: 0 BB: 0 P: 3 | 1B: 3 2B: 0 3B: 1 HR: 0 | SF: 0 SAC: 0 DP: 0 HBP: 0 | WP: 0 PB: 0 SB: 0 CS: 0 | PA: 33 |
| PITCHER Rick Sutcliffe, R ERA: 3.87 (1, 1) | IP: 9.0 WLS: W BF: 33 H: 4 R: 0 ER: 0 SO: 5 BB: 1 IBB: 1 HBP: 0 BLK: 0 WP: 0 HR: 0 S: 41 P: 49 ERA: 0.00 WHIP: 0.556 | | | | | | | | | | | | | | | PITCHER | | | | |

| Batter | 1 | 2 | 3 | 4 | 5 | 6 | 7 | 8 | 9 | AB | R | H | RBI | BB | SO | LOB | BOTTOM | | | |
|-----------------------------------------------------------------|-----------------------------------------------------------------------------------------------------------------------------------------------------------------------|---------------------------------|------------------------------|----------------------------------|------------------------------|---------------------------------|------------------------------|---------------------------------|------------------------------|---------------------------------|------------------------------|---------------------------------|------------------------------|---------------------------------|------------------------------|---------------------------------|------------------------------------------------------------------------------------------------------------------------------|------------------------------------|----------------------------------|--------|
| Shawon Dunston, R OBP: 0.322, SLG: 0.477 (1, 6) | | | | | | | | | | 4 | 1 | 1 | 0 | 0 | 1 | 3 | Cincinnati Reds @ Chicago Cubs Wrigley Field, Chicago, IL Wed May 28 1986, 3:33 AM CDT Att: 27,850 - Unknown | | | |
| Davey Lopes, R OBP: 0.421, SLG: 0.492 (1, 7) | | | | | | | | | | 3 | 0 | 2 | 2 | 0 | 1 | 0 | | | | |
| Bob Dernier, R OBP: 0.260, SLG: 0.255 (8, 8) | | | | | | | | | | 0 | 0 | 0 | 0 | 0 | 0 | 0 | | | | |
| 23 Ryne Sandberg, R OBP: 0.338, SLG: 0.407 (1, 4) | | | | | | | | | | 3 | 1 | 1 | 1 | 0 | 0 | 1 | | | | |
| Keith Moreland, R OBP: 0.348, SLG: 0.401 (1, 9) | | | | | | | | | | 3 | 0 | 1 | 1 | 1 | 0 | 2 | | | | |
| Leon Durham, L OBP: 0.340, SLG: 0.409 (1, 3) | | | | | | | | | | 4 | 0 | 0 | 0 | 0 | 0 | 3 | | | | |
| Jerry Mumphrey, S OBP: 0.360, SLG: 0.368 (1, 8) | | | | | | | | | | 4 | 0 | 1 | 0 | 0 | 0 | 1 | | | | |
| Jody Davis, R OBP: 0.301, SLG: 0.481 (1, 2) | | | | | | | | | | 3 | 1 | 1 | 1 | 1 | 1 | 1 | | | | |
| Manny Trillo, R OBP: 0.293, SLG: 0.270 (1, 5) | | | | | | | | | | 4 | 1 | 1 | 0 | 0 | 1 | 0 | | | | |
| Rick Sutcliffe, L OBP: 0.227, SLG: 0.455 (1, 1) | | | | | | | | | | 3 | 1 | 1 | 0 | 0 | 0 | 0 | | | | |
| Inning Stats | R: 2 E: 0 K: 0 S: 6 | H: 3 LOB: 1 BB: 0 P: 6 | R: 2 E: 0 K: 0 S: 6 | H: 3 LOB: 2 BB: 1 P: 10 | R: 1 E: 0 K: 0 S: 4 | H: 1 LOB: 0 BB: 0 P: 4 | R: 0 E: 0 K: 0 S: 4 | H: 1 LOB: 1 BB: 0 P: 4 | R: 0 E: 0 K: 1 S: 5 | H: 0 LOB: 0 BB: 0 P: 5 | R: 0 E: 1 K: 1 S: 6 | H: 0 LOB: 1 BB: 0 P: 6 | R: 0 E: 0 K: 2 S: 7 | H: 0 LOB: 0 BB: 0 P: 7 | R: 0 E: 0 K: 0 S: 7 | H: 0 LOB: 0 BB: 0 P: 7 | 1B: 7 2B: 1 3B: 0 HR: 1 | SF: 2 SAC: 0 DP: 1 HBP: 0 | WP: 0 PB: 0 SB: 3 CS: 0 | PA: 35 |
| PITCHER Bill Gullickson, R ERA: 3.74 (1, 1) | IP: 4.0 WLS: L BF: 21 H: 8 R: 5 ER: 5 SO: 0 BB: 1 IBB: 0 HBP: 0 BLK: 0 WP: 0 HR: 1 S: 20 P: 24 ERA: 11.25 WHIP: 2.250 | | | | | | | | | | | | | | | PITCHER | | | | |
| Joe Price, L ERA: 3.92 (5, 1) | IP: 2.0 WLS: 7 BF: 1 H: 0 R: 0 ER: 0 SO: 1 BB: 1 IBB: 0 HBP: 0 BLK: 0 WP: 0 HR: 0 S: 8 P: 12 ERA: 0.00 WHIP: 1.000 | | | | | | | | | | | | | | | | | | | |
| Scott Terry, R ERA: 5.49 (7, 1) | IP: 2.0 WLS: 7 BF: 0 H: 0 R: 0 ER: 0 SO: 3 BB: 0 IBB: 0 HBP: 0 BLK: 0 WP: 0 HR: 0 S: 13 P: 13 ERA: 0.00 WHIP: 0.000 | | | | | | | | | | | | | | | | | | | |

| Batter | 1 | 2 | 3 | 4 | 5 | 6 | 7 | 8 | 9 | AB | R | H | RBI | BB | SO | LOB | TOP | | | | | | | | |
|---------------------------------------------------------------------------------------------------------------------------------|------------------------------|----------------------------------|------------------------------|---------------------------------|------------------------------|---------------------------------|------------------------------|---------------------------------|------------------------------|---------------------------------|------------------------------|---------------------------------|------------------------------|---------------------------------|------------------------------|---------------------------------|--------------------------------------------------------|---------------------------------|----------------------------------|------------------------------------|----------------------------------|--------|--|--|--|
| Omar Moreno, L (1,9) OBP: 0.326, SLG: 0.494 Terry Harper, R (7, PH) OBP: 0.293, SLG: 0.333 Craig McMurtry, R (7, 1) | 4-0 PB S BB | | 0-0 WP 1B | | 0-0 1B 2B | | 0-0 F9 | | | 2 | 0 | 2 | 0 | 1 | 0 | 0 | | | | | | | | | |
| Ken Oberkfell, L (1,5) OBP: 0.401, SLG: 0.373 | 0-0 F6 | | 0-0 F8 | | 0-0 G6-4-3 2-3 1B | | 0-3 K2-3 | | | 4 | 0 | 1 | 0 | 0 | 1 | 2 | | | | | | | | | |
| Dale Murphy, R (1,8) OBP: 0.406, SLG: 0.512 | 4-0 1-3 BB | | 4-0 1-2 BB | | 0-3 K | | 0-3 K | | | 2 | 0 | 0 | 0 | 2 | 2 | 2 | | | | | | | | | |
| Bob Horner, R (1,3) OBP: 0.326, SLG: 0.415 | 0-3 K | | 0-0 F7 | | 0-0 G6-4-3 1-2 | | | | 0-0 6-3 | 4 | 0 | 0 | 0 | 0 | 1 | 6 | | | | | | | | | |
| Gerald Perry, L (1,7) OBP: 0.308, SLG: 0.292 | 0-0 F4 | | | 0-0 3-1 | | 4-0 BB | | 0-0 G5-4-3 1B | | 3 | 0 | 1 | 0 | 1 | 0 | 2 | | | | | | | | | |
| Rafael Ramirez, R (1,6) OBP: 0.277, SLG: 0.370 | | 0-0 F8 | | 0-0 F9 | | 0-0 F9 | | 0-0 G5-4-3 1-2 | | 4 | 0 | 0 | 0 | 0 | 0 | 2 | | | | | | | | | |
| Ozzie Virgil, R (1,2) OBP: 0.284, SLG: 0.342 | | 0-3 K | | 4-0 2B BB | | 0-0 F5 | | | 0-0 4-3 | 3 | 0 | 0 | 0 | 1 | 1 | | AB 31 R 1 H 6 RBI 1 BB 5 SO 6 LOB 18 | | | | | | | | |
| Glenn Hubbard, R (1,4) OBP: 0.354, SLG: 0.377 Ted Simmons, S (4, PH) OBP: 0.348, SLG: 0.333 | | 0-3 K | | 0-0 1-3 2B | | 0-0 F9 | | | 0-0 5-3 | 1 | 0 | 0 | 0 | 0 | 1 | 0 | | | | | | | | | |
| Rick Mahler, R (1,1) OBP: 0.250, SLG: 0.290 Bill Sample, R (7, PH) OBP: 0.307, SLG: 0.451 | | | 0-0 F6 | | 0-0 G1-4-3 | | | | 0-0 1-3 | 2 | 0 | 0 | 0 | 0 | 0 | 2 | | | | | | | | | |
| Inning Stats | R: 0 E: 0 K: 1 S: 5 | H: 0 LOB: 2 BB: 2 P: 13 | R: 0 E: 0 K: 2 S: 7 | H: 0 LOB: 0 BB: 0 P: 7 | R: 0 E: 0 K: 0 S: 4 | H: 1 LOB: 2 BB: 1 P: 8 | R: 0 E: 0 K: 0 S: 4 | H: 1 LOB: 2 BB: 1 P: 8 | R: 0 E: 0 K: 0 S: 6 | H: 2 LOB: 1 BB: 0 P: 6 | R: 0 E: 0 K: 0 S: 3 | H: 0 LOB: 1 BB: 1 P: 7 | R: 1 E: 0 K: 2 S: 8 | H: 1 LOB: 0 BB: 0 P: 8 | R: 0 E: 0 K: 0 S: 3 | H: 1 LOB: 0 BB: 0 P: 3 | R: 0 E: 0 K: 0 S: 3 | H: 0 LOB: 0 BB: 0 P: 3 | 1B: 3 2B: 2 3B: 0 HR: 1 | SF: 0 SAC: 0 DP: 2 HBP: 0 | WP: 1 PB: 1 SB: 1 CS: 0 | PA: 36 | | | |
| PITCHER | IP | WLS | BF | H | R | ER | SO | BB | IBB | HBP | BLK | WP | HR | S | P | ERA | WHIP | PITCHER | | | | | | | |
| Scott Sanderson, R (1,1) ERA: 4.19 | 6.0 | W | 26 | 4 | 0 | 0 | 4 | 5 | 0 | 0 | 0 | 1 | 0 | 29 | 49 | 0.00 | 1.500 | | | | | | | | |
| Ray Fontenot, L (7,1) ERA: 1.69 | 3.0 | S | 10 | 2 | 1 | 1 | 2 | 0 | 0 | 0 | 0 | 0 | 1 | 14 | 14 | 3.00 | 0.667 | | | | | | | | |

Atlanta Braves @ Chicago Cubs
Wrigley Field, Chicago, IL
Fri May 30 1986, 3:33 AM CDT
Att: 25,537 - Unknown

AB 31
R 1
H 6
RBI 1
BB 5
SO 6
LOB 18



| Batter | 1 | 2 | 3 | 4 | 5 | 6 | 7 | 8 | 9 | AB | R | H | RBI | BB | SO | LOB | BOTTOM | | | | | | | | |
|-------------------------------------------------------------------------------------------------------|------------------------------|----------------------------------|------------------------------|---------------------------------|------------------------------|---------------------------------|------------------------------|---------------------------------|------------------------------|----------------------------------|------------------------------|---------------------------------|------------------------------|----------------------------------|------------------------------|---------------------------------|----------------------------------|------------------------------------|----------------------------------|--------|--|--|--|--|--|
| Davey Lopes, R (1,5) OBP: 0.425, SLG: 0.492 | 0-0 23 HR S 1B | | 0-0 F8 | | 0-0 E 2B 1B | | 0-3 K | | | 4 | 2 | 2 | 0 | 0 | 1 | 1 | | | | | | | | | |
| Gary Matthews, R (1,7) OBP: 0.333, SLG: 0.344 Bob Dernier, R (7, PR) OBP: 0.260, SLG: 0.255 | 4-0 23 HR 1-2 BB | | 0-0 6-3 | | 0-0 BB 1-H 2B | | 4-0 1-2 BB | | | 2 | 1 | 1 | 1 | 2 | 0 | 0 | | | | | | | | | |
| 23 Ryne Sandberg, R (1,4) OBP: 0.347, SLG: 0.444 | 0-0 1-H 2-H HR | | 0-0 HR | | 4-0 BB IBB | | 0-3 K | | | 3 | 2 | 2 | 4 | 1 | 1 | 2 | | | | | | | | | |
| Keith Moreland, R (1,9) OBP: 0.351, SLG: 0.400 | 0-0 F9 | | 0-0 6-3 | | 4-0 1-2 2-3 BB | | 0-0 1-2 2-H 1B | | | 3 | 0 | 1 | 1 | 1 | 0 | 0 | | | | | | | | | |
| Leon Durham, L (1,3) OBP: 0.331, SLG: 0.397 | 0-3 K | | | 0-0 1-3 | | 0-3 K | | 0-0 F5 | | 4 | 0 | 0 | 0 | 0 | 2 | 5 | | | | | | | | | |
| Jerry Mumphrey, S (1,8) OBP: 0.344, SLG: 0.350 | 0-0 3-1 | | | 0-0 L4 | | 0-3 K | | 0-0 F8 | | 4 | 0 | 0 | 0 | 0 | 1 | 0 | | | | | | | | | |
| Jody Davis, R (1,2) OBP: 0.294, SLG: 0.469 | | 0-0 6-3 | | 0-3 K | | 0-3 K | | 0-0 4-3 | | 4 | 0 | 0 | 0 | 0 | 2 | 0 | | | | | | | | | |
| Shawon Dunston, R (1,6) OBP: 0.321, SLG: 0.472 | | 0-3 K | | | 0-0 3-1 | | 0-0 1B | | 0-3 K | 4 | 0 | 1 | 0 | 0 | 2 | 0 | | | | | | | | | |
| Scott Sanderson, R (1,1) OBP: 0.111, SLG: 0.059 Ray Fontenot, L (7,1) OBP: 1.000, SLG: 1.000 | | 0-0 F2 | | 0-0 6-3 | | 0-0 BB 1B | | | | 2 | 0 | 0 | 0 | 0 | 0 | 0 | | | | | | | | | |
| Inning Stats | R: 3 E: 0 K: 1 S: 7 | H: 2 LOB: 0 BB: 1 P: 11 | R: 0 E: 0 K: 1 S: 5 | H: 0 LOB: 0 BB: 0 P: 5 | R: 1 E: 0 K: 0 S: 4 | H: 1 LOB: 0 BB: 0 P: 4 | R: 0 E: 0 K: 1 S: 5 | H: 0 LOB: 0 BB: 0 P: 5 | R: 1 E: 1 K: 1 S: 7 | H: 2 LOB: 3 BB: 2 P: 15 | R: 0 E: 0 K: 2 S: 7 | H: 1 LOB: 1 BB: 0 P: 7 | R: 1 E: 0 K: 2 S: 9 | H: 2 LOB: 2 BB: 1 P: 13 | R: 0 E: 0 K: 1 S: 5 | H: 0 LOB: 0 BB: 0 P: 5 | 1B: 5 2B: 1 3B: 0 HR: 2 | SF: 0 SAC: 0 DP: 0 HBP: 0 | WP: 0 PB: 0 SB: 1 CS: 0 | PA: 35 | | | | | |
| PITCHER | IP | WLS | BF | H | R | ER | SO | BB | IBB | HBP | BLK | WP | HR | S | P | ERA | WHIP | PITCHER | | | | | | | |
| Rick Mahler, R (1,1) ERA: 4.76 | 6.0 | L | 26 | 6 | 5 | 5 | 6 | 2 | 1 | 0 | 0 | 0 | 2 | 35 | 47 | 7.50 | 1.333 | | | | | | | | |
| Craig McMurtry, R (7,1) ERA: 3.7 | 2.0 | | 9 | 2 | 1 | 1 | 3 | 1 | 0 | 0 | 0 | 0 | 0 | 14 | 18 | 4.50 | 1.500 | | | | | | | | |

Atlanta Braves @ Chicago Cubs
Wrigley Field, Chicago, IL
Fri May 30 1986, 3:33 AM CDT
Att: 25,537 - Unknown


AB 31
R 6
H 8
RBI 6
BB 4
SO 9
LOB 8



| Batter | 1 | 2 | 3 | 4 | 5 | 6 | 7 | 8 | 9 | AB | R | H | RBI | BB | SO | LOB | TOP | | |
|--------------------------------------------------------|----------------------------------------------------------------------------------------------------------------------------------------------------------------------|---------------------------------|------------------------------|---------------------------------|------------------------------|---------------------------------|------------------------------|---------------------------------|------------------------------|---------------------------------|------------------------------|---------------------------------|------------------------------|---------------------------------|------------------------------|----------------------------------|----------------------------------|------------------------------------|--------------------------------------------|
| Bill Sample, R OBP: 0.291, SLG: 0.427 (1, 9) | 0-0 6-3 | | 0-0 F7 | | | 0-0 4-3 | | 0-0 F8 | | 4 | 0 | 0 | 0 | 0 | 0 | 0 | | | |
| Rafael Ramirez, R OBP: 0.276, SLG: 0.381 (1, 5) | 0-3 K2-3 | | | 0-0 4-3 | | 0-0 1B | | | 0-3 K | 4 | 0 | 1 | 0 | 0 | 2 | 0 | | | |
| Dale Murphy, R OBP: 0.404, SLG: 0.531 (1, 8) | 0-3 K | | | 0-3 K | | 0-0 1B | | 0-0 1B | 4-0 HR | 3 | 1 | 1 | 0 | 1 | 2 | 0 | | | |
| Bob Horner, R OBP: 0.333, SLG: 0.467 (1, 3) | | 0-0 F9 WP 2B | | 0-0 5-3 | | 0-0 L4 | | | 0-0 HR | 4 | 2 | 2 | 2 | 0 | 0 | 2 | | | |
| Terry Harper, R OBP: 0.299, SLG: 0.339 (1, 7) | 0-0 F9 | | | | 0-0 1B | | 0-3 K | | 0-0 FC1-6 1B | 4 | 0 | 2 | 0 | 0 | 1 | 1 | | | |
| Andres Thomas, R OBP: 0.347, SLG: 0.464 (1, 6) | 0-0 G6-4-3 1B | | | | 0-0 F9 | | 0-0 6-3 | | 0-0 FC1-6 2B | 4 | 0 | 1 | 0 | 0 | 0 | 2 | | | |
| Ozzie Virgil, R OBP: 0.289, SLG: 0.369 (1, 2) | 0-0 G6-4-3 1-2 | | | | 0-0 G4-6-3 1B | | 0-0 5-3 | | 0-0 F9 | 4 | 0 | 1 | 0 | 0 | 0 | 2 | | | |
| Glenn Hubbard, R OBP: 0.339, SLG: 0.359 (1, 4) | | | 0-3 K | | 0-0 G4-6-3 1-2 | | | 0-0 5-3 | | 3 | 0 | 0 | 0 | 0 | 1 | 2 | | | |
| Zane Smith, L OBP: 0.067, SLG: 0.067 (1, 1) | | | 0-3 K | | | 0-0 G3 | | 0-0 5-3 | | 2 | 0 | 0 | 0 | 0 | 1 | 0 | | | |
| Bruce Benedict, R OBP: 0.379, SLG: 0.440 (8, PH) | | | | | | | | | | 1 | 0 | 0 | 0 | 0 | 0 | 0 | | | |
| Duane Ward, R (8, 1) | | | | | | | | | | 0 | 0 | 0 | 0 | 0 | 0 | 0 | | | |
| Inning Stats | R: 0 E: 0 K: 2 S: 7 | H: 0 LOB: 0 BB: 0 P: 7 | R: 1 E: 0 K: 0 S: 4 | H: 2 LOB: 0 BB: 0 P: 4 | R: 0 E: 0 K: 2 S: 7 | H: 0 LOB: 0 BB: 0 P: 7 | R: 0 E: 0 K: 1 S: 5 | H: 0 LOB: 0 BB: 0 P: 5 | R: 0 E: 0 K: 0 S: 4 | H: 2 LOB: 1 BB: 0 P: 4 | R: 0 E: 0 K: 1 S: 5 | H: 0 LOB: 0 BB: 0 P: 5 | R: 0 E: 0 K: 0 S: 3 | H: 0 LOB: 0 BB: 0 P: 3 | R: 2 E: 0 K: 1 S: 7 | H: 2 LOB: 1 BB: 1 P: 11 | 1B: 6 2B: 1 3B: 0 HR: 1 | SF: 0 SAC: 0 DP: 2 HBP: 0 | WP: 1 PA: 34 PB: 0 SB: 0 CS: 0 |
| PITCHER Guy Hoffman, L ERA: 4.7 (1, 1) | IP: 9.0 WLS: W BF: 34 H: 8 R: 3 ER: 3 SO: 7 BB: 1 IBB: 0 HBP: 0 BLK: 0 WP: 1 HR: 1 S: 47 P: 51 ERA: 3.00 WHIP: 1.000 | | | | | | | | | | | | | | | PITCHER | | | |

Atlanta Braves @ Chicago Cubs
Wrigley Field, Chicago, IL
Sun Jun 01 1986, 3:33 AM CDT
Att: 33,535 - Unknown


AB 33
R 3
H 8
RBI 2
BB 1
SO 7
LOB 9



| Batter | 1 | 2 | 3 | 4 | 5 | 6 | 7 | 8 | 9 | AB | R | H | RBI | BB | SO | LOB | BOTTOM | | |
|------------------------------------------------------------------------------------------------|----------------------------------------------------------------------------------------------------------------------------------------------------------------------|----------------------------------|------------------------------|---------------------------------|------------------------------|---------------------------------|------------------------------|---------------------------------|------------------------------|---------------------------------|------------------------------|---------------------------------|------------------------------|---------------------------------|------------------------------|----------------------------------|----------------------------------|------------------------------------|--------------------------------------------|
| Shawon Dunston, R OBP: 0.326, SLG: 0.473 (1, 6) | 0-0 5-3 | | | | 0-0 6-3 | | 0-0 F9 | | | 4 | 0 | 1 | 0 | 0 | 0 | 0 | | | |
| Manny Trillo, R OBP: 0.370, SLG: 0.350 (1, 3) (7, 5) | 0-0 23 1B G3 | 0-0 CS 1B | 0-0 23 1B 2B | | 4-0 G6-4-3 BB | | 4-0 23 1B BB | | 2 | 3 | 2 | 0 | 2 | 0 | 0 | 0 | | | |
| Davey Lopes, R OBP: 0.427, SLG: 0.465 (1, 5) (7, 7) | 4-0 G3 23 1B 3B BB | | 4-0 23 1B BB | | 0-0 G6-4-3 1-2 | | 0-0 23 1B 1B | | 2 | 3 | 1 | 0 | 2 | 0 | 1 | 1 | | | |
| 23 Ryne Sandberg, R OBP: 0.360, SLG: 0.466 (1, 4) | 0-0 G3 3B 1B | | 0-0 G4-6-3 1B | | 0-0 4-3 | | 0-0 1B 2H 1B | | 4 | 1 | 3 | 2 | 0 | 0 | 0 | 0 | | | |
| Keith Moreland, R OBP: 0.345, SLG: 0.391 (1, 9) | 0-0 G3 | | 0-0 G4-6-3 1-2 2H | | 0-0 5-3 | | 0-0 4-6 BB 1B | | 4 | 0 | 1 | 2 | 0 | 0 | 3 | | | | |
| Gary Matthews, R OBP: 0.345, SLG: 0.394 (1, 7) | 0-0 1-2 2-3 3H 3B | | 0-0 F7 | | 4-0 BB | | 4-0 1-2 BB | | 2 | 0 | 1 | 2 | 1 | 0 | 0 | 0 | | | |
| Leon Durham, L OBP: 0.337, SLG: 0.393 (6, FR) (7, 3) | | | | | 0-0 F7 | | 4-0 BB | | 0 | 0 | 0 | 0 | 1 | 0 | 0 | 0 | | | |
| Jody Davis, R OBP: 0.290, SLG: 0.456 (1, 2) | 0-0 6-3 | | | | 0-0 6-3 | | 0-0 F7 | | 0-0 4-6 2-3F | 4 | 0 | 0 | 0 | 0 | 0 | 5 | | | |
| Bob Dernier, R OBP: 0.253, SLG: 0.248 (1, 8) | | 0-0 L4 | | | 0-0 F9 | | 0-0 1-3 | | 0-0 6-3 | 4 | 0 | 0 | 0 | 0 | 2 | 2 | | | |
| Guy Hoffman, L (1, 1) | 0-0 F5 | | | | 0-0 6-3 | | 0-0 F5 | | | 3 | 0 | 0 | 0 | 0 | 0 | 0 | | | |
| Inning Stats | R: 3 E: 0 K: 0 S: 6 | H: 3 LOB: 1 BB: 1 P: 10 | R: 0 E: 0 K: 0 S: 3 | H: 1 LOB: 0 BB: 0 P: 3 | R: 2 E: 0 K: 0 S: 4 | H: 2 LOB: 0 BB: 1 P: 8 | R: 0 E: 0 K: 0 S: 3 | H: 0 LOB: 0 BB: 0 P: 3 | R: 0 E: 0 K: 0 S: 2 | H: 0 LOB: 1 BB: 1 P: 6 | R: 0 E: 0 K: 0 S: 3 | H: 0 LOB: 0 BB: 1 P: 7 | R: 0 E: 0 K: 0 S: 3 | H: 0 LOB: 0 BB: 0 P: 3 | R: 2 E: 0 K: 0 S: 5 | H: 3 LOB: 2 BB: 2 P: 13 | 1B: 7 2B: 2 3B: 1 HR: 0 | SF: 0 SAC: 0 DP: 3 HBP: 0 | WP: 0 PA: 36 PB: 0 SB: 0 CS: 1 |
| PITCHER Zane Smith, L ERA: 2.58 Duane Ward, R ERA: 8.31 (1, 1) (8, 1) | IP: 7.0 WLS: L BF: 28 H: 6 R: 5 ER: 5 SO: 0 BB: 4 IBB: 0 HBP: 0 BLK: 0 WP: 0 HR: 0 S: 24 P: 40 ERA: 6.43 WHIP: 1.429 | | | | | | | | | | | | | | | PITCHER | | | |

Atlanta Braves @ Chicago Cubs
Wrigley Field, Chicago, IL
Sun Jun 01 1986, 3:33 AM CDT
Att: 33,535 - Unknown

AB 29
R 7
H 9
RBI 6
BB 6
SO 0
LOB 11



| Batter | 1 | 2 | 3 | 4 | 5 | 6 | 7 | 8 | 9 | AB | R | H | RBI | BB | SO | LOB | TOP | | | | | | | | |
|------------------------------------------------------------------------|------------------------------|---------------------------------|------------------------------|---------------------------------|------------------------------|---------------------------------|-------------------------------|----------------------------------|------------------------------|---------------------------------|------------------------------|---------------------------------|------------------------------|---------------------------------|------------------------------|---------------------------------|------------------------------|---------------------------------|----------------------------------|------------------------------------|----------------------------------|--------|--|--|--|
| Shawn Dunston, R OBP: 0.323, SLG: 0.471 (1, 6) | F3 | | K | | F9 | | 23 HR 2B | | K | 5 | 1 | 1 | 1 | 0 | 2 | 0 | | | | | | | | | |
| Davey Lopes, R OBP: 0.415, SLG: 0.447 (1, 5) | 6-3 | | | 23 1B 1B | 4-3 | | 6-3 | | 4-3 | 5 | 1 | 1 | 0 | 0 | 0 | 2 | | | | | | | | | |
| 23 Ryne Sandberg, R OBP: 0.363, SLG: 0.482 (1, 4) | K | | | 1B 1B | | K | | | | 4 | 2 | 2 | 3 | 0 | 2 | 0 | | | | | | | | | |
| Keith Moreland, R OBP: 0.348, SLG: 0.393 (1, 9) | | 5-3 | | 1B E 1B | | | | 4-3 | | 4 | 1 | 2 | 1 | 0 | 0 | 0 | | | | | | | | | |
| Leon Durham, L OBP: 0.347, SLG: 0.399 (1, 3) | | S 1B | | E8 SH3-4 1B | | F5 | | | | 3 | 1 | 2 | 1 | 1 | 0 | 1 | | | | | | | | | |
| Jerry Mumphy, S OBP: 0.354, SLG: 0.364 Lee Smith, R (8, 1) | F8 | | | K | | F8 | | | F8 | 4 | 0 | 0 | 0 | 0 | 1 | 4 | | | | | | | | | |
| Jody Davis, R OBP: 0.291, SLG: 0.454 (1, 2) | K | | | SH3-4 | | | | | F8 | 3 | 1 | 1 | 1 | 0 | 1 | 2 | | | | | | | | | |
| Bob Dernier, R OBP: 0.247, SLG: 0.242 (1, 8) | | | K | K | | | | | F6 | 4 | 0 | 0 | 0 | 0 | 3 | 2 | | | | | | | | | |
| Rick Sutcliffe, L OBP: 0.240, SLG: 0.440 Jay Baller, R (7, 1) | | | 3-1 | | 4-3 | | | | | 3 | 1 | 1 | 0 | 0 | 0 | 0 | | | | | | | | | |
| Thad Bosley, L OBP: 0.327, SLG: 0.250 (8, 7) | | | | | | | 2B 23 HR 1B | | L5 | 0 | 0 | 0 | 0 | 0 | 0 | 0 | | | | | | | | | |
| | | | | | | | | | | 1 | 0 | 0 | 0 | 0 | 0 | 0 | | | | | | | | | |
| Inning Stats | R: 0 E: 0 K: 1 S: 5 | H: 0 LOB: 0 BB: 0 P: 5 | R: 0 E: 0 K: 1 S: 6 | H: 1 LOB: 1 BB: 0 P: 6 | R: 0 E: 0 K: 2 S: 7 | H: 0 LOB: 0 BB: 0 P: 7 | R: 4 E: 1 K: 2 S: 11 | H: 4 LOB: 0 BB: 0 P: 11 | R: 0 E: 0 K: 0 S: 3 | H: 0 LOB: 0 BB: 0 P: 3 | R: 0 E: 0 K: 1 S: 6 | H: 1 LOB: 1 BB: 0 P: 6 | R: 4 E: 0 K: 0 S: 7 | H: 4 LOB: 0 BB: 0 P: 7 | R: 0 E: 0 K: 1 S: 5 | H: 0 LOB: 1 BB: 1 P: 9 | R: 0 E: 0 K: 1 S: 5 | H: 0 LOB: 0 BB: 0 P: 5 | 1B: 8 2B: 1 3B: 0 HR: 1 | SF: 0 SAC: 1 DP: 0 HBP: 0 | WP: 0 PB: 0 SB: 2 CS: 0 | PA: 38 | | | |
| PITCHER | IP | WLS | BF | H | R | ER | SO | BB | IBB | HBP | BLK | WP | HR | S | P | ERA | WHIP | | | | | | | | |
| Bill Gullickson, R ERA: 3.73 (1, 1) | 5.0 | L | 20 | 5 | 4 | 2 | 6 | 0 | 0 | 0 | 0 | 0 | 0 | 32 | 32 | 3.60 | 1.000 | | | | | | | | |
| Joe Price, L ERA: 4.44 (6, 1) | 2.0 | | 11 | 5 | 4 | 4 | 1 | 0 | 0 | 0 | 0 | 0 | 1 | 13 | 13 | 18.00 | 2.500 | | | | | | | | |
| Ron Robinson, R ERA: 1.62 (8, 1) | 2.0 | | 7 | 0 | 0 | 0 | 2 | 1 | 0 | 0 | 0 | 0 | 0 | 10 | 14 | 0.00 | 0.500 | | | | | | | | |

Chicago Cubs @ Cincinnati Reds
Riverfront Stadium, Cincinnati, OH
Mon Jun 02 1986, 7:05 PM EDT
Att: 17,406 - Unknown

| | |
|-----|----|
| AB | 36 |
| R | 8 |
| H | 10 |
| RBI | 7 |
| BB | 1 |
| SO | 9 |
| LOB | 11 |



| Batter | 1 | 2 | 3 | 4 | 5 | 6 | 7 | 8 | 9 | AB | R | H | RBI | BB | SO | LOB | BOTTOM | | | | | | | | |
|---------------------------------------------------------------------------|------------------------------|----------------------------------|------------------------------|----------------------------------|------------------------------|---------------------------------|------------------------------|---------------------------------|------------------------------|---------------------------------|------------------------------|---------------------------------|------------------------------|----------------------------------|------------------------------|---------------------------------|------------------------------|---------------------------------|----------------------------------|------------------------------------|----------------------------------|--------|--|--|--|
| Eddie Milner, L OBP: 0.308, SLG: 0.370 (1, 8) | K | F7 | | | 4-3 | | 4-3 | 5-3 | | 5 | 0 | 0 | 0 | 0 | 1 | 3 | | | | | | | | | |
| Pete Rose, S OBP: 0.293, SLG: 0.195 (1, 3) | WP HBP | | 4-3 | | | 4-0 BB | WP HR BB | | F7 | 2 | 1 | 0 | 0 | 2 | 0 | 0 | | | | | | | | | |
| Dave Parker, L OBP: 0.356, SLG: 0.527 (1, 9) | K | | 4-3 | | L3 | | HR BB | | K | 4 | 1 | 0 | 0 | 1 | 2 | 2 | | | | | | | | | |
| Nick Esasky, R OBP: 0.345, SLG: 0.420 (1, 7) | | | F6 | | | HR 2B | HR | | L5 | 4 | 2 | 2 | 3 | 1 | 0 | 0 | | | | | | | | | |
| Buddy Bell, R OBP: 0.305, SLG: 0.340 Ron Robinson, R (8, 1) | F4 | | | | | HR | 6-3 | | | 4 | 1 | 2 | 2 | 0 | 0 | 2 | | | | | | | | | |
| | | | | | | HR | | | | 0 | 0 | 0 | 0 | 0 | 0 | 0 | | | | | | | | | |
| Kurt Stillwell, S OBP: 0.320, SLG: 0.250 (1, 6) | | F9 | | F8 | | L4 | | F9 | | 4 | 0 | 0 | 0 | 0 | 1 | | | | | | | | | | |
| Bo Diaz, R OBP: 0.324, SLG: 0.362 (1, 2) | | | | F8 | | F7 | | F4 | | 4 | 0 | 1 | 0 | 0 | 0 | 1 | | | | | | | | | |
| Ron Oester, S OBP: 0.313, SLG: 0.384 (1, 4) | | | K | | 4-3 | | F8 | | | 4 | 1 | 1 | 0 | 0 | 1 | 2 | | | | | | | | | |
| Bill Gullickson, R OBP: 0.130, SLG: 0.091 Tom Runnels, S (5, PH) | | | | | | | | | | 0 | 0 | 0 | 0 | 1 | 0 | 0 | | | | | | | | | |
| Joe Price, R OBP: 0.250, SLG: 0.250 Dave Concepcion, R (7, PH) | | | | | | | | | | 1 | 0 | 0 | 0 | 0 | 0 | 0 | | | | | | | | | |
| | | | | | | | | | | 0 | 0 | 0 | 0 | 0 | 0 | 0 | | | | | | | | | |
| | | | | | | | | | | 2 | 0 | 1 | 1 | 0 | 0 | 0 | | | | | | | | | |
| Inning Stats | R: 0 E: 0 K: 2 S: 7 | H: 0 LOB: 2 BB: 1 P: 12 | R: 0 E: 1 K: 1 S: 6 | H: 1 LOB: 2 BB: 1 P: 10 | R: 0 E: 0 K: 0 S: 3 | H: 0 LOB: 0 BB: 0 P: 3 | R: 0 E: 0 K: 0 S: 4 | H: 1 LOB: 1 BB: 0 P: 4 | R: 0 E: 0 K: 0 S: 3 | H: 0 LOB: 1 BB: 1 P: 7 | R: 2 E: 0 K: 0 S: 5 | H: 2 LOB: 0 BB: 0 P: 5 | R: 3 E: 0 K: 0 S: 4 | H: 1 LOB: 0 BB: 2 P: 12 | R: 1 E: 0 K: 0 S: 5 | H: 2 LOB: 1 BB: 0 P: 5 | R: 0 E: 0 K: 1 S: 5 | H: 0 LOB: 0 BB: 0 P: 5 | 1B: 3 2B: 1 3B: 1 HR: 2 | SF: 0 SAC: 0 DP: 0 HBP: 1 | WP: 2 PB: 0 SB: 0 CS: 0 | PA: 40 | | | |
| PITCHER | IP | WLS | BF | H | R | ER | SO | BB | IBB | HBP | BLK | WP | HR | S | P | ERA | WHIP | | | | | | | | |
| Rick Sutcliffe, R ERA: 4.11 (7, 1) | 6.2 | W | 31 | 5 | 5 | 5 | 3 | 5 | 0 | 0 | 0 | 0 | 0 | 5 | 5 | 9.00 | 2.000 | | | | | | | | |
| Jay Baller, R ERA: 4.54 (8, 1) | 1.1 | S | 4 | 0 | 0 | 0 | 1 | 0 | 0 | 0 | 0 | 0 | 0 | 6 | 6 | 0.00 | 0.000 | | | | | | | | |

Chicago Cubs @ Cincinnati Reds
Riverfront Stadium, Cincinnati, OH
Mon Jun 02 1986, 7:05 PM EDT
Att: 17,406 - Unknown

| | |
|-----|----|
| AB | 34 |
| R | 6 |
| H | 7 |
| RBI | 6 |
| BB | 5 |
| SO | 4 |
| LOB | 11 |



| Batter | 1 | 2 | 3 | 4 | 5 | 6 | 7 | 8 | 9 | AB | R | H | RBI | BB | SO | LOB | TOP | | | | | | | | |
|-----------------------------------------------|------------------------------|---------------------------------|------------------------------|---------------------------------|------------------------------|---------------------------------|------------------------------|---------------------------------|------------------------------|---------------------------------|------------------------------|---------------------------------|------------------------------|---------------------------------|------------------------------|---------------------------------|------------------------------|---------------------------------|----------------------------------|------------------------------------|----------------------------------|--------|--|--|--|
| Shawon Dunston, R OBP: 0.330, SLG: 0.469 | | | | | | | | | | 3 | 2 | 1 | 0 | 2 | 0 | 1 | | | | | | | | | |
| Terry Francona, L OBP: 0.205, SLG: 0.205 | | | | | | | | | | 4 | 0 | 0 | 0 | 0 | 0 | 4 | | | | | | | | | |
| 23 Ryne Sandberg, R OBP: 0.361, SLG: 0.477 | | | | | | | | | | 4 | 0 | 1 | 0 | 0 | 0 | 2 | | | | | | | | | |
| Keith Moreland, R OBP: 0.346, SLG: 0.392 | | | | | | | | | | 3 | 0 | 1 | 1 | 0 | 0 | 0 | | | | | | | | | |
| Leon Durham, L OBP: 0.345, SLG: 0.395 | | | | | | | | | | 4 | 0 | 1 | 0 | 0 | 1 | 1 | | | | | | | | | |
| Ron Cey, R OBP: 0.354, SLG: 0.442 | | | | | | | | | | | 3 | 1 | 2 | 0 | 0 | 0 | 1 | | | | | | | | |
| Jay Ballew, R | | | | | | | | | | 1 | 0 | 0 | 0 | 0 | 0 | 0 | | | | | | | | | |
| Jody Davis, R OBP: 0.301, SLG: 0.463 | | | | | | | | | | 3 | 0 | 2 | 1 | 1 | 0 | 1 | | | | | | | | | |
| Bob Dernier, R OBP: 0.246, SLG: 0.238 | | | | | | | | | | 2 | 0 | 0 | 0 | 1 | 0 | 3 | | | | | | | | | |
| Jerry Mumphrey, S OBP: 0.350, SLG: 0.350 | | | | | | | | | | 1 | 0 | 0 | 0 | 0 | 0 | 1 | | | | | | | | | |
| Steve Trout, L OBP: 0.143, SLG: 0.190 | | | | | | | | | | 2 | 0 | 0 | 0 | 0 | 1 | 2 | | | | | | | | | |
| George Frazier, R | | | | | | | | | | 0 | 0 | 0 | 0 | 0 | 0 | 0 | | | | | | | | | |
| Chris Speier, R OBP: 0.419, SLG: 0.400 | | | | | | | | | | 2 | 0 | 1 | 0 | 0 | 0 | 1 | | | | | | | | | |
| Inning Stats | R: 1 E: 0 K: 0 S: 3 | H: 0 LOB: 0 BB: 1 P: 7 | R: 1 E: 0 K: 0 S: 5 | H: 2 LOB: 1 BB: 0 P: 5 | R: 1 E: 0 K: 0 S: 5 | H: 2 LOB: 1 BB: 0 P: 5 | R: 0 E: 0 K: 1 S: 5 | H: 1 LOB: 1 BB: 1 P: 9 | R: 0 E: 0 K: 0 S: 3 | H: 0 LOB: 0 BB: 0 P: 3 | R: 0 E: 0 K: 0 S: 4 | H: 2 LOB: 2 BB: 1 P: 8 | R: 0 E: 0 K: 0 S: 3 | H: 1 LOB: 1 BB: 1 P: 7 | R: 0 E: 0 K: 1 S: 5 | H: 0 LOB: 0 BB: 0 P: 5 | R: 0 E: 0 K: 0 S: 4 | H: 1 LOB: 1 BB: 0 P: 4 | 1B: 7 2B: 2 3B: 0 HR: 0 | SF: 1 SAC: 0 DP: 2 HBP: 0 | WP: 0 PB: 0 SB: 1 CS: 0 | PA: 37 | | | |
| PITCHER | IP | WLS | BF | H | R | ER | SO | BB | IBB | HBP | BLK | WP | HR | S | P | ERA | WHIP | | | | | | | | |
| John Denny, R ERA: 5.35 | (1, 1) | 6.0 | 26 | 7 | 3 | 2 | 1 | 2 | 1 | 0 | 0 | 0 | 0 | 25 | 37 | 3.00 | 1.500 | | | | | | | | |
| Ted Power, R ERA: 4.13 | (7, 1) | 2.0 | W | 8 | 2 | 0 | 0 | 1 | 1 | 0 | 0 | 0 | 0 | 9 | 13 | 0.00 | 1.500 | | | | | | | | |
| John Franco, L ERA: 2.13 | (9, 1) | 1.0 | S | 3 | 0 | 0 | 0 | 0 | 0 | 0 | 0 | 0 | 0 | 3 | 3 | 0.00 | 0.000 | | | | | | | | |

Chicago Cubs @ Cincinnati Reds
Riverfront Stadium, Cincinnati, OH
Tue Jun 03 1986, 7:05 PM EDT
Att: 17,508 - Unknown

AB 32
R 3
H 9
RBI 2
BB 4
SO 2
LOB 17



| Batter | 1 | 2 | 3 | 4 | 5 | 6 | 7 | 8 | 9 | AB | R | H | RBI | BB | SO | LOB | BOTTOM | | | | | | | | |
|---------------------------------------------|------------------------------|---------------------------------|------------------------------|---------------------------------|------------------------------|---------------------------------|------------------------------|---------------------------------|------------------------------|---------------------------------|------------------------------|----------------------------------|------------------------------|---------------------------------|-------------------------------|----------------------------------|----------------------------------|------------------------------------|----------------------------------|--------|--|--|--|--|--|
| Kurt Stillwell, S OBP: 0.316, SLG: 0.250 | | | | | | | | | | 4 | 1 | 1 | 0 | 0 | 0 | 1 | | | | | | | | | |
| Eddie Milner, L OBP: 0.306, SLG: 0.384 | | | | | | | | | | 4 | 1 | 1 | 0 | 0 | 0 | 2 | | | | | | | | | |
| Dave Parker, L OBP: 0.359, SLG: 0.532 | | | | | | | | | | 4 | 1 | 2 | 3 | 0 | 0 | 0 | | | | | | | | | |
| Nick Esasky, R OBP: 0.342, SLG: 0.439 | | | | | | | | | | 4 | 1 | 1 | 2 | 0 | 1 | 1 | | | | | | | | | |
| Buddy Bell, R OBP: 0.304, SLG: 0.333 | | | | | | | | | | 3 | 0 | 0 | 0 | 1 | 0 | 0 | | | | | | | | | |
| Tony Perez, R OBP: 0.273, SLG: 0.135 | | | | | | | | | | 2 | 0 | 0 | 0 | 1 | 1 | 0 | | | | | | | | | |
| Ted Power, R | | | | | | | | | | 1 | 0 | 0 | 0 | 0 | 1 | 0 | | | | | | | | | |
| John Franco, L | | | | | | | | | | 0 | 0 | 0 | 0 | 0 | 0 | 0 | | | | | | | | | |
| Sal Butera, R OBP: 0.314, SLG: 0.310 | | | | | | | | | | 1 | 0 | 0 | 0 | 1 | 0 | 0 | | | | | | | | | |
| Max Venable, L OBP: 0.260, SLG: 0.261 | | | | | | | | | | 2 | 0 | 0 | 0 | 0 | 1 | 3 | | | | | | | | | |
| Ron Oester, S OBP: 0.307, SLG: 0.376 | | | | | | | | | | 3 | 0 | 0 | 0 | 0 | 1 | 1 | | | | | | | | | |
| John Denny, R OBP: 0.286, SLG: 0.250 | | | | | | | | | | 1 | 0 | 1 | 0 | 0 | 0 | 0 | | | | | | | | | |
| Wade Rowdon, R OBP: 0.222, SLG: 0.375 | | | | | | | | | | 1 | 1 | 1 | 0 | 0 | 0 | 0 | | | | | | | | | |
| Bo Diaz, P OBP: 0.322, SLG: 0.359 | | | | | | | | | | 1 | 0 | 0 | 0 | 0 | 0 | 0 | | | | | | | | | |
| Inning Stats | R: 0 E: 0 K: 0 S: 3 | H: 0 LOB: 0 BB: 0 P: 3 | R: 0 E: 0 K: 1 S: 5 | H: 0 LOB: 0 BB: 0 P: 5 | R: 0 E: 0 K: 1 S: 6 | H: 1 LOB: 1 BB: 0 P: 6 | R: 0 E: 0 K: 0 S: 3 | H: 0 LOB: 0 BB: 0 P: 3 | R: 0 E: 0 K: 0 S: 3 | H: 0 LOB: 0 BB: 0 P: 7 | R: 2 E: 1 K: 1 S: 8 | H: 3 LOB: 3 BB: 2 P: 16 | R: 0 E: 0 K: 0 S: 3 | H: 0 LOB: 0 BB: 0 P: 3 | R: 3 E: 0 K: 2 S: 10 | H: 3 LOB: 0 BB: 0 P: 10 | 1B: 4 2B: 1 3B: 1 HR: 1 | SF: 0 SAC: 0 DP: 0 HBP: 0 | WP: 0 PB: 0 SB: 0 CS: 0 | PA: 34 | | | | | |
| PITCHER | IP | WLS | BF | H | R | ER | SO | BB | IBB | HBP | BLK | WP | HR | S | P | ERA | WHIP | | | | | | | | |
| Steve Trout, L ERA: 4.92 | (1, 1) | 5.1 | 21 | 4 | 2 | 2 | 2 | 1 | 0 | 0 | 0 | 0 | 0 | 24 | 28 | 3.38 | 0.938 | | | | | | | | |
| George Frazier, R ERA: 3.18 | (6, 1) | 0.1 | 3 | 0 | 0 | 0 | 1 | 2 | 0 | 0 | 0 | 0 | 0 | 3 | 11 | 0.00 | 6.000 | | | | | | | | |
| Jay Ballew, R ERA: 5.0 | (6, 1) | 2.1 | L | 10 | 3 | 3 | 2 | 0 | 0 | 0 | 0 | 0 | 1 | 14 | 14 | 11.57 | 1.286 | | | | | | | | |

Chicago Cubs @ Cincinnati Reds
Riverfront Stadium, Cincinnati, OH
Tue Jun 03 1986, 7:05 PM EDT
Att: 17,508 - Unknown

AB 31
R 5
H 7
RBI 5
BB 3
SO 5
LOB 8



| Batter | 1 | 2 | 3 | 4 | 5 | 6 | 7 | 8 | 9 | AB | R | H | RBI | BB | SO | LOB | TOP | | | | | | | | | | | |
|----------------------------------------------------------|----------------------------------------------------------------------------------------------------------------------------------------------------------------------|---------------------------------|------------------------------|---------------------------------|------------------------------|---------------------------------|------------------------------|---------------------------------|------------------------------|---------------------------------|------------------------------|---------------------------------|------------------------------|---------------------------------|------------------------------|---------------------------------|----------------------------------------------------------------------------------------------------------------------------------------------------------------------|---------------------------------|------------------------------|---------------------------------|------------------------------|---------------------------------|------------------------------|---------------------------------|----------------------------------|------------------------------------|----------------------------------|--------|
| Shawon Dunston, R (1, 6) OBP: 0.324, SLG: 0.459 | | | | | | | | | | 4 | 0 | 0 | 0 | 0 | 2 | 0 | | | | | | | | | | | | |
| Davey Lopes, R (1, 7) OBP: 0.398, SLG: 0.425 | | | | | | | | | | 4 | 0 | 0 | 0 | 0 | 1 | 0 | | | | | | | | | | | | |
| 23 Ryne Sandberg, R (1, 4) OBP: 0.356, SLG: 0.470 | | | | | | | | | | 3 | 0 | 0 | 0 | 0 | 1 | 0 | | | | | | | | | | | | |
| Keith Moreland, R (1, 9) OBP: 0.346, SLG: 0.388 | | | | | | | | | | 2 | 0 | 0 | 0 | 1 | 0 | 0 | | | | | | | | | | | | |
| Ron Cey, R (1, 5) OBP: 0.343, SLG: 0.427 | | | | | | | | | | 3 | 0 | 0 | 0 | 0 | 1 | 1 | | | | | | | | | | | | |
| Leon Durham, L (1, 3) OBP: 0.345, SLG: 0.390 | | | | | | | | | | 2 | 0 | 0 | 0 | 1 | 1 | 0 | | | | | | | | | | | | |
| Jody Davis, R (1, 2) OBP: 0.301, SLG: 0.461 | | | | | | | | | | 3 | 0 | 1 | 0 | 0 | 1 | 0 | | | | | | | | | | | | |
| Bob Dernier, R (1, 8) OBP: 0.246, SLG: 0.235 (8, PH) | | | | | | | | | | 2 | 0 | 0 | 0 | 0 | 0 | 2 | | | | | | | | | | | | |
| Gary Matthews, R (8, PH) OBP: 0.342, SLG: 0.390 | | | | | | | | | | 1 | 0 | 0 | 0 | 0 | 0 | 0 | | | | | | | | | | | | |
| Jerry Mumphrey, S (8, 8) OBP: 0.350, SLG: 0.360 | | | | | | | | | | 0 | 0 | 0 | 0 | 0 | 0 | 0 | | | | | | | | | | | | |
| Scott Sanderson, R (1, 1) OBP: 0.100, SLG: 0.053 | | | | | | | | | | 2 | 0 | 0 | 0 | 0 | 2 | 0 | | | | | | | | | | | | |
| Ray Fontenot, L (7, 1) OBP: 1.000, SLG: 1.000 (9, PH) | | | | | | | | | | 0 | 0 | 0 | 0 | 0 | 0 | 0 | | | | | | | | | | | | |
| Chris Speier, R (9, PH) OBP: 0.406, SLG: 0.385 | | | | | | | | | | 1 | 0 | 0 | 0 | 0 | 0 | 0 | | | | | | | | | | | | |
| Inning Stats | R: 0 E: 0 K: 2 S: 7 | H: 0 LOB: 0 BB: 0 P: 7 | R: 0 E: 0 K: 0 S: 4 | H: 1 LOB: 2 BB: 1 P: 8 | R: 0 E: 0 K: 1 S: 5 | H: 0 LOB: 0 BB: 0 P: 5 | R: 0 E: 0 K: 1 S: 5 | H: 0 LOB: 0 BB: 0 P: 5 | R: 0 E: 0 K: 0 S: 3 | H: 0 LOB: 0 BB: 0 P: 3 | R: 0 E: 0 K: 1 S: 5 | H: 0 LOB: 0 BB: 0 P: 5 | R: 0 E: 0 K: 1 S: 4 | H: 0 LOB: 0 BB: 1 P: 8 | R: 0 E: 0 K: 2 S: 7 | H: 0 LOB: 0 BB: 0 P: 7 | R: 0 E: 0 K: 1 S: 5 | H: 0 LOB: 0 BB: 0 P: 5 | R: 0 E: 0 K: 1 S: 5 | H: 0 LOB: 0 BB: 0 P: 5 | R: 0 E: 0 K: 2 S: 7 | H: 0 LOB: 0 BB: 0 P: 7 | R: 0 E: 0 K: 1 S: 5 | H: 0 LOB: 0 BB: 0 P: 5 | 1B: 1 2B: 0 3B: 0 HR: 0 | SF: 0 SAC: 0 DP: 1 HBP: 0 | WP: 0 PB: 0 SB: 0 CS: 0 | PA: 29 |
| PITCHER Tom Browning, L (1, 1) ERA: 4.48 | IP: 9.0 WLS: W BF: 29 H: 1 R: 0 ER: 0 SO: 9 BB: 2 IBB: 0 HBP: 0 BLK: 0 WP: 0 HR: 0 S: 45 P: 53 ERA: 0.00 WHIP: 0.333 | | | | | | | | | | | | | | | PITCHER | IP: 9.0 WLS: W BF: 29 H: 1 R: 0 ER: 0 SO: 9 BB: 2 IBB: 0 HBP: 0 BLK: 0 WP: 0 HR: 0 S: 45 P: 53 ERA: 0.00 WHIP: 0.333 | | | | | | | | | | | |

Chicago Cubs @ Cincinnati Reds
Riverfront Stadium, Cincinnati, OH
Wed Jun 04 1986, 7:05 PM EDT
Att: 17,039 - Unknown

AB 27
R 0
H 1
RBI 0
BB 2
SO 9
LOB 3



| Batter | 1 | 2 | 3 | 4 | 5 | 6 | 7 | 8 | 9 | AB | R | H | RBI | BB | SO | LOB | BOTTOM | | | | | | | | | | | |
|----------------------------------------------------------|----------------------------------------------------------------------------------------------------------------------------------------------------------------------|---------------------------------|------------------------------|---------------------------------|------------------------------|---------------------------------|------------------------------|---------------------------------|------------------------------|---------------------------------|------------------------------|---------------------------------|------------------------------|----------------------------------|------------------------------|---------------------------------|----------------------------------------------------------------------------------------------------------------------------------------------------------------------|---------------------------------|------------------------------|---------------------------------|------------------------------|---------------------------------|------------------------------|---------------------------------|----------------------------------|------------------------------------|----------------------------------|--------|
| Eddie Milner, L (1, 8) OBP: 0.305, SLG: 0.374 | | | | | | | | | | 3 | 0 | 0 | 0 | 1 | 0 | 1 | | | | | | | | | | | | |
| Pete Rose, S (1, 3) OBP: 0.302, SLG: 0.213 | | | | | | | | | | 3 | 1 | 1 | 0 | 1 | 1 | 3 | | | | | | | | | | | | |
| Dave Parker, L (1, 9) OBP: 0.362, SLG: 0.531 | | | | | | | | | | 4 | 0 | 2 | 0 | 0 | 1 | 1 | | | | | | | | | | | | |
| Nick Esasky, R (1, 7) OBP: 0.340, SLG: 0.437 (8, PR) | | | | | | | | | | 3 | 0 | 1 | 1 | 0 | 0 | 0 | | | | | | | | | | | | |
| Max Venable, L (8, PR) OBP: 0.290, SLG: 0.261 (9, 7) | | | | | | | | | | 0 | 0 | 0 | 0 | 0 | 0 | 0 | | | | | | | | | | | | |
| Buddy Bell, R (1, 5) OBP: 0.308, SLG: 0.329 | | | | | | | | | | 2 | 1 | 0 | 0 | 2 | 0 | 1 | | | | | | | | | | | | |
| Kurt Stillwell, S (1, 6) OBP: 0.313, SLG: 0.250 | | | | | | | | | | 4 | 0 | 1 | 0 | 0 | 1 | 3 | | | | | | | | | | | | |
| Bo Diaz, R (1, 2) OBP: 0.322, SLG: 0.358 | | | | | | | | | | 3 | 0 | 1 | 0 | 0 | 2 | | | | | | | | | | | | | |
| Ron Oester, S (1, 4) OBP: 0.302, SLG: 0.368 | | | | | | | | | | 3 | 0 | 0 | 0 | 0 | 1 | 2 | | | | | | | | | | | | |
| Tom Browning, L (1, 1) OBP: 0.160, SLG: 0.160 | | | | | | | | | | 3 | 0 | 2 | 1 | 0 | 0 | 0 | | | | | | | | | | | | |
| Inning Stats | R: 0 E: 0 K: 0 S: 2 | H: 0 LOB: 0 BB: 1 P: 6 | R: 0 E: 0 K: 1 S: 5 | H: 0 LOB: 0 BB: 0 P: 5 | R: 0 E: 0 K: 1 S: 6 | H: 1 LOB: 1 BB: 0 P: 6 | R: 1 E: 0 K: 0 S: 6 | H: 3 LOB: 2 BB: 0 P: 6 | R: 0 E: 0 K: 0 S: 3 | H: 0 LOB: 0 BB: 0 P: 3 | R: 0 E: 0 K: 1 S: 5 | H: 0 LOB: 0 BB: 0 P: 5 | R: 1 E: 0 K: 1 S: 7 | H: 2 LOB: 2 BB: 2 P: 15 | R: 0 E: 0 K: 0 S: 3 | H: 2 LOB: 1 BB: 1 P: 7 | R: 0 E: 0 K: 1 S: 3 | H: 2 LOB: 1 BB: 1 P: 7 | R: 0 E: 0 K: 1 S: 3 | H: 2 LOB: 1 BB: 1 P: 7 | R: 0 E: 0 K: 2 S: 7 | H: 2 LOB: 1 BB: 1 P: 7 | R: 0 E: 0 K: 1 S: 3 | H: 2 LOB: 1 BB: 1 P: 7 | 1B: 7 2B: 2 3B: 0 HR: 0 | SF: 1 SAC: 0 DP: 2 HBP: 0 | WP: 0 PB: 0 SB: 0 CS: 1 | PA: 33 |
| PITCHER Scott Sanderson, R (1, 1) ERA: 4.03 | IP: 6.2 WLS: L BF: 27 H: 6 R: 2 ER: 2 SO: 3 BB: 2 IBB: 0 HBP: 0 BLK: 0 WP: 0 HR: 0 S: 31 P: 39 ERA: 2.70 WHIP: 1.200 | | | | | | | | | | | | | | | PITCHER | IP: 6.2 WLS: L BF: 27 H: 6 R: 2 ER: 2 SO: 3 BB: 2 IBB: 0 HBP: 0 BLK: 0 WP: 0 HR: 0 S: 31 P: 39 ERA: 2.70 WHIP: 1.200 | | | | | | | | | | | |
| Ray Fontenot, L (7, 1) ERA: 1.96 | IP: 1.1 WLS: L BF: 6 H: 2 R: 0 ER: 0 SO: 1 BB: 2 IBB: 0 HBP: 0 BLK: 0 WP: 0 HR: 0 S: 6 P: 14 ERA: 0.00 WHIP: 3.000 | | | | | | | | | | | | | | | PITCHER | IP: 1.1 WLS: L BF: 6 H: 2 R: 0 ER: 0 SO: 1 BB: 2 IBB: 0 HBP: 0 BLK: 0 WP: 0 HR: 0 S: 6 P: 14 ERA: 0.00 WHIP: 3.000 | | | | | | | | | | | |

Chicago Cubs @ Cincinnati Reds
Riverfront Stadium, Cincinnati, OH
Wed Jun 04 1986, 7:05 PM EDT
Att: 17,039 - Unknown

AB 28
R 2
H 8
RBI 2
BB 4
SO 4
LOB 13



| Batter | 1 | 2 | 3 | 4 | 5 | 6 | 7 | 8 | 9 | AB | R | H | RBI | BB | SO | LOB | TOP | | | | | | |
|------------------------------------------------------------------------------------------------------------------------------------------------------------------------------------------------------------------------------|-------------------------------------------------------------------------------------------------------|----------------------------------------------------------------------------------------------------|--------------------------------------------------------------------------------------------|---------------------------------------------------------------------------------------------------|------------------------------|---------------------------------|------------------------------|---------------------------------|-------------------------------|----------------------------------|------------------------------|---------------------------------|------------------------------|---------------------------------|------------------------------|----------------------------------|------------------------------------------------------------------------------------------------------------------------------------------------------------------------------------------------------------------|------------------------------|---------------------------------|----------------------------------|------------------------------------|----------------------------------|--------|
| Shawn Dunston, R OBP: 0.321, SLG: 0.453 (1, 6) | 0-0 6-3 | | 0-0 HBP 1B | | 0-3 K | | | 0-0 F8 | 0-3 K | 5 | 0 | 1 | 0 | 0 | 2 | 4 | Chicago Cubs @ St. Louis Cardinals Busch Stadium, St. Louis, MO Thu Jun 05 1986, 7:05 PM CDT Att: 30,575 - Unknown livebaseballscorecards.com | | | | | | |
| Davey Lopes, R OBP: 0.400, SLG: 0.420 Ron Cey, R OBP: 0.337, SLG: 0.418 (1, 5) (4, 5) | 0-0 6-3 | | 1-0 2-3 HBP G5-4-3 | | 0-3 K | | | 0-0 L6 | | 1 | 0 | 0 | 0 | 0 | 0 | 0 | | | | | | | |
| 23 Ryne Sandberg, R OBP: 0.354, SLG: 0.466 (1, 4) | 0-0 1B | | 0-0 G5-4-3 1-2 | | | | | 0-0 F8 | 0-0 E4 1B E | 4 | 1 | 1 | 0 | 0 | 0 | 4 | | | | | | | |
| Keith Moreland, R OBP: 0.344, SLG: 0.385 (1, 9) | 0-0 F8 | | | 0-0 5-3 | | | | 0-0 5-3 | 0-0 E9 1B 1B | 4 | 1 | 1 | 1 | 0 | 0 | 1 | | | | | | | |
| Leon Durham, L OBP: 0.343, SLG: 0.386 (1, 3) | | 0-0 F8 | | 0-3 K | | | | 0-0 4-3 | 0-0 1B | 4 | 0 | 1 | 1 | 0 | 1 | 0 | | | | | | | |
| Gary Matthews, R OBP: 0.335, SLG: 0.379 (1, 7) | | 4-0 BB G6-4-3 | | 0-3 K | | | | 0-0 F8 | 0-0 F9 | 3 | 0 | 0 | 0 | 1 | 1 | 1 | | | | | | | |
| Jody Davis, R OBP: 0.300, SLG: 0.457 (1, 2) | | 0-0 G6-4-3 1-2 | | | 0-0 1B 1B | | | 0-0 5-3 | 0-0 F7 | 4 | 0 | 1 | 0 | 0 | 0 | 1 | | | | | | | |
| Bob Dernier, R OBP: 0.241, SLG: 0.231 George Frazier, R Lee Smith, R Thad Bosley, L OBP: 0.340, SLG: 0.268 (1, 8) (7, 1) (8, 1) (8, 7) | | | 0-0 6-3 | | 0-3 K | | | 0-0 F7 | 0-0 1B | 3 | 0 | 0 | 0 | 0 | 1 | 1 | | | | | | | |
| Matt Keough, R OBP: 0.400, SLG: 0.600 Terry Francona, L OBP: 0.222, SLG: 0.222 Ray Fontenot, L OBP: 1.000, SLG: 1.000 Jerry Mumphrey, S OBP: 0.353, SLG: 0.356 (1, 1) (5, PH) (5, 1) (7, 8) | | | 0-0 1B 2B | | | 0-0 1-2 1B | | | 4-0 23 E 1B BB | 1 | 0 | 1 | 0 | 0 | 0 | 0 | | | | | | | |
| Inning Stats | R: 0 E: 0 K: 0 S: 4 | H: 1 LOB: 1 BB: 0 P: 4 | R: 0 E: 0 K: 0 S: 2 | H: 0 LOB: 0 BB: 1 P: 6 | R: 0 E: 0 K: 0 S: 4 | H: 2 LOB: 2 BB: 0 P: 5 | R: 0 E: 0 K: 2 S: 7 | H: 0 LOB: 0 BB: 0 P: 7 | R: 0 E: 0 K: 3 S: 11 | H: 2 LOB: 2 BB: 0 P: 11 | R: 0 E: 0 K: 0 S: 3 | H: 0 LOB: 0 BB: 0 P: 3 | R: 0 E: 0 K: 0 S: 3 | H: 0 LOB: 0 BB: 0 P: 3 | R: 3 E: 2 K: 0 S: 6 | H: 2 LOB: 1 BB: 1 P: 10 | | R: 0 E: 0 K: 2 S: 8 | H: 1 LOB: 1 BB: 0 P: 8 | 1B: 7 2B: 1 3B: 0 HR: 0 | SF: 0 SAC: 0 DP: 2 HBP: 1 | WP: 0 PB: 0 SB: 1 CS: 0 | PA: 37 |
| PITCHER | IP WLS BF H R ER SO BB IBB HBP BLK WP HR S P ERA WHIP | 7.2 W 31 6 3 0 5 2 0 1 0 0 0 0 38 47 0.00 1.043 | 8.1 0.0 1 1 0 0 0 0 0 0 0 0 0 0 1 1 ∞ ∞ | 8.1 1.1 S 5 1 0 0 2 0 0 0 0 0 0 9 9 0.00 0.750 | | | | | | | | | | | | | | | | | | | |

| Batter | 1 | 2 | 3 | 4 | 5 | 6 | 7 | 8 | 9 | AB | R | H | RBI | BB | SO | LOB | BOTTOM | | | | | | |
|-------------------------------------------------------------------------------------------------------------------------------------|-------------------------------------------------------------------------------------------------------|---------------------------------------------------------------------------------------------------|-----------------------------------------------------------------------------------------------------|----------------------------------------------------------------------------------------------|-----------------------------------------------------------------------------------------------|---------------------------------|------------------------------|----------------------------------|------------------------------|---------------------------------|------------------------------|---------------------------------|------------------------------|----------------------------------|------------------------------|----------------------------------|------------------------------------------------------------------------------------------------------------------------------------------------------------------------------------------------------------------|----------------------------------|------------------------------------|----------------------------------|--------|--|--|
| Vince Coleman, S OBP: 0.352, SLG: 0.365 (1, 7) | 0-0 F8 BLK 1B | | 0-0 L4-3 1B | | 0-0 6-3 | | | 0-0 6-3 | | 4 | 0 | 2 | 0 | 0 | 0 | 1 | Chicago Cubs @ St. Louis Cardinals Busch Stadium, St. Louis, MO Thu Jun 05 1986, 7:05 PM CDT Att: 30,575 - Unknown livebaseballscorecards.com | | | | | | |
| Willie McGee, S OBP: 0.295, SLG: 0.327 (1, 8) | 0-0 F7 1-2 | | 0-0 L4-3 1-2 | | 0-0 6-3 | | | 4-0 3B IBB | | 3 | 1 | 0 | 0 | 1 | 0 | 2 | | | | | | | |
| Andy Van Slyke, L OBP: 0.312, SLG: 0.354 (1, 9) | 0-0 F8 2-3 | | 0-0 F7 | | 0-0 1B | | | 0-0 1H 3H 3B | | 4 | 0 | 2 | 2 | 0 | 0 | 1 | | | | | | | |
| Jack Clark, R OBP: 0.369, SLG: 0.418 (1, 3) | 0-0 6-3 | | | 0-0 SH1-4 2B 1B | 0-0 6-3 | | | 0-0 K | | 4 | 1 | 1 | 0 | 0 | 1 | 3 | | | | | | | |
| Tom Herr, S OBP: 0.285, SLG: 0.235 (1, 4) | | 0-0 G3 | | 4-0 SH1-4 2B BB | | | | 0-0 G3 | 0-0 SH5-4 CS 2B | 3 | 1 | 1 | 0 | 1 | 0 | 0 | | | | | | | |
| Michael LaValliere, L OBP: 0.341, SLG: 0.256 (1, 2) | | 0-0 E1 FC3 | | 0-0 SH1-4 1-2 2-3 | | | | 4-0 G4-6-3 BB | 0-0 SH5-4 2-3 | 1 | 0 | 0 | 0 | 1 | 0 | 0 | | | | | | | |
| Ozzie Smith, S OBP: 0.414, SLG: 0.400 (1, 6) | | 0-0 FC3 1-2 | | 0-0 4-3 2H 3H 2B | | | | 0-0 G4-6-3 1-2 | 4-0 IBB IBB | 3 | 0 | 1 | 2 | 1 | 0 | 2 | | | | | | | |
| Terry Pendleton, S OBP: 0.285, SLG: 0.266 (1, 5) | | 0-0 1B | | 0-0 4-3 | | | | 4-0 6-3 SH1-4 3B BB | 4-0 1-2 IBB | 2 | 1 | 1 | 0 | 2 | 0 | 1 | | | | | | | |
| Bob Forsch, R OBP: 0.130, SLG: 0.217 Ken Dayley, L OBP: 0.333, SLG: 0.200 Todd Worrell, R (1, 1) (8, 1) (8, 1) | | 0-3 K | | 0-3 K | | | | 0-0 SH1-4 1-2 | 0-3 K | 2 | 0 | 0 | 0 | 0 | 2 | 3 | | | | | | | |
| Inning Stats | R: 0 E: 0 K: 0 S: 4 | H: 1 LOB: 1 BB: 0 P: 4 | R: 0 E: 1 K: 1 S: 7 | H: 1 LOB: 2 BB: 0 P: 7 | R: 0 E: 0 K: 0 S: 3 | H: 1 LOB: 1 BB: 0 P: 3 | R: 2 E: 0 K: 1 S: 7 | H: 2 LOB: 1 BB: 1 P: 11 | R: 0 E: 0 K: 0 S: 4 | H: 1 LOB: 1 BB: 0 P: 4 | R: 0 E: 0 K: 0 S: 2 | H: 0 LOB: 0 BB: 1 P: 6 | R: 2 E: 0 K: 1 S: 6 | H: 1 LOB: 1 BB: 2 P: 14 | R: 0 E: 0 K: 1 S: 5 | H: 1 LOB: 2 BB: 2 P: 13 | | 1B: 5 2B: 3 3B: 1 HR: 0 | SF: 0 SAC: 3 DP: 2 HBP: 0 | WP: 0 PB: 0 SB: 0 CS: 1 | PA: 36 | | |
| PITCHER | IP WLS BF H R ER SO BB IBB HBP BLK WP HR S P ERA WHIP | 4.0 L 18 5 2 2 2 2 1 0 0 1 0 0 9 21 4.50 1.500 | 5.1 2.2 12 2 2 2 0 2 1 0 0 0 0 0 9 21 6.75 1.500 | 7.1 0.1 2 1 0 0 1 0 0 0 0 0 0 4 4 0.00 3.000 | 8.1 1.0 4 0 0 0 1 0 2 0 0 0 0 4 12 0.00 0.000 | | | | | | | | | | | | | | | | | | |

Chicago Cubs @ St. Louis Cardinals
 Busch Stadium, St. Louis, MO
 Thu Jun 05 1986, 7:05 PM CDT
 Att: 30,575 - Unknown

AB 34
 R 3
 H 8
 RBI 2
 BB 2
 SO 7
 LOB 16



Chicago Cubs @ St. Louis Cardinals
 Busch Stadium, St. Louis, MO
 Thu Jun 05 1986, 7:05 PM CDT
 Att: 30,575 - Unknown

AB 27
 R 4
 H 8
 RBI 4
 BB 6
 SO 4
 LOB 16



| Batter | 1 | 2 | 3 | 4 | 5 | 6 | 7 | 8 | 9 | AB | R | H | RBI | BB | SO | LOB | TOP | | | | | | | | | | |
|----------------------------------------------------------------------------------------|------------------------------|---------------------------------|------------------------------|---------------------------------|------------------------------|---------------------------------|------------------------------|---------------------------------|------------------------------|---------------------------------|------------------------------|---------------------------------|------------------------------|----------------------------------|------------------------------|----------------------------------|----------------------------------|------------------------------------|----------------------------------|--------|--|--|--|--|--|--|--|
| Shawn Dunston, R OBP: 0.332, SLG: 0.468 Steve Lake, R OBP: 0.250, SLG: 0.250 | E6 1B | | 23 CS 2B | | CS 1B | | 23 2B | HBP | | 4 | 2 | 3 | 0 | 0 | 0 | 0 | 0 | | | | | | | | | | |
| Gary Matthews, R OBP: 0.352, SLG: 0.415 Bob Dernier, R OBP: 0.240, SLG: 0.229 | 1B | | 6-3 | | HR | | 23 2B | F5 | | 3 | 1 | 2 | 2 | 1 | 0 | 1 | 1 | | | | | | | | | | |
| 23 Ryne Sandberg, R OBP: 0.351, SLG: 0.464 | F7 | | K | | F7 | | 1-3 2-H 2B | | F9 | 5 | 0 | 1 | 1 | 0 | 1 | 2 | 2 | | | | | | | | | | |
| Keith Moreland, R OBP: 0.345, SLG: 0.388 | F9 | | | 4-0 HR | 6-3 | | L3 | | F8 2B | 4 | 1 | 1 | 0 | 1 | 0 | 4 | 3 | | | | | | | | | | |
| Leon Durham, L OBP: 0.349, SLG: 0.404 | F9 | | | 1-H HR | | | F7 | 1B HR BB | WP BB | 3 | 2 | 1 | 2 | 2 | 0 | 1 | 3 | | | | | | | | | | |
| Jerry Mumphy, S OBP: 0.346, SLG: 0.347 | | 4-3 | | 5-3 1B | | | F7 | F8 | F8 | 5 | 0 | 1 | 0 | 0 | 0 | 3 | 3 | | | | | | | | | | |
| Jody Davis, R Lee Smith, R | | F3 | | 5-3 1-2 | | | K | HR 1B | K | 4 | 1 | 1 | 0 | 0 | 1 | 1 | 1 | | | | | | | | | | |
| Chris Speier, R OBP: 0.417, SLG: 0.600 | | HR | | 6-3 | | | F8 | HR | | 4 | 2 | 2 | 4 | 0 | 0 | 1 | 2 | | | | | | | | | | |
| Guy Hoffman, L Jay Baller, R Terry Francona, L OBP: 0.217, SLG: 0.217 | | K | | G3 | | | F3 | 3-1 | | 2 | 0 | 0 | 0 | 0 | 1 | 1 | 1 | | | | | | | | | | |
| Inning Stats | R: 1 E: 1 K: 0 S: 5 | H: 1 LOB: 1 BB: 0 P: 5 | R: 0 E: 0 K: 1 S: 6 | H: 1 LOB: 1 BB: 0 P: 6 | R: 2 E: 0 K: 0 S: 5 | H: 2 LOB: 1 BB: 1 P: 9 | R: 1 E: 0 K: 1 S: 4 | H: 2 LOB: 0 BB: 0 P: 4 | R: 0 E: 0 K: 0 S: 5 | H: 0 LOB: 0 BB: 0 P: 5 | R: 1 E: 0 K: 0 S: 5 | H: 2 LOB: 3 BB: 1 P: 9 | R: 3 E: 0 K: 0 S: 5 | H: 2 LOB: 1 BB: 1 P: 10 | R: 0 E: 0 K: 1 S: 6 | H: 1 LOB: 2 BB: 1 P: 10 | 1B: 4 2B: 5 3B: 0 HR: 4 | SF: 0 SAC: 0 DP: 1 HBP: 1 | WP: 1 PB: 0 SB: 1 CS: 2 | PA: 43 | | | | | | | |
| PITCHER | IP | WLS | BF | H | R | ER | SO | BB | IBB | HBP | BLK | WP | HR | S | P | ERA | WHIP | | | | | | | | | | |
| Danny Cox, R ERA: 4.08 | 4.0 | L | 18 | 5 | 4 | 3 | 2 | 1 | 0 | 0 | 0 | 0 | 2 | 21 | 25 | 6.75 | 1.500 | | | | | | | | | | |
| Rick Ownbey, R ERA: 3.9 | 3.1 | | 16 | 5 | 4 | 4 | 1 | 2 | 0 | 0 | 0 | 0 | 1 | 16 | 24 | 10.80 | 2.100 | | | | | | | | | | |
| Greg Bargar, R ERA: 3.86 | 1.2 | | 9 | 2 | 1 | 1 | 1 | 1 | 0 | 1 | 0 | 1 | 1 | 9 | 14 | 5.40 | 1.800 | | | | | | | | | | |

Chicago Cubs @ St. Louis Cardinals
Busch Stadium, St. Louis, MO
Fri Jun 06 1986, 7:05 PM CDT
Att: 41,154 - Unknown

| | |
|-----|----|
| AB | 38 |
| R | 9 |
| H | 12 |
| RBI | 9 |
| BB | 4 |
| SO | 4 |
| LOB | 17 |



| Batter | 1 | 2 | 3 | 4 | 5 | 6 | 7 | 8 | 9 | AB | R | H | RBI | BB | SO | LOB | BOTTOM | | | | | | | | | | |
|---------------------------------------------------------------------------------------------------------------------------------------------------------------------|------------------------------|---------------------------------|------------------------------|----------------------------------|------------------------------|---------------------------------|---------------------------------|----------------------------------|------------------------------|---------------------------------|------------------------------|---------------------------------|------------------------------|---------------------------------|------------------------------|---------------------------------|----------------------------------|------------------------------------|----------------------------------|--------|--|--|--|--|--|--|--|
| Vince Coleman, S OBP: 0.357, SLG: 0.367 | 6-3 | | BB S 2-H 1B | | CS BB | | E S 1B | | 4-3 | 4 | 1 | 2 | 1 | 1 | 0 | 0 | 0 | | | | | | | | | | |
| Willie McGee, S OBP: 0.294, SLG: 0.322 | 6-3 | | K | | 5-3 1-2 | | FC6 BB | | | 3 | 0 | 0 | 0 | 1 | 1 | 2 | 2 | | | | | | | | | | |
| Andy Van Slyke, L OBP: 0.317, SLG: 0.349 | F8 | | BB | | BB 1B BB | | FC6 L5-4 1-2 2-H BB | | | 2 | 1 | 0 | 0 | 2 | 0 | 1 | 1 | | | | | | | | | | |
| Jack Clark, R OBP: 0.377, SLG: 0.419 | | FC4-6 1B | 1-2 2-3 BB | | 1-2 BB | | L5-4 | | | 2 | 0 | 1 | 0 | 2 | 0 | 1 | 1 | | | | | | | | | | |
| Tom Herr, S OBP: 0.284, SLG: 0.235 | FC4-6 5-3 1-2 | 4-3 | | | 1-2 2-H 1B | | | K | | 4 | 0 | 1 | 1 | 0 | 1 | 4 | 4 | | | | | | | | | | |
| Mike Heath, R OBP: 0.275, SLG: 0.279 Clint Hurdle, L OBP: 0.222, SLG: 0.214 | 5-3 1-2 | | | | F8 | | K | F9 | | 2 | 0 | 0 | 0 | 0 | 0 | 1 | 1 | | | | | | | | | | |
| Ozzie Smith, S OBP: 0.405, SLG: 0.390 | F7 | | | | F9 | | 4-3 | K | | 4 | 0 | 0 | 0 | 0 | 1 | 1 | 1 | | | | | | | | | | |
| Terry Pendleton, S OBP: 0.284, SLG: 0.271 | | | K SH1-4 1B | | S 2B | | F8 | | 4-3 | 4 | 1 | 1 | 0 | 0 | 1 | 0 | 0 | | | | | | | | | | |
| Danny Cox, R OBP: 0.250, SLG: 0.417 Jerry White, S OBP: 0.160, SLG: 0.227 Rick Ownbey, R Greg Bargar, R José Oquendo, S OBP: 0.500, SLG: 0.484 | | | SH1-4 | | F2 | | 1-3 | | 6-3 | 0 | 0 | 0 | 0 | 0 | 0 | 0 | 0 | | | | | | | | | | |
| Inning Stats | R: 0 E: 0 K: 0 S: 3 | H: 0 LOB: 0 BB: 0 P: 3 | R: 0 E: 0 K: 2 S: 9 | H: 1 LOB: 3 BB: 2 P: 17 | R: 0 E: 0 K: 0 S: 4 | H: 1 LOB: 1 BB: 0 P: 4 | R: 1 E: 0 K: 1 S: 5 | H: 1 LOB: 2 BB: 3 P: 17 | R: 0 E: 0 K: 0 S: 3 | H: 0 LOB: 0 BB: 0 P: 3 | R: 1 E: 1 K: 0 S: 3 | H: 1 LOB: 0 BB: 1 P: 7 | R: 0 E: 0 K: 2 S: 7 | H: 0 LOB: 0 BB: 0 P: 7 | R: 0 E: 0 K: 0 S: 3 | H: 0 LOB: 0 BB: 0 P: 3 | 1B: 4 2B: 2 3B: 0 HR: 0 | SF: 0 SAC: 1 DP: 1 HBP: 0 | WP: 1 PB: 0 SB: 3 CS: 1 | PA: 37 | | | | | | | |
| PITCHER | IP | WLS | BF | H | R | ER | SO | BB | IBB | HBP | BLK | WP | HR | S | P | ERA | WHIP | | | | | | | | | | |
| Guy Hoffman, L ERA: 4.6 | 4.2 | | 23 | 4 | 2 | 2 | 2 | 5 | 0 | 0 | 0 | 0 | 0 | 22 | 42 | 3.86 | 1.929 | | | | | | | | | | |
| Jay Baller, R ERA: 4.7 | 2.1 | W | 8 | 1 | 1 | 0 | 1 | 1 | 0 | 0 | 0 | 0 | 0 | 9 | 13 | 0.00 | 0.857 | | | | | | | | | | |
| Lee Smith, R ERA: 3.21 | 2.0 | | 6 | 0 | 0 | 0 | 2 | 0 | 0 | 0 | 0 | 0 | 0 | 10 | 10 | 0.00 | 0.000 | | | | | | | | | | |

Chicago Cubs @ St. Louis Cardinals
Busch Stadium, St. Louis, MO
Fri Jun 06 1986, 7:05 PM CDT
Att: 41,154 - Unknown

| | |
|-----|----|
| AB | 30 |
| R | 3 |
| H | 5 |
| RBI | 2 |
| BB | 6 |
| SO | 5 |
| LOB | 13 |



| Batter | 1 | 2 | 3 | 4 | 5 | 6 | 7 | 8 | 9 | AB | R | H | RBI | BB | SO | LOB | TOP | | | | | |
|-----------------------------------------------|----------------------------------------------------------------------------------------------------------------------------------------------------------------------|---------------------------------|------------------------------|---------------------------------|------------------------------|---------------------------------|------------------------------|---------------------------------|------------------------------|---------------------------------|------------------------------|---------------------------------|------------------------------|---------------------------------|------------------------------|---------------------------------|----------------------------------------------------------------------------------------------------------------------------------------------------------------------|---------------------------------|----------------------------------|------------------------------------|----------------------------------|--------|
| Shawon Dunston, R OBP: 0.326, SLG: 0.459 | | | | | | | | | | 4 | 0 | 0 | 0 | 0 | 1 | 1 | | | | | | |
| Gary Matthews, R OBP: 0.356, SLG: 0.407 | | | | | | | | | | 2 | 1 | 0 | 0 | 2 | 0 | 0 | | | | | | |
| Davey Lopes, R OBP: 0.400, SLG: 0.420 | | | | | | | | | | 0 | 0 | 0 | 0 | 0 | 0 | 0 | | | | | | |
| 23 Ryne Sandberg, R OBP: 0.349, SLG: 0.774 | | | | | | | | | | 4 | 1 | 1 | 2 | 0 | 0 | 1 | | | | | | |
| Keith Moreland, R OBP: 0.339, SLG: 0.380 | | | | | | | | | | 4 | 0 | 0 | 0 | 0 | 1 | 1 | | | | | | |
| Leon Durham, L OBP: 0.344, SLG: 0.396 | | | | | | | | | | 3 | 0 | 0 | 0 | 0 | 1 | 0 | | | | | | |
| Chris Speier, R OBP: 0.385, SLG: 0.545 | | | | | | | | | | 3 | 0 | 0 | 0 | 0 | 1 | 0 | | | | | | |
| Jody Davis, R OBP: 0.295, SLG: 0.445 | | | | | | | | | | 3 | 0 | 0 | 0 | 0 | 0 | 0 | | | | | | |
| Bob Dernier, R OBP: 0.241, SLG: 0.238 | | | | | | | | | | 3 | 0 | 1 | 0 | 0 | 0 | 0 | | | | | | |
| Rick Sutcliffe, L OBP: 0.222, SLG: 0.407 | | | | | | | | | | 2 | 0 | 0 | 0 | 0 | 1 | 1 | | | | | | |
| Ron Cey, R OBP: 0.343, SLG: 0.418 | | | | | | | | | | 0 | 0 | 0 | 0 | 1 | 0 | 0 | | | | | | |
| Terry Francona, L OBP: 0.217, SLG: 0.217 | | | | | | | | | | 0 | 0 | 0 | 0 | 0 | 0 | 0 | | | | | | |
| Ray Fontenot, L OBP: 1.000, SLG: 1.000 | | | | | | | | | | 0 | 0 | 0 | 0 | 0 | 0 | 0 | | | | | | |
| Inning Stats | R: 0 E: 0 K: 1 S: 5 | H: 0 LOB: 0 BB: 0 P: 5 | R: 0 E: 0 K: 1 S: 5 | H: 0 LOB: 0 BB: 0 P: 5 | R: 0 E: 0 K: 0 S: 3 | H: 0 LOB: 0 BB: 0 P: 3 | R: 2 E: 0 K: 0 S: 4 | H: 1 LOB: 0 BB: 1 P: 8 | R: 0 E: 0 K: 1 S: 6 | H: 1 LOB: 1 BB: 0 P: 6 | R: 0 E: 0 K: 0 S: 3 | H: 0 LOB: 0 BB: 0 P: 3 | R: 0 E: 0 K: 2 S: 7 | H: 0 LOB: 0 BB: 0 P: 7 | R: 0 E: 0 K: 0 S: 3 | H: 0 LOB: 1 BB: 1 P: 7 | R: 0 E: 0 K: 0 S: 2 | H: 0 LOB: 1 BB: 1 P: 6 | 1B: 0 2B: 1 3B: 0 HR: 1 | SF: 0 SAC: 0 DP: 0 HBP: 0 | WP: 0 PB: 0 SB: 0 CS: 0 | PA: 31 |
| PITCHER John Tudor, L ERA: 2.65 | IP: 9.0 WLS: W BF: 31 H: 2 R: 2 ER: 2 SO: 5 BB: 3 IBB: 0 HBP: 0 BLK: 0 WP: 0 HR: 1 S: 38 P: 50 ERA: 2.00 WHIP: 0.556 | | | | | | | | | | | | | | | PITCHER | IP: 9.0 WLS: W BF: 31 H: 2 R: 2 ER: 2 SO: 5 BB: 3 IBB: 0 HBP: 0 BLK: 0 WP: 0 HR: 1 S: 38 P: 50 ERA: 2.00 WHIP: 0.556 | | | | | |

Chicago Cubs @ St. Louis Cardinals
 Busch Stadium, St. Louis, MO
 Sat Jun 07 1986, 3:33 AM CDT
 Att: 42,151 - Unknown

| | |
|-----|----|
| AB | 28 |
| R | 2 |
| H | 2 |
| RBI | 2 |
| BB | 3 |
| SO | 5 |
| LOB | 4 |



| Batter | 1 | 2 | 3 | 4 | 5 | 6 | 7 | 8 | 9 | AB | R | H | RBI | BB | SO | LOB | BOTTOM | | | |
|--------------------------------------------------|----------------------------------------------------------------------------------------------------------------------------------------------------------------------|---------------------------------|------------------------------|---------------------------------|------------------------------|---------------------------------|------------------------------|---------------------------------|------------------------------|---------------------------------|------------------------------|---------------------------------|------------------------------|---------------------------------|------------------------------|---------------------------------|----------------------------------------------------------------------------------------------------------------------------------------------------------------------|------------------------------------|----------------------------------|--------|
| Vince Coleman, S OBP: 0.360, SLG: 0.380 | | | | | | | | | | 4 | 0 | 2 | 1 | 0 | 0 | 0 | | | | |
| Willie McGee, S OBP: 0.297, SLG: 0.349 | | | | | | | | | | 4 | 1 | 2 | 1 | 0 | 2 | 2 | | | | |
| Andy Van Slyke, L OBP: 0.309, SLG: 0.338 | | | | | | | | | | 4 | 0 | 0 | 0 | 0 | 1 | 1 | | | | |
| Jack Clark, R OBP: 0.376, SLG: 0.429 | | | | | | | | | | 3 | 1 | 1 | 0 | 0 | 0 | 0 | | | | |
| Tom Herr, S OBP: 0.285, SLG: 0.237 | | | | | | | | | | 3 | 0 | 1 | 1 | 0 | 0 | 0 | | | | |
| Michael LaValliere, L OBP: 0.328, SLG: 0.244 | | | | | | | | | | 2 | 0 | 0 | 0 | 0 | 0 | 0 | | | | |
| Ozzie Smith, S OBP: 0.410, SLG: 0.391 | | | | | | | | | | 2 | 0 | 1 | 0 | 1 | 0 | 0 | | | | |
| Terry Pendleton, S OBP: 0.285, SLG: 0.272 | | | | | | | | | | 3 | 1 | 1 | 0 | 0 | 0 | 3 | | | | |
| John Tudor, L OBP: 0.061, SLG: 0.061 | | | | | | | | | | 2 | 0 | 0 | 0 | 0 | 1 | 0 | | | | |
| Inning Stats | R: 0 E: 0 K: 1 S: 5 | H: 1 LOB: 0 BB: 0 P: 5 | R: 0 E: 0 K: 0 S: 3 | H: 0 LOB: 0 BB: 0 P: 3 | R: 1 E: 0 K: 1 S: 7 | H: 2 LOB: 1 BB: 0 P: 7 | R: 0 E: 0 K: 0 S: 3 | H: 0 LOB: 0 BB: 0 P: 3 | R: 0 E: 0 K: 0 S: 3 | H: 1 LOB: 0 BB: 0 P: 3 | R: 1 E: 0 K: 1 S: 6 | H: 1 LOB: 0 BB: 0 P: 6 | R: 1 E: 0 K: 0 S: 4 | H: 2 LOB: 1 BB: 1 P: 8 | R: 0 E: 0 K: 1 S: 6 | H: 1 LOB: 1 BB: 0 P: 6 | 1B: 4 2B: 0 3B: 3 HR: 1 | SF: 0 SAC: 2 DP: 1 HBP: 0 | WP: 0 PB: 0 SB: 0 CS: 0 | PA: 30 |
| PITCHER Rick Sutcliffe, R ERA: 4.09 | IP: 7.0 WLS: L BF: 26 H: 7 R: 3 ER: 3 SO: 3 BB: 0 IBB: 0 HBP: 0 BLK: 0 WP: 0 HR: 1 S: 31 P: 35 ERA: 3.86 WHIP: 1.000 | | | | | | | | | | | | | | | PITCHER | IP: 7.0 WLS: L BF: 26 H: 7 R: 3 ER: 3 SO: 3 BB: 0 IBB: 0 HBP: 0 BLK: 0 WP: 0 HR: 1 S: 31 P: 35 ERA: 3.86 WHIP: 1.000 | | | |
| Ray Fontenot, L ERA: 2.14 | IP: 1.0 WLS: L BF: 4 H: 1 R: 0 ER: 0 SO: 1 BB: 0 IBB: 0 HBP: 0 BLK: 0 WP: 0 HR: 0 S: 6 P: 6 ERA: 0.00 WHIP: 1.000 | | | | | | | | | | | | | | | PITCHER | IP: 1.0 WLS: L BF: 4 H: 1 R: 0 ER: 0 SO: 1 BB: 0 IBB: 0 HBP: 0 BLK: 0 WP: 0 HR: 0 S: 6 P: 6 ERA: 0.00 WHIP: 1.000 | | | |

Chicago Cubs @ St. Louis Cardinals
 Busch Stadium, St. Louis, MO
 Sat Jun 07 1986, 3:33 AM CDT
 Att: 42,151 - Unknown

| | |
|-----|----|
| AB | 27 |
| R | 3 |
| H | 8 |
| RBI | 3 |
| BB | 1 |
| SO | 4 |
| LOB | 6 |



| Batter | 1 | 2 | 3 | 4 | 5 | 6 | 7 | 8 | 9 | AB | R | H | RBI | BB | SO | LOB | TOP | | | | | | | | | | | | | | | | | | | | |
|----------------------------------------------------------------------------------------------------------------|------------------------------|---------------------------------|------------------------------|---------------------------------|------------------------------|---------------------------------|------------------------------|---------------------------------|------------------------------|----------------------------------|------------------------------|---------------------------------|------------------------------|----------------------------------|------------------------------|---------------------------------|-----------------------------------|------------------------------------|--------------------------------------------|--|----|-----|----|---|---|----|----|----|-----|-----|-----|----|----|---|---|-----|------|
| Shawon Dunston, R OBP: 0.326, SLG: 0.456 (1, 6) | F2 | | L3 | | 4-3 | 23 1B | K | | FC5-4 1B | 6 | 1 | 2 | 2 | 0 | 1 | 3 | | | | | | | | | | | | | | | | | | | | | |
| Davey Lopes, R OBP: 0.396, SLG: 0.425 (1, 5) | F3 | | 6-3 | | 23 1B | 23 1B | L7 | | FC5-4 1B | 6 | 2 | 2 | 2 | 0 | 0 | 3 | | | | | | | | | | | | | | | | | | | | | |
| 23 Ryne Sandberg, R OBP: 0.351, SLG: 0.745 Chris Speier, R OBP: 0.366, SLG: 0.514 (1, 4) (6, 4) | F3 | | | 5-3 | | HR | | 5-3 | F9 | 4 | 1 | 2 | 3 | 0 | 0 | 0 | | | | | | | | | | | | | | | | | | | | | |
| Keith Moreland, R OBP: 0.346, SLG: 0.404 Thad Bosley, L OBP: 0.395, SLG: 0.302 (1, 9) (6, 9) | | F9 | | 4-3 | | BB | | BB | 1B | 3 | 2 | 2 | 3 | 1 | 0 | 0 | | | | | | | | | | | | | | | | | | | | | |
| Gary Matthews, R OBP: 0.353, SLG: 0.411 Terry Francona, L OBP: 0.229, SLG: 0.229 (1, 7) (6, 7) | | K | | 4-3 | | L6 | | 1B | 3-1 | 4 | 0 | 1 | 0 | 0 | 1 | 2 | | | | | | | | | | | | | | | | | | | | | |
| Leon Durham, L OBP: 0.356, SLG: 0.410 George Frazier, R (8, 1) (8, 1) | | FC6-4 BB | | K | | | | 4-3 | 1B | 2 | 1 | 1 | 1 | 3 | 1 | 1 | | | | | | | | | | | | | | | | | | | | | |
| Jerry Mumphrey, S OBP: 0.357, SLG: 0.354 (1, 8) | | FC6-4 | | | 1B | BLK | | 4-3 | 1B | 4 | 2 | 2 | 1 | 1 | 0 | 3 | | | | | | | | | | | | | | | | | | | | | |
| Steve Lake, R OBP: 0.444, SLG: 0.556 (1, 2) | | | | | | | F7 | 4-3 | | 0 | 2 | 0 | 0 | 0 | 0 | 0 | | | | | | | | | | | | | | | | | | | | | |
| Steve Trout, L OBP: 0.217, SLG: 0.261 Jody Davis, R OBP: 0.293, SLG: 0.443 (8, PH) (8, 3) | | | SH5-3 | | SH1-4 | 23 1B | | L5 | | 2 | 1 | 2 | 0 | 0 | 0 | 0 | | | | | | | | | | | | | | | | | | | | | |
| Inning Stats | R: 0 E: 0 K: 0 S: 3 | H: 0 LOB: 0 BB: 0 P: 3 | R: 0 E: 0 K: 1 S: 5 | H: 0 LOB: 1 BB: 1 P: 9 | R: 0 E: 0 K: 0 S: 4 | H: 1 LOB: 1 BB: 0 P: 4 | R: 0 E: 0 K: 1 S: 6 | H: 1 LOB: 1 BB: 0 P: 6 | R: 3 E: 0 K: 0 S: 6 | H: 4 LOB: 1 BB: 3 P: 22 | R: 0 E: 0 K: 1 S: 6 | H: 1 LOB: 1 BB: 0 P: 6 | R: 2 E: 0 K: 0 S: 6 | H: 3 LOB: 2 BB: 1 P: 10 | R: 0 E: 0 K: 0 S: 5 | H: 2 LOB: 2 BB: 0 P: 5 | 1B: 14 2B: 5 3B: 1 HR: 1 | SF: 0 SAC: 2 DP: 1 HBP: 0 | WP: 0 PA: 50 PB: 0 SB: 0 CS: 0 | | | | | | | | | | | | | | | | | | |
| PITCHER | IP | WLS | BF | H | R | ER | SO | BB | IBB | HBP | BLK | WP | HR | S | P | ERA | WHIP | PITCHER | | | IP | WLS | BF | H | R | ER | SO | BB | IBB | HBP | BLK | WP | HR | S | P | ERA | WHIP |
| Greg Mathews, L ERA: 3.86 (1, 1) | 5.1 | L | 24 | 7 | 5 | 5 | 2 | 2 | 0 | 0 | 1 | 0 | 0 | 26 | 34 | 8.44 | 1.688 | | | | | | | | | | | | | | | | | | | | |
| Greg Bargar, R ERA: 5.73 (6, 1) | 0.0 | | 4 | 3 | 1 | 1 | 0 | 0 | 1 | 0 | 0 | 0 | 0 | 3 | 7 | ∞ | ∞ | | | | | | | | | | | | | | | | | | | | |
| Pat Perry, L ERA: 4.35 (6, 1) | 1.2 | | 10 | 5 | 6 | 6 | 1 | 1 | 0 | 0 | 0 | 0 | 1 | 11 | 15 | 32.40 | 3.600 | | | | | | | | | | | | | | | | | | | | |
| Rick Ownbey, R ERA: 4.22 (8, 1) | 2.0 | | 12 | 5 | 2 | 2 | 0 | 1 | 0 | 0 | 0 | 0 | 0 | 11 | 15 | 9.00 | 3.000 | | | | | | | | | | | | | | | | | | | | |

Chicago Cubs @ St. Louis Cardinals
Busch Stadium, St. Louis, MO
Sun Jun 08 1986, 3:33 AM CDT
Att: 41,919 - Unknown

| | |
|-----|----|
| AB | 38 |
| R | 14 |
| H | 17 |
| RBI | 12 |
| BB | 5 |
| SO | 3 |
| LOB | 17 |



| Batter | 1 | 2 | 3 | 4 | 5 | 6 | 7 | 8 | 9 | AB | R | H | RBI | BB | SO | LOB | BOTTOM | | | | | | | | | | | | | | | | | | | | |
|----------------------------------------------------------------------------------------------------------------------------------------|------------------------------|---------------------------------|------------------------------|---------------------------------|------------------------------|----------------------------------|------------------------------|---------------------------------|------------------------------|---------------------------------|------------------------------|---------------------------------|------------------------------|---------------------------------|------------------------------|---------------------------------|------------------------------|---------------------------------|-----------------------------------|------------------------------------|--------------------------------------------|-----|----|---|---|----|----|----|-----|-----|-----|----|----|---|---|-----|------|
| Vince Coleman, S OBP: 0.361, SLG: 0.377 (1, 7) | 4-3 | | | | G3 | | 4-3 | F7 | | 4 | 1 | 1 | 0 | 1 | 0 | 2 | | | | | | | | | | | | | | | | | | | | | |
| Willie McGee, S OBP: 0.302, SLG: 0.350 Tito Landrum, R OBP: 0.234, SLG: 0.282 (1, 8) (7, 8) | F8 | | | | 1B | | 4-3 | | F7 | 2 | 0 | 1 | 0 | 1 | 0 | 0 | | | | | | | | | | | | | | | | | | | | | |
| Andy Van Slyke, L OBP: 0.303, SLG: 0.331 Jerry White, S OBP: 0.185, SLG: 0.261 (1, 9) (7, 9) | F9 | | B5 | | F3 | | SF8 | | 1B | 3 | 0 | 0 | 0 | 0 | 0 | 4 | | | | | | | | | | | | | | | | | | | | | |
| Jack Clark, R OBP: 0.374, SLG: 0.425 Rick Ownbey, R (8, 1) Michael LaValliere, L OBP: 0.319, SLG: 0.238 (9, PH) | | E5 | F6 | | | | 5-3 | F7 | | 4 | 0 | 1 | 0 | 0 | 0 | 3 | | | | | | | | | | | | | | | | | | | | | |
| Tom Herr, S OBP: 0.281, SLG: 0.233 Clint Hurdle, L OBP: 0.213, SLG: 0.205 (1, 4) (8, 3) | F9 | | | 5-3 | K | | | F8 | F9 | 3 | 0 | 0 | 0 | 0 | 1 | 3 | | | | | | | | | | | | | | | | | | | | | |
| Mike Heath, R OBP: 0.285, SLG: 0.286 (1, 2) | F8 | | | | FC4-6 | 1B | | 1B | | 4 | 1 | 2 | 0 | 0 | 0 | 1 | | | | | | | | | | | | | | | | | | | | | |
| Ozzie Smith, S OBP: 0.144, SLG: 0.396 Tom Lawless, R OBP: 0.167, SLG: 0.167 (1, 6) (6, PR) (7, 4) | FC6-4 | | | | FC4-6 | 1B | | FC4-6 | 1B | 3 | 0 | 2 | 0 | 0 | 0 | 1 | | | | | | | | | | | | | | | | | | | | | |
| Terry Pendleton, S OBP: 0.284, SLG: 0.272 (1, 5) | | | | | FC4-6 | 1B | | L9 | F7 | 4 | 0 | 1 | 0 | 0 | 0 | 5 | | | | | | | | | | | | | | | | | | | | | |
| Greg Mathews, R (1, 1) Greg Bargar, R (6, 1) Pat Perry, L (6, 1) José Oquendo, S OBP: 0.500, SLG: 0.485 (7, 6) | | | | | K | | | FC4-6 | | 2 | 0 | 0 | 0 | 0 | 1 | 3 | | | | | | | | | | | | | | | | | | | | | |
| Inning Stats | R: 0 E: 0 K: 0 S: 3 | H: 0 LOB: 0 BB: 0 P: 3 | R: 0 E: 1 K: 0 S: 4 | H: 0 LOB: 1 BB: 0 P: 4 | R: 0 E: 0 K: 1 S: 7 | H: 2 LOB: 3 BB: 1 P: 11 | R: 0 E: 0 K: 0 S: 5 | H: 2 LOB: 2 BB: 0 P: 5 | R: 0 E: 0 K: 1 S: 7 | H: 2 LOB: 2 BB: 0 P: 7 | R: 0 E: 0 K: 0 S: 4 | H: 1 LOB: 1 BB: 0 P: 4 | R: 1 E: 0 K: 0 S: 3 | H: 0 LOB: 0 BB: 1 P: 7 | R: 1 E: 0 K: 0 S: 6 | H: 3 LOB: 2 BB: 0 P: 6 | R: 0 E: 0 K: 0 S: 4 | H: 1 LOB: 1 BB: 0 P: 4 | 1B: 11 2B: 0 3B: 0 HR: 0 | SF: 1 SAC: 0 DP: 0 HBP: 0 | WP: 0 PA: 41 PB: 0 SB: 2 CS: 0 | | | | | | | | | | | | | | | | |
| PITCHER | IP | WLS | BF | H | R | ER | SO | BB | IBB | HBP | BLK | WP | HR | S | P | ERA | WHIP | PITCHER | | | IP | WLS | BF | H | R | ER | SO | BB | IBB | HBP | BLK | WP | HR | S | P | ERA | WHIP |
| Steve Trout, L ERA: 4.56 (1, 1) | 7.0 | W | 31 | 7 | 1 | 1 | 2 | 1 | 1 | 0 | 0 | 0 | 0 | 33 | 41 | 1.29 | 1.143 | | | | | | | | | | | | | | | | | | | | |
| George Frazier, R ERA: 3.23 (8, 1) | 2.0 | | 10 | 4 | 1 | 1 | 0 | 0 | 0 | 0 | 0 | 0 | 0 | 10 | 10 | 4.50 | 2.000 | | | | | | | | | | | | | | | | | | | | |

Chicago Cubs @ St. Louis Cardinals
Busch Stadium, St. Louis, MO
Sun Jun 08 1986, 3:33 AM CDT
Att: 41,919 - Unknown

| | |
|-----|----|
| AB | 38 |
| R | 2 |
| H | 11 |
| RBI | 2 |
| BB | 2 |
| SO | 2 |
| LOB | 26 |



| Batter | 1 | 2 | 3 | 4 | 5 | 6 | 7 | 8 | 9 | AB | R | H | RBI | BB | SO | LOB | TOP | | | |
|-----------------------------------------------------------------|------------------------------|---------------------------------|------------------------------|---------------------------------|------------------------------|----------------------------------|------------------------------|---------------------------------|------------------------------|---------------------------------|------------------------------|---------------------------------|------------------------------|---------------------------------|------------------------------|----------------------------------|------------------------------------------------------------------------------------------------------------------------------------------|------------------------------------|----------------------------------|--------|
| Davey Lopes, R OBP: 0.414, SLG: 0.479 (1, 7) | | | | | | | | | | 4 | 1 | 3 | 0 | 1 | 1 | 0 | Chicago Cubs @ Pittsburgh Pirates Three Rivers Stadium, Pittsburgh, PA Tue Jun 10 1986, 7:05 PM EDT Att: 5,899 - Unknown | | | |
| Chris Spajer, R OBP: 0.333, SLG: 0.462 (1, 6) | | | | | | | | | | 4 | 0 | 0 | 0 | 0 | 2 | 3 | | | | |
| Thad Bosley, L OBP: 0.365, SLG: 0.302 (9, PH) | | | | | | | | | | 0 | 0 | 0 | 0 | 0 | 0 | 0 | | | | |
| Gary Matthews, R OBP: 0.355, SLG: 0.400 (9, PH) | | | | | | | | | | 0 | 0 | 0 | 0 | 1 | 0 | 0 | | | | |
| 23 Ryne Sandberg, R OBP: 0.349, SLG: 0.476 (1, 4) | | | | | | | | | | 5 | 0 | 1 | 1 | 0 | 0 | 2 | | | | |
| Keith Moreland, R OBP: 0.336, SLG: 0.389 (1, 9) | | | | | | | | | | 4 | 0 | 0 | 1 | 0 | 0 | 2 | | | | |
| Ron Cey, R OBP: 0.360, SLG: 0.474 (1, 5) | | | | | | | | | | 5 | 1 | 3 | 1 | 0 | 1 | 2 | | | | |
| Jody Davis, R OBP: 0.300, SLG: 0.440 (1, 2) | | | | | | | | | | 4 | 1 | 2 | 0 | 0 | 0 | 2 | | | | |
| Leon Durham, L OBP: 0.345, SLG: 0.394 (1, 3) | | | | | | | | | | 4 | 0 | 1 | 0 | 0 | 1 | 3 | | | | |
| Jerry Mumphy, S OBP: 0.355, SLG: 0.355 (1, 8) | | | | | | | | | | 4 | 0 | 1 | 1 | 0 | 0 | 2 | | | | |
| Dennis Eckersley, R OBP: 0.231, SLG: 0.462 (7, PH) | | | | | | | | | | 2 | 0 | 0 | 0 | 0 | 2 | 2 | | | | |
| Shawon Dunston, R OBP: 0.323, SLG: 0.450 (7, 1) | | | | | | | | | | 1 | 0 | 0 | 0 | 0 | 1 | 0 | | | | |
| George Frazier, R OBP: 0.240, SLG: 0.240 (9, PH) | | | | | | | | | | 0 | 0 | 0 | 0 | 0 | 0 | 0 | | | | |
| Terry Francona, L OBP: 0.240, SLG: 0.240 (9, PH) | | | | | | | | | | 1 | 1 | 1 | 0 | 0 | 0 | 0 | | | | |
| Inning Stats | R: 0 E: 1 K: 1 S: 6 | H: 0 LOB: 1 BB: 0 P: 6 | R: 0 E: 0 K: 0 S: 4 | H: 1 LOB: 1 BB: 0 P: 4 | R: 0 E: 0 K: 2 S: 6 | H: 0 LOB: 0 BB: 1 P: 10 | R: 2 E: 0 K: 1 S: 9 | H: 4 LOB: 2 BB: 0 P: 9 | R: 0 E: 0 K: 0 S: 4 | H: 1 LOB: 1 BB: 0 P: 4 | R: 0 E: 0 K: 0 S: 4 | H: 1 LOB: 1 BB: 0 P: 6 | R: 0 E: 0 K: 1 S: 6 | H: 1 LOB: 1 BB: 0 P: 6 | R: 0 E: 0 K: 1 S: 8 | H: 3 LOB: 2 BB: 1 P: 12 | 1B: 9 2B: 2 3B: 0 HR: 1 | SF: 1 SAC: 0 DP: 0 HBP: 0 | WP: 0 PB: 0 SB: 0 CS: 1 | PA: 41 |
| PITCHER | IP | WLS | BF | H | R | ER | SO | BB | IBB | HBP | BLK | WP | HR | S | P | ERA | WHIP | | | |
| Bob Kipper, L ERA: 4.45 (1, 1) | 7.0 | W | 30 | 8 | 2 | 2 | 6 | 1 | 0 | 0 | 0 | 0 | 1 | 41 | 45 | 2.57 | 1.286 | | | |
| Jim Winn, R ERA: 3.89 (8, 1) | 1.1 | | 7 | 3 | 2 | 2 | 1 | 0 | 0 | 0 | 0 | 0 | 0 | 9 | 9 | 13.50 | 2.250 | | | |
| Pat Clements, L ERA: 2.88 (9, 1) | 0.0 | | 1 | 0 | 0 | 0 | 1 | 0 | 0 | 0 | 0 | 0 | 0 | 0 | 4 | ∞ | ∞ | | | |
| Cecilio Guante, R ERA: 2.36 (9, 1) | 0.2 | S | 3 | 1 | 0 | 0 | 1 | 0 | 0 | 0 | 0 | 0 | 0 | 5 | 5 | 0.00 | 1.500 | | | |

AB 38
R 4
H 12
RBI 4
BB 2
SO 8
LOB 18



| Batter | 1 | 2 | 3 | 4 | 5 | 6 | 7 | 8 | 9 | AB | R | H | RBI | BB | SO | LOB | BOTTOM | | | |
|---------------------------------------------------------------|------------------------------|---------------------------------|------------------------------|---------------------------------|------------------------------|---------------------------------|------------------------------|---------------------------------|------------------------------|---------------------------------|------------------------------|---------------------------------|------------------------------|----------------------------------|------------------------------|---------------------------------|------------------------------------------------------------------------------------------------------------------------------------------|------------------------------------|----------------------------------|--------|
| Barry Bonds, L OBP: 0.413, SLG: 0.577 (1, 8) | | | | | | | | | | 4 | 1 | 1 | 0 | 1 | 0 | 0 | Chicago Cubs @ Pittsburgh Pirates Three Rivers Stadium, Pittsburgh, PA Tue Jun 10 1986, 7:05 PM EDT Att: 5,899 - Unknown | | | |
| Joe Orsulak, L OBP: 0.302, SLG: 0.352 (1, 9) | | | | | | | | | | 3 | 1 | 1 | 0 | 1 | 0 | 1 | | | | |
| Johnny Ray, S OBP: 0.437, SLG: 0.437 (1, 4) | | | | | | | | | | 4 | 0 | 1 | 0 | 1 | 0 | 4 | | | | |
| Sam Khalifa, R OBP: 0.290, SLG: 0.231 (9, 6) | | | | | | | | | | 0 | 0 | 0 | 0 | 0 | 0 | 0 | | | | |
| Sid Bream, L OBP: 0.372, SLG: 0.514 (1, 3) | | | | | | | | | | 4 | 3 | 3 | 3 | 0 | 0 | 2 | | | | |
| R.J. Reynolds, S OBP: 0.378, SLG: 0.503 (1, 7) | | | | | | | | | | 4 | 0 | 0 | 0 | 0 | 1 | 4 | | | | |
| Tony Peña, R OBP: 0.335, SLG: 0.358 (1, 2) | | | | | | | | | | 3 | 1 | 2 | 0 | 1 | 0 | 0 | | | | |
| Jim Morrison, R OBP: 0.316, SLG: 0.443 (1, 5) | | | | | | | | | | 3 | 0 | 0 | 0 | 1 | 1 | 3 | | | | |
| Rafael Belliard, R OBP: 0.274, SLG: 0.256 (9, 4) | | | | | | | | | | 4 | 0 | 2 | 3 | 0 | 0 | 0 | | | | |
| Bob Kipper, R (1, 1) | | | | | | | | | | 3 | 0 | 0 | 0 | 0 | 0 | 2 | | | | |
| Mike Brown, R OBP: 0.324, SLG: 0.354 (7, PH) | | | | | | | | | | 1 | 0 | 0 | 0 | 0 | 0 | 2 | | | | |
| Jim Winn, R (8, 1) | | | | | | | | | | 0 | 0 | 0 | 0 | 0 | 0 | 0 | | | | |
| Pat Clements, R (9, 1) | | | | | | | | | | 0 | 0 | 0 | 0 | 0 | 0 | 0 | | | | |
| Cecilio Guante, R (9, 1) | | | | | | | | | | 0 | 0 | 0 | 0 | 0 | 0 | 0 | | | | |
| Inning Stats | R: 0 E: 1 K: 0 S: 4 | H: 0 LOB: 0 BB: 1 P: 8 | R: 0 E: 0 K: 1 S: 5 | H: 0 LOB: 0 BB: 0 P: 5 | R: 0 E: 0 K: 0 S: 4 | H: 1 LOB: 1 BB: 0 P: 4 | R: 1 E: 0 K: 0 S: 5 | H: 2 LOB: 2 BB: 1 P: 9 | R: 3 E: 0 K: 1 S: 9 | H: 3 LOB: 1 BB: 0 P: 9 | R: 0 E: 1 K: 0 S: 3 | H: 0 LOB: 1 BB: 1 P: 7 | R: 2 E: 0 K: 0 S: 6 | H: 4 LOB: 2 BB: 1 P: 10 | R: 0 E: 0 K: 0 S: 2 | H: 0 LOB: 0 BB: 1 P: 6 | 1B: 7 2B: 2 3B: 0 HR: 1 | SF: 0 SAC: 1 DP: 0 HBP: 0 | WP: 0 PB: 0 SB: 2 CS: 2 | PA: 39 |
| PITCHER | IP | WLS | BF | H | R | ER | SO | BB | IBB | HBP | BLK | WP | HR | S | P | ERA | WHIP | | | |
| Dennis Eckersley, R ERA: 5.95 (1, 1) | 6.0 | L | 29 | 6 | 4 | 4 | 2 | 3 | 0 | 0 | 0 | 0 | 0 | 30 | 42 | 6.00 | 1.500 | | | |
| George Frazier, R ERA: 3.58 (7, 1) | 2.0 | | 10 | 4 | 2 | 2 | 0 | 2 | 0 | 0 | 0 | 0 | 0 | 8 | 16 | 9.00 | 3.000 | | | |

AB 33
R 6
H 10
RBI 6
BB 5
SO 2
LOB 18



| Batter | 1 | 2 | 3 | 4 | 5 | 6 | 7 | 8 | 9 | AB | R | H | RBI | BB | SO | LOB | TOP | | | | | | | | | | |
|------------------------------------------------------------|-------------------------------|----------------------------------|------------------------------|---------------------------------|------------------------------|---------------------------------|------------------------------|----------------------------------|------------------------------|---------------------------------|------------------------------|---------------------------------|------------------------------|----------------------------------|------------------------------|---------------------------------|------------------------------|---------------------------------|----------------------------------|------------------------------------|--------------------------------------------|--|--|--|--|--|--|
| Jerry Mumphrey, S OBP: 0.348, SLG: 0.348 (1.8) | | | | | | | | | | 5 | 0 | 1 | 0 | 0 | 0 | 6 | | | | | | | | | | | |
| Thad Bosley, L OBP: 0.351, SLG: 0.292 (1.7) | | | | | | | | | | 5 | 1 | 1 | 0 | 0 | 2 | 3 | | | | | | | | | | | |
| 23 Ryne Sandberg, R OBP: 0.354, SLG: 0.478 (1.4) | | | | | | | | | | 5 | 0 | 3 | 0 | 0 | 1 | 0 | | | | | | | | | | | |
| Keith Moreland, R OBP: 0.337, SLG: 0.395 (1.9) | | | | | | | | | | 4 | 1 | 2 | 1 | 0 | 1 | 2 | | | | | | | | | | | |
| Leon Durham, L OBP: 0.351, SLG: 0.393 (1.3) | | | | | | | | | | 3 | 0 | 1 | 0 | 2 | 0 | 1 | | | | | | | | | | | |
| Ron Cey, R OBP: 0.362, SLG: 0.495 (1.5) | | | | | | | | | | 4 | 1 | 1 | 1 | 1 | 2 | 5 | | | | | | | | | | | |
| Jody Davis, R OBP: 0.302, SLG: 0.449 (1.2) | | | | | | | | | | 5 | 0 | 2 | 0 | 0 | 0 | 4 | | | | | | | | | | | |
| Chris Speier, R OBP: 0.347, SLG: 0.452 (1.6) | | | | | | | | | 3 | 0 | 1 | 0 | 1 | 0 | 1 | | | | | | | | | | | | |
| Guy Hoffman, L (1, 1) | | | | | | | | | 0 | 0 | 0 | 0 | 1 | 0 | 0 | | | | | | | | | | | | |
| Gary Matthews, R OBP: 0.359, SLG: 0.400 (6, PH) | | | | | | | | | 0 | 0 | 0 | 0 | 1 | 0 | 0 | | | | | | | | | | | | |
| Jay Baller, R (6, 1) | | | | | | | | | 0 | 0 | 0 | 0 | 0 | 0 | 0 | | | | | | | | | | | | |
| Terry Francona, L OBP: 0.235, SLG: 0.235 (8, PH) | | | | | | | | | 1 | 0 | 0 | 0 | 0 | 0 | 0 | | | | | | | | | | | | |
| Ray Fontenot, L OBP: 1.000, SLG: 1.000 (8, 1) | | | | | | | | | 0 | 0 | 0 | 0 | 0 | 0 | 0 | | | | | | | | | | | | |
| Inning Stats | R: 0 E: 0 K: 3 S: 11 | H: 2 LOB: 3 BB: 1 P: 15 | R: 0 E: 0 K: 0 S: 5 | H: 2 LOB: 2 BB: 0 P: 5 | R: 0 E: 0 K: 1 S: 5 | H: 0 LOB: 0 BB: 0 P: 5 | R: 0 E: 0 K: 1 S: 5 | H: 0 LOB: 2 BB: 2 P: 13 | R: 0 E: 0 K: 0 S: 4 | H: 1 LOB: 1 BB: 0 P: 4 | R: 1 E: 0 K: 0 S: 4 | H: 2 LOB: 1 BB: 1 P: 8 | R: 1 E: 0 K: 1 S: 6 | H: 2 LOB: 2 BB: 2 P: 14 | R: 0 E: 0 K: 0 S: 3 | H: 0 LOB: 0 BB: 0 P: 3 | R: 1 E: 0 K: 0 S: 6 | H: 3 LOB: 2 BB: 0 P: 6 | 1B: 8 2B: 3 3B: 0 HR: 1 | SF: 1 SAC: 1 DP: 1 HBP: 0 | WP: 1 PA: 43 PB: 0 SB: 0 CS: 0 | | | | | | |
| PITCHER | IP | WLS | BF | H | R | ER | SO | BB | IBB | HBP | BLK | WP | HR | S | P | ERA | WHIP | | | | | | | | | | |
| Rick Rhoden, R ERA: 2.61 (1, 1) | 5.1 | W | 27 | 7 | 1 | 1 | 5 | 4 | 0 | 0 | 0 | 0 | 1 | 33 | 49 | 1.69 | 2.062 | | | | | | | | | | |
| Pat Clements, L ERA: 3.08 (6, 1) | 1.1 | | 5 | 2 | 1 | 1 | 1 | 1 | 0 | 0 | 0 | 0 | 0 | 6 | 10 | 6.75 | 2.250 | | | | | | | | | | |
| Bob Walk, R ERA: 2.95 (7, 1) | 1.1 | | 5 | 0 | 0 | 0 | 0 | 1 | 0 | 0 | 0 | 1 | 0 | 4 | 8 | 0.00 | 0.750 | | | | | | | | | | |
| Don Robinson, R ERA: 7.56 (9, 1) | 1.0 | S | 6 | 3 | 1 | 1 | 0 | 0 | 0 | 0 | 0 | 0 | 0 | 6 | 6 | 9.00 | 3.000 | | | | | | | | | | |

Chicago Cubs @ Pittsburgh Pirates
Three Rivers Stadium, Pittsburgh, PA
Wed Jun 11 1986, 7:05 PM EDT
Att: 12,702 - Unknown

| | |
|-----|----|
| AB | 35 |
| R | 3 |
| H | 12 |
| RBI | 2 |
| BB | 6 |
| SO | 6 |
| LOB | 22 |



| Batter | 1 | 2 | 3 | 4 | 5 | 6 | 7 | 8 | 9 | AB | R | H | RBI | BB | SO | LOB | BOTTOM | | | | | | | | | | |
|-----------------------------------------------------------|------------------------------|---------------------------------|------------------------------|---------------------------------|------------------------------|---------------------------------|------------------------------|---------------------------------|------------------------------|---------------------------------|------------------------------|---------------------------------|------------------------------|---------------------------------|------------------------------|---------------------------------|-----------------------------------|------------------------------------|--------------------------------------------|--|--|--|--|--|--|--|--|
| Barry Bonds, L OBP: 0.433, SLG: 0.618 (1.8) | | | | | | | | | | 3 | 1 | 2 | 1 | 0 | 0 | 0 | | | | | | | | | | | |
| Bill Almon, R OBP: 0.376, SLG: 0.500 (1.7) | | | | | | | | | | 4 | 0 | 2 | 0 | 0 | 1 | 2 | | | | | | | | | | | |
| Johnny Ray, S OBP: 0.393, SLG: 0.429 (1.4) | | | | | | | | | | 4 | 0 | 0 | 0 | 0 | 1 | 6 | | | | | | | | | | | |
| Jim Morrison, R OBP: 0.315, SLG: 0.439 (1.5) | | | | | | | | | | 4 | 0 | 1 | 0 | 0 | 0 | 0 | | | | | | | | | | | |
| Sid Bream, L OBP: 0.365, SLG: 0.503 (1.3) | | | | | | | | | | 4 | 0 | 0 | 0 | 0 | 0 | 1 | | | | | | | | | | | |
| Mike Brown, R OBP: 0.324, SLG: 0.354 (1.9) | | | | | | | | | | 3 | 1 | 1 | 0 | 0 | 0 | 1 | | | | | | | | | | | |
| Pat Clements, R (6, 1) | | | | | | | | | | 0 | 0 | 0 | 0 | 0 | 0 | 0 | | | | | | | | | | | |
| Bob Walk, R OBP: 0.375, SLG: 0.625 (7, 1) | | | | | | | | | | 0 | 0 | 0 | 0 | 0 | 0 | 0 | | | | | | | | | | | |
| Mike Diaz, R OBP: 0.325, SLG: 0.343 (8, PH) | | | | | | | | | | 1 | 0 | 1 | 0 | 0 | 0 | 0 | | | | | | | | | | | |
| Don Robinson, R (9, 1) | | | | | | | | | | 0 | 0 | 0 | 0 | 0 | 0 | 0 | | | | | | | | | | | |
| Junior Ortiz, R OBP: 0.341, SLG: 0.390 (1.2) | | | | | | | | | | 4 | 2 | 3 | 0 | 0 | 0 | 1 | | | | | | | | | | | |
| Rafael Belliard, R OBP: 0.279, SLG: 0.263 (1.6) | | | | | | | | | | 2 | 1 | 1 | 1 | 0 | 0 | 1 | | | | | | | | | | | |
| Rick Rhoden, R OBP: 0.290, SLG: 0.286 (1, 1) | | | | | | | | | | 2 | 0 | 1 | 2 | 0 | 0 | 1 | | | | | | | | | | | |
| Joe Orsulak, L OBP: 0.306, SLG: 0.352 (6, 9) | | | | | | | | | | 0 | 0 | 0 | 0 | 1 | 0 | 0 | | | | | | | | | | | |
| Inning Stats | R: 0 E: 0 K: 0 S: 3 | H: 1 LOB: 0 BB: 0 P: 3 | R: 0 E: 0 K: 0 S: 3 | H: 0 LOB: 0 BB: 0 P: 3 | R: 1 E: 1 K: 1 S: 8 | H: 2 LOB: 2 BB: 0 P: 8 | R: 3 E: 0 K: 0 S: 8 | H: 5 LOB: 3 BB: 0 P: 9 | R: 0 E: 0 K: 0 S: 3 | H: 1 LOB: 0 BB: 0 P: 3 | R: 0 E: 0 K: 0 S: 2 | H: 1 LOB: 0 BB: 1 P: 6 | R: 1 E: 1 K: 1 S: 6 | H: 1 LOB: 0 BB: 0 P: 6 | R: 0 E: 0 K: 0 S: 3 | H: 1 LOB: 0 BB: 0 P: 3 | 1B: 10 2B: 1 3B: 1 HR: 0 | SF: 0 SAC: 1 DP: 1 HBP: 1 | WP: 0 PA: 36 PB: 0 SB: 0 CS: 4 | | | | | | | | |
| PITCHER | IP | WLS | BF | H | R | ER | SO | BB | IBB | HBP | BLK | WP | HR | S | P | ERA | WHIP | | | | | | | | | | |
| Guy Hoffman, L ERA: 4.88 (1, 1) | 5.0 | L | 24 | 9 | 4 | 4 | 1 | 0 | 0 | 1 | 0 | 0 | 0 | 25 | 26 | 7.20 | 1.800 | | | | | | | | | | |
| Jay Baller, R ERA: 4.3 (6, 1) | 2.0 | | 7 | 2 | 1 | 0 | 1 | 1 | 0 | 0 | 0 | 0 | 0 | 8 | 12 | 0.00 | 1.500 | | | | | | | | | | |
| Ray Fontenot, L ERA: 1.88 (8, 1) | 1.0 | | 3 | 1 | 0 | 0 | 0 | 0 | 0 | 0 | 0 | 0 | 0 | 3 | 3 | 0.00 | 1.000 | | | | | | | | | | |

Chicago Cubs @ Pittsburgh Pirates
Three Rivers Stadium, Pittsburgh, PA
Wed Jun 11 1986, 7:05 PM EDT
Att: 12,702 - Unknown


| | |
|-----|----|
| AB | 31 |
| R | 5 |
| H | 12 |
| RBI | 4 |
| BB | 1 |
| SO | 2 |
| LOB | 13 |



| Batter | 1 | 2 | 3 | 4 | 5 | 6 | 7 | 8 | 9 | 10 | AB | R | H | RBI | BB | SO | LOB | TOP | | | | | | |
|-------------------------------------------------------------------------------------------------------------------------------------------------------------------------|------------------------------|---------------------------------|------------------------------|---------------------------------|------------------------------|---------------------------------|------------------------------|---------------------------------|------------------------------|---------------------------------|------------------------------|---------------------------------|------------------------------|---------------------------------|------------------------------|---------------------------------|------------------------------|---------------------------------|------------------------------|---------------------------------|----------------------------------|------------------------------------|--------------------------------------------|--|
| Vince Coleman, S OBP: 0.335, SLG: 0.347 (1, 7) | F8 | | | 4-3 | | B3 | | G6-3 | | PO | 4 | 0 | 0 | 0 | 0 | 0 | 2 | | | | | | | |
| Willie McGee, S OBP: 0.297, SLG: 0.342 (1, 8) | 6-3 | | | E S 1B | | | | | F8 | | 4 | 0 | 2 | 0 | 0 | 0 | 0 | | | | | | | |
| Tom Herr, S OBP: 0.263, SLG: 0.242 (1, 4) | G3 | | | F6 | | | | F7 | | F7 | 4 | 0 | 0 | 0 | 0 | 0 | 2 | | | | | | | |
| Jack Clark, R OBP: 0.365, SLG: 0.423 (1, 3) | | K | | 5-3 | | | | F8 | | | 3 | 0 | 0 | 0 | 1 | 1 | 2 | | | | | | | |
| Andy Van Slyke, L OBP: 0.236, SLG: 0.336 (1, 9) | | K | | | | | | | | BB | 4 | 0 | 1 | 0 | 0 | 2 | 1 | | | | | | | |
| Michael Lavalliere, L OBP: 0.345, SLG: 0.294 Tom Lawless, R OBP: 0.167, SLG: 0.167 Mike Heath, R OBP: 0.277, SLG: 0.277 (1, 2) (10, PR) (10, 2) | | 4-3 | | | | | | | | | 4 | 0 | 1 | 0 | 0 | 1 | 2 | | | | | | | |
| Terry Pendleton, S OBP: 0.280, SLG: 0.273 (1, 5) | | | G3 | | | | | | | G3-4-3 | 4 | 0 | 1 | 1 | 0 | 0 | 0 | | | | | | | |
| José Oquendo, S OBP: 0.480, SLG: 0.500 (1, 6) | | | 6-3 | | | | | | | | 4 | 0 | 2 | 0 | 0 | 0 | 1 | | | | | | | |
| Greg Mathews, R Curt Ford, L Todd Worrell, R (1, 1) (10, PH) (10, 1) | | | K | | | | | | | | 3 | 0 | 0 | 0 | 0 | 2 | 3 | | | | | | | |
| Inning Stats | R: 0 E: 0 K: 0 S: 3 | H: 0 LOB: 0 BB: 0 P: 3 | R: 0 E: 0 K: 2 S: 7 | H: 0 LOB: 0 BB: 0 P: 7 | R: 0 E: 0 K: 1 S: 5 | H: 0 LOB: 0 BB: 0 P: 5 | R: 0 E: 0 K: 0 S: 4 | H: 1 LOB: 1 BB: 0 P: 4 | R: 0 E: 0 K: 1 S: 5 | H: 0 LOB: 0 BB: 0 P: 5 | R: 0 E: 0 K: 0 S: 3 | H: 1 LOB: 0 BB: 0 P: 3 | R: 0 E: 0 K: 0 S: 5 | H: 2 LOB: 2 BB: 0 P: 5 | R: 0 E: 0 K: 1 S: 6 | H: 2 LOB: 1 BB: 0 P: 6 | R: 0 E: 0 K: 1 S: 5 | H: 0 LOB: 1 BB: 1 P: 9 | R: 1 E: 0 K: 0 S: 3 | H: 1 LOB: 1 BB: 1 P: 7 | 1B: 6 2B: 1 3B: 1 HR: 0 | SF: 0 SAC: 0 DP: 2 HBP: 0 | WP: 0 PA: 37 PB: 0 SB: 1 CS: 0 | |
| PITCHER Rick Sutcliffe, R ERA: 3.77 (1, 1) | IP 10.0 | WLS L | BF 36 | H 7 | R 1 | ER 1 | SO 6 | BB 2 | IBB 0 | HBP 0 | BLK 0 | WP 0 | HR 0 | S 46 | P 54 | ERA 0.90 | WHIP 0.900 | | | | | | | |

St. Louis Cardinals @ Chicago Cubs
Wrigley Field, Chicago, IL
Fri Jun 13 1986, 3:33 AM CDT
Unknown


AB 34
R 1
H 7
RBI 1
BB 2
SO 6
LOB 13



| Batter | 1 | 2 | 3 | 4 | 5 | 6 | 7 | 8 | 9 | 10 | AB | R | H | RBI | BB | SO | LOB | BOTTOM | | | | | |
|----------------------------------------------------------------------------------------|------------------------------|---------------------------------|------------------------------|---------------------------------|------------------------------|---------------------------------|------------------------------|---------------------------------|------------------------------|---------------------------------|------------------------------|---------------------------------|------------------------------|---------------------------------|------------------------------|---------------------------------|------------------------------|---------------------------------|----------------------------------|------------------------------------|--------------------------------------------|--|--|
| Bob Dernier, R OBP: 0.247, SLG: 0.244 (1, 8) | 1B | | 5-3 | | | 1B | | | F2 | | 4 | 0 | 2 | 0 | 0 | 0 | 0 | | | | | | |
| Shawon Dunston, R OBP: 0.331, SLG: 0.453 (1, 6) | 1B | | | CS BB | | 1B | | | F3 | | 3 | 0 | 2 | 0 | 1 | 0 | 0 | | | | | | |
| 23 Ryne Sandberg, R OBP: 0.349, SLG: 0.470 (1, 4) | L4 | | | F8 | | 9-3 | | | 5-3 | | 4 | 0 | 0 | 0 | 0 | 0 | 5 | | | | | | |
| Keith Moreland, R OBP: 0.332, SLG: 0.388 (1, 9) | G6-4-3 | | | F8 | | | | F9 | | F7 | 4 | 0 | 0 | 0 | 0 | 0 | 3 | | | | | | |
| Jody Davis, R OBP: 0.301, SLG: 0.445 (1, 2) | | CS 1B | | | F8 | | | 6-3 | | K | 4 | 0 | 1 | 0 | 0 | 1 | 0 | | | | | | |
| Leon Durham, L OBP: 0.344, SLG: 0.385 (1, 3) | | 4-3 | | K | | | | 4-3 | | F8 | 4 | 0 | 0 | 0 | 0 | 1 | 1 | | | | | | |
| Gary Mathews, R Terry Francona, L (1, 7) (8, PR) (9, 7) | | 5-3 | | | | FC6-4 BB | | | | | 1 | 0 | 0 | 0 | 2 | 0 | 0 | | | | | | |
| Chris Speier, R OBP: 0.327, SLG: 0.422 (1, 5) | | | K | | FC6-4 | | | G2-6-3 | | | 3 | 0 | 0 | 0 | 0 | 1 | 2 | | | | | | |
| Rick Sutcliffe, L OBP: 0.200, SLG: 0.367 (1, 1) | | | 4-3 | | | G3 | | | F6 | | 3 | 0 | 0 | 0 | 0 | 0 | 1 | | | | | | |
| Inning Stats | R: 0 E: 0 K: 0 S: 4 | H: 2 LOB: 1 BB: 0 P: 4 | R: 0 E: 0 K: 0 S: 3 | H: 1 LOB: 0 BB: 0 P: 3 | R: 0 E: 0 K: 1 S: 5 | H: 0 LOB: 0 BB: 0 P: 5 | R: 0 E: 0 K: 0 S: 2 | H: 0 LOB: 0 BB: 1 P: 6 | R: 0 E: 0 K: 1 S: 5 | H: 0 LOB: 1 BB: 0 P: 9 | R: 0 E: 0 K: 0 S: 4 | H: 2 LOB: 1 BB: 0 P: 4 | R: 0 E: 0 K: 0 S: 3 | H: 0 LOB: 0 BB: 0 P: 3 | R: 0 E: 0 K: 0 S: 3 | H: 0 LOB: 0 BB: 0 P: 3 | R: 0 E: 0 K: 1 S: 5 | H: 0 LOB: 0 BB: 0 P: 5 | 1B: 5 2B: 1 3B: 0 HR: 0 | SF: 0 SAC: 0 DP: 3 HBP: 0 | WP: 0 PA: 33 PB: 0 SB: 0 CS: 2 | | |
| PITCHER Greg Mathews, L Todd Worrell, R ERA: 2.35 (1, 1) (10, 1) | IP 9.0 | WLS W | BF 30 | H 5 | R 0 | ER 0 | SO 2 | BB 3 | IBB 0 | HBP 0 | BLK 0 | WP 0 | HR 0 | S 31 | P 43 | ERA 0.00 | WHIP 0.889 | | | | | | |

St. Louis Cardinals @ Chicago Cubs
Wrigley Field, Chicago, IL
Fri Jun 13 1986, 3:33 AM CDT
Unknown

AB 30
R 0
H 5
RBI 0
BB 3
SO 3
LOB 12



| Batter | 1 | 2 | 3 | 4 | 5 | 6 | 7 | 8 | 9 | 10 | 11 | AB | R | H | RBI | BB | SO | LOB | TOP | | | | | | | |
|-------------------------------------------------------------------------------------------------|-------------------------------------------------------------------------------------------------------------------------------------------------------------------------|------------------------------------------------------------------------------------------------------------------------------------------------------------------------|----------------------------------------------------------------------------------------------------------------------------------------------------------------------|----------------------------------|------------------------------|---------------------------------|------------------------------|---------------------------------|------------------------------|---------------------------------|------------------------------|---------------------------------|------------------------------|---------------------------------|-------------------------------------------------------------------------------------------------------------------------------------------------------------------------|------------------------------------------------------------------------------------------------------------------------------------------------------------------------|----------------------------------------------------------------------------------------------------------------------------------------------------------------------|----------------------------------|------------------------------|---------------------------------|------------------------------|---------------------------------|----------------------------------|------------------------------------|----------------------------------|--------|
| Vince Coleman, S OBP: 0.336, SLG: 0.342 (1, 7) | | | | | | | | | | | | 3 | 1 | 0 | 0 | 2 | 2 | 1 | | | | | | | | |
| Ozzie Smith, S OBP: 0.410, SLG: 0.390 (1, 6) | | | | | | | | | | | | 4 | 1 | 2 | 1 | 1 | 0 | 1 | | | | | | | | |
| Tom Herr, S OBP: 0.281, SLG: 0.241 Todd Worrell, R (10, 1) | | | | | | | | | | | | 5 | 0 | 1 | 0 | 0 | 0 | 2 | | | | | | | | |
| Ken Dayley, L OBP: 0.333, SLG: 0.200 (11, 1) | | | | | | | | | | | | 0 | 0 | 0 | 0 | 0 | 0 | 0 | | | | | | | | |
| Jack Clark, R OBP: 0.366, SLG: 0.416 (1, 3) | | | | | | | | | | | | 3 | 0 | 0 | 0 | 2 | 0 | 3 | | | | | | | | |
| Willie McGee, S OBP: 0.295, SLG: 0.339 (1, 8) | | | | | | | | | | | | 5 | 0 | 1 | 1 | 0 | 1 | 1 | | | | | | | | |
| Mike Heath, R OBP: 0.263, SLG: 0.286 Curt Ford, L (11, PH) | | | | | | | | | | | | 3 | 0 | 1 | 0 | 1 | 0 | 0 | | | | | | | | |
| Michael LaValliere, L OBP: 0.345, SLG: 0.294 (11, 2) | | | | | | | | | | | | 1 | 0 | 0 | 0 | 0 | 0 | 1 | | | | | | | | |
| Andy Van Slyke, L OBP: 0.295, SLG: 0.327 (1, 9) | | | | | | | | | | | | 4 | 0 | 0 | 0 | 1 | 1 | 3 | | | | | | | | |
| Terry Pendleton, S OBP: 0.284, SLG: 0.279 (1, 5) | | | | | | | | | | | | 3 | 0 | 1 | 0 | 1 | 0 | 1 | | | | | | | | |
| John Tudor, L OBP: 0.060, SLG: 0.056 José Oquendo, S OBP: 0.480, SLG: 0.500 (10, 4) | | | | | | | | | | | | 3 | 0 | 0 | 0 | 0 | 1 | 1 | | | | | | | | |
| Inning Stats | R: 0 E: 0 K: 1 S: 5 | H: 1 LOB: 1 BB: 1 P: 9 | R: 0 E: 0 K: 0 S: 2 | H: 0 LOB: 1 BB: 2 P: 10 | R: 0 E: 0 K: 0 S: 4 | H: 1 LOB: 2 BB: 1 P: 8 | R: 0 E: 0 K: 0 S: 3 | H: 0 LOB: 0 BB: 0 P: 3 | R: 0 E: 0 K: 0 S: 3 | H: 1 LOB: 0 BB: 0 P: 3 | R: 1 E: 0 K: 0 S: 5 | H: 2 LOB: 2 BB: 1 P: 9 | R: 1 E: 0 K: 0 S: 3 | H: 1 LOB: 0 BB: 1 P: 7 | R: 0 E: 0 K: 1 S: 5 | H: 0 LOB: 0 BB: 0 P: 5 | R: 0 E: 0 K: 2 S: 7 | H: 0 LOB: 1 BB: 1 P: 11 | R: 0 E: 0 K: 1 S: 5 | H: 0 LOB: 0 BB: 0 P: 5 | R: 0 E: 0 K: 0 S: 3 | H: 0 LOB: 1 BB: 1 P: 7 | 1B: 4 2B: 3 3B: 0 HR: 0 | SF: 0 SAC: 1 DP: 1 HBP: 0 | WP: 0 PB: 0 SB: 1 CS: 3 | PA: 45 |
| PITCHER | IP: 6.0 WLS: 4.32 BF: 25 H: 5 R: 1 ER: 1 SO: 1 BB: 5 IBB: 0 HBP: 0 BLK: 0 WP: 0 HR: 0 S: 22 P: 42 ERA: 1.50 WHIP: 1.667 | IP: 3.0 WLS: 3.0 BF: 11 H: 1 R: 1 ER: 1 SO: 3 BB: 2 IBB: 0 HBP: 0 BLK: 0 WP: 0 HR: 0 S: 15 P: 23 ERA: 4.21 WHIP: 1.000 | IP: 2.0 WLS: 2.0 BF: 7 H: 0 R: 0 ER: 0 SO: 1 BB: 1 IBB: 0 HBP: 0 BLK: 0 WP: 0 HR: 0 S: 8 P: 12 ERA: 0.00 WHIP: 0.500 | | | | | | | | | | | | IP: 6.0 WLS: 4.32 BF: 25 H: 5 R: 1 ER: 1 SO: 1 BB: 5 IBB: 0 HBP: 0 BLK: 0 WP: 0 HR: 0 S: 22 P: 42 ERA: 1.50 WHIP: 1.667 | IP: 3.0 WLS: 3.0 BF: 11 H: 1 R: 1 ER: 1 SO: 3 BB: 2 IBB: 0 HBP: 0 BLK: 0 WP: 0 HR: 0 S: 15 P: 23 ERA: 4.21 WHIP: 1.000 | IP: 2.0 WLS: 2.0 BF: 7 H: 0 R: 0 ER: 0 SO: 1 BB: 1 IBB: 0 HBP: 0 BLK: 0 WP: 0 HR: 0 S: 8 P: 12 ERA: 0.00 WHIP: 0.500 | | | | | | | | | |

St. Louis Cardinals @ Chicago Cubs
Wrigley Field, Chicago, IL
Fri Jun 13 1986, 3:38 AM CDT
Att: 34,037 - Unknown

AB 34
R 2
H 6
RBI 2
BB 8
SO 5
LOB 14



| Batter | 1 | 2 | 3 | 4 | 5 | 6 | 7 | 8 | 9 | 10 | 11 | AB | R | H | RBI | BB | SO | LOB | BOTTOM | |
|-------------------------------------------------------------------------------------------------|------------------------------------------------------------------------------------------------------------------------------------------------------------------------|----------------------------------------------------------------------------------------------------------------------------------------------------------------------|--------------------------------------------------------------------------------------------------------------------------------------------------------------|---------------------------------|------------------------------|---------------------------------|------------------------------|---------------------------------|------------------------------|---------------------------------|------------------------------|---------------------------------|------------------------------|---------------------------------|------------------------------------------------------------------------------------------------------------------------------------------------------------------------|----------------------------------------------------------------------------------------------------------------------------------------------------------------------|--------------------------------------------------------------------------------------------------------------------------------------------------------------|------------------------------------|----------------------------------|--------|
| Bob Dernier, R OBP: 0.243, SLG: 0.240 Davey Lopes, R OBP: 0.407, SLG: 0.469 (7, PH) | | | | | | | | | | | | 3 | 0 | 0 | 0 | 0 | 0 | 1 | | |
| Shawon Dunston, R OBP: 0.332, SLG: 0.456 (1, 6) | | | | | | | | | | | | 5 | 2 | 2 | 0 | 0 | 1 | 1 | | |
| 23 Ryne Sandberg, R OBP: 0.346, SLG: 0.483 (1, 4) | | | | | | | | | | | | 4 | 1 | 0 | 0 | 1 | 0 | 1 | | |
| Keith Moreland, R OBP: 0.333, SLG: 0.386 (1, 9) | | | | | | | | | | | | 4 | 0 | 1 | 0 | 1 | 0 | 1 | | |
| Ron Cey, R OBP: 0.240, SLG: 0.500 Jay Ballew, R (7, 1) | | | | | | | | | | | | 3 | 0 | 1 | 1 | 0 | 1 | 2 | | |
| Gary Matthews, R OBP: 0.363, SLG: 0.393 Lee Smith, R (10, 1) | | | | | | | | | | | | 0 | 0 | 0 | 0 | 0 | 0 | 0 | | |
| Thad Bosley, L OBP: 0.302, SLG: 0.306 (11, PH) | | | | | | | | | | | | 1 | 0 | 0 | 0 | 0 | 0 | 0 | | |
| Leon Durham, L OBP: 0.338, SLG: 0.376 (1, 3) | | | | | | | | | | | | 4 | 0 | 0 | 0 | 0 | 1 | 3 | | |
| Jerry Mumphrey, S OBP: 0.354, SLG: 0.353 (8, 8) | | | | | | | | | | | | 4 | 0 | 2 | 0 | 0 | 0 | 0 | | |
| Steve Lake, R OBP: 0.417, SLG: 0.500 (1, 2) | | | | | | | | | | | | 3 | 0 | 1 | 0 | 0 | 0 | 1 | | |
| Steve Trout, L OBP: 0.240, SLG: 0.250 Chris Speier, R OBP: 0.321, SLG: 0.413 (7, 5) | | | | | | | | | | | | 1 | 0 | 0 | 0 | 1 | 0 | 0 | | |
| Inning Stats | R: 0 E: 0 K: 1 S: 5 | H: 0 LOB: 0 BB: 0 P: 5 | R: 0 E: 0 K: 0 S: 3 | H: 0 LOB: 0 BB: 0 P: 3 | R: 0 E: 0 K: 0 S: 3 | H: 1 LOB: 1 BB: 1 P: 7 | R: 1 E: 0 K: 0 S: 5 | H: 2 LOB: 1 BB: 0 P: 5 | R: 0 E: 0 K: 0 S: 3 | H: 0 LOB: 0 BB: 0 P: 3 | R: 0 E: 0 K: 0 S: 3 | H: 0 LOB: 0 BB: 0 P: 3 | R: 0 E: 0 K: 0 S: 4 | H: 1 LOB: 1 BB: 0 P: 4 | R: 1 E: 0 K: 0 S: 2 | H: 2 LOB: 2 BB: 1 P: 6 | 1B: 6 2B: 2 3B: 0 HR: 0 | SF: 0 SAC: 2 DP: 1 HBP: 0 | WP: 0 PB: 0 SB: 0 CS: 0 | PA: 41 |
| PITCHER | IP: 9.1 WLS: 9.1 BF: 36 H: 6 R: 2 ER: 1 SO: 4 BB: 1 IBB: 1 HBP: 0 BLK: 0 WP: 0 HR: 0 S: 42 P: 50 ERA: 0.96 WHIP: 0.750 | IP: 0.2 WLS: 0.2 BF: 4 H: 1 R: 1 ER: 1 SO: 0 BB: 1 IBB: 0 HBP: 0 BLK: 0 WP: 0 HR: 0 S: 3 P: 7 ERA: 13.50 WHIP: 3.000 | IP: 0.0 WLS: 0.0 BF: 1 H: 1 R: 0 ER: 0 SO: 0 BB: 0 IBB: 0 HBP: 0 BLK: 0 WP: 0 HR: 0 S: 1 P: 1 ERA: - WHIP: - | | | | | | | | | | | | IP: 9.1 WLS: 9.1 BF: 36 H: 6 R: 2 ER: 1 SO: 4 BB: 1 IBB: 1 HBP: 0 BLK: 0 WP: 0 HR: 0 S: 42 P: 50 ERA: 0.96 WHIP: 0.750 | IP: 0.2 WLS: 0.2 BF: 4 H: 1 R: 1 ER: 1 SO: 0 BB: 1 IBB: 0 HBP: 0 BLK: 0 WP: 0 HR: 0 S: 3 P: 7 ERA: 13.50 WHIP: 3.000 | IP: 0.0 WLS: 0.0 BF: 1 H: 1 R: 0 ER: 0 SO: 0 BB: 0 IBB: 0 HBP: 0 BLK: 0 WP: 0 HR: 0 S: 1 P: 1 ERA: - WHIP: - | | | |

St. Louis Cardinals @ Chicago Cubs
Wrigley Field, Chicago, IL
Fri Jun 13 1986, 3:38 AM CDT
Att: 34,037 - Unknown

AB 36
R 3
H 8
RBI 2
BB 3
SO 4
LOB 13

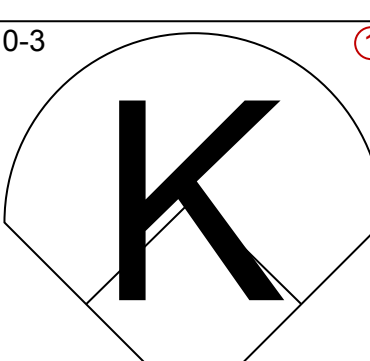
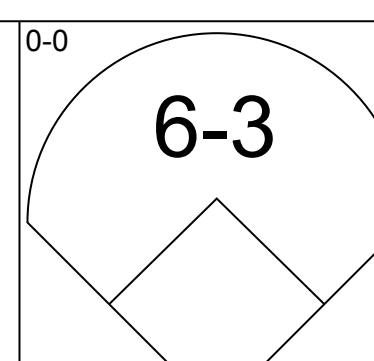
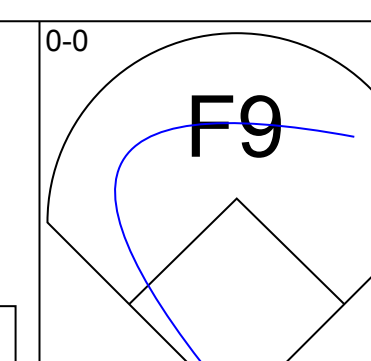
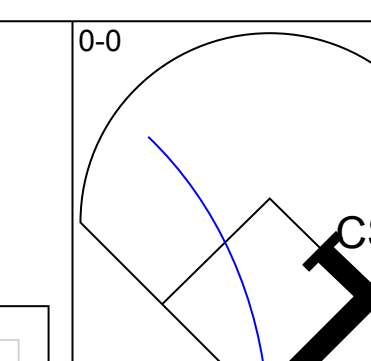
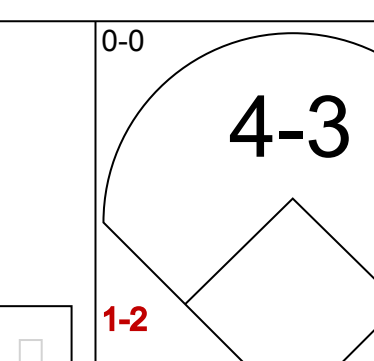
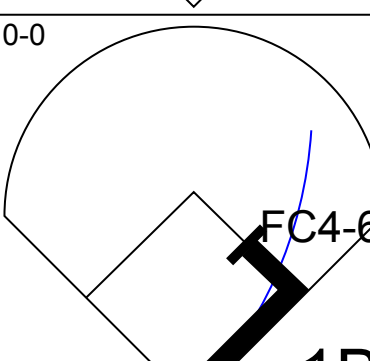
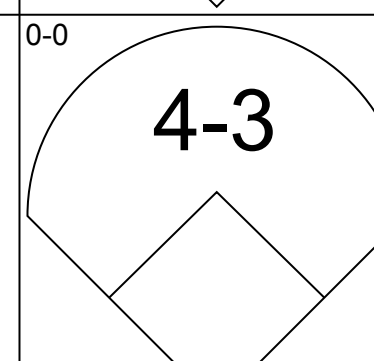
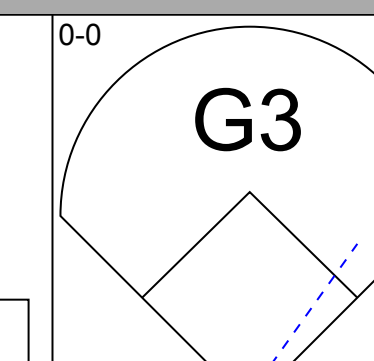
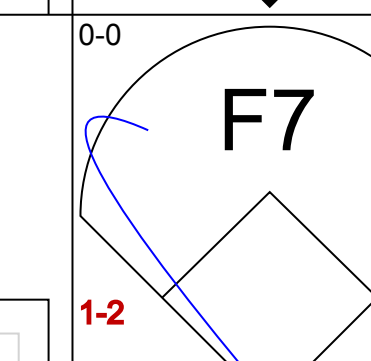
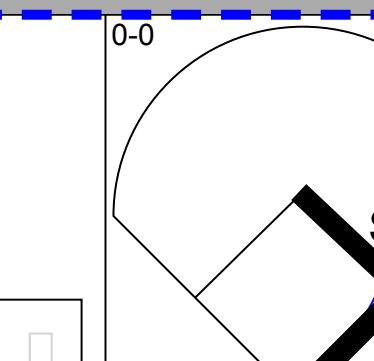
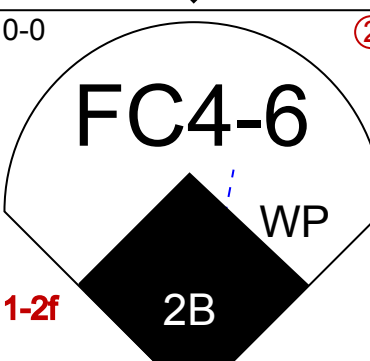
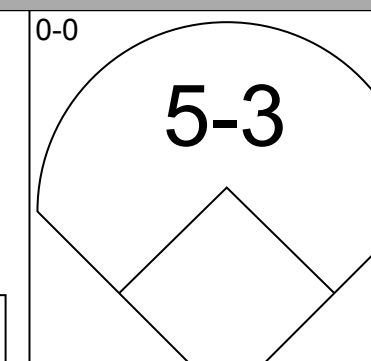
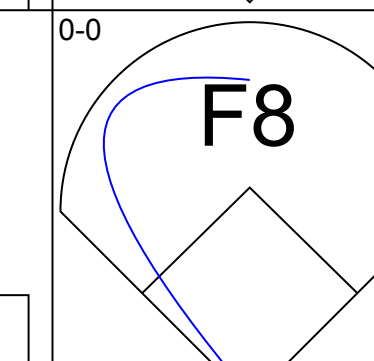
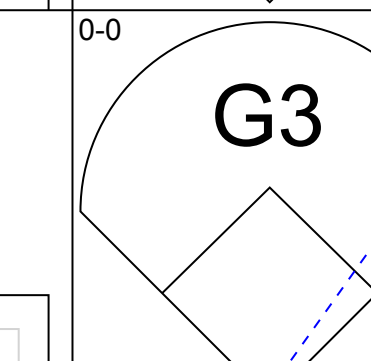
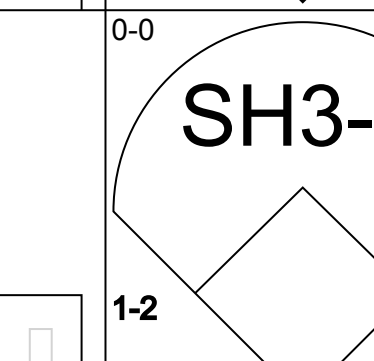
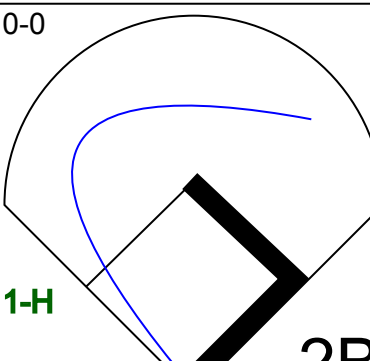
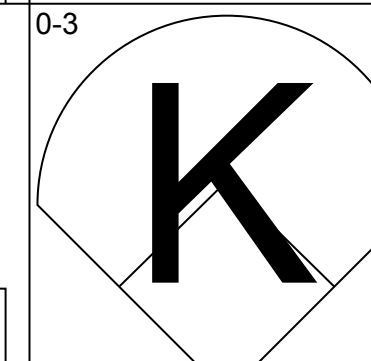
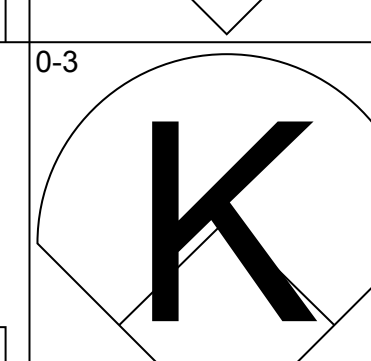
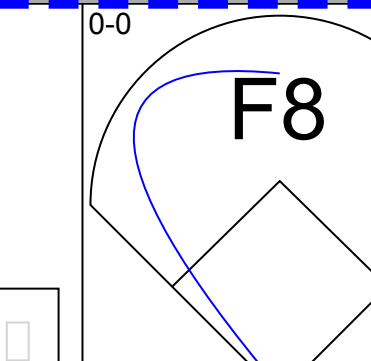
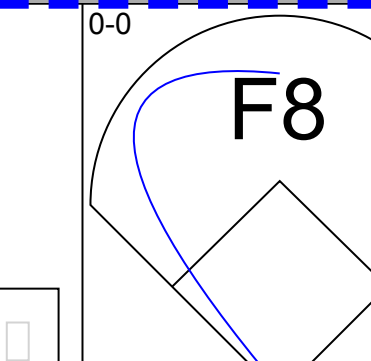
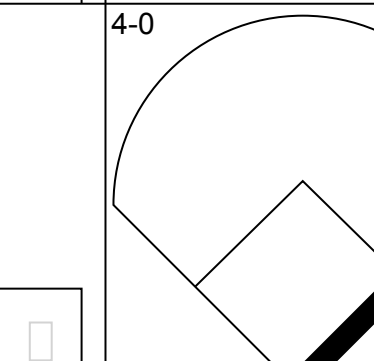
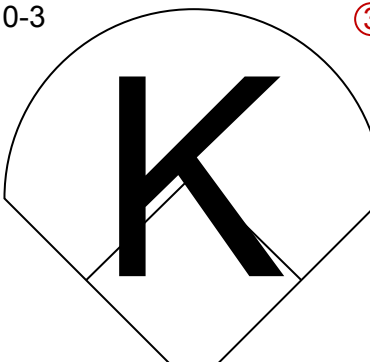
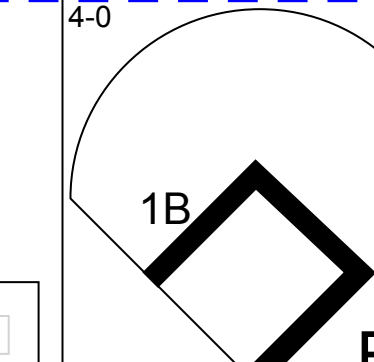
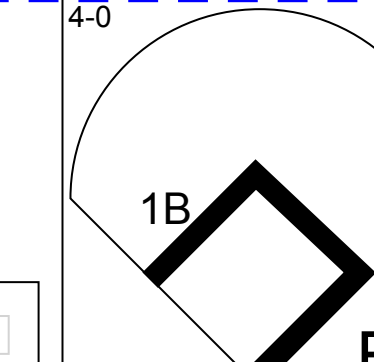
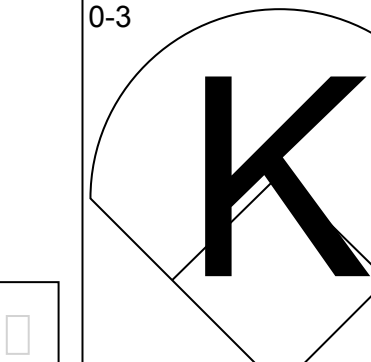
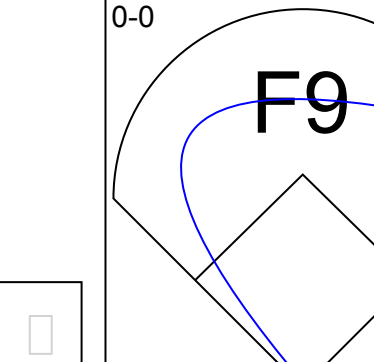
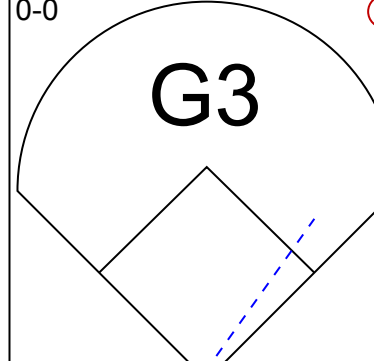
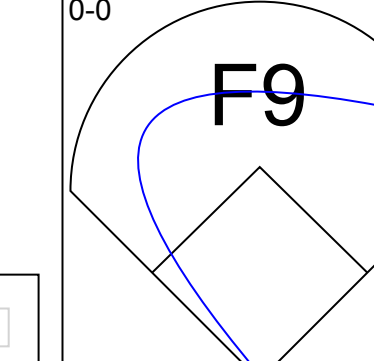
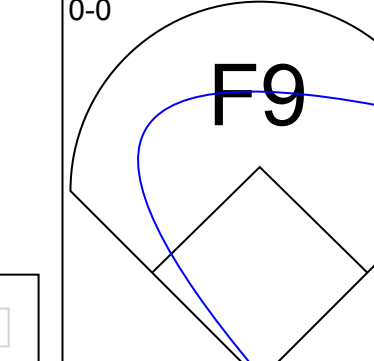
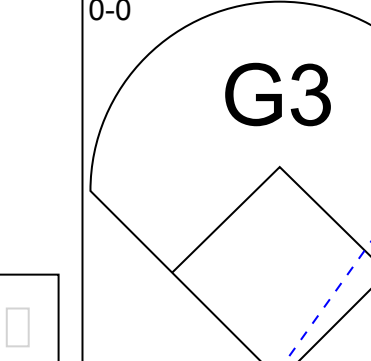
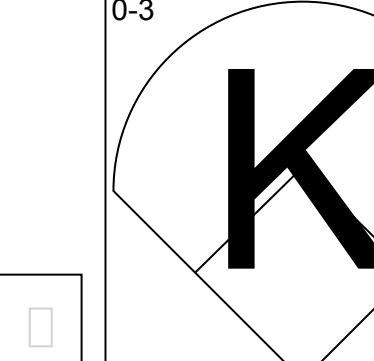
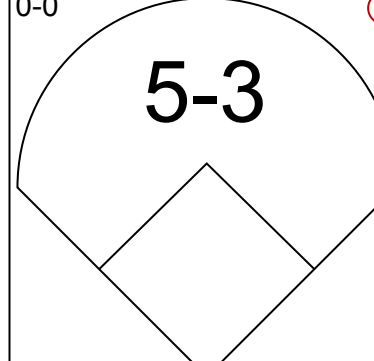
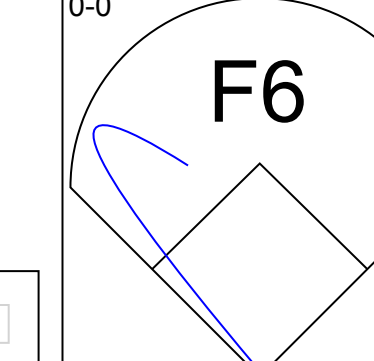
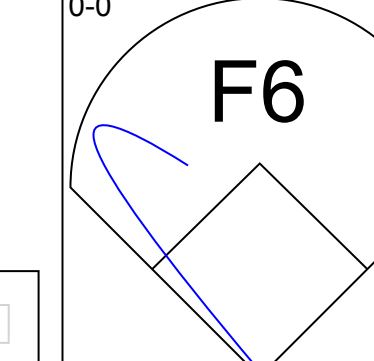
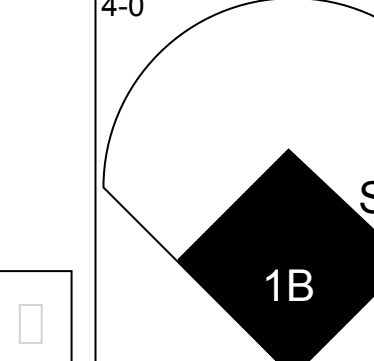
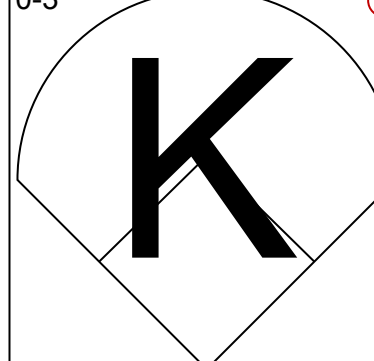
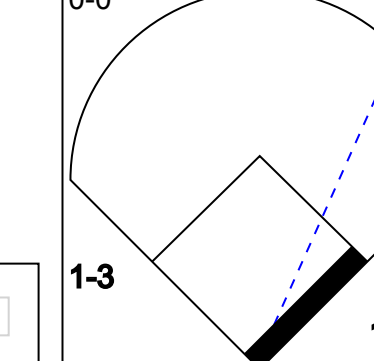
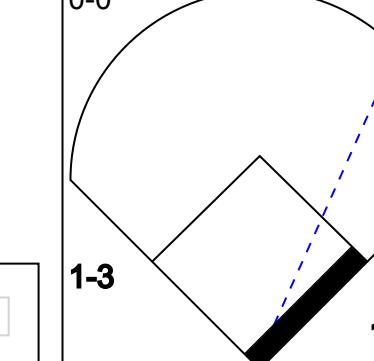
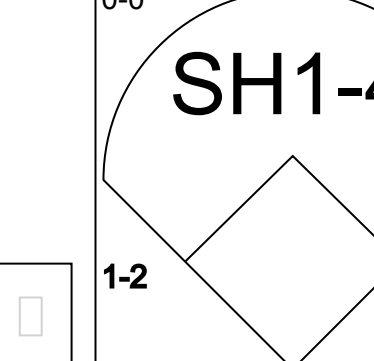
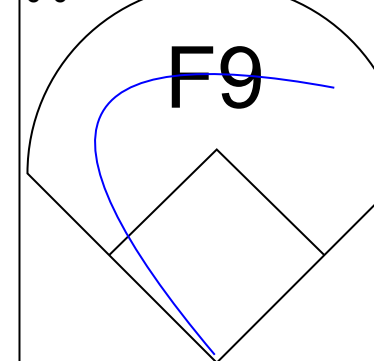
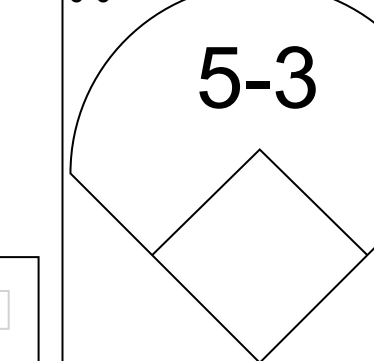
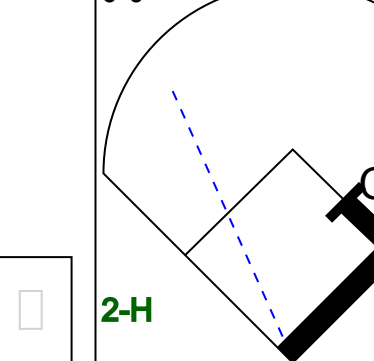


| Batter | 1 | 2 | 3 | 4 | 5 | 6 | 7 | 8 | 9 | AB | R | H | RBI | BB | SO | LOB | TOP | | | | |
|--------------------------------------------------------------------------|------------------------------|---------------------------------|------------------------------|---------------------------------|------------------------------|---------------------------------|------------------------------|---------------------------------|------------------------------|---------------------------------|------------------------------|----------------------------------|------------------------------|---------------------------------|------------------------------|---------------------------------|----------------------------------------------------------------------------------------------------------------------------------|------------------------------------|----------------------------------|--------|--|
| Vince Coleman, S (1, 7) OBP: 0.335, SLG: 0.338 | 1-3 | | F8 | | | G3 | | BB | | 3 | 0 | 0 | 0 | 1 | 0 | 0 | St. Louis Cardinals @ Chicago Cubs Wrigley Field, Chicago, IL Sat Jun 14 1986, 3:33 AM CDT Att: 31,894 - Unknown | | | | |
| Willie McGee, S (1, 8) OBP: 0.295, SLG: 0.342 | 2B | | G3 | | | F8 | | BB | | 4 | 0 | 1 | 0 | 0 | 0 | 1 | | | | | |
| Terry Pendleton, S (1, 5) OBP: 0.279, SLG: 0.273 | L8 | | | | G3 | | | | | 4 | 0 | 0 | 0 | 0 | 0 | 1 | | | | | |
| Jack Clark, R (1, 3) OBP: 0.364, SLG: 0.410 | 5-3 | | | | K | | | | | 3 | 0 | 0 | 0 | 1 | 1 | 1 | | | | | |
| Andy Van Slyke, L (1, 9) | | | F8 | | K | | | | | 4 | 0 | 0 | 0 | 0 | 2 | 1 | | | | | |
| Tom Herr, S (1, 4) OBP: 0.286, SLG: 0.263 | | | | | | 4-3 | | | | 3 | 1 | 2 | 1 | 0 | 0 | 0 | | | | | |
| Michael LaValliere, L (1, 2) OBP: 0.329, SLG: 0.276 | | | L8 | | | F2 | | | | 3 | 0 | 0 | 0 | 0 | 1 | 2 | | | | | |
| Ozzie Smith, S (1, 6) OBP: 0.404, SLG: 0.383 | | | 1-3 | | | L5 | | | | 3 | 0 | 0 | 0 | 0 | 0 | 0 | | | | | |
| Ray Burris, R (1, 1) OBP: 0.267, SLG: 0.467 Todd Worrell, R (9, 1) | | | | | 6-3 | | | | | 3 | 0 | 0 | 0 | 0 | 1 | 0 | | | | | |
| | | | | | | | | | | 0 | 0 | 0 | 0 | 0 | 0 | 0 | | | | | |
| Inning Stats | R: 0 E: 0 K: 0 S: 4 | H: 1 LOB: 1 BB: 0 P: 4 | R: 1 E: 0 K: 0 S: 4 | H: 1 LOB: 0 BB: 0 P: 4 | R: 0 E: 0 K: 0 S: 3 | H: 0 LOB: 0 BB: 0 P: 3 | R: 0 E: 0 K: 2 S: 7 | H: 0 LOB: 0 BB: 0 P: 7 | R: 0 E: 0 K: 1 S: 5 | H: 0 LOB: 0 BB: 0 P: 5 | R: 0 E: 0 K: 2 S: 8 | H: 1 LOB: 2 BB: 1 P: 12 | R: 0 E: 0 K: 0 S: 3 | H: 0 LOB: 1 BB: 1 P: 7 | R: 0 E: 0 K: 0 S: 3 | H: 0 LOB: 0 BB: 0 P: 3 | 1B: 1 2B: 1 3B: 0 HR: 1 | SF: 0 SAC: 0 DP: 0 HBP: 0 | WP: 0 PB: 0 SB: 1 CS: 0 | PA: 32 | |
| PITCHER | IP | WLS | BF | H | R | ER | SO | BB | IBB | HBP | BLK | WP | HR | S | P | ERA | WHIP | | | | |
| Scott Sanderson, R (1, 1) ERA: 4.09 | 6.0 | L | 20 | 2 | 1 | 1 | 3 | 0 | 0 | 0 | 0 | 0 | 1 | 26 | 26 | 1.50 | 0.333 | | | | |
| Ray Fontenot, L (7, 1) ERA: 1.67 | 3.0 | | 12 | 1 | 0 | 0 | 2 | 2 | 0 | 0 | 0 | 0 | 0 | 14 | 22 | 0.00 | 1.000 | | | | |

| Batter | 1 | 2 | 3 | 4 | 5 | 6 | 7 | 8 | 9 | AB | R | H | RBI | BB | SO | LOB | BOTTOM | | | | | |
|-----------------------------------------------------------------------------------------------------------------------------------------------------|------------------------------|---------------------------------|------------------------------|---------------------------------|------------------------------|---------------------------------|------------------------------|---------------------------------|------------------------------|----------------------------------|------------------------------|---------------------------------|------------------------------|---------------------------------|------------------------------|---------------------------------|----------------------------------------------------------------------------------------------------------------------------------|---------------------------------|----------------------------------|------------------------------------|----------------------------------|--------|
| Bob Dernier, R (1, 8) OBP: 0.239, SLG: 0.235 Jerry Mumphrey, S (7, PH) OBP: 0.351, SLG: 0.350 | 5-3 | | K | | | | | | | 3 | 0 | 0 | 0 | 0 | 2 | 0 | St. Louis Cardinals @ Chicago Cubs Wrigley Field, Chicago, IL Sat Jun 14 1986, 3:33 AM CDT Att: 31,894 - Unknown | | | | | |
| Gary Matthews, R (1, 7) OBP: 0.397, SLG: 0.400 | 2B | | F4 | | | | | | | 3 | 0 | 1 | 0 | 1 | 0 | 1 | | | | | | |
| 23 Ryne Sandberg, R (1, 4) OBP: 0.341, SLG: 0.455 | F7 | | | | 5-3 | | | | | 4 | 0 | 0 | 0 | 0 | 0 | 2 | | | | | | |
| Keith Moreland, R (1, 9) OBP: 0.328, SLG: 0.379 | 5-3 | | | | 4-3 | | | | | 4 | 0 | 0 | 0 | 0 | 0 | 3 | | | | | | |
| Leon Durham, L (1, 3) OBP: 0.341, SLG: 0.384 | | | | | 1B | | | | | 4 | 0 | 2 | 0 | 0 | 0 | 0 | | | | | | |
| Jody Davis, R (1, 2) OBP: 0.304, SLG: 0.443 | | | | | 6-3 | | | | | 3 | 0 | 1 | 0 | 1 | 1 | 1 | | | | | | |
| Ron Cey, R (1, 5) OBP: 0.361, SLG: 0.491 Ray Fontenot, L (7, 1) OBP: 1.000, SLG: 1.000 Thad Bosley, L (9, PH) OBP: 0.356, SLG: 0.300 | | | | | | | | | | 2 | 0 | 0 | 0 | 1 | 0 | 2 | | | | | | |
| Shawon Dunston, R (1, 6) OBP: 0.327, SLG: 0.448 | | | | | | | | | | 0 | 0 | 0 | 0 | 0 | 0 | 0 | | | | | | |
| Scott Sanderson, R (1, 1) OBP: 0.091, SLG: 0.048 Chris Speier, R (7, 5) OBP: 0.333, SLG: 0.426 | | | | | 5-3 | | | | | 1 | 0 | 1 | 0 | 0 | 0 | 0 | | | | | | |
| | | | | | | | | | | 1 | 0 | 1 | 0 | 0 | 0 | 0 | | | | | | |
| Inning Stats | R: 0 E: 0 K: 0 S: 4 | H: 1 LOB: 1 BB: 0 P: 4 | R: 0 E: 0 K: 0 S: 4 | H: 1 LOB: 1 BB: 0 P: 4 | R: 0 E: 0 K: 1 S: 5 | H: 0 LOB: 0 BB: 0 P: 5 | R: 0 E: 0 K: 0 S: 5 | H: 2 LOB: 3 BB: 1 P: 9 | R: 0 E: 0 K: 2 S: 8 | H: 0 LOB: 2 BB: 1 P: 12 | R: 0 E: 0 K: 0 S: 2 | H: 0 LOB: 0 BB: 1 P: 6 | R: 0 E: 0 K: 0 S: 4 | H: 1 LOB: 1 BB: 0 P: 4 | R: 0 E: 0 K: 0 S: 3 | H: 0 LOB: 0 BB: 0 P: 3 | R: 0 E: 0 K: 2 S: 7 | H: 0 LOB: 0 BB: 0 P: 7 | 1B: 3 2B: 2 3B: 0 HR: 0 | SF: 0 SAC: 0 DP: 1 HBP: 0 | WP: 0 PB: 0 SB: 0 CS: 0 | PA: 35 |
| PITCHER | IP | WLS | BF | H | R | ER | SO | BB | IBB | HBP | BLK | WP | HR | S | P | ERA | WHIP | | | | | |
| Ray Burris, R (1, 1) ERA: 3.4 | 8.0 | W | 32 | 5 | 0 | 0 | 3 | 3 | 0 | 0 | 0 | 0 | 0 | 35 | 47 | 0.00 | 1.000 | | | | | |
| Todd Worrell, R (9, 1) ERA: 1.41 | 1.0 | S | 3 | 0 | 0 | 0 | 2 | 0 | 0 | 0 | 0 | 0 | 0 | 7 | 7 | 0.00 | 0.000 | | | | | |

| | |
|-----|----|
| AB | 30 |
| R | 1 |
| H | 3 |
| RBI | 1 |
| BB | 2 |
| SO | 5 |
| LOB | 6 |

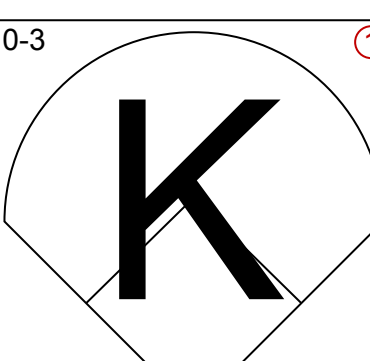
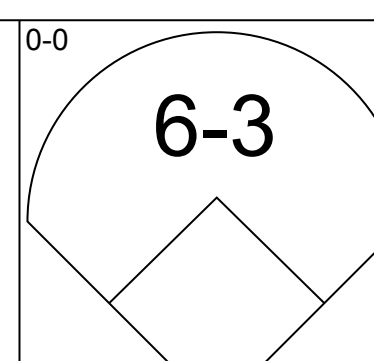
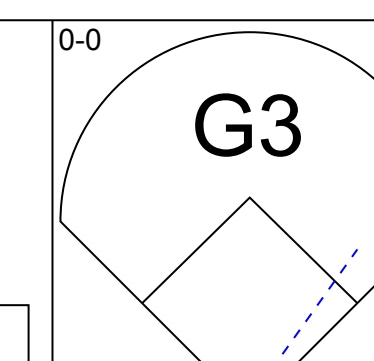
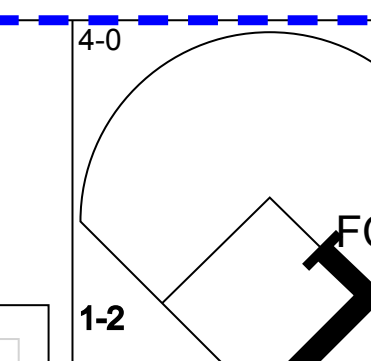
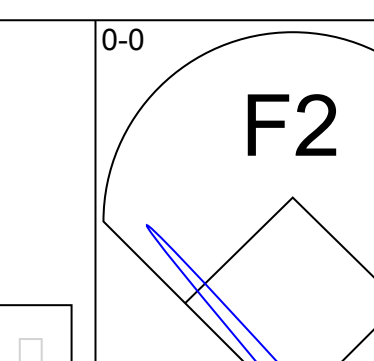
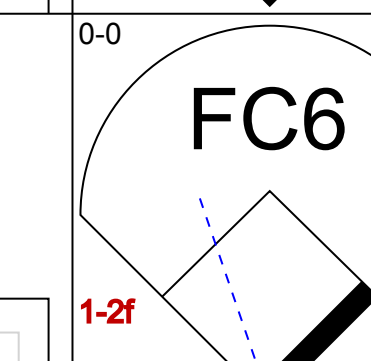
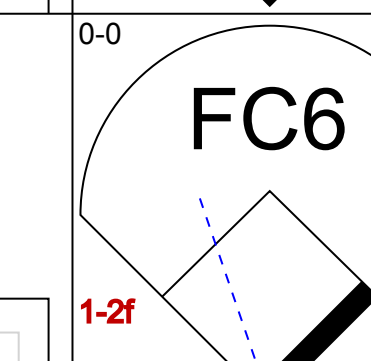

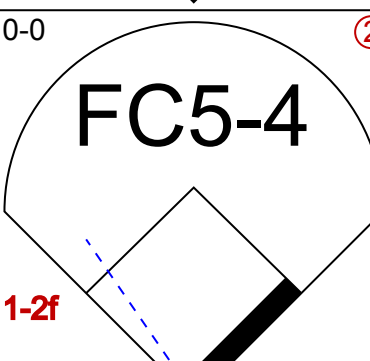

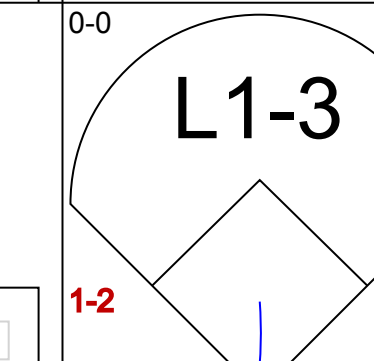


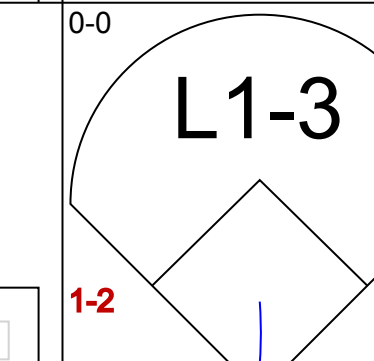


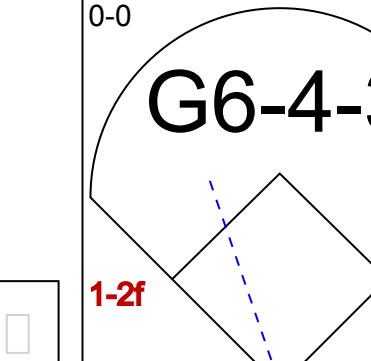




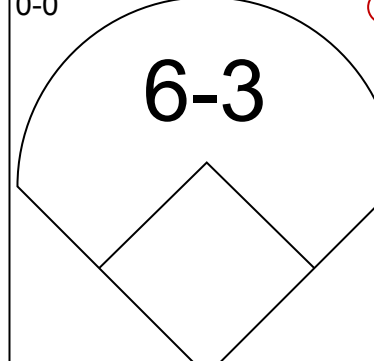

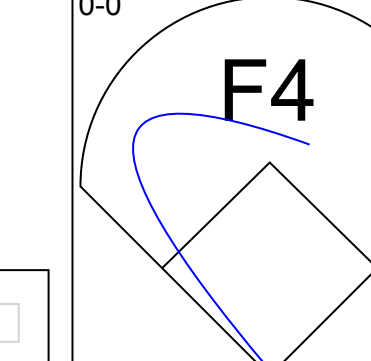


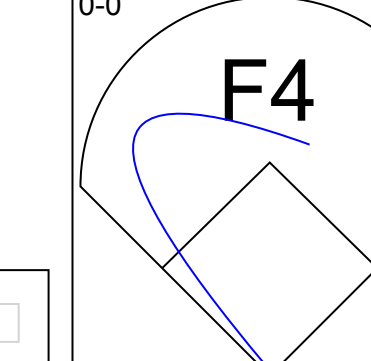
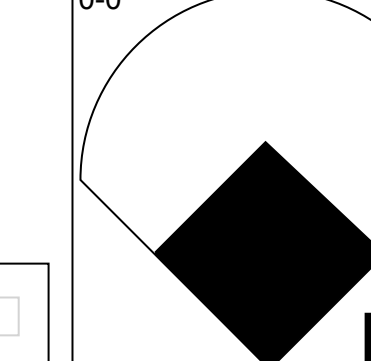
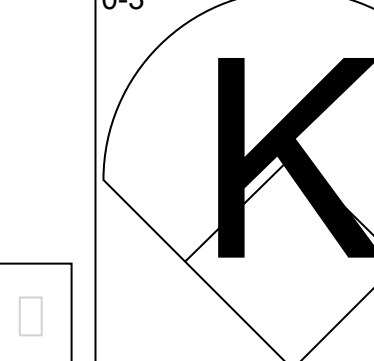

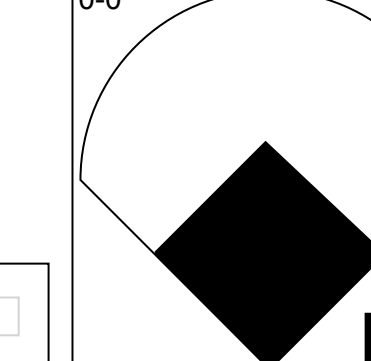
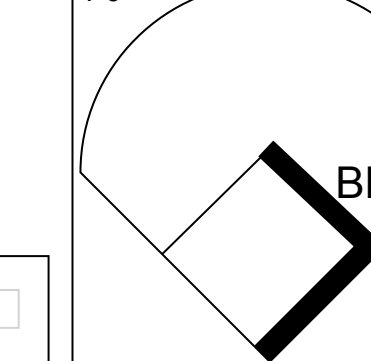
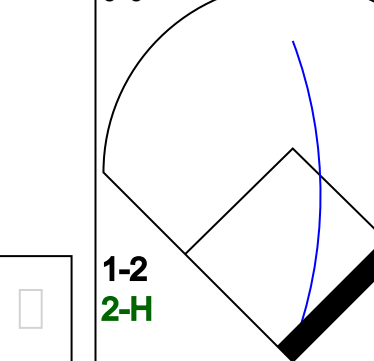
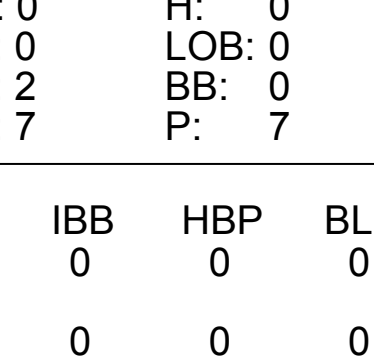
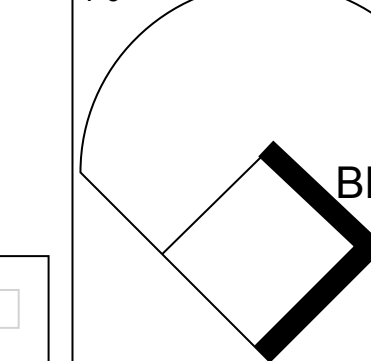
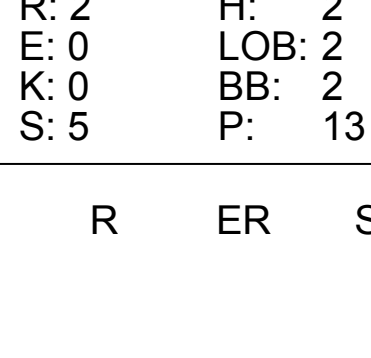
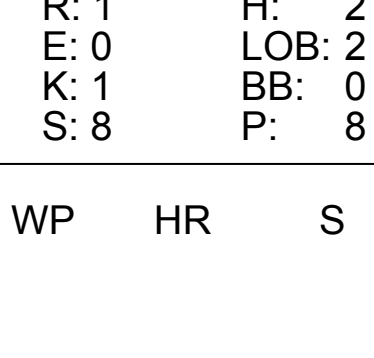


| Batter | 1 | 2 | 3 | 4 | 5 | 6 | 7 | 8 | 9 | 10 | 11 | AB | R | H | RBI | BB | SO | LOB | TOP | | | | | | | | | |
|-----------------------------------------------------------------------------------------------------------------------------------------------------------------------------------------------------------|--------------------------------------------------------------------------------------------------------------|------------------------------------------------------------------------------------------------------------------------------|-------------------------------------------------------------------------------------|-----------------------------------------------------------------------------------|-------------------------------------------------------------------------------------|-------------------------------------------------------------------------------------|---------------------------------------------------------------------------------------|-------------------------------------------------------------------------------------|-------------------------------------------------------------------------------------|---------------------------------------------------------------------------------------|-------------------------------------------------------------------------------------|---------------------------------|------------------------------|---------------------------------|------------------------------|---------------------------------|------------------------------|---------------------------------|------------------------------|---------------------------------|------------------------------|----------------------------------|----------------------------------|------------------------------------|----------------------------------|------------------|------------------|------------------|
| Willie McGee, S OBP: 0.293, SLG: 0.339 (1, 8) |  | |  | |  | | |  | |  | | 5 | 0 | 1 | 0 | 0 | 1 | 2 | | | | | | | | | | |
| Terry Pendleton, S OBP: 0.261, SLG: 0.276 (1, 5) |  | |  | | |  | |  | | |  | 5 | 0 | 2 | 0 | 0 | 0 | 1 | | | | | | | | | | |
| Curt Ford, L (1, 7) |  | | |  | |  | |  | | |  | 4 | 1 | 0 | 0 | 0 | 0 | 1 | | | | | | | | | | |
| Clint Hurdle, L OBP: 0.216, SLG: 0.229 Tito Landrum, R OBP: 0.235, SLG: 0.270 (11, PH) (11, 9) |  | |  | |  | | |  | | |  | 4 | 0 | 1 | 1 | 0 | 1 | 0 | | | | | | | | | | |
| Tom Herr, S OBP: 0.284, SLG: 0.257 (1, 4) |  | |  | | |  | |  | | |  | 4 | 0 | 0 | 0 | 1 | 3 | 3 | | | | | | | | | | |
| Andy Van Slyke, L OBP: 0.290, SLG: 0.321 (1, 9) (11, 3) | |  | | |  | |  | |  | |  | 5 | 1 | 1 | 0 | 0 | 1 | 3 | | | | | | | | | | |
| Ozzie Smith, S OBP: 0.401, SLG: 0.377 (1, 6) | |  | | |  | |  | | |  | | 3 | 1 | 0 | 0 | 1 | 0 | 2 | | | | | | | | | | |
| Michael LaValliere, L OBP: 0.344, SLG: 0.298 (1, 2) | |  | | |  | |  | | |  | | 3 | 0 | 2 | 1 | 0 | 1 | 0 | | | | | | | | | | |
| Bob Forsch, R OBP: 0.107, SLG: 0.179 Ken Dayley, L OBP: 0.333, SLG: 0.200 Jack Clark, R OBP: 0.397, SLG: 0.413 Vince Coleman, S OBP: 0.335, SLG: 0.338 Todd Worrell, R (10, 1) | | |  | |  | |  | | |  | | 3 | 0 | 0 | 0 | 0 | 0 | 3 | | | | | | | | | | |
| Inning Stats | R: 1 E: 0 K: 2 S: 9 | H: 2 LOB: 1 BB: 0 P: 9 | R: 0 E: 0 K: 1 S: 5 | H: 0 LOB: 0 BB: 0 P: 5 | R: 0 E: 0 K: 0 S: 3 | H: 0 LOB: 0 BB: 0 P: 3 | R: 0 E: 0 K: 2 S: 7 | H: 0 LOB: 0 BB: 0 P: 7 | R: 1 E: 0 K: 0 S: 5 | H: 2 LOB: 1 BB: 0 P: 5 | R: 0 E: 0 K: 0 S: 3 | H: 0 LOB: 0 BB: 0 P: 3 | R: 0 E: 0 K: 0 S: 4 | H: 1 LOB: 2 BB: 1 P: 8 | R: 0 E: 0 K: 0 S: 3 | H: 1 LOB: 0 BB: 0 P: 3 | R: 0 E: 0 K: 1 S: 5 | H: 0 LOB: 0 BB: 0 P: 5 | R: 1 E: 0 K: 0 S: 3 | H: 1 LOB: 1 BB: 1 P: 7 | R: 0 E: 0 K: 1 S: 6 | H: 1 LOB: 2 BB: 1 P: 10 | 1B: 6 2B: 2 3B: 0 HR: 0 | SF: 0 SAC: 2 DP: 0 HBP: 0 | WP: 1 PB: 0 SB: 0 CS: 2 | PA: 42 | | |
| PITCHER | IP ERA WLS BF H R ER SO BB IBB HBP BLK WP HR S P ERA WHIP | Dennis Eckerstey, R ERA: 5.73 Guy Hoffman, L ERA: 4.08 Lee Smith, R ERA: 3.06 Ray Fontenot, L ERA: 1.61 | 6.0 2.0 2.0 1.0 | 22 8 7 5 | 4 2 1 0 | 2 0 1 0 | 5 0 1 1 | 0 0 0 0 | 0 1 0 0 | 0 0 0 0 | 0 0 0 0 | 0 0 0 0 | 0 0 0 0 | 0 0 0 0 | 0 0 0 0 | 0 0 0 0 | 0 0 0 0 | 0 0 0 0 | 0 0 0 0 | 0 0 0 0 | 0 0 0 0 | 0 0 0 0 | 0 0 0 0 | 0 0 0 0 | 0 0 0 0 | 0 0 0 0 | 0 0 0 0 | 0 0 0 0 |

St. Louis Cardinals @ Chicago Cubs
Wrigley Field, Chicago, IL
Sun Jun 15 1986, 3:33 AM CDT
Att: 31,244 - Unknown

| | |
|-----|----|
| AB | 37 |
| R | 3 |
| H | 8 |
| RBI | 3 |
| BB | 3 |
| SO | 7 |
| LOB | 15 |



| Batter | 1 | 2 | 3 | 4 | 5 | 6 | 7 | 8 | 9 | 10 | 11 | AB | R | H | RBI | BB | SO | LOB | BOTTOM | | | | | | | | | | | |
|---------------------------------------------------------------------------------------------------------------------------------------------------------------------------------------------------------------|--------------------------------------------------------------------------------------------------------------|------------------------------------------------------------------------------------------|-------------------------------------------------------------------------------------|-------------------------------------------------------------------------------------|-------------------------------------------------------------------------------------|--------------------------------------------------------------------------------------|---------------------------------------------------------------------------------------|---------------------------------------------------------------------------------------|------------------------------|---------------------------------------------------------------------------------------|---------------------------------------------------------------------------------------|----------------------------------|------------------------------|---------------------------------|------------------------------|---------------------------------|------------------------------|---------------------------------|----------------------------------|------------------------------------|----------------------------------|-------------|-------------|-------------|-------------|-------------|-------------|-------------|-------------|-------------|
| Dave Martinez, L (1, 8) |  | |  | | |  | |  | |  | | 3 | 0 | 0 | 0 | 0 | 1 | 0 | | | | | | | | | | | | |
| Davey Lopes, R OBP: 0.408, SLG: 0.465 (8, PH) (9, 7) | | | | | | | |  | | |  | 1 | 0 | 0 | 0 | 1 | 0 | 2 | | | | | | | | | | | | |
| Ray Fontenot, L OBP: 1.000, SLG: 1.000 (11, 1) | | | | | | | |  | | | | 0 | 0 | 0 | 0 | 0 | 0 | 0 | | | | | | | | | | | | |
| Jerry Mumphrey, S OBP: 0.353, SLG: 0.347 (1, 7) (8, 8) |  | | |  | | |  |  | | |  | 4 | 0 | 1 | 0 | 1 | 0 | 4 | | | | | | | | | | | | |
| 23 Ryne Sandberg, R OBP: 0.335, SLG: 0.446 (1, 4) |  | | |  | | |  | | |  | | 5 | 0 | 0 | 0 | 0 | 1 | 2 | | | | | | | | | | | | |
| Keith Moreland, R OBP: 0.330, SLG: 0.381 (1, 9) |  | | |  | | |  | | |  | | 4 | 1 | 1 | 0 | 1 | 0 | 2 | | | | | | | | | | | | |
| Leon Durham, L OBP: 0.342, SLG: 0.397 (1, 3) | |  | | |  | | |  | |  | | 4 | 1 | 1 | 1 | 1 | 0 | 1 | | | | | | | | | | | | |
| Jody Davis, R OBP: 0.393, SLG: 0.440 Chris Speier, R OBP: 0.327, SLG: 0.417 (10, PR) (11, 5) | |  | | |  | | |  | | |  | | 4 | 0 | 1 | 0 | 0 | 0 | | | | | | | | | | | | |
| Ron Cey, R OBP: 0.352, SLG: 0.477 Steve Lake, R OBP: 0.462, SLG: 0.538 (1, 5) (11, 2) | |  | | |  | | |  | | |  | | 3 | 0 | 0 | 0 | 0 | 1 | 0 | | | | | | | | | | | |
| Shawon Dunston, R OBP: 0.325, SLG: 0.458 (1, 6) | | |  | | |  | |  | | |  | | 4 | 1 | 1 | 1 | 0 | 2 | 2 | | | | | | | | | | | |
| Dennis Eckerstey, R ERA: 2.61 Terry Richardson, L ERA: 5.231 Guy Hoffman, L ERA: 4.81 Gary Matthews, R ERA: 3.00 Lee Smith, R ERA: 1.75 Thad Bosley, L ERA: 0.314 (11, 7) | IP ERA WLS BF H R ER SO BB IBB HBP BLK WP HR S P ERA WHIP | 7.2 1.1 1.2 | 27 5 11 | 3 0 4 | 2 0 2 | 5 0 1 | 0 2 0 | 0 0 0 | 0 0 0 | 0 0 0 | 0 0 0 | 0 0 0 | 0 0 0 | 0 0 0 | 0 0 0 | 0 0 0 | 0 0 0 | 0 0 0 | 0 0 0 | 0 0 0 | 0 0 0 | 0 0 0 | 0 0 0 | 0 0 0 | 0 0 0 | 0 0 0 | 0 0 0 | 0 0 0 | | |
| PITCHER | IP ERA WLS BF H R ER SO BB IBB HBP BLK WP HR S P ERA WHIP | Bob Forsch, R ERA: 2.61 Ken Dayley, L ERA: 4.81 Todd Worrell, R ERA: 1.75 | 7.2 1.1 1.2 | 27 5 11 | 3 0 4 | 2 0 2 | 5 0 1 | 0 2 0 | 0 0 0 | 0 0 0 | 0 0 0 | 0 0 0 | 0 0 0 | 0 0 0 | 0 0 0 | 0 0 0 | 0 0 0 | 0 0 0 | 0 0 0 | 0 0 0 | 0 0 0 | 0 0 0 | 0 0 0 | 0 0 0 | 0 0 0 | 0 0 0 | 0 0 0 | 0 0 0 | 0 0 0 | 0 0 0 |
| Inning Stats | R: 0 E: 0 K: 1 S: 6 | H: 1 LOB: 1 BB: 0 P: 6 | R: 0 E: 0 K: 0 S: 3 | H: 0 LOB: 0 BB: 0 P: 3 | R: 0 E: 0 K: 2 S: 7 | H: 0 LOB: 0 BB: 0 P: 7 | R: 0 E: 0 K: 1 S: 5 | H: 0 LOB: 0 BB: 0 P: 5 | R: 0 E: 0 K: 0 S: 2 | H: 0 LOB: 0 BB: 1 P: 6 | R: 2 E: 0 K: 0 S: 5 | H: 2 LOB: 2 BB: 2 P: 13 | R: 0 E: 0 K: 0 S: 2 | H: 0 LOB: 0 BB: 1 P: 6 | R: 1 E: 0 K: 1 S: 8 | H: 2 LOB: 2 BB: 0 P: 8 | R: 1 E: 0 K: 0 S: 4 | H: 2 LOB: 2 BB: 1 P: 8 | 1B: 4 2B: 2 3B: 0 HR: 2 | SF: 0 SAC: 1 DP: 2 HBP: 0 | WP: 0 PB: 0 SB: 0 CS: 0 | PA: 43 | | | | | | | | |

St. Louis Cardinals @ Chicago Cubs
Wrigley Field, Chicago, IL
Sun Jun 15 1986, 3:33 AM CDT
Att: 31,244 - Unknown

| | |
|-----|----|
| AB | 37 |
| R | 4 |
| H | 7 |
| RBI | 4 |
| BB | 5 |
| SO | 6 |
| LOB | 15 |

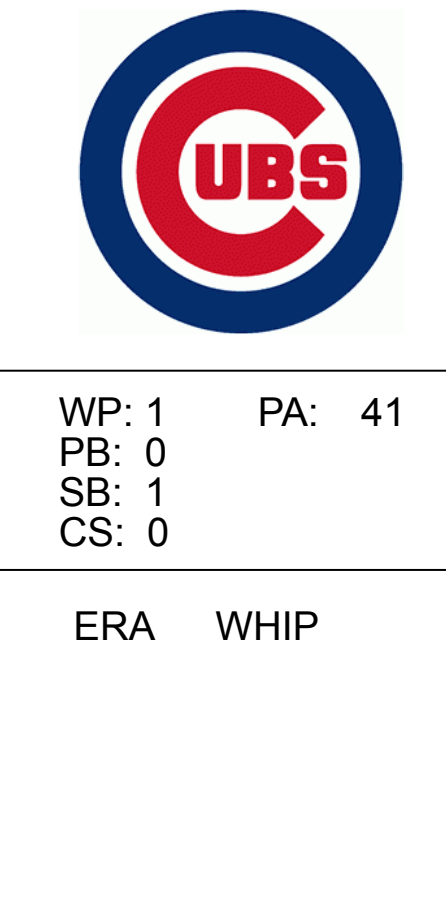


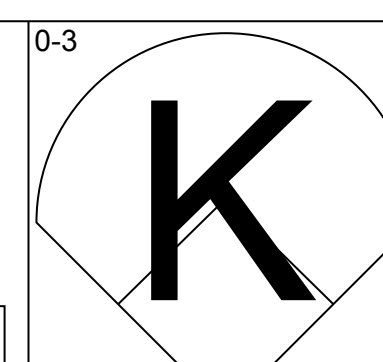
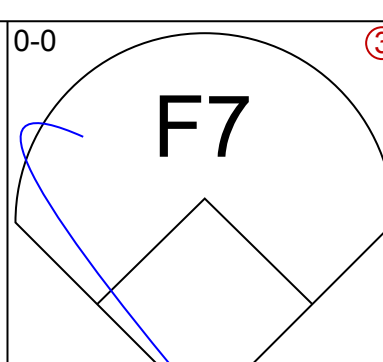
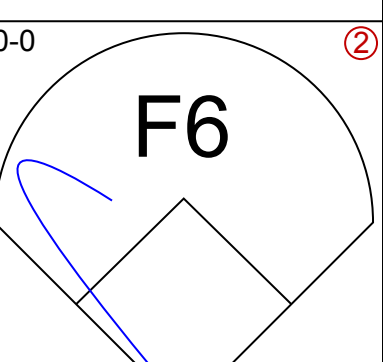
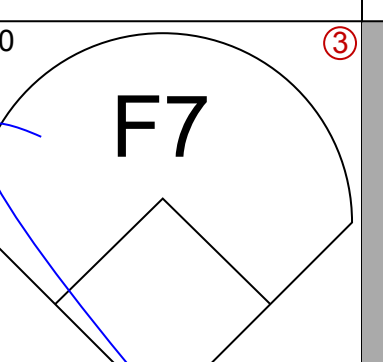
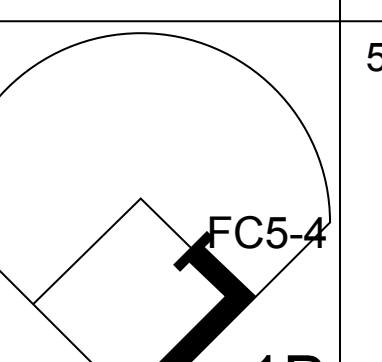
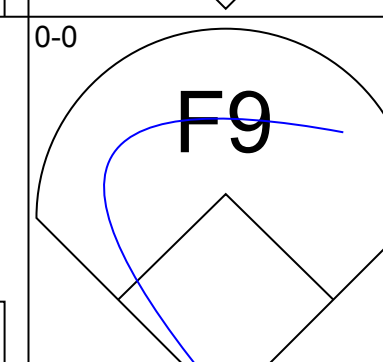
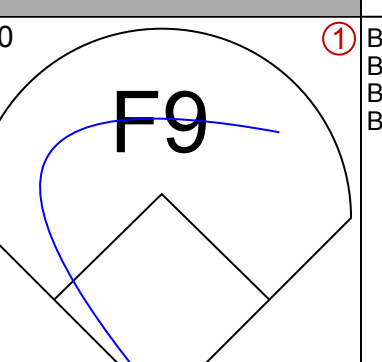
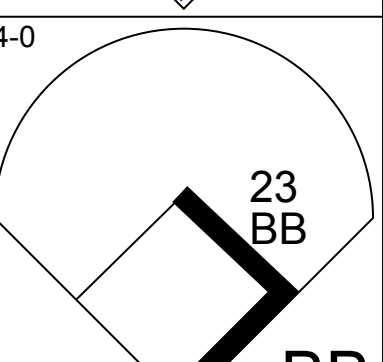
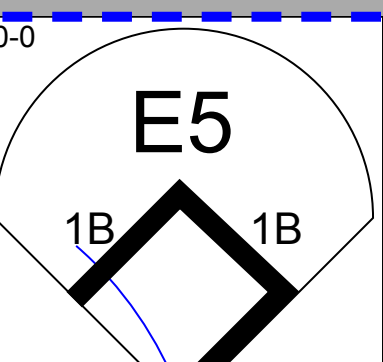
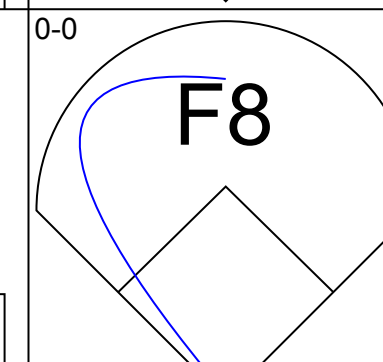
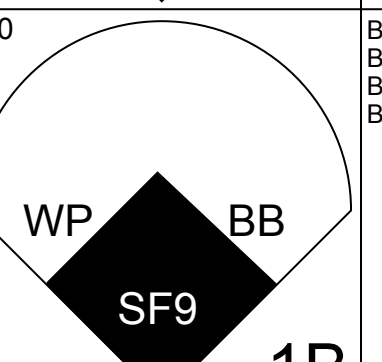
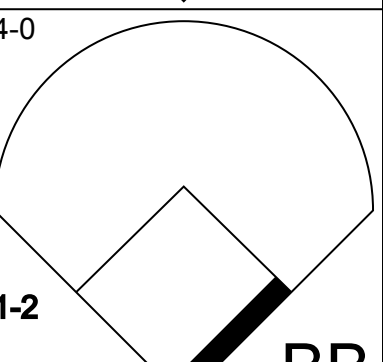
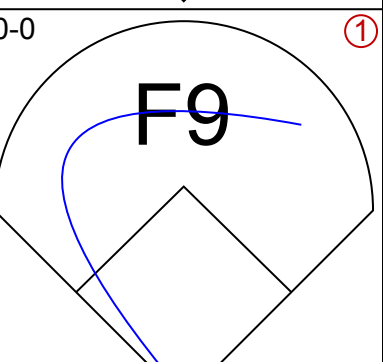
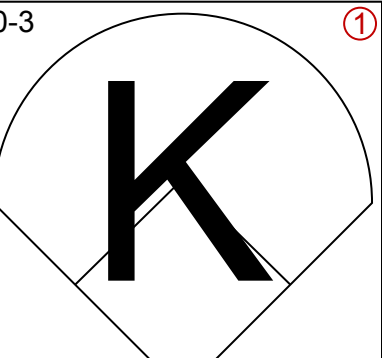
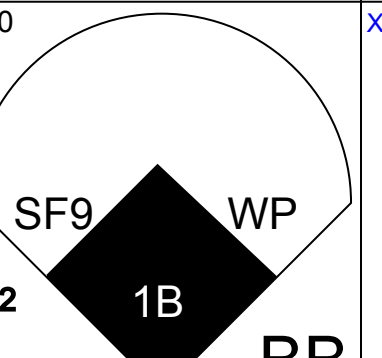
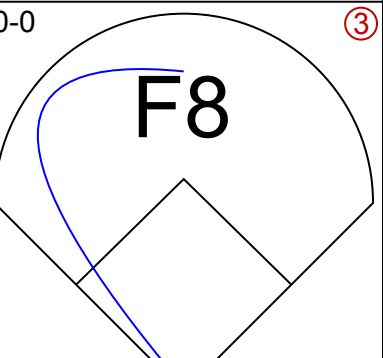
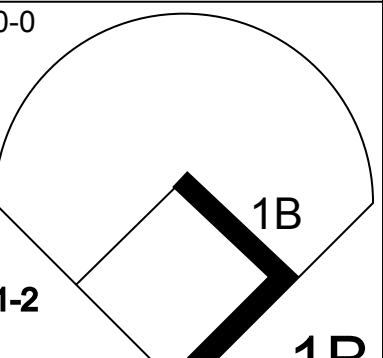
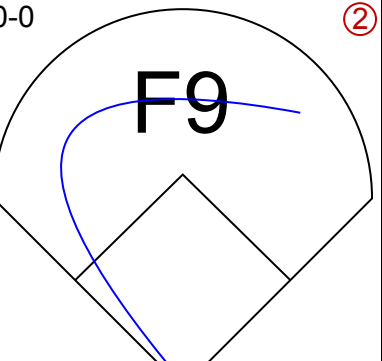
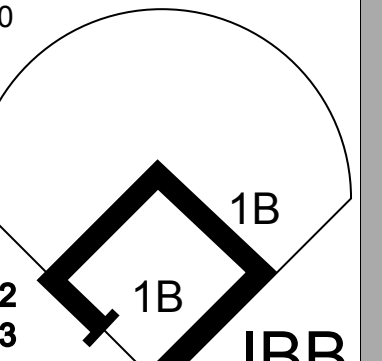
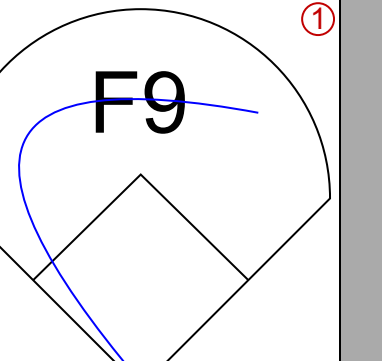
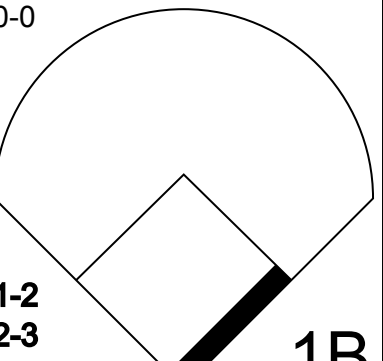
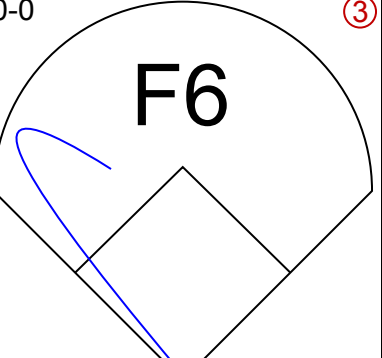
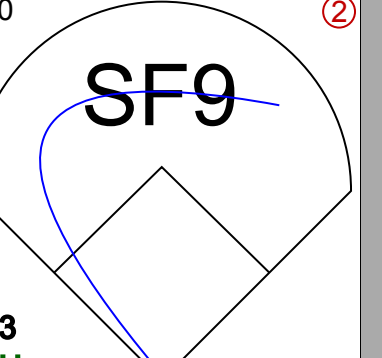
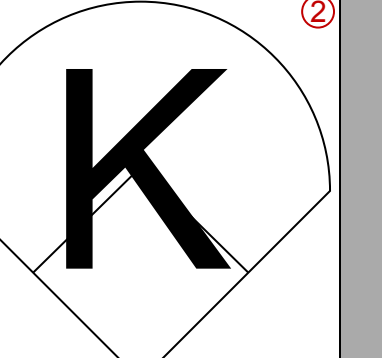
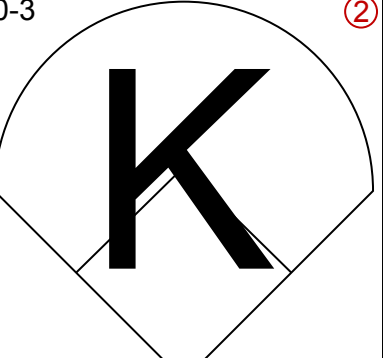
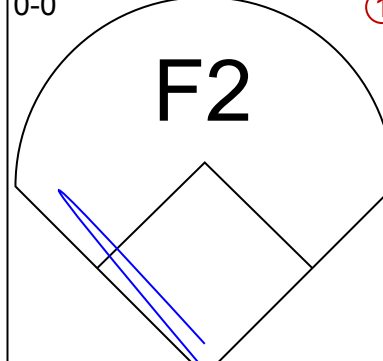
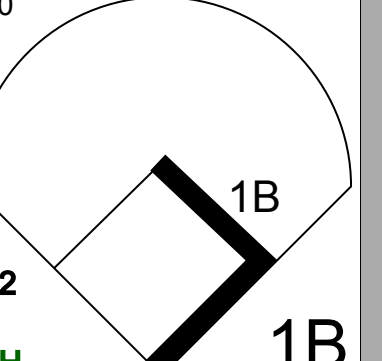
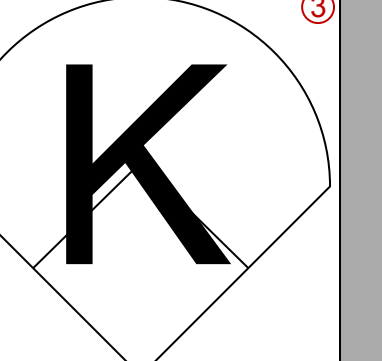
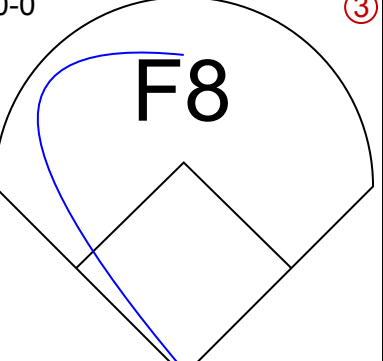
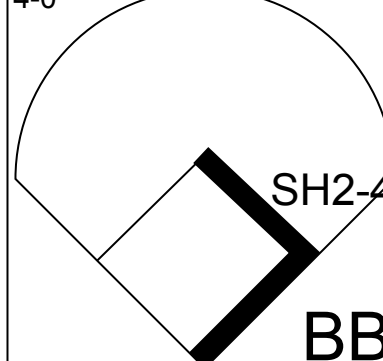
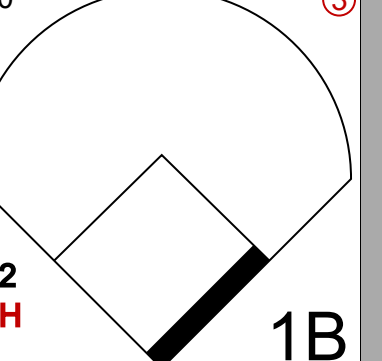
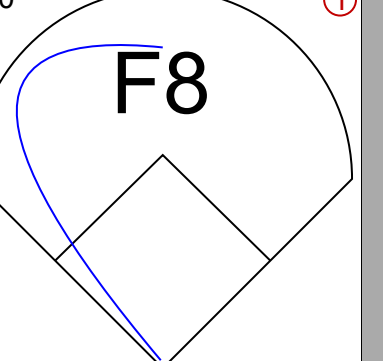
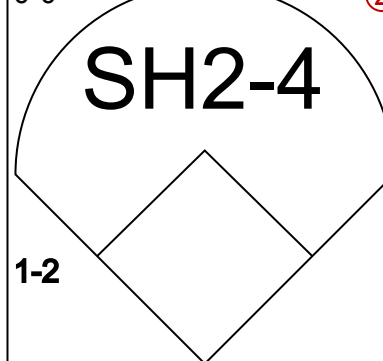
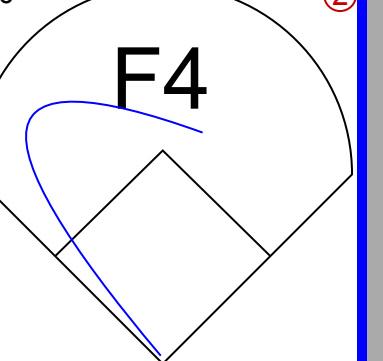
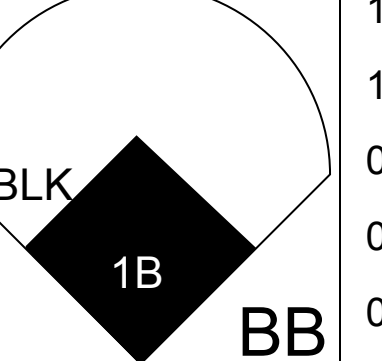
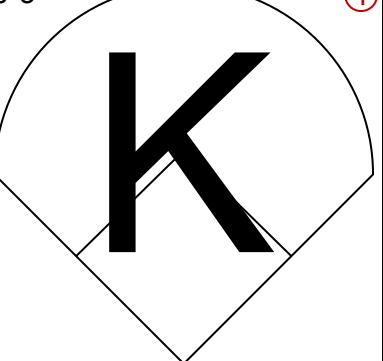
| Batter | 1 | 2 | 3 | 4 | 5 | 6 | 7 | 8 | 9 | AB | R | H | RBI | BB | SO | LOB | TOP | | | | | | | | |
|--------------------------------------------------------------------------------------------------------------------------------|------------------------------|---------------------------------|------------------------------|----------------------------------|------------------------------|----------------------------------|------------------------------|---------------------------------|------------------------------|---------------------------------|------------------------------|---------------------------------|------------------------------|---------------------------------|-------------------------------|----------------------------------|------------------------------------------------------------------------------------------------------------------------------------|----------------------------------|----------------------------------|------------------------------------|----------------------------------|--------|--|--|--|
| Jeff Stone, L (1,7) OBP: 0.302, SLG: 0.291 Rick Schu, R (8,PH) OBP: 0.311, SLG: 0.370 (8,5) | B1-3 | | L9 | | | | L7 | E6 | | 3 | 1 | 0 | 0 | 1 | 0 | 0 | Philadelphia Phillies @ Chicago Cubs Wrigley Field, Chicago, IL Tue Jun 17 1986, 3:33 AM CDT Att: 27,114 - Unknown | | | | | | | | |
| Ron Roenicke, S (1,8) OBP: 0.374, SLG: 0.402 | F4 | | F8 | | 4-3 | | 5-3 | K | K | 6 | 0 | 0 | 0 | 0 | 2 | 6 | | | | | | | | | |
| Juan Samuel, R (1,4) OBP: 0.323, SLG: 0.402 | | | E7 | | L8 | | F9 | K | | 4 | 1 | 1 | 0 | 1 | 1 | 3 | | | | | | | | | |
| Mike Schmidt, R (1,5) OBP: 0.387, SLG: 0.515 Steve Bedrosian, R (8,1) | PO | F8 | F4 | | F4 | | | | | 5 | 1 | 2 | 2 | 0 | 0 | 1 | | | | | | | | | |
| Von Hayes, L (1,3) OBP: 0.387, SLG: 0.447 | | WP | S | | | | F9 | E1 | | 4 | 3 | 2 | 0 | 1 | 0 | 3 | | | | | | | | | |
| Glenn Wilson, R (1,9) OBP: 0.286, SLG: 0.348 | | 5-3 | | | | | K | | K | 5 | 1 | 2 | 2 | 0 | 2 | 2 | | | | | | | | | |
| Darren Daulton, L (1,2) OBP: 0.398, SLG: 0.453 John Russell, R (8,PH) OBP: 0.341, SLG: 0.438 (8,2) | | | K | | | | F9 | BB | BB | 2 | 0 | 0 | 0 | 1 | 1 | 2 | | | | | | | | | |
| Steve Jeltz, S (1,6) OBP: 0.350, SLG: 0.269 | | | | | 6-3 | | | BB | BB | 3 | 1 | 1 | 2 | 2 | 0 | 1 | | | | | | | | | |
| Mike Maddux, L (1,1) | | | | | | | L1 | | | 2 | 0 | 0 | 0 | 0 | 1 | 3 | | | | | | | | | |
| Tom Foley, L (6,PH) OBP: 0.452, SLG: 0.440 Kent Tekulve, R (6,1) Greg Gross, L (8,PH) OBP: 0.471, SLG: 0.375 (8,7) | K | | | | 6-3 | | | E | BB | 1 | 0 | 0 | 0 | 0 | 0 | 1 | | | | | | | | | |
| Inning Stats | R: 0 E: 0 K: 0 S: 2 | H: 0 LOB: 0 BB: 1 P: 6 | R: 0 E: 0 K: 1 S: 6 | H: 1 LOB: 3 BB: 2 P: 14 | R: 3 E: 1 K: 1 S: 7 | H: 2 LOB: 1 BB: 2 P: 15 | R: 0 E: 0 K: 0 S: 3 | H: 0 LOB: 0 BB: 0 P: 3 | R: 0 E: 0 K: 0 S: 3 | H: 0 LOB: 0 BB: 0 P: 3 | R: 1 E: 0 K: 1 S: 7 | H: 2 LOB: 1 BB: 0 P: 7 | R: 0 E: 0 K: 0 S: 3 | H: 0 LOB: 0 BB: 0 P: 3 | R: 6 E: 2 K: 2 S: 13 | H: 4 LOB: 2 BB: 2 P: 21 | R: 1 E: 0 K: 2 S: 9 | H: 2 LOB: 2 BB: 1 P: 13 | 1B: 6 2B: 5 3B: 0 HR: 0 | SF: 0 SAC: 0 DP: 0 HBP: 0 | WP: 1 PB: 0 SB: 1 CS: 0 | PA: 48 | | | |
| PITCHER | IP | WLS | BF | H | R | ER | SO | BB | IBB | HBP | BLK | WP | HR | S | P | ERA | WHIP | | | | | | | | |
| Rick Sutcliffe, R (1,1) ERA: 3.89 | 6.0 | | 27 | 5 | 4 | 4 | 3 | 5 | 0 | 0 | 0 | 1 | 0 | 28 | 48 | 6.00 | 1.667 | | | | | | | | |
| Ray Fontenot, L (7,1) ERA: 2.17 | 1.0 | L | 6 | 2 | 3 | 3 | 0 | 0 | 0 | 0 | 0 | 0 | 0 | 6 | 6 | 27.00 | 2.000 | | | | | | | | |
| Jay Baller, R (8,1) ERA: 4.31 | 0.0 | | 2 | 0 | 0 | 0 | 0 | 2 | 0 | 0 | 0 | 0 | 0 | 0 | 8 | ∞ | ∞ | | | | | | | | |
| Guy Hoffman, L (8,1) ERA: 4.59 | 1.0 | | 6 | 2 | 3 | 0 | 2 | 0 | 0 | 0 | 0 | 0 | 0 | 10 | 10 | 0.00 | 2.000 | | | | | | | | |
| George Frazier, R (9,1) ERA: 3.74 | 1.0 | | 6 | 2 | 1 | 1 | 2 | 1 | 0 | 0 | 0 | 0 | 0 | 9 | 13 | 9.00 | 3.000 | | | | | | | | |

| Batter | 1 | 2 | 3 | 4 | 5 | 6 | 7 | 8 | 9 | AB | R | H | RBI | BB | SO | LOB | BOTTOM | | | | | | | | |
|------------------------------------------------------------------------------------------------------------------------------------------------------------------------------------------------------|------------------------------|---------------------------------|------------------------------|---------------------------------|------------------------------|---------------------------------|------------------------------|---------------------------------|------------------------------|---------------------------------|------------------------------|---------------------------------|------------------------------|---------------------------------|------------------------------|----------------------------------|------------------------------------------------------------------------------------------------------------------------------------|----------------------------------|----------------------------------|------------------------------------|----------------------------------|--------|--|--|--|
| Dave Martinez, L (1,8) George Frazier, R (9,1) | | | FC1-2 | | | | 6-3 | | | 3 | 1 | 0 | 0 | 0 | 1 | 2 | Philadelphia Phillies @ Chicago Cubs Wrigley Field, Chicago, IL Tue Jun 17 1986, 3:33 AM CDT Att: 27,114 - Unknown | | | | | | | | |
| Terry Francona, L (9,PH) OBP: 0.245, SLG: 0.231 | 4-3 | | G6-3 | | | | | | | 0 | 0 | 0 | 0 | 0 | 0 | 0 | | | | | | | | | |
| Davey Lopes, R (1,5) OBP: 0.408, SLG: 0.438 | 4-3 | | G6-3 | | 6-3 | | | | | 4 | 1 | 0 | 0 | 1 | 0 | 5 | | | | | | | | | |
| 23 Ryne Sandberg, R (1,4) OBP: 0.338, SLG: 0.450 | | | F8 | | 6-3 | | | | | 5 | 1 | 2 | 0 | 0 | 0 | 0 | | | | | | | | | |
| Leon Durham, L (1,3) OBP: 0.346, SLG: 0.411 | 6-3 | | | | 6-3 | | | | | 4 | 1 | 2 | 1 | 1 | 0 | 1 | | | | | | | | | |
| Keith Moreland, R (1,9) OBP: 0.330, SLG: 0.383 | | | L8 | | | | FC5-4 | | | 5 | 1 | 1 | 1 | 0 | 2 | 4 | | | | | | | | | |
| Jody Davis, R (1,2) OBP: 0.303, SLG: 0.436 | | | 5-3 | | | | K | | | 4 | 0 | 1 | 2 | 0 | 1 | 2 | | | | | | | | | |
| Gary Matthews, R (1,7) OBP: 0.367, SLG: 0.394 Ray Fontenot, L (7,1) OBP: 1.000, SLG: 1.000 Jay Baller, R (8,1) Guy Hoffman, L (8,1) Thad Bosley, L (8,7) OBP: 0.377, SLG: 0.327 | | | F4 | | FC1-6 | | | | | 3 | 0 | 0 | 0 | 0 | 1 | 2 | | | | | | | | | |
| Shawon Dunston, R (1,6) OBP: 0.326, SLG: 0.459 | | | | | | | K | | | 3 | 1 | 1 | 0 | 1 | 1 | 1 | | | | | | | | | |
| Rick Sutcliffe, L (1,1) OBP: 0.219, SLG: 0.375 Jerry Mumphrey, S (7,7) OBP: 0.359, SLG: 0.362 (8,8) | | | | | 4-3 | | | | | 2 | 0 | 1 | 0 | 0 | 0 | 1 | | | | | | | | | |
| Inning Stats | R: 1 E: 0 K: 0 S: 3 | H: 0 LOB: 0 BB: 0 P: 4 | R: 0 E: 0 K: 0 S: 3 | H: 0 LOB: 0 BB: 0 P: 3 | R: 0 E: 0 K: 0 S: 3 | H: 1 LOB: 1 BB: 1 P: 7 | R: 3 E: 0 K: 1 S: 9 | H: 4 LOB: 1 BB: 0 P: 9 | R: 0 E: 0 K: 1 S: 5 | H: 0 LOB: 0 BB: 0 P: 5 | R: 0 E: 1 K: 2 S: 8 | H: 1 LOB: 1 BB: 0 P: 8 | R: 0 E: 0 K: 0 S: 3 | H: 0 LOB: 0 BB: 0 P: 3 | R: 1 E: 0 K: 1 S: 6 | H: 1 LOB: 1 BB: 1 P: 10 | R: 3 E: 1 K: 1 S: 8 | H: 3 LOB: 2 BB: 2 P: 16 | 1B: 7 2B: 3 3B: 0 HR: 0 | SF: 0 SAC: 0 DP: 2 HBP: 1 | WP: 1 PB: 0 SB: 1 CS: 0 | PA: 41 | | | |
| PITCHER | IP | WLS | BF | H | R | ER | SO | BB | IBB | HBP | BLK | WP | HR | S | P | ERA | WHIP | | | | | | | | |
| Mike Maddux, R (1,1) ERA: 11.32 | 5.0 | | 21 | 5 | 4 | 4 | 2 | 1 | 0 | 0 | 0 | 1 | 0 | 23 | 28 | 7.20 | 1.200 | | | | | | | | |
| Kent Tekulve, R (6,1) ERA: 2.97 | 2.0 | W | 7 | 1 | 0 | 0 | 2 | 0 | 0 | 0 | 0 | 0 | 0 | 11 | 11 | 0.00 | 0.500 | | | | | | | | |
| Steve Bedrosian, R (8,1) ERA: 4.31 | 2.0 | | 13 | 4 | 4 | 3 | 2 | 3 | 0 | 0 | 0 | 0 | 0 | 14 | 26 | 13.50 | 3.500 | | | | | | | | |

| | |
|-----|----|
| AB | 39 |
| R | 11 |
| H | 11 |
| RBI | 10 |
| BB | 8 |
| SO | 7 |
| LOB | 24 |

| | |
|-----|----|
| AB | 36 |
| R | 8 |
| H | 10 |
| RBI | 6 |
| BB | 4 |
| SO | 6 |
| LOB | 18 |

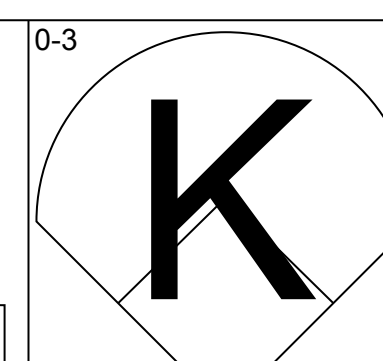
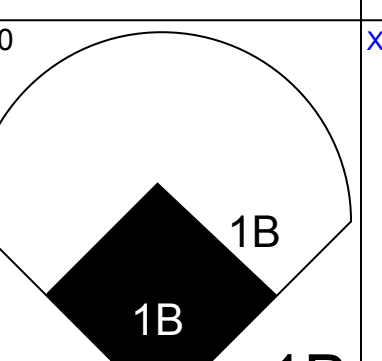
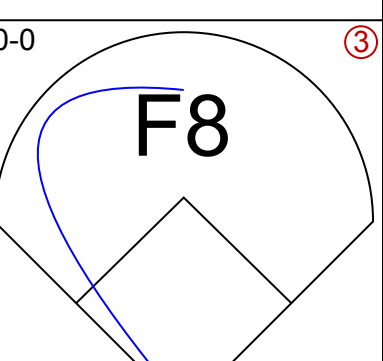
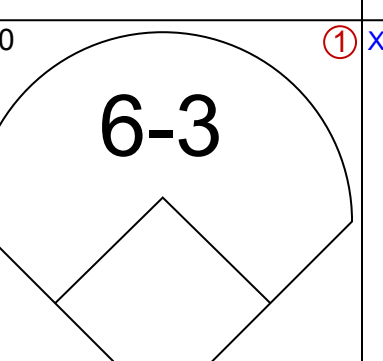
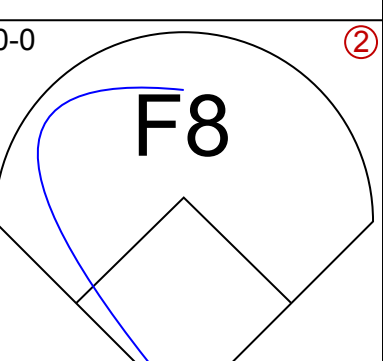
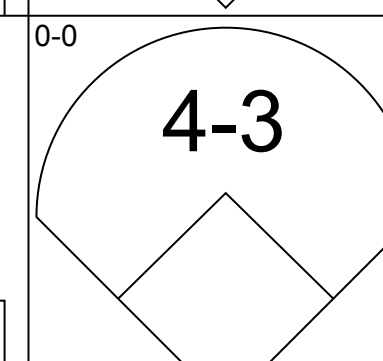
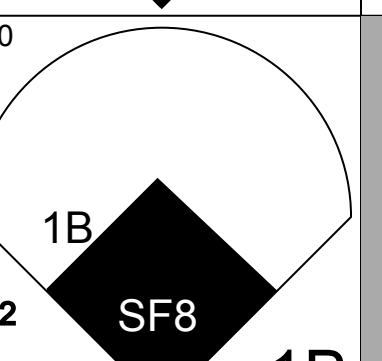
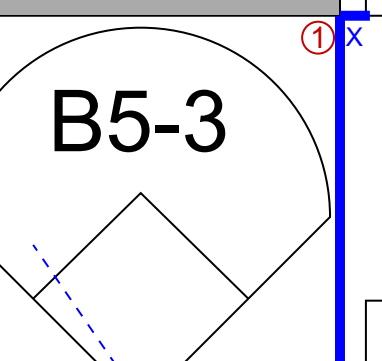
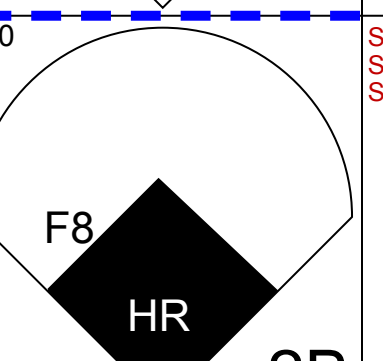
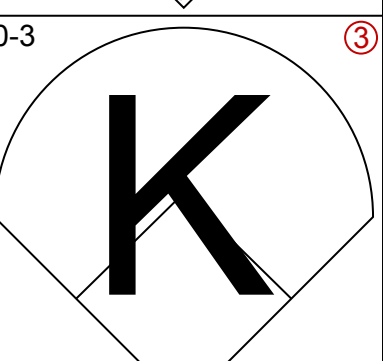
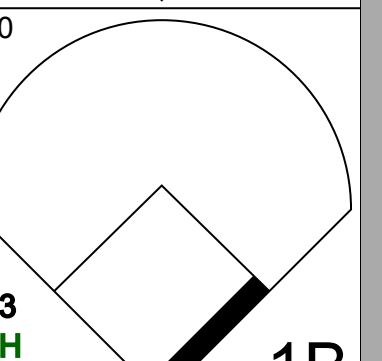
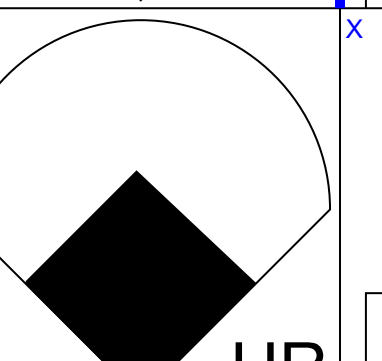
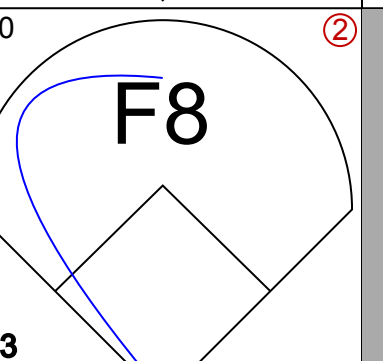


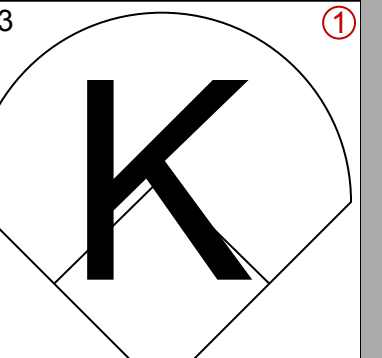
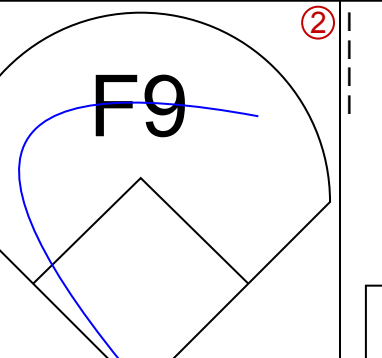

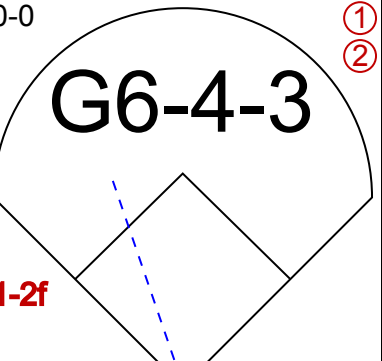
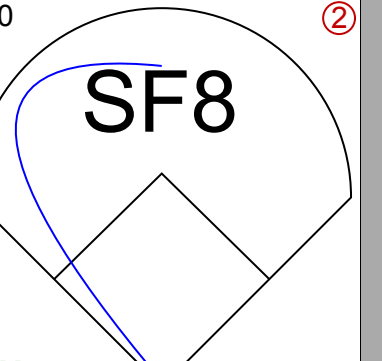
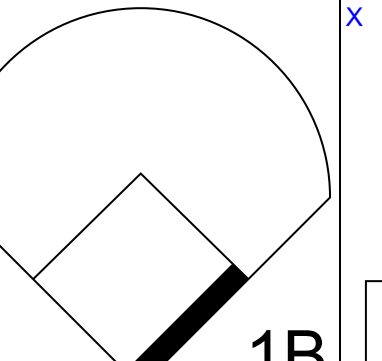
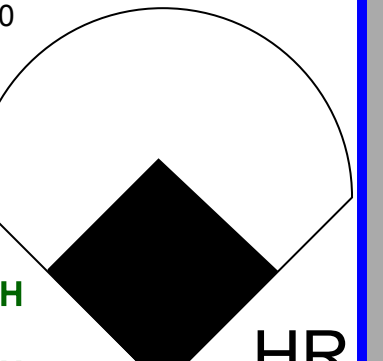
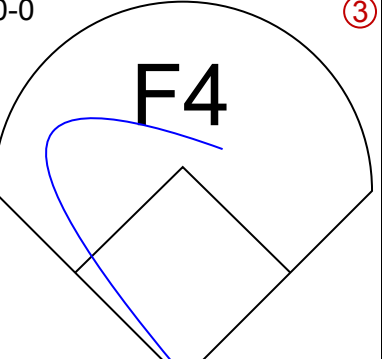
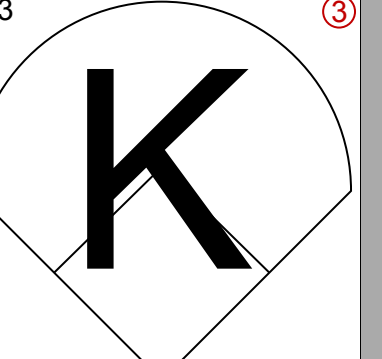
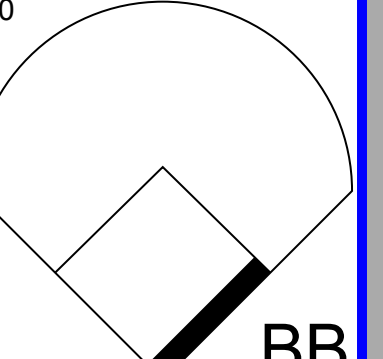



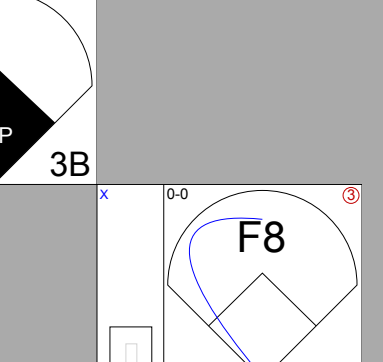



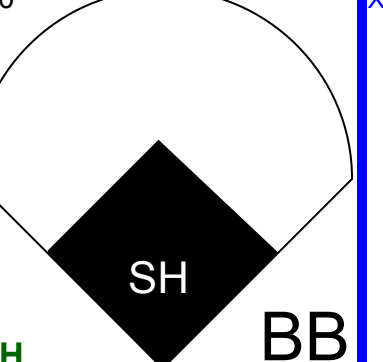


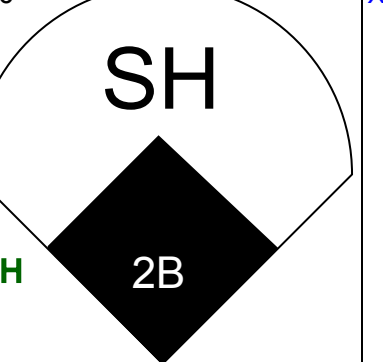
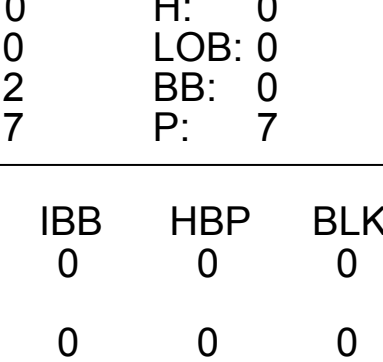
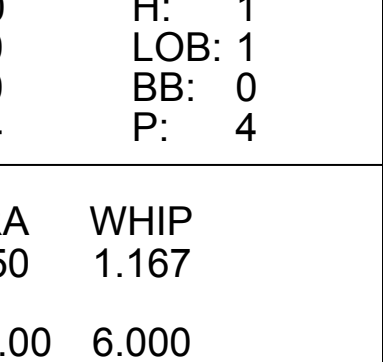
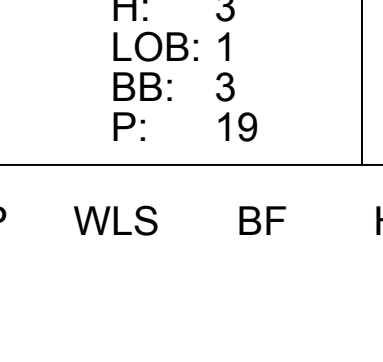
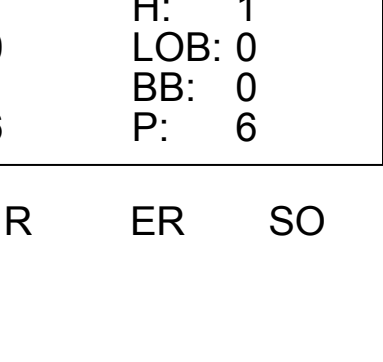
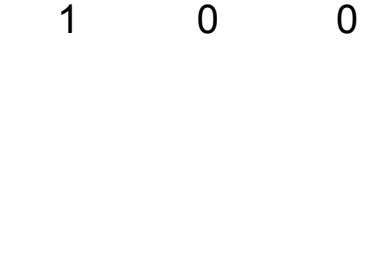
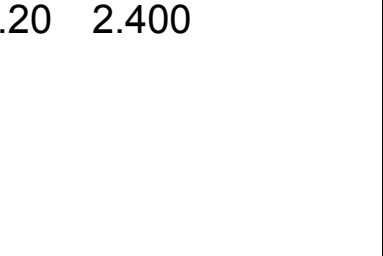




| Batter | 1 | 2 | 3 | 4 | 5 | 6 | 7 | 8 | 9 | AB | R | H | RBI | BB | SO | LOB | TOP | | | | |
|-----------------------------------------------|-----------------------------------------------------------------------------------|-----------------------------------------------------------------------------------|-------------------------------------------------------------------------------------|---------------------------------|--------------------------------------------------------------------------------------|---------------------------------|---------------------------------------------------------------------------------------|----------------------------------|---------------------------------------------------------------------------------------|---------------------------------|------------------------------|---------------------------------|------------------------------|---------------------------------|------------------------------|---------------------------------|----------------------------------|------------------------------------|----------------------------------|--------|--|
| Shawon Dunston, R OBP: 0.328, SLG: 0.469 |  | |  | |  | |  | |  | 5 | 0 | 1 | 1 | 0 | 1 | 1 | | | | | |
| Gary Matthews, R OBP: 0.369, SLG: 0.390 |  | | | |  | |  | |  | 4 | 0 | 0 | 0 | 1 | 0 | 1 | | | | | |
| 23 Ryne Sandberg, R OBP: 0.337, SLG: 0.442 |  | | | |  | |  | |  | 4 | 1 | 1 | 0 | 1 | 0 | 2 | | | | | |
| Keith Moreland, R OBP: 0.337, SLG: 0.391 | |  | | |  | |  | |  | 3 | 1 | 1 | 0 | 1 | 1 | 2 | | | | | |
| Jody Davis, R OBP: 0.308, SLG: 0.432 | |  | | |  | |  | |  | 3 | 0 | 1 | 0 | 1 | 0 | 0 | | | | | |
| Leon Durham, L OBP: 0.342, SLG: 0.407 | |  | | |  | |  | |  | 3 | 0 | 0 | 1 | 0 | 2 | 3 | | | | | |
| Ron Cey, R OBP: 0.358, SLG: 0.479 | | |  | |  | |  | |  | 4 | 0 | 1 | 1 | 0 | 1 | 3 | | | | | |
| Jerry Mumphy, S OBP: 0.364, SLG: 0.353 | | |  | |  | | | |  | 3 | 0 | 1 | 0 | 1 | 0 | 0 | | | | | |
| Scott Sanderson, R OBP: 0.087, SLG: 0.045 | | |  | | | |  | |  | 1 | 0 | 0 | 0 | 0 | 1 | 0 | | | | | |
| Davey Lopes, R OBP: 0.402, SLG: 0.430 | | | | |  | | | | | 1 | 0 | 0 | 0 | 0 | 0 | 0 | | | | | |
| Ray Fontenot, L OBP: 1.000, SLG: 1.000 | | | | | | | | | | 0 | 0 | 0 | 0 | 0 | 0 | 0 | | | | | |
| Jay Baller, R OBP: 0.387, SLG: 0.327 | | | | | | | | | | 0 | 1 | 0 | 0 | 1 | 0 | 0 | | | | | |
| Thad Bosley, L OBP: 0.387, SLG: 0.327 | | | | | | | | | | 0 | 1 | 0 | 0 | 1 | 0 | 0 | | | | | |
| Inning Stats | R: 0 E: 0 K: 1 S: 5 | H: 0 LOB: 0 BB: 0 P: 5 | R: 0 E: 0 K: 1 S: 5 | H: 0 LOB: 0 BB: 0 P: 5 | R: 0 E: 0 K: 0 S: 3 | H: 3 LOB: 1 BB: 1 P: 7 | R: 2 E: 0 K: 0 S: 5 | H: 3 LOB: 2 BB: 2 P: 13 | R: 0 E: 0 K: 2 S: 7 | H: 0 LOB: 0 BB: 0 P: 7 | R: 0 E: 0 K: 0 S: 3 | H: 0 LOB: 0 BB: 0 P: 3 | R: 0 E: 1 K: 1 S: 8 | H: 2 LOB: 2 BB: 1 P: 8 | R: 1 E: 0 K: 0 S: 4 | H: 1 LOB: 1 BB: 1 P: 8 | 1B: 6 2B: 0 3B: 0 HR: 0 | SF: 1 SAC: 1 DP: 0 HBP: 0 | WP: 1 PB: 0 SB: 0 CS: 0 | PA: 39 | |
| PITCHER | IP | WLS | BF | H | R | ER | SO | BB | IBB | HBP | BLK | WP | HR | S | P | ERA | WHIP | | | | |
| Sid Fernandez, L ERA: 3.12 | 7.0 | W | 28 | 3 | 2 | 2 | 5 | 4 | 1 | 0 | 0 | 1 | 0 | 33 | 53 | 2.57 | 1.000 | | | | |
| Roger McDowell, R ERA: 2.4 | 2.0 | | 11 | 3 | 1 | 1 | 1 | 1 | 0 | 0 | 1 | 0 | 0 | 12 | 16 | 4.50 | 2.000 | | | | |

Chicago Cubs @ New York Mets
Shea Stadium, Flushing, NY
Fri Jun 20 1986, 7:05 PM EDT
Att: 44,817 - Unknown

AB 31
R 3
H 6
RBI 3
BB 6
SO 6
LOB 12



| Batter | 1 | 2 | 3 | 4 | 5 | 6 | 7 | 8 | 9 | AB | R | H | RBI | BB | SO | LOB | BOTTOM | | | | |
|------------------------------------------------|-------------------------------------------------------------------------------------|-------------------------------------------------------------------------------------|-------------------------------------------------------------------------------------|-------------------------------------------------------------------------------------|--------------------------------------------------------------------------------------|---------------------------------------------------------------------------------------|---------------------------------------------------------------------------------------|---------------------------------------------------------------------------------------|---------------------------------------------------------------------------------------|---------------------------------|------------------------------|---------------------------------|------------------------------|----------------------------------|------------------------------|---------------------------------|----------------------------------|------------------------------------|----------------------------------|--------|--|
| Mookie Wilson, S OBP: 0.348, SLG: 0.480 |  | | |  |  | |  |  | | 5 | 1 | 1 | 0 | 0 | 1 | 2 | | | | | |
| Wally Backman, S OBP: 0.387, SLG: 0.420 |  | | |  | |  |  |  | | 3 | 1 | 1 | 0 | 0 | 0 | 0 | | | | | |
| Tim Teufel, R OBP: 0.321, SLG: 0.385 | | | |  | |  |  | |  | 2 | 1 | 1 | 1 | 0 | 1 | 0 | | | | | |
| Keith Hernandez, L OBP: 0.399, SLG: 0.435 |  | | |  | |  |  | | | 4 | 1 | 2 | 2 | 0 | 0 | 1 | | | | | |
| Darryl Strawberry, L OBP: 0.388, SLG: 0.513 | |  | |  | |  |  | | | 2 | 1 | 0 | 0 | 2 | 1 | 2 | | | | | |
| Gary Carter, R OBP: 0.339, SLG: 0.469 | |  | |  | | |  | | | 3 | 1 | 2 | 4 | 0 | 0 | 1 | | | | | |
| Rafael Santana, R OBP: 0.227, SLG: 0.180 | |  | |  | |  |  | | | 0 | 0 | 0 | 0 | 0 | 0 | 0 | | | | | |
| George Foster, R OBP: 0.330, SLG: 0.478 | |  | |  | |  |  | | | 3 | 0 | 0 | 0 | 1 | 1 | 2 | | | | | |
| Roger McDowell, R OBP: 0.444, SLG: 0.375 | | | |  | |  |  | | | 0 | 0 | 0 | 0 | 0 | 0 | 0 | | | | | |
| Ray Knight, R OBP: 0.363, SLG: 0.500 | | |  | |  | |  |  | | 4 | 1 | 1 | 0 | 0 | 1 | 1 | | | | | |
| Kevin Mitchell, R OBP: 0.376, SLG: 0.523 | | |  | |  | |  |  | | 2 | 1 | 1 | 0 | 1 | 0 | 0 | | | | | |
| Lenny Dykstra, L OBP: 0.399, SLG: 0.429 | | | | | | | | | | 1 | 0 | 0 | 0 | 0 | 0 | 0 | | | | | |
| Sid Fernandez, L OBP: 0.188, SLG: 0.133 | | | | | | | | | | 1 | 0 | 0 | 0 | 0 | 1 | 0 | | | | | |
| Ed Hearn, R OBP: 0.364, SLG: 0.600 | | | | | | | | | | 1 | 2 | 1 | 1 | 0 | 0 | 0 | | | | | |
| Inning Stats | R: 0 E: 0 K: 1 S: 5 | H: 0 LOB: 0 BB: 0 P: 5 | R: 0 E: 0 K: 0 S: 2 | H: 0 LOB: 0 BB: 1 P: 6 | R: 0 E: 0 K: 2 S: 7 | H: 0 LOB: 0 BB: 0 P: 7 | R: 2 E: 0 K: 2 S: 10 | H: 3 LOB: 1 BB: 0 P: 10 | R: 0 E: 0 K: 0 S: 4 | H: 1 LOB: 1 BB: 0 P: 4 | R: 1 E: 0 K: 0 S: 5 | H: 2 LOB: 1 BB: 0 P: 5 | R: 6 E: 1 K: 0 S: 7 | H: 3 LOB: 1 BB: 3 P: 19 | R: 1 E: 0 K: 1 S: 6 | H: 1 LOB: 0 BB: 0 P: 6 | 1B: 4 2B: 2 3B: 1 HR: 3 | SF: 1 SAC: 2 DP: 1 HBP: 0 | WP: 1 PB: 0 SB: 0 CS: 0 | PA: 38 | |
| PITCHER | IP | WLS | BF | H | R | ER | SO | BB | IBB | HBP | BLK | WP | HR | S | P | ERA | WHIP | | | | |
| Scott Sanderson, R ERA: 4.13 | 6.0 | L | 24 | 6 | 3 | 3 | 3 | 1 | 0 | 0 | 0 | 1 | 0 | 3 | 7 | 81.00 | 6.000 | | | | |
| Ray Fontenot, L ERA: 2.07 | 0.1 | | 4 | 1 | 3 | 3 | 0 | 1 | 0 | 0 | 0 | 1 | 0 | 3 | 7 | 81.00 | 6.000 | | | | |
| Jay Baller, R ERA: 4.89 | 1.2 | | 10 | 3 | 4 | 3 | 1 | 1 | 1 | 0 | 0 | 0 | 2 | 10 | 18 | 16.20 | 2.400 | | | | |

Chicago Cubs @ New York Mets
Shea Stadium, Flushing, NY
Fri Jun 20 1986, 7:05 PM EDT
Att: 44,817 - Unknown

AB 31
R 10
H 10
RBI 8
BB 4
SO 6
LOB 9



| Batter | 1 | 2 | 3 | 4 | 5 | 6 | 7 | 8 | 9 | AB | R | H | RBI | BB | SO | LOB | TOP | | | | | | |
|-----------------------------------------------------------------------------------------------------------------------------------------------------------------------------------------------------------------------------------------------------------------------------------|------------------------------|---------------------------------|------------------------------|---------------------------------|------------------------------|---------------------------------|------------------------------|----------------------------------|------------------------------|---------------------------------|------------------------------|---------------------------------|------------------------------|----------------------------------|------------------------------|---------------------------------|----------------------------------------------------------------------------------------------------------------------------|------------------------------|----------------------------------|----------------------------------|------------------------------------|----------------------------------|--------|
| Davey Lopes, R OBP: 0.416, SLG: 0.486 (1, 7) | | | | | | | | | | 4 | 3 | 3 | 1 | 1 | 0 | 0 | Chicago Cubs @ New York Mets Shea Stadium, Flushing, NY Sat Jun 21 1986, 3:33 AM EDT Att: 42,566 - Unknown | | | | | | |
| Shawon Dunston, R OBP: 0.330, SLG: 0.469 (1, 6) | | | | | | | | | | 4 | 1 | 1 | 1 | 1 | 1 | 1 | | | | | | | |
| 23 Ryne Sandberg, R OBP: 0.334, SLG: 0.449 (1, 4) | | | | | | | | | | 5 | 1 | 1 | 1 | 0 | 0 | 3 | | | | | | | |
| Keith Moreland, R OBP: 0.345, SLG: 0.409 (1, 9) | | | | | | | | | | 4 | 2 | 3 | 2 | 1 | 0 | 1 | | | | | | | |
| Jody Davis, R OBP: 0.306, SLG: 0.427 Dave Martinez, L (9, PR) (9, 8) | | | | | | | | | | 5 | 0 | 1 | 0 | 0 | 1 | 5 | | | | | | | |
| Leon Durham, L OBP: 0.347, SLG: 0.421 (1, 3) | | | | | | | | | | 5 | 0 | 3 | 1 | 0 | 0 | 1 | | | | | | | |
| Jerry Mumphrey, S OBP: 0.365, SLG: 0.350 Steve Lake, R OBP: 0.412, SLG: 0.438 (9, 2) | | | | | | | | | | 4 | 0 | 1 | 0 | 1 | 0 | 3 | | | | | | | |
| Chris Speier, R OBP: 0.311, SLG: 0.377 (1, 5) | | | | | | | | | | 4 | 0 | 0 | 1 | 1 | 1 | 3 | | | | | | | |
| Dennis Eckersley, R OBP: 0.206, SLG: 0.400 Guy Hoffman, L (6, PH) Gary Matthews, R OBP: 0.267, SLG: 0.387 Ray Fontenot, L OBP: 0.251, SLG: 0.400 Ron Cey, R OBP: 0.356, SLG: 0.475 Lee Smith, R (9, 1) | | | | | | | | | | 3 | 0 | 0 | 0 | 0 | 2 | 1 | | | | | | | |
| Inning Stats | R: 3 E: 0 K: 0 S: 7 | H: 4 LOB: 1 BB: 0 P: 7 | R: 1 E: 0 K: 1 S: 6 | H: 1 LOB: 0 BB: 0 P: 6 | R: 1 E: 0 K: 0 S: 5 | H: 2 LOB: 1 BB: 0 P: 5 | R: 1 E: 1 K: 2 S: 9 | H: 1 LOB: 3 BB: 2 P: 17 | R: 0 E: 0 K: 0 S: 4 | H: 1 LOB: 1 BB: 0 P: 4 | R: 0 E: 0 K: 1 S: 5 | H: 0 LOB: 1 BB: 1 P: 9 | R: 0 E: 1 K: 1 S: 6 | H: 1 LOB: 2 BB: 1 P: 10 | R: 0 E: 0 K: 0 S: 3 | H: 0 LOB: 0 BB: 0 P: 3 | | R: 2 E: 0 K: 1 S: 7 | H: 3 LOB: 1 BB: 1 P: 11 | 1B: 7 2B: 1 3B: 2 HR: 3 | SF: 0 SAC: 0 DP: 0 HBP: 0 | WP: 0 PB: 1 SB: 1 CS: 1 | PA: 45 |
| PITCHER | IP | WLS | BF | H | R | ER | SO | BB | IBB | HBP | BLK | WP | HR | S | P | ERA | WHIP | | | | | ERA | WHIP |
| Bob Ojeda, L ERA: 2.79 (1, 1) | 3.0 | | 16 | 7 | 5 | 5 | 1 | 0 | 0 | 0 | 0 | 0 | 2 | 18 | 18 | 15.00 | 2.333 | | | | | 18.00 | 4.000 |
| Rick Aguilera, R ERA: 6.1 (4, 1) | 1.0 | | 7 | 1 | 1 | 0 | 2 | 2 | 0 | 0 | 0 | 0 | 0 | 9 | 17 | 0.00 | 3.000 | | | | | | |
| Doug Sisk, R ERA: 1.53 (5, 1) | 2.0 | | 8 | 1 | 0 | 0 | 1 | 1 | 0 | 0 | 0 | 0 | 0 | 9 | 13 | 0.00 | 1.000 | | | | | | |
| Randy Niemann, L ERA: 3.86 (7, 1) | 0.2 | | 4 | 1 | 0 | 0 | 1 | 1 | 0 | 0 | 0 | 0 | 0 | 5 | 9 | 0.00 | 3.000 | | | | | | |
| Bruce Berenyi, R ERA: 5.63 (7, 1) | 1.1 | | 4 | 0 | 0 | 0 | 0 | 0 | 0 | 0 | 0 | 0 | 0 | 4 | 4 | 0.00 | 0.000 | | | | | | |

| | |
|-----|----|
| AB | 40 |
| R | 8 |
| H | 13 |
| RBI | 7 |
| BB | 5 |
| SO | 6 |
| LOB | 22 |



| Batter | 1 | 2 | 3 | 4 | 5 | 6 | 7 | 8 | 9 | AB | R | H | RBI | BB | SO | LOB | BOTTOM | | | | | | |
|-------------------------------------------------------------------------------------------------------------------------------------------------------------------------------------------------------------------------------------------------------------------------------|------------------------------|----------------------------------|------------------------------|---------------------------------|------------------------------|---------------------------------|------------------------------|----------------------------------|------------------------------|---------------------------------|------------------------------|----------------------------------|------------------------------|---------------------------------|------------------------------|---------------------------------|----------------------------------------------------------------------------------------------------------------------------|-------------------------------|----------------------------------|----------------------------------|------------------------------------|----------------------------------|--------|
| Mookie Wilson, S OBP: 0.350, SLG: 0.468 (1, 8) | | | | | | | | | | 3 | 0 | 0 | 1 | 2 | 1 | 1 | Chicago Cubs @ New York Mets Shea Stadium, Flushing, NY Sat Jun 21 1986, 3:33 AM EDT Att: 42,566 - Unknown | | | | | | |
| Wally Backman, S OBP: 0.386, SLG: 0.418 Tim Teufel, R OBP: 0.317, SLG: 0.379 (6, PH) (7, 4) | | | | | | | | | | 3 | 1 | 1 | 0 | 0 | 1 | 1 | | | | | | | |
| Keith Hernandez, L OBP: 0.399, SLG: 0.432 (1, 3) | | | | | | | | | | 4 | 1 | 1 | 0 | 1 | 2 | 2 | | | | | | | |
| Darryl Strawberry, L OBP: 0.384, SLG: 0.510 (1, 9) | | | | | | | | | | 5 | 0 | 1 | 1 | 0 | 3 | 3 | | | | | | | |
| Gary Carter, R OBP: 0.336, SLG: 0.462 (1, 2) | | | | | | | | | | 3 | 1 | 0 | 1 | 1 | 1 | 2 | | | | | | | |
| Danny Heep, L OBP: 0.410, SLG: 0.460 (1, 7) | | | | | | | | | | 3 | 2 | 1 | 0 | 1 | 0 | 1 | | | | | | | |
| Ray Knight, R OBP: 0.363, SLG: 0.495 (1, 5) | | | | | | | | | | 2 | 1 | 0 | 0 | 1 | 1 | 0 | | | | | | | |
| Kevin Mitchell, R OBP: 0.388, SLG: 0.549 (1, 6) | | | | | | | | | | 4 | 0 | 3 | 2 | 0 | 0 | 0 | | | | | | | |
| Bob Ojeda, L ERA: 5.88 George Thomas, R ERA: 4.56 Doug Sisk, R ERA: 1.53 Barry Lyons, R ERA: 2.51 Harold Reynolds, L ERA: 2.51 Bruce Berenyi, R ERA: 5.63 Rafael Santana, R ERA: 2.68 | | | | | | | | | | 1 | 0 | 0 | 0 | 0 | 0 | 0 | | | | | | | |
| Inning Stats | R: 2 E: 0 K: 1 S: 7 | H: 2 LOB: 1 BB: 1 P: 11 | R: 0 E: 0 K: 2 S: 7 | H: 0 LOB: 0 BB: 0 P: 7 | R: 0 E: 0 K: 1 S: 6 | H: 1 LOB: 1 BB: 0 P: 6 | R: 3 E: 0 K: 1 S: 7 | H: 2 LOB: 1 BB: 2 P: 15 | R: 0 E: 0 K: 0 S: 3 | H: 0 LOB: 0 BB: 0 P: 3 | R: 1 E: 0 K: 0 S: 4 | H: 1 LOB: 2 BB: 2 P: 12 | R: 0 E: 0 K: 2 S: 7 | H: 0 LOB: 0 BB: 0 P: 7 | R: 0 E: 0 K: 0 S: 4 | H: 1 LOB: 1 BB: 0 P: 4 | | R: 0 E: 1 K: 3 S: 10 | H: 0 LOB: 2 BB: 1 P: 14 | 1B: 4 2B: 3 3B: 0 HR: 0 | SF: 2 SAC: 1 DP: 0 HBP: 0 | WP: 0 PB: 0 SB: 1 CS: 0 | PA: 41 |
| PITCHER | IP | WLS | BF | H | R | ER | SO | BB | IBB | HBP | BLK | WP | HR | S | P | ERA | WHIP | | | | | ERA | WHIP |
| Dennis Eckersley, R ERA: 5.88 (1, 1) | 5.2 | | 27 | 6 | 6 | 6 | 5 | 4 | 0 | 0 | 1 | 0 | 0 | 33 | 49 | 9.53 | 1.765 | | | | | | |
| Guy Hoffman, L ERA: 4.56 (6, 1) | 0.1 | | 2 | 0 | 0 | 0 | 0 | 1 | 0 | 0 | 0 | 0 | 0 | 1 | 5 | 0.00 | 3.000 | | | | | | |
| Ray Fontenot, L ERA: 2.51 (7, 1) | 2.0 | W | 7 | 1 | 0 | 0 | 2 | 0 | 0 | 0 | 0 | 0 | 0 | 11 | 11 | 0.00 | 0.500 | | | | | | |
| Lee Smith, R ERA: 2.68 (9, 1) | 1.0 | S | 5 | 0 | 0 | 0 | 3 | 1 | 0 | 0 | 0 | 0 | 0 | 10 | 14 | 0.00 | 1.000 | | | | | | |

| | |
|-----|----|
| AB | 32 |
| R | 6 |
| H | 7 |
| RBI | 6 |
| BB | 6 |
| SO | 10 |
| LOB | 15 |



| Batter | 1 | 2 | 3 | 4 | 5 | 6 | 7 | 8 | 9 | AB | R | H | RBI | BB | SO | LOB | TOP |
|---------------------------------------------------------|----------------------------------------------------------------------------------------------------------------------------------------------------------------------|---------------------------------|------------------------------|---------------------------------|------------------------------|---------------------------------|------------------------------|---------------------------------|------------------------------|---------------------------------|------------------------------|---------------------------------|------------------------------|---------------------------------|----------------------------------|------------------------------------|-----------------|
| Dave Martinez, L (1,8) Jay Baller, R (8,1) | F3 | | 6-3 | | | B3 | | F6 | | 4 | 0 | 0 | 0 | 0 | 0 | 1 | |
| Jerry Mumphrey, S (1,7) OBP: 0.363, SLG: 0.348 (8,8) | F7 | | | 4-3 | | 23 F 23 BLK 4-3 1B | | 4-3 | | 4 | 1 | 1 | 0 | 0 | 0 | 0 | |
| 23 Ryne Sandberg, R (1,4) OBP: 0.330, SLG: 0.442 | F9 | | | F7 | | E4 4-3 | | | 0-3 K | 4 | 0 | 0 | 0 | 0 | 1 | 1 | |
| Leon Durham, L (1,3) OBP: 0.345, SLG: 0.417 | | 6-3 | | | 4-3 1B | | | | 0-3 K | 4 | 0 | 1 | 1 | 0 | 0 | 1 | |
| Keith Moreland, R (1,9) OBP: 0.344, SLG: 0.406 | F7 | | | K | | 6-3 | | | 0-0 FC6-4 1B | 4 | 0 | 1 | 0 | 0 | 1 | 2 | |
| Jody Davis, R (1,2) OBP: 0.301, SLG: 0.419 | K | | | | F7 | | | F9 | 0-0 FC6-4 1-2 | 4 | 0 | 0 | 0 | 0 | 1 | 1 | |
| Ron Cey, R (1,5) OBP: 0.362, SLG: 0.504 | | | | 1B | | HR | | F4 | | 3 | 1 | 2 | 1 | 0 | 0 | 0 | |
| Shawon Dunston, R (1,6) OBP: 0.326, SLG: 0.464 | | | F8 | | F9 | | | 6-3 | | 3 | 0 | 0 | 0 | 0 | 0 | 1 | |
| Rick Sutcliffe, L (1,1) OBP: 0.206, SLG: 0.353 | | | K | | K | | | F8 | | 2 | 0 | 0 | 0 | 0 | 2 | 1 | |
| Ray Fontenot, L (7,1) OBP: 1.000, SLG: 1.000 | | | | | | | | | | 0 | 0 | 0 | 0 | 0 | 0 | 0 | |
| George Frazier, R (7,1) | | | | | | | | | | 0 | 0 | 0 | 0 | 0 | 0 | 0 | |
| Thad Bosley, L (8,PH) OBP: 0.381, SLG: 0.321 (8,7) | | | | | | | | | | 1 | 0 | 0 | 0 | 0 | 0 | 0 | |
| Inning Stats | R: 0 E: 0 K: 0 S: 3 | H: 0 LOB: 0 BB: 0 P: 3 | R: 0 E: 0 K: 1 S: 5 | H: 0 LOB: 0 BB: 0 P: 5 | R: 0 E: 0 K: 1 S: 6 | H: 1 LOB: 1 BB: 0 P: 6 | R: 0 E: 0 K: 1 S: 6 | H: 1 LOB: 1 BB: 0 P: 6 | R: 1 E: 0 K: 0 S: 5 | H: 1 LOB: 1 BB: 0 P: 5 | R: 0 E: 0 K: 0 S: 3 | H: 0 LOB: 0 BB: 0 P: 3 | R: 0 E: 0 K: 1 S: 6 | H: 1 LOB: 1 BB: 0 P: 6 | 1B: 4 2B: 0 3B: 0 HR: 1 | SF: 0 SAC: 0 DP: 0 HBP: 0 | WP: 0 PA: 33 |
| PITCHER Ron Darling, R (1,1) ERA: 3.34 | IP: 9.0 WLS: W BF: 33 H: 5 R: 2 ER: 1 SO: 5 BB: 0 IBB: 0 HBP: 0 BLK: 1 WP: 0 HR: 1 S: 43 P: 43 ERA: 1.00 WHIP: 0.556 | | | | | | | | | | | | | | | | |

Chicago Cubs @ New York Mets
Shea Stadium, Flushing, NY
Sun Jun 22 1986, 3:33 AM EDT
Att: 46,279 - Unknown

| | |
|-----|----|
| AB | 33 |
| R | 2 |
| H | 5 |
| RBI | 2 |
| BB | 0 |
| SO | 5 |
| LOB | 8 |



| Batter | 1 | 2 | 3 | 4 | 5 | 6 | 7 | 8 | 9 | AB | R | H | RBI | BB | SO | LOB | BOTTOM |
|---------------------------------------------------------|----------------------------------------------------------------------------------------------------------------------------------------------------------------------|---------------------------------|------------------------------|----------------------------------|------------------------------|---------------------------------|------------------------------|---------------------------------|------------------------------|---------------------------------|------------------------------|---------------------------------|------------------------------|---------------------------------|----------------------------------|------------------------------------|-----------------|
| Lenny Dykstra, L (1,8) OBP: 0.396, SLG: 0.442 | 6-3 | | | | B5 | | G3 | | | 4 | 1 | 1 | 2 | 0 | 0 | 1 | |
| Wally Backman, S (1,4) OBP: 0.389, SLG: 0.420 | | | 1-H HR | | K | | 1B WP | | | 4 | 1 | 2 | 0 | 0 | 2 | 1 | |
| Keith Hernandez, L (1,3) OBP: 0.401, SLG: 0.433 | F1 | | F7 | | BB 1B | | WP 1B | | | 4 | 0 | 2 | 0 | 0 | 0 | 1 | |
| Darryl Strawberry, L (1,9) OBP: 0.381, SLG: 0.503 | 4-3 | | K | | BB 1-2 | | F6 | | | 3 | 0 | 0 | 0 | 1 | 1 | 3 | |
| Gary Carter, R (1,2) OBP: 0.335, SLG: 0.456 | | S BB | | 6-3 | F8 | | F7 | | | 3 | 0 | 0 | 0 | 1 | 0 | 4 | |
| George Foster, R (1,7) OBP: 0.331, SLG: 0.497 | | K | | | | 6-3 | | | | 4 | 1 | 2 | 1 | 0 | 1 | 1 | |
| Mookie Wilson, S (8,FR) OBP: 0.350, SLG: 0.468 (9,7) | | | | HR | | | | S 1B | | 0 | 0 | 0 | 0 | 0 | 0 | 0 | |
| Ray Knight, R (1,5) OBP: 0.357, SLG: 0.486 | | K | | K | | 3-1 | | 6-3 | | 4 | 0 | 0 | 0 | 0 | 2 | 2 | |
| Kevin Mitchell, R (1,6) OBP: 0.387, SLG: 0.539 | | | | | F2 | | | 6-3 | | 2 | 0 | 0 | 0 | 1 | 0 | 1 | |
| Rafael Santana, R (7,6) OBP: 0.224, SLG: 0.177 | F3 | | | | | | | | | 1 | 0 | 0 | 0 | 0 | 0 | 2 | |
| Ron Darling, R (1,1) OBP: 0.150, SLG: 0.105 | | | | BLK HR | 1B | | 5-3 | | K | 4 | 1 | 2 | 0 | 0 | 1 | 3 | |
| Inning Stats | R: 0 E: 0 K: 0 S: 4 | H: 1 LOB: 1 BB: 0 P: 4 | R: 0 E: 0 K: 2 S: 7 | H: 0 LOB: 1 BB: 1 P: 11 | R: 2 E: 0 K: 2 S: 9 | H: 2 LOB: 0 BB: 0 P: 9 | R: 1 E: 0 K: 1 S: 6 | H: 1 LOB: 0 BB: 0 P: 6 | R: 0 E: 0 K: 0 S: 3 | H: 0 LOB: 1 BB: 1 P: 7 | R: 1 E: 0 K: 0 S: 5 | H: 2 LOB: 1 BB: 0 P: 5 | R: 0 E: 0 K: 1 S: 6 | H: 1 LOB: 2 BB: 0 P: 6 | 1B: 7 2B: 0 3B: 0 HR: 2 | SF: 0 SAC: 0 DP: 0 HBP: 0 | WP: 1 PA: 36 |
| PITCHER Rick Sutcliffe, R (1,1) ERA: 4.0 | IP: 6.1 WLS: L BF: 29 H: 7 R: 4 ER: 4 SO: 6 BB: 3 IBB: 0 HBP: 0 BLK: 0 WP: 0 HR: 2 S: 38 P: 50 ERA: 5.68 WHIP: 1.579 | | | | | | | | | | | | | | | | |
| Ray Fontenot, L (7,1) ERA: 2.45 | 0.1 | 2 | 1 | 0 | 0 | 0 | 0 | 0 | 0 | 0 | 0 | 2 | 2 | 0.00 | 3.000 | | |
| George Frazier, R (7,1) ERA: 3.67 | 0.1 | 1 | 0 | 0 | 0 | 0 | 0 | 0 | 0 | 1 | 0 | 1 | 1 | 0.00 | 0.000 | | |
| Jay Baller, R (8,1) ERA: 4.8 | 1.0 | 4 | 1 | 0 | 0 | 1 | 0 | 0 | 0 | 0 | 0 | 6 | 6 | 0.00 | 1.000 | | |

Chicago Cubs @ New York Mets
Shea Stadium, Flushing, NY
Sun Jun 22 1986, 3:33 AM EDT
Att: 46,279 - Unknown

| | |
|-----|----|
| AB | 33 |
| R | 4 |
| H | 9 |
| RBI | 3 |
| BB | 3 |
| SO | 7 |
| LOB | 19 |



| Batter | 1 | 2 | 3 | 4 | 5 | 6 | 7 | 8 | 9 | AB | R | H | RBI | BB | SO | LOB | TOP | | |
|----------------------------------------------------------------------------------------------------------------|----------------------------------------------------------------------------------------------------------------------------------------------------------------------|---------------------------------|------------------------------|---------------------------------|------------------------------|---------------------------------|------------------------------|---------------------------------|------------------------------|---------------------------------|------------------------------|---------------------------------|------------------------------|---------------------------------|------------------------------|---------------------------------|--------------------------------------------------------------------------------------------------------------------------------------------|------------------------------------|--------------------------------------------|
| Shawon Dunston, R OBP: 0.321, SLG: 0.457 (1, 6) | F8 | | F9 | | | F8 | | 6-3 | | 4 | 0 | 0 | 0 | 0 | 0 | 3 | Chicago Cubs @ Philadelphia Phillies Veterans Stadium, Philadelphia, PA Mon Jun 23 1986, 7:05 PM EDT Att: 21,899 - Unknown | | |
| Gary Matthews, R OBP: 0.358, SLG: 0.376 (1, 7) | F8 | | G5-4-3 | | | 4-3 | | K | | 4 | 0 | 0 | 0 | 0 | 1 | 3 | | | |
| 23 Ryne Sandberg, R Chris Speier, R OBP: 0.306, SLG: 0.370 (1, 4) (8, 4) | F6 | | | F4 | | | F6 | | 5-3 | 3 | 0 | 0 | 0 | 0 | 0 | 0 | | | |
| Keith Moreland, R Terry Francona, L OBP: 0.344, SLG: 0.403 OBP: 0.241, SLG: 0.226 (1, 9) (7, 3) | | FC5-4 BB | | F9 | | | F9 | | 6-3 | 2 | 0 | 0 | 0 | 1 | 0 | 0 | | | |
| Ron Cey, R OBP: 0.366, SLG: 0.512 (1, 5) | | F7 | | F6 | | | 1B 2B | | 1B | 4 | 1 | 2 | 0 | 0 | 0 | 1 | | | |
| Leon Durham, L Dave Martinez, L OBP: 0.345, SLG: 0.416 OBP: 0.154, SLG: 0.083 (1, 3) (7, 8) | | FC5-4 | | | G3 | | FC6-4 1B | | FC6-4 1B | 3 | 0 | 1 | 1 | 0 | 0 | 1 | | | |
| Jerry Mumphrey, S OBP: 0.354, SLG: 0.338 (1, 8) (7, 9) | | F8 | | | K | | FC6-4 1-2 | | FC6-4 | 4 | 0 | 0 | 0 | 0 | 1 | 4 | | | |
| Steve Lake, R OBP: 0.450, SLG: 0.474 (1, 2) | | | F9 E 1B | | 4-3 | | | SH1-3 1B | | 3 | 0 | 2 | 0 | 0 | 0 | 0 | | | |
| Jamie Moyer, L George Frazier, R Jay Baller, R (1, 1) (3, 1) (6, 1) | | | E1 G5-4-3 | | | F7 | | SH1-3 | | 1 | 0 | 0 | 0 | 0 | 0 | 1 | | | |
| | | | | | | | | | | 1 | 0 | 0 | 0 | 0 | 0 | 0 | | | |
| | | | | | | | | | | 0 | 0 | 0 | 0 | 0 | 0 | 0 | | | |
| Inning Stats | R: 0 E: 0 K: 0 S: 3 | H: 0 LOB: 0 BB: 0 P: 3 | R: 0 E: 0 K: 0 S: 3 | H: 0 LOB: 1 BB: 1 P: 7 | R: 0 E: 1 K: 0 S: 4 | H: 1 LOB: 1 BB: 0 P: 4 | R: 0 E: 0 K: 0 S: 3 | H: 0 LOB: 0 BB: 0 P: 3 | R: 0 E: 0 K: 1 S: 5 | H: 0 LOB: 0 BB: 0 P: 5 | R: 1 E: 0 K: 0 S: 5 | H: 2 LOB: 1 BB: 0 P: 5 | R: 0 E: 0 K: 1 S: 6 | H: 1 LOB: 2 BB: 0 P: 6 | R: 0 E: 0 K: 0 S: 5 | H: 2 LOB: 2 BB: 0 P: 5 | 1B: 5 2B: 1 3B: 0 HR: 0 | SF: 0 SAC: 1 DP: 1 HBP: 0 | WP: 0 PA: 34 PB: 0 SB: 0 CS: 0 |
| PITCHER Shane Rawley, L ERA: 2.8 (1, 1) | IP: 9.0 WLS: W BF: 34 H: 6 R: 1 ER: 1 SO: 2 BB: 1 IBB: 0 HBP: 0 BLK: 0 WP: 0 HR: 0 S: 37 P: 41 ERA: 1.00 WHIP: 0.778 | | | | | | | | | | | | | | | PITCHER | | | |

| Batter | 1 | 2 | 3 | 4 | 5 | 6 | 7 | 8 | 9 | AB | R | H | RBI | BB | SO | LOB | BOTTOM |
|--------------------------------------------------------------------------------------------------------------------------------------------|------------------------------------------------------------------------------------------------------------------------------------------------------------------------|---------------------------------|------------------------------|---------------------------------|-------------------------------|----------------------------------|------------------------------|---------------------------------|------------------------------|-----------------------------------|------------------------------------|--------------------------------------------|------------------------------|---------------------------------|------------------------------|---------------------------------|--------------------------------------------------------------------------------------------------------------------------------------------|
| Ron Roenicke, S OBP: 0.389, SLG: 0.387 (1, 8) (6, 7) | 2B HR 1B | 6-3 | | F6 | 2B HR BB | 2B HR BB | | 2B 2B | | 4 | 3 | 2 | 1 | 2 | 0 | 0 | Chicago Cubs @ Philadelphia Phillies Veterans Stadium, Philadelphia, PA Mon Jun 23 1986, 7:05 PM EDT Att: 21,899 - Unknown |
| Rick Schu, R OBP: 0.333, SLG: 0.395 (1, 5) | HR 2B | | HR 1B | 2B BB | HR 2B | 1-3 2-H 3-H 1B | | F8 | | 5 | 3 | 4 | 4 | 1 | 0 | 1 | |
| Juan Samuel, R Luis Aguayo, R OBP: 0.309, SLG: 0.425 OBP: 0.235, SLG: 0.311 (1, 4) (8, 4) | HR | | F3 | 2B | HR 2B | 1-3 | | 1B 2B | | 5 | 2 | 3 | 6 | 0 | 0 | 3 | |
| Mike Schmidt, R Milt Thompson, L OBP: 0.390, SLG: 0.555 OBP: 0.244, SLG: 0.269 (1, 3) (6, 8) | SH1-3 2B | | HR | G3 | F5 | | HR | FC4-6 1B | | 4 | 1 | 2 | 2 | 0 | 0 | 2 | |
| Von Hayes, L OBP: 0.394, SLG: 0.452 (1, 7) (6, 3) | SH1-3 | | S 2B BB | | S 2B 1B | 2B SF8 BB | | FC4-6 | | 3 | 3 | 1 | 0 | 2 | 1 | 1 | |
| Glenn Wilson, R OBP: 0.305, SLG: 0.375 (1, 9) | K | | K | K | 2B BB | SF8 1B 2B | | F9 | | 5 | 2 | 2 | 0 | 1 | 2 | 3 | |
| John Russell, R OBP: 0.347, SLG: 0.459 (1, 2) | 6-3 | | 2B | 2B | 2B | K | | 5-3 | | 5 | 1 | 2 | 2 | 0 | 1 | 4 | |
| Steve Jeltz, S OBP: 0.349, SLG: 0.270 (1, 6) | | 1-3 | K | | 5-3 | SF8 1B BB | | FC5 | | 4 | 1 | 0 | 0 | 1 | 1 | 4 | |
| Shane Rawley, R OBP: 0.186, SLG: 0.195 (1, 1) | | K | | 6-3 | K | SF8 | | 2B 2B | | 4 | 1 | 1 | 1 | 0 | 2 | 2 | |
| | | | | | | | | | | 1B: 5 2B: 11 3B: 0 HR: 4 | SF: 1 SAC: 1 DP: 0 HBP: 0 | WP: 0 PA: 51 PB: 0 SB: 3 CS: 0 | | | | | |
| Inning Stats | R: 3 E: 0 K: 1 S: 9 | H: 4 LOB: 1 BB: 0 P: 9 | R: 0 E: 0 K: 1 S: 5 | H: 0 LOB: 0 BB: 0 P: 5 | R: 3 E: 0 K: 2 S: 10 | H: 3 LOB: 1 BB: 1 P: 14 | R: 0 E: 0 K: 0 S: 4 | H: 1 LOB: 2 BB: 1 P: 8 | R: 6 E: 0 K: 1 S: 9 | H: 4 LOB: 0 BB: 2 P: 17 | R: 3 E: 0 K: 1 S: 7 | H: 2 LOB: 1 BB: 3 P: 19 | R: 1 E: 0 K: 1 S: 7 | H: 2 LOB: 1 BB: 0 P: 7 | R: 3 E: 0 K: 0 S: 7 | H: 4 LOB: 1 BB: 0 P: 7 | |
| PITCHER Jamie Moyer, L ERA: 10.0 George Frazier, R ERA: 5.4 Jay Baller, R ERA: 5.37 (1, 1) (3, 1) (6, 1) | IP: 10.0 WLS: L BF: 16 H: 7 R: 6 ER: 8 SO: 2 BB: 4 IBB: 0 HBP: 0 BLK: 0 WP: 0 HR: 1 S: 17 P: 33 ERA: 30.86 WHIP: 4.286 | | | | | | | | | | | | | | | PITCHER | |

| | |
|-----|----|
| AB | 32 |
| R | 1 |
| H | 6 |
| RBI | 1 |
| BB | 1 |
| SO | 2 |
| LOB | 13 |



| | |
|-----|----|
| AB | 42 |
| R | 19 |
| H | 20 |
| RBI | 19 |
| BB | 7 |
| SO | 7 |
| LOB | 20 |



| Batter | 1 | 2 | 3 | 4 | 5 | 6 | 7 | 8 | 9 | 10 | AB | R | H | RBI | BB | SO | LOB | TOP | | | | | | | | | |
|------------------------------------------------------------------------------------------------------------------------------------------|------------------------------|----------------------------------|------------------------------|---------------------------------|------------------------------|----------------------------------|------------------------------|----------------------------------|------------------------------|----------------------------------|------------------------------|---------------------------------|------------------------------|---------------------------------|------------------------------|---------------------------------|-------------------------------|-------------------------------------------------------------------------------------------------------------------------------------|---------------------------------|---------------------------------|----------------------------------|------------------------------------|------------------------------------|----------------------------------|--------|--|--|
| Davey Lopes, R OBP: 0.418, SLG: 0.482 Guy Hoffman, L (7, 1) | 4-0 1B S SF9 | | 0-0 4-3 | | 0-0 F9 | | 0-0 2B S 1B | | 4-0 2B BB | | 3 | 1 | 1 | 2 | 1 | 0 | 1 | Chicago Cubs @ Philadelphia Phillies Veterans Stadium, Philadelphia, PA Tue Jun 24 1986, 7:05 PM EDT Att: 24,757 - Unknown | | | | | | | | | |
| Ron Cey, R OBP: 0.371, SLG: 0.512 Terry Francona, L OBP: 0.241, SLG: 0.226 Chris Speier, R OBP: 0.306, SLG: 0.370 | 0-0 SF9 2B 1B | | 0-0 F3 | | 0-3 K | | 0-0 F8 | | 0-3 K | | 5 | 0 | 1 | 0 | 0 | 2 | 5 | | | | | | | | | | |
| Shawon Dunston, R OBP: 0.319, SLG: 0.452 | 0-0 SF9 2B 1B | | 0-0 4-3 | | 0-0 F7 | | 0-0 6-3 | | 0-0 1-3 2B | | 5 | 0 | 1 | 2 | 0 | 0 | 4 | | | | | | | | | | |
| 23 Ryne Sandberg, R OBP: 0.325, SLG: 0.437 | 0-0 1-3 | | 0-0 4-3 | | 0-0 F7 | | 0-0 6-3 | | 0-0 1-3 2B | | 5 | 0 | 1 | 2 | 0 | 0 | 4 | | | | | | | | | | |
| Keith Moreland, R OBP: 0.341, SLG: 0.401 Lee Smith, R (9, 1) | 0-0 SF9 | | | 0-0 E S 1B | | 0-0 5-3 | | 0-0 F2 | 0-0 F9 | | 4 | 0 | 1 | 1 | 0 | 0 | 3 | | | | | | | | | | |
| Lee Smith, R (9, 1) | 0-0 2-3 3-H | | | 0-3 K | | 0-3 K | | 0-0 F2 | 0-0 F9 | | 0 | 0 | 0 | 0 | 0 | 0 | 0 | | | | | | | | | | |
| Leon Durham, L OBP: 0.338, SLG: 0.407 | 0-3 K | | 0-3 K | | 0-3 K | | 0-3 K | | 0-0 F7 | | 5 | 0 | 0 | 0 | 0 | 3 | 2 | | | | | | | | | | |
| Jody Davis, R OBP: 0.295, SLG: 0.411 | | 0-0 F7 | | 0-3 K | | 0-0 F9 | | 0-3 K | | 0-0 F9 | | 5 | 0 | 0 | 0 | 2 | 1 | | | | | | | | | | |
| Gary Matthews, R OBP: 0.365, SLG: 0.390 | | 0-0 1B | | 0-0 F7 | | | 0-0 1-3 1B | | 0-0 1B 2B | 0-3 K | 5 | 2 | 3 | 0 | 0 | 1 | 1 | | | | | | | | | | |
| Dave Martinez, L OBP: 0.294, SLG: 0.143 | | 0-3 K | | | 4-0 S E BB | | 4-0 1-3 1B BB | | 0-0 1B 2B | | 2 | 3 | 1 | 0 | 2 | 1 | 1 | | | | | | | | | | |
| Steve Trout, L OBP: 0.207, SLG: 0.214 Dennis Eckersley, R OBP: 0.206, SLG: 0.400 Jerry Mumphrey, S OBP: 0.349, SLG: 0.333 | | 0-0 5-3 | | | 0-0 FC E | | 0-0 1-3 | | 0-3 1B 2B | 0-0 K | 2 | 0 | 0 | 0 | 0 | 0 | 2 | | | | | | | | | | |
| Inning Stats | R: 1 E: 0 K: 1 S: 6 | H: 1 LOB: 1 BB: 1 P: 10 | R: 0 E: 0 K: 1 S: 6 | H: 1 LOB: 1 BB: 0 P: 6 | R: 0 E: 0 K: 0 S: 3 | H: 0 LOB: 0 BB: 0 P: 3 | R: 0 E: 0 K: 2 S: 8 | H: 1 LOB: 1 BB: 0 P: 8 | R: 1 E: 1 K: 1 S: 6 | H: 0 LOB: 1 BB: 1 P: 10 | R: 0 E: 0 K: 1 S: 5 | H: 0 LOB: 0 BB: 0 P: 5 | R: 2 E: 0 K: 0 S: 5 | H: 2 LOB: 1 BB: 1 P: 9 | R: 0 E: 0 K: 1 S: 5 | H: 0 LOB: 0 BB: 0 P: 5 | R: 2 E: 0 K: 2 S: 10 | H: 3 LOB: 3 BB: 1 P: 14 | R: 0 E: 0 K: 1 S: 5 | H: 0 LOB: 0 BB: 0 P: 5 | 1B: 6 2B: 2 3B: 0 HR: 0 | SF: 1 SAC: 0 DP: 0 HBP: 0 | WP: 0 PB: 0 SB: 4 CS: 0 | PA: 43 | | | |
| PITCHER | IP | WLS | BF | H | R | ER | SO | BB | IBB | HBP | BLK | WP | HR | S | P | ERA | WHIP | | | | | | | | | | |
| Kevin Gross, R ERA: 4.28 | (1, 1) | 6.1 | 28 | 5 | 4 | 3 | 6 | 3 | 0 | 0 | 0 | 0 | 0 | 37 | 49 | 4.26 | 1.263 | | | | | | | | | | |
| Kent Tekulve, R ERA: 3.15 | (7, 1) | 1.2 | 7 | 2 | 2 | 2 | 1 | 0 | 0 | 0 | 0 | 0 | 0 | 9 | 9 | 10.80 | 1.200 | | | | | | | | | | |
| Don Carman, L ERA: 4.45 | (9, 1) | 0.1 | 2 | 0 | 0 | 0 | 1 | 1 | 0 | 0 | 0 | 0 | 0 | 3 | 7 | 0.00 | 3.000 | | | | | | | | | | |
| Steve Bedrosian, R ERA: 4.32 | (9, 1) | 1.2 | W | 6 | 1 | 0 | 0 | 2 | 0 | 0 | 0 | 0 | 0 | 10 | 10 | 0.00 | 0.600 | | | | | | | | | | |
| Batter | 1 | 2 | 3 | 4 | 5 | 6 | 7 | 8 | 9 | 10 | AB | R | H | RBI | BB | SO | LOB | BOTTOM | | | | | | | | | |
| Ron Roenicke, S OBP: 0.396, SLG: 0.398 | 0-3 K | | 0-0 1B BB | 4-0 1-2 BB | | 0-0 1-3 1B 2B | | 0-0 F4 | | | 4 | 2 | 2 | 0 | 1 | 1 | 0 | Chicago Cubs @ Philadelphia Phillies Veterans Stadium, Philadelphia, PA Tue Jun 24 1986, 7:05 PM EDT Att: 24,757 - Unknown | | | | | | | | | |
| Rick Schu, R OBP: 0.336, SLG: 0.391 | 0-0 5-3 | | 4-0 1B BB | 0-0 F8 | | 0-3 K | | 0-0 1B | | | 4 | 1 | 1 | 0 | 1 | 4 | | | | | | | | | | | |
| Juan Samuel, R OBP: 0.311, SLG: 0.431 | 0-3 K | | 0-0 1B BB | | 0-0 FC6 2B | 0-0 SF7 | | 0-0 F4 | | | 4 | 0 | 2 | 1 | 0 | 1 | | | | | | | | | | | |
| Mike Schmidt, R OBP: 0.390, SLG: 0.551 | | 0-0 1-6-3 2B 1B | 0-0 F3 | | 0-0 FC6 1B E | 0-0 K | | 0-3 K | | | 5 | 2 | 2 | 1 | 0 | 4 | | | | | | | | | | | |
| Von Hayes, L OBP: 0.391, SLG: 0.447 | | 0-0 4-3 | 0-0 1B | | 0-0 F9 | 0-0 F7 | | 0-3 K | | | 5 | 0 | 1 | 2 | 0 | 1 | | | | | | | | | | | |
| Glenn Wilson, R OBP: 0.309, SLG: 0.368 | | 0-0 1-6-3 | 0-0 G3 | | 0-0 E5 1B | | 0-0 F3 | | 0-0 4-3 | | 5 | 0 | 0 | 0 | 0 | 4 | | | | | | | | | | | |
| John Russell, R OBP: 0.359, SLG: 0.511 | | 0-0 1-2 2B | | 0-0 F8 | 0-0 FC6-4 1B | | 0-0 F8 | | 0-0 HR | | 5 | 1 | 3 | 3 | 0 | 0 | | | | | | | | | | | |
| Steve Jeltz, S OBP: 0.348, SLG: 0.269 | | 0-0 F9 | | 0-0 K | 0-0 FC6-4 1B | | 0-0 5-3 | | | | 4 | 0 | 1 | 0 | 0 | 3 | | | | | | | | | | | |
| Kevin Gross, R OBP: 0.237, SLG: 0.351 Kent Tekulve, R (7, 1) Don Carman, L (9, 1) Steve Bedrosian, R (9, 1) | | | 0-0 1-3 | 0-3 K | | 0-0 2B SF7 1B | | 0-3 K | | | 3 | 1 | 1 | 0 | 0 | 1 | | | | | | | | | | | |
| Inning Stats | R: 0 E: 0 K: 2 S: 7 | H: 0 LOB: 0 BB: 0 P: 7 | R: 1 E: 0 K: 0 S: 5 | H: 2 LOB: 1 BB: 0 P: 5 | R: 2 E: 0 K: 0 S: 6 | H: 3 LOB: 2 BB: 1 P: 10 | R: 0 E: 0 K: 1 S: 6 | H: 1 LOB: 2 BB: 1 P: 10 | R: 1 E: 1 K: 0 S: 6 | H: 2 LOB: 2 BB: 0 P: 6 | R: 2 E: 0 K: 1 S: 8 | H: 3 LOB: 1 BB: 0 P: 8 | R: 0 E: 0 K: 0 S: 3 | H: 0 LOB: 0 BB: 0 P: 3 | R: 0 E: 0 K: 1 S: 6 | H: 1 LOB: 1 BB: 0 P: 6 | R: 0 E: 0 K: 2 S: 7 | | H: 0 LOB: 0 BB: 0 P: 7 | R: 1 E: 0 K: 0 S: 1 | H: 1 LOB: 0 BB: 0 P: 1 | 1B: 9 2B: 3 3B: 0 HR: 1 | SF: 1 SAC: 0 DP: 0 HBP: 0 | WP: 0 PB: 0 SB: 1 CS: 0 | PA: 43 | | |
| PITCHER | IP | WLS | BF | H | R | ER | SO | BB | IBB | HBP | BLK | WP | HR | S | P | ERA | WHIP | | | | | | | | | | |
| Steve Trout, L ERA: 4.67 | (1, 1) | 5.0 | 28 | 10 | 6 | 5 | 3 | 2 | 0 | 0 | 0 | 0 | 0 | 32 | 40 | 9.00 | 2.400 | | | | | | | | | | |
| Dennis Eckersley, R ERA: 5.91 | (8, 1) | 1.0 | 4 | 1 | 0 | 0 | 1 | 0 | 0 | 0 | 0 | 0 | 0 | 6 | 6 | 0.00 | 1.000 | | | | | | | | | | |
| Guy Hoffman, L ERA: 4.39 | (7, 1) | 2.0 | 7 | 1 | 0 | 0 | 1 | 0 | 0 | 0 | 0 | 0 | 0 | 9 | 9 | 0.00 | 0.500 | | | | | | | | | | |
| Lee Smith, R ERA: 2.84 | (9, 1) | 1.0 | L | 4 | 1 | 1 | 2 | 0 | 0 | 0 | 0 | 0 | 1 | 8 | 8 | 9.00 | 1.000 | | | | | | | | | | |

| | |
|-----|----|
| AB | 38 |
| R | 6 |
| H | 8 |
| RBI | 5 |
| BB | 4 |
| SO | 10 |
| LOB | 24 |



| | | | |
|----|---|----|----|
| WP | 0 | PA | 43 |
| PB | 0 | | |
| SB | 4 | | |
| CS | 0 | | |

| | |
|-----|----|
| AB | 40 |
| R | 7 |
| H | 13 |
| RBI | 7 |
| BB | 2 |
| SO | 7 |
| LOB | 20 |



| | | | |
|----|---|----|----|
| WP | 0 | PA | 43 |
| PB | 0 | | |
| SB | 1 | | |
| CS | 0 | | |

| Batter | 1 | 2 | 3 | 4 | 5 | 6 | 7 | 8 | 9 | AB R H RBI BB SO LOB | TOP | | | | | | | | | | | | | | | | |
|---------------------------------------------------------------------------------------------------------|-------------------------------------------------------|---------------------------------|------------------------------|---------------------------------|------------------------------|---------------------------------|------------------------------|---------------------------------|------------------------------|---------------------------------|----------------------------------------------------------------------------------------------------------------------------|-------------------------------------------------------|---------------------------------|------------------------------|---------------------------------|------------------------------|---------------------------------|------------------------------|---------------------------------|----------------------------------|------------------------------------|--------------------------------------------|--|--|--|--|--|
| Lenny Dykstra, L (1, 8) Roger McDowell, R (8, 1) OBP: 0.389, SLG: 0.449 OBP: 0.400, SLG: 0.333 | 0-0 G3 2B | | 0-0 L6 | | 0-0 5-3 | | | 0-0 SH5-4 1-2 | 0-0 4-3 | 3 1 1 0 0 0 2 1 0 0 0 0 0 1 | New York Mets @ Chicago Cubs Wrigley Field, Chicago, IL Sat Jun 28 1986, 3:33 AM CDT Att: 35,152 - Unknown | | | | | | | | | | | | | | | | |
| Wally Backman, S (1, 4) Tim Teufel, R (8, PH) OBP: 0.382, SLG: 0.399 OBP: 0.312, SLG: 0.373 | 0-0 4-3 2-3 | | 4-0 1B BB | | 0-0 F8 | | | 0-0 F9 | | 2 0 0 0 1 0 2 1 0 0 0 0 0 1 | | | | | | | | | | | | | | | | | |
| Keith Hernandez, L (1, 3) OBP: 0.388, SLG: 0.416 | 0-0 G3 | | 0-0 1B | | 0-0 F7 | | | 0-0 6-3 | | 4 0 1 2 0 0 1 | | | | | | | | | | | | | | | | | |
| Gary Carter, R (1, 2) OBP: 0.335, SLG: 0.447 | 0-0 K | | 0-0 6-3 | | 0-0 L1 | | | 0-0 1B 1B | | 4 1 1 0 0 1 2 | | | | | | | | | | | | | | | | | |
| Darryl Strawberry, L (1, 9) OBP: 0.385, SLG: 0.510 | | 0-0 L1-5 | | 0-0 F7 | | | | 0-0 F8 | 0-0 1B 1B | 4 1 1 0 0 0 0 | | | | | | | | | | | | | | | | | |
| George Foster, R (1, 7) OBP: 0.321, SLG: 0.491 | | 0-0 F8 | | 0-0 F8 | | | | 0-0 F7 | 0-0 S FC4-6 1B | 4 1 1 0 0 0 0 | | | | | | | | | | | | | | | | | |
| Ray Knight, R (1, 5) OBP: 0.352, SLG: 0.476 | | 0-0 6-3 | | 0-3 K | | | | 0-0 F8 | 0-0 FC4-6 1B | 4 0 1 2 0 1 0 | | | | | | | | | | | | | | | | | |
| Rafael Santana, R (1, 6) OBP: 0.224, SLG: 0.174 | | | 0-0 BB 1B | | 0-0 E5 SH3 | | | 0-0 F4 | 0-0 FC4-6 1B | 4 1 1 1 0 0 1 | | | | | | | | | | | | | | | | | |
| Ron Darling, R (1, 1) Mookie Wilson, S (8, PH) OBP: 0.146, SLG: 0.103 OBP: 0.345, SLG: 0.463 | | | 0-0 B2 | | 0-0 SH3 | | | 0-0 SH5-4 1B | 0-0 F8 | 1 0 0 0 0 0 1 2 0 1 0 0 0 1 | | | | | | | | | | | | | | | | | |
| Inning Stats | R: 1 E: 0 K: 1 S: 6 | H: 1 LOB: 0 BB: 0 P: 6 | R: 0 E: 0 K: 0 S: 3 | H: 0 LOB: 0 BB: 0 P: 3 | R: 1 E: 0 K: 0 S: 5 | H: 2 LOB: 2 BB: 1 P: 9 | R: 0 E: 0 K: 1 S: 5 | H: 0 LOB: 0 BB: 0 P: 5 | R: 0 E: 1 K: 0 S: 4 | H: 0 LOB: 1 BB: 0 P: 4 | | R: 0 E: 0 K: 0 S: 3 | H: 0 LOB: 0 BB: 0 P: 3 | R: 0 E: 0 K: 0 S: 3 | H: 0 LOB: 0 BB: 0 P: 3 | R: 0 E: 0 K: 0 S: 4 | H: 1 LOB: 1 BB: 0 P: 4 | R: 3 E: 0 K: 0 S: 7 | H: 4 LOB: 1 BB: 0 P: 7 | 1B: 7 2B: 1 3B: 0 HR: 0 | SF: 0 SAC: 2 DP: 0 HBP: 0 | WP: 0 PA: 37 PB: 0 SB: 1 CS: 0 | | | | | |
| PITCHER | IP WLS BF H R ER SO BB IBB HBP BLK WP HR S P ERA WHIP | | | | | | | | | | | IP WLS BF H R ER SO BB IBB HBP BLK WP HR S P ERA WHIP | | | | | | | | | | | | | | | |
| Dennis Eckersley, R (1, 1) ERA: 9.09 | 7.0 | 27 | 4 | 2 | 2 | 2 | 1 | 0 | 0 | 0 | 0 | 0 | 0 | 30 | 34 | 2.57 | 0.714 | | | | | | | | | | |
| Ray Fontenot, L (8, 1) ERA: 3.19 | 1.0 | L | 5 | 2 | 2 | 2 | 0 | 0 | 0 | 0 | 0 | 0 | 0 | 5 | 5 | 18.00 | 2.000 | | | | | | | | | | |
| Lee Smith, R (9, 1) ERA: 2.93 | 1.0 | | 5 | 2 | 1 | 1 | 0 | 0 | 0 | 0 | 0 | 0 | 0 | 5 | 5 | 9.00 | 2.000 | | | | | | | | | | |

| Batter | 1 | 2 | 3 | 4 | 5 | 6 | 7 | 8 | 9 | AB R H RBI BB SO LOB | BOTTOM | | | | | | | | | | | | | | | | |
|------------------------------------------------------|-------------------------------------------------------|---------------------------------|------------------------------|---------------------------------|------------------------------|---------------------------------|------------------------------|----------------------------------|------------------------------|---------------------------------|----------------------------------------------------------------------------------------------------------------------------|-------------------------------------------------------|------------------------------|---------------------------------|------------------------------|---------------------------------|------------------------------|---------------------------------|----------------------------------|------------------------------------|--------------------------------------------|--|--|--|--|--|--|
| Davey Lopes, R (1, 5) OBP: 0.428, SLG: 0.517 | 0-0 E1 SF9 1B | | 0-0 HR | | 0-0 E1 1B | | | 0-0 4-3 | | 4 2 3 1 0 0 0 | New York Mets @ Chicago Cubs Wrigley Field, Chicago, IL Sat Jun 28 1986, 3:33 AM CDT Att: 35,152 - Unknown | | | | | | | | | | | | | | | | |
| Dave Martinez, L (1, 8) OBP: 0.289, SLG: 0.217 | 0-0 6-3 2-3 | | 0-3 K | | 0-0 E1 2-3 S | | | 0-0 4-3 | | 4 0 0 0 0 1 2 | | | | | | | | | | | | | | | | | |
| 23 Ryne Sandberg, R (1, 4) OBP: 0.334, SLG: 0.440 | 4-0 S BB | | 0-0 CS 1B | | 0-0 1-3 | | | 0-0 WP 1B | | 3 0 2 0 1 0 1 | | | | | | | | | | | | | | | | | |
| Keith Moreland, R (1, 9) OBP: 0.338, SLG: 0.396 | 0-0 SF9 | | 0-0 F8 | | 0-0 F6 | | | 0-0 L7 | 0-0 1-2 | 3 0 0 1 0 0 2 | | | | | | | | | | | | | | | | | |
| Leon Durham, L (1, 3) OBP: 0.335, SLG: 0.397 | 0-0 6-3 1-2 | | 0-0 CS | 0-3 K | 0-3 K | | | 0-0 6-3 | | 4 0 0 0 0 2 1 | | | | | | | | | | | | | | | | | |
| Jody Davis, R (1, 2) OBP: 0.296, SLG: 0.424 | | 0-0 4-3 2B | | 0-3 K | 0-0 6-3 | | | 0-0 6-3 | | 4 0 1 0 0 1 0 | | | | | | | | | | | | | | | | | |
| Jerry Mumphrey, S (1, 7) OBP: 0.347, SLG: 0.327 | | 0-0 4-3 2-3 | | 4-0 BB | 0-0 K | | | 0-0 4-3 | | 3 0 0 0 1 1 1 | | | | | | | | | | | | | | | | | |
| Shawon Dunston, R (1, 6) OBP: 0.321, SLG: 0.453 | | 0-3 K | | 0-0 1-3 | 0-0 5-3 | | | 0-0 4-3 | | 3 0 0 0 0 1 2 | | | | | | | | | | | | | | | | | |
| Dennis Eckersley, R (1, 1) OBP: 0.182, SLG: 0.364 | | 0-3 K | | 0-0 6-3 | 0-0 F8 | | | | | 3 0 0 0 0 1 1 | | | | | | | | | | | | | | | | | |
| Ray Fontenot, L (8, 1) ERA: 3.19 | | 0-0 K | | | | | | | | 0 0 0 0 0 0 0 | | | | | | | | | | | | | | | | | |
| Chris Speier, R (9, 5) OBP: 0.302, SLG: 0.370 | | | | | | | | | | 0 0 0 0 0 0 0 | | | | | | | | | | | | | | | | | |
| Inning Stats | R: 1 E: 1 K: 0 S: 4 | H: 1 LOB: 1 BB: 1 P: 8 | R: 0 E: 0 K: 2 S: 8 | H: 1 LOB: 1 BB: 0 P: 8 | R: 1 E: 0 K: 1 S: 6 | H: 2 LOB: 0 BB: 0 P: 6 | R: 0 E: 0 K: 2 S: 7 | H: 0 LOB: 1 BB: 1 P: 11 | R: 0 E: 1 K: 0 S: 4 | H: 1 LOB: 1 BB: 0 P: 4 | R: 0 E: 0 K: 1 S: 5 | H: 0 LOB: 0 BB: 0 P: 5 | R: 0 E: 0 K: 1 S: 5 | H: 0 LOB: 0 BB: 0 P: 5 | R: 0 E: 0 K: 0 S: 4 | H: 1 LOB: 1 BB: 0 P: 4 | R: 0 E: 0 K: 0 S: 3 | H: 0 LOB: 0 BB: 0 P: 3 | 1B: 4 2B: 1 3B: 0 HR: 1 | SF: 1 SAC: 0 DP: 0 HBP: 0 | WP: 1 PA: 35 PB: 0 SB: 2 CS: 1 | | | | | | |
| PITCHER | IP WLS BF H R ER SO BB IBB HBP BLK WP HR S P ERA WHIP | | | | | | | | | | | IP WLS BF H R ER SO BB IBB HBP BLK WP HR S P ERA WHIP | | | | | | | | | | | | | | | |
| Ron Darling, R (1, 1) ERA: 3.19 | 7.0 | W | 7 | 1 | 0 | 0 | 0 | 0 | 0 | 0 | 0 | 1 | 0 | 7 | 7 | 0.00 | 0.500 | | | | | | | | | | |
| Roger McDowell, R (8, 1) ERA: 2.1 | 2.0 | | 7 | 1 | 0 | 0 | 0 | 0 | 0 | 0 | 0 | 1 | 0 | 7 | 7 | 0.00 | 0.500 | | | | | | | | | | |

| | |
|-----|----|
| AB | 34 |
| R | 5 |
| H | 8 |
| RBI | 5 |
| BB | 1 |
| SO | 2 |
| LOB | 12 |



| Batter | 1 | 2 | 3 | 4 | 5 | 6 | 7 | 8 | 9 | AB | R | H | RBI | BB | SO | LOB | TOP | | | | | | | | | | | | | | | | | | | | | |
|----------------------------------------------------------------------------------------------|------------------------------|---------------------------------|------------------------------|----------------------------------|------------------------------|---------------------------------|------------------------------|----------------------------------|------------------------------|---------------------------------|------------------------------|---------------------------------|------------------------------|----------------------------------|------------------------------|---------------------------------|----------------------------------------------------------------------------------------------------------------------------|---------------------------------|-----------------------------------|------------------------------------|----------------------------------|--------|-----|----|---|---|----|----|----|-----|-----|-----|----|----|---|---|-----|------|
| Lenny Dykstra, L OBP: 0.384, SLG: 0.439 | L3 | | K | | | F9 | | 5-3 | | 4 | 0 | 0 | 0 | 1 | 1 | 1 | New York Mets @ Chicago Cubs Wrigley Field, Chicago, IL Sun Jun 29 1986, 3:33 AM CDT Att: 34,222 - Unknown | | | | | | | | | | | | | | | | | | | | | |
| Wally Backman, S OBP: 0.393, SLG: 0.407 | | BB | | | | | | 6-3 | | 4 | 2 | 3 | 0 | 1 | 0 | 0 | | | | | | | | | | | | | | | | | | | | | | |
| Keith Hernandez, L OBP: 0.385, SLG: 0.412 | L7 | | G3 | | | | | | 5-3 | 5 | 1 | 1 | 0 | 0 | 0 | 2 | | | | | | | | | | | | | | | | | | | | | | |
| Darryl Strawberry, L OBP: 0.393, SLG: 0.528 Mookie Wilson, S OBP: 0.345, SLG: 0.463 | K | | | | S 1B BB | | | | | 4 | 2 | 3 | 3 | 1 | 1 | 1 | | | | | | | | | | | | | | | | | | | | | | |
| Gary Carter, R OBP: 0.339, SLG: 0.448 | | | | | | | | | | 0 | 1 | 0 | 0 | 0 | 0 | 0 | | | | | | | | | | | | | | | | | | | | | | |
| George Foster, R OBP: 0.323, SLG: 0.503 | | | | | | | | | | 4 | 0 | 2 | 2 | 1 | 0 | 0 | | | | | | | | | | | | | | | | | | | | | | |
| Ray Knight, R OBP: 0.357, SLG: 0.476 | | | | | | | | | | 4 | 1 | 1 | 1 | 1 | 0 | 5 | | | | | | | | | | | | | | | | | | | | | | |
| Rafael Santana, R OBP: 0.225, SLG: 0.183 | | | | | | | | | | 4 | 0 | 2 | 1 | 1 | 2 | 3 | | | | | | | | | | | | | | | | | | | | | | |
| Dwight Gooden, R OBP: 0.116, SLG: 0.143 | | | | | | | | | | 4 | 0 | 0 | 0 | 0 | 1 | 5 | | | | | | | | | | | | | | | | | | | | | | |
| Inning Stats | R: 0 E: 0 K: 1 S: 5 | H: 0 LOB: 1 BB: 1 P: 9 | R: 0 E: 0 K: 2 S: 8 | H: 1 LOB: 2 BB: 1 P: 12 | R: 0 E: 0 K: 1 S: 5 | H: 1 LOB: 0 BB: 0 P: 5 | R: 1 E: 0 K: 0 S: 4 | H: 2 LOB: 0 BB: 2 P: 12 | R: 2 E: 0 K: 0 S: 4 | H: 2 LOB: 0 BB: 1 P: 8 | R: 1 E: 0 K: 0 S: 5 | H: 2 LOB: 1 BB: 0 P: 5 | R: 2 E: 0 K: 0 S: 6 | H: 4 LOB: 2 BB: 1 P: 10 | R: 0 E: 0 K: 0 S: 3 | H: 0 LOB: 0 BB: 0 P: 3 | R: 1 E: 0 K: 1 S: 7 | H: 2 LOB: 2 BB: 0 P: 7 | 1B: 10 2B: 1 3B: 0 HR: 2 | SF: 0 SAC: 0 DP: 0 HBP: 0 | WP: 0 PB: 0 SB: 3 CS: 1 | PA: 43 | | | | | | | | | | | | | | | | |
| PITCHER | IP | WLS | BF | H | R | ER | SO | BB | IBB | HBP | BLK | WP | HR | S | P | ERA | WHIP | PITCHER | | | | IP | WLS | BF | H | R | ER | SO | BB | IBB | HBP | BLK | WP | HR | S | P | ERA | WHIP |
| Rick Sutcliffe, R ERA: 4.18 | 6.0 | L | 29 | 8 | 5 | 5 | 4 | 5 | 0 | 0 | 0 | 0 | 2 | 32 | 52 | 7.50 | 2.167 | | | | | | | | | | | | | | | | | | | | | |
| Ray Fontenot, L ERA: 3.44 | 0.0 | | 2 | 2 | 0 | 0 | 0 | 0 | 0 | 0 | 0 | 0 | 0 | 2 | 2 | ∞ | ∞ | | | | | | | | | | | | | | | | | | | | | |
| Dave Gumpert, R ERA: 2.45 | 3.0 | | 12 | 3 | 2 | 2 | 1 | 0 | 1 | 0 | 0 | 0 | 0 | 13 | 17 | 6.00 | 1.000 | | | | | | | | | | | | | | | | | | | | | |

| | |
|-----|----|
| AB | 37 |
| R | 7 |
| H | 13 |
| RBI | 7 |
| BB | 6 |
| SO | 5 |
| LOB | 22 |



| Batter | 1 | 2 | 3 | 4 | 5 | 6 | 7 | 8 | 9 | AB | R | H | RBI | BB | SO | LOB | BOTTOM | | | | | | | | | | | | | | | | | | | | | |
|-------------------------------------------------------------------------------------------------------------------------------------------------------------------------------------|------------------------------|---------------------------------|------------------------------|---------------------------------|------------------------------|---------------------------------|-------------------------------|----------------------------------|------------------------------|---------------------------------|------------------------------|----------------------------------|------------------------------|---------------------------------|------------------------------|---------------------------------|----------------------------------------------------------------------------------------------------------------------------|---------------------------------|----------------------------------|------------------------------------|----------------------------------|--------|-----|----|---|---|----|----|----|-----|-----|-----|----|----|---|---|-----|------|
| Davey Lopes, R OBP: 0.427, SLG: 0.508 | | | G1-6-3 | | | | | | | 4 | 0 | 1 | 1 | 1 | 0 | 2 | New York Mets @ Chicago Cubs Wrigley Field, Chicago, IL Sun Jun 29 1986, 3:33 AM CDT Att: 34,222 - Unknown | | | | | | | | | | | | | | | | | | | | | |
| Dave Martinez, L OBP: 0.258, SLG: 0.214 | | | | | | | | | | 5 | 1 | 1 | 0 | 0 | 0 | 4 | | | | | | | | | | | | | | | | | | | | | | |
| 23 Ryne Sandberg, R OBP: 0.332, SLG: 0.439 | | | | | | | | | | 5 | 1 | 1 | 1 | 0 | 1 | 4 | | | | | | | | | | | | | | | | | | | | | | |
| Keith Moreland, R OBP: 0.337, SLG: 0.398 | | | | | | | | | | 4 | 1 | 1 | 1 | 0 | 1 | 1 | | | | | | | | | | | | | | | | | | | | | | |
| Leon Durham, L OBP: 0.330, SLG: 0.391 | | | | | | | | | | 4 | 0 | 0 | 0 | 0 | 1 | 1 | | | | | | | | | | | | | | | | | | | | | | |
| Jody Davis, R OBP: 0.299, SLG: 0.425 | | | | | | | | | | 4 | 0 | 2 | 1 | 0 | 0 | 0 | | | | | | | | | | | | | | | | | | | | | | |
| Gary Matthews, R OBP: 0.362, SLG: 0.377 | | | | | | | | | | 1 | 0 | 0 | 0 | 2 | 1 | 0 | | | | | | | | | | | | | | | | | | | | | | |
| Shawon Dunston, R OBP: 0.316, SLG: 0.447 | | | | | | | | | | 4 | 1 | 0 | 0 | 0 | 2 | 5 | | | | | | | | | | | | | | | | | | | | | | |
| Rick Sutcliffe, L OBP: 0.222, SLG: 0.361 Ray Fontenot, L OBP: 0.500, SLG: 0.500 Dave Gumpert, R OBP: 0.400, SLG: 0.345 Chris Spavier, R OBP: 0.313, SLG: 0.382 | | | | | | | | | | 2 | 0 | 1 | 0 | 0 | 0 | 2 | | | | | | | | | | | | | | | | | | | | | | |
| | | | | | | | | | | 0 | 0 | 0 | 0 | 0 | 0 | 0 | | | | | | | | | | | | | | | | | | | | | | |
| | | | | | | | | | | 0 | 0 | 0 | 0 | 0 | 0 | 0 | | | | | | | | | | | | | | | | | | | | | | |
| | | | | | | | | | | 2 | 2 | 0 | 0 | 0 | 0 | 0 | | | | | | | | | | | | | | | | | | | | | | |
| | | | | | | | | | | 1 | 0 | 1 | 0 | 0 | 0 | 0 | | | | | | | | | | | | | | | | | | | | | | |
| Inning Stats | R: 0 E: 0 K: 0 S: 3 | H: 0 LOB: 1 BB: 1 P: 7 | R: 0 E: 0 K: 1 S: 5 | H: 0 LOB: 0 BB: 0 P: 5 | R: 0 E: 0 K: 1 S: 5 | H: 1 LOB: 0 BB: 0 P: 5 | R: 3 E: 1 K: 2 S: 11 | H: 4 LOB: 2 BB: 1 P: 15 | R: 0 E: 0 K: 0 S: 3 | H: 0 LOB: 0 BB: 0 P: 3 | R: 0 E: 0 K: 1 S: 6 | H: 1 LOB: 2 BB: 1 P: 10 | R: 0 E: 0 K: 1 S: 6 | H: 1 LOB: 1 BB: 0 P: 6 | R: 0 E: 0 K: 0 S: 3 | H: 0 LOB: 0 BB: 0 P: 3 | R: 0 E: 0 K: 0 S: 6 | H: 3 LOB: 2 BB: 0 P: 6 | 1B: 8 2B: 2 3B: 0 HR: 0 | SF: 0 SAC: 0 DP: 1 HBP: 0 | WP: 0 PB: 0 SB: 1 CS: 0 | PA: 39 | | | | | | | | | | | | | | | | |
| PITCHER | IP | WLS | BF | H | R | ER | SO | BB | IBB | HBP | BLK | WP | HR | S | P | ERA | WHIP | PITCHER | | | | IP | WLS | BF | H | R | ER | SO | BB | IBB | HBP | BLK | WP | HR | S | P | ERA | WHIP |
| Dwight Gooden, R ERA: 2.7 | 9.0 | W | 39 | 10 | 4 | 4 | 6 | 3 | 0 | 0 | 0 | 0 | 0 | 48 | 60 | 4.00 | 1.444 | | | | | | | | | | | | | | | | | | | | | |

| | |
|-----|----|
| AB | 36 |
| R | 4 |
| H | 10 |
| RBI | 4 |
| BB | 3 |
| SO | 6 |
| LOB | 19 |



| Batter | 1 | 2 | 3 | 4 | 5 | 6 | 7 | 8 | 9 | AB | R | H | RBI | BB | SO | LOB | TOP | | | | | | | | | | |
|--------------------------------------------------------------------------------------------------------------------|------------------------------|---------------------------------|------------------------------|---------------------------------|------------------------------|----------------------------------|------------------------------|---------------------------------|------------------------------|---------------------------------|------------------------------|---------------------------------|------------------------------|---------------------------------|------------------------------|---------------------------------|-----------------------------------------------------------------------------------------------------------------------------|------------------------------------|--------------------------------------------|--|--|--|--|--|--|--|--|
| Tim Raines, S OBP: 0.413, SLG: 0.509 (1, 7) | | | | | | | | | | 4 | 0 | 2 | 0 | 0 | 0 | 1 | Montreal Expos @ Chicago Cubs Wrigley Field, Chicago, IL Wed Jul 02 1986, 3:33 AM CDT Att: 16,787 - Unknown | | | | | | | | | | |
| Mitch Webster, S OBP: 0.346, SLG: 0.381 (1, 8) (8, 9) | | | | | | | | | | 4 | 0 | 0 | 0 | 0 | 2 | 4 | | | | | | | | | | | |
| Andre Dawson, R OBP: 0.345, SLG: 0.562 Tim Burke, R (1, 9) (8, 1) | | | | | | | | | | 3 | 0 | 0 | 0 | 1 | 2 | 3 | | | | | | | | | | | |
| Hubie Brooks, R OBP: 0.392, SLG: 0.604 (1, 6) | | | | | | | | | | 4 | 0 | 1 | 0 | 0 | 0 | 3 | | | | | | | | | | | |
| Tim Wallach, R OBP: 0.348, SLG: 0.481 (1, 5) | | | | | | | | | | 4 | 0 | 0 | 0 | 0 | 0 | 3 | | | | | | | | | | | |
| Wayne Krenchicki, L OBP: 0.280, SLG: 0.365 Andres Galarraga, R OBP: 0.330, SLG: 0.412 (1, 3) (7, 3) | | | | | | | | | | 3 | 0 | 0 | 0 | 0 | 1 | 0 | | | | | | | | | | | |
| Mike Fitzgerald, R OBP: 0.379, SLG: 0.471 (1, 2) | | | | | | | | | | 3 | 0 | 0 | 0 | 0 | 2 | 0 | | | | | | | | | | | |
| Al Newman, S OBP: 0.313, SLG: 0.255 (1, 4) | | | | | | | | | | 3 | 0 | 0 | 0 | 0 | 0 | 0 | | | | | | | | | | | |
| Andy McGaffigan, R OBP: 0.045, SLG: 0.045 Dan Schatzeder, L OBP: 0.565, SLG: 0.778 (8, PH) (8, 1) | | | | | | | | | | 2 | 0 | 1 | 0 | 0 | 1 | 0 | | | | | | | | | | | |
| Herm Winningham, L OBP: 0.298, SLG: 0.380 (8, 8) | | | | | | | | | | 0 | 0 | 0 | 0 | 0 | 0 | 0 | | | | | | | | | | | |
| Inning Stats | R: 0 E: 1 K: 0 S: 5 | H: 1 LOB: 2 BB: 0 P: 5 | R: 0 E: 0 K: 0 S: 3 | H: 0 LOB: 0 BB: 0 P: 3 | R: 0 E: 0 K: 1 S: 6 | H: 1 LOB: 2 BB: 1 P: 10 | R: 0 E: 0 K: 2 S: 7 | H: 0 LOB: 0 BB: 0 P: 7 | R: 0 E: 0 K: 1 S: 5 | H: 0 LOB: 0 BB: 0 P: 7 | R: 0 E: 0 K: 1 S: 5 | H: 0 LOB: 0 BB: 0 P: 5 | R: 0 E: 0 K: 1 S: 7 | H: 2 LOB: 2 BB: 0 P: 7 | R: 0 E: 0 K: 0 S: 3 | H: 1 LOB: 0 BB: 0 P: 3 | 1B: 5 2B: 0 3B: 0 HR: 0 | SF: 0 SAC: 0 DP: 1 HBP: 0 | WP: 0 PA: 33 PB: 0 SB: 3 CS: 0 | | | | | | | | |
| PITCHER | IP | WLS | BF | H | R | ER | SO | BB | IBB | HBP | BLK | WP | HR | S | P | ERA | WHIP | | | | | | | | | | |
| Scott Sanderson, R ERA: 4.09 Dave Gumpert, R ERA: 1.42 Lee Smith, R ERA: 2.93 | 7.0 | | 25 | 2 | 0 | 0 | 7 | 1 | 0 | 0 | 0 | 0 | 0 | 38 | 42 | 0.00 | 0.429 | | | | | | | | | | |

| Batter | 1 | 2 | 3 | 4 | 5 | 6 | 7 | 8 | 9 | AB | R | H | RBI | BB | SO | LOB | BOTTOM | | | | | | | | | | |
|--------------------------------------------------------------------------------------------------------------------------------------------------------------------------------|------------------------------|---------------------------------|------------------------------|---------------------------------|------------------------------|---------------------------------|------------------------------|----------------------------------|------------------------------|---------------------------------|------------------------------|---------------------------------|------------------------------|---------------------------------|------------------------------|----------------------------------|-----------------------------------------------------------------------------------------------------------------------------|----------------------------------|------------------------------------|--------------------------------------------|--|--|--|--|--|--|--|
| Dave Martinez, L OBP: 0.231, SLG: 0.194 Jerry Mumphrey, S OBP: 0.352, SLG: 0.329 (1, 8) (8, 8) | | | | | | | | | | 3 | 0 | 0 | 0 | 0 | 0 | 1 | Montreal Expos @ Chicago Cubs Wrigley Field, Chicago, IL Wed Jul 02 1986, 3:33 AM CDT Att: 16,787 - Unknown | | | | | | | | | | |
| Thad Bosley, L OBP: 0.419, SLG: 0.365 (1, 7) | | | | | | | | | | 3 | 1 | 2 | 0 | 1 | 0 | 0 | | | | | | | | | | | |
| 23 Ryne Sandberg, R OBP: 0.362, SLG: 0.431 Chris Speier, R OBP: 0.333, SLG: 0.393 (1, 4) (8, 4) | | | | | | | | | | 3 | 0 | 1 | 0 | 0 | 2 | 1 | | | | | | | | | | | |
| Keith Moreland, R OBP: 0.331, SLG: 0.390 (1, 9) | | | | | | | | | | 4 | 0 | 0 | 0 | 0 | 0 | 5 | | | | | | | | | | | |
| Jody Davis, R OBP: 0.301, SLG: 0.435 (1, 2) | | | | | | | | | | 4 | 0 | 1 | 1 | 0 | 1 | 3 | | | | | | | | | | | |
| Leon Durham, L OBP: 0.336, SLG: 0.386 (1, 3) | | | | | | | | | | 1 | 0 | 0 | 0 | 3 | 0 | 0 | | | | | | | | | | | |
| Ron Cey, R OBP: 0.489, SLG: 0.489 Lee Smith, R (9, 1) | | | | | | | | | | 4 | 0 | 0 | 0 | 0 | 3 | 7 | | | | | | | | | | | |
| Shawon Dunston, R OBP: 0.315, SLG: 0.443 (1, 6) | | | | | | | | | | 3 | 0 | 1 | 0 | 0 | 0 | 1 | | | | | | | | | | | |
| Scott Sanderson, R OBP: 0.077, SLG: 0.040 Terry Francona, L OBP: 0.263, SLG: 0.236 Dave Gumpert, R (8, 1) Davey Lopes, R OBP: 0.419, SLG: 0.496 (9, 5) | | | | | | | | | | 2 | 0 | 0 | 0 | 0 | 1 | 1 | | | | | | | | | | | |
| Inning Stats | R: 0 E: 0 K: 1 S: 5 | H: 0 LOB: 0 BB: 0 P: 5 | R: 0 E: 0 K: 1 S: 5 | H: 0 LOB: 0 BB: 0 P: 5 | R: 0 E: 0 K: 1 S: 6 | H: 1 LOB: 1 BB: 0 P: 6 | R: 0 E: 1 K: 1 S: 7 | H: 2 LOB: 3 BB: 1 P: 11 | R: 0 E: 0 K: 1 S: 5 | H: 0 LOB: 0 BB: 0 P: 5 | R: 0 E: 1 K: 1 S: 6 | H: 1 LOB: 1 BB: 0 P: 6 | R: 0 E: 0 K: 1 S: 5 | H: 0 LOB: 1 BB: 1 P: 9 | R: 1 E: 1 K: 0 S: 5 | H: 2 LOB: 2 BB: 2 P: 13 | | 1B: 5 2B: 1 3B: 0 HR: 0 | SF: 0 SAC: 0 DP: 0 HBP: 0 | WP: 1 PA: 34 PB: 0 SB: 0 CS: 0 | | | | | | | |
| PITCHER | IP | WLS | BF | H | R | ER | SO | BB | IBB | HBP | BLK | WP | HR | S | P | ERA | WHIP | | | | | | | | | | |
| Andy McGaffigan, R ERA: 3.21 Dan Schatzeder, L ERA: 2.63 Tim Burke, R ERA: 1.92 | 7.0 | | 27 | 4 | 0 | 0 | 7 | 1 | 1 | 0 | 0 | 0 | 0 | 39 | 47 | 0.00 | 0.714 | | | | | | | | | | |

| | |
|-----|----|
| AB | 32 |
| R | 0 |
| H | 5 |
| RBI | 0 |
| BB | 1 |
| SO | 8 |
| LOB | 15 |



| Batter | 1 | 2 | 3 | 4 | 5 | 6 | 7 | 8 | 9 | AB | R | H | RBI | BB | SO | LOB | TOP | | | | | |
|-------------------------------------------------------------------------------------------------------------------|----------------------------------------------------------------------------------------------------------------------------------------------------------------------|---------------------------------|------------------------------|---------------------------------|------------------------------|---------------------------------|------------------------------|---------------------------------|------------------------------|---------------------------------|------------------------------|---------------------------------|------------------------------|---------------------------------|------------------------------|---------------------------------|---------------------------------------------------------------------------------------------------------------------------------|---------------------------------|----------------------------------|------------------------------------|----------------------------------|--------|
| Davey Lopes, R OBP: 0.433, SLG: 0.530 (1, 5) | F6 | | 5-3 | | | 6-3 | | | 6-4 5-3 1B | 4 | 0 | 1 | 0 | 0 | 0 | 0 | Chicago Cubs @ San Diego Padres Jack Murphy Stadium, San Diego, CA Thu Jul 03 1986, 10:05 PM EDT Att: 17,028 - Unknown | | | | | |
| Shawn Dunston, R OBP: 0.311, SLG: 0.436 (1, 6) | K | | K | | | F8 | | | 5-3 1-2 | 4 | 0 | 0 | 0 | 0 | 2 | 1 | | | | | | |
| Jerry Mumphrey, S OBP: 0.354, SLG: 0.338 (1, 8) | | | | | G1-4-3 1B | 6-3 | | | 6-4 2-3F | 4 | 0 | 2 | 0 | 0 | 0 | 1 | | | | | | |
| Keith Moreland, R OBP: 0.330, SLG: 0.385 (1, 9) | K | | | | G1-4-3 1-2 | | | | F3 | 3 | 0 | 0 | 0 | 0 | 1 | 2 | | | | | | |
| Leon Durham, L OBP: 0.338, SLG: 0.399 (1, 3) | | 5-3 | | | F4 | | | | F7 | 3 | 0 | 0 | 0 | 0 | 0 | 0 | | | | | | |
| Jody Davis, R OBP: 0.298, SLG: 0.428 (1, 2) | | | | | | F6 | | | K | 3 | 0 | 1 | 0 | 0 | 1 | 0 | | | | | | |
| Gary Matthews, R OBP: 0.349, SLG: 0.361 (1, 7) | | | | | | | | | F5 | 3 | 0 | 0 | 0 | 0 | 0 | 1 | | | | | | |
| Chris Speier, R OBP: 0.342, SLG: 0.435 (1, 4) | | | | | | | | | 6-3 | 3 | 1 | 1 | 1 | 0 | 0 | 1 | | | | | | |
| Dennis Eckersley, R OBP: 0.171, SLG: 0.343 Ron Cey, R OBP: 0.359, SLG: 0.485 Guy Hoffman, L (8, 1) | | | K | | | | | | K | 2 | 0 | 0 | 0 | 0 | 2 | 0 | | | | | | |
| | | | | | | | | | | 1 | 0 | 0 | 0 | 0 | 1 | 0 | | | | | | |
| | | | | | | | | | | 0 | 0 | 0 | 0 | 0 | 0 | 0 | | | | | | |
| Inning Stats | R: 0 E: 0 K: 2 S: 8 | H: 1 LOB: 1 BB: 0 P: 8 | R: 0 E: 0 K: 0 S: 4 | H: 1 LOB: 1 BB: 0 P: 4 | R: 0 E: 0 K: 2 S: 7 | H: 0 LOB: 0 BB: 0 P: 7 | R: 0 E: 0 K: 0 S: 3 | H: 1 LOB: 0 BB: 0 P: 3 | R: 1 E: 0 K: 1 S: 6 | H: 1 LOB: 0 BB: 0 P: 6 | R: 0 E: 0 K: 0 S: 3 | H: 0 LOB: 0 BB: 0 P: 3 | R: 0 E: 0 K: 1 S: 5 | H: 0 LOB: 0 BB: 0 P: 5 | R: 0 E: 0 K: 1 S: 5 | H: 0 LOB: 0 BB: 0 P: 5 | R: 0 E: 0 K: 0 S: 3 | H: 1 LOB: 0 BB: 0 P: 3 | 1B: 3 2B: 2 3B: 0 HR: 1 | SF: 0 SAC: 0 DP: 2 HBP: 0 | WP: 0 PB: 0 SB: 0 CS: 0 | PA: 30 |
| PITCHER LaMarr Hoyt, R ERA: 5.3 (1, 1) | IP: 9.0 WLS: W BF: 30 H: 5 R: 1 ER: 1 SO: 7 BB: 0 IBB: 0 HBP: 0 BLK: 0 WP: 0 HR: 1 S: 44 P: 44 ERA: 1.00 WHIP: 0.556 | | | | | | | | | | | | | | | PITCHER | | | | | | |

| Batter | 1 | 2 | 3 | 4 | 5 | 6 | 7 | 8 | 9 | AB | R | H | RBI | BB | SO | LOB | BOTTOM | | | | | |
|---------------------------------------------------------------------------------------------|----------------------------------------------------------------------------------------------------------------------------------------------------------------------|---------------------------------|------------------------------|---------------------------------|------------------------------|---------------------------------|------------------------------|----------------------------------|------------------------------|---------------------------------|------------------------------|---------------------------------|------------------------------|---------------------------------|------------------------------|---------------------------------|---------------------------------------------------------------------------------------------------------------------------------|---------------------------------|----------------------------------|------------------------------------|----------------------------------|--------|
| Marvell Wynne, L OBP: 0.333, SLG: 0.445 (1, 8) | F8 | | F5 | | | | | | 4-3 | 4 | 1 | 1 | 0 | 0 | 0 | 2 | Chicago Cubs @ San Diego Padres Jack Murphy Stadium, San Diego, CA Thu Jul 03 1986, 10:05 PM EDT Att: 17,028 - Unknown | | | | | |
| Tony Gwynn, L OBP: 0.406, SLG: 0.489 (1, 9) | 4-3 | | 4-3 | | | | | | E1 1B SF9 1B | 4 | 1 | 1 | 0 | 0 | 0 | 2 | | | | | | |
| Kevin McReynolds, R OBP: 0.347, SLG: 0.482 (1, 7) | | | | | | | | | E6 CS 2B 1B | 3 | 2 | 2 | 0 | 1 | 0 | 0 | | | | | | |
| Steve Garvey, R OBP: 0.259, SLG: 0.405 (1, 3) | | | | | | | | | G1 4-3 CS 3H 1B | 3 | 0 | 0 | 1 | 0 | 0 | 2 | | | | | | |
| Garry Templeton, S OBP: 0.289, SLG: 0.285 (1, 6) | | | | | | | | | F3 2H 2B | 3 | 0 | 1 | 1 | 1 | 0 | 0 | | | | | | |
| Graig Nettles, L OBP: 0.305, SLG: 0.422 (1, 5) | | | | | | | | | K FC4-6 BB 1B | 3 | 0 | 1 | 1 | 1 | 2 | 0 | | | | | | |
| Terry Kennedy, L OBP: 0.332, SLG: 0.394 (1, 2) | | | | | | | | | K K SH5-4 1B | 4 | 0 | 1 | 0 | 0 | 2 | 3 | | | | | | |
| Tim Flannery, L OBP: 0.379, SLG: 0.391 (1, 4) | | | | | | | | | K FC4-6 1-2 | 3 | 0 | 0 | 0 | 0 | 1 | 3 | | | | | | |
| LaMarr Hoyt, R OBP: 0.150, SLG: 0.150 (1, 1) | | | | | | | | | F9 SH5-4 1-2 | 2 | 0 | 1 | 0 | 0 | 0 | 0 | | | | | | |
| Inning Stats | R: 0 E: 0 K: 0 S: 3 | H: 0 LOB: 1 BB: 1 P: 7 | R: 0 E: 0 K: 2 S: 7 | H: 0 LOB: 0 BB: 0 P: 7 | R: 0 E: 0 K: 1 S: 6 | H: 1 LOB: 1 BB: 0 P: 6 | R: 1 E: 0 K: 1 S: 7 | H: 2 LOB: 2 BB: 1 P: 11 | R: 1 E: 1 K: 0 S: 4 | H: 1 LOB: 0 BB: 0 P: 4 | R: 0 E: 0 K: 1 S: 5 | H: 0 LOB: 0 BB: 0 P: 5 | R: 0 E: 0 K: 0 S: 4 | H: 1 LOB: 1 BB: 0 P: 4 | R: 2 E: 1 K: 0 S: 5 | H: 3 LOB: 1 BB: 1 P: 9 | R: 0 E: 0 K: 0 S: 5 | H: 0 LOB: 0 BB: 0 P: 5 | 1B: 6 2B: 2 3B: 0 HR: 0 | SF: 1 SAC: 1 DP: 0 HBP: 0 | WP: 0 PB: 0 SB: 0 CS: 1 | PA: 35 |
| PITCHER Dennis Eckersley, R ERA: 5.38 Guy Hoffman, L ERA: 4.53 (8, 1) | IP: 7.0 WLS: L BF: 28 H: 2 R: 2 ER: 1 SO: 5 BB: 2 IBB: 0 HBP: 0 BLK: 0 WP: 0 HR: 0 S: 36 P: 44 ERA: 1.29 WHIP: 1.000 | | | | | | | | | | | | | | | PITCHER | | | | | | |

AB 30
R 1
H 5
RBI 1
BB 0
SO 7
LOB 6



AB 29
R 4
H 8
RBI 3
BB 3
SO 5
LOB 12



WP: 0
PB: 0
SB: 0
CS: 1

| Batter | 1 | 2 | 3 | 4 | 5 | 6 | 7 | 8 | 9 | AB | R | H | RBI | BB | SO | LOB | TOP | | | | | | | | |
|----------------------------------------------------------------------------------------------------------------------------|------------------------------|---------------------------------|------------------------------|---------------------------------|------------------------------|---------------------------------|------------------------------|---------------------------------|------------------------------|---------------------------------|------------------------------|---------------------------------|------------------------------|---------------------------------|------------------------------|----------------------------------|------------------------------|---------------------------------|----------------------------------|------------------------------------|----------------------------------|--------|--|--|--|
| Davey Lopes, R (1, 5) OBP: 0.436, SLG: 0.530 Chris Speier, R (1, 5) OBP: 0.329, SLG: 0.415 | 1-0 23 G3 BLK HBP | | 0-3 K | | | 0-0 F8 | | 0-0 F9 | | 0 | 0 | 0 | 0 | 0 | 0 | 0 | | | | | | | | | |
| Jerry Mumphrey, S (1, 8) OBP: 0.351, SLG: 0.331 | 0-0 F8 | | | 0-0 4-3 | | 0-0 4-3 | | 4-0 23 FC6-4 BB | | 3 | 0 | 0 | 0 | 1 | 0 | 1 | | | | | | | | | |
| 23 Ryne Sandberg, R (1, 4) OBP: 0.323, SLG: 0.425 | 0-0 G3 | | | 0-0 F9 | | | 0-0 F8 | 0-0 FC6-4 | | 4 | 0 | 0 | 0 | 0 | 0 | 3 | | | | | | | | | |
| Keith Moreland, R (1, 9) OBP: 0.332, SLG: 0.385 Dave Martinez, L (9, PR) OBP: 0.209, SLG: 0.175 | 0-0 F2 | | 0-3 K | | 0-3 K | | 4-0 BB | | 0-0 G4-6-3 1B | 3 | 0 | 1 | 0 | 1 | 1 | 1 | | | | | | | | | |
| Leon Durham, L (1, 3) | | 0-0 4-3 | | | | 0-0 F8 | | 0-0 F7 | 0-0 G4-6-3 1-2 | 4 | 0 | 0 | 0 | 0 | 2 | | | | | | | | | | |
| Jody Davis, R (1, 2) OBP: 0.297, SLG: 0.425 | | 0-3 K | | | 0-0 1B | | 0-3 K | | 0-3 K | 4 | 0 | 1 | 0 | 0 | 3 | 2 | | | | | | | | | |
| Gary Matthews, R (1, 7) OBP: 0.354, SLG: 0.385 | | | 0-3 K | | | 0-0 1-2 G6-4-3 1B | | | | 3 | 1 | 2 | 1 | 0 | 1 | 0 | | | | | | | | | |
| Shawon Dunston, R (1, 6) OBP: 0.308, SLG: 0.431 | | | 0-0 3-1 | | | 0-0 G6-4-3 1-2 | | 0-3 K | | 3 | 0 | 0 | 0 | 0 | 1 | 2 | | | | | | | | | |
| Ed Lynch, R (1, 1) Thad Bosley, L (8, PH) OBP: 0.427, SLG: 0.391 Ray Fontenot, L (8, 1) OBP: 0.500, SLG: 0.500 | | | 0-0 F9 | | | | | 0-0 F9 | | 2 | 0 | 0 | 0 | 0 | 0 | 0 | | | | | | | | | |
| | | | | | | | | | | 1 | 0 | 1 | 0 | 0 | 0 | 0 | | | | | | | | | |
| | | | | | | | | | | 0 | 0 | 0 | 0 | 0 | 0 | 0 | | | | | | | | | |
| Inning Stats | R: 0 E: 0 K: 0 S: 3 | H: 0 LOB: 1 BB: 0 P: 4 | R: 0 E: 0 K: 2 S: 7 | H: 0 LOB: 0 BB: 0 P: 7 | R: 0 E: 0 K: 1 S: 5 | H: 0 LOB: 0 BB: 0 P: 5 | R: 0 E: 0 K: 1 S: 5 | H: 0 LOB: 1 BB: 0 P: 5 | R: 0 E: 0 K: 0 S: 4 | H: 2 LOB: 1 BB: 0 P: 4 | R: 0 E: 0 K: 0 S: 3 | H: 0 LOB: 0 BB: 0 P: 3 | R: 0 E: 0 K: 1 S: 5 | H: 0 LOB: 1 BB: 1 P: 9 | R: 1 E: 0 K: 1 S: 7 | H: 2 LOB: 2 BB: 1 P: 11 | R: 0 E: 0 K: 1 S: 5 | H: 1 LOB: 1 BB: 0 P: 5 | 1B: 3 2B: 1 3B: 0 HR: 1 | SF: 0 SAC: 0 DP: 2 HBP: 1 | WP: 0 PB: 0 SB: 0 CS: 0 | PA: 33 | | | |
| PITCHER | IP | WLS | BF | H | R | ER | SO | BB | IBB | HBP | BLK | WP | HR | S | P | ERA | WHIP | | | | | | | | |
| Lance McCullers, R (1, 1) ERA: 1.58 | 6.1 | | 22 | 2 | 0 | 0 | 4 | 1 | 0 | 1 | 1 | 0 | 0 | 28 | 33 | 0.00 | 0.474 | | | | | | | | |
| Craig Lefferts, L (7, 1) ERA: 2.14 | 0.2 | | 2 | 0 | 0 | 0 | 1 | 0 | 0 | 0 | 0 | 0 | 0 | 4 | 4 | 0.00 | 0.000 | | | | | | | | |
| Rich Gossage, R (8, 1) ERA: 4.08 | 2.0 | W | 9 | 3 | 1 | 1 | 2 | 1 | 0 | 0 | 0 | 0 | 1 | 12 | 16 | 4.50 | 2.000 | | | | | | | | |

Chicago Cubs @ San Diego Padres
Jack Murphy Stadium, San Diego, CA
Fri Jul 04 1986, 10:05 PM EDT
Att: 49,070 - Unknown

| | |
|-----|----|
| AB | 30 |
| R | 1 |
| H | 5 |
| RBI | 1 |
| BB | 2 |
| SO | 7 |
| LOB | 12 |





| Batter | 1 | 2 | 3 | 4 | 5 | 6 | 7 | 8 | 9 | AB | R | H | RBI | BB | SO | LOB | BOTTOM | | | | | | | | |
|-----------------------------------------------------------------------------------------------------------------------------------------|------------------------------|---------------------------------|------------------------------|---------------------------------|------------------------------|---------------------------------|------------------------------|---------------------------------|------------------------------|---------------------------------|------------------------------|---------------------------------|------------------------------|---------------------------------|------------------------------|---------------------------------|----------------------------------|------------------------------------|----------------------------------|--------|--|--|--|--|--|
| Marvell Wynne, L (1, 8) OBP: 0.324, SLG: 0.432 | 0-0 F9 | | 0-0 4-3 | | | 0-3 K | | 0-0 4-3 | | 4 | 0 | 0 | 0 | 0 | 1 | 2 | | | | | | | | | |
| Tony Gwynn, L (1, 9) OBP: 0.404, SLG: 0.484 | 0-0 F5 | | | 0-0 F7 | | 4-0 IBB | | | 0-0 1-3 | 3 | 0 | 0 | 0 | 1 | 0 | 0 | | | | | | | | | |
| Kevin McReynolds, R (1, 7) OBP: 0.343, SLG: 0.475 | 0-0 5-3 | | | 0-0 5-3 | | 0-0 FC5 2-3f | | | 0-0 6-3 | 4 | 0 | 0 | 0 | 0 | 0 | 2 | | | | | | | | | |
| Steve Garvey, R (1, 3) OBP: 0.260, SLG: 0.404 Rich Gossage, R (8, 1) Bruce Bochy, R (9, PH) OBP: 0.318, SLG: 0.534 | | 0-0 2-3 1B | | 0-0 4-3 | | | 0-0 F9 | | 0-0 HR | 3 | 1 | 1 | 0 | 0 | 0 | 0 | | | | | | | | | |
| Garry Templeton, S (1, 6) OBP: 0.286, SLG: 0.281 | | 0-0 F5 | | | 0-0 F8 | | 0-3 K | | | 3 | 0 | 0 | 0 | 0 | 1 | 1 | | | | | | | | | |
| Graig Nettles, L (1, 5) OBP: 0.306, SLG: 0.421 | | 0-0 2-3 | | | 0-0 1-2 G4-6-3 1B | | 0-0 1-3 | | | 3 | 0 | 1 | 0 | 0 | 0 | 1 | | | | | | | | | |
| Terry Kennedy, L (1, 2) OBP: 0.332, SLG: 0.393 | | 0-0 2-H 1B | | | 0-0 G4-6-3 1-2 | | | 0-0 3-1 | | 3 | 0 | 1 | 1 | 0 | 0 | 1 | | | | | | | | | |
| Tim Flannery, L (1, 4) OBP: 0.380, SLG: 0.389 Jerry Royster, R (8, PH) OBP: 0.295, SLG: 0.317 | | | 0-0 F9 | | | 1-0 FC5 SH1-4 HBP | | 4-0 BB | | 1 | 0 | 0 | 0 | 0 | 0 | 0 | | | | | | | | | |
| Lance McCullers, S (1, 1) Craig Lefferts, L (7, 1) OBP: 0.197, SLG: 0.667 Carmelo Martinez, R (8, 3) OBP: 0.359, SLG: 0.393 | | | 0-3 K | | | 0-0 SH1-4 1-2 | | 0-0 F9 | | 1 | 0 | 0 | 0 | 0 | 1 | 0 | | | | | | | | | |
| | | | | | | | | | | 1 | 0 | 0 | 0 | 0 | 0 | 1 | | | | | | | | | |
| | | | | | | | | | | 0 | 0 | 0 | 0 | 0 | 0 | 0 | | | | | | | | | |
| | | | | | | | | | | 1 | 0 | 0 | 0 | 0 | 0 | 1 | | | | | | | | | |
| Inning Stats | R: 0 E: 0 K: 0 S: 3 | H: 0 LOB: 0 BB: 0 P: 3 | R: 1 E: 0 K: 0 S: 4 | H: 2 LOB: 1 BB: 0 P: 4 | R: 0 E: 0 K: 1 S: 5 | H: 0 LOB: 0 BB: 0 P: 5 | R: 0 E: 0 K: 0 S: 3 | H: 0 LOB: 0 BB: 0 P: 3 | R: 0 E: 0 K: 1 S: 5 | H: 1 LOB: 0 BB: 0 P: 3 | R: 0 E: 0 K: 1 S: 5 | H: 0 LOB: 0 BB: 0 P: 5 | R: 0 E: 0 K: 0 S: 3 | H: 0 LOB: 1 BB: 1 P: 7 | R: 1 E: 0 K: 0 S: 3 | H: 1 LOB: 0 BB: 0 P: 3 | 1B: 3 2B: 0 3B: 0 HR: 1 | SF: 0 SAC: 1 DP: 1 HBP: 1 | WP: 0 PB: 0 SB: 0 CS: 0 | PA: 31 | | | | | |
| PITCHER | IP | WLS | BF | H | R | ER | SO | BB | IBB | HBP | BLK | WP | HR | S | P | ERA | WHIP | | | | | | | | |
| Ed Lynch, R (1, 1) ERA: 1.04 | 7.0 | | 24 | 3 | 1 | 1 | 3 | 0 | 1 | 1 | 0 | 0 | 1 | 6 | 10 | 5.40 | 1.200 | | | | | | | | |
| Ray Fontenot, L (8, 1) ERA: 3.52 | 1.2 | L | 7 | 1 | 1 | 1 | 0 | 1 | 0 | 0 | 0 | 0 | 1 | 6 | 10 | 5.40 | 1.200 | | | | | | | | |

Chicago Cubs @ San Diego Padres
Jack Murphy Stadium, San Diego, CA
Fri Jul 04 1986, 10:05 PM EDT
Att: 49,070 - Unknown

| | |
|-----|----|
| AB | 27 |
| R | 2 |
| H | 4 |
| RBI | 2 |
| BB | 2 |
| SO | 3 |
| LOB | 8 |



| Batter | 1 | 2 | 3 | 4 | 5 | 6 | 7 | 8 | 9 | AB | R | H | RBI | BB | SO | LOB | TOP | | | | | | | | |
|---------------------------------------------------------------------------------------------|------------------------------|---------------------------------|------------------------------|----------------------------------|------------------------------|---------------------------------|------------------------------|---------------------------------|------------------------------|---------------------------------|------------------------------|---------------------------------|------------------------------|---------------------------------|------------------------------|---------------------------------|----------------------------------------------------------------------------------------------------------------------------------------------------------------------------------------------------------------------------------------------------------------------------------------------------------------------------------|---------------------------------|----------------------------------|------------------------------------|----------------------------------|--------|--|--|--|
| Dave Martinez, L OBP: 0.191, SLG: 0.159 Guy Hoffman, L (6, 1) | K | | K | | 4-3 | F7 | | K | | 4 | 0 | 0 | 0 | 0 | 2 | 2 | <p>Chicago Cubs @ San Diego Padres Jack Murphy Stadium, San Diego, CA Sun Jul 06 1986, 6:33 AM EDT Att: 17,192 - Unknown</p> <p>livebaseballscores.com</p> <p>AB 35 R 1 H 8 RBI 1 BB 3 SO 6 LOB 19</p>  | | | | | | | | |
| Thad Bosley, L OBP: 0.421, SLG: 0.385 | | | | | | | | | K | 0 | 0 | 0 | 0 | 0 | 0 | 0 | | | | | | | | | |
| Gary Matthews, R OBP: 0.353, SLG: 0.406 | 5-3 | | | | | | | | K | 5 | 0 | 2 | 0 | 0 | 1 | 0 | | | | | | | | | |
| 23 Ryne Sandberg, R OBP: 0.325, SLG: 0.422 | F4 | | F8 | | | | | | | 3 | 0 | 0 | 0 | 1 | 0 | 1 | | | | | | | | | |
| Keith Moreland, R OBP: 0.330, SLG: 0.377 | | | | | | | | | | 3 | 0 | 0 | 0 | 1 | 1 | 3 | | | | | | | | | |
| Leon Durham, L OBP: 0.369, SLG: 0.388 Terry Francona, L OBP: 0.262, SLG: 0.237 | | | | | | | | | | 2 | 0 | 1 | 0 | 0 | 0 | 1 | | | | | | | | | |
| Jody Davis, R OBP: 0.299, SLG: 0.432 | | | | | | | | | | 2 | 1 | 1 | 0 | 0 | 0 | 0 | | | | | | | | | |
| Ron Cey, R Chris Speier, R Lee Smith, R | | | | | | | | | | 4 | 0 | 1 | 0 | 0 | 0 | 2 | | | | | | | | | |
| Shawon Dunston, R OBP: 0.307, SLG: 0.425 | | | | | | | | | | 4 | 0 | 2 | 0 | 0 | 0 | 3 | | | | | | | | | |
| Scott Sanderson, R OBP: 0.071, SLG: 0.037 Jerry Mumphrey, S OBP: 0.342, SLG: 0.321 | | | | | | | | | | 0 | 0 | 0 | 0 | 0 | 0 | 0 | | | | | | | | | |
| Inning Stats | R: 0 E: 0 K: 1 S: 5 | H: 0 LOB: 0 BB: 0 P: 5 | R: 0 E: 0 K: 0 S: 4 | H: 1 LOB: 3 BB: 2 P: 12 | R: 0 E: 0 K: 2 S: 8 | H: 1 LOB: 1 BB: 0 P: 8 | R: 0 E: 0 K: 0 S: 4 | H: 1 LOB: 1 BB: 0 P: 4 | R: 0 E: 0 K: 0 S: 4 | H: 1 LOB: 2 BB: 1 P: 8 | R: 1 E: 0 K: 0 S: 6 | H: 3 LOB: 2 BB: 0 P: 6 | R: 0 E: 0 K: 0 S: 3 | H: 0 LOB: 0 BB: 0 P: 3 | R: 0 E: 0 K: 0 S: 4 | H: 1 LOB: 1 BB: 0 P: 4 | R: 0 E: 0 K: 3 S: 9 | H: 0 LOB: 0 BB: 0 P: 9 | 1B: 5 2B: 3 3B: 0 HR: 0 | SF: 0 SAC: 0 DP: 0 HBP: 0 | WP: 0 PB: 0 SB: 1 CS: 0 | PA: 38 | | | |
| PITCHER | IP | WLS | BF | H | R | ER | SO | BB | IBB | HBP | BLK | WP | HR | S | P | ERA | WHIP | | | | | | | | |
| Andy Hawkins, R ERA: 4.24 Rich Gossage, R ERA: 3.95 | 7.2 | W | 34 | 8 | 1 | 1 | 3 | 2 | 1 | 0 | 0 | 0 | 0 | 37 | 49 | 1.17 | 1.304 | | | | | | | | |

| Batter | 1 | 2 | 3 | 4 | 5 | 6 | 7 | 8 | 9 | AB | R | H | RBI | BB | SO | LOB | BOTTOM | | | | | | | | | |
|---------------------------------------------------------------------------------------------|------------------------------|---------------------------------|------------------------------|---------------------------------|------------------------------|---------------------------------|------------------------------|---------------------------------|------------------------------|---------------------------------|------------------------------|---------------------------------|------------------------------|---------------------------------|------------------------------|---------------------------------|---------------------------------------------------------------------------------------------------------------------------------------------------------------------------------------------------------------------------------------------------------------------------------------------------------------------------------|----------------------------------|------------------------------------|----------------------------------|--------|--|--|--|--|--|
| Marvell Wynne, L OBP: 0.320, SLG: 0.450 | HR | | F6 | | | 4-3 | | | | 4 | 1 | 2 | 1 | 0 | 0 | 1 | <p>Chicago Cubs @ San Diego Padres Jack Murphy Stadium, San Diego, CA Sun Jul 06 1986, 6:33 AM EDT Att: 17,192 - Unknown</p> <p>livebaseballscores.com</p> <p>AB 27 R 2 H 7 RBI 2 BB 2 SO 4 LOB 8</p>  | | | | | | | | | |
| Tony Gwynn, L OBP: 0.405, SLG: 0.481 | K | | | | | G3 | | | | 3 | 0 | 0 | 0 | 1 | 1 | 0 | | | | | | | | | | |
| Kevin McReynolds, R OBP: 0.343, SLG: 0.472 | | | | | | | | | | 3 | 1 | 2 | 0 | 1 | 0 | 2 | | | | | | | | | | |
| Steve Garvey, R OBP: 0.270, SLG: 0.411 | | | | | | | | | | 3 | 0 | 1 | 0 | 0 | 0 | 2 | | | | | | | | | | |
| Garry Templeton, S OBP: 0.290, SLG: 0.284 | | | | | | | | | | 2 | 0 | 1 | 1 | 0 | 0 | 0 | | | | | | | | | | |
| Graig Nettles, L OBP: 0.300, SLG: 0.412 Rich Gossage, R | | | | | | | | | | 3 | 0 | 0 | 0 | 0 | 0 | 2 | | | | | | | | | | |
| Terry Kennedy, L OBP: 0.327, SLG: 0.387 | | | | | | | | | | 3 | 0 | 0 | 0 | 0 | 1 | 0 | | | | | | | | | | |
| Tim Flannery, L OBP: 0.379, SLG: 0.388 | | | | | | | | | | 3 | 0 | 1 | 0 | 0 | 1 | 0 | | | | | | | | | | |
| Andy Hawkins, R OBP: 0.222, SLG: 0.200 Jerry Royster, R OBP: 0.299, SLG: 0.315 | | | | | | | | | | 2 | 0 | 0 | 0 | 0 | 1 | 1 | | | | | | | | | | |
| Inning Stats | R: 1 E: 0 K: 1 S: 5 | H: 1 LOB: 0 BB: 1 P: 9 | R: 0 E: 0 K: 0 S: 3 | H: 0 LOB: 0 BB: 0 P: 3 | R: 0 E: 0 K: 1 S: 5 | H: 1 LOB: 0 BB: 0 P: 5 | R: 1 E: 0 K: 0 S: 5 | H: 2 LOB: 1 BB: 0 P: 5 | R: 0 E: 0 K: 0 S: 4 | H: 0 LOB: 0 BB: 0 P: 4 | R: 0 E: 0 K: 0 S: 5 | H: 1 LOB: 1 BB: 0 P: 5 | R: 0 E: 0 K: 1 S: 5 | H: 1 LOB: 0 BB: 0 P: 5 | R: 0 E: 0 K: 0 S: 4 | H: 1 LOB: 2 BB: 1 P: 8 | | 1B: 5 2B: 1 3B: 0 HR: 1 | SF: 1 SAC: 0 DP: 2 HBP: 0 | WP: 0 PB: 0 SB: 0 CS: 1 | PA: 30 | | | | | |
| PITCHER | IP | WLS | BF | H | R | ER | SO | BB | IBB | HBP | BLK | WP | HR | S | P | ERA | WHIP | | | | | | | | | |
| Scott Sanderson, R ERA: 4.06 Guy Hoffman, L ERA: 4.32 Lee Smith, R ERA: 2.72 | 5.0 | L | 18 | 4 | 2 | 2 | 3 | 4 | 2 | 2 | 3 | 0 | 0 | 1 | 0 | 1 | 0.00 | 1.125 | | | | | | | | |

| Batter | 1 | 2 | 3 | 4 | 5 | 6 | 7 | 8 | 9 | AB | R | H | RBI | BB | SO | LOB | TOP | | | | | | | | | | | |
|--------------------------------------------------------------------------------------------------------------|------------------------------|---------------------------------|------------------------------|---------------------------------|------------------------------|---------------------------------|------------------------------|---------------------------------|------------------------------|---------------------------------|------------------------------|---------------------------------|------------------------------|---------------------------------|------------------------------|---------------------------------|--------------------------------------------------------------------------------------------------------------------------------------|------------------------------|---------------------------------|----------------------------------|------------------------------------|----------------------------------|--------|--|--|--|--|--|
| Davey Lopes, R OBP: 0.438, SLG: 0.529 (1, 5) | | | | | | | | | | 4 | 0 | 2 | 0 | 0 | 0 | 1 | Chicago Cubs @ San Francisco Giants Candlestick Park, San Francisco, CA Tue Jul 08 1986, 10:05 PM EDT Att: 21,660 - Unknown | | | | | | | | | | | |
| Jerry Mumphrey, S OBP: 0.340, SLG: 0.337 (1, 8) (7, 7) | | | | | | | | | | 4 | 1 | 1 | 1 | 0 | 0 | 2 | | | | | | | | | | | | |
| 23 Ryne Sandberg, R OBP: 0.321, SLG: 0.417 (1, 4) | | | | | | | | | | 4 | 0 | 0 | 0 | 0 | 1 | 2 | | | | | | | | | | | | |
| Keith Moreland, R OBP: 0.326, SLG: 0.372 (1, 9) | | | | | | | | | | 4 | 0 | 0 | 0 | 0 | 0 | 1 | | | | | | | | | | | | |
| Jody Davis, R OBP: 0.302, SLG: 0.431 (1, 2) | | | | | | | | | | 3 | 1 | 1 | 0 | 1 | 1 | 0 | | | | | | | | | | | | |
| Gary Matthews, R OBP: 0.353, SLG: 0.410 Dave Martinez, L OBP: 0.188, SLG: 0.156 (1, 7) (7, 8) | | | | | | | | | | 3 | 1 | 1 | 1 | 0 | 0 | 0 | | | | | | | | | | | | |
| Terry Francona, L OBP: 0.246, SLG: 0.222 (1, 3) | | | | | | | | | | 1 | 0 | 0 | 0 | 0 | 0 | 1 | | | | | | | | | | | | |
| Shawon Dunston, R OBP: 0.310, SLG: 0.437 (1, 6) | | | | | | | | | | 3 | 1 | 2 | 2 | 0 | 1 | 0 | | | | | | | | | | | | |
| Dennis Eckersley, R OBP: 0.158, SLG: 0.316 (1, 1) | | | | | | | | | | 3 | 0 | 0 | 0 | 0 | 2 | 1 | | | | | | | | | | | | |
| Inning Stats | R: 0 E: 0 K: 1 S: 6 | H: 1 LOB: 1 BB: 0 P: 6 | R: 0 E: 0 K: 0 S: 3 | H: 0 LOB: 0 BB: 0 P: 3 | R: 0 E: 0 K: 2 S: 7 | H: 0 LOB: 0 BB: 0 P: 7 | R: 0 E: 0 K: 0 S: 3 | H: 0 LOB: 0 BB: 0 P: 3 | R: 2 E: 0 K: 0 S: 6 | H: 3 LOB: 1 BB: 0 P: 6 | R: 1 E: 0 K: 1 S: 6 | H: 1 LOB: 0 BB: 0 P: 6 | R: 1 E: 0 K: 1 S: 6 | H: 1 LOB: 0 BB: 0 P: 6 | R: 0 E: 0 K: 0 S: 3 | H: 1 LOB: 0 BB: 0 P: 3 | | R: 0 E: 0 K: 0 S: 3 | H: 0 LOB: 0 BB: 1 P: 7 | 1B: 4 2B: 1 3B: 0 HR: 2 | SF: 0 SAC: 0 DP: 0 HBP: 0 | WP: 1 PB: 0 SB: 1 CS: 1 | PA: 34 | | | | | |
| PITCHER | IP | WLS | BF | H | R | ER | SO | BB | IBB | HBP | BLK | WP | HR | S | P | ERA | WHIP | | | | | | | | | | | |
| Mike Krukow, R ERA: 3.25 Frank Williams, R ERA: | (1, 1) (9, 1) | 8.0 1.0 | L 4 | 30 0 | 7 0 | 4 0 | 4 0 | 5 0 | 0 1 | 0 0 | 0 0 | 0 0 | 1 0 | 0 0 | 0 3 | 40 7 | 4.50 0.00 | 0.875 1.000 | | | | | | | | | | |


| | |
|-----|----|
| AB | 33 |
| R | 4 |
| H | 7 |
| RBI | 4 |
| BB | 1 |
| SO | 5 |
| LOB | 10 |




| Batter | 1 | 2 | 3 | 4 | 5 | 6 | 7 | 8 | 9 | AB | R | H | RBI | BB | SO | LOB | BOTTOM | | | | | | | | | | |
|-----------------------------------------------------------------------------------------------------------------------------------------------------------|------------------------------|---------------------------------|------------------------------|---------------------------------|------------------------------|---------------------------------|------------------------------|---------------------------------|------------------------------|---------------------------------|------------------------------|---------------------------------|------------------------------|---------------------------------|------------------------------|---------------------------------|--------------------------------------------------------------------------------------------------------------------------------------|----------------------------------|------------------------------------|----------------------------------|--------|--|--|--|--|--|--|
| Randy Kutcher, R OBP: 0.296, SLG: 0.500 (1, 8) | | | | | | | | | | 4 | 0 | 1 | 1 | 0 | 0 | 0 | Chicago Cubs @ San Francisco Giants Candlestick Park, San Francisco, CA Tue Jul 08 1986, 10:05 PM EDT Att: 21,660 - Unknown | | | | | | | | | | |
| Robby Thompson, R OBP: 0.326, SLG: 0.338 Candy Maldonado, R (8, PH) OBP: 0.297, SLG: 0.488 (1, 4) (8, PH) | | | | | | | | | | 3 | 0 | 1 | 0 | 0 | 1 | 0 | | | | | | | | | | | |
| Jeffrey Leonard, R OBP: 0.319, SLG: 0.394 (1, 7) | | | | | | | | | | 4 | 0 | 0 | 0 | 0 | 2 | 3 | | | | | | | | | | | |
| Chili Davis, S OBP: 0.375, SLG: 0.460 (1, 9) | | | | | | | | | | 4 | 0 | 1 | 0 | 0 | 2 | 1 | | | | | | | | | | | |
| Chris Brown, R OBP: 0.404, SLG: 0.470 (1, 5) | | | | | | | | | | 3 | 0 | 1 | 0 | 0 | 0 | 1 | | | | | | | | | | | |
| Harry Spilman, L OBP: 0.286, SLG: 0.425 (1, 3) | | | | | | | | | | 3 | 0 | 0 | 0 | 0 | 0 | 1 | | | | | | | | | | | |
| Bob Brenly, R OBP: 0.366, SLG: 0.324 (1, 2) | | | | | | | | | | 3 | 0 | 0 | 0 | 0 | 1 | 0 | | | | | | | | | | | |
| Jose Uribe, S OBP: 0.307, SLG: 0.280 (1, 6) | | | | | | | | | | 3 | 1 | 1 | 0 | 0 | 0 | 0 | | | | | | | | | | | |
| Mike Krukow, R OBP: 0.229, SLG: 0.217 Mike Woodard, L (8, PH) OBP: 0.375, SLG: 0.407 Frank Williams, R ERA: (1, 1) (8, PH) (9, 1) | | | | | | | | | | 1 | 0 | 0 | 0 | 0 | 0 | 0 | | | | | | | | | | | |
| Inning Stats | R: 0 E: 0 K: 1 S: 5 | H: 0 LOB: 0 BB: 0 P: 5 | R: 0 E: 0 K: 0 S: 3 | H: 1 LOB: 0 BB: 0 P: 3 | R: 1 E: 0 K: 1 S: 8 | H: 3 LOB: 2 BB: 0 P: 8 | R: 0 E: 0 K: 1 S: 5 | H: 0 LOB: 0 BB: 0 P: 5 | R: 0 E: 0 K: 0 S: 3 | H: 0 LOB: 0 BB: 0 P: 3 | R: 0 E: 0 K: 0 S: 3 | H: 1 LOB: 0 BB: 0 P: 3 | R: 0 E: 0 K: 1 S: 5 | H: 0 LOB: 0 BB: 0 P: 5 | R: 0 E: 0 K: 2 S: 8 | H: 1 LOB: 1 BB: 0 P: 8 | | 1B: 6 2B: 0 3B: 0 HR: 0 | SF: 0 SAC: 1 DP: 1 HBP: 0 | WP: 0 PB: 0 SB: 0 CS: 0 | PA: 31 | | | | | | |
| PITCHER | IP | WLS | BF | H | R | ER | SO | BB | IBB | HBP | BLK | WP | HR | S | P | ERA | WHIP | | | | | | | | | | |
| Dennis Eckersley, R ERA: 5.01 | (1, 1) | 9.0 | W | 31 | 6 | 1 | 1 | 6 | 0 | 0 | 0 | 0 | 0 | 43 | 43 | 1.00 | 0.667 | | | | | | | | | | |

| | |
|-----|----|
| AB | 30 |
| R | 1 |
| H | 6 |
| RBI | 1 |
| BB | 0 |
| SO | 6 |
| LOB | 6 |



| Batter | 1 | 2 | 3 | 4 | 5 | 6 | 7 | 8 | 9 | 10 | AB | R | H | RBI | BB | SO | LOB | TOP | |
|----------------------------------------------------------------------------------------------------------------|---------------------------------------|---------------------------------------|---------------------------------------|---------------------------------------|---------------------------------------|---------------------------------------|---------------------------------------|---------------------------------------|---------------------------------------|---------------------------------------|---------------------------------------|---------------------------------------|---------------------------------------|---------------------------------------|---------------------------------------|---------------------------------------|----------------------------------|----------------------------------------------------------------------------------------------------------------------------------------------------------------------------------------------------------------------------------------------------------------------------------------------------------------------------------------------------|-----------------|
| Davey Lopes, R OBP: 0.437, SLG: 0.521 Chris Speter, R OBP: 0.325, SLG: 0.409 | 1-3 | | FC5-2 | | | 2B | 6-3 | | BB | | 4 | 1 | 1 | 0 | 1 | 0 | 3 | Chicago Cubs @ San Francisco Giants Candlestick Park, San Francisco, CA Wed Jul 09 1986, 6:33 AM EDT Att: 18,216 - Unknown AB 33 R 4 H 7 RBI 4 BB 9 SO 6 LOB 16  | |
| Jerry Mumphrey, S OBP: 0.332, SLG: 0.328 | 4-3 | | G1-2-3 | | | K | | | 4-3 | K | 5 | 0 | 0 | 0 | 0 | 2 | 6 | | |
| 23 Ryne Sandberg, R OBP: 0.322, SLG: 0.418 | 4-3 | | | F7 | | 2B | | WP | 2B | F4 | 4 | 1 | 1 | 0 | 1 | 0 | 0 | | |
| Keith Moreland, R OBP: 0.333, SLG: 0.378 | 4-3 | | | CS | | 1B | | WP | | BB | 3 | 2 | 2 | 2 | 2 | 0 | 0 | | |
| Jody Davis, R OBP: 0.306, SLG: 0.430 | 6-3 | | | BB | | 2B | | K | | BB | 3 | 0 | 1 | 1 | 2 | 1 | 2 | | |
| Gary Matthews, R OBP: 0.346, SLG: 0.401 Lee Smith, R (8, 1) | K | | | BB | | 1B | | | | BB | 4 | 0 | 0 | 0 | 0 | 1 | 4 | | |
| Ron Cay, R OBP: 0.373, SLG: 0.521 Ray Fontenot, L OBP: 0.500, SLG: 0.500 | K | | | BB | | FC5-4 | | K | | BB | 0 | 0 | 0 | 0 | 1 | 0 | 0 | | |
| Terry Francona, L OBP: 0.243, SLG: 0.212 | | | | | | 1-3 | | | | BB | 3 | 0 | 0 | 1 | 1 | 0 | 1 | | |
| Shawon Dunston, R OBP: 0.309, SLG: 0.438 | | | | | | 6-3 | | | | 2-3 | 4 | 0 | 1 | 0 | 0 | 0 | 0 | | |
| Ed Lynch, R OBP: 0.154, SLG: 0.152 Dave Gumpert, R (7, 1) Thad Bosley, L OBP: 0.429, SLG: 0.394 | | | | | | K | | | | 1B | 1 | 0 | 0 | 0 | 1 | 0 | 0 | | |
| Inning Stats | R: 0 E: 0 K: 0 S: 3 | H: 0 LOB: 0 BB: 0 P: 3 | R: 0 E: 0 K: 1 S: 5 | H: 0 LOB: 0 BB: 0 P: 5 | R: 0 E: 0 K: 0 S: 3 | H: 1 LOB: 2 BB: 2 P: 11 | R: 0 E: 0 K: 0 S: 2 | H: 0 LOB: 1 BB: 2 P: 10 | R: 0 E: 0 K: 1 S: 5 | H: 0 LOB: 0 BB: 0 P: 5 | R: 0 E: 0 K: 1 S: 6 | H: 1 LOB: 2 BB: 1 P: 10 | R: 0 E: 0 K: 1 S: 6 | H: 1 LOB: 2 BB: 1 P: 10 | R: 1 E: 0 K: 0 S: 3 | H: 1 LOB: 1 BB: 2 P: 11 | 1B: 4 2B: 4 3B: 0 HR: 0 | SF: 1 SAC: 0 DP: 2 HBP: 0 | WP: 1 PA: 43 |
| PITCHER | IP WLS BF H R ER SO | IP WLS BF H R ER SO | IP WLS BF H R ER SO | IP WLS BF H R ER SO | IP WLS BF H R ER SO | IP WLS BF H R ER SO | IP WLS BF H R ER SO | IP WLS BF H R ER SO | IP WLS BF H R ER SO | IP WLS BF H R ER SO | IP WLS BF H R ER SO | IP WLS BF H R ER SO | IP WLS BF H R ER SO | IP WLS BF H R ER SO | IP WLS BF H R ER SO | IP WLS BF H R ER SO | ERA WHIP | ERA WHIP | |
| Michael LaCoss, R ERA: 2.7 | 6.0 | 2.0 | 1.1 | 0.0 | 0.2 | 0.0 | 0.0 | 0.0 | 0.0 | 0.0 | 0.0 | 0.0 | 0.0 | 0.0 | 0.0 | 0.0 | 0.0 | 4.50 | 1.333 |
| Jeff Robinson, R ERA: 3.74 | 7.1 | 1.1 | 0.0 | 0.0 | 0.0 | 0.0 | 0.0 | 0.0 | 0.0 | 0.0 | 0.0 | 0.0 | 0.0 | 0.0 | 0.0 | 0.0 | 0.0 | 0.00 | 0.500 |
| Juan Berenguer, R ERA: 2.96 | 9.1 | 0.0 | 0.0 | 0.0 | 0.0 | 0.0 | 0.0 | 0.0 | 0.0 | 0.0 | 0.0 | 0.0 | 0.0 | 0.0 | 0.0 | 0.0 | 0.0 | 6.75 | 3.000 |
| Frank Williams, R ERA: 2.2 | 10.1 | 0.2 | 0.0 | 0.0 | 0.0 | 0.0 | 0.0 | 0.0 | 0.0 | 0.0 | 0.0 | 0.0 | 0.0 | 0.0 | 0.0 | 0.0 | 0.0 | 0.00 | 0.000 |

| Batter | 1 | 2 | 3 | 4 | 5 | 6 | 7 | 8 | 9 | 10 | AB | R | H | RBI | BB | SO | LOB | BOTTOM | | | |
|-------------------------------------------------------------------------------------------------------------------------------------------------------------------------------------------------|---------------------------------------|---------------------------------------|---------------------------------------|---------------------------------------|---------------------------------------|---------------------------------------|---------------------------------------|---------------------------------------|---------------------------------------|---------------------------------------|---------------------------------------|---------------------------------------|---------------------------------------|---------------------------------------|---------------------------------------|---------------------------------------|------------------------------|----------------------------------------------------------------------------------------------------------------------------------------------------------------------------------------------------------------------------------------------------------------------------------------------------------------------------------------------------|---------------------------------|----------------------------------|------------------------------------|
| Randy Kutcher, R OBP: 0.294, SLG: 0.488 Juan Berenguer, R (9, 1) Frank Williams, R (10, 1) Mark Davis, L OBP: 0.250, SLG: 0.500 Bob Brenly, R OBP: 0.364, SLG: 0.323 | F9 | | | L5 | | FC5-4 | | 1B | | F8 | 4 | 1 | 1 | 0 | 0 | 0 | 2 | Chicago Cubs @ San Francisco Giants Candlestick Park, San Francisco, CA Wed Jul 09 1986, 6:33 AM EDT Att: 18,216 - Unknown AB 34 R 3 H 8 RBI 2 BB 3 SO 9 LOB 11  | | | |
| Robby Thompson, R OBP: 0.323, SLG: 0.335 Candy Maldonado, R OBP: 0.295, SLG: 0.485 | F7 | | | F8 | | E6 | | K | | | 3 | 0 | 0 | 0 | 0 | 1 | 1 | | | | |
| Jeffrey Leonard, R OBP: 0.322, SLG: 0.396 | K | | | CS | | 1B | | K | | | 4 | 0 | 2 | 1 | 0 | 2 | 2 | | | | |
| Chili Davis, S OBP: 0.360, SLG: 0.473 | 4-3 | | | CS | | 1B | | 1B | | HR | 3 | 1 | 2 | 1 | 1 | 0 | 0 | | | | |
| Chris Brown, R OBP: 0.402, SLG: 0.467 | F8 | | | 1-5-3 | | 1B | | 6-3 | | K | 4 | 0 | 1 | 0 | 0 | 1 | 0 | | | | |
| Mike Aldrete, L OBP: 0.514, SLG: 0.295 Mike Woodard, L OBP: 0.375, SLG: 0.407 | K | | | 1-5-3 | | 1B | | 5-3 | | CS | 3 | 0 | 0 | 0 | 1 | 2 | 0 | | | | |
| Bob Melvin, R OBP: 0.277, SLG: 0.349 | | | | 1-2 | | 1B | | 4-3 | | K | 4 | 0 | 0 | 0 | 0 | 2 | 1 | | | | |
| Jose Uribe, S OBP: 0.308, SLG: 0.279 Joel Youngblood, R OBP: 0.358, SLG: 0.427 | 5-3 | | | 1-5-3 | | BB | | 1B | | 5-3 | 1 | 1 | 0 | 0 | 1 | 0 | 0 | | | | |
| Michael LaCoss, R OBP: 0.316, SLG: 0.514 Harry Spilman, L OBP: 0.268, SLG: 0.432 Jeff Robinson, R OBP: 0.125, SLG: 0.143 Luis Quinones, S OBP: 0.283, SLG: 0.432 | K | | | 1-2 | | BB | | 1B | | K | 2 | 0 | 1 | 0 | 0 | 0 | 0 | | | | |
| Inning Stats | R: 0 E: 0 K: 1 S: 5 | H: 0 LOB: 0 BB: 0 P: 5 | R: 0 E: 0 K: 1 S: 5 | H: 0 LOB: 0 BB: 0 P: 5 | R: 0 E: 0 K: 1 S: 5 | H: 0 LOB: 0 BB: 0 P: 5 | R: 0 E: 0 K: 0 S: 3 | H: 1 LOB: 0 BB: 0 P: 3 | R: 0 E: 0 K: 0 S: 2 | H: 1 LOB: 0 BB: 1 P: 6 | R: 2 E: 1 K: 8 S: 8 | H: 3 LOB: 2 BB: 1 P: 12 | R: 0 E: 0 K: 2 S: 9 | H: 2 LOB: 2 BB: 0 P: 9 | R: 1 E: 0 K: 2 S: 7 | H: 1 LOB: 1 BB: 1 P: 11 | R: 0 E: 0 K: 1 S: 5 | | H: 0 LOB: 0 BB: 0 P: 5 | 1B: 7 2B: 1 3B: 1 HR: 1 | SF: 0 SAC: 0 DP: 1 HBP: 0 |
| PITCHER | IP WLS BF H R ER SO | IP WLS BF H R ER SO | IP WLS BF H R ER SO | IP WLS BF H R ER SO | IP WLS BF H R ER SO | IP WLS BF H R ER SO | IP WLS BF H R ER SO | IP WLS BF H R ER SO | IP WLS BF H R ER SO | IP WLS BF H R ER SO | IP WLS BF H R ER SO | IP WLS BF H R ER SO | IP WLS BF H R ER SO | IP WLS BF H R ER SO | IP WLS BF H R ER SO | IP WLS BF H R ER SO | ERA WHIP | ERA WHIP | | | |
| Ed Lynch, R ERA: 0.61 | 6.0 | 1.1 | 1.2 | 0.0 | 0.0 | 0.0 | 0.0 | 0.0 | 0.0 | 0.0 | 0.0 | 0.0 | 0.0 | 0.0 | 0.0 | 0.0 | 0.0 | 0.00 | 1.167 | | |
| Dave Gumpert, R ERA: 0.9 | 7.1 | 6 | 6 | 2 | 0 | 0 | 0 | 0 | 0 | 0 | 0 | 0 | 0 | 0 | 0 | 0 | 0 | 0.00 | 1.500 | | |
| Lee Smith, R ERA: 2.81 | 8.1 | 1.2 | 6 | 1 | 1 | 1 | 4 | 1 | 0 | 0 | 0 | 0 | 0 | 0 | 0 | 0 | 0 | 5.40 | 1.200 | | |
| Ray Fontenot, L ERA: 3.43 | 10.1 | 1.0 | 3 | 0 | 0 | 0 | 1 | 0 | 0 | 0 | 0 | 0 | 0 | 0 | 0 | 0 | 0 | 0.00 | 0.000 | | |

| Batter | 1 | 2 | 3 | 4 | 5 | 6 | 7 | 8 | 9 | AB | R | H | RBI | BB | SO | LOB | TOP | | | | | | | | | | |
|-------------------------------------------------------------------------------------------------------------------------------------|------------------------------|---------------------------------|------------------------------|---------------------------------|------------------------------|---------------------------------|------------------------------|---------------------------------|------------------------------|----------------------------------|------------------------------|---------------------------------|------------------------------|---------------------------------|------------------------------|---------------------------------|----------------------------------|------------------------------------|----------------------------------|--------|--|--|--|--|--|--|--|
| Davey Lopes, R OBP: 0.435, SLG: 0.517 Chris Speier, R OBP: 0.333, SLG: 0.418 | 6-3 | | | 1B 23 1B | 6-3 | | 2H 1B | | | 3 | 1 | 1 | 0 | 0 | 0 | 1 | | | | | | | | | | | |
| Jerry Mumphy, S OBP: 0.330, SLG: 0.326 | 6-3 | | | 23 1B | | K | F7 | | | 4 | 1 | 1 | 0 | 0 | 1 | 1 | | | | | | | | | | | |
| 23 Ryne Sandberg, R OBP: 0.321, SLG: 0.416 | 5-3 | | | 1B | | K | | | F8 | 4 | 0 | 1 | 1 | 0 | 1 | 0 | | | | | | | | | | | |
| Keith Moreland, R OBP: 0.335, SLG: 0.378 | | 6-3 | | F3 | | | | | | 3 | 0 | 1 | 0 | 1 | 0 | 2 | | | | | | | | | | | |
| Leon Durham, L OBP: 0.329, SLG: 0.385 | | K | | G4-6-3 1B | | L9 | | | F6 | 4 | 0 | 1 | 1 | 0 | 1 | 2 | | | | | | | | | | | |
| Jody Davis, R OBP: 0.303, SLG: 0.424 Steve Lake, R OBP: 0.450, SLG: 0.474 | 1-3 | | | G4-6-3 1B | | | | | F9 | 4 | 0 | 0 | 0 | 0 | 1 | 3 | | | | | | | | | | | |
| Gary Matthews, R OBP: 0.344, SLG: 0.414 | | | | F8 | | 5-3 | | | | 4 | 1 | 1 | 1 | 0 | 1 | 0 | | | | | | | | | | | |
| Shawon Dunston, R OBP: 0.311, SLG: 0.438 | | | | K | | PB 1B | | | K | 4 | 1 | 2 | 0 | 0 | 2 | 0 | | | | | | | | | | | |
| Jamie Moyer, L Dave Gumpert, R Dave Martinez, L George Frazier, R Terry Francona, L Guy Hoffman, L Thad Bosley, L | 5-3 | | | 5-3 | | K | | | F9 | 0 | 0 | 0 | 0 | 0 | 0 | 0 | | | | | | | | | | | |
| Inning Stats | R: 0 E: 0 K: 0 S: 3 | H: 0 LOB: 0 BB: 0 P: 3 | R: 0 E: 0 K: 1 S: 5 | H: 0 LOB: 0 BB: 0 P: 5 | R: 0 E: 0 K: 1 S: 5 | H: 4 LOB: 1 BB: 0 P: 6 | R: 0 E: 0 K: 1 S: 6 | H: 1 LOB: 1 BB: 0 P: 6 | R: 0 E: 0 K: 2 S: 7 | H: 0 LOB: 1 BB: 1 P: 11 | R: 2 E: 0 K: 1 S: 8 | H: 3 LOB: 1 BB: 0 P: 8 | R: 0 E: 0 K: 0 S: 4 | H: 1 LOB: 0 BB: 0 P: 4 | R: 0 E: 0 K: 2 S: 7 | H: 0 LOB: 0 BB: 0 P: 7 | 1B: 8 2B: 0 3B: 0 HR: 1 | SF: 0 SAC: 0 DP: 1 HBP: 0 | WP: 0 PB: 2 SB: 0 CS: 0 | PA: 36 | | | | | | | |
| PITCHER | IP | WLS | BF | H | R | ER | SO | BB | IBB | HBP | BLK | WP | HR | S | P | ERA | WHIP | | | | | | | | | | |
| Orel Hershiser, R ERA: 3.57 | 6.2 | W | 28 | 8 | 4 | 4 | 6 | 1 | 0 | 0 | 0 | 0 | 1 | 39 | 43 | 5.40 | 1.350 | | | | | | | | | | |
| Carlos Diaz, L ERA: 3.89 | 0.1 | | 1 | 0 | 0 | 0 | 0 | 0 | 0 | 0 | 0 | 0 | 0 | 1 | 1 | 0.00 | 0.000 | | | | | | | | | | |
| Tom Niedenfuer, R ERA: 2.92 | 2.0 | | 7 | 1 | 0 | 0 | 2 | 0 | 0 | 0 | 0 | 0 | 0 | 11 | 11 | 0.00 | 0.500 | | | | | | | | | | |

Chicago Cubs @ Los Angeles Dodgers
Dodger Stadium, Los Angeles, CA
Thu Jul 10 1986, 7:05 PM PDT
Att: 34,656 - Unknown

| | |
|-----|----|
| AB | 35 |
| R | 4 |
| H | 9 |
| RBI | 4 |
| BB | 1 |
| SO | 8 |
| LOB | 11 |



| Batter | 1 | 2 | 3 | 4 | 5 | 6 | 7 | 8 | 9 | AB | R | H | RBI | BB | SO | LOB | BOTTOM | | | | | | | | | | |
|------------------------------------------------------------------------------------------|-------------------------------|----------------------------------|------------------------------|---------------------------------|------------------------------|---------------------------------|------------------------------|---------------------------------|------------------------------|---------------------------------|------------------------------|---------------------------------|------------------------------|----------------------------------|------------------------------|---------------------------------|----------------------------------|------------------------------------|----------------------------------|--------|--|--|--|--|--|--|--|
| Steve Sax, R OBP: 0.383, SLG: 0.435 | | | | 2B | | E6 | 6-3 | | | 4 | 2 | 1 | 0 | 1 | 1 | 3 | | | | | | | | | | | |
| Bill Russell, R OBP: 0.301, SLG: 0.291 Ralph Bryant, L | | G3 | | G3 SF9 2B | | F9 | | | L4 | 5 | 2 | 2 | 1 | 0 | 0 | 1 | | | | | | | | | | | |
| Ken Landreaux, L OBP: 0.321, SLG: 0.369 | | 6-3 | | G3 | | G4-6-3 | | | K | 5 | 1 | 1 | 2 | 0 | 1 | 2 | | | | | | | | | | | |
| Enos Cabell, R OBP: 0.277, SLG: 0.282 Len Matuszek, L OBP: 0.327, SLG: 0.489 | | E5 | L5 | SF9 | | | | | F8 | 3 | 2 | 1 | 1 | 0 | 0 | 1 | | | | | | | | | | | |
| Jeff Hamilton, R OBP: 0.224, SLG: 0.298 | | F8 | | 5-3 | L6 | | | | 2B | 4 | 1 | 1 | 1 | 0 | 0 | 2 | | | | | | | | | | | |
| Reggie Williams, R OBP: 0.359, SLG: 0.415 | | | | S G3 | | SH3 | | | SH3 | 3 | 2 | 3 | 1 | 0 | 0 | 0 | | | | | | | | | | | |
| Mariano Duncan, R OBP: 0.281, SLG: 0.303 | | SF7 | | G3 | | | | | K | 3 | 0 | 0 | 1 | 0 | 1 | 3 | | | | | | | | | | | |
| Jack Fimple, R OBP: 0.412, SLG: 0.100 | | | | | | | | | 2B | 0 | 1 | 0 | 1 | 3 | 0 | 0 | | | | | | | | | | | |
| Orel Hershiser, R OBP: 0.275, SLG: 0.282 Carlos Diaz, R | | | | B1-3 | | | | | | 3 | 0 | 1 | 1 | 0 | 0 | 2 | | | | | | | | | | | |
| Alex Trevino, R OBP: 0.384, SLG: 0.408 Tom Niedenfuer, R OBP: 0.500, SLG: 0.500 | | | | | | | | | | 1 | 0 | 1 | 2 | 0 | 0 | 0 | | | | | | | | | | | |
| Inning Stats | R: 5 E: 1 K: 1 S: 11 | H: 5 LOB: 2 BB: 1 P: 15 | R: 0 E: 0 K: 0 S: 3 | H: 0 LOB: 0 BB: 0 P: 3 | R: 0 E: 0 K: 0 S: 4 | H: 1 LOB: 2 BB: 1 P: 8 | R: 2 E: 0 K: 0 S: 4 | H: 1 LOB: 0 BB: 1 P: 8 | R: 1 E: 0 K: 0 S: 4 | H: 1 LOB: 0 BB: 0 P: 4 | R: 0 E: 1 K: 0 S: 3 | H: 0 LOB: 0 BB: 0 P: 3 | R: 3 E: 0 K: 1 S: 8 | H: 3 LOB: 1 BB: 1 P: 12 | R: 0 E: 0 K: 1 S: 5 | H: 0 LOB: 0 BB: 0 P: 5 | 1B: 6 2B: 5 3B: 0 HR: 0 | SF: 3 SAC: 1 DP: 1 HBP: 0 | WP: 0 PB: 0 SB: 1 CS: 0 | PA: 40 | | | | | | | |
| PITCHER | IP | WLS | BF | H | R | ER | SO | BB | IBB | HBP | BLK | WP | HR | S | P | ERA | WHIP | | | | | | | | | | |
| Jamie Moyer, L ERA: 9.37 | 0.2 | L | 8 | 4 | 5 | 3 | 0 | 1 | 0 | 0 | 0 | 0 | 0 | 7 | 11 | 40.50 | 7.500 | | | | | | | | | | |
| Dave Gumpert, R ERA: 0.79 | 1.1 | | 5 | 1 | 0 | 0 | 1 | 0 | 0 | 0 | 0 | 0 | 0 | 7 | 7 | 0.00 | 0.750 | | | | | | | | | | |
| George Frazier, R ERA: 5.53 | 4.0 | | 17 | 3 | 3 | 3 | 0 | 2 | 0 | 0 | 0 | 0 | 0 | 15 | 23 | 6.75 | 1.250 | | | | | | | | | | |
| Guy Hoffman, L ERA: 4.62 | 2.0 | | 10 | 3 | 3 | 3 | 2 | 0 | 1 | 0 | 0 | 0 | 0 | 13 | 17 | 13.50 | 1.500 | | | | | | | | | | |

Chicago Cubs @ Los Angeles Dodgers
Dodger Stadium, Los Angeles, CA
Thu Jul 10 1986, 7:05 PM PDT
Att: 34,656 - Unknown

| | |
|-----|----|
| AB | 32 |
| R | 11 |
| H | 11 |
| RBI | 11 |
| BB | 4 |
| SO | 3 |
| LOB | 14 |



| Batter | 1 | 2 | 3 | 4 | 5 | 6 | 7 | 8 | 9 | AB | R | H | RBI | BB | SO | LOB | TOP | | | | | | | | | | |
|----------------------------------------------------------------------------------------------------|------------------------------|---------------------------------|------------------------------|---------------------------------|------------------------------|---------------------------------|------------------------------|---------------------------------|------------------------------|---------------------------------|------------------------------|---------------------------------|------------------------------|---------------------------------|------------------------------|----------------------------------|---------------------------------------------------------------------------------------------------------------------------------------|---------------------------------|----------------------------------|------------------------------------|----------------------------------|--------|--|--|--|--|--|
| Shawn Dunston, R OBP: 0.313, SLG: 0.444 (1, 6) | 0-0 2-3 | | 0-0 F7 | | 0-0 1B 3B | 0-0 1B | | 0-0 F9 | | 5 | 1 | 2 | 0 | 0 | 0 | 3 | Chicago Cubs @ Los Angeles Dodgers Dodger Stadium, Los Angeles, CA Fri Jul 11 1986, 7:05 PM PDT Att: 26,443 - Unknown | | | | | | | | | | |
| Manny Trillo, R OBP: 0.392, SLG: 0.400 Lee Smith, R (8, 1) | 0-3 K | | 0-0 2B | | 0-0 1B 23 1B | 0-0 1-3 | | 0-0 1B 23 FC6-4 | | 5 | 0 | 3 | 2 | 0 | 1 | 1 | | | | | | | | | | | |
| 23 Ryne Sandberg, R OBP: 0.319, SLG: 0.413 (1, 4) | 0-3 K | | 0-0 6-3 | | 0-0 1B FC6-4 | | 0-0 F8 | 0-0 FC6-4 | | 5 | 0 | 1 | 0 | 0 | 1 | 4 | | | | | | | | | | | |
| Keith Moreland, R OBP: 0.333, SLG: 0.375 (1, 9) | | 0-0 5-3 | | 0-0 6-3 | 0-0 F9 | | 0-0 5-3 | | 0-0 1B | 5 | 0 | 1 | 0 | 0 | 0 | 2 | | | | | | | | | | | |
| Jody Davis, R OBP: 0.301, SLG: 0.420 (1, 2) | | 0-0 FC5-4 1B | | 0-0 6-3 | 0-0 FC6-4 | | 0-0 G3 | | 0-0 F7 | 5 | 0 | 1 | 0 | 0 | 0 | 3 | | | | | | | | | | | |
| Ron Cey, R OBP: 0.376, SLG: 0.524 Chris Speier, R OBP: 0.329, SLG: 0.412 (8, 5) | 0-3 K | | 0-0 1B | 4-0 PB 1B BB | | 0-0 HR 2B | | 0-0 F4 | 0-3 K | 3 | 2 | 1 | 0 | 1 | 1 | 1 | | | | | | | | | | | |
| Gary Matthews, R OBP: 0.352, SLG: 0.454 Dave Martinez, L OBP: 0.176, SLG: 0.146 (8, 8) | 0-0 FC5-4 | | 0-0 1B | 0-0 1B | 0-0 HR | | 0-0 HR | | 0-3 K | 4 | 2 | 3 | 4 | 0 | 0 | 1 | | | | | | | | | | | |
| Jerry Mumphy, S OBP: 0.333, SLG: 0.330 (8, 7) | | | 0-0 2B 1B | 0-0 F8 | | 0-0 F5 | | 0-0 1B S | | 4 | 1 | 2 | 0 | 0 | 0 | 1 | | | | | | | | | | | |
| Scott Sanderson, R OBP: 0.065, SLG: 0.033 Dave Gumpert, R (6, 1) | | | 0-3 K | | 0-3 K | | 0-0 5-3 | | 4-0 1B | 3 | 0 | 0 | 0 | 0 | 2 | 1 | | | | | | | | | | | |
| Leon Durham, L OBP: 0.331, SLG: 0.385 (8, 3) | | | | | | | | 1-2 1B | | 0 | 0 | 0 | 0 | 0 | 0 | 0 | | | | | | | | | | | |
| Inning Stats | R: 0 E: 0 K: 2 S: 7 | H: 0 LOB: 0 BB: 0 P: 7 | R: 0 E: 0 K: 1 S: 6 | H: 1 LOB: 1 BB: 0 P: 6 | R: 0 E: 0 K: 1 S: 7 | H: 2 LOB: 2 BB: 0 P: 7 | R: 1 E: 0 K: 0 S: 4 | H: 1 LOB: 1 BB: 1 P: 8 | R: 1 E: 0 K: 1 S: 8 | H: 3 LOB: 2 BB: 0 P: 8 | R: 2 E: 0 K: 0 S: 6 | H: 3 LOB: 1 BB: 0 P: 6 | R: 0 E: 0 K: 0 S: 3 | H: 0 LOB: 0 BB: 0 P: 3 | R: 2 E: 0 K: 0 S: 6 | H: 3 LOB: 2 BB: 1 P: 10 | R: 0 E: 0 K: 2 S: 8 | H: 1 LOB: 1 BB: 0 P: 8 | 1B: 9 2B: 2 3B: 1 HR: 2 | SF: 0 SAC: 0 DP: 0 HBP: 0 | WP: 0 PB: 1 SB: 2 CS: 0 | PA: 43 | | | | | |
| PITCHER | IP | WLS | BF | H | R | ER | SO | BB | IBB | HBP | BLK | WP | HR | S | P | ERA | WHIP | | | | | | | | | | |
| Rick Honeycutt, L ERA: 2.09 (1, 1) | 5.0 | L | 23 | 7 | 2 | 1 | 5 | 1 | 0 | 0 | 0 | 0 | 0 | 32 | 36 | 1.80 | 1.600 | | | | | | | | | | |
| Jerry Reuss, L ERA: 5.87 (6, 1) | 2.0 | | 9 | 3 | 2 | 2 | 0 | 0 | 0 | 0 | 0 | 0 | 1 | 9 | 9 | 9.00 | 1.500 | | | | | | | | | | |
| Tom Niedenfuer, R ERA: 3.21 (8, 1) | 1.0 | | 7 | 3 | 2 | 2 | 0 | 0 | 1 | 0 | 0 | 0 | 1 | 6 | 10 | 18.00 | 3.000 | | | | | | | | | | |
| Carlos Diaz, L ERA: 3.66 (9, 1) | 1.0 | | 4 | 1 | 0 | 0 | 2 | 0 | 0 | 0 | 0 | 0 | 0 | 8 | 8 | 0.00 | 1.000 | | | | | | | | | | |

| | |
|-----|----|
| AB | 41 |
| R | 6 |
| H | 14 |
| RBI | 6 |
| BB | 2 |
| SO | 7 |
| LOB | 19 |



| Batter | 1 | 2 | 3 | 4 | 5 | 6 | 7 | 8 | 9 | AB | R | H | RBI | BB | SO | LOB | BOTTOM | | | | | | | | | | |
|-------------------------------------------------------------------------------------------------------------------------------------------------------------------------------------------------------------------------------------------------------------------|------------------------------|---------------------------------|-------------------------------|----------------------------------|------------------------------|---------------------------------|------------------------------|---------------------------------|------------------------------|---------------------------------|------------------------------|---------------------------------|------------------------------|---------------------------------|-------------------------------|----------------------------------|---------------------------------------------------------------------------------------------------------------------------------------|------------------------------|---------------------------------|----------------------------------|------------------------------------|----------------------------------|--------|--|--|--|--|
| Steve Sax, R OBP: 0.384, SLG: 0.436 (1, 4) | 0-0 6-3 S 1B | | 0-0 4-3 | | | 0-0 1-3 HR 1B | | 0-3 K | | 4 | 1 | 2 | 0 | 0 | 1 | 0 | Chicago Cubs @ Los Angeles Dodgers Dodger Stadium, Los Angeles, CA Fri Jul 11 1986, 7:05 PM PDT Att: 26,443 - Unknown | | | | | | | | | | |
| Reggie Williams, R OBP: 0.350, SLG: 0.404 (1, 8) | 0-3 K | | 0-0 5-3 | | 0-0 1-3 | | 0-3 K | | 4 | 0 | 0 | 0 | 0 | 2 | 2 | | | | | | | | | | | | |
| Ken Landreaux, L OBP: 0.320, SLG: 0.367 (1, 7) | 0-0 6-3 | | 0-0 6-3 | | 0-0 6-3 | | 0-0 1B | | 4 | 0 | 1 | 0 | 0 | 0 | 2 | | | | | | | | | | | | |
| Len Matuszek, L OBP: 0.321, SLG: 0.531 (1, 3) | 0-0 3-1 | | 0-0 4-3 | | 0-0 HR 2H | | 0-3 K | | 4 | 1 | 1 | 2 | 0 | 1 | 2 | | | | | | | | | | | | |
| Jeff Hamilton, R OBP: 0.226, SLG: 0.294 (1, 5) | | 0-0 1B 1B | | 0-0 5-3 | | 0-0 6-3 | | 0-3 K | | 4 | 0 | 1 | 0 | 0 | 1 | 0 | | | | | | | | | | | |
| Ralph Bryant, L OBP: 0.250, SLG: 0.750 (1, 9) | 0-3 K | | 0-3 K | | 0-0 SF8 3B | | 0-3 K | | 4 | 1 | 1 | 0 | 0 | 3 | 1 | | | | | | | | | | | | |
| Alex Trevino, R OBP: 0.380, SLG: 0.406 (1, 2) | | 0-0 1-3 1B | | 0-0 F8 | | 0-0 SF8 | | 0-0 1-3 | | 3 | 0 | 1 | 1 | 0 | 0 | | | | | | | | | | | | |
| Mariano Duncan, R OBP: 0.282, SLG: 0.303 (1, 6) | | 0-3 K | | 0-0 CS 1B | | 0-0 6-3 | | | | 3 | 0 | 1 | 0 | 0 | 1 | 2 | | | | | | | | | | | |
| Rick Honeycutt, L OBP: 0.043, SLG: 0.043 Greg Brock, L OBP: 0.302, SLG: 0.371 Jerry Reuss, L OBP: 0.326, SLG: 0.376 Fernando Valenzuela, L OBP: 0.350, SLG: 0.500 Tom Niedenfuer, R OBP: 0.150, SLG: 0.150 Carlos Diaz, R (8, 1) | 0-3 K | | 0-3 K | | 0-0 1-2 | | 0-0 F7 | | 1 | 0 | 0 | 0 | 0 | 1 | 2 | | | | | | | | | | | | |
| Inning Stats | R: 0 E: 0 K: 1 S: 6 | H: 1 LOB: 1 BB: 0 P: 6 | R: 0 E: 0 K: 3 S: 11 | H: 2 LOB: 0 BB: 0 P: 11 | R: 0 E: 0 K: 0 S: 3 | H: 0 LOB: 0 BB: 0 P: 3 | R: 0 E: 0 K: 1 S: 5 | H: 0 LOB: 0 BB: 0 P: 5 | R: 0 E: 0 K: 0 S: 5 | H: 1 LOB: 1 BB: 0 P: 5 | R: 2 E: 0 K: 0 S: 5 | H: 2 LOB: 0 BB: 0 P: 5 | R: 1 E: 0 K: 0 S: 4 | H: 1 LOB: 0 BB: 0 P: 4 | R: 0 E: 0 K: 3 S: 10 | H: 1 LOB: 1 BB: 0 P: 10 | | R: 0 E: 0 K: 2 S: 7 | H: 0 LOB: 0 BB: 0 P: 7 | 1B: 6 2B: 1 3B: 1 HR: 1 | SF: 1 SAC: 0 DP: 1 HBP: 0 | WP: 0 PB: 0 SB: 1 CS: 1 | PA: 34 | | | | |
| PITCHER | IP | WLS | BF | H | R | ER | SO | BB | IBB | HBP | BLK | WP | HR | S | P | ERA | WHIP | | | | | | | | | | |
| Scott Sanderson, R ERA: 3.94 (1, 1) | 5.1 | W | 20 | 5 | 1 | 1 | 6 | 0 | 0 | 0 | 0 | 0 | 0 | 32 | 32 | 1.69 | 0.938 | | | | | | | | | | |
| Dave Gumpert, R ERA: 2.08 (6, 1) | 1.2 | | 7 | 2 | 2 | 2 | 0 | 0 | 0 | 0 | 0 | 0 | 1 | 7 | 7 | 10.80 | 1.200 | | | | | | | | | | |
| Lee Smith, R ERA: 2.7 (8, 1) | 2.0 | S | 7 | 1 | 0 | 0 | 5 | 0 | 0 | 0 | 0 | 0 | 0 | 17 | 17 | 0.00 | 0.500 | | | | | | | | | | |

| | |
|-----|----|
| AB | 33 |
| R | 3 |
| H | 8 |
| RBI | 3 |
| BB | 0 |
| SO | 11 |
| LOB | 12 |



| Batter | 1 | 2 | 3 | 4 | 5 | 6 | 7 | 8 | 9 | AB | R | H | RBI | BB | SO | LOB | TOP | | | | | | | | | | |
|----------------------------------------------------------------------------------------------------------------------------|------------------------------|---------------------------------|------------------------------|---------------------------------|------------------------------|---------------------------------|------------------------------|---------------------------------|------------------------------|---------------------------------|------------------------------|---------------------------------|------------------------------|---------------------------------|------------------------------|---------------------------------|---------------------------------------------------------------------------------------------------------------------------------------|---------------------------------|----------------------------------|------------------------------------|----------------------------------|--------|--|--|--|--|--|
| Jerry Mumphrey, S OBP: 0.332, SLG: 0.328 (1, 8) | F8 | | L4 | | | F7 | 1B | | | 4 | 0 | 1 | 1 | 0 | 0 | 2 | Chicago Cubs @ Los Angeles Dodgers Dodger Stadium, Los Angeles, CA Sat Jul 12 1986, 7:05 PM PDT Att: 44,806 - Unknown | | | | | | | | | | |
| Gary Matthews, R OBP: 0.395, SLG: 0.457 Dave Martinez, L OBP: 0.176, SLG: 0.146 (1, 7) (8, 8) | 1B | | | BB | | 2B | 1B | 4-3 | | 3 | 1 | 2 | 0 | 1 | 0 | 0 | | | | | | | | | | | |
| 23 Ryne Sandberg, R OBP: 0.319, SLG: 0.414 (1, 4) | K | | | FC1-4 | | 2B | | K | | 4 | 1 | 1 | 1 | 0 | 2 | | | | | | | | | | | | |
| Keith Moreland, R OBP: 0.335, SLG: 0.380 (1, 9) | CS | F7 | | 9-2 | | 1B | 2B | HR | | 4 | 2 | 2 | 2 | 0 | 0 | 1 | | | | | | | | | | | |
| Leon Durham, L OBP: 0.333, SLG: 0.398 (1, 3) | 6-3 | | | | | F4 | 1B | HR | | 4 | 1 | 2 | 3 | 0 | 0 | 0 | | | | | | | | | | | |
| Jody Davis, R OBP: 0.297, SLG: 0.415 (1, 2) | K | | | | | K | F7 | F6 | | 4 | 0 | 0 | 0 | 0 | 2 | 1 | | | | | | | | | | | |
| Ron Cey, R OBP: 0.369, SLG: 0.514 Chris Speier, R OBP: 0.325, SLG: 0.406 (1, 5) (7, 5) | | | 5-3 | | | 6-3 | | F3 | F8 | 3 | 0 | 0 | 0 | 0 | 0 | 0 | | | | | | | | | | | |
| Shawon Dunston, R OBP: 0.312, SLG: 0.442 (1, 6) | | | | F2 | | | F7 | SH1-4 | F8 | 4 | 1 | 1 | 0 | 0 | 0 | 0 | | | | | | | | | | | |
| Steve Trout, L OBP: 0.235, SLG: 0.242 Terry Francona, L OBP: 0.250, SLG: 0.221 Ed Lynch, R (6, 1) (6, 1) | | | | | | | 1B | SH1-4 | K | 1 | 0 | 1 | 0 | 0 | 0 | 0 | | | | | | | | | | | |
| | | | | | | | 1B | | | 1 | 1 | 1 | 0 | 0 | 0 | 0 | | | | | | | | | | | |
| | | | | | | | | | | 1 | 0 | 0 | 0 | 0 | 1 | 0 | | | | | | | | | | | |
| Inning Stats | R: 0 E: 0 K: 1 S: 5 | H: 1 LOB: 0 BB: 0 P: 5 | R: 0 E: 0 K: 1 S: 5 | H: 0 LOB: 0 BB: 0 P: 5 | R: 0 E: 0 K: 0 S: 4 | H: 1 LOB: 1 BB: 0 P: 4 | R: 0 E: 0 K: 0 S: 2 | H: 0 LOB: 0 BB: 1 P: 6 | R: 0 E: 0 K: 1 S: 5 | H: 0 LOB: 0 BB: 0 P: 5 | R: 4 E: 0 K: 0 S: 8 | H: 5 LOB: 1 BB: 0 P: 8 | R: 1 E: 0 K: 0 S: 4 | H: 2 LOB: 1 BB: 0 P: 4 | R: 2 E: 0 K: 1 S: 7 | H: 2 LOB: 0 BB: 0 P: 7 | R: 0 E: 0 K: 1 S: 5 | H: 0 LOB: 0 BB: 0 P: 5 | 1B: 8 2B: 3 3B: 0 HR: 1 | SF: 0 SAC: 1 DP: 1 HBP: 0 | WP: 0 PB: 0 SB: 2 CS: 1 | PA: 37 | | | | | |
| PITCHER | IP | WLS | BF | H | R | ER | SO | BB | IBB | HBP | BLK | WP | HR | S | P | ERA | WHIP | | | | | | | | | | |
| Alejandro Pena, R ERA: 4.97 (1, 1) | 5.2 | | 22 | 6 | 4 | 4 | 3 | 1 | 0 | 0 | 0 | 0 | 0 | 27 | 31 | 6.35 | 1.235 | | | | | | | | | | |
| Carlos Diaz, L ERA: 3.66 (6, 1) | 0.0 | | 1 | 1 | 0 | 0 | 0 | 0 | 0 | 0 | 0 | 0 | 0 | 1 | 1 | ∞ | ∞ | | | | | | | | | | |
| Tom Niedenfuer, R ERA: 3.29 (6, 1) | 1.1 | L | 5 | 2 | 1 | 1 | 0 | 0 | 0 | 0 | 0 | 0 | 0 | 5 | 5 | 6.75 | 1.500 | | | | | | | | | | |
| Ken Howell, R ERA: 2.22 (8, 1) | 1.0 | | 5 | 2 | 2 | 2 | 1 | 0 | 0 | 0 | 0 | 0 | 1 | 7 | 7 | 18.00 | 2.000 | | | | | | | | | | |
| Ed Vande Berg, L ERA: 3.53 (9, 1) | 1.0 | | 3 | 0 | 0 | 0 | 1 | 0 | 0 | 0 | 0 | 0 | 0 | 5 | 5 | 0.00 | 0.000 | | | | | | | | | | |

| Batter | 1 | 2 | 3 | 4 | 5 | 6 | 7 | 8 | 9 | AB | R | H | RBI | BB | SO | LOB | BOTTOM | | | | | | | | | | |
|---------------------------------------------------------------------------------------------------------------------------------------------------------------------------|------------------------------|---------------------------------|------------------------------|---------------------------------|------------------------------|---------------------------------|------------------------------|----------------------------------|------------------------------|---------------------------------|------------------------------|---------------------------------|------------------------------|----------------------------------|------------------------------|---------------------------------|---------------------------------------------------------------------------------------------------------------------------------------|------------------------------------|----------------------------------|--------|--|--|--|--|--|--|--|
| Mariano Duncan, R OBP: 0.284, SLG: 0.306 Mike Marshall, R OBP: 0.323, SLG: 0.479 (1, 6) (3, 9) | 1B | | F8 | K | | | F9 | | | 1 | 1 | 1 | 0 | 0 | 0 | 0 | Chicago Cubs @ Los Angeles Dodgers Dodger Stadium, Los Angeles, CA Sat Jul 12 1986, 7:05 PM PDT Att: 44,806 - Unknown | | | | | | | | | | |
| Steve Sax, R OBP: 0.385, SLG: 0.435 Ed Vande Berg, R (1, 4) (9, 1) | 1B | | | | 6-3 | | | K | | 3 | 0 | 1 | 0 | 1 | 1 | 0 | | | | | | | | | | | |
| Bill Russell, R OBP: 0.299, SLG: 0.290 (1, 9) (3, 6) | 1B | | 6-3 | | L6 | | | L5 | | 4 | 0 | 1 | 0 | 0 | 0 | 1 | | | | | | | | | | | |
| Enos Cabell, R OBP: 0.282, SLG: 0.285 (1, 3) | SF7 | | | BB | | F8 | | BB | | 2 | 1 | 1 | 1 | 1 | 0 | 0 | | | | | | | | | | | |
| Alex Trevino, R OBP: 0.377, SLG: 0.397 (1, 2) | 9-3 | | | 1B | | F8 | | K | | 3 | 1 | 0 | 0 | 1 | 1 | 3 | | | | | | | | | | | |
| Jeff Hamilton, R OBP: 0.226, SLG: 0.291 (1, 5) | | K | | 6-3 | | 3-1 | | 1-3 | | 4 | 1 | 1 | 1 | 0 | 1 | 0 | | | | | | | | | | | |
| Ken Landreaux, L OBP: 0.315, SLG: 0.361 (1, 7) | L4 | | | 6-3 | | F8 | | L4 | | 4 | 0 | 0 | 1 | 0 | 0 | 1 | | | | | | | | | | | |
| Reggie Williams, R OBP: 0.348, SLG: 0.400 (1, 8) | L5 | | | SH3-4 | | F6 | | F6 | | 4 | 0 | 1 | 1 | 0 | 0 | 0 | | | | | | | | | | | |
| Alejandro Pena, R Carlos Diaz, R Tom Niedenfuer, R Greg Brock, L Ken Howell, R Jack Fimple, R (1, 1) (6, 1) (6, 1) (7, PH) (8, 1) (9, 4) | | | 6-3 | SH3-4 | | 4-3 | | | | 1 | 0 | 0 | 0 | 0 | 0 | 0 | | | | | | | | | | | |
| | | | | | | | | | | 0 | 0 | 0 | 0 | 0 | 0 | 0 | | | | | | | | | | | |
| | | | | | | | | | | 0 | 0 | 0 | 0 | 0 | 0 | 0 | | | | | | | | | | | |
| | | | | | | | | | | 0 | 0 | 0 | 0 | 0 | 0 | 0 | | | | | | | | | | | |
| | | | | | | | | | | 0 | 0 | 0 | 0 | 0 | 0 | 0 | | | | | | | | | | | |
| | | | | | | | | | | 0 | 0 | 0 | 0 | 0 | 0 | 0 | | | | | | | | | | | |
| Inning Stats | R: 1 E: 0 K: 0 S: 4 | H: 2 LOB: 1 BB: 1 P: 8 | R: 0 E: 0 K: 1 S: 5 | H: 0 LOB: 0 BB: 0 P: 5 | R: 0 E: 1 K: 0 S: 4 | H: 1 LOB: 1 BB: 0 P: 4 | R: 3 E: 0 K: 1 S: 8 | H: 3 LOB: 1 BB: 1 P: 12 | R: 0 E: 0 K: 0 S: 3 | H: 0 LOB: 0 BB: 0 P: 3 | R: 0 E: 0 K: 0 S: 3 | H: 0 LOB: 0 BB: 0 P: 3 | R: 0 E: 0 K: 2 S: 7 | H: 0 LOB: 1 BB: 1 P: 11 | R: 0 E: 0 K: 0 S: 3 | H: 0 LOB: 0 BB: 0 P: 3 | 1B: 6 2B: 1 3B: 0 HR: 0 | SF: 1 SAC: 1 DP: 1 HBP: 0 | WP: 0 PB: 0 SB: 1 CS: 0 | PA: 35 | | | | | | | |
| PITCHER | IP | WLS | BF | H | R | ER | SO | BB | IBB | HBP | BLK | WP | HR | S | P | ERA | WHIP | | | | | | | | | | |
| Steve Trout, L ERA: 4.67 (1, 1) | 5.0 | | 22 | 6 | 4 | 4 | 2 | 2 | 0 | 0 | 0 | 0 | 0 | 24 | 32 | 7.20 | 1.600 | | | | | | | | | | |
| Ed Lynch, R ERA: 0.46 (6, 1) | 4.0 | W | 13 | 0 | 0 | 0 | 2 | 1 | 0 | 0 | 0 | 0 | 0 | 16 | 20 | 0.00 | 0.250 | | | | | | | | | | |

| | |
|-----|----|
| AB | 34 |
| R | 7 |
| H | 11 |
| RBI | 7 |
| BB | 1 |
| SO | 5 |
| LOB | 6 |



| | |
|-----|----|
| AB | 30 |
| R | 4 |
| H | 6 |
| RBI | 4 |
| BB | 3 |
| SO | 4 |
| LOB | 6 |



| Batter | 1 | 2 | 3 | 4 | 5 | 6 | 7 | 8 | 9 | AB | R | H | RBI | BB | SO | LOB | TOP | | | | | | | | |
|------------------------------------------------------------------------------------------------------|-------------------------------------------------------------------------------------------------------|-------------------------------------------------------------------------------------------------------|-------------------------------------------------------------------------------------------------------|-------------------------------------------------------------------------------------------------------|-------------------------------------------------------------------------------------------------------|-------------------------------------------------------------------------------------------------------|-------------------------------------------------------------------------------------------------------|-------------------------------------------------------------------------------------------------------|-------------------------------------------------------------------------------------------------------|-------------------------------------------------------------------------------------------------------|-------------------------------------------------------------------------------------------------------|-------------------------------------------------------------------------------------------------------|-------------------------------------------------------------------------------------------------------|-------------------------------------------------------------------------------------------------------|-------------------------------------------------------------------------------------------------------|-------------------------------------------------------------------------------------------------------|-------------------------------------------------------------------------------------------------------|-------------------------------------------------------------------------------------------------------|-------------------------------------------------------------------------------------------------------|-------------------------------------------------------------------------------------------------------|-------------------------------------------------------------------------------------------------------|-------------------------------------------------------------------------------------------------------|-------------------------------------------------------------------------------------------------------|-------------------------------------------------------------------------------------------------------|-------------------------------------------------------------------------------------------------------|
| Jerry Mumphrey, S OBP: 0.338, SLG: 0.335 (1, 8) | 0-0 23 CS 1B | | 0-0 BB 2B 1B | | 0-0 F7 | 0-0 2H 1B | | | 0-0 4-3 | 5 | 1 | 3 | 0 | 0 | 0 | 2 | | | | | | | | | |
| Gary Matthews, R OBP: 0.360, SLG: 0.450 Dave Martinez, L OBP: 0.176, SLG: 0.146 (1, 7) | 0-0 F9 | | 4-0 2B BB | | 4-0 2B BB | | | 0-0 F2 | 0-3 K | 3 | 1 | 0 | 0 | 2 | 1 | 2 | | | | | | | | | |
| 23 Ryne Sandberg, R OBP: 0.318, SLG: 0.410 (9, 8) | 4-0 1-2 BB | | 0-0 F8 | | 0-0 F7 | | | 0-0 F9 | | 3 | 0 | 0 | 0 | 1 | 0 | 4 | | | | | | | | | |
| Keith Moreland, R OBP: 0.337, SLG: 0.388 (1, 4) | 0-0 F9 | | 0-0 1-H 2-H 2B | | 0-0 1-3 2-H 2B | | | 0-0 F8 | | 4 | 0 | 2 | 3 | 0 | 0 | 1 | | | | | | | | | |
| Leon Durham, L OBP: 0.335, SLG: 0.398 (1, 9) | | 0-0 WP SH2-3 1B | | 0-0 K | | 4-0 IBB | | 0-0 3-1 | | 3 | 0 | 1 | 0 | 1 | 1 | 1 | | | | | | | | | |
| Jody Davis, R OBP: 0.294, SLG: 0.411 (1, 2) | | 0-0 SH2-3 1-2 | | 0-0 F9 | | 0-0 F3 | | 0-0 4-3 | | 3 | 0 | 0 | 0 | 0 | 0 | 3 | | | | | | | | | |
| Ron Cey, R OBP: 0.366, SLG: 0.513 Lee Smith, R (8, 1) | | 0-0 F4 | | 0-0 F9 | | 0-0 1B 2B | | 0-3 K | | 4 | 0 | 1 | 0 | 0 | 1 | 1 | | | | | | | | | |
| Shawon Dunston, R OBP: 0.311, SLG: 0.439 (1, 5) | | 0-0 F4 2-3 | | 0-0 F7 | | 0-0 F7 | | 0-0 4-3 SH2-4 1B | | 4 | 0 | 1 | 0 | 0 | 0 | 2 | | | | | | | | | |
| Dennis Eckersley, R OBP: 0.171, SLG: 0.341 Chris Speier, R OBP: 0.355, SLG: 0.406 (1, 1) | | | 0-3 K | | 0-0 2B 2B | | | 0-0 SH2-4 1-2 | | 3 | 1 | 1 | 0 | 0 | 2 | 1 | | | | | | | | | |
| Inning Stats | R: 0 E: 0 K: 0 S: 3 | H: 1 LOB: 1 BB: 1 P: 7 | R: 0 E: 0 K: 0 S: 4 | H: 1 LOB: 1 BB: 0 P: 4 | R: 2 E: 0 K: 2 S: 9 | H: 2 LOB: 1 BB: 1 P: 13 | R: 0 E: 0 K: 0 S: 3 | H: 0 LOB: 0 BB: 0 P: 3 | R: 1 E: 0 K: 1 S: 5 | H: 2 LOB: 3 BB: 2 P: 13 | R: 0 E: 0 K: 0 S: 6 | H: 2 LOB: 2 BB: 0 P: 6 | R: 0 E: 0 K: 1 S: 5 | H: 0 LOB: 0 BB: 0 P: 3 | R: 0 E: 0 K: 1 S: 5 | H: 0 LOB: 0 BB: 0 P: 5 | R: 0 E: 0 K: 1 S: 6 | H: 1 LOB: 1 BB: 0 P: 6 | 1B: 5 2B: 4 3B: 0 HR: 0 | SF: 0 SAC: 2 DP: 0 HBP: 0 | WP: 1 PB: 0 SB: 0 CS: 1 | PA: 38 | | | |
| PITCHER | IP WLS BF H R ER SO BB IBB HBP BLK WP HR S P ERA WHIP | IP WLS BF H R ER SO BB IBB HBP BLK WP HR S P ERA WHIP | IP WLS BF H R ER SO BB IBB HBP BLK WP HR S P ERA WHIP | IP WLS BF H R ER SO BB IBB HBP BLK WP HR S P ERA WHIP | IP WLS BF H R ER SO BB IBB HBP BLK WP HR S P ERA WHIP | IP WLS BF H R ER SO BB IBB HBP BLK WP HR S P ERA WHIP | IP WLS BF H R ER SO BB IBB HBP BLK WP HR S P ERA WHIP | IP WLS BF H R ER SO BB IBB HBP BLK WP HR S P ERA WHIP | IP WLS BF H R ER SO BB IBB HBP BLK WP HR S P ERA WHIP | IP WLS BF H R ER SO BB IBB HBP BLK WP HR S P ERA WHIP | IP WLS BF H R ER SO BB IBB HBP BLK WP HR S P ERA WHIP | IP WLS BF H R ER SO BB IBB HBP BLK WP HR S P ERA WHIP | IP WLS BF H R ER SO BB IBB HBP BLK WP HR S P ERA WHIP | IP WLS BF H R ER SO BB IBB HBP BLK WP HR S P ERA WHIP | IP WLS BF H R ER SO BB IBB HBP BLK WP HR S P ERA WHIP | IP WLS BF H R ER SO BB IBB HBP BLK WP HR S P ERA WHIP | IP WLS BF H R ER SO BB IBB HBP BLK WP HR S P ERA WHIP | IP WLS BF H R ER SO BB IBB HBP BLK WP HR S P ERA WHIP | IP WLS BF H R ER SO BB IBB HBP BLK WP HR S P ERA WHIP | IP WLS BF H R ER SO BB IBB HBP BLK WP HR S P ERA WHIP | IP WLS BF H R ER SO BB IBB HBP BLK WP HR S P ERA WHIP | IP WLS BF H R ER SO BB IBB HBP BLK WP HR S P ERA WHIP | IP WLS BF H R ER SO BB IBB HBP BLK WP HR S P ERA WHIP | IP WLS BF H R ER SO BB IBB HBP BLK WP HR S P ERA WHIP | IP WLS BF H R ER SO BB IBB HBP BLK WP HR S P ERA WHIP |

Chicago Cubs @ Los Angeles Dodgers
Dodger Stadium, Los Angeles, CA
Sun Jul 13 1986, 3:33 AM PDT
Att: 40,922 - Unknown

| | |
|-----|----|
| AB | 32 |
| R | 3 |
| H | 9 |
| RBI | 3 |
| BB | 4 |
| SO | 5 |
| LOB | 17 |



| Batter | 1 | 2 | 3 | 4 | 5 | 6 | 7 | 8 | 9 | AB | R | H | RBI | BB | SO | LOB | BOTTOM | | | | | | | | |
|---------------------------------------------------------------------------------------------------------------|-------------------------------------------------------------------------------------------------------|-------------------------------------------------------------------------------------------------------|-------------------------------------------------------------------------------------------------------|-------------------------------------------------------------------------------------------------------|-------------------------------------------------------------------------------------------------------|-------------------------------------------------------------------------------------------------------|-------------------------------------------------------------------------------------------------------|-------------------------------------------------------------------------------------------------------|-------------------------------------------------------------------------------------------------------|-------------------------------------------------------------------------------------------------------|-------------------------------------------------------------------------------------------------------|-------------------------------------------------------------------------------------------------------|-------------------------------------------------------------------------------------------------------|-------------------------------------------------------------------------------------------------------|-------------------------------------------------------------------------------------------------------|-------------------------------------------------------------------------------------------------------|-------------------------------------------------------------------------------------------------------|-------------------------------------------------------------------------------------------------------|-------------------------------------------------------------------------------------------------------|-------------------------------------------------------------------------------------------------------|-------------------------------------------------------------------------------------------------------|-------------------------------------------------------------------------------------------------------|-------------------------------------------------------------------------------------------------------|-------------------------------------------------------------------------------------------------------|-------------------------------------------------------------------------------------------------------|
| Mariano Duncan, R OBP: 0.280, SLG: 0.301 (1, 6) | 0-3 K | | 0-0 4-3 | | | 0-0 F8 | | 0-0 4-3 | | 4 | 0 | 0 | 0 | 0 | 1 | 0 | | | | | | | | | |
| Steve Sax, R OBP: 0.384, SLG: 0.432 (1, 4) | 0-0 F7 | | 0-0 1-3 | | 0-0 F9 | | | 0-0 G6-4-3 2B 1B | | 4 | 1 | 1 | 0 | 0 | 0 | 0 | | | | | | | | | |
| Ken Landreaux, L OBP: 0.326, SLG: 0.373 (1, 7) | 0-0 2B | | 0-0 HR 1B | | 0-0 HR | | 0-0 F9 | | 4-0 G6-4-3 BB | 3 | 1 | 3 | 0 | 1 | 0 | 0 | | | | | | | | | |
| Mike Marshall, R OBP: 0.322, SLG: 0.486 (1, 9) | 0-0 F9 | | 0-0 HR | | 0-0 F9 | | | 0-0 G6-4-3 2-3 | | 4 | 1 | 1 | 2 | 0 | 0 | 4 | | | | | | | | | |
| Len Matuszek, L OBP: 0.316, SLG: 0.500 (1, 3) | | 0-3 K | | 0-0 4-3 | | 0-0 3-1 | | 4-0 2B BB | | 3 | 1 | 0 | 0 | 1 | 1 | 0 | | | | | | | | | |
| Alex Trevino, R OBP: 0.373, SLG: 0.400 (1, 2) | | 0-0 F5 | | 0-3 K | | 0-0 F6 | | 0-0 1-H 2B | | 4 | 0 | 1 | 2 | 0 | 1 | 0 | | | | | | | | | |
| Jeff Hamilton, R OBP: 0.217, SLG: 0.276 (1, 5) | | 0-0 3-1 | | 0-0 K | | 0-3 K | | 0-0 5-3 | | 3 | 0 | 0 | 0 | 0 | 1 | 0 | | | | | | | | | |
| Reggie Williams, R OBP: 0.341, SLG: 0.392 (1, 8) | | | 0-3 K | | 0-0 F8 | | | 0-3 K | | 3 | 0 | 0 | 0 | 0 | 2 | 0 | | | | | | | | | |
| Bob Welch, R OBP: 0.130, SLG: 0.159 Greg Brock, L OBP: 0.299, SLG: 0.367 Ken Howell, R (8, PH) | | | 0-0 L6 | | 0-0 F9 | | | 0-0 F7 | | 2 | 0 | 0 | 0 | 0 | 0 | 0 | | | | | | | | | |
| Inning Stats | R: 0 E: 0 K: 1 S: 6 | H: 1 LOB: 0 BB: 0 P: 6 | R: 0 E: 0 K: 1 S: 5 | H: 0 LOB: 0 BB: 0 P: 5 | R: 0 E: 0 K: 1 S: 5 | H: 0 LOB: 0 BB: 0 P: 5 | R: 2 E: 0 K: 1 S: 7 | H: 2 LOB: 0 BB: 0 P: 7 | R: 0 E: 0 K: 1 S: 5 | H: 0 LOB: 0 BB: 0 P: 5 | R: 0 E: 0 K: 0 S: 4 | H: 1 LOB: 1 BB: 0 P: 4 | R: 0 E: 0 K: 0 S: 3 | H: 0 LOB: 0 BB: 0 P: 3 | R: 0 E: 0 K: 1 S: 5 | H: 0 LOB: 0 BB: 0 P: 5 | R: 2 E: 0 K: 0 S: 3 | H: 2 LOB: 1 BB: 2 P: 11 | 1B: 3 2B: 2 3B: 0 HR: 1 | SF: 0 SAC: 0 DP: 1 HBP: 0 | WP: 0 PB: 0 SB: 1 CS: 0 | PA: 33 | | | |
| PITCHER | IP WLS BF H R ER SO BB IBB HBP BLK WP HR S P ERA WHIP | IP WLS BF H R ER SO BB IBB HBP BLK WP HR S P ERA WHIP | IP WLS BF H R ER SO BB IBB HBP BLK WP HR S P ERA WHIP | IP WLS BF H R ER SO BB IBB HBP BLK WP HR S P ERA WHIP | IP WLS BF H R ER SO BB IBB HBP BLK WP HR S P ERA WHIP | IP WLS BF H R ER SO BB IBB HBP BLK WP HR S P ERA WHIP | IP WLS BF H R ER SO BB IBB HBP BLK WP HR S P ERA WHIP | IP WLS BF H R ER SO BB IBB HBP BLK WP HR S P ERA WHIP | IP WLS BF H R ER SO BB IBB HBP BLK WP HR S P ERA WHIP | IP WLS BF H R ER SO BB IBB HBP BLK WP HR S P ERA WHIP | IP WLS BF H R ER SO BB IBB HBP BLK WP HR S P ERA WHIP | IP WLS BF H R ER SO BB IBB HBP BLK WP HR S P ERA WHIP | IP WLS BF H R ER SO BB IBB HBP BLK WP HR S P ERA WHIP | IP WLS BF H R ER SO BB IBB HBP BLK WP HR S P ERA WHIP | IP WLS BF H R ER SO BB IBB HBP BLK WP HR S P ERA WHIP | IP WLS BF H R ER SO BB IBB HBP BLK WP HR S P ERA WHIP | IP WLS BF H R ER SO BB IBB HBP BLK WP HR S P ERA WHIP | IP WLS BF H R ER SO BB IBB HBP BLK WP HR S P ERA WHIP | IP WLS BF H R ER SO BB IBB HBP BLK WP HR S P ERA WHIP | IP WLS BF H R ER SO BB IBB HBP BLK WP HR S P ERA WHIP | IP WLS BF H R ER SO BB IBB HBP BLK WP HR S P ERA WHIP | IP WLS BF H R ER SO BB IBB HBP BLK WP HR S P ERA WHIP | IP WLS BF H R ER SO BB IBB HBP BLK WP HR S P ERA WHIP | IP WLS BF H R ER SO BB IBB HBP BLK WP HR S P ERA WHIP | IP WLS BF H R ER SO BB IBB HBP BLK WP HR S P ERA WHIP |

Chicago Cubs @ Los Angeles Dodgers
Dodger Stadium, Los Angeles, CA
Sun Jul 13 1986, 3:33 AM PDT
Att: 40,922 - Unknown

| | |
|-----|----|
| AB | 31 |
| R | 4 |
| H | 6 |
| RBI | 4 |
| BB | 2 |
| SO | 6 |
| LOB | 4 |



| Batter | 1 | 2 | 3 | 4 | 5 | 6 | 7 | 8 | 9 | AB | R | H | RBI | BB | SO | LOB | TOP | | | | | |
|--------------------------------------------------------|------------------------------|---------------------------------|------------------------------|---------------------------------|------------------------------|---------------------------------|------------------------------|----------------------------------|------------------------------|---------------------------------|------------------------------|---------------------------------|------------------------------|----------------------------------|------------------------------|---------------------------------|---------------------------------------------------------------------------------------------------------------------------------------------------------------------|---------------------------------|----------------------------------|------------------------------------|----------------------------------|--------|
| Randy Kutcher, R OBP: 0.303, SLG: 0.548 (1, 8) | 6-3 | | B5 | | HR | | F8 | 5-3 | | 5 | 1 | 1 | 1 | 0 | 0 | 1 | San Francisco Giants @ Chicago Cubs Wrigley Field, Chicago, IL Thu Jul 17 1986, 3:33 AM CDT Att: 30,598 - Unknown livebaseballscorecards.com | | | | | |
| Robby Thompson, R OBP: 0.337, SLG: 0.373 (1, 4) | F2 | | 2B | | 6-3 | | K | | K | 5 | 0 | 1 | 0 | 0 | 2 | 0 | | | | | | |
| Jeffrey Leonard, R OBP: 0.326, SLG: 0.392 (1, 7) | 1B | | L8 | | L1 | | 1B | 1B | F9 | 4 | 1 | 1 | 0 | 1 | 0 | 1 | | | | | | |
| Chili Davis, S OBP: 0.381, SLG: 0.465 (1, 9) | L5 | | | 4-3 | 1B | | 1B | 1B | FC6-4 | 4 | 1 | 2 | 0 | 1 | 0 | 1 | | | | | | |
| Chris Brown, R OBP: 0.405, SLG: 0.469 (1, 5) | | F6 | | 4-3 | 1B | | E8 | | FC6-4 | 4 | 1 | 1 | 1 | 1 | 0 | 1 | | | | | | |
| Harry Scilman, L OBP: 0.306, SLG: 0.481 (1, 3) | F9 | | | 4-3 | BB | | 1B | | | 4 | 1 | 1 | 1 | 0 | 1 | 4 | | | | | | |
| Bob Brenly, R OBP: 0.369, SLG: 0.343 (1, 2) | F9 | | | 1B | BB | | FC4-6 | | | 3 | 0 | 1 | 0 | 1 | 0 | 0 | | | | | | |
| Jose Uribe, S OBP: 0.314, SLG: 0.293 (1, 6) | | | G3 | | 1B | | FC4-6 | | S | 4 | 0 | 2 | 2 | 0 | 0 | 1 | | | | | | |
| Vida Blue, S OBP: 0.182, SLG: 0.250 (5, PH) | | | | | HR | | K | | F4 | 2 | 1 | 1 | 1 | 0 | 0 | 2 | | | | | | |
| Ed Lynch, R ERA: 1.88 (1, 1) | IP: 5.1 | WLS: L | BF: 26 | H: 8 | R: 5 | ER: 4 | SO: 0 | BB: 2 | IBB: 0 | HBP: 0 | BLK: 0 | WP: 0 | HR: 2 | S: 24 | P: 32 | ERA: 6.75 | WHIP: 1.875 | | | | | |
| Dave Gumpert, R ERA: 2.45 (6, 1) | IP: 1.2 | WLS: 7 | BF: 2 | H: 2 | R: 1 | ER: 1 | SO: 3 | BB: 1 | IBB: 0 | HBP: 0 | BLK: 0 | WP: 0 | HR: 0 | S: 12 | P: 16 | ERA: 5.40 | WHIP: 1.800 | | | | | |
| Ray Fontenot, L ERA: 3.35 (8, 1) | IP: 1.0 | WLS: 4 | BF: 1 | H: 1 | R: 0 | ER: 0 | SO: 0 | BB: 0 | IBB: 0 | HBP: 0 | BLK: 0 | WP: 0 | HR: 4 | S: 4 | P: 4 | ERA: 0.00 | WHIP: 1.000 | | | | | |
| George Frazier, R ERA: 5.4 (9, 1) | IP: 1.0 | WLS: 4 | BF: 0 | H: 0 | R: 0 | ER: 0 | SO: 1 | BB: 1 | IBB: 0 | HBP: 0 | BLK: 0 | WP: 0 | HR: 5 | S: 9 | P: 9 | ERA: 0.00 | WHIP: 1.000 | | | | | |
| Inning Stats | R: 0 E: 0 K: 0 S: 4 | H: 1 LOB: 1 BB: 0 P: 4 | R: 0 E: 0 K: 0 S: 3 | H: 0 LOB: 0 BB: 0 P: 3 | R: 1 E: 0 K: 0 S: 5 | H: 2 LOB: 1 BB: 0 P: 5 | R: 1 E: 0 K: 0 S: 4 | H: 2 LOB: 2 BB: 2 P: 12 | R: 1 E: 0 K: 0 S: 4 | H: 1 LOB: 0 BB: 0 P: 4 | R: 2 E: 1 K: 1 S: 7 | H: 2 LOB: 0 BB: 0 P: 7 | R: 1 E: 0 K: 2 S: 9 | H: 2 LOB: 2 BB: 1 P: 13 | R: 0 E: 0 K: 0 S: 4 | H: 1 LOB: 1 BB: 0 P: 4 | R: 0 E: 0 K: 1 S: 5 | H: 0 LOB: 1 BB: 1 P: 9 | 1B: 8 2B: 1 3B: 0 HR: 2 | SF: 0 SAC: 0 DP: 0 HBP: 0 | WP: 0 PB: 0 SB: 1 CS: 1 | PA: 41 |

| Batter | 1 | 2 | 3 | 4 | 5 | 6 | 7 | 8 | 9 | AB | R | H | RBI | BB | SO | LOB | BOTTOM | | | | | |
|---------------------------------------------------------|------------------------------|---------------------------------|------------------------------|---------------------------------|------------------------------|----------------------------------|------------------------------|---------------------------------|------------------------------|---------------------------------|------------------------------|---------------------------------|------------------------------|---------------------------------|------------------------------|---------------------------------|---------------------------------------------------------------------------------------------------------------------------------------------------------------------|---------------------------------|----------------------------------|------------------------------------|----------------------------------|--------|
| Davey Lopes, R OBP: 0.429, SLG: 0.503 (1, 5) | L7 | | BB | | 1-3 | | | 6-3 | 6-3 | 4 | 0 | 0 | 1 | 1 | 0 | 1 | San Francisco Giants @ Chicago Cubs Wrigley Field, Chicago, IL Thu Jul 17 1986, 3:33 AM CDT Att: 30,598 - Unknown livebaseballscorecards.com | | | | | |
| 23 Ryne Sandberg, R OBP: 0.322, SLG: 0.411 (1, 4) | CS | | F7 | | | G4-3 | 1B | 6-3 | 6-3 | 4 | 0 | 2 | 0 | 1 | 0 | 3 | | | | | | |
| Gary Matthews, R OBP: 0.353, SLG: 0.441 (1, 7) | F9 | | F8 | | G4-3 | 1B | 5-3 | | BB | 4 | 0 | 0 | 0 | 0 | 0 | 5 | | | | | | |
| Keith Moreland, R OBP: 0.339, SLG: 0.389 (1, 9) | CS | E | F9 | | | 1B | | F9 | | 4 | 1 | 2 | 0 | 0 | 0 | 3 | | | | | | |
| Jody Davis, R OBP: 0.294, SLG: 0.412 (1, 2) | | G3 | | | F9 | | F6 | 1B | FC1-6 | 4 | 1 | 1 | 0 | 0 | 0 | 2 | | | | | | |
| Leon Durham, L OBP: 0.338, SLG: 0.403 (1, 3) | | E4 | | | F8 | | 6-4 | | FC1-6 | 4 | 0 | 2 | 0 | 0 | 0 | 1 | | | | | | |
| Shawon Dunston, R OBP: 0.308, SLG: 0.435 (1, 6) | | SF9 | | | 4-3 | | 6-4 | | FC1-6 | 3 | 1 | 0 | 2 | 0 | 0 | 2 | | | | | | |
| Jerry Mumphrey, S OBP: 0.341, SLG: 0.335 (1, 8) | | FC4-6 | | | 6-3 | | | | WP | 3 | 1 | 1 | 0 | 1 | 0 | 1 | | | | | | |
| Ed Lynch, R ERA: 3.27 (5, PH) | IP: 5.0 | WLS: W | BF: 19 | H: 2 | R: 1 | ER: 0 | SO: 0 | BB: 2 | IBB: 0 | HBP: 0 | BLK: 0 | WP: 0 | HR: 0 | S: 19 | P: 27 | ERA: 0.00 | WHIP: 0.800 | | | | | |
| Frank Williams, R ERA: 5.4 (6, 1) | IP: 2.0 | WLS: 8 | BF: 3 | H: 3 | R: 0 | ER: 0 | SO: 0 | BB: 1 | IBB: 0 | HBP: 0 | BLK: 0 | WP: 0 | HR: 7 | S: 11 | P: 11 | ERA: 0.00 | WHIP: 2.000 | | | | | |
| Jeff Robinson, R ERA: 3.9 (8, 1) | IP: 1.0 | WLS: 4 | BF: 0 | H: 0 | R: 0 | ER: 0 | SO: 0 | BB: 1 | IBB: 0 | HBP: 0 | BLK: 0 | WP: 0 | HR: 3 | S: 7 | P: 7 | ERA: 0.00 | WHIP: 1.000 | | | | | |
| Scott Garrelts, R ERA: 3.56 (9, 1) | IP: 1.0 | WLS: 7 | BF: 4 | H: 3 | R: 3 | ER: 3 | SO: 0 | BB: 0 | IBB: 0 | HBP: 0 | BLK: 0 | WP: 0 | HR: 7 | S: 7 | P: 7 | ERA: 27.00 | WHIP: 4.000 | | | | | |
| Inning Stats | R: 0 E: 0 K: 0 S: 3 | H: 1 LOB: 0 BB: 0 P: 3 | R: 1 E: 1 K: 0 S: 5 | H: 1 LOB: 0 BB: 0 P: 5 | R: 0 E: 0 K: 0 S: 3 | H: 0 LOB: 2 BB: 2 P: 11 | R: 0 E: 0 K: 0 S: 3 | H: 0 LOB: 0 BB: 0 P: 3 | R: 0 E: 0 K: 1 S: 5 | H: 0 LOB: 0 BB: 0 P: 5 | R: 0 E: 0 K: 0 S: 4 | H: 2 LOB: 1 BB: 0 P: 4 | R: 0 E: 0 K: 0 S: 3 | H: 1 LOB: 1 BB: 1 P: 7 | R: 0 E: 0 K: 0 S: 3 | H: 0 LOB: 1 BB: 1 P: 7 | R: 3 E: 0 K: 0 S: 7 | H: 4 LOB: 1 BB: 0 P: 7 | 1B: 7 2B: 3 3B: 0 HR: 0 | SF: 1 SAC: 0 DP: 2 HBP: 0 | WP: 2 PB: 0 SB: 0 CS: 1 | PA: 39 |

| Batter | 1 | 2 | 3 | 4 | 5 | 6 | 7 | 8 | 9 | AB | R | H | RBI | BB | SO | LOB | TOP | | | | | | | | | | |
|----------------------------------------------------------------------------------------------------------------------------------------------------------|------------------------------|---------------------------------|------------------------------|---------------------------------|------------------------------|---------------------------------|------------------------------|---------------------------------|------------------------------|---------------------------------|------------------------------|----------------------------------|------------------------------|---------------------------------|------------------------------|---------------------------------|------------------------------------------------------------------------------------------------------------------------------------------------------------------------------------------------------------------|----------------------------------|------------------------------------|----------------------------------|--------|--|--|--|--|--|--|
| Randy Kutcher, R (1, 8) OBP: 0.292, SLG: 0.528 | 0-0 1-3 | | | 0-3 K | | 0-3 K | | | 0-3 K | 4 | 0 | 0 | 0 | 0 | 3 | 0 | San Francisco Giants @ Chicago Cubs Wrigley Field, Chicago, IL Fri Jul 18, 1986, 3:33 AM CDT Att: 30,580 - Unknown livebaseballscorecards.com | | | | | | | | | | |
| Robby Thompson, R (1, 4) OBP: 0.334, SLG: 0.369 Joel Youngblood, R (8, PH) OBP: 0.343, SLG: 0.407 | 0-3 K | | | 0-0 F3 | | 0-3 K | | | 0-3 K | 3 | 0 | 0 | 0 | 2 | 0 | 1 | | | | | | | | | | | |
| Jeffrey Leonard, R (1, 7) OBP: 0.328, SLG: 0.394 | 0-0 5-3 | | | 0-0 E 2B | | | 4-0 CS BB | | 0-0 4-3 | 3 | 1 | 1 | 0 | 1 | 0 | 0 | | | | | | | | | | | |
| Chili Davis, S (1, 9) OBP: 0.378, SLG: 0.460 | | 0-0 F9 | | 0-0 E5 2H | | | 0-3 1-2 K | | | 3 | 0 | 0 | 0 | 0 | 1 | 1 | | | | | | | | | | | |
| Chris Brown, R (1, 5) OBP: 0.404, SLG: 0.465 | | 0-0 6-3 | | 0-3 K | | | 4-0 BB | | | 2 | 0 | 0 | 0 | 1 | 1 | 1 | | | | | | | | | | | |
| Harry Scillman, L (1, 3) OBP: 0.285, SLG: 0.464 | | 0-0 4-3 | | | 0-0 F8 | | | 0-0 6-3 | | 3 | 0 | 0 | 0 | 0 | 0 | 1 | | | | | | | | | | | |
| Bob Melvin, R (1, 2) OBP: 0.269, SLG: 0.338 Mike Woodard, L (8, PH) OBP: 0.364, SLG: 0.393 | | | 0-0 6-3 | | 0-3 K | | | 0-3 K | | 2 | 0 | 0 | 0 | 0 | 1 | 0 | | | | | | | | | | | |
| Jose Uribe, S (1, 6) OBP: 0.312, SLG: 0.291 Bob Brenly, R (8, PH) OBP: 0.368, SLG: 0.342 | | | 0-0 6-3 | | 0-3 K | | | 0-0 5-3 | | 2 | 0 | 0 | 0 | 0 | 1 | 0 | | | | | | | | | | | |
| Michael LaCoss, R (1, 1) OBP: 0.279, SLG: 0.452 Candy Maldonado, R (8, PH) OBP: 0.297, SLG: 0.485 Greg Minton, S (8, 1) | | | 0-3 K | | | 0-0 5-3 | | 0-0 F7 | | 2 | 0 | 0 | 0 | 0 | 1 | 0 | | | | | | | | | | | |
| Inning Stats | R: 0 E: 0 K: 1 S: 5 | H: 0 LOB: 0 BB: 0 P: 5 | R: 0 E: 0 K: 0 S: 3 | H: 0 LOB: 0 BB: 0 P: 3 | R: 0 E: 0 K: 1 S: 5 | H: 0 LOB: 0 BB: 0 P: 5 | R: 1 E: 1 K: 2 S: 9 | H: 1 LOB: 1 BB: 0 P: 9 | R: 0 E: 0 K: 2 S: 7 | H: 0 LOB: 0 BB: 0 P: 7 | R: 0 E: 0 K: 1 S: 4 | H: 0 LOB: 1 BB: 2 P: 12 | R: 0 E: 0 K: 1 S: 5 | H: 0 LOB: 0 BB: 0 P: 5 | R: 0 E: 0 K: 2 S: 7 | H: 0 LOB: 0 BB: 0 P: 7 | | 1B: 0 2B: 1 3B: 0 HR: 0 | SF: 0 SAC: 0 DP: 0 HBP: 0 | WP: 0 PB: 0 SB: 0 CS: 1 | PA: 30 | | | | | | |
| PITCHER | IP | WLS | BF | H | R | ER | SO | BB | IBB | HBP | BLK | WP | HR | S | P | ERA | WHIP | | | | | | | | | | |
| Scott Sanderson, R (1, 1) ERA: 3.67 Lee Smith, R (8, 1) ERA: 2.85 | 7.0 | W | 24 | 1 | 1 | 0 | 9 | 2 | 0 | 0 | 0 | 0 | 0 | 40 | 48 | 0.00 | 0.429 | | | | | | | | | | |

| Batter | 1 | 2 | 3 | 4 | 5 | 6 | 7 | 8 | 9 | AB | R | H | RBI | BB | SO | LOB | BOTTOM | | | | | | | | | | |
|-------------------------------------------------------------------------------------------------------------------------|------------------------------|---------------------------------|------------------------------|---------------------------------|------------------------------|---------------------------------|------------------------------|---------------------------------|------------------------------|---------------------------------|------------------------------|---------------------------------|------------------------------|---------------------------------|------------------------------|---------------------------------|------------------------------------------------------------------------------------------------------------------------------------------------------------------------------------------------------------------|----------------------------------|------------------------------------|----------------------------------|--------|--|--|--|--|--|--|
| Davey Lopes, R (1, 5) OBP: 0.419, SLG: 0.490 Chris Speier, R (9, 5) OBP: 0.325, SLG: 0.406 | 0-0 4-3 | | | | | | | 0-0 F3 | | 4 | 0 | 0 | 0 | 0 | 2 | 1 | San Francisco Giants @ Chicago Cubs Wrigley Field, Chicago, IL Fri Jul 18, 1986, 3:33 AM CDT Att: 30,580 - Unknown livebaseballscorecards.com | | | | | | | | | | |
| 23 Ryne Sandberg, R (1, 4) OBP: 0.326, SLG: 0.418 | 0-0 G3 1B | | | 0-0 8-5 2B | | 0-0 6-3 | | 0-0 BB 1B | | 4 | 1 | 3 | 0 | 0 | 0 | 0 | | | | | | | | | | | |
| Gary Matthews, R (1, 7) OBP: 0.369, SLG: 0.442 Terry Francona, L (9, 7) OBP: 0.247, SLG: 0.217 | 4-0 1-2 BB | | | 4-0 BB | | | 0-0 CS 1B | 0-0 F8 | | 2 | 1 | 1 | 0 | 2 | 0 | 1 | | | | | | | | | | | |
| Leon Durham, L (1, 3) OBP: 0.334, SLG: 0.399 | 0-0 G3 | | | 0-0 8-5 | | | 0-0 F7 | | | 3 | 0 | 0 | 0 | 0 | 0 | 5 | | | | | | | | | | | |
| Keith Moreland, R (1, 9) OBP: 0.339, SLG: 0.388 | 0-0 2H 3H 1B | | | 0-0 L4 | | | 0-0 F8 1-2 | | | 3 | 0 | 1 | 2 | 0 | 0 | 2 | | | | | | | | | | | |
| Jody Davis, R (1, 2) OBP: 0.291, SLG: 0.408 | 0-0 G1 | | | | 0-0 F3 | | | 0-0 6-3 | | 3 | 0 | 0 | 0 | 0 | 0 | 1 | | | | | | | | | | | |
| Shawon Dunston, R (1, 6) OBP: 0.308, SLG: 0.435 | | | 0-0 E 1B | | 0-3 K | | | 0-0 F9 | | 3 | 0 | 1 | 0 | 0 | 1 | 0 | | | | | | | | | | | |
| Dave Martinez, L (1, 8) OBP: 0.167, SLG: 0.137 Lee Smith, R (8, 1) | | 0-0 F7 1-3 | | | 0-3 K | | | 0-0 1-3 | | 3 | 0 | 0 | 0 | 0 | 1 | 1 | | | | | | | | | | | |
| Scott Sanderson, R (1, 1) OBP: 0.061, SLG: 0.031 Jerry Mumphrey, S (8, 8) OBP: 0.339, SLG: 0.333 | | 0-0 F3 | | | | 0-3 K | | 0-0 F7 | | 2 | 0 | 0 | 0 | 0 | 1 | 1 | | | | | | | | | | | |
| Inning Stats | R: 2 E: 0 K: 0 S: 5 | H: 2 LOB: 1 BB: 1 P: 9 | R: 0 E: 1 K: 1 S: 6 | H: 1 LOB: 1 BB: 0 P: 6 | R: 0 E: 0 K: 0 S: 3 | H: 1 LOB: 1 BB: 1 P: 7 | R: 0 E: 0 K: 2 S: 7 | H: 0 LOB: 0 BB: 0 P: 7 | R: 0 E: 0 K: 0 S: 3 | H: 1 LOB: 0 BB: 0 P: 3 | R: 0 E: 0 K: 0 S: 3 | H: 0 LOB: 0 BB: 0 P: 3 | R: 0 E: 0 K: 0 S: 4 | H: 1 LOB: 1 BB: 0 P: 4 | R: 0 E: 0 K: 2 S: 7 | H: 1 LOB: 0 BB: 0 P: 7 | | 1B: 5 2B: 2 3B: 0 HR: 0 | SF: 0 SAC: 0 DP: 1 HBP: 0 | WP: 0 PB: 0 SB: 0 CS: 1 | PA: 30 | | | | | | |
| PITCHER | IP | WLS | BF | H | R | ER | SO | BB | IBB | HBP | BLK | WP | HR | S | P | ERA | WHIP | | | | | | | | | | |
| Michael LaCoss, R (1, 1) ERA: 2.75 Greg Minton, R (8, 1) ERA: 4.21 | 7.0 | L | 26 | 5 | 2 | 2 | 5 | 2 | 0 | 0 | 0 | 0 | 0 | 4 | 4 | 0.00 | 1.000 | | | | | | | | | | |



| Batter | 1 | 2 | 3 | 4 | 5 | 6 | 7 | 8 | 9 | AB | R | H | RBI | BB | SO | LOB | TOP | | | | | | | | | | | | | | | | | | | | | |
|---------------------------------------------------------------|------------------------------|---------------------------------|------------------------------|----------------------------------|------------------------------|----------------------------------|------------------------------|---------------------------------|------------------------------|---------------------------------|------------------------------|---------------------------------|------------------------------|----------------------------------|------------------------------|---------------------------------|-----------------------------------------------------------------------------------------------------------------------------------|---------------------------------|----------------------------------|------------------------------------|--------------------------------------------|----|-----|----|---|---|----|----|----|-----|-----|-----|----|----|---|---|-----|------|
| Randy Kutcher, R OBP: 0.297, SLG: 0.518 (1, 8) | 4-3 | | 1B | 6-3 | | F8 | | BB | | 4 | 1 | 1 | 0 | 1 | 0 | 0 | San Francisco Giants @ Chicago Cubs Wrigley Field, Chicago, IL Sat Jul 19 1986, 3:33 AM CDT Att: 31,273 - Unknown | | | | | | | | | | | | | | | | | | | | | |
| Robby Thompson, R OBP: 0.338, SLG: 0.374 (1, 4) | F7 | | 1B | | | | 2B | F4 | | 4 | 2 | 2 | 0 | 1 | 0 | 1 | | | | | | | | | | | | | | | | | | | | | | |
| Jeffrey Leonard, R OBP: 0.327, SLG: 0.391 (1, 7) | G3 | | 1B | F8 | | | K | | F9 | 5 | 1 | 1 | 0 | 0 | 1 | 2 | | | | | | | | | | | | | | | | | | | | | | |
| Joel Youngblood, R OBP: 0.337, SLG: 0.396 (7, 5) | | K | 1B | K | | | 3-1 | | 6-3 | 5 | 1 | 1 | 2 | 0 | 2 | 2 | | | | | | | | | | | | | | | | | | | | | | |
| Chris Brown, R OBP: 0.404, SLG: 0.469 (1, 5) | | | | | | F8 | | | | 2 | 0 | 1 | 1 | 0 | 0 | 0 | | | | | | | | | | | | | | | | | | | | | | |
| Luis Quinones, S OBP: 0.277, SLG: 0.422 (3, 5) | 6-3 | | 2B | | | | | | | 1 | 0 | 0 | 0 | 0 | 0 | 0 | | | | | | | | | | | | | | | | | | | | | | |
| Harry Spillman, L OBP: 0.311, SLG: 0.482 (7, PH) | | | 2B | | | | | | | 1 | 0 | 1 | 1 | 1 | 0 | 0 | | | | | | | | | | | | | | | | | | | | | | |
| Candy Maldonado, R OBP: 0.300, SLG: 0.480 (1, 9) | | | 1B | | | F7 | | | | 4 | 1 | 1 | 1 | 1 | 1 | 2 | | | | | | | | | | | | | | | | | | | | | | |
| Bob Brenly, R OBP: 0.369, SLG: 0.346 (1, 2) | | | 2B | | | F4 | | | | 3 | 0 | 1 | 1 | 1 | 0 | 2 | | | | | | | | | | | | | | | | | | | | | | |
| Jose Uribe, S OBP: 0.314, SLG: 0.289 (1, 6) | | | 2B | | | F3 | | | 4-3 | 2 | 0 | 0 | 0 | 2 | 0 | 0 | | | | | | | | | | | | | | | | | | | | | | |
| Mike Krukow, R OBP: 0.225, SLG: 0.212 (5, PH) | 4-3 | | | | | F7 | | | | 2 | 0 | 0 | 0 | 0 | 0 | 4 | | | | | | | | | | | | | | | | | | | | | | |
| Mike Woodling, L OBP: 0.283, SLG: 0.376 (5, PH) | | | | | | | | | | 1 | 0 | 0 | 0 | 0 | 0 | 0 | | | | | | | | | | | | | | | | | | | | | | |
| Frank Williams, R OBP: 0.200, SLG: 1.200 (7, 1) | | | | | | | | | | 0 | 0 | 0 | 0 | 0 | 0 | 0 | | | | | | | | | | | | | | | | | | | | | | |
| Juan Berenguer, R OBP: 0.250, SLG: 0.500 (7, 1) | | | | | | | | | | 0 | 0 | 0 | 0 | 0 | 0 | 0 | | | | | | | | | | | | | | | | | | | | | | |
| Mark Davis, L OBP: 0.250, SLG: 0.500 (7, 1) | | | | | | | | | | 0 | 0 | 0 | 0 | 0 | 0 | 0 | | | | | | | | | | | | | | | | | | | | | | |
| Greg Minton, S OBP: 0.250, SLG: 0.500 (7, 1) | | | | | | | | | | 0 | 0 | 0 | 0 | 0 | 0 | 0 | | | | | | | | | | | | | | | | | | | | | | |
| Mike Aldrete, L OBP: 0.250, SLG: 0.500 (5, PH) | | | | | | | | | | 1 | 0 | 0 | 0 | 0 | 1 | 0 | | | | | | | | | | | | | | | | | | | | | | |
| Jeff Robinson, R OBP: 0.111, SLG: 0.125 (8, 1) | | | | | | | | | | 0 | 0 | 0 | 0 | 0 | 0 | 0 | | | | | | | | | | | | | | | | | | | | | | |
| Inning Stats | R: 0 E: 0 K: 0 S: 3 | H: 0 LOB: 0 BB: 0 P: 3 | R: 1 E: 0 K: 1 S: 7 | H: 2 LOB: 2 BB: 1 P: 11 | R: 4 E: 0 K: 0 S: 6 | H: 4 LOB: 2 BB: 3 P: 18 | R: 0 E: 0 K: 1 S: 6 | H: 1 LOB: 1 BB: 0 P: 6 | R: 0 E: 0 K: 0 S: 3 | H: 0 LOB: 0 BB: 0 P: 3 | R: 0 E: 0 K: 0 S: 3 | H: 0 LOB: 0 BB: 0 P: 3 | R: 1 E: 0 K: 1 S: 7 | H: 2 LOB: 2 BB: 1 P: 11 | R: 0 E: 0 K: 1 S: 5 | H: 0 LOB: 1 BB: 1 P: 9 | R: 0 E: 0 K: 1 S: 5 | H: 0 LOB: 1 BB: 1 P: 9 | 1B: 5 2B: 4 3B: 0 HR: 0 | SF: 0 SAC: 0 DP: 0 HBP: 0 | WP: 0 PA: 42 PB: 0 SB: 1 CS: 2 | | | | | | | | | | | | | | | | | |
| PITCHER | IP | WLS | BF | H | R | ER | SO | BB | IBB | HBP | BLK | WP | HR | S | P | ERA | WHIP | PITCHER | | | | IP | WLS | BF | H | R | ER | SO | BB | IBB | HBP | BLK | WP | HR | S | P | ERA | WHIP |
| Steve Trout, L ERA: 4.98 (1, 1) | 2.1 | | 15 | 6 | 5 | 5 | 1 | 2 | 0 | 0 | 0 | 0 | 0 | 15 | 23 | 19.29 | 3.429 | | | | | | | | | | | | | | | | | | | | | |
| Guy Hoffman, L ERA: 4.5 (3, 1) | 3.2 | W | 14 | 2 | 1 | 1 | 1 | 0 | 2 | 0 | 0 | 0 | 0 | 14 | 22 | 2.46 | 0.545 | | | | | | | | | | | | | | | | | | | | | |
| Dave Gumpert, R ERA: 2.04 (7, 1) | 3.0 | S | 13 | 1 | 0 | 0 | 3 | 3 | 0 | 0 | 0 | 0 | 0 | 16 | 28 | 0.00 | 1.333 | | | | | | | | | | | | | | | | | | | | | |

| Batter | 1 | 2 | 3 | 4 | 5 | 6 | 7 | 8 | 9 | AB | R | H | RBI | BB | SO | LOB | BOTTOM | | | | | | | | | | | | | | | | | | | | | |
|----------------------------------------------------------------|------------------------------|----------------------------------|------------------------------|---------------------------------|-------------------------------|----------------------------------|------------------------------|---------------------------------|------------------------------|----------------------------------|------------------------------|---------------------------------|-------------------------------|----------------------------------|------------------------------|---------------------------------|-----------------------------------------------------------------------------------------------------------------------------------|------------------------------------|--------------------------------------------|--|--|----|-----|----|---|---|----|----|----|-----|-----|-----|----|----|---|---|-----|------|
| Davey Lopes, R OBP: 0.419, SLG: 0.490 (1, 5) | 23 S | | | | | F8 | | | | 4 | 2 | 1 | 0 | 1 | 1 | 3 | San Francisco Giants @ Chicago Cubs Wrigley Field, Chicago, IL Sat Jul 19 1986, 3:33 AM CDT Att: 31,273 - Unknown | | | | | | | | | | | | | | | | | | | | | |
| Manny Trillo, R OBP: 0.392, SLG: 0.400 (9, 5) | 1B | | | | | | | | | 0 | 0 | 0 | 0 | 0 | 0 | 0 | | | | | | | | | | | | | | | | | | | | | | |
| 23 Ryne Sandberg, R OBP: 0.330, SLG: 0.429 (1, 4) | F6 | | HR | 4-3 | | | | | | 5 | 2 | 3 | 1 | 0 | 0 | 2 | | | | | | | | | | | | | | | | | | | | | | |
| Gary Matthews, R OBP: 0.358, SLG: 0.453 (1, 7) | K | | HR | | | 1-3 | | | | 4 | 1 | 1 | 3 | 0 | 2 | 2 | | | | | | | | | | | | | | | | | | | | | | |
| Leon Durham, L OBP: 0.339, SLG: 0.407 (1, 3) | | | | 3-1 | | | | | | 4 | 1 | 2 | 1 | 1 | 1 | 0 | | | | | | | | | | | | | | | | | | | | | | |
| Jody Davis, R OBP: 0.296, SLG: 0.411 (1, 2) | F5 | | | | | | | | | 5 | 2 | 3 | 0 | 0 | 1 | 2 | | | | | | | | | | | | | | | | | | | | | | |
| Jerry Mumphrey, S OBP: 0.345, SLG: 0.337 (1, 9) | L9 | | | | | | | | | 4 | 1 | 2 | 1 | 1 | 0 | 1 | | | | | | | | | | | | | | | | | | | | | | |
| Shawon Dunston, R OBP: 0.307, SLG: 0.441 (1, 6) | F8 | | K2-3 | | | | | | | 4 | 1 | 1 | 3 | 0 | 2 | 4 | | | | | | | | | | | | | | | | | | | | | | |
| Dave Martinez, L OBP: 0.172, SLG: 0.200 (1, 8) | K | | | | | | | | | 4 | 1 | 1 | 1 | 0 | 2 | 2 | | | | | | | | | | | | | | | | | | | | | | |
| Steve Trout, L OBP: 0.235, SLG: 0.242 (3, 1) | | | | 4-3 | | | | | | 0 | 0 | 0 | 0 | 0 | 0 | 0 | | | | | | | | | | | | | | | | | | | | | | |
| Guy Hoffman, L ERA: 1.29 (7, 1) | | | | | | | | | | 2 | 0 | 0 | 0 | 1 | 0 | 0 | | | | | | | | | | | | | | | | | | | | | | |
| Dave Gumpert, R OBP: 0.341, SLG: 0.390 (7, 9) | | | | | | | | | | 1 | 0 | 0 | 0 | 0 | 1 | 0 | | | | | | | | | | | | | | | | | | | | | | |
| Keith Moreland, R OBP: 0.341, SLG: 0.390 (7, 9) | | | | | | | | | | 1 | 0 | 1 | 1 | 0 | 0 | 0 | | | | | | | | | | | | | | | | | | | | | | |
| Inning Stats | R: 1 E: 0 K: 1 S: 6 | H: 1 LOB: 1 BB: 1 P: 10 | R: 0 E: 0 K: 1 S: 5 | H: 0 LOB: 0 BB: 0 P: 5 | R: 3 E: 1 K: 1 S: 10 | H: 5 LOB: 0 BB: 0 P: 10 | R: 0 E: 0 K: 0 S: 3 | H: 0 LOB: 1 BB: 1 P: 7 | R: 4 E: 0 K: 1 S: 8 | H: 3 LOB: 0 BB: 1 P: 12 | R: 0 E: 0 K: 1 S: 5 | H: 1 LOB: 0 BB: 0 P: 5 | R: 2 E: 0 K: 3 S: 12 | H: 3 LOB: 2 BB: 1 P: 16 | R: 1 E: 0 K: 2 S: 9 | H: 2 LOB: 1 BB: 0 P: 9 | 1B: 9 2B: 1 3B: 1 HR: 4 | SF: 0 SAC: 0 DP: 0 HBP: 0 | WP: 1 PA: 42 PB: 0 SB: 1 CS: 1 | | | | | | | | | | | | | | | | | | | |
| PITCHER | IP | WLS | BF | H | R | ER | SO | BB | IBB | HBP | BLK | WP | HR | S | P | ERA | WHIP | PITCHER | | | | IP | WLS | BF | H | R | ER | SO | BB | IBB | HBP | BLK | WP | HR | S | P | ERA | WHIP |
| Mike Krukow, R ERA: 3.49 (6, 1) | 5.0 | L | 27 | 9 | 8 | 8 | 4 | 3 | 0 | 0 | 0 | 0 | 0 | 7 | 44 | 14.40 | 2.400 | | | | | | | | | | | | | | | | | | | | | |
| Frank Williams, R ERA: 1.29 (7, 1) | 1.0 | | 6 | 3 | 2 | 2 | 1 | 1 | 0 | 0 | 0 | 0 | 0 | 7 | 11 | 18.00 | 4.000 | | | | | | | | | | | | | | | | | | | | | |
| Juan Berenguer, R ERA: 3.11 (7, 1) | 0.1 | | 1 | 0 | 0 | 0 | 1 | 0 | 0 | 0 | 0 | 0 | 0 | 3 | 3 | 0.00 | 0.000 | | | | | | | | | | | | | | | | | | | | | |
| Mark Davis, L ERA: 2.47 (7, 1) | 0.1 | | 1 | 0 | 0 | 0 | 1 | 0 | 0 | 0 | 0 | 1 | 0 | 3 | 3 | 0.00 | 0.000 | | | | | | | | | | | | | | | | | | | | | |
| Greg Minton, R ERA: 4.18 (7, 1) | 0.1 | | 2 | 1 | 0 | 0 | 1 | 0 | 0 | 0 | 0 | 0 | 0 | 4 | 4 | 0.00 | 3.000 | | | | | | | | | | | | | | | | | | | | | |



| Batter | 1 | 2 | 3 | 4 | 5 | 6 | 7 | 8 | 9 | AB | R | H | RBI | BB | SO | LOB | TOP | | | | | | | | |
|----------------------------------------------------------------|------------------------------|----------------------------------|------------------------------|---------------------------------|------------------------------|---------------------------------|------------------------------|---------------------------------|------------------------------|---------------------------------|------------------------------|---------------------------------|------------------------------|---------------------------------|------------------------------|----------------------------------|-----------------------------------------------------------------------------------------------------------------------------------|---------------------------------|----------------------------------|------------------------------------|----------------------------------|--------|--|--|--|
| Randy Kutcher, R OBP: 0.285, SLG: 0.496 (1, 8) | F8 | | K | | 6-3 | | | E6 1B | 5-3 | 5 | 1 | 0 | 0 | 0 | 1 | 0 | San Francisco Giants @ Chicago Cubs Wrigley Field, Chicago, IL Sun Jul 20 1986, 3:33 AM CDT Att: 33,392 - Unknown | | | | | | | | |
| Robby Thompson, R OBP: 0.337, SLG: 0.372 (1, 4) | K | | F9 | | K | | | 1B SF8 1B | | 4 | 1 | 1 | 0 | 0 | 2 | 0 | | | | | | | | | |
| Jeffrey Leonard, R OBP: 0.329, SLG: 0.396 (1, 7) | | | L9 | | K | | | WP SF8 1B | | 4 | 0 | 2 | 1 | 0 | 1 | 0 | | | | | | | | | |
| Chili Davis, S OBP: 0.376, SLG: 0.455 (1, 9) | | | | | 6-3 | | | K | | 3 | 0 | 0 | 0 | 1 | 2 | 2 | | | | | | | | | |
| Chris Brown, R OBP: 0.403, SLG: 0.468 (1, 5) | K | | | | 5-3 | | | SF8 | | 3 | 1 | 1 | 1 | 0 | 1 | 2 | | | | | | | | | |
| Harry Scilman, L OBP: 0.318, SLG: 0.511 (1, 3) | | | F9 | | HR | | F7 | WP IBB | | 3 | 1 | 1 | 2 | 1 | 0 | 0 | | | | | | | | | |
| Bob Brenly, R OBP: 0.368, SLG: 0.356 (1, 2) | | HR | F9 | | K | | F7 | 1-2 2-3 | | 4 | 1 | 1 | 1 | 0 | 1 | 2 | | | | | | | | | |
| Jose Uribe, S OBP: 0.313, SLG: 0.288 (1, 6) | | L6 | | | G3 | | | | 4-3 | 4 | 0 | 1 | 0 | 0 | 0 | 0 | | | | | | | | | |
| Roger Mason, R OBP: 0.056, SLG: 0.056 (3, 1) | | | K | | F9 | | | K | | 1 | 0 | 0 | 0 | 0 | 1 | 0 | | | | | | | | | |
| Juan Berenguer, R OBP: 0.000, SLG: 0.000 (3, 1) | | | | | | | | | | 0 | 0 | 0 | 0 | 0 | 0 | 0 | | | | | | | | | |
| Joel Youngblood, R OBP: 0.000, SLG: 0.000 (4, PH) | | | | | | | | | | 1 | 0 | 0 | 0 | 0 | 1 | 1 | | | | | | | | | |
| Mark Davis, L OBP: 0.000, SLG: 0.000 (4, 1) | | | | | | | | | | 0 | 0 | 0 | 0 | 0 | 0 | 0 | | | | | | | | | |
| Mike Woodard, L OBP: 0.000, SLG: 0.000 (7, PH) | | | | | | | | | | 1 | 0 | 0 | 0 | 0 | 0 | 0 | | | | | | | | | |
| Mike Garretts, R OBP: 0.000, SLG: 0.000 (7, 1) | | | | | | | | | | 1 | 0 | 0 | 0 | 0 | 0 | 0 | | | | | | | | | |
| Scott Garretts, R OBP: 0.194, SLG: 0.199 (7, 1) | | | | | | | | | | 1 | 0 | 0 | 0 | 0 | 0 | 0 | | | | | | | | | |
| Inning Stats | R: 0 E: 0 K: 2 S: 8 | H: 1 LOB: 2 BB: 1 P: 12 | R: 1 E: 0 K: 1 S: 6 | H: 1 LOB: 0 BB: 0 P: 6 | R: 0 E: 0 K: 1 S: 5 | H: 0 LOB: 0 BB: 0 P: 5 | R: 2 E: 0 K: 1 S: 8 | H: 3 LOB: 1 BB: 0 P: 8 | R: 0 E: 0 K: 2 S: 7 | H: 0 LOB: 0 BB: 0 P: 7 | R: 0 E: 0 K: 1 S: 5 | H: 0 LOB: 0 BB: 0 P: 5 | R: 0 E: 0 K: 1 S: 5 | H: 0 LOB: 0 BB: 0 P: 5 | R: 2 E: 1 K: 1 S: 8 | H: 2 LOB: 2 BB: 1 P: 12 | R: 0 E: 0 K: 1 S: 5 | H: 0 LOB: 0 BB: 0 P: 5 | 1B: 4 2B: 1 3B: 0 HR: 2 | SF: 1 SAC: 0 DP: 0 HBP: 0 | WP: 1 PB: 0 SB: 1 CS: 0 | PA: 37 | | | |
| PITCHER | IP | WLS | BF | H | R | ER | SO | BB | IBB | HBP | BLK | WP | HR | S | P | ERA | WHIP | | | | | | | | |
| Dennis Eckersley, R ERA: 4.81 (1, 1) | 7.0 | L | 29 | 6 | 5 | 3 | 9 | 1 | 0 | 0 | 0 | 0 | 2 | 46 | 50 | 3.86 | 1.000 | | | | | | | | |
| Lee Smith, R ERA: 2.75 (8, 1) | 2.0 | | 8 | 1 | 0 | 0 | 2 | 0 | 1 | 0 | 0 | 1 | 0 | 11 | 15 | 0.00 | 0.500 | | | | | | | | |


| Batter | 1 | 2 | 3 | 4 | 5 | 6 | 7 | 8 | 9 | AB | R | H | RBI | BB | SO | LOB | BOTTOM | | | | | | | | |
|----------------------------------------------------------------|------------------------------|---------------------------------|-------------------------------|----------------------------------|------------------------------|---------------------------------|------------------------------|---------------------------------|------------------------------|---------------------------------|------------------------------|---------------------------------|------------------------------|---------------------------------|------------------------------|---------------------------------|-----------------------------------------------------------------------------------------------------------------------------------|---------------------------------|------------------------------|---------------------------------|----------------------------------|------------------------------------|----------------------------------|--------|--|
| Shawon Dunston, R OBP: 0.307, SLG: 0.437 (1, 6) | K | 23 PB BB | | | 5-3 | | 6-3 | | | 3 | 0 | 0 | 0 | 1 | 1 | 2 | San Francisco Giants @ Chicago Cubs Wrigley Field, Chicago, IL Sun Jul 20 1986, 3:33 AM CDT Att: 33,392 - Unknown | | | | | | | | |
| 23 Ryne Sandberg, R OBP: 0.326, SLG: 0.424 (1, 4) | F3 | K | | | 6-3 | | | 6-3 | | 4 | 0 | 0 | 0 | 0 | 1 | 1 | | | | | | | | | |
| Gary Matthews, R OBP: 0.361, SLG: 0.459 (1, 7) | | | | | 5-3 | | | K | | 4 | 1 | 2 | 0 | 0 | 1 | 0 | | | | | | | | | |
| Leon Durham, L OBP: 0.334, SLG: 0.401 (1, 3) | G3 | | | | F9 | | K | K | | 4 | 0 | 0 | 0 | 0 | 2 | 2 | | | | | | | | | |
| Keith Moreland, R OBP: 0.342, SLG: 0.395 (1, 9) | | 2B | | | 6-3 | | | F9 | | 4 | 1 | 2 | 1 | 0 | 0 | 0 | | | | | | | | | |
| Jody Davis, R OBP: 0.295, SLG: 0.412 (1, 2) | | PB 1B 2B | | | F9 | | L9 | | | 4 | 1 | 1 | 1 | 0 | 0 | 1 | | | | | | | | | |
| Ron Cey, R OBP: 0.366, SLG: 0.516 (7, PR) | | K | | | F7 | | | 1-3 | | 3 | 1 | 1 | 0 | 0 | 1 | 1 | | | | | | | | | |
| Chris Speier, R OBP: 0.325, SLG: 0.406 (8, 5) | | 1B SF8 | | | | | | | | 0 | 0 | 0 | 0 | 0 | 0 | 0 | | | | | | | | | |
| Thad Bosley, L OBP: 0.425, SLG: 0.391 (9, PH) | | | | | | | | 6-3 2B | | 1 | 0 | 0 | 0 | 0 | 0 | 0 | | | | | | | | | |
| Dave Martinez, L OBP: 0.180, SLG: 0.207 (1, 8) | | | | | K | | | 1-3 | | 3 | 0 | 1 | 1 | 0 | 1 | 1 | | | | | | | | | |
| Dennis Eckersley, R OBP: 0.199, SLG: 0.326 (1, 1) | | SF8 | | | K | | | | | 2 | 0 | 0 | 1 | 0 | 1 | 1 | | | | | | | | | |
| Lee Smith, R ERA: 2.75 (8, 1) | | | | | | | | | | 0 | 0 | 0 | 0 | 0 | 0 | 0 | | | | | | | | | |
| Inning Stats | R: 0 E: 0 K: 1 S: 6 | H: 1 LOB: 1 BB: 0 P: 6 | R: 3 E: 0 K: 2 S: 10 | H: 3 LOB: 1 BB: 1 P: 14 | R: 1 E: 0 K: 0 S: 4 | H: 2 LOB: 0 BB: 0 P: 4 | R: 0 E: 0 K: 2 S: 7 | H: 0 LOB: 0 BB: 0 P: 7 | R: 0 E: 0 K: 1 S: 5 | H: 0 LOB: 0 BB: 0 P: 5 | R: 0 E: 0 K: 0 S: 4 | H: 1 LOB: 2 BB: 0 P: 4 | R: 0 E: 0 K: 2 S: 7 | H: 0 LOB: 0 BB: 0 P: 7 | R: 0 E: 0 K: 0 S: 3 | H: 0 LOB: 0 BB: 0 P: 3 | R: 0 E: 0 K: 2 S: 7 | H: 0 LOB: 0 BB: 0 P: 7 | R: 0 E: 0 K: 0 S: 3 | H: 0 LOB: 0 BB: 0 P: 3 | 1B: 3 2B: 4 3B: 0 HR: 0 | SF: 1 SAC: 0 DP: 0 HBP: 0 | WP: 0 PB: 2 SB: 0 CS: 2 | PA: 34 | |
| PITCHER | IP | WLS | BF | H | R | ER | SO | BB | IBB | HBP | BLK | WP | HR | S | P | ERA | WHIP | | | | | | | | |
| Roger Mason, R ERA: 4.8 (1, 1) | 2.1 | | 14 | 6 | 4 | 3 | 3 | 1 | 0 | 0 | 0 | 0 | 0 | 19 | 23 | 11.57 | 3.000 | | | | | | | | |
| Juan Berenguer, R ERA: 3.06 (3, 1) | 0.2 | | 1 | 0 | 0 | 0 | 0 | 0 | 0 | 0 | 0 | 0 | 0 | 1 | 1 | 0.00 | 0.000 | | | | | | | | |
| Mark Davis, L ERA: 2.32 (4, 1) | 3.0 | | 9 | 0 | 0 | 0 | 3 | 0 | 0 | 0 | 0 | 0 | 0 | 15 | 15 | 0.00 | 0.000 | | | | | | | | |
| Scott Garretts, R ERA: 3.47 (7, 1) | 3.0 | W | 10 | 1 | 0 | 0 | 2 | 0 | 0 | 0 | 0 | 0 | 0 | 14 | 14 | 0.00 | 0.333 | | | | | | | | |




| Batter | 1 | 2 | 3 | 4 | 5 | 6 | 7 | 8 | 9 | AB | R | H | RBI | BB | SO | LOB | TOP | | | | | | | | |
|-------------------------------------------------------|-------------------------------------------------------------------------------------------------------|-----------------------------------------------------------------------------------------------|--------------------------------------------------------------------------------------------|---------------------------------|------------------------------|---------------------------------|------------------------------|---------------------------------|------------------------------|---------------------------------|------------------------------|---------------------------------|------------------------------|---------------------------------|------------------------------|---------------------------------|--------------------------------------------------------------------------------------------------------------------------------------------------------------------|---------------------------------|----------------------------------|------------------------------------|----------------------------------|--------|--|--|--|
| Jerry Royster, R (1,5) X OBP: 0.321, SLG: 0.331 | 0-0 E6 1B | | 0-0 CS 1B | | | 0-3 K | | 0-0 1-2 1B | | 4 | 0 | 3 | 0 | 0 | 1 | 1 | <p>San Diego Padres @ Chicago Cubs Wrigley Field, Chicago, IL Mon Jul 21 1986, 3:33 AM CDT Att: 21,563 - Unknown</p> <p>livebaseballscorecards.com</p> | | | | | | | | |
| Tony Gwynn, L (1,9) X OBP: 0.393, SLG: 0.490 | 0-0 L8 | | 0-0 CS 1-2 | 0-0 4-3 | | 0-0 G4-6-3 1-2 | | 0-0 F9 | | 4 | 0 | 0 | 0 | 0 | 0 | 4 | | | | | | | | | |
| Kevin McReynolds, R (1,8) B OBP: 0.353, SLG: 0.472 | 4-0 G4-6-3 BB | | | 0-0 5-3 | | | 0-0 FC5-4 1B | | 0-0 2B 1B | 3 | 1 | 2 | 0 | 1 | 0 | 0 | | | | | | | | | |
| Steve Garvey, R (1,3) X OBP: 0.267, SLG: 0.394 | 0-0 G4-6-3 1-2 | | | 0-0 F7 | | | 0-0 FC5-4 1-2 | | 0-0 4-3 1-H 2B | 4 | 0 | 1 | 1 | 0 | 0 | 3 | | | | | | | | | |
| Carmelo Martinez, R (1,7) B OBP: 0.351, SLG: 0.369 | | 4-0 G5-4-3 BB | | 0-0 F9 | | 0-3 K | | 0-0 5-3 | | 3 | 0 | 0 | 0 | 1 | 1 | 2 | | | | | | | | | |
| Bruce Bochy, R (1,2) X OBP: 0.321, SLG: 0.551 | | 0-0 G5-4-3 1-2 | | 0-0 6-3 | | 0-0 5-3 | | 0-0 4-3 | | 3 | 0 | 0 | 0 | 0 | 0 | 2 | | | | | | | | | |
| Terry Kennedy, L (9, PH) X OBP: 0.331, SLG: 0.401 | | 0-0 G5-4-3 1-2 | | 0-0 6-3 | | 0-0 5-3 | | 0-0 2-3 | | 1 | 0 | 0 | 0 | 0 | 0 | 1 | | | | | | | | | |
| Garry Templeton, S (1,6) X OBP: 0.278, SLG: 0.280 | | 0-0 4-3 | | 0-0 1B | | | 0-0 6-3 | | 4-0 BB | 3 | 0 | 1 | 0 | 1 | 0 | 0 | | | | | | | | | |
| Bip Roberts, S (1,4) X OBP: 0.265, SLG: 0.279 | | | 0-0 5-3 | | 0-0 F2 | | 0-0 4-3 | | 0-0 F7 | 3 | 0 | 0 | 0 | 0 | 0 | 1 | | | | | | | | | |
| Tim Flannery, L (9, PH) X OBP: 0.373, SLG: 0.369 | | | 0-0 5-3 | | 0-0 F2 | | 0-0 4-3 | | 0-0 F7 | 1 | 0 | 0 | 0 | 0 | 0 | 2 | | | | | | | | | |
| LaMarr Hoyt, R (1,1) X OBP: 0.148, SLG: 0.185 | | | 0-0 F9 | | 0-3 K | | 0-0 1B BB | | | 2 | 0 | 0 | 0 | 0 | 1 | 0 | | | | | | | | | |
| John Kruk, L (8, PH) X OBP: 0.400, SLG: 0.407 | | | 0-0 F9 | | 0-0 G4-6-3 | | 0-0 1B BB | | | 0 | 0 | 0 | 0 | 1 | 0 | 0 | | | | | | | | | |
| Dave LaPoint, L (8,1) X OBP: 0.331, SLG: 0.401 | | | 0-0 F9 | | 0-0 G4-6-3 | | 0-0 1B BB | | | 0 | 0 | 0 | 0 | 0 | 0 | 0 | | | | | | | | | |
| Bob Stoddard, R (8,1) X OBP: 0.331, SLG: 0.401 | | | 0-0 F9 | | 0-0 G4-6-3 | | 0-0 1B BB | | | 0 | 0 | 0 | 0 | 0 | 0 | 0 | | | | | | | | | |
| Inning Stats | R: 0 E: 1 K: 0 S: 3 | H: 1 LOB: 1 BB: 1 P: 7 | R: 0 E: 0 K: 0 S: 2 | H: 0 LOB: 0 BB: 1 P: 6 | R: 0 E: 0 K: 0 S: 3 | H: 1 LOB: 0 BB: 0 P: 3 | R: 0 E: 0 K: 0 S: 3 | H: 0 LOB: 0 BB: 0 P: 3 | R: 0 E: 0 K: 0 S: 4 | H: 1 LOB: 1 BB: 0 P: 4 | R: 0 E: 0 K: 2 S: 7 | H: 0 LOB: 0 BB: 0 P: 7 | R: 0 E: 0 K: 1 S: 6 | H: 1 LOB: 1 BB: 0 P: 6 | R: 0 E: 0 K: 0 S: 4 | H: 1 LOB: 2 BB: 1 P: 8 | R: 1 E: 0 K: 0 S: 5 | H: 2 LOB: 2 BB: 1 P: 9 | 1B: 6 2B: 1 3B: 0 HR: 0 | SF: 0 SAC: 0 DP: 3 HBP: 0 | WP: 1 PB: 0 SB: 0 CS: 1 | PA: 36 | | | |
| PITCHER | IP WLS BF H R ER SO BB IBB HBP BLK WP HR S P ERA WHIP | 8.0 W 29 5 0 0 3 3 0 0 0 1 0 32 44 0.00 1.000 | 1.0 L 6 2 1 1 0 1 0 0 0 0 0 5 9 9.00 3.000 | | | | | | | | | | | | | | | | | | | | | | |

| Batter | 1 | 2 | 3 | 4 | 5 | 6 | 7 | 8 | 9 | AB | R | H | RBI | BB | SO | LOB | BOTTOM | | | | | | | |
|-------------------------------------------------------|-------------------------------------------------------------------------------------------------------|-----------------------------------------------------------------------------------------------|---------------------------------------------------------------------------------------------|--------------------------------------------------------------------------------------------|------------------------------|---------------------------------|------------------------------|---------------------------------|------------------------------|---------------------------------|------------------------------|---------------------------------|------------------------------|---------------------------------|------------------------------|---------------------------------|--------------------------------------------------------------------------------------------------------------------------------------------------------------------|---------------------------------|-----------------------------------|------------------------------------|----------------------------------|--------|--|--|
| Shawon Dunston, R (1,6) X OBP: 0.305, SLG: 0.437 | 0-0 23 6-3 4-3 2B | | 0-0 6-3 | | 0-3 K | | 0-3 K | 0-0 F6 | | 5 | 1 | 1 | 0 | 0 | 2 | 1 | <p>San Diego Padres @ Chicago Cubs Wrigley Field, Chicago, IL Mon Jul 21 1986, 3:33 AM CDT Att: 21,563 - Unknown</p> <p>livebaseballscorecards.com</p> | | | | | | | |
| 23 Ryne Sandberg, R (1,4) X OBP: 0.328, SLG: 0.425 | 0-0 6-3 2-3 | | 0-3 K | | 0-0 4-3 1B | 0-0 S 1B | | | | 4 | 1 | 2 | 0 | 0 | 1 | 1 | | | | | | | | |
| Thad Bosley, L (1,7) X OBP: 0.405, SLG: 0.370 | 0-0 4-3 3-H | | 0-0 4-3 | | 0-0 4-3 | 0-0 F7 1-2 | | | | 4 | 0 | 0 | 1 | 0 | 0 | 2 | | | | | | | | |
| Leon Durham, L (1,3) B OBP: 0.336, SLG: 0.401 | 4-0 BB | | 0-0 F9 | | 0-0 F9 | 0-0 1B SF9 1B | 0-0 4-3 | | | 3 | 1 | 1 | 1 | 1 | 0 | 0 | | | | | | | | |
| Keith Moreland, R (1,2) X OBP: 0.344, SLG: 0.396 | 0-0 5-3 | | 0-0 1-3 | | 0-0 1-3 | 0-0 SF9 1B 1-2 | 0-0 2B 1B | | | 4 | 1 | 2 | 0 | 0 | 0 | 1 | | | | | | | | |
| Jerry Mumphrey, S (1,9) X OBP: 0.357, SLG: 0.350 | | 0-0 G5-3 1B | | 0-0 1B | | 0-0 1-2 2-3 1B | 0-0 2B E 1B | | | 4 | 1 | 4 | 0 | 0 | 0 | 0 | | | | | | | | |
| Jody Davis, R (9,2) X OBP: 0.295, SLG: 0.412 | | 0-0 G5-3 1B | | 0-0 1B | | 0-0 SF9 | 0-0 E9 2B 1B | | | 0 | 0 | 0 | 0 | 0 | 0 | 0 | | | | | | | | |
| Ron Cey, R (1,5) X OBP: 0.369, SLG: 0.526 | | 0-0 1-2 1B | | 0-3 K | | 0-0 SF9 | 0-0 E9 2B 2B | | | 3 | 1 | 2 | 2 | 0 | 1 | 1 | | | | | | | | |
| Lee Smith, R (9,1) X OBP: 0.295, SLG: 0.412 | | 0-0 1-2 1B | | 0-3 K | | 0-0 SF9 | 0-0 E9 2B 2B | | | 0 | 0 | 0 | 0 | 0 | 0 | 0 | | | | | | | | |
| Dave Martinez, L (1,8) X OBP: 0.169, SLG: 0.194 | | 0-0 F8 | | 0-0 F7 | | 0-0 F3 | 0-0 L9 | | | 4 | 0 | 0 | 0 | 0 | 0 | 5 | | | | | | | | |
| Jamie Moyer, L (1,1) X OBP: 0.333, SLG: 0.429 | | 0-0 G5-3 2-3 | | 0-0 5-3 | | 0-0 4-3 | 0-0 2B | | | 3 | 0 | 0 | 0 | 0 | 0 | 2 | | | | | | | | |
| Chris Speier, R (8, PH) X OBP: 0.333, SLG: 0.429 | | 0-0 G5-3 2-3 | | 0-0 5-3 | | 0-0 4-3 | 0-0 2B | | | 1 | 0 | 1 | 1 | 0 | 0 | 0 | | | | | | | | |
| Inning Stats | R: 1 E: 0 K: 0 S: 4 | H: 1 LOB: 1 BB: 1 P: 8 | R: 0 E: 0 K: 0 S: 4 | H: 2 LOB: 1 BB: 0 P: 4 | R: 0 E: 0 K: 1 S: 5 | H: 0 LOB: 0 BB: 0 P: 5 | R: 0 E: 0 K: 1 S: 6 | H: 1 LOB: 1 BB: 0 P: 6 | R: 0 E: 0 K: 1 S: 6 | H: 1 LOB: 1 BB: 0 P: 6 | R: 2 E: 0 K: 0 S: 7 | H: 4 LOB: 2 BB: 0 P: 7 | R: 0 E: 0 K: 1 S: 6 | H: 1 LOB: 1 BB: 0 P: 6 | R: 3 E: 1 K: 0 S: 7 | H: 4 LOB: 1 BB: 0 P: 7 | R: 3 E: 1 K: 0 S: 7 | H: 4 LOB: 1 BB: 0 P: 7 | 1B: 10 2B: 3 3B: 0 HR: 0 | SF: 1 SAC: 0 DP: 1 HBP: 0 | WP: 0 PB: 0 SB: 1 CS: 0 | PA: 37 | | |
| PITCHER | IP WLS BF H R ER SO BB IBB HBP BLK WP HR S P ERA WHIP | 7.0 L 30 9 3 3 4 9 3 3 4 0 0 37 41 3.86 1.429 | 0.2 L 5 3 3 3 0 0 0 0 0 0 0 5 5 40.50 4.500 | 0.1 L 2 1 0 0 0 0 0 0 0 0 0 2 2 0.00 3.000 | | | | | | | | | | | | | | | | | | | | |



| Batter | 1 | 2 | 3 | 4 | 5 | 6 | 7 | 8 | 9 | AB | R | H | RBI | BB | SO | LOB | TOP | | | | | | | | | |
|-------------------------------------------------------------------------------------------------------------------------------------------------------------------------------------------------------------------------------------------|------------------------------|---------------------------------|------------------------------|---------------------------------|------------------------------|---------------------------------|------------------------------|---------------------------------|------------------------------|----------------------------------|------------------------------|---------------------------------|------------------------------|---------------------------------|-------------------------------|----------------------------------|-------------------------------------------------------------------------------------------------------------------------------------------------------------------------------------------------------------------------------------------------------------------------------------------------------------------------------------------------------------------------|------------------------------|---------------------------------|----------------------------------|------------------------------------|----------------------------------|--------|--|--|--|
| Tim Flannery, L OBP: 0.374, SLG: 0.367 (1, 4) | 0-0 3-1 | | 0-0 4-3 | | 0-0 L7 | | | 0-0 F9 1B | 4-0 G6-4-3 BB | 4 | 1 | 1 | 0 | 1 | 0 | 3 | San Diego Padres @ Chicago Cubs Wrigley Field, Chicago, IL Tue Jul 22 1986, 3:33 AM CDT Att: 27,044 - Unknown livebaseballscorecards.com AB 35 R 4 H 9 RBI 4 BB 3 SO 5 LOB 19  | | | | | | | | | |
| Tony Gwynn, L OBP: 0.391, SLG: 0.486 (1, 9) | 0-0 3-1 | | 0-0 4-3 | | 0-0 L7 | | | 0-0 PB 1B | 0-0 G6-4-3 | 5 | 1 | 1 | 1 | 0 | 0 | 2 | | | | | | | | | | |
| John Kruk, L OBP: 0.394, SLG: 0.400 (1, 3) (8, 7) | 0-0 3-1 | | 0-0 L8 | | 0-0 5-3 1B | | | 0-3 K | | 4 | 0 | 1 | 0 | 0 | 1 | 2 | | | | | | | | | | |
| Kevin McReynolds, R OBP: 0.352, SLG: 0.468 (1, 7) (8, 8) | | 0-0 5-3 | | 4-0 BB | 0-0 5-3 | | | 0-0 F9 | | 3 | 0 | 0 | 0 | 1 | 0 | 3 | | | | | | | | | | |
| Graig Nettles, L OBP: 0.301, SLG: 0.405 (1, 5) Jerry Royster, R OBP: 0.325, SLG: 0.336 (8, PH) (8, 5) | | 0-3 K | | 0-0 L9 | 0-0 L9 | | | 0-0 PB 1B | | 3 | 0 | 0 | 0 | 0 | 1 | 2 | | | | | | | | | | |
| Terry Kennedy, L OBP: 0.331, SLG: 0.400 (1, 2) Bruce Bochy, R OBP: 0.325, SLG: 0.557 (8, PH) (8, 2) | | 0-0 F7 | | | 0-0 BB 1B | | | 0-0 F8 | | 3 | 0 | 1 | 0 | 0 | 0 | 0 | | | | | | | | | | |
| Marvell Wynne, L OBP: 0.310, SLG: 0.447 (1, 8) Steve Garvey, R OBP: 0.266, SLG: 0.392 (8, PH) (8, 3) | | | 0-0 FC3-6 1B | | 4-0 FC4-6 BB | | | 0-0 F7 | 0-0 5-3 | 2 | 0 | 1 | 0 | 1 | 0 | 0 | | | | | | | | | | |
| Garry Templeton, S OBP: 0.275, SLG: 0.276 (1, 6) | | | 0-3 K | | 0-3 K | | | 0-0 L8 | | 4 | 0 | 0 | 0 | 0 | 3 | 3 | | | | | | | | | | |
| Lance McCullers, S (1, 1) Bob Stoddard, R (7, 1) Dane Iorg, L OBP: 0.236, SLG: 0.300 (8, PH) Dave LaPoint, L (8, 1) Camelo Martinez, R OBP: 0.354, SLG: 0.372 (8, PH) | | 0-0 FC3-6 | | 0-0 FC4-6 | | | | 0-0 1B 1B | | 2 | 0 | 0 | 0 | 0 | 0 | 3 | | | | | | | | | | |
| Inning Stats | R: 0 E: 0 K: 0 S: 3 | H: 0 LOB: 0 BB: 0 P: 3 | R: 0 E: 0 K: 1 S: 5 | H: 0 LOB: 0 BB: 0 P: 5 | R: 0 E: 0 K: 1 S: 6 | H: 1 LOB: 1 BB: 0 P: 6 | R: 0 E: 0 K: 0 S: 3 | H: 0 LOB: 1 BB: 1 P: 7 | R: 0 E: 0 K: 1 S: 6 | H: 1 LOB: 2 BB: 1 P: 10 | R: 0 E: 0 K: 0 S: 4 | H: 1 LOB: 1 BB: 0 P: 4 | R: 0 E: 0 K: 0 S: 3 | H: 0 LOB: 0 BB: 0 P: 3 | R: 4 E: 0 K: 1 S: 10 | H: 5 LOB: 1 BB: 0 P: 10 | | R: 0 E: 0 K: 1 S: 5 | H: 1 LOB: 1 BB: 1 P: 9 | 1B: 9 2B: 0 3B: 0 HR: 0 | SF: 0 SAC: 0 DP: 1 HBP: 0 | WP: 0 PB: 1 SB: 0 CS: 0 | PA: 38 | | | |
| PITCHER | IP | WLS | BF | H | R | ER | SO | BB | IBB | HBP | BLK | WP | HR | S | P | ERA | | WHIP | | | | | | | | |
| Ed Lynch, R ERA: 2.32 Frank DiPino, L ERA: 3.59 Lee Smith, R ERA: 2.81 | 7.0 | W | 29 | 6 | 3 | 3 | 3 | 2 | 0 | 0 | 0 | 0 | 0 | 33 | 41 | 3.86 | | 1.143 | | | | | | | | |

| Batter | 1 | 2 | 3 | 4 | 5 | 6 | 7 | 8 | 9 | AB | R | H | RBI | BB | SO | LOB | BOTTOM | | | | | | | | | |
|--------------------------------------------------------------------------------------------------------------------------------------------------|------------------------------|---------------------------------|------------------------------|----------------------------------|------------------------------|---------------------------------|------------------------------|----------------------------------|------------------------------|----------------------------------|------------------------------|---------------------------------|------------------------------|---------------------------------|------------------------------|---------------------------------|-------------------------------------------------------------------------------------------------------------------------------------------------------------------------------------------------------------------------------------------------------------------------------------------------------------------------------------------------------------------------|----------------------------------|------------------------------------|----------------------------------|--------|--|--|--|--|--|
| Jerry Mumphrey, S OBP: 0.362, SLG: 0.357 (1, 8) (8, 7) | 4-0 23 4-3 PB BB | | 0-0 1B | | 0-0 23 G6-4-3 2B | | | 0-3 K | | 4 | 2 | 2 | 0 | 1 | 1 | 0 | San Diego Padres @ Chicago Cubs Wrigley Field, Chicago, IL Tue Jul 22 1986, 3:33 AM CDT Att: 27,044 - Unknown livebaseballscorecards.com AB 32 R 6 H 8 RBI 5 BB 6 SO 5 LOB 16  | | | | | | | | | |
| 23 Ryne Sandberg, R OBP: 0.327, SLG: 0.422 (1, 4) | 0-0 4-3 | | 0-0 F2 | | 0-0 G6-4-3 1B | | | 0-0 F9 | | 5 | 0 | 1 | 0 | 0 | 0 | 2 | | | | | | | | | | |
| Gary Matthews, R OBP: 0.355, SLG: 0.450 (1, 7) Dave Martinez, L OBP: 0.169, SLG: 0.194 (7, PR) (8, 8) | 0-0 4-3 | | 0-0 F8 | | 0-0 G6-4-3 | | | 0-0 E5 2B | | 4 | 0 | 0 | 1 | 0 | 0 | 2 | | | | | | | | | | |
| Leon Durham, L OBP: 0.338, SLG: 0.403 (1, 3) | 0-0 4-3 | | 0-0 F5 | | 4-0 S 1B BB | | | 0-0 2B 2B | | 3 | 2 | 1 | 1 | 1 | 0 | 1 | | | | | | | | | | |
| Keith Moreland, R OBP: 0.348, SLG: 0.399 (1, 9) | | 0-0 5-3 | | 4-0 G3 BB | 4-0 1B IBB | | | 0-0 1B 2B | | 2 | 1 | 1 | 1 | 2 | 0 | 0 | | | | | | | | | | |
| Jody Davis, R OBP: 0.295, SLG: 0.410 (1, 2) | | 0-3 K | | 0-0 G3 | 0-0 1-2 2H 1B | | | 0-0 F7 | | 4 | 0 | 1 | 1 | 0 | 1 | 3 | | | | | | | | | | |
| Ron Cey, R OBP: 0.372, SLG: 0.522 (1, 5) Chris Speier, R OBP: 0.333, SLG: 0.429 (7, PR) (8, 5) | | 4-0 2B BB | | 0-0 F9 | 0-3 K | | | 0-0 1B | | 3 | 0 | 1 | 1 | 1 | 1 | 3 | | | | | | | | | | |
| Shawon Dunston, R OBP: 0.307, SLG: 0.439 (1, 6) | | 0-0 2B | | 4-0 IBB | | | | 0-0 F8 | | 3 | 0 | 1 | 0 | 1 | 0 | 1 | | | | | | | | | | |
| Ed Lynch, R (1, 1) Frank DiPino, L ERA: 2.27 Bob Stoddard, R ERA: 4.0 Dave LaPoint, L ERA: 6.15 | | 0-3 K | | 0-3 K | | | | 0-0 F3 | | 3 | 0 | 0 | 0 | 0 | 2 | 4 | | | | | | | | | | |
| Inning Stats | R: 1 E: 0 K: 0 S: 3 | H: 0 LOB: 0 BB: 1 P: 7 | R: 0 E: 0 K: 2 S: 8 | H: 1 LOB: 2 BB: 1 P: 12 | R: 0 E: 0 K: 0 S: 4 | H: 1 LOB: 1 BB: 0 P: 4 | R: 0 E: 0 K: 1 S: 5 | H: 0 LOB: 2 BB: 2 P: 13 | R: 2 E: 0 K: 1 S: 7 | H: 3 LOB: 2 BB: 2 P: 15 | R: 0 E: 0 K: 0 S: 3 | H: 0 LOB: 0 BB: 0 P: 3 | R: 3 E: 1 K: 0 S: 7 | H: 3 LOB: 1 BB: 0 P: 7 | R: 0 E: 0 K: 1 S: 5 | H: 0 LOB: 0 BB: 0 P: 5 | | 1B: 4 2B: 4 3B: 0 HR: 0 | SF: 0 SAC: 0 DP: 1 HBP: 0 | WP: 0 PB: 1 SB: 1 CS: 0 | PA: 38 | | | | | |
| PITCHER | IP | WLS | BF | H | R | ER | SO | BB | IBB | HBP | BLK | WP | HR | S | P | ERA | | WHIP | | | | | | | | |
| Lance McCullers, R ERA: 2.27 Bob Stoddard, R ERA: 4.0 Dave LaPoint, L ERA: 6.15 | 6.1 | L | 31 | 6 | 6 | 4 | 4 | 4 | 2 | 0 | 0 | 0 | 0 | 4 | 4 | 0.00 | | 3.000 | | | | | | | | |

| Batter | 1 | 2 | 3 | 4 | 5 | 6 | 7 | 8 | 9 | AB | R | H | RBI | BB | SO | LOB | TOP | | | | | |
|-------------------------------------------------------|------------------------------|---------------------------------|------------------------------|---------------------------------|------------------------------|---------------------------------|------------------------------|---------------------------------|------------------------------|---------------------------------|------------------------------|---------------------------------|------------------------------|---------------------------------|------------------------------|----------------------------------|------------------------------|---------------------------------|----------------------------------|------------------------------------|----------------------------------|--------|
| Tim Flannery, L (1,4) OBP: 0.371, SLG: 0.363 | F8 | | F7 | | | | E1 | F9 | | 5 | 2 | 1 | 1 | 0 | 0 | 2 | | | | | | |
| Tony Gwynn, L (1,9) OBP: 0.394, SLG: 0.491 | G6-4-3 1B | | 1B | | 4-3 | | 1B | | 1-3 | 5 | 1 | 3 | 2 | 0 | 0 | 2 | | | | | | |
| John Kruk, L (1,7) OBP: 0.404, SLG: 0.411 | G6-4-3 | | 1B | | 2-3 3-H | | 2B | | | 5 | 0 | 3 | 2 | 0 | 0 | 1 | | | | | | |
| Carmelo Martinez, R (9,3) OBP: 0.394, SLG: 0.372 | G6-4-3 1-2 | | 1B | | 3-H | | 1B | | | 0 | 0 | 0 | 0 | 0 | 0 | 0 | | | | | | |
| Graig Nettles, L (1,5) OBP: 0.295, SLG: 0.396 | | F7 | F9 | | 4-3 | | K | | G3 | 5 | 0 | 0 | 0 | 0 | 1 | 4 | | | | | | |
| Steve Garvey, R (1,3) OBP: 0.266, SLG: 0.391 | | 6-3 | | | F8 | | F2 | | | 4 | 0 | 1 | 0 | 0 | 0 | 0 | | | | | | |
| Bip Roberts, S (8, PR) OBP: 0.265, SLG: 0.279 | | | | | | | | | | 0 | 1 | 0 | 0 | 0 | 0 | 0 | | | | | | |
| Rich Gossage, R (8,1) | | | | | | | | SH5-4 E | | 0 | 0 | 0 | 0 | 0 | 0 | 0 | | | | | | |
| Terry Kennedy, L (1,2) OBP: 0.331, SLG: 0.399 | | | | | 6-3 | | K | | SH5-4 | 3 | 0 | 1 | 0 | 0 | 1 | 0 | | | | | | |
| Bruce Bochy, R (8, PH) OBP: 0.329, SLG: 0.557 | | 1B | | | | | | | 1-2 | 0 | 0 | 0 | 0 | 0 | 0 | 0 | | | | | | |
| Marvell Wynne, L (1,8) OBP: 0.308, SLG: 0.448 | | | | | K | | K | | E7 WP | 4 | 1 | 1 | 1 | 0 | 2 | 1 | | | | | | |
| Garry Templeton, S (1,6) OBP: 0.277, SLG: 0.282 | | | | | | | | | | 4 | 2 | 2 | 0 | 0 | 1 | 2 | | | | | | |
| Andy Hawkins, R (1,1) OBP: 0.205, SLG: 0.184 | | | | | SH1-4 1B | | E 1B | | | 1 | 0 | 0 | 0 | 0 | 0 | 1 | | | | | | |
| Jerry Royster, R (7, PH) OBP: 0.323, SLG: 0.333 | | | | | | | | | | 1 | 0 | 0 | 0 | 0 | 0 | 0 | | | | | | |
| Craig Lefferts, L (7,1) OBP: 0.197, SLG: 0.667 | | | | | SH1-4 | | E4 1B | | | 0 | 0 | 0 | 0 | 0 | 0 | 0 | | | | | | |
| Kevin McReynolds, R (8, PH) OBP: 0.354, SLG: 0.468 | | | | | 1-2 | | 2-3 4-3 | | | 0 | 0 | 0 | 0 | 1 | 0 | 0 | | | | | | |
| Inning Stats | R: 0 E: 0 K: 0 S: 3 | H: 1 LOB: 0 BB: 0 P: 3 | R: 0 E: 0 K: 0 S: 4 | H: 1 LOB: 0 BB: 0 P: 4 | R: 1 E: 0 K: 0 S: 6 | H: 3 LOB: 2 BB: 0 P: 6 | R: 0 E: 0 K: 1 S: 5 | H: 0 LOB: 0 BB: 0 P: 5 | R: 2 E: 1 K: 0 S: 6 | H: 3 LOB: 1 BB: 0 P: 6 | R: 0 E: 0 K: 2 S: 7 | H: 0 LOB: 0 BB: 0 P: 7 | R: 2 E: 1 K: 1 S: 8 | H: 2 LOB: 1 BB: 0 P: 8 | R: 2 E: 1 K: 1 S: 7 | H: 2 LOB: 1 BB: 1 P: 11 | R: 0 E: 0 K: 0 S: 3 | H: 0 LOB: 0 BB: 0 P: 3 | 1B: 9 2B: 3 3B: 0 HR: 0 | SF: 0 SAC: 2 DP: 1 HBP: 0 | WP: 1 PB: 0 SB: 0 CS: 0 | PA: 40 |
| PITCHER | IP | WLS | BF | H | R | ER | SO | BB | IBB | HBP | BLK | WP | HR | S | P | ERA | WHIP | | | | | |
| Scott Sanderson, R (1,1) ERA: 3.79 | 4.0 | | 19 | 7 | 3 | 3 | 1 | 0 | 0 | 0 | 0 | 0 | 0 | 21 | 21 | 6.75 | 1.750 | | | | | |
| Ray Fontenot, L (5,1) ERA: 3.32 | 3.0 | L | 13 | 4 | 3 | 1 | 3 | 0 | 0 | 0 | 0 | 0 | 0 | 19 | 19 | 3.00 | 1.333 | | | | | |
| Dave Gumpert, R (8,1) ERA: 1.83 | 2.0 | | 8 | 1 | 1 | 0 | 1 | 1 | 0 | 0 | 0 | 1 | 0 | 9 | 13 | 0.00 | 1.000 | | | | | |

San Diego Padres @ Chicago Cubs
Wrigley Field, Chicago, IL
Wed Jul 23 1986, 3:33 AM CDT
Att: 32,755 - Unknown

AB 37
R 7
H 12
RBI 6
BB 1
SO 5
LOB 13



| Batter | 1 | 2 | 3 | 4 | 5 | 6 | 7 | 8 | 9 | AB | R | H | RBI | BB | SO | LOB | BOTTOM | | | | | |
|-----------------------------------------------------|------------------------------|---------------------------------|------------------------------|---------------------------------|------------------------------|---------------------------------|------------------------------|---------------------------------|------------------------------|---------------------------------|------------------------------|---------------------------------|------------------------------|---------------------------------|------------------------------|---------------------------------|------------------------------|---------------------------------|----------------------------------|------------------------------------|----------------------------------|--------|
| Jerry Mumphrey, S (1,8) OBP: 0.364, SLG: 0.360 | G6-3 1B | G3 | | | | | 4-3 | | | 4 | 1 | 2 | 0 | 0 | 0 | 1 | | | | | | |
| 23 Ryne Sandberg, R (1,4) OBP: 0.326, SLG: 0.428 | G6-3 1-2 | F8 | | | | | K | | | 4 | 1 | 1 | 2 | 0 | 1 | 2 | | | | | | |
| Gary Matthews, R (1,7) OBP: 0.353, SLG: 0.446 | 1B | | | | 6-3 | | F9 | | 5-3 | 4 | 0 | 1 | 0 | 0 | 0 | 0 | | | | | | |
| Leon Durham, L (1,3) OBP: 0.340, SLG: 0.405 | | | | | | | 4-3 | | | 4 | 0 | 2 | 0 | 0 | 0 | 0 | | | | | | |
| Keith Moreland, R (1,9) OBP: 0.345, SLG: 0.395 | 4-3 | | | | | | | | | 4 | 0 | 0 | 0 | 0 | 1 | 3 | | | | | | |
| Jody Davis, R (1,2) OBP: 0.294, SLG: 0.417 | | | | | | | | | | 4 | 1 | 1 | 1 | 0 | 0 | 0 | | | | | | |
| Ron Cey, R (1,5) OBP: 0.369, SLG: 0.515 | | | | | | | | | | 4 | 1 | 1 | 0 | 0 | 2 | 0 | | | | | | |
| Shawon Dunston, R (1,6) OBP: 0.309, SLG: 0.442 | | | | | | | | | | 4 | 1 | 2 | 1 | 0 | 1 | 0 | | | | | | |
| Scott Sanderson, R (1,1) OBP: 0.088, SLG: 0.091 | | | | | | | | | | 1 | 0 | 1 | 1 | 0 | 0 | 0 | | | | | | |
| Ray Fontenot, L (5,1) OBP: 0.250, SLG: 0.250 | | | | | | | | | | 2 | 0 | 0 | 0 | 0 | 2 | 1 | | | | | | |
| Dave Gumpert, R (8,1) | | | | | | | | | | 0 | 0 | 0 | 0 | 0 | 0 | 0 | | | | | | |
| Thad Bosley, L (8, PH) OBP: 0.400, SLG: 0.365 | | | | | | | | | | 1 | 0 | 0 | 0 | 0 | 1 | 0 | | | | | | |
| Inning Stats | R: 0 E: 0 K: 0 S: 5 | H: 3 LOB: 2 BB: 0 P: 5 | R: 2 E: 0 K: 0 S: 6 | H: 3 LOB: 1 BB: 0 P: 6 | R: 0 E: 0 K: 1 S: 5 | H: 1 LOB: 0 BB: 0 P: 5 | R: 0 E: 0 K: 0 S: 3 | H: 0 LOB: 0 BB: 0 P: 3 | R: 2 E: 0 K: 1 S: 7 | H: 2 LOB: 0 BB: 0 P: 7 | R: 1 E: 0 K: 2 S: 9 | H: 2 LOB: 1 BB: 0 P: 9 | R: 0 E: 0 K: 1 S: 5 | H: 0 LOB: 0 BB: 0 P: 5 | R: 0 E: 0 K: 0 S: 3 | H: 0 LOB: 0 BB: 0 P: 3 | R: 0 E: 0 K: 3 S: 9 | H: 0 LOB: 0 BB: 0 P: 9 | 1B: 7 2B: 2 3B: 0 HR: 2 | SF: 0 SAC: 0 DP: 1 HBP: 0 | WP: 1 PB: 0 SB: 0 CS: 1 | PA: 36 |
| PITCHER | IP | WLS | BF | H | R | ER | SO | BB | IBB | HBP | BLK | WP | HR | S | P | ERA | WHIP | | | | | |
| Andy Hawkins, R (1,1) ERA: 4.6 | 6.0 | | 27 | 11 | 5 | 5 | 4 | 0 | 0 | 0 | 0 | 0 | 0 | 35 | 35 | 7.50 | 1.833 | | | | | |
| Craig Lefferts, L (7,1) ERA: 2.15 | 1.0 | W | 3 | 0 | 0 | 0 | 1 | 0 | 0 | 0 | 0 | 0 | 0 | 5 | 5 | 0.00 | 0.000 | | | | | |
| Rich Gossage, R (8,1) ERA: 4.17 | 2.0 | S | 6 | 0 | 0 | 0 | 3 | 0 | 0 | 0 | 0 | 0 | 0 | 12 | 12 | 0.00 | 0.000 | | | | | |

San Diego Padres @ Chicago Cubs
Wrigley Field, Chicago, IL
Wed Jul 23 1986, 3:33 AM CDT
Att: 32,755 - Unknown

AB 36
R 5
H 11
RBI 5
BB 0
SO 8
LOB 7



| Batter | 1 | 2 | 3 | 4 | 5 | 6 | 7 | 8 | 9 | AB | R | H | RBI | BB | SO | LOB | TOP | | | | | |
|----------------------------------------------------------------------------------------------------------------------------------------------------------------|-------------------------------------------------------|---------------------------------|------------------------------|---------------------------------|------------------------------|---------------------------------|------------------------------|---------------------------------|------------------------------|---------------------------------|------------------------------|---------------------------------|------------------------------|---------------------------------|------------------------------|----------------------------------|----------------------------------------------------------------------------------------------------------------------------------|---------------------------------|----------------------------------|------------------------------------|----------------------------------|--------|
| Mariano Duncan, R OBP: 0.281, SLG: 0.308 (1, 6) | | | | | | | | | | 4 | 0 | 0 | 0 | 0 | 0 | 3 | Los Angeles Dodgers @ Chicago Cubs Wrigley Field, Chicago, IL Fri Jul 25 1986, 3:33 AM CDT Att: 31,333 - Unknown | | | | | |
| Steve Sax, R OBP: 0.383, SLG: 0.442 (1, 4) | | | | | | | | | | 5 | 0 | 1 | 0 | 0 | 0 | 3 | | | | | | |
| Bill Madlock, R OBP: 0.298, SLG: 0.355 (1, 5) | | | | | | | | | | 3 | 1 | 2 | 0 | 1 | 0 | 1 | | | | | | |
| Franklin Stubbs, L OBP: 0.328, SLG: 0.532 (1, 7) | | | | | | | | | | 4 | 0 | 0 | 0 | 0 | 1 | 4 | | | | | | |
| Enos Cabell, R OBP: 0.280, SLG: 0.288 Len Matuszek, L OBP: 0.346, SLG: 0.529 (8, 3) | | | | | | | | | | 3 | 0 | 0 | 0 | 0 | 2 | 1 | | | | | | |
| Reggie Williams, R OBP: 0.326, SLG: 0.399 Alex Trevino, R OBP: 0.371, SLG: 0.399 Carlos Diaz, R (8, 1) | | | | | | | | | | 3 | 0 | 1 | 0 | 0 | 2 | 0 | | | | | | |
| Mike Scioscia, L OBP: 0.404, SLG: 0.376 (1, 2) | | | | | | | | | | 3 | 1 | 2 | 1 | 0 | 0 | 1 | | | | | | |
| Jose Gonzalez, R (1, 8) | | | | | | | | | | 1 | 0 | 0 | 0 | 1 | 1 | 1 | | | | | | |
| Ken Landreaux, L OBP: 0.314, SLG: 0.370 (7, 8) | | | | | | | | | | 2 | 0 | 1 | 0 | 0 | 0 | 1 | | | | | | |
| Bob Welch, R OBP: 0.140, SLG: 0.149 Greg Brock, L OBP: 0.299, SLG: 0.372 Tom Niedenfuer, R OBP: 0.500, SLG: 0.500 Ed Vande Berg, R (7, 1) | | | | | | | | | | 1 | 0 | 0 | 0 | 1 | 0 | 2 | | | | | | |
| Bill Russell, R OBP: 0.288, SLG: 0.289 (8, 9) | | | | | | | | | | 1 | 0 | 0 | 0 | 0 | 0 | 0 | | | | | | |
| Inning Stats | R: 0 E: 0 K: 0 S: 4 | H: 1 LOB: 1 BB: 0 P: 4 | R: 0 E: 0 K: 2 S: 8 | H: 1 LOB: 1 BB: 0 P: 8 | R: 0 E: 0 K: 0 S: 3 | H: 0 LOB: 1 BB: 1 P: 7 | R: 0 E: 0 K: 1 S: 5 | H: 0 LOB: 0 BB: 0 P: 5 | R: 0 E: 0 K: 0 S: 3 | H: 1 LOB: 1 BB: 1 P: 7 | R: 0 E: 0 K: 1 S: 6 | H: 2 LOB: 1 BB: 0 P: 6 | R: 1 E: 1 K: 1 S: 8 | H: 2 LOB: 2 BB: 0 P: 8 | R: 2 E: 0 K: 1 S: 6 | H: 1 LOB: 1 BB: 2 P: 14 | R: 0 E: 0 K: 0 S: 3 | H: 0 LOB: 0 BB: 0 P: 3 | 1B: 6 2B: 2 3B: 0 HR: 0 | SF: 1 SAC: 1 DP: 2 HBP: 0 | WP: 1 PB: 0 SB: 0 CS: 0 | PA: 38 |
| PITCHER | IP WLS BF H R ER SO BB IBB HBP BLK WP HR S P ERA WHIP | | | | | | | | | | | | | | | | | | | | | |
| Steve Trout, L ERA: 4.72 (1, 1) | 6.0 W 23 5 0 0 4 2 0 0 0 0 1 0 29 37 0.00 1.167 | | | | | | | | | | | | | | | | | | | | | |
| Dave Gumpert, R ERA: 2.57 (7, 1) | 1.1 S 10 3 3 2 2 2 0 0 0 0 0 0 12 20 13.50 3.750 | | | | | | | | | | | | | | | | | | | | | |
| Lee Smith, R ERA: 2.73 (8, 1) | 1.2 S 5 0 0 0 0 0 0 0 0 0 0 0 5 5 0.00 0.000 | | | | | | | | | | | | | | | | | | | | | |

| Batter | 1 | 2 | 3 | 4 | 5 | 6 | 7 | 8 | 9 | AB | R | H | RBI | BB | SO | LOB | BOTTOM | | | |
|--------------------------------------------------------------------------------------------------|-------------------------------------------------------|---------------------------------|------------------------------|----------------------------------|------------------------------|---------------------------------|------------------------------|---------------------------------|------------------------------|---------------------------------|------------------------------|---------------------------------|------------------------------|----------------------------------|------------------------------|----------------------------------|----------------------------------------------------------------------------------------------------------------------------------|------------------------------------|----------------------------------|--------|
| Jerry Mumphrey, S OBP: 0.366, SLG: 0.367 (1, 8) | | | | | | | | | | 4 | 1 | 2 | 1 | 0 | 1 | 0 | Los Angeles Dodgers @ Chicago Cubs Wrigley Field, Chicago, IL Fri Jul 25 1986, 3:33 AM CDT Att: 31,333 - Unknown | | | |
| Bob Dernier, R OBP: 0.238, SLG: 0.234 (8, 8) | | | | | | | | | | 1 | 0 | 0 | 0 | 0 | 0 | 1 | | | | |
| 23 Ryne Sandberg, R OBP: 0.332, SLG: 0.432 (1, 4) | | | | | | | | | | 4 | 1 | 3 | 1 | 1 | 0 | 0 | | | | |
| Gary Matthews, R OBP: 0.353, SLG: 0.444 Dave Gumpert, R Lee Smith, R (1, 7) | | | | | | | | | | 3 | 0 | 1 | 0 | 0 | 1 | 1 | | | | |
| Leon Durham, L OBP: 0.336, SLG: 0.399 (1, 3) | | | | | | | | | | 4 | 0 | 0 | 0 | 0 | 2 | 4 | | | | |
| Keith Moreland, R OBP: 0.351, SLG: 0.402 (1, 9) | | | | | | | | | | 4 | 2 | 4 | 1 | 0 | 0 | 0 | | | | |
| Jody Davis, R OBP: 0.297, SLG: 0.430 (1, 2) | | | | | | | | | | 4 | 1 | 2 | 2 | 0 | 0 | 3 | | | | |
| Ron Cey, R OBP: 0.374, SLG: 0.512 Chris Speier, R OBP: 0.341, SLG: 0.437 (7, PR) | | | | | | | | | | 1 | 0 | 0 | 0 | 2 | 0 | 0 | | | | |
| Shawon Dunston, R OBP: 0.306, SLG: 0.437 (1, 6) | | | | | | | | | | 4 | 0 | 0 | 1 | 0 | 1 | 4 | | | | |
| Steve Trout, L OBP: 0.222, SLG: 0.229 Dave Martinez, L OBP: 0.179, SLG: 0.190 (1, 1) | | | | | | | | | | 2 | 0 | 0 | 0 | 0 | 1 | 2 | | | | |
| Inning Stats | R: 0 E: 0 K: 1 S: 5 | H: 0 LOB: 0 BB: 0 P: 5 | R: 1 E: 0 K: 1 S: 7 | H: 2 LOB: 2 BB: 1 P: 11 | R: 1 E: 0 K: 1 S: 6 | H: 2 LOB: 0 BB: 0 P: 6 | R: 0 E: 0 K: 0 S: 3 | H: 1 LOB: 0 BB: 0 P: 3 | R: 0 E: 0 K: 2 S: 7 | H: 0 LOB: 0 BB: 0 P: 7 | R: 1 E: 0 K: 0 S: 5 | H: 3 LOB: 1 BB: 0 P: 5 | R: 2 E: 0 K: 2 S: 9 | H: 2 LOB: 2 BB: 2 P: 17 | R: 3 E: 1 K: 1 S: 9 | H: 3 LOB: 2 BB: 1 P: 13 | 1B: 10 2B: 2 3B: 0 HR: 1 | SF: 0 SAC: 0 DP: 3 HBP: 0 | WP: 1 PB: 0 SB: 1 CS: 0 | PA: 39 |
| PITCHER | IP WLS BF H R ER SO BB IBB HBP BLK WP HR S P ERA WHIP | | | | | | | | | | | | | | | | | | | |
| Bob Welch, R ERA: 3.64 (1, 1) | 6.0 L 24 8 3 3 3 1 2 0 0 0 0 0 0 33 37 4.50 1.500 | | | | | | | | | | | | | | | | | | | |
| Tom Niedenfuer, R ERA: 3.39 (7, 1) | 0.2 6 2 2 2 1 2 0 0 0 0 0 0 6 14 27.00 6.000 | | | | | | | | | | | | | | | | | | | |
| Ed Vande Berg, L ERA: 3.5 (7, 1) | 0.1 1 0 0 0 1 0 0 0 0 0 0 0 3 3 0.00 0.000 | | | | | | | | | | | | | | | | | | | |
| Carlos Diaz, L ERA: 4.38 (8, 1) | 1.0 8 3 3 3 2 1 0 1 0 0 1 1 9 13 18.00 3.000 | | | | | | | | | | | | | | | | | | | |



| Batter | 1 | 2 | 3 | 4 | 5 | 6 | 7 | 8 | 9 | AB | R | H | RBI | BB | SO | LOB | TOP |
|--------------------------------------------------------------------------------------------------------------------------------------------------------------------------------------------------------------------------------------------------------------------------------------------------------------------------------------------------------|-------------------------------------------------------------------------------------------------------|-------------------------------------------------------------------------------------------------------|------------------------------|---------------------------------|------------------------------|---------------------------------|------------------------------|---------------------------------|------------------------------|---------------------------------|------------------------------|---------------------------------|------------------------------|---------------------------------|----------------------------------|------------------------------------|----------------------------------------------------------------------------------------------------------------------------------|
| Steve Sax, R OBP: 0.379, SLG: 0.436 (1, 4) | 0-0 4-3 | 0-0 5-3 | | | 0-0 F9 | | 0-0 F8 | | 0-0 G3 | 5 | 0 | 0 | 0 | 0 | 0 | 2 | Los Angeles Dodgers @ Chicago Cubs Wrigley Field, Chicago, IL Sat Jul 26 1986, 3:33 AM CDT Att: 35,295 - Unknown |
| Ken Landreaux, L OBP: 0.317, SLG: 0.375 (1, 8) | 0-0 5-3 1B | | 0-0 2B | | 0-0 4-3 | | 0-0 G3 | | | 4 | 0 | 2 | 0 | 0 | 0 | 0 | |
| Bill Madlock, R OBP: 0.298, SLG: 0.360 Jeff Hamilton, R OBP: 0.235, SLG: 0.369 (1, 5) (6, 5) | 0-0 5-3 1-2 | | 0-0 1-3 | | 0-0 2B | | 0-0 HR | | | 3 | 0 | 1 | 0 | 0 | 0 | 2 | |
| Franklin Stubbs, L OBP: 0.324, SLG: 0.524 (1, 9) | 0-0 F3 | | 0-0 F4 | | 0-3 K | | 0-0 L8 | | | 4 | 0 | 0 | 0 | 0 | 1 | 3 | |
| Len Matuszek, L OBP: 0.346, SLG: 0.521 Reggie Williams, R OBP: 0.325, SLG: 0.397 (1, 7) (8, PH) (8, 7) | | 0-0 1B SF8 1B | 0-0 F7 | | 0-0 F9 | | 0-3 K | | | 3 | 1 | 1 | 0 | 0 | 0 | 1 | |
| Mike Scioscia, L OBP: 0.410, SLG: 0.381 (1, 2) | 0-0 2B 1-3 1B | | 0-0 BB 1B | | 4-0 HR BB | | 0-0 F8 | | | 3 | 1 | 2 | 0 | 1 | 0 | 0 | |
| Greg Brock, L OBP: 0.298, SLG: 0.388 (1, 3) | 0-0 SF8 | | 0-0 F8 | | 0-0 HR | | 0-0 4-3 | | | 3 | 1 | 1 | 3 | 0 | 0 | 1 | |
| Mariano Duncan, R OBP: 0.284, SLG: 0.311 (1, 6) | 0-0 1-3 2B | | 4-0 G1-6-3 BB | | 0-0 E9 3-6 | | 0-0 1-3 | | | 3 | 0 | 1 | 0 | 1 | 0 | 0 | |
| Rick Honeycutt, L OBP: 0.311, SLG: 0.115 Carlos Diaz, R OBP: 0.296, SLG: 0.337 Ed Vande Berg, R OBP: 0.296, SLG: 0.337 Bill Russell, R OBP: 0.296, SLG: 0.337 Dennis Powell, R OBP: 0.296, SLG: 0.337 Alex Trevino, R OBP: 0.296, SLG: 0.337 (1, 1) (3, 1) (4, PH) (4, 1) (5, PH) (5, 1) (9, PH) | 0-3 K | | 0-0 G1-6-3 1-2 | | 0-0 3-6 | | 0-0 F7 | | | 1 | 0 | 0 | 0 | 0 | 0 | 2 | |
| Inning Stats | R: 0 E: 0 K: 0 S: 4 | H: 1 LOB: 1 BB: 0 P: 4 | R: 1 E: 0 K: 1 S: 8 | H: 3 LOB: 2 BB: 0 P: 8 | R: 0 E: 0 K: 0 S: 4 | H: 1 LOB: 1 BB: 0 P: 7 | R: 0 E: 0 K: 1 S: 6 | H: 1 LOB: 0 BB: 1 P: 6 | R: 1 E: 0 K: 0 S: 4 | H: 1 LOB: 0 BB: 0 P: 4 | R: 0 E: 0 K: 1 S: 5 | H: 0 LOB: 0 BB: 0 P: 5 | R: 0 E: 0 K: 0 S: 3 | H: 0 LOB: 0 BB: 0 P: 3 | 1B: 4 2B: 4 3B: 0 HR: 2 | SF: 1 SAC: 0 DP: 2 HBP: 0 | |
| PITCHER | IP WLS BF H R ER SO BB IBB HBP BLK WP HR S P ERA WHIP | IP WLS BF H R ER SO BB IBB HBP BLK WP HR S P ERA WHIP | | | | | | | | | | | | | | | |
| Dennis Eckersley, R ERA: 4.83 Frank DiPino, L ERA: 3.43 (1, 1) (8, 1) | 7.0 W 31 9 4 4 2 2 0 0 0 0 2 33 41 5.14 1.571 | 2.0 L 6 0 0 0 1 0 0 0 0 0 0 8 8 0.00 0.000 | | | | | | | | | | | | | | | |

| | |
|-----|----|
| AB | 34 |
| R | 4 |
| H | 9 |
| RBI | 4 |
| BB | 2 |
| SO | 3 |
| LOB | 14 |



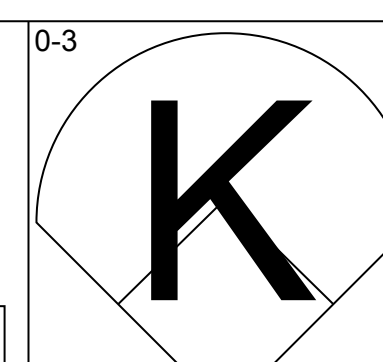
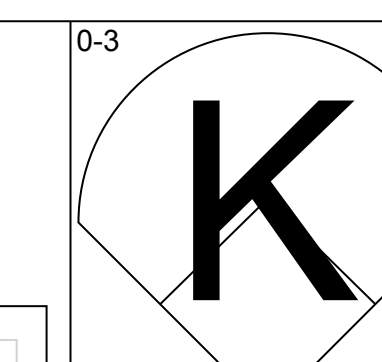
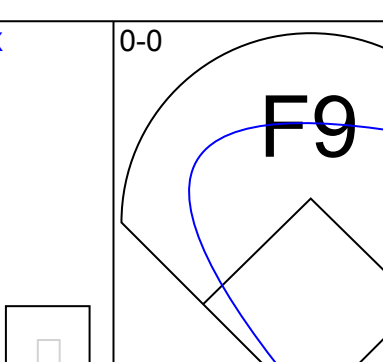
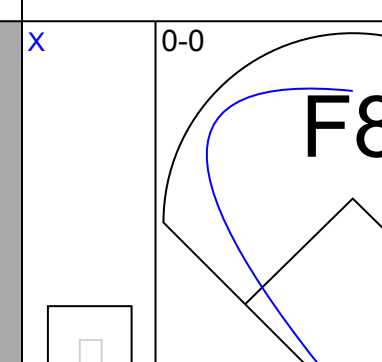
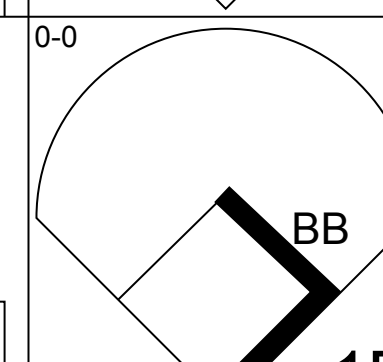
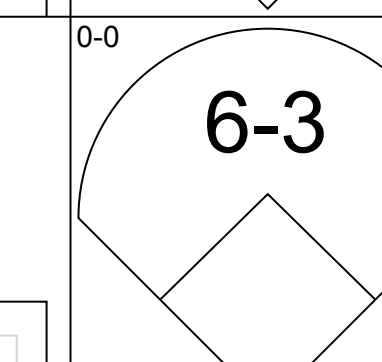


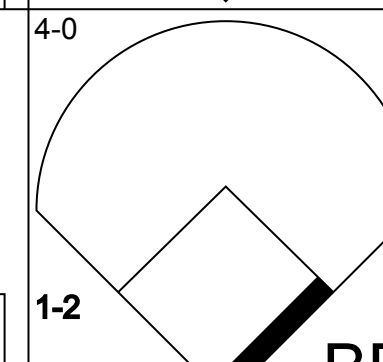
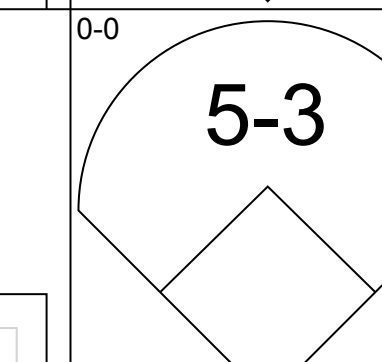


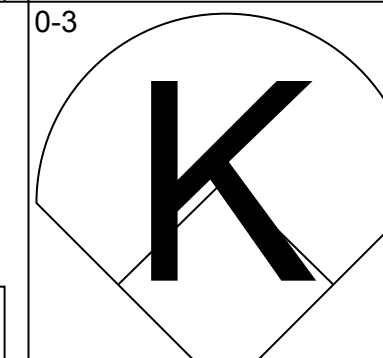
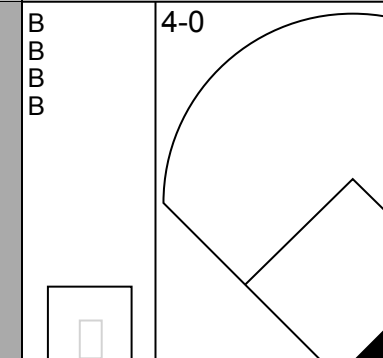


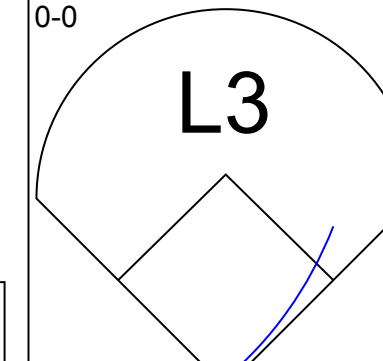
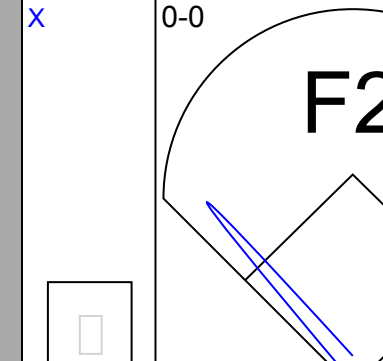


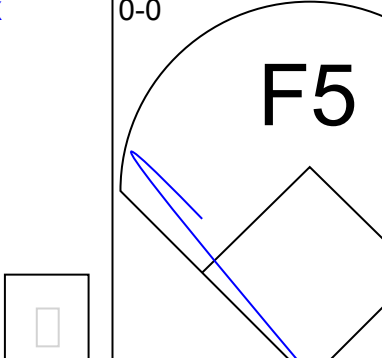
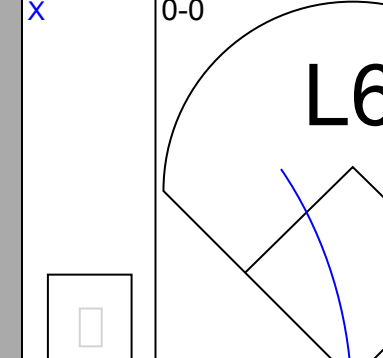
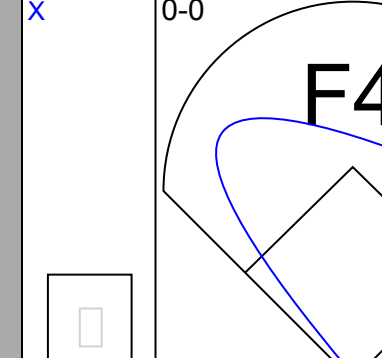
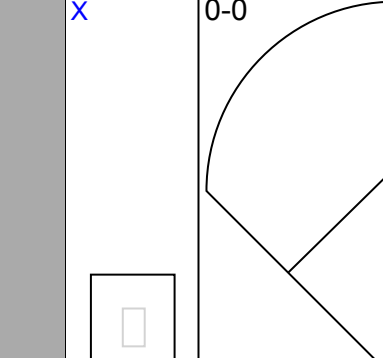
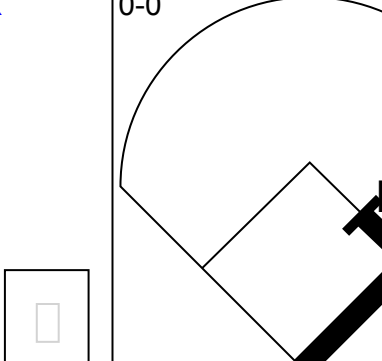
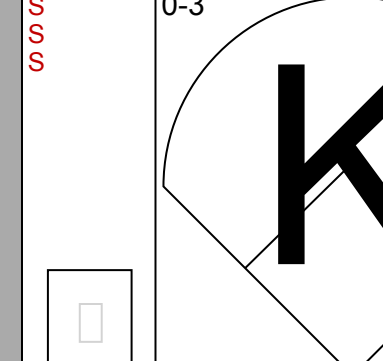
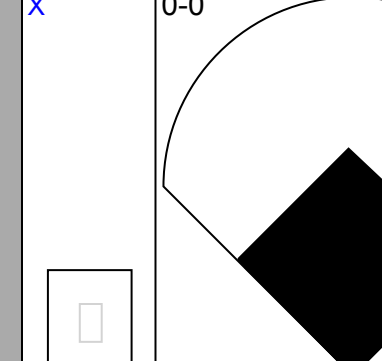
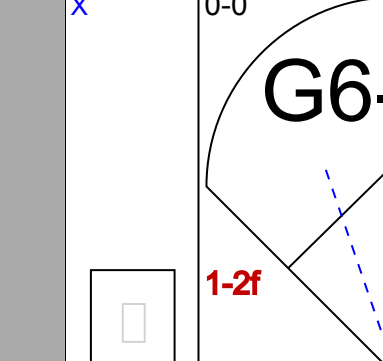
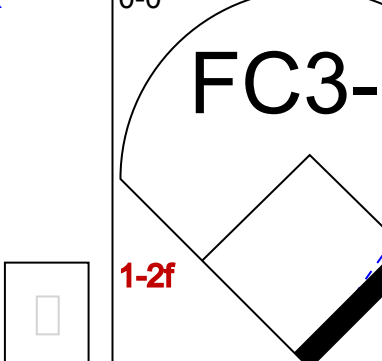
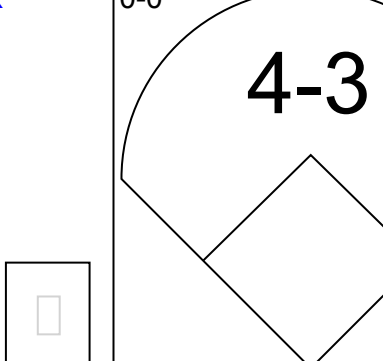
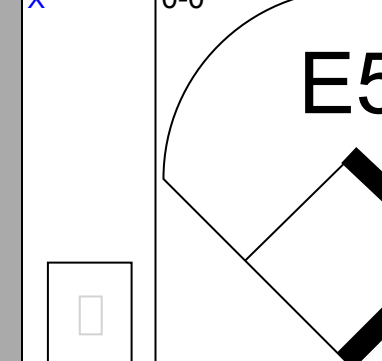
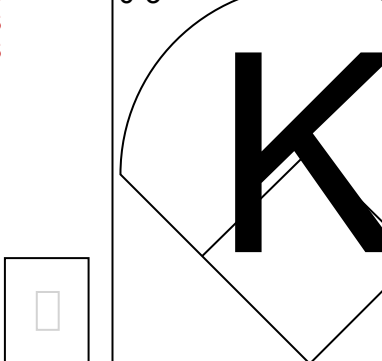
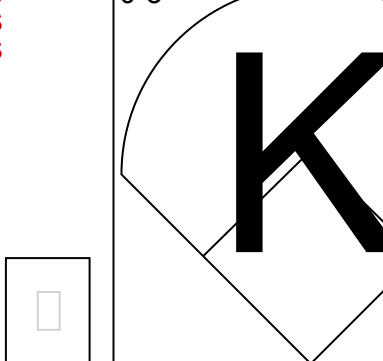
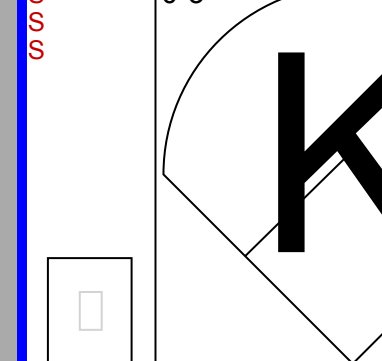
| Batter | 1 | 2 | 3 | 4 | 5 | 6 | 7 | 8 | 9 | AB | R | H | RBI | BB | SO | LOB | BOTTOM | | |
|-------------------------------------------------------------------------------------------------------------------------------------------------------------------------|-------------------------------------------------------------------------------------------------------|-------------------------------------------------------------------------------------------------------|------------------------------|---------------------------------|------------------------------|----------------------------------|------------------------------|---------------------------------|------------------------------|----------------------------------|------------------------------|---------------------------------|------------------------------|---------------------------------|------------------------------|---------------------------------|----------------------------------------------------------------------------------------------------------------------------------|----------------------------------|------------------------------------|
| Bob Dernier, R OBP: 0.247, SLG: 0.246 (1, 8) | 0-0 5-3 | 0-0 2B 23 WP 1B | 4-0 BB | | 0-0 2B | | 0-0 L8 | | | 4 | 0 | 2 | 0 | 1 | 0 | 0 | Los Angeles Dodgers @ Chicago Cubs Wrigley Field, Chicago, IL Sat Jul 26 1986, 3:33 AM CDT Att: 35,295 - Unknown | | |
| 23 Ryne Sandberg, R OBP: 0.328, SLG: 0.426 (1, 4) | 0-0 6-3 | 0-0 F8 1-2 3-H | 0-0 F8 | | 0-0 5-3 | | 0-0 5-3 | | | 5 | 0 | 0 | 0 | 0 | 0 | 4 | | | |
| Gary Matthews, R OBP: 0.359, SLG: 0.455 Dave Martinez, L OBP: 0.176, SLG: 0.188 (1, 7) (6, PH) (7, 7) | 0-0 2B | | 0-0 2B 1B | | 0-0 1-3 | | 0-0 BLK WP 1B | | 0-3 K | 4 | 1 | 3 | 0 | 0 | 0 | 0 | | | |
| Keith Moreland, R OBP: 0.352, SLG: 0.403 (1, 9) | 0-0 3-1 | | 0-0 2B 2B | | 0-0 G3 | | 0-0 G3 | | 4-0 FC4 BB | 4 | 1 | 1 | 0 | 1 | 0 | 2 | | | |
| Jody Davis, R OBP: 0.292, SLG: 0.424 (1, 2) | | 0-0 5-3 | 0-0 1-3 | | 0-0 5-3 | | 0-0 F3 | | 0-0 FC4 1-2 | 5 | 0 | 0 | 0 | 0 | 0 | 4 | | | |
| Ron Cey, R OBP: 0.381, SLG: 0.509 Frank DiPino, L OBP: 0.200, SLG: 0.200 (1, 5) (8, 1) | 0-3 K | 0-3 K | 4-0 2B IBB | | 4-0 HR BB | | 1-0 HBP | | | 1 | 2 | 0 | 0 | 2 | 1 | 0 | | | |
| Manny Trillo, R OBP: 0.393, SLG: 0.420 (1, 3) | | 0-0 1B 2B 1B | 0-0 2B 2B | | 0-0 L8 | | 0-0 F7 | | | 4 | 2 | 2 | 2 | 0 | 0 | 3 | | | |
| Shawon Dunston, R OBP: 0.311, SLG: 0.452 (1, 6) | 0-0 1-2 2B 1B | | 0-0 2B 2B | | 0-0 HR | | 0-0 F9 | | | 4 | 2 | 3 | 4 | 0 | 0 | 0 | | | |
| Dennis Eckersley, R OBP: 0.170, SLG: 0.348 Chris Speier, R OBP: 0.337, SLG: 0.431 (1, 1) (7, PH) (8, 5) | 0-0 1B 23 WP 2B | | 0-0 K | | 0-3 K | | 0-0 F9 | | | 3 | 1 | 1 | 2 | 0 | 2 | 1 | | | |
| Inning Stats | R: 0 E: 0 K: 0 S: 4 | H: 1 LOB: 1 BB: 0 P: 4 | R: 3 E: 0 K: 1 S: 9 | H: 4 LOB: 1 BB: 0 P: 9 | R: 4 E: 0 K: 1 S: 9 | H: 4 LOB: 2 BB: 2 P: 17 | R: 0 E: 0 K: 0 S: 3 | H: 0 LOB: 0 BB: 0 P: 3 | R: 2 E: 0 K: 1 S: 7 | H: 2 LOB: 1 BB: 1 P: 11 | R: 0 E: 0 K: 0 S: 4 | H: 1 LOB: 2 BB: 0 P: 5 | R: 0 E: 0 K: 0 S: 3 | H: 0 LOB: 0 BB: 0 P: 3 | R: 0 E: 0 K: 1 S: 5 | H: 0 LOB: 1 BB: 1 P: 9 | | 1B: 5 2B: 6 3B: 0 HR: 1 | SF: 0 SAC: 0 DP: 0 HBP: 1 |
| PITCHER | IP WLS BF H R ER SO BB IBB HBP BLK WP HR S P ERA WHIP | IP WLS BF H R ER SO BB IBB HBP BLK WP HR S P ERA WHIP | | | | | | | | | | | | | | | | | |
| Rick Honeycutt, L ERA: 2.74 Carlos Diaz, L ERA: 4.28 Ed Vande Berg, L ERA: 3.74 Dennis Powell, L ERA: 5.73 (1, 1) (3, 1) (4, 1) (6, 1) | 2.1 L 16 4 1 0 0 1 1 0 0 0 0 5 9 0.00 3.000 | 0.2 L 4 1 0 0 1 1 0 0 0 0 1 10 14 9.00 1.500 | | | | | | | | | | | | | | | | | |

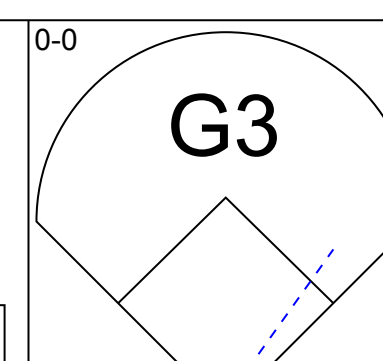
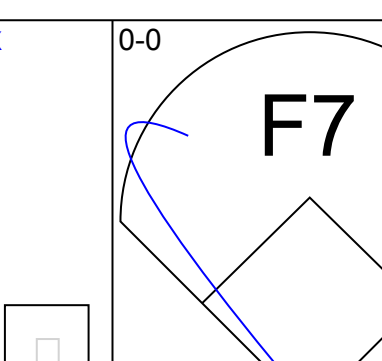
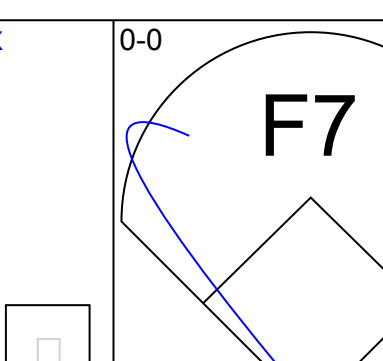
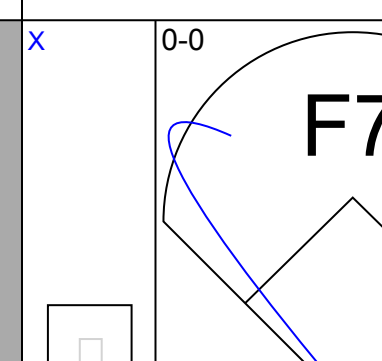
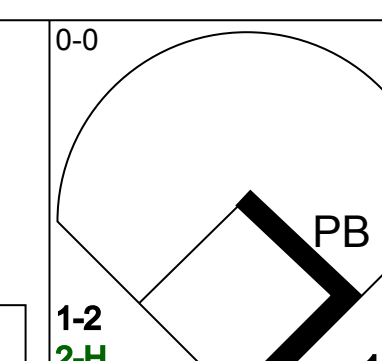
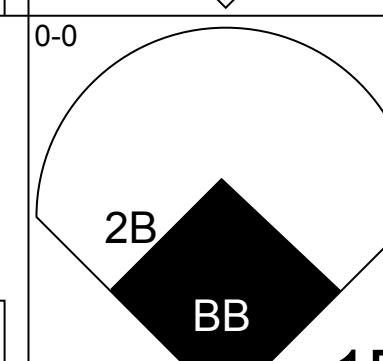
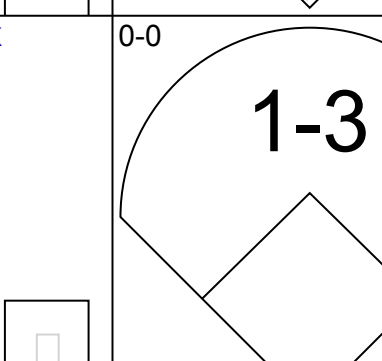
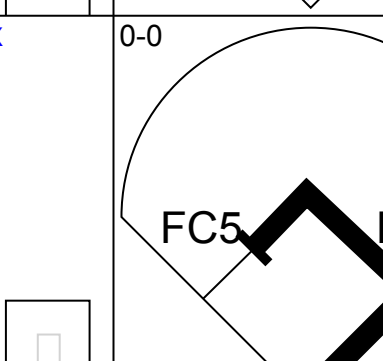
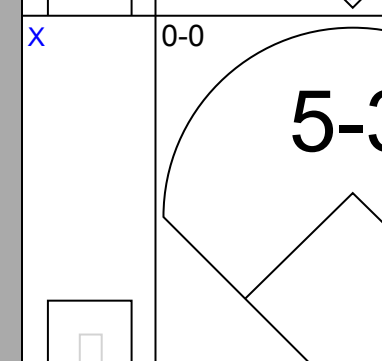
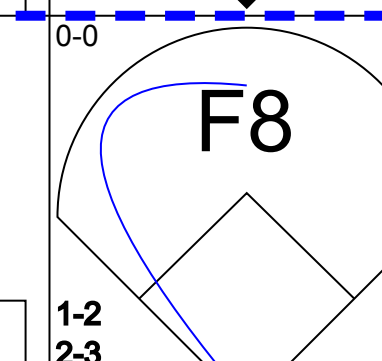
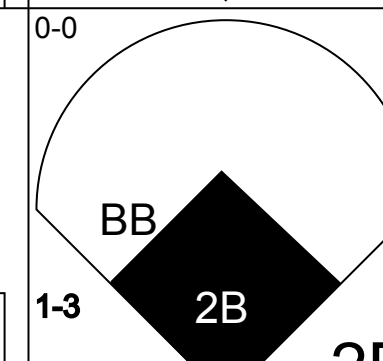
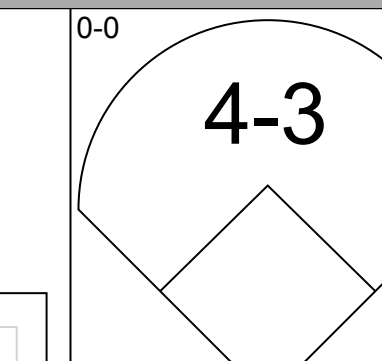
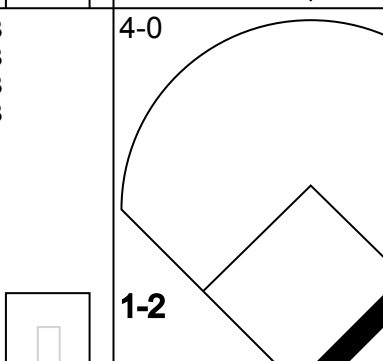

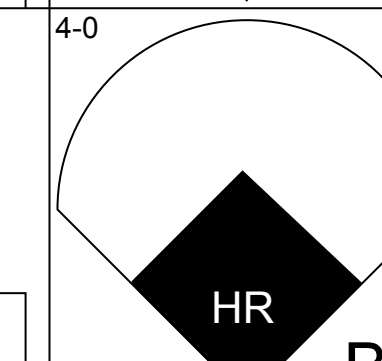
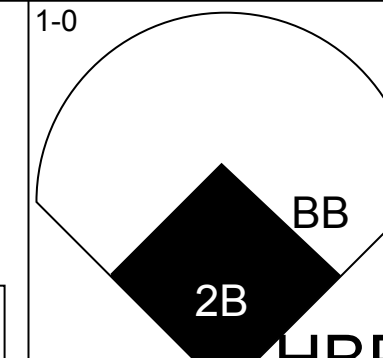
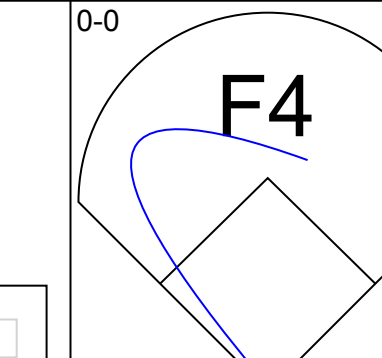
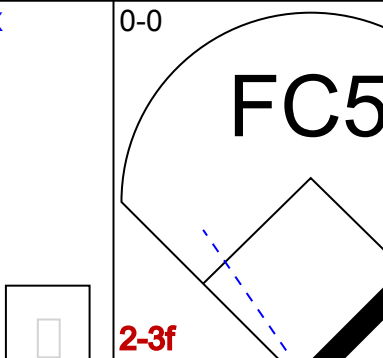

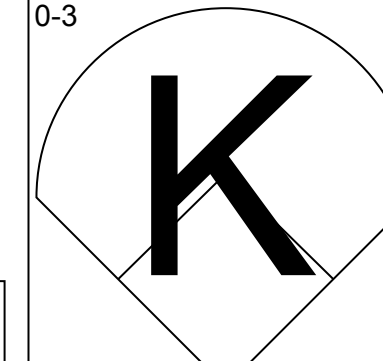
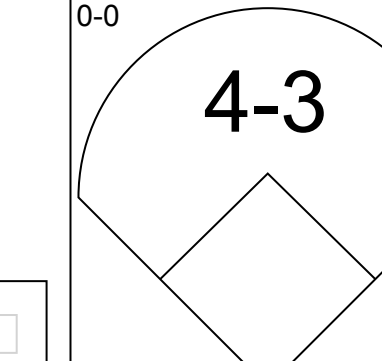

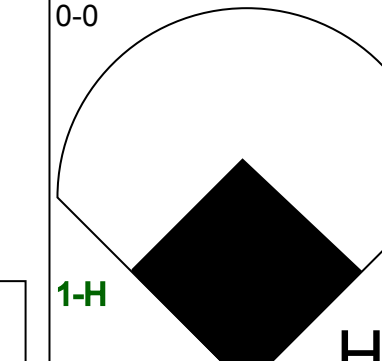
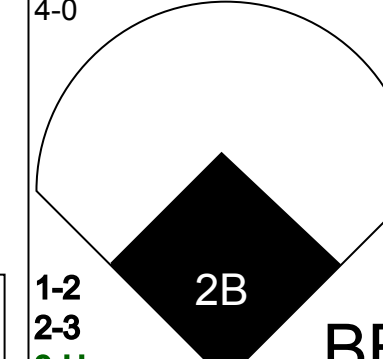
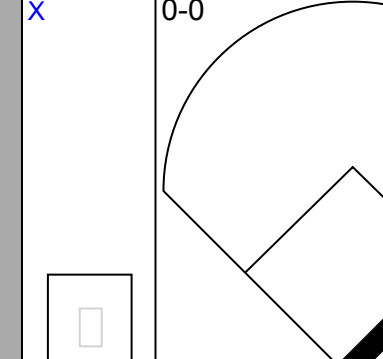

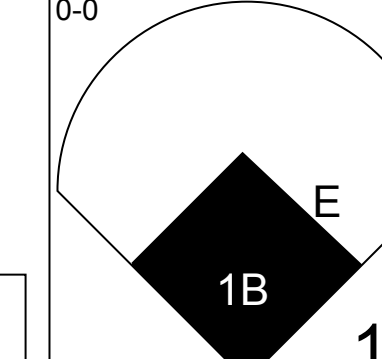
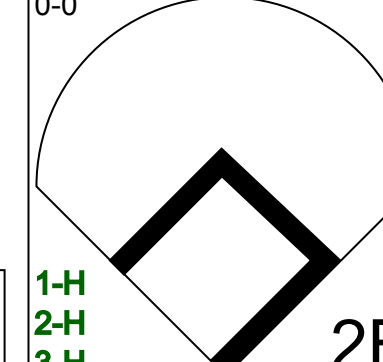
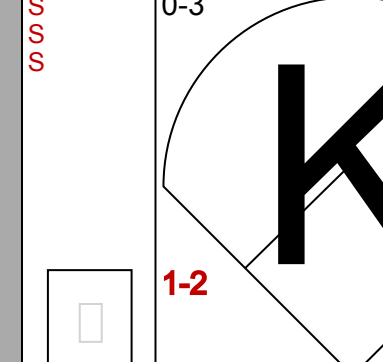


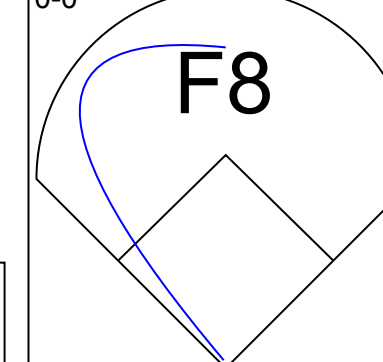
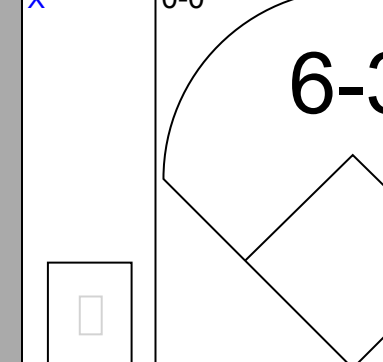


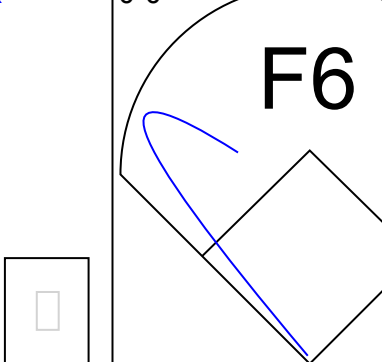
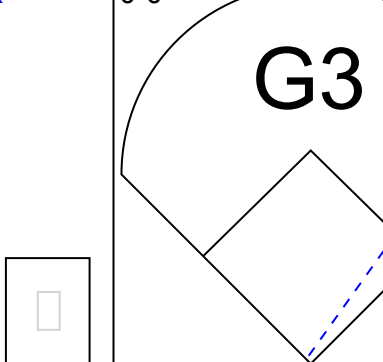
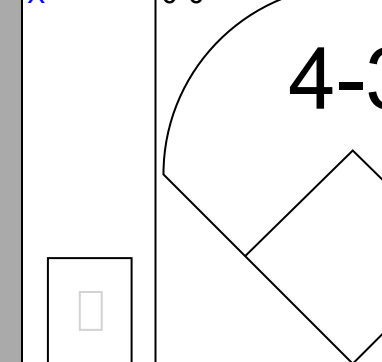
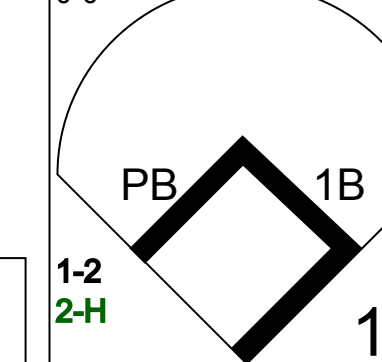


| Batter | 1 | 2 | 3 | 4 | 5 | 6 | 7 | 8 | 9 | AB | R | H | RBI | BB | SO | LOB | TOP | | | | | | | | | | | | | | | | | | | | | |
|----------------------------------------------|------------------------------|---------------------------------|------------------------------|---------------------------------|------------------------------|---------------------------------|------------------------------|---------------------------------|------------------------------|---------------------------------|------------------------------|----------------------------------|------------------------------|---------------------------------|------------------------------|----------------------------------|----------------------------------------------------------------------------------------------------------------------------------|----------------------------------|-----------------------------------|------------------------------------|--------------------------------------------|----|-----|----|---|---|----|----|----|-----|-----|-----|----|----|---|---|-----|------|
| Steve Sax, R OBP: 0.385, SLG: 0.439 | | | | | | | | | | 4 | 3 | 3 | 1 | 2 | 1 | 0 | Los Angeles Dodgers @ Chicago Cubs Wrigley Field, Chicago, IL Sun Jul 27 1986, 3:33 AM CDT Att: 33,826 - Unknown | | | | | | | | | | | | | | | | | | | | | |
| Ken Landreau, L OBP: 0.319, SLG: 0.378 | | | | | | | | | | 1 | 0 | 1 | 0 | 0 | 0 | 0 | | | | | | | | | | | | | | | | | | | | | | |
| Reggie Williams, R OBP: 0.332, SLG: 0.407 | | | | | | | | | | 5 | 1 | 3 | 1 | 0 | 1 | 1 | | | | | | | | | | | | | | | | | | | | | | |
| Bill Madlock, R OBP: 0.361, SLG: 0.361 | | | | | | | | | | 2 | 0 | 1 | 1 | 0 | 0 | 2 | | | | | | | | | | | | | | | | | | | | | | |
| Jeff Hamilton, R OBP: 0.250, SLG: 0.377 | | | | | | | | | | 4 | 2 | 2 | 2 | 0 | 1 | 1 | | | | | | | | | | | | | | | | | | | | | | |
| Franklin Stubbs, L OBP: 0.322, SLG: 0.516 | | | | | | | | | | 4 | 1 | 0 | 0 | 1 | 2 | 4 | | | | | | | | | | | | | | | | | | | | | | |
| Len Matuszek, L OBP: 0.349, SLG: 0.564 | | | | | | | | | | 5 | 2 | 2 | 3 | 0 | 0 | 2 | | | | | | | | | | | | | | | | | | | | | | |
| Jose Gonzalez, R | | | | | | | | | | 0 | 0 | 0 | 0 | 0 | 0 | 0 | | | | | | | | | | | | | | | | | | | | | | |
| Bill Russell, R OBP: 0.302, SLG: 0.287 | | | | | | | | | | 0 | 1 | 0 | 0 | 1 | 0 | 0 | | | | | | | | | | | | | | | | | | | | | | |
| Mike Scioscia, L OBP: 0.412, SLG: 0.385 | | | | | | | | | | 6 | 1 | 3 | 2 | 0 | 0 | 1 | | | | | | | | | | | | | | | | | | | | | | |
| Greg Brock, L OBP: 0.308, SLG: 0.390 | | | | | | | | | | 4 | 1 | 2 | 2 | 2 | 0 | 2 | | | | | | | | | | | | | | | | | | | | | | |
| Mariano Duncan, R OBP: 0.288, SLG: 0.315 | | | | | | | | | | 6 | 1 | 3 | 1 | 0 | 0 | 3 | | | | | | | | | | | | | | | | | | | | | | |
| Alejandro Pena, R | | | | | | | | | | 0 | 0 | 0 | 0 | 0 | 0 | 0 | | | | | | | | | | | | | | | | | | | | | | |
| Inning Stats | R: 1 E: 0 K: 1 S: 7 | H: 3 LOB: 2 BB: 0 P: 7 | R: 2 E: 0 K: 0 S: 7 | H: 4 LOB: 2 BB: 0 P: 7 | R: 1 E: 0 K: 0 S: 6 | H: 3 LOB: 2 BB: 0 P: 6 | R: 0 E: 0 K: 2 S: 7 | H: 0 LOB: 0 BB: 0 P: 7 | R: 0 E: 0 K: 1 S: 4 | H: 1 LOB: 1 BB: 0 P: 4 | R: 1 E: 0 K: 1 S: 7 | H: 3 LOB: 2 BB: 1 P: 11 | R: 0 E: 1 K: 0 S: 4 | H: 0 LOB: 0 BB: 1 P: 8 | R: 4 E: 0 K: 1 S: 8 | H: 3 LOB: 2 BB: 3 P: 20 | R: 4 E: 0 K: 0 S: 7 | H: 4 LOB: 1 BB: 1 P: 11 | 1B: 18 2B: 2 3B: 0 HR: 1 | SF: 0 SAC: 2 DP: 1 HBP: 0 | WP: 1 PA: 53 PB: 0 SB: 4 CS: 0 | | | | | | | | | | | | | | | | | |
| PITCHER | IP | WLS | BF | H | R | ER | SO | BB | IBB | HBP | BLK | WP | HR | S | P | ERA | WHIP | PITCHER | | | | IP | WLS | BF | H | R | ER | SO | BB | IBB | HBP | BLK | WP | HR | S | P | ERA | WHIP |
| Ed Lynch, R ERA: 3.21 | 2.2 | | 17 | 10 | 4 | 4 | 1 | 0 | 0 | 0 | 0 | 0 | 0 | 19 | 19 | 13.50 | 3.750 | | | | | | | | | | | | | | | | | | | | | |
| Dave Gumpert, R ERA: 2.53 | 3.0 | | 13 | 4 | 1 | 1 | 2 | 1 | 0 | 0 | 0 | 0 | 0 | 16 | 20 | 3.00 | 1.667 | | | | | | | | | | | | | | | | | | | | | |
| Ray Fontenot, L ERA: 3.22 | 1.1 | | 6 | 0 | 0 | 0 | 1 | 1 | 0 | 0 | 0 | 1 | 0 | 7 | 11 | 0.00 | 0.750 | | | | | | | | | | | | | | | | | | | | | |
| Lee Smith, R ERA: 3.28 | 1.0 | L | 9 | 3 | 4 | 4 | 1 | 2 | 1 | 0 | 0 | 0 | 1 | 8 | 20 | 36.00 | 5.000 | | | | | | | | | | | | | | | | | | | | | |
| Frank DiPino, L ERA: 4.14 | 1.0 | L | 8 | 4 | 4 | 4 | 0 | 0 | 1 | 0 | 0 | 0 | 0 | 7 | 11 | 36.00 | 4.000 | | | | | | | | | | | | | | | | | | | | | |

| Batter | 1 | 2 | 3 | 4 | 5 | 6 | 7 | 8 | 9 | AB | R | H | RBI | BB | SO | LOB | BOTTOM | | | | | | | | | | | | | | | | | | | | | |
|-----------------------------------------------|------------------------------|----------------------------------|------------------------------|----------------------------------|------------------------------|---------------------------------|------------------------------|---------------------------------|------------------------------|---------------------------------|------------------------------|---------------------------------|------------------------------|---------------------------------|------------------------------|----------------------------------|----------------------------------------------------------------------------------------------------------------------------------|---------------------------------|----------------------------------|------------------------------------|--------------------------------------------|----|-----|----|---|---|----|----|----|-----|-----|-----|----|----|---|---|-----|------|
| Jerry Mumphrey, S OBP: 0.371, SLG: 0.382 | | | | | | | | | | 2 | 1 | 2 | 0 | 0 | 0 | 0 | Los Angeles Dodgers @ Chicago Cubs Wrigley Field, Chicago, IL Sun Jul 27 1986, 3:33 AM CDT Att: 33,826 - Unknown | | | | | | | | | | | | | | | | | | | | | |
| Bob Demier, R OBP: 0.254, SLG: 0.253 | | | | | | | | | | 3 | 0 | 2 | 1 | 0 | 0 | 0 | | | | | | | | | | | | | | | | | | | | | | |
| 23 Ryne Sandberg, R OBP: 0.324, SLG: 0.421 | | | | | | | | | | 4 | 1 | 0 | 1 | 0 | 0 | 3 | | | | | | | | | | | | | | | | | | | | | | |
| Gary Matthews, R OBP: 0.266, SLG: 0.459 | | | | | | | | | | 2 | 3 | 1 | 1 | 2 | 0 | 1 | | | | | | | | | | | | | | | | | | | | | | |
| Lee Smith, R | | | | | | | | | | 0 | 0 | 0 | 0 | 0 | 0 | 1 | | | | | | | | | | | | | | | | | | | | | | |
| Ron Cey, R OBP: 0.379, SLG: 0.506 | | | | | | | | | | 1 | 0 | 0 | 0 | 0 | 0 | 2 | | | | | | | | | | | | | | | | | | | | | | |
| Frank DiPino, L OBP: 0.200, SLG: 0.200 | | | | | | | | | | 0 | 0 | 0 | 0 | 0 | 0 | 0 | | | | | | | | | | | | | | | | | | | | | | |
| Leon Durham, L OBP: 0.340, SLG: 0.411 | | | | | | | | | | 4 | 2 | 2 | 3 | 1 | 0 | 0 | | | | | | | | | | | | | | | | | | | | | | |
| Keith Moreland, R OBP: 0.350, SLG: 0.401 | | | | | | | | | | 4 | 0 | 1 | 2 | 0 | 0 | 0 | | | | | | | | | | | | | | | | | | | | | | |
| Jody Davis, R OBP: 0.285, SLG: 0.428 | | | | | | | | | | 4 | 1 | 2 | 1 | 0 | 1 | 2 | | | | | | | | | | | | | | | | | | | | | | |
| Chris Speier, R OBP: 0.337, SLG: 0.431 | | | | | | | | | | 0 | 1 | 0 | 0 | 0 | 0 | 0 | | | | | | | | | | | | | | | | | | | | | | |
| Terry Francona, L OBP: 0.243, SLG: 0.214 | | | | | | | | | | 1 | 0 | 0 | 0 | 0 | 0 | 0 | | | | | | | | | | | | | | | | | | | | | | |
| Manny Trillo, R OBP: 0.417, SLG: 0.434 | | | | | | | | | | 3 | 0 | 2 | 1 | 1 | 0 | 0 | | | | | | | | | | | | | | | | | | | | | | |
| Shawon Dunston, R OBP: 0.307, SLG: 0.447 | | | | | | | | | | 4 | 1 | 0 | 0 | 0 | 1 | 4 | | | | | | | | | | | | | | | | | | | | | | |
| Ed Lynch, R | | | | | | | | | | 1 | 0 | 0 | 0 | 0 | 0 | 0 | | | | | | | | | | | | | | | | | | | | | | |
| Dave Gumpert, R | | | | | | | | | | 1 | 0 | 0 | 0 | 0 | 0 | 0 | | | | | | | | | | | | | | | | | | | | | | |
| Ray Fontenot, L | | | | | | | | | | 1 | 0 | 0 | 0 | 0 | 0 | 0 | | | | | | | | | | | | | | | | | | | | | | |
| Dave Martinez, L | | | | | | | | | | 0 | 0 | 0 | 0 | 0 | 0 | 0 | | | | | | | | | | | | | | | | | | | | | | |
| Thad Bosley, L | | | | | | | | | | 1 | 1 | 1 | 1 | 0 | 0 | 0 | | | | | | | | | | | | | | | | | | | | | | |
| Inning Stats | R: 4 E: 0 K: 0 S: 7 | H: 4 LOB: 1 BB: 1 P: 11 | R: 2 E: 0 K: 0 S: 6 | H: 3 LOB: 1 BB: 1 P: 10 | R: 0 E: 0 K: 0 S: 3 | H: 1 LOB: 0 BB: 0 P: 3 | R: 0 E: 0 K: 0 S: 3 | H: 1 LOB: 0 BB: 0 P: 3 | R: 0 E: 0 K: 1 S: 5 | H: 0 LOB: 0 BB: 0 P: 5 | R: 0 E: 0 K: 2 S: 7 | H: 0 LOB: 0 BB: 0 P: 7 | R: 2 E: 0 K: 0 S: 4 | H: 1 LOB: 0 BB: 1 P: 8 | R: 3 E: 2 K: 1 S: 8 | H: 3 LOB: 2 BB: 1 P: 12 | R: 0 E: 0 K: 0 S: 3 | H: 0 LOB: 0 BB: 0 P: 3 | 1B: 9 2B: 3 3B: 1 HR: 1 | SF: 2 SAC: 0 DP: 2 HBP: 0 | WP: 0 PA: 42 PB: 0 SB: 0 CS: 0 | | | | | | | | | | | | | | | | | |
| PITCHER | IP | WLS | BF | H | R | ER | SO | BB | IBB | HBP | BLK | WP | HR | S | P | ERA | WHIP | PITCHER | | | | IP | WLS | BF | H | R | ER | SO | BB | IBB | HBP | BLK | WP | HR | S | P | ERA | WHIP |
| Alejandro Pena, R ERA: 5.89 | 1.2 | | 14 | 7 | 0 | 0 | 0 | 2 | 0 | 0 | 0 | 0 | 0 | 1 | 1 | 0.00 | 0.000 | | | | | | | | | | | | | | | | | | | | | |
| Ed Vande Berg, L ERA: 3.72 | 0.1 | | 1 | 0 | 0 | 0 | 0 | 0 | 0 | 0 | 0 | 0 | 0 | 1 | 1 | 0.00 | 0.000 | | | | | | | | | | | | | | | | | | | | | |
| Dennis Powell, L ERA: 5.04 | 3.0 | | 9 | 2 | 0 | 0 | 1 | 0 | 0 | 0 | 0 | 0 | 0 | 11 | 11 | 0.00 | 0.667 | | | | | | | | | | | | | | | | | | | | | |
| Rick Honeycutt, L ERA: 2.71 | 1.0 | | 3 | 0 | 0 | 0 | 2 | 0 | 0 | 0 | 0 | 0 | 0 | 7 | 7 | 0.00 | 0.000 | | | | | | | | | | | | | | | | | | | | | |
| Ken Howell, R ERA: 2.6 | 3.0 | W | 15 | 4 | 5 | 4 | 1 | 2 | 0 | 0 | 0 | 0 | 1 | 15 | 23 | 12.00 | 2.000 | | | | | | | | | | | | | | | | | | | | | |



| Batter | 1 | 2 | 3 | 4 | 5 | 6 | 7 | 8 | 9 | AB | R | H | RBI | BB | SO | LOB | TOP | | | | | |
|------------------------------------------------------|-----------------------------------------------------------------------------------|-------------------------------------------------------------------------------------|-----------------------------------------------------------------------------------|-----------------------------------------------------------------------------------|------------------------------|--------------------------------------------------------------------------------------|-------------------------------------------------------------------------------------|---------------------------------------------------------------------------------------|-------------------------------------------------------------------------------------|---------------------------------|------------------------------|---------------------------------|------------------------------|---------------------------------|------------------------------|---------------------------------|----------------------------------------------------------------------------------------------------------------------------|---------------------------------|----------------------------------|------------------------------------|----------------------------------|--------|
| Bob Dernier, R (1, 8) OBP: 0.249, SLG: 0.247 |  | |  | | |  | |  | | 4 | 0 | 0 | 0 | 0 | 2 | 1 | Chicago Cubs @ New York Mets Shea Stadium, Flushing, NY Mon Jul 28 1986, 7:05 PM EDT Att: 38,890 - Unknown | | | | | |
| 23 Ryne Sandberg, R (1, 4) OBP: 0.325, SLG: 0.430 |  | |  | | |  | |  | | 4 | 1 | 2 | 1 | 0 | 0 | 0 | | | | | | |
| Gary Matthews, R (1, 7) OBP: 0.367, SLG: 0.455 |  | |  | | |  | |  | | 2 | 0 | 0 | 0 | 2 | 0 | 0 | | | | | | |
| Keith Moreland, R (1, 9) OBP: 0.349, SLG: 0.398 |  | | |  | |  | |  | | 3 | 0 | 0 | 0 | 1 | 2 | 4 | | | | | | |
| Jody Davis, R (1, 2) OBP: 0.292, SLG: 0.423 |  | | |  | |  | |  | | 4 | 0 | 0 | 0 | 0 | 0 | 5 | | | | | | |
| Leon Durham, L (1, 3) OBP: 0.339, SLG: 0.408 | |  | |  | | |  | |  | | 4 | 0 | 1 | 0 | 0 | 1 | | | | | | |
| Ron Cey, R (1, 5) OBP: 0.382, SLG: 0.524 | |  | |  | | |  | |  | | 4 | 1 | 2 | 1 | 0 | 1 | | | | | | |
| Shawon Dunston, R (1, 6) OBP: 0.307, SLG: 0.445 | |  | | | |  | |  | | 4 | 0 | 1 | 0 | 0 | 0 | 1 | | | | | | |
| Scott Sanderson, R (1, 1) OBP: 0.083, SLG: 0.086 | |  | | | |  | |  | | 2 | 0 | 0 | 0 | 0 | 2 | 1 | | | | | | |
| Manny Trillo, R (7, PH) OBP: 0.410, SLG: 0.426 | | | | | | | | | | 1 | 0 | 0 | 0 | 0 | 1 | 1 | | | | | | |
| Ray Fontenot, L (7, 1) OBP: 0.200, SLG: 0.200 | | | | | | | | | | 0 | 0 | 0 | 0 | 0 | 0 | 0 | | | | | | |
| George Frazier, R (8, 1) OBP: 0.200, SLG: 0.200 | | | | | | | | | | 0 | 0 | 0 | 0 | 0 | 0 | 0 | | | | | | |
| Inning Stats | R: 0 E: 0 K: 2 S: 8 | H: 1 LOB: 2 BB: 1 P: 12 | R: 0 E: 0 K: 1 S: 6 | H: 1 LOB: 0 BB: 0 P: 6 | R: 0 E: 0 K: 1 S: 5 | H: 0 LOB: 0 BB: 0 P: 5 | R: 0 E: 0 K: 1 S: 5 | H: 0 LOB: 1 BB: 1 P: 9 | R: 0 E: 0 K: 1 S: 5 | H: 0 LOB: 0 BB: 0 P: 5 | R: 1 E: 0 K: 0 S: 4 | H: 1 LOB: 0 BB: 0 P: 4 | R: 1 E: 1 K: 1 S: 7 | H: 2 LOB: 1 BB: 0 P: 7 | R: 0 E: 1 K: 1 S: 5 | H: 0 LOB: 1 BB: 1 P: 9 | R: 0 E: 0 K: 0 S: 3 | H: 1 LOB: 0 BB: 0 P: 3 | 1B: 4 2B: 0 3B: 0 HR: 2 | SF: 0 SAC: 0 DP: 2 HBP: 0 | WP: 0 PB: 0 SB: 0 CS: 0 | PA: 35 |
| PITCHER | IP WLS BF H R ER SO BB IBB HBP BLK WP HR S P ERA WHIP | | | | | | | | | | | | | | | | | | | | | |
| Bob Ojeda, L (1, 1) ERA: 2.28 | 7.0 W 30 5 2 2 7 3 0 0 0 0 2 41 53 2.57 1.143 | | | | | | | | | | | | | | | | | | | | | |
| Roger McDowell, R (8, 1) ERA: 2.26 | 2.0 S 5 1 0 0 1 0 0 0 0 0 0 7 7 0.00 0.500 | | | | | | | | | | | | | | | | | | | | | |

| Batter | 1 | 2 | 3 | 4 | 5 | 6 | 7 | 8 | 9 | AB | R | H | RBI | BB | SO | LOB | BOTTOM | | | |
|-------------------------------------------------------|-------------------------------------------------------------------------------------|-------------------------------------------------------------------------------------|-------------------------------------------------------------------------------------|-------------------------------------------------------------------------------------|--------------------------------------------------------------------------------------|--------------------------------------------------------------------------------------|---------------------------------------------------------------------------------------|---------------------------------------------------------------------------------------|------------------------------|---------------------------------|------------------------------|---------------------------------|------------------------------|----------------------------------|------------------------------|----------------------------------|----------------------------------------------------------------------------------------------------------------------------|------------------------------------|----------------------------------|--------|
| Lenny Dykstra, L (1, 8) OBP: 0.406, SLG: 0.514 |  |  | | |  | |  |  | | 5 | 0 | 1 | 1 | 0 | 0 | 0 | Chicago Cubs @ New York Mets Shea Stadium, Flushing, NY Mon Jul 28 1986, 7:05 PM EDT Att: 38,890 - Unknown | | | |
| Wally Backman, S (1, 4) OBP: 0.381, SLG: 0.395 |  |  | | |  | |  |  | | 5 | 1 | 2 | 0 | 0 | 2 | 2 | | | | |
| Keith Hernandez, L (1, 3) OBP: 0.388, SLG: 0.418 |  | |  | |  | |  |  | | 2 | 2 | 1 | 0 | 2 | 0 | 0 | | | | |
| Gary Carter, R (1, 2) OBP: 0.331, SLG: 0.428 |  | |  | |  | |  | | | 3 | 1 | 0 | 0 | 0 | 3 | 3 | | | | |
| Darryl Strawberry, L (1, 9) OBP: 0.390, SLG: 0.556 |  | |  | | |  | |  | | 4 | 1 | 2 | 2 | 0 | 1 | 3 | | | | |
| Kevin Mitchell, R (1, 7) OBP: 0.400, SLG: 0.575 |  | | |  | |  | |  | | 3 | 3 | 3 | 2 | 1 | 0 | 0 | | | | |
| Howard Johnson, S (1, 5) OBP: 0.351, SLG: 0.492 |  | | |  | |  | |  | | 4 | 0 | 1 | 3 | 0 | 1 | 2 | | | | |
| Rafael Santana, R (1, 6) OBP: 0.249, SLG: 0.199 |  | | |  | |  | |  | | 4 | 1 | 0 | 0 | 0 | 2 | 2 | | | | |
| Bob Ojeda, L (1, 1) OBP: 0.085, SLG: 0.085 | |  | | |  | |  | | | 3 | 0 | 0 | 0 | 0 | 0 | 0 | | | | |
| Roger McDowell, R (8, 1) OBP: 0.400, SLG: 0.357 | | | | | | | |  | | 1 | 0 | 1 | 1 | 0 | 0 | 0 | | | | |
| Inning Stats | R: 4 E: 0 K: 1 S: 8 | H: 3 LOB: 1 BB: 1 P: 13 | R: 0 E: 0 K: 0 S: 3 | H: 0 LOB: 0 BB: 0 P: 3 | R: 0 E: 0 K: 1 S: 5 | H: 1 LOB: 0 BB: 0 P: 5 | R: 0 E: 0 K: 0 S: 4 | H: 1 LOB: 2 BB: 1 P: 8 | R: 1 E: 0 K: 0 S: 4 | H: 2 LOB: 0 BB: 0 P: 4 | R: 0 E: 0 K: 0 S: 3 | H: 0 LOB: 0 BB: 0 P: 3 | R: 4 E: 1 K: 0 S: 8 | H: 4 LOB: 2 BB: 1 P: 12 | R: 0 E: 0 K: 0 S: 3 | H: 1 LOB: 1 BB: 1 P: 12 | 1B: 7 2B: 3 3B: 0 HR: 2 | SF: 0 SAC: 0 DP: 1 HBP: 1 | WP: 0 PB: 1 SB: 0 CS: 2 | PA: 38 |
| PITCHER | IP WLS BF H R ER SO BB IBB HBP BLK WP HR S P ERA WHIP | | | | | | | | | | | | | | | | | | | |
| Scott Sanderson, R (1, 1) ERA: 3.98 | 6.0 L 26 7 5 5 2 1 0 0 0 0 1 27 36 7.50 1.500 | | | | | | | | | | | | | | | | | | | |
| Ray Fontenot, L (7, 1) ERA: 3.5 | 1.2 11 4 4 2 0 1 0 0 0 0 0 1 10 14 10.80 3.000 | | | | | | | | | | | | | | | | | | | |
| George Frazier, R (8, 1) ERA: 5.36 | 0.1 1 0 0 0 0 0 0 0 0 0 0 0 1 1 0.00 0.000 | | | | | | | | | | | | | | | | | | | |

AB 32
R 2
H 6
RBI 2
BB 3
SO 8
LOB 16



AB 34
R 9
H 11
RBI 9
BB 3
SO 2
LOB 12



| Batter | 1 | 2 | 3 | 4 | 5 | 6 | 7 | 8 | 9 | AB | R | H | RBI | BB | SO | LOB | TOP | | | | | |
|------------------------------------------------------|----------------------------------------------------------------------------------------------------------------------------------------------------------------------|---------------------------------|------------------------------|---------------------------------|------------------------------|---------------------------------|------------------------------|---------------------------------|------------------------------|---------------------------------|------------------------------|---------------------------------|------------------------------|---------------------------------|------------------------------|---------------------------------|----------------------------------------------------------------------------------------------------------------------------------------------------------------------|---------------------------------|----------------------------------|------------------------------------|----------------------------------|--------|
| Jerry Mumphrey, S (1, 8) | | | | | | | | | | 4 | 0 | 2 | 0 | 0 | 1 | 1 | | | | | | |
| 23 Ryne Sandberg, R (1, 4) | | | | | | | | | | 4 | 0 | 1 | 0 | 0 | 1 | 2 | | | | | | |
| Thad Bosley, L (1, 7) | | | | | | | | | | 4 | 0 | 0 | 0 | 0 | 2 | 2 | | | | | | |
| Leon Durham, L (1, 3) | | | | | | | | | | 3 | 0 | 0 | 0 | 0 | 1 | 0 | | | | | | |
| Keith Moreland, R (1, 9) | | | | | | | | | | 3 | 0 | 0 | 0 | 0 | 1 | 0 | | | | | | |
| Jody Davis, R (1, 2) | | | | | | | | | | 3 | 0 | 0 | 0 | 0 | 2 | 0 | | | | | | |
| Ron Cey, R (1, 5) | | | | | | | | | | 3 | 0 | 1 | 0 | 0 | 0 | 0 | | | | | | |
| Shawon Dunston, R (1, 6) | | | | | | | | | | 3 | 0 | 1 | 0 | 0 | 0 | 1 | | | | | | |
| Steve Trout, L (1, 1) | | | | | | | | | | 0 | 0 | 0 | 0 | 0 | 0 | 0 | | | | | | |
| Terry Francona, L (6, PH) | | | | | | | | | | 1 | 0 | 1 | 0 | 0 | 0 | 0 | | | | | | |
| George Frazier, R (6, 1) | | | | | | | | | | 0 | 0 | 0 | 0 | 0 | 0 | 0 | | | | | | |
| Manny Trillo, R (8, PH) | | | | | | | | | | 1 | 0 | 0 | 0 | 0 | 0 | 1 | | | | | | |
| Dave Gumpert, R (8, 1) | | | | | | | | | | 0 | 0 | 0 | 0 | 0 | 0 | 0 | | | | | | |
| Inning Stats | R: 0 E: 0 K: 1 S: 5 | H: 2 LOB: 1 BB: 0 P: 5 | R: 0 E: 0 K: 2 S: 7 | H: 0 LOB: 0 BB: 0 P: 7 | R: 0 E: 0 K: 0 S: 4 | H: 1 LOB: 1 BB: 0 P: 4 | R: 0 E: 0 K: 0 S: 3 | H: 0 LOB: 0 BB: 0 P: 3 | R: 0 E: 0 K: 1 S: 5 | H: 0 LOB: 0 BB: 0 P: 5 | R: 0 E: 0 K: 0 S: 4 | H: 2 LOB: 1 BB: 0 P: 4 | R: 0 E: 0 K: 0 S: 3 | H: 0 LOB: 0 BB: 0 P: 3 | R: 0 E: 0 K: 1 S: 6 | H: 1 LOB: 1 BB: 0 P: 6 | R: 0 E: 0 K: 3 S: 9 | H: 0 LOB: 0 BB: 0 P: 9 | 1B: 4 2B: 3 3B: 1 HR: 0 | SF: 0 SAC: 1 DP: 2 HBP: 0 | WP: 0 PB: 0 SB: 0 CS: 1 | PA: 30 |
| PITCHER Ron Darling, R (1, 1) ERA: 2.62 | IP: 9.0 WLS: W BF: 30 H: 6 R: 0 ER: 0 SO: 8 BB: 0 IBB: 0 HBP: 0 BLK: 0 WP: 0 HR: 0 S: 46 P: 46 ERA: 0.00 WHIP: 0.667 | | | | | | | | | | | | | | | PITCHER | IP: 9.0 WLS: W BF: 30 H: 6 R: 0 ER: 0 SO: 8 BB: 0 IBB: 0 HBP: 0 BLK: 0 WP: 0 HR: 0 S: 46 P: 46 ERA: 0.00 WHIP: 0.667 | | | | | |

Chicago Cubs @ New York Mets
Shea Stadium, Flushing, NY
Tue Jul 29 1986, 3:33 AM EDT
Unknown

AB 29
R 0
H 6
RBI 0
BB 0
SO 8
LOB 7



| Batter | 1 | 2 | 3 | 4 | 5 | 6 | 7 | 8 | 9 | AB | R | H | RBI | BB | SO | LOB | BOTTOM | | | |
|------------------------------------------------------|----------------------------------------------------------------------------------------------------------------------------------------------------------------------|----------------------------------|------------------------------|----------------------------------|------------------------------|---------------------------------|------------------------------|----------------------------------|------------------------------|---------------------------------|------------------------------|---------------------------------|------------------------------|---------------------------------|------------------------------|---------------------------------|----------------------------------------------------------------------------------------------------------------------------------------------------------------------|------------------------------------|----------------------------------|--------|
| Lenny Dykstra, L (1, 8) | | | | | | | | | | 4 | 1 | 1 | 2 | 0 | 1 | 2 | | | | |
| Tim Lincecum, R (1, 4) | | | | | | | | | | 3 | 0 | 1 | 1 | 1 | 1 | 0 | | | | |
| Wally Backman, S (9, 4) | | | | | | | | | | 0 | 0 | 0 | 0 | 0 | 0 | 0 | | | | |
| Keith Hernandez, L (1, 3) | | | | | | | | | | 4 | 0 | 1 | 0 | 0 | 0 | 4 | | | | |
| Gary Carter, R (1, 2) | | | | | | | | | | 2 | 0 | 0 | 0 | 2 | 2 | 0 | | | | |
| Darryl Strawberry, L (1, 9) | | | | | | | | | | 3 | 0 | 0 | 0 | 1 | 1 | 2 | | | | |
| Kevin Mitchell, R (1, 7) | | | | | | | | | | 4 | 0 | 0 | 0 | 0 | 0 | 3 | | | | |
| Ray Knight, R (1, 5) | | | | | | | | | | 3 | 1 | 2 | 0 | 1 | 1 | 0 | | | | |
| Rafael Santana, R (1, 6) | | | | | | | | | | 2 | 1 | 0 | 0 | 2 | 0 | 1 | | | | |
| Ron Darling, R (1, 1) | | | | | | | | | | 2 | 0 | 0 | 0 | 0 | 1 | 1 | | | | |
| Inning Stats | R: 0 E: 0 K: 0 S: 4 | H: 1 LOB: 3 BB: 2 P: 12 | R: 0 E: 0 K: 1 S: 6 | H: 1 LOB: 3 BB: 2 P: 14 | R: 0 E: 0 K: 1 S: 5 | H: 0 LOB: 0 BB: 0 P: 5 | R: 3 E: 0 K: 0 S: 6 | H: 3 LOB: 2 BB: 2 P: 14 | R: 0 E: 0 K: 1 S: 5 | H: 0 LOB: 0 BB: 0 P: 5 | R: 0 E: 0 K: 2 S: 7 | H: 0 LOB: 0 BB: 0 P: 7 | R: 0 E: 0 K: 2 S: 7 | H: 0 LOB: 0 BB: 0 P: 7 | R: 0 E: 0 K: 0 S: 3 | H: 0 LOB: 1 BB: 1 P: 7 | 1B: 4 2B: 1 3B: 0 HR: 0 | SF: 0 SAC: 2 DP: 0 HBP: 0 | WP: 1 PB: 0 SB: 1 CS: 0 | PA: 36 |
| PITCHER Steve Trout, L (1, 1) ERA: 4.75 | IP: 5.0 WLS: L BF: 26 H: 5 R: 3 ER: 3 SO: 3 BB: 5 IBB: 1 HBP: 0 BLK: 0 WP: 1 HR: 0 S: 26 P: 50 ERA: 5.40 WHIP: 2.000 | | | | | | | | | | | | | | | PITCHER | IP: 5.0 WLS: L BF: 26 H: 5 R: 3 ER: 3 SO: 3 BB: 5 IBB: 1 HBP: 0 BLK: 0 WP: 1 HR: 0 S: 26 P: 50 ERA: 5.40 WHIP: 2.000 | | | |
| George Frazier, R (6, 1) ERA: 5.11 | IP: 2.0 WLS: 0 BF: 6 H: 0 R: 0 ER: 0 SO: 4 BB: 0 IBB: 0 HBP: 0 BLK: 0 WP: 0 HR: 0 S: 14 P: 14 ERA: 0.00 WHIP: 0.000 | | | | | | | | | | | | | | | PITCHER | IP: 2.0 WLS: 0 BF: 6 H: 0 R: 0 ER: 0 SO: 4 BB: 0 IBB: 0 HBP: 0 BLK: 0 WP: 0 HR: 0 S: 14 P: 14 ERA: 0.00 WHIP: 0.000 | | | |
| Dave Gumpert, R (8, 1) ERA: 2.52 | IP: 1.0 WLS: 0 BF: 4 H: 0 R: 0 ER: 0 SO: 0 BB: 1 IBB: 0 HBP: 0 BLK: 0 WP: 0 HR: 0 S: 3 P: 7 ERA: 0.00 WHIP: 1.000 | | | | | | | | | | | | | | | PITCHER | IP: 1.0 WLS: 0 BF: 4 H: 0 R: 0 ER: 0 SO: 0 BB: 1 IBB: 0 HBP: 0 BLK: 0 WP: 0 HR: 0 S: 3 P: 7 ERA: 0.00 WHIP: 1.000 | | | |

Chicago Cubs @ New York Mets
Shea Stadium, Flushing, NY
Tue Jul 29 1986, 3:33 AM EDT
Unknown

AB 27
R 3
H 5
RBI 3
BB 7
SO 7
LOB 13



| Batter | 1 | 2 | 3 | 4 | 5 | 6 | 7 | 8 | 9 | AB | R | H | RBI | BB | SO | LOB | TOP | | | | | |
|-----------------------------------------------------------------------------------------------------------|------------------------------|---------------------------------|------------------------------|---------------------------------|------------------------------|---------------------------------|------------------------------|---------------------------------|------------------------------|---------------------------------|------------------------------|---------------------------------|------------------------------|---------------------------------|------------------------------|---------------------------------|------------------------------|---------------------------------|----------------------------------|------------------------------------|----------------------------------|--------|
| Bob Dernier, R OBP: 0.254, SLG: 0.253 (1, 8) | 4-3 | | BLK 1B | | K | | E5 1B | | | 4 | 0 | 2 | 0 | 0 | 1 | 0 | | | | | | |
| Manny Trillo, R OBP: 0.379, SLG: 0.390 (1, 4) | F6 | | F8 | | | F8 | K | | | 4 | 0 | 0 | 0 | 0 | 1 | 2 | | | | | | |
| Gary Matthews, R OBP: 0.365, SLG: 0.452 Jody Davis, R OBP: 0.289, SLG: 0.419 (1, 7) (8, 2) | 1B | | 6-3 | | | | | F8 | | 4 | 0 | 1 | 0 | 0 | 1 | 1 | | | | | | |
| Keith Moreland, R OBP: 0.348, SLG: 0.396 (1, 2) (8, 9) | F8 | | | WP 1B | | 1B | | 6-3 | | 4 | 0 | 2 | 0 | 0 | 0 | 1 | | | | | | |
| Jerry Mumphy, S OBP: 0.372, SLG: 0.382 (8, 7) Lee Smith, R (8, 1) | 4-3 | | F8 | | | 1B | | 6-3 | | 4 | 0 | 1 | 0 | 0 | 0 | 1 | | | | | | |
| Terry Francona, L OBP: 0.241, SLG: 0.227 (1, 3) | F6 | | F8 | | | F9 | | | K | 4 | 0 | 0 | 0 | 0 | 1 | 3 | | | | | | |
| Shawon Dunston, R OBP: 0.304, SLG: 0.444 (1, 6) | F8 | | F1 | | | | 6-3 | | 5-3 | 4 | 0 | 0 | 0 | 0 | 0 | 1 | | | | | | |
| Chris Speier, R OBP: 0.345, SLG: 0.434 (1, 5) | | | 1B BLK SH2-4 1B | | 6-3 | | E5 SH3-4 E | | | 4 | 2 | 2 | 0 | 0 | 0 | 0 | | | | | | |
| Jamie Moyer, L Dave Martinez, L OBP: 0.174, SLG: 0.165 (1, 1) (8, 7) | | | SH2-4 | | 5-3 | | SH3-4 | | G3 | 1 | 0 | 0 | 0 | 0 | 0 | 0 | | | | | | |
| | | | 1-2 | | | 1-2 | | | | 1 | 0 | 0 | 0 | 0 | 0 | 1 | | | | | | |
| Inning Stats | R: 0 E: 0 K: 0 S: 4 | H: 1 LOB: 1 BB: 0 P: 4 | R: 0 E: 0 K: 0 S: 3 | H: 0 LOB: 0 BB: 0 P: 3 | R: 1 E: 0 K: 0 S: 5 | H: 2 LOB: 1 BB: 0 P: 5 | R: 0 E: 0 K: 0 S: 4 | H: 1 LOB: 1 BB: 0 P: 4 | R: 0 E: 0 K: 1 S: 5 | H: 0 LOB: 0 BB: 0 P: 5 | R: 0 E: 0 K: 1 S: 7 | H: 2 LOB: 2 BB: 0 P: 7 | R: 1 E: 2 K: 1 S: 7 | H: 1 LOB: 1 BB: 0 P: 7 | R: 0 E: 0 K: 0 S: 3 | H: 0 LOB: 0 BB: 0 P: 3 | R: 0 E: 0 K: 1 S: 6 | H: 1 LOB: 1 BB: 0 P: 6 | 1B: 8 2B: 0 3B: 0 HR: 0 | SF: 0 SAC: 2 DP: 0 HBP: 0 | WP: 1 PB: 0 SB: 0 CS: 0 | PA: 36 |
| PITCHER | IP | WLS | BF | H | R | ER | SO | BB | IBB | HBP | BLK | WP | HR | S | P | ERA | WHIP | | | | | |
| Rick Anderson, R ERA: 0.93 Doug Sisk, R ERA: 3.67 (1, 1) (7, 1) | 6.0 | L | 24 | 6 | 1 | 1 | 2 | 0 | 0 | 0 | 1 | 1 | 0 | 28 | 28 | 1.50 | 1.000 | | | | | |
| | 3.0 | L | 12 | 2 | 1 | 0 | 2 | 0 | 0 | 0 | 0 | 0 | 0 | 16 | 16 | 0.00 | 0.667 | | | | | |

Chicago Cubs @ New York Mets
Shea Stadium, Flushing, NY
Tue Jul 29 1986, 7:05 PM EDT
Att: 45,731 - Unknown

| | |
|-----|----|
| AB | 34 |
| R | 2 |
| H | 8 |
| RBI | 0 |
| BB | 0 |
| SO | 4 |
| LOB | 10 |



| Batter | 1 | 2 | 3 | 4 | 5 | 6 | 7 | 8 | 9 | AB | R | H | RBI | BB | SO | LOB | BOTTOM | | | | | |
|--------------------------------------------------------------------------------------------------------------------------------------|------------------------------|----------------------------------|------------------------------|---------------------------------|------------------------------|---------------------------------|------------------------------|---------------------------------|------------------------------|---------------------------------|------------------------------|---------------------------------|------------------------------|---------------------------------|------------------------------|---------------------------------|------------------------------|---------------------------------|----------------------------------|------------------------------------|----------------------------------|--------|
| Mookie Wilson, S OBP: 0.346, SLG: 0.451 (1, 8) | S 1B | | 1-2 1B | | F7 | | | F8 | | 4 | 0 | 2 | 0 | 0 | 0 | 0 | | | | | | |
| Tim Lincecum, R OBP: 0.310, SLG: 0.359 (1, 4) | F9 | | F7 | | | F4 | | F6 | | 4 | 0 | 0 | 0 | 0 | 0 | 3 | | | | | | |
| Kevin Mitchell, R OBP: 0.389, SLG: 0.561 (1, 9) | F8 | | 8-4 | | | 1B 2B | | 6-3 | | 4 | 1 | 1 | 0 | 0 | 0 | 3 | | | | | | |
| Gary Carter, R OBP: 0.332, SLG: 0.421 (1, 3) | BB | | 2-3F | | K | 6-3 | | F8 | | 3 | 0 | 0 | 0 | 1 | 1 | 1 | | | | | | |
| George Foster, R OBP: 0.296, SLG: 0.441 (1, 7) | K | | | E 1B BB | | FC6 1B | | F3 | | 3 | 0 | 1 | 1 | 1 | 1 | 2 | | | | | | |
| Ray Knight, R OBP: 0.346, SLG: 0.429 Doug Sisk, R Lenny Dykstra, L OBP: 0.403, SLG: 0.508 (1, 5) (7, 1) (9, PH) | K | | | E9 G4-6-3 1B | | FC6 | | F8 | | 3 | 0 | 1 | 0 | 0 | 1 | 1 | | | | | | |
| Ed Hearn, R OBP: 0.373, SLG: 0.547 (1, 2) | G4-6-3 BB | | | G4-6-3 1-2F | | | | | | 2 | 0 | 0 | 0 | 1 | 0 | 2 | | | | | | |
| Rafael Santana, R OBP: 0.250, SLG: 0.194 (1, 6) | G4-6-3 | | | | 5-3 | | | K | | 3 | 0 | 0 | 0 | 0 | 1 | 1 | | | | | | |
| Rick Anderson, R Howard Johnson, S OBP: 0.250, SLG: 0.250 OBP: 0.349, SLG: 0.489 (1, 1) (7, 5) | 8-4 1B 1B | | | | 1-3 | | | K | | 2 | 0 | 1 | 0 | 0 | 0 | 0 | | | | | | |
| | | | | | | | | | | 2 | 0 | 1 | 0 | 0 | 0 | 0 | | | | | | |
| | | | | | | | | | | 1 | 0 | 0 | 0 | 0 | 1 | 0 | | | | | | |
| Inning Stats | R: 0 E: 0 K: 1 S: 6 | H: 1 LOB: 2 BB: 1 P: 10 | R: 0 E: 0 K: 1 S: 4 | H: 0 LOB: 0 BB: 1 P: 8 | R: 0 E: 0 K: 0 S: 4 | H: 2 LOB: 1 BB: 0 P: 4 | R: 0 E: 1 K: 1 S: 5 | H: 1 LOB: 1 BB: 1 P: 9 | R: 0 E: 0 K: 0 S: 3 | H: 0 LOB: 0 BB: 0 P: 3 | R: 1 E: 0 K: 0 S: 5 | H: 2 LOB: 1 BB: 0 P: 5 | R: 0 E: 0 K: 2 S: 7 | H: 0 LOB: 0 BB: 0 P: 7 | R: 0 E: 0 K: 0 S: 3 | H: 0 LOB: 0 BB: 0 P: 3 | R: 0 E: 0 K: 0 S: 3 | H: 0 LOB: 0 BB: 0 P: 3 | 1B: 5 2B: 2 3B: 0 HR: 0 | SF: 0 SAC: 0 DP: 3 HBP: 0 | WP: 0 PB: 0 SB: 1 CS: 0 | PA: 33 |
| PITCHER | IP | WLS | BF | H | R | ER | SO | BB | IBB | HBP | BLK | WP | HR | S | P | ERA | WHIP | | | | | |
| Jamie Moyer, L ERA: 5.06 Lee Smith, R ERA: 3.21 (1, 1) (8, 1) | 7.2 | W | 29 | 6 | 1 | 1 | 5 | 3 | 0 | 0 | 0 | 0 | 0 | 36 | 48 | 1.17 | 1.174 | | | | | |
| | 1.1 | S | 4 | 0 | 0 | 0 | 0 | 0 | 0 | 0 | 0 | 0 | 0 | 4 | 4 | 0.00 | 0.000 | | | | | |

Chicago Cubs @ New York Mets
Shea Stadium, Flushing, NY
Tue Jul 29 1986, 7:05 PM EDT
Att: 45,731 - Unknown

| | |
|-----|----|
| AB | 30 |
| R | 1 |
| H | 6 |
| RBI | 1 |
| BB | 3 |
| SO | 5 |
| LOB | 13 |



| Batter | 1 | 2 | 3 | 4 | 5 | 6 | 7 | 8 | 9 | AB | R | H | RBI | BB | SO | LOB | TOP | | | | | | | | | | |
|------------------------------------------------------------------------------------------------------------------------------------------------------------------------------------------------------------------------------|---------------------------------|----------------------------------|-------------------------------|----------------------------------|-------------------------------|----------------------------------|------------------------------|---------------------------------|------------------------------|---------------------------------|------------------------------|---------------------------------|------------------------------|----------------------------------|------------------------------|----------------------------------|----------------------------------|------------------------------------|----------------------------------|--------|--|--|--|--|--|--|--|
| Bob Dernier, R OBP: 0.257, SLG: 0.258 (1, 8) | 4-0 S 23 S 2B BB | 0-0 2B | | 0-0 E6 23 S | | | 0-0 2-3 | | 0-0 E6 23 FC4 | 4 | 1 | 1 | 0 | 1 | 0 | 0 | | | | | | | | | | | |
| 23 Ryne Sandberg, R OBP: 0.321, SLG: 0.423 (1, 4) | 0-3 K | 0-3 K | | 0-0 F7 | | | 0-0 5-3 | | 0-0 FC4 BB | 5 | 0 | 0 | 0 | 0 | 0 | 2 | 4 | | | | | | | | | | |
| Gary Matthews, R OBP: 0.371, SLG: 0.468 Dave Martinez, L OBP: 0.174, SLG: 0.185 Jerry Mumphrey, S OBP: 0.374, SLG: 0.382 (9, 7) | 4-0 BB 2B BB | | | | | | 0-0 6-3 | | 4-0 BB 1-2 BB | 3 | 2 | 2 | 1 | 1 | 0 | 0 | | | | | | | | | | | |
| Keith Moreland, R OBP: 0.351, SLG: 0.397 (1, 9) | 4-0 BB 2B BB | | | | | | 0-0 L7 | | 0-0 BB 1B F7 | 4 | 1 | 2 | 0 | 1 | 0 | 3 | | | | | | | | | | | |
| Jody Davis, R OBP: 0.286, SLG: 0.414 (1, 2) | 0-3 K | | | | | | 0-0 F8 | | 0-0 F9 | 4 | 0 | 0 | 0 | 0 | 2 | 6 | | | | | | | | | | | |
| Ron Cey, R OBP: 0.383, SLG: 0.523 Leon Durham, L OBP: 0.336, SLG: 0.405 (8, 3) | 0-0 K | | | | | | 0-3 K | | 4-0 BB 1-2 BB | 3 | 0 | 1 | 3 | 1 | 2 | 2 | | | | | | | | | | | |
| Manny Trillo, R OBP: 0.357, SLG: 0.365 Lee Smith, R (8, 1) | 0-3 K | | | | | | 0-3 K | | 0-0 F7 | 4 | 0 | 0 | 0 | 0 | 2 | 4 | | | | | | | | | | | |
| Shawon Dunston, R OBP: 0.301, SLG: 0.440 (1, 6) | | | | | | | 0-0 F9 | | 0-3 K | 4 | 0 | 0 | 0 | 0 | 3 | 2 | | | | | | | | | | | |
| Dennis Eckersley, R OBP: 0.163, SLG: 0.333 Terry Francona, L OBP: 0.239, SLG: 0.224 Frank DiPino, L OBP: 0.200, SLG: 0.200 Chris Speier, R OBP: 0.341, SLG: 0.429 (8, 5) | 0-3 K | | | | | | 0-3 K | | 0-0 K | 2 | 0 | 0 | 0 | 0 | 2 | 0 | | | | | | | | | | | |
| Inning Stats | R: 3 E: 0 K: 3 S: 10 | H: 1 LOB: 1 BB: 3 P: 22 | R: 0 E: 0 K: 3 S: 10 | H: 1 LOB: 1 BB: 0 P: 10 | R: 1 E: 0 K: 3 S: 11 | H: 2 LOB: 1 BB: 0 P: 11 | R: 0 E: 1 K: 1 S: 6 | H: 0 LOB: 1 BB: 0 P: 6 | R: 0 E: 0 K: 1 S: 5 | H: 0 LOB: 0 BB: 0 P: 5 | R: 0 E: 0 K: 0 S: 3 | H: 0 LOB: 0 BB: 0 P: 3 | R: 0 E: 1 K: 1 S: 6 | H: 1 LOB: 2 BB: 1 P: 10 | R: 0 E: 1 K: 1 S: 6 | H: 0 LOB: 2 BB: 1 P: 10 | 1B: 3 2B: 2 3B: 0 HR: 1 | SF: 0 SAC: 0 DP: 0 HBP: 0 | WP: 0 PB: 0 SB: 3 CS: 0 | PA: 40 | | | | | | | |
| PITCHER | IP | WLS | BF | H | R | ER | SO | BB | IBB | HBP | BLK | WP | HR | S | P | ERA | WHIP | | | | | | | | | | |
| Sid Fernandez, L ERA: 3.18 (1, 1) | 5.0 | L | 24 | 5 | 4 | 4 | 11 | 3 | 0 | 0 | 0 | 0 | 1 | 43 | 55 | 7.20 | 1.600 | | | | | | | | | | |
| Doug Sisk, R ERA: 3.47 (6, 1) | 2.0 | | 6 | 0 | 0 | 0 | 1 | 0 | 0 | 0 | 0 | 0 | 0 | 8 | 8 | 0.00 | 0.000 | | | | | | | | | | |
| Randy Myers, L ERA: 2.08 (8, 1) | 2.0 | | 10 | 1 | 0 | 0 | 2 | 2 | 0 | 0 | 0 | 0 | 0 | 12 | 20 | 0.00 | 1.500 | | | | | | | | | | |

Chicago Cubs @ New York Mets
Shea Stadium, Flushing, NY
Wed Jul 30 1986, 7:05 PM EDT
Att: 35,734 - Unknown

| | |
|-----|----|
| AB | 35 |
| R | 4 |
| H | 6 |
| RBI | 4 |
| BB | 5 |
| SO | 14 |
| LOB | 21 |



| Batter | 1 | 2 | 3 | 4 | 5 | 6 | 7 | 8 | 9 | AB | R | H | RBI | BB | SO | LOB | BOTTOM | | | | | | | | | | |
|---------------------------------------------------------------------------------------------------------------------------------------------------------------------------------------------------------------------------------------------------------------------------------------|------------------------------|---------------------------------|-------------------------------|----------------------------------|------------------------------|---------------------------------|------------------------------|---------------------------------|------------------------------|---------------------------------|------------------------------|---------------------------------|-------------------------------|----------------------------------|------------------------------|---------------------------------|----------------------------------|------------------------------------|----------------------------------|--------|--|--|--|--|--|--|--|
| Lenny Dykstra, L OBP: 0.396, SLG: 0.498 (1, 8) | 0-3 K | | | | | | 0-0 F7 | | 0-3 K | 5 | 0 | 0 | 0 | 0 | 2 | 1 | | | | | | | | | | | |
| Wally Backman, S OBP: 0.378, SLG: 0.391 (1, 4) | 0-3 K | | | | | | 0-0 G3 | | 0-0 4-3 | 5 | 1 | 1 | 0 | 0 | 1 | 0 | | | | | | | | | | | |
| Keith Hernandez, L OBP: 0.387, SLG: 0.414 (1, 3) | 0-0 G3 | | | | | | 4-0 WP BB | | 4-0 SF9 1B BB | 2 | 1 | 0 | 0 | 2 | 0 | 0 | | | | | | | | | | | |
| Gary Carter, R OBP: 0.336, SLG: 0.428 (1, 2) | | | | | | | 0-0 G3 | | 0-0 E 1B | 4 | 1 | 3 | 0 | 0 | 0 | 1 | | | | | | | | | | | |
| Darryl Strawberry, L OBP: 0.384, SLG: 0.545 (1, 9) | 0-3 K | | | | | | 0-0 4-3 | | 0-0 SF9 | 3 | 0 | 0 | 1 | 0 | 2 | 2 | | | | | | | | | | | |
| Danny Heep, L OBP: 0.384, SLG: 0.390 Kevin Mitchell, R OBP: 0.386, SLG: 0.555 (7, 7) | 0-0 2B 2-3 1B | | | | | | 0-0 G3 | | 0-3 2-3 3-H K | 2 | 0 | 1 | 0 | 0 | 0 | 0 | | | | | | | | | | | |
| Ray Knight, R OBP: 0.348, SLG: 0.431 (1, 5) | 0-3 K | | | | | | 1-0 HBP | | 0-0 E6 1-2 2B | 3 | 0 | 1 | 0 | 0 | 1 | 3 | | | | | | | | | | | |
| Howard Johnson, S OBP: 0.346, SLG: 0.489 (1, 6) | 0-0 K | | | | | | 0-0 F7 | | 0-3 K | 4 | 0 | 1 | 1 | 0 | 2 | 4 | | | | | | | | | | | |
| Sid Fernandez, L ERA: 4.72 Moore Wilcox, S OBP: 0.245, SLG: 0.244 Doug Sisk, R OBP: 0.245, SLG: 0.449 George Foster, R OBP: 0.296, SLG: 0.439 Randy Myers, L Tim Lincecum, R OBP: 0.300, SLG: 0.357 (8, 1) | 0-0 G3 | | | | | | 0-0 4-3 | | 0-3 K | 1 | 0 | 0 | 0 | 0 | 2 | 0 | | | | | | | | | | | |
| Inning Stats | R: 0 E: 0 K: 2 S: 7 | H: 0 LOB: 0 BB: 0 P: 7 | R: 1 E: 0 K: 2 S: 10 | H: 3 LOB: 2 BB: 0 P: 10 | R: 0 E: 0 K: 0 S: 3 | H: 0 LOB: 1 BB: 1 P: 7 | R: 0 E: 0 K: 0 S: 3 | H: 0 LOB: 0 BB: 0 P: 4 | R: 0 E: 0 K: 2 S: 8 | H: 1 LOB: 1 BB: 0 P: 8 | R: 0 E: 0 K: 2 S: 8 | H: 1 LOB: 1 BB: 0 P: 8 | R: 2 E: 1 K: 2 S: 10 | H: 2 LOB: 2 BB: 1 P: 14 | R: 0 E: 0 K: 1 S: 5 | H: 0 LOB: 0 BB: 0 P: 5 | 1B: 4 2B: 3 3B: 0 HR: 0 | SF: 1 SAC: 0 DP: 0 HBP: 1 | WP: 1 PB: 0 SB: 0 CS: 0 | PA: 38 | | | | | | | |
| PITCHER | IP | WLS | BF | H | R | ER | SO | BB | IBB | HBP | BLK | WP | HR | S | P | ERA | WHIP | | | | | | | | | | |
| Dennis Eckersley, R ERA: 4.72 (1, 1) | 5.0 | W | 20 | 3 | 1 | 1 | 4 | 1 | 0 | 1 | 0 | 0 | 0 | 26 | 31 | 1.80 | 0.800 | | | | | | | | | | |
| Frank DiPino, L ERA: 4.13 (6, 1) | 2.1 | | 12 | 4 | 2 | 1 | 4 | 1 | 0 | 0 | 0 | 0 | 0 | 19 | 23 | 3.86 | 2.143 | | | | | | | | | | |
| Lee Smith, R ERA: 3.13 (8, 1) | 1.2 | S | 6 | 0 | 0 | 0 | 3 | 0 | 0 | 0 | 0 | 0 | 0 | 12 | 12 | 0.00 | 0.000 | | | | | | | | | | |

Chicago Cubs @ New York Mets
Shea Stadium, Flushing, NY
Wed Jul 30 1986, 7:05 PM EDT
Att: 35,734 - Unknown

| | |
|-----|----|
| AB | 34 |
| R | 3 |
| H | 7 |
| RBI | 2 |
| BB | 2 |
| SO | 11 |
| LOB | 17 |



| Batter | 1 | 2 | 3 | 4 | 5 | 6 | 7 | 8 | 9 | 10 | 11 | AB | R | H | RBI | BB | SO | LOB | TOP | | | | | | | |
|-------------------------------------------------------------------------------------------------------------------|------------------------------|----------------------------------|------------------------------|---------------------------------|------------------------------|---------------------------------|------------------------------|---------------------------------|------------------------------|---------------------------------|------------------------------|---------------------------------|------------------------------|---------------------------------|------------------------------|---------------------------------|-------------------------------|----------------------------------|------------------------------|---------------------------------|------------------------------|---------------------------------|----------------------------------|------------------------------------|----------------------------------|--------|
| Bob Dernier, R OBP: 0.251, SLG: 0.251 (1, 8) | L4 | | F7 | | 1-3 | | | 5-3 | | F2 | | 5 | 0 | 0 | 0 | 0 | 0 | 0 | | | | | | | | |
| 23 Ryne Sandberg, R OBP: 0.322, SLG: 0.421 (1, 4) | E SF8 BB | | K | | | | | F9 | | F7 | | 4 | 1 | 1 | 0 | 1 | 1 | 0 | | | | | | | | |
| Gary Matthews, R OBP: 0.376, SLG: 0.470 Dave Martinez, L OBP: 0.171, SLG: 0.182 (1, 7) (8, PR) (8, 7) | S BB | | | | F9 | | | | | | | 3 | 0 | 2 | 0 | 1 | 0 | 1 | | | | | | | | |
| Keith Moreland, R OBP: 0.347, SLG: 0.392 (1, 9) | SF8 | | F9 | | | | | | | | | 1 | 0 | 0 | 0 | 0 | 0 | 0 | | | | | | | | |
| Jody Davis, R OBP: 0.285, SLG: 0.420 (1, 2) | K | | | | F8 | | | 5-3 | | | | 5 | 1 | 1 | 1 | 0 | 2 | 1 | | | | | | | | |
| Ron Cey, R OBP: 0.376, SLG: 0.511 (1, 5) | | | F8 | | 5-3 | | | 5-3 | | | | 4 | 0 | 0 | 0 | 0 | 1 | 0 | | | | | | | | |
| Manny Trillo, R OBP: 0.342, SLG: 0.348 Leon Durham, L OBP: 0.335, SLG: 0.403 (1, 3) (9, PH) (9, 3) | | | 6-3 | | K | | | F9 | | | | 3 | 0 | 0 | 0 | 0 | 1 | 0 | | | | | | | | |
| Shawon Dunston, R OBP: 0.303, SLG: 0.447 (1, 6) | | | | | | | | 6-3 | | | | 3 | 1 | 1 | 1 | 1 | 1 | 0 | | | | | | | | |
| Ed Lynch, R Dave Gumpert, R Thad Bosley, L Frank DiPino, L (1, 1) (8, 1) (10, PH) (10, 1) | K | | | | | | | | | F6 | | 3 | 0 | 0 | 0 | 0 | 3 | 1 | | | | | | | | |
| Inning Stats | R: 1 E: 0 K: 1 S: 5 | H: 0 LOB: 1 BB: 2 P: 13 | R: 0 E: 0 K: 1 S: 5 | H: 0 LOB: 1 BB: 1 P: 9 | R: 0 E: 1 K: 1 S: 6 | H: 1 LOB: 1 BB: 0 P: 6 | R: 0 E: 0 K: 1 S: 5 | H: 0 LOB: 0 BB: 0 P: 5 | R: 1 E: 0 K: 1 S: 7 | H: 2 LOB: 1 BB: 0 P: 7 | R: 0 E: 0 K: 0 S: 3 | H: 0 LOB: 0 BB: 0 P: 3 | R: 0 E: 0 K: 1 S: 5 | H: 0 LOB: 0 BB: 0 P: 5 | R: 0 E: 0 K: 0 S: 4 | H: 1 LOB: 1 BB: 0 P: 4 | R: 1 E: 0 K: 3 S: 10 | H: 1 LOB: 0 BB: 0 P: 10 | R: 0 E: 0 K: 0 S: 3 | H: 0 LOB: 0 BB: 0 P: 3 | R: 0 E: 0 K: 1 S: 5 | H: 0 LOB: 0 BB: 0 P: 5 | 1B: 3 2B: 0 3B: 0 HR: 2 | SF: 1 SAC: 0 DP: 0 HBP: 0 | WP: 0 PB: 0 SB: 2 CS: 0 | PA: 41 |
| PITCHER | IP 8.0 | WLS 31 | BF 4 | H 2 | R 1 | ER 1 | SO 6 | BB 3 | IBB 0 | HBP 0 | BLK 0 | WP 0 | HR 1 | S 13 | P 13 | ERA 4.50 | WHIP 0.500 | | | | | | | | | |
| Don Carman, L ERA: 3.51 Steve Bedrosian, R ERA: 3.04 Kent Tekulve, R ERA: 2.9 | (1, 1) (9, 1) (11, 1) | | | | | | | | | | | | | | | | | | | | | | | | | |

Chicago Cubs @ Philadelphia Phillies
Veterans Stadium, Philadelphia, PA
Fri Aug 01 1986, 7:05 PM EDT
Att: 25,892 - Unknown

livebaseballscores.com
AB 37
R 3
H 5
RBI 3
BB 3
SO 10
LOB 5



| Batter | 1 | 2 | 3 | 4 | 5 | 6 | 7 | 8 | 9 | 10 | 11 | AB | R | H | RBI | BB | SO | LOB | BOTTOM | | | | | | | |
|-----------------------------------------------------------------------------------------------------------------------------------|------------------------------|---------------------------------|------------------------------|---------------------------------|------------------------------|---------------------------------|------------------------------|---------------------------------|------------------------------|---------------------------------|------------------------------|---------------------------------|------------------------------|---------------------------------|------------------------------|---------------------------------|------------------------------|---------------------------------|------------------------------|---------------------------------|------------------------------|---------------------------------|----------------------------------|------------------------------------|----------------------------------|--------|
| Gary Redus, R OBP: 0.330, SLG: 0.429 (1, 7) | K | | | | | | | F3 | | G6-4-3 | | 4 | 0 | 0 | 0 | 1 | 2 | 2 | | | | | | | | |
| Jeff Stone, L OBP: 0.307, SLG: 0.358 (1, 8) | G3 | | | | | | | 4-3 | | | | 5 | 1 | 1 | 1 | 0 | 0 | 1 | | | | | | | | |
| Juan Samuel, R OBP: 0.300, SLG: 0.438 (1, 4) | 4-3 | | | | | | | 6-3 | | | | 4 | 0 | 0 | 0 | 0 | 0 | 0 | | | | | | | | |
| Mike Schmidt, R OBP: 0.379, SLG: 0.540 (1, 5) | | | | | | | | | | | | 4 | 1 | 2 | 1 | 0 | 0 | 0 | | | | | | | | |
| Von Hayes, L OBP: 0.379, SLG: 0.444 (1, 3) | | | | | | | | | | | | 3 | 0 | 0 | 0 | 1 | 0 | 0 | | | | | | | | |
| Glenn Wilson, R OBP: 0.289, SLG: 0.377 (1, 9) | | | | | | | | | | | | 4 | 2 | 1 | 1 | 0 | 0 | 2 | | | | | | | | |
| John Russell, R OBP: 0.302, SLG: 0.449 (1, 2) | | | | | | | | | | | | 4 | 0 | 1 | 1 | 0 | 3 | 0 | | | | | | | | |
| Steve Jeltz, S OBP: 0.347, SLG: 0.262 (1, 6) | | | | | | | | | | | | 4 | 0 | 0 | 0 | 0 | 1 | 1 | | | | | | | | |
| Don Carman, L Greg Gross, L Steve Bedrosian, R Rick Schu, R Kent Tekulve, R (1, 1) (8, PH) (9, 1) (10, PH) (11, 1) | | | | | | | | | | | | 2 | 0 | 0 | 0 | 0 | 1 | 0 | | | | | | | | |
| Inning Stats | R: 0 E: 0 K: 1 S: 5 | H: 0 LOB: 0 BB: 0 P: 5 | R: 0 E: 0 K: 0 S: 3 | H: 0 LOB: 0 BB: 0 P: 3 | R: 0 E: 0 K: 2 S: 7 | H: 0 LOB: 0 BB: 0 P: 7 | R: 0 E: 0 K: 0 S: 2 | H: 0 LOB: 0 BB: 1 P: 6 | R: 2 E: 0 K: 1 S: 7 | H: 2 LOB: 0 BB: 0 P: 7 | R: 0 E: 0 K: 0 S: 3 | H: 0 LOB: 0 BB: 0 P: 3 | R: 0 E: 0 K: 0 S: 3 | H: 0 LOB: 0 BB: 0 P: 3 | R: 1 E: 1 K: 0 S: 4 | H: 1 LOB: 1 BB: 1 P: 8 | R: 0 E: 0 K: 0 S: 4 | H: 2 LOB: 2 BB: 1 P: 8 | R: 0 E: 0 K: 3 S: 9 | H: 0 LOB: 0 BB: 0 P: 9 | R: 1 E: 0 K: 1 S: 4 | H: 1 LOB: 0 BB: 0 P: 4 | 1B: 0 2B: 2 3B: 0 HR: 3 | SF: 0 SAC: 0 DP: 2 HBP: 0 | WP: 0 PB: 0 SB: 0 CS: 0 | PA: 38 |
| PITCHER | IP 7.1 | WLS 27 | BF 31 | H 3 | R 3 | ER 2 | SO 4 | BB 1 | IBB 1 | HBP 0 | BLK 0 | WP 0 | HR 2 | S 33 | P 41 | ERA 2.46 | WHIP 0.545 | | | | | | | | | |
| Ed Lynch, R Dave Gumpert, R Frank DiPino, L (1, 1) (8, 1) (10, 1) | | | | | | | | | | | | | | | | | | | | | | | | | | |

Chicago Cubs @ Philadelphia Phillies
Veterans Stadium, Philadelphia, PA
Fri Aug 01 1986, 7:05 PM EDT
Att: 25,892 - Unknown


livebaseballscores.com
AB 35
R 4
H 5
RBI 4
BB 3
SO 8
LOB 6



| Batter | 1 | 2 | 3 | 4 | 5 | 6 | 7 | 8 | 9 | AB | R | H | RBI | BB | SO | LOB | TOP | | | | |
|---------------------------------------------------------------------------------------------------------------------------|----------------------------------------------------------------------------------------------------------------------------------------------------------------------|---------------------------------|------------------------------|---------------------------------|------------------------------|---------------------------------|------------------------------|---------------------------------|------------------------------|---------------------------------|------------------------------|---------------------------------|------------------------------|---------------------------------|------------------------------|---------------------------------|--------------------------------------------------------------------------------------------------------------------------------------------|----------------------------------|------------------------------------|----------------------------------|--------|
| Jerry Mumphrey, S OBP: 0.374, SLG: 0.381 George Frazier, R (5, 1) | 3-1 | | 4-3 | | | | | F7 | | 3 | 0 | 1 | 1 | 0 | 0 | 0 | Chicago Cubs @ Philadelphia Phillies Veterans Stadium, Philadelphia, PA Sat Aug 02 1986, 3:33 AM EDT Att: 22,062 - Unknown | | | | |
| Dave Martinez, L OBP: 0.169, SLG: 0.179 | | | | | | | | | | 0 | 0 | 0 | 0 | 0 | 0 | 0 | | | | | |
| 23 Ryne Sandberg, R OBP: 0.320, SLG: 0.418 Manny Trillo, R (7, 4) | F9 | | | | F4 | F6 | | F9 | | 3 | 0 | 0 | 0 | 0 | 0 | 2 | | | | | |
| Gary Matthews, R OBP: 0.376, SLG: 0.481 Thad Bosley, L (7, 7) | F8 | | | | | | | F3 | | 3 | 1 | 1 | 1 | 0 | 0 | 0 | | | | | |
| Keith Moreland, R OBP: 0.344, SLG: 0.388 | | F8 | | | 6-3 | | | F7 | | 4 | 0 | 0 | 0 | 0 | 0 | 0 | | | | | |
| Leon Durham, L OBP: 0.331, SLG: 0.398 | 3-1 | | | | K | | | K | | 4 | 0 | 0 | 0 | 0 | 2 | 0 | | | | | |
| Jody Davis, R OBP: 0.285, SLG: 0.418 | | | | | | | | | | 4 | 0 | 1 | 0 | 0 | 2 | 0 | | | | | |
| Ron Cey, R OBP: 0.379, SLG: 0.508 | | | | | | | | | | 3 | 0 | 1 | 0 | 1 | 1 | 1 | | | | | |
| Shawon Dunston, R OBP: 0.301, SLG: 0.444 Chris Speier, R (6, 6) | | | | | K | | | F2 | | 2 | 1 | 0 | 0 | 0 | 1 | 0 | | | | | |
| Scott Sanderson, R OBP: 0.081, SLG: 0.083 Ray Fontenot, L OBP: 0.200, SLG: 0.200 Terry Francona, L (5, PH) | | | | | K | | | F9 | | 2 | 0 | 0 | 0 | 0 | 0 | 3 | | | | | |
| Steve Trout, L OBP: 0.222, SLG: 0.229 | | | | | | | | | | 1 | 0 | 0 | 0 | 0 | 1 | 0 | | | | | |
| Inning Stats | R: 0 E: 0 K: 0 S: 3 | H: 0 LOB: 0 BB: 0 P: 3 | R: 0 E: 0 K: 1 S: 6 | H: 0 LOB: 1 BB: 0 P: 6 | R: 0 E: 0 K: 2 S: 7 | H: 0 LOB: 0 BB: 0 P: 7 | R: 1 E: 0 K: 1 S: 6 | H: 1 LOB: 0 BB: 0 P: 6 | R: 1 E: 1 K: 1 S: 8 | H: 2 LOB: 2 BB: 0 P: 8 | R: 0 E: 0 K: 1 S: 5 | H: 1 LOB: 1 BB: 0 P: 6 | R: 0 E: 0 K: 1 S: 5 | H: 0 LOB: 0 BB: 0 P: 5 | R: 0 E: 0 K: 0 S: 4 | H: 1 LOB: 2 BB: 1 P: 8 | | 1B: 4 2B: 0 3B: 0 HR: 1 | SF: 0 SAC: 0 DP: 0 HBP: 0 | WP: 0 PB: 1 SB: 0 CS: 0 | PA: 35 |
| PITCHER Kevin Gross, R ERA: 3.94 | IP: 9.0 WLS: W BF: 35 H: 5 R: 2 ER: 1 SO: 8 BB: 1 IBB: 0 HBP: 0 BLK: 0 WP: 0 HR: 1 S: 50 P: 54 ERA: 1.00 WHIP: 0.667 | | | | | | | | | | | | | | | PITCHER | | | | | |

| Batter | 1 | 2 | 3 | 4 | 5 | 6 | 7 | 8 | 9 | AB | R | H | RBI | BB | SO | LOB | BOTTOM | | | | |
|---------------------------------------------------------------------------------------------------------------------------------------------|-----------------------------------------------------------------------------------------------------------------------------------------------------------------------|---------------------------------|------------------------------|---------------------------------|------------------------------|----------------------------------|------------------------------|----------------------------------|------------------------------|----------------------------------|------------------------------|---------------------------------|------------------------------|---------------------------------|------------------------------|---------------------------------|--------------------------------------------------------------------------------------------------------------------------------------------|----------------------------------|------------------------------------|----------------------------------|--------|
| Gary Redus, R OBP: 0.342, SLG: 0.467 | BLK 1B 2B | | | | | | | F8 | | 4 | 3 | 3 | 1 | 1 | 0 | 0 | Chicago Cubs @ Philadelphia Phillies Veterans Stadium, Philadelphia, PA Sat Aug 02 1986, 3:33 AM EDT Att: 22,062 - Unknown | | | | |
| Jeff Stone, L OBP: 0.309, SLG: 0.360 | | | | | | | | | | 5 | 1 | 2 | 1 | 0 | 1 | 3 | | | | | |
| Juan Samuel, R OBP: 0.306, SLG: 0.454 Luis Aguayo, R OBP: 0.247, SLG: 0.314 | | | | | | | | | | 5 | 1 | 4 | 3 | 0 | 1 | 1 | | | | | |
| Mike Schmidt, R OBP: 0.381, SLG: 0.538 Rick Schu, R OBP: 0.344, SLG: 0.412 | | | | | | | | | | 1 | 1 | 0 | 0 | 2 | 1 | 1 | | | | | |
| Von Hayes, L OBP: 0.378, SLG: 0.440 Francisco Melendez, L OBP: 0.500, SLG: 0.500 | | | | | | | | | | 3 | 1 | 0 | 0 | 1 | 2 | 4 | | | | | |
| Glenn Wilson, R OBP: 0.299, SLG: 0.379 Greg Gross, L (6, PH) | | | | | | | | | | 3 | 1 | 1 | 2 | 0 | 0 | 0 | | | | | |
| John Russell, R OBP: 0.310, SLG: 0.464 | | | | | | | | | | 5 | 1 | 3 | 1 | 0 | 0 | 1 | | | | | |
| Steve Jeltz, S OBP: 0.344, SLG: 0.268 | | | | | | | | | | 5 | 1 | 1 | 1 | 0 | 0 | 4 | | | | | |
| Kevin Gross, R OBP: 0.189, SLG: 0.288 | | | | | | | | | | 4 | 1 | 1 | 0 | 0 | 1 | 2 | | | | | |
| Inning Stats | R: 2 E: 0 K: 2 S: 9 | H: 3 LOB: 0 BB: 0 P: 9 | R: 0 E: 0 K: 0 S: 3 | H: 0 LOB: 0 BB: 0 P: 3 | R: 5 E: 0 K: 0 S: 7 | H: 5 LOB: 1 BB: 2 P: 15 | R: 1 E: 0 K: 2 S: 9 | H: 2 LOB: 2 BB: 1 P: 13 | R: 2 E: 1 K: 0 S: 7 | H: 2 LOB: 1 BB: 1 P: 11 | R: 2 E: 1 K: 0 S: 6 | H: 3 LOB: 2 BB: 0 P: 7 | R: 0 E: 0 K: 1 S: 6 | H: 1 LOB: 1 BB: 0 P: 6 | R: 0 E: 0 K: 0 S: 4 | H: 2 LOB: 1 BB: 0 P: 4 | | 1B: 6 2B: 7 3B: 5 HR: 0 | SF: 0 SAC: 0 DP: 1 HBP: 0 | WP: 1 PB: 0 SB: 1 CS: 2 | PA: 45 |
| PITCHER Scott Sanderson, R ERA: 4.27 Ray Fontenot, L ERA: 3.97 George Frazier, R ERA: 5.48 Steve Trout, L ERA: 4.67 | IP: 2.2 WLS: L BF: 13 H: 4 R: 5 ER: 3 SO: 2 BB: 1 IBB: 0 HBP: 0 BLK: 0 WP: 1 HR: 0 S: 16 P: 20 ERA: 16.88 WHIP: 2.625 | | | | | | | | | | | | | | | PITCHER | | | | | |

AB 34
R 2
H 5
RBI 2
BB 1
SO 8
LOB 7



AB 40
R 12
H 18
RBI 11
BB 4
SO 6
LOB 18



| Batter | 1 | 2 | 3 | 4 | 5 | 6 | 7 | 8 | 9 | AB | R | H | RBI | BB | SO | LOB | TOP | | | | |
|-----------------------------------------------|-------------------------------------------------------|-------------------------------------------------|-------------------------------------------------|---------------------------------|------------------------------|---------------------------------|------------------------------|---------------------------------|------------------------------|---------------------------------|------------------------------|---------------------------------|------------------------------|---------------------------------|------------------------------|---------------------------------|-------------------------------------------------------------------------------------------------------------------------------------|---------------------------------|----------------------------------|------------------------------------|--------------------------------------------|
| Bob Dernier, R OBP: 0.259, SLG: 0.260 | | | | | | | | | | 5 | 0 | 3 | 0 | 0 | 0 | 1 | Chicago Cubs @ Philadelphia Phillies Veterans Stadium, Philadelphia, PA Sun Aug 03 1986, 3:33 AM EDT Att: 27,330 - Unknown | | | | |
| 23 Ryne Sandberg, R OBP: 0.323, SLG: 0.419 | | | | | | | | | | 4 | 1 | 2 | 0 | 1 | 0 | 1 | | | | | |
| Gary Matthews, R OBP: 0.369, SLG: 0.471 | | | | | | | | | | 5 | 0 | 0 | 0 | 0 | 0 | 7 | | | | | |
| Keith Moreland, R OBP: 0.344, SLG: 0.389 | | | | | | | | | | 4 | 1 | 2 | 1 | 0 | 0 | 2 | | | | | |
| Jody Davis, R OBP: 0.287, SLG: 0.419 | | | | | | | | | | 4 | 0 | 2 | 0 | 0 | 0 | 2 | | | | | |
| Ron Cey, R OBP: 0.381, SLG: 0.511 | | | | | | | | | | 3 | 0 | 1 | 1 | 1 | 0 | 1 | | | | | |
| Leon Durham, L OBP: 0.333, SLG: 0.396 | | | | | | | | | | 2 | 0 | 0 | 0 | 2 | 1 | 2 | | | | | |
| Shawon Dunston, R OBP: 0.299, SLG: 0.440 | | | | | | | | | | 4 | 0 | 0 | 0 | 0 | 0 | 7 | | | | | |
| Rick Sutcliffe, L OBP: 0.216, SLG: 0.351 | | | | | | | | | | 1 | 0 | 0 | 0 | 0 | 0 | 0 | AB 34 R 2 H 10 RBI 2 BB 5 SO 1 LOB 23 | | | | |
| Mandy Thilo, R OBP: 0.347, SLG: 0.343 | | | | | | | | | | 0 | 0 | 0 | 0 | 1 | 0 | 0 | | | | | |
| Dave Gumpert, R OBP: 0.372, SLG: 0.379 | | | | | | | | | | 0 | 0 | 0 | 0 | 0 | 0 | 0 | WP: 0 PA: 40 FB: 0 SB: 2 CS: 0 | | | | |
| Jerry Mumphy, S OBP: 0.297, SLG: 0.239 | | | | | | | | | | 0 | 0 | 0 | 0 | 0 | 0 | 0 | | | | | |
| Frank DiPino, L OBP: 0.290, SLG: 0.230 | | | | | | | | | | 0 | 0 | 0 | 0 | 0 | 0 | 0 | | | | | |
| Thad Bosley, L OBP: 0.178, SLG: 0.241 | | | | | | | | | | 0 | 0 | 0 | 0 | 0 | 0 | 0 | | | | | |
| Inning Stats | R: 1 E: 0 K: 0 S: 5 | H: 2 LOB: 1 BB: 0 P: 5 | R: 0 E: 0 K: 1 S: 5 | H: 0 LOB: 0 BB: 0 P: 5 | R: 0 E: 0 K: 0 S: 3 | H: 1 LOB: 1 BB: 1 P: 7 | R: 0 E: 0 K: 0 S: 4 | H: 1 LOB: 2 BB: 1 P: 8 | R: 0 E: 0 K: 0 S: 3 | H: 0 LOB: 1 BB: 1 P: 7 | R: 0 E: 0 K: 0 S: 4 | H: 1 LOB: 0 BB: 0 P: 8 | R: 0 E: 0 K: 0 S: 3 | H: 0 LOB: 0 BB: 0 P: 3 | R: 1 E: 0 K: 0 S: 5 | H: 3 LOB: 2 BB: 1 P: 9 | R: 0 E: 0 K: 0 S: 5 | H: 2 LOB: 2 BB: 0 P: 5 | 1B: 9 2B: 2 3B: 0 HR: 0 | SF: 1 SAC: 0 DP: 2 HBP: 0 | WP: 0 PA: 40 FB: 0 SB: 2 CS: 0 |
| PITCHER | IP WLS BF H R ER SO BB IBB HBP BLK WP HR S P ERA WHIP | 7.1 0 33 8 2 2 1 4 0 0 0 0 0 0 31 47 2.46 1.636 | 1.2 W 7 2 0 0 0 0 0 1 0 0 0 0 0 6 10 0.00 1.200 | | | | | | | | | | | | | | | | | | |

| Batter | 1 | 2 | 3 | 4 | 5 | 6 | 7 | 8 | 9 | AB | R | H | RBI | BB | SO | LOB | BOTTOM | | | | |
|----------------------------------------------|-------------------------------------------------------|-------------------------------------------------|------------------------------------------------|--------------------------------------------------|------------------------------|---------------------------------|------------------------------|---------------------------------|------------------------------|---------------------------------|------------------------------|---------------------------------|------------------------------|----------------------------------|-------------------------------|----------------------------------|-------------------------------------------------------------------------------------------------------------------------------------|------------------------------------|--------------------------------------------|--|--|
| Gary Redus, R OBP: 0.335, SLG: 0.456 | | | | | | | | | | 4 | 0 | 0 | 0 | 0 | 2 | 0 | Chicago Cubs @ Philadelphia Phillies Veterans Stadium, Philadelphia, PA Sun Aug 03 1986, 3:33 AM EDT Att: 27,330 - Unknown | | | | |
| Jeff Stone, L OBP: 0.318, SLG: 0.376 | | | | | | | | | | 3 | 1 | 2 | 0 | 1 | 0 | 0 | | | | | |
| Juan Samuel, R OBP: 0.306, SLG: 0.452 | | | | | | | | | | 4 | 1 | 1 | 0 | 0 | 0 | 2 | | | | | |
| Mike Schmidt, R OBP: 0.384, SLG: 0.546 | | | | | | | | | | 2 | 1 | 1 | 3 | 2 | 0 | 0 | | | | | |
| Von Hayes, L OBP: 0.377, SLG: 0.438 | | | | | | | | | | 4 | 1 | 1 | 0 | 0 | 1 | 1 | | | | | |
| Glenn Wilson, R OBP: 0.301, SLG: 0.391 | | | | | | | | | | 4 | 1 | 2 | 1 | 0 | 0 | 2 | | | | | |
| John Russell, R OBP: 0.313, SLG: 0.477 | | | | | | | | | | 3 | 1 | 1 | 2 | 1 | 1 | 1 | | | | | |
| Steve Jeltz, S OBP: 0.341, SLG: 0.265 | | | | | | | | | | 3 | 0 | 0 | 0 | 0 | 1 | 2 | | | | | |
| Bruce Ruffin, S OBP: 0.095, SLG: 0.143 | | | | | | | | | | 3 | 0 | 0 | 0 | 0 | 3 | 2 | AB 30 R 6 H 8 RBI 6 BB 4 SO 8 LOB 10 | | | | |
| Steve Bedrosian, R OBP: 0.400, SLG: 0.250 | | | | | | | | | | 0 | 0 | 0 | 0 | 0 | 0 | 0 | | | | | |
| Inning Stats | R: 0 E: 0 K: 1 S: 4 | H: 0 LOB: 0 BB: 1 P: 8 | R: 2 E: 0 K: 0 S: 5 | H: 2 LOB: 0 BB: 0 P: 5 | R: 0 E: 0 K: 1 S: 6 | H: 1 LOB: 1 BB: 0 P: 6 | R: 0 E: 0 K: 0 S: 3 | H: 0 LOB: 1 BB: 1 P: 7 | R: 0 E: 0 K: 3 S: 9 | H: 0 LOB: 0 BB: 0 P: 9 | R: 0 E: 0 K: 0 S: 2 | H: 0 LOB: 0 BB: 1 P: 6 | R: 0 E: 0 K: 1 S: 6 | H: 1 LOB: 2 BB: 1 P: 10 | R: 4 E: 0 K: 2 S: 11 | H: 4 LOB: 0 BB: 0 P: 11 | 1B: 3 2B: 1 3B: 1 HR: 3 | SF: 0 SAC: 0 DP: 0 HBP: 0 | WP: 0 PA: 36 FB: 0 SB: 1 CS: 1 | | |
| PITCHER | IP WLS BF H R ER SO BB IBB HBP BLK WP HR S P ERA WHIP | 4.0 0 16 3 2 2 2 2 0 0 0 0 0 1 18 26 4.50 1.250 | 2.0 0 6 0 0 0 3 1 0 0 0 0 0 0 11 15 0.00 0.500 | 2.0 L 12 5 4 4 3 0 1 0 0 0 0 2 17 21 18.00 2.500 | | | | | | | | | | | | | | | | | |

| Batter | 1 | 2 | 3 | 4 | 5 | 6 | 7 | 8 | 9 | AB | R | H | RBI | BB | SO | LOB | TOP | | | |
|-----------------------------------------------------|-------------------------------------------------------|---------------------------------|------------------------------|---------------------------------|------------------------------|---------------------------------|------------------------------|---------------------------------|------------------------------|---------------------------------|------------------------------|---------------------------------|------------------------------|---------------------------------|------------------------------|---------------------------------|----------------------------------------------------------------------------------------------------------------------------|------------------------------------|----------------------------------|--------|
| Lenny Dykstra, L (1, 8) OBP: 0.387, SLG: 0.479 | 0-0 4-3 | | 0-0 4-3 | | | 0-0 E3 | | 0-3 K | | 4 | 0 | 0 | 0 | 0 | 1 | 0 | New York Mets @ Chicago Cubs Wrigley Field, Chicago, IL Mon Aug 04 1986, 3:33 AM CDT Att: 29,016 - Unknown | | | |
| Wally Backman, S (1, 4) OBP: 0.374, SLG: 0.381 | 0-3 K | | 0-0 4-3 | | | 0-0 F7 | | 0-0 6-3 | | 4 | 0 | 0 | 0 | 0 | 1 | 1 | | | | |
| Keith Hernandez, L (1, 3) OBP: 0.381, SLG: 0.403 | 0-3 K | | 0-3 K | | | 0-0 1-3 | | 0-0 F8 | | 4 | 0 | 0 | 0 | 0 | 2 | 1 | | | | |
| Gary Carter, R (1, 2) OBP: 0.328, SLG: 0.422 | | 0-0 4-3 | | 0-0 F8 | | 0-0 F8 | | | 0-0 F9 | 4 | 0 | 0 | 0 | 0 | 0 | 1 | | | | |
| Danny Heep, L (1, 9) OBP: 0.390, SLG: 0.392 | | 0-0 G3 | | 0-0 L3 | | | 0-0 4-3 | | 0-0 5-3 | 4 | 0 | 0 | 0 | 0 | 0 | 0 | | | | |
| Kevin Mitchell, R (1, 7) OBP: 0.383, SLG: 0.551 | | 0-0 1B | | 0-3 K | | | 0-0 F8 | | 0-0 1B | 4 | 1 | 2 | 0 | 0 | 1 | 0 | | | | |
| Howard Johnson, S (1, 5) OBP: 0.348, SLG: 0.489 | | 4-0 1B | | 0-0 F5 | | | 0-0 2B | | 0-3 K | 3 | 1 | 1 | 0 | 1 | 1 | 1 | | | | |
| Rafael Santana, R (1, 6) OBP: 0.253, SLG: 0.205 | | 0-0 1B | | 0-0 F7 | | | 0-0 2B | | | 2 | 0 | 1 | 1 | 0 | 0 | 0 | | | | |
| Mookie Wilson, S (7, PH) OBP: 0.344, SLG: 0.452 | | 1-3 2H | | 0-0 F7 | | | 0-0 2B | | | 1 | 0 | 1 | 1 | 0 | 0 | 0 | | | | |
| Ron Darling, R (1, 1) OBP: 0.102, SLG: 0.070 | | 0-0 L3 | | 0-3 K | | | 0-3 K | | | 2 | 0 | 0 | 0 | 0 | 1 | 2 | | | | |
| George Foster, R (7, PH) OBP: 0.284, SLG: 0.437 | | | | | | | | | | 1 | 0 | 0 | 0 | 0 | 1 | 1 | | | | |
| Randy Myers, L (7, 1) Doug Sisk, R (7, 1) | | | | | | | | | | 0 | 0 | 0 | 0 | 0 | 0 | 0 | | | | |
| Inning Stats | R: 0 E: 0 K: 2 S: 7 | H: 0 LOB: 0 BB: 0 P: 7 | R: 1 E: 0 K: 0 S: 5 | H: 2 LOB: 2 BB: 1 P: 9 | R: 0 E: 0 K: 1 S: 5 | H: 0 LOB: 0 BB: 0 P: 5 | R: 0 E: 0 K: 1 S: 5 | H: 0 LOB: 0 BB: 0 P: 5 | R: 0 E: 1 K: 0 S: 4 | H: 0 LOB: 1 BB: 0 P: 4 | R: 1 E: 0 K: 1 S: 7 | H: 2 LOB: 1 BB: 0 P: 7 | R: 0 E: 0 K: 1 S: 5 | H: 0 LOB: 0 BB: 0 P: 5 | R: 0 E: 0 K: 1 S: 6 | H: 1 LOB: 1 BB: 0 P: 6 | 1B: 2 2B: 3 3B: 0 HR: 0 | SF: 0 SAC: 0 DP: 0 HBP: 0 | WP: 0 PB: 0 SB: 0 CS: 0 | PA: 34 |
| PITCHER | IP WLS BF H R ER SO BB IBB HBP BLK WP HR S P ERA WHIP | | | | | | | | | | | | | | | | | | | |
| Dennis Eckersley, R (1, 1) ERA: 4.61 | 7.0 W 27 4 2 2 6 0 1 0 1 0 0 38 42 2.57 0.571 | | | | | | | | | | | | | | | | | | | |
| Lee Smith, R (8, 1) ERA: 3.03 | 2.0 S 7 1 0 0 2 0 0 0 0 0 0 0 11 11 0.00 0.500 | | | | | | | | | | | | | | | | | | | |

| | |
|-----|----|
| AB | 33 |
| R | 2 |
| H | 5 |
| RBI | 2 |
| BB | 1 |
| SO | 8 |
| LOB | 7 |



| Batter | 1 | 2 | 3 | 4 | 5 | 6 | 7 | 8 | 9 | AB | R | H | RBI | BB | SO | LOB | BOTTOM | | | |
|------------------------------------------------------|-------------------------------------------------------|---------------------------------|------------------------------|----------------------------------|------------------------------|---------------------------------|------------------------------|---------------------------------|------------------------------|----------------------------------|------------------------------|---------------------------------|------------------------------|----------------------------------|------------------------------|---------------------------------|----------------------------------------------------------------------------------------------------------------------------|------------------------------------|----------------------------------|--------|
| Bob Dernier, R (1, 8) OBP: 0.253, SLG: 0.254 | 0-0 5-3 | | 0-3 K | | 0-0 B2 | 0-3 K | | 0-3 K | | 5 | 0 | 0 | 0 | 0 | 3 | 4 | New York Mets @ Chicago Cubs Wrigley Field, Chicago, IL Mon Aug 04 1986, 3:33 AM CDT Att: 29,016 - Unknown | | | |
| 23 Ryne Sandberg, R (1, 4) OBP: 0.322, SLG: 0.420 | 0-0 F8 | | 0-3 K | | 0-0 6-3 | 0-0 2B | 0-0 E5 | 0-3 1-3 | | 4 | 1 | 1 | 0 | 0 | 1 | 0 | | | | |
| Jerry Mumphrey, S (1, 7) OBP: 0.366, SLG: 0.373 | 0-0 4-3 | | 0-3 K | | 0-0 6-3 | 0-0 1-3 | 0-0 1-2 | | | 4 | 0 | 0 | 1 | 0 | 1 | 2 | | | | |
| Keith Moreland, R (1, 9) OBP: 0.345, SLG: 0.390 | | 0-3 K | | 0-0 1B | 0-0 2B | 0-0 2B | 0-0 1-3 | 0-0 BB | | 2 | 0 | 1 | 0 | 0 | 1 | 0 | | | | |
| Terry Francona, L (5, 9) Lee Smith, R (8, 1) | | 0-0 K | | 0-0 1B | 0-0 2B | 0-0 2B | 0-0 BB | | | 1 | 0 | 1 | 1 | 1 | 0 | 0 | | | | |
| Leon Durham, L (1, 3) OBP: 0.332, SLG: 0.394 | | 0-0 BB | | 0-0 F8 | 0-3 K | 0-3 K | 0-3 K | | | 4 | 1 | 1 | 0 | 0 | 2 | 4 | | | | |
| Jody Davis, R (1, 2) OBP: 0.289, SLG: 0.418 | | 4-0 FC5-4 | | 0-0 1B | 0-0 1B | 0-0 1B | 0-0 5-3 | 0-0 F9 | | 3 | 0 | 1 | 0 | 1 | 0 | 2 | | | | |
| Ron Cey, R (1, 5) Chris Speier, R (8, PR) | | 0-0 BB | | 0-0 FC5-4 | 0-0 1B | 0-0 1B | 0-0 HR | 4-0 G4-6-3 | | 3 | 1 | 3 | 2 | 1 | 0 | 0 | | | | |
| Shawon Dunston, R (1, 6) OBP: 0.300, SLG: 0.439 | | 0-0 FC5-4 | | 0-0 1B | 0-0 1B | 0-0 1B | 0-0 SH1-4 | 1-0 G4-6-3 | | 3 | 0 | 1 | 0 | 0 | 0 | 4 | | | | |
| Dennis Eckersley, R (1, 1) Thad Bosley, L (8, 7) | | 0-3 K | | 0-3 K | 4-0 2B | 0-0 SH1-4 | 0-0 SH1-4 | 0-0 G4-6-3 | | 1 | 1 | 0 | 0 | 1 | 1 | 2 | | | | |
| Inning Stats | R: 0 E: 0 K: 0 S: 3 | H: 0 LOB: 0 BB: 0 P: 3 | R: 1 E: 0 K: 2 S: 9 | H: 2 LOB: 2 BB: 1 P: 13 | R: 0 E: 0 K: 3 S: 9 | H: 0 LOB: 0 BB: 0 P: 9 | R: 0 E: 0 K: 0 S: 5 | H: 3 LOB: 2 BB: 0 P: 5 | R: 2 E: 0 K: 1 S: 7 | H: 2 LOB: 1 BB: 1 P: 11 | R: 1 E: 0 K: 1 S: 7 | H: 2 LOB: 1 BB: 0 P: 7 | R: 0 E: 1 K: 1 S: 6 | H: 0 LOB: 2 BB: 1 P: 10 | R: 0 E: 0 K: 1 S: 4 | H: 0 LOB: 2 BB: 1 P: 9 | 1B: 6 2B: 2 3B: 0 HR: 1 | SF: 0 SAC: 1 DP: 1 HBP: 1 | WP: 0 PB: 0 SB: 0 CS: 0 | PA: 37 |
| PITCHER | IP WLS BF H R ER SO BB IBB HBP BLK WP HR S P ERA WHIP | | | | | | | | | | | | | | | | | | | |
| Ron Darling, R (1, 1) ERA: 2.75 | 6.0 L 28 9 4 4 7 2 0 0 0 0 0 0 40 48 6.00 1.833 | | | | | | | | | | | | | | | | | | | |
| Randy Myers, L (7, 1) ERA: 1.5 | 0.2 4 0 0 0 1 1 0 0 0 0 0 0 5 9 0.00 1.500 | | | | | | | | | | | | | | | | | | | |
| Doug Sisk, R (7, 1) ERA: 3.35 | 1.1 5 0 0 0 1 1 0 1 0 0 0 0 5 10 0.00 0.750 | | | | | | | | | | | | | | | | | | | |

| | |
|-----|----|
| AB | 31 |
| R | 4 |
| H | 9 |
| RBI | 4 |
| BB | 4 |
| SO | 9 |
| LOB | 20 |



| Batter | 1 | 2 | 3 | 4 | 5 | 6 | 7 | 8 | 9 | 10 | 11 | 12 | AB | R | H | RBI | BB | SO | LOB | TOP | | | | | | | | |
|--------------------------------------------------------|-------------------------------------------------------------------------------------------------------|---------------------------------|------------------------------|---------------------------------|------------------------------|---------------------------------|------------------------------|-------------------------------------------------------------------------------------------------------|------------------------------|---------------------------------|----------------------------------------------------------------------------------------------|---------------------------------|------------------------------|---------------------------------|------------------------------|----------------------------------|------------------------------|---------------------------------|------------------------------|----------------------------------|------------------------------|---------------------------------|------------------------------|----------------------------------|-----------------------------------|------------------------------------|----------------------------------|--------|
| Lenny Dykstra, L OBP: 0.393, SLG: 0.483 (1, 8) | | | | | | | | | | | | | 6 | 1 | 4 | 2 | 0 | 0 | 1 | | | | | | | | | |
| Wally Backman, S OBP: 0.370, SLG: 0.378 (1, 4) | | | | | | | | | | | | | 4 | 0 | 0 | 1 | 0 | 1 | 3 | | | | | | | | | |
| Keith Hernandez, L OBP: 0.389, SLG: 0.425 (1, 3) | | | | | | | | | | | | | 3 | 2 | 2 | 1 | 3 | 0 | 1 | | | | | | | | | |
| Gary Carter, R OBP: 0.330, SLG: 0.424 (1, 2) | | | | | | | | | | | | | 5 | 1 | 2 | 0 | 1 | 1 | 1 | | | | | | | | | |
| Danny Heep, L OBP: 0.386, SLG: 0.388 (8, PH) | | | | | | | | | | | | | 3 | 0 | 0 | 0 | 0 | 1 | 0 | | | | | | | | | |
| Mookie Wilson, S OBP: 0.345, SLG: 0.454 (8, 7) | | | | | | | | | | | | | 3 | 0 | 1 | 3 | 0 | 0 | 4 | | | | | | | | | |
| Kevin Mitchell, R OBP: 0.371, SLG: 0.528 (8, 9) | | | | | | | | | | | | | 6 | 0 | 0 | 0 | 0 | 3 | 5 | | | | | | | | | |
| Howard Johnson, S OBP: 0.354, SLG: 0.486 (9, 6) | | | | | | | | | | | | | 5 | 1 | 2 | 0 | 1 | 1 | 0 | | | | | | | | | |
| Rafael Santana, R OBP: 0.258, SLG: 0.212 (9, 5) | | | | | | | | | | | | | 4 | 1 | 2 | 0 | 0 | 0 | 1 | | | | | | | | | |
| Ray Knight, R OBP: 0.352, SLG: 0.437 (9, 5) | | | | | | | | | | | | | 2 | 0 | 1 | 0 | 0 | 0 | 2 | | | | | | | | | |
| Dwight Gooden, R OBP: 0.127, SLG: 0.132 (10, 1) | | | | | | | | | | | | | 4 | 1 | 1 | 0 | 0 | 0 | 2 | | | | | | | | | |
| Jesse Orosco, R OBP: 0.289, SLG: 0.429 (11, PH) | | | | | | | | | | | | | 0 | 0 | 0 | 0 | 0 | 0 | 0 | | | | | | | | | |
| George Foster, R OBP: 0.400, SLG: 0.357 (11, 1) | | | | | | | | | | | | | 0 | 0 | 0 | 0 | 0 | 0 | 1 | | | | | | | | | |
| Roger McDowell, R OBP: 0.400, SLG: 0.357 (11, 1) | | | | | | | | | | | | | 0 | 0 | 0 | 0 | 0 | 0 | 0 | | | | | | | | | |
| Inning Stats | R: 1 E: 0 K: 0 S: 4 | H: 2 LOB: 0 BB: 0 P: 4 | R: 0 E: 1 K: 1 S: 6 | H: 0 LOB: 1 BB: 0 P: 6 | R: 0 E: 0 K: 0 S: 3 | H: 0 LOB: 0 BB: 0 P: 3 | R: 0 E: 0 K: 0 S: 3 | H: 1 LOB: 0 BB: 0 P: 3 | R: 3 E: 0 K: 1 S: 9 | H: 4 LOB: 1 BB: 0 P: 9 | R: 0 E: 0 K: 1 S: 5 | H: 0 LOB: 0 BB: 0 P: 5 | R: 0 E: 0 K: 0 S: 3 | H: 0 LOB: 0 BB: 0 P: 3 | R: 1 E: 0 K: 1 S: 7 | H: 2 LOB: 2 BB: 1 P: 11 | R: 0 E: 0 K: 0 S: 4 | H: 2 LOB: 1 BB: 0 P: 4 | R: 0 E: 0 K: 1 S: 5 | H: 0 LOB: 2 BB: 2 P: 13 | R: 0 E: 0 K: 2 S: 9 | H: 2 LOB: 2 BB: 0 P: 9 | R: 2 E: 1 K: 1 S: 6 | H: 2 LOB: 1 BB: 2 P: 14 | 1B: 14 2B: 1 3B: 0 HR: 1 | SF: 1 SAC: 1 DP: 4 HBP: 0 | WP: 0 PB: 0 SB: 2 CS: 0 | PA: 53 |
| PITCHER | IP WLS BF H R ER SO BB IBB HBP BLK WP HR S P ERA WHIP | Ed Lynch, R ERA: 3.54 | Ray Fontenot, L ERA: 3.94 | Dave Gumpert, R ERA: 2.12 | Frank DiPino, L ERA: 4.61 | George Frazier, R ERA: 5.55 | PITCHER | IP WLS BF H R ER SO BB IBB HBP BLK WP HR S P ERA WHIP | Lee Smith, R ERA: 2.9 | (12, 1) | 1.0 1.0 4 1 0 0 1 0 1 0 1 0 0 5 9 0.00 1.000 | | | | | | | | | | | | | | | | | |

New York Mets @ Chicago Cubs
Wrigley Field, Chicago, IL
Wed Aug 06 1986, 3:33 AM CDT
Unknown

AB 46
R 7
H 15
RBI 7
BB 5
SO 8
LOB 21



| Batter | 1 | 2 | 3 | 4 | 5 | 6 | 7 | 8 | 9 | 10 | 11 | 12 | AB | R | H | RBI | BB | SO | LOB | BOTTOM | | |
|---------------------------------------------------------|-------------------------------------------------------------------------------------------------------|---------------------------------|------------------------------|---------------------------------|------------------------------|-------------------------------------------------------------------------------------------------------|------------------------------|---------------------------------|----------------------------------------------------------------------------------------------|---------------------------------|------------------------------|---------------------------------|------------------------------|----------------------------------|------------------------------|---------------------------------|------------------------------|---------------------------------|----------------------------------|------------------------------------|----------------------------------|--------|
| Bob Dernier, R OBP: 0.250, SLG: 0.246 (8, PH) | | | | | | | | | | | | | 2 | 1 | 0 | 0 | 1 | 0 | 0 | | | |
| Jerry Mumphrey, S OBP: 0.372, SLG: 0.392 (9, 8) | | | | | | | | | | | | | 3 | 0 | 2 | 1 | 0 | 0 | 0 | | | |
| 23 Ryne Sandberg, R OBP: 0.323, SLG: 0.422 (1, 4) | | | | | | | | | | | | | 5 | 1 | 2 | 2 | 1 | 0 | 3 | | | |
| Gary Matthews, R OBP: 0.300, SLG: 0.402 (8, 1) | | | | | | | | | | | | | 4 | 0 | 0 | 0 | 0 | 0 | 1 | | | |
| Frank DiPino, L ERA: 4.61 | | | | | | | | | | | | | 0 | 0 | 0 | 0 | 0 | 0 | 0 | | | |
| Chris Sigmund, S OBP: 0.311, SLG: 0.418 (12, 1) | | | | | | | | | | | | | 0 | 0 | 0 | 0 | 0 | 0 | 0 | | | |
| George Frazier, R ERA: 5.55 | | | | | | | | | | | | | 0 | 0 | 0 | 0 | 0 | 0 | 0 | | | |
| Lee Smith, R ERA: 2.9 | | | | | | | | | | | | | 1 | 0 | 0 | 0 | 0 | 0 | 0 | | | |
| Manny Trillo, R OBP: 0.310, SLG: 0.381 (12, PH) | | | | | | | | | | | | | 0 | 0 | 0 | 0 | 0 | 0 | 0 | | | |
| Keith Moreland, R OBP: 0.340, SLG: 0.384 (1, 9) | | | | | | | | | | | | | 5 | 1 | 1 | 0 | 0 | 1 | 2 | | | |
| Leon Durham, L OBP: 0.332, SLG: 0.393 (8, 1) | | | | | | | | | | | | | 3 | 0 | 1 | 0 | 0 | 2 | 0 | | | |
| Dave Gumpert, R ERA: 2.12 | | | | | | | | | | | | | 0 | 0 | 0 | 0 | 0 | 0 | 0 | | | |
| Thad Bosley, L OBP: 0.375, SLG: 0.341 (9, 7) | | | | | | | | | | | | | 2 | 1 | 1 | 0 | 0 | 1 | 0 | | | |
| Jody Davis, R OBP: 0.283, SLG: 0.432 (1, 2) | | | | | | | | | | | | | 3 | 1 | 1 | 3 | 1 | 1 | 0 | | | |
| Ron Cey, R OBP: 0.394, SLG: 0.543 (1, 5) | | | | | | | | | | | | | 5 | 0 | 0 | 0 | 0 | 2 | 2 | | | |
| Shawon Dunston, R OBP: 0.297, SLG: 0.433 (1, 6) | | | | | | | | | | | | | 5 | 0 | 0 | 0 | 0 | 1 | 0 | | | |
| Ed Lynch, R ERA: 3.54 | | | | | | | | | | | | | 2 | 0 | 0 | 0 | 0 | 2 | 0 | | | |
| Ray Fontenot, L OBP: 0.200, SLG: 0.200 (8, 1) | | | | | | | | | | | | | 0 | 0 | 0 | 0 | 0 | 0 | 0 | | | |
| Terry Francona, L OBP: 0.273, SLG: 0.277 (8, 3) | | | | | | | | | | | | | 3 | 1 | 2 | 0 | 0 | 1 | 0 | | | |
| Inning Stats | R: 0 E: 0 K: 0 S: 3 | H: 0 LOB: 0 BB: 0 P: 3 | R: 0 E: 0 K: 1 S: 5 | H: 0 LOB: 1 BB: 1 P: 9 | R: 2 E: 0 K: 2 S: 8 | H: 1 LOB: 0 BB: 1 P: 12 | R: 1 E: 0 K: 1 S: 6 | H: 2 LOB: 0 BB: 0 P: 6 | R: 0 E: 0 K: 1 S: 5 | H: 0 LOB: 0 BB: 0 P: 5 | R: 0 E: 0 K: 1 S: 7 | H: 0 LOB: 0 BB: 0 P: 7 | R: 0 E: 0 K: 1 S: 6 | H: 1 LOB: 2 BB: 1 P: 10 | R: 0 E: 0 K: 0 S: 7 | H: 0 LOB: 0 BB: 0 P: 7 | R: 1 E: 0 K: 0 S: 5 | H: 2 LOB: 1 BB: 0 P: 6 | 1B: 7 2B: 1 3B: 0 HR: 2 | SF: 1 SAC: 0 DP: 1 HBP: 0 | WP: 0 PB: 0 SB: 1 CS: 0 | PA: 48 |
| PITCHER | IP WLS BF H R ER SO BB IBB HBP BLK WP HR S P ERA WHIP | Dwight Gooden, R ERA: 3.05 | Jesse Orosco, L ERA: 2.77 | Roger McDowell, R ERA: 2.44 | PITCHER | IP WLS BF H R ER SO BB IBB HBP BLK WP HR S P ERA WHIP | Lee Smith, R ERA: 2.9 | (12, 1) | 1.0 1.0 4 1 0 0 1 0 1 0 1 0 0 5 9 0.00 1.000 | | | | | | | | | | | | | |

New York Mets @ Chicago Cubs
Wrigley Field, Chicago, IL
Wed Aug 06 1986, 3:33 AM CDT
Unknown

AB 43
R 6
H 10
RBI 6
BB 4
SO 12
LOB 11



| Batter | 1 | 2 | 3 | 4 | 5 | 6 | 7 | 8 | 9 | AB | R | H | RBI | BB | SO | LOB | TOP | | | |
|-----------------------------------------------------|------------------------------|---------------------------------|------------------------------|---------------------------------|------------------------------|---------------------------------|-------------------------------|----------------------------------|------------------------------|---------------------------------|------------------------------|---------------------------------|------------------------------|----------------------------------|------------------------------|----------------------------------|-----------------------------------|------------------------------------|----------------------------------|--------|
| Lenny Dykstra, L (1,8) OBP: 0.398, SLG: 0.488 | L6 | | | 1B | 2B | | CS | 1B | FC5 | 5 | 1 | 3 | 0 | 1 | 0 | 2 | | | | |
| Wally Backman, S (1,4) OBP: 0.370, SLG: 0.377 | 4-3 | | | 1B | FC6-4 | | L6 | SF8 | | 3 | 1 | 1 | 1 | 1 | 0 | 1 | | | | |
| Keith Hernandez, L (1,3) OBP: 0.393, SLG: 0.432 | F8 | | | HR | F9 | | | | | 5 | 2 | 3 | 2 | 0 | 0 | 2 | | | | |
| Gary Carter, R (1,2) OBP: 0.332, SLG: 0.438 | | K | | HR | FC6-4 | | | | | 4 | 2 | 1 | 3 | 1 | 1 | 4 | | | | |
| Mookie Wilson, S (1,7) OBP: 0.348, SLG: 0.470 | 4-3 | | | F5 | | | 6-3 | BB | 5-3 | 5 | 1 | 1 | 0 | 0 | 0 | 0 | | | | |
| Danny Heep, L (1,9) OBP: 0.385, SLG: 0.409 | F9 | | | K | | | | 1B | | 3 | 1 | 1 | 1 | 0 | 1 | 0 | | | | |
| Kevin Mitchell, R (8, PH) OBP: 0.373, SLG: 0.518 | | | | | | | | 1B | 1B | 0 | 2 | 0 | 1 | 2 | 0 | 0 | | | | |
| Ray Knight, R (1,5) OBP: 0.357, SLG: 0.443 | | | 6-3 | FC6-4 | 1B | | G4-6-3 | 1B | FC5 | 5 | 0 | 4 | 2 | 0 | 0 | 0 | | | | |
| Rafael Santana, R (1,6) OBP: 0.257, SLG: 0.212 | | 4-3 | FC6-4 | | G4-6-3 | | | 1B | K | 5 | 1 | 1 | 1 | 0 | 1 | 4 | | | | |
| Rick Aguilera, R (1,1) OBP: 0.237, SLG: 0.343 | | | K | | F4 | | G1-6-3 | FC5 | | 5 | 1 | 1 | 1 | 0 | 1 | 2 | | | | |
| Inning Stats | R: 0 E: 0 K: 0 S: 3 | H: 0 LOB: 0 BB: 0 P: 3 | R: 0 E: 0 K: 1 S: 5 | H: 0 LOB: 0 BB: 0 P: 5 | R: 0 E: 0 K: 1 S: 5 | H: 0 LOB: 0 BB: 0 P: 5 | R: 4 E: 0 K: 1 S: 10 | H: 5 LOB: 1 BB: 0 P: 10 | R: 0 E: 0 K: 0 S: 4 | H: 1 LOB: 2 BB: 1 P: 8 | R: 0 E: 0 K: 0 S: 2 | H: 0 LOB: 0 BB: 1 P: 6 | R: 6 E: 0 K: 0 S: 9 | H: 6 LOB: 2 BB: 2 P: 17 | R: 1 E: 0 K: 1 S: 7 | H: 2 LOB: 2 BB: 1 P: 11 | 1B: 12 2B: 2 3B: 0 HR: 2 | SF: 1 SAC: 0 DP: 1 HBP: 0 | WP: 0 PB: 0 SB: 0 CS: 1 | PA: 46 |
| PITCHER | IP | WLS | BF | H | R | ER | SO | BB | IBB | HBP | BLK | WP | HR | S | P | ERA | WHIP | | | |
| Scott Sanderson, R (1,1) ERA: 4.43 | 6.0 | L | 26 | 8 | 5 | 5 | 3 | 1 | 0 | 0 | 0 | 0 | 2 | 31 | 35 | 7.50 | 1.500 | | | |
| Ray Fontenot, L (7,1) ERA: 4.32 | 1.0 | | 6 | 2 | 3 | 3 | 0 | 2 | 0 | 0 | 0 | 0 | 0 | 4 | 12 | 27.00 | 4.000 | | | |
| Dave Gumpert, R (8,1) ERA: 3.0 | 0.1 | | 4 | 2 | 1 | 1 | 0 | 1 | 0 | 0 | 0 | 0 | 0 | 3 | 7 | 27.00 | 9.000 | | | |
| Frank DiPino, L (8,1) ERA: 4.64 | 1.2 | | 10 | 4 | 3 | 3 | 1 | 1 | 0 | 0 | 0 | 0 | 0 | 11 | 15 | 16.20 | 3.000 | | | |

New York Mets @ Chicago Cubs
Wrigley Field, Chicago, IL
Thu Aug 07 1986, 3:33 AM CDT
Att: 28,725 - Unknown

AB 40
R 12
H 16
RBI 12
BB 5
SO 4
LOB 15



| Batter | 1 | 2 | 3 | 4 | 5 | 6 | 7 | 8 | 9 | AB | R | H | RBI | BB | SO | LOB | BOTTOM | | | | | |
|-----------------------------------------------------|------------------------------|---------------------------------|------------------------------|---------------------------------|------------------------------|---------------------------------|------------------------------|---------------------------------|------------------------------|---------------------------------|------------------------------|---------------------------------|------------------------------|---------------------------------|------------------------------|---------------------------------|------------------------------|---------------------------------|----------------------------------|------------------------------------|----------------------------------|--------|
| Bob Dernier, R (1,8) OBP: 0.257, SLG: 0.255 | 5-3 | | | E5 | | 4-3 | | | | 4 | 1 | 2 | 0 | 0 | 0 | 0 | | | | | | |
| 23 Ryne Sandberg, R (1,4) OBP: 0.322, SLG: 0.420 | F6 | | | 4-3 | | F5 | | K | | 4 | 0 | 0 | 0 | 0 | 1 | 3 | | | | | | |
| Gary Matthews, R (1,7) OBP: 0.360, SLG: 0.455 | 4-3 | | | SF8 | | | 2-3 | | F7 | 3 | 0 | 0 | 1 | 0 | 0 | 0 | | | | | | |
| Keith Moreland, R (1,9) OBP: 0.336, SLG: 0.378 | | 5-3 | | K | | | F9 | | 4-3 | 4 | 0 | 0 | 0 | 0 | 1 | 0 | | | | | | |
| Leon Durham, L (1,3) OBP: 0.332, SLG: 0.397 | | | | | | | | | | 3 | 1 | 2 | 0 | 0 | 0 | 0 | | | | | | |
| Frank DiPino, L (8,1) OBP: 0.250, SLG: 0.200 | | | | | | | | | | 0 | 0 | 0 | 0 | 0 | 0 | 0 | | | | | | |
| Thad Bosley, L (9, PH) OBP: 0.374, SLG: 0.341 | | | | | | | | | | 1 | 0 | 1 | 0 | 0 | 0 | 0 | | | | | | |
| Jody Davis, R (1,2) OBP: 0.291, SLG: 0.431 | | K | | 4-3 | | | | 1B | K | 4 | 1 | 1 | 1 | 0 | 2 | 2 | | | | | | |
| Manny Trillo, R (1,5) OBP: 0.345, SLG: 0.347 | | | | | | | | | | 3 | 0 | 0 | 0 | 0 | 0 | 1 | | | | | | |
| Chris Speier, R (1,6) OBP: 0.357, SLG: 0.442 | | | | | | | | | | 3 | 0 | 1 | 0 | 0 | 1 | 0 | | | | | | |
| Scott Sanderson, R (1,1) OBP: 0.079, SLG: 0.081 | | | | | | | | | | 1 | 0 | 0 | 0 | 0 | 0 | 0 | | | | | | |
| Terry Francona, L (6, PH) OBP: 0.269, SLG: 0.273 | | | | | | | | | | 1 | 0 | 0 | 0 | 0 | 1 | 0 | | | | | | |
| Ray Fontenot, L (7,1) OBP: 0.200, SLG: 0.200 | | | | | | | | | | 0 | 0 | 0 | 0 | 0 | 0 | 0 | | | | | | |
| Dave Gumpert, R (8,1) OBP: 0.374, SLG: 0.341 | | | | | | | | | | 0 | 0 | 0 | 0 | 0 | 0 | 0 | | | | | | |
| Ron Cox, R (8,5) OBP: 0.390, SLG: 0.535 | | | | | | | | | | 0 | 0 | 0 | 1 | 0 | 0 | 0 | | | | | | |
| Inning Stats | R: 0 E: 0 K: 0 S: 3 | H: 0 LOB: 0 BB: 0 P: 3 | R: 0 E: 0 K: 1 S: 5 | H: 1 LOB: 1 BB: 0 P: 5 | R: 0 E: 0 K: 1 S: 5 | H: 0 LOB: 0 BB: 0 P: 5 | R: 1 E: 0 K: 1 S: 6 | H: 1 LOB: 0 BB: 0 P: 6 | R: 1 E: 0 K: 0 S: 4 | H: 1 LOB: 0 BB: 0 P: 4 | R: 0 E: 0 K: 1 S: 5 | H: 0 LOB: 0 BB: 0 P: 5 | R: 0 E: 0 K: 0 S: 3 | H: 0 LOB: 0 BB: 0 P: 3 | R: 1 E: 0 K: 1 S: 8 | H: 3 LOB: 2 BB: 0 P: 8 | R: 0 E: 0 K: 1 S: 6 | H: 1 LOB: 1 BB: 0 P: 6 | 1B: 5 2B: 2 3B: 1 HR: 0 | SF: 2 SAC: 0 DP: 1 HBP: 0 | WP: 0 PB: 0 SB: 0 CS: 1 | PA: 33 |
| PITCHER | IP | WLS | BF | H | R | ER | SO | BB | IBB | HBP | BLK | WP | HR | S | P | ERA | WHIP | | | | | |
| Rick Aguilera, R (1,1) ERA: 3.94 | 9.0 | W | 33 | 7 | 3 | 2 | 6 | 0 | 0 | 0 | 0 | 0 | 0 | 45 | 45 | 2.00 | 0.778 | | | | | |

New York Mets @ Chicago Cubs
Wrigley Field, Chicago, IL
Thu Aug 07 1986, 3:33 AM CDT
Att: 28,725 - Unknown


AB 31
R 3
H 7
RBI 3
BB 0
SO 6
LOB 6



| Batter | 1 | 2 | 3 | 4 | 5 | 6 | 7 | 8 | 9 | AB | R | H | RBI | BB | SO | LOB | TOP | | | | | | | | |
|----------------------------------------------------------------|------------------------------|---------------------------------|------------------------------|---------------------------------|------------------------------|---------------------------------|------------------------------|---------------------------------|------------------------------|---------------------------------|------------------------------|----------------------------------|------------------------------|---------------------------------|------------------------------|----------------------------------|------------------------------------------------------------------------------------------------------------------------------------|---------------------------------|----------------------------------|------------------------------------|----------------------------------|--------|--|--|--|
| Gary Redus, R OBP: 0.336, SLG: 0.473 (1, 7) | F3 | | 6-3 | | | F6 | | S 1B | | 4 | 0 | 1 | 0 | 0 | 0 | 1 | Philadelphia Phillies @ Chicago Cubs Wrigley Field, Chicago, IL Fri Aug 08 1986, 3:33 AM CDT Att: 27,811 - Unknown | | | | | | | | |
| Jeff Stone, L OBP: 0.318, SLG: 0.396 (1, 8) | K | | 4-3 | | | HR | | F7 | | 4 | 1 | 1 | 1 | 0 | 1 | 2 | | | | | | | | | |
| Juan Samuel, R OBP: 0.301, SLG: 0.440 (1, 4) | 5-3 | | | | | BB BB | | K | | 3 | 0 | 1 | 0 | 1 | 1 | 1 | | | | | | | | | |
| Mike Schmidt, R OBP: 0.390, SLG: 0.543 (1, 5) | | F7 | | | | BB BB | | BB | | 2 | 0 | 0 | 0 | 2 | 0 | 1 | | | | | | | | | |
| Von Hayes, L OBP: 0.369, SLG: 0.424 (1, 3) | F4 | | | | | BB | | IBB | | 4 | 0 | 0 | 0 | 0 | 0 | 4 | | | | | | | | | |
| Glenn Wilson, R OBP: 0.303, SLG: 0.402 (1, 9) | | | | | | | | | | 3 | 0 | 1 | 0 | 1 | 0 | 0 | | | | | | | | | |
| John Russell, R OBP: 0.298, SLG: 0.455 (9, PH) | | | | | | | | | | 3 | 0 | 0 | 0 | 0 | 1 | 2 | | | | | | | | | |
| Greg Gross, L OBP: 0.394, SLG: 0.321 (9, PH) | F4 | | | | | K | | F6 | | 1 | 0 | 0 | 0 | 0 | 0 | 0 | | | | | | | | | |
| Steve Jeltz, S OBP: 0.335, SLG: 0.260 (9, PH) | | | | | | F7 | | K | | 3 | 0 | 1 | 0 | 0 | 1 | 1 | | | | | | | | | |
| Ron Roenicke, S OBP: 0.370, SLG: 0.385 (9, PH) | | | S 1B | | | | | | | 1 | 0 | 1 | 0 | 0 | 0 | 0 | | | | | | | | | |
| Bruce Ruffin, S OBP: 0.087, SLG: 0.130 (7, PH) | | | | | | | | | | 2 | 0 | 0 | 0 | 0 | 1 | 1 | | | | | | | | | |
| Rick Schu, R OBP: 0.340, SLG: 0.424 (7, 1) | | | P3 | | | K | | F6 | | 1 | 0 | 0 | 0 | 0 | 0 | 0 | | | | | | | | | |
| Kent Tekulve, R OBP: 0.200, SLG: 0.200 (9, PH) | | | | | | | | F7 | | 1 | 0 | 0 | 0 | 0 | 0 | 1 | | | | | | | | | |
| Francisco Melendez, L OBP: 0.200, SLG: 0.200 (9, PH) | | | | | | | | | | 1 | 0 | 0 | 0 | 0 | 0 | 1 | | | | | | | | | |
| Inning Stats | R: 0 E: 0 K: 1 S: 5 | H: 0 LOB: 0 BB: 0 P: 5 | R: 0 E: 0 K: 0 S: 4 | H: 1 LOB: 1 BB: 0 P: 4 | R: 0 E: 0 K: 0 S: 4 | H: 1 LOB: 1 BB: 0 P: 4 | R: 0 E: 0 K: 0 S: 3 | H: 1 LOB: 0 BB: 0 P: 3 | R: 0 E: 0 K: 1 S: 5 | H: 0 LOB: 0 BB: 0 P: 5 | R: 1 E: 0 K: 1 S: 6 | H: 1 LOB: 2 BB: 2 P: 14 | R: 0 E: 0 K: 1 S: 5 | H: 0 LOB: 1 BB: 1 P: 9 | R: 0 E: 0 K: 1 S: 6 | H: 1 LOB: 1 BB: 0 P: 10 | R: 0 E: 0 K: 0 S: 4 | H: 1 LOB: 1 BB: 0 P: 4 | 1B: 4 2B: 1 3B: 1 HR: 1 | SF: 0 SAC: 0 DP: 1 HBP: 0 | WP: 0 PB: 0 SB: 3 CS: 0 | PA: 36 | | | |
| PITCHER | IP | WLS | BF | H | R | ER | SO | BB | IBB | HBP | BLK | WP | HR | S | P | ERA | WHIP | | | | | | | | |
| Rick Sutcliffe, R ERA: 4.07 (1, 1) | 5.2 | | 22 | 4 | 1 | 1 | 3 | 2 | 0 | 0 | 0 | 0 | 1 | 26 | 34 | 1.59 | 1.059 | | | | | | | | |
| Steve Trout, L ERA: 4.53 (6, 1) | 2.1 | W | 10 | 1 | 0 | 0 | 2 | 1 | 1 | 0 | 0 | 0 | 0 | 12 | 20 | 0.00 | 0.857 | | | | | | | | |
| Lee Smith, R ERA: 2.86 (9, 1) | 1.0 | S | 4 | 1 | 0 | 0 | 0 | 0 | 0 | 0 | 0 | 0 | 0 | 4 | 4 | 0.00 | 1.000 | | | | | | | | |

| Batter | 1 | 2 | 3 | 4 | 5 | 6 | 7 | 8 | 9 | AB | R | H | RBI | BB | SO | LOB | BOTTOM | | | | | | | | |
|-------------------------------------------------------------|------------------------------|---------------------------------|------------------------------|---------------------------------|------------------------------|---------------------------------|------------------------------|---------------------------------|------------------------------|---------------------------------|------------------------------|---------------------------------|------------------------------|---------------------------------|------------------------------|---------------------------------|------------------------------------------------------------------------------------------------------------------------------------|---------------------------------|----------------------------------|------------------------------------|----------------------------------|--------|--|--|--|
| Bob Dernier, R OBP: 0.261, SLG: 0.263 (1, 8) | F9 | | | | | 23 E 1B | | F8 | | 4 | 1 | 2 | 0 | 0 | 0 | 0 | Philadelphia Phillies @ Chicago Cubs Wrigley Field, Chicago, IL Fri Aug 08 1986, 3:33 AM CDT Att: 27,811 - Unknown | | | | | | | | |
| 23 Ryne Sandberg, R OBP: 0.321, SLG: 0.418 (1, 4) | K | | 4-3 | | | E3 4-3 1B | | 5-3 | | 4 | 1 | 1 | 1 | 0 | 1 | 1 | | | | | | | | | |
| Gary Matthews, R OBP: 0.360, SLG: 0.453 (1, 7) | | | | | | | | | | 3 | 0 | 1 | 0 | 0 | 1 | 1 | | | | | | | | | |
| Terry Francona, L OBP: 0.266, SLG: 0.270 (6, 7) | FC5-4 1B | | | | | K | | G3 | | 1 | 0 | 0 | 0 | 0 | 0 | 0 | | | | | | | | | |
| Keith Moreland, R OBP: 0.336, SLG: 0.377 (1, 9) | FC5-4 1-2 | | | | | 4-3 | | | | 2 | 0 | 0 | 0 | 1 | 0 | 2 | | | | | | | | | |
| Jody Davis, R OBP: 0.292, SLG: 0.430 (1, 2) | | | 6-3 | | | 2-3 | | FC6 1B | | 3 | 0 | 1 | 1 | 0 | 0 | 1 | | | | | | | | | |
| Ron Cey, R OBP: 0.385, SLG: 0.527 (1, 5) | | | | | | | | | | 3 | 0 | 0 | 0 | 0 | 0 | 2 | | | | | | | | | |
| Chris Speier, R OBP: 0.357, SLG: 0.442 (9, 5) | | | 6-3 | | | G3 | | FC6 | | 0 | 0 | 0 | 0 | 0 | 0 | 0 | | | | | | | | | |
| Leon Durham, L OBP: 0.329, SLG: 0.393 (1, 3) | | | K | | | | | | | 3 | 0 | 0 | 0 | 0 | 2 | 0 | | | | | | | | | |
| Shawon Dunston, R OBP: 0.299, SLG: 0.435 (1, 6) | | | | | | | | | | 3 | 0 | 0 | 0 | 0 | 0 | 0 | | | | | | | | | |
| Rick Sutcliffe, L OBP: 0.205, SLG: 0.333 (1, 1) | | | | | | | | | | 2 | 0 | 0 | 0 | 0 | 1 | 0 | | | | | | | | | |
| Steve Trout, L OBP: 0.211, SLG: 0.216 (6, 1) | | | K | | | F1 | | 4-3 | | 1 | 0 | 0 | 0 | 0 | 0 | 0 | | | | | | | | | |
| Lee Smith, R ERA: 2.79 (9, 1) | | | | | | | | | | 0 | 0 | 0 | 0 | 0 | 0 | 0 | | | | | | | | | |
| Inning Stats | R: 0 E: 0 K: 1 S: 6 | H: 1 LOB: 1 BB: 0 P: 6 | R: 0 E: 0 K: 1 S: 5 | H: 0 LOB: 0 BB: 0 P: 5 | R: 0 E: 0 K: 1 S: 6 | H: 1 LOB: 1 BB: 0 P: 6 | R: 0 E: 0 K: 0 S: 3 | H: 0 LOB: 1 BB: 1 P: 7 | R: 0 E: 0 K: 1 S: 5 | H: 0 LOB: 0 BB: 0 P: 5 | R: 2 E: 1 K: 1 S: 8 | H: 3 LOB: 1 BB: 0 P: 8 | R: 0 E: 0 K: 0 S: 3 | H: 0 LOB: 0 BB: 0 P: 3 | R: 0 E: 0 K: 0 S: 3 | H: 0 LOB: 0 BB: 0 P: 3 | R: 0 E: 0 K: 0 S: 4 | H: 0 LOB: 0 BB: 0 P: 4 | 1B: 4 2B: 1 3B: 0 HR: 0 | SF: 0 SAC: 0 DP: 0 HBP: 0 | WP: 0 PB: 0 SB: 2 CS: 0 | PA: 30 | | | |
| PITCHER | IP | WLS | BF | H | R | ER | SO | BB | IBB | HBP | BLK | WP | HR | S | P | ERA | WHIP | | | | | | | | |
| Bruce Ruffin, L ERA: 2.92 (1, 1) | 6.0 | L | 24 | 5 | 2 | 1 | 5 | 1 | 0 | 0 | 0 | 0 | 0 | 33 | 37 | 1.50 | 1.000 | | | | | | | | |
| Kent Tekulve, R ERA: 2.79 (7, 1) | 2.0 | | 6 | 0 | 0 | 0 | 0 | 0 | 0 | 0 | 0 | 0 | 0 | 6 | 6 | 0.00 | 0.000 | | | | | | | | |

AB 32
R 1
H 6
RBI 1
BB 4
SO 5
LOB 15



AB 29
R 2
H 5
RBI 2
BB 1
SO 5
LOB 7



| Batter | 1 | 2 | 3 | 4 | 5 | 6 | 7 | 8 | 9 | AB | R | H | RBI | BB | SO | LOB | TOP | | | |
|---------------------------------------------------------------------------------------------------|-------------------------------------------------------------------------------------------------------|-------------------------------------------------------------------------------------------------------|-------------------------------------------------------------------------------------------------------|-------------------------------------------------------------------------------------------------------|-------------------------------------------------------------------------------------------------------|-------------------------------------------------------------------------------------------------------|-------------------------------------------------------------------------------------------------------|-------------------------------------------------------------------------------------------------------|-------------------------------------------------------------------------------------------------------|-------------------------------------------------------------------------------------------------------|-------------------------------------------------------------------------------------------------------|-------------------------------------------------------------------------------------------------------|-------------------------------------------------------------------------------------------------------|-------------------------------------------------------------------------------------------------------|-------------------------------------------------------------------------------------------------------|-------------------------------------------------------------------------------------------------------|------------------------------------------------------------------------------------------------------------------------------------|------------------------------------|----------------------------------|--------|
| Jeff Stone, L OBP: 0.320, SLG: 0.396 (1, 8) | B3 | | S 2B 1B | | SF7 2B 1B | K | | | B5-3 | 5 | 2 | 2 | 0 | 0 | 1 | 2 | Philadelphia Phillies @ Chicago Cubs Wrigley Field, Chicago, IL Sat Aug 09 1986, 3:33 AM CDT Att: 33,003 - Unknown | | | |
| Juan Samuel, R OBP: 0.304, SLG: 0.447 (1, 4) | G3 1B | | 1B 2B | | 1B 2B | K | | 6-3 | 5 | 1 | 3 | 2 | 0 | 1 | 2 | | | | | |
| Von Hayes, L OBP: 0.370, SLG: 0.425 (1, 3) | G3 | | 1B 1B | | SF7 | | | K | 4 | 0 | 2 | 1 | 0 | 1 | 1 | | | | | |
| Mike Schmidt, R OBP: 0.388, SLG: 0.540 (1, 5) | F8 | | 1B | | F9 | | | K | 4 | 0 | 1 | 0 | 0 | 1 | 3 | | | | | |
| Ron Roenicke, S OBP: 0.381, SLG: 0.384 (1, 7) | | F8 BB | F1 | | 1B | | | K | 3 | 0 | 1 | 1 | 1 | 1 | 2 | | | | | |
| Glenn Wilson, R OBP: 0.300, SLG: 0.397 (1, 9) | F8 1-2 | | | | F9 | | | 4-3 | 4 | 0 | 0 | 0 | 0 | 0 | 2 | | | | | |
| Ronn Reynolds, R OBP: 0.317, SLG: 0.487 (1, 2) | K | | | | FC6-4 1B | | | 4-3 | 4 | 0 | 1 | 0 | 0 | 1 | 0 | | | | | |
| Steve Jeltz, S OBP: 0.340, SLG: 0.264 (1, 6) | | | 1B 2B BB | | FC6-4 1-2 | | | 1B 1B | 3 | 1 | 2 | 0 | 1 | 0 | 1 | | | | | |
| Charles Hudson, S OBP: 0.077, SLG: 0.053 Kent Tekulve, R (6, 1) | | | K | | K | | | FC6-4 1-2 | 3 | 0 | 1 | 0 | 0 | 2 | 2 | | | | | |
| Rick Schu, R OBP: 0.339, SLG: 0.421 Steve Bedrosian, R OBP: 0.400, SLG: 0.250 (8, 1) | | | | | | 1-2 1B | | | 0 | 0 | 0 | 0 | 0 | 0 | 0 | | | | | |
| Inning Stats | R: 0 E: 0 K: 0 S: 4 | H: 1 LOB: 1 BB: 0 P: 4 | R: 0 E: 0 K: 1 S: 4 | H: 0 LOB: 0 BB: 1 P: 8 | R: 2 E: 0 K: 1 S: 8 | H: 4 LOB: 2 BB: 1 P: 12 | R: 0 E: 0 K: 1 S: 6 | H: 1 LOB: 1 BB: 0 P: 6 | R: 2 E: 0 K: 2 S: 9 | H: 3 LOB: 1 BB: 0 P: 9 | R: 0 E: 0 K: 2 S: 7 | H: 1 LOB: 0 BB: 0 P: 7 | R: 0 E: 0 K: 0 S: 4 | H: 1 LOB: 1 BB: 0 P: 4 | R: 0 E: 0 K: 1 S: 5 | H: 0 LOB: 0 BB: 0 P: 5 | 1B: 11 2B: 2 3B: 0 HR: 0 | SF: 1 SAC: 0 DP: 0 HBP: 0 | WP: 0 PB: 0 SB: 2 CS: 1 | PA: 39 |
| PITCHER | IP WLS BF H R ER SO BB IBB HBP BLK WP HR S P ERA WHIP | IP WLS BF H R ER SO BB IBB HBP BLK WP HR S P ERA WHIP | IP WLS BF H R ER SO BB IBB HBP BLK WP HR S P ERA WHIP | IP WLS BF H R ER SO BB IBB HBP BLK WP HR S P ERA WHIP | IP WLS BF H R ER SO BB IBB HBP BLK WP HR S P ERA WHIP | IP WLS BF H R ER SO BB IBB HBP BLK WP HR S P ERA WHIP | IP WLS BF H R ER SO BB IBB HBP BLK WP HR S P ERA WHIP | IP WLS BF H R ER SO BB IBB HBP BLK WP HR S P ERA WHIP | IP WLS BF H R ER SO BB IBB HBP BLK WP HR S P ERA WHIP | IP WLS BF H R ER SO BB IBB HBP BLK WP HR S P ERA WHIP | IP WLS BF H R ER SO BB IBB HBP BLK WP HR S P ERA WHIP | IP WLS BF H R ER SO BB IBB HBP BLK WP HR S P ERA WHIP | IP WLS BF H R ER SO BB IBB HBP BLK WP HR S P ERA WHIP | IP WLS BF H R ER SO BB IBB HBP BLK WP HR S P ERA WHIP | IP WLS BF H R ER SO BB IBB HBP BLK WP HR S P ERA WHIP | IP WLS BF H R ER SO BB IBB HBP BLK WP HR S P ERA WHIP | IP WLS BF H R ER SO BB IBB HBP BLK WP HR S P ERA WHIP | | | |
| Dennis Eckersley, R ERA: 4.7 George Frazier, R ERA: 5.33 Ray Fontenot, L ERA: 4.15 | (1, 1) (6, 1) (8, 1) | 5.0 2.0 2.0 | L 8 7 | 24 3 1 | 9 3 0 | 4 0 0 | 4 0 0 | 3 4 1 | 3 0 0 | 2 0 0 | 0 0 0 | 0 0 0 | 0 0 0 | 0 0 0 | 0 16 9 | 28 16 9 | 36 16 9 | 7.20 0.00 0.00 | 2.200 1.500 0.500 | |

| Batter | 1 | 2 | 3 | 4 | 5 | 6 | 7 | 8 | 9 | AB | R | H | RBI | BB | SO | LOB | BOTTOM | | | | | |
|---------------------------------------------------------------------------------------------------------------------------------------------------------------------------------------|-------------------------------------------------------------------------------------------------------|-------------------------------------------------------------------------------------------------------|-------------------------------------------------------------------------------------------------------|-------------------------------------------------------------------------------------------------------|-------------------------------------------------------------------------------------------------------|-------------------------------------------------------------------------------------------------------|-------------------------------------------------------------------------------------------------------|-------------------------------------------------------------------------------------------------------|-------------------------------------------------------------------------------------------------------|-------------------------------------------------------------------------------------------------------|-------------------------------------------------------------------------------------------------------|-------------------------------------------------------------------------------------------------------|-------------------------------------------------------------------------------------------------------|-------------------------------------------------------------------------------------------------------|-------------------------------------------------------------------------------------------------------|-------------------------------------------------------------------------------------------------------|------------------------------------------------------------------------------------------------------------------------------------|------------------------------|---------------------------------|----------------------------------|------------------------------------|----------------------------------|
| Bob Dernier, R OBP: 0.261, SLG: 0.263 (1, 8) | 6-3 | | 6-3 | | 23 S 1B | | | | 4-3 | 4 | 0 | 1 | 0 | 0 | 0 | 0 | Philadelphia Phillies @ Chicago Cubs Wrigley Field, Chicago, IL Sat Aug 09 1986, 3:33 AM CDT Att: 33,003 - Unknown | | | | | |
| 23 Ryne Sandberg, R OBP: 0.323, SLG: 0.425 (1, 4) | HR | | BB | | F8 1-2 | | | 6-3 | 3 | 1 | 1 | 1 | 1 | 0 | 1 | | | | | | | |
| Gary Matthews, R OBP: 0.362, SLG: 0.465 (1, 7) | L8 | | K | | | HR | | 5-3 1B | 4 | 1 | 2 | 1 | 0 | 1 | 1 | | | | | | | |
| Jerry Mumphy, S OBP: 0.371, SLG: 0.402 (1, 9) | 4-3 | | | | K | | | 1B 1B | 4 | 0 | 1 | 0 | 0 | 1 | 1 | | | | | | | |
| Leon Durham, L OBP: 0.328, SLG: 0.395 (1, 3) | | G3 | | | 2B | | | F8 1-2 1B | 4 | 0 | 1 | 0 | 0 | 1 | 1 | | | | | | | |
| Jody Davis, R OBP: 0.291, SLG: 0.429 (1, 2) | | F5 | | | 5-3 | | | F9 | 4 | 0 | 1 | 0 | 0 | 0 | 1 | | | | | | | |
| Ron Cey, R OBP: 0.383, SLG: 0.522 (1, 5) | | 1B 1B | | | K | | | F9 | 4 | 0 | 1 | 0 | 0 | 1 | 3 | | | | | | | |
| Shawon Dunston, R OBP: 0.301, SLG: 0.436 (1, 6) | | 1B | | | L5 | | | F9 1B | 4 | 0 | 2 | 0 | 0 | 0 | 2 | | | | | | | |
| Dennis Eckersley, R Chris Spenser, R George Frazier, R Terry Francona, L Ray Fontenot, L Thad Bosley, L (1, 1) (5, PH) (8, 1) (7, PH) (8, 1) (8, PH) | | | K | | K | | | F7 | 1 | 0 | 0 | 0 | 0 | 1 | 0 | | | | | | | |
| Inning Stats | R: 1 E: 0 K: 0 S: 4 | H: 1 LOB: 0 BB: 0 P: 4 | R: 0 E: 0 K: 0 S: 4 | H: 2 LOB: 2 BB: 0 P: 4 | R: 0 E: 0 K: 2 S: 7 | H: 0 LOB: 1 BB: 1 P: 11 | R: 0 E: 0 K: 2 S: 8 | H: 1 LOB: 1 BB: 0 P: 8 | R: 0 E: 0 K: 1 S: 6 | H: 1 LOB: 1 BB: 0 P: 6 | R: 1 E: 0 K: 0 S: 6 | H: 3 LOB: 2 BB: 0 P: 6 | R: 0 E: 0 K: 0 S: 3 | H: 0 LOB: 0 BB: 0 P: 3 | R: 0 E: 0 K: 1 S: 5 | H: 1 LOB: 0 BB: 0 P: 5 | | R: 0 E: 0 K: 0 S: 4 | H: 1 LOB: 1 BB: 0 P: 4 | 1B: 7 2B: 2 3B: 0 HR: 2 | SF: 0 SAC: 0 DP: 1 HBP: 0 | WP: 0 PB: 0 SB: 1 CS: 0 |
| PITCHER | IP WLS BF H R ER SO BB IBB HBP BLK WP HR S P ERA WHIP | IP WLS BF H R ER SO BB IBB HBP BLK WP HR S P ERA WHIP | IP WLS BF H R ER SO BB IBB HBP BLK WP HR S P ERA WHIP | IP WLS BF H R ER SO BB IBB HBP BLK WP HR S P ERA WHIP | IP WLS BF H R ER SO BB IBB HBP BLK WP HR S P ERA WHIP | IP WLS BF H R ER SO BB IBB HBP BLK WP HR S P ERA WHIP | IP WLS BF H R ER SO BB IBB HBP BLK WP HR S P ERA WHIP | IP WLS BF H R ER SO BB IBB HBP BLK WP HR S P ERA WHIP | IP WLS BF H R ER SO BB IBB HBP BLK WP HR S P ERA WHIP | IP WLS BF H R ER SO BB IBB HBP BLK WP HR S P ERA WHIP | IP WLS BF H R ER SO BB IBB HBP BLK WP HR S P ERA WHIP | IP WLS BF H R ER SO BB IBB HBP BLK WP HR S P ERA WHIP | IP WLS BF H R ER SO BB IBB HBP BLK WP HR S P ERA WHIP | IP WLS BF H R ER SO BB IBB HBP BLK WP HR S P ERA WHIP | IP WLS BF H R ER SO BB IBB HBP BLK WP HR S P ERA WHIP | IP WLS BF H R ER SO BB IBB HBP BLK WP HR S P ERA WHIP | IP WLS BF H R ER SO BB IBB HBP BLK WP HR S P ERA WHIP | | | | | |
| Charles Hudson, R ERA: 4.59 Kent Tekulve, R ERA: 2.71 Steve Bedrosian, R ERA: 2.8 | (1, 1) (6, 1) (8, 1) | 5.1 1.2 2.0 | W 5 S | 24 0 7 | 24 0 2 | 2 0 0 | 5 0 0 | 3 0 0 | 33 5 9 | 2 0 0 | 2 0 0 | 3 5 9 | 3 5 9 | 33 5 9 | 37 5 9 | 3.38 0.00 0.00 | 1.688 0.000 1.000 | | | | | |

| Batter | 1 | 2 | 3 | 4 | 5 | 6 | 7 | 8 | 9 | AB | R | H | RBI | BB | SO | LOB | TOP | | | |
|-----------------------------------------------------------------------------------------------------------------------------------|----------------------------------------------------------------------------------------------------------------------------------------------------------------------|---------------------------------|------------------------------|---------------------------------|------------------------------|---------------------------------|------------------------------|---------------------------------|------------------------------|---------------------------------|------------------------------|---------------------------------|------------------------------|---------------------------------|------------------------------|---------------------------------|-----------------------------------------------------------------------------------------------------------------------------|----------------------------------|------------------------------------|----------------------------------|
| Jeff Stone, L (1, 8) OBP: 0.314, SLG: 0.388 | F7 | | | 6-3 | | G6-3 | | | K | 4 | 0 | 0 | 0 | 0 | 1 | 1 | Philadelphia Phillies @ Chicago Cubs Wrigley Field, Chicago, IL Sun Aug 10 1986, 3:33 AM CDT Att: 30,009 - Unknown | | | |
| Juan Samuel, R (1, 4) OBP: 0.304, SLG: 0.445 | 6-3 | | | CS 1B | | 6-3 | | | K | 4 | 0 | 1 | 0 | 0 | 1 | 0 | | | | |
| Von Hayes, L (1, 3) OBP: 0.371, SLG: 0.428 | K | | | 1-2 2B | | | | | K | 4 | 0 | 2 | 0 | 0 | 2 | 0 | | | | |
| Mike Schmidt, R (1, 5) OBP: 0.386, SLG: 0.536 | | | | 6-3 | | 4-3 | | | F6 | 3 | 0 | 0 | 0 | 0 | 2 | | | | | |
| Ron Roenicke, S (1, 7) OBP: 0.376, SLG: 0.379 | | | | G3 | | | | | G5-4-3 | 3 | 0 | 0 | 0 | 0 | 1 | | | | | |
| Glenn Wilson, R (1, 9) OBP: 0.300, SLG: 0.397 | | | | F9 | | | | | F7 | 3 | 0 | 1 | 0 | 0 | 0 | 0 | | | | |
| Ronn Reynolds, R (1, 2) OBP: 0.318, SLG: 0.476 | | | | | | | | | FC4-6 1B | 3 | 0 | 1 | 0 | 0 | 2 | 1 | | | | |
| Steve Jeltz, S (1, 6) OBP: 0.337, SLG: 0.262 | | | | L5 | | | | | F7 | 3 | 0 | 0 | 0 | 0 | 2 | | | | | |
| Mike Maddux, L (1, 1) Francisco Melendez, L (6, PH) Tom Hume, R (6, 1) Greg Gross, L (8, PH) Dan Schatzeder, L (8, 1) | | | | 6-3 | | | | | G6-3 1B | 1 | 0 | 0 | 0 | 0 | 0 | 0 | | | | |
| Inning Stats | R: 0 E: 0 K: 1 S: 5 | H: 0 LOB: 0 BB: 0 P: 5 | R: 0 E: 0 K: 0 S: 3 | H: 0 LOB: 0 BB: 0 P: 3 | R: 0 E: 0 K: 1 S: 5 | H: 0 LOB: 0 BB: 0 P: 5 | R: 0 E: 0 K: 0 S: 4 | H: 2 LOB: 1 BB: 0 P: 4 | R: 0 E: 0 K: 0 S: 4 | H: 1 LOB: 1 BB: 0 P: 4 | R: 0 E: 0 K: 0 S: 3 | H: 1 LOB: 0 BB: 0 P: 3 | R: 0 E: 0 K: 0 S: 3 | H: 1 LOB: 1 BB: 0 P: 8 | R: 0 E: 0 K: 2 S: 9 | H: 0 LOB: 0 BB: 0 P: 9 | | 1B: 5 2B: 1 3B: 0 HR: 0 | SF: 0 SAC: 0 DP: 2 HBP: 0 | WP: 0 PB: 0 SB: 0 CS: 1 |
| PITCHER Ed Lynch, R (1, 1) ERA: 2.98 | IP: 9.0 WLS: W BF: 30 H: 6 R: 0 ER: 0 SO: 7 BB: 0 IBB: 0 HBP: 0 BLK: 0 WP: 0 HR: 0 S: 44 P: 44 ERA: 0.00 WHIP: 0.667 | | | | | | | | | | | | | | | PITCHER | | | | |

| Batter | 1 | 2 | 3 | 4 | 5 | 6 | 7 | 8 | 9 | AB | R | H | RBI | BB | SO | LOB | BOTTOM | | | |
|-------------------------------------------------------------------------------------------|----------------------------------------------------------------------------------------------------------------------------------------------------------------------|----------------------------------|------------------------------|---------------------------------|------------------------------|---------------------------------|------------------------------|----------------------------------|------------------------------|----------------------------------|------------------------------|---------------------------------|------------------------------|---------------------------------|------------------------------|---------------------------------|-----------------------------------------------------------------------------------------------------------------------------|----------------------------------|------------------------------------|----------------------------------|
| Bob Dernier, R (1, 8) OBP: 0.261, SLG: 0.260 | 23 E 23 S HR BB | | | | | L4 | | | CS | 3 | 1 | 0 | 0 | 1 | 0 | 0 | Philadelphia Phillies @ Chicago Cubs Wrigley Field, Chicago, IL Sun Aug 10 1986, 3:33 AM CDT Att: 30,009 - Unknown | | | |
| 23 Ryne Sandberg, R (1, 4) OBP: 0.326, SLG: 0.426 | HR 1B | | | | | K | | | S 2B BB | 3 | 2 | 2 | 0 | 1 | 1 | 0 | | | | |
| Gary Matthews, R (1, 7) Terry Francona, L (8, 7) | HR | | | | | 1B 1B | | | 5-3 | 4 | 1 | 2 | 3 | 0 | 1 | 2 | | | | |
| Keith Moreland, R (1, 9) | HR | | | | | 1B 1B | | | K | 0 | 0 | 0 | 0 | 0 | 0 | 0 | | | | |
| Leon Durham, L (1, 3) | HR | | | | | 1B | | | F8 | 4 | 0 | 2 | 1 | 0 | 0 | 1 | | | | |
| Jody Davis, R (1, 2) | HR | | | | | 1B | | | F7 | 3 | 0 | 0 | 0 | 1 | 0 | 1 | | | | |
| Ron Cey, R (1, 5) Chris Speier, R (7, 5) | HR | | | | | 1B | | | F7 | 3 | 0 | 1 | 0 | 1 | 0 | 2 | | | | |
| Shawon Dunston, R (1, 6) | HR | | | | | 1B | | | FC5 | 3 | 0 | 1 | 0 | 1 | 0 | 2 | | | | |
| Ed Lynch, R (1, 1) | HR | | | | | BB | | | 4-3 | 3 | 0 | 1 | 0 | 1 | 0 | 2 | | | | |
| Inning Stats | R: 3 E: 0 K: 0 S: 6 | H: 3 LOB: 1 BB: 1 P: 10 | R: 0 E: 0 K: 0 S: 3 | H: 0 LOB: 0 BB: 0 P: 3 | R: 0 E: 0 K: 1 S: 6 | H: 2 LOB: 1 BB: 0 P: 6 | R: 0 E: 0 K: 2 S: 7 | H: 0 LOB: 1 BB: 1 P: 11 | R: 1 E: 0 K: 0 S: 4 | H: 1 LOB: 2 BB: 2 P: 12 | R: 0 E: 0 K: 1 S: 5 | H: 1 LOB: 0 BB: 0 P: 5 | R: 0 E: 0 K: 1 S: 6 | H: 1 LOB: 1 BB: 0 P: 6 | R: 0 E: 0 K: 0 S: 3 | H: 0 LOB: 0 BB: 0 P: 3 | | 1B: 6 2B: 1 3B: 0 HR: 1 | SF: 0 SAC: 0 DP: 0 HBP: 0 | WP: 0 PB: 0 SB: 3 CS: 1 |
| PITCHER Mike Maddux, R (1, 1) Tom Hume, R (6, 1) Dan Schatzeder, L (8, 1) | IP: 5.0 WLS: L BF: 24 H: 6 R: 4 ER: 4 SO: 3 BB: 3 IBB: 1 HBP: 0 BLK: 0 WP: 0 HR: 1 S: 26 P: 42 ERA: 7.20 WHIP: 1.800 | | | | | | | | | | | | | | | PITCHER | | | | |

| Batter | 1 | 2 | 3 | 4 | 5 | 6 | 7 | 8 | 9 | AB | R | H | RBI | BB | SO | LOB | TOP |
|-----------------------------------------------|-------------------------------------------------------|---------------------------------|------------------------------|---------------------------------|------------------------------|---------------------------------|------------------------------|---------------------------------|------------------------------|---------------------------------|------------------------------|---------------------------------|------------------------------|---------------------------------|----------------------------------|------------------------------------|---------------------------------------------------------------------------------------------------------------------------------|
| Barry Bonds, L OBP: 0.328, SLG: 0.471 | | | | | | | | | | 4 | 1 | 2 | 1 | 0 | 1 | 1 | Pittsburgh Pirates @ Chicago Cubs Wrigley Field, Chicago, IL Tue Aug 12 1986, 3:33 AM CDT Att: 23,874 - Unknown |
| Bobby Bonilla, S OBP: 0.380, SLG: 0.350 | | | | | | | | | | 4 | 0 | 1 | 0 | 0 | 0 | 1 | |
| Johnny Ray, S OBP: 0.367, SLG: 0.397 | | | | | | | | | | 4 | 0 | 1 | 0 | 0 | 0 | 2 | |
| Sid Bream, L OBP: 0.345, SLG: 0.456 | | | | | | | | | | 4 | 0 | 0 | 0 | 0 | 0 | 2 | |
| R.J. Reynolds, S OBP: 0.347, SLG: 0.441 | | | | | | | | | | 4 | 0 | 1 | 0 | 0 | 3 | 1 | |
| Tony Peña, R OBP: 0.338, SLG: 0.379 | | | | | | | | | | 4 | 0 | 1 | 0 | 0 | 0 | 1 | |
| Jim Morrison, R OBP: 0.335, SLG: 0.460 | | | | | | | | | | 3 | 0 | 0 | 0 | 0 | 0 | 2 | |
| Rafael Belliard, R OBP: 0.296, SLG: 0.264 | | | | | | | | | | 3 | 0 | 0 | 0 | 0 | 2 | 2 | |
| Jim Winn, R | | | | | | | | | | 0 | 0 | 0 | 0 | 0 | 0 | 0 | |
| Larry McWilliams, L OBP: 0.207, SLG: 0.185 | | | | | | | | | | 2 | 0 | 1 | 0 | 0 | 1 | 1 | |
| Mike Bielecki, R OBP: 0.079, SLG: 0.054 | | | | | | | | | | 0 | 0 | 0 | 0 | 0 | 0 | 0 | |
| U.L. Washington, S OBP: 0.323, SLG: 0.289 | | | | | | | | | | 1 | 0 | 0 | 0 | 0 | 0 | 0 | |
| Inning Stats | R: 1 E: 0 K: 1 S: 7 | H: 2 LOB: 1 BB: 0 P: 7 | R: 0 E: 0 K: 1 S: 6 | H: 1 LOB: 1 BB: 0 P: 6 | R: 0 E: 0 K: 1 S: 6 | H: 1 LOB: 1 BB: 0 P: 6 | R: 0 E: 0 K: 1 S: 6 | H: 0 LOB: 0 BB: 0 P: 3 | R: 0 E: 0 K: 1 S: 5 | H: 0 LOB: 0 BB: 0 P: 5 | R: 0 E: 0 K: 1 S: 4 | H: 1 LOB: 1 BB: 0 P: 4 | R: 0 E: 0 K: 1 S: 5 | H: 0 LOB: 0 BB: 0 P: 5 | 1B: 5 2B: 2 3B: 0 HR: 1 | SF: 0 SAC: 0 DP: 1 HBP: 0 | WP: 0 PA: 33 PB: 0 SB: 0 CS: 0 |
| PITCHER | IP WLS BF H R ER SO BB IBB HBP BLK WP HR S P ERA WHIP | | | | | | | | | | | | | | | | |
| Scott Sanderson, R ERA: 4.26 | (1, 1) 7.0 W 26 6 1 1 6 0 0 0 0 0 1 38 38 1.29 0.857 | | | | | | | | | | | | | | | | |
| Lee Smith, R ERA: 2.75 | (8, 1) 2.0 S 7 1 0 0 1 0 0 0 0 0 0 9 9 0.00 0.500 | | | | | | | | | | | | | | | | |

| Batter | 1 | 2 | 3 | 4 | 5 | 6 | 7 | 8 | 9 | AB | R | H | RBI | BB | SO | LOB | BOTTOM | | |
|-----------------------------------------------|--------------------------------------------------------|---------------------------------|------------------------------|---------------------------------|------------------------------|---------------------------------|------------------------------|---------------------------------|------------------------------|----------------------------------|------------------------------|----------------------------------|------------------------------|----------------------------------|------------------------------|----------------------------------|---------------------------------------------------------------------------------------------------------------------------------|------------------------------------|--------------------------------------------|
| Bob Dernier, R OBP: 0.270, SLG: 0.288 | | | | | | | | | | 4 | 0 | 1 | 0 | 1 | 0 | 2 | Pittsburgh Pirates @ Chicago Cubs Wrigley Field, Chicago, IL Tue Aug 12 1986, 3:33 AM CDT Att: 23,874 - Unknown | | |
| 23 Ryne Sandberg, R OBP: 0.324, SLG: 0.425 | | | | | | | | | | 4 | 0 | 0 | 0 | 0 | 1 | 2 | | | |
| Gary Matthews, R OBP: 0.363, SLG: 0.476 | | | | | | | | | | 4 | 0 | 3 | 0 | 0 | 0 | 0 | | | |
| Lee Smith, R | | | | | | | | | | 0 | 0 | 0 | 0 | 0 | 0 | 0 | | | |
| Keith Moreland, R OBP: 0.342, SLG: 0.387 | | | | | | | | | | 3 | 2 | 2 | 0 | 1 | 1 | 1 | | | |
| Jody Davis, R OBP: 0.293, SLG: 0.426 | | | | | | | | | | 4 | 0 | 1 | 1 | 0 | 1 | 5 | | | |
| Ron Cey, R OBP: 0.378, SLG: 0.509 | | | | | | | | | | 2 | 0 | 0 | 0 | 1 | 1 | 2 | | | |
| Terry Francona, L OBP: 0.258, SLG: 0.261 | | | | | | | | | | 1 | 0 | 0 | 0 | 0 | 0 | 0 | | | |
| Leon Durham, L OBP: 0.331, SLG: 0.405 | | | | | | | | | | 4 | 1 | 2 | 2 | 0 | 1 | 1 | | | |
| Shawon Dunston, R OBP: 0.298, SLG: 0.432 | | | | | | | | | | 4 | 0 | 0 | 0 | 0 | 3 | 4 | | | |
| Scott Sanderson, R OBP: 0.073, SLG: 0.075 | | | | | | | | | | 3 | 0 | 0 | 0 | 0 | 1 | 3 | | | |
| Chris Speier, R OBP: 0.356, SLG: 0.429 | | | | | | | | | | 0 | 0 | 0 | 0 | 1 | 0 | 0 | | | |
| Inning Stats | R: 0 E: 0 K: 0 S: 3 | H: 1 LOB: 0 BB: 0 P: 3 | R: 1 E: 0 K: 2 S: 9 | H: 2 LOB: 1 BB: 0 P: 9 | R: 0 E: 0 K: 1 S: 5 | H: 0 LOB: 0 BB: 0 P: 5 | R: 0 E: 0 K: 1 S: 6 | H: 1 LOB: 1 BB: 0 P: 6 | R: 1 E: 0 K: 1 S: 6 | H: 1 LOB: 1 BB: 1 P: 10 | R: 1 E: 0 K: 1 S: 8 | H: 3 LOB: 3 BB: 1 P: 12 | R: 0 E: 0 K: 2 S: 8 | H: 1 LOB: 2 BB: 1 P: 12 | R: 0 E: 1 K: 1 S: 6 | H: 0 LOB: 2 BB: 1 P: 10 | 1B: 6 2B: 2 3B: 0 HR: 1 | SF: 0 SAC: 0 DP: 1 HBP: 0 | WP: 0 PA: 37 PB: 0 SB: 2 CS: 0 |
| PITCHER | IP WLS BF H R ER SO BB IBB HBP BLK WP HR S P ERA WHIP | | | | | | | | | | | | | | | | | | |
| Larry McWilliams, L ERA: 4.75 | (1, 1) 5.1 L 25 3 3 3 3 2 0 0 0 0 0 1 33 41 5.06 1.875 | | | | | | | | | | | | | | | | | | |
| Mike Bielecki, R ERA: 4.76 | (6, 1) 0.2 2 0 0 0 1 0 0 0 0 0 0 4 4 0.00 0.000 | | | | | | | | | | | | | | | | | | |
| Jim Winn, R ERA: 3.41 | (7, 1) 2.0 10 1 0 0 3 1 1 0 0 0 0 14 22 0.00 1.000 | | | | | | | | | | | | | | | | | | |



| Batter | 1 | 2 | 3 | 4 | 5 | 6 | 7 | 8 | 9 | AB | R | H | RBI | BB | SO | LOB | TOP | | | | | | | | | | | | | | | | |
|-----------------------------------------------------|-------------------------------------------------------|---------------------------------|------------------------------|---------------------------------|------------------------------|---------------------------------|------------------------------|---------------------------------|------------------------------|----------------------------------|------------------------------|---------------------------------|------------------------------|---------------------------------|------------------------------|----------------------------------|---------------------------------------------------------------------------------------------------------------------------------|---------------------------------|----------------------------------|------------------------------------|----------------------------------|--------|--|--|--|--|--|--|--|--|--|--|--|
| Joe Orsulak L (1.9) OBP: 0.312, SLG: 0.362 | 3-1 | | G3 | | | F8 | | 2B | | 5 | 1 | 2 | 1 | 0 | 0 | 0 | Pittsburgh Pirates @ Chicago Cubs Wrigley Field, Chicago, IL Wed Aug 13 1986, 3:33 AM CDT Att: 24,888 - Unknown | | | | | | | | | | | | | | | | |
| Barry Bonds L (1.8) OBP: 0.337, SLG: 0.483 | 2B | | 1B | K | | | 3B | 2B | | 4 | 3 | 3 | 1 | 1 | 1 | 1 | | | | | | | | | | | | | | | | | |
| Johnny Ray S (1.4) OBP: 0.372, SLG: 0.403 | E | | 1B | | | | 4-3 | | | 4 | 1 | 3 | 2 | 1 | 0 | 1 | | | | | | | | | | | | | | | | | |
| Sid Bream L (1.3) OBP: 0.343, SLG: 0.458 | F8 | | K | | | | 1B | | | 5 | 1 | 1 | 1 | 0 | 2 | 5 | | | | | | | | | | | | | | | | | |
| Bobby Bonilla S (1.7) OBP: 0.364, SLG: 0.352 | E9 | | G3 | | | | FC6-4 | | | 4 | 0 | 2 | 2 | 1 | 1 | 1 | | | | | | | | | | | | | | | | | |
| Tony Peña R (1.2) OBP: 0.334, SLG: 0.374 | 1-3 | | | | | | F8 | | | 5 | 0 | 0 | 0 | 0 | 1 | 4 | | | | | | | | | | | | | | | | | |
| Jim Morrison R (1.5) OBP: 0.333, SLG: 0.456 | | | | | | | | | | 5 | 0 | 1 | 0 | 0 | 1 | 3 | | | | | | | | | | | | | | | | | |
| Bill Almon R (9, PR) OBP: 0.319, SLG: 0.388 | | | | | | | | | | 0 | 0 | 0 | 0 | 0 | 0 | 0 | | | | | | | | | | | | | | | | | |
| Rafael Belliard R (1.6) OBP: 0.296, SLG: 0.263 | | | | | | | | | | 4 | 1 | 1 | 0 | 0 | 0 | 0 | | | | | | | | | | | | | | | | | |
| Benny Distefano L (9, PH) OBP: 0.319, SLG: 0.388 | | | | | | | | | | 1 | 0 | 0 | 0 | 0 | 0 | 1 | | | | | | | | | | | | | | | | | |
| Rick Reuschel R (1.1) OBP: 0.143, SLG: 0.164 | | | | | | | | | | 3 | 1 | 1 | 1 | 0 | 0 | 0 | | | | | | | | | | | | | | | | | |
| Pat Clements R (7.1) OBP: 0.500, SLG: 0.500 | | | | | | | | | | 1 | 0 | 0 | 0 | 0 | 1 | 0 | | | | | | | | | | | | | | | | | |
| Don Robinson R (8.1) OBP: 0.500, SLG: 0.500 | | | | | | | | | | 0 | 0 | 0 | 0 | 0 | 0 | 0 | | | | | | | | | | | | | | | | | |
| Inning Stats | R: 2 E: 1 K: 0 S: 5 | H: 2 LOB: 1 BB: 1 P: 9 | R: 0 E: 0 K: 0 S: 3 | H: 0 LOB: 0 BB: 0 P: 3 | R: 1 E: 0 K: 1 S: 7 | H: 2 LOB: 1 BB: 0 P: 7 | R: 2 E: 0 K: 1 S: 8 | H: 3 LOB: 1 BB: 0 P: 8 | R: 0 E: 0 K: 1 S: 6 | H: 1 LOB: 2 BB: 1 P: 10 | R: 0 E: 0 K: 0 S: 3 | H: 0 LOB: 0 BB: 0 P: 3 | R: 2 E: 0 K: 0 S: 6 | H: 3 LOB: 1 BB: 0 P: 6 | R: 1 E: 0 K: 2 S: 9 | H: 2 LOB: 2 BB: 1 P: 13 | R: 0 E: 0 K: 2 S: 8 | H: 1 LOB: 2 BB: 0 P: 8 | 1B: 8 2B: 5 3B: 1 HR: 0 | SF: 0 SAC: 0 DP: 0 HBP: 0 | WP: 1 PB: 0 SB: 3 CS: 0 | PA: 44 | | | | | | | | | | | |
| PITCHER | IP WLS BF H R ER SO BB IBB HBP BLK WP HR S P ERA WHIP | | | | | | | | | | | | | | | | | | | | | | | | | | | | | | | | |
| Rick Sutcliffe R (1.1) ERA: 4.28 | 4.1 | 23 | 8 | 5 | 5 | 2 | 2 | 0 | 0 | 0 | 0 | 1 | 0 | 25 | 33 | 10.38 | 2.308 | | | | | | | | | | | | | | | | |
| Dave Gumpert R (5.1) ERA: 3.52 | 3.1 | 14 | 4 | 3 | 3 | 2 | 0 | 0 | 0 | 0 | 0 | 0 | 0 | 18 | 18 | 8.10 | 1.200 | | | | | | | | | | | | | | | | |
| Frank DiPino L (8.1) ERA: 4.61 | 0.1 | W | 3 | 1 | 0 | 0 | 1 | 0 | 1 | 0 | 0 | 0 | 0 | 4 | 8 | 0.00 | 3.000 | | | | | | | | | | | | | | | | |
| Lee Smith R (9.1) ERA: 2.74 | 1.0 | S | 4 | 1 | 0 | 0 | 2 | 0 | 0 | 0 | 0 | 0 | 0 | 8 | 8 | 0.00 | 1.000 | | | | | | | | | | | | | | | | |

AB 41
R 8
H 14
RBI 8
BB 3
SO 7
LOB 16



| Batter | 1 | 2 | 3 | 4 | 5 | 6 | 7 | 8 | 9 | AB | R | H | RBI | BB | SO | LOB | BOTTOM | | | | | | | | | | | | | | | | |
|----------------------------------------------------|-------------------------------------------------------|---------------------------------|------------------------------|---------------------------------|------------------------------|---------------------------------|------------------------------|----------------------------------|------------------------------|---------------------------------|------------------------------|---------------------------------|------------------------------|---------------------------------|------------------------------|---------------------------------|---------------------------------------------------------------------------------------------------------------------------------|------------------------------------|----------------------------------|--------|--|--|--|--|--|--|--|--|--|--|--|--|--|
| Bob Dernier R (1.8) OBP: 0.265, SLG: 0.282 | 1-3 | | FC4-6 | | | | 6-3 | FC5-4 | | 5 | 0 | 0 | 0 | 0 | 0 | 4 | Pittsburgh Pirates @ Chicago Cubs Wrigley Field, Chicago, IL Wed Aug 13 1986, 3:33 AM CDT Att: 24,888 - Unknown | | | | | | | | | | | | | | | | |
| 23 Ryne Sandberg R (1.4) OBP: 0.325, SLG: 0.425 | 4-3 | | F7 | | | | 2B | F8 | | 5 | 1 | 2 | 2 | 0 | 0 | 2 | | | | | | | | | | | | | | | | | |
| Gary Matthews R (1.7) OBP: 0.361, SLG: 0.484 | | | | | | | | | | 4 | 1 | 1 | 1 | 0 | 0 | 3 | | | | | | | | | | | | | | | | | |
| Frank DiPino L (8.1) OBP: 0.200, SLG: 0.200 | | | | | | | | | | 0 | 0 | 0 | 0 | 0 | 0 | 0 | | | | | | | | | | | | | | | | | |
| Terry Francona L (9.7) OBP: 0.258, SLG: 0.261 | | | | | | | | | | 0 | 0 | 0 | 0 | 0 | 0 | 0 | | | | | | | | | | | | | | | | | |
| Keith Moreland R (1.9) OBP: 0.341, SLG: 0.388 | | | | | | | | | | 4 | 0 | 1 | 1 | 0 | 0 | 2 | | | | | | | | | | | | | | | | | |
| Leon Durham L (1.3) OBP: 0.335, SLG: 0.419 | | | | | | | | | | 3 | 2 | 2 | 1 | 1 | 0 | 2 | | | | | | | | | | | | | | | | | |
| Jody Davis R (1.2) OBP: 0.292, SLG: 0.424 | | | | | | | | | | 4 | 1 | 1 | 0 | 0 | 1 | 1 | | | | | | | | | | | | | | | | | |
| Chris Speier R (1.5) OBP: 0.349, SLG: 0.419 | | | | | | | | | | 2 | 0 | 0 | 0 | 0 | 1 | 1 | | | | | | | | | | | | | | | | | |
| Dave Gumpert R (5.1) ERA: 3.52 | | | | | | | | | | 1 | 0 | 0 | 0 | 0 | 1 | 0 | | | | | | | | | | | | | | | | | |
| Jerry Mumphrey S (8.7) OBP: 0.372, SLG: 0.405 | | | | | | | | | | 0 | 0 | 0 | 1 | 0 | 0 | 0 | | | | | | | | | | | | | | | | | |
| Lee Smith R (9.1) ERA: 2.74 | | | | | | | | | | 0 | 0 | 0 | 0 | 0 | 0 | 0 | | | | | | | | | | | | | | | | | |
| Shawon Dunston R (1.6) OBP: 0.300, SLG: 0.439 | | | | | | | | | | 4 | 2 | 2 | 2 | 0 | 2 | 0 | | | | | | | | | | | | | | | | | |
| Rick Sutcliffe L (1.1) OBP: 0.225, SLG: 0.333 | | | | | | | | | | 0 | 0 | 0 | 0 | 1 | 0 | 0 | | | | | | | | | | | | | | | | | |
| Manny Trillo R (5.5) OBP: 0.363, SLG: 0.395 | | | | | | | | | | 3 | 2 | 3 | 1 | 0 | 0 | 0 | | | | | | | | | | | | | | | | | |
| Inning Stats | R: 0 E: 0 K: 0 S: 3 | H: 0 LOB: 0 BB: 0 P: 3 | R: 1 E: 0 K: 0 S: 4 | H: 1 LOB: 0 BB: 0 P: 4 | R: 0 E: 0 K: 1 S: 5 | H: 0 LOB: 1 BB: 1 P: 9 | R: 1 E: 0 K: 2 S: 8 | H: 1 LOB: 1 BB: 1 P: 12 | R: 2 E: 1 K: 0 S: 7 | H: 3 LOB: 2 BB: 0 P: 7 | R: 0 E: 0 K: 2 S: 7 | H: 0 LOB: 0 BB: 0 P: 7 | R: 2 E: 0 K: 0 S: 5 | H: 3 LOB: 0 BB: 0 P: 5 | R: 3 E: 0 K: 0 S: 7 | H: 4 LOB: 1 BB: 0 P: 7 | 1B: 6 2B: 2 3B: 0 HR: 4 | SF: 1 SAC: 0 DP: 0 HBP: 0 | WP: 0 PB: 0 SB: 0 CS: 0 | PA: 39 | | | | | | | | | | | | | |
| PITCHER | IP WLS BF H R ER SO BB IBB HBP BLK WP HR S P ERA WHIP | | | | | | | | | | | | | | | | | | | | | | | | | | | | | | | | |
| Rick Reuschel R (1.1) ERA: 4.22 | 6.2 | 31 | 8 | 6 | 5 | 5 | 2 | 0 | 0 | 0 | 0 | 0 | 0 | 3 | 39 | 6.75 | 1.500 | | | | | | | | | | | | | | | | |
| Pat Clements L (7.1) ERA: 3.47 | 0.1 | 1 | 1 | 1 | 1 | 0 | 0 | 0 | 0 | 0 | 0 | 1 | 1 | 27.00 | 3.000 | | | | | | | | | | | | | | | | | | |
| Don Robinson R (8.1) ERA: 3.5 | 1.0 | L | 6 | 3 | 2 | 2 | 0 | 0 | 0 | 0 | 1 | 6 | 6 | 18.00 | 3.000 | | | | | | | | | | | | | | | | | | |

AB 35
R 9
H 12
RBI 9
BB 2
SO 5
LOB 15



| Batter | 1 | 2 | 3 | 4 | 5 | 6 | 7 | 8 | 9 | 10 | AB | R | H | RBI | BB | SO | LOB | TOP | |
|-------------------------------------------------------------------------------------------------------------------------------------------------------------------------------------------------------------------------------------------------|------------------------------|---------------------------------|------------------------------|---------------------------------|------------------------------|---------------------------------|------------------------------|---------------------------------|------------------------------|---------------------------------|------------------------------|---------------------------------|------------------------------|---------------------------------|------------------------------|---------------------------------|----------------------------------|------------------------------------|-----------------|
| Bob Demier, R OBP: 0.261, SLG: 0.277 (1, 8) | F8 | | SH1-3 | | L4 | | | F5 | | K | 4 | 0 | 0 | 0 | 0 | 1 | 1 | | |
| 23 Ryne Sandberg, R OBP: 0.324, SLG: 0.423 (1, 4) | FC6-4 1B | | K | | | 5-3 | | K | | | 4 | 0 | 1 | 0 | 0 | 2 | 1 | | |
| Gary Matthews, R OBP: 0.361, SLG: 0.480 Terry Francona, L OBP: 0.265, SLG: 0.301 (1, 7) (8, 7) (9, 3) | FC6-4 1-2f | | 4-3 | | | C6-4-3 BB | | | | HR | 2 | 0 | 0 | 0 | 1 | 0 | 2 | | |
| Keith Moreland, R OBP: 0.338, SLG: 0.385 (1, 9) | K | | | | F7 | | | G6-4-3 1-2f | | F8 | 4 | 0 | 0 | 0 | 0 | 1 | 2 | | |
| Leon Durham, L OBP: 0.332, SLG: 0.414 Ron Davis, R (9, 1) | | K | | | F6 | | | F8 | | K | 4 | 0 | 0 | 0 | 0 | 2 | 0 | | |
| Jody Davis, R OBP: 0.282, SLG: 0.430 (1, 2) | | 5-3 | | | | HR | | 5-3 | | F4 | 4 | 1 | 1 | 1 | 0 | 0 | 0 | | |
| Ron Cey, R OBP: 0.372, SLG: 0.500 (1, 5) | | F7 | | | F9 | | | 1-3 | | | 4 | 0 | 0 | 0 | 0 | 1 | 0 | | |
| Shawon Dunston, R OBP: 0.300, SLG: 0.439 Chris Speier, R OBP: 0.355, SLG: 0.426 (1, 6) (9, 6) | | | 2B 1B | | 6-3 | | | F7 | | | 3 | 1 | 1 | 0 | 0 | 0 | 0 | | |
| Dennis Eckersley, R OBP: 0.185, SLG: 0.346 Thad Bosley, L OBP: 0.371, SLG: 0.383 Dave Gumpert, R (8, PH) Frank DiPino, L OBP: 0.200, SLG: 0.200 Jerry Mumphy, S OBP: 0.371, SLG: 0.403 (8, 1) (9, 1) (8, 7) | | | SH1-3 1B 2B | | 5-3 | | | HR | | F7 | 2 | 0 | 1 | 1 | 0 | 0 | 0 | | |
| Inning Stats | R: 0 E: 0 K: 1 S: 6 | H: 1 LOB: 1 BB: 0 P: 6 | R: 0 E: 0 K: 1 S: 5 | H: 0 LOB: 0 BB: 0 P: 5 | R: 1 E: 0 K: 1 S: 7 | H: 2 LOB: 1 BB: 0 P: 7 | R: 1 E: 0 K: 0 S: 4 | H: 1 LOB: 0 BB: 0 P: 4 | R: 0 E: 0 K: 0 S: 2 | H: 0 LOB: 0 BB: 1 P: 6 | R: 0 E: 0 K: 0 S: 3 | H: 0 LOB: 0 BB: 0 P: 3 | R: 1 E: 0 K: 1 S: 6 | H: 1 LOB: 0 BB: 0 P: 6 | R: 0 E: 0 K: 2 S: 8 | H: 1 LOB: 1 BB: 0 P: 8 | 1B: 3 2B: 0 3B: 0 HR: 3 | SF: 0 SAC: 1 DP: 1 HBP: 0 | WP: 0 PA: 37 |
| PITCHER | IP 7.0 | WLS 25 | BF 4 | H 2 | R 2 | ER 2 | SO 3 | BB 1 | IBB 0 | HBP 0 | BLK 0 | WP 0 | HR 1 | S 30 | P 34 | ERA 2.57 | WHIP 0.714 | | |
| Jay Tibbs, R ERA: 3.68 Jeff Reardon, R ERA: 3.80 Andy McCaffigan, R ERA: 3.31 (1, 1) (8, 1) (10, 1) | 2.0 | 8 | 2 | 2 | 2 | 2 | 0 | 0 | 0 | 0 | 0 | 0 | 2 | 12 | 12 | 9.00 | 1.000 | | |
| 1.0 | W | 4 | 1 | 0 | 0 | 2 | 0 | 0 | 0 | 0 | 0 | 0 | 0 | 8 | 8 | 0.00 | 1.000 | | |

Chicago Cubs @ Montreal Expos
Olympic Stadium, Montreal, QB
Thu Aug 14 1986, 7:05 PM EDT
Att. 12,506 - Unknown

| | |
|-----|----|
| AB | 35 |
| R | 4 |
| H | 7 |
| RBI | 4 |
| BB | 1 |
| SO | 7 |
| LOB | 7 |



| Batter | 1 | 2 | 3 | 4 | 5 | 6 | 7 | 8 | 9 | 10 | AB | R | H | RBI | BB | SO | LOB | BOTTOM | | | |
|-----------------------------------------------------------------------------------------------------------------------------------------------------------------------------------------------------------------------|------------------------------|---------------------------------|------------------------------|---------------------------------|------------------------------|----------------------------------|------------------------------|---------------------------------|------------------------------|---------------------------------|------------------------------|---------------------------------|------------------------------|---------------------------------|------------------------------|---------------------------------|------------------------------|---------------------------------|----------------------------------|------------------------------------|-----------------|
| Tom Foley, L OBP: 0.361, SLG: 0.386 (1, 4) | F3 | | G3 2B | | F5 | | | | K | | 5 | 0 | 2 | 0 | 0 | 1 | 0 | | | | |
| Mitch Webster, S OBP: 0.367, SLG: 0.433 (1, 8) | 4-3 | | G3 | | 1B 3B | | 6-3 2B | | 1-3 | | 5 | 1 | 1 | 0 | 0 | 0 | 2 | | | | |
| Tim Raines, S OBP: 0.412, SLG: 0.501 (1, 7) | L5 | | FC5-4 BB | | S 1B | | G3 | | 1B 1B | | 4 | 0 | 2 | 1 | 1 | 0 | 1 | | | | |
| Andre Dawson, R OBP: 0.327, SLG: 0.508 (1, 9) | | 1B 2B | FC5-4 1-2 | | K | | | HR | 1B 1B | | 5 | 2 | 3 | 1 | 0 | 1 | 3 | | | | |
| Tim Wallach, R OBP: 0.307, SLG: 0.437 Andy McCaffigan, R OBP: 0.071, SLG: 0.071 (1, 5) (10, 1) | F4 | | | | F7 | | | F8 | S SH3-4 1B | F7 | 5 | 1 | 1 | 0 | 0 | 0 | 3 | | | | |
| Wayne Krenchicki, L OBP: 0.310, SLG: 0.327 (1, 3) | | | | | | | | SH3-4 | | K | 3 | 0 | 2 | 1 | 1 | 1 | 0 | | | | |
| Luis Rivera, R OBP: 0.362, SLG: 0.300 (1, 6) | | 2H 1B | | | F9 | | | FC4 1B | | K | 5 | 0 | 0 | 0 | 0 | 1 | 4 | | | | |
| Dann Bildeardo, R OBP: 0.250, SLG: 0.264 Wallace Johnson, S OBP: 0.227, SLG: 0.349 Tom Nieto, R OBP: 0.274, SLG: 0.339 (1, 2) (8, PH) (9, 2) | | 5-3 | | | F8 | | | FC4 | | B3-4 | 3 | 0 | 0 | 0 | 0 | 0 | 3 | | | | |
| Jay Tibbs, R OBP: 0.191, SLG: 0.178 George Wright, S OBP: 0.253, SLG: 0.300 Jeff Reardon, R OBP: 0.143, SLG: 0.143 Vance Law, R OBP: 0.298, SLG: 0.304 (1, 1) (7, PH) (8, 1) (10, 5) | | | K | | 6-3 | | | F8 | | K | 2 | 0 | 0 | 0 | 0 | 1 | 0 | | | | |
| Inning Stats | R: 0 E: 0 K: 0 S: 3 | H: 0 LOB: 0 BB: 0 P: 3 | R: 1 E: 0 K: 1 S: 7 | H: 2 LOB: 1 BB: 0 P: 7 | R: 0 E: 0 K: 1 S: 6 | H: 1 LOB: 2 BB: 1 P: 10 | R: 0 E: 0 K: 0 S: 3 | H: 0 LOB: 1 BB: 1 P: 7 | R: 1 E: 0 K: 1 S: 7 | H: 2 LOB: 1 BB: 0 P: 7 | R: 0 E: 0 K: 0 S: 4 | H: 1 LOB: 1 BB: 0 P: 4 | R: 2 E: 0 K: 1 S: 8 | H: 3 LOB: 1 BB: 0 P: 8 | R: 0 E: 0 K: 1 S: 7 | H: 2 LOB: 2 BB: 0 P: 7 | R: 1 E: 0 K: 1 S: 5 | H: 1 LOB: 0 BB: 0 P: 5 | 1B: 7 2B: 3 3B: 1 HR: 2 | SF: 0 SAC: 1 DP: 0 HBP: 0 | WP: 0 PA: 44 |
| PITCHER | IP 7.0 | WLS 30 | BF 30 | H 7 | R 2 | ER 2 | SO 3 | BB 2 | IBB 0 | HBP 0 | BLK 0 | WP 0 | HR 0 | S 34 | P 42 | ERA 2.57 | WHIP 1.286 | | | | |
| Dennis Eckersley, R ERA: 4.61 Dave Gumpert, R ERA: 3.99 Frank DiPino, L ERA: 4.59 Ron Davis, R ERA: 9.08 (1, 1) (8, 1) (9, 1) (9, 1) | 1.0 | 6 | 3 | 2 | 2 | 1 | 0 | 0 | 0 | 0 | 0 | 0 | 1 | 8 | 8 | 18.00 | 3.000 | | | | |
| 0.2 | 4 | 2 | 0 | 0 | 1 | 0 | 0 | 0 | 0 | 0 | 0 | 0 | 0 | 6 | 6 | 0.00 | 3.000 | | | | |
| 1.0 | L | 4 | 1 | 1 | 1 | 1 | 0 | 0 | 0 | 0 | 0 | 1 | 6 | 6 | 9.00 | 1.000 | | | | | |

Chicago Cubs @ Montreal Expos
Olympic Stadium, Montreal, QB
Thu Aug 14 1986, 7:05 PM EDT
Att. 12,506 - Unknown

| | |
|-----|----|
| AB | 41 |
| R | 5 |
| H | 13 |
| RBI | 5 |
| BB | 2 |
| SO | 6 |
| LOB | 17 |



| Batter | 1 | 2 | 3 | 4 | 5 | 6 | 7 | 8 | 9 | AB | R | H | RBI | BB | SO | LOB | TOP | | | | | | | | |
|---------------------------------------------------------------------------------------------------------|------------------------------|---------------------------------|------------------------------|---------------------------------|------------------------------|---------------------------------|------------------------------|---------------------------------|------------------------------|---------------------------------|------------------------------|---------------------------------|------------------------------|---------------------------------|------------------------------|---------------------------------|------------------------------|---------------------------------|----------------------------------|------------------------------------|----------------------------------|--------|--|--|--|
| Bob Dernier, R (1, 8) Frank DiPino, L (7, 1) OBP: 0.281, SLG: 0.281 OBP: 0.200, SLG: 0.200 | L8 | | 1-3 | | 23 1B 2B | | G6-4-3 | | | 4 | 0 | 1 | 0 | 0 | 0 | 1 | | | | | | | | | |
| 23 Ryne Sandberg, R (1, 4) OBP: 0.345, SLG: 0.424 | F9 | | 4-3 | | | | | | | 4 | 1 | 2 | 0 | 0 | 0 | 0 | | | | | | | | | |
| Thad Bosley, L (1, 7) OBP: 0.367, SLG: 0.371 | | | | 1-3 | F9 | | | | | 3 | 0 | 0 | 0 | 1 | 1 | 3 | | | | | | | | | |
| Keith Moreland, R (1, 9) OBP: 0.340, SLG: 0.386 | F7 | | | | | | | | | 4 | 0 | 2 | 1 | 0 | 0 | 1 | | | | | | | | | |
| Leon Durham, L (1, 3) OBP: 0.328, SLG: 0.409 | | | | | | | | | | 4 | 0 | 0 | 0 | 0 | 0 | 2 | | | | | | | | | |
| Ron Cey, R (1, 5) OBP: 0.377, SLG: 0.516 | | | | | | | | | | 3 | 1 | 2 | 1 | 1 | 0 | 0 | | | | | | | | | |
| Chris Speier, R (1, 6) Terry Francona, L (9, PH) OBP: 0.345, SLG: 0.412 OBP: 0.263, SLG: 0.298 | | | | | | | | | | 3 | 0 | 0 | 0 | 0 | 0 | 4 | | | | | | | | | |
| Mike Martin, L (1, 2) Jody Davis, R (9, PH) OBP: 0.377, SLG: 0.429 | | | | | | | | | | 2 | 0 | 0 | 0 | 1 | 2 | 0 | | | | | | | | | |
| Steve Trout, L (1, 1) Jerry Mumphrey, S (7, PH) OBP: 0.200, SLG: 0.205 OBP: 0.370, SLG: 0.402 | | | | | | | | | | 2 | 0 | 0 | 0 | 0 | 0 | 0 | | | | | | | | | |
| | | | | | | | | | | 1 | 0 | 0 | 0 | 0 | 1 | 1 | | | | | | | | | |
| Inning Stats | R: 0 E: 0 K: 0 S: 3 | H: 0 LOB: 1 BB: 1 P: 7 | R: 1 E: 0 K: 1 S: 6 | H: 1 LOB: 0 BB: 0 P: 6 | R: 0 E: 0 K: 0 S: 3 | H: 0 LOB: 0 BB: 0 P: 3 | R: 0 E: 0 K: 0 S: 4 | H: 1 LOB: 2 BB: 0 P: 8 | R: 0 E: 0 K: 0 S: 7 | H: 2 LOB: 2 BB: 0 P: 7 | R: 0 E: 0 K: 0 S: 4 | H: 2 LOB: 1 BB: 0 P: 4 | R: 0 E: 0 K: 1 S: 6 | H: 0 LOB: 0 BB: 1 P: 8 | R: 1 E: 0 K: 1 S: 6 | H: 1 LOB: 0 BB: 0 P: 6 | R: 0 E: 0 K: 1 S: 5 | H: 0 LOB: 0 BB: 0 P: 5 | 1B: 5 2B: 1 3B: 0 HR: 1 | SF: 0 SAC: 0 DP: 2 HBP: 0 | WP: 0 PB: 0 SB: 2 CS: 0 | PA: 35 | | | |
| PITCHER | IP | WLS | BF | H | R | ER | SO | BB | IBB | HBP | BLK | WP | HR | S | P | ERA | WHIP | | | | | | | | |
| Dennis Martinez, R (1, 1) ERA: 5.55 | 5.0 | W | 22 | 5 | 1 | 1 | 2 | 2 | 0 | 0 | 0 | 0 | 1 | 24 | 32 | 1.80 | 1.400 | | | | | | | | |
| Andy McGaffigan, R (6, 1) ERA: 3.18 | 4.0 | S | 13 | 2 | 1 | 0 | 3 | 1 | 0 | 0 | 0 | 0 | 0 | 18 | 22 | 0.00 | 0.750 | | | | | | | | |

Chicago Cubs @ Montreal Expos
Olympic Stadium, Montreal, QB
Fri Aug 15 1986, 3:33 AM EDT
Unknown

| | |
|-----|----|
| AB | 32 |
| R | 2 |
| H | 7 |
| RBI | 2 |
| BB | 3 |
| SO | 5 |
| LOB | 12 |

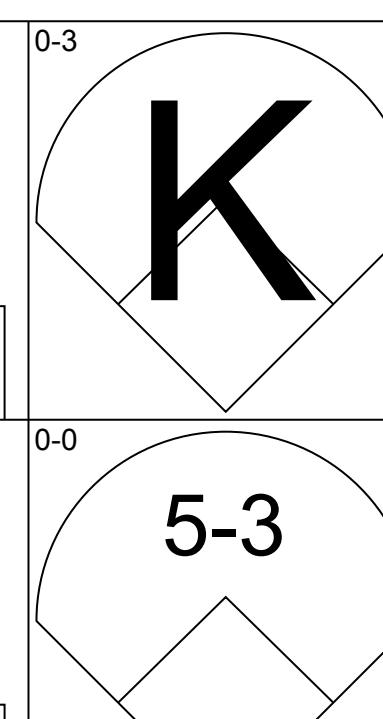
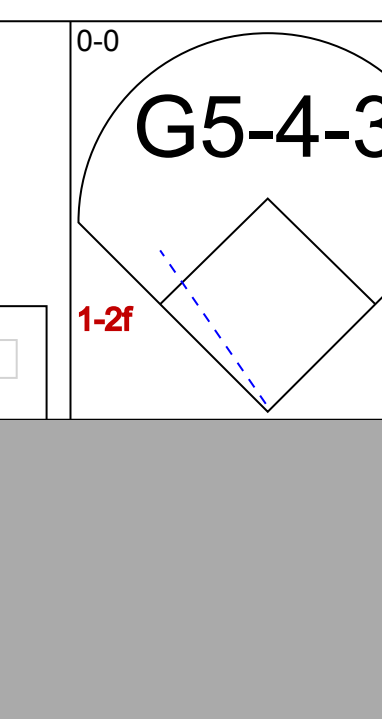
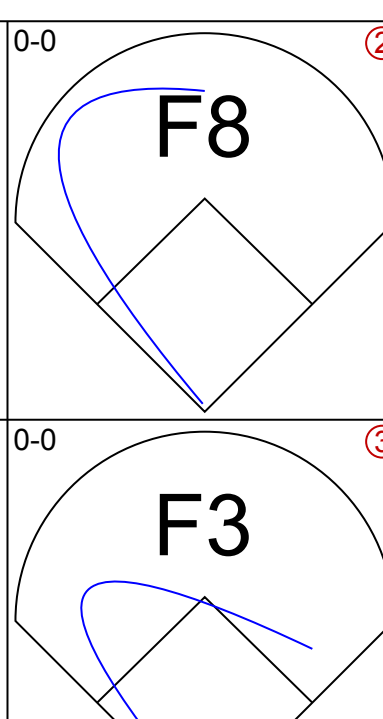
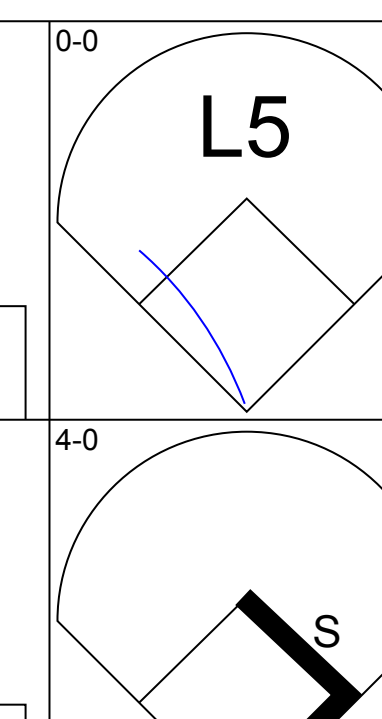
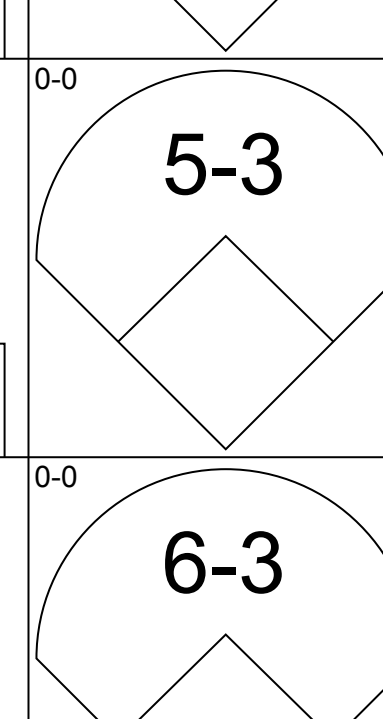
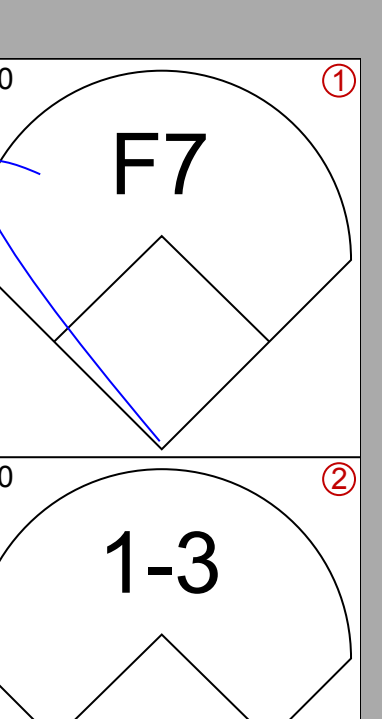

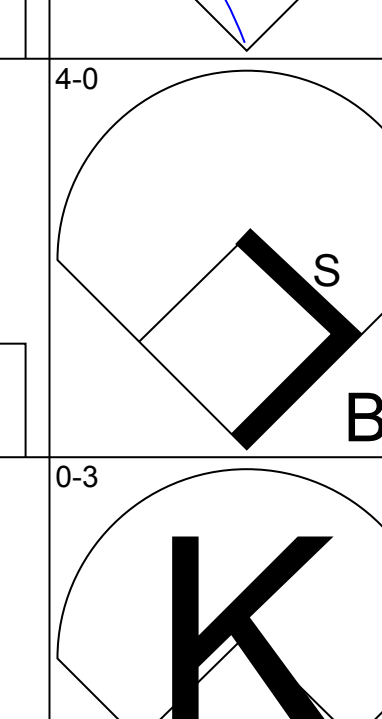
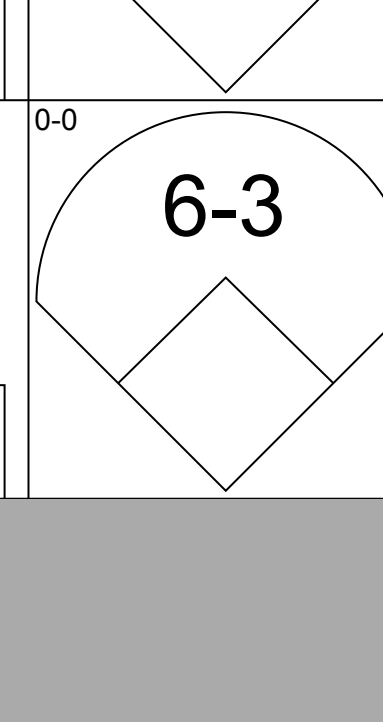
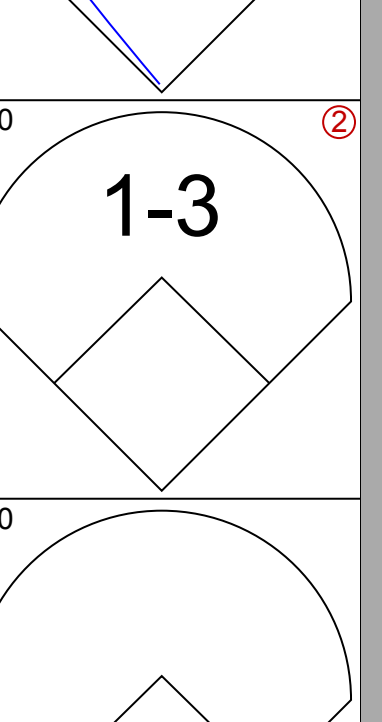
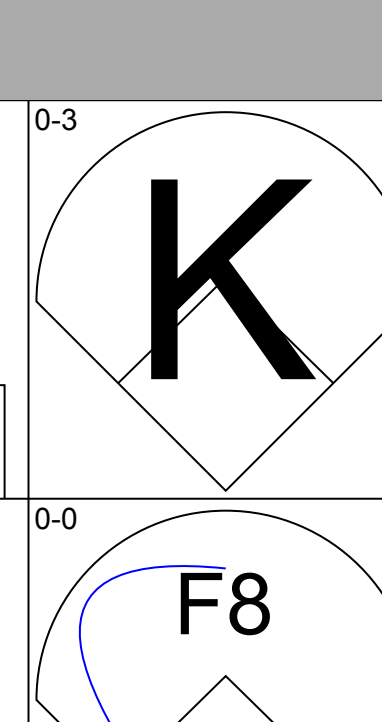
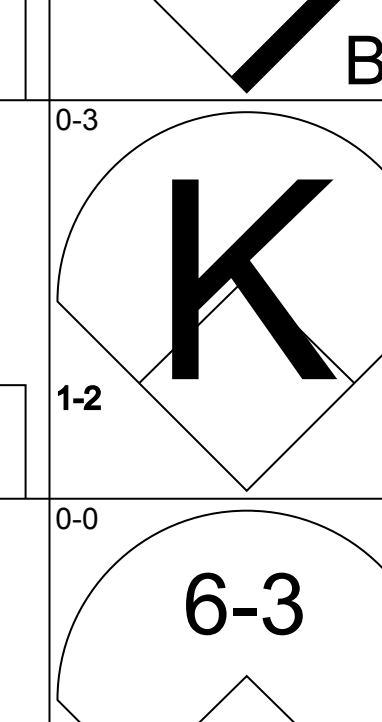
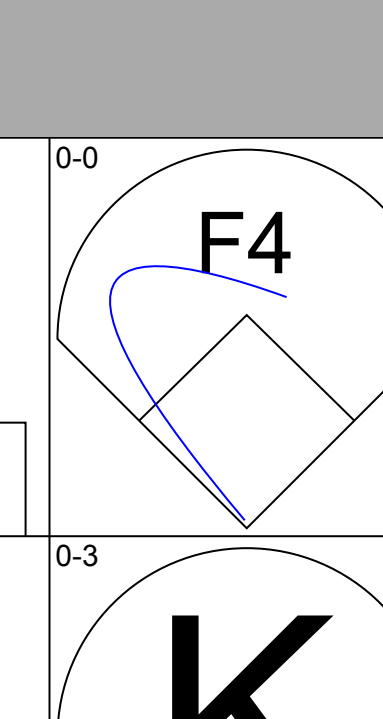
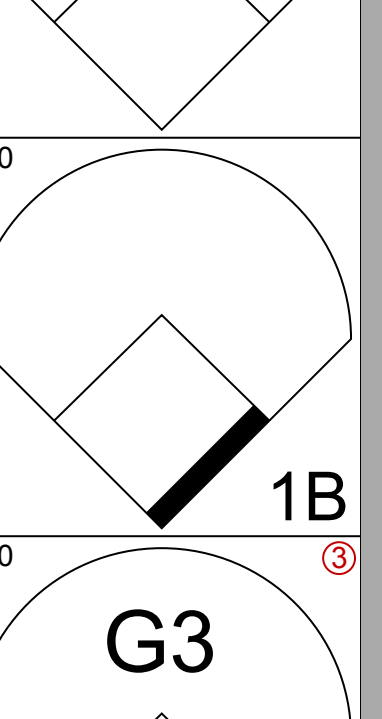
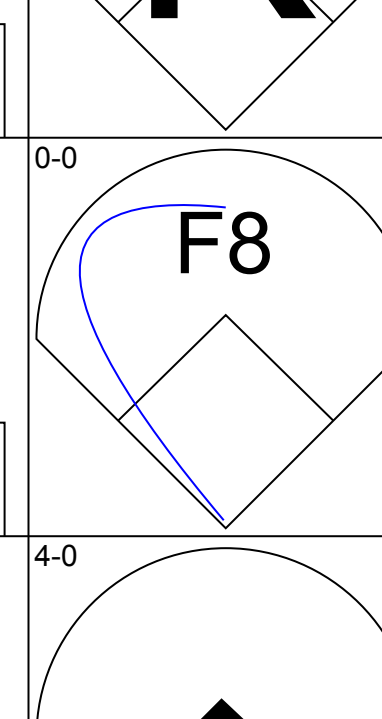
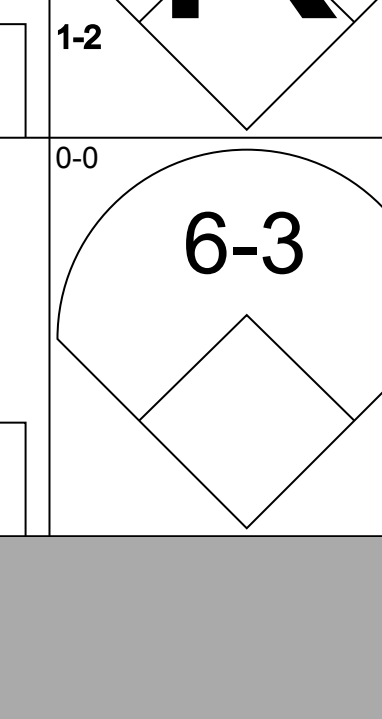

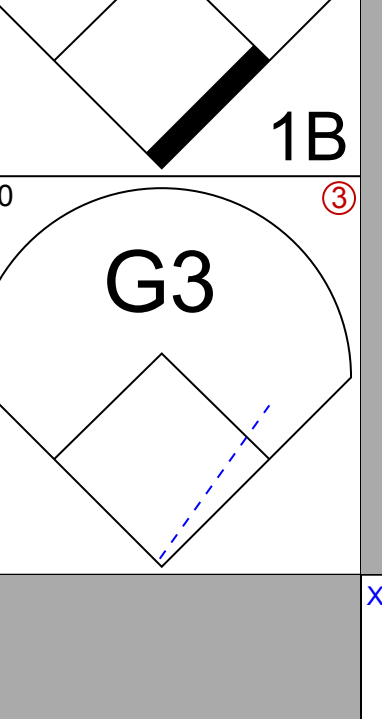
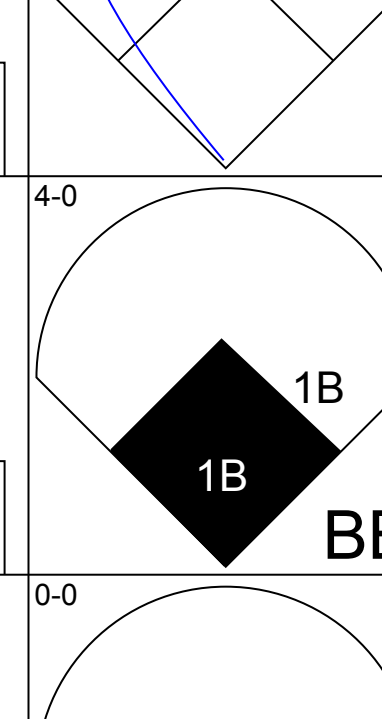
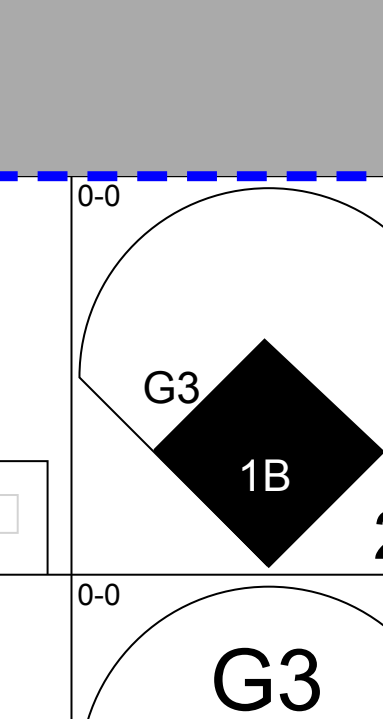

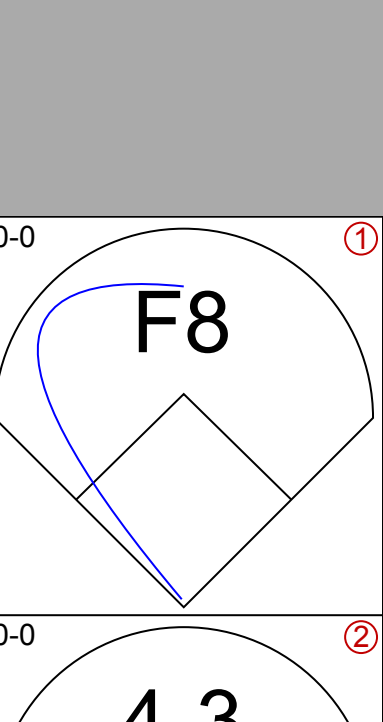
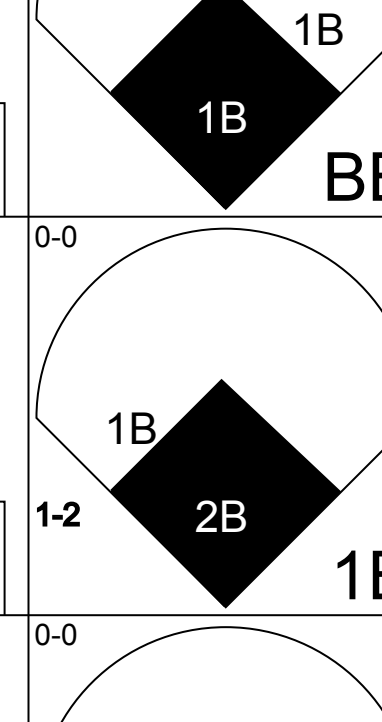
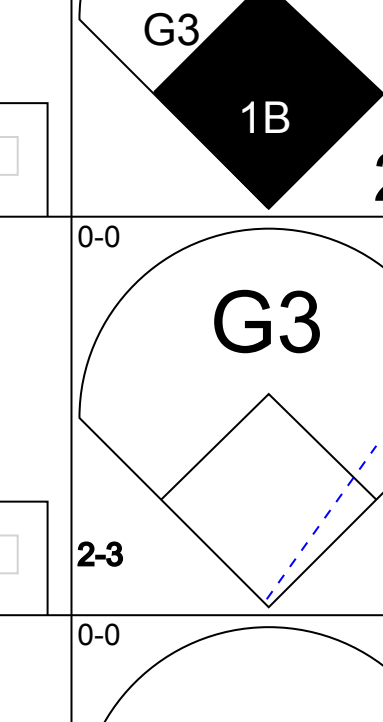

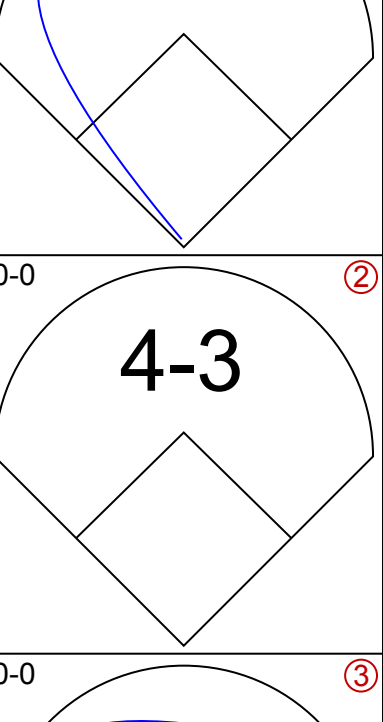
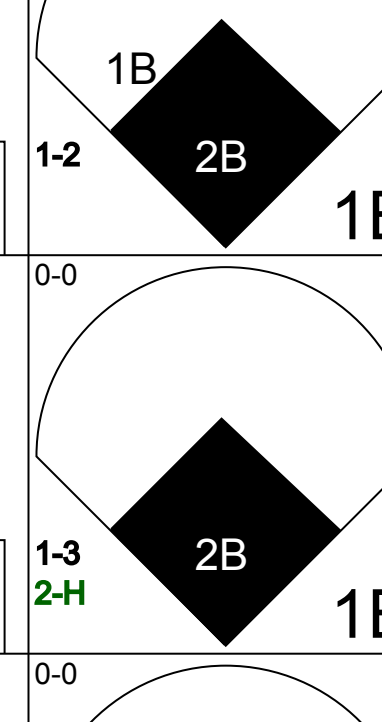
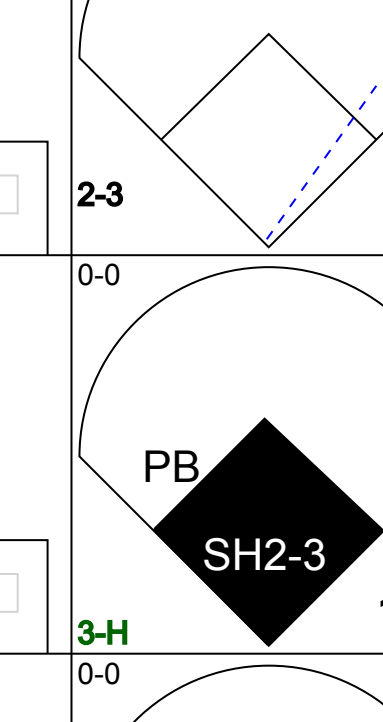
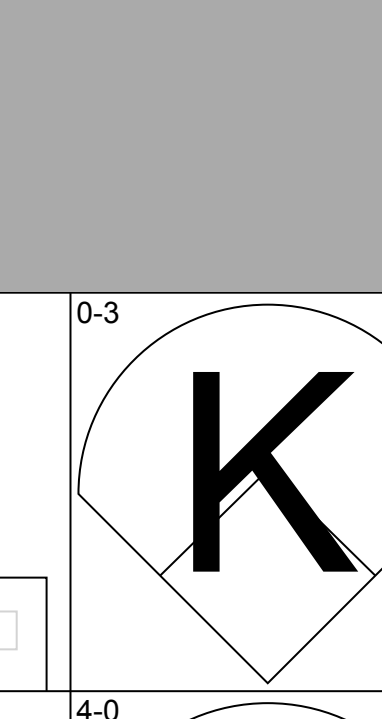
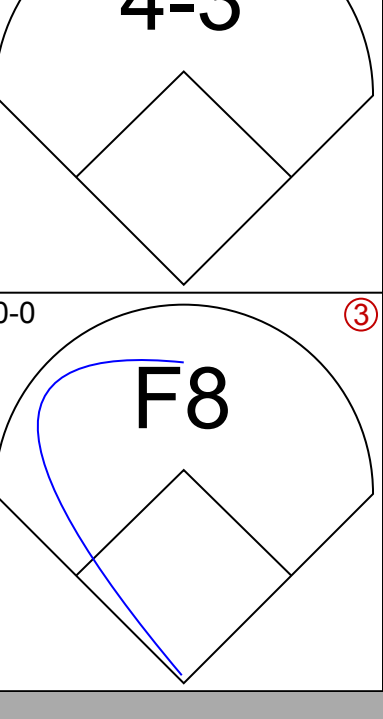
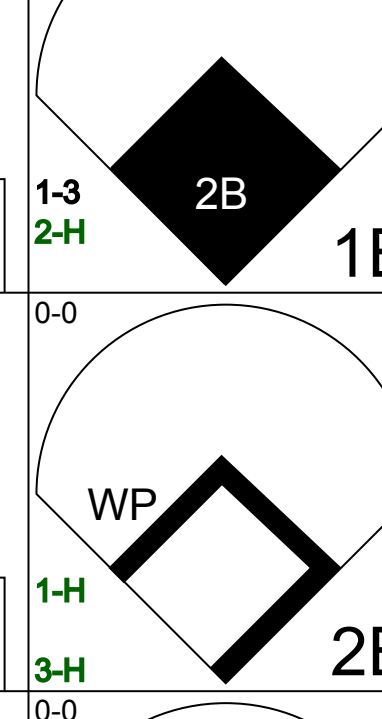
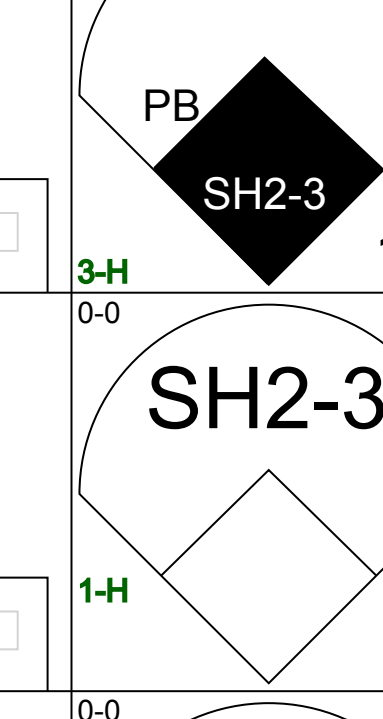
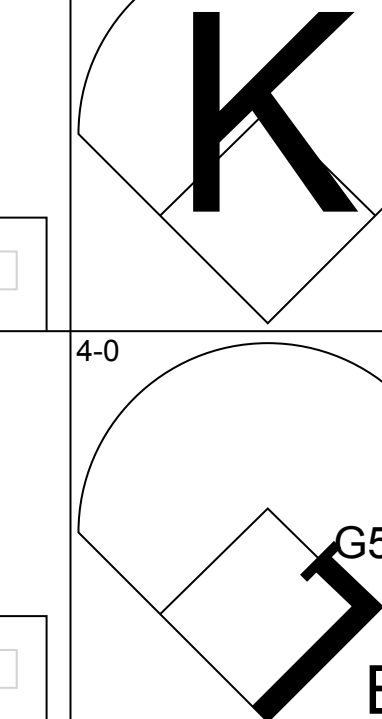
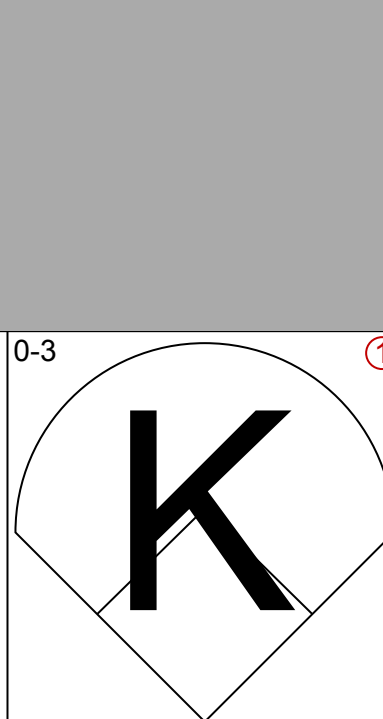
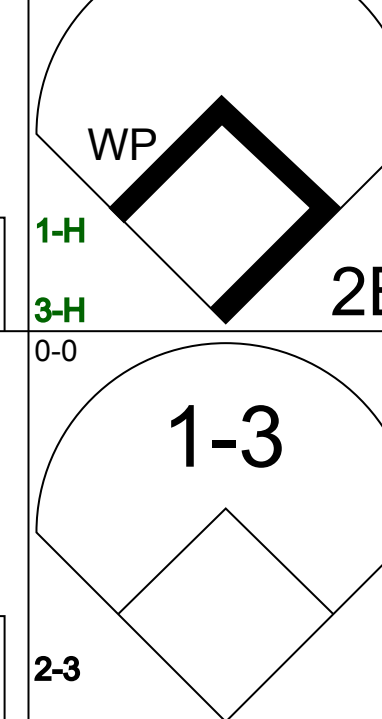
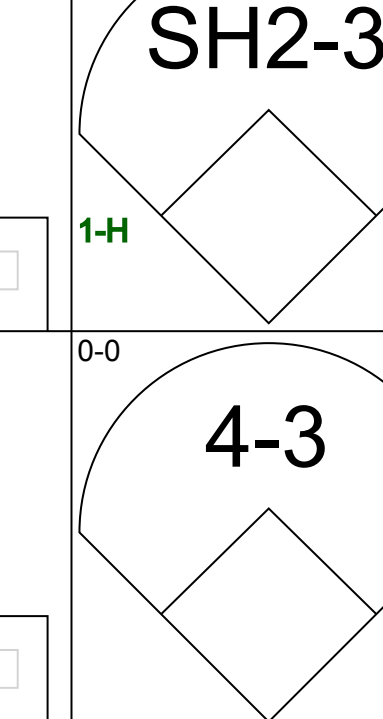


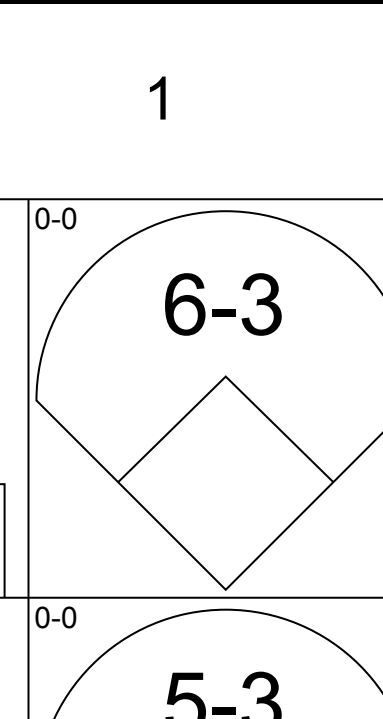
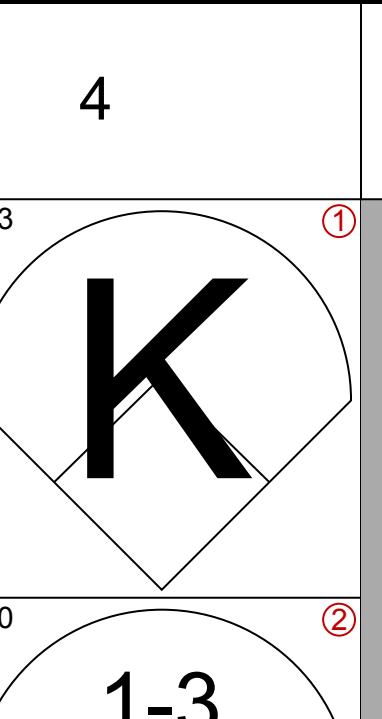
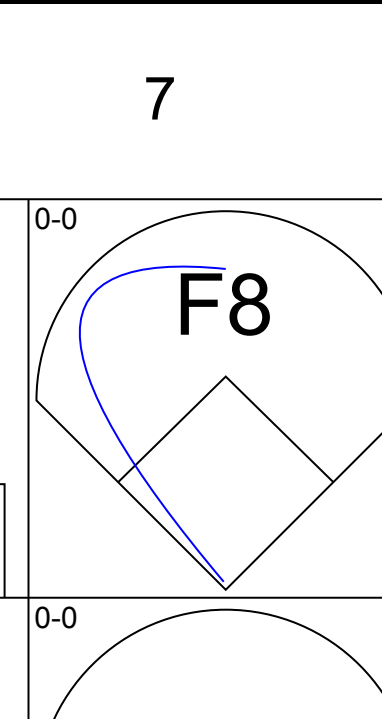
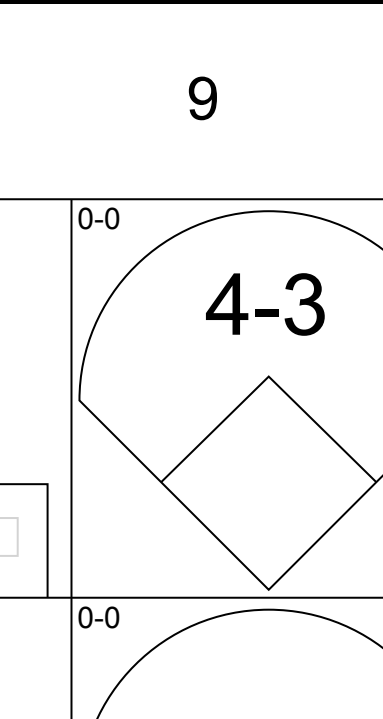
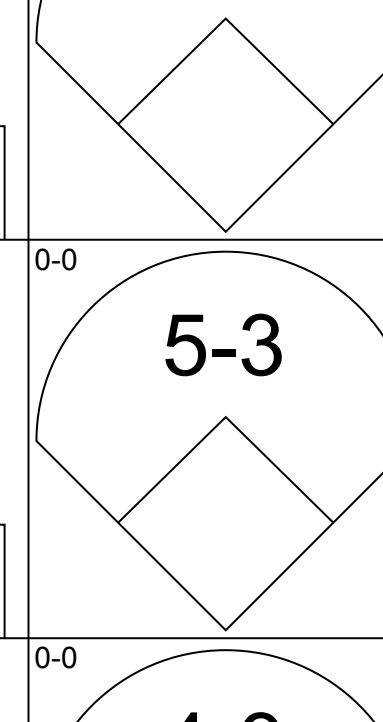
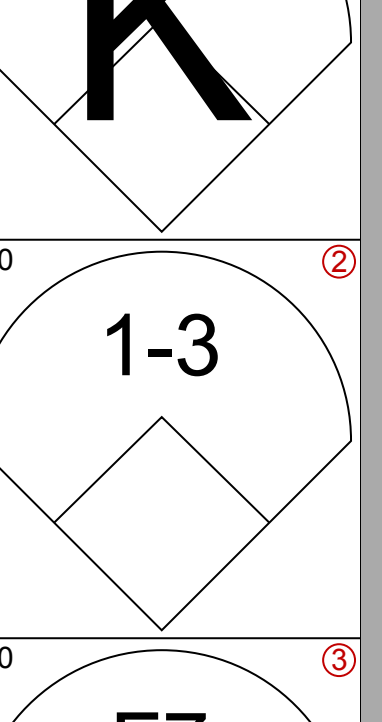
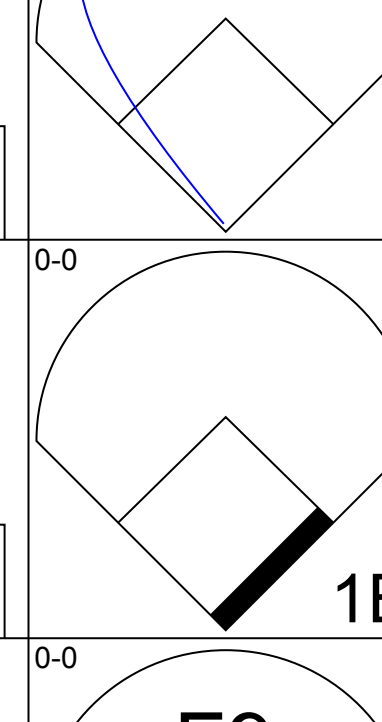
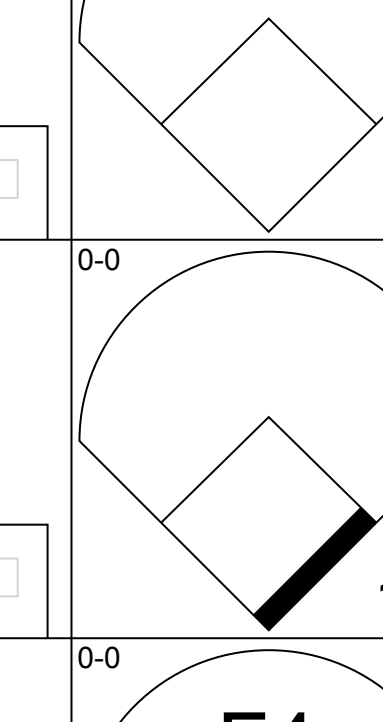
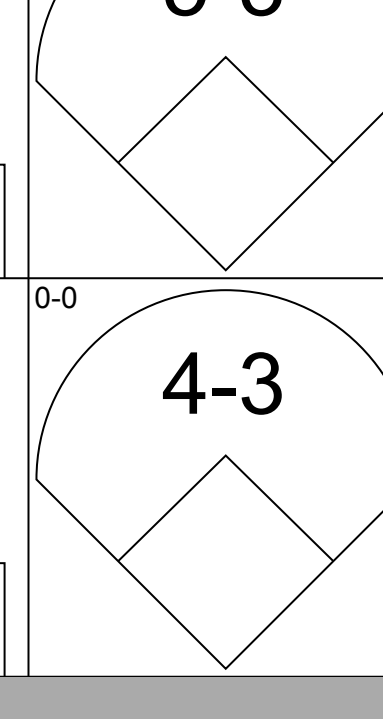
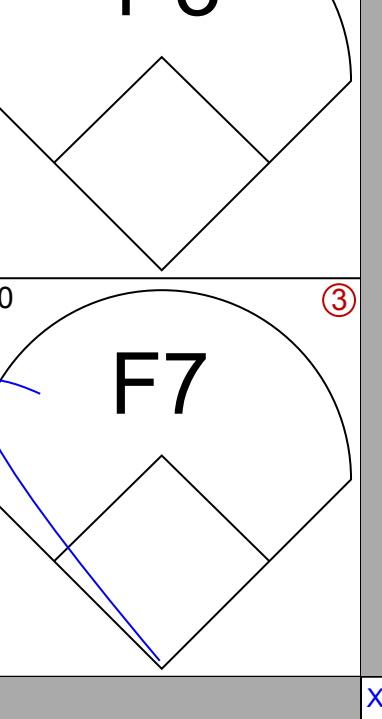
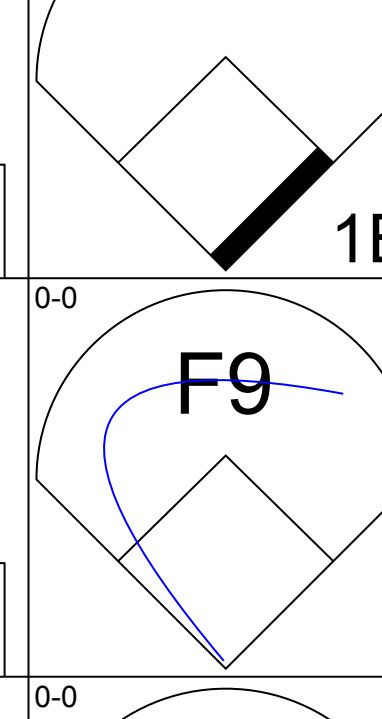
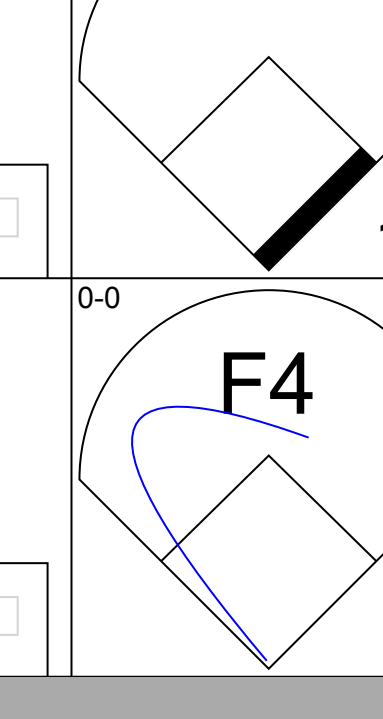
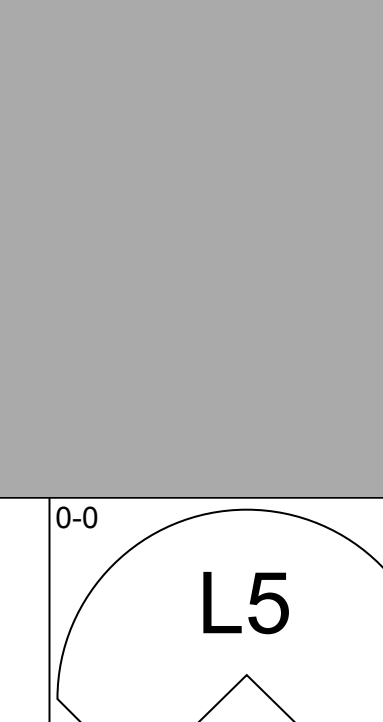
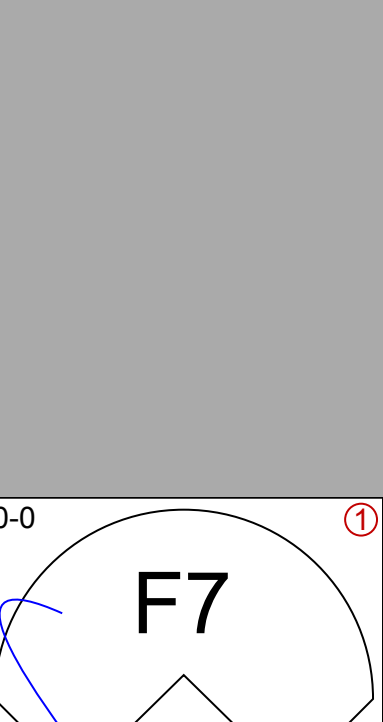
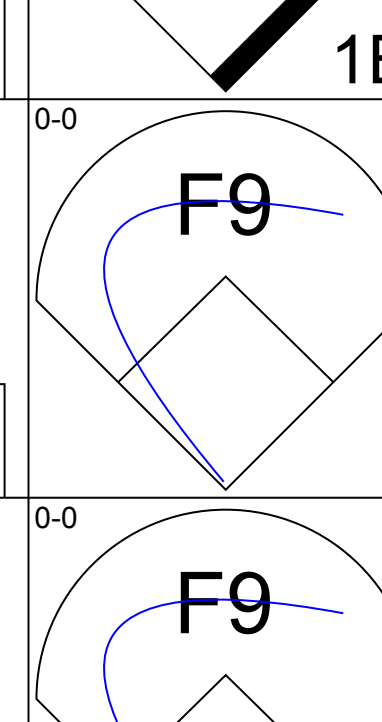
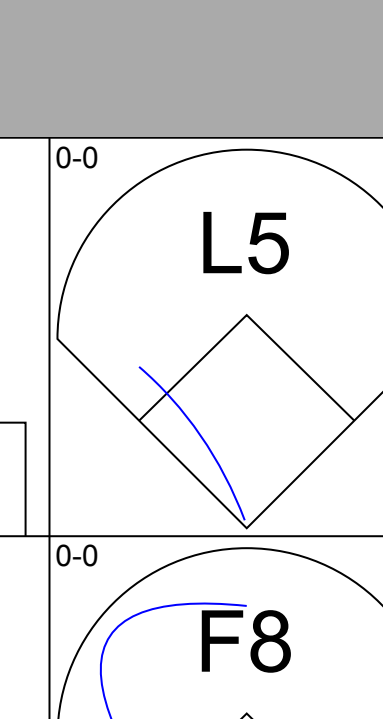
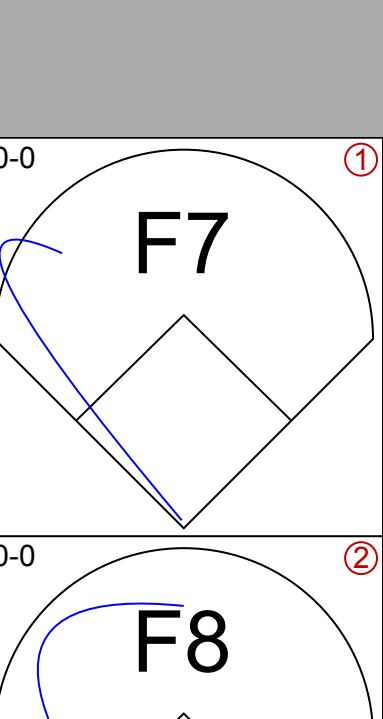


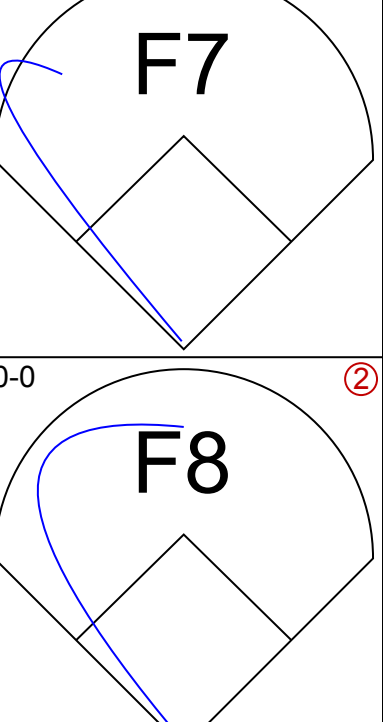
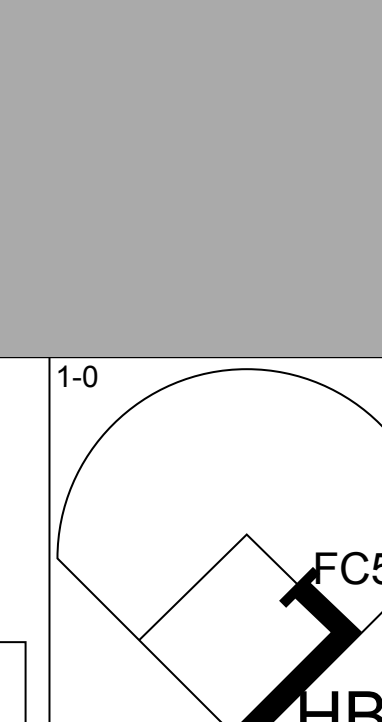


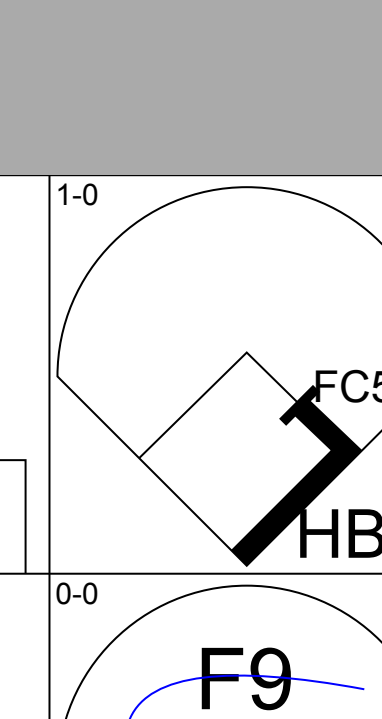


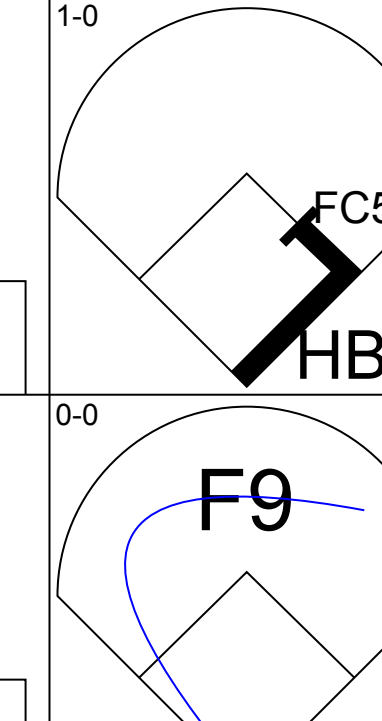
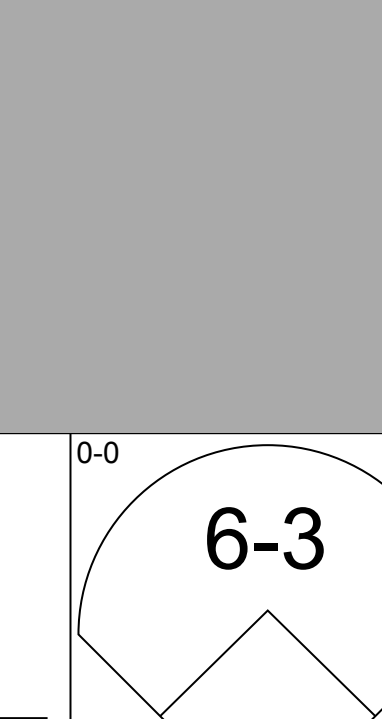
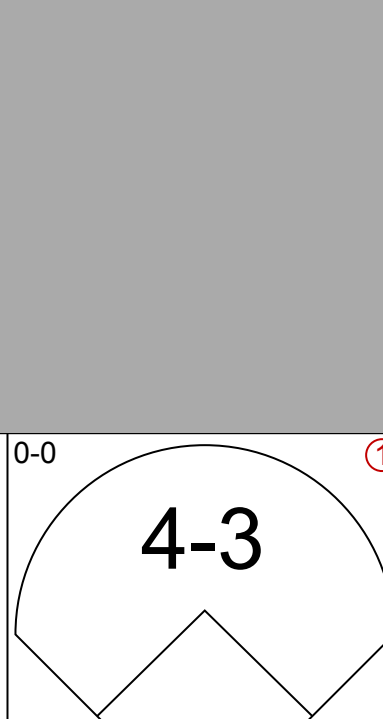

| Batter | 1 | 2 | 3 | 4 | 5 | 6 | 7 | 8 | 9 | AB | R | H | RBI | BB | SO | LOB | BOTTOM | | | | | | | | |
|------------------------------------------------------------------------------------------------------------|------------------------------|---------------------------------|------------------------------|---------------------------------|------------------------------|---------------------------------|------------------------------|----------------------------------|------------------------------|---------------------------------|------------------------------|---------------------------------|------------------------------|---------------------------------|------------------------------|---------------------------------|----------------------------------|------------------------------------|----------------------------------|--------|--|--|--|--|--|
| Luis Rivera, R (1, 6) OBP: 0.373, SLG: 0.349 | | | | | | | | | | 3 | 1 | 1 | 0 | 1 | 1 | 0 | | | | | | | | | |
| Mitch Webster, S (1, 8) OBP: 0.369, SLG: 0.437 | | | | | | | | | | 4 | 1 | 2 | 1 | 0 | 0 | 0 | | | | | | | | | |
| Tim Raines, S (1, 7) OBP: 0.411, SLG: 0.499 | | | | | | | | | | 4 | 0 | 1 | 1 | 0 | 0 | 3 | | | | | | | | | |
| Andre Dawson, R (1, 9) OBP: 0.326, SLG: 0.505 | | | | | | | | | | 4 | 1 | 1 | 0 | 0 | 1 | 1 | | | | | | | | | |
| Tim Wallach, R (1, 5) OBP: 0.327, SLG: 0.443 | | | | | | | | | | 4 | 1 | 1 | 2 | 0 | 1 | 0 | | | | | | | | | |
| Vance Law, R (1, 3) OBP: 0.303, SLG: 0.316 | | | | | | | | | | 4 | 1 | 3 | 0 | 0 | 1 | 0 | | | | | | | | | |
| Tom Nieto, R (1, 2) OBP: 0.273, SLG: 0.333 | | | | | | | | | | 4 | 0 | 1 | 1 | 0 | 0 | 2 | | | | | | | | | |
| Al Newman, S (1, 4) OBP: 0.307, SLG: 0.253 | | | | | | | | | | 2 | 0 | 1 | 0 | 1 | 0 | 0 | | | | | | | | | |
| Dennis Martinez, R (1, 1) Andy McGaffigan, R (6, 1) OBP: 0.063, SLG: 0.125 OBP: 0.069, SLG: 0.069 | | | | | | | | | | 2 | 0 | 0 | 0 | 0 | 1 | 4 | | | | | | | | | |
| | | | | | | | | | | 1 | 0 | 0 | 0 | 0 | 0 | 0 | | | | | | | | | |
| Inning Stats | R: 2 E: 0 K: 0 S: 5 | H: 3 LOB: 0 BB: 0 P: 5 | R: 0 E: 0 K: 1 S: 6 | H: 2 LOB: 1 BB: 0 P: 6 | R: 0 E: 0 K: 1 S: 5 | H: 0 LOB: 0 BB: 0 P: 5 | R: 3 E: 0 K: 0 S: 7 | H: 5 LOB: 3 BB: 2 P: 15 | R: 0 E: 0 K: 0 S: 4 | H: 1 LOB: 1 BB: 0 P: 4 | R: 0 E: 0 K: 0 S: 3 | H: 0 LOB: 0 BB: 0 P: 3 | R: 0 E: 0 K: 1 S: 5 | H: 0 LOB: 0 BB: 0 P: 5 | R: 0 E: 0 K: 2 S: 7 | H: 0 LOB: 0 BB: 0 P: 7 | 1B: 6 2B: 3 3B: 1 HR: 1 | SF: 0 SAC: 0 DP: 1 HBP: 0 | WP: 0 PB: 0 SB: 1 CS: 2 | PA: 34 | | | | | |
| PITCHER | IP | WLS | BF | H | R | ER | SO | BB | IBB | HBP | BLK | WP | HR | S | P | ERA | WHIP | | | | | | | | |
| Steve Trout, L (1, 1) ERA: 4.95 | 6.0 | L | 28 | 11 | 5 | 5 | 2 | 2 | 0 | 0 | 0 | 0 | 0 | 30 | 38 | 7.50 | 2.167 | | | | | | | | |
| Frank DiPino, L (7, 1) ERA: 4.4 | 2.0 | | 6 | 0 | 0 | 0 | 3 | 0 | 0 | 0 | 0 | 0 | 0 | 12 | 12 | 0.00 | 0.000 | | | | | | | | |

Chicago Cubs @ Montreal Expos
Olympic Stadium, Montreal, QB
Fri Aug 15 1986, 3:33 AM EDT
Unknown

| | |
|-----|----|
| AB | 32 |
| R | 5 |
| H | 11 |
| RBI | 5 |
| BB | 2 |
| SO | 5 |
| LOB | 10 |



| Batter | 1 | 2 | 3 | 4 | 5 | 6 | 7 | 8 | 9 | AB | R | H | RBI | BB | SO | LOB | TOP | | | | | |
|---------------------------------------------------------------------------------------------------------------|------------------------------------------------------------------------------------|-----------------------------------------------------------------------------------|-------------------------------------------------------------------------------------|-------------------------------------------------------------------------------------|-------------------------------------------------------------------------------------|---------------------------------------------------------------------------------------|---------------------------------------------------------------------------------------|-------------------------------------------------------------------------------------|---------------------------------------------------------------------------------------|---------------------------------|------------------------------|---------------------------------|------------------------------|----------------------------------|------------------------------|---------------------------------|--------------------------------------------------------------------------------------------------------------------------------|---------------------------------|----------------------------------|------------------------------------|----------------------------------|--------|
| Bob Dernier, R OBP: 0.260, SLG: 0.279 (1, 8) |  | |  | | |  | |  | | 4 | 0 | 0 | 0 | 0 | 1 | 1 | Chicago Cubs @ Montreal Expos Olympic Stadium, Montreal, QB Sat Aug 16 1986, 7:05 PM EDT Att: 20,287 - Unknown | | | | | |
| 23 Ryne Sandberg, R OBP: 0.324, SLG: 0.419 (1, 4) |  | | |  | |  | |  | | 3 | 0 | 0 | 0 | 1 | 0 | 0 | | | | | | |
| Gary Matthews, R OBP: 0.355, SLG: 0.474 Terry Francona, L OBP: 0.267, SLG: 0.302 (1, 7) (6, 7) |  | | |  | | |  |  | | 4 | 0 | 0 | 0 | 0 | 2 | 1 | | | | | | |
| Keith Moreland, R OBP: 0.337, SLG: 0.383 (1, 9) | |  | |  | | |  |  | | 4 | 0 | 1 | 0 | 0 | 0 | 1 | | | | | | |
| Leon Durham, L OBP: 0.330, SLG: 0.412 (1, 3) |  | | |  | | |  | |  | 3 | 2 | 1 | 0 | 1 | 1 | 1 | | | | | | |
| Jody Davis, R OBP: 0.293, SLG: 0.430 (1, 2) |  | | | |  | |  | |  | 4 | 1 | 2 | 0 | 0 | 0 | 1 | | | | | | |
| Manny Trillo, R OBP: 0.374, SLG: 0.416 (1, 5) |  | | |  | | |  | |  | 4 | 2 | 2 | 2 | 0 | 0 | 1 | | | | | | |
| Chris Speier, R OBP: 0.342, SLG: 0.413 (1, 6) | | |  | |  | |  | |  | 3 | 0 | 1 | 3 | 0 | 1 | 0 | | | | | | |
| Jamie Moyer, L (1, 1) | | |  | | |  |  | |  | 3 | 0 | 0 | 0 | 1 | 1 | 1 | | | | | | |
| Inning Stats | R: 0 E: 0 K: 1 S: 5 | H: 0 LOB: 0 BB: 0 P: 5 | R: 0 E: 0 K: 1 S: 6 | H: 1 LOB: 1 BB: 0 P: 6 | R: 0 E: 0 K: 1 S: 4 | H: 0 LOB: 0 BB: 1 P: 8 | R: 0 E: 0 K: 0 S: 4 | H: 1 LOB: 1 BB: 0 P: 4 | R: 0 E: 0 K: 0 S: 3 | H: 0 LOB: 0 BB: 0 P: 3 | R: 0 E: 0 K: 1 S: 5 | H: 0 LOB: 0 BB: 0 P: 5 | R: 3 E: 0 K: 1 S: 8 | H: 3 LOB: 1 BB: 1 P: 12 | R: 0 E: 0 K: 1 S: 5 | H: 0 LOB: 1 BB: 1 P: 9 | R: 2 E: 0 K: 0 S: 5 | H: 2 LOB: 1 BB: 0 P: 5 | 1B: 4 2B: 3 3B: 0 HR: 0 | SF: 0 SAC: 1 DP: 1 HBP: 0 | WP: 1 PB: 2 SB: 1 CS: 0 | PA: 36 |
| PITCHER | IP WLS BF H R ER SO BB IBB HBP BLK WP HR S P ERA WHIP | | | | | | | | | | | | | | | | | | | | | |
| Floyd Youmans, R ERA: 3.85 Jay Tibbs, R ERA: 3.71 | (1, 1) (9, 1) | 8.0 5 | L 2 | 31 2 | 5 2 | 3 2 | 3 1 | 6 0 | 3 0 | 0 0 | 0 0 | 0 0 | 0 0 | 1 0 | 40 5 | 52 5 | 3.38 9.00 | 1.000 2.000 | | | | |

| Batter | 1 | 2 | 3 | 4 | 5 | 6 | 7 | 8 | 9 | AB | R | H | RBI | BB | SO | LOB | BOTTOM | | | |
|---------------------------------------------------------------------------------------------------------------------------------------------------------------------|-------------------------------------------------------------------------------------|-------------------------------------------------------------------------------------|-------------------------------------------------------------------------------------|-------------------------------------------------------------------------------------|--------------------------------------------------------------------------------------|---------------------------------------------------------------------------------------|---------------------------------------------------------------------------------------|---------------------------------------------------------------------------------------|---------------------------------------------------------------------------------------|---------------------------------|------------------------------|---------------------------------|------------------------------|---------------------------------|------------------------------|---------------------------------|--------------------------------------------------------------------------------------------------------------------------------|------------------------------------|----------------------------------|--------|
| Luis Rivera, R OBP: 0.362, SLG: 0.380 (1, 6) |  | | |  | | |  | |  | 4 | 0 | 0 | 0 | 0 | 1 | 0 | Chicago Cubs @ Montreal Expos Olympic Stadium, Montreal, QB Sat Aug 16 1986, 7:05 PM EDT Att: 20,287 - Unknown | | | |
| Jim Wehford, R OBP: 0.271, SLG: 0.281 (1, 7) |  | | |  | | |  | |  | 4 | 0 | 2 | 0 | 0 | 0 | 0 | | | | |
| Mitch Webster, S OBP: 0.362, SLG: 0.428 (1, 8) |  | | |  | | |  | |  | 4 | 0 | 0 | 0 | 0 | 0 | 2 | | | | |
| Andre Dawson, R OBP: 0.323, SLG: 0.500 (1, 9) | |  | | |  | |  | | | 3 | 0 | 0 | 0 | 0 | 0 | 1 | | | | |
| Tim Wallach, R OBP: 0.326, SLG: 0.438 (1, 5) | |  | | |  | | |  | | 2 | 0 | 0 | 0 | 0 | 0 | 0 | | | | |
| Vance Law, R OBP: 0.301, SLG: 0.313 (1, 3) | |  | | |  | | |  | | 3 | 0 | 0 | 0 | 0 | 1 | 1 | | | | |
| Al Newman, S OBP: 0.248, SLG: 0.250 George Wright, S OBP: 0.262, SLG: 0.297 Tom Foley, L OBP: 0.358, SLG: 0.390 (1, 4) (6, PH) (9, 4) | | |  | | |  | |  | | 2 | 0 | 0 | 0 | 0 | 0 | 0 | | | | |
| Dann Bilardello, R OBP: 0.248, SLG: 0.261 Tim Raines, S OBP: 0.410, SLG: 0.499 Tom Nieto, R OBP: 0.273, SLG: 0.333 (1, 2) (6, PH) (9, 2) | | |  | | |  | |  | | 2 | 0 | 0 | 0 | 0 | 1 | 0 | | | | |
| Floyd Youmans, R OBP: 0.237, SLG: 0.222 Jay Tibbs, R OBP: 0.191, SLG: 0.178 Wallace Johnson, S OBP: 0.222, SLG: 0.341 (1, 1) (9, 1) (9, PH) | | |  | | |  | | |  | 2 | 0 | 0 | 0 | 0 | 1 | 0 | | | | |
| Inning Stats | R: 0 E: 0 K: 0 S: 3 | H: 0 LOB: 0 BB: 0 P: 3 | R: 0 E: 0 K: 1 S: 5 | H: 0 LOB: 0 BB: 0 P: 5 | R: 0 E: 0 K: 1 S: 5 | H: 0 LOB: 0 BB: 0 P: 5 | R: 0 E: 0 K: 1 S: 5 | H: 0 LOB: 0 BB: 0 P: 5 | R: 0 E: 0 K: 0 S: 4 | H: 1 LOB: 1 BB: 0 P: 4 | R: 0 E: 0 K: 0 S: 3 | H: 0 LOB: 1 BB: 0 P: 4 | R: 0 E: 0 K: 0 S: 4 | H: 1 LOB: 1 BB: 0 P: 4 | R: 0 E: 0 K: 0 S: 4 | H: 1 LOB: 1 BB: 0 P: 4 | 1B: 2 2B: 0 3B: 0 HR: 0 | SF: 0 SAC: 0 DP: 0 HBP: 1 | WP: 0 PB: 0 SB: 0 CS: 0 | PA: 30 |
| PITCHER | IP WLS BF H R ER SO BB IBB HBP BLK WP HR S P ERA WHIP | | | | | | | | | | | | | | | | | | | |
| Jamie Moyer, L ERA: 5.47 | (1, 1) | 9.0 W | 30 30 | 2 2 | 0 0 | 0 0 | 4 4 | 0 0 | 0 1 | 0 0 | 0 0 | 37 37 | 38 38 | 0.00 0.222 | | | | | | |

| | |
|-----|----|
| AB | 32 |
| R | 5 |
| H | 7 |
| RBI | 5 |
| BB | 3 |
| SO | 6 |
| LOB | 7 |



| | |
|-----|----|
| AB | 29 |
| R | 0 |
| H | 2 |
| RBI | 0 |
| BB | 0 |
| SO | 4 |
| LOB | 6 |



| Batter | 1 | 2 | 3 | 4 | 5 | 6 | 7 | 8 | 9 | AB | R | H | RBI | BB | SO | LOB | TOP | | | | | | | | | | | | | | | | | | | |
|-----------------------------------------------------------------------------|------------------------------|---------------------------------|------------------------------|---------------------------------|------------------------------|---------------------------------|------------------------------|---------------------------------|------------------------------|---------------------------------|------------------------------|---------------------------------|------------------------------|---------------------------------|------------------------------|---------------------------------|--------------------------------------------------------------------------------------------------------------------------------|------------------------------------|----------------------------------|--------|-----|----|---|---|----|----|----|-----|-----|-----|----|----|---|---|-----|------|
| Bob Dernier, R OBP: 0.259, SLG: 0.277 (1, 8) | 5-3 | | 5-3 | | | | F7 | | F7 | 5 | 0 | 1 | 0 | 0 | 0 | 0 | Chicago Cubs @ Montreal Expos Olympic Stadium, Montreal, QB Sun Aug 17 1986, 3:33 AM EDT Att: 20,272 - Unknown | | | | | | | | | | | | | | | | | | | |
| 23 Ryne Sandberg, R OBP: 0.325, SLG: 0.419 (1, 4) | 6-3 | | | | | | F5 | | | 4 | 0 | 2 | 0 | 0 | 0 | 1 | | | | | | | | | | | | | | | | | | | | |
| Jerry Mumphrey, S OBP: 0.366, SLG: 0.397 Lee Smith, R (8, 1) | 4-3 | | | | | | 4-3 | | F9 | 4 | 0 | 0 | 0 | 0 | 0 | 3 | | | | | | | | | | | | | | | | | | | | |
| Keith Moreland, R OBP: 0.339, SLG: 0.386 (1, 9) | | | | | | | | | | 4 | 1 | 2 | 0 | 0 | 0 | 1 | | | | | | | | | | | | | | | | | | | | |
| Leon Durham, L OBP: 0.332, SLG: 0.414 (1, 3) | | | | | | | | | | 3 | 0 | 1 | 0 | 1 | 0 | 2 | | | | | | | | | | | | | | | | | | | | |
| Jody Davis, R OBP: 0.293, SLG: 0.429 (1, 2) | | | | | | | | | | 4 | 0 | 1 | 0 | 0 | 0 | 4 | | | | | | | | | | | | | | | | | | | | |
| Manny Trillo, R OBP: 0.379, SLG: 0.435 (1, 5) | | | | | | | | | | 3 | 1 | 2 | 1 | 0 | 0 | 1 | | | | | | | | | | | | | | | | | | | | |
| Chris Speier, R OBP: 0.333, SLG: 0.402 (1, 6) | | | | | | | | | | 3 | 0 | 0 | 0 | 0 | 2 | 3 | | | | | | | | | | | | | | | | | | | | |
| Scott Sanderson, R OBP: 0.068, SLG: 0.070 Terry Francona, L (8, 7) | | | | | | | | | | 3 | 0 | 0 | 0 | 0 | 3 | 0 | | | | | | | | | | | | | | | | | | | | |
| Inning Stats | R: 0 E: 0 K: 0 S: 3 | H: 0 LOB: 0 BB: 0 P: 3 | R: 0 E: 0 K: 1 S: 7 | H: 2 LOB: 2 BB: 0 P: 7 | R: 0 E: 0 K: 1 S: 6 | H: 1 LOB: 1 BB: 0 P: 6 | R: 1 E: 0 K: 1 S: 7 | H: 2 LOB: 1 BB: 0 P: 7 | R: 0 E: 0 K: 0 S: 4 | H: 1 LOB: 1 BB: 0 P: 4 | R: 0 E: 0 K: 1 S: 5 | H: 0 LOB: 0 BB: 0 P: 5 | R: 0 E: 0 K: 0 S: 4 | H: 1 LOB: 2 BB: 0 P: 8 | R: 1 E: 0 K: 0 S: 4 | H: 1 LOB: 0 BB: 0 P: 4 | 1B: 6 2B: 3 HR: 0 | SF: 2 SAC: 1 DP: 0 HBP: 0 | WP: 0 PB: 0 SB: 2 CS: 0 | PA: 37 | | | | | | | | | | | | | | | | |
| PITCHER | IP | WLS | BF | H | R | ER | SO | BB | IBB | HBP | BLK | WP | HR | S | P | ERA | WHIP | PITCHER | | IP | WLS | BF | H | R | ER | SO | BB | IBB | HBP | BLK | WP | HR | S | P | ERA | WHIP |
| Bob Sebra, R ERA: 4.04 (1, 1) | 8.0 | | 33 | 8 | 1 | 1 | 5 | 0 | 1 | 0 | 0 | 0 | 0 | 42 | 46 | 1.12 | 1.000 | | | | | | | | | | | | | | | | | | | |
| Jeff Reardon, R ERA: 3.93 (9, 1) | 1.0 | L | 4 | 1 | 1 | 1 | 0 | 0 | 0 | 0 | 0 | 0 | 0 | 4 | 4 | 9.00 | 1.000 | | | | | | | | | | | | | | | | | | | |

| | |
|-----|----|
| AB | 33 |
| R | 2 |
| H | 9 |
| RBI | 2 |
| BB | 1 |
| SO | 5 |
| LOB | 15 |



| Batter | 1 | 2 | 3 | 4 | 5 | 6 | 7 | 8 | 9 | AB | R | H | RBI | BB | SO | LOB | BOTTOM | | | | | | | | | | | | | | | | | | | |
|------------------------------------------------------------------------------------------------------|------------------------------|---------------------------------|------------------------------|---------------------------------|------------------------------|---------------------------------|------------------------------|---------------------------------|------------------------------|----------------------------------|------------------------------|---------------------------------|------------------------------|---------------------------------|------------------------------|---------------------------------|--------------------------------------------------------------------------------------------------------------------------------|------------------------------------|----------------------------------|--------|-----|----|---|---|----|----|----|-----|-----|-----|----|----|---|---|-----|------|
| Tom Foley, L OBP: 0.355, SLG: 0.386 (1, 4) | G3 | | | 4-3 | | | | | | 4 | 0 | 1 | 0 | 0 | 1 | 1 | Chicago Cubs @ Montreal Expos Olympic Stadium, Montreal, QB Sun Aug 17 1986, 3:33 AM EDT Att: 20,272 - Unknown | | | | | | | | | | | | | | | | | | | |
| George Wright, S OBP: 0.257, SLG: 0.291 (1, 8) | 4-3 | | | 1-3 | | | | | | 4 | 0 | 0 | 0 | 0 | 0 | 1 | | | | | | | | | | | | | | | | | | | | |
| Tim Raines, S OBP: 0.411, SLG: 0.498 (1, 7) | K | | | 3-1 | | | | | | 3 | 0 | 1 | 0 | 1 | 1 | 0 | | | | | | | | | | | | | | | | | | | | |
| Andre Dawson, R OBP: 0.322, SLG: 0.500 (1, 9) | | | | | | | | | | 4 | 1 | 1 | 0 | 0 | 0 | 3 | | | | | | | | | | | | | | | | | | | | |
| Tim Wallach, R OBP: 0.325, SLG: 0.437 (1, 5) | | | | | | | | | | 4 | 0 | 1 | 1 | 0 | 0 | 1 | | | | | | | | | | | | | | | | | | | | |
| Wayne Krenchicki, L OBP: 0.307, SLG: 0.323 (1, 3) | | | | | | | | | | 4 | 0 | 1 | 0 | 0 | 0 | 2 | | | | | | | | | | | | | | | | | | | | |
| Luis Rivera, R OBP: 0.344, SLG: 0.358 (1, 6) | | | | | | | | | | 3 | 0 | 0 | 0 | 0 | 0 | 2 | | | | | | | | | | | | | | | | | | | | |
| Dann Bilardello, R OBP: 0.242, SLG: 0.254 (1, 2) | | | | | | | | | | 3 | 0 | 0 | 0 | 0 | 1 | 2 | | | | | | | | | | | | | | | | | | | | |
| Bob Sebra, R OBP: 0.333, SLG: 0.250 Wallace Johnson, S (8, PH) Jeff Reardon, R (9, 1) | | | | | | | | | | 2 | 0 | 0 | 0 | 0 | 1 | 0 | | | | | | | | | | | | | | | | | | | | |
| Inning Stats | R: 0 E: 0 K: 1 S: 5 | H: 0 LOB: 0 BB: 0 P: 5 | R: 0 E: 0 K: 0 S: 3 | H: 0 LOB: 0 BB: 0 P: 3 | R: 0 E: 0 K: 0 S: 3 | H: 0 LOB: 0 BB: 0 P: 3 | R: 1 E: 0 K: 0 S: 5 | H: 2 LOB: 1 BB: 0 P: 5 | R: 0 E: 0 K: 1 S: 6 | H: 1 LOB: 2 BB: 1 P: 10 | R: 0 E: 0 K: 1 S: 6 | H: 1 LOB: 1 BB: 0 P: 6 | R: 0 E: 0 K: 1 S: 5 | H: 1 LOB: 0 BB: 0 P: 5 | R: 0 E: 0 K: 0 S: 4 | H: 1 LOB: 1 BB: 0 P: 4 | 1B: 5 2B: 1 3B: 0 HR: 0 | SF: 0 SAC: 0 DP: 0 HBP: 0 | WP: 0 PB: 0 SB: 2 CS: 1 | PA: 33 | | | | | | | | | | | | | | | | |
| PITCHER | IP | WLS | BF | H | R | ER | SO | BB | IBB | HBP | BLK | WP | HR | S | P | ERA | WHIP | PITCHER | | IP | WLS | BF | H | R | ER | SO | BB | IBB | HBP | BLK | WP | HR | S | P | ERA | WHIP |
| Scott Sanderson, R ERA: 4.11 (1, 1) | 7.0 | | 26 | 4 | 1 | 1 | 3 | 0 | 0 | 0 | 0 | 0 | 0 | 31 | 35 | 1.29 | 0.571 | | | | | | | | | | | | | | | | | | | |
| Lee Smith, R ERA: 2.66 (8, 1) | 2.0 | W | 7 | 2 | 0 | 0 | 1 | 0 | 0 | 0 | 0 | 0 | 0 | 9 | 9 | 0.00 | 1.000 | | | | | | | | | | | | | | | | | | | |



| Batter | 1 | 2 | 3 | 4 | 5 | 6 | 7 | 8 | 9 | AB | R | H | RBI | BB | SO | LOB | TOP | | | | | |
|----------------------------------------------------|-------------------------------------------------------|---------------------------------|------------------------------|---------------------------------|-------------------------------|----------------------------------|-------------------------------|----------------------------------|------------------------------|---------------------------------|------------------------------|----------------------------------|------------------------------|---------------------------------|------------------------------|---------------------------------|-----------------------------------------------------------------------------------------------------------------------------|---------------------------------|-----------------------------------|------------------------------------|----------------------------------|--------|
| Omar Moreno, L (1,9) OBP: 0.286, SLG: 0.385 | L4 | | K | F7 | | | | 1B 2B | | 5 | 1 | 2 | 1 | 0 | 1 | 2 | Atlanta Braves @ Chicago Cubs Wrigley Field, Chicago, IL Wed Aug 20 1986, 3:33 AM CDT Att: 20,042 - Unknown | | | | | |
| Ken Oberkfell, L (1,5) OBP: 0.391, SLG: 0.379 | F8 | | E 1B | | | K | | F7 | | 5 | 1 | 2 | 0 | 0 | 1 | 3 | | | | | | |
| Dale Murphy, R (1,8) OBP: 0.371, SLG: 0.498 | | | E9 | | | | | BB 1B | | 5 | 0 | 2 | 1 | 0 | 0 | 1 | | | | | | |
| Chris Chambliss, L (1,3) OBP: 0.398, SLG: 0.447 | CS | | 4-3 | | | K | | BB | | 4 | 0 | 1 | 0 | 1 | 1 | 2 | | | | | | |
| Ken Griffey, L (1,7) OBP: 0.349, SLG: 0.503 | | | | | | | | BB | | 5 | 2 | 3 | 0 | 0 | 1 | 3 | | | | | | |
| Rafael Ramirez, R (1,6) OBP: 0.281, SLG: 0.324 | | | | | | | | | | 5 | 2 | 3 | 0 | 0 | 0 | 2 | | | | | | |
| Ozzie Virgil, R (1,2) OBP: 0.335, SLG: 0.367 | | | | | | | | | | 4 | 1 | 1 | 1 | 1 | 1 | 4 | | | | | | |
| Glenn Hubbard, R (1,4) OBP: 0.356, SLG: 0.315 | | | | | | | | | | 5 | 0 | 0 | 0 | 0 | 3 | 6 | | | | | | |
| David Palmer, R (1,1) OBP: 0.193, SLG: 0.286 | | | | | | | | | | 4 | 1 | 3 | 3 | 0 | 0 | 0 | Braves | | | | | |
| Jeff Dedmon, L (8,1) OBP: 0.167, SLG: 0.167 | | | | | | | | | | 0 | 0 | 0 | 0 | 0 | 0 | 0 | | | | | | |
| Inning Stats | R: 0 E: 0 K: 0 S: 3 | H: 1 LOB: 0 BB: 0 P: 3 | R: 0 E: 0 K: 1 S: 6 | H: 1 LOB: 1 BB: 0 P: 6 | R: 2 E: 1 K: 2 S: 10 | H: 2 LOB: 1 BB: 0 P: 10 | R: 2 E: 0 K: 2 S: 10 | H: 3 LOB: 1 BB: 0 P: 10 | R: 0 E: 0 K: 1 S: 5 | H: 1 LOB: 1 BB: 0 P: 5 | R: 2 E: 0 K: 1 S: 8 | H: 3 LOB: 2 BB: 1 P: 12 | R: 1 E: 0 K: 0 S: 6 | H: 3 LOB: 2 BB: 0 P: 6 | R: 1 E: 0 K: 0 S: 5 | H: 2 LOB: 2 BB: 1 P: 9 | R: 0 E: 0 K: 1 S: 5 | H: 1 LOB: 0 BB: 0 P: 5 | 1B: 14 2B: 4 3B: 0 HR: 0 | SF: 0 SAC: 0 DP: 1 HBP: 0 | WP: 0 PB: 0 SB: 2 CS: 3 | PA: 45 |
| PITCHER | IP WLS BF H R ER SO BB IBB HBP BLK WP HR S P ERA WHIP | | | | | | | | | | | | | | | | | | | | | |
| Dennis Eckersley, R (1,1) ERA: 4.67 | 5.2 L 27 10 6 4 6 1 0 0 0 0 0 0 38 42 6.35 1.941 | | | | | | | | | | | | | | | | | | | | | |
| Steve Trout, L (8,1) ERA: 4.99 | 2.1 14 6 2 2 1 1 0 0 0 0 0 0 15 19 7.71 3.000 | | | | | | | | | | | | | | | | | | | | | |
| Ron Davis, R (9,1) ERA: 8.44 | 1.0 3 1 0 0 1 0 0 0 0 0 0 0 5 5 0.00 1.000 | | | | | | | | | | | | | | | | | | | | | |

| Batter | 1 | 2 | 3 | 4 | 5 | 6 | 7 | 8 | 9 | AB | R | H | RBI | BB | SO | LOB | BOTTOM | | | | | |
|-----------------------------------------------------|-------------------------------------------------------|---------------------------------|------------------------------|---------------------------------|------------------------------|---------------------------------|------------------------------|---------------------------------|------------------------------|---------------------------------|------------------------------|---------------------------------|------------------------------|---------------------------------|------------------------------|----------------------------------|-----------------------------------------------------------------------------------------------------------------------------|---------------------------------|----------------------------------|------------------------------------|----------------------------------|--------|
| Shawon Dunston, R (1,6) OBP: 0.297, SLG: 0.432 | K | | F9 | | | | | 23 1B | | 4 | 1 | 1 | 1 | 0 | 1 | 0 | Atlanta Braves @ Chicago Cubs Wrigley Field, Chicago, IL Wed Aug 20 1986, 3:33 AM CDT Att: 20,042 - Unknown | | | | | |
| 23 Ryne Sandberg, R (1,4) OBP: 0.328, SLG: 0.423 | F7 | | | | | | | 1B | | 4 | 0 | 1 | 1 | 0 | 0 | 0 | | | | | | |
| Gary Matthews, R (1,7) OBP: 0.356, SLG: 0.469 | | | | | | | | 1B | | 3 | 0 | 2 | 1 | 1 | 0 | 0 | | | | | | |
| Ron Davis, R (9,1) | | | | | | | | 1B | | 0 | 0 | 0 | 0 | 0 | 0 | 0 | | | | | | |
| Keith Moreland, R (1,9) OBP: 0.335, SLG: 0.381 | | | | | | | | 1B | | 4 | 0 | 0 | 0 | 0 | 0 | 4 | | | | | | |
| Leon Durham, L (1,3) OBP: 0.333, SLG: 0.416 | | | | | | | | | | 4 | 0 | 1 | 0 | 0 | 0 | 0 | | | | | | |
| Jody Davis, R (1,2) OBP: 0.287, SLG: 0.420 | | | | | | | | | | 4 | 0 | 0 | 0 | 0 | 0 | 2 | | | | | | |
| Ron Cey, R (1,5) OBP: 0.372, SLG: 0.502 | | | | | | | | | | 4 | 0 | 0 | 0 | 0 | 1 | 0 | | | | | | |
| Bob Dernier, R (1,8) OBP: 0.259, SLG: 0.281 | | | | | | | | | | 3 | 1 | 1 | 0 | 0 | 2 | 0 | | | | | | |
| Dennis Eckersley, R (1,1) OBP: 0.179, SLG: 0.333 | | | | | | | | | | 2 | 0 | 0 | 0 | 0 | 2 | 0 | Cubs | | | | | |
| Steve Trout, L (8,1) OBP: 0.230, SLG: 0.205 | | | | | | | | | | 0 | 0 | 0 | 0 | 0 | 0 | 0 | | | | | | |
| Thad Bosley, L (8,PH) OBP: 0.375, SLG: 0.387 | | | | | | | | | | 0 | 1 | 0 | 0 | 1 | 0 | 0 | | | | | | |
| Inning Stats | R: 0 E: 0 K: 1 S: 6 | H: 1 LOB: 0 BB: 0 P: 6 | R: 0 E: 0 K: 1 S: 5 | H: 0 LOB: 0 BB: 0 P: 5 | R: 0 E: 0 K: 2 S: 7 | H: 0 LOB: 0 BB: 0 P: 7 | R: 0 E: 0 K: 0 S: 4 | H: 1 LOB: 2 BB: 1 P: 8 | R: 0 E: 0 K: 0 S: 7 | H: 0 LOB: 0 BB: 0 P: 7 | R: 0 E: 0 K: 0 S: 3 | H: 0 LOB: 0 BB: 0 P: 3 | R: 0 E: 0 K: 0 S: 3 | H: 0 LOB: 0 BB: 0 P: 3 | R: 3 E: 0 K: 0 S: 6 | H: 4 LOB: 1 BB: 1 P: 10 | R: 0 E: 0 K: 0 S: 3 | H: 0 LOB: 0 BB: 0 P: 3 | 1B: 5 2B: 1 3B: 0 HR: 0 | SF: 0 SAC: 0 DP: 1 HBP: 0 | WP: 0 PB: 0 SB: 0 CS: 0 | PA: 34 |
| PITCHER | IP WLS BF H R ER SO BB IBB HBP BLK WP HR S P ERA WHIP | | | | | | | | | | | | | | | | | | | | | |
| David Palmer, R (1,1) ERA: 3.35 | 7.1 W 29 5 3 3 6 2 0 0 0 0 0 0 39 47 3.68 0.955 | | | | | | | | | | | | | | | | | | | | | |
| Jeff Dedmon, R (8,1) ERA: 2.99 | 1.2 5 1 0 0 0 0 0 0 0 0 0 0 5 5 0.00 0.600 | | | | | | | | | | | | | | | | | | | | | |

| Batter | 1 | 2 | 3 | 4 | 5 | 6 | 7 | 8 | 9 | AB | R | H | RBI | BB | SO | LOB | TOP | | | | | | | | |
|---------------------------------------------------------|------------------------------|----------------------------------|------------------------------|---------------------------------|------------------------------|---------------------------------|------------------------------|---------------------------------|------------------------------|---------------------------------|------------------------------|---------------------------------|------------------------------|---------------------------------|------------------------------|---------------------------------|------------------------------------------------------------------------------------------------------------------------------|---------------------------------|----------------------------------|------------------------------------|----------------------------------|--------|--|--|--|
| Kal Daniels, L (1, 7) OBP: 0.398, SLG: 0.500 | | | | | | | | | | 2 | 1 | 1 | 0 | 1 | 0 | 0 | Cincinnati Reds @ Chicago Cubs Wrigley Field, Chicago, IL Sat Aug 23 1986, 3:33 AM CDT Att: 32,060 - Unknown | | | | | | | | |
| Eddie Milner, L (5, 8) OBP: 0.292, SLG: 0.405 | | | | | | | | | | 2 | 0 | 0 | 0 | 0 | 0 | 2 | | | | | | | | | |
| Buddy Bell, R (1, 5) OBP: 0.356, SLG: 0.448 | | | | | | | | | | 3 | 1 | 1 | 0 | 2 | 0 | 2 | | | | | | | | | |
| Dave Parker, L (1, 9) OBP: 0.333, SLG: 0.474 | | | | | | | | | | 2 | 1 | 0 | 0 | 2 | 0 | 1 | | | | | | | | | |
| Max Venable, L (8, 7) OBP: 0.284, SLG: 0.286 | | | | | | | | | | 1 | 0 | 0 | 0 | 0 | 0 | 1 | | | | | | | | | |
| Eric Davis, R (1, 8) OBP: 0.385, SLG: 0.536 | | | | | | | | | | 5 | 0 | 1 | 2 | 0 | 1 | 3 | | | | | | | | | |
| Bo Diaz, R (1, 2) OBP: 0.320, SLG: 0.380 | | | | | | | | | | 4 | 2 | 3 | 1 | 0 | 0 | 0 | | | | | | | | | |
| Barry Larkin, R (1, 6) OBP: 0.333, SLG: 0.375 | | | | | | | | | | 4 | 1 | 2 | 0 | 0 | 1 | 1 | | | | | | | | | |
| Nick Esasky, R (1, 3) OBP: 0.320, SLG: 0.416 | | | | | | | | | | 3 | 1 | 1 | 3 | 0 | 2 | 1 | | | | | | | | | |
| Ron Oester, S (1, 4) OBP: 0.320, SLG: 0.353 | | | | | | | | | | 4 | 0 | 1 | 0 | 0 | 1 | 1 | | | | | | | | | |
| Tom Browning, L (1, 1) OBP: 0.167, SLG: 0.154 | | | | | | | | | | 4 | 0 | 1 | 0 | 0 | 1 | 1 | | | | | | | | | |
| Ron Robinson, R (8, 1) OBP: 0.077, SLG: 0.077 | | | | | | | | | | 0 | 0 | 0 | 0 | 0 | 0 | 0 | | | | | | | | | |
| Inning Stats | R: 3 E: 1 K: 2 S: 9 | H: 3 LOB: 1 BB: 2 P: 17 | R: 0 E: 0 K: 1 S: 6 | H: 1 LOB: 1 BB: 0 P: 6 | R: 3 E: 1 K: 1 S: 8 | H: 3 LOB: 0 BB: 0 P: 8 | R: 0 E: 0 K: 0 S: 3 | H: 0 LOB: 1 BB: 1 P: 7 | R: 1 E: 1 K: 0 S: 5 | H: 2 LOB: 1 BB: 0 P: 5 | R: 0 E: 0 K: 0 S: 4 | H: 1 LOB: 2 BB: 1 P: 8 | R: 0 E: 0 K: 1 S: 5 | H: 0 LOB: 0 BB: 0 P: 5 | R: 0 E: 0 K: 1 S: 5 | H: 1 LOB: 0 BB: 1 P: 5 | R: 0 E: 0 K: 1 S: 2 | H: 0 LOB: 0 BB: 1 P: 6 | 1B: 8 2B: 4 3B: 0 HR: 0 | SF: 1 SAC: 0 DP: 2 HBP: 0 | WP: 1 PB: 0 SB: 0 CS: 0 | PA: 40 | | | |
| PITCHER | IP | WLS | BF | H | R | ER | SO | BB | IBB | HBP | BLK | WP | HR | S | P | ERA | WHIP | | | | | | | | |
| Scott Sanderson, R (1, 1) ERA: 4.34 | 5.0 | L | 26 | 9 | 7 | 6 | 4 | 3 | 0 | 0 | 0 | 0 | 0 | 31 | 43 | 10.80 | 2.400 | | | | | | | | |
| Dave Gumpert, R (6, 1) ERA: 3.74 | 3.0 | | 11 | 2 | 0 | 0 | 2 | 0 | 1 | 0 | 0 | 0 | 0 | 14 | 18 | 0.00 | 0.667 | | | | | | | | |
| Frank DiPino, L (9, 1) ERA: 4.28 | 1.0 | | 3 | 0 | 0 | 0 | 0 | 1 | 0 | 0 | 0 | 1 | 0 | 2 | 6 | 0.00 | 1.000 | | | | | | | | |

| Batter | 1 | 2 | 3 | 4 | 5 | 6 | 7 | 8 | 9 | AB | R | H | RBI | BB | SO | LOB | BOTTOM | | | | | | | | |
|-------------------------------------------------------------|------------------------------|---------------------------------|------------------------------|---------------------------------|------------------------------|---------------------------------|------------------------------|---------------------------------|------------------------------|---------------------------------|------------------------------|---------------------------------|------------------------------|---------------------------------|-------------------------------|----------------------------------|------------------------------------------------------------------------------------------------------------------------------|----------------------------------|----------------------------------|------------------------------------|----------------------------------|--------|--|--|--|
| Bob Dernier, R (1, 8) OBP: 0.259, SLG: 0.281 | | | | | | | | | | 4 | 1 | 1 | 0 | 0 | 0 | 0 | Cincinnati Reds @ Chicago Cubs Wrigley Field, Chicago, IL Sat Aug 23 1986, 3:33 AM CDT Att: 32,060 - Unknown | | | | | | | | |
| Jerry Mumphrey, S (9, FH) OBP: 0.368, SLG: 0.409 | | | | | | | | | | 1 | 0 | 0 | 0 | 0 | 1 | 2 | | | | | | | | | |
| 23 Ryne Sandberg, R (1, 4) OBP: 0.328, SLG: 0.421 | | | | | | | | | | 4 | 1 | 2 | 0 | 0 | 0 | 0 | | | | | | | | | |
| Gary Matthews, R (1, 7) OBP: 0.352, SLG: 0.461 | | | | | | | | | | 3 | 0 | 0 | 1 | 0 | 1 | 1 | | | | | | | | | |
| Keith Moreland, R (1, 9) OBP: 0.333, SLG: 0.378 | | | | | | | | | | 4 | 0 | 1 | 1 | 0 | 0 | 1 | | | | | | | | | |
| Jody Davis, R (1, 2) OBP: 0.284, SLG: 0.415 | | | | | | | | | | 4 | 0 | 0 | 0 | 0 | 1 | 1 | | | | | | | | | |
| Ron Cey, R (1, 5) OBP: 0.374, SLG: 0.513 | | | | | | | | | | 4 | 1 | 3 | 1 | 0 | 1 | 0 | | | | | | | | | |
| Leon Durham, L (1, 3) OBP: 0.333, SLG: 0.423 | | | | | | | | | | 4 | 0 | 1 | 0 | 0 | 0 | 2 | | | | | | | | | |
| Shawon Dunston, R (1, 6) OBP: 0.291, SLG: 0.423 | | | | | | | | | | 4 | 0 | 1 | 0 | 0 | 1 | 1 | | | | | | | | | |
| Scott Sanderson, R (1, 1) OBP: 0.267, SLG: 0.288 | | | | | | | | | | 1 | 0 | 0 | 0 | 0 | 1 | 2 | | | | | | | | | |
| Mandy Trillo, R (5, PH) OBP: 0.375, SLG: 0.430 | | | | | | | | | | 1 | 0 | 0 | 0 | 0 | 1 | 0 | | | | | | | | | |
| Dave Gumpert, R (8, PH) OBP: 0.375, SLG: 0.430 | | | | | | | | | | 0 | 0 | 0 | 0 | 0 | 0 | 0 | | | | | | | | | |
| Chris Speier, R (8, PH) OBP: 0.375, SLG: 0.430 | | | | | | | | | | 1 | 0 | 0 | 0 | 0 | 1 | 0 | | | | | | | | | |
| Frank DiPino, L (9, PH) OBP: 0.292, SLG: 0.320 | | | | | | | | | | 0 | 0 | 0 | 0 | 0 | 0 | 0 | | | | | | | | | |
| Thad Bosley, L (9, PH) OBP: 0.377, SLG: 0.394 | | | | | | | | | | 0 | 0 | 0 | 0 | 1 | 0 | 0 | | | | | | | | | |
| Inning Stats | R: 0 E: 0 K: 0 S: 4 | H: 1 LOB: 1 BB: 0 P: 4 | R: 0 E: 0 K: 1 S: 7 | H: 2 LOB: 2 BB: 0 P: 7 | R: 0 E: 0 K: 1 S: 5 | H: 0 LOB: 0 BB: 0 P: 5 | R: 0 E: 0 K: 0 S: 4 | H: 1 LOB: 1 BB: 0 P: 4 | R: 0 E: 0 K: 2 S: 7 | H: 0 LOB: 0 BB: 0 P: 7 | R: 0 E: 0 K: 0 S: 3 | H: 0 LOB: 0 BB: 0 P: 3 | R: 1 E: 0 K: 0 S: 4 | H: 1 LOB: 0 BB: 0 P: 4 | R: 2 E: 0 K: 2 S: 10 | H: 3 LOB: 1 BB: 0 P: 10 | R: 0 E: 0 K: 2 S: 8 | H: 1 LOB: 2 BB: 1 P: 12 | 1B: 5 2B: 2 3B: 1 HR: 1 | SF: 1 SAC: 0 DP: 0 HBP: 0 | WP: 0 PB: 0 SB: 0 CS: 0 | PA: 37 | | | |
| PITCHER | IP | WLS | BF | H | R | ER | SO | BB | IBB | HBP | BLK | WP | HR | S | P | ERA | WHIP | | | | | | | | |
| Tom Browning, L (1, 1) ERA: 3.84 | 7.2 | W | 31 | 8 | 3 | 3 | 5 | 0 | 0 | 0 | 0 | 0 | 0 | 41 | 41 | 3.52 | 1.043 | | | | | | | | |
| Ron Robinson, R (8, 1) ERA: 2.51 | 1.1 | | 6 | 1 | 0 | 0 | 3 | 1 | 0 | 0 | 0 | 0 | 0 | 11 | 15 | 0.00 | 1.500 | | | | | | | | |

| | |
|-----|----|
| AB | 34 |
| R | 7 |
| H | 11 |
| RBI | 6 |
| BB | 5 |
| SO | 6 |
| LOB | 13 |



| Batter | 1 | 2 | 3 | 4 | 5 | 6 | 7 | 8 | 9 | AB | R | H | RBI | BB | SO | LOB | TOP | | | | | | | | |
|--------------------------------------------------------------------------------------------------------------------------------------------------------------|-------------------------------------------------------------------------------------------------------|-------------------------------------------------------------------------------------------------------|-------------------------------------------------------------------------------------------------------|-------------------------------------------------------------------------------------------------------|-------------------------------------------------------------------------------------------------------|-------------------------------------------------------------------------------------------------------|-------------------------------------------------------------------------------------------------------|-------------------------------------------------------------------------------------------------------|-------------------------------------------------------------------------------------------------------|-------------------------------------------------------------------------------------------------------|-------------------------------------------------------------------------------------------------------|-------------------------------------------------------------------------------------------------------|-------------------------------------------------------------------------------------------------------|-------------------------------------------------------------------------------------------------------|-------------------------------------------------------------------------------------------------------|-------------------------------------------------------------------------------------------------------|-------------------------------------------------------------------------------------------------------|-------------------------------------------------------------------------------------------------------|-------------------------------------------------------------------------------------------------------|-------------------------------------------------------------------------------------------------------|-------------------------------------------------------------------------------------------------------|-------------------------------------------------------------------------------------------------------|-------------------------------------------------------------------------------------------------------|-------------------------------------------------------------------------------------------------------|-------------------------------------------------------------------------------------------------------|
| Kal Daniels, L (1, 7) OBP: 0.400, SLG: 0.503 Eddie Milner, L (7, PR) OBP: 0.291, SLG: 0.404 (7, 8) | 0-0 4-3 2B | | 0-0 F8 | | 0-0 4-3 | | 0-0 BB BB | 0-0 4-3 | | 3 | 0 | 1 | 0 | 1 | 0 | 0 | | | | | | | | | |
| Buddy Bell, R (1, 5) OBP: 0.356, SLG: 0.447 | 0-0 4-3 2-3 | | 0-0 BB 1B 1B | | 0-0 E6 | | 0-0 BB BB G4-6-3 | 0-0 1B 1B IBB | | 3 | 2 | 1 | 0 | 2 | 0 | 1 | | | | | | | | | |
| Dave Parker, L (1, 9) OBP: 0.334, SLG: 0.472 | 0-0 6-3 | | 0-0 BB 1B 1-2 BB | | 0-0 F8 | | 0-0 BB BB G4-6-3 | 0-0 1B 1-3 2-H 1B | | 4 | 0 | 1 | 1 | 1 | 0 | 4 | | | | | | | | | |
| Eric Davis, R (1, 8) OBP: 0.394, SLG: 0.541 (7, 7) | 0-0 BB | | 0-0 1-3 2-H 1B | | 0-0 1B G3-2-3 BB | | | 0-0 1B 1B | | 3 | 1 | 3 | 2 | 2 | 0 | 0 | | | | | | | | | |
| Bo Diaz, R (1, 2) OBP: 0.321, SLG: 0.380 Carl Willis, L (8, 1) | 0-0 5-3 | | | | 0-0 5-3 | | 0-0 BB 1B | | | 5 | 1 | 2 | 0 | 0 | 0 | 4 | | | | | | | | | |
| Barry Larkin, R (1, 6) OBP: 0.317, SLG: 0.378 | | 0-0 F3 | | 0-3 K | | 0-3 K | | 0-0 1-3 3-H 2B | 0-0 F6 | 5 | 1 | 1 | 1 | 0 | 2 | 2 | | | | | | | | | |
| Nick Esasky, R (1, 3) OBP: 0.325, SLG: 0.412 | | 0-0 6-3 | | 0-0 BB | | 0-0 BB | | 0-0 BB BB F4 | 0-0 G1-6-3 BB | 2 | 0 | 0 | 0 | 3 | 0 | 2 | | | | | | | | | |
| Ron Oester, S (1, 4) OBP: 0.319, SLG: 0.351 | | 0-3 K | | 0-0 G3 | | 0-0 G3-2-3 | | 0-0 BB BB E S 1B | 0-0 G1-6-3 | 5 | 1 | 1 | 2 | 0 | 1 | 5 | | | | | | | | | |
| Bill Gullickson, R (1, 1) OBP: 0.108, SLG: 0.079 Kurt Stillwell, S (8, PH) OBP: 0.300, SLG: 0.245 Sal Butera, R (8, 2) OBP: 0.346, SLG: 0.341 | | | 0-0 6-3 | | 0-0 4-3 | | 0-0 F9 | 0-0 1-3 2-H 3-H 1B 4-3 1B | | 3 | 0 | 0 | 0 | 0 | 0 | 0 | | | | | | | | | |
| Inning Stats | R: 0 E: 0 K: 0 S: 4 | H: 1 LOB: 2 BB: 1 P: 8 | R: 0 E: 0 K: 1 S: 5 | H: 0 LOB: 0 BB: 0 P: 5 | R: 1 E: 0 K: 0 S: 4 | H: 2 LOB: 2 BB: 1 P: 8 | R: 0 E: 0 K: 1 S: 5 | H: 0 LOB: 1 BB: 1 P: 9 | R: 0 E: 1 K: 0 S: 4 | H: 0 LOB: 1 BB: 0 P: 4 | R: 0 E: 0 K: 1 S: 5 | H: 1 LOB: 2 BB: 2 P: 13 | R: 0 E: 0 K: 0 S: 2 | H: 0 LOB: 2 BB: 2 P: 10 | R: 6 E: 0 K: 0 S: 10 | H: 7 LOB: 2 BB: 1 P: 14 | R: 0 E: 0 K: 0 S: 2 | H: 0 LOB: 0 BB: 1 P: 6 | 1B: 9 2B: 2 3B: 0 HR: 0 | SF: 0 SAC: 0 DP: 3 HBP: 0 | WP: 0 PB: 0 SB: 1 CS: 0 | PA: 44 | | | |
| PITCHER | IP WLS BF H R ER SO BB IBB HBP BLK WP HR S P ERA WHIP | IP WLS BF H R ER SO BB IBB HBP BLK WP HR S P ERA WHIP | IP WLS BF H R ER SO BB IBB HBP BLK WP HR S P ERA WHIP | IP WLS BF H R ER SO BB IBB HBP BLK WP HR S P ERA WHIP | IP WLS BF H R ER SO BB IBB HBP BLK WP HR S P ERA WHIP | IP WLS BF H R ER SO BB IBB HBP BLK WP HR S P ERA WHIP | IP WLS BF H R ER SO BB IBB HBP BLK WP HR S P ERA WHIP | IP WLS BF H R ER SO BB IBB HBP BLK WP HR S P ERA WHIP | IP WLS BF H R ER SO BB IBB HBP BLK WP HR S P ERA WHIP | IP WLS BF H R ER SO BB IBB HBP BLK WP HR S P ERA WHIP | IP WLS BF H R ER SO BB IBB HBP BLK WP HR S P ERA WHIP | IP WLS BF H R ER SO BB IBB HBP BLK WP HR S P ERA WHIP | IP WLS BF H R ER SO BB IBB HBP BLK WP HR S P ERA WHIP | IP WLS BF H R ER SO BB IBB HBP BLK WP HR S P ERA WHIP | IP WLS BF H R ER SO BB IBB HBP BLK WP HR S P ERA WHIP | IP WLS BF H R ER SO BB IBB HBP BLK WP HR S P ERA WHIP | IP WLS BF H R ER SO BB IBB HBP BLK WP HR S P ERA WHIP | IP WLS BF H R ER SO BB IBB HBP BLK WP HR S P ERA WHIP | IP WLS BF H R ER SO BB IBB HBP BLK WP HR S P ERA WHIP | IP WLS BF H R ER SO BB IBB HBP BLK WP HR S P ERA WHIP | IP WLS BF H R ER SO BB IBB HBP BLK WP HR S P ERA WHIP | IP WLS BF H R ER SO BB IBB HBP BLK WP HR S P ERA WHIP | IP WLS BF H R ER SO BB IBB HBP BLK WP HR S P ERA WHIP | IP WLS BF H R ER SO BB IBB HBP BLK WP HR S P ERA WHIP | IP WLS BF H R ER SO BB IBB HBP BLK WP HR S P ERA WHIP |

Cincinnati Reds @ Chicago Cubs
Wrigley Field, Chicago, IL
Sun Aug 24 1986, 3:33 AM CDT
Att: 31,171 - Unknown

| | |
|-----|----|
| AB | 35 |
| R | 7 |
| H | 11 |
| RBI | 7 |
| BB | 9 |
| SO | 3 |
| LOB | 19 |



| Batter | 1 | 2 | 3 | 4 | 5 | 6 | 7 | 8 | 9 | AB | R | H | RBI | BB | SO | LOB | BOTTOM | | | | | | | | |
|-----------------------------------------------------------------------------------------------------------------------------------------------------------------------------------------------------------------------------------------------------------------------------------------------------------------------|-------------------------------------------------------------------------------------------------------|-------------------------------------------------------------------------------------------------------|-------------------------------------------------------------------------------------------------------|-------------------------------------------------------------------------------------------------------|-------------------------------------------------------------------------------------------------------|-------------------------------------------------------------------------------------------------------|-------------------------------------------------------------------------------------------------------|-------------------------------------------------------------------------------------------------------|-------------------------------------------------------------------------------------------------------|-------------------------------------------------------------------------------------------------------|-------------------------------------------------------------------------------------------------------|-------------------------------------------------------------------------------------------------------|-------------------------------------------------------------------------------------------------------|-------------------------------------------------------------------------------------------------------|-------------------------------------------------------------------------------------------------------|-------------------------------------------------------------------------------------------------------|-------------------------------------------------------------------------------------------------------|-------------------------------------------------------------------------------------------------------|-------------------------------------------------------------------------------------------------------|-------------------------------------------------------------------------------------------------------|-------------------------------------------------------------------------------------------------------|-------------------------------------------------------------------------------------------------------|-------------------------------------------------------------------------------------------------------|-------------------------------------------------------------------------------------------------------|-------------------------------------------------------------------------------------------------------|
| Jerry Mumphrey, S (1, 8) OBP: 0.365, SLG: 0.405 | 0-0 G3 | | 0-0 F7 | | 0-0 6-3 | | 0-0 23 CS 1B | | 0-0 G3 | 5 | 0 | 1 | 0 | 0 | 0 | 3 | | | | | | | | | |
| 23 Ryne Sandberg, R (1, 4) OBP: 0.328, SLG: 0.420 | 0-0 S 1B | | | 0-0 6-3 | | 0-0 5-3 | | 0-0 F9 | | 4 | 0 | 1 | 0 | 0 | 0 | 1 | | | | | | | | | |
| Gary Matthews, R (1, 7) OBP: 0.357, SLG: 0.474 | 0-3 K | | | 0-0 1B | | 0-0 HR | | 0-0 G6-4-3 1B | | 4 | 1 | 3 | 1 | 0 | 1 | 1 | | | | | | | | | |
| Keith Moreland, R (1, 9) OBP: 0.331, SLG: 0.375 | 0-0 6-3 | | | 0-0 F6 | | 0-0 L7 | | 0-0 G6-4-3 1-2 1B | | 4 | 0 | 0 | 0 | 0 | 0 | 3 | | | | | | | | | |
| Leon Durham, L (1, 3) OBP: 0.334, SLG: 0.422 | | 0-3 K | | 0-3 K | | 0-0 E 1B | | 0-0 BB | | 3 | 0 | 1 | 0 | 1 | 2 | 1 | | | | | | | | | |
| Jody Davis, R (1, 2) OBP: 0.284, SLG: 0.412 | | 0-3 K | | 0-0 FC5-4 BB | | 0-0 E6 BB | | 0-0 F9 | | 3 | 0 | 0 | 0 | 1 | 1 | 2 | | | | | | | | | |
| Ron Cey, R (1, 5) OBP: 0.376, SLG: 0.508 | | 0-3 K | | 0-0 FC5-4 2B 1-2 | | 0-0 BB | | 0-0 BB | | 2 | 0 | 0 | 0 | 2 | 1 | 1 | | | | | | | | | |
| Shawon Dunston, R (1, 6) OBP: 0.291, SLG: 0.423 | | | 0-3 K | | 0-0 L9 | | 0-0 L9 | | 0-0 F4 | 4 | 0 | 1 | 0 | 0 | 1 | 4 | | | | | | | | | |
| Rick Sutcliffe, L (1, 1) OBP: 0.206, SLG: 0.310 Frank DiPino, L (7, 1) OBP: 0.200, SLG: 0.200 Thad Sayers, R (7, PH) OBP: 0.325, SLG: 0.360 Ron Davis, R (8, 1) OBP: 0.325, SLG: 0.360 Steve Trout, L (8, 1) OBP: 0.290, SLG: 0.295 Terry Francona, S (8, PH) OBP: 0.302, SLG: 0.297 | | | 0-0 L8 | | 0-0 K | | 0-3 K | | 0-0 F9 | 2 | 0 | 0 | 0 | 0 | 1 | 2 | | | | | | | | | |
| Inning Stats | R: 0 E: 0 K: 1 S: 6 | H: 1 LOB: 1 BB: 0 P: 6 | R: 0 E: 0 K: 3 S: 9 | H: 0 LOB: 0 BB: 0 P: 9 | R: 0 E: 0 K: 1 S: 5 | H: 0 LOB: 0 BB: 0 P: 5 | R: 0 E: 0 K: 1 S: 6 | H: 1 LOB: 1 BB: 0 P: 6 | R: 0 E: 0 K: 1 S: 6 | H: 2 LOB: 3 BB: 1 P: 10 | R: 1 E: 1 K: 0 S: 5 | H: 2 LOB: 0 BB: 1 P: 5 | R: 0 E: 0 K: 0 S: 3 | H: 1 LOB: 1 BB: 1 P: 7 | R: 0 E: 0 K: 0 S: 3 | H: 0 LOB: 1 BB: 1 P: 7 | 1B: 5 2B: 1 3B: 0 HR: 1 | SF: 0 SAC: 0 DP: 1 HBP: 0 | WP: 0 PB: 0 SB: 1 CS: 1 | PA: 37 | | | | | |
| PITCHER | IP WLS BF H R ER SO BB IBB HBP BLK WP HR S P ERA WHIP | IP WLS BF H R ER SO BB IBB HBP BLK WP HR S P ERA WHIP | IP WLS BF H R ER SO BB IBB HBP BLK WP HR S P ERA WHIP | IP WLS BF H R ER SO BB IBB HBP BLK WP HR S P ERA WHIP | IP WLS BF H R ER SO BB IBB HBP BLK WP HR S P ERA WHIP | IP WLS BF H R ER SO BB IBB HBP BLK WP HR S P ERA WHIP | IP WLS BF H R ER SO BB IBB HBP BLK WP HR S P ERA WHIP | IP WLS BF H R ER SO BB IBB HBP BLK WP HR S P ERA WHIP | IP WLS BF H R ER SO BB IBB HBP BLK WP HR S P ERA WHIP | IP WLS BF H R ER SO BB IBB HBP BLK WP HR S P ERA WHIP | IP WLS BF H R ER SO BB IBB HBP BLK WP HR S P ERA WHIP | IP WLS BF H R ER SO BB IBB HBP BLK WP HR S P ERA WHIP | IP WLS BF H R ER SO BB IBB HBP BLK WP HR S P ERA WHIP | IP WLS BF H R ER SO BB IBB HBP BLK WP HR S P ERA WHIP | IP WLS BF H R ER SO BB IBB HBP BLK WP HR S P ERA WHIP | IP WLS BF H R ER SO BB IBB HBP BLK WP HR S P ERA WHIP | IP WLS BF H R ER SO BB IBB HBP BLK WP HR S P ERA WHIP | IP WLS BF H R ER SO BB IBB HBP BLK WP HR S P ERA WHIP | IP WLS BF H R ER SO BB IBB HBP BLK WP HR S P ERA WHIP | IP WLS BF H R ER SO BB IBB HBP BLK WP HR S P ERA WHIP | IP WLS BF H R ER SO BB IBB HBP BLK WP HR S P ERA WHIP | IP WLS BF H R ER SO BB IBB HBP BLK WP HR S P ERA WHIP | IP WLS BF H R ER SO BB IBB HBP BLK WP HR S P ERA WHIP | IP WLS BF H R ER SO BB IBB HBP BLK WP HR S P ERA WHIP | IP WLS BF H R ER SO BB IBB HBP BLK WP HR S P ERA WHIP |

Cincinnati Reds @ Chicago Cubs
Wrigley Field, Chicago, IL
Sun Aug 24 1986, 3:33 AM CDT
Att: 31,171 - Unknown

| | |
|-----|----|
| AB | 33 |
| R | 1 |
| H | 7 |
| RBI | 1 |
| BB | 4 |
| SO | 8 |
| LOB | 19 |



| Batter | 1 | 2 | 3 | 4 | 5 | 6 | 7 | 8 | 9 | AB | R | H | RBI | BB | SO | LOB | TOP | | | | | | | | |
|----------------------------------------------------------------------------------------------------------------------|------------------------------|---------------------------------|------------------------------|----------------------------------|------------------------------|---------------------------------|------------------------------|---------------------------------|------------------------------|---------------------------------|------------------------------|---------------------------------|------------------------------|---------------------------------|------------------------------|----------------------------------|------------------------------|---------------------------------|----------------------------------|------------------------------------|----------------------------------|--------|--|--|--|
| Jerry Mumphrey, S OBP: 0.363, SLG: 0.401 (1, 8) | F9 | K | | | L4 | | BLK 1B | | 4-3 | 5 | 0 | 1 | 0 | 0 | 1 | 2 | | | | | | | | | |
| Shawon Dunston, R OBP: 0.290, SLG: 0.421 (1, 6) | F3 | | K | | CS 1B | | K | | K | 5 | 0 | 1 | 0 | 0 | 3 | 1 | | | | | | | | | |
| Gary Matthews, R OBP: 0.358, SLG: 0.476 Bob Demier, R OBP: 0.258, SLG: 0.280 (7, 8) | 2B | | F2 | | BB 1-2 | | F3 | | F7 | 3 | 0 | 1 | 0 | 1 | 0 | 1 | | | | | | | | | |
| Keith Moreland, R OBP: 0.330, SLG: 0.373 (1, 9) | BB | | F4 | | F9 | | K | | | 3 | 0 | 0 | 0 | 1 | 1 | 2 | | | | | | | | | |
| Jody Davis, R OBP: 0.282, SLG: 0.408 (1, 2) | F8 | | | | L5 | | G5-6-3 | | K | 4 | 0 | 0 | 0 | 0 | 1 | 2 | | | | | | | | | |
| Ron Cey, R OBP: 0.378, SLG: 0.506 Terry Francona, L OBP: 0.262, SLG: 0.297 (8, 3) | F9 1B BB | | 6-3 | | 6-3 | | HR 1B | | K | 3 | 1 | 1 | 0 | 1 | 1 | 0 | | | | | | | | | |
| Leon Durham, L OBP: 0.334, SLG: 0.422 Manny Trillo, R OBP: 0.380, SLG: 0.433 (2, PH) (2, 3) (8, 4) | F3 | | | | 1B | | K | | BB 1B | 0 | 0 | 0 | 0 | 0 | 0 | 0 | | | | | | | | | |
| Chris Speier, R OBP: 0.357, SLG: 0.455 (8, 5) | | | | | 1B | | HR | | BB | 3 | 1 | 3 | 2 | 1 | 0 | 0 | | | | | | | | | |
| Dennis Eckersley, R OBP: 0.169, SLG: 0.316 Thad Bosley, R OBP: 0.371, SLG: 0.356 Lee Smith, R (8, 1) | F9 2-3 | | K | | 1-3 | | L6 | | | 3 | 0 | 0 | 0 | 0 | 1 | 4 | | | | | | | | | |
| Inning Stats | R: 0 E: 0 K: 0 S: 4 | H: 1 LOB: 2 BB: 1 P: 8 | R: 0 E: 0 K: 1 S: 6 | H: 1 LOB: 2 BB: 1 P: 10 | R: 0 E: 0 K: 1 S: 5 | H: 0 LOB: 0 BB: 0 P: 5 | R: 0 E: 0 K: 1 S: 7 | H: 2 LOB: 2 BB: 0 P: 7 | R: 0 E: 0 K: 0 S: 3 | H: 1 LOB: 1 BB: 1 P: 7 | R: 2 E: 0 K: 1 S: 7 | H: 2 LOB: 0 BB: 0 P: 7 | R: 0 E: 0 K: 2 S: 8 | H: 1 LOB: 1 BB: 0 P: 8 | R: 0 E: 0 K: 2 S: 8 | H: 1 LOB: 2 BB: 1 P: 12 | R: 0 E: 0 K: 1 S: 5 | H: 0 LOB: 0 BB: 0 P: 5 | 1B: 7 2B: 1 3B: 0 HR: 1 | SF: 0 SAC: 0 DP: 0 HBP: 0 | WP: 0 PB: 0 SB: 0 CS: 1 | PA: 39 | | | |
| PITCHER | IP | WLS | BF | H | R | ER | SO | BB | IBB | HBP | BLK | WP | HR | S | P | ERA | WHIP | | | | | | | | |
| Bob Knepper, L ERA: 2.68 (1, 1) | 6.0 | | 27 | 7 | 2 | 2 | 4 | 3 | 0 | 0 | 0 | 0 | 1 | 32 | 44 | 3.00 | 1.667 | | | | | | | | |
| Charlie Kerfeld, R ERA: 2.7 (7, 1) | 2.0 | W | 9 | 2 | 0 | 0 | 4 | 1 | 0 | 0 | 1 | 0 | 0 | 16 | 20 | 0.00 | 1.500 | | | | | | | | |
| Dave Smith, R ERA: 2.56 (9, 1) | 1.0 | S | 3 | 0 | 0 | 0 | 1 | 0 | 0 | 0 | 0 | 0 | 0 | 5 | 5 | 0.00 | 0.000 | | | | | | | | |

Chicago Cubs @ Houston Astros
Astrodome, Houston, TX
Mon Aug 25 1986, 8:05 PM EDT
Att: 24,211 - Unknown

| | |
|-----|----|
| AB | 35 |
| R | 2 |
| H | 9 |
| RBI | 2 |
| BB | 4 |
| SO | 9 |
| LOB | 16 |



| Batter | 1 | 2 | 3 | 4 | 5 | 6 | 7 | 8 | 9 | AB | R | H | RBI | BB | SO | LOB | BOTTOM | | | | | | | | |
|--------------------------------------------------------------------------------------------------------------------------------------------------------------------------------------------------------------|------------------------------|---------------------------------|------------------------------|---------------------------------|------------------------------|----------------------------------|------------------------------|---------------------------------|------------------------------|---------------------------------|------------------------------|----------------------------------|------------------------------|---------------------------------|------------------------------|----------------------------------|----------------------------------|------------------------------------|----------------------------------|--------|--|--|--|--|--|
| Bill Doran, S OBP: 0.369, SLG: 0.362 (1, 4) | BLK 1B | | 6-3 | | F7 | | F9 | | | 4 | 1 | 1 | 0 | 1 | 0 | 0 | | | | | | | | | |
| Billy Hatcher, R OBP: 0.295, SLG: 0.347 (1, 8) | F8 1-1 1B | | E 1B | | | | F7 | | F9 | 5 | 0 | 3 | 1 | 0 | 0 | 2 | | | | | | | | | |
| Denny Walling, L OBP: 0.370, SLG: 0.484 (1, 5) | K | | | | F7 | | FC4-6 1B | | | 3 | 0 | 1 | 0 | 1 | 1 | 2 | | | | | | | | | |
| Glenn Davis, R OBP: 0.331, SLG: 0.479 (1, 3) | F8 2-3 | | K | | F9 | | FC4-6 | | | 4 | 0 | 0 | 0 | 0 | 1 | 5 | | | | | | | | | |
| Kevin Bass, S OBP: 0.358, SLG: 0.493 (1, 9) | 4-3 | | | | F7 | | G3 | | F5 | 4 | 0 | 0 | 0 | 0 | 0 | 1 | | | | | | | | | |
| Jose Cruz, L OBP: 0.345, SLG: 0.386 (1, 7) | | | G3 | | 3-1 | | K | | 2B 1B | 4 | 1 | 1 | 0 | 0 | 1 | 0 | | | | | | | | | |
| Alan Ashby, S OBP: 0.361 Davey Lopes, R OBP: 0.380, SLG: 0.435 John Mizerock, L OBP: 0.395, SLG: 0.263 (6, PR) (9, 2) | 4-3 | | | | 2B 1B | | 1B BB | | 1-1 2B | 3 | 0 | 2 | 1 | 1 | 0 | 0 | | | | | | | | | |
| Craig Reynolds, L OBP: 0.276, SLG: 0.352 Dickie Thon, R OBP: 0.300, SLG: 0.324 (8, PR) (9, 6) | F4 | | | | | | | | BB 1B | 4 | 0 | 3 | 1 | 0 | 0 | 0 | | | | | | | | | |
| Bob Knepper, L OBP: 0.100, SLG: 0.125 Terry Puhl, L OBP: 0.288, SLG: 0.324 Charlie Kerfeld, R OBP: 0.333, SLG: 0.200 Jim Pankovits, R OBP: 0.361, SLG: 0.394 Dave Smith, R (9, 1) | | | K | | F9 | | F8 | | K | 2 | 0 | 0 | 0 | 0 | 1 | 2 | | | | | | | | | |
| Inning Stats | R: 1 E: 0 K: 1 S: 7 | H: 2 LOB: 1 BB: 0 P: 7 | R: 0 E: 0 K: 0 S: 3 | H: 0 LOB: 0 BB: 0 P: 3 | R: 0 E: 1 K: 2 S: 8 | H: 1 LOB: 2 BB: 1 P: 12 | R: 0 E: 0 K: 0 S: 5 | H: 2 LOB: 2 BB: 0 P: 5 | R: 0 E: 0 K: 0 S: 4 | H: 1 LOB: 1 BB: 1 P: 4 | R: 0 E: 0 K: 1 S: 6 | H: 1 LOB: 1 BB: 1 P: 10 | R: 0 E: 0 K: 0 S: 4 | H: 1 LOB: 1 BB: 0 P: 4 | R: 2 E: 0 K: 1 S: 8 | H: 3 LOB: 2 BB: 1 P: 12 | 1B: 8 2B: 3 3B: 0 HR: 0 | SF: 0 SAC: 0 DP: 0 HBP: 0 | WP: 0 PB: 1 SB: 0 CS: 0 | PA: 38 | | | | | |
| PITCHER | IP | WLS | BF | H | R | ER | SO | BB | IBB | HBP | BLK | WP | HR | S | P | ERA | WHIP | | | | | | | | |
| Dennis Eckersley, R ERA: 4.53 Lee Smith, R ERA: 2.79 (8, 1) | 7.0 | | 31 | 8 | 1 | 1 | 4 | 2 | 0 | 0 | 2 | 0 | 0 | 37 | 45 | 1.29 | 1.429 | | | | | | | | |
| Lee Smith, R ERA: 2.79 (8, 1) | 1.0 | L | 7 | 3 | 2 | 2 | 1 | 1 | 0 | 0 | 0 | 0 | 0 | 8 | 12 | 18.00 | 4.000 | | | | | | | | |

Chicago Cubs @ Houston Astros
Astrodome, Houston, TX
Mon Aug 25 1986, 8:05 PM EDT
Att: 24,211 - Unknown

| | |
|-----|----|
| AB | 35 |
| R | 2 |
| H | 11 |
| RBI | 3 |
| BB | 3 |
| SO | 5 |
| LOB | 16 |



| Batter | 1 | 2 | 3 | 4 | 5 | 6 | 7 | 8 | 9 | AB | R | H | RBI | BB | SO | LOB | TOP | | | | | |
|-------------------------------------------------------------------------------------------------------------------------------------------------------------------------|-------------------------------------------------------|---------------------------------|------------------------------|---------------------------------|------------------------------|---------------------------------|------------------------------|---------------------------------|------------------------------|---------------------------------|------------------------------|---------------------------------|------------------------------|---------------------------------|------------------------------|---------------------------------|-------------------------------------------------------------------------------------------------------------------------|------------------------------|---------------------------------|----------------------------------|------------------------------------|----------------------------------|
| Jerry Mumphrey, S (1, 8) OBP: 0.365, SLG: 0.406 (6, 7) | | | | | | | | | | 4 | 0 | 2 | 0 | 0 | 0 | 0 | Chicago Cubs @ Houston Astros Astrodome, Houston, TX Tue Aug 26 1986, 8:05 PM EDT Att: 22,579 - Unknown | | | | | |
| Manny Trillo, R (1, 4) OBP: 0.384, SLG: 0.430 | | | | | | | | | | 3 | 1 | 1 | 0 | 1 | 0 | 2 | | | | | | |
| Gary Matthews, R (1, 7) OBP: 0.355, SLG: 0.471 Bob Demier, R (6, 8) OBP: 0.258, SLG: 0.279 | | | | | | | | | | 3 | 1 | 0 | 0 | 0 | 1 | 2 | | | | | | |
| Keith Moreland, R (1, 3) OBP: 0.328, SLG: 0.369 | | | | | | | | | | 4 | 0 | 0 | 0 | 0 | 4 | | | | | | | |
| Jody Davis, R (1, 2) OBP: 0.279, SLG: 0.405 | | | | | | | | | | 3 | 0 | 0 | 1 | 0 | 1 | 0 | | | | | | |
| Terry Francona, L (1, 9) OBP: 0.270, SLG: 0.333 | | | | | | | | | | 4 | 2 | 2 | 1 | 0 | 0 | 0 | | | | | | |
| Shawon Dunston, R (1, 6) OBP: 0.287, SLG: 0.417 | | | | | | | | | | 4 | 0 | 0 | 0 | 0 | 1 | 1 | | | | | | |
| Chris Speier, R (1, 5) OBP: 0.354, SLG: 0.457 | | | | | | | | | | 4 | 0 | 1 | 1 | 0 | 0 | 0 | | | | | | |
| Ed Lynch, R (1, 1) OBP: 0.115, SLG: 0.042 Ron Cey, R (7, PH) OBP: 0.360, SLG: 0.520 Frank DiPino, L (7, 1) OBP: 0.167, SLG: 0.167 Lee Smith, R (9, 1) | | | | | | | | | | 2 | 0 | 0 | 0 | 0 | 1 | 1 | | | | | | |
| Inning Stats | R: 0 E: 1 K: 1 S: 6 | H: 1 LOB: 1 BB: 0 P: 6 | R: 1 E: 0 K: 2 S: 9 | H: 2 LOB: 1 BB: 0 P: 9 | R: 0 E: 0 K: 0 S: 4 | H: 1 LOB: 1 BB: 0 P: 4 | R: 0 E: 0 K: 0 S: 3 | H: 0 LOB: 0 BB: 0 P: 3 | R: 0 E: 0 K: 1 S: 5 | H: 0 LOB: 0 BB: 0 P: 5 | R: 3 E: 1 K: 0 S: 6 | H: 2 LOB: 0 BB: 0 P: 6 | R: 1 E: 0 K: 0 S: 4 | H: 1 LOB: 1 BB: 1 P: 8 | R: 0 E: 0 K: 0 S: 3 | H: 0 LOB: 0 BB: 0 P: 3 | | R: 0 E: 0 K: 1 S: 5 | H: 0 LOB: 0 BB: 0 P: 5 | 1B: 3 2B: 2 3B: 0 HR: 2 | SF: 1 SAC: 0 DP: 0 HBP: 0 | WP: 1 PB: 0 SB: 0 CS: 1 |
| PITCHER | IP WLS BF H R ER SO BB IBB HBP BLK WP HR S P ERA WHIP | | | | | | | | | | | | | | | | | | | | | |
| Danny Darwin, R (1, 1) ERA: 3.58 | 6.0 L 25 6 4 4 4 0 0 0 0 0 1 1 33 33 6.00 1.000 | | | | | | | | | | | | | | | | | | | | | |
| Aurelio Lopez, R (7, 1) ERA: 2.91 | 1.0 5 1 1 1 0 1 0 0 0 0 0 1 4 8 9.00 2.000 | | | | | | | | | | | | | | | | | | | | | |
| Larry Andersen, R (8, 1) ERA: 3.41 | 2.0 6 0 0 0 0 1 0 0 0 0 0 0 8 8 0.00 0.000 | | | | | | | | | | | | | | | | | | | | | |

Chicago Cubs @ Houston Astros
Astrodome, Houston, TX
Tue Aug 26 1986, 8:05 PM EDT
Att: 22,579 - Unknown

| | |
|-----|----|
| AB | 34 |
| R | 5 |
| H | 7 |
| RBI | 4 |
| BB | 1 |
| SO | 5 |
| LOB | 11 |



| Batter | 1 | 2 | 3 | 4 | 5 | 6 | 7 | 8 | 9 | AB | R | H | RBI | BB | SO | LOB | BOTTOM | | | |
|-----------------------------------------------------------------------------------------------------------------------------------------------------------|-------------------------------------------------------|---------------------------------|------------------------------|---------------------------------|------------------------------|---------------------------------|------------------------------|---------------------------------|------------------------------|---------------------------------|------------------------------|---------------------------------|------------------------------|---------------------------------|------------------------------|---------------------------------|-------------------------------------------------------------------------------------------------------------------------|------------------------------------|----------------------------------|--------|
| Bill Doran, S (1, 4) OBP: 0.368, SLG: 0.363 Larry Andersen, R (8, 1) | | | | | | | | | | 4 | 1 | 1 | 0 | 0 | 0 | 0 | Chicago Cubs @ Houston Astros Astrodome, Houston, TX Tue Aug 26 1986, 8:05 PM EDT Att: 22,579 - Unknown | | | |
| Glenn Davis, R (9, PH) OBP: 0.331, SLG: 0.478 | | | | | | | | | | 4 | 0 | 1 | 1 | 0 | 1 | 0 | | | | |
| Billy Hatcher, R (1, 8) OBP: 0.295, SLG: 0.346 | | | | | | | | | | 4 | 0 | 2 | 0 | 0 | 1 | 0 | | | | |
| Denny Walling, L (1, 3) OBP: 0.372, SLG: 0.484 | | | | | | | | | | 4 | 0 | 0 | 0 | 0 | 1 | 2 | | | | |
| Jose Cruz, L (1, 7) OBP: 0.342, SLG: 0.382 | | | | | | | | | | 4 | 1 | 2 | 0 | 0 | 1 | 0 | | | | |
| Kevin Bass, S (1, 9) OBP: 0.359, SLG: 0.494 | | | | | | | | | | 4 | 0 | 1 | 0 | 0 | 1 | 1 | | | | |
| Alan Ashby, S (1, 2) OBP: 0.341, SLG: 0.359 | | | | | | | | | | 4 | 0 | 1 | 0 | 0 | 1 | 1 | | | | |
| Craig Reynolds, L (1, 6) OBP: 0.280, SLG: 0.372 Dickie Thon, R (9, PH) OBP: 0.298, SLG: 0.323 | | | | | | | | | | 3 | 1 | 2 | 2 | 0 | 0 | 2 | | | | |
| Phil Garner, R (1, 5) OBP: 0.326, SLG: 0.413 | | | | | | | | | | 3 | 0 | 2 | 0 | 1 | 1 | 2 | | | | |
| Danny Darwin, R (1, 1) Terry Puhl, L (6, PH) OBP: 0.287, SLG: 0.322 Aurelio Lopez, R (7, 1) Jim Pankovits, R (8, 4) OBP: 0.356, SLG: 0.388 | | | | | | | | | | 2 | 0 | 0 | 0 | 0 | 2 | 2 | | | | |
| Inning Stats | R: 0 E: 0 K: 0 S: 4 | H: 1 LOB: 1 BB: 0 P: 4 | R: 0 E: 0 K: 2 S: 9 | H: 2 LOB: 2 BB: 0 P: 9 | R: 0 E: 0 K: 1 S: 5 | H: 1 LOB: 1 BB: 1 P: 9 | R: 1 E: 0 K: 1 S: 6 | H: 2 LOB: 0 BB: 0 P: 6 | R: 2 E: 0 K: 1 S: 8 | H: 3 LOB: 1 BB: 0 P: 8 | R: 0 E: 0 K: 2 S: 7 | H: 0 LOB: 0 BB: 0 P: 7 | R: 0 E: 0 K: 2 S: 7 | H: 0 LOB: 0 BB: 0 P: 7 | R: 0 E: 0 K: 1 S: 6 | H: 1 LOB: 1 BB: 0 P: 6 | 1B: 8 2B: 2 3B: 0 HR: 1 | SF: 0 SAC: 0 DP: 0 HBP: 0 | WP: 0 PB: 0 SB: 0 CS: 0 | PA: 38 |
| PITCHER | IP WLS BF H R ER SO BB IBB HBP BLK WP HR S P ERA WHIP | | | | | | | | | | | | | | | | | | | |
| Ed Lynch, R (1, 1) ERA: 3.57 | 6.0 W 27 10 3 3 5 0 1 0 0 0 0 1 36 40 4.50 1.667 | | | | | | | | | | | | | | | | | | | |
| Frank DiPino, L (7, 1) ERA: 4.1 | 2.0 6 0 0 0 4 0 0 0 0 0 0 0 14 14 0.00 0.000 | | | | | | | | | | | | | | | | | | | |
| Lee Smith, R (9, 1) ERA: 2.76 | 1.0 S 4 1 0 0 1 0 0 0 0 0 0 0 6 6 0.00 1.000 | | | | | | | | | | | | | | | | | | | |

Chicago Cubs @ Houston Astros
Astrodome, Houston, TX
Tue Aug 26 1986, 8:05 PM EDT
Att: 22,579 - Unknown

| | |
|-----|----|
| AB | 36 |
| R | 3 |
| H | 11 |
| RBI | 3 |
| BB | 1 |
| SO | 10 |
| LOB | 12 |



| Batter | 1 | 2 | 3 | 4 | 5 | 6 | 7 | 8 | 9 | AB | R | H | RBI | BB | SO | LOB | TOP | | |
|-----------------------------------------------------------------------------------------------------------------------------------------------------|-------------------------------------------------------|---------------------------------|------------------------------|----------------------------------|------------------------------|---------------------------------|---------------------------------|---------------------------------|------------------------------|---------------------------------|------------------------------|----------------------------------|------------------------------|---------------------------------|------------------------------|---------------------------------|----------------------------------|------------------------------------|--------------------------------------------|
| Jerry Mumphrey, S (1, 8) OBP: 0.363, SLG: 0.404 | 0-0 FC4-6 1B | | 0-3 K | | | 0-0 4-3 | | 0-3 K | | 4 | 0 | 1 | 0 | 0 | 2 | 2 | | | |
| 23 Ryne Sandberg, R (1, 4) OBP: 0.325, SLG: 0.417 | 0-3 K | | 0-0 FC5-4 | | | 0-0 F8 | | 0-3 K | | 4 | 0 | 0 | 0 | 0 | 2 | 3 | | | |
| Thad Bosley, L (1, 7) OBP: 0.367, SLG: 0.352 | 0-0 FC4-6 | | | 0-0 1-3 | | | 0-0 1B BB 5-3 1B | 0-0 3-1 | | 4 | 1 | 1 | 0 | 0 | 0 | 2 | | | |
| Keith Moreland, R (1, 3) OBP: 0.327, SLG: 0.367 | 0-0 6-3 | | | 0-3 K | | | 4-0 5-3 1B 1-2 BB | 0-0 G3 | | 3 | 0 | 0 | 0 | 1 | 1 | 1 | | | |
| Terry Francona, L (1, 9) | | 4-0 CS BB | | 0-0 3-1 | | | 0-0 5-3 1B 1-2 2-3 | 0-3 K | | 3 | 0 | 1 | 0 | 1 | 1 | 0 | | | |
| Shawon Dunston, R (1, 6) OBP: 0.285, SLG: 0.414 | 0-3 K | | | | 0-0 1-3 | | 0-0 L5 | 0-3 K | | 4 | 0 | 0 | 0 | 0 | 2 | 4 | | | |
| Chris Speier, R (1, 5) OBP: 0.346, SLG: 0.445 | 0-3 K | | | | 0-0 F8 | | 0-0 5-3 1-2 2-3 3-H | | | 3 | 0 | 0 | 1 | 0 | 1 | 3 | | | |
| Mike Martin, L (1, 2) | | | | | 0-0 4-3 | | | | | 2 | 0 | 0 | 0 | 0 | 0 | 0 | | | |
| Jody Davis, R (7, PH) (7, 2) | | | | | 0-0 4-3 | | 0-0 F9 | | | 1 | 0 | 0 | 0 | 0 | 1 | 2 | | | |
| Jamie Moyer, L (1, 1) Ron Davis, R (4, 1) Manny Trillo, R (6, PH) Steve Trout, L (6, 1) Bob Denier, R (8, PH) Dave Gumpert, R (8, 1) | | | 4-0 BB | | | 0-0 5-3 | | 0-0 S 1B | | 0 | 0 | 0 | 0 | 1 | 0 | 0 | | | |
| Inning Stats | R: 0 E: 0 K: 1 S: 6 | H: 1 LOB: 1 BB: 0 P: 6 | R: 0 E: 0 K: 2 S: 6 | H: 0 LOB: 0 BB: 1 P: 10 | R: 0 E: 0 K: 1 S: 5 | H: 0 LOB: 1 BB: 1 P: 9 | R: 0 E: 0 K: 1 S: 5 | H: 0 LOB: 0 BB: 0 P: 5 | R: 0 E: 0 K: 0 S: 3 | H: 0 LOB: 0 BB: 0 P: 3 | R: 1 E: 0 K: 1 S: 7 | H: 2 LOB: 2 BB: 1 P: 11 | R: 0 E: 0 K: 2 S: 8 | H: 1 LOB: 1 BB: 0 P: 8 | R: 0 E: 0 K: 2 S: 7 | H: 0 LOB: 0 BB: 0 P: 7 | 1B: 4 2B: 0 3B: 0 HR: 0 | SF: 0 SAC: 0 DP: 0 HBP: 0 | WP: 0 PA: 33 PB: 0 SB: 1 CS: 1 |
| PITCHER | IP WLS BF H R ER SO BB IBB HBP BLK WP HR S P ERA WHIP | | | | | | | | | | | | | | | | | | |
| Nolan Ryan, R (1, 1) ERA: 3.72 | 6.0 W 20 1 0 0 5 2 0 0 0 0 0 0 28 36 0.00 0.500 | | | | | | | | | | | | | | | | | | |
| Charlie Kerfeld, R (7, 1) ERA: 2.71 | 3.0 S 13 3 1 1 5 1 0 0 0 0 0 0 0 22 26 3.00 1.333 | | | | | | | | | | | | | | | | | | |

Chicago Cubs @ Houston Astros
Astrodome, Houston, TX
Wed Aug 27 1986, 8:05 PM EDT
Att: 24,198 - Unknown

| | |
|-----|----|
| AB | 30 |
| R | 1 |
| H | 4 |
| RBI | 1 |
| BB | 3 |
| SO | 10 |
| LOB | 17 |



| Batter | 1 | 2 | 3 | 4 | 5 | 6 | 7 | 8 | 9 | AB | R | H | RBI | BB | SO | LOB | BOTTOM | | |
|-----------------------------------------------------|-------------------------------------------------------|---------------------------------|------------------------------|---------------------------------|------------------------------|----------------------------------|------------------------------|---------------------------------|------------------------------|---------------------------------|------------------------------|----------------------------------|------------------------------|---------------------------------|------------------------------|---------------------------------|-----------------------------------|------------------------------------|--------------------------------------------|
| Billy Hatcher, R (1, 8) OBP: 0.296, SLG: 0.345 | 0-0 6-3 | | 4-0 S 1B BB | 0-0 F6 | | 0-0 1B | | 0-0 F3 | | 4 | 1 | 1 | 0 | 1 | 0 | 2 | | | |
| Jim Pankovits, R (1, 4) OBP: 0.372, SLG: 0.386 | 4-0 1B BB | | 4-0 1B SF8 BB | 0-0 1B 1-H 3-H | | 0-3 K | | 0-3 K | | 3 | 2 | 1 | 2 | 2 | 2 | 1 | | | |
| Phil Garner, R (1, 5) OBP: 0.334, SLG: 0.420 | 0-0 FC6-4 1B | | 0-0 1B 1-3 2-H | 0-0 S 1B | | | 0-0 G3-6-3 1B | 0-0 6-3 | | 5 | 1 | 4 | 2 | 0 | 0 | 0 | | | |
| Glenn Davis, R (1, 3) OBP: 0.328, SLG: 0.475 | 0-0 F3 | | 0-0 SF8 | 0-0 4-3 | | | 0-0 G3-6-3 1-2 | | | 3 | 0 | 0 | 1 | 0 | 0 | 4 | | | |
| Kevin Bass, S (1, 9) OBP: 0.360, SLG: 0.494 | 0-0 FC6-4 | | 0-0 BLK 1B | | 0-0 4-3 | | 0-0 S 1B | | | 4 | 1 | 2 | 1 | 0 | 0 | 2 | | | |
| Jose Cruz, L (1, 7) OBP: 0.341, SLG: 0.381 | | 0-0 F9 | 0-0 3-1 | | 0-0 5-3 | | 0-0 BB BB 1B | | | 4 | 0 | 1 | 1 | 0 | 0 | 1 | | | |
| Alan Ashby, S (1, 2) OBP: 0.344, SLG: 0.358 | | 0-0 6-3 | | 0-0 S 1B 1B | | 0-0 3-1 | | 4-0 BB BB | | 3 | 1 | 1 | 0 | 1 | 0 | 0 | | | |
| Dickie Thon, R (1, 6) OBP: 0.302, SLG: 0.323 | | 0-0 3-1 | | 0-0 S 1B 1B | | | 0-0 5-3 | 4-0 FC6 BB | | 3 | 1 | 1 | 0 | 1 | 0 | 0 | | | |
| Nolan Ryan, R (1, 1) OBP: 0.128, SLG: 0.109 | | | 0-0 G1-5-3 | 0-3 K | | | 0-0 F6 | 0-0 FC6 | | 2 | 0 | 0 | 0 | 0 | 1 | 2 | | | |
| Terry Puhl, L (6, PH) ERA: 9.0 | | | | | | | | | | 1 | 0 | 0 | 0 | 0 | 0 | 0 | | | |
| Charlie Kerfeld, R (7, 1) OBP: 0.286, SLG: 0.167 | | | | | | | | | | 1 | 0 | 0 | 0 | 0 | 0 | 3 | | | |
| Inning Stats | R: 0 E: 0 K: 0 S: 4 | H: 1 LOB: 2 BB: 1 P: 8 | R: 0 E: 0 K: 0 S: 3 | H: 0 LOB: 0 BB: 0 P: 3 | R: 3 E: 0 K: 0 S: 5 | H: 2 LOB: 1 BB: 2 P: 13 | R: 3 E: 0 K: 1 S: 9 | H: 4 LOB: 1 BB: 0 P: 9 | R: 0 E: 0 K: 0 S: 3 | H: 0 LOB: 0 BB: 0 P: 3 | R: 1 E: 0 K: 0 S: 5 | H: 3 LOB: 3 BB: 2 P: 13 | R: 0 E: 0 K: 1 S: 5 | H: 0 LOB: 0 BB: 0 P: 5 | R: 0 E: 0 K: 1 S: 5 | H: 0 LOB: 0 BB: 0 P: 5 | 1B: 11 2B: 0 3B: 0 HR: 0 | SF: 1 SAC: 0 DP: 1 HBP: 0 | WP: 0 PA: 39 PB: 0 SB: 6 CS: 0 |
| PITCHER | IP WLS BF H R ER SO BB IBB HBP BLK WP HR S P ERA WHIP | | | | | | | | | | | | | | | | | | |
| Jamie Moyer, L (1, 1) ERA: 5.4 | 3.1 L 18 5 5 5 1 0 0 0 0 0 0 0 7 7 5.40 2.400 | | | | | | | | | | | | | | | | | | |
| Ron Davis, R (4, 1) ERA: 9.0 | 1.2 7 2 1 1 0 0 0 0 0 0 0 0 7 7 5.40 1.200 | | | | | | | | | | | | | | | | | | |
| Steve Trout, L (6, 1) ERA: 5.05 | 2.0 11 4 1 1 1 2 0 0 0 0 0 0 11 19 4.50 3.000 | | | | | | | | | | | | | | | | | | |
| Dave Gumpert, R (8, 1) ERA: 3.85 | 1.0 3 0 0 0 0 1 0 0 0 0 0 0 5 5 0.00 0.000 | | | | | | | | | | | | | | | | | | |

Chicago Cubs @ Houston Astros
Astrodome, Houston, TX
Wed Aug 27 1986, 8:05 PM EDT
Att: 24,198 - Unknown

| | |
|-----|----|
| AB | 33 |
| R | 7 |
| H | 11 |
| RBI | 7 |
| BB | 5 |
| SO | 3 |
| LOB | 15 |



| Batter | 1 | 2 | 3 | 4 | 5 | 6 | 7 | 8 | 9 | AB | R | H | RBI | BB | SO | LOB | TOP | | | | | | | | |
|----------------------------------------------------------|------------------------------|---------------------------------|------------------------------|----------------------------------|-------------------------------|---------------------------------|-------------------------------|----------------------------------|------------------------------|----------------------------------|------------------------------|---------------------------------|------------------------------|----------------------------------|------------------------------|---------------------------------|--------------------------------|----------------------------------|----------------------------------|------------------------------------|----------------------------------|--------|--|--|--|
| Shawon Dunston, R OBP: 0.282, SLG: 0.410 (1, 6) | F9 | | F8 | SF9 | K | | 4-3 | | | 4 | 0 | 0 | 1 | 0 | 1 | 2 | | | | | | | | | |
| 23 Ryne Sandberg, R OBP: 0.326, SLG: 0.416 (1, 4) | CS | | BB | K | | F8 | | 5-3 | | 5 | 0 | 2 | 0 | 0 | 1 | 2 | | | | | | | | | |
| Gary Matthews, R OBP: 0.361, SLG: 0.472 (1, 7) | | | | | | | | | | | | | | | | | | | | | | | | | |
| Terry Francona, L OBP: 0.278, SLG: 0.333 (9, 7) | | | G4-6-3 | | 1B | SF9 | BB | | G6-4-3 | | | | | | | | 2 1 1 0 3 1 0 0 0 0 0 0 0 0 | | | | | | | | |
| Keith Moreland, R OBP: 0.328, SLG: 0.366 (1, 9) | F5 | | G4-6-3 | | 1B | BB | | G6-4-3 | | 4 | 1 | 1 | 0 | 1 | 0 | 4 | | | | | | | | | |
| Jody Davis, R OBP: 0.278, SLG: 0.405 (1, 2) | | F9 | | 1B | SF9 | F8 | | | 6-3 | 4 | 1 | 1 | 1 | 0 | 0 | 1 | | | | | | | | | |
| Ron Cey, R OBP: 0.385, SLG: 0.526 (1, 5) | | | | 1B | 2B | | | | | | | | | | | | | | | | | | | | |
| Chris Speier, R OBP: 0.351, SLG: 0.445 (7, PR) (7, 5) | 6-3 | | | 1B | 1B | HR | BB | FC1-5 | 2B | | | | | | | | | | | | | | | | |
| Manny Trillo, R OBP: 0.407, SLG: 0.442 (1, 3) | | | | SF9 | 1B | HR | 1B | WP | FC1-5 | 3 | 1 | 3 | 2 | 2 | 0 | 0 | | | | | | | | | |
| Bob Dernier, R OBP: 0.266, SLG: 0.295 (1, 8) | | | | | | | | K | | | | | | | | | | | | | | | | | |
| Scott Sanderson, R OBP: 0.061, SLG: 0.063 (1, 1) | | | | | | | | | FC6-2 | 4 | 1 | 2 | 3 | 1 | 1 | 4 | | | | | | | | | |
| Dave Gumpert, R (8, 1) | G3 | | | K | F7 | | FC1-5 | WP | K | 4 | 0 | 0 | 0 | 0 | 1 | 7 | | | | | | | | | |
| | | | | | | | | | | 1 | 0 | 0 | 0 | 0 | 1 | 2 | | | | | | | | | |
| Inning Stats | R: 0 E: 0 K: 0 S: 4 | H: 2 LOB: 1 BB: 0 P: 4 | R: 0 E: 0 K: 0 S: 3 | H: 0 LOB: 2 BB: 2 P: 11 | R: 0 E: 0 K: 2 S: 11 | H: 1 LOB: 1 BB: 1 P: 7 | R: 2 E: 0 K: 2 S: 11 | H: 4 LOB: 2 BB: 0 P: 11 | R: 5 E: 0 K: 1 S: 8 | H: 3 LOB: 0 BB: 2 P: 16 | R: 0 E: 0 K: 1 S: 5 | H: 0 LOB: 1 BB: 1 P: 9 | R: 0 E: 0 K: 1 S: 6 | H: 1 LOB: 2 BB: 1 P: 10 | R: 0 E: 0 K: 0 S: 2 | H: 0 LOB: 0 BB: 1 P: 6 | R: 0 E: 0 K: 1 S: 6 | H: 1 LOB: 2 BB: 1 P: 10 | 1B: 9 2B: 2 3B: 0 HR: 1 | SF: 2 SAC: 0 DP: 2 HBP: 0 | WP: 1 PB: 0 SB: 0 CS: 1 | PA: 45 | | | |
| PITCHER | IP | WLS | BF | H | R | ER | SO | BB | IBB | HBP | BLK | WP | HR | S | P | ERA | WHIP | | | | | | | | |
| Zane Smith, L (1, 1) | 4.1 | L | 26 | 10 | 7 | 7 | 2 | 5 | 0 | 0 | 0 | 0 | 1 | 25 | 45 | 14.54 | 3.462 | | | | | | | | |
| Cliff Speck, R (5, 1) | 2.2 | | 11 | 1 | 0 | 0 | 3 | 2 | 0 | 0 | 0 | 1 | 0 | 15 | 23 | 0.00 | 1.125 | | | | | | | | |
| Jeff Dedmon, R (8, 1) | 2.0 | | 8 | 1 | 0 | 0 | 1 | 2 | 0 | 0 | 1 | 0 | 0 | 8 | 16 | 0.00 | 1.500 | | | | | | | | |

Chicago Cubs @ Atlanta Braves
Atlanta-Fulton County Stadium, Atlanta, GA
Fri Aug 29 1986, 7:05 PM EDT
Att: 16,308 - Unknown

AB 34
R 7
H 12
RBI 7
BB 9
SO 6
LOB 22



| Batter | 1 | 2 | 3 | 4 | 5 | 6 | 7 | 8 | 9 | AB | R | H | RBI | BB | SO | LOB | BOTTOM | | | | | | | | |
|----------------------------------------------------|-------------------------------|----------------------------------|------------------------------|---------------------------------|------------------------------|---------------------------------|------------------------------|---------------------------------|------------------------------|---------------------------------|------------------------------|---------------------------------|------------------------------|---------------------------------|------------------------------|---------------------------------|----------------------------------|------------------------------------|----------------------------------|--------|--|--|--|--|--|
| Omar Moreno, L OBP: 0.283, SLG: 0.377 (1, 9) | F5 | K | | | K | | 3B | | G1-4-3 | 5 | 1 | 1 | 0 | 0 | 2 | 1 | | | | | | | | | |
| Ken Oberkfell, L OBP: 0.390, SLG: 0.390 (1, 5) | 1B | 2B | F8 | | 1-3 | | 2B | | | 4 | 1 | 2 | 1 | 0 | 0 | 0 | | | | | | | | | |
| Dale Murphy, R OBP: 0.372, SLG: 0.509 (1, 8) | 1B | | K | | 6-3 | | 3B | | 1-3 | 4 | 0 | 1 | 0 | 0 | 1 | 1 | | | | | | | | | |
| Bob Horner, R OBP: 0.331, SLG: 0.455 (1, 3) | 1B | | HR | | | F9 | K | | | 4 | 1 | 2 | 2 | 0 | 1 | 1 | | | | | | | | | |
| Ken Griffey, L OBP: 0.346, SLG: 0.508 (1, 7) | K | | G3 | | | F4 | | F8 | | 4 | 0 | 0 | 0 | 0 | 1 | 2 | | | | | | | | | |
| Rafael Ramirez, R OBP: 0.297, SLG: 0.333 (1, 6) | K | | | 6-3 | | | BB | 1B | 5-3 | 4 | 0 | 1 | 0 | 0 | 1 | 2 | | | | | | | | | |
| Ozzie Virgil, R OBP: 0.333, SLG: 0.371 (1, 2) | | F6 | | | | | 1B | 6-3 | | 3 | 0 | 1 | 0 | 1 | 0 | 0 | | | | | | | | | |
| Glenn Hubbard, R OBP: 0.343, SLG: 0.299 (1, 4) | | SH1-4 | | K | | 6-3 | | | K | 4 | 0 | 1 | 0 | 0 | 2 | 3 | | | | | | | | | |
| Zane Smith, L (1, 1) | | | | | | | | | | | | | | | | | | | | | | | | | |
| Cliff Speck, R (5, 1) | | | | | | | | | | | | | | | | | | | | | | | | | |
| Bill Sample, R (7, PH) | | | | | | | | | | | | | | | | | | | | | | | | | |
| Jeff Dedmon, L (8, 1) | | | | | | | | | | | | | | | | | | | | | | | | | |
| Chris Chambliss, L (9, PH) | | | | | | | | | | | | | | | | | | | | | | | | | |
| | | | | | | | | | | | | | | | | | | | | | | | | | |
| Inning Stats | R: 1 E: 0 K: 2 S: 10 | H: 3 LOB: 2 BB: 0 P: 10 | R: 0 E: 0 K: 1 S: 6 | H: 1 LOB: 1 BB: 0 P: 6 | R: 1 E: 0 K: 1 S: 6 | H: 1 LOB: 0 BB: 0 P: 6 | R: 0 E: 0 K: 2 S: 8 | H: 1 LOB: 1 BB: 0 P: 8 | R: 0 E: 0 K: 0 S: 4 | H: 1 LOB: 2 BB: 1 P: 8 | R: 1 E: 0 K: 1 S: 7 | H: 2 LOB: 1 BB: 0 P: 7 | R: 0 E: 0 K: 0 S: 3 | H: 0 LOB: 0 BB: 0 P: 3 | R: 0 E: 0 K: 1 S: 5 | H: 0 LOB: 0 BB: 0 P: 5 | 1B: 4 2B: 3 3B: 1 HR: 1 | SF: 0 SAC: 1 DP: 0 HBP: 0 | WP: 0 PB: 0 SB: 0 CS: 0 | PA: 37 | | | | | |
| PITCHER | IP | WLS | BF | H | R | ER | SO | BB | IBB | HBP | BLK | WP | HR | S | P | ERA | WHIP | | | | | | | | |
| Scott Sanderson, R (1, 1) | 7.0 | W | 31 | 9 | 3 | 3 | 8 | 1 | 0 | 0 | 0 | 0 | 0 | 46 | 50 | 3.86 | 1.429 | | | | | | | | |
| Dave Gumpert, R (8, 1) | 2.0 | | 6 | 0 | 0 | 0 | 1 | 0 | 0 | 0 | 0 | 0 | 0 | 8 | 8 | 0.00 | 0.000 | | | | | | | | |

Chicago Cubs @ Atlanta Braves
Atlanta-Fulton County Stadium, Atlanta, GA
Fri Aug 29 1986, 7:05 PM EDT
Att: 16,308 - Unknown

AB 35
R 3
H 9
RBI 3
BB 1
SO 9
LOB 11



| Batter | 1 | 2 | 3 | 4 | 5 | 6 | 7 | 8 | 9 | AB | R | H | RBI | BB | SO | LOB | TOP | | |
|------------------------------------------------------|-------------------------------------------------------|----------------------------------|------------------------------|----------------------------------|------------------------------|----------------------------------|------------------------------|---------------------------------|------------------------------|----------------------------------|------------------------------|---------------------------------|------------------------------|---------------------------------|----------------------------------|------------------------------------|---------------------------------------------------------------------------------------------------------------------------------------------------------------------------------------------------------------------------|--------|--|
| Jerry Mumphrey, S (1, 8) OBP: 0.362, SLG: 0.400 | | | | | | | | | | 3 | 0 | 0 | 0 | 1 | 2 | 0 | Chicago Cubs @ Atlanta Braves Atlanta-Fulton County Stadium, Atlanta, GA Sun Aug 31 1986, 3:33 AM EDT Att: 15,534 - Unknown livebaseballscorecards.com | | |
| 23 Ryne Sandberg, R (1, 4) OBP: 0.325, SLG: 0.414 | | | | | | | | | | 4 | 0 | 1 | 0 | 0 | 0 | 2 | | | |
| Gary Matthews, R (1, 7) OBP: 0.356, SLG: 0.463 | | | | | | | | | | 4 | 0 | 0 | 0 | 0 | 0 | 3 | | | |
| Keith Moreland, R (1, 9) OBP: 0.328, SLG: 0.371 | | | | | | | | | | 3 | 0 | 0 | 0 | 1 | 1 | 0 | | | |
| Leon Durham, L (1, 3) OBP: 0.333, SLG: 0.417 | | | | | | | | | | 3 | 0 | 1 | 0 | 1 | 2 | 2 | | | |
| Jody Davis, R (1, 2) OBP: 0.277, SLG: 0.403 | | | | | | | | | | 3 | 1 | 0 | 0 | 1 | 1 | 2 | | | |
| Ron Cey, R (1, 5) OBP: 0.390, SLG: 0.524 | | | | | | | | | | 1 | 1 | 0 | 0 | 3 | 0 | 1 | | | |
| Bob Dernier, R (9, PR) OBP: 0.262, SLG: 0.291 | | | | | | | | | | 0 | 0 | 0 | 0 | 0 | 0 | 0 | | | |
| Manny Trillo, R (9, S) OBP: 0.397, SLG: 0.430 | | | | | | | | | | 0 | 0 | 0 | 0 | 0 | 0 | 0 | | | |
| Shawon Dunston, R (1, 6) OBP: 0.283, SLG: 0.416 | | | | | | | | | | 2 | 1 | 1 | 3 | 0 | 1 | 1 | | | |
| Chris Speier, R (5, 6) OBP: 0.353, SLG: 0.446 | | | | | | | | | | 2 | 0 | 1 | 0 | 0 | 0 | 1 | | | |
| Dennis Eckersley, R (1, 1) OBP: 0.164, SLG: 0.305 | | | | | | | | | | 2 | 0 | 0 | 0 | 0 | 2 | 1 | | | |
| Ron Davis, R (6, 1) | | | | | | | | | | 1 | 0 | 0 | 0 | 0 | 1 | 1 | | | |
| Thad Bosley, L (9, PH) OBP: 0.352, SLG: 0.349 | | | | | | | | | | 1 | 0 | 0 | 0 | 0 | 1 | 1 | | | |
| Lee Smith, R (9, 1) | | | | | | | | | | 0 | 0 | 0 | 0 | 0 | 0 | 0 | | | |
| Inning Stats | R: 0 E: 0 K: 2 S: 8 | H: 1 LOB: 2 BB: 1 P: 12 | R: 3 E: 0 K: 2 S: 8 | H: 1 LOB: 0 BB: 2 P: 16 | R: 0 E: 0 K: 2 S: 7 | H: 0 LOB: 0 BB: 1 P: 11 | R: 0 E: 0 K: 0 S: 3 | H: 0 LOB: 1 BB: 1 P: 3 | R: 0 E: 0 K: 1 S: 5 | H: 0 LOB: 2 BB: 1 P: 10 | R: 0 E: 0 K: 0 S: 3 | H: 1 LOB: 0 BB: 1 P: 3 | R: 0 E: 0 K: 1 S: 4 | H: 0 LOB: 1 BB: 1 P: 8 | 1B: 3 2B: 0 3B: 0 HR: 1 | SF: 0 SAC: 0 DP: 1 HBP: 0 | WP: 0 PB: 1 SB: 1 CS: 1 | PA: 36 | |
| PITCHER | IP WLS BF H R ER SO BB IBB HBP BLK WP HR S P ERA WHIP | | | | | | | | | | | | | | | | | | |
| David Palmer, R (1, 1) ERA: 3.36 | 6.0 | 25 | 2 | 3 | 3 | 9 | 5 | 0 | 0 | 0 | 0 | 0 | 1 | 38 | 58 | 4.50 | 1.167 | | |
| Jeff Dedmon, R (7, 1) ERA: 2.77 | 3.0 | W 11 | 2 | 0 | 0 | 2 | 2 | 0 | 0 | 0 | 0 | 0 | 0 | 13 | 21 | 0.00 | 1.333 | | |

| Batter | 1 | 2 | 3 | 4 | 5 | 6 | 7 | 8 | 9 | AB | R | H | RBI | BB | SO | LOB | BOTTOM | | | |
|------------------------------------------------------|-------------------------------------------------------|---------------------------------|------------------------------|---------------------------------|------------------------------|---------------------------------|------------------------------|---------------------------------|------------------------------|----------------------------------|------------------------------|---------------------------------|------------------------------|---------------------------------|------------------------------|---------------------------------|---------------------------------------------------------------------------------------------------------------------------------------------------------------------------------------------------------------------------|------------------------------------|----------------------------------|--------|
| Omar Moreno, L (1, 9) OBP: 0.285, SLG: 0.375 | | | | | | | | | | 4 | 0 | 1 | 0 | 0 | 2 | 3 | Chicago Cubs @ Atlanta Braves Atlanta-Fulton County Stadium, Atlanta, GA Sun Aug 31 1986, 3:33 AM EDT Att: 15,534 - Unknown livebaseballscorecards.com | | | |
| Ken Oberkfell, L (1, 5) OBP: 0.386, SLG: 0.384 | | | | | | | | | | 3 | 0 | 0 | 0 | 1 | 0 | 0 | | | | |
| Dale Murphy, R (1, 8) OBP: 0.371, SLG: 0.511 | | | | | | | | | | 4 | 1 | 1 | 1 | 0 | 2 | 2 | | | | |
| Bob Horner, R (1, 3) OBP: 0.336, SLG: 0.459 | | | | | | | | | | 4 | 1 | 4 | 0 | 0 | 0 | 0 | | | | |
| Ken Griffey, L (1, 7) OBP: 0.346, SLG: 0.507 | | | | | | | | | | 4 | 1 | 2 | 0 | 0 | 0 | 2 | | | | |
| Andres Thomas, R (1, 6) OBP: 0.293, SLG: 0.429 | | | | | | | | | | 3 | 0 | 0 | 1 | 0 | 0 | 3 | | | | |
| Ozzie Virgil, R (1, 2) OBP: 0.337, SLG: 0.378 | | | | | | | | | | 4 | 0 | 2 | 1 | 0 | 1 | 2 | | | | |
| Glenn Hubbard, R (1, 4) OBP: 0.343, SLG: 0.300 | | | | | | | | | | 4 | 0 | 1 | 0 | 0 | 0 | 0 | | | | |
| David Palmer, R (1, 1) OBP: 0.217, SLG: 0.305 | | | | | | | | | | 2 | 0 | 1 | 0 | 0 | 1 | 0 | | | | |
| Chris Chambliss, L (6, PH) OBP: 0.383, SLG: 0.425 | | | | | | | | | | 1 | 0 | 0 | 0 | 0 | 0 | 2 | | | | |
| Jeff Dedmon, L (7, 1) OBP: 0.167, SLG: 0.167 | | | | | | | | | | 0 | 0 | 0 | 0 | 0 | 0 | 0 | | | | |
| Ted Simmons, S (9, PH) OBP: 0.316, SLG: 0.403 | | | | | | | | | | 1 | 1 | 1 | 1 | 0 | 0 | 0 | | | | |
| Inning Stats | R: 0 E: 0 K: 1 S: 5 | H: 0 LOB: 0 BB: 0 P: 5 | R: 0 E: 0 K: 0 S: 3 | H: 1 LOB: 0 BB: 0 P: 3 | R: 0 E: 0 K: 1 S: 6 | H: 2 LOB: 0 BB: 0 P: 6 | R: 1 E: 0 K: 0 S: 6 | H: 3 LOB: 2 BB: 0 P: 6 | R: 0 E: 0 K: 1 S: 6 | H: 1 LOB: 2 BB: 1 P: 10 | R: 2 E: 1 K: 1 S: 9 | H: 4 LOB: 2 BB: 0 P: 9 | R: 0 E: 0 K: 1 S: 5 | H: 0 LOB: 0 BB: 0 P: 5 | R: 0 E: 0 K: 0 S: 1 | H: 1 LOB: 0 BB: 0 P: 1 | 1B: 9 2B: 2 3B: 0 HR: 2 | SF: 1 SAC: 0 DP: 1 HBP: 0 | WP: 0 PB: 0 SB: 0 CS: 0 | PA: 36 |
| PITCHER | IP WLS BF H R ER SO BB IBB HBP BLK WP HR S P ERA WHIP | | | | | | | | | | | | | | | | | | | |
| Dennis Eckersley, R (1, 1) ERA: 4.54 | 5.1 | 26 | 11 | 3 | 3 | 3 | 1 | 0 | 0 | 0 | 0 | 0 | 0 | 15 | 35 | 5.06 | 2.250 | | | |
| Ron Davis, R (6, 1) ERA: 8.51 | 2.2 | 9 | 1 | 0 | 0 | 3 | 0 | 0 | 0 | 0 | 0 | 0 | 0 | 15 | 15 | 0.00 | 0.375 | | | |
| Lee Smith, R (9, 1) ERA: 2.87 | 0.0 | L 1 | 1 | 1 | 1 | 0 | 0 | 0 | 0 | 0 | 1 | 1 | 1 | 1 | 1 | * | * | | | |

| Batter | 1 | 2 | 3 | 4 | 5 | 6 | 7 | 8 | 9 | AB | R | H | RBI | BB | SO | LOB | TOP | | |
|-----------------------------------------------------------------------------------------------------------------------------------------------------------|-------------------------------------------------------|---------------------------------|------------------------------|---------------------------------|------------------------------|---------------------------------|------------------------------|---------------------------------|------------------------------|----------------------------------|------------------------------|---------------------------------|------------------------------|---------------------------------|------------------------------|----------------------------------|----------------------------------|------------------------------------|--------------------------------------------|
| Billy Hatcher, R (1, 8) Davey Lopes, R (8, 8) OBP: 0.301, SLG: 0.359 OBP: 0.383, SLG: 0.434 | 1-3 | | F8 | | | 2B 1B | F9 | | BB | 4 | 1 | 1 | 0 | 0 | 0 | 1 | | | |
| Craig Reynolds, L (1, 6) Dickie Thon, R (9, PH) OBP: 0.294, SLG: 0.369 OBP: 0.306, SLG: 0.321 | F3 | | | F8 | | 2B BB | 6-3 | | BB | 3 | 1 | 0 | 0 | 1 | 0 | 0 | | | |
| Denny Walling, L (1, 5) OBP: 0.368, SLG: 0.480 | F7 | | | F8 | | 4-3 1-H 2-H SF7 2B | | 1-3 | G6-4-3 1-2 | 5 | 1 | 1 | 2 | 0 | 0 | 2 | | | |
| Dan Driessen, L (1, 3) OBP: 0.375, SLG: 0.350 | | F2 | | | | 4-3 2-3 | | 2B 1B | | 4 | 1 | 2 | 0 | 0 | 0 | 1 | | | |
| Kevin Bass, S (1, 9) OBP: 0.358, SLG: 0.489 | | E8 8-2 1B | | K | | SF7 | | E 1-H 2B | | 3 | 1 | 2 | 2 | 0 | 1 | 1 | | | |
| Jose Cruz, L (1, 7) OBP: 0.340, SLG: 0.382 | 8-2 | | | | | 3-H 1B | | E6 1B | | 4 | 1 | 2 | 1 | 0 | 0 | 2 | | | |
| Alan Ashby, S (1, 2) OBP: 0.339, SLG: 0.350 | | | F8 | | | K | | G4-3 1B | | 3 | 0 | 1 | 1 | 1 | 1 | 1 | | | |
| Jim Pankovits, R (1, 4) OBP: 0.344, SLG: 0.376 | | | PB 2B | | | F8 | | G4-3 1B | | 4 | 0 | 1 | 0 | 0 | 1 | 4 | | | |
| Danny Darwin, R (1, 1) Phil Garner, R (7, PH) Charlie Kerfeld, R (7, 1) Dave Smith, R (9, 1) OBP: 0.331, SLG: 0.416 OBP: 0.250, SLG: 0.143 | | | K | | | K | | K | | 2 | 0 | 0 | 0 | 0 | 2 | 2 | | | |
| Inning Stats | R: 0 E: 0 K: 0 S: 3 | H: 0 LOB: 0 BB: 0 P: 3 | R: 0 E: 1 K: 0 S: 3 | H: 1 LOB: 0 BB: 0 P: 3 | R: 0 E: 0 K: 1 S: 6 | H: 1 LOB: 1 BB: 0 P: 6 | R: 0 E: 0 K: 2 S: 8 | H: 1 LOB: 0 BB: 0 P: 8 | R: 4 E: 0 K: 1 S: 8 | H: 3 LOB: 1 BB: 2 P: 16 | R: 0 E: 0 K: 0 S: 3 | H: 0 LOB: 0 BB: 0 P: 3 | R: 2 E: 1 K: 0 S: 6 | H: 3 LOB: 1 BB: 0 P: 6 | R: 0 E: 0 K: 1 S: 4 | H: 0 LOB: 1 BB: 2 P: 12 | 1B: 6 2B: 4 3B: 0 HR: 1 | SF: 1 SAC: 0 DP: 3 HBP: 0 | WP: 0 PA: 39 PB: 1 SB: 0 CS: 0 |
| PITCHER | IP WLS BF H R ER SO BB IBB HBP BLK WP HR S P ERA WHIP | | | | | | | | | | | | | | | | | | |
| Ed Lynch, R (1, 1) ERA: 3.76 | 5.2 L 24 7 4 4 4 4 1 0 0 0 0 0 1 31 35 6.35 1.412 | | | | | | | | | | | | | | | | | | |
| Dave Gumpert, R (6, 1) ERA: 3.31 | 1.1 5 0 0 0 1 1 0 0 0 0 0 0 6 10 0.00 0.750 | | | | | | | | | | | | | | | | | | |
| Frank DiPino, L (8, 1) ERA: 4.36 | 0.1 4 2 2 2 0 0 0 0 0 0 0 0 4 4 54.00 6.000 | | | | | | | | | | | | | | | | | | |
| Ron Davis, R (8, 1) ERA: 8.39 | 0.2 2 1 0 0 0 0 0 0 0 0 0 0 2 2 0.00 1.500 | | | | | | | | | | | | | | | | | | |
| Steve Trout, L (9, 1) ERA: 5.01 | 1.0 4 0 0 0 1 2 0 0 0 0 0 0 4 12 0.00 2.000 | | | | | | | | | | | | | | | | | | |

Houston Astros @ Chicago Cubs
Wrigley Field, Chicago, IL
Mon Sep 01 1986, 3:33 AM CDT
Att: 25,547 - Unknown

| | |
|-----|----|
| AB | 34 |
| R | 6 |
| H | 10 |
| RBI | 6 |
| BB | 3 |
| SO | 6 |
| LOB | 14 |



| Batter | 1 | 2 | 3 | 4 | 5 | 6 | 7 | 8 | 9 | AB | R | H | RBI | BB | SO | LOB | BOTTOM | | |
|----------------------------------------------------------------------------------------------------------------------------------------------------------------------------------|-------------------------------------------------------|---------------------------------|------------------------------|---------------------------------|------------------------------|---------------------------------|------------------------------|---------------------------------|-------------------------------|----------------------------------|------------------------------|----------------------------------|------------------------------|---------------------------------|------------------------------|----------------------------------|----------------------------------|------------------------------------|--------------------------------------------|
| Jerry Mumphrey, S (1, 8) Frank DiPino, L (8, 1) Ron Davis, R (8, 1) Steve Trout, L (9, 1) Thad Bosley, L (9, PH) OBP: 0.360, SLG: 0.398 OBP: 0.167, SLG: 0.167 | F8 | | F7 | | BB 1B | | K | | PB 2B BB | 4 | 1 | 1 | 0 | 0 | 1 | 0 | | | |
| 23 Ryne Sandberg, R (1, 4) OBP: 0.325, SLG: 0.413 | F8 | | K | | SF7 | | S 1B | | PB BB | 3 | 0 | 1 | 1 | 1 | 1 | 0 | | | |
| Gary Matthews, R (1, 7) OBP: 0.359, SLG: 0.460 | | BB | | 3-1 | 1B BB | | 1B BB | | K | 2 | 0 | 0 | 0 | 3 | 1 | 3 | | | |
| Keith Moreland, R (1, 9) OBP: 0.329, SLG: 0.371 | F7 | | | 1B BB | 1B 1B | | F7 | | F6 | 5 | 0 | 2 | 1 | 0 | 0 | 6 | | | |
| Leon Durham, L (1, 3) OBP: 0.336, SLG: 0.427 | | S 1B | | 1-2 1B | K | | | HR | F6 | 5 | 1 | 3 | 1 | 0 | 1 | 4 | | | |
| Jody Davis, R (1, 2) OBP: 0.277, SLG: 0.402 | F7 | | | F8 | | G6-4-3 1B | | 6-3 | | 4 | 0 | 1 | 0 | 0 | 0 | 3 | | | |
| Ron Cey, R (1, 5) OBP: 0.385, SLG: 0.516 | K | | | F6 | | G6-4-3 | | K | | 4 | 0 | 0 | 0 | 0 | 2 | 4 | | | |
| Shawon Dunston, R (1, 6) OBP: 0.283, SLG: 0.415 | F2 | | | | 1B 2B SF7 1B | 4-3 | | 5-3 | | 4 | 1 | 1 | 0 | 0 | 0 | 1 | | | |
| Ed Lynch, R (1, 1) Dave Gumpert, R (6, 1) Terry Francona, L (7, PH) OBP: 0.107, SLG: 0.038 OBP: 0.282, SLG: 0.330 | | | K | | K | | 4-3 | | 2B BB PB BB | 2 | 0 | 0 | 0 | 0 | 2 | 1 | | | |
| Inning Stats | R: 0 E: 0 K: 0 S: 3 | H: 0 LOB: 1 BB: 1 P: 7 | R: 0 E: 0 K: 1 S: 6 | H: 1 LOB: 0 BB: 0 P: 6 | R: 0 E: 0 K: 2 S: 7 | H: 0 LOB: 0 BB: 0 P: 7 | R: 0 E: 0 K: 0 S: 5 | H: 2 LOB: 2 BB: 0 P: 5 | R: 2 E: 0 K: 0 S: 10 | H: 3 LOB: 2 BB: 1 P: 14 | R: 0 E: 0 K: 1 S: 6 | H: 1 LOB: 2 BB: 1 P: 10 | R: 1 E: 0 K: 1 S: 6 | H: 1 LOB: 0 BB: 0 P: 6 | R: 1 E: 0 K: 1 S: 5 | H: 0 LOB: 2 BB: 3 P: 17 | 1B: 8 2B: 0 3B: 0 HR: 1 | SF: 1 SAC: 0 DP: 1 HBP: 0 | WP: 0 PA: 41 PB: 1 SB: 2 CS: 0 |
| PITCHER | IP WLS BF H R ER SO BB IBB HBP BLK WP HR S P ERA WHIP | | | | | | | | | | | | | | | | | | |
| Danny Darwin, R (1, 1) ERA: 3.55 | 6.0 W 26 7 2 2 2 5 2 0 0 0 0 0 1 34 42 3.00 1.500 | | | | | | | | | | | | | | | | | | |
| Charlie Kerfeld, R (7, 1) ERA: 2.72 | 2.0 12 2 2 1 2 4 0 0 0 0 0 1 12 28 4.50 3.000 | | | | | | | | | | | | | | | | | | |
| Dave Smith, R (9, 1) ERA: 2.44 | 1.0 S 3 0 0 0 1 0 0 0 0 0 0 0 5 5 0.00 0.000 | | | | | | | | | | | | | | | | | | |

Houston Astros @ Chicago Cubs
Wrigley Field, Chicago, IL
Mon Sep 01 1986, 3:33 AM CDT
Att: 25,547 - Unknown

| | |
|-----|----|
| AB | 34 |
| R | 4 |
| H | 9 |
| RBI | 3 |
| BB | 6 |
| SO | 8 |
| LOB | 22 |



| Batter | 1 | 2 | 3 | 4 | 5 | 6 | 7 | 8 | 9 | AB | R | H | RBI | BB | SO | LOB | TOP | | | | | | | | | | |
|--------------------------------------------------------------------------------------------------------------------|------------------------------|---------------------------------|------------------------------|---------------------------------|------------------------------|---------------------------------|------------------------------|---------------------------------|------------------------------|---------------------------------|------------------------------|----------------------------------|------------------------------|----------------------------------|------------------------------|---------------------------------|--------------------------------|---------------------------------|----------------------------------|------------------------------------|----------------------------------|--------|--|--|--|--|--|
| Billy Hatcher, R OBP: 0.305, SLG: 0.375 (1, 8) | F4 | 4-3 | | | | | | | | | | | | | | | 4 1 2 0 1 0 0 | | | | | | | | | | |
| Craig Reynolds, L OBP: 0.283, SLG: 0.366 Dickie Thon, R OBP: 0.308, SLG: 0.333 (6, PH) | HR | | | | | | | | | | | | | | | | 3 2 2 0 0 0 2 2 1 1 3 0 0 1 | | | | | | | | | | |
| Denny Walling, L OBP: 0.372, SLG: 0.494 (1, 5) | HR | | | | | | | | | | | | | | | | 5 2 3 2 0 0 3 | | | | | | | | | | |
| Dan Driessen, L OBP: 0.375, SLG: 0.393 (1, 3) | F9 | | | | | | | | | | | | | | | | 5 0 1 1 0 0 2 | | | | | | | | | | |
| Kevin Bass, S OBP: 0.358, SLG: 0.489 Ty Gainey, L OBP: 0.395, SLG: 0.405 (9, 9) | 2B | | | | | | | | | | | | | | | | 4 1 2 1 0 0 0 0 0 0 0 0 0 0 | | | | | | | | | | |
| Jose Cruz, L OBP: 0.336, SLG: 0.381 Tony Walker, R OBP: 0.322, SLG: 0.382 (8, 8) | WP | | | | | | | | | | | | | | | | 4 0 1 1 0 1 3 1 0 0 0 0 0 0 | | | | | | | | | | |
| Alan Ashby, S OBP: 0.335, SLG: 0.344 (1, 2) | K | | | | | | | | | | | | | | | | 5 0 0 0 0 2 3 | | | | | | | | | | |
| Jim Pankovits, R OBP: 0.362, SLG: 0.383 (1, 4) | | | | | | | | | | | | | | | | | 3 1 2 0 1 0 0 | | | | | | | | | | |
| Mike Scott, R OBP: 0.148, SLG: 0.152 Aurelio Lopez, R (8, 1) | K | | | | | | | | | | | | | | | | 4 0 0 0 0 2 4 0 0 0 0 0 0 0 | | | | | | | | | | |
| Inning Stats | R: 3 E: 0 K: 1 S: 9 | H: 4 LOB: 1 BB: 0 P: 9 | R: 0 E: 0 K: 1 S: 5 | H: 0 LOB: 0 BB: 0 P: 5 | R: 2 E: 0 K: 1 S: 8 | H: 3 LOB: 1 BB: 0 P: 8 | R: 0 E: 0 K: 0 S: 5 | H: 2 LOB: 2 BB: 0 P: 5 | R: 0 E: 1 K: 0 S: 3 | H: 0 LOB: 0 BB: 0 P: 3 | R: 3 E: 0 K: 0 S: 6 | H: 3 LOB: 1 BB: 1 P: 10 | R: 0 E: 1 K: 1 S: 6 | H: 1 LOB: 2 BB: 1 P: 10 | R: 0 E: 0 K: 0 S: 4 | H: 1 LOB: 1 BB: 0 P: 4 | R: 0 E: 0 K: 1 S: 5 | H: 0 LOB: 0 BB: 0 P: 5 | 1B: 8 2B: 3 3B: 1 HR: 2 | SF: 1 SAC: 0 DP: 1 HBP: 0 | WP: 2 PB: 0 SB: 0 CS: 0 | PA: 43 | | | | | |
| PITCHER | IP | WLS | BF | H | R | ER | SO | BB | IBB | HBP | BLK | WP | HR | S | P | ERA | WHIP | | | | | | | | | | |
| Scott Sanderson, R ERA: 4.47 Guy Hoffman, L ERA: 4.57 Frank DiPino, L ERA: 4.1 | 5.0 | L | 24 | 9 | 5 | 5 | 3 | 0 | 0 | 0 | 0 | 1 | 1 | 30 | 30 | 9.00 | 1.800 | | | | | | | | | | |

Houston Astros @ Chicago Cubs
Wrigley Field, Chicago, IL
Wed Sep 03 1986, 3:33 AM CDT
Att: 7,051 - Unknown

| | |
|-----|----|
| AB | 40 |
| R | 8 |
| H | 14 |
| RBI | 8 |
| BB | 2 |
| SO | 5 |
| LOB | 18 |



| Batter | 1 | 2 | 3 | 4 | 5 | 6 | 7 | 8 | 9 | AB | R | H | RBI | BB | SO | LOB | BOTTOM | | | | | | | | | | |
|-------------------------------------------------------------------------------------------------------------------------------------------------------------------------------------------|------------------------------|---------------------------------|------------------------------|---------------------------------|------------------------------|---------------------------------|------------------------------|----------------------------------|-------------------------------|----------------------------------|------------------------------|----------------------------------|------------------------------|---------------------------------|------------------------------|----------------------------------|------------------------------------------------------------------|---------------------------------|----------------------------------|------------------------------------|----------------------------------|--------|--|--|--|--|--|
| Dave Martinez, L OBP: 0.177, SLG: 0.176 Frank DiPino, L OBP: 0.167, SLG: 0.167 Terry Francona, L OBP: 0.277, SLG: 0.324 (9, PH) | 23 F8 | | | | | | | | | | | | | | | | 3 0 1 0 1 1 1 0 0 0 0 0 0 0 1 0 0 0 0 0 1 | | | | | | | | | | |
| 23 Ryne Sandberg, R OBP: 0.322, SLG: 0.407 (1, 4) | F8 | | | | | | | | | | | | | | | | 4 0 0 0 0 3 3 | | | | | | | | | | |
| Jerry Mumphrey, S OBP: 0.355, SLG: 0.391 (1, 9) | 1-3 | | | | | | | | | | | | | | | | 4 0 0 0 0 0 1 | | | | | | | | | | |
| Gary Matthews, R OBP: 0.358, SLG: 0.455 (1, 7) | | | | | | | | | | | | | | | | | 3 0 0 0 1 2 2 | | | | | | | | | | |
| Leon Durham, L OBP: 0.338, SLG: 0.433 (1, 3) | | | | | | | | | | | | | | | | | 3 0 1 0 1 1 2 | | | | | | | | | | |
| Jody Davis, R OBP: 0.279, SLG: 0.405 (1, 2) | | | | | | | | | | | | | | | | | 3 1 1 1 1 1 2 | | | | | | | | | | |
| Chris Speier, R OBP: 0.359, SLG: 0.461 (1, 5) | | | | | | | | | | | | | | | | | 4 1 0 0 0 3 2 | | | | | | | | | | |
| Shawon Dunston, R OBP: 0.282, SLG: 0.412 (1, 6) | | | | | | | | | | | | | | | | | 4 0 1 1 0 2 0 | | | | | | | | | | |
| Scott Sanderson, R OBP: 0.060, SLG: 0.061 Chico Walker, S (5, PH) Guy Hoffman, L (6, 1) Thad Bosley, L OBP: 0.359, SLG: 0.333 (7, PH) | | | | | | | | | | | | | | | | | 1 0 0 0 0 1 0 1 0 0 0 0 1 1 0 0 0 0 0 0 0 1 0 0 0 1 0 0 | | | | | | | | | | |
| Inning Stats | R: 0 E: 0 K: 0 S: 3 | H: 1 LOB: 0 BB: 0 P: 3 | R: 0 E: 0 K: 2 S: 7 | H: 0 LOB: 0 BB: 0 P: 7 | R: 0 E: 0 K: 2 S: 7 | H: 0 LOB: 0 BB: 0 P: 7 | R: 0 E: 1 K: 2 S: 8 | H: 0 LOB: 2 BB: 1 P: 12 | R: 2 E: 0 K: 4 S: 14 | H: 2 LOB: 1 BB: 0 P: 14 | R: 0 E: 0 K: 1 S: 5 | H: 0 LOB: 2 BB: 2 P: 13 | R: 0 E: 0 K: 1 S: 5 | H: 0 LOB: 0 BB: 0 P: 5 | R: 0 E: 0 K: 2 S: 8 | H: 1 LOB: 2 BB: 1 P: 12 | R: 0 E: 0 K: 1 S: 5 | H: 0 LOB: 1 BB: 1 P: 9 | 1B: 2 2B: 1 3B: 0 HR: 1 | SF: 0 SAC: 0 DP: 0 HBP: 0 | WP: 1 PB: 0 SB: 0 CS: 0 | PA: 37 | | | | | |
| PITCHER | IP | WLS | BF | H | R | ER | SO | BB | IBB | HBP | BLK | WP | HR | S | P | ERA | WHIP | | | | | | | | | | |
| Mike Scott, R ERA: 2.25 Aurelio Lopez, R ERA: 2.7 | 7.0 | W | 28 | 3 | 2 | 2 | 12 | 3 | 2 | 0 | 0 | 0 | 0 | 13 | 21 | 0.00 | 1.500 | | | | | | | | | | |

Houston Astros @ Chicago Cubs
Wrigley Field, Chicago, IL
Wed Sep 03 1986, 3:33 AM CDT
Att: 7,051 - Unknown

| | |
|-----|----|
| AB | 32 |
| R | 2 |
| H | 4 |
| RBI | 2 |
| BB | 5 |
| SO | 15 |
| LOB | 15 |



| Batter | 1 | 2 | 3 | 4 | 5 | 6 | 7 | 8 | 9 | AB | R | H | RBI | BB | SO | LOB | TOP | | | |
|------------------------------------------------|----------------------------------------------------------------------------------------------------------------------------------------------------------------------|---------------------------------|------------------------------|---------------------------------|------------------------------|---------------------------------|------------------------------|----------------------------------|------------------------------|---------------------------------|------------------------------|---------------------------------|------------------------------|---------------------------------|------------------------------|---------------------------------|--------------------------------------------------------------------------------------------------------------------------------------|------------------------------------|----------------------------------|--------|
| Chico Walker, S OBP: 0.200, SLG: 0.200 | | | | | | | | | | 4 | 1 | 1 | 0 | 0 | 1 | 1 | Chicago Cubs @ Cincinnati Reds Riverfront Stadium, Cincinnati, OH Fri Sep 05 1986, 7:05 PM EDT Att: 21,428 - Unknown | | | |
| 23 Ryne Sandberg, R OBP: 0.323, SLG: 0.407 | | | | | | | | | | 4 | 0 | 2 | 2 | 0 | 0 | 0 | | | | |
| Brian Dayett, R OBP: 0.200, SLG: 0.091 | | | | | | | | | | 4 | 0 | 0 | 0 | 0 | 1 | 2 | | | | |
| Keith Moreland, R OBP: 0.331, SLG: 0.377 | | | | | | | | | | 3 | 0 | 0 | 0 | 1 | 1 | 1 | | | | |
| Jody Davis, R OBP: 0.279, SLG: 0.404 | | | | | | | | | | 3 | 0 | 1 | 0 | 0 | 0 | 1 | | | | |
| Mike Martin, L | | | | | | | | | | 0 | 0 | 0 | 0 | 0 | 0 | 0 | | | | |
| Chris Speier, R OBP: 0.363, SLG: 0.473 | | | | | | | | | | 1 | 0 | 1 | 0 | 0 | 0 | 0 | | | | |
| Manny Trillo, R OBP: 0.383, SLG: 0.407 | | | | | | | | | | 3 | 0 | 0 | 0 | 1 | 1 | 2 | | | | |
| Shawon Dunston, R OBP: 0.280, SLG: 0.408 | | | | | | | | | | 4 | 0 | 0 | 0 | 0 | 0 | 3 | | | | |
| Bob Dernier, R OBP: 0.264, SLG: 0.295 | | | | | | | | | | 4 | 1 | 2 | 0 | 0 | 0 | 1 | | | | |
| Rick Sutcliffe, L OBP: 0.250, SLG: 0.326 | | | | | | | | | | 1 | 0 | 0 | 0 | 0 | 1 | 2 | | | | |
| Ron Davis, R | | | | | | | | | | 0 | 0 | 0 | 0 | 0 | 0 | 0 | | | | |
| Ron Cey, R OBP: 0.385, SLG: 0.514 | | | | | | | | | | 1 | 0 | 0 | 0 | 0 | 0 | 1 | | | | |
| Frank DiPino, L OBP: 0.167, SLG: 0.167 | | | | | | | | | | 0 | 0 | 0 | 0 | 0 | 0 | 0 | | | | |
| Inning Stats | R: 0 E: 0 K: 1 S: 5 | H: 0 LOB: 0 BB: 0 P: 5 | R: 0 E: 0 K: 1 S: 6 | H: 1 LOB: 1 BB: 0 P: 6 | R: 2 E: 0 K: 0 S: 6 | H: 3 LOB: 1 BB: 0 P: 6 | R: 0 E: 0 K: 1 S: 6 | H: 1 LOB: 2 BB: 1 P: 10 | R: 0 E: 0 K: 0 S: 2 | H: 0 LOB: 0 BB: 0 P: 6 | R: 0 E: 1 K: 0 S: 4 | H: 0 LOB: 1 BB: 0 P: 4 | R: 0 E: 0 K: 0 S: 3 | H: 1 LOB: 0 BB: 0 P: 3 | R: 0 E: 0 K: 1 S: 6 | H: 1 LOB: 1 BB: 0 P: 6 | 1B: 6 2B: 1 3B: 0 HR: 0 | SF: 0 SAC: 1 DP: 2 HBP: 0 | WP: 0 PB: 0 SB: 1 CS: 0 | PA: 35 |
| PITCHER Tom Browning, L ERA: 4.01 | IP: 9.0 WLS: W BF: 35 H: 7 R: 2 ER: 2 SO: 5 BB: 2 IBB: 0 HBP: 0 BLK: 0 WP: 0 HR: 0 S: 43 P: 51 ERA: 2.00 WHIP: 1.000 | | | | | | | | | | | | | | | | | | | |

| Batter | 1 | 2 | 3 | 4 | 5 | 6 | 7 | 8 | 9 | AB | R | H | RBI | BB | SO | LOB | BOTTOM | |
|--------------------------------------------------|-----------------------------------------------------------------------------------------------------------------------------------------------------------------------|---------------------------------|------------------------------|---------------------------------|------------------------------|---------------------------------|------------------------------|----------------------------------|------------------------------|----------------------------------|------------------------------|---------------------------------|------------------------------|---------------------------------|----------------------------------|------------------------------------|--------------------------------------------------------------------------------------------------------------------------------------|----------------------------------|
| Barry Larkin, R OBP: 0.288, SLG: 0.373 | | | | | | | | | | 4 | 2 | 1 | 0 | 1 | 0 | 2 | Chicago Cubs @ Cincinnati Reds Riverfront Stadium, Cincinnati, OH Fri Sep 05 1986, 7:05 PM EDT Att: 21,428 - Unknown | |
| Buddy Bell, R OBP: 0.364, SLG: 0.452 | | | | | | | | | | 4 | 3 | 3 | 2 | 1 | 0 | 0 | | |
| Dave Parker, L OBP: 0.336, SLG: 0.493 | | | | | | | | | | 4 | 2 | 3 | 5 | 0 | 0 | 1 | | |
| Max Venable, L OBP: 0.281, SLG: 0.275 | | | | | | | | | | 0 | 0 | 0 | 0 | 0 | 0 | 0 | | |
| Eric Davis, R OBP: 0.392, SLG: 0.542 | | | | | | | | | | 3 | 1 | 1 | 0 | 1 | 0 | 0 | | |
| Bo Diaz, R OBP: 0.318, SLG: 0.371 | | | | | | | | | | 4 | 1 | 1 | 0 | 0 | 0 | 2 | | |
| Sal Butera, R OBP: 0.346, SLG: 0.341 | | | | | | | | | | 0 | 0 | 0 | 0 | 0 | 0 | 0 | | |
| Eddie Milner, L OBP: 0.290, SLG: 0.406 | | | | | | | | | | 4 | 0 | 1 | 1 | 0 | 1 | 0 | | |
| Nick Esasky, R OBP: 0.329, SLG: 0.441 | | | | | | | | | | 3 | 1 | 1 | 1 | 1 | 0 | 0 | | |
| Ron Oester, S OBP: 0.316, SLG: 0.342 | | | | | | | | | | 4 | 1 | 1 | 0 | 0 | 0 | 2 | | |
| Tom Browning, L OBP: 0.192, SLG: 0.181 | | | | | | | | | | 4 | 0 | 1 | 1 | 0 | 1 | 1 | | |
| Inning Stats | R: 1 E: 1 K: 0 S: 4 | H: 2 LOB: 1 BB: 1 P: 8 | R: 0 E: 0 K: 0 S: 3 | H: 0 LOB: 0 BB: 0 P: 3 | R: 1 E: 0 K: 0 S: 4 | H: 2 LOB: 0 BB: 0 P: 4 | R: 2 E: 0 K: 0 S: 6 | H: 4 LOB: 2 BB: 1 P: 10 | R: 4 E: 0 K: 0 S: 6 | H: 3 LOB: 0 BB: 1 P: 10 | R: 1 E: 0 K: 0 S: 4 | H: 1 LOB: 0 BB: 0 P: 4 | R: 0 E: 0 K: 1 S: 5 | H: 0 LOB: 0 BB: 0 P: 5 | 1B: 9 2B: 1 3B: 0 HR: 3 | SF: 0 SAC: 0 DP: 2 HBP: 0 | | WP: 0 PB: 0 SB: 0 CS: 1 |
| PITCHER Rick Sutcliffe, R ERA: 4.62 | IP: 11 WLS: L BF: 29 H: 11 R: 9 ER: 8 SO: 8 BB: 4 IBB: 0 HBP: 0 BLK: 0 WP: 0 HR: 1 S: 27 P: 43 ERA: 12.71 WHIP: 2.647 | | | | | | | | | | | | | | | | | |
| Ron Davis, R ERA: 8.19 | 0.1 | 2 | 1 | 1 | 1 | 0 | 0 | 0 | 0 | 0 | 1 | 2 | 2 | 27.00 | 3.000 | | | |
| Frank DiPino, L ERA: 4.11 | 2.0 | 7 | 1 | 1 | 1 | 1 | 0 | 0 | 0 | 0 | 1 | 9 | 9 | 4.50 | 0.500 | | | |

| Batter | 1 | 2 | 3 | 4 | 5 | 6 | 7 | 8 | 9 | AB | R | H | RBI | BB | SO | LOB | TOP | | | |
|---------------------------|-------------------------------------------------------|---------------------------------|------------------------------|---------------------------------|------------------------------|---------------------------------|------------------------------|---------------------------------|------------------------------|---------------------------------|------------------------------|---------------------------------|------------------------------|---------------------------------|------------------------------|---------------------------------|-------------------------------------------------------------------------------------------------------------------------------|------------------------------------|----------------------------------|--------|
| Dave Martinez, L (1,8) | 1-3 | | F8 | | | 3-1 | | F7 | | 4 | 0 | 0 | 0 | 0 | 0 | 0 | Chicago Cubs @ Cincinnati Reds Riverfront Stadium, Cincinnati, OH Sat Sep 06 1986, 7:05 PM EDT Att: 30,611 - Unknown | | | |
| 23 Ryne Sandberg, R (1,4) | 1B BB | | | | F9 | S 1B | | K | | 3 | 0 | 1 | 0 | 1 | 1 | 0 | | | | |
| Gary Matthews, R (1,7) | G4-3 1B | | | | E6 | F7 | | K | | 4 | 0 | 1 | 0 | 0 | 1 | 1 | | | | |
| Leon Durham, L (1,3) | G4-3 | | | | K | 4-3 | | | | 4 | 0 | 0 | 0 | 0 | 1 | 4 | | | | |
| Jody Davis, R (1,2) | | 6-3 | | | K | | | | | 4 | 1 | 1 | 0 | 0 | 2 | 1 | | | | |
| Chris Speier, R (1,6) | L4-3 1B | | | | F6 | | | E4 | | 4 | 0 | 2 | 0 | 0 | 0 | 0 | | | | |
| Manny Trillo, R (1,5) | L4-3 | | | | | | | 4-3 | | 4 | 0 | 1 | 0 | 0 | 0 | 3 | | | | |
| Chico Walker, S (1,9) | | | F3 | | | K | | F7 | | 3 | 0 | 0 | 0 | 0 | 1 | 2 | | | | |
| Dennis Eckersley, R (1,1) | | | | | | | | F8 | | 2 | 0 | 0 | 0 | 0 | 2 | 1 | | | | |
| Keith Moreland, R (7, PH) | | | K | | | | | | | 1 | 0 | 0 | 0 | 0 | 0 | 1 | | | | |
| Dave Gumpert, R (7, 1) | | | | | | | | | | 0 | 0 | 0 | 0 | 0 | 0 | 0 | | | | |
| Guy Hoffman, L (7, 1) | | | | | | | | | | 0 | 0 | 0 | 0 | 0 | 0 | 0 | | | | |
| Scott Sanderson, R (7, 1) | | | | | | | | | | 0 | 0 | 0 | 0 | 0 | 0 | 0 | | | | |
| Inning Stats | R: 0 E: 0 K: 0 S: 3 | H: 1 LOB: 1 BB: 1 P: 7 | R: 0 E: 0 K: 0 S: 3 | H: 1 LOB: 0 BB: 0 P: 3 | R: 0 E: 0 K: 1 S: 5 | H: 0 LOB: 0 BB: 0 P: 5 | R: 0 E: 1 K: 2 S: 8 | H: 0 LOB: 1 BB: 0 P: 8 | R: 0 E: 0 K: 2 S: 4 | H: 1 LOB: 1 BB: 0 P: 4 | R: 1 E: 0 K: 0 S: 5 | H: 1 LOB: 1 BB: 0 P: 5 | R: 0 E: 0 K: 2 S: 7 | H: 0 LOB: 0 BB: 0 P: 7 | R: 0 E: 0 K: 1 S: 6 | H: 1 LOB: 1 BB: 0 P: 6 | 1B: 5 2B: 2 3B: 0 HR: 0 | SF: 0 SAC: 0 DP: 2 HBP: 0 | WP: 0 PB: 0 SB: 1 CS: 0 | PA: 34 |
| PITCHER | IP WLS BF H R ER SO BB IBB HBP BLK WP HR S P ERA WHIP | | | | | | | | | | | | | | | | | | | |
| Ted Power, R (1, 1) | 7.0 W 27 5 1 0 5 1 0 0 0 0 0 0 36 40 0.00 0.857 | | | | | | | | | | | | | | | | | | | |
| Ron Robinson, R (8, 1) | 2.0 7 1 0 0 3 0 0 0 0 0 0 0 13 13 0.00 0.500 | | | | | | | | | | | | | | | | | | | |

Chicago Cubs @ Cincinnati Reds
Riverfront Stadium, Cincinnati, OH
Sat Sep 06 1986, 7:05 PM EDT
Att: 30,611 - Unknown

AB 33
R 1
H 6
RBI 0
BB 1
SO 8
LOB 13



| Batter | 1 | 2 | 3 | 4 | 5 | 6 | 7 | 8 | 9 | AB | R | H | RBI | BB | SO | LOB | BOTTOM | | | |
|----------------------------|-------------------------------------------------------|---------------------------------|------------------------------|---------------------------------|------------------------------|---------------------------------|------------------------------|---------------------------------|------------------------------|---------------------------------|------------------------------|---------------------------------|------------------------------|----------------------------------|------------------------------|---------------------------------|-------------------------------------------------------------------------------------------------------------------------------|------------------------------------|----------------------------------|--------|
| Barry Larkin, R (1,6) | F3 | | 6-3 FC | | | | | E5 | | 4 | 2 | 2 | 0 | 0 | 1 | 0 | Chicago Cubs @ Cincinnati Reds Riverfront Stadium, Cincinnati, OH Sat Sep 06 1986, 7:05 PM EDT Att: 30,611 - Unknown | | | |
| Ron Robinson, R (8, 1) | | | 2B | | | | | 1B | | 0 | 0 | 0 | 0 | 0 | 0 | 0 | | | | |
| Buddy Bell, R (1,5) | 1B SF8 | | 6-3 | | | | | 1B | | 3 | 2 | 2 | 0 | 1 | 0 | 1 | | | | |
| Dave Parker, L (1,9) | 1B PO | | FC | | | | | F8 | | 4 | 0 | 2 | 2 | 0 | 0 | 1 | | | | |
| Eric Davis, R (1,7) | SF8 | | F7 | | | | | SF7 | | 2 | 0 | 1 | 1 | 0 | 0 | 1 | | | | |
| Max Venable, L (7,7) | | | | | | | | | | 0 | 0 | 0 | 1 | 0 | 0 | 0 | | | | |
| Bo Diaz, R (1,2) | PO | | F7 | | | | | 5-3 | | 3 | 0 | 1 | 0 | 0 | 0 | 2 | | | | |
| Eddie Milner, L (1,8) | | FC4-6 1B | | | | | | F2 | | 4 | 0 | 1 | 0 | 0 | 0 | 1 | | | | |
| Nick Esasky, R (1,3) | | F8 | | | | | | F5 | | 4 | 0 | 0 | 0 | 0 | 2 | 3 | | | | |
| Ron Oester, S (1,4) | | FC4-6 | | | | | | F4 | | 4 | 1 | 1 | 0 | 0 | 0 | 2 | | | | |
| Ted Power, R (1, 1) | IP WLS BF H R ER SO BB IBB HBP BLK WP HR S P ERA WHIP | | | | | | | | | | | | | | | | | | | |
| Kurt Stillwell, S (7, PH) | 6.0 L 25 7 2 2 4 0 0 0 0 0 0 33 33 3.00 1.167 | | | | | | | | | | | | | | | | | | | |
| Dennis Eckersley, R (1, 1) | 0.1 4 2 3 3 0 1 0 0 0 0 0 0 3 7 81.00 9.000 | | | | | | | | | | | | | | | | | | | |
| Guy Hoffman, L (7, 1) | 0.1 2 1 0 0 0 0 0 0 0 0 0 0 2 2 0.00 3.000 | | | | | | | | | | | | | | | | | | | |
| Scott Sanderson, R (7, 1) | 1.1 4 0 0 0 0 0 0 0 0 0 0 0 4 4 0.00 0.000 | | | | | | | | | | | | | | | | | | | |
| Inning Stats | R: 1 E: 0 K: 0 S: 4 | H: 2 LOB: 0 BB: 0 P: 4 | R: 0 E: 0 K: 0 S: 5 | H: 2 LOB: 2 BB: 0 P: 5 | R: 1 E: 0 K: 0 S: 5 | H: 1 LOB: 1 BB: 0 P: 5 | R: 0 E: 0 K: 1 S: 5 | H: 0 LOB: 0 BB: 0 P: 5 | R: 0 E: 0 K: 2 S: 8 | H: 1 LOB: 1 BB: 0 P: 8 | R: 0 E: 0 K: 1 S: 6 | H: 1 LOB: 1 BB: 0 P: 6 | R: 3 E: 1 K: 0 S: 6 | H: 3 LOB: 1 BB: 1 P: 10 | R: 0 E: 0 K: 0 S: 3 | H: 0 LOB: 0 BB: 0 P: 3 | 1B: 8 2B: 2 3B: 0 HR: 0 | SF: 2 SAC: 2 DP: 0 HBP: 0 | WP: 0 PB: 0 SB: 0 CS: 0 | PA: 36 |
| PITCHER | IP WLS BF H R ER SO BB IBB HBP BLK WP HR S P ERA WHIP | | | | | | | | | | | | | | | | | | | |

Chicago Cubs @ Cincinnati Reds
Riverfront Stadium, Cincinnati, OH
Sat Sep 06 1986, 7:05 PM EDT
Att: 30,611 - Unknown

AB 30
R 5
H 10
RBI 4
BB 1
SO 4
LOB 13



| Batter | 1 | 2 | 3 | 4 | 5 | 6 | 7 | 8 | 9 | AB R H RBI BB SO LOB | TOP | | | | | | | | | |
|------------------------------------------------------------|-------------------------------------------------------|---------------------------------|------------------------------|---------------------------------|------------------------------|----------------------------------|------------------------------|---------------------------------|------------------------------|---------------------------------|-----------------------------------------------------------------------------------------------------------------------------------|-------------------------------------------------------|------------------------------|---------------------------------|------------------------------|---------------------------------|----------------------------------|------------------------------------|----------------------------------|--------|
| Gary Redus, R OBP: 0.343, SLG: 0.470 (1, 7) | F3 | | HR | | E5 | | K | | F8 | 5 1 1 1 0 1 1 | Philadelphia Phillies @ Chicago Cubs Wrigley Field, Chicago, IL Mon Sep 08 1986, 3:33 AM CDT Att: 6,857 - Unknown | | | | | | | | | |
| Milt Thompson, L OBP: 0.301, SLG: 0.353 (1, 8) | G4-6-3 | | HR | | F7 | | K | | | 4 1 2 2 0 1 1 | | | | | | | | | | |
| Von Hayes, L OBP: 0.377, SLG: 0.460 (1, 3) | G4-6-3 | | BB | | F2 | | | | F8 | 3 0 0 0 1 0 2 | | | | | | | | | | |
| Mike Schmidt, R OBP: 0.384, SLG: 0.543 (1, 5) | | 6-3 | 4-3 | | CS | 6-3 | | | FC4-6 | 4 0 1 0 0 0 1 | | | | | | | | | | |
| Glenn Wilson, R OBP: 0.308, SLG: 0.400 (1, 9) | F8 | | | 6-3 | | 1B | | | FC4-6 | 4 0 1 0 0 0 1 | | | | | | | | | | |
| Juan Samuel, R OBP: 0.295, SLG: 0.445 (1, 4) | F4 | | | F9 | | 1B | | | F6 | 4 0 1 0 0 0 1 | | | | | | | | | | |
| John Russell, R OBP: 0.297, SLG: 0.462 (1, 2) | | | K | HR | | K | | | K | 4 1 1 1 0 3 2 | | | | | | | | | | |
| Steve Jeltz, S OBP: 0.330, SLG: 0.265 (1, 6) | | | SH3-4 | 1B | | F7 | | | PB | 3 1 2 0 0 0 2 | | | | | | | | | | |
| Greg Gross, L OBP: 0.382, SLG: 0.315 (9, PH) | | | 1B | 1B | | | | | 1B | 1 0 1 0 0 0 0 | | | | | | | | | | |
| Mike Maddux, L OBP: 0.335, SLG: 0.459 (4, PH) | | | SH3-4 | L9 | | | | | K | 0 0 0 0 0 0 0 | | | | | | | | | | |
| Jeff Stone, L OBP: 0.309, SLG: 0.348 (4, PH) | | | | | | | | | | 1 0 0 0 0 0 1 | | | | | | | | | | |
| Charles Hudson, S OBP: 0.309, SLG: 0.348 (4, PH) | | | | | | | | | | 0 0 0 0 0 0 0 | | | | | | | | | | |
| Rick Schick, R OBP: 0.309, SLG: 0.348 (7, PH) | | | | | | | | | | 1 0 0 0 0 0 0 | | | | | | | | | | |
| Tom Hume, R OBP: 0.309, SLG: 0.348 (7, PH) | | | | | | | | | | 0 0 0 0 0 0 0 | | | | | | | | | | |
| Ron Roenicke, S OBP: 0.309, SLG: 0.348 (9, PH) | | | | | | | | | | 1 0 0 0 0 0 1 | | | | | | | | | | |
| Inning Stats | R: 0 E: 0 K: 0 S: 3 | H: 1 LOB: 0 BB: 0 P: 3 | R: 0 E: 0 K: 0 S: 3 | H: 0 LOB: 0 BB: 0 P: 3 | R: 3 E: 0 K: 1 S: 8 | H: 3 LOB: 1 BB: 1 P: 12 | R: 1 E: 0 K: 0 S: 5 | H: 2 LOB: 1 BB: 0 P: 5 | R: 0 E: 0 K: 1 S: 7 | H: 2 LOB: 2 BB: 0 P: 7 | R: 0 E: 0 K: 2 S: 7 | H: 0 LOB: 0 BB: 0 P: 7 | R: 0 E: 0 K: 0 S: 4 | H: 1 LOB: 1 BB: 0 P: 4 | R: 0 E: 0 K: 2 S: 8 | H: 1 LOB: 1 BB: 0 P: 8 | 1B: 8 2B: 0 3B: 0 HR: 2 | SF: 0 SAC: 1 DP: 1 HBP: 0 | WP: 0 PB: 1 SB: 0 CS: 1 | PA: 38 |
| PITCHER | IP WLS BF H R ER SO BB IBB HBP BLK WP HR S P ERA WHIP | | | | | | | | | | | IP WLS BF H R ER SO BB IBB HBP BLK WP HR S P ERA WHIP | | | | | | | | |
| Ed Lynch, R ERA: 3.95 (1, 1) | 5.1 W 24 8 4 4 1 1 0 0 0 0 2 25 29 6.75 1.688 | | | | | | | | | | | | | | | | | | | |
| Scott Sanderson, R ERA: 4.35 (6, 1) | 2.2 9 1 0 0 3 0 0 0 0 0 0 15 15 0.00 0.375 | | | | | | | | | | | | | | | | | | | |
| Lee Smith, R ERA: 2.91 (9, 1) | 1.0 S 4 1 0 0 2 0 0 0 0 0 0 8 8 0.00 1.000 | | | | | | | | | | | | | | | | | | | |

| Batter | 1 | 2 | 3 | 4 | 5 | 6 | 7 | 8 | 9 | AB R H RBI BB SO LOB | BOTTOM | | | | | | | | | |
|-------------------------------------------------------------|-------------------------------------------------------|---------------------------------|------------------------------|---------------------------------|------------------------------|---------------------------------|------------------------------|---------------------------------|------------------------------|----------------------------------|-----------------------------------------------------------------------------------------------------------------------------------|-------------------------------------------------------|------------------------------|---------------------------------|------------------------------|----------------------------------|----------------------------------|------------------------------------|----------------------------------|--------|
| Dave Martinez, L OBP: 0.194, SLG: 0.184 (1, 8) | 6-3 | | 23 F8 PB | | K | | F7 | | | 4 1 1 0 0 1 0 | Philadelphia Phillies @ Chicago Cubs Wrigley Field, Chicago, IL Mon Sep 08 1986, 3:33 AM CDT Att: 6,857 - Unknown | | | | | | | | | |
| Chico Walker, S OBP: 0.333, SLG: 0.438 (1, 9) | G3 | | PB SF8 | | 23 1B | | | | | 2 1 1 0 2 0 0 | | | | | | | | | | |
| 23 Ryne Sandberg, R OBP: 0.328, SLG: 0.409 (1, 4) | 1B | | F8 | | 1-3 | | F8 | | | 4 2 2 0 0 0 3 | | | | | | | | | | |
| Keith Moreland, R OBP: 0.332, SLG: 0.378 (1, 5) | HR | | SF8 | | | | F2 | | | 3 1 2 2 0 0 0 | | | | | | | | | | |
| Leon Durham, L OBP: 0.338, SLG: 0.442 (1, 3) | HR | | G3 | | F8 | | | | S | 3 2 1 3 1 0 1 | | | | | | | | | | |
| Jody Davis, R OBP: 0.282, SLG: 0.405 (1, 2) | 5-3 | | | | FC4-6 | | K | | K | 4 0 1 0 0 2 1 | | | | | | | | | | |
| Rafael Palmeiro, L OBP: 0.250, SLG: 0.250 (1, 7) | | | | | FC4-6 | | 1-3 | | | 4 0 1 1 0 0 1 | | | | | | | | | | |
| Lee Smith, R OBP: 0.282, SLG: 0.405 (9, 1) | | | | | 1-2 | | | | 2H | 0 0 0 0 0 0 0 | | | | | | | | | | |
| Shawon Dunston, R OBP: 0.281, SLG: 0.413 (1, 6) | | | K | | F9 | | F3 | | 1-3 | 4 0 0 0 0 1 2 | | | | | | | | | | |
| Ed Lynch, R OBP: 0.100, SLG: 0.036 (1, 1) | | | | | K | | | | F4 | 2 0 0 0 0 1 1 | | | | | | | | | | |
| Scott Sanderson, R OBP: 0.059, SLG: 0.060 (6, 1) | | | | | | | | | | 1 0 0 0 0 0 0 | | | | | | | | | | |
| Chris Speier, R OBP: 0.367, SLG: 0.481 (9, 5) | | | | | | | | | | 0 0 0 0 0 0 0 | | | | | | | | | | |
| Inning Stats | R: 3 E: 0 K: 0 S: 6 | H: 3 LOB: 0 BB: 0 P: 6 | R: 0 E: 0 K: 1 S: 5 | H: 0 LOB: 0 BB: 0 P: 5 | R: 2 E: 0 K: 0 S: 4 | H: 1 LOB: 0 BB: 1 P: 8 | R: 0 E: 0 K: 1 S: 6 | H: 1 LOB: 1 BB: 0 P: 6 | R: 1 E: 0 K: 1 S: 6 | H: 2 LOB: 1 BB: 1 P: 10 | R: 0 E: 0 K: 1 S: 5 | H: 0 LOB: 0 BB: 0 P: 5 | R: 0 E: 0 K: 0 S: 4 | H: 1 LOB: 1 BB: 0 P: 4 | R: 1 E: 0 K: 1 S: 6 | H: 1 LOB: 1 BB: 1 P: 10 | 1B: 8 2B: 0 3B: 0 HR: 1 | SF: 1 SAC: 0 DP: 0 HBP: 0 | WP: 0 PB: 1 SB: 2 CS: 0 | PA: 35 |
| PITCHER | IP WLS BF H R ER SO BB IBB HBP BLK WP HR S P ERA WHIP | | | | | | | | | | | IP WLS BF H R ER SO BB IBB HBP BLK WP HR S P ERA WHIP | | | | | | | | |
| Mike Maddux, R ERA: 5.61 (1, 1) | 3.0 L 14 4 5 4 1 1 0 0 0 0 0 17 21 3.00 1.333 | | | | | | | | | | | | | | | | | | | |
| Charles Hudson, R ERA: 5.05 (4, 1) | 3.0 12 3 1 1 3 1 0 0 0 0 0 17 21 3.00 1.333 | | | | | | | | | | | | | | | | | | | |
| Tom Hume, R ERA: 2.76 (7, 1) | 2.0 9 2 1 1 1 1 0 0 0 0 0 10 14 4.50 1.500 | | | | | | | | | | | | | | | | | | | |



| Batter | 1 | 2 | 3 | 4 | 5 | 6 | 7 | 8 | 9 | AB | R | H | RBI | BB | SO | LOB | TOP | | | | | | | | | | |
|---------------------------------------------------------------------------------------------------------------------------------|------------------------------|---------------------------------|------------------------------|---------------------------------|------------------------------|---------------------------------|------------------------------|---------------------------------|------------------------------|---------------------------------|------------------------------|----------------------------------|------------------------------|---------------------------------|------------------------------|---------------------------------|------------------------------|---------------------------------|----------------------------------|------------------------------------|----------------------------------|--------|--|--|--|--|--|
| Jeff Stone, L OBP: 0.335, SLG: 0.409 Gary Redus, R OBP: 0.347, SLG: 0.465 | 0-0 FC1-6 1B | | 0-3 K | | 4-0 BB | 0-0 F8 | | 0-0 1B | 0-0 1B 4-3 | 2 | 0 | 1 | 0 | 0 | 1 | 0 | | | | | | | | | | | |
| Milt Thompson, L OBP: 0.394, SLG: 0.344 | 0-0 FC1-6 1B 1-2 | | 0-0 F8 | | 0-0 1-3 | | 0-3 K | | 0-3 K | 5 | 1 | 0 | 0 | 0 | 2 | 3 | | | | | | | | | | | |
| Von Hayes, L OBP: 0.379, SLG: 0.467 | 0-0 1B S | | 0-0 F7 | | 0-0 HR | | 0-0 G3 | | 0-0 4-3 | 5 | 2 | 2 | 1 | 0 | 0 | 1 | | | | | | | | | | | |
| Mike Schmidt, R OBP: 0.388, SLG: 0.562 | 0-0 F3 | | | 0-0 F9 | | 0-0 HR | | 0-0 HR | 0-0 1B 1B | 5 | 2 | 3 | 2 | 0 | 0 | 2 | | | | | | | | | | | |
| Glenn Wilson, R OBP: 0.311, SLG: 0.402 | 0-0 1B 1-H 3-H | | | 0-0 E6 | | 0-0 F4 | | 0-0 1B | 0-0 1B | 5 | 0 | 3 | 3 | 0 | 0 | 0 | | | | | | | | | | | |
| Juan Samuel, R OBP: 0.296, SLG: 0.446 | 0-0 F8 | | | 0-3 K | | 0-0 CS 1B | | 0-3 K | 0-0 1B 1-2 2-3 | 5 | 0 | 2 | 0 | 0 | 2 | 3 | | | | | | | | | | | |
| John Russell, R OBP: 0.296, SLG: 0.455 | | 0-0 4-3 | | 0-0 F2 | | 4-0 2B BB | | 0-0 F8 | 0-0 4-3 | 4 | 1 | 0 | 0 | 1 | 0 | 4 | | | | | | | | | | | |
| Steve Jeltz, S OBP: 0.330, SLG: 0.269 Greg Gross, L OBP: 0.394, SLG: 0.319 Luis Aguayo, R OBP: 0.266, SLG: 0.339 | | 0-3 K | | | 0-0 F6 | 0-0 1-H 2B | | 0-0 G3 | | 3 | 0 | 1 | 1 | 0 | 1 | 0 | | | | | | | | | | | |
| Don Carman, L Rick Schu, R Kent Tekulve, R Ron Roenicke, S Michael Jackson, R Dan Schatzeder, L | | 0-3 K | | | 0-0 G3 | 4-0 BB | | 0-0 4-3 | | 2 | 0 | 0 | 0 | 0 | 1 | 0 | | | | | | | | | | | |
| Inning Stats | R: 2 E: 0 K: 0 S: 6 | H: 3 LOB: 1 BB: 0 P: 6 | R: 0 E: 0 K: 2 S: 7 | H: 0 LOB: 0 BB: 0 P: 7 | R: 0 E: 0 K: 1 S: 5 | H: 0 LOB: 1 BB: 0 P: 5 | R: 0 E: 1 K: 1 S: 6 | H: 0 LOB: 1 BB: 0 P: 6 | R: 0 E: 0 K: 0 S: 3 | H: 0 LOB: 1 BB: 1 P: 7 | R: 3 E: 0 K: 0 S: 6 | H: 4 LOB: 2 BB: 2 P: 14 | R: 1 E: 0 K: 2 S: 9 | H: 2 LOB: 1 BB: 0 P: 9 | R: 0 E: 0 K: 0 S: 3 | H: 0 LOB: 0 BB: 0 P: 3 | R: 1 E: 0 K: 1 S: 9 | H: 4 LOB: 3 BB: 0 P: 9 | 1B: 9 2B: 1 3B: 0 HR: 3 | SF: 0 SAC: 0 DP: 0 HBP: 0 | WP: 0 PB: 0 SB: 1 CS: 1 | PA: 43 | | | | | |
| PITCHER | IP | WLS | BF | H | R | ER | SO | BB | IBB | HBP | BLK | WP | HR | S | P | ERA | WHIP | | | | | | | | | | |
| Rick Sutcliffe, R ERA: 4.73 | (1, 1) | 5.2 | 27 | 7 | 5 | 5 | 4 | 3 | 0 | 0 | 0 | 0 | 2 | 32 | 44 | 7.94 | 1.765 | | | | | | | | | | |
| Guy Hoffman, L ERA: 4.52 | (6, 1) | 0.1 | W | 1 | 0 | 0 | 0 | 0 | 0 | 0 | 0 | 0 | 0 | 1 | 1 | 0.00 | 0.000 | | | | | | | | | | |
| Frank DiPino, L ERA: 4.2 | (7, 1) | 0.2 | | 4 | 2 | 1 | 1 | 0 | 0 | 0 | 0 | 0 | 1 | 6 | 6 | 13.50 | 3.000 | | | | | | | | | | |
| Dave Gumpert, R ERA: 3.95 | (7, 1) | 1.1 | | 4 | 0 | 0 | 0 | 1 | 0 | 0 | 0 | 0 | 0 | 6 | 6 | 0.00 | 0.000 | | | | | | | | | | |
| Lee Smith, R ERA: 2.92 | (9, 1) | 1.0 | S | 7 | 4 | 1 | 1 | 1 | 0 | 0 | 0 | 0 | 0 | 9 | 9 | 9.00 | 4.000 | | | | | | | | | | |

Philadelphia Phillies @ Chicago Cubs
Wrigley Field, Chicago, IL
Wed Sep 10 1986, 3:33 AM CDT
Att: 9,029 - Unknown

AB 40
R 7
H 13
RBI 7
BB 3
SO 7
LOB 15



| Batter | 1 | 2 | 3 | 4 | 5 | 6 | 7 | 8 | 9 | AB | R | H | RBI | BB | SO | LOB | BOTTOM | | | | | | | | | | |
|----------------------------------------------------------------------------------------------------------------------------------|------------------------------|---------------------------------|------------------------------|---------------------------------|------------------------------|---------------------------------|------------------------------|---------------------------------|------------------------------|---------------------------------|------------------------------|---------------------------------|------------------------------|---------------------------------|------------------------------|---------------------------------|------------------------------|---------------------------------|----------------------------------|------------------------------------|----------------------------------|--------|--|--|--|--|--|
| Chico Walker, S OBP: 0.361, SLG: 0.360 | 0-0 6-3 | | 0-0 S E 2B | | 0-0 L6 | 0-0 SF8 | | 0-0 G6-4-3 | | 4 | 1 | 1 | 1 | 0 | 0 | 3 | | | | | | | | | | | |
| 23 Ryne Sandberg, R OBP: 0.327, SLG: 0.406 | 0-0 F8 | | 0-0 L9 | | 0-0 F3 | 0-0 L5 | | | | 4 | 0 | 0 | 0 | 0 | 0 | 3 | | | | | | | | | | | |
| Gary Matthews, R OBP: 0.361, SLG: 0.474 Rafael Palmeiro, L OBP: 0.250, SLG: 0.625 | 0-0 HR | | 0-0 2-H HR | | 0-0 F8 | | 0-0 CS 1B | | | 4 | 2 | 3 | 2 | 0 | 0 | 0 | | | | | | | | | | | |
| Keith Moreland, R OBP: 0.334, SLG: 0.397 Manny Trillo, R OBP: 0.379, SLG: 0.402 | 0-0 HR | | 0-0 F4 | | 0-0 F9 | 0-0 L7 | | 1-2 | | 4 | 1 | 1 | 1 | 0 | 0 | 1 | | | | | | | | | | | |
| Leon Durham, L OBP: 0.340, SLG: 0.454 | 0-0 1B | | 0-3 K | | 0-0 1B 2B | | 0-0 F8 | | | 4 | 1 | 2 | 0 | 0 | 1 | 1 | | | | | | | | | | | |
| Jody Davis, R OBP: 0.287, SLG: 0.405 | 0-3 K | | | 4-0 G5-4-3 BB | | 0-0 1B 1B | | 4-0 FC3-6 BB | | 2 | 1 | 1 | 1 | 2 | 1 | 1 | | | | | | | | | | | |
| Shawon Dunston, R OBP: 0.279, SLG: 0.499 Chris Speier, R OBP: 0.368, SLG: 0.481 | | 0-3 K | | 0-0 G5-4-3 | | 0-0 1B 1B | | 0-0 FC3-6 1B | | 3 | 0 | 1 | 0 | 0 | 1 | 1 | | | | | | | | | | | |
| Bob Dernier, R OBP: 0.271, SLG: 0.312 Dave Martinez, L OBP: 0.212, SLG: 0.226 | | 0-0 B2-4 1B | | 0-0 HR | | 0-0 1B 1B | | 0-0 1B 1B | | 2 | 1 | 2 | 1 | 0 | 0 | 0 | | | | | | | | | | | |
| Rick Sutcliffe, L Guy Hoffman, L Jerry Mumphrey, S Frank DiPino, L Dave Gumpert, R Thad Bosley, L Lee Smith, R | | 0-0 B2-4 | | 0-3 K | | 0-0 1B 1B | | 0-0 G6-4-3 1B | | 2 | 0 | 0 | 0 | 0 | 1 | 1 | | | | | | | | | | | |
| Inning Stats | R: 2 E: 0 K: 1 S: 8 | H: 3 LOB: 1 BB: 0 P: 8 | R: 0 E: 0 K: 1 S: 5 | H: 1 LOB: 0 BB: 0 P: 5 | R: 2 E: 0 K: 1 S: 7 | H: 2 LOB: 0 BB: 0 P: 7 | R: 1 E: 0 K: 1 S: 5 | H: 1 LOB: 0 BB: 1 P: 9 | R: 0 E: 0 K: 0 S: 3 | H: 1 LOB: 1 BB: 0 P: 3 | R: 3 E: 0 K: 0 S: 8 | H: 5 LOB: 0 BB: 0 P: 8 | R: 0 E: 0 K: 0 S: 3 | H: 1 LOB: 1 BB: 0 P: 3 | R: 0 E: 0 K: 0 S: 4 | H: 2 LOB: 2 BB: 1 P: 8 | R: 0 E: 0 K: 0 S: 4 | H: 2 LOB: 2 BB: 1 P: 8 | 1B: 9 2B: 3 3B: 0 HR: 4 | SF: 1 SAC: 0 DP: 3 HBP: 0 | WP: 0 PB: 0 SB: 1 CS: 1 | PA: 37 | | | | | |
| PITCHER | IP | WLS | BF | H | R | ER | SO | BB | IBB | HBP | BLK | WP | HR | S | P | ERA | WHIP | | | | | | | | | | |
| Don Carman, L ERA: 3.59 | (1, 1) | 5.0 | 21 | 7 | 5 | 5 | 4 | 1 | 0 | 0 | 0 | 0 | 4 | 28 | 32 | 9.00 | 1.600 | | | | | | | | | | |
| Kent Tekulve, R ERA: 2.71 | (6, 1) | 2.0 | L | 11 | 6 | 3 | 3 | 0 | 0 | 0 | 0 | 0 | 0 | 11 | 11 | 13.50 | 3.000 | | | | | | | | | | |
| Michael Jackson, R ERA: 1.08 | (8, 1) | 0.1 | | 3 | 1 | 0 | 0 | 0 | 1 | 0 | 0 | 0 | 0 | 2 | 6 | 0.00 | 6.000 | | | | | | | | | | |
| Dan Schatzeder, L ERA: 3.38 | (8, 1) | 0.2 | | 2 | 1 | 0 | 0 | 0 | 0 | 0 | 0 | 0 | 0 | 2 | 2 | 0.00 | 1.500 | | | | | | | | | | |

Philadelphia Phillies @ Chicago Cubs
Wrigley Field, Chicago, IL
Wed Sep 10 1986, 3:33 AM CDT
Att: 9,029 - Unknown

AB 34
R 8
H 15
RBI 7
BB 2
SO 4
LOB 12



| Batter | 1 | 2 | 3 | 4 | 5 | 6 | 7 | 8 | 9 | 10 | AB | R | H | RBI | BB | SO | LOB | TOP | | | | |
|-------------------------------------------------------------------------------------------------------------------------------------------------------------------------------------------------------------|---------------------------------------|---------------------------------|------------------------------|---------------------------------|------------------------------|---------------------------------|---------------------------------------|---------------------------------|------------------------------|----------------------------------|------------------------------|---------------------------------|------------------------------|---------------------------------|------------------------------|-----------------------------------|------------------------------|-----------------------------------|-----------------------------------|------------------------------------|----------------------------------|--------|
| Chico Walker, S OBP: 0.294, SLG: 0.367 (1, 9) | 6-3 | | F7 | 1B | | 4-3 | | 23 CS 1B | | 23 1B SF7 BB | 5 | 1 | 2 | 0 | 1 | 0 | 1 | | | | | |
| 23 Ryne Sandberg, R OBP: 0.327, SLG: 0.409 (1, 4) | F8 | | F8 | G5-3 | | F9 | | 1-2 3B | | 1-3 2B 1B | 6 | 1 | 2 | 0 | 0 | 0 | 3 | | | | | |
| Gary Matthews, R Rafael Palmeiro Lee Smith, R Frank Thomas, L Frank Thomas, L Jerry Mumphrey, S Dave Sumpster, R (1, 7) (7, 5) (8, 1) (8, 7) (10, 7) (10, 1) (10, 1) | 4-0 BB | | 1-3 2B | | | 1B 2B 1B | | 4-0 2B BB | | 0-0 SF7 | 2 | 2 | 2 | 0 | 2 | 0 | 0 | | | | | |
| Keith Moreland, R OBP: 0.336, SLG: 0.402 (1, 2) | 5-3 | | F8 | | | 1-2 2B 1B | | 1-2 1B 2B | | 3-H 0-0 F9 | 6 | 2 | 3 | 2 | 0 | 0 | 3 | | | | | |
| Leon Durham, L OBP: 0.339, SLG: 0.451 (1, 3) | | | F9 | | | 1B HR 1B | | F4 | | 4-0 1B BB | 5 | 1 | 1 | 0 | 1 | 2 | 4 | | | | | |
| Manny Trillo, R OBP: 0.334, SLG: 0.434 (1, 5) | | | | | | 1-2 HR 1B | | 1-2 1B | | F4 | 5 | 1 | 4 | 3 | 0 | 0 | 1 | | | | | |
| Shawon Dunston, R OBP: 0.282, SLG: 0.416 (1, 6) | | | F7 | | | 1-2 HR 1B | | 2-H 1B | | 1-2 1B | 4 | 1 | 2 | 3 | 1 | 0 | 2 | | | | | |
| Bob Dernier, R OBP: 0.289, SLG: 0.309 Dave Martinez, L OBP: 0.208, SLG: 0.221 (1, 8) (7, PH) (7, 8) | | | F7 | | | 1-2 HR BB | | F8 | | 0-3 K | 3 | 0 | 0 | 0 | 0 | 0 | 3 | | | | | |
| Dennis Eckersley, R OBP: 0.169, SLG: 0.302 Guy Hoffman, L (5, 1) | | | | | | 2B 1B | | G3 | | 0-0 L6 | 2 | 0 | 1 | 0 | 0 | 0 | 0 | | | | | |
| Terry Francona, L OBP: 0.273, SLG: 0.319 Ed Lynch, R OBP: 0.097, SLG: 0.034 Brian Dayett, R OBP: 0.194, SLG: 0.143 (6, PH) (6, 1) (8, 7) | | | | | | 23 G5-3 1B | | | | | 1 | 0 | 0 | 0 | 0 | 0 | 0 | | | | | |
| Inning Stats | R: 0 E: 0 K: 0 S: 3 | H: 0 LOB: 1 BB: 1 P: 7 | R: 0 E: 0 K: 0 S: 4 | H: 1 LOB: 1 BB: 0 P: 4 | R: 0 E: 0 K: 0 S: 5 | H: 2 LOB: 2 BB: 0 P: 7 | R: 3 E: 1 K: 0 S: 7 | H: 4 LOB: 1 BB: 0 P: 7 | R: 2 E: 0 K: 1 S: 7 | H: 3 LOB: 1 BB: 1 P: 11 | R: 0 E: 0 K: 0 S: 3 | H: 0 LOB: 0 BB: 0 P: 3 | R: 2 E: 0 K: 0 S: 4 | H: 2 LOB: 1 BB: 0 P: 4 | R: 0 E: 0 K: 1 S: 6 | H: 1 LOB: 2 BB: 10 P: 10 | R: 2 E: 0 K: 1 S: 7 | H: 2 LOB: 1 BB: 11 P: 11 | 1B: 10 2B: 5 3B: 1 HR: 1 | SF: 1 SAC: 0 DP: 2 HBP: 0 | WP: 0 PB: 0 SB: 1 CS: 1 | PA: 50 |
| PITCHER | IP WLS BF H R ER SO | ERA WHIP | BB IBB HBP BLK | WP HR S P | ERA WHIP | PITCHER | IP WLS BF H R ER SO | ERA WHIP | BB IBB HBP BLK | WP HR S P | ERA WHIP | | | | | | | | | | | |
| Bob Kipper, L ERA: 4.48 | 4.1 | 10.38 | 1 | 0 | 0 | 0 | 0 | 1 | 25 | 29 | 10.38 | 2.538 | | | | | | | | | | |
| Mike Bielecki, R ERA: 4.6 | 1.2 | 10.80 | 2 | 0 | 0 | 0 | 0 | 5 | 13 | 13 | 1.800 | | | | | | | | | | | |
| Hipolito Pena, L ERA: 4.6 | 0.1 | 0.00 | 0 | 0 | 0 | 0 | 0 | 1 | 1 | 1 | 0.00 | | | | | | | | | | | |
| Barry Jones, R ERA: 2.78 | 1.1 | 0.00 | 0 | 0 | 0 | 0 | 0 | 6 | 6 | 6 | 0.00 | | | | | | | | | | | |
| Larry McWilliams, L ERA: 5.02 | 0.1 | 0.00 | 0 | 0 | 0 | 0 | 0 | 1 | 1 | 1 | 0.00 | | | | | | | | | | | |
| Don Robinson, R ERA: 4.33 | 0.1 | 0.00 | 0 | 0 | 0 | 0 | 0 | 1 | 1 | 1 | 0.00 | | | | | | | | | | | |
| John Smiley, L ERA: 6.75 | 10.1 | 0.00 | 0 | 0 | 0 | 0 | 0 | 3 | 3 | 3 | 0.00 | | | | | | | | | | | |

Chicago Cubs @ Pittsburgh Pirates
Three Rivers Stadium, Pittsburgh, PA
Fri Sep 12 1986, 7:05 PM EDT
Att: 15,664 - Unknown

| | |
|-----|----|
| AB | 44 |
| R | 9 |
| H | 17 |
| RBI | 9 |
| BB | 5 |
| SO | 3 |
| LOB | 21 |



| Batter | 1 | 2 | 3 | 4 | 5 | 6 | 7 | 8 | 9 | 10 | AB | R | H | RBI | BB | SO | LOB | BOTTOM | | | |
|--------------------------------------------------------------------------------------------------------------------------------------------------------------------------------------------------------------------------------------------|---------------------------------------|---------------------------------|------------------------------|---------------------------------|------------------------------|---------------------------------|---------------------------------------|---------------------------------|------------------------------|---------------------------------|------------------------------|---------------------------------|------------------------------|---------------------------------|------------------------------|---------------------------------|----------------------------------|------------------------------------|----------------------------------|--------|--|
| Barry Bonds, L OBP: 0.344, SLG: 0.455 (1, 8) | 3B 1B | | F7 | | | F8 | | | | F8 | 5 | 1 | 1 | 0 | 0 | 0 | 0 | | | | |
| Bobby Bonilla, S OBP: 0.362, SLG: 0.348 (1, 9) | 1-H 2B 3B | | 6-3 | | | | | | | G6-4-3 1B | 5 | 1 | 3 | 1 | 0 | 1 | 0 | | | | |
| Johnny Ray, S OBP: 0.363, SLG: 0.389 (1, 4) | F5 | | 6-3 | | | F7 | | | | G6-4-3 | 5 | 0 | 0 | 0 | 0 | 0 | 3 | | | | |
| Sid Bream, L OBP: 0.347, SLG: 0.467 (1, 3) | S 2B | | CS S BB | | | F8 | | | | F8 | 4 | 0 | 1 | 1 | 1 | 0 | 1 | | | | |
| Mike Diaz, R OBP: 0.352, SLG: 0.568 Bill Almon, R OBP: 0.320, SLG: 0.385 (1, 7) (8, PR) (9, 7) | 3-H 5-3 | | 5-3 | | | K | | | | 4-3 1B 1B | 4 | 0 | 1 | 0 | 0 | 1 | 3 | | | | |
| Tony Peña, R OBP: 0.352, SLG: 0.400 (1, 2) | K | | | | | HR 1B | | | | 4-3 1B | 5 | 1 | 1 | 0 | 0 | 1 | 3 | | | | |
| Jim Morrison, R OBP: 0.329, SLG: 0.470 (1, 5) | | | | | | 1B HR | | | | 1B 1B | 4 | 2 | 4 | 4 | 1 | 0 | 0 | | | | |
| Rafael Belliard, R OBP: 0.301, SLG: 0.271 Benny Distefano, L OBP: 0.222, SLG: 0.375 U L Washington, S OBP: 0.291, SLG: 0.260 (1, 6) (8, PH) (8, PR) (9, 6) | | | SH1-4 E 2B | | | L4 | | | | 4-3 | 3 | 1 | 1 | 0 | 0 | 0 | 1 | | | | |
| Bob Kipper, R Mike Bielecki, R Hipolito Pena, L Barry Jones, R Larry McWilliams Joe Mauer, R Dave Smith, R John Smiley, L (1, 1) (5, 1) (7, 1) (7, 1) (8, 1) (8, PH) (8, 1) (8, 1) (10, 1) | SH1-4 2-3 | | SH1-4 | | | K | | | | F4 | 1 | 0 | 0 | 0 | 0 | 0 | 1 | | | | |
| Inning Stats | R: 2 E: 0 K: 1 S: 8 | H: 3 LOB: 1 BB: 8 P: 8 | R: 2 E: 1 K: 0 S: 5 | H: 2 LOB: 0 BB: 5 P: 5 | R: 0 E: 0 K: 0 S: 2 | H: 0 LOB: 0 BB: 0 P: 6 | R: 2 E: 0 K: 1 S: 7 | H: 2 LOB: 0 BB: 0 P: 7 | R: 0 E: 0 K: 1 S: 6 | H: 1 LOB: 1 BB: 0 P: 6 | R: 0 E: 0 K: 0 S: 4 | H: 0 LOB: 0 BB: 0 P: 4 | R: 0 E: 0 K: 0 S: 5 | H: 0 LOB: 0 BB: 5 P: 5 | R: 1 E: 0 K: 0 S: 3 | H: 2 LOB: 1 BB: 5 P: 5 | 1B: 8 2B: 3 3B: 1 HR: 2 | SF: 0 SAC: 1 DP: 1 HBP: 0 | WP: 0 PB: 0 SB: 3 CS: 1 | PA: 44 | |
| PITCHER | IP WLS BF H R ER SO | ERA WHIP | BB IBB HBP BLK | WP HR S P | ERA WHIP | PITCHER | IP WLS BF H R ER SO | ERA WHIP | BB IBB HBP BLK | WP HR S P | ERA WHIP | | | | | | | | | | |
| Dennis Eckersley, R ERA: 4.63 | 4.1 | 10.38 | 1 | 0 | 0 | 0 | 0 | 2 | 24 | 28 | 10.38 | | | | | | | | | | |
| Guy Hoffman, L ERA: 4.48 | 0.2 | 0.00 | 0 | 0 | 0 | 0 | 0 | 4 | 4 | 4 | 0.00 | | | | | | | | | | |
| Ed Lynch, R ERA: 3.69 | 2.2 | 3.38 | 0 | 1 | 0 | 0 | 0 | 12 | 16 | 3.38 | | | | | | | | | | | |
| Lee Smith, R ERA: 2.9 | 0.1 | 0.00 | 0 | 0 | 0 | 0 | 0 | 2 | 2 | 0.00 | | | | | | | | | | | |
| Frank DiPino, L ERA: 4.14 | 1.0 | 0.00 | 0 | 0 | 0 | 0 | 0 | 3 | 3 | 0.00 | | | | | | | | | | | |
| Dave Gumpert, R ERA: 4.04 | 10.1 | 0.00 | 0 | 0 | 0 | 0 | 0 | 5 | 5 | 9.00 | | | | | | | | | | | |

Chicago Cubs @ Pittsburgh Pirates
Three Rivers Stadium, Pittsburgh, PA
Fri Sep 12 1986, 7:05 PM EDT
Att: 15,664 - Unknown

| | |
|-----|----|
| AB | 41 |
| R | 8 |
| H | 14 |
| RBI | 7 |
| BB | 2 |
| SO | 4 |
| LOB | 15 |



| Batter | 1 | 2 | 3 | 4 | 5 | 6 | 7 | 8 | 9 | AB | R | H | RBI | BB | SO | LOB | TOP | | | | | | | | | | |
|------------------------------------------------------|------------------------------|---------------------------------|------------------------------|---------------------------------|------------------------------|---------------------------------|------------------------------|---------------------------------|------------------------------|---------------------------------|------------------------------|---------------------------------|------------------------------|----------------------------------|------------------------------|---------------------------------|------------------------------------------------------------------------------------------------------------------------------------|---------------------------------|----------------------------------|------------------------------------|----------------------------------|--------|--|--|--|--|--|
| Dave Martinez, L (1, 8) OBP: 0.202, SLG: 0.214 | 0-0 4-3 | | 0-0 FC4-6 23 CS | | 0-3 K | | | 0-0 F8 | | 3 | 0 | 0 | 0 | 0 | 1 | 2 | Chicago Cubs @ Pittsburgh Pirates Three Rivers Stadium, Pittsburgh, PA Sat Sep 13 1986, 3:33 AM EDT Att: 10,841 - Unknown | | | | | | | | | | |
| Gary Matthews, R (8, PH) OBP: 0.366, SLG: 0.478 | 0-0 4-3 | | 0-0 CS | | 0-3 K | | 0-0 CS 1B | 0-0 F2 | | 4 | 0 | 1 | 0 | 0 | 1 | 0 | | | | | | | | | | | |
| Bob Demier, R (8, 8) OBP: 0.269, SLG: 0.309 | 0-0 4-3 | | 0-0 CS | | 0-0 K | | 0-0 F8 1-2 | 0-0 2B | | 4 | 0 | 1 | 0 | 0 | 0 | 1 | | | | | | | | | | | |
| 23 Ryne Sandberg, R (1, 4) OBP: 0.326, SLG: 0.408 | 0-0 6-3 | | 0-0 CS | | 0-3 K | | 0-0 CS 1B | 0-0 F2 | | 4 | 0 | 1 | 0 | 0 | 1 | 0 | | | | | | | | | | | |
| Rafael Palmeiro, L (1, 7) OBP: 0.231, SLG: 0.538 | 0-0 5-3 | | 0-0 CS | | 0-0 F7 | | 0-0 F8 1-2 | 0-0 2B | | 4 | 0 | 1 | 0 | 0 | 0 | 1 | | | | | | | | | | | |
| Keith Moreland, R (1, 2) OBP: 0.335, SLG: 0.400 | 0-0 4-3 | | 0-0 CS | | 4-0 BB | | 0-0 4-3 | 0-0 6-3 | | 3 | 0 | 0 | 0 | 1 | 0 | 1 | | | | | | | | | | | |
| Leon Durham, L (1, 3) OBP: 0.341, SLG: 0.457 | 0-0 HR | | 0-0 G3 | | 0-0 BB | | 4-0 FC6-4 BB | 0-0 F3 | | 3 | 1 | 1 | 1 | 1 | 0 | 1 | | | | | | | | | | | |
| Manny Trillo, R (1, 5) OBP: 0.390, SLG: 0.424 | 4-0 G6-4-3 BB | | 0-0 G6-4-3 BB | | 0-0 6-3 | | 0-0 FC6-4 1B 1-2 | 0-0 F4 | | 3 | 0 | 0 | 0 | 1 | 0 | 1 | | | | | | | | | | | |
| Chico Walker, S (1, 9) OBP: 0.289, SLG: 0.353 | 0-0 G6-4-3 1-2 | | 0-0 G6-4-3 1-2 | | 0-0 1B S | | 0-3 K | 0-3 K | | 4 | 1 | 1 | 0 | 0 | 2 | 2 | | | | | | | | | | | |
| Shawon Dunston, R (1, 6) OBP: 0.284, SLG: 0.417 | 0-0 F6 | | 0-0 F6 | | 0-0 1B 1-H | | 0-0 1B | 0-0 1B | | 3 | 0 | 2 | 1 | 0 | 0 | 0 | | | | | | | | | | | |
| Greg Maddux, R (1, 1) OBP: 0.429, SLG: 0.429 | 0-0 F7 | | 0-0 F7 | | 0-3 K | | 0-0 F7 | | | 2 | 0 | 1 | 0 | 0 | 1 | 1 | | | | | | | | | | | |
| Ron Cey, R (7, PH) OBP: 0.368, SLG: 0.512 | 0-0 FC4-6 1B | | 0-0 FC4-6 1B | | 0-0 K | | 0-0 F7 | | | 1 | 0 | 0 | 0 | 0 | 0 | 2 | | | | | | | | | | | |
| Frank DiPino, L (7, 1) OBP: 0.167, SLG: 0.167 | 0-0 FC4-6 1B | | 0-0 FC4-6 1B | | 0-0 K | | 0-0 F7 | | | 0 | 0 | 0 | 0 | 0 | 0 | 0 | | | | | | | | | | | |
| Ron Davis, R (8, 1) OBP: 0.167, SLG: 0.167 | 0-0 FC4-6 1B | | 0-0 FC4-6 1B | | 0-0 K | | 0-0 F7 | | | 0 | 0 | 0 | 0 | 0 | 0 | 0 | | | | | | | | | | | |
| Guy Hoffman, L (8, 1) OBP: 0.167, SLG: 0.167 | 0-0 FC4-6 1B | | 0-0 FC4-6 1B | | 0-0 K | | 0-0 F7 | | | 0 | 0 | 0 | 0 | 0 | 0 | 0 | | | | | | | | | | | |
| Inning Stats | R: 0 E: 0 K: 0 S: 3 | H: 0 LOB: 0 BB: 0 P: 3 | R: 1 E: 0 K: 0 S: 3 | H: 1 LOB: 0 BB: 1 P: 7 | R: 0 E: 0 K: 0 S: 3 | H: 1 LOB: 0 BB: 0 P: 3 | R: 0 E: 0 K: 1 S: 5 | H: 0 LOB: 1 BB: 1 P: 9 | R: 1 E: 0 K: 2 S: 9 | H: 2 LOB: 1 BB: 0 P: 9 | R: 0 E: 0 K: 0 S: 3 | H: 1 LOB: 0 BB: 0 P: 3 | R: 0 E: 0 K: 1 S: 6 | H: 1 LOB: 1 BB: 1 P: 10 | R: 0 E: 0 K: 0 S: 4 | H: 1 LOB: 0 BB: 0 P: 4 | R: 0 E: 0 K: 1 S: 5 | H: 0 LOB: 0 BB: 0 P: 5 | 1B: 5 2B: 1 3B: 0 HR: 1 | SF: 0 SAC: 0 DP: 1 HBP: 0 | WP: 0 PB: 0 SB: 1 CS: 2 | PA: 35 | | | | | |
| PITCHER | IP | WLS | BF | H | R | ER | SO | BB | IBB | HBP | BLK | WP | HR | S | P | ERA | WHIP | | | | | | | | | | |
| Stan Fansler, R (1, 1) ERA: 6.0 | 5.0 | | 19 | 4 | 2 | 2 | 3 | 2 | 0 | 0 | 0 | 0 | 1 | 23 | 31 | 3.60 | 1.200 | | | | | | | | | | |
| Bob Patterson, L (6, 1) ERA: 4.11 | 2.2 | W | 11 | 3 | 0 | 0 | 1 | 1 | 0 | 0 | 0 | 0 | 0 | 12 | 16 | 0.00 | 1.500 | | | | | | | | | | |
| Don Robinson, R (8, 1) ERA: 4.23 | 1.1 | S | 4 | 0 | 0 | 0 | 1 | 0 | 0 | 0 | 0 | 0 | 0 | 6 | 6 | 0.00 | 0.000 | | | | | | | | | | |

AB 31
R 2
H 7
RBI 2
BB 3
SO 5
LOB 11



| Batter | 1 | 2 | 3 | 4 | 5 | 6 | 7 | 8 | 9 | AB | R | H | RBI | BB | SO | LOB | BOTTOM | | | | | | | | | | |
|-----------------------------------------------------|------------------------------|---------------------------------|------------------------------|----------------------------------|------------------------------|---------------------------------|---------------------------------|---------------------------------|------------------------------|---------------------------------|------------------------------|---------------------------------|------------------------------|---------------------------------|------------------------------|---------------------------------|------------------------------------------------------------------------------------------------------------------------------------|------------------------------------|----------------------------------|--------|--|--|--|--|--|--|--|
| Barry Bonds, L (1, 8) OBP: 0.344, SLG: 0.452 | 0-0 3-1 | | 0-3 K | | 4-0 FC5-4 BB | | 0-0 L9 | 0-0 CS 1-3 2-H 1B | | 4 | 0 | 1 | 1 | 1 | 1 | 4 | Chicago Cubs @ Pittsburgh Pirates Three Rivers Stadium, Pittsburgh, PA Sat Sep 13 1986, 3:33 AM EDT Att: 10,841 - Unknown | | | | | | | | | | |
| Bobby Bonilla, S (1, 9) OBP: 0.358, SLG: 0.345 | 0-0 4-3 | | 0-0 G3 | | 0-0 FC5-4 1B 1-2 | | 0-0 4-3 | 0-0 CS 1-2 | | 4 | 1 | 0 | 0 | 0 | 1 | 0 | | | | | | | | | | | |
| Johnny Ray, S (1, 4) OBP: 0.363, SLG: 0.389 | 1-0 1B HBP | | 0-3 K | | 0-0 G4-6-3 1B 1-H | | 0-0 F8 | | | 3 | 0 | 1 | 1 | 0 | 1 | 0 | | | | | | | | | | | |
| Sid Bream, L (1, 3) OBP: 0.349, SLG: 0.470 | 0-0 1B 1-3 | | 0-0 E 2B | | 0-0 G4-6-3 1-2 | | 0-0 3-1 | | | 4 | 1 | 2 | 0 | 0 | 0 | 1 | | | | | | | | | | | |
| Mike Diaz, R (1, 7) OBP: 0.355, SLG: 0.566 | 0-0 1-3 | | 0-0 E6 1B 2-H | | 0-0 6-3 2B 1B | | 0-3 K | | | 4 | 1 | 2 | 0 | 0 | 1 | 2 | | | | | | | | | | | |
| Joe Orsulak, L (9, 9) OBP: 0.300, SLG: 0.353 | 0-0 1-3 | | 0-0 E6 1B 2-H | | 0-0 6-3 2B 1B | | 0-3 K | | | 0 | 0 | 0 | 0 | 0 | 0 | 0 | | | | | | | | | | | |
| Tony Peña, R (1, 2) OBP: 0.353, SLG: 0.399 | 4-0 FC6-4 BB | | 0-0 4-3 | | 0-0 6-3 1-2 | | 0-0 6-3 1B FC4-6 1B | | | 3 | 1 | 1 | 0 | 1 | 0 | 2 | | | | | | | | | | | |
| Jim Morrison, R (1, 5) OBP: 0.332, SLG: 0.474 | 0-0 FC6-4 1B 1-2 | | 0-0 K | | 0-0 6-3 2B 1B | | 0-0 FC4-6 1B 1-3 | | | 4 | 0 | 3 | 1 | 0 | 1 | 0 | | | | | | | | | | | |
| Rafael Belliard, R (1, 6) OBP: 0.297, SLG: 0.267 | 0-0 FC6-4 1-2 2-3 | | 0-0 4-3 | | 0-0 4-3 | | 0-0 F5 | 0-0 FC4-6 1B 1-2 | | 4 | 1 | 0 | 1 | 0 | 0 | 4 | | | | | | | | | | | |
| Stan Fansler, R (1, 1) ERA: 3.38 | 0-3 K | | 0-3 K | | 0-0 1B 2-3 | | 0-0 1B | 0-0 1B 1-2 | | 2 | 0 | 0 | 0 | 0 | 2 | 2 | | | | | | | | | | | |
| Bob Patterson, R (6, 1) OBP: 0.250, SLG: 0.250 | 0-0 K | | 0-0 K | | 0-0 1B | | 0-0 1B | | | 1 | 0 | 1 | 0 | 0 | 0 | 0 | | | | | | | | | | | |
| Don Robinson, R (8, 1) OBP: 0.750, SLG: 0.750 | 0-0 K | | 0-0 K | | 0-0 1B | | 0-0 1B | | | 1 | 0 | 1 | 0 | 0 | 0 | 0 | | | | | | | | | | | |
| Inning Stats | R: 0 E: 0 K: 0 S: 4 | H: 1 LOB: 2 BB: 0 P: 5 | R: 0 E: 0 K: 2 S: 8 | H: 1 LOB: 2 BB: 1 P: 12 | R: 1 E: 1 K: 1 S: 7 | H: 2 LOB: 1 BB: 0 P: 7 | R: 0 E: 0 K: 2 S: 7 | H: 0 LOB: 0 BB: 0 P: 7 | R: 1 E: 0 K: 0 S: 3 | H: 3 LOB: 2 BB: 0 P: 6 | R: 0 E: 0 K: 0 S: 3 | H: 0 LOB: 0 BB: 0 P: 3 | R: 2 E: 0 K: 1 S: 8 | H: 4 LOB: 1 BB: 0 P: 8 | R: 0 E: 0 K: 1 S: 8 | H: 0 LOB: 0 BB: 0 P: 8 | 1B: 10 2B: 2 3B: 0 HR: 0 | SF: 0 SAC: 0 DP: 1 HBP: 1 | WP: 0 PB: 0 SB: 2 CS: 1 | PA: 38 | | | | | | | |
| PITCHER | IP | WLS | BF | H | R | ER | SO | BB | IBB | HBP | BLK | WP | HR | S | P | ERA | WHIP | | | | | | | | | | |
| Greg Maddux, R (1, 1) ERA: 3.38 | 6.0 | L | 28 | 8 | 3 | 2 | 5 | 2 | 0 | 1 | 0 | 0 | 0 | 8 | 8 | 3.00 | 1.667 | | | | | | | | | | |
| Frank DiPino, L (7, 1) ERA: 4.32 | 1.1 | | 6 | 2 | 2 | 2 | 1 | 0 | 0 | 0 | 0 | 0 | 0 | 8 | 8 | 13.50 | 1.500 | | | | | | | | | | |
| Ron Davis, R (8, 1) ERA: 8.13 | 0.1 | | 2 | 1 | 0 | 0 | 0 | 0 | 0 | 0 | 0 | 0 | 0 | 2 | 2 | 0.00 | 3.000 | | | | | | | | | | |
| Guy Hoffman, L (8, 1) ERA: 4.46 | 0.1 | | 1 | 1 | 0 | 0 | 0 | 0 | 0 | 0 | 0 | 0 | 0 | 1 | 1 | 0.00 | 3.000 | | | | | | | | | | |

AB 34
R 5
H 12
RBI 4
BB 2
SO 6
LOB 16



| Batter | 1 | 2 | 3 | 4 | 5 | 6 | 7 | 8 | 9 | AB | R | H | RBI | BB | SO | LOB | TOP | | | | | | | | | | |
|-----------------------------------------------------------------------------------------------------------------------------------------------------|------------------------------|---------------------------------|------------------------------|---------------------------------|------------------------------|---------------------------------|------------------------------|---------------------------------|------------------------------|---------------------------------|------------------------------|---------------------------------|------------------------------|---------------------------------|------------------------------|---------------------------------|------------------------------|----------------------------------|----------------------------------|------------------------------------|--------------------------------------------|--|--|--|--|--|--|
| Dave Martinez, L (1, 8) OBP: 0.193, SLG: 0.206 | 1-3 | | 6-3 | | G4-6-3 | | FC4 | | SF9 | 4 | 0 | 0 | 1 | 0 | 0 | 2 | | | | | | | | | | | |
| 23 Ryne Sandberg, R (1, 4) OBP: 0.327, SLG: 0.407 | 5-3 | | K | | | 1B | | F9 | | 4 | 0 | 1 | 0 | 1 | 1 | 0 | | | | | | | | | | | |
| Rafael Palmeiro, L (1, 7) OBP: 0.222, SLG: 0.444 | F8 | | 3-1 | | | FC6-4 | | F8 | F9 | 5 | 0 | 1 | 0 | 0 | 0 | 3 | | | | | | | | | | | |
| Keith Moreland, R (1, 5) OBP: 0.334, SLG: 0.397 | | 4-3 | | 6-3 | | F8 | | 2B | | 3 | 0 | 0 | 0 | 1 | 0 | 2 | | | | | | | | | | | |
| Leon Durham, L (1, 3) OBP: 0.342, SLG: 0.462 | | 1B | 2B | 5-3 | | K | | 1-3 | 2B | 4 | 1 | 2 | 0 | 0 | 1 | 2 | | | | | | | | | | | |
| Jody Davis, R (1, 2) OBP: 0.287, SLG: 0.403 | 5-3 | | | FC6-4 | 1B | FC6-4 | | L6 | | 4 | 0 | 1 | 0 | 0 | 0 | 5 | | | | | | | | | | | |
| Chico Walker, S (1, 9) OBP: 0.310, SLG: 0.351 | | 2H | 1B | FC6-4 | | | L9 | | 2B | 3 | 1 | 1 | 1 | 1 | 0 | 1 | | | | | | | | | | | |
| Shawon Dunston, R (1, 6) OBP: 0.284, SLG: 0.418 | K | | | 1-3 | | | F8 | | 1-3 | 4 | 0 | 1 | 0 | 0 | 1 | 1 | | | | | | | | | | | |
| Drew Hall, L (1, 1) Dave Gumpert, R (5, 1) Steve Trout, L (5, 1) Terry Franzen, L (7, PH) Ron Davis, R (7, 1) Thad Bosley, L (5, PH) | | | F5 | | G4-6-3 | | FC4 | | L4 | 1 | 0 | 0 | 0 | 1 | 0 | 0 | | | | | | | | | | | |
| Inning Stats | R: 0 E: 0 K: 0 S: 3 | H: 0 LOB: 0 BB: 0 P: 3 | R: 1 E: 0 K: 1 S: 7 | H: 2 LOB: 1 BB: 0 P: 7 | R: 0 E: 0 K: 1 S: 6 | H: 0 LOB: 1 BB: 0 P: 6 | R: 0 E: 0 K: 0 S: 4 | H: 1 LOB: 1 BB: 0 P: 4 | R: 0 E: 0 K: 0 S: 2 | H: 0 LOB: 0 BB: 1 P: 6 | R: 0 E: 0 K: 1 S: 7 | H: 2 LOB: 2 BB: 0 P: 7 | R: 0 E: 0 K: 0 S: 4 | H: 1 LOB: 1 BB: 0 P: 4 | R: 0 E: 0 K: 0 S: 4 | H: 1 LOB: 2 BB: 1 P: 8 | R: 1 E: 0 K: 0 S: 4 | H: 1 LOB: 2 BB: 2 P: 12 | 1B: 5 2B: 3 3B: 0 HR: 0 | SF: 1 SAC: 0 DP: 1 HBP: 0 | WP: 1 PA: 39 PB: 0 SB: 1 CS: 0 | | | | | | |
| PITCHER | IP | WLS | BF | H | R | ER | SO | BB | IBB | HBP | BLK | WP | HR | S | P | ERA | WHIP | | | | | | | | | | |
| Rick Reuschel, R (1, 1) ERA: 4.05 | 7.0 | W | 28 | 6 | 1 | 1 | 3 | 1 | 0 | 0 | 0 | 1 | 0 | 33 | 37 | 1.29 | 1.000 | | | | | | | | | | |
| Larry McWilliams, L (8, 1) ERA: 4.98 | 1.0 | | 5 | 1 | 0 | 0 | 0 | 1 | 0 | 0 | 0 | 0 | 0 | 4 | 8 | 0.00 | 2.000 | | | | | | | | | | |
| Ray Krawczyk, R (9, 1) ERA: 4.26 | 1.0 | | 6 | 1 | 1 | 1 | 0 | 2 | 0 | 0 | 0 | 0 | 0 | 4 | 12 | 9.00 | 3.000 | | | | | | | | | | |

Chicago Cubs @ Pittsburgh Pirates
Three Rivers Stadium, Pittsburgh, PA
Sun Sep 14 1986, 3:33 AM EDT
Att: 16,256 - Unknown

AB 34
R 2
H 8
RBI 2
BB 4
SO 3
LOB 18



| Batter | 1 | 2 | 3 | 4 | 5 | 6 | 7 | 8 | 9 | AB | R | H | RBI | BB | SO | LOB | BOTTOM | | | | | | | | | | |
|------------------------------------------------------|------------------------------|---------------------------------|------------------------------|----------------------------------|------------------------------|---------------------------------|------------------------------|---------------------------------|-------------------------------|----------------------------------|------------------------------|---------------------------------|------------------------------|---------------------------------|------------------------------|----------------------------------|----------------------------------|------------------------------------|--------------------------------------------|--|--|--|--|--|--|--|--|
| Barry Bonds, L (1, 8) OBP: 0.348, SLG: 0.454 | 5-3 | | G3 | | | | | 1B | | 3 | 2 | 1 | 0 | 2 | 0 | 0 | | | | | | | | | | | |
| Bobby Bonilla, S (1, 9) OBP: 0.359, SLG: 0.343 | F9 | | 5-3 | | | | | | | 4 | 1 | 1 | 1 | 1 | 1 | 3 | | | | | | | | | | | |
| Johnny Ray, S (1, 4) OBP: 0.364, SLG: 0.388 | 4-3 | | E6 | | | | | SF7 | | 3 | 1 | 1 | 2 | 1 | 0 | 0 | | | | | | | | | | | |
| Sam Khalifa, R (9, 6) OBP: 0.285, SLG: 0.230 | | | | | | | | | | 0 | 0 | 0 | 0 | 0 | 0 | 0 | | | | | | | | | | | |
| Jim Morrison, R (1, 5) OBP: 0.331, SLG: 0.470 | | F9 | F8 | | | | | | | 4 | 1 | 0 | 1 | 0 | 1 | 3 | | | | | | | | | | | |
| Bill Almon, R (9, 5) OBP: 0.320, SLG: 0.385 | | | | | | | | | | 0 | 0 | 0 | 0 | 0 | 0 | 0 | | | | | | | | | | | |
| Mike Diaz, R (1, 7) OBP: 0.353, SLG: 0.558 | | K | | | | | | | | 4 | 0 | 1 | 0 | 0 | 2 | 3 | | | | | | | | | | | |
| Joe Orsulak, L (8, PH) OBP: 0.299, SLG: 0.352 | | | | | | | | | | 1 | 0 | 0 | 0 | 0 | 0 | 1 | | | | | | | | | | | |
| Sid Bream, L (1, 3) OBP: 0.350, SLG: 0.472 | | 1B | 2B | | | | | | | 4 | 1 | 2 | 2 | 0 | 0 | 1 | | | | | | | | | | | |
| Junior Ortiz, R (1, 2) OBP: 0.392, SLG: 0.407 | | 1B | BB | | | | | | | 3 | 1 | 1 | 1 | 1 | 0 | 1 | | | | | | | | | | | |
| Rafael Belliard, R (1, 6) OBP: 0.299, SLG: 0.268 | | | | | | | | | | 3 | 0 | 1 | 1 | 1 | 0 | 1 | | | | | | | | | | | |
| Rick Reuschel, R (1, 1) OBP: 0.179, SLG: 0.172 | | | | | | | | | | 2 | 1 | 1 | 1 | 1 | 0 | 2 | | | | | | | | | | | |
| Larry McWilliams, L (8, 1) OBP: 0.194, SLG: 0.172 | | 4-3 | | | | | | | | 0 | 0 | 0 | 0 | 0 | 0 | 0 | | | | | | | | | | | |
| Rick Renneria, R (8, PH) OBP: 1.000, SLG: 1.000 | | | | | | | | | | 1 | 1 | 1 | 0 | 0 | 0 | 0 | | | | | | | | | | | |
| Ray Krawczyk, R (9, 1) ERA: 8.17 | | | | | | | | | | 0 | 0 | 0 | 0 | 0 | 0 | 0 | | | | | | | | | | | |
| Inning Stats | R: 0 E: 0 K: 0 S: 3 | H: 0 LOB: 0 BB: 0 P: 3 | R: 1 E: 0 K: 1 S: 7 | H: 2 LOB: 1 BB: 1 P: 11 | R: 0 E: 0 K: 0 S: 4 | H: 0 LOB: 1 BB: 0 P: 4 | R: 0 E: 0 K: 0 S: 4 | H: 1 LOB: 1 BB: 0 P: 4 | R: 6 E: 0 K: 2 S: 10 | H: 4 LOB: 3 BB: 5 P: 31 | R: 0 E: 0 K: 0 S: 3 | H: 1 LOB: 0 BB: 0 P: 3 | R: 0 E: 0 K: 0 S: 3 | H: 0 LOB: 0 BB: 0 P: 3 | R: 2 E: 0 K: 1 S: 7 | H: 2 LOB: 1 BB: 1 P: 11 | 1B: 8 2B: 2 3B: 0 HR: 0 | SF: 1 SAC: 0 DP: 1 HBP: 1 | WP: 0 PA: 41 PB: 0 SB: 0 CS: 0 | | | | | | | | |
| PITCHER | IP | WLS | BF | H | R | ER | SO | BB | IBB | HBP | BLK | WP | HR | S | P | ERA | WHIP | | | | | | | | | | |
| Drew Hall, L (1, 1) ERA: 11.25 | 4.0 | L | 21 | 4 | 5 | 5 | 1 | 4 | 0 | 0 | 0 | 0 | 0 | 6 | 11 | 27.00 | 4.500 | | | | | | | | | | |
| Steve Trout, L (5, 1) ERA: 4.9 | 1.1 | | 5 | 1 | 0 | 0 | 1 | 1 | 0 | 0 | 0 | 0 | 0 | 6 | 10 | 0.00 | 1.500 | | | | | | | | | | |
| Ron Davis, R (7, 1) ERA: 8.17 | 2.0 | | 9 | 2 | 2 | 2 | 1 | 1 | 0 | 0 | 0 | 0 | 0 | 10 | 14 | 9.00 | 1.500 | | | | | | | | | | |

Chicago Cubs @ Pittsburgh Pirates
Three Rivers Stadium, Pittsburgh, PA
Sun Sep 14 1986, 3:33 AM EDT
Att: 16,256 - Unknown

AB 32
R 9
H 10
RBI 9
BB 7
SO 4
LOB 15



| Batter | 1 | 2 | 3 | 4 | 5 | 6 | 7 | 8 | 9 | AB R H RBI BB SO LOB | TOP | | | | | | | | | | | | |
|---------------------------------------------------------------------------------------------------------------------------------------------------------------------|-------------------------------------------------------|----------------------------------|-----------------------------------|---------------------------------|------------------------------|-----------------------------------|------------------------------|---------------------------------|------------------------------|-------------------------------------------------|-------------------------------------------------------------------------------------------------------------------------------|------------------------------|-------------------------------------------------------|------------------------------|---------------------------------|------------------------------|---------------------------------|------------------------------|---------------------------------|-----------------------------------|------------------------------------|----------------------------------|--------|
| Chico Walker, S (1, 8) OBP: 0.362, SLG: 0.429 (7, 9) | 0-0 23 S 2B 1B | | 0-0 23 1B G6-4-3 2B | 0-0 23 1B 1-2 1B | | 0-0 G4-6-3 1-2 2-H 1B | | 0-3 K | | 5 2 4 1 0 1 1 | Chicago Cubs @ Montreal Expos Olympic Stadium, Montreal, QB Mon Sep 15 1986, 7:05 PM EDT Att: 6,067 - Unknown | | | | | | | | | | | | |
| 23 Ryne Sandberg, R (1, 4) OBP: 0.329, SLG: 0.407 | 4-0 2B 1-2 6-3 BB | | 0-0 G6-4-3 1B | 0-0 1-1 2-H 1B | | 0-0 F6 | | 0-0 FC6-4 1-2 | | 4 1 2 1 1 0 3 | | | | | | | | | | | | | |
| Rafael Palmeiro, L (1, 9) OBP: 0.261, SLG: 0.455 (7, 7) | 0-0 1-3 2-H 2B | | 0-0 G6-4-3 1-2 3-H 1B | | 4-0 BB BB | | 0-0 G4-6-3 1-2 | | 0-0 4-3 | 4 0 1 1 1 0 3 | | | | | | | | | | | | | |
| Gary Matthews, R (1, 7) OBP: 0.368, SLG: 0.478 Bob Demler, R (7, PR) OBP: 0.296, SLG: 0.308 (7, 8) | 0-0 6-3 | | 0-0 1B 1B | | 0-3 K | | 0-0 G3 S SF8 1B | | 0-0 F4 | 4 0 2 1 0 1 2 1 1 0 0 0 0 0 | | | | | | | | | | | | | |
| Leon Durham, L (1, 3) OBP: 0.343, SLG: 0.460 | 0-0 3-H F7 | | 0-0 FC5-4 1-2 1B | | 4-0 G4-6-3 1-2 BB | | 0-0 G3 | | 0-3 K | 4 0 1 0 1 1 2 | | | | | | | | | | | | | |
| Jody Davis, R (1, 2) OBP: 0.284, SLG: 0.401 | 0-3 K | | 0-0 FC5-4 1-2 1B | | 0-0 G4-6-3 1-2 | | 0-0 SF8 | | | 3 0 0 1 0 1 5 | | | | | | | | | | | | | |
| Manny Trillo, R (1, 5) OBP: 0.386, SLG: 0.419 | | 0-3 K | | 0-0 5-3 | | 0-0 2B 1B | | 0-0 F7 | | 4 1 1 0 0 1 1 | | | | | | | | | | | | | |
| Shawon Dunston, R (1, 6) OBP: 0.284, SLG: 0.419 | | 0-0 5-3 | | 0-3 K | | 0-0 1-3 1B 2B | | 0-0 F3 | | 4 1 1 0 0 1 0 | | | | | | | | | | | | | |
| Jamie Moyer, L (1, 1) OBP: 0.273, SLG: 0.111 (6, PH) Jerry Mumphrey, S OBP: 0.357, SLG: 0.395 Scott Sanderson, R OBP: 0.077, SLG: 0.078 (6, 1) | | 0-0 4-3 | | 0-0 23 1B 1B | | 0-0 1B 3-H 1B | | 0-0 FC6-4 23 1B | | 2 1 1 0 0 0 0 1 0 1 1 0 0 0 1 0 1 0 0 0 0 | | | | | | | | | | | | | |
| Inning Stats | R: 2 E: 0 K: 1 S: 7 | H: 2 LOB: 1 BB: 1 P: 11 | R: 0 E: 0 K: 1 S: 5 | H: 0 LOB: 0 BB: 0 P: 5 | R: 1 E: 0 K: 0 S: 6 | H: 4 LOB: 2 BB: 0 P: 6 | R: 1 E: 0 K: 1 S: 7 | H: 3 LOB: 2 BB: 0 P: 7 | R: 0 E: 0 K: 1 S: 4 | H: 0 LOB: 1 BB: 2 P: 12 | | R: 2 E: 0 K: 0 S: 6 | H: 4 LOB: 1 BB: 0 P: 6 | R: 1 E: 0 K: 0 S: 4 | H: 1 LOB: 1 BB: 0 P: 4 | R: 0 E: 0 K: 1 S: 6 | H: 1 LOB: 1 BB: 0 P: 6 | R: 0 E: 0 K: 1 S: 5 | H: 0 LOB: 0 BB: 0 P: 5 | 1B: 12 2B: 3 3B: 0 HR: 0 | SF: 1 SAC: 0 DP: 3 HBP: 0 | WP: 0 PB: 0 SB: 2 CS: 0 | PA: 41 |
| PITCHER | IP WLS BF H R ER SO BB IBB HBP BLK WP HR S P ERA WHIP | | | | | | | | | | | PITCHER | IP WLS BF H R ER SO BB IBB HBP BLK WP HR S P ERA WHIP | | | | | | | | | | |
| Sergio Valdez, R (1, 1) ERA: 7.36 | 5.0 L 24 9 4 4 4 3 0 0 0 0 0 0 29 41 7.20 2.400 | | | | | | | | | | | | | | | | | | | | | | |
| Curt Brown, R (6, 1) ERA: 6.75 | 2.0 10 5 3 3 0 0 0 0 0 0 0 0 10 10 13.50 2.500 | | | | | | | | | | | | | | | | | | | | | | |
| Andy McGaffigan, R (8, 1) ERA: 2.82 | 2.0 7 1 0 0 2 0 0 0 0 0 0 0 11 11 0.00 0.500 | | | | | | | | | | | | | | | | | | | | | | |

| | |
|-----|----|
| AB | 37 |
| R | 7 |
| H | 15 |
| RBI | 6 |
| BB | 3 |
| SO | 6 |
| LOB | 17 |



| Batter | 1 | 2 | 3 | 4 | 5 | 6 | 7 | 8 | 9 | AB R H RBI BB SO LOB | BOTTOM | | | | | | | | | | | | |
|-------------------------------------------------------------------------------------------------------------------------------------------------------------------------------------------------------------------------------------------------------------------------------------------------------------------------------------|-------------------------------------------------------|----------------------------------|------------------------------|---------------------------------|------------------------------|---------------------------------|------------------------------|---------------------------------|------------------------------|----------------------------------------------------------------------------------------------------|-------------------------------------------------------------------------------------------------------------------------------|------------------------------|-------------------------------------------------------|------------------------------|---------------------------------|------------------------------|---------------------------------|------------------------------|---------------------------------|----------------------------------|------------------------------------|----------------------------------|--------|
| Casey Candaele, S (1, 4) OBP: 0.333, SLG: 0.381 (9, 5) | 0-0 CS 1B | | 0-0 FC5-4 1-2 1B | | 0-0 HR 2B | | 0-0 F9 | | 0-0 F8 | 5 1 2 0 0 0 2 | Chicago Cubs @ Montreal Expos Olympic Stadium, Montreal, QB Mon Sep 15 1986, 7:05 PM EDT Att: 6,067 - Unknown | | | | | | | | | | | | |
| Mitch Webster, S (1, 8) OBP: 0.362, SLG: 0.437 | 0-3 K | | 0-0 FC5-4 1-2 1B | | 0-0 2-H HR | | 0-3 K | | 0-0 F8 | 5 1 2 2 0 2 2 | | | | | | | | | | | | | |
| Tim Raines, S (1, 7) OBP: 0.406, SLG: 0.479 | 4-0 1B BB | | 0-0 F3 | | 0-0 CS 1B 1B | | | | 0-0 2B 1B | 3 1 2 0 1 0 2 | | | | | | | | | | | | | |
| Andre Dawson, R (1, 9) OBP: 0.326, SLG: 0.470 | 0-0 FC5-4 1-2 1B | | 0-0 FC5-4 1-2 1B | | 0-0 CS 1B | | | | 0-0 F7 | 4 0 2 0 0 0 3 | | | | | | | | | | | | | |
| Tim Wallach, R (1, 5) OBP: 0.308, SLG: 0.396 Al Newman, S (8, PR) OBP: 0.297, SLG: 0.243 (9, 4) | 0-0 FC5-4 1-2 | | | 0-0 F7 | 0-0 5-3 | | | | 0-0 4-3 1-H 2B | 4 0 1 1 0 0 4 0 0 0 0 0 0 0 | | | | | | | | | | | | | |
| Andres Galarraga, R (1, 3) OBP: 0.336, SLG: 0.414 | | 0-3 K | | 0-0 WP 1B | | 0-3 K | | 0-0 4-3 | | 4 0 1 0 0 2 1 | | | | | | | | | | | | | |
| Luis Rivera, R (1, 6) OBP: 0.296, SLG: 0.282 | | 0-0 5-3 | | 0-0 F7 1-2 | | 0-3 K | | 0-0 6-3 | | 4 0 0 0 0 1 3 | | | | | | | | | | | | | |
| Tom Nieto, R (1, 2) OBP: 0.278, SLG: 0.323 Wallace Johnson, S (9, PH) OBP: 0.336, SLG: 0.370 | | 0-3 K | | 0-0 4-3 | | 0-0 F9 | | | 0-0 PB 1B | 3 0 0 0 0 1 1 1 0 1 0 0 0 0 | | | | | | | | | | | | | |
| Sergio Valdez, R (1, 1) OBP: 0.333, SLG: 0.333 George Virgilio, S (5, PH) OBP: 0.287, SLG: 0.287 Curt Brown, R (8, 1) OBP: 0.297, SLG: 0.243 Herm Winningham, L (7, PH) OBP: 0.297, SLG: 0.243 Andy McGaffigan, R (8, 1) OBP: 0.297, SLG: 0.243 Wayne Krenchicki, L (9, PH) OBP: 0.297, SLG: 0.243 | | | 0-0 FC5-4 1B | | 0-3 K | | 0-0 G3 | | 0-3 K | 1 0 1 0 0 0 0 1 0 0 0 0 0 1 0 0 0 0 0 0 0 1 0 0 0 0 0 0 0 0 0 0 0 0 0 1 0 0 0 0 0 1 | | | | | | | | | | | | | |
| Inning Stats | R: 0 E: 0 K: 1 S: 6 | H: 2 LOB: 2 BB: 1 P: 10 | R: 0 E: 0 K: 2 S: 7 | H: 0 LOB: 0 BB: 0 P: 7 | R: 0 E: 0 K: 0 S: 5 | H: 2 LOB: 2 BB: 0 P: 5 | R: 0 E: 0 K: 0 S: 4 | H: 1 LOB: 1 BB: 0 P: 4 | R: 2 E: 0 K: 1 S: 8 | H: 4 LOB: 1 BB: 0 P: 8 | | R: 0 E: 0 K: 2 S: 7 | H: 0 LOB: 0 BB: 0 P: 7 | R: 0 E: 0 K: 1 S: 5 | H: 0 LOB: 0 BB: 0 P: 5 | R: 1 E: 0 K: 0 S: 5 | H: 2 LOB: 2 BB: 0 P: 5 | R: 0 E: 0 K: 1 S: 6 | H: 1 LOB: 1 BB: 0 P: 6 | 1B: 9 2B: 2 3B: 0 HR: 1 | SF: 0 SAC: 0 DP: 0 HBP: 0 | WP: 1 PB: 1 SB: 0 CS: 3 | PA: 38 |
| PITCHER | IP WLS BF H R ER SO BB IBB HBP BLK WP HR S P ERA WHIP | | | | | | | | | | | PITCHER | IP WLS BF H R ER SO BB IBB HBP BLK WP HR S P ERA WHIP | | | | | | | | | | |
| Jamie Moyer, L (1, 1) ERA: 5.65 | 5.0 W 23 9 2 2 4 1 0 0 0 0 0 0 23 23 3.60 2.000 | | | | | | | | | | | | | | | | | | | | | | |
| Scott Sanderson, R (6, 1) ERA: 4.28 | 4.0 S 15 3 1 1 4 0 0 0 0 0 0 0 23 23 2.25 0.750 | | | | | | | | | | | | | | | | | | | | | | |

| | |
|-----|----|
| AB | 37 |
| R | 3 |
| H | 12 |
| RBI | 3 |
| BB | 1 |
| SO | 8 |
| LOB | 19 |



| Batter | 1 | 2 | 3 | 4 | 5 | 6 | 7 | 8 | 9 | AB | R | H | RBI | BB | SO | LOB | TOP | | | | | |
|-------------------------------------------------------------|----------------------------------------------------------------------------------------------------------------------------------------------------------------------|---------------------------------|------------------------------|---------------------------------|------------------------------|---------------------------------|------------------------------|---------------------------------|------------------------------|---------------------------------|------------------------------|---------------------------------|------------------------------|---------------------------------|------------------------------|---------------------------------|----------------------------------|------------------------------------|----------------------------------|--------|--|--|
| Chico Walker, S OBP: 0.373, SLG: 0.478 (1, 9) | 0-0 23 3-1 23 S 4-3 1B | | 0-0 3B | | | 0-3 K | | 0-0 4-3 | | 4 | 1 | 2 | 0 | 0 | 1 | 0 | | | | | | |
| 23 Ryne Sandberg, R OBP: 0.327, SLG: 0.405 (1, 4) | 0-0 3-1 1-3 | | 0-0 6-3 | | | 0-0 6-3 | | | 0-0 5-3 | 4 | 0 | 0 | 0 | 0 | 0 | 2 | | | | | | |
| Rafael Palmeiro, L OBP: 0.259, SLG: 0.423 (1, 7) | 0-0 4-3 | | | 0-0 1-3 | | 0-0 4-3 | | | 0-0 G6-4-3 1B | 4 | 0 | 1 | 1 | 0 | 0 | 0 | | | | | | |
| Keith Moreland, R OBP: 0.332, SLG: 0.394 (1, 5) | 0-0 6-3 | | | 0-0 5-3 | | | 0-0 F2 | | 0-0 G6-4-3 1B | 4 | 0 | 0 | 0 | 0 | 0 | 1 | | | | | | |
| Leon Durham, L OBP: 0.345, SLG: 0.460 (1, 3) | | 0-0 1-3 1B | | 4-0 BB | | 0-0 F5 | | | | 2 | 0 | 1 | 0 | 1 | 0 | 0 | | | | | | |
| Jody Davis, R OBP: 0.285, SLG: 0.399 (1, 2) | 0-0 1-3 1-2 | | 0-0 F7 | | | 4-0 BB | | | | 2 | 0 | 0 | 0 | 1 | 0 | 2 | | | | | | |
| Shawon Dunston, R OBP: 0.232, SLG: 0.416 (1, 6) | | 0-3 K2-3 | | 0-0 F5 | | 0-0 F7 | | | | 3 | 0 | 0 | 0 | 0 | 1 | 1 | | | | | | |
| Ed Lynch, R OBP: 0.097, SLG: 0.034 (7, 1) | | | | | | | | | | 0 | 0 | 0 | 0 | 0 | 0 | 0 | | | | | | |
| Bob Dernier, R OBP: 0.266, SLG: 0.306 (1, 8) | | | 0-0 6-3 | | 0-3 K | | | 4-0 G4-6-3 BB | | 2 | 0 | 0 | 0 | 1 | 1 | 0 | | | | | | |
| Rick Sutcliffe, L OBP: 0.231, SLG: 0.300 (1, 1) | | | 0-0 F5 | | 0-3 K | | | 0-0 G4-6-3 | | 2 | 0 | 0 | 0 | 0 | 1 | 0 | | | | | | |
| Chris Speier, R OBP: 0.366, SLG: 0.478 (7, 6) | | | | | | | | 1-2 | | 1 | 0 | 0 | 0 | 0 | 0 | 1 | | | | | | |
| Inning Stats | R: 1 E: 0 K: 0 S: 4 | H: 1 LOB: 0 BB: 0 P: 4 | R: 0 E: 0 K: 1 S: 5 | H: 1 LOB: 0 BB: 0 P: 5 | R: 0 E: 0 K: 0 S: 4 | H: 1 LOB: 1 BB: 0 P: 4 | R: 0 E: 0 K: 0 S: 3 | H: 0 LOB: 0 BB: 1 P: 7 | R: 0 E: 0 K: 1 S: 5 | H: 0 LOB: 0 BB: 0 P: 5 | R: 0 E: 0 K: 0 S: 3 | H: 0 LOB: 1 BB: 1 P: 7 | R: 0 E: 0 K: 0 S: 2 | H: 0 LOB: 0 BB: 0 P: 6 | R: 0 E: 0 K: 0 S: 3 | H: 1 LOB: 0 BB: 0 P: 3 | 1B: 3 2B: 1 3B: 1 HR: 0 | SF: 0 SAC: 0 DP: 3 HBP: 0 | WP: 0 PB: 0 SB: 1 CS: 0 | PA: 31 | | |
| PITCHER Jay Tibbs, R ERA: 3.84 (1, 1) | IP: 9.0 WLS: W BF: 31 H: 4 R: 1 ER: 1 SO: 4 BB: 3 IBB: 0 HBP: 0 BLK: 0 WP: 0 HR: 0 S: 36 P: 48 ERA: 1.00 WHIP: 0.778 | | | | | | | | | | | | | | | | | | | | | |

Chicago Cubs @ Montreal Expos
Olympic Stadium, Montreal, QB
Tue Sep 16 1986, 7:05 PM EDT
Att: 5,224 - Unknown

| | |
|-----|----|
| AB | 28 |
| R | 1 |
| H | 4 |
| RBI | 1 |
| BB | 3 |
| SO | 4 |
| LOB | 7 |



| Batter | 1 | 2 | 3 | 4 | 5 | 6 | 7 | 8 | 9 | AB | R | H | RBI | BB | SO | LOB | BOTTOM | | | | |
|----------------------------------------------------------------|----------------------------------------------------------------------------------------------------------------------------------------------------------------------|---------------------------------|------------------------------|---------------------------------|------------------------------|-------------------------------------|------------------------------|---------------------------------|------------------------------|---------------------------------|------------------------------|----------------------------------|------------------------------|---------------------------------|------------------------------|---------------------------------|----------------------------------|------------------------------------|----------------------------------|--------|--|
| Casey Candaele, S OBP: 0.286, SLG: 0.320 (1, 4) | 0-3 K | | 0-3 K | | | 0-3 K | 0-3 K | | | 4 | 0 | 0 | 0 | 0 | 4 | 0 | | | | | |
| Mitch Webster, S OBP: 0.361, SLG: 0.434 (1, 8) | 0-0 G3 | | | 0-3 K | | 4-0 WP PB 2B BB | 0-3 K | | | 3 | 1 | 0 | 0 | 1 | 2 | 0 | | | | | |
| Tim Raines, S OBP: 0.406, SLG: 0.479 (1, 7) | 0-0 S 1B | | | 0-0 1B S FC4-6 1B | | 0-3 K 1-2 | | 0-0 G3 | | 4 | 1 | 2 | 0 | 0 | 1 | 1 | | | | | |
| Andre Dawson, R OBP: 0.328, SLG: 0.469 (1, 9) | 0-3 K | | | 0-0 FC4-6 1-3 1B | | 4-0 S 2B BB | | 0-0 6-3 | | 3 | 1 | 1 | 0 | 1 | 1 | 1 | | | | | |
| Wayne Krenchicki, L OBP: 0.306, SLG: 0.310 (1, 5) | | 0-0 F9 | | 0-0 FC4-6 1-2 3H | | 4-0 1-2 2B IBB | | 0-3 K | | 3 | 1 | 0 | 1 | 1 | 1 | 1 | | | | | |
| Andres Galaraga, R OBP: 0.336, SLG: 0.417 (1, 3) | | 0-3 K | | 0-0 F3 | | 0-0 1-1 2H 3H 4-0 2B | | | | 3 | 0 | 1 | 3 | 0 | 1 | 1 | | | | | |
| Tom Foley, L OBP: 0.340, SLG: 0.381 (1, 6) | | 0-0 F7 | | | 0-3 K2-3 | | 0-0 IBB | | | 2 | 0 | 0 | 0 | 1 | 1 | 0 | | | | | |
| Wilfredo Tejada, R OBP: 0.267, SLG: 0.333 (1, 2) | | | 0-0 1-3 | | 0-3 K | | 0-0 IBB | | | 3 | 0 | 0 | 0 | 0 | 1 | 2 | | | | | |
| Jay Tibbs, R OBP: 0.200, SLG: 0.157 (1, 1) | | | 0-0 4-3 | | 0-0 1-3 | | 0-3 K | | | 3 | 0 | 0 | 0 | 0 | 1 | 0 | | | | | |
| Inning Stats | R: 0 E: 0 K: 2 S: 8 | H: 1 LOB: 1 BB: 0 P: 8 | R: 0 E: 0 K: 1 S: 5 | H: 0 LOB: 0 BB: 0 P: 5 | R: 0 E: 0 K: 1 S: 5 | H: 0 LOB: 0 BB: 0 P: 5 | R: 1 E: 0 K: 1 S: 7 | H: 2 LOB: 1 BB: 0 P: 7 | R: 0 E: 0 K: 2 S: 7 | H: 0 LOB: 0 BB: 0 P: 7 | R: 3 E: 0 K: 2 S: 8 | H: 1 LOB: 2 BB: 4 P: 24 | R: 0 E: 0 K: 3 S: 9 | H: 0 LOB: 0 BB: 0 P: 9 | R: 0 E: 0 K: 1 S: 5 | H: 0 LOB: 0 BB: 0 P: 5 | 1B: 3 2B: 1 3B: 0 HR: 0 | SF: 0 SAC: 0 DP: 0 HBP: 0 | WP: 1 PB: 1 SB: 3 CS: 0 | PA: 32 | |
| PITCHER Rick Sutcliffe, R ERA: 4.78 (1, 1) | IP: 6.0 WLS: L BF: 26 H: 4 R: 4 ER: 4 SO: 9 BB: 2 IBB: 2 HBP: 0 BLK: 0 WP: 1 HR: 0 S: 40 P: 56 ERA: 6.00 WHIP: 1.000 | | | | | | | | | | | | | | | | | | | | |
| PITCHER Ed Lynch, R ERA: 3.64 (7, 1) | IP: 2.0 WLS: L BF: 6 H: 0 R: 0 ER: 0 SO: 4 BB: 0 IBB: 0 HBP: 0 BLK: 0 WP: 0 HR: 0 S: 14 P: 14 ERA: 0.00 WHIP: 0.000 | | | | | | | | | | | | | | | | | | | | |

Chicago Cubs @ Montreal Expos
Olympic Stadium, Montreal, QB
Tue Sep 16 1986, 7:05 PM EDT
Att: 5,224 - Unknown

| | |
|-----|----|
| AB | 28 |
| R | 4 |
| H | 4 |
| RBI | 4 |
| BB | 4 |
| SO | 13 |
| LOB | 6 |



| Batter | 1 | 2 | 3 | 4 | 5 | 6 | 7 | 8 | 9 | AB | R | H | RBI | BB | SO | LOB | TOP | | | | | |
|-------------------------------------------------------|----------------------------------------------------------------------------------------------------------------------------------------------------------------------|---------------------------------|------------------------------|---------------------------------|------------------------------|---------------------------------|------------------------------|----------------------------------|------------------------------|---------------------------------|------------------------------|---------------------------------|------------------------------|---------------------------------|------------------------------|----------------------------------|----------------------------------------------------------------------------------------------------------------------------------------------------------------------|----------------------------------|----------------------------------|------------------------------------|----------------------------------|--------|
| Chico Walker, S (1, 9) OBP: 0.397, SLG: 0.440 | 0-0 6-3 | | 0-0 6-3 | | 0-0 F7 | | | 4-0 HR BB | 0-0 4-3 | 4 | 1 | 0 | 0 | 1 | 0 | 3 | | | | | | |
| 23 Ryne Sandberg, R (1, 4) OBP: 0.328, SLG: 0.406 | 0-0 4-3 2B | | 0-3 K | | | 4-0 4-3 S BB | | 0-3 K | | 3 | 0 | 1 | 0 | 1 | 2 | 1 | | | | | | |
| Rafael Palmeiro, L (1, 7) OBP: 0.290, SLG: 0.517 | 0-0 4-3 2-3 | | | 4-0 G6-3 BB | | 0-3 K | | 0-0 K | | 3 | 1 | 1 | 2 | 1 | 1 | 2 | | | | | | |
| Keith Moreland, R (1, 5) OBP: 0.330, SLG: 0.391 | 0-0 6-3 | | | 0-0 G6-3 1-2 | | 0-0 4-3 | | 0-0 6-3 | | 4 | 0 | 0 | 0 | 0 | 0 | 3 | | | | | | |
| Leon Durham, L (1, 3) OBP: 0.346, SLG: 0.460 | | 0-0 5-3 1B | | 4-0 BB | | 0-0 G3 | | 0-0 F8 | | 3 | 0 | 1 | 0 | 1 | 0 | 1 | | | | | | |
| Jody Davis, R (1, 2) OBP: 0.284, SLG: 0.397 | 0-0 5-3 1-2 | | | 0-0 F8 | | | 0-0 F9 | | 4-0 FC6-4 BB | 3 | 0 | 0 | 0 | 1 | 0 | 2 | | | | | | |
| Shawon Dunston, R (1, 6) OBP: 0.282, SLG: 0.417 | | 0-3 K | | | 0-0 L7 | | | | 0-0 FC6-4 1B | 4 | 0 | 1 | 0 | 0 | 1 | 2 | | | | | | |
| Bob Dernier, R (1, 8) OBP: 0.266, SLG: 0.303 | | 0-3 K | | | 0-0 4-3 | | | | 0-0 1-2 1B | 3 | 0 | 0 | 0 | 0 | 2 | 2 | | | | | | |
| Chris Speier, R (9, PH) OBP: 0.370, SLG: 0.482 | | | | | | | | | | 1 | 0 | 1 | 0 | 0 | 0 | 0 | | | | | | |
| Dave Martinez, L (9, PR) OBP: 0.193, SLG: 0.206 | | | | | | | | | | 0 | 0 | 0 | 0 | 0 | 0 | 0 | | | | | | |
| Dennis Eckersley, R (1, 1) OBP: 0.179, SLG: 0.308 | | | 0-3 K | | | | | | | 2 | 0 | 1 | 0 | 0 | 1 | 0 | | | | | | |
| Guy Hoffman, L (5, 1) | | | | | | | | | | 0 | 0 | 0 | 0 | 0 | 0 | 0 | | | | | | |
| Thad Bosley, L (7, PH) OBP: 0.359, SLG: 0.333 | | | | | | | | | | 1 | 0 | 0 | 0 | 0 | 0 | 1 | | | | | | |
| Frank DiPino, L (7, 1) OBP: 0.167, SLG: 0.167 | | | | | | | | | | 0 | 0 | 0 | 0 | 0 | 0 | 0 | | | | | | |
| Jerry Mumphy, S (9, PH) OBP: 0.356, SLG: 0.393 | | | | | | | | | | 1 | 0 | 0 | 0 | 0 | 1 | 2 | | | | | | |
| Inning Stats | R: 0 E: 0 K: 0 S: 4 | H: 1 LOB: 1 BB: 0 P: 4 | R: 0 E: 0 K: 2 S: 8 | H: 1 LOB: 1 BB: 0 P: 8 | R: 0 E: 0 K: 2 S: 7 | H: 0 LOB: 0 BB: 0 P: 7 | R: 0 E: 0 K: 0 S: 2 | H: 0 LOB: 1 BB: 2 P: 10 | R: 0 E: 0 K: 0 S: 4 | H: 1 LOB: 1 BB: 1 P: 4 | R: 0 E: 0 K: 1 S: 5 | H: 0 LOB: 1 BB: 1 P: 9 | R: 0 E: 0 K: 1 S: 6 | H: 1 LOB: 1 BB: 0 P: 6 | R: 2 E: 0 K: 1 S: 6 | H: 1 LOB: 0 BB: 1 P: 10 | R: 0 E: 0 K: 1 S: 6 | H: 1 LOB: 2 BB: 1 P: 10 | 1B: 3 2B: 2 3B: 0 HR: 1 | SF: 0 SAC: 0 DP: 1 HBP: 0 | WP: 0 PB: 0 SB: 2 CS: 0 | PA: 37 |
| PITCHER Dwight Gooden, R (1, 1) ERA: 3.0 | IP: 9.0 WLS: W BF: 37 H: 6 R: 2 ER: 2 SO: 8 BB: 5 IBB: 0 HBP: 0 BLK: 0 WP: 0 HR: 1 S: 48 P: 68 ERA: 2.00 WHIP: 1.222 | | | | | | | | | | | | | | | PITCHER | IP: 9.0 WLS: W BF: 37 H: 6 R: 2 ER: 2 SO: 8 BB: 5 IBB: 0 HBP: 0 BLK: 0 WP: 0 HR: 1 S: 48 P: 68 ERA: 2.00 WHIP: 1.222 | | | | | |

Chicago Cubs @ New York Mets
Shea Stadium, Flushing, NY
Wed Sep 17 1986, 7:05 PM EDT
Att: 47,823 - Unknown

AB 32
R 2
H 6
RBI 2
BB 5
SO 8
LOB 19



| Batter | 1 | 2 | 3 | 4 | 5 | 6 | 7 | 8 | 9 | AB | R | H | RBI | BB | SO | LOB | BOTTOM | | | |
|---------------------------------------------------------------------------------------------------------------------------------------|----------------------------------------------------------------------------------------------------------------------------------------------------------------------|---------------------------------|------------------------------|---------------------------------|-------------------------------|----------------------------------|------------------------------|---------------------------------|------------------------------|----------------------------------|------------------------------|---------------------------------|------------------------------|---------------------------------|------------------------------|---------------------------------|----------------------------------------------------------------------------------------------------------------------------------------------------------------------|------------------------------------|----------------------------------|--------|
| Lenny Dykstra, L (1, 8) OBP: 0.376, SLG: 0.457 | 0-0 1-3 | | 0-0 1B | | 0-0 SH 1B | 4-0 BB | | 0-0 F6 | | 4 | 2 | 2 | 0 | 1 | 0 | 1 | | | | |
| Wally Backman, S (1, 4) OBP: 0.386, SLG: 0.393 | 0-0 6-3 | | 0-0 1B | | 0-0 SH BB 1B | 0-0 5-3 | | | | 3 | 1 | 1 | 0 | 0 | 0 | 2 | | | | |
| Dave Magadan, L (1, 3) OBP: 0.667, SLG: 0.667 | 0-0 2B | | 0-0 1B | | 0-0 BB | | 0-0 E3 WP | | | 4 | 0 | 3 | 2 | 0 | 0 | 0 | | | | |
| Stan Jefferson, S (7, PR) OBP: 0.286, SLG: 0.167 | 0-0 1B | | 0-0 1-3 2-H | | 0-0 1-2 3-H | | 0-0 F9 | | | 0 | 1 | 0 | 0 | 0 | 0 | 0 | | | | |
| Keith Hernandez, L (8, 3) OBP: 0.414, SLG: 0.446 | 0-0 2B | | 0-3 K | | 0-0 K | | 0-0 F9 | | | 4 | 0 | 1 | 0 | 0 | 2 | 5 | | | | |
| Gary Carter, R (1, 2) OBP: 0.331, SLG: 0.423 | 0-0 1-3 2B | | 0-0 K | | 0-0 K | | 0-0 F9 | | | 4 | 0 | 1 | 0 | 0 | 2 | 5 | | | | |
| Darryl Strawberry, L (1, 9) OBP: 0.353, SLG: 0.477 | 0-0 F8 | | 0-0 1B | | 0-0 G6-4-3 BB | | 0-0 E9 CS | | | 3 | 0 | 2 | 1 | 1 | 0 | 2 | | | | |
| Mookie Wilson, S (1, 7) OBP: 0.350, SLG: 0.438 | | 0-3 K | 0-0 1-3 | | 0-0 G6-4-3 | | 0-0 K | | | 4 | 0 | 0 | 0 | 0 | 2 | 6 | | | | |
| Ray Knight, R (1, 5) OBP: 0.349, SLG: 0.416 | | 0-3 K | | 0-0 1-3 | | 0-0 4-3 2B | | 0-0 SH3-4 1B | | 4 | 0 | 2 | 0 | 0 | 1 | 0 | | | | |
| Rafael Santana, R (1, 6) OBP: 0.277, SLG: 0.251 | | 0-3 K | | 0-0 F3 | | 0-0 4-3 | | 0-0 F8 | | 4 | 0 | 0 | 0 | 0 | 1 | 2 | | | | |
| Dwight Gooden, R (1, 1) OBP: 0.108, SLG: 0.111 | | | 0-3 K | | 0-3 K | | 0-0 L4 | | 0-0 SH3-4 | 3 | 0 | 0 | 0 | 0 | 2 | 1 | | | | |
| Inning Stats | R: 0 E: 0 K: 0 S: 5 | H: 2 LOB: 2 BB: 0 P: 5 | R: 0 E: 0 K: 3 S: 9 | H: 0 LOB: 0 BB: 0 P: 9 | R: 2 E: 0 K: 2 S: 11 | H: 4 LOB: 2 BB: 0 P: 11 | R: 0 E: 0 K: 1 S: 5 | H: 0 LOB: 0 BB: 0 P: 5 | R: 1 E: 1 K: 1 S: 7 | H: 2 LOB: 2 BB: 1 P: 11 | R: 0 E: 0 K: 0 S: 4 | H: 1 LOB: 2 BB: 1 P: 8 | R: 1 E: 2 K: 1 S: 6 | H: 1 LOB: 1 BB: 0 P: 6 | R: 0 E: 0 K: 0 S: 4 | H: 1 LOB: 1 BB: 0 P: 4 | 1B: 8 2B: 3 3B: 0 HR: 0 | SF: 0 SAC: 2 DP: 1 HBP: 0 | WP: 1 PB: 0 SB: 0 CS: 1 | PA: 37 |
| PITCHER Dennis Eckersley, R (1, 1) ERA: 4.67 Guy Hoffman, L (5, 1) ERA: 4.35 Frank DiPino, L (7, 1) ERA: 4.2 | IP: 4.1 WLS: L BF: 22 H: 8 R: 3 ER: 3 SO: 7 BB: 0 IBB: 0 HBP: 0 BLK: 0 WP: 0 HR: 0 S: 36 P: 36 ERA: 6.23 WHIP: 1.846 | | | | | | | | | | | | | | | PITCHER | IP: 4.1 WLS: L BF: 22 H: 8 R: 3 ER: 3 SO: 7 BB: 0 IBB: 0 HBP: 0 BLK: 0 WP: 0 HR: 0 S: 36 P: 36 ERA: 6.23 WHIP: 1.846 | | | |

Chicago Cubs @ New York Mets
Shea Stadium, Flushing, NY
Wed Sep 17 1986, 7:05 PM EDT
Att: 47,823 - Unknown

AB 33
R 4
H 11
RBI 3
BB 2
SO 8
LOB 19



| Batter | 1 | 2 | 3 | 4 | 5 | 6 | 7 | 8 | 9 | AB | R | H | RBI | BB | SO | LOB | TOP | | | | | |
|-------------------------------------------------------------------------------------------------------------------------------------------------------------------------------------------------------------------------------------------|-------------------------------------------------------------------------------------------------------|----------------------------------------------------------------------------------------------------|-----------------------------------------------------------------------------------------------|--------------------------------------------------------------------------------------------|------------------------------|---------------------------------|------------------------------|---------------------------------|------------------------------|---------------------------------|-----------------------------------------------------------------------------------------------|----------------------------------|------------------------------|---------------------------------|-------------------------------------------------------------------------------------------------------|---------------------------------|---------------------------------------------------------------------------------------------------------------------|---------------------------------|----------------------------------|------------------------------------|----------------------------------|--------|
| Chico Walker, S OBP: 0.350, SLG: 0.426 | F6 | | 6-3 | | B3 | | | 23 CS 1B | | 4 | 0 | 1 | 0 | 0 | 0 | 0 | Chicago Cubs @ New York Mets Shea Stadium, Flushing, NY Thu Sep 18 1986, 7:05 PM EDT Att: 13,726 - Unknown | | | | | |
| 23 Ryne Sandberg, R OBP: 0.327, SLG: 0.465 | 1B | | F2 | | | 1-4-3 | | 6-3 | | 4 | 0 | 1 | 0 | 0 | 0 | 1 | | | | | | |
| Rafael Palmeiro, L OBP: 0.286, SLG: 0.485 | F8 | | F8 | | | 3-1 | | FC6-4 1B | | 4 | 0 | 1 | 0 | 0 | 0 | 1 | | | | | | |
| Keith Moreland, R OBP: 0.329, SLG: 0.389 | 5-3 | | | 6-3 | | BB BB | | FC6-4 1-2 | | 3 | 0 | 0 | 0 | 1 | 0 | 2 | | | | | | |
| Leon Durham, L OBP: 0.349, SLG: 0.461 | | F9 1B 1B | | | | 1-2 BB | | 4-3 | | 3 | 0 | 2 | 0 | 1 | 0 | 0 | | | | | | |
| Jody Davis, R OBP: 0.285, SLG: 0.397 Mike Martin, L (6, PH) (6, 2) | | | F8 | | | 3-1 | | K | | 2 | 0 | 1 | 0 | 0 | 0 | 1 | | | | | | |
| Manny Trillo, R OBP: 0.384, SLG: 0.415 (9, PH) | | 1-2 1B | | | | | | K | | 1 | 0 | 0 | 0 | 0 | 1 | 0 | | | | | | |
| Brian Dayett, R OBP: 0.171, SLG: 0.125 (1, 8) | | F9 2-3 | | F9 | | | 6-3 | K | | 4 | 0 | 0 | 0 | 0 | 1 | 3 | | | | | | |
| Shawon Dunston, R OBP: 0.281, SLG: 0.414 (1, 6) | | F4 | | F3 | | | F7 | | | 3 | 0 | 0 | 0 | 0 | 0 | 2 | | | | | | |
| Greg Maddux, R OBP: 0.375, SLG: 0.375 Terry Francona, L (5, PH) Steve Trout, L OBP: 0.276, SLG: 0.332 Dave Martinez, L OBP: 0.260, SLG: 0.295 Frank DiPino, L OBP: 0.187, SLG: 0.187 Ron Davis, R (8, 1) | | F6 | | F7 | | | G3 | | | 1 | 0 | 0 | 0 | 0 | 0 | 2 | | | | | | |
| Inning Stats | R: 0 E: 0 K: 0 S: 4 | H: 1 LOB: 1 BB: 0 P: 4 | R: 0 E: 0 K: 0 S: 5 | H: 2 LOB: 2 BB: 0 P: 5 | R: 0 E: 0 K: 0 S: 3 | H: 0 LOB: 0 BB: 0 P: 3 | R: 0 E: 0 K: 0 S: 4 | H: 1 LOB: 1 BB: 0 P: 4 | R: 0 E: 0 K: 0 S: 3 | H: 0 LOB: 0 BB: 2 P: 3 | R: 0 E: 0 K: 0 S: 3 | H: 0 LOB: 2 BB: 2 P: 11 | R: 0 E: 0 K: 0 S: 3 | H: 0 LOB: 0 BB: 0 P: 3 | R: 0 E: 0 K: 0 S: 4 | H: 2 LOB: 1 BB: 0 P: 4 | R: 0 E: 0 K: 2 S: 7 | H: 0 LOB: 0 BB: 0 P: 7 | 1B: 6 2B: 0 3B: 0 HR: 0 | SF: 0 SAC: 0 DP: 0 HBP: 0 | WP: 0 PB: 0 SB: 1 CS: 1 | PA: 34 |
| PITCHER | IP WLS BF H R ER SO BB IBB HBP BLK WP HR S P ERA WHIP | 5.0 W 19 4 0 0 0 0 0 0 0 0 0 0 19 19 0.00 0.800 | 3.0 12 2 0 0 0 2 0 0 0 0 0 0 10 18 0.00 1.333 | 1.0 3 0 0 0 2 0 0 0 0 0 0 0 7 7 0.00 0.000 | | | | | | | | | | | IP WLS BF H R ER SO BB IBB HBP BLK WP HR S P ERA WHIP | | | | | | | |
| Rick Anderson, R ERA: 2.77 | | | | | | | | | | | 5.0 W 19 4 0 0 0 0 0 0 0 0 0 19 19 0.00 0.800 | | | | | | | | | | | |
| John Mitchell, R ERA: | | | | | | | | | | | 3.0 12 2 0 0 0 2 0 0 0 0 0 0 10 18 0.00 1.333 | | | | | | | | | | | |
| Randy Myers, L ERA: 1.86 | | | | | | | | | | | 1.0 3 0 0 0 2 0 0 0 0 0 0 0 7 7 0.00 0.000 | | | | | | | | | | | |

| Batter | 1 | 2 | 3 | 4 | 5 | 6 | 7 | 8 | 9 | AB | R | H | RBI | BB | SO | LOB | BOTTOM | | | | |
|--------------------------------------------------------------------------|-------------------------------------------------------------------------------------------------------|----------------------------------------------------------------------------------------------|---------------------------------------------------------------------------------------------|--------------------------------------------------------------------------------------------|--------------------------------------------------------------------------------------------|---------------------------------|------------------------------|----------------------------------|------------------------------|---------------------------------|----------------------------------------------------------------------------------------------|----------------------------------|------------------------------|---------------------------------|------------------------------|-------------------------------------------------------------------------------------------------------|---------------------------------------------------------------------------------------------------------------------|------------------------------------|----------------------------------|--------|--|
| Stan Jefferson, S OBP: 0.273, SLG: 0.200 | 4-3 | | 7-1-5 | 4-3 | | | G3-6-3 1B 1B | | | 4 | 1 | 1 | 0 | 0 | 0 | 3 | Chicago Cubs @ New York Mets Shea Stadium, Flushing, NY Thu Sep 18 1986, 7:05 PM EDT Att: 13,726 - Unknown | | | | |
| Tim Lincecum, R OBP: 0.335, SLG: 0.380 | K | | | E1 E 1B | | 4-0 CS BB | G3-6-3 1B | | | 3 | 1 | 2 | 0 | 1 | 1 | 0 | | | | | |
| Dave Magadan, L OBP: 0.500, SLG: 0.500 | 6-3 | | | E7 E HR 1B | | G3 1-2 | G3-6-3 1-2 2-3 | | | 4 | 1 | 1 | 1 | 0 | 0 | 3 | | | | | |
| Kevin Mitchell, R OBP: 0.357, SLG: 0.482 | | K | | 5-3 2H 1B | | F8 | | | | 4 | 0 | 1 | 1 | 0 | 1 | 1 | | | | | |
| Lee Mazzilli, S OBP: 0.373, SLG: 0.331 | | F8 | | E6 HR 1B | | 4-3 | F7 | | | 4 | 1 | 1 | 0 | 0 | 0 | 1 | | | | | |
| Howard Johnson, S OBP: 0.345, SLG: 0.454 | | S BB | | HR 1H 3H 4-0 | | 4-3 | | 4-3 | | 2 | 1 | 1 | 3 | 2 | 0 | 0 | | | | | |
| Kevin Elster, R OBP: 0.444, SLG: 0.490 | | 4-3 | | FC1-5 BB BB | | K | | BLK 1B | | 3 | 0 | 1 | 0 | 1 | 1 | 2 | | | | | |
| John Gibbons, R OBP: 0.471, SLG: 0.500 | | | SH5-4 7-1-5 2B | FC1-5 BB | | | | 4-3 | | 2 | 0 | 1 | 0 | 2 | 0 | 1 | | | | | |
| Rick Anderson, R OBP: 0.091, SLG: 0.091 John Mitchell, R (6, 1) | | | SH5-4 | FC1-5 BB | | 4-3 | | G3 | | 1 | 0 | 0 | 0 | 0 | 0 | 2 | | | | | |
| Danny Heep, L OBP: 0.388, SLG: 0.431 Randy Myers, L (9, 1) | | | 2-3 | 1-2 2-3 | | | | | | 1 | 0 | 0 | 0 | 0 | 0 | 0 | | | | | |
| Inning Stats | R: 0 E: 0 K: 1 S: 5 | H: 0 LOB: 0 BB: 0 P: 5 | R: 0 E: 0 K: 1 S: 5 | H: 0 LOB: 1 BB: 1 P: 9 | R: 0 E: 0 K: 0 S: 3 | H: 1 LOB: 0 BB: 0 P: 3 | R: 4 E: 3 K: 0 S: 7 | H: 4 LOB: 2 BB: 2 P: 15 | R: 0 E: 0 K: 0 S: 2 | H: 0 LOB: 0 BB: 1 P: 6 | R: 0 E: 0 K: 1 S: 5 | H: 0 LOB: 2 BB: 2 P: 13 | R: 1 E: 0 K: 0 S: 5 | H: 3 LOB: 1 BB: 0 P: 5 | R: 0 E: 0 K: 0 S: 4 | H: 1 LOB: 1 BB: 0 P: 4 | 1B: 7 2B: 2 3B: 0 HR: 1 | SF: 0 SAC: 1 DP: 2 HBP: 0 | WP: 0 PB: 0 SB: 2 CS: 1 | PA: 36 | |
| PITCHER | IP WLS BF H R ER SO BB IBB HBP BLK WP HR S P ERA WHIP | 4.0 L 19 5 4 4 2 3 0 0 0 0 0 7 19 9.00 2.000 | 2.0 8 0 0 0 1 2 1 0 0 0 0 0 7 19 0.00 1.000 | 1.0 5 3 1 1 0 0 0 0 0 0 0 0 5 5 9.00 3.000 | 1.0 4 1 0 0 0 0 0 0 0 1 0 0 4 4 0.00 1.000 | | | | | | | | | | | IP WLS BF H R ER SO BB IBB HBP BLK WP HR S P ERA WHIP | | | | | |
| Greg Maddux, R ERA: 4.5 | | | | | | | | | | | 4.0 L 19 5 4 4 2 3 0 0 0 0 0 7 19 9.00 2.000 | | | | | | | | | | |
| Steve Trout, L ERA: 4.83 | | | | | | | | | | | 2.0 8 0 0 0 1 2 1 0 0 0 0 0 7 19 0.00 1.000 | | | | | | | | | | |
| Frank DiPino, L ERA: 4.26 | | | | | | | | | | | 1.0 5 3 1 1 0 0 0 0 0 0 0 0 5 5 9.00 3.000 | | | | | | | | | | |
| Ron Davis, R ERA: 8.02 | | | | | | | | | | | 1.0 4 1 0 0 0 0 0 0 0 1 0 0 4 4 0.00 1.000 | | | | | | | | | | |



| Batter | 1 | 2 | 3 | 4 | 5 | 6 | 7 | 8 | 9 | AB | R | H | RBI | BB | SO | LOB | TOP | | | | | | | | |
|-----------------------------------------------------------------------------------------------------------------------------------------------------------------------|------------------------------|---------------------------------|------------------------------|----------------------------------|------------------------------|---------------------------------|------------------------------|---------------------------------|------------------------------|---------------------------------|------------------------------|---------------------------------|------------------------------|---------------------------------|------------------------------|---------------------------------|------------------------------|----------------------------------|-----------------------------------|------------------------------------|----------------------------------|--------|--|--|--|
| Barry Bonds, L OBP: 0.335, SLG: 0.431 (1, 8) | | | | | | | | | | 5 | 0 | 0 | 0 | 0 | 0 | 4 | | | | | | | | | |
| Mike Brown, R OBP: 0.297, SLG: 0.303 Bobby Bonilla, S OBP: 0.354, SLG: 0.347 (8, 9) | | | | | | | | | | 2 | 0 | 1 | 0 | 1 | 0 | 1 | | | | | | | | | |
| Johnny Ray, S OBP: 0.358, SLG: 0.383 (1, 4) | | | | | | | | | | 4 | 0 | 1 | 1 | 0 | 0 | 1 | | | | | | | | | |
| Jim Morrison, R OBP: 0.331, SLG: 0.477 (1, 5) | | | | | | | | | | 4 | 0 | 2 | 0 | 0 | 0 | 1 | | | | | | | | | |
| Mike Diaz, R OBP: 0.356, SLG: 0.557 Hipolito Pena, L (8, 1) | | | | | | | | | | 4 | 0 | 1 | 0 | 0 | 2 | 2 | | | | | | | | | |
| Bary Jones, R OBP: 0.320, SLG: 0.200 Larry McWilliams, L OBP: 0.194, SLG: 0.172 (8, 1) | | | | | | | | | | 0 | 0 | 0 | 0 | 0 | 0 | 0 | | | | | | | | | |
| Sid Bream, L OBP: 0.343, SLG: 0.469 (1, 3) | | | | | | | | | | 3 | 0 | 1 | 0 | 1 | 0 | 1 | | | | | | | | | |
| Junior Ortiz, R OBP: 0.385, SLG: 0.398 U L Washington, S OBP: 0.283, SLG: 0.268 (9, PH) | | | | | | | | | | 3 | 0 | 1 | 0 | 0 | 0 | 0 | | | | | | | | | |
| Rafael Belliard, R OBP: 0.307, SLG: 0.274 Joe Orsulak, L OBP: 0.303, SLG: 0.348 (9, PH) | | | | | | | | | | 3 | 0 | 2 | 0 | 0 | 1 | 2 | | | | | | | | | |
| Rick Reuschel, R OBP: 0.188, SLG: 0.182 Bill Almon, R OBP: 0.320, SLG: 0.385 Benny DiStefano, L OBP: 0.208, SLG: 0.381 (9, PH) | | | | | | | | | | 2 | 1 | 1 | 0 | 0 | 0 | 1 | | | | | | | | | |
| Inning Stats | R: 0 E: 0 K: 1 S: 4 | H: 0 LOB: 0 BB: 1 P: 8 | R: 0 E: 1 K: 2 S: 8 | H: 2 LOB: 2 BB: 1 P: 12 | R: 1 E: 0 K: 1 S: 7 | H: 3 LOB: 1 BB: 0 P: 7 | R: 0 E: 0 K: 0 S: 3 | H: 1 LOB: 0 BB: 0 P: 3 | R: 0 E: 0 K: 1 S: 6 | H: 1 LOB: 1 BB: 0 P: 6 | R: 0 E: 0 K: 0 S: 5 | H: 0 LOB: 0 BB: 0 P: 5 | R: 0 E: 0 K: 0 S: 4 | H: 1 LOB: 1 BB: 0 P: 4 | R: 1 E: 0 K: 0 S: 5 | H: 2 LOB: 1 BB: 0 P: 5 | R: 0 E: 0 K: 2 S: 8 | H: 1 LOB: 2 BB: 1 P: 12 | 1B: 10 2B: 0 3B: 0 HR: 1 | SF: 0 SAC: 1 DP: 2 HBP: 0 | WP: 0 PB: 0 SB: 0 CS: 1 | PA: 37 | | | |
| PITCHER | IP | WLS | BF | H | R | ER | SO | BB | IBB | HBP | BLK | WP | HR | S | P | ERA | WHIP | | | | | | | | |
| Drew Hall, L ERA: 5.4 (1, 1) | 6.0 | | 23 | 7 | 1 | 1 | 6 | 2 | 0 | 0 | 0 | 0 | 0 | 33 | 41 | 1.50 | 1.500 | | | | | | | | |
| Scott Sanderson, R ERA: 4.28 (7, 1) | 2.0 | W | 9 | 3 | 1 | 1 | 0 | 0 | 0 | 0 | 0 | 0 | 1 | 9 | 9 | 4.50 | 1.500 | | | | | | | | |
| Lee Smith, R ERA: 2.87 (9, 1) | 1.0 | | 5 | 1 | 0 | 0 | 2 | 1 | 0 | 0 | 0 | 0 | 0 | 8 | 12 | 0.00 | 2.000 | | | | | | | | |

Pittsburgh Pirates @ Chicago Cubs
Wrigley Field, Chicago, IL
Fri Sep 19 1986, 3:33 AM CDT
Att: 5,152 - Unknown


AB 33
R 2
H 11
RBI 2
BB 3
SO 8
LOB 16



| Batter | 1 | 2 | 3 | 4 | 5 | 6 | 7 | 8 | 9 | AB | R | H | RBI | BB | SO | LOB | BOTTOM | | | | | | | | |
|--------------------------------------------------------------------------------------------------------------------------------------------------------------------------------------------------------------------------------------------------------------------------------|------------------------------|---------------------------------|------------------------------|---------------------------------|------------------------------|---------------------------------|------------------------------|---------------------------------|------------------------------|---------------------------------|------------------------------|---------------------------------|------------------------------|----------------------------------|------------------------------|----------------------------------|----------------------------------|------------------------------------|----------------------------------|--------|--|--|--|--|--|
| Chico Walker, S OBP: 0.359, SLG: 0.466 (8, 9) | | | | | | | | | | 4 | 1 | 2 | 1 | 0 | 1 | 0 | | | | | | | | | |
| 23 Ryne Sandberg, R OBP: 0.327, SLG: 0.403 (1, 4) | | | | | | | | | | 3 | 1 | 0 | 0 | 1 | 0 | 1 | | | | | | | | | |
| Rafael Palmeiro, L OBP: 0.289, SLG: 0.472 Scott Sanderson, R OBP: 0.077, SLG: 0.078 Ron Cey, R OBP: 0.386, SLG: 0.512 Jerry Mumphrey, S OBP: 0.355, SLG: 0.392 Dave Martinez, L OBP: 0.191, SLG: 0.204 (9, 7) | | | | | | | | | | 3 | 0 | 1 | 0 | 0 | 0 | 1 | | | | | | | | | |
| Keith Moreland, R OBP: 0.329, SLG: 0.387 (1, 2) | | | | | | | | | | 3 | 1 | 0 | 0 | 1 | 0 | 2 | | | | | | | | | |
| Leon Durham, L OBP: 0.350, SLG: 0.460 (1, 3) | | | | | | | | | | 3 | 1 | 1 | 1 | 1 | 0 | 0 | | | | | | | | | |
| Gary Matthews, R OBP: 0.367, SLG: 0.486 Bob Dernier, R OBP: 0.268, SLG: 0.305 (8, 8) | | | | | | | | | | 3 | 1 | 1 | 1 | 0 | 0 | 1 | | | | | | | | | |
| Manny Trillo, R OBP: 0.380, SLG: 0.418 (1, 5) | | | | | | | | | | 4 | 1 | 1 | 2 | 0 | 1 | 1 | | | | | | | | | |
| Shawon Dunston, R OBP: 0.280, SLG: 0.413 (1, 6) | | | | | | | | | | 4 | 0 | 1 | 2 | 0 | 1 | 1 | | | | | | | | | |
| Drew Hall, L Terry Francona, L OBP: 0.282, SLG: 0.328 (7, 9) | | | | | | | | | | 1 | 0 | 0 | 0 | 0 | 1 | 0 | | | | | | | | | |
| Chris Speier, R Lee Smith, R (9, 1) | | | | | | | | | | 2 | 0 | 0 | 0 | 0 | 0 | 1 | | | | | | | | | |
| Inning Stats | R: 0 E: 0 K: 0 S: 3 | H: 0 LOB: 0 BB: 0 P: 3 | R: 0 E: 0 K: 0 S: 3 | H: 0 LOB: 0 BB: 0 P: 3 | R: 0 E: 0 K: 2 S: 7 | H: 0 LOB: 0 BB: 0 P: 7 | R: 0 E: 0 K: 1 S: 6 | H: 1 LOB: 1 BB: 0 P: 6 | R: 0 E: 0 K: 0 S: 5 | H: 2 LOB: 1 BB: 0 P: 5 | R: 1 E: 0 K: 0 S: 4 | H: 1 LOB: 0 BB: 0 P: 4 | R: 6 E: 0 K: 0 S: 7 | H: 4 LOB: 1 BB: 3 P: 19 | R: 1 E: 0 K: 0 S: 7 | H: 6 LOB: 1 BB: 1 P: 19 | 1B: 6 2B: 1 3B: 1 HR: 1 | SF: 0 SAC: 0 DP: 0 HBP: 0 | WP: 1 PB: 0 SB: 1 CS: 0 | PA: 36 | | | | | |
| PITCHER | IP | WLS | BF | H | R | ER | SO | BB | IBB | HBP | BLK | WP | HR | S | P | ERA | WHIP | | | | | | | | |
| Rick Reuschel, R ERA: 4.04 (1, 1) | 7.0 | | 26 | 5 | 2 | 2 | 4 | 0 | 1 | 0 | 0 | 0 | 0 | 34 | 34 | 2.57 | 0.714 | | | | | | | | |
| Hipolito Pena, L ERA: 6.75 (8, 1) | 0.1 | L | 3 | 1 | 2 | 2 | 0 | 0 | 1 | 0 | 0 | 0 | 0 | 2 | 6 | 54.00 | 3.000 | | | | | | | | |
| Bary Jones, R ERA: 3.23 (8, 1) | 0.1 | | 2 | 0 | 0 | 0 | 0 | 1 | 0 | 0 | 0 | 1 | 0 | 1 | 5 | 0.00 | 3.000 | | | | | | | | |
| Larry McWilliams, L ERA: 5.11 (8, 1) | 0.1 | | 5 | 3 | 4 | 4 | 0 | 1 | 0 | 0 | 0 | 0 | 0 | 4 | 8 | 108.00 | 12.000 | | | | | | | | |

Pittsburgh Pirates @ Chicago Cubs
Wrigley Field, Chicago, IL
Fri Sep 19 1986, 3:33 AM CDT
Att: 5,152 - Unknown

AB 33
R 8
H 9
RBI 8
BB 3
SO 4
LOB 10



| Batter | 1 | 2 | 3 | 4 | 5 | 6 | 7 | 8 | 9 | AB | R | H | RBI | BB | SO | LOB | TOP | | | | | | | | | |
|----------------------------------------------|------------------------------|----------------------------------|------------------------------|----------------------------------|------------------------------|---------------------------------|------------------------------|---------------------------------|------------------------------|---------------------------------|------------------------------|---------------------------------|------------------------------|---------------------------------|------------------------------|---------------------------------|------------------------------|---------------------------------|----------------------------------|------------------------------------|----------------------------------|--------|--|--|--|--|
| Barry Bonds, L OBP: 0.331, SLG: 0.425 | F7 | K | | | F5 | | F9 | | F7 | 5 | 0 | 0 | 0 | 0 | 1 | 4 | | | | | | | | | | |
| Mike Brown, R OBP: 0.301, SLG: 0.305 | 4-3 BB | | 6-3 | | 5-3 1B | | | G1-6-3 BB | | 2 | 0 | 1 | 0 | 1 | 0 | 0 | | | | | | | | | | |
| Bobby Bonilla, S OBP: 0.356, SLG: 0.347 | 4-3 BB | | | | | | | | | 0 | 0 | 0 | 0 | 1 | 0 | 0 | | | | | | | | | | |
| Johnny Ray, S OBP: 0.357, SLG: 0.381 | 4-3 BB | | L9 | | 5-3 | | | F7 | | 3 | 0 | 0 | 0 | 1 | 0 | 2 | | | | | | | | | | |
| Jim Morrison, R OBP: 0.332, SLG: 0.476 | 4-3 | | | | | | | G1-6-3 | | 3 | 0 | 1 | 0 | 1 | 0 | 3 | | | | | | | | | | |
| Mike Diaz, R OBP: 0.354, SLG: 0.547 | 1-3 | | | | | | | F4 | | 3 | 0 | 0 | 0 | 1 | 0 | 4 | | | | | | | | | | |
| Bill Almon, R OBP: 0.320, SLG: 0.385 | | | F9 | | | | | | | 0 | 0 | 0 | 0 | 0 | 0 | 0 | | | | | | | | | | |
| Tony Peña, R OBP: 0.357, SLG: 0.403 | | | | | | | | | | 4 | 0 | 4 | 0 | 0 | 0 | 0 | | | | | | | | | | |
| Sid Bream, L OBP: 0.348, SLG: 0.467 | | K | | | | | | F9 | | 4 | 0 | 1 | 0 | 0 | 1 | 4 | | | | | | | | | | |
| Rafael Belliard, R OBP: 0.307, SLG: 0.272 | | | | | | | | | | 2 | 0 | 0 | 0 | 1 | 0 | 2 | | | | | | | | | | |
| U L Washington, S OBP: 0.295, SLG: 0.274 | | | | | F3 | | | 4-3 | | 1 | 0 | 1 | 0 | 0 | 0 | 0 | | | | | | | | | | |
| Rick Rhoden, R OBP: 0.289, SLG: 0.360 | | | | | | | | | | 3 | 0 | 0 | 0 | 0 | 0 | 4 | | | | | | | | | | |
| Benny Distefano, L OBP: 0.200, SLG: 0.364 | | | 5-3 | | G6-4-3 | | | F8 | | 1 | 0 | 0 | 0 | 0 | 0 | 2 | | | | | | | | | | |
| Inning Stats | R: 0 E: 0 K: 0 S: 3 | H: 0 LOB: 2 BB: 2 P: 11 | R: 0 E: 0 K: 2 S: 8 | H: 1 LOB: 2 BB: 1 P: 12 | R: 0 E: 0 K: 0 S: 3 | H: 0 LOB: 1 BB: 1 P: 7 | R: 0 E: 0 K: 0 S: 4 | H: 2 LOB: 1 BB: 0 P: 4 | R: 0 E: 0 K: 0 S: 3 | H: 1 LOB: 0 BB: 0 P: 3 | R: 0 E: 0 K: 0 S: 3 | H: 2 LOB: 1 BB: 1 P: 7 | R: 0 E: 0 K: 0 S: 3 | H: 0 LOB: 0 BB: 0 P: 3 | R: 0 E: 0 K: 0 S: 3 | H: 0 LOB: 1 BB: 1 P: 7 | R: 0 E: 0 K: 0 S: 5 | H: 2 LOB: 2 BB: 0 P: 5 | 1B: 8 2B: 1 3B: 0 HR: 0 | SF: 0 SAC: 0 DP: 3 HBP: 0 | WP: 0 PB: 0 SB: 3 CS: 1 | PA: 37 | | | | |
| PITCHER | IP | WLS | BF | H | R | ER | SO | BB | IBB | HBP | BLK | WP | HR | S | P | ERA | WHIP | | | | | | | | | |
| Jamie Moyer, L ERA: 5.15 | (1, 1) | 7.0 | W | 28 | 6 | 0 | 0 | 2 | 5 | 0 | 0 | 0 | 0 | 0 | 27 | 47 | 0.00 | 1.571 | | | | | | | | |
| Ed Lynch, R ERA: 3.8 | (8, 1) | 1.0 | | 4 | 0 | 0 | 0 | 0 | 1 | 0 | 0 | 0 | 0 | 0 | 3 | 7 | 0.00 | 1.000 | | | | | | | | |
| Lee Smith, R ERA: 2.84 | (9, 1) | 1.0 | S | 5 | 2 | 0 | 0 | 0 | 0 | 0 | 0 | 0 | 0 | 0 | 5 | 5 | 0.00 | 2.000 | | | | | | | | |

Pittsburgh Pirates @ Chicago Cubs
Wrigley Field, Chicago, IL
Sat Sep 20 1986, 3:33 AM CDT
Att: 22,710 - Unknown

AB 31
R 0
H 8
RBI 0
BB 6
SO 2
LOB 25



| Batter | 1 | 2 | 3 | 4 | 5 | 6 | 7 | 8 | 9 | AB | R | H | RBI | BB | SO | LOB | BOTTOM | | | | | | | | | |
|-----------------------------------------------|------------------------------|---------------------------------|------------------------------|---------------------------------|------------------------------|---------------------------------|------------------------------|---------------------------------|------------------------------|---------------------------------|------------------------------|---------------------------------|------------------------------|---------------------------------|------------------------------|---------------------------------|----------------------------------|------------------------------------|----------------------------------|--------|--|--|--|--|--|--|
| Chico Walker, S OBP: 0.353, SLG: 0.443 | | | 4-3 | | K | | | 4-3 | | 3 | 0 | 0 | 0 | 1 | 1 | 1 | | | | | | | | | | |
| Lee Smith, R | | | | | | | | | | 0 | 0 | 0 | 0 | 0 | 0 | 0 | | | | | | | | | | |
| 23 Ryne Sandberg, R OBP: 0.328, SLG: 0.409 | | | | | 4-3 | | | K | | 4 | 1 | 2 | 1 | 0 | 1 | 0 | | | | | | | | | | |
| Rafael Palmeiro, L OBP: 0.288, SLG: 0.436 | | | | | | | | | | 3 | 0 | 0 | 0 | 0 | 0 | 1 | | | | | | | | | | |
| Keith Moreland, R OBP: 0.329, SLG: 0.388 | | | | | | | | | | 3 | 0 | 1 | 0 | 0 | 0 | 0 | | | | | | | | | | |
| Leon Durham, L OBP: 0.352, SLG: 0.459 | | | | | | | | | | 1 | 0 | 0 | 0 | 2 | 0 | 0 | | | | | | | | | | |
| Gary Matthews, R OBP: 0.385, SLG: 0.482 | | | | | | | | | | 3 | 0 | 0 | 0 | 0 | 1 | 3 | | | | | | | | | | |
| Ed Lynch, R OBP: 0.097, SLG: 0.034 | | | | | | | | | | 0 | 0 | 0 | 0 | 0 | 0 | 0 | | | | | | | | | | |
| Dave Martinez, L OBP: 0.191, SLG: 0.204 | | | | | | | | | | 0 | 0 | 0 | 0 | 0 | 0 | 0 | | | | | | | | | | |
| Manny Trillo, R OBP: 0.373, SLG: 0.409 | | | | | | | | | | 3 | 0 | 0 | 0 | 0 | 0 | 1 | | | | | | | | | | |
| Shawon Dunston, R OBP: 0.280, SLG: 0.413 | | | | | | | | | | 1 | 0 | 0 | 0 | 0 | 0 | 0 | | | | | | | | | | |
| Chris Speier, R OBP: 0.387, SLG: 0.475 | | | | | 5-3 | | | | | 2 | 0 | 1 | 0 | 0 | 0 | 0 | | | | | | | | | | |
| Jamie Moyer, L OBP: 0.250, SLG: 0.100 | | | | | | | | | | 2 | 0 | 0 | 0 | 0 | 0 | 1 | | | | | | | | | | |
| Bob Demier, R OBP: 0.267, SLG: 0.304 | | | | | 6-3 | | | | | 1 | 0 | 0 | 0 | 0 | 0 | 0 | | | | | | | | | | |
| Inning Stats | R: 0 E: 0 K: 0 S: 2 | H: 1 LOB: 0 BB: 1 P: 6 | R: 0 E: 0 K: 1 S: 5 | H: 0 LOB: 1 BB: 1 P: 9 | R: 0 E: 0 K: 0 S: 3 | H: 0 LOB: 0 BB: 0 P: 3 | R: 0 E: 0 K: 0 S: 4 | H: 1 LOB: 2 BB: 1 P: 8 | R: 0 E: 0 K: 1 S: 6 | H: 1 LOB: 1 BB: 0 P: 6 | R: 1 E: 0 K: 0 S: 4 | H: 1 LOB: 0 BB: 0 P: 4 | R: 0 E: 0 K: 0 S: 3 | H: 0 LOB: 0 BB: 0 P: 3 | R: 0 E: 0 K: 1 S: 5 | H: 0 LOB: 0 BB: 0 P: 5 | 1B: 2 2B: 1 3B: 0 HR: 1 | SF: 0 SAC: 0 DP: 1 HBP: 0 | WP: 0 PB: 0 SB: 0 CS: 1 | PA: 29 | | | | | | |
| PITCHER | IP | WLS | BF | H | R | ER | SO | BB | IBB | HBP | BLK | WP | HR | S | P | ERA | WHIP | | | | | | | | | |
| Rick Rhoden, R ERA: 2.55 | (1, 1) | 8.0 | L | 29 | 4 | 1 | 1 | 3 | 3 | 0 | 0 | 1 | 0 | 1 | 32 | 44 | 1.12 | 0.875 | | | | | | | | |

Pittsburgh Pirates @ Chicago Cubs
Wrigley Field, Chicago, IL
Sat Sep 20 1986, 3:33 AM CDT
Att: 22,710 - Unknown

AB 26
R 1
H 4
RBI 1
BB 3
SO 3
LOB 7



| Batter | 1 | 2 | 3 | 4 | 5 | 6 | 7 | 8 | 9 | AB | R | H | RBI | BB | SO | LOB | TOP | | | | | | | | | | | | | | | | | |
|------------------------------------------------------------------------------------------------------------------------------------------------------------|-------------------------------------------------------|----------------------------------|------------------------------|---------------------------------|------------------------------|---------------------------------|------------------------------|---------------------------------|------------------------------|----------------------------------|------------------------------|---------------------------------|------------------------------|---------------------------------|------------------------------|----------------------------------|---------------------------------------------------------------------------------------------------------------------------------|----------------------------------|----------------------------------|------------------------------------|----------------------------------|--------|--|--|--|--|--|--|--|--|--|--|--|--|
| Joe Orsulak, L (1, 8) OBP: 0.302, SLG: 0.346 | | | | | | | | | | 5 | 0 | 1 | 0 | 0 | 0 | 6 | Pittsburgh Pirates @ Chicago Cubs Wrigley Field, Chicago, IL Sun Sep 21 1986, 3:33 AM CDT Att: 22,336 - Unknown | | | | | | | | | | | | | | | | | |
| Bobby Bonilla, S (1, 9) OBP: 0.358, SLG: 0.347 | | | | | | | | | | 3 | 1 | 1 | 0 | 2 | 1 | 1 | | | | | | | | | | | | | | | | | | |
| Johnny Ray, S (1, 4) OBP: 0.359, SLG: 0.382 | | | | | | | | | | 4 | 0 | 2 | 0 | 1 | 0 | 2 | | | | | | | | | | | | | | | | | | |
| Sid Bream, L (1, 3) OBP: 0.349, SLG: 0.465 | | | | | | | | | | 4 | 1 | 1 | 1 | 1 | 1 | 3 | | | | | | | | | | | | | | | | | | |
| Mike Diaz, R (1, 7) OBP: 0.356, SLG: 0.541 | | | | | | | | | | 2 | 0 | 0 | 0 | 2 | 1 | 3 | | | | | | | | | | | | | | | | | | |
| Bill Almon, R (8, PR) OBP: 0.320, SLG: 0.385 | | | | | | | | | | 0 | 0 | 0 | 0 | 0 | 0 | 0 | | | | | | | | | | | | | | | | | | |
| Barry Bonds, L (9, PH) OBP: 0.330, SLG: 0.424 | | | | | | | | | | 1 | 0 | 0 | 0 | 0 | 1 | 2 | | | | | | | | | | | | | | | | | | |
| Tony Peña, R (1, 2) OBP: 0.355, SLG: 0.405 | | | | | | | | | | 5 | 0 | 3 | 1 | 0 | 1 | 5 | | | | | | | | | | | | | | | | | | |
| Jim Morrison, R (1, 5) OBP: 0.330, SLG: 0.472 | | | | | | | | | | 4 | 0 | 0 | 0 | 0 | 0 | 4 | | | | | | | | | | | | | | | | | | |
| U L Washington, S (1, 6) OBP: 0.295, SLG: 0.276 | | | | | | | | | | 3 | 0 | 1 | 0 | 1 | 1 | 0 | | | | | | | | | | | | | | | | | | |
| Mike Bielecki, R (1, 1) Hippolito Peña, L (7, 1) Bob Walk, R (7, 1) John Smiley, L (7, 1) Benny Dastefano, L (8, PH) Don Robinson, R (8, 1) | | | | | | | | | | 2 | 0 | 0 | 0 | 1 | 1 | 2 | | | | | | | | | | | | | | | | | | |
| Inning Stats | R: 0 E: 0 K: 3 S: 11 | H: 2 LOB: 3 BB: 1 P: 15 | R: 0 E: 0 K: 1 S: 5 | H: 0 LOB: 1 BB: 1 P: 9 | R: 0 E: 0 K: 1 S: 6 | H: 1 LOB: 1 BB: 0 P: 6 | R: 0 E: 0 K: 1 S: 7 | H: 2 LOB: 2 BB: 0 P: 7 | R: 2 E: 0 K: 0 S: 4 | H: 2 LOB: 1 BB: 2 P: 12 | R: 0 E: 0 K: 0 S: 3 | H: 0 LOB: 0 BB: 0 P: 3 | R: 0 E: 0 K: 0 S: 2 | H: 0 LOB: 0 BB: 1 P: 6 | R: 0 E: 0 K: 0 S: 4 | H: 1 LOB: 3 BB: 2 P: 12 | R: 0 E: 0 K: 1 S: 6 | H: 1 LOB: 2 BB: 1 P: 10 | 1B: 9 2B: 0 3B: 0 HR: 0 | SF: 0 SAC: 0 DP: 1 HBP: 0 | WP: 0 PB: 0 SB: 1 CS: 2 | PA: 42 | | | | | | | | | | | | |
| PITCHER | IP WLS BF H R ER SO BB IBB HBP BLK WP HR S P ERA WHIP | | | | | | | | | | | | | | | | | | | | | | | | | | | | | | | | | |
| Rick Sutcliffe, R (1, 1) ERA: 4.75 | 5.0 | 25 | 7 | 2 | 2 | 6 | 4 | 0 | 0 | 0 | 0 | 0 | 0 | 0 | 33 | 49 | 3.60 | 2.200 | | | | | | | | | | | | | | | | |
| Scott Sanderson, R (6, 1) ERA: 4.23 | 2.0 | W | 6 | 0 | 0 | 0 | 1 | 0 | 0 | 0 | 0 | 0 | 0 | 0 | 5 | 9 | 0.00 | 0.500 | | | | | | | | | | | | | | | | |
| Ed Lynch, R (8, 1) ERA: 3.76 | 1.0 | | 6 | 1 | 0 | 0 | 2 | 0 | 0 | 0 | 0 | 0 | 0 | 4 | 12 | 0.00 | 3.000 | | | | | | | | | | | | | | | | | |
| Lee Smith, R (9, 1) ERA: 2.8 | 1.0 | S | 5 | 1 | 0 | 0 | 1 | 1 | 0 | 0 | 0 | 0 | 0 | 6 | 10 | 0.00 | 2.000 | | | | | | | | | | | | | | | | | |

| Batter | 1 | 2 | 3 | 4 | 5 | 6 | 7 | 8 | 9 | AB | R | H | RBI | BB | SO | LOB | BOTTOM | | | | | | | | | | | | | | | | | |
|----------------------------------------------------------------------------------------------------------------------------------------------------------------------------------------|-------------------------------------------------------|---------------------------------|------------------------------|---------------------------------|------------------------------|---------------------------------|------------------------------|---------------------------------|------------------------------|---------------------------------|------------------------------|----------------------------------|------------------------------|----------------------------------|------------------------------|---------------------------------|---------------------------------------------------------------------------------------------------------------------------------|----------------------------------|------------------------------------|----------------------------------|--------|--|--|--|--|--|--|--|--|--|--|--|--|--|
| Chico Walker, S (1, 9) OBP: 0.333, SLG: 0.415 | | | | | | | | | | 4 | 0 | 0 | 0 | 0 | 1 | 2 | Pittsburgh Pirates @ Chicago Cubs Wrigley Field, Chicago, IL Sun Sep 21 1986, 3:33 AM CDT Att: 22,336 - Unknown | | | | | | | | | | | | | | | | | |
| 23 Ryne Sandberg, R (1, 4) OBP: 0.328, SLG: 0.407 | | | | | | | | | | 3 | 0 | 0 | 0 | 1 | 0 | 0 | | | | | | | | | | | | | | | | | | |
| Rafael Palmeiro, L (1, 7) Lee Smith, R (9, 1) | | | | | | | | | | 3 | 1 | 2 | 0 | 1 | 0 | 0 | | | | | | | | | | | | | | | | | | |
| Keith Moreland, R (1, 2) OBP: 0.330, SLG: 0.391 | | | | | | | | | | 4 | 1 | 2 | 0 | 0 | 1 | 2 | | | | | | | | | | | | | | | | | | |
| Leon Durham, L (1, 3) OBP: 0.352, SLG: 0.466 | | | | | | | | | | 2 | 1 | 1 | 2 | 0 | 0 | 1 | | | | | | | | | | | | | | | | | | |
| Chris Speier, R (1, 6) OBP: 0.386, SLG: 0.472 | | | | | | | | | | 3 | 0 | 1 | 1 | 0 | 1 | 1 | | | | | | | | | | | | | | | | | | |
| Manny Trillo, R (1, 5) OBP: 0.372, SLG: 0.407 | | | | | | | | | | 3 | 0 | 1 | 0 | 0 | 0 | 1 | | | | | | | | | | | | | | | | | | |
| Dave Martinez, L (1, 8) OBP: 0.195, SLG: 0.200 | | | | | | | | | | 2 | 0 | 0 | 0 | 1 | 0 | 0 | | | | | | | | | | | | | | | | | | |
| Rick Sutcliffe, L (1, 1) Ron Curry, R (5, PH) Scott Sanderson, R (6, 1) Jerry Humphrey, S (7, PH) Gary Matthews, R (7, PH) Ed Lynch, R (8, 1) Don Robinson, R (8, 1) | | | | | | | | | | 1 | 0 | 0 | 0 | 0 | 0 | 0 | | | | | | | | | | | | | | | | | | |
| Inning Stats | R: 0 E: 0 K: 1 S: 5 | H: 0 LOB: 0 BB: 0 P: 5 | R: 1 E: 0 K: 0 S: 4 | H: 2 LOB: 0 BB: 0 P: 4 | R: 0 E: 0 K: 0 S: 3 | H: 0 LOB: 0 BB: 0 P: 3 | R: 1 E: 0 K: 0 S: 5 | H: 2 LOB: 1 BB: 0 P: 5 | R: 0 E: 0 K: 0 S: 3 | H: 0 LOB: 0 BB: 0 P: 3 | R: 0 E: 0 K: 1 S: 4 | H: 0 LOB: 2 BB: 2 P: 12 | R: 1 E: 0 K: 1 S: 7 | H: 2 LOB: 2 BB: 1 P: 11 | R: 0 E: 0 K: 0 S: 3 | H: 1 LOB: 0 BB: 0 P: 3 | | 1B: 5 2B: 1 3B: 0 HR: 1 | SF: 1 SAC: 0 DP: 1 HBP: 0 | WP: 0 PB: 0 SB: 0 CS: 2 | PA: 31 | | | | | | | | | | | | | |
| PITCHER | IP WLS BF H R ER SO BB IBB HBP BLK WP HR S P ERA WHIP | | | | | | | | | | | | | | | | | | | | | | | | | | | | | | | | | |
| Mike Bielecki, R (1, 1) ERA: 4.69 | 6.0 | L | 1 | 1 | 1 | 0 | 0 | 0 | 0 | 0 | 0 | 0 | 0 | 1 | 1 | 1 | ∞ | ∞ | | | | | | | | | | | | | | | | |
| Hippolito Peña, L (7, 1) ERA: 8.44 | 0.0 | | 3 | 1 | 0 | 0 | 1 | 1 | 0 | 0 | 0 | 0 | 0 | 4 | 8 | 0.00 | 6.000 | | | | | | | | | | | | | | | | | |
| Bob Walk, R (7, 1) ERA: 3.6 | 0.1 | | 2 | 0 | 0 | 0 | 0 | 0 | 0 | 0 | 0 | 0 | 0 | 2 | 2 | 0.00 | 0.000 | | | | | | | | | | | | | | | | | |
| John Smiley, L (7, 1) ERA: 3.86 | 0.2 | | 3 | 1 | 0 | 0 | 0 | 0 | 0 | 0 | 0 | 0 | 0 | 3 | 3 | 0.00 | 1.000 | | | | | | | | | | | | | | | | | |
| Don Robinson, R (8, 1) ERA: 3.99 | 1.0 | | | | | | | | | | | | | | | | | | | | | | | | | | | | | | | | | |



| Batter | 1 | 2 | 3 | 4 | 5 | 6 | 7 | 8 | 9 | AB | R | H | RBI | BB | SO | LOB | TOP | | | | | |
|----------------------------------------------------------------------------------------------------------------|------------------------------|---------------------------------|------------------------------|---------------------------------|------------------------------|---------------------------------|------------------------------|----------------------------------|------------------------------|----------------------------------|------------------------------|---------------------------------|------------------------------|---------------------------------|------------------------------|---------------------------------|------------------------------|---------------------------------|-----------------------------------|------------------------------------|----------------------------------|--------|
| Casey Candaele, S OBP: 0.328, SLG: 0.345 (1, 4) | F2 | | SF8 | | 4-3 | | 1B | 4-3 | | 4 | 1 | 1 | 1 | 0 | 0 | 2 | | | | | | |
| Mitch Webster, S OBP: 0.350, SLG: 0.430 (1, 8) | 4-3 | | 3-H 4-0 | | E8 | | 1B | | F7 | 4 | 1 | 2 | 0 | 1 | 0 | 0 | | | | | | |
| Tim Raines, S OBP: 0.408, SLG: 0.479 (1, 7) | F7 | | F7 | | E7 | | G6-4-3 | | K | 5 | 0 | 2 | 2 | 0 | 1 | 2 | | | | | | |
| Andre Dawson, R OBP: 0.331, SLG: 0.472 (1, 9) | | CS | | | K | | G6-4-3 | | 2B | 5 | 2 | 3 | 1 | 0 | 1 | 3 | | | | | | |
| Wayne Krenchicki, L OBP: 0.306, SLG: 0.312 Luis Rivera, R OBP: 0.250, SLG: 0.294 (7, PH) (7, 6) | L6 | | 4-3 | | | | | | 1B | 2 | 0 | 0 | 0 | 1 | 0 | 1 | | | | | | |
| Andres Galarraga, R OBP: 0.346, SLG: 0.422 (1, 3) | F9 | | K | | K | | | | 1B | 5 | 0 | 2 | 0 | 0 | 2 | 3 | | | | | | |
| Tom Foley, L OBP: 0.335, SLG: 0.367 (7, 5) | CS | | F7 | | E | | L4 | | WP | 4 | 0 | 2 | 0 | 0 | 0 | 0 | | | | | | |
| Randy Hunt, R OBP: 0.333, SLG: 0.273 (1, 2) | | | 1B | | 1B | | 7-3 | | FC5-2 | 3 | 1 | 2 | 0 | 1 | 0 | 2 | | | | | | |
| Floyd Youmans, R OBP: 0.230, SLG: 0.217 Jeff Reardon, R OBP: 0.125, SLG: 0.125 (9, 1) | | | SF8 | | BB | | 7-3 | | WP | 4 | 0 | 1 | 0 | 0 | 1 | 5 | | | | | | |
| | | | BB | | F9 | | 7-3 | | K | 0 | 0 | 0 | 0 | 0 | 0 | 0 | | | | | | |
| Inning Stats | R: 0 E: 0 K: 0 S: 3 | H: 0 LOB: 0 BB: 0 P: 3 | R: 0 E: 0 K: 0 S: 3 | H: 1 LOB: 0 BB: 0 P: 3 | R: 1 E: 0 K: 0 S: 5 | H: 2 LOB: 2 BB: 1 P: 9 | R: 1 E: 0 K: 1 S: 7 | H: 2 LOB: 2 BB: 1 P: 11 | R: 1 E: 2 K: 2 S: 9 | H: 2 LOB: 2 BB: 1 P: 13 | R: 0 E: 0 K: 0 S: 3 | H: 1 LOB: 0 BB: 0 P: 3 | R: 1 E: 0 K: 0 S: 5 | H: 3 LOB: 1 BB: 0 P: 5 | R: 0 E: 0 K: 1 S: 7 | H: 2 LOB: 2 BB: 0 P: 7 | R: 1 E: 0 K: 1 S: 7 | H: 3 LOB: 2 BB: 0 P: 7 | 1B: 12 2B: 4 3B: 0 HR: 1 | SF: 1 SAC: 0 DP: 2 HBP: 0 | WP: 1 PB: 0 SB: 1 CS: 1 | PA: 43 |
| PITCHER | IP | WLS | BF | H | R | ER | SO | BB | IBB | HBP | BLK | WP | HR | S | P | ERA | WHIP | | | | | |
| Dennis Eckersley, R ERA: 4.66 Steve Trout, L ERA: 4.77 Ron Davis, R ERA: 8.04 | 6.0 | L | 30 | 11 | 4 | 3 | 3 | 2 | 1 | 0 | 0 | 0 | 1 | 33 | 45 | 4.50 | 2.167 | | | | | |

Montreal Expos @ Chicago Cubs
Wrigley Field, Chicago, IL
Mon Sep 22 1986, 3:33 AM CDT
Att: 4,252 - Unknown

| | |
|-----|----|
| AB | 38 |
| R | 5 |
| H | 16 |
| RBI | 5 |
| BB | 3 |
| SO | 5 |
| LOB | 19 |



| Batter | 1 | 2 | 3 | 4 | 5 | 6 | 7 | 8 | 9 | AB | R | H | RBI | BB | SO | LOB | BOTTOM | | | | | |
|--------------------------------------------------------------------------------------------------------------------------------------------------------------------|------------------------------|----------------------------------|------------------------------|---------------------------------|------------------------------|---------------------------------|------------------------------|---------------------------------|------------------------------|---------------------------------|------------------------------|---------------------------------|------------------------------|---------------------------------|------------------------------|---------------------------------|----------------------------------|------------------------------------|----------------------------------|--------|--|--|
| Chico Walker, S OBP: 0.329, SLG: 0.397 (1, 9) | K | | 23 1B | | | F2 | | F7 | | 3 | 0 | 0 | 0 | 1 | 1 | 0 | | | | | | |
| 23 Ryne Sandberg, R OBP: 0.330, SLG: 0.412 (1, 4) | F8 | | 1B | | | 2B | | | F8 | 4 | 1 | 3 | 0 | 0 | 0 | 0 | | | | | | |
| Rafael Palmeiro, L OBP: 0.306, SLG: 0.422 (1, 7) | 1B | | K | | | F7 | | | F8 | 3 | 1 | 0 | 0 | 1 | 1 | 3 | | | | | | |
| Keith Moreland, R OBP: 0.330, SLG: 0.390 (1, 2) | E6 | | | | F8 | | F5 | | E4 | 4 | 0 | 1 | 0 | 0 | 0 | 1 | | | | | | |
| Leon Durham, L OBP: 0.351, SLG: 0.463 (1, 3) | K | | | | 1-3 | | | | F9 | 3 | 0 | 0 | 0 | 1 | 1 | 1 | | | | | | |
| Chris Speier, R OBP: 0.358, SLG: 0.459 (1, 6) | | | K | | K | | | | BB | 4 | 0 | 0 | 0 | 0 | 2 | 2 | | | | | | |
| Manny Trillo, R OBP: 0.363, SLG: 0.396 (1, 5) | | | F2 | | | F3 | | | F5 | 4 | 0 | 0 | 0 | 0 | 1 | 2 | | | | | | |
| Dave Martinez, L OBP: 0.190, SLG: 0.194 (1, 8) | | | L3 | | | K | | | K | 3 | 0 | 0 | 0 | 0 | 2 | 0 | | | | | | |
| Dennis Eckersley, R OBP: 0.174, SLG: 0.299 Steve Trout, L OBP: 0.250, SLG: 0.205 Terry Francona, L OBP: 0.250, SLG: 0.325 Ron Davis, R (9, 1) | | | F6 | | | F9 | | | F8 | 2 | 0 | 0 | 0 | 0 | 0 | 0 | | | | | | |
| | | | | | | | | | | 1 | 0 | 0 | 0 | 0 | 0 | 0 | | | | | | |
| | | | | | | | | | | 0 | 0 | 0 | 0 | 0 | 0 | 0 | | | | | | |
| Inning Stats | R: 1 E: 1 K: 2 S: 8 | H: 1 LOB: 1 BB: 1 P: 12 | R: 0 E: 0 K: 1 S: 5 | H: 0 LOB: 0 BB: 0 P: 5 | R: 0 E: 0 K: 1 S: 5 | H: 1 LOB: 1 BB: 1 P: 9 | R: 0 E: 0 K: 1 S: 5 | H: 0 LOB: 0 BB: 0 P: 5 | R: 0 E: 0 K: 0 S: 4 | H: 1 LOB: 1 BB: 0 P: 4 | R: 0 E: 0 K: 1 S: 5 | H: 0 LOB: 0 BB: 0 P: 5 | R: 0 E: 0 K: 1 S: 5 | H: 0 LOB: 0 BB: 0 P: 5 | R: 1 E: 1 K: 0 S: 5 | H: 1 LOB: 2 BB: 1 P: 9 | 1B: 2 2B: 2 3B: 0 HR: 0 | SF: 0 SAC: 0 DP: 0 HBP: 0 | WP: 0 PB: 0 SB: 0 CS: 0 | PA: 34 | | |
| PITCHER | IP | WLS | BF | H | R | ER | SO | BB | IBB | HBP | BLK | WP | HR | S | P | ERA | WHIP | | | | | |
| Floyd Youmans, R ERA: 3.45 Jeff Reardon, R ERA: 3.79 | 8.1 | W | 32 | 4 | 2 | 0 | 8 | 3 | 0 | 0 | 0 | 0 | 0 | 45 | 57 | 0.00 | 0.840 | | | | | |

Montreal Expos @ Chicago Cubs
Wrigley Field, Chicago, IL
Mon Sep 22 1986, 3:33 AM CDT
Att: 4,252 - Unknown

| | |
|-----|----|
| AB | 31 |
| R | 2 |
| H | 4 |
| RBI | 0 |
| BB | 3 |
| SO | 8 |
| LOB | 9 |



| Batter | 1 | 2 | 3 | 4 | 5 | 6 | 7 | 8 | 9 | AB | R | H | RBI | BB | SO | LOB | TOP | | | | | |
|---------------------------------------------------------------------------------------------------------------------------------------------------------------------------------------|-------------------------------------------------------------------------------------------------------|-------------------------------------------------------------------------------------------------------|-------------------------------------------------------------------------------------------------------|-------------------------------------------------------------------------------------------------------|-------------------------------------------------------------------------------------------------------|-------------------------------------------------------------------------------------------------------|-------------------------------------------------------------------------------------------------------|-------------------------------------------------------------------------------------------------------|-------------------------------------------------------------------------------------------------------|-------------------------------------------------------------------------------------------------------|-------------------------------------------------------------------------------------------------------|-------------------------------------------------------------------------------------------------------|-------------------------------------------------------------------------------------------------------|-------------------------------------------------------------------------------------------------------|-------------------------------------------------------------------------------------------------------|-------------------------------------------------------------------------------------------------------|-------------------------------------------------------------------------------------------------------|-------------------------------------------------------------------------------------------------------|-------------------------------------------------------------------------------------------------------|-------------------------------------------------------------------------------------------------------|-------------------------------------------------------------------------------------------------------|-------------------------------------------------------------------------------------------------------|
| Casey Candaele, S OBP: 0.318, SLG: 0.333 (1,4) | 5-3 | 4-3 | | F8 1B | | B5-3 | | 4-3 | | 5 | 1 | 1 | 0 | 0 | 0 | 1 | | | | | | |
| Mitch Webster, S OBP: 0.290, SLG: 0.430 (1,8) | 1B | F7 | | F8 | | CS 1B | | F7 | | 5 | 1 | 2 | 0 | 0 | 0 | 3 | | | | | | |
| Tim Raines, S OBP: 0.411, SLG: 0.481 (1,7) | 1B | | F7 | 1B IBB | | | | | 1B 1B | 4 | 2 | 3 | 0 | 1 | 0 | 0 | | | | | | |
| Andre Dawson, R OBP: 0.333, SLG: 0.476 (1,9) | 1-3 | | BB | G5-4-3 1B | | K | | | 1B 2B | 5 | 1 | 3 | 2 | 0 | 1 | 3 | | | | | | |
| Andres Galarraga, R OBP: 0.347, SLG: 0.422 (1,3) | CS 1B | | 6-3 | G5-4-3 1B | | | | | 2B 1B | 5 | 1 | 2 | 2 | 0 | 0 | 3 | | | | | | |
| Tom Foley, L OBP: 0.341, SLG: 0.371 Jim Wohlford, R OBP: 0.313, SLG: 0.393 Al Newman, S OBP: 0.295, SLG: 0.241 (1,5) | CS | 1B 2B | | IBB | | FC5-4 1B | | L3 | WP 2B | 3 | 1 | 2 | 0 | 1 | 0 | 0 | | | | | | |
| Luis Rivera, R Andy McGaffigan, R OBP: 0.088, SLG: 0.061 (7,1) | | 1-3 2B | | BB | | FC5-4 1B | | | K | 3 | 1 | 1 | 0 | 1 | 1 | 1 | | | | | | |
| Randy Hunt, R OBP: 0.310, SLG: 0.370 (1,2) | 1-3 | | K | | | F2 | | | 4-3 | 5 | 1 | 1 | 1 | 0 | 1 | 7 | | | | | | |
| Dennis Martinez, R Randy St. Claire, R Rene Gonzales, R OBP: 0.159, SLG: 0.111 (7,6) | | 4-3 2B | | F8 1B | | K | | 4-3 | K | 2 | 1 | 2 | 2 | 0 | 0 | 0 | | | | | | |
| Inning Stats | R: 2 E: 0 K: 0 S: 5 | H: 3 LOB: 0 BB: 0 P: 5 | R: 2 E: 0 K: 0 S: 6 | H: 3 LOB: 1 BB: 0 P: 6 | R: 0 E: 0 K: 1 S: 6 | H: 1 LOB: 3 BB: 2 P: 14 | R: 2 E: 0 K: 0 S: 5 | H: 3 LOB: 1 BB: 1 P: 9 | R: 0 E: 0 K: 1 S: 6 | H: 2 LOB: 1 BB: 0 P: 6 | R: 0 E: 0 K: 1 S: 5 | H: 0 LOB: 0 BB: 0 P: 5 | R: 1 E: 0 K: 0 S: 4 | H: 1 LOB: 0 BB: 0 P: 4 | R: 3 E: 0 K: 2 S: 11 | H: 4 LOB: 1 BB: 0 P: 11 | 1B: 14 2B: 3 3B: 0 HR: 1 | SF: 0 SAC: 0 DP: 1 HBP: 0 | WP: 1 PB: 0 SB: 1 CS: 2 | PA: 46 | | |
| PITCHER | IP WLS BF H R ER SO BB IBB HBP BLK WP HR S P ERA WHIP | IP WLS BF H R ER SO BB IBB HBP BLK WP HR S P ERA WHIP | IP WLS BF H R ER SO BB IBB HBP BLK WP HR S P ERA WHIP | IP WLS BF H R ER SO BB IBB HBP BLK WP HR S P ERA WHIP | IP WLS BF H R ER SO BB IBB HBP BLK WP HR S P ERA WHIP | IP WLS BF H R ER SO BB IBB HBP BLK WP HR S P ERA WHIP | IP WLS BF H R ER SO BB IBB HBP BLK WP HR S P ERA WHIP | IP WLS BF H R ER SO BB IBB HBP BLK WP HR S P ERA WHIP | IP WLS BF H R ER SO BB IBB HBP BLK WP HR S P ERA WHIP | IP WLS BF H R ER SO BB IBB HBP BLK WP HR S P ERA WHIP | IP WLS BF H R ER SO BB IBB HBP BLK WP HR S P ERA WHIP | IP WLS BF H R ER SO BB IBB HBP BLK WP HR S P ERA WHIP | IP WLS BF H R ER SO BB IBB HBP BLK WP HR S P ERA WHIP | IP WLS BF H R ER SO BB IBB HBP BLK WP HR S P ERA WHIP | IP WLS BF H R ER SO BB IBB HBP BLK WP HR S P ERA WHIP | IP WLS BF H R ER SO BB IBB HBP BLK WP HR S P ERA WHIP | IP WLS BF H R ER SO BB IBB HBP BLK WP HR S P ERA WHIP | IP WLS BF H R ER SO BB IBB HBP BLK WP HR S P ERA WHIP | IP WLS BF H R ER SO BB IBB HBP BLK WP HR S P ERA WHIP | IP WLS BF H R ER SO BB IBB HBP BLK WP HR S P ERA WHIP | IP WLS BF H R ER SO BB IBB HBP BLK WP HR S P ERA WHIP | |
| Greg Maddux, R ERA: 6.17 (1,1) | 3.1 L | 21 9 | 6 6 | 6 1 | 1 2 | 0 0 | 0 0 | 0 0 | 0 0 | 0 0 | 20 2 | 32 2 | 16.20 0.00 | 3.000 1.500 | | | | | | | | |
| Dave Gumpert, R ERA: 4.29 (4,1) | 0.2 | 1 | 0 | 0 | 0 | 0 | 0 | 0 | 0 | 0 | 2 | 2 | 0.00 | 1.500 | | | | | | | | |
| Ed Lynch, R ERA: 3.68 (5,1) | 2.0 | 8 | 3 | 0 | 2 | 0 | 0 | 0 | 0 | 0 | 12 | 12 | 0.00 | 1.500 | | | | | | | | |
| Ron Davis, R ERA: 8.38 (7,1) | 2.0 | 10 | 4 | 4 | 4 | 1 | 0 | 0 | 0 | 0 | 1 | 12 | 18.00 | 2.000 | | | | | | | | |
| Guy Hoffman, L ERA: 4.3 (9,1) | 1.0 | 4 | 1 | 0 | 0 | 2 | 0 | 0 | 0 | 0 | 1 | 8 | 0.00 | 1.000 | | | | | | | | |
| Batter | 1 | 2 | 3 | 4 | 5 | 6 | 7 | 8 | 9 | AB | R | H | RBI | BB | SO | LOB | BOTTOM | | | | | |
| Chico Walker, S OBP: 0.333, SLG: 0.397 (1,8) | G3 | | | K | | | | | 4-3 | 5 | 0 | 2 | 0 | 0 | 1 | 2 | | | | | | |
| 23 Ryne Sandberg, R OBP: 0.328, SLG: 0.409 (1,4) | K | | FC5 | | F4 | | 4-3 | | 4-3 | 5 | 0 | 0 | 0 | 0 | 1 | 4 | | | | | | |
| Gary Matthews, R OBP: 0.363, SLG: 0.478 (1,7) | 5-3 | | | 1B 2B | | 6-3 | | F8 | | 4 | 1 | 1 | 0 | 0 | 0 | 0 | | | | | | |
| Keith Moreland, R OBP: 0.329, SLG: 0.389 (1,5) | | F9 | | 2B HR | | F8 | | | K | 4 | 1 | 1 | 0 | 0 | 1 | 0 | | | | | | |
| Leon Durham, L OBP: 0.350, SLG: 0.463 (1,3) | | 5-3 | | HR 2B | | K 1B | | 4-3 | | 4 | 1 | 1 | 1 | 0 | 1 | 0 | | | | | | |
| Jody Davis, R OBP: 0.285, SLG: 0.402 (1,2) | | K | | HR | | F2 | | K | | 4 | 1 | 1 | 3 | 0 | 2 | 1 | | | | | | |
| Brian Dayett, R OBP: 0.231, SLG: 0.278 (1,9) | | | K | | 1B | | | | HR | 4 | 1 | 3 | 1 | 0 | 1 | 0 | | | | | | |
| Shawon Dunston, R OBP: 0.280, SLG: 0.411 (1,6) | | | F4 | | K | | K | | 4-3 4-3 1B | 4 | 0 | 1 | 0 | 0 | 2 | 3 | | | | | | |
| Greg Maddux, R Dave Gumpert, R Jerry Mumphrey, S Ed Lynch, R Rafael Palmeiro, L Ron Davis, R Guy Hoffman, L Terry Francona, L OBP: 0.276, SLG: 0.322 (9,9) | | | FC5 1B | | F4 | | 4-3 | | 4-3 | 1 | 0 | 1 | 0 | 0 | 0 | 0 | | | | | | |
| Inning Stats | R: 0 E: 0 K: 1 S: 5 | H: 0 LOB: 0 BB: 0 P: 5 | R: 0 E: 0 K: 1 S: 5 | H: 0 LOB: 0 BB: 0 P: 5 | R: 0 E: 0 K: 1 S: 7 | H: 2 LOB: 2 BB: 0 P: 7 | R: 4 E: 0 K: 2 S: 12 | H: 5 LOB: 1 BB: 0 P: 12 | R: 0 E: 0 K: 0 S: 3 | H: 0 LOB: 0 BB: 0 P: 3 | R: 0 E: 0 K: 2 S: 9 | H: 1 LOB: 2 BB: 0 P: 9 | R: 0 E: 0 K: 0 S: 3 | H: 1 LOB: 0 BB: 0 P: 3 | R: 0 E: 0 K: 2 S: 7 | H: 0 LOB: 0 BB: 0 P: 7 | R: 1 E: 0 K: 0 S: 5 | H: 2 LOB: 1 BB: 0 P: 5 | 1B: 8 2B: 1 3B: 0 HR: 2 | SF: 0 SAC: 0 DP: 0 HBP: 0 | WP: 0 PB: 1 SB: 0 CS: 1 | PA: 38 |
| PITCHER | IP WLS BF H R ER SO BB IBB HBP BLK WP HR S P ERA WHIP | IP WLS BF H R ER SO BB IBB HBP BLK WP HR S P ERA WHIP | IP WLS BF H R ER SO BB IBB HBP BLK WP HR S P ERA WHIP | IP WLS BF H R ER SO BB IBB HBP BLK WP HR S P ERA WHIP | IP WLS BF H R ER SO BB IBB HBP BLK WP HR S P ERA WHIP | IP WLS BF H R ER SO BB IBB HBP BLK WP HR S P ERA WHIP | IP WLS BF H R ER SO BB IBB HBP BLK WP HR S P ERA WHIP | IP WLS BF H R ER SO BB IBB HBP BLK WP HR S P ERA WHIP | IP WLS BF H R ER SO BB IBB HBP BLK WP HR S P ERA WHIP | IP WLS BF H R ER SO BB IBB HBP BLK WP HR S P ERA WHIP | IP WLS BF H R ER SO BB IBB HBP BLK WP HR S P ERA WHIP | IP WLS BF H R ER SO BB IBB HBP BLK WP HR S P ERA WHIP | IP WLS BF H R ER SO BB IBB HBP BLK WP HR S P ERA WHIP | IP WLS BF H R ER SO BB IBB HBP BLK WP HR S P ERA WHIP | IP WLS BF H R ER SO BB IBB HBP BLK WP HR S P ERA WHIP | IP WLS BF H R ER SO BB IBB HBP BLK WP HR S P ERA WHIP | IP WLS BF H R ER SO BB IBB HBP BLK WP HR S P ERA WHIP | IP WLS BF H R ER SO BB IBB HBP BLK WP HR S P ERA WHIP | IP WLS BF H R ER SO BB IBB HBP BLK WP HR S P ERA WHIP | IP WLS BF H R ER SO BB IBB HBP BLK WP HR S P ERA WHIP | IP WLS BF H R ER SO BB IBB HBP BLK WP HR S P ERA WHIP | IP WLS BF H R ER SO BB IBB HBP BLK WP HR S P ERA WHIP |
| Dennis Martinez, R ERA: 4.73 (1,1) | 3.0 | 16 | 7 | 4 | 4 | 3 | 0 | 0 | 0 | 0 | 0 | 19 | 19 | 0.00 | 0.333 | | | | | | | |
| Randy St. Claire, R ERA: 2.13 (4,1) | 3.0 | W | 11 | 1 | 0 | 0 | 4 | 0 | 0 | 0 | 0 | 19 | 19 | 0.00 | 0.333 | | | | | | | |
| Andy McGaffigan, R ERA: 2.79 (7,1) | 3.0 | S | 11 | 3 | 1 | 1 | 2 | 0 | 0 | 0 | 0 | 1 | 15 | 15 | 3.00 | 1.000 | | | | | | |

Montreal Expos @ Chicago Cubs
Wrigley Field, Chicago, IL
Tue Sep 23 1986, 3:33 AM CDT
Att: 4,684 - Unknown

AB 42
R 10
H 18
RBI 9
BB 3
SO 6
LOB 21




Montreal Expos @ Chicago Cubs
Wrigley Field, Chicago, IL
Tue Sep 23 1986, 3:33 AM CDT
Att: 4,684 - Unknown

AB 38
R 5
H 11
RBI 5
SO 9
LOB 14




| Batter | 1 | 2 | 3 | 4 | 5 | 6 | 7 | 8 | 9 | AB | R | H | RBI | BB | SO | LOB | TOP | | | | | | |
|--------------------------------------------------------------------------------------------------------------------------------|----------------------------------------------------------------------------------------------------------------------------------------------------------------------|---------------------------------|------------------------------|---------------------------------|------------------------------|---------------------------------|------------------------------|---------------------------------|------------------------------|---------------------------------|------------------------------|---------------------------------|------------------------------|---------------------------------|------------------------------|---------------------------------|---------------------------------------------------------------------------------------------------------------------------|------------------------------|---------------------------------|----------------------------------|------------------------------------|----------------------------------|--------|
| Lenny Dykstra, L (1, 8) OBP: 0.374, SLG: 0.451 | 0-0 4-3 | | 0-0 2B | | | 4-0 4-3 6-3 BB | | 0-3 K | | 3 | 0 | 1 | 0 | 1 | 1 | 0 | New York Mets @ Chicago Cubs Wrigley Field, Chicago, IL Wed Sep 24 1986, 3:33 AM CDT Att: 6,468 - Unknown | | | | | | |
| Wally Backman, S (1, 4) OBP: 0.385, SLG: 0.401 | 0-0 F9 | | 0-0 G3 | | | 0-0 6-3 | | 0-3 K | | 4 | 0 | 0 | 0 | 0 | 1 | 2 | | | | | | | |
| Keith Hernandez, L (1, 3) Dave Magadan, L (8, 3) OBP: 0.412, SLG: 0.447 OBP: 0.500, SLG: 0.438 | 0-3 K | | | 0-0 F9 | | 0-0 4-3 | | 0-0 HR | 1B | 4 | 1 | 1 | 0 | 0 | 1 | 1 | | | | | | | |
| Gary Carter, R (1, 9) OBP: 0.331, SLG: 0.427 | | 0-3 K | | 0-0 F9 | | 0-0 L4 | | 0-0 HR | HR | 4 | 1 | 1 | 2 | 0 | 1 | 1 | | | | | | | |
| Lee Mazzilli, S (1, 7) OBP: 0.383, SLG: 0.340 | | 0-0 1B | | 4-0 FC6-4 BB | | 0-0 6-3 | | 0-0 1-3 | | 3 | 0 | 1 | 0 | 1 | 0 | 0 | | | | | | | |
| Howard Johnson, S (1, 5) OBP: 0.339, SLG: 0.437 | | 0-3 K | | 0-0 FC6-4 | | 0-0 FC5-4 1B | | 0-0 F8 | | 4 | 0 | 1 | 0 | 0 | 1 | 2 | | | | | | | |
| Ed Hearn, R (1, 2) OBP: 0.324, SLG: 0.397 | | 0-0 L4 | | | 0-0 F9 | | 0-0 FC5-4 1B | | 0-0 4-3 | 4 | 0 | 0 | 0 | 0 | 0 | 2 | | | | | | | |
| Kevin Elster, R (1, 6) OBP: 0.348, SLG: 0.300 | | 0-3 K | | 0-3 K | | 0-0 K | | 0-0 6-3 | | 2 | 0 | 0 | 0 | 0 | 2 | 0 | | | | | | | |
| Kevin Mitchell, R (7, PH) Rafael Santana, R (7, 6) OBP: 0.354, SLG: 0.476 OBP: 0.280, SLG: 0.254 | | | 0-3 K | | 0-3 K | | 0-0 1-2 1B | | 0-0 6-3 | 1 | 0 | 1 | 0 | 0 | 0 | 0 | | | | | | | |
| Rick Aguilera, R (1, 1) OBP: 0.212, SLG: 0.286 | | 0-3 K | | | 0-0 F8 | | 0-0 6-3 | | | 2 | 0 | 0 | 0 | 0 | 1 | 0 | | | | | | | |
| Mookie Wilson, S (7, PH) Doug Sisk, R (7, 1) Randy Niemann, L (8, 1) OBP: 0.353, SLG: 0.440 OBP: 0.280, SLG: 0.333 | | | 0-3 K | | | 0-0 F8 | | | | 1 | 0 | 0 | 0 | 0 | 0 | 2 | | | | | | | |
| | | | | | | | | | | 0 | 0 | 0 | 0 | 0 | 0 | 0 | | | | | | | |
| Inning Stats | R: 0 E: 0 K: 1 S: 5 | H: 0 LOB: 0 BB: 0 P: 5 | R: 0 E: 0 K: 2 S: 8 | H: 1 LOB: 1 BB: 0 P: 8 | R: 0 E: 0 K: 2 S: 8 | H: 1 LOB: 1 BB: 0 P: 8 | R: 0 E: 0 K: 0 S: 3 | H: 0 LOB: 1 BB: 1 P: 7 | R: 0 E: 0 K: 1 S: 5 | H: 0 LOB: 0 BB: 0 P: 5 | R: 0 E: 0 K: 0 S: 3 | H: 0 LOB: 1 BB: 0 P: 7 | R: 0 E: 0 K: 0 S: 5 | H: 2 LOB: 2 BB: 0 P: 5 | R: 2 E: 0 K: 2 S: 9 | H: 2 LOB: 0 BB: 0 P: 9 | | R: 0 E: 0 K: 0 S: 3 | H: 0 LOB: 0 BB: 0 P: 3 | 1B: 4 2B: 1 3B: 0 HR: 1 | SF: 0 SAC: 0 DP: 0 HBP: 0 | WP: 0 PB: 0 SB: 0 CS: 0 | PA: 35 |
| PITCHER Drew Hall, L (1, 1) ERA: 3.79 | IP: 9.0 WLS: W BF: 35 H: 6 R: 2 ER: 2 SO: 8 BB: 2 IBB: 0 HBP: 0 BLK: 0 WP: 0 HR: 1 S: 49 P: 57 ERA: 2.00 WHIP: 0.889 | | | | | | | | | | | | | | | | | | | | | | |

| | |
|-----|----|
| AB | 33 |
| R | 2 |
| H | 6 |
| RBI | 2 |
| BB | 2 |
| SO | 8 |
| LOB | 10 |



| Batter | 1 | 2 | 3 | 4 | 5 | 6 | 7 | 8 | 9 | AB | R | H | RBI | BB | SO | LOB | BOTTOM | | | | |
|------------------------------------------------------------------------------------------------------------------------------------|----------------------------------------------------------------------------------------------------------------------------------------------------------------------|---------------------------------|------------------------------|---------------------------------|------------------------------|---------------------------------|---------------------------------|---------------------------------|------------------------------|---------------------------------|------------------------------|---------------------------------|------------------------------|----------------------------------|------------------------------|---------------------------------|---------------------------------------------------------------------------------------------------------------------------|-----------------------------------|------------------------------------|----------------------------------|--------|
| Chico Walker, S (1, 8) OBP: 0.349, SLG: 0.410 | 0-3 K | | 0-0 23 1B | | 0-0 FC6-4 23 1B | | 0-0 E9 23 1B | 0-0 FC4-6 23 1B | | 5 | 2 | 3 | 2 | 0 | 1 | 1 | New York Mets @ Chicago Cubs Wrigley Field, Chicago, IL Wed Sep 24 1986, 3:33 AM CDT Att: 6,468 - Unknown | | | | |
| 23 Ryne Sandberg, R (1, 4) OBP: 0.330, SLG: 0.410 | 0-0 5-3 | | 0-0 G6-4-3 1B | | 0-0 1-3 1B | | 0-0 G5-3 HBP 1B | 0-0 FC4-6 1-2 1B | | 5 | 0 | 3 | 3 | 0 | 0 | 1 | | | | | |
| Rafael Palmeiro, L (1, 7) OBP: 0.291, SLG: 0.380 | 0-3 K | | 0-0 G6-4-3 1-2 1B | | 0-0 4-3 | | 0-0 G5-3 HBP 1B | 0-0 3-1 | | 4 | 1 | 0 | 0 | 0 | 1 | 4 | | | | | |
| Keith Moreland, R (1, 5) Manny Trillo, R (8, 5) OBP: 0.328, SLG: 0.388 OBP: 0.363, SLG: 0.396 | | 0-0 L6 | | 0-0 1-3 1B | | 0-3 K | 0-0 G5-3 1-2 2-3 1B | | | 4 | 0 | 1 | 0 | 0 | 1 | 2 | | | | | |
| Leon Durham, L (1, 3) Terry Francona, L (7, PH) OBP: 0.348, SLG: 0.460 OBP: 0.283, SLG: 0.322 | | 0-0 F8 | | 0-0 1-3 1B | | 0-0 6-3 | 4-0 1B | | | 3 | 0 | 0 | 0 | 0 | 0 | 1 | | | | | |
| Jody Davis, R (1, 2) OBP: 0.286, SLG: 0.403 | | 0-0 2B 1B | | 0-0 F9 | | 0-0 5-3 | 0-0 BB | | | 0 | 0 | 0 | 0 | 1 | 0 | 0 | | | | | |
| Brian Dayett, R (1, 9) OBP: 0.256, SLG: 0.325 | | 0-0 1B | | 0-0 L5 | | 0-0 5-3 | 0-0 1B | | | 4 | 1 | 2 | 1 | 0 | 0 | 1 | | | | | |
| Shawon Dunston, R (1, 6) OBP: 0.283, SLG: 0.419 | | 0-0 2B | | | 0-0 L5 | | 0-0 1B | | | 4 | 2 | 3 | 1 | 0 | 0 | 1 | | | | | |
| Drew Hall, L (1, 1) OBP: 0.286, SLG: 0.167 | | 0-0 4-3 | | 0-0 FC6-4 1B | | 0-0 5-3 | 0-0 1B | 0-0 HR | | 4 | 1 | 1 | 0 | 0 | 2 | 1 | | | | | |
| | | | 0-0 F6 | | 0-3 K | | 0-0 E 23 1B | 0-3 K | | 4 | 1 | 1 | 0 | 0 | 2 | 1 | | | | | |
| Inning Stats | R: 0 E: 0 K: 2 S: 7 | H: 0 LOB: 0 BB: 0 P: 7 | R: 1 E: 0 K: 0 S: 5 | H: 2 LOB: 1 BB: 0 P: 5 | R: 0 E: 0 K: 0 S: 4 | H: 2 LOB: 1 BB: 0 P: 4 | R: 0 E: 0 K: 0 S: 4 | H: 1 LOB: 1 BB: 0 P: 4 | R: 1 E: 0 K: 1 S: 7 | H: 2 LOB: 1 BB: 0 P: 7 | R: 0 E: 0 K: 1 S: 5 | H: 0 LOB: 0 BB: 0 P: 5 | R: 5 E: 1 K: 0 S: 8 | H: 6 LOB: 2 BB: 1 P: 13 | R: 1 E: 0 K: 1 S: 7 | H: 2 LOB: 1 BB: 0 P: 7 | | 1B: 13 2B: 1 3B: 0 HR: 1 | SF: 0 SAC: 0 DP: 2 HBP: 1 | WP: 0 PB: 0 SB: 1 CS: 0 | PA: 39 |
| PITCHER Rick Aguilera, R (1, 1) ERA: 4.01 Doug Sisk, R (7, 1) ERA: 3.66 Randy Niemann, L (8, 1) ERA: 3.89 | IP: 6.0 WLS: L BF: 24 H: 7 R: 2 ER: 2 SO: 4 BB: 0 IBB: 0 HBP: 0 BLK: 0 WP: 0 HR: 0 S: 32 P: 32 ERA: 3.00 WHIP: 1.167 | | | | | | | | | | | | | | | | | | | | |

| | |
|-----|----|
| AB | 37 |
| R | 8 |
| H | 15 |
| RBI | 8 |
| BB | 1 |
| SO | 5 |
| LOB | 15 |



| Batter | 1 | 2 | 3 | 4 | 5 | 6 | 7 | 8 | 9 | AB | R | H | RBI | BB | SO | LOB | TOP | | | | | | | | |
|----------------------------------------------------------|------------------------------|---------------------------------|------------------------------|---------------------------------|------------------------------|---------------------------------|------------------------------|----------------------------------|------------------------------|---------------------------------|------------------------------|---------------------------------|------------------------------|---------------------------------|------------------------------|---------------------------------|-------------------------------|----------------------------------|-----------------------------------|------------------------------------|----------------------------------|--------|--|--|--|
| Mookie Wilson, S (1, 8) OBP: 0.355, SLG: 0.441 | K | | FC5-4 1B | | 1-3 | 1B | | PB 1B | K | 6 | 0 | 3 | 1 | 0 | 2 | 2 | | | | | | | | | |
| Kevin Mitchell, R (1, 7) OBP: 0.354, SLG: 0.484 | F9 | | FC5-4 | | | 1B | | F8 | | 5 | 1 | 2 | 1 | 0 | 0 | 3 | | | | | | | | | |
| Roger McDowell, R (8, 1) OBP: 0.333, SLG: 0.294 | | | 1-2 2-3 | | HR | 1B | | | | 0 | 0 | 0 | 0 | 0 | 0 | 0 | | | | | | | | | |
| Jesse Orosco, R (9, 1) | | | | | | | | | | 0 | 0 | 0 | 0 | 0 | 0 | 0 | | | | | | | | | |
| Keith Hernandez, L (1, 3) OBP: 0.410, SLG: 0.445 | F6 | | G3 | | F6 | | | | 1B FC 1B | 5 | 1 | 1 | 0 | 0 | 0 | 2 | | | | | | | | | |
| Gary Carter, R (1, 2) OBP: 0.334, SLG: 0.429 | | 5-3 | | | | | | | | 5 | 1 | 3 | 0 | 0 | 0 | 0 | | | | | | | | | |
| Stan Jefferson, S (9, PR) OBP: 0.250, SLG: 0.333 | | | | | 2B 1-3 1B | | | | FC 2B 1B | 0 | 1 | 0 | 0 | 0 | 0 | 0 | | | | | | | | | |
| John Gibbons, R (9, 2) OBP: 0.571, SLG: 0.889 | | | | | BB 1B | | | | | 0 | 0 | 0 | 0 | 0 | 0 | 0 | | | | | | | | | |
| Darryl Strawberry, L (1, 9) OBP: 0.355, SLG: 0.493 | F6 | | | | 1-3 2B | | | | K | 3 | 0 | 1 | 0 | 2 | 1 | 2 | | | | | | | | | |
| Ray Knight, R (1, 5) OBP: 0.348, SLG: 0.419 | L4 | | | | 1-3 | | | | FC 2B | 5 | 1 | 1 | 2 | 0 | 0 | 4 | | | | | | | | | |
| Tim Lincecum, R (1, 4) OBP: 0.327, SLG: 0.372 | | | 6-3 | | F3 | | | | F7 | 4 | 0 | 0 | 0 | 0 | 0 | 3 | | | | | | | | | |
| Wally Backman, S (9, PH) OBP: 0.384, SLG: 0.400 | | | | | | | | | | 1 | 0 | 0 | 0 | 0 | 0 | 2 | | | | | | | | | |
| Rafael Santana, R (1, 6) OBP: 0.285, SLG: 0.255 | | | | | | | | | | 2 | 1 | 1 | 0 | 2 | 1 | 0 | | | | | | | | | |
| Danny Heep, L (9, PH) OBP: 0.398, SLG: 0.438 | | | | | | | | | | 1 | 0 | 1 | 2 | 0 | 0 | 0 | | | | | | | | | |
| Kevin Elster, R (9, 6) OBP: 0.348, SLG: 0.300 | | | SH 1B | | BB | | | K | PB 2B | 0 | 0 | 0 | 0 | 0 | 0 | 0 | | | | | | | | | |
| Ron Darling, R (1, 1) OBP: 0.136, SLG: 0.128 | | | | | | | | | | 2 | 0 | 0 | 0 | 0 | 1 | 3 | | | | | | | | | |
| Lee Mazzilli, S (8, PH) OBP: 0.381, SLG: 0.338 | | | SH 1B | | K | | | F8 | | 1 | 0 | 0 | 0 | 0 | 0 | 0 | | | | | | | | | |
| Lenny Dykstra, L (8, 8) OBP: 0.375, SLG: 0.451 | | | FC5-4 1B | | K | | | F8 | | 0 | 0 | 0 | 0 | 1 | 0 | 0 | | | | | | | | | |
| Inning Stats | R: 0 E: 0 K: 1 S: 5 | H: 0 LOB: 0 BB: 0 P: 5 | R: 0 E: 0 K: 0 S: 3 | H: 0 LOB: 0 BB: 0 P: 3 | R: 1 E: 0 K: 0 S: 6 | H: 2 LOB: 2 BB: 0 P: 6 | R: 1 E: 0 K: 1 S: 7 | H: 2 LOB: 2 BB: 1 P: 11 | R: 1 E: 0 K: 0 S: 5 | H: 2 LOB: 2 BB: 1 P: 9 | R: 0 E: 0 K: 0 S: 4 | H: 2 LOB: 2 BB: 1 P: 8 | R: 0 E: 0 K: 0 S: 4 | H: 1 LOB: 1 BB: 0 P: 8 | R: 0 E: 0 K: 1 S: 6 | H: 1 LOB: 1 BB: 0 P: 6 | R: 3 E: 0 K: 2 S: 11 | H: 3 LOB: 2 BB: 1 P: 15 | 1B: 10 2B: 2 3B: 0 HR: 1 | SF: 0 SAC: 1 DP: 0 HBP: 0 | WP: 0 PB: 2 SB: 0 CS: 0 | PA: 46 | | | |
| PITCHER | IP | WLS | BF | H | R | ER | SO | BB | IBB | HBP | BLK | WP | HR | S | P | ERA | WHIP | | | | | | | | |
| Jamie Moyer, L ERA: 5.05 | (1, 1) | 7.0 | 34 | 9 | 3 | 3 | 2 | 4 | 0 | 0 | 0 | 0 | 1 | 34 | 50 | 3.86 | 1.857 | | | | | | | | |
| Ed Lynch, R ERA: 3.92 | (8, 1) | 1.1 | L | 7 | 3 | 2 | 2 | 0 | 0 | 0 | 0 | 0 | 0 | 11 | 11 | 13.50 | 2.250 | | | | | | | | |
| Lee Smith, R ERA: 2.89 | (9, 1) | 0.2 | S | 5 | 1 | 1 | 1 | 1 | 0 | 0 | 0 | 0 | 0 | 6 | 10 | 13.50 | 3.000 | | | | | | | | |

New York Mets @ Chicago Cubs
Wrigley Field, Chicago, IL
Thu Sep 25 1986, 3:33 AM CDT
Att: 8,840 - Unknown

AB 40
R 6
H 13
RBI 6
BB 5
SO 5
LOB 21



| Batter | 1 | 2 | 3 | 4 | 5 | 6 | 7 | 8 | 9 | AB | R | H | RBI | BB | SO | LOB | BOTTOM | | | | | | | | |
|---------------------------------------------------------|------------------------------|---------------------------------|------------------------------|---------------------------------|------------------------------|---------------------------------|------------------------------|---------------------------------|------------------------------|----------------------------------|------------------------------|---------------------------------|------------------------------|---------------------------------|------------------------------|----------------------------------|----------------------------------|------------------------------------|----------------------------------|--------|--|--|--|--|--|
| Chico Walker, S (1, 8) OBP: 0.363, SLG: 0.415 | G3 1B | | 23 S 1B | | 23 S BB | | | | FC4-6 HR | 4 | 1 | 2 | 0 | 1 | 1 | 1 | | | | | | | | | |
| 23 Ryne Sandberg, R (1, 4) OBP: 0.330, SLG: 0.409 | K | | FC4-6 BB | | K | | | S 1B | F4 | 4 | 0 | 1 | 0 | 1 | 2 | 3 | | | | | | | | | |
| Rafael Palmeiro, L (1, 7) OBP: 0.271, SLG: 0.352 | | | | | | | | | | 4 | 0 | 0 | 0 | 0 | 0 | 5 | | | | | | | | | |
| Ed Lynch, R (8, 1) OBP: 0.097, SLG: 0.034 | G3 | | FC4-6 | | 5-3 | | | | | 0 | 0 | 0 | 0 | 0 | 0 | 0 | | | | | | | | | |
| Jerry Mumphrey, S (9, 9) OBP: 0.356, SLG: 0.403 | 1-2 | | 1-2 | | | | | | HR | 1 | 1 | 1 | 2 | 0 | 0 | 0 | | | | | | | | | |
| Keith Moreland, R (1, 5) OBP: 0.329, SLG: 0.388 | K | | | | | | | | | 5 | 1 | 2 | 0 | 0 | 1 | 1 | | | | | | | | | |
| Dave Martinez, L (9, PR) OBP: 0.190, SLG: 0.194 | | | | | HR 1B | | | | BB 1B | 0 | 0 | 0 | 0 | 0 | 0 | 0 | | | | | | | | | |
| Leon Durham, L (1, 3) OBP: 0.351, SLG: 0.461 | | | G5-4-3 1B | | K | | | | | 4 | 1 | 2 | 0 | 1 | 1 | 1 | | | | | | | | | |
| Jody Davis, R (1, 2) OBP: 0.290, SLG: 0.410 | | | | | | | | | | 4 | 1 | 2 | 0 | 1 | 1 | 1 | | | | | | | | | |
| Bob Dernier, R (8, PR) OBP: 0.267, SLG: 0.304 | K | | | | | | | | | 0 | 0 | 0 | 0 | 0 | 0 | 0 | | | | | | | | | |
| Manny Trillo, R (9, 5) OBP: 0.390, SLG: 0.393 | | | | | HR | | | | SF8 S 1B | 1 | 0 | 0 | 0 | 0 | 0 | 2 | | | | | | | | | |
| Brian Dayett, R (1, 9) OBP: 0.255, SLG: 0.310 | | | | | L4 | | | | | 2 | 0 | 0 | 1 | 1 | 0 | 1 | | | | | | | | | |
| Lee Smith, R (9, 1) | G5-4-3 | | 1-2 | | | | | | | 0 | 0 | 0 | 0 | 0 | 0 | 0 | | | | | | | | | |
| Shawon Dunston, R (1, 6) OBP: 0.281, SLG: 0.416 | | | | | F3 | | | | | 4 | 0 | 0 | 0 | 0 | 0 | 4 | | | | | | | | | |
| Jamie Moyer, L (1, 1) OBP: 0.231, SLG: 0.091 | | | | | 1-3 | | | | | 2 | 0 | 0 | 0 | 0 | 0 | 0 | | | | | | | | | |
| Thad Bosley, L (7, PH) OBP: 0.361, SLG: 0.336 | | | | | | | | | FC4-6 1B | 2 | 0 | 1 | 0 | 0 | 0 | 0 | | | | | | | | | |
| Inning Stats | R: 0 E: 0 K: 2 S: 8 | H: 1 LOB: 1 BB: 0 P: 8 | R: 0 E: 0 K: 1 S: 5 | H: 1 LOB: 0 BB: 0 P: 5 | R: 0 E: 0 K: 0 S: 4 | H: 1 LOB: 2 BB: 1 P: 8 | R: 2 E: 0 K: 1 S: 7 | H: 2 LOB: 0 BB: 0 P: 7 | R: 0 E: 0 K: 0 S: 5 | H: 0 LOB: 2 BB: 2 P: 11 | R: 0 E: 0 K: 1 S: 6 | H: 1 LOB: 1 BB: 0 P: 6 | R: 1 E: 0 K: 0 S: 5 | H: 2 LOB: 2 BB: 0 P: 5 | R: 2 E: 0 K: 0 S: 6 | H: 3 LOB: 2 BB: 1 P: 10 | 1B: 9 2B: 0 3B: 0 HR: 2 | SF: 1 SAC: 0 DP: 1 HBP: 0 | WP: 0 PB: 0 SB: 4 CS: 0 | PA: 42 | | | | | |
| PITCHER | IP | WLS | BF | H | R | ER | SO | BB | IBB | HBP | BLK | WP | HR | S | P | ERA | WHIP | | | | | | | | |
| Ron Darling, R ERA: 2.92 | (1, 1) | 7.0 | 30 | 6 | 2 | 2 | 6 | 4 | 0 | 0 | 0 | 0 | 1 | 38 | 54 | 2.57 | 1.429 | | | | | | | | |
| Roger McDowell, R ERA: 3.2 | (8, 1) | 1.2 | W | 10 | 5 | 3 | 3 | 0 | 0 | 0 | 0 | 0 | 1 | 10 | 10 | 16.20 | 3.000 | | | | | | | | |
| Jesse Orosco, L ERA: 2.37 | (9, 1) | 0.1 | S | 2 | 0 | 0 | 0 | 1 | 0 | 0 | 0 | 0 | 0 | 1 | 5 | 0.00 | 3.000 | | | | | | | | |

New York Mets @ Chicago Cubs
Wrigley Field, Chicago, IL
Thu Sep 25 1986, 3:33 AM CDT
Att: 8,840 - Unknown

AB 36
R 5
H 11
RBI 5
BB 5
SO 6
LOB 19



| Batter | 1 | 2 | 3 | 4 | 5 | 6 | 7 | 8 | 9 | AB | R | H | RBI | BB | SO | LOB | TOP | | | | | | | |
|--------------------------------------------------------------------------------------------------------------------------------------------------------------------------------------------------------------------------------------------------------------------------------------|-------------------------------------------------------------------------------------------------------|-------------------------------------------------------------------------------------------------------|-------------------------------------------------------------------------------------------------------|-------------------------------------------------------------------------------------------------------|-------------------------------------------------------------------------------------------------------|-------------------------------------------------------------------------------------------------------|-------------------------------------------------------------------------------------------------------|-------------------------------------------------------------------------------------------------------|-------------------------------------------------------------------------------------------------------|-------------------------------------------------------------------------------------------------------|-------------------------------------------------------------------------------------------------------|-------------------------------------------------------------------------------------------------------|-------------------------------------------------------------------------------------------------------|-------------------------------------------------------------------------------------------------------|-------------------------------------------------------------------------------------------------------|-------------------------------------------------------------------------------------------------------|-------------------------------------------------------------------------------------------------------|-------------------------------------------------------------------------------------------------------|-------------------------------------------------------------------------------------------------------|-------------------------------------------------------------------------------------------------------|-------------------------------------------------------------------------------------------------------|-------------------------------------------------------------------------------------------------------|-------------------------------------------------------------------------------------------------------|--|
| Bob Dernier, R OBP: 0.272, SLG: 0.310 (1, 8) | | | | | | | | | | 4 | 1 | 2 | 0 | 1 | 0 | 1 | | | | | | | | |
| 23 Ryne Sandberg, R OBP: 0.328, SLG: 0.406 (1, 4) | | | | | | | | | | 5 | 0 | 0 | 0 | 0 | 1 | 4 | | | | | | | | |
| Gary Matthews, R OBP: 0.364, SLG: 0.486 Guy Hoffman, L OBP: 0.077, SLG: 0.078 Scott Sanderson, R OBP: 0.386, SLG: 0.342 Theod Bosley, L OBP: 0.366, SLG: 0.393 Manny Trillo, R OBP: 0.360, SLG: 0.388 Lee Smith, R OBP: 0.330, SLG: 0.388 (1, 7) | | | | | | | | | | 4 | 1 | 2 | 2 | 0 | 1 | 1 | | | | | | | | |
| Leon Durham, L OBP: 0.349, SLG: 0.458 Terry Francona, L OBP: 0.289, SLG: 0.328 (1, 3) | | | | | | | | | | 3 | 0 | 0 | 0 | 0 | 2 | 2 | | | | | | | | |
| Jody Davis, R OBP: 0.291, SLG: 0.409 (1, 2) | | | | | | | | | | 2 | 1 | 0 | 0 | 2 | 0 | 3 | | | | | | | | |
| Brian Dayett, R OBP: 0.255, SLG: 0.370 (7, 7) | | | | | | | | | 4 | 1 | 1 | 2 | 0 | 0 | 1 | | AB 36 | | | | | | | |
| Shawon Dunston, R OBP: 0.279, SLG: 0.413 (1, 6) | | | | | | | | | 4 | 0 | 0 | 0 | 0 | 1 | 1 | | R 4 | | | | | | | |
| Rick Sutcliffe, L OBP: 0.250, SLG: 0.302 Chico Walker, S OBP: 0.359, SLG: 0.410 (1, 1) | | | | | | | | | 2 | 0 | 1 | 0 | 1 | 0 | 1 | | H 10 | | | | | | | |
| | | | | | | | | | 1 | 0 | 0 | 0 | 0 | 0 | 0 | | RBI 4 | | | | | | | |
| | | | | | | | | | | | | | | | | | BB 4 | | | | | | | |
| | | | | | | | | | | | | | | | | | SO 5 | | | | | | | |
| | | | | | | | | | | | | | | | | | LOB 17 | | | | | | | |
| Inning Stats | R: 0 E: 0 K: 0 S: 3 | H: 0 LOB: 1 BB: 1 P: 7 | R: 2 E: 0 K: 2 S: 8 | H: 1 LOB: 1 BB: 2 P: 16 | R: 0 E: 0 K: 1 S: 6 | H: 1 LOB: 1 BB: 0 P: 6 | R: 0 E: 0 K: 0 S: 3 | H: 0 LOB: 1 BB: 1 P: 7 | R: 2 E: 0 K: 1 S: 8 | H: 3 LOB: 1 BB: 0 P: 8 | R: 0 E: 0 K: 0 S: 5 | H: 2 LOB: 2 BB: 0 P: 5 | R: 0 E: 0 K: 0 S: 4 | H: 2 LOB: 1 BB: 0 P: 4 | R: 0 E: 0 K: 0 S: 3 | H: 0 LOB: 0 BB: 0 P: 3 | R: 0 E: 0 K: 1 S: 6 | H: 1 LOB: 1 BB: 0 P: 6 | 1B: 7 2B: 1 3B: 0 HR: 2 | SF: 0 SAC: 0 DP: 1 HBP: 0 | WP: 0 PB: 0 SB: 3 CS: 0 | PA: 40 | | |
| PITCHER | IP WLS BF H R ER SO BB IBB HBP BLK WP HR S P ERA WHIP | IP WLS BF H R ER SO BB IBB HBP BLK WP HR S P ERA WHIP | IP WLS BF H R ER SO BB IBB HBP BLK WP HR S P ERA WHIP | IP WLS BF H R ER SO BB IBB HBP BLK WP HR S P ERA WHIP | IP WLS BF H R ER SO BB IBB HBP BLK WP HR S P ERA WHIP | IP WLS BF H R ER SO BB IBB HBP BLK WP HR S P ERA WHIP | IP WLS BF H R ER SO BB IBB HBP BLK WP HR S P ERA WHIP | IP WLS BF H R ER SO BB IBB HBP BLK WP HR S P ERA WHIP | IP WLS BF H R ER SO BB IBB HBP BLK WP HR S P ERA WHIP | IP WLS BF H R ER SO BB IBB HBP BLK WP HR S P ERA WHIP | IP WLS BF H R ER SO BB IBB HBP BLK WP HR S P ERA WHIP | IP WLS BF H R ER SO BB IBB HBP BLK WP HR S P ERA WHIP | IP WLS BF H R ER SO BB IBB HBP BLK WP HR S P ERA WHIP | IP WLS BF H R ER SO BB IBB HBP BLK WP HR S P ERA WHIP | IP WLS BF H R ER SO BB IBB HBP BLK WP HR S P ERA WHIP | IP WLS BF H R ER SO BB IBB HBP BLK WP HR S P ERA WHIP | IP WLS BF H R ER SO BB IBB HBP BLK WP HR S P ERA WHIP | IP WLS BF H R ER SO BB IBB HBP BLK WP HR S P ERA WHIP | IP WLS BF H R ER SO BB IBB HBP BLK WP HR S P ERA WHIP | IP WLS BF H R ER SO BB IBB HBP BLK WP HR S P ERA WHIP | IP WLS BF H R ER SO BB IBB HBP BLK WP HR S P ERA WHIP | IP WLS BF H R ER SO BB IBB HBP BLK WP HR S P ERA WHIP | IP WLS BF H R ER SO BB IBB HBP BLK WP HR S P ERA WHIP | |
| Tim Conroy, L ERA: 5.06 Joe Boever, R ERA: 2.0 Greg Bargar, R ERA: 5.81 (1, 1) | 5.0 L 24 5 4 4 4 4 0 0 0 0 2 28 44 7.20 1.800 | 3.0 12 4 0 0 0 0 0 0 0 0 0 0 12 12 0.00 1.333 | 1.0 4 1 0 0 1 0 0 0 0 0 0 0 6 6 0.00 1.000 | | | | | | | | | | | | | | | | | | | | | |

Chicago Cubs @ St. Louis Cardinals
 Busch Stadium, St. Louis, MO
 Fri Sep 26 1986, 7:05 PM CDT
 Att: 23,364 - Unknown

| | |
|-----|----|
| AB | 36 |
| R | 4 |
| H | 10 |
| RBI | 4 |
| BB | 4 |
| SO | 5 |
| LOB | 17 |



| Batter | 1 | 2 | 3 | 4 | 5 | 6 | 7 | 8 | 9 | AB | R | H | RBI | BB | SO | LOB | BOTTOM | | | | | | | |
|-----------------------------------------------------------------------------------------------------------------------------------------------------------------------------------------------------------------------|-------------------------------------------------------------------------------------------------------|-------------------------------------------------------------------------------------------------------|-------------------------------------------------------------------------------------------------------|-------------------------------------------------------------------------------------------------------|-------------------------------------------------------------------------------------------------------|-------------------------------------------------------------------------------------------------------|-------------------------------------------------------------------------------------------------------|-------------------------------------------------------------------------------------------------------|-------------------------------------------------------------------------------------------------------|-------------------------------------------------------------------------------------------------------|-------------------------------------------------------------------------------------------------------|-------------------------------------------------------------------------------------------------------|-------------------------------------------------------------------------------------------------------|-------------------------------------------------------------------------------------------------------|-------------------------------------------------------------------------------------------------------|-------------------------------------------------------------------------------------------------------|-------------------------------------------------------------------------------------------------------|-------------------------------------------------------------------------------------------------------|-------------------------------------------------------------------------------------------------------|-------------------------------------------------------------------------------------------------------|-------------------------------------------------------------------------------------------------------|-------------------------------------------------------------------------------------------------------|-------------------------------------------------------------------------------------------------------|--|
| Vince Coleman, S OBP: 0.302, SLG: 0.283 (1, 7) | | | | | | | | | | 4 | 0 | 0 | 0 | 0 | 0 | 2 | | | | | | | | |
| Willie McGee, S OBP: 0.311, SLG: 0.375 (1, 8) | | | | | | | | | | 4 | 1 | 2 | 0 | 0 | 0 | 1 | | | | | | | | |
| Tom Herr, S OBP: 0.337, SLG: 0.328 (1, 4) | | | | | | | | | | 4 | 0 | 1 | 0 | 0 | 0 | 2 | | | | | | | | |
| Mike Laga, L OBP: 0.281, SLG: 0.444 Jim Lindeman, R OBP: 0.310, SLG: 0.385 Curt Ford, L OBP: 0.316, SLG: 0.362 (1, 3) | | | | | | | | | | 3 | 0 | 0 | 0 | 0 | 1 | 0 | | | | | | | | |
| Andy Van Slyke, L OBP: 0.342, SLG: 0.446 (1, 9) | | | | | | | | | | 3 | 0 | 0 | 0 | 1 | 1 | 1 | | | | | | | | |
| Terry Pendleton, S OBP: 0.277, SLG: 0.304 (1, 5) | | | | | | | | | | 4 | 0 | 0 | 0 | 0 | 0 | 1 | | | | | | | | |
| Ozzie Smith, S OBP: 0.369, SLG: 0.323 (1, 6) | | | | | | | | | | 4 | 0 | 3 | 0 | 0 | 0 | 1 | | | | | | | | |
| Michael LaValliere, L OBP: 0.324, SLG: 0.312 Fred Manrique, R OBP: 0.223, SLG: 0.500 Steve Lake, R OBP: 0.338, SLG: 0.422 José Oquendo, S OBP: 0.353, SLG: 0.331 (1, 2) | | | | | | | | | | 2 | 0 | 1 | 0 | 0 | 0 | 1 | | | | | | | | |
| Tim Conroy, L OBP: 0.226, SLG: 0.214 Clint Hurdle, L OBP: 0.315, SLG: 0.307 Joe Boever, R OBP: 0.500, SLG: 0.500 Tito Landrum, R OBP: 0.278, SLG: 0.275 Greg Bargar, R ERA: 2.85 (1, 1) | | | | | | | | | | 1 | 0 | 0 | 0 | 0 | 1 | 2 | | | | | | | | |
| | | | | | | | | | | 1 | 0 | 0 | 0 | 0 | 1 | | RBI 0 | | | | | | | |
| | | | | | | | | | | | | | | | | | BB 2 | | | | | | | |
| | | | | | | | | | | | | | | | | | SO 4 | | | | | | | |
| | | | | | | | | | | | | | | | | | LOB 16 | | | | | | | |
| Inning Stats | R: 1 E: 1 K: 1 S: 7 | H: 1 LOB: 1 BB: 0 P: 7 | R: 0 E: 0 K: 1 S: 6 | H: 2 LOB: 1 BB: 0 P: 6 | R: 0 E: 0 K: 1 S: 3 | H: 0 LOB: 0 BB: 0 P: 3 | R: 0 E: 0 K: 1 S: 5 | H: 0 LOB: 0 BB: 0 P: 5 | R: 0 E: 0 K: 0 S: 4 | H: 1 LOB: 1 BB: 0 P: 4 | R: 0 E: 0 K: 0 S: 3 | H: 1 LOB: 0 BB: 0 P: 3 | R: 0 E: 0 K: 0 S: 3 | H: 0 LOB: 1 BB: 1 P: 7 | R: 0 E: 0 K: 0 S: 4 | H: 1 LOB: 2 BB: 1 P: 8 | R: 0 E: 0 K: 1 S: 6 | H: 1 LOB: 1 BB: 0 P: 6 | 1B: 5 2B: 3 3B: 0 HR: 0 | SF: 0 SAC: 0 DP: 1 HBP: 0 | WP: 2 PB: 0 SB: 0 CS: 1 | PA: 35 | | |
| PITCHER | IP WLS BF H R ER SO BB IBB HBP BLK WP HR S P ERA WHIP | IP WLS BF H R ER SO BB IBB HBP BLK WP HR S P ERA WHIP | IP WLS BF H R ER SO BB IBB HBP BLK WP HR S P ERA WHIP | IP WLS BF H R ER SO BB IBB HBP BLK WP HR S P ERA WHIP | IP WLS BF H R ER SO BB IBB HBP BLK WP HR S P ERA WHIP | IP WLS BF H R ER SO BB IBB HBP BLK WP HR S P ERA WHIP | IP WLS BF H R ER SO BB IBB HBP BLK WP HR S P ERA WHIP | IP WLS BF H R ER SO BB IBB HBP BLK WP HR S P ERA WHIP | IP WLS BF H R ER SO BB IBB HBP BLK WP HR S P ERA WHIP | IP WLS BF H R ER SO BB IBB HBP BLK WP HR S P ERA WHIP | IP WLS BF H R ER SO BB IBB HBP BLK WP HR S P ERA WHIP | IP WLS BF H R ER SO BB IBB HBP BLK WP HR S P ERA WHIP | IP WLS BF H R ER SO BB IBB HBP BLK WP HR S P ERA WHIP | IP WLS BF H R ER SO BB IBB HBP BLK WP HR S P ERA WHIP | IP WLS BF H R ER SO BB IBB HBP BLK WP HR S P ERA WHIP | IP WLS BF H R ER SO BB IBB HBP BLK WP HR S P ERA WHIP | IP WLS BF H R ER SO BB IBB HBP BLK WP HR S P ERA WHIP | IP WLS BF H R ER SO BB IBB HBP BLK WP HR S P ERA WHIP | IP WLS BF H R ER SO BB IBB HBP BLK WP HR S P ERA WHIP | IP WLS BF H R ER SO BB IBB HBP BLK WP HR S P ERA WHIP | IP WLS BF H R ER SO BB IBB HBP BLK WP HR S P ERA WHIP | IP WLS BF H R ER SO BB IBB HBP BLK WP HR S P ERA WHIP | IP WLS BF H R ER SO BB IBB HBP BLK WP HR S P ERA WHIP | |
| Rick Sutcliffe, R ERA: 4.64 Guy Hoffman, L ERA: 4.2 Scott Sanderson, R ERA: 4.22 Lee Smith, R ERA: 2.85 (7, 1) | 1.2 8 1 0 0 0 2 0 0 0 1 0 0 6 14 0.00 1.800 | 0.1 1 0 0 0 0 0 0 0 0 0 0 0 1 1 0.00 0.000 | 1.0 S 4 1 0 0 1 0 0 0 0 0 0 6 6 0.00 1.000 | | | | | | | | | | | | | | | | | | | | | |

Chicago Cubs @ St. Louis Cardinals
 Busch Stadium, St. Louis, MO
 Fri Sep 26 1986, 7:05 PM CDT
 Att: 23,364 - Unknown


| | |
|-----|----|
| AB | 33 |
| R | 1 |
| H | 7 |
| RBI | 0 |
| BB | 2 |
| SO | 4 |
| LOB | 16 |



| Batter | 1 | 2 | 3 | 4 | 5 | 6 | 7 | 8 | 9 | 10 | AB | R | H | RBI | BB | SO | LOB | | |
|-----------------------------------------------------------------------------------------------------------------------------------------------------------------------------------------------------------------------------------------------------------------------------------|------------------------------|---------------------------------|------------------------------|---------------------------------|------------------------------|---------------------------------|------------------------------|---------------------------------|------------------------------|---------------------------------|------------------------------|---------------------------------|------------------------------|----------------------------------|------------------------------|---------------------------------|----------------------------------|------------------------------------|-----------------|
| Chico Walker, S OBP: 0.340, SLG: 0.386 (1.8) | 3-1 | | F8 | | | 6-3 | | F8 | | E1 23 3B | 5 | 1 | 0 | 0 | 0 | 0 | 2 | | |
| 23 Ryne Sandberg, R OBP: 0.327, SLG: 0.408 (1.4) | 5-3 | | | 6-3 | | F8 | | | L7 | 1B 3B | 5 | 1 | 1 | 2 | 0 | 0 | 0 | | |
| Rafael Palmeiro, L OBP: 0.286, SLG: 0.414 Bob Diermer, R OBP: 0.274, SLG: 0.312 (1.7) | F5 | | | 1B 1B | | | HR | | 4-3 | 1B SF8 1B | 4 | 1 | 2 | 1 | 0 | 0 | 0 | | |
| Keith Moreland, R OBP: 0.290, SLG: 0.387 Dave Martinez, L OBP: 0.190, SLG: 0.194 Leon Durham, L OBP: 0.350, SLG: 0.459 (1.5) | | 4-3 | | K | | F7 | | BB BB 1B | | 1B 1B | 4 | 0 | 1 | 0 | 0 | 1 | 1 | | |
| Brian Dayett, R OBP: 0.268, SLG: 0.367 (1.9) | F4 | | | 1B | | F7 | | FC5 BB BB | | SF8 | 3 | 0 | 1 | 1 | 1 | 0 | 0 | | |
| Terry Francona, L OBP: 0.290, SLG: 0.328 Manny Trillo, R OBP: 0.362, SLG: 0.390 (1.3) | | | | | | L7 | | | | F8 | 3 | 0 | 1 | 0 | 0 | 0 | 0 | | |
| Shawon Dunston, R OBP: 0.277, SLG: 0.410 (1.6) | | | | | | F7 | | | | BB | 4 | 0 | 0 | 0 | 0 | 1 | 4 | | |
| Mike Martin, L OBP: 0.200, SLG: 0.154 (1.2) | | | | | | F7 | | | | L8 | 4 | 0 | 1 | 0 | 0 | 0 | 0 | | |
| Dennis Eckersley, R OBP: 0.198, SLG: 0.290 Frank DiPino, L OBP: 0.190, SLG: 0.257 Jerry Mumphrey, S OBP: 0.250, SLG: 0.320 Ed Lynch, R OBP: 0.190, SLG: 0.282 Thad Bosley, R OBP: 0.274, SLG: 0.312 Lee Smith, R OBP: 0.350, SLG: 0.459 (1.1) | | | | | | 5-3 | | | | E 23 3B 2B | 2 | 0 | 0 | 0 | 0 | 0 | 0 | | |
| Inning Stats | R: 0 E: 0 K: 0 S: 3 | H: 0 LOB: 0 BB: 0 P: 3 | R: 0 E: 0 K: 1 S: 6 | H: 1 LOB: 1 BB: 0 P: 6 | R: 0 E: 0 K: 0 S: 3 | H: 0 LOB: 0 BB: 0 P: 3 | R: 0 E: 0 K: 0 S: 3 | H: 0 LOB: 0 BB: 0 P: 3 | R: 1 E: 0 K: 0 S: 4 | H: 1 LOB: 0 BB: 0 P: 4 | R: 0 E: 0 K: 0 S: 4 | H: 1 LOB: 1 BB: 0 P: 4 | R: 0 E: 0 K: 0 S: 4 | H: 1 LOB: 3 BB: 2 P: 12 | R: 4 E: 1 K: 0 S: 8 | H: 4 LOB: 1 BB: 0 P: 8 | 1B: 6 2B: 2 3B: 1 HR: 1 | SF: 1 SAC: 0 DP: 0 HBP: 0 | WP: 0 PA: 42 |
| PITCHER | IP 8.2 | WLS 0.0 | BF 32 | H 6 | R 1 | ER 1 | SO 2 | BB 1 | IBB 0 | HBP 0 | BLK 0 | WP 0 | HR 1 | S 35 | P 39 | ERA 1.04 | WHIP 0.808 | | |
| Bob Forsch, R ERA: 3.03 Bill Earley, L ERA: 2.45 Ray Soff, R ERA: 2.45 Pat Perry, L ERA: 3.76 | (1.1) | (9.1) | (9.1) | (10.1) | | | | | | | | | | | | | | | |

Chicago Cubs @ St. Louis Cardinals
 Busch Stadium, St. Louis, MO
 Sat Sep 27 1986, 3:33 AM CDT
 Att: 31,968 - Unknown


AB 39
 R 5
 H 10
 RBI 5
 BB 2
 SO 2
 LOB 9



| Batter | 1 | 2 | 3 | 4 | 5 | 6 | 7 | 8 | 9 | 10 | AB | R | H | RBI | BB | SO | LOB | | | | |
|------------------------------------------------------------------------------------------------------------------------------------------------------------------------------------|------------------------------|---------------------------------|------------------------------|---------------------------------|------------------------------|---------------------------------|------------------------------|---------------------------------|------------------------------|---------------------------------|------------------------------|----------------------------------|------------------------------|---------------------------------|------------------------------|---------------------------------|------------------------------|----------------------------------|----------------------------------|------------------------------------|-----------------|
| Willie McGee, S OBP: 0.310, SLG: 0.375 (1.8) | 6-3 | | K | | | 2B 2B | | 5-3 | | 5-3 | 5 | 1 | 1 | 0 | 0 | 1 | 4 | | | | |
| Tom Herr, S OBP: 0.334, SLG: 0.325 (1.4) | 6-3 | | | 4-3 | | L4 | | K | | 6-3 | 5 | 0 | 0 | 0 | 0 | 1 | 1 | | | | |
| Andy Van Slyke, L OBP: 0.342, SLG: 0.446 (1.9) | L4 | | | 3-1 | | 2B | | F7 | | BB BB 1B BB | 4 | 1 | 1 | 1 | 1 | 0 | 0 | | | | |
| Mike Laga, L OBP: 0.290, SLG: 0.429 Vince Coleman, S OBP: 0.304, SLG: 0.283 (1.3) | | F7 | | K | | K | | BB | | BB BB 1B BB | 3 | 0 | 0 | 0 | 1 | 2 | 1 | | | | |
| John Morris, L OBP: 0.268, SLG: 0.292 Clint Hurdle, L OBP: 0.313, SLG: 0.305 (1.7) | | 6-3 | | | | L5 | | BB | | F7 | 3 | 0 | 0 | 0 | 1 | 0 | 1 | | | | |
| Terry Pendleton, S OBP: 0.276, SLG: 0.304 (1.5) | | | | | | K | | G3 | | K2-3 1B BB | 4 | 0 | 1 | 0 | 1 | 2 | 2 | | | | |
| Ozzie Smith, S OBP: 0.374, SLG: 0.327 (1.6) | | | | | | SH2-3 BB | | 1-2 BB | | 2B 1B | 3 | 0 | 3 | 2 | 2 | 0 | 0 | | | | |
| Michael LaValiere, L OBP: 0.319, SLG: 0.307 (1.2) | | | | | | F7 | | L7 | | F7 | 5 | 0 | 0 | 0 | 0 | 0 | 7 | | | | |
| Bob Forsch, R OBP: 0.160, SLG: 0.324 Bill Earley, R ERA: 2.45 Ray Soff, R ERA: 2.45 Curt Ford, L OBP: 0.319, SLG: 0.370 Pat Perry, L ERA: 3.76 (1.1) | | | | | | SH2-3 | | 5-3 | | SH1-4 1B | 1 | 0 | 0 | 0 | 0 | 0 | 2 | | | | |
| Inning Stats | R: 0 E: 0 K: 0 S: 3 | H: 0 LOB: 0 BB: 0 P: 3 | R: 0 E: 0 K: 1 S: 5 | H: 0 LOB: 0 BB: 0 P: 5 | R: 0 E: 0 K: 1 S: 5 | H: 0 LOB: 1 BB: 1 P: 9 | R: 0 E: 0 K: 1 S: 5 | H: 0 LOB: 0 BB: 0 P: 5 | R: 0 E: 0 K: 0 S: 4 | H: 1 LOB: 2 BB: 1 P: 8 | R: 1 E: 0 K: 0 S: 7 | H: 2 LOB: 2 BB: 1 P: 11 | R: 0 E: 0 K: 1 S: 5 | H: 0 LOB: 1 BB: 1 P: 9 | R: 0 E: 0 K: 1 S: 7 | H: 2 LOB: 2 BB: 0 P: 7 | R: 2 E: 0 K: 0 S: 4 | H: 1 LOB: 2 BB: 3 P: 16 | 1B: 4 2B: 3 3B: 0 HR: 0 | SF: 0 SAC: 2 DP: 0 HBP: 0 | WP: 0 PA: 44 |
| PITCHER | IP 6.0 | WLS 0.0 | BF 24 | H 3 | R 1 | ER 1 | SO 4 | BB 3 | IBB 0 | HBP 0 | BLK 0 | WP 0 | HR 0 | S 29 | P 41 | ERA 1.50 | WHIP 1.000 | | | | |
| Dennis Eckersley, R ERA: 4.57 Frank DiPino, L ERA: 4.21 Ed Lynch, R ERA: 3.74 Lee Smith, R ERA: 3.02 | (1.1) | (7.1) | (8.1) | (10.1) | | | | | | | | | | | | | | | | | |

Chicago Cubs @ St. Louis Cardinals
 Busch Stadium, St. Louis, MO
 Sat Sep 27 1986, 3:33 AM CDT
 Att: 31,968 - Unknown

AB 35
 R 3
 H 7
 RBI 3
 BB 7
 SO 6
 LOB 20



| Batter | 1 | 2 | 3 | 4 | 5 | 6 | 7 | 8 | 9 | AB | R | H | RBI | BB | SO | LOB | TOP | | | | | | | | | | |
|------------------------------------------------------------------------------------------------------------------------------|------------------------------|---------------------------------|------------------------------|---------------------------------|------------------------------|---------------------------------|------------------------------|---------------------------------|------------------------------|---------------------------------|------------------------------|---------------------------------|------------------------------|---------------------------------|------------------------------|---------------------------------|------------------------------------------------------------------------------------------------------------------------------------|---------------------------------|----------------------------------|------------------------------------|----------------------------------|--------|--|--|--|--|--|
| Bob Demier, R OBP: 0.275, SLG: 0.313 Thad Bosley, L OBP: 0.368, SLG: 0.353 Guy Hoffman, L (8, 1) | F8 | | B1-3 | | | G4-3 S 1B | | F8 | | 3 | 0 | 1 | 0 | 0 | 0 | 1 | Chicago Cubs @ St. Louis Cardinals Busch Stadium, St. Louis, MO Sun Sep 28 1986, 3:33 AM CDT Att: 28,829 - Unknown | | | | | | | | | | |
| Manny Trillo, R OBP: 0.359, SLG: 0.383 | K | | F3 | | | G4-3 BB | | 5-3 | | 3 | 0 | 0 | 0 | 1 | 1 | | | | | | | | | | | | |
| Gary Matthews, R OBP: 0.361, SLG: 0.481 | F8 | | | K | | G4-3 1-2 2-3 | | | K | 4 | 0 | 0 | 0 | 0 | 2 | | | | | | | | | | | | |
| Jody Davis, R OBP: 0.291, SLG: 0.407 | | 6-3 | | | | 4-3 | | | F8 | 4 | 0 | 1 | 0 | 0 | 1 | | | | | | | | | | | | |
| Brian Dayett, R OBP: 0.271, SLG: 0.365 Rafael Palmeiro, L OBP: 0.281, SLG: 0.407 | | | | | | | | | 6-3 | 3 | 0 | 1 | 0 | 0 | 0 | | | | | | | | | | | | |
| Chris Speier, R OBP: 0.357, SLG: 0.464 | | | | | | | | | 6-3 | 3 | 1 | 1 | 0 | 0 | 2 | | | | | | | | | | | | |
| Shawon Dunston, R OBP: 0.276, SLG: 0.408 | | | | | | | | | F2 | 3 | 0 | 0 | 0 | 0 | 2 | | | | | | | | | | | | |
| Terry Francona, L OBP: 0.286, SLG: 0.323 Keith Moreland, R OBP: 0.330, SLG: 0.388 | | | K | | | | | | F6 | 2 | 0 | 0 | 0 | 0 | 1 | | | | | | | | | | | | |
| Steve Trout, L OBP: 0.214, SLG: 0.220 Dave Gumpert, R (6, 1) Chico Walker, S OBP: 0.337, SLG: 0.382 (8, 8) | | | | | | | | | 4-3 | 2 | 0 | 1 | 1 | 0 | 0 | | | | | | | | | | | | |
| | | | | | | | | | K | 1 | 0 | 0 | 0 | 0 | 1 | | | | | | | | | | | | |
| Inning Stats | R: 0 E: 0 K: 1 S: 5 | H: 0 LOB: 0 BB: 0 P: 5 | R: 0 E: 0 K: 0 S: 4 | H: 1 LOB: 1 BB: 0 P: 4 | R: 0 E: 0 K: 1 S: 6 | H: 1 LOB: 1 BB: 0 P: 6 | R: 0 E: 0 K: 1 S: 6 | H: 1 LOB: 1 BB: 0 P: 6 | R: 0 E: 0 K: 0 S: 3 | H: 0 LOB: 0 BB: 0 P: 3 | R: 0 E: 0 K: 0 S: 3 | H: 1 LOB: 1 BB: 1 P: 7 | R: 1 E: 0 K: 0 S: 4 | H: 2 LOB: 1 BB: 0 P: 4 | R: 0 E: 0 K: 1 S: 5 | H: 0 LOB: 0 BB: 0 P: 5 | R: 0 E: 0 K: 1 S: 5 | H: 0 LOB: 0 BB: 0 P: 5 | 1B: 5 2B: 1 3B: 0 HR: 0 | SF: 0 SAC: 0 DP: 1 HBP: 0 | WP: 0 PB: 0 SB: 1 CS: 0 | PA: 32 | | | | | |
| PITCHER | IP | WLS | BF | H | R | ER | SO | BB | IBB | HBP | BLK | WP | HR | S | P | ERA | WHIP | | | | | | | | | | |
| Greg Matthews, L ERA: 3.65 Todd Worrell, R ERA: 2.08 | (1, 1) (8, 1) | 7.0 S | 26 6 | 6 0 | 1 0 | 1 0 | 3 2 | 1 0 | 0 0 | 0 0 | 0 0 | 0 0 | 0 0 | 0 10 | 35 10 | 1.29 0.00 | 1.000 0.000 | | | | | | | | | | |

| Batter | 1 | 2 | 3 | 4 | 5 | 6 | 7 | 8 | 9 | AB | R | H | RBI | BB | SO | LOB | BOTTOM | | | | | | | | | | |
|--------------------------------------------------------------------------------------------------------------------------------|------------------------------|---------------------------------|------------------------------|---------------------------------|------------------------------|---------------------------------|------------------------------|---------------------------------|------------------------------|---------------------------------|------------------------------|---------------------------------|------------------------------|---------------------------------|------------------------------|---------------------------------|------------------------------------------------------------------------------------------------------------------------------------|---------------------------------|----------------------------------|------------------------------------|----------------------------------|--------|--|--|--|--|--|
| Vince Coleman, S OBP: 0.302, SLG: 0.282 | F9 | | FC6-4 S E | | | B1-3 | | SH1 | | 3 | 1 | 0 | 0 | 0 | 0 | 1 | Chicago Cubs @ St. Louis Cardinals Busch Stadium, St. Louis, MO Sun Sep 28 1986, 3:33 AM CDT Att: 28,829 - Unknown | | | | | | | | | | |
| Willie McGee, S OBP: 0.308, SLG: 0.372 | 6-3 | | E7 CS 1-H | | | 5-3 | | 3-1 | | 4 | 0 | 0 | 0 | 0 | 1 | | | | | | | | | | | | |
| Tom Herr, S OBP: 0.334, SLG: 0.324 | 1-6-3 | | F4 2-3 | | | L6 | | | | 4 | 0 | 1 | 1 | 0 | 1 | | | | | | | | | | | | |
| Jim Lindeman, R OBP: 0.304, SLG: 0.372 Todd Worrell, R OBP: 0.143, SLG: 0.429 | | | | | | | | | | 4 | 0 | 1 | 0 | 0 | 1 | | | | | | | | | | | | |
| Terry Pendleton, S OBP: 0.282, SLG: 0.307 | | | | | | | | | | 4 | 2 | 3 | 0 | 0 | 1 | | | | | | | | | | | | |
| Ozzie Smith, S OBP: 0.375, SLG: 0.329 | | | | | | | | | | 3 | 0 | 1 | 0 | 1 | 2 | | | | | | | | | | | | |
| Andy Van Slyke, L OBP: 0.339, SLG: 0.442 | | | | | | | | | | 4 | 0 | 0 | 0 | 0 | 7 | | | | | | | | | | | | |
| Steve Lake, R OBP: 0.324, SLG: 0.412 | | | | | | | | | | 4 | 0 | 1 | 1 | 0 | 1 | | | | | | | | | | | | |
| Greg Matthews, R OBP: 0.089, SLG: 0.047 Curt Ford, L OBP: 0.322, SLG: 0.370 Mike Laga, L OBP: 0.280, SLG: 0.429 | | | | | | | | | | 2 | 0 | 1 | 0 | 0 | 2 | | | | | | | | | | | | |
| | | | | | | | | | | 0 | 1 | 0 | 0 | 1 | 0 | | | | | | | | | | | | |
| | | | | | | | | | | 0 | 0 | 0 | 0 | 0 | 0 | | | | | | | | | | | | |
| Inning Stats | R: 0 E: 0 K: 0 S: 3 | H: 0 LOB: 0 BB: 0 P: 3 | R: 0 E: 1 K: 0 S: 5 | H: 1 LOB: 2 BB: 0 P: 5 | R: 1 E: 1 K: 0 S: 4 | H: 1 LOB: 0 BB: 0 P: 4 | R: 1 E: 0 K: 0 S: 5 | H: 2 LOB: 2 BB: 1 P: 9 | R: 0 E: 0 K: 0 S: 3 | H: 0 LOB: 0 BB: 0 P: 3 | R: 1 E: 0 K: 1 S: 7 | H: 2 LOB: 1 BB: 0 P: 7 | R: 1 E: 0 K: 0 S: 4 | H: 1 LOB: 1 BB: 1 P: 8 | R: 0 E: 0 K: 0 S: 4 | H: 1 LOB: 1 BB: 0 P: 4 | R: 0 E: 0 K: 0 S: 4 | H: 1 LOB: 1 BB: 0 P: 4 | 1B: 7 2B: 1 3B: 0 HR: 0 | SF: 0 SAC: 1 DP: 0 HBP: 0 | WP: 1 PB: 0 SB: 2 CS: 1 | PA: 35 | | | | | |
| PITCHER | IP | WLS | BF | H | R | ER | SO | BB | IBB | HBP | BLK | WP | HR | S | P | ERA | WHIP | | | | | | | | | | |
| Steve Trout, L ERA: 4.71 Dave Gumpert, R ERA: 4.32 Guy Hoffman, L ERA: 4.14 | (1, 1) (6, 1) (8, 1) | 5.2 L | 25 6 | 6 1 | 3 1 | 2 1 | 0 1 | 0 1 | 0 0 | 0 0 | 0 0 | 0 1 | 0 0 | 7 4 | 11 4 | 6.75 0.00 | 1.500 1.000 | | | | | | | | | | |

| | |
|-----|----|
| AB | 31 |
| R | 1 |
| H | 6 |
| RBI | 1 |
| BB | 1 |
| SO | 5 |
| LOB | 10 |




| | |
|-----|----|
| AB | 32 |
| R | 4 |
| H | 8 |
| RBI | 2 |
| BB | 2 |
| SO | 1 |
| LOB | 20 |



| Batter | 1 | 2 | 3 | 4 | 5 | 6 | 7 | 8 | 9 | AB | R | H | RBI | BB | SO | LOB | TOP | | |
|-----------------------------------------------------------------------------------------------------------------------------------------------|-------------------------------------------------------|---------------------------------|------------------------------|---------------------------------|------------------------------|---------------------------------|------------------------------|---------------------------------|------------------------------|---------------------------------|------------------------------|---------------------------------|------------------------------|---------------------------------|------------------------------|---------------------------------|-----------------------------------|------------------------------------|-----------------|
| Chico Walker, S OBP: 0.330, SLG: 0.372 (1, 8) | | | | | | | | | | 5 | 1 | 1 | 0 | 0 | 2 | 6 | | | |
| 23 Ryne Sandberg, R OBP: 0.329, SLG: 0.410 (1, 4) | | | | | | | | | | 4 | 1 | 2 | 1 | 1 | 0 | 0 | | | |
| Rafael Palmeiro, L OBP: 0.290, SLG: 0.406 (1, 7) | | | | | | | | | | 5 | 2 | 2 | 0 | 0 | 1 | 4 | | | |
| Keith Moreland, R OBP: 0.328, SLG: 0.385 Manny Trillo, R OBP: 0.359, SLG: 0.383 (1, 5) | | | | | | | | | | 5 | 0 | 0 | 1 | 0 | 0 | 2 | | | |
| Leon Durham, L OBP: 0.354, SLG: 0.459 (1, 3) | | | | | | | | | | 2 | 3 | 1 | 0 | 2 | 0 | 0 | | | |
| Jody Davis, R OBP: 0.296, SLG: 0.419 (1, 2) | | | | | | | | | | 5 | 1 | 4 | 5 | 0 | 0 | 1 | | | |
| Brian Dayett, R Guy Hoffman, L (1, 9) | | | | | | | | | | 5 | 0 | 2 | 1 | 0 | 1 | 2 | AB 38 | | |
| Shawon Dunston, R OBP: 0.277, SLG: 0.409 (1, 6) | | | | | | | | | | 4 | 0 | 2 | 0 | 0 | 1 | 3 | R 8 | | |
| Greg Maddux, R OBP: 0.333, SLG: 0.333 Scott Sanderson, R OBP: 0.077, SLG: 0.078 Bob Demier, R OBP: 0.275, SLG: 0.313 (1, 1) | | | | | | | | | | 3 | 0 | 0 | 0 | 0 | 0 | 4 | H 14 | | |
| Inning Stats | R: 2 E: 0 K: 0 S: 5 | H: 2 LOB: 0 BB: 0 P: 5 | R: 0 E: 0 K: 1 S: 7 | H: 2 LOB: 2 BB: 0 P: 7 | R: 0 E: 0 K: 0 S: 2 | H: 0 LOB: 0 BB: 1 P: 6 | R: 1 E: 0 K: 1 S: 7 | H: 2 LOB: 2 BB: 0 P: 8 | R: 3 E: 0 K: 0 S: 5 | H: 2 LOB: 0 BB: 1 P: 9 | R: 0 E: 0 K: 0 S: 3 | H: 1 LOB: 0 BB: 0 P: 3 | R: 0 E: 0 K: 1 S: 6 | H: 1 LOB: 1 BB: 1 P: 6 | R: 2 E: 0 K: 0 S: 5 | H: 2 LOB: 1 BB: 1 P: 9 | 1B: 10 2B: 4 3B: 0 HR: 1 | SF: 0 SAC: 1 DP: 2 HBP: 1 | WP: 2 PA: 43 |
| PITCHER | IP WLS BF H R ER SO BB IBB HBP BLK WP HR S P ERA WHIP | | | | | | | | | | | | | | | | | | |
| Mike Maddux, R ERA: 5.42 Michael Jackson, R ERA: 3.39 Charles Hudson, R ERA: 4.97 Tom Hume, R ERA: 2.8 | 3.0 L 16 6 3 3 1 1 0 1 0 0 0 0 16 21 9.00 2.333 | | | | | | | | | | | | | | | | | | |

Chicago Cubs @ Philadelphia Phillies
Veterans Stadium, Philadelphia, PA
Mon Sep 29 1986, 7:05 PM EDT
Att: 14,355 - Unknown


| | |
|-----|----|
| AB | 38 |
| R | 8 |
| H | 14 |
| RBI | 8 |
| BB | 3 |
| SO | 5 |
| LOB | 22 |



| Batter | 1 | 2 | 3 | 4 | 5 | 6 | 7 | 8 | 9 | AB | R | H | RBI | BB | SO | LOB | BOTTOM | | | | |
|---------------------------------------------------------------------------------------------------------------------------------------------------------------------------------------------------------------------------------------------------------------------------------------------------------------------------|-------------------------------------------------------|---------------------------------|------------------------------|---------------------------------|------------------------------|---------------------------------|------------------------------|---------------------------------|------------------------------|---------------------------------|------------------------------|---------------------------------|------------------------------|---------------------------------|------------------------------|---------------------------------|------------------------------|---------------------------------|----------------------------------|------------------------------------|-----------------|
| Milt Thompson, L OBP: 0.310, SLG: 0.344 (1, 8) | | | | | | | | | | 5 | 1 | 1 | 0 | 0 | 1 | 1 | | | | | |
| Juan Samuel, R OBP: 0.295, SLG: 0.445 (1, 4) | | | | | | | | | | 4 | 1 | 2 | 0 | 0 | 1 | 1 | | | | | |
| Von Hayes, L OBP: 0.380, SLG: 0.473 (1, 3) | | | | | | | | | | 4 | 0 | 1 | 0 | 0 | 0 | 1 | | | | | |
| Mike Schmidt, R OBP: 0.389, SLG: 0.552 (1, 5) | | | | | | | | | | 4 | 0 | 2 | 0 | 0 | 0 | 2 | | | | | |
| Glenn Wilson, R OBP: 0.318, SLG: 0.416 (1, 9) | | | | | | | | | | 4 | 1 | 2 | 1 | 0 | 0 | 3 | | | | | |
| Chris James, R OBP: 0.237, SLG: 0.324 (1, 7) | | | | | | | | | | 4 | 0 | 1 | 1 | 0 | 2 | 3 | | | | | |
| John Russell, R OBP: 0.296, SLG: 0.452 (1, 2) | | | | | | | | | | 4 | 0 | 0 | 0 | 0 | 0 | 1 | AB 37 | | | | |
| Luis Aguayo, R OBP: 0.262, SLG: 0.356 (1, 6) | | | | | | | | | | 4 | 0 | 0 | 0 | 0 | 2 | 0 | R 3 | | | | |
| Mike Maddux, L OBP: 0.287, SLG: 0.245 Michael Jackson, R OBP: 0.333, SLG: 0.406 Jeff Stone, L OBP: 0.333, SLG: 0.406 Charles Hudson, S OBP: 0.099, SLG: 0.094 Greg Legg, R OBP: 0.333, SLG: 0.406 Tom Hume, R OBP: 0.275, SLG: 0.313 Rick Schu, R OBP: 0.333, SLG: 0.446 (1, 1) | | | | | | | | | | 1 | 0 | 0 | 0 | 0 | 0 | 0 | H 10 | | | | |
| Inning Stats | R: 0 E: 0 K: 1 S: 7 | H: 2 LOB: 2 BB: 0 P: 7 | R: 0 E: 0 K: 1 S: 5 | H: 0 LOB: 0 BB: 0 P: 5 | R: 0 E: 0 K: 0 S: 3 | H: 0 LOB: 0 BB: 0 P: 3 | R: 0 E: 0 K: 1 S: 6 | H: 1 LOB: 1 BB: 0 P: 6 | R: 0 E: 0 K: 2 S: 7 | H: 0 LOB: 0 BB: 0 P: 7 | R: 1 E: 0 K: 1 S: 8 | H: 3 LOB: 2 BB: 0 P: 8 | R: 0 E: 0 K: 1 S: 6 | H: 1 LOB: 1 BB: 0 P: 6 | R: 2 E: 0 K: 0 S: 6 | H: 3 LOB: 1 BB: 0 P: 6 | R: 0 E: 0 K: 1 S: 5 | H: 0 LOB: 0 BB: 0 P: 5 | 1B: 8 2B: 1 3B: 1 HR: 0 | SF: 0 SAC: 0 DP: 0 HBP: 0 | WP: 2 PA: 37 |
| PITCHER | IP WLS BF H R ER SO BB IBB HBP BLK WP HR S P ERA WHIP | | | | | | | | | | | | | | | | | | | | |
| Greg Maddux, R ERA: 5.52 Scott Sanderson, R ERA: 4.22 Guy Hoffman, L ERA: 4.09 | 7.2 W 33 10 3 3 7 0 0 0 0 0 0 0 1 1 7.2 3.52 | | | | | | | | | | | | | | | | | | | | |

Chicago Cubs @ Philadelphia Phillies
Veterans Stadium, Philadelphia, PA
Mon Sep 29 1986, 7:05 PM EDT
Att: 14,355 - Unknown

| | |
|-----|----|
| AB | 37 |
| R | 3 |
| H | 10 |
| RBI | 2 |
| BB | 0 |
| SO | 8 |
| LOB | 12 |



| Batter | 1 | 2 | 3 | 4 | 5 | 6 | 7 | 8 | 9 | AB | R | H | RBI | BB | SO | LOB | TOP | | | | | | | |
|-------------------------------------------------------------|------------------------------|---------------------------------|------------------------------|---------------------------------|------------------------------|---------------------------------|------------------------------|---------------------------------|------------------------------|---------------------------------|------------------------------|---------------------------------|------------------------------|---------------------------------|------------------------------|---------------------------------|--------------------------------------------------------------------------------------------------------------------------------------------|---------------------------------|----------------------------------|------------------------------------|----------------------------------|--------|--|--|
| Bob Dernier, R OBP: 0.275, SLG: 0.312 (1, 8) | K | | 6-3 | | E6 23 S | | | F9 | | 4 | 0 | 1 | 0 | 0 | 1 | 1 | Chicago Cubs @ Philadelphia Phillies Veterans Stadium, Philadelphia, PA Tue Sep 30 1986, 7:05 PM EDT Att: 13,377 - Unknown | | | | | | | |
| 23 Ryne Sandberg, R OBP: 0.327, SLG: 0.407 (1, 4) | 1-3 | | F9 | | F9 | | | 5-3 | | 4 | 0 | 0 | 0 | 0 | 0 | 2 | | | | | | | | |
| Gary Matthews, R OBP: 0.362, SLG: 0.480 (1, 7) | K | | | | FC5-4 BB | | 6-3 | | | 3 | 0 | 1 | 0 | 1 | 1 | 0 | | | | | | | | |
| Keith Moreland, R OBP: 0.327, SLG: 0.384 (1, 5) | | | | | FC5-4 FC6-4 | | F8 | | | 4 | 0 | 1 | 0 | 0 | 0 | 3 | | | | | | | | |
| Ed Lynch, R OBP: 0.297, SLG: 0.034 (8, 1) | | | | | FC6-4 1B | | | 5-3 | | 0 | 0 | 0 | 0 | 0 | 0 | 0 | | | | | | | | |
| Leon Durham, L OBP: 0.351, SLG: 0.455 (1, 3) | K | | | | K | | 3-1 | | | 4 | 0 | 0 | 0 | 0 | 3 | 2 | | | | | | | | |
| Jody Davis, R OBP: 0.297, SLG: 0.420 (1, 2) | | | | | FC6-4 1B | | | | | 3 | 1 | 1 | 0 | 1 | 0 | 2 | | | | | | | | |
| Brian Dayett, R OBP: 0.294, SLG: 0.410 (1, 9) | | | | | 4-3 | | 6-3 | | | 4 | 0 | 2 | 1 | 0 | 0 | 1 | | | | | | | | |
| Shawon Dunston, R OBP: 0.277, SLG: 0.409 (1, 6) | K2-3 | | | | E | | 5-3 | | | 4 | 1 | 1 | 0 | 0 | 1 | 3 | | | | | | | | |
| Drew Hall, L OBP: 0.266, SLG: 0.143 (1, 1) | | | | | F7 | | | | | 1 | 0 | 0 | 0 | 0 | 0 | 0 | | | | | | | | |
| Dave Cumpert, R OBP: 0.344, SLG: 0.598 (5, PH) | | | | | F9 | | | | | 0 | 0 | 0 | 0 | 0 | 0 | 0 | | | | | | | | |
| Ron Cey, R OBP: 0.386, SLG: 0.598 (5, PH) | | | | | | | | | | 0 | 0 | 0 | 0 | 0 | 0 | 1 | | | | | | | | |
| Ron Davis, R OBP: 0.307, SLG: 0.167 (5, PH) | | | | | | | | | | 0 | 0 | 0 | 0 | 0 | 0 | 0 | | | | | | | | |
| Frank DiPino, L OBP: 0.197, SLG: 0.167 (5, PH) | | | | | | | | | | 0 | 0 | 0 | 0 | 0 | 0 | 0 | | | | | | | | |
| Manny Trillo, R OBP: 0.301, SLG: 0.394 (8, 5) | | | | | | | | | | 2 | 0 | 1 | 0 | 0 | 0 | 1 | | | | | | | | |
| Inning Stats | R: 0 E: 0 K: 2 S: 7 | H: 0 LOB: 0 BB: 0 P: 7 | R: 0 E: 0 K: 2 S: 9 | H: 2 LOB: 2 BB: 0 P: 9 | R: 0 E: 0 K: 0 S: 3 | H: 0 LOB: 0 BB: 0 P: 3 | R: 0 E: 0 K: 1 S: 5 | H: 0 LOB: 1 BB: 1 P: 9 | R: 1 E: 1 K: 0 S: 5 | H: 2 LOB: 1 BB: 0 P: 5 | R: 0 E: 0 K: 0 S: 3 | H: 0 LOB: 0 BB: 0 P: 3 | R: 0 E: 0 K: 0 S: 2 | H: 0 LOB: 1 BB: 1 P: 6 | R: 0 E: 0 K: 0 S: 5 | H: 2 LOB: 2 BB: 0 P: 5 | R: 1 E: 0 K: 1 S: 7 | H: 2 LOB: 1 BB: 0 P: 7 | 1B: 5 2B: 4 3B: 0 HR: 0 | SF: 0 SAC: 0 DP: 1 HBP: 0 | WP: 0 PB: 0 SB: 1 CS: 0 | PA: 36 | | |
| PITCHER | IP | WLS | BF | H | R | ER | SO | BB | IBB | HBP | BLK | WP | HR | S | P | ERA | WHIP | | | | | | | |
| Bruce Ruffin, L ERA: 2.62 (1, 1) | 9.0 | W | 36 | 8 | 2 | 1 | 6 | 2 | 0 | 0 | 0 | 0 | 0 | 46 | 54 | 1.00 | 1.111 | | | | | | | |

| | |
|-----|----|
| AB | 34 |
| R | 2 |
| H | 8 |
| RBI | 1 |
| BB | 2 |
| SO | 6 |
| LOB | 16 |



| Batter | 1 | 2 | 3 | 4 | 5 | 6 | 7 | 8 | 9 | AB | R | H | RBI | BB | SO | LOB | BOTTOM | | | | | | | |
|------------------------------------------------------------------------|------------------------------|---------------------------------|------------------------------|---------------------------------|-------------------------------|----------------------------------|------------------------------|----------------------------------|------------------------------|---------------------------------|-------------------------------|----------------------------------|------------------------------|----------------------------------|------------------------------|---------------------------------|--------------------------------------------------------------------------------------------------------------------------------------------|------------------------------------|----------------------------------|--------|--|--|--|--|
| Gary Redus, R OBP: 0.344, SLG: 0.434 (1, 7) | K | | K | BB 2B 1B | FC6-4 1B | | F3 | | | 5 | 1 | 2 | 1 | 0 | 2 | 1 | Chicago Cubs @ Philadelphia Phillies Veterans Stadium, Philadelphia, PA Tue Sep 30 1986, 7:05 PM EDT Att: 13,377 - Unknown | | | | | | | |
| Juan Samuel, R OBP: 0.295, SLG: 0.446 (1, 4) | K | | HR 2B | 2B BB | FC6-4 1B | | K | | | 4 | 1 | 1 | 0 | 1 | 2 | 2 | | | | | | | | |
| Von Hayes, L OBP: 0.383, SLG: 0.487 (1, 3) | HR | | HR | 2B | 6-3 | | 2B 1B BB | | | 4 | 3 | 3 | 5 | 1 | 0 | 2 | | | | | | | | |
| Mike Schmidt, R OBP: 0.391, SLG: 0.552 (1, 5) | | | HR | 1B BB | | | | | | 2 | 0 | 1 | 0 | 2 | 1 | 0 | | | | | | | | |
| Rick Schu, R OBP: 0.336, SLG: 0.453 (7, 5) | 1B | | 1B BB | IBB | | | K | | | 1 | 1 | 1 | 0 | 0 | 0 | 0 | | | | | | | | |
| Glenn Wilson, R OBP: 0.318, SLG: 0.415 (1, 9) | | | | | | | 2B BB | | | 4 | 0 | 1 | 2 | 1 | 2 | 5 | | | | | | | | |
| Milt Thompson, L OBP: 0.310, SLG: 0.344 (7, PR) (8, 8) | F6 | | K | K | | | | | | 0 | 0 | 0 | 0 | 0 | 0 | 0 | | | | | | | | |
| Chris James, R OBP: 0.286, SLG: 0.390 (1, 8) | | | | | | | | | | 4 | 1 | 3 | 0 | 0 | 0 | 0 | | | | | | | | |
| Ron Roenicke, S OBP: 0.381, SLG: 0.362 (6, PR) (7, 8) (8, 9) | F8 | | 1B | | 1B 1B | | | | | 1 | 0 | 0 | 0 | 0 | 1 | 1 | | | | | | | | |
| John Russell, R OBP: 0.301, SLG: 0.451 (1, 2) | F8 | | F3 | | 1B 1B | | | | | 3 | 1 | 1 | 0 | 2 | 0 | 2 | | | | | | | | |
| Steve Jeltz, S OBP: 0.322, SLG: 0.263 (1, 6) | K | | | | F7 | | | | | 5 | 0 | 1 | 1 | 0 | 2 | 4 | | | | | | | | |
| Bruce Ruffin, S OBP: 0.077, SLG: 0.096 (1, 1) | | | 2B HR 1B | K | K | | K | | | 5 | 1 | 1 | 0 | 0 | 3 | 6 | | | | | | | | |
| Inning Stats | R: 1 E: 0 K: 2 S: 9 | H: 2 LOB: 1 BB: 0 P: 9 | R: 0 E: 0 K: 1 S: 5 | H: 0 LOB: 0 BB: 0 P: 5 | R: 3 E: 0 K: 2 S: 11 | H: 4 LOB: 2 BB: 1 P: 15 | R: 1 E: 0 K: 2 S: 9 | H: 2 LOB: 3 BB: 2 P: 17 | R: 2 E: 0 K: 1 S: 9 | H: 4 LOB: 2 BB: 0 P: 9 | R: 0 E: 0 K: 3 S: 10 | H: 1 LOB: 3 BB: 2 P: 18 | R: 2 E: 0 K: 2 S: 9 | H: 2 LOB: 1 BB: 1 P: 13 | R: 0 E: 0 K: 0 S: 2 | H: 0 LOB: 0 BB: 1 P: 6 | 1B: 9 2B: 4 3B: 0 HR: 2 | SF: 0 SAC: 0 DP: 1 HBP: 0 | WP: 0 PB: 0 SB: 0 CS: 0 | PA: 45 | | | | |
| PITCHER | IP | WLS | BF | H | R | ER | SO | BB | IBB | HBP | BLK | WP | HR | S | P | ERA | WHIP | | | | | | | |
| Drew Hall, L ERA: 4.98 (1, 1) | 2.2 | L | 15 | 6 | 4 | 4 | 5 | 1 | 0 | 0 | 0 | 0 | 0 | 10 | 18 | 6.75 | 2.250 | | | | | | | |
| Dave Cumpert, R ERA: 4.37 (3, 1) | 1.1 | | 8 | 2 | 1 | 1 | 2 | 1 | 1 | 0 | 0 | 0 | 0 | 8 | 8 | 27.00 | 6.000 | | | | | | | |
| Ron Davis, R ERA: 8.59 (5, 1) | 0.2 | | 6 | 4 | 2 | 2 | 1 | 0 | 0 | 0 | 0 | 0 | 0 | 20 | 32 | 7.71 | 2.143 | | | | | | | |
| Frank DiPino, L ERA: 4.31 (5, 1) | 2.1 | | 13 | 3 | 2 | 2 | 5 | 2 | 1 | 0 | 0 | 0 | 0 | 2 | 6 | 0.00 | 1.000 | | | | | | | |
| Ed Lynch, R ERA: 3.7 (8, 1) | 1.0 | | 3 | 0 | 0 | 0 | 0 | 1 | 0 | 0 | 0 | 0 | 0 | 2 | 6 | 0.00 | 1.000 | | | | | | | |

| | |
|-----|----|
| AB | 38 |
| R | 9 |
| H | 15 |
| RBI | 9 |
| BB | 7 |
| SO | 13 |
| LOB | 23 |



| Batter | 1 | 2 | 3 | 4 | 5 | 6 | 7 | 8 | 9 | AB | R | H | RBI | BB | SO | LOB | TOP | | | | | | |
|-------------------------------------------------------------------------------------------------------------------------------------------------------------------------------------------------------------------------------------------------------------------------------------------------------------------------------------------|-------------------------------------------------------------------------------------------------------|-------------------------------------------------------------------------------------------------------|---------------------------------------------------------------------------------------------|---------------------------------------------------------------------------------------|---------------------------------------------------------------------------------------------|---------------------------------|-------------------------------|----------------------------------|------------------------------|----------------------------------|------------------------------|---------------------------------|------------------------------|----------------------------------|------------------------------|---------------------------------|----------------------------------------------------------------------------------------------------------------------------------|----------------------------------------------------------------------------------------------------------------------------------|------------------------------------|-----------------------------------|------------------------------------|----------------------------------|--------|
| Willie McGee, S (1, 8) <small>OBP: 0.306, SLG: 0.370</small> Vince Coleman, S (6, FR) <small>OBP: 0.301, SLG: 0.279</small> | F9 | FC6-4 | | | 4-3 | E7 | | F6 | | 4 | 0 | 0 | 1 | 0 | 0 | 3 | St. Louis Cardinals @ Chicago Cubs Wrigley Field, Chicago, IL Sat Oct 04 1986, 3:33 AM CDT Att: 20,021 - Unknown | | | | | | |
| Ozzie Smith, S (1, 6) <small>OBP: 0.375, SLG: 0.331</small> | FC1-6 | G4-6-3 | | | 1B | SF7 | | 1B | | 3 | 1 | 2 | 1 | 1 | 0 | 2 | | | | | | | |
| Tom Herr, S (1, 4) <small>OBP: 0.342, SLG: 0.332</small> | 1B | | | | 1B | 4-3 | | 3-1 | | 4 | 0 | 2 | 0 | 1 | 0 | 2 | | | | | | | |
| Jim Lindeman, R (1, 7) <small>OBP: 0.296, SLG: 0.353</small> | FC1-6 | | | | 1B | | | 3-1 | | 4 | 0 | 2 | 1 | 0 | 1 | 4 | | | | | | | |
| Ray Soff, R (6, 1) Clint Hurdle, L (8, PH) Bill Earley, R (8, 1) | 1B | | | | 1B | K | | 3-1 | | 0 | 0 | 0 | 0 | 0 | 0 | 0 | | | | | | | |
| Alan Knicely, R (1, 3) <small>OBP: 0.330, SLG: 0.268</small> Andy Van Slyke, L (5, PH) <small>OBP: 0.344, SLG: 0.455</small> | K | | | | 1-6-3-6 | G3 | | F8 | | 2 | 0 | 0 | 0 | 0 | 1 | 4 | | | | | | | |
| Tito Landrum, R (1, 9) <small>OBP: 0.280, SLG: 0.287</small> Mike Laga, L (5, PH) <small>OBP: 0.287, SLG: 0.462</small> | | 1B | | | F3 | | | | | 2 | 1 | 1 | 0 | 0 | 0 | 1 | | | | | | | |
| Fred Manrique, R (1, 5) <small>OBP: 0.297, SLG: 0.385</small> Curt Ford, L (5, PH) <small>OBP: 0.319, SLG: 0.366</small> | | 3B | | | F3 | | | K | | 2 | 1 | 1 | 1 | 1 | 1 | 0 | | | | | | | |
| Pat Perry, L (5, 1) José Oquendo, S (6, 5) Michael LaValliere, L (1, 2) | | 1B | | | 6-3 | F3 | | 4-3 | | 2 | 1 | 1 | 0 | 0 | 0 | 0 | | | | | | | |
| Bob Forsch, R (1, 1) Joe Boever, R (5, 1) John Morris, L (5, 7) | | FC6-4 | | | K | | | K | | 4 | 1 | 2 | 1 | 1 | 2 | 1 | | | | | | | |
| Bob Forsch, R (1, 1) <small>OBP: 0.169, SLG: 0.329</small> Joe Boever, R (5, 1) <small>OBP: 0.500, SLG: 0.500</small> John Morris, L (5, 7) <small>OBP: 0.287, SLG: 0.290</small> | | 1B | | | 6-3 | | | 1B | | 2 | 0 | 1 | 0 | 0 | 0 | 0 | | | | | | | |
| Inning Stats | R: 0 E: 0 K: 1 S: 7 | H: 2 LOB: 2 BB: 0 P: 7 | R: 2 E: 0 K: 0 S: 6 | H: 4 LOB: 1 BB: 0 P: 6 | R: 0 E: 0 K: 0 S: 3 | H: 1 LOB: 1 BB: 1 P: 7 | R: 0 E: 0 K: 1 S: 5 | H: 0 LOB: 0 BB: 0 P: 5 | R: 1 E: 0 K: 0 S: 5 | H: 2 LOB: 3 BB: 2 P: 13 | R: 2 E: 1 K: 1 S: 8 | H: 2 LOB: 2 BB: 0 P: 8 | R: 1 E: 0 K: 2 S: 8 | H: 1 LOB: 1 BB: 1 P: 12 | R: 0 E: 0 K: 0 S: 4 | H: 1 LOB: 1 BB: 0 P: 4 | | R: 1 E: 0 K: 1 S: 6 | H: 1 LOB: 1 BB: 1 P: 10 | 1B: 10 2B: 2 3B: 1 HR: 2 | SF: 1 SAC: 0 DP: 2 HBP: 0 | WP: 0 PB: 1 SB: 0 CS: 0 | PA: 45 |
| PITCHER | IP WLS BF H R ER SO BB IBB HBP BLK WP HR S P ERA WHIP | IP WLS BF H R ER SO BB IBB HBP BLK WP HR S P ERA WHIP | | | | | | | | | | | | | | | | | | | | | |
| Steve Trout, L (1, 1) <small>ERA: 4.75</small> Ed Lynch, R (5, 1) <small>ERA: 3.73</small> Frank DiPino, L (7, 1) <small>ERA: 4.37</small> Scott Sanderson, R (8, 1) <small>ERA: 4.19</small> Lee Smith, R (9, 1) <small>ERA: 3.09</small> | 4.1 W 9 2 1 1 2 2 0 0 0 0 0 24 10 14 6.23 2.538 | 1.2 W 9 2 2 1 1 1 0 0 0 0 0 10 12 5.40 1.800 | 1.0 S 5 1 1 1 1 1 0 0 0 0 0 8 14 9.00 2.000 | 1.0 S 5 1 0 0 0 0 0 0 0 0 4 4 0.00 1.000 | 1.0 S 5 1 1 1 1 1 0 0 0 0 0 6 10 9.00 2.000 | | | | | | | | | | | | | | | | | | |
| Chico Walker, S (1, 8) <small>OBP: 0.343, SLG: 0.371</small> | G3 | | | | 4-3 | | | 4-3 | | 3 | 2 | 1 | 0 | 2 | 0 | 0 | | St. Louis Cardinals @ Chicago Cubs Wrigley Field, Chicago, IL Sat Oct 04 1986, 3:33 AM CDT Att: 20,021 - Unknown | | | | | |
| 23 Ryne Sandberg, R (1, 4) <small>OBP: 0.327, SLG: 0.406</small> | F8 | | | | 1B | K | | 6-3 | | 4 | 0 | 1 | 1 | 1 | 1 | 2 | | | | | | | |
| Rafael Palmeiro, L (1, 7) <small>OBP: 0.361, SLG: 0.478</small> Bob Dernier, R (9, 8) | K | | | | 1B | | | 3-1 | | 5 | 0 | 2 | 2 | 0 | 1 | 3 | | | | | | | |
| Keith Moreland, R (1, 5) <small>OBP: 0.328, SLG: 0.387</small> Frank DiPino, L (7, 1) <small>OBP: 0.167, SLG: 0.167</small> Scott Sanderson, R (8, 1) <small>OBP: 0.077, SLG: 0.078</small> Gary Matthews, R (8, PH) <small>OBP: 0.361, SLG: 0.478</small> Lee Smith, R (9, 1) | | 4-3 | | | FC3-6 | F8 | | F8 | | 4 | 2 | 2 | 1 | 0 | 0 | 3 | | | | | | | |
| Leon Durham, L (1, 3) <small>OBP: 0.350, SLG: 0.452</small> | | 2B | | | 1B | 2B | | 3-1 | | 0 | 0 | 0 | 0 | 0 | 0 | 0 | | | | | | | |
| Jody Davis, R (1, 2) <small>OBP: 0.300, SLG: 0.424</small> | | 1B | | | 1B | 2B | | F4 | | 5 | 1 | 1 | 0 | 0 | 0 | 4 | | | | | | | |
| Brian Dayett, R (1, 9) <small>OBP: 0.292, SLG: 0.453</small> | | BB | | | 6-3 | | | 4-3 | | 3 | 1 | 2 | 1 | 1 | 0 | 2 | | | | | | | |
| Shawon Dunston, R (1, 6) <small>OBP: 0.279, SLG: 0.411</small> | | BB | | | 1B | 2B | | F4 | | 3 | 1 | 1 | 2 | 0 | 0 | 3 | | | | | | | |
| Steve Trout, L (1, 1) <small>OBP: 0.227, SLG: 0.233</small> Ed Lynch, R (5, 1) <small>OBP: 0.094, SLG: 0.033</small> Manny Trillo, R (7, 5) | | BB | | | HR | | | FC | | 3 | 0 | 1 | 1 | 1 | 1 | 1 | | | | | | | |
| Bob Forsch, R (1, 1) <small>ERA: 3.25</small> Joe Boever, R (5, 1) <small>ERA: 1.66</small> Pat Perry, L (5, 1) <small>ERA: 3.8</small> Ray Soff, R (6, 1) <small>ERA: 2.41</small> Bill Earley, L (8, 1) | 4.0 L 24 9 7 7 4 0 0 0 0 0 1 29 41 15.75 3.000 | 0.2 3 1 0 0 0 0 0 0 0 0 0 3 3 0.00 1.500 | 0.2 6 2 1 1 0 2 0 0 0 0 0 4 12 13.50 6.000 | 1.2 5 0 0 0 1 0 0 0 0 0 0 7 7 0.00 0.000 | 1.0 3 0 0 0 0 0 0 0 0 0 0 3 3 0.00 0.000 | | | | | | | | | | | | | | | | | | |
| Inning Stats | R: 0 E: 0 K: 1 S: 5 | H: 0 LOB: 0 BB: 0 P: 5 | R: 1 E: 0 K: 1 S: 6 | H: 1 LOB: 2 BB: 2 P: 14 | R: 1 E: 0 K: 0 S: 5 | H: 2 LOB: 1 BB: 1 P: 9 | R: 3 E: 0 K: 2 S: 11 | H: 4 LOB: 1 BB: 0 P: 11 | R: 2 E: 0 K: 0 S: 6 | H: 3 LOB: 3 BB: 2 P: 14 | R: 1 E: 0 K: 0 S: 5 | H: 2 LOB: 1 BB: 0 P: 5 | R: 0 E: 0 K: 1 S: 5 | H: 0 LOB: 0 BB: 0 P: 5 | R: 0 E: 0 K: 0 S: 3 | H: 0 LOB: 0 BB: 0 P: 3 | 1B: 7 2B: 4 3B: 0 HR: 1 | | SF: 1 SAC: 0 DP: 0 HBP: 0 | WP: 0 PB: 0 SB: 0 CS: 0 | PA: 41 | | |
| PITCHER | IP WLS BF H R ER SO BB IBB HBP BLK WP HR S P ERA WHIP | IP WLS BF H R ER SO BB IBB HBP BLK WP HR S P ERA WHIP | | | | | | | | | | | | | | | | | | | | | |

| Batter | 1 | 2 | 3 | 4 | 5 | 6 | 7 | 8 | 9 | AB | R | H | RBI | BB | SO | LOB | TOP | | | | | |
|--------------------------------------------------------|-------------------------------------------------------|---------------------------------|------------------------------|---------------------------------|------------------------------|---------------------------------|------------------------------|---------------------------------|------------------------------|---------------------------------|------------------------------|---------------------------------|------------------------------|---------------------------------|------------------------------|---------------------------------|---------------------------------------------------------------------------------------------------------------------------|---------------------------------|----------------------------------|------------------------------------|----------------------------------|--------|
| Vince Coleman, S (1, 7) OBP: 0.301, SLG: 0.280 | 0-0 CS, PB 1B | | 0-0 F8 | | 0-3 K | | | 0-0 4-3 | | 2 | 0 | 1 | 0 | 0 | 0 | 0 | St. Louis Cardinals @ Chicago Cubs Wrigley Field, Chicago, IL Sun Oct 05 1986, 3:33 AM CDT Att: 20,016 - Unknown | | | | | |
| Curt Ford, L (3, 7) OBP: 0.318, SLG: 0.364 | 4-0 1B | | 0-3 K | | 0-0 4-3 | | | 0-0 4-3 | | 3 | 0 | 0 | 0 | 1 | 1 | | | | | | | |
| Terry Pendleton, S (8, PH) OBP: 0.279, SLG: 0.306 | 1-3 BB | | | | | | | 2-3 | | | | | | | | | | | | | | |
| Ray Sofl, R (8, 1) | | | | | | | | | | | | | | | | | | | | | | |
| Andy Van Slyke, L (1, 8) OBP: 0.343, SLG: 0.452 | 4-0 1B | | 0-3 K | | 0-0 4-3 | | | 0-0 4-3 | | 3 | 0 | 0 | 0 | 1 | 1 | 2 | | | | | | |
| Tom Herr, S (1, 4) OBP: 0.342, SLG: 0.331 | 0-0 G6-4-3 1B | | 0-0 4-3 | | 0-0 F8 | | | 0-0 6-3 | | 4 | 0 | 1 | 0 | 0 | 0 | 1 | | | | | | |
| Jim Lindeman, R (1, 3) OBP: 0.276, SLG: 0.327 | 0-0 G6-4-3 | | 0-0 F9 | | 0-0 F3 | | | 0-3 K | | 4 | 0 | 0 | 0 | 0 | 1 | 2 | | | | | | |
| Tito Landrum, R (1, 9) OBP: 0.279, SLG: 0.283 | | 0-0 L8 | | 0-0 F9 | | 0-3 K | | 4-0 G6-4-3 BB | | 3 | 0 | 0 | 0 | 1 | 1 | 0 | | | | | | |
| Fred Manrique, R (1, 5) OBP: 0.222, SLG: 0.353 | 0-0 E, 1B 1B | | 0-0 1-3 | | 0-0 5-3 | | | 0-0 G6-4-3 | | 4 | 0 | 1 | 0 | 0 | 0 | 1 | | | | | | |
| José Oquendo, S (1, 6) OBP: 0.359, SLG: 0.341 | 0-0 E8 1B | | 1-3 2B | | 0-0 F9 | | | | | 3 | 1 | 2 | 0 | 0 | 0 | 0 | | | | | | |
| Michael LaValliere, L (1, 2) OBP: 0.318, SLG: 0.310 | 0-3 K | | 0-3 SH1-3 2B | | 0-0 L5 | | | | | 3 | 0 | 1 | 1 | 0 | 1 | 2 | | | | | | |
| Danny Cox, R (1, 1) OBP: 0.104, SLG: 0.108 | 0-3 K | | 0-3 SH1-3 | | 0-0 4-3 1B | | | | | 1 | 0 | 0 | 0 | 0 | 1 | 2 | | | | | | |
| Ozzie Smith, S (8, PH) OBP: 0.376, SLG: 0.333 | | | | | | | | | | 1 | 0 | 1 | 0 | 0 | 0 | 0 | | | | | | |
| John Morris, L (8, 7) OBP: 0.287, SLG: 0.290 | | | | | | | | | | 0 | 0 | 0 | 0 | 0 | 0 | 0 | | | | | | |
| Inning Stats | R: 0 E: 0 K: 0 S: 3 | H: 2 LOB: 1 BB: 1 P: 7 | R: 0 E: 1 K: 2 S: 9 | H: 2 LOB: 2 BB: 0 P: 9 | R: 0 E: 0 K: 1 S: 5 | H: 0 LOB: 0 BB: 0 P: 5 | R: 0 E: 0 K: 0 S: 3 | H: 0 LOB: 0 BB: 0 P: 3 | R: 1 E: 0 K: 1 S: 7 | H: 2 LOB: 1 BB: 0 P: 7 | R: 0 E: 0 K: 0 S: 5 | H: 0 LOB: 0 BB: 0 P: 5 | R: 0 E: 0 K: 0 S: 3 | H: 0 LOB: 0 BB: 0 P: 3 | R: 0 E: 0 K: 0 S: 4 | H: 1 LOB: 1 BB: 0 P: 4 | R: 0 E: 0 K: 1 S: 4 | H: 0 LOB: 0 BB: 1 P: 8 | 1B: 5 2B: 2 3B: 0 HR: 0 | SF: 0 SAC: 1 DP: 2 HBP: 0 | WP: 0 PB: 1 SB: 0 CS: 1 | PA: 33 |
| PITCHER | IP WLS BF H R ER SO BB IBB HBP BLK WP HR S P ERA WHIP | | | | | | | | | | | | | | | | | | | | | |
| Guy Hoffman, L (1, 1) ERA: 3.86 | 7.0 W 26 6 1 1 5 1 0 0 0 0 0 0 35 39 1.29 1.000 | | | | | | | | | | | | | | | | | | | | | |
| Drew Hall, L (8, 1) ERA: 4.56 | 2.0 S 7 1 0 0 1 1 0 0 0 0 0 0 8 12 0.00 1.000 | | | | | | | | | | | | | | | | | | | | | |

| Batter | 1 | 2 | 3 | 4 | 5 | 6 | 7 | 8 | 9 | AB | R | H | RBI | BB | SO | LOB | BOTTOM | | | |
|------------------------------------------------------|-------------------------------------------------------|---------------------------------|------------------------------|---------------------------------|------------------------------|---------------------------------|------------------------------|---------------------------------|------------------------------|---------------------------------|------------------------------|---------------------------------|------------------------------|---------------------------------|------------------------------|---------------------------------|---------------------------------------------------------------------------------------------------------------------------|------------------------------------|----------------------------------|--------|
| Chico Walker, S (1, 8) OBP: 0.339, SLG: 0.376 | 0-0 23 E 2B | 0-0 G4-6-3 | | | 0-0 5-3 | | 0-3 K | | | 4 | 1 | 1 | 0 | 0 | 1 | 3 | St. Louis Cardinals @ Chicago Cubs Wrigley Field, Chicago, IL Sun Oct 05 1986, 3:33 AM CDT Att: 20,016 - Unknown | | | |
| 23 Ryne Sandberg, R (1, 4) OBP: 0.330, SLG: 0.411 | 0-0 E6 K2-3 1B | | 0-0 5-3 | | 0-0 2B | | | 0-0 2B | | 4 | 2 | 3 | 1 | 0 | 0 | 0 | | | | |
| Rafael Palmeiro, L (1, 7) OBP: 0.295, SLG: 0.425 | 0-3 K2-3 | | 0-0 4-3 | | 0-0 L8 | | | 0-0 4-3 HR 2B | | 4 | 1 | 1 | 1 | 0 | 1 | 1 | | | | |
| Terry Francona, L (9, 3) OBP: 0.286, SLG: 0.323 | 1-3 1B | | 0-0 1-3 | | 0-0 F9 | | | 0-0 4-3 | | 0 | 0 | 0 | 0 | 0 | 0 | 0 | | | | |
| Keith Moreland, R (1, 3) OBP: 0.326, SLG: 0.384 | 0-3 K | | 0-0 1-3 | | 0-0 F9 | | | 0-0 4-3 | | 4 | 0 | 0 | 0 | 0 | 1 | 2 | | | | |
| Bob Demler, R (9, 8) OBP: 0.275, SLG: 0.312 | | | | | | | | 2-3 | | 0 | 0 | 0 | 0 | 0 | 0 | 0 | | | | |
| Jody Davis, R (1, 2) OBP: 0.300, SLG: 0.428 | 0-0 F4 | | 0-0 F8 | | 0-3 K | | | 0-0 HR | | 4 | 1 | 1 | 2 | 0 | 1 | 0 | | | | |
| Chris Speier, R (1, 5) OBP: 0.349, SLG: 0.452 | | 0-0 6-3 | | 0-0 4-3 | | 0-0 6-3 | | 0-3 K | | 4 | 0 | 0 | 0 | 0 | 1 | 0 | | | | |
| Brian Dayett, R (1, 9) OBP: 0.316, SLG: 0.507 | 4-0 2B 1B BB | | 0-0 1B | | 0-0 K | | | 0-0 HR | | 3 | 2 | 2 | 1 | 1 | 1 | 0 | | | | |
| Shawon Dunston, R (1, 6) OBP: 0.278, SLG: 0.411 | 0-0 1B 2B | | 0-0 F3 | | 0-3 K | | | 0-0 5-3 | | 4 | 0 | 1 | 0 | 0 | 1 | 1 | | | | |
| Guy Hoffman, L (1, 1) OBP: 0.176, SLG: 0.067 | 0-0 E8 23 2B | | | | | | | | | 2 | 1 | 1 | 1 | 0 | 0 | 0 | | | | |
| Thad Bosley, L (7, PH) OBP: 0.365, SLG: 0.350 | | | | | | | | | | 1 | 0 | 0 | 0 | 0 | 0 | 0 | | | | |
| Drew Hall, L (8, 1) OBP: 0.250, SLG: 0.143 | | | | | | | | | | 0 | 0 | 0 | 0 | 0 | 0 | 0 | | | | |
| Inning Stats | R: 2 E: 1 K: 2 S: 9 | H: 2 LOB: 1 BB: 1 P: 8 | R: 0 E: 0 K: 0 S: 3 | H: 0 LOB: 0 BB: 0 P: 3 | R: 0 E: 0 K: 0 S: 4 | H: 1 LOB: 1 BB: 0 P: 4 | R: 1 E: 1 K: 0 S: 5 | H: 1 LOB: 1 BB: 0 P: 5 | R: 0 E: 0 K: 2 S: 7 | H: 0 LOB: 0 BB: 0 P: 7 | R: 0 E: 0 K: 2 S: 7 | H: 0 LOB: 0 BB: 0 P: 7 | R: 0 E: 0 K: 1 S: 9 | H: 0 LOB: 0 BB: 0 P: 9 | R: 4 E: 0 K: 1 S: 9 | H: 4 LOB: 0 BB: 0 P: 9 | 1B: 3 2B: 5 3B: 0 HR: 2 | SF: 0 SAC: 0 DP: 1 HBP: 0 | WP: 0 PB: 0 SB: 1 CS: 0 | PA: 35 |
| PITCHER | IP WLS BF H R ER SO BB IBB HBP BLK WP HR S P ERA WHIP | | | | | | | | | | | | | | | | | | | |
| Danny Cox, R (1, 1) ERA: 2.9 | 7.0 L 28 6 4 1 6 1 0 0 0 0 0 0 39 43 1.29 1.000 | | | | | | | | | | | | | | | | | | | |
| Ray Sofl, R (8, 1) ERA: 3.29 | 1.0 7 4 4 4 1 0 0 0 0 0 0 2 9 9 36.00 4.000 | | | | | | | | | | | | | | | | | | | |

| | |
|-----|----|
| AB | 30 |
| R | 1 |
| H | 7 |
| RBI | 1 |
| BB | 2 |
| SO | 6 |
| LOB | 12 |



| | |
|-----|----|
| AB | 34 |
| R | 8 |
| H | 10 |
| RBI | 6 |
| BB | 1 |
| SO | 7 |
| LOB | 7 |

