

Chicago Cubs - 1987

Batter	1	2	3	4	5	6	7	8	9	AB	R	H	RBI	BB	SO	LOB	TOP					
Vince Coleman, S OBP: 0.500, SLG: 0.400	4-3		5-3			3-4-1 BLK	2B	FC6-4		5	1	2	0	1	0	3						
Ozzie Smith, S OBP: 0.333, SLG: 0.400	4-3					F7	6-3	F8		5	1	1	2	1	0	4						
Tom Herr, S OBP: 0.333, SLG: 0.333	F7		BB	6-3		3-4-1	6-3			6	1	2	1	0	0	2						
Jack Clark, R		FC1-6	BB	K			K			3	1	0	0	3	3	2						
Jim Lindeman, R Bill Dawley, R	F4		BB	1-3		4-3		L1		4	1	1	2	0	0	3						
Tony Peña, R	FC1-6		BB			K	E6	K		4	2	0	0	1	2	2						
Terry Pendleton, S			F5			K	K	F8		5	0	1	0	0	2	5						
Tito Landrum, R										3	1	3	2	2	0	0						
John Tudor, L Willie McGee, S	F2			4-3						3	0	1	2	0	0	4						
Inning Stats	R: 0 E: 0 K: 0 S: 3	H: 0 LOB: 0 BB: 0 P: 3	R: 0 E: 0 K: 0 S: 4	H: 1 LOB: 3 BB: 2 P: 12	R: 5 E: 0 K: 0 S: 6	H: 3 LOB: 3 BB: 5 P: 26	R: 0 E: 0 K: 1 S: 5	H: 0 LOB: 0 BB: 0 P: 5	R: 0 E: 0 K: 2 S: 8	H: 1 LOB: 1 BB: 0 P: 8	R: 0 E: 0 K: 0 S: 4	H: 1 LOB: 2 BB: 1 P: 8	R: 4 E: 1 K: 2 S: 11	H: 3 LOB: 1 BB: 1 P: 15	R: 0 E: 0 K: 1 S: 6	H: 1 LOB: 3 BB: 2 P: 14	R: 0 E: 0 K: 1 S: 6	H: 1 LOB: 1 BB: 0 P: 6	1B: 9 2B: 2 3B: 0 HR: 0	SF: 0 SAC: 0 DP: 0 HBP: 0	WP: 0 PB: 0 SB: 2 CS: 0	PA: 50
PITCHER	IP	WLS	BF	H	R	ER	SO	BB	IBB	HBP	BLK	WP	HR	S	P	ERA	WHIP					
Rick Sutcliffe, R ERA: 16.88	2.2	L	19	4	5	5	0	6	1	0	0	0	0	12	40	16.88	3.750					
Greg Maddux, R ERA:	3.1		13	2	0	0	3	1	0	0	1	0	0	18	22	0.00	0.900					
Dickie Noles, R ERA: 81.0	0.1		5	2	4	3	1	1	0	0	0	0	0	6	10	81.00	9.000					
Jamie Moyer, L ERA:	0.1		2	1	0	0	0	0	0	0	0	0	0	2	2	0.00	3.000					
Les Lancaster, R ERA:	2.1		11	2	0	0	3	2	0	0	0	0	0	15	23	0.00	1.714					

St. Louis Cardinals @ Chicago Cubs
Wrigley Field, Chicago, IL
Tue Apr 07 1987, 3:33 AM CDT
Att: 38,240 - Unknown

AB 39
R 9
H 11
RBI 9
BB 11
SO 7
LOB 26



Batter	1	2	3	4	5	6	7	8	9	AB	R	H	RBI	BB	SO	LOB	BOTTOM				
Bob Dernier, R Dave Martinez, L	23 2B						3-1		G3	3	1	3	0	0	0	0					
23 Ryne Sandberg, R							K			2	1	1	1	2	1	0					
Andre Dawson, R	E4						F8			4	0	0	1	0	1	6					
Keith Moreland, R	SF7									3	0	1	1	0	0	0					
Jody Davis, R Jim Sundberg, R	G6-4-3						F8			2	0	0	0	0	0	2					
Brian Davett, R										4	0	2	0	0	1	0					
Leon Durham, L										4	0	1	0	0	1	2					
Shawon Dunston, R										4	1	1	0	0	0	1					
Rick Sutcliffe, L Greg Maddux, R Gary Matthews, R Dickie Noles, R Jamie Moyer, L Les Lancaster, R Chico Walker, S										0	0	0	0	0	1	0					
Inning Stats	R: 2 E: 1 K: 0 S: 5	H: 2 LOB: 0 BB: 0 P: 5	R: 1 E: 0 K: 1 S: 7	H: 3 LOB: 3 BB: 2 P: 15	R: 0 E: 0 K: 1 S: 6	H: 2 LOB: 1 BB: 0 P: 6	R: 0 E: 0 K: 0 S: 4	H: 1 LOB: 2 BB: 1 P: 8	R: 0 E: 0 K: 0 S: 3	H: 0 LOB: 0 BB: 0 P: 3	R: 0 E: 0 K: 1 S: 5	H: 0 LOB: 0 BB: 0 P: 5	R: 0 E: 0 K: 1 S: 5	H: 0 LOB: 0 BB: 0 P: 5	R: 0 E: 0 K: 1 S: 6	H: 1 LOB: 1 BB: 0 P: 6	1B: 5 2B: 4 3B: 1 HR: 0	SF: 1 SAC: 0 DP: 3 HBP: 0	WP: 0 PB: 0 SB: 0 CS: 0	PA: 37	
PITCHER	IP	WLS	BF	H	R	ER	SO	BB	IBB	HBP	BLK	WP	HR	S	P	ERA	WHIP				
John Tudor, L Bill Dawley, R	5.0	W	24	8	3	3	2	3	0	0	0	0	0	19	19	0.00	0.250				

St. Louis Cardinals @ Chicago Cubs
Wrigley Field, Chicago, IL
Tue Apr 07 1987, 3:33 AM CDT
Att: 38,240 - Unknown

AB 33
R 3
H 9
RBI 3
BB 3
SO 5
LOB 13




Batter	1	2	3	4	5	6	7	8	9	AB	R	H	RBI	BB	SO	LOB	TOP										
Vince Coleman, S (1, 7) OBP: 0.455, SLG: 0.333	4-3		4-3		B5-3		4-3		4-3	4	2	1	0	1	0	0	St. Louis Cardinals @ Chicago Cubs Wrigley Field, Chicago, IL Thu Apr 09 1987, 3:33 AM CDT Att: 12,441 - Unknown livebaseballscorecards.com										
Ozzie Smith, S (1, 6) OBP: 0.400, SLG: 0.429	5-3		L5				SF8			2	0	1	1	1	0	1											
Tom Herr, S (1, 4) OBP: 0.200, SLG: 0.200	5-3		4-3		6-3		K			4	0	0	1	0	1	2											
Jack Clark, R (1, 3) OBP: 0.400, SLG: 0.143	K				6-3		F9			4	0	1	0	0	1	2											
Jim Lindeman, R (1, 9) OBP: 0.375, SLG: 0.500 Todd Worrell, R (8, 1)			K						6-3	4	0	2	0	0	1	1											
Tony Peña, R (1, 2) OBP: 0.222, SLG: 0.125		FC3-6			K		WP		6-3	4	1	1	0	0	1	2											
Terry Pendleton, S (1, 5) OBP: 0.333, SLG: 0.778		L8					HR		4-3	4	1	2	2	0	0	2											
Tito Landrum, R (1, 8) OBP: 0.667, SLG: 0.500					6-3		K		6-3	3	0	0	0	1	1	1											
Danny Cox, R (1, 1) Bill Dawley, R (7, 1) Willie McGee, S (8, 8)		6-3			6-3		1-3		K	3	0	0	0	0	0	3											
Inning Stats	R: 0 E: 0 K: 1 S: 5	H: 0 LOB: 1 BB: 1 P: 9	R: 0 E: 0 K: 0 S: 4	H: 1 LOB: 2 BB: 1 P: 8	R: 1 E: 0 K: 1 S: 6	H: 1 LOB: 1 BB: 1 P: 10	R: 0 E: 0 K: 1 S: 6	H: 1 LOB: 1 BB: 0 P: 6	R: 0 E: 0 K: 0 S: 4	H: 1 LOB: 1 BB: 0 P: 4	R: 2 E: 0 K: 1 S: 7	H: 2 LOB: 0 BB: 0 P: 7	R: 1 E: 0 K: 1 S: 6	H: 1 LOB: 0 BB: 0 P: 6	R: 0 E: 0 K: 0 S: 3	H: 1 LOB: 0 BB: 0 P: 3	R: 0 E: 0 K: 1 S: 5	H: 0 LOB: 0 BB: 0 P: 5	1B: 6 2B: 1 3B: 0 HR: 1	SF: 1 SAC: 0 DP: 0 HBP: 0	WP: 1 PB: 0 SB: 6 CS: 1	PA: 37					
PITCHER	IP	WLS	BF	H	R	ER	SO	BB	IBB	HBP	BLK	WP	HR	S	P	ERA	WHIP										
Steve Trout, L (1, 1) ERA: 5.14	7.0	L	31	7	4	4	5	3	0	0	0	1	1	38	50	5.14	1.429										
Dickie Noles, R (8, 1) ERA: 11.57	2.0		6	1	0	0	1	0	0	0	0	0	0	8	8	0.00	0.500										

Batter	1	2	3	4	5	6	7	8	9	AB	R	H	RBI	BB	SO	LOB	BOTTOM										
Chico Walker, S (1, 7) OBP: 0.167, SLG: 0.167	6-3		F7		K		FC6-4			5	0	1	0	0	1	3	St. Louis Cardinals @ Chicago Cubs Wrigley Field, Chicago, IL Thu Apr 09 1987, 3:33 AM CDT Att: 12,441 - Unknown livebaseballscorecards.com										
23 Ryne Sandberg, R (1, 4) OBP: 0.556, SLG: 1.000	PB		5-3			HR		F6	K	4	1	1	1	1	1	1											
Andre Dawson, R (1, 9) OBP: 0.125, SLG: 0.500	K				K		F8		HR	4	1	1	1	0	2	1											
Keith Moreland, R (1, 5) OBP: 0.250, SLG: 0.286	K				6-3		F6		1B	4	0	1	0	0	1	1											
Leon Durham, L (1, 3) OBP: 0.500, SLG: 0.333		FC5-4			FC6		F5		1B	2	0	1	0	2	0	0											
Dave Martinez, L (1, 8)		F8			FC6				1B	4	0	0	0	0	2	4											
Shawon Dunston, R (1, 6) OBP: 0.250, SLG: 0.286		FC5-4					3-1		1-3	3	0	0	0	1	0	3											
Jim Sundberg, R (1, 2) Manny Trillo, R (9, PH)		K			K		BB		F8	2	0	0	0	1	2	2											
Steve Trout, L (1, 1) Jerry Mumphrey, S (7, PH) Dickie Noles, R (8, 1) Gary Matthews, R (9, PH)					K		FC6-4		K	2	0	0	0	0	1	1											
Inning Stats	R: 0 E: 0 K: 2 S: 7	H: 0 LOB: 1 BB: 1 P: 11	R: 0 E: 0 K: 1 S: 5	H: 0 LOB: 1 BB: 1 P: 9	R: 0 E: 0 K: 0 S: 3	H: 0 LOB: 0 BB: 0 P: 3	R: 0 E: 0 K: 1 S: 5	H: 0 LOB: 1 BB: 1 P: 9	R: 0 E: 0 K: 3 S: 9	H: 0 LOB: 1 BB: 1 P: 13	R: 1 E: 0 K: 0 S: 4	H: 1 LOB: 0 BB: 0 P: 4	R: 0 E: 0 K: 1 S: 5	H: 0 LOB: 2 BB: 2 P: 13	R: 1 E: 0 K: 1 S: 8	H: 3 LOB: 2 BB: 0 P: 8	R: 0 E: 0 K: 2 S: 8	H: 1 LOB: 1 BB: 0 P: 8	1B: 3 2B: 0 3B: 0 HR: 2	SF: 0 SAC: 0 DP: 0 HBP: 0	WP: 0 PB: 1 SB: 1 CS: 0	PA: 38					
PITCHER	IP	WLS	BF	H	R	ER	SO	BB	IBB	HBP	BLK	WP	HR	S	P	ERA	WHIP										
Danny Cox, R (1, 1) ERA: 1.35	6.2	W	27	1	1	1	8	6	0	0	0	0	1	37	61	1.35	1.050										
Bill Dawley, R (7, 1) ERA: 1.53	0.2		3	1	1	1	0	0	0	0	0	0	1	3	3	13.50	1.500										
Todd Worrell, R (8, 1) ERA:	1.2	S	8	3	0	0	3	0	0	0	0	0	0	14	14	0.00	1.800										


St. Louis Cardinals @ Chicago Cubs
 Wrigley Field, Chicago, IL
 Thu Apr 09 1987, 3:33 AM CDT
 Att: 12,441 - Unknown

AB 33
 R 4
 H 8
 RBI 4
 BB 3
 SO 6
 LOB 14



St. Louis Cardinals @ Chicago Cubs
 Wrigley Field, Chicago, IL
 Thu Apr 09 1987, 3:33 AM CDT
 Att: 12,441 - Unknown

AB 32
 R 2
 H 5
 RBI 2
 BB 6
 SO 11
 LOB 16



Batter	1	2	3	4	5	6	7	8	9	AB	R	H	RBI	BB	SO	LOB	TOP					
Chico Walker, S OBP: 0.273, SLG: 0.200 (1, 7)										4	1	1	0	1	0	2	Chicago Cubs @ Philadelphia Phillies Veterans Stadium, Philadelphia, PA Fri Apr 10 1987, 7:05 PM EDT Att: 43,212 - Unknown					
23 Ryne Sandberg, R OBP: 0.500, SLG: 0.667 (1, 4)										3	1	0	0	1	1	3						
Andre Dawson, R OBP: 0.250, SLG: 0.455 (1, 9)										3	0	1	1	1	0	2						
Keith Moreland, R OBP: 0.167, SLG: 0.200 Manny Trillo, R (8, 5)										3	0	0	1	0	2	1						
Leon Durham, L OBP: 0.333, SLG: 0.200 (1, 3)										4	0	0	0	0	1	2						
Dave Martinez, L (1, 8)										3	0	0	0	1	2	1						
Shawon Dunston, R OBP: 0.333, SLG: 0.273 (1, 6)										4	1	1	0	0	2	2						
Jim Sundberg, R OBP: 0.556, SLG: 0.875 (1, 2)										4	1	4	1	0	0	0						
Ed Lynch, R Jerry Mumphrey, S Dickie Noles, R (7, 1)										1	0	0	0	0	0	0						
Inning Stats	R: 2 E: 0 K: 1 S: 6	H: 1 LOB: 1 BB: 2 P: 14	R: 1 E: 0 K: 1 S: 6	H: 1 LOB: 0 BB: 0 P: 6	R: 0 E: 0 K: 2 S: 7	H: 0 LOB: 0 BB: 0 P: 7	R: 0 E: 0 K: 1 S: 5	H: 0 LOB: 0 BB: 0 P: 5	R: 0 E: 0 K: 0 S: 4	H: 1 LOB: 2 BB: 0 P: 5	R: 0 E: 0 K: 1 S: 5	H: 3 LOB: 1 BB: 0 P: 5	R: 0 E: 0 K: 2 S: 7	H: 0 LOB: 2 BB: 2 P: 15	R: 0 E: 0 K: 1 S: 6	H: 1 LOB: 1 BB: 0 P: 6	1B: 6 2B: 1 3B: 0 HR: 1	SF: 1 SAC: 1 DP: 1 HBP: 1	WP: 0 PB: 0 SB: 4 CS: 0	PA: 38		
PITCHER	IP WLS BF H R ER SO BB IBB HBP BLK WP HR S P ERA WHIP	IP WLS BF H R ER SO BB IBB HBP BLK WP HR S P ERA WHIP	IP WLS BF H R ER SO BB IBB HBP BLK WP HR S P ERA WHIP	IP WLS BF H R ER SO BB IBB HBP BLK WP HR S P ERA WHIP	IP WLS BF H R ER SO BB IBB HBP BLK WP HR S P ERA WHIP	IP WLS BF H R ER SO BB IBB HBP BLK WP HR S P ERA WHIP	IP WLS BF H R ER SO BB IBB HBP BLK WP HR S P ERA WHIP	IP WLS BF H R ER SO BB IBB HBP BLK WP HR S P ERA WHIP	IP WLS BF H R ER SO BB IBB HBP BLK WP HR S P ERA WHIP	IP WLS BF H R ER SO BB IBB HBP BLK WP HR S P ERA WHIP	IP WLS BF H R ER SO BB IBB HBP BLK WP HR S P ERA WHIP	IP WLS BF H R ER SO BB IBB HBP BLK WP HR S P ERA WHIP	IP WLS BF H R ER SO BB IBB HBP BLK WP HR S P ERA WHIP	IP WLS BF H R ER SO BB IBB HBP BLK WP HR S P ERA WHIP	IP WLS BF H R ER SO BB IBB HBP BLK WP HR S P ERA WHIP	IP WLS BF H R ER SO BB IBB HBP BLK WP HR S P ERA WHIP	IP WLS BF H R ER SO BB IBB HBP BLK WP HR S P ERA WHIP	IP WLS BF H R ER SO BB IBB HBP BLK WP HR S P ERA WHIP	IP WLS BF H R ER SO BB IBB HBP BLK WP HR S P ERA WHIP	IP WLS BF H R ER SO BB IBB HBP BLK WP HR S P ERA WHIP	IP WLS BF H R ER SO BB IBB HBP BLK WP HR S P ERA WHIP	IP WLS BF H R ER SO BB IBB HBP BLK WP HR S P ERA WHIP

AB	31
R	4
H	7
RBI	4
BB	4
SO	9
LOB	15



Batter	1	2	3	4	5	6	7	8	9	AB	R	H	RBI	BB	SO	LOB	BOTTOM					
Milt Thompson, L OBP: 0.500, SLG: 0.500 (1, 8)										4	0	2	0	0	0	0	Chicago Cubs @ Philadelphia Phillies Veterans Stadium, Philadelphia, PA Fri Apr 10 1987, 7:05 PM EDT Att: 43,212 - Unknown					
Juan Samuel, R OBP: 0.077, SLG: 0.077 (1, 4)										4	0	0	0	0	2	3						
Von Hayes, L OBP: 0.333, SLG: 0.111 (1, 3)										4	0	1	0	0	0	1						
Mike Schmidt, R OBP: 0.333, SLG: 0.583 (1, 5)										4	1	1	1	0	0	1						
Mike Easter, L OBP: 0.400, SLG: 0.667 (1, 7)										4	1	1	1	0	0	0						
Lance Parrish, R OBP: 0.333, SLG: 0.200 Chris James, R OBP: 0.200, SLG: 0.200 (9, FR)										4	0	1	0	0	2	0						
Glenn Wilson, R OBP: 0.250, SLG: 0.400 (1, 9)										3	1	1	1	1	0	1						
Steve Jeltz, S OBP: 0.300, SLG: 0.300 (1, 6)										3	0	1	0	0	1	1						
Kevin Gross, R Kent Tekulve, R Rick Schu, R Michael Jackson, R (8, 1)										2	0	0	0	0	1	1						
Inning Stats	R: 0 E: 0 K: 0 S: 4	H: 1 LOB: 1 BB: 0 P: 4	R: 2 E: 0 K: 2 S: 9	H: 2 LOB: 0 BB: 0 P: 9	R: 0 E: 0 K: 1 S: 5	H: 0 LOB: 0 BB: 0 P: 5	R: 0 E: 0 K: 1 S: 5	H: 0 LOB: 0 BB: 0 P: 5	R: 0 E: 0 K: 0 S: 4	H: 2 LOB: 2 BB: 0 P: 4	R: 0 E: 0 K: 0 S: 2	H: 0 LOB: 0 BB: 1 P: 6	R: 0 E: 0 K: 0 S: 3	H: 0 LOB: 0 BB: 0 P: 3	R: 0 E: 0 K: 0 S: 4	H: 1 LOB: 1 BB: 0 P: 4	1B: 5 2B: 0 3B: 0 HR: 3	SF: 0 SAC: 0 DP: 0 HBP: 0	WP: 0 PB: 0 SB: 0 CS: 1	PA: 34		
PITCHER	IP WLS BF H R ER SO BB IBB HBP BLK WP HR S P ERA WHIP	IP WLS BF H R ER SO BB IBB HBP BLK WP HR S P ERA WHIP	IP WLS BF H R ER SO BB IBB HBP BLK WP HR S P ERA WHIP	IP WLS BF H R ER SO BB IBB HBP BLK WP HR S P ERA WHIP	IP WLS BF H R ER SO BB IBB HBP BLK WP HR S P ERA WHIP	IP WLS BF H R ER SO BB IBB HBP BLK WP HR S P ERA WHIP	IP WLS BF H R ER SO BB IBB HBP BLK WP HR S P ERA WHIP	IP WLS BF H R ER SO BB IBB HBP BLK WP HR S P ERA WHIP	IP WLS BF H R ER SO BB IBB HBP BLK WP HR S P ERA WHIP	IP WLS BF H R ER SO BB IBB HBP BLK WP HR S P ERA WHIP	IP WLS BF H R ER SO BB IBB HBP BLK WP HR S P ERA WHIP	IP WLS BF H R ER SO BB IBB HBP BLK WP HR S P ERA WHIP	IP WLS BF H R ER SO BB IBB HBP BLK WP HR S P ERA WHIP	IP WLS BF H R ER SO BB IBB HBP BLK WP HR S P ERA WHIP	IP WLS BF H R ER SO BB IBB HBP BLK WP HR S P ERA WHIP	IP WLS BF H R ER SO BB IBB HBP BLK WP HR S P ERA WHIP	IP WLS BF H R ER SO BB IBB HBP BLK WP HR S P ERA WHIP	IP WLS BF H R ER SO BB IBB HBP BLK WP HR S P ERA WHIP	IP WLS BF H R ER SO BB IBB HBP BLK WP HR S P ERA WHIP	IP WLS BF H R ER SO BB IBB HBP BLK WP HR S P ERA WHIP	IP WLS BF H R ER SO BB IBB HBP BLK WP HR S P ERA WHIP	IP WLS BF H R ER SO BB IBB HBP BLK WP HR S P ERA WHIP

AB	33
R	3
H	8
RBI	3
BB	1
SO	6
LOB	8



Batter	1	2	3	4	5	6	7	8	9	AB	R	H	RBI	BB	SO	LOB	TOP			
Chico Walker, S OBP: 0.235, SLG: 0.188										6	1	1	0	0	1	5	Chicago Cubs @ Philadelphia Phillies Veterans Stadium, Philadelphia, PA Sat Apr 11 1987, 7:05 PM EDT Att: 21,581 - Unknown			
23 Ryne Sandberg, R OBP: 0.474, SLG: 0.538										4	0	1	0	1	0	2				
Andre Dawson, R OBP: 0.353, SLG: 0.467										4	1	2	0	1	0	1				
Keith Moreland, R OBP: 0.250, SLG: 0.308 Manny Trillo, R										3	1	1	1	1	0	3				
Leon Durham, L OBP: 0.353, SLG: 0.214										4	0	1	2	1	0	4				
Dave Martinez, L OBP: 0.287, SLG: 0.385										4	3	2	1	1	0	4				
Shawon Dunston, R OBP: 0.176, SLG: 0.188										5	1	0	0	0	1	3				
Jim Sundberg, R OBP: 0.643, SLG: 0.800										2	1	1	1	2	1	0				
Rick Sutcliffe, L OBP: 0.750, SLG: 1.000 Jerry Mumphrey, S OBP: 0.667, SLG: 0.500 Lee Smith, R										2	1	1	0	1	1	1				
Inning Stats	R: 7 E: 1 K: 0 S: 7	H: 3 LOB: 1 BB: 4 P: 23	R: 0 E: 0 K: 0 S: 3	H: 1 LOB: 1 BB: 1 P: 7	R: 0 E: 0 K: 1 S: 5	H: 0 LOB: 1 BB: 1 P: 9	R: 0 E: 0 K: 0 S: 3	H: 1 LOB: 1 BB: 1 P: 7	R: 1 E: 1 K: 1 S: 7	H: 2 LOB: 1 BB: 0 P: 7	R: 0 E: 0 K: 1 S: 6	H: 1 LOB: 1 BB: 0 P: 6	R: 0 E: 0 K: 0 S: 3	H: 0 LOB: 0 BB: 0 P: 3	R: 1 E: 0 K: 1 S: 7	H: 2 LOB: 2 BB: 0 P: 8	1B: 8 2B: 3 3B: 0 HR: 1	SF: 0 SAC: 1 DP: 2 HBP: 1	WP: 1 PB: 0 SB: 5 CS: 0	PA: 46
PITCHER	IP WLS BF H R ER SO BB IBB HBP BLK WP HR S P ERA WHIP	IP WLS BF H R ER SO BB IBB HBP BLK WP HR S P ERA WHIP																		
Joe Cowley, R ERA: 54.0	(1, 1) 0.2 L 9 3 7 4 0 0 3 1 0 0 0 0 0 5 21 54.00 9.000																			
Tom Hume, R ERA: 9.82	(1, 1) 2.1 10 1 0 0 1 2 0 0 0 0 1 0 10 18 0.00 1.286																			
Dan Schatzeder, L ERA: 1.8	(4, 1) 2.0 9 3 1 0 1 1 0 0 0 0 0 0 10 14 0.00 2.000																			
Michael Jackson, R ERA:	(6, 1) 2.0 9 2 0 0 1 1 0 0 0 1 0 0 10 14 0.00 1.500																			
Kent Tekulve, R ERA: 3.0	(8, 1) 1.0 3 0 0 0 0 0 0 0 0 0 0 0 3 3 0.00 0.000																			
Steve Bedrosian, R ERA: 9.0	(9, 1) 1.0 6 2 1 1 1 0 0 0 0 0 0 0 1 1 9.00 2.000																			
Batter	1	2	3	4	5	6	7	8	9	AB	R	H	RBI	BB	SO	LOB	BOTTOM			
Milt Thompson, L OBP: 0.333, SLG: 0.333										4	0	0	0	0	0	1	Chicago Cubs @ Philadelphia Phillies Veterans Stadium, Philadelphia, PA Sat Apr 11 1987, 7:05 PM EDT Att: 21,581 - Unknown			
Juan Samuel, R OBP: 0.176, SLG: 0.125										3	0	1	0	1	0	1				
Von Hayes, L OBP: 0.313, SLG: 0.083										3	0	0	0	1	1	2				
Mike Schmidt, R OBP: 0.400, SLG: 0.800 Rick Schu, R										3	1	2	1	0	1	2				
Mike Easter, L OBP: 0.429, SLG: 0.692										4	0	2	0	0	1	2				
Lance Parrish, R OBP: 0.250, SLG: 0.143										4	0	0	0	0	2	4				
Glenn Wilson, R OBP: 0.250, SLG: 0.357										4	0	1	0	0	1	1				
Steve Jeltz, S OBP: 0.214, SLG: 0.214										4	0	0	0	0	2	2				
Joe Cowley, R Tom Hume, R Dan Schatzeder, L OBP: 0.333, SLG: 0.333 Michael Jackson, R Greg Gross, L Kent Tekulve, R Steve Bedrosian, R	(1, 1) 0.2 L 9 3 7 4 0 0 3 1 0 0 0 0 0 5 21 54.00 9.000 (1, 1) 2.1 10 1 0 0 1 2 0 0 0 0 1 0 10 18 0.00 1.286 (4, 1) 2.0 9 3 1 0 1 1 0 0 0 0 0 0 10 14 0.00 2.000 (6, 1) 2.0 9 2 0 0 1 1 0 0 0 1 0 0 10 14 0.00 1.500 (8, 1) 1.0 3 0 0 0 0 0 0 0 0 0 0 0 3 3 0.00 0.000 (9, 1) 1.0 6 2 1 1 1 0 0 0 0 0 0 0 1 1 9.00 2.000																			
Inning Stats	R: 0 E: 0 K: 0 S: 3	H: 0 LOB: 0 BB: 0 P: 3	R: 1 E: 0 K: 1 S: 7	H: 3 LOB: 1 BB: 0 P: 7	R: 0 E: 0 K: 1 S: 6	H: 1 LOB: 1 BB: 1 P: 10	R: 0 E: 0 K: 0 S: 3	H: 0 LOB: 0 BB: 0 P: 3	R: 0 E: 0 K: 2 S: 9	H: 2 LOB: 2 BB: 0 P: 9	R: 0 E: 0 K: 0 S: 3	H: 0 LOB: 0 BB: 0 P: 3	R: 0 E: 0 K: 1 S: 5	H: 0 LOB: 1 BB: 1 P: 9	R: 0 E: 0 K: 2 S: 8	H: 1 LOB: 1 BB: 0 P: 8	1B: 5 2B: 1 3B: 0 HR: 1	SF: 0 SAC: 0 DP: 1 HBP: 0	WP: 0 PB: 0 SB: 0 CS: 0	PA: 35
PITCHER	IP WLS BF H R ER SO BB IBB HBP BLK WP HR S P ERA WHIP	IP WLS BF H R ER SO BB IBB HBP BLK WP HR S P ERA WHIP																		
Rick Sutcliffe, R ERA: 5.06	(1, 1) 8.0 W 31 6 1 1 6 2 0 0 0 0 0 0 0 8 49 1.12 1.000																			
Lee Smith, R ERA:	(9, 1) 1.0 4 1 0 0 2 0 0 0 0 0 0 0 8 8 0.00 1.000																			

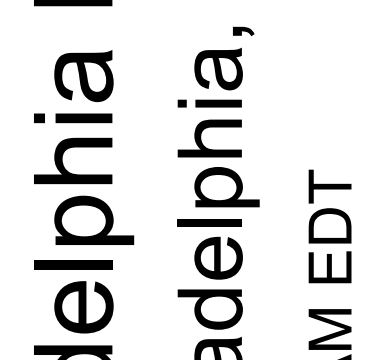
Batter	1	2	3	4	5	6	7	8	9	10	AB	R	H	RBI	BB	SO	LOB	TOP					
Bob Dernier, R OBP: 0.667, SLG: 1.000 Dave Martinez, L OBP: 0.278, SLG: 0.333	(1, 8) X 0-0 F7	(1, 8) X 0-0 F7		(1, 8) X 0-0 2B 2B		(1, 8) X 4-0 FC1-5 2B		(1, 8) X 0-0 F7		(1, 8) X 0-0 F9	3	0	1	0	0	0	1	Chicago Cubs @ Philadelphia Phillies Veterans Stadium, Philadelphia, PA Sun Apr 12 1987, 3:33 AM EDT Att: 23,769 - Unknown					
23 Ryne Sandberg, R OBP: 0.480, SLG: 0.611	(1, 4) X 0-0 F4		(1, 4) X 0-0 FC5 2B	(1, 4) X 0-0 2B		(1, 4) X 4-0 FC1-5 BB		(1, 4) X 0-0 G6-4-3		(1, 4) X 0-0 F6	5	0	2	1	1	0	1						
Andre Dawson, R OBP: 0.348, SLG: 0.400	(1, 9) X 4-0 2B BB		(1, 9) X 0-3 K	(1, 9) X 0-0 F8		(1, 9) X 0-0 FC1-5				(1, 9) X 0-3 K	5	1	1	0	1	2	5						
Keith Moreland, R OBP: 0.300, SLG: 0.375 Ron Davis, R	(1, 5) X 0-0 2B BB		(1, 5) X 4-0 FC5 BB		(1, 5) X 0-3 K	(1, 5) X 0-0 F9				(1, 5) X 0-3 K	3	1	1	1	1	1	2						
Chico Walker, S OBP: 0.211, SLG: 0.167	(9, 7) X 1-H 1B 2B		(9, 7) X 0-0 FC5 BB		(9, 7) X 0-0 K	(9, 7) X 2-3 F9				(9, 7) X 0-0 F7	0	0	0	0	0	0	1						
Jody Davis, R OBP: 0.429, SLG: 0.333	(1, 2) X 0-0 1B		(1, 2) X 0-0 FC5 FC6-4		(1, 2) X 0-0 HR 1B	(1, 2) X 0-0 1-3				(1, 2) X 4-0 HR BB	4	2	2	1	1	0	4						
Brian Davett, R OBP: 0.375, SLG: 0.875 Jerry Mumphy, S OBP: 0.750, SLG: 1.667 Lee Smith, R	(1, 7) X 0-0 F8		(1, 7) X 0-0 FC6-4		(1, 7) X 0-0 HR					(1, 7) X 0-0 HR	4	1	1	2	0	0	3						
Leon Durham, L OBP: 0.455, SLG: 0.526	(1, 3) X 0-0 SH3-4 1B		(1, 3) X 0-0 SH3-4 1B		(1, 3) X 0-0 FC3-6 1B					(1, 3) X 0-0 HR	5	1	4	1	0	0	0						
Shawon Dunston, R OBP: 0.182, SLG: 0.190	(1, 6) X 0-0 F7		(1, 6) X 0-0 F7		(1, 6) X 0-0 F8					(1, 6) X 0-0 1B	5	0	1	0	0	1	3						
Greg Maddux, R Les Lancaster, R Frank DiPino, L Manny Trillo, R OBP: 0.250, SLG: 0.250	(1, 1) X 0-0 SH3-4 1-2		(1, 1) X 0-0 SH3-4 1-2		(1, 1) X 0-0 FC3-6 1B 2B					(1, 1) X 0-0 F3	1	1	0	0	0	0	1						
Inning Stats	R: 2 E: 0 K: 0 S: 5	H: 2 LOB: 1 BB: 1 P: 9	R: 0 E: 0 K: 0 S: 4	H: 1 LOB: 1 BB: 0 P: 4	R: 0 E: 0 K: 1 S: 6	H: 1 LOB: 2 BB: 1 P: 10	R: 1 E: 0 K: 3 S: 6	H: 3 LOB: 2 BB: 0 P: 6	R: 2 E: 0 K: 3 S: 12	H: 3 LOB: 1 BB: 0 P: 12	R: 0 E: 0 K: 0 S: 3	H: 0 LOB: 2 BB: 2 P: 11	R: 0 E: 0 K: 0 S: 3	H: 1 LOB: 0 BB: 0 P: 3	R: 0 E: 0 K: 0 S: 3	H: 1 LOB: 0 BB: 0 P: 3	R: 3 E: 0 K: 2 S: 10	H: 3 LOB: 1 BB: 0 P: 14	R: 0 E: 0 K: 0 S: 4	H: 1 LOB: 1 BB: 0 P: 4	1B: 9 2B: 3 3B: 0 HR: 3	SF: 0 SAC: 1 DP: 1 HBP: 0	WP: 0 PA: 49
PITCHER	IP 4.1	WLS 25	H 10	R 5	ER 5	SO 2	BB 2	IBB 0	HBP 0	BLK 0	WP 0	HR 1	S 27	P 35	ERA 10.38	WHIP 2.769							
Shane Rawley, L ERA: 6.1	(1, 1)	0.2	4	0	0	0	2	2	0	0	0	0	6	14	0.00	3.000							
Michael Jackson, R ERA: 6.1	(5, 1)	3.0	9	1	0	0	0	0	0	0	0	0	9	9	0.00	0.333							
Kent Tekulve, R ERA: 1.5	(6, 1)	2.0	W	11	4	3	2	1	0	0	0	0	2	14	18	13.50	2.500						
Steve Bedrosian, R ERA: 12.0	(9, 1)																						
Batter	1	2	3	4	5	6	7	8	9	10	AB	R	H	RBI	BB	SO	LOB	BOTTOM					
Milt Thompson, L OBP: 0.389, SLG: 0.412	(1, 8) X 0-0 4-3		(1, 8) X 4-0 1B BB	(1, 8) X 1-3 3B 2B		(1, 8) X 0-0 1B SF9	(1, 8) X 0-0 1B CS		(1, 8) X 0-3 K		5	3	2	0	1	1	1	Chicago Cubs @ Philadelphia Phillies Veterans Stadium, Philadelphia, PA Sun Apr 12 1987, 3:33 AM EDT Att: 23,769 - Unknown					
Juan Samuel, R OBP: 0.348, SLG: 0.390	(1, 4) X 0-0 4-3		(1, 4) X 0-0 BLK 1B	(1, 4) X 1-H 1B 3B		(1, 4) X 0-0 1B 1B	(1, 4) X 4-0 BLK BB		(1, 4) X 4-0 2B 1B BB	4	4	3	3	2	0	0							
Von Hayes, L OBP: 0.455, SLG: 0.389	(1, 3) X 0-0 1B		(1, 3) X 0-0 1B 1B	(1, 3) X 0-0 F9 BLK 1B		(1, 3) X 0-0 FC4-6 1B	(1, 3) X 0-0 F9		(1, 3) X 0-0 1B 2B	6	1	5	2	0	0	1							
Mike Schmidt, R OBP: 0.381, SLG: 0.684	(1, 5) X 0-0 F9		(1, 5) X 0-0 1B 1B	(1, 5) X 1-2 1B		(1, 5) X 0-0 SF9			(1, 5) X 4-0 1B IBB	4	0	1	1	1	0	2							
Mike Easler, L OBP: 0.444, SLG: 0.647 Chris James, R OBP: 0.167, SLG: 0.167	(1, 7) X 0-3 K		(1, 7) X 0-0 K		(1, 7) X 0-3 K				(1, 7) X 0-3 K	4	0	2	2	0	2	1							
Steve Bedrosian, R Ron Roenicke, S	(7, 7) X 0-0 K		(7, 7) X 1-2 2H 1B		(7, 7) X 1-2 3H 1B				(7, 7) X 0-0 K	1	0	0	0	0	1	0							
Glenn Wilson, R OBP: 0.318, SLG: 0.400	(1, 9) X 0-0 FC1-6 1B		(1, 9) X 0-3 K		(1, 9) X 0-3 K				(1, 9) X 0-0 FC4-6 1B	6	0	3	1	0	2	4							
John Russell, R OBP: 0.333, SLG: 0.400	(1, 2) X 0-0 FC1-6 1-2		(1, 2) X 0-0 F4		(1, 2) X 0-3 K				(1, 2) X 0-3 K	4	0	0	0	1	2	4							
Steve Jeltz, S OBP: 0.211, SLG: 0.211	(1, 6) X 0-3 K		(1, 6) X 0-0 1-3		(1, 6) X 0-0 1B				(1, 6) X 0-0 6-3	5	0	1	0	0	2	4							
Shane Rawley, R OBP: 0.250, SLG: 0.250 Michael Jackson, R Kent Tekulve, R Greg Gross, L	(1, 1) X 0-0 K		(1, 1) X 0-3 K		(1, 1) X 0-0 2B 3B 1B				(1, 1) X 0-0 F5	2	1	1	0	0	1	0							
Inning Stats	R: 0 E: 0 K: 0 S: 4	H: 1 LOB: 1 BB: 0 P: 4	R: 0 E: 0 K: 2 S: 8	H: 1 LOB: 1 BB: 0 P: 8	R: 3 E: 0 K: 2 S: 11	H: 4 LOB: 2 BB: 1 P: 15	R: 3 E: 0 K: 1 S: 9	H: 4 LOB: 1 BB: 0 P: 9	R: 0 E: 0 K: 2 S: 8	H: 1 LOB: 1 BB: 0 P: 8	R: 2 E: 0 K: 1 S: 9	H: 4 LOB: 3 BB: 1 P: 13	R: 0 E: 0 K: 2 S: 2	H: 0 LOB: 1 BB: 2 P: 10	R: 0 E: 0 K: 2 S: 8	H: 1 LOB: 1 BB: 0 P: 8	R: 0 E: 0 K: 1 S: 5	H: 0 LOB: 0 BB: 0 P: 5	R: 1 E: 0 K: 1 S: 5	H: 2 LOB: 3 BB: 2 P: 13	1B: 15 2B: 2 3B: 1 HR: 0	SF: 1 SAC: 0 DP: 0 HBP: 0	WP: 0 PA: 51
PITCHER	IP 3.1	WLS 20	H 9	R 6	ER 6	SO 4	BB 1	IBB 0	HBP 0	BLK 1	WP 0	HR 0	S 27	P 31	ERA 16.20	WHIP 3.000							
Greg Maddux, R ERA: 8.1	(4, 1)	1.2	9	4	2	3	0	0	0	1	0	0	15	15	10.80	2.400							
Les Lancaster, R ERA: 4.5	(6, 1)	0.1	3	2	0	0	0	0	0	0	0	0	3	3	0.00	6.000							
Frank DiPino, L ERA: 4.5	(6, 1)	2.2	11	1	0	0	3	3	0	0	1	0	14	26	0.00	1.500							
Ron Davis, R ERA: 3.80	(9, 1)	1.1	L	8	2	1	1	2	1	1	0	0	10	18	6.75	2.250							

AB	43
R	8
H	15
RBI	8
BB	5
SO	6
LOB	24



WP: 0	PA: 49
PB: 0	
SB: 3	
CS: 0	

AB	44
R	9
H	18
RBI	9
BB	6
SO	12
LOB	21



WP: 0	PA: 51
PB: 0	
SB: 1	
CS: 1	

Batter	1	2	3	4	5	6	7	8	9	AB	R	H	RBI	BB	SO	LOB	TOP					
Bob Dernier, R (1, 8) OBP: 0.600, SLG: 1.100	5-3		23 1B		HR		4-3			4	1	2	2	0	0	0	Chicago Cubs @ Philadelphia Phillies Veterans Stadium, Philadelphia, PA Mon Apr 13 1987, 7:05 PM EDT Att: 15,366 - Unknown					
23 Ryne Sandberg, R (1, 4) OBP: 0.493, SLG: 0.571	K2-3		1B		F8		3H 4-0			3	0	1	0	1	1	0						
Andre Dawson, R (1, 9) OBP: 0.333, SLG: 0.500	HR		K		K2-3		L5			4	1	1	1	0	2	3						
Keith Moreland, R (1, 5) OBP: 0.250, SLG: 0.300	K		F6				4-3		6-3	4	0	0	0	0	1	2						
Manny Trillo, R (8, 5) OBP: 0.250, SLG: 0.250	K		1-2							0	0	0	0	0	0	0						
Jody Davis, R (1, 2) OBP: 0.455, SLG: 0.333		2B PB BB	K				1-5-3		1B	3	1	1	0	1	1	2						
Brian Davett, R (1, 7) OBP: 0.333, SLG: 0.750		PB 1-3			F6		K		G1-4-6-3	4	0	1	0	0	1	1						
Leon Durham, L (1, 3) OBP: 0.423, SLG: 0.455		5-3			K		1B E BB		K	3	1	0	0	1	2	2						
Shawon Dunston, R (1, 6) OBP: 0.192, SLG: 0.200		K			F8		E5 SH1-4 1-H		4-3	4	1	1	0	0	1	2						
Jamie Moyer, L (1, 1)							SH1-4		6-3	3	0	0	0	0	0	1						
Lee Smith, R (9, 1)	4-3				1-3					0	0	0	0	0	0	0						
Inning Stats	R: 1 E: 0 K: 2 S: 8	H: 1 LOB: 0 BB: 0 P: 8	R: 1 E: 0 K: 1 S: 6	H: 1 LOB: 1 BB: 1 P: 10	R: 0 E: 0 K: 2 S: 9	H: 2 LOB: 2 BB: 0 P: 9	R: 0 E: 0 K: 1 S: 5	H: 0 LOB: 0 BB: 0 P: 5	R: 1 E: 0 K: 1 S: 6	H: 1 LOB: 0 BB: 0 P: 6	R: 0 E: 0 K: 0 S: 5	H: 0 LOB: 0 BB: 0 P: 5	R: 2 E: 1 K: 0 S: 4	H: 1 LOB: 1 BB: 2 P: 12	R: 0 E: 0 K: 0 S: 3	H: 1 LOB: 0 BB: 0 P: 3	R: 0 E: 0 K: 1 S: 5	H: 0 LOB: 0 BB: 0 P: 5	1B: 4 2B: 1 3B: 0 HR: 2	SF: 0 SAC: 1 DP: 1 HBP: 0	WP: 0 PB: 1 SB: 1 CS: 0	PA: 36
PITCHER	IP WLS BF H R ER SO BB IBB HBP BLK WP HR S P ERA WHIP																					
Don Carman, L (1, 1) ERA: 3.6	5.0 L 21 5 3 2 7 1 0 0 0 0 2 34 38 3.60 1.200																					
Tom Hume, R (6, 1) ERA: 8.75	3.0 12 2 2 1 1 2 0 0 0 0 0 12 20 3.00 1.333																					
Dan Schatzeder, L (9, 1) ERA: 1.5	1.0 3 0 0 0 1 0 0 0 0 0 0 5 5 0.00 0.000																					

Batter	1	2	3	4	5	6	7	8	9	AB	R	H	RBI	BB	SO	LOB	BOTTOM			
Chris James, R (1, 8) OBP: 0.100, SLG: 0.100	K		K			P4		K		4	0	0	0	0	3	1	Chicago Cubs @ Philadelphia Phillies Veterans Stadium, Philadelphia, PA Mon Apr 13 1987, 7:05 PM EDT Att: 15,366 - Unknown			
Juan Samuel, R (1, 4) OBP: 0.333, SLG: 0.333	K		K			K			BB 1B	4	1	1	0	0	3	1				
Von Hayes, L (1, 3) OBP: 0.462, SLG: 0.350					6-3		6-3		BB 1B	2	1	0	0	2	0	0				
Mike Schmidt, R (1, 5) OBP: 0.400, SLG: 0.636					F8		FC4-6 BB		1B BB	3	0	1	1	1	1	1				
Lance Parrish, R (1, 2) OBP: 0.350, SLG: 0.188							F6		1B	2	0	1	1	2	0	1				
Glenn Wilson, R (1, 9) OBP: 0.269, SLG: 0.333					5-3		FC4-6		F8	4	0	0	0	0	0	5				
Mike Easler, L (1, 7) OBP: 0.364, SLG: 0.524					F7		K		K	4	0	0	0	0	3	3				
Steve Jeltz, S (1, 6) OBP: 0.227, SLG: 0.190							K			2	0	0	0	1	1	0				
Ron Roenicke, S (9, PH)							K		F4	1	0	0	0	0	0	2				
Don Carman, L (1, 1)							K			1	0	0	0	0	0	1				
Rick Schu, R (5, PH)							K			1	0	0	0	0	1	0				
Tom Hume, R (6, 1)							K			0	0	0	0	0	0	0				
Luis Aguayo, R (8, PH)							K			1	0	0	0	0	1	0				
Dan Schatzeder, L (9, 1) OBP: 0.333, SLG: 0.333							K			0	0	0	0	0	0	0				
Inning Stats	R: 0 E: 0 K: 3 S: 9	H: 0 LOB: 0 BB: 1 P: 13	R: 0 E: 0 K: 0 S: 2	H: 0 LOB: 0 BB: 1 P: 6	R: 0 E: 0 K: 2 S: 7	H: 0 LOB: 1 BB: 1 P: 11	R: 0 E: 0 K: 0 S: 3	H: 0 LOB: 1 BB: 1 P: 7	R: 0 E: 0 K: 1 S: 5	H: 0 LOB: 0 BB: 0 P: 5	R: 0 E: 0 K: 1 S: 5	H: 0 LOB: 0 BB: 0 P: 5	R: 0 E: 0 K: 1 S: 7	H: 0 LOB: 0 BB: 0 P: 7	R: 2 E: 0 K: 1 S: 8	H: 3 LOB: 2 BB: 1 P: 12	1B: 3 2B: 0 3B: 0 HR: 0	SF: 0 SAC: 0 DP: 1 HBP: 0	WP: 0 PB: 0 SB: 0 CS: 0	PA: 35
PITCHER	IP WLS BF H R ER SO BB IBB HBP BLK WP HR S P ERA WHIP																			
Jamie Moyer, L (1, 1) ERA: 2.16	8.0 W 31 2 2 2 12 6 0 0 0 0 0 0 6 73 2.25 1.000																			
Lee Smith, R (9, 1) ERA: 2.7	1.0 S 4 1 0 0 1 0 0 0 0 0 0 0 6 6 0.00 1.000																			

Batter	1	2	3	4	5	6	7	8	9	AB	R	H	RBI	BB	SO	LOB	TOP			
Casey Candaele, S OBP: 0.500, SLG: 0.462	G3			1B		BB		L3		2	0	0	0	2	0	0	Montreal Expos @ Chicago Cubs Wrigley Field, Chicago, IL Fri Apr 17 1987, 3:33 AM CDT Att: 23,023 - Unknown			
Mitch Webster, S OBP: 0.314, SLG: 0.364	P4-3			F8		BB		F2		3	0	1	0	1	0	1				
Andres Calarraga, R Wallace Johnson, S Jeff Parrett, R	P4-3			1B		F8		4-3		1	0	0	0	0	0	1				
Tim Wallach, R				F3		BB		1B		3	0	1	0	1	0	2				
Jeff Reed, L Bill Campbell, R	F5			F9		4-3		K		3	0	0	0	0	0	5				
Luis Rivera, R				1-2				F8		1	0	0	0	0	1	1				
Vance Law, R	K					6-3		F9		4	0	0	0	0	1	1				
Tom Foley, L				F4		4-3		4-3		4	0	0	0	0	1	1				
Herm Winningham, L				1-3		F6		1B		3	0	1	0	0	0	0				
Floyd Youmans, R Andy McGaffigan, R Reid Nichols, R John Stefero, L	K			K		K		K		1	0	0	0	0	1	0				
Inning Stats	R: 0 E: 0 K: 0 S: 2	H: 0 LOB: 0 BB: 1 P: 6	R: 0 E: 0 K: 1 S: 5	H: 0 LOB: 0 BB: 0 P: 5	R: 0 E: 0 K: 1 S: 5	H: 1 LOB: 2 BB: 1 P: 8	R: 0 E: 0 K: 0 S: 4	H: 0 LOB: 0 BB: 0 P: 3	R: 0 E: 0 K: 1 S: 6	H: 1 LOB: 1 BB: 0 P: 14	R: 0 E: 0 K: 1 S: 6	H: 1 LOB: 1 BB: 0 P: 6	R: 0 E: 0 K: 2 S: 3	H: 0 LOB: 0 BB: 0 P: 3	R: 0 E: 0 K: 2 S: 8	H: 1 LOB: 1 BB: 0 P: 8	1B: 4 2B: 1 3B: 0 HR: 0	SF: 0 SAC: 0 DP: 1 HBP: 0	WP: 0 PB: 0 SB: 1 CS: 0	PA: 34
PITCHER Rick Sutcliffe, R ERA: 2.75	IP: 9.0 WLS: W BF: 34 H: 4 R: 0 ER: 0 SO: 6 BB: 4 IBB: 0 HBP: 0 BLK: 0 WP: 0 HR: 0 S: 42 P: 58 ERA: 0.00 WHIP: 0.889															PITCHER				

Batter	1	2	3	4	5	6	7	8	9	AB	R	H	RBI	BB	SO	LOB	BOTTOM			
Chico Walker, S	G3			K		1-3		K		4	0	0	0	1	2	2	Montreal Expos @ Chicago Cubs Wrigley Field, Chicago, IL Fri Apr 17 1987, 3:33 AM CDT Att: 23,023 - Unknown			
23 Ryne Sandberg, R Manny Trillo, R	F9					E5		4-3		5	1	0	0	0	0	3				
Andre Dawson, R Brian Dayett, R	BB			5-3		2B		5-3		4	0	1	2	1	0	0				
Keith Moreland, R	F6			F7		1B		5-3		4	0	1	0	0	0	2				
Leon Durham, L				K		F7		K		4	1	1	0	0	2	1				
Jody Davis, R				1B		2B		1B		4	3	4	2	0	0	0				
Dave Martinez, L	F5			K		F5		F9		4	0	0	0	0	1	3				
Shawon Dunston, R				5-3		2B		E3		4	1	2	0	0	0	2				
Rick Sutcliffe, L	K			S		2B		F9		4	1	2	3	0	1	3				
Inning Stats	R: 0 E: 0 K: 0 S: 3	H: 0 LOB: 1 BB: 1 P: 7	R: 2 E: 0 K: 1 S: 8	H: 3 LOB: 2 BB: 1 P: 12	R: 0 E: 0 K: 1 S: 5	H: 0 LOB: 0 BB: 0 P: 5	R: 1 E: 0 K: 2 S: 9	H: 2 LOB: 1 BB: 0 P: 9	R: 0 E: 0 K: 0 S: 4	H: 1 LOB: 1 BB: 0 P: 4	R: 4 E: 1 K: 0 S: 8	H: 4 LOB: 1 BB: 0 P: 8	R: 0 E: 1 K: 1 S: 7	H: 1 LOB: 2 BB: 0 P: 7	R: 0 E: 0 K: 1 S: 5	H: 0 LOB: 0 BB: 0 P: 5		1B: 6 2B: 4 3B: 0 HR: 1	SF: 0 SAC: 0 DP: 0 HBP: 0	WP: 0 PB: 0 SB: 2 CS: 0
PITCHER Floyd Youmans, R Andy McGaffigan, R Bill Campbell, R Jeff Parrett, R	IP: 3.2 WLS: L BF: 18 H: 5 R: 1 ER: 0 SO: 3 BB: 2 IBB: 0 HBP: 0 BLK: 0 WP: 0 HR: 1 S: 11 P: 30 ERA: 7.36 WHIP: 1.909															PITCHER				

AB	30
R	0
H	4
RBI	0
BB	4
SO	6
LOB	15



AB	37
R	7
H	11
RBI	7
BB	2
SO	6
LOB	16



Batter	1	2	3	4	5	6	7	8	9	AB	R	H	RBI	BB	SO	LOB	TOP											
Casey Candaele, S OBP: 0.400, SLG: 0.353	0-3 K	0-0 FC4-6		0-0 6-3			0-0 3-1			4	0	0	1	0	1	4												
Mitch Webster, S OBP: 0.282, SLG: 0.324	0-0 B2-3	0-0 1-3			0-0 F8		0-0 F9			4	0	0	0	0	0	2												
Wallace Johnson, S OBP: 0.200, SLG: 0.300 Randy St. Claire, R OBP: 1.000, SLG: 1.000	0-0 4-3		0-0 4-3		0-0 1-6-3			0-0 4-3		4	0	0	0	0	0	0												
Tim Wallach, R OBP: 0.378, SLG: 0.441		0-0 1B BB 3-1 1B	0-0 F5		0-0 CS 1B		0-0 F9			4	1	2	0	0	0	0												
Jeff Reed, L OBP: 0.233, SLG: 0.222		4-0 3-1 1B 1-2 1B BB	0-0 4-3		0-0 CS 1-2	0-0 4-3		0-0 6-3		3	1	0	0	1	0	0												
Vance Law, R OBP: 0.306, SLG: 0.471		0-0 3-1 1B 1-2 2-3 1B		0-0 E S FC3-5 1B		0-0 F8		0-3 K	0-3 K	4	1	2	0	0	1	0												
Alonzo Powell, R OBP: 0.323, SLG: 0.333		0-0 3-1 1-2 2-3 3-H 1B		4-0 FC3-5 1-3 BB		0-3 K			0-3 K	3	0	0	1	1	2	2												
Tom Foley, L OBP: 0.176, SLG: 0.235		0-0 1B FC4-6 2-H 3-H 1B		0-0 FC3-2-5 1-3 3-H		0-3 K			0-0 F8	4	1	1	2	0	1	2												
Bob Sebra, R OBP: 0.400, SLG: 0.250 Andres Galaraga, R OBP: 0.323, SLG: 0.383		0-0 FC4-6 1-3 1B		0-3 K		4-0 3-1 BB				2	0	1	0	1	1	2												
Inning Stats	R: 0 E: 0 K: 1 S: 5	H: 0 LOB: 0 BB: 0 P: 5	R: 4 E: 0 K: 0 S: 7	H: 4 LOB: 1 BB: 1 P: 11	R: 0 E: 0 K: 0 S: 3	H: 0 LOB: 0 BB: 0 P: 3	R: 0 E: 0 K: 1 S: 6	H: 1 LOB: 2 BB: 1 P: 10	R: 0 E: 0 K: 0 S: 3	H: 0 LOB: 0 BB: 0 P: 3	R: 0 E: 0 K: 1 S: 5	H: 0 LOB: 0 BB: 0 P: 5	R: 0 E: 0 K: 0 S: 5	H: 0 LOB: 0 BB: 0 P: 9	R: 0 E: 0 K: 0 S: 3	H: 0 LOB: 0 BB: 0 P: 7	1B: 6 2B: 0 3B: 0 HR: 0	SF: 0 SAC: 0 DP: 0 HBP: 0	WP: 0 PB: 0 SB: 1 CS: 1	PA: 36								
PITCHER	IP	WLS	BF	H	R	ER	SO	BB	IBB	HBP	BLK	WP	HR	S	P	ERA	WHIP											
Greg Maddux, R ERA: 8.14	(1, 1)	8.0	L	32	6	4	4	4	3	0	0	0	0	0	37	49	4.50	1.125										
Lee Smith, R ERA: 2.09	(9, 1)	1.0		3	0	0	0	2	0	0	0	0	0	0	7	7	0.00	0.000										

Montreal Expos @ Chicago Cubs
Wrigley Field, Chicago, IL
Sat Apr 18 1987, 3:33 AM CDT
Att: 32,613 - Unknown

AB	32
R	4
H	6
RBI	4
BB	3
SO	6
LOB	12



Batter	1	2	3	4	5	6	7	8	9	AB	R	H	RBI	BB	SO	LOB	BOTTOM											
Chico Walker, S OBP: 0.294, SLG: 0.172	4-0 23 E 23 S 6-3 BB		4-0 23 S BB		0-3 K			0-0 1B		2	1	1	0	2	1	0												
23 Ryne Sandberg, R OBP: 0.382, SLG: 0.395	0-0 6-3 1-H		0-0 6-3 1-2		0-0 L4-3 1B		0-0 F9			4	0	1	1	0	0	3												
Andre Dawson, R OBP: 0.250, SLG: 0.350	0-3 K		0-0 6-3		0-0 L4-3 1-2		0-0 5-3			4	0	0	0	0	1	4												
Keith Moreland, R OBP: 0.225, SLG: 0.250	0-0 L5		0-0 L6		0-0 F8		0-0 F9			4	0	0	0	0	0	0												
Leon Durham, L OBP: 0.341, SLG: 0.417		0-0 HR	0-0 4-3		0-0 F3		0-0 4-3			4	1	1	1	0	0	0												
Jody Davis, R OBP: 0.481, SLG: 0.750		4-0 G5-4-3 BB	0-0 2B		0-0 5-3		0-0 1B			3	0	2	0	1	0	0												
Dave Martinez, L OBP: 0.207, SLG: 0.200 Jerry Mumphrey, S OBP: 0.667, SLG: 1.250		0-0 F8	0-0 F6		0-0 4-3		0-0 F8			3	0	0	0	0	0	2												
Shawon Dunston, R OBP: 0.175, SLG: 0.205		0-0 G5-4-3 1-2		0-0 F8		0-0 6-3				3	0	0	0	0	0	1												
Greg Maddux, R Manny Trillo, R OBP: 0.400, SLG: 0.250 Lee Smith, R ERA: 5.14	(1, 1)	(8, PH)	(9, 1)		0-0 F4		0-0 F3		4-0 1B BB	2	0	0	0	0	0	0												
Inning Stats	R: 1 E: 0 K: 1 S: 5	H: 0 LOB: 0 BB: 1 P: 9	R: 1 E: 0 K: 0 S: 3	H: 1 LOB: 0 BB: 1 P: 7	R: 0 E: 0 K: 0 S: 3	H: 0 LOB: 1 BB: 1 P: 7	R: 0 E: 0 K: 0 S: 4	H: 1 LOB: 0 BB: 0 P: 4	R: 0 E: 0 K: 1 S: 5	H: 0 LOB: 0 BB: 0 P: 5	R: 0 E: 0 K: 0 S: 3	H: 1 LOB: 0 BB: 0 P: 3	R: 0 E: 0 K: 0 S: 3	H: 0 LOB: 0 BB: 0 P: 3	R: 0 E: 0 K: 0 S: 4	H: 1 LOB: 2 BB: 1 P: 8	R: 0 E: 0 K: 0 S: 4	H: 1 LOB: 1 BB: 0 P: 4	1B: 3 2B: 2 3B: 0 HR: 1	SF: 0 SAC: 0 DP: 2 HBP: 0	WP: 0 PB: 0 SB: 2 CS: 0	PA: 34						
PITCHER	IP	WLS	BF	H	R	ER	SO	BB	IBB	HBP	BLK	WP	HR	S	P	ERA	WHIP											
Bob Sebra, R ERA: 1.29	(1, 1)	7.0	W	25	3	2	1	2	3	0	0	0	0	0	26	38	1.29	0.857										
Randy St. Claire, R ERA: 5.14	(8, 1)	2.0	S	9	2	0	0	0	1	0	0	0	0	8	12	0.00	1.500											

Montreal Expos @ Chicago Cubs
Wrigley Field, Chicago, IL
Sat Apr 18 1987, 3:33 AM CDT
Att: 32,613 - Unknown


AB	30
R	2
H	5
RBI	2
BB	4
SO	2
LOB	11



Batter	1	2	3	4	5	6	7	8	9	AB	R	H	RBI	BB	SO	LOB	TOP										
Casey Candaele, S OBP: 0.375, SLG: 0.381	F8	F9					F9			4	0	1	0	0	0	2											
Mitch Webster, S OBP: 0.326, SLG: 0.350	1B 2B		CS 1B		4-3			S HBP		3	1	2	0	0	0	1											
Andres Galarraga, R OBP: 0.343, SLG: 0.387	2B 1B		K 1B			K		BB		3	1	1	0	1	2	1											
Tim Wallach, R OBP: 0.366, SLG: 0.447	1B 2B		K			1-3		F5		4	1	1	1	0	1	2											
Vance Law, R OBP: 0.300, SLG: 0.447	5-3 2H 3H		K			F3		K		4	0	1	2	0	2	2											
Alonzo Powell, R OBP: 0.314, SLG: 0.323	5-3		K					F3		4	0	1	0	0	1	3											
Jeff Reed, L OBP: 0.212, SLG: 0.200	F9		1-3					SH1-4 1B		3	0	0	0	0	0	1											
Luis Rivera, R OBP: 0.083, SLG: 0.083		F3				K		5-3		4	0	0	0	0	1	1											
Lary Sorensen, R Dave Engle, R (7, PH) Andy McGaffigan, R (7, 1)		G3				K		IBB		2	0	0	0	0	1	0											
Inning Stats	R: 3 E: 0 K: 0 S: 7	H: 4 LOB: 1 BB: 0 P: 7	R: 0 E: 0 K: 0 S: 3	H: 0 LOB: 0 BB: 0 P: 3	R: 0 E: 0 K: 2 S: 7	H: 1 LOB: 0 BB: 0 P: 7	R: 0 E: 0 K: 2 S: 7	H: 0 LOB: 0 BB: 0 P: 7	R: 0 E: 0 K: 1 S: 5	H: 0 LOB: 0 BB: 0 P: 5	R: 0 E: 0 K: 0 S: 4	H: 1 LOB: 2 BB: 1 P: 8	R: 0 E: 0 K: 1 S: 5	H: 0 LOB: 2 BB: 1 P: 10	R: 0 E: 0 K: 1 S: 5	H: 0 LOB: 0 BB: 0 P: 5	1B: 5 2B: 2 3B: 0 HR: 0	SF: 0 SAC: 1 DP: 0 HBP: 1	WP: 0 PB: 0 SB: 1 CS: 1	PA: 36							
PITCHER	IP	WLS	BF	H	R	ER	SO	BB	IBB	HBP	BLK	WP	HR	S	P	ERA	WHIP										
Jamie Moyer, L ERA: 3.0	(1, 1)	6.2	L	27	7	3	3	7	0	1	0	0	0	40	44	4.05	1.050										
Ed Lynch, R ERA: 3.0	(7, 1)	0.1		2	0	0	0	0	0	0	1	0	0	1	2	0.00	0.000										
Dickie Noles, R ERA: 4.66	(8, 1)	2.0		7	0	0	0	2	1	0	0	0	0	10	14	0.00	0.500										

Montreal Expos @ Chicago Cubs
Wrigley Field, Chicago, IL
Sun Apr 19 1987, 3:33 AM CDT
Att: 19,889 - Unknown


AB 32
R 3
H 7
RBI 3
BB 2
SO 9
LOB 13

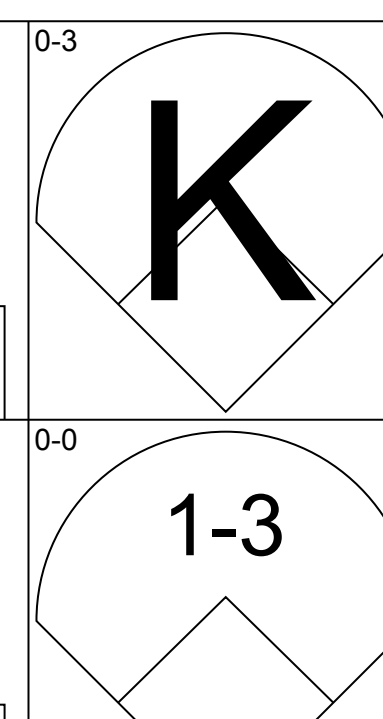
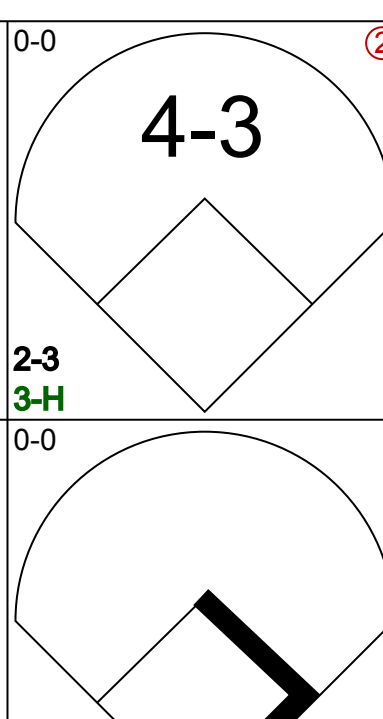
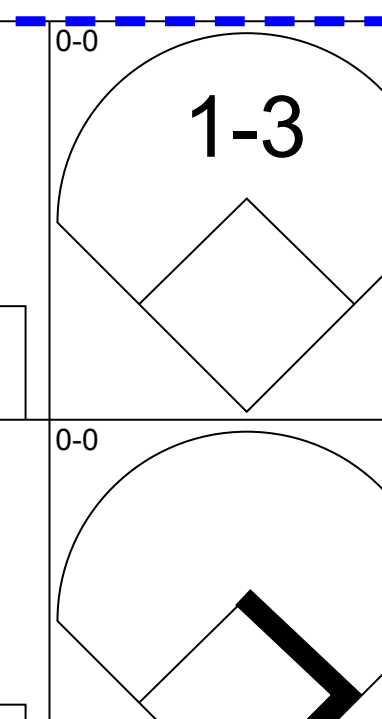
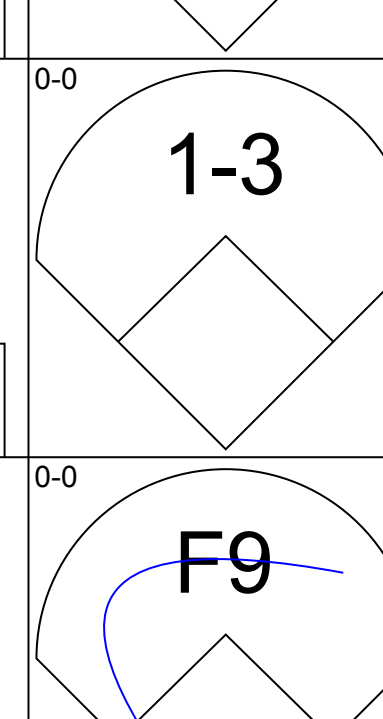
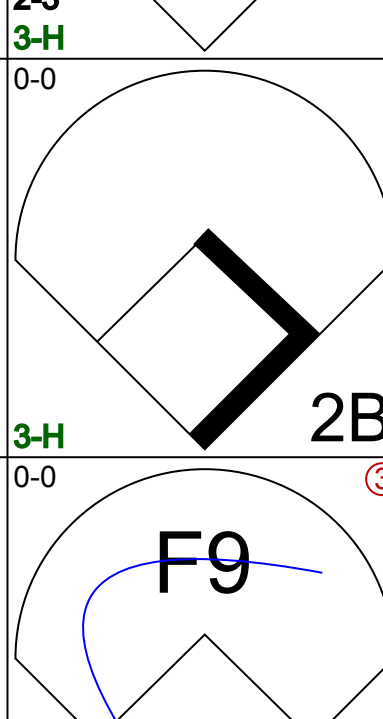
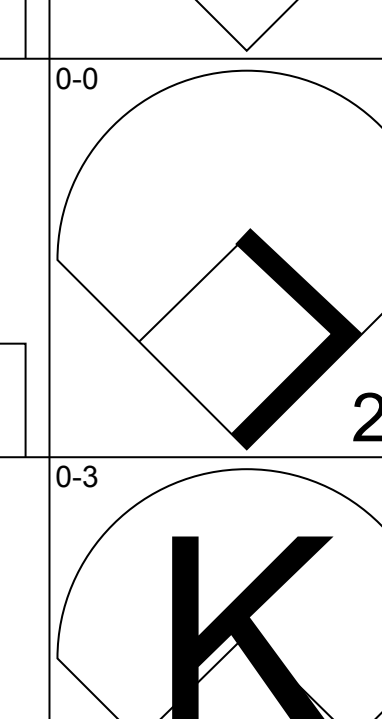
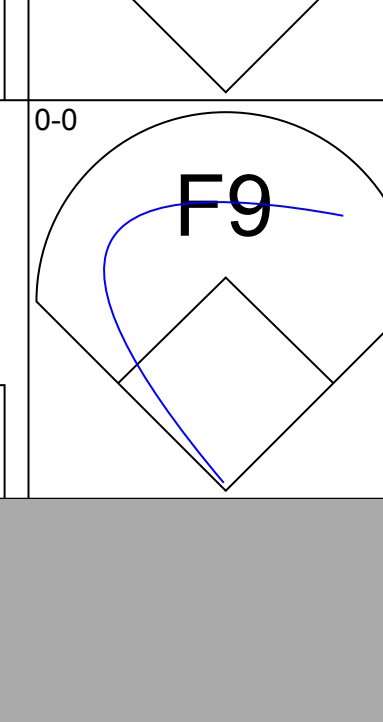
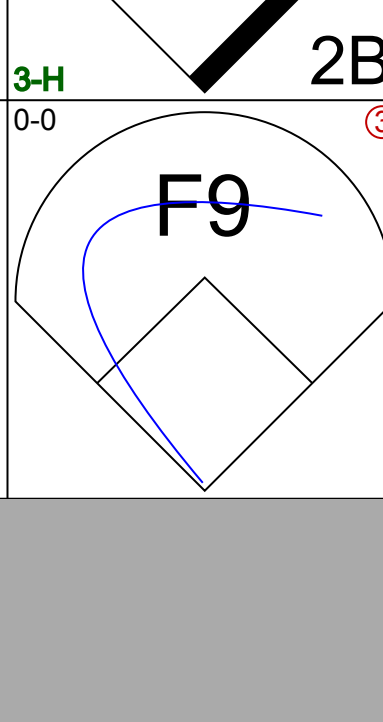
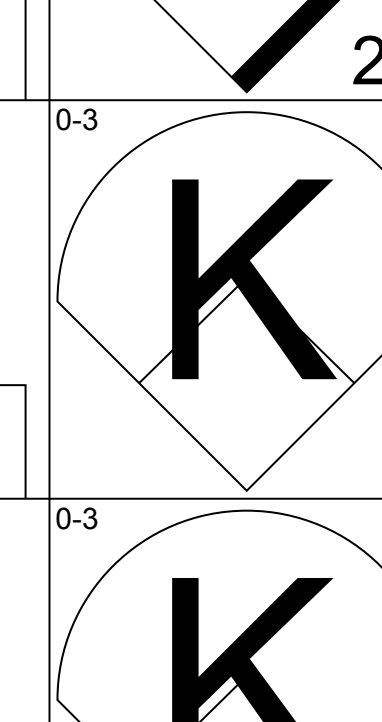
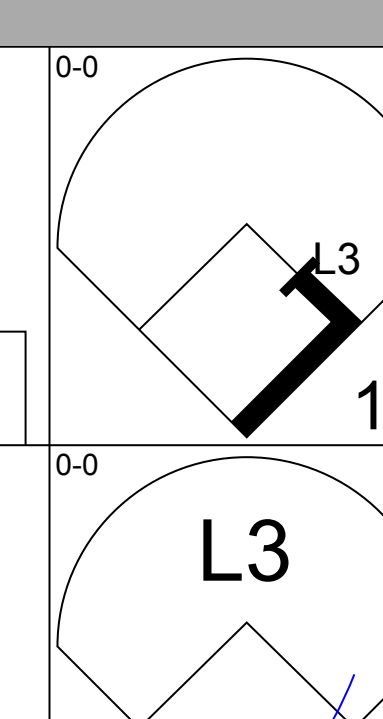
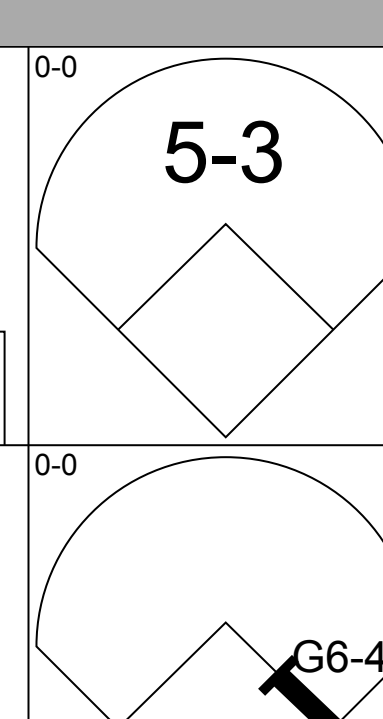
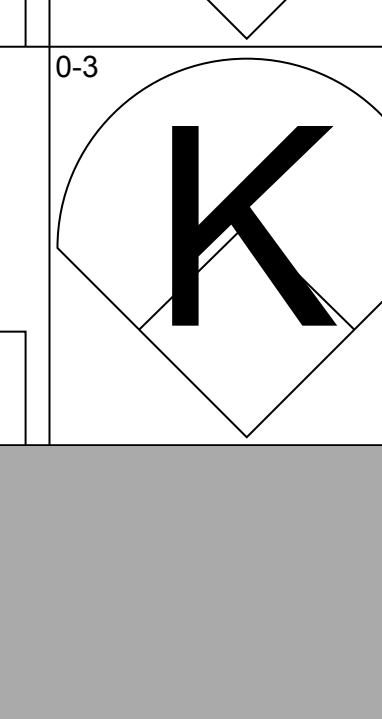
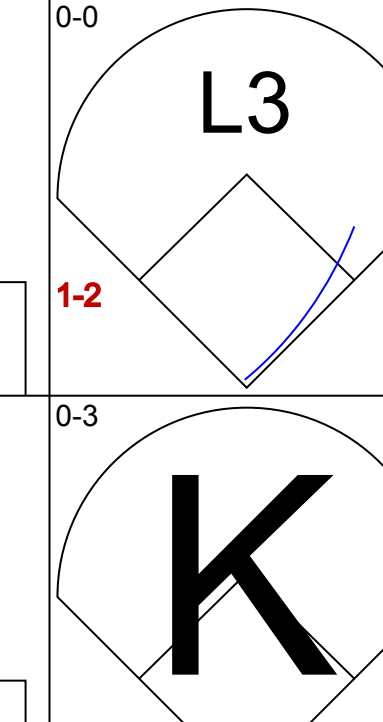
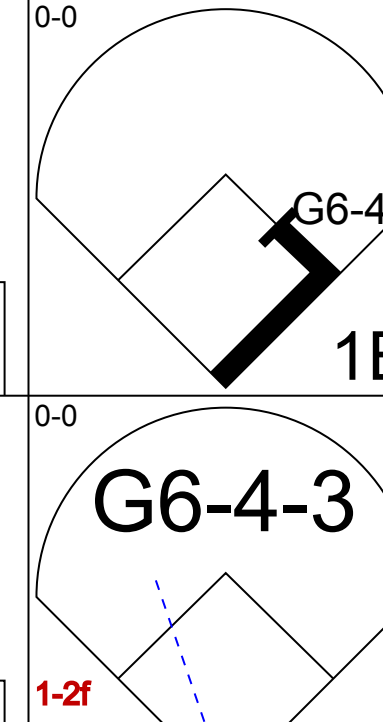
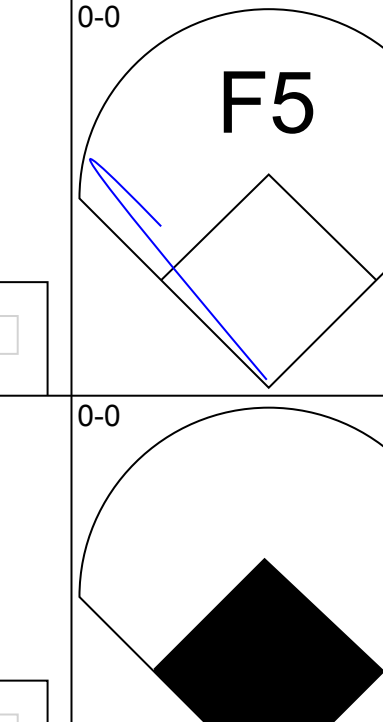
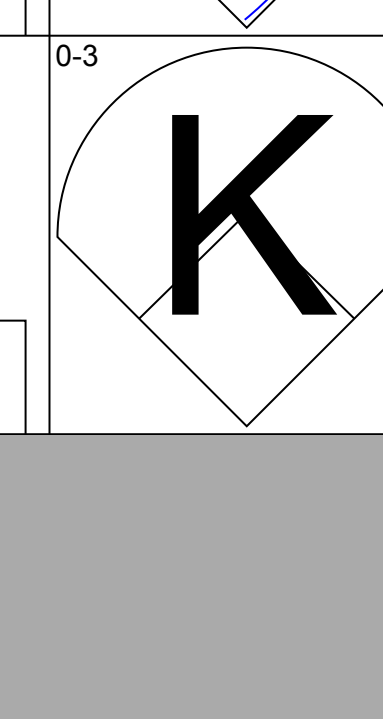
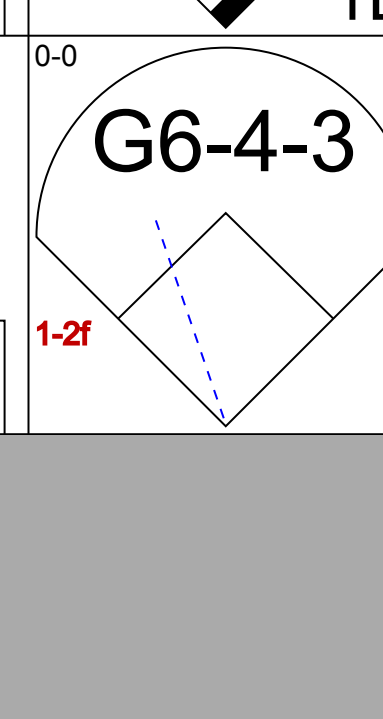
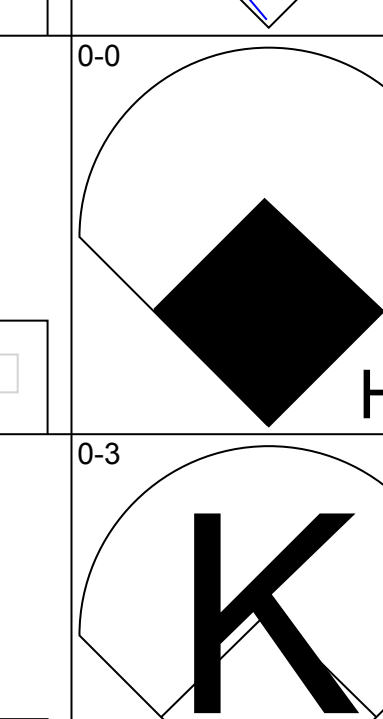
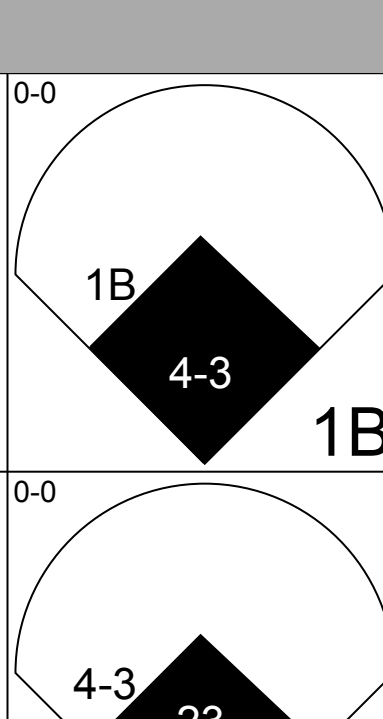
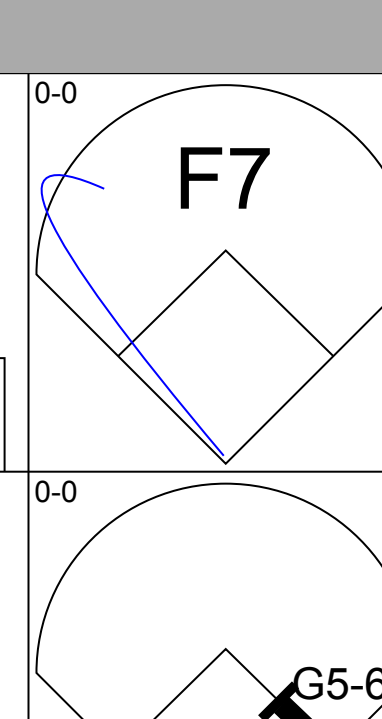
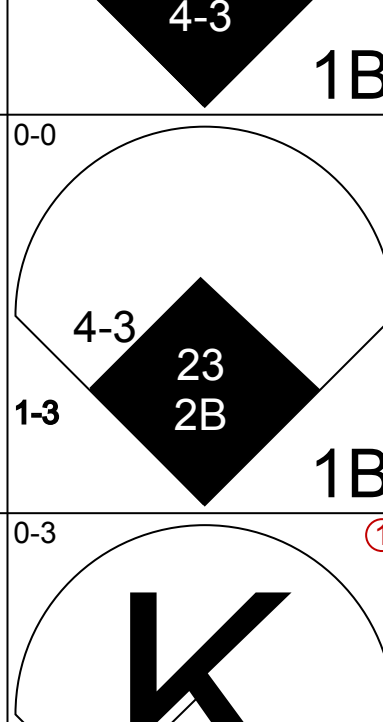
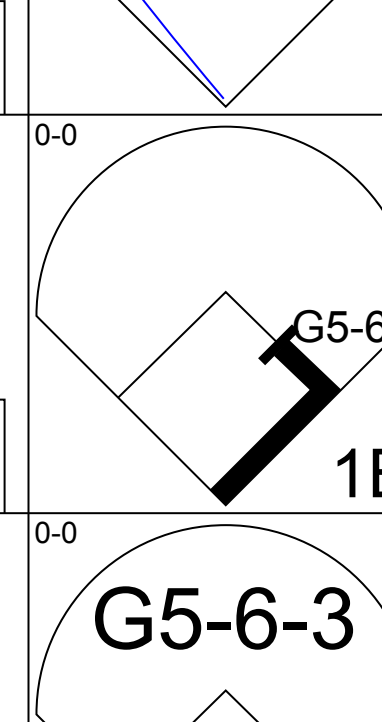
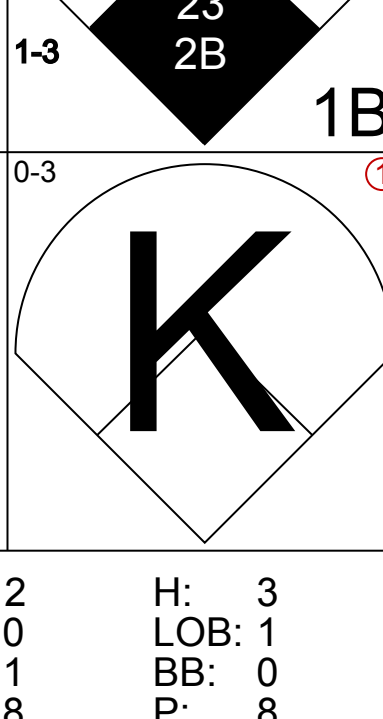
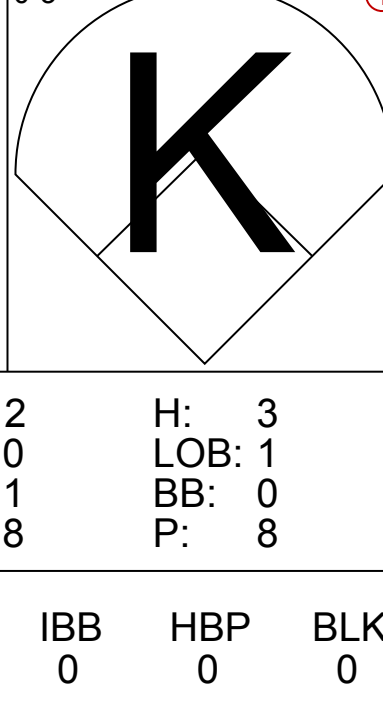
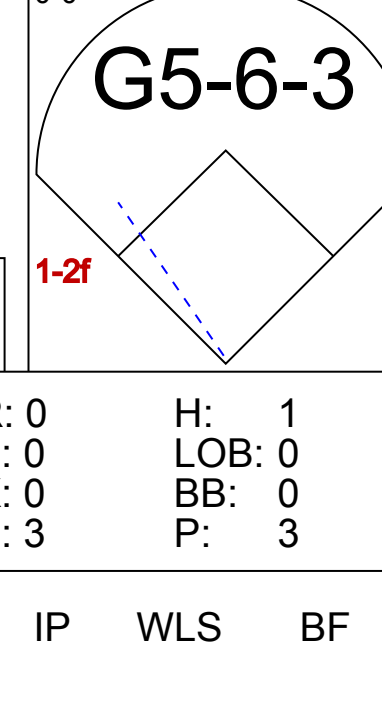


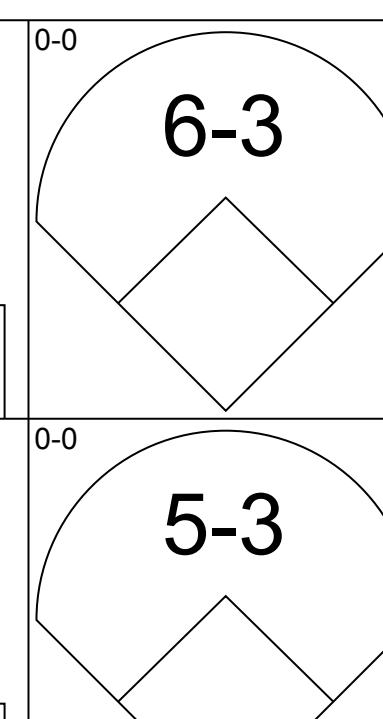
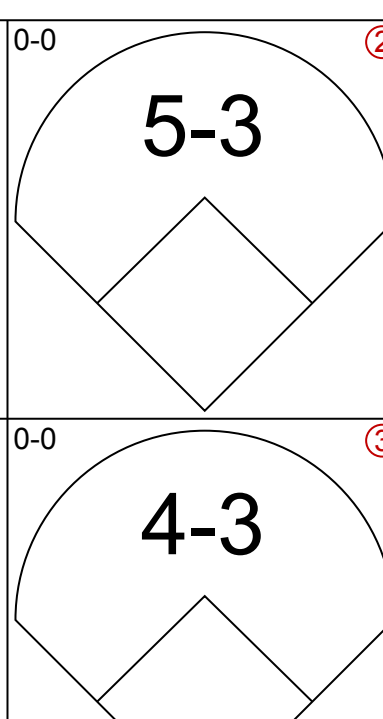
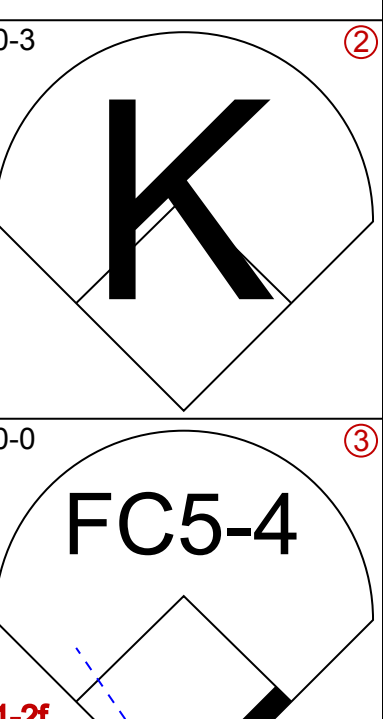
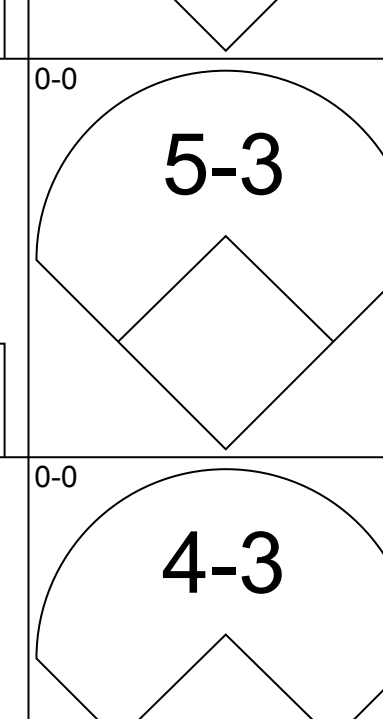

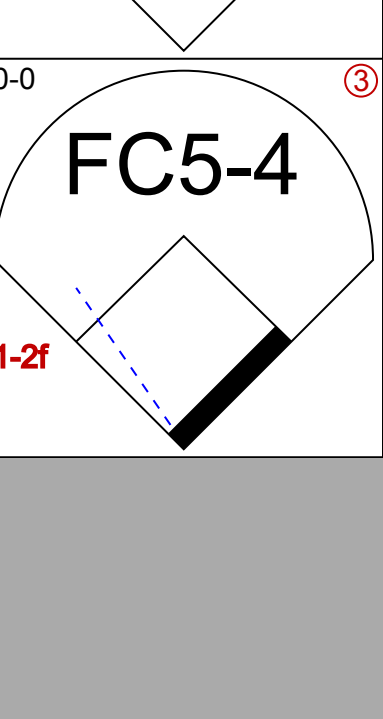
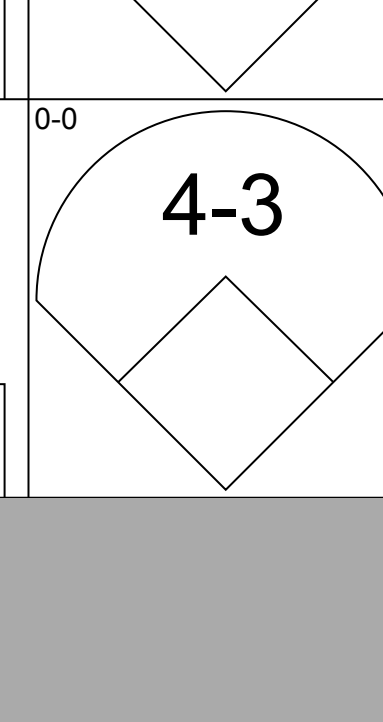
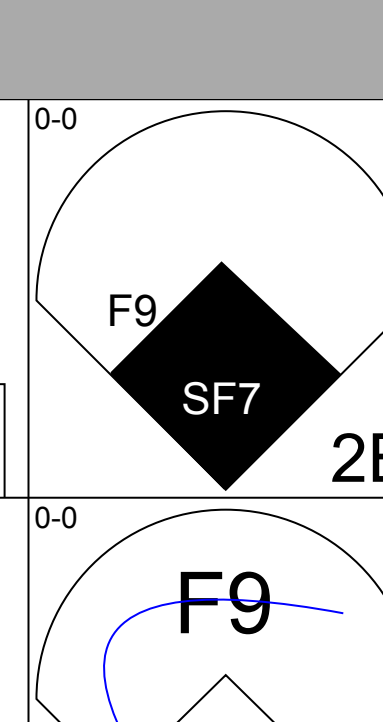
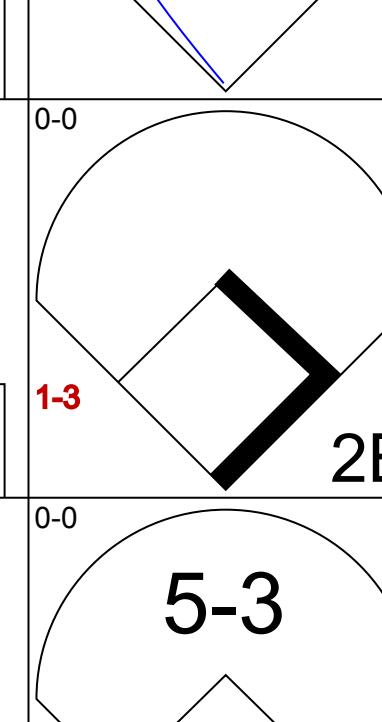
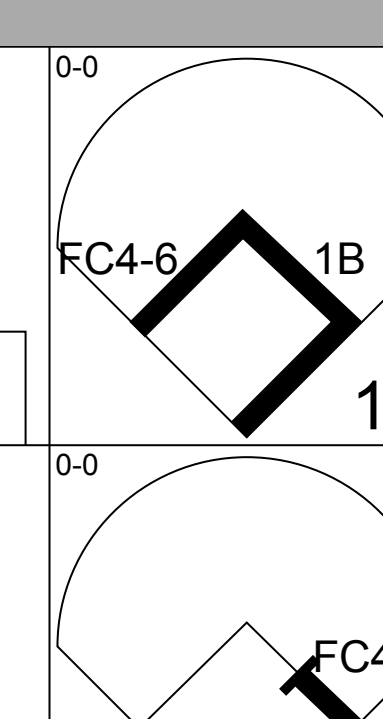
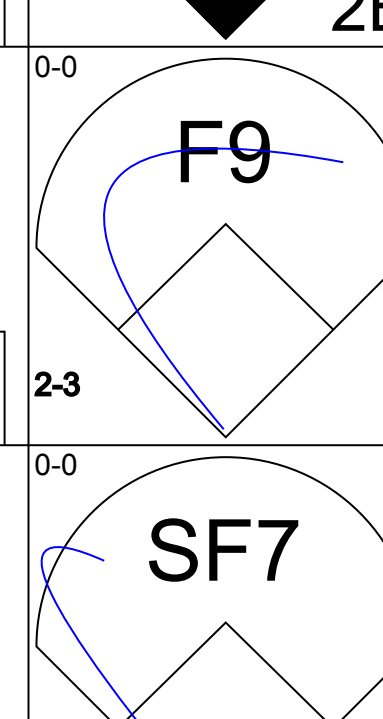
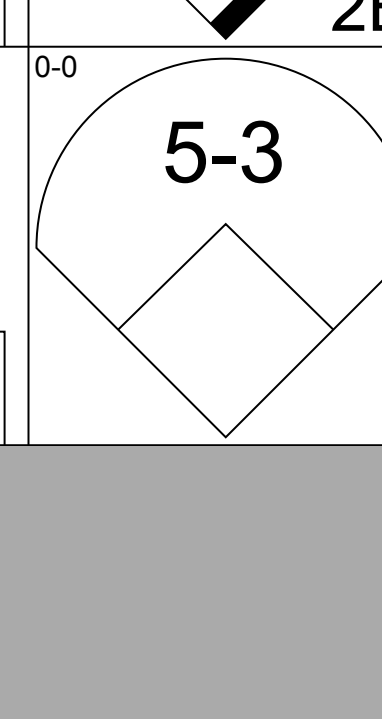
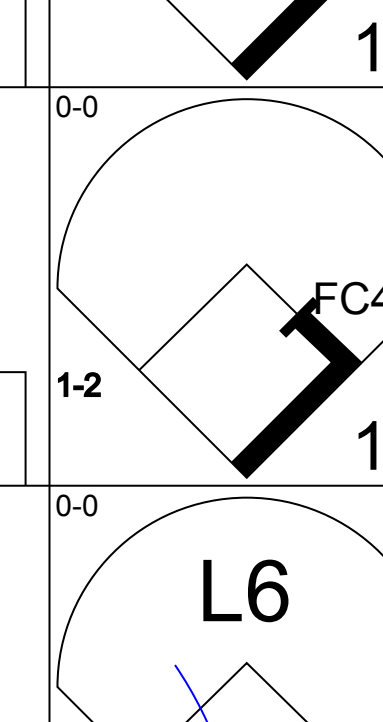
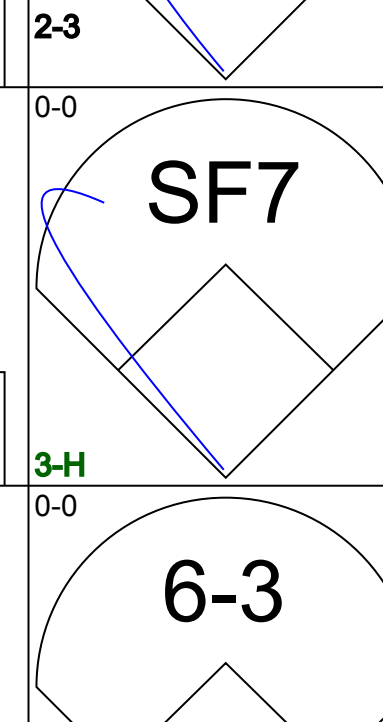

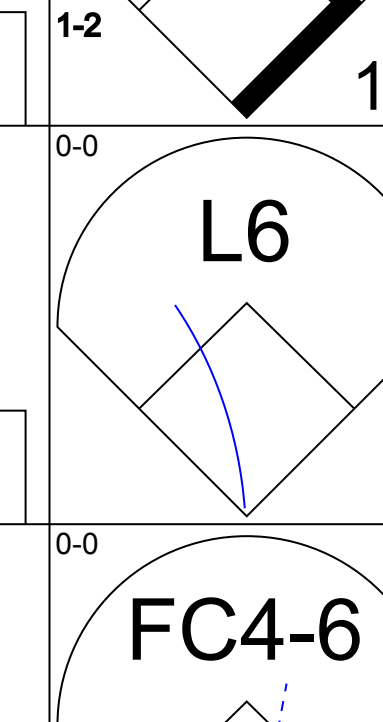
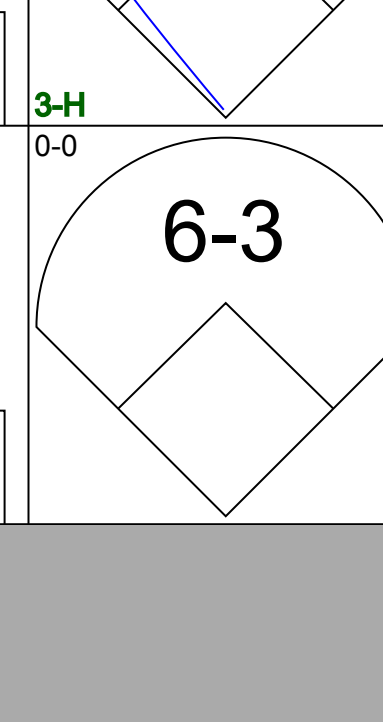
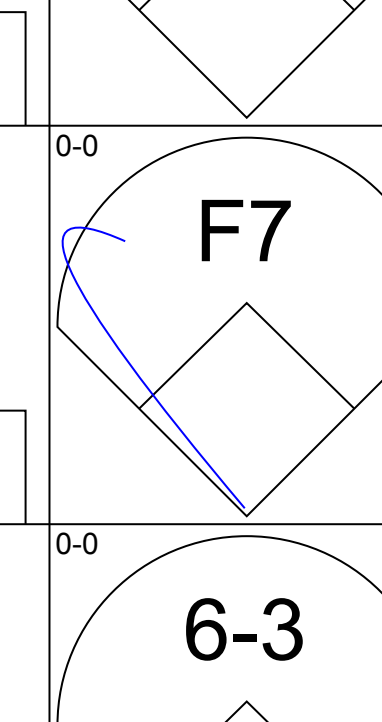
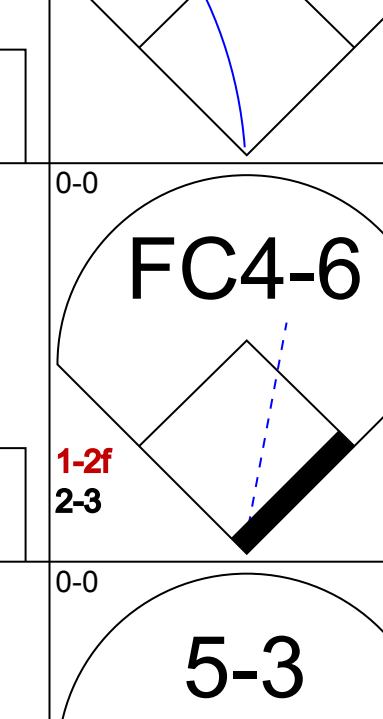
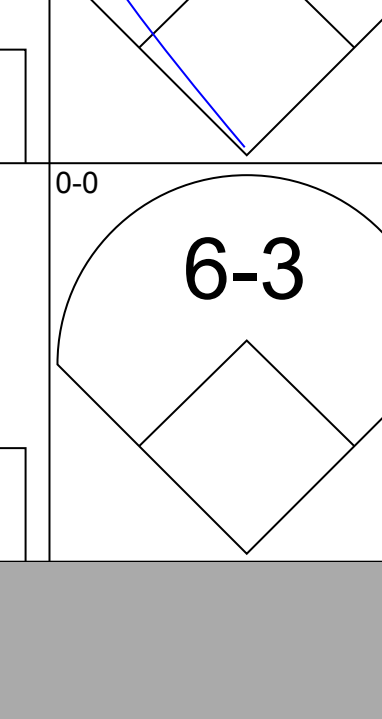
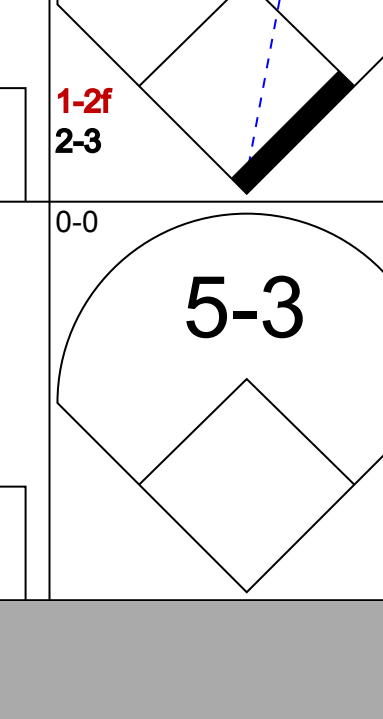
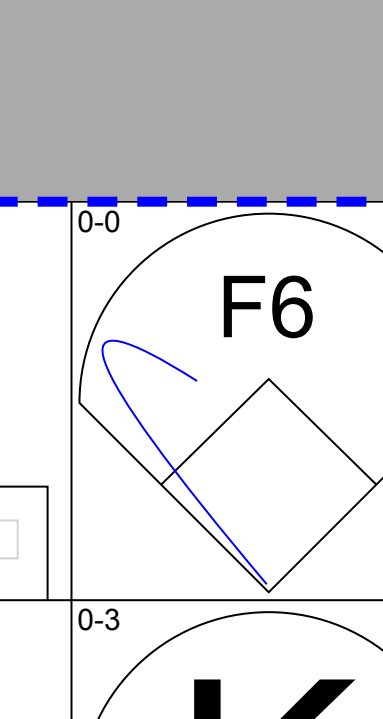
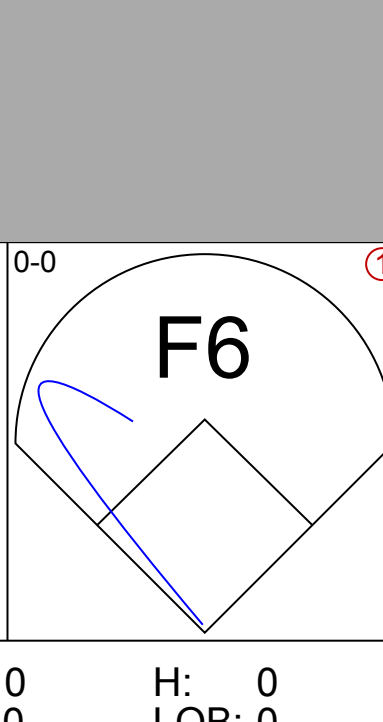
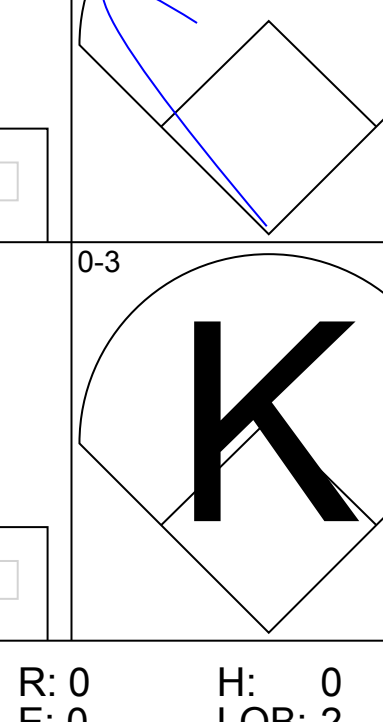
Batter	1	2	3	4	5	6	7	8	9	AB	R	H	RBI	BB	SO	LOB	BOTTOM										
Chico Walker, S OBP: 0.263, SLG: 0.156	4-3		SF7		4-3			F7		3	0	0	1	0	0	0											
23 Ryne Sandberg, R OBP: 0.353, SLG: 0.381	6-3		F3			S 1B		K		4	0	1	0	0	1	1											
Andre Dawson, R OBP: 0.250, SLG: 0.341			F2			F8				4	0	1	0	0	0	2											
Keith Moreland, R OBP: 0.205, SLG: 0.225	2-3				6-3		5-3			4	0	0	0	0	0	2											
Leon Durham, L OBP: 0.333, SLG: 0.385			4-3			BB		F8		3	0	0	0	1	0	1											
Jody Davis, R OBP: 0.433, SLG: 0.667			6-3		F4		K			3	0	0	0	0	1	1											
Brian Dayett, R OBP: 0.333, SLG: 0.611			5-3		L5		6-3			3	0	0	0	0	0	1											
Shawon Dunston, R OBP: 0.186, SLG: 0.214					5-3		K			3	1	1	0	0	1	0											
Jamie Moyer, L OBP: 0.200, SLG: 0.200	(1, 1)		E 1B SF7					F9		2	0	1	0	0	1	0											
Ed Lynch, R Dickie Noles, R Manny Trillo, R	(7, 1) (8, 1) (8, 6)		E6		K2-3					0	0	0	0	0	0	0											
Inning Stats	R: 0 E: 0 K: 0 S: 4	H: 1 LOB: 1 BB: 0 P: 4	R: 0 E: 0 K: 0 S: 3	H: 0 LOB: 0 BB: 0 P: 3	R: 1 E: 1 K: 0 S: 5	H: 2 LOB: 1 BB: 0 P: 5	R: 0 E: 0 K: 0 S: 3	H: 0 LOB: 1 BB: 1 P: 7	R: 0 E: 0 K: 1 S: 5	H: 0 LOB: 0 BB: 0 P: 5	R: 0 E: 0 K: 0 S: 4	H: 1 LOB: 1 BB: 0 P: 4	R: 0 E: 0 K: 2 S: 7	H: 0 LOB: 0 BB: 0 P: 7	R: 0 E: 0 K: 1 S: 5	H: 0 LOB: 0 BB: 0 P: 5	R: 0 E: 0 K: 0 S: 3	H: 0 LOB: 0 BB: 0 P: 3	1B: 4 2B: 0 3B: 0 HR: 0	SF: 1 SAC: 0 DP: 0 HBP: 0	WP: 0 PB: 0 SB: 1 CS: 0	PA: 32					
PITCHER	IP	WLS	BF	H	R	ER	SO	BB	IBB	HBP	BLK	WP	HR	S	P	ERA	WHIP										
Lary Sorensen, R McGaffigan, R	(1, 1) (7, 1)	6.0	W	23	4	1	0	1	1	0	0	0	0	3	0	0.00	0.833										
Andy McGaffigan, R ERA: 1.29	(7, 1)	3.0	S	9	0	0	0	3	0	0	0	0	0	15	15	0.00	0.000										

Montreal Expos @ Chicago Cubs
Wrigley Field, Chicago, IL
Sun Apr 19 1987, 3:33 AM CDT
Att: 19,889 - Unknown

AB 30
R 1
H 4
RBI 1
BB 1
SO 4
LOB 8



Batter	1	2	3	4	5	6	7	8	9	AB	R	H	RBI	BB	SO	LOB	TOP					
Chico Walker, S OBP: 0.238, SLG: 0.139 (1, 7)										4	0	0	1	0	1	2	Chicago Cubs @ St. Louis Cardinals Busch Stadium, St. Louis, MO Tue Apr 21 1987, 7:05 PM CDT Att: 26,333 - Unknown					
23 Ryne Sandberg, R OBP: 0.392, SLG: 0.457 (1, 4)										4	0	3	2	0	0							
Andre Dawson, R OBP: 0.231, SLG: 0.313 (1, 9)										4	0	0	0	0	1	3						
Keith Moreland, R OBP: 0.208, SLG: 0.227 Lee Smith, R (9, 1)										4	0	1	0	0	1	1						
Leon Durham, L OBP: 0.327, SLG: 0.372 (1, 3)										4	0	1	0	0	0	1						
Jody Davis, R OBP: 0.412, SLG: 0.710 (1, 2)										4	1	1	1	0	1	1						
Shawon Dunston, R OBP: 0.213, SLG: 0.261 (1, 6)										4	2	2	0	0	1	0						
Dave Martinez, L OBP: 0.273, SLG: 0.276 (1, 8)										4	2	3	1	0	0	0						
Steve Trout, L OBP: 0.143, SLG: 0.143 Dickie Noles, R (7, 1)										3	0	0	0	0	2	4						
Manny Trillo, R OBP: 0.333, SLG: 0.200 (9, 5)										0	0	0	0	0	0	0						
Inning Stats	R: 0 E: 0 K: 1 S: 5	H: 0 LOB: 0 BB: 0 P: 5	R: 0 E: 0 K: 1 S: 5	H: 1 LOB: 0 BB: 0 P: 5	R: 2 E: 0 K: 1 S: 8	H: 3 LOB: 1 BB: 0 P: 8	R: 0 E: 0 K: 0 S: 3	H: 1 LOB: 0 BB: 0 P: 3	R: 2 E: 0 K: 1 S: 8	H: 3 LOB: 1 BB: 0 P: 8	R: 0 E: 0 K: 0 S: 3	H: 0 LOB: 0 BB: 0 P: 3	R: 0 E: 0 K: 0 S: 3	H: 1 LOB: 0 BB: 0 P: 3	R: 0 E: 0 K: 2 S: 8	H: 1 LOB: 1 BB: 0 P: 8	R: 1 E: 0 K: 1 S: 6	H: 1 LOB: 0 BB: 0 P: 6	1B: 7 2B: 4 3B: 0 HR: 1	SF: 0 SAC: 0 DP: 3 HBP: 0	WP: 0 PB: 0 SB: 0 CS: 0	PA: 35
PITCHER	IP WLS BF H R ER SO BB IBB HBP BLK WP HR S P ERA WHIP	5.0 21 8 4 4 4 0 0 0 0 0 0 0 29 29 7.20 1.600	2.0 6 1 0 0 0 0 0 0 0 0 0 0 6 6 0.00 0.500	2.0 L 8 2 1 1 3 0 0 0 0 0 1 14 14 4.50 1.000	PITCHER										IP WLS BF H R ER SO BB IBB HBP BLK WP HR S P ERA WHIP							
Bob Forsch, R ERA: 4.24 Ray Soff, R ERA: Bill Dawley, R ERA: 3.27																						

Batter	1	2	3	4	5	6	7	8	9	AB	R	H	RBI	BB	SO	LOB	BOTTOM					
Vince Coleman, S OBP: 0.352, SLG: 0.244 (1, 7)										4	0	1	2	1	1	2	Chicago Cubs @ St. Louis Cardinals Busch Stadium, St. Louis, MO Tue Apr 21 1987, 7:05 PM CDT Att: 26,333 - Unknown					
Ozzie Smith, S OBP: 0.356, SLG: 0.250 (1, 6)										4	0	0	0	1	0	3						
Tom Herr, S OBP: 0.382, SLG: 0.500 (1, 4)										5	1	2	0	0	0	2						
Jack Clark, R OBP: 0.426, SLG: 0.500 (1, 3)										3	1	1	0	1	0	2						
Willie McGee, S OBP: 0.364, SLG: 0.512 (1, 8)										3	0	2	1	0	0	0						
Terry Pendleton, S OBP: 0.280, SLG: 0.360 (1, 5)										4	0	0	1	0	0	3						
Tito Landrum, R OBP: 0.440, SLG: 0.350 (1, 9)										4	0	1	0	0	0	3						
Steve Lake, R OBP: 0.345, SLG: 0.552 Curt Ford, L OBP: 0.667, SLG: 0.800 (9, PH)										3	1	1	0	0	0	3						
Bob Forsch, R Jim Lindeman, R Danny Cox, R Ray Soff, R José Quiendo, S Bill Dawley, R Mike Lago, L (5, PH) (5, PH) (8, 1) (7, PH) (8, 1) (9, PH)										1	0	0	0	0	0	0						
Inning Stats	R: 0 E: 0 K: 0 S: 3	H: 0 LOB: 0 BB: 0 P: 3	R: 0 E: 0 K: 0 S: 5	H: 2 LOB: 2 BB: 0 P: 5	R: 0 E: 0 K: 0 S: 3	H: 0 LOB: 0 BB: 0 P: 3	R: 1 E: 0 K: 0 S: 4	H: 1 LOB: 0 BB: 0 P: 4	R: 0 E: 0 K: 1 S: 6	H: 1 LOB: 2 BB: 1 P: 10	R: 1 E: 0 K: 0 S: 4	H: 1 LOB: 1 BB: 1 P: 8	R: 2 E: 0 K: 0 S: 6	H: 4 LOB: 1 BB: 0 P: 6	R: 0 E: 0 K: 0 S: 3	H: 0 LOB: 0 BB: 0 P: 3		R: 0 E: 0 K: 1 S: 5	H: 0 LOB: 2 BB: 2 P: 13	1B: 3 2B: 6 3B: 0 HR: 0	SF: 1 SAC: 0 DP: 0 HBP: 0	WP: 0 PB: 0 SB: 2 CS: 1
PITCHER	IP WLS BF H R ER SO BB IBB HBP BLK WP HR S P ERA WHIP	6.0 26 8 3 1 1 0 0 0 0 0 0 0 8 8 4.50 1.333	2.0 W 8 3 1 1 0 0 0 0 0 0 0 8 8 4.50 1.500	1.0 S 5 0 0 0 1 2 0 0 0 0 0 5 13 0.00 2.000	PITCHER										IP WLS BF H R ER SO BB IBB HBP BLK WP HR S P ERA WHIP							
Steve Trout, L ERA: 3.6 Dickie Noles, R ERA: 4.63 Lee Smith, R ERA: 1.69																						



Batter	1	2	3	4	5	6	7	8	9	AB	R	H	RBI	BB	SO	LOB	TOP		
Chico Walker, S (1, 7) OBP: 0.271, SLG: 0.238	F8		1B		F7		2B		1B	5	1	3	0	0	0	0	Chicago Cubs @ St. Louis Cardinals Busch Stadium, St. Louis, MO Thu Apr 23 1987, 3:33 AM CDT Att: 29,347 - Unknown		
23 Ryne Sandberg, R (1, 4) OBP: 0.381, SLG: 0.434 Manny Trillo, R (6, 4) OBP: 0.250, SLG: 0.143	FC4-6		5-3		1B		F7		F4	3	0	2	0	0	0	1			
Andre Dawson, R (1, 9) OBP: 0.233, SLG: 0.357	FC4-6		1B		5-3				F5	4	0	1	1	0	0	2			
Keith Moreland, R (1, 5) OBP: 0.232, SLG: 0.294	4-3		F4				F8		HR	4	1	1	1	0	0	2			
Leon Durham, L (1, 3) OBP: 0.298, SLG: 0.333			F8		F8		F5		F5	4	0	0	0	0	0	0			
Jody Davis, R (1, 2) OBP: 0.357, SLG: 0.590			F8		F8		1B		6-3	4	0	1	0	0	0	0			
Shawon Dunston, R (1, 6) OBP: 0.236, SLG: 0.296			2B		1B		F8		F2	4	0	2	0	0	0	1			
Dave Martinez, L (1, 8) OBP: 0.243, SLG: 0.242			F9		F8		4-3		F7	4	0	0	0	0	0	2			
Greg Maddux, R (1, 1) Gary Matthews, R (7, PH) OBP: 0.200, SLG: 0.200 Les Lancaster, R (7, 1) Jerry Mumphy, S (8, PH) OBP: 0.714, SLG: 1.200			4-3		5-3		5-3		1B	2	0	0	0	0	0	0			
Inning Stats	R: 0 E: 0 K: 0 S: 4	H: 1 LOB: 1 BB: 0 P: 4	R: 0 E: 0 K: 0 S: 4	H: 1 LOB: 1 BB: 0 P: 4	R: 1 E: 0 K: 0 S: 5	H: 2 LOB: 1 BB: 0 P: 5	R: 0 E: 0 K: 0 S: 4	H: 1 LOB: 1 BB: 0 P: 4	R: 0 E: 0 K: 0 S: 4	H: 1 LOB: 1 BB: 0 P: 4	R: 0 E: 0 K: 0 S: 4	H: 1 LOB: 0 BB: 0 P: 4	R: 1 E: 0 K: 0 S: 4	H: 1 LOB: 2 BB: 0 P: 4	R: 0 E: 0 K: 0 S: 5	H: 2 LOB: 2 BB: 0 P: 5		1B: 7 2B: 3 3B: 0 HR: 1	SF: 0 SAC: 0 DP: 0 HBP: 0
PITCHER Danny Cox, R (1, 1) ERA: 3.65	IP: 9.0 WLS: W BF: 38 H: 11 R: 2 ER: 2 SO: 0 BB: 0 IBB: 0 HBP: 0 BLK: 0 WP: 0 HR: 1 S: 38 P: 38 ERA: 2.00 WHIP: 1.222															PITCHER	IP: 9.0 WLS: W BF: 38 H: 11 R: 2 ER: 2 SO: 0 BB: 0 IBB: 0 HBP: 0 BLK: 0 WP: 0 HR: 1 S: 38 P: 38 ERA: 2.00 WHIP: 1.222		

Chicago Cubs @ St. Louis Cardinals
 Busch Stadium, St. Louis, MO
 Thu Apr 23 1987, 3:33 AM CDT
 Att: 29,347 - Unknown

AB 38
 R 2
 H 11
 RBI 2
 BB 0
 SO 0
 LOB 11



Batter	1	2	3	4	5	6	7	8	9	AB	R	H	RBI	BB	SO	LOB	BOTTOM		
Vince Coleman, S (1, 7) OBP: 0.339, SLG: 0.231	5-3				FC3-6		K			3	0	1	1	1	1	1	Chicago Cubs @ St. Louis Cardinals Busch Stadium, St. Louis, MO Thu Apr 23 1987, 3:33 AM CDT Att: 29,347 - Unknown		
Ozzie Smith, S (1, 6) OBP: 0.340, SLG: 0.256	S	PO	6-3		FC3-6		1-3			4	2	1	0	0	0	1			
Tom Herr, S (1, 4) José Oquendo, S (3, PR) OBP: 0.600, SLG: 0.571	S	PO	1B		2B		CS			1	1	1	0	1	0	0			
Jack Clark, R (1, 3) OBP: 0.455, SLG: 0.659	K		1B		1B		BB			2	0	1	2	2	1	2			
Jim Lindeman, R (1, 9) Tito Landrum, R (8, 9) OBP: 0.393, SLG: 0.610 OBP: 0.393, SLG: 0.304	E9		1B		2B		BB			3	0	1	2	1	0	3			
Curt Ford, L (1, 8) OBP: 0.357, SLG: 0.385	1-3				BB		5-3			0	0	0	0	0	0	0			
Terry Pendleton, S (1, 5) OBP: 0.276, SLG: 0.386					G1		L5			4	0	0	0	0	0	3			
Tom Pagnozzi, R (1, 2) OBP: 0.400, SLG: 0.625					1-3		F9			4	0	1	0	0	0	0			
Danny Cox, R (1, 1) OBP: 0.400, SLG: 0.625					6-3		K			3	1	0	0	1	1	1			
Inning Stats	R: 2 E: 1 K: 1 S: 7	H: 2 LOB: 1 BB: 1 P: 11	R: 1 E: 0 K: 0 S: 3	H: 1 LOB: 0 BB: 1 P: 7	R: 0 E: 0 K: 0 S: 3	H: 1 LOB: 2 BB: 1 P: 7	R: 0 E: 0 K: 0 S: 3	H: 0 LOB: 0 BB: 0 P: 3	R: 2 E: 0 K: 1 S: 6	H: 2 LOB: 1 BB: 0 P: 6	R: 0 E: 0 K: 0 S: 2	H: 0 LOB: 1 BB: 2 P: 10	R: 0 E: 0 K: 1 S: 5	H: 0 LOB: 0 BB: 0 P: 5	R: 0 E: 0 K: 0 S: 5	H: 0 LOB: 0 BB: 0 P: 5		1B: 4 2B: 3 3B: 0 HR: 0	SF: 0 SAC: 1 DP: 1 HBP: 0
PITCHER Greg Maddux, R (1, 1) ERA: 6.53 Les Lancaster, R (7, 1) ERA: 2.64	IP: 6.0 WLS: L BF: 28 H: 7 R: 5 ER: 5 SO: 2 BB: 5 IBB: 0 HBP: 0 BLK: 0 WP: 1 HR: 0 S: 27 P: 47 ERA: 7.50 WHIP: 2.000															PITCHER	IP: 6.0 WLS: L BF: 28 H: 7 R: 5 ER: 5 SO: 2 BB: 5 IBB: 0 HBP: 0 BLK: 0 WP: 1 HR: 0 S: 27 P: 47 ERA: 7.50 WHIP: 2.000		

Chicago Cubs @ St. Louis Cardinals
 Busch Stadium, St. Louis, MO
 Thu Apr 23 1987, 3:33 AM CDT
 Att: 29,347 - Unknown

AB 27
 R 5
 H 7
 RBI 5
 BB 7
 SO 3
 LOB 12



Batter	1	2	3	4	5	6	7	8	9	AB R H RBI BB SO LOB	TOP											
Chico Walker, S OBP: 0.269, SLG: 0.239 (1, 7)										4 1 1 0 0 1 2	Chicago Cubs @ Montreal Expos Olympic Stadium, Montreal, QB Fri Apr 24 1987, 3:33 AM EDT Att: 7,752 - Unknown											
Manny Trillo, R OBP: 0.231, SLG: 0.091 (1, 4)										4 1 0 0 1 2 1												
Andre Dawson, R OBP: 0.277, SLG: 0.433 (1, 9)										4 2 3 2 1 0 0												
Keith Moreland, R OBP: 0.230, SLG: 0.286 (1, 5)										5 0 1 1 0 0 3												
Leon Durham, L OBP: 0.311, SLG: 0.407 (1, 3)										3 1 2 3 0 0 0												
Shawon Dunston, R OBP: 0.237, SLG: 0.293 (1, 6)										4 0 1 0 0 2 1												
Dave Martinez, L OBP: 0.268, SLG: 0.250 (1, 8)										3 0 1 0 1 0 2												
Jim Sundberg, R OBP: 0.556, SLG: 0.615 (1, 2)										3 0 0 0 1 1 4												
Jamie Moyer, L OBP: 0.167, SLG: 0.167 Dickie Noles, R Lee Smith, R Jody Davis, R OBP: 0.372, SLG: 0.590 (6, 1) (8, 1) (8, 2)										1 0 0 0 0 0 0 1 0 0 0 0 0 1 0 0 0 0 0 0 0 0 0 0 1 0 0 1 0 0 0												
Inning Stats	R: 3 E: 0 K: 2 S: 10	H: 3 LOB: 2 P: 18	R: 0 E: 0 K: 1 S: 5	H: 0 LOB: 0 BB: 0 P: 5	R: 0 E: 0 K: 0 S: 3	H: 0 LOB: 0 BB: 0 P: 3	R: 0 E: 0 K: 2 S: 8	H: 1 LOB: 2 BB: 1 P: 12	R: 0 E: 0 K: 1 S: 4	H: 0 LOB: 0 BB: 0 P: 8		R: 1 E: 0 K: 0 S: 4	H: 1 LOB: 0 BB: 0 P: 4	R: 0 E: 0 K: 1 S: 5	H: 0 LOB: 0 BB: 0 P: 5	R: 1 E: 0 K: 0 S: 6	H: 3 LOB: 2 BB: 0 P: 6	R: 1 E: 0 K: 0 S: 4	H: 1 LOB: 1 BB: 1 P: 8	1B: 5 2B: 3 3B: 0 HR: 1	SF: 1 SAC: 2 DP: 1 HBP: 0	WP: 0 PB: 0 SB: 2 CS: 0
PITCHER	IP WLS BF H R ER SO BB IBB HBP BLK WP HR S P ERA WHIP											IP WLS BF H R ER SO BB IBB HBP BLK WP HR S P ERA WHIP										
Bob Sebra, R ERA: 2.7 Bill Campbell, R ERA: 10.13 Randy St. Claire, R ERA: 4.66 (1, 1) (7, 1) (9, 1)	6.0 L 26 5 4 4 6 4 0 0 0 0 0 1 34 50 6.00 1.500																					

AB	32
R	6
H	9
RBI	6
BB	5
SO	7
LOB	13



Batter	1	2	3	4	5	6	7	8	9	AB R H RBI BB SO LOB	BOTTOM											
Casey Candaele, S OBP: 0.432, SLG: 0.447 (1, 4)										5 1 3 0 0 0 0	Chicago Cubs @ Montreal Expos Olympic Stadium, Montreal, QB Fri Apr 24 1987, 3:33 AM EDT Att: 7,752 - Unknown											
Mitch Webster, S OBP: 0.344, SLG: 0.382 (1, 9)										4 0 1 0 1 1 2												
Andres Galarraga, R OBP: 0.386, SLG: 0.457 (1, 3)										5 0 1 1 0 3 3												
Dave Engle, R OBP: 0.500, SLG: 0.750 (1, 7)										4 1 1 0 0 1 4												
Mike Fitzgerald, R OBP: 0.375, SLG: 0.500 (1, 2)										4 1 2 1 0 1 0												
Vance Law, R OBP: 0.286, SLG: 0.463 (1, 5)										4 1 1 1 0 0 1												
Reid Nichols, R OBP: 0.368, SLG: 0.412 Herm Winningham, L OBP: 0.211, SLG: 0.222 (6, PH) (9, 8)										3 0 1 0 0 0 1 1 0 0 0 0 1 0												
Luis Rivera, R OBP: 0.105, SLG: 0.105 Tom Foley, L OBP: 0.259, SLG: 0.240 (6, PH) (9, 6)										3 0 1 1 0 1 2 1 0 0 0 0 1 0												
Bob Sebra, R OBP: 0.286, SLG: 0.167 Tim Wallach, R OBP: 0.333, SLG: 0.447 Bill Campbell, R Randy St. Claire, R Wallace Johnson, S OBP: 0.197, SLG: 0.250 (1, 1) (6, PH) (7, 1) (9, 1) (9, PH)										2 0 0 0 0 1 2 1 0 0 0 0 0 1 0 0 0 0 0 0 0 0 0 0 0 0 0 0 1 0 0 0 0 0 0												
Inning Stats	R: 0 E: 0 K: 0 S: 4	H: 1 LOB: 1 P: 4	R: 0 E: 0 K: 1 S: 7	H: 2 LOB: 2 BB: 0 P: 7	R: 0 E: 0 K: 2 S: 8	H: 1 LOB: 1 BB: 0 P: 8	R: 0 E: 0 K: 1 S: 5	H: 0 LOB: 0 BB: 0 P: 5	R: 1 E: 1 K: 0 S: 5	H: 2 LOB: 1 BB: 1 P: 11		R: 1 E: 1 K: 0 S: 5	H: 2 LOB: 1 BB: 0 P: 5	R: 0 E: 0 K: 1 S: 5	H: 0 LOB: 0 BB: 0 P: 5	R: 2 E: 1 K: 2 S: 9	H: 2 LOB: 0 BB: 0 P: 9	R: 0 E: 0 K: 2 S: 8	H: 1 LOB: 1 BB: 0 P: 8	1B: 9 2B: 2 3B: 0 HR: 0	SF: 0 SAC: 0 DP: 0 HBP: 0	WP: 2 PB: 0 SB: 1 CS: 0
PITCHER	IP WLS BF H R ER SO BB IBB HBP BLK WP HR S P ERA WHIP											IP WLS BF H R ER SO BB IBB HBP BLK WP HR S P ERA WHIP										
Jamie Moyer, L ERA: 3.05 Dickie Noles, R ERA: 4.85 Lee Smith, R ERA: 1.0 (1, 1) (6, 1) (8, 1)	5.2 W 26 8 2 2 5 1 0 0 0 0 1 0 35 39 6.75 1.588																					

AB	38
R	4
H	11
RBI	4
BB	1
SO	10
LOB	16



Batter	1	2	3	4	5	6	7	8	9	AB	R	H	RBI	BB	SO	LOB	TOP											
Chico Walker, S OBP: 0.290, SLG: 0.255	0-0 G6-4-3 23 S 1B		4-0 HBP E BB	0-0 G3		0-3 K		0-0 F4		4	1	1	0	1	1	0												
23 Ryne Sandberg, R OBP: 0.411, SLG: 0.459	4-0 G6-4-3 1-2 BB		0-0 HBP E 1B	0-0 HR 2B		0-0 6-3		0-3 K		4	2	2	0	1	1	0												
Andre Dawson, R OBP: 0.320, SLG: 0.529	0-0 G6-4-3 1-2 2-3		1-0 FC4-6 E 1B HBP	0-0 HR 2B		0-0 F4			0-0 HR	4	3	2	3	0	0	2												
Keith Moreland, R OBP: 0.214, SLG: 0.262	0-0 6-3		0-0 E6 FC4-6 1-2 2-H 3-H	0-0 L9			0-0 5-3		0-3 K	5	0	0	1	0	1	2												
Leon Durham, L OBP: 0.366, SLG: 0.548		0-0 HR	0-0 FC4-6 1B 1-2 2-3	0-0 2B			0-0 1B		0-3 K	5	1	3	1	0	1	2												
Jody Davis, R OBP: 0.396, SLG: 0.571	0-3 K		0-0 BB 1-3 3-H	0-0 6-3 1B			0-0 1B		0-3 K	5	0	2	1	0	2	1												
Shawon Dunston, R OBP: 0.239, SLG: 0.303	0-0 6-3 2B		0-0 F7		0-0 F7		0-0 F3			4	0	1	0	0	0	4												
Dave Martinez, L OBP: 0.271, SLG: 0.238	0-0 6-3 2-3		4-0 BB 1-2		0-0 F5		0-0 F5			3	0	0	0	1	0	3												
Steve Trout, L OBP: 0.091, SLG: 0.091	0-0 4-3		0-0 F4		0-0 F7			0-3 K		4	0	0	0	0	1	4												
Inning Stats	R: 0 E: 0 K: 0 S: 3	H: 1 LOB: 1 BB: 1 P: 7	R: 1 E: 0 K: 1 S: 7	H: 2 LOB: 1 BB: 0 P: 7	R: 3 E: 1 K: 0 S: 6	H: 2 LOB: 2 BB: 2 P: 15	R: 2 E: 0 K: 0 S: 6	H: 3 LOB: 1 BB: 0 P: 6	R: 0 E: 0 K: 0 S: 5	H: 0 LOB: 0 BB: 0 P: 3	R: 0 E: 0 K: 0 S: 5	H: 2 LOB: 2 BB: 0 P: 5	R: 0 E: 0 K: 2 S: 7	H: 0 LOB: 0 BB: 0 P: 7	R: 1 E: 0 K: 3 S: 10	H: 1 LOB: 0 BB: 0 P: 10	1B: 5 2B: 3 3B: 0 HR: 3	SF: 0 SAC: 0 DP: 1 HBP: 1	WP: 0 PA: 42 PB: 0 SB: 1 CS: 0									
PITCHER	IP	WLS	BF	H	R	ER	SO	BB	IBB	HBP	BLK	WP	HR	S	P	ERA	WHIP											
Lary Sorensen, R ERA: 2.38	(1, 1)	2.1	L	15	5	4	3	1	2	0	1	0	0	1	14	23	11.57	3.000										
Bill Campbell, R ERA: 9.0	(3, 1)	2.2		12	3	2	2	0	1	0	0	0	0	1	11	15	6.75	1.500										
Bob McClure, L ERA: 4.75	(6, 1)	3.0		11	2	0	0	3	0	0	0	0	0	0	17	17	0.00	0.667										
Randy St. Claire, R ERA: 5.06	(9, 1)	1.0		4	1	1	1	3	0	0	0	0	0	1	10	10	9.00	1.000										

Chicago Cubs @ Montreal Expos
Olympic Stadium, Montreal, QB
Sun Apr 26 1987, 3:33 AM EDT
Att: 12,052 - Unknown

AB 38
R 7
H 11
RBI 6
BB 3
SO 7
LOB 18



Batter	1	2	3	4	5	6	7	8	9	AB	R	H	RBI	BB	SO	LOB	BOTTOM										
Casey Candaele, S OBP: 0.434, SLG: 0.447	0-0 4-3		0-0 1B		0-0 F9			0-0 6-3		4	0	1	0	0	0	1											
Mitch Webster, S OBP: 0.333, SLG: 0.371	0-0 F8		0-0 F9		0-0 FC5			0-3 K		3	0	0	0	0	0	2											
Bob McClure, R ERA: 9.0	(6, 1)									0	0	0	0	0	0	0											
Tim Wallach, R OBP: 0.327, SLG: 0.438	(8, PH)									1	0	0	0	0	1	0											
Randy St. Claire, R OBP: 1.000, SLG: 1.000	(9, 1)									0	0	0	0	0	0	0											
Andres Galarraga, R OBP: 0.387, SLG: 0.491	0-0 L6			0-0 F4		0-0 6-3			0-0 HR	4	1	1	1	0	0	0											
Dave Engle, R OBP: 0.444, SLG: 0.563		0-0 4-3		0-0 1B WP 1B		0-0 1-3			0-0 1-3	4	0	1	0	0	0	0											
Mike Fitzgerald, R OBP: 0.250, SLG: 0.333		0-3 K		0-3 K		0-0 1-3			0-0 F9	4	0	0	0	0	2	1											
Vance Law, R OBP: 0.297, SLG: 0.475		0-0 2B		0-0 FC6-4 1-3 1B			0-0 G5-4-3 1B			4	0	3	0	0	0	0											
Reid Nichols, R OBP: 0.292, SLG: 0.318		0-0 6-3		0-0 FC6-4 1-2			0-0 G5-4-3			3	0	0	0	0	0	4											
Luis Rivera, R OBP: 0.125, SLG: 0.167			0-0 F3		0-0 FC5 2B		0-0 F6			3	0	1	0	0	0	0											
Lary Sorensen, R ERA: 2.38	(1, 1)									0	0	0	0	0	0	0											
Bill Campbell, R ERA: 9.0	(3, 1)									1	0	0	0	0	1	0											
Alonzo Powell, R OBP: 0.295, SLG: 0.282	(5, PH) (6, 9)									2	0	0	0	0	0	1											
Inning Stats	R: 0 E: 0 K: 0 S: 3	H: 0 LOB: 0 BB: 0 P: 3	R: 0 E: 0 K: 1 S: 6	H: 1 LOB: 1 BB: 0 P: 6	R: 0 E: 0 K: 1 S: 6	H: 1 LOB: 1 BB: 0 P: 6	R: 0 E: 0 K: 1 S: 7	H: 2 LOB: 2 BB: 0 P: 7	R: 0 E: 0 K: 0 S: 4	H: 1 LOB: 1 BB: 0 P: 4	R: 0 E: 0 K: 0 S: 3	H: 0 LOB: 0 BB: 0 P: 3	R: 0 E: 0 K: 1 S: 5	H: 0 LOB: 0 BB: 0 P: 5	R: 1 E: 0 K: 0 S: 4	H: 1 LOB: 0 BB: 0 P: 4	1B: 4 2B: 2 3B: 0 HR: 1	SF: 0 SAC: 0 DP: 1 HBP: 0	WP: 1 PA: 33 PB: 0 SB: 0 CS: 0								
PITCHER	IP	WLS	BF	H	R	ER	SO	BB	IBB	HBP	BLK	WP	HR	S	P	ERA	WHIP										
Steve Trout, L ERA: 2.79	(1, 1)	9.0	W	33	7	1	1	4	0	0	0	0	1	41	41	1.00	0.778										

Chicago Cubs @ Montreal Expos
Olympic Stadium, Montreal, QB
Sun Apr 26 1987, 3:33 AM EDT
Att: 12,052 - Unknown

AB 33
R 1
H 7
RBI 1
BB 0
SO 4
LOB 9



Batter	1	2	3	4	5	6	7	8	9	AB	R	H	RBI	BB	SO	LOB	TOP					
Mike Aldrete, L (1, 3) <small>OBP: 0.458, SLG: 0.476</small> Joel Youngblood, R (6, PH) <small>OBP: 0.222, SLG: 0.222</small> Will Clark, L (6, 3) <small>OBP: 0.329, SLG: 0.486</small>										3	0	0	0	0	2	1	San Francisco Giants @ Chicago Cubs Wrigley Field, Chicago, IL Tue Apr 28 1987, 3:33 AM CDT Att: 10,097 - Unknown					
Chili Davis, S (1, 8) <small>OBP: 0.349, SLG: 0.429</small>										2	2	0	0	3	0	0						
Jeffrey Leonard, R (1, 7) <small>OBP: 0.397, SLG: 0.676</small>										5	1	2	2	0	0	3						
Candy Maldonado, R (1, 9) <small>OBP: 0.382, SLG: 0.494</small>										3	1	1	1	1	0	0						
Chris Brown, R (1, 5) <small>OBP: 0.354, SLG: 0.528</small>										4	1	2	1	0	1	1						
Bob Brenly, R (1, 2) <small>OBP: 0.289, SLG: 0.242</small>										3	0	0	0	1	0	2						
Matt Williams, R (1, 6) <small>OBP: 0.196, SLG: 0.235</small>										4	1	0	0	0	2	2						
Chris Speier, R (1, 4) <small>OBP: 0.474, SLG: 0.594</small>										2	0	1	0	2	0	0						
Mike Krukow, R (1, 1) <small>OBP: 0.222, SLG: 0.250</small>										2	0	0	1	1	1	2						
Inning Stats	R: 1 E: 0 K: 2 S: 8	H: 1 LOB: 1 BB: 1 P: 12	R: 0 E: 0 K: 0 S: 3	H: 0 LOB: 0 BB: 0 P: 3	R: 0 E: 0 K: 1 S: 5	H: 0 LOB: 0 BB: 0 P: 5	R: 0 E: 0 K: 0 S: 3	H: 1 LOB: 1 BB: 1 P: 7	R: 0 E: 0 K: 2 S: 8	H: 1 LOB: 1 BB: 0 P: 8	R: 5 E: 1 K: 1 S: 9	H: 3 LOB: 3 BB: 4 P: 25	R: 0 E: 0 K: 0 S: 3	H: 0 LOB: 0 BB: 0 P: 3	R: 0 E: 0 K: 2 S: 6	H: 0 LOB: 2 BB: 2 P: 14	R: 0 E: 0 K: 0 S: 3	H: 0 LOB: 0 BB: 0 P: 3	1B: 3 2B: 3 3B: 0 HR: 1	SF: 1 SAC: 1 DP: 2 HBP: 0	WP: 0 PB: 1 SB: 3 CS: 1	PA: 40
PITCHER	IP WLS BF H R ER SO BB IBB HBP BLK WP HR S P ERA WHIP	5.0 L 24 6 6 5 5 4 0 0 0 0 0 1 30 46 9.00 2.000	2.0 9 0 0 0 1 2 0 0 0 0 0 0 9 17 0.00 1.000	2.0 7 0 0 0 2 2 0 0 0 0 0 0 9 17 0.00 1.000																		

AB	30
R	6
H	6
RBI	5
BB	8
SO	8
LOB	16



Batter	1	2	3	4	5	6	7	8	9	AB	R	H	RBI	BB	SO	LOB	BOTTOM			
Chico Walker, S (1, 7) <small>OBP: 0.273, SLG: 0.237</small>										4	0	0	0	0	0	1	San Francisco Giants @ Chicago Cubs Wrigley Field, Chicago, IL Tue Apr 28 1987, 3:33 AM CDT Att: 10,097 - Unknown			
23 Ryne Sandberg, R (1, 4) <small>OBP: 0.416, SLG: 0.462</small>										4	0	2	0	0	0	0				
Andre Dawson, R (1, 9) <small>OBP: 0.304, SLG: 0.500</small>										4	0	0	0	0	1	2				
Keith Moreland, R (1, 5) <small>OBP: 0.203, SLG: 0.246</small>										4	0	0	0	0	0	2				
Leon Durham, L (1, 3) <small>OBP: 0.360, SLG: 0.576</small>										4	1	1	1	0	0	0				
Jody Davis, R (1, 2) <small>OBP: 0.404, SLG: 0.642</small>										4	1	2	1	0	0	0				
Shawon Dunston, R (1, 6) <small>OBP: 0.225, SLG: 0.286</small>										4	0	0	0	0	0	1				
Dave Martinez, L (1, 8) <small>OBP: 0.294, SLG: 0.250</small>										2	0	1	0	1	0	0				
Rick Sutcliffe, L (1, 1) <small>OBP: 0.455, SLG: 0.556</small> Frank DiPino, L (6, 1) <small>OBP: 0.333, SLG: 0.500</small> Gary Matthews, R (7, PH) <small>OBP: 0.333, SLG: 0.500</small> Greg Maddux, R (7, PR) <small>OBP: 0.333, SLG: 0.500</small> Ed Lynch, R (8, 1)										2	0	0	0	0	0	3				
Inning Stats	R: 0 E: 0 K: 0 S: 3	H: 0 LOB: 0 BB: 0 P: 3	R: 0 E: 0 K: 0 S: 3	H: 0 LOB: 0 BB: 0 P: 3	R: 0 E: 0 K: 0 S: 4	H: 1 LOB: 1 BB: 0 P: 4	R: 0 E: 0 K: 0 S: 3	H: 0 LOB: 0 BB: 0 P: 3	R: 0 E: 0 K: 0 S: 4	H: 1 LOB: 2 BB: 1 P: 8	R: 2 E: 0 K: 0 S: 5	H: 3 LOB: 1 BB: 0 P: 5	R: 0 E: 0 K: 1 S: 6	H: 1 LOB: 1 BB: 0 P: 6	R: 0 E: 0 K: 0 S: 3	H: 0 LOB: 0 BB: 0 P: 3	1B: 3 2B: 2 3B: 0 HR: 2	SF: 0 SAC: 0 DP: 0 HBP: 0	WP: 1 PB: 0 SB: 0 CS: 1	PA: 35
PITCHER	IP WLS BF H R ER SO BB IBB HBP BLK WP HR S P ERA WHIP	9.0 W 34 7 2 2 1 1 0 0 0 0 1 2 35 39 2.00 0.889																		



Batter	1	2	3	4	5	6	7	8	9	AB	R	H	RBI	BB	SO	LOB	TOP			
Randy Kutcher, R OBP: 0.250, SLG: 0.500	(1, 5) 0-3 K		(1, 5) 0-3 K	(1, 5) 0-0 F8		(1, 5) 4-0 BB		(1, 5) 0-0 F8		3	0	0	0	0	2	2	San Francisco Giants @ Chicago Cubs Wrigley Field, Chicago, IL Wed Apr 29 1987, 3:33 AM CDT Att: 11,120 - Unknown			
Will Clark, L OBP: 0.337, SLG: 0.486	(6, PH) K									0	0	0	0	1	0	0				
Michael LaCoss, R OBP: 0.200, SLG: 0.200	(8, PH) K									0	0	0	0	0	0	0				
Joel Youngblood, R OBP: 0.200, SLG: 0.200	(8, PH) K									1	0	0	0	0	0	0				
Jim Gott, R OBP: 0.363, SLG: 0.444	(1, 8) K									4	2	2	0	1	0	4				
Jeffrey Leonard, R OBP: 0.398, SLG: 0.654	(1, 7) F7									4	1	1	1	1	0	2				
Candy Maldonado, R OBP: 0.383, SLG: 0.500	(1, 9) K									5	0	2	1	0	2	1				
Harry Spilman, L OBP: 0.417, SLG: 0.500	(1, 3) K									4	0	2	1	0	1	2				
Bob Melvin, R OBP: 0.284, SLG: 0.490										5	0	0	0	0	1	3				
Matt Williams, R OBP: 0.217, SLG: 0.296										3	1	1	1	1	0	0				
Chris Speier, R OBP: 0.500, SLG: 0.588										2	0	1	0	2	0	2				
Roger Mason, R OBP: 0.222, SLG: 0.125										1	0	0	0	1	0	1				
Greg Minton, S OBP: 0.423, SLG: 0.435										0	0	0	0	0	0	0				
Mike Aldrete, L OBP: 0.423, SLG: 0.435										2	0	0	0	0	1	1				
Inning Stats	R: 1 E: 0 K: 2 S: 9	H: 2 LOB: 1 BB: 0 P: 9	R: 0 E: 0 K: 1 S: 6	H: 1 LOB: 1 BB: 0 P: 6	R: 1 E: 1 K: 2 S: 9	H: 2 LOB: 1 BB: 0 P: 9	R: 1 E: 0 K: 0 S: 4	H: 1 LOB: 2 BB: 2 P: 12	R: 0 E: 0 K: 1 S: 5	H: 0 LOB: 1 BB: 2 P: 13	R: 1 E: 0 K: 0 S: 4	H: 1 LOB: 2 BB: 2 P: 12	R: 0 E: 0 K: 0 S: 3	H: 0 LOB: 0 BB: 0 P: 7	R: 0 E: 0 K: 0 S: 3	H: 1 LOB: 0 BB: 0 P: 3	1B: 6 2B: 2 3B: 0 HR: 1	SF: 1 SAC: 0 DP: 1 HBP: 0	WP: 0 PB: 1 SB: 0 CS: 0	PA: 42
PITCHER	IP WLS BF H R ER SO BB IBB HBP BLK WP HR S P ERA WHIP																			
Greg Maddux, R ERA: 5.96	(1, 1) 5.0 W 24 7 3 2 6 2 0 0 0 1 0 1 34 42 3.60 1.800																			
Dickie Noles, R ERA: 4.7	(6, 1) 1.1 8 1 1 1 1 3 0 0 0 0 0 0 7 19 6.75 3.000																			
Ed Lynch, R ERA: 3.15	(7, 1) 2.2 S 10 1 0 0 0 2 0 0 0 0 0 0 8 16 0.00 1.125																			

Batter	1	2	3	4	5	6	7	8	9	AB	R	H	RBI	BB	SO	LOB	BOTTOM			
Chico Walker, S OBP: 0.282, SLG: 0.250	(1, 7) K									5	1	2	2	0	1	4	San Francisco Giants @ Chicago Cubs Wrigley Field, Chicago, IL Wed Apr 29 1987, 3:33 AM CDT Att: 11,120 - Unknown			
23 Ryne Sandberg, R OBP: 0.402, SLG: 0.435	(1, 4) 6-3									4	0	0	0	1	1	2				
Andre Dawson, R OBP: 0.345, SLG: 0.610	(1, 9) K									5	1	5	2	0	0	0				
Keith Moreland, R OBP: 0.192, SLG: 0.233	(1, 5) 4-3									4	0	0	0	0	1	5				
Ed Lynch, R ERA: 3.15	(7, 1) 4-3									0	0	0	0	0	0	0				
Leon Durham, L OBP: 0.375, SLG: 0.571										4	2	2	0	1	0	1				
Jody Davis, R OBP: 0.387, SLG: 0.621	(1, 2) K									5	0	1	0	0	1	3				
Shawon Dunston, R OBP: 0.227, SLG: 0.274	(1, 6) 6-3									3	2	0	0	1	0	3				
Dave Martinez, L OBP: 0.345, SLG: 0.340	(1, 8) E9									3	2	3	3	1	0	0				
Greg Maddux, R ERA: 4.5	(1, 1) 6-3									2	0	0	0	0	0	2				
Jerry Mumphrey, S OBP: 0.556, SLG: 0.857	(5, PH) 6-3									1	0	0	1	0	0	2				
Dickie Noles, R ERA: 4.7	(6, 1) 6-3									0	0	0	0	0	0	0				
Manny Trillo, R OBP: 0.200, SLG: 0.077	(7, 5) 6-3									1	0	0	0	0	0	1				
Inning Stats	R: 1 E: 0 K: 1 S: 6	H: 1 LOB: 0 BB: 0 P: 6	R: 0 E: 0 K: 1 S: 5	H: 0 LOB: 0 BB: 0 P: 5	R: 2 E: 1 K: 1 S: 7	H: 3 LOB: 1 BB: 1 P: 11	R: 3 E: 1 K: 0 S: 9	H: 4 LOB: 3 BB: 0 P: 9	R: 1 E: 1 K: 0 S: 5	H: 2 LOB: 2 BB: 1 P: 9	R: 0 E: 0 K: 0 S: 4	H: 1 LOB: 1 BB: 0 P: 4	R: 1 E: 0 K: 0 S: 4	H: 1 LOB: 1 BB: 1 P: 8	R: 0 E: 0 K: 1 S: 6	H: 1 LOB: 2 BB: 1 P: 10	1B: 8 2B: 2 3B: 2 HR: 1	SF: 0 SAC: 1 DP: 1 HBP: 0	WP: 0 PB: 0 SB: 2 CS: 0	PA: 42
PITCHER	IP WLS BF H R ER SO BB IBB HBP BLK WP HR S P ERA WHIP																			
Roger Mason, R ERA: 4.5	(1, 1) 3.1 L 17 6 6 5 3 1 0 0 0 0 0 0 10 14 5.40 2.400																			
Greg Minton, R ERA: 2.79	(4, 1) 1.2 11 4 1 1 0 0 1 0 0 0 0 0 10 14 5.40 2.400																			
Michael LaCoss, R ERA: 5.19	(6, 1) 2.0 9 2 1 1 0 1 0 0 0 0 0 0 8 12 4.50 1.500																			
Jim Gott, R ERA: 3.38	(8, 1) 1.0 5 1 0 0 1 0 1 0 0 0 0 0 6 10 0.00 1.000																			



Batter	1	2	3	4	5	6	7	8	9	AB	R	H	RBI	BB	SO	LOB	TOP				
Will Clark, L OBP: 0.330, SLG: 0.468 (1, 3)										5	1	1	0	0	0	2	San Francisco Giants @ Chicago Cubs Wrigley Field, Chicago, IL Thu Apr 30 1987, 3:33 AM CDT Att: 11,934 - Unknown				
Chili Davis, S OBP: 0.365, SLG: 0.453 (1, 8)										5	2	2	0	0	1	2					
Jeffrey Leonard, R OBP: 0.391, SLG: 0.634 (1, 7)										4	0	1	1	0	0	2					
Candy Maldonado, R OBP: 0.378, SLG: 0.483 (1, 9)										3	1	0	0	1	1	1					
Chris Brown, R OBP: 0.350, SLG: 0.521 (1, 5)										1	0	0	0	0	0	0					
Jose Uribe, S OBP: 0.368, SLG: 0.444 (5, PH)										2	0	1	1	1	1	0					
Bob Melvin, R OBP: 0.281, SLG: 0.491 (1, 2)										4	0	2	2	0	1	1					
Matt Williams, R OBP: 0.219, SLG: 0.293 (1, 6)										4	0	1	0	0	3	2					
Chris Speier, R OBP: 0.500, SLG: 0.595 (1, 4)										3	1	1	0	1	0	2					
Mark Grant, R Jeff Robinson, R Mike Aldrete, L Scott Garretts, R Harry Spilman, L Randy Kutcher, R Greg Minton, S										2	0	0	0	0	0	2		1			
Inning Stats	R: 0 E: 0 K: 1 S: 5	H: 0 LOB: 0 BB: 0 P: 5	R: 0 E: 0 K: 0 S: 3	H: 0 LOB: 0 BB: 0 P: 3	R: 0 E: 0 K: 2 S: 7	H: 0 LOB: 1 BB: 1 P: 11	R: 0 E: 0 K: 0 S: 3	H: 0 LOB: 0 BB: 0 P: 3	R: 0 E: 1 K: 1 S: 6	H: 2 LOB: 1 BB: 0 P: 6	R: 3 E: 1 K: 2 S: 10	H: 3 LOB: 2 BB: 2 P: 18	R: 0 E: 0 K: 0 S: 3	H: 0 LOB: 0 BB: 0 P: 3	R: 1 E: 0 K: 2 S: 9	H: 3 LOB: 1 BB: 0 P: 9	R: 1 E: 0 K: 1 S: 7	H: 2 LOB: 2 BB: 0 P: 7	1B: 8 2B: 3 3B: 0 HR: 0	SF: 0 SAC: 0 DP: 1 HBP: 0	WP: 1 PA: 38 PB: 0 SB: 2 CS: 2
PITCHER	IP WLS BF H R ER SO BB IBB HBP BLK WP HR S P ERA WHIP																				
Jamie Moyer, L ERA: 3.38 (1, 1)	6.0	25	5	3	3	6	2	1	0	0	0	0	0	0	34	46	4.50	1.167			
Ed Lynch, R ERA: 3.0 (7, 1)	1.0	3	0	0	0	0	0	0	0	0	0	0	0	3	3	0.00	0.000				
Lee Smith, R ERA: 2.45 (8, 1)	2.0	L 10	5	2	2	3	0	0	0	0	1	0	16	16	9.00	2.500					

Batter	1	2	3	4	5	6	7	8	9	AB	R	H	RBI	BB	SO	LOB	BOTTOM				
Chico Walker, S OBP: 0.280, SLG: 0.242 (1, 7)										2	0	0	1	1	1	0	San Francisco Giants @ Chicago Cubs Wrigley Field, Chicago, IL Thu Apr 30 1987, 3:33 AM CDT Att: 11,934 - Unknown				
23 Ryne Sandberg, R OBP: 0.379, SLG: 0.405 (1, 4)										5	0	0	0	0	1	4					
Andre Dawson, R OBP: 0.360, SLG: 0.605 (1, 9)										4	0	2	1	1	0	1					
Leon Durham, L OBP: 0.381, SLG: 0.568 (1, 3)										4	1	2	0	0	0	2					
Jody Davis, R OBP: 0.385, SLG: 0.600 (1, 2)										2	1	0	0	1	1	2					
Manny Trillo, R OBP: 0.222, SLG: 0.125 (1, 5)										3	1	1	0	0	0	1					
Shawon Dunston, R OBP: 0.215, SLG: 0.260 (1, 6)										4	0	0	0	0	0	3					
Keith Moreland, R OBP: 0.192, SLG: 0.233 (9, 5)										0	0	0	0	0	0	0					
Dave Martinez, L OBP: 0.356, SLG: 0.340 (1, 8)										3	0	1	1	1	0	0					
Jamie Moyer, L OBP: 0.250, SLG: 0.250 (1, 1)										2	1	1	0	0	0	2					
Jerry Mumphy, S OBP: 0.600, SLG: 0.857 (6, PH)										0	0	0	0	1	0	0					
Ed Lynch, R ERA: 1.99 (7, 1)										0	0	0	0	0	0	0					
Lee Smith, R ERA: 2.45 (8, 1)										0	0	0	0	0	0	0					
Gary Matthews, R OBP: 0.286, SLG: 0.429 (9, PH)										1	0	0	0	0	0	0					
Inning Stats	R: 0 E: 0 K: 2 S: 7	H: 0 LOB: 0 BB: 0 P: 7	R: 1 E: 1 K: 0 S: 5	H: 1 LOB: 2 BB: 1 P: 9	R: 0 E: 0 K: 1 S: 7	H: 2 LOB: 2 BB: 0 P: 7	R: 0 E: 0 K: 0 S: 3	H: 1 LOB: 0 BB: 0 P: 3	R: 1 E: 0 K: 0 S: 5	H: 2 LOB: 1 BB: 0 P: 5	R: 2 E: 1 K: 0 S: 5	H: 1 LOB: 1 BB: 2 P: 13	R: 0 E: 0 K: 0 S: 2	H: 0 LOB: 0 BB: 1 P: 6	R: 0 E: 0 K: 0 S: 3	H: 0 LOB: 0 BB: 0 P: 3	R: 0 E: 0 K: 0 S: 3	H: 0 LOB: 1 BB: 1 P: 7	1B: 7 2B: 0 3B: 0 HR: 0	SF: 1 SAC: 3 DP: 2 HBP: 0	WP: 0 PA: 39 PB: 0 SB: 1 CS: 0
PITCHER	IP WLS BF H R ER SO BB IBB HBP BLK WP HR S P ERA WHIP																				
Mark Grant, R ERA: 2.42 (1, 1)	5.1	25	4	1	0	0	1	0	0	0	0	0	3	7	0.00	3.000					
Jeff Robinson, R ERA: 1.99 (6, 1)	0.2	4	1	0	0	0	1	0	0	0	0	0	3	7	0.00	3.000					
Scott Garretts, R ERA: 4.12 (7, 1)	2.0	W 6	0	0	0	0	1	0	0	0	0	0	5	9	0.00	0.500					
Greg Minton, R ERA: 2.53 (9, 1)	1.0	S 4	0	0	0	0	1	0	0	0	0	0	3	7	0.00	1.000					



Batter	1	2	3	4	5	6	7	8	9	AB	R	H	RBI	BB	SO	LOB	TOP									
Joey Cora, S OBP: 0.388, SLG: 0.329	0-3 K			0-0 F8		0-0 E S 4-3 1B		4-0 2B BB		3	1	1	0	1	1	0										
Tim Flannery, L OBP: 0.324, SLG: 0.290	0-0 F8			0-0 F9		0-0 F9		0-3 K		4	0	0	0	0	1	2										
Tony Gwynn, L OBP: 0.391, SLG: 0.480	0-0 G3			0-0 6-3		0-0 4-3 1-H		0-0 1-3 2B		4	0	1	1	0	0	0										
John Kruk, L OBP: 0.410, SLG: 0.417		0-0 4-3			0-0 1B BB	4-0 FC6-4 BB		0-3 K		3	0	1	0	1	1	1										
Kevin Mitchell, R OBP: 0.319, SLG: 0.409		0-0 F8				0-0 FC6-4 BB			0-3 K	3	0	1	0	0	0	1										
Dave Dravecky, R (6, 1)										0	0	0	0	0	0	0										
Greg Booker, R (8, 1)										0	0	0	0	0	0	0										
Randy Ready, R (9, PH) OBP: 0.333, SLG: 0.423										1	0	0	0	0	1	0										
Benito Santiago, R (1, 2)		0-3 K			0-0 L1-3			0-0 FC4-6 1B		4	1	2	0	0	1	2										
Marvell Wynne, L (1, 8)			0-0 F7		4-0 S BB			0-0 FC4-6 WP S 1-2		3	0	1	1	1	0	1										
Garry Templeton, S (1, 6)			0-3 K		4-0 S BB			0-0 F4		3	0	0	0	1	1	2										
Andy Hawkins, R (1, 1)			0-3 K		4-0 1-2 IBB			0-0 4-3		2	0	0	0	0	1	3										
Jim Steels, L (6, 7)			0-3 K		0-0 F4			0-0 4-3		2	0	0	0	0	0	2										
Inning Stats	R: 0 E: 0 K: 1 S: 5	H: 0 LOB: 0 BB: 0 P: 5	R: 0 E: 0 K: 1 S: 5	H: 0 LOB: 0 BB: 0 P: 5	R: 0 E: 0 K: 2 S: 7	H: 0 LOB: 0 BB: 0 P: 7	R: 0 E: 0 K: 0 S: 3	H: 0 LOB: 0 BB: 0 P: 3	R: 0 E: 0 K: 0 S: 4	H: 2 LOB: 2 BB: 2 P: 12	R: 1 E: 0 K: 0 S: 4	H: 1 LOB: 1 BB: 1 P: 8	R: 0 E: 0 K: 0 S: 4	H: 1 LOB: 1 BB: 0 P: 4	R: 0 E: 0 K: 2 S: 7	H: 1 LOB: 1 BB: 1 P: 11	R: 1 E: 0 K: 1 S: 7	H: 2 LOB: 1 BB: 0 P: 7	1B: 5 2B: 3 3B: 0 HR: 0	SF: 0 SAC: 0 DP: 1 HBP: 0	WP: 1 PB: 0 SB: 4 CS: 0	PA: 36				
PITCHER	IP	WLS	BF	H	R	ER	SO	BB	IBB	HBP	BLK	WP	HR	S	P	ERA	WHIP									
Rick Sutcliffe, R ERA: 3.46	(1, 1)	8.1	W	34	7	2	1	7	3	1	0	0	1	0	44	60	1.08	1.200								
Lee Smith, R ERA: 2.13	(9, 1)	0.2	S	2	0	0	0	0	0	0	0	0	0	2	2	0.00	0.000									

San Diego Padres @ Chicago Cubs
Wrigley Field, Chicago, IL
Sun May 03 1987, 3:33 AM CDT
Att: 27,202 - Unknown

AB 32
R 2
H 7
RBI 2
BB 4
SO 7
LOB 14



Batter	1	2	3	4	5	6	7	8	9	AB	R	H	RBI	BB	SO	LOB	BOTTOM								
Chico Walker, S OBP: 0.276, SLG: 0.234	0-0 23 1-3 2B 1B		4-0 1B BB		0-0 F7	0-0 5-3				3	2	1	0	1	0	2									
23 Ryne Sandberg, R OBP: 0.364, SLG: 0.442	0-0 1-3		0-0 F9		0-0 2B 3B			0-0 5-3		4	1	1	0	0	0	2									
Andre Dawson, R (1, 9) OBP: 0.366, SLG: 0.688	0-3 K		0-0 1B 1-2		0-0 2B			0-0 HR		4	1	3	2	0	1	1									
Leon Durham, L (1, 3) OBP: 0.396, SLG: 0.600	0-0 2H 2B		0-0 G4-3 1B 1-2 2H		0-0 IBB			0-0 F8		3	0	2	2	1	0	0									
Keith Moreland, R (1, 5) OBP: 0.191, SLG: 0.262	0-0 6-3		0-0 G4-3 1-2		0-0 F9			0-0 F8		4	0	0	0	0	0	5									
Shawon Dunston, R OBP: 0.225, SLG: 0.264		0-0 G1		0-0 4-3		0-0 5-3		4-0 1B BB		2	0	0	0	0	0	0									
Manny Trillo, R OBP: 0.273, SLG: 0.316										1	0	0	0	1	0	0									
Jim Sundberg, R OBP: 0.500, SLG: 0.529		0-0 F4		0-0 F4		0-0 6-3		0-0 1B		4	0	1	0	0	0	0									
Dave Martinez, L (1, 8) OBP: 0.368, SLG: 0.339		4-0 BB		0-0 4-3		4-0 PB BB BB		0-0 FC3-2-3		2	0	0	0	2	0	2									
Rick Sutcliffe, L OBP: 0.400, SLG: 0.417	(1, 1)		0-0 4-3		0-0 6-3			0-0 4-3		3	0	0	0	1	0	2									
Lee Smith, R (9, 1)	(9, 1)									0	0	0	0	0	0	0									
Inning Stats	R: 1 E: 0 K: 1 S: 7	H: 2 LOB: 1 BB: 0 P: 7	R: 0 E: 0 K: 0 S: 3	H: 0 LOB: 1 BB: 1 P: 7	R: 1 E: 0 K: 0 S: 4	H: 2 LOB: 1 BB: 1 P: 8	R: 0 E: 0 K: 0 S: 3	H: 0 LOB: 0 BB: 0 P: 3	R: 1 E: 0 K: 0 S: 5	H: 2 LOB: 2 BB: 1 P: 9	R: 0 E: 0 K: 0 S: 3	H: 0 LOB: 2 BB: 2 P: 11	R: 1 E: 0 K: 0 S: 4	H: 1 LOB: 0 BB: 0 P: 4	R: 0 E: 0 K: 0 S: 3	H: 1 LOB: 1 BB: 1 P: 7	R: 0 E: 0 K: 1 S: 7	H: 1 LOB: 1 BB: 1 P: 7	1B: 4 2B: 3 3B: 1 HR: 1	SF: 0 SAC: 0 DP: 2 HBP: 0	WP: 0 PB: 1 SB: 0 CS: 0	PA: 36			
PITCHER	IP	WLS	BF	H	R	ER	SO	BB	IBB	HBP	BLK	WP	HR	S	P	ERA	WHIP								
Andy Hawkins, R ERA: 4.08	(1, 1)	5.2	L	27	6	3	3	1	4	1	0	0	0	24	44	4.76	1.765								
Dave Dravecky, L ERA: 4.91	(6, 1)	1.1		5	1	1	1	0	0	0	0	0	1	5	5	6.75	0.750								
Greg Booker, R ERA: 4.35	(8, 1)	1.0		4	1	0	0	0	1	0	0	0	0	3	7	0.00	2.000								

San Diego Padres @ Chicago Cubs
Wrigley Field, Chicago, IL
Sun May 03 1987, 3:33 AM CDT
Att: 27,202 - Unknown

AB 30
R 4
H 8
RBI 4
BB 6
SO 1
LOB 14



Batter	1	2	3	4	5	6	7	8	9	AB	R	H	RBI	BB	SO	LOB	TOP					
Mariano Duncan, R OBP: 0.343, SLG: 0.365	E5 1B 6-3	F9		K 2-3		CS 1-2	G4-3 1B		G6-4-3 S BB	4	1	1	0	1	1	3	Los Angeles Dodgers @ Chicago Cubs Wrigley Field, Chicago, IL Mon May 04 1987, 3:33 AM CDT Att: 17,487 - Unknown					
Steve Sax, R OBP: 0.286, SLG: 0.327	6-3 WP 1B			K			F8		G6-4-3 BB	4	0	2	0	1	1	2						
Pedro Guerrero, R OBP: 0.418, SLG: 0.659	K 1-2		F9 1-2		6-3		G4-3 1-2		G6-4-3 1-2 2-3	5	0	0	0	0	1	6						
Mike Marshall, R OBP: 0.305, SLG: 0.402	6-3 2-3 3-H		K 1-2		5-3				K 1-2 2-3	5	0	0	1	0	3	2						
Mike Scioscia, L OBP: 0.404, SLG: 0.495	F7			1B 2B					FC6-4 1B	3	1	2	0	1	0	1						
Franklin Stubbs, L OBP: 0.381, SLG: 0.593		FC1-6 BB 1B		3B 1B					FC6-4 1B	4	1	3	1	0	0	1						
Tracy Woodson, R OBP: 0.296, SLG: 0.351				1B					FC6-4 BB	2	1	1	1	1	1	0						
Ken Landreaux, L OBP: 0.257, SLG: 0.133				1B					1-2 2-3	0	0	0	0	0	0	0						
Bill Madlock, R OBP: 0.200, SLG: 0.111				3B						1	0	0	0	0	0	2						
Dave Anderson, R OBP: 0.211, SLG: 0.167				1B						0	0	0	0	0	0	0						
Mike Ramsey, S OBP: 0.309, SLG: 0.330				S SH3-4 1B						3	0	2	1	0	1	2						
Reggie Williams, R OBP: 0.281, SLG: 0.365				1B						0	0	0	0	1	0	0						
Fernando Valenzuela, L OBP: 0.150, SLG: 0.150				SH3-4						2	0	0	0	0	0	3						
Mickey Hatcher, R OBP: 0.310, SLG: 0.360				1-2						1	0	0	0	0	0	3						
Ken Howell, R OBP: 1.000, SLG: 1.000				1-2						0	0	0	0	0	0	0						
Inning Stats	R: 1 E: 1 K: 1 S: 7	H: 1 LOB: 1 BB: 0 P: 7	R: 0 E: 0 K: 1 S: 6	H: 1 LOB: 2 BB: 1 P: 10	R: 0 E: 0 K: 1 S: 5	H: 1 LOB: 0 BB: 0 P: 5	R: 3 E: 0 K: 2 S: 11	H: 4 LOB: 1 BB: 0 P: 11	R: 0 E: 0 K: 0 S: 3	H: 1 LOB: 0 BB: 1 P: 7	R: 0 E: 0 K: 1 S: 5	H: 1 LOB: 0 BB: 0 P: 5	R: 0 E: 0 K: 0 S: 3	H: 1 LOB: 0 BB: 0 P: 3	R: 0 E: 0 K: 1 S: 7	H: 2 LOB: 3 BB: 1 P: 11	R: 0 E: 0 K: 1 S: 4	H: 0 LOB: 1 BB: 2 P: 12	1B: 9 2B: 1 3B: 1 HR: 0	SF: 0 SAC: 1 DP: 2 HBP: 0	WP: 1 PB: 0 SB: 2 CS: 2	PA: 41
PITCHER	IP WLS BF H R ER SO BB IBB HBP BLK WP HR S P ERA WHIP																					
Greg Maddux, R ERA: 5.87	(1, 1) 5.0 24 7 4 3 5 2 0 0 0 1 0 32 40 5.40 1.800																					
Ron Davis, R ERA: 1.59	(6, 1) 1.0 3 1 0 0 1 0 0 0 0 0 0 5 5 0.00 1.000																					
Ed Lynch, R ERA: 2.59	(7, 1) 1.1 6 3 0 0 1 0 0 0 0 0 0 8 8 0.00 2.250																					
Frank DiPino, L ERA: 4.79	(8, 1) 0.2 3 0 0 0 0 1 0 0 0 0 0 2 6 0.00 1.500																					
Dickie Noles, R ERA: 4.79	(9, 1) 1.0 W 4 0 0 0 1 2 0 0 0 0 0 4 12 0.00 2.000																					

Batter	1	2	3	4	5	6	7	8	9	AB	R	H	RBI	BB	SO	LOB	BOTTOM					
Bob Dernier, R OBP: 0.429, SLG: 0.704	F8		K		23 HR 1B		F8		6-3	5	1	1	0	0	1	3	Los Angeles Dodgers @ Chicago Cubs Wrigley Field, Chicago, IL Mon May 04 1987, 3:33 AM CDT Att: 17,487 - Unknown					
23 Ryne Sandberg, R OBP: 0.385, SLG: 0.500	5-3		2B 1B		1-H HR		FC6-4 BB		1B 2B	4	2	3	2	1	0	0						
Andre Dawson, R OBP: 0.377, SLG: 0.691	HBP		1-H 2B		F9		FC6-4 1-3		2-H 1B	4	0	2	1	0	0	1						
Leon Durham, L OBP: 0.390, SLG: 0.618	3-1			K		HR	1-3			4	1	1	1	0	1	2						
Jody Davis, R OBP: 0.377, SLG: 0.597		6-3		S 1B		1B 1B	F5			4	0	2	0	0	0	1						
Keith Moreland, R OBP: 0.204, SLG: 0.264		G6-4-3 BB		K		1-2 1B			1-3	3	0	1	0	1	1	1						
Brian Dayett, R OBP: 0.400, SLG: 0.583										3	0	1	0	0	1	2						
Dave Martinez, L OBP: 0.362, SLG: 0.333		G6-4-3 1-2		K		1-2 2-3 1B			4-3	1	0	0	0	0	0	0						
Manny Trillo, R OBP: 0.269, SLG: 0.435										4	1	1	1	0	0	3						
Dickie Noles, R ERA: 4.79				HR					4-3	0	0	0	0	0	0	0						
Greg Maddux, R ERA: 5.87	(1, 1) 5.0 24 7 4 3 5 2 0 0 0 1 0 32 40 5.40 1.800																					
Gary Matthews, R ERA: 3.27	(5, PH) 0.2 3 0 0 0 0 1 0 0 0 0 0 2 6 0.00 1.500																					
Ron Davis, R ERA: 1.59	(6, 1) 1.0 3 1 0 0 1 0 0 0 0 0 0 5 5 0.00 1.000																					
Chico Walker, S ERA: 3.27	(6, PH) 0.2 3 0 0 0 0 1 0 0 0 0 0 2 6 0.00 1.500																					
Ed Lynch, R ERA: 2.59	(7, 1) 1.1 6 3 0 0 1 0 0 0 0 0 0 8 8 0.00 2.250																					
Frank DiPino, L ERA: 4.79	(8, 1) 0.2 3 0 0 0 0 1 0 0 0 0 0 2 6 0.00 1.500																					
Shawon Dunston, R ERA: 5.65	(9, 1) 1.0 W 4 0 0 0 1 2 0 0 0 0 0 4 12 0.00 2.000																					
Inning Stats	R: 0 E: 0 K: 0 S: 3	H: 0 LOB: 1 BB: 0 P: 4	R: 0 E: 0 K: 0 S: 2	H: 0 LOB: 0 BB: 1 P: 6	R: 1 E: 0 K: 2 S: 9	H: 3 LOB: 2 BB: 0 P: 9	R: 0 E: 0 K: 3 S: 10	H: 1 LOB: 1 BB: 0 P: 10	R: 2 E: 0 K: 1 S: 7	H: 2 LOB: 0 BB: 0 P: 7	R: 1 E: 0 K: 1 S: 9	H: 4 LOB: 3 BB: 0 P: 9	R: 0 E: 0 K: 0 S: 3	H: 0 LOB: 1 BB: 1 P: 7	R: 0 E: 0 K: 0 S: 3	H: 0 LOB: 0 BB: 0 P: 3	R: 1 E: 0 K: 1 S: 6	H: 2 LOB: 1 BB: 0 P: 6	1B: 7 2B: 2 3B: 0 HR: 3	SF: 0 SAC: 0 DP: 1 HBP: 1	WP: 0 PB: 0 SB: 1 CS: 0	PA: 39
PITCHER	IP WLS BF H R ER SO BB IBB HBP BLK WP HR S P ERA WHIP																					
Fernando Valenzuela, L ERA: 3.27	(1, 1) 7.0 32 10 4 4 7 2 0 0 0 0 0 3 43 52 5.14 1.714																					
Ken Howell, R ERA: 5.65	(8, 1) 1.2 L 7 2 1 1 1 0 0 0 0 0 0 0 9 9 5.40 1.200																					



Batter	1	2	3	4	5	6	7	8	9	AB	R	H	RBI	BB	SO	LOB	TOP				
Mariano Duncan, R OBP: 0.336, SLG: 0.356	F4		FC5-4 2H 1B		5-3		K		4-3	5	0	1	1	0	1	0					
Steve Sax, R OBP: 0.294, SLG: 0.321	G6-4-3 1B		FC5-4 BB PB 1-2		E3 BB		F3		5-3	5	0	1	0	0	0	1					
Bill Madlock, R OBP: 0.357, SLG: 0.455 Tracy Woodson, R OBP: 0.293, SLG: 0.347	G6-4-3 1-2		BB HBP		BB				F8	2	1	1	1	1	0	1					
Pedro Guerrero, R OBP: 0.422, SLG: 0.648		F7	FC5-4 2-3 BB		F8				4-3 1B 1B	3	1	1	0	1	0	2					
Mike Marshall, R OBP: 0.303, SLG: 0.396			FC5-4 CS 1B 1-2		G3				K	4	0	1	0	0	1	6					
Mike Scioscia, L OBP: 0.398, SLG: 0.479					F6				4-3	3	0	0	0	1	0	1					
Franklin Stubbs, L OBP: 0.366, SLG: 0.589					F2				6-3	4	0	2	1	0	0	1					
Mike Ramsey, S OBP: 0.307, SLG: 0.320					FC5-4 SH1-4 BB 1-2				6-3	3	1	0	0	1	1	2					
Bob Welch, R OBP: 0.111, SLG: 0.111					SH1-4 B1-3				F9	3	0	0	0	0	0	3					
Inning Stats	R: 0 E: 0 K: 0 S: 3	H: 1 LOB: 0 BB: 0 P: 3	R: 0 E: 0 K: 0 S: 3	H: 1 LOB: 1 BB: 1 P: 7	R: 1 E: 0 K: 0 S: 4	H: 1 LOB: 3 BB: 2 P: 13	R: 0 E: 0 K: 0 S: 4	H: 1 LOB: 1 BB: 0 P: 4	R: 0 E: 1 K: 0 S: 4	H: 0 LOB: 2 BB: 1 P: 8	R: 0 E: 0 K: 0 S: 5	H: 0 LOB: 0 BB: 0 P: 5	R: 0 E: 1 K: 2 S: 11	H: 3 LOB: 2 BB: 0 P: 11	R: 0 E: 0 K: 0 S: 3	H: 0 LOB: 0 BB: 0 P: 3	1B: 6 2B: 0 3B: 0 HR: 1	SF: 0 SAC: 1 DP: 1 HBP: 1	WP: 1 PB: 1 SB: 0 CS: 1	PA: 39	
PITCHER	IP	WLS	BF	H	R	ER	SO	BB	IBB	HBP	BLK	WP	HR	S	P	ERA	WHIP				
Jamie Moyer, L ERA: 3.38	(1, 1)	8.0	L 36	7	3	3	3	4	0	1	0	1	1	37	54	3.38	1.375				
Dickie Noles, R ERA: 4.5	(9, 1)	1.0	3	0	0	0	0	0	0	0	0	0	0	3	3	0.00	0.000				

Los Angeles Dodgers @ Chicago Cubs
Wrigley Field, Chicago, IL
Tue May 05 1987, 3:33 AM CDT
Att: 18,021 - Unknown

livebaseballscorecards.com

AB	33
R	3
H	7
RBI	3
BB	4
SO	3
LOB	17



Batter	1	2	3	4	5	6	7	8	9	AB	R	H	RBI	BB	SO	LOB	BOTTOM					
Chico Walker, S OBP: 0.261, SLG: 0.220	K				K				F7	4	0	0	0	0	2	2						
23 Ryne Sandberg, R OBP: 0.380, SLG: 0.484	4-3				4-3				F8	3	0	0	0	1	0	1						
Andre Dawson, R OBP: 0.373, SLG: 0.673	F7				1B				K	4	0	1	0	0	1	3						
Leon Durham, L OBP: 0.394, SLG: 0.613					G3				K	4	0	2	0	0	1	1						
Jody Davis, R OBP: 0.358, SLG: 0.566 Bob Demier, R OBP: 0.429, SLG: 0.704									F9	4	0	0	0	0	0	2						
Keith Moreland, R OBP: 0.206, SLG: 0.264									E3 FC6-4	0	0	0	0	0	0	0						
Shawon Dunston, R OBP: 0.223, SLG: 0.283									F8	4	0	1	0	0	0	3						
Dave Martinez, L OBP: 0.342, SLG: 0.311									B1	4	0	1	0	0	0	3						
Jamie Moyer, L OBP: 0.300, SLG: 0.300 Jerry Mumphy, S OBP: 0.892, SLG: 0.889 Dickie Noles, R ERA: 4.5									K	2	0	1	0	0	1	0						
Inning Stats	R: 0 E: 0 K: 1 S: 5	H: 0 LOB: 0 BB: 0 P: 5	R: 0 E: 0 K: 0 S: 3	H: 1 LOB: 0 BB: 0 P: 3	R: 0 E: 0 K: 3 S: 9	H: 0 LOB: 0 BB: 0 P: 9	R: 0 E: 0 K: 1 S: 6	H: 1 LOB: 1 BB: 0 P: 6	R: 0 E: 0 K: 2 S: 8	H: 1 LOB: 1 BB: 0 P: 8	R: 0 E: 0 K: 1 S: 6	H: 1 LOB: 0 BB: 0 P: 6	R: 0 E: 0 K: 1 S: 5	H: 0 LOB: 0 BB: 0 P: 5	R: 0 E: 0 K: 0 S: 5	H: 2 LOB: 2 BB: 1 P: 9	R: 0 E: 1 K: 0 S: 5	H: 1 LOB: 2 BB: 0 P: 5	1B: 6 2B: 1 3B: 1 HR: 0	SF: 0 SAC: 0 DP: 1 HBP: 0	WP: 0 PB: 0 SB: 0 CS: 0	PA: 35
PITCHER	IP	WLS	BF	H	R	ER	SO	BB	IBB	HBP	BLK	WP	HR	S	P	ERA	WHIP					
Bob Welch, R ERA: 1.99	(1, 1)	9.0	W 35	7	1	1	9	1	0	0	0	0	0	52	56	1.00	0.889					

Los Angeles Dodgers @ Chicago Cubs
Wrigley Field, Chicago, IL
Tue May 05 1987, 3:33 AM CDT
Att: 18,021 - Unknown

livebaseballscorecards.com

AB	34
R	1
H	7
RBI	1
BB	1
SO	9
LOB	19



Batter	1	2	3	4	5	6	7	8	9	AB	R	H	RBI	BB	SO	LOB	TOP											
Chico Walker, S OBP: 0.260, SLG: 0.212	F8		F8		K		BB			3	0	0	0	1	1	0	Chicago Cubs @ San Francisco Giants Candlestick Park, San Francisco, CA Thu May 07 1987, 10:05 PM EDT Att: 12,228 - Unknown											
23 Ryne Sandberg, R OBP: 0.402, SLG: 0.515	6-3		1B		HR		1-2			4	1	2	1	0	0	2												
Andre Dawson, R OBP: 0.370, SLG: 0.645	1B		5-3		3-1					4	0	1	0	0	0	1												
Leon Durham, L OBP: 0.394, SLG: 0.612	1B		K		K					4	0	1	0	0	2	1												
Keith Moreland, R OBP: 0.229, SLG: 0.286 Ron Davis, R (6, 1)	F9									3	0	1	0	0	0	2												
Jerry Mumphy, S OBP: 0.643, SLG: 0.800 Frank DiPino, L (8, 1)			6-3		1B					0	0	0	0	0	0	0												
Shawon Dunston, R OBP: 0.206, SLG: 0.260		5-3		L4		K2-3				4	0	0	0	0	1	1												
Jim Sundberg, R OBP: 0.462, SLG: 0.476				6-3			5-3			4	0	1	0	0	1	1												
Dave Martinez, L OBP: 0.346, SLG: 0.308			K		K					4	0	1	0	0	3	2												
Ed Lynch, R Manny Trillo, R OBP: 0.258, SLG: 0.393			K		K					2	0	0	0	0	2	1												
Inning Stats	R: 0 E: 0 K: 0 S: 5	H: 2 LOB: 2 BB: 0 P: 5	R: 0 E: 0 K: 2 S: 8	H: 1 LOB: 1 BB: 0 P: 8	R: 0 E: 0 K: 1 S: 6	H: 1 LOB: 1 BB: 0 P: 6	R: 0 E: 0 K: 1 S: 6	H: 1 LOB: 0 BB: 0 P: 8	R: 0 E: 0 K: 2 S: 7	H: 0 LOB: 0 BB: 0 P: 7	R: 0 E: 0 K: 1 S: 6	H: 1 LOB: 2 BB: 1 P: 10	R: 0 E: 0 K: 0 S: 3	H: 0 LOB: 0 BB: 0 P: 3	R: 0 E: 0 K: 2 S: 7	H: 0 LOB: 0 BB: 0 P: 7	1B: 6 2B: 0 3B: 0 HR: 1	SF: 0 SAC: 0 DP: 0 HBP: 0	WP: 0 PB: 0 SB: 1 CS: 0	PA: 35								
PITCHER	IP	WLS	BF	H	R	ER	SO	BB	IBB	HBP	BLK	WP	HR	S	P	ERA	WHIP											
Michael LaCoss, R ERA: 3.96	(1, 1)	6.2	W	28	7	1	1	9	1	0	0	0	0	1	45	49	1.35	1.200										
Jeff Robinson, R ERA: 1.92	(7, 1)	2.1	S	7	0	0	0	2	0	0	0	0	0	0	11	11	0.00	0.000										

AB	34
R	1
H	7
RBI	1
BB	1
SO	11
LOB	12



Batter	1	2	3	4	5	6	7	8	9	AB	R	H	RBI	BB	SO	LOB	BOTTOM											
Rob Wilfong, L OBP: 0.200, SLG: 0.800 Mike Woodard, L OBP: 0.091, SLG: 0.182	G3		HR	4-3		K	4-3			5	1	1	2	0	1	4	Chicago Cubs @ San Francisco Giants Candlestick Park, San Francisco, CA Thu May 07 1987, 10:05 PM EDT Att: 12,228 - Unknown											
Chili Davis, S OBP: 0.336, SLG: 0.450	F7		FC5-4		K	F8		F9		4	0	0	0	1	1	0												
Jeffrey Leonard, R OBP: 0.405, SLG: 0.676			FC5-4		2B		F8			5	2	3	1	0	0	1												
Candy Maldonado, R OBP: 0.389, SLG: 0.612	F8		P3		5-3		5-3			5	1	1	1	0	0	3												
Mike Aldrete, L OBP: 0.511, SLG: 0.561			CS	4-1		2B		HR		3	3	2	0	2	0	0												
Bob Melvin, R OBP: 0.338, SLG: 0.565	F7		1B		2B		2B			4	2	2	3	1	0	2												
Chris Speier, R OBP: 0.477, SLG: 0.549 Mark Wasinger, R (8, 5)	F9			2B		2B		HR		1	1	0	0	3	0	1												
Matt Williams, R OBP: 0.233, SLG: 0.295	F8			BB		2B		1B		1	0	0	0	0	1	2												
Michael LaCoss, R Jeff Robinson, R OBP: 0.125, SLG: 0.125			E5	5-3		6-3		K		3	1	0	0	0	0	2												
Inning Stats	R: 0 E: 0 K: 0 S: 4	H: 1 LOB: 1 BB: 0 P: 4	R: 2 E: 1 K: 0 S: 4	H: 1 LOB: 0 BB: 1 P: 8	R: 1 E: 0 K: 0 S: 4	H: 1 LOB: 2 BB: 2 P: 12	R: 2 E: 0 K: 1 S: 5	H: 2 LOB: 2 BB: 2 P: 5	R: 3 E: 1 K: 2 S: 12	H: 4 LOB: 2 BB: 0 P: 12	R: 3 E: 1 K: 2 S: 12	H: 4 LOB: 2 BB: 0 P: 12	R: 3 E: 1 K: 2 S: 12	H: 4 LOB: 2 BB: 0 P: 12	1B: 4 2B: 5 3B: 0 HR: 3	SF: 0 SAC: 0 DP: 0 HBP: 0		WP: 0 PB: 0 SB: 0 CS: 1	PA: 46									
PITCHER	IP	WLS	BF	H	R	ER	SO	BB	IBB	HBP	BLK	WP	HR	S	P	ERA	WHIP											
Ed Lynch, R ERA: 3.38	(1, 1)	5.0	L	26	6	5	4	1	1	1	0	0	0	0	11	19	4.50	1.800										
Ron Davis, R ERA: 2.35	(6, 1)	2.0		11	2	3	1	1	1	0	0	0	0	11	19	4.50	1.800											
Frank DiPino, L ERA: 2.45	(8, 1)	1.0		8	4	3	2	2	0	0	0	0	2	12	12	18.00	4.000											

AB	38
R	11
H	12
RBI	10
BB	7
SO	4
LOB	21



Batter	1	2	3	4	5	6	7	8	9	AB	R	H	RBI	BB	SO	LOB	TOP								
23 Ryne Sandberg, R OBP: 0.410, SLG: 0.510	K				E2 1B				F9	3	2	1	1	2	1	0	Chicago Cubs @ San Diego Padres Jack Murphy Stadium, San Diego, CA Fri May 08 1987, 10:05 PM EDT Att: 46,533 - Unknown								
Jerry Mumphy, S OBP: 0.511, SLG: 0.692 Brian Dayett, R OBP: 0.452, SLG: 0.556	K		L5		1-3 2-H 3-H 1B				F3	3	0	1	0	1	1	1									
Andre Dawson, R OBP: 0.355, SLG: 0.623	6-3				F4				4-3	4	0	0	1	0	0	1									
Leon Durham, L OBP: 0.398, SLG: 0.600					F9					2	0	0	0	2	1	2									
Jody Davis, R OBP: 0.367, SLG: 0.619					5-3					4	0	1	1	0	0	2									
Keith Moreland, R OBP: 0.229, SLG: 0.277										3	1	0	0	1	0	3									
Shawon Dunston, R OBP: 0.198, SLG: 0.250										4	1	0	0	0	2	2									
Dave Martinez, L OBP: 0.354, SLG: 0.319										4	1	2	0	0	0	0									
Rick Sutcliffe, L OBP: 0.368, SLG: 0.333 Lee Smith, R OBP: 0.368, SLG: 0.333										3	1	0	0	1	0	1									
Inning Stats	R: 0 E: 0 K: 2 S: 7	H: 0 LOB: 0 BB: 0 P: 7	R: 0 E: 0 K: 1 S: 5	H: 0 LOB: 1 BB: 1 P: 9	R: 0 E: 0 K: 0 S: 3	H: 0 LOB: 0 BB: 0 P: 7	R: 0 E: 0 K: 0 S: 3	H: 0 LOB: 0 BB: 0 P: 3	R: 5 E: 2 K: 1 S: 9	H: 3 LOB: 2 BB: 3 P: 21	R: 0 E: 0 K: 1 S: 5	H: 0 LOB: 0 BB: 0 P: 5	R: 1 E: 0 K: 0 S: 3	H: 1 LOB: 1 BB: 2 P: 11	R: 0 E: 0 K: 0 S: 4	H: 1 LOB: 1 BB: 0 P: 4	R: 0 E: 0 K: 0 S: 3	H: 0 LOB: 0 BB: 0 P: 3	1B: 5 2B: 0 3B: 0 HR: 0	SF: 1 SAC: 0 DP: 1 HBP: 0	WP: 1 PB: 0 SB: 2 CS: 0	PA: 39			
PITCHER	IP	WLS	BF	H	R	ER	SO	BB	IBB	HBP	BLK	WP	HR	S	P	ERA	WHIP								
Storm Davis, R ERA: 5.82	4.0	L	20	2	5	3	3	5	0	0	0	1	0	21	41	6.75	1.750								
Dave Dravecky, L ERA: 3.97	1.0		4	1	0	0	1	0	0	0	0	0	0	6	6	0.00	1.000								
Greg Booker, R ERA: 5.82	2.0		8	1	1	1	1	2	0	0	0	0	0	8	16	4.50	1.500								
Craig Lefferts, L ERA: 2.96	1.0		4	1	0	0	0	0	0	0	0	0	0	4	4	0.00	1.000								
Lance McCullers, R ERA: 5.94	1.0		3	0	0	0	0	0	0	0	0	0	0	3	3	0.00	0.000								

AB	31
R	6
H	5
RBI	3
BB	7
SO	5
LOB	12



Batter	1	2	3	4	5	6	7	8	9	AB	R	H	RBI	BB	SO	LOB	BOTTOM								
Joey Cora, S OBP: 0.377, SLG: 0.307	F8									4	0	0	0	0	2	1	Chicago Cubs @ San Diego Padres Jack Murphy Stadium, San Diego, CA Fri May 08 1987, 10:05 PM EDT Att: 46,533 - Unknown								
Stan Jefferson, S OBP: 0.276, SLG: 0.429	K									4	0	0	1	0	2	0									
Tony Gwynn, L OBP: 0.408, SLG: 0.496										3	1	3	0	1	0	0									
Carmelo Martinez, R OBP: 0.294, SLG: 0.360 Lance McCullers, S ERA: 5.94										4	0	1	1	0	0	3									
John Kruk, L OBP: 0.427, SLG: 0.467										4	1	2	0	0	0	1									
Benito Santiago, R OBP: 0.309, SLG: 0.491										4	0	1	0	0	2	1									
Luis Salazar, R OBP: 0.308, SLG: 0.292 Craig Lefferts, L ERA: 2.96 Marvell Wynne, L OBP: 0.319, SLG: 0.333										2	0	0	1	0	1	0									
Garry Templeton, S OBP: 0.292, SLG: 0.274										3	0	0	0	0	0	0									
Storm Davis, R OBP: 0.091, SLG: 0.091 Dave Dravecky, R ERA: 3.97 Jim Steels, L OBP: 0.243, SLG: 0.235 Greg Booker, R ERA: 5.82 Randy Ready, R OBP: 0.395, SLG: 0.486										1	0	0	0	0	1	0									
Inning Stats	R: 0 E: 0 K: 1 S: 6	H: 1 LOB: 1 BB: 0 P: 6	R: 1 E: 0 K: 0 S: 4	H: 2 LOB: 0 BB: 0 P: 4	R: 0 E: 0 K: 3 S: 9	H: 0 LOB: 0 BB: 0 P: 9	R: 0 E: 0 K: 1 S: 6	H: 2 LOB: 1 BB: 0 P: 6	R: 0 E: 0 K: 1 S: 5	H: 0 LOB: 0 BB: 0 P: 5	R: 1 E: 0 K: 0 S: 5	H: 2 LOB: 1 BB: 0 P: 5	R: 0 E: 0 K: 0 S: 3	H: 0 LOB: 0 BB: 0 P: 3	R: 1 E: 0 K: 1 S: 6	H: 1 LOB: 1 BB: 1 P: 10	R: 0 E: 0 K: 2 S: 7	H: 0 LOB: 0 BB: 0 P: 7	1B: 5 2B: 2 3B: 1 HR: 0	SF: 1 SAC: 0 DP: 1 HBP: 0	WP: 0 PB: 0 SB: 1 CS: 1	PA: 34			
PITCHER	IP	WLS	BF	H	R	ER	SO	BB	IBB	HBP	BLK	WP	HR	S	P	ERA	WHIP								
Rick Sutcliffe, R ERA: 3.47 Lee Smith, R ERA: 1.69	7.2	W	30	8	3	3	7	1	0	0	1	0	0	43	47	3.52	1.174								
	1.1	S	4	0	0	0	2	0	0	0	0	0	0	8	8	0.00	0.000								



Batter	1	2	3	4	5	6	7	8	9	AB	R	H	RBI	BB	SO	LOB	TOP																			
23 Ryne Sandberg, R OBP: 0.397, SLG: 0.491	F2		K			4-3		K		4	0	0	0	0	2	1	Chicago Cubs @ San Diego Padres Jack Murphy Stadium, San Diego, CA Sat May 09 1987, 10:05 PM EDT Att: 19,088 - Unknown																			
Jerryumphrey, S OBP: 0.545, SLG: 0.647 Brian Dayett, R OBP: 0.452, SLG: 0.556	1-3			4-3		HR		6-3		4	1	1	0	0	0	0																				
Andre Dawson, R OBP: 0.352, SLG: 0.636	K			6-3		HR		F7		4	1	1	2	0	1	0																				
Leon Durham, L OBP: 0.402, SLG: 0.654		F9		HR		F8		HR		4	2	2	2	0	0	0																				
Jody Davis, R OBP: 0.362, SLG: 0.636	6-3			F3		K		HR		4	1	1	1	0	1	0																				
Keith Moreland, R OBP: 0.221, SLG: 0.267	F8				F3			F7		4	0	0	0	0	0	0																				
Shawon Dunston, R OBP: 0.191, SLG: 0.241			K		K			K		4	0	0	0	0	3	0																				
Dave Martinez, L OBP: 0.365, SLG: 0.324			G3		BLK			K		2	0	1	0	1	1	0																				
Greg Maddux, R Lee Smith, R			G3		4-3			B2-3		3	0	0	0	0	0	2																				
										0	0	0	0	0	0	0																				
Inning Stats	R: 0 E: 0 K: 1 S: 5	H: 0 LOB: 0 BB: 0 P: 5	R: 0 E: 0 K: 0 S: 3	H: 0 LOB: 0 BB: 0 P: 3	R: 0 E: 0 K: 2 S: 7	H: 0 LOB: 1 BB: 1 P: 11	R: 1 E: 0 K: 0 S: 4	H: 1 LOB: 0 BB: 0 P: 4	R: 0 E: 0 K: 1 S: 6	H: 1 LOB: 1 BB: 0 P: 6	R: 2 E: 0 K: 1 S: 7	H: 2 LOB: 0 BB: 0 P: 7	R: 0 E: 0 K: 1 S: 5	H: 0 LOB: 0 BB: 0 P: 5	R: 2 E: 0 K: 1 S: 7	H: 2 LOB: 2 BB: 0 P: 7	1B: 1 2B: 1 3B: 0 HR: 4	SF: 0 SAC: 0 DP: 0 HBP: 0	WP: 0 PA: 34 PB: 0 SB: 1 CS: 0																	
PITCHER	IP	WLS	BF	H	R	ER	SO	BB	IBB	HBP	BLK	WP	HR	S	P	ERA	WHIP	PITCHER		IP	WLS	BF	H	R	ER	SO	BB	IBB	HBP	BLK	WP	HR	S	P	ERA	WHIP
Eric Show, R ERA: 4.66	(1, 1)	8.1	L	32	6	5	5	7	1	0	0	1	0	4	49	5.40	0.840																			
Lance McCullers, R ERA: 5.71	(9, 1)	0.2		2	0	0	0	1	0	0	0	0	0	4	4	0.00	0.000																			

AB	33
R	5
H	6
RBI	5
BB	1
SO	8
LOB	3



Batter	1	2	3	4	5	6	7	8	9	AB	R	H	RBI	BB	SO	LOB	BOTTOM																			
Stan Jefferson, S OBP: 0.294, SLG: 0.455	K		S		3-1		G3			5	1	2	0	0	1	0	Chicago Cubs @ San Diego Padres Jack Murphy Stadium, San Diego, CA Sat May 09 1987, 10:05 PM EDT Att: 19,088 - Unknown																			
Randy Ready, R OBP: 0.396, SLG: 0.488	4-3		P4		1B		5-3		2B	4	0	1	0	1	0	1																				
Tony Gwynn, L OBP: 0.407, SLG: 0.484	4-3		S		1B		G3		FC5-4	3	1	0	0	2	0	2																				
Carmelo Martinez, R OBP: 0.303, SLG: 0.371 Joey Coors, S OBP: 0.377, SLG: 0.307		F9		1B		1B		G3		3	0	2	0	1	0	0																				
John Kruk, L OBP: 0.443, SLG: 0.468			1B		1B			1B		0	0	0	0	0	0	0																				
Lance McCullers, S		1-3			1B			K		0	0	0	0	0	0	0																				
Bruce Bochy, R OBP: 0.500, SLG: 1.000 Marvell Wynne, L OBP: 0.315, SLG: 0.328 Benito Santiago, R OBP: 0.309, SLG: 0.491			1B		1B			G3		2	0	0	0	1	0	5																				
Garry Templeton, S OBP: 0.291, SLG: 0.273	1-3				3-1			K		1	0	0	0	0	1	4																				
Luis Salazar, R OBP: 0.267, SLG: 0.250	K				6-3			FC6-4		4	0	0	0	0	1	3																				
Eric Show, R Steve Garvey, R			K		G3			K		3	0	0	0	0	1	1																				
										1	0	0	0	0	1	0																				
Inning Stats	R: 0 E: 0 K: 1 S: 5	H: 0 LOB: 0 BB: 0 P: 5	R: 0 E: 0 K: 1 S: 5	H: 0 LOB: 2 BB: 2 P: 13	R: 2 E: 0 K: 1 S: 7	H: 2 LOB: 2 BB: 2 P: 15	R: 0 E: 0 K: 0 S: 3	H: 0 LOB: 0 BB: 0 P: 3	R: 0 E: 0 K: 2 S: 8	H: 1 LOB: 2 BB: 0 P: 8	R: 0 E: 0 K: 1 S: 6	H: 1 LOB: 2 BB: 1 P: 10	1B: 5 2B: 2 3B: 0 HR: 0	SF: 0 SAC: 0 DP: 1 HBP: 0	WP: 0 PA: 39 PB: 0 SB: 3 CS: 0																					
PITCHER	IP	WLS	BF	H	R	ER	SO	BB	IBB	HBP	BLK	WP	HR	S	P	ERA	WHIP	PITCHER		IP	WLS	BF	H	R	ER	SO	BB	IBB	HBP	BLK	WP	HR	S	P	ERA	WHIP
Greg Maddux, R ERA: 5.21	(1, 1)	7.1	W	32	6	2	2	4	3	3	0	0	0	0	34	2.46	1.227																			
Lee Smith, R ERA: 1.53	(8, 1)	1.2	S	7	1	0	0	2	1	0	0	0	0	10	14	0.00	1.200																			

AB	32
R	2
H	7
RBI	2
BB	7
SO	6
LOB	18



Batter	1	2	3	4	5	6	7	8	9	AB	R	H	RBI	BB	SO	LOB	TOP												
23 Ryne Sandberg, R OBP: 0.392, SLG: 0.509 Manny Trillo, R OBP: 0.258, SLG: 0.393	5-3			HR	F7		6-3			4	1	1	1	0	0	2	Chicago Cubs @ San Diego Padres Jack Murphy Stadium, San Diego, CA Sun May 10 1987, 6:33 AM EDT Att: 14,682 - Unknown												
Jerry Mumphrey, S OBP: 0.577, SLG: 0.714	K			FC1-5 2B			BB 1B	G3-6-1 1B		4	0	3	0	0	1	0													
Andre Dawson, R OBP: 0.344, SLG: 0.620 Chico Walker, S OBP: 0.258, SLG: 0.209	6-3			FC1-5 1B		F7		L6		3	1	0	0	0	0	2													
Leon Durham, L OBP: 0.388, SLG: 0.630				F7		F8		G3-6-1 1-2		4	0	0	0	0	0	3													
Keith Moreland, R OBP: 0.233, SLG: 0.271 Brian Dayett, R OBP: 0.438, SLG: 0.536	6-3			FC6-4 1B			BB 1-2		4-3	2	0	1	1	1	0	0													
Jim Sundberg, R OBP: 0.414, SLG: 0.417 Ron Davis, R	F3			FC6-4 1-2			BB 5-3		5-3	3	0	0	0	0	0	3													
Frank DiPino, L Dickie Noles, R Gary Matthews, R OBP: 0.222, SLG: 0.333				1-2						0	0	0	0	0	0	0													
Shawon Dunston, R OBP: 0.202, SLG: 0.243										1	0	0	0	0	0	0													
Dave Martinez, L OBP: 0.371, SLG: 0.324										3	0	1	0	1	0	1													
Jamie Moyer, L OBP: 0.250, SLG: 0.250 Jay Baller, R Jody Davis, R OBP: 0.354, SLG: 0.622										2	0	0	0	0	1	1													
										0	0	0	0	0	0	3													
Inning Stats	R: 0 E: 0 K: 1 S: 5	H: 0 LOB: 0 BB: 0 P: 5	R: 0 E: 0 K: 0 S: 3	H: 0 LOB: 0 BB: 0 P: 3	R: 0 E: 0 K: 1 S: 5	H: 0 LOB: 0 BB: 0 P: 5	R: 2 E: 0 K: 0 S: 6	H: 3 LOB: 1 BB: 0 P: 6	R: 0 E: 0 K: 0 S: 4	H: 1 LOB: 2 BB: 1 P: 8	R: 0 E: 0 K: 0 S: 3	H: 0 LOB: 1 BB: 1 P: 7	R: 0 E: 0 K: 0 S: 3	H: 1 LOB: 0 BB: 0 P: 3	R: 0 E: 0 K: 0 S: 4	H: 1 LOB: 2 BB: 1 P: 8		1B: 5 2B: 1 3B: 0 HR: 1	SF: 0 SAC: 0 DP: 1 HBP: 0	WP: 0 PA: 36 PB: 0 SB: 1 CS: 0									
PITCHER	IP	WLS	BF	H	R	ER	SO	BB	IBB	HBP	BLK	WP	HR	S	P	ERA		WHIP											
Ed Whitson, R ERA: 4.79	(1, 1)	5.2	W	23	5	2	2	2	1	0	0	0	0	1	26	30		3.18	1.059										
Rich Gossage, R ERA: 11.57	(6, 1)	0.1		1	0	0	0	0	0	0	0	0	0	0	1	1		0.00	0.000										
Greg Booker, R ERA: 4.95	(7, 1)	3.0	S	12	2	0	0	0	2	0	0	1	0	0	10	18	0.00	1.333											

Batter	1	2	3	4	5	6	7	8	9	AB	R	H	RBI	BB	SO	LOB	BOTTOM											
Stan Jefferson, S OBP: 0.350, SLG: 0.444	F9									3	1	1	1	3	1	0	Chicago Cubs @ San Diego Padres Jack Murphy Stadium, San Diego, CA Sun May 10 1987, 6:33 AM EDT Att: 14,682 - Unknown											
Joey Cora, S OBP: 0.375, SLG: 0.302	L6									5	1	1	0	1	1	7												
Tony Gwynn, L OBP: 0.508, SLG: 0.508 Marvell Wynne, L OBP: 0.311, SLG: 0.324										4	3	2	2	1	0	0												
Carmelo Martinez, R OBP: 0.324, SLG: 0.376	K									4	2	2	0	2	1	1												
Randy Ready, R OBP: 0.407, SLG: 0.500										5	2	2	2	1	0	4												
Bruce Bochy, R OBP: 0.500, SLG: 0.833 John Kruk, L OBP: 0.438, SLG: 0.460 Benito Santiago, R OBP: 0.313, SLG: 0.495										2	0	1	0	0	0	1												
Garry Templeton, S OBP: 0.304, SLG: 0.288										1	0	0	0	0	1	1												
Luis Salazar, R OBP: 0.343, SLG: 0.333										1	1	1	3	0	0	0												
Ed Whitson, R OBP: 0.125, SLG: 0.125 Rich Gossage, R Jim Steels, L OBP: 0.237, SLG: 0.229 Greg Booker, R										5	2	2	0	0	1	0												
										0	0	0	0	0	0	0												
										1	0	0	0	0	3	0												
										1	0	0	0	0	1	0												
Inning Stats	R: 1 E: 0 K: 1 S: 6	H: 1 LOB: 0 BB: 0 P: 6	R: 1 E: 0 K: 0 S: 6	H: 3 LOB: 3 BB: 1 P: 10	R: 0 E: 0 K: 0 S: 4	H: 1 LOB: 1 BB: 0 P: 4	R: 0 E: 0 K: 1 S: 5	H: 1 LOB: 0 BB: 0 P: 5	R: 5 E: 1 K: 2 S: 13	H: 5 LOB: 2 BB: 0 P: 13	R: 5 E: 0 K: 1 S: 10	H: 5 LOB: 3 BB: 3 P: 22	R: 1 E: 1 K: 0 S: 4	H: 1 LOB: 1 BB: 1 P: 8	R: 1 E: 0 K: 0 S: 4	H: 1 LOB: 3 BB: 3 P: 16		1B: 17 2B: 1 3B: 0 HR: 1	SF: 1 SAC: 0 DP: 1 HBP: 0	WP: 0 PA: 50 PB: 0 SB: 2 CS: 1								
PITCHER	IP	WLS	BF	H	R	ER	SO	BB	IBB	HBP	BLK	WP	HR	S	P	ERA		WHIP										
Jamie Moyer, L ERA: 3.92	(1, 1)	4.1	L	23	9	6	5	3	1	1	0	1	0	0	11	19		36.00	6.000									
Jay Baller, R ERA: 45.0	(5, 1)	1.0		9	5	5	4	2	1	1	0	1	0	0	4	8	27.00	12.000										
Ron Davis, R ERA: 3.38	(6, 1)	0.1		5	3	1	1	0	1	0	0	0	0	0	5	9	0.00	1.500										
Frank DiPino, L ERA: 2.08	(6, 1)	1.1		6	1	1	0	0	1	0	0	0	0	0	4	16	9.00	4.000										
Dickie Noles, R ERA: 4.74	(8, 1)	1.0		7	1	1	1	0	3	0	0	0	0	0	4	16	9.00	4.000										



Batter	1	2	3	4	5	6	7	8	9	AB	R	H	RBI	BB	SO	LOB	TOP											
23 Ryne Sandberg, R OBP: 0.393, SLG: 0.504	5-3		F7			F9		1B		5	1	2	1	0	0	1	Chicago Cubs @ Los Angeles Dodgers Dodger Stadium, Los Angeles, CA Mon May 11 1987, 7:05 PM PDT Att: 35,819 - Unknown											
Jerry Mumphrey, S OBP: 0.548, SLG: 0.680 Brian Dayett, R OBP: 0.438, SLG: 0.536	1-3		FC5-4			F7		1B		4	0	2	1	0	0	1												
Andre Dawson, R OBP: 0.353, SLG: 0.643	1B		FC5-4							5	2	3	3	0	1	2												
Leon Durham, L OBP: 0.389, SLG: 0.619										5	0	2	0	0	2	2												
Jody Davis, R OBP: 0.356, SLG: 0.606	F3									4	0	1	1	1	2	2												
Keith Moreland, R OBP: 0.223, SLG: 0.259 Lee Smith, R			FC6-4							5	0	0	0	0	0	3												
Shawon Dunston, R OBP: 0.210, SLG: 0.243										4	1	1	0	1	1	0												
Dave Martinez, L OBP: 0.376, SLG: 0.333										4	1	2	0	0	0	2												
Scott Sanderson, R OBP: 0.273, SLG: 0.444 Manny Trillo, R OBP: 0.258, SLG: 0.393										3	1	0	0	1	2	3												
										0	0	0	0	0	0	0												
Inning Stats	R: 0 E: 0 K: 0 S: 5	H: 2 LOB: 2 BB: 0 P: 5	R: 0 E: 0 K: 1 S: 6	H: 1 LOB: 1 BB: 0 P: 6	R: 1 E: 0 K: 0 S: 6	H: 3 LOB: 2 BB: 0 P: 6	R: 2 E: 0 K: 2 S: 9	H: 2 LOB: 1 BB: 1 P: 13	R: 0 E: 0 K: 1 S: 6	H: 1 LOB: 2 BB: 1 P: 10	R: 0 E: 0 K: 1 S: 5	H: 0 LOB: 0 BB: 0 P: 5	R: 1 E: 0 K: 2 S: 10	H: 3 LOB: 2 BB: 0 P: 10	R: 0 E: 0 K: 1 S: 5	H: 0 LOB: 0 BB: 0 P: 5	1B: 12 2B: 0 3B: 0 HR: 1	SF: 1 SAC: 0 DP: 0 HBP: 0	WP: 0 PB: 0 SB: 1 CS: 0	PA: 43								
PITCHER	IP	WLS	BF	H	R	ER	SO	BB	IBB	HBP	BLK	WP	HR	S	P	ERA	WHIP											
Orel Hershiser, R ERA: 2.95	5.0	L	26	9	3	3	4	2	0	0	0	0	0	32	40	5.40	2.200											
Tim Leary, R ERA: 6.11	3.0		14	4	3	3	3	1	0	0	0	0	1	19	23	9.00	1.667											
Tom Niedenfuer, R ERA: 2.63	1.0		3	0	0	0	1	0	0	0	0	0	0	5	5	0.00	0.000											
Batter	1	2	3	4	5	6	7	8	9	AB	R	H	RBI	BB	SO	LOB	BOTTOM											
Mariano Duncan, R OBP: 0.317, SLG: 0.349	5-3		G6-4-3							4	0	0	0	0	2	1	Chicago Cubs @ Los Angeles Dodgers Dodger Stadium, Los Angeles, CA Mon May 11 1987, 7:05 PM PDT Att: 35,819 - Unknown											
Ken Landreaux, L OBP: 0.304, SLG: 0.341	F8									4	1	1	1	0	1	0												
Bill Madlock, R OBP: 0.389, SLG: 0.500	F7									4	1	1	1	0	1	0												
Pedro Guerrero, R OBP: 0.424, SLG: 0.664										4	0	1	0	0	1	0												
Mike Scioscia, L OBP: 0.386, SLG: 0.450										4	0	1	0	0	0	1												
Franklin Stubbs, L OBP: 0.336, SLG: 0.509										2	0	0	0	1	1	0												
Steve Sax, R OBP: 0.289, SLG: 0.326										3	1	2	0	0	0	0												
Mike Ramsey, S OBP: 0.301, SLG: 0.313										3	0	1	1	0	0	3												
Orel Hershiser, R OBP: 0.227, SLG: 0.318 Ralph Bryant, L (5, PH)										1	0	0	0	0	1	1												
Tim Leary, R OBP: 0.333, SLG: 0.333 Mickey Hatcher, R OBP: 0.341, SLG: 0.459 Tom Niedenfuer, R										1	0	0	0	0	0	0												
										1	0	0	0	0	1	2												
										0	0	0	0	0	0	0												
										0	0	0	0	0	0	0												
										0	0	0	0	0	0	0												
Inning Stats	R: 0 E: 0 K: 0 S: 3	H: 0 LOB: 0 BB: 0 P: 3	R: 0 E: 0 K: 0 S: 3	H: 0 LOB: 0 BB: 0 P: 3	R: 1 E: 0 K: 1 S: 6	H: 2 LOB: 0 BB: 0 P: 6	R: 0 E: 0 K: 1 S: 5	H: 0 LOB: 0 BB: 0 P: 5	R: 0 E: 0 K: 1 S: 6	H: 2 LOB: 2 BB: 1 P: 10	R: 0 E: 0 K: 2 S: 7	H: 0 LOB: 0 BB: 0 P: 7	R: 0 E: 0 K: 0 S: 3	H: 0 LOB: 0 BB: 0 P: 3	R: 2 E: 0 K: 1 S: 7	H: 3 LOB: 0 BB: 0 P: 7	1B: 3 2B: 2 3B: 1 HR: 2	SF: 0 SAC: 0 DP: 3 HBP: 0	WP: 0 PB: 0 SB: 0 CS: 0	PA: 32								
PITCHER	IP	WLS	BF	H	R	ER	SO	BB	IBB	HBP	BLK	WP	HR	S	P	ERA	WHIP											
Scott Sanderson, R ERA: 4.33	8.1	W	31	7	3	3	8	1	0	0	0	0	0	2	46	50	3.24	0.960										
Lee Smith, R ERA: 1.47	0.2	S	1	0	0	0	0	0	0	0	0	0	0	1	1	0.00	0.000											

AB 39
R 6
H 13
RBI 6
BB 3
SO 8
LOB 16



AB 31
R 3
H 7
RBI 3
SO 8
LOB 8



Batter	1	2	3	4	5	6	7	8	9	AB	R	H	RBI	BB	SO	LOB	TOP					
Bob Dernier, R OBP: 0.361, SLG: 0.571 (1, 8)	5-3		6-3			4-3				4	0	1	0	0	0	0	Chicago Cubs @ Los Angeles Dodgers Dodger Stadium, Los Angeles, CA Tue May 12 1987, 7:05 PM PDT Att: 41,216 - Unknown					
23 Ryne Sandberg, R OBP: 0.398, SLG: 0.492 (1, 4)					P4	K		F7		3	0	0	0	1	1							
Andre Dawson, R OBP: 0.345, SLG: 0.628 Chico Walker, S OBP: 0.295, SLG: 0.207 (1, 9) (7, 7)	K				1-3	K		F8		3	0	0	0	0	2	1						
Jody Davis, R OBP: 0.352, SLG: 0.592 (1, 2)	5-3					K				4	0	1	0	0	1	2						
Leon Durham, L OBP: 0.377, SLG: 0.598 (1, 3)		K				F9		F8		4	0	0	0	0	1	1						
Keith Moreland, R OBP: 0.224, SLG: 0.259 (1, 5)		6-3				6-3		F8		4	0	1	0	0	0	0						
Brian Dayett, R OBP: 0.429, SLG: 0.516 (1, 7) (7, 9)		F7						K		3	0	1	0	0	1	1						
Shawon Dunston, R OBP: 0.205, SLG: 0.237 (1, 6)					F9	P4		FC6-4		3	0	0	0	0	0	2						
Ed Lynch, R Frank DiPino, L Gary Matthews, R Les Lancaster, R Manny Trillo, R Ron Davis, R (1, 1) (3, 1) (5, Ph) (5, 1) (8, Ph) (8, 1)			6-3			P4		F3		1	0	0	0	0	0	0						
Inning Stats	R: 0 E: 0 K: 1 S: 5	H: 0 LOB: 1 BB: 1 P: 9	R: 0 E: 0 K: 1 S: 5	H: 0 LOB: 0 BB: 0 P: 5	R: 0 E: 0 K: 0 S: 3	H: 0 LOB: 0 BB: 0 P: 3	R: 0 E: 0 K: 0 S: 4	H: 1 LOB: 1 BB: 0 P: 4	R: 0 E: 0 K: 0 S: 4	H: 1 LOB: 1 BB: 0 P: 4	R: 0 E: 0 K: 3 S: 10	H: 0 LOB: 1 BB: 0 P: 10	R: 0 E: 0 K: 1 S: 6	H: 1 LOB: 1 BB: 0 P: 6	R: 0 E: 0 K: 0 S: 4	H: 1 LOB: 1 BB: 0 P: 4		R: 0 E: 0 K: 0 S: 3	H: 0 LOB: 0 BB: 0 P: 3	1B: 4 2B: 0 3B: 0 HR: 0	SF: 0 SAC: 0 DP: 0 HBP: 0	WP: 1 PB: 0 SB: 2 CS: 0
PITCHER Rick Honeycutt, L ERA: 1.51 (1, 1)	IP: 9.0 WLS: W BF: 33 H: 4 R: 0 ER: 0 SO: 6 BB: 1 IBB: 0 HBP: 0 BLK: 0 WP: 1 HR: 0 S: 44 P: 48 ERA: 0.00 WHIP: 0.556											PITCHER	IP: 9.0 WLS: W BF: 33 H: 4 R: 0 ER: 0 SO: 6 BB: 1 IBB: 0 HBP: 0 BLK: 0 WP: 1 HR: 0 S: 44 P: 48 ERA: 0.00 WHIP: 0.556									

AB	32
R	0
H	4
RBI	0
BB	1
SO	6
LOB	10



Batter	1	2	3	4	5	6	7	8	9	AB	R	H	RBI	BB	SO	LOB	BOTTOM			
Mariano Duncan, R OBP: 0.322, SLG: 0.354 Dave Anderson, R OBP: 0.200, SLG: 0.158 (1, 6) (9, 6)	1B			K		F9				4	1	2	2	0	1	1	Chicago Cubs @ Los Angeles Dodgers Dodger Stadium, Los Angeles, CA Tue May 12 1987, 7:05 PM PDT Att: 41,216 - Unknown			
Ken Landreaux, L OBP: 0.340, SLG: 0.444 (1, 9)		P3				FC6-4		HR		4	1	3	2	0	0	1				
Bill Madlock, R OBP: 0.350, SLG: 0.441 Tracy Woodson, R OBP: 0.293, SLG: 0.347 (1, 5) (8, 5)	F9	P3		F8		F8				4	0	0	0	0	0	4				
Pedro Guerrero, R OBP: 0.411, SLG: 0.646 Reggie Williams, R OBP: 0.333, SLG: 0.188 (1, 7) (8, 7)	SF9			K		FC6-4		6-3		3	0	0	1	0	1	1				
Mike Scioscia, L OBP: 0.389, SLG: 0.447 (1, 2)				1B		L4		6-3		3	1	1	0	1	0	0				
Franklin Stubbs, L OBP: 0.325, SLG: 0.492 (1, 3)	K			F8		K		F9		4	0	0	0	0	2	3				
Steve Sax, R OBP: 0.295, SLG: 0.331 (1, 4)				1B		F8		G3		4	2	2	0	0	0	0				
Mike Ramsey, S OBP: 0.307, SLG: 0.319 (1, 8)				1B		K		K		4	1	2	1	0	2	0				
Rick Honeycutt, L OBP: 0.250, SLG: 0.182 (1, 1)	4-3			1B		HR		4-3		4	1	2	0	0	0	2				
Inning Stats	R: 1 E: 0 K: 1 S: 7	H: 2 LOB: 2 BB: 1 P: 11	R: 2 E: 0 K: 0 S: 6	H: 3 LOB: 1 BB: 0 P: 6	R: 2 E: 1 K: 1 S: 8	H: 4 LOB: 2 BB: 0 P: 8	R: 0 E: 0 K: 1 S: 6	H: 1 LOB: 1 BB: 0 P: 6	R: 0 E: 0 K: 1 S: 5	H: 0 LOB: 0 BB: 0 P: 5	R: 2 E: 0 K: 1 S: 7	H: 2 LOB: 0 BB: 0 P: 7	R: 0 E: 0 K: 0 S: 3	H: 0 LOB: 0 BB: 0 P: 3	R: 0 E: 0 K: 1 S: 5	H: 0 LOB: 0 BB: 0 P: 5		1B: 11 2B: 0 3B: 0 HR: 1	SF: 1 SAC: 0 DP: 0 HBP: 0	WP: 0 PB: 0 SB: 0 CS: 0
PITCHER Ed Lynch, R ERA: 4.5 Frank DiPino, L ERA: 1.5 Les Lancaster, R ERA: 3.86 Ron Davis, R ERA: 3.0 (1, 1) (3, 1) (5, 1) (8, 1)	IP: 2.2 WLS: L BF: 17 H: 8 R: 5 ER: 5 SO: 2 BB: 1 IBB: 0 HBP: 0 BLK: 0 WP: 0 HR: 0 S: 20 P: 24 ERA: 16.88 WHIP: 3.375											PITCHER	IP: 2.2 WLS: L BF: 17 H: 8 R: 5 ER: 5 SO: 2 BB: 1 IBB: 0 HBP: 0 BLK: 0 WP: 0 HR: 0 S: 20 P: 24 ERA: 16.88 WHIP: 3.375							



Batter	1	2	3	4	5	6	7	8	9	AB	R	H	RBI	BB	SO	LOB	TOP								
23 Ryne Sandberg, R (1.4) OBP: 0.382, SLG: 0.488	K	L4				FC6-5 BB 2B	6-3		K	5	1	1	0	0	2	2									
Jerry Mumphrey, S (1.7) Lee Smith, R (7.1)	1B		F8			FC6-5 BB 1B	G6-4-3 1B		K	4	0	3	0	0	0	0									
Andre Dawson, R (1.9) OBP: 0.340, SLG: 0.634	P6		F8		P4		F8		HR	5	1	1	1	0	0	4									
Leon Durham, L (1.3) OBP: 0.378, SLG: 0.587	1B		K			FC6-5 BB 1-2 2-3	G6-4-3		F8	4	0	1	0	1	1	1									
Jody Davis, R (1.2) OBP: 0.339, SLG: 0.569	5-3			F8	FC6-5			F3		4	0	0	1	0	0	4									
Keith Moreland, R (1.5) OBP: 0.233, SLG: 0.300		HR		HR	2B		K		6-3	4	2	2	1	0	1	2									
Shawon Dunston, R (1.6) OBP: 0.214, SLG: 0.279		K		HR	2B		K			4	1	2	2	0	2	0									
Dave Martinez, L (1.8) OBP: 0.371, SLG: 0.321		F8		F9		E6 23 BLK				3	0	0	0	1	0	0									
Rick Sutcliffe, L (1.1) OBP: 0.364, SLG: 0.294				4-3			F9			2	0	0	0	1	0	1									
Brian Dayett, R (7.7) OBP: 0.417, SLG: 0.500									K	1	0	0	0	0	1	2									
Inning Stats	R: 0 E: 0 K: 1 S: 7	H: 2 LOB: 2 BB: 0 P: 7	R: 1 E: 0 K: 1 S: 6	H: 1 LOB: 1 BB: 1 P: 10	R: 0 E: 0 K: 1 S: 5	H: 0 LOB: 0 BB: 0 P: 5	R: 2 E: 0 K: 0 S: 5	H: 2 LOB: 0 BB: 0 P: 5	R: 1 E: 0 K: 1 S: 7	H: 2 LOB: 2 BB: 1 P: 11	R: 0 E: 1 K: 1 S: 6	H: 0 LOB: 1 BB: 0 P: 6	R: 0 E: 0 K: 0 S: 3	H: 1 LOB: 0 BB: 0 P: 3	R: 0 E: 0 K: 1 S: 6	H: 1 LOB: 2 BB: 1 P: 10	R: 1 E: 0 K: 2 S: 8	H: 1 LOB: 0 BB: 0 P: 8	1B: 4 2B: 3 3B: 0 HR: 3	SF: 0 SAC: 0 DP: 1 HBP: 0	WP: 0 PB: 0 SB: 0 CS: 0	PA: 40			
PITCHER	IP	WLS	BF	H	R	ER	SO	BB	IBB	HBP	BLK	WP	HR	S	P	ERA	WHIP								
Alejandro Pena, R (1.1) ERA: 3.52	5.0	L	24	7	4	4	4	2	0	0	0	0	2	30	38	7.20	1.800								
Brian Holton, R (6.1) ERA: 3.05	2.0		7	1	0	0	1	0	0	0	1	0	0	9	9	0.00	0.500								
Tom Niedenfuer, R (8.1) ERA: 2.45	1.0		5	1	0	0	1	1	0	0	0	0	0	6	10	0.00	2.000								
Matt Young, L (9.1) ERA: 7.62	1.0		4	1	1	1	2	0	0	0	0	0	1	8	8	9.00	1.000								

Chicago Cubs @ Los Angeles Dodgers
Dodger Stadium, Los Angeles, CA
Wed May 13 1987, 7:05 PM PDT
Att: 39,294 - Unknown

AB	37
R	5
H	10
RBI	5
BB	3
SO	8
LOB	16



Batter	1	2	3	4	5	6	7	8	9	AB	R	H	RBI	BB	SO	LOB	BOTTOM								
Mariano Duncan, R (1.6) OBP: 0.313, SLG: 0.343	K		6-3			F9	5-3			4	0	0	0	0	1	1									
Ken Landreaux, L (1.9) OBP: 0.352, SLG: 0.438	F7		PO			F9 BB HBP		4-3		3	0	1	0	0	0	0									
Bill Madlock, R (1.5) OBP: 0.341, SLG: 0.495	E5		PO	4-3		BB		4-3		3	0	0	0	1	0	0									
Dave Anderson, R (9.5) OBP: 0.200, SLG: 0.158			1-2			BB				0	0	0	0	0	0	0									
Pedro Guerrero, R (1.7) OBP: 0.398, SLG: 0.624	K					F9				4	0	0	0	0	3	3									
Matt Young, L (9.1) ERA: 7.62										0	0	0	0	0	0	0									
Mike Scioscia, L (1.2) OBP: 0.393, SLG: 0.440		6-3		P3					F8	2	0	0	0	2	0	0									
Franklin Stubbs, L (1.3) OBP: 0.315, SLG: 0.475	K					P4			K	4	0	0	0	0	3	4									
Steve Sax, R (1.4) OBP: 0.307, SLG: 0.338		6-3								3	0	2	0	1	0	1									
Mike Ramsey, S (1.8) OBP: 0.300, SLG: 0.311										3	0	0	0	0	0	3									
Alex Trevino, R (9. PH) OBP: 0.235, SLG: 0.250	F8					F9			6-3	1	0	0	0	0	0	1									
Alejandro Pena, R (1.1) Ralph Bryant, L (5. PH) Brian Holton, R (6.1) Mickey Hatcher, R (7. PH) Tom Niedenfuer, R (8.1) Reggie Williams, R (9.7)			K							1	0	0	0	0	1	0									
Inning Stats	R: 0 E: 1 K: 2 S: 8	H: 0 LOB: 1 BB: 0 P: 8	R: 0 E: 0 K: 1 S: 5	H: 0 LOB: 1 BB: 1 P: 9	R: 0 E: 0 K: 1 S: 5	H: 1 LOB: 0 BB: 0 P: 5	R: 0 E: 0 K: 1 S: 5	H: 0 LOB: 0 BB: 0 P: 5	R: 0 E: 0 K: 1 S: 6	H: 1 LOB: 1 BB: 0 P: 6	R: 0 E: 0 K: 1 S: 5	H: 0 LOB: 3 BB: 2 P: 14	R: 0 E: 0 K: 0 S: 3	H: 0 LOB: 1 BB: 1 P: 7	R: 0 E: 0 K: 1 S: 5	H: 1 LOB: 1 BB: 0 P: 6	1B: 3 2B: 0 3B: 0 HR: 0	SF: 0 SAC: 0 DP: 0 HBP: 1	WP: 0 PB: 0 SB: 2 CS: 0	PA: 36					
PITCHER	IP	WLS	BF	H	R	ER	SO	BB	IBB	HBP	BLK	WP	HR	S	P	ERA	WHIP								
Rick Sutcliffe, R (1.1) ERA: 3.06	6.1	W	26	2	0	0	7	4	0	1	0	0	0	35	52	0.00	0.947								
Lee Smith, R (7.1) ERA: 1.29	2.2		9	1	0	0	2	0	0	0	0	0	0	13	13	0.00	0.375								

Chicago Cubs @ Los Angeles Dodgers
Dodger Stadium, Los Angeles, CA
Wed May 13 1987, 7:05 PM PDT
Att: 39,294 - Unknown

AB	30
R	0
H	3
RBI	0
BB	4
SO	9
LOB	15



Batter	1	2	3	4	5	6	7	8	9	AB R H RBI BB SO LOB	TOP													
23 Ryne Sandberg, R (1,4) OBP: 0.369, SLG: 0.469	0-3 K	0-3 K		0-0 F9		0-0 F8			0-3 K	5 0 0 0 0 3 3	Chicago Cubs @ Houston Astros Astrodome, Houston, TX Fri May 15 1987, 8:05 PM EDT Att: 23,471 - Unknown													
Jerry Mumphrey, S (1,7) OBP: 0.564, SLG: 0.667 Brian Dayett, R (9,7) OBP: 0.417, SLG: 0.500	0-3 K		0-0 FC6-4 1B		0-0 1B		0-0 3-1			4 1 2 0 0 1 0 0 0 0 0 0 0 0														
Andre Dawson, R (1,9) OBP: 0.338, SLG: 0.623	0-3 K		0-0 FC6-4 1B		0-0 F9		0-3 K			4 0 1 0 0 2 1														
Leon Durham, L (1,3) OBP: 0.381, SLG: 0.581		4-0 SH2-3 BB 1B	0-0 FC6-4 1B		0-0 1B		0-0 4-3			3 1 1 0 1 0 2														
Jody Davis, R (1,2) OBP: 0.345, SLG: 0.562		4-0 1B SH2-3 BB	0-0 1B		0-0 F8		0-0 5-3			3 1 1 1 1 0 2														
Keith Moreland, R (1,5) OBP: 0.227, SLG: 0.293 Lee Smith, R (8,1)		0-0 SH2-3	0-3 K		0-0 P3		0-3 K			3 0 0 0 0 2 4 0 0 0 0 0 0 0														
Shawon Dunston, R (1,6) OBP: 0.208, SLG: 0.270		0-3 K	0-0 G3			0-3 K		0-0 5-3		4 0 0 0 0 2 4														
Dave Martinez, L (1,8) OBP: 0.376, SLG: 0.329		0-0 1B		0-0 6-3		0-0 SH3 1B		0-0 F8		4 0 2 1 0 0 0														
Greg Maddux, R (1,1) OBP: 0.071, SLG: 0.071 Manny Trillo, R (8,5) OBP: 0.242, SLG: 0.367		0-0 1B		0-0 6-3		0-0 SH3		0-0 6-3		2 0 1 1 0 0 0 1 0 0 0 0 0 0														
Inning Stats	R: 0 E: 0 K: 3 S: 9	H: 0 LOB: 0 BB: 0 P: 9	R: 2 E: 0 K: 2 S: 9	H: 2 LOB: 2 BB: 2 P: 17	R: 1 E: 0 K: 1 S: 8	H: 3 LOB: 2 BB: 0 P: 8	R: 0 E: 0 K: 0 S: 3	H: 0 LOB: 0 BB: 0 P: 3	R: 0 E: 0 K: 0 S: 5	H: 2 LOB: 2 BB: 0 P: 5		R: 0 E: 0 K: 1 S: 6	H: 1 LOB: 1 BB: 0 P: 6	R: 0 E: 0 K: 1 S: 5	H: 0 LOB: 0 BB: 0 P: 5	R: 0 E: 0 K: 1 S: 5	H: 0 LOB: 0 BB: 0 P: 5	R: 0 E: 0 K: 1 S: 5	H: 0 LOB: 0 BB: 0 P: 5	R: 0 E: 0 K: 1 S: 5	H: 0 LOB: 0 BB: 0 P: 5	1B: 8 2B: 0 3B: 0 HR: 0	SF: 0 SAC: 2 DP: 0 HBP: 0	WP: 0 PB: 0 SB: 0 CS: 0
PITCHER	IP WLS BF H R ER SO BB IBB HBP BLK WP HR S P ERA WHIP																							
Danny Darwin, R (1,1) ERA: 3.47	6.0 L 28 8 3 3 7 2 0 0 0 0 0 0 40 48 4.50 1.667																							
Julio Solano, R (7,1) ERA: 6.43	2.0 6 0 0 0 2 0 0 0 0 0 0 0 10 10 0.00 0.000																							
Larry Andersen, R (9,1) ERA: 3.26	1.0 3 0 0 0 1 0 0 0 0 0 0 0 5 5 0.00 0.000																							

Batter	1	2	3	4	5	6	7	8	9	AB R H RBI BB SO LOB	BOTTOM													
Billy Hatcher, R (1,8) OBP: 0.376, SLG: 0.467	1-0 4-3 1B HBP		0-0 5-3			0-0 1B		0-0 1B		3 1 2 0 0 0 0	Chicago Cubs @ Houston Astros Astrodome, Houston, TX Fri May 15 1987, 8:05 PM EDT Att: 23,471 - Unknown													
Bill Doran, S (1,4) OBP: 0.292, SLG: 0.355	0-0 4-3		0-3 K			0-0 F8		0-0 5-3		4 0 0 0 0 1 3														
Denny Walling, L (1,5) OBP: 0.347, SLG: 0.426	0-0 1B			0-3 K		0-0 G3		0-0 6-3		4 0 1 1 0 1 1														
Glenn Davis, R (1,3) OBP: 0.254, SLG: 0.348	4-0 1B			0-0 5-3		0-0 F7		0-3 K		3 0 0 0 1 1 0														
Kevin Bass, S (1,9) OBP: 0.366, SLG: 0.485	0-0 G3			0-3 K		4-0 FC6-4 BB		0-0 3-1		3 0 0 0 1 1 1														
Jose Cruz, L (1,7) OBP: 0.314, SLG: 0.393		0-0 6-3			0-0 L3		0-0 F7			3 0 0 0 0 0 1														
Craig Reynolds, L (1,6) OBP: 0.366, SLG: 0.361		0-0 1-3			0-0 4-3		0-0 FC6-4			3 0 0 0 0 0 1														
Mark Bailey, S (1,2) OBP: 0.279, SLG: 0.231		0-0 F7			0-0 G3			0-3 K		3 0 0 0 0 1 0														
Danny Darwin, R (1,1) OBP: 0.267, SLG: 0.467 Jim Pankovits, R (6,PH) OBP: 0.200, SLG: 0.143 Julio Solano, R (7,1) OBP: 0.324, SLG: 0.382 Terry Puhl, L (8,PH) OBP: 0.324, SLG: 0.382 Larry Andersen, R (9,1) ERA: 1.21			0-3 K			0-0 6-3		0-0 4-3		1 0 0 0 0 1 0 1 0 0 0 0 0 0 0 0 0 0 0 0 0 1 0 0 0 0 0 0 0 0 0 0 0 0 0														
Inning Stats	R: 1 E: 0 K: 0 S: 3	H: 1 LOB: 1 BB: 1 P: 8	R: 0 E: 0 K: 0 S: 3	H: 0 LOB: 0 BB: 0 P: 3	R: 0 E: 0 K: 2 S: 7	H: 0 LOB: 0 BB: 0 P: 7	R: 0 E: 0 K: 2 S: 7	H: 0 LOB: 0 BB: 0 P: 7	R: 0 E: 0 K: 0 S: 3	H: 0 LOB: 0 BB: 0 P: 3		R: 0 E: 0 K: 0 S: 4	H: 1 LOB: 1 BB: 0 P: 4	R: 0 E: 0 K: 0 S: 3	H: 0 LOB: 1 BB: 1 P: 7	R: 0 E: 0 K: 1 S: 6	H: 1 LOB: 1 BB: 0 P: 6	R: 0 E: 0 K: 1 S: 5	H: 0 LOB: 0 BB: 0 P: 5	R: 0 E: 0 K: 1 S: 5	H: 0 LOB: 0 BB: 0 P: 5	1B: 3 2B: 0 3B: 0 HR: 0	SF: 0 SAC: 0 DP: 0 HBP: 1	WP: 0 PB: 0 SB: 2 CS: 1
PITCHER	IP WLS BF H R ER SO BB IBB HBP BLK WP HR S P ERA WHIP																							
Greg Maddux, R (1,1) ERA: 4.53	7.2 W 28 3 1 1 5 2 0 1 0 0 0 0 35 44 1.17 0.652																							
Lee Smith, R (8,1) ERA: 1.21	1.1 S 4 0 0 0 1 0 0 0 0 0 0 0 6 6 0.00 0.000																							

Batter	1	2	3	4	5	6	7	8	9	AB	R	H	RBI	BB	SO	LOB	TOP										
23 Ryne Sandberg, R (1.4) OBP: 0.373, SLG: 0.492	K	F9					1B			4	1	2	1	0	1	3											
Jerry Mumphy, S (1.7) OBP: 0.512, SLG: 0.595	K		K		G3		K			4	0	0	0	0	3	1											
Brian Dayett, R (7.7) OBP: 0.417, SLG: 0.500	K									0	0	0	0	0	0	0											
Andre Dawson, R (1.9) OBP: 0.342, SLG: 0.624	K				PB			P3		3	0	1	0	1	1	0											
Leon Durham, L (1.3) OBP: 0.378, SLG: 0.570		2B	F7		4-3			6-3		4	1	1	0	0	0	2											
Keith Moreland, R (1.5) OBP: 0.228, SLG: 0.299		1B	6-3					F7		4	0	1	0	0	0	1											
Shawon Dunston, R (1.6) OBP: 0.201, SLG: 0.262	K									4	0	0	0	0	3	2											
Jim Sundberg, R (1.2) OBP: 0.364, SLG: 0.357		FC6-5-6			4-3					4	0	0	1	0	1	1											
Ron Davis, R (9.1) Frank DiPino, L (9.1)		1B								0	0	0	0	0	0	0											
Dave Martinez, L (1.8) OBP: 0.371, SLG: 0.326		BB			K			L7		4	0	1	0	0	1	0											
Jamie Moyer, L (1.1) OBP: 0.267, SLG: 0.214		1B								2	0	0	0	1	1	0											
Jody Davis, R (9.2) OBP: 0.345, SLG: 0.562		BB			K			6-3		0	0	0	0	0	0	0											
Inning Stats	R: 0 E: 0 K: 3 S: 9	H: 0 LOB: 0 BB: 0 P: 9	R: 1 E: 0 K: 1 S: 8	H: 3 LOB: 3 BB: 1 P: 12	R: 0 E: 0 K: 1 S: 6	H: 1 LOB: 1 BB: 0 P: 6	R: 0 E: 0 K: 2 S: 7	H: 0 LOB: 0 BB: 0 P: 7	R: 1 E: 0 K: 1 S: 6	H: 1 LOB: 1 BB: 1 P: 10	R: 0 E: 0 K: 1 S: 5	H: 1 LOB: 1 BB: 0 P: 6	R: 0 E: 0 K: 0 S: 3	H: 0 LOB: 0 BB: 0 P: 3	R: 0 E: 0 K: 1 S: 5	H: 0 LOB: 0 BB: 0 P: 5	1B: 3 2B: 2 3B: 0 HR: 1	SF: 0 SAC: 0 DP: 0 HBP: 0	WP: 0 PB: 1 SB: 1 CS: 0	PA: 35							
PITCHER	IP	WLS	BF	H	R	ER	SO	BB	IBB	HBP	BLK	WP	HR	S	P	ERA	WHIP										
Nolan Ryan, R (1.1) ERA: 2.45	6.0	L	25	5	2	2	9	2	0	0	0	0	1	41	49	3.00	1.167										
Aurelio Lopez, R (7.1) ERA: 2.57	2.0		7	1	0	0	1	0	0	0	0	0	0	9	9	0.00	0.500										
Larry Andersen, R (9.1) ERA: 3.1	1.0		3	0	0	0	1	0	0	0	0	0	0	5	5	0.00	0.000										

Chicago Cubs @ Houston Astros
Astrodome, Houston, TX
Sat May 16 1987, 4:33 AM EDT
Att: 34,921 - Unknown

AB	33
R	2
H	6
RBI	2
BB	2
SO	11
LOB	10



Batter	1	2	3	4	5	6	7	8	9	AB	R	H	RBI	BB	SO	LOB	BOTTOM										
Billy Hatcher, R (1.8) OBP: 0.373, SLG: 0.461	K		1B			1-3		L5		4	0	1	1	0	1	1											
Bill Doran, S (1.4) OBP: 0.291, SLG: 0.348	6-3		F6					F8		3	0	0	0	1	0	2											
Phil Garner, R (1.5) OBP: 0.299, SLG: 0.443	1-3				G4-6-3			F8		3	0	0	0	1	0	2											
Glenn Davis, R (1.3) OBP: 0.247, SLG: 0.338		6-3			G4-6-3			6-3		4	0	0	0	0	0	1											
Kevin Bass, S (1.9) OBP: 0.362, SLG: 0.478		P6			K			5-3		4	0	1	0	0	1	0											
Jose Cruz, L (1.7) OBP: 0.312, SLG: 0.388		L5						4-3		4	0	1	0	0	0	1											
Alan Ashby, S (1.2) OBP: 0.382, SLG: 0.435			SH2-4					6-3		3	1	2	0	0	0	0											
Dickie Thon, R (1.6) OBP: 0.222, SLG: 0.125			F7					L7		4	0	0	0	0	0	5											
Nolan Ryan, R (1.1) OBP: 0.267, SLG: 0.214			SH2-4							0	0	0	0	0	0	0											
Jim Rankins, R (6.1) OBP: 0.198, SLG: 0.133										1	0	0	0	0	0	0											
Aurelio Lopez, R (7.1) ERA: 2.57										0	0	0	0	0	0	0											
Mark Bailey, S (8.1) OBP: 0.286, SLG: 0.273										0	0	0	0	0	0	0											
Paul Householder, S (8.1) OBP: 0.286, SLG: 0.273										0	0	0	0	0	0	0											
Larry Andersen, R (9.1) ERA: 3.1										0	0	0	0	0	0	0											
Inning Stats	R: 0 E: 0 K: 1 S: 5	H: 0 LOB: 0 BB: 0 P: 5	R: 0 E: 0 K: 0 S: 3	H: 0 LOB: 0 BB: 0 P: 3	R: 1 E: 0 K: 0 S: 5	H: 2 LOB: 1 BB: 0 P: 5	R: 0 E: 0 K: 1 S: 4	H: 0 LOB: 0 BB: 1 P: 8	R: 0 E: 0 K: 0 S: 3	H: 0 LOB: 0 BB: 0 P: 3	R: 0 E: 0 K: 1 S: 5	H: 0 LOB: 1 BB: 1 P: 9	R: 0 E: 0 K: 0 S: 5	H: 2 LOB: 2 BB: 0 P: 5	R: 0 E: 0 K: 0 S: 3	H: 0 LOB: 1 BB: 1 P: 7	R: 0 E: 1 K: 0 S: 5	H: 1 LOB: 2 BB: 0 P: 5	1B: 5 2B: 0 3B: 0 HR: 0	SF: 0 SAC: 1 DP: 1 HBP: 0	WP: 0 PB: 0 SB: 0 CS: 0	PA: 35					
PITCHER	IP	WLS	BF	H	R	ER	SO	BB	IBB	HBP	BLK	WP	HR	S	P	ERA	WHIP										
Jamie Moyer, L (1.1) ERA: 3.45	8.0	W	30	4	1	1	3	3	0	0	0	0	0	33	45	1.12	0.875										
Ron Davis, R (9.1) ERA: 2.69	0.1		2	1	0	0	0	0	0	0	0	0	0	2	2	0.00	3.000										
Frank DiPino, L (9.1) ERA: 1.69	0.2	S	3	0	0	0	0	0	0	0	0	0	0	3	3	0.00	0.000										

Chicago Cubs @ Houston Astros
Astrodome, Houston, TX
Sat May 16 1987, 4:33 AM EDT
Att: 34,921 - Unknown

AB	30
R	1
H	5
RBI	1
BB	3
SO	3
LOB	12



Batter	1	2	3	4	5	6	7	8	9	AB	R	H	RBI	BB	SO	LOB	TOP			
Bob Dernier, R OBP: 0.375, SLG: 0.641 (1, 8)	5-3		FC3-6 G3-6-3 2B		5-3		3B			4	1	2	0	0	0	0	Chicago Cubs @ Houston Astros Astrodome, Houston, TX Sun May 17 1987, 4:33 AM EDT Att: 20,678 - Unknown			
23 Ryne Sandberg, R OBP: 0.376, SLG: 0.485 (1, 4)	K		FC3-6 BB		BB		F2			2	0	0	0	2	1					
Andre Dawson, R OBP: 0.333, SLG: 0.607 (1, 9)	K		FC3-6 G3-6-3 1-2 2-3		F8			F9		4	0	0	0	0	1	3				
Jody Davis, R OBP: 0.333, SLG: 0.541 (1, 2)		F7	G3-6-3 1-2 3-H		F7			F7		4	0	0	0	0	2					
Brian Dayett, R OBP: 0.425, SLG: 0.667 Lee Smith, R (8, 1)		HR			HR		F2		4-3	4	2	2	0	0	0	0				
Keith Moreland, R OBP: 0.225, SLG: 0.292 Leon Durham, L OBP: 0.378, SLG: 0.570 (9, 3)		HR BB			F7		4-3		F8	3	1	0	0	1	0	0				
Manny Trillo, R OBP: 0.243, SLG: 0.441 (9, 5)		HR			K		F2		K	4	1	1	2	0	2	0				
Shawon Dunston, R OBP: 0.210, SLG: 0.291 (1, 6)		6-3			HR				F7	4	1	2	1	0	0	0				
Scott Sanderson, R OBP: 0.250, SLG: 0.400 Mike Wiginton, L OBP: 0.253, SLG: 0.295 Chico Walker, S OBP: 0.253, SLG: 0.295 Dickie Noles, R OBP: 0.253, SLG: 0.295 Ed Lynch, R OBP: 0.253, SLG: 0.295 Frank DiPino, L OBP: 0.253, SLG: 0.295 Dave Martinez, L OBP: 0.253, SLG: 0.295 (8, 7)		1-3			K		1-2 K			1	0	0	0	0	0	0				
Inning Stats	R: 0 E: 0 K: 2 S: 7	H: 0 LOB: 0 BB: 0 P: 7	R: 3 E: 0 K: 0 S: 5	H: 2 LOB: 0 BB: 1 P: 9	R: 1 E: 0 K: 0 S: 3	H: 1 LOB: 0 BB: 1 P: 7	R: 2 E: 0 K: 2 S: 9	H: 2 LOB: 0 BB: 0 P: 9	R: 0 E: 0 K: 0 S: 3	H: 0 LOB: 1 BB: 0 P: 7	R: 0 E: 0 K: 0 S: 3	H: 2 LOB: 1 BB: 0 P: 6	R: 0 E: 0 K: 0 S: 3	H: 0 LOB: 0 BB: 0 P: 3	R: 0 E: 0 K: 1 S: 5	H: 0 LOB: 0 BB: 0 P: 5		1B: 1 2B: 1 3B: 1 HR: 4	SF: 0 SAC: 0 DP: 1 HBP: 0	WP: 0 PB: 0 SB: 1 CS: 1
PITCHER	IP WLS BF H R ER SO	IP WLS BF H R ER SO	IP WLS BF H R ER SO	IP WLS BF H R ER SO	IP WLS BF H R ER SO	IP WLS BF H R ER SO	IP WLS BF H R ER SO	IP WLS BF H R ER SO	IP WLS BF H R ER SO	IP WLS BF H R ER SO	IP WLS BF H R ER SO	IP WLS BF H R ER SO	IP WLS BF H R ER SO	IP WLS BF H R ER SO	IP WLS BF H R ER SO	IP WLS BF H R ER SO	ERA WHIP	ERA WHIP	ERA WHIP	
Bob Knepper, L ERA: 6.18 (1, 1)	4.0	L	18	5	6	6	4	2	0	0	0	0	0	0	0	0	0	13.50	1.750	
Julio Solano, R ERA: 4.5 (5, 1)	3.0		11	2	0	0	1	1	0	0	0	0	0	0	0	0	0	0.00	1.000	
Aurelio Lopez, R ERA: 2.35 (8, 1)	2.0		6	0	0	0	1	0	0	0	0	0	0	0	0	0	0	0.00	0.000	

AB	32
R	6
H	7
RBI	5
BB	3
SO	6
LOB	7



Batter	1	2	3	4	5	6	7	8	9	AB	R	H	RBI	BB	SO	LOB	BOTTOM					
Billy Hatcher, R OBP: 0.376, SLG: 0.458 Jim Pankovits, R OBP: 0.176, SLG: 0.125 (8, 4)	F2		K		E5 1B		1B BB		K	3	1	1	0	1	1	1	Chicago Cubs @ Houston Astros Astrodome, Houston, TX Sun May 17 1987, 4:33 AM EDT Att: 20,678 - Unknown					
Bill Doran, S OBP: 0.296, SLG: 0.352 (8, 6)	K		L7		G4-6-3 2-H 1B		G4-6-3 1-2 2-H 3-H 1B			4	0	2	3	0	1	1						
Craig Reynolds, L OBP: 0.357, SLG: 0.351 Dickie Thon, R OBP: 0.200, SLG: 0.111 (6, 6)	K		L3		G4-6-3 1-2		G4-6-3 1-2			2	0	0	0	0	1	1						
Mark Bailey, S OBP: 0.289, SLG: 0.225 Aurelio Lopez, R (8, 1)										1	0	0	0	0	2	0						
Jose Cruz, L OBP: 0.326, SLG: 0.420 (1, 7)		HR			E BB		G6-3 1B		6-3	3	1	2	1	1	0	0						
Kevin Bass, S OBP: 0.353, SLG: 0.465 (1, 9)		F7			L7		F7		F9	4	0	0	0	0	2							
Alan Ashby, S OBP: 0.387, SLG: 0.432 (1, 2)		BB			E4 1-3		G6-3 1-2		1B	3	0	1	0	1	0	2						
Glenn Davis, R OBP: 0.240, SLG: 0.329 (1, 3)		K			P3				F8	4	0	0	0	0	2	4						
Phil Garner, R OBP: 0.296, SLG: 0.425 (1, 5)		4-3			K		2B 1B BB		F7	3	1	0	0	1	1	3						
Bob Knepper, L OBP: 0.222, SLG: 0.333 Julio Solano, R OBP: 0.500, SLG: 1.000 (8, 8)							1-3 1B 2B		4-3	1	0	1	0	0	0	0						
Inning Stats	R: 0 E: 0 K: 2 S: 7	H: 0 LOB: 0 BB: 0 P: 7	R: 1 E: 0 K: 1 S: 6	H: 1 LOB: 1 BB: 1 P: 10	R: 0 E: 0 K: 1 S: 6	H: 1 LOB: 0 BB: 0 P: 6	R: 0 E: 1 K: 1 S: 6	H: 0 LOB: 2 BB: 1 P: 10	R: 1 E: 1 K: 1 S: 6	H: 2 LOB: 0 BB: 0 P: 6	R: 0 E: 0 K: 0 S: 3	H: 1 LOB: 1 BB: 2 P: 3	R: 2 E: 0 K: 0 S: 4	H: 2 LOB: 1 BB: 2 P: 12	R: 0 E: 0 K: 1 S: 6	H: 1 LOB: 1 BB: 0 P: 6	R: 0 E: 0 K: 1 S: 5	H: 0 LOB: 0 BB: 0 P: 5	1B: 5 2B: 2 3B: 0 HR: 1	SF: 0 SAC: 0 DP: 3 HBP: 0	WP: 0 PB: 0 SB: 0 CS: 0	PA: 37
PITCHER	IP WLS BF H R ER SO	IP WLS BF H R ER SO	IP WLS BF H R ER SO	IP WLS BF H R ER SO	IP WLS BF H R ER SO	IP WLS BF H R ER SO	IP WLS BF H R ER SO	IP WLS BF H R ER SO	IP WLS BF H R ER SO	IP WLS BF H R ER SO	IP WLS BF H R ER SO	IP WLS BF H R ER SO	IP WLS BF H R ER SO	IP WLS BF H R ER SO	IP WLS BF H R ER SO	IP WLS BF H R ER SO	ERA WHIP	ERA WHIP	ERA WHIP			
Scott Sanderson, R ERA: 4.34 (3, 1)	4.0	W	16	4	1	0	3	1	0	0	0	0	0	0	0	0	0	4.50	1.000			
Mike Mason, L ERA: 4.91 (7, 1)	0.1		4	1	2	2	0	2	0	0	0	0	0	0	0	0	0	54.00	9.000			
Dickie Noles, R ERA: 5.59 (7, 1)	0.2		2	1	0	0	0	0	0	0	0	0	0	0	0	0	0	0.00	1.500			
Ed Lynch, R ERA: 4.41 Frank DiPino, L ERA: 1.59 (8, 1)	0.2		3	1	0	0	0	0	0	0	0	0	0	0	0	0	0	0.00	1.500			



Batter	1	2	3	4	5	6	7	8	9	AB	R	H	RBI	BB	SO	LOB	TOP							
Tracy Jones, R OBP: 0.398, SLG: 0.571 (1, 8)										3	0	1	1	1	0	2	Cincinnati Reds @ Chicago Cubs Wrigley Field, Chicago, IL Tue May 19 1987, 3:33 AM CDT Att: 28,890 - Unknown							
Barry Larkin, R OBP: 0.293, SLG: 0.352 (1, 6)										3	0	0	0	0	4									
Dave Parker, L OBP: 0.296, SLG: 0.475 (1, 9)										4	0	0	0	0	2									
Kal Daniels, L OBP: 0.408, SLG: 0.651 (1, 7)										2	0	0	0	2	0									
Bo Diaz, R OBP: 0.294, SLG: 0.352 (1, 2)										4	0	1	0	0	1									
Kurt Stillwell, S OBP: 0.390, SLG: 0.438 (1, 5)										3	2	1	0	1	0									
Nick Esasky, R OBP: 0.250, SLG: 0.500 (1, 3)										4	0	1	0	0	2									
Ron Oester, S OBP: 0.296, SLG: 0.341 (1, 4)										3	0	0	0	1	0									
Tom Browning, L OBP: 0.267, SLG: 0.231 Frank Williams, R (5, 1)										2	0	1	1	0	0									
Terry Francona, L OBP: 0.253, SLG: 0.247 Guy Hoffman, L (7, 1)										0	0	0	0	0	0									
Inning Stats	R: 0 E: 0 K: 1 S: 5	H: 1 LOB: 1 BB: 1 P: 9	R: 0 E: 0 K: 1 S: 5	H: 1 LOB: 0 BB: 0 P: 5	R: 0 E: 0 K: 0 S: 3	H: 0 LOB: 0 BB: 0 P: 3	R: 0 E: 0 K: 1 S: 5	H: 0 LOB: 1 BB: 1 P: 9	R: 1 E: 0 K: 0 S: 3	H: 2 LOB: 2 BB: 1 P: 9	R: 0 E: 0 K: 0 S: 3	H: 0 LOB: 0 BB: 0 P: 3	R: 1 E: 0 K: 0 S: 4	H: 1 LOB: 2 BB: 2 P: 12	R: 0 E: 0 K: 1 S: 5	H: 0 LOB: 0 BB: 0 P: 5	R: 0 E: 0 K: 0 S: 3	H: 0 LOB: 0 BB: 0 P: 3	1B: 2 2B: 3 3B: 0 HR: 0	SF: 0 SAC: 1 DP: 0 HBP: 0	WP: 0 PB: 0 SB: 2 CS: 1	PA: 37		
PITCHER	IP WLS BF H R ER SO BB IBB HBP BLK WP HR S P ERA WHIP	6.0 W 26 5 2 2 3 5 0 0 0 0 0 0 27 47 3.00 1.667	3.0 S 9 0 0 0 1 0 0 0 0 0 0 0 11 11 0.00 0.000																					

AB	29
R	2
H	5
RBI	2
BB	5
SO	4
LOB	15



Batter	1	2	3	4	5	6	7	8	9	AB	R	H	RBI	BB	SO	LOB	BOTTOM						
Bob Dernier, R OBP: 0.333, SLG: 0.568 (1, 8)										5	1	0	0	0	1	2	Cincinnati Reds @ Chicago Cubs Wrigley Field, Chicago, IL Tue May 19 1987, 3:33 AM CDT Att: 28,890 - Unknown						
23 Ryne Sandberg, R OBP: 0.377, SLG: 0.478 (1, 4)										4	1	1	0	1	2								
Andre Dawson, R OBP: 0.348, SLG: 0.613 (1, 9)										5	2	4	1	0	0								
Jody Davis, R OBP: 0.344, SLG: 0.544 (1, 2)										5	2	3	1	0	0								
Leon Durham, L OBP: 0.385, SLG: 0.565 (1, 3)										3	2	1	1	2	0								
Brian Davett, R OBP: 0.495, SLG: 0.632 Jerry Mumphrey, S OBP: 0.533, SLG: 0.615 (6, 7)										2	0	0	0	0	3								
Gary Matthews, R OBP: 0.182, SLG: 0.273 Chico Walker, S OBP: 0.253, SLG: 0.205 (8, PH)										1	0	0	0	1	0								
Keith Moreland, R OBP: 0.234, SLG: 0.296 (1, 5)										5	0	2	2	0	3								
Shawon Dunston, R OBP: 0.218, SLG: 0.304 (1, 6)										4	0	2	2	0	3								
Rick Sutcliffe, L OBP: 0.308, SLG: 0.238 Ed Lynch, R (7, 1)										4	0	0	0	0	3								
Inning Stats	R: 3 E: 1 K: 1 S: 10	H: 4 LOB: 3 BB: 1 P: 14	R: 0 E: 0 K: 0 S: 4	H: 1 LOB: 2 BB: 1 P: 8	R: 0 E: 1 K: 0 S: 3	H: 0 LOB: 0 BB: 0 P: 3	R: 0 E: 0 K: 3 S: 9	H: 0 LOB: 0 BB: 0 P: 9	R: 3 E: 0 K: 0 S: 8	H: 5 LOB: 2 BB: 0 P: 8	R: 3 E: 0 K: 1 S: 9	H: 4 LOB: 2 BB: 1 P: 13	R: 0 E: 0 K: 1 S: 6	H: 1 LOB: 1 BB: 0 P: 6	R: 0 E: 0 K: 1 S: 5	H: 0 LOB: 0 BB: 0 P: 5	1B: 14 2B: 2 3B: 0 HR: 0	SF: 0 SAC: 0 DP: 1 HBP: 0	WP: 0 PB: 0 SB: 0 CS: 0	PA: 43			
PITCHER	IP WLS BF H R ER SO BB IBB HBP BLK WP HR S P ERA WHIP	4.0 L 23 6 3 3 1 2 0 0 0 0 0 0 14 18 13.50 3.500	2.0 13 6 3 3 1 1 0 0 0 0 0 0 0 11 11 0.00 0.500																				

AB	40
R	9
H	15
RBI	9
BB	3
SO	7
LOB	23



Batter	1	2	3	4	5	6	7	8	9	AB	R	H	RBI	BB	SO	LOB	TOP				
Tracy Jones, R OBP: 0.387, SLG: 0.543 (1, 8)	1-3		1-3		K		BLK BB		F8	4	0	0	0	1	1	0					
Barry Larkin, R OBP: 0.292, SLG: 0.397 (1, 6)	K		HR		K		F4			4	1	1	1	0	2	1					
Kal Daniels, L OBP: 0.411, SLG: 0.643 (1, 7)	1B		4-3		K			1B SF8 BB		3	1	1	0	1	1	0					
Buddy Bell, R OBP: 0.391, SLG: 0.483 Ron Oester, S OBP: 0.301, SLG: 0.345 (6, PR) (6, 4)	5-3				5-3		HR 1B		FC6-4 1B	3	0	1	0	0	0	1					
Dave Parker, L OBP: 0.306, SLG: 0.503 (1, 9)		G6-3 1B		HR 1B		HR		SF8		3	2	3	3	0	0	0					
Bo Diaz, R OBP: 0.286, SLG: 0.341 (1, 2)		G6-3 1-2		F7		E6 G1-6-3		FC6-4		4	0	0	0	0	0	4					
Nick Esasky, R OBP: 0.375, SLG: 0.857 (1, 3)				HR		G1-6-3 1-2		K		3	1	1	2	1	1	2					
Dave Concepcion, R OBP: 0.345, SLG: 0.311 (6, 5)		F9		1-3				6-3		4	0	0	0	0	0	1					
Bill Gullickson, R OBP: 0.190, SLG: 0.333 (1, 1)			1-3		6-3			K		4	0	0	0	0	2	0					
Inning Stats	R: 0 E: 0 K: 1 S: 6	H: 1 LOB: 1 BB: 0 P: 6	R: 0 E: 0 K: 0 S: 3	H: 1 LOB: 1 BB: 1 P: 7	R: 1 E: 0 K: 0 S: 4	H: 1 LOB: 0 BB: 0 P: 4	R: 2 E: 0 K: 0 S: 5	H: 2 LOB: 0 BB: 0 P: 5	R: 0 E: 0 K: 2 S: 7	H: 0 LOB: 0 BB: 0 P: 7	R: 2 E: 1 K: 1 S: 7	H: 2 LOB: 1 BB: 0 P: 7	R: 0 E: 0 K: 1 S: 5	H: 0 LOB: 1 BB: 1 P: 9	R: 1 E: 0 K: 1 S: 6	H: 1 LOB: 1 BB: 1 P: 10	R: 0 E: 0 K: 1 S: 5	H: 0 LOB: 0 BB: 0 P: 5	1B: 5 2B: 0 3B: 0 HR: 3	SF: 1 SAC: 0 DP: 2 HBP: 0	WP: 0 PA: 37 PB: 0 SB: 1 CS: 0
PITCHER	IP WLS BF H R ER SO BB IBB HBP BLK WP HR S P ERA WHIP	IP WLS BF H R ER SO BB IBB HBP BLK WP HR S P ERA WHIP																			
Greg Maddux, R ERA: 4.62 (1, 1)	5.0 L 20 5 3 3 3	1.0 5 2 2 2 1 0 0 0 0 0 1 7 7 18.00 2.000	2.0 9 1 1 1 2 2 0 0 0 1 0 0 11 19 4.50 1.500	1.0 3 0 0 0 1 0 0 0 0 0 0 5 5 0.00 0.000																	
Frank DiPino, L ERA: 2.92 (6, 1)																					
Ron Davis, R ERA: 3.18 (7, 1)																					
Dickie Noles, R ERA: 5.31 (9, 1)																					

Cincinnati Reds @ Chicago Cubs
Wrigley Field, Chicago, IL
Wed May 20 1987, 3:33 AM CDT
Att: 27,150 - Unknown

AB	33
R	6
H	8
RBI	6
BB	3
SO	7
LOB	9



Batter	1	2	3	4	5	6	7	8	9	AB	R	H	RBI	BB	SO	LOB	BOTTOM				
23 Ryne Sandberg, R OBP: 0.373, SLG: 0.472 (1, 4)	K		F7			F4		G6-4-3 1B		4	0	1	0	0	1	1					
Jerry Mumphrey, S OBP: 0.450, SLG: 0.558 (1, 7)	F7		F8		K		G6-4-3 1-2			4	0	0	0	0	1	1					
Andre Dawson, R OBP: 0.350, SLG: 0.612 Chico Walker, S OBP: 0.257, SLG: 0.222 (4, PR) (5, 9)	6-3			WP S 1B		1B 2B		F9		2	0	1	0	0	0	0					
Leon Durham, L OBP: 0.384, SLG: 0.560 Dickie Noles, R (9, 1) Brian Dayett, R OBP: 0.419, SLG: 0.632 (9, PH)		K		K		1B		G3 2B BB		3	0	1	0	0	2	1					
Jody Davis, R OBP: 0.341, SLG: 0.534 (1, 2)		K		K		1B		G3		4	0	1	1	0	2	3					
Keith Moreland, R OBP: 0.242, SLG: 0.309 (1, 5)		4-3				F8		2B		4	0	2	1	0	0	2					
Shawon Dunston, R OBP: 0.212, SLG: 0.296 (1, 6)			K		F9		K		F8	4	0	0	0	0	2	4					
Dave Martinez, L OBP: 0.370, SLG: 0.319 (1, 8)			SH1-4 BB		FC4-6 CS		G3			2	0	0	0	1	0	3					
Greg Maddux, R ERA: 4.62 (1, 1) Gary Matthews, R OBP: 0.182, SLG: 0.273 (5, PH) Frank DiPino, L ERA: 2.92 (6, 1) Bob Demier, R OBP: 0.345, SLG: 0.536 (6, PH) Ron Davis, R OBP: 0.301, SLG: 0.429 (7, 1) Manny Trillo, R OBP: 0.237, SLG: 0.429 (8, PH) (9, 3)	SH1-4		CS		F9		K			0	0	0	0	0	0	0					
Inning Stats	R: 0 E: 0 K: 1 S: 5	H: 0 LOB: 0 BB: 0 P: 5	R: 0 E: 0 K: 2 S: 7	H: 0 LOB: 0 BB: 0 P: 7	R: 0 E: 0 K: 1 S: 5	H: 0 LOB: 1 BB: 1 P: 9	R: 0 E: 0 K: 2 S: 8	H: 1 LOB: 2 BB: 0 P: 8	R: 0 E: 0 K: 0 S: 3	H: 1 LOB: 0 BB: 0 P: 3	R: 0 E: 0 K: 1 S: 5	H: 0 LOB: 0 BB: 0 P: 5	R: 1 E: 0 K: 1 S: 8	H: 3 LOB: 2 BB: 0 P: 8	R: 0 E: 0 K: 1 S: 5	H: 1 LOB: 1 BB: 0 P: 5	R: 1 E: 0 K: 0 S: 4	H: 1 LOB: 1 BB: 1 P: 8	1B: 5 2B: 2 3B: 0 HR: 0	SF: 0 SAC: 1 DP: 1 HBP: 0	WP: 1 PA: 35 PB: 0 SB: 1 CS: 1
PITCHER	IP WLS BF H R ER SO BB IBB HBP BLK WP HR S P ERA WHIP	IP WLS BF H R ER SO BB IBB HBP BLK WP HR S P ERA WHIP																			
Bill Gullickson, R ERA: 3.79 (1, 1)	9.0 W 34 7 2 2 9 2 0 0 0 1 0 50 2.00 1.000																				

Cincinnati Reds @ Chicago Cubs
Wrigley Field, Chicago, IL
Wed May 20 1987, 3:33 AM CDT
Att: 27,150 - Unknown

AB	31
R	2
H	7
RBI	2
BB	2
SO	9
LOB	15




Batter	1	2	3	4	5	6	7	8	9	AB	R	H	RBI	BB	SO	LOB	TOP		
Tracy Jones, R OBP: 0.408, SLG: 0.588 (1, 7)	0-0 HR		4-0 HR BB	0-0 S 1B		0-0 2-3			0-0 1B 2B	4	3	3	1	1	0	0	Cincinnati Reds @ Chicago Cubs Wrigley Field, Chicago, IL Thu May 21 1987, 3:33 AM CDT Att: 21,718 - Unknown livebaseballscorecards.com		
Barry Larkin, R OBP: 0.303, SLG: 0.400 (1, 6)	4-0 5-3 BB		4-0 HR BB	1-0 G6-4-3 HBP			0-0 6-3		0-0 2B 1B	2	2	1	0	2	0	0			
Eric Davis, R OBP: 0.435, SLG: 0.828 (1, 8)	0-0 5-3		0-0 HR	0-0 G6-4-3			0-0 L7		0-0 2B	5	1	2	5	0	0	4			
Buddy Bell, R OBP: 0.377, SLG: 0.463 (1, 5)	0-0 FC6-5-4-6 2-3		0-0 5-3			0-0 F7			0-0 F3	5	0	0	0	0	0	2			
Dave Parker, L OBP: 0.305, SLG: 0.494 (1, 9)	0-0 3-1		4-0 F8 S BB			0-0 F6		0-3 K		3	0	0	0	1	1	1			
Bo Diaz, R OBP: 0.292, SLG: 0.368 (1, 2)		0-0 HR	0-0 F8			0-0 1B		0-0 6-3		4	1	2	1	0	0	1			
Nick Esasky, R OBP: 0.250, SLG: 0.545 (1, 3)		0-0 6-3	0-0 4-3			0-0 5-3		0-3 K		4	0	0	0	0	1	2			
Dave Concepcion, R OBP: 0.345, SLG: 0.312 (9, PH)		0-3 K		0-0 1B		0-0 5-3		0-0 4-3		3	0	1	0	0	1	0			
Kal Daniels, L OBP: 0.468, SLG: 0.637 (9, PH)				0-0 1B					0-0 4-3	1	0	0	0	0	0	0			
Ron Oester, S OBP: 0.301, SLG: 0.345 (9, 4)				0-3 K				0-3 K		0	0	0	0	0	0	0			
Ted Power, R OBP: 0.105, SLG: 0.056 (7, 1)		0-3 K		0-3 K				0-3 K		3	0	0	0	0	3	1			
Paul O'Neill, L OBP: 0.318, SLG: 0.650 (9, 1)									0-3 K	0	0	0	0	0	0	0			
Inning Stats	R: 1 E: 0 K: 0 S: 4	H: 1 LOB: 1 BB: 1 P: 8	R: 3 E: 0 K: 2 S: 8	H: 1 LOB: 1 BB: 3 P: 16	R: 0 E: 0 K: 1 S: 6	H: 2 LOB: 2 BB: 0 P: 7	R: 0 E: 0 K: 1 S: 5	H: 0 LOB: 0 BB: 0 P: 5	R: 0 E: 0 K: 2 S: 7	H: 0 LOB: 0 BB: 0 P: 7	R: 0 E: 0 K: 2 S: 7	H: 0 LOB: 0 BB: 0 P: 7	R: 2 E: 0 K: 1 S: 8	H: 3 LOB: 1 BB: 0 P: 8	1B: 5 2B: 1 3B: 0 HR: 3	SF: 0 SAC: 0 DP: 1 HBP: 1	WP: 0 PB: 0 SB: 2 CS: 0	PA: 40	
PITCHER	IP WLS BF H R ER SO BB IBB HBP BLK WP HR S P ERA WHIP																		
Jamie Moyer, L ERA: 4.2 (1, 1)	2.1	14	3	5	5	2	4	0	0	0	0	0	0	0	3	14	30	19.29	3.000
Dickie Noles, R ERA: 4.32 (3, 1)	4.2	17	3	0	0	2	0	0	1	0	0	0	0	0	20	21	0.00	0.643	
Lee Smith, R ERA: 1.75 (8, 1)	2.0	9	3	2	2	3	0	0	0	0	0	0	0	0	15	15	9.00	1.500	

Batter	1	2	3	4	5	6	7	8	9	AB	R	H	RBI	BB	SO	LOB	BOTTOM					
Chico Walker, S OBP: 0.297, SLG: 0.223 (1, 9)	0-0 F7		0-0 CS 1B			0-3 K			0-0 F9	4	0	1	0	0	1	1	Cincinnati Reds @ Chicago Cubs Wrigley Field, Chicago, IL Thu May 21 1987, 3:33 AM CDT Att: 21,718 - Unknown livebaseballscorecards.com					
23 Ryne Sandberg, R OBP: 0.376, SLG: 0.493 (1, 4)	0-0 F4		0-0 F3			0-0 HR			0-0 2-3 1B	4	1	2	1	0	0	1						
Jerry Mumphrey, S OBP: 0.472, SLG: 0.596 (1, 7)	0-0 HR		0-0 CS		0-0 F8		0-0 L7		0-3 K	4	1	1	1	0	1	2						
Lee Smith, R (8, 1)										0	0	0	0	0	0	0						
Leon Durham, L OBP: 0.381, SLG: 0.547 (1, 3)	0-0 F7			4-0 F9 HR BB		0-0 4-3		0-3 K		3	1	0	0	1	1	0						
Jody Davis, R OBP: 0.346, SLG: 0.529 (1, 2)		0-0 1B		4-0 HR BB		0-0 F9		0-3 K		3	1	1	0	1	1	0						
Keith Moreland, R OBP: 0.235, SLG: 0.301 (1, 5)		0-0 F8		0-0 F9		0-0 F8		0-0 5-3		4	0	0	0	0	0	3						
Shawon Dunston, R OBP: 0.220, SLG: 0.329 (1, 6)		0-3 K		0-0 HR					0-0 G3	4	2	2	3	0	1	1						
Dave Martinez, L OBP: 0.369, SLG: 0.319 (8, 7)	0-0 F9		0-0 4-3						0-0 L4	3	1	1	0	0	0	1						
Brian Dayett, R OBP: 0.409, SLG: 0.615 (9, PH)				0-0 4-3					0-0 L4	1	0	0	0	0	0	0						
Jamie Moyer, L OBP: 0.267, SLG: 0.214 (3, 1)									0-0 HR	0	0	0	0	0	0	0						
Gary Matthews, R OBP: 0.250, SLG: 0.333 (7, PH)									0-0 HR	2	0	0	0	0	1	0						
Bob Dernier, R OBP: 0.340, SLG: 0.630 (7, FR)									0-0 HR	1	1	1	1	0	0	0						
Inning Stats	R: 1 E: 0 K: 0 S: 4	H: 1 LOB: 0 BB: 0 P: 4	R: 0 E: 0 K: 1 S: 6	H: 1 LOB: 0 BB: 0 P: 6	R: 0 E: 0 K: 1 S: 5	H: 1 LOB: 0 BB: 2 P: 5	R: 3 E: 0 K: 0 S: 4	H: 1 LOB: 0 BB: 2 P: 12	R: 1 E: 0 K: 1 S: 6	H: 1 LOB: 0 BB: 0 P: 6	R: 0 E: 0 K: 0 S: 3	H: 0 LOB: 0 BB: 0 P: 3	R: 2 E: 1 K: 1 S: 8	H: 4 LOB: 2 BB: 0 P: 8	R: 0 E: 0 K: 2 S: 7	H: 0 LOB: 0 BB: 0 P: 7	R: 1 E: 0 K: 0 S: 3	H: 1 LOB: 0 BB: 0 P: 3	1B: 5 2B: 1 3B: 0 HR: 4	SF: 0 SAC: 0 DP: 0 HBP: 0	WP: 0 PB: 0 SB: 0 CS: 2	PA: 37
PITCHER	IP WLS BF H R ER SO BB IBB HBP BLK WP HR S P ERA WHIP																					
Ted Power, R ERA: 4.5 (7, 1)	6.0	26	7	7	7	3	2	0	0	0	0	0	0	0	13	13	0.00	1.000				
Ron Robinson, R ERA: 2.12 (9, 1)	2.0	7	2	0	0	3	0	0	0	0	0	0	0	0	13	13	0.00	1.000				
John Franco, L ERA: 0.63 (9, 1)	0.2	3	1	1	1	0	0	0	0	0	0	0	0	1	3	3	13.50	1.500				

Batter	1	2	3	4	5	6	7	8	9	AB	R	H	RBI	BB	SO	LOB	TOP					
Dion James, L OBP: 0.439, SLG: 0.515 (1,8)	4-3		F8		HR	HR		FC4-6 G6-4-3		4	2	1	3	1	0	2	Atlanta Braves @ Chicago Cubs Wrigley Field, Chicago, IL Fri May 22 1987, 3:33 AM CDT Att: 28,667 - Unknown					
Ken Oberkfell, L OBP: 0.394, SLG: 0.406 (1,4)	G3		F7		HR	1B	SF8	G6-4-3		4	1	1	1	0	0	2						
Gerald Perry, L OBP: 0.274, SLG: 0.333 (1,3)	1B			G3	K	HR			1-3	5	1	2	2	0	1	1						
Dale Murphy, R OBP: 0.449, SLG: 0.649 (1,9)	K			HR	HR	HR			BB	4	2	2	3	1	2	1						
Ken Griffey, L OBP: 0.414, SLG: 0.593 (1,7)	4-3			F9	BB				F8	4	0	0	0	0	0	1						
Graig Nettles, L OBP: 0.333, SLG: 0.373 (1,5)	F7			K	HBP				K	4	0	0	0	1	2	1						
Ozzie Virgil, R OBP: 0.371, SLG: 0.652 (1,2)	FC5-4 BB				5-3				5-3	3	0	0	0	1	0	2						
Andres Thomas, R OBP: 0.329, SLG: 0.400 (1,6)	FC5-4				1B	SH1-4 SF8			FC4-6 1B	4	2	3	0	0	0	1						
David Palmer, R OBP: 0.238, SLG: 0.381 (1,1)			K		HR	1B			FC4-6 1B	2	1	1	0	0	1	0						
Jim Acker, R OBP: 0.333, SLG: 0.333 (6,1)					HR	1B			FC4-6 1B	1	0	1	0	0	0	0						
Inning Stats	R: 0 E: 0 K: 1 S: 6	H: 1 LOB: 1 BB: 0 P: 6	R: 0 E: 0 K: 0 S: 3	H: 0 LOB: 1 BB: 1 P: 7	R: 0 E: 0 K: 1 S: 5	H: 0 LOB: 0 BB: 0 P: 5	R: 1 E: 0 K: 1 S: 6	H: 1 LOB: 0 BB: 0 P: 6	R: 5 E: 0 K: 1 S: 10	H: 5 LOB: 2 BB: 1 P: 15	R: 3 E: 0 K: 1 S: 7	H: 2 LOB: 0 BB: 1 P: 11	R: 0 E: 0 K: 0 S: 3	H: 0 LOB: 0 BB: 0 P: 3	R: 0 E: 0 K: 0 S: 4	H: 2 LOB: 1 BB: 0 P: 4	R: 0 E: 0 K: 1 S: 5	H: 0 LOB: 1 BB: 1 P: 9	1B: 5 2B: 2 3B: 0 HR: 4	SF: 1 SAC: 1 DP: 1 HBP: 1	WP: 0 PB: 0 SB: 0 CS: 0	PA: 42
PITCHER	IP WLS BF H R ER SO BB IBB HBP BLK WP HR S P ERA WHIP																					
Scott Sanderson, R ERA: 5.35 (1,1)	4.2 L 23 7 6 6 4 1 0 1 0 0 0 3 29 34 11.57 1.714																					
Mike Mason, L ERA: 5.5 (5,1)	1.1 8 2 3 3 1 2 0 0 0 0 0 1 8 16 20.25 3.000																					
Ron Davis, R ERA: 2.7 (7,1)	2.0 7 2 0 0 0 0 0 0 0 0 0 0 7 7 0.00 1.000																					
Frank DiPino, L ERA: 2.7 (9,1)	1.0 4 0 0 0 1 1 0 0 0 0 0 0 5 9 0.00 1.000																					

Batter	1	2	3	4	5	6	7	8	9	AB	R	H	RBI	BB	SO	LOB	BOTTOM			
Chico Walker, S OBP: 0.245, SLG: 0.212 (1,9)	K		F8		4-3	F7		K		5	0	0	0	0	2	5	Atlanta Braves @ Chicago Cubs Wrigley Field, Chicago, IL Fri May 22 1987, 3:33 AM CDT Att: 28,667 - Unknown			
23 Ryne Sandberg, R OBP: 0.366, SLG: 0.477 (1,4)	K		K		6-3		6-3	FC6		5	0	0	0	0	2	3				
Jerry Mumphrey, S OBP: 0.448, SLG: 0.558 (1,7)	E3 FC4-6				G1-6-3 1B	E3 HR	5-3		4-3	5	1	1	0	0	0	0				
Leon Durham, L OBP: 0.381, SLG: 0.563 (1,3)	FC4-6				G1-6-3	HR			1B	5	1	2	2	0	1	2				
Jody Davis, R OBP: 0.356, SLG: 0.528 (1,2)	K				E BB	2B 6-3 1B		2B 1B	L6	4	2	2	0	1	1	1				
Keith Moreland, R OBP: 0.234, SLG: 0.293 (1,5)	FC6-4 BB				E6	F9		F7	P4	4	0	0	0	1	0	4				
Shawon Dunston, R OBP: 0.227, SLG: 0.347 (1,6)	FC6-4				P6			1B 2B		4	1	2	0	0	0	3				
Dave Martinez, L OBP: 0.374, SLG: 0.327 (1,8)	K				4-3 SH1-4 1B	6-3		1B 1B		4	0	2	2	0	1	2				
Scott Sanderson, R ERA: 5.35 (1,1)					SH1-4			23 FC6		1	0	0	0	0	1	0				
Gary Matthews, R ERA: 5.5 (5,1)										0	0	0	0	0	0	0				
Ron Davis, R ERA: 2.7 (7,1)										0	0	0	0	0	0	0				
Manny Trillo, R ERA: 5.5 (5,1)										0	0	0	0	0	0	0				
Frank DiPino, L ERA: 2.7 (9,1)										0	0	0	0	0	0	0				
Inning Stats	R: 0 E: 1 K: 2 S: 8	H: 0 LOB: 1 BB: 0 P: 8	R: 0 E: 0 K: 2 S: 7	H: 0 LOB: 1 BB: 1 P: 11	R: 0 E: 0 K: 0 S: 4	H: 1 LOB: 2 BB: 1 P: 8	R: 0 E: 0 K: 0 S: 4	H: 1 LOB: 1 BB: 0 P: 4	R: 3 E: 1 K: 0 S: 7	H: 3 LOB: 2 BB: 1 P: 11	R: 0 E: 0 K: 1 S: 5	H: 0 LOB: 0 BB: 0 P: 5	R: 2 E: 0 K: 1 S: 9	H: 4 LOB: 2 BB: 0 P: 9	R: 0 E: 0 K: 0 S: 4	H: 1 LOB: 1 BB: 0 P: 4	1B: 7 2B: 2 3B: 0 HR: 1	SF: 0 SAC: 1 DP: 1 HBP: 0	WP: 0 PB: 0 SB: 0 CS: 0	PA: 42
PITCHER	IP WLS BF H R ER SO BB IBB HBP BLK WP HR S P ERA WHIP																			
David Palmer, R ERA: 4.08 (1,1)	5.1 W 25 5 2 2 2 1 0 0 0 0 0 0 20 24 4.91 1.636																			
Jim Acker, R ERA: 3.57 (6,1)	3.2 S 17 5 2 2 2 1 0 0 0 0 0 0 20 24 4.91 1.636																			



Batter	1	2	3	4	5	6	7	8	9	10	11	12	13	14	15	16	AB	R	H	RBI	BB	SO	LOB	TOP	
Dion James, L OBP: 0.436, SLG: 0.500 (1.8)	K		L4	G3		B1-3			F7	FC6-4 BB			BB 1B		G4-6-3 BB		6	0	1	0	2	1	2		
Ken Oberkfell, L OBP: 0.399, SLG: 0.414 (1.4)	FC4-6 1B		1B		F7		1-3		1B 2B	FC6-4			BB 1B		G4-6-3 BB		7	1	3	0	1	0	3		
Gerald Perry, L OBP: 0.287, SLG: 0.331 (1.3)	FC4-6 1B		F9		BB 1B		BB 1B		BB 1B				F8				7	2	2	1	1	2	4		
Dale Murphy, R OBP: 0.481, SLG: 0.642 (1.9)	BB			2B 1B	1B 1-3 BB		K		1B		G6-3 BB		1-3			WP BB BB	3	2	1	0	5	1	3		
Ken Griffey, L OBP: 0.421, SLG: 0.591 (1.7)	G3			1B 2B	FC5 1-3 1B		1B		F7		G6-3					FC5 WP BB	7	1	3	3	1	0	5		
Graig Nettles, L OBP: 0.309, SLG: 0.328 (1.5)		F5		1B BB	1-3		P4		F8			K		6-3		F8	2	0	0	1	1	1	6		
Ozzie Virgil, R OBP: 0.364, SLG: 0.619 (1.2)	K			K	FC5			K		K		K					6	0	0	0	2	5	3		
Andres Thomas, R OBP: 0.263, SLG: 0.366 (1.4)	F9			F5			K		4-3		F9		6-3			FC5	7	0	0	0	0	0	1	3	
Ted Simmons, S OBP: 0.293, SLG: 0.418 (1.6)																	0	0	0	0	0	0	0		
Jim Ackler, R OBP: 0.333, SLG: 0.333 (1.6)																	1	0	0	0	0	0	3		
Rick Mahler, R OBP: 0.379 (0.1)				F9			6-3										4	0	1	1	0	0	0		
Gene Garber, R OBP: 0.375, SLG: 0.288 (0.1)									F8								0	0	0	0	0	0	0		
Gene Garber, R OBP: 0.375, SLG: 0.288 (0.1)																	0	0	0	0	0	0	0		
Jeff Dedmon, R OBP: 0.375, SLG: 0.288 (0.1)																	0	0	0	0	0	0	0		
Alberth Torres, R OBP: 0.375, SLG: 0.288 (0.1)																	0	0	0	0	0	0	0		
Randy O'Neal, R OBP: 0.375, SLG: 0.288 (0.1)																	0	0	0	0	0	0	0		
Randy O'Neal, R OBP: 0.375, SLG: 0.288 (0.1)																	0	0	0	0	0	0	0		
Randy O'Neal, R OBP: 0.375, SLG: 0.288 (0.1)																	0	0	0	0	0	0	0		
Randy O'Neal, R OBP: 0.375, SLG: 0.288 (0.1)																	0	0	0	0	0	0	0		
Randy O'Neal, R OBP: 0.375, SLG: 0.288 (0.1)																	0	0	0	0	0	0	0		
Randy O'Neal, R OBP: 0.375, SLG: 0.288 (0.1)																	0	0	0	0	0	0	0		
Randy O'Neal, R OBP: 0.375, SLG: 0.288 (0.1)																	0	0	0	0	0	0	0		
Randy O'Neal, R OBP: 0.375, SLG: 0.288 (0.1)																	0	0	0	0	0	0	0		
Randy O'Neal, R OBP: 0.375, SLG: 0.288 (0.1)																	0	0	0	0	0	0	0		
Randy O'Neal, R OBP: 0.375, SLG: 0.288 (0.1)																	0	0	0	0	0	0	0		
Randy O'Neal, R OBP: 0.375, SLG: 0.288 (0.1)																	0	0	0	0	0	0	0		
Randy O'Neal, R OBP: 0.375, SLG: 0.288 (0.1)																	0	0	0	0	0	0	0		
Randy O'Neal, R OBP: 0.375, SLG: 0.288 (0.1)																	0	0	0	0	0	0	0		
Randy O'Neal, R OBP: 0.375, SLG: 0.288 (0.1)																	0	0	0	0	0	0	0		
Randy O'Neal, R OBP: 0.375, SLG: 0.288 (0.1)																	0	0	0	0	0	0	0		
Randy O'Neal, R OBP: 0.375, SLG: 0.288 (0.1)																	0	0	0	0	0	0	0		
Randy O'Neal, R OBP: 0.375, SLG: 0.288 (0.1)																	0	0	0	0	0	0	0		
Randy O'Neal, R OBP: 0.375, SLG: 0.288 (0.1)																	0	0	0	0	0	0	0		
Randy O'Neal, R OBP: 0.375, SLG: 0.288 (0.1)																	0	0	0	0	0	0	0		
Randy O'Neal, R OBP: 0.375, SLG: 0.288 (0.1)																	0	0	0	0	0	0	0		
Randy O'Neal, R OBP: 0.375, SLG: 0.288 (0.1)																	0	0	0	0	0	0	0		
Randy O'Neal, R OBP: 0.375, SLG: 0.288 (0.1)																	0	0	0	0	0	0	0		
Randy O'Neal, R OBP: 0.375, SLG: 0.288 (0.1)																	0	0	0	0	0	0	0		
Randy O'Neal, R OBP: 0.375, SLG: 0.288 (0.1)																	0	0	0	0	0	0	0		
Randy O'Neal, R OBP: 0.375, SLG: 0.288 (0.1)																	0	0	0	0	0	0	0		
Randy O'Neal, R OBP: 0.375, SLG: 0.288 (0.1)																	0	0	0	0	0	0	0		
Randy O'Neal, R OBP: 0.375, SLG: 0.288 (0.1)																	0	0	0	0	0	0	0		
Randy O'Neal, R OBP: 0.375, SLG: 0.288 (0.1)																	0	0	0	0	0	0	0		
Randy O'Neal, R OBP: 0.375, SLG: 0.288 (0.1)																	0	0	0	0	0	0	0		
Randy O'Neal, R OBP: 0.375, SLG: 0.288 (0.1)																	0	0	0	0	0	0	0		
Randy O'Neal, R OBP: 0.375, SLG: 0.288 (0.1)																	0	0	0	0	0	0	0		
Randy O'Neal, R OBP: 0.375, SLG: 0.288 (0.1)																	0	0	0	0	0	0	0		
Randy O'Neal, R OBP: 0.375, SLG: 0.288 (0.1)																	0	0	0	0	0	0	0		
Randy O'Neal, R OBP: 0.375, SLG: 0.288 (0.1)																	0	0	0	0	0	0	0		
Randy O'Neal, R OBP: 0.375, SLG: 0.288 (0.1)																	0	0	0	0	0	0	0		
Randy O'Neal, R OBP: 0.375, SLG: 0.288 (0.1)																	0	0	0	0	0	0	0		
Randy O'Neal, R OBP: 0.375, SLG: 0.288 (0.1)																	0	0	0	0	0	0	0		
Randy O'Neal, R OBP: 0.375, SLG: 0.288 (0.1)																	0	0	0	0	0	0	0		
Randy O'Neal, R OBP: 0.375, SLG: 0.288 (0.1)																	0	0	0	0	0	0	0		
Randy O'Neal, R OBP: 0.375, SLG: 0.288 (0.1)																	0	0	0	0	0	0	0		
Randy O'Neal, R OBP: 0.375, SLG: 0.288 (0.1)																	0	0	0	0	0	0	0		
Randy O'Neal, R OBP: 0.375, SLG: 0.288 (0.1)																	0	0	0	0	0	0	0		
Randy O'Neal, R OBP: 0.375, SLG: 0.288 (0.1)																	0	0	0	0	0	0	0		
Randy O'Neal, R OBP: 0.375, SLG: 0.288 (0.1)																	0	0	0	0	0	0	0		
Randy O'Neal, R OBP: 0.375, SLG: 0.288 (0.1)																	0	0	0	0	0	0	0		
Randy O'Neal, R OBP: 0.375, SLG: 0.288 (0.1)																	0	0	0	0	0	0	0		
Randy O'Neal, R OBP: 0.375, SLG: 0.288 (0.1)																	0	0	0	0	0	0	0		
Randy O'Neal, R OBP: 0.375, SLG: 0.288 (0.1)																	0	0	0	0	0	0	0		
Randy O'Neal, R OBP: 0.375, SLG: 0.288 (0.1)																	0	0	0	0	0	0	0		
Randy O'Neal, R OBP: 0.375, SLG: 0.288 (0.1)																	0	0	0	0	0	0	0		
Randy O'Neal, R OBP: 0.375, SLG: 0.288 (0.1)																	0	0	0	0	0	0	0		
Randy O'Neal, R OBP: 0.375, SLG: 0.288 (0.1)																									

Batter	1	2	3	4	5	6	7	8	9	10	11	12	AB	R	H	RBI	BB	SO	LOB	TOP						
Dion James, L OBP: 0.421, SLG: 0.479 (1.8)	K		P4			K		6-3		4-3		6-3	6	0	0	0	0	2	0							
Ken Oberkfell, L OBP: 0.388, SLG: 0.401 (1.5)	4-3			K		4-3		6-3		4-3			5	0	0	0	0	1	0							
Gerald Perry, L OBP: 0.270, SLG: 0.317 (1.7)	G3			1-3		F9		K		F7			5	0	0	0	0	1	0							
Dale Murphy, R OBP: 0.455, SLG: 0.635 (1.9)		K		P6				FC6-4 FC5-2 2B		K		5-3	5	0	1	0	0	2	0							
Ted Simmons, S OBP: 0.306, SLG: 0.404 (1.3)	4-3				P4			FC6-4 BB		1B BB		S BB	2	0	0	0	2	0	0							
Albert Hall, S OBP: 0.352, SLG: 0.493 (9.8)													0	1	0	0	1	0	0							
Andres Thomas, R OBP: 0.304, SLG: 0.365 (1.6)		K						FC6-4 E FC5-2		1B BB		5-3	3	0	1	0	0	1	2							
Ken Griffey, L OBP: 0.426, SLG: 0.596 (9.7)								1-2 2-3		1B			1	0	1	0	0	0	0							
Rafael Ramirez, R OBP: 0.313, SLG: 0.365 (9.6)													1	0	0	0	0	0	1							
Ozzie Virgil, R OBP: 0.366, SLG: 0.607 (1.2)			G3			1B BB		FC5-2 E		1B		6-3	4	0	1	1	1	0	3							
Glenn Hubbard, R OBP: 0.421, SLG: 0.416 (1.4)			5-3			BB		1-2 3-H		1B			4	0	1	0	1	1	2							
Charlie Puleo, R OBP: 0.371, SLG: 1.000 (1.1)								1-2 2-3																		
Paul Assenmacher, L (8.1)																										
Gene Garber, R (8.1)																										
Graig Nettles, L OBP: 0.304, SLG: 0.322 (9.7)																										
Jeff Dedmon, L OBP: 0.167, SLG: 0.167 (9.1)																										
Inning Stats	R: 0 E: 0 K: 1 S: 5	H: 0 LOB: 0 BB: 0 P: 5	R: 0 E: 0 K: 2 S: 7	H: 0 LOB: 0 BB: 0 P: 7	R: 1 E: 0 K: 0 S: 4	H: 1 LOB: 0 BB: 4 P: 4	R: 0 E: 0 K: 1 S: 5	H: 0 LOB: 0 BB: 0 P: 6	R: 0 E: 0 K: 0 S: 4	H: 2 LOB: 2 BB: 1 P: 6	R: 0 E: 1 K: 1 S: 6	H: 1 LOB: 3 BB: 2 P: 14	R: 0 E: 0 K: 1 S: 5	H: 0 LOB: 0 BB: 0 P: 5	R: 1 E: 0 K: 3 S: 11	H: 2 LOB: 2 BB: 1 P: 15	R: 0 E: 0 K: 0 S: 3	H: 0 LOB: 0 BB: 0 P: 3	R: 0 E: 0 K: 0 S: 3	H: 0 LOB: 1 BB: 0 P: 7	R: 0 E: 0 K: 1 S: 5	H: 0 LOB: 0 BB: 0 P: 6	1B: 4 2B: 1 3B: 0 HR: 1	SF: 0 SAC: 0 DP: 0 HBP: 0	WP: 0 PB: 0 SB: 1 CS: 1	PA: 46
PITCHER	IP	WLS	BF	H	R	ER	SO	BB	IBB	HBP	BLK	WP	HR	S	P	ERA	WHIP									
Rick Sutcliffe, R ERA: 2.82 (1.1)	8.0		30	4	1	1	7	2	1	0	0	0	0	14	18	4.50	1.500									
Lee Smith, R ERA: 1.95 (9.1)	2.0		9	2	1	1	3	1	0	0	0	0	0	8	12	0.00	0.500									
Dickie Noles, R ERA: 4.13 (11.1)	2.0	W	7	0	0	0	1	1	0	0	0	0	0	8	12	0.00	0.500									

Atlanta Braves @ Chicago Cubs
Wrigley Field, Chicago, IL
Sun May 24 1987, 3:33 AM CDT
Att. 37,259 - Unknown

AB 41
R 2
H 6
RBI 2
BB 5
SO 11
LOB 15



Batter	1	2	3	4	5	6	7	8	9	10	11	12	AB	R	H	RBI	BB	SO	LOB	BOTTOM						
23 Ryne Sandberg, R OBP: 0.360, SLG: 0.473 (1.4)	5-3					F7 2B			B2-3	5-3		K	6	0	2	0	0	1	5							
Jerry Mumphrey, S OBP: 0.449, SLG: 0.581 (1.7)																										
Brian Davis, R OBP: 0.413, SLG: 0.634 (8.7)	K			F7		F7		FC5-4 1-H 2-H		K		6-3	3	0	0	0	0	1	2							
Lee Smith, R (9.1)								2-3																		
Chico Walker, S OBP: 0.243, SLG: 0.210 (10.7)																										
Dickie Noles, R (11.1)																										
Andre Dawson, R OBP: 0.352, SLG: 0.605 (1.9)	5-3			5-3		K		FC5-4 IBB		6-3			5	0	1	1	1	1	2							
Leon Durham, L OBP: 0.378, SLG: 0.536 (1.3)		4-3				K		FC5-4		4-3			4	0	0	0	1	1	3							
Jody Davis, R OBP: 0.354, SLG: 0.515 (1.2)																										
Greg Maddux, R OBP: 0.071, SLG: 0.071 (11.7)																										
Jim Sundberg, R OBP: 0.361, SLG: 0.333 (12.2)																										
Keith Moreland, R OBP: 0.239, SLG: 0.286 (1.5)																										
Jamie Moyer, L OBP: 0.235, SLG: 0.188 (9.7)		5-3																								
Manny Trillo, R OBP: 0.273, SLG: 0.450 (10.5)																										
Shawon Dunston, R OBP: 0.217, SLG: 0.329 (1.6)																										
Dave Martinez, L OBP: 0.362, SLG: 0.321 (1.8)																										
Rick Sutcliffe, L OBP: 0.286, SLG: 0.217 (1.1)																										
Gary Matthews, R OBP: 0.400, SLG: 0.385 (8.7)																										
Bob Dernier, R OBP: 0.360, SLG: 0.633 (9.8)																										
Inning Stats	R: 0 E: 0 K: 1 S: 5	H: 0 LOB: 0 BB: 0 P: 5	R: 0 E: 0 K: 0 S: 3	H: 0 LOB: 0 BB: 0 P: 3	R: 0 E: 0 K: 0 S: 4	H: 0 LOB: 0 BB: 0 P: 3	R: 0 E: 0 K: 0 S: 4	H: 1 LOB: 2 BB: 1 P: 8	R: 0 E: 0 K: 2 S: 6	H: 1 LOB: 1 BB: 0 P: 8	R: 0 E: 0 K: 2 S: 8	H: 0 LOB: 0 BB: 0 P: 5	R: 2 E: 0 K: 0 S: 5	H: 2 LOB: 2 BB: 2 P: 13	R: 0 E: 0 K: 0 S: 5	H: 2 LOB: 2 BB: 0 P: 5	R: 0 E: 0 K: 1 S: 5	H: 0 LOB: 0 BB: 0 P: 5	R: 0 E: 0 K: 0 S: 3	H: 1 LOB: 2 BB: 1 P: 7	R: 1 E: 0 K: 1 S: 6	H: 2 LOB: 1 BB: 0 P: 6	1B: 5 2B: 5 3B: 0 HR: 0	SF: 0 SAC: 0 DP: 1 HBP: 0	WP: 0 PB: 0 SB: 1 CS: 0	PA: 48
PITCHER	IP	WLS	BF	H	R	ER	SO	BB	IBB	HBP	BLK	WP	HR	S	P	ERA	WHIP									
Charlie Puleo, R ERA: 3.58 (1.1)	28	4	2	2	6	2	0	0	0	0	0	0	0	38	46	2.46	0.818									
Paul Assenmacher, L ERA: 6 (8.1)	0.1	3	1	0	0	0	0	0	1	0	0	0	0	2	6	0.00	3.000									
Gene Garber, R ERA: 5.09 (8.1)	0.1	1	0	0	0	0	0	0	0	0	0	0	0	1	1	0.00	0.000									
Jeff Dedmon, R ERA: 4.08 (9.1)	3.2	L	16	5	1	1	2	1	0	0	0	0	0	19	23	2.46	1.636									

Atlanta Braves @ Chicago Cubs
Wrigley Field, Chicago, IL
Sun May 24 1987, 3:33 AM CDT
Att. 37,259 - Unknown

AB 44
R 3
H 10
RBI 3
BB 4
SO 8
LOB 24



Batter	1	2	3	4	5	6	7	8	9	AB	R	H	RBI	BB	SO	LOB	TOP										
23 Ryne Sandberg, R (1,4) OBP: 0.371, SLG: 0.494	0-0 3-1 1-3 1B		0-0 HR		0-0 F8		4-0 1-2 BB		4-0 G4-6-3 IBB	3	1	2	1	2	0	0											
Jerry Mumphrey, S (1,7) OBP: 0.425, SLG: 0.545 Manny Trillo, R (9, PH) OBP: 0.267, SLG: 0.439	0-0 1-3 1-2		0-0 L5		0-3 K		0-0 L4-6 2-3		0-0 G4-6-3 1-2f	4	0	0	0	0	1	4											
Andre Dawson, R (1,9) OBP: 0.350, SLG: 0.614	0-0 3-1 2-3		0-3 K		0-0 F7		0-0 HR			4	1	1	1	0	1	1											
Leon Durham, L (1,3) OBP: 0.381, SLG: 0.561	0-0 F2		0-0 HR		0-0 F9 2B		0-0 4-3			4	1	2	1	0	0	1											
Jody Davis, R (1,2) OBP: 0.345, SLG: 0.500		0-3 K	0-3 K		0-0 F9 2-3		0-0 P4			4	0	0	0	0	2	1											
Keith Moreland, R (1,5) OBP: 0.235, SLG: 0.285		0-0 2B SF8 1B		0-0 F8		0-0 4-3		0-0 F9		4	1	1	0	0	0	1											
Shawon Dunston, R (1,6) OBP: 0.218, SLG: 0.333		0-0 SF8 1-3 2B		0-0 P4		0-0 E6 F9 1B		0-3 K		4	0	1	0	0	1	0											
Dave Martinez, L (1,8) OBP: 0.362, SLG: 0.324 Bob Demler, R (9, PH) OBP: 0.375, SLG: 0.633		0-0 SF8 2-3 3-H		0-0 F8		0-0 L4-6 23 BB 1-2 1B		4-0 2B BB		2	0	1	1	0	0	0											
Greg Maddux, R (1,1) OBP: 0.067, SLG: 0.067 Mike Mason, L (3,1) Gary Matthews, R (7, PH) OBP: 0.375, SLG: 0.357 Ed Lynch, R (7,1) Brian Davett, R (9, PH) OBP: 0.426, SLG: 0.667		0-0 F9		0-0 G3		0-0 F9 2-3		0-0 1-3 2B		1	0	0	0	0	0	1											
Inning Stats	R: 0 E: 0 K: 0 S: 4	H: 1 LOB: 1 BB: 0 P: 4	R: 1 E: 0 K: 1 S: 7	H: 2 LOB: 1 BB: 0 P: 7	R: 2 E: 0 K: 2 S: 9	H: 2 LOB: 0 BB: 0 P: 9	R: 0 E: 0 K: 0 S: 3	H: 0 LOB: 0 BB: 0 P: 3	R: 0 E: 0 K: 1 S: 5	H: 1 LOB: 1 BB: 0 P: 4	R: 0 E: 1 K: 0 S: 4	H: 1 LOB: 2 BB: 1 P: 8	R: 1 E: 0 K: 0 S: 4	H: 1 LOB: 0 BB: 0 P: 4	R: 0 E: 0 K: 1 S: 5	H: 1 LOB: 2 BB: 2 P: 13	1B: 3 2B: 4 3B: 0 HR: 3	SF: 1 SAC: 0 DP: 2 HBP: 0	WP: 0 PB: 0 SB: 0 CS: 0	PA: 38							
PITCHER	IP	WLS	BF	H	R	ER	SO	BB	IBB	HBP	BLK	WP	HR	S	P	ERA	WHIP										
Bill Gullickson, R (1,1) ERA: 3.86	6.0	W	24	6	3	3	4	0	0	0	0	0	2	32	32	4.50	1.000										
Ron Robinson, R (7,1) ERA: 2.94	2.0		9	2	1	1	0	1	0	0	0	0	1	8	12	4.50	1.500										
John Franco, L (9,1) ERA: 0.55	1.0	S	5	1	0	0	1	1	1	0	0	0	0	5	13	0.00	2.000										

Chicago Cubs @ Cincinnati Reds
Riverfront Stadium, Cincinnati, OH
Mon May 25 1987, 3:33 AM EDT
Att: 24,684 - Unknown

AB	34
R	4
H	9
RBI	4
BB	3
SO	5
LOB	14



Batter	1	2	3	4	5	6	7	8	9	AB	R	H	RBI	BB	SO	LOB	BOTTOM										
Kal Daniels, L (1,7) OBP: 0.406, SLG: 0.640	0-0 HBP 2B 1B	0-0 2H 2B 2B	0-0 F7			0-0 3-1				4	2	2	1	0	0	2											
Barry Larkin, R (1,6) OBP: 0.305, SLG: 0.419	1-0 2B 1-2 4-3 HBP	0-0 FC5 2H 2B		0-0 G3 S 1B		0-0 F9				3	1	2	1	0	0	0											
Eric Davis, R (1,8) OBP: 0.421, SLG: 0.800	0-3 K	0-3 K		0-0 F8		0-0 6-3				4	0	0	0	0	2	4											
Dave Parker, L (1,9) OBP: 0.316, SLG: 0.495	0-0 4-3 2H 2B	4-0 IBB		0-0 G3 1-3		0-0 1-3 1B				3	0	2	1	1	0	1											
Buddy Bell, R (1,5) OBP: 0.364, SLG: 0.445	0-0 4-3 2-3 3-H	0-0 FC5 2-3f		0-3 K		0-0 1-3 1-2				4	0	0	1	0	1	5											
Lloyd McClendon, R (1,2) OBP: 0.276, SLG: 0.464 Bo Diaz, R (8,2) OBP: 0.277, SLG: 0.342	0-0 5-3		0-0 FC1-6 S 1B		0-3 K		0-0 L4			4	0	1	0	0	1	2											
Nick Esasky, R (1,3) OBP: 0.263, SLG: 0.588		0-0 HR		0-0 F9		0-3 K		0-0 6-3		4	1	1	1	0	1	1											
Ron Oester, S (1,4) OBP: 0.301, SLG: 0.333		0-0 4-3		4-0 FC1-6 1-2 BB		0-3 K		0-0 4-3		3	0	0	0	1	1	0											
Bill Gullickson, R (1,1) OBP: 0.217, SLG: 0.391 Kurt Stillwell, S (6, PH) OBP: 0.381, SLG: 0.427 Ron Robinson, R (7,1) Terry Francona, L (8, PH) OBP: 0.248, SLG: 0.242 John Franco, L (9,1)		0-0 2B 2B		0-0 FC1-6		0-0 F3		0-0 F9		2	1	1	0	0	0	2											
Inning Stats	R: 2 E: 0 K: 1 S: 7	H: 2 LOB: 1 BB: 0 P: 8	R: 3 E: 0 K: 1 S: 9	H: 4 LOB: 2 BB: 1 P: 13	R: 0 E: 0 K: 0 S: 4	H: 1 LOB: 2 BB: 1 P: 8	R: 0 E: 0 K: 3 S: 9	H: 0 LOB: 0 BB: 0 P: 9	R: 0 E: 0 K: 0 S: 3	H: 0 LOB: 0 BB: 0 P: 3	R: 0 E: 0 K: 0 S: 4	H: 1 LOB: 1 BB: 0 P: 4	R: 0 E: 0 K: 0 S: 3	H: 0 LOB: 0 BB: 0 P: 3	R: 0 E: 0 K: 1 S: 5	H: 0 LOB: 2 BB: 2 P: 13	1B: 4 2B: 4 3B: 0 HR: 1	SF: 0 SAC: 0 DP: 0 HBP: 1	WP: 0 PB: 0 SB: 2 CS: 0	PA: 36							
PITCHER	IP	WLS	BF	H	R	ER	SO	BB	IBB	HBP	BLK	WP	HR	S	P	ERA	WHIP										
Greg Maddux, R (1,1) ERA: 5.23	2.2	L	18	7	5	5	2	1	0	0	0	0	1	19	28	16.88	3.000										
Mike Mason, L (3,1) ERA: 4.81	3.1		11	1	0	0	4	0	0	0	0	0	0	19	19	0.00	0.300										
Ed Lynch, R (7,1) ERA: 4.22	2.0		7	1	0	0	0	0	0	0	0	0	0	7	7	0.00	0.500										

Chicago Cubs @ Cincinnati Reds
Riverfront Stadium, Cincinnati, OH
Mon May 25 1987, 3:33 AM EDT
Att: 24,684 - Unknown

AB	33
R	5
H	9
RBI	5
BB	2
SO	6
LOB	17



Batter	1	2	3	4	5	6	7	8	9	AB	R	H	RBI	BB	SO	LOB	TOP										
23 Ryne Sandberg, R (1,4) OBP: 0.372, SLG: 0.488										4	0	1	0	1	0	3	Chicago Cubs @ Cincinnati Reds Riverfront Stadium, Cincinnati, OH Tue May 26 1987, 7:05 PM EDT Att: 21,388 - Unknown livebaseballscorecards.com										
Jerry Mumphrey, S (1,7) OBP: 0.434, SLG: 0.544 Bob Dernier, R (8,PH) OBP: 0.358, SLG: 0.608									2	0	1	0	1	0	1	2											
Andre Dawson, R (1,9) OBP: 0.346, SLG: 0.602									5	0	1	1	0	0	3	5											
Leon Durham, L (1,3) OBP: 0.387, SLG: 0.575 Lee Smith, R (9,1)									5	1	3	0	0	0	4	0											
Jody Davis, R (1,2) OBP: 0.342, SLG: 0.493 Chico Walker, S (8,PR) OBP: 0.243, SLG: 0.210 Jim Sundberg, R (8,2) OBP: 0.361, SLG: 0.333									4	0	1	1	0	0	4	0											
Keith Moreland, R (1,5) OBP: 0.236, SLG: 0.280									3	0	0	0	1	1	2	3											
Shawon Dunston, R (1,6) OBP: 0.224, SLG: 0.343									4	1	2	0	0	0	2	4											
Dave Martinez, L (1,8) OBP: 0.361, SLG: 0.319									2	0	0	0	1	1	1	2											
Brian Dayett, R (9,PH) OBP: 0.438, SLG: 0.674									1	0	1	0	0	0	0	1											
Scott Sanderson, R (1,1) OBP: 0.200, SLG: 0.308 Frank DiPino, L (8,1) Gary Matthews, R (9,PH) OBP: 0.353, SLG: 0.333 Manny Trillo, R (9,3) OBP: 0.267, SLG: 0.439									2	0	0	0	0	0	1	0											
Inning Stats	R: 0 E: 0 K: 0 S: 5	H: 2 LOB: 2 BB: 0 P: 5	R: 0 E: 0 K: 1 S: 5	H: 0 LOB: 1 BB: 1 P: 9	R: 0 E: 0 K: 0 S: 3	H: 1 LOB: 0 BB: 0 P: 3	R: 0 E: 0 K: 1 S: 6	H: 1 LOB: 1 BB: 0 P: 6	R: 0 E: 0 K: 0 S: 3	H: 0 LOB: 0 BB: 0 P: 3	R: 0 E: 0 K: 0 S: 3	H: 1 LOB: 2 BB: 1 P: 8	R: 1 E: 0 K: 0 S: 5	H: 2 LOB: 1 BB: 0 P: 5	R: 1 E: 0 K: 1 S: 8	H: 3 LOB: 3 BB: 1 P: 12	1B: 7 2B: 3 3B: 0 HR: 0	SF: 0 SAC: 1 DP: 2 HBP: 0	WP: 0 PB: 0 SB: 0 CS: 0	PA: 40							
PITCHER	IP	WLS	BF	H	R	ER	SO	BB	IBB	HBP	BLK	WP	HR	S	P	ERA	WHIP										
Ted Power, R (1,1) ERA: 3.98	7.0		28	5	0	0	2	3	0	0	0	0	0	29	41	0.00	1.143										
Rob Murphy, L (8,1) ERA: 1.5	0.2		4	2	1	1	0	0	0	0	0	0	0	4	4	13.50	3.000										
Frank Williams, R (8,1) ERA: 2.9	0.1		1	0	0	0	0	0	0	0	0	0	0	1	1	0.00	0.000										
John Franco, L (9,1) ERA: 1.04	1.0	W	7	3	1	1	1	1	0	0	0	0	0	8	12	9.00	4.000										

Batter	1	2	3	4	5	6	7	8	9	AB	R	H	RBI	BB	SO	LOB	BOTTOM										
Kal Daniels, L (1,7) OBP: 0.401, SLG: 0.628										4	0	1	0	0	0	0	Chicago Cubs @ Cincinnati Reds Riverfront Stadium, Cincinnati, OH Tue May 26 1987, 7:05 PM EDT Att: 21,388 - Unknown livebaseballscorecards.com										
Barry Larkin, R (1,6) OBP: 0.302, SLG: 0.410										4	0	1	0	0	1	4											
Eric Davis, R (1,8) OBP: 0.411, SLG: 0.778										4	0	0	0	0	1	4											
Dave Parker, L (1,9) OBP: 0.325, SLG: 0.514										3	2	2	1	1	0	0											
Buddy Bell, R (1,5) OBP: 0.363, SLG: 0.443										3	1	1	1	0	0	1											
Bo Diaz, R (1,2) OBP: 0.278, SLG: 0.342										3	0	1	0	0	0	1											
Nick Esasky, R (1,3) OBP: 0.227, SLG: 0.526										2	0	0	1	0	1	2											
Ron Oester, S (1,4) OBP: 0.296, SLG: 0.327										3	0	0	0	0	0	1											
Ted Power, R (1,1) OBP: 0.095, SLG: 0.050 Kurt Stillwell, S (7,PH) OBP: 0.379, SLG: 0.424 Rob Murphy, L (8,1) Frank Williams, R (8,1) John Franco, L (9,1)										2	0	0	0	0	1	0											
Inning Stats	R: 0 E: 0 K: 0 S: 3	H: 1 LOB: 0 BB: 0 P: 3	R: 0 E: 0 K: 0 S: 4	H: 1 LOB: 1 BB: 0 P: 4	R: 0 E: 0 K: 0 S: 3	H: 0 LOB: 0 BB: 0 P: 3	R: 0 E: 0 K: 0 S: 3	H: 0 LOB: 1 BB: 1 P: 7	R: 0 E: 0 K: 1 S: 5	H: 0 LOB: 0 BB: 0 P: 5	R: 0 E: 0 K: 0 S: 6	H: 1 LOB: 1 BB: 0 P: 6	R: 2 E: 1 K: 1 S: 8	H: 2 LOB: 1 BB: 0 P: 8	R: 0 E: 0 K: 1 S: 5	H: 0 LOB: 0 BB: 0 P: 5		R: 1 E: 0 K: 0 S: 1	H: 1 LOB: 0 BB: 0 P: 1	1B: 5 2B: 0 3B: 0 HR: 1	SF: 1 SAC: 0 DP: 1 HBP: 0	WP: 0 PB: 0 SB: 1 CS: 0	PA: 31				
PITCHER	IP	WLS	BF	H	R	ER	SO	BB	IBB	HBP	BLK	WP	HR	S	P	ERA	WHIP										
Scott Sanderson, R (1,1) ERA: 4.65	7.0		27	5	2	1	3	1	0	0	0	0	0	32	36	1.29	0.857										
Frank DiPino, L (8,1) ERA: 2.75	1.0		3	0	0	0	1	0	0	0	0	0	0	5	5	0.00	0.000										
Lee Smith, R (9,1) ERA: 2.28	0.0	L	1	1	1	1	0	0	0	0	0	0	1	1	1	∞	∞										

Batter	1	2	3	4	5	6	7	8	9	AB	R	H	RBI	BB	SO	LOB	TOP										
23 Ryne Sandberg, R OBP: 0.373, SLG: 0.486										5	1	2	1	0	0	1											
Manny Trillo, R OBP: 0.280, SLG: 0.413 Lee Smith, R (8, 1)										5	0	1	0	0	0	3											
Andre Dawson, R OBP: 0.342, SLG: 0.591										5	1	1	0	0	0	1											
Jody Davis, R OBP: 0.344, SLG: 0.500										4	0	1	0	1	1	3											
Brian Dayett, R OBP: 0.434, SLG: 0.667										5	1	2	2	0	1	2											
Keith Moreland, R OBP: 0.236, SLG: 0.279										4	0	1	0	0	1	1											
Shawon Dunston, R OBP: 0.225, SLG: 0.341										4	0	1	0	0	1	1											
Chico Walker, S OBP: 0.261, SLG: 0.223 Leon Durham, L OBP: 0.397, SLG: 0.575										3	1	2	1	1	0	0											
Jamie Moyer, L OBP: 0.250, SLG: 0.167 Ed Lynch, R Frank DiPino, L Jerry Mumphy, S OBP: 0.442, SLG: 0.544 Dave Martinez, L OBP: 0.391, SLG: 0.319										2	0	0	0	1	0	5											
Inning Stats	R: 3 E: 1 K: 1 S: 11	H: 6 LOB: 3 BB: 0 P: 11	R: 0 E: 0 K: 0 S: 4	H: 1 LOB: 1 BB: 0 P: 4	R: 0 E: 0 K: 0 S: 4	H: 1 LOB: 2 BB: 1 P: 8	R: 0 E: 0 K: 0 S: 3	H: 0 LOB: 0 BB: 0 P: 3	R: 0 E: 0 K: 0 S: 3	H: 0 LOB: 1 BB: 1 P: 7	R: 0 E: 0 K: 0 S: 4	H: 1 LOB: 1 BB: 0 P: 4	R: 1 E: 0 K: 2 S: 9	H: 2 LOB: 2 BB: 1 P: 13	R: 0 E: 0 K: 1 S: 4	H: 0 LOB: 0 BB: 1 P: 8	1B: 9 2B: 1 3B: 1 HR: 0	SF: 0 SAC: 0 DP: 0 HBP: 0	WP: 1 PB: 0 SB: 1 CS: 1	PA: 42							
PITCHER	IP	WLS	BF	H	R	ER	SO	BB	IBB	HBP	BLK	WP	HR	S	P	ERA	WHIP										
Jerry Reuss, L ERA: 6.95	(1, 1)	7.0	L	32	9	3	3	1	1	1	0	0	0	32	40	3.86	1.429										
Ron Robinson, R ERA: 2.93	(8, 1)	2.0		9	2	1	1	3	2	0	0	0	0	13	21	4.50	2.000										

Chicago Cubs @ Cincinnati Reds
Riverfront Stadium, Cincinnati, OH
Wed May 27 1987, 7:05 PM EDT
Att: 23,304 - Unknown

AB	37
R	4
H	11
RBI	4
BB	4
SO	4
LOB	17



Batter	1	2	3	4	5	6	7	8	9	AB	R	H	RBI	BB	SO	LOB	BOTTOM										
Tracy Jones, R OBP: 0.370, SLG: 0.526										5	0	0	0	0	0	2											
Barry Larkin, R OBP: 0.297, SLG: 0.398										5	0	1	0	0	0	2											
Eric Davis, R OBP: 0.425, SLG: 0.781										2	1	2	0	2	0	0											
Dave Parker, L OBP: 0.333, SLG: 0.513										2	0	1	0	1	1	2											
Buddy Bell, R OBP: 0.360, SLG: 0.433										3	0	0	0	1	1	5											
Bo Diaz, R OBP: 0.272, SLG: 0.333										4	0	0	0	0	0	3											
Nick Esasky, R OBP: 0.192, SLG: 0.435										4	0	0	1	0	0	2											
Dave Concepcion, R OBP: 0.337, SLG: 0.319										4	0	0	0	0	0	2											
Jerry Reuss, L Terry Francona, L OBP: 0.255, SLG: 0.260 Ron Robinson, R Kurt Stillwell, S OBP: 0.376, SLG: 0.421	(1, 1)									2	0	0	0	0	2	0											
Inning Stats	R: 0 E: 0 K: 1 S: 7	H: 2 LOB: 2 BB: 0 P: 7	R: 0 E: 0 K: 0 S: 3	H: 0 LOB: 0 BB: 0 P: 3	R: 0 E: 0 K: 1 S: 7	H: 2 LOB: 3 BB: 0 P: 8	R: 0 E: 0 K: 0 S: 3	H: 0 LOB: 0 BB: 0 P: 3	R: 0 E: 0 K: 0 S: 5	H: 0 LOB: 0 BB: 0 P: 5	R: 1 E: 0 K: 0 S: 3	H: 0 LOB: 2 BB: 3 P: 15	R: 0 E: 0 K: 1 S: 6	H: 1 LOB: 2 BB: 1 P: 10	R: 0 E: 0 K: 0 S: 3	H: 0 LOB: 0 BB: 0 P: 3	R: 0 E: 1 K: 0 S: 4	H: 0 LOB: 1 BB: 0 P: 4	1B: 4 2B: 1 3B: 0 HR: 0	SF: 0 SAC: 0 DP: 0 HBP: 1	WP: 0 PB: 0 SB: 3 CS: 0	PA: 38					
PITCHER	IP	WLS	BF	H	R	ER	SO	BB	IBB	HBP	BLK	WP	HR	S	P	ERA	WHIP										
Jamie Moyer, L ERA: 3.68	(1, 1)	5.0	W	22	4	1	1	3	2	0	0	0	0	6	14	0.00	1.800										
Ed Lynch, R ERA: 4.09	(6, 1)	1.2		8	1	0	0	0	2	0	0	0	0	6	14	0.00	1.800										
Frank DiPino, L ERA: 2.7	(7, 1)	0.1		1	0	0	0	1	0	0	0	0	0	3	3	0.00	0.000										
Lee Smith, R ERA: 2.12	(8, 1)	2.0	S	7	0	0	0	0	0	0	0	0	0	7	7	0.00	0.000										

Chicago Cubs @ Cincinnati Reds
Riverfront Stadium, Cincinnati, OH
Wed May 27 1987, 7:05 PM EDT
Att: 23,304 - Unknown

AB	33
R	1
H	5
RBI	1
BB	4
SO	4
LOB	18



Batter	1	2	3	4	5	6	7	8	9	10	11	12	AB	R	H	RBI	BB	SO	LOB	TOP	
23 Ryne Sandberg, R OBP: 0.376, SLG: 0.495													5	2	2	1	1	1	6		
Jerry Mumphy, S OBP: 0.439, SLG: 0.534 Brian Dayett, R OBP: 0.458, SLG: 0.653													5	0	2	2	0	0	2		
Andre Dawson, R OBP: 0.337, SLG: 0.577													6	0	1	0	0	3	2		
Leon Durham, L OBP: 0.351, SLG: 0.581 Lee Smith, R OBP: 0.353, SLG: 0.533 Frank DiPino, L OBP: 0.354, SLG: 0.604													4	0	0	0	0	0	1		
Jody Davis, R OBP: 0.344, SLG: 0.513													6	1	2	1	0	0	1		
Keith Moreland, R OBP: 0.269, SLG: 0.276													5	1	1	0	0	0	0		
Shawon Dunston, R OBP: 0.230, SLG: 0.343 Chico Walker, S OBP: 0.261, SLG: 0.223													5	1	2	0	0	0	2	AB 46	
Dave Martinez, L OBP: 0.370, SLG: 0.325 Ed Lynch, R OBP: 0.281, SLG: 0.223													4	0	2	0	1	0	1	R 5	
Mike Mason, L													0	0	0	0	0	0	0	H 13	
Rick Sutcliffe, L OBP: 0.230, SLG: 0.200 Manny Trillo, R OBP: 0.269, SLG: 0.404													0	0	0	0	1	1	2	RBI 5	
													2	0	0	0	1	1	2	BB 4	
													1	0	0	1	1	0	0	SO 6	
																				LOB 17	
Inning Stats	R: 1 E: 0 K: 1 S: 6	H: 2 LOB: 0 BB: 0 P: 6	R: 1 E: 0 K: 1 S: 7	H: 2 LOB: 2 BB: 1 P: 11	R: 0 E: 0 K: 0 S: 3	H: 0 LOB: 0 BB: 0 P: 3	R: 0 E: 0 K: 0 S: 3	H: 0 LOB: 0 BB: 0 P: 3	R: 1 E: 0 K: 1 S: 7	H: 2 LOB: 1 BB: 0 P: 7	R: 0 E: 0 K: 1 S: 5	H: 1 LOB: 0 BB: 0 P: 3	R: 0 E: 0 K: 0 S: 3	H: 1 LOB: 1 BB: 1 P: 7	R: 1 E: 0 K: 0 S: 5	H: 2 LOB: 3 BB: 2 P: 13	R: 0 E: 0 K: 1 S: 6	H: 1 LOB: 1 BB: 0 P: 6	1B: 10 2B: 3 3B: 0 HR: 1	SF: 0 SAC: 0 DP: 1 HBP: 0	WP: 0 PA: 52 PB: 0 SB: 4 CS: 2
PITCHER	IP WLS BF H R ER SO BB IBB HBP BLK WP HR S P ERA WHIP	IP WLS BF H R ER SO BB IBB HBP BLK WP HR S P ERA WHIP	IP WLS BF H R ER SO BB IBB HBP BLK WP HR S P ERA WHIP	IP WLS BF H R ER SO BB IBB HBP BLK WP HR S P ERA WHIP	IP WLS BF H R ER SO BB IBB HBP BLK WP HR S P ERA WHIP	IP WLS BF H R ER SO BB IBB HBP BLK WP HR S P ERA WHIP	IP WLS BF H R ER SO BB IBB HBP BLK WP HR S P ERA WHIP	IP WLS BF H R ER SO BB IBB HBP BLK WP HR S P ERA WHIP	IP WLS BF H R ER SO BB IBB HBP BLK WP HR S P ERA WHIP	IP WLS BF H R ER SO BB IBB HBP BLK WP HR S P ERA WHIP	IP WLS BF H R ER SO BB IBB HBP BLK WP HR S P ERA WHIP	IP WLS BF H R ER SO BB IBB HBP BLK WP HR S P ERA WHIP	IP WLS BF H R ER SO BB IBB HBP BLK WP HR S P ERA WHIP	IP WLS BF H R ER SO BB IBB HBP BLK WP HR S P ERA WHIP	IP WLS BF H R ER SO BB IBB HBP BLK WP HR S P ERA WHIP	IP WLS BF H R ER SO BB IBB HBP BLK WP HR S P ERA WHIP	IP WLS BF H R ER SO BB IBB HBP BLK WP HR S P ERA WHIP	IP WLS BF H R ER SO BB IBB HBP BLK WP HR S P ERA WHIP	IP WLS BF H R ER SO BB IBB HBP BLK WP HR S P ERA WHIP	IP WLS BF H R ER SO BB IBB HBP BLK WP HR S P ERA WHIP	
David Palmer, R ERA: 4.18	7.0	29	8	4	4	4	1	0	0	0	0	0	0	0	0	8	8	0.00	0.500		
Jeff Dedmon, R ERA: 3.82	2.0	6	1	0	0	1	0	0	0	0	0	0	0	0	0	8	8	0.00	0.500		
Gene Garber, R ERA: 4.67	3.0	15	4	1	1	1	3	0	0	0	0	0	0	0	14	26	3.00	2.333			

Chicago Cubs @ Atlanta Braves
Atlanta-Fulton County Stadium, Atlanta, GA

Fri May 29 1987, 7:05 PM EDT
Att. 21,982 - Unknown

AB 46
R 5
H 13
RBI 5
BB 4
SO 6
LOB 17



Batter	1	2	3	4	5	6	7	8	9	10	11	12	AB	R	H	RBI	BB	SO	LOB	BOTTOM					
Dion James, L OBP: 0.401, SLG: 0.459 Gene Garber, R OBP: 0.314, SLG: 0.373													4	1	1	0	1	0	0						
Ken Oberkfell, L OBP: 0.384, SLG: 0.409 Gary Roenicke, R OBP: 0.369, SLG: 0.250													4	0	1	1	1	0	1						
Gerald Perry, L OBP: 0.283, SLG: 0.324													5	1	0	0	0	1	3						
Dale Murphy, R OBP: 0.467, SLG: 0.640													4	1	1	0	1	1	2						
Ken Griffey, L OBP: 0.424, SLG: 0.644													5	1	2	1	0	0	2						
Andres Thomas, R OBP: 0.282, SLG: 0.330													5	0	0	1	0	1	2						
Ozzie Virgil, R OBP: 0.352, SLG: 0.618													5	1	1	1	0	0	2	AB 43					
Glenn Hubbard, R OBP: 0.429, SLG: 0.443													4	0	0	0	1	3	0	R 6					
David Palmer, R ERA: 2.92, SLG: 0.348 Graig Nettles, L OBP: 0.296, SLG: 0.311 Jeff Dedmon, L OBP: 0.167, SLG: 0.167 Albert Hall, S OBP: 0.402, SLG: 0.513													2	0	0	0	1	2		H 8					
													1	0	0	0	1	0		RBI 5					
													0	0	0	0	0	0		BB 4					
													2	1	1	0	0	0		SO 8					
																				LOB 15					
Inning Stats	R: 0 E: 0 K: 0 S: 3	H: 0 LOB: 1 BB: 1 P: 7	R: 1 E: 0 K: 1 S: 6	H: 1 LOB: 0 BB: 0 P: 6	R: 0 E: 0 K: 0 S: 3	H: 0 LOB: 1 BB: 1 P: 7	R: 1 E: 0 K: 1 S: 6	H: 1 LOB: 2 BB: 2 P: 14	R: 1 E: 0 K: 0 S: 5	H: 2 LOB: 1 BB: 0 P: 5	R: 0 E: 0 K: 0 S: 3	H: 0 LOB: 0 BB: 0 P: 3	R: 0 E: 0 K: 0 S: 3	H: 0 LOB: 0 BB: 0 P: 3	R: 0 E: 0 K: 1 S: 7	H: 1 LOB: 0 BB: 0 P: 5	R: 0 E: 0 K: 2 S: 5	H: 0 LOB: 0 BB: 0 P: 7	R: 1 E: 0 K: 0 S: 6	H: 1 LOB: 0 BB: 0 P: 6	R: 1 E: 0 K: 0 S: 3	H: 2 LOB: 1 BB: 0 P: 3	1B: 4 2B: 0 3B: 2 HR: 2	SF: 0 SAC: 0 DP: 0 HBP: 0	WP: 1 PA: 47 PB: 0 SB: 0 CS: 0
PITCHER	IP WLS BF H R ER SO BB IBB HBP BLK WP HR S P ERA WHIP	IP WLS BF H R ER SO BB IBB HBP BLK WP HR S P ERA WHIP	IP WLS BF H R ER SO BB IBB HBP BLK WP HR S P ERA WHIP	IP WLS BF H R ER SO BB IBB HBP BLK WP HR S P ERA WHIP	IP WLS BF H R ER SO BB IBB HBP BLK WP HR S P ERA WHIP	IP WLS BF H R ER SO BB IBB HBP BLK WP HR S P ERA WHIP	IP WLS BF H R ER SO BB IBB HBP BLK WP HR S P ERA WHIP	IP WLS BF H R ER SO BB IBB HBP BLK WP HR S P ERA WHIP	IP WLS BF H R ER SO BB IBB HBP BLK WP HR S P ERA WHIP	IP WLS BF H R ER SO BB IBB HBP BLK WP HR S P ERA WHIP	IP WLS BF H R ER SO BB IBB HBP BLK WP HR S P ERA WHIP	IP WLS BF H R ER SO BB IBB HBP BLK WP HR S P ERA WHIP	IP WLS BF H R ER SO BB IBB HBP BLK WP HR S P ERA WHIP	IP WLS BF H R ER SO BB IBB HBP BLK WP HR S P ERA WHIP	IP WLS BF H R ER SO BB IBB HBP BLK WP HR S P ERA WHIP	IP WLS BF H R ER SO BB IBB HBP BLK WP HR S P ERA WHIP	IP WLS BF H R ER SO BB IBB HBP BLK WP HR S P ERA WHIP	IP WLS BF H R ER SO BB IBB HBP BLK WP HR S P ERA WHIP	IP WLS BF H R ER SO BB IBB HBP BLK WP HR S P ERA WHIP	IP WLS BF H R ER SO BB IBB HBP BLK WP HR S P ERA WHIP					
Rick Sutcliffe, R ERA: 1.99	7.0	29	4	3	3	3	3	1	0	0	0	0	0	0	0	12	12	0.00	0.000						
Lee Smith, R ERA: 1.99	8.1	30	1	0	0	2	0	0	0	0	0	0	0	0	7	7	0.00	0.000							
Frank DiPino, L ERA: 2.55	1.0	3	0	0	0	2	0	0	0	0	0	0	0	0	7	7	0.00	0.000							
Ed Lynch, R ERA: 4.34	1.1	6	2	2	2	1	0	0	0	0	0	0	0	1	8	8	13.50	1.500							
Mike Mason, L ERA: 4.51	0.0	1	1	0	0	0	0	0	0	0	0	0	0	0	1	1	∞	∞							

Chicago Cubs @ Atlanta Braves
Atlanta-Fulton County Stadium, Atlanta, GA

Fri May 29 1987, 7:05 PM EDT
Att. 21,982 - Unknown

AB 43
R 6
H 8
RBI 5
BB 4
SO 8
LOB 15



Batter	1	2	3	4	5	6	7	8	9	AB	R	H	RBI	BB	SO	LOB	TOP					
Bob Dernier, R (1, 8) OBP: 0.377, SLG: 0.593	5-3		23 1B 2H		6-3	1-2 3H		23 HR 1B	FC6-4	6	1	3	2	0	0	2						
23 Ryne Sandberg, R (1, 4) OBP: 0.377, SLG: 0.593	G3		G6-3 1B		F8	5-3		1H HR		5	1	2	2	0	0	2						
Andre Dawson, R (1, 9) OBP: 0.333, SLG: 0.567	E4		G6-3 1B			G6-4-3 1B	K	G3		5	0	1	0	0	1	2						
Chico Walker, S (8, 9) OBP: 0.261, SLG: 0.223										0	0	0	0	0	0	0						
Jody Davis, R (1, 2) OBP: 0.339, SLG: 0.523	F7				5-3			K		5	1	1	1	0	1	2						
Jim Sundberg, R (8, 2) OBP: 0.361, SLG: 0.333						G6-4-3 1B		K		0	0	0	0	0	0	0						
Leon Durham, L (1, 3) OBP: 0.376, SLG: 0.554		G1			G3	1B	L6			4	1	1	0	0	0	0						
Manny Trillo, R (8, PH) OBP: 0.283, SLG: 0.417						1B		1B		1	0	1	0	0	0	0						
Brian Davett, R (1, 7) OBP: 0.458, SLG: 0.654		G1-6-3 1B				1B		6-3		3	2	2	0	2	0	1						
Keith Moreland, R (1, 5) OBP: 0.245, SLG: 0.286					F8	1B				5	2	3	1	0	0	2						
Shawon Dunston, R (1, 6) OBP: 0.245, SLG: 0.366						2B				5	3	4	3	0	0	1						
Greg Maddux, R (1, 1) OBP: 0.063, SLG: 0.063					G3	1B				1	0	0	0	0	0	1						
Gary Matthews, R (6, PH) OBP: 0.389, SLG: 0.375						1B				1	0	1	1	0	0	0						
Dickie Noles, R (6, 1)						1B				2	0	0	0	0	0	2						
Inning Stats	R: 0 E: 1 K: 0 S: 4	H: 0 LOB: 1 BB: 0 P: 4	R: 0 E: 0 K: 0 S: 3	H: 1 LOB: 0 BB: 0 P: 3	R: 1 E: 0 K: 0 S: 5	H: 3 LOB: 1 BB: 0 P: 5	R: 0 E: 0 K: 0 S: 3	H: 0 LOB: 1 BB: 1 P: 7	R: 1 E: 0 K: 0 S: 4	H: 1 LOB: 0 BB: 0 P: 4	R: 4 E: 0 K: 0 S: 9	H: 7 LOB: 2 BB: 0 P: 9	R: 3 E: 0 K: 1 S: 8	H: 3 LOB: 1 BB: 1 P: 12	R: 2 E: 0 K: 1 S: 8	H: 3 LOB: 1 BB: 0 P: 8	R: 0 E: 0 K: 0 S: 4	H: 1 LOB: 0 BB: 0 P: 4	1B: 15 2B: 2 3B: 0 HR: 2	SF: 0 SAC: 1 DP: 3 HBP: 0	WP: 1 PB: 0 SB: 0 CS: 0	PA: 46
PITCHER	IP WLS BF H R ER SO BB IBB HBP BLK WP HR S P ERA WHIP																					
Zane Smith, L (1, 1) ERA: 4.08	5.2 L 25 9 5 5 0 1 0 0 0 0 1 0 24 28 7.94 1.765																					
Jim Acker, R (6, 1) ERA: 4.23	1.1 11 6 4 4 1 1 0 0 0 0 0 1 12 16 27.00 5.250																					
Randy O'Neal, R (8, 1) ERA: 5.23	2.0 10 4 2 2 1 0 0 0 0 0 0 1 12 12 9.00 2.000																					

Chicago Cubs @ Atlanta Braves
Atlanta-Fulton County Stadium, Atlanta, GA
Sat May 30 1987, 7:05 PM EDT
Att: 35,394 - Unknown

AB 43
R 11
H 19
RBI 10
BB 2
SO 2
LOB 15



Batter	1	2	3	4	5	6	7	8	9	AB	R	H	RBI	BB	SO	LOB	BOTTOM			
Dion James, L (1, 8) OBP: 0.396, SLG: 0.463	F8		G1-6-3 1B				6-3		1-3	5	1	1	2	0	0	3				
Ken Oberkfell, L (1, 5) OBP: 0.386, SLG: 0.416						2H 3H				4	0	2	0	0	0	2				
Randy O'Neal, R (8, 1) OBP: 0.200, SLG: 0.143										0	0	0	0	0	0	0				
Ted Simmons, S (9, PH) OBP: 0.338, SLG: 0.410										1	1	1	1	0	0	0				
Gerald Perry, L (1, 3) OBP: 0.287, SLG: 0.326	P4				1-3			4-3		5	0	2	1	0	0	2				
Dale Murphy, R (1, 9) OBP: 0.455, SLG: 0.627	FC6-4									5	0	1	1	0	1	3				
Ken Griffey, L (1, 7) OBP: 0.415, SLG: 0.620										4	0	0	0	1	1	3				
Andres Thomas, R (1, 6) OBP: 0.272, SLG: 0.318										4	0	0	0	0	0	3				
Bruce Benedict, R (1, 2) OBP: 0.283, SLG: 0.179										3	1	1	0	1	0	0				
Glenn Hubbard, R (1, 4) OBP: 0.431, SLG: 0.441										3	1	1	0	1	0	1				
Zane Smith, L (1, 1) OBP: 0.214, SLG: 0.222										2	1	1	0	0	0	2				
Jim Acker, R (6, 1) OBP: 0.286, SLG: 0.286										0	0	0	0	0	0	0				
Graig Nettles, L (7, PH) OBP: 0.301, SLG: 0.333										2	1	1	1	0	0	1				
Inning Stats	R: 0 E: 0 K: 0 S: 4	H: 1 LOB: 1 BB: 0 P: 4	R: 0 E: 0 K: 0 S: 3	H: 0 LOB: 0 BB: 0 P: 3	R: 0 E: 0 K: 0 S: 3	H: 1 LOB: 0 BB: 0 P: 3	R: 0 E: 0 K: 1 S: 6	H: 1 LOB: 2 BB: 1 P: 10	R: 3 E: 1 K: 0 S: 6	H: 3 LOB: 1 BB: 1 P: 10	R: 0 E: 0 K: 1 S: 5	H: 0 LOB: 0 BB: 0 P: 5	R: 0 E: 1 K: 0 S: 4	H: 0 LOB: 1 BB: 0 P: 4	R: 3 E: 0 K: 0 S: 8	H: 5 LOB: 2 BB: 0 P: 8	1B: 8 2B: 2 3B: 1 HR: 0	SF: 0 SAC: 0 DP: 1 HBP: 0	WP: 0 PB: 0 SB: 0 CS: 0	PA: 41
PITCHER	IP WLS BF H R ER SO BB IBB HBP BLK WP HR S P ERA WHIP																			
Greg Maddux, R (1, 1) ERA: 5.25	5.0 W 22 6 3 3 1 1 0 0 0 1 0 0 20 24 6.75 1.500																			
Dickie Noles, R (6, 1) ERA: 4.45	4.0 S 19 5 3 3 1 1 0 0 0 1 0 0 20 24 6.75 1.500																			

Chicago Cubs @ Atlanta Braves
Atlanta-Fulton County Stadium, Atlanta, GA
Sat May 30 1987, 7:05 PM EDT
Att: 35,394 - Unknown

AB 38
R 6
H 11
RBI 6
BB 3
SO 2
LOB 20



Batter	1	2	3	4	5	6	7	8	9	10	AB	R	H	RBI	BB	SO	LOB	TOP						
Billy Hatcher, R OBP: 0.387, SLG: 0.466 (1.8, 10.7)	SH4-1 SF8 2B	4-0 BB		4-3			4-0 HR BB		0-3 K		3	2	1	0	2	1	0	Houston Astros @ Chicago Cubs Wrigley Field, Chicago, IL Mon Jun 01 1987, 3:33 AM CDT Att: 14,556 - Unknown						
Bill Doran, S OBP: 0.315, SLG: 0.347 (1.4, 9.5)	SH4-1 2-3	0-0 G3		L5			0-3 K		0-0 4-3 1B		4	0	1	0	0	1	4							
Phil Garner, R OBP: 0.277, SLG: 0.366 (9, PH)	SF8						0-3 K		0-0 4-3		2	1	0	1	1	1	1							
Denny Walling, L OBP: 0.340, SLG: 0.422 (9, S)							0-3 K		1-2 4-3		1	0	0	0	0	0	1							
Glenn Davis, R OBP: 0.329, SLG: 0.489 (1.3, 9.5)	FC5-4 BB						4-0 HR IBB		0-0 F7		3	1	1	0	2	0	2							
Kevin Bass, S OBP: 0.338, SLG: 0.457 (1.9, 9.5)	FC5-4 1-2						0-0 FC5-4 1B		0-0 K		5	1	2	4	0	1	2							
Jose Cruz, L OBP: 0.327, SLG: 0.441 (1.7, 10.8)							0-0 F8		0-0 HR		5	1	2	1	0	0	2							
Paul Householder, S OBP: 0.357, SLG: 0.220 (10.8, 8.1)		BB 1B					4-3		0-0 HR		0	0	0	0	0	0	0							
Mark Bailey, S OBP: 0.310, SLG: 0.235 (1.2, 8.1)		BB 1B					5-3		0-0 G3		4	0	1	0	1	1	0							
Dickie Thon, R OBP: 0.326, SLG: 0.263 (1.6, 8.1)		1-2 BB					0-3 K		4-0 BB		4	0	0	0	1	2	4							
Danny Darwin, R OBP: 0.174, SLG: 0.394 (8.1, 8.1)							0-3 K		0-3 K		4	0	0	0	0	3	2							
Julio Solano, R OBP: 0.500, SLG: 0.800 (10, PH)							0-3 K		0-3 K		0	0	0	0	0	0	0							
Larry Andersen, R OBP: 0.500, SLG: 0.500 (10.1, 10.1)							0-3 K		0-3 K		0	0	0	0	0	0	0							
Chuck Jackson, R OBP: 0.500, SLG: 0.500 (10.1, 10.1)							0-3 K		0-3 K		1	0	0	0	0	1	1							
Dave Smith, R OBP: 0.500, SLG: 0.500 (10.1, 10.1)							0-3 K		0-3 K		0	0	0	0	0	0	0							
Inning Stats	R: 1 E: 0 K: 0 S: 4	H: 1 LOB: 1 BB: 1 P: 8	R: 0 E: 0 K: 1 S: 7	H: 2 LOB: 3 BB: 1 P: 11	R: 1 E: 0 K: 1 S: 6	H: 1 LOB: 2 BB: 2 P: 14	R: 0 E: 0 K: 0 S: 3	H: 0 LOB: 0 BB: 0 P: 3	R: 0 E: 0 K: 0 S: 4	H: 1 LOB: 1 BB: 0 P: 4	R: 0 E: 0 K: 2 S: 7	H: 0 LOB: 0 BB: 0 P: 7	R: 3 E: 0 K: 2 S: 8	H: 1 LOB: 0 BB: 2 P: 16	R: 0 E: 0 K: 2 S: 7	H: 0 LOB: 0 BB: 0 P: 7	R: 0 E: 0 K: 1 S: 6	H: 1 LOB: 1 BB: 0 P: 6	R: 1 E: 0 K: 2 S: 8	H: 1 LOB: 1 BB: 1 P: 12	1B: 5 2B: 1 3B: 0 HR: 2	SF: 1 SAC: 1 DP: 0 HBP: 0	WP: 0 PB: 0 SB: 4 CS: 0	PA: 45
PITCHER	IP WLS BF H R ER SO	IP WLS BF H R ER SO	IP WLS BF H R ER SO	IP WLS BF H R ER SO	IP WLS BF H R ER SO	IP WLS BF H R ER SO	IP WLS BF H R ER SO	IP WLS BF H R ER SO	IP WLS BF H R ER SO	IP WLS BF H R ER SO	IP WLS BF H R ER SO	IP WLS BF H R ER SO	IP WLS BF H R ER SO	IP WLS BF H R ER SO	IP WLS BF H R ER SO	IP WLS BF H R ER SO	IP WLS BF H R ER SO	IP WLS BF H R ER SO	IP WLS BF H R ER SO	IP WLS BF H R ER SO	ERA WHIP	ERA WHIP	ERA WHIP	
Jamie Moyer, L ERA: 3.97	7.0	33	6	5	5	6	5	5	0	0	0	0	0	0	0	0	0	0	0	0	0	6.43	1.571	
Drew Hall, L ERA: 3.97	1.0	3	0	0	0	2	0	0	0	0	0	0	0	0	0	0	0	0	0	0	0.00	0.000		
Dickie Noles, R ERA: 4.32	1.0	4	1	0	0	1	0	0	0	0	0	0	0	0	0	0	0	0	0	0	0.00	1.000		
Frank DiPino, L ERA: 2.61	1.0	L	5	1	1	1	2	1	0	0	0	0	0	0	0	0	0	0	0	0	9.00	2.000		
Batter	1	2	3	4	5	6	7	8	9	10	AB	R	H	RBI	BB	SO	LOB	BOTTOM						
Dave Martinez, L OBP: 0.367, SLG: 0.320 (1.8, 9.5)	F7		F7			F8		E9 HR 1B		SH3-4 1B	5	1	2	0	0	0	0	Houston Astros @ Chicago Cubs Wrigley Field, Chicago, IL Mon Jun 01 1987, 3:33 AM CDT Att: 14,556 - Unknown						
Manny Trillo, R OBP: 0.262, SLG: 0.364 (1.3, 9.5)	F5		F7			F7		HR BB		SH3-4 1-2	3	1	0	0	1	0	0							
Andre Dawson, R OBP: 0.329, SLG: 0.582 (1.9, 9.5)	HR		K			F7		HR		K	5	2	2	5	0	2	1							
Jerry Mumphy, S OBP: 0.440, SLG: 0.513 (1.7, 9.5)	1B					6-3		F7 L7		IBB	4	0	1	0	1	0	0							
Jody Davis, R OBP: 0.333, SLG: 0.509 (1.2, 9.5)	F8					F7		K		F2	5	0	1	0	0	1	3							
Shawon Dunston, R OBP: 0.245, SLG: 0.358 (1.6, 9.5)			F4			K		F9		F7 S BB	3	0	0	0	1	1	1							
Keith Moreland, R OBP: 0.246, SLG: 0.286 (1.5, 9.5)						L8		5-3		K	4	0	1	0	0	1	2							
Paul Noce, R OBP: 0.250, SLG: 0.250 (1.4, 9.5)								4-3		F7	4	1	1	0	0	1	2							
Frank DiPino, L OBP: 0.250, SLG: 0.250 (10.1, 10.1)								K		E HR 1B	0	0	0	0	0	0	0							
Jamie Moyer, L ERA: 3.97	7.0	26	5	2	2	4	5	2	0	0	0	0	0	0	0	0	0		0	0	0	2.57	0.714	
Drew Hall, L ERA: 3.97	0.1	4	2	3	3	0	1	0	0	1	3	7	81.00	9.000										
Gary Matthews, R ERA: 5.00	1.2	W	6	0	0	0	2	1	0	0	9	13	0.00	0.600										
Dickie Noles, R ERA: 4.18	1.0	S	5	1	0	0	1	0	1	0	6	10	0.00	1.000										
Dave Smith, R ERA: 2.61	1.0	S	5	1	0	0	1	0	1	0	6	10	0.00	1.000										
Inning Stats	R: 1 E: 0 K: 0 S: 5	H: 2 LOB: 1 BB: 0 P: 5	R: 0 E: 0 K: 1 S: 6	H: 1 LOB: 1 BB: 0 P: 6	R: 0 E: 0 K: 1 S: 5	H: 0 LOB: 0 BB: 0 P: 5	R: 0 E: 0 K: 1 S: 5	H: 0 LOB: 0 BB: 0 P: 5	R: 0 E: 0 K: 0 S: 3	H: 1 LOB: 1 BB: 0 P: 4	R: 4 E: 1 K: 1 S: 8	H: 3 LOB: 0 BB: 1 P: 12	R: 0 E: 0 K: 1 S: 5	H: 0 LOB: 1 BB: 1 P: 9	R: 0 E: 0 K: 1 S: 6	H: 1 LOB: 2 BB: 1 P: 10	1B: 6 2B: 0 3B: 0 HR: 2	SF: 0 SAC: 1 DP: 0 HBP: 0	WP: 0 PB: 0 SB: 1 CS: 0	PA: 41				
PITCHER	IP WLS BF H R ER SO	IP WLS BF H R ER SO	IP WLS BF H R ER SO	IP WLS BF H R ER SO	IP WLS BF H R ER SO	IP WLS BF H R ER SO	IP WLS BF H R ER SO	IP WLS BF H R ER SO	IP WLS BF H R ER SO	IP WLS BF H R ER SO	IP WLS BF H R ER SO	IP WLS BF H R ER SO	IP WLS BF H R ER SO	IP WLS BF H R ER SO	IP WLS BF H R ER SO	IP WLS BF H R ER SO	IP WLS BF H R ER SO	IP WLS BF H R ER SO	IP WLS BF H R ER SO	IP WLS BF H R ER SO	ERA WHIP	ERA WHIP	ERA WHIP	
Danny Darwin, R ERA: 3.84	1.1	27	5	2	2	4	5	2	0	0	3	34	2.57	0.714										
Julio Solano, R ERA: 5.00	0.1	4	2	3	3	0	1	0	0	1	3	7	81.00	9.000										
Larry Andersen, R ERA: 4.18	1.2	W	6	0	0	0	2	1	0	0	9	13	0.00	0.600										
Dave Smith, R ERA: 2.61	1.0	S	5	1	0	0	1	0	1	0	6	10	0.00	1.000										

Batter	1	2	3	4	5	6	7	8	9	AB	R	H	RBI	BB	SO	LOB	TOP												
Billy Hatcher, R OBP: 0.385, SLG: 0.477 (1, 8)	F9		F8		6-3			HR		4	1	1	1	0	0	1	Houston Astros @ Chicago Cubs Wrigley Field, Chicago, IL Tue Jun 02 1987, 3:33 AM CDT Att: 13,891 - Unknown												
Terry Puhl, L OBP: 0.308, SLG: 0.333 (8, 7)										0	0	0	0	0	0	0													
Bill Doran, S OBP: 0.314, SLG: 0.342 Julio Solano, R (8, 1)	2B BB		K		5-3			K		3	1	0	0	1	2	1													
Phil Garner, R OBP: 0.267, SLG: 0.352 (8, 4)	K		K					K		4	0	0	0	0	3	1													
Glenn Davis, R OBP: 0.332, SLG: 0.500 (1, 3)	2H 2B							F9		4	0	2	1	0	0	0													
Kevin Bass, S OBP: 0.332, SLG: 0.448 (1, 9)	K				6-3			F9		4	0	0	0	0	1	2													
Jose Cruz, L OBP: 0.329, SLG: 0.442 Chuck Jackson, R OBP: 0.500, SLG: 0.714 (8, 5)					K					2	0	1	0	0	1	1													
Mark Bailey, S OBP: 0.290, SLG: 0.218 (1, 2)	G4-6-3 1B				F9					2	0	1	0	0	0	0													
Dickie Thon, R OBP: 0.347, SLG: 0.256 (1, 6)										4	0	0	0	0	1	3													
Nolan Ryan, R OBP: 0.105, SLG: 0.222 Aurelio Lopez, R OBP: 0.333, SLG: 0.182 (8, 8)										1	0	0	0	0	1	1													
Inning Stats	R: 1 E: 0 K: 2 S: 8	H: 1 LOB: 1 BB: 1 P: 12	R: 0 E: 0 K: 1 S: 5	H: 1 LOB: 1 BB: 1 P: 9	R: 0 E: 0 K: 2 S: 7	H: 0 LOB: 0 BB: 0 P: 7	R: 0 E: 0 K: 1 S: 6	H: 1 LOB: 1 BB: 0 P: 6	R: 0 E: 0 K: 0 S: 3	H: 0 LOB: 0 BB: 1 P: 7	R: 0 E: 0 K: 0 S: 3	H: 0 LOB: 0 BB: 0 P: 3	R: 0 E: 0 K: 2 S: 7	H: 0 LOB: 0 BB: 0 P: 7	R: 1 E: 0 K: 2 S: 8	H: 1 LOB: 1 BB: 0 P: 8	R: 0 E: 0 K: 0 S: 4	H: 1 LOB: 1 BB: 0 P: 4	1B: 2 2B: 2 3B: 0 HR: 1	SF: 0 SAC: 1 DP: 1 HBP: 0	WP: 0 PB: 0 SB: 1 CS: 0	PA: 34							
PITCHER	IP	WLS	BF	H	R	ER	SO	BB	IBB	HBP	BLK	WP	HR	S	P	ERA	WHIP												
Mike Mason, L ERA: 4.27 Drew Hall, L ERA: 3.0	(1, 1)	7.0	W	26	3	1	1	8	3	0	0	0	0	0	1	12	12	4.50	1.000										

Batter	1	2	3	4	5	6	7	8	9	AB	R	H	RBI	BB	SO	LOB	BOTTOM												
Dave Martinez, L OBP: 0.373, SLG: 0.318 (1, 8)	WP 23 6-3 1B	F7								4	1	1	0	2	0	3	Houston Astros @ Chicago Cubs Wrigley Field, Chicago, IL Tue Jun 02 1987, 3:33 AM CDT Att: 13,891 - Unknown												
23 Ryne Sandberg, R OBP: 0.372, SLG: 0.500 Brian Dayett, R OBP: 0.450, SLG: 0.642 (8, 9)	6-3									5	3	3	1	0	0	4													
Andre Dawson, R OBP: 0.340, SLG: 0.627 Drew Hall, L (8, 1)	1-2 1B									1	0	0	0	0	0	3													
Jerry Mumphrey, S OBP: 0.438, SLG: 0.500 (1, 7)	1-2 K									5	2	4	7	0	1	0													
Jody Davis, R OBP: 0.331, SLG: 0.500 Jim Sundberg, R OBP: 0.350, SLG: 0.303 (7, PH) (8, 2)	2H 1B									0	0	0	0	0	0	0													
Manny Trillo, R OBP: 0.277, SLG: 0.390 (1, 3)	1-3 K									4	1	1	0	1	1	2													
Keith Moreland, R OBP: 0.250, SLG: 0.305 (1, 5)	1-3 K									3	1	0	0	1	1	2													
Shawon Dunston, R OBP: 0.259, SLG: 0.369 (1, 6)	1-3 K									1	0	0	0	0	0	0													
Mike Mason, L Paul Noce, R OBP: 0.400, SLG: 0.400 (8, 4)	1-3 K									4	2	2	0	0	0	1													
Inning Stats	R: 1 E: 1 K: 2 S: 9	H: 2 LOB: 1 BB: 0 P: 9	R: 1 E: 0 K: 1 S: 7	H: 2 LOB: 1 BB: 0 P: 7	R: 4 E: 0 K: 0 S: 7	H: 4 LOB: 3 BB: 3 P: 19	R: 0 E: 0 K: 1 S: 6	H: 1 LOB: 1 BB: 0 P: 6	R: 3 E: 1 K: 0 S: 7	H: 3 LOB: 1 BB: 0 P: 7	R: 2 E: 0 K: 0 S: 5	H: 2 LOB: 0 BB: 0 P: 5	R: 2 E: 0 K: 0 S: 5	H: 2 LOB: 0 BB: 0 P: 5	R: 0 E: 0 K: 0 S: 5	H: 2 LOB: 3 BB: 1 P: 9		1B: 12 2B: 2 3B: 1 HR: 3	SF: 0 SAC: 3 DP: 0 HBP: 0	WP: 1 PB: 0 SB: 3 CS: 0	PA: 47								
PITCHER	IP	WLS	BF	H	R	ER	SO	BB	IBB	HBP	BLK	WP	HR	S	P	ERA	WHIP												
Nolan Ryan, R ERA: 3.27 Aurelio Lopez, R ERA: 3.79 Julio Solano, R ERA: 4.76	(1, 1)	2.0	L	13	10	8	5	1	2	0	0	0	0	0	2	28	36	9.00	2.400										

AB	30
R	2
H	5
RBI	2
BB	3
SO	10
LOB	10

AB	40
R	13
H	18
RBI	13
BB	4
SO	4
LOB	17



Batter	1	2	3	4	5	6	7	8	9	AB	R	H	RBI	BB	SO	LOB	TOP			
Billy Hatcher, R OBP: 0.389, SLG: 0.490 Larry Andersen, R (8, 1)	4-0 HR BB	0-0 L4	0-0	0-0 HR	0-0 1-H 2-H 3-H HR	0-0 P6		1-0 1B HBP		3 0	2 0	1 0	4 0	1 0	0 0	1 0				
Bill Doran, S OBP: 0.320, SLG: 0.362 Phil Garner, R OBP: 0.267, SLG: 0.352 (8, 4)	0-0 1-H HR		0-0 4-3 1B	0-0 F7	0-0 4-3	0-0 4-3		0-0 1-3 1B		5 0	1 0	3 0	2 0	0 0	0 0	0 0				
Denny Walling, L OBP: 0.343, SLG: 0.409 (1, 5)	4-0 1-3 BB		0-0 4-3 1-2	0-0 4-3		4-0 BB		0-0 FC6 1-2		3 0	0 0	0 0	2 0	0 2	0 3					
Glenn Davis, R OBP: 0.333, SLG: 0.508 (1, 3)	0-0 1-2 1-3		0-0 2-3		0-0 1B 2B	0-3 K		0-0 4-3 2B		5 1	2 2	0 0	0 1	0 1	1 3					
Kevin Bass, S OBP: 0.329, SLG: 0.439 (1, 9)	4-0 L1-3 BB		0-3 K		0-0 F7		0-0 F5		0-0 1-3	4 0	0 0	0 1	1 1	1 3						
Jose Cruz, L OBP: 0.326, SLG: 0.430 (1, 7)	0-0 L1-3 1-2			4-0 BB HR BB	0-0 P3		0-3 K		0-0 4-3 2-3	4 1	0 0	0 1	1 1	1 4						
Craig Reynolds, L OBP: 0.339, SLG: 0.367 (1, 6)		0-0 F6		0-3 K	0-0 1B 2-H		0-0 F7		0-0 F7	5 0	1 1	1 0	1 1	0 2						
Mark Bailey, S OBP: 0.303, SLG: 0.224 (1, 2)		0-0 F9		4-0 1-2 HR BB	0-0 1-3 1B			0-0 4-3		3 1	1 1	0 1	0 0	0 0						
Bob Knepper, L OBP: 0.251, SLG: 0.306 Dave Meads, L OBP: 0.260, SLG: 0.333 Paul Houston, R OBP: 0.313, SLG: 0.167 Julio Solano, R (5, 1) Terry Puhl, L OBP: 0.302, SLG: 0.327 Chuck Jackson, R OBP: 0.300, SLG: 0.714 (8, 9)		0-0 1B		4-0 1-2 2-3 HR BB	0-3 K		0-0 3-1			1 0	0 1	0 0	0 0	0 0	0 0	0 0				
Inning Stats	R: 2 E: 0 K: 0 S: 3	H: 1 LOB: 1 BB: 3 P: 15	R: 0 E: 0 K: 0 S: 4	H: 1 LOB: 1 BB: 0 P: 4	R: 0 E: 0 K: 1 S: 6	H: 1 LOB: 1 BB: 0 P: 6	R: 4 E: 0 K: 1 S: 6	H: 1 LOB: 0 BB: 3 P: 18	R: 1 E: 0 K: 1 S: 8	H: 3 LOB: 2 BB: 0 P: 8	R: 0 E: 0 K: 1 S: 5	H: 0 LOB: 0 BB: 0 P: 5	R: 0 E: 0 K: 0 S: 4	H: 1 LOB: 2 BB: 0 P: 5	R: 0 E: 0 K: 0 S: 4	H: 1 LOB: 1 BB: 0 P: 4	1B: 5 2B: 3 3B: 0 HR: 2	SF: 0 SAC: 0 DP: 1 HBP: 1	WP: 0 PA: 43 PB: 0 SB: 0 CS: 0	
PITCHER	IP WLS BF H R ER SO BB IBB HBP BLK WP HR S P ERA WHIP																			
Rick Sutcliffe, R ERA: 3.53 Ed Lynch, R ERA: 4.29 Dickie Noles, R ERA: 4.08	(1, 1) (6, 1) (8, 1)	5.0 W 27	7 7 7 3	7 7 7 3	6 0 0 0	0 0 0 0	0 0 0 0	0 0 10 14	0.00 0.500	0.00 1.000										

Houston Astros @ Chicago Cubs
Wrigley Field, Chicago, IL
Wed Jun 03 1987, 3:33 AM CDT
Att: 19,725 - Unknown

AB	35
R	7
H	9
RBI	7
BB	7
SO	5
LOB	18



Batter	1	2	3	4	5	6	7	8	9	AB	R	H	RBI	BB	SO	LOB	BOTTOM			
Bob Dernier, R OBP: 0.388, SLG: 0.585 (1, 8)	K		0-0	0-0 FC6-4 1B	0-0 F7		0-0 F9			6 1	3 2	0 1	2 2							
23 Ryne Sandberg, R OBP: 0.379, SLG: 0.517 (1, 4)	HR BB		0-0 G6-4-3 1-2	0-0 P5		0-0 2B HR 1B	0-0 HR 1B			5 4	3 3	1 1	0 2							
Andre Dawson, R OBP: 0.341, SLG: 0.636 Paul Noce, R OBP: 0.333, SLG: 0.333 (7, 6)	HR 1B		0-0 HR	0-0 FC6-4 1-2		0-0 F8	0-0 F9			5 2	2 1	0 0	0 2							
Jody Davis, R OBP: 0.350, SLG: 0.509 Jim Sundberg, R OBP: 0.429, SLG: 0.412 (7, PH) (8, 2)	4-0 1-2 HR BB	4-0 2B WP BB	4-0 1B BB		4-0 FC5-4 1B BB	0-0 1-3 HR 2B	0-0 1-H HR			1 1	5 1	1 1	0 2	0 0	0 0	0 0				
Brian Dayett, R OBP: 0.485, SLG: 0.714 (1, 7) (7, 9)	0-0 1-H 2-H 3-H HR	0-0 WP SF8 2B	4-0 1-2 BB		4-0 FC5-4 BB	4-0 HR BB	0-0 E3			3 3	2 2	4 4	3 0	0 0						
Keith Moreland, R OBP: 0.297, SLG: 0.344 (1, 5)	0-0 HR	0-0 SF8	0-0 1-2 1B		0-0 P6	0-0 1-H 2-H 3-H HR	0-3 K			5 2	3 7	0 1	1 3							
Shawon Dunston, R OBP: 0.257, SLG: 0.365 Dave Martinez, L OBP: 0.370, SLG: 0.315 (1, 6) (7, 7)	0-0 L8		0-0 F9		0-0 FC5-4 1B	0-0 1B	0-0 G3			5 1	1 0	0 0	1 0	1 0	1 0	4 0				
Manny Trillo, R OBP: 0.310, SLG: 0.422 (1, 3)	0-0 1B E		0-0 1B		4-0 4-3 1B 2B	0-0 1-2 BB	0-0 F9			5 2	3 0	1 1	0 1							
Rick Sutcliffe, L OBP: 0.294, SLG: 0.214 Gary Matthews, R OBP: 0.429, SLG: 0.421 Ed Lynch, R Dickie Noles, R (8, 1)	0-0 E 23 HR 1B		0-3 K		0-0 4-3	0-0 1-2 1B	0-3 K			3 1	1 0	1 0	0 1	0 1	1 1	1 0				
Inning Stats	R: 9 E: 1 K: 1 S: 12	H: 7 LOB: 0 BB: 2 P: 20	R: 2 E: 0 K: 2 S: 9	H: 2 LOB: 1 BB: 1 P: 13	R: 2 E: 0 K: 0 S: 5	H: 3 LOB: 2 BB: 2 P: 13	R: 1 E: 0 K: 0 S: 5	H: 2 LOB: 1 BB: 0 P: 5	R: 2 E: 0 K: 0 S: 4	H: 1 LOB: 2 BB: 3 P: 16	R: 4 E: 0 K: 1 S: 9	H: 4 LOB: 1 BB: 1 P: 13	R: 2 E: 1 K: 1 S: 8	H: 2 LOB: 1 BB: 0 P: 8	R: 0 E: 0 K: 1 S: 5	H: 0 LOB: 0 BB: 0 P: 5	1B: 12 2B: 3 3B: 0 HR: 6	SF: 1 SAC: 0 DP: 1 HBP: 0	WP: 1 PA: 54 PB: 0 SB: 1 CS: 0	
PITCHER	IP WLS BF H R ER SO BB IBB HBP BLK WP HR S P ERA WHIP																			
Bob Knepper, L ERA: 7.69 Dave Meads, L ERA: 8.29 Julio Solano, R ERA: 7.65 Larry Andersen, R ERA: 4.03	(1, 1) (2, 1) (5, 1) (8, 1)	1.0 3.0 3.0 1.0	L 18 21 3	7 5 7 0	9 5 8 0	1 1 2 0	1 1 21 5	15.00 24.00 0.00	3.333 3.667 0.000											

Houston Astros @ Chicago Cubs
Wrigley Field, Chicago, IL
Wed Jun 03 1987, 3:33 AM CDT
Att: 19,725 - Unknown

AB	44
R	22
H	21
RBI	21
BB	9
SO	6
LOB	18



Batter	1	2	3	4	5	6	7	8	9	AB	R	H	RBI	BB	SO	LOB	TOP																				
Vince Coleman, S OBP: 0.371, SLG: 0.319 (1, 7)	5-3		K						5-3	5	0	2	1	0	1	1	St. Louis Cardinals @ Chicago Cubs Wrigley Field, Chicago, IL Thu Jun 04 1987, 3:33 AM CDT Att: 32,102 - Unknown																				
Ozzie Smith, S OBP: 0.393, SLG: 0.343 (1, 6)	K		6-3		E3		F9			4	0	0	0	0	1	3																					
Terry Pendleton, S OBP: 0.365, SLG: 0.402 (1, 5)	WP HR		P3		G4-6-3					3	1	1	0	1	0	3																					
Jack Clark, R OBP: 0.451, SLG: 0.686 (1, 3)	HR									3	1	2	2	1	1	1																					
Tom Herr, S OBP: 0.403, SLG: 0.398 (1, 4)										3	0	1	0	1	0	2																					
Curt Ford, L OBP: 0.365, SLG: 0.500 Todd Worrell, R (8, 1)										4	0	1	0	0	0	3																					
Tony Peña, R OBP: 0.288, SLG: 0.333 (1, 2)										4	1	0	0	0	0	2																					
John Morris, L OBP: 0.300, SLG: 0.263 (1, 8)										4	0	0	0	0	1	1																					
Danny Cox, R OBP: 0.231, SLG: 0.200 José Oquendo, S OBP: 0.447, SLG: 0.426 (8, 9)										2	0	0	0	0	1	1																					
Inning Stats	R: 2 E: 0 K: 1 S: 7	H: 2 LOB: 1 BB: 1 P: 11	R: 0 E: 0 K: 0 S: 3	H: 0 LOB: 0 BB: 0 P: 3	R: 0 E: 0 K: 1 S: 5	H: 1 LOB: 1 BB: 1 P: 7	R: 0 E: 0 K: 0 S: 4	H: 1 LOB: 2 BB: 0 P: 5	R: 0 E: 0 K: 1 S: 5	H: 2 LOB: 0 BB: 0 P: 3	R: 1 E: 1 K: 1 S: 7	H: 1 LOB: 1 BB: 0 P: 7	R: 0 E: 0 K: 1 S: 5	H: 0 LOB: 1 BB: 1 P: 9	R: 0 E: 0 K: 1 S: 6	H: 1 LOB: 1 BB: 0 P: 6	1B: 7 2B: 0 3B: 0 HR: 1	SF: 0 SAC: 0 DP: 3 HBP: 1	WP: 1 PB: 1 SB: 1 CS: 1	PA: 37																	
PITCHER	IP	WLS	BF	H	R	ER	SO	BB	IBB	HBP	BLK	WP	HR	S	P	ERA	WHIP	PITCHER	IP	WLS	BF	H	R	ER	SO	BB	IBB	HBP	BLK	WP	HR	S	P	ERA	WHIP		
Greg Maddux, R ERA: 4.88 Frank DiPino, L ERA: 2.49	(1, 1)	8.0	L	33	7	3	2	4	3	0	1	1	1	37	50	2.25	1.250																				

Batter	1	2	3	4	5	6	7	8	9	AB	R	H	RBI	BB	SO	LOB	BOTTOM																				
Dave Martinez, L OBP: 0.380, SLG: 0.333 (1, 8)			K							2	0	1	0	2	1	1	St. Louis Cardinals @ Chicago Cubs Wrigley Field, Chicago, IL Thu Jun 04 1987, 3:33 AM CDT Att: 32,102 - Unknown																				
23 Ryne Sandberg, R OBP: 0.373, SLG: 0.507 (1, 4)			G4-6-3		L7-4					4	0	0	0	0	5																						
Andre Dawson, R OBP: 0.335, SLG: 0.624 (1, 9)										4	0	0	0	0	3	1																					
Jerry Mumphy, S OBP: 0.430, SLG: 0.489 (1, 7)										4	0	1	0	0	1	0																					
Jody Davis, R OBP: 0.342, SLG: 0.497 (1, 2)										4	0	0	0	0	2	2																					
Manny Trillo, R OBP: 0.320, SLG: 0.426 (1, 3)										4	1	2	0	0	0	1																					
Keith Moreland, R OBP: 0.257, SLG: 0.342 (1, 5)										4	0	1	0	0	1	3																					
Shawon Dunston, R OBP: 0.263, SLG: 0.366 (1, 6)										2	0	1	1	1	0	0																					
Greg Maddux, R OBP: 0.118, SLG: 0.118 Gary Matthews, R OBP: 0.409, SLG: 0.400 Frank DiPino, L (8, 9)										1	0	1	0	0	0	0																					
Inning Stats	R: 0 E: 0 K: 1 S: 4	H: 0 LOB: 0 BB: 1 P: 8	R: 1 E: 0 K: 1 S: 7	H: 3 LOB: 2 BB: 0 P: 7	R: 0 E: 0 K: 1 S: 5	H: 1 LOB: 0 BB: 0 P: 5	R: 0 E: 0 K: 1 S: 7	H: 1 LOB: 2 BB: 0 P: 7	R: 0 E: 0 K: 0 S: 2	H: 0 LOB: 1 BB: 2 P: 10	R: 0 E: 0 K: 1 S: 5	H: 0 LOB: 0 BB: 0 P: 5	R: 0 E: 0 K: 0 S: 3	H: 0 LOB: 0 BB: 0 P: 3	R: 0 E: 0 K: 1 S: 6	H: 1 LOB: 1 BB: 0 P: 6	R: 0 E: 0 K: 2 S: 8	H: 1 LOB: 1 BB: 0 P: 8	1B: 6 2B: 1 3B: 1 HR: 0	SF: 0 SAC: 1 DP: 3 HBP: 0	WP: 0 PB: 0 SB: 0 CS: 0	PA: 34															
PITCHER	IP	WLS	BF	H	R	ER	SO	BB	IBB	HBP	BLK	WP	HR	S	P	ERA	WHIP	PITCHER	IP	WLS	BF	H	R	ER	SO	BB	IBB	HBP	BLK	WP	HR	S	P	ERA	WHIP		
Danny Cox, R ERA: 3.97 Todd Worrell, R ERA: 5.24	(1, 1)	7.1	W	28	6	1	1	5	3	0	0	0	0	3	0	0	0																				

AB 33
R 3
H 8
RBI 3
BB 3
SO 5
LOB 17




AB 30
R 1
H 7
RBI 1
BB 3
SO 8
LOB 13




Batter	1	2	3	4	5	6	7	8	9	AB	R	H	RBI	BB	SO	LOB	TOP					
Vince Coleman, S (1, 7) OBP: 0.372, SLG: 0.317	0-3 K	4-0 1B BB		0-0 F7			0-0 L6		0-0 1B	4	0	1	0	1	1	1	St. Louis Cardinals @ Chicago Cubs Wrigley Field, Chicago, IL Sat Jun 06 1987, 3:33 AM CDT Att: 39,008 - Unknown					
Ozzie Smith, S (1, 6) OBP: 0.388, SLG: 0.346	0-0 F8	0-0 1B		0-0 FC6-4			0-0 P6		0-0 P5	5	0	1	2	0	0	3						
Tom Herr, S (1, 4) John Morris, L (4, 8) OBP: 0.404, SLG: 0.395 OBP: 0.333, SLG: 0.308	0-0 L4	6-3			0-0 F2				0-0 F8	2	0	0	0	0	0	2						
Jack Clark, R (1, 3) OBP: 0.446, SLG: 0.667		4-0 FC1-6 BB	0-3 K		0-3 K				0-0 F3	3	0	0	0	1	2	0						
Tony Peña, R (1, 2) OBP: 0.294, SLG: 0.365		0-0 FC1-6 HR	0-0 E 1B B1-3-2 1B		0-0 4-3				0-3 K	4	1	1	0	0	1	1						
Terry Pendleton, S (1, 5) OBP: 0.386, SLG: 0.423		0-0 HR	0-0 E 1B		0-0 1-3				0-0 1B 2B	4	2	3	2	0	0	0						
Tito Landrum, R (1, 8) OBP: 0.317, SLG: 0.206		0-3 K	0-0 B1-3-2		0-0 6-3				0-3 K	3	0	0	0	0	1	2						
Rod Booker, L (9, PH) OBP: 0.448, SLG: 0.480			1-2 2-H							1	0	0	0	0	1	1						
José Oquendo, S (1, 9) OBP: 0.441, SLG: 0.412		4-0 WP 1B BB		0-0 5-3			0-0 5-3		0-0 F8	3	1	0	0	1	0	1						
Bob Forsch, R (1, 1) OBP: 0.423, SLG: 0.680		0-0 WP 1B		4-0 FC6-4 BB			0-0 G3		0-0 1B	1	1	1	0	1	0	0						
Steve Lake, R (7, PH) OBP: 0.313, SLG: 0.391									2-H 1B	1	0	0	0	0	0	0						
Bill Dawley, R (7, 1) OBP: 0.500, SLG: 0.400										1	0	0	0	0	0	0						
Willie McGee, S (9, PH) OBP: 0.289, SLG: 0.385		1-2 1B								1	0	1	1	0	0	0						
Inning Stats	R: 0 E: 0 K: 1 S: 5	H: 0 LOB: 0 BB: 0 P: 5	R: 4 E: 0 K: 1 S: 8	H: 3 LOB: 2 BB: 3 P: 20	R: 0 E: 1 K: 1 S: 6	H: 2 LOB: 1 BB: 0 P: 6	R: 0 E: 0 K: 0 S: 3	H: 0 LOB: 1 BB: 1 P: 7	R: 0 E: 0 K: 1 S: 5	H: 0 LOB: 0 BB: 0 P: 5	R: 0 E: 0 K: 0 S: 3	H: 0 LOB: 0 BB: 0 P: 3	R: 0 E: 0 K: 0 S: 3	H: 0 LOB: 0 BB: 0 P: 3	R: 0 E: 0 K: 1 S: 5	H: 0 LOB: 0 BB: 0 P: 5	R: 1 E: 0 K: 1 S: 8	H: 3 LOB: 2 BB: 0 P: 8	1B: 6 2B: 2 3B: 0 HR: 1	SF: 0 SAC: 0 DP: 1 HBP: 0	WP: 1 PB: 0 SB: 0 CS: 0	PA: 38
PITCHER	IP WLS BF H R ER SO BB IBB HBP BLK WP HR S P ERA WHIP																					
Jamie Moyer, L (1, 1) ERA: 4.09	7.0 W 29 5 4 4 4 4 4 0 0 0 0 1 1 33 49 5.14 1.286																					
Lee Smith, R (8, 1) ERA: 2.08	2.0 S 9 3 1 1 2 0 0 0 0 0 0 0 13 13 4.50 1.500																					

AB	34
R	5
H	8
RBI	5
BB	4
SO	6
LOB	11



Batter	1	2	3	4	5	6	7	8	9	AB	R	H	RBI	BB	SO	LOB	BOTTOM				
Dave Martinez, L (1, 8) OBP: 0.370, SLG: 0.324	0-0 4-3	0-0 6-3		0-0 1-3			0-0 F7			4	0	0	0	0	0	1	St. Louis Cardinals @ Chicago Cubs Wrigley Field, Chicago, IL Sat Jun 06 1987, 3:33 AM CDT Att: 39,008 - Unknown				
23 Ryne Sandberg, R (1, 4) OBP: 0.373, SLG: 0.505	0-0 1B 2B 1B		0-0 P3		0-0 FC2-4 2B		0-0 F8			4	2	2	0	0	0	0					
Andre Dawson, R (1, 9) OBP: 0.332, SLG: 0.610	0-0 1-2 2B 1B		0-0 CS 1B		0-0 6-3		0-3 K			4	1	2	0	0	1	1					
Jerry Mumphrey, S (1, 7) Lee Smith, R (8, 1) OBP: 0.433, SLG: 0.495 ERA: 2.08	0-0 PB SF9 2B		0-3 K		4-0 FC2-4 IBB		0-0 1-3			3	1	1	2	1	1	1					
Jody Davis, R (1, 2) OBP: 0.344, SLG: 0.494	4-0 2-3 BB			0-0 5-3		0-0 FC2-4 2B			0-0 F8	3	0	0	0	1	0	2					
Keith Moreland, R (1, 5) Paul Noce, R (9, 5) OBP: 0.297, SLG: 0.360 OBP: 0.333, SLG: 0.333	0-0 SF9			0-0 HR		0-0 1-3 2B		0-3 K		3	1	2	3	0	1	0					
Shawon Dunston, R (1, 6) OBP: 0.299, SLG: 0.364	0-0 F7			0-0 1B SF7 2B		0-0 F8		0-3 K		4	1	1	0	0	1	3					
Manny Trillo, R (1, 3) OBP: 0.309, SLG: 0.405		0-3 K2-3		0-0 SF7 1B		0-0 F8				3	0	1	0	0	1	0					
Jamie Moyer, L (1, 1) Brian Dayett, R (8, 7) OBP: 0.200, SLG: 0.136 OBP: 0.486, SLG: 0.690		0-0 6-3		0-0 SF7		0-3 K				2	0	0	1	0	1	0					
Inning Stats	R: 3 E: 0 K: 0 S: 6	H: 3 LOB: 1 BB: 1 P: 10	R: 0 E: 0 K: 1 S: 5	H: 0 LOB: 0 BB: 0 P: 5	R: 0 E: 0 K: 1 S: 5	H: 1 LOB: 1 BB: 0 P: 5	R: 2 E: 0 K: 0 S: 6	H: 3 LOB: 1 BB: 0 P: 6	R: 1 E: 0 K: 0 S: 5	H: 2 LOB: 2 BB: 1 P: 9	R: 0 E: 0 K: 1 S: 5	H: 0 LOB: 0 BB: 0 P: 5	R: 0 E: 0 K: 1 S: 5	H: 0 LOB: 0 BB: 0 P: 5	R: 0 E: 0 K: 2 S: 7	H: 0 LOB: 0 BB: 0 P: 7		1B: 4 2B: 5 3B: 0 HR: 1	SF: 2 SAC: 0 DP: 1 HBP: 0	WP: 0 PB: 1 SB: 0 CS: 1	PA: 34
PITCHER	IP WLS BF H R ER SO BB IBB HBP BLK WP HR S P ERA WHIP																				
Bob Forsch, R (1, 1) ERA: 5.63	6.0 L 28 9 6 5 3 1 0 0 0 0 0 0 12 12 0.00 0.000																				
Bill Dawley, R (7, 1) ERA: 4.5	2.0 6 0 0 0 3 0 0 0 0 0 0 0 12 12 0.00 0.000																				



Batter	1	2	3	4	5	6	7	8	9	AB	R	H	RBI	BB	SO	LOB	TOP							
Vince Coleman, S OBP: 0.377, SLG: 0.324 (1, 7)										5	3	3	0	0	0	1								
Ozzie Smith, S OBP: 0.396, SLG: 0.363 (1, 6)										5	3	3	4	1	0	2								
Tom Herr, S OBP: 0.414, SLG: 0.402 (1, 4)										3	0	1	2	3	1	3								
Jack Clark, R OBP: 0.457, SLG: 0.670 (1, 3)										2	2	1	2	4	0	1								
Willie McGee, S OBP: 0.297, SLG: 0.410 (1, 8)										4	2	3	4	0	1	2								
Terry Pendleton, S OBP: 0.394, SLG: 0.415 (1, 5)										4	0	0	0	1	1	5								
Tony Peña, R OBP: 0.288, SLG: 0.343 (1, 2)										4	0	0	0	1	0	4								
José Oquendo, S OBP: 0.439, SLG: 0.410 Todd Worrell, R (8, 1)										3	1	1	1	1	0	0								
Lee Tunnell, R OBP: 0.500, SLG: 0.500 Bill Dawley, R OBP: 0.429, SLG: 0.333 Ken Dayley, L (6, 1) Tito Landrum, R OBP: 0.333, SLG: 0.229 (8, 9)										1	1	1	0	0	0	0								
Inning Stats	R: 2 E: 0 K: 1 S: 6	H: 1 LOB: 2 BB: 3 P: 18	R: 1 E: 0 K: 0 S: 5	H: 3 LOB: 1 BB: 0 P: 5	R: 2 E: 0 K: 0 S: 3	H: 1 LOB: 0 BB: 2 P: 11	R: 4 E: 0 K: 1 S: 10	H: 5 LOB: 1 BB: 0 P: 10	R: 2 E: 1 K: 0 S: 4	H: 1 LOB: 1 BB: 1 P: 8	R: 1 E: 0 K: 0 S: 4	H: 1 LOB: 2 BB: 2 P: 12	R: 0 E: 0 K: 0 S: 3	H: 0 LOB: 0 BB: 0 P: 3	R: 0 E: 0 K: 0 S: 3	H: 0 LOB: 0 BB: 0 P: 3	R: 1 E: 0 K: 0 S: 4	H: 2 LOB: 1 BB: 1 P: 8	1B: 10 2B: 2 3B: 1 HR: 1	SF: 2 SAC: 3 DP: 2 HBP: 0	WP: 0 PB: 0 SB: 0 CS: 0	PA: 49		
PITCHER	IP WLS BF H R ER SO BB IBB HBP BLK WP HR S P ERA WHIP	IP WLS BF H R ER SO BB IBB HBP BLK WP HR S P ERA WHIP	IP WLS BF H R ER SO BB IBB HBP BLK WP HR S P ERA WHIP	IP WLS BF H R ER SO BB IBB HBP BLK WP HR S P ERA WHIP	IP WLS BF H R ER SO BB IBB HBP BLK WP HR S P ERA WHIP	IP WLS BF H R ER SO BB IBB HBP BLK WP HR S P ERA WHIP	IP WLS BF H R ER SO BB IBB HBP BLK WP HR S P ERA WHIP	IP WLS BF H R ER SO BB IBB HBP BLK WP HR S P ERA WHIP	IP WLS BF H R ER SO BB IBB HBP BLK WP HR S P ERA WHIP	IP WLS BF H R ER SO BB IBB HBP BLK WP HR S P ERA WHIP	IP WLS BF H R ER SO BB IBB HBP BLK WP HR S P ERA WHIP	IP WLS BF H R ER SO BB IBB HBP BLK WP HR S P ERA WHIP	IP WLS BF H R ER SO BB IBB HBP BLK WP HR S P ERA WHIP	IP WLS BF H R ER SO BB IBB HBP BLK WP HR S P ERA WHIP	IP WLS BF H R ER SO BB IBB HBP BLK WP HR S P ERA WHIP	IP WLS BF H R ER SO BB IBB HBP BLK WP HR S P ERA WHIP	IP WLS BF H R ER SO BB IBB HBP BLK WP HR S P ERA WHIP	IP WLS BF H R ER SO BB IBB HBP BLK WP HR S P ERA WHIP	IP WLS BF H R ER SO BB IBB HBP BLK WP HR S P ERA WHIP	IP WLS BF H R ER SO BB IBB HBP BLK WP HR S P ERA WHIP	IP WLS BF H R ER SO BB IBB HBP BLK WP HR S P ERA WHIP	IP WLS BF H R ER SO BB IBB HBP BLK WP HR S P ERA WHIP	IP WLS BF H R ER SO BB IBB HBP BLK WP HR S P ERA WHIP	IP WLS BF H R ER SO BB IBB HBP BLK WP HR S P ERA WHIP

St. Louis Cardinals @ Chicago Cubs
Wrigley Field, Chicago, IL
Sun Jun 07 1987, 3:33 AM CDT
Att: 38,388 - Unknown

AB 33
R 13
H 14
RBI 13
BB 11
SO 3
LOB 20



Batter	1	2	3	4	5	6	7	8	9	AB	R	H	RBI	BB	SO	LOB	BOTTOM								
Dave Martinez, L OBP: 0.373, SLG: 0.324 Bob Demier, R OBP: 0.384, SLG: 0.551 (7, PH) (8, 8)										3	1	1	1	1	1	0									
23 Ryne Sandberg, R OBP: 0.373, SLG: 0.514 (1, 4)										4	1	1	1	1	1	4									
Andre Dawson, R OBP: 0.333, SLG: 0.619 (1, 9)										5	1	2	3	0	1	1									
Jerry Mumphrey, S OBP: 0.422, SLG: 0.479 (1, 7)										5	0	1	0	0	0	3									
Jody Davis, R OBP: 0.355, SLG: 0.497 (1, 2)										3	2	2	0	1	0	1									
Keith Moreland, R OBP: 0.289, SLG: 0.385 (1, 5)										5	1	4	3	0	0	1									
Shawon Dunston, R OBP: 0.265, SLG: 0.368 Brian Daylett, R OBP: 0.493, SLG: 0.695 Frank DiPino, L (7, 1) Leon Durham, L OBP: 0.374, SLG: 0.550 (9, PH)										3	1	2	0	0	0	2									
Manny Trillo, R OBP: 0.302, SLG: 0.392 (1, 3)										5	1	1	0	0	0	5									
Mike Mason, L Ed Lynch, R Gary Matthews, R Drew Hall, L Paul Noce, R OBP: 0.375, SLG: 0.286 (7, 6)										0	0	0	0	0	0	0									
Inning Stats	R: 0 E: 0 K: 0 S: 3	H: 0 LOB: 0 BB: 0 P: 3	R: 0 E: 0 K: 0 S: 5	H: 3 LOB: 0 BB: 0 P: 5	R: 0 E: 0 K: 0 S: 4	H: 2 LOB: 2 BB: 1 P: 8	R: 7 E: 0 K: 1 S: 13	H: 8 LOB: 0 BB: 0 P: 14	R: 0 E: 0 K: 2 S: 7	H: 0 LOB: 0 BB: 0 P: 7	R: 2 E: 0 K: 1 S: 8	H: 3 LOB: 1 BB: 1 P: 12	R: 0 E: 0 K: 0 S: 3	H: 0 LOB: 1 BB: 1 P: 7	R: 0 E: 0 K: 0 S: 3	H: 1 LOB: 0 BB: 0 P: 3	R: 0 E: 0 K: 1 S: 5	H: 0 LOB: 1 BB: 1 P: 9	1B: 14 2B: 0 3B: 0 HR: 3	SF: 0 SAC: 0 DP: 3 HBP: 1	WP: 2 PB: 0 SB: 0 CS: 0	PA: 46			
PITCHER	IP WLS BF H R ER SO BB IBB HBP BLK WP HR S P ERA WHIP	IP WLS BF H R ER SO BB IBB HBP BLK WP HR S P ERA WHIP	IP WLS BF H R ER SO BB IBB HBP BLK WP HR S P ERA WHIP	IP WLS BF H R ER SO BB IBB HBP BLK WP HR S P ERA WHIP	IP WLS BF H R ER SO BB IBB HBP BLK WP HR S P ERA WHIP	IP WLS BF H R ER SO BB IBB HBP BLK WP HR S P ERA WHIP	IP WLS BF H R ER SO BB IBB HBP BLK WP HR S P ERA WHIP	IP WLS BF H R ER SO BB IBB HBP BLK WP HR S P ERA WHIP	IP WLS BF H R ER SO BB IBB HBP BLK WP HR S P ERA WHIP	IP WLS BF H R ER SO BB IBB HBP BLK WP HR S P ERA WHIP	IP WLS BF H R ER SO BB IBB HBP BLK WP HR S P ERA WHIP	IP WLS BF H R ER SO BB IBB HBP BLK WP HR S P ERA WHIP	IP WLS BF H R ER SO BB IBB HBP BLK WP HR S P ERA WHIP	IP WLS BF H R ER SO BB IBB HBP BLK WP HR S P ERA WHIP	IP WLS BF H R ER SO BB IBB HBP BLK WP HR S P ERA WHIP	IP WLS BF H R ER SO BB IBB HBP BLK WP HR S P ERA WHIP	IP WLS BF H R ER SO BB IBB HBP BLK WP HR S P ERA WHIP	IP WLS BF H R ER SO BB IBB HBP BLK WP HR S P ERA WHIP	IP WLS BF H R ER SO BB IBB HBP BLK WP HR S P ERA WHIP	IP WLS BF H R ER SO BB IBB HBP BLK WP HR S P ERA WHIP	IP WLS BF H R ER SO BB IBB HBP BLK WP HR S P ERA WHIP	IP WLS BF H R ER SO BB IBB HBP BLK WP HR S P ERA WHIP	IP WLS BF H R ER SO BB IBB HBP BLK WP HR S P ERA WHIP	IP WLS BF H R ER SO BB IBB HBP BLK WP HR S P ERA WHIP	IP WLS BF H R ER SO BB IBB HBP BLK WP HR S P ERA WHIP

St. Louis Cardinals @ Chicago Cubs
Wrigley Field, Chicago, IL
Sun Jun 07 1987, 3:33 AM CDT
Att: 38,388 - Unknown

AB 41
R 9
H 17
RBI 9
BB 4
SO 5
LOB 18



Batter	1	2	3	4	5	6	7	8	9	AB	R	H	RBI	BB	SO	LOB	TOP										
Lenny Dykstra, L OBP: 0.382, SLG: 0.544 Doug Sisk, R (8, 1)	K		F9			B1		F8		4	0	0	0	0	1	2											
Wally Backman, S OBP: 0.299, SLG: 0.288 Tim Teufel, R (1, PR) (1, 4)	F		5-3			K		K		1	0	1	0	0	0	0											
Keith Hernandez, L OBP: 0.384, SLG: 0.441 Dave Magadan, L OBP: 0.369, SLG: 0.452	E4		G1-6-3			K2-3		K		4	0	0	0	0	3	2											
Darryl Strawberry, L OBP: 0.398, SLG: 0.615	G1-6-3		1-2			1-3		4-3		4	0	0	0	0	0	2											
Kevin McReynolds, R OBP: 0.311, SLG: 0.455	K		F9			6-3		BB		4	1	1	0	0	1	0											
Howard Johnson, S OBP: 0.338, SLG: 0.434	CS		1B			HR		2B		2	1	2	1	2	0	0											
Barry Lyons, R OBP: 0.283, SLG: 0.395	F4		1-2			K		PO		4	0	2	1	0	1	1											
Rafael Santana, R OBP: 0.315, SLG: 0.351 Lee Mazzilli, S OBP: 0.412, SLG: 0.628 Bill Almon, R OBP: 0.206, SLG: 0.212	SH3-4		1B			F7		G3		2	0	1	0	0	0	0											
Ron Darling, R OBP: 0.174, SLG: 0.273 Mookie Wilson, S OBP: 0.370, SLG: 0.537	SH3-4		1-2			4-3		2B		1	0	0	0	0	0	0											
Inning Stats	R: 0 E: 1 K: 1 S: 6	H: 1 LOB: 2 BB: 0 P: 6	R: 0 E: 0 K: 1 S: 5	H: 1 LOB: 0 BB: 0 P: 5	R: 0 E: 0 K: 0 S: 4	H: 1 LOB: 1 BB: 0 P: 4	R: 0 E: 0 K: 1 S: 5	H: 0 LOB: 0 BB: 0 P: 5	R: 1 E: 0 K: 1 S: 6	H: 1 LOB: 0 BB: 0 P: 6	R: 0 E: 0 K: 2 S: 7	H: 0 LOB: 0 BB: 0 P: 7	R: 0 E: 0 K: 0 S: 4	H: 1 LOB: 2 BB: 1 P: 8	R: 0 E: 0 K: 2 S: 8	H: 1 LOB: 1 BB: 1 P: 8	R: 1 E: 0 K: 0 S: 4	H: 2 LOB: 1 BB: 1 P: 8	1B: 5 2B: 2 3B: 0 HR: 1	SF: 0 SAC: 1 DP: 1 HBP: 0	WP: 1 PB: 0 SB: 0 CS: 1	PA: 36					
PITCHER	IP	WLS	BF	H	R	ER	SO	BB	IBB	HBP	BLK	WP	HR	S	P	ERA	WHIP										
Rick Sutcliffe, R ERA: 3.36 Lee Smith, R ERA: 2.19	6.2		25	5	1	1	6	1	0	0	0	0	1	36	40	1.35	0.900										
	2.1	W	10	3	1	1	2	1	0	0	0	1	0	13	17	3.86	1.714										

New York Mets @ Chicago Cubs
Wrigley Field, Chicago, IL
Mon Jun 08 1987, 3:33 AM CDT
Att: 28,063 - Unknown

AB 32
R 2
H 8
RBI 2
BB 2
SO 8
LOB 13



Batter	1	2	3	4	5	6	7	8	9	AB	R	H	RBI	BB	SO	LOB	BOTTOM										
23 Ryne Sandberg, R OBP: 0.372, SLG: 0.507	K		FC3-6			K		F9		3	0	0	0	1	2	0											
Jerry Mumphrey, S OBP: 0.416, SLG: 0.470 Brian Dayett, R OBP: 0.493, SLG: 0.695	PB		FC3-6			F7		4-3		4	1	1	0	0	0	1											
Andre Dawson, R OBP: 0.340, SLG: 0.624	1B		2B			G3		G3		3	0	2	1	1	0	0											
Leon Durham, L OBP: 0.371, SLG: 0.543	BB		1H			1B		4-3		4	0	1	0	0	1	4											
Jody Davis, R OBP: 0.348, SLG: 0.486	F9		2-3			4-3		1B		4	0	0	0	0	0	4											
Keith Moreland, R OBP: 0.270, SLG: 0.398 Lee Smith, R (7, 1) Gary Matthews, R OBP: 0.400, SLG: 0.391	HR		6-3			F9		K		3	1	1	1	0	0	0											
Shawon Dunston, R OBP: 0.260, SLG: 0.361	K		K			4-3		1-5-3		4	0	0	0	0	2	0											
Dave Martinez, L OBP: 0.376, SLG: 0.324	5-3		BB			4-3		HR		3	1	1	0	1	0	0											
Rick Sutcliffe, L OBP: 0.278, SLG: 0.200 Manny Trillo, R OBP: 0.307, SLG: 0.432	K		F7			K		HR		2	0	0	0	0	1	1											
Inning Stats	R: 0 E: 0 K: 1 S: 6	H: 1 LOB: 2 BB: 1 P: 10	R: 1 E: 0 K: 2 S: 8	H: 1 LOB: 0 BB: 0 P: 8	R: 1 E: 0 K: 1 S: 6	H: 1 LOB: 1 BB: 1 P: 10	R: 0 E: 0 K: 1 S: 5	H: 0 LOB: 1 BB: 1 P: 9	R: 0 E: 0 K: 1 S: 6	H: 1 LOB: 1 BB: 0 P: 6	R: 0 E: 0 K: 0 S: 3	H: 0 LOB: 0 BB: 0 P: 3	R: 0 E: 0 K: 1 S: 5	H: 0 LOB: 0 BB: 0 P: 5	R: 0 E: 0 K: 0 S: 4	H: 1 LOB: 1 BB: 0 P: 4	R: 2 E: 0 K: 1 S: 6	H: 2 LOB: 0 BB: 0 P: 6	1B: 4 2B: 1 3B: 0 HR: 2	SF: 0 SAC: 0 DP: 0 HBP: 0	WP: 1 PB: 1 SB: 0 CS: 0	PA: 36					
PITCHER	IP	WLS	BF	H	R	ER	SO	BB	IBB	HBP	BLK	WP	HR	S	P	ERA	WHIP										
Ron Darling, R ERA: 5.31 Doug Sisk, R ERA: 3.54	7.0		28	4	2	2	7	3	0	0	0	0	1	39	51	2.57	1.000										
	1.2	L	8	3	2	2	1	0	0	0	0	0	1	10	10	10.80	1.800										

New York Mets @ Chicago Cubs
Wrigley Field, Chicago, IL
Mon Jun 08 1987, 3:33 AM CDT
Att: 28,063 - Unknown

AB 33
R 4
H 7
RBI 4
BB 3
SO 8
LOB 10



Batter	1	2	3	4	5	6	7	8	9	AB	R	H	RBI	BB	SO	LOB	TOP										
Lenny Dykstra, L OBP: 0.382, SLG: 0.539 (1, 8)	0-0 6-3		0-3 K		0-0 G4-6-3 1B		0-0 4-3		0-0 1B	5	0	2	0	0	1	1	New York Mets @ Chicago Cubs Wrigley Field, Chicago, IL Tue Jun 09 1987, 3:33 AM CDT Att: 31,252 - Unknown										
Tim Lincecum, R OBP: 0.422, SLG: 0.517 Darryl Strawberry, L OBP: 0.396, SLG: 0.612 (1, 4) (9, PH)	0-3 K		0-0 PB 1B		0-0 G4-6-3 1-2		0-0 2H HR		0-3 K	4	1	2	2	0	1	2											
Keith Hernandez, L OBP: 0.378, SLG: 0.432 Randy Myers, L OBP: 0.500, SLG: 0.500 Roger McDowell, R OBP: 0.500, SLG: 0.667 (1, 3) (7, 1) (8, 1)	0-0 3-1		0-0 G3		0-0 E3 2B		0-0 G3			4	0	0	0	0	0	1											
Kevin McReynolds, R OBP: 0.305, SLG: 0.446 (1, 7)		0-0 B1-3		0-0 F9		0-0 F9		0-0 F9		4	0	0	0	0	0	1											
Lee Mazzilli, S OBP: 0.418, SLG: 0.609 (1, 9) (7, 3)		4-0 HR BB		0-0 1B 1B		0-0 F9		0-0 4-1		3	1	1	0	1	0	1											
Howard Johnson, S OBP: 0.341, SLG: 0.458 (1, 5)		0-0 HR		0-0 L5		0-0 2B		0-0 F9		4	1	2	2	0	0	1											
Barry Lyons, R OBP: 0.280, SLG: 0.383 (1, 2)		0-0 1-4-3		0-0 1B		0-0 6-3			0-0 F8	4	0	1	0	0	0	2											
Rafael Santana, R OBP: 0.315, SLG: 0.346 Dave Magadan, L OBP: 0.365, SLG: 0.446 (1, 6) (9, PH)		0-0 6-3		0-0 1B BB		0-0 F8		0-0 F7		2	0	0	0	1	0	0											
Terry Leach, R (1, 1)			0-0 4-3		0-3 K		4-0 HR BB		0-0 HR	1	2	1	1	1	0	0											
Mookie Wilson, S OBP: 0.378, SLG: 0.563 (7, PH) (7, 9)										1	2	1	1	1	0	0											
Inning Stats	R: 0 E: 0 K: 1 S: 5	H: 0 LOB: 0 BB: 0 P: 5	R: 2 E: 0 K: 0 S: 4	H: 1 LOB: 0 BB: 1 P: 8	R: 0 E: 0 K: 1 S: 6	H: 1 LOB: 1 BB: 0 P: 6	R: 0 E: 0 K: 0 S: 4	H: 2 LOB: 2 BB: 0 P: 4	R: 0 E: 0 K: 1 S: 5	H: 1 LOB: 1 BB: 1 P: 9	R: 0 E: 1 K: 0 S: 5	H: 1 LOB: 2 BB: 0 P: 5	R: 2 E: 0 K: 0 S: 4	H: 1 LOB: 0 BB: 1 P: 8	R: 0 E: 0 K: 0 S: 3	H: 0 LOB: 0 BB: 0 P: 3	R: 1 E: 0 K: 1 S: 7	H: 2 LOB: 1 BB: 0 P: 7	1B: 5 2B: 1 3B: 0 HR: 3	SF: 0 SAC: 0 DP: 1 HBP: 0	WP: 0 PB: 1 SB: 0 CS: 0	PA: 38					
PITCHER	IP	WLS	BF	H	R	ER	SO	BB	IBB	HBP	BLK	WP	HR	S	P	ERA	WHIP	PITCHER									
Greg Maddux, R ERA: 4.91 (1, 1)	7.0		30	7	4	4	3	3	0	0	0	0	2	33	45	5.14	1.429										
Dickie Noles, R ERA: 3.93 (8, 1)	1.0	W	3	0	0	0	0	0	0	0	0	0	0	3	3	0.00	0.000										
Lee Smith, R ERA: 2.37 (9, 1)	1.0	S	5	2	1	1	1	0	0	0	0	0	1	7	7	9.00	2.000										

AB	35
R	5
H	9
RBI	5
BB	3
SO	4
LOB	11



Batter	1	2	3	4	5	6	7	8	9	AB	R	H	RBI	BB	SO	LOB	BOTTOM										
23 Ryne Sandberg, R OBP: 0.372, SLG: 0.504 (1, 4)	0-0 G3 E 1B	0-0 4-3		0-0 E4 E S 3H		0-0 P4		0-0 2H 3H 1B		5	1	2	2	0	0	3	New York Mets @ Chicago Cubs Wrigley Field, Chicago, IL Tue Jun 09 1987, 3:33 AM CDT Att: 31,252 - Unknown										
Jerry Mumphrey, S OBP: 0.398, SLG: 0.448 Lee Smith, R (1, 7) (9, 1)	0-0 G3 1-2		0-0 F8	0-0 F7 1-3		0-0 5-3		0-0 6-3		5	0	0	0	0	0	4											
Andre Dawson, R OBP: 0.335, SLG: 0.613 (1, 9)	0-0 F3		0-0 F7		0-0 F7		0-0 F8			4	0	0	0	0	0	1											
Leon Durham, L OBP: 0.374, SLG: 0.559 (1, 3)	0-0 E6 2H		0-0 1B		0-0 HR		0-0 F8			4	1	2	1	0	0	0											
Jody Davis, R OBP: 0.341, SLG: 0.476 (1, 2)	0-0 B2-3		0-0 F9		0-0 F8		0-0 6-3			4	0	0	0	0	0	2											
Keith Moreland, R OBP: 0.274, SLG: 0.405 (1, 5)		0-0 1B 1B		0-3 K	0-0 2B		0-3 K			4	0	2	0	0	2	0											
Shawon Dunston, R OBP: 0.284, SLG: 0.377 (1, 6)		0-0 F8		0-0 HR	0-0 4-3		0-0 G3 23 1B 1B			4	2	2	1	0	0	2											
Dave Martinez, L OBP: 0.376, SLG: 0.324 Bob Demler, R OBP: 0.392, SLG: 0.557 (1, 8) (8, PH) (9, 8)	0-3 K		0-0 E3 4-3 23 E		0-0 SH3-4 1B		0-0 G3 23 1B 1B			3	1	1	0	0	1	1											
Greg Maddux, R OBP: 0.158, SLG: 0.158 Dickie Noles, R (1, 1) (8, 1)	0-0 4-3		0-0 4-3		0-0 SH3-4		0-0 G3			2	0	1	0	0	0	1											
Gary Matthews, R OBP: 0.385, SLG: 0.375 Brian Dayett, R OBP: 0.493, SLG: 0.695 (8, PH) (9, 7)	0-0 1-2 1B		0-0 4-3		0-0 2-3		0-0 1-2 2-3			1	0	0	0	0	0	2											
Inning Stats	R: 1 E: 1 K: 0 S: 5	H: 1 LOB: 1 BB: 0 P: 5	R: 0 E: 0 K: 1 S: 7	H: 2 LOB: 2 BB: 0 P: 7	R: 0 E: 0 K: 1 S: 4	H: 1 LOB: 1 BB: 0 P: 4	R: 2 E: 2 K: 1 S: 8	H: 1 LOB: 1 BB: 0 P: 8	R: 1 E: 0 K: 0 S: 5	H: 2 LOB: 1 BB: 0 P: 5	R: 0 E: 0 K: 0 S: 4	H: 1 LOB: 1 BB: 0 P: 4	R: 0 E: 0 K: 0 S: 3	H: 0 LOB: 0 BB: 0 P: 3	R: 2 E: 0 K: 1 S: 8	H: 3 LOB: 1 BB: 0 P: 8	1B: 8 2B: 1 3B: 0 HR: 2	SF: 0 SAC: 1 DP: 0 HBP: 0	WP: 0 PB: 0 SB: 1 CS: 0	PA: 38							
PITCHER	IP	WLS	BF	H	R	ER	SO	BB	IBB	HBP	BLK	WP	HR	S	P	ERA	WHIP	PITCHER									
Terry Leach, R ERA: 2.13 (1, 1)	6.0		29	8	4	2	2	0	0	0	0	0	2	33	33	3.00	1.333										
Randy Myers, L ERA: 7.13 (7, 1)	1.1	L	5	1	1	1	1	0	0	0	0	0	0	7	7	6.75	0.750										
Roger McDowell, R ERA: 5.92 (8, 1)	0.2		4	2	1	1	0	0	0	0	0	0	0	4	4	13.50	3.000										

AB	37
R	6
H	11
RBI	4
BB	0
SO	3
LOB	16



Batter	1	2	3	4	5	6	7	8	9	AB	R	H	RBI	BB	SO	LOB	TOP										
23 Ryne Sandberg, R (1, 4) OBP: 0.374, SLG: 0.509	F8			1B		G3		F9		3	1	1	0	1	0	0	Chicago Cubs @ St. Louis Cardinals Busch Stadium, St. Louis, MO Fri Jun 12 1987, 7:05 PM CDT Att: 48,096 - Unknown										
Jerry Mumphy, S (1, 7) OBP: 0.395, SLG: 0.441 Brian Dayett, R (8, PH) OBP: 0.486, SLG: 0.710	K			1B		G3		1-3		3	0	1	0	0	1	1											
Andre Dawson, R (1, 9) OBP: 0.335, SLG: 0.606	L5			1B		5-3		K		4	0	1	1	0	1	1											
Leon Durham, L (1, 3) OBP: 0.369, SLG: 0.546	F8			F9		F9				4	0	1	0	0	0	3											
Jody Davis, R (1, 2) OBP: 0.336, SLG: 0.466	6-3			F7				L6		4	0	1	0	0	0	3											
Keith Moreland, R (1, 5) OBP: 0.285, SLG: 0.390	F3			5-3				B1-3		4	0	0	0	0	0	4											
Shawon Dunston, R (1, 6) OBP: 0.264, SLG: 0.386			K		P5			K		4	0	1	0	0	2	1											
Dave Martinez, L (1, 8) OBP: 0.372, SLG: 0.313	F7			K						2	0	0	0	1	1	0											
Jamie Moyer, L (1, 1) OBP: 0.185, SLG: 0.125 Gary Matthews, R (7, PH) OBP: 0.357, SLG: 0.346 Frank DiPino, L (7, 1)	G3			K				FC6-4		2	0	0	0	0	1	0											
				K				FC6-4		1	0	0	0	0	0	2											
										0	0	0	0	0	0	0											
Inning Stats	R: 0 E: 0 K: 1 S: 5	H: 0 LOB: 0 BB: 0 P: 5	R: 0 E: 0 K: 0 S: 3	H: 0 LOB: 0 BB: 0 P: 3	R: 0 E: 0 K: 1 S: 5	H: 0 LOB: 0 BB: 0 P: 5	R: 1 E: 0 K: 0 S: 6	H: 3 LOB: 2 BB: 0 P: 6	R: 0 E: 0 K: 0 S: 3	H: 0 LOB: 1 BB: 1 P: 7	R: 0 E: 0 K: 0 S: 4	H: 2 LOB: 2 BB: 1 P: 8	R: 0 E: 0 K: 1 S: 5	H: 0 LOB: 0 BB: 0 P: 5	R: 0 E: 0 K: 1 S: 6	H: 1 LOB: 1 BB: 0 P: 6	1B: 5 2B: 1 3B: 0 HR: 0	SF: 0 SAC: 0 DP: 0 HBP: 0	WP: 0 PA: 34 PB: 0 SB: 0 CS: 0								
PITCHER	IP	WLS	BF	H	R	ER	SO	BB	IBB	HBP	BLK	WP	HR	S	P	ERA	WHIP										
Bob Forsch, R (1, 1) ERA: 5.27	6.0	W	22	3	1	1	4	1	0	0	0	0	0	29	33	1.50	0.667										
Bill Dawley, R (7, 1) ERA: 4.73	1.1		6	2	0	0	0	0	1	0	0	0	0	5	9	0.00	1.500										
Ricky Horton, L (8, 1) ERA: 2.9	0.1		1	0	0	0	0	0	0	0	0	0	0	1	1	0.00	0.000										
Todd Worrell, R (8, 1) ERA: 4.03	1.1	S	5	1	0	0	2	0	0	0	0	0	0	9	9	0.00	0.750										

Batter	1	2	3	4	5	6	7	8	9	AB	R	H	RBI	BB	SO	LOB	BOTTOM										
Vince Coleman, S (1, 7) OBP: 0.390, SLG: 0.345	G4-6-3	K			K					4	0	2	0	0	2	2	Chicago Cubs @ St. Louis Cardinals Busch Stadium, St. Louis, MO Fri Jun 12 1987, 7:05 PM CDT Att: 48,096 - Unknown										
Ozzie Smith, S (1, 6) OBP: 0.391, SLG: 0.348	G4-6-3			3-1	F8		L4-6			4	0	0	0	0	5												
Tom Herr, S (1, 4) OBP: 0.394, SLG: 0.385	BB			F7	F7		F9			4	1	1	0	0	3												
Jack Clark, R (1, 3) OBP: 0.453, SLG: 0.662	BB			6-3				E		2	2	0	0	2	0												
Willie McGee, S (1, 8) OBP: 0.302, SLG: 0.427	BB			5-3				E9		4	1	3	3	0	0												
Terry Pendleton, S (1, 5) OBP: 0.380, SLG: 0.401	5-3			5-3			P6	CS		4	0	1	1	0	2												
José Oquendo, S (1, 9) OBP: 0.434, SLG: 0.396				F7			5-3	F9		4	0	1	0	0	2												
Tony Peña, R (1, 2) OBP: 0.294, SLG: 0.351				SH2-4				6-3		3	0	0	0	1	1												
Bob Forsch, R (1, 1) OBP: 0.444, SLG: 0.692 Bill Dawley, R (7, 1) OBP: 0.500, SLG: 0.333 Ricky Horton, L (8, 1) OBP: 0.143, SLG: 0.143 Todd Worrell, R (8, 1)	SH2-4			SH2-4						1	0	1	0	0	0												
										0	0	0	0	1	0												
										0	0	0	0	0	0												
										0	0	0	0	0	0												
Inning Stats	R: 2 E: 0 K: 0 S: 5	H: 3 LOB: 1 BB: 1 P: 9	R: 0 E: 0 K: 1 S: 5	H: 0 LOB: 1 BB: 1 P: 9	R: 0 E: 0 K: 0 S: 3	H: 0 LOB: 0 BB: 0 P: 3	R: 0 E: 0 K: 1 S: 6	H: 1 LOB: 1 BB: 0 P: 6	R: 0 E: 0 K: 0 S: 4	H: 1 LOB: 1 BB: 0 P: 4	R: 0 E: 1 K: 0 S: 4	H: 1 LOB: 2 BB: 1 P: 8	R: 2 E: 1 K: 0 S: 4	H: 2 LOB: 0 BB: 1 P: 8	R: 2 E: 1 K: 0 S: 4	H: 2 LOB: 2 BB: 1 P: 8	1B: 6 2B: 3 3B: 1 HR: 0	SF: 0 SAC: 1 DP: 2 HBP: 0	WP: 0 PA: 35 PB: 0 SB: 1 CS: 1								
PITCHER	IP	WLS	BF	H	R	ER	SO	BB	IBB	HBP	BLK	WP	HR	S	P	ERA	WHIP										
Jamie Moyer, L (1, 1) ERA: 4.0	6.0	L	25	6	2	2	3	2	0	0	0	0	0	29	37	3.00	1.333										
Frank DiPino, L (7, 1) ERA: 3.04	2.0		10	3	2	2	0	2	0	0	0	0	0	8	16	9.00	2.500										



Batter	1	2	3	4	5	6	7	8	9	AB	R	H	RBI	BB	SO	LOB	TOP										
23 Ryne Sandberg, R OBP: 0.375, SLG: 0.509 Paul Noce, R OBP: 0.364, SLG: 0.400	(1, 4) 0-3 K		(1, 4) 0-0 1B			(1, 4) 0-0 6-3	(1, 4) 0-3 K			2	0	1	1	0	1	0	Chicago Cubs @ St. Louis Cardinals Busch Stadium, St. Louis, MO Sat Jun 13 1987, 3:33 AM CDT Att: 47,395 - Unknown										
Jerry Mumphrey, S OBP: 0.391, SLG: 0.435	(1, 7) 0-0 F9		(1, 7) 0-3 K			(1, 7) 0-0 6-3		(1, 7) 0-0 FC5-4 1B		4	0	1	0	0	1												
Andre Dawson, R OBP: 0.337, SLG: 0.604	(1, 9) 0-0 5-3		(1, 9) 0-0 1-3			(1, 9) 0-0 BB 1B		(1, 9) 0-0 FC5-4 1B		4	0	2	0	0	0	1											
Leon Durham, L OBP: 0.367, SLG: 0.537		(1, 3) 0-3 K		(1, 3) 0-3 K		(1, 3) 0-0 BB 1B		(1, 3) 0-0 FC5-4 G1-4-3		3	0	0	0	1	2	2											
Jody Davis, R OBP: 0.330, SLG: 0.457	(1, 2) 0-0 F8		(1, 2) 0-3 K			(1, 2) 0-0 BB 1B		(1, 2) 0-0 G1-4-3		4	0	0	0	0	1	4											
Keith Moreland, R OBP: 0.294, SLG: 0.388	(1, 5) 0-0 6-3		(1, 5) 0-0 P6				(1, 5) 0-0 6-3		(1, 5) 0-0 1B		4	0	1	0	0	0											
Shawon Dunston, R OBP: 0.272, SLG: 0.392			(1, 6) 0-0 BLK 1B		(1, 6) 0-0 5-3		(1, 6) 0-0 1B 1B		(1, 6) 0-0 L1-3 1B		4	1	3	0	0	0											
Dave Martinez, L OBP: 0.377, SLG: 0.320 Bob Demler, R OBP: 0.382, SLG: 0.542	(1, 8) 0-0 SH1-3 23 1B		(1, 8) 0-0 SH1-3 23 1B		(1, 8) 0-0 4-3		(1, 8) 0-0 1B		(1, 8) 0-0 L1-3		3	1	2	1	0	0											
Rick Sutcliffe, L OBP: 0.270, SLG: 0.194 Gary Matthews, R OBP: 0.245, SLG: 0.333 Dickie Noles, R OBP: 0.157 Mike Mason, L OBP: 0.112, SLG: 0.111 Ed Lynch, R OBP: 0.112, SLG: 0.111 Manny Trillo, R OBP: 0.200, SLG: 0.422	(7, PH) 0-0 SH1-3		(7, PH) 0-0 SH1-3		(7, PH) 0-0 6-3		(7, PH) 0-0 K		(7, PH) 0-0 P4		1	0	0	0	0	0											
Inning Stats	R: 0 E: 0 K: 1 S: 5	H: 0 LOB: 0 BB: 0 P: 5	R: 0 E: 0 K: 1 S: 5	H: 0 LOB: 0 BB: 0 P: 5	R: 2 E: 0 K: 1 S: 8	H: 3 LOB: 1 BB: 0 P: 8	R: 0 E: 0 K: 2 S: 7	H: 0 LOB: 0 BB: 0 P: 7	R: 0 E: 0 K: 0 S: 3	H: 0 LOB: 0 BB: 0 P: 3	R: 0 E: 0 K: 0 S: 4	H: 1 LOB: 2 BB: 1 P: 8	R: 0 E: 0 K: 2 S: 9	H: 2 LOB: 2 BB: 0 P: 9	R: 0 E: 0 K: 0 S: 4	H: 2 LOB: 1 BB: 0 P: 4		R: 0 E: 0 K: 0 S: 4	H: 2 LOB: 1 BB: 0 P: 4	1B: 10 2B: 1 3B: 0 HR: 0	SF: 0 SAC: 1 DP: 2 HBP: 0	WP: 0 PB: 0 SB: 1 CS: 0	PA: 36				
PITCHER	IP	WLS	BF	H	R	ER	SO	BB	IBB	HBP	BLK	WP	HR	S	P	ERA	WHIP										
Lee Tunnell, R ERA: 4.91	(1, 1) 6.1	W	26	6	2	2	5	1	0	0	1	0	0	35	39	2.84	1.105										
Bill Dawley, R ERA: 4.65	(7, 1) 0.2		4	2	0	0	2	0	0	0	0	0	0	8	8	0.00	3.000										
Ricky Horton, L ERA: 2.76	(8, 1) 2.0		6	2	0	0	0	0	0	0	0	0	0	6	6	0.00	1.000										

Chicago Cubs @ St. Louis Cardinals
 Busch Stadium, St. Louis, MO
 Sat Jun 13 1987, 3:33 AM CDT
 Att: 47,395 - Unknown

AB	34
R	2
H	10
RBI	2
BB	1
SO	7
LOB	15



Batter	1	2	3	4	5	6	7	8	9	AB	R	H	RBI	BB	SO	LOB	BOTTOM										
Vince Coleman, S OBP: 0.394, SLG: 0.351	(1, 7) 0-0 1-3		(1, 7) 0-0 B1-3		(1, 7) 0-0 1B		(1, 7) 0-0 SH3-4 1B	(1, 7) 0-0 1B 1B		5	2	3	2	0	0	0	Chicago Cubs @ St. Louis Cardinals Busch Stadium, St. Louis, MO Sat Jun 13 1987, 3:33 AM CDT Att: 47,395 - Unknown										
Ozzie Smith, S OBP: 0.389, SLG: 0.346	(1, 6) 0-0 F7		(1, 6) 0-0 6-3		(1, 6) 0-0 F9		(1, 6) 0-0 SH3-4	(1, 6) 0-0 1B		4	0	1	1	0	0	1											
Tom Herr, S OBP: 0.400, SLG: 0.399	(1, 4) 0-0 F7		(1, 4) 0-0 4-3		(1, 4) 0-0 1B		(1, 4) 0-0 2B	(1, 4) 0-0 1B		5	2	3	2	0	0	0											
Jack Clark, R OBP: 0.452, SLG: 0.652		(1, 3) 0-3 K		(1, 3) 0-0 BB		(1, 3) 0-0 P4		(1, 3) 0-0 BB 1B		3	0	0	0	2	1	3											
Willie McGee, S OBP: 0.304, SLG: 0.426	(1, 8) 0-3 K		(1, 8) 0-0 F7		(1, 8) 0-0 F7		(1, 8) 0-0 E 1B	(1, 8) 0-0 BB 1B		5	0	2	2	0	1	3											
Terry Pendleton, S OBP: 0.382, SLG: 0.413		(1, 5) 0-0 HR		(1, 5) 0-0 4-3		(1, 5) 0-0 L4		(1, 5) 0-0 BB		3	1	1	1	1	0	1											
John Morris, L OBP: 0.362, SLG: 0.333 Bill Dawley, R OBP: 0.444, SLG: 0.286 Ricky Horton, L OBP: 0.143, SLG: 0.143	(1, 9) 0-0 4-3		(1, 9) 0-0 4-3		(1, 9) 0-0 S 1B		(1, 9) 0-0 P3	(1, 9) 0-0 F8		3	1	1	0	0	0	1											
Tony Peña, R OBP: 0.303, SLG: 0.358	(1, 2) 0-0 1B		(1, 2) 0-0 1B		(1, 2) 0-0 BLK 1B		(1, 2) 0-0 E5 1B	(1, 2) 0-0 SH3-4		4	2	2	1	0	0	0											
Lee Tunnell, R OBP: 0.400, SLG: 0.400 José Oquendo, S OBP: 0.438, SLG: 0.411	(1, 1) 0-0 P4		(1, 1) 0-0 P4		(1, 1) 0-0 K		(1, 1) 0-0 SH1-3	(1, 1) 0-0 1B		2	0	0	0	0	1	1											
Inning Stats	R: 0 E: 0 K: 0 S: 3	H: 0 LOB: 0 BB: 0 P: 3	R: 1 E: 0 K: 2 S: 8	H: 1 LOB: 0 BB: 0 P: 8	R: 0 E: 0 K: 0 S: 3	H: 1 LOB: 0 BB: 0 P: 3	R: 0 E: 0 K: 0 S: 3	H: 0 LOB: 1 BB: 1 P: 7	R: 2 E: 0 K: 1 S: 8	H: 3 LOB: 1 BB: 0 P: 8	R: 1 E: 0 K: 0 S: 5	H: 2 LOB: 1 BB: 0 P: 5	R: 3 E: 1 K: 0 S: 7	H: 3 LOB: 3 BB: 2 P: 15	R: 2 E: 0 K: 0 S: 7	H: 4 LOB: 2 BB: 0 P: 7		1B: 10 2B: 3 3B: 0 HR: 1	SF: 0 SAC: 2 DP: 0 HBP: 0	WP: 0 PB: 0 SB: 3 CS: 0	PA: 41						
PITCHER	IP	WLS	BF	H	R	ER	SO	BB	IBB	HBP	BLK	WP	HR	S	P	ERA	WHIP										
Rick Sutcliffe, R ERA: 3.53	(1, 1) 6.0	L	25	7	4	4	3	1	0	0	1	0	0	30	34	6.00	1.333										
Dickie Noles, R ERA: 3.89	(7, 1) 0.2		8	3	3	0	0	2	0	0	0	0	0	6	14	0.00	7.500										
Mike Mason, L ERA: 5.6	(7, 1) 0.2		6	4	2	2	0	0	0	0	0	0	0	6	6	27.00	6.000										
Ed Lynch, R ERA: 4.61	(8, 1) 0.2		2	0	0	0	0	0	0	0	0	0	0	2	2	0.00	0.000										

Chicago Cubs @ St. Louis Cardinals
 Busch Stadium, St. Louis, MO
 Sat Jun 13 1987, 3:33 AM CDT
 Att: 47,395 - Unknown

AB	36
R	9
H	14
RBI	9
BB	3
SO	3
LOB	13



Batter	1	2	3	4	5	6	7	8	9	AB	R	H	RBI	BB	SO	LOB	TOP										
Milt Thompson, L OBP: 0.311, SLG: 0.352 Chris James, R OBP: 0.324, SLG: 0.508 Kent Tekulve, R (7, PH) Rick Schu, R OBP: 0.326, SLG: 0.474 Steve Bedrosian, R (9, PH)	B1		1-3		K		FC5-4		K	3	0	0	0	0	1	0											
Jeff Stone, L OBP: 0.358, SLG: 0.384 (7, 8)	FC5-4 1B		K2-3 2B			K		1B 2B HBP	1-3	4	1	2	0	0	1	1											
Juan Samuel, R OBP: 0.320, SLG: 0.487 (1, 4)	FC5-4 1-2		K2-3 2-3			F9		2B 1B		4	0	1	0	0	1	2											
Mike Schmidt, R OBP: 0.384, SLG: 0.643 (1, 5)	1-2 BB				F9		F9	K		3	0	0	0	1	1	2											
Von Hayes, L OBP: 0.428, SLG: 0.451 (1, 3)	F8				E6 BLK		3-1	1-2 2H 2B		4	0	1	1	0	0	2											
Lance Parrish, R OBP: 0.276, SLG: 0.341 (1, 2)					K		1B PB 1B	K		4	1	1	0	0	3	2											
Glenn Wilson, R OBP: 0.306, SLG: 0.440 (1, 9)					4-3		1B 1B		1B S 1B	3	1	2	0	1	0	1											
Steve Jeltz, S OBP: 0.282, SLG: 0.214 Darren Daulton, L OBP: 0.321, SLG: 0.615 Greg Legg, R (7, 6)							F8	K	B3	2	0	1	0	0	0	0											
Bruce Ruffin, S OBP: 0.074, SLG: 0.111 Greg Gross, L OBP: 0.440, SLG: 0.439 (7, 7)	G1-6-3 1-2				6-3			FC5-4 1B	WP 1B	2	0	0	0	0	0	2											
Inning Stats	R: 0 E: 0 K: 0 S: 4	H: 1 LOB: 2 BB: 1 P: 8	R: 0 E: 0 K: 1 S: 5	H: 1 LOB: 1 BB: 1 P: 9	R: 0 E: 0 K: 1 S: 5	H: 1 LOB: 0 BB: 0 P: 5	R: 0 E: 1 K: 1 S: 6	H: 0 LOB: 1 BB: 0 P: 6	R: 0 E: 0 K: 1 S: 5	H: 0 LOB: 0 BB: 0 P: 5	R: 0 E: 0 K: 1 S: 5	H: 0 LOB: 2 BB: 0 P: 8	R: 1 E: 0 K: 2 S: 8	H: 2 LOB: 1 BB: 0 P: 9	R: 1 E: 0 K: 1 S: 7	H: 2 LOB: 1 BB: 0 P: 7	1B: 8 2B: 2 3B: 0 HR: 0	SF: 0 SAC: 0 DP: 1 HBP: 1	WP: 1 PB: 1 SB: 2 CS: 0	PA: 38							
PITCHER	IP	WLS	BF	H	R	ER	SO	BB	IBB	HBP	BLK	WP	HR	S	P	ERA	WHIP										
Greg Maddux, R ERA: 4.61 Frank DiPino, L ERA: 3.33 Lee Smith, R ERA: 2.41	(1, 1) (7, 1) (8, 1)	6.2 0.1 2.0	27 2 9	6 0 4	1 1 1	1 1 1	6 0 3	2 0 0	0 0 0	0 1 0	1 0 0	0 0 1	0 0 15	37 1 15	45 2 15	1.35 27.00 4.50	1.200 0.000 2.000										

Philadelphia Phillies @ Chicago Cubs
Wrigley Field, Chicago, IL
Mon Jun 15 1987, 3:33 AM CDT
Att: 18,643 - Unknown

AB 35
R 3
H 10
RBI 2
BB 2
SO 9
LOB 18



Batter	1	2	3	4	5	6	7	8	9	AB	R	H	RBI	BB	SO	LOB	BOTTOM										
Bob Dernier, R OBP: 0.380, SLG: 0.527 Gary Matthews, R OBP: 0.323, SLG: 0.310 Jim Sundberg, R OBP: 0.370, SLG: 0.395 (9, 2)	5-3		6-3			G4-6-3 BB		4-3		2	0	0	0	1	0	0											
Shawon Dunston, R OBP: 0.275, SLG: 0.400 Mike Mason, L OBP: 0.167, SLG: 0.167 (1, 6)	1-3				2B 3B	B5		1B		4	1	2	0	0	0	1											
Andre Dawson, R OBP: 0.331, SLG: 0.593 (1, 9)	K				4-3 SF7 2B	G4-6-3 1-2		F9		4	1	1	1	0	1	2											
Brian Dayett, R OBP: 0.456, SLG: 0.657 (1, 7)					4-3			K		4	0	0	0	0	1	2											
Keith Moreland, R OBP: 0.265, SLG: 0.393 (1, 5)					SF7			4-3		2	0	1	1	0	0	0											
Leon Durham, L OBP: 0.359, SLG: 0.521 (1, 3)					3-1 2B			3-4-1		3	0	0	0	0	1	1											
Jody Davis, R OBP: 0.330, SLG: 0.455 Jamie Moyer, L OBP: 0.185, SLG: 0.125 Dave Martinez, L OBP: 0.374, SLG: 0.314 (9, 8)					K			4-3 SH1-4 1B		3	0	1	0	0	1	1											
Paul Noce, R OBP: 0.250, SLG: 0.267 (1, 4)					6-3			SH1-4		2	0	0	0	0	0	0											
Greg Maddux, R OBP: 0.143, SLG: 0.143 Frank DiPino, L Lee Smith, R Manny Trillo, R Jery Mumphrey, S OBP: 0.305, SLG: 0.450 (9, PH)	(1, 1) (7, 1) (8, 1) (8, 5) (9, PH)	6.0 2.0 1.0	21 7 4	3 1 1	2 0 0	2 0 0	3 0 1	3 0 0	3 0 0	0 0 0	0 0 0	0 0 0	0 0 0	0 0 0	0 0 0	0 0 2											
Inning Stats	R: 0 E: 0 K: 1 S: 5	H: 0 LOB: 0 BB: 0 P: 5	R: 0 E: 0 K: 1 S: 6	H: 1 LOB: 0 BB: 0 P: 6	R: 0 E: 0 K: 0 S: 3	H: 0 LOB: 0 BB: 0 P: 3	R: 2 E: 0 K: 1 S: 7	H: 2 LOB: 0 BB: 0 P: 7	R: 0 E: 0 K: 0 S: 3	H: 0 LOB: 0 BB: 0 P: 3	R: 0 E: 0 K: 0 S: 2	H: 0 LOB: 0 BB: 1 P: 6	R: 0 E: 0 K: 0 S: 3	H: 0 LOB: 0 BB: 0 P: 3	R: 0 E: 0 K: 0 S: 4	H: 1 LOB: 2 BB: 0 P: 4	R: 0 E: 0 K: 1 S: 6	H: 1 LOB: 1 BB: 0 P: 6	1B: 2 2B: 2 3B: 1 HR: 0	SF: 1 SAC: 1 DP: 1 HBP: 0	WP: 0 PB: 0 SB: 1 CS: 0	PA: 32					
PITCHER	IP	WLS	BF	H	R	ER	SO	BB	IBB	HBP	BLK	WP	HR	S	P	ERA	WHIP										
Bruce Ruffin, L Ken Tekulve, R Steve Bedrosian, R ERA: 5.53 ERA: 3.05 ERA: 3.09	(1, 1) (7, 1) (9, 1)	6.0 2.0 1.0	21 7 4	3 1 1	2 0 0	2 0 0	3 0 1	3 0 0	0 0 0	0 0 0	0 0 0	0 0 0	0 0 6	26 7 6	30 7 6	3.00 0.00 0.00	0.667 0.500 1.000										

Philadelphia Phillies @ Chicago Cubs
Wrigley Field, Chicago, IL
Mon Jun 15 1987, 3:33 AM CDT
Att: 18,643 - Unknown

AB 29
R 2
H 5
RBI 2
BB 1
SO 4
LOB 12



Batter	1	2	3	4	5	6	7	8	9	AB	R	H	RBI	BB	SO	LOB	TOP			
Milt Thompson, L (1,8) OBP: 0.316, SLG: 0.361	4-3		G3			WP 1B		5-3		4	0	1	0	0	0	0	Philadelphia Phillies @ Chicago Cubs Wrigley Field, Chicago, IL Wed Jun 17 1987, 3:33 AM CDT Att: 26,447 - Unknown			
Luis Aguayo, R (1,6) OBP: 0.304, SLG: 0.554	1B		K			K		HBP		3	0	1	0	0	2	1				
Juan Samuel, R (1,4) OBP: 0.318, SLG: 0.488	K			WP 3B		K		3-1		4	1	1	0	0	2	3				
Mike Schmidt, R (1,5) OBP: 0.384, SLG: 0.625	P4		P4			1-3		F5		4	0	0	0	0	2					
Glenn Wilson, R (1,9) OBP: 0.304, SLG: 0.433		G5-4-3 1B		F5			K	4-3		4	0	1	0	0	1	0				
Chris James, R (1,7) OBP: 0.297, SLG: 0.464		L9		L7			K			3	0	0	0	0	1	1				
Greg Gross, L (9, PH) OBP: 0.442, SLG: 0.429							K		1-3	1	0	0	0	0	0	0				
Lance Parrish, R (1,2) OBP: 0.279, SLG: 0.335		G5-4-3 1-2		L5			6-3			3	0	0	0	0	0	1				
Rick Schu, R (1,3) OBP: 0.312, SLG: 0.482			HR		F8			K		3	1	1	1	0	1	0				
Shane Rawley, R (1,1) OBP: 0.278, SLG: 0.286			6-3		F7			HR		2	0	0	0	0	0	0				
Tom Hume, R (7,1)										0	0	0	0	0	0	0				
John Russell, R (8, PH) OBP: 0.172, SLG: 0.268										1	1	1	1	0	0	0				
Kent Tekulve, R (8,1)										0	0	0	0	0	0	0				
Dan Schatzeder, L (8,1) OBP: 0.231, SLG: 0.167										0	0	0	0	0	0	0				
Inning Stats	R: 0 E: 0 K: 1 S: 6	H: 1 LOB: 1 BB: 0 P: 6	R: 0 E: 0 K: 0 S: 3	H: 1 LOB: 0 BB: 0 P: 3	R: 1 E: 0 K: 1 S: 6	H: 1 LOB: 0 BB: 0 P: 6	R: 1 E: 0 K: 0 S: 4	H: 1 LOB: 0 BB: 0 P: 4	R: 0 E: 0 K: 2 S: 8	H: 1 LOB: 1 BB: 0 P: 8	R: 0 E: 0 K: 0 S: 7	H: 0 LOB: 0 BB: 0 P: 7	R: 1 E: 0 K: 1 S: 6	H: 1 LOB: 1 BB: 0 P: 7	R: 0 E: 0 K: 0 S: 3	H: 0 LOB: 0 BB: 0 P: 3	1B: 3 2B: 0 3B: 1 HR: 2	SF: 0 SAC: 0 DP: 1 HBP: 1	WP: 2 PB: 0 SB: 0 CS: 0	PA: 33
PITCHER	IP WLS BF H R ER SO BB IBB HBP BLK WP HR S P ERA WHIP																			
Jamie Moyer, L (1,1) ERA: 3.95	8.0 W 30 6 3 3 7 0 0 0 1 0 2 2 43 44 3.38 0.750																			
Lee Smith, R (9,1) ERA: 2.34	1.0 S 3 0 0 0 0 0 0 0 0 0 0 0 3 3 0.00 0.000																			

Batter	1	2	3	4	5	6	7	8	9	AB	R	H	RBI	BB	SO	LOB	BOTTOM			
Bob Dernier, R (1,8) OBP: 0.395, SLG: 0.531					6-3	P4		F9		4	1	1	0	0	1	2	Philadelphia Phillies @ Chicago Cubs Wrigley Field, Chicago, IL Wed Jun 17 1987, 3:33 AM CDT Att: 26,447 - Unknown			
Jerry Mumphy, S (8, PH) OBP: 0.407, SLG: 0.484		K								0	0	0	0	0	0	0				
Gary Matthews, R (8, PH) OBP: 0.313, SLG: 0.300	S 1B									1	0	0	0	0	0	2				
Lee Smith, R (9,1)										0	0	0	0	0	0	0				
Manny Trillo, R (1,3) OBP: 0.313, SLG: 0.429					K			F7		4	2	2	1	0	1	0				
Andre Dawson, R (1,9) OBP: 0.337, SLG: 0.595								F7		4	1	3	1	0	0	0				
Brian Dayett, R (1,7) OBP: 0.458, SLG: 0.676										4	1	2	0	0	1	3				
Keith Moreland, R (1,5) OBP: 0.268, SLG: 0.387										2	0	1	3	1	1	1				
Jody Davis, R (1,2) OBP: 0.322, SLG: 0.440										4	0	1	0	0	1	4				
Paul Noce, R (1,4) OBP: 0.333, SLG: 0.286					F8			SH2-3 1B		3	0	1	0	0	1	0				
Mike Brumley, S (1,6) OBP: 0.111, SLG: 0.125										4	0	1	0	0	1	2				
Jamie Moyer, L (1,1) OBP: 0.172, SLG: 0.115										2	0	0	0	0	1	1				
Rafael Palmeiro, L (8, PH) OBP: 0.697, SLG: 1.000										0	0	0	0	1	0	0				
Dave Martinez, L (9,8) OBP: 0.370, SLG: 0.329										0	0	0	0	0	0	0				
Inning Stats	R: 2 E: 0 K: 0 S: 5	H: 3 LOB: 1 BB: 1 P: 9	R: 0 E: 0 K: 2 S: 8	H: 1 LOB: 1 BB: 0 P: 8	R: 1 E: 0 K: 2 S: 9	H: 2 LOB: 1 BB: 0 P: 9	R: 0 E: 0 K: 1 S: 5	H: 0 LOB: 0 BB: 0 P: 5	R: 2 E: 0 K: 1 S: 8	H: 3 LOB: 1 BB: 0 P: 8	R: 0 E: 0 K: 0 S: 4	H: 1 LOB: 1 BB: 0 P: 4	R: 0 E: 0 K: 1 S: 6	H: 1 LOB: 1 BB: 0 P: 6	R: 0 E: 0 K: 1 S: 6	H: 1 LOB: 2 BB: 1 P: 10	1B: 9 2B: 3 3B: 0 HR: 0	SF: 1 SAC: 2 DP: 1 HBP: 0	WP: 0 PB: 0 SB: 2 CS: 0	PA: 37
PITCHER	IP WLS BF H R ER SO BB IBB HBP BLK WP HR S P ERA WHIP																			
Shane Rawley, L (1,1) ERA: 3.97	6.2 L 31 11 5 5 6 1 0 0 0 0 0 0 0 3 3 6.75 1.800																			
Tom Hume, R (7,1) ERA: 5.82	0.1 1 0 0 0 1 0 0 0 0 0 0 0 3 3 0.00 0.000																			
Kent Tekulve, R (8,1) ERA: 2.93	0.2 4 1 0 0 1 0 1 0 0 0 0 0 5 9 0.00 1.500																			
Dan Schatzeder, L (8,1) ERA: 3.47	0.1 1 0 0 0 0 0 0 0 0 0 0 0 1 1 0.00 0.000																			

Batter	1	2	3	4	5	6	7	8	9	AB	R	H	RBI	BB	SO	LOB	TOP				
Milt Thompson, L (1.8) OBP: 0.318, SLG: 0.362	0-0 5-3 1B		0-0 4-3		0-0 L8		0-0 1B 1B	0-3 K		5	1	2	0	0	1	0	Philadelphia Phillies @ Chicago Cubs Wrigley Field, Chicago, IL Thu Jun 18 1987, 3:33 AM CDT Att: 22,870 - Unknown				
Greg Gross, L (1.7) OBP: 0.421, SLG: 0.391	0-0 5-3 1-2		0-0 F7		4-0 WP BB		0-0 L7	0-0 F7		4	0	0	0	1	0	2					
Juan Samuel, R (1.4) OBP: 0.327, SLG: 0.504	0-0 HR		0-0 B1-3		4-0 1-2 BB		0-0 1B 1B		0-0 B2-3 1B	4	3	3	1	1	0	0					
Mike Schmidt, R (1.5) OBP: 0.384, SLG: 0.616	0-0 3-1			4-0 2B SF9 BB	0-3 K		0-0 1B 2B 1B		0-0 B2-3 1B	4	2	1	0	1	1	3					
Von Hayes, L (1.3) OBP: 0.430, SLG: 0.455		4-0 1B FC4-2 BB		0-0 1-3 2B	0-0 F5		0-0 2B 1B		0-0 5-3	4	0	2	2	1	0	3					
Glenn Wilson, R (1.9) OBP: 0.311, SLG: 0.445		0-0 FC4-2 1B		0-3 K		0-0 F8	0-0 1-3 2B		0-0 1B 2B	5	1	3	2	0	1	2					
Darren Daulton, L (1.2) OBP: 0.333, SLG: 0.586		0-3 K		0-0 SF9		0-3 K	0-0 3-H 4-0 IBB		0-0 1B 2B	3	0	1	2	1	2	2					
Steve Jeltz, S (1.6) OBP: 0.293, SLG: 0.215		0-0 FC4-2 1B		0-0 FC6-4 BB		0-3 K	0-0 L5		0-0 1B	2	0	0	0	1	1	2					
Jeff Calhoun, L (6.1)										0	0	0	0	0	0	0					
Rick Schu, R (7. PH) OBP: 0.309, SLG: 0.477										1	0	0	0	0	0	3					
Kent Tekulve, R (7.1)										0	0	0	0	0	0	0					
Chris James, R (9. PH) OBP: 0.307, SLG: 0.471		1-2 3-H								1	0	1	0	0	0	0					
Michael Jackson, R (1.1) OBP: 0.182, SLG: 0.100		0-0 1-2 2-H		0-0 FC6-4		0-3 K	0-3 K		0-3 K	2	0	1	0	0	0	2					
Tom Hume, R (4.1)										0	0	0	0	0	0	0					
Luis Aquayo, R (6.6) OBP: 0.297, SLG: 0.538				1-2						3	0	0	0	0	3	2					
Inning Stats	R: 1 E: 0 K: 0 S: 4	H: 2 LOB: 0 BB: 0 P: 4	R: 0 E: 0 K: 1 S: 6	H: 2 LOB: 2 BB: 1 P: 10	R: 0 E: 0 K: 0 S: 3	H: 0 LOB: 0 BB: 0 P: 3	R: 1 E: 0 K: 1 S: 6	H: 1 LOB: 2 BB: 2 P: 14	R: 0 E: 0 K: 1 S: 5	H: 0 LOB: 2 BB: 0 P: 7	R: 3 E: 0 K: 1 S: 10	H: 5 LOB: 3 BB: 1 P: 14	R: 0 E: 0 K: 2 S: 7	H: 0 LOB: 0 BB: 0 P: 7	R: 2 E: 0 K: 1 S: 9	H: 4 LOB: 2 BB: 0 P: 9		1B: 10 2B: 3 3B: 0 HR: 1	SF: 1 SAC: 0 DP: 0 HBP: 0	WP: 1 PB: 0 SB: 0 CS: 0	PA: 45
PITCHER	IP WLS BF H R ER SO BB IBB HBP BLK WP HR S P ERA WHIP	IP WLS BF H R ER SO BB IBB HBP BLK WP HR S P ERA WHIP	IP WLS BF H R ER SO BB IBB HBP BLK WP HR S P ERA WHIP	IP WLS BF H R ER SO BB IBB HBP BLK WP HR S P ERA WHIP	IP WLS BF H R ER SO BB IBB HBP BLK WP HR S P ERA WHIP	IP WLS BF H R ER SO BB IBB HBP BLK WP HR S P ERA WHIP	IP WLS BF H R ER SO BB IBB HBP BLK WP HR S P ERA WHIP	IP WLS BF H R ER SO BB IBB HBP BLK WP HR S P ERA WHIP	IP WLS BF H R ER SO BB IBB HBP BLK WP HR S P ERA WHIP	IP WLS BF H R ER SO BB IBB HBP BLK WP HR S P ERA WHIP	IP WLS BF H R ER SO BB IBB HBP BLK WP HR S P ERA WHIP	IP WLS BF H R ER SO BB IBB HBP BLK WP HR S P ERA WHIP	IP WLS BF H R ER SO BB IBB HBP BLK WP HR S P ERA WHIP	IP WLS BF H R ER SO BB IBB HBP BLK WP HR S P ERA WHIP	IP WLS BF H R ER SO BB IBB HBP BLK WP HR S P ERA WHIP	IP WLS BF H R ER SO BB IBB HBP BLK WP HR S P ERA WHIP	IP WLS BF H R ER SO BB IBB HBP BLK WP HR S P ERA WHIP	IP WLS BF H R ER SO BB IBB HBP BLK WP HR S P ERA WHIP	IP WLS BF H R ER SO BB IBB HBP BLK WP HR S P ERA WHIP	IP WLS BF H R ER SO BB IBB HBP BLK WP HR S P ERA WHIP	IP WLS BF H R ER SO BB IBB HBP BLK WP HR S P ERA WHIP

Batter	1	2	3	4	5	6	7	8	9	AB	R	H	RBI	BB	SO	LOB	BOTTOM				
Dave Martinez, L (1.8) OBP: 0.379, SLG: 0.341	0-0 1B FC5-2		0-0 HR	0-0 1B	0-0 1-2 1B	0-0 SH1-3		0-0 4-3		3	1	3	0	0	0	0	Philadelphia Phillies @ Chicago Cubs Wrigley Field, Chicago, IL Thu Jun 18 1987, 3:33 AM CDT Att: 22,870 - Unknown				
Bob Demier, R (6. PH) OBP: 0.391, SLG: 0.524						2-3				1	0	0	0	0	0	0					
Rafael Palmeiro, L (1.7) OBP: 0.636, SLG: 1.333	0-0 FC5-2 1B		0-0 HR	4-0 1B	0-0 1-2 2-3 BB	0-0 SF8		0-3 K		3	1	2	3	1	1	0					
Lee Smith, R (9.1)										0	0	0	0	0	0	0					
Andre Dawson, R (1.9) OBP: 0.331, SLG: 0.584	0-0 FC5-2		0-0 F7	0-0 L3		0-0 K2-3		0-0 5-3		5	0	0	0	0	1	5					
Leon Durham, L (1.3) OBP: 0.373, SLG: 0.540	0-0 F9-2		0-0 HR		0-0 1B 6-3 2B		0-0 L6			3	2	2	0	0	0	2					
Manny Trillo, R (7.3) OBP: 0.310, SLG: 0.424										1	0	0	0	0	0	0					
Keith Moreland, R (1.5) OBP: 0.271, SLG: 0.402		0-3 K	0-0 HR	0-0 HR	0-0 2-3 1B	0-0 6-3	0-0 6-3			4	1	2	2	0	1	0					
Jody Davis, R (1.2) OBP: 0.320, SLG: 0.438		0-3 K	0-0 F2		0-3 K		0-3 K			1	0	0	0	0	1	0					
Jim Sundberg, R (3.2) OBP: 0.347, SLG: 0.366										3	0	0	0	0	2	2					
Paul Noce, R (1.4) OBP: 0.357, SLG: 0.490		0-0 2B		0-0 B1-3	0-0 6-3			0-0 HR 2B		4	1	2	1	0	0	1					
Mike Brumley, S (1.6) OBP: 0.154, SLG: 0.091		0-3 K		0-0 E4 BB 1B	0-0 4-3			0-0 HR BB		3	1	0	0	1	1	2					
Rick Sutcliffe, L (1.1) OBP: 0.275, SLG: 0.235										3	1	1	0	0	0	1					
Frank DiPino, L (7.1)										0	0	0	0	0	0	0					
Ed Lynch, R (7.1)										0	0	0	0	0	0	0					
Jerry Mumphrey, S (8. PH) OBP: 0.111, SLG: 0.111										1	1	1	3	0	0	0					
Ron Davis, R (9.1)										0	0	0	0	0	0	0					
Brian Dayett, R (9.7) OBP: 0.400, SLG: 0.670						0-0 SH1-3 SF8 2B		0-0 1-H 2-H HR		0	0	0	0	0	0	0					
Inning Stats	R: 0 E: 0 K: 0 S: 4	H: 2 LOB: 1 BB: 0 P: 4	R: 0 E: 0 K: 3 S: 10	H: 1 LOB: 0 BB: 0 P: 10	R: 4 E: 0 K: 0 S: 7	H: 4 LOB: 0 BB: 0 P: 7	R: 0 E: 0 K: 0 S: 5	H: 1 LOB: 3 BB: 1 P: 9	R: 1 E: 0 K: 1 S: 7	H: 2 LOB: 1 BB: 0 P: 7	R: 1 E: 0 K: 1 S: 6	H: 1 LOB: 0 BB: 0 P: 6	R: 0 E: 0 K: 1 S: 5	H: 0 LOB: 0 BB: 0 P: 5	R: 3 E: 0 K: 1 S: 7	H: 2 LOB: 0 BB: 1 P: 11	1B: 6 2B: 5 3B: 0 HR: 3	SF: 1 SAC: 1 DP: 1 HBP: 0	WP: 0 PB: 0 SB: 0 CS: 0	PA: 39	
PITCHER	IP WLS BF H R ER SO BB IBB HBP BLK WP HR S P ERA WHIP	IP WLS BF H R ER SO BB IBB HBP BLK WP HR S P ERA WHIP	IP WLS BF H R ER SO BB IBB HBP BLK WP HR S P ERA WHIP	IP WLS BF H R ER SO BB IBB HBP BLK WP HR S P ERA WHIP	IP WLS BF H R ER SO BB IBB HBP BLK WP HR S P ERA WHIP	IP WLS BF H R ER SO BB IBB HBP BLK WP HR S P ERA WHIP	IP WLS BF H R ER SO BB IBB HBP BLK WP HR S P ERA WHIP	IP WLS BF H R ER SO BB IBB HBP BLK WP HR S P ERA WHIP	IP WLS BF H R ER SO BB IBB HBP BLK WP HR S P ERA WHIP	IP WLS BF H R ER SO BB IBB HBP BLK WP HR S P ERA WHIP	IP WLS BF H R ER SO BB IBB HBP BLK WP HR S P ERA WHIP	IP WLS BF H R ER SO BB IBB HBP BLK WP HR S P ERA WHIP	IP WLS BF H R ER SO BB IBB HBP BLK WP HR S P ERA WHIP	IP WLS BF H R ER SO BB IBB HBP BLK WP HR S P ERA WHIP	IP WLS BF H R ER SO BB IBB HBP BLK WP HR S P ERA WHIP	IP WLS BF H R ER SO BB IBB HBP BLK WP HR S P ERA WHIP	IP WLS BF H R ER SO BB IBB HBP BLK WP HR S P ERA WHIP	IP WLS BF H R ER SO BB IBB HBP BLK WP HR S P ERA WHIP	IP WLS BF H R ER SO BB IBB HBP BLK WP HR S P ERA WHIP	IP WLS BF H R ER SO BB IBB HBP BLK WP HR S P ERA WHIP	IP WLS BF H R ER SO BB IBB HBP BLK WP HR S P ERA WHIP

AB	38
R	7
H	14
RBI	7
BB	6
SO	9
LOB	21




AB	35
R	9
H	13
RBI	9
BB	2
SO	7
LOB	13



Batter	1	2	3	4	5	6	7	8	9	AB	R	H	RBI	BB	SO	LOB	TOP										
Barry Bonds, L (1.8) OBP: 0.332, SLG: 0.451	0-0 6-3 1B		0-0 1-3	0-0 4-3			0-0 F7			4	1	1	0	0	0	1											
Bobby Bonilla, S (1.7) OBP: 0.319, SLG: 0.400	0-0 6-3		0-0 1-3 HR			0-0 F8		0-0 4-3 2B		4	1	2	0	0	0	1											
Johnny Ray, S (1.4) OBP: 0.298, SLG: 0.354	0-0 3-H 1B		0-0 1-3			0-0 F8		0-0 4-3		4	0	1	1	0	0	2											
Sid Bream, L (1.3) OBP: 0.365, SLG: 0.493	4-0 1-2 BB		0-0 HR			0-3 K		0-0 1-3		3	1	1	2	1	1	1											
Jim Morrison, R (1.5) OBP: 0.292, SLG: 0.397	0-0 G5-4-3		0-0 F8			0-0 5-3		4-0 FC5-4 IBB		3	0	0	0	1	0	2											
R.J. Reynolds, S (1.9) OBP: 0.383, SLG: 0.451		0-3 K		0-0 G3 FC 1B		0-3 K		0-0 FC5-4		4	1	1	0	0	2	2											
Michael LaValliere, L (1.2) OBP: 0.376, SLG: 0.366	0-0 6-3 2B		0-0 1-3			0-3 K			0-0 5-3	4	0	1	0	0	1	1	AB 33										
Rafael Belliard, R (1.6) OBP: 0.284, SLG: 0.256	0-0 6-3		0-0 FC SH3-4				0-0 6-3		0-0 5-3	4	0	0	1	0	0	1	R 4										
Brian Fisher, R (1.1) OBP: 0.150, SLG: 0.300	0-0 1-3		0-0 SH3-4			0-3 K		0-3 K		3	0	0	0	0	2	1	H 7										
Inning Stats	R: 1 E: 0 K: 0 S: 4	H: 2 LOB: 1 BB: 1 P: 8	R: 0 E: 0 K: 1 S: 6	H: 1 LOB: 1 BB: 0 P: 6	R: 2 E: 0 K: 0 S: 5	H: 2 LOB: 0 BB: 0 P: 5	R: 1 E: 0 K: 0 S: 5	H: 1 LOB: 1 BB: 0 P: 5	R: 0 E: 0 K: 2 S: 7	H: 0 LOB: 0 BB: 0 P: 7	R: 0 E: 0 K: 1 S: 5	H: 0 LOB: 0 BB: 0 P: 5	R: 0 E: 0 K: 0 S: 4	H: 1 LOB: 2 BB: 1 P: 8	R: 0 E: 0 K: 1 S: 5	H: 0 LOB: 0 BB: 0 P: 5	1B: 3 2B: 3 3B: 0 HR: 1	SF: 0 SAC: 1 DP: 1 HBP: 0	WP: 0 PB: 0 SB: 3 CS: 0	PA: 36							
PITCHER	IP	WLS	BF	H	R	ER	SO	BB	IBB	HBP	BLK	WP	HR	S	P	ERA	WHIP										
Dickie Noles, R (1.1) ERA: 4.06	7.0	L	28	6	4	4	5	1	0	0	0	0	1	37	41	5.14	1.000										
Frank DiPino, L (8.1) ERA: 3.1	2.0		8	1	0	0	1	0	1	0	0	0	0	9	13	0.00	0.500										

Pittsburgh Pirates @ Chicago Cubs
Wrigley Field, Chicago, IL
Fri Jun 19 1987, 3:33 AM CDT
Att: 33,529 - Unknown


AB 33
R 4
H 7
RBI 4
BB 2
SO 6
LOB 12



Batter	1	2	3	4	5	6	7	8	9	AB	R	H	RBI	BB	SO	LOB	BOTTOM										
Dave Martinez, L (1.8) OBP: 0.377, SLG: 0.345	0-0 6-3		0-0 2B				0-0 G3		0-3 K	4	0	1	0	0	1	0											
Jerry Mumphrey, S (1.7) OBP: 0.414, SLG: 0.504	4-0 FC6-4 BB		0-3 K			0-0 4-3		4-0 BB		2	0	0	0	2	1	1											
Andre Dawson, R (1.9) OBP: 0.326, SLG: 0.575	0-0 F6		0-0 F8			0-0 P3		0-0 P6		4	0	0	0	0	0	3											
Leon Durham, L (1.3) OBP: 0.371, SLG: 0.534	0-0 FC6-4			0-0 1B		0-0 F7		0-0 3-1		4	0	1	0	0	0	1											
Keith Moreland, R (1.5) OBP: 0.267, SLG: 0.395		0-0 5-3		0-0 P6		0-0 F9		0-0 5-3		4	0	0	0	0	0	1											
Paul Noces, R (1.4) OBP: 0.375, SLG: 0.414		0-0 1B		0-0 F9			0-0 6-3		0-0 1B	4	0	2	0	0	0	1											
Jim Sundberg, R (1.2) OBP: 0.358, SLG: 0.378		0-3 K		0-0 1B		0-3 K		0-0 1B		4	0	2	0	0	2	1	AB 33										
Mike Brumley, S (1.6) OBP: 0.133, SLG: 0.077		0-3 K		0-0 P6			0-0 F8		0-0 FC3-6	2	0	0	0	0	1	3	R 0										
Gary Matthews, R (7, PH) OBP: 0.303, SLG: 0.290										1	0	0	0	0	0	0	H 6										
Frank DiPino, L (8.1)										0	0	0	0	0	0	0	RBI 0										
Rafael Palmeiro, L (9, PH) OBP: 0.583, SLG: 1.143										1	0	0	0	0	0	2	BB 2										
Dickie Noles, R (1.1)										2	0	0	0	0	1	0	SO 6										
Manny Trillo, R (8.4) OBP: 0.307, SLG: 0.419			0-3 K		0-0 F3			0-0 F2		1	0	0	0	0	0	0	LOB 13										
Inning Stats	R: 0 E: 0 K: 0 S: 3	H: 0 LOB: 1 BB: 1 P: 7	R: 0 E: 0 K: 2 S: 8	H: 1 LOB: 1 BB: 0 P: 8	R: 0 E: 0 K: 2 S: 8	H: 1 LOB: 2 BB: 0 P: 5	R: 0 E: 0 K: 0 S: 3	H: 0 LOB: 0 BB: 0 P: 3	R: 0 E: 0 K: 1 S: 5	H: 0 LOB: 0 BB: 0 P: 5	R: 0 E: 0 K: 1 S: 5	H: 0 LOB: 1 BB: 1 P: 9	R: 0 E: 0 K: 0 S: 5	H: 2 LOB: 2 BB: 0 P: 5	R: 0 E: 0 K: 0 S: 5	H: 0 LOB: 0 BB: 0 P: 5	1B: 5 2B: 1 3B: 0 HR: 0	SF: 0 SAC: 0 DP: 0 HBP: 0	WP: 0 PB: 0 SB: 1 CS: 0	PA: 35							
PITCHER	IP	WLS	BF	H	R	ER	SO	BB	IBB	HBP	BLK	WP	HR	S	P	ERA	WHIP										
Brian Fisher, R (1.1) ERA: 5.32	9.0	W	35	6	0	0	6	2	0	0	0	0	0	45	53	0.00	0.889										

Pittsburgh Pirates @ Chicago Cubs
Wrigley Field, Chicago, IL
Fri Jun 19 1987, 3:33 AM CDT
Att: 33,529 - Unknown

AB 33
R 0
H 6
RBI 0
BB 2
SO 6
LOB 13



Batter	1	2	3	4	5	6	7	8	9	AB	R	H	RBI	BB	SO	LOB	TOP										
Barry Bonds, L (1, 7) OBP: 0.341, SLG: 0.485										4	2	2	1	1	1	1	Pittsburgh Pirates @ Chicago Cubs Wrigley Field, Chicago, IL Sat Jun 20 1987, 3:33 AM CDT Att: 34,384 - Unknown										
Andy Van Slyke, L (1, 8) OBP: 0.338, SLG: 0.472										4	1	1	0	0	1	1											
Johnny Ray, S (1, 4) OBP: 0.300, SLG: 0.355										5	1	2	1	0	1	2											
Sid Bream, L (1, 3) OBP: 0.362, SLG: 0.487										5	0	1	0	0	1	3											
R.J. Reynolds, S (1, 9) OBP: 0.377, SLG: 0.480										4	2	3	2	1	1	1											
Jim Morrison, R (1, 5) OBP: 0.294, SLG: 0.423										5	2	2	3	0	1	2											
Michael LaValliere, L (1, 2) OBP: 0.379, SLG: 0.365										4	0	1	0	1	1	1											
Rafael Belliard, R (1, 6) OBP: 0.282, SLG: 0.254									5	0	1	0	0	1	3												
Mike Dunne, R (1, 1) OBP: 0.167, SLG: 0.091										4	0	0	0	0	1	4											
Inning Stats	R: 2 E: 0 K: 1 S: 8	H: 4 LOB: 1 BB: 0 P: 8	R: 0 E: 0 K: 1 S: 6	H: 1 LOB: 1 BB: 0 P: 6	R: 0 E: 0 K: 2 S: 8	H: 1 LOB: 0 BB: 0 P: 8	R: 0 E: 0 K: 2 S: 7	H: 0 LOB: 0 BB: 0 P: 7	R: 0 E: 0 K: 0 S: 3	H: 0 LOB: 1 BB: 1 P: 7	R: 2 E: 0 K: 0 S: 4	H: 1 LOB: 1 BB: 2 P: 12	R: 0 E: 0 K: 1 S: 6	H: 1 LOB: 1 BB: 0 P: 6	R: 0 E: 0 K: 2 S: 9	H: 1 LOB: 2 BB: 0 P: 9		R: 4 E: 0 K: 0 S: 8	H: 5 LOB: 1 BB: 0 P: 8	1B: 7 2B: 2 3B: 0 HR: 5	SF: 0 SAC: 1 DP: 0 HBP: 0	WP: 1 PB: 0 SB: 3 CS: 0	PA: 44				
PITCHER	IP	WLS	BF	H	R	ER	SO	BB	IBB	HBP	BLK	WP	HR	S	P	ERA	WHIP										
Greg Maddux, R (1, 1) ERA: 4.71	6.0	L	28	8	4	4	6	3	0	0	0	0	2	37	49	6.00	1.833										
Frank DiPino, L (7, 1) ERA: 2.9	2.0		8	1	0	0	3	0	0	0	0	1	0	14	14	0.00	0.500										
Ron Davis, R (9, 1) ERA: 5.4	1.0		8	5	4	4	0	0	0	0	0	0	3	8	8	36.00	5.000										

Batter	1	2	3	4	5	6	7	8	9	AB	R	H	RBI	BB	SO	LOB	BOTTOM										
Dave Martinez, L (1, 8) OBP: 0.384, SLG: 0.366										4	1	3	0	0	0	0	Pittsburgh Pirates @ Chicago Cubs Wrigley Field, Chicago, IL Sat Jun 20 1987, 3:33 AM CDT Att: 34,384 - Unknown										
Jerry Mumphrey, S (1, 7) OBP: 0.403, SLG: 0.488										4	0	0	0	0	1	3											
Andre Dawson, R (1, 9) OBP: 0.325, SLG: 0.570										4	0	1	1	0	0	0											
Leon Durham, L (1, 3) OBP: 0.373, SLG: 0.548										4	1	2	1	0	0	1											
Keith Moreland, R (1, 5) OBP: 0.263, SLG: 0.389										4	0	0	0	0	0	1											
Jody Davis, R (1, 2) OBP: 0.315, SLG: 0.430										4	0	0	0	0	1	0											
Paul Noce, R (1, 4) OBP: 0.343, SLG: 0.375										3	0	0	0	0	2	0											
Mike Brumley, S (1, 6) OBP: 0.167, SLG: 0.250										3	0	1	0	0	0	0											
Greg Maddux, R (1, 1) OBP: 0.130, SLG: 0.130										2	0	0	0	0	0	1											
Frank DiPino, L (7, 1)										0	0	0	0	0	0	0											
Gary Matthews, R (6, PH) OBP: 0.294, SLG: 0.281										1	0	0	0	0	0	0											
Ron Davis, R (9, 1)										0	0	0	0	0	0	0											
Inning Stats	R: 1 E: 0 K: 1 S: 7	H: 2 LOB: 1 BB: 0 P: 10	R: 0 E: 0 K: 2 S: 8	H: 1 LOB: 1 BB: 0 P: 8	R: 0 E: 0 K: 1 S: 4	H: 2 LOB: 1 BB: 0 P: 4	R: 0 E: 0 K: 1 S: 5	H: 0 LOB: 0 BB: 0 P: 5	R: 0 E: 0 K: 0 S: 3	H: 0 LOB: 0 BB: 0 P: 3	R: 0 E: 0 K: 0 S: 3	H: 0 LOB: 0 BB: 0 P: 3	R: 0 E: 0 K: 0 S: 4	H: 1 LOB: 1 BB: 0 P: 4	R: 1 E: 0 K: 0 S: 4	H: 1 LOB: 0 BB: 0 P: 4	1B: 4 2B: 0 3B: 2 HR: 1	SF: 0 SAC: 0 DP: 1 HBP: 0	WP: 0 PB: 0 SB: 0 CS: 0	PA: 33							
PITCHER	IP	WLS	BF	H	R	ER	SO	BB	IBB	HBP	BLK	WP	HR	S	P	ERA	WHIP										
Mike Dunne, R (1, 1) ERA: 1.09	9.0	W	33	7	2	2	4	0	0	0	0	0	1	41	44	2.00	0.778										



Batter	1	2	3	4	5	6	7	8	9	AB	R	H	RBI	BB	SO	LOB	TOP					
Barry Bonds, L OBP: 0.339, SLG: 0.478 (1, 7)	0-0 4-3		0-0 4-3		4-0 S BB		0-0 G3		0-0 4-3	4	0	0	0	1	0	1	Pittsburgh Pirates @ Chicago Cubs Wrigley Field, Chicago, IL Mon Jun 22 1987, 3:33 AM CDT Att: 27,064 - Unknown					
Bobby Bonilla, S OBP: 0.326, SLG: 0.415 (1, 9)	0-0 F8				0-3 K			0-0 G5-4-3 1B	4	0	2	0	0	1	1							
Johnny Ray, S OBP: 0.308, SLG: 0.355 (1, 4)	0-0 FC6-4 1B		4-0 G6-4-3 BB		4-0 BB			0-0 G5-4-3 1-2	2	0	1	0	2	0	1							
Mike Diaz, R OBP: 0.313, SLG: 0.558 (1, 3)	0-0 FC6-4		0-0 G6-4-3		0-0 F8			4-0 HR BB	3	0	0	0	1	0	5							
Butch Davis, R OBP: 0.250, SLG: 0.286 (8, PR)									0	1	0	0	0	0	0							
Sid Bream, L OBP: 0.363, SLG: 0.483 (8, 3)	1-2		1-2						0	0	0	0	0	0	0							
Andy Van Slyke, L OBP: 0.335, SLG: 0.480 (1, 8)		0-3 K		0-0 F5		0-0 6-3		0-0 HR	4	1	1	2	0	1	0							
Jim Morrison, R OBP: 0.299, SLG: 0.421 (1, 5)		0-0 FC5 1B		0-0 5-3		0-0 F6		0-0 5-3	4	0	1	0	0	0	1							
Junior Ortiz, R OBP: 0.286, SLG: 0.291 (1, 2)		0-0 FC5 1B		0-0		0-0 5-3			4	0	2	0	0	0	0							
Rafael Belliard, R OBP: 0.287, SLG: 0.257 (1, 6)		0-0 FC5 1-2 2-3		0-0 6-3			0-0 1-3		0-0 SH1-4 1B	4	0	1	0	0	0	3						
Rick Reuschel, R OBP: 0.179, SLG: 0.289 (1, 1)		0-3 K		0-0 F7			0-0 L6		0-0 SH1-4 1-2	3	0	0	0	0	1	2						
Inning Stats	R: 0 E: 0 K: 0 S: 4	H: 1 LOB: 1 BB: 0 P: 4	R: 0 E: 0 K: 2 S: 9	H: 2 LOB: 2 BB: 0 P: 9	R: 0 E: 0 K: 0 S: 3	H: 1 LOB: 1 BB: 1 P: 7	R: 0 E: 0 K: 0 S: 4	H: 1 LOB: 1 BB: 0 P: 4	R: 0 E: 0 K: 1 S: 5	H: 0 LOB: 2 BB: 2 P: 13	R: 0 E: 0 K: 0 S: 3	H: 0 LOB: 0 BB: 0 P: 3	R: 0 E: 0 K: 0 S: 3	H: 0 LOB: 0 BB: 0 P: 3	R: 2 E: 0 K: 0 S: 4	H: 2 LOB: 1 BB: 0 P: 8	R: 0 E: 0 K: 0 S: 4	H: 1 LOB: 1 BB: 0 P: 4	1B: 5 2B: 2 3B: 0 HR: 1	SF: 0 SAC: 1 DP: 2 HBP: 0	WP: 0 PB: 0 SB: 1 CS: 0	PA: 37
PITCHER Jamie Moyer, L ERA: 3.76 (1, 1)	IP: 9.0 WLS: W BF: 37 H: 8 R: 2 ER: 2 SO: 3 BB: 4 IBB: 0 HBP: 0 BLK: 0 WP: 0 HR: 1 S: 39 P: 55 ERA: 2.00 WHIP: 1.333															PITCHER						

Batter	1	2	3	4	5	6	7	8	9	AB	R	H	RBI	BB	SO	LOB	BOTTOM					
Dave Martinez, L OBP: 0.387, SLG: 0.378 (1, 8)	0-0 5-3		0-0 1B 3B		0-0 L7			0-0 F7		4	1	1	0	0	0	0	Pittsburgh Pirates @ Chicago Cubs Wrigley Field, Chicago, IL Mon Jun 22 1987, 3:33 AM CDT Att: 27,064 - Unknown					
Rafael Palmeiro, L OBP: 0.429, SLG: 0.688 (1, 7)	0-0 6-3		0-0 1B		0-0 L7			0-0 L4 2B		4	0	2	1	0	0	0						
Andre Dawson, R OBP: 0.326, SLG: 0.564 (1, 9)	0-0 1B		0-0 1B		0-0 3-1			0-0 L4 2-3		4	0	2	0	0	0	1						
Leon Durham, L OBP: 0.369, SLG: 0.535 (1, 3)	0-0 F7		0-3 K		0-0 F7			0-0 HR 1B		4	1	1	0	0	1	3						
Keith Moreland, R OBP: 0.277, SLG: 0.423 (1, 5)		0-0 5-3 1B		0-0 L4		4-0 CS BB		0-0 HR		3	1	2	2	1	0	2						
Paul Noco, R OBP: 0.397, SLG: 0.368 (1, 4)	0-0 5-3 1-2			0-0 CS 1B		0-0 F1 1-2				3	0	1	0	0	0	2						
Jim Sundberg, R OBP: 0.351, SLG: 0.367 (1, 2)	0-0 5-3			0-0 6-3 1B			0-0 B2			3	0	1	0	0	0	1						
Mike Brumley, S OBP: 0.200, SLG: 0.227 (1, 6)	0-3 K			0-0 6-3 1-2			0-3 K			3	0	0	0	0	2	2						
Jamie Moyer, L OBP: 0.156, SLG: 0.103 (1, 1)			0-0 4-3		0-0 F8		0-3 K			3	0	0	0	0	1	1						
Inning Stats	R: 0 E: 0 K: 0 S: 4	H: 1 LOB: 1 BB: 0 P: 4	R: 0 E: 0 K: 1 S: 6	H: 1 LOB: 1 BB: 0 P: 6	R: 1 E: 0 K: 1 S: 8	H: 3 LOB: 2 BB: 0 P: 8	R: 0 E: 0 K: 0 S: 4	H: 2 LOB: 1 BB: 0 P: 4	R: 0 E: 0 K: 0 S: 3	H: 0 LOB: 0 BB: 0 P: 3	R: 0 E: 0 K: 0 S: 2	H: 0 LOB: 0 BB: 1 P: 6	R: 0 E: 0 K: 2 S: 7	H: 0 LOB: 0 BB: 0 P: 7	R: 0 E: 0 K: 0 S: 3	H: 1 LOB: 0 BB: 0 P: 3	R: 2 E: 0 K: 0 S: 2	H: 2 LOB: 0 BB: 0 P: 2	1B: 7 2B: 2 3B: 1 HR: 1	SF: 0 SAC: 0 DP: 1 HBP: 0	WP: 0 PB: 0 SB: 0 CS: 2	PA: 32
PITCHER Rick Reuschel, R ERA: 2.53 (1, 1)	IP: 8.0 WLS: L BF: 32 H: 10 R: 3 ER: 3 SO: 4 BB: 1 IBB: 0 HBP: 0 BLK: 0 WP: 0 HR: 1 S: 39 P: 43 ERA: 3.38 WHIP: 1.375															PITCHER						

Batter	1	2	3	4	5	6	7	8	9	AB	R	H	RBI	BB	SO	LOB	TOP										
Dave Martinez, L (1, 8) OBP: 0.384, SLG: 0.380	0-3 K			0-3 K	0-0 6-3			0-0 4-3 2B		4	0	1	0	0	2	0	Chicago Cubs @ New York Mets Shea Stadium, Flushing, NY Tue Jun 23 1987, 7:05 PM EDT Att: 39,789 - Unknown										
Jerry Mumphrey, S (1, 7) OBP: 0.388, SLG: 0.470 Brian Dayett, R (9, 7) OBP: 0.458, SLG: 0.676	0-3 K			0-0 4-3			0-0 6-3	0-0 4-3		4	0	0	0	0	1	1											
Andre Dawson, R (1, 9) OBP: 0.322, SLG: 0.556	0-3 K			0-0 F6			0-0 4-3	0-0 L6		4	0	0	0	0	1	1											
Leon Durham, L (1, 3) OBP: 0.371, SLG: 0.532		0-3 K			4-0 PB SH1-3 2B BB		0-0 4-3		0-0 5-3 6-3 1B	3	1	1	0	1	1	0											
Keith Moreland, R (1, 5) OBP: 0.278, SLG: 0.422		0-0 F8			0-0 SH1-3			0-0 1B	0-0 6-3	3	0	1	0	0	0	1											
Jody Davis, R (1, 2) OBP: 0.318, SLG: 0.425		0-3 K			4-0 PB 2B BB		0-3 K	0-0 5-3	0-0 2-3	3	1	0	0	1	2	2											
Paul Noce, R (1, 4) OBP: 0.348, SLG: 0.381 Lee Smith, R (9, 1)			0-3 K		0-0 1H 2H HR 2B		0-3 K	0-3 K	0-3 K	4	1	1	2	0	3	2											
Mike Brumley, S (1, 6) OBP: 0.214, SLG: 0.360			0-0 1-3		0-0 HR 2B		0-0 F9			3	1	1	2	0	0	1											
Rick Sutcliffe, L (1, 1) OBP: 0.256, SLG: 0.216 Manny Trillo, R (9, 4) OBP: 0.307, SLG: 0.419			0-3 K		0-0 4-3			0-3 K		3	0	0	0	0	2	0											
										0	0	0	0	0	0	0											
Inning Stats	R: 0 E: 0 K: 3 S: 9	H: 0 LOB: 0 BB: 0 P: 9	R: 0 E: 0 K: 2 S: 7	H: 0 LOB: 0 BB: 0 P: 7	R: 0 E: 0 K: 2 S: 7	H: 0 LOB: 0 BB: 0 P: 7	R: 0 E: 0 K: 1 S: 5	H: 0 LOB: 0 BB: 0 P: 5	R: 4 E: 0 K: 0 S: 5	H: 2 LOB: 0 BB: 2 P: 13	R: 0 E: 0 K: 0 S: 3	H: 0 LOB: 0 BB: 0 P: 3	R: 0 E: 0 K: 2 S: 8	H: 1 LOB: 1 BB: 0 P: 8	R: 0 E: 0 K: 1 S: 6	H: 1 LOB: 1 BB: 0 P: 6	R: 0 E: 0 K: 1 S: 6	H: 1 LOB: 1 BB: 0 P: 6	1B: 2 2B: 2 HR: 1	SF: 0 SAC: 1 DP: 0 HBP: 0	WP: 0 PB: 1 CS: 0	PA: 34					
PITCHER	IP	WLS	BF	H	R	ER	SO	BB	IBB	HBP	BLK	WP	HR	S	P	ERA	WHIP										
Ron Darling, R (1, 1) ERA: 5.03 Jesse Orosco, L (9, 1) ERA: 4.8	8.0	L	30	4	4	4	11	2	0	0	0	0	1	50	58	4.50	0.750										

AB 31
R 4
H 5
RBI 4
BB 2
SO 12
LOB 8



Batter	1	2	3	4	5	6	7	8	9	AB	R	H	RBI	BB	SO	LOB	BOTTOM										
Lenny Dykstra, L (1, 8) OBP: 0.351, SLG: 0.481 Jesse Orosco, R (9, 1)	0-0 4-3		0-0 1-3		0-0 5-3			0-0 3-1		4	0	0	0	0	0	0	Chicago Cubs @ New York Mets Shea Stadium, Flushing, NY Tue Jun 23 1987, 7:05 PM EDT Att: 39,789 - Unknown										
Keith Miller, R (1, 4) OBP: 0.428, SLG: 0.556 Lee Mazzilli, S (9, PH) OBP: 0.433, SLG: 0.607	0-0 5-3		S S BLK 1B		0-3 K			0-0 1B	0-0 1B	3	1	1	0	0	1	0											
Keith Hernandez, L (1, 3) OBP: 0.379, SLG: 0.458	4-0 FC6-4 BB		4-0 BLK BB		0-0 1-3			0-0 F8	0-0 F8	2	0	0	0	2	0	1											
Gary Carter, R (1, 2) OBP: 0.309, SLG: 0.404	0-0 FC6-4		0-0 4-3		0-0 F6			0-0 F7	0-0 F7	4	0	0	0	0	0	3											
Darryl Strawberry, L (1, 9) OBP: 0.392, SLG: 0.627		0-0 4-3 2B		0-0 4-3			0-0 4-3	0-0 1-2 1B	0-0 1-2 1B	4	0	2	0	0	0	0											
Kevin McReynolds, R (1, 7) OBP: 0.328, SLG: 0.517		0-0 4-3		0-0 4-3			0-0 4-3	0-3 K	0-3 K	4	0	0	0	0	1	3											
Howard Johnson, S (1, 5) OBP: 0.331, SLG: 0.473		0-3 K		0-0 F9			0-3 K			3	0	0	0	0	2	1											
Rafael Santana, R (1, 6) OBP: 0.313, SLG: 0.361 Dave Magadan, L (9, PH) OBP: 0.360, SLG: 0.443		0-0 F9			0-0 F8			0-0 F8	0-3 K	2	0	0	0	0	0	1											
Ron Darling, R (1, 1) OBP: 0.172, SLG: 0.250 Mookie Wilson, S (9, PH) OBP: 0.363, SLG: 0.530			0-3 K		0-0 5-3			0-3 K		2	0	0	0	0	1	0											
										1	0	0	0	0	1	0											
Inning Stats	R: 0 E: 0 K: 0 S: 3	H: 0 LOB: 1 BB: 1 P: 7	R: 0 E: 0 K: 1 S: 6	H: 1 LOB: 1 BB: 0 P: 6	R: 1 E: 0 K: 1 S: 6	H: 1 LOB: 1 BB: 1 P: 10	R: 0 E: 0 K: 0 S: 3	H: 0 LOB: 0 BB: 0 P: 3	R: 0 E: 0 K: 1 S: 5	H: 0 LOB: 0 BB: 0 P: 5	R: 0 E: 0 K: 1 S: 5	H: 0 LOB: 0 BB: 0 P: 5	R: 0 E: 0 K: 1 S: 5	H: 0 LOB: 0 BB: 0 P: 5	R: 0 E: 0 K: 1 S: 7	H: 2 LOB: 2 BB: 0 P: 7	1B: 3 2B: 1 HR: 0	SF: 0 SAC: 0 DP: 0 HBP: 0	WP: 0 PB: 0 CS: 0	PA: 33							
PITCHER	IP	WLS	BF	H	R	ER	SO	BB	IBB	HBP	BLK	WP	HR	S	P	ERA	WHIP										
Rick Sutcliffe, R (1, 1) ERA: 3.53 Lee Smith, R (9, 1) ERA: 2.25	8.2	W	32	4	1	1	5	2	0	0	0	0	0	40	48	1.04	0.692										

AB 31
R 1
H 4
RBI 0
BB 2
SO 6
LOB 9



Batter	1	2	3	4	5	6	7	8	9	AB	R	H	RBI	BB	SO	LOB	TOP				
Dave Martinez, L (1.8) OBP: 0.385, SLG: 0.381	B1-3		G3 1B				B1-3		1-3	5	0	2	0	0	0	0	Chicago Cubs @ New York Mets Shea Stadium, Flushing, NY Wed Jun 24 1987, 7:05 PM EDT Att: 42,196 - Unknown				
Rafael Palmeiro, L (1.7) OBP: 0.385, SLG: 0.571	6-3		G3 1-2			F7	F8		1B	5	0	1	0	0	0	2					
Andre Dawson, R (1.9) OBP: 0.320, SLG: 0.550	1B		6-3			P8	P6		4-3	5	0	1	0	0	0	3					
Leon Durham, L (1.3) OBP: 0.373, SLG: 0.536	L6			K					9-4 2B	4	1	2	0	0	1	1					
Keith Moreland, R (1.5) OBP: 0.281, SLG: 0.421		F8		1B G1-2-3					9-4 2-3f	3	0	1	0	1	0	1					
Jody Davis, R (1.2) OBP: 0.325, SLG: 0.430		FC5-4 1B		1B		K			1B	4	0	3	0	0	1	2					
Paul Noce, R (1.4) OBP: 0.380, SLG: 0.400		FC5-4 1-2f		1B					1B	3	0	2	1	1	0	1					
Mike Brumley, S (1.6) OBP: 0.188, SLG: 0.310		3-1		G1-2-3 3-Hf					1-3	4	0	0	0	0	1	8					
Les Lancaster, R (1.1)			5-3						6-3	3	0	0	0	0	1	2					
Lee Smith, R (8.1)					5-3					0	0	0	0	0	0	0					
Manny Trillo, R (8.4) OBP: 0.304, SLG: 0.415						K				1	0	0	0	0	0	0					
Inning Stats	R: 0 E: 0 K: 0 S: 4	H: 1 LOB: 1 BB: 0 P: 4	R: 0 E: 0 K: 0 S: 4	H: 1 LOB: 1 BB: 0 P: 4	R: 0 E: 0 K: 1 S: 6	H: 2 LOB: 2 BB: 1 P: 10	R: 0 E: 0 K: 0 S: 4	H: 1 LOB: 1 BB: 0 P: 4	R: 1 E: 0 K: 3 S: 11	H: 2 LOB: 2 BB: 1 P: 15	R: 0 E: 0 K: 0 S: 3	H: 0 LOB: 0 BB: 0 P: 3	R: 0 E: 0 K: 0 S: 5	H: 3 LOB: 3 BB: 0 P: 5	R: 0 E: 0 K: 0 S: 4	H: 1 LOB: 1 BB: 0 P: 4	1B: 11 2B: 2 3B: 0 HR: 0	SF: 0 SAC: 0 DP: 2 HBP: 0	WP: 0 PB: 0 SB: 0 CS: 0	PA: 39	
PITCHER	IP	WLS	BF	H	R	ER	SO	BB	IBB	HBP	BLK	WP	HR	S	P	ERA	WHIP				
John Mitchell, R (1.1) ERA: 3.23	7.2		34	11	1	1	4	2	0	0	0	0	0	40	48	1.17	1.696				
Doug Sisk, R (8.1) ERA: 3.49	0.1		1	0	0	0	0	0	0	0	0	0	0	1	1	0.00	0.000				
Roger McDowell, R (9.1) ERA: 4.36	1.0	W	4	1	0	0	0	0	0	0	0	0	0	4	4	0.00	1.000				

AB	37
R	1
H	12
RBI	1
BB	2
SO	4
LOB	20



Batter	1	2	3	4	5	6	7	8	9	AB	R	H	RBI	BB	SO	LOB	BOTTOM					
Lenny Dykstra, L (1.8) OBP: 0.346, SLG: 0.474	K		P6					SH2-4		3	0	0	0	0	1	2	Chicago Cubs @ New York Mets Shea Stadium, Flushing, NY Wed Jun 24 1987, 7:05 PM EDT Att: 42,196 - Unknown					
Keith Miller, R (1.4) OBP: 0.387, SLG: 0.500	K		5-3					1-3		3	0	0	0	0	1	2						
Mookie Wilson, S (8. PH) OBP: 0.366, SLG: 0.533	K							WP 2-H 3-1 1B		1	0	1	1	0	0	0						
Roger McDowell, R (9.1) OBP: 0.400, SLG: 0.500										0	0	0	0	0	0	0						
Keith Hernandez, L (1.3) OBP: 0.373, SLG: 0.451	F5			4-3				3-1		4	0	0	0	0	1	1						
Gary Carter, R (1.2) OBP: 0.308, SLG: 0.401		F9						6-3		4	0	1	0	0	1	1						
Darryl Strawberry, L (1.9) OBP: 0.390, SLG: 0.619		K		F8				6-3		3	0	0	0	1	1	1						
Kevin McReynolds, R (1.7) OBP: 0.331, SLG: 0.517			F9		P7			1B PB BB		4	1	2	0	0	0	1						
Howard Johnson, S (1.5) OBP: 0.333, SLG: 0.473				SH2-4 1B				5-3		4	0	2	0	0	1	2						
Rafael Santana, R (1.6) OBP: 0.315, SLG: 0.359								1B BB		1	0	0	0	1	0	0						
Dave Magadan, L (7. PH) OBP: 0.363, SLG: 0.438								F3		1	0	0	0	1	0	2						
John Mitchell, R (1.1) OBP: 0.063, SLG: 0.125								SH2-4 BB		1	0	0	0	0	0	0						
Doug Sisk, R (8.1)								1B		0	0	0	0	0	0	0						
Lee Mazzilli, S (8. PH) OBP: 0.441, SLG: 0.614								4-3		1	1	1	0	0	0	0						
Bill Almon, R (9.4) OBP: 0.250, SLG: 0.216								SH2-4 1B		1	0	1	1	0	0	0						
Inning Stats	R: 0 E: 0 K: 2 S: 7	H: 0 LOB: 0 BB: 0 P: 7	R: 0 E: 0 K: 1 S: 5	H: 0 LOB: 0 BB: 0 P: 5	R: 0 E: 0 K: 0 S: 4	H: 1 LOB: 2 BB: 1 P: 8	R: 0 E: 0 K: 0 S: 4	H: 1 LOB: 1 BB: 0 P: 4	R: 0 E: 0 K: 1 S: 3	H: 0 LOB: 0 BB: 0 P: 3	R: 0 E: 0 K: 1 S: 5	H: 0 LOB: 0 BB: 0 P: 5	R: 0 E: 0 K: 1 S: 6	H: 1 LOB: 2 BB: 1 P: 10	R: 1 E: 0 K: 1 S: 7	H: 2 LOB: 1 BB: 0 P: 7	R: 1 E: 0 K: 0 S: 4	H: 3 LOB: 3 BB: 1 P: 8	1B: 8 2B: 0 3B: 0 HR: 0	SF: 0 SAC: 2 DP: 0 HBP: 0	WP: 1 PB: 1 SB: 1 CS: 0	PA: 36
PITCHER	IP	WLS	BF	H	R	ER	SO	BB	IBB	HBP	BLK	WP	HR	S	P	ERA	WHIP					
Les Lancaster, R (1.1) ERA: 2.76	7.0		27	4	1	1	5	2	0	0	0	1	0	35	43	1.29	0.857					
Lee Smith, R (8.1) ERA: 2.39	1.1	L	9	4	1	1	1	1	0	0	0	1	0	10	14	6.75	3.750					

AB	31
R	2
H	8
RBI	2
BB	3
SO	6
LOB	12



Batter	1	2	3	4	5	6	7	8	9	AB	R	H	RBI	BB	SO	LOB	TOP
Dave Martinez, L (1, 8) <small>OBP: 0.387, SLG: 0.380</small> Jody Davis, R (9, PH) <small>OBP: 0.324, SLG: 0.429</small>										3	1	0	1	1	2		
Rafael Palmeiro, L (1, 7) <small>OBP: 0.323, SLG: 0.462</small>										5	0	0	0	0	1	5	
Jerry Mumphrey, S (1, 9) <small>OBP: 0.399, SLG: 0.467</small>										1	1	0	0	3	0	0	
Leon Durham, L (1, 3) <small>OBP: 0.379, SLG: 0.544</small>										4	0	3	0	0	0	1	
Keith Moreland, R (1, 5) <small>OBP: 0.277, SLG: 0.414</small> Manny Trillo, R (8, 5) <small>OBP: 0.304, SLG: 0.415</small>										4	0	0	1	0	0	5	
Paul Noco, R (1, 4) <small>OBP: 0.352, SLG: 0.367</small>										4	0	0	0	0	2	3	
Jim Sundberg, R (1, 2) <small>OBP: 0.328, SLG: 0.340</small>										4	0	0	0	0	1	3	
Mike Brumley, S (1, 6) <small>OBP: 0.194, SLG: 0.281</small>										3	0	0	0	1	0	0	
Steve Trout, L (1, 1) <small>OBP: 0.115, SLG: 0.111</small> Dickie Noles, R (4, 1) <small>OBP: 0.342, SLG: 0.281</small> Gary Matthews, R (5, PH) <small>OBP: 0.342, SLG: 0.281</small> Ed Lynch, R (5, 1) <small>OBP: 0.342, SLG: 0.281</small> Bob Bernier, R (7, PH) <small>OBP: 0.342, SLG: 0.281</small> Ron Davis, R (7, 1) <small>OBP: 0.342, SLG: 0.281</small> Brian Dayett, R (9, PH) <small>OBP: 0.442, SLG: 0.667</small>										1	0	0	0	0	0	0	
Inning Stats	R: 0 H: 1 E: 0 LOB: 2 K: 0 BB: 2 S: 3 P: 11	R: 0 H: 0 E: 0 LOB: 0 K: 0 BB: 0 S: 3 P: 3	R: 1 H: 1 E: 1 LOB: 1 K: 1 BB: 0 S: 7 P: 7	R: 0 H: 0 E: 0 LOB: 0 K: 1 BB: 0 S: 5 P: 5	R: 0 H: 0 E: 0 LOB: 1 K: 0 BB: 1 S: 3 P: 7	R: 0 H: 1 E: 0 LOB: 2 K: 2 BB: 1 S: 8 P: 12	R: 0 H: 0 E: 0 LOB: 1 K: 1 BB: 1 S: 5 P: 9	R: 1 H: 1 E: 0 LOB: 1 K: 0 BB: 1 S: 4 P: 8	R: 0 H: 0 E: 0 LOB: 1 K: 2 BB: 1 S: 7 P: 11	1B: 3 SF: 0 2B: 1 SAC: 0 3B: 0 DP: 0 HR: 0 HBP: 0	WP: 0 PA: 38 PB: 1 SB: 1 CS: 1						
PITCHER	IP WLS BF H R ER SO BB IBB HBP BLK WP HR S P ERA WHIP Dwight Gooden, R (1, 1) <small>ERA: 2.15</small> Doug Sisk, R (8, 1) <small>ERA: 3.53</small> Randy Myers, L (9, 1) <small>ERA: 6.33</small>	IP WLS BF H R ER SO BB IBB HBP BLK WP HR S P ERA WHIP PITCHER	IP WLS BF H R ER SO BB IBB HBP BLK WP HR S P ERA WHIP														
Batter	1	2	3	4	5	6	7	8	9	AB	R	H	RBI	BB	SO	LOB	BOTTOM
Mookie Wilson, S (1, 8) <small>OBP: 0.367, SLG: 0.541</small>										5	0	2	2	0	0	2	
Keith Miller, R (1, 4) <small>OBP: 0.361, SLG: 0.457</small>										5	1	1	0	0	0	4	
Keith Hernandez, L (1, 3) <small>OBP: 0.381, SLG: 0.457</small> Barry Lyons, R (8, 2) <small>OBP: 0.311, SLG: 0.404</small>										3	2	2	0	2	1	0	
Gary Carter, R (1, 2) <small>OBP: 0.310, SLG: 0.398</small> Doug Sisk, R (8, 1) <small>ERA: 3.53</small> Randy Myers, L (9, 1) <small>OBP: 0.500, SLG: 0.500</small>										4	1	1	1	1	2	4	
Darryl Strawberry, L (1, 9) <small>OBP: 0.391, SLG: 0.618</small>										5	1	2	1	0	0	3	
Kevin McReynolds, R (1, 7) <small>OBP: 0.332, SLG: 0.516</small>										5	0	2	2	0	0	2	
Howard Johnson, S (1, 5) <small>OBP: 0.338, SLG: 0.469</small>										2	2	0	0	3	1	1	
Rafael Santana, R (1, 6) <small>OBP: 0.324, SLG: 0.364</small>										3	1	2	2	1	0	1	
Dwight Gooden, R (1, 1) <small>OBP: 0.200, SLG: 0.200</small> Dave Magadan, L (8, 3) <small>OBP: 0.363, SLG: 0.438</small>										3	0	1	0	0	0	4	
Inning Stats	R: 1 H: 2 E: 0 LOB: 1 K: 0 BB: 0 S: 5 P: 5	R: 1 H: 2 E: 0 LOB: 2 K: 0 BB: 1 S: 5 P: 9	R: 2 H: 2 E: 0 LOB: 2 K: 0 BB: 3 S: 4 P: 16	R: 1 H: 3 E: 0 LOB: 2 K: 0 BB: 1 S: 5 P: 9	R: 2 H: 2 E: 0 LOB: 2 K: 1 BB: 2 S: 7 P: 15	R: 1 H: 2 E: 0 LOB: 1 K: 0 BB: 0 S: 5 P: 5	R: 0 H: 0 E: 0 LOB: 1 K: 2 BB: 0 S: 8 P: 8	R: 0 H: 0 E: 0 LOB: 0 K: 1 BB: 0 S: 5 P: 5	R: 0 H: 0 E: 0 LOB: 0 K: 1 BB: 0 S: 5 P: 5	1B: 9 SF: 0 2B: 3 SAC: 1 3B: 1 DP: 1 HR: 0 HBP: 0	WP: 1 PA: 43 PB: 0 SB: 1 CS: 1						
PITCHER	IP WLS BF H R ER SO BB IBB HBP BLK WP HR S P ERA WHIP Steve Trout, L (1, 1) <small>ERA: 3.33</small> Dickie Noles, R (4, 1) <small>ERA: 4.03</small> Ed Lynch, R (5, 1) <small>ERA: 4.76</small> Ron Davis, R (7, 1) <small>ERA: 4.82</small>	IP WLS BF H R ER SO BB IBB HBP BLK WP HR S P ERA WHIP PITCHER	IP WLS BF H R ER SO BB IBB HBP BLK WP HR S P ERA WHIP														

Chicago Cubs @ New York Mets
 Shea Stadium, Flushing, NY
 Thu Jun 25 1987, 3:33 AM EDT
 Att: 40,167 - Unknown

AB 31
 R 2
 H 4
 RBI 1
 BB 7
 SO 7
 LOB 21



Chicago Cubs @ New York Mets
 Shea Stadium, Flushing, NY
 Thu Jun 25 1987, 3:33 AM EDT
 Att: 40,167 - Unknown

AB 35
 R 8
 H 13
 RBI 8
 BB 7
 SO 4
 LOB 21



Batter	1	2	3	4	5	6	7	8	9	AB	R	H	RBI	BB	SO	LOB	TOP								
Dave Martinez, L (1, 8) OBP: 0.386, SLG: 0.376	F8			1B	P6		K		K	2	0	0	0	1	0	2	Chicago Cubs @ Pittsburgh Pirates Three Rivers Stadium, Pittsburgh, PA Fri Jun 26 1987, 7:05 PM EDT Att: 20,408 - Unknown								
Bob Demier, R (7, PH) OBP: 0.393, SLG: 0.518	F8			BB						1	0	0	0	0	1	1									
Jerry Mumphy, S (9, PH) OBP: 0.396, SLG: 0.463	F8			BB						1	0	0	0	0	1	1									
Rafael Palmeiro, L (1, 7) OBP: 0.371, SLG: 0.517	F7			1B						3	1	2	0	1	0	0									
Andre Dawson, R (1, 9) OBP: 0.322, SLG: 0.549	F8			1B						4	1	2	0	0	0	2									
Leon Durham, L (1, 3) OBP: 0.377, SLG: 0.539		K		8-2						4	0	1	1	0	1	3									
Keith Moreland, R (1, 5) OBP: 0.273, SLG: 0.408	K			3-H						4	0	0	0	0	1	4									
Jody Davis, R (1, 2) OBP: 0.319, SLG: 0.423	K									3	0	0	1	0	2	0									
Paul Noce, R (1, 4) OBP: 0.362, SLG: 0.377				CS						4	0	2	0	0	0	1									
Mike Brumley, S (1, 6) OBP: 0.231, SLG: 0.314				1B						3	0	2	0	0	1	1									
Manny Trillo, R (9, PH) OBP: 0.311, SLG: 0.421				K						1	0	1	0	0	0	0									
Greg Maddux, R (1, 1) OBP: 0.120, SLG: 0.120										0	0	0	0	0	0	0									
Frank DiPino, L (7, 1)										1	0	0	0	0	0	0									
Gary Matthews, R (9, PH) OBP: 0.306, SLG: 0.273										1	0	0	0	0	0	1									
Inning Stats	R: 0 E: 0 K: 0 S: 3	H: 0 LOB: 0 BB: 0 P: 3	R: 0 E: 0 K: 3 S: 9	H: 0 LOB: 0 BB: 0 P: 9	R: 0 E: 0 K: 2 S: 7	H: 1 LOB: 0 BB: 0 P: 7	R: 0 E: 0 K: 0 S: 4	H: 2 LOB: 2 BB: 1 P: 8	R: 0 E: 0 K: 0 S: 5	H: 2 LOB: 2 BB: 0 P: 5	R: 2 E: 0 K: 0 S: 6	H: 3 LOB: 1 BB: 0 P: 6	R: 0 E: 0 K: 1 S: 6	H: 1 LOB: 2 BB: 1 P: 10	R: 0 E: 0 K: 1 S: 5	H: 0 LOB: 0 BB: 0 P: 5	R: 0 E: 0 K: 1 S: 6	H: 1 LOB: 1 BB: 0 P: 6	1B: 9 2B: 2 3B: 0 HR: 0	SF: 1 SAC: 1 DP: 1 HBP: 0	WP: 0 PB: 0 SB: 0 CS: 2	PA: 37			
PITCHER	IP	WLS	BF	H	R	ER	SO	BB	IBB	HBP	BLK	WP	HR	S	P	ERA	WHIP								
Doug Drabek, R (1, 1) ERA: 4.45	6.1		27	9	2	2	5	1	0	0	0	0	0	36	40	2.84	1.579								
John Smiley, L (7, 1) ERA: 6.1	0.1		2	0	0	0	1	1	0	0	0	0	0	3	7	0.00	3.000								
Barry Jones, R (7, 1) ERA: 9.28	0.1	W	1	0	0	0	0	0	0	0	0	0	0	1	1	0.00	0.000								
Don Robinson, R (8, 1) ERA: 3.94	2.0	S	7	1	0	0	2	0	0	0	0	0	0	11	11	0.00	0.500								

AB	33
R	2
H	10
RBI	2
BB	2
SO	8
LOB	18



Batter	1	2	3	4	5	6	7	8	9	AB	R	H	RBI	BB	SO	LOB	BOTTOM								
Barry Bonds, L (1, 7) OBP: 0.330, SLG: 0.483	F7						P5		K	4	1	1	1	0	1	2	Chicago Cubs @ Pittsburgh Pirates Three Rivers Stadium, Pittsburgh, PA Fri Jun 26 1987, 7:05 PM EDT Att: 20,408 - Unknown								
Andy Van Slyke, L (1, 8) OBP: 0.346, SLG: 0.500	G6-4-3									3	1	3	3	1	0	0									
Johnny Ray, S (1, 4) OBP: 0.314, SLG: 0.363	G6-4-3									4	0	0	0	0	1	2									
Mike Diaz, R (1, 3) OBP: 0.314, SLG: 0.537		K								4	0	1	0	0	1	0									
R.J. Reynolds, S (1, 9) OBP: 0.367, SLG: 0.485										4	0	2	0	0	0	1									
Jim Morrison, R (1, 5) OBP: 0.304, SLG: 0.421										4	1	2	0	0	0	1									
Michael LaValliere, L (1, 2) OBP: 0.379, SLG: 0.354										2	1	0	0	2	1	2									
Al Pedrique, R (1, 6) OBP: 0.256, SLG: 0.297										3	0	0	0	0	1	4									
Doug Drabek, R (1, 1) OBP: 0.261, SLG: 0.238										2	0	0	0	0	0	0									
John Smiley, L (7, 1) OBP: 0.333, SLG: 0.667										0	0	0	0	0	0	0									
Barry Jones, R (7, 1)										0	0	0	0	0	0	0									
Bobby Bonilla, S (7, PH) OBP: 0.326, SLG: 0.423										1	1	1	1	0	0	0									
Don Robinson, R (8, 1)										0	0	0	0	0	0	0									
Inning Stats	R: 0 E: 0 K: 0 S: 2	H: 0 LOB: 0 BB: 1 P: 6	R: 0 E: 0 K: 2 S: 8	H: 1 LOB: 2 BB: 1 P: 12	R: 1 E: 0 K: 0 S: 4	H: 2 LOB: 0 BB: 0 P: 4	R: 0 E: 0 K: 0 S: 3	H: 0 LOB: 0 BB: 0 P: 3	R: 0 E: 0 K: 0 S: 3	H: 0 LOB: 0 BB: 0 P: 3	R: 1 E: 0 K: 1 S: 7	H: 2 LOB: 1 BB: 0 P: 7	R: 3 E: 1 K: 1 S: 7	H: 3 LOB: 0 BB: 1 P: 11	R: 0 E: 0 K: 1 S: 7	H: 2 LOB: 2 BB: 0 P: 7	1B: 6 2B: 3 3B: 0 HR: 2	SF: 0 SAC: 0 DP: 2 HBP: 0	WP: 0 PB: 0 SB: 0 CS: 1	PA: 35					
PITCHER	IP	WLS	BF	H	R	ER	SO	BB	IBB	HBP	BLK	WP	HR	S	P	ERA	WHIP								
Greg Maddux, R (1, 1) ERA: 4.87	1.2	L	7	3	0	0	2	0	0	0	0	0	0	11	11	0.00	1.800								
Frank DiPino, L (7, 1) ERA: 2.73																									



Batter	1	2	3	4	5	6	7	8	9	AB	R	H	RBI	BB	SO	LOB	TOP					
Dave Martinez, L (1,8) OBP: 0.384, SLG: 0.374	F8		K			3-1		1-2 1B		4	0	1	0	0	1	1						
Rafael Palmeiro, L (1,7) OBP: 0.333, SLG: 0.455	F7			F7			4-3	F8		4	0	0	0	0	0	2						
Andre Dawson, R (1,9) OBP: 0.321, SLG: 0.545	F7			5-3				F8		4	0	1	0	0	0	2						
Leon Durham, L (1,3) OBP: 0.375, SLG: 0.538		4-3		K				F8		4	0	1	0	0	1	0						
Keith Moreland, R (1,5) OBP: 0.270, SLG: 0.402		K			K			G3		4	0	0	0	0	2	2						
Jody Davis, R (1,2) OBP: 0.318, SLG: 0.417		K			4-3			4-3		3	0	0	0	1	1	0						
Paul Noce, R (1,4) OBP: 0.344, SLG: 0.357				5-3		F9		F9		3	0	0	0	0	0	3						
Mike Brumley, S (1,6) OBP: 0.214, SLG: 0.289			K			4-3		F7		3	0	0	0	0	1	0						
Jamie Moyer, L (1,1) OBP: 0.182, SLG: 0.133										1	0	1	0	0	0	0						
Gary Matthews, R (6,PH) OBP: 0.297, SLG: 0.265										1	0	0	0	0	0	0						
Dickie Noles, R (6,PH) OBP: 0.459, SLG: 0.667										0	0	0	0	0	0	0						
Brian Dayett, R (8,PH)										0	0	0	0	1	0	0						
Ron Davis, R (8,1)										0	0	0	0	0	0	0						
Inning Stats	R: 0 E: 0 K: 0 S: 3	H: 0 LOB: 0 BB: 0 P: 3	R: 0 E: 0 K: 2 S: 7	H: 0 LOB: 0 BB: 0 P: 7	R: 0 E: 0 K: 2 S: 8	H: 1 LOB: 1 BB: 0 P: 8	R: 0 E: 0 K: 1 S: 5	H: 0 LOB: 0 BB: 0 P: 5	R: 0 E: 0 K: 1 S: 5	H: 0 LOB: 0 BB: 0 P: 5	R: 0 E: 0 K: 0 S: 3	H: 0 LOB: 0 BB: 0 P: 3	R: 0 E: 0 K: 0 S: 5	H: 2 LOB: 3 BB: 1 P: 9	R: 0 E: 0 K: 0 S: 4	H: 1 LOB: 2 BB: 1 P: 8	R: 0 E: 0 K: 0 S: 3	H: 0 LOB: 0 BB: 0 P: 3	1B: 3 2B: 1 3B: 0 HR: 0	SF: 0 SAC: 0 DP: 0 HBP: 0	WP: 0 PB: 0 SB: 0 CS: 0	PA: 33
PITCHER Rick Reuschel, R (1,1) ERA: 2.33	IP: 9.0 WLS: W BF: 33 H: 4 R: 0 ER: 0 SO: 6 BB: 2 IBB: 0 HBP: 0 BLK: 0 WP: 0 HR: 0 S: 43 P: 51 ERA: 0.00 WHIP: 0.667															PITCHER						

Chicago Cubs @ Pittsburgh Pirates
Three Rivers Stadium, Pittsburgh, PA
Sat Jun 27 1987, 7:05 PM EDT
Att: 31,595 - Unknown

AB	31
R	0
H	4
RBI	0
BB	2
SO	6
LOB	10



Batter	1	2	3	4	5	6	7	8	9	AB	R	H	RBI	BB	SO	LOB	BOTTOM			
Barry Bonds, L (1,7) OBP: 0.328, SLG: 0.489	K		E4 WP			E6 1B		P8		5	2	1	1	0	1	0				
Bobby Bonilla, S (1,9) OBP: 0.333, SLG: 0.424	G4-3 1B					5-3		K		4	1	2	0	1	1	1				
Johnny Ray, S (1,4) OBP: 0.316, SLG: 0.365	G4-3 1-2		F8			FC5-4 1B				4	1	2	1	0	0	3				
Mike Diaz, R (1,3) OBP: 0.312, SLG: 0.524		6-3		6-3		FC5-4 1B				3	1	0	0	1	0	1				
Andy Van Slyke, L (1,8) OBP: 0.344, SLG: 0.493		K		S 1B BB		F9		4-3		3	1	0	0	1	1	3				
Jim Morrison, R (1,5) OBP: 0.311, SLG: 0.428				P6 1B		1B BB		2B		3	1	2	1	1	0	1				
Junior Ortiz, R (1,2) OBP: 0.289, SLG: 0.294		5-3		1B		1B		K		4	0	2	3	0	1	2				
Al Pedrique, R (1,6) OBP: 0.256, SLG: 0.293			1-3	L1		1B		6-3		4	0	1	1	0	0	2				
Rick Reuschel, R (1,1) OBP: 0.163, SLG: 0.262			K			K		K		4	0	0	0	0	4	0				
Inning Stats	R: 0 E: 0 K: 1 S: 5	H: 1 LOB: 0 BB: 0 P: 5	R: 0 E: 0 K: 1 S: 6	H: 1 LOB: 0 BB: 0 P: 6	R: 0 E: 1 K: 1 S: 6	H: 0 LOB: 1 BB: 1 P: 10	R: 1 E: 0 K: 0 S: 4	H: 1 LOB: 1 BB: 1 P: 8	R: 5 E: 0 K: 1 S: 9	H: 5 LOB: 2 BB: 2 P: 17	R: 1 E: 1 K: 1 S: 7	H: 1 LOB: 1 BB: 0 P: 7	R: 0 E: 0 K: 1 S: 6	H: 1 LOB: 1 BB: 0 P: 6	R: 0 E: 0 K: 2 S: 7	H: 0 LOB: 0 BB: 0 P: 7	1B: 8 2B: 1 3B: 0 HR: 1	SF: 0 SAC: 0 DP: 1 HBP: 0	WP: 1 PB: 0 SB: 1 CS: 0	PA: 38
PITCHER Jamie Moyer, L (1,1) ERA: 4.11	IP: 5.0 WLS: L BF: 26 H: 8 R: 6 ER: 6 SO: 4 BB: 4 IBB: 0 HBP: 0 BLK: 0 WP: 1 HR: 1 S: 30 P: 46 ERA: 10.80 WHIP: 2.400															PITCHER				
Dickie Noles, R (6,1) ERA: 3.89	2.0 9 2 1 0 2 0 0 0 0 0 0 13 13 0.00 1.000																			
Ron Davis, R (8,1) ERA: 4.58	1.0 3 0 0 0 2 0 0 0 0 0 0 7 7 0.00 0.000																			

Chicago Cubs @ Pittsburgh Pirates
Three Rivers Stadium, Pittsburgh, PA
Sat Jun 27 1987, 7:05 PM EDT
Att: 31,595 - Unknown

AB	34
R	7
H	10
RBI	7
BB	4
SO	8
LOB	13



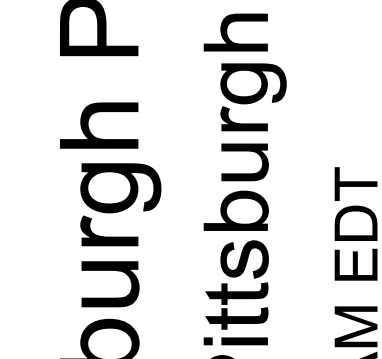
Batter	1	2	3	4	5	6	7	8	9	AB	R	H	RBI	BB	SO	LOB	TOP								
Bob Dernier, R (1.8) OBP: 0.419, SLG: 0.535										3	1	3	0	1	0	0	Chicago Cubs @ Pittsburgh Pirates Three Rivers Stadium, Pittsburgh, PA Sun Jun 28 1987, 3:33 AM EDT Att: 25,304 - Unknown								
Manny Trillo, R (1.3) OBP: 0.330, SLG: 0.421										0	0	0	0	3	0	0									
Andre Dawson, R (1.9) OBP: 0.317, SLG: 0.539										3	0	0	1	0	1	4									
Brian Dayett, R (1.7) OBP: 0.443, SLG: 0.640										3	0	0	0	0	0	2									
Jerry Mumphy, S (8.7) OBP: 0.394, SLG: 0.460										1	0	0	0	0	0	2									
Ed Lynch, R (8.1) OBP: 0.111, SLG: 0.111										0	0	0	0	0	0	0									
Keith Moreland, R (1.5) OBP: 0.266, SLG: 0.396										4	0	0	0	0	0	1									
Paul Noco, R (1.4) OBP: 0.323, SLG: 0.333										4	0	0	0	0	2	0									
Jim Sundberg, R (1.2) OBP: 0.338, SLG: 0.393										3	1	1	1	1	1	0									
Mike Brumley, S (1.6) OBP: 0.200, SLG: 0.268										3	0	0	0	0	1	1									
Rick Sutcliffe, L (1.1) OBP: 0.239, SLG: 0.200										3	0	0	0	0	2	0									
Lee Smith, R (8.1)										0	0	0	0	0	0	0									
Rafael Palmeiro, L (8.7) OBP: 0.333, SLG: 0.455										0	0	0	0	0	0	0									
Inning Stats	R: 1 E: 0 K: 0 S: 4	H: 1 LOB: 0 BB: 0 P: 4	R: 0 E: 0 K: 1 S: 5	H: 0 LOB: 0 BB: 0 P: 5	R: 0 E: 0 K: 0 S: 3	H: 1 LOB: 0 BB: 0 P: 3	R: 0 E: 0 K: 0 S: 3	H: 0 LOB: 1 BB: 1 P: 7	R: 1 E: 0 K: 1 S: 6	H: 1 LOB: 0 BB: 0 P: 6	R: 0 E: 0 K: 1 S: 4	H: 0 LOB: 1 BB: 1 P: 12	R: 0 E: 0 K: 2 S: 7	H: 0 LOB: 1 BB: 1 P: 11	R: 0 E: 0 K: 1 S: 6	H: 1 LOB: 2 BB: 1 P: 10	R: 0 E: 0 K: 1 S: 5	H: 0 LOB: 0 BB: 0 P: 5	1B: 3 2B: 0 3B: 0 HR: 1	SF: 1 SAC: 1 DP: 0 HBP: 0	WP: 0 PB: 0 SB: 1 CS: 2	PA: 35			
PITCHER	IP	WLS	BF	H	R	ER	SO	BB	IBB	HBP	BLK	WP	HR	S	P	ERA	WHIP								
Bob Kipper, L (1.1) ERA: 5.53	7.1		29	4	2	2	6	5	0	0	0	0	1	36	56	2.46	1.227								
Barry Jones, R (8.1) ERA: 8.74	0.2	W	2	0	0	0	0	0	0	0	0	0	0	2	2	0.00	0.000								
Don Robinson, R (9.1) ERA: 3.86	1.0		3	0	0	0	1	0	0	0	0	0	0	5	5	0.00	0.000								

Batter	1	2	3	4	5	6	7	8	9	AB	R	H	RBI	BB	SO	LOB	BOTTOM								
Barry Bonds, L (1.7) OBP: 0.329, SLG: 0.485										4	1	1	0	1	1	3	Chicago Cubs @ Pittsburgh Pirates Three Rivers Stadium, Pittsburgh, PA Sun Jun 28 1987, 3:33 AM EDT Att: 25,304 - Unknown								
Andy Van Slyke, L (1.8) OBP: 0.348, SLG: 0.498										2	0	1	0	1	1	1									
Johnny Ray, S (1.4) OBP: 0.318, SLG: 0.365										3	2	1	0	1	0	1									
Bobby Bonilla, S (1.3) OBP: 0.326, SLG: 0.415										4	0	0	0	0	3	5									
R.J. Reynolds, S (1.9) OBP: 0.370, SLG: 0.485										4	1	2	2	0	2	0									
Jim Morrison, R (1.5) OBP: 0.313, SLG: 0.433										4	1	2	1	0	1	2									
Michael LaValliere, L (1.2) OBP: 0.387, SLG: 0.356										2	0	1	1	2	0	0									
Rafael Belliard, R (1.6) OBP: 0.279, SLG: 0.249										3	0	0	0	0	0	4									
Sid Gream, L (8.7) OBP: 0.388, SLG: 0.473										0	0	0	1	1	0	0									
Al Pedrique, R (9.6) OBP: 0.256, SLG: 0.293										0	0	0	0	0	0	0									
Bob Kipper, R (1.1) OBP: 0.269, SLG: 0.346										2	0	0	0	0	0	0									
Barry Jones, R (8.1)										0	0	0	0	0	0	0									
John Cangelosi, S (8.7) OBP: 0.521, SLG: 0.290										1	1	1	1	1	0	0									
Don Robinson, R (9.1)										0	0	0	0	0	0	0									
Inning Stats	R: 0 E: 0 K: 1 S: 6	H: 1 LOB: 1 BB: 0 P: 6	R: 0 E: 0 K: 1 S: 5	H: 1 LOB: 1 BB: 1 P: 9	R: 0 E: 0 K: 1 S: 5	H: 1 LOB: 0 BB: 0 P: 5	R: 1 E: 0 K: 2 S: 10	H: 3 LOB: 2 BB: 0 P: 10	R: 0 E: 0 K: 0 S: 2	H: 0 LOB: 0 BB: 1 P: 6	R: 0 E: 0 K: 1 S: 5	H: 0 LOB: 0 BB: 0 P: 5	R: 0 E: 0 K: 0 S: 3	H: 0 LOB: 0 BB: 0 P: 3	R: 5 E: 0 K: 2 S: 10	H: 3 LOB: 3 BB: 5 P: 30	R: 0 E: 0 K: 1 S: 6	H: 0 LOB: 0 BB: 0 P: 5	1B: 7 2B: 2 3B: 0 HR: 0	SF: 0 SAC: 1 DP: 1 HBP: 0	WP: 1 PB: 0 SB: 1 CS: 1	PA: 38			
PITCHER	IP	WLS	BF	H	R	ER	SO	BB	IBB	HBP	BLK	WP	HR	S	P	ERA	WHIP								
Rick Sutcliffe, R (1.1) ERA: 3.55	7.0	L	28	6	3	3	6	4	0	0	0	0	0	36	52	3.86	1.429								
Lee Smith, R (8.1) ERA: 2.93	0.2		8	3	3	3	1	1	2	0	0	1	0	7	19	40.50	6.000								
Ed Lynch, R (8.1) ERA: 4.73	0.1		1	0	0	0	1	0	0	0	0	0	0	3	3	0.00	0.000								

AB 27
R 2
H 4
RBI 2
BB 5
SO 7
LOB 10



AB 29
R 6
H 9
RBI 6
BB 7
SO 8
LOB 16



Batter	1	2	3	4	5	6	7	8	9	AB	R	H	RBI	BB	SO	LOB	TOP			
Dave Martinez, L OBP: 0.395, SLG: 0.399 (1, 8)										5	3	4	1	0	0	0				
Jerry Mumphrey, S OBP: 0.443, SLG: 0.475 Brian Dayett, R OBP: 0.433, SLG: 0.623 (7, PH) (7, 7)										4	1	3	3	0	0	1				
Andre Dawson, R OBP: 0.314, SLG: 0.532 (1, 9)										6	0	1	0	0	1	4				
Leon Durham, L OBP: 0.372, SLG: 0.544 (1, 3)										5	2	1	2	0	2	3				
Keith Moreland, R OBP: 0.268, SLG: 0.407 (1, 5)										5	1	2	1	0	1	3				
Jody Davis, R OBP: 0.319, SLG: 0.421 (1, 2)										5	1	2	0	0	2	2				
Paul Noce, R OBP: 0.357, SLG: 0.369 (1, 4)										5	0	4	1	0	0	1				
Mike Brumley, S OBP: 0.240, SLG: 0.326 (1, 6)										5	1	3	1	0	0	3				
Les Lancaster, R OBP: 0.100, SLG: 0.100 Dickie Noles, R Ed Lynch, R OBP: 0.100, SLG: 0.100 (6, 1) (7, 1)										4	0	0	0	0	2	6				
Inning Stats	R: 4 E: 0 K: 2 S: 13	H: 6 LOB: 2 BB: 0 P: 13	R: 0 E: 0 K: 0 S: 5	H: 2 LOB: 2 BB: 0 P: 5	R: 3 E: 0 K: 0 S: 7	H: 4 LOB: 1 BB: 0 P: 7	R: 1 E: 0 K: 2 S: 10	H: 2 LOB: 2 BB: 0 P: 10	R: 1 E: 1 K: 0 S: 5	H: 2 LOB: 1 BB: 0 P: 5	R: 0 E: 0 K: 1 S: 6	H: 0 LOB: 0 BB: 0 P: 5	R: 0 E: 0 K: 2 S: 9	H: 3 LOB: 2 BB: 0 P: 9	R: 0 E: 0 K: 2 S: 7	H: 0 LOB: 1 BB: 0 P: 8	1B: 12 2B: 6 3B: 0 HR: 2	SF: 0 SAC: 0 DP: 0 HBP: 1	WP: 3 PB: 0 SB: 0 CS: 1	PA: 48
PITCHER	IP WLS BF H R ER SO BB IBB HBP BLK WP HR S P ERA WHIP																			
Lary Sorensen, R ERA: 4.72 Jeff Fischer, R ERA: 8.56 Bob McClure, L ERA: 3.99 Andy McGaffigan, R ERA: 2.48 (1, 1) (3, 1) (7, 1) (9, 1)	2.1 L 17 10 6 6 2 0 0 0 0 0 0 2 21 25 23.14 4.286																			

Chicago Cubs @ Montreal Expos
Olympic Stadium, Montreal, QB
Mon Jun 29 1987, 7:05 PM EDT
Att: 15,117 - Unknown

AB	47
R	9
H	20
RBI	9
BB	0
SO	10
LOB	24



Batter	1	2	3	4	5	6	7	8	9	AB	R	H	RBI	BB	SO	LOB	BOTTOM					
Casey Candaele, S OBP: 0.342, SLG: 0.351 (1, 4)										5	0	1	0	0	1	6						
Mitch Webster, S OBP: 0.370, SLG: 0.424 (1, 9)										5	1	2	0	0	1	2						
Tim Raines, S OBP: 0.456, SLG: 0.566 (1, 7)										4	2	1	0	1	0	1						
Tim Wallach, R OBP: 0.350, SLG: 0.513 (1, 5)										4	0	0	0	0	0	2						
Hubie Brooks, R OBP: 0.322, SLG: 0.482 (1, 6)										5	1	1	0	0	1	3						
Andres Galarraga, R OBP: 0.410, SLG: 0.536 (1, 3)										3	1	1	2	0	0	0						
Herm Winningham, L OBP: 0.370, SLG: 0.465 (1, 8)										4	0	2	2	0	1	2						
Mike Fitzgerald, R OBP: 0.325, SLG: 0.341 Dave Engle, R OBP: 0.256, SLG: 0.276 (5, PH) (6, 2)										0	0	0	0	1	0	0						
Lary Sorensen, R ERA: 4.72 Jeff Fischer, R ERA: 8.56 Bob McClure, L ERA: 3.99 Andy McGaffigan, R ERA: 2.48 (1, 1) (3, 1) (7, 1) (9, 1)	5.2 W 27 7 3 3 3 4 0 0 0 0 0 0 29 45 4.76 1.941																					
Inning Stats	R: 0 E: 0 K: 0 S: 4	H: 1 LOB: 1 BB: 0 P: 4	R: 0 E: 0 K: 2 S: 8	H: 1 LOB: 3 BB: 2 P: 16	R: 0 E: 0 K: 0 S: 3	H: 0 LOB: 0 BB: 0 P: 3	R: 0 E: 0 K: 1 S: 5	H: 0 LOB: 0 BB: 0 P: 5	R: 0 E: 0 K: 0 S: 4	H: 2 LOB: 1 BB: 0 P: 4	R: 3 E: 0 K: 0 S: 6	H: 3 LOB: 2 BB: 2 P: 14	R: 2 E: 0 K: 0 S: 5	H: 2 LOB: 2 BB: 0 P: 7	R: 0 E: 0 K: 1 S: 4	H: 0 LOB: 1 BB: 1 P: 8	R: 0 E: 0 K: 0 S: 3	H: 0 LOB: 0 BB: 0 P: 3	1B: 7 2B: 2 3B: 0 HR: 0	SF: 1 SAC: 0 DP: 2 HBP: 2	WP: 0 PB: 0 SB: 3 CS: 0	PA: 41
PITCHER	IP WLS BF H R ER SO BB IBB HBP BLK WP HR S P ERA WHIP																					
Les Lancaster, R ERA: 3.27 Dickie Noles, R ERA: 4.18 Ed Lynch, R ERA: 4.52 (1, 1) (6, 1) (7, 1)	0.2 6 2 2 2 0 0 0 2 0 0 0 0 4 6 27.00 3.000																					

Chicago Cubs @ Montreal Expos
Olympic Stadium, Montreal, QB
Mon Jun 29 1987, 7:05 PM EDT
Att: 15,117 - Unknown

AB	33
R	5
H	9
RBI	5
BB	5
SO	4
LOB	18



Batter	1	2	3	4	5	6	7	8	9	AB	R	H	RBI	BB	SO	LOB	TOP										
Dave Martinez, L (1, 8) OBP: 0.401, SLG: 0.408 Bob Demier, R (9, PH) OBP: 0.415, SLG: 0.529	4-0 2B BB		0-0 E 2B		0-0 1-3 1B		0-0 4-3		0-0 F3	3	1	2	0	1	0	0											
Jerry Mumphy, S (1, 7) OBP: 0.396, SLG: 0.486	0-3 K		0-0 E7 2H		0-0 1-3 1-2		0-0 F8		0-0 HR BB 1B	5	1	1	1	0	1	2											
Andre Dawson, R (1, 9) OBP: 0.319, SLG: 0.535	0-0 1-3 2B		1-0 HBP		0-0 F8		0-0 F8		0-0 BB 1B	4	0	2	0	0	0	1											
Leon Durham, L (1, 3) OBP: 0.369, SLG: 0.535	0-3 K		0-0 F7		0-3 K		0-0 4-3		0-0 BB 1-2 2-3 BB	4	0	0	0	1	2	5											
Keith Moreland, R (1, 5) OBP: 0.267, SLG: 0.407	0-0 5-3		0-0 B1		0-0 F9		0-0 2B		0-0 F4	5	0	1	0	0	0	7											
Jody Davis, R (1, 2) OBP: 0.314, SLG: 0.414		0-0 F7		0-0 5-3		0-0 5-3		0-3 K		4	0	0	0	0	1	1											
Paul Noce, R (1, 4) OBP: 0.351, SLG: 0.377	0-3 K		0-0 G1 2B		0-3 K				0-0 F9	4	0	1	0	0	2	0											
Mike Brumley, S (1, 6) Manny Trillo, R (9, PH) OBP: 0.336, SLG: 0.427	0-0 G3		0-0 G1		0-3 K		0-3 K		0-0 HR 1B	3	0	0	0	0	1	1											
Steve Trout, L (1, 1) OBP: 0.105, SLG: 0.105 Gar Mathews, R (4, PH) OBP: 0.289, SLG: 0.287 Ron Davis, R (4, 1) Brian Dayett, R (7, PH) OBP: 0.350, SLG: 0.615 Dickie Noles, R (7, 1) Ed Lynch, R (8, 1) OBP: 0.103, SLG: 0.100 Rafael Palmeiro, R (9, PH) OBP: 0.350, SLG: 0.550			0-0 F8		0-0 4-3		0-3 K		0-0 HR	1	0	0	0	0	0	0											
Inning Stats	R: 0 E: 0 K: 2 S: 8	H: 1 LOB: 2 BB: 1 P: 12	R: 0 E: 0 K: 1 S: 5	H: 0 LOB: 0 BB: 0 P: 5	R: 1 E: 1 K: 0 S: 5	H: 1 LOB: 2 BB: 0 P: 6	R: 0 E: 0 K: 0 S: 4	H: 1 LOB: 1 BB: 0 P: 4	R: 0 E: 0 K: 1 S: 6	H: 0 LOB: 0 BB: 0 P: 5	R: 0 E: 0 K: 1 S: 7	H: 0 LOB: 0 BB: 0 P: 7	R: 1 E: 0 K: 1 S: 7	H: 2 LOB: 1 BB: 0 P: 7	R: 2 E: 1 K: 0 S: 7	H: 3 LOB: 3 BB: 1 P: 11	1B: 3 2B: 4 3B: 0 HR: 2	SF: 0 SAC: 0 DP: 0 HBP: 1	WP: 0 PB: 0 SB: 0 CS: 0	PA: 41							
PITCHER	IP	WLS	BF	H	R	ER	SO	BB	IBB	HBP	BLK	WP	HR	S	P	ERA	WHIP										
Dennis Martinez, R (1, 1) ERA: 2.86	8.1	W	35	7	3	2	8	1	0	1	0	0	1	49	54	2.16	0.960										
Bob McClure, L (9, 1) ERA: 4.3	0.0		1	1	1	1	0	0	0	0	0	0	1	1	1	∞	∞										
Tim Burke, R (9, 1) ERA: 1.96	0.1	S	3	1	0	0	0	0	0	0	0	0	0	3	3	0.00	3.000										
Jeff Parrett, R (9, 1) ERA: 2.87	0.1	S	2	0	0	0	0	1	0	0	0	0	0	1	5	0.00	3.000										

Chicago Cubs @ Montreal Expos
Olympic Stadium, Montreal, QB
Tue Jun 30 1987, 7:05 PM EDT
Att: 13,777 - Unknown

AB 38
R 4
H 9
RBI 3
BB 2
SO 8
LOB 18



Batter	1	2	3	4	5	6	7	8	9	AB	R	H	RBI	BB	SO	LOB	BOTTOM										
Reid Nichols, R (1, 8) OBP: 0.321, SLG: 0.453 Herm Wingham, L (4, PH) OBP: 0.372, SLG: 0.465	0-0 F8		4-0 FC6-5 1B BB	0-0 CS 1B		0-3 K				1	1	0	0	1	0	0											
Mitch Webster, S (1, 9) OBP: 0.371, SLG: 0.423	0-0 G6-4-3 1B		0-0 FC6-5 1B 1-2 2-3F 6-3	0-0 CS 1-2	0-0 F7		4-0 BB			3	1	1	0	1	0	2											
Tim Raines, S (1, 7) OBP: 0.452, SLG: 0.560	0-0 G6-4-3 1-2		0-0 1B 1-3 2-H 6-3		0-3 K		0-0 4-3			4	1	1	1	0	1	2											
Tim Wallach, R (1, 5) OBP: 0.345, SLG: 0.505		0-0 4-3	0-0 6-3		0-3 K				0-3 K2-3	4	0	0	1	0	2	1											
Hubie Brooks, R (1, 6) OBP: 0.339, SLG: 0.491 Tom Foley, L (7, 6) OBP: 0.304, SLG: 0.385		4-0 1B BB	0-0 2B 1B			0-0 1B			0-0 3B	2	2	2	1	1	0	0											
Andres Galarraga, R (1, 3) OBP: 0.419, SLG: 0.537 Casey Candaele, S (8, PH) OBP: 0.342, SLG: 0.351		0-0 5-3	0-0 2B 1B			0-3 K			1-0 HBP	3	0	1	1	0	1	2											
Vance Law, R (1, 4) OBP: 0.365, SLG: 0.426		0-0 1B	0-0 FC5			0-0 L4			0-0 1-3	4	0	1	1	0	0	3											
Mike Fitzgerald, R (1, 2) OBP: 0.318, SLG: 0.333		0-0 F8		0-0 F4		0-0 F5				3	0	0	0	0	0	2											
Dennis Martinez, R (1, 1) OBP: 0.167, SLG: 0.091 Bob McClure, R (9, 1) Tim Burke, R (9, 1) Jeff Parrett, R (9, 1)			4-0 FC6-5 BB BB	0-0 5-3					0-0 1-3	2	0	0	0	1	0	0											
Inning Stats	R: 0 E: 0 K: 0 S: 3	H: 1 LOB: 0 BB: 0 P: 3	R: 1 E: 0 K: 0 S: 4	H: 1 LOB: 1 BB: 1 P: 8	R: 4 E: 0 K: 0 S: 6	H: 3 LOB: 1 BB: 2 P: 14	R: 0 E: 0 K: 0 S: 3	H: 1 LOB: 0 BB: 0 P: 3	R: 0 E: 0 K: 2 S: 7	H: 0 LOB: 0 BB: 0 P: 7	R: 0 E: 0 K: 1 S: 6	H: 1 LOB: 1 BB: 0 P: 6	R: 0 E: 0 K: 1 S: 5	H: 0 LOB: 1 BB: 1 P: 9	R: 0 E: 0 K: 1 S: 5	H: 1 LOB: 1 BB: 0 P: 6	1B: 6 2B: 1 3B: 1 HR: 0	SF: 0 SAC: 0 DP: 1 HBP: 1	WP: 0 PB: 0 SB: 0 CS: 1	PA: 35							
PITCHER	IP	WLS	BF	H	R	ER	SO	BB	IBB	HBP	BLK	WP	HR	S	P	ERA	WHIP										
Steve Trout, L (1, 1) ERA: 3.95	3.0	L	16	5	5	5	0	3	0	0	0	0	0	16	16	0.00	0.667										
Ron Davis, R (4, 1) ERA: 3.97	3.0		10	2	0	0	3	0	0	0	0	0	0	16	16	0.00	0.667										
Dickie Noles, R (7, 1) ERA: 4.04	1.2		7	1	0	0	2	1	0	1	0	0	0	9	14	0.00	1.200										
Ed Lynch, R (8, 1) ERA: 4.5	0.1		1	0	0	0	0	0	0	0	0	0	0	1	1	0.00	0.000										

Chicago Cubs @ Montreal Expos
Olympic Stadium, Montreal, QB
Tue Jun 30 1987, 7:05 PM EDT
Att: 13,777 - Unknown

AB 29
R 5
H 8
RBI 5
BB 4
SO 5
LOB 12



Batter	1	2	3	4	5	6	7	8	9	AB	R	H	RBI	BB	SO	LOB	TOP			
Dave Martinez, L (1,8) OBP: 0.394, SLG: 0.400	F8		F8			K			K	4	0	0	0	0	2	0				
Jerry Mumphy, S (1,7) OBP: 0.399, SLG: 0.507				1-3						4	1	2	1	0	0	0				
Brian Dayett, R (9,7) OBP: 0.429, SLG: 0.615	1B					F7			HR	0	0	0	0	0	0	0				
Andre Dawson, R (1,9) OBP: 0.318, SLG: 0.529	P4			G3 BB					F8	3	0	0	0	1	0	1				
Leon Durham, L (1,3) OBP: 0.364, SLG: 0.526	K			G3					G1-4-3	4	0	0	0	0	2	2				
Keith Moreland, R (1,5) OBP: 0.265, SLG: 0.403			K							3	0	0	0	0	2	1				
Jody Davis, R (1,2) OBP: 0.311, SLG: 0.409			G1-5-3			K				3	0	0	0	0	2	0				
Paul Noce, R (1,4) OBP: 0.338, SLG: 0.361			P5			K				3	0	0	0	0	2	0				
Mike Brumley, S (1,6) OBP: 0.232, SLG: 0.308						K				3	0	1	0	0	1	0				
Greg Maddux, R (1,1) OBP: 0.107, SLG: 0.107									K	3	0	0	0	0	3	1				
Inning Stats	R: 0 E: 0 K: 1 S: 6	H: 1 LOB: 1 BB: 0 P: 6	R: 0 E: 0 K: 1 S: 5	H: 0 LOB: 0 BB: 0 P: 5	R: 0 E: 0 K: 1 S: 5	H: 0 LOB: 0 BB: 1 P: 5	R: 0 E: 0 K: 0 S: 3	H: 0 LOB: 1 BB: 0 P: 7	R: 0 E: 0 K: 3 S: 9	H: 0 LOB: 0 BB: 0 P: 9	R: 0 E: 0 K: 2 S: 7	H: 0 LOB: 0 BB: 0 P: 7	R: 0 E: 0 K: 3 S: 10	H: 1 LOB: 1 BB: 0 P: 10	R: 1 E: 0 K: 1 S: 6	H: 1 LOB: 0 BB: 0 P: 6	1B: 2 2B: 0 3B: 0 HR: 1	SF: 0 SAC: 0 DP: 0 HBP: 0	WP: 0 PB: 0 SB: 0 CS: 0	PA: 31
PITCHER Bob Sebra, R (1,1) ERA: 4.07	IP: 9.0 WLS: L BF: 31 H: 3 R: 1 ER: 1 SO: 14 BB: 1 IBB: 0 HBP: 0 BLK: 0 WP: 0 HR: 1 S: 58 P: 62 ERA: 1.00 WHIP: 0.444																			

Chicago Cubs @ Montreal Expos
Olympic Stadium, Montreal, QB
Wed Jul 01 1987, 7:05 PM EDT
Att: 15,740 - Unknown

AB	30
R	1
H	3
RBI	1
BB	1
SO	14
LOB	5



Batter	1	2	3	4	5	6	7	8	9	AB	R	H	RBI	BB	SO	LOB	BOTTOM					
Herm Winingham, L (1,8) OBP: 0.369, SLG: 0.456	5-3		F9			CS BB			F7	3	0	0	0	1	0	0						
Mitch Webster, S (1,9) OBP: 0.368, SLG: 0.419	B5-3					F7				3	0	0	0	0	0	0						
Tim Raines, S (1,7) OBP: 0.455, SLG: 0.566	G3					E8 L1-5 2B			G1-6-3 1B	3	0	2	0	0	0	0						
Hubie Brooks, R (1,6) OBP: 0.331, SLG: 0.478						L1-5 3H			G1-6-3	3	0	0	0	0	0	2						
Andres Galarraga, R (1,3) OBP: 0.410, SLG: 0.535						5-3			6-3	3	0	1	0	0	0	0						
Tom Foley, L (1,4) OBP: 0.304, SLG: 0.383						K			F9	3	0	1	0	0	1	0						
Vance Law, R (1,5) OBP: 0.361, SLG: 0.421						F8			K	3	0	0	0	0	1	1						
Jeff Reed, L (1,2) OBP: 0.217, SLG: 0.208										2	0	0	0	0	0	0						
Wallace Johnson, S (9,PH) OBP: 0.265, SLG: 0.378										1	0	0	0	0	0	0						
Bob Sebra, R (1,1) OBP: 0.138, SLG: 0.107										2	0	0	0	0	0	0						
Tim Wallach, R (9,PH) OBP: 0.344, SLG: 0.504										1	0	0	0	0	0	0						
Inning Stats	R: 0 E: 0 K: 0 S: 3	H: 0 LOB: 0 BB: 0 P: 3	R: 0 E: 0 K: 0 S: 4	H: 2 LOB: 1 BB: 0 P: 4	R: 0 E: 0 K: 0 S: 3	H: 0 LOB: 0 BB: 0 P: 3	R: 0 E: 1 K: 0 S: 3	H: 1 LOB: 0 BB: 0 P: 3	R: 0 E: 0 K: 1 S: 5	H: 0 LOB: 0 BB: 0 P: 5	R: 0 E: 0 K: 0 S: 2	H: 0 LOB: 0 BB: 1 P: 6	R: 0 E: 0 K: 0 S: 3	H: 1 LOB: 0 BB: 0 P: 3	R: 0 E: 0 K: 1 S: 5	H: 0 LOB: 0 BB: 0 P: 5	R: 0 E: 0 K: 0 S: 3	H: 0 LOB: 0 BB: 0 P: 3	1B: 3 2B: 2 3B: 0 HR: 0	SF: 0 SAC: 0 DP: 2 HBP: 0	WP: 0 PB: 0 SB: 0 CS: 2	PA: 29
PITCHER Greg Maddux, R (1,1) ERA: 4.44	IP: 9.0 WLS: W BF: 28 H: 4 R: 0 ER: 0 SO: 2 BB: 1 IBB: 0 HBP: 0 BLK: 0 WP: 0 HR: 0 S: 31 P: 35 ERA: 0.00 WHIP: 0.556																					

Chicago Cubs @ Montreal Expos
Olympic Stadium, Montreal, QB
Wed Jul 01 1987, 7:05 PM EDT
Att: 15,740 - Unknown

AB	27
R	0
H	4
RBI	0
BB	1
SO	2
LOB	3



Batter	1	2	3	4	5	6	7	8	9	AB	R	H	RBI	BB	SO	LOB	TOP								
Robby Thompson, R OBP: 0.325, SLG: 0.428 (1, 4)	5-3		K			5-3		CS		4	0	1	1	0	1	1	San Francisco Giants @ Chicago Cubs Wrigley Field, Chicago, IL Fri Jul 03 1987, 3:33 AM CDT Att: 37,650 - Unknown livebaseballscorecards.com								
Will Clark, L OBP: 0.361, SLG: 0.563 (1, 3)	F8		K			F9		CS	E1	4	1	1	0	0	1	0									
Jeffrey Leonard, R OBP: 0.341, SLG: 0.567 (1, 7)	E5			4-3			G3	1B	1B	4	1	2	0	0	0	0									
Chris Brown, R OBP: 0.300, SLG: 0.398 (1, 5)	E6			5-3			1-3		1B	4	0	1	1	0	0	2									
Chili Davis, S OBP: 0.319, SLG: 0.399 (7, 9)	K			K			G3		1B	3	0	0	0	1	2	2									
Joel Youngblood, R OBP: 0.277, SLG: 0.349 (1, 9)										2	0	0	0	0	1	1									
Eddie Milner, L OBP: 0.214, SLG: 0.259 (7, 8)		K					L7		K	1	0	0	0	0	1	2									
Bob Brenly, R OBP: 0.356, SLG: 0.436 (8, PR)						1-3				2	0	0	0	1	1	1									
Mark Wasinger, R OBP: 0.353, SLG: 0.413 (8, 2)		K							FC6-4	0	1	0	0	0	0	0									
Bob Melvin, R OBP: 0.267, SLG: 0.399 (8, 2)									BB	1	0	0	0	0	0	2									
Matt Williams, R OBP: 0.242, SLG: 0.353 (1, 6)						F2			SH1-3	2	0	0	0	0	1	0									
Kelly Downs, R OBP: 0.200, SLG: 0.176 (1, 1)										2	0	1	0	0	1	0									
Chris Speier, R OBP: 0.354, SLG: 0.428 (8, PH)									5-3	1	0	0	0	0	0	1									
Jeff Robinson, R OBP: 0.143, SLG: 0.143 (8, 1)									CS	0	0	0	0	0	0	0									
Inning Stats	R: 1 E: 2 K: 1 S: 7	H: 0 LOB: 1 BB: 0 P: 7	R: 0 E: 0 K: 3 S: 9	H: 0 LOB: 0 BB: 0 P: 9	R: 0 E: 0 K: 3 S: 9	H: 0 LOB: 0 BB: 0 P: 9	R: 0 E: 0 K: 1 S: 5	H: 0 LOB: 0 BB: 0 P: 5	R: 0 E: 0 K: 0 S: 3	H: 1 LOB: 0 BB: 0 P: 3	R: 0 E: 0 K: 0 S: 4	H: 1 LOB: 1 BB: 0 P: 4	R: 1 E: 0 K: 0 S: 3	H: 1 LOB: 1 BB: 1 P: 7	R: 1 E: 1 K: 1 S: 7	H: 3 LOB: 2 BB: 1 P: 11		1B: 6 2B: 0 3B: 0 HR: 0	SF: 0 SAC: 1 DP: 0 HBP: 1	WP: 1 PB: 0 SB: 1 CS: 3	PA: 35				
PITCHER	IP	WLS	BF	H	R	ER	SO	BB	IBB	HBP	BLK	WP	HR	S	P	ERA	WHIP								
Jamie Moyer, L ERA: 3.98 (1, 1)	8.0	L	30	5	3	2	8	1	0	1	0	1	0	44	49	2.25	0.750								
Ed Lynch, R ERA: 4.48 (9, 1)	0.1		2	1	0	0	0	0	1	0	0	0	0	1	5	0.00	3.000								
Frank DiPino, L ERA: 2.67 (9, 1)	0.2		2	0	0	0	1	0	0	0	0	0	0	4	4	0.00	0.000								

Batter	1	2	3	4	5	6	7	8	9	AB	R	H	RBI	BB	SO	LOB	BOTTOM								
Dave Martinez, L OBP: 0.394, SLG: 0.400 (1, 8)	G3		4-3						L9	5	0	2	0	0	0	1	San Francisco Giants @ Chicago Cubs Wrigley Field, Chicago, IL Fri Jul 03 1987, 3:33 AM CDT Att: 37,650 - Unknown livebaseballscorecards.com								
Jerry Mumphrey, S OBP: 0.395, SLG: 0.500 (1, 7)				6-3		K	FC4			4	0	1	0	0	1	4									
Andre Dawson, R OBP: 0.320, SLG: 0.528 (1, 9)										3	0	1	0	1	1	1									
Leon Durham, L OBP: 0.358, SLG: 0.518 (1, 3)										4	0	0	0	0	0	5									
Keith Moreland, R OBP: 0.264, SLG: 0.399 (8, PR)										3	0	0	0	1	1	4									
Bob Demier, R OBP: 0.415, SLG: 0.529 (8, PR)										0	0	0	0	0	0	0									
Manny Trillo, R OBP: 0.336, SLG: 0.427 (9, 5)										0	0	0	0	0	0	0									
Paul Nocco, R OBP: 0.333, SLG: 0.395 (1, 4)										4	1	1	1	0	1	1									
Jim Sundberg, R OBP: 0.319, SLG: 0.367 (1, 2)										4	0	0	0	0	2	1									
Mike Brumley, S OBP: 0.220, SLG: 0.291 (1, 6)										3	0	0	0	0	2	0									
Brian Dayett, R OBP: 0.424, SLG: 0.608 (9, PH)										1	0	0	0	0	1	0									
Jamie Moyer, L OBP: 0.222, SLG: 0.182 (1, 1)										3	0	2	0	0	0	0									
Ed Lynch, R OBP: 0.100, SLG: 0.100 (9, 1)										0	0	0	0	0	0	0									
Frank DiPino, L OBP: 0.366, SLG: 0.571 (9, PH)										1	0	1	0	0	0	0									
Inning Stats	R: 0 E: 1 K: 1 S: 6	H: 1 LOB: 1 BB: 0 P: 6	R: 0 E: 0 K: 2 S: 7	H: 0 LOB: 0 BB: 0 P: 7	R: 0 E: 0 K: 0 S: 3	H: 0 LOB: 0 BB: 0 P: 3	R: 0 E: 0 K: 0 S: 4	H: 1 LOB: 1 BB: 0 P: 4	R: 0 E: 0 K: 1 S: 5	H: 0 LOB: 0 BB: 0 P: 5	R: 0 E: 0 K: 1 S: 7	H: 2 LOB: 3 BB: 1 P: 11	R: 1 E: 0 K: 1 S: 8	H: 3 LOB: 2 BB: 0 P: 8	R: 0 E: 0 K: 1 S: 5	H: 0 LOB: 1 BB: 1 P: 9		R: 0 E: 0 K: 2 S: 8	H: 1 LOB: 1 BB: 0 P: 8	1B: 7 2B: 0 3B: 0 HR: 1	SF: 0 SAC: 0 DP: 1 HBP: 0	WP: 1 PB: 0 SB: 0 CS: 0	PA: 37		
PITCHER	IP	WLS	BF	H	R	ER	SO	BB	IBB	HBP	BLK	WP	HR	S	P	ERA	WHIP								
Kelly Downs, R ERA: 3.73 (1, 1)	7.0	W	29	7	1	1	6	1	0	0	1	0	0	40	44	1.29	1.143								
Jeff Robinson, R ERA: 2.89 (8, 1)	2.0	S	8	1	0	0	3	1	0	0	0	0	0	13	17	0.00	1.000								



Batter	1	2	3	4	5	6	7	8	9	AB	R	H	RBI	BB	SO	LOB	TOP					
Robby Thompson, R (1, 4) OBP: 0.321, SLG: 0.421	F8		F9		F9		K		K	3	0	0	0	0	0	3	San Francisco Giants @ Chicago Cubs Wrigley Field, Chicago, IL Sat Jul 04 1987, 3:33 AM CDT Att: 30,929 - Unknown					
Harry Spilman, L (7, PH) OBP: 0.391, SLG: 0.513										1	0	0	0	0	1							
Keith Comstock, L (7, 1)										0	0	0	0	0	0							
Jeff Robinson, R (8, 1) OBP: 0.143, SLG: 0.143										0	0	0	0	0	0							
Bob Melvin, R (9, PH) OBP: 0.295, SLG: 0.397										1	0	0	0	0	1							
Mike Aldrete, L (1, 9) OBP: 0.370, SLG: 0.394	K		P5		K		6-3			4	0	0	0	0	2							
Jeffrey Leonard, R (1, 7) OBP: 0.336, SLG: 0.559	K		K		K					4	0	0	0	0	3							
Will Clark, L (1, 3) OBP: 0.363, SLG: 0.560		K		HR		K				3	1	1	0	1	2							
Chris Brown, R (1, 5) OBP: 0.306, SLG: 0.424		S		HR		F8		F9		4	1	2	2	0	0							
Chris Speier, R (1, 6) OBP: 0.348, SLG: 0.418	K		P4		F8			5-3		4	0	0	0	0	1							
Chili Davis, S (1, 8) OBP: 0.321, SLG: 0.411	K		6-3				HR		5-3	4	1	2	1	0	1							
Bob Brenly, R (1, 2) OBP: 0.362, SLG: 0.445			1B	F7			1B		K	4	0	2	0	0	1							
Atlee Hammaker, S (1, 1) OBP: 0.125, SLG: 0.125										1	0	1	0	0	0							
Jim Gott, R (3, 1) OBP: 0.106, SLG: 0.400										0	0	0	0	0	0							
Eddie Miller, R (5, PH) OBP: 0.252, SLG: 0.252										0	0	0	0	0	0							
Michael LaCoss, R (5, 1) OBP: 0.143, SLG: 0.143										0	0	0	0	0	0							
Jose Uribe, S (7, PH) OBP: 0.351, SLG: 0.417										1	0	0	0	0	0							
Joel Youngblood, R (9, PH) OBP: 0.271, SLG: 0.341			2-3	1B					5-3	1	0	0	0	0	0							
Inning Stats	R: 0 E: 0 K: 2 S: 7	H: 0 LOB: 0 BB: 7 P: 7	R: 0 E: 0 K: 3 S: 10	H: 1 LOB: 1 BB: 0 P: 10	R: 0 E: 0 K: 1 S: 7	H: 2 LOB: 2 BB: 0 P: 7	R: 2 E: 0 K: 0 S: 5	H: 2 LOB: 0 BB: 0 P: 5	R: 0 E: 0 K: 2 S: 7	H: 0 LOB: 1 BB: 1 P: 11	R: 0 E: 0 K: 1 S: 5	H: 0 LOB: 0 BB: 0 P: 5	R: 1 E: 1 K: 1 S: 7	H: 2 LOB: 1 BB: 0 P: 7	R: 0 E: 0 K: 0 S: 3	H: 0 LOB: 1 BB: 1 P: 7	R: 0 E: 0 K: 2 S: 8	H: 1 LOB: 1 BB: 0 P: 8	1B: 5 2B: 1 3B: 0 HR: 2	SF: 0 SAC: 0 DP: 0 HBP: 0	WP: 0 PB: 0 SB: 2 CS: 0	PA: 37
PITCHER	IP WLS BF H R ER SO BB IBB HBP BLK WP HR S P ERA WHIP																					
Rick Sutcliffe, R (1, 1) ERA: 3.54	8.0 W 34 8 3 3 10 2 0 0 0 0 2 52 60 3.38 1.250																					
Lee Smith, R (9, 1) ERA: 2.67	1.0 S 3 0 0 0 2 0 0 0 0 0 0 7 7 0.00 0.000																					

Batter	1	2	3	4	5	6	7	8	9	AB	R	H	RBI	BB	SO	LOB	BOTTOM			
Bob Dernier, R (1, 8) OBP: 0.434, SLG: 0.571	HR		1B	1B		E4	P6			4	2	3	1	1	0	2	San Francisco Giants @ Chicago Cubs Wrigley Field, Chicago, IL Sat Jul 04 1987, 3:33 AM CDT Att: 30,929 - Unknown			
Manny Trillo, R (1, 3) OBP: 0.348, SLG: 0.436	K		1B	1B		K				5	0	3	2	0	2					
Andre Dawson, R (1, 9) OBP: 0.324, SLG: 0.527			1B	1B						4	0	2	1	1	0					
Gary Matthews, R (1, 7) OBP: 0.286, SLG: 0.237										3	0	0	0	1	2					
Dave Martinez, L (6, PH) OBP: 0.394, SLG: 0.400	G6-4-3									0	0	0	0	0	0					
Brian Dayett, R (8, PH) OBP: 0.430, SLG: 0.608										0	0	0	0	1	0					
Keith Moreland, R (1, 5) OBP: 0.260, SLG: 0.392		P4	F7		F9	G6-4-3		K		5	0	0	0	0	1					
Jim Sundberg, R (1, 2) OBP: 0.351, SLG: 0.371	1B		F7							2	0	1	0	3	0					
Paul Noce, R (1, 4) OBP: 0.349, SLG: 0.420										5	1	3	0	0	0					
Mike Brumley, S (1, 6) OBP: 0.254, SLG: 0.310	L4-3									3	1	2	0	1	0					
Rick Sutcliffe, L (1, 1) OBP: 0.240, SLG: 0.205										4	1	1	0	0	1					
Lee Smith, R (9, 1) ERA: 2.67										0	0	0	0	0	0					
Leon Durham, L (9, 3) OBP: 0.358, SLG: 0.518										0	0	0	0	0	0					
Inning Stats	R: 1 E: 0 K: 1 S: 6	H: 2 LOB: 0 BB: 0 P: 6	R: 0 E: 0 K: 0 S: 3	H: 1 LOB: 1 BB: 1 P: 7	R: 2 E: 0 K: 1 S: 8	H: 3 LOB: 2 BB: 1 P: 12	R: 2 E: 0 K: 2 S: 11	H: 4 LOB: 2 BB: 0 P: 11	R: 0 E: 0 K: 0 S: 4	H: 2 LOB: 2 BB: 1 P: 8	R: 0 E: 1 K: 1 S: 5	H: 1 LOB: 3 BB: 2 P: 13	R: 0 E: 0 K: 0 S: 4	H: 1 LOB: 2 BB: 1 P: 8	R: 0 E: 0 K: 1 S: 6	H: 1 LOB: 3 BB: 2 P: 14	1B: 13 2B: 2 3B: 0 HR: 1	SF: 0 SAC: 0 DP: 4 HBP: 0	WP: 2 PB: 0 SB: 2 CS: 0	PA: 43
PITCHER	IP WLS BF H R ER SO BB IBB HBP BLK WP HR S P ERA WHIP																			
Atlee Hammaker, L (1, 1) ERA: 3.49	2.0 L 12 4 2 2 3 0 0 0 0 0 1 0 16 16 9.00 2.000																			
Jim Gott, R (3, 1) ERA: 4.50	2.0 10 3 0 0 1 0 3 0 0 0 0 0 9 21 0.00 1.500																			
Michael LaCoss, R (5, 1) ERA: 4.62	2.0 10 3 0 0 1 0 3 0 0 0 0 0 9 21 0.00 1.500																			
Keith Comstock, L (7, 1) ERA: 3.05	1.1 8 2 0 0 0 2 0 0 0 1 1 0 6 14 0.00 3.000																			
Jeff Robinson, R (8, 1) ERA: 2.88	0.2 3 0 0 0 1 1 0 0 0 0 0 0 4 8 0.00 1.500																			



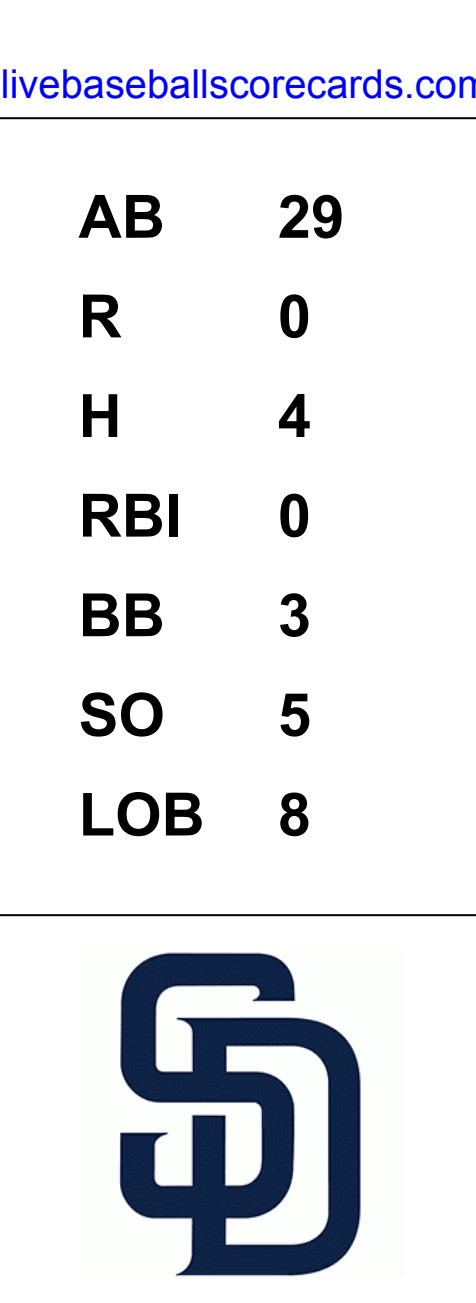
Batter	1	2	3	4	5	6	7	8	9	AB	R	H	RBI	BB	SO	LOB	TOP								
Robby Thompson, R OBP: 0.322, SLG: 0.418 (1, 4)										4	1	1	1	1	2	2	San Francisco Giants @ Chicago Cubs Wrigley Field, Chicago, IL Sun Jul 05 1987, 3:33 AM CDT Att: 32,304 - Unknown								
Mike Albrete, L OBP: 0.260, SLG: 0.452 (1, 9) Jose Yrigoin, R OBP: 0.271, SLG: 0.341 (6, PH) Harry Spivack, L OBP: 0.402, SLG: 0.513 (8, 1) Chris Speier, R OBP: 0.251, SLG: 0.427 (8, PH) Scott Garretts, R OBP: 0.143, SLG: 0.143 (8, 1)										3	0	1	0	0	1	1									
Jeffrey Leonard, R OBP: 0.331, SLG: 0.550 (1, 7)										5	0	0	0	0	1	6									
Will Clark, L OBP: 0.360, SLG: 0.553 (1, 3)										5	0	1	0	0	1	3									
Chili Davis, S OBP: 0.325, SLG: 0.417 (1, 8) (6, 9)										5	2	3	0	0	1	1									
Kevin Mitchell, R OBP: 0.324, SLG: 0.432 (1, 5)										3	2	2	4	2	0	0									
Bob Brenly, R OBP: 0.357, SLG: 0.437 (1, 2)										5	0	1	0	0	1	3									
Jose Uribe, S OBP: 0.340, SLG: 0.400 (1, 6) Craig Lefferts, L OBP: 0.333, SLG: 0.333 (4, 1) Eddie Milner, L OBP: 0.237, SLG: 0.268 (6, PH) (6, 8)										2	0	0	0	0	1	2									
Mike Krukow, R OBP: 0.130, SLG: 0.136 (1, 1) Jim Gott, R OBP: 0.100, SLG: 0.400 (3, 1) Mark Wasinger, R OBP: 0.370, SLG: 0.429 (4, 6)										1	0	0	0	0	0	0									
Inning Stats	R: 0 E: 0 K: 1 S: 5	H: 0 LOB: 0 BB: 0 P: 5	R: 2 E: 0 K: 1 S: 7	H: 2 LOB: 0 BB: 0 P: 7	R: 0 E: 0 K: 1 S: 5	H: 0 LOB: 1 BB: 1 P: 9	R: 0 E: 0 K: 1 S: 6	H: 1 LOB: 2 BB: 1 P: 10	R: 0 E: 0 K: 2 S: 9	H: 1 LOB: 2 BB: 0 P: 9	R: 2 E: 0 K: 2 S: 11	H: 4 LOB: 3 BB: 1 P: 15	R: 0 E: 0 K: 1 S: 5	H: 1 LOB: 0 BB: 0 P: 5	R: 3 E: 0 K: 1 S: 9	H: 4 LOB: 1 BB: 0 P: 9		R: 0 E: 0 K: 0 S: 2	H: 0 LOB: 0 BB: 1 P: 6	1B: 8 2B: 4 3B: 0 HR: 2	SF: 0 SAC: 0 DP: 2 HBP: 0	WP: 2 PB: 0 SB: 0 CS: 1	PA: 43		
PITCHER	IP	WLS	BF	H	R	ER	SO	BB	IBB	HBP	BLK	WP	HR	S	P	ERA	WHIP								
Les Lancaster, R ERA: 4.0 (1, 1)	5.0		25	7	4	4	6	2	0	0	3	2	2	35	43	7.20	1.800								
Frank DiPino, L ERA: 2.92 (6, 1)	0.2		3	1	0	0	2	0	0	0	0	0	0	7	7	0.00	1.500								
Ed Lynch, R ERA: 4.73 (6, 1)	2.1	L	12	5	3	3	2	1	0	0	0	0	0	15	19	11.57	2.571								
Ron Davis, R ERA: 3.8 (9, 1)	1.0		3	0	0	0	0	1	0	0	0	0	0	2	6	0.00	1.000								

Batter	1	2	3	4	5	6	7	8	9	AB	R	H	RBI	BB	SO	LOB	BOTTOM								
Dave Martinez, L OBP: 0.400, SLG: 0.404 (1, 8) Bob Demier, R OBP: 0.430, SLG: 0.565 (7, PH) (8, 8)										3	2	2	0	1	0	1	San Francisco Giants @ Chicago Cubs Wrigley Field, Chicago, IL Sun Jul 05 1987, 3:33 AM CDT Att: 32,304 - Unknown								
Manny Trillo, R OBP: 0.368, SLG: 0.437 (1, 5)										2	1	1	0	3	1	1									
Andre Dawson, R OBP: 0.325, SLG: 0.538 (1, 9)										5	1	2	4	0	2	4									
Jerry Mumphy, S OBP: 0.394, SLG: 0.494 (6, PH) Brian Dayett, R OBP: 0.432, SLG: 0.600 (7, 7)										2	1	0	0	1	0	1									
Leon Durham, L OBP: 0.356, SLG: 0.516 (1, 3)										5	0	1	0	0	2	6									
Paul Noco, R OBP: 0.341, SLG: 0.430 (1, 4)										5	0	1	0	0	3	7									
Jody Davis, R OBP: 0.316, SLG: 0.415 (1, 2)										4	0	2	0	1	1	1									
Mike Brumley, S OBP: 0.254, SLG: 0.295 (9, PH) Rafael Palmeiro, L OBP: 0.357, SLG: 0.556 (9, PH)										3	0	0	1	1	1	4									
Les Lancaster, R (1, 1) Frank DiPino, L (6, 1) Ed Lynch, R OBP: 0.091, SLG: 0.091 (6, 1) Ron Davis, R (9, 1)										3	0	0	0	0	1	4									
Inning Stats	R: 1 E: 0 K: 2 S: 9	H: 2 LOB: 1 BB: 0 P: 9	R: 0 E: 0 K: 3 S: 10	H: 1 LOB: 0 BB: 0 P: 10	R: 4 E: 1 K: 1 S: 9	H: 3 LOB: 2 BB: 2 P: 17	R: 0 E: 0 K: 2 S: 8	H: 1 LOB: 3 BB: 2 P: 16	R: 0 E: 0 K: 0 S: 4	H: 0 LOB: 1 BB: 0 P: 4	R: 0 E: 0 K: 2 S: 7	H: 0 LOB: 2 BB: 2 P: 15	R: 0 E: 0 K: 2 S: 7	H: 0 LOB: 1 BB: 1 P: 11	R: 0 E: 0 K: 0 S: 2	H: 0 LOB: 0 BB: 1 P: 6		R: 0 E: 0 K: 1 S: 6	H: 1 LOB: 1 BB: 0 P: 6	1B: 4 2B: 3 3B: 1 HR: 1	SF: 0 SAC: 0 DP: 1 HBP: 0	WP: 0 PB: 0 SB: 0 CS: 0	PA: 44		
PITCHER	IP	WLS	BF	H	R	ER	SO	BB	IBB	HBP	BLK	WP	HR	S	P	ERA	WHIP								
Mike Krukow, R ERA: 6.75 (1, 1)	2.0		14	6	5	4	5	1	0	0	0	0	0	9	21	0.00	2.250								
Jim Gott, R ERA: 4.25 (3, 1)	1.1		8	1	0	0	2	2	1	0	0	0	0	9	21	0.00	2.250								
Craig Lefferts, L ERA: 4.25 (4, 1)	1.2		6	1	0	0	1	0	0	0	0	0	0	8	8	0.00	0.600								
Joe Price, L ERA: (6, 1)	2.0	W	9	0	0	0	4	3	0	0	0	0	0	14	26	0.00	1.500								
Scott Garretts, R ERA: 3.03 (8, 1)	2.0	S	7	1	0	0	1	1	0	0	0	0	0	8	12	0.00	1.000								



Batter	1	2	3	4	5	6	7	8	9	AB	R	H	RBI	BB	SO	LOB	TOP					
Shane Mack, R OBP: 0.319, SLG: 0.376 (1, 8)	0-0 4-3		0-3 K			0-0 6-3		0-0 1B		4	0	1	0	0	1	0	San Diego Padres @ Chicago Cubs Wrigley Field, Chicago, IL Mon Jul 06 1987, 3:33 AM CDT Att: 20,508 - Unknown AB 29 R 0 H 4 RBI 0 BB 3 SO 5 LOB 8					
Tony Gwynn, L OBP: 0.443, SLG: 0.530 (1, 9)	0-0 F9			0-0 G4-6-3 1B		0-0 F7		0-0 4-3		4	0	1	0	0	0	2						
Chris Brown, R OBP: 0.289, SLG: 0.490 (1, 5)	0-0 6-3			0-0 G4-6-3 1-2		0-0 5-3			0-0 F8	4	0	0	0	0	0	1						
Carmelo Martinez, R OBP: 0.368, SLG: 0.438 (1, 7)		0-0 6-3		4-0 CS BB			0-0 L5		0-0 5-3	3	0	0	0	1	0	0						
John Kruk, L OBP: 0.445, SLG: 0.490 (1, 3)	0-3 K			0-0 CS 1-2	0-0 F7		0-3 K		0-0 6-3	4	0	0	0	0	2	0						
Randy Ready, R OBP: 0.411, SLG: 0.430 Greg Booker, R (7, 1)	4-0 BB				4-0 1B BB		0-3 K			1	0	0	0	2	1	0						
Benito Santiago, R OBP: 0.302, SLG: 0.399 (1, 2)	0-3 K				0-0 L9			0-0 P6		3	0	0	0	0	1	2						
Garry Templeton, S OBP: 0.268, SLG: 0.259 (1, 6)			0-0 6-3			0-0 1-3 1B		0-0 FC4-6 1B		3	0	2	0	0	0	0						
Mark Grant, R OBP: 0.133, SLG: 0.071 Keith Comstock, L (5, 1)	0-0 4-3				0-0 2-3			0-0 FC4-6 1B 1-2		2	0	0	0	0	0	2						
Tim Flannery, L OBP: 0.351, SLG: 0.270 (7, 4)										0	0	0	0	0	0	0						
Inning Stats	R: 0 E: 0 K: 0 S: 3	H: 0 LOB: 0 BB: 0 P: 3	R: 0 E: 0 K: 2 S: 7	H: 0 LOB: 1 BB: 1 P: 11	R: 0 E: 0 K: 1 S: 5	H: 0 LOB: 0 BB: 0 P: 5	R: 0 E: 0 K: 0 S: 2	H: 1 LOB: 0 BB: 1 P: 6	R: 0 E: 0 K: 0 S: 4	H: 1 LOB: 2 BB: 1 P: 8	R: 0 E: 0 K: 2 S: 3	H: 0 LOB: 0 BB: 0 P: 3	R: 0 E: 0 K: 2 S: 7	H: 0 LOB: 0 BB: 0 P: 7	R: 0 E: 0 K: 0 S: 5	H: 2 LOB: 2 BB: 0 P: 5	R: 0 E: 0 K: 0 S: 3	H: 0 LOB: 0 BB: 0 P: 3	1B: 4 2B: 0 3B: 0 HR: 0	SF: 0 SAC: 0 DP: 1 HBP: 0	WP: 0 PB: 0 SB: 0 CS: 1	PA: 33
PITCHER Steve Trout, L ERA: 3.41 (1, 1)	IP: 9.0 WLS: W BF: 32 H: 4 R: 0 ER: 0 SO: 5 BB: 3 IBB: 0 HBP: 0 BLK: 0 WP: 0 HR: 0 S: 39 P: 51 ERA: 0.00 WHIP: 0.778															PITCHER						

Batter	1	2	3	4	5	6	7	8	9	AB	R	H	RBI	BB	SO	LOB	BOTTOM					
Dave Martinez, L OBP: 0.402, SLG: 0.410 (1, 8)	0-0 4-3		0-0 2B		0-0 FC5-4 1B	0-3 K				4	0	2	0	0	1	1	San Diego Padres @ Chicago Cubs Wrigley Field, Chicago, IL Mon Jul 06 1987, 3:33 AM CDT Att: 20,508 - Unknown AB 32 R 7 H 10 RBI 7 BB 2 SO 4 LOB 10					
Paul Noco, R OBP: 0.326, SLG: 0.411 (1, 4)	0-0 F3		0-0 6-3		0-0 FC5-4 1B HR		0-0 L5			4	1	0	0	0	0	3						
Leon Durham, L OBP: 0.354, SLG: 0.512 (1, 3)	0-0 F9		0-0 G3		0-0 HR 1B		0-0 G3			4	1	1	1	0	0	1						
Andre Dawson, R OBP: 0.330, SLG: 0.562 (1, 9)		0-0 HR		0-0 4-3 1B 2B	0-0 HR 1B		0-0 5-3			4	3	3	4	0	0	0						
Jerry Mumphrey, S OBP: 0.385, SLG: 0.481 (1, 7)	0-0 4-3		0-0 4-3		0-0 K			0-0 4-3		4	0	0	0	0	1	1						
Keith Moreland, R OBP: 0.286, SLG: 0.407 (1, 5)	0-0 F7			0-0 G5-4-3 1B		0-0 HR		0-0 G5-4-3 1B		4	1	3	2	0	0	0						
Jody Davis, R OBP: 0.315, SLG: 0.410 (1, 2)	4-0 BB			0-0 G5-4-3 1-2		0-0 5-3		0-0 G5-4-3 1-2		3	0	0	0	1	0	2						
Mike Brumley, S OBP: 0.257, SLG: 0.286 (1, 6)	0-0 F8				4-0 FC2-6 BB	0-3 K				2	0	0	0	1	1	1						
Steve Trout, L OBP: 0.136, SLG: 0.136 (1, 1)			0-3 K		0-0 FC2-6 FC5-4 1B			0-0 1B		3	1	1	0	0	1	1						
Inning Stats	R: 0 E: 0 K: 0 S: 3	H: 0 LOB: 0 BB: 0 P: 3	R: 1 E: 0 K: 0 S: 4	H: 1 LOB: 1 BB: 1 P: 8	R: 0 E: 0 K: 1 S: 6	H: 1 LOB: 0 BB: 0 P: 6	R: 1 E: 0 K: 0 S: 4	H: 2 LOB: 0 BB: 0 P: 4	R: 4 E: 0 K: 1 S: 8	H: 3 LOB: 0 BB: 1 P: 12	R: 1 E: 0 K: 2 S: 9	H: 2 LOB: 1 BB: 0 P: 9	R: 0 E: 0 K: 0 S: 3	H: 0 LOB: 0 BB: 0 P: 3	R: 0 E: 0 K: 0 S: 3	H: 1 LOB: 0 BB: 0 P: 3		R: 0 E: 0 K: 0 S: 3	H: 0 LOB: 0 BB: 0 P: 3	1B: 5 2B: 2 3B: 0 HR: 3	SF: 0 SAC: 0 DP: 2 HBP: 0	WP: 0 PB: 0 SB: 0 CS: 0
PITCHER Mark Grant, R ERA: 4.11 Keith Comstock, L ERA: 3.27 Greg Booker, R ERA: 3.65 (1, 1) (5, 1) (7, 1)	IP: 4.2 WLS: L BF: 22 H: 7 R: 6 ER: 6 SO: 1 BB: 2 IBB: 0 HBP: 0 BLK: 0 WP: 0 HR: 2 S: 22 P: 30 ERA: 11.57 WHIP: 1.929															PITCHER						



Batter	1	2	3	4	5	6	7	8	9	AB	R	H	RBI	BB	SO	LOB	TOP										
Dave Anderson, R (1, 6) OBP: 0.291, SLG: 0.353 Ken Landreaux, L (9, PH) OBP: 0.291, SLG: 0.289	F7		K		E5 HR		K		F7	4	1	0	0	0	2	0											
John Shelby, S (1, 8) OBP: 0.297, SLG: 0.450	K			4-3			1B HR			4	1	2	2	0	1	0											
Pedro Guerrero, R (1, 7) OBP: 0.392, SLG: 0.556	1B			1B BB			HR		1B G6-4-3	3	2	3	1	1	0	0											
Mike Marshall, R (1, 9) OBP: 0.328, SLG: 0.468	K			1B 1-2			2B		G6-4-3 1-2	4	0	2	0	0	1	3											
Mike Scioscia, L (1, 2) OBP: 0.344, SLG: 0.358	F8			K			6-3		G3	4	0	0	0	0	1	3											
Mickey Hatcher, R (1, 5) OBP: 0.358, SLG: 0.490	1B 3-4			1B 1-3 2-H			F8		F8	4	0	2	1	0	0	0											
Franklin Stubbs, L (1, 3) OBP: 0.318, SLG: 0.456	8-4 1-2			P6			HR		F8	4	1	1	1	0	0	3											
Steve Sax, R (1, 4) OBP: 0.314, SLG: 0.343				1-3			1-6-3		6-3	4	0	0	0	0	0	0											
Rick Honeycutt, L (1, 1) OBP: 0.252, SLG: 0.231 Brian Holton, R (3, 1) OBP: 0.250, SLG: 0.250 Jeff Hamilton, R (5, PH) OBP: 0.242, SLG: 0.254 Alejandro Pena, R (5, 1) OBP: 0.299, SLG: 0.391 Brad Havens, L (5, 1) OBP: 0.167, SLG: 0.227 Danny Heep, L (5, PH) OBP: 0.143, SLG: 0.200	K			K			F7		K	1	0	0	0	0	1	0											
Inning Stats	R: 0 E: 0 K: 2 S: 8	H: 1 LOB: 1 BB: 0 P: 8	R: 0 E: 0 K: 0 S: 3	H: 1 LOB: 0 BB: 0 P: 3	R: 0 E: 0 K: 2 S: 7	H: 0 LOB: 0 BB: 0 P: 7	R: 1 E: 0 K: 1 S: 7	H: 2 LOB: 2 BB: 1 P: 11	R: 3 E: 1 K: 0 S: 7	H: 3 LOB: 1 BB: 0 P: 7	R: 1 E: 0 K: 1 S: 6	H: 1 LOB: 0 BB: 0 P: 6	R: 0 E: 0 K: 1 S: 6	H: 2 LOB: 1 BB: 0 P: 6	R: 0 E: 0 K: 0 S: 3	H: 0 LOB: 0 BB: 0 P: 3	R: 0 E: 0 K: 0 S: 3	H: 0 LOB: 0 BB: 0 P: 3	1B: 6 2B: 2 3B: 0 HR: 3	SF: 0 SAC: 0 DP: 2 HBP: 0	WP: 0 PB: 0 SB: 0 CS: 0	PA: 37					
PITCHER	IP	WLS	BF	H	R	ER	SO	BB	IBB	HBP	BLK	WP	HR	S	P	ERA	WHIP										
Rick Sutcliffe, R (1, 1) ERA: 3.47	5.0	W	23	7	4	1	5	1	0	0	0	0	2	32	36	1.80	1.600										
Scott Sanderson, R (6, 1) ERA: 4.83	4.0	S	14	3	1	1	2	0	0	0	0	0	1	18	18	2.25	0.750										

Los Angeles Dodgers @ Chicago Cubs
Wrigley Field, Chicago, IL
Fri Jul 10 1987, 3:33 AM CDT
Att: 33,606 - Unknown

AB 36
R 5
H 10
RBI 5
BB 1
SO 7
LOB 9




Batter	1	2	3	4	5	6	7	8	9	AB	R	H	RBI	BB	SO	LOB	BOTTOM										
Bob Dernier, R (1, 8) OBP: 0.425, SLG: 0.561	5-3		1B 2B L3		4-3		K			5	1	1	0	0	1	2											
Manny Trillo, R (1, 3) OBP: 0.392, SLG: 0.477	2B 1B		1B BB	1B HR	1B		K		K	5	3	4	1	0	1	0											
Brian Dayett, R (1, 9) OBP: 0.423, SLG: 0.580	F8		1B BB	K			6-3		F8	4	1	0	0	1	1	2											
Gary Matthews, R (1, 7) OBP: 0.333, SLG: 0.341 Rafael Palmeiro, L (4, PH) OBP: 0.333, SLG: 0.511	2B		1B E	F8			HR		K	2	1	2	2	0	0	0											
Keith Moreland, R (1, 5) OBP: 0.286, SLG: 0.429	K		1B E	1B HR			HR		K	3	1	1	0	0	1	1											
Paul Noco, R (1, 4) OBP: 0.333, SLG: 0.485			1B E	1B HR			HR		P5	4	2	2	5	0	0	0											
Jody Davis, R (1, 2) OBP: 0.319, SLG: 0.414	K		1B FC2-5	1B HR			F7		K	3	0	0	0	1	2	0											
Mike Brumley, S (1, 6) OBP: 0.263, SLG: 0.288	E7 1B		1B FC2-5				K		F8	4	0	2	2	0	1	0											
Rick Sutcliffe, L (1, 1) OBP: 0.226, SLG: 0.191 Scott Sanderson, R (6, 1) OBP: 0.167, SLG: 0.227	4-3		1B FC2-5		P6				5-3	3	0	0	0	0	0	3											
Inning Stats	R: 0 E: 1 K: 1 S: 7	H: 2 LOB: 2 BB: 0 P: 7	R: 0 E: 1 K: 1 S: 6	H: 1 LOB: 1 BB: 0 P: 6	R: 6 E: 1 K: 0 S: 8	H: 6 LOB: 1 BB: 2 P: 16	R: 3 E: 0 K: 1 S: 8	H: 3 LOB: 0 BB: 0 P: 8	R: 0 E: 0 K: 1 S: 5	H: 0 LOB: 0 BB: 0 P: 5	R: 3 E: 0 K: 1 S: 8	H: 3 LOB: 0 BB: 0 P: 8	R: 0 E: 0 K: 2 S: 7	H: 0 LOB: 0 BB: 0 P: 7	R: 0 E: 0 K: 2 S: 7	H: 0 LOB: 0 BB: 0 P: 7	1B: 10 2B: 3 3B: 0 HR: 3	SF: 0 SAC: 0 DP: 1 HBP: 0	WP: 0 PB: 0 SB: 0 CS: 0	PA: 40							
PITCHER	IP	WLS	BF	H	R	ER	SO	BB	IBB	HBP	BLK	WP	HR	S	P	ERA	WHIP										
Rick Honeycutt, L (1, 1) ERA: 3.7	2.0	L	15	4	3	3	1	0	1	0	0	0	1	11	15	13.50	2.000										
Brian Holton, R (3, 1) ERA: 3.29	2.0		10	4	3	3	1	0	1	0	0	0	1	11	15	13.50	2.000										
Alejandro Pena, R (5, 1) ERA: 4.8	1.2		8	3	3	3	1	0	0	0	0	0	2	10	10	16.20	1.800										
Brad Havens, L (6, 1) ERA: 2.25	2.1		7	0	0	0	4	0	0	0	0	0	0	15	15	0.00	0.000										

Los Angeles Dodgers @ Chicago Cubs
Wrigley Field, Chicago, IL
Fri Jul 10 1987, 3:33 AM CDT
Att: 33,606 - Unknown

AB 38
R 12
H 15
RBI 12
BB 2
SO 8
LOB 10



Batter	1	2	3	4	5	6	7	8	9	AB	R	H	RBI	BB	SO	LOB	TOP			
Mariano Duncan, R OBP: 0.285, SLG: 0.313 (1, 6)	6-3	F8			G6-4-3			4-3		4	0	0	0	0	0	3	Los Angeles Dodgers @ Chicago Cubs Wrigley Field, Chicago, IL Sat Jul 11 1987, 3:33 AM CDT Att: 37,045 - Unknown			
John Shelby, S OBP: 0.295, SLG: 0.450 (1, 8)	1B		L7			K		F8		4	0	1	0	0	1	0				
Pedro Guerrero, R OBP: 0.392, SLG: 0.560 (1, 7)	1B		K			4-3		F9		4	0	1	0	0	1	0				
Mike Marshall, R OBP: 0.325, SLG: 0.460 (1, 9)	1-3		P4			K		F7		4	0	0	0	0	1	2				
Mickey Hatcher, R OBP: 0.349, SLG: 0.474 (1, 3)	P3				G5-4-3			4-3		3	0	1	0	0	0	2				
Phil Garner, R OBP: 0.269, SLG: 0.326 (1, 5)		5-3			F8			5-3		3	0	0	0	0	0	1				
Steve Sax, R OBP: 0.313, SLG: 0.342 (1, 4)		L1			G5-4-3			F8		3	0	0	0	0	0	1				
Alex Trevino, R OBP: 0.309, SLG: 0.414 (1, 2)		1B			4-3			F8		3	0	1	0	0	0	0				
Tim Leary, R ERA: 5.34 (1, 1)								4-3		1	0	1	0	0	0	0				
Brad Havens, L ERA: 2.08 (3, 1)										0	0	0	0	0	0	0				
Tito Landrum, R ERA: 3.57 (5, 1)										0	1	0	0	0	0	0				
Rick Honeycutt, L ERA: 2.08 (5, 1)										0	0	0	0	0	0	0				
Dave Anderson, R ERA: 4.72 (8, 1)										0	0	0	0	0	0	0				
Alejandro Pena, R ERA: 4.72 (8, 1)										0	0	0	0	0	0	0				
Inning Stats	R: 0 E: 0 K: 0 S: 5	H: 2 LOB: 2 BB: 0 P: 5	R: 0 E: 0 K: 0 S: 5	H: 2 LOB: 2 BB: 0 P: 5	R: 0 E: 0 K: 1 S: 5	H: 0 LOB: 0 BB: 0 P: 5	R: 0 E: 0 K: 0 S: 3	H: 1 LOB: 0 BB: 0 P: 3	R: 0 E: 0 K: 2 S: 7	H: 0 LOB: 0 BB: 0 P: 7	R: 0 E: 0 K: 0 S: 3	H: 0 LOB: 0 BB: 0 P: 3	R: 0 E: 0 K: 0 S: 3	H: 0 LOB: 0 BB: 0 P: 3	R: 0 E: 0 K: 0 S: 3	H: 0 LOB: 0 BB: 0 P: 3	1B: 6 2B: 0 3B: 0 HR: 0	SF: 0 SAC: 0 DP: 2 HBP: 0	WP: 0 PB: 0 SB: 0 CS: 0	PA: 31
PITCHER Steve Trout, L ERA: 3.0 (1, 1)	IP: 9.0 WLS: W BF: 31 H: 6 R: 0 ER: 0 SO: 3 BB: 0 IBB: 0 HBP: 0 BLK: 0 WP: 0 HR: 0 S: 37 P: 37 ERA: 0.00 WHIP: 0.667															PITCHER	IP: 9.0 WLS: W BF: 31 H: 6 R: 0 ER: 0 SO: 3 BB: 0 IBB: 0 HBP: 0 BLK: 0 WP: 0 HR: 0 S: 37 P: 37 ERA: 0.00 WHIP: 0.667			

Batter	1	2	3	4	5	6	7	8	9	AB	R	H	RBI	BB	SO	LOB	BOTTOM			
Dave Martinez, L OBP: 0.401, SLG: 0.432 (1, 8)	6-3	23 1B	K			F7		F7		5	2	2	0	0	1	1	Los Angeles Dodgers @ Chicago Cubs Wrigley Field, Chicago, IL Sat Jul 11 1987, 3:33 AM CDT Att: 37,045 - Unknown			
23 Ryne Sandberg, R OBP: 0.378, SLG: 0.523 (1, 4)		3B				1B				3	2	2	2	0	0	0				
Mike Brumley, S OBP: 0.250, SLG: 0.273 (6, 6)	HR	2B			P6	E6		K		2	0	0	0	0	1	1				
Leon Durham, L OBP: 0.365, SLG: 0.518 (1, 3)	1B	1B			BB	G3		F8		5	1	3	2	0	0	1				
Andre Dawson, R OBP: 0.338, SLG: 0.572 (1, 9)	E6	F7			BB	F8				3	0	1	0	1	0	2				
Rafael Palmeiro, L OBP: 0.367, SLG: 0.574 (1, 7)	E6				HR	4-3				4	1	1	1	0	0	4				
Keith Moreland, R OBP: 0.287, SLG: 0.423 (1, 5)	BB				K					2	0	0	0	2	1	0				
Jody Davis, R OBP: 0.318, SLG: 0.423 (1, 2)	F9				BB	6-3		L6		4	1	1	1	0	0	2				
Paul Noce, R OBP: 0.316, SLG: 0.455 (6, 4)		F7			F8	5-3		1B		4	0	1	0	0	0	0				
Steve Trout, L OBP: 0.154, SLG: 0.154 (1, 1)	1-3				K			K		4	0	1	0	0	2	1				
Inning Stats	R: 2 E: 1 K: 0 S: 6	H: 3 LOB: 2 BB: 1 P: 10	R: 2 E: 0 K: 0 S: 6	H: 3 LOB: 1 BB: 0 P: 6	R: 2 E: 0 K: 2 S: 10	H: 3 LOB: 1 BB: 0 P: 10	R: 0 E: 0 K: 0 S: 3	H: 1 LOB: 2 BB: 2 P: 11	R: 0 E: 0 K: 1 S: 5	H: 0 LOB: 0 BB: 0 P: 5	R: 1 E: 1 K: 0 S: 5	H: 1 LOB: 1 BB: 0 P: 5	R: 0 E: 0 K: 1 S: 6	H: 1 LOB: 1 BB: 0 P: 6	R: 0 E: 0 K: 1 S: 5	H: 0 LOB: 0 BB: 0 P: 5	1B: 6 2B: 2 3B: 1 HR: 3	SF: 0 SAC: 0 DP: 0 HBP: 0	WP: 0 PB: 0 SB: 0 CS: 0	PA: 40
PITCHER Tim Leary, R ERA: 5.34 (1, 1)	IP: 2.1 WLS: L BF: 16 H: 8 R: 6 ER: 5 SO: 3 BB: 1 IBB: 0 HBP: 0 BLK: 0 WP: 0 HR: 3 S: 17 P: 21 ERA: 19.29 WHIP: 3.857															PITCHER	IP: 2.1 WLS: L BF: 16 H: 8 R: 6 ER: 5 SO: 3 BB: 1 IBB: 0 HBP: 0 BLK: 0 WP: 0 HR: 3 S: 17 P: 21 ERA: 19.29 WHIP: 3.857			
Brad Havens, L ERA: 2.08 (3, 1)	1.2 8 2 0 0 1 1 1 0 0 0 0 0 8 16 0.00 1.800																			
Rick Honeycutt, L ERA: 3.57 (5, 1)	3.0 12 2 1 0 2 0 0 0 0 0 0 0 16 16 0.00 0.667																			
Alejandro Pena, R ERA: 4.72 (8, 1)	1.0 3 0 0 0 1 0 0 0 0 0 0 0 5 5 0.00 0.000																			

Batter	1	2	3	4	5	6	7	8	9	AB	R	H	RBI	BB	SO	LOB	TOP								
Dave Anderson, R (1, 6) OBP: 0.291, SLG: 0.352	0-3 K		0-0 F8		0-0 1B	1-1 1B	0-0 6-3		0-0 F8	5	2	1	1	1	1	2									
John Shelby, S (1, 8) OBP: 0.303, SLG: 0.462	4-0 BB		0-0 HR		0-0 L4	0-0 1B	0-0 E5		0-0 F8	5	2	2	1	1	0	2									
Pedro Guerrero, R (1, 7) OBP: 0.392, SLG: 0.556	0-3 K		0-0 5-3		4-0 1B	0-0 1B	0-0 FC5-4			4	2	1	1	1	1	2									
Tito Landrum, R (7, 7) OBP: 0.310, SLG: 0.235					4-0 1B	0-0 1B	0-0 FC5-4			0	0	0	0	0	0	0									
Mike Marshall, R (1, 9) OBP: 0.321, SLG: 0.454	0-3 K2-3				0-0 6-3	0-0 P6				3	0	0	0	0	1	3									
Ken Landreaux, L (5, 9) OBP: 0.295, SLG: 0.323						1-2 2-3 HR				2	1	1	3	0	0	0									
Mike Scioscia, L (1, 2) OBP: 0.347, SLG: 0.358		4-0 BB			4-0 HR	1B 2B				2	2	1	0	3	0	0									
Mickey Hatcher, R (1, 5) OBP: 0.359, SLG: 0.500	0-3 K				0-0 HR	1-3 2-3 HR				4	1	3	4	0	1	1									
Steve Sax, R (6, PR) OBP: 0.313, SLG: 0.341					1-3 2-3 HR	1B				1	0	0	0	0	0	1									
Franklin Stubbs, L (1, 3) OBP: 0.319, SLG: 0.463					0-0 G3	1-3 3-H				5	0	1	1	0	1	3									
Mariano Duncan, R (1, 4) OBP: 0.264, SLG: 0.307					0-0 F8	0-3 K				4	1	0	0	1	1	3									
Bob Welch, R (1, 1) OBP: 0.160, SLG: 0.143			0-3 K		4-0 2B	0-3 K				4	1	1	0	1	2	1									
Inning Stats	R: 0 E: 0 K: 3 S: 9	H: 0 LOB: 1 BB: 1 P: 13	R: 0 E: 0 K: 1 S: 5	H: 0 LOB: 1 BB: 1 P: 9	R: 1 E: 0 K: 1 S: 6	H: 1 LOB: 0 BB: 0 P: 6	R: 2 E: 0 K: 0 S: 4	H: 1 LOB: 0 BB: 1 P: 8	R: 4 E: 0 K: 1 S: 8	H: 3 LOB: 2 BB: 3 P: 20	R: 4 E: 0 K: 2 S: 11	H: 4 LOB: 1 BB: 1 P: 15	R: 1 E: 1 K: 0 S: 4	H: 0 LOB: 1 BB: 1 P: 8	R: 0 E: 0 K: 0 S: 4	H: 1 LOB: 1 BB: 0 P: 4	R: 0 E: 0 K: 0 S: 4	H: 1 LOB: 1 BB: 0 P: 4	1B: 5 2B: 3 3B: 0 HR: 3	SF: 0 SAC: 0 DP: 0 HBP: 0	WP: 0 PB: 0 SB: 0 CS: 0	PA: 47			
PITCHER	IP	WLS	BF	H	R	ER	SO	BB	IBB	HBP	BLK	WP	HR	S	P	ERA	WHIP								
Les Lancaster, R (1, 1) ERA: 5.08	4.2	L	23	3	7	7	5	5	1	0	0	0	2	27	51	13.50	1.714								
Ron Davis, R (5, 1) ERA: 4.85	1.1		11	6	4	4	3	1	0	0	0	0	1	16	20	27.00	5.250								
Ed Lynch, R (7, 1) ERA: 4.52	3.0		13	2	1	0	0	1	0	0	0	0	0	12	16	0.00	1.000								

Los Angeles Dodgers @ Chicago Cubs
Wrigley Field, Chicago, IL
Sun Jul 12 1987, 3:33 AM CDT
Att: 35,895 - Unknown

AB 39
R 12
H 11
RBI 11
BB 8
SO 8
LOB 18



Batter	1	2	3	4	5	6	7	8	9	AB	R	H	RBI	BB	SO	LOB	BOTTOM								
Dave Martinez, L (1, 8) OBP: 0.396, SLG: 0.424	0-0 6-3		0-0 F8			0-0 P6		0-3 K		4	0	0	0	0	1	0									
23 Ryne Sandberg, R (1, 4) OBP: 0.374, SLG: 0.517	0-0 4-3				0-0 6-3	0-0 E3			0-0 F7	3	0	0	0	0	0	0									
Ed Lynch, R (7, 1) OBP: 0.091, SLG: 0.091										0	0	0	0	0	0	0									
Rafael Palmeiro, L (6, PH) OBP: 0.361, SLG: 0.564										1	0	0	0	0	0	0									
Leon Durham, L (1, 3) OBP: 0.363, SLG: 0.513	4-0 BB				0-0 L9	0-0 F7			0-0 4-3	3	0	0	0	1	0	1									
Andre Dawson, R (1, 9) OBP: 0.337, SLG: 0.568	0-0 F8				0-3 K				0-0 F9	4	0	1	0	0	1	1									
Jerry Mumphrey, S (1, 7) OBP: 0.385, SLG: 0.491		0-0 6-3			0-0 G6-4-3	0-0 1B			0-0 L6	4	0	2	0	0	0	1									
Keith Moreland, R (1, 5) OBP: 0.284, SLG: 0.419		0-0 F8			0-0 G6-4-3	1-2 2-3			0-0 4-3	3	0	0	0	0	0	2									
Jody Davis, R (1, 2) OBP: 0.318, SLG: 0.422					0-0 6-3	0-0 1B			0-0 F7	3	0	1	0	0	0	1									
Paul Noce, R (1, 6) OBP: 0.308, SLG: 0.443					0-0 6-3	0-0 P4			0-3 K	3	0	0	0	0	1	1									
Les Lancaster, R (1, 1) OBP: 0.321, SLG: 0.454					0-3 K				0-3 K	1	0	0	0	0	1	0									
Ron Davis, R (5, 1) OBP: 0.417, SLG: 0.550										0	0	0	0	0	0	0									
Bob Dernier, R (6, PH) OBP: 0.247, SLG: 0.269										1	0	0	0	0	0	0									
Mike Brumley, S (7, 6) OBP: 0.247, SLG: 0.269										1	0	0	0	0	1	0									
Inning Stats	R: 0 E: 0 K: 0 S: 3	H: 0 LOB: 1 BB: 1 P: 7	R: 0 E: 0 K: 0 S: 3	H: 0 LOB: 0 BB: 0 P: 3	R: 0 E: 0 K: 1 S: 5	H: 0 LOB: 0 BB: 0 P: 5	R: 0 E: 0 K: 1 S: 5	H: 0 LOB: 0 BB: 0 P: 5	R: 0 E: 0 K: 0 S: 4	H: 2 LOB: 1 BB: 0 P: 4	R: 0 E: 1 K: 0 S: 4	H: 0 LOB: 1 BB: 0 P: 4	R: 0 E: 0 K: 0 S: 4	H: 1 LOB: 1 BB: 0 P: 4	R: 0 E: 0 K: 3 S: 9	H: 0 LOB: 0 BB: 0 P: 9	R: 0 E: 0 K: 0 S: 4	H: 1 LOB: 1 BB: 0 P: 4	1B: 3 2B: 1 3B: 0 HR: 0	SF: 0 SAC: 0 DP: 1 HBP: 0	WP: 0 PB: 0 SB: 0 CS: 0	PA: 32			
PITCHER	IP	WLS	BF	H	R	ER	SO	BB	IBB	HBP	BLK	WP	HR	S	P	ERA	WHIP								
Bob Welch, R (1, 1) ERA: 3.6	9.0	W	32	4	0	0	5	1	0	0	0	0	0	41	45	0.00	0.556								

Los Angeles Dodgers @ Chicago Cubs
Wrigley Field, Chicago, IL
Sun Jul 12 1987, 3:33 AM CDT
Att: 35,895 - Unknown

AB 31
R 0
H 4
RBI 0
BB 1
SO 5
LOB 7



Batter	1	2	3	4	5	6	7	8	9	AB	R	H	RBI	BB	SO	LOB	TOP									
Bob Dernier, R OBP: 0.414, SLG: 0.544 Dave Martinez, L OBP: 0.394, SLG: 0.423 (7, 8)	2-1 6-3		1-1 5-3		1-0 2B 1B		1-3 K			3	1	1	0	0	0	1										
23 Ryne Sandberg, R OBP: 0.368, SLG: 0.510 (1, 4)	0-1 5-3		1-1 P6		1-0 SF9		2-2 1-3			3	0	0	1	0	0	1										
Andre Dawson, R OBP: 0.336, SLG: 0.567 (1, 9)	0-0 F8			2-2 F8	0-1 3-H 2B		1-3 K			4	0	1	2	0	1	0										
Brian Dayett, R OBP: 0.422, SLG: 0.581 (1, 7)		0-1 SH1-3 2B		1-2 1B	1-0 K		0-0 F9			4	0	2	0	0	1	1										
Keith Moreland, R OBP: 0.282, SLG: 0.415 (1, 5)	0-1 SH1-3			1-3 K		0-2 G3		0-1 1-3		3	0	0	0	0	1	1										
Leon Durham, L OBP: 0.362, SLG: 0.519 (1, 3)	1-3 K			0-0 4-3		0-0 HR			2-1 F7	4	1	1	1	0	1	2										
Jody Davis, R OBP: 0.318, SLG: 0.417 (1, 2)	1-2 F9				4-2 1B 23 SF9 BB		1-0 F8		1-1 3-1	3	1	0	0	1	0	1										
Paul Noce, R OBP: 0.315, SLG: 0.441 (1, 6)			4-0 SH1-4 BB		1-2 23 SF9 1B 2B 1B		0-1 5-3		0-0 6-3	3	1	1	0	1	0	0										
Jamie Moyer, L OBP: 0.205, SLG: 0.167 Scott Sanderson, R OBP: 0.167, SLG: 0.227 (7, 1)		0-0 SH1-4		1-2 SH1-4	1-3 K		2-3 K			2	0	0	0	0	2	2										
										0	0	0	0	0	0	0										
Inning Stats	R: 0 E: 0 K: 0 S: 5	H: 0 LOB: 0 BB: 0 P: 7	R: 0 E: 0 K: 1 S: 10	H: 1 LOB: 1 BB: 0 P: 12	R: 0 E: 0 K: 0 S: 5	H: 0 LOB: 1 BB: 1 P: 11	R: 0 E: 0 K: 1 S: 12	H: 1 LOB: 1 BB: 0 P: 16	R: 3 E: 0 K: 2 S: 18	H: 3 LOB: 1 BB: 1 P: 29	R: 1 E: 0 K: 0 S: 7	H: 1 LOB: 0 BB: 0 P: 8	R: 0 E: 0 K: 1 S: 10	H: 0 LOB: 0 BB: 0 P: 15	R: 0 E: 0 K: 0 S: 7	H: 0 LOB: 0 BB: 0 P: 8	R: 0 E: 0 K: 0 S: 5	H: 0 LOB: 0 BB: 0 P: 8	1B: 3 2B: 2 3B: 0 HR: 1	SF: 1 SAC: 2 DP: 0 HBP: 0	WP: 0 PB: 0 SB: 0 CS: 0	PA: 35				
PITCHER	IP	WLS	BF	H	R	ER	SO	BB	IBB	HBP	BLK	WP	HR	S	P	ERA	WHIP									
Dave Dravecky, L ERA: 4.03 Jim Gott, R ERA: 4.44 Jeff Robinson, R ERA: 2.78 Craig Lefferts, L ERA: 4.01	6.0	L	26	6	4	4	4	2	0	0	0	0	0	1	57	83	6.00	1.333								
	1.0		3	0	0	0	2	0	0	0	0	0	0	10	15	0.00	0.000									
	1.0		3	0	0	0	1	0	0	0	0	0	0	7	8	0.00	0.000									
	1.0		3	0	0	0	0	0	0	0	0	0	0	5	8	0.00	0.000									

Chicago Cubs @ San Francisco Giants
Candlestick Park, San Francisco, CA
Thu Jul 16 1987, 10:05 PM EDT
Att: 14,024 - Unknown

AB 30
R 4
H 6
RBI 4
BB 2
SO 7
LOB 9



Batter	1	2	3	4	5	6	7	8	9	AB	R	H	RBI	BB	SO	LOB	BOTTOM								
Robby Thompson, R OBP: 0.311, SLG: 0.393 Harry Spilman, L OBP: 0.362, SLG: 0.489 Jeff Robinson, R OBP: 0.116, SLG: 0.118 Craig Lefferts, L OBP: 0.333, SLG: 0.333 (1, 4)	3-2 L1		1-0 F4		0-2 FC6-4		1-0 F2			3	0	0	0	0	0	2									
Kevin Mitchell, R OBP: 0.318, SLG: 0.423 (1, 5)	0-2 6-3		1-3 K			0-3 K		2-2 L3		4	0	0	0	0	2	1									
Jeffrey Leonard, R OBP: 0.323, SLG: 0.529 (1, 7)	0-0 F7			0-0 F3		2-1 F9		2-2 4-3		4	0	0	0	0	0	0									
Bob Brenly, R OBP: 0.369, SLG: 0.512 (1, 2)		0-3 K		2-2 F7 1B		2-3 K		1-3 K		4	0	1	0	0	3	0									
Chili Davis, S OBP: 0.327, SLG: 0.429 (1, 8)	1-0 E5		1-3 F7		1-0 F7		1-2 BB 1B		1-3 K	4	1	1	0	0	1	1									
Joel Youngblood, R OBP: 0.285, SLG: 0.279 Mike Aldrete, L OBP: 0.362, SLG: 0.404 (9, PH)	1-1 FC5-4		1-2 F8		1-2 F8		4-1 1B BB		1-2 4-3	2	0	0	0	1	0	2									
Will Clark, L OBP: 0.349, SLG: 0.531 (1, 3)	2-1 P6				0-1 4-3		1-2 F5		2-0 F7	4	0	0	0	0	0	3									
Jose Uribe, S OBP: 0.322, SLG: 0.346 (1, 6)			1-0 5-3		3-2 L8		3-2 F7			3	0	0	0	0	0	2									
Dave Dravecky, R OBP: 0.231, SLG: 0.167 Jim Gott, R OBP: 0.100, SLG: 0.400 Chris Speier, R OBP: 0.346, SLG: 0.424 (7, PH)		0-0 1B			4-1 BB		1-1 1B		1-2 1B	1	0	1	0	1	0	0									
										0	0	0	0	0	0	0									
										1	0	1	1	0	0	0									
Inning Stats	R: 0 E: 0 K: 0 S: 9	H: 0 LOB: 0 BB: 0 P: 12	R: 0 E: 1 K: 1 S: 8	H: 0 LOB: 0 BB: 0 P: 12	R: 0 E: 0 K: 1 S: 6	H: 1 LOB: 1 BB: 0 P: 9	R: 0 E: 0 K: 0 S: 9	H: 1 LOB: 1 BB: 0 P: 13	R: 0 E: 0 K: 2 S: 11	H: 0 LOB: 0 BB: 0 P: 15	R: 1 E: 0 K: 0 S: 13	H: 2 LOB: 2 BB: 1 P: 24	R: 0 E: 0 K: 1 S: 9	H: 0 LOB: 0 BB: 0 P: 14	R: 0 E: 0 K: 1 S: 8	H: 0 LOB: 0 BB: 0 P: 12	1B: 4 2B: 0 3B: 0 HR: 0	SF: 0 SAC: 0 DP: 0 HBP: 0	WP: 0 PB: 0 SB: 2 CS: 0	PA: 34					
PITCHER	IP	WLS	BF	H	R	ER	SO	BB	IBB	HBP	BLK	WP	HR	S	P	ERA	WHIP								
Jamie Moyer, L ERA: 4.26 Scott Sanderson, R ERA: 4.67	6.2	W	27	4	1	1	4	2	0	0	0	0	0	65	100	1.35	0.900								
	2.1	S	7	0	0	0	2	0	0	0	0	0	0	18	28	0.00	0.000								

Chicago Cubs @ San Francisco Giants
Candlestick Park, San Francisco, CA
Thu Jul 16 1987, 10:05 PM EDT
Att: 14,024 - Unknown

AB 32
R 1
H 4
RBI 1
BB 2
SO 6
LOB 13



Batter	1	2	3	4	5	6	7	8	9	AB	R	H	RBI	BB	SO	LOB	TOP					
Dave Martinez, L (1, 8) OBP: 0.398, SLG: 0.424	G3		2B		2B		2B		4-3	4	2	2	1	1	0	1	Chicago Cubs @ San Francisco Giants Candlestick Park, San Francisco, CA Fri Jul 17 1987, 10:05 PM EDT Att: 13,868 - Unknown					
23 Ryne Sandberg, R (1, 4) OBP: 0.397, SLG: 0.510	1-3		2B		G3		4-3			4	0	1	1	0	0	2						
Leon Durham, L (1, 3) OBP: 0.357, SLG: 0.512	F9		K2-3		K		K			4	0	0	0	0	3	3						
Andre Dawson, R (1, 9) OBP: 0.335, SLG: 0.563		6-3			E5				K	4	1	1	1	0	1	0						
Jerry Mumphrey, S (1, 7) OBP: 0.381, SLG: 0.486 Brian Dayett, R (5, PH) OBP: 0.414, SLG: 0.568		4-3			K		K		K	2	0	0	0	0	1	1						
Keith Moreland, R (1, 5) OBP: 0.285, SLG: 0.425 Lee Smith, R (8, 1)					K					2	0	0	0	0	2	1						
Jody Davis, R (1, 2) OBP: 0.317, SLG: 0.413									1B	4	1	2	2	0	1	0						
Paul Noce, R (1, 6) OBP: 0.313, SLG: 0.434										3	0	0	0	1	2	1						
Rick Sutcliffe, L (1, 1) OBP: 0.214, SLG: 0.180 Manny Trillo, R (8, 5) OBP: 0.398, SLG: 0.473										4	1	1	0	0	2	1						
Inning Stats	R: 0 E: 0 K: 0 S: 3	H: 0 LOB: 0 BB: 0 P: 3	R: 0 E: 0 K: 1 S: 5	H: 0 LOB: 0 BB: 0 P: 5	R: 2 E: 1 K: 2 S: 10	H: 3 LOB: 1 BB: 0 P: 10	R: 2 E: 1 K: 2 S: 9	H: 1 LOB: 1 BB: 1 P: 13	R: 1 E: 0 K: 2 S: 8	H: 1 LOB: 1 BB: 0 P: 7	R: 0 E: 0 K: 1 S: 6	H: 1 LOB: 1 BB: 0 P: 6	R: 0 E: 0 K: 3 S: 10	H: 1 LOB: 1 BB: 0 P: 10	R: 0 E: 0 K: 0 S: 2	H: 0 LOB: 0 BB: 1 P: 6		1B: 5 2B: 1 3B: 0 HR: 1	SF: 0 SAC: 0 DP: 0 HBP: 0	WP: 1 PB: 0 SB: 2 CS: 1	PA: 37	
PITCHER	IP	WLS	BF	H	R	ER	SO	BB	IBB	HBP	BLK	WP	HR	S	P	ERA	WHIP					
Kelly Downs, R (1, 1) ERA: 3.8	4.2	L	22	5	5	4	6	2	0	0	0	0	1	0	10	10	7.71	1.500				
Joe Price, L (5, 1) ERA: 6.75	1.1		4	0	0	0	3	0	0	0	0	0	0	0	10	0	0.00	0.000				
Jim Gott, R (7, 1) ERA: 4.27	2.0		8	2	0	0	4	0	0	0	0	0	0	0	16	16	0.00	1.000				
Scott Garrelts, R (9, 1) ERA: 3.15	1.0		3	0	0	0	0	1	0	0	0	0	0	2	6	0.00	1.000					

AB	34
R	5
H	7
RBI	5
BB	3
SO	13
LOB	12



Batter	1	2	3	4	5	6	7	8	9	AB	R	H	RBI	BB	SO	LOB	BOTTOM					
Mike Aldrete, L (1, 9) OBP: 0.364, SLG: 0.404	F5				P6					5	0	2	0	0	0	2	Chicago Cubs @ San Francisco Giants Candlestick Park, San Francisco, CA Fri Jul 17 1987, 10:05 PM EDT Att: 13,868 - Unknown					
Kevin Mitchell, R (1, 5) OBP: 0.312, SLG: 0.414	6-3				6-3					5	0	0	0	0	1	5						
Jeffrey Leonard, R (1, 7) OBP: 0.322, SLG: 0.526	F7				K					4	0	1	1	0	1	0						
Bob Brenly, R (1, 2) OBP: 0.371, SLG: 0.509		1-3								3	0	1	0	1	0	2						
Chili Davis, S (1, 8) OBP: 0.331, SLG: 0.430										2	0	1	0	1	1	1						
Will Clark, L (1, 3) OBP: 0.346, SLG: 0.527 Jim Gott, R (7, 1) OBP: 0.100, SLG: 0.400 Harry Spilman, L (8, PH) OBP: 0.175, SLG: 0.479 Scott Garrelts, R (9, 1) OBP: 0.143, SLG: 0.143										2	0	0	0	1	0	4						
Robby Thompson, R (1, 4) OBP: 0.305, SLG: 0.385										4	0	0	0	0	0	4						
Jose Uribe, S (1, 6) OBP: 0.322, SLG: 0.345 Mackey Sasser, L (9, PH)										3	0	1	0	0	1	2						
Kelly Downs, R (1, 1) OBP: 0.205, SLG: 0.184 Joe Price, R (5, 1) Eddie Milner, L (6, PH) OBP: 0.264, SLG: 0.263										1	0	0	0	0	0	0						
Inning Stats	R: 0 E: 0 K: 0 S: 3	H: 0 LOB: 0 BB: 0 P: 3	R: 0 E: 0 K: 0 S: 2	H: 0 LOB: 0 BB: 0 P: 3	R: 0 E: 0 K: 1 S: 5	H: 0 LOB: 0 BB: 0 P: 5	R: 0 E: 0 K: 1 S: 5	H: 0 LOB: 0 BB: 0 P: 5	R: 0 E: 0 K: 0 S: 5	H: 2 LOB: 2 BB: 0 P: 13	R: 0 E: 0 K: 0 S: 5	H: 2 LOB: 2 BB: 0 P: 5	R: 0 E: 0 K: 0 S: 5	H: 2 LOB: 2 BB: 0 P: 5	R: 0 E: 0 K: 1 S: 6	H: 1 LOB: 1 BB: 0 P: 6		1B: 7 2B: 0 3B: 0 HR: 0	SF: 0 SAC: 0 DP: 1 HBP: 1	WP: 0 PB: 0 SB: 0 CS: 0	PA: 38	
PITCHER	IP	WLS	BF	H	R	ER	SO	BB	IBB	HBP	BLK	WP	HR	S	P	ERA	WHIP					
Rick Sutcliffe, R (1, 1) ERA: 3.35	7.1	W	32	6	1	1	3	4	0	0	0	0	0	0	33	50	1.23	1.364				
Lee Smith, R (8, 1) ERA: 2.95	1.2	S	6	1	0	0	1	0	0	0	0	0	0	8	8	0.00	0.600					

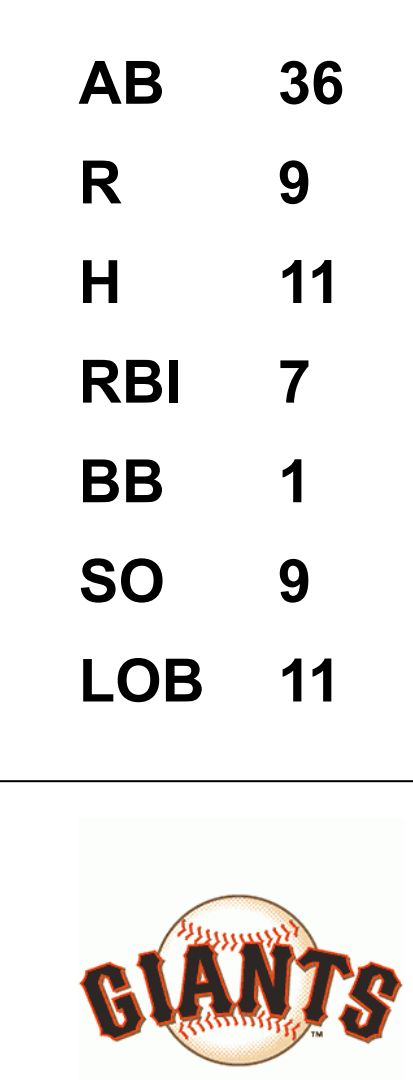


Batter	1	2	3	4	5	6	7	8	9	AB	R	H	RBI	BB	SO	LOB	TOP			
Bob Dernier, R OBP: 0.409, SLG: 0.533 (1, 8)	0-0 1-3		0-0 4-3			0-0 L6-3 1B		0-0 6-3		4	0	1	0	0	0	0	Chicago Cubs @ San Francisco Giants Candlestick Park, San Francisco, CA Sat Jul 18 1987, 6:33 AM EDT Att: 26,504 - Unknown			
23 Ryne Sandberg, R OBP: 0.365, SLG: 0.566 (1, 4)	0-0 G6-4-3 1B			0-0 F9		0-0 F8		0-0 5-3		4	0	1	0	0	0	1				
Andre Dawson, R OBP: 0.332, SLG: 0.557 (1, 9)	0-0 G6-4-3 1-2			0-0 L7		0-0 L6-3 1-2			0-0 6-3	4	0	0	0	0	0	2				
Brian Dayett, R OBP: 0.417, SLG: 0.561 (1, 7)		4-0 G4-6-3 1B BB		0-0 5-3			0-0 F8		0-0 1B 1B	3	0	1	0	1	0	0				
Keith Moreland, R OBP: 0.292, SLG: 0.430 (1, 5)		0-0 G4-6-3 1-2 1B			4-0 1B BB		0-0 1B HR 1B		0-0 1-3 1B	3	1	3	0	1	0	0				
Manny Trillo, R OBP: 0.402, SLG: 0.500 (1, 3)		0-0 G4-6-3 1-2 2-3			0-0 WP 1-3 1B		0-0 1-H HR		0-0 L5	4	1	2	2	0	0	4				
Jody Davis, R OBP: 0.313, SLG: 0.407 (1, 2)					0-0 5-3 1-2		0-0 F9 2		0-0 F8 3	4	0	0	0	0	0	5				
Paul Noce, R OBP: 0.305, SLG: 0.424 (1, 6)			0-3 K		0-0 5-3		0-0 F9 3			3	0	0	0	0	1	2				
Greg Maddux, R OBP: 0.181, SLG: 0.181 (3, PH)			0-0 F8			0-0 P3			0-0 6-3	0	0	0	0	0	0	0				
Ed Lynch, R OBP: 0.199, SLG: 0.199 (5, PH)										0	0	0	0	0	0	0				
Rafael Palmeiro, R OBP: 0.322, SLG: 0.534 (5, PH)										0	0	0	0	0	0	0				
Ron Davis, R OBP: 0.301, SLG: 0.429 (8, PH)										0	0	0	0	0	0	0				
Jim Sundberg, R OBP: 0.301, SLG: 0.429 (8, PH)										0	0	0	0	0	0	0				
Frank DiPino, L (8, 1)										0	0	0	0	0	0	0				
Inning Stats	R: 0 E: 0 K: 0 S: 3	H: 1 LOB: 0 BB: 0 P: 3	R: 0 E: 0 K: 0 S: 3	H: 1 LOB: 1 BB: 1 P: 7	R: 0 E: 0 K: 1 S: 5	H: 0 LOB: 0 BB: 0 P: 5	R: 0 E: 0 K: 0 S: 3	H: 0 LOB: 0 BB: 0 P: 3	R: 0 E: 0 K: 0 S: 4	H: 1 LOB: 2 BB: 1 P: 8	R: 2 E: 0 K: 0 S: 5	H: 2 LOB: 0 BB: 0 P: 5	R: 0 E: 0 K: 0 S: 3	H: 0 LOB: 0 BB: 0 P: 3	R: 0 E: 0 K: 0 S: 5	H: 2 LOB: 2 BB: 0 P: 5	1B: 7 2B: 1 3B: 0 HR: 1	SF: 0 SAC: 0 DP: 3 HBP: 0	WP: 1 PB: 0 SB: 0 CS: 0	PA: 34
PITCHER Atlee Hammaker, L ERA: 3.43 (1, 1)	IP: 9.0 WLS: W BF: 34 H: 8 R: 2 ER: 2 SO: 1 BB: 2 IBB: 0 HBP: 0 BLK: 0 WP: 1 HR: 1 S: 34 P: 42 ERA: 2.00 WHIP: 1.111																			

AB	32
R	2
H	8
RBI	2
BB	2
SO	1
LOB	16



Batter	1	2	3	4	5	6	7	8	9	AB	R	H	RBI	BB	SO	LOB	BOTTOM			
Eddie Milner, L OBP: 0.261, SLG: 0.259 (1, 8)	0-0 1-3	0-0 S 1B		0-0 F9		0-0 G3		0-0 6-3		5	1	1	0	0	0	1	Chicago Cubs @ San Francisco Giants Candlestick Park, San Francisco, CA Sat Jul 18 1987, 6:33 AM EDT Att: 26,504 - Unknown			
Mike Aldrete, L OBP: 0.367, SLG: 0.403 (1, 9)	4-0 1B BB	0-0 4-3 1-H 1B		0-0 F8		0-3 K				3	1	1	1	1	1	1				
Jeffrey Leonard, R OBP: 0.322, SLG: 0.523 (1, 7)	0-0 1B E 1-2	0-3 K		0-0 FC5-4 1-2		0-3 K				4	1	1	0	0	2	2				
Will Clark, L OBP: 0.345, SLG: 0.520 (1, 3)	0-0 F8	0-0 4-3 2-3			0-0 F7		0-0 3-1			4	0	0	0	0	0	3				
Bob Brenly, R OBP: 0.379, SLG: 0.536 (1, 2)	0-0 E 1-3 2-H 1B	0-3 K			0-0 HR 2B		0-0 HR			4	3	3	2	0	1	1				
Kevin Mitchell, R OBP: 0.308, SLG: 0.407 (1, 5)	0-0 E8 1-H 1B 3-H		0-3 K		0-3 K		0-0 F8			4	1	0	0	0	2	1				
Robby Thompson, R OBP: 0.309, SLG: 0.491 (1, 4)	0-0 S 2B 1B 3-H		0-3 K		0-0 HR 2-H		0-3 K			4	2	2	3	0	2	0				
Jose Uribe, S OBP: 0.330, SLG: 0.364 (1, 6)	0-0 1-H 2B		0-0 P6		0-0 1B		0-0 F2			4	0	2	1	0	0	0				
Atlee Hammaker, S OBP: 0.182, SLG: 0.156 (1, 1)	0-0 5-3			0-0 FC5-4 1B		0-0 F9		0-3 K		4	0	1	0	0	1	2				
Inning Stats	R: 5 E: 1 K: 0 S: 8	H: 4 LOB: 1 BB: 1 P: 12	R: 1 E: 0 K: 2 S: 9	H: 2 LOB: 1 BB: 0 P: 9	R: 0 E: 0 K: 2 S: 7	H: 0 LOB: 0 BB: 0 P: 7	R: 0 E: 0 K: 0 S: 4	H: 1 LOB: 1 BB: 0 P: 4	R: 2 E: 0 K: 1 S: 8	H: 3 LOB: 1 BB: 0 P: 8	R: 0 E: 0 K: 2 S: 7	H: 0 LOB: 0 BB: 0 P: 7	R: 1 E: 0 K: 1 S: 6	H: 1 LOB: 0 BB: 0 P: 6	R: 0 E: 0 K: 1 S: 5	H: 0 LOB: 0 BB: 0 P: 5		1B: 7 2B: 2 3B: 0 HR: 2	SF: 0 SAC: 0 DP: 0 HBP: 0	WP: 0 PB: 0 SB: 2 CS: 0
PITCHER Greg Maddux, R ERA: 4.46 (3, 1)	IP: 2.0 WLS: L BF: 14 H: 6 R: 6 ER: 2 SO: 2 BB: 1 IBB: 0 HBP: 0 BLK: 0 WP: 0 HR: 0 S: 17 P: 21 ERA: 9.00 WHIP: 3.500																			
Ed Lynch, R ERA: 4.4 (5, 1)	2.0 7 1 0 0 2 0 0 0 0 0 0 11 11 0.00 0.500																			
Ron Davis, R ERA: 5.28 (8, 1)	3.0 13 4 3 3 4 0 0 0 0 0 2 21 21 9.00 1.333																			
Frank DiPino, L ERA: 2.41 (8, 1)	1.0 3 0 0 0 1 0 0 0 0 0 0 5 5 0.00 0.000																			



Batter	1	2	3	4	5	6	7	8	9	AB	R	H	RBI	BB	SO	LOB	TOP										
Dave Martinez, L (1, 8) OBP: 0.399, SLG: 0.425										4	1	2	1	0	1	0	Chicago Cubs @ San Francisco Giants Candlestick Park, San Francisco, CA Sun Jul 19 1987, 6:33 AM EDT Att: 35,865 - Unknown										
23 Ryne Sandberg, R (1, 4) OBP: 0.374, SLG: 0.512										3	1	3	0	1	0	0											
Leon Durham, L (1, 3) OBP: 0.353, SLG: 0.595 Scott Sanderson, R (7, 1) OBP: 0.167, SLG: 0.227										4	0	0	1	0	2	5											
Andre Dawson, R (1, 9) OBP: 0.328, SLG: 0.550										4	0	0	0	0	1	3											
Jerry Mumphrey, S (1, 7) OBP: 0.378, SLG: 0.481										4	0	1	1	0	1	1											
Manny Trillo, R (1, 5) OBP: 0.397, SLG: 0.500										4	0	1	0	0	2	1											
Jody Davis, R (1, 2) Greg Maddux, R (7, PR) OBP: 0.161, SLG: 0.161 Keith Moreland, R (7, 5) OBP: 0.292, SLG: 0.429										2	0	0	0	1	0	1											
Paul Noce, R (1, 6) OBP: 0.301, SLG: 0.417 Luis Quinones, S (9, PH)										2	0	0	0	0	1	1											
Les Lancaster, R (1, 1) Rafael Palmeiro, L (7, PH) OBP: 0.349, SLG: 0.544 Jim Sundberg, R (7, 2) OBP: 0.376, SLG: 0.423										2	0	0	0	0	1	1											
										1	0	0	0	0	1	2											
										1	0	0	0	0	1	0											
Inning Stats	R: 0 E: 0 K: 3 S: 10	H: 1 LOB: 1 BB: 0 P: 10	R: 0 E: 0 K: 1 S: 5	H: 0 LOB: 0 BB: 0 P: 5	R: 0 E: 0 K: 1 S: 5	H: 0 LOB: 0 BB: 0 P: 5	R: 0 E: 0 K: 1 S: 6	H: 1 LOB: 1 BB: 0 P: 6	R: 0 E: 0 K: 1 S: 6	H: 1 LOB: 1 BB: 0 P: 6	R: 2 E: 0 K: 0 S: 6	H: 3 LOB: 1 BB: 0 P: 6	R: 1 E: 0 K: 1 S: 6	H: 1 LOB: 2 BB: 2 P: 14	R: 0 E: 0 K: 2 S: 7	H: 0 LOB: 0 BB: 0 P: 7		R: 0 E: 0 K: 3 S: 9	H: 0 LOB: 0 BB: 0 P: 9	1B: 6 2B: 1 3B: 0 HR: 0	SF: 0 SAC: 1 DP: 0 HBP: 0	WP: 1 PB: 0 SB: 1 CS: 0	PA: 36				
PITCHER	IP	WLS	BF	H	R	ER	SO	BB	IBB	HBP	BLK	WP	HR	S	P	ERA		WHIP									
Mike Krukow, R (1, 1) ERA: 6.3	5.2		23	6	2	2	7	0	0	0	0	1	0	37	37	3.18	1.059										
Jeff Robinson, R (6, 1) ERA: 2.96	1.0		6	1	1	1	1	1	1	0	0	0	0	6	14	9.00	2.000										
Craig Lefferts, L (7, 1) ERA: 3.98	0.1		1	0	0	0	0	0	0	0	0	0	0	1	1	0.00	0.000										
Scott Garrelts, R (8, 1) ERA: 3.07	2.0	W	6	0	0	0	5	0	0	0	0	0	0	16	16	0.00	0.000										

Batter	1	2	3	4	5	6	7	8	9	AB	R	H	RBI	BB	SO	LOB	BOTTOM										
Mike Aldrete, L (1, 9) OBP: 0.370, SLG: 0.432										4	1	2	1	0	1	0	Chicago Cubs @ San Francisco Giants Candlestick Park, San Francisco, CA Sun Jul 19 1987, 6:33 AM EDT Att: 35,865 - Unknown										
Kevin Mitchell, R (1, 5) OBP: 0.307, SLG: 0.409										4	1	1	0	0	1	1											
Jeffrey Leonard, R (1, 7) OBP: 0.321, SLG: 0.518										3	1	0	0	1	1	1											
Will Clark, L (1, 3) OBP: 0.347, SLG: 0.520										4	0	2	1	0	0	1											
Chili Davis, S (1, 8) OBP: 0.333, SLG: 0.438										3	1	1	2	1	1	1											
Bob Brenly, R (1, 2) OBP: 0.376, SLG: 0.530										2	0	0	0	1	1	2											
Robby Thompson, R (1, 4) OBP: 0.305, SLG: 0.396										3	0	0	0	0	0	1											
Jose Uribe, S (1, 6) OBP: 0.320, SLG: 0.352										3	0	0	0	0	2	0											
Mike Krukow, R (1, 1) OBP: 0.143, SLG: 0.148 Jeff Robinson, R (6, 1) OBP: 0.118, SLG: 0.118 Craig Lefferts, L (7, 1) OBP: 0.333, SLG: 0.333 Eddie Milner, L (7, PH) OBP: 0.258, SLG: 0.258 Scott Garrelts, R (8, 1) OBP: 0.143, SLG: 0.143										2	0	0	0	0	2	0											
										0	0	0	0	0	0	0											
										0	0	0	0	0	0	0											
										0	0	0	0	0	0	0											
										0	0	0	0	0	0	0											
										0	0	0	0	0	0	0											
Inning Stats	R: 3 E: 0 K: 2 S: 9	H: 3 LOB: 0 BB: 1 P: 13	R: 0 E: 0 K: 2 S: 7	H: 0 LOB: 0 BB: 0 P: 7	R: 0 E: 0 K: 1 S: 6	H: 1 LOB: 1 BB: 0 P: 6	R: 0 E: 0 K: 1 S: 4	H: 0 LOB: 0 BB: 1 P: 8	R: 0 E: 0 K: 1 S: 5	H: 0 LOB: 0 BB: 0 P: 5	R: 0 E: 0 K: 0 S: 4	H: 0 LOB: 2 BB: 1 P: 8	R: 0 E: 0 K: 1 S: 5	H: 0 LOB: 0 BB: 0 P: 5	R: 1 E: 0 K: 1 S: 7	H: 2 LOB: 1 BB: 0 P: 7	R: 0 E: 0 K: 1 S: 9	H: 0 LOB: 0 BB: 0 P: 9	1B: 2 2B: 2 3B: 0 HR: 2	SF: 0 SAC: 0 DP: 0 HBP: 0	WP: 1 PB: 0 SB: 0 CS: 1	PA: 32					
PITCHER	IP	WLS	BF	H	R	ER	SO	BB	IBB	HBP	BLK	WP	HR	S	P	ERA	WHIP										
Les Lancaster, R (1, 1) ERA: 4.99	6.0		24	4	3	3	7	3	0	0	0	0	1	35	47	4.50	1.167										
Scott Sanderson, R (7, 1) ERA: 4.66	2.0	L	8	2	1	1	2	0	0	0	0	0	1	12	12	4.50	1.000										



Batter	1	2	3	4	5	6	7	8	9	AB	R	H	RBI	BB	SO	LOB	TOP				
Dave Martinez, L (1, 8) OBP: 0.401, SLG: 0.424										3	0	1	0	1	1	0	Chicago Cubs @ San Diego Padres Jack Murphy Stadium, San Diego, CA Mon Jul 20 1987, 10:05 PM EDT Att: 15,113 - Unknown				
23 Ryne Sandberg, R (1, 4) OBP: 0.375, SLG: 0.512										4	1	2	0	0	1	2					
Rafael Palmeiro, L (1, 3) OBP: 0.358, SLG: 0.590										4	1	2	2	0	0	0					
Andre Dawson, R (1, 9) OBP: 0.327, SLG: 0.547										4	1	1	0	0	1	2					
Jerry Mumphrey, S (1, 7) OBP: 0.382, SLG: 0.484										3	1	2	0	0	0	2					
Brian Dayett, R (8, PH) OBP: 0.414, SLG: 0.556										1	0	0	0	0	0	0					
Keith Moreland, R (1, 5) OBP: 0.294, SLG: 0.433										4	0	2	1	0	0	1					
Paul Noce, R (1, 6) OBP: 0.382, SLG: 0.408										3	0	0	0	0	2	3					
Manny Trillo, R (9, PH) OBP: 0.394, SLG: 0.496										1	0	0	0	0	1	0					
Jim Sundberg, R (1, 2) OBP: 0.360, SLG: 0.400										4	0	0	0	0	2	1					
Bob Tewksbury, R (1, 1)										3	0	0	0	0	2	0					
Frank DiPino, L (7, 1)										0	0	0	0	0	0	0					
Ed Lynch, R (7, 1) OBP: 0.091, SLG: 0.091										0	0	0	0	0	0	0					
Inning Stats	R: 0 E: 0 K: 2 S: 9	H: 2 LOB: 2 BB: 0 P: 9	R: 0 E: 0 K: 1 S: 5	H: 1 LOB: 0 BB: 0 P: 5	R: 0 E: 0 K: 0 S: 3	H: 1 LOB: 0 BB: 0 P: 3	R: 1 E: 0 K: 1 S: 7	H: 3 LOB: 1 BB: 0 P: 7	R: 0 E: 0 K: 1 S: 5	H: 0 LOB: 0 BB: 0 P: 5	R: 3 E: 2 K: 0 S: 6	H: 3 LOB: 0 BB: 0 P: 6	R: 0 E: 0 K: 3 S: 9	H: 0 LOB: 0 BB: 1 P: 13	R: 0 E: 0 K: 0 S: 3	H: 0 LOB: 0 BB: 0 P: 7	R: 0 E: 0 K: 2 S: 7	H: 0 LOB: 0 BB: 0 P: 7	1B: 8 2B: 1 3B: 0 HR: 1	SF: 0 SAC: 0 DP: 1 HBP: 0	WP: 0 PA: 35 PB: 0 SB: 0 CS: 2
PITCHER	IP WLS BF H R ER SO BB IBB HBP BLK WP HR S P ERA WHIP																				
Andy Hawkins, R (1, 1) ERA: 4.8	5.0	23	10	4	3	5	0	0	0	0	0	1	33	33	5.40	2.000					
Lance McCullers, R (6, 1) ERA: 4.37	2.0	W	6	0	0	0	3	1	0	0	0	0	11	15	0.00	0.500					
Mark Davis, L (8, 1) ERA: 4.34	2.0	S	6	0	0	0	2	0	0	0	0	0	10	10	0.00	0.000					

Batter	1	2	3	4	5	6	7	8	9	AB	R	H	RBI	BB	SO	LOB	BOTTOM		
Stan Jefferson, S (1, 8) OBP: 0.324, SLG: 0.328										3	1	1	0	0	1	0	Chicago Cubs @ San Diego Padres Jack Murphy Stadium, San Diego, CA Mon Jul 20 1987, 10:05 PM EDT Att: 15,113 - Unknown		
Tony Gwynn, L (1, 9) OBP: 0.439, SLG: 0.515										3	2	0	1	1	0	3			
Carmelo Martinez, R (1, 7) OBP: 0.380, SLG: 0.439										2	1	1	2	1	0	0			
Mark Davis, L (8, 1) OBP: 0.208, SLG: 0.333										0	0	0	0	0	0	0			
John Kruk, L (1, 3) OBP: 0.446, SLG: 0.517										3	0	0	1	0	1	2			
Randy Ready, R (1, 5) OBP: 0.403, SLG: 0.411										4	0	2	2	0	0	0			
Benito Santiago, R (1, 2) OBP: 0.311, SLG: 0.407										4	0	0	0	0	3	2			
Garry Templeton, S (1, 6) OBP: 0.284, SLG: 0.301										4	1	3	0	0	0	0			
Tim Flannery, L (1, 4) OBP: 0.355, SLG: 0.279										3	1	3	0	1	0	0			
Andy Hawkins, R (1, 1) OBP: 0.156, SLG: 0.156										1	0	1	0	0	0	0			
Lance McCullers, S (6, 1) ERA: 2.63										0	0	0	0	0	0	0			
Jim Steels, L (7, PH) OBP: 0.311, SLG: 0.242										1	1	1	0	0	0	0			
Shane Mack, R (8, 8) OBP: 0.297, SLG: 0.377										1	0	0	0	0	0	2			
Inning Stats	R: 1 E: 0 K: 2 S: 8	H: 1 LOB: 2 BB: 2 P: 16	R: 1 E: 2 K: 0 S: 4	H: 2 LOB: 0 BB: 0 P: 4	R: 0 E: 0 K: 1 S: 5	H: 0 LOB: 0 BB: 0 P: 5	R: 0 E: 0 K: 0 S: 4	H: 2 LOB: 2 BB: 1 P: 8	R: 1 E: 0 K: 0 S: 4	H: 1 LOB: 0 BB: 0 P: 4	R: 0 E: 0 K: 1 S: 5	H: 0 LOB: 0 BB: 0 P: 5	R: 4 E: 0 K: 0 S: 7	H: 4 LOB: 0 BB: 0 P: 7	R: 0 E: 0 K: 1 S: 6	H: 2 LOB: 1 BB: 0 P: 6	1B: 11 2B: 2 3B: 0 HR: 0	SF: 1 SAC: 3 DP: 2 HBP: 0	WP: 0 PA: 37 PB: 0 SB: 0 CS: 1
PITCHER	IP WLS BF H R ER SO BB IBB HBP BLK WP HR S P ERA WHIP																		
Bob Tewksbury, R (1, 1) ERA: 6.64	6.0	L	27	8	5	4	4	2	1	0	1	0	32	44	6.00	1.667			
Frank DiPino, L (7, 1) ERA: 2.63	0.1	2	0	0	0	0	0	0	0	0	0	0	2	2	0.00	0.000			
Ed Lynch, R (7, 1) ERA: 4.42	1.2	7	4	2	2	1	0	0	0	0	0	0	9	9	10.80	2.400			

AB	34
R	4
H	10
RBI	3
BB	1
SO	10
LOB	11



AB	29
R	7
H	12
RBI	6
BB	3
SO	5
LOB	9



Batter	1	2	3	4	5	6	7	8	9	AB	R	H	RBI	BB	SO	LOB	TOP																
Dave Martinez, L (1, 8) OBP: 0.397, SLG: 0.419 Bob Demier, R (7, PH) OBP: 0.414, SLG: 0.533 (7, 8)	K		K		K		BB			3	0	0	0	0	3	2	Chicago Cubs @ San Diego Padres Jack Murphy Stadium, San Diego, CA Tue Jul 21 1987, 10:05 PM EDT Att: 17,305 - Unknown																
23 Ryne Sandberg, R (1, 4) OBP: 0.370, SLG: 0.504	6-3			5-3		F8	FC5			4	0	0	0	0	0	2																	
Rafael Palmeiro, L (1, 3) OBP: 0.352, SLG: 0.569	K			G4-6-3 1B		P6				4	0	1	0	0	1	0																	
Andre Dawson, R (1, 9) OBP: 0.326, SLG: 0.544				G4-6-3 1B		L7				4	0	1	0	0	0	1																	
Jerry Mumphrey, S (1, 7) OBP: 0.382, SLG: 0.497 Brian Dayett, R (8, PH) OBP: 0.410, SLG: 0.550 (8, 7)				FC4-6 1B			4-3			3	1	1	1	0	0	1																	
Keith Moreland, R (1, 5) OBP: 0.293, SLG: 0.431				F9 1B			4-3			4	0	1	0	0	1	1																	
Luis Quinones, S (1, 6) OBP: 0.333, SLG: 0.333				F8 1B			4-3			4	1	2	0	0	1	1																	
Jody Davis, R (1, 2) OBP: 0.315, SLG: 0.416 Paul Nocco, R (9, PR) OBP: 0.294, SLG: 0.408				6-3 1B			HR			4	1	2	2	0	1	2																	
Jamie Moyer, L (1, 1) OBP: 0.214, SLG: 0.158 Scott Sanderson, R (7, 1) OBP: 0.167, SLG: 0.227 Manny Trillo, R (9, PH) OBP: 0.391, SLG: 0.492				K			23 FC5 BB			2	0	0	0	1	2	2																	
				K			BB			0	0	0	0	0	0	0																	
				K			BB			1	0	0	0	0	1	1																	
Inning Stats	R: 0 E: 0 K: 2 S: 7	H: 0 LOB: 0 BB: 0 P: 7	R: 0 E: 0 K: 0 S: 4	H: 1 LOB: 1 BB: 0 P: 4	R: 0 E: 0 K: 2 S: 7	H: 0 LOB: 0 BB: 0 P: 7	R: 0 E: 0 K: 0 S: 3	H: 1 LOB: 0 BB: 0 P: 3	R: 1 E: 0 K: 3 S: 12	H: 3 LOB: 2 BB: 0 P: 12	R: 0 E: 0 K: 0 S: 3	H: 0 LOB: 0 BB: 0 P: 3	R: 2 E: 0 K: 0 S: 5	H: 2 LOB: 2 BB: 2 P: 13	R: 0 E: 0 K: 1 S: 5	H: 0 LOB: 0 BB: 0 P: 5	R: 0 E: 0 K: 3 S: 10	H: 1 LOB: 1 BB: 0 P: 10	1B: 6 2B: 0 3B: 0 HR: 2	SF: 0 SAC: 0 DP: 1 HBP: 0	WP: 0 PB: 0 SB: 0 CS: 0	PA: 36											
PITCHER	IP WLS BF H R ER SO BB IBB HBP BLK WP HR S P ERA WHIP																																
Ed Whitson, R (1, 1) ERA: 4.92	6.2	27	7	3	3	7	1	0	0	0	0	0	2	40	44	4.05	1.200																
Mark Davis, L (7, 1) ERA: 4.22	2.1	9	1	0	0	4	1	0	0	0	0	0	0	16	20	0.00	0.857																

livebaseballscores.com

AB 34
R 3
H 8
RBI 3
BB 2
SO 11
LOB 13



Batter	1	2	3	4	5	6	7	8	9	AB	R	H	RBI	BB	SO	LOB	BOTTOM														
Stan Jefferson, S (1, 7) OBP: 0.327, SLG: 0.328	K		FC				CS			3	0	1	1	1	1	1	Chicago Cubs @ San Diego Padres Jack Murphy Stadium, San Diego, CA Tue Jul 21 1987, 10:05 PM EDT Att: 17,305 - Unknown														
Tony Gwynn, L (1, 9) OBP: 0.437, SLG: 0.513	3-1		SF7			CS	1B			3	0	1	1	0	0	2															
Carmelo Martinez, R (1, 3) OBP: 0.375, SLG: 0.432	K		F9				1B			4	0	0	0	0	1	4															
Chris Brown, R (1, 5) OBP: 0.304, SLG: 0.407			F7				CS			4	0	1	0	0	1	1															
Randy Ready, R (1, 4) OBP: 0.402, SLG: 0.415 Mark Davis, L (7, 1) OBP: 0.200, SLG: 0.320			P9				1-2			3	0	1	0	0	0	1															
Shane Mack, R (1, 8) OBP: 0.296, SLG: 0.368			F8				K			3	1	0	0	1	1	1															
Garry Templeton, S (1, 6) OBP: 0.287, SLG: 0.310			SH5-4 FC				P4			4	2	2	1	0	1	2															
Bruce Bochy, R (1, 2) OBP: 0.241, SLG: 0.265			SH5-4 FC				SH5-4 SF7			2	1	0	0	1	0	1															
Ed Whitson, R (1, 1) OBP: 0.100, SLG: 0.125 Tim Flannery, L (7, 4) OBP: 0.358, SLG: 0.291			SH5-4				K			1	0	0	0	0	1	0															
							2B			1	0	1	1	0	0	0															
Inning Stats	R: 0 E: 0 K: 2 S: 7	H: 0 LOB: 0 BB: 0 P: 7	R: 0 E: 0 K: 0 S: 3	H: 0 LOB: 0 BB: 0 P: 3	R: 2 E: 0 K: 0 S: 5	H: 1 LOB: 1 BB: 1 P: 9	R: 0 E: 0 K: 1 S: 6	H: 2 LOB: 1 BB: 0 P: 6	R: 0 E: 0 K: 1 S: 5	H: 1 LOB: 0 BB: 0 P: 5	R: 0 E: 0 K: 1 S: 6	H: 1 LOB: 1 BB: 0 P: 6	R: 2 E: 1 K: 0 S: 6	H: 2 LOB: 2 BB: 1 P: 10	R: 0 E: 0 K: 2 S: 7	H: 0 LOB: 1 BB: 1 P: 11	1B: 4 2B: 2 3B: 1 HR: 0	SF: 1 SAC: 1 DP: 0 HBP: 0	WP: 0 PB: 0 SB: 1 CS: 2	PA: 35											
PITCHER	IP WLS BF H R ER SO BB IBB HBP BLK WP HR S P ERA WHIP																														
Jamie Moyer, L (1, 1) ERA: 4.25	1.1	5	0	0	0	2	1	0	0	0	0	8	12	0.00	0.750																
Scott Sanderson, R (7, 1) ERA: 4.99	1.1	5	0	0	0	2	1	0	0	0	0	8	12	0.00	0.750																

livebaseballscores.com

AB 29
R 4
H 7
RBI 4
BB 3
SO 7
LOB 13



Batter	1	2	3	4	5	6	7	8	9	AB	R	H	RBI	BB	SO	LOB	TOP							
Dave Martinez, L (1,8) OBP: 0.391, SLG: 0.413 Bob Demier, R (9, PH) OBP: 0.410, SLG: 0.528 (9,8)	F8		P5		4-3		K		K	4	0	0	0	0	1	0								
23 Ryne Sandberg, R (1,4) OBP: 0.369, SLG: 0.498	F9		F9		FC3-6 BB		F7			3	0	0	0	1	0	0								
Rafael Palmeiro, L (1,7) OBP: 0.347, SLG: 0.544	F8		F9		FC3-6 HR				BB BB	3	1	0	0	1	0	1								
Andre Dawson, R (1,9) OBP: 0.328, SLG: 0.552		F9		E 1B	HR				L6	4	2	2	2	0	0	1								
Leon Durham, L (1,3) OBP: 0.352, SLG: 0.505		HR		F7	F7				K	4	1	1	0	0	1	2								
Keith Moreland, R (1,5) OBP: 0.296, SLG: 0.439		HR		E6 1B 4-3			F3		BB BB	3	2	1	2	1	0	1								
Jody Davis, R (1,2) OBP: 0.317, SLG: 0.415		BB		4-3 1B			L9		BB	3	0	1	1	1	0	2								
Luis Quinones, S (1,6) OBP: 0.222, SLG: 0.222 Paul Noco, R (9, PH) OBP: 0.292, SLG: 0.405 (9,6)	P3		4-3		3-1				K	3	0	0	1	0	0	2								
Rick Sutcliffe, L (1,1) OBP: 0.200, SLG: 0.167	L3		G3		3-1				K	4	0	0	0	0	1	2								
Inning Stats	R: 0 E: 0 K: 0 S: 3	H: 0 LOB: 0 BB: 0 P: 3	R: 2 E: 0 K: 0 S: 5	H: 2 LOB: 1 BB: 1 P: 9	R: 0 E: 0 K: 0 S: 3	H: 0 LOB: 0 BB: 0 P: 3	R: 2 E: 1 K: 0 S: 6	H: 2 LOB: 1 BB: 0 P: 6	R: 2 E: 0 K: 0 S: 4	H: 1 LOB: 0 BB: 1 P: 8	R: 0 E: 0 K: 0 S: 3	H: 0 LOB: 0 BB: 0 P: 3	R: 0 E: 0 K: 1 S: 5	H: 0 LOB: 2 BB: 2 P: 5	R: 0 E: 0 K: 1 S: 9	H: 0 LOB: 2 BB: 0 P: 13	R: 0 E: 0 K: 3 S: 9	H: 0 LOB: 0 BB: 0 P: 9	1B: 2 2B: 1 3B: 0 HR: 2	SF: 0 SAC: 0 DP: 0 HBP: 0	WP: 0 PB: 0 SB: 0 CS: 0	PA: 37		
PITCHER	IP	WLS	BF	H	R	ER	SO	BB	IBB	HBP	BLK	WP	HR	S	P	ERA	WHIP							
Mark Grant, R (1,1) ERA: 4.08	5.0	L	23	5	6	5	0	2	0	0	0	0	2	21	29	9.00	1.400							
Greg Booker, R (6,1) ERA: 3.89	2.0		6	0	0	0	1	0	0	0	0	0	0	8	8	0.00	0.000							
Keith Comstock, L (8,1) ERA: 2.87	2.0		8	0	0	0	4	2	0	0	0	0	0	14	22	0.00	1.000							

Chicago Cubs @ San Diego Padres
Jack Murphy Stadium, San Diego, CA
Wed Jul 22 1987, 10:05 PM EDT
Att: 18,614 - Unknown

AB 33
R 6
H 5
RBI 6
BB 4
SO 5
LOB 11



Batter	1	2	3	4	5	6	7	8	9	AB	R	H	RBI	BB	SO	LOB	BOTTOM							
Stan Jefferson, S (1,8) OBP: 0.329, SLG: 0.345 (8,7)	K		HR		E 3B 1B		4-3		F7	5	2	2	1	0	1	1								
Marvell Wynne, L (1,7) OBP: 0.357, SLG: 0.370 Keith Comstock, L (8,1)	4-3		F8		1B		BB			4	0	2	1	0	0	0								
Tony Gwynn, L (1,9) OBP: 0.435, SLG: 0.510	S 1B		F8		1-3		F7			4	1	1	0	0	0	2								
John Kruk, L (1,3) OBP: 0.450, SLG: 0.521	1B				S 1B		1B 1-3		F7	4	0	3	1	0	0	0								
Chris Brown, R (1,5) OBP: 0.297, SLG: 0.398	K				K		1-3		6-3	4	0	0	0	0	2	3								
Tim Flannery, L (1,4) OBP: 0.350, SLG: 0.283		1-3		1-3			E5 1B		F8	4	0	0	0	0	0	2								
Garry Templeton, S (1,6) OBP: 0.287, SLG: 0.310		G3		K			G5-4-3 1B		1-3	4	0	1	0	0	1	1								
Bruce Bochy, R (1,2) OBP: 0.226, SLG: 0.245		K			F9		G5-4-3		K	4	0	0	0	0	2	3								
Mark Grant, R (1,1) OBP: 0.150, SLG: 0.105 Jim Steels, L (5, PH) OBP: 0.307, SLG: 0.238 Greg Booker, R (6,1) Shane Mack, R (7, PH) OBP: 0.299, SLG: 0.370 (8,8)			B1-3		G3		K		1B	1	0	0	0	0	0	0								
Inning Stats	R: 1 E: 0 K: 2 S: 9	H: 2 LOB: 1 BB: 0 P: 9	R: 0 E: 0 K: 1 S: 5	H: 0 LOB: 0 BB: 0 P: 5	R: 1 E: 0 K: 0 S: 4	H: 1 LOB: 0 BB: 0 P: 4	R: 0 E: 0 K: 2 S: 8	H: 1 LOB: 1 BB: 0 P: 8	R: 1 E: 0 K: 0 S: 5	H: 2 LOB: 1 BB: 0 P: 5	R: 0 E: 0 K: 0 S: 5	H: 2 LOB: 2 BB: 0 P: 5	R: 0 E: 0 K: 1 S: 6	H: 1 LOB: 1 BB: 0 P: 6	R: 0 E: 0 K: 0 S: 3	H: 0 LOB: 0 BB: 0 P: 3	R: 0 E: 0 K: 1 S: 6	H: 1 LOB: 1 BB: 0 P: 6	1B: 8 2B: 0 3B: 1 HR: 1	SF: 0 SAC: 0 DP: 1 HBP: 0	WP: 0 PB: 0 SB: 3 CS: 0	PA: 37		
PITCHER	IP	WLS	BF	H	R	ER	SO	BB	IBB	HBP	BLK	WP	HR	S	P	ERA	WHIP							
Rick Sutcliffe, R (1,1) ERA: 3.33	9.0	W	37	10	3	3	7	0	0	0	0	0	1	51	51	3.00	1.111							

Chicago Cubs @ San Diego Padres
Jack Murphy Stadium, San Diego, CA
Wed Jul 22 1987, 10:05 PM EDT
Att: 18,614 - Unknown

AB 37
R 3
H 10
RBI 3
BB 0
SO 7
LOB 12



Batter	1	2	3	4	5	6	7	8	9	AB	R	H	RBI	BB	SO	LOB	TOP									
Bob Dernier, R OBP: 0.417, SLG: 0.527 Leon Durham, L OBP: 0.351, SLG: 0.503 Scott Sanderson, R OBP: 0.167, SLG: 0.227 Jim Sundberg, R OBP: 0.367, SLG: 0.408	F9		FC6-4 1B		FC5-4 BB		FC5-6 HR		1B	2	1	1	0	1	0	0	Chicago Cubs @ Los Angeles Dodgers Dodger Stadium, Los Angeles, CA Fri Jul 24, 1987, 7:05 PM PDT Att: 38,052 - Unknown									
23 Ryne Sandberg, R OBP: 0.366, SLG: 0.493	5-3		FC6-4 1B		FC5-4 HR		K		K	5	1	1	0	0	2	3										
Andre Dawson, R OBP: 0.326, SLG: 0.555	6-3		FC6-4 2B		K		HR		G3	5	1	1	3	0	1	3										
Brian Dayett, R OBP: 0.417, SLG: 0.592 Rafael Palmeiro, L OBP: 0.342, SLG: 0.536	F8		2B		HR		L4			3	1	2	2	0	0	0										
Keith Moreland, R OBP: 0.293, SLG: 0.434	6-3		F8		5-3				6-3	4	0	0	0	0	0	2										
Manny Trillo, R OBP: 0.401, SLG: 0.504	1B BB						F8-2 2B		F9	3	0	2	0	1	0	0										
Jody Davis, R Lee Smith, R	1B				4-3		4-3		F5	4	0	2	0	0	0	1										
Paul Noce, R Luis Quinones, S	K		FC5-4		FC5-4		F8-2		4-3	2	0	0	0	0	1	3										
Greg Maddux, R Dave Martinez, L			P4		K				HR	2	1	2	1	0	0	0										
Inning Stats	R: 0 E: 0 K: 0 S: 3	H: 0 LOB: 0 BB: 0 P: 3	R: 0 E: 0 K: 1 S: 6	H: 1 LOB: 2 BB: 1 P: 10	R: 1 E: 0 K: 0 S: 6	H: 3 LOB: 2 BB: 0 P: 6	R: 0 E: 0 K: 1 S: 6	H: 2 LOB: 1 BB: 0 P: 6	R: 2 E: 0 K: 1 S: 6	H: 1 LOB: 0 BB: 0 P: 10	R: 0 E: 0 K: 0 S: 3	H: 1 LOB: 0 BB: 0 P: 3	R: 2 E: 0 K: 1 S: 7	H: 2 LOB: 0 BB: 0 P: 7	R: 0 E: 0 K: 0 S: 3	H: 0 LOB: 0 BB: 0 P: 3		R: 1 E: 0 K: 1 S: 7	H: 2 LOB: 1 BB: 0 P: 7	1B: 7 2B: 3 3B: 0 HR: 3	SF: 0 SAC: 0 DP: 1 HBP: 0	WP: 0 PB: 0 SB: 0 CS: 1	PA: 39			
PITCHER	IP	WLS	BF	H	R	ER	SO	BB	IBB	HBP	BLK	WP	HR	S	P	ERA	WHIP									
Rick Honeycutt, L ERA: 3.79	5.0		23	7	3	3	3	2	0	0	0	0	0	1	27	35	5.40	1.800								
Tim Leary, R ERA: 5.28	2.0	L	8	3	2	2	1	0	0	0	0	0	1	10	10	9.00	1.500									
Brian Holton, R ERA: 3.58	2.0		8	2	1	1	1	0	0	0	0	0	1	10	10	4.50	1.000									

AB	37
R	6
H	12
RBI	6
BB	2
SO	5
LOB	15



Batter	1	2	3	4	5	6	7	8	9	AB	R	H	RBI	BB	SO	LOB	BOTTOM								
Dave Anderson, R OBP: 0.286, SLG: 0.335 Tito Landrum, R OBP: 0.300, SLG: 0.226	BLK HR	L4			HR		K		1-3	3	2	1	0	1	1	3	Chicago Cubs @ Los Angeles Dodgers Dodger Stadium, Los Angeles, CA Fri Jul 24, 1987, 7:05 PM PDT Att: 38,052 - Unknown								
Ken Landreaux, L OBP: 0.297, SLG: 0.352	K		4-3		HR		F7		6-3	5	1	1	2	0	1	4									
Pedro Guerrero, R OBP: 0.397, SLG: 0.557	L6		L9		6-3				P6	4	0	0	0	0	0	1									
Mike Marshall, R OBP: 0.319, SLG: 0.462	HR		K				K		BB HBP	3	1	1	2	0	2	0									
Franklin Stubbs, L OBP: 0.318, SLG: 0.445	S 1B				F9		G3		BB 1-2	3	0	1	0	1	0	0									
Mickey Hatcher, R OBP: 0.359, SLG: 0.492	P6				5-3		P9		F5	4	0	0	0	0	0	3									
Mike Scioscia, L OBP: 0.326, SLG: 0.333		5-3			4-3		SH3-4 1B		6-3	4	0	1	0	0	0	2									
Steve Sax, R OBP: 0.312, SLG: 0.339		5-3			G6-4-3 1B		SH3-4 1B		1-3 1B	4	0	3	0	0	0	0									
Rick Honeycutt, L ERA: 3.79 Danny Hillis, R ERA: 4.54 Tim Lincecum, R ERA: 4.5 Phil Garner, R ERA: 4.5 Brian Holton, R ERA: 3.58 John Shelby, S ERA: 4.21					G6-4-3 1B		SH3-4		K	0	0	0	0	1	0	0									
Inning Stats	R: 2 E: 0 K: 1 S: 8	H: 3 LOB: 1 BB: 0 P: 8	R: 0 E: 0 K: 0 S: 3	H: 0 LOB: 1 BB: 1 P: 7	R: 0 E: 0 K: 1 S: 5	H: 0 LOB: 0 BB: 0 P: 5	R: 0 E: 0 K: 0 S: 3	H: 0 LOB: 0 BB: 0 P: 3	R: 2 E: 0 K: 0 S: 4	H: 2 LOB: 0 BB: 1 P: 8	R: 0 E: 0 K: 1 S: 5	H: 0 LOB: 0 BB: 0 P: 5	R: 0 E: 0 K: 1 S: 7	H: 2 LOB: 2 BB: 0 P: 7	R: 0 E: 0 K: 0 S: 3	H: 0 LOB: 2 BB: 1 P: 8		R: 0 E: 0 K: 1 S: 6	H: 1 LOB: 1 BB: 0 P: 6	1B: 6 2B: 0 3B: 0 HR: 2	SF: 0 SAC: 1 DP: 1 HBP: 1	WP: 0 PB: 0 SB: 2 CS: 0	PA: 38		
PITCHER	IP	WLS	BF	H	R	ER	SO	BB	IBB	HBP	BLK	WP	HR	S	P	ERA	WHIP								
Greg Maddux, R ERA: 4.54	6.0	W	24	4	4	4	3	2	0	0	1	0	2	28	36	6.00	1.167								
Scott Sanderson, R ERA: 4.5	1.1		7	2	0	0	1	0	0	1	0	0	0	8	9	0.00	1.500								
Lee Smith, R ERA: 2.87	1.2	S	7	1	0	0	1	1	0	0	0	0	0	8	12	0.00	1.200								



Batter	1	2	3	4	5	6	7	8	9	AB	R	H	RBI	BB	SO	LOB	TOP										
Dave Martinez, L (1, 8) OBP: 0.396, SLG: 0.427 Bob Demier, R (6, PH) OBP: 0.418, SLG: 0.527	4-0 BB 23 L4-3		0-0 F7			0-0 1B 23 1B		0-0 5-3		1	0	0	0	1	0	1											
23 Ryne Sandberg, R (1, 4) OBP: 0.371, SLG: 0.495	0-0 L4-3			0-0 WP 5-3		0-0 1B 1-2		4-0 BB L3		3	0	2	0	1	0	1											
Leon Durham, L (1, 3) OBP: 0.349, SLG: 0.500	0-3 K			0-0 F2		0-0 BB 1-3 2-H		0-0 L3 1-2		4	0	1	1	0	1	2											
Andre Dawson, R (1, 9) OBP: 0.326, SLG: 0.554		0-0 F8		0-0 5-3		0-0 P4		0-0 4-3 5-3		4	1	1	0	0	0	3											
Jerry Mumphrey, S (1, 7) OBP: 0.384, SLG: 0.492		0-3 K		4-0 BB		4-0 G4-6-3 BB		0-0 4-3		2	0	0	0	2	1	1											
Keith Moreland, R (1, 5) OBP: 0.289, SLG: 0.429		0-3 K		0-3 K		0-0 G4-6-3		0-0 5-3		4	0	0	1	0	2	5											
Jody Davis, R (1, 2) OBP: 0.319, SLG: 0.412			4-0 FC4-6 BB		0-3 K		0-3 K		0-3 K		3	0	0	0	1	3	0										
Luis Quinones, S (1, 6) OBP: 0.143, SLG: 0.143			0-0 FC4-6 WP		0-0 F8		0-3 K			3	0	0	0	0	1	1											
Bob Tewksbury, R (1, 1) Les Lancaster, R (4, 1) Manny Trillo, R (7, PH) OBP: 0.399, SLG: 0.500 Ed Lynch, R (7, 1) OBP: 0.091, SLG: 0.091			0-3 K		0-0 F9		0-0 5-3			1	0	0	0	0	1	1											
Inning Stats	R: 0 E: 0 K: 1 S: 4	H: 0 LOB: 0 BB: 1 P: 8	R: 0 E: 0 K: 2 S: 7	H: 0 LOB: 0 BB: 0 P: 7	R: 0 E: 0 K: 1 S: 5	H: 0 LOB: 1 BB: 1 P: 9	R: 0 E: 0 K: 1 S: 6	H: 1 LOB: 2 BB: 1 P: 10	R: 0 E: 0 K: 1 S: 5	H: 0 LOB: 0 BB: 0 P: 5	R: 1 E: 0 K: 0 S: 5	H: 3 LOB: 2 BB: 1 P: 9	R: 0 E: 0 K: 1 S: 7	H: 0 LOB: 0 BB: 0 P: 7	R: 0 E: 0 K: 0 S: 2	H: 0 LOB: 0 BB: 1 P: 6	R: 1 E: 0 K: 1 S: 6	H: 1 LOB: 0 BB: 0 P: 6	1B: 4 2B: 3 3B: 0 HR: 0	SF: 0 SAC: 0 DP: 3 HBP: 0	WP: 2 PB: 0 SB: 0 CS: 0	PA: 34					
PITCHER	IP	WLS	BF	H	R	ER	SO	BB	IBB	HBP	BLK	WP	HR	S	P	ERA	WHIP										
Ken Howell, R (1, 1) ERA: 4.15	5.0	W	18	1	0	0	6	3	0	0	0	2	0	27	39	0.00	0.800										
Brad Havens, L (6, 1) ERA: 2.66	0.0		3	3	1	1	0	0	0	0	0	0	0	3	3	∞	∞										
Alejandro Pena, R (6, 1) ERA: 4.48	4.0	S	13	1	1	1	3	2	0	0	0	0	0	17	25	2.25	0.750										

Chicago Cubs @ Los Angeles Dodgers
Dodger Stadium, Los Angeles, CA
Sat Jul 25 1987, 3:33 AM PDT
Att: 32,143 - Unknown

AB	29
R	2
H	5
RBI	2
BB	5
SO	9
LOB	15

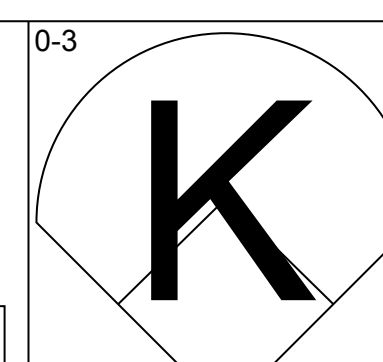
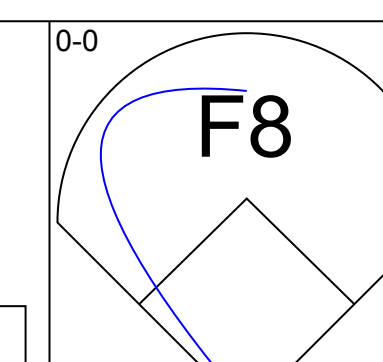
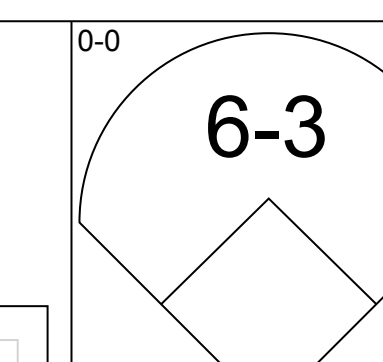

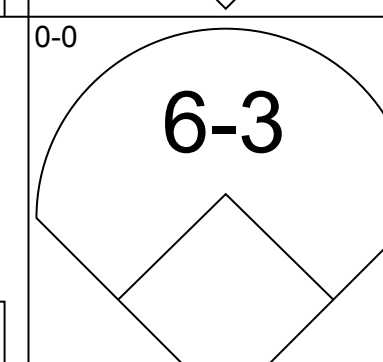
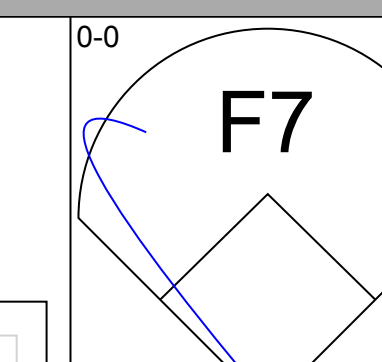
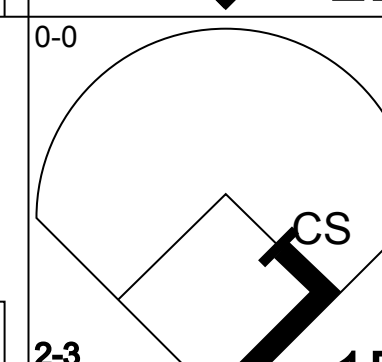
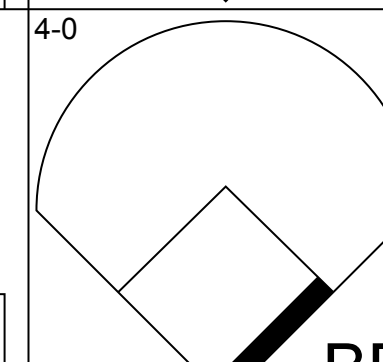
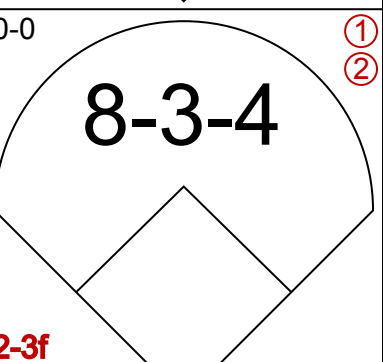
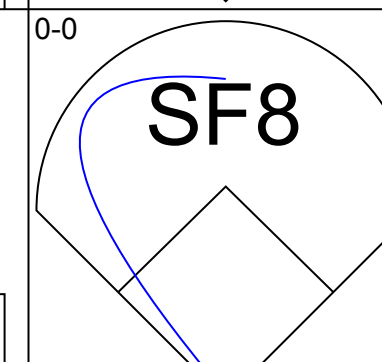
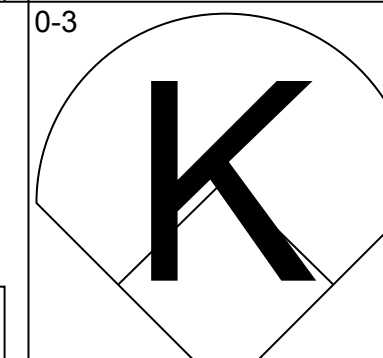
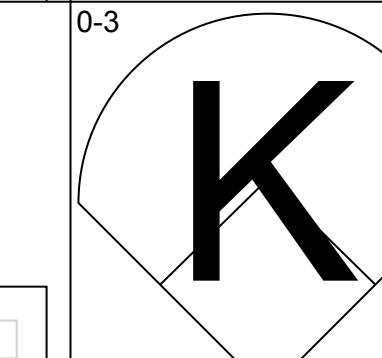
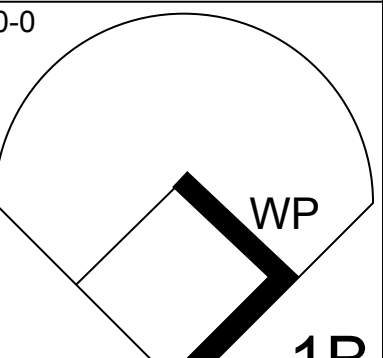
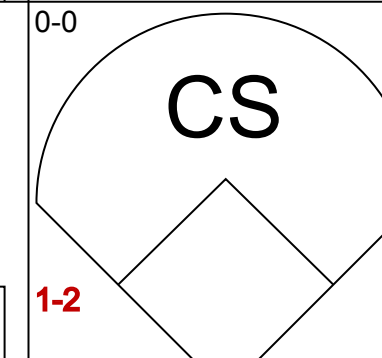
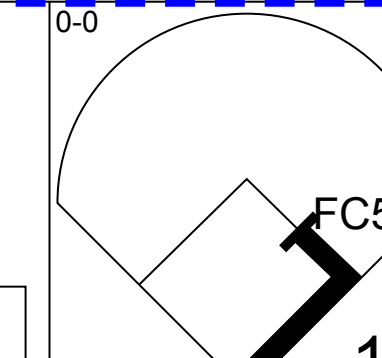
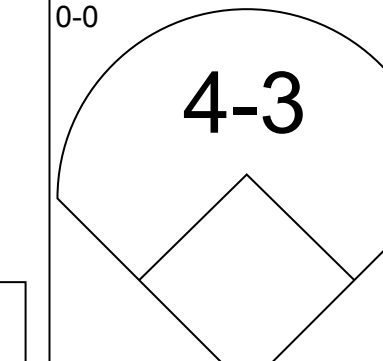
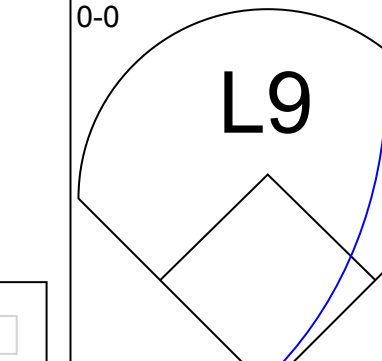
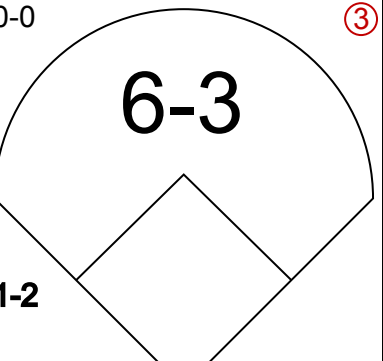
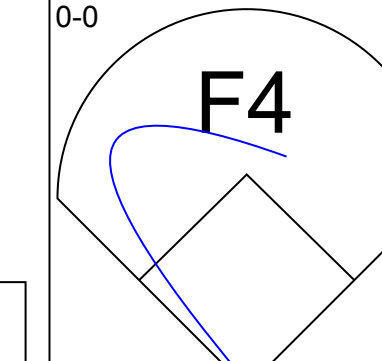
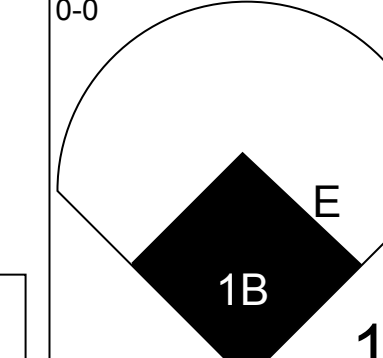
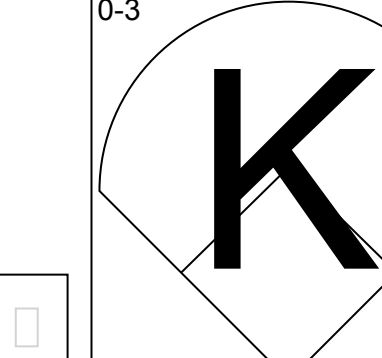
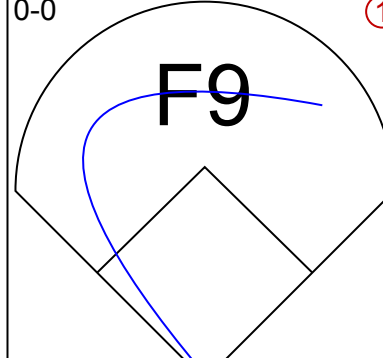
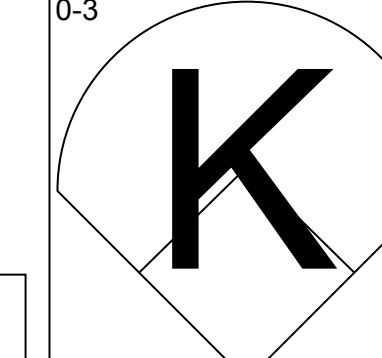
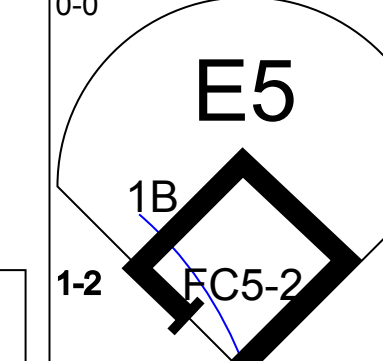
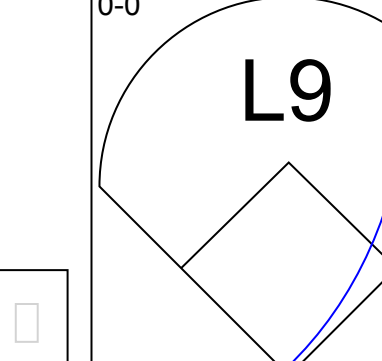
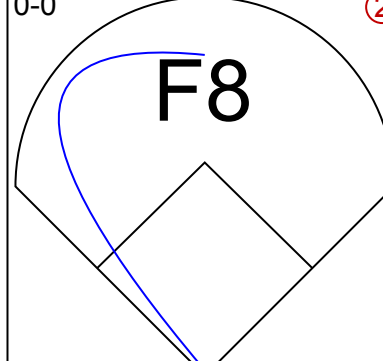
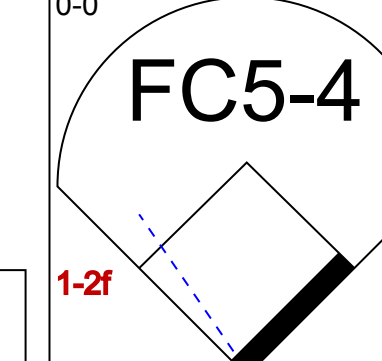
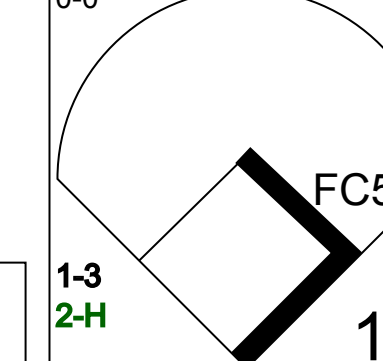
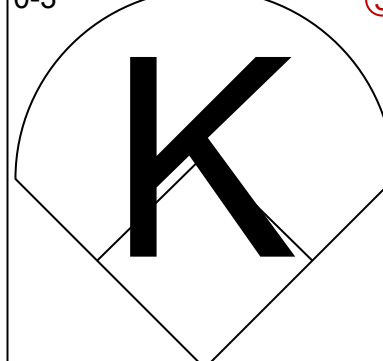
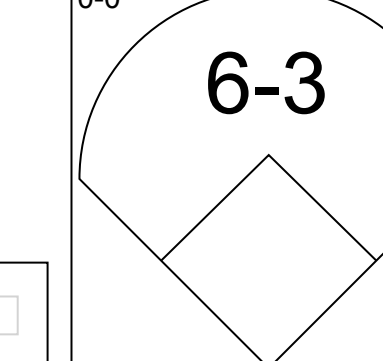
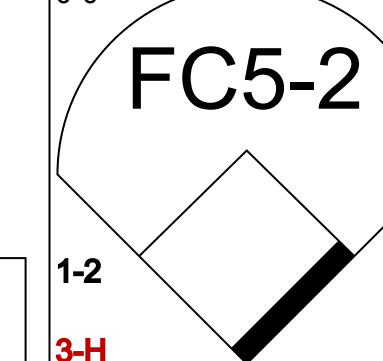
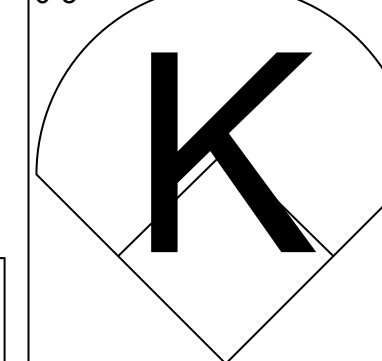
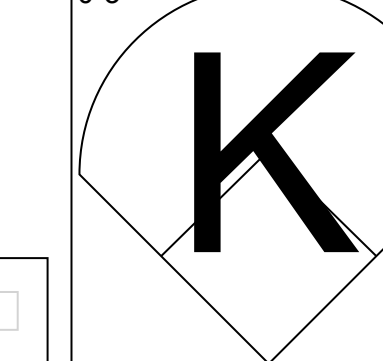
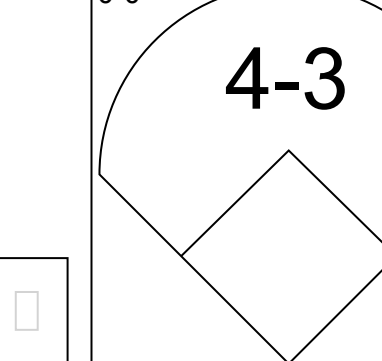


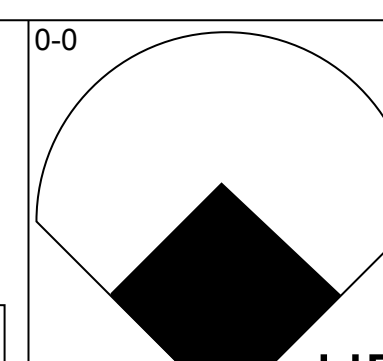
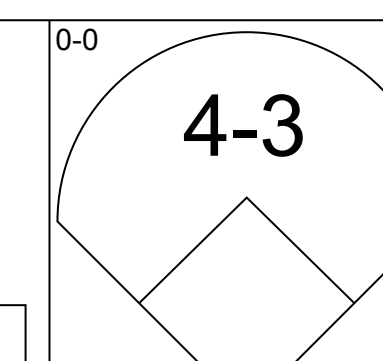
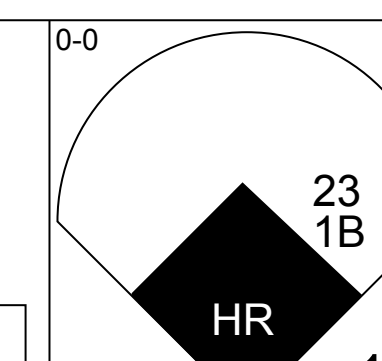

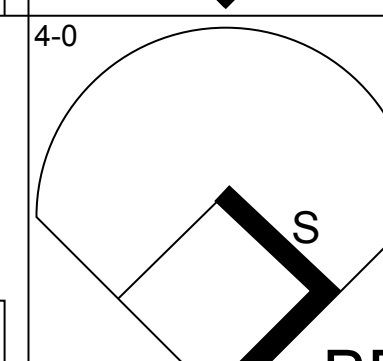
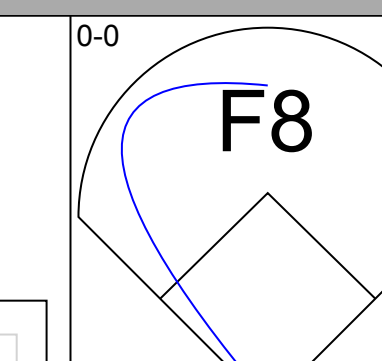
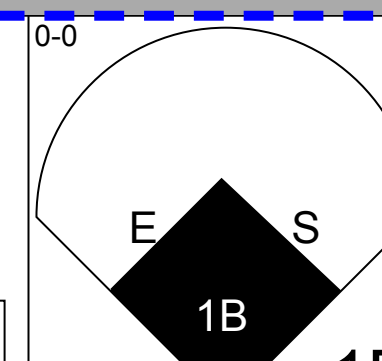
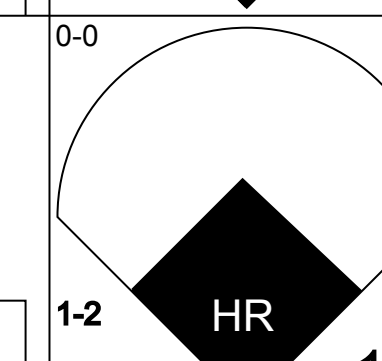
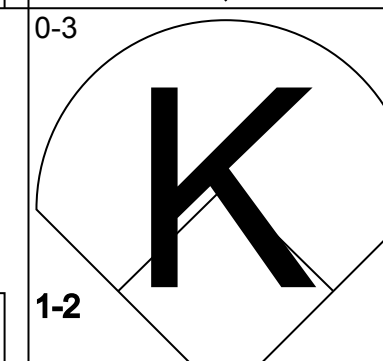
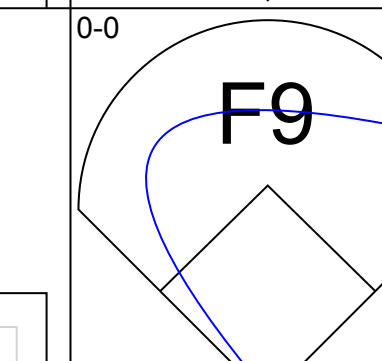
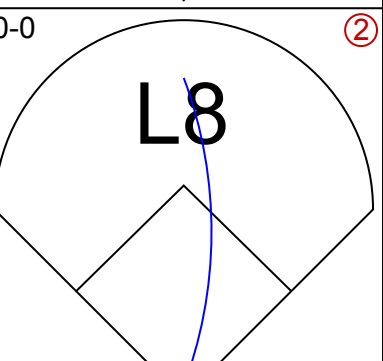
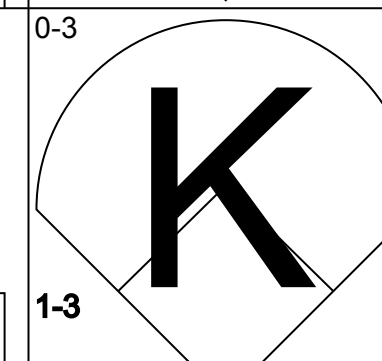
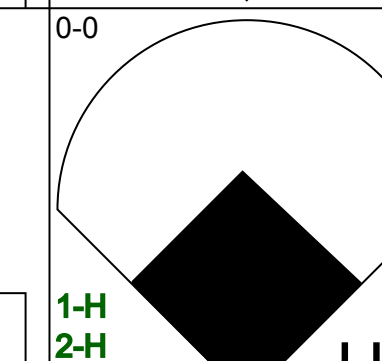
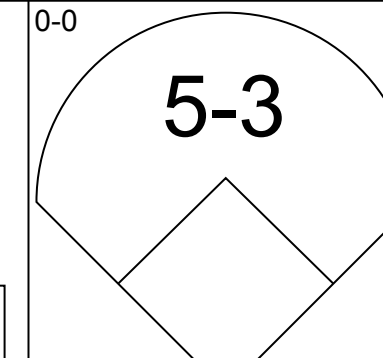
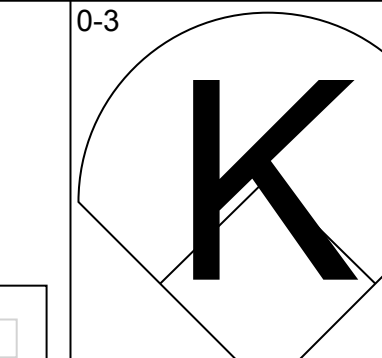
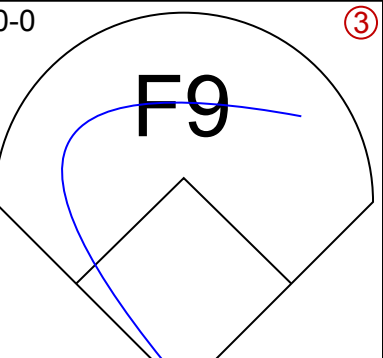
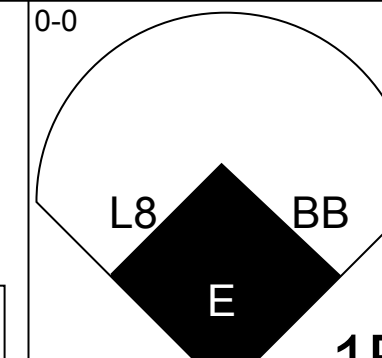
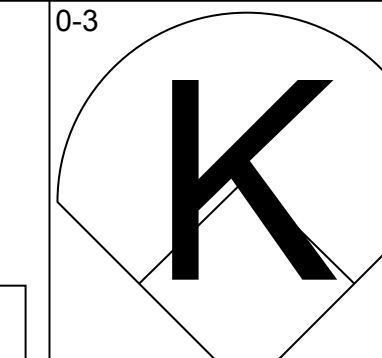
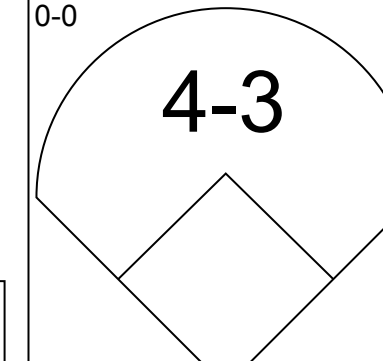
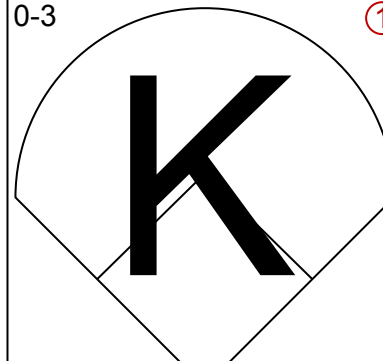
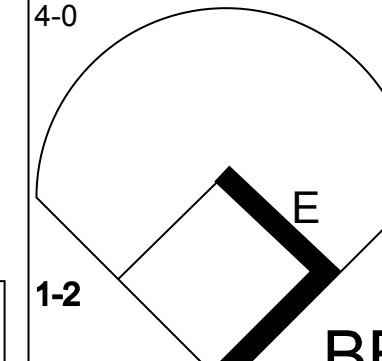
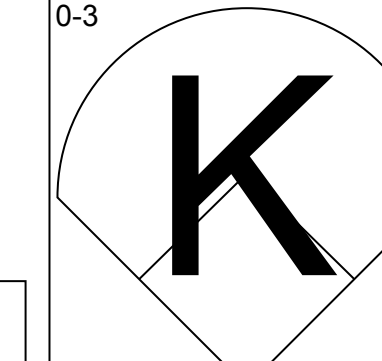
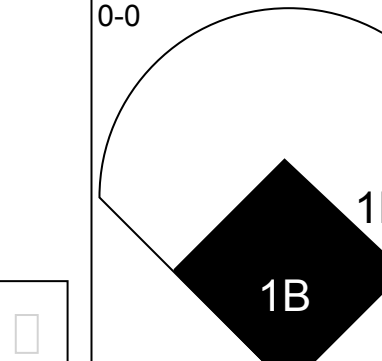
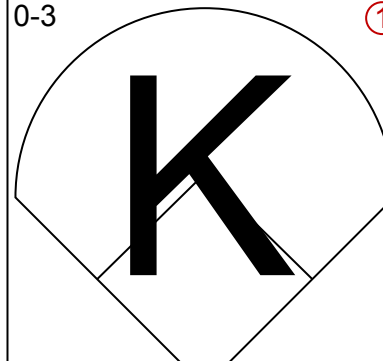
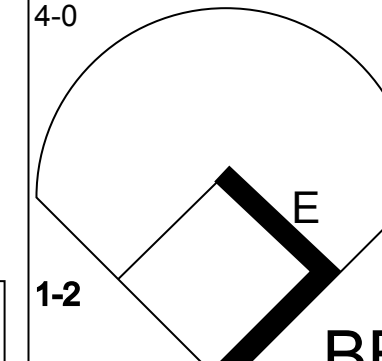
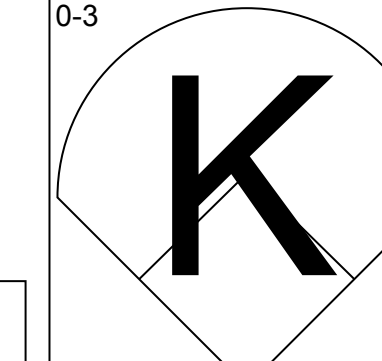
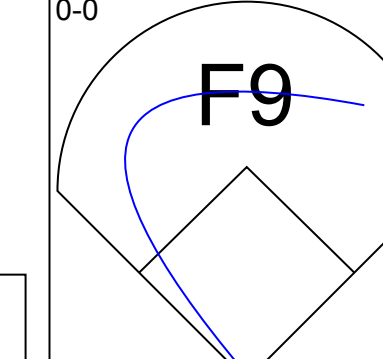
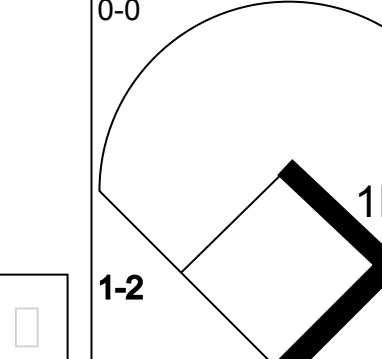
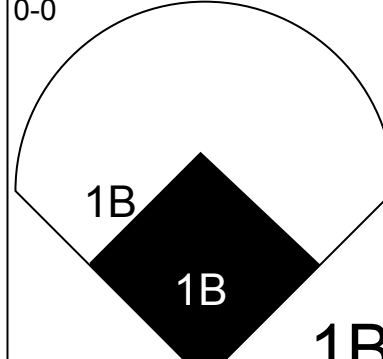
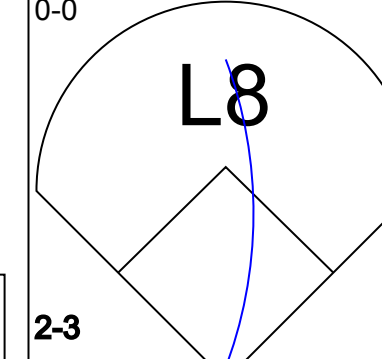
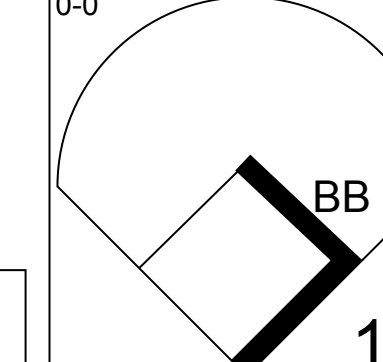
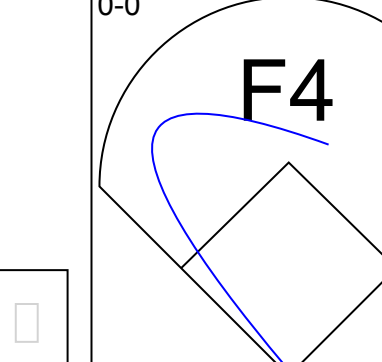
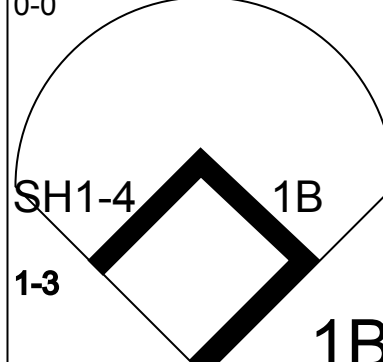
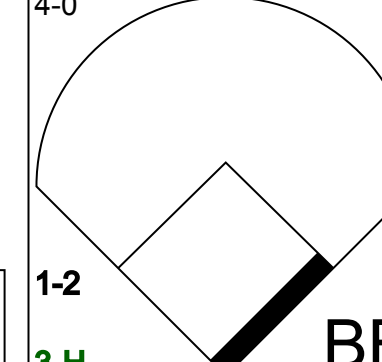
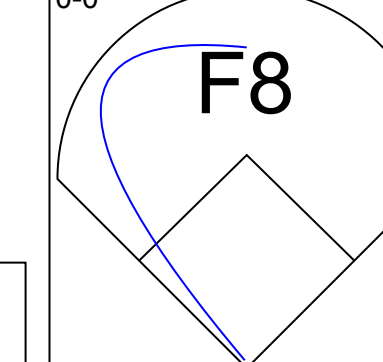
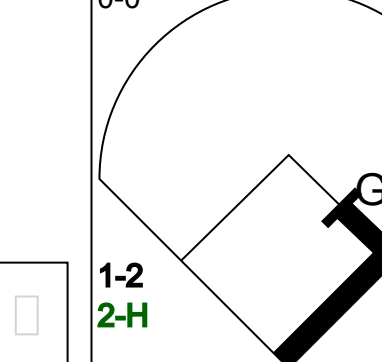
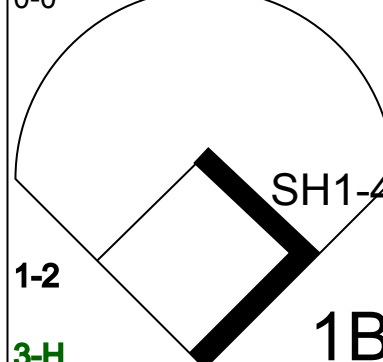
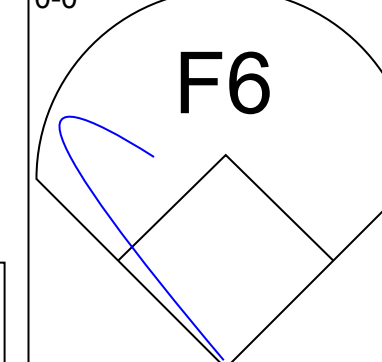
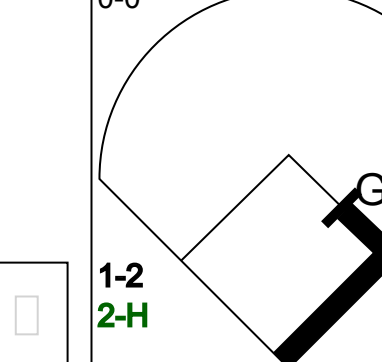
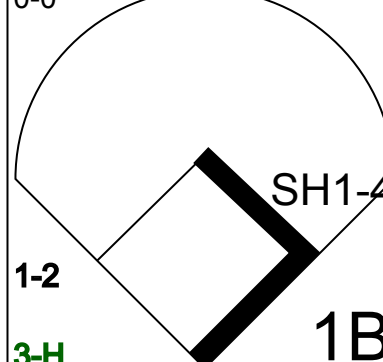
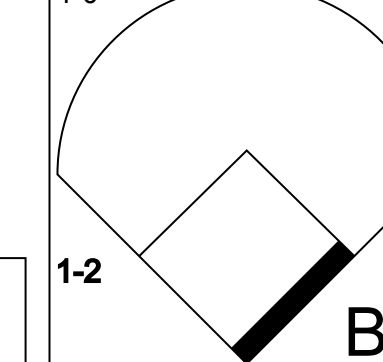
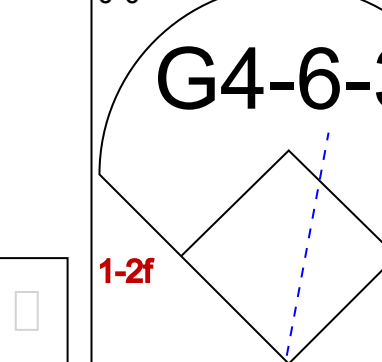
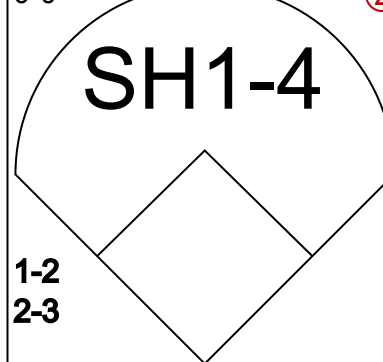
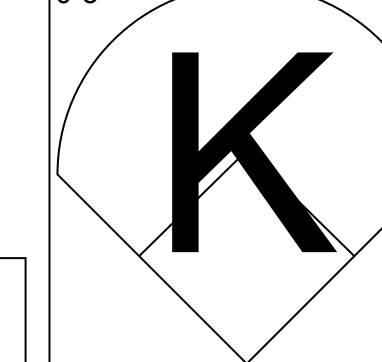
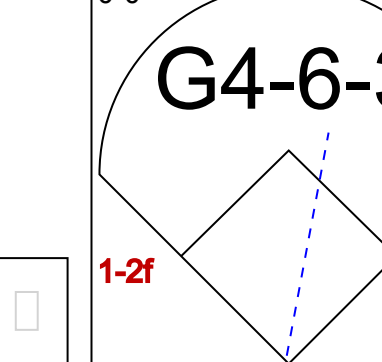
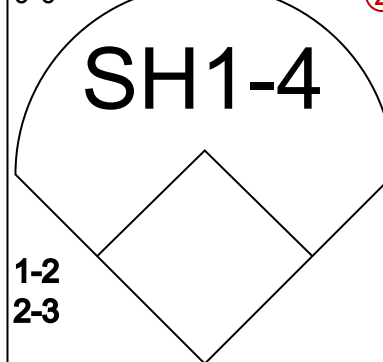
Batter	1	2	3	4	5	6	7	8	9	AB	R	H	RBI	BB	SO	LOB	BOTTOM										
Dave Anderson, R (1, 6) OBP: 0.289, SLG: 0.330	0-0 L6		4-0 1B BB	4-0 1B BB		0-0 F8		0-0 F6		3	0	0	0	2	0	1											
John Shelby, S (1, 8) OBP: 0.287, SLG: 0.419	0-0 F8		0-3 K	0-0 SF8			0-3 K	0-0 1B 1-3		4	0	1	1	0	2	1											
Pedro Guerrero, R (1, 7) OBP: 0.404, SLG: 0.562 Ken Landreaux, L (7, PR) OBP: 0.303, SLG: 0.358	0-0 BLK 1B		0-0 G5-4-3 1B	0-0 1-2 2-H 1B		0-0 FC5 BB		0-0 1B 1-3 3-H		4	1	4	1	0	0	0											
Mike Marshall, R (1, 9) OBP: 0.319, SLG: 0.460 Tito Landrum, R (5, 9) OBP: 0.290, SLG: 0.218	0-0 1-H 1B		0-0 G5-4-3 1-2	0-3 K		0-0 F7		0-0 F7		3	0	1	1	0	1	4											
Franklin Stubbs, L (1, 3) OBP: 0.320, SLG: 0.454	0-0 P6			0-0 HR		0-0 F9		4-0 BB		3	1	1	1	1	0	1											
Mickey Hatcher, R (1, 5) OBP: 0.363, SLG: 0.497		4-0 G3 BB		0-0 1B 2B		0-0 F9		0-0 FC5		2	1	1	0	1	0	0											
Mike Scioscia, L (1, 2) OBP: 0.329, SLG: 0.347		0-0 G3		0-0 FC5-6 BB		0-0 3-1		0-0 HR		4	1	2	2	0	0	1											
Steve Sax, R (1, 4) OBP: 0.311, SLG: 0.336		0-0 6-3		4-0 WP FC5-6 SF8 BB		0-0 F9		0-0 F8		3	1	0	0	1	0	1											
Ken Howell, R (1, 1) OBP: 0.333, SLG: 0.333 Brad Havens, L (6, 1) Alejandro Pena, R (6, 1) OBP: 0.083, SLG: 0.083 Phil Garner, R (6, 5) OBP: 0.277, SLG: 0.322		0-3 K		0-0 FC5-6 WP 1B		0-0 K		0-0 1B 1B		2	1	0	0	0	1	0											
Inning Stats	R: 1 E: 0 K: 0 S: 5	H: 2 LOB: 1 BB: 0 P: 5	R: 0 E: 0 K: 1 S: 5	H: 0 LOB: 1 BB: 1 P: 9	R: 0 E: 0 K: 1 S: 5	H: 1 LOB: 1 BB: 1 P: 9	R: 4 E: 0 K: 1 S: 9	H: 4 LOB: 2 BB: 2 P: 17	R: 0 E: 0 K: 0 S: 3	H: 0 LOB: 0 BB: 0 P: 3	R: 0 E: 0 K: 1 S: 5	H: 0 LOB: 0 BB: 0 P: 5	R: 0 E: 0 K: 1 S: 6	H: 1 LOB: 2 BB: 1 P: 10	R: 2 E: 0 K: 0 S: 7	H: 4 LOB: 2 BB: 0 P: 7	R: 1 E: 0 K: 1 S: 6	H: 1 LOB: 0 BB: 0 P: 6	1B: 9 2B: 1 3B: 0 HR: 2	SF: 1 SAC: 0 DP: 1 HBP: 0	WP: 1 PB: 0 SB: 0 CS: 0	PA: 40					
PITCHER	IP	WLS	BF	H	R	ER	SO	BB	IBB	HBP	BLK	WP	HR	S	P	ERA	WHIP										
Bob Tewksbury, R (1, 1) ERA: 7.23	3.0	L	17	6	5	5	2	3	0	0	0	1	1	18	30	15.00	3.000										
Les Lancaster, R (4, 1) ERA: 4.64	3.0		11	1	0	0	2	1	0	0	0	1	0	14	18	0.00	0.667										
Ed Lynch, R (7, 1) ERA: 4.54	2.0		12	5	2	2	1	1	0	0	0	0	1	13	17	9.00	3.000										

Chicago Cubs @ Los Angeles Dodgers
Dodger Stadium, Los Angeles, CA
Sat Jul 25 1987, 3:33 AM PDT
Att: 32,143 - Unknown

AB	34
R	7
H	12
RBI	7
BB	5
SO	5
LOB	17



Batter	1	2	3	4	5	6	7	8	9	AB	R	H	RBI	BB	SO	LOB	TOP					
Casey Candaele, S (1, 8) OBP: 0.338, SLG: 0.354										5	2	2	0	0	1	2	<p>Montreal Expos @ Chicago Cubs Wrigley Field, Chicago, IL Tue Jul 28 1987, 3:33 AM CDT Att: 35,299 - Unknown</p> <p>livebaseballscorecards.com</p> <p>AB 34 R 3 H 9 RBI 3 BB 2 SO 8 LOB 15</p> 					
Mitch Webster, S (1, 9) OBP: 0.347, SLG: 0.403										4	0	2	0	0	0	0						
Tim Raines, S (1, 7) OBP: 0.422, SLG: 0.516										2	0	1	1	1	0	2						
Tim Wallach, R (1, 5) OBP: 0.349, SLG: 0.517										4	0	2	1	0	2	2						
Hubie Brooks, R (1, 6) OBP: 0.332, SLG: 0.487										4	0	0	0	0	0	3						
Andres Galarraga, R (1, 3) OBP: 0.386, SLG: 0.503										4	1	1	0	0	2	1						
Vance Law, R (1, 4) OBP: 0.379, SLG: 0.481										4	0	0	0	0	0	2						
Jeff Reed, L (1, 2) OBP: 0.262, SLG: 0.297										3	0	1	1	1	1	0						
Bob Sebra, R (1, 1) OBP: 0.150, SLG: 0.128										2	0	0	0	0	0	3						
Herm Winningham, L (7, PH) OBP: 0.336, SLG: 0.388										1	0	0	0	0	1	0						
Andy McGaffigan, R (7, 1) Jeff Parrett, R (7, 1) Wallace Johnson, S (9, PH) OBP: 0.246, SLG: 0.340										0	0	0	0	0	0	0						
Inning Stats	R: 0 E: 0 K: 2 S: 7	H: 0 LOB: 1 BB: 1 P: 11	R: 1 E: 1 K: 0 S: 6	H: 2 LOB: 2 BB: 0 P: 6	R: 0 E: 0 K: 1 S: 6	H: 1 LOB: 1 BB: 0 P: 6	R: 0 E: 0 K: 1 S: 5	H: 0 LOB: 1 BB: 1 P: 9	R: 1 E: 0 K: 0 S: 5	H: 3 LOB: 0 BB: 0 P: 5	R: 0 E: 0 K: 1 S: 5	H: 0 LOB: 0 BB: 0 P: 5	R: 1 E: 0 K: 1 S: 6	H: 2 LOB: 0 BB: 0 P: 6	R: 0 E: 0 K: 1 S: 6	H: 1 LOB: 1 BB: 0 P: 6	R: 0 E: 0 K: 1 S: 5	H: 0 LOB: 0 BB: 0 P: 5	1B: 6 2B: 4 3B: 0 HR: 0	SF: 1 SAC: 0 DP: 1 HBP: 0	WP: 1 PB: 0 SB: 0 CS: 1	PA: 38
PITCHER	IP WLS BF H R ER SO BB IBB HBP BLK WP HR S P ERA WHIP	IP WLS BF H R ER SO BB IBB HBP BLK WP HR S P ERA WHIP																				
Rick Sutcliffe, R (1, 1) ERA: 3.29	7.0 W 30 8 3 2 6 2 0 0 0 1 0 40 48 2.57 1.429																					
Lee Smith, R (8, 1) ERA: 2.77	2.0 S 7 1 0 0 2 0 0 0 0 0 0 0 11 11 0.00 0.500																					

Batter	1	2	3	4	5	6	7	8	9	AB	R	H	RBI	BB	SO	LOB	BOTTOM			
Dave Martinez, L (1, 8) OBP: 0.396, SLG: 0.438										5	2	2	1	0	0	4	<p>Montreal Expos @ Chicago Cubs Wrigley Field, Chicago, IL Tue Jul 28 1987, 3:33 AM CDT Att: 35,299 - Unknown</p> <p>livebaseballscorecards.com</p> <p>AB 36 R 8 H 14 RBI 7 BB 4 SO 7 LOB 19</p> 			
23 Ryne Sandberg, R (1, 4) OBP: 0.378, SLG: 0.496										4	2	3	0	1	0	0				
Leon Durham, L (1, 3) OBP: 0.347, SLG: 0.505										5	1	1	3	0	2	3				
Andre Dawson, R (1, 9) OBP: 0.325, SLG: 0.556										5	1	1	1	0	2	2				
Jerry Mumphrey, S (1, 7) OBP: 0.382, SLG: 0.485										4	1	1	0	1	2	1				
Brian Dayett, R (9, 7) OBP: 0.423, SLG: 0.594										0	0	0	0	0	0	0				
Keith Moreland, R (1, 5) OBP: 0.290, SLG: 0.426										4	1	2	0	0	0	2				
Jody Davis, R (1, 2) OBP: 0.326, SLG: 0.414										3	0	2	0	1	0	2				
Luis Quinones, S (1, 6) OBP: 0.211, SLG: 0.211										4	0	2	2	0	0	3				
Lee Smith, R (8, 1) ERA: 2.42										0	0	0	0	0	0	0				
Rick Sutcliffe, L (1, 1) OBP: 0.210, SLG: 0.164										1	0	0	0	1	0	2				
Paul Noce, R (8, 6) OBP: 0.292, SLG: 0.394										1	0	0	0	0	1	0				
Inning Stats	R: 1 E: 0 K: 1 S: 6	H: 1 LOB: 1 BB: 1 P: 10	R: 0 E: 0 K: 0 S: 4	H: 1 LOB: 2 BB: 1 P: 8	R: 0 E: 0 K: 1 S: 5	H: 0 LOB: 0 BB: 0 P: 5	R: 1 E: 0 K: 0 S: 5	H: 3 LOB: 1 BB: 0 P: 5	R: 0 E: 0 K: 0 S: 4	H: 1 LOB: 1 BB: 0 P: 4	R: 1 E: 0 K: 1 S: 8	H: 3 LOB: 2 BB: 0 P: 8	R: 2 E: 2 K: 1 S: 7	H: 2 LOB: 2 BB: 2 P: 15	R: 3 E: 0 K: 3 S: 12	H: 3 LOB: 0 BB: 0 P: 12	1B: 12 2B: 0 3B: 0 HR: 2	SF: 0 SAC: 1 DP: 1 HBP: 0	WP: 0 PB: 0 SB: 2 CS: 0	PA: 41
PITCHER	IP WLS BF H R ER SO BB IBB HBP BLK WP HR S P ERA WHIP	IP WLS BF H R ER SO BB IBB HBP BLK WP HR S P ERA WHIP																		
Bob Sebra, R (1, 1) ERA: 3.69	6.0 9 3 3 3 3 2 0 0 0 0 0 32 40 4.50 1.833																			
Andy McGaffigan, R (7, 1) ERA: 2.42	0.1 L 4 2 2 1 1 1 0 0 0 0 0 5 9 27.00 9.000																			
Jeff Parrett, R (7, 1) ERA: 4.28	1.2 9 3 3 3 3 1 0 0 0 0 0 1 14 16.20 2.400																			

Batter	1	2	3	4	5	6	7	8	9	AB	R	H	RBI	BB	SO	LOB	TOP					
Casey Candaele, S OBP: 0.339, SLG: 0.360 (1, 8)										5	2	2	0	0	0	3						
Mitch Webster, S OBP: 0.348, SLG: 0.418 (1, 9)										4	2	2	2	0	0	0						
Tim Raines, S OBP: 0.421, SLG: 0.512 Reid Nichols, R OBP: 0.294, SLG: 0.400 (1, 7)										4	1	1	0	1	0	0						
Tim Wallach, R OBP: 0.350, SLG: 0.523 (1, 5)										5	2	2	1	0	0	3						
Hubie Brooks, R OBP: 0.329, SLG: 0.485 Randy St. Claire, R OBP: 0.400, SLG: 0.400 (1, 6)										5	0	1	2	0	3	2						
Vance Law, R OBP: 0.379, SLG: 0.488 (1, 3)										4	2	1	1	1	0	1						
Tom Foley, L OBP: 0.309, SLG: 0.394 (1, 4)										5	2	3	2	0	0	0						
Mike Fitzgerald, R OBP: 0.337, SLG: 0.330 (1, 2)										3	0	2	1	2	0	0						
Bryn Smith, R OBP: 0.194, SLG: 0.286 Herm Winningham, L OBP: 0.335, SLG: 0.386 (1, 1)										3	0	1	1	0	1	3						
Inning Stats	R: 1 E: 0 K: 1 S: 7	H: 2 LOB: 1 BB: 0 P: 7	R: 1 E: 1 K: 0 S: 5	H: 2 LOB: 1 BB: 0 P: 5	R: 3 E: 0 K: 0 S: 5	H: 2 LOB: 2 BB: 3 P: 17	R: 0 E: 0 K: 0 S: 3	H: 0 LOB: 0 BB: 0 P: 3	R: 2 E: 0 K: 2 S: 9	H: 2 LOB: 1 BB: 1 P: 13	R: 2 E: 0 K: 1 S: 7	H: 2 LOB: 0 BB: 0 P: 7	R: 1 E: 0 K: 0 S: 5	H: 3 LOB: 1 BB: 0 P: 5	R: 1 E: 0 K: 0 S: 5	H: 2 LOB: 1 BB: 0 P: 5	R: 0 E: 0 K: 0 S: 3	H: 0 LOB: 0 BB: 0 P: 3	1B: 7 2B: 4 3B: 2 HR: 3	SF: 0 SAC: 2 DP: 1 HBP: 0	WP: 1 PB: 0 SB: 2 CS: 1	PA: 45
PITCHER	IP WLS BF H R ER SO BB IBB HBP BLK WP HR S P ERA WHIP																					
Greg Maddux, R ERA: 4.72 (1, 1)	3.0 L 18 6 5 4 1 2 2 1 0 0 0 1 0 29 12.00 2.667																					
Ed Lynch, R ERA: 4.66 (4, 1)	2.0 9 2 2 2 2 1 0 0 0 0 0 2 12 16 9.00 1.500																					
Ron Davis, R ERA: 5.81 (6, 1)	2.0 10 5 3 3 1 0 0 0 0 0 0 1 12 12 13.50 2.500																					
Les Lancaster, R ERA: 4.63 (8, 1)	2.0 8 2 1 1 0 0 0 0 0 0 0 0 8 8 4.50 1.000																					

Montreal Expos @ Chicago Cubs
Wrigley Field, Chicago, IL
Wed Jul 29 1987, 3:33 AM CDT
Att: 37,019 - Unknown


AB 39
R 11
H 15
RBI 10
BB 4
SO 4
LOB 12



Batter	1	2	3	4	5	6	7	8	9	AB	R	H	RBI	BB	SO	LOB	BOTTOM			
Dave Martinez, L OBP: 0.394, SLG: 0.435 (1, 8)										4	0	1	0	0	1	0				
23 Ryne Sandberg, R OBP: 0.373, SLG: 0.490 (1, 4)										4	0	0	0	0	1	1				
Leon Durham, L OBP: 0.346, SLG: 0.502 (1, 3)										4	0	1	0	0	1	1				
Andre Dawson, R OBP: 0.323, SLG: 0.551 Paul Noco, R OBP: 0.290, SLG: 0.391 (1, 9)										3	0	0	0	0	0	1				
Jerry Mumphrey, S OBP: 0.385, SLG: 0.482 (1, 7)										3	1	1	0	1	0	1				
Keith Moreland, R OBP: 0.291, SLG: 0.431 Les Lancaster, R (8, 1)										3	1	1	0	0	0	1				
Manny Trillo, R OBP: 0.399, SLG: 0.516 (9, PH)										1	1	1	2	0	0	0				
Jody Davis, R OBP: 0.325, SLG: 0.411 (1, 2)										4	0	1	1	0	0	1				
Luis Quinones, S OBP: 0.227, SLG: 0.227 (1, 6)										3	0	1	0	0	1	2				
Greg Maddux, R OBP: 0.152, SLG: 0.152 Bob Demeter, R OBP: 0.412, SLG: 0.513 Ed Lynch, R OBP: 0.291, SLG: 0.399 Rafael Palmiero, R OBP: 0.323, SLG: 0.521 Ron Davis, R OBP: 0.194, SLG: 0.286 Brian Dayett, R OBP: 0.411, SLG: 0.589 (1, 1)										0	0	0	0	0	0	0				
Inning Stats	R: 0 E: 0 K: 2 S: 8	H: 1 LOB: 1 BB: 0 P: 8	R: 0 E: 0 K: 1 S: 6	H: 1 LOB: 1 BB: 0 P: 6	R: 0 E: 0 K: 1 S: 6	H: 1 LOB: 1 BB: 0 P: 6	R: 0 E: 0 K: 0 S: 3	H: 0 LOB: 0 BB: 0 P: 3	R: 0 E: 0 K: 0 S: 3	H: 0 LOB: 0 BB: 0 P: 3	R: 1 E: 1 K: 0 S: 5	H: 2 LOB: 1 BB: 0 P: 5	R: 0 E: 0 K: 0 S: 3	H: 0 LOB: 0 BB: 0 P: 3	R: 2 E: 0 K: 0 S: 4	H: 1 LOB: 0 BB: 1 P: 8	1B: 5 2B: 0 3B: 1 HR: 1	SF: 0 SAC: 0 DP: 2 HBP: 0	WP: 0 PB: 0 SB: 0 CS: 0	PA: 34
PITCHER	IP WLS BF H R ER SO BB IBB HBP BLK WP HR S P ERA WHIP																			
Bryn Smith, R ERA: 4.65 (1, 1)	7.0 W 26 6 1 1 4 0 0 0 0 0 0 34 34 1.29 0.857																			
Randy St. Claire, R ERA: 4.76 (8, 1)	2.0 8 1 2 2 0 1 0 0 0 0 0 1 7 11 9.00 1.000																			

Montreal Expos @ Chicago Cubs
Wrigley Field, Chicago, IL
Wed Jul 29 1987, 3:33 AM CDT
Att: 37,019 - Unknown

AB 33
R 3
H 7
RBI 3
BB 1
SO 4
LOB 9



Batter	1	2	3	4	5	6	7	8	9	AB	R	H	RBI	BB	SO	LOB	TOP								
Casey Candaele, S (1.8) OBP: 0.342, SLG: 0.368										4	0	2	2	1	1	2	Montreal Expos @ Chicago Cubs Wrigley Field, Chicago, IL Thu Jul 30 1987, 3:33 AM CDT Att: 28,128 - Unknown								
Mitch Webster, S (1.9) OBP: 0.354, SLG: 0.422										3	0	2	0	2	0	1									
Tim Raines, S (1.7) OBP: 0.418, SLG: 0.507										3	0	0	1	1	0	2									
Tim Wallach, R (1.5) OBP: 0.351, SLG: 0.520										4	1	1	0	1	0	5									
Hubie Brooks, R (1.6) OBP: 0.330, SLG: 0.481										4	1	1	0	1	0	1									
Vance Law, R (1.3) OBP: 0.386, SLG: 0.492										4	1	3	1	1	1	0									
Tom Foley, L (1.4) OBP: 0.305, SLG: 0.394										5	0	1	0	0	2	5									
Mike Fitzgerald, R (1.2) OBP: 0.350, SLG: 0.341									3	2	3	2	1	0	0										
Neal Heaton, L (1.1) OBP: 0.222, SLG: 0.226									2	0	0	0	0	0	4										
Dave Engle, R (8, PH) OBP: 0.266, SLG: 0.300									1	1	1	0	0	0	0										
Tim Burke, R (8, 1) OBP: 0.266, SLG: 0.300									0	0	0	0	0	0	0										
Inning Stats	R: 0 E: 0 K: 1 S: 5	H: 1 LOB: 1 BB: 1 P: 9	R: 1 E: 0 K: 0 S: 4	H: 2 LOB: 1 BB: 1 P: 8	R: 0 E: 0 K: 0 S: 4	H: 1 LOB: 1 BB: 0 P: 4	R: 1 E: 0 K: 0 S: 5	H: 2 LOB: 2 BB: 1 P: 9	R: 1 E: 0 K: 1 S: 7	H: 3 LOB: 2 BB: 1 P: 11	R: 1 E: 0 K: 0 S: 4	H: 1 LOB: 2 BB: 2 P: 12	R: 0 E: 0 K: 2 S: 7	H: 0 LOB: 0 BB: 0 P: 7	R: 2 E: 0 K: 0 S: 3	H: 2 LOB: 0 BB: 2 P: 11	R: 0 E: 0 K: 0 S: 4	H: 2 LOB: 1 BB: 0 P: 4	1B: 9 2B: 5 3B: 0 HR: 0	SF: 1 SAC: 1 DP: 4 HBP: 0	WP: 1 PB: 0 SB: 0 CS: 0	PA: 43			
PITCHER	IP	WLS	BF	H	R	ER	SO	BB	IBB	HBP	BLK	WP	HR	S	P	ERA	WHIP								
Bob Tewksbury, R (1.1) ERA: 7.04	5.0	L	25	9	3	3	2	4	0	0	0	0	0	25	41	5.40	2.600								
Scott Sanderson, R (6, 1) ERA: 4.35	2.0		9	1	1	1	2	2	0	0	0	1	0	11	19	4.50	1.500								
Frank DiPino, L (8, 1) ERA: 3.4	1.2		7	3	2	2	0	2	0	0	0	0	0	5	13	10.80	3.000								
Ed Lynch, R (9, 1) ERA: 4.64	0.1		2	1	0	0	0	0	0	0	0	0	0	2	2	0.00	3.000								

Batter	1	2	3	4	5	6	7	8	9	AB	R	H	RBI	BB	SO	LOB	BOTTOM								
Bob Dernier, R (1.8) OBP: 0.409, SLG: 0.504										4	0	1	0	0	0	1	Montreal Expos @ Chicago Cubs Wrigley Field, Chicago, IL Thu Jul 30 1987, 3:33 AM CDT Att: 28,128 - Unknown								
23 Ryne Sandberg, R (1.4) OBP: 0.375, SLG: 0.493										4	0	2	0	0	0	1									
Andre Dawson, R (1.9) OBP: 0.319, SLG: 0.545										4	0	0	0	0	1	3									
Brian Dayett, R (1.7) OBP: 0.417, SLG: 0.578										2	0	0	0	1	0	2									
Jerry Mumphrey, S (8, PH) OBP: 0.365, SLG: 0.480										1	0	0	0	0	1	0									
Keith Moreland, R (1.5) OBP: 0.293, SLG: 0.440										4	1	2	1	0	0	2									
Manny Trillo, R (1.3) OBP: 0.395, SLG: 0.508										4	0	1	0	0	1	1									
Jim Sundberg, R (1.2) OBP: 0.368, SLG: 0.407										4	0	1	0	0	1	1									
Paul Noce, R (1.6) OBP: 0.284, SLG: 0.383										3	0	0	0	0	2	2									
Bob Tewksbury, R (1.1) Luis Quiñones, S (5, PH) Scott Sanderson, R (8, 1) Rafael Ramirez, S (7, PH) Frank DiPino, L (8, 1) Ed Lynch, R (9, 1)										1	0	0	0	0	1	0									
Inning Stats	R: 0 E: 0 K: 0 S: 4	H: 1 LOB: 2 BB: 1 P: 8	R: 0 E: 0 K: 0 S: 3	H: 0 LOB: 0 BB: 0 P: 3	R: 0 E: 0 K: 2 S: 9	H: 2 LOB: 2 BB: 0 P: 9	R: 0 E: 0 K: 1 S: 6	H: 2 LOB: 1 BB: 0 P: 6	R: 0 E: 0 K: 0 S: 3	H: 1 LOB: 0 BB: 0 P: 3	R: 1 E: 0 K: 0 S: 5	H: 2 LOB: 1 BB: 0 P: 5	R: 0 E: 0 K: 1 S: 5	H: 0 LOB: 0 BB: 0 P: 5	R: 0 E: 0 K: 1 S: 5	H: 0 LOB: 0 BB: 0 P: 5	R: 0 E: 0 K: 2 S: 7	H: 0 LOB: 0 BB: 0 P: 7	1B: 6 2B: 1 3B: 0 HR: 1	SF: 0 SAC: 0 DP: 0 HBP: 0	WP: 0 PB: 0 SB: 0 CS: 3	PA: 34			
PITCHER	IP	WLS	BF	H	R	ER	SO	BB	IBB	HBP	BLK	WP	HR	S	P	ERA	WHIP								
Neal Heaton, L (1.1) ERA: 4.04	7.0	W	28	8	1	1	4	1	0	0	0	0	0	35	39	1.29	1.286								
Tim Burke, R (8, 1) ERA: 1.55	2.0		6	0	0	0	3	0	0	0	0	0	0	12	12	0.00	0.000								

AB	33
R	6
H	14
RBI	6
BB	8
SO	4
LOB	20



Batter	1	2	3	4	5	6	7	8	9	AB	R	H	RBI	BB	SO	LOB	TOP					
Juan Samuel, R OBP: 0.341, SLG: 0.509 (1, 4)	5-3		K		E8 1B				K	5	2	2	0	1	2	2	Philadelphia Phillies @ Chicago Cubs Wrigley Field, Chicago, IL Fri Jul 31 1987, 3:33 AM CDT Att: 32,930 - Unknown					
Rick Schu, R OBP: 0.315, SLG: 0.462 (1, 3)	4-3		K							5	0	2	4	0	1	2						
Von Hayes, L OBP: 0.436, SLG: 0.542 (1, 8)										4	0	0	0	1	1	4						
Mike Schmidt, R OBP: 0.396, SLG: 0.560 (1, 5)	5-3									3	0	1	0	2	1	1						
Glenn Wilson, R OBP: 0.316, SLG: 0.417 Steve Bedrosian, R (8, 1)										5	0	0	0	0	2	5						
Chris James, R OBP: 0.365, SLG: 0.588 (1, 7)	6-3									5	2	4	2	0	0	0						
Lance Parrish, R OBP: 0.286, SLG: 0.358 (1, 2)	F7									5	1	1	0	0	0	2						
Steve Jeltz, S OBP: 0.286, SLG: 0.239 (8, PH)										3	0	1	0	0	1	2						
Greg Gross, L OBP: 0.402, SLG: 0.386 (8, PH)										0	0	0	0	1	0	0						
Luis Aguayo, R OBP: 0.286, SLG: 0.432 (8, 6)										1	0	0	0	0	1	0						
Kevin Gross, R OBP: 0.167, SLG: 0.125 Ron Roenicke, S (6, PH)										1	1	0	0	0	1	1						
Michael Jackson, R OBP: 0.315, SLG: 0.341 Jeff Calhoun, L (8, 1)										0	0	0	0	0	0	0						
Kent Tekulve, R OBP: 0.286, SLG: 0.432 (8, 1)										1	1	0	0	0	0	1						
Milt Thompson, L OBP: 0.340, SLG: 0.436 (8, 8)										1	0	1	0	0	0	0						
Inning Stats	R: 0 E: 0 K: 0 S: 3	H: 0 LOB: 1 BB: 1 P: 7	R: 0 E: 0 K: 0 S: 3	H: 0 LOB: 0 BB: 0 P: 3	R: 0 E: 0 K: 3 S: 10	H: 1 LOB: 1 BB: 0 P: 10	R: 0 E: 0 K: 2 S: 9	H: 2 LOB: 2 BB: 0 P: 9	R: 2 E: 1 K: 1 S: 7	H: 2 LOB: 2 BB: 2 P: 15	R: 1 E: 0 K: 1 S: 6	H: 1 LOB: 0 BB: 0 P: 6	R: 2 E: 1 K: 1 S: 7	H: 2 LOB: 2 BB: 2 P: 15	R: 1 E: 0 K: 2 S: 9	H: 2 LOB: 1 BB: 0 P: 9	1B: 8 2B: 1 3B: 1 HR: 2	SF: 0 SAC: 0 DP: 0 HBP: 0	WP: 0 PB: 0 SB: 1 CS: 0	PA: 46		
PITCHER	IP WLS BF H R ER SO BB IBB HBP BLK WP HR S P ERA WHIP	IP WLS BF H R ER SO BB IBB HBP BLK WP HR S P ERA WHIP	IP WLS BF H R ER SO BB IBB HBP BLK WP HR S P ERA WHIP	IP WLS BF H R ER SO BB IBB HBP BLK WP HR S P ERA WHIP	IP WLS BF H R ER SO BB IBB HBP BLK WP HR S P ERA WHIP	IP WLS BF H R ER SO BB IBB HBP BLK WP HR S P ERA WHIP	IP WLS BF H R ER SO BB IBB HBP BLK WP HR S P ERA WHIP	IP WLS BF H R ER SO BB IBB HBP BLK WP HR S P ERA WHIP	IP WLS BF H R ER SO BB IBB HBP BLK WP HR S P ERA WHIP	IP WLS BF H R ER SO BB IBB HBP BLK WP HR S P ERA WHIP	IP WLS BF H R ER SO BB IBB HBP BLK WP HR S P ERA WHIP	IP WLS BF H R ER SO BB IBB HBP BLK WP HR S P ERA WHIP	IP WLS BF H R ER SO BB IBB HBP BLK WP HR S P ERA WHIP	IP WLS BF H R ER SO BB IBB HBP BLK WP HR S P ERA WHIP	IP WLS BF H R ER SO BB IBB HBP BLK WP HR S P ERA WHIP	IP WLS BF H R ER SO BB IBB HBP BLK WP HR S P ERA WHIP	IP WLS BF H R ER SO BB IBB HBP BLK WP HR S P ERA WHIP	IP WLS BF H R ER SO BB IBB HBP BLK WP HR S P ERA WHIP	IP WLS BF H R ER SO BB IBB HBP BLK WP HR S P ERA WHIP	IP WLS BF H R ER SO BB IBB HBP BLK WP HR S P ERA WHIP	IP WLS BF H R ER SO BB IBB HBP BLK WP HR S P ERA WHIP	IP WLS BF H R ER SO BB IBB HBP BLK WP HR S P ERA WHIP
Jamie Moyer, L ERA: 4.3 (1, 1)	6.0	30	7	4	1	6	3	1	0	0	0	0	0	0	38	54	1.50	1.667				
Scott Sanderson, R ERA: 4.57 (7, 1)	2.0	L	11	3	3	3	2	2	0	0	0	0	0	1	13	21	13.50	2.500				
Ed Lynch, R ERA: 4.69 (9, 1)	1.0	5	2	1	1	2	0	0	0	0	0	0	0	1	9	9	9.00	2.000				

Batter	1	2	3	4	5	6	7	8	9	AB	R	H	RBI	BB	SO	LOB	BOTTOM						
Dave Martinez, L OBP: 0.397, SLG: 0.433 Bob Demier, R OBP: 0.418, SLG: 0.508 (6, PH)	3-1 23 1B HBP			G4-6-3 1-2						1	0	0	0	1	0	1	Philadelphia Phillies @ Chicago Cubs Wrigley Field, Chicago, IL Fri Jul 31 1987, 3:33 AM CDT Att: 32,930 - Unknown						
23 Ryne Sandberg, R OBP: 0.375, SLG: 0.492 (1, 4)	3-1 1B									5	0	2	0	0	2	5							
Leon Durham, L OBP: 0.347, SLG: 0.502 (1, 3)	3-1 1-2 2-3									4	1	1	1	1	0	4							
Andre Dawson, R OBP: 0.318, SLG: 0.549 (1, 9)	F3									5	1	1	1	0	0	6							
Jerry Mumphrey, S OBP: 0.388, SLG: 0.498 (1, 7)	6-3									5	1	3	2	0	0	2							
Keith Moreland, R OBP: 0.299, SLG: 0.453 (1, 5)										5	1	4	1	0	0	0							
Jim Sundberg, R OBP: 0.370, SLG: 0.419 (1, 2)										5	1	2	0	0	0	4							
Paul Noce, R OBP: 0.278, SLG: 0.375 Luis Quinones, S OBP: 0.240, SLG: 0.240 (8, PH)										3	0	0	0	0	2	2							
Luis Quinones, S OBP: 0.240, SLG: 0.240 (9, 6)										2	0	0	0	0	0	2							
Jamie Moyer, L OBP: 0.239, SLG: 0.190 Rafael Palmeiro, L OBP: 0.325, SLG: 0.597 Scott Sanderson, R OBP: 0.167, SLG: 0.227 Manny Trillo, R OBP: 0.392, SLG: 0.504 Ed Lynch, R OBP: 0.091, SLG: 0.091 (1, 1)	4-3									2	0	1	0	0	0	1							
Rafael Palmeiro, L OBP: 0.325, SLG: 0.597 (6, PH)										1	0	0	0	0	0	2							
Scott Sanderson, R OBP: 0.167, SLG: 0.227 (7, 1)										0	0	0	0	0	0	0							
Manny Trillo, R OBP: 0.392, SLG: 0.504 (8, PH)										1	0	0	0	0	0	0							
Ed Lynch, R OBP: 0.091, SLG: 0.091 (9, 1)										0	0	0	0	0	0	0							
Inning Stats	R: 0 E: 0 K: 0 S: 4	H: 1 LOB: 2 BB: 0 P: 5	R: 1 E: 0 K: 0 S: 5	H: 2 LOB: 1 BB: 1 P: 9	R: 1 E: 0 K: 0 S: 5	H: 3 LOB: 1 BB: 0 P: 5	R: 0 E: 0 K: 1 S: 5	H: 1 LOB: 0 BB: 0 P: 5	R: 2 E: 0 K: 1 S: 7	H: 2 LOB: 0 BB: 0 P: 7	R: 1 E: 0 K: 2 S: 9	H: 1 LOB: 3 BB: 2 P: 17	R: 0 E: 0 K: 0 S: 3	H: 1 LOB: 0 BB: 0 P: 3	R: 0 E: 0 K: 0 S: 5	H: 2 LOB: 2 BB: 0 P: 5	R: 0 E: 1 K: 0 S: 5	H: 2 LOB: 2 BB: 0 P: 5	1B: 10 2B: 2 3B: 0 HR: 3	SF: 0 SAC: 0 DP: 1 HBP: 1	WP: 1 PB: 0 SB: 0 CS: 1	PA: 44	
PITCHER	IP WLS BF H R ER SO BB IBB HBP BLK WP HR S P ERA WHIP	IP WLS BF H R ER SO BB IBB HBP BLK WP HR S P ERA WHIP	IP WLS BF H R ER SO BB IBB HBP BLK WP HR S P ERA WHIP	IP WLS BF H R ER SO BB IBB HBP BLK WP HR S P ERA WHIP	IP WLS BF H R ER SO BB IBB HBP BLK WP HR S P ERA WHIP	IP WLS BF H R ER SO BB IBB HBP BLK WP HR S P ERA WHIP	IP WLS BF H R ER SO BB IBB HBP BLK WP HR S P ERA WHIP	IP WLS BF H R ER SO BB IBB HBP BLK WP HR S P ERA WHIP	IP WLS BF H R ER SO BB IBB HBP BLK WP HR S P ERA WHIP	IP WLS BF H R ER SO BB IBB HBP BLK WP HR S P ERA WHIP	IP WLS BF H R ER SO BB IBB HBP BLK WP HR S P ERA WHIP	IP WLS BF H R ER SO BB IBB HBP BLK WP HR S P ERA WHIP	IP WLS BF H R ER SO BB IBB HBP BLK WP HR S P ERA WHIP	IP WLS BF H R ER SO BB IBB HBP BLK WP HR S P ERA WHIP	IP WLS BF H R ER SO BB IBB HBP BLK WP HR S P ERA WHIP	IP WLS BF H R ER SO BB IBB HBP BLK WP HR S P ERA WHIP	IP WLS BF H R ER SO BB IBB HBP BLK WP HR S P ERA WHIP	IP WLS BF H R ER SO BB IBB HBP BLK WP HR S P ERA WHIP	IP WLS BF H R ER SO BB IBB HBP BLK WP HR S P ERA WHIP	IP WLS BF H R ER SO BB IBB HBP BLK WP HR S P ERA WHIP	IP WLS BF H R ER SO BB IBB HBP BLK WP HR S P ERA WHIP	IP WLS BF H R ER SO BB IBB HBP BLK WP HR S P ERA WHIP	IP WLS BF H R ER SO BB IBB HBP BLK WP HR S P ERA WHIP
Kevin Gross, R ERA: 4.24 (1, 1)	5.0	24	9	4	4	2	1	0	0	0	0	0	0	1	0	4	7.20	2.000					
Michael Jackson, R ERA: 4.22 (6, 1)	0.0	2	1	1	1	1	0	0	0	0	0	0	0	1	0	4	∞	∞					
Jeff Calhoun, L ERA: 2.57 (6, 1)	0.2	4	0	0	0	1	2	0	0	0	0	0	0	0	4	12	0.00	3.000					
Kent Tekulve, R ERA: 3.6 (6, 1)	2.0	W	8	3	0	0	0	0	0	0	0	0	0	0	8	8	0.00	1.500					
Steve Bedrosian, R ERA: 2.44 (8, 1)	1.1	S	6	2	0	0	0	0	0	0	0	0	0	0	6	6	0.00	1.500					

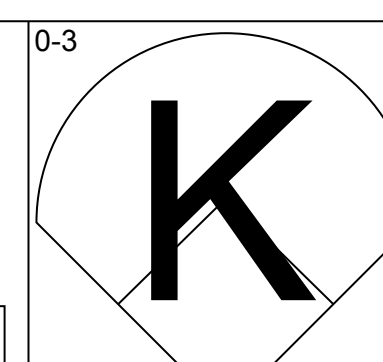
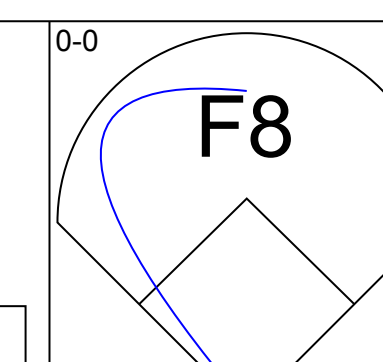
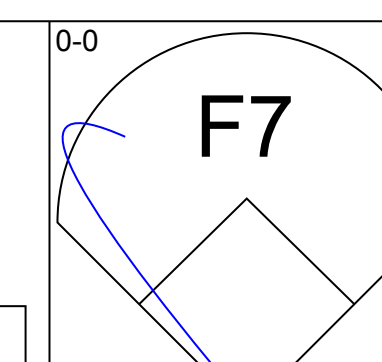
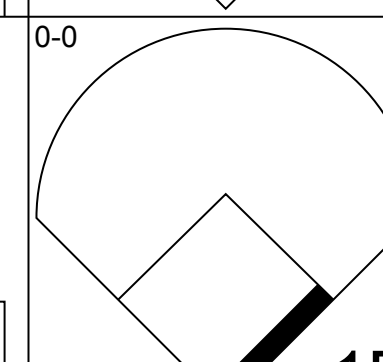
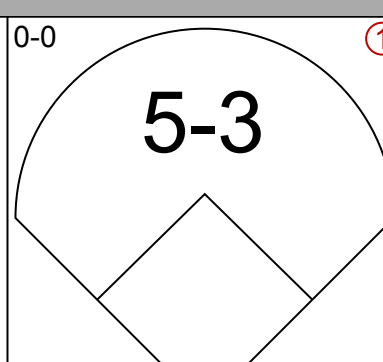
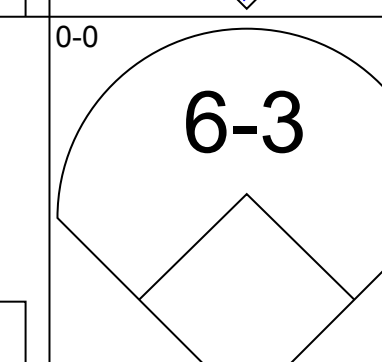
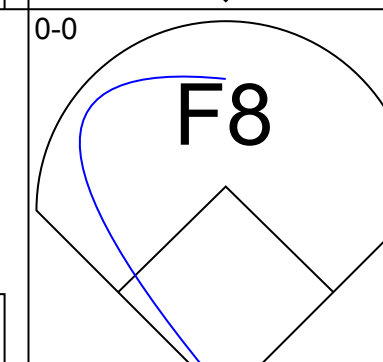
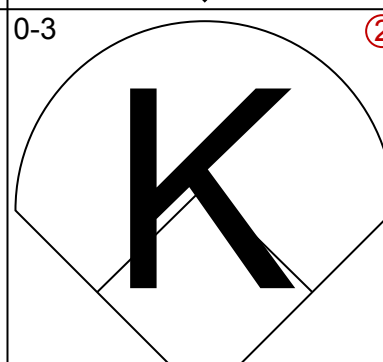
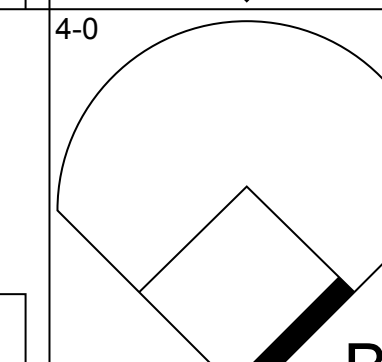
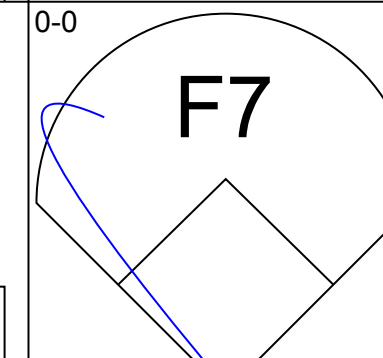
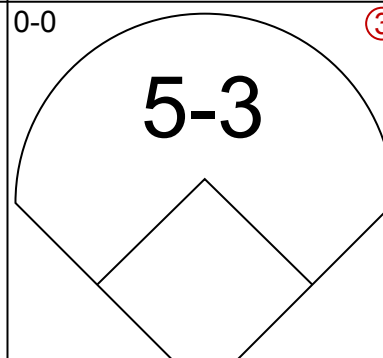
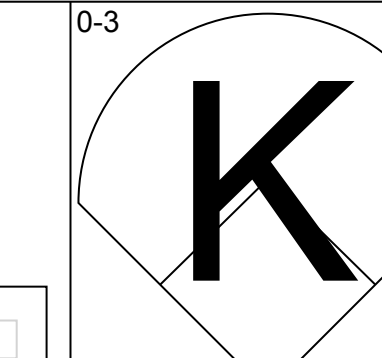
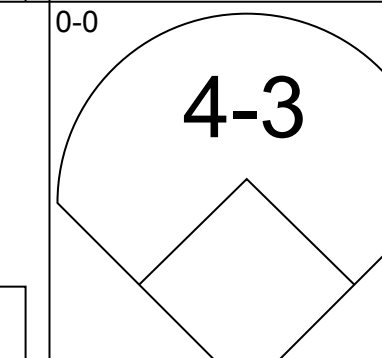
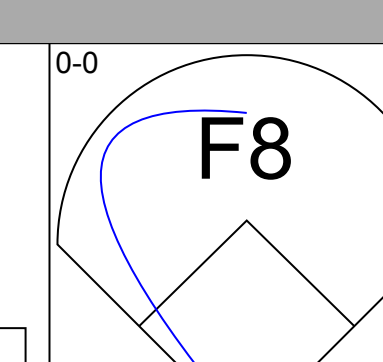
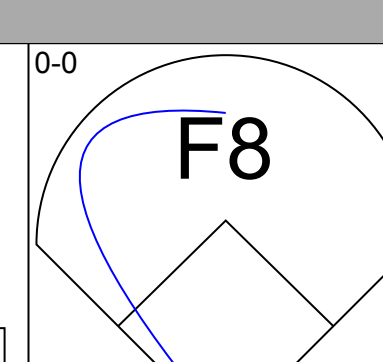
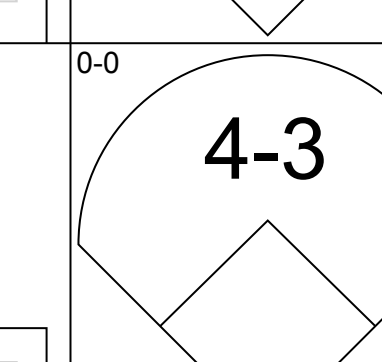
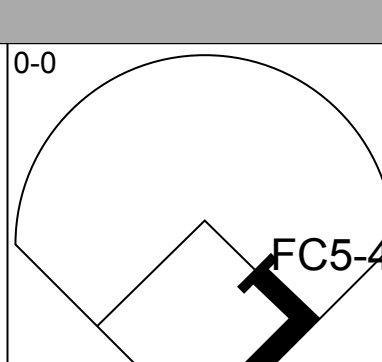
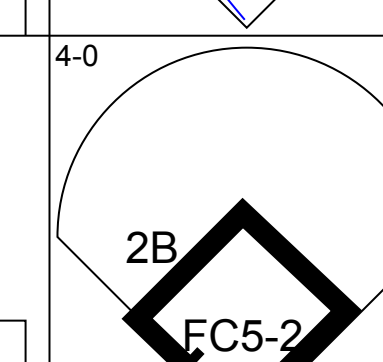
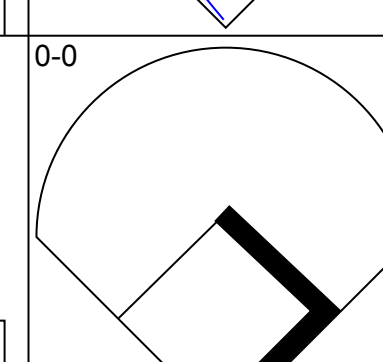
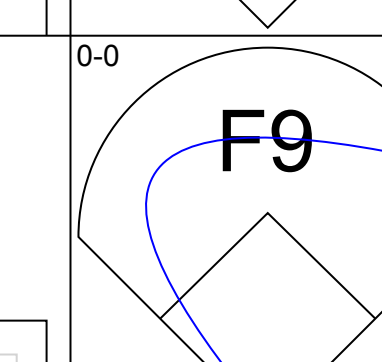
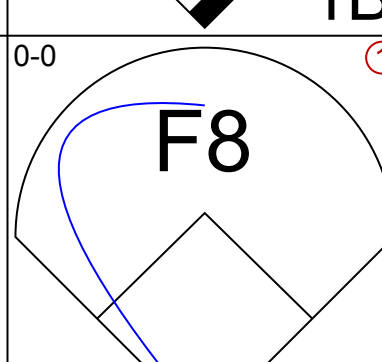
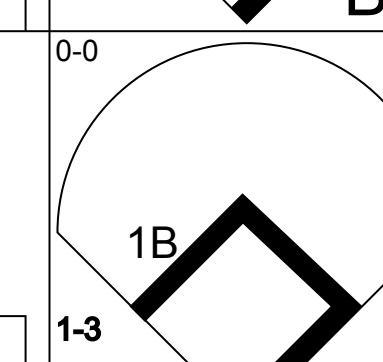
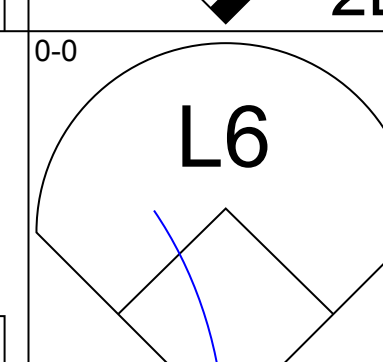
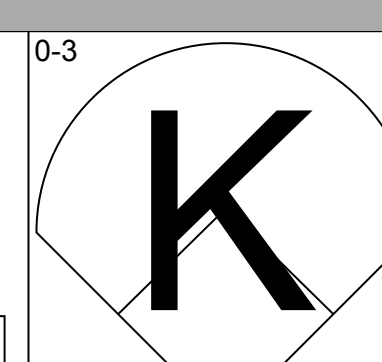
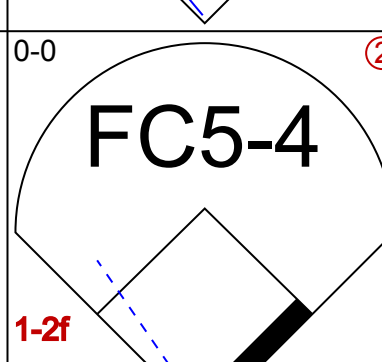
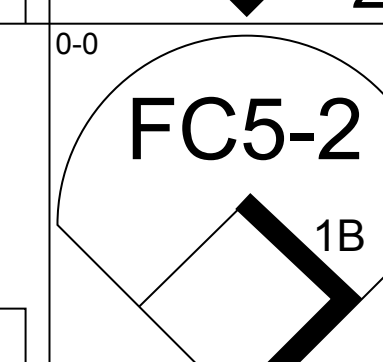
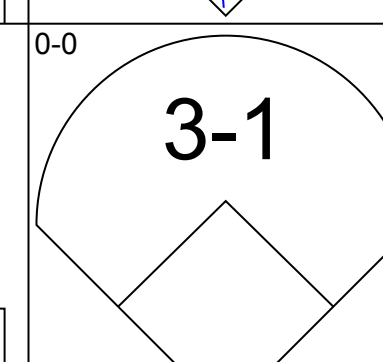
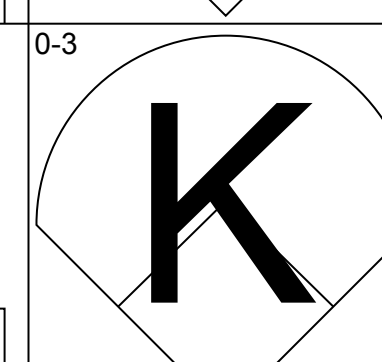
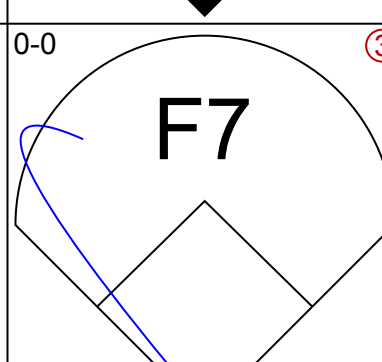
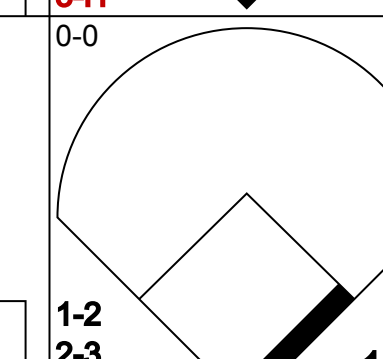
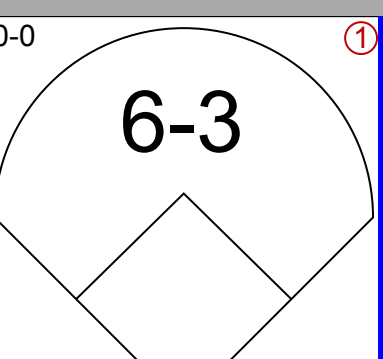
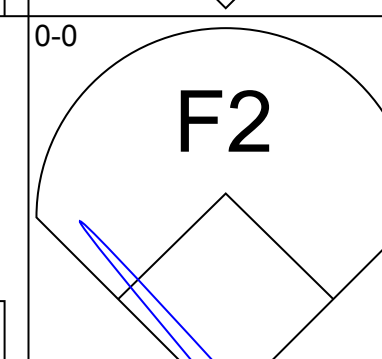


Batter	1	2	3	4	5	6	7	8	9	AB	R	H	RBI	BB	SO	LOB	TOP		
Dave Martinez, L (1, 8) OBP: 0.396, SLG: 0.425	K		F7			K		K	K	5	0	0	0	0	4	4	Chicago Cubs @ Pittsburgh Pirates Three Rivers Stadium, Pittsburgh, PA Mon Aug 03 1987, 7:05 PM EDT Att: 7,281 - Unknown		
23 Ryne Sandberg, R (1, 4) OBP: 0.376, SLG: 0.487	L5			F8					HR	4	1	2	0	0	0	0			
Leon Durham, L (1, 3) OBP: 0.351, SLG: 0.511	4-3			K					HR	4	1	1	2	0	1	2			
Andre Dawson, R (1, 9) OBP: 0.322, SLG: 0.566		3-1		6-3					K	4	0	0	0	0	1	0			
Rafael Palmeiro, L (1, 7) OBP: 0.318, SLG: 0.526	K				F7				HR	4	1	1	1	0	2	0			
Keith Moreland, R (1, 5) OBP: 0.302, SLG: 0.451				6-3					F9	3	0	0	0	1	0	0			
Jody Davis, R (1, 2) OBP: 0.327, SLG: 0.410				5-3					1B	3	1	1	0	1	0	1			
Paul Noce, R (1, 6) OBP: 0.267, SLG: 0.353			5-3						1B	2	0	0	0	1	1	1			
Manny Trillo, R (9, PH) OBP: 0.406, SLG: 0.529						23 1B			1B	0	0	0	0	1	0	0			
Greg Maddux, R (1, 1) Ed Lynch, R (5, 1) Ron Davis, R (6, 1) Frank DiPino, L (7, 1) Bob Tewksbury, R (8, 1)			1-3			F2			1B	1	0	0	0	0	0	0			
Inning Stats	R: 0 E: 0 K: 1 S: 5	H: 0 LOB: 0 BB: 0 P: 5	R: 0 E: 0 K: 1 S: 5	H: 0 LOB: 1 BB: 1 P: 9	R: 0 E: 0 K: 0 S: 3	H: 0 LOB: 0 BB: 0 P: 3	R: 0 E: 0 K: 1 S: 5	H: 0 LOB: 0 BB: 0 P: 5	R: 0 E: 0 K: 1 S: 6	H: 1 LOB: 2 BB: 1 P: 10	R: 0 E: 0 K: 1 S: 5	H: 0 LOB: 0 BB: 0 P: 5	R: 0 E: 0 K: 2 S: 8	H: 1 LOB: 1 BB: 0 P: 8	R: 4 E: 0 K: 2 S: 11	H: 4 LOB: 2 BB: 2 P: 19	1B: 4 2B: 0 3B: 0 HR: 2	SF: 0 SAC: 0 DP: 0 HBP: 0	WP: 1 PA: 37 PB: 0 SB: 0 CS: 0
PITCHER	IP WLS BF H R ER SO BB IBB HBP BLK WP HR S P ERA WHIP																		
Doug Drabek, R (1, 1) ERA: 4.37	8.0 W 30 4 2 2 7 2 0 0 0 0 1 42 50 2.25 0.750																		
Brett Gideon, R (9, 1) ERA: 4.02	0.2 5 1 1 1 1 2 0 0 0 1 1 5 13 13.50 4.500																		
Jim Gott, R (9, 1) ERA: 4.47	0.1 S 2 1 1 1 1 0 0 0 0 0 0 4 4 27.00 3.000																		



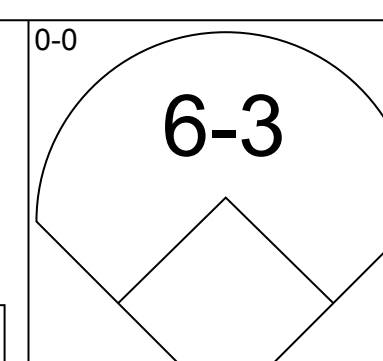
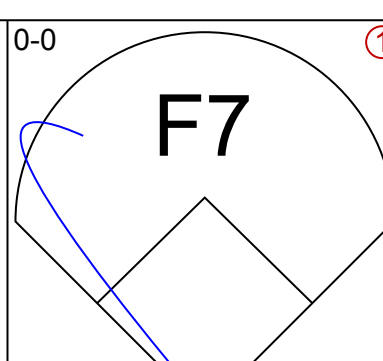
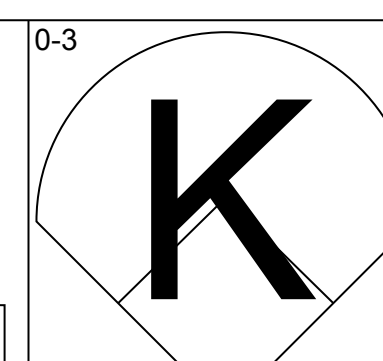
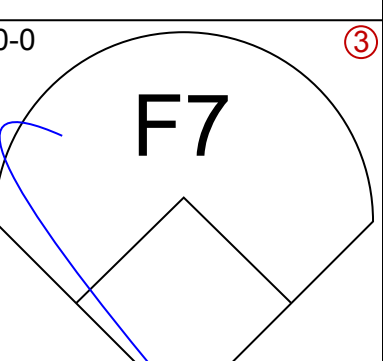
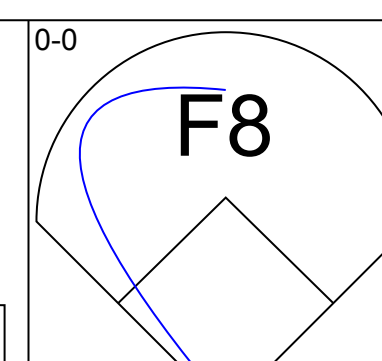
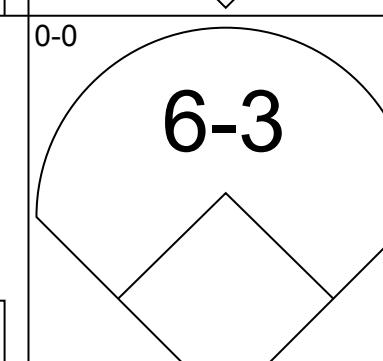
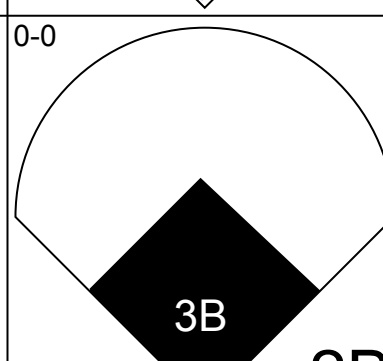
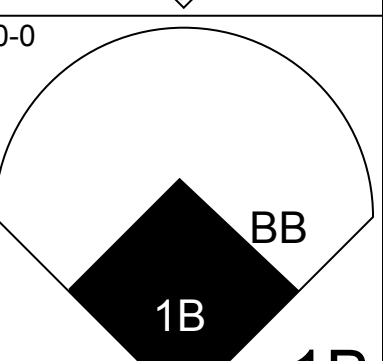
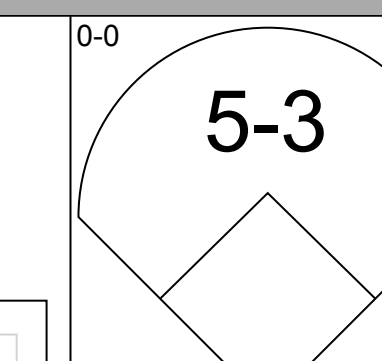
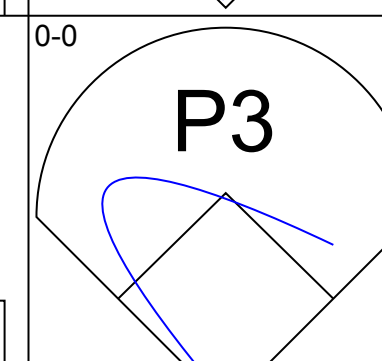
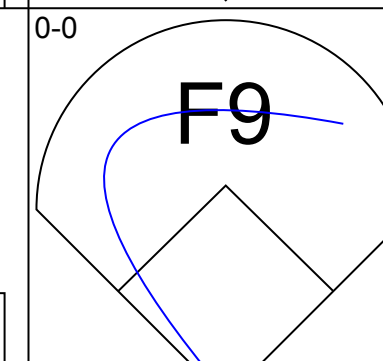
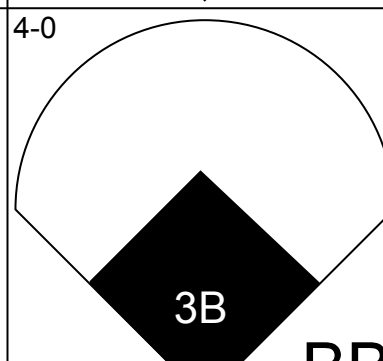
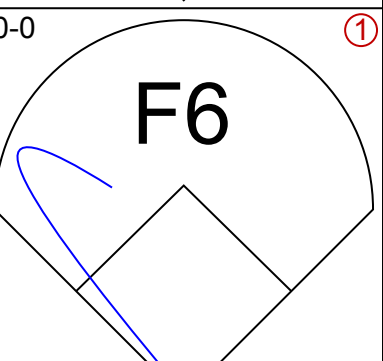
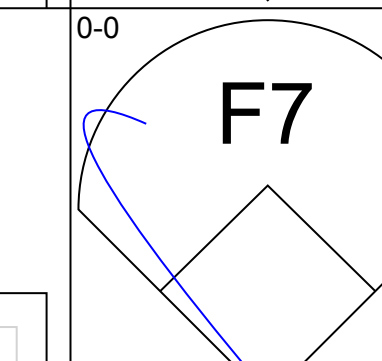
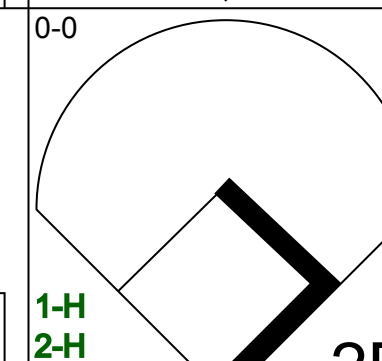
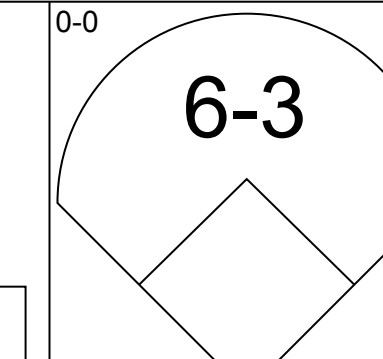
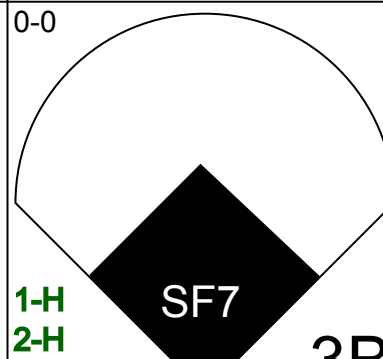
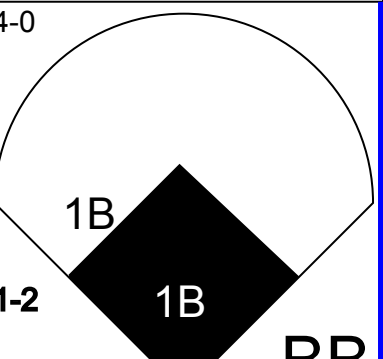
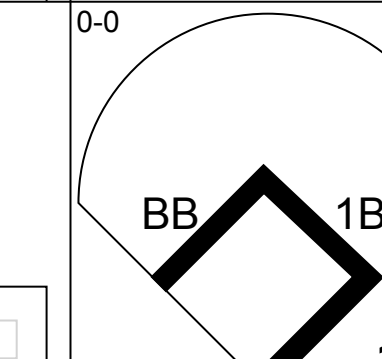
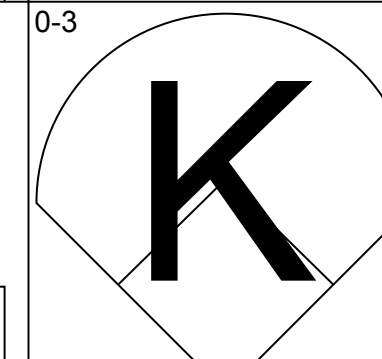
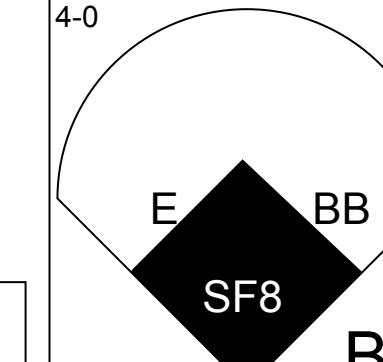
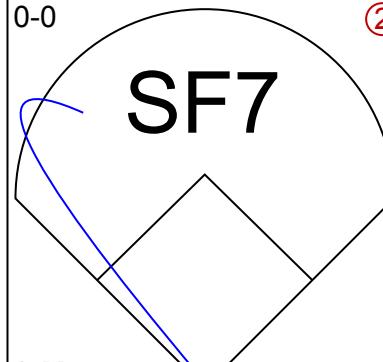
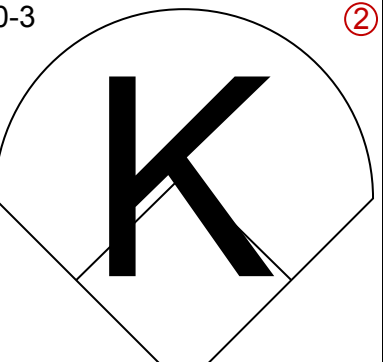
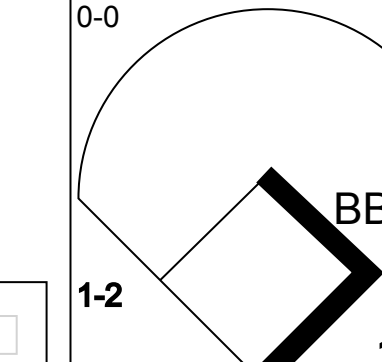
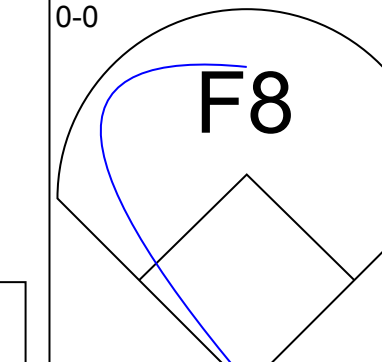
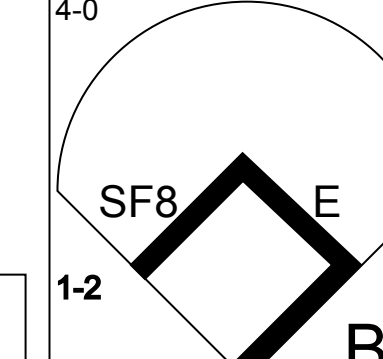
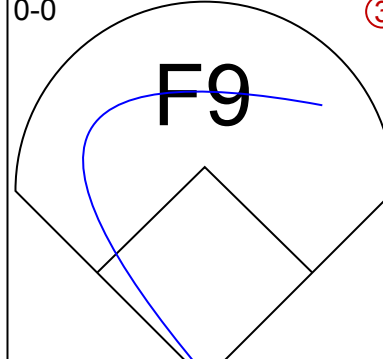
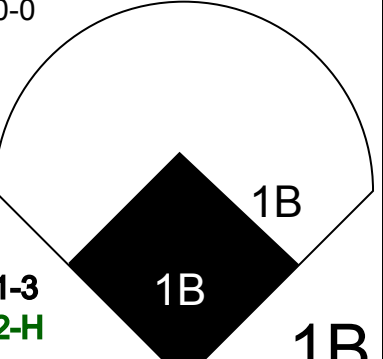
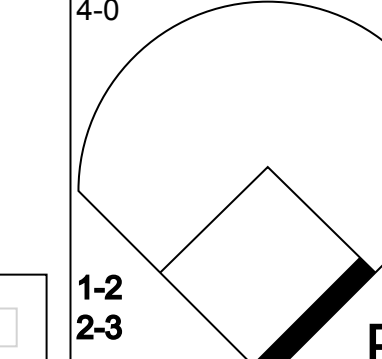

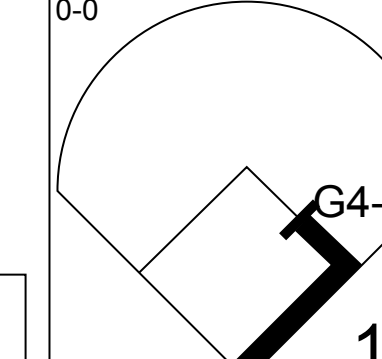
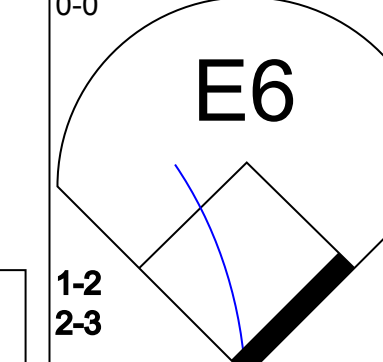
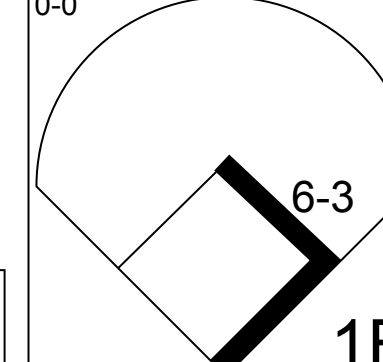
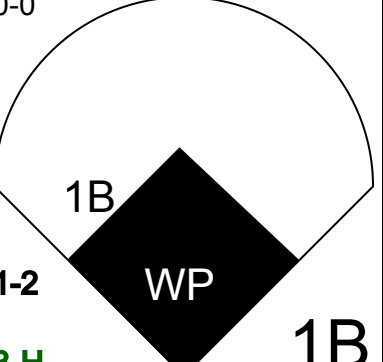
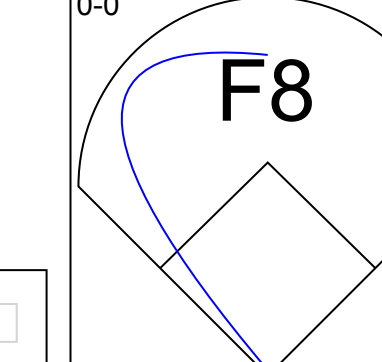

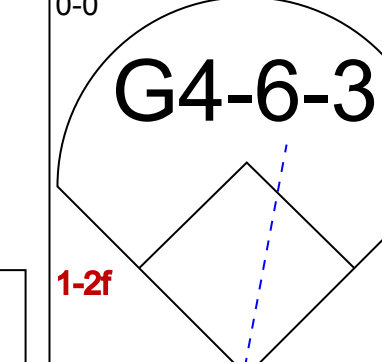
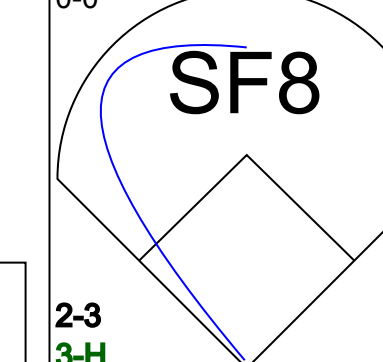
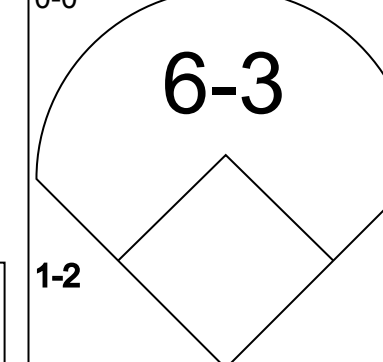
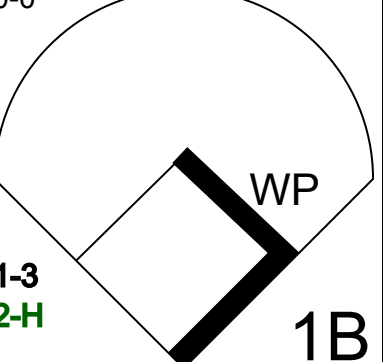
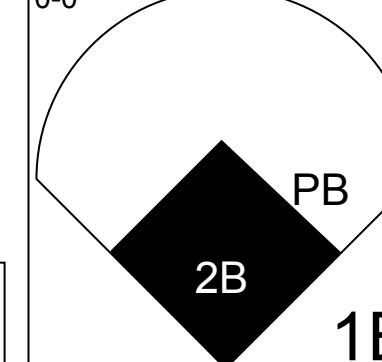
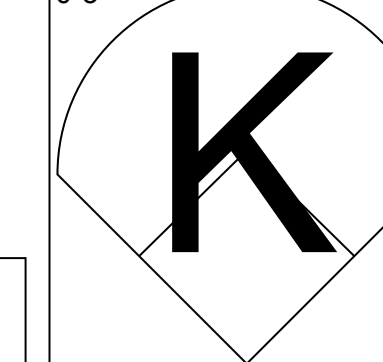
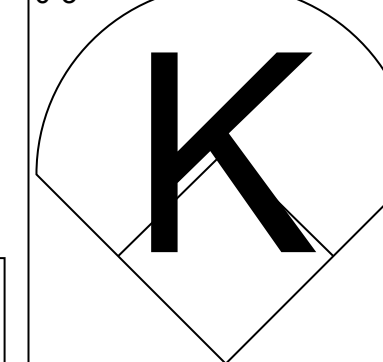
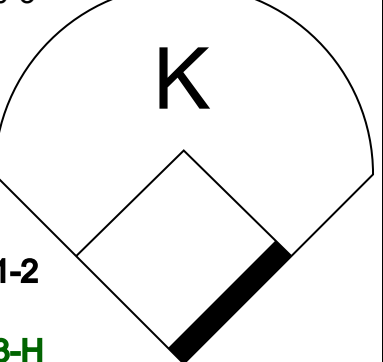
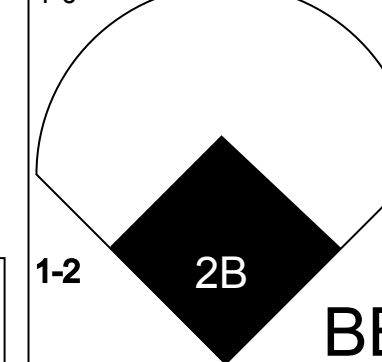
Batter	1	2	3	4	5	6	7	8	9	AB	R	H	RBI	BB	SO	LOB	BOTTOM		
Barry Bonds, L (1, 7) OBP: 0.328, SLG: 0.479	L8		F7		K	K		F8		5	0	1	0	0	2	1	Chicago Cubs @ Pittsburgh Pirates Three Rivers Stadium, Pittsburgh, PA Mon Aug 03 1987, 7:05 PM EDT Att: 7,281 - Unknown		
Andy Van Slyke, L (1, 8) OBP: 0.357, SLG: 0.516	G3		4-3		BB			FC4-6		4	2	2	1	1	0	1			
Johnny Ray, S (1, 4) OBP: 0.325, SLG: 0.352	4-3		F7		1B			FC4-6		4	1	1	0	1	0	2			
Sid Bream, L (1, 3) OBP: 0.350, SLG: 0.444		1B	K		HR			1B		4	2	3	1	0	1	1			
Bobby Bonilla, S (1, 5) OBP: 0.326, SLG: 0.441	F7			F6		HR		K		4	1	1	3	0	1	3			
R.J. Reynolds, S (1, 9) OBP: 0.331, SLG: 0.388	K			S		G4-6-3		BB		2	0	1	0	2	1	1			
Michael LaValliere, L (1, 2) OBP: 0.362, SLG: 0.522		1B		F9		G4-6-3		K		3	0	0	0	1	1	5			
Al Pedrique, R (1, 6) OBP: 0.318, SLG: 0.340		1B		FC6-4		CS		F4		3	0	2	1	1	0	3			
Doug Drabek, R (1, 1) OBP: 0.211, SLG: 0.171		1-3		FC6-4		1B		K		4	0	0	0	0	2	5			
Brett Gideon, R (9, 1) Jim Gott, R (9, 1)										0	0	0	0	0	0	0			
Inning Stats	R: 0 E: 0 K: 0 S: 3	H: 0 LOB: 0 BB: 0 P: 3	R: 1 E: 0 K: 1 S: 7	H: 2 LOB: 2 BB: 1 P: 11	R: 0 E: 0 K: 1 S: 6	H: 1 LOB: 1 BB: 0 P: 6	R: 0 E: 0 K: 0 S: 3	H: 0 LOB: 2 BB: 2 P: 11	R: 4 E: 0 K: 1 S: 7	H: 3 LOB: 0 BB: 2 P: 15	R: 0 E: 0 K: 2 S: 7	H: 1 LOB: 1 BB: 0 P: 7	R: 1 E: 0 K: 2 S: 10	H: 3 LOB: 3 BB: 1 P: 14	R: 0 E: 0 K: 1 S: 6	H: 1 LOB: 1 BB: 0 P: 6	1B: 9 2B: 1 3B: 0 HR: 2	SF: 0 SAC: 0 DP: 2 HBP: 0	WP: 0 PA: 39 PB: 0 SB: 0 CS: 1
PITCHER	IP WLS BF H R ER SO BB IBB HBP BLK WP HR S P ERA WHIP																		
Greg Maddux, R (1, 1) ERA: 4.91	4.1 L 24 6 5 3 3 3 2 0 0 0 0 0 1 25 45 10.38 2.077																		
Ed Lynch, R (5, 1) ERA: 4.59	0.2 1 0 0 0 0 0 0 0 0 0 0 1 1 0.00 0.000																		
Ron Davis, R (6, 1) ERA: 5.85	1.1 8 4 1 1 3 1 0 0 0 0 1 13 17 6.75 3.750																		
Frank DiPino, L (7, 1) ERA: 3.21	0.2 2 0 0 0 1 0 0 0 0 0 0 4 4 0.00 0.000																		
Bob Tewksbury, R (8, 1) ERA: 6.89	1.0 4 1 0 0 1 0 0 0 0 0 0 6 6 0.00 1.000																		



Batter	1	2	3	4	5	6	7	8	9	AB	R	H	RBI	BB	SO	LOB	TOP			
Dave Martinez, L OBP: 0.389, SLG: 0.416										4	0	0	0	0	1	3	Chicago Cubs @ Pittsburgh Pirates Three Rivers Stadium, Pittsburgh, PA Wed Aug 05 1987, 7:05 PM EDT Att: 7,726 - Unknown			
23 Ryne Sandberg, R OBP: 0.382, SLG: 0.487 Luis Quinones, S OBP: 0.233, SLG: 0.207										3	0	2	0	0	0	0				
Leon Durham, L OBP: 0.349, SLG: 0.503										3	0	0	0	1	1	2				
Andre Dawson, R OBP: 0.319, SLG: 0.565 Brian Dayett, R OBP: 0.415, SLG: 0.560										3	0	0	0	0	1	1				
Rafael Palmeiro, L OBP: 0.319, SLG: 0.540										4	0	1	0	0	0	0				
Keith Moreland, R OBP: 0.303, SLG: 0.450										3	0	1	0	1	0	1				
Jody Davis, R OBP: 0.330, SLG: 0.410										4	0	1	0	0	1	2				
Paul Noce, R OBP: 0.259, SLG: 0.342 Jerry Mumphrey, S OBP: 0.357, SLG: 0.490										3	0	0	0	0	1	3				
Jamie Moyer, L OBP: 0.250, SLG: 0.205 Bob Tewksbury, R OBP: 0.407, SLG: 0.488 Jay Baller, R OBP: 0.415, SLG: 0.560										2	0	1	0	0	0	0				
Inning Stats	R: 0 E: 0 K: 1 S: 6	H: 1 LOB: 1 BB: 0 P: 6	R: 0 E: 0 K: 0 S: 5	H: 2 LOB: 3 BB: 1 P: 9	R: 0 E: 0 K: 1 S: 5	H: 0 LOB: 0 BB: 0 P: 5	R: 0 E: 0 K: 0 S: 4	H: 1 LOB: 1 BB: 0 P: 4	R: 0 E: 0 K: 1 S: 5	H: 0 LOB: 0 BB: 0 P: 5	R: 0 E: 0 K: 2 S: 7	H: 0 LOB: 0 BB: 0 P: 7	R: 0 E: 0 K: 0 S: 3	H: 0 LOB: 1 BB: 1 P: 7	R: 0 E: 0 K: 0 S: 4	H: 1 LOB: 1 BB: 0 P: 4		1B: 4 2B: 2 3B: 0 HR: 0	SF: 0 SAC: 0 DP: 0 HBP: 0	WP: 0 PB: 0 SB: 0 CS: 0
PITCHER Brian Fisher, R ERA: 4.44	IP: 9.0 WLS: W BF: 35 H: 6 R: 0 ER: 0 SO: 5 BB: 2 IBB: 0 HBP: 0 BLK: 0 WP: 0 HR: 0 S: 43 P: 51 ERA: 0.00 WHIP: 0.889															PITCHER				

AB	33
R	0
H	6
RBI	0
BB	2
SO	5
LOB	14



Batter	1	2	3	4	5	6	7	8	9	AB	R	H	RBI	BB	SO	LOB	BOTTOM			
Bobby Bonilla, S OBP: 0.322, SLG: 0.433										5	0	0	0	0	1	5	Chicago Cubs @ Pittsburgh Pirates Three Rivers Stadium, Pittsburgh, PA Wed Aug 05 1987, 7:05 PM EDT Att: 7,726 - Unknown			
Al Pedrique, R OBP: 0.319, SLG: 0.343										5	2	2	0	0	0	2				
Andy Van Slyke, L OBP: 0.353, SLG: 0.508 John Cangelosi, S OBP: 0.474, SLG: 0.351										4	1	1	2	1	0	1				
Mike Diaz, R OBP: 0.332, SLG: 0.494 Barry Bonds, L OBP: 0.329, SLG: 0.478										2	1	1	2	1	0	0				
Jim Morrison, R OBP: 0.315, SLG: 0.411										3	1	1	1	1	1	2				
Sid Bream, L OBP: 0.352, SLG: 0.441										3	1	2	1	2	0	0				
Johnny Ray, S OBP: 0.326, SLG: 0.351										5	1	2	1	0	0	6				
Junior Ortiz, R OBP: 0.309, SLG: 0.325										3	1	2	2	0	0	1				
Brian Fisher, R OBP: 0.244, SLG: 0.306										3	1	0	0	1	3	4				
Inning Stats	R: 0 E: 0 K: 0 S: 3	H: 0 LOB: 0 BB: 0 P: 3	R: 1 E: 1 K: 1 S: 6	H: 0 LOB: 2 BB: 2 P: 14	R: 3 E: 0 K: 0 S: 5	H: 2 LOB: 0 BB: 1 P: 9	R: 0 E: 0 K: 2 S: 8	H: 1 LOB: 1 BB: 0 P: 8	R: 4 E: 0 K: 2 S: 12	H: 4 LOB: 2 BB: 1 P: 16	R: 0 E: 0 K: 0 S: 5	H: 2 LOB: 3 BB: 1 P: 9	R: 2 E: 0 K: 1 S: 7	H: 2 LOB: 1 BB: 1 P: 11	R: 0 E: 0 K: 0 S: 3	H: 1 LOB: 0 BB: 0 P: 3		1B: 9 2B: 2 3B: 1 HR: 0	SF: 2 SAC: 0 DP: 1 HBP: 0	WP: 1 PB: 1 SB: 0 CS: 0
PITCHER Jamie Moyer, L ERA: 4.61 Bob Tewksbury, R ERA: 6.7 Jay Baller, R ERA: 21.0	IP: 4.2 WLS: L BF: 25 H: 4 R: 8 ER: 7 SO: 4 BB: 4 IBB: 0 HBP: 0 BLK: 0 WP: 1 HR: 0 S: 29 P: 45 ERA: 13.50 WHIP: 2.143															PITCHER				



Batter	1	2	3	4	5	6	7	8	9	AB	R	H	RBI	BB	SO	LOB	TOP																						
Dave Martinez, L (1, 8) OBP: 0.389, SLG: 0.416 Bob Demier, R (7, PH) OBP: 0.408, SLG: 0.488	G3		5-3					4-3		3	0	1	0	0	0	0																							
23 Ryne Sandberg, R (1, 4) OBP: 0.350, SLG: 0.481	K		L6						G3	4	0	0	0	1	1	2																							
Leon Durham, L (1, 3) OBP: 0.349, SLG: 0.502 Manny Trillo, R (7, PH) OBP: 0.411, SLG: 0.532	F8			4-3						3	0	1	0	0	0	0																							
Andre Dawson, R (1, 9) OBP: 0.322, SLG: 0.579		HR		HR						4	2	2	2	1	0	2																							
Jerry Mumphrey, S (1, 7) OBP: 0.385, SLG: 0.491 Frank DiPino, L (7, 1) Jay Baller, R (8, 1) Jody Davis, R (9, PH) OBP: 0.330, SLG: 0.409 Lee Smith, R (9, 1)				4-3						4	0	1	0	0	1	4																							
Keith Moreland, R (1, 5) OBP: 0.304, SLG: 0.461										4	2	2	1	0	1	1																							
Jim Sundberg, R (1, 2) OBP: 0.358, SLG: 0.394										4	1	1	0	0	0	1																							
Paul Noce, R (1, 6) OBP: 0.256, SLG: 0.338 Luis Quinones, S (7, PH) OBP: 0.250, SLG: 0.226										2	0	0	0	0	0	1																							
Les Lancaster, R (1, 1) OBP: 0.050, SLG: 0.050 Rafael Palmeiro, L (7, PH) OBP: 0.319, SLG: 0.540 Brian Dayett, R (7, 7) OBP: 0.416, SLG: 0.559										2	0	1	0	0	0	0																							
Inning Stats	R: 0 E: 0 K: 1 S: 5	H: 0 LOB: 0 BB: 0 P: 5	R: 1 E: 0 K: 0 S: 5	H: 2 LOB: 1 BB: 0 P: 5	R: 0 E: 0 K: 0 S: 3	H: 0 LOB: 0 BB: 0 P: 3	R: 1 E: 0 K: 1 S: 6	H: 1 LOB: 0 BB: 0 P: 6	R: 0 E: 0 K: 0 S: 5	H: 2 LOB: 2 BB: 0 P: 5	R: 0 E: 0 K: 1 S: 5	H: 1 LOB: 1 BB: 0 P: 5	R: 3 E: 0 K: 1 S: 9	H: 4 LOB: 3 BB: 2 P: 17	R: 1 E: 0 K: 0 S: 5	H: 2 LOB: 1 BB: 0 P: 5	R: 0 E: 0 K: 0 S: 4	H: 1 LOB: 1 BB: 0 P: 4	1B: 8 2B: 3 3B: 0 HR: 3	SF: 1 SAC: 0 DP: 1 HBP: 0	WP: 0 PB: 0 SB: 0 CS: 1	PA: 41																	
PITCHER	IP	WLS	BF	H	R	ER	SO	BB	IBB	HBP	BLK	WP	HR	S	P	ERA	WHIP	PITCHER				IP	WLS	BF	H	R	ER	SO	BB	IBB	HBP	BLK	WP	HR	S	P	ERA	WHIP	
Terry Leach, R (1, 1) ERA: 2.85	6.0		26	9	5	5	3	0	0	0	0	0	2	32	32	7.50	1.500																						
Jesse Orosco, L (7, 1) ERA: 4.74	1.0		6	1	0	0	1	1	1	0	0	0	0	6	14	0.00	2.000																						
Roger McDowell, R (8, 1) ERA: 3.88	2.0	W	9	3	1	1	0	0	0	0	0	0	1	9	9	4.50	1.500																						

Chicago Cubs @ New York Mets
Shea Stadium, Flushing, NY
Thu Aug 06 1987, 7:05 PM EDT
Att: 37,584 - Unknown

AB 38
R 6
H 13
RBI 6
BB 2
SO 4
LOB 15



Batter	1	2	3	4	5	6	7	8	9	AB	R	H	RBI	BB	SO	LOB	BOTTOM																						
Lenny Dykstra, L (1, 8) OBP: 0.350, SLG: 0.463 Roger McDowell, R (8, 1) OBP: 0.333, SLG: 0.364 Lee Mazzilli, S (9, PH) OBP: 0.414, SLG: 0.484	F5	P3								4	1	1	0	0	0	2																							
Wally Backman, S (1, 4) OBP: 0.305, SLG: 0.283 Tim Teufel, R (7, PH) OBP: 0.420, SLG: 0.593	F7									3	0	1	1	0	0	0																							
Keith Hernandez, L (1, 3) OBP: 0.388, SLG: 0.439	HR									4	1	1	1	1	2	2																							
Darryl Strawberry, L (1, 9) OBP: 0.405, SLG: 0.591	HR									5	2	3	3	0	2	1																							
Kevin McReynolds, R (1, 7) OBP: 0.337, SLG: 0.505	F7									4	0	2	1	1	0	0																							
Gary Carter, R (1, 2) OBP: 0.293, SLG: 0.417										4	0	0	0	0	1	2																							
Howard Johnson, S (1, 5) OBP: 0.362, SLG: 0.533										3	1	1	1	1	0	1																							
Rafael Santana, R (1, 6) OBP: 0.309, SLG: 0.364										4	0	1	0	0	1	1																							
Terry Leach, R (1, 1) OBP: 0.107, SLG: 0.074 Jesse Orosco, R (7, 1) Mookie Wilson, S (7, PH) OBP: 0.345, SLG: 0.447										2	0	1	0	0	0	0																							
Inning Stats	R: 2 E: 0 K: 0 S: 5	H: 2 LOB: 0 BB: 0 P: 5	R: 1 E: 0 K: 1 S: 7	H: 2 LOB: 1 BB: 0 P: 7	R: 0 E: 0 K: 2 S: 7	H: 0 LOB: 0 BB: 0 P: 7	R: 0 E: 0 K: 0 S: 2	H: 0 LOB: 0 BB: 1 P: 6	R: 1 E: 0 K: 1 S: 7	H: 2 LOB: 1 BB: 0 P: 7	R: 1 E: 0 K: 0 S: 5	H: 2 LOB: 1 BB: 0 P: 5	R: 1 E: 1 K: 1 S: 7	H: 2 LOB: 1 BB: 0 P: 7	R: 0 E: 0 K: 1 S: 6	H: 1 LOB: 2 BB: 1 P: 10	R: 1 E: 0 K: 0 S: 3	H: 2 LOB: 3 BB: 2 P: 11	1B: 9 2B: 2 3B: 0 HR: 3	SF: 0 SAC: 1 DP: 1 HBP: 0	WP: 0 PB: 0 SB: 0 CS: 0	PA: 41																	
PITCHER	IP	WLS	BF	H	R	ER	SO	BB	IBB	HBP	BLK	WP	HR	S	P	ERA	WHIP	PITCHER				IP	WLS	BF	H	R	ER	SO	BB	IBB	HBP	BLK	WP	HR	S	P	ERA	WHIP	
Les Lancaster, R (1, 1) ERA: 4.87	6.0		26	8	5	5	4	1	0	0	0	0	3	33	37	7.50	1.500																						
Frank DiPino, L (7, 1) ERA: 3.22	1.0		5	2	1	1	1	0	0	0	0	0	0	7	7	9.00	2.000																						
Jay Baller, R (8, 1) ERA: 15.75	1.0		5	1	0	0	1	1	0	0	0	0	0	6	10	0.00	2.000																						
Lee Smith, R (9, 1) ERA: 2.69	0.1	L	5	2	1	1	0	1	1	0	0	0	0	3	11	27.00	9.000																						

Chicago Cubs @ New York Mets
Shea Stadium, Flushing, NY
Thu Aug 06 1987, 7:05 PM EDT
Att: 37,584 - Unknown

AB 36
R 7
H 13
RBI 7
BB 4
SO 6
LOB 11



Batter	1	2	3	4	5	6	7	8	9	AB	R	H	RBI	BB	SO	LOB	TOP					
Dave Martinez, L (1, 8) OBP: 0.384, SLG: 0.410	0-0 4-3		0-3 K		0-0 4-3			0-0 F7		4	0	0	0	0	1	1	Chicago Cubs @ New York Mets Shea Stadium, Flushing, NY Fri Aug 07 1987, 7:05 PM EDT Att: 43,440 - Unknown					
23 Ryne Sandberg, R (1, 4) OBP: 0.378, SLG: 0.488	0-3 K		0-0 F9			0-0 1-3		0-0 HR		4	1	1	1	0	1	1						
Leon Durham, L (1, 3) OBP: 0.345, SLG: 0.496	0-0 F7			0-3 K		0-0 F5		0-0 F8		4	0	0	0	0	1	0						
Andre Dawson, R (1, 9)		4-0 E S BB		4-0 2B BB		0-3 K		0-3 K		2	0	0	0	2	2	0						
Rafael Palmeiro, L (1, 7) OBP: 0.327, SLG: 0.549	0-0 F8		0-0 FC5-2 1-3 2B			0-0 1B 1B		0-0 G3		4	0	2	0	0	0	1						
Keith Moreland, R (1, 5) OBP: 0.302, SLG: 0.456	0-0 F7		0-0 FC5-2			0-0 F8		0-0 6-3		4	0	0	0	0	0	4						
Jody Davis, R (1, 2) OBP: 0.329, SLG: 0.407	0-3 K		0-3 K			0-0 1-3 1B		0-0 F8		4	0	1	0	0	2	3						
Luis Quinones, S (1, 6) OBP: 0.257, SLG: 0.212			4-0 FC2-6 BB		0-3 K		0-3 K			2	0	0	0	1	2	2						
Rick Sutcliffe, L (1, 1) OBP: 0.209, SLG: 0.183 Jerry Mumphrey, S (7, PH) OBP: 0.363, SLG: 0.488 Ed Lynch, R (7, 1) OBP: 0.091, SLG: 0.091			0-0 FC2-6 PB		0-3 K		0-3 K			2	0	0	0	0	1	1						
Inning Stats	R: 0 E: 0 K: 1 S: 5	H: 0 LOB: 0 BB: 0 P: 5	R: 0 E: 0 K: 1 S: 5	H: 0 LOB: 1 BB: 1 P: 9	R: 0 E: 0 K: 1 S: 5	H: 0 LOB: 1 BB: 1 P: 9	R: 0 E: 0 K: 2 S: 8	H: 1 LOB: 2 BB: 1 P: 12	R: 0 E: 0 K: 1 S: 7	H: 0 LOB: 0 BB: 0 P: 7	R: 0 E: 0 K: 1 S: 5	H: 0 LOB: 0 BB: 0 P: 5	R: 0 E: 0 K: 2 S: 9	H: 2 LOB: 2 BB: 0 P: 9	R: 1 E: 0 K: 1 S: 6	H: 1 LOB: 0 BB: 0 P: 6	R: 0 E: 0 K: 0 S: 3	H: 0 LOB: 0 BB: 0 P: 3	1B: 2 2B: 1 3B: 0 HR: 1	SF: 0 SAC: 0 DP: 0 HBP: 0	WP: 0 PB: 1 SB: 1 CS: 0	PA: 34
PITCHER Ron Darling, R (1, 1) ERA: 4.42	IP: 9.0 WLS: W BF: 34 H: 4 R: 1 ER: 1 SO: 11 BB: 3 IBB: 0 HBP: 0 BLK: 0 WP: 0 HR: 1 S: 53 P: 65 ERA: 1.00 WHIP: 0.778															PITCHER						

AB	31
R	1
H	4
RBI	1
BB	3
SO	11
LOB	15



Batter	1	2	3	4	5	6	7	8	9	AB	R	H	RBI	BB	SO	LOB	BOTTOM			
Lenny Dykstra, L (1, 8) OBP: 0.349, SLG: 0.460	0-3 K		0-3 K		0-0 CS F8 1B	0-0 F9				4	0	1	0	0	2	0	Chicago Cubs @ New York Mets Shea Stadium, Flushing, NY Fri Aug 07 1987, 7:05 PM EDT Att: 43,440 - Unknown			
Wally Backman, S (1, 4) OBP: 0.308, SLG: 0.287	0-0 S 1B 1B		0-0 S 2B 1B		0-0 F8 1-2		0-0 3-1			4	1	2	0	0	0	1				
Keith Hernandez, L (1, 3) OBP: 0.389, SLG: 0.442	0-3 K		0-0 1-H 1B 2B		0-0 2-3 2B 1B		0-0 F8			4	1	2	1	0	1	1				
Darryl Strawberry, L (1, 9) OBP: 0.408, SLG: 0.591	0-0 2-H 1B		4-0 1B IBB		4-0 1-2 2B IBB		0-0 F7			2	1	1	0	2	0	0				
Kevin McReynolds, R (1, 7) OBP: 0.341, SLG: 0.510		0-0 6-3	0-0 1-2 2-H 1B		0-0 1-H 2-H 2B		0-0 HR 1B			4	1	3	2	0	0	0				
Gary Carter, R (1, 2) OBP: 0.295, SLG: 0.425		4-0 3B BB		0-0 F8	0-0 F9		0-0 HR			3	2	1	2	1	0	1				
Howard Johnson, S (1, 5) OBP: 0.361, SLG: 0.535	0-0 1-H F7-2 3B		0-0 F9		0-0 1-3		0-3 K			4	0	1	1	0	1	0				
Rafael Santana, R (1, 6) OBP: 0.312, SLG: 0.374	0-0 F7-2		4-0 FC6-4 BB		0-0 HR		0-3 K			3	1	1	1	1	1	1				
Ron Darling, R (1, 1) OBP: 0.173, SLG: 0.240			0-3 K		0-0 FC6-4		0-0 5-3			4	0	0	0	0	2	1				
Inning Stats	R: 0 E: 0 K: 2 S: 8	H: 2 LOB: 2 BB: 0 P: 8	R: 1 E: 0 K: 0 S: 3	H: 1 LOB: 0 BB: 1 P: 7	R: 1 E: 0 K: 2 S: 9	H: 3 LOB: 2 BB: 1 P: 13	R: 0 E: 0 K: 0 S: 3	H: 0 LOB: 1 BB: 1 P: 7	R: 2 E: 0 K: 0 S: 5	H: 3 LOB: 1 BB: 1 P: 9	R: 1 E: 0 K: 0 S: 4	H: 1 LOB: 0 BB: 0 P: 4	R: 0 E: 0 K: 0 S: 3	H: 0 LOB: 0 BB: 0 P: 3	R: 2 E: 0 K: 3 S: 11	H: 2 LOB: 0 BB: 0 P: 11	1B: 7 2B: 3 3B: 1 HR: 2	SF: 0 SAC: 0 DP: 1 HBP: 0	WP: 1 PB: 0 SB: 2 CS: 1	PA: 36
PITCHER Rick Sutcliffe, R (1, 1) ERA: 3.42 Ed Lynch, R (7, 1) ERA: 4.7	IP: 6.0 WLS: L BF: 28 H: 10 R: 5 ER: 5 SO: 4 BB: 2 IBB: 2 HBP: 0 BLK: 0 WP: 0 HR: 1 S: 32 P: 48 ERA: 7.50 WHIP: 2.000															PITCHER				

AB	32
R	7
H	12
RBI	7
BB	4
SO	7
LOB	5



Batter	1	2	3	4	5	6	7	8	9	AB	R	H	RBI	BB	SO	LOB	TOP				
Dave Martinez, L (1.8) OBP: 0.386, SLG: 0.412										6	0	3	2	0	2	0					
23 Ryne Sandberg, R (1.4) OBP: 0.391, SLG: 0.489										5	1	3	0	0	0	4					
Rafael Palmeiro, L (1.3) OBP: 0.320, SLG: 0.531										5	0	1	0	0	1	4					
Andre Dawson, R (1.9) OBP: 0.324, SLG: 0.574										5	1	2	0	0	0	2					
Jerry Mumphrey, S (1.7) OBP: 0.388, SLG: 0.500										5	1	3	1	0	0	2					
Keith Moreland, R (1.5) OBP: 0.305, SLG: 0.455										3	0	1	0	2	0	2					
Luis Quiñones, S (1.6) Lee Smith, R (8.1)										4	1	1	2	1	0	5					
Jim Sundberg, R (1.2) OBP: 0.351, SLG: 0.384										5	1	1	0	0	2	7					
Mike Mason, L (1.1) Frank DiPino, L (6.1)										2	0	1	0	1	1	0					
Leon Durham, L (7. PH) Jay Baller, R (7.1)										1	0	0	0	0	0	3					
Paul Noce, R (8.6) OBP: 0.254, SLG: 0.335										1	0	0	0	0	0	0					
Inning Stats	R: 0 E: 0 K: 0 S: 4	H: 2 LOB: 1 BB: 0 P: 4	R: 0 E: 0 K: 0 S: 3	H: 0 LOB: 0 BB: 0 P: 3	R: 1 E: 0 K: 0 S: 5	H: 3 LOB: 1 BB: 0 P: 5	R: 3 E: 0 K: 1 S: 9	H: 4 LOB: 2 BB: 1 P: 13	R: 0 E: 0 K: 2 S: 8	H: 1 LOB: 1 BB: 0 P: 8	R: 0 E: 0 K: 0 S: 5	H: 2 LOB: 3 BB: 1 P: 9	R: 1 E: 0 K: 0 S: 6	H: 3 LOB: 3 BB: 0 P: 10	R: 0 E: 0 K: 2 S: 7	H: 0 LOB: 0 BB: 0 P: 7	1B: 13 2B: 4 3B: 0 HR: 0	SF: 0 SAC: 0 DP: 2 HBP: 0	WP: 1 PB: 0 SB: 0 CS: 0	PA: 46	
PITCHER	IP WLS BF H R ER SO BB IBB HBP BLK WP HR S P ERA WHIP	3.1 L 16 8 4 4 0 0 0 0 0 0 0 0 16 16 10.80 2.400	0.2 4 1 0 0 1 1 0 0 0 0 1 0 5 9 0.00 3.000	2.0 10 2 0 0 3 0 1 0 0 0 0 0 15 19 0.00 1.000	2.0 13 5 1 1 0 1 1 0 0 0 0 0 11 19 4.50 3.000	1.0 3 0 0 0 2 0 0 0 0 0 0 0 7 7 0.00 0.000															

Chicago Cubs @ New York Mets
Shea Stadium, Flushing, NY
Sat Aug 08 1987, 7:05 PM EDT
Att: 47,893 - Unknown

AB	42
R	5
H	16
RBI	5
BB	4
SO	6
LOB	29



Batter	1	2	3	4	5	6	7	8	9	AB	R	H	RBI	BB	SO	LOB	BOTTOM			
Mookie Wilson, S (1.8) OBP: 0.339, SLG: 0.441										4	0	0	1	0	1	6				
23 Jesse Orosco, R (9.1)										0	0	0	0	0	0	0				
Tim Lincecum, R (1.4) Wally Backman, S (7. PH)										3	0	0	0	0	0	2				
Keith Hernandez, L (1.3) OBP: 0.389, SLG: 0.440										4	0	1	0	1	2	0				
Darryl Strawberry, L (1.9) Lee Mazzilli, S (2. PR)										0	0	0	0	0	0	0				
Kevin McReynolds, R (1.7) OBP: 0.337, SLG: 0.504										5	1	0	0	0	1	4				
Gary Carter, R (1.2) OBP: 0.302, SLG: 0.425										2	1	1	0	3	0	1				
Howard Johnson, S (1.5) OBP: 0.360, SLG: 0.532										4	1	1	1	0	1	5				
Rafael Santana, R (1.6) OBP: 0.317, SLG: 0.379										4	0	3	1	0	0	0				
Don Schulte, R (1.1) Jeff Innis, R (4.1)										0	0	0	0	1	0	0				
Bill Almon, R (4. PH) Randy Myers, L (5.1)										0	0	0	0	0	0	0				
Lee Mazzilli, S (3.9)										3	0	0	0	1	2	3				
Inning Stats	R: 0 E: 0 K: 1 S: 5	H: 0 LOB: 0 BB: 0 P: 5	R: 3 E: 0 K: 0 S: 5	H: 2 LOB: 2 BB: 2 P: 14	R: 0 E: 0 K: 0 S: 2	H: 0 LOB: 0 BB: 1 P: 6	R: 0 E: 0 K: 1 S: 6	H: 1 LOB: 2 BB: 1 P: 10	R: 0 E: 0 K: 2 S: 7	H: 0 LOB: 0 BB: 0 P: 7	R: 0 E: 0 K: 0 S: 5	H: 2 LOB: 3 BB: 1 P: 9	R: 0 E: 0 K: 1 S: 5	H: 0 LOB: 1 BB: 1 P: 9	R: 0 E: 0 K: 1 S: 5	H: 0 LOB: 1 BB: 1 P: 9	1B: 6 2B: 0 3B: 0 HR: 0	SF: 1 SAC: 0 DP: 1 HBP: 1	WP: 0 PB: 0 SB: 1 CS: 0	PA: 42
PITCHER	IP WLS BF H R ER SO BB IBB HBP BLK WP HR S P ERA WHIP	5.2 W 26 5 3 3 4 0 4 0 1 0 0 29 46 4.76 1.588	0.1 2 0 0 0 0 1 0 0 0 0 0 0 1 5 0.00 3.000	1.0 6 1 0 0 2 2 0 0 0 0 0 0 8 16 0.00 3.000	2.0 S 8 0 0 0 2 2 0 0 0 0 0 0 10 18 0.00 1.000															

Chicago Cubs @ New York Mets
Shea Stadium, Flushing, NY
Sat Aug 08 1987, 7:05 PM EDT
Att: 47,893 - Unknown

AB	31
R	3
H	6
RBI	3
BB	9
SO	8
LOB	24



Batter	1	2	3	4	5	6	7	8	9	AB	R	H	RBI	BB	SO	LOB	TOP				
Dave Martinez, L (1, 8) OBP: 0.384, SLG: 0.408	F8	1-3					E 1B		K	5	0	2	0	0	1	1					
23 Ryne Sandberg, R (1, 4) OBP: 0.392, SLG: 0.487	F9						F3		F9	5	0	2	0	0	0	1					
Rafael Palmeiro, L (1, 3) OBP: 0.306, SLG: 0.500							E4 1-2		P6	4	0	1	0	0	0	4					
Andre Dawson, R (1, 9) OBP: 0.322, SLG: 0.566	6-3						K		P6	4	0	0	0	0	1	6					
Jerry Mumphrey, S (1, 7) OBP: 0.392, SLG: 0.513							G3		L4	3	1	1	1	1	0	4					
Keith Moreland, R (1, 5) OBP: 0.304, SLG: 0.451									6-3	4	0	1	0	0	1	2					
Luis Quiñones, S (1, 6) OBP: 0.277, SLG: 0.256									6-3	4	0	0	0	0	0	1					
Jody Davis, R (1, 2) OBP: 0.330, SLG: 0.425									F9	4	1	1	1	0	2	1					
Jamie Moyer, L (1, 1) OBP: 0.260, SLG: 0.217									4-3	2	0	1	0	0	0	0					
Leon Durham, L (6, PH) OBP: 0.339, SLG: 0.485										1	0	0	0	0	0	1					
Ed Lynch, R (6, PH) OBP: 0.091, SLG: 0.091										0	0	0	0	0	0	0					
Bob Dernier, R (9, PH) OBP: 0.406, SLG: 0.485										1	0	0	0	0	0	0					
Inning Stats	R: 0 E: 0 K: 0 S: 4	H: 1 LOB: 1 BB: 0 P: 4	R: 2 E: 0 K: 0 S: 6	H: 3 LOB: 1 BB: 0 P: 6	R: 0 E: 0 K: 1 S: 6	H: 1 LOB: 2 BB: 1 P: 10	R: 0 E: 0 K: 1 S: 5	H: 0 LOB: 0 BB: 0 P: 5	R: 0 E: 1 K: 1 S: 7	H: 1 LOB: 2 BB: 0 P: 7	R: 0 E: 0 K: 0 S: 5	H: 2 LOB: 2 BB: 0 P: 5	R: 0 E: 0 K: 0 S: 3	H: 0 LOB: 0 BB: 0 P: 3	R: 0 E: 0 K: 1 S: 5	H: 0 LOB: 0 BB: 0 P: 5	1B: 7 2B: 0 3B: 0 HR: 2	SF: 0 SAC: 0 DP: 0 HBP: 0	WP: 0 PB: 1 SB: 0 CS: 0	PA: 38	
PITCHER	IP	WLS	BF	H	R	ER	SO	BB	IBB	HBP	BLK	WP	HR	S	P	ERA	WHIP				
Kevin Gross, R (1, 1) ERA: 4.77	4.1		21	6	2	2	2	1	0	0	0	0	2	24	28	4.15	1.615				
Todd Frohwrth, R (5, 1) ERA:	1.2	W	7	2	0	0	2	0	0	0	0	0	0	11	11	0.00	1.200				
Kent Tekulve, R (7, 1) ERA: 3.39	2.0		7	1	0	0	2	0	0	0	0	0	0	7	7	0.00	0.500				
Steve Bedrosian, R (9, 1) ERA: 2.77	1.0	S	3	0	0	0	1	0	0	0	0	0	0	5	5	0.00	0.000				

Chicago Cubs @ Philadelphia Phillies
Veterans Stadium, Philadelphia, PA
Mon Aug 10 1987, 7:05 PM EDT
Att: 26,796 - Unknown

AB 37
R 2
H 9
RBI 2
BB 1
SO 5
LOB 21



Batter	1	2	3	4	5	6	7	8	9	AB	R	H	RBI	BB	SO	LOB	BOTTOM				
Juan Samuel, R (1, 4) OBP: 0.345, SLG: 0.508	F8						F8 2B			3	0	2	1	1	0	0					
Von Hayes, L (1, 8) OBP: 0.437, SLG: 0.540							F7			3	1	1	1	1	0	3					
Chris James, R (1, 7) OBP: 0.353, SLG: 0.596							F8			3	1	1	0	1	0	1					
Mike Schmidt, R (1, 5) OBP: 0.394, SLG: 0.531	6-3						F7			3	0	1	0	1	0	4					
Lance Parrish, R (1, 2) OBP: 0.300, SLG: 0.382										4	1	2	2	0	1	3					
Glenn Wilson, R (1, 9) OBP: 0.314, SLG: 0.404	F3									4	0	1	0	0	1	2					
Rick Schu, R (1, 3) OBP: 0.307, SLG: 0.468										3	0	0	0	0	0	0					
Milt Thompson, L (6, PH) OBP: 0.358, SLG: 0.451										0	0	0	0	0	0	0					
Steve Jeltz, S (1, 6) OBP: 0.313, SLG: 0.264										2	1	0	0	2	0	1					
Kevin Gross, R (1, 1) OBP: 0.182, SLG: 0.143										0	0	0	0	0	0	0					
Todd Frohwrth, R (5, 1) ERA:										1	0	0	0	0	1	0					
Kent Tekulve, R (7, 1) ERA: 3.39										0	0	0	0	0	0	0					
Ron Roenicke, S (8, PH) OBP: 0.290, SLG: 0.283										1	0	0	0	0	0	1					
Steve Bedrosian, R (9, 1) ERA: 2.77										0	0	0	0	0	0	0					
Inning Stats	R: 3 E: 0 K: 0 S: 6	H: 3 LOB: 0 BB: 0 P: 6	R: 1 E: 0 K: 0 S: 4	H: 1 LOB: 3 BB: 3 P: 16	R: 0 E: 0 K: 0 S: 3	H: 1 LOB: 0 BB: 0 P: 3	R: 0 E: 0 K: 0 S: 2	H: 0 LOB: 1 BB: 2 P: 10	R: 0 E: 0 K: 2 S: 8	H: 1 LOB: 1 BB: 0 P: 8	R: 0 E: 0 K: 1 S: 5	H: 0 LOB: 0 BB: 0 P: 5	R: 0 E: 0 K: 0 S: 4	H: 1 LOB: 2 BB: 1 P: 8	R: 0 E: 0 K: 0 S: 4	H: 1 LOB: 1 BB: 0 P: 4	1B: 4 2B: 2 3B: 0 HR: 2	SF: 0 SAC: 3 DP: 2 HBP: 0	WP: 0 PB: 0 SB: 0 CS: 0	PA: 36	
PITCHER	IP	WLS	BF	H	R	ER	SO	BB	IBB	HBP	BLK	WP	HR	S	P	ERA	WHIP				
Jamie Moyer, L (1, 1) ERA: 4.7	5.0	L	24	6	4	4	2	5	0	0	0	0	2	23	43	7.20	2.200				
Ed Lynch, R (6, 1) ERA: 4.54	3.0		12	2	0	0	1	0	1	0	0	0	0	13	17	0.00	0.667				

Chicago Cubs @ Philadelphia Phillies
Veterans Stadium, Philadelphia, PA
Mon Aug 10 1987, 7:05 PM EDT
Att: 26,796 - Unknown

AB 27
R 4
H 8
RBI 4
BB 6
SO 3
LOB 15



Batter	1	2	3	4	5	6	7	8	9	10	11	12	13	AB	R	H	RBI	BB	SO	LOB	TOP					
Dave Martinez, L OBP: 0.385, SLG: 0.416 (1, 8)														6	2	2	1	1	2	2						
23 Ryne Sandberg, R OBP: 0.360, SLG: 0.483 (1, 4)														7	1	2	0	0	0	1						
Rafael Palmeiro, L OBP: 0.322, SLG: 0.518 (1, 7)														6	1	3	1	1	1	2						
Jerry Mumphrey, S OBP: 0.391, SLG: 0.509 (6, PH)															2	1	0	0	1	1	3					
Andre Dawson, R OBP: 0.322, SLG: 0.563 (6, 9)														3	0	0	0	1	1	2						
Manny Trillo, R OBP: 0.400, SLG: 0.514 (1, 3)														7	0	1	0	0	3	5						
Keith Moreland, R OBP: 0.307, SLG: 0.459 (1, 5)														6	2	3	4	0	0	1						
Luis Quinones, S OBP: 0.294, SLG: 0.261 (8, 6)														3	0	1	0	1	1	0						
Paul Nolas, R OBP: 0.256, SLG: 0.348 (8, 6)														2	0	1	1	0	0	0						
Jody Davis, R OBP: 0.328, SLG: 0.430 (10, 1)														5	1	1	1	0	2	5						
Frank DiPino, L OBP: 1.000, SLG: 1.000 (10, 1)														0	0	0	0	0	0	0						
Ed Lynch, R OBP: 0.091, SLG: 0.091 (12, PH)														0	0	0	0	0	0	0						
Leon Durham, L OBP: 0.340, SLG: 0.485 (12, 1)														0	0	0	0	1	0	0						
Bob Tewksbury, R OBP: 0.410, SLG: 0.485 (8, 1)														0	0	0	0	0	0	0						
Les Lancaster, R OBP: 0.045, SLG: 0.045 (5, 1)														2	0	0	0	0	2	0						
Jay Baller, R OBP: 1.000, SLG: 1.000 (6, PH)														1	0	1	0	0	0	0						
Bob Dernier, R OBP: 0.410, SLG: 0.485 (8, 1)														0	0	0	0	1	0	0						
Lee Smith, R OBP: 0.410, SLG: 0.485 (8, 1)														0	0	0	0	0	0	0						
Jim Sundberg, R OBP: 0.345, SLG: 0.376 (10, 2)														2	0	0	0	0	1	2						
Inning Stats	R: 2 E: 1 K: 2 S: 10	H: 3 LOB: 3 BB: 2 P: 18	R: 0 E: 0 K: 1 S: 5	H: 0 LOB: 0 BB: 0 P: 5	R: 2 E: 0 K: 1 S: 7	H: 2 LOB: 0 BB: 0 P: 7	R: 1 E: 0 K: 1 S: 6	H: 1 LOB: 0 BB: 0 P: 6	R: 1 E: 0 K: 0 S: 4	H: 1 LOB: 2 BB: 1 P: 8	R: 0 E: 0 K: 2 S: 7	H: 0 LOB: 0 BB: 0 P: 7	R: 1 E: 0 K: 1 S: 5	H: 1 LOB: 0 BB: 1 P: 9	R: 0 E: 0 K: 2 S: 7	H: 0 LOB: 0 BB: 0 P: 7	R: 0 E: 0 K: 1 S: 5	H: 2 LOB: 1 BB: 0 P: 4	R: 1 E: 0 K: 1 S: 7	H: 2 LOB: 2 BB: 1 P: 11	R: 0 E: 0 K: 1 S: 6	H: 1 LOB: 2 BB: 1 P: 10	1B: 9 2B: 2 3B: 1 HR: 3	SF: 0 SAC: 0 DP: 1 HBP: 0	W/P: 0 PB: 0 SB: 0 CS: 1	PA: 59
PITCHER	IP 4.1	WLS 23	BF 7	H 6	R 6	ER 6	SO 5	BB 3	IBB 0	HBP 0	BLK 0	WP 0	HR 2	S 30	P 42	ERA 12.46	WHIP 2.308									
Freddie Toliver, R ERA: 12.46																										
Todd Frohwrth, R ERA: 1.000	0.2	4	2	0	0	1	0	0	0	0	0	0	0	6	6	0.00	3.000									
Wally Ritchie, L ERA: 3.48	2.0	8	1	1	1	2	1	0	0	0	0	0	1	11	15	4.50	1.000									
Kent Tekulve, R ERA: 3.35	1.0	3	0	0	0	1	1	0	0	0	0	0	0	4	8	0.00	1.000									
Jeff Calhoun, L ERA: 2.2	2.0	6	0	0	0	3	0	0	0	0	0	0	0	12	12	0.00	0.000									
PITCHER	IP 2.0	WLS 10	BF 4	H 1	R 1	ER 1	SO 1	BB 0	IBB 1	HBP 0	BLK 0	WP 0	HR 0	S 11	P 15	ERA 4.50	WHIP 2.000									
Steve Bedrosian, R ERA: 2.82																										
Kevin Gross, R ERA: 4.74	1.0	W	5	1	0	0	1	0	1	0	0	0	0	6	10	0.00	1.000									

Chicago Cubs @ Philadelphia Phillies
Veterans Stadium, Philadelphia, PA
Tue Aug 11 1987, 7:05 PM EDT
Att. 30,459 - Unknown

AB 52
R 8
H 15
RBI 8
BB 7
SO 14
LOB 23



Batter	1	2	3	4	5	6	7	8	9	10	11	12	13	AB	R	H	RBI	BB	SO	LOB	BOTTOM
Juan Samuel, R OBP: 0.363, SLG: 0.503 (1, 4)														8	1	2	0	0	4	6	
Mill Thompson, L OBP: 0.364, SLG: 0.464 (1, 8)														7	1	5	3	0	0	2	
Von Hayes, L OBP: 0.437, SLG: 0.541 (1, 3)														7	0	3	1	0	0	4	
Mike Schmidt, R OBP: 0.400, SLG: 0.535 (1, 5)														5	1	3	1	2	1	2	
Glenn Wilson, R OBP: 0.275, SLG: 0.404 (8, 1)														5	1	1	0	0	0	5	
Jeff Calhoun, L ERA: 2.2														0	0	0	0	0	0	0	
Rock Cady, R OBP: 0.162, SLG: 0.093 (11, 1)														1	0	0	0	0	1	2	
Darren Daulton, L OBP: 0.286, SLG: 0.333 (12, 2)														0	0	0	0	0	0	0	
Chris James, R OBP: 0.364, SLG: 0.613 (1, 7)														2	2	2	3	2	0	0	
Ron Roenicke, S OBP: 0.308, SLG: 0.278 (9, 9)														1	0	0	0	2	1	0	
Lance Parrish, R OBP: 0.301, SLG: 0.382 (13, 1)														5	0	1	1	1	1	6	
Kevin Gross, R OBP: 0.182, SLG: 0.143 (13, 1)														0	0	0	0	0	0	0	
Steve Jeltz, S OBP: 0.312, SLG: 0.264 (1, 6)														4	0	1	0	0	1	4	
Jeff Stone, R OBP: 0.347, SLG: 0.366 (9, PH)														1	0	1	0	0	0	0	
Luis Aguayo, R OBP: 0.284, SLG: 0.417 (10, 6)														2	1	2	0	0	0	0	
Freddie Toliver, R ERA: 12.46														2	1	0	0	0	0	1	
Todd Frohwrth, R ERA: 1.000														0	0	0	0	0	0	0	
Wally Ritchie, L OBP: 0.500, SLG: 0.500 (8, 1)														0	0	0	0	0	0	0	
Kent Tekulve, R ERA: 3.19																					

Batter	1	2	3	4	5	6	7	8	9	AB	R	H	RBI	BB	SO	LOB	TOP		
Bob Dernier, R (1, 8) OBP: 0.412, SLG: 0.507 Dave Martinez, L (9, PH) OBP: 0.384, SLG: 0.415	P6		HR 1B	6-3			HR		4-3	4	2	2	2	0	0	0			
23 Ryne Sandberg, R (1, 4) OBP: 0.380, SLG: 0.480	F8		HR 1B	F7			4-3		FC3-6 1B BB	4	1	1	0	1	0	0			
Andre Dawson, R (1, 9) OBP: 0.323, SLG: 0.568	F9		HR				5-3		FC3-6 1B	5	1	2	3	0	1	0			
Brian Dayett, R (1, 7) Rafael Palmeiro, L (7, PH) OBP: 0.325, SLG: 0.527		B1-3 BB SF9 1B	P4				1B 2B		FC3-6 FC4-6	3	1	2	0	0	0	0			
Keith Moreland, R (1, 5) OBP: 0.310, SLG: 0.459		SF9 B1-3 BB E					F3		FC4-6	4	1	2	0	1	0	3			
Manny Trillo, R (1, 3) OBP: 0.391, SLG: 0.500		B1-3	K						E6 G6-4-3	4	0	0	0	0	2	4			
Jody Davis, R (1, 2) OBP: 0.327, SLG: 0.428		SF9	F8				G6-4-3 BB		G6-4-3	2	0	0	1	1	0	2			
Paul Noce, R (1, 6) OBP: 0.261, SLG: 0.351		E6 FC4-6					G6-4-3			4	1	2	0	0	0	1			
Rick Sutcliffe, L (1, 1) OBP: 0.203, SLG: 0.177 Frank DiPino, L (6, 1) OBP: 1.000, SLG: 1.000 Jerry Mumphy, S (6, PH) OBP: 0.390, SLG: 0.507 Ed Lynch, R (8, 1) OBP: 0.091, SLG: 0.091 Bob Tewksbury, R (8, 1)		FC4-6					F7		P6	2	0	0	0	0	0	1			
Inning Stats	R: 0 E: 0 K: 0 S: 3	H: 0 LOB: 0 BB: 0 P: 3	R: 2 E: 1 K: 0 S: 5	H: 1 LOB: 1 BB: 1 P: 9	R: 3 E: 0 K: 1 S: 9	H: 4 LOB: 0 BB: 0 P: 9	R: 1 E: 0 K: 0 S: 4	H: 1 LOB: 1 BB: 0 P: 4	R: 0 E: 0 K: 2 S: 8	H: 0 LOB: 0 BB: 1 P: 6	R: 1 E: 0 K: 0 S: 5	H: 3 LOB: 2 BB: 0 P: 5	R: 0 E: 1 K: 0 S: 4	H: 1 LOB: 1 BB: 0 P: 4	R: 0 E: 0 K: 0 S: 4	H: 1 LOB: 2 BB: 1 P: 8	1B: 9 2B: 1 3B: 0 HR: 2	SF: 1 SAC: 1 DP: 2 HBP: 0	WP: 0 PA: 41 PB: 0 SB: 1 CS: 0
PITCHER	IP WLS BF H R ER SO BB IBB HBP BLK WP HR S P ERA WHIP																		
Shane Rawley, L (1, 1) ERA: 3.98 Todd Frohwirth, R (7, 1) ERA: Jeff Calhoun, L (8, 1) ERA: 2.16 Kent Tekulve, R (9, 1) ERA: 3.3	6.0 28 8 7 6 3 2 0 0 0 0 0 2 32 40 9.00 1.667																		

Chicago Cubs @ Philadelphia Phillies
Veterans Stadium, Philadelphia, PA
Wed Aug 12 1987, 3:33 AM EDT
Att: 36,190 - Unknown

AB 36
R 7
H 12
RBI 6
BB 3
SO 3
LOB 14



Batter	1	2	3	4	5	6	7	8	9	AB	R	H	RBI	BB	SO	LOB	BOTTOM		
Juan Samuel, R (1, 4) OBP: 0.346, SLG: 0.517	SF7 3B		6-3	S 1B						4	2	3	5	0	0	0			
Milt Thompson, L (1, 8) OBP: 0.364, SLG: 0.465	SF7		HR 1B	K			CS 1B		L4	4	1	2	1	0	1	2			
Chris James, R (1, 7) OBP: 0.372, SLG: 0.614	3B BB		HR BB				1B		CS	3	3	2	0	2	0	0			
Von Hayes, L (1, 3) OBP: 0.439, SLG: 0.557	1-H SF9 3B		HR				F3		6-3	5	3	3	5	0	0	1			
Glenn Wilson, R (1, 9) OBP: 0.311, SLG: 0.402	SF9		6-3				L8		F9	4	0	1	2	0	0	1			
Rick Schu, R (1, 5) OBP: 0.304, SLG: 0.459	K		G1						F7	4	0	1	0	0	1	0			
Darren Daulton, L (1, 2) OBP: 0.307, SLG: 0.347			L5-3 1B				1B SH3 BB		F8	3	1	2	0	1	0	2			
Steve Jeltz, S (1, 6) OBP: 0.316, SLG: 0.276	L5-3						K		SF9 3B	3	2	1	0	1	1	2			
Shane Rawley, R (1, 1) OBP: 0.194, SLG: 0.230 Todd Frohwirth, R (7, 1) ERA: 3.1 Jeff Calhoun, L (8, 1) Mike Schmidt, R (8, PH) OBP: 0.401, SLG: 0.536 Kent Tekulve, R (9, 1)							SH3		K	2	0	0	0	0	0	0			
Inning Stats	R: 3 E: 0 K: 1 S: 7	H: 2 LOB: 0 BB: 1 P: 11	R: 0 E: 0 K: 1 S: 5	H: 1 LOB: 0 BB: 0 P: 5	R: 3 E: 0 K: 0 S: 5	H: 2 LOB: 0 BB: 1 P: 9	R: 0 E: 0 K: 2 S: 8	H: 1 LOB: 2 BB: 1 P: 12	R: 0 E: 0 K: 0 S: 5	H: 2 LOB: 2 BB: 0 P: 5	R: 1 E: 0 K: 1 S: 6	H: 2 LOB: 0 BB: 0 P: 6	R: 0 E: 0 K: 0 S: 3	H: 0 LOB: 0 BB: 0 P: 3	R: 6 E: 0 K: 0 S: 8	H: 6 LOB: 1 BB: 1 P: 12	1B: 10 2B: 2 3B: 3 HR: 2	SF: 3 SAC: 1 DP: 1 HBP: 0	WP: 0 PA: 42 PB: 0 SB: 1 CS: 1
PITCHER	IP WLS BF H R ER SO BB IBB HBP BLK WP HR S P ERA WHIP																		
Rick Sutcliffe, R (1, 1) ERA: 3.67 Frank DiPino, L (6, 1) ERA: 3.1 Ed Lynch, R (8, 1) ERA: 5.03 Bob Tewksbury, R (8, 1) ERA: 6.66	5.2 28 9 7 7 5 3 0 0 0 0 0 1 35 47 11.12 2.118																		

Chicago Cubs @ Philadelphia Phillies
Veterans Stadium, Philadelphia, PA
Wed Aug 12 1987, 3:33 AM EDT
Att: 36,190 - Unknown

AB 33
R 13
H 16
RBI 13
BB 4
SO 5
LOB 9



Batter	1	2	3	4	5	6	7	8	9	AB	R	H	RBI	BB	SO	LOB	TOP										
Dave Martinez, L OBP: 0.391, SLG: 0.445 (1, 8)	0-0 BB 2B		4-0 BB FC5-4 23 HBP BB	0-0 L1		0-3 K		4-0 BB		3	1	1	0	2	1	0	Chicago Cubs @ Atlanta Braves Atlanta-Fulton County Stadium, Atlanta, GA Tue Aug 18 1987, 7:05 PM EDT Att: 17,469 - Unknown										
23 Ryne Sandberg, R OBP: 0.383, SLG: 0.484 (1, 4)	0-0 1-3		1-0 FC5-4 BB 1-2 2B HBP	0-0 1B		0-0 HR		0-3 K		4	2	2	1	0	1	2											
Leon Durham, L OBP: 0.352, SLG: 0.490 (1, 3)	4-0 BB BB		4-0 FC5-4 BB 1-2 2-3	0-3 K		0-0 F8		0-0 4-3		3	0	0	0	2	1	1											
Andre Dawson, R OBP: 0.322, SLG: 0.566 (1, 9)	0-3 K		0-0 FC5-4 2B 1B 1-2 2-3 3-H		4-0 BB 1B BB	0-0 6-3		0-0 6-3		4	1	0	1	1	1	4											
Rafael Palmeiro, L OBP: 0.321, SLG: 0.533 (1, 7)	4-0 1-2 2-3 BB		0-0 1B 2B		0-0 F8		0-3 K		0-0 4-3		4	1	1	1	1	1											
Keith Moreland, R OBP: 0.314, SLG: 0.464 Manny Trillo, R OBP: 0.397, SLG: 0.510 (1, 5) (1, 5)	0-0 5-3		0-0 1B		0-0 1B		0-3 K				1	0	0	0	0	3											
Luis Quinones, S OBP: 0.292, SLG: 0.318 (1, 6)		0-0 4-3	0-0 F9		0-0 P7		0-0 F9				4	0	0	0	0	3											
Jody Davis, R OBP: 0.337, SLG: 0.434 (1, 2)		0-0 6-3	0-3 K		4-0 1-2 2-3 BB		0-0 F3				3	0	0	0	1	1											
Les Lancaster, R OBP: 0.240, SLG: 0.560 Jerry Mumphrey, S OBP: 0.383, SLG: 0.500 Ed Lynch, R OBP: 0.291, SLG: 0.691 Drew Hall, L OBP: 0.291, SLG: 0.691 Bob Demier, R OBP: 0.291, SLG: 0.691 Greg Maddux, R OBP: 0.291, SLG: 0.691 (1, 1) (5, PH) (5, 1) (6, 1) (8, PH) (8, 1)		0-0 F8		0-3 K		0-0 6-3		0-0 F7		2	0	0	0	0	1	0											
Inning Stats	R: 0 E: 0 K: 1 S: 6	H: 1 LOB: 3 BB: 2 P: 14	R: 0 E: 0 K: 0 S: 3	H: 0 LOB: 0 BB: 0 P: 3	R: 4 E: 0 K: 1 S: 7	H: 2 LOB: 1 BB: 2 P: 16	R: 0 E: 0 K: 2 S: 8	H: 1 LOB: 1 BB: 0 P: 8	R: 0 E: 0 K: 0 S: 4	H: 1 LOB: 3 BB: 2 P: 12	R: 1 E: 0 K: 1 S: 6	H: 1 LOB: 0 BB: 0 P: 6	R: 0 E: 0 K: 2 S: 7	H: 0 LOB: 0 BB: 0 P: 7	R: 0 E: 0 K: 1 S: 5	H: 0 LOB: 1 BB: 1 P: 9		R: 0 E: 0 K: 0 S: 3	H: 0 LOB: 0 BB: 0 P: 3	1B: 3 2B: 2 3B: 0 HR: 1	SF: 0 SAC: 0 DP: 0 HBP: 1	WP: 0 PB: 0 SB: 0 CS: 0	PA: 41				
PITCHER	IP	WLS	BF	H	R	ER	SO	BB	IBB	HBP	BLK	WP	HR	S	P	ERA	WHIP	PITCHER									
David Palmer, R ERA: 4.86 (1, 1)	2.1		15	3	4	4	1	4	0	1	0	0	0	12	29	15.43	3.000										
Rick Mahler, R ERA: 5.07 (3, 1)	3.2	W	16	3	1	1	4	2	0	0	0	0	1	22	30	2.46	1.364										
Jim Acker, R ERA: 4.72 (7, 1)	3.0	S	10	0	0	0	3	1	0	0	0	0	0	15	19	0.00	0.333										

AB	33
R	5
H	6
RBI	5
BB	7
SO	8
LOB	18



Batter	1	2	3	4	5	6	7	8	9	AB	R	H	RBI	BB	SO	LOB	BOTTOM										
Dion James, L OBP: 0.398, SLG: 0.470 (1, 8)	0-0 1B 2B		0-0 G3		0-0 4-3		0-0 FC4-6 1-2 2-3 3-H		0-0 HR		5	2	2	4	0	2	Chicago Cubs @ Atlanta Braves Atlanta-Fulton County Stadium, Atlanta, GA Tue Aug 18 1987, 7:05 PM EDT Att: 17,469 - Unknown										
Ken Oberkfell, L OBP: 0.344, SLG: 0.374 (1, 5)	0-0 BB 1B 2-H		0-0 G4-1		0-0 4-3		0-3 K		0-0 F8		5	0	1	1	0	1		2									
Gerald Perry, L OBP: 0.325, SLG: 0.398 (1, 3)	4-0 1B 1B 1-2		0-0 F7		0-0 6-3		0-0 1-3 S 1B		0-0 1-3		4	1	1	0	1	0		0									
Dale Murphy, R OBP: 0.419, SLG: 0.576 (1, 9)	0-0 1B 1B 1-3 2-H		0-0 WP E 1B		4-0 BB		0-0 1-3				3	2	2	0	1	0		1									
Ken Griffey, L OBP: 0.354, SLG: 0.455 (1, 7)	4-0 1B 1B IBB		0-0 P6		0-3 K		0-3 K				3	1	0	0	1	2		3									
Ozzie Virgil, R OBP: 0.327, SLG: 0.489 (1, 2)	0-0 1B 1-2 2-H 3-H		0-0 3-1		0-0 3-1		4-0 E SH1-4 FC4-6 BB		0-0 F8		3	1	1	2	1	0		2									
Jeff Blauser, R OBP: 0.310, SLG: 0.385 (1, 6)	0-0 1B 1-2 2-H		0-0 E6 CS		0-0 SH1-4		0-0 SH1-4		0-0 1B HR 2B		3	1	2	1	0	0		0									
Glenn Hubbard, R OBP: 0.402, SLG: 0.416 (1, 4)	0-3 K		0-0 CS		0-0 CS		4-0 FC4-6 E BB		0-0 HR 1B		3	1	2	0	1	1		2									
David Palmer, R OBP: 0.154, SLG: 0.211 Rick Mahler, R OBP: 0.213, SLG: 0.254 Graig Nettles, L OBP: 0.302, SLG: 0.356 Jim Acker, R OBP: 0.308, SLG: 0.250 (1, 1) (3, 1) (6, PH) (7, 1)	0-0 6-3				0-3 K		0-0 E3 FC4-6		0-3 K		1	0	0	0	0	2											
Inning Stats	R: 4 E: 0 K: 1 S: 9	H: 5 LOB: 2 BB: 2 P: 17	R: 0 E: 0 K: 0 S: 3	H: 0 LOB: 0 BB: 0 P: 3	R: 1 E: 1 K: 0 S: 4	H: 1 LOB: 0 BB: 0 P: 4	R: 0 E: 0 K: 1 S: 5	H: 1 LOB: 0 BB: 0 P: 5	R: 0 E: 0 K: 1 S: 5	H: 0 LOB: 1 BB: 1 P: 9	R: 1 E: 1 K: 1 S: 6	H: 0 LOB: 2 BB: 2 P: 14	R: 0 E: 0 K: 1 S: 6	H: 1 LOB: 1 BB: 0 P: 6	R: 3 E: 0 K: 1 S: 8	H: 3 LOB: 0 BB: 0 P: 8		R: 0 E: 0 K: 0 S: 3	H: 0 LOB: 0 BB: 0 P: 3	1B: 7 2B: 3 3B: 0 HR: 1	SF: 0 SAC: 1 DP: 0 HBP: 0	WP: 1 PB: 0 SB: 1 CS: 1	PA: 40				
PITCHER	IP	WLS	BF	H	R	ER	SO	BB	IBB	HBP	BLK	WP	HR	S	P	ERA	WHIP	PITCHER									
Les Lancaster, R ERA: 5.68 (5, 1)	4.0		19	7	5	4	2	1	0	0	0	0	0	8	20	0.00	1.800										
Ed Lynch, R ERA: 4.92 (6, 1)	1.2	L	9	0	1	0	1	3	0	0	0	0	0	9	9	0.00	0.750										
Drew Hall, L ERA: 8.16 Greg Maddux, R ERA: 5.41 (8, 1)	1.1		5	1	0	0	2	0	0	0	0	0	0	9	9	0.00	0.750										
	1.0		6	3	3	3	1	0	0	0	0	0	1	8	8	27.00	3.000										

AB	33
R	9
H	11
RBI	8
BB	5
SO	6
LOB	18



Batter	1	2	3	4	5	6	7	8	9	AB	R	H	RBI	BB	SO	LOB	TOP			
Dave Martinez, L (1, 8) OBP: 0.391, SLG: 0.453										5	2	2	1	0	2	3				
23 Ryne Sandberg, R (1, 4) OBP: 0.380, SLG: 0.480										3	1	0	1	1	1	1				
Leon Durham, L (1, 3) OBP: 0.293, SLG: 0.486										3	0	0	0	0	1	0				
Manny Trillo, R (8, PH) OBP: 0.403, SLG: 0.516										2	1	2	0	0	0	0				
Jerry Mumphy, S (1, 9) OBP: 0.386, SLG: 0.502										3	0	2	0	0	0	0				
Brian Dayett, R (8, PH) OBP: 0.415, SLG: 0.555										2	1	1	2	0	0	1				
Rafael Palmeiro, L (1, 7) OBP: 0.316, SLG: 0.543										5	1	1	3	0	0	3				
Keith Moreland, R (1, 5) OBP: 0.315, SLG: 0.466										5	1	2	0	0	1	1				
Luis Quiñones, S (1, 6) OBP: 0.293, SLG: 0.319										3	1	1	1	0	0	1				
Paul Noce, R (7, 6) OBP: 0.263, SLG: 0.357										1	0	1	0	0	0	0				
Jody Davis, R (1, 2) OBP: 0.338, SLG: 0.437										4	1	2	1	0	1	1				
Scott Sanderson, R (1, 1) OBP: 0.156, SLG: 0.200										2	0	0	0	0	2	1				
Frank DiPino, L (8, 1) OBP: 1.000, SLG: 1.000										0	0	0	0	0	0	0				
Bob Demier, R (9, PH) OBP: 0.401, SLG: 0.493										1	0	0	0	0	0	1				
Jay Baller, R (9, 1) OBP: 1.000, SLG: 1.000										0	0	0	0	0	0	0				
Inning Stats	R: 1 E: 0 K: 0 S: 5	H: 2 LOB: 1 BB: 0 P: 5	R: 0 E: 0 K: 1 S: 7	H: 2 LOB: 2 BB: 0 P: 7	R: 0 E: 0 K: 1 S: 5	H: 0 LOB: 0 BB: 0 P: 5	R: 0 E: 0 K: 1 S: 5	H: 0 LOB: 0 BB: 0 P: 5	R: 0 E: 0 K: 2 S: 7	H: 1 LOB: 1 BB: 0 P: 6	R: 2 E: 1 K: 2 S: 10	H: 3 LOB: 1 BB: 0 P: 10	R: 0 E: 0 K: 0 S: 4	H: 1 LOB: 1 BB: 0 P: 4	R: 6 E: 0 K: 0 S: 8	H: 5 LOB: 0 BB: 1 P: 12	1B: 8 2B: 4 3B: 1 HR: 1	SF: 1 SAC: 1 DP: 0 HBP: 0	WP: 0 PB: 0 SB: 0 CS: 0	PA: 42
PITCHER	IP WLS BF H R ER SO BB IBB HBP BLK WP HR S P ERA WHIP																			
Charlie Puleo, R (1, 1) ERA: 4.34	7.0 L 29 8 3 3 8 0 0 0 0 0 0 0 45 4 3.86 1.143																			
Paul Assenmacher, L (8, 1) ERA: 4.28	1.0 4 1 0 0 0 0 0 0 0 0 0 4 4 0.00 1.000																			
Gene Garber, R (9, 1) ERA: 4.57	1.0 9 5 6 6 0 1 0 0 0 0 0 1 8 12 54.00 6.000																			

Chicago Cubs @ Atlanta Braves
Atlanta-Fulton County Stadium, Atlanta, GA
Wed Aug 19 1987, 3:33 AM EDT
Att: 10,523 - Unknown

AB	39
R	9
H	14
RBI	9
BB	1
SO	8
LOB	13



Batter	1	2	3	4	5	6	7	8	9	AB	R	H	RBI	BB	SO	LOB	BOTTOM			
Dion James, L (1, 8) OBP: 0.399, SLG: 0.469										3	0	1	0	1	0	0				
Ken Oberkfell, L (1, 5) OBP: 0.346, SLG: 0.374										3	0	1	0	1	1	3				
Gene Garber, R (9, 1)										0	0	0	0	0	0	0				
Gerald Perry, L (1, 3) OBP: 0.323, SLG: 0.395										3	0	0	0	0	0	2				
Gary Roenicke, R (8, PH) OBP: 0.331, SLG: 0.467										1	0	0	0	0	0	1				
Dale Murphy, R (1, 9) OBP: 0.418, SLG: 0.573										4	0	1	0	0	0	0				
Ken Griffey, L (1, 7) OBP: 0.353, SLG: 0.455										4	1	1	0	0	0	1				
Ozzie Virgil, R (1, 2) OBP: 0.326, SLG: 0.486										4	0	1	0	0	2	0				
Jeff Blauser, R (1, 6) OBP: 0.303, SLG: 0.367										4	0	1	0	0	2	3				
Glenn Hubbard, R (1, 4) OBP: 0.398, SLG: 0.412										4	0	0	0	0	1	4				
Charlie Puleo, R (1, 1) OBP: 0.200, SLG: 0.292										2	0	0	0	0	1	1				
Paul Assenmacher, L (8, 1) ERA: 3.97										0	0	0	0	0	0	0				
Graig Nettles, L (8, PH) OBP: 0.300, SLG: 0.353										1	0	0	0	0	0	0				
Jay Baller, R (9, 1) ERA: 6.75										0	0	0	0	0	0	0				
Inning Stats	R: 0 E: 0 K: 0 S: 2	H: 0 LOB: 0 BB: 1 P: 6	R: 1 E: 1 K: 1 S: 7	H: 1 LOB: 1 BB: 0 P: 7	R: 0 E: 0 K: 2 S: 8	H: 1 LOB: 1 BB: 0 P: 8	R: 0 E: 0 K: 1 S: 5	H: 0 LOB: 0 BB: 0 P: 5	R: 0 E: 0 K: 0 S: 4	H: 1 LOB: 2 BB: 1 P: 8	R: 0 E: 0 K: 3 S: 9	H: 0 LOB: 0 BB: 0 P: 9	R: 0 E: 0 K: 0 S: 4	H: 1 LOB: 1 BB: 0 P: 4	R: 0 E: 0 K: 0 S: 5	H: 2 LOB: 2 BB: 0 P: 5	1B: 5 2B: 1 3B: 0 HR: 0	SF: 0 SAC: 0 DP: 1 HBP: 0	WP: 1 PB: 0 SB: 1 CS: 0	PA: 35
PITCHER	IP WLS BF H R ER SO BB IBB HBP BLK WP HR S P ERA WHIP																			
Scott Sanderson, R (1, 1) ERA: 3.97	7.2 W 29 4 1 0 0 0 2 0 0 0 0 0 41 49 0.00 0.783																			
Frank DiPino, L (8, 1) ERA: 3.31	0.1 1 0 0 0 0 0 0 0 0 0 0 0 1 1 0.00 0.000																			
Jay Baller, R (9, 1) ERA: 6.75	1.0 5 2 0 0 0 0 0 0 0 0 0 1 0 5 5 0.00 2.000																			

Chicago Cubs @ Atlanta Braves
Atlanta-Fulton County Stadium, Atlanta, GA
Wed Aug 19 1987, 3:33 AM EDT
Att: 10,523 - Unknown

AB	33
R	1
H	6
RBI	0
BB	2
SO	7
LOB	15



Batter	1	2	3	4	5	6	7	8	9	AB	R	H	RBI	BB	SO	LOB	TOP								
Dave Martinez, L OBP: 0.389, SLG: 0.448 (1, 8)	F7	K		K		G1-2-3 BB		F8		4	0	0	0	1	2	6	Chicago Cubs @ Atlanta Braves Atlanta-Fulton County Stadium, Atlanta, GA Thu Aug 20 1987, 3:33 AM EDT Att: 11,647 - Unknown								
23 Ryne Sandberg, R OBP: 0.381, SLG: 0.476 Paul Noce, R OBP: 0.263, SLG: 0.357 (8, 6)	6-3		F5		HR BB	BB	BB	4-3		3	1	0	0	2	0	0									
Rafael Palmeiro, L OBP: 0.312, SLG: 0.527 (1, 3)	6-3		G3		F7		BB	P6		4	0	0	0	1	0	1									
Andre Dawson, R OBP: 0.325, SLG: 0.579 (1, 9)		1B SF8 1B	6-3		HR	G1-2-3			HR	5	3	3	3	0	0	3									
Jerry Mumphrey, S OBP: 0.391, SLG: 0.508 Brian Dayett, R OBP: 0.412, SLG: 0.550 (9, PH)	E 1-3 1B			BB S BB		2B		F9		3	0	2	0	1	0	0									
Keith Moreland, R OBP: 0.315, SLG: 0.464 Manny Trillo, R OBP: 0.401, SLG: 0.513 (8, 5)	SF8			F9		BB		F8		2	0	0	1	1	0	1									
Luis Quinones, S OBP: 0.288, SLG: 0.301 (8, 4)	F7		P6		F8		BB	K		4	0	0	0	1	1	4									
Jody Davis, R OBP: 0.343, SLG: 0.438 (1, 2)	E 1-2 1B			BB	K		BB			2	0	1	0	2	1	2									
Jamie Moyer, L OBP: 0.286, SLG: 0.255 Jay Baller, R OBP: 1.000, SLG: 1.000 Bob Demier, R OBP: 0.399, SLG: 0.489 Greg Maddux, R OBP: 0.143, SLG: 0.143 (7, 1)	E4			BB	6-3		K			2	0	0	0	1	0	2									
Inning Stats	R: 0 E: 0 K: 0 S: 3	H: 0 LOB: 0 BB: 0 P: 3	R: 1 E: 1 K: 1 S: 9	H: 3 LOB: 3 BB: 0 P: 9	R: 0 E: 0 K: 0 S: 3	H: 0 LOB: 0 BB: 0 P: 3	R: 0 E: 0 K: 1 S: 5	H: 0 LOB: 3 BB: 3 P: 17	R: 2 E: 0 K: 1 S: 7	H: 2 LOB: 2 BB: 2 P: 15	R: 0 E: 0 K: 0 S: 2	H: 0 LOB: 2 BB: 3 P: 14	R: 0 E: 0 K: 1 S: 5	H: 0 LOB: 2 BB: 2 P: 13	R: 0 E: 0 K: 0 S: 3	H: 0 LOB: 0 BB: 0 P: 3		R: 1 E: 0 K: 1 S: 6	H: 1 LOB: 1 BB: 0 P: 6	1B: 3 2B: 1 3B: 0 HR: 2	SF: 1 SAC: 0 DP: 1 HBP: 0	WP: 0 PB: 0 SB: 2 CS: 0	PA: 43		
PITCHER	IP	WLS	BF	H	R	ER	SO	BB	IBB	HBP	BLK	WP	HR	S	P	ERA	WHIP								
Jeff Dedmon, R ERA: 3.15 (1, 1)	4.1		24	5	3	3	2	5	0	0	0	0	1	23	43	6.23	2.308								
Jim Acker, R ERA: 4.58 (5, 1)	2.2	W	12	0	0	0	2	5	0	0	0	0	0	11	31	0.00	1.875								
Paul Assenmacher, L ERA: 4.29 (8, 1)	2.0		7	1	1	1	1	0	0	0	0	0	1	9	9	4.50	0.500								

AB	32
R	4
H	6
RBI	4
BB	10
SO	5
LOB	21



Batter	1	2	3	4	5	6	7	8	9	AB	R	H	RBI	BB	SO	LOB	BOTTOM								
Albert Hall, S OBP: 0.362, SLG: 0.388 (1, 8)	S SH2-3 HR	F9		FC6-4 CS		1B HR HBP	G4-6-3			4	2	2	1	0	0	2	Chicago Cubs @ Atlanta Braves Atlanta-Fulton County Stadium, Atlanta, GA Thu Aug 20 1987, 3:33 AM EDT Att: 11,647 - Unknown								
Paul Runge, R OBP: 0.250, SLG: 0.478 (1, 5)	SH2-3		6-3	CS	K	HR	G4-6-3			4	1	1	2	0	1	2									
Gary Roenicke, R OBP: 0.357, SLG: 0.532 (1, 7)	HR		BB	1B BB	HR	HR	BB			2	4	2	5	3	0	0									
Dale Murphy, R OBP: 0.420, SLG: 0.579 (1, 9)	6-3		F9		HR	4-3 WP	BB	4-3		4	1	2	2	1	0	2									
Ted Simmons, S OBP: 0.310, SLG: 0.359 Gerald Perry, L OBP: 0.321, SLG: 0.393 (6, 3)	6-3		1B	BB	5-3	4-3		1-3		2	0	0	0	1	0	1									
Ozzie Virgil, R OBP: 0.324, SLG: 0.482 (1, 2)	L5			1B	5-3	F7		5-3		5	0	1	1	0	0	2									
Jeff Blauser, R OBP: 0.316, SLG: 0.353 (1, 6)		6-3	L7			1B FC6-2 BB	1B	5-3		4	1	1	0	1	0	2									
Glenn Hubbard, R OBP: 0.401, SLG: 0.414 (1, 4)	E6			F7		HBP 1B FC6-2	1B	1B	BB	3	2	2	0	1	0	0									
Jeff Dedmon, L OBP: 0.294, SLG: 0.313 Jim Acker, R OBP: 0.258, SLG: 0.231 Graig Nettles, L OBP: 0.354, SLG: 0.358 Paul Assenmacher, L OBP: 0.143, SLG: 0.143 (8, 1)	G3			FC6-4		1B HBP	1B	G4-6-3 PB	1B	2	0	1	0	0	0	1									
Inning Stats	R: 2 E: 0 K: 0 S: 6	H: 3 LOB: 1 BB: 0 P: 6	R: 0 E: 1 K: 0 S: 4	H: 1 LOB: 1 BB: 0 P: 4	R: 1 E: 0 K: 0 S: 4	H: 1 LOB: 2 BB: 2 P: 12	R: 0 E: 0 K: 0 S: 3	H: 1 LOB: 0 BB: 0 P: 3	R: 2 E: 0 K: 1 S: 6	H: 1 LOB: 0 BB: 1 P: 10	R: 5 E: 0 K: 0 S: 6	H: 3 LOB: 1 BB: 2 P: 15	R: 3 E: 0 K: 0 S: 5	H: 3 LOB: 1 BB: 2 P: 13	R: 0 E: 0 K: 0 S: 3	H: 0 LOB: 0 BB: 0 P: 3		1B: 10 2B: 0 3B: 0 HR: 3	SF: 0 SAC: 1 DP: 1 HBP: 1	WP: 1 PB: 1 SB: 1 CS: 1	PA: 44				
PITCHER	IP	WLS	BF	H	R	ER	SO	BB	IBB	HBP	BLK	WP	HR	S	P	ERA	WHIP								
Jamie Moyer, L ERA: 5.07 (1, 1)	5.1	L	30	10	10	10	1	4	0	1	0	0	0	27	44	16.88	2.625								
Jay Baller, R ERA: 6.43 (6, 1)	0.2		3	0	0	0	0	1	0	0	0	1	0	2	6	0.00	1.500								
Greg Maddux, R ERA: 5.47 (7, 1)	2.0		10	3	3	2	0	2	0	0	0	0	0	8	16	9.00	2.500								



Batter	1	2	3	4	5	6	7	8	9	AB	R	H	RBI	BB	SO	LOB	TOP		
Gerald Young, S OBP: 0.335, SLG: 0.343 (1, 8)	F8		4-3		2B	BB		F6	F7	6	1	2	0	0	0	3			
Billy Hatcher, R OBP: 0.374, SLG: 0.442 (1, 7) (8, 9)	P4		1B		HR	BB		CS		4	1	3	2	1	0	0			
Bill Doran, S OBP: 0.364, SLG: 0.429 (1, 4)	F7		1B		HR	BB		E3		4	1	2	3	1	0	1			
Alan Ashby, S OBP: 0.394, SLG: 0.463 (1, 2)	P7		6-3		K	G6-4-3				4	0	0	0	1	1	5			
Kevin Bass, S OBP: 0.337, SLG: 0.432 Juan Agosto, L (8, 1)	F3							F7		5	0	2	0	0	0	2			
Glenn Davis, R OBP: 0.315, SLG: 0.469 (1, 3)	BB				P7					5	0	1	0	0	0	2			
Denny Walling, L OBP: 0.353, SLG: 0.419 Ken Caminiti, S (5, PH) OBP: 0.306, SLG: 0.404 (5, 5)	1B				K					1	0	0	0	1	0	0			
Craig Reynolds, L OBP: 0.326, SLG: 0.374 (1, 6)	F8				4-3			L7		3	0	2	0	0	1	1			
Jim Deshaies, L OBP: 0.191, SLG: 0.079 Jeff Heathcock, R (3, 1) Davey Lopes, R OBP: 0.245, SLG: 0.337 Rocky Childress, R (8, 1) Jose Cruz, L OBP: 0.312, SLG: 0.421 (8, 7)			K		1-3					1	0	0	0	0	1	0			
Inning Stats	R: 0 E: 0 K: 0 S: 3	H: 0 LOB: 0 BB: 0 P: 3	R: 0 E: 0 K: 0 S: 4	H: 1 LOB: 2 BB: 1 P: 8	R: 0 E: 0 K: 1 S: 7	H: 2 LOB: 2 BB: 0 P: 7	R: 0 E: 1 K: 0 S: 5	H: 2 LOB: 2 BB: 0 P: 5	R: 3 E: 0 K: 2 S: 11	H: 4 LOB: 1 BB: 3 P: 11	R: 0 E: 0 K: 0 S: 4	H: 1 LOB: 1 BB: 0 P: 4	R: 1 E: 1 K: 0 S: 5	H: 2 LOB: 2 BB: 1 P: 9	R: 0 E: 0 K: 0 S: 5	H: 2 LOB: 2 BB: 0 P: 5	1B: 12 2B: 1 3B: 1 HR: 1	SF: 0 SAC: 0 DP: 2 HBP: 0	WP: 0 PA: 46 PB: 0 SB: 0 CS: 1
PITCHER	IP	WLS	BF	H	R	ER	SO	BB	IBB	HBP	BLK	WP	HR	S	P	ERA	WHIP		
Ed Lynch, R ERA: 4.98 (1, 1)	4.1		23	9	3	3	2	1	0	0	0	0	1	26	30	6.23	2.308		
Frank DiPino, L ERA: 3.39 (5, 1)	1.2	W	8	1	1	1	1	3	0	0	0	0	0	7	19	5.40	2.400		
Dickie Noles, R ERA: 4.14 (7, 1)	1.0		5	2	1	1	0	0	0	0	0	0	0	5	5	9.00	2.000		
Lee Smith, R ERA: 2.51 (8, 1)	2.0	S	10	3	0	0	0	1	0	0	0	0	0	9	13	0.00	2.000		

Houston Astros @ Chicago Cubs
Wrigley Field, Chicago, IL
Fri Aug 21 1987, 3:33 AM CDT
Att: 31,006 - Unknown

AB 41
R 5
H 15
RBI 5
BB 5
SO 3
LOB 20



Batter	1	2	3	4	5	6	7	8	9	AB	R	H	RBI	BB	SO	LOB	BOTTOM		
Bob Dernier, R OBP: 0.404, SLG: 0.514 Dave Martinez, L OBP: 0.387, SLG: 0.445 (7, 8)	HR		23 1B	FC6-4		K		4-3		3	2	2	1	0	0	1			
23 Ryne Sandberg, R OBP: 0.382, SLG: 0.476 (1, 4)	FC6-4		1B	P5		6-3				4	1	2	2	0	0	2			
Andre Dawson, R OBP: 0.327, SLG: 0.591 (1, 9)	FC6-4		HR		HR			5-3		4	2	2	3	0	0	1			
Brian Dayett, R OBP: 0.407, SLG: 0.542 Rafael Palmeiro, L OBP: 0.315, SLG: 0.526 (6, PH) (6, 7)	K		F8		F7		CS			2	0	0	0	0	1	1			
Keith Moreland, R OBP: 0.314, SLG: 0.461 (1, 5)	F8		F8		FC5-4		1-2			3	0	0	0	1	1	2			
Manny Trillo, R OBP: 0.398, SLG: 0.503 (8, 5)	K		WP		P4			6-3		3	0	0	0	1	1	1			
Jody Davis, R OBP: 0.342, SLG: 0.444 (1, 2)	4-3		F9		FC5-4			HR		4	1	1	1	0	0	2			
Shawon Dunston, R OBP: 0.279, SLG: 0.402 (1, 6)	K				P4					4	0	2	0	0	1	0			
Ed Lynch, R OBP: 0.231, SLG: 0.231 Frank DiPino, L OBP: 0.000, SLG: 1.000 Jerry Wurf, R OBP: 0.260, SLG: 0.506 Dickie Noles, R (7, 1) Lee Smith, R (8, 1) Leon Durham, L OBP: 0.348, SLG: 0.485 (8, 3)			1B		FC6-4					2	1	2	0	0	0	0			
Inning Stats	R: 1 E: 0 K: 1 S: 7	H: 2 LOB: 1 BB: 0 P: 7	R: 0 E: 0 K: 2 S: 7	H: 0 LOB: 0 BB: 0 P: 7	R: 4 E: 0 K: 0 S: 7	H: 4 LOB: 1 BB: 1 P: 11	R: 0 E: 0 K: 0 S: 4	H: 1 LOB: 1 BB: 0 P: 4	R: 1 E: 0 K: 0 S: 4	H: 1 LOB: 1 BB: 1 P: 8	R: 0 E: 0 K: 2 S: 8	H: 1 LOB: 0 BB: 0 P: 8	R: 0 E: 0 K: 1 S: 5	H: 1 LOB: 0 BB: 0 P: 5	R: 1 E: 0 K: 1 S: 7	H: 2 LOB: 1 BB: 0 P: 7	1B: 8 2B: 0 3B: 0 HR: 4	SF: 0 SAC: 0 DP: 0 HBP: 0	WP: 2 PA: 37 PB: 0 SB: 3 CS: 1
PITCHER	IP	WLS	BF	H	R	ER	SO	BB	IBB	HBP	BLK	WP	HR	S	P	ERA	WHIP		
Jim Deshaies, L ERA: 4.15 (1, 1)	2.0	L	12	6	5	5	3	0	0	0	0	0	2	18	18	22.50	3.000		
Jeff Heathcock, R ERA: 3.79 (3, 1)	3.0		13	2	1	1	0	2	0	0	0	1	1	11	19	3.00	1.333		
Rocky Childress, R ERA: 1.62 (6, 1)	2.0		7	2	0	0	3	0	0	0	0	0	0	13	13	0.00	1.000		
Juan Agosto, L ERA: 4.5 (8, 1)	1.0		5	2	1	1	1	0	0	0	0	0	1	7	7	9.00	2.000		

Houston Astros @ Chicago Cubs
Wrigley Field, Chicago, IL
Fri Aug 21 1987, 3:33 AM CDT
Att: 31,006 - Unknown

AB 35
R 7
H 12
RBI 7
BB 2
SO 7
LOB 14



Batter	1	2	3	4	5	6	7	8	9	10	11	AB	R	H	RBI	BB	SO	LOB	TOP			
Gerald Young, S OBP: 0.337, SLG: 0.340												4	1	1	0	1	0	2				
Billy Hatcher, R OBP: 0.374, SLG: 0.442												5	2	2	0	0	0	1				
Bill Doran, S OBP: 0.364, SLG: 0.431													5	0	2	2	0	1	1			
Alan Ashby, S OBP: 0.394, SLG: 0.462													5	0	2	1	0	1	1			
Gienn Davis, R OBP: 0.312, SLG: 0.464													5	0	0	0	0	1	4			
Kevin Bass, S OBP: 0.337, SLG: 0.437													4	1	1	1	1	0	0			
Ken Caminiti, S OBP: 0.302, SLG: 0.403													5	0	1	0	0	1	2			
Craig Reynolds, L OBP: 0.326, SLG: 0.377													3	1	1	0	0	0	1			
Dale Berra, R OBP: 0.412, SLG: 0.182													2	0	0	0	0	0	0			
Mike Scott, R OBP: 0.439, SLG: 0.387													3	0	1	1	0	1	1			
Dave Smith, R OBP: 0.667, SLG: 0.500													1	0	1	0	0	0	0			
Inning Stats	R: 1 E: 0 K: 0 S: 4	H: 1 LOB: 1 BB: 0 P: 8	R: 1 E: 0 K: 1 S: 7	H: 2 LOB: 1 BB: 0 P: 7	R: 0 E: 0 K: 2 S: 7	H: 0 LOB: 0 BB: 0 P: 7	R: 0 E: 0 K: 0 S: 3	H: 0 LOB: 0 BB: 0 P: 3	R: 0 E: 0 K: 1 S: 5	H: 0 LOB: 0 BB: 0 P: 5	R: 0 E: 0 K: 2 S: 4	H: 1 LOB: 1 BB: 1 P: 4	R: 0 E: 0 K: 0 S: 4	H: 1 LOB: 2 BB: 1 P: 10	R: 0 E: 0 K: 0 S: 3	H: 1 LOB: 0 BB: 0 P: 3	R: 0 E: 0 K: 1 S: 6	H: 1 LOB: 0 BB: 0 P: 6	1B: 8 2B: 3 3B: 0 HR: 1	SF: 0 SAC: 0 DP: 1 HBP: 0	WP: 0 PB: 0 SB: 0 CS: 1	PA: 45
PITCHER	IP WLS BF H R ER SO BB IBB HBP BLK WP HR S P ERA WHIP																					
Les Lancaster, R ERA: 5.4	(1, 1)	7.0	0.0	3	3	2	2	0	0	0	0	0	0	0	3	3	∞	∞				
Drew Hall, L ERA: 9.42	(8, 1)	0.0	3	3	2	2	0	0	0	0	0	0	0	0	3	3	∞	∞				
Jay Baller, R ERA: 6.0	(8, 1)	1.0	4	1	0	0	0	0	0	1	0	0	0	0	3	7	0.00	1.000				
Frank DiPino, L ERA: 3.36	(9, 1)	3.0	L	10	3	1	1	1	0	0	0	0	0	1	12	12	3.00	1.000				

Houston Astros @ Chicago Cubs
Wrigley Field, Chicago, IL
Sat Aug 22 1987, 3:33 AM CDT
Att: 32,552 - Unknown

AB 42
R 5
H 12
RBI 5
BB 2
SO 5
LOB 13



Batter	1	2	3	4	5	6	7	8	9	10	11	AB	R	H	RBI	BB	SO	LOB	BOTTOM					
Dave Martinez, L OBP: 0.382, SLG: 0.439													5	0	0	0	0	2	2					
23 Ryne Sandberg, R OBP: 0.362, SLG: 0.478													5	1	2	0	0	1	2					
Leon Durham, L OBP: 0.346, SLG: 0.481													5	0	1	0	0	2	4					
Andre Dawson, R OBP: 0.327, SLG: 0.595													5	1	2	2	0	1	2					
Jerry Mumphrey, S OBP: 0.394, SLG: 0.512													5	1	3	0	0	0	0					
Keith Moreland, R OBP: 0.312, SLG: 0.457													4	0	0	0	0	1	3					
Frank DiPino, L OBP: 1.000, SLG: 1.000													0	0	0	0	0	0	0					
Luis Quinones, S OBP: 0.284, SLG: 0.297													1	0	0	0	0	0	1					
Bob Dernier, R OBP: 0.404, SLG: 0.514													0	0	0	0	0	0	0					
Jody Davis, R OBP: 0.342, SLG: 0.442													4	1	1	0	1	2	1					
Shawon Dunston, R OBP: 0.277, SLG: 0.402													5	0	1	1	0	0	2					
Les Lancaster, R OBP: 0.037, SLG: 0.037													2	0	0	0	0	1	1					
Rafael Palmeiro, L OBP: 0.319, SLG: 0.530													1	0	1	1	0	0	0					
Drew Hall, L ERA: 9.42	(8, 1)	0.0	3	3	2	2	0	0	0	0	0	0	0	0	3	3	∞	∞						
Jay Baller, R OBP: 1.000, SLG: 1.000	(8, 1)	1.0	S	4	1	0	0	0	1	0	0	0	0	0	3	7	0.00	1.000						
Manny Trillo, R OBP: 0.399, SLG: 0.500	(9, 5)	3.0	L	10	3	1	1	1	0	0	0	0	0	1	12	12	3.00	1.000						
Inning Stats	R: 0 E: 0 K: 1 S: 6	H: 1 LOB: 1 BB: 0 P: 6	R: 1 E: 0 K: 1 S: 6	H: 1 LOB: 1 BB: 1 P: 10	R: 1 E: 0 K: 2 S: 10	H: 3 LOB: 2 BB: 0 P: 10	R: 0 E: 0 K: 0 S: 3	H: 0 LOB: 0 BB: 0 P: 3	R: 0 E: 0 K: 0 S: 3	H: 0 LOB: 0 BB: 0 P: 3	R: 0 E: 0 K: 0 S: 3	H: 0 LOB: 0 BB: 0 P: 3	R: 1 E: 0 K: 1 S: 6	H: 1 LOB: 2 BB: 1 P: 6	R: 0 E: 0 K: 1 S: 5	H: 0 LOB: 0 BB: 0 P: 5	R: 0 E: 0 K: 1 S: 5	H: 1 LOB: 0 BB: 0 P: 5	R: 0 E: 0 K: 1 S: 6	H: 1 LOB: 1 BB: 0 P: 6	1B: 7 2B: 3 3B: 0 HR: 1	SF: 0 SAC: 0 DP: 1 HBP: 0	WP: 1 PB: 0 SB: 1 CS: 0	PA: 44
PITCHER	IP WLS BF H R ER SO BB IBB HBP BLK WP HR S P ERA WHIP																							
Mike Scott, R ERA: 3.02	(1, 1)	8.0	0.0	34	9	4	4	0	2	1	0	0	0	0	10	10	0.00	0.500						
Larry Andersen, R ERA: 2.79	(9, 1)	2.0	W	6	1	0	0	0	0	0	0	0	0	0	6	6	0.00	1.000						
Dave Smith, R ERA: 1.08	(11, 1)	1.0	S	4	1	0	0	0	1	0	0	0	0	0	6	6	0.00	1.000						

Houston Astros @ Chicago Cubs
Wrigley Field, Chicago, IL
Sat Aug 22 1987, 3:33 AM CDT
Att: 32,552 - Unknown

AB 43
R 4
H 11
RBI 4
BB 1
SO 10
LOB 18



Batter	1	2	3	4	5	6	7	8	9	AB	R	H	RBI	BB	SO	LOB	TOP		
Albert Hall, S OBP: 0.367, SLG: 0.383 (1, 8)	5-3		FC6-4 BB	5-3			F7		CS S BB	3	0	0	0	2	0	2			
Gerald Perry, L OBP: 0.325, SLG: 0.402 (1, 3)	B5-3		FC6-4 1-2 2-3		SF8 3B		3-1		CS BB	4	1	1	0	1	0	2			
Gary Roenicke, R OBP: 0.351, SLG: 0.518 (1, 7)	K		K		SF8		HR		5-3 1-2 2-3	3	1	0	1	1	2	4			
Dale Murphy, R OBP: 0.422, SLG: 0.589 (1, 9)		FC5-4 1B BB		FC2-5 1B	E6 FC6-4		HR			3	1	2	2	1	0	0			
Ted Simmons, S OBP: 0.325, SLG: 0.369 (1, 2)		FC5-4 1B		FC2-5 2B 1B	F8		4-3			4	1	2	0	0	0	1			
Paul Runge, R OBP: 0.214, SLG: 0.407 Ken Oberkfell, L OBP: 0.349, SLG: 0.373 (8, 5)	FC5-4 CS		FC2-5 2B 5-3	FC6-4				5-3		3	1	0	0	0	0	5			
Jeff Blausler, R OBP: 0.352, SLG: 0.420 (1, 6)	K		5-3 2B			6-3		P6		4	0	1	1	0	1	2			
Glenn Hubbard, R OBP: 0.401, SLG: 0.413 (1, 4)			FC6-4 SH2-4 BB	5-3 IBB		K		K		2	0	0	0	2	2	0			
Zane Smith, L OBP: 0.215, SLG: 0.213 (1, 1)			SH2-4	5-3		G3		K		3	0	0	1	0	1	2			
Inning Stats	R: 0 E: 0 K: 1 S: 5	H: 0 LOB: 0 BB: 0 P: 5	R: 0 E: 0 K: 1 S: 5	H: 1 LOB: 2 BB: 1 P: 9	R: 0 E: 0 K: 1 S: 5	H: 0 LOB: 2 BB: 2 P: 13	R: 2 E: 0 K: 0 S: 6	H: 3 LOB: 1 BB: 1 P: 10	R: 1 E: 1 K: 0 S: 5	H: 1 LOB: 1 BB: 0 P: 5	R: 0 E: 0 K: 1 S: 5	H: 0 LOB: 0 BB: 0 P: 5	R: 2 E: 0 K: 0 S: 4	H: 1 LOB: 0 BB: 1 P: 8	R: 0 E: 0 K: 1 S: 5	H: 0 LOB: 1 BB: 2 P: 12	1B: 3 2B: 2 3B: 1 HR: 1	SF: 1 SAC: 1 DP: 1 HBP: 0	WP: 0 PA: 39 PB: 0 SB: 1 CS: 3
PITCHER	IP WLS BF H R ER SO BB IBB HBP BLK WP HR S P ERA WHIP	IP WLS BF H R ER SO BB IBB HBP BLK WP HR S P ERA WHIP	IP WLS BF H R ER SO BB IBB HBP BLK WP HR S P ERA WHIP	IP WLS BF H R ER SO BB IBB HBP BLK WP HR S P ERA WHIP	IP WLS BF H R ER SO BB IBB HBP BLK WP HR S P ERA WHIP	IP WLS BF H R ER SO BB IBB HBP BLK WP HR S P ERA WHIP	IP WLS BF H R ER SO BB IBB HBP BLK WP HR S P ERA WHIP	IP WLS BF H R ER SO BB IBB HBP BLK WP HR S P ERA WHIP	IP WLS BF H R ER SO BB IBB HBP BLK WP HR S P ERA WHIP	IP WLS BF H R ER SO BB IBB HBP BLK WP HR S P ERA WHIP	IP WLS BF H R ER SO BB IBB HBP BLK WP HR S P ERA WHIP	IP WLS BF H R ER SO BB IBB HBP BLK WP HR S P ERA WHIP	IP WLS BF H R ER SO BB IBB HBP BLK WP HR S P ERA WHIP	IP WLS BF H R ER SO BB IBB HBP BLK WP HR S P ERA WHIP	IP WLS BF H R ER SO BB IBB HBP BLK WP HR S P ERA WHIP	IP WLS BF H R ER SO BB IBB HBP BLK WP HR S P ERA WHIP	IP WLS BF H R ER SO BB IBB HBP BLK WP HR S P ERA WHIP	IP WLS BF H R ER SO BB IBB HBP BLK WP HR S P ERA WHIP	IP WLS BF H R ER SO BB IBB HBP BLK WP HR S P ERA WHIP
Jamie Moyer, L ERA: 5.13 Dickie Noles, R ERA: 3.91 (8, 1)	7.0 L 32 6 5 5 4 4 1 0 0 0 1 35 55 6.43 1.429	2.0 7 0 0 0 2 2 0 0 0 0 0 9 17 0.00 1.000																	

Atlanta Braves @ Chicago Cubs
Wrigley Field, Chicago, IL
Thu Aug 27 1987, 3:33 AM CDT
Unknown

AB 30
R 5
H 6
RBI 5
BB 7
SO 6
LOB 18



Batter	1	2	3	4	5	6	7	8	9	AB	R	H	RBI	BB	SO	LOB	BOTTOM				
Bob Dernier, R OBP: 0.400, SLG: 0.507 (1, 8)	1-3	F7			FC6-4 23 S			G4-6-3 23 1B		4	0	1	0	0	0	1					
23 Ryne Sandberg, R OBP: 0.380, SLG: 0.473 (1, 4)	1B E		5-3		K			G4-6-3 1B		4	1	2	0	0	1	1					
Andre Dawson, R OBP: 0.326, SLG: 0.590 (1, 9)	E 1-3		F2		4-3			G4-6-3 1-2 2-3		4	1	1	0	0	0	3					
Brian Dayett, R OBP: 0.403, SLG: 0.530 (1, 7)	E6 1B E					L6		5-3		3	0	0	1	1	0	2					
Keith Moreland, R OBP: 0.309, SLG: 0.453 (1, 5)	E5 1B		F8			F9		4-3		4	0	0	1	0	0	2					
Manny Trillo, R OBP: 0.390, SLG: 0.488 (1, 3)	G4-6-3 1-2 2-3				5-3			6-3		4	0	1	0	0	1	0					
Jody Davis, R OBP: 0.339, SLG: 0.437 (1, 2)	G4-6-3 1-2				1-3			6-3		4	0	0	0	0	1	3					
Shawon Dunston, R OBP: 0.272, SLG: 0.394 (1, 6)		5-3			4-3			F3		3	0	0	0	0	0	0					
Jamie Moyer, L OBP: 0.293, SLG: 0.264 Luis Quinones, S OBP: 0.277, SLG: 0.289 Dickie Noles, R (8, 1)	5-3							6-3		2	0	1	0	0	0	0					
Inning Stats	R: 2 E: 2 K: 0 S: 7	H: 3 LOB: 2 BB: 0 P: 7	R: 0 E: 0 K: 0 S: 3	H: 0 LOB: 0 BB: 0 P: 3	R: 0 E: 0 K: 0 S: 3	H: 0 LOB: 1 BB: 1 P: 7	R: 0 E: 0 K: 0 S: 3	H: 0 LOB: 0 BB: 0 P: 3	R: 0 E: 0 K: 1 S: 6	H: 1 LOB: 1 BB: 0 P: 6	R: 0 E: 0 K: 1 S: 5	H: 0 LOB: 0 BB: 0 P: 5	R: 0 E: 0 K: 0 S: 3	H: 0 LOB: 0 BB: 0 P: 3	R: 0 E: 0 K: 0 S: 4	H: 2 LOB: 1 BB: 0 P: 4	R: 0 E: 0 K: 1 S: 5	H: 0 LOB: 0 BB: 0 P: 5	1B: 6 2B: 0 3B: 0 HR: 0	SF: 0 SAC: 0 DP: 2 HBP: 0	WP: 0 PA: 34 PB: 0 SB: 1 CS: 0
PITCHER	IP WLS BF H R ER SO BB IBB HBP BLK WP HR S P ERA WHIP	IP WLS BF H R ER SO BB IBB HBP BLK WP HR S P ERA WHIP	IP WLS BF H R ER SO BB IBB HBP BLK WP HR S P ERA WHIP	IP WLS BF H R ER SO BB IBB HBP BLK WP HR S P ERA WHIP	IP WLS BF H R ER SO BB IBB HBP BLK WP HR S P ERA WHIP	IP WLS BF H R ER SO BB IBB HBP BLK WP HR S P ERA WHIP	IP WLS BF H R ER SO BB IBB HBP BLK WP HR S P ERA WHIP	IP WLS BF H R ER SO BB IBB HBP BLK WP HR S P ERA WHIP	IP WLS BF H R ER SO BB IBB HBP BLK WP HR S P ERA WHIP	IP WLS BF H R ER SO BB IBB HBP BLK WP HR S P ERA WHIP	IP WLS BF H R ER SO BB IBB HBP BLK WP HR S P ERA WHIP	IP WLS BF H R ER SO BB IBB HBP BLK WP HR S P ERA WHIP	IP WLS BF H R ER SO BB IBB HBP BLK WP HR S P ERA WHIP	IP WLS BF H R ER SO BB IBB HBP BLK WP HR S P ERA WHIP	IP WLS BF H R ER SO BB IBB HBP BLK WP HR S P ERA WHIP	IP WLS BF H R ER SO BB IBB HBP BLK WP HR S P ERA WHIP	IP WLS BF H R ER SO BB IBB HBP BLK WP HR S P ERA WHIP	IP WLS BF H R ER SO BB IBB HBP BLK WP HR S P ERA WHIP	IP WLS BF H R ER SO BB IBB HBP BLK WP HR S P ERA WHIP		
Zane Smith, L ERA: 3.99 (1, 1)	9.0 W 34 6 2 1 3 1 0 0 0 0 39 43 1.00 0.778																				

Atlanta Braves @ Chicago Cubs
Wrigley Field, Chicago, IL
Thu Aug 27 1987, 3:33 AM CDT
Unknown

AB 33
R 2
H 6
RBI 2
BB 1
SO 3
LOB 12



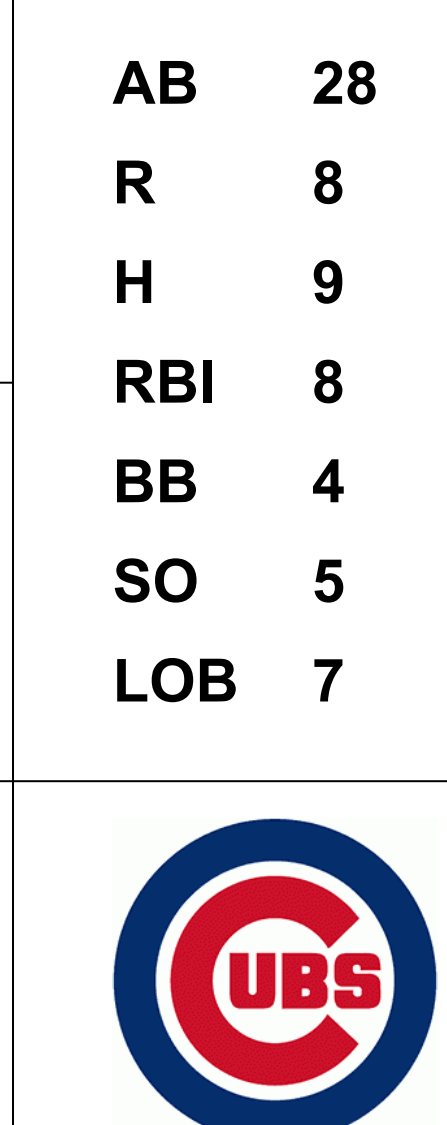
Batter	1	2	3	4	5	6	7	8	9	AB	R	H	RBI	BB	SO	LOB	TOP																			
Dion James, L (1, 8) OBP: 0.390, SLG: 0.469	0-0 HR	0-0 4-3		0-0 SF7		0-0 F8				3	1	1	2	0	0	1	Atlanta Braves @ Chicago Cubs Wrigley Field, Chicago, IL Thu Aug 27 1987, 3:38 AM CDT Att: 19,006 - Unknown																			
Ken Oberkfell, L (1, 5) OBP: 0.351, SLG: 0.373 Gary Roenicke, R (6, PH) OBP: 0.348, SLG: 0.513 Jim Acker, R (6, 1) OBP: 0.286, SLG: 0.231	4-0 BB	0-0 L8		0-0 2B		0-0 F7				2	1	1	0	1	0	0																				
Gerald Perry, L (1, 3) OBP: 0.326, SLG: 0.404	4-0 FC6		0-3 K	0-0 2B		0-0 4-3				3	0	1	0	1	1	0																				
Dale Murphy, R (1, 9) OBP: 0.419, SLG: 0.584	0-0 FC6		0-0 E5	0-0 F8		0-0 P3				4	2	0	0	0	0	3																				
Ken Griffey, L (1, 7) OBP: 0.355, SLG: 0.452	0-0 WP		0-0 4-3		0-0 F3		0-0 G3			4	1	1	0	0	0	1																				
Ozzie Virgil, R (1, 2) OBP: 0.327, SLG: 0.490	0-0 FC6-4		0-0 E6		0-0 6-3		0-0 4-3			4	0	1	1	0	0	0																				
Jeff Blausler, R (1, 6) OBP: 0.345, SLG: 0.396	0-0 FC6-4		0-0 F9		0-0 6-3		4-0 BB			3	0	0	1	1	0	2																				
Glenn Hubbard, R (1, 4) OBP: 0.403, SLG: 0.417	0-3 K		0-0 SH5-4	0-0 SF7		0-0 1B				4	1	2	0	0	1	2																				
Jeff Dedmon, L (1, 1) OBP: 0.294, SLG: 0.313 Rick Mahler, R (1, 1) OBP: 0.210, SLG: 0.250 Graig Nettles, L (6, PH) OBP: 0.306, SLG: 0.366	0-0 5-3		0-0 SH5-4	0-0 K		0-3 K				0	0	0	0	0	0	0																				
Inning Stats	R: 4 E: 1 K: 1 S: 8	H: 3 LOB: 1 BB: 2 P: 16	R: 0 E: 0 K: 0 S: 3	H: 0 LOB: 0 BB: 0 P: 3	R: 1 E: 2 K: 1 S: 7	H: 0 LOB: 1 BB: 0 P: 7	R: 1 E: 0 K: 0 S: 6	H: 3 LOB: 2 BB: 0 P: 6	R: 0 E: 0 K: 0 S: 3	H: 0 LOB: 0 BB: 0 P: 3	R: 0 E: 0 K: 0 S: 3	H: 0 LOB: 0 BB: 0 P: 3	R: 0 E: 0 K: 0 S: 1	H: 0 LOB: 1 BB: 1 P: 5																						
PITCHER	IP	WLS	BF	H	R	ER	SO	BB	IBB	HBP	BLK	WP	HR	S	P	ERA	WHIP	PITCHER		IP	WLS	BF	H	R	ER	SO	BB	IBB	HBP	BLK	WP	HR	S	P	ERA	WHIP
Les Lancaster, R (1, 1) ERA: 5.62	5.0	W	26	7	6	5	2	2	0	0	0	1	1	28	36	9.00	1.800																			
Frank DiPino, L (6, 1) ERA: 3.23	2.1	S	8	0	0	0	1	1	0	0	0	0	0	9	13	0.00	0.429																			
Lee Smith, R (8, 1) ERA: 2.51	0.0		1	0	0	0	0	0	0	0	0	0	0	0	0	∞	∞																			

AB	30
R	6
H	7
RBI	4
BB	3
SO	3
LOB	11



WP	1	PA	35
PB	0		
SB	0		
CS	1		

Batter	1	2	3	4	5	6	7	8	9	AB	R	H	RBI	BB	SO	LOB	BOTTOM																			
Dave Martinez, L (1, 8) OBP: 0.377, SLG: 0.431	0-0 F7	0-0 4-3		0-0 L3		0-0 5-3				4	0	0	0	0	0	2	Atlanta Braves @ Chicago Cubs Wrigley Field, Chicago, IL Thu Aug 27 1987, 3:38 AM CDT Att: 19,006 - Unknown																			
23 Ryne Sandberg, R (1, 4) OBP: 0.383, SLG: 0.473	0-0 HR	4-0 BB		4-0 HR		0-3 K				2	2	1	0	2	1	1																				
Leon Durham, L (1, 3) OBP: 0.347, SLG: 0.503	0-0 1H	0-3 K		0-0 1H		0-3 K				4	2	2	4	0	2	1																				
Andre Dawson, R (1, 9) OBP: 0.329, SLG: 0.596	4-0 HR		0-0 6-3	0-0 HR		0-0 FC6-4				3	2	2	1	1	0	0																				
Jerry Mumphrey, S (1, 7) OBP: 0.390, SLG: 0.515	0-0 1H		0-0 4-3	0-0 F7		0-0 FC6-4				4	1	1	2	0	0	1																				
Keith Moreland, R (1, 5) OBP: 0.309, SLG: 0.457 Lee Smith, R (8, 1)	0-0 HR		0-0 F8	0-0 5-3		0-0 F9				4	1	1	1	0	0	1																				
Shawon Dunston, R (1, 6) OBP: 0.274, SLG: 0.395 Luis Quinones, S (5, 6)	0-3 K		0-0 CS	0-0 4-3		0-0 4-3				2	0	1	0	0	1	0																				
Jim Sundberg, R (1, 2) OBP: 0.331, SLG: 0.352	0-0 5-3		0-3 K	0-0 SH3-4		4-0 BB				2	0	0	0	1	1	1																				
Les Lancaster, R (1, 1) OBP: 0.069, SLG: 0.103 Frank DiPino, L (6, 1) OBP: 1.000, SLG: 1.000 Manny Trillo, R (8, 5) OBP: 0.390, SLG: 0.488	0-0 4-3		0-0 2B	0-0 SH3-4		0-0 SH3-4				2	0	1	0	0	0	0																				
Inning Stats	R: 5 E: 0 K: 1 S: 9	H: 4 LOB: 1 BB: 1 P: 13	R: 0 E: 0 K: 1 S: 5	H: 0 LOB: 1 BB: 1 P: 9	R: 0 E: 0 K: 0 S: 3	H: 0 LOB: 0 BB: 0 P: 3	R: 0 E: 0 K: 1 S: 6	H: 2 LOB: 1 BB: 0 P: 6	R: 3 E: 0 K: 0 S: 5	H: 2 LOB: 0 BB: 1 P: 9	R: 0 E: 0 K: 1 S: 5	H: 0 LOB: 1 BB: 1 P: 9	R: 0 E: 0 K: 1 S: 6	H: 1 LOB: 0 BB: 0 P: 6																						
PITCHER	IP	WLS	BF	H	R	ER	SO	BB	IBB	HBP	BLK	WP	HR	S	P	ERA	WHIP	PITCHER		IP	WLS	BF	H	R	ER	SO	BB	IBB	HBP	BLK	WP	HR	S	P	ERA	WHIP
Jeff Dedmon, R (1, 1) ERA: 3.72	0.1		6	4	3	5	0	1	0	0	0	0	2	5	9	135.00	15.000																			
Rick Mahler, R (1, 1) ERA: 5.09	4.2	L	19	4	3	3	3	2	0	0	0	0	2	23	31	5.79	1.286																			
Jim Acker, R (6, 1) ERA: 4.4	2.0		8	1	0	0	2	1	0	0	0	0	0	11	15	0.00	1.000																			



WP	0	PA	33
PB	0		
SB	0		
CS	1		

Batter	1	2	3	4	5	6	7	8	9	10	AB	R	H	RBI	BB	SO	LOB	TOP			
Dave Martinez, L OBP: 0.378, SLG: 0.434 Manny Trillo, R OBP: 0.306, SLG: 0.491	F8		23 4-3 2B		F8		2H 1B		FC5-2 1B 1B	23 1B BB	4	0	2	1	0	0	0	Chicago Cubs @ Cincinnati Reds Riverfront Stadium, Cincinnati, OH Fri Aug 28 1987, 7:05 PM EDT Att: 28,223 - Unknown			
23 Ryne Sandberg, R OBP: 0.382, SLG: 0.470	K		4-3		5-3		L9		FC5-2 1B IBB	1-2 2-3 3-H 1B	5	1	1	1	1	1	2				
Leon Durham, L OBP: 0.346, SLG: 0.503 Jim Sundberg, R OBP: 0.328, SLG: 0.349 Lee Smith, R	2B		P4		K			5-3	FC5-2 1B 1B	1-2 2-3 3-H 1B	4	0	1	0	0	1	1				
Andre Dawson, R OBP: 0.330, SLG: 0.594	4-3		6-3			F3		FC5-4 1B	1-2 2-3 3-H 1B	1-2 2-3 3-H 1B	5	0	2	2	0	0	2				
Rafael Palmeiro, L OBP: 0.346, SLG: 0.551 Brian Dayett, R OBP: 0.404, SLG: 0.529		HR		5-3 S 1B		4-3		FC5-4 1-2 1B	1-2 2-3 3-H 1B	1-2 2-3 3-H 1B	3	1	2	1	0	0	0				
Keith Moreland, R OBP: 0.306, SLG: 0.452	3-1		1-2 K		6-3			K	F7		5	0	0	0	0	2	5				
Jody Davis, R OBP: 0.335, SLG: 0.431	K		5-3			4-3			G3	F8	5	0	0	0	0	1	1				
Shawon Dunston, R OBP: 0.284, SLG: 0.398 Luis Quinones, S OBP: 0.274, SLG: 0.286	1B		2-3 K		4-0 IBB		SH1-4 1B BB		1B 1B	K	3	2	2	0	2	1	0				
Rick Sutcliffe, L OBP: 0.205, SLG: 0.212 Frank DiPino, L OBP: 1.000, SLG: 1.000 Jay Baller, R OBP: 1.000, SLG: 1.000 Bob Dernier, R OBP: 0.407, SLG: 0.514	F7		1-2 K		P4		SH1-4		1B FC5-2 1B	23 1B S 1B	2	1	2	0	0	0	0				
Inning Stats	R: 0 E: 0 K: 1 S: 6	H: 1 LOB: 1 BB: 0 P: 6	R: 1 E: 0 K: 1 S: 7	H: 2 LOB: 1 BB: 0 P: 7	R: 0 E: 0 K: 1 S: 4	H: 1 LOB: 2 BB: 0 P: 10	R: 0 E: 0 K: 1 S: 5	H: 0 LOB: 0 BB: 0 P: 5	R: 0 E: 0 K: 0 S: 3	H: 0 LOB: 0 BB: 0 P: 3	R: 1 E: 0 K: 0 S: 4	H: 1 LOB: 1 BB: 1 P: 8	R: 0 E: 0 K: 1 S: 6	H: 1 LOB: 1 BB: 0 P: 6	R: 3 E: 0 K: 0 S: 8	H: 5 LOB: 3 BB: 0 P: 12	R: 1 E: 0 K: 1 S: 6		H: 2 LOB: 2 BB: 1 P: 10	1B: 11 2B: 2 3B: 0 HR: 1	SF: 0 SAC: 1 DP: 0 HBP: 0
PITCHER	IP 7.0	WLS 0.2	BF 29	H 6	R 2	ER 2	SO 4	BB 1	IBB 1	HBP 0	BLK 0	WP 0	HR 1	S 35	P 43	ERA 2.57	WHIP 1.000				
Ron Robinson, R ERA: 3.7																					
Rob Murphy, L ERA: 3.46																					
Frank Williams, R ERA: 2.31																					
John Franco, L ERA: 2.62		L	14	7	4	4	1	1	1	0	0	0	0	14	22	18.00	4.000				

AB	42
R	6
H	14
RBI	6
BB	4
SO	6
LOB	18



Batter	1	2	3	4	5	6	7	8	9	10	AB	R	H	RBI	BB	SO	LOB	BOTTOM			
Kal Daniels, L OBP: 0.430, SLG: 0.620 Tracy Jones, R OBP: 0.343, SLG: 0.453	FC6-4 1B	FC6-4 IBB			K		S 1B	F5		F9	3	0	2	0	1	1	0	Chicago Cubs @ Cincinnati Reds Riverfront Stadium, Cincinnati, OH Fri Aug 28 1987, 7:05 PM EDT Att: 28,223 - Unknown			
Barry Larkin, R OBP: 0.293, SLG: 0.347 Dave Concepcion, R OBP: 0.357, SLG: 0.344	FC6-4 BB 1B	FC6-4 1-2 1B		4-3		4-3	1-2 K		5-3	K	0	0	0	0	0	0	0				
Eric Davis, R OBP: 0.406, SLG: 0.621	BB 1B		1-3		E 1B		S 1B IBB		S S BB 1B		4	1	3	0	1	0	0				
Paul O'Neill, L OBP: 0.291, SLG: 0.440	G5-4-3 BB		L3		K		1-3 K		BB S FC6-2 BB		3	0	0	0	2	2	4				
Buddy Bell, R OBP: 0.369, SLG: 0.399	G5-4-3 1-2 1B		HR			F8	1-2 2-3 3-H 1B		FC6-2 BB IBB		4	1	2	3	1	0	3				
Bo Diaz, R OBP: 0.306, SLG: 0.431		4-3	6-3			FC4-6 1B	2-3 K		FC6-2 BB		4	0	1	1	1	0	2				
Nick Esasky, R OBP: 0.312, SLG: 0.525		K		6-3		P4			FC6-2 1-2 2-3 3-H 1B		5	0	1	0	0	1	4				
Kurt Stillwell, S OBP: 0.307, SLG: 0.370		1B 2B		F9		FC4-6 1-2 1B		F3	K		5	1	1	0	0	1	5				
Ron Robinson, R OBP: 0.192, SLG: 0.200 Dave Conroy, R OBP: 0.192, SLG: 0.200 Rob Murphy, L OBP: 0.192, SLG: 0.200 Frank Williams, R OBP: 0.192, SLG: 0.200 Dave Parker, R OBP: 0.192, SLG: 0.200 John Franco, L OBP: 0.192, SLG: 0.200 Terry Francona, L OBP: 0.192, SLG: 0.200		2H 1B		K		K		1B 1B BB		K	2	0	1	1	0	1	0				
Inning Stats	R: 0 E: 0 K: 0 S: 4	H: 2 LOB: 2 BB: 1 P: 8	R: 1 E: 0 K: 1 S: 7	H: 2 LOB: 2 BB: 1 P: 11	R: 1 E: 0 K: 0 S: 4	H: 1 LOB: 0 BB: 0 P: 4	R: 0 E: 0 K: 1 S: 5	H: 0 LOB: 0 BB: 0 P: 5	R: 0 E: 1 K: 2 S: 8	H: 1 LOB: 1 BB: 0 P: 8	R: 0 E: 0 K: 0 S: 4	H: 2 LOB: 2 BB: 2 P: 15	R: 0 E: 0 K: 1 S: 6	H: 1 LOB: 1 BB: 0 P: 6	R: 1 E: 0 K: 1 S: 6	H: 1 LOB: 3 BB: 3 P: 18	R: 0 E: 0 K: 2 S: 7		H: 0 LOB: 0 BB: 0 P: 7	1B: 9 2B: 1 3B: 0 HR: 1	SF: 0 SAC: 0 DP: 1 HBP: 0
PITCHER	IP 7.1	WLS 0.1	BF 35	H 10	R 4	ER 4	SO 5	BB 2	IBB 2	HBP 0	BLK 0	WP 0	HR 1	S 41	P 57	ERA 4.91	WHIP 1.636				
Rick Sutcliffe, R ERA: 3.76																					
Frank DiPino, L ERA: 3.21																					
Jay Baller, R ERA: 5.87																					
Lee Smith, R ERA: 2.57		W	10	1	1	1	3	2	1	0	0	0	0	13	25	4.50	1.500				

AB	40
R	5
H	11
RBI	5
BB	7
SO	9
LOB	25



Batter	1	2	3	4	5	6	7	8	9	AB	R	H	RBI	BB	SO	LOB	TOP					
Bob Dernier, R OBP: 0.410, SLG: 0.513 (1,8)	F7		G6-4-3			G4-6-3 1B		1B		4	0	2	0	0	0	2	Chicago Cubs @ Cincinnati Reds Riverfront Stadium, Cincinnati, OH Sat Aug 29 1987, 7:05 PM EDT Att: 37,783 - Unknown					
23 Ryne Sandberg, R OBP: 0.379, SLG: 0.465 (1,4)	F9			F3		L9		K		4	0	0	0	0	1	2						
Andre Dawson, R OBP: 0.328, SLG: 0.589 (1,9)	K			F8		G4-6-3 1-2			K	4	0	0	0	0	2	1						
Brian Dayett, R OBP: 0.400, SLG: 0.521 (1,7)		G5-4-3 1B		E6			4-3		F8	4	0	1	0	0	0	0						
Keith Moreland, R OBP: 0.303, SLG: 0.448 (1,5)		F2		F9			P4		5-3	4	0	0	0	0	0	2						
Manny Trillo, R OBP: 0.390, SLG: 0.483 (1,3)		G5-4-3 1-2				P6		F9		3	0	0	0	0	0	1						
Jody Davis, R OBP: 0.337, SLG: 0.441 (1,2)			1-3 1B			K				3	1	2	1	0	1	0						
Luis Quinones, S OBP: 0.276, SLG: 0.278 (1,6)			1-3							2	0	0	0	1	1	1						
Scott Sanderson, R OBP: 0.182, SLG: 0.200 (5, PH)										0	0	0	0	1	0	0						
Rafael Palmeiro, L OBP: 0.322, SLG: 0.547 (5, PH)										1	0	0	0	0	0	1						
Drew Hall, L OBP: 0.325, SLG: 0.345 (8, PH)										0	0	0	0	0	0	0						
Jim Sundberg, R OBP: 1.000, SLG: 1.000 (8, 1)										0	0	0	0	0	0	0						
Jay Ballew, R OBP: 1.000, SLG: 1.000 (8, 1)										0	0	0	0	0	0	0						
Inning Stats	R: 0 E: 0 K: 1 S: 5	H: 0 LOB: 0 BB: 0 P: 5	R: 0 E: 0 K: 0 S: 3	H: 1 LOB: 0 BB: 0 P: 3	R: 0 E: 0 K: 0 S: 3	H: 1 LOB: 1 BB: 1 P: 7	R: 0 E: 1 K: 0 S: 4	H: 0 LOB: 0 BB: 0 P: 4	R: 0 E: 0 K: 1 S: 5	H: 1 LOB: 1 BB: 1 P: 9	R: 0 E: 0 K: 0 S: 3	H: 0 LOB: 0 BB: 0 P: 3	R: 0 E: 0 K: 0 S: 3	H: 0 LOB: 0 BB: 0 P: 3	R: 1 E: 0 K: 3 S: 11	H: 2 LOB: 1 BB: 0 P: 11	R: 0 E: 0 K: 1 S: 5	H: 0 LOB: 0 BB: 0 P: 5	1B: 4 2B: 0 3B: 0 HR: 1	SF: 0 SAC: 0 DP: 3 HBP: 0	WP: 0 PB: 0 SB: 0 CS: 0	PA: 32
PITCHER Tom Browning, L ERA: 6.07 (1,1)	IP: 9.0 WLS: W BF: 32 H: 5 R: 1 ER: 1 SO: 6 BB: 2 IBB: 0 HBP: 0 BLK: 0 WP: 0 HR: 1 S: 42 P: 50 ERA: 1.00 WHIP: 0.778											PITCHER	IP: 9.0 WLS: W BF: 32 H: 5 R: 1 ER: 1 SO: 6 BB: 2 IBB: 0 HBP: 0 BLK: 0 WP: 0 HR: 1 S: 42 P: 50 ERA: 1.00 WHIP: 0.778									

Batter	1	2	3	4	5	6	7	8	9	AB	R	H	RBI	BB	SO	LOB	BOTTOM			
Kal Daniels, L OBP: 0.424, SLG: 0.610 (1,7)	F8	F7		K		K		F9		5	0	0	0	0	2	2	Chicago Cubs @ Cincinnati Reds Riverfront Stadium, Cincinnati, OH Sat Aug 29 1987, 7:05 PM EDT Att: 37,783 - Unknown			
Kurt Stillwell, S OBP: 0.311, SLG: 0.372 (1,6)	6-3 1B		G3	HR		P3		1-3 1B		4	2	2	0	1	0	0				
Eric Davis, R OBP: 0.406, SLG: 0.626 (1,8)	1B		F8	HR		K				3	1	1	2	1	1	0				
Paul O'Neill, L OBP: 0.298, SLG: 0.471 (1,9)	6-3			HR				F7		4	1	2	1	0	0	2				
Buddy Bell, R OBP: 0.370, SLG: 0.400 (1,5)	S		BB	CS		L7		P8		4	0	2	1	0	0	0				
Bo Diaz, R OBP: 0.310, SLG: 0.433 (1,2)	2-3 3H 1B			BB		1B		1B		2	0	1	0	2	0	2				
Nick Esasky, R OBP: 0.315, SLG: 0.522 (1,3)			F9	BB		P2		2H 1B		3	0	1	0	1	0	1				
Dave Concepcion, R OBP: 0.359, SLG: 0.351 (1,4)		G3	F9					F9		4	0	2	0	0	0	3				
Tom Browning, L OBP: 0.184, SLG: 0.143 (1,1)		G3		K		F7		1B		4	0	1	0	0	1	3				
Inning Stats	R: 1 E: 0 K: 0 S: 5	H: 2 LOB: 2 BB: 1 P: 9	R: 0 E: 0 K: 0 S: 4	H: 1 LOB: 1 BB: 0 P: 4	R: 1 E: 0 K: 0 S: 5	H: 2 LOB: 3 BB: 2 P: 13	R: 2 E: 0 K: 2 S: 8	H: 2 LOB: 0 BB: 1 P: 12	R: 0 E: 0 K: 0 S: 4	H: 1 LOB: 2 BB: 1 P: 8	R: 0 E: 0 K: 2 S: 7	H: 0 LOB: 0 BB: 0 P: 7	R: 0 E: 0 K: 0 S: 4	H: 2 LOB: 2 BB: 0 P: 4	R: 0 E: 0 K: 0 S: 4	H: 2 LOB: 2 BB: 0 P: 4		1B: 8 2B: 2 3B: 0 HR: 2	SF: 0 SAC: 0 DP: 0 HBP: 0	WP: 0 PB: 0 SB: 2 CS: 1
PITCHER Scott Sanderson, R ERA: 4.15 (1,1)	IP: 4.0 WLS: L BF: 22 H: 7 R: 4 ER: 4 SO: 2 BB: 4 IBB: 0 HBP: 0 BLK: 0 WP: 0 HR: 2 S: 22 P: 38 ERA: 9.00 WHIP: 2.750											PITCHER	IP: 4.0 WLS: L BF: 22 H: 7 R: 4 ER: 4 SO: 2 BB: 4 IBB: 0 HBP: 0 BLK: 0 WP: 0 HR: 2 S: 22 P: 38 ERA: 9.00 WHIP: 2.750							
Drew Hall, L ERA: 7.79 (5, 1)	3.0	12	3	0	0	2	1	0	0	0	0	15	19	0.00	1.333					
Jay Ballew, R ERA: 5.51 (8, 1)	1.0	4	2	0	0	0	0	0	0	0	0	4	4	0.00	2.000					

Batter	1	2	3	4	5	6	7	8	9	AB	R	H	RBI	BB	SO	LOB	TOP															
Bob Dernier, R OBP: 0.406, SLG: 0.519 (1, 8)										4	1	1	0	0	0	0	Chicago Cubs @ Cincinnati Reds Riverfront Stadium, Cincinnati, OH Sun Aug 30 1987, 3:33 AM EDT Att: 33,485 - Unknown															
23 Ryne Sandberg, R OBP: 0.320, SLG: 0.464 (1, 4)										3	1	1	0	1	1	1																
Andre Dawson, R OBP: 0.329, SLG: 0.595 (1, 9)										4	1	2	3	0	0	1																
Brian Dayett, R OBP: 0.393, SLG: 0.510 Rafael Palmeiro, L OBP: 0.320, SLG: 0.543 (8, PH) (8, 7)										3	0	0	0	0	1	1																
Keith Moreland, R OBP: 0.303, SLG: 0.449 (1, 5)										4	0	1	0	0	0	1																
Manny Trillo, R OBP: 0.387, SLG: 0.483 (1, 3)										4	0	1	0	0	0	1																
Jim Sundberg, R OBP: 0.315, SLG: 0.333 (1, 2)										4	0	0	0	0	2	3																
Luis Quinones, S OBP: 0.264, SLG: 0.265 (1, 6)										4	0	0	0	0	2	3																
Ed Lynch, R OBP: 0.206, SLG: 0.200 Frank DiPino, L OBP: 1.000, SLG: 1.000 Jerry Murphy, L OBP: 0.348, SLG: 0.513 Dickie Noles, R OBP: 0.344 Lee Smith, R OBP: 0.378, SLG: 0.434 (1, 1) (6, 1) (7, PH) (7, 1) (8, 1) (8, 7)										2	0	0	0	0	2	1																
Inning Stats	R: 1 E: 0 K: 2 S: 9	H: 2 LOB: 1 BB: 0 P: 9	R: 0 E: 1 K: 2 S: 8	H: 0 LOB: 1 BB: 0 P: 8	R: 0 E: 0 K: 0 S: 3	H: 0 LOB: 0 BB: 0 P: 3	R: 0 E: 0 K: 0 S: 3	H: 0 LOB: 0 BB: 0 P: 3	R: 0 E: 0 K: 0 S: 5	H: 2 LOB: 1 BB: 0 P: 5	R: 0 E: 0 K: 0 S: 4	H: 1 LOB: 1 BB: 0 P: 4	R: 0 E: 0 K: 0 S: 3	H: 0 LOB: 1 BB: 1 P: 7	R: 0 E: 0 K: 1 S: 6	H: 1 LOB: 1 BB: 0 P: 6	1B: 2 2B: 2 3B: 1 HR: 1	SF: 0 SAC: 0 DP: 0 HBP: 0	WP: 0 PB: 0 SB: 1 CS: 0	PA: 35												
PITCHER	IP WLS BF H R ER SO BB IBB HBP BLK WP HR S P ERA WHIP																															
Dennis Rasmussen, L ERA: 4.74 Frank Williams, R ERA: 2.27 Rob Murphy, L ERA: 3.44 Tom Hume, R ERA: 5.4	(1, 1) (7, 1) (8, 1) (9, 1)	6.0 1.2 0.1 1.0	L 7 1 4	23 7 1 1	4 1 0 1	3 0 0 0	7 0 0 1	0 1 0 0	0 0 0 0	0 0 0 0	0 0 0 0	0 0 0 0	1 37 6 6	37 10 1 6	4.50 0.00 0.00 0.00	0.667 1.200 0.000 1.000																

Batter	1	2	3	4	5	6	7	8	9	AB	R	H	RBI	BB	SO	LOB	BOTTOM																
Tracy Jones, R OBP: 0.338, SLG: 0.447 (1, 7) (7, 9)										4	1	0	0	0	0	2	Chicago Cubs @ Cincinnati Reds Riverfront Stadium, Cincinnati, OH Sun Aug 30 1987, 3:33 AM EDT Att: 33,485 - Unknown																
Kurt Stillwell, S OBP: 0.313, SLG: 0.372 (1, 6)										3	0	1	0	1	0	2																	
Eric Davis, R OBP: 0.405, SLG: 0.625 (1, 8)										4	0	1	1	0	1	4																	
Paul O'Neill, L OBP: 0.302, SLG: 0.467 Dave Collins, S OBP: 0.353, SLG: 0.326 (6, PH) (7, 7)										1	0	0	0	1	1	1																	
Buddy Bell, R OBP: 0.369, SLG: 0.401 (1, 5)										4	0	1	0	0	0	1																	
Bo Diaz, R OBP: 0.307, SLG: 0.429 (1, 2)										4	0	0	0	0	1	1																	
Nick Esasky, R OBP: 0.318, SLG: 0.522 (1, 3)										4	0	2	0	0	1	0																	
Dave Concepcion, R OBP: 0.355, SLG: 0.346 Dave Parker, L OBP: 0.314, SLG: 0.437 (9, PH)										3	0	0	0	0	1	1																	
Dennis Rasmussen, L Barry Larkin, R Frank Williams, R Rob Murphy, L Kal Daniels, L Tom Browning, L Tom Hume, R (1, 1) (6, PH) (7, 1) (8, 1) (8, PH) (8, PH) (9, 1)										1	0	0	0	0	0	0																	
Inning Stats	R: 0 E: 0 K: 1 S: 6	H: 1 LOB: 1 BB: 0 P: 6	R: 0 E: 0 K: 1 S: 5	H: 0 LOB: 0 BB: 0 P: 5	R: 0 E: 0 K: 1 S: 4	H: 0 LOB: 1 BB: 2 P: 12	R: 0 E: 0 K: 0 S: 3	H: 0 LOB: 0 BB: 0 P: 3	R: 1 E: 0 K: 0 S: 4	H: 1 LOB: 1 BB: 1 P: 8	R: 0 E: 0 K: 0 S: 4	H: 1 LOB: 1 BB: 0 P: 4	R: 0 E: 0 K: 0 S: 4	H: 1 LOB: 2 BB: 0 P: 4	R: 0 E: 0 K: 2 S: 9	H: 2 LOB: 2 BB: 0 P: 9	1B: 4 2B: 2 3B: 0 HR: 0	SF: 0 SAC: 0 DP: 0 HBP: 0	WP: 0 PB: 0 SB: 1 CS: 1	PA: 35													
PITCHER	IP WLS BF H R ER SO BB IBB HBP BLK WP HR S P ERA WHIP																																
Ed Lynch, R ERA: 4.73 Frank DiPino, L ERA: 3.3 Dickie Noles, R ERA: 3.83 Lee Smith, R ERA: 2.5	(1, 1) (6, 1) (7, 1) (8, 1)	5.0 1.0 1.0 2.0	W 5 5 S	17 5 2 8	1 1 0 2	1 1 0 0	0 0 0 2	0 1 0 0	0 0 0 0	0 0 0 0	0 0 0 0	0 0 0 0	0 0 0 0	4 8 5 12	3 8 5 12	0.00 9.00 0.00 0.00	0.600 2.000 2.000 1.000																

AB	34
R	3
H	6
RBI	3
BB	1
SO	8
LOB	14



AB	32
R	1
H	6
RBI	1
BB	3
SO	6
LOB	15



livebaseballscores.com

livebaseballscores.com

Batter	1	2	3	4	5	6	7	8	9	AB	R	H	RBI	BB	SO	LOB	TOP										
Dave Martinez, L (1, 8) OBP: 0.379, SLG: 0.435 Bob Demier, R (8, PH) OBP: 0.404, SLG: 0.516	F3			F9				F7		4	0	2	0	0	0	0											
23 Ryne Sandberg, R (1, 4) OBP: 0.378, SLG: 0.468		1-3				K			K	5	1	1	2	0	2	4											
Rafael Palmeiro, L (1, 3) OBP: 0.316, SLG: 0.538	G3								K	5	0	1	0	0	2	2											
Andre Dawson, R (1, 9) OBP: 0.328, SLG: 0.590									F9	4	0	0	0	1	1	1											
Jerry Mumphrey, S (1, 7) OBP: 0.393, SLG: 0.528										4	1	3	0	0	0	1											
Keith Moreland, R (1, 5) OBP: 0.302, SLG: 0.448	1-3									3	1	1	1	0	0	3											
Jody Davis, R (1, 2) OBP: 0.339, SLG: 0.441										4	1	2	0	0	1	1											
Luis Quinones, S (1, 6) OBP: 0.274, SLG: 0.276 Shawn Dunston, R (8, 6) OBP: 0.294, SLG: 0.398										4	0	2	0	0	0	1											
Les Lancaster, R (1, 1) OBP: 0.094, SLG: 0.125 Lee Smith, R (8, 1)										3	0	1	1	0	1	2											
Inning Stats	R: 1 E: 0 K: 0 S: 5	H: 2 LOB: 2 BB: 1 P: 9	R: 1 E: 0 K: 1 S: 8	H: 3 LOB: 2 BB: 0 P: 8	R: 1 E: 0 K: 2 S: 8	H: 1 LOB: 0 BB: 0 P: 8	R: 0 E: 0 K: 1 S: 5	H: 0 LOB: 0 BB: 0 P: 5	R: 0 E: 0 K: 0 S: 6	H: 1 LOB: 1 BB: 0 P: 6	R: 0 E: 0 K: 0 S: 6	H: 4 LOB: 2 BB: 0 P: 6	R: 0 E: 0 K: 0 S: 4	H: 1 LOB: 1 BB: 0 P: 4	R: 0 E: 0 K: 0 S: 4	H: 1 LOB: 1 BB: 0 P: 4	R: 0 E: 0 K: 2 S: 7	H: 0 LOB: 0 BB: 0 P: 7	1B: 9 2B: 2 3B: 1 HR: 1	SF: 1 SAC: 1 DP: 0 HBP: 0	WP: 0 PA: 40 PB: 0 SB: 0 CS: 0						
PITCHER	IP	WLS	BF	H	R	ER	SO	BB	IBB	HBP	BLK	WP	HR	S	P	ERA	WHIP										
Danny Darwin, R (1, 1) ERA: 3.6	1.0	L	8	4	2	2	0	1	0	0	0	0	1	7	11	18.00	5.000										
Jeff Heathcock, R (2, 1) ERA: 3.1	6.0		25	8	2	2	5	0	0	0	0	0	0	35	35	3.00	1.333										
Juan Agosto, L (8, 1) ERA: 3.45	0.2		3	1	0	0	0	0	0	0	0	0	0	3	3	0.00	1.500										
Larry Andersen, R (8, 1) ERA: 3.32	1.1		4	0	0	0	2	0	0	0	0	0	0	8	8	0.00	0.000										

Chicago Cubs @ Houston Astros
Astrodome, Houston, TX
Mon Aug 31 1987, 8:05 PM EDT
Att: 17,734 - Unknown

AB	37
R	4
H	13
RBI	4
BB	1
SO	7
LOB	16



Batter	1	2	3	4	5	6	7	8	9	AB	R	H	RBI	BB	SO	LOB	BOTTOM										
Gerald Young, S (1, 8) OBP: 0.338, SLG: 0.335	F6									5	1	1	0	0	0	2											
Billy Hatcher, R (1, 7) OBP: 0.369, SLG: 0.446	K									4	0	0	0	0	1	1											
Bill Doran, S (1, 4) OBP: 0.366, SLG: 0.429										4	1	2	0	0	0	1											
Alan Ashby, S (1, 2) OBP: 0.385, SLG: 0.447 Davey Lopes, R (8, PR) OBP: 0.419, SLG: 0.364 Ronn Reynolds, R (9, 2) OBP: 0.173, SLG: 0.196	K									4	1	2	1	0	1	1											
Kevin Bass, S (1, 9) OBP: 0.340, SLG: 0.432										4	0	2	1	0	1	1											
Glenn Davis, R (1, 3) OBP: 0.303, SLG: 0.455										4	0	0	0	0	1	3											
Denny Walling, L (1, 5) OBP: 0.351, SLG: 0.419										3	0	1	1	0	0	1											
Craig Reynolds, L (1, 6) OBP: 0.320, SLG: 0.372										3	0	0	0	1	0	3											
Danny Darwin, R (1, 1) OBP: 0.228, SLG: 0.287 Jeff Heathcock, R (2, 1) OBP: 0.369, SLG: 0.446 Jose Cruz, L (7, PH) OBP: 0.309, SLG: 0.409 Juan Agosto, L (8, 1) OBP: 0.351, SLG: 0.419 Larry Andersen, R (8, 1) OBP: 0.307, SLG: 0.272										0	0	0	0	0	0	0											
Inning Stats	R: 0 E: 0 K: 2 S: 8	H: 1 LOB: 1 BB: 0 P: 8	R: 0 E: 0 K: 0 S: 4	H: 1 LOB: 1 BB: 0 P: 4	R: 0 E: 0 K: 1 S: 5	H: 0 LOB: 0 BB: 0 P: 5	R: 2 E: 0 K: 0 S: 6	H: 3 LOB: 1 BB: 0 P: 6	R: 0 E: 0 K: 1 S: 5	H: 0 LOB: 0 BB: 0 P: 5	R: 0 E: 0 K: 0 S: 3	H: 0 LOB: 0 BB: 0 P: 3	R: 0 E: 0 K: 1 S: 5	H: 0 LOB: 1 BB: 1 P: 9	R: 1 E: 0 K: 1 S: 7	H: 2 LOB: 2 BB: 0 P: 7	R: 0 E: 0 K: 1 S: 6	H: 1 LOB: 2 BB: 1 P: 10	1B: 8 2B: 0 3B: 0 HR: 0	SF: 1 SAC: 0 DP: 0 HBP: 0	WP: 0 PA: 37 PB: 0 SB: 1 CS: 0						
PITCHER	IP	WLS	BF	H	R	ER	SO	BB	IBB	HBP	BLK	WP	HR	S	P	ERA	WHIP										
Les Lancaster, R (1, 1) ERA: 5.46	7.1	W	29	6	3	3	5	1	0	0	0	0	0	11	15	0.00	1.800										
Lee Smith, R (8, 1) ERA: 2.44	1.2	S	8	2	0	0	2	1	0	0	0	0	0	11	15	0.00	1.800										

Chicago Cubs @ Houston Astros
Astrodome, Houston, TX
Mon Aug 31 1987, 8:05 PM EDT
Att: 17,734 - Unknown

AB	34
R	3
H	8
RBI	3
BB	2
SO	7
LOB	14



Batter	1	2	3	4	5	6	7	8	9	AB	R	H	RBI	BB	SO	LOB	TOP										
Dave Martinez, L (1, 8) OBP: 0.378, SLG: 0.433										4	1	1	0	0	1	2											
23 Ryne Sandberg, R (1, 4) OBP: 0.375, SLG: 0.464										4	0	0	0	0	1	2											
Rafael Palmeiro, L (1, 3) OBP: 0.308, SLG: 0.523										4	1	0	0	0	0	1											
Andre Dawson, R (1, 9) OBP: 0.327, SLG: 0.589										4	0	1	1	0	0	0											
Jerry Mumphrey, S (1, 7) OBP: 0.396, SLG: 0.528										2	1	1	0	1	0	0											
Brian Dayett, R (8, PH) OBP: 0.390, SLG: 0.507										1	0	0	0	0	0	0											
Keith Moreland, R (1, 5) OBP: 0.300, SLG: 0.444										4	0	0	0	0	0	3											
Shawon Dunston, R (1, 6) OBP: 0.287, SLG: 0.493										4	0	2	1	0	1	0											
Jim Sundberg, R (1, 2) OBP: 0.321, SLG: 0.333										3	0	1	0	1	1	2											
Jamie Moyer, L (1, 1) OBP: 0.288, SLG: 0.259										1	0	0	0	0	0	0											
Frank DiPino, L (7, 1) OBP: 0.500, SLG: 0.500										1	0	0	0	0	0	1											
Lee Smith, R (9, 1)										0	0	0	0	0	0	0											
Inning Stats	R: 0 E: 0 K: 2 S: 7	H: 0 LOB: 0 BB: 0 P: 7	R: 1 E: 0 K: 1 S: 7	H: 2 LOB: 1 BB: 0 P: 7	R: 2 E: 1 K: 0 S: 6	H: 2 LOB: 2 BB: 1 P: 10	R: 0 E: 0 K: 1 S: 6	H: 1 LOB: 1 BB: 0 P: 6	R: 0 E: 1 K: 0 S: 3	H: 0 LOB: 0 BB: 0 P: 3	R: 0 E: 0 K: 0 S: 3	H: 0 LOB: 1 BB: 1 P: 7	R: 0 E: 0 K: 0 S: 3	H: 0 LOB: 0 BB: 0 P: 3	R: 0 E: 0 K: 0 S: 4	H: 1 LOB: 1 BB: 0 P: 4	1B: 4 2B: 2 3B: 0 HR: 0	SF: 0 SAC: 2 DP: 1 HBP: 0	WP: 0 PA: 36 PB: 0 SB: 1 CS: 0								
PITCHER	IP	WLS	BF	H	R	ER	SO	BB	IBB	HBP	BLK	WP	HR	S	P	ERA	WHIP										
Manny Hernandez, R (1, 1) ERA: 1.29	7.0	L	29	5	3	1	4	1	1	0	0	0	0	35	43	1.29	0.857										
Juan Agosto, L (8, 1) ERA: 3.06	2.0		7	1	0	0	0	0	0	0	0	0	0	7	7	0.00	0.500										

Chicago Cubs @ Houston Astros
Astrodome, Houston, TX
Tue Sep 01 1987, 8:05 PM EDT
Att: 14,026 - Unknown

AB 32
R 3
H 6
RBI 2
BB 2
SO 4
LOB 11

Batter	1	2	3	4	5	6	7	8	9	AB	R	H	RBI	BB	SO	LOB	BOTTOM										
Gerald Young, S (1, 8) OBP: 0.345, SLG: 0.344										4	2	2	0	1	0	1											
Billy Hatcher, R (1, 7) OBP: 0.388, SLG: 0.444										2	0	0	0	0	1	1											
Jose Cruz, L (5, 7) OBP: 0.309, SLG: 0.410										2	0	1	1	0	1	0											
Bill Doran, S (1, 4) OBP: 0.363, SLG: 0.425										5	0	0	0	0	1	4											
Alan Ashby, S (1, 2) OBP: 0.386, SLG: 0.448										4	0	2	1	0	0	0											
Kevin Bass, S (1, 9) OBP: 0.341, SLG: 0.435										4	0	2	0	0	1	0											
Glenn Davis, R (1, 3) OBP: 0.302, SLG: 0.452										3	0	0	0	1	1	4											
Ken Caminiti, S (1, 5) OBP: 0.294, SLG: 0.364										3	0	1	0	1	0	0											
Dale Berra, R (1, 6) OBP: 0.313, SLG: 0.269										4	0	0	0	0	2	3											
Manny Hernandez, R (1, 1) ERA: 4.98										2	0	0	0	0	2	1											
Davey Lopes, R (7, PH) OBP: 0.432, SLG: 0.412										1	0	1	0	0	0	0											
Juan Agosto, L (8, 1) ERA: 3.2										0	0	0	0	0	0	0											
Jim Pankovits, R (8, PH) OBP: 0.238, SLG: 0.205										1	0	0	0	0	0	0											
Inning Stats	R: 0 E: 0 K: 1 S: 5	H: 0 LOB: 0 BB: 0 P: 5	R: 0 E: 0 K: 2 S: 7	H: 0 LOB: 0 BB: 0 P: 7	R: 0 E: 0 K: 2 S: 7	H: 0 LOB: 0 BB: 0 P: 7	R: 1 E: 0 K: 0 S: 6	H: 3 LOB: 2 BB: 0 P: 6	R: 0 E: 0 K: 2 S: 8	H: 1 LOB: 1 BB: 0 P: 8	R: 0 E: 0 K: 1 S: 7	H: 2 LOB: 2 BB: 0 P: 7	R: 0 E: 0 K: 0 S: 5	H: 2 LOB: 3 BB: 1 P: 9	R: 0 E: 0 K: 0 S: 3	H: 0 LOB: 2 BB: 2 P: 11	R: 1 E: 1 K: 1 S: 6	H: 1 LOB: 0 BB: 0 P: 6	1B: 6 2B: 3 3B: 0 HR: 0	SF: 1 SAC: 0 DP: 0 HBP: 0	WP: 1 PA: 39 PB: 0 SB: 1 CS: 0						
PITCHER	IP	WLS	BF	H	R	ER	SO	BB	IBB	HBP	BLK	WP	HR	S	P	ERA	WHIP										
Jamie Moyer, L (1, 1) ERA: 4.98	6.2	W	28	7	1	1	8	1	0	0	0	0	0	43	47	1.35	1.200										
Frank DiPino, L (7, 1) ERA: 3.2	2.0		10	2	1	0	0	2	0	0	0	1	0	8	16	0.00	2.000										
Lee Smith, R (8, 1) ERA: 2.43	0.1	S	1	0	0	0	1	0	0	0	0	0	0	3	3	0.00	0.000										

Chicago Cubs @ Houston Astros
Astrodome, Houston, TX
Tue Sep 01 1987, 8:05 PM EDT
Att: 14,026 - Unknown

AB 35
R 2
H 9
RBI 2
BB 3
SO 9
LOB 14

Batter	1	2	3	4	5	6	7	8	9	AB	R	H	RBI	BB	SO	LOB	TOP		
Dave Martinez, L (1, 8) OBP: 0.378, SLG: 0.432	0-0 HBP 1B	0-0 2H 1B			0-3 K		0-0 3-1		0-0 L8	5	0	2	1	0	1	2			
Rafael Palmeiro, L (1, 3) OBP: 0.307, SLG: 0.516	0-0 HBP 1B	0-3 K			0-3 K			0-0 4-3		4	0	1	0	0	2	1			
Andre Dawson, R (1, 9) OBP: 0.327, SLG: 0.586	1-0 FC6 HBP		0-0 6-3		0-0 F7			0-0 F9		3	0	0	0	0	0	0			
Brian Dayett, R (8, 9) OBP: 0.390, SLG: 0.507	1-2 2-3 HBP									0	0	0	0	0	0	0			
Jerry Mumphrey, S (1, 7) OBP: 0.397, SLG: 0.528	0-3 K		0-0 2B 1B		0-0 4-3			0-0 1B		4	0	2	0	0	1	3			
Keith Moreland, R (1, 5) OBP: 0.300, SLG: 0.445	0-0 F8		0-0 2B		0-0 F8			0-3 K		4	0	1	0	0	1	4			
Jody Davis, R (1, 2) OBP: 0.340, SLG: 0.441	0-0 FC6		0-0 4-3		0-0 FC6 1B			4-0 G5-4-3 BB		3	0	1	0	1	0	4			
Shawon Dunston, R (1, 6) OBP: 0.286, SLG: 0.401		0-0 1B		0-0 5-3		0-0 FC6		0-0 G5-4-3		4	0	1	0	0	0	2			
Luis Quinones, S (1, 4) OBP: 0.293, SLG: 0.289		0-0 SH1-4 1B		0-0 F8				4-0 G6-4-3 1B		3	1	2	0	1	0	0			
Rick Sutcliffe, L (1, 1) OBP: 0.203, SLG: 0.209		0-0 SH1-4		0-0 F7				4-0 G6-4-3		1	0	0	0	0	0	0			
Drew Hall, L (5, 1)										0	0	0	0	0	0	0			
Dickie Noles, R (6, 1)										1	0	0	0	0	0	1			
Leon Durham, L (9, PH) OBP: 0.348, SLG: 0.503		1-2						1-2		0	0	0	0	1	0	0			
Inning Stats	R: 0 E: 0 K: 1 S: 7	H: 2 LOB: 3 BB: 0 P: 8	R: 1 E: 0 K: 1 S: 7	H: 3 LOB: 1 BB: 0 P: 7	R: 0 E: 0 K: 0 S: 4	H: 2 LOB: 1 BB: 0 P: 4	R: 0 E: 0 K: 0 S: 3	H: 0 LOB: 0 BB: 0 P: 3	R: 0 E: 0 K: 2 S: 7	H: 1 LOB: 0 BB: 0 P: 4	R: 0 E: 0 K: 0 S: 3	H: 1 LOB: 1 BB: 0 P: 6	R: 0 E: 0 K: 1 S: 6	H: 1 LOB: 1 BB: 0 P: 6	R: 0 E: 0 K: 0 S: 2	H: 0 LOB: 2 BB: 3 P: 14	1B: 9 2B: 1 3B: 0 HR: 0	SF: 0 SAC: 1 DP: 2 HBP: 1	WP: 0 PA: 37 PB: 0 SB: 0 CS: 0
PITCHER	IP WLS BF H R ER SO BB IBB HBP BLK WP HR S P ERA WHIP	7.0 W 28 9 1 1 4 0 0 1 0 0 0 35 36 1.29 1.286	2.0 L 9 1 0 0 1 3 0 0 0 0 0 8 20 0.00 2.000																

Chicago Cubs @ Houston Astros
Astrodome, Houston, TX
Wed Sep 02 1987, 8:05 PM EDT
Att: 17,406 - Unknown

AB 32
R 1
H 10
RBI 1
BB 3
SO 5
LOB 17



Batter	1	2	3	4	5	6	7	8	9	AB	R	H	RBI	BB	SO	LOB	BOTTOM		
Gerald Young, S (1, 8) OBP: 0.346, SLG: 0.346	0-0 4-3		0-0 F8		0-0 1B SF7	0-0 2B 1B	0-0 FC4-6			5	2	2	0	0	0	1			
Billy Hatcher, R (1, 7) OBP: 0.368, SLG: 0.445	0-0 F7		0-0 F3		0-0 1B FC4-6	0-0 1B HR	0-0 L5			5	2	2	2	0	0	1			
Bill Doran, S (1, 4) OBP: 0.360, SLG: 0.422	0-0 F7		0-0 F6		0-0 SF7	0-0 F4		0-0 4-3		4	0	0	1	0	0	1			
Jim Pankovits, R (9, 4) OBP: 0.238, SLG: 0.205										0	0	0	0	0	0	0			
Alan Ashby, S (1, 2) OBP: 0.386, SLG: 0.446		4-0 E 1B 5-3 BB		0-0 6-3	0-0 FC4-6 1B	0-0 4-3		0-0 G3		4	1	1	0	1	0	1			
Ronn Reynolds, R (9, 2) OBP: 0.173, SLG: 0.196		0-0 E 2B 1B		0-0 HR	4-0 FC4-6 IBB	0-0 HR		0-0 3B 2B		4	4	4	3	1	0	0			
Kevin Bass, S (1, 9) OBP: 0.347, SLG: 0.454		1-2 2B 1B		0-0 HR						4	4	4	3	1	0	0			
Glenn Davis, R (1, 3) OBP: 0.301, SLG: 0.454		0-0 5-3		0-0 6-3	0-0 FC4-6 BB	0-0 E5		0-0 3B		5	0	1	3	0	0	3			
Denny Walling, L (1, 5) OBP: 0.355, SLG: 0.424		0-0 WP 2B		0-0 E 1B	0-0 FC4-6 BB	0-0 3-1		0-0 F6		4	0	2	1	1	0	2			
Craig Reynolds, L (1, 6) OBP: 0.322, SLG: 0.369		0-0 4-3		4-0 E 1B	0-0 F9			4-0 FC6-4 BB		2	0	0	0	2	0	4			
Mike Scott, R (1, 1) OBP: 0.183, SLG: 0.147		0-0 1-3		0-3 K		0-0 1B 2B 1B		0-0 FC6-4		3	1	1	0	0	1	3			
Ty Gainey, L (7, PH) OBP: 0.400, SLG: 0.250										1	0	0	0	0	0	1			
Rocky Childress, R (8, 1) OBP: 0.348, SLG: 0.503								1-2		0	0	0	0	0	0	0			
Inning Stats	R: 0 E: 0 K: 0 S: 3	H: 0 LOB: 0 BB: 0 P: 3	R: 2 E: 1 K: 0 S: 5	H: 2 LOB: 1 BB: 1 P: 9	R: 0 E: 0 K: 0 S: 3	H: 0 LOB: 0 BB: 0 P: 3	R: 1 E: 1 K: 1 S: 7	H: 2 LOB: 2 BB: 1 P: 11	R: 2 E: 0 K: 0 S: 6	H: 3 LOB: 3 BB: 2 P: 14	R: 4 E: 1 K: 0 S: 8	H: 4 LOB: 1 BB: 1 P: 8	R: 0 E: 0 K: 0 S: 3	H: 0 LOB: 1 BB: 1 P: 7	R: 1 E: 0 K: 0 S: 5	H: 2 LOB: 1 BB: 0 P: 5	1B: 7 2B: 3 3B: 1 HR: 2	SF: 1 SAC: 0 DP: 0 HBP: 0	WP: 1 PA: 43 PB: 0 SB: 1 CS: 0
PITCHER	IP WLS BF H R ER SO BB IBB HBP BLK WP HR S P ERA WHIP	4.2 L 25 7 5 5 1 2 2 0 0 0 1 7 7 9.64 4.000	1.0 L 7 4 4 4 0 0 0 0 0 0 1 7 7 36.00 4.000	2.1 L 11 2 1 1 0 1 0 0 0 0 0 10 14 3.86 1.286															

Chicago Cubs @ Houston Astros
Astrodome, Houston, TX
Wed Sep 02 1987, 8:05 PM EDT
Att: 17,406 - Unknown

AB 37
R 10
H 13
RBI 10
BB 5
SO 1
LOB 17



Batter	1	2	3	4	5	6	7	8	9	AB	R	H	RBI	BB	SO	LOB	TOP										
Kal Daniels, L OBP: 0.427, SLG: 0.618 (1, 7)	4-3		S BB		FC3-6 F9 S 1-2		F9		BB SF8 2B	4	1	1	2	1	0	2	Cincinnati Reds @ Chicago Cubs Wrigley Field, Chicago, IL Fri Sep 04 1987, 3:33 AM CDT Att: 19,715 - Unknown										
Jeff Treadway, L OBP: 0.500, SLG: 0.750 Dave Concepcion, R OBP: 0.360, SLG: 0.356 (9, PH) (9, 4)	1B		F9		F9		2B	BB	1B	4	0	2	0	0	0	2											
Eric Davis, R OBP: 0.403, SLG: 0.618 (1, 8)	K		BB		K		K	BB	BB	3	0	0	0	2	3	3											
Dave Parker, L OBP: 0.309, SLG: 0.427 John Franco, L (9, 1)	F7		BB		K		K	BB	SF8	4	0	0	1	0	2	4											
Buddy Bell, R OBP: 0.363, SLG: 0.399 (1, 5)	1B		F2		F9		6-3	K	K	5	0	1	0	0	1	5											
Bo Diaz, R OBP: 0.302, SLG: 0.428 (1, 2)	K		K		F9		6-3	6-3	6-3	4	0	0	0	0	2	1											
Nick Esasky, R OBP: 0.322, SLG: 0.523 (1, 3)	K		F8		5-3		1B	1B	1B	4	1	1	0	0	1	1											
Barry Larkin, R OBP: 0.298, SLG: 0.348 (1, 6)	1B		F9		L7		1B	2B	1B	4	1	2	0	0	0	0											
Tom Browning, L OBP: 0.265, SLG: 0.162 Dave Collins, S OBP: 0.357, SLG: 0.310 Frank Williams, R OBP: 0.356, SLG: 0.472 Paul O'Neill, L OBP: 0.354, SLG: 0.250 Leo Garcia, L OBP: 0.354, SLG: 0.250 (1, 1) (7, PH) (7, 1) (9, PH) (9, PH) (9, 9)	K		FC3-6 1B		BB		2B	1B	1B	2	0	1	0	0	1	2											
Inning Stats	R: 0 E: 0 K: 1 S: 6	H: 1 LOB: 1 BB: 0 P: 6	R: 0 E: 0 K: 3 S: 11	H: 2 LOB: 2 BB: 0 P: 11	R: 0 E: 0 K: 1 S: 5	H: 0 LOB: 0 BB: 2 P: 13	R: 0 E: 0 K: 1 S: 5	H: 0 LOB: 0 BB: 0 P: 5	R: 0 E: 0 K: 1 S: 6	H: 1 LOB: 1 BB: 0 P: 6	R: 0 E: 0 K: 0 S: 3	H: 0 LOB: 0 BB: 0 P: 3	R: 0 E: 0 K: 0 S: 3	H: 0 LOB: 1 BB: 1 P: 7	R: 0 E: 0 K: 2 S: 8	H: 1 LOB: 1 BB: 0 P: 8		R: 4 E: 0 K: 1 S: 10	H: 5 LOB: 2 BB: 1 P: 14	1B: 8 2B: 2 3B: 0 HR: 0	SF: 1 SAC: 0 DP: 0 HBP: 0	WP: 0 PB: 0 SB: 2 CS: 0	PA: 41				
PITCHER	IP	WLS	BF	H	R	ER	SO	BB	IBB	HBP	BLK	WP	HR	S	P	ERA	WHIP										
Scott Sanderson, R ERA: 3.9 (1, 1)	7.0		28	4	0	0	7	3	0	0	0	0	0	39	51	0.00	1.000										
Lee Smith, R ERA: 2.97 (8, 1)	1.1	L	9	5	4	4	2	0	0	0	0	0	0	13	13	27.00	3.750										
Frank DiPino, L ERA: 3.18 (9, 1)	0.1		3	1	0	0	0	1	0	0	0	0	0	2	6	0.00	6.000										
Jay Baller, R ERA: 5.4 (9, 1)	0.1		1	0	0	0	1	0	0	0	0	0	0	3	3	0.00	0.000										

Batter	1	2	3	4	5	6	7	8	9	AB	R	H	RBI	BB	SO	LOB	BOTTOM										
Bob Dernier, R OBP: 0.397, SLG: 0.506 Dave Martinez, L OBP: 0.381, SLG: 0.434 (7, PH) (8, 8)	K		F7		F9		23 S 2B		1B	3	0	0	0	0	1	2	Cincinnati Reds @ Chicago Cubs Wrigley Field, Chicago, IL Fri Sep 04 1987, 3:33 AM CDT Att: 19,715 - Unknown										
23 Ryne Sandberg, R OBP: 0.373, SLG: 0.461 (1, 4)	F8		1B		K		F7		F8	5	0	1	0	0	1	2											
Andre Dawson, R OBP: 0.329, SLG: 0.584 (1, 9)	F6		F7		1B BB		2B IBB		1B	3	0	1	0	2	0	1											
Brian Dayett, R OBP: 0.385, SLG: 0.503 (1, 7)	F8		F9		F7		1-3 2H 2B		F8	5	0	1	1	0	0	4											
Keith Moreland, R OBP: 0.303, SLG: 0.449 Lee Smith, R (8, 1) Frank DiPino, L OBP: 0.500, SLG: 0.500 Jay Baller, R OBP: 1.000, SLG: 1.000 (9, 1) (9, 1)	1B 1B		1B SF8 2B		1B SF8 2B		4-3			4	2	3	0	0	0	2											
Manny Trillo, R OBP: 0.389, SLG: 0.484 (1, 3) (8, 5)	1B		1B		BB 1B		F4		F9	4	0	2	0	0	0	0											
Jody Davis, R OBP: 0.339, SLG: 0.437 (1, 2)	F4		BB 1B		BB 1B		F9		K	3	0	0	0	1	1	2											
Shawon Dunston, R OBP: 0.286, SLG: 0.400 (1, 6)	1B		SF8		P3		F3			3	0	1	2	0	0	0											
Scott Sanderson, R OBP: 0.171, SLG: 0.188 Rafael Palmeiro, L OBP: 0.305, SLG: 0.513 Leon Durham, L OBP: 0.347, SLG: 0.501 (1, 1) (7, PH) (8, 3)	K		B5		K		K		K	2	0	0	0	0	1	4											
Inning Stats	R: 0 E: 0 K: 1 S: 5	H: 0 LOB: 0 BB: 0 P: 5	R: 1 E: 0 K: 1 S: 8	H: 3 LOB: 2 BB: 0 P: 8	R: 0 E: 0 K: 0 S: 4	H: 1 LOB: 1 BB: 0 P: 4	R: 1 E: 0 K: 0 S: 5	H: 2 LOB: 2 BB: 1 P: 9	R: 0 E: 0 K: 1 S: 5	H: 1 LOB: 2 BB: 1 P: 9	R: 0 E: 0 K: 0 S: 3	H: 0 LOB: 0 BB: 0 P: 3	R: 1 E: 0 K: 1 S: 6	H: 1 LOB: 2 BB: 2 P: 14	R: 0 E: 0 K: 1 S: 5	H: 0 LOB: 0 BB: 0 P: 5		R: 0 E: 0 K: 1 S: 7	H: 2 LOB: 2 BB: 0 P: 7	1B: 8 2B: 2 3B: 0 HR: 0	SF: 1 SAC: 0 DP: 0 HBP: 0	WP: 0 PB: 0 SB: 1 CS: 0	PA: 40				
PITCHER	IP	WLS	BF	H	R	ER	SO	BB	IBB	HBP	BLK	WP	HR	S	P	ERA	WHIP										
Tom Browning, L ERA: 5.93 (1, 1)	6.0		26	7	2	2	3	2	0	0	0	0	0	30	38	3.00	1.500										
Frank Williams, R ERA: 2.27 (7, 1)	2.0	W	9	1	1	1	2	1	1	0	0	0	0	11	19	4.50	1.000										
John Franco, L ERA: 2.64 (9, 1)	1.0	S	5	2	0	0	1	0	0	0	0	0	0	7	7	0.00	2.000										

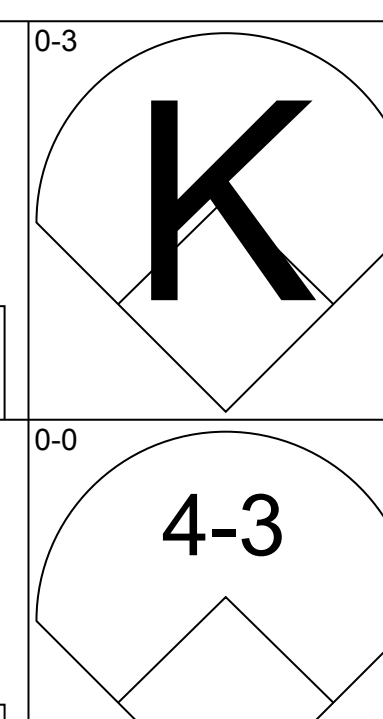
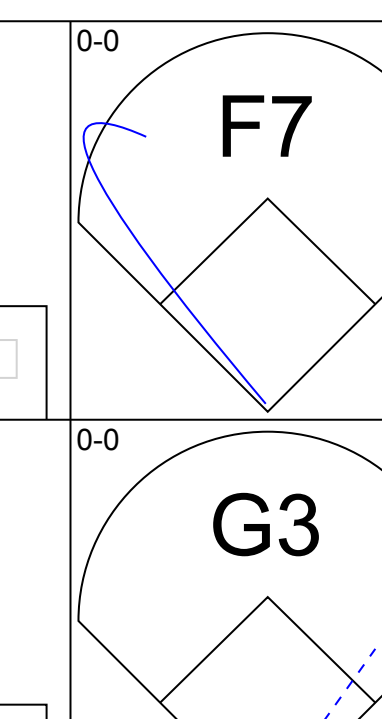
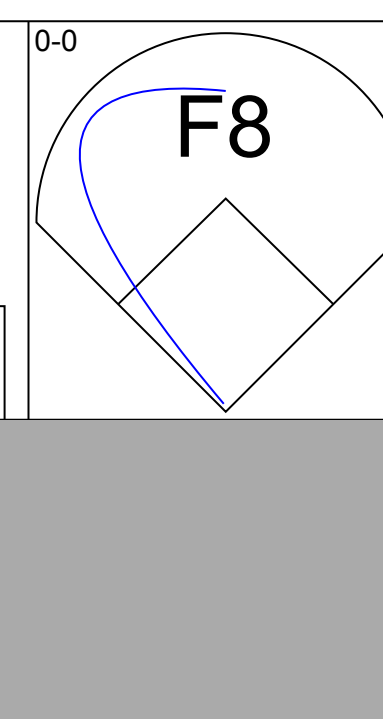
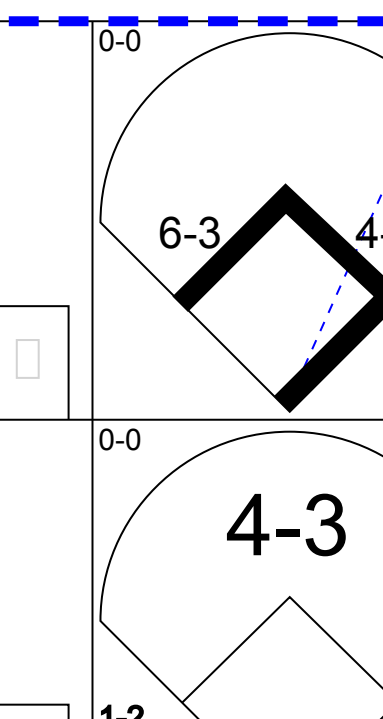
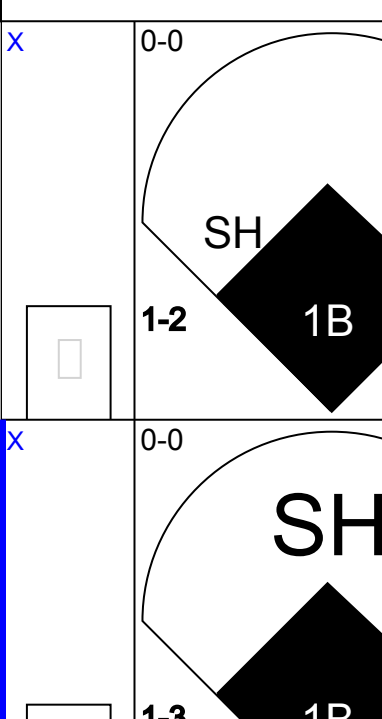
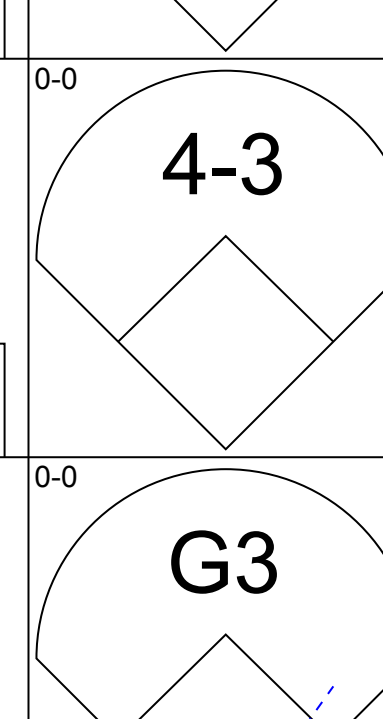
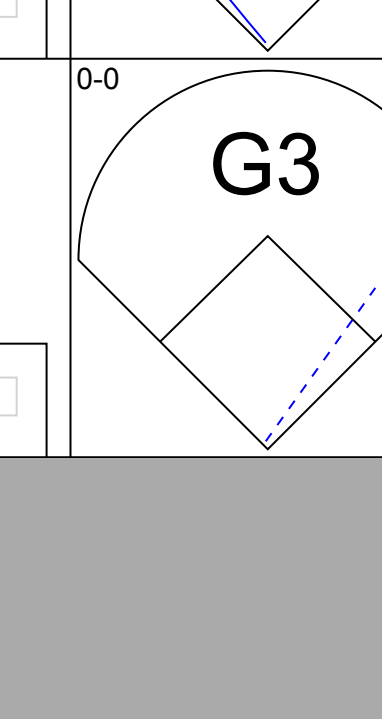
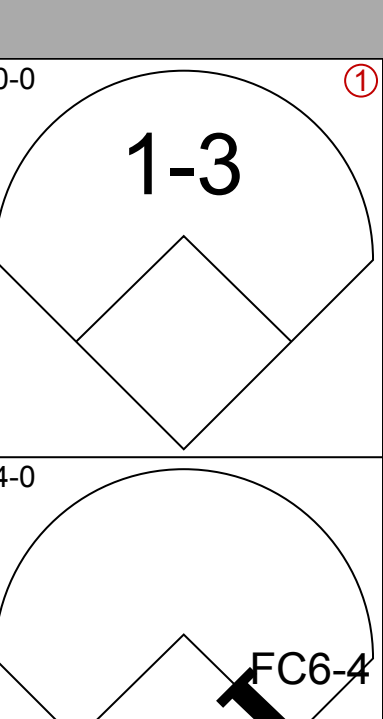
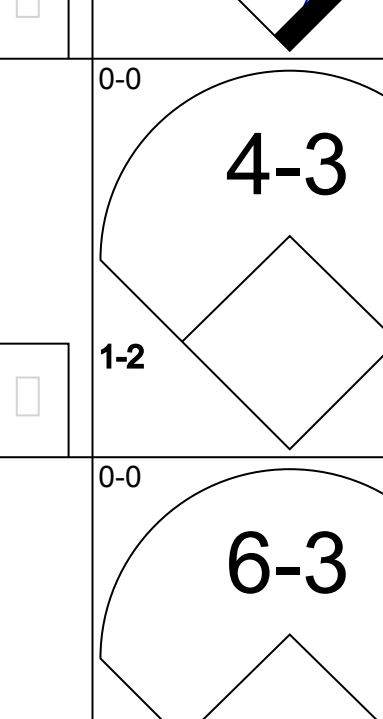
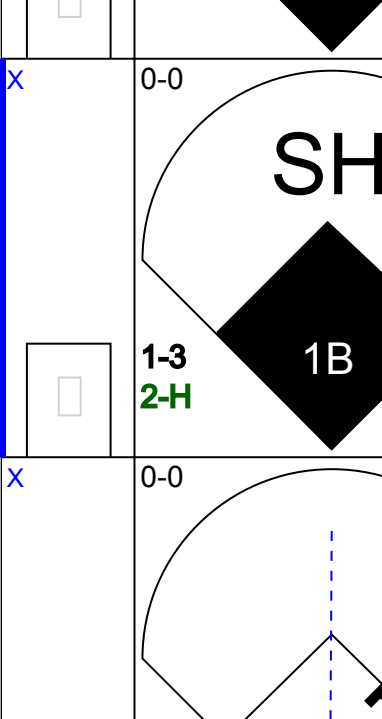
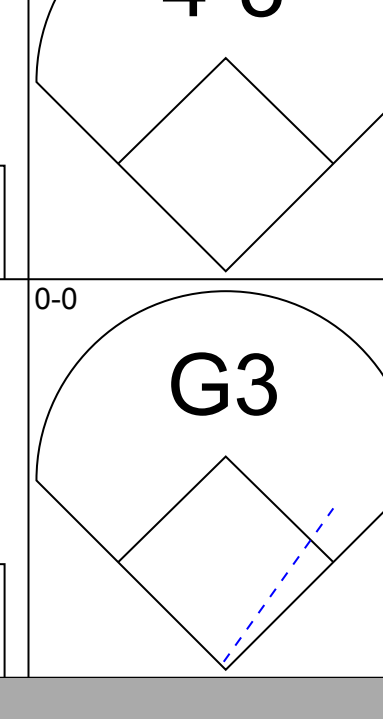
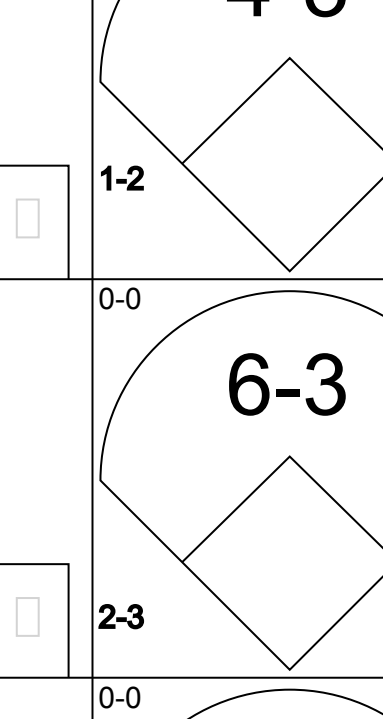
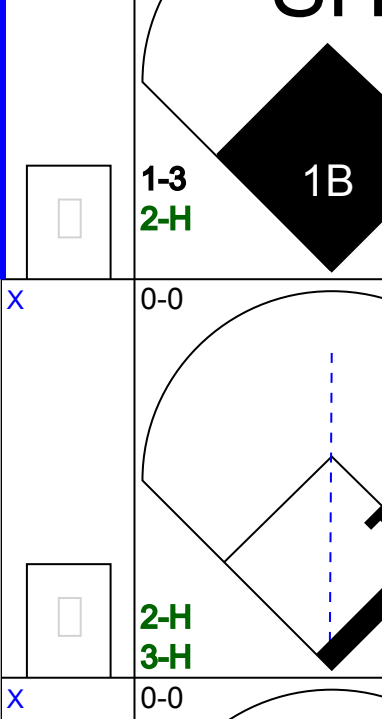
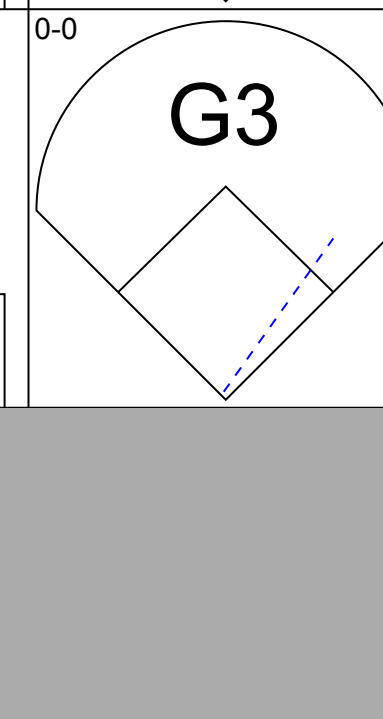
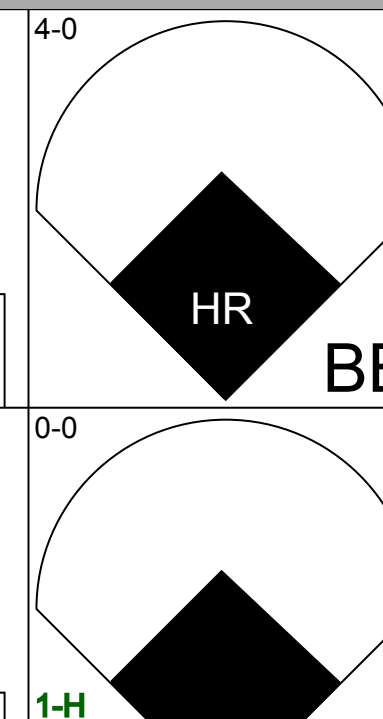
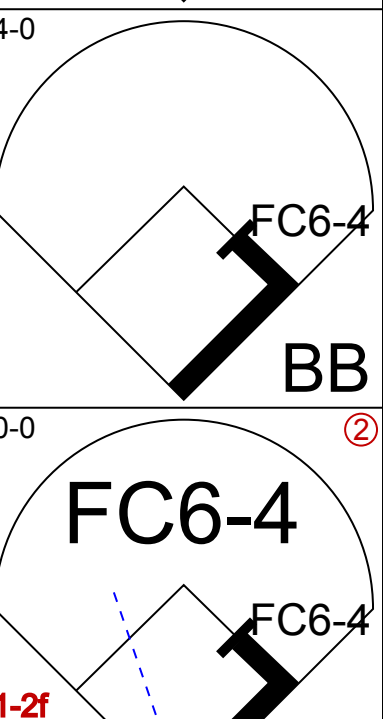
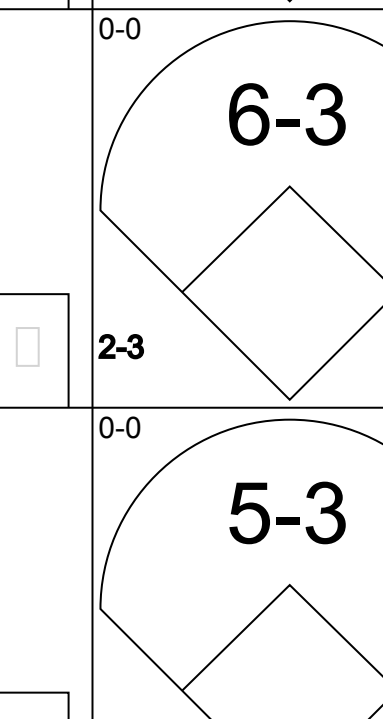
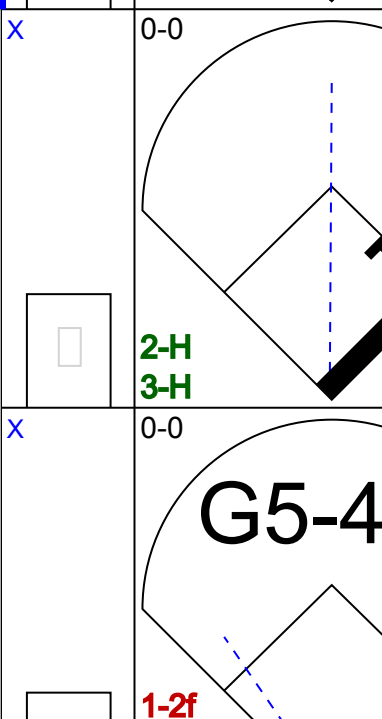
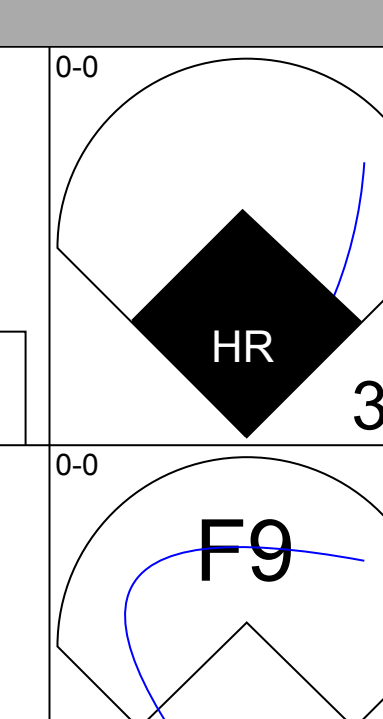
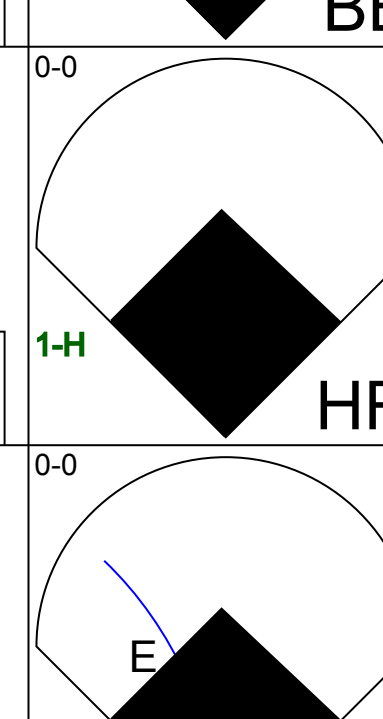
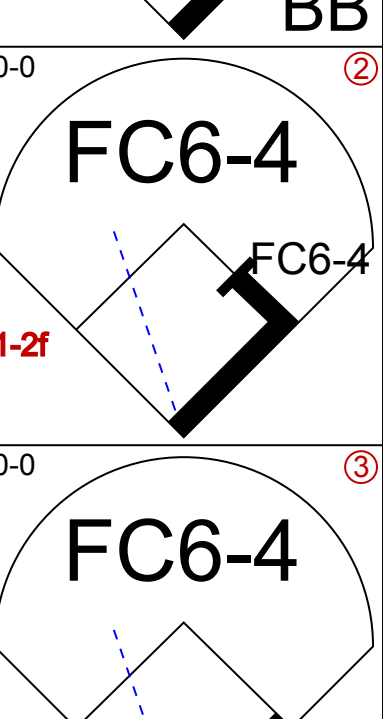
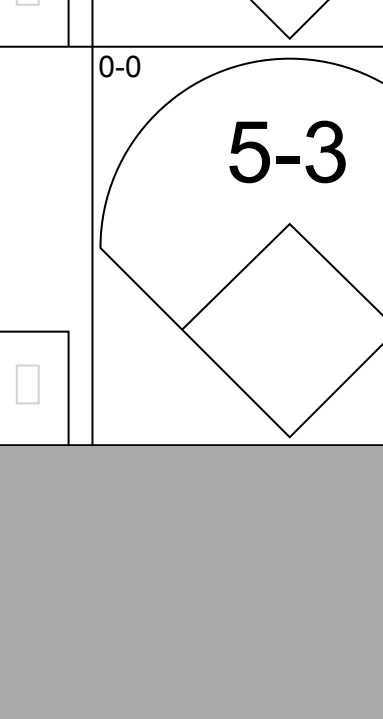
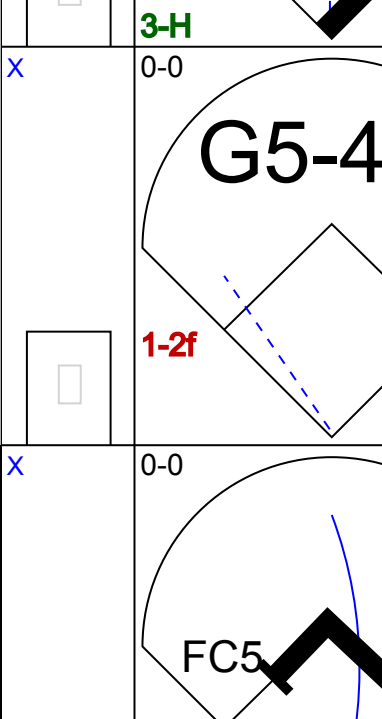
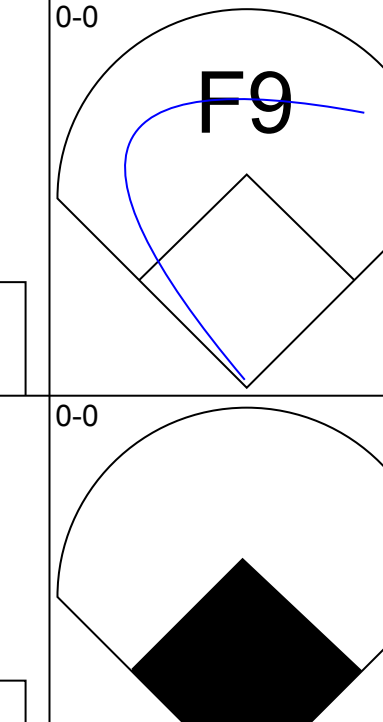
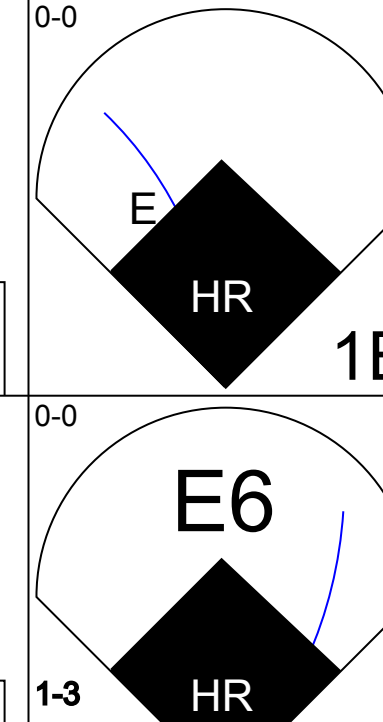
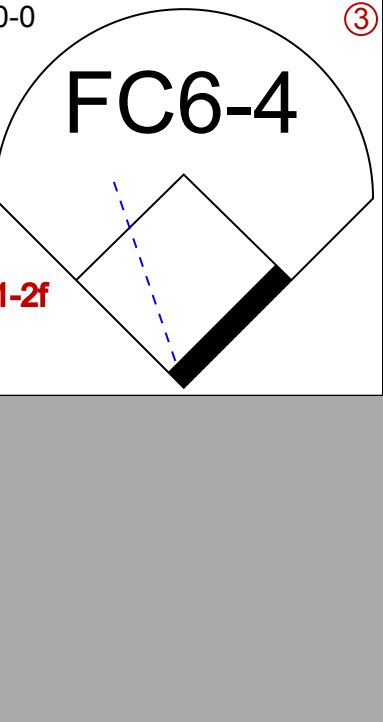
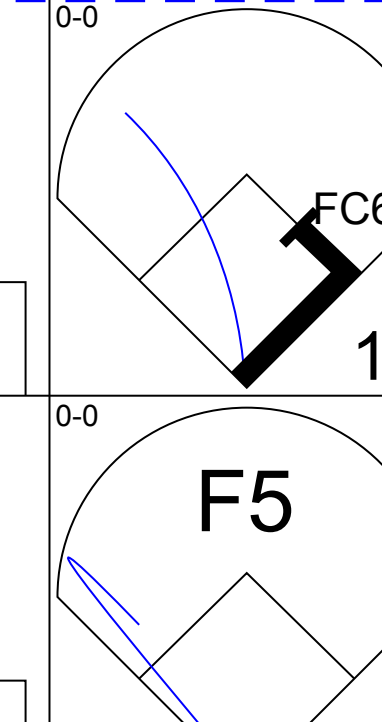
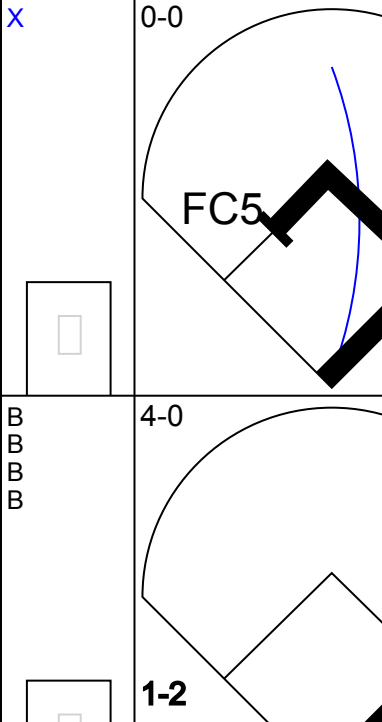
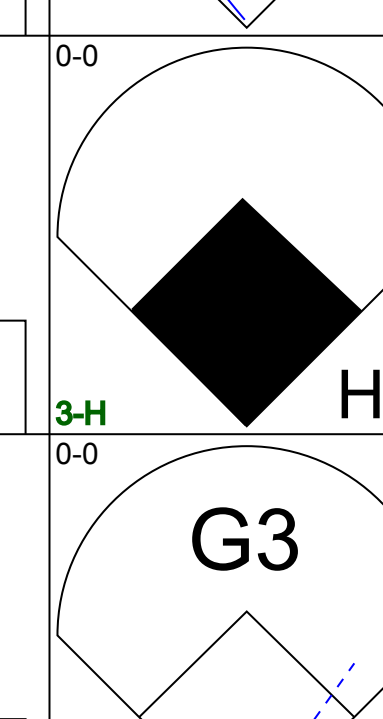
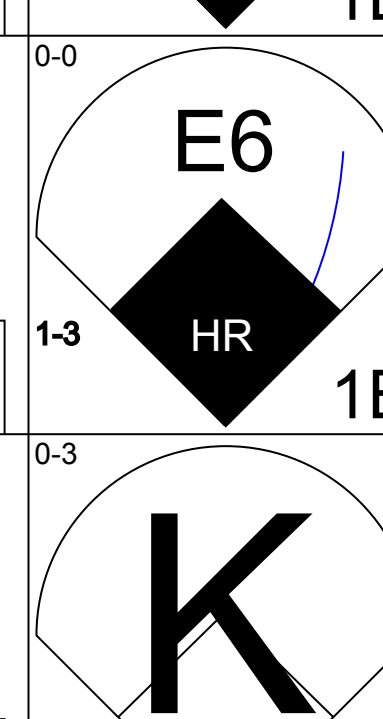
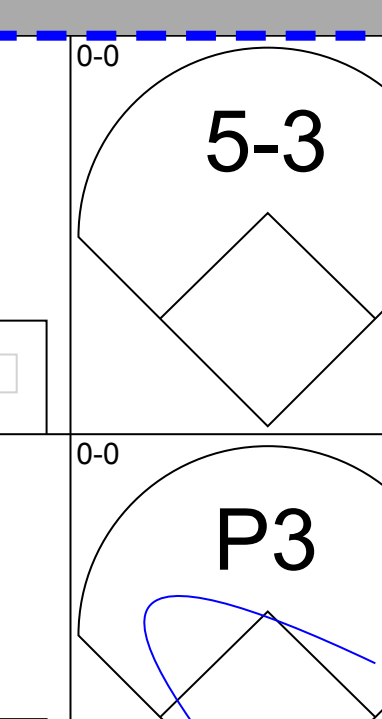
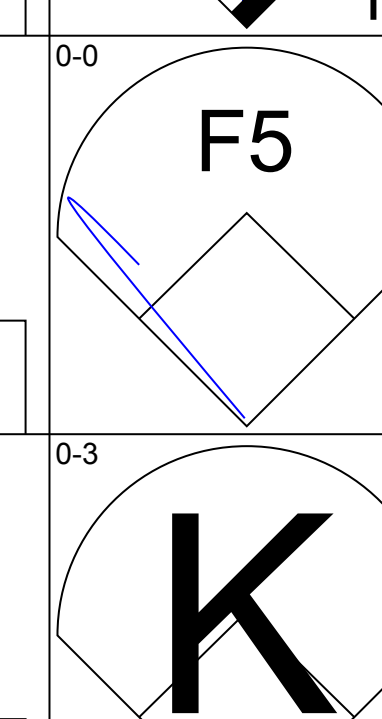
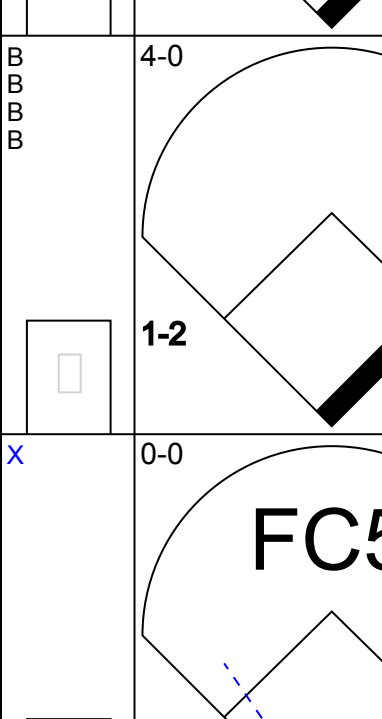
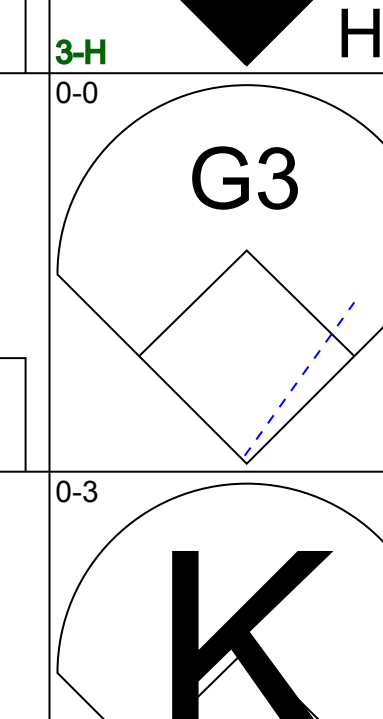
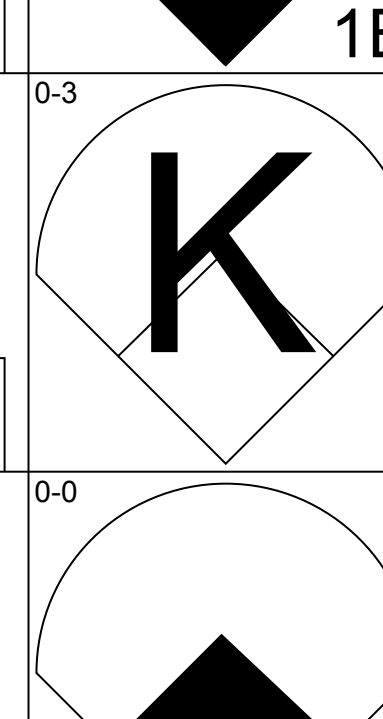
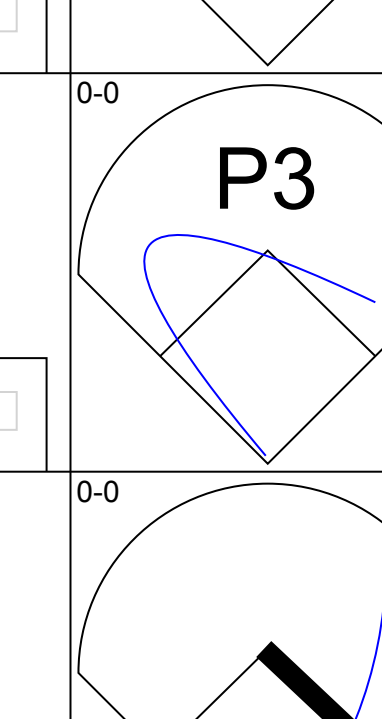
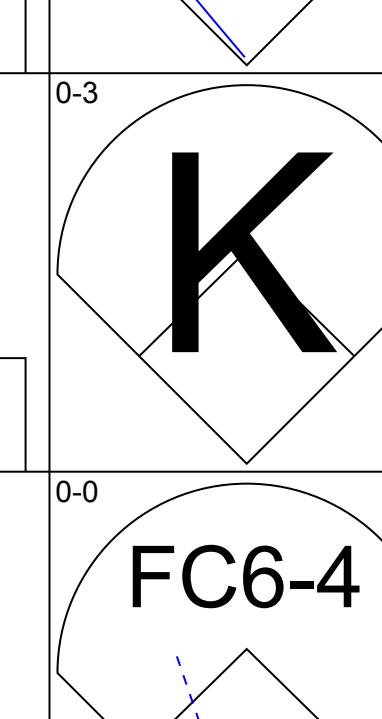
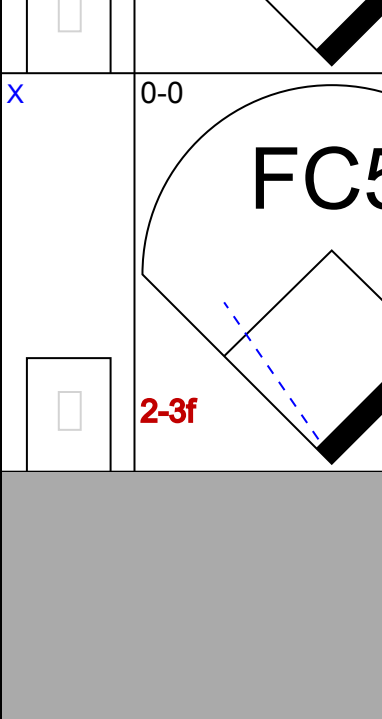
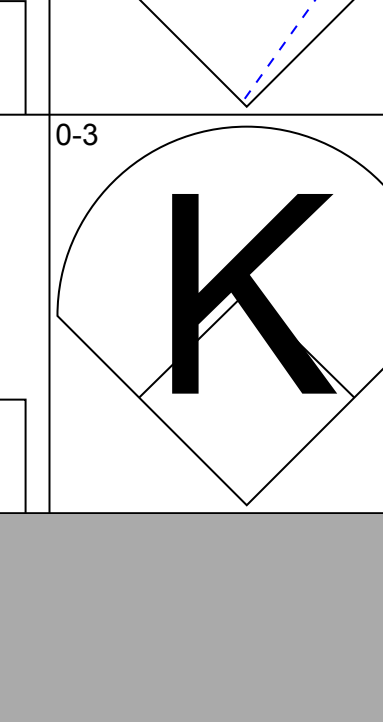
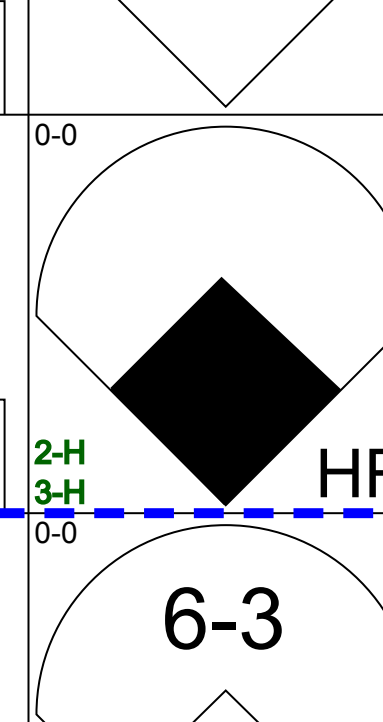
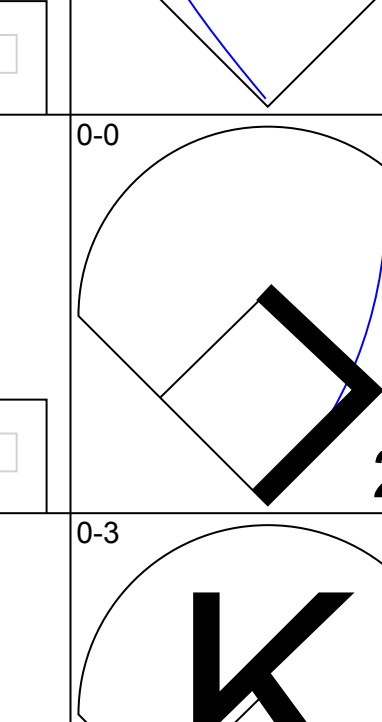
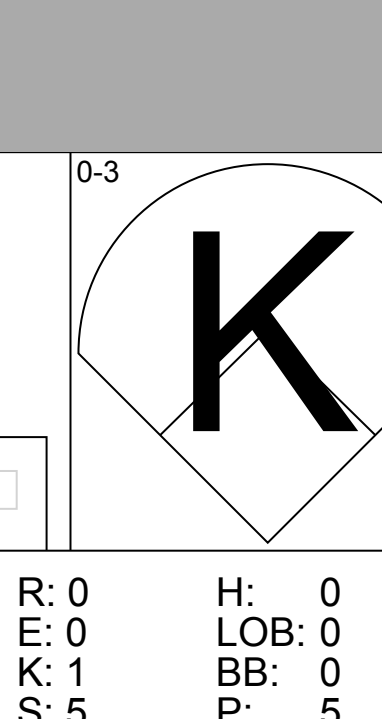
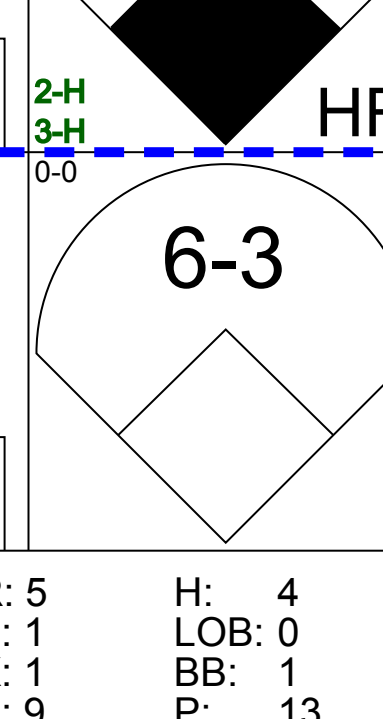
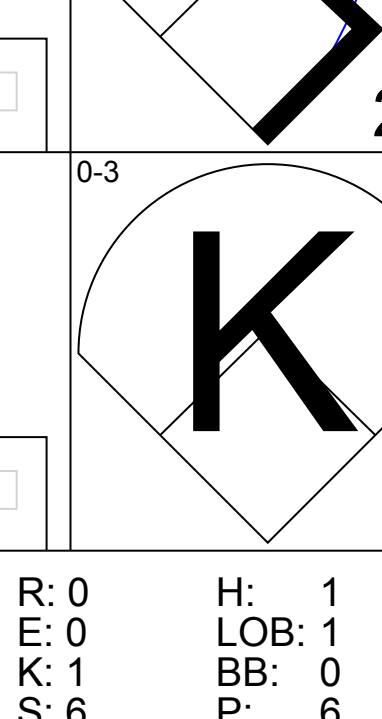
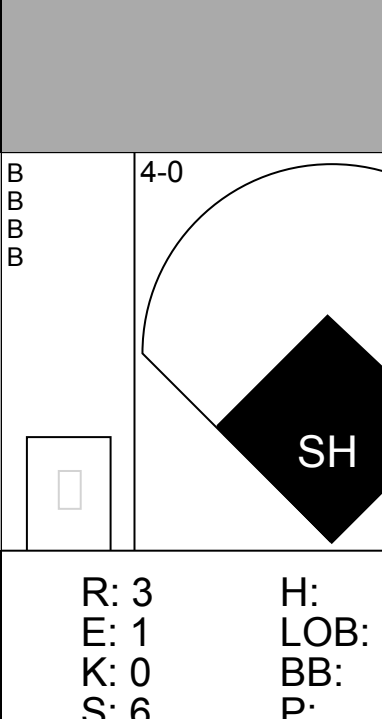
AB	36
R	4
H	10
RBI	4
BB	4
SO	10
LOB	20

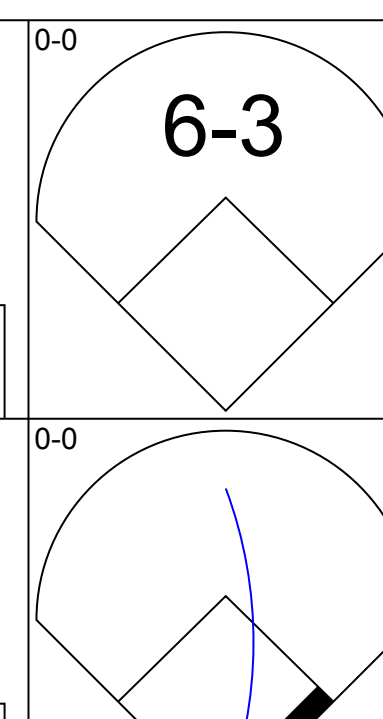
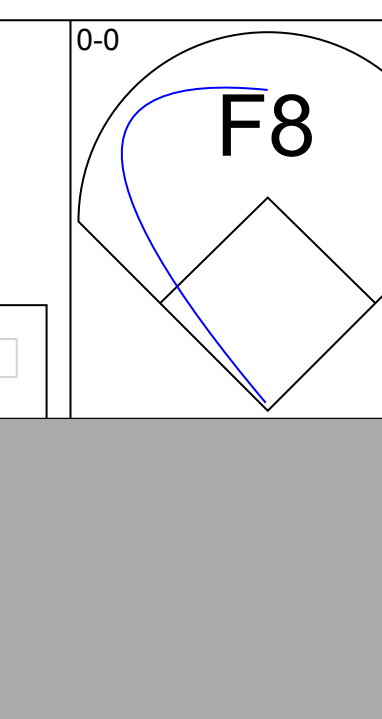
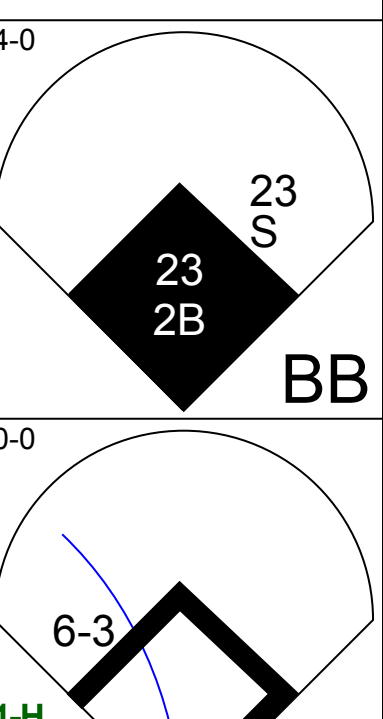
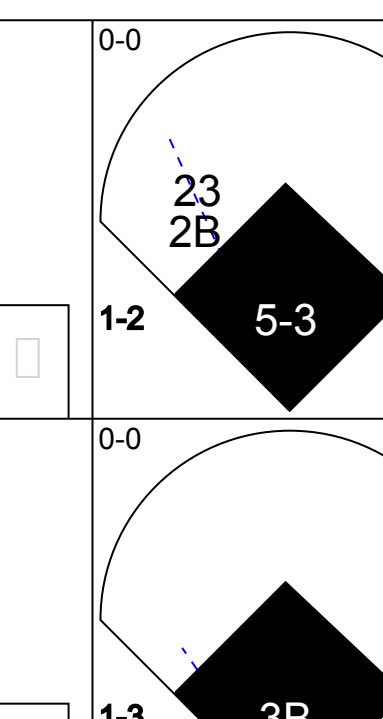
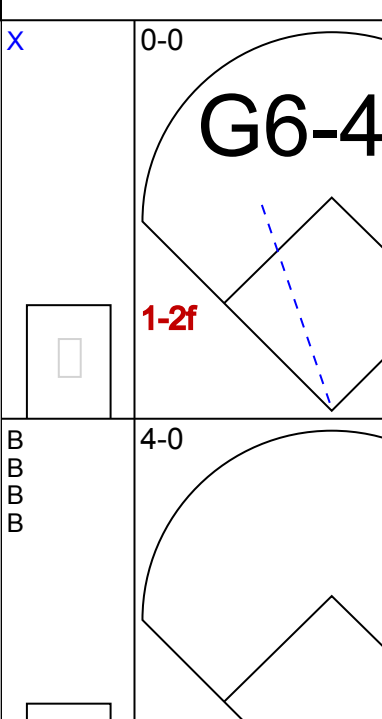
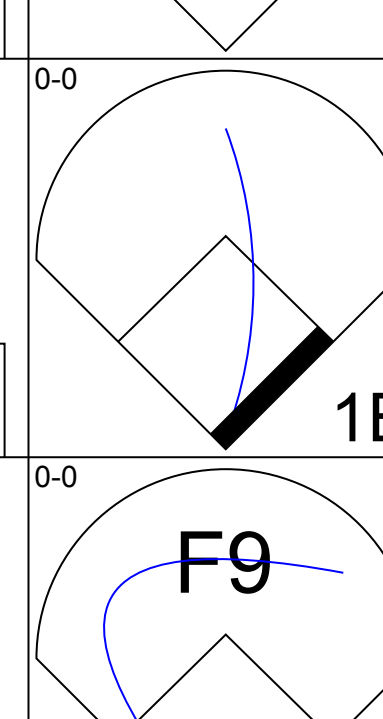
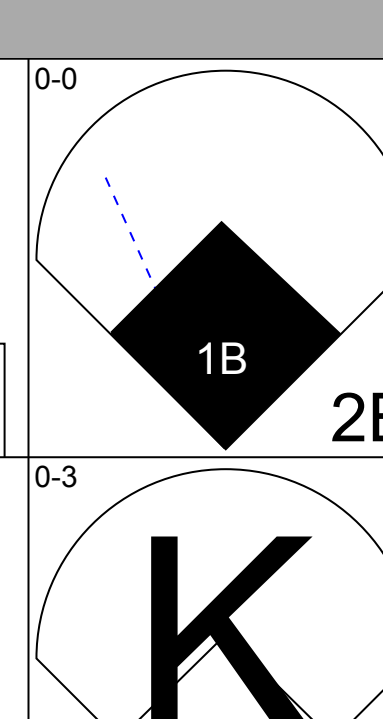
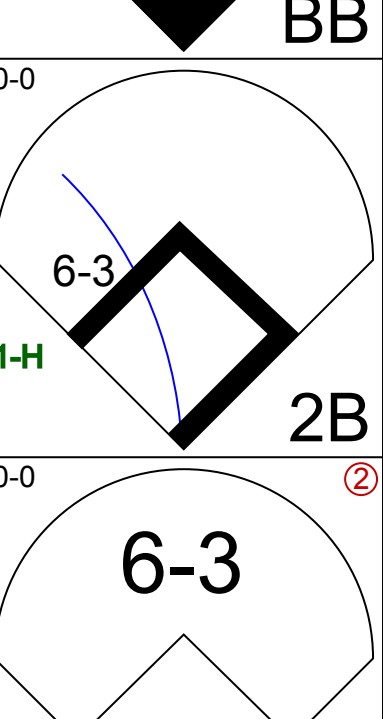
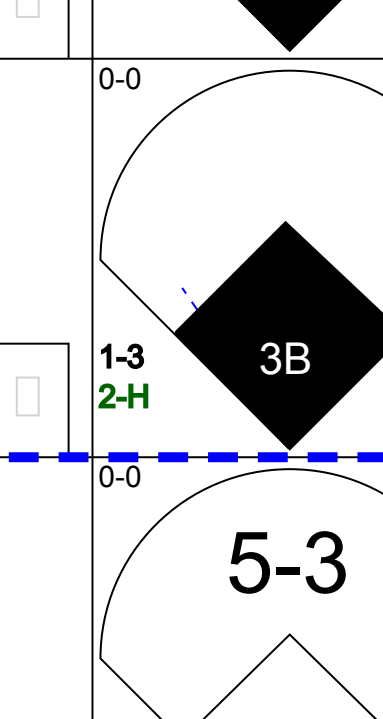
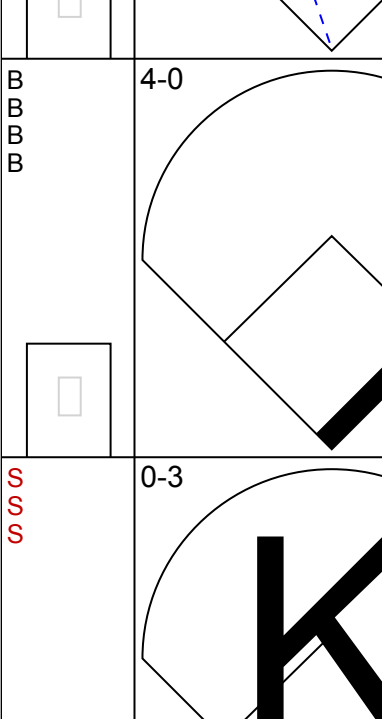
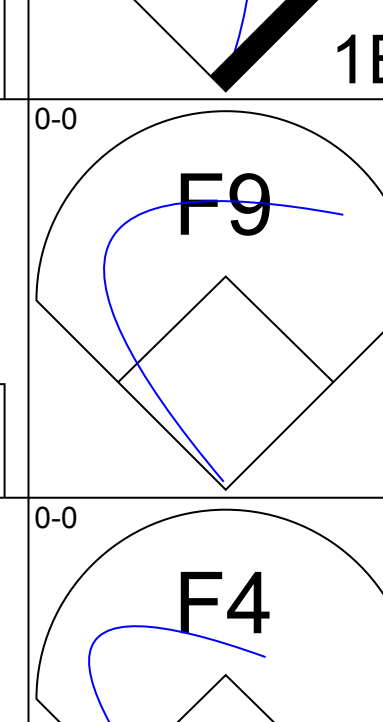
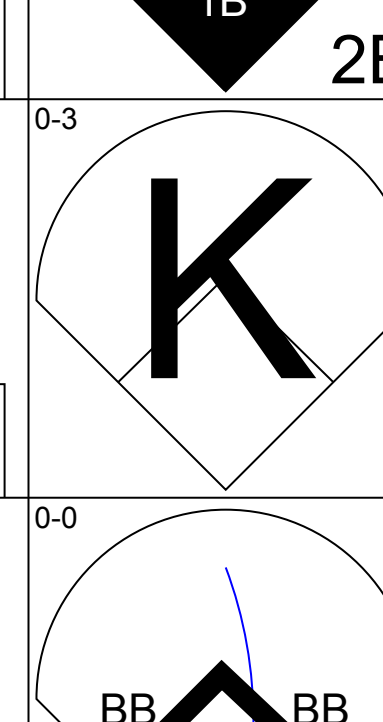
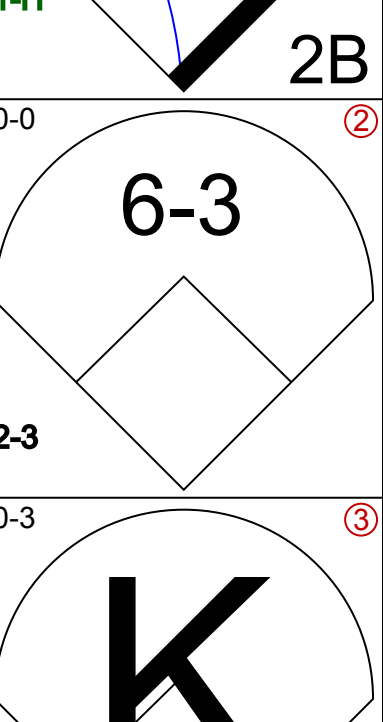
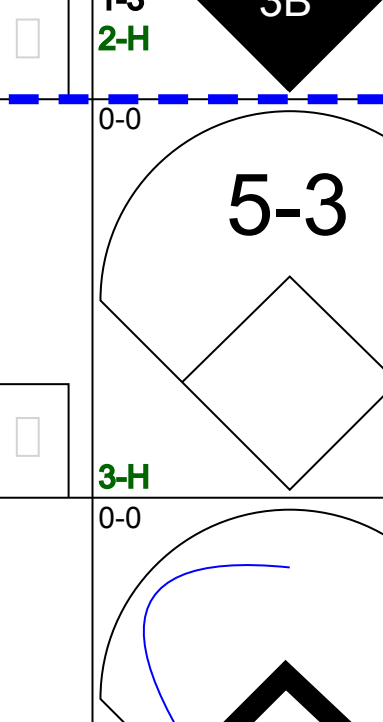
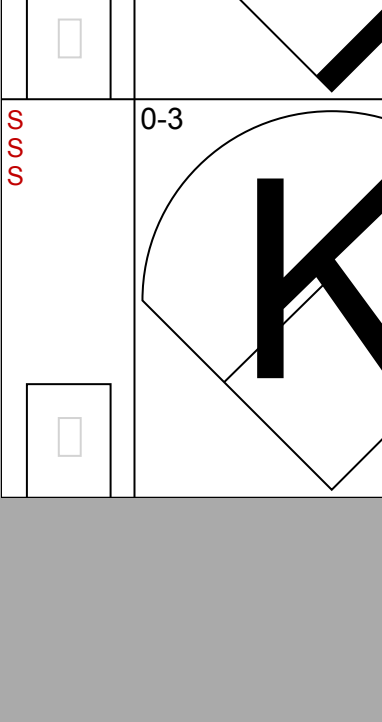
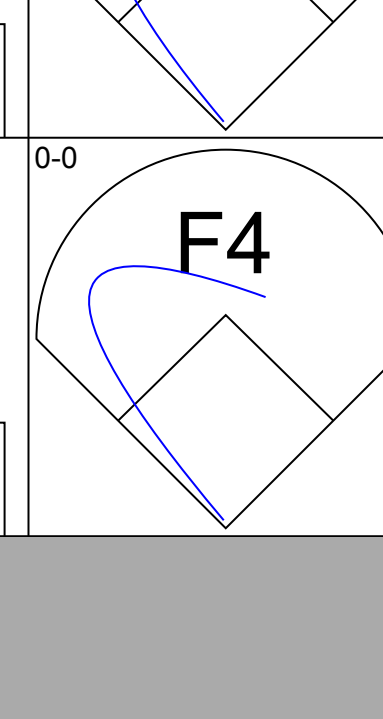
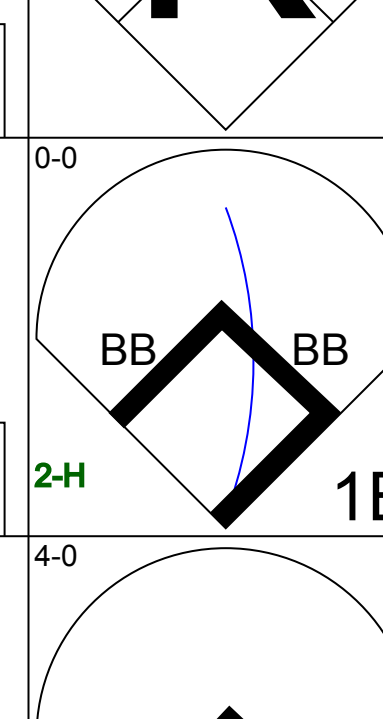
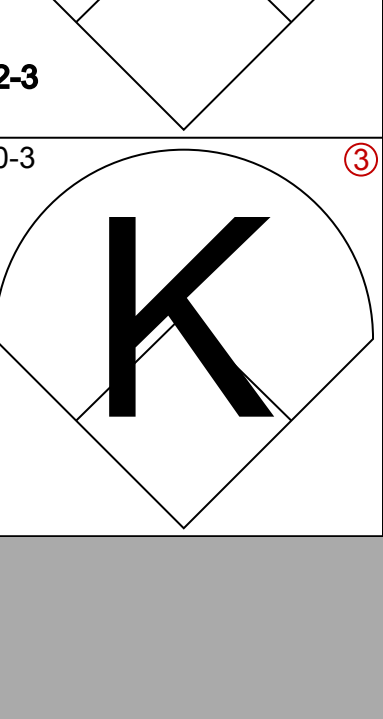
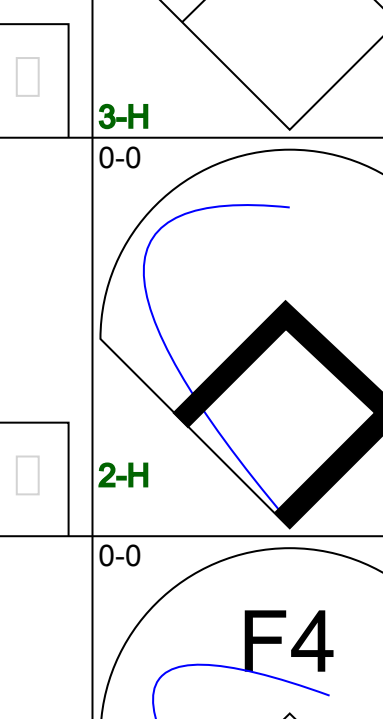
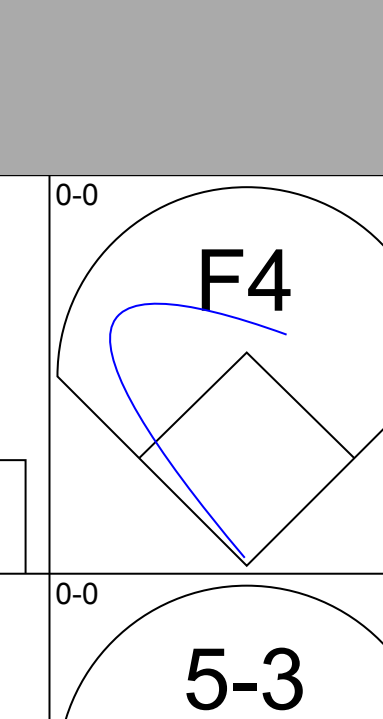
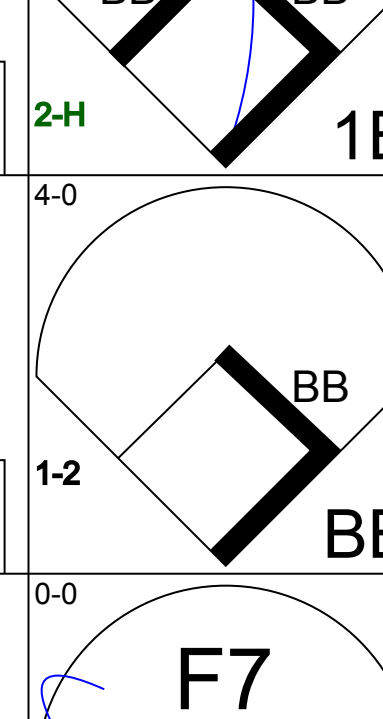
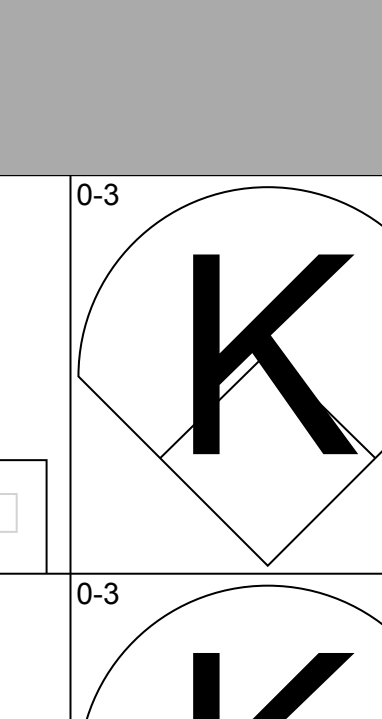

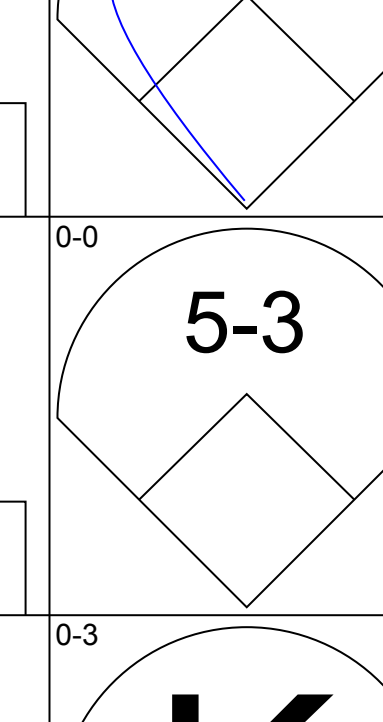
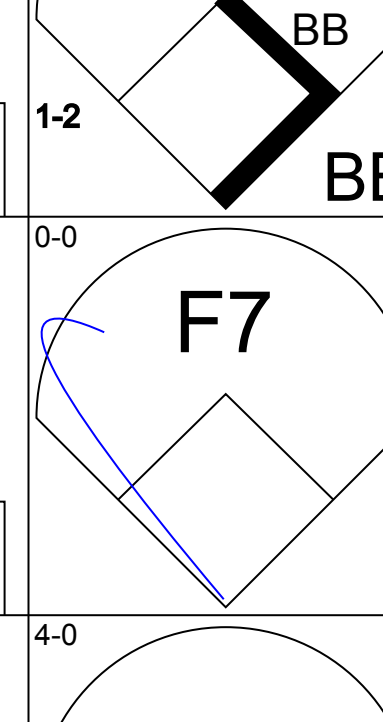
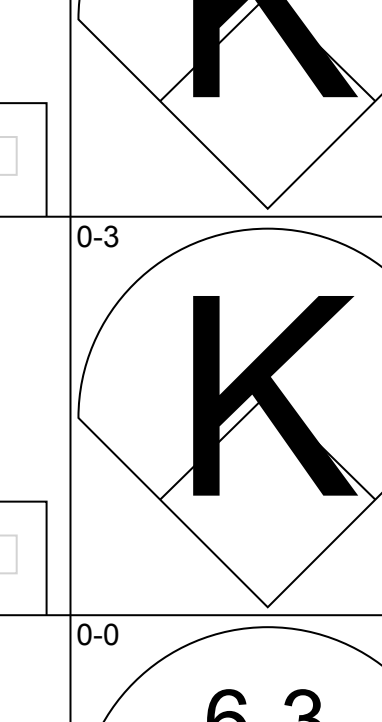
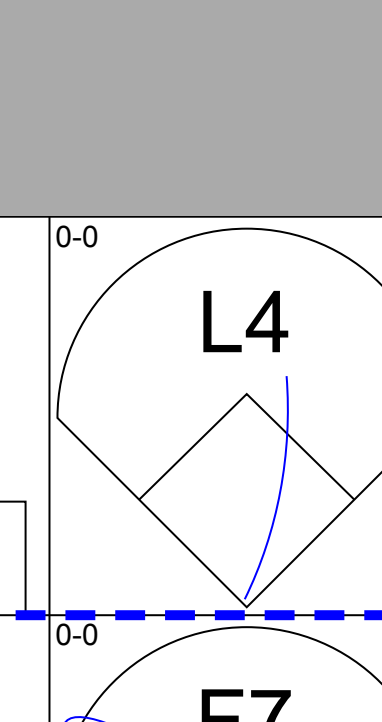
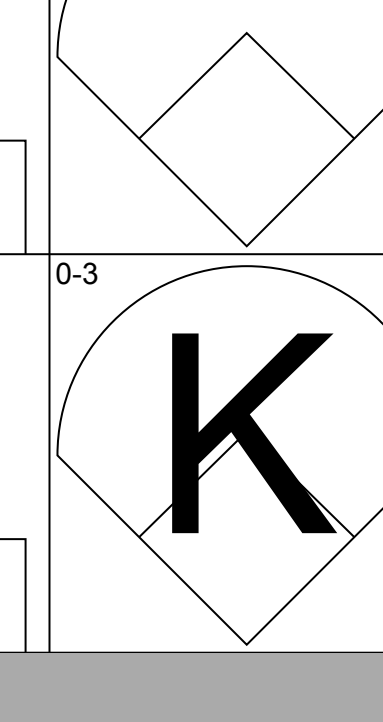
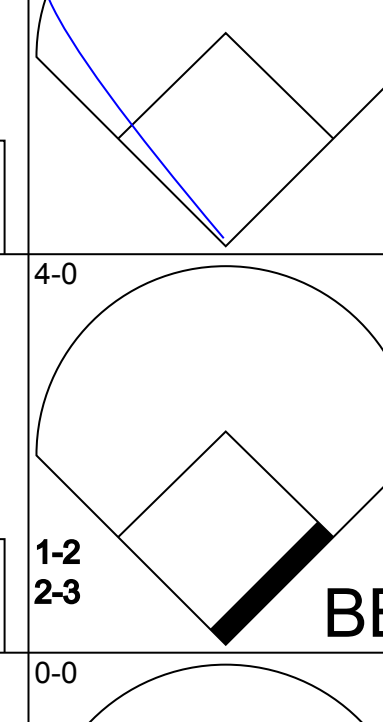

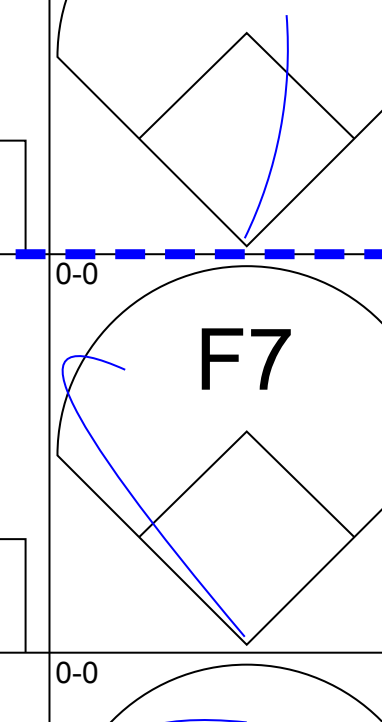
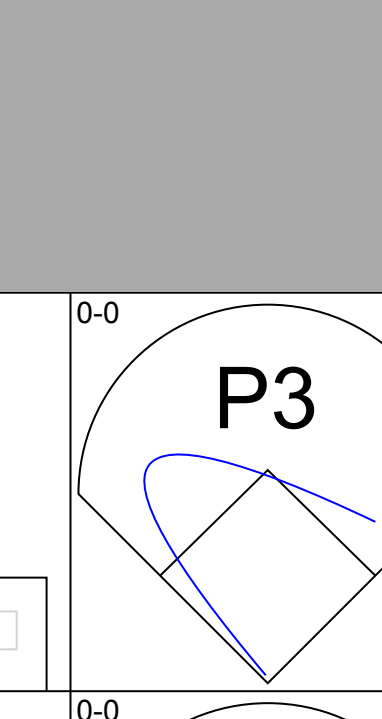
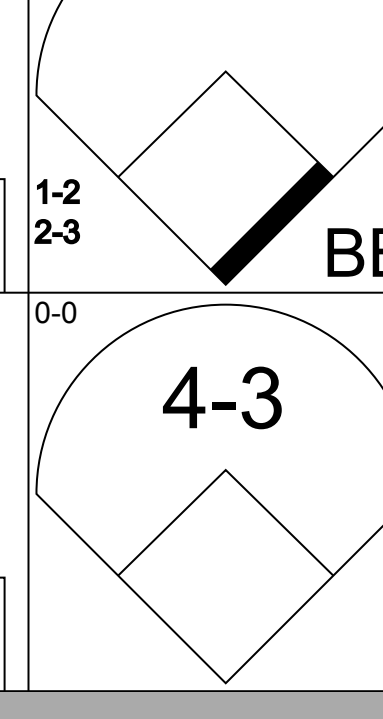
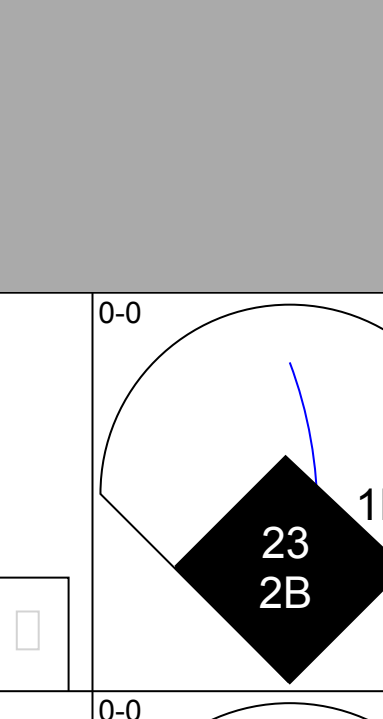
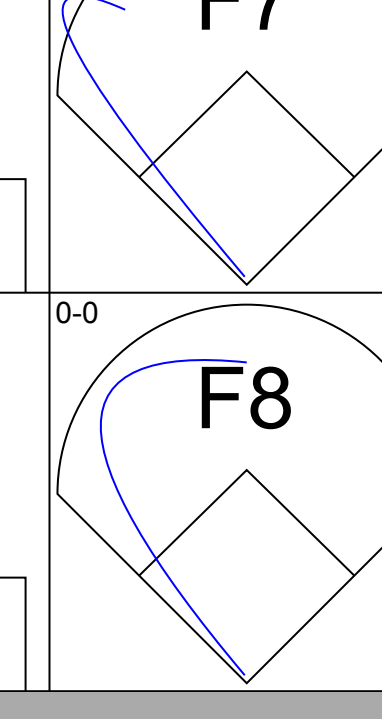
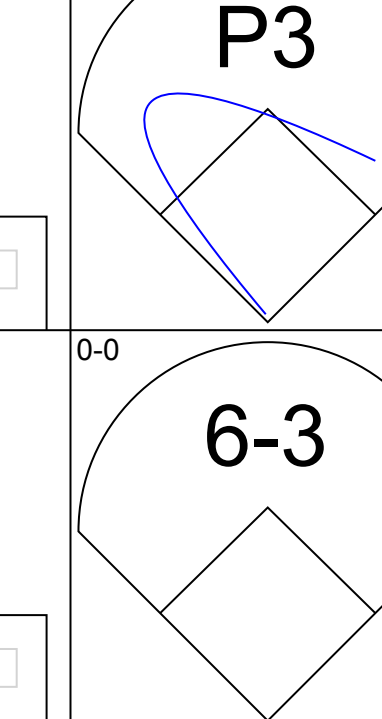
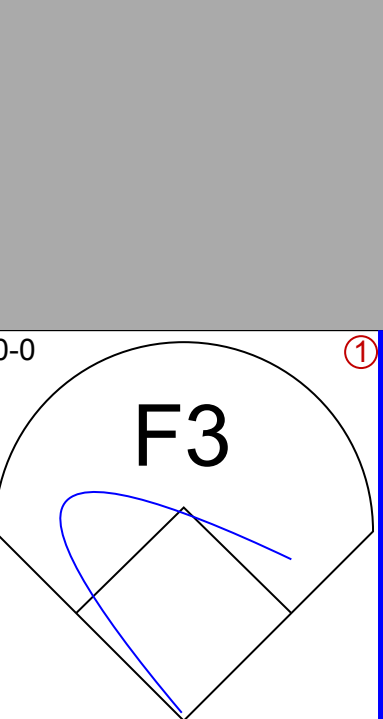
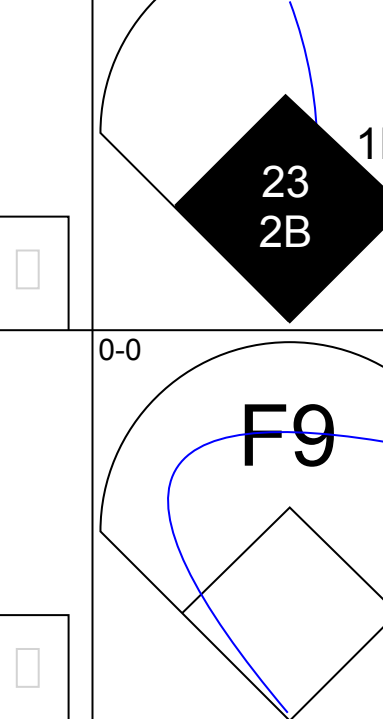
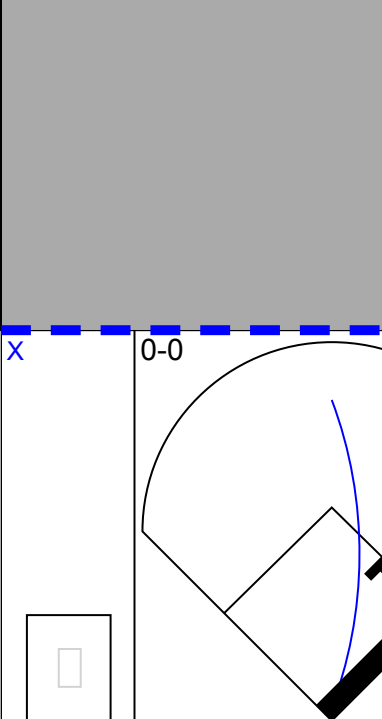


AB	35
R	3
H	10
RBI	3
BB	4
SO	6
LOB	17

livebaseballscores.com

livebaseballscores.com

Batter	1	2	3	4	5	6	7	8	9	AB	R	H	RBI	BB	SO	LOB	TOP			
Leo Garcia, L OBP: 0.375, SLG: 0.308 (1, 8)										5	1	2	0	0	1	0	Cincinnati Reds @ Chicago Cubs Wrigley Field, Chicago, IL Sat Sep 05 1987, 3:33 AM CDT Att: 33,336 - Unknown			
Jeff Treadway, L OBP: 0.290, SLG: 0.375 Frank Williams, R (7, 1)										4	0	0	0	0	0	1				
Pat Perry, L OBP: 0.143, SLG: 0.143 Dave Collins, S OBP: 0.352, SLG: 0.313 (9, PH) (9, 7)										0	0	0	0	0	0	0				
Kal Daniels, L OBP: 0.429, SLG: 0.616 Rob Murphy, L OBP: 0.200, SLG: 0.200 (1, 7) (9, 1)										3	1	1	2	2	0	1				
Paul O'Neill, L OBP: 0.317, SLG: 0.523 Tracy Jones, R OBP: 0.342, SLG: 0.448 (7, PH) (7, 9)										3	2	2	2	0	0	1				
Buddy Bell, R OBP: 0.366, SLG: 0.401 (1, 5)										5	1	3	0	0	2					
Bo Diaz, R OBP: 0.305, SLG: 0.435 Terry McGriff, R OBP: 0.300, SLG: 0.414 (1, 2) (9, PR) (9, 2)										4	2	2	2	1	0	1				
Nick Esasky, R OBP: 0.316, SLG: 0.513 (1, 3)										5	0	0	0	0	2	5				
Barry Larkin, R OBP: 0.300, SLG: 0.361 (1, 6)										4	1	2	3	0	1	1				
Dennis Rasmussen, L OBP: 0.352, SLG: 0.356 (1, 1) (7, 4)										3	0	0	0	0	2	1				
Inning Stats	R: 0 E: 0 K: 1 S: 5	H: 0 LOB: 0 BB: 0 P: 5	R: 2 E: 0 K: 1 S: 7	H: 2 LOB: 0 BB: 0 P: 7	R: 0 E: 0 K: 1 S: 5	H: 0 LOB: 0 BB: 0 P: 5	R: 5 E: 1 K: 1 S: 9	H: 4 LOB: 1 BB: 1 P: 13	R: 0 E: 0 K: 0 S: 3	H: 1 LOB: 1 BB: 0 P: 6	R: 0 E: 0 K: 0 S: 4	H: 1 LOB: 1 BB: 0 P: 4	R: 0 E: 0 K: 1 S: 6	H: 1 LOB: 1 BB: 0 P: 6	R: 3 E: 1 K: 0 S: 6	H: 3 LOB: 2 BB: 2 P: 14	1B: 7 2B: 1 3B: 1 HR: 3	SF: 0 SAC: 1 DP: 1 HBP: 0	WP: 0 PB: 0 SB: 1 CS: 0	PA: 43
PITCHER	IP WLS BF H R ER SO BB IBB HBP BLK WP HR S P ERA WHIP																			
Ed Lynch, R ERA: 5.1 (1, 1)	3.1 L 17 6 7 6 4 1 0 0 0 0 0 3 24 28 16.20 2.100																			
Drew Hall, L ERA: 8.55 (4, 1)	1.2 6 0 0 0 0 1 0 0 0 0 0 0 5 9 0.00 0.600																			
Dickie Noles, R ERA: 3.77 (6, 1)	1.0 4 1 0 0 1 0 0 0 0 0 0 0 6 6 0.00 1.000																			
Mike Mason, L ERA: 5.49 Jay Baller, R ERA: 6.27 (7, 1) (8, 1)	1.0 4 1 0 0 0 0 0 0 0 0 0 0 4 4 0.00 1.000																			
2.0 12 4 3 3 1 2 0 0 0 0 0 0 12 20 13.50 3.000																				

Batter	1	2	3	4	5	6	7	8	9	AB	R	H	RBI	BB	SO	LOB	BOTTOM					
Bob Dernier, R OBP: 0.397, SLG: 0.500 (1, 8)										4	2	1	0	1	0	1	Cincinnati Reds @ Chicago Cubs Wrigley Field, Chicago, IL Sat Sep 05 1987, 3:33 AM CDT Att: 33,336 - Unknown					
23 Ryne Sandberg, R OBP: 0.379, SLG: 0.473 (1, 4)										4	2	4	2	1	0	0						
Andre Dawson, R OBP: 0.326, SLG: 0.579 (1, 9)										5	0	0	1	0	2	5						
Brian Dayett, R OBP: 0.384, SLG: 0.500 Jerry Mumphrey, S OBP: 0.399, SLG: 0.537 (1, 7) (7, PH) (8, 7)										3	0	1	1	0	1	2						
Keith Moreland, R OBP: 0.303, SLG: 0.447 Jay Baller, R OBP: 1.000, SLG: 1.000 (1, 5) (8, 1)										3	0	0	0	1	1	1						
Manny Trillo, R OBP: 0.382, SLG: 0.473 (1, 3) (8, 5)										4	0	0	0	0	1	2						
Jody Davis, R OBP: 0.339, SLG: 0.435 Mike Mason, L OBP: 0.333, SLG: 0.250 Rafael Palmeiro, L OBP: 0.303, SLG: 0.510 (1, 2) (7, 1) (8, 3)										2	0	0	0	1	1	0						
Shawon Dunston, R OBP: 0.285, SLG: 0.398 (1, 6)										4	1	1	0	0	0	3						
Ed Lynch, R OBP: 0.188, SLG: 0.188 Drew Hall, L (1, 1) (4, 1)										1	0	0	0	0	0	0						
Wade Rowdon, R (5, PH) Dickie Noles, R (6, 1) Damon Bernyhill, S OBP: 0.500, SLG: 0.500 (7, 2)										0	0	0	0	0	0	0						
Inning Stats	R: 0 E: 0 K: 0 S: 4	H: 1 LOB: 1 BB: 0 P: 4	R: 0 E: 0 K: 1 S: 5	H: 0 LOB: 0 BB: 0 P: 5	R: 0 E: 0 K: 0 S: 3	H: 0 LOB: 0 BB: 0 P: 3	R: 1 E: 0 K: 1 S: 7	H: 2 LOB: 2 BB: 1 P: 15	R: 1 E: 0 K: 1 S: 6	H: 1 LOB: 1 BB: 1 P: 10	R: 0 E: 0 K: 2 S: 7	H: 0 LOB: 0 BB: 0 P: 7	R: 3 E: 0 K: 0 S: 7	H: 4 LOB: 1 BB: 0 P: 7	R: 0 E: 0 K: 0 S: 3	H: 0 LOB: 0 BB: 0 P: 3	R: 0 E: 0 K: 1 S: 5	H: 1 LOB: 1 BB: 1 P: 9	1B: 5 2B: 3 3B: 1 HR: 0	SF: 0 SAC: 0 DP: 1 HBP: 0	WP: 0 PB: 0 SB: 1 CS: 0	PA: 39
PITCHER	IP WLS BF H R ER SO BB IBB HBP BLK WP HR S P ERA WHIP																					
Dennis Rasmussen, L ERA: 4.83 (1, 1)	6.1 W 29 7 5 5 5 3 0 0 0 0 0 0 0 4 4 0.00 1.000																					
Frank Williams, R ERA: 2.24 (7, 1)	1.0 4 1 0 0 0 0 0 0 0 0 0 0 0 4 4 0.00 1.000																					
Pat Perry, L ERA: 4.35 (8, 1)	0.2 2 0 0 0 0 0 0 0 0 0 0 0 2 2 0.00 0.000																					
Rob Murphy, L ERA: 3.29 (9, 1)	1.0 4 1 0 0 1 1 0 0 0 0 0 0 0 5 9 0.00 2.000																					

AB	38
R	10
H	12
RBI	9
BB	4
SO	6
LOB	15



AB	35
R	5
H	9
RBI	5
BB	4
SO	6
LOB	15



Batter	1	2	3	4	5	6	7	8	9	AB	R	H	RBI	BB	SO	LOB	TOP			
Leo Garcia, L (1,8) OBP: 0.381, SLG: 0.294										4	1	1	0	1	1	1	Cincinnati Reds @ Chicago Cubs Wrigley Field, Chicago, IL Sun Sep 06 1987, 3:33 AM CDT Att: 33,093 - Unknown			
Jeff Treadway, L (1,4) OBP: 0.333, SLG: 0.417										4	0	2	0	0	0	1				
Kal Daniels, L (1,7) OBP: 0.430, SLG: 0.614										4	0	2	1	0	1	1				
Paul O'Neill, L (1,9) OBP: 0.315, SLG: 0.513										4	0	1	0	0	0	4				
Buddy Bell, R (1,5) OBP: 0.365, SLG: 0.400										4	0	1	0	0	0	3				
Bo Diaz, R (1,2) OBP: 0.305, SLG: 0.433										4	0	1	0	0	0	3				
Nick Esasky, R (1,3) OBP: 0.319, SLG: 0.515										3	0	1	0	1	0	1				
Barry Larkin, R (1,6) OBP: 0.299, SLG: 0.358										3	0	0	0	1	0	3				
Ted Power, R (1,1) OBP: 0.179, SLG: 0.192										3	0	0	0	0	2	5				
Bill Landrum, R (8,1) OBP: 0.200, SLG: 0.200										0	0	0	0	0	0	0				
Dave Collins, S (9, PH) OBP: 0.364, SLG: 0.327										1	0	1	0	0	0	0				
Inning Stats	R: 1 E: 0 K: 0 S: 3	H: 1 LOB: 0 BB: 1 P: 7	R: 0 E: 1 K: 1 S: 6	H: 1 LOB: 2 BB: 1 P: 10	R: 0 E: 0 K: 2 S: 8	H: 1 LOB: 1 BB: 0 P: 8	R: 0 E: 0 K: 0 S: 4	H: 3 LOB: 2 BB: 1 P: 8	R: 0 E: 1 K: 1 S: 5	H: 1 LOB: 1 BB: 0 P: 6	R: 0 E: 0 K: 0 S: 3	H: 0 LOB: 0 BB: 0 P: 3	R: 0 E: 0 K: 0 S: 3	H: 1 LOB: 0 BB: 0 P: 3	R: 0 E: 0 K: 0 S: 4	H: 1 LOB: 1 BB: 0 P: 4	1B: 9 2B: 1 3B: 0 HR: 0	SF: 0 SAC: 0 DP: 2 HBP: 0	WP: 0 PB: 0 SB: 1 CS: 2	PA: 38
PITCHER	IP WLS BF H R ER SO BB IBB HBP BLK WP HR S P ERA WHIP																			
Les Lancaster, R (1,1) ERA: 5.1	8.0 W 33 9 1 1 4 2 1 0 0 0 0 0 38 50 1.12 1.375																			
Lee Smith, R (9,1) ERA: 2.63	1.0 S 4 1 0 0 0 0 0 0 0 0 0 0 4 4 0.00 1.000																			

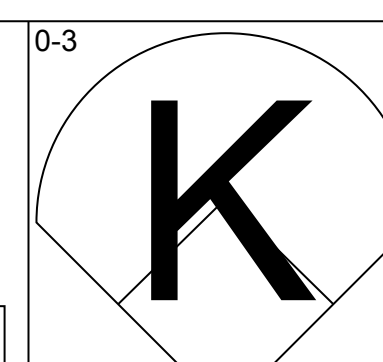
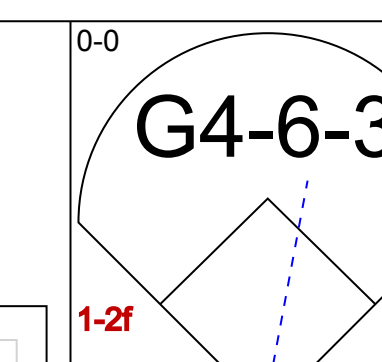
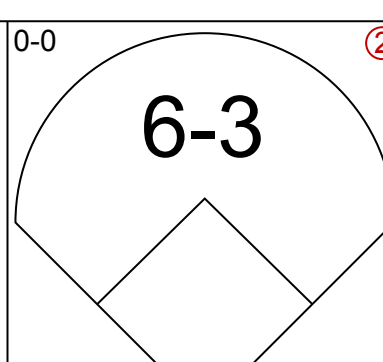
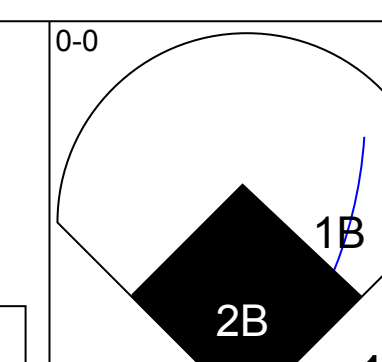
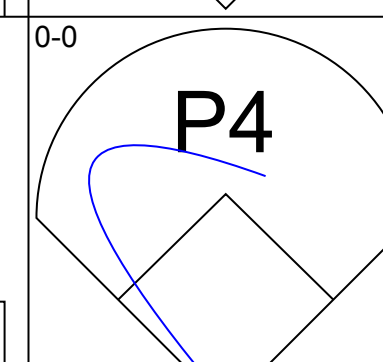
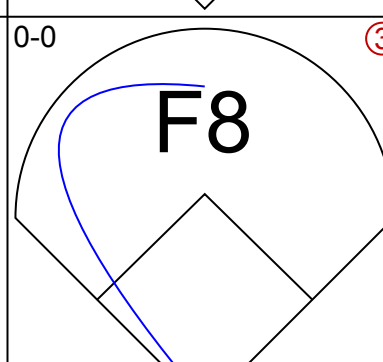
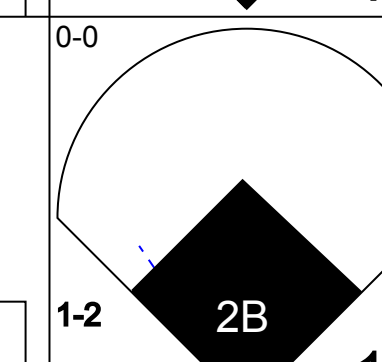
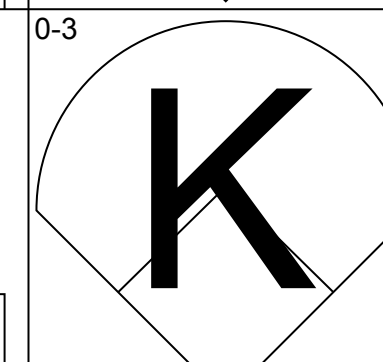

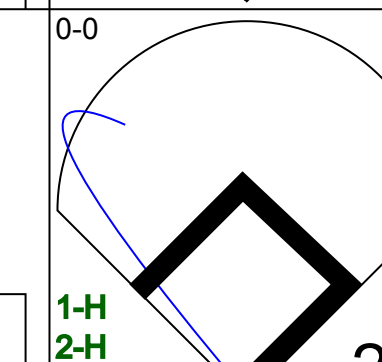
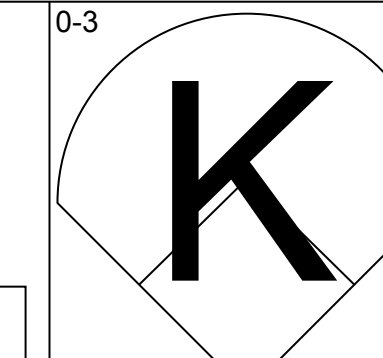

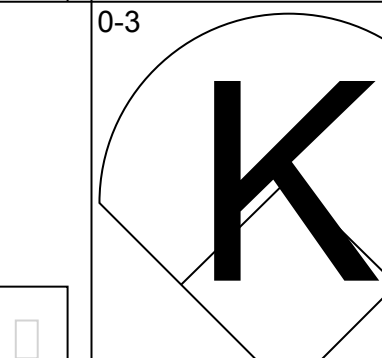
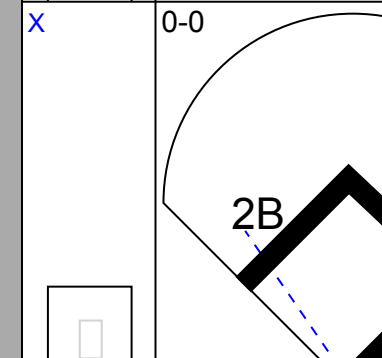
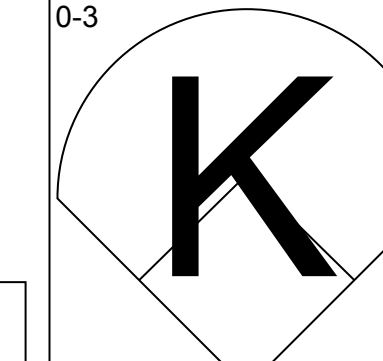
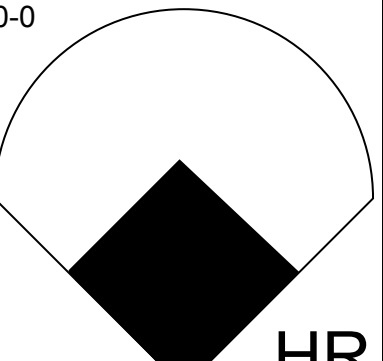
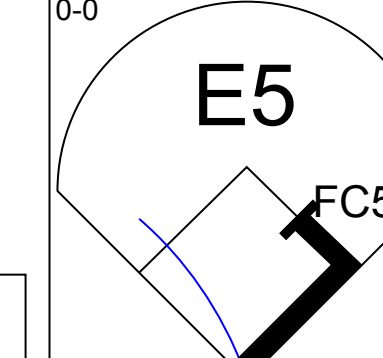
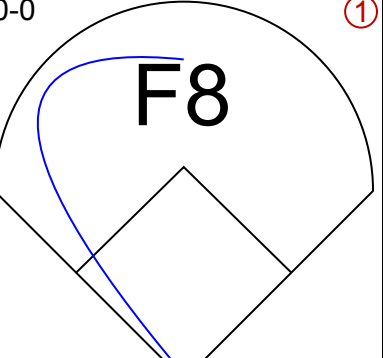
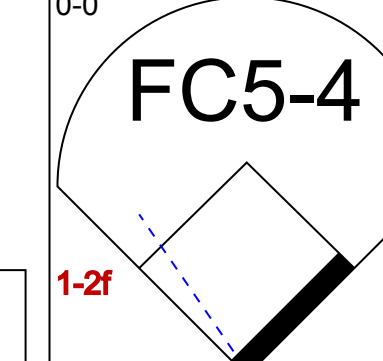
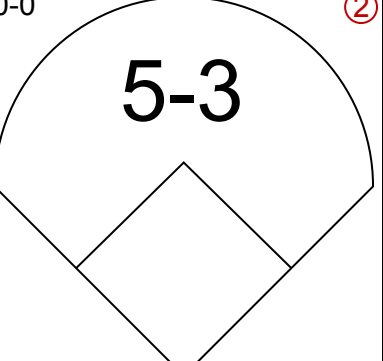
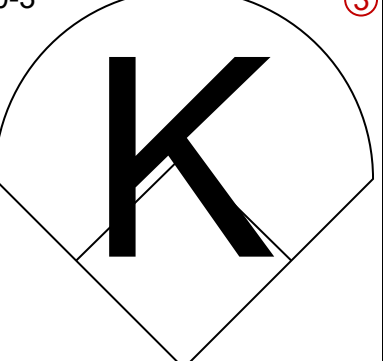
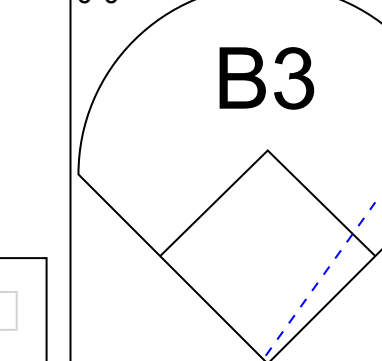
Batter	1	2	3	4	5	6	7	8	9	AB	R	H	RBI	BB	SO	LOB	BOTTOM			
Dave Martinez, L (1,8) OBP: 0.380, SLG: 0.432										4	1	1	0	0	2	2	Cincinnati Reds @ Chicago Cubs Wrigley Field, Chicago, IL Sun Sep 06 1987, 3:33 AM CDT Att: 33,093 - Unknown			
23 Ryne Sandberg, R (1,4) OBP: 0.376, SLG: 0.469										4	0	0	0	0	0	1				
Leon Durham, L (1,3) OBP: 0.348, SLG: 0.517										4	2	2	3	0	2	0				
Andre Dawson, R (1,9) OBP: 0.329, SLG: 0.582										4	0	3	0	0	1	0				
Jerry Mumphrey, S (1,7) OBP: 0.401, SLG: 0.538										3	0	1	0	1	0	2				
Lee Smith, R (9,1) ERA: 2.63										0	0	0	0	0	0	0				
Keith Moreland, R (1,5) OBP: 0.302, SLG: 0.445										4	0	1	0	0	0	4				
Jody Davis, R (1,2) OBP: 0.337, SLG: 0.432										3	0	0	0	0	1	1				
Shawon Dunston, R (1,6) OBP: 0.282, SLG: 0.394										3	0	0	0	0	0	1				
Les Lancaster, R (1,1) OBP: 0.114, SLG: 0.143										3	0	1	0	0	0	0				
Darrin Jackson, R (9,7) ERA: 5.23										0	0	0	0	0	0	0				
Inning Stats	R: 2 E: 1 K: 1 S: 8	H: 3 LOB: 1 BB: 0 P: 8	R: 0 E: 0 K: 0 S: 3	H: 0 LOB: 0 BB: 0 P: 3	R: 1 E: 0 K: 1 S: 7	H: 2 LOB: 1 BB: 0 P: 7	R: 0 E: 0 K: 1 S: 7	H: 2 LOB: 2 BB: 0 P: 7	R: 0 E: 0 K: 1 S: 5	H: 1 LOB: 1 BB: 0 P: 10	R: 0 E: 0 K: 1 S: 5	H: 0 LOB: 0 BB: 0 P: 5	R: 0 E: 0 K: 1 S: 5	H: 0 LOB: 0 BB: 0 P: 5	R: 0 E: 0 K: 0 S: 3	H: 1 LOB: 0 BB: 0 P: 3	1B: 5 2B: 2 3B: 0 HR: 2	SF: 0 SAC: 0 DP: 1 HBP: 0	WP: 0 PB: 0 SB: 0 CS: 0	PA: 33
PITCHER	IP WLS BF H R ER SO BB IBB HBP BLK WP HR S P ERA WHIP																			
Ted Power, R (1,1) ERA: 4.25	7.0 L 30 8 3 3 6 0 1 0 0 0 0 0 41 45 3.86 1.143																			
Bill Landrum, R (8,1) ERA: 5.23	1.0 3 1 0 0 0 0 0 0 0 0 0 0 3 3 0.00 1.000																			

AB	34
R	1
H	10
RBI	1
BB	3
SO	4
LOB	22



AB	32
R	3
H	9
RBI	3
BB	1
SO	6
LOB	11

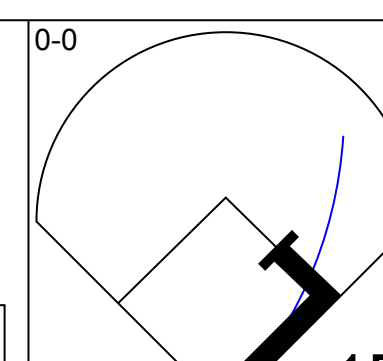
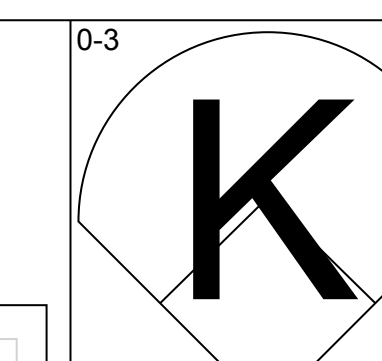

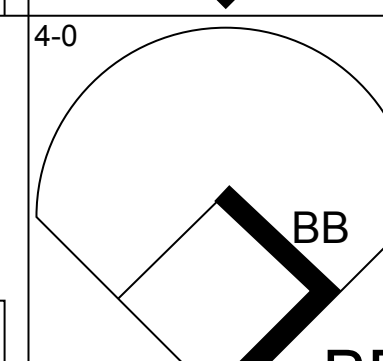
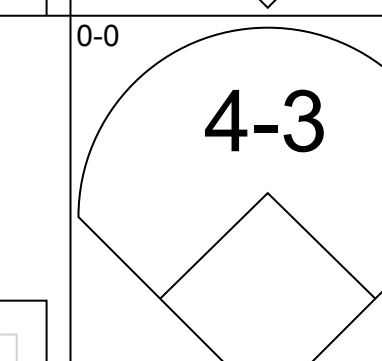

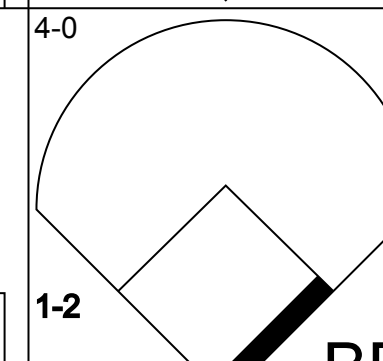
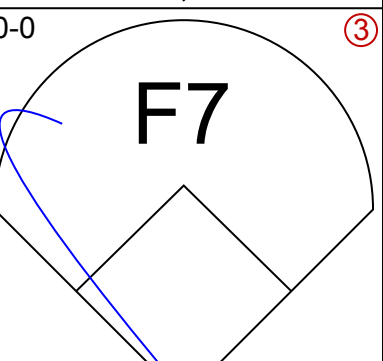
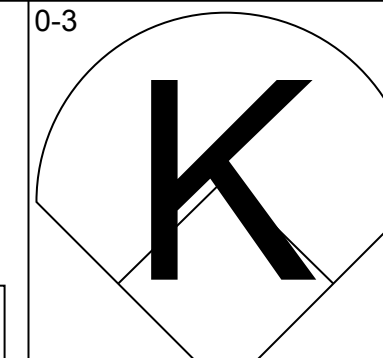
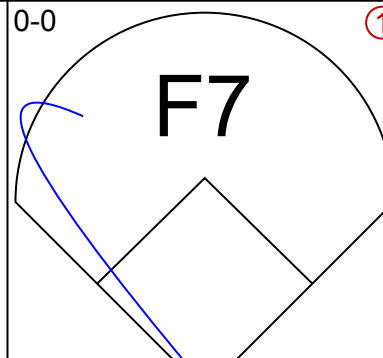
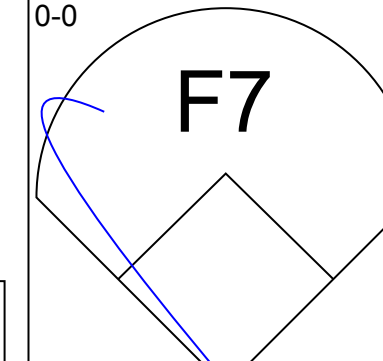
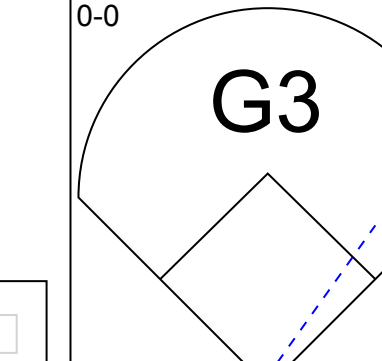
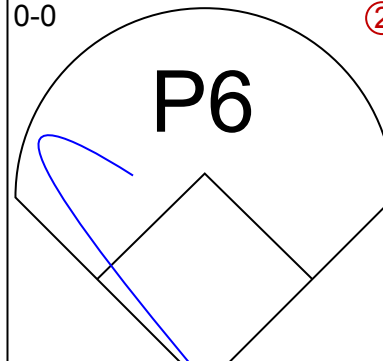
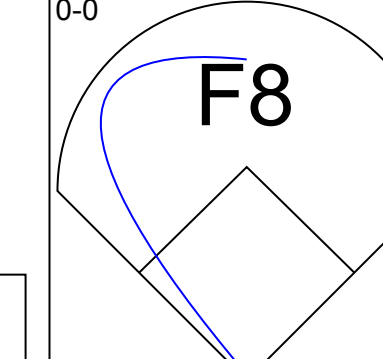
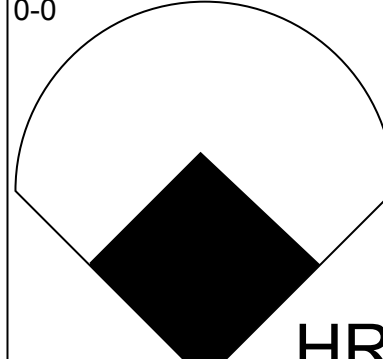
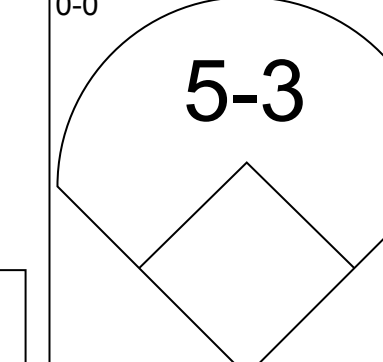
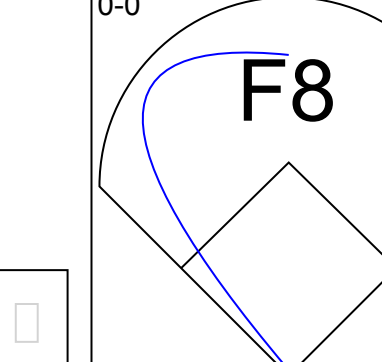
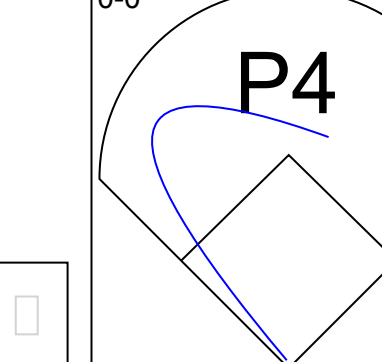
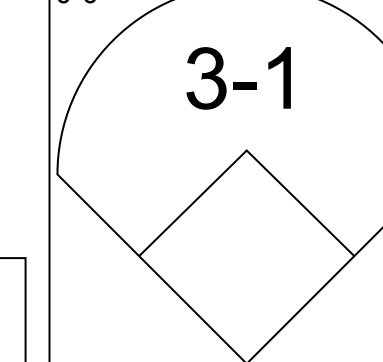


Batter	1	2	3	4	5	6	7	8	9	AB	R	H	RBI	BB	SO	LOB	TOP						
Barry Bonds, L (1, 8) OBP: 0.326, SLG: 0.488																	4 1 1 0 0 1 1						
Jose Lind, R (1, 4) OBP: 0.316, SLG: 0.361																	4 1 2 0 0 0 0						
Bobby Bonilla, S (1, 5) OBP: 0.336, SLG: 0.464																	4 0 1 2 0 2 1						
Mike Diaz, R (1, 3) OBP: 0.314, SLG: 0.454 U L Washington, S (7, PR)																	3 0 1 0 0 2 0						
Sid Bream, L (7, 3) OBP: 0.335, SLG: 0.403																	0 0 0 0 0 0 0						
Terry Harper, R (1, 7) OBP: 0.333, SLG: 0.421 Andy Van Slyke, L (8, 8) OBP: 0.356, SLG: 0.504																	3 1 2 1 0 1 0						
Darnell Coles, R (1, 9) OBP: 0.280, SLG: 0.295																	4 0 0 0 0 0 3						
Junior Ortiz, R (1, 2) OBP: 0.310, SLG: 0.323																	4 0 0 0 0 0 4						
Al Pedrique, R (1, 6) OBP: 0.355, SLG: 0.368																	2 0 0 0 1 1 0						
Brian Fisher, R (1, 1) OBP: 0.226, SLG: 0.255 John Cangelosi, S (8, PH) OBP: 0.440, SLG: 0.409 Jeff Robinson, R (8, 1) OBP: 0.111, SLG: 0.111																	2 0 0 0 0 1 1						
Inning Stats	R: 0 E: 0 K: 2 S: 7	H: 0 LOB: 0 BB: 7	R: 0 E: 1 K: 2 S: 8	H: 0 LOB: 1 BB: 0 P: 8	R: 0 E: 0 K: 0 S: 2	H: 0 LOB: 0 BB: 1 P: 6	R: 0 E: 0 K: 2 S: 7	H: 1 LOB: 0 BB: 0 P: 7	R: 1 E: 0 K: 1 S: 6	H: 1 LOB: 0 BB: 0 P: 6	R: 0 E: 0 K: 1 S: 5	H: 0 LOB: 0 BB: 0 P: 5	R: 0 E: 0 K: 0 S: 5	H: 2 LOB: 2 BB: 0 P: 5	R: 2 E: 0 K: 0 S: 6	H: 3 LOB: 1 BB: 0 P: 6	R: 0 E: 0 K: 0 S: 3	H: 0 LOB: 0 BB: 0 P: 3	1B: 4 2B: 3 3B: 0 HR: 1	SF: 0 SAC: 0 DP: 2 HBP: 0	WP: 0 PB: 0 SB: 0 CS: 1	PA: 34	
PITCHER	IP	WLS	BF	H	R	ER	SO	BB	IBB	HBP	BLK	WP	HR	S	P	ERA	WHIP					ERA	WHIP
Jamie Moyer, L (1, 1) ERA: 4.92	7.2	L	30	7	3	3	8	1	0	0	0	0	1	45	49	3.52	1.043						
Frank DiPino, L (8, 1) ERA: 3.12	1.1		4	0	0	0	0	0	0	0	0	0	0	4	4	0.00	0.000						

Pittsburgh Pirates @ Chicago Cubs
Wrigley Field, Chicago, IL
Mon Sep 07 1987, 3:33 AM CDT
Att: 21,745 - Unknown


AB 33
R 3
H 7
RBI 3
BB 1
SO 8
LOB 11



Batter	1	2	3	4	5	6	7	8	9	AB	R	H	RBI	BB	SO	LOB	BOTTOM						
Dave Martinez, L (1, 8) OBP: 0.383, SLG: 0.432																	2 0 1 0 2 1 0						
23 Ryne Sandberg, R (1, 4) OBP: 0.375, SLG: 0.465																	3 0 0 0 1 1 2						
Leon Durham, L (1, 3) OBP: 0.350, SLG: 0.523																	3 1 1 1 1 1 1						
Andre Dawson, R (1, 9) OBP: 0.329, SLG: 0.579																	3 0 0 0 0 2 2						
Rafael Palmeiro, L (1, 7) OBP: 0.296, SLG: 0.497																	4 0 0 0 0 1 3						
Keith Moreland, R (1, 5) OBP: 0.302, SLG: 0.450																	4 1 1 1 0 0 0						
Shawon Dunston, R (1, 6) OBP: 0.282, SLG: 0.391																	4 0 1 0 0 0 0						
Jim Sundberg, R (1, 2) OBP: 0.321, SLG: 0.328 Jerry Mumphrey, S (9, PH) OBP: 0.403, SLG: 0.540 Chico Walker, S (9, PR) OBP: 0.267, SLG: 0.240																	2 0 0 0 1 0 0						
Jamie Moyer, L (1, 1) OBP: 0.274, SLG: 0.246 Frank DiPino, L (8, 1) OBP: 0.500, SLG: 0.500 Manny Trillo, R (9, PH) OBP: 0.382, SLG: 0.473																	3 0 0 0 0 0 1						
Inning Stats	R: 0 E: 0 K: 1 S: 5	H: 1 LOB: 2 BB: 2 P: 13	R: 0 E: 0 K: 0 S: 3	H: 0 LOB: 1 BB: 1 P: 7	R: 1 E: 0 K: 1 S: 6	H: 1 LOB: 1 BB: 0 P: 7	R: 0 E: 0 K: 0 S: 3	H: 0 LOB: 0 BB: 0 P: 3	R: 0 E: 0 K: 0 S: 4	H: 2 LOB: 0 BB: 0 P: 4	R: 0 E: 0 K: 0 S: 3	H: 0 LOB: 1 BB: 1 P: 7	R: 0 E: 0 K: 3 S: 9	H: 0 LOB: 0 BB: 0 P: 9	R: 0 E: 0 K: 0 S: 3	H: 1 LOB: 1 BB: 0 P: 3	1B: 3 2B: 0 3B: 0 HR: 2	SF: 0 SAC: 0 DP: 0 HBP: 1	WP: 0 PB: 0 SB: 1 CS: 2	PA: 37			
PITCHER	IP	WLS	BF	H	R	ER	SO	BB	IBB	HBP	BLK	WP	HR	S	P	ERA	WHIP					ERA	WHIP
Brian Fisher, R (1, 1) ERA: 4.69	7.0	W	29	4	2	2	3	5	0	1	0	0	2	29	50	2.57	1.286						
Jeff Robinson, R (8, 1) ERA: 3.06	2.0	S	6	1	0	0	3	0	0	0	0	0	0	12	12	0.00	0.500						

Pittsburgh Pirates @ Chicago Cubs
Wrigley Field, Chicago, IL
Mon Sep 07 1987, 3:33 AM CDT
Att: 21,745 - Unknown

AB 29
R 2
H 5
RBI 2
BB 5
SO 6
LOB 9




Batter	1	2	3	4	5	6	7	8	9	AB	R	H	RBI	BB	SO	LOB	TOP								
Barry Bonds, L OBP: 0.323, SLG: 0.483 (1, 7)	G3		F9		FC4-6 1B		K		G3	5	1	0	0	0	1	2	Pittsburgh Pirates @ Chicago Cubs Wrigley Field, Chicago, IL Tue Sep 08 1987, 3:33 AM CDT Att: 8,331 - Unknown								
Jose Lind, R OBP: 0.326, SLG: 0.366 (1, 4)	K		1B		1B		K		6-3	5	0	2	1	0	2	1									
Andy Van Slyke, L OBP: 0.358, SLG: 0.505 (1, 8)	1B		F7		K		E8 1B		1B	5	1	3	1	0	1	2									
Bobby Bonilla, S OBP: 0.336, SLG: 0.461 (1, 5)	1B		F7		K		1B BB		P6	3	1	0	0	2	1	2									
Sid Bream, L OBP: 0.333, SLG: 0.400 (8, PH) (8, 3)	F8				K		FC4-6 1B			3	0	0	0	0	1	2									
Mike Diaz, R OBP: 0.317, SLG: 0.456 (8, 3)					K		1B			1	0	1	1	0	0	0									
R.J. Reynolds, S OBP: 0.319, SLG: 0.387 (1, 9)					K		1B			4	0	2	1	0	2	0									
Michael LaValliere, L OBP: 0.379, SLG: 0.369 (1, 2)			F7		F9		F7		FC4-6	4	0	0	0	0	0	3									
Al Pedrique, R OBP: 0.357, SLG: 0.370 (1, 6)			1B		FC1-6 1B		4-3		F8	4	0	2	0	0	0	2									
Vicente Palacios, R OBP: 0.443, SLG: 0.409 (9, PH) Jim Gott, R OBP: 0.091, SLG: 0.364 (9, 1)	G1				FC1-6 FC4-6		K		6-3 G3 1B BB	3	0	0	0	0	1	2									
Inning Stats	R: 0 E: 0 K: 1 S: 6	H: 1 LOB: 2 BB: 1 P: 10	R: 0 E: 0 K: 1 S: 6	H: 1 LOB: 1 BB: 0 P: 6	R: 0 E: 0 K: 0 S: 4	H: 1 LOB: 1 BB: 0 P: 4	R: 0 E: 0 K: 1 S: 5	H: 0 LOB: 0 BB: 0 P: 5	R: 1 E: 0 K: 1 S: 7	H: 2 LOB: 1 BB: 0 P: 7	R: 0 E: 0 K: 2 S: 8	H: 1 LOB: 1 BB: 0 P: 8	R: 0 E: 0 K: 2 S: 7	H: 0 LOB: 0 BB: 0 P: 7	R: 2 E: 1 K: 1 S: 8	H: 3 LOB: 2 BB: 1 P: 12	R: 1 E: 0 K: 0 S: 4	H: 1 LOB: 1 BB: 1 P: 8	1B: 10 2B: 0 3B: 0 HR: 0	SF: 0 SAC: 0 DP: 0 HBP: 0	WP: 0 PB: 0 SB: 1 CS: 0	PA: 40			
PITCHER	IP	WLS	BF	H	R	ER	SO	BB	IBB	HBP	BLK	WP	HR	S	P	ERA	WHIP								
Rick Sutcliffe, R ERA: 3.9	7.1	L	31	7	3	3	9	2	0	0	0	0	0	47	55	3.68	1.227								
Frank DiPino, L ERA: 3.12	0.0		2	2	0	0	0	0	0	0	0	0	0	2	2	∞	∞								
Drew Hall, L ERA: 8.27	0.2		2	0	0	0	0	0	0	0	0	0	0	2	2	0.00	0.000								
Dickie Noles, R ERA: 3.86	1.0		5	1	1	1	0	1	0	0	0	0	0	4	8	9.00	2.000								

AB	37
R	4
H	10
RBI	4
BB	3
SO	9
LOB	16



Batter	1	2	3	4	5	6	7	8	9	AB	R	H	RBI	BB	SO	LOB	BOTTOM								
Dave Martinez, L OBP: 0.382, SLG: 0.430 (1, 8)	23 G3 2B 1B		FC6-4 1B 23 BLK		4-3			K		4	1	1	0	0	1	1	Pittsburgh Pirates @ Chicago Cubs Wrigley Field, Chicago, IL Tue Sep 08 1987, 3:33 AM CDT Att: 8,331 - Unknown								
23 Ryne Sandberg, R OBP: 0.374, SLG: 0.463 (1, 4)	G3		1B		F9			F8		4	0	1	0	0	0	1									
Leon Durham, L OBP: 0.349, SLG: 0.523 (1, 3)	2B		P5				G3		1-3	4	0	1	1	0	0	2									
Andre Dawson, R OBP: 0.328, SLG: 0.576 (1, 9)	F7		1B		P9			K		4	0	1	0	0	1	1									
Rafael Palmeiro, L OBP: 0.289, SLG: 0.485 (1, 7)	1-3		F7		P6			K		4	0	0	0	0	1	4									
Keith Moreland, R OBP: 0.302, SLG: 0.449 (1, 5)			5-3		E5 1B		F9			3	0	1	0	0	0	0									
Jody Davis, R OBP: 0.337, SLG: 0.429 (1, 2)					E5					2	0	0	0	1	1	1									
Chico Walker, S OBP: 0.267, SLG: 0.240 (7, PR) Jim Sundberg, R OBP: 0.321, SLG: 0.328 (8, 2)	K		G6-4-3		G6-4-3		CS BB			0	0	0	0	0	0	0									
Shawon Dunston, R OBP: 0.279, SLG: 0.387 (1, 6)	F2		G6-4-3		4-3			K		3	0	0	0	0	1	2									
Rick Sutcliffe, L OBP: 0.211, SLG: 0.217 (8, 1) Frank DiPino, L OBP: 0.300, SLG: 0.500 (8, 1) Drew Hall, L (8, 1) Luis Quinones, S OBP: 0.290, SLG: 0.286 (8, PH) Dickie Noles, R (9, 1)			1B					K		2	0	1	0	0	0	0									
Inning Stats	R: 1 E: 0 K: 0 S: 5	H: 2 LOB: 1 BB: 0 P: 5	R: 0 E: 0 K: 1 S: 5	H: 0 LOB: 0 BB: 0 P: 5	R: 0 E: 0 K: 0 S: 6	H: 3 LOB: 3 BB: 0 P: 6	R: 0 E: 1 K: 0 S: 3	H: 1 LOB: 0 BB: 0 P: 3	R: 0 E: 0 K: 0 S: 3	H: 0 LOB: 0 BB: 0 P: 3	R: 0 E: 0 K: 1 S: 4	H: 0 LOB: 0 BB: 1 P: 8	R: 0 E: 0 K: 2 S: 7	H: 0 LOB: 0 BB: 0 P: 7	R: 0 E: 0 K: 2 S: 7	H: 0 LOB: 0 BB: 0 P: 7	1B: 5 2B: 1 3B: 0 HR: 0	SF: 0 SAC: 0 DP: 1 HBP: 0	WP: 0 PB: 0 SB: 0 CS: 1	PA: 32					
PITCHER	IP	WLS	BF	H	R	ER	SO	BB	IBB	HBP	BLK	WP	HR	S	P	ERA	WHIP								
Vicente Palacios, R ERA: 0.9	8.0	W	29	6	1	1	4	1	0	0	1	0	0	7	7	0.00	0.875								
Jim Gott, R ERA: 3.79	1.0	S	3	0	0	0	2	0	0	0	0	0	0	7	7	0.00	0.000								

AB	31
R	1
H	6
RBI	1
BB	1
SO	6
LOB	12



Batter	1	2	3	4	5	6	7	8	9	AB	R	H	RBI	BB	SO	LOB	TOP					
Barry Bonds, L (1, 7) OBP: 0.323, SLG: 0.481	4-3																					
Jose Lind, R (1, 4) OBP: 0.319, SLG: 0.378	F9																					
Andy Van Slyke, L (1, 8) OBP: 0.356, SLG: 0.501	G3																					
Bobby Bonilla, S (1, 5) OBP: 0.338, SLG: 0.460																						
Mackey Sasser, L (1, 2) OBP: 0.111, SLG: 0.111 Michael LaValiere, L (8, 2) OBP: 0.379, SLG: 0.399																						
R.J. Reynolds, S (1, 9) OBP: 0.322, SLG: 0.401																						
Sid Bream, L (1, 3) OBP: 0.333, SLG: 0.397																						
Al Pedrique, R (1, 6) OBP: 0.360, SLG: 0.377																						
Mike Bielecki, R (1, 1) Jeff Robinson, R (7, 1) OBP: 0.158, SLG: 0.316 Jim Gott, R (9, 1) OBP: 0.091, SLG: 0.364																						
Inning Stats	R: 0 E: 0 K: 0 S: 3	H: 0 LOB: 0 BB: 0 P: 3	R: 2 E: 0 K: 2 S: 9	H: 2 LOB: 0 BB: 0 P: 9	R: 0 E: 0 K: 0 S: 3	H: 1 LOB: 1 BB: 1 P: 7	R: 1 E: 0 K: 1 S: 7	H: 2 LOB: 2 BB: 1 P: 11	R: 0 E: 0 K: 0 S: 3	H: 0 LOB: 1 BB: 0 P: 7	R: 0 E: 0 K: 0 S: 4	H: 2 LOB: 1 BB: 0 P: 4	R: 0 E: 0 K: 2 S: 8	H: 1 LOB: 1 BB: 0 P: 8	R: 1 E: 0 K: 0 S: 4	H: 1 LOB: 0 BB: 0 P: 4	1B: 4 2B: 4 3B: 0 HR: 2	SF: 0 SAC: 1 DP: 1 HBP: 0	WP: 0 PB: 0 SB: 0 CS: 1	PA: 37		
PITCHER Scott Sanderson, R (1, 1) ERA: 3.9 Lee Smith, R (8, 1) ERA: 2.67	IP: 7.0 WLS: L BF: 29 H: 7 R: 3 ER: 3 SO: 3	IP: 2.0 WLS: L BF: 8 H: 2 R: 1 ER: 1 SO: 2	IP: 0.0 WLS: L BF: 0 H: 0 R: 0 ER: 0 SO: 0	IP: 0.0 WLS: L BF: 0 H: 0 R: 0 ER: 0 SO: 0	IP: 0.0 WLS: L BF: 0 H: 0 R: 0 ER: 0 SO: 0	IP: 0.0 WLS: L BF: 0 H: 0 R: 0 ER: 0 SO: 0	IP: 0.0 WLS: L BF: 0 H: 0 R: 0 ER: 0 SO: 0	IP: 0.0 WLS: L BF: 0 H: 0 R: 0 ER: 0 SO: 0	IP: 0.0 WLS: L BF: 0 H: 0 R: 0 ER: 0 SO: 0	IP: 0.0 WLS: L BF: 0 H: 0 R: 0 ER: 0 SO: 0	IP: 0.0 WLS: L BF: 0 H: 0 R: 0 ER: 0 SO: 0	IP: 0.0 WLS: L BF: 0 H: 0 R: 0 ER: 0 SO: 0	IP: 0.0 WLS: L BF: 0 H: 0 R: 0 ER: 0 SO: 0	IP: 0.0 WLS: L BF: 0 H: 0 R: 0 ER: 0 SO: 0	IP: 0.0 WLS: L BF: 0 H: 0 R: 0 ER: 0 SO: 0	IP: 0.0 WLS: L BF: 0 H: 0 R: 0 ER: 0 SO: 0	IP: 0.0 WLS: L BF: 0 H: 0 R: 0 ER: 0 SO: 0	IP: 0.0 WLS: L BF: 0 H: 0 R: 0 ER: 0 SO: 0	ERA: 3.86 WHIP: 1.286	ERA: 4.50 WHIP: 1.000		

Pittsburgh Pirates @ Chicago Cubs
Wrigley Field, Chicago, IL
Wed Sep 09 1987, 3:33 AM CDT
Att: 8,054 - Unknown

AB 33
R 4
H 9
RBI 4
BB 3
SO 5
LOB 10



Batter	1	2	3	4	5	6	7	8	9	AB	R	H	RBI	BB	SO	LOB	BOTTOM					
Dave Martinez, L (1, 8) OBP: 0.381, SLG: 0.431	K	G3																				
23 Ryne Sandberg, R (1, 4) OBP: 0.373, SLG: 0.460																						
Leon Durham, L (1, 3) OBP: 0.345, SLG: 0.518 Lee Smith, R (8, 1) ERA: 2.67																						
Andre Dawson, R (1, 9) OBP: 0.329, SLG: 0.575																						
Jerry Mumphrey, S (1, 7) OBP: 0.397, SLG: 0.532																						
Jody Davis, R (1, 2) OBP: 0.341, SLG: 0.435 Chico Walker, S (8, PH) OBP: 0.267, SLG: 0.240 Jim Sundberg, R (9, 2) OBP: 0.321, SLG: 0.328																						
Wade Rowdon, R (1, 5) OBP: 0.200, SLG: 0.600																						
Shawon Dunston, R (1, 6) OBP: 0.279, SLG: 0.385 Rafael Palmeiro, L (9, PH) OBP: 0.297, SLG: 0.482																						
Scott Sanderson, R (1, 1) ERA: 3.46 Mike Brumley, S (7, PH) OBP: 0.247, SLG: 0.269 Manny Trillo, R (8, 3) OBP: 0.380, SLG: 0.471																						
Inning Stats	R: 0 E: 0 K: 1 S: 6	H: 1 LOB: 2 BB: 1 P: 10	R: 1 E: 0 K: 1 S: 7	H: 2 LOB: 1 BB: 0 P: 7	R: 0 E: 0 K: 2 S: 7	H: 0 LOB: 1 BB: 1 P: 11	R: 0 E: 0 K: 1 S: 6	H: 1 LOB: 1 BB: 0 P: 6	R: 1 E: 0 K: 0 S: 4	H: 1 LOB: 0 BB: 0 P: 4	R: 0 E: 0 K: 0 S: 3	H: 0 LOB: 0 BB: 0 P: 3	R: 1 E: 1 K: 0 S: 5	H: 0 LOB: 2 BB: 1 P: 9	R: 0 E: 0 K: 0 S: 3	H: 1 LOB: 1 BB: 0 P: 3	R: 0 E: 0 K: 2 S: 7	H: 0 LOB: 0 BB: 0 P: 7	1B: 3 2B: 2 3B: 1 HR: 0	SF: 0 SAC: 2 DP: 1 HBP: 0	WP: 0 PB: 0 SB: 1 CS: 0	PA: 37
PITCHER Mike Bielecki, R (1, 1) ERA: 3.46 Jeff Robinson, R (7, 1) ERA: 3.0 Jim Gott, R (9, 1) ERA: 3.74	IP: 6.0 WLS: W BF: 28 H: 5 R: 3 ER: 3 SO: 5	IP: 2.0 WLS: S BF: 6 H: 1 R: 0 ER: 0 SO: 2	IP: 0.0 WLS: L BF: 0 H: 0 R: 0 ER: 0 SO: 0	IP: 0.0 WLS: L BF: 0 H: 0 R: 0 ER: 0 SO: 0	IP: 0.0 WLS: L BF: 0 H: 0 R: 0 ER: 0 SO: 0	IP: 0.0 WLS: L BF: 0 H: 0 R: 0 ER: 0 SO: 0	IP: 0.0 WLS: L BF: 0 H: 0 R: 0 ER: 0 SO: 0	IP: 0.0 WLS: L BF: 0 H: 0 R: 0 ER: 0 SO: 0	IP: 0.0 WLS: L BF: 0 H: 0 R: 0 ER: 0 SO: 0	IP: 0.0 WLS: L BF: 0 H: 0 R: 0 ER: 0 SO: 0	IP: 0.0 WLS: L BF: 0 H: 0 R: 0 ER: 0 SO: 0	IP: 0.0 WLS: L BF: 0 H: 0 R: 0 ER: 0 SO: 0	IP: 0.0 WLS: L BF: 0 H: 0 R: 0 ER: 0 SO: 0	IP: 0.0 WLS: L BF: 0 H: 0 R: 0 ER: 0 SO: 0	IP: 0.0 WLS: L BF: 0 H: 0 R: 0 ER: 0 SO: 0	IP: 0.0 WLS: L BF: 0 H: 0 R: 0 ER: 0 SO: 0	IP: 0.0 WLS: L BF: 0 H: 0 R: 0 ER: 0 SO: 0	IP: 0.0 WLS: L BF: 0 H: 0 R: 0 ER: 0 SO: 0	ERA: 4.50 WHIP: 1.333	ERA: 0.00 WHIP: 0.500	ERA: 0.00 WHIP: 0.000	

Pittsburgh Pirates @ Chicago Cubs
Wrigley Field, Chicago, IL
Wed Sep 09 1987, 3:33 AM CDT
Att: 8,054 - Unknown

AB 32
R 3
H 6
RBI 3
BB 3
SO 7
LOB 18



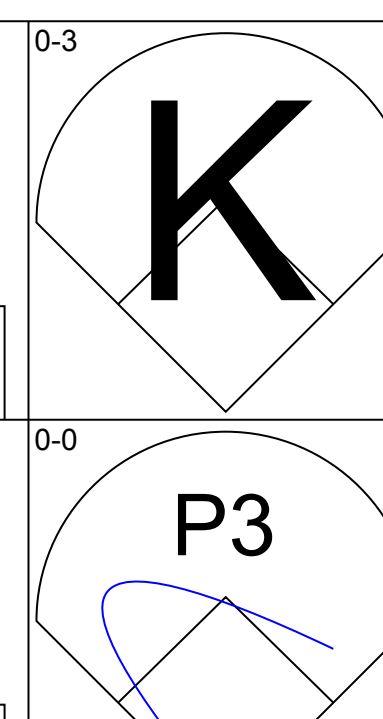
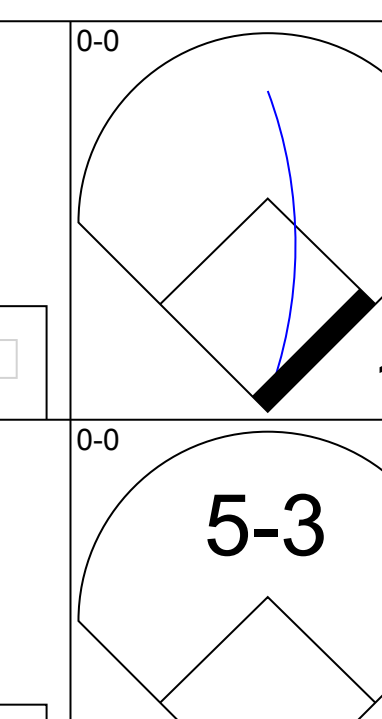
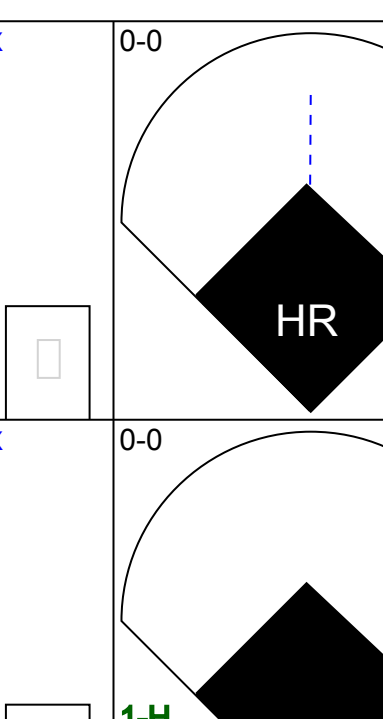
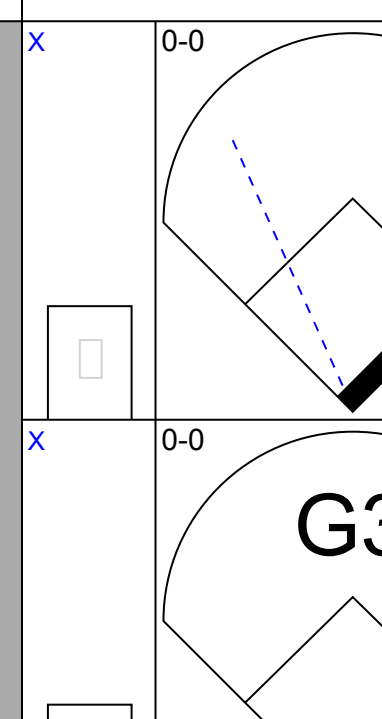
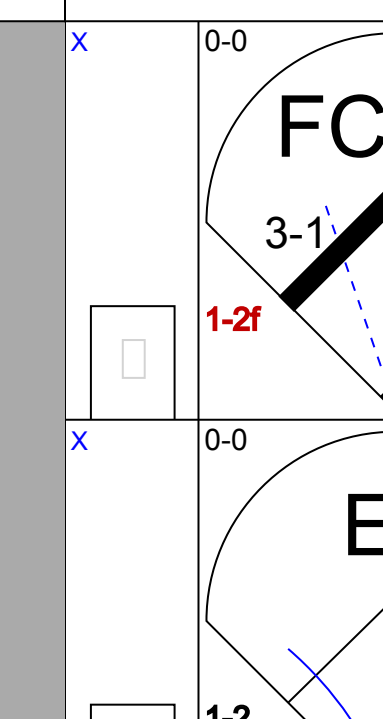
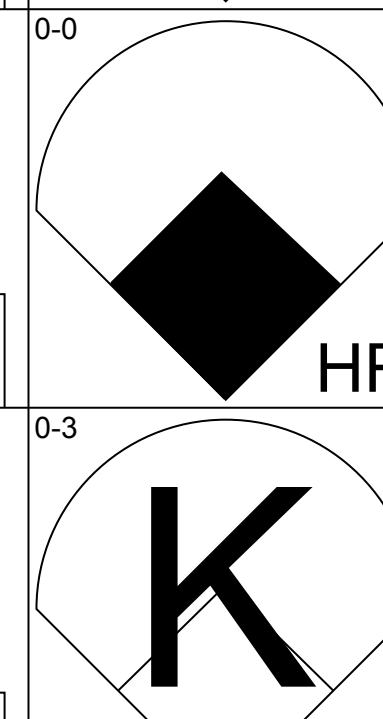

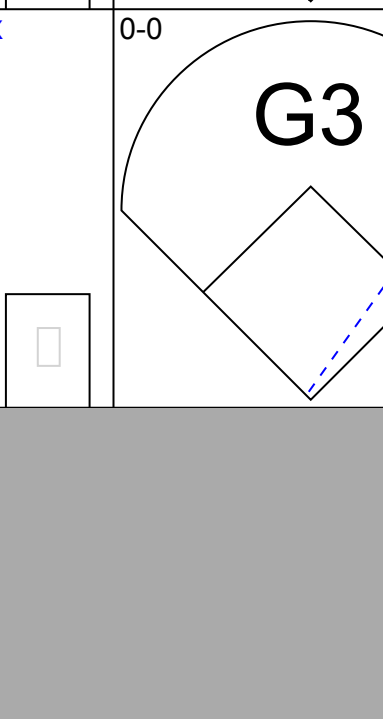

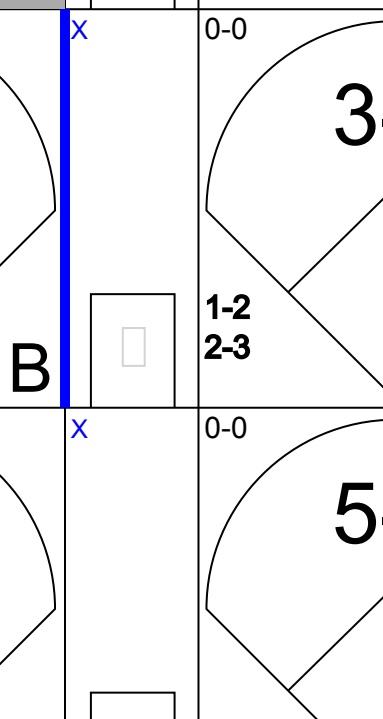

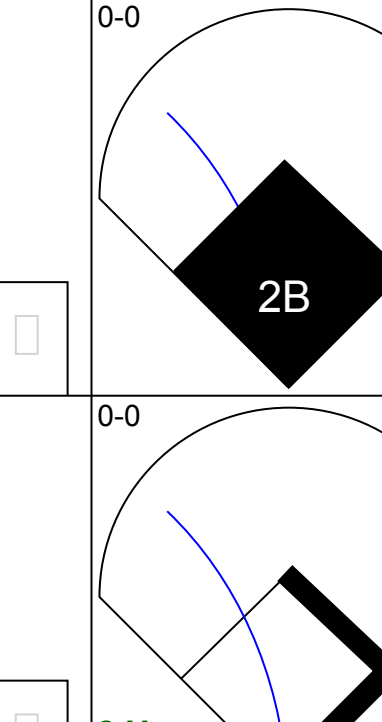

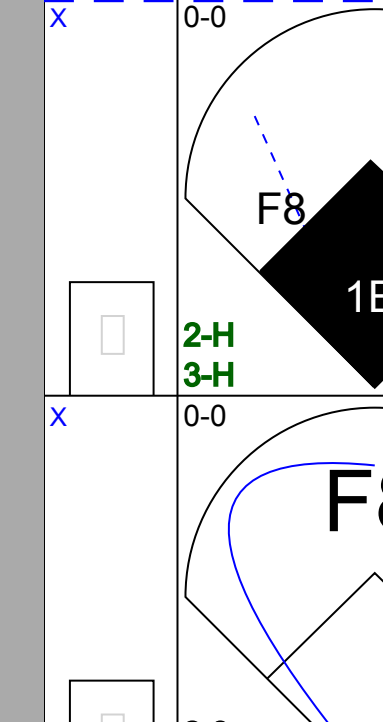
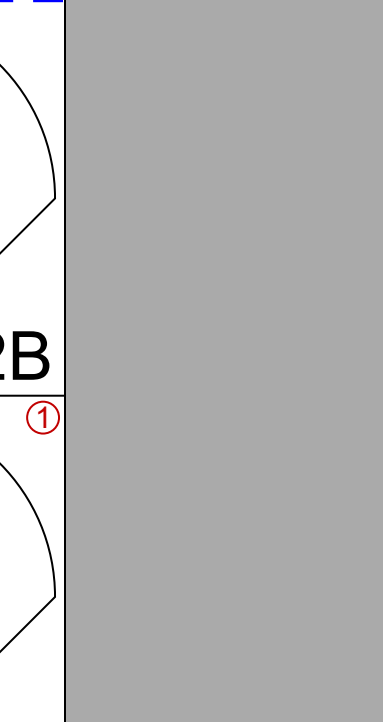

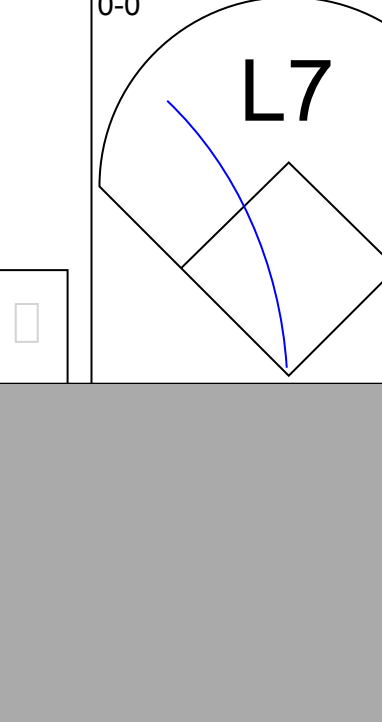
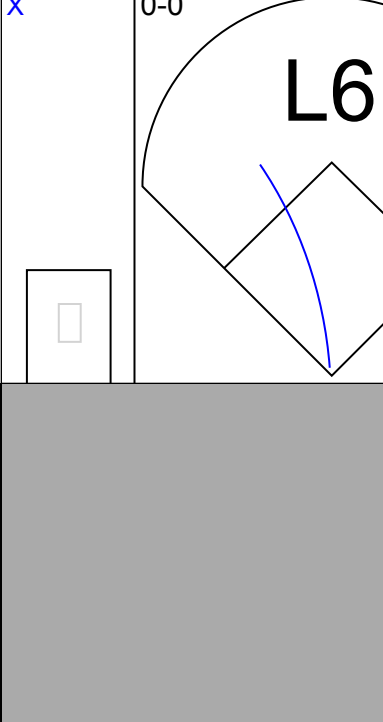
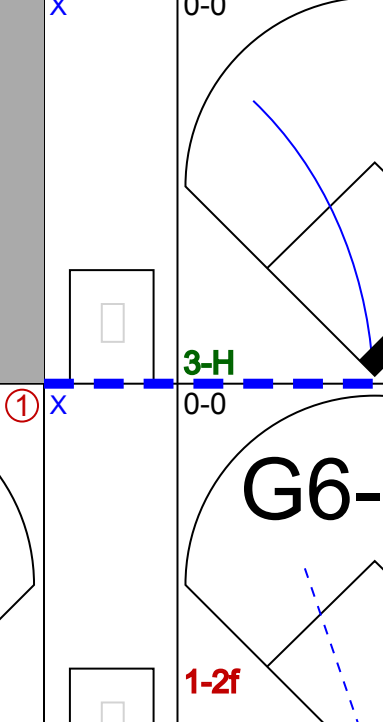
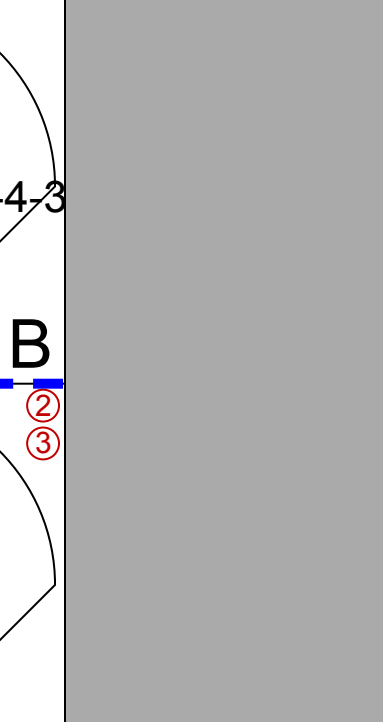
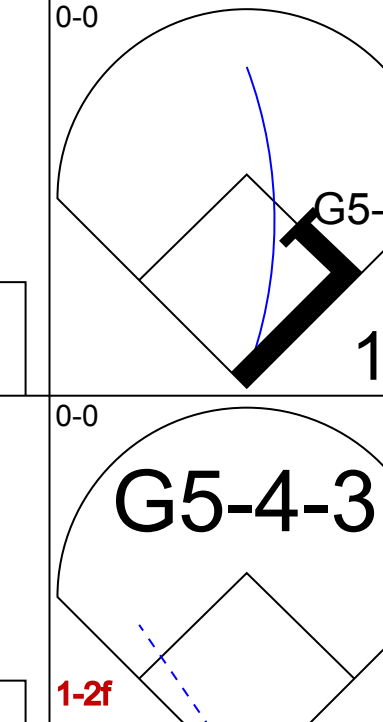
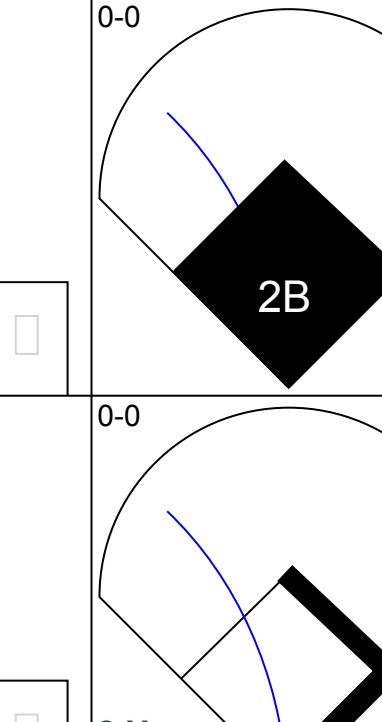
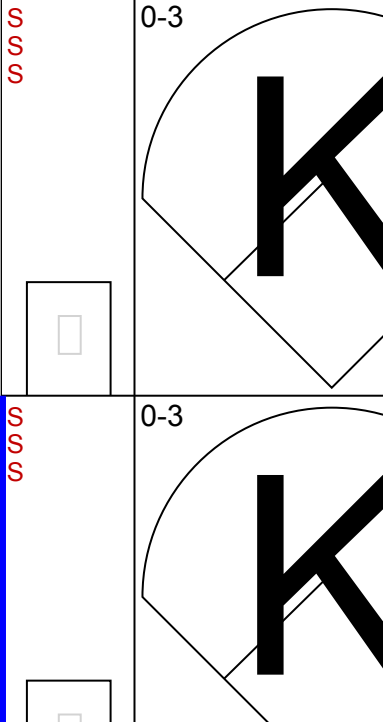
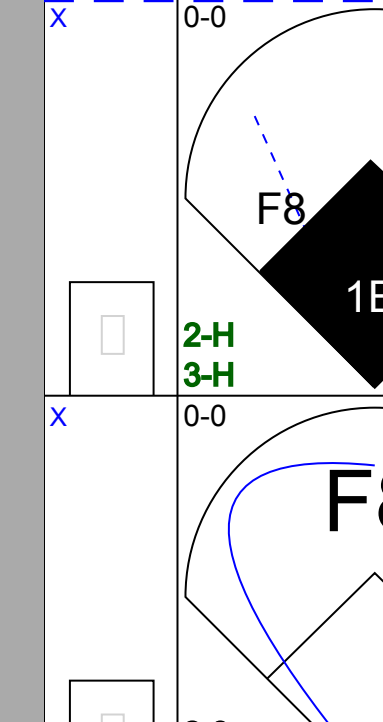

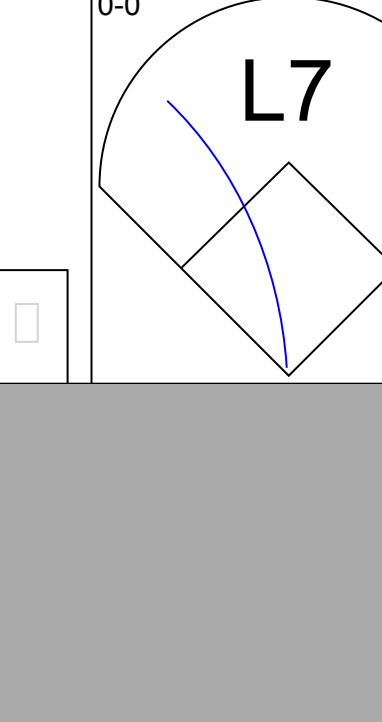
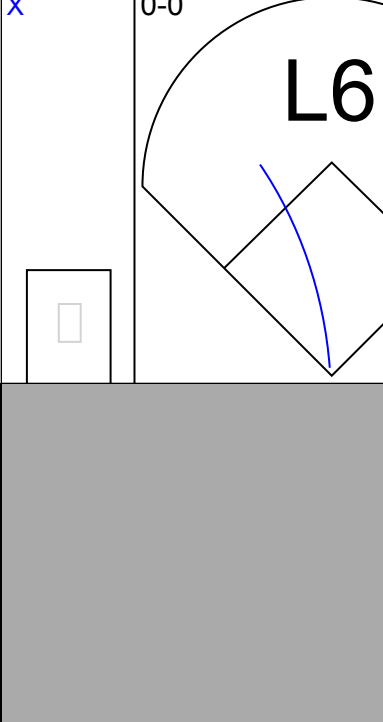
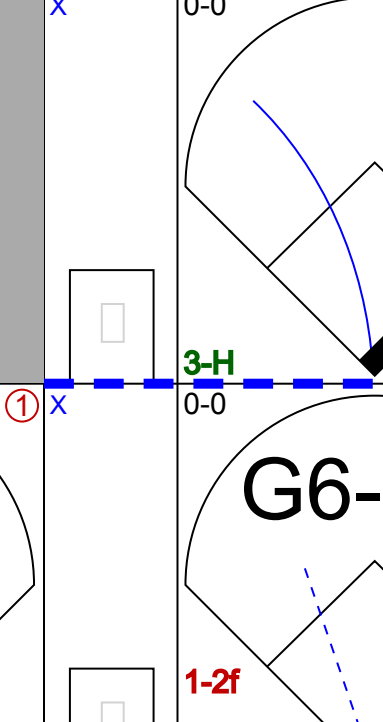
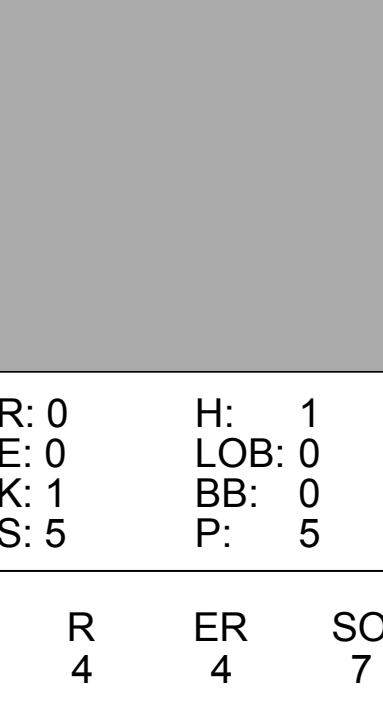
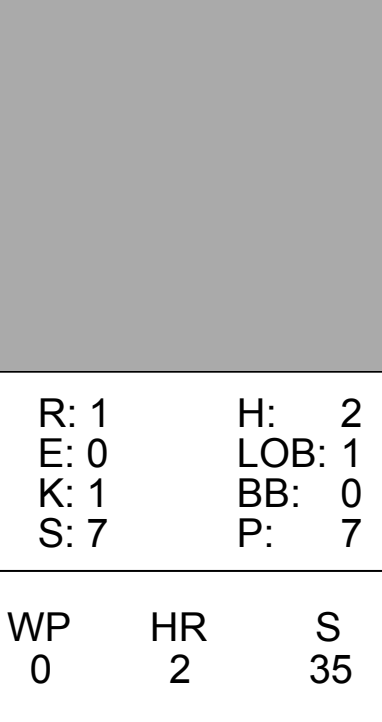
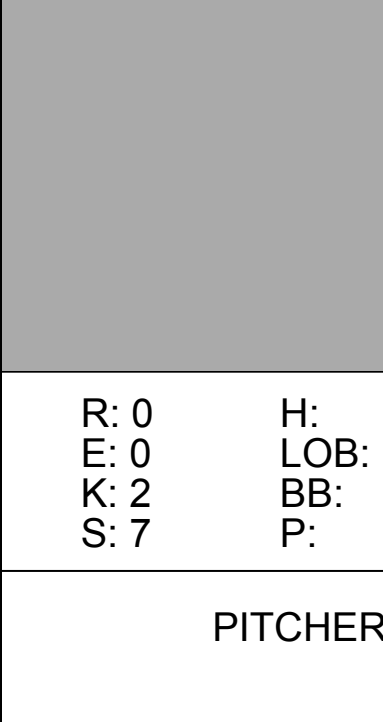
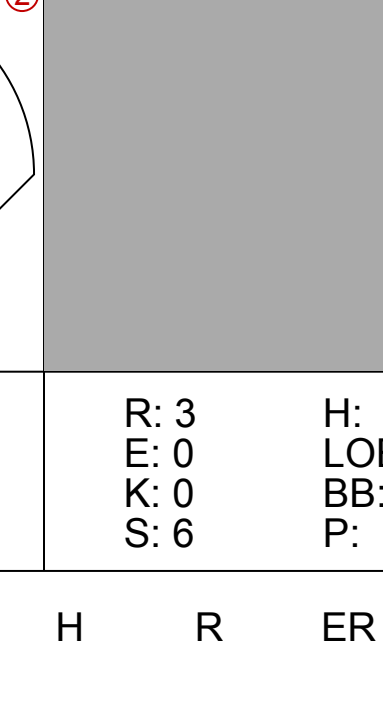
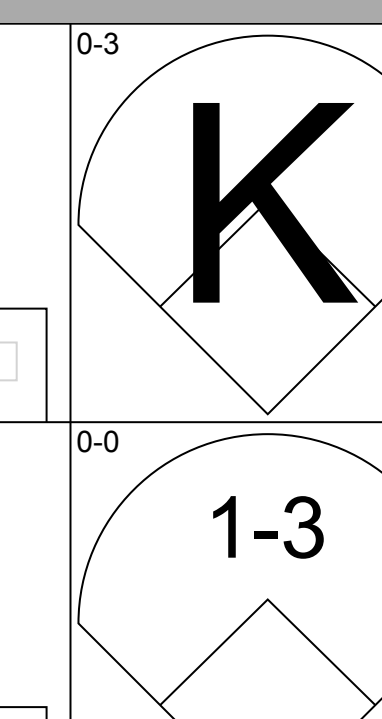
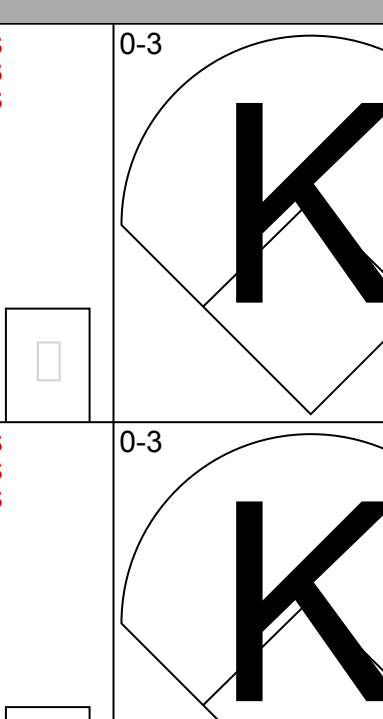
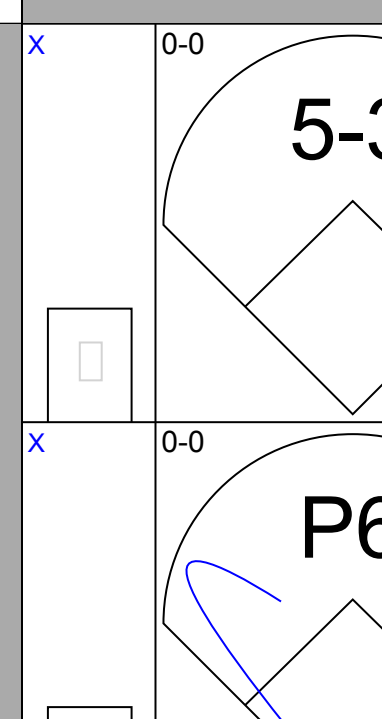
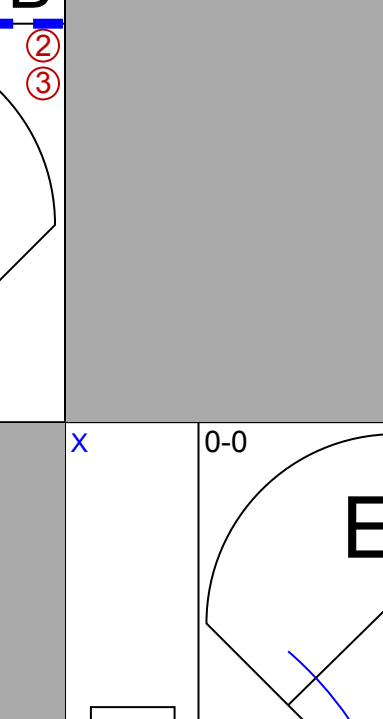
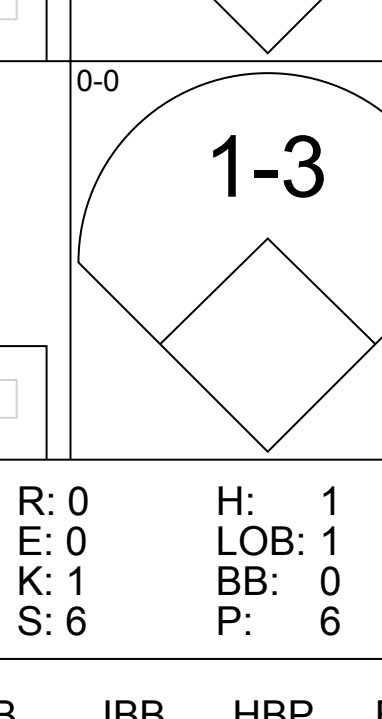
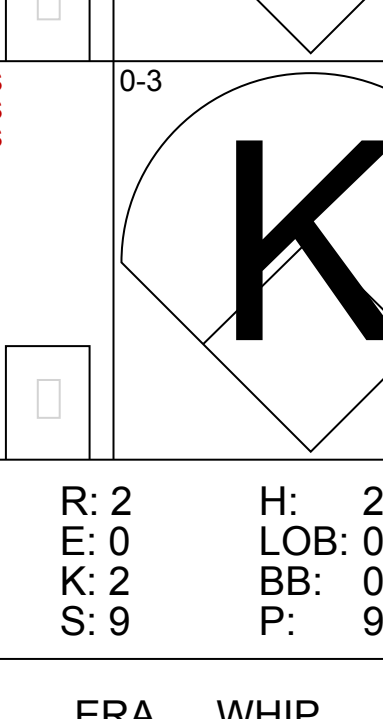
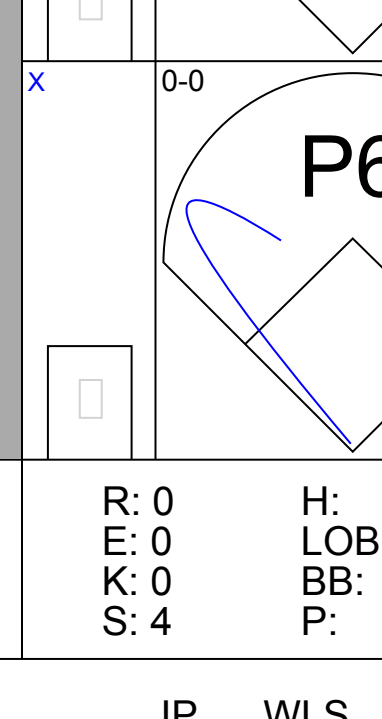
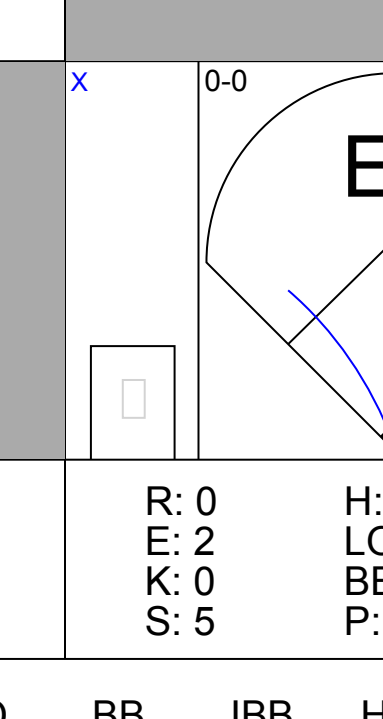
Batter	1	2	3	4	5	6	7	8	9	AB	R	H	RBI	BB	SO	LOB	TOP								
Tim Raines, S OBP: 0.421, SLG: 0.527 (1, 7)	3-1		BLK BB			P6		1B		3	0	1	1	1	0	0	Montreal Expos @ Chicago Cubs Wrigley Field, Chicago, IL Fri Sep 11 1987, 3:33 AM CDT Att: 10,174 - Unknown								
Mitch Webster, S OBP: 0.397, SLG: 0.428 (1, 9)	CS 1B		F9			F8		SF9		3	0	1	1	0	0	1									
Hubie Brooks, R OBP: 0.292, SLG: 0.391 Jeff Parrett, R (8, 1)	1-2 BB			1-3		FC6-4 1B		6-3		3	0	1	0	1	0	0									
Tim Wallach, R OBP: 0.352, SLG: 0.527 (1, 5)	F8			F8		FC6-4 1-2			1B SF7 2B	4	1	1	0	0	0	2									
Andres Galarraga, R OBP: 0.375, SLG: 0.484 (1, 3)		P4		K				5-3		4	0	1	0	0	1	0									
Tom Foley, L OBP: 0.347, SLG: 0.481 (8, 6)	F9					F8			SF7	3	1	1	1	0	0	0									
Reid Nichols, R OBP: 0.336, SLG: 0.439 (9, PH)					HR					0	0	0	1	0	0	0									
Hem Wingham, L OBP: 0.307, SLG: 0.358 Randy St. Claire, R OBP: 0.333, SLG: 0.333 Vance Law, R OBP: 0.359, SLG: 0.445 (8, 4)	F8			F8		G3			K	3	0	0	0	0	0	0									
Jeff Reed, L OBP: 0.247, SLG: 0.275 Dave Engle, R OBP: 0.293, SLG: 0.329 (9, PH)			F9		1-3				K	3	1	1	0	0	0	0									
Floyd Youmans, R OBP: 0.150, SLG: 0.275 Bob Sebra, R OBP: 0.160, SLG: 0.167 Joe Hesketh, R OBP: 0.338, SLG: 0.356 (7, 8)	F9			1-3					K	1	1	1	0	0	0	0									
Inning Stats	R: 0 E: 0 K: 0 S: 3	H: 1 LOB: 1 BB: 1 P: 7	R: 0 E: 0 K: 0 S: 3	H: 0 LOB: 0 BB: 0 P: 3	R: 0 E: 0 K: 1 S: 5	H: 0 LOB: 0 BB: 1 P: 7	R: 0 E: 0 K: 1 S: 5	H: 0 LOB: 0 BB: 0 P: 5	R: 1 E: 0 K: 0 S: 4	H: 1 LOB: 0 BB: 0 P: 4	R: 0 E: 0 K: 0 S: 4	H: 1 LOB: 0 BB: 0 P: 4	R: 0 E: 0 K: 0 S: 3	H: 0 LOB: 0 BB: 0 P: 3	R: 2 E: 0 K: 0 S: 5	H: 3 LOB: 0 BB: 0 P: 5	R: 1 E: 0 K: 2 S: 9	H: 2 LOB: 1 BB: 0 P: 9	1B: 5 2B: 2 3B: 0 HR: 1	SF: 2 SAC: 0 DP: 0 HBP: 0	WP: 0 PB: 0 SB: 0 CS: 1	PA: 35			
PITCHER	IP WLS BF H R ER SO BB IBB HBP BLK WP HR S P ERA WHIP	8.0 W 32 8 4 4 1 2 0 0 0 0 0 1 32 40 4.50 1.250	1.0 L 3 0 0 0 2 0 0 0 0 0 0 0 7 7 0.00 0.000																						

AB	31
R	4
H	8
RBI	4
BB	2
SO	3
LOB	5



Batter	1	2	3	4	5	6	7	8	9	AB	R	H	RBI	BB	SO	LOB	BOTTOM							
Dave Martinez, L OBP: 0.377, SLG: 0.426 (1, 8)	K		P6		1-3	K		K		5	0	0	0	0	3	2	Montreal Expos @ Chicago Cubs Wrigley Field, Chicago, IL Fri Sep 11 1987, 3:33 AM CDT Att: 10,174 - Unknown							
23 Ryne Sandberg, R OBP: 0.376, SLG: 0.470 (1, 4)	S 1B		5-3		HR	1-2 2-H 1B		1-3 2-H 1B		4	1	3	2	0	0	0								
Leon Durham, L OBP: 0.349, SLG: 0.526 (1, 3)	K			HR	2B					3	2	2	2	1	1	1								
Jerry Mumphy, S OBP: 0.397, SLG: 0.534 Brian Dayett, R OBP: 0.392, SLG: 0.497 (7, 9)	3-1			L8	1-H 2B	2-3				3	1	1	1	0	0	1								
Rafael Palmeiro, L OBP: 0.292, SLG: 0.485 (1, 7)		6-3		HR BB	2-H 2B			K		3	1	1	1	1	1	0								
Keith Moreland, R OBP: 0.302, SLG: 0.453 Paul Noce, R OBP: 0.263, SLG: 0.357 (8, 5)	E5			HR	F7			F3		4	1	1	2	0	0	1								
Damon Berryhill, S OBP: 0.167, SLG: 0.167 (1, 2)	P4			P6		F8		F5		4	0	0	0	0	0	1								
Shawon Dunston, R OBP: 0.279, SLG: 0.383 (1, 6)	F8			K		23 1B		F8		4	1	1	0	0	1	1								
Les Lancaster, R OBP: 0.128, SLG: 0.132 Drew Hall, L (9, 1)			K		K	23 1B		4-3		3	1	0	0	1	2	0								
Inning Stats	R: 0 E: 0 K: 2 S: 8	H: 1 LOB: 0 BB: 0 P: 8	R: 0 E: 1 K: 0 S: 4	H: 0 LOB: 1 BB: 0 P: 4	R: 0 E: 0 K: 1 S: 5	H: 0 LOB: 0 BB: 0 P: 5	R: 3 E: 0 K: 1 S: 7	H: 2 LOB: 1 BB: 1 P: 11	R: 3 E: 0 K: 1 S: 8	H: 3 LOB: 1 BB: 1 P: 12	R: 2 E: 0 K: 1 S: 8	H: 3 LOB: 2 BB: 1 P: 12	R: 0 E: 0 K: 1 S: 5	H: 0 LOB: 0 BB: 0 P: 5	R: 0 E: 0 K: 1 S: 5	H: 0 LOB: 0 BB: 0 P: 5		R: 0 E: 0 K: 1 S: 5	H: 0 LOB: 0 BB: 0 P: 5	1B: 4 2B: 2 3B: 0 HR: 3	SF: 0 SAC: 0 DP: 0 HBP: 0	WP: 0 PB: 0 SB: 2 CS: 0	PA: 37	
PITCHER	IP WLS BF H R ER SO BB IBB HBP BLK WP HR S P ERA WHIP	4.2 L 20 4 4 4 1 2 0 0 0 0 0 0 29 33 7.71 1.071	1.0 L 9 4 4 4 1 2 0 0 0 0 0 0 9 17 36.00 6.000	0.1 L 2 1 0 0 0 0 0 0 0 0 0 0 2 2 0.00 3.000	1.0 L 3 0 0 0 1 0 0 0 0 0 0 0 5 5 0.00 0.000	1.0 L 3 0 0 0 1 0 0 0 0 0 0 0 5 5 0.00 0.000																		

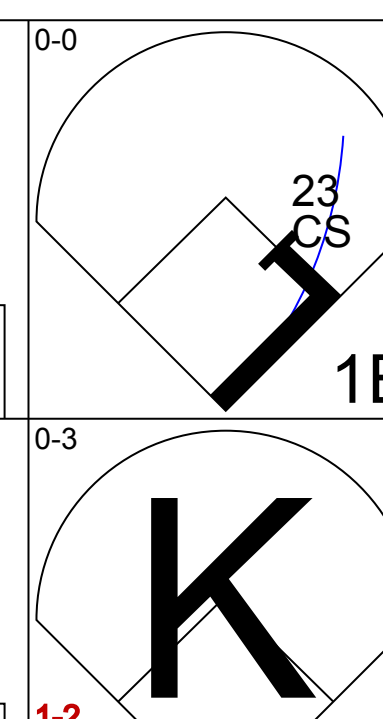
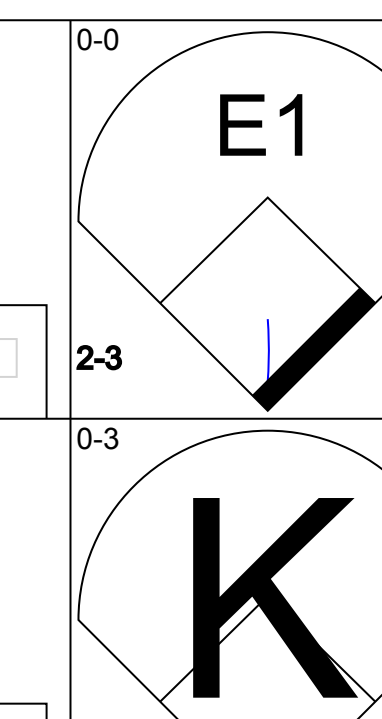
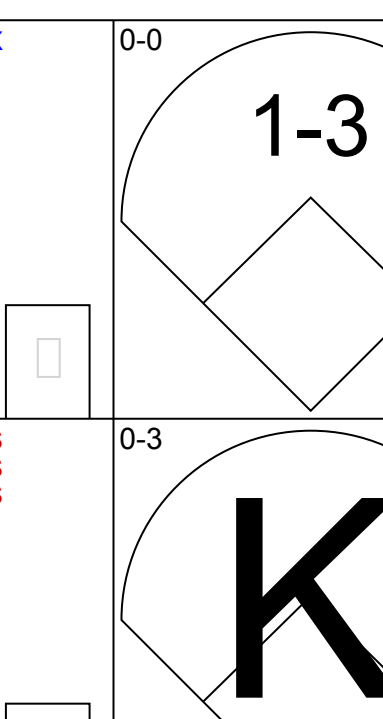
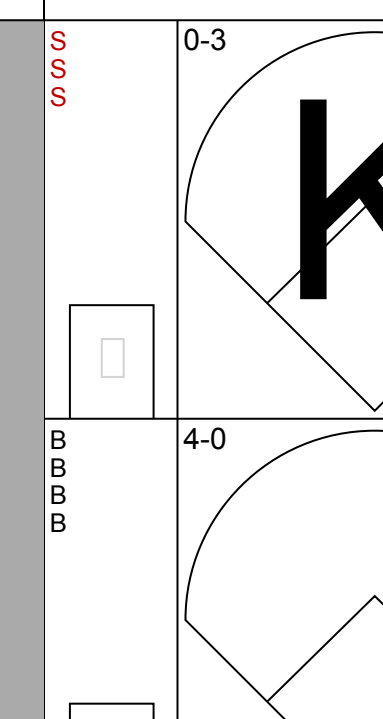
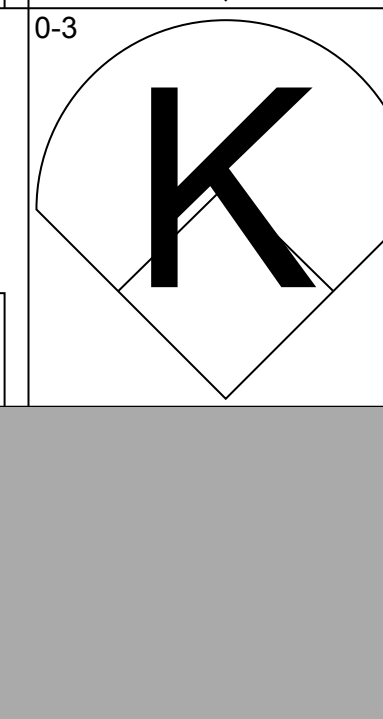


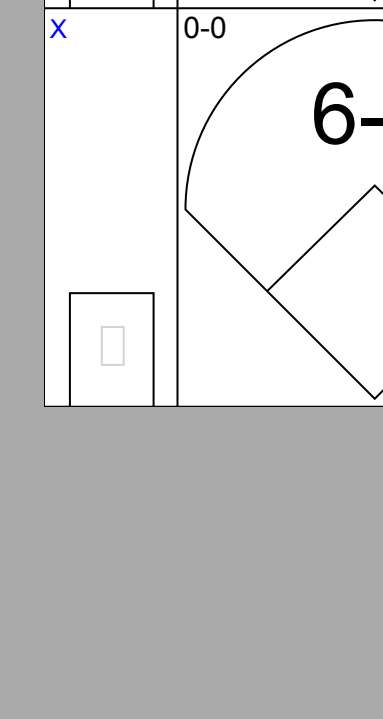

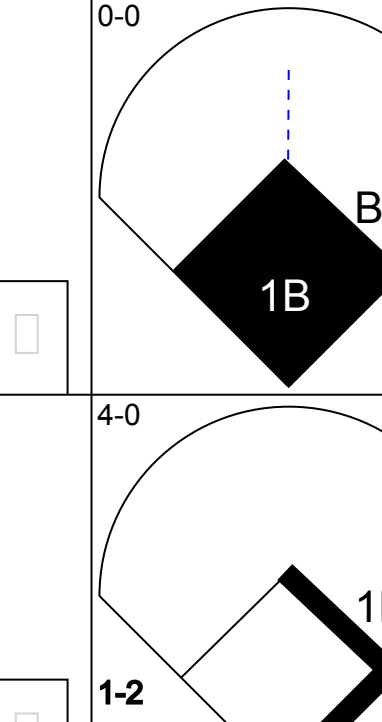
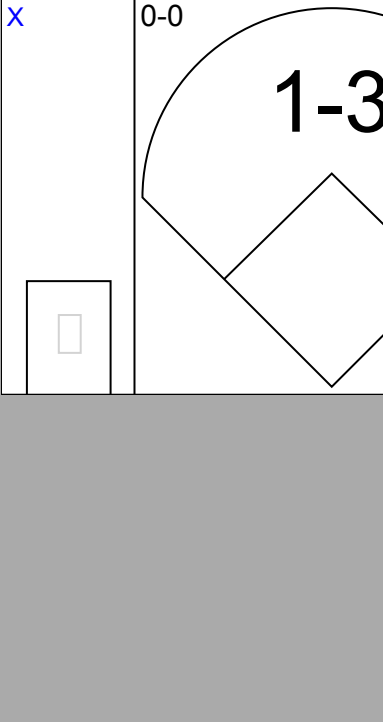
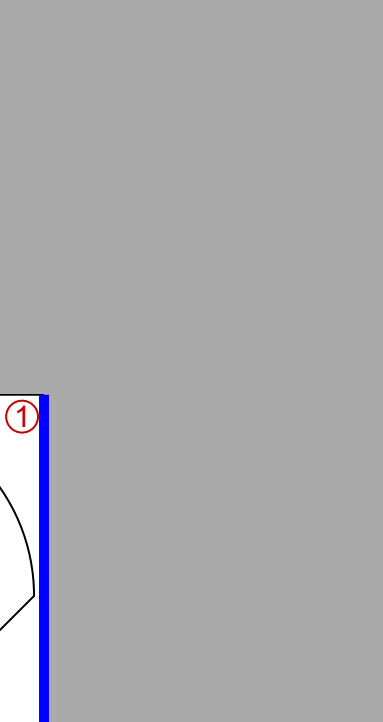
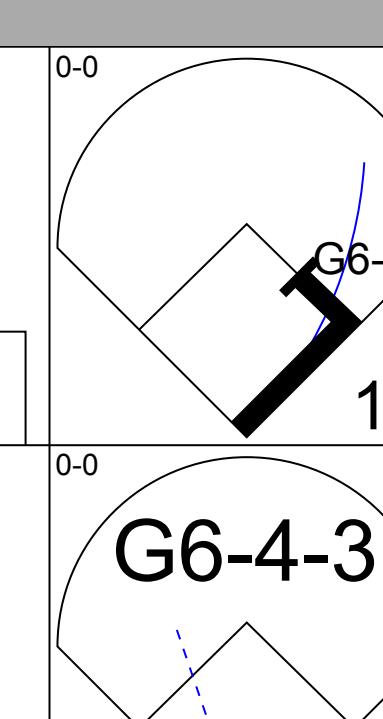
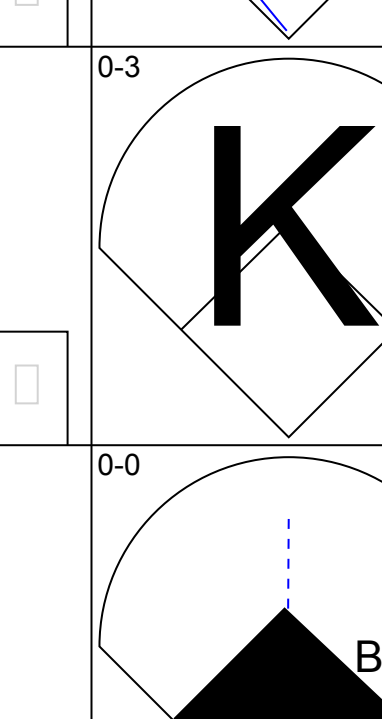
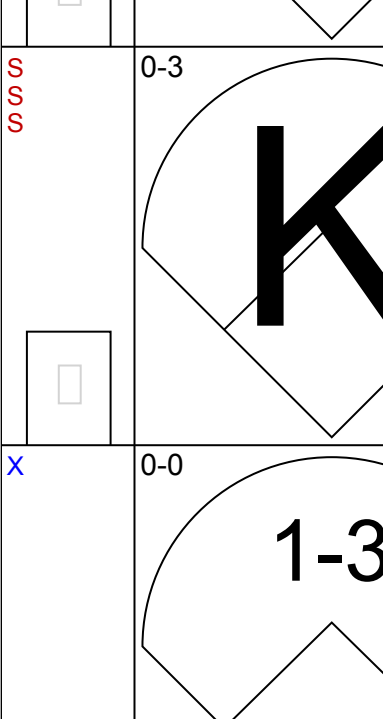

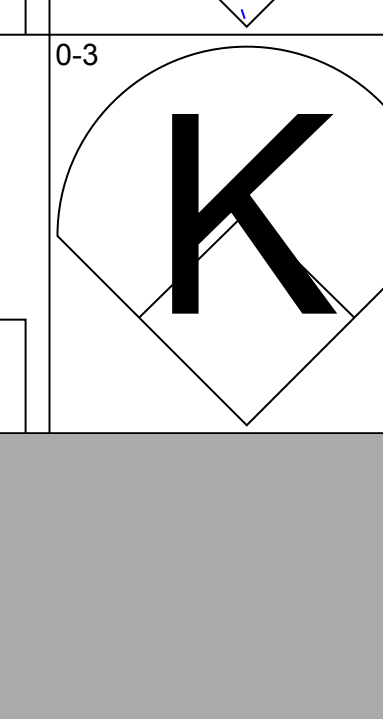
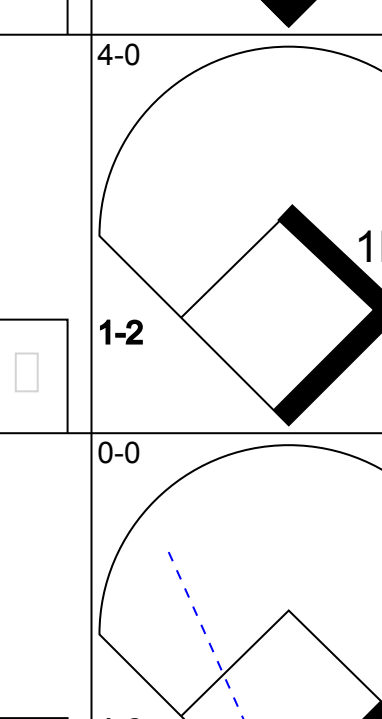

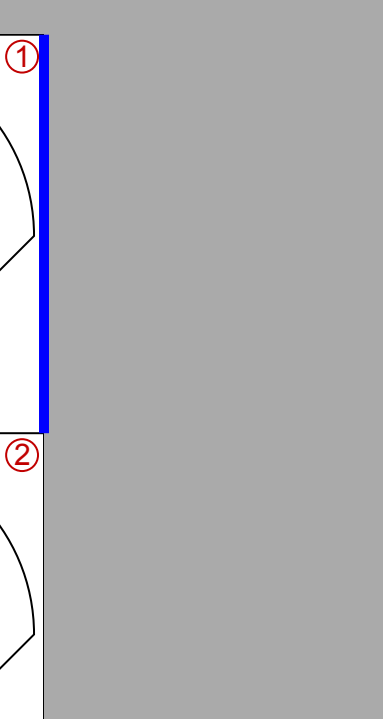

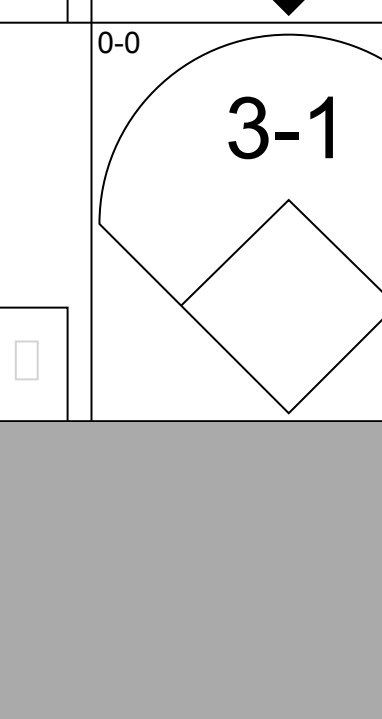
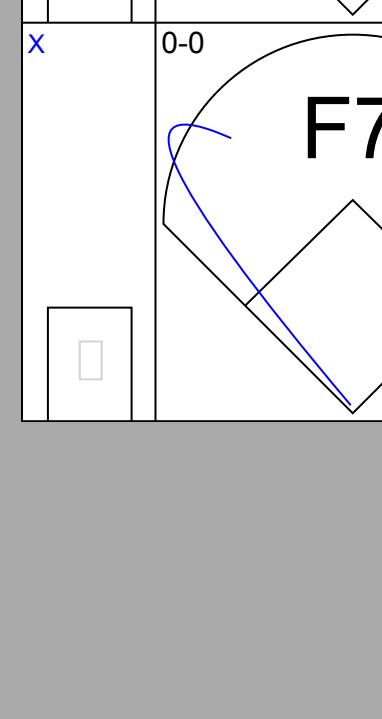

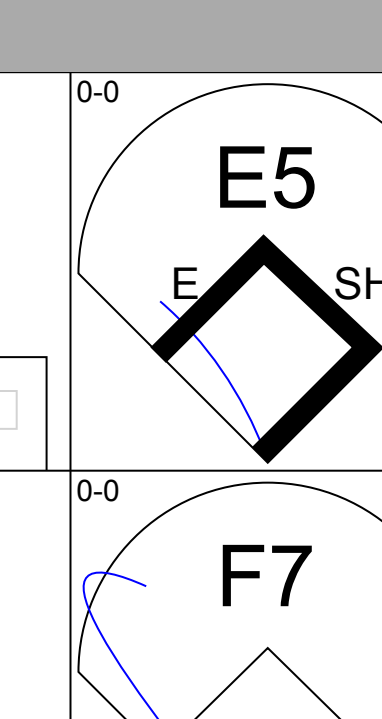

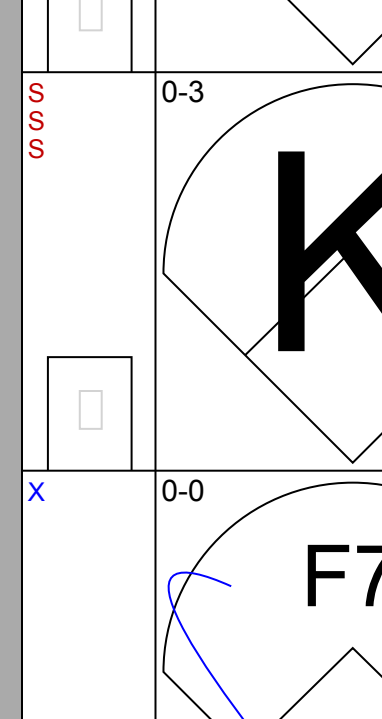
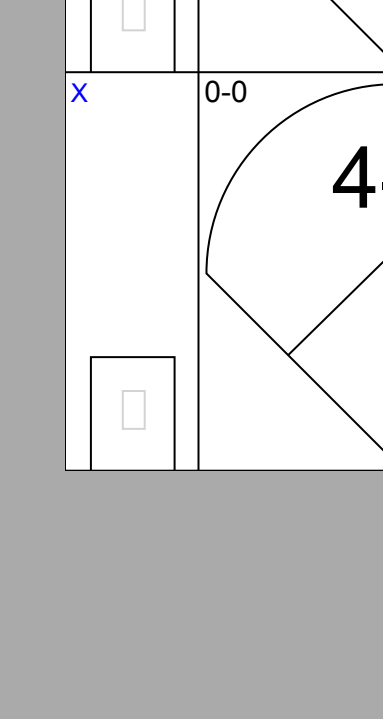
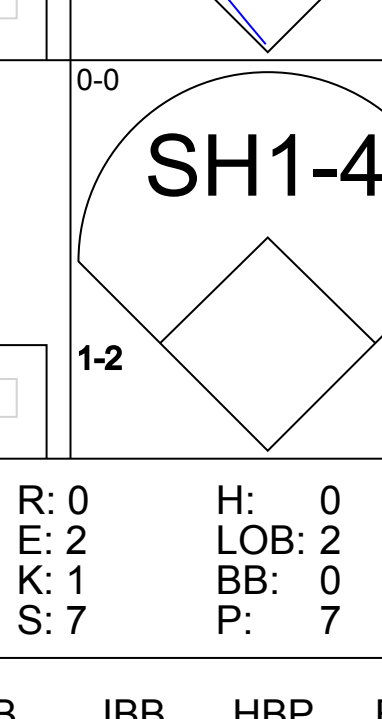
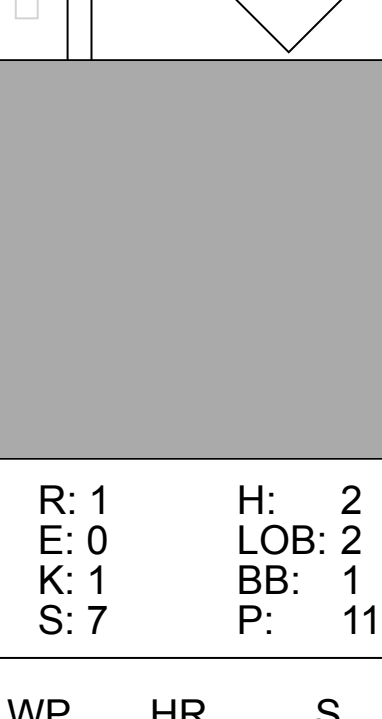
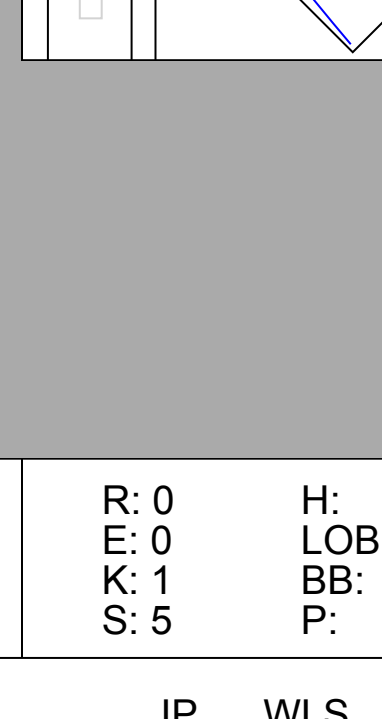





Batter	1	2	3	4	5	6	7	8	9	AB	R	H	RBI	BB	SO	LOB	TOP								
Tim Raines, S (1, 7) OBP: 0.422, SLG: 0.528										5	1	3	0	0	1	1									
Mitch Webster, S (1, 9) OBP: 0.366, SLG: 0.432										5	1	1	2	0	0	3									
Hubie Brooks, R (1, 6) Tom Foley, L (6, PR) OBP: 0.346, SLG: 0.479										4	1	2	1	0	1	0									
Tim Wallach, R (1, 5) OBP: 0.353, SLG: 0.527										4	1	1	0	0	1	2									
Andres Galarraga, R (1, 3) OBP: 0.378, SLG: 0.491										4	2	3	2	0	1	1									
Reid Nichols, R (1, 8) Herm Winningham, L (6, PH) OBP: 0.338, SLG: 0.448										2	0	1	1	0	0	1									
Vance Law, R (1, 4) OBP: 0.358, SLG: 0.443										4	0	1	1	0	1	2									
Mike Fitzgerald, R (1, 2) OBP: 0.346, SLG: 0.335										4	0	0	0	0	2	1									
Pascual Perez, R (1, 1) OBP: 0.083, SLG: 0.083										4	0	0	0	0	1	0									
Inning Stats	R: 1 E: 0 K: 2 S: 8	H: 1 LOB: 0 BB: 0 P: 8	R: 0 E: 0 K: 1 S: 5	H: 1 LOB: 0 BB: 0 P: 5	R: 0 E: 0 K: 1 S: 6	H: 1 LOB: 1 BB: 0 P: 6	R: 1 E: 0 K: 1 S: 7	H: 2 LOB: 1 BB: 0 P: 7	R: 2 E: 0 K: 2 S: 9	H: 2 LOB: 0 BB: 0 P: 9	R: 0 E: 0 K: 2 S: 7	H: 0 LOB: 1 BB: 0 P: 8	R: 0 E: 0 K: 0 S: 4	H: 1 LOB: 1 BB: 0 P: 4	R: 3 E: 0 K: 0 S: 6	H: 4 LOB: 1 BB: 0 P: 6	R: 0 E: 2 K: 0 S: 5	H: 0 LOB: 2 BB: 0 P: 5	1B: 6 2B: 4 3B: 0 HR: 2	SF: 0 SAC: 0 DP: 2 HBP: 1	WP: 0 PB: 0 SB: 0 CS: 0	PA: 40			
PITCHER	IP WLS BF H R ER SO BB IBB HBP BLK WP HR S P ERA WHIP	IP WLS BF H R ER SO BB IBB HBP BLK WP HR S P ERA WHIP	IP WLS BF H R ER SO BB IBB HBP BLK WP HR S P ERA WHIP	IP WLS BF H R ER SO BB IBB HBP BLK WP HR S P ERA WHIP	IP WLS BF H R ER SO BB IBB HBP BLK WP HR S P ERA WHIP	IP WLS BF H R ER SO BB IBB HBP BLK WP HR S P ERA WHIP	IP WLS BF H R ER SO BB IBB HBP BLK WP HR S P ERA WHIP	IP WLS BF H R ER SO BB IBB HBP BLK WP HR S P ERA WHIP	IP WLS BF H R ER SO BB IBB HBP BLK WP HR S P ERA WHIP	IP WLS BF H R ER SO BB IBB HBP BLK WP HR S P ERA WHIP	IP WLS BF H R ER SO BB IBB HBP BLK WP HR S P ERA WHIP	IP WLS BF H R ER SO BB IBB HBP BLK WP HR S P ERA WHIP	IP WLS BF H R ER SO BB IBB HBP BLK WP HR S P ERA WHIP	IP WLS BF H R ER SO BB IBB HBP BLK WP HR S P ERA WHIP	IP WLS BF H R ER SO BB IBB HBP BLK WP HR S P ERA WHIP	IP WLS BF H R ER SO BB IBB HBP BLK WP HR S P ERA WHIP	IP WLS BF H R ER SO BB IBB HBP BLK WP HR S P ERA WHIP	IP WLS BF H R ER SO BB IBB HBP BLK WP HR S P ERA WHIP	IP WLS BF H R ER SO BB IBB HBP BLK WP HR S P ERA WHIP	IP WLS BF H R ER SO BB IBB HBP BLK WP HR S P ERA WHIP	IP WLS BF H R ER SO BB IBB HBP BLK WP HR S P ERA WHIP	IP WLS BF H R ER SO BB IBB HBP BLK WP HR S P ERA WHIP	IP WLS BF H R ER SO BB IBB HBP BLK WP HR S P ERA WHIP	IP WLS BF H R ER SO BB IBB HBP BLK WP HR S P ERA WHIP	IP WLS BF H R ER SO BB IBB HBP BLK WP HR S P ERA WHIP

Montreal Expos @ Chicago Cubs
Wrigley Field, Chicago, IL
Sat Sep 12 1987, 3:33 AM CDT
Att: 25,681 - Unknown

AB 39
R 7
H 12
RBI 7
BB 0
SO 9
LOB 16



Batter	1	2	3	4	5	6	7	8	9	AB	R	H	RBI	BB	SO	LOB	BOTTOM							
Dave Martinez, L (1, 8) Paul Noce, R (9, 4) OBP: 0.376, SLG: 0.424										4	0	1	0	0	1	1								
23 Ryne Sandberg, R (1, 4) Darrin Jackson, R (9, 8)										3	0	0	0	1	3	3								
Leon Durham, L (1, 3) OBP: 0.346, SLG: 0.521										4	0	0	0	0	2	1								
Andre Dawson, R (1, 9) OBP: 0.329, SLG: 0.572										4	0	1	0	0	2	0								
Rafael Palmeiro, L (1, 7) OBP: 0.297, SLG: 0.485										4	1	2	0	0	0	1								
Keith Moreland, R (1, 5) Wade Rowdon, R (8, 5) OBP: 0.302, SLG: 0.451										2	0	0	0	1	1	0								
Jim Sundberg, R (1, 2) OBP: 0.319, SLG: 0.325										4	0	1	1	0	1	1								
Shawn Dunston, R (1, 6) Dickie Noles, R (8, 1) OBP: 0.276, SLG: 0.379										3	0	0	0	0	0	3								
Jamie Moyer, L (1, 1) Luis Quinones, S (5, PH) Ed Lynch, R (6, 1) Jay Ballew, R (8, 1) Mike Brunley, S (8, 6) OBP: 0.274, SLG: 0.246										0	0	0	0	0	0	0								
Inning Stats	R: 0 E: 0 K: 2 S: 7	H: 1 LOB: 0 BB: 0 P: 7	R: 0 E: 0 K: 1 S: 5	H: 1 LOB: 0 BB: 0 P: 5	R: 0 E: 2 K: 1 S: 7	H: 0 LOB: 2 BB: 0 P: 7	R: 1 E: 0 K: 1 S: 7	H: 2 LOB: 1 BB: 1 P: 11	R: 0 E: 0 K: 2 S: 7	H: 0 LOB: 0 BB: 0 P: 7	R: 0 E: 0 K: 1 S: 5	H: 0 LOB: 0 BB: 0 P: 5	R: 0 E: 0 K: 1 S: 5	H: 0 LOB: 1 BB: 1 P: 9	R: 0 E: 0 K: 0 S: 4	H: 1 LOB: 1 BB: 0 P: 4	1B: 5 2B: 0 3B: 0 HR: 0	SF: 0 SAC: 1 DP: 1 HBP: 0	WP: 0 PB: 0 SB: 0 CS: 1	PA: 34				
PITCHER	IP WLS BF H R ER SO BB IBB HBP BLK WP HR S P ERA WHIP	IP WLS BF H R ER SO BB IBB HBP BLK WP HR S P ERA WHIP	IP WLS BF H R ER SO BB IBB HBP BLK WP HR S P ERA WHIP	IP WLS BF H R ER SO BB IBB HBP BLK WP HR S P ERA WHIP	IP WLS BF H R ER SO BB IBB HBP BLK WP HR S P ERA WHIP	IP WLS BF H R ER SO BB IBB HBP BLK WP HR S P ERA WHIP	IP WLS BF H R ER SO BB IBB HBP BLK WP HR S P ERA WHIP	IP WLS BF H R ER SO BB IBB HBP BLK WP HR S P ERA WHIP	IP WLS BF H R ER SO BB IBB HBP BLK WP HR S P ERA WHIP	IP WLS BF H R ER SO BB IBB HBP BLK WP HR S P ERA WHIP	IP WLS BF H R ER SO BB IBB HBP BLK WP HR S P ERA WHIP	IP WLS BF H R ER SO BB IBB HBP BLK WP HR S P ERA WHIP	IP WLS BF H R ER SO BB IBB HBP BLK WP HR S P ERA WHIP	IP WLS BF H R ER SO BB IBB HBP BLK WP HR S P ERA WHIP	IP WLS BF H R ER SO BB IBB HBP BLK WP HR S P ERA WHIP	IP WLS BF H R ER SO BB IBB HBP BLK WP HR S P ERA WHIP	IP WLS BF H R ER SO BB IBB HBP BLK WP HR S P ERA WHIP	IP WLS BF H R ER SO BB IBB HBP BLK WP HR S P ERA WHIP	IP WLS BF H R ER SO BB IBB HBP BLK WP HR S P ERA WHIP	IP WLS BF H R ER SO BB IBB HBP BLK WP HR S P ERA WHIP	IP WLS BF H R ER SO BB IBB HBP BLK WP HR S P ERA WHIP	IP WLS BF H R ER SO BB IBB HBP BLK WP HR S P ERA WHIP	IP WLS BF H R ER SO BB IBB HBP BLK WP HR S P ERA WHIP	IP WLS BF H R ER SO BB IBB HBP BLK WP HR S P ERA WHIP

Montreal Expos @ Chicago Cubs
Wrigley Field, Chicago, IL
Sat Sep 12 1987, 3:33 AM CDT
Att: 25,681 - Unknown

AB 31
R 1
H 5
RBI 1
BB 2
SO 11
LOB 11



Batter	1	2	3	4	5	6	7	8	9	AB	R	H	RBI	BB	SO	LOB	TOP			
Tim Raines, S (1, 7) OBP: 0.423, SLG: 0.530										4	1	2	0	0	2	3	Montreal Expos @ Chicago Cubs Wrigley Field, Chicago, IL Sun Sep 13 1987, 3:33 AM CDT Att: 25,444 - Unknown			
Mitch Webster, S (1, 9) OBP: 0.363, SLG: 0.429										4	0	0	0	0	1	2				
Hubie Brooks, R (1, 6) OBP: 0.291, SLG: 0.397										4	0	0	0	0	0	2				
Tim Wallach, R (1, 5) OBP: 0.350, SLG: 0.523										4	0	0	0	0	1	0				
Andres Galarraga, R (1, 3) OBP: 0.377, SLG: 0.489										4	0	1	0	0	1	0				
Tom Foley, L (1, 4) OBP: 0.340, SLG: 0.471										4	0	0	0	0	0	2				
Herm Winningham, L (1, 8) OBP: 0.307, SLG: 0.359										3	1	1	0	1	1	0				
Mike Fitzgerald, R (1, 2) OBP: 0.346, SLG: 0.332										2	0	0	0	1	1	1				
Bryn Smith, R (1, 1) OBP: 0.167, SLG: 0.231 (7, PH)										2	0	0	0	0	0	1				
Wallace Johnson, S (7, PH) OBP: 0.278, SLG: 0.356										1	0	1	1	0	0	0				
Andy McGaffigan, R (7, 1)										0	0	0	0	0	0	0				
Inning Stats	R: 1 E: 1 K: 0 S: 6	H: 2 LOB: 2 BB: 0 P: 6	R: 0 E: 0 K: 0 S: 3	H: 0 LOB: 0 BB: 0 P: 3	R: 0 E: 0 K: 1 S: 5	H: 1 LOB: 0 BB: 0 P: 5	R: 0 E: 0 K: 0 S: 3	H: 0 LOB: 0 BB: 0 P: 3	R: 0 E: 0 K: 1 S: 6	H: 1 LOB: 2 BB: 2 P: 14	R: 0 E: 0 K: 1 S: 5	H: 0 LOB: 0 BB: 0 P: 7	R: 0 E: 0 K: 2 S: 7	H: 0 LOB: 0 BB: 0 P: 7	1B: 3 2B: 2 3B: 0 HR: 0	SF: 0 SAC: 0 DP: 1 HBP: 0	WP: 0 PB: 0 SB: 0 CS: 0	PA: 34		
PITCHER Rick Sutcliffe, R (1, 1) ERA: 3.77	IP: 9.0 WLS: W BF: 34	H: 5 R: 2 ER: 1 SO: 7	BB: 2 IBB: 0 HBP: 0 BLK: 0	WP: 0 HR: 0 S: 46 P: 54	ERA: 1.00 WHIP: 0.778	PITCHER										IP: 9.0 WLS: W BF: 34	H: 5 R: 2 ER: 1 SO: 7	BB: 2 IBB: 0 HBP: 0 BLK: 0	WP: 0 HR: 0 S: 46 P: 54	ERA: 1.00 WHIP: 0.778

AB	32
R	2
H	5
RBI	1
BB	2
SO	7
LOB	11



Batter	1	2	3	4	5	6	7	8	9	AB	R	H	RBI	BB	SO	LOB	BOTTOM			
Dave Martinez, L (1, 8) OBP: 0.377, SLG: 0.427 (8, 7)										4	2	2	0	0	1	0	Montreal Expos @ Chicago Cubs Wrigley Field, Chicago, IL Sun Sep 13 1987, 3:33 AM CDT Att: 25,444 - Unknown			
23 Ryne Sandberg, R (1, 4) OBP: 0.374, SLG: 0.463										3	1	0	0	1	0	2				
Rafael Palmeiro, L (1, 7) OBP: 0.290, SLG: 0.477										3	0	0	1	0	1	2				
Darrin Jackson, R (8, 8)										0	0	0	0	0	0	0				
Andre Dawson, R (1, 9) OBP: 0.330, SLG: 0.574										4	0	2	1	0	1	0				
Leon Durham, L (1, 3) OBP: 0.350, SLG: 0.526										4	1	3	2	0	0	1				
Jody Davis, R (1, 2) OBP: 0.338, SLG: 0.431										4	0	0	0	0	2	4				
Wade Rowdon, R (1, 5) OBP: 0.300, SLG: 0.444										3	0	1	1	1	0	0				
Shawon Dunston, R (1, 6) OBP: 0.274, SLG: 0.375										3	0	0	0	0	0	2				
Mike Brumley, S (7, 6) OBP: 0.241, SLG: 0.263										1	0	0	0	0	0	1				
Rick Sutcliffe, L (1, 1) OBP: 0.203, SLG: 0.208										3	1	0	0	0	1	0				
Inning Stats	R: 0 E: 0 K: 1 S: 5	H: 0 LOB: 0 BB: 0 P: 5	R: 0 E: 0 K: 1 S: 6	H: 1 LOB: 2 BB: 1 P: 10	R: 2 E: 1 K: 0 S: 6	H: 2 LOB: 1 BB: 0 P: 6	R: 0 E: 0 K: 0 S: 3	H: 0 LOB: 0 BB: 0 P: 3	R: 2 E: 0 K: 0 S: 6	H: 3 LOB: 2 BB: 1 P: 10	R: 0 E: 0 K: 1 S: 5	H: 0 LOB: 0 BB: 0 P: 5	R: 0 E: 0 K: 2 S: 9	H: 2 LOB: 1 BB: 0 P: 9	1B: 5 2B: 3 3B: 0 HR: 0	SF: 1 SAC: 0 DP: 0 HBP: 0	WP: 0 PB: 0 SB: 0 CS: 0	PA: 35		
PITCHER Bryn Smith, R (1, 1) ERA: 4.47	IP: 6.0 WLS: L BF: 27	H: 6 R: 4 ER: 2 SO: 3	BB: 2 IBB: 0 HBP: 0 BLK: 0	WP: 0 HR: 0 S: 31 P: 39	ERA: 3.00 WHIP: 1.333	PITCHER										IP: 2.0 WLS: 8 BF: 8	H: 2 R: 1 ER: 1 SO: 3	BB: 0 IBB: 0 HBP: 0 BLK: 0	WP: 0 HR: 0 S: 14 P: 14	ERA: 4.50 WHIP: 1.000

AB	32
R	5
H	8
RBI	5
BB	2
SO	6
LOB	12



Batter	1	2	3	4	5	6	7	8	9	AB	R	H	RBI	BB	SO	LOB	TOP										
Dave Martinez, L (1,8) OBP: 0.377, SLG: 0.427 Bob Dernier, R (7,PH) OBP: 0.392, SLG: 0.494	F7		1B HR	4-3			F8		1-3	3	1	1	0	0	0	1											
23 Ryne Sandberg, R (1,4) OBP: 0.371, SLG: 0.459	F5		K	K			F8			4	0	0	0	0	2	2											
Rafael Palmeiro, L (1,7) OBP: 0.302, SLG: 0.480 Brian Dayett, R (7,PH) OBP: 0.379, SLG: 0.494			HR			G5-4-3 BB	F8			1	1	1	0	2	0	0											
Andre Dawson, R (1,9) OBP: 0.331, SLG: 0.579	K		HR			G5-4-3				4	1	2	3	0	1	2											
Leon Durham, L (1,3) OBP: 0.349, SLG: 0.532 Manny Trillo, R (8,PH) OBP: 0.379, SLG: 0.468		F9	HR			F7			F8	3	1	1	1	0	0	0											
Keith Moreland, R (1,5) OBP: 0.303, SLG: 0.452		FC4-6 1B				F8			6-3	4	0	2	0	0	0	1											
Jody Davis, R (1,2) OBP: 0.337, SLG: 0.436		F9	K						K	4	1	1	1	0	2	3											
Shawon Dunston, R (1,6) OBP: 0.273, SLG: 0.377		FC4-6			SH1-4 2B				K	4	0	1	0	0	1	1											
Scott Sanderson, R (1,1) OBP: 0.158, SLG: 0.171 Drew Hall, L (5,1)			F7	SH1-4			F7		K	1	0	0	0	0	0	0											
Luis Quinones, S (6,PH) OBP: 0.284, SLG: 0.280 Frank DiPino, L (6,1) OBP: 0.500, SLG: 0.500 Wade Rowdon, R (9,PH) OBP: 0.273, SLG: 0.400					2-3					1	0	0	0	0	0	0											
Inning Stats	R: 0 E: 0 K: 1 S: 5	H: 0 LOB: 1 BB: 1 P: 9	R: 0 E: 0 K: 0 S: 4	H: 1 LOB: 1 BB: 0 P: 4	R: 4 E: 0 K: 2 S: 12	H: 5 LOB: 1 BB: 0 P: 12	R: 0 E: 0 K: 1 S: 6	H: 1 LOB: 1 BB: 0 P: 6	R: 0 E: 0 K: 0 S: 2	H: 0 LOB: 0 BB: 1 P: 6	R: 1 E: 0 K: 0 S: 4	H: 1 LOB: 0 BB: 0 P: 4	R: 0 E: 0 K: 0 S: 3	H: 0 LOB: 0 BB: 0 P: 3	R: 0 E: 0 K: 1 S: 6	H: 1 LOB: 1 BB: 0 P: 6	R: 0 E: 0 K: 2 S: 7	H: 0 LOB: 0 BB: 0 P: 7	1B: 5 2B: 1 3B: 0 HR: 3	SF: 0 SAC: 1 DP: 1 HBP: 0	WP: 0 PB: 0 SB: 1 CS: 0	PA: 37					
PITCHER	IP	WLS	BF	H	R	ER	SO	BB	IBB	HBP	BLK	WP	HR	S	P	ERA	WHIP										
Rick Aguilera, R (1,1) ERA: 3.78	6.0	W	27	8	5	5	4	2	0	0	0	0	3	33	41	7.50	1.667										
Jesse Orosco, L (7,1) ERA: 4.63	3.0	S	10	1	0	0	3	0	0	0	0	0	0	16	16	0.00	0.333										

Chicago Cubs @ New York Mets
Shea Stadium, Flushing, NY
Mon Sep 14 1987, 7:05 PM EDT
Att: 27,693 - Unknown

AB	34
R	5
H	9
RBI	5
BB	2
SO	7
LOB	11



Batter	1	2	3	4	5	6	7	8	9	AB	R	H	RBI	BB	SO	LOB	BOTTOM										
Lenny Dykstra, L (1,8) OBP: 0.347, SLG: 0.447 Mookie Wilson, S (6,PH) OBP: 0.369, SLG: 0.476	1B SF8	L6			1B E	F3				3	2	2	0	0	0	1											
Wally Backman, S (1,4) OBP: 0.304, SLG: 0.280 Tim Teufel, R (7,4) OBP: 0.401, SLG: 0.536			E3 2B		1B E	4-3			6-3	3	2	2	0	0	0	0											
Keith Hernandez, L (1,3) OBP: 0.390, SLG: 0.450	SF8		3-1 2B		E5 1B				5-3	3	1	0	2	0	0	2											
Darryl Strawberry, L (1,9) OBP: 0.392, SLG: 0.575					1B S				K	3	1	2	2	1	1	0											
Kevin McReynolds, R (1,7) OBP: 0.323, SLG: 0.494	F6		6-3		F9				WP BB	4	0	1	0	0	0	5											
Gary Carter, R (1,2) OBP: 0.296, SLG: 0.397	F7		4-3		1B				WP BB	3	0	1	2	1	0	3											
Howard Johnson, S (1,5) OBP: 0.375, SLG: 0.527					F8				F9	3	0	0	0	1	1	3											
Rafael Santana, R (1,6) OBP: 0.302, SLG: 0.358		F8			F3				5-3	4	0	0	0	0	0	2											
Rick Aguilera, R (1,1) OBP: 0.257, SLG: 0.353 Mark Carreon, R (6,PH) OBP: 0.333, SLG: 0.333 Jesse Orosco, R (7,1) ERA: 7.54			K		5-3				F7	2	0	0	0	0	1	1											
Inning Stats	R: 1 E: 0 K: 0 S: 5	H: 2 LOB: 2 BB: 1 P: 9	R: 0 E: 0 K: 1 S: 5	H: 0 LOB: 1 BB: 1 P: 9	R: 1 E: 1 K: 0 S: 5	H: 1 LOB: 1 BB: 0 P: 5	R: 0 E: 0 K: 0 S: 3	H: 0 LOB: 0 BB: 0 P: 3	R: 4 E: 1 K: 0 S: 8	H: 4 LOB: 1 BB: 0 P: 8	R: 0 E: 0 K: 0 S: 3	H: 0 LOB: 0 BB: 0 P: 3	R: 0 E: 0 K: 2 S: 8	H: 1 LOB: 2 BB: 1 P: 12	R: 0 E: 0 K: 1 S: 6	H: 1 LOB: 1 BB: 0 P: 6	1B: 7 2B: 2 3B: 0 HR: 0	SF: 1 SAC: 0 DP: 0 HBP: 0	WP: 1 PB: 1 SB: 1 CS: 0	PA: 38							
PITCHER	IP	WLS	BF	H	R	ER	SO	BB	IBB	HBP	BLK	WP	HR	S	P	ERA	WHIP										
Scott Sanderson, R (1,1) ERA: 3.99	4.0		20	5	4	3	1	2	0	0	0	0	0	20	28	6.75	1.750										
Drew Hall, L (5,1) ERA: 7.54	1.0	L	6	2	2	1	0	0	0	0	0	0	0	6	6	9.00	2.000										
Frank DiPino, L (6,1) ERA: 2.99	3.0		12	2	0	0	3	1	0	0	0	1	0	17	21	0.00	1.000										

Chicago Cubs @ New York Mets
Shea Stadium, Flushing, NY
Mon Sep 14 1987, 7:05 PM EDT
Att: 27,693 - Unknown


AB	34
R	6
H	9
RBI	6
BB	3
SO	4
LOB	18




Batter	1	2	3	4	5	6	7	8	9	AB	R	H	RBI	BB	SO	LOB	TOP			
Bob Dernier, R OBP: 0.397, SLG: 0.500										2	1	1	0	1	0	1	Chicago Cubs @ New York Mets Shea Stadium, Flushing, NY Tue Sep 15 1987, 7:05 PM EDT Att: 31,806 - Unknown			
Jerry Mumphrey, S OBP: 0.396, SLG: 0.532										1	0	0	0	0	0					
Jay Baller, R OBP: 1.000, SLG: 1.000										0	0	0	0	0	0					
Ed Lynch, R OBP: 0.188, SLG: 0.188										0	0	0	0	0	0					
Mike Brumley, S OBP: 0.259, SLG: 0.259										1	0	0	0	0	1	3				
Manny Trillo, R OBP: 0.378, SLG: 0.466										3	0	1	0	0	0	1				
Leon Durham, L OBP: 0.350, SLG: 0.531										1	0	0	1	1	0	0				
23 Ryne Sandberg, R OBP: 0.372, SLG: 0.459										5	0	2	2	0	1	2				
Andre Dawson, R OBP: 0.332, SLG: 0.575										3	0	0	0	1	0	3				
Keith Moreland, R OBP: 0.303, SLG: 0.450										4	0	1	0	0	0	3				
Brian Davett, R OBP: 0.375, SLG: 0.487										2	0	0	0	0	0	2				
Rafael Palmeiro, L OBP: 0.298, SLG: 0.475										2	0	0	0	0	0	1				
Damon Berryhill, S OBP: 0.400, SLG: 0.143										1	1	0	0	3	0	0				
Shawon Dunston, R OBP: 0.273, SLG: 0.375										4	1	1	0	0	0	3				
Greg Maddux, R OBP: 0.135, SLG: 0.135										2	0	0	0	0	0	2				
Drew Hall, L										0	0	0	0	0	0	0				
Dickie Noles, R										0	0	0	0	0	0	0				
Dave Martinez, L OBP: 0.376, SLG: 0.425										1	0	0	0	0	0	0				
Darrin Jackson, R OBP: 1.000, SLG: 1.000										1	1	1	0	0	0	0				
Inning Stats	R: 1 E: 1 K: 0 S: 4	H: 1 LOB: 2 BB: 2 P: 12	R: 0 E: 0 K: 1 S: 5	H: 0 LOB: 1 BB: 1 P: 9	R: 0 E: 0 K: 0 S: 3	H: 0 LOB: 0 BB: 0 P: 4	R: 0 E: 0 K: 0 S: 3	H: 0 LOB: 0 BB: 0 P: 3	R: 0 E: 0 K: 2 S: 8	H: 1 LOB: 1 BB: 1 P: 8	R: 0 E: 0 K: 0 S: 3	H: 0 LOB: 0 BB: 0 P: 3	R: 0 E: 0 K: 0 S: 3	H: 1 LOB: 0 BB: 0 P: 3	R: 3 E: 0 K: 1 S: 8	H: 3 LOB: 2 BB: 2 P: 16	1B: 6 2B: 1 3B: 0 HR: 0	SF: 0 SAC: 0 DP: 1 HBP: 1	WP: 0 PB: 0 SB: 0 CS: 0	PA: 40
PITCHER	IP WLS BF H R ER SO BB IBB HBP BLK WP HR S P ERA WHIP	IP WLS BF H R ER SO BB IBB HBP BLK WP HR S P ERA WHIP																		
Sid Fernandez, L ERA: 3.61	(1, 1) 5.0 W 21 2 1 1 3 3 0 1 0 0 0 0 23 36 1.80 1.000																			
Terry Leach, R ERA: 3.39	(6, 1) 1.0 5 1 0 0 0 1 0 0 0 0 0 0 4 8 0.00 2.000																			
Roger McDowell, R ERA: 4.26	(7, 1) 3.0 14 4 3 3 1 2 0 0 0 0 0 0 14 22 9.00 2.000																			

Batter	1	2	3	4	5	6	7	8	9	AB	R	H	RBI	BB	SO	LOB	BOTTOM			
Lenny Dykstra, L OBP: 0.350, SLG: 0.447										4	3	2	2	1	0	0	Chicago Cubs @ New York Mets Shea Stadium, Flushing, NY Tue Sep 15 1987, 7:05 PM EDT Att: 31,806 - Unknown			
Wally Backman, S OBP: 0.307, SLG: 0.287										4	1	2	2	0	1	0				
Roger McDowell, R OBP: 0.286, SLG: 0.308										1	0	0	0	0	1	1				
Keith Hernandez, L OBP: 0.392, SLG: 0.452										5	1	3	1	0	1	0				
Dave Magadan, L OBP: 0.403, SLG: 0.465										0	1	0	0	0	0	0				
Darryl Strawberry, L OBP: 0.392, SLG: 0.577										5	1	2	2	0	1	2				
Bill Almon, R OBP: 0.329, SLG: 0.309										0	0	0	0	0	0	0				
Kevin McReynolds, R OBP: 0.322, SLG: 0.492										5	0	1	0	0	1	7				
Mark Carreon, R OBP: 0.333, SLG: 0.333										0	0	0	0	0	0	0				
Gary Carter, R OBP: 0.300, SLG: 0.403										4	1	2	0	0	1	0				
Barry Lyons, R OBP: 0.290, SLG: 0.375										1	1	1	3	0	0	0				
Howard Johnson, S OBP: 0.376, SLG: 0.524										3	1	0	0	2	1	3				
Rafael Santana, R OBP: 0.304, SLG: 0.358										3	0	1	1	1	0	1				
Kevin Elster, R OBP: 1.000, SLG: 1.000										0	0	0	0	0	0	0				
Sid Fernandez, L OBP: 0.171, SLG: 0.205										2	0	0	0	0	0	5				
Terry Leach, R OBP: 0.118, SLG: 0.063										0	0	0	0	0	0	0				
Gregg Jefferies, S OBP: 0.667, SLG: 0.667										1	0	1	1	0	0	0				
Keith Miller, R OBP: 0.395, SLG: 0.512										0	1	0	0	0	0	0				
Tim Lincecum, R OBP: 0.403, SLG: 0.538										1	1	1	0	0	0	0				
Inning Stats	R: 1 E: 0 K: 1 S: 5	H: 0 LOB: 1 BB: 1 P: 9	R: 0 E: 0 K: 0 S: 4	H: 2 LOB: 1 BB: 1 P: 8	R: 0 E: 0 K: 2 S: 7	H: 0 LOB: 0 BB: 0 P: 7	R: 1 E: 0 K: 0 S: 5	H: 2 LOB: 1 BB: 1 P: 9	R: 0 E: 0 K: 0 S: 5	H: 2 LOB: 2 BB: 0 P: 5	R: 5 E: 0 K: 1 S: 10	H: 5 LOB: 2 BB: 1 P: 14	R: 0 E: 0 K: 0 S: 3	H: 0 LOB: 0 BB: 0 P: 3	R: 5 E: 0 K: 3 S: 14	H: 5 LOB: 1 BB: 0 P: 14	1B: 10 2B: 5 3B: 0 HR: 1	SF: 0 SAC: 0 DP: 1 HBP: 0	WP: 2 PB: 0 SB: 2 CS: 0	PA: 43
PITCHER	IP WLS BF H R ER SO BB IBB HBP BLK WP HR S P ERA WHIP	IP WLS BF H R ER SO BB IBB HBP BLK WP HR S P ERA WHIP																		
Greg Maddux, R ERA: 5.63	(1, 1) 5.2 L 29 9 7 7 4 2 0 0 0 0 0 0 2 2 * *																			
Drew Hall, L ERA: 8.34	(6, 1) 0.0 2 2 0 0 0 0 0 0 0 0 0 0 2 2 * *																			
Dickie Noles, R ERA: 3.73	(6, 1) 0.1 1 0 0 0 0 0 0 0 0 0 1 0 1 1 0.00 0.000																			
Jay Baller, R ERA: 8.27	(7, 1) 1.2 10 5 5 5 2 0 0 0 0 0 1 1 14 14 27.00 3.000																			
Ed Lynch, R ERA: 5.16	(8, 1) 0.1 1 0 0 0 1 0 0 0 0 0 0 0 3 3 0.00 0.000																			

livebaseballscores.com

Batter	1	2	3	4	5	6	7	8	9	AB	R	H	RBI	BB	SO	LOB	TOP					
Dave Martinez, L (1, 8) OBP: 0.374, SLG: 0.423	0-3 K	0-0 1-3		0-3 K		0-0 1B		0-0 F8		5	0	1	0	0	2	4	Chicago Cubs @ Philadelphia Phillies Veterans Stadium, Philadelphia, PA Wed Sep 16 1987, 7:05 PM EDT Att: 17,598 - Unknown 					
23 Ryne Sandberg, R (1, 4) OBP: 0.372, SLG: 0.458	0-0 1B		0-0 F3		0-0 2B	0-3 K		0-0 G3		5	1	2	0	0	1	1						
Andre Dawson, R (1, 9) OBP: 0.330, SLG: 0.574	0-0 P4		0-3 K		0-0 FC6-4 1-H 5-3 2B	0-3 K		0-0 1-3		5	1	1	1	0	2	2						
Jerry Mumphrey, S (1, 7) OBP: 0.399, SLG: 0.540	4-0 BB		0-0 4-3		4-0 FC6-4 BB		0-0 6-3		0-0 HR	3	1	1	1	2	0	0						
Leon Durham, L (1, 3) OBP: 0.351, SLG: 0.528	0-0 F9			4-0 2B	0-0 FC6-4 5-3 1-2 2-3 2B		0-3 K		0-0 1B	4	1	1	0	1	1	4						
Keith Moreland, R (1, 5) OBP: 0.304, SLG: 0.453		0-0 FC3-6 1B		0-0 1B	0-0 5-3		0-0 4-3		0-0 F8	4	1	2	2	0	0	1						
Drew Hall, L (7, 1)				0-0 2B	0-0 5-3					0	0	0	0	0	0	0						
Rafael Palmeiro, L (9, PH) OBP: 0.297, SLG: 0.472				1-H 1B	1-2 3-H 4-0 1B					1	0	0	0	0	0	1						
Jody Davis, R (1, 2) OBP: 0.338, SLG: 0.436		0-0 FC3-6 2B		0-0 1B				0-0 F9		3	0	1	1	1	0	1						
Mike Brumley, S (1, 6) OBP: 0.239, SLG: 0.271		0-0 1-3 2B		0-3 K	0-3 K			0-0 4-3		4	0	1	0	0	2	3						
Les Lancaster, R (1, 1) OBP: 0.119, SLG: 0.122		0-0 6-3		0-0 B3		0-3 K		0-0 1B		3	0	0	0	0	1	3						
Dickie Noles, R (7, 1)										0	0	0	0	0	0	0						
Frank DiPino, L (7, 1) OBP: 0.500, SLG: 0.500										0	0	0	0	0	0	0						
Lee Smith, R (7, 1)										0	0	0	0	0	0	0						
Manny Trillo, R (7, 5) OBP: 0.381, SLG: 0.469										1	0	1	0	0	0	0						
Inning Stats	R: 0 E: 0 K: 1 S: 6	H: 1 LOB: 2 BB: 1 P: 10	R: 0 E: 0 K: 0 S: 5	H: 2 LOB: 2 BB: 0 P: 5	R: 0 E: 0 K: 1 S: 5	H: 0 LOB: 0 BB: 0 P: 5	R: 2 E: 0 K: 2 S: 9	H: 2 LOB: 1 BB: 1 P: 13	R: 2 E: 0 K: 1 S: 7	H: 2 LOB: 2 BB: 2 P: 15	R: 0 E: 0 K: 3 S: 10	H: 1 LOB: 1 BB: 0 P: 10	R: 0 E: 0 K: 1 S: 5	H: 0 LOB: 0 BB: 0 P: 5	R: 0 E: 0 K: 0 S: 4	H: 1 LOB: 1 BB: 0 P: 4	R: 1 E: 0 K: 0 S: 5	H: 2 LOB: 1 BB: 0 P: 5	1B: 7 2B: 3 3B: 0 HR: 1	SF: 0 SAC: 0 DP: 0 HBP: 0	WP: 1 PB: 0 SB: 1 CS: 0	PA: 42
PITCHER	IP	WLS	BF	H	R	ER	SO	BB	IBB	HBP	BLK	WP	HR	S	P	ERA	WHIP					
Freddie Toliver, R (1, 1) ERA: 6.75	4.0		21	7	4	4	4	2	0	0	0	1	0	27	35	9.00	2.250					
Wally Ritchie, L (5, 1) ERA: 3.9	0.1		2	0	0	0	0	1	0	0	0	0	0	1	5	0.00	3.000					
Todd Frohwrth, R (5, 1) ERA:	0.2		3	0	0	0	1	1	0	0	0	0	0	4	8	0.00	1.500					
Mike Maddux, R (6, 1) ERA: 2.65	2.0	W	7	1	0	0	4	0	0	0	0	0	0	15	15	0.00	0.500					
Kent Tekulve, R (8, 1) ERA: 3.07	1.2		8	3	1	1	0	0	0	0	0	0	1	8	8	5.40	1.800					
PITCHER	IP	WLS	BF	H	R	ER	SO	BB	IBB	HBP	BLK	WP	HR	S	P	ERA	WHIP					
Steve Bedrosian, R (9, 1) ERA: 2.9	0.1		1	0	0	0	0	0	0	0	0	0	0	1	1	0.00	0.000					

Batter	1	2	3	4	5	6	7	8	9	AB	R	H	RBI	BB	SO	LOB	BOTTOM				
Juan Samuel, R (1, 4) OBP: 0.344, SLG: 0.509	0-0 6-3		0-0 F9		0-0 E5 1B		0-0 FC1-6 1B		0-0 K	5	0	1	0	0	1	4	Chicago Cubs @ Philadelphia Phillies Veterans Stadium, Philadelphia, PA Wed Sep 16 1987, 7:05 PM EDT Att: 17,598 - Unknown 				
Milt Thompson, L (1, 8) OBP: 0.351, SLG: 0.434	0-0 4-3 BLK 1B		0-0 F2		0-0 1-2 2-3 1B		0-0 FC1-6 1B CS		0-3 K	4	1	2	1	0	0	3					
Rick Schu, R (7, PH) OBP: 0.313, SLG: 0.451										1	0	0	0	0	1	0					
Von Hayes, L (1, 3) OBP: 0.415, SLG: 0.486	0-0 4-3			0-0 3-1		0-0 F8		0-0 3-1		5	1	1	1	0	0	4					
Mike Schmidt, R (1, 5) OBP: 0.397, SLG: 0.548	0-0 F9			0-3 K		4-0 1B		0-0 F9		4	1	1	2	1	1	1					
Lance Parrish, R (1, 2) OBP: 0.307, SLG: 0.388		0-3 K		0-0 F8		0-3 K		0-0 6-3		4	0	0	0	0	2	2					
Keith Hughes, L (1, 9) OBP: 0.336, SLG: 0.300		0-0 F9			0-0 P7		0-0 F9		4-0 BB 2B	3	1	0	0	1	0	1					
Chris James, R (1, 7) OBP: 0.335, SLG: 0.536		0-0 F2			0-0 FC1-6 1B		0-0 1-2 1B		4-0 BB 2B	3	1	2	0	1	0	0					
Steve Jeltz, S (1, 6) OBP: 0.320, SLG: 0.296			0-0 F9 SH3-4 1B		0-0 FC1-6 1B		0-3 K		4-0 BB 2B	3	1	1	0	0	1	3					
Greg Gross, L (7, PH) OBP: 0.397, SLG: 0.364										0	1	0	1	1	0	0					
Luis Aquayo, R (8, 6) OBP: 0.278, SLG: 0.408										0	0	0	0	0	0	0					
Freddie Toliver, R (1, 1) ERA: 6.75					4-0 1B		4-0 FC1-6 1B		4-0 BB 2B	0	0	0	0	0	0	0					
Wally Ritchie, L (5, 1) ERA: 3.9										0	0	0	0	0	0	0					
Todd Frohwrth, R (5, 1) ERA:										0	0	0	0	0	0	0					
Ron Roenicke, S (5, PH) OBP: 0.316, SLG: 0.288										0	0	0	0	0	0	0					
Mike Maddux, L (6, 1) ERA: 2.65										0	0	0	0	0	0	0					
Jeff Stone, L (7, PH) OBP: 0.330, SLG: 0.386										1	1	3	1	0	0	0					
Kent Tekulve, R (8, 1) ERA: 3.07										0	0	0	0	0	0	0					
Steve Bedrosian, R (9, 1) ERA: 2.9										0	0	0	0	0	0	0					
Inning Stats	R: 0 E: 0 K: 0 S: 4	H: 1 LOB: 1 BB: 0 P: 4	R: 0 E: 0 K: 1 S: 5	H: 0 LOB: 0 BB: 0 P: 5	R: 0 E: 0 K: 1 S: 4	H: 1 LOB: 1 BB: 0 P: 4	R: 0 E: 0 K: 1 S: 5	H: 0 LOB: 0 BB: 0 P: 5	R: 1 E: 1 K: 0 S: 6	H: 2 LOB: 3 BB: 1 P: 10	R: 0 E: 0 K: 2 S: 8	H: 1 LOB: 2 BB: 1 P: 12	R: 7 E: 0 K: 1 S: 9	H: 4 LOB: 4 BB: 4 P: 25	R: 0 E: 0 K: 1 S: 5	H: 0 LOB: 0 BB: 0 P: 5	1B: 7 2B: 2 3B: 0 HR: 0	SF: 0 SAC: 1 DP: 0 HBP: 0	WP: 0 PB: 1 SB: 0 CS: 1	PA: 41	
PITCHER	IP	WLS	BF	H	R	ER	SO	BB	IBB	HBP	BLK	WP	HR	S	P	ERA	WHIP				
Les Lancaster, R (1, 1) ERA: 4.95	6.0		28	6	3	2	4	3	0	0	0	0	0	33	45	3.00	1.500				
Dickie Noles, R (7, 1) ERA: 3.71	0.1		1	0	0	0	0	0	0	0	0	0	0	1	1	0.00	0.000				
Frank DiPino, L (7, 1) ERA: 3.12	0.0		1	1	0	0	0	0	0	0	0	0	0	1	1	∞	∞				
Lee Smith, R (7, 1) ERA: 3.32	0.1	L	7	2	5	5	1	3	0	0	0	0	0	6	18	135.00	15.000				
Drew Hall, L (7, 1) ERA: 7.88	1.1		3	0	0	0	1	0	0	0	0	0	0	5	5	0.00	0.000				

Batter	1	2	3	4	5	6	7	8	9	AB	R	H	RBI	BB	SO	LOB	TOP										
Bob Dernier, R (1, 8) OBP: 0.396, SLG: 0.515 Rafael Palmeiro, L (7, PH) OBP: 0.299, SLG: 0.469	5-3		L7						3-1	3	1	1	1	0	0	0	Chicago Cubs @ Philadelphia Phillies Veterans Stadium, Philadelphia, PA Thu Sep 17 1987, 3:33 AM EDT Att: 10,338 - Unknown										
Paul Noco, R (1, 4) OBP: 0.288, SLG: 0.351 Leon Durham, L (7, PH) OBP: 0.351, SLG: 0.528 Keith Moreland, R (7, PH) OBP: 0.304, SLG: 0.452 Jay Baller, R (7, 1) OBP: 1.000, SLG: 1.000 23 Ryne Sandberg, R (9, PH) OBP: 0.373, SLG: 0.459	K		L6		5-3		K			3	0	0	0	0	1	0											
Andre Dawson, R (1, 9) OBP: 0.331, SLG: 0.571	1B		P6		K				K	4	0	1	0	1	2	1											
Brian Dayett, R (1, 7) OBP: 0.372, SLG: 0.481 Damon Berryhill, S (8, 2)	P6			HR		P4	K			4	1	1	0	0	1	4											
Manny Trillo, R (1, 3) OBP: 0.378, SLG: 0.464		P6				F9				4	0	1	0	0	1	1											
Mike Brumley, S (8, PR) OBP: 0.239, SLG: 0.271			K					S	1B	0	0	0	0	0	0	0											
Wade Rowdon, R (1, 5) OBP: 0.333, SLG: 0.714	5-3			HR			2B		K	4	1	2	2	0	1	1											
Jim Sundberg, R (1, 2) OBP: 0.320, SLG: 0.320 Jerry Mumphy, S (8, PH) OBP: 0.398, SLG: 0.538		HBP	BB	6-3			K		6-3	2	0	0	0	1	1	1											
Shawon Dunston, R (1, 6) OBP: 0.276, SLG: 0.375		H	1-2	4-3				WP	S	3	0	1	0	0	0	2											
Jamie Moyer, L (1, 1) OBP: 0.220, SLG: 0.241 Ed Lynch, R (2, 1) OBP: 0.188, SLG: 0.188 Darren Johnson, R (5, PH) OBP: 0.260, SLG: 0.550 Dickie Noles, R (5, 1) OBP: 0.372, SLG: 0.421	K				G3				K	1	0	0	0	0	1	2											
Inning Stats	R: 0 E: 0 K: 1 S: 6	H: 1 LOB: 1 BB: 0 P: 6	R: 0 E: 0 K: 1 S: 5	H: 0 LOB: 2 BB: 1 P: 10	R: 0 E: 0 K: 0 S: 3	H: 0 LOB: 0 BB: 0 P: 3	R: 2 E: 0 K: 1 S: 7	H: 2 LOB: 0 BB: 0 P: 7	R: 1 E: 0 K: 1 S: 6	H: 1 LOB: 1 BB: 0 P: 6	R: 0 E: 0 K: 3 S: 10	H: 1 LOB: 3 BB: 2 P: 18	R: 0 E: 0 K: 1 S: 6	H: 1 LOB: 2 BB: 0 P: 6	R: 0 E: 0 K: 2 S: 8	H: 1 LOB: 1 BB: 0 P: 8	1B: 5 2B: 1 3B: 0 HR: 2	SF: 0 SAC: 0 DP: 0 HBP: 1	WP: 1 PB: 0 SB: 3 CS: 0	PA: 39							
PITCHER	IP	WLS	BF	H	R	ER	SO	BB	IBB	HBP	BLK	WP	HR	S	P	ERA	WHIP										
Don Carman, L (1, 1) ERA: 4.62	6.0	W	25	5	3	3	5	1	0	1	0	0	2	33	38	4.50	1.000										
Michael Jackson, R (7, 1) ERA: 4.06	0.1		3	1	0	0	1	1	0	0	0	0	0	4	8	0.00	6.000										
Jeff Calhoun, L (7, 1) ERA: 1.89	0.2		3	0	0	0	2	0	1	0	0	1	0	6	10	0.00	0.000										
Kent Tekulve, R (8, 1) ERA: 3.06	0.1	S	2	1	0	0	1	0	0	0	0	0	0	4	4	0.00	3.000										
Steve Bedrosian, R (8, 1) ERA: 2.84	1.2	S	6	1	0	0	2	0	0	0	0	0	0	10	10	0.00	0.600										

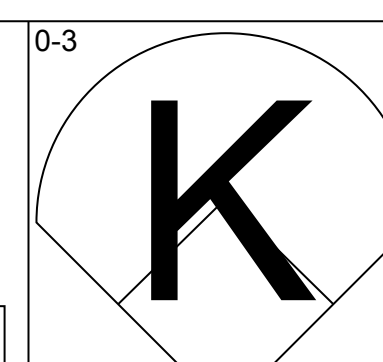
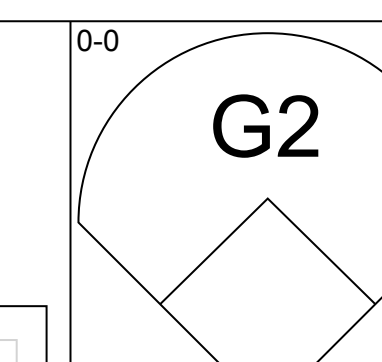
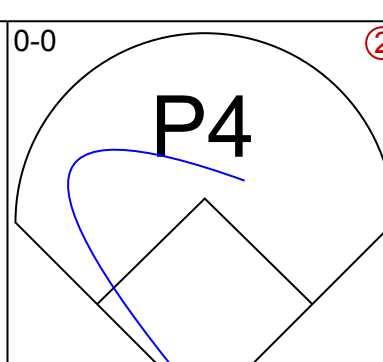
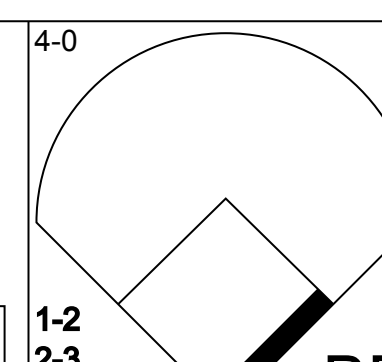
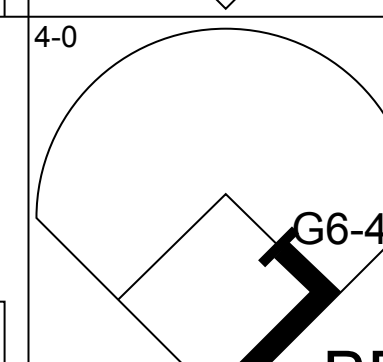
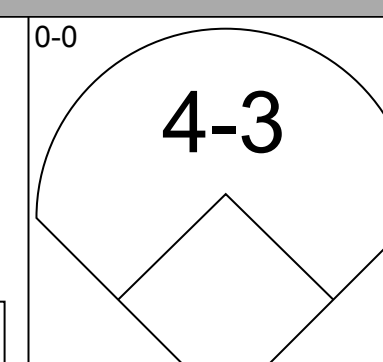
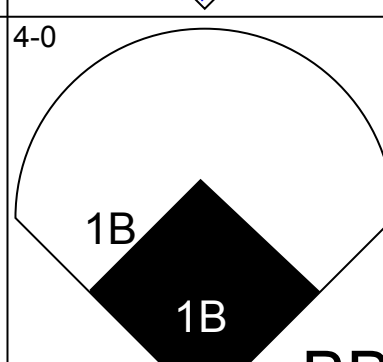
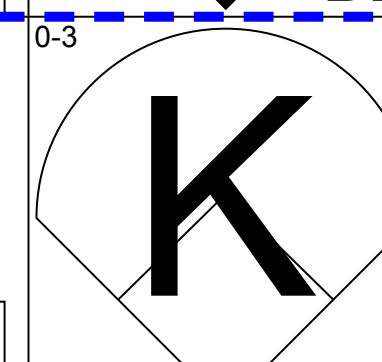
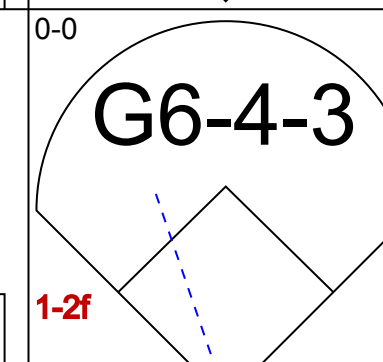
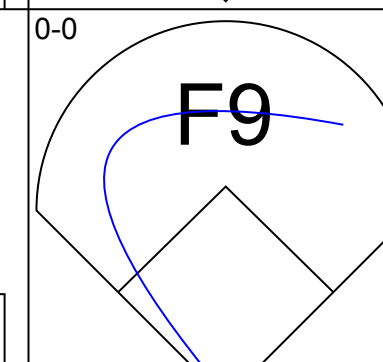
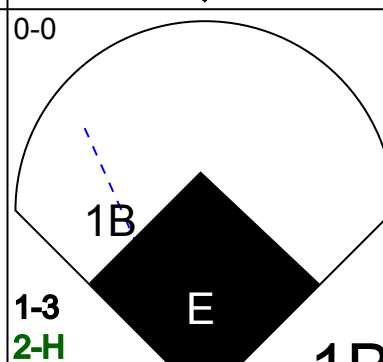
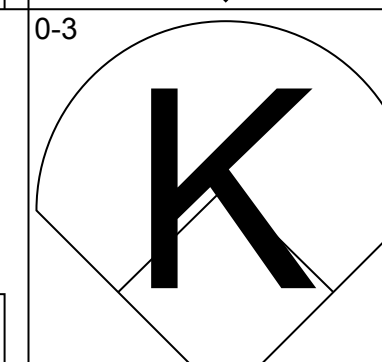
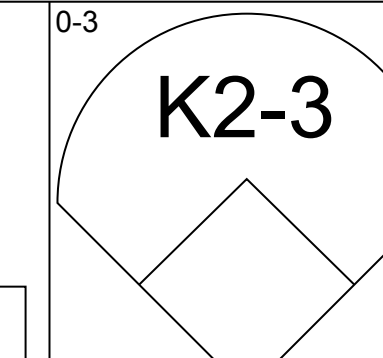
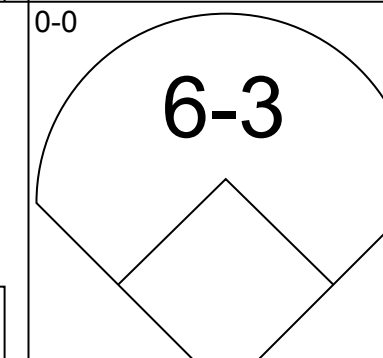
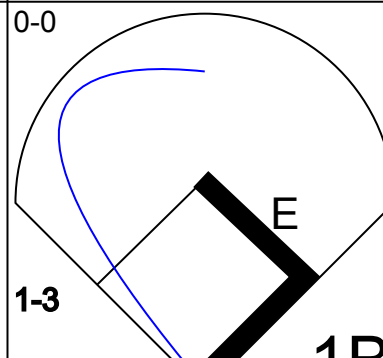
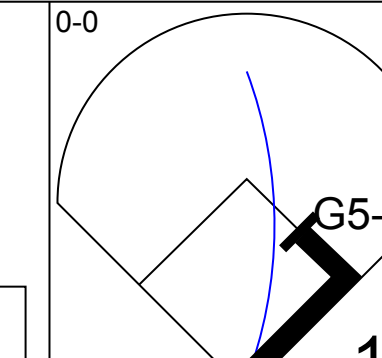
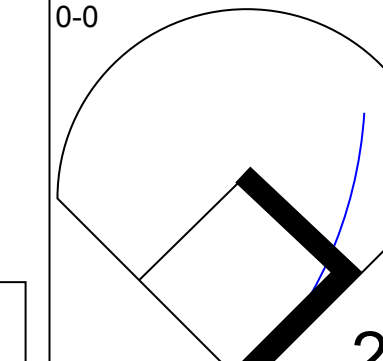
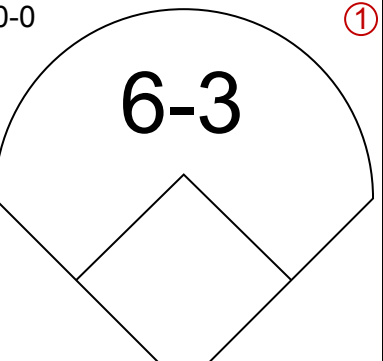
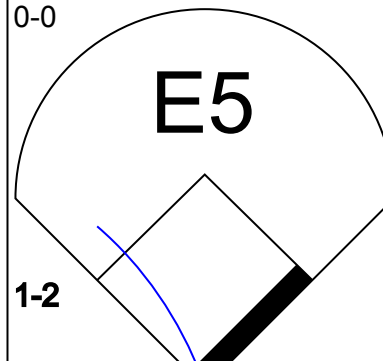
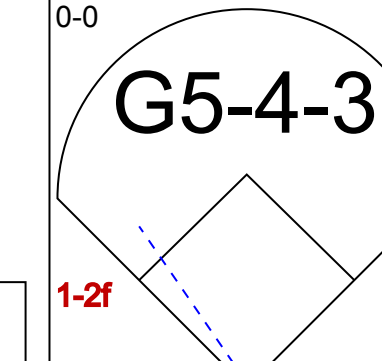
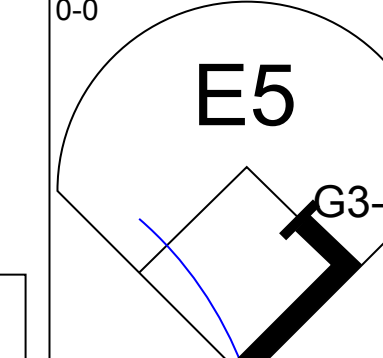
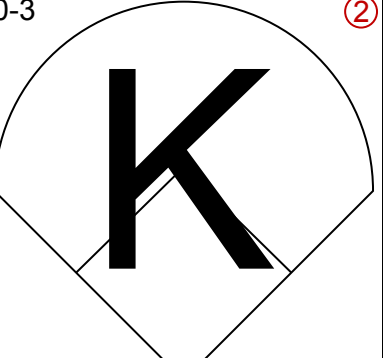
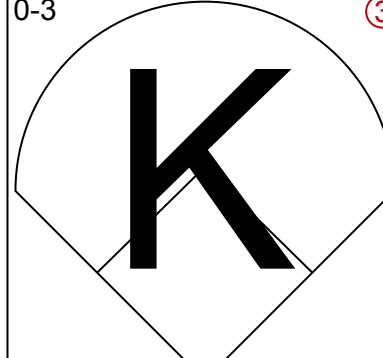
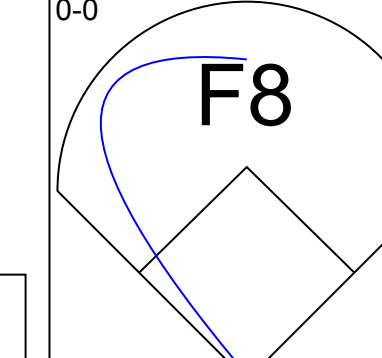
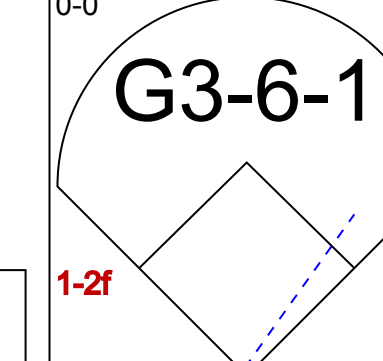


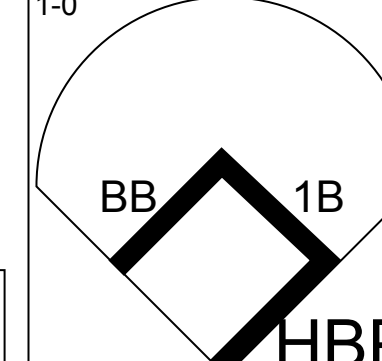
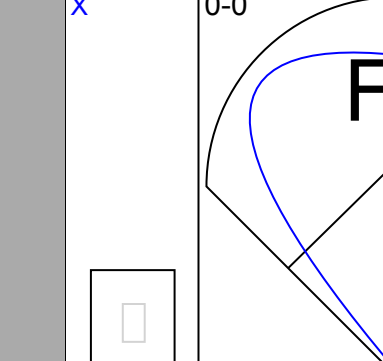
AB 35
R 3
H 8
RBI 3
BB 3
SO 11
LOB 16



Batter	1	2	3	4	5	6	7	8	9	AB	R	H	RBI	BB	SO	LOB	BOTTOM										
Juan Samuel, R (1, 4) OBP: 0.345, SLG: 0.510	S	WP					K			3	1	1	1	1	2	1	Chicago Cubs @ Philadelphia Phillies Veterans Stadium, Philadelphia, PA Thu Sep 17 1987, 3:33 AM EDT Att: 10,338 - Unknown										
Von Hayes, L (1, 8) OBP: 0.414, SLG: 0.483	B1				3-1					3	0	0	0	1	0	1											
Chris James, R (1, 7) OBP: 0.337, SLG: 0.536 Steve Bedrosian, R (8, 1)	SF8									2	0	1	1	1	1	2											
Mike Schmidt, R (1, 5) OBP: 0.396, SLG: 0.544	K				F8					3	0	0	0	1	1	1											
Lance Parrish, R (1, 2) OBP: 0.306, SLG: 0.386		BB								3	1	0	0	1	2	3											
Glenn Wilson, R (1, 9) OBP: 0.309, SLG: 0.392		F8								4	0	0	0	0	2	1											
Rick Schu, R (1, 3) OBP: 0.324, SLG: 0.451 Milt Thompson, L (8, PH) OBP: 0.351, SLG: 0.433		BB			B1-6					0	1	0	0	3	0	0											
Steve Jeltz, S (1, 6) OBP: 0.326, SLG: 0.301		BB								2	1	1	2	2	0	1											
Don Carman, L (1, 1) OBP: 0.127, SLG: 0.094 Jeff Stone, L (5, PH) OBP: 0.336, SLG: 0.336 Michael Jackson, R (7, 1) OBP: 0.176, SLG: 0.125 Jeff Calhoun, L (7, 1) OBP: 0.372, SLG: 0.421 Ron Roenicke, S (8, 7) OBP: 0.307, SLG: 0.294		4-3								2	0	0	0	0	0	3											
Inning Stats	R: 1 E: 0 K: 1 S: 5	H: 0 LOB: 1 BB: 1 P: 9	R: 3 E: 0 K: 1 S: 7	H: 2 LOB: 3 BB: 3 P: 19	R: 0 E: 0 K: 2 S: 7	H: 0 LOB: 0 BB: 0 P: 7	R: 0 E: 0 K: 1 S: 4	H: 0 LOB: 2 BB: 2 P: 12	R: 0 E: 0 K: 0 S: 4	H: 1 LOB: 1 BB: 0 P: 4	R: 0 E: 0 K: 2 S: 7	H: 0 LOB: 1 BB: 1 P: 11	R: 0 E: 0 K: 2 S: 7	H: 0 LOB: 2 BB: 2 P: 15	R: 0 E: 0 K: 1 S: 5	H: 0 LOB: 1 BB: 1 P: 9		1B: 1 2B: 3 3B: 0 HR: 0	SF: 1 SAC: 0 DP: 1 HBP: 0	WP: 1 PB: 0 SB: 1 CS: 0	PA: 36						
PITCHER	IP	WLS	BF	H	R	ER	SO	BB	IBB	HBP	BLK	WP	HR	S	P	ERA	WHIP										
Jamie Moyer, L (1, 1) ERA: 5.13	1.2	L	11	4	4	4	1	4	0	0	0	0	0	14	22	0.00	0.857										
Ed Lynch, R (2, 1) ERA: 5.05	2.1		8	0	0	0	4	2	0	0	0	0	0	11	15	0.00	1.000										
Dickie Noles, R (5, 1) ERA: 3.59	2.0		8	1	0	0	2	1	0	0	0	0	0	11	15	0.00	1.000										
Jay Baller, R (7, 1) ERA: 7.54	2.0		9	0	0	0	3	3	0	0	0	0	0	12	24	0.00	1.500										

AB 25
R 4
H 3
RBI 4
BB 10
SO 10
LOB 15

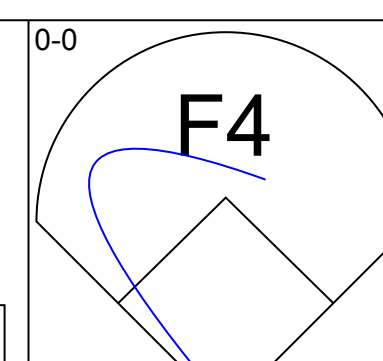
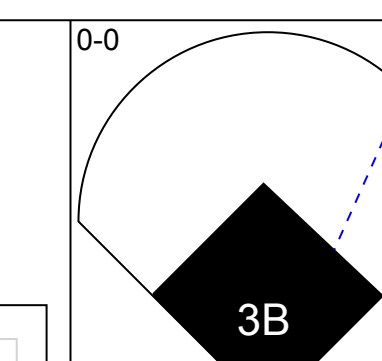
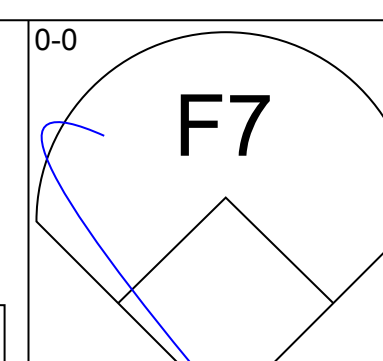
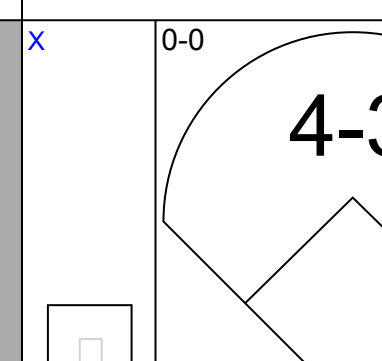
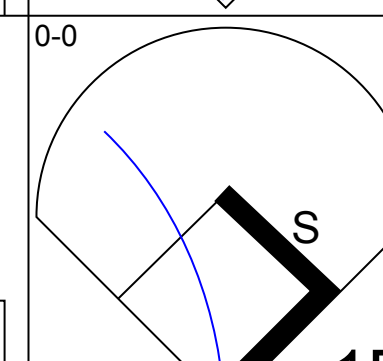
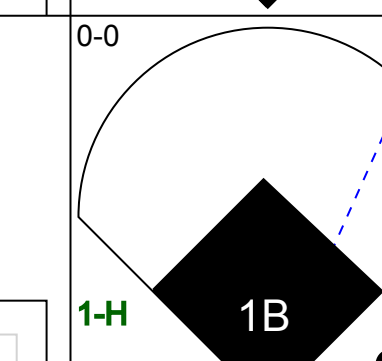
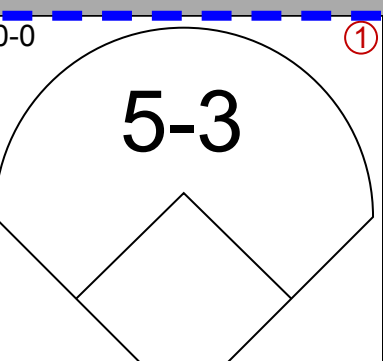
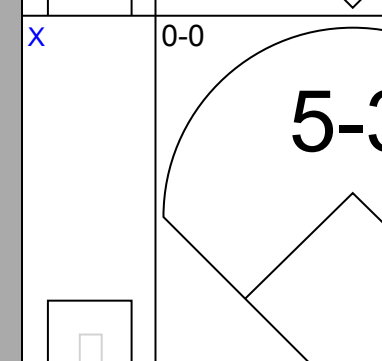
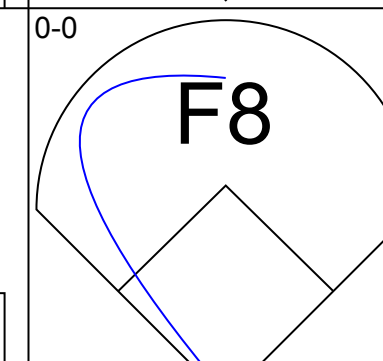
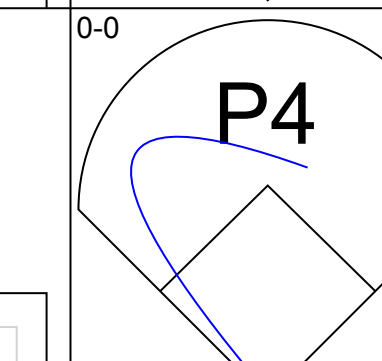
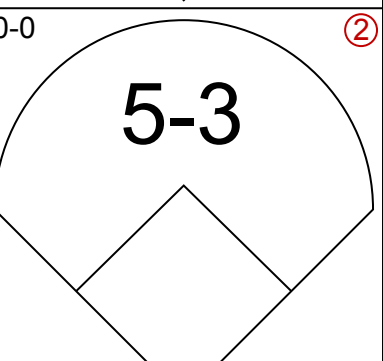
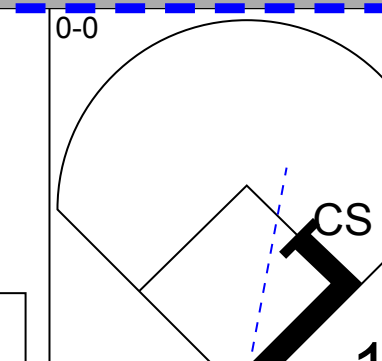
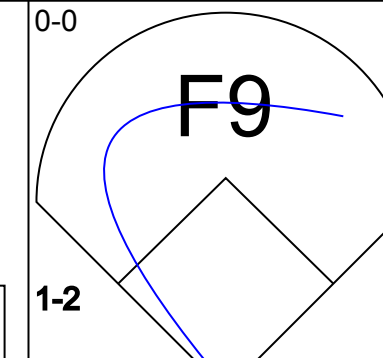
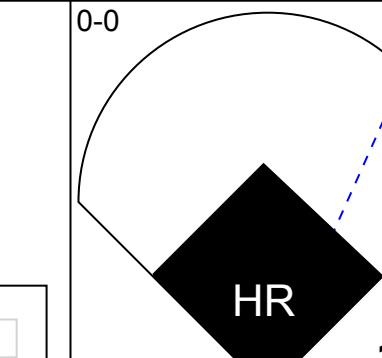
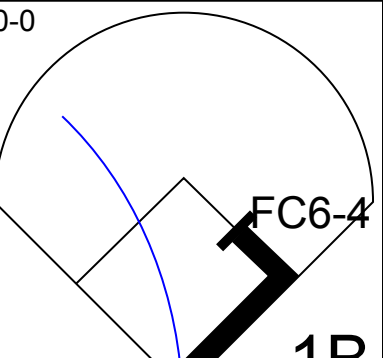
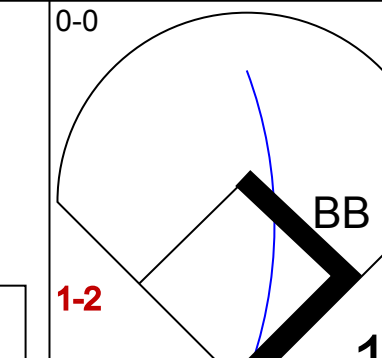
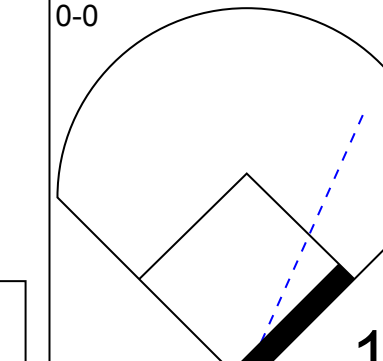
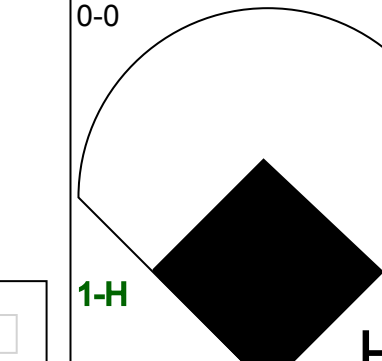

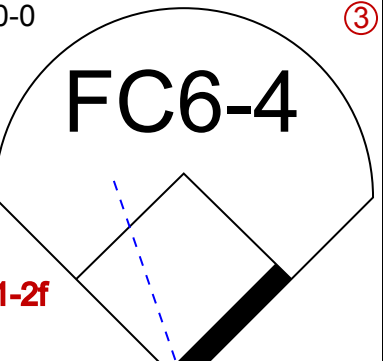
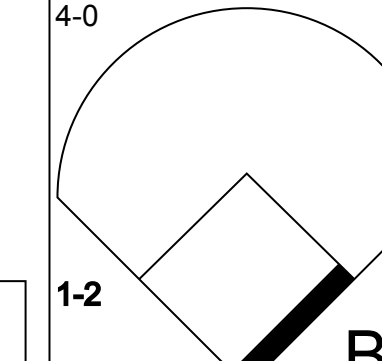
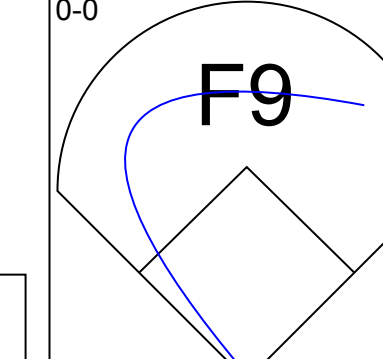
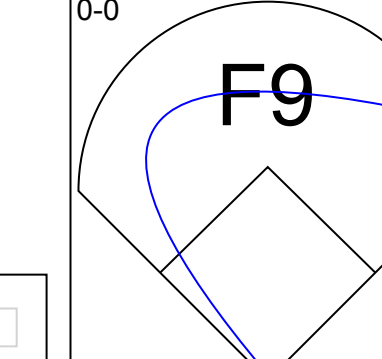
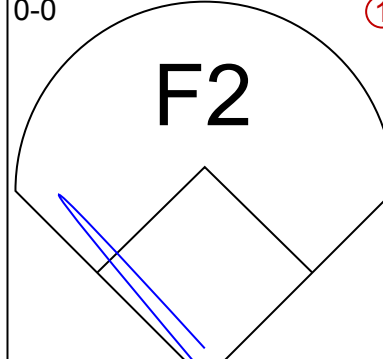
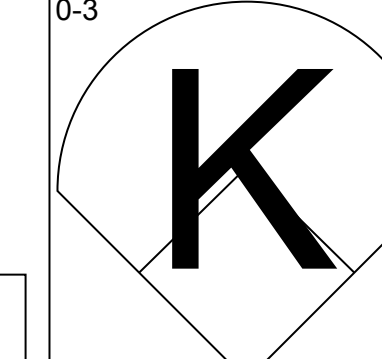
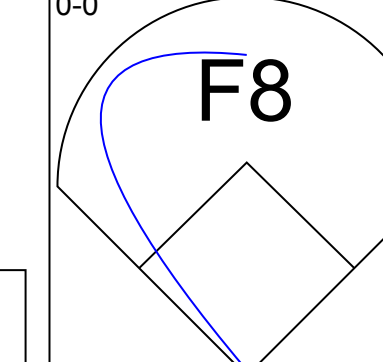
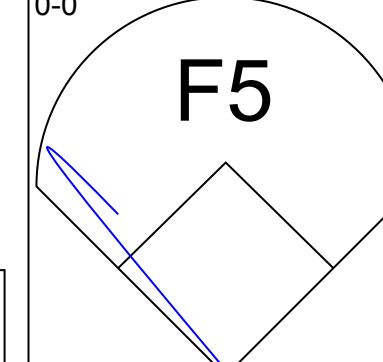
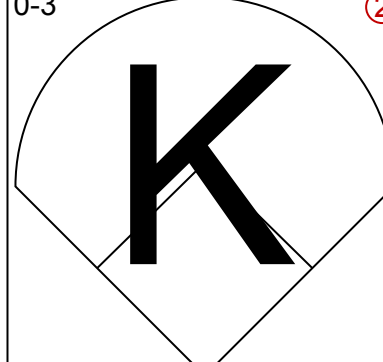
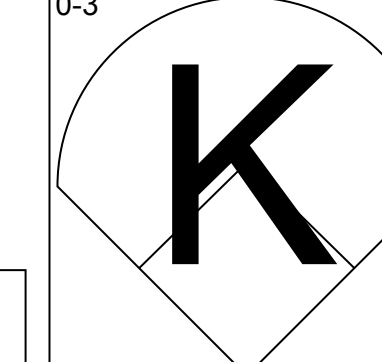
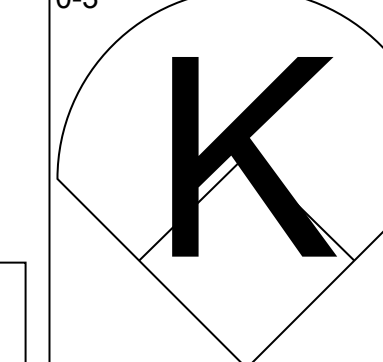

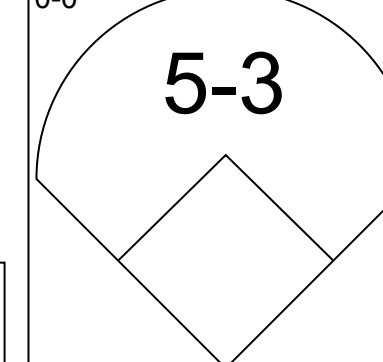
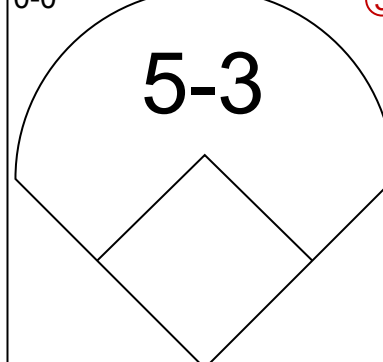



Batter	1	2	3	4	5	6	7	8	9	AB	R	H	RBI	BB	SO	LOB	TOP																					
Bob Dernier, R (1, 8) OBP: 0.396, SLG: 0.520										3	0	0	0	1	1	1																						
23 Ryne Sandberg, R (1, 4) OBP: 0.372, SLG: 0.453										2	1	0	0	2	1	3																						
Andre Dawson, R (1, 9) OBP: 0.331, SLG: 0.568										4	1	1	1	0	1	4																						
Brian Dayett, R (1, 7) Drew Hall, L (6, 1) Dave Martinez, L (8, PH) Lee Smith, R (8, 1)										3	0	1	1	0	1	0																						
Keith Moreland, R (1, 5) Manny Trillo, R (1, 3) Rafael Palmeiro, L (8, PH)										4	0	1	0	0	0	2																						
Joe Magrane, L (1, 1) Mike Mason, L (5, 1) Darrin Jackson, R (6, PH) Luis Quiñones, S (9, PH)										3	0	0	0	0	2	3																						
Jody Davis, R (1, 2) Shawon Dunston, R (1, 6) Scott Sanderson, R (1, 1) Mike Mason, L (5, 1) Darrin Jackson, R (6, PH) Luis Quiñones, S (9, PH)										3	0	0	0	0	2	2																						
Inning Stats	R: 0 E: 0 K: 1 S: 4	H: 0 LOB: 0 BB: 1 P: 8	R: 0 E: 1 K: 1 S: 6	H: 1 LOB: 1 BB: 0 P: 6	R: 0 E: 0 K: 0 S: 3	H: 0 LOB: 0 BB: 0 P: 3	R: 0 E: 0 K: 0 S: 3	H: 0 LOB: 0 BB: 0 P: 3	R: 0 E: 0 K: 1 S: 5	H: 0 LOB: 0 BB: 0 P: 5	R: 3 E: 1 K: 1 S: 9	H: 3 LOB: 2 BB: 1 P: 13	R: 0 E: 0 K: 2 S: 8	H: 1 LOB: 3 BB: 1 P: 13	R: 0 E: 0 K: 0 S: 3	H: 1 LOB: 0 BB: 0 P: 5	1B: 4 2B: 2 3B: 0 HR: 0	SF: 0 SAC: 0 DP: 3 HBP: 1	WP: 0 PB: 0 SB: 0 CS: 0	PA: 36																		
PITCHER	IP	WLS	BF	H	R	ER	SO	BB	IBB	HBP	BLK	WP	HR	S	P	ERA	WHIP	PITCHER				IP	WLS	BF	H	R	ER	SO	BB	IBB	HBP	BLK	WP	HR	S	P	ERA	WHIP
Joe Magrane, L (1, 1) ERA: 3.63	6.1	W	28	5	3	2	4	3	0	1	0	0	0	32	45	2.84	1.263																					
Todd Worrell, R (7, 1) ERA: 2.73	2.2	S	8	1	0	0	3	0	0	0	0	0	0	14	14	0.00	0.375																					

Chicago Cubs @ St. Louis Cardinals
Busch Stadium, St. Louis, MO
Sat Sep 19 1987, 7:05 PM CDT
Att: 48,387 - Unknown

AB 32
R 3
H 6
RBI 2
BB 3
SO 7
LOB 16



Batter	1	2	3	4	5	6	7	8	9	AB	R	H	RBI	BB	SO	LOB	BOTTOM																					
Vince Coleman, S (1, 7)										4	1	1	0	0	0	0																						
Ozzie Smith, S (1, 6)										4	1	2	1	0	0	0																						
Tom Herr, S (1, 4)										4	0	1	0	0	2	2																						
Dan Driessen, L (1, 3) Curt Ford, L (8, PR) Mike Laga, L (9, 3)										4	1	3	1	0	0	1																						
Willie McGee, S (1, 8)										3	1	2	2	1	0	1																						
Terry Pendleton, S (1, 5)										4	0	0	0	0	1	3																						
José Oquendo, S (1, 9) Todd Worrell, R (7, 1)										3	0	0	0	0	1	1																						
Tony Peña, R (1, 2) Joe Magrane, R (1, 1) David Green, R (7, 9) Lance Johnson, L (9, 9)										3	0	0	0	0	1	1																						
Inning Stats	R: 0 E: 0 K: 0 S: 4	H: 1 LOB: 1 BB: 0 P: 4	R: 0 E: 0 K: 1 S: 6	H: 1 LOB: 0 BB: 0 P: 6	R: 4 E: 0 K: 1 S: 9	H: 4 LOB: 0 BB: 0 P: 9	R: 1 E: 0 K: 0 S: 4	H: 1 LOB: 0 BB: 0 P: 4	R: 0 E: 0 K: 1 S: 5	H: 0 LOB: 0 BB: 0 P: 5	R: 0 E: 0 K: 0 S: 3	H: 0 LOB: 0 BB: 0 P: 3	R: 0 E: 0 K: 2 S: 8	H: 2 LOB: 2 BB: 1 P: 12	1B: 7 2B: 0 3B: 1 HR: 2	SF: 0 SAC: 0 DP: 0 HBP: 0	WP: 0 PB: 0 SB: 1 CS: 1	PA: 34																				
PITCHER	IP	WLS	BF	H	R	ER	SO	BB	IBB	HBP	BLK	WP	HR	S	P	ERA	WHIP	PITCHER				IP	WLS	BF	H	R	ER	SO	BB	IBB	HBP	BLK	WP	HR	S	P	ERA	WHIP
Scott Sanderson, R (1, 1) ERA: 4.21	4.0	L	19	7	5	5	2	0	0	0	0	0	0	4	4	0.00	1.000																					
Mike Mason, L (5, 1) ERA: 5.4	1.0		4	1	0	0	0	0	0	0	0	0	0	4	4	0.00	1.000																					
Drew Hall, L (6, 1) ERA: 7.27	2.0		6	0	0	0	1	0	0	0	0	0	0	8	8	0.00	0.000																					
Lee Smith, R (8, 1) ERA: 3.28	1.0		5	2	0	0	2	1	0	0	0	0	0	8	12	0.00	3.000																					

Chicago Cubs @ St. Louis Cardinals
Busch Stadium, St. Louis, MO
Sat Sep 19 1987, 7:05 PM CDT
Att: 48,387 - Unknown

AB 33
R 5
H 10
RBI 5
BB 1
SO 5
LOB 11



Batter	1	2	3	4	5	6	7	8	9	AB	R	H	RBI	BB	SO	LOB	TOP								
Dave Martinez, L (1, 8) OBP: 0.374, SLG: 0.426	0-3 K	0-3 K					FC5-4			3	0	1	0	0	2	0	Chicago Cubs @ St. Louis Cardinals Busch Stadium, St. Louis, MO Sun Sep 20 1987, 3:33 AM CDT Att: 44,894 - Unknown								
Manny Trillo, R (7, PH) OBP: 0.368, SLG: 0.450	K	K			3B		1-2			1	0	0	0	0	2										
Frank DiPino, L (7, 1) OBP: 0.500, SLG: 0.500	K	K								0	0	0	0	0	0										
23 Ryne Sandberg, R (1, 4) OBP: 0.370, SLG: 0.449	1-3		5-3		F9			5-3		4	0	0	0	0	1										
Rafael Palmeiro, L (1, 3) OBP: 0.307, SLG: 0.476	HR		F8			6-3		2B		3	1	1	0	1	0										
Andre Dawson, R (1, 9) OBP: 0.331, SLG: 0.571	HR		K			K		5-3		4	1	1	2	0	2										
Jerry Mumphrey, S (1, 7) OBP: 0.398, SLG: 0.536	1B				K			K		1	0	0	0	1	1										
Brian Dayett, R (6, PH) OBP: 0.370, SLG: 0.476	1B									1	0	0	0	0	1										
Chico Walker, S (8, PH) OBP: 0.265, SLG: 0.238	BB									1	0	0	0	0	1										
Keith Moreland, R (1, 5) OBP: 0.306, SLG: 0.455	1-2		5-3				1B	2B		4	0	3	0	0	0										
Jim Sundberg, R (1, 2) OBP: 0.313, SLG: 0.313	K		F8				K	F9		3	0	0	0	0	2	3									
Damon Berryhill, S (9, PH) OBP: 0.364, SLG: 0.125	K									1	0	0	0	0	0	1									
Shawn Dunston, R (1, 6) OBP: 0.272, SLG: 0.371		K			K2-3		L5	1-3		4	0	0	0	0	2	2									
Greg Maddux, R (11, 1) OBP: 0.132, SLG: 0.132										1	0	0	0	0	0	0									
Mike Mason, L (3, 1) OBP: 0.206, SLG: 0.222										1	0	0	0	0	0	0									
Dickie Noles, R (5, 1) OBP: 0.206, SLG: 0.222										0	0	0	0	0	0	0									
Darrin Jackson, R (7, PH) OBP: 0.300, SLG: 1.000		P4			5-3					1	0	1	0	0	0	0									
Luis Quiñones, S (9, PH) OBP: 0.278, SLG: 0.278							1-2	FC5-4		1	0	0	0	0	0	1									
Inning Stats	R: 2 E: 0 K: 2 S: 9	H: 2 LOB: 2 BB: 2 P: 17	R: 0 E: 0 K: 2 S: 7	H: 0 LOB: 0 BB: 0 P: 7	R: 0 E: 0 K: 1 S: 5	H: 0 LOB: 0 BB: 0 P: 5	R: 0 E: 0 K: 1 S: 5	H: 0 LOB: 0 BB: 0 P: 5	R: 0 E: 0 K: 1 S: 6	H: 1 LOB: 1 BB: 0 P: 6	R: 0 E: 0 K: 2 S: 7	H: 0 LOB: 0 BB: 0 P: 7	R: 0 E: 0 K: 1 S: 7	H: 2 LOB: 2 BB: 0 P: 7	R: 0 E: 0 K: 1 S: 6	H: 1 LOB: 1 BB: 0 P: 6	R: 0 E: 0 K: 0 S: 4	H: 1 LOB: 1 BB: 0 P: 4	1B: 3 2B: 2 3B: 1 HR: 1	SF: 0 SAC: 0 DP: 0 HBP: 0	WP: 0 PB: 0 SB: 0 CS: 0	PA: 36			
PITCHER	IP	WLS	BF	H	R	ER	SO	BB	IBB	HBP	BLK	WP	HR	S	P	ERA	WHIP	PITCHER							
Bob Forsch, R (1, 1) ERA: 4.35	5.2	W	22	3	2	2	8	2	0	0	0	0	1	36	44	3.18	0.882								
Steve Peters, L (6, 1) ERA: 2.25	1.0		5	2	0	0	2	0	0	0	0	0	0	9	9	0.00	2.000								
Scott Terry, R (7, 1) ERA: 3.27	2.1		9	2	0	0	1	0	0	0	0	0	0	11	11	0.00	0.857								

Chicago Cubs @ St. Louis Cardinals
Busch Stadium, St. Louis, MO
Sun Sep 20 1987, 3:33 AM CDT
Att: 44,894 - Unknown

AB	34
R	2
H	7
RBI	2
BB	2
SO	11
LOB	12



Batter	1	2	3	4	5	6	7	8	9	AB	R	H	RBI	BB	SO	LOB	BOTTOM								
Vince Coleman, S (1, 7) OBP: 0.365, SLG: 0.357	L6	FC		F7	E6			HR		5	1	1	3	0	0	4	Chicago Cubs @ St. Louis Cardinals Busch Stadium, St. Louis, MO Sun Sep 20 1987, 3:33 AM CDT Att: 44,894 - Unknown								
Ozzie Smith, S (1, 6) OBP: 0.388, SLG: 0.377	1-3	FC3-6		G5-4-3	P6			4-3		5	0	1	0	0	0	6									
Tom Herr, S (1, 4) OBP: 0.351, SLG: 0.343	1-3	4-3						1B		4	2	1	0	1	0	6									
Dan Driessen, L (1, 3) OBP: 0.364, SLG: 0.250	G3				1B			P4		5	1	2	0	0	1	2									
Willie McGee, S (1, 8) OBP: 0.320, SLG: 0.443		2B			FC4-6			1B		5	2	2	0	0	2	3									
Terry Pendleton, S (1, 5) OBP: 0.395, SLG: 0.423		1B			2B			1B		5	2	4	1	0	0	0									
John Morris, L (1, 9) OBP: 0.329, SLG: 0.439		SH5-4			6-3			L7		5	2	2	4	0	0	3									
Steve Lake, R (1, 2) OBP: 0.300, SLG: 0.361		E3			5-3			F8		2	0	0	0	0	0	2									
Lance Johnson, L (5, PH) OBP: 0.283, SLG: 0.310		FC								1	0	1	2	0	0	0									
Tom Pagnozzi, R (6, 2) OBP: 0.227, SLG: 0.341		SH5-4								1	0	0	0	0	0	0									
Bob Forsch, R (1, 1) OBP: 0.351, SLG: 0.537		SH5-4						F9		1	0	1	0	0	0	0									
Steve Peters, L (6, 1)										0	0	0	0	0	0	0									
Scott Terry, R (7, 1)										1	0	0	0	0	0	0									
Inning Stats	R: 0 E: 0 K: 0 S: 4	H: 1 LOB: 1 BB: 0 P: 4	R: 3 E: 1 K: 0 S: 8	H: 3 LOB: 3 BB: 0 P: 8	R: 1 E: 0 K: 0 S: 5	H: 2 LOB: 1 BB: 0 P: 5	R: 0 E: 0 K: 0 S: 3	H: 1 LOB: 0 BB: 0 P: 3	R: 4 E: 1 K: 1 S: 11	H: 4 LOB: 3 BB: 1 P: 15	R: 0 E: 0 K: 2 S: 7	H: 0 LOB: 0 BB: 0 P: 7	R: 0 E: 0 K: 0 S: 3	H: 0 LOB: 0 BB: 0 P: 3	R: 2 E: 0 K: 0 S: 7	H: 4 LOB: 2 BB: 0 P: 7	1B: 12 2B: 2 3B: 0 HR: 1	SF: 0 SAC: 2 DP: 1 HBP: 0	WP: 0 PB: 0 SB: 1 CS: 0	PA: 43					
PITCHER	IP	WLS	BF	H	R	ER	SO	BB	IBB	HBP	BLK	WP	HR	S	P	ERA	WHIP	PITCHER							
Greg Maddux, R (1, 1) ERA: 5.73	2.1	L	15	6	4	3	0	0	0	0	0	0	0	15	15	11.57	2.571								
Mike Mason, L (3, 1) ERA: 5.73	2.0		10	4	4	4	1	1	0	0	0	0	0	11	15	18.00	2.500								
Dickie Noles, R (5, 1) ERA: 3.5	1.2		8	1	0	0	2	0	0	0	0	0	0	12	12	0.00	0.600								
Frank DiPino, L (7, 1) ERA: 3.28	2.0		10	4	2	2	0	0	0	0	0	0	1	10	10	9.00	2.000								

Chicago Cubs @ St. Louis Cardinals
Busch Stadium, St. Louis, MO
Sun Sep 20 1987, 3:33 AM CDT
Att: 44,894 - Unknown

AB	40
R	10
H	15
RBI	10
BB	1
SO	3
LOB	26



Batter	1	2	3	4	5	6	7	8	9	AB	R	H	RBI	BB	SO	LOB	TOP					
Lenny Dykstra, L OBP: 0.349, SLG: 0.452 (1, 8)										5	2	3	0	0	1	1						
Tim Lincecum, R OBP: 0.403, SLG: 0.559 (1, 4)										5	1	1	2	0	0	3						
Keith Hernandez, L OBP: 0.386, SLG: 0.445 (1, 3)										5	0	1	1	0	0	0						
Darryl Strawberry, L OBP: 0.397, SLG: 0.587 (1, 9)										4	1	2	0	1	0	0						
Kevin McReynolds, R OBP: 0.318, SLG: 0.480 (1, 7)										4	1	0	0	1	2	3						
Gary Carter, R OBP: 0.296, SLG: 0.401 (1, 2)										4	1	1	0	0	0	3						
Howard Johnson, S OBP: 0.375, SLG: 0.523 (1, 5)										4	1	2	4	0	0	0						
Rafael Santana, R OBP: 0.307, SLG: 0.357 (1, 6)										4	0	1	0	0	0	1						
Dwight Gooden, R OBP: 0.222, SLG: 0.226 (1, 1)										4	0	1	0	0	0	2						
Inning Stats	R: 1 E: 0 K: 1 S: 7	H: 2 LOB: 2 BB: 1 P: 11	R: 0 E: 0 K: 0 S: 5	H: 2 LOB: 2 BB: 0 P: 5	R: 0 E: 0 K: 0 S: 4	H: 1 LOB: 1 BB: 0 P: 4	R: 0 E: 0 K: 1 S: 6	H: 1 LOB: 1 BB: 0 P: 6	R: 0 E: 0 K: 0 S: 3	H: 0 LOB: 0 BB: 0 P: 3	R: 0 E: 0 K: 0 S: 3	H: 0 LOB: 0 BB: 0 P: 3	R: 0 E: 0 K: 0 S: 3	H: 0 LOB: 0 BB: 0 P: 3	R: 4 E: 0 K: 0 S: 7	H: 4 LOB: 1 BB: 1 P: 11	R: 2 E: 0 K: 1 S: 7	H: 2 LOB: 0 BB: 0 P: 7	1B: 7 2B: 3 3B: 0 HR: 2	SF: 0 SAC: 0 DP: 0 HBP: 0	WP: 0 PB: 0 SB: 2 CS: 0	PA: 41
PITCHER	IP WLS BF H R ER SO BB IBB HBP BLK WP HR S P ERA WHIP	IP WLS BF H R ER SO BB IBB HBP BLK WP HR S P ERA WHIP																				
Les Lancaster, R ERA: 4.93 (1, 1)	7.2 L 33 8 4 4 2 1 1 0 0 0 0 35 43 4.70 1.174																					
Ed Lynch, R ERA: 5.11 (8, 1)	0.1 3 2 1 1 0 0 0 0 0 0 0 1 3 3 27.00 6.000																					
Drew Hall, L ERA: 7.67 (9, 1)	1.0 5 2 2 2 1 0 0 0 0 0 0 1 7 7 18.00 2.000																					

New York Mets @ Chicago Cubs
Wrigley Field, Chicago, IL
Mon Sep 21 1987, 3:33 AM CDT
Att: 8,229 - Unknown

AB 39
R 7
H 12
RBI 7
BB 2
SO 3
LOB 13



Batter	1	2	3	4	5	6	7	8	9	AB	R	H	RBI	BB	SO	LOB	BOTTOM					
Dave Martinez, L OBP: 0.373, SLG: 0.424 (1, 8)										4	0	1	0	0	2	2						
23 Ryne Sandberg, R OBP: 0.371, SLG: 0.450 (1, 4)										4	0	2	0	0	1	1						
Rafael Palmeiro, L OBP: 0.306, SLG: 0.487 (1, 7)										4	1	1	1	0	1	3						
Andre Dawson, R OBP: 0.328, SLG: 0.567 (1, 9)										4	0	0	0	0	0	3						
Leon Durham, L OBP: 0.348, SLG: 0.520 (1, 3)										4	0	0	0	0	2	1						
Keith Moreland, R OBP: 0.306, SLG: 0.453 (1, 5)										4	0	1	0	0	0	0						
Mike Brumley, S OBP: 0.240, SLG: 0.270 (1, 6)										4	0	1	0	0	1	1						
Damon Berryhill, S OBP: 0.286, SLG: 0.091 (1, 2)										3	0	0	0	0	1	1						
Les Lancaster, R OBP: 0.114, SLG: 0.116 (1, 1)										2	0	0	0	0	1	1						
Ed Lynch, R OBP: 0.188, SLG: 0.188 (8, 1)										0	0	0	0	0	0	0						
Luis Quinones, S OBP: 0.286, SLG: 0.281 (6, PH)										1	0	1	0	0	0	0						
Drew Hall, L (9, 1)										0	0	0	0	0	0	0						
Inning Stats	R: 0 E: 0 K: 1 S: 5	H: 0 LOB: 0 BB: 0 P: 5	R: 0 E: 0 K: 1 S: 6	H: 1 LOB: 1 BB: 0 P: 6	R: 0 E: 0 K: 1 S: 6	H: 1 LOB: 1 BB: 0 P: 6	R: 1 E: 0 K: 0 S: 4	H: 1 LOB: 0 BB: 0 P: 4	R: 0 E: 0 K: 2 S: 8	H: 1 LOB: 1 BB: 0 P: 8	R: 0 E: 0 K: 1 S: 6	H: 1 LOB: 1 BB: 0 P: 6	R: 0 E: 0 K: 1 S: 5	H: 0 LOB: 0 BB: 0 P: 5	R: 0 E: 0 K: 1 S: 7	H: 2 LOB: 2 BB: 0 P: 7	R: 0 E: 0 K: 1 S: 5	H: 0 LOB: 0 BB: 0 P: 5	1B: 6 2B: 0 3B: 0 HR: 1	SF: 0 SAC: 0 DP: 0 HBP: 0	WP: 0 PB: 0 SB: 3 CS: 0	PA: 34
PITCHER	IP WLS BF H R ER SO BB IBB HBP BLK WP HR S P ERA WHIP	IP WLS BF H R ER SO BB IBB HBP BLK WP HR S P ERA WHIP																				
Dwight Gooden, R ERA: 3.01 (1, 1)	9.0 W 34 7 1 1 9 0 0 0 0 0 0 1 52 52 1.00 0.778																					

New York Mets @ Chicago Cubs
Wrigley Field, Chicago, IL
Mon Sep 21 1987, 3:33 AM CDT
Att: 8,229 - Unknown

AB 34
R 1
H 7
RBI 1
BB 0
SO 9
LOB 13



Batter	1	2	3	4	5	6	7	8	9	AB	R	H	RBI	BB	SO	LOB	TOP			
Lenny Dykstra, L OBP: 0.352, SLG: 0.460	0-0 2B		0-3 K		0-0 2B		0-0 1B			4	1	3	0	0	1	0	New York Mets @ Chicago Cubs Wrigley Field, Chicago, IL Tue Sep 22 1987, 3:33 AM CDT Att: 11,672 - Unknown			
Tim Lincecum, R OBP: 0.396, SLG: 0.551	0-3 K		0-3 K		4-3		0-0 FC6			4	0	0	0	0	2	4				
Keith Hernandez, L OBP: 0.385, SLG: 0.443	4-0 2B FC5-2 BB		0-0 G3		0-0 F9			0-3 K		3	0	0	0	1	1	2				
Darryl Strawberry, L OBP: 0.398, SLG: 0.588	0-0 FC5-2 1-3 2H 2B			0-0 G3		0-0 G3		0-0 1B		4	0	2	1	0	0	0				
Kevin McReynolds, R OBP: 0.318, SLG: 0.484	0-0 FC5-2 2-3 3H 2B			0-0 5-3		0-0 HR		0-0 F8		4	1	1	1	0	0	3				
Gary Carter, R OBP: 0.296, SLG: 0.400	0-0 P4 1-2			0-0 1B		0-0 G3		0-0 4-3		4	0	1	0	0	0	3				
Howard Johnson, S OBP: 0.374, SLG: 0.520		0-0 P4		0-0 G3		0-0 G3			4-0 G3 BB	3	0	0	0	1	0	1				
Rafael Santana, R OBP: 0.307, SLG: 0.357		0-0 6-3			0-0 2B 1B		0-0 6-3		0-0 G3	3	0	1	0	0	0	0				
Dave Magadan, L OBP: 0.397, SLG: 0.459									0-0 G3	1	0	0	0	0	0	1				
David Cone, L OBP: 0.100, SLG: 0.103					0-0 B5		0-0 G3		0-3 K	3	0	0	0	0	0	1				
Jesse Orosco, R OBP: 0.286, SLG: 0.308										0	0	0	0	0	0	0				
Roger McDowell, S OBP: 0.286, SLG: 0.308										0	0	0	0	0	0	0				
Mookie Wilson, S OBP: 0.362, SLG: 0.465										1	0	0	0	0	1	0				
Inning Stats	R: 1 E: 0 K: 1 S: 7	H: 2 LOB: 2 BB: 1 P: 11	R: 0 E: 0 K: 0 S: 3	H: 0 LOB: 0 BB: 0 P: 3	R: 0 E: 0 K: 2 S: 4	H: 1 LOB: 1 BB: 0 P: 4	R: 0 E: 0 K: 0 S: 5	H: 2 LOB: 2 BB: 0 P: 5	R: 1 E: 0 K: 0 S: 4	H: 1 LOB: 0 BB: 0 P: 4	R: 0 E: 0 K: 0 S: 4	H: 1 LOB: 1 BB: 0 P: 6	R: 0 E: 0 K: 1 S: 4	H: 0 LOB: 0 BB: 1 P: 8	R: 0 E: 0 K: 1 S: 4	H: 0 LOB: 0 BB: 0 P: 8	1B: 4 2B: 3 3B: 0 HR: 1	SF: 0 SAC: 0 DP: 1 HBP: 0	WP: 0 PB: 0 SB: 2 CS: 0	PA: 36
PITCHER Rick Sutcliffe, R ERA: 3.59	IP: 9.0 WLS: W BF: 36 H: 8 R: 2 ER: 2 SO: 5 BB: 2 IBB: 0 HBP: 0 BLK: 0 WP: 0 HR: 1 S: 44 P: 52 ERA: 2.00 WHIP: 1.111															PITCHER				

AB	34
R	2
H	8
RBI	2
BB	2
SO	5
LOB	15



Batter	1	2	3	4	5	6	7	8	9	AB	R	H	RBI	BB	SO	LOB	BOTTOM			
Dave Martinez, L OBP: 0.373, SLG: 0.423	0-0 F7	4-0 23 CS BB			0-0 4-3		0-0 23 1B	0-0 G3		4	0	1	1	1	0	1	New York Mets @ Chicago Cubs Wrigley Field, Chicago, IL Tue Sep 22 1987, 3:33 AM CDT Att: 11,672 - Unknown			
23 Ryne Sandberg, R OBP: 0.372, SLG: 0.450	0-0 BB 2B 1B	0-3 K			0-0 F9		0-0 2H 1B	0-0 FC5-4 1B		4	1	2	0	0	1	2				
Rafael Palmeiro, L OBP: 0.311, SLG: 0.487	4-0 1-2 2B BB		0-0 4-3			0-0 FC5-4 1B	0-0 FC5-4			2	0	1	0	1	0	0				
Bob Dernier, R OBP: 0.394, SLG: 0.517	1-2 2B BB						1-2 1B	0-0 FC5-4		1	0	0	0	0	0	2				
Andre Dawson, R OBP: 0.330, SLG: 0.568	0-0 1H 2H 1B 2B		0-3 K			0-3 K		0-0 1B WP 1B		4	2	2	1	0	2	1				
Leon Durham, L OBP: 0.349, SLG: 0.519	4-0 1B BB		0-3 K			0-0 F9		0-0 WP IBB FC6-2 1B		3	0	1	0	1	1	1				
Keith Moreland, R OBP: 0.307, SLG: 0.453	0-0 1-2 3H 1B			0-0 1-3		0-0 FC5-4		4-0 FC6-2 1B IBB		3	1	1	1	1	0	1				
Jody Davis, R OBP: 0.337, SLG: 0.430	0-0 4-3							0-0 SH3-4 1B 1B	4-0 FC6-2 1B IBB	3	0	1	0	0	1	2				
Chico Walker, S OBP: 0.295, SLG: 0.238								0-0 SH3-4 1B 1B	0-0 FC6-2 1B IBB	0	1	0	0	0	0	0				
Jim Sundberg, R OBP: 0.313, SLG: 0.313								0-0 SH3-4 1B 1B	0-0 FC6-2 1B IBB	0	0	0	0	0	0	0				
Jerry Mumphrey, S OBP: 0.400, SLG: 0.536								0-0 SH3-4 1B 1B	0-0 FC6-2 1B IBB	0	1	0	0	1	0	0				
Damon Berryhill, S OBP: 0.286, SLG: 0.091								0-0 SH3-4 1B 1B	0-0 FC6-2 1B IBB	0	0	0	0	0	0	0				
Shawon Dunston, R OBP: 0.269, SLG: 0.366		0-0 E5 SH1-4		0-0 5-3				0-0 K	0-0 FC6-2 1B	4	0	0	0	0	1	4				
Rick Sutcliffe, L OBP: 0.214, SLG: 0.224		0-0 SH1-4			0-0 L8			0-0 SH3-4	0-0 1B	2	0	1	2	0	0	0				
Inning Stats	R: 2 E: 0 K: 0 S: 5	H: 3 LOB: 2 BB: 2 P: 13	R: 0 E: 1 K: 1 S: 5	H: 0 LOB: 2 BB: 1 P: 9	R: 0 E: 0 K: 2 S: 7	H: 0 LOB: 0 BB: 0 P: 7	R: 0 E: 0 K: 1 S: 5	H: 0 LOB: 0 BB: 0 P: 5	R: 0 E: 0 K: 0 S: 3	H: 0 LOB: 0 BB: 0 P: 3	R: 0 E: 0 K: 1 S: 6	H: 1 LOB: 1 BB: 0 P: 6	R: 1 E: 0 K: 1 S: 8	H: 3 LOB: 2 BB: 0 P: 8	R: 3 E: 0 K: 0 S: 5	H: 3 LOB: 1 BB: 2 P: 13	1B: 9 2B: 2 3B: 0 HR: 0	SF: 0 SAC: 2 DP: 1 HBP: 0	WP: 1 PB: 0 SB: 0 CS: 1	PA: 37
PITCHER David Cone, R ERA: 3.84	IP: 6.2 WLS: L BF: 28 H: 6 R: 3 ER: 3 SO: 6 BB: 3 IBB: 0 HBP: 0 BLK: 0 WP: 0 HR: 0 S: 37 P: 49 ERA: 4.05 WHIP: 1.350															PITCHER				
Jesse Orosco, L ERA: 4.07	0.1 BF: 4 H: 3 R: 2 ER: 2 SO: 0 BB: 0 IBB: 0 HBP: 0 BLK: 0 WP: 0 HR: 0 S: 4 P: 4 ERA: 54.00 WHIP: 9.000																			
Roger McDowell, R ERA: 4.21	1.0 WLS: 1 BF: 1 H: 1 R: 1 ER: 1 SO: 0 BB: 2 IBB: 0 HBP: 0 BLK: 0 WP: 1 HR: 0 S: 3 P: 11 ERA: 9.00 WHIP: 1.000																			

AB	30
R	6
H	10
RBI	5
BB	5
SO	6
LOB	14



Batter	1	2	3	4	5	6	7	8	9	AB	R	H	RBI	BB	SO	LOB	TOP			
Vince Coleman, S (1, 7) OBP: 0.366, SLG: 0.365			4-3							3	1	1	0	1	1	0	St. Louis Cardinals @ Chicago Cubs Wrigley Field, Chicago, IL Fri Sep 25 1987, 3:33 AM CDT Att: 21,561 - Unknown			
Ozzie Smith, S (1, 6) OBP: 0.387, SLG: 0.376			6-3							4	0	1	0	0	0	2				
Tom Herr, S (1, 4) OBP: 0.350, SLG: 0.335				5-3						3	0	0	0	1	1	2				
Dan Driessen, L (1, 3) OBP: 0.356, SLG: 0.300				4-3						3	0	2	1	0	0	0				
David Green, R (8, PH) OBP: 0.320, SLG: 0.565										1	0	0	0	0	1	1				
Willie McGee, S (1, 8) OBP: 0.315, SLG: 0.437	4-3									4	0	1	0	0	1	4				
Terry Pendleton, S (1, 5) OBP: 0.367, SLG: 0.418										4	0	0	0	0	1	3				
John Morris, L (1, 9) OBP: 0.325, SLG: 0.418										3	0	0	0	0	0	0				
Jack Clark, R (9, PH) OBP: 0.460, SLG: 0.600	F2									0	0	0	0	0	0	0				
Tony Peña, R (9, PH) OBP: 0.282, SLG: 0.309										1	0	0	0	0	0	0				
Steve Lake, R (1, 2) OBP: 0.297, SLG: 0.357										2	0	0	0	0	0	0				
Lance Johnson, L (7, PH) OBP: 0.299, SLG: 0.292										1	0	0	0	0	0	0				
Lee Tunnell, R (7, 1) OBP: 0.235, SLG: 0.235										0	0	0	0	0	0	0				
Ken Dayley, L (8, 1) OBP: 0.235, SLG: 0.235										0	0	0	0	0	0	0				
Jim Lindeman, R (8, 3) OBP: 0.260, SLG: 0.386										0	0	0	0	0	0	0				
Bob Forsch, R (1, 1) OBP: 0.339, SLG: 0.518										2	0	0	0	0	1	0				
Tom Pagnozzi, R (7, PH) OBP: 0.222, SLG: 0.333										1	0	0	0	0	1	0				
Inning Stats	R: 0 E: 0 K: 2 S: 9	H: 2 LOB: 2 BB: 0 P: 9	R: 0 E: 0 K: 1 S: 5	H: 0 LOB: 0 BB: 0 P: 5	R: 0 E: 0 K: 1 S: 5	H: 0 LOB: 0 BB: 0 P: 5	R: 0 E: 0 K: 0 S: 4	H: 1 LOB: 1 BB: 0 P: 4	R: 0 E: 0 K: 0 S: 3	H: 0 LOB: 0 BB: 0 P: 3	R: 1 E: 0 K: 0 S: 5	H: 2 LOB: 2 BB: 1 P: 9	R: 0 E: 0 K: 1 S: 5	H: 0 LOB: 1 BB: 0 P: 5	R: 0 E: 0 K: 1 S: 5	H: 0 LOB: 0 BB: 0 P: 5	1B: 3 2B: 1 3B: 1 HR: 0	SF: 0 SAC: 0 DP: 0 HBP: 0	WP: 0 PB: 0 SB: 2 CS: 0	PA: 34
PITCHER	IP WLS BF H R ER SO BB IBB HBP BLK WP HR S P ERA WHIP																			
Scott Sanderson, R (1, 1) ERA: 4.04	7.2 W 30 5 1 1 5 2 0 0 0 0 0 0 0 38 46 1.17 0.913																			
Frank DiPino, L (8, 1) ERA: 3.13	1.1 S 4 0 0 0 2 0 0 0 0 0 0 0 0 8 8 0.00 0.000																			

Batter	1	2	3	4	5	6	7	8	9	AB	R	H	RBI	BB	SO	LOB	BOTTOM			
Dave Martinez, L (1, 8) OBP: 0.370, SLG: 0.417	P5									3	0	0	0	1	1	1	St. Louis Cardinals @ Chicago Cubs Wrigley Field, Chicago, IL Fri Sep 25 1987, 3:33 AM CDT Att: 21,561 - Unknown			
23 Ryne Sandberg, R (1, 4) OBP: 0.370, SLG: 0.451			F9							4	1	1	0	0	1	2				
Rafael Palmeiro, L (1, 7) OBP: 0.312, SLG: 0.482	4-3									3	0	2	0	0	0	1				
Brian Dayett, R (6, PH) OBP: 0.362, SLG: 0.464										1	0	0	0	0	0	1				
Bob Demier, R (9, 8) OBP: 0.397, SLG: 0.514										0	0	0	0	0	0	0				
Andre Dawson, R (1, 9) OBP: 0.329, SLG: 0.568										3	1	1	2	0	1	2				
Leon Durham, L (1, 3) OBP: 0.345, SLG: 0.512	4-3									3	0	0	0	0	1	2				
Keith Moreland, R (1, 5) OBP: 0.307, SLG: 0.450										3	0	0	0	0	0	1				
Frank DiPino, L (8, 1) OBP: 0.500, SLG: 0.500	1-3									0	0	0	0	0	0	0				
Jody Davis, R (1, 2) OBP: 0.335, SLG: 0.427										3	0	0	0	0	1	0				
Jim Sundberg, R (8, 2) OBP: 0.303, SLG: 0.301	F7									0	0	0	0	0	0	0				
Shawon Dunston, R (1, 6) OBP: 0.266, SLG: 0.362										3	0	1	0	0	2	0				
Scott Sanderson, R (1, 1) OBP: 0.146, SLG: 0.158										2	0	0	0	0	1	1				
Manny Trillo, R (8, 5) OBP: 0.371, SLG: 0.451										1	0	1	0	0	0	0				
Inning Stats	R: 2 E: 0 K: 0 S: 5	H: 2 LOB: 0 BB: 0 P: 5	R: 0 E: 0 K: 1 S: 5	H: 0 LOB: 0 BB: 0 P: 5	R: 0 E: 0 K: 2 S: 7	H: 0 LOB: 0 BB: 0 P: 7	R: 0 E: 0 K: 1 S: 6	H: 1 LOB: 1 BB: 0 P: 6	R: 0 E: 0 K: 2 S: 8	H: 1 LOB: 1 BB: 0 P: 8	R: 0 E: 0 K: 1 S: 5	H: 0 LOB: 0 BB: 0 P: 5	R: 0 E: 0 K: 0 S: 3	H: 1 LOB: 1 BB: 1 P: 7	R: 0 E: 0 K: 0 S: 3	H: 1 LOB: 1 BB: 1 P: 7	1B: 4 2B: 1 3B: 0 HR: 1	SF: 0 SAC: 0 DP: 1 HBP: 0	WP: 0 PB: 0 SB: 0 CS: 0	PA: 30
PITCHER	IP WLS BF H R ER SO BB IBB HBP BLK WP HR S P ERA WHIP																			
Bob Forsch, R (1, 1) ERA: 4.3	6.0 L 23 5 2 2 7 0 0 0 0 0 0 0 1 37 37 3.00 0.833																			
Lee Tunnell, R (7, 1) ERA: 4.69	1.0 4 1 0 0 1 0 0 0 0 0 0 0 6 6 0.00 1.000																			
Ken Dayley, L (8, 1) ERA: 2.3	1.0 3 0 0 0 0 1 0 0 0 0 0 0 2 6 0.00 1.000																			

St. Louis Cardinals @ Chicago Cubs
 Wrigley Field, Chicago, IL
 Fri Sep 25 1987, 3:33 AM CDT
 Att: 21,561 - Unknown

St. Louis Cardinals @ Chicago Cubs
 Wrigley Field, Chicago, IL
 Fri Sep 25 1987, 3:33 AM CDT
 Att: 21,561 - Unknown

AB	32
R	1
H	5
RBI	1
BB	2
SO	7
LOB	12

AB	29
R	2
H	6
RBI	2
BB	1
SO	8
LOB	11



Batter	1	2	3	4	5	6	7	8	9	AB	R	H	RBI	BB	SO	LOB	TOP					
Vince Coleman, S (1, 7) OBP: 0.368, SLG: 0.366										5	1	2	0	0	1	0						
Ozzie Smith, S (1, 6) OBP: 0.386, SLG: 0.381										3	1	1	0	0	0	2						
Tom Herr, S (1, 4) OBP: 0.351, SLG: 0.337										4	0	2	2	0	0	1						
Dan Driessen, L (1, 3) OBP: 0.353, SLG: 0.356										2	0	0	1	1	0	2						
Jim Lindeman, R (7, PH) OBP: 0.297, SLG: 0.380										1	0	0	0	0	0	1						
Willie McGee, S (1, 8) OBP: 0.315, SLG: 0.439										4	0	2	0	0	0	3						
Terry Pendleton, S (1, 5) OBP: 0.367, SLG: 0.421										4	0	1	0	0	1	2						
John Morris, L (1, 9) OBP: 0.316, SLG: 0.401										4	0	0	0	0	2	5						
Tony Peña, R (1, 2) OBP: 0.280, SLG: 0.304										3	0	0	0	0	1	1						
José Quienro, S (9, PH) OBP: 0.411, SLG: 0.340										0	0	0	0	1	0	0						
Danny Cox, R (1, 1) OBP: 0.136, SLG: 0.154										2	0	0	0	0	1	1						
Lee Tunnell, R (5, 1) OBP: 0.235, SLG: 0.235										0	0	0	0	0	0	0						
Curt Ford, L (7, PH) OBP: 0.338, SLG: 0.426										1	1	1	0	0	0	0						
Bill Dawley, R (7, 1) OBP: 0.286, SLG: 0.167										0	0	0	0	0	0	0						
Lance Johnson, L (9, PH) OBP: 0.254, SLG: 0.286										1	0	0	0	0	0	1						
Inning Stats	R: 0 E: 0 K: 0 S: 5	H: 2 LOB: 2 BB: 0 P: 5	R: 0 E: 1 K: 0 S: 4	H: 0 LOB: 1 BB: 0 P: 4	R: 0 E: 0 K: 0 S: 3	H: 0 LOB: 0 BB: 0 P: 3	R: 0 E: 0 K: 1 S: 5	H: 1 LOB: 1 BB: 1 P: 9	R: 0 E: 0 K: 2 S: 7	H: 0 LOB: 0 BB: 0 P: 7	R: 1 E: 1 K: 1 S: 8	H: 2 LOB: 2 BB: 0 P: 8	R: 2 E: 0 K: 0 S: 6	H: 3 LOB: 1 BB: 0 P: 6	R: 0 E: 0 K: 1 S: 5	H: 1 LOB: 0 BB: 0 P: 5	R: 0 E: 0 K: 1 S: 4	H: 0 LOB: 0 BB: 1 P: 8	1B: 7 2B: 3 3B: 0 HR: 0	SF: 0 SAC: 1 DP: 3 HBP: 0	WP: 1 PB: 0 SB: 0 CS: 0	PA: 37
PITCHER	IP WLS BF H R ER SO BB IBB HBP BLK WP HR S P ERA WHIP																					
Les Lancaster, R (1, 1) ERA: 4.88	6.2 W 30 8 3 3 4 1 0 0 0 0 1 0 37 41 4.05 1.350																					
Frank DiPino, L (7, 1) ERA: 3.08	0.1 1 0 0 0 0 0 0 0 0 0 0 0 1 1 0.00 0.000																					
Lee Smith, R (8, 1) ERA: 3.2	2.0 S 6 1 0 0 2 1 0 0 0 0 0 0 9 13 0.00 1.000																					

St. Louis Cardinals @ Chicago Cubs
Wrigley Field, Chicago, IL
Sun Sep 27 1987, 3:33 AM CDT
Att: 33,912 - Unknown

AB 34
R 3
H 9
RBI 3
BB 2
SO 6
LOB 19



Batter	1	2	3	4	5	6	7	8	9	AB	R	H	RBI	BB	SO	LOB	BOTTOM			
Bob Dernier, R (1, 8) OBP: 0.396, SLG: 0.527										4	2	2	1	1	0	2				
23 Ryne Sandberg, R (1, 4) OBP: 0.369, SLG: 0.448										5	0	1	0	0	0	2				
Rafael Palmeiro, L (1, 7) OBP: 0.320, SLG: 0.493										4	1	1	1	1	0	1				
Andre Dawson, R (1, 9) OBP: 0.330, SLG: 0.569										5	3	3	1	0	2	2				
Leon Durham, L (1, 3) OBP: 0.345, SLG: 0.508										4	0	1	0	1	0	0				
Keith Moreland, R (1, 5) OBP: 0.308, SLG: 0.456										4	1	2	3	0	1	2				
Jody Davis, R (1, 2) OBP: 0.333, SLG: 0.422										3	0	1	0	1	1	2				
Shawon Dunston, R (1, 6) OBP: 0.266, SLG: 0.360										4	0	1	1	0	0	4				
Les Lancaster, R (1, 1) OBP: 0.106, SLG: 0.109										3	0	0	0	0	2	2				
Frank DiPino, L (7, 1) OBP: 0.500, SLG: 0.500										0	0	0	0	0	0	0				
Jerry Mumphrey, S (7, PH) OBP: 0.398, SLG: 0.532										1	0	1	0	0	0	0				
Lee Smith, R (8, 1) OBP: 0.398, SLG: 0.532										0	0	0	0	0	0	0				
Inning Stats	R: 1 E: 0 K: 1 S: 6	H: 1 LOB: 0 BB: 0 P: 6	R: 0 E: 0 K: 0 S: 3	H: 0 LOB: 0 BB: 0 P: 3	R: 0 E: 0 K: 1 S: 6	H: 1 LOB: 1 BB: 0 P: 6	R: 2 E: 0 K: 2 S: 11	H: 4 LOB: 2 BB: 0 P: 11	R: 2 E: 0 K: 0 S: 5	H: 2 LOB: 3 BB: 3 P: 17	R: 0 E: 0 K: 2 S: 8	H: 1 LOB: 2 BB: 1 P: 12	R: 1 E: 0 K: 0 S: 6	H: 3 LOB: 2 BB: 0 P: 6	R: 1 E: 0 K: 0 S: 4	H: 1 LOB: 0 BB: 0 P: 4	1B: 8 2B: 1 3B: 0 HR: 4	SF: 0 SAC: 0 DP: 0 HBP: 0	WP: 0 PB: 1 SB: 0 CS: 0	PA: 41
PITCHER	IP WLS BF H R ER SO BB IBB HBP BLK WP HR S P ERA WHIP																			
Danny Cox, R (1, 1) ERA: 3.97	4.2 L 24 8 5 5 4 1 0 0 0 0 0 2 30 38 9.64 1.929																			
Lee Tunnell, R (5, 1) ERA: 4.5	1.1 7 1 0 0 2 2 0 0 0 0 0 0 9 17 0.00 2.250																			
Bill Dawley, R (7, 1) ERA: 4.1	2.0 10 4 2 2 0 0 0 0 0 0 0 2 10 10 9.00 2.000																			

St. Louis Cardinals @ Chicago Cubs
Wrigley Field, Chicago, IL
Sun Sep 27 1987, 3:33 AM CDT
Att: 33,912 - Unknown

AB 37
R 7
H 13
RBI 7
BB 4
SO 6
LOB 17



Batter	1	2	3	4	5	6	7	8	9	AB	R	H	RBI	BB	SO	LOB	TOP					
Bob Dernier, R OBP: 0.389, SLG: 0.516 (1, 8)										4	0	0	0	0	3	2						
23 Ryne Sandberg, R OBP: 0.366, SLG: 0.445 (1, 4)										4	0	0	0	0	1	2						
Rafael Palmeiro, L OBP: 0.314, SLG: 0.483 (1, 7)										4	0	0	0	0	1	0						
Andre Dawson, R OBP: 0.331, SLG: 0.574 (1, 9)										4	1	2	1	0	0	0						
Leon Durham, L OBP: 0.348, SLG: 0.514 (1, 3)										3	2	2	0	1	0	0						
Keith Moreland, R OBP: 0.309, SLG: 0.459 (1, 5)										3	0	2	2	0	0	0						
Damon Berryhill, S OBP: 0.190, SLG: 0.056 (1, 2)										4	0	0	0	0	1	2						
Shawon Dunston, R OBP: 0.267, SLG: 0.360 (1, 6)										3	0	1	0	0	0	0						
Rick Sutcliffe, L OBP: 0.216, SLG: 0.238 (1, 1)										3	0	1	0	0	0	1						
Inning Stats	R: 0 E: 0 K: 2 S: 7	H: 0 LOB: 0 BB: 0 P: 7	R: 1 E: 0 K: 1 S: 6	H: 1 LOB: 0 BB: 0 P: 6	R: 0 E: 0 K: 0 S: 4	H: 1 LOB: 1 BB: 0 P: 4	R: 0 E: 0 K: 0 S: 4	H: 2 LOB: 2 BB: 1 P: 8	R: 0 E: 0 K: 1 S: 6	H: 1 LOB: 1 BB: 0 P: 6	R: 2 E: 0 K: 0 S: 5	H: 3 LOB: 0 BB: 0 P: 5	R: 0 E: 0 K: 1 S: 5	H: 0 LOB: 0 BB: 0 P: 5	R: 0 E: 0 K: 0 S: 3	H: 0 LOB: 0 BB: 0 P: 3	R: 0 E: 0 K: 0 S: 3	H: 0 LOB: 0 BB: 0 P: 3	1B: 4 2B: 2 3B: 1 HR: 1	SF: 1 SAC: 0 DP: 0 HBP: 0	WP: 1 PB: 0 CS: 0	PA: 34
PITCHER	IP	WLS	BF	H	R	ER	SO	BB	IBB	HBP	BLK	WP	HR	S	P	ERA	WHIP					
Brian Fisher, R ERA: 4.52 (1, 1)	6.0	W	25	8	3	3	4	1	0	0	0	1	1	32	36	4.50	1.500					
Jeff Robinson, R ERA: 2.93 (7, 1)	3.0	S	9	0	0	0	2	0	0	0	0	0	0	13	13	0.00	0.000					

Chicago Cubs @ Pittsburgh Pirates
Three Rivers Stadium, Pittsburgh, PA
Wed Sep 30 1987, 7:05 PM EDT
Unknown

AB	32
R	3
H	8
RBI	3
BB	1
SO	6
LOB	7

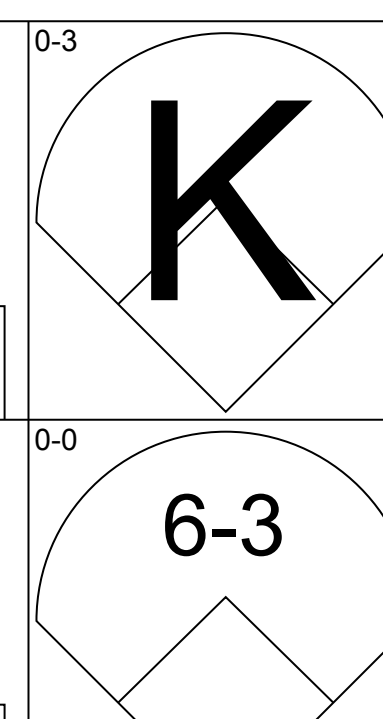
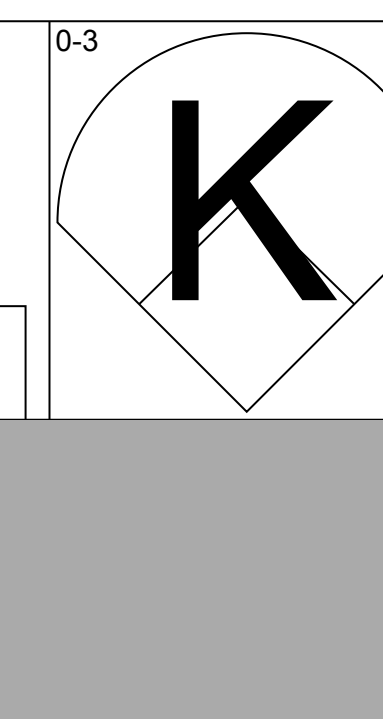
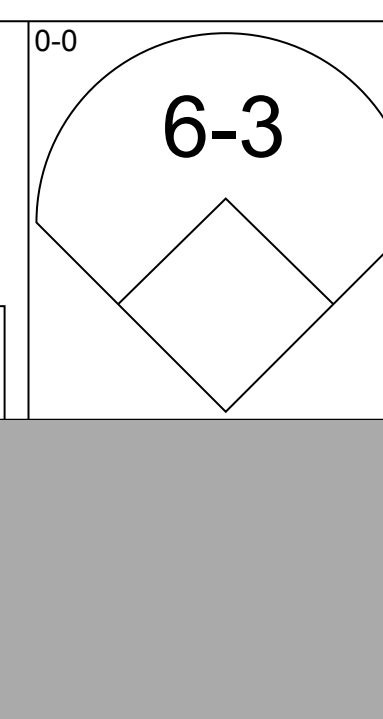

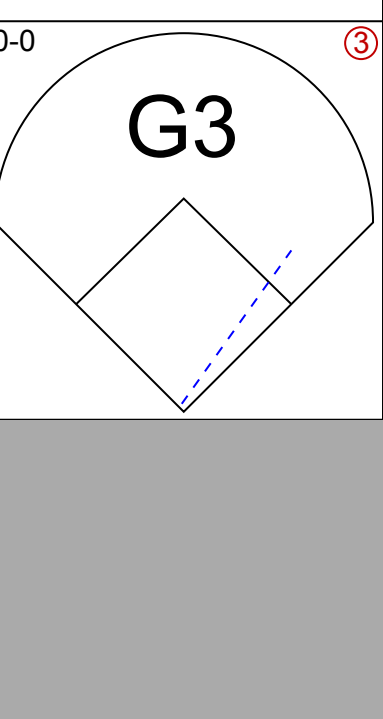
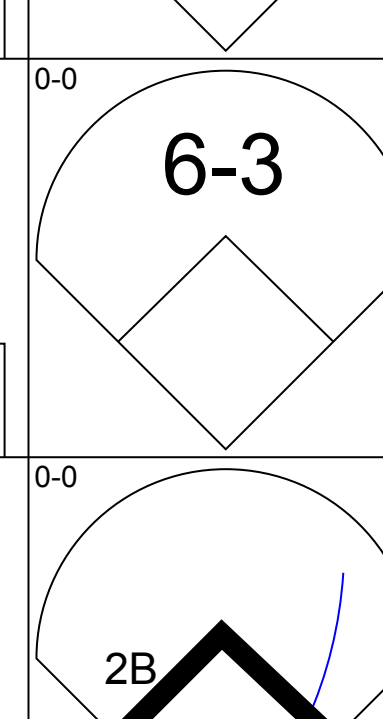
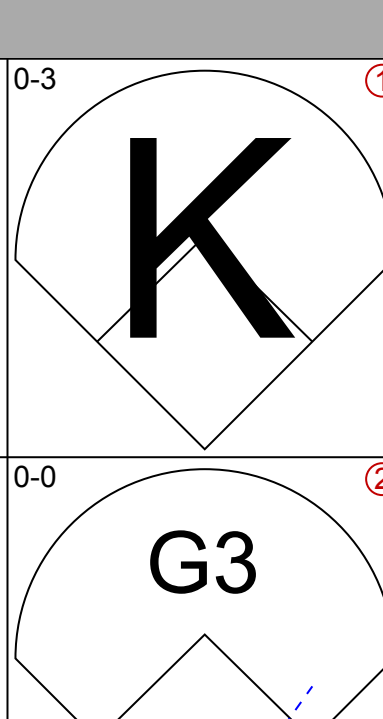
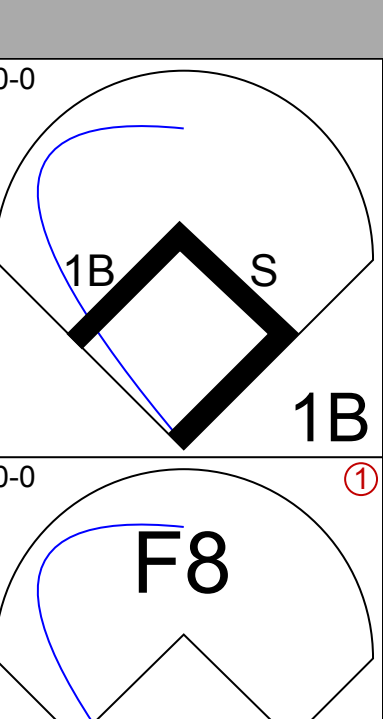
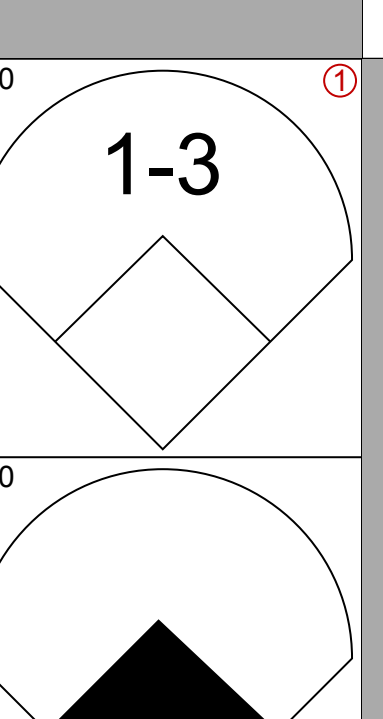
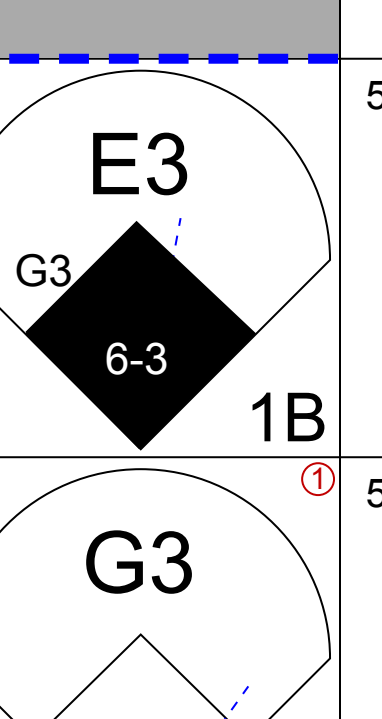
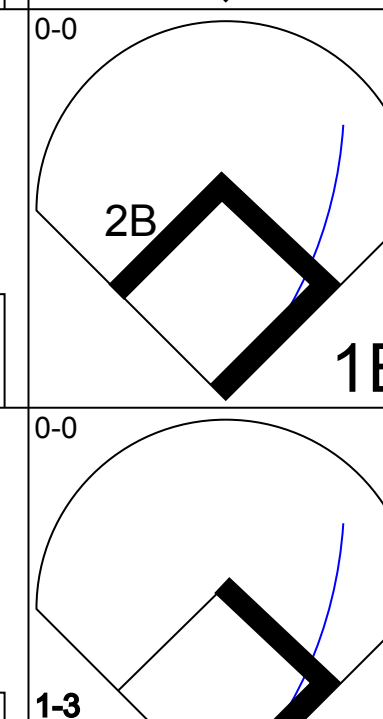
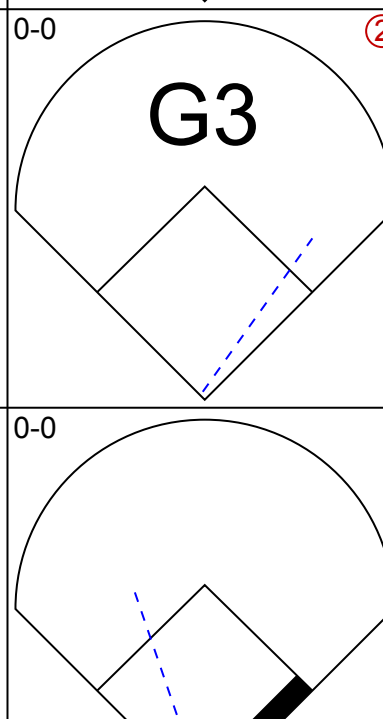
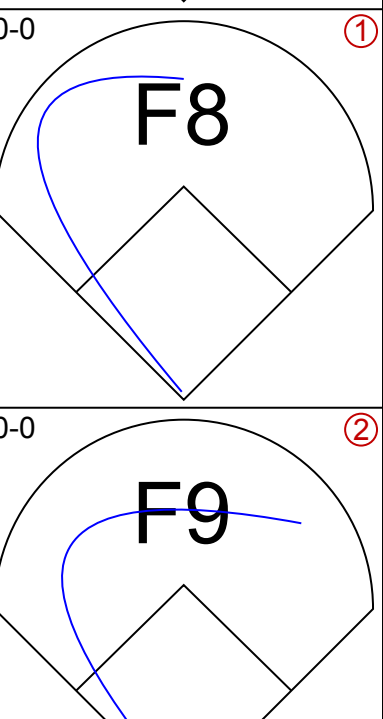
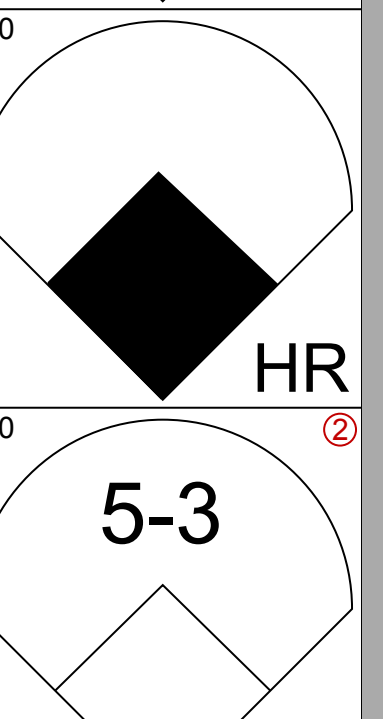
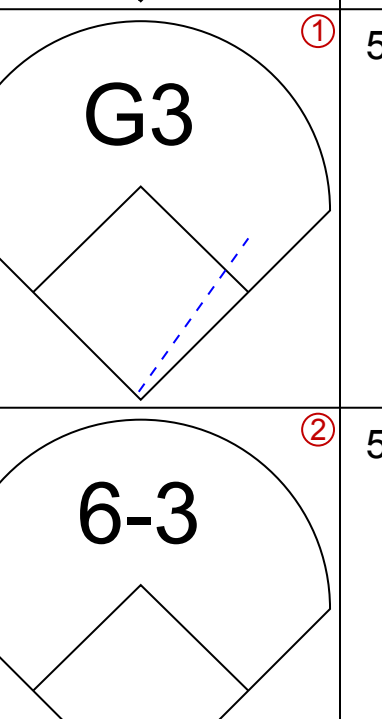
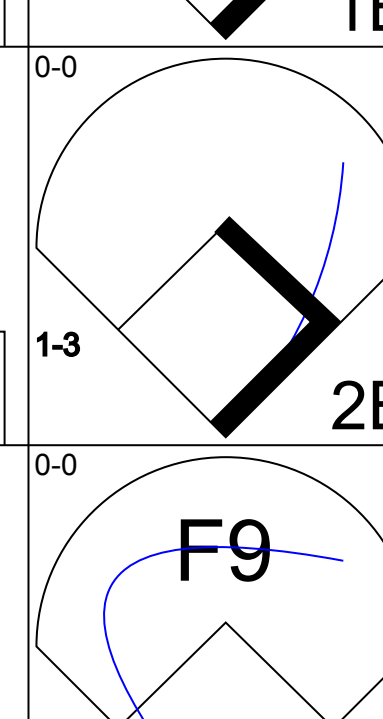
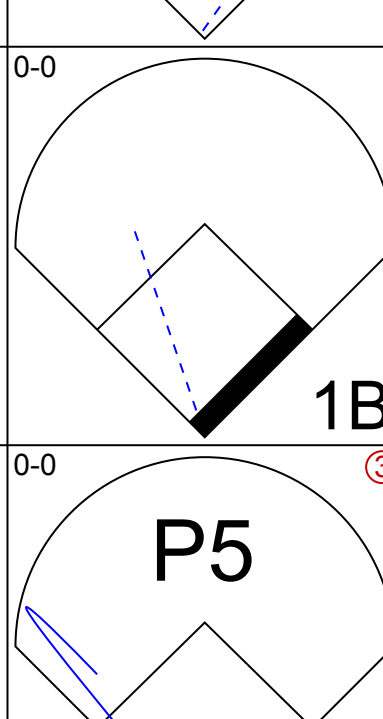
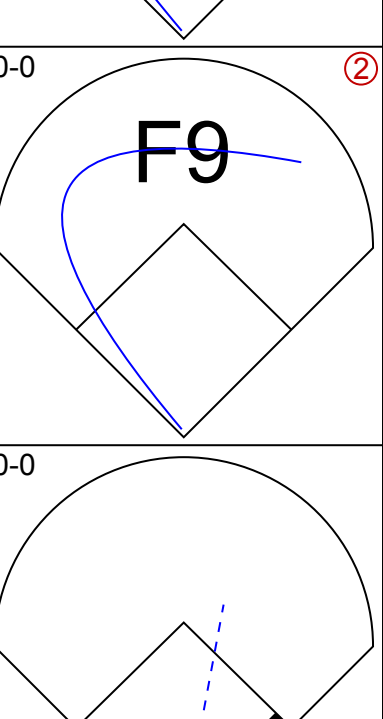
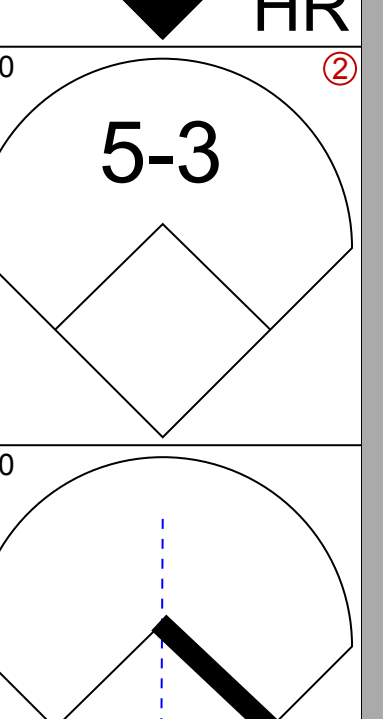
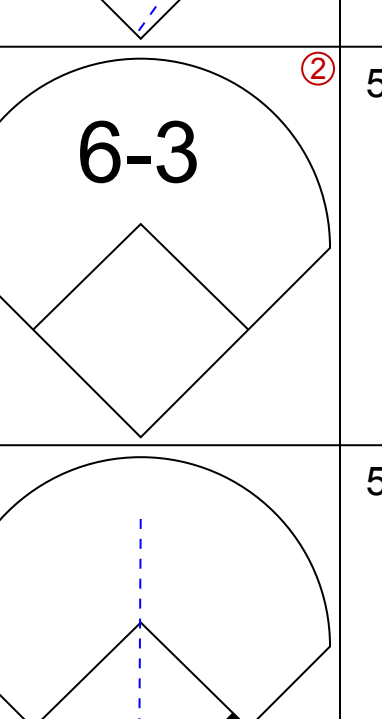
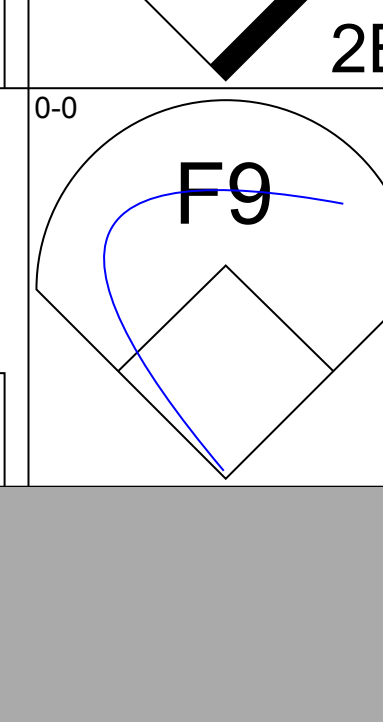
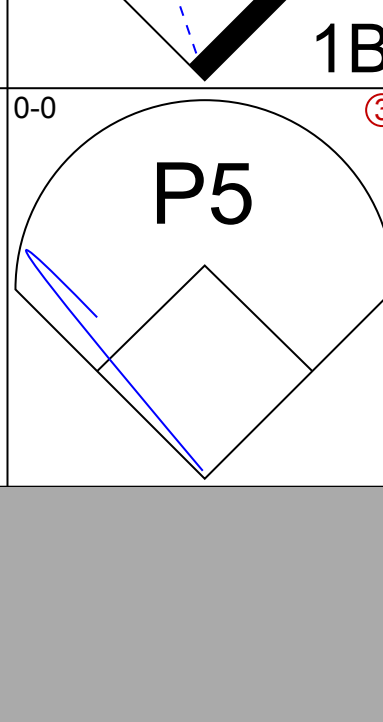
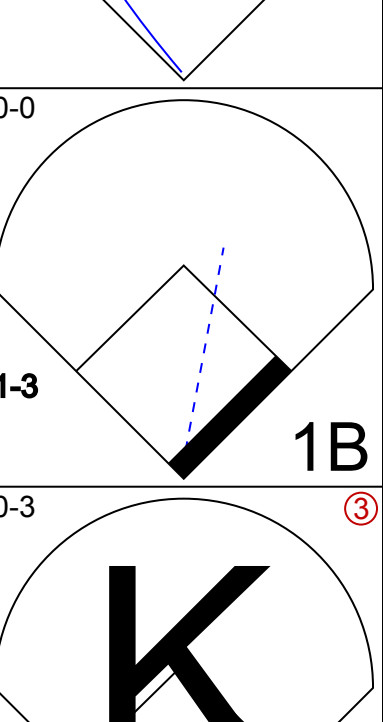
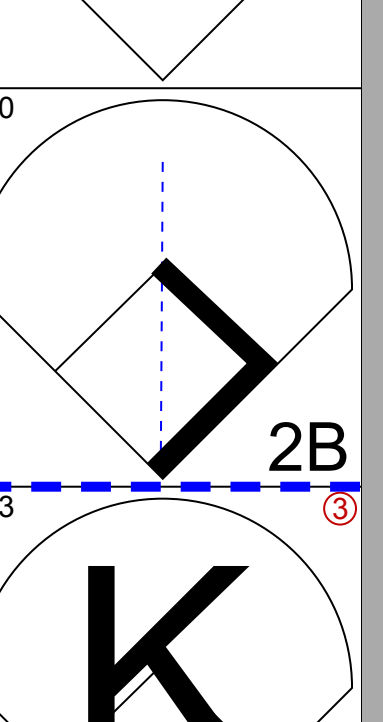
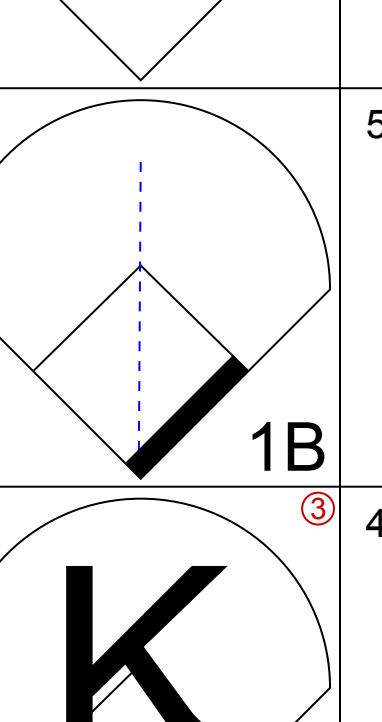
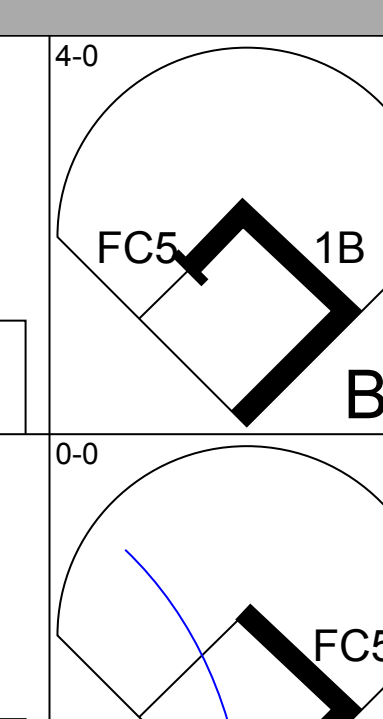
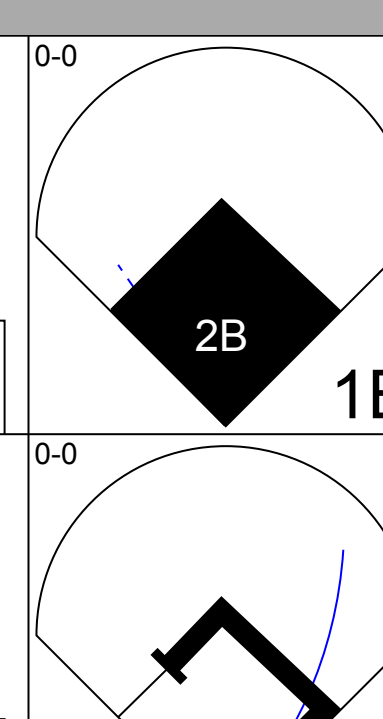
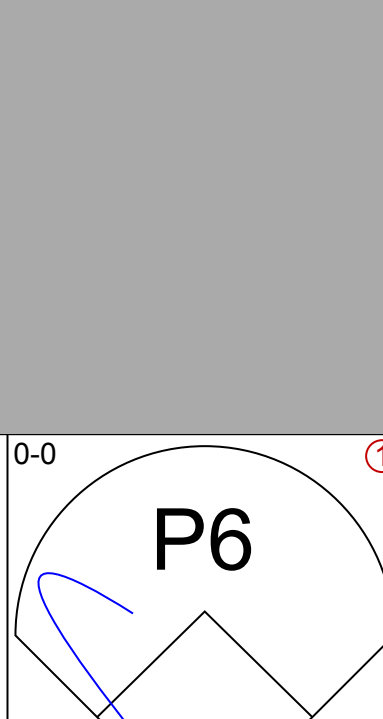
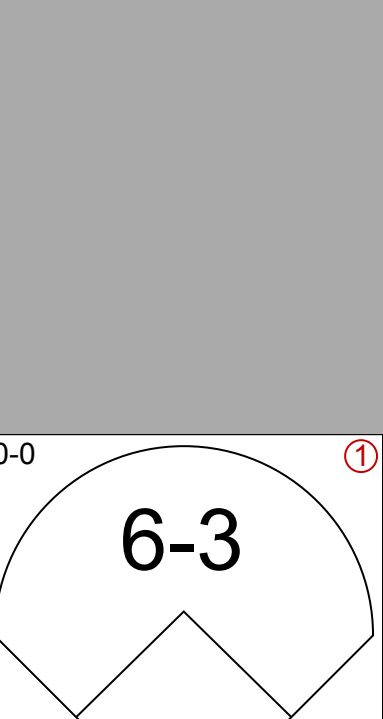
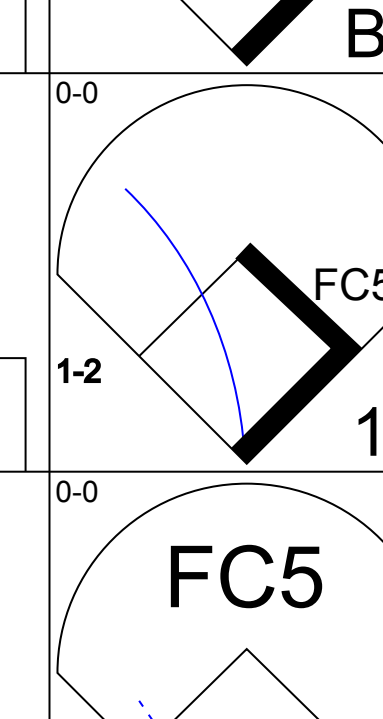
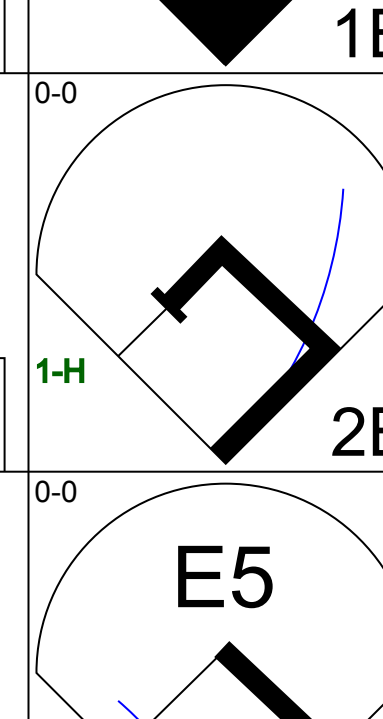
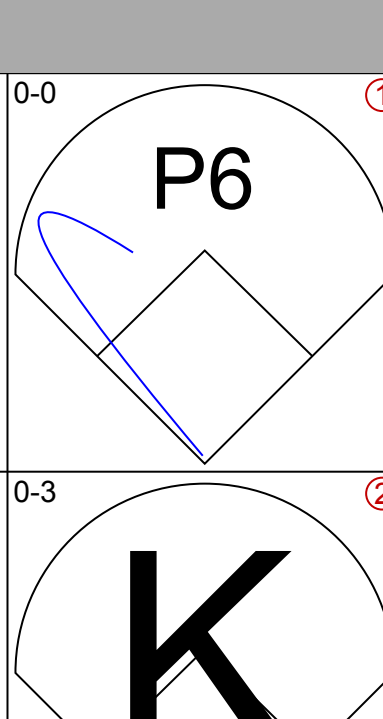
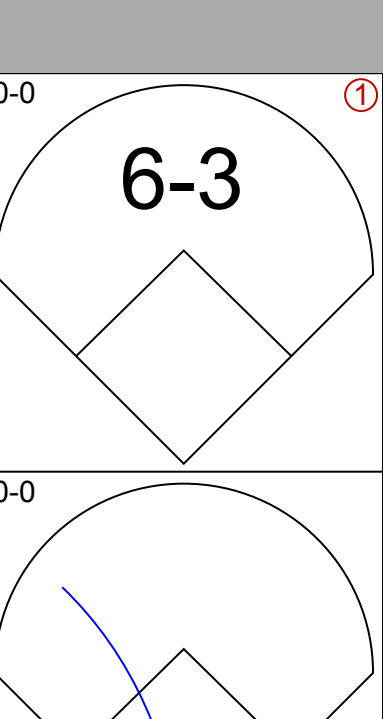
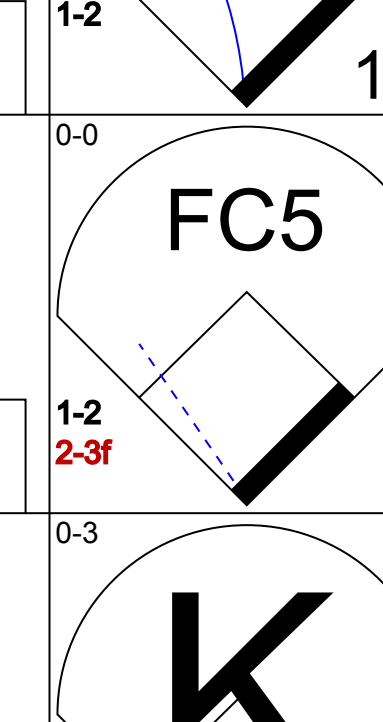
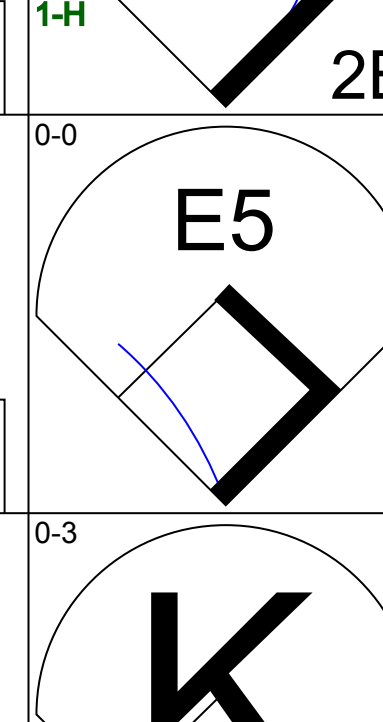
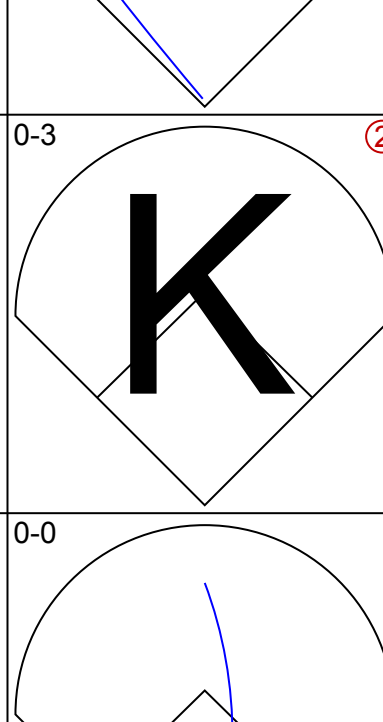
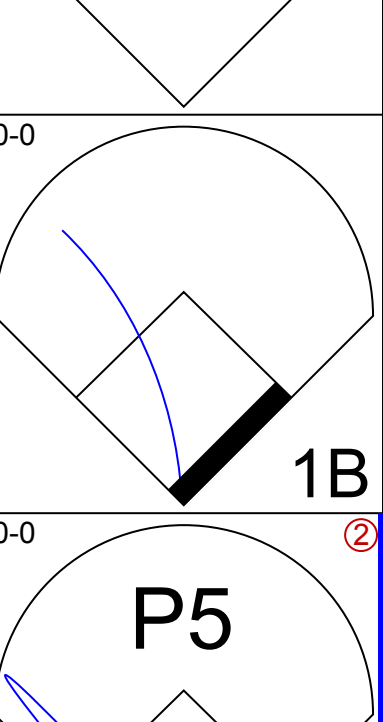
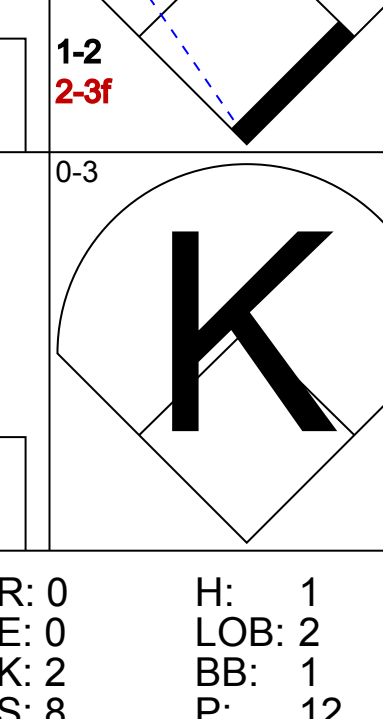
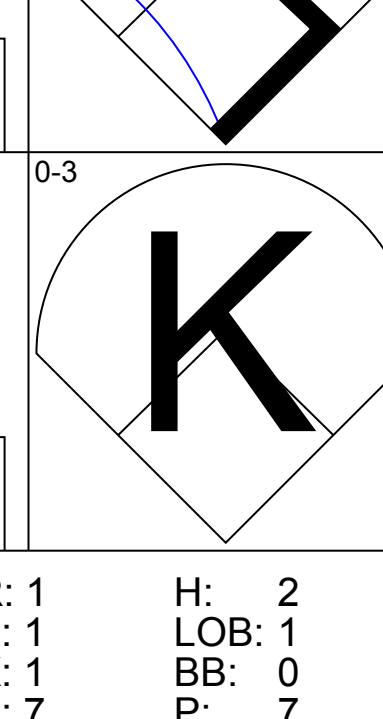
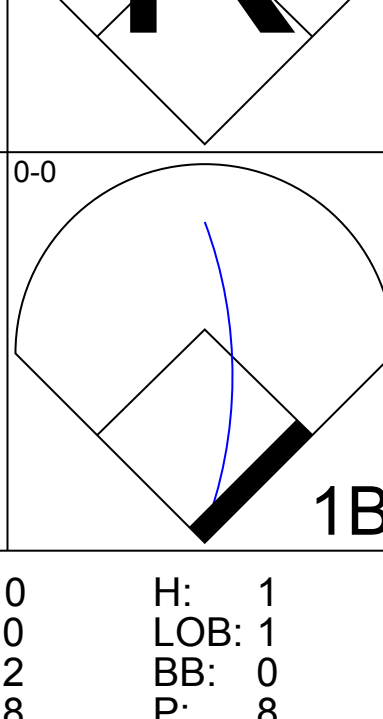
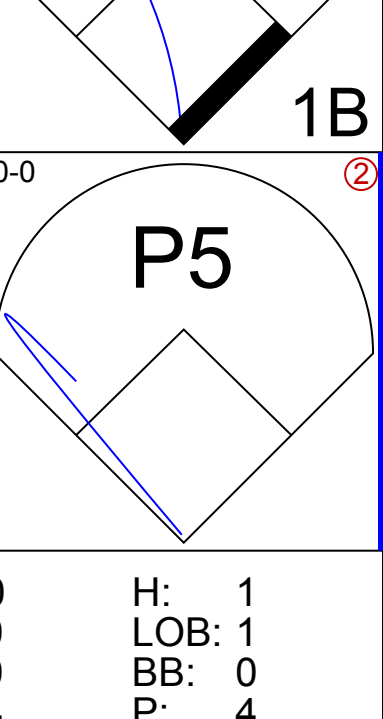


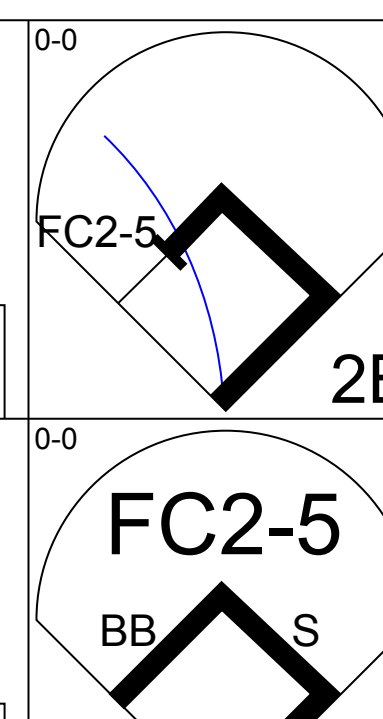
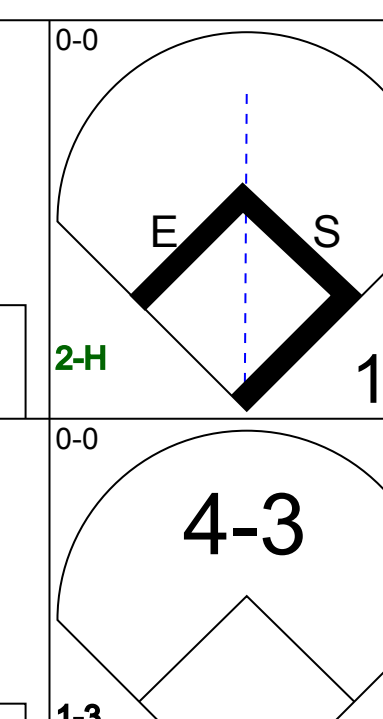
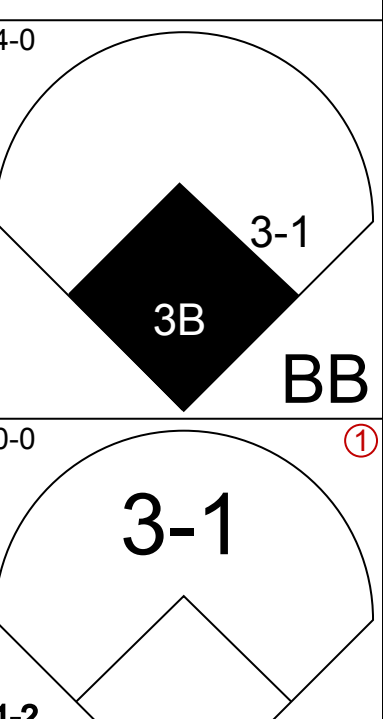
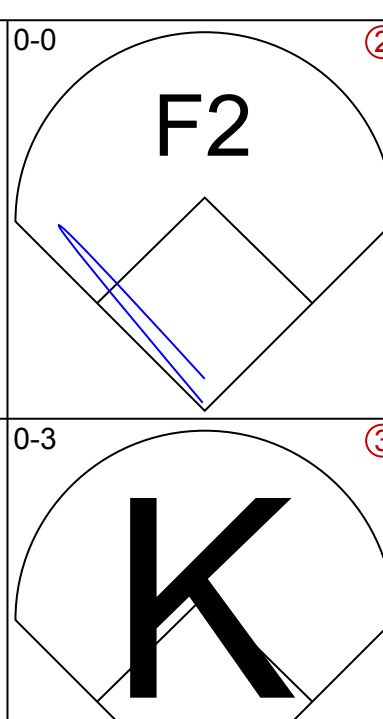
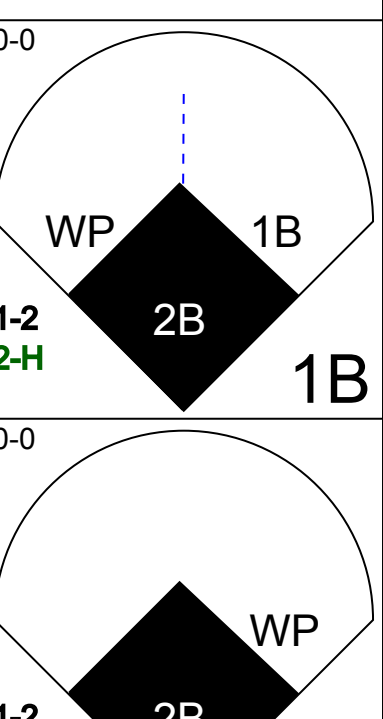
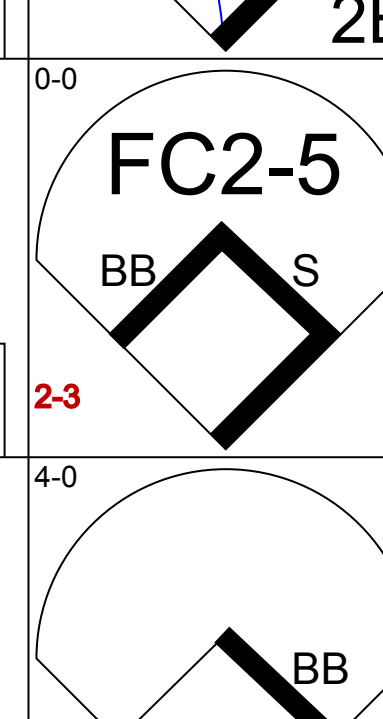
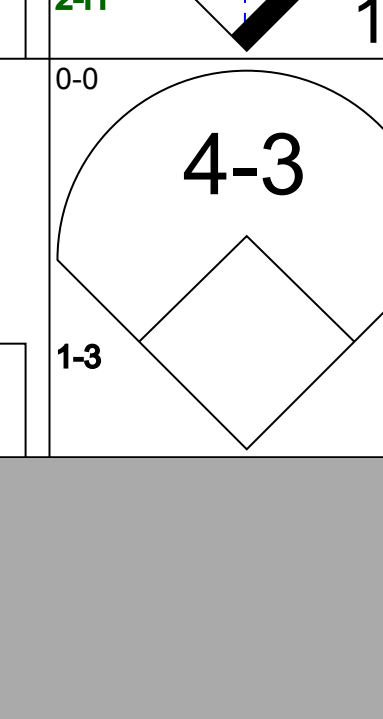
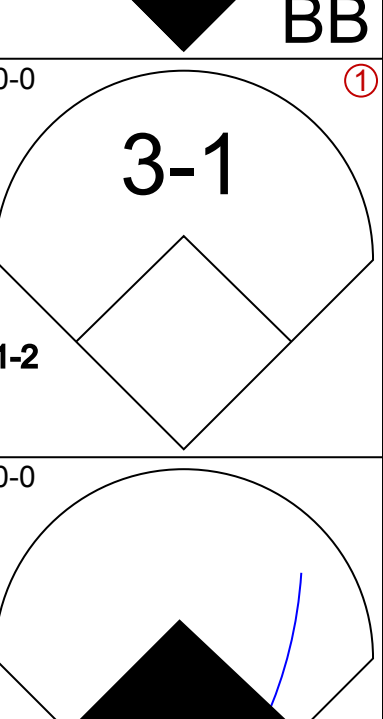

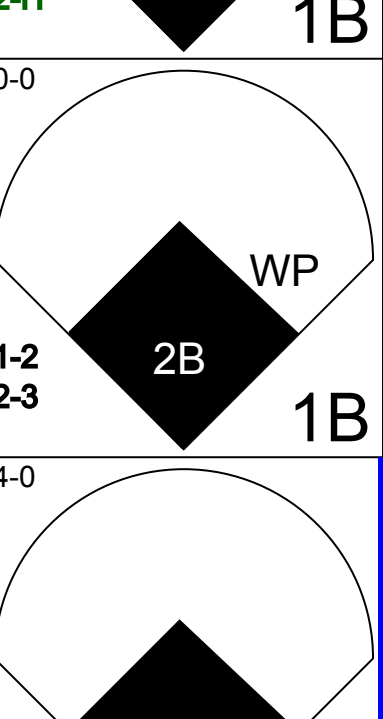
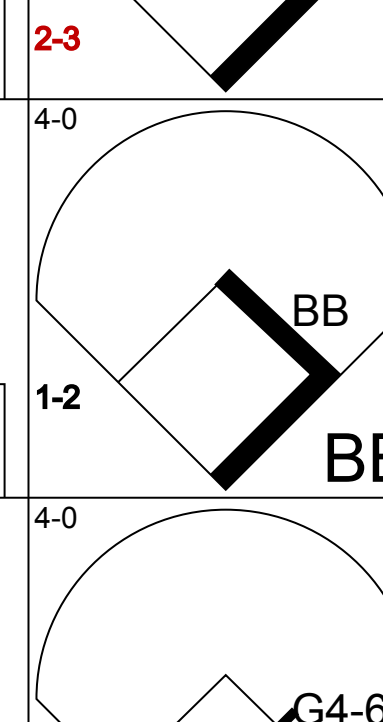
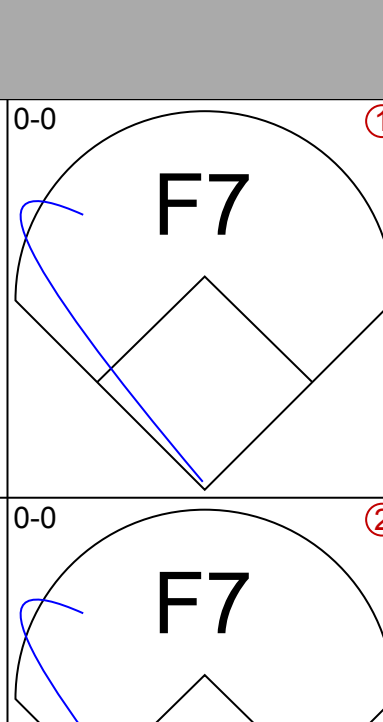
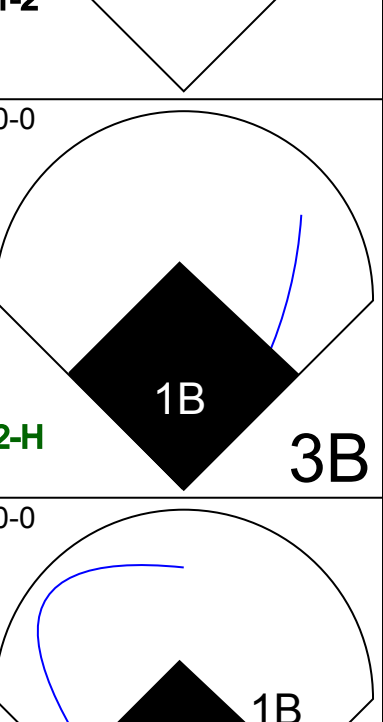
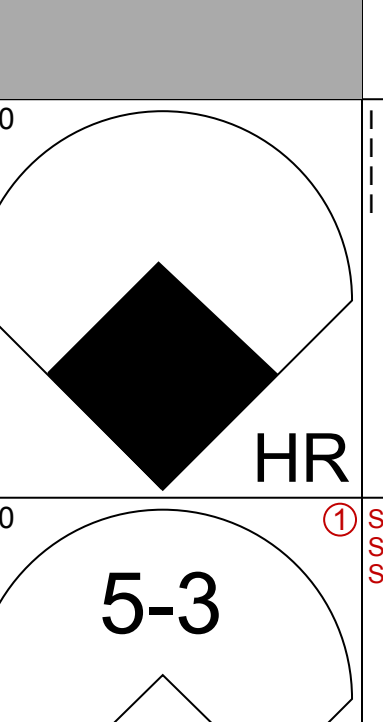
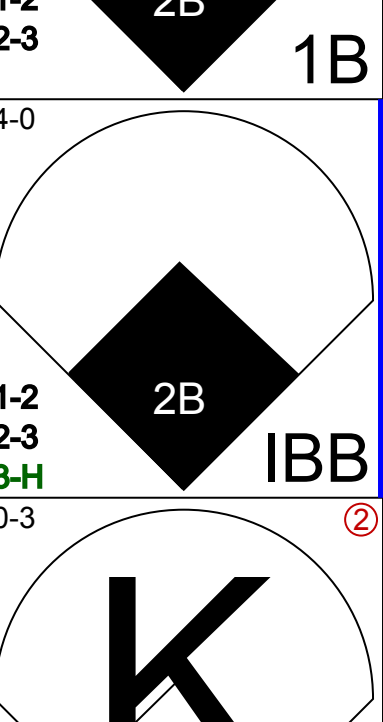
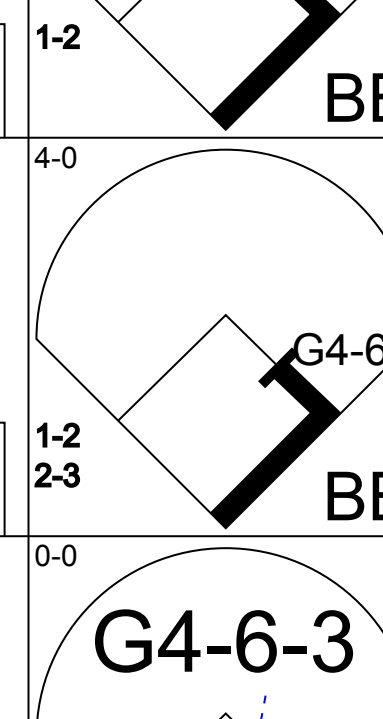
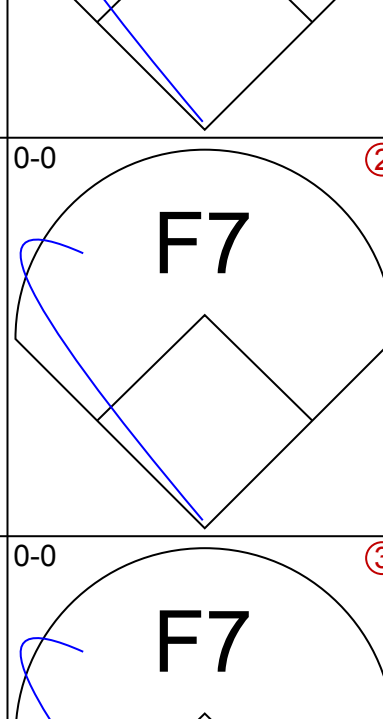
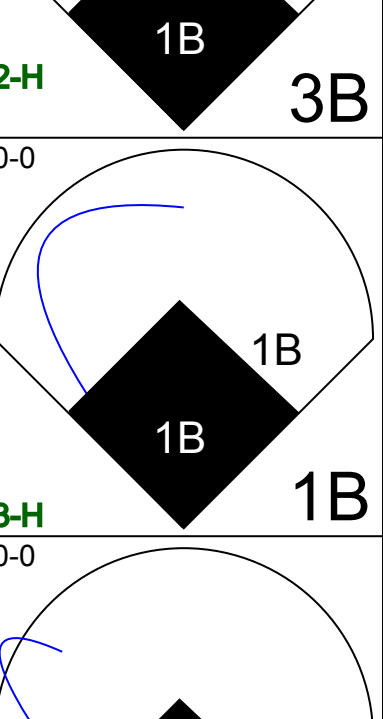
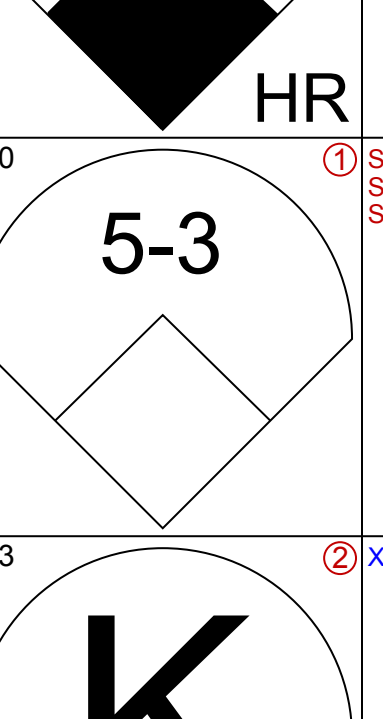
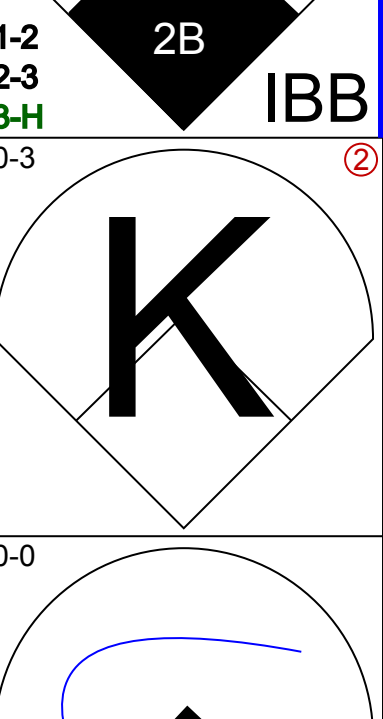
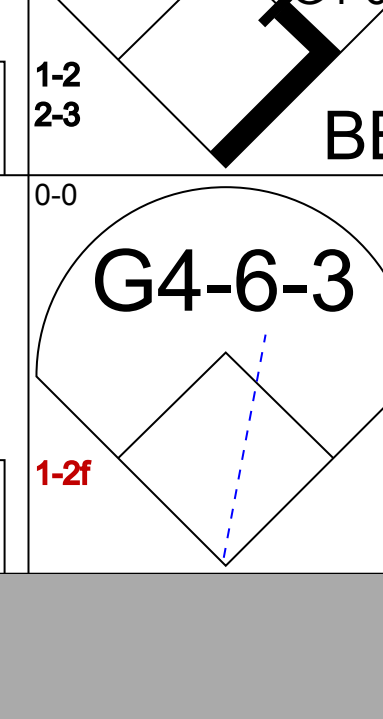
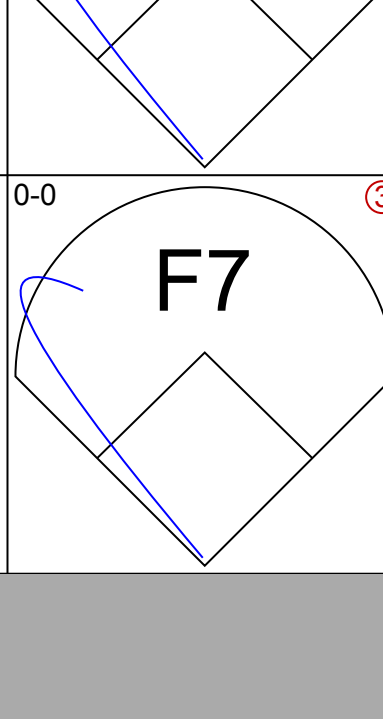
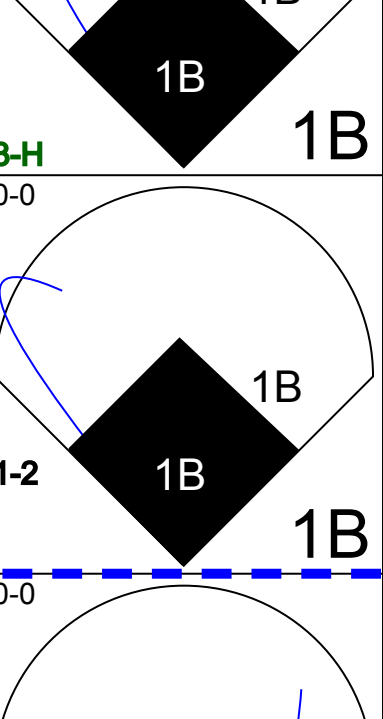
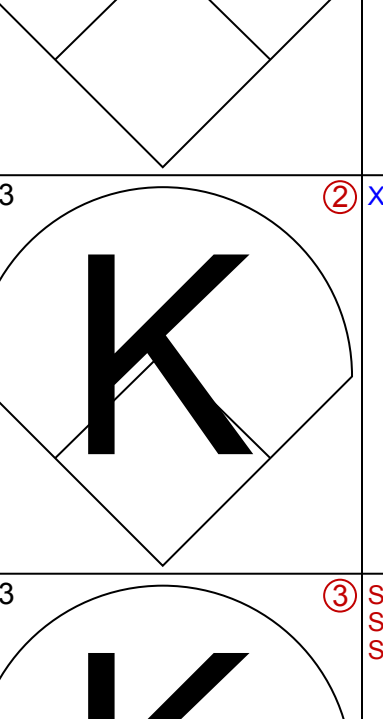
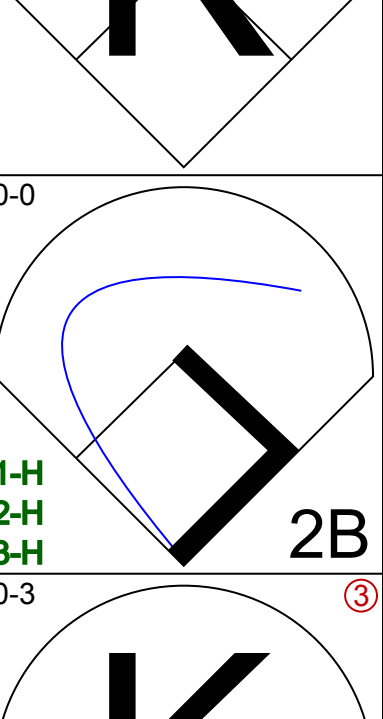
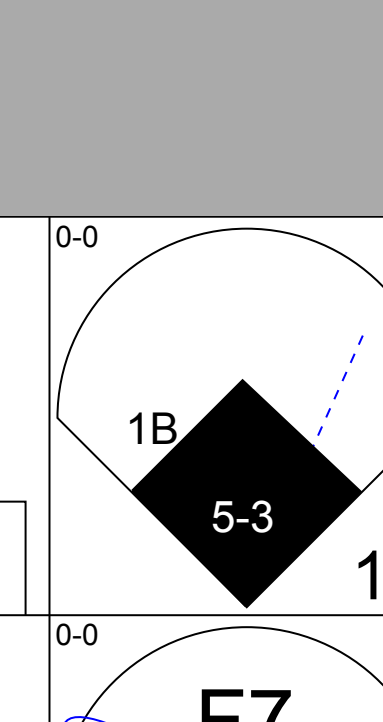
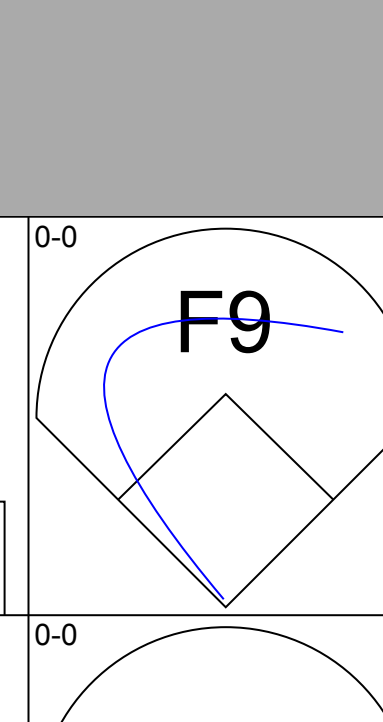
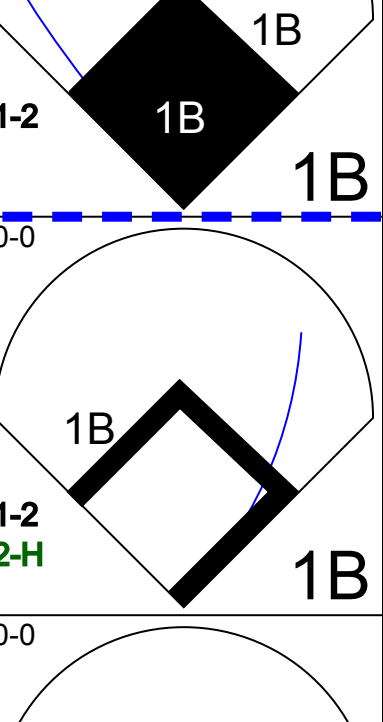
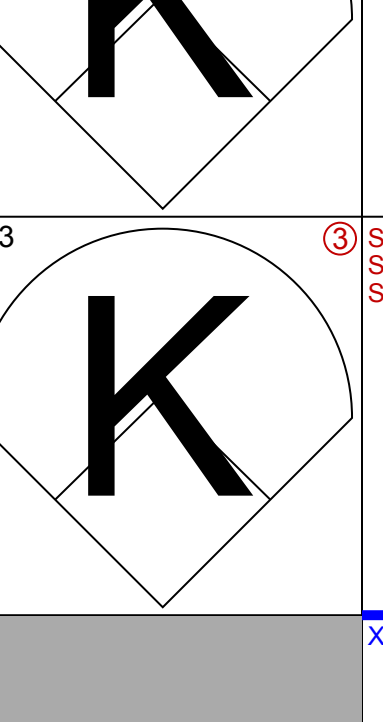
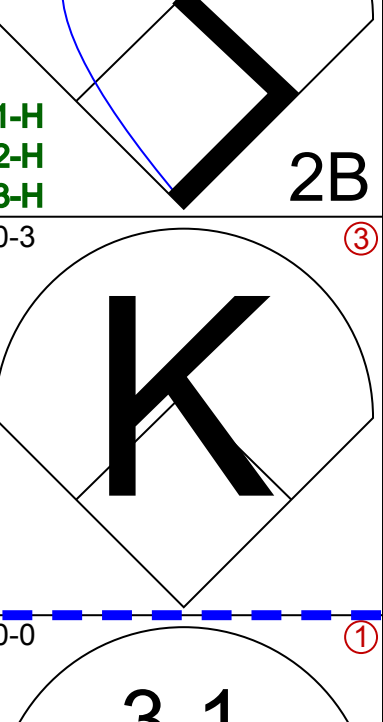
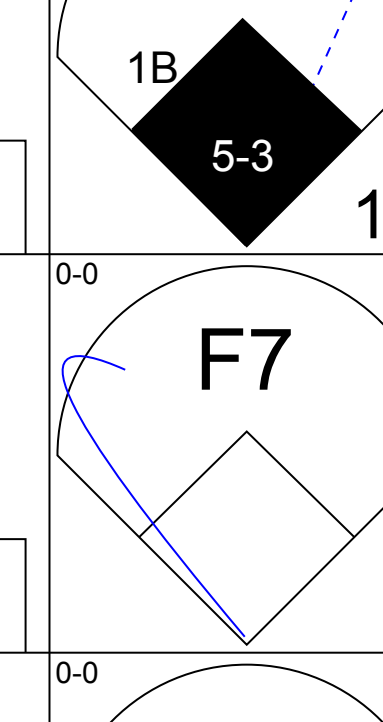
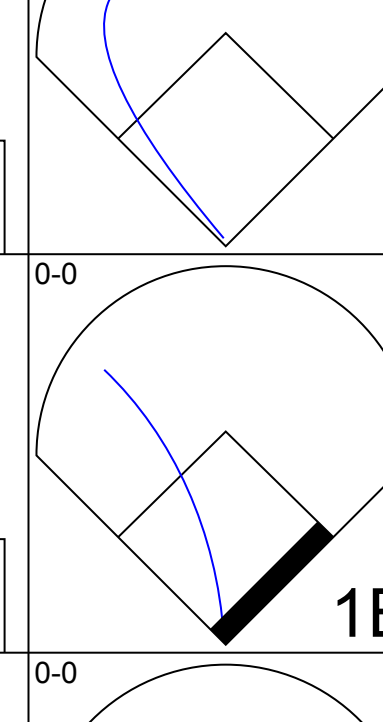
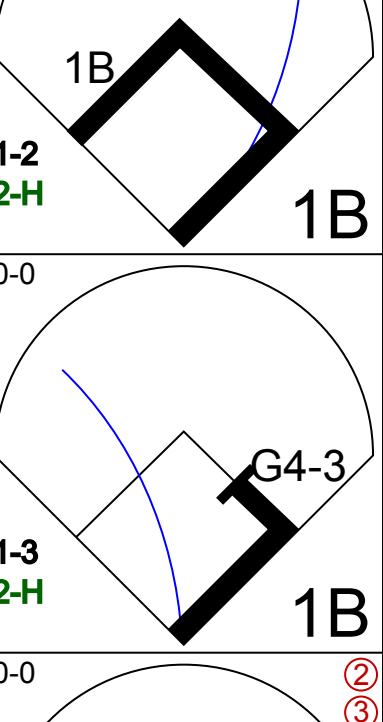
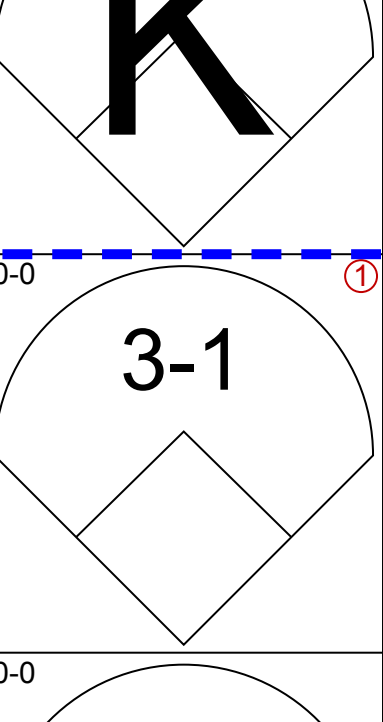
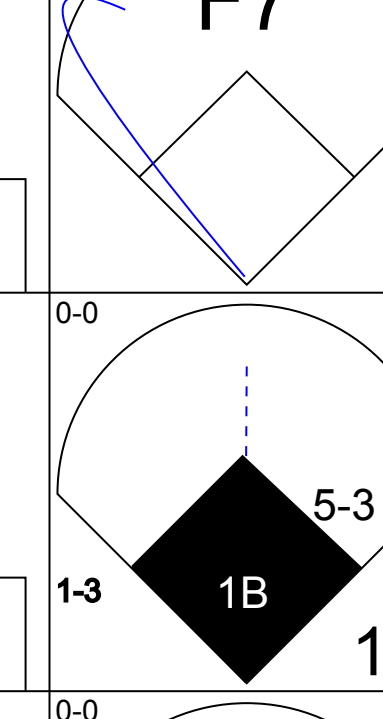
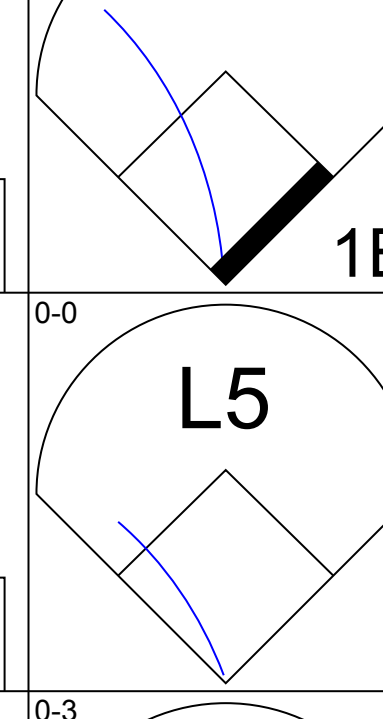
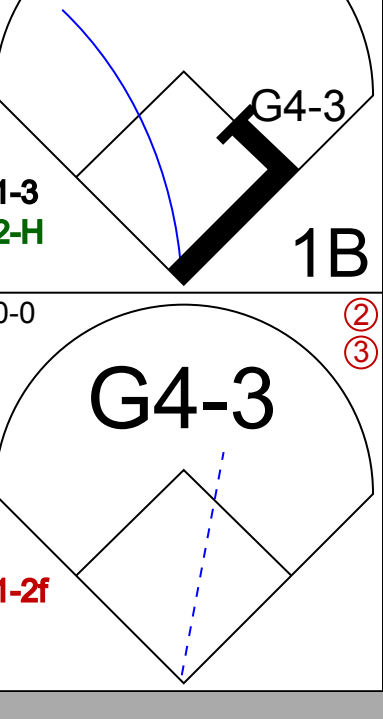
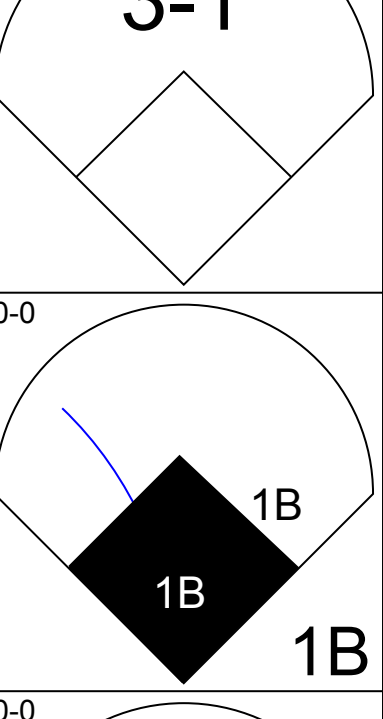
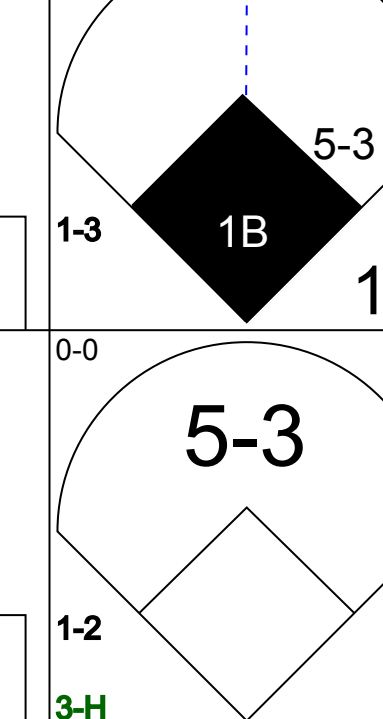
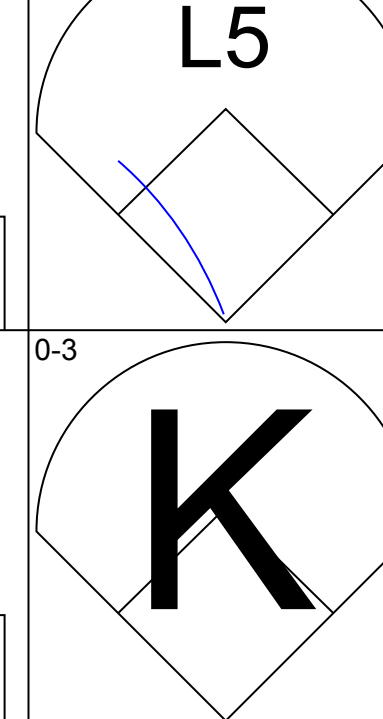
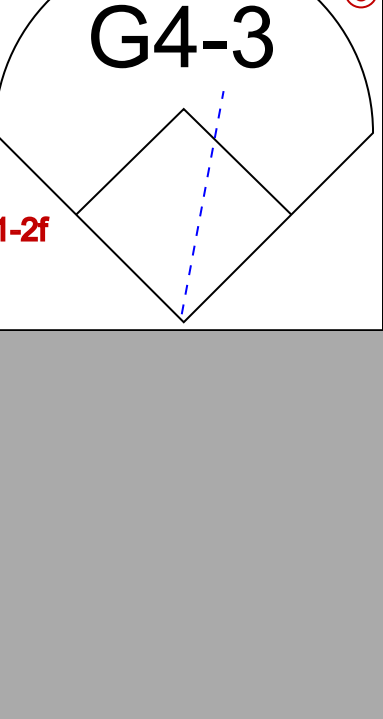

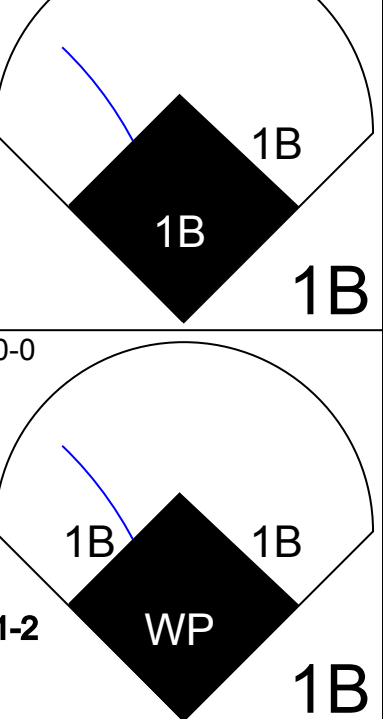
Batter	1	2	3	4	5	6	7	8	9	AB	R	H	RBI	BB	SO	LOB	BOTTOM					
Barry Bonds, L OBP: 0.319, SLG: 0.478 (1, 7)										5	0	2	0	0	1	5						
Jose Lind, R OBP: 0.370, SLG: 0.454 (1, 4)										4	1	1	2	0	0	1						
Andy Van Slyke, L OBP: 0.353, SLG: 0.498 (1, 8)										2	0	1	1	1	0	0						
Darnell Coles, R OBP: 0.277, SLG: 0.319 (1, 5)										3	0	1	0	1	0	2						
Sid Bream, L OBP: 0.336, SLG: 0.410 (1, 3)										4	1	1	1	0	0	4						
R.J. Reynolds, S OBP: 0.316, SLG: 0.396 (1, 9)										4	0	0	0	0	2	2						
Michael LaValliere, L OBP: 0.360, SLG: 0.367 (1, 2)										4	2	3	0	0	0	0						
Felix Fermin, R OBP: 0.302, SLG: 0.241 (1, 6)										3	0	0	0	0	0	2						
Brian Fisher, R OBP: 0.277, SLG: 0.310 (1, 1)										2	1	2	1	1	0	0						
Jeff Robinson, R OBP: 0.136, SLG: 0.273 (7, 1)										1	0	0	0	0	1	0						
Inning Stats	R: 0 E: 0 K: 0 S: 3	H: 1 LOB: 1 BB: 1 P: 7	R: 2 E: 0 K: 1 S: 8	H: 3 LOB: 1 BB: 0 P: 8	R: 0 E: 1 K: 0 S: 5	H: 3 LOB: 2 BB: 0 P: 5	R: 3 E: 0 K: 1 S: 8	H: 3 LOB: 2 BB: 2 P: 16	R: 0 E: 0 K: 0 S: 5	H: 2 LOB: 2 BB: 0 P: 5	R: 0 E: 0 K: 0 S: 3	H: 0 LOB: 0 BB: 0 P: 3	R: 0 E: 0 K: 1 S: 5	H: 0 LOB: 0 BB: 0 P: 5	R: 0 E: 0 K: 1 S: 6	H: 1 LOB: 1 BB: 0 P: 6	R: 0 E: 0 K: 1 S: 6	H: 1 LOB: 1 BB: 0 P: 6	1B: 6 2B: 4 3B: 0 HR: 1	SF: 0 SAC: 2 DP: 1 HBP: 0	WP: 2 PB: 0 CS: 0	PA: 38
PITCHER	IP	WLS	BF	H	R	ER	SO	BB	IBB	HBP	BLK	WP	HR	S	P	ERA	WHIP					
Rick Sutcliffe, R ERA: 3.88 (1, 1)	8.0	L	38	11	5	5	4	3	0	0	0	2	1	43	55	5.62	1.750					

Chicago Cubs @ Pittsburgh Pirates
Three Rivers Stadium, Pittsburgh, PA
Wed Sep 30 1987, 7:05 PM EDT
Unknown

AB	32
R	5
H	11
RBI	5
BB	3
SO	4
LOB	16



Batter	1	2	3	4	5	6	7	8	9	AB	R	H	RBI	BB	SO	LOB	TOP					
Dave Martinez, L OBP: 0.367, SLG: 0.413 (1, 8)										5	0	0	0	0	3	5	Chicago Cubs @ Pittsburgh Pirates Three Rivers Stadium, Pittsburgh, PA Thu Oct 01 1987, 7:05 PM EDT Att: 5,294 - Unknown livebaseballscores.com					
Paul Noco, R OBP: 0.281, SLG: 0.350 (1, 4)										5	1	2	0	0	1	0						
Rafael Palmeiro, L OBP: 0.323, SLG: 0.516 (1, 3)										5	1	2	1	0	0	2						
Andre Dawson, R OBP: 0.330, SLG: 0.572 (1, 9)										5	0	2	1	0	0	1						
Jerry Mumphrey, S OBP: 0.401, SLG: 0.538 (1, 7)										5	0	3	0	0	0	3						
Wade Rowdon, R OBP: 0.303, SLG: 0.433 (1, 5)										4	1	1	0	1	3	4						
Damon Berryhill, S OBP: 0.240, SLG: 0.182 (1, 2)										4	0	2	1	0	0	0						
Shawn Dunston, R OBP: 0.267, SLG: 0.359 (1, 6)										4	0	1	0	0	1	2						
Scott Sanderson, R OBP: 0.140, SLG: 0.150 (1, 1) Mike Mason, L OBP: 0.200, SLG: 0.222 (5, 1) Luis Quiroz, S OBP: 0.240, SLG: 0.283 (6, 1) Jay Ballew, R OBP: 0.280, SLG: 0.300 (6, 1) Mike Brumley, S OBP: 0.280, SLG: 0.281 (8, 1) Ed Lynch, R OBP: 0.198, SLG: 0.198 (8, 1)										2	0	0	0	0	2	3						
Inning Stats	R: 0 E: 0 K: 1 S: 7	H: 2 LOB: 2 BB: 0 P: 7	R: 0 E: 0 K: 2 S: 8	H: 1 LOB: 2 BB: 1 P: 12	R: 0 E: 0 K: 1 S: 6	H: 1 LOB: 1 BB: 0 P: 6	R: 1 E: 1 K: 1 S: 7	H: 2 LOB: 1 BB: 0 P: 7	R: 0 E: 0 K: 2 S: 7	H: 2 LOB: 2 BB: 0 P: 7	R: 0 E: 0 K: 1 S: 8	H: 1 LOB: 1 BB: 0 P: 8	R: 1 E: 0 K: 1 S: 7	H: 2 LOB: 1 BB: 0 P: 7	R: 0 E: 1 K: 0 S: 4	H: 1 LOB: 1 BB: 0 P: 4	R: 1 E: 1 K: 1 S: 7	H: 2 LOB: 1 BB: 0 P: 7	1B: 10 2B: 3 3B: 0 HR: 1	SF: 0 SAC: 0 DP: 0 HBP: 0	WP: 0 PB: 0 SB: 1 CS: 0	PA: 42
PITCHER	IP	WLS	BF	H	R	ER	SO	BB	IBB	HBP	BLK	WP	HR	S	P	ERA	WHIP					
Doug Drabek, R ERA: 3.88 (1, 1)	6.2	W	32	11	2	2	8	1	0	0	0	0	1	47	51	2.70	1.800					
Jeff Robinson, R ERA: 2.93 (7, 1)	1.1		5	1	0	0	1	0	0	0	0	0	0	7	7	0.00	0.750					
Jim Gott, R ERA: 3.49 (9, 1)	1.0		5	2	1	1	1	0	0	0	0	0	0	7	7	9.00	2.000					

Batter	1	2	3	4	5	6	7	8	9	AB	R	H	RBI	BB	SO	LOB	BOTTOM					
Barry Bonds, L OBP: 0.323, SLG: 0.482 (1, 7)										4	2	3	2	1	0	0	Chicago Cubs @ Pittsburgh Pirates Three Rivers Stadium, Pittsburgh, PA Thu Oct 01 1987, 7:05 PM EDT Att: 5,294 - Unknown livebaseballscores.com					
Jose Lind, R OBP: 0.365, SLG: 0.442 (1, 4)										5	1	1	0	0	1	3						
Andy Van Slyke, L OBP: 0.365, SLG: 0.506 (1, 8) Jim Gott, R OBP: 0.091, SLG: 0.364 (9, 1)										3	3	2	2	2	0	0						
Darnell Coles, R OBP: 0.292, SLG: 0.363 (1, 5)										4	1	1	1	1	1	3						
Sid Bream, L OBP: 0.334, SLG: 0.407 (1, 3)										5	1	2	3	0	1	3						
R.J. Reynolds, S OBP: 0.319, SLG: 0.396 (1, 9)										5	1	2	1	0	2	1						
Michael LaValliere, L OBP: 0.381, SLG: 0.399 (1, 2)										4	0	2	1	0	0	1						
Felix Fermin, R OBP: 0.313, SLG: 0.258 (1, 6)										4	2	2	0	0	0	3						
Doug Drabek, R OBP: 0.159, SLG: 0.136 (1, 1) Jeff Robinson, R OBP: 0.136, SLG: 0.273 (7, 1) Tommy Gregg, L OBP: 0.500, SLG: 0.750 (6, PH) (9, 8)										3	0	0	1	0	1	2						
Inning Stats	R: 0 E: 0 K: 0 S: 3	H: 1 LOB: 2 BB: 2 P: 11	R: 2 E: 0 K: 0 S: 6	H: 3 LOB: 1 BB: 0 P: 6	R: 0 E: 0 K: 0 S: 3	H: 0 LOB: 0 BB: 0 P: 3	R: 0 E: 0 K: 1 S: 6	H: 1 LOB: 1 BB: 0 P: 6	R: 4 E: 0 K: 0 S: 7	H: 5 LOB: 1 BB: 1 P: 11	R: 0 E: 0 K: 1 S: 5	H: 0 LOB: 0 BB: 0 P: 5	R: 1 E: 0 K: 2 S: 8	H: 1 LOB: 0 BB: 0 P: 8	R: 5 E: 0 K: 2 S: 12	H: 5 LOB: 1 BB: 1 P: 16	R: 5 E: 0 K: 2 S: 12	H: 5 LOB: 1 BB: 1 P: 16	1B: 12 2B: 2 3B: 1 HR: 1	SF: 0 SAC: 0 DP: 2 HBP: 0	WP: 1 PB: 0 SB: 2 CS: 0	PA: 42
PITCHER	IP	WLS	BF	H	R	ER	SO	BB	IBB	HBP	BLK	WP	HR	S	P	ERA	WHIP					
Scott Sanderson, R ERA: 4.29 (1, 1)	4.1	L	23	8	6	6	1	3	0	0	0	0	0	22	34	12.46	2.538					
Mike Mason, L ERA: 5.73 (5, 1)	0.2		3	2	0	0	0	0	0	0	0	0	0	3	3	0.00	3.000					
Jay Ballew, R ERA: 7.07 (6, 1)	2.0		7	1	1	1	3	0	0	0	0	0	1	13	13	4.50	0.500					
Ed Lynch, R ERA: 5.38 (8, 1)	1.0		9	5	5	5	2	0	1	0	0	1	0	12	16	45.00	5.000					

Batter	1	2	3	4	5	6	7	8	9	AB	R	H	RBI	BB	SO	LOB	TOP										
Dave Martinez, L (1, 8) OBP: 0.372, SLG: 0.414 Bob Demier, R (7, PH) OBP: 0.379, SLG: 0.497	4-0 HR BB		0-0 23 CS 1B	4-0 BB			0-3 K		0-3 K	1	1	1	0	2	0	0											
Andra Dawson, R (1, 9) OBP: 0.327, SLG: 0.571	0-0 1-H HR		0-3 K	0-0 5-3			0-0 L6		0-3 K	5	1	1	2	0	2	3											
23 Ryne Sandberg, R (1, 4) OBP: 0.367, SLG: 0.442	0-0 6-3		4-0 2B 1-2 1B BB		0-0 6-3		4-0 1B BB			2	1	0	0	2	0	0											
Rafael Palmeiro, L (1, 3) OBP: 0.335, SLG: 0.528	1-0 CS HBP		0-0 1-3 1B 2B		0-0 1B		0-0 1-2 1B			3	1	3	0	0	0	0											
Jerry Mumphrey, S (1, 7) OBP: 0.400, SLG: 0.536 Brian Dayett, R (7, PH) OBP: 0.348, SLG: 0.452	0-3 K		0-0 2-H 3-H 1B		0-3 K		0-0 4-3			3	0	1	2	0	2	2											
Keith Moreland, R (1, 5) OBP: 0.310, SLG: 0.462		0-0 2B	0-0 P4		0-0 F9			0-0 5-3		4	0	1	0	0	0	2											
Jim Sundberg, R (1, 2) OBP: 0.306, SLG: 0.302 Luis Quinones, S (8, PH) OBP: 0.291, SLG: 0.280 Frank DiPino, L (8, 1) OBP: 0.500, SLG: 0.500		0-0 F9		0-0 5-3		0-0 F9		0-0 F8		3	0	0	0	0	0	1											
Mike Brumley, S (1, 6) OBP: 0.277, SLG: 0.297		0-0 F5		0-0 3B		0-3 K		0-0 4-3		4	0	1	0	0	1	1											
Les Lancaster, R (1, 1) OBP: 0.100, SLG: 0.102 Damon Berryhill, S (8, 2) OBP: 0.231, SLG: 0.174		0-3 K		0-0 P4		0-0 P4			0-0 F2	3	0	0	0	0	1	2											
Inning Stats	R: 2 E: 0 K: 1 S: 5	H: 1 BB: 1 P: 10	R: 0 E: 0 K: 1 S: 6	H: 1 LOB: 1 BB: 0 P: 6	R: 2 E: 0 K: 1 S: 7	H: 3 LOB: 1 BB: 1 P: 11	R: 0 E: 0 K: 0 S: 4	H: 1 LOB: 1 BB: 1 P: 8	R: 0 E: 0 K: 1 S: 6	H: 0 LOB: 0 BB: 0 P: 5	R: 0 E: 0 K: 1 S: 6	H: 1 LOB: 2 BB: 1 P: 10	R: 0 E: 0 K: 0 S: 3	H: 0 LOB: 0 BB: 0 P: 3	R: 0 E: 0 K: 2 S: 7	H: 0 LOB: 0 BB: 0 P: 7	1B: 4 2B: 3 3B: 1 HR: 1	SF: 0 SAC: 0 DP: 1 HBP: 1	WP: 0 PB: 0 SB: 0 CS: 2	PA: 38							
PITCHER	IP	WLS	BF	H	R	ER	SO	BB	IBB	HBP	BLK	WP	HR	S	P	ERA	WHIP										
Bob Sebra, R (1, 1) ERA: 4.42	3.0		15	5	4	4	3	2	0	1	0	0	1	18	27	12.00	2.333										
Randy St. Claire, R (4, 1) ERA: 4.03	3.0		12	2	0	0	2	1	0	0	0	0	0	15	19	0.00	1.000										
Joe Hesketh, L (7, 1) ERA: 3.14	0.2	W	1	0	0	0	1	1	0	0	0	0	0	5	9	0.00	3.000										
Jeff Parrett, R (7, 1) ERA: 3.94	0.1		1	0	0	0	0	0	0	0	0	0	0	1	1	0.00	0.000										
Tim Burke, R (8, 1) ERA: 1.15	2.0	S	6	0	0	0	2	0	0	0	0	0	0	10	10	0.00	0.000										

Chicago Cubs @ Montreal Expos
Olympic Stadium, Montreal, QB
Sat Oct 03 1987, 3:33 AM EDT
Att: 15,517 - Unknown

AB 33
R 4
H 8
RBI 4
BB 4
SO 8
LOB 13

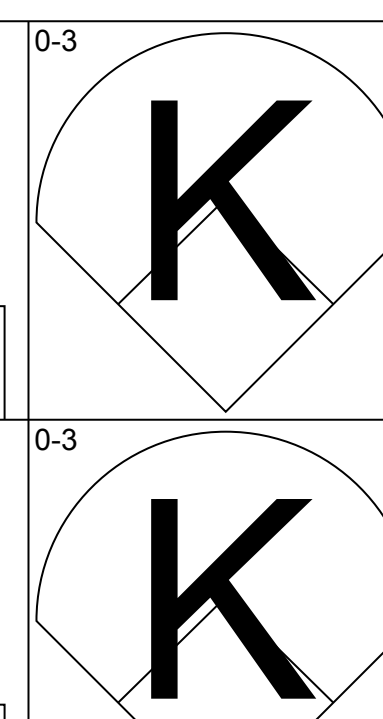
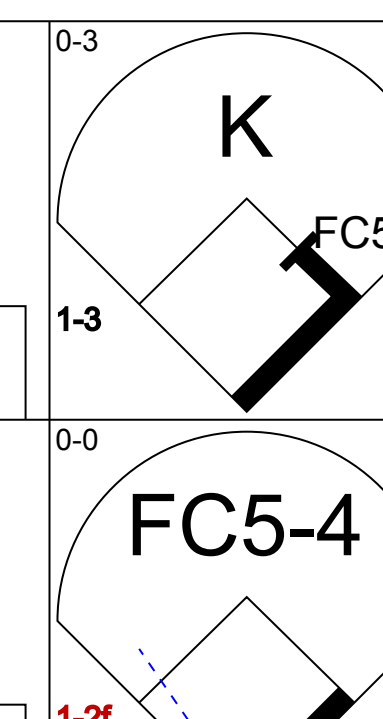
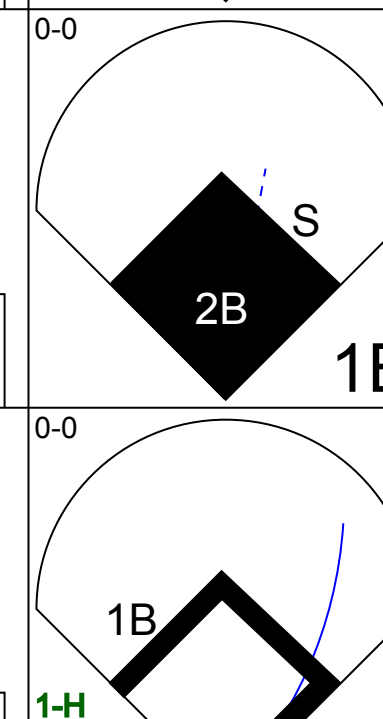

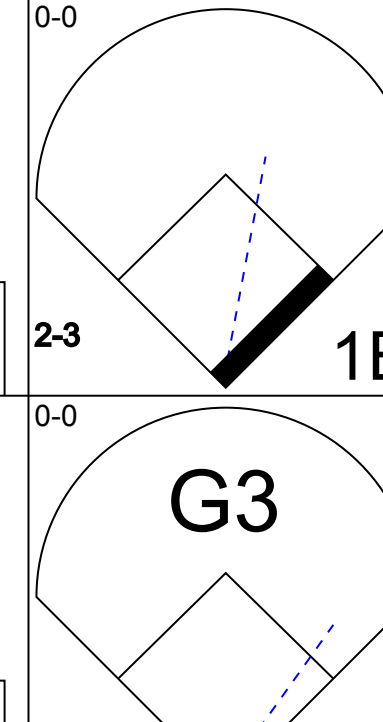


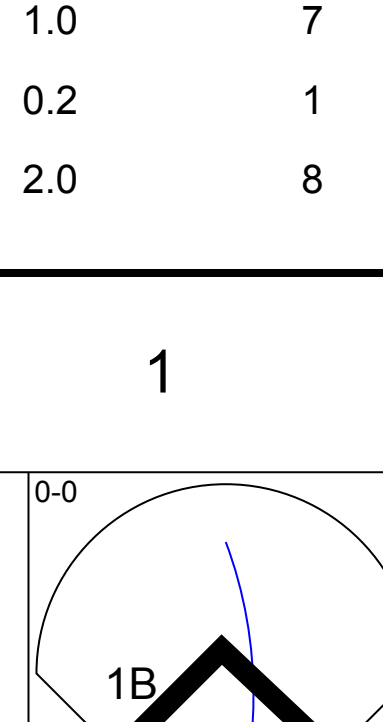
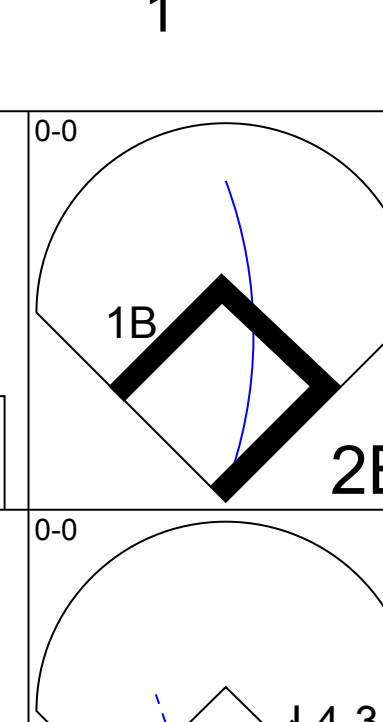
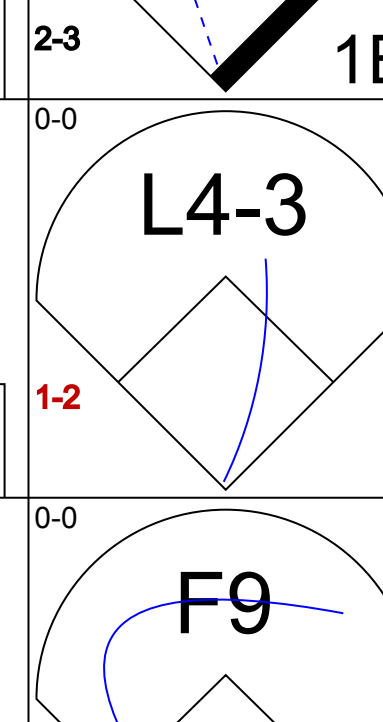




Batter	1	2	3	4	5	6	7	8	9	AB	R	H	RBI	BB	SO	LOB	BOTTOM										
Tim Raines, S (1, 7) OBP: 0.428, SLG: 0.525	0-0 1B 1B 1B	4-0 HBP BB		4-0 1B BB		0-0 F8		0-0 1-2 2-3 1B		3	1	2	0	2	0	0											
Casey Candaele, S (1, 9) OBP: 0.331, SLG: 0.348	0-0 1-2 1B	1-0 1-2 2-3 HBP		0-0 1-3 2-H 1B		0-0 G6-4-3		0-0 F7		4	1	2	1	0	0	3											
Hubie Brooks, R (1, 6) OBP: 0.302, SLG: 0.428	0-0 1-2 2-3 E 1B	0-0 P4		0-0 G6-4-3		0-0 4-3				4	1	1	0	0	0	4											
Tim Wallach, R (1, 5) OBP: 0.342, SLG: 0.513	0-0 F3	0-0 6-3			0-0 1B		0-0 HR			4	1	2	1	0	0	5											
Wallace Johnson, S (1, 3) OBP: 0.301, SLG: 0.345 Tim Burke, R (8, 1)	0-0 1-2 2-H 3-H 1B		0-0 G4-6-3 1B		0-0 F7		0-0 1-3			4	0	2	2	0	0	1											
Herm Winningham, L (1, 8) OBP: 0.305, SLG: 0.351	0-0 1-2 2-H E6		0-0 G4-6-3		0-0 F9		0-0 F8			4	0	0	0	0	0	3											
Tom Foley, L (1, 4) OBP: 0.322, SLG: 0.432 Mitch Webster, S (8, PH) OBP: 0.360, SLG: 0.434	0-0 F5		0-0 P4		0-0 F8		0-0 1B 2B			3	0	0	0	0	0	3											
Jeff Reed, L (1, 2) OBP: 0.254, SLG: 0.280 Dave Engle, R (8, PH) OBP: 0.281, SLG: 0.313 Mike Fitzgerald, R (9, 2) OBP: 0.338, SLG: 0.310	0-0 F8			0-0 SH2-4 1B		0-0 F7		0-0 F8		3	1	1	0	0	0	2											
Bob Sebra, R (1, 1) OBP: 0.189, SLG: 0.276 Randy St. Claire, R (4, 1) OBP: 0.335, SLG: 0.330 Jack Dawidowski, S (8, PH) OBP: 0.192, SLG: 0.200 Joe Hesketh, R (7, 1) OBP: 0.348, SLG: 0.452 Jeff Parrett, R (7, 1) OBP: 0.348, SLG: 0.452 Andres Calarraga, R (8, 3) OBP: 0.300, SLG: 0.400		0-0 HBP BB 1B		0-0 SH2-4 1B		0-0 1-3		4-0 1B BB		1	0	1	0	0	0	0											
Inning Stats	R: 3 E: 1 K: 0 S: 8	H: 4 LOB: 2 BB: 0 P: 8	R: 0 E: 0 K: 0 S: 3	H: 1 LOB: 2 BB: 1 P: 8	R: 0 E: 0 K: 0 S: 3	H: 1 LOB: 0 BB: 0 P: 3	R: 1 E: 0 K: 0 S: 4	H: 2 LOB: 1 BB: 1 P: 8	R: 0 E: 0 K: 0 S: 4	H: 1 LOB: 1 BB: 0 P: 4	R: 0 E: 0 K: 0 S: 3	H: 0 LOB: 0 BB: 0 P: 3	R: 1 E: 0 K: 0 S: 4	H: 1 LOB: 0 BB: 0 P: 4	R: 0 E: 0 K: 0 S: 5	H: 2 LOB: 3 BB: 1 P: 9	1B: 10 2B: 1 3B: 0 HR: 1	SF: 0 SAC: 1 DP: 2 HBP: 1	WP: 0 PB: 0 SB: 0 CS: 0	PA: 38							
PITCHER	IP	WLS	BF	H	R	ER	SO	BB	IBB	HBP	BLK	WP	HR	S	P	ERA	WHIP										
Les Lancaster, R (1, 1) ERA: 4.9	7.0	L	32	10	5	4	0	2	0	1	0	0	1	29	38	5.14	1.714										
Frank DiPino, L (8, 1) ERA: 3.0	1.0		6	2	0	0	0	1	0	0	0	0	0	5	9	0.00	3.000										

Chicago Cubs @ Montreal Expos
Olympic Stadium, Montreal, QB
Sat Oct 03 1987, 3:33 AM EDT
Att: 15,517 - Unknown


AB 33
R 5
H 12
RBI 4
BB 3
SO 0
LOB 22



Batter	1	2	3	4	5	6	7	8	9	AB	R	H	RBI	BB	SO	LOB	TOP										
Dave Martinez, L OBP: 0.372, SLG: 0.418 (1, 8)																	5										
Andra Dawson, R OBP: 0.328, SLG: 0.568 (1, 9)																	4										
23 Ryne Sandberg, R OBP: 0.367, SLG: 0.442 (1, 4)																	5										
Rafael Palmeiro, L OBP: 0.336, SLG: 0.543 (1, 3)																	5										
Jerry Mumphrey, S OBP: 0.400, SLG: 0.534 Bob Demier, R OBP: 0.379, SLG: 0.497 (1, 7)																	5										
Keith Moreland, R OBP: 0.305, SLG: 0.465 Wade Rowdon, R OBP: 0.294, SLG: 0.419 (1, 5)																	4										
Damon Berryhill, S OBP: 0.298, SLG: 0.214 (1, 2)																	5										
Mike Brumley, S OBP: 0.276, SLG: 0.288 (1, 6)																	3										
Jamie Moyer, L OBP: 0.294, SLG: 0.246 Rick Sutcliffe, L OBP: 0.213, SLG: 0.235 Frank DiPino, L OBP: 0.500, SLG: 0.500 Luis Quinones, S OBP: 0.288, SLG: 0.277 Lee Smith, R (8, 1)																	1										
Inning Stats	R: 1 E: 0 K: 2 S: 10	H: 3 LOB: 2 BB: 0 P: 10	R: 0 E: 0 K: 2 S: 8	H: 0 LOB: 2 BB: 1 P: 12	R: 1 E: 0 K: 1 S: 6	H: 1 LOB: 0 BB: 0 P: 6	R: 0 E: 0 K: 2 S: 7	H: 0 LOB: 0 BB: 0 P: 7	R: 1 E: 1 K: 0 S: 6	H: 2 LOB: 2 BB: 0 P: 6	R: 3 E: 0 K: 1 S: 8	H: 3 LOB: 1 BB: 1 P: 12	R: 1 E: 0 K: 1 S: 6	H: 2 LOB: 0 BB: 0 P: 6	R: 0 E: 0 K: 1 S: 5	H: 0 LOB: 1 BB: 1 P: 9	R: 0 E: 0 K: 0 S: 4	H: 1 LOB: 2 BB: 0 P: 4	1B: 8 2B: 1 3B: 1 HR: 2	SF: 0 SAC: 0 DP: 0 HBP: 0	WP: 1 PB: 0 SB: 2 CS: 1	PA: 43					
PITCHER	IP	WLS	BF	H	R	ER	SO	BB	IBB	HBP	BLK	WP	HR	S	P	ERA	WHIP										
Pascual Perez, R ERA: 2.3	5.0		24	6	3	2	7	1	0	0	0	1	1	37	41	3.60	1.400										
Jeff Parrett, R ERA: 4.21	0.1	L	3	1	2	2	0	1	0	0	0	0	0	2	6	54.00	6.000										
Andy McGaffigan, R ERA: 2.39	1.0		7	4	2	2	1	0	0	0	0	0	1	9	9	18.00	4.000										
Bob McClure, L ERA: 3.44	0.2		1	0	0	0	1	0	0	0	0	0	0	3	3	0.00	0.000										
Jay Tibbs, R ERA: 4.99	2.0		8	1	0	0	1	1	0	0	0	0	0	9	13	0.00	1.000										
Batter	1	2	3	4	5	6	7	8	9	AB	R	H	RBI	BB	SO	LOB	BOTTOM										
Tim Raines, S OBP: 0.429, SLG: 0.526 (1, 7)																	4										
Mitch Webster, S OBP: 0.361, SLG: 0.435 (1, 9)																	5										
Hubie Brooks, R OBP: 0.301, SLG: 0.426 (1, 6)																	5										
Tim Wallach, R OBP: 0.343, SLG: 0.514 (1, 5)																	4										
Andres Galarraga, R OBP: 0.361, SLG: 0.499 (1, 3)																	3										
Reid Nichols, R OBP: 0.329, SLG: 0.429 Andy McGaffigan, R Bob McClure, R Dave Engle, R OBP: 0.278, SLG: 0.310 Jay Tibbs, R OBP: 0.214, SLG: 0.160 (1, 4)																	3										
Vance Law, R OBP: 0.347, SLG: 0.422 Casey Candaele, S OBP: 0.330, SLG: 0.347 (8, 4)																	3										
Mike Fitzgerald, R OBP: 0.338, SLG: 0.310 Wallace Johnson, S OBP: 0.298, SLG: 0.341 Jeff Reed, L OBP: 0.254, SLG: 0.280 (1, 2)																	3										
Pascual Perez, R OBP: 0.042, SLG: 0.042 Luis Rivera, R OBP: 0.182, SLG: 0.219 Jeff Parrett, R Herm Winningham, L OBP: 0.304, SLG: 0.349 (6, 8)																	1										
Inning Stats	R: 0 E: 0 K: 0 S: 4	H: 2 LOB: 1 BB: 0 P: 4	R: 0 E: 0 K: 0 S: 4	H: 2 LOB: 1 BB: 0 P: 4	R: 0 E: 0 K: 2 S: 8	H: 1 LOB: 1 BB: 0 P: 8	R: 0 E: 0 K: 0 S: 4	H: 1 LOB: 1 BB: 0 P: 4	R: 3 E: 1 K: 0 S: 7	H: 3 LOB: 2 BB: 1 P: 11	R: 0 E: 0 K: 1 S: 5	H: 0 LOB: 0 BB: 0 P: 5	R: 2 E: 1 K: 0 S: 5	H: 1 LOB: 1 BB: 1 P: 9	R: 0 E: 0 K: 2 S: 7	H: 0 LOB: 0 BB: 0 P: 7	R: 0 E: 0 K: 1 S: 5	H: 0 LOB: 0 BB: 0 P: 5	1B: 7 2B: 5 3B: 0 HR: 0	SF: 0 SAC: 0 DP: 2 HBP: 0	WP: 1 PB: 0 SB: 0 CS: 0	PA: 39					
PITCHER	IP	WLS	BF	H	R	ER	SO	BB	IBB	HBP	BLK	WP	HR	S	P	ERA	WHIP										
Jamie Moyer, L ERA: 5.1	5.0	W	24	9	3	0	2	1	0	0	0	1	0	27	31	0.00	1.800										
Frank DiPino, L ERA: 3.15	2.0		9	1	2	2	1	1	0	0	0	1	0	10	14	9.00	1.000										
Lee Smith, R ERA: 3.12	2.0	S	6	0	0	0	3	0	0	0	0	0	0	12	12	0.00	0.000										

Chicago Cubs @ Montreal Expos
Olympic Stadium, Montreal, QB
Sun Oct 04 1987, 3:33 AM EDT
Att: 29,487 - Unknown

AB 40
R 7
H 12
RBI 7
BB 3
SO 10
LOB 21



Chicago Cubs @ Montreal Expos
Olympic Stadium, Montreal, QB
Sun Oct 04 1987, 3:33 AM EDT
Att: 29,487 - Unknown

AB 37
R 5
H 10
RBI 4
BB 2
SO 6
LOB 21

