

Chicago Cubs - 1988

Batter	1	2	3	4	5	6	7	8	9	AB	R	H	RBI	BB	SO	LOB	TOP								
Shawon Dunston, R OBP: 0.400, SLG: 1.000	1-1 4-3		1-3 K			1-0 G1-6-3 1B	0-0 F9		1-1 HR	5	1	2	1	0	1	2									
23 Ryne Sandberg, R (1, 4)	2-2 F6			1-0 G3		1-1 G1-6-3 1-2		1-2 F8	1-2 L4	5	0	0	0	0	0	1									
Andre Dawson, R OBP: 0.400, SLG: 0.700	1-2 4-3			1-1 6-3		1-1 2B		3-2 1B 2B		4	1	2	0	0	0	0									
Jody Davis, R OBP: 0.200, SLG: 0.500		1-0 5-3 1B		2-2 1-3		0-0 F8		3-3 K		4	0	1	0	0	1	2									
Manny Trillo, R Leon Durham, L OBP: 0.571, SLG: 1.000	2-1 5-3 1-2				3-2 F8		0-0 F7	4-0 1B IBB		3	0	0	0	0	0	1									
Vance Law, R OBP: 0.400, SLG: 0.600	1-0 5-3			2-1 2B		2-1 2B	2-1 BLK 1B	1-0 1-3 2-H 1B		4	1	3	1	0	0	1									
Rafael Palmeiro, L OBP: 0.400, SLG: 0.444	0-1 4-3			0-1 F6		4-0 1B 1-2	2-0 F5			3	0	0	0	1	0	4									
Dave Martinez, L OBP: 0.455, SLG: 0.500		2-2 4-3		2-2 IBB		4-0 1B 2-H		1-2 F5		3	0	1	1	1	0	0									
Greg Maddux, R (1, 1)			0-0 4-3		1-3 K		1-1 4-3		0-0 6-3	4	0	0	0	0	1	4									
Inning Stats	R: 0 E: 0 K: 0 S: 9	H: 0 LOB: 0 BB: 0 P: 13	R: 0 E: 0 K: 0 S: 6	H: 1 LOB: 1 BB: 0 P: 10	R: 0 E: 0 K: 1 S: 10	H: 0 LOB: 0 BB: 0 P: 13	R: 0 E: 0 K: 0 S: 7	H: 0 LOB: 0 BB: 0 P: 11	R: 0 E: 0 K: 1 S: 12	H: 1 LOB: 2 BB: 1 P: 22	R: 0 E: 0 K: 0 S: 6	H: 2 LOB: 1 BB: 0 P: 9	R: 1 E: 0 K: 0 S: 11	H: 2 LOB: 2 BB: 1 P: 19	R: 1 E: 0 K: 0 S: 11	H: 2 LOB: 2 BB: 1 P: 25	R: 1 E: 0 K: 0 S: 9	H: 1 LOB: 0 BB: 0 P: 12	1B: 5 2B: 3 3B: 0 HR: 1	SF: 0 SAC: 0 DP: 1 HBP: 0	WP: 0 PB: 0 SB: 0 CS: 0	PA: 38			
PITCHER	IP WLS BF H R ER SO BB IBB HBP BLK WP HR S P ERA WHIP	7.0 L 28 6 1 1 2 1 1 0 0 0 0 1 61 97 1.29 1.000	2.0 10 3 2 2 1 0 1 0 0 0 0 1 20 37 9.00 1.500																						

Chicago Cubs @ Atlanta Braves
Atlanta-Fulton County Stadium, Atlanta, GA
Wed Apr 06 1988, 3:33 AM EDT
Att: 6,122 - Cloudy - 55 F

AB 35
R 3
H 9
RBI 3
BB 3
SO 3
LOB 15



Batter	1	2	3	4	5	6	7	8	9	AB	R	H	RBI	BB	SO	LOB	BOTTOM								
Dion James, L OBP: 0.273, SLG: 0.300	1-3 K		2-2 4-3			3-2 4-3	1-2 F7			4	0	0	0	0	1	2									
Damaso Garcia, R OBP: 0.304, SLG: 0.455	1-1 L5-3 1B			1-0 4-3		0-0 F5		1-0 4-3		4	0	1	0	0	0	0									
Gerald Perry, L OBP: 0.300, SLG: 0.500	0-0 L5-3 1-2			4-1 S BB		4-2 S BB		1-0 4-3		2	0	0	0	2	0	1									
Dale Murphy, R OBP: 0.400, SLG: 0.143		3-3 K		3-2 F8		4-1 1-2 BB		0-1 L7		3	0	0	0	1	1	1									
Ken Griffey, L OBP: 0.286, SLG: 0.333	1-2 6-3			4-0 FC5-4 IBB		3-2 4-3		1-2 L8		3	0	0	0	1	0	2									
Ozzie Virgil, R OBP: 0.344, SLG: 0.750		4-2 BB		0-0 FC5-4			3-2 1B SH1-4 FC1-2 1B		4-2 BB	2	0	1	0	1	0	2									
Terry Blocker, L (7, PR)										0	0	0	0	0	0	0									
Charlie Puleo, R (8, PH)										0	0	0	0	0	0	0									
Albert Hall, S OBP: 1.000, SLG: 1.000										0	0	0	0	1	0	0									
Ken Oberkfell, L OBP: 0.222, SLG: 0.500	1-2 G3			1-0 G3		0-0 SH1-4		2-2 F9		3	0	0	0	0	0	2									
Andres Thomas, R OBP: 0.300, SLG: 0.556			3-1 F6		2-2 6-3		0-2 FC1-2 1B		0-3 K	4	0	1	0	0	1	1									
Zane Smith, L Ted Simmons, S (7, PH)			0-0 1-3		0-1 6-3		0-0 FC1-2 1-2 3-H			2	0	0	0	0	0	0									
Inning Stats	R: 0 E: 0 K: 1 S: 6	H: 1 LOB: 0 BB: 0 P: 8	R: 0 E: 0 K: 1 S: 12	H: 0 LOB: 1 BB: 1 P: 21	R: 0 E: 0 K: 0 S: 7	H: 0 LOB: 0 BB: 0 P: 12	R: 0 E: 0 K: 0 S: 8	H: 0 LOB: 2 BB: 2 P: 19	R: 0 E: 0 K: 0 S: 9	H: 0 LOB: 0 BB: 0 P: 12	R: 0 E: 0 K: 0 S: 16	H: 0 LOB: 2 BB: 2 P: 29	R: 0 E: 0 K: 0 S: 11	H: 2 LOB: 2 BB: 0 P: 15	R: 0 E: 0 K: 0 S: 4	H: 0 LOB: 0 BB: 0 P: 6	R: 0 E: 0 K: 1 S: 14	H: 0 LOB: 1 BB: 1 P: 21	1B: 3 2B: 1 3B: 0 HR: 0	SF: 0 SAC: 1 DP: 1 HBP: 0	WP: 0 PB: 0 SB: 2 CS: 0	PA: 35			
PITCHER	IP WLS BF H R ER SO BB IBB HBP BLK WP HR S P ERA WHIP	9.0 W 35 3 0 0 3 5 1 0 0 0 0 87 143 0.00 0.889																							

Chicago Cubs @ Atlanta Braves
Atlanta-Fulton County Stadium, Atlanta, GA
Wed Apr 06 1988, 3:33 AM EDT
Att: 6,122 - Cloudy - 55 F


AB 28
R 0
H 3
RBI 0
BB 6
SO 3
LOB 13




Batter	1	2	3	4	5	6	7	8	9	AB	R	H	RBI	BB	SO	LOB	TOP											
Dave Martinez, L OBP: 0.563, SLG: 0.800	2-1 CS 1B	1-0 HR		2-1 BB 1B		1-0 1-3			1-1 G6-4-3 1B	5	1	4	4	0	0	0	Chicago Cubs @ Montreal Expos Olympic Stadium, Montreal, QB Fri Apr 08 1988, 7:05 PM EDT Att: 12,133 - Dome - 70 F											
23 Ryne Sandberg, R (1.4)	1-0 6-3	4-0 BLK BB		4-0 BB		0-3 K			2-1 G6-4-3 1B	3	0	0	0	2	1	2												
Andre Dawson, R OBP: 0.333, SLG: 0.500	0-2 F7	3-1 HBP		1-2 F8			0-1 6-3		1-0 6-3	4	0	0	0	0	0	2												
Leon Durham, L OBP: 0.364, SLG: 0.556				2-2 4-3			1-3 K			4	0	0	0	0	2	4												
Rafael Palmeiro, L OBP: 0.500, SLG: 0.667		4-1 1B FC5-2 BB	1-2 F9 SH1-3 2B		0-1 F9		2-2 2B			3	1	2	0	1	0	0												
Vance Law, R OBP: 0.357, SLG: 0.500		2-0 FC5-2 BB 1B	0-2 F9		0-0 6-3		2-1 F7			4	1	1	0	0	0	2												
Jim Sundberg, R OBP: 0.667, SLG: 0.667		2-1 BB FC5-2 HR 1B	0-0 SH1-3		0-2 1B			1-3 K		3	1	2	1	0	1	0												
Shawon Dunston, R OBP: 0.286, SLG: 0.714		1-0 FC5-2 BB HR	0-2 F9		0-0 F9			1-0 F8		4	1	0	0	0	0	4												
Jamie Moyer, L (1.1)		4-2 HR BB			0-0 4-3		3-3 K		1-2 6-3	2	1	0	1	1	1	0												
Les Lancaster, R (7.1)										1	0	0	0	0	0	0												
Rich Gossage, R (9.1)										0	0	0	0	0	0	0												
Inning Stats	R: 0 E: 0 K: 0 S: 6	H: 1 LOB: 0 BB: 0 P: 9	R: 5 E: 0 K: 1 S: 14	H: 3 LOB: 2 BB: 3 P: 39	R: 1 E: 0 K: 0 S: 12	H: 1 LOB: 0 BB: 1 P: 13	R: 0 E: 0 K: 0 S: 9	H: 1 LOB: 2 BB: 1 P: 18	R: 0 E: 0 K: 2 S: 7	H: 0 LOB: 0 BB: 0 P: 11	R: 0 E: 0 K: 1 S: 10	H: 1 LOB: 1 BB: 0 P: 15	R: 0 E: 0 K: 1 S: 7	H: 0 LOB: 0 BB: 0 P: 10	R: 0 E: 0 K: 0 S: 6	H: 1 LOB: 0 BB: 0 P: 9	1B: 6 2B: 2 3B: 0 HR: 1	SF: 0 SAC: 1 DP: 1 HBP: 1	WP: 0 PA: 39 PB: 0 SB: 0 CS: 1									
PITCHER	IP	WLS	BF	H	R	ER	SO	BB	IBB	HBP	BLK	WP	HR	S	P	ERA	WHIP											
Floyd Youmans, R ERA: 10.8	(1.1)	5.0	L	26	7	6	6	1	4	0	1	1	0	1	48	86	10.80	2.200										
Randy St. Claire, R ERA: 4.5	(6.1)	2.0		7	1	0	0	3	0	0	0	0	0	0	17	26	0.00	0.500										
Jeff Parrett, R ERA: 1.93	(8.1)	2.0		6	1	0	0	1	0	0	0	0	0	0	13	19	0.00	0.500										

Batter	1	2	3	4	5	6	7	8	9	AB	R	H	RBI	BB	SO	LOB	BOTTOM											
Tim Raines, S OBP: 0.300, SLG: 0.474	1-0 PB E 1B				3-2 F9		3-1 HR		0-1 BB 1B	5	2	3	2	0	1	0	Chicago Cubs @ Montreal Expos Olympic Stadium, Montreal, QB Fri Apr 08 1988, 7:05 PM EDT Att: 12,133 - Dome - 70 F											
Mitch Webster, S OBP: 0.579, SLG: 0.824	3-2 E5 FC4-6 1B		3-2 F8		3-2 F8		0-0 F9		4-2 BB 1B	4	0	0	0	1	0	1												
Hubie Brooks, R OBP: 0.263, SLG: 0.474	2-1 FC4-6 1B		3-1 6-3			1-0 F9	2-0 P4		1-0 F7	5	0	1	1	0	0	3												
Tim Wallach, R OBP: 0.235, SLG: 0.235	1-2 FC4-6 BB		2-0 6-3			0-0 F9		2-1 F9		4	0	0	0	0	0	2												
Andres Galarraga, R OBP: 0.353, SLG: 0.600	1-0 F9			0-0 6-3		1-2 HR		2-2 6-3		4	1	1	1	0	0	2												
Mike Fitzgerald, R OBP: 0.556, SLG: 0.200	4-1 BB			4-1 FC6-4 BB		0-1 HR		1-2 6-3		2	0	1	0	2	0	0												
Luis Rivera, R OBP: 0.313, SLG: 0.333	1-0 F7			3-2 F7		0-0 L6			1-3 K	3	0	0	0	0	0	5												
Tom Foley, L (9. PH)										1	0	0	0	0	1	0												
Casey Candaele, S OBP: 0.385, SLG: 0.300		1-0 6-3		1-0 FC6-4		4-2 FC6-4 BB		4-2 BB 1B BB		2	0	0	0	2	0	1												
Floyd Youmans, R (1.1)										1	0	0	0	0	1	0												
Herm Winningham, L (5. PH)										1	0	0	0	0	0	0												
Randy St. Claire, R (6.1)										0	0	0	0	0	0	0												
Dave Engle, R (7. PH)										1	1	0	0	0	0	1												
Jeff Parrett, R (8.1)										0	0	0	0	0	0	0												
Wallace Johnson, S (9. PH)										1	0	0	0	0	0	1												
Inning Stats	R: 1 E: 1 K: 0 S: 13	H: 2 LOB: 3 BB: 1 P: 26	R: 0 E: 0 K: 2 S: 8	H: 0 LOB: 0 BB: 0 P: 13	R: 0 E: 0 K: 0 S: 7	H: 0 LOB: 0 BB: 1 P: 15	R: 0 E: 0 K: 0 S: 6	H: 0 LOB: 1 BB: 1 P: 14	R: 0 E: 0 K: 0 S: 8	H: 0 LOB: 0 BB: 0 P: 15	R: 1 E: 0 K: 0 S: 8	H: 2 LOB: 1 BB: 0 P: 10	R: 2 E: 0 K: 0 S: 9	H: 1 LOB: 0 BB: 1 P: 18	R: 0 E: 0 K: 0 S: 10	H: 0 LOB: 0 BB: 0 P: 15	R: 0 E: 0 K: 1 S: 14	H: 1 LOB: 3 BB: 2 P: 27	1B: 4 2B: 0 3B: 0 HR: 2	SF: 0 SAC: 0 DP: 0 HBP: 0	WP: 0 PA: 39 PB: 1 SB: 0 CS: 0							
PITCHER	IP	WLS	BF	H	R	ER	SO	BB	IBB	HBP	BLK	WP	HR	S	P	ERA	WHIP											
Jamie Moyer, L ERA: 5.4	(1.1)	6.2	W	29	5	4	4	2	3	0	0	0	0	0	58	108	5.40	1.200										
Les Lancaster, R ERA:	(7.1)	1.1		4	0	0	0	0	0	0	0	0	0	0	11	18	0.00	0.000										
Rich Gossage, R ERA:	(9.1)	1.0	S	6	1	0	0	1	2	0	0	0	0	0	14	27	0.00	3.000										

AB 33
R 6
H 9
RBI 6
BB 4
SO 5
LOB 14




AB 34
R 4
H 6
RBI 4
BB 5
SO 3
LOB 16



Batter	1	2	3	4	5	6	7	8	9	AB	R	H	RBI	BB	SO	LOB	TOP								
Dave Martinez, L OBP: 0.476, SLG: 0.650 (1, 8)	5-3		1-3		E3		6-3		23 2B	5	2	1	0	0	0	0									
23 Ryne Sandberg, R OBP: 0.296, SLG: 0.389 (1, 4)	G3		F8		HR		1B		2B	5	2	3	3	0	0	0									
Andre Dawson, R OBP: 0.400, SLG: 0.632 (1, 9)	3B				F2		1B		F2	5	0	3	0	0	0	1									
Leon Durham, L OBP: 0.313, SLG: 0.385 (1, 3)	F9				F8		K		K	4	1	0	0	1	2	5									
Rafael Palmeiro, L OBP: 0.421, SLG: 0.588 (1, 7)		6-3			FC6-4		F9		1B	5	1	1	1	0	0	4									
Jody Davis, R OBP: 0.467, SLG: 0.583 (1, 2)					FC5-4		1B		1B	2	0	2	1	3	0	0									
Vance Law, R OBP: 0.316, SLG: 0.421 (1, 5)					FC5-4		G3		L4	5	0	1	0	0	0	6									
Shawon Dunston, R OBP: 0.263, SLG: 0.579 (1, 6)									F9	5	0	1	1	0	2	5									
Calvin Schiraldi, R Al Nipper, R Jerry Mumphrey, S Drew Hall, L Mike Bielecki, R Manny Trillo, R Frank DiPino, L (1, 1) (5, 1) (6, PH) (6, 1) (6, 1) (6, PH) (8, 1)					F9		6-3		FC6-4	2	0	0	0	0	0	0									
Inning Stats	R: 0 E: 0 K: 0 S: 12	H: 1 LOB: 1 BB: 0 P: 18	R: 0 E: 1 K: 0 S: 11	H: 0 LOB: 1 BB: 1 P: 17	R: 0 E: 0 K: 0 S: 6	H: 0 LOB: 0 BB: 0 P: 9	R: 0 E: 0 K: 0 S: 7	H: 1 LOB: 2 BB: 1 P: 15	R: 2 E: 1 K: 1 S: 8	H: 1 LOB: 0 BB: 0 P: 13	R: 1 E: 0 K: 0 S: 12	H: 2 LOB: 2 BB: 1 P: 22	R: 0 E: 0 K: 0 S: 15	H: 2 LOB: 2 BB: 0 P: 22	R: 0 E: 0 K: 0 S: 4	H: 0 LOB: 1 BB: 1 P: 8	R: 3 E: 0 K: 2 S: 17	H: 5 LOB: 2 BB: 0 P: 27	1B: 8 2B: 2 3B: 1 HR: 1	SF: 0 SAC: 0 DP: 1 HBP: 0	WP: 0 PB: 0 SB: 0 CS: 0	PA: 44			
PITCHER	IP	WLS	BF	H	R	ER	SO	BB	IBB	HBP	BLK	WP	HR	S	P	ERA	WHIP								
Dennis Martinez, R ERA: 5.73 (1, 1)	5.0	W	22	3	3	1	1	3	0	0	0	0	1	44	76	1.80	1.200								
Andy McGaffigan, R ERA: 5.68 (6, 1)	3.2		20	8	3	3	2	1	0	0	0	0	0	41	65	7.36	2.455								
Tim Burke, R ERA: (9, 1)	0.1		2	1	0	0	1	0	0	0	0	0	0	7	10	0.00	3.000								

Chicago Cubs @ Montreal Expos
Olympic Stadium, Montreal, QB
Sat Apr 09 1988, 7:05 PM EDT
Att: 11,806 - Dome - 70 F


AB	40
R	6
H	12
RBI	6
BB	4
SO	4
LOB	24



Batter	1	2	3	4	5	6	7	8	9	AB	R	H	RBI	BB	SO	LOB	BOTTOM								
Tim Raines, S OBP: 0.320, SLG: 0.435 (1, 7)	F8	G4-6-3			FC3-6		1B			4	2	1	1	1	0	4									
Mitch Webster, S OBP: 0.625, SLG: 0.810 (1, 8)	P6				HR		1B		1B	4	2	3	2	1	0	0									
Hubie Brooks, R OBP: 0.292, SLG: 0.625 (1, 9)	K				6-3		HR		F7	5	1	2	4	0	1	3									
Tim Wallach, R OBP: 0.273, SLG: 0.381 (1, 5)					5-3		F3		5-3	4	1	1	1	1	0	2									
Andres Galarraga, R OBP: 0.318, SLG: 0.500 (1, 3)					K		5-3		K	5	1	1	0	0	3	2									
Jeff Reed, L OBP: 0.538, SLG: 0.400 (1, 2)					P4		PB		K	2	1	0	0	3	1	0									
Tom Foley, L OBP: 0.111, SLG: 0.111 (1, 6)					G3		K		1B	4	1	1	1	0	1	4									
Casey Candaele, S OBP: 0.353, SLG: 0.231 (1, 4)					3-1		4-3		G3	3	0	0	0	1	0	1									
Dennis Martinez, R OBP: 0.750, SLG: 0.667 Andy McGaffigan, R Tim Burke, R (1, 1) (6, 1) (9, 1)					G4-6-3		FC3-6		1B	1	0	1	1	1	0	0									
Inning Stats	R: 0 E: 0 K: 1 S: 6	H: 0 LOB: 0 BB: 0 P: 7	R: 2 E: 0 K: 0 S: 12	H: 3 LOB: 2 BB: 2 P: 25	R: 0 E: 0 K: 1 S: 7	H: 1 LOB: 1 BB: 0 P: 18	R: 0 E: 0 K: 0 S: 7	H: 0 LOB: 0 BB: 0 P: 11	R: 3 E: 2 K: 1 S: 17	H: 2 LOB: 2 BB: 3 P: 33	R: 2 E: 0 K: 1 S: 15	H: 1 LOB: 1 BB: 2 P: 29	R: 3 E: 0 K: 1 S: 17	H: 3 LOB: 2 BB: 2 P: 32	R: 0 E: 0 K: 2 S: 12	H: 0 LOB: 0 BB: 0 P: 17	R: 0 E: 0 K: 2 S: 12	H: 0 LOB: 0 BB: 0 P: 17	1B: 7 2B: 1 3B: 0 HR: 2	SF: 0 SAC: 0 DP: 1 HBP: 0	WP: 0 PB: 1 SB: 3 CS: 0	PA: 42			
PITCHER	IP	WLS	BF	H	R	ER	SO	BB	IBB	HBP	BLK	WP	HR	S	P	ERA	WHIP								
Calvin Schiraldi, R ERA: 10.38 Al Nipper, R Drew Hall, L Mike Bielecki, R Frank DiPino, L (1, 1) (5, 1) (6, 1) (6, 1) (8, 1)	4.1	L	21	6	5	5	2	2	0	0	0	0	0	9	19	10.38	1.846								
	0.2		4	0	0	0	1	2	0	0	0	0	0	10	22	27.00	3.000								
	0.2		4	0	2	2	1	2	0	0	0	0	0	10	22	27.00	3.000								
	1.1		10	4	3	3	1	2	0	0	0	0	0	22	39	20.25	4.500								
	1.0		3	0	0	0	2	0	0	0	0	0	0	12	17	0.00	0.000								

Chicago Cubs @ Montreal Expos
Olympic Stadium, Montreal, QB
Sat Apr 09 1988, 7:05 PM EDT
Att: 11,806 - Dome - 70 F

AB	33
R	10
H	10
RBI	10
BB	9
SO	7
LOB	16



Batter	1	2	3	4	5	6	7	8	9	AB	R	H	RBI	BB	SO	LOB	TOP				
Dave Martinez, L (1, 8) OBP: 0.375, SLG: 0.581	F7		E9		F7		23 BLK 3B		K	5	1	1	3	0	1	1					
23 Ryne Sandberg, R (1, 4) OBP: 0.291, SLG: 0.429	G5-3		K			G3 1B	G6-3		L6	5	0	1	0	0	1	1					
Andre Dawson, R (1, 9)					F9 G4-3 CS 1B				F8	5	0	3	0	0	0	1					
Leon Durham, L (1, 3) OBP: 0.333, SLG: 0.429					G4-3				F8	4	0	1	0	0	0	3					
Rafael Palmeiro, L (1, 7) OBP: 0.407, SLG: 0.478	F9								G4-3 WP BLK 1B	3	1	1	0	1	0	2					
Jody Davis, R (1, 2) OBP: 0.435, SLG: 0.550	F8				F9				G4-3	4	0	1	0	0	0	4					
Vance Law, R (1, 5) OBP: 0.286, SLG: 0.357	CS		G6-3		CS		G5-3		K	4	1	1	0	0	1	0					
Shawon Dunston, R (1, 6) OBP: 0.321, SLG: 0.607			K				G1-3		WP	4	1	2	0	0	1	0					
Greg Maddux, R (1, 1) OBP: 0.250, SLG: 0.375			E 1B						K	4	2	2	0	0	1	4					
Inning Stats	R: 0 E: 0 K: 0 S: 6	H: 1 LOB: 1 BB: 0 P: 9	R: 0 E: 0 K: 0 S: 11	H: 1 LOB: 0 BB: 0 P: 19	R: 1 E: 1 K: 2 S: 10	H: 1 LOB: 0 BB: 0 P: 12	R: 0 E: 0 K: 0 S: 11	H: 1 LOB: 1 BB: 1 P: 20	R: 0 E: 0 K: 0 S: 8	H: 1 LOB: 1 BB: 0 P: 10	R: 0 E: 0 K: 0 S: 6	H: 1 LOB: 1 BB: 0 P: 8	R: 4 E: 0 K: 0 S: 11	H: 5 LOB: 1 BB: 0 P: 17	R: 1 E: 0 K: 2 S: 19	H: 2 LOB: 1 BB: 0 P: 26	R: 0 E: 0 K: 1 S: 7	H: 0 LOB: 0 BB: 0 P: 11	1B: 10 2B: 2 3B: 1 HR: 0	SF: 0 SAC: 0 DP: 0 HBP: 0	WP: 2 PA: 41
PITCHER	IP WLS BF H R ER SO BB IBB HBP BLK WP HR S P ERA WHIP	IP WLS BF H R ER SO BB IBB HBP BLK WP HR S P ERA WHIP	IP WLS BF H R ER SO BB IBB HBP BLK WP HR S P ERA WHIP	IP WLS BF H R ER SO BB IBB HBP BLK WP HR S P ERA WHIP	IP WLS BF H R ER SO BB IBB HBP BLK WP HR S P ERA WHIP	IP WLS BF H R ER SO BB IBB HBP BLK WP HR S P ERA WHIP	IP WLS BF H R ER SO BB IBB HBP BLK WP HR S P ERA WHIP	IP WLS BF H R ER SO BB IBB HBP BLK WP HR S P ERA WHIP	IP WLS BF H R ER SO BB IBB HBP BLK WP HR S P ERA WHIP	IP WLS BF H R ER SO BB IBB HBP BLK WP HR S P ERA WHIP	IP WLS BF H R ER SO BB IBB HBP BLK WP HR S P ERA WHIP	IP WLS BF H R ER SO BB IBB HBP BLK WP HR S P ERA WHIP	IP WLS BF H R ER SO BB IBB HBP BLK WP HR S P ERA WHIP	IP WLS BF H R ER SO BB IBB HBP BLK WP HR S P ERA WHIP	IP WLS BF H R ER SO BB IBB HBP BLK WP HR S P ERA WHIP	IP WLS BF H R ER SO BB IBB HBP BLK WP HR S P ERA WHIP	IP WLS BF H R ER SO BB IBB HBP BLK WP HR S P ERA WHIP	IP WLS BF H R ER SO BB IBB HBP BLK WP HR S P ERA WHIP	IP WLS BF H R ER SO BB IBB HBP BLK WP HR S P ERA WHIP	IP WLS BF H R ER SO BB IBB HBP BLK WP HR S P ERA WHIP	IP WLS BF H R ER SO BB IBB HBP BLK WP HR S P ERA WHIP

Chicago Cubs @ St. Louis Cardinals
 Busch Stadium, St. Louis, MO
 Mon Apr 11 1988, 7:05 PM CDT
 Att: 32,275 - Unknown - 45 F

AB 38
 R 6
 H 13
 RBI 3
 BB 1
 SO 5
 LOB 16



Batter	1	2	3	4	5	6	7	8	9	AB	R	H	RBI	BB	SO	LOB	BOTTOM				
Vince Coleman, S (1, 7) OBP: 0.138, SLG: 0.250	L6		E4 BLK		L5				L8	4	0	0	0	0	0	1					
Ozzie Smith, S (1, 6) OBP: 0.250, SLG: 0.217 Larry McWilliams, L (9, 1)	G1-3		G6-3			G4-3			G3-1	4	0	0	0	0	0	1					
Tom Herr, S (1, 4) OBP: 0.333, SLG: 0.182					F7				P7	3	0	1	0	1	0	0					
Bob Horner, R (1, 3) OBP: 0.407, SLG: 0.455										4	1	2	0	0	0	2					
Willie McGee, S (1, 8) OBP: 0.192, SLG: 0.160										4	0	0	0	0	2	2					
Terry Pendleton, S (1, 5) OBP: 0.333, SLG: 0.318										4	0	2	1	0	1	1					
Curt Ford, L (1, 9) OBP: 0.200, SLG: 0.200										4	0	0	0	0	1	2					
Tony Peña, R (1, 2) OBP: 0.250, SLG: 0.263										3	0	1	0	0	0	1					
Bob Forsch, R (1, 1) Scott Arnold, R (7, 1) José Oquendo, S (8, PH) (9, 6)										1	0	0	0	0	0	0					
Inning Stats	R: 0 E: 0 K: 0 S: 7	H: 1 LOB: 1 BB: 0 P: 10	R: 0 E: 0 K: 1 S: 6	H: 0 LOB: 0 BB: 0 P: 11	R: 0 E: 1 K: 0 S: 10	H: 0 LOB: 1 BB: 0 P: 14	R: 0 E: 0 K: 1 S: 7	H: 1 LOB: 1 BB: 0 P: 10	R: 0 E: 0 K: 0 S: 10	H: 1 LOB: 1 BB: 0 P: 13	R: 0 E: 0 K: 0 S: 6	H: 0 LOB: 0 BB: 1 P: 14	R: 0 E: 0 K: 0 S: 8	H: 1 LOB: 1 BB: 0 P: 12	R: 0 E: 0 K: 0 S: 6	H: 0 LOB: 0 BB: 0 P: 7	R: 1 E: 0 K: 2 S: 12	H: 2 LOB: 1 BB: 0 P: 15	1B: 5 2B: 1 3B: 0 HR: 0	SF: 0 SAC: 1 DP: 1 HBP: 0	WP: 0 PA: 34
PITCHER	IP WLS BF H R ER SO BB IBB HBP BLK WP HR S P ERA WHIP	IP WLS BF H R ER SO BB IBB HBP BLK WP HR S P ERA WHIP	IP WLS BF H R ER SO BB IBB HBP BLK WP HR S P ERA WHIP	IP WLS BF H R ER SO BB IBB HBP BLK WP HR S P ERA WHIP	IP WLS BF H R ER SO BB IBB HBP BLK WP HR S P ERA WHIP	IP WLS BF H R ER SO BB IBB HBP BLK WP HR S P ERA WHIP	IP WLS BF H R ER SO BB IBB HBP BLK WP HR S P ERA WHIP	IP WLS BF H R ER SO BB IBB HBP BLK WP HR S P ERA WHIP	IP WLS BF H R ER SO BB IBB HBP BLK WP HR S P ERA WHIP	IP WLS BF H R ER SO BB IBB HBP BLK WP HR S P ERA WHIP	IP WLS BF H R ER SO BB IBB HBP BLK WP HR S P ERA WHIP	IP WLS BF H R ER SO BB IBB HBP BLK WP HR S P ERA WHIP	IP WLS BF H R ER SO BB IBB HBP BLK WP HR S P ERA WHIP	IP WLS BF H R ER SO BB IBB HBP BLK WP HR S P ERA WHIP	IP WLS BF H R ER SO BB IBB HBP BLK WP HR S P ERA WHIP	IP WLS BF H R ER SO BB IBB HBP BLK WP HR S P ERA WHIP	IP WLS BF H R ER SO BB IBB HBP BLK WP HR S P ERA WHIP	IP WLS BF H R ER SO BB IBB HBP BLK WP HR S P ERA WHIP	IP WLS BF H R ER SO BB IBB HBP BLK WP HR S P ERA WHIP	IP WLS BF H R ER SO BB IBB HBP BLK WP HR S P ERA WHIP	IP WLS BF H R ER SO BB IBB HBP BLK WP HR S P ERA WHIP

Chicago Cubs @ St. Louis Cardinals
 Busch Stadium, St. Louis, MO
 Mon Apr 11 1988, 7:05 PM CDT
 Att: 32,275 - Unknown - 45 F

AB 32
 R 1
 H 6
 RBI 1
 BB 1
 SO 4
 LOB 10



Batter	1	2	3	4	5	6	7	8	9	AB	R	H	RBI	BB	SO	LOB	TOP																			
Dave Martinez, L (1, 8) OBP: 0.324, SLG: 0.500	1-2 F9		1-1 G6-3		1-2 F5		1-3 K		2-2 FC6	5	0	0	0	0	1	3																				
23 Ryne Sandberg, R (1, 4) OBP: 0.250, SLG: 0.375	1-3 K		1-3 K			0-1 G1-4-3				4	0	0	0	0	3	0																				
Andre Dawson, R (1, 9) OBP: 0.441, SLG: 0.758	0-3 K		1-2 F7			2-2 HR		0-1 F9		4	1	1	1	0	1	0																				
Leon Durham, L (1, 3) OBP: 0.393, SLG: 0.625		4-0 HR		2-2 2B		3-2 HR		2-3 K		3	2	2	1	1	1	0																				
Rafael Palmeiro, L (1, 7) OBP: 0.387, SLG: 0.423	0-0 F9		3-2 F8		0-2 G3-1			4-1 E BB	BB	3	1	0	0	1	0	2																				
Jody Davis, R (1, 2) OBP: 0.407, SLG: 0.478	2-3 K		2-1 F4		0-0 P5			4-2 FC6-4	E	3	0	0	0	1	1	2																				
Vance Law, R (1, 5) Darrin Jackson, R (9, PR)	0-0 HR		1-3 K				2-3 K	1-1 E6	FC6-4	4	1	1	2	0	2	3	AB 34																			
Shawon Dunston, R (1, 6) OBP: 0.313, SLG: 0.563	1-2 1B		0-2 G4-3		0-0 G1-3			1-1 FC6-4	FC6	4	0	1	1	0	0	2	R 5																			
Al Nipper, R (1, 1) Drew Hall, L (4, 1) Les Lancaster, R (6, 1) Jerry Mumphrey, S (7, PR) Rolando Roomes, R (7, PR) Frank DiPino, L (7, 1) Mike Bielecki, R (8, 1) Manny Trillo, R (9, PR)	0-0 F7		2-3 K		2-3 K			1-2 2-3	L8	1	0	0	0	0	0	1	H 6																			
Inning Stats	R: 0 E: 0 K: 2 S: 9	H: 0 LOB: 0 BB: 0 P: 11	R: 2 E: 0 K: 1 S: 10	H: 2 LOB: 1 BB: 1 P: 17	R: 0 E: 0 K: 1 S: 8	H: 0 LOB: 0 BB: 0 P: 11	R: 0 E: 0 K: 1 S: 12	H: 1 LOB: 1 BB: 0 P: 20	R: 0 E: 0 K: 0 S: 10	H: 0 LOB: 0 BB: 0 P: 13	R: 2 E: 0 K: 0 S: 13	H: 2 LOB: 0 BB: 0 P: 18	R: 0 E: 0 K: 2 S: 9	H: 1 LOB: 1 BB: 0 P: 12	R: 0 E: 0 K: 2 S: 10	H: 0 LOB: 0 BB: 0 P: 12	R: 1 E: 1 K: 0 S: 17	H: 0 LOB: 2 BB: 2 P: 30	1B: 2 2B: 1 3B: 0 HR: 3	SF: 0 SAC: 0 DP: 0 HBP: 0	WP: 0 PA: 37 PB: 0 SB: 0 CS: 0															
PITCHER	IP	WLS	BF	H	R	ER	SO	BB	IBB	HBP	BLK	WP	HR	S	P	ERA	WHIP	PITCHER	IP	WLS	BF	H	R	ER	SO	BB	IBB	HBP	BLK	WP	HR	S	P	ERA	WHIP	
Jose DeLeon, R (1, 1) ERA: 7.45	6.0	W	24	5	4	4	6	1	0	0	0	0	3	62	90	6.00	1.000																			
Scott Arnold, R (7, 1) ERA: 4.91	0.2		3	1	0	0	1	0	0	0	0	0	0	5	7	0.00	1.500																			
Steve Peters, L (7, 1) ERA: 2.45	0.1		1	0	0	0	1	0	0	0	0	0	0	4	5	0.00	0.000																			
Todd Worrell, R (8, 1) ERA: 4.26	2.0	S	9	0	1	1	2	2	0	0	0	0	0	27	42	4.50	1.000																			

Chicago Cubs @ St. Louis Cardinals
 Busch Stadium, St. Louis, MO
 Tue Apr 12 1988, 7:05 PM CDT
 Att: 27,115 - Unknown - 66 F

AB	34
R	5
H	6
RBI	5
BB	3
SO	10
LOB	15



Batter	1	2	3	4	5	6	7	8	9	AB	R	H	RBI	BB	SO	LOB	BOTTOM																			
Vince Coleman, S (1, 7) OBP: 0.265, SLG: 0.323	4-2 S			3-1 S		3-2 PB		1-1 CS		3	2	3	1	2	0	0																				
Ozzie Smith, S (1, 6) OBP: 0.303, SLG: 0.296	2-2 G3-1		2-0 G4-6-3	1 SAFE	4-0 FC6-4	1 SAFE	1-0 CS	2-1 F9		4	2	2	1	1	0	2																				
Tom Herr, S (1, 4) OBP: 0.344, SLG: 0.192	1-1 G3-1		1-1 G4-3	1-1 FC6-4		4-0 FC4-6		2-2 1B		4	1	1	0	1	0	3																				
Bob Horner, R (1, 3) OBP: 0.500, SLG: 0.538	0-0 F9		4-2 G4-3		1-1 BB	1-1 FC4-6		0-0 1B		4	0	4	2	1	0	0																				
Willie McGee, S (1, 8) OBP: 0.226, SLG: 0.200	0-0 1B		0-0 G4-3		1-3 K	1-0 FC4-6		0-1 1B		5	0	2	2	0	1	4																				
Terry Pendleton, S (1, 5) OBP: 0.310, SLG: 0.296	3-2 F9		1-2 G4-3		1-2 L7	0-0 PO		0-0 1B		5	0	1	0	0	0	4																				
José Oquendo, S (1, 9) OBP: 0.429, SLG: 0.364	2-0 F8		3-2 G4-3		4-1 BB	2-0 F8		1-2 F2		4	0	0	0	1	0	5																				
Steve Lake, R (1, 2) OBP: 0.429, SLG: 0.857		2-0 PB		3-2 HR		1-0 F4		1-1 L8		4	1	3	1	0	0	2	AB 38																			
Tony Peña, R (7, PR) OBP: 0.236, SLG: 0.250										1	1	0	0	0	0	3	R 7																			
Jose DeLeon, R (1, 1) Tom Lawless, R (6, PR) Scott Arnold, R (7, 1) Steve Peters, L (7, 1) Jim Lindeman, R (7, PR) Todd Worrell, R (8, 1)		0-3 K		0-0 1B		1-3 K		3-2 1B		2	0	1	0	0	1	1	H 18																			
Inning Stats	R: 2 E: 0 K: 0 S: 19	H: 3 LOB: 2 BB: 1 P: 30	R: 0 E: 0 K: 1 S: 8	H: 1 LOB: 1 BB: 1 P: 16	R: 0 E: 0 K: 0 S: 8	H: 0 LOB: 1 BB: 1 P: 14	R: 1 E: 0 K: 0 S: 15	H: 3 LOB: 2 BB: 1 P: 27	R: 0 E: 0 K: 1 S: 10	H: 1 LOB: 2 BB: 1 P: 17	R: 2 E: 0 K: 1 S: 11	H: 3 LOB: 1 BB: 1 P: 22	R: 1 E: 0 K: 0 S: 12	H: 3 LOB: 2 BB: 0 P: 20	R: 1 E: 0 K: 0 S: 15	H: 4 LOB: 3 BB: 0 P: 21	1B: 16 2B: 1 3B: 0 HR: 1	SF: 0 SAC: 0 DP: 1 HBP: 0	WP: 0 PA: 46 PB: 2 SB: 2 CS: 1																	
PITCHER	IP	WLS	BF	H	R	ER	SO	BB	IBB	HBP	BLK	WP	HR	S	P	ERA	WHIP	PITCHER	IP	WLS	BF	H	R	ER	SO	BB	IBB	HBP	BLK	WP	HR	S	P	ERA	WHIP	
Al Nipper, R (1, 1) ERA: 5.79	3.2	L	9	3	2	2	2	1	0	0	0	0	0	20	33	10.80	2.400																			
Drew Hall, L (4, 1) ERA: 13.5	1.2		9	3	2	2	2	1	0	0	0	0	0	20	33	10.80	2.400																			
Les Lancaster, R (6, 1) ERA:	0.2		3	1	0	0	0	0	1	0	0	0	0	3	9	0.00	1.500																			
Frank DiPino, L (7, 1) ERA: 6.75	1.2		11	7	2	2	0	0	0	0	0	0	0	25	38	10.80	4.200																			
Mike Bielecki, R (8, 1) ERA: 7.36	0.1		1	0	0	0	0	0	0	0	0	0	0	2	3	0.00	0.000																			

Chicago Cubs @ St. Louis Cardinals
 Busch Stadium, St. Louis, MO
 Tue Apr 12 1988, 7:05 PM CDT
 Att: 27,115 - Unknown - 66 F

AB	38
R	7
H	18
RBI	7
BB	6
SO	3
LOB	24



Batter	1	2	3	4	5	6	7	8	9	AB	R	H	RBI	BB	SO	LOB	TOP										
Dave Martinez, L (1, 8) OBP: 0.293, SLG: 0.450	G4-3		F7			F9		F8		4	0	0	0	0	0	0	Chicago Cubs @ St. Louis Cardinals Busch Stadium, St. Louis, MO Wed Apr 13 1988, 3:33 AM CDT Att: 37,206 - Sunny - 72 F										
23 Ryne Sandberg, R (1, 4) OBP: 0.250, SLG: 0.361	G5-3			L8		G5-4-3 1B		K		4	0	1	0	0	1	0											
Andre Dawson, R (1, 9) OBP: 0.395, SLG: 0.676	G6-3			G5-3		G5-4-3 1-2f		K		4	0	0	0	0	1	1											
Leon Durham, L (1, 3) Manny Trillo, R (9, PH) OBP: 0.419, SLG: 0.778			F9 1B 2B		F9		HR		K	3	1	2	1	0	0	0											
Rafael Palmeiro, L (1, 7) Rolando Roomes, R (9, PR) OBP: 0.429, SLG: 0.500			F9			2B G6-3 1B		F8 1B CS		4	2	3	0	0	0	1											
Vance Law, R (1, 5) OBP: 0.333, SLG: 0.500			1-0 1B		G6-3 1-3 2B		L3		1-2 1B	4	0	3	0	0	0	1											
Jim Sundberg, R (1, 2) OBP: 0.429, SLG: 0.429			F8		G6-3		FC6-4 1B		F8	4	0	1	2	0	0	4											
Shawon Dunston, R (1, 6) OBP: 0.286, SLG: 0.514			G5-3		B3-4		P4		CS	3	0	0	0	0	0	2											
Jamie Moyer, L (1, 1) Jerry Mumphy, S (7, PH) Les Lancaster, R (7, 1) OBP: 0.500, SLG: 0.333			G6-3		K		FC6-4 1-2f			2	0	0	0	0	1	1											
										1	0	0	0	0	0	1											
										0	0	0	0	0	0	0											
Inning Stats	R: 0 E: 0 K: 0 S: 9	H: 0 LOB: 0 BB: 0 P: 13	R: 0 E: 0 K: 0 S: 6	H: 2 LOB: 1 BB: 0 P: 8	R: 0 E: 0 K: 0 S: 4	H: 0 LOB: 0 BB: 0 P: 7	R: 0 E: 0 K: 0 S: 7	H: 0 LOB: 0 BB: 0 P: 8	R: 1 E: 0 K: 1 S: 10	H: 2 LOB: 1 BB: 0 P: 13	R: 0 E: 0 K: 0 S: 4	H: 1 LOB: 0 BB: 0 P: 5	R: 2 E: 0 K: 0 S: 13	H: 3 LOB: 1 BB: 0 P: 19	R: 0 E: 0 K: 2 S: 7	H: 0 LOB: 0 BB: 0 P: 12	R: 0 E: 0 K: 1 S: 10	H: 2 LOB: 1 BB: 0 P: 15	1B: 6 2B: 3 3B: 0 HR: 1	SF: 0 SAC: 0 DP: 1 HBP: 0	WP: 0 PB: 0 SB: 0 CS: 1	PA: 35					
PITCHER	IP	WLS	BF	H	R	ER	SO	BB	IBB	HBP	BLK	WP	HR	S	P	ERA	WHIP										
Danny Cox, R (1, 1) ERA: 4.5	8.0	W	30	8	3	3	3	0	0	0	0	0	1	60	85	3.38	1.000										
Steve Peters, L (9, 1) ERA: 2.25	0.1		2	1	0	0	1	0	0	0	0	0	0	5	9	0.00	3.000										
Todd Worrell, R (9, 1) ERA: 3.86	0.2	S	2	1	0	0	0	0	0	0	0	0	0	5	6	0.00	1.500										

Batter	1	2	3	4	5	6	7	8	9	AB	R	H	RBI	BB	SO	LOB	BOTTOM										
Vince Coleman, S (1, 7) Curt Ford, L (8, 7) OBP: 0.263, SLG: 0.324	K		G6-3		SF8		BLK 1B SF9 1B			3	1	1	1	0	1	0	Chicago Cubs @ St. Louis Cardinals Busch Stadium, St. Louis, MO Wed Apr 13 1988, 3:33 AM CDT Att: 37,206 - Sunny - 72 F										
Ozzie Smith, S (1, 6) OBP: 0.324, SLG: 0.355			G6-3		G5-3		SF9 BLK 1B			4	0	2	0	0	0	0											
Tom Herr, S (1, 4) OBP: 0.361, SLG: 0.310			L9		G6-3		HR		1-2 2-3 IBB	3	1	1	1	1	0	1											
Bob Horner, R (1, 3) OBP: 0.528, SLG: 0.593			FC5-4 IBB		1B BB		1B 2B		SF9	1	1	1	1	2	0	0											
Willie McGee, S (1, 8) OBP: 0.229, SLG: 0.206			FC5-4 1-2f		1-2 1B		G6-3		G1-3	4	0	1	0	0	0	5											
Terry Pendleton, S (1, 5) OBP: 0.333, SLG: 0.300			CS 1B		K		F6		G3 SH1 BB	3	0	1	0	1	1	3											
Jim Lindeman, R (1, 9) Steve Peters, L (9, 1) Todd Worrell, R (9, 1) OBP: 0.188, SLG: 0.188			K		K		FC6-4 1B		SH1	3	0	1	1	0	2	3											
										0	0	0	0	0	0	0											
										0	0	0	0	0	0	0											
										0	0	0	0	0	0	0											
Inning Stats	R: 0 E: 0 K: 1 S: 11	H: 1 LOB: 2 BB: 1 P: 21	R: 0 E: 0 K: 1 S: 6	H: 1 LOB: 0 BB: 0 P: 11	R: 0 E: 0 K: 0 S: 5	H: 0 LOB: 0 BB: 0 P: 8	R: 0 E: 0 K: 2 S: 13	H: 1 LOB: 2 BB: 1 P: 21	R: 1 E: 0 K: 0 S: 6	H: 1 LOB: 0 BB: 0 P: 8	R: 2 E: 0 K: 0 S: 12	H: 3 LOB: 1 BB: 0 P: 23	R: 1 E: 0 K: 1 S: 12	H: 2 LOB: 2 BB: 1 P: 18	R: 0 E: 0 K: 0 S: 6	H: 0 LOB: 1 BB: 1 P: 11	R: 0 E: 0 K: 0 S: 6	H: 0 LOB: 1 BB: 1 P: 11	1B: 5 2B: 4 3B: 0 HR: 1	SF: 2 SAC: 2 DP: 1 HBP: 0	WP: 0 PB: 0 SB: 0 CS: 1	PA: 36					
PITCHER	IP	WLS	BF	H	R	ER	SO	BB	IBB	HBP	BLK	WP	HR	S	P	ERA	WHIP										
Jamie Moyer, L (1, 1) ERA: 4.97	6.0	L	26	7	3	3	4	1	1	0	0	0	0	18	29	4.50	1.333										
Les Lancaster, R (7, 1) ERA: 1.23	2.0		10	2	1	1	1	1	1	0	1	0	0	18	29	4.50	1.500										

AB	34
R	3
H	10
RBI	3
BB	0
SO	4
LOB	11



AB	28
R	4
H	9
RBI	4
BB	4
SO	5
LOB	15



Batter	1	2	3	4	5	6	7	8	9	AB	R	H	RBI	BB	SO	LOB	TOP					
Barry Bonds, L (1, 7) OBP: 0.348, SLG: 0.786	4-3		F7	4-3			4-3			4	0	0	0	0	0	1						
Jose Lind, R (1, 4) OBP: 0.213, SLG: 0.239	K		1-3		6-3		F4			4	0	0	0	0	1	0						
Andy Van Slyke, L (1, 8) OBP: 0.311, SLG: 0.375	K			BB 2B	F8		CS BB			3	1	1	0	1	1	0						
Bobby Bonilla, S (1, 5)		3-2 2B		2B HR	1B		CS	K		3	1	2	0	1	1	0						
Sid Bream, L (1, 3)		0-1 1B		HR 2B	1B		F7			4	1	3	1	0	0	0						
R.J. Reynolds, S (1, 9)		0-2 1B		HR	1B		L7			4	1	1	3	0	0	4						
Michael LaValliere, L (1, 2)		4-0 G1-2-3 IBB		HR	BB		6-3		F6	2	0	0	0	2	0	0						
Rafael Belliard, R (1, 6)		1-0 G1-2-3		G1-6-3	BB		6-3		5-3	4	0	0	0	0	0	4						
Doug Drabek, R (1, 1)			G3		1B		K		K	4	0	1	0	0	2	0						
Inning Stats	R: 0 H: 0 E: 0 K: 2 S: 9	H: 0 LOB: 0 BB: 0 P: 14	R: 0 H: 2 E: 0 K: 0 S: 9	LOB: 2 BB: 1 P: 17	R: 0 H: 0 E: 0 K: 0 S: 9	LOB: 0 BB: 0 P: 13	R: 4 H: 4 E: 0 K: 0 S: 11	LOB: 1 BB: 2 P: 22	R: 0 H: 2 E: 0 K: 0 S: 11	H: 0 LOB: 2 BB: 0 P: 15	R: 0 H: 0 E: 0 K: 1 S: 6	H: 0 LOB: 0 BB: 0 P: 6	R: 0 H: 0 E: 0 K: 0 S: 9	H: 0 LOB: 0 BB: 1 P: 17	R: 0 H: 0 E: 0 K: 1 S: 7	H: 0 LOB: 0 BB: 0 P: 9	R: 0 H: 0 E: 0 K: 1 S: 7	H: 0 LOB: 0 BB: 0 P: 9	1B: 5 2B: 2 3B: 0 HR: 1	SF: 0 SAC: 0 DP: 2 HBP: 0	WP: 0 PB: 0 SB: 0 CS: 1	PA: 37
PITCHER	IP	WLS	BF	H	R	ER	SO	BB	IBB	HBP	BLK	WP	HR	S	P	ERA	WHIP					
Greg Maddux, R (1, 1) ERA: 1.88	6.0	L	27	8	4	4	3	2	1	0	0	0	1	55	87	6.00	1.667					
Al Nipper, R (7, 1) ERA: 4.05	2.0		6	0	0	0	1	1	0	0	0	0	0	16	26	0.00	0.500					
Frank DiPino, L (9, 1) ERA: 5.4	1.0		3	0	0	0	1	0	0	0	0	0	0	7	9	0.00	0.000					

Pittsburgh Pirates @ Chicago Cubs
Wrigley Field, Chicago, IL
Sat Apr 16 1988, 3:33 AM CDT
Att: 30,564 - Sunny - 55 F


AB 32
R 4
H 8
RBI 4
BB 4
SO 5
LOB 9



Batter	1	2	3	4	5	6	7	8	9	AB	R	H	RBI	BB	SO	LOB	BOTTOM					
Dave Martinez, L (1, 8)	4-3		L8			F8			1B	4	0	1	0	0	0	0						
23 Ryne Sandberg, R (1, 4) OBP: 0.250, SLG: 0.341	G4-3 1B		F8			F7			L4	4	0	1	0	0	0	1						
Andre Dawson, R (1, 9) OBP: 0.378, SLG: 0.682	G4-3			6-3		F6			F1	4	0	0	0	0	0	2						
Leon Durham, L (1, 3)		K		L8		3-1 2B			F4	4	0	1	0	0	1	1						
Rafael Palmeiro, L (1, 7)		1B BB		F8		3-1				2	0	0	0	1	0	1						
Jody Davis, R (1, 2) OBP: 0.353, SLG: 0.379		L9			6-3		K			3	0	0	0	0	1	2						
Vance Law, R (1, 5) OBP: 0.326, SLG: 0.465		1B			F4				F4	3	0	1	0	0	0	0						
Shawon Dunston, R (1, 6) OBP: 0.326, SLG: 0.581		F8			6-3				G6-3 1B	3	0	1	0	0	0	2						
Greg Maddux, R (1, 1) OBP: 0.222, SLG: 0.333						F6			G6-3	1	0	0	0	0	0	0						
Darrin Jackson, R (6, PH) OBP: 0.333, SLG: 0.333										1	0	0	0	0	0	0						
Al Nipper, R (7, 1)										0	0	0	0	0	0	0						
Jerry Mumphrey, S (8, PH) OBP: 0.400, SLG: 0.250										1	0	0	0	0	0	1						
Frank DiPino, L (9, 1)										0	0	0	0	0	0	0						
Inning Stats	R: 0 H: 1 E: 0 K: 0 S: 6	H: 1 LOB: 2 BB: 1 P: 10	R: 0 H: 1 E: 0 K: 1 S: 21	LOB: 2 BB: 1 P: 31	R: 0 H: 0 E: 0 K: 0 S: 8	LOB: 0 BB: 0 P: 10	R: 0 H: 0 E: 0 K: 0 S: 8	LOB: 0 BB: 0 P: 10	R: 0 H: 0 E: 0 K: 0 S: 4	H: 0 LOB: 0 BB: 0 P: 7	R: 0 H: 1 E: 0 K: 1 S: 10	H: 1 LOB: 1 BB: 0 P: 14	R: 0 H: 1 E: 0 K: 0 S: 9	H: 1 LOB: 1 BB: 0 P: 12	R: 0 H: 1 E: 0 K: 0 S: 9	H: 1 LOB: 1 BB: 0 P: 11	1B: 4 2B: 1 3B: 0 HR: 0	SF: 0 SAC: 0 DP: 2 HBP: 0	WP: 0 PB: 0 SB: 0 CS: 0	PA: 31		
PITCHER	IP	WLS	BF	H	R	ER	SO	BB	IBB	HBP	BLK	WP	HR	S	P	ERA	WHIP					
Doug Drabek, R (1, 1) ERA: 2.84	9.0	W	31	5	0	0	2	1	0	0	0	0	0	81	111	0.00	0.667					

Pittsburgh Pirates @ Chicago Cubs
Wrigley Field, Chicago, IL
Sat Apr 16 1988, 3:33 AM CDT
Att: 30,564 - Sunny - 55 F

AB 30
R 0
H 5
RBI 0
BB 1
SO 2
LOB 10



Batter	1	2	3	4	5	6	7	8	9	AB	R	H	RBI	BB	SO	LOB	TOP			
Barry Bonds, L (1, 7) OBP: 0.367, SLG: 0.875	0-3 K	1-0 3B		0-1 HR	0-3 K	1-3 K		1-2 4-3 2B		6	1	3	1	0	3	1	Pittsburgh Pirates @ Chicago Cubs Wrigley Field, Chicago, IL Sun Apr 17 1988, 3:33 AM CDT Att: 29,562 - Sunny - 64 F			
Jose Lind, R (1, 4) OBP: 0.226, SLG: 0.235	4-2 BB CS	0-1 4-3		1-0 HR	0-1 E6 HR BLK	1-3 K		0-1 4-3		5	2	1	0	1	1	3				
Andy Van Slyke, L (1, 8) OBP: 0.333, SLG: 0.522	3-2 HR		3-2 2B 1B	3-2 HR	1-3 K		0-0 G3	0-0 F2		6	3	3	3	0	1	2				
Bobby Bonilla, S (1, 5) OBP: 0.392, SLG: 0.717	0-0 BB 1B		0-0 1B 2B	2-0 F8	1-2 HR		2-2 5-3	2-2 L8		6	3	3	3	0	0	1				
Sid Bream, L (1, 3) OBP: 0.432, SLG: 0.647	4-2 1B BB		1-2 F6	2-3 K	4-1 BLK 2B BB		1-1 BB 1B		0-2 5-3	4	2	1	0	2	1	1				
R.J. Reynolds, S (1, 9) OBP: 0.458, SLG: 0.600	0-1 1-3 2-H 1B		0-0 BLK S 1B	0-2 HBP 2B	0-2 WP 2B		4-2 1B BB		3-2 G3	5	1	4	3	1	0	0				
Michael LaValliere, L (1, 2) OBP: 0.452, SLG: 0.333	3-1 P9		4-0 BLK 1B IBB	4-2 HBP BB	2-0 3-1		0-2 1B	2-2 4-3		4	0	1	1	2	0	3				
Rafael Belliard, R (1, 6) OBP: 0.188, SLG: 0.133		1-2 F6	2-3 K	1-2 HBP	0-2 1B		1-1 1B	1-2 3-H 1B		4	0	2	1	0	1	2				
Vicente Palacios, R (1, 1) Jeff Robinson, R (4, 1) Jim Gott, R (7, 1)		2-2 4-3	0-0 G3	1-3 K		1-3 K		1-2 4-3		3	0	0	0	0	1	5				
Inning Stats	R: 2 E: 0 K: 1 S: 24	H: 3 LOB: 2 BB: 2 P: 38	R: 0 E: 0 K: 0 S: 9	H: 1 LOB: 1 BB: 0 P: 13	R: 2 E: 0 K: 1 S: 13	H: 3 LOB: 2 BB: 1 P: 22	R: 3 E: 0 K: 2 S: 23	H: 4 LOB: 3 BB: 1 P: 37	R: 3 E: 1 K: 3 S: 16	H: 2 LOB: 1 BB: 0 P: 24	R: 2 E: 0 K: 0 S: 20	H: 3 LOB: 2 BB: 1 P: 29	R: 0 E: 0 K: 0 S: 11	H: 1 LOB: 1 BB: 0 P: 14	R: 0 E: 0 K: 0 S: 10	H: 0 LOB: 0 BB: 0 P: 15	1B: 9 2B: 4 3B: 1 HR: 4	SF: 0 SAC: 0 DP: 0 HBP: 1	WP: 1 PB: 0 SB: 1 CS: 1	PA: 52
PITCHER	IP WLS BF H R ER SO BB IBB HBP BLK WP HR S P ERA WHIP	IP WLS BF H R ER SO BB IBB HBP BLK WP HR S P ERA WHIP	IP WLS BF H R ER SO BB IBB HBP BLK WP HR S P ERA WHIP	IP WLS BF H R ER SO BB IBB HBP BLK WP HR S P ERA WHIP	IP WLS BF H R ER SO BB IBB HBP BLK WP HR S P ERA WHIP	IP WLS BF H R ER SO BB IBB HBP BLK WP HR S P ERA WHIP	IP WLS BF H R ER SO BB IBB HBP BLK WP HR S P ERA WHIP	IP WLS BF H R ER SO BB IBB HBP BLK WP HR S P ERA WHIP	IP WLS BF H R ER SO BB IBB HBP BLK WP HR S P ERA WHIP	IP WLS BF H R ER SO BB IBB HBP BLK WP HR S P ERA WHIP	IP WLS BF H R ER SO BB IBB HBP BLK WP HR S P ERA WHIP	IP WLS BF H R ER SO BB IBB HBP BLK WP HR S P ERA WHIP	IP WLS BF H R ER SO BB IBB HBP BLK WP HR S P ERA WHIP	IP WLS BF H R ER SO BB IBB HBP BLK WP HR S P ERA WHIP	IP WLS BF H R ER SO BB IBB HBP BLK WP HR S P ERA WHIP	IP WLS BF H R ER SO BB IBB HBP BLK WP HR S P ERA WHIP	IP WLS BF H R ER SO BB IBB HBP BLK WP HR S P ERA WHIP			

Batter	1	2	3	4	5	6	7	8	9	AB	R	H	RBI	BB	SO	LOB	BOTTOM			
Dave Martinez, L (1, 8) OBP: 0.358, SLG: 0.500 Frank DiPino, L (7, 1)	1-0 23 G6-4-3 1B	4-0 FC5 BB		4-1 FC6-4 BB		0-0 4-3		3-3 K		2	0	1	0	2	0	0	Pittsburgh Pirates @ Chicago Cubs Wrigley Field, Chicago, IL Sun Apr 17 1988, 3:33 AM CDT Att: 29,562 - Sunny - 64 F			
Manny Trillo, R (8, PH) OBP: 0.154, SLG: 0.091 Les Lancaster, R (9, 1)	0-2 G6-4-3 1-2 1B	0-2 SF8 BB		2-3 K		0-1 2B		0-1 HR		4	2	2	2	0	1	4				
23 Ryne Sandberg, R (1, 4) OBP: 0.294, SLG: 0.438	0-2 G6-4-3 1-2 1B	0-2 SF8 3-H		2-3 K		0-1 2B		0-1 HR		4	1	2	1	0	0	5				
Andre Dawson, R (1, 9) Darrin Jackson, R (7, PR) (8, 8)	1-0 BB 1B	1-0 FC5 1-2 1B		1-0 FC6-4 1-2 1B		1-0 FC6-4 2-H 2B		1-2 6-3		1	1	0	0	0	0	0				
Leon Durham, L (1, 3) OBP: 0.375, SLG: 0.657	4-2 BB 1B BB		3-1 G3		0-1 L4		0-2 4-3	0-0 4-3		4	0	0	0	1	0	1				
Jerry Mumphrey, S (1, 7) OBP: 0.400, SLG: 0.333	0-0 1B		1-0 F8		1-0 L8		0-2 1B		2-3 K	5	0	2	2	0	1	0				
Vance Law, R (1, 5) OBP: 0.313, SLG: 0.438	2-1 F3		0-0 6-3		1-0 6-3		0-2 FC5 1B		1-3 K	5	0	1	0	0	1	2				
Shawon Dunston, R (1, 6) OBP: 0.333, SLG: 0.596		4-0 BLK 23 SF8 BB		1-3 K E WP		1-0 3B		0-1 FC5		4	2	1	0	1	1	2				
Jim Sundberg, R (1, 2) OBP: 0.364, SLG: 0.300		4-2 SH3-4 BB		3-2 1-3		2-3 K		1-0 1-3		3	0	0	0	1	1	4				
Calvin Schiraldi, R (1, 1) Drew Hall, L (4, 1) Rolando Roomes, R (4, PH) Mike Bielecki, L (5, 1) Rafael Palmeiro, L (6, PH) (7, 8)		0-0 SH3-4 1-2 HR		1-1 E5 BB		0-2 3-1		1-2 HR		0	0	0	0	0	0	0				
Inning Stats	R: 1 E: 0 K: 0 S: 16	H: 3 LOB: 2 BB: 1 P: 24	R: 1 E: 0 K: 0 S: 9	H: 0 LOB: 3 BB: 3 P: 22	R: 0 E: 0 K: 0 S: 4	H: 0 LOB: 0 BB: 0 P: 8	R: 0 E: 1 K: 2 S: 14	H: 0 LOB: 3 BB: 1 P: 26	R: 0 E: 0 K: 0 S: 4	H: 0 LOB: 0 BB: 0 P: 6	R: 2 E: 0 K: 0 S: 17	H: 4 LOB: 2 BB: 0 P: 19	R: 2 E: 0 K: 1 S: 13	H: 2 LOB: 0 BB: 0 P: 18	R: 0 E: 0 K: 2 S: 11	H: 0 LOB: 0 BB: 0 P: 15	1B: 5 2B: 2 3B: 1 HR: 2	SF: 1 SAC: 1 DP: 1 HBP: 0	WP: 2 PB: 0 SB: 0 CS: 0	PA: 43
PITCHER	IP WLS BF H R ER SO BB IBB HBP BLK WP HR S P ERA WHIP	IP WLS BF H R ER SO BB IBB HBP BLK WP HR S P ERA WHIP	IP WLS BF H R ER SO BB IBB HBP BLK WP HR S P ERA WHIP	IP WLS BF H R ER SO BB IBB HBP BLK WP HR S P ERA WHIP	IP WLS BF H R ER SO BB IBB HBP BLK WP HR S P ERA WHIP	IP WLS BF H R ER SO BB IBB HBP BLK WP HR S P ERA WHIP	IP WLS BF H R ER SO BB IBB HBP BLK WP HR S P ERA WHIP	IP WLS BF H R ER SO BB IBB HBP BLK WP HR S P ERA WHIP	IP WLS BF H R ER SO BB IBB HBP BLK WP HR S P ERA WHIP	IP WLS BF H R ER SO BB IBB HBP BLK WP HR S P ERA WHIP	IP WLS BF H R ER SO BB IBB HBP BLK WP HR S P ERA WHIP	IP WLS BF H R ER SO BB IBB HBP BLK WP HR S P ERA WHIP	IP WLS BF H R ER SO BB IBB HBP BLK WP HR S P ERA WHIP	IP WLS BF H R ER SO BB IBB HBP BLK WP HR S P ERA WHIP	IP WLS BF H R ER SO BB IBB HBP BLK WP HR S P ERA WHIP	IP WLS BF H R ER SO BB IBB HBP BLK WP HR S P ERA WHIP	IP WLS BF H R ER SO BB IBB HBP BLK WP HR S P ERA WHIP			



Batter	1	2	3	4	5	6	7	8	9	AB	R	H	RBI	BB	SO	LOB	TOP										
Tim Raines, S (1, 7) <small>OBP: 0.339, SLG: 0.408</small>										4	1	2	1	0	1		Montreal Expos @ Chicago Cubs Wrigley Field, Chicago, IL Tue Apr 19 1988, 3:33 AM CDT Att: 7,293 - Sunny - 41 F										
Mitch Webster, S (1, 8) <small>OBP: 0.440, SLG: 0.488</small>										4	1	0	0	1	1	3											
Hubie Brooks, R (1, 9) <small>OBP: 0.244, SLG: 0.422</small> Dave Engle, R (6, PH) <small>OBP: 0.250, SLG: 0.286</small> Herm Winningham, L (8, 8) <small>OBP: 0.538, SLG: 0.500</small>										4	1	1	1	0	0	1											
Tim Wallach, R (1, 5) <small>OBP: 0.250, SLG: 0.367</small>										5	1	3	1	0	1	2											
Andres Galarraga, R (1, 3) <small>OBP: 0.353, SLG: 0.563</small>										5	1	2	1	0	1	2											
Mike Fitzgerald, R (1, 2) <small>OBP: 0.429, SLG: 0.353</small>										5	1	2	2	0	0	1											
Luis Rivera, R (1, 6) <small>OBP: 0.244, SLG: 0.326</small>										4	1	0	0	1	1	3											
Casey Candaele, S (1, 4) <small>OBP: 0.300, SLG: 0.257</small>										4	2	2	1	1	0	2											
Dennis Martinez, R (1, 1) <small>OBP: 0.400, SLG: 0.333</small>										4	0	1	1	0	0	2											
Inning Stats	R: 0 E: 0 K: 0 S: 6	H: 0 LOB: 0 BB: 0 P: 9	R: 1 E: 0 K: 0 S: 4	H: 1 LOB: 0 BB: 0 P: 8	R: 1 E: 0 K: 0 S: 11	H: 2 LOB: 1 BB: 0 P: 15	R: 0 E: 0 K: 0 S: 8	H: 1 LOB: 1 BB: 0 P: 13	R: 0 E: 0 K: 0 S: 6	H: 0 LOB: 0 BB: 0 P: 11	R: 0 E: 0 K: 0 S: 10	H: 1 LOB: 1 BB: 0 P: 17	R: 0 E: 0 K: 1 S: 6	H: 0 LOB: 1 BB: 1 P: 10	R: 7 E: 1 K: 2 S: 26	H: 5 LOB: 2 BB: 3 P: 47	R: 0 E: 0 K: 1 S: 13	H: 2 LOB: 2 BB: 0 P: 16	1B: 8 2B: 3 3B: 0 HR: 1	SF: 0 SAC: 0 DP: 0 HBP: 0	WP: 0 PB: 0 SB: 2 CS: 1	PA: 44					
PITCHER	IP	WLS	BF	H	R	ER	SO	BB	IBB	HBP	BLK	WP	HR	S	P	ERA	WHIP										
Jamie Moyer, L (1, 1) <small>ERA: 4.34</small>	6.0	L	23	5	2	2	0	0	0	0	0	0	1	45	73	3.00	0.833										
Les Lancaster, R (7, 1) <small>ERA: 4.69</small>	1.1		10	3	5	4	2	3	0	0	0	0	0	21	37	27.00	4.500										
Mike Bielecki, R (8, 1) <small>ERA: 7.94</small>	0.0		3	2	1	1	0	1	0	0	0	0	0	3	9	∞	∞										
Drew Hall, L (8, 1) <small>ERA: 12.46</small>	0.2		3	0	1	1	1	0	0	0	0	0	0	8	11	13.50	0.000										
Rich Gossage, R (9, 1) <small>ERA: 3.6</small>	1.0		5	2	0	0	1	0	0	0	0	0	0	13	16	0.00	2.000										
Batter	1	2	3	4	5	6	7	8	9	AB	R	H	RBI	BB	SO	LOB	BOTTOM										
Dave Martinez, L (1, 8) <small>OBP: 0.351, SLG: 0.481</small>										4	1	1	0	0	0	0	Montreal Expos @ Chicago Cubs Wrigley Field, Chicago, IL Tue Apr 19 1988, 3:33 AM CDT Att: 7,293 - Sunny - 41 F										
23 Ryne Sandberg, R (1, 4) <small>OBP: 0.281, SLG: 0.462</small>										4	0	2	0	0	0	0											
Andre Dawson, R (1, 9) <small>OBP: 0.377, SLG: 0.654</small>										4	0	1	1	0	0	1											
Leon Durham, L (1, 3) <small>OBP: 0.364, SLG: 0.667</small>										4	0	1	0	0	1	3											
Rafael Palmeiro, L (1, 7) <small>OBP: 0.354, SLG: 0.463</small>										4	0	0	0	0	0	4											
Jody Davis, R (1, 2) <small>OBP: 0.324, SLG: 0.344</small>										3	0	0	0	0	1	1											
Vance Law, R (1, 5) <small>OBP: 0.314, SLG: 0.431</small>										3	0	1	0	0	0	1											
Shawon Dunston, R (1, 6) <small>OBP: 0.314, SLG: 0.560</small>										3	0	0	0	0	2	1											
Jamie Moyer, L (1, 1) <small>ERA: 4.34</small> Manny Trillo, R (6, PH) <small>OBP: 0.147, SLG: 0.000</small> Les Lancaster, R (7, 1) <small>ERA: 4.69</small> Mike Bielecki, R (8, 1) <small>ERA: 7.94</small> Drew Hall, L (8, 1) <small>ERA: 12.46</small> Jerry Mumphy, S (8, PH) <small>OBP: 0.364, SLG: 0.390</small> Rich Gossage, R (9, 1) <small>ERA: 3.6</small>										1	0	0	0	0	1	0											
Inning Stats	R: 0 E: 0 K: 0 S: 3	H: 0 LOB: 0 BB: 0 P: 6	R: 0 E: 0 K: 0 S: 9	H: 1 LOB: 0 BB: 0 P: 17	R: 0 E: 0 K: 2 S: 9	H: 0 LOB: 0 BB: 0 P: 11	R: 0 E: 0 K: 0 S: 10	H: 1 LOB: 1 BB: 0 P: 13	R: 0 E: 0 K: 0 S: 8	H: 1 LOB: 0 BB: 0 P: 11	R: 1 E: 0 K: 0 S: 12	H: 3 LOB: 2 BB: 0 P: 13	R: 0 E: 0 K: 2 S: 10	H: 0 LOB: 0 BB: 0 P: 12	R: 0 E: 0 K: 0 S: 5	H: 0 LOB: 0 BB: 0 P: 8	R: 0 E: 0 K: 1 S: 5	H: 0 LOB: 0 BB: 0 P: 7	1B: 4 2B: 1 3B: 1 HR: 0	SF: 0 SAC: 0 DP: 1 HBP: 0	WP: 0 PB: 0 SB: 1 CS: 0	PA: 32					
PITCHER	IP	WLS	BF	H	R	ER	SO	BB	IBB	HBP	BLK	WP	HR	S	P	ERA	WHIP										
Dennis Martinez, R (1, 1) <small>ERA: 3.0</small>	9.0	W	32	6	1	1	5	0	0	0	0	0	0	71	98	1.00	0.667										

Batter	1	2	3	4	5	6	7	8	9	AB	R	H	RBI	BB	SO	LOB	TOP					
Tim Raines, S (1, 7) OBP: 0.361, SLG: 0.404			1-3														3 1 1 0 2 1 0					
Mitch Webster, S (1, 8) OBP: 0.418, SLG: 0.444																	4 0 0 0 1 0 3					
Hubie Brooks, R (1, 9) OBP: 0.260, SLG: 0.480																	5 1 2 3 0 1 3					
Tim Wallach, R (1, 5) OBP: 0.246, SLG: 0.352																	5 0 1 0 0 0 0					
Andres Galarraga, R (1, 3) OBP: 0.393, SLG: 0.642																	5 2 4 1 0 1 2					
Jeff Reed, L (1, 2) OBP: 0.457, SLG: 0.346																	3 0 0 0 2 0 2					
Tom Foley, L (1, 6) OBP: 0.188, SLG: 0.188																	4 0 1 1 0 0 4					
Tim Burke, R (8, 1)																	0 0 0 0 0 0 0					
Casey Candaele, S (1, 4) OBP: 0.295, SLG: 0.282																	4 0 1 0 0 0 2					
Floyd Youmans, R (1, 1)																	2 0 0 0 0 2 0					
Andy McGaffigan, R (6, 1)																	0 0 0 0 0 0 0					
Graig Nettles, L (7, PH) OBP: 0.500, SLG: 2.000																	1 0 0 0 0 1 1					
Jeff Parrett, R (7, 1)																	0 0 0 0 0 0 0					
Luis Rivera, R (8, 6) OBP: 0.281, SLG: 0.341																	1 1 1 0 0 0 0					
Inning Stats	R: 0 E: 0 K: 2 S: 9	H: 0 LOB: 0 BB: 0 P: 14	R: 0 E: 0 K: 0 S: 10	H: 1 LOB: 1 BB: 0 P: 17	R: 0 E: 0 K: 1 S: 6	H: 0 LOB: 0 BB: 0 P: 9	R: 0 E: 0 K: 1 S: 12	H: 2 LOB: 3 BB: 1 P: 20	R: 0 E: 0 K: 1 S: 8	H: 1 LOB: 1 BB: 0 P: 12	R: 1 E: 0 K: 0 S: 6	H: 1 LOB: 0 BB: 0 P: 12	R: 0 E: 0 K: 1 S: 7	H: 1 LOB: 3 BB: 2 P: 16	R: 1 E: 0 K: 0 S: 16	H: 2 LOB: 1 BB: 1 P: 27	R: 3 E: 0 K: 0 S: 11	H: 3 LOB: 1 BB: 1 P: 24	1B: 8 2B: 1 3B: 0 HR: 2	SF: 0 SAC: 0 DP: 1 HBP: 0	WP: 0 PB: 0 SB: 1 CS: 0	PA: 42
PITCHER	IP WLS BF H R ER SO BB IBB HBP BLK WP HR S P ERA WHIP																					
Rick Sutcliffe, R (1, 1) ERA: 4.55	8.0 L 35 8 2 2 6 3 1 0 0 0 1 74 127 2.25 1.375																					
Les Lancaster, R (9, 1) ERA: 6.75	1.0 7 3 3 3 0 1 0 0 0 0 1 11 24 27.00 4.000																					

Montreal Expos @ Chicago Cubs
Wrigley Field, Chicago, IL
Wed Apr 20 1988, 3:33 AM CDT
Att: 5,699 - Cloudy - 51 F

AB	37
R	5
H	11
RBI	5
BB	5
SO	6
LOB	17

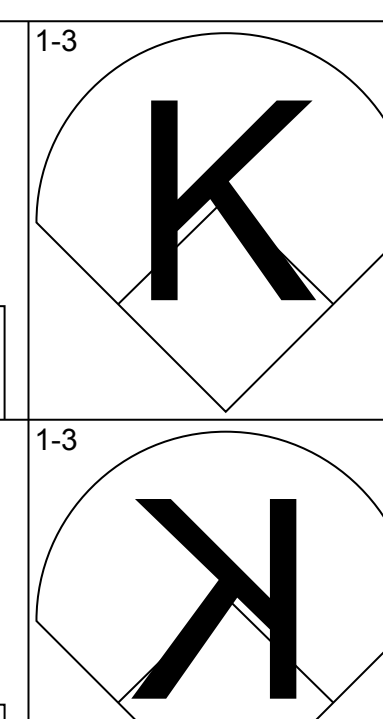
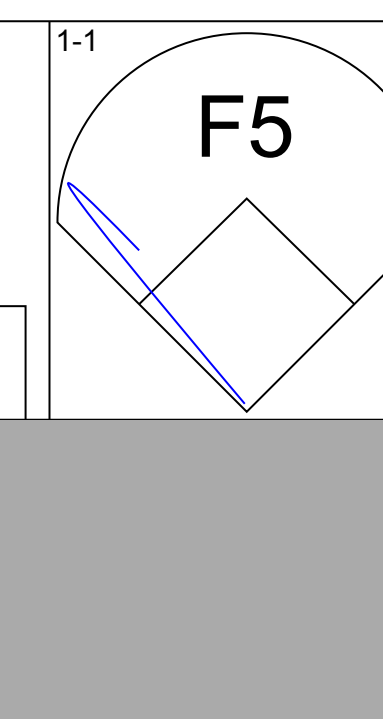
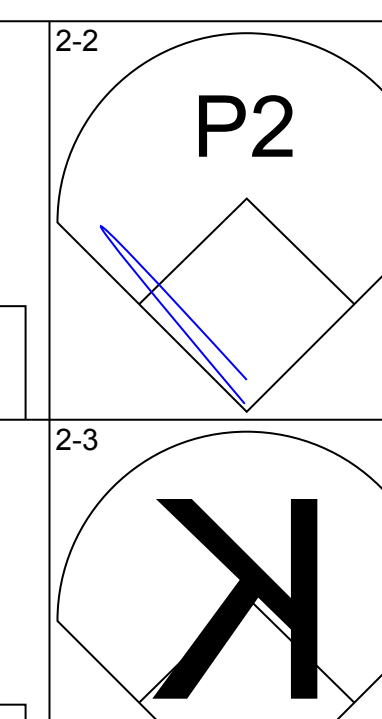
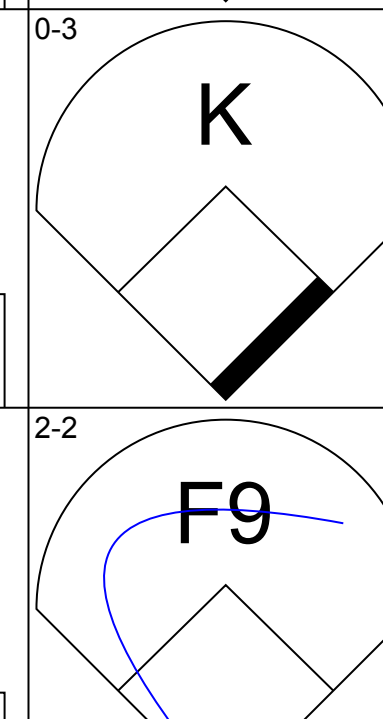
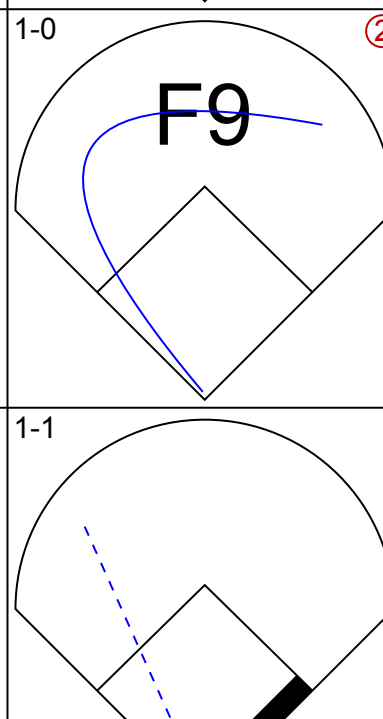
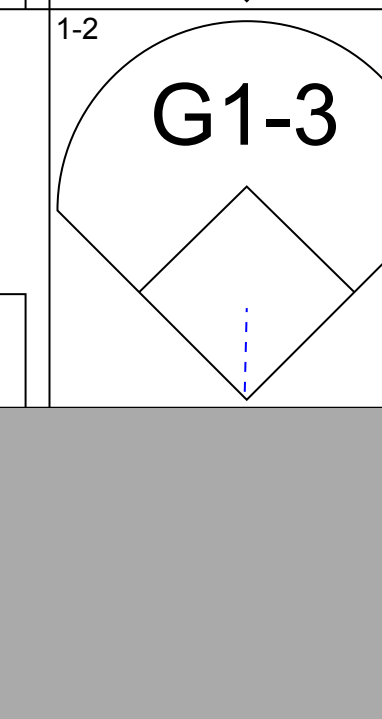
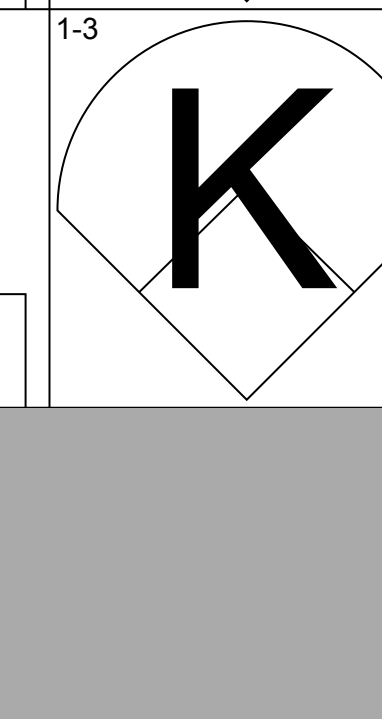

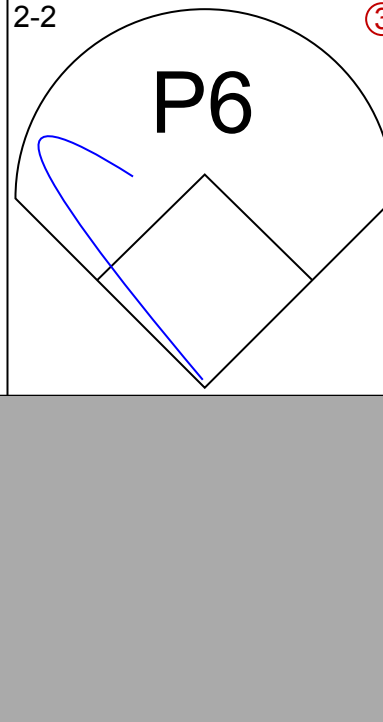





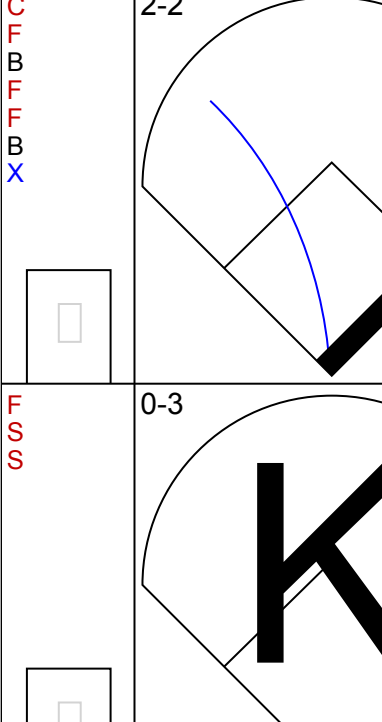
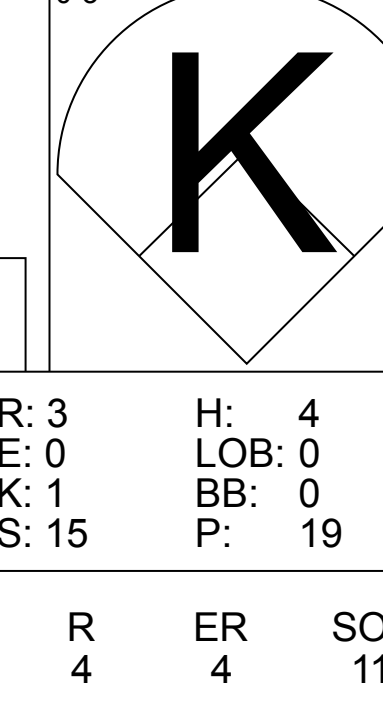


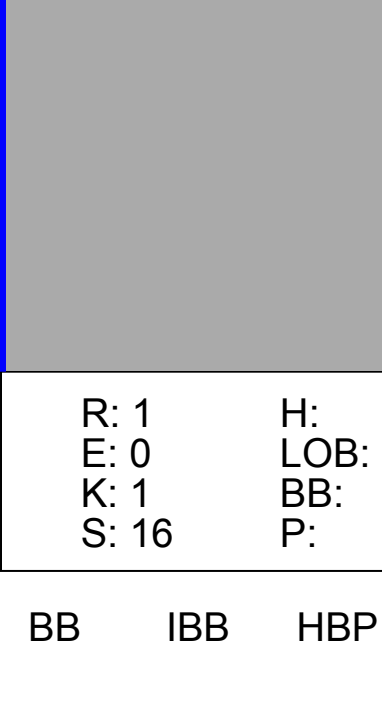
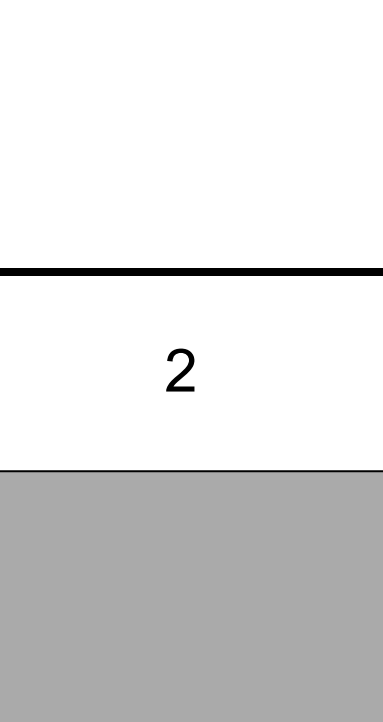
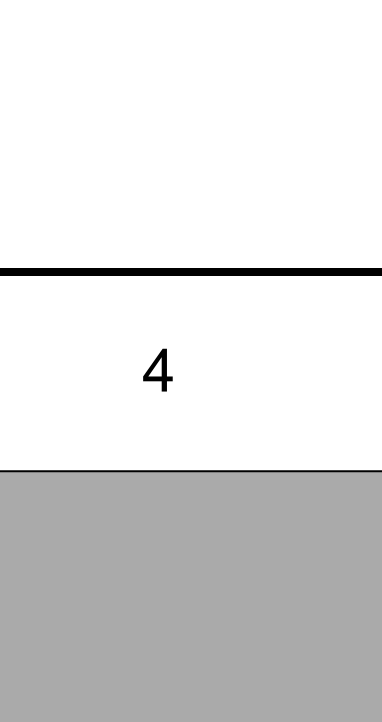
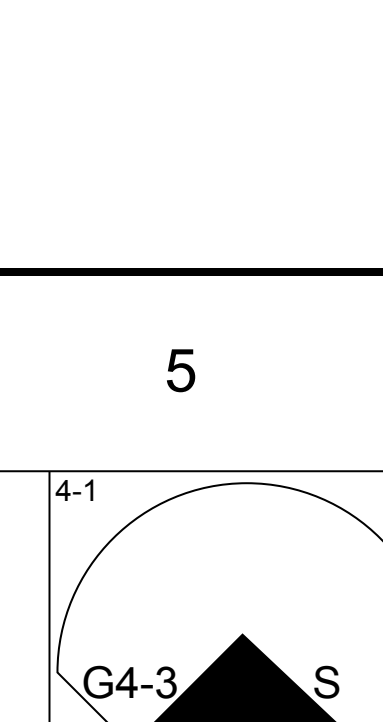
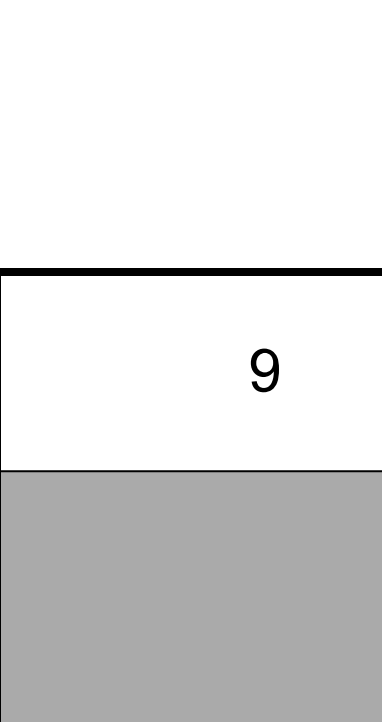

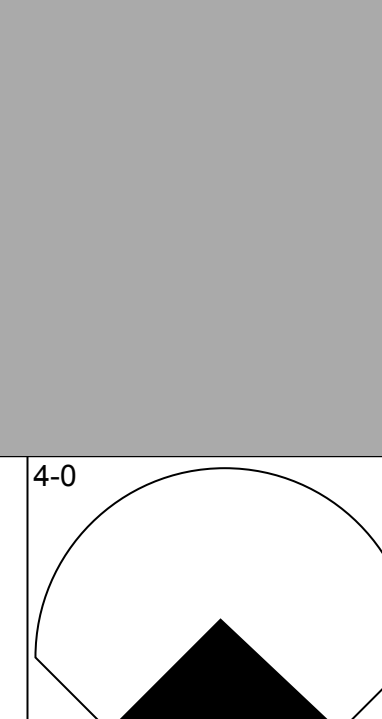
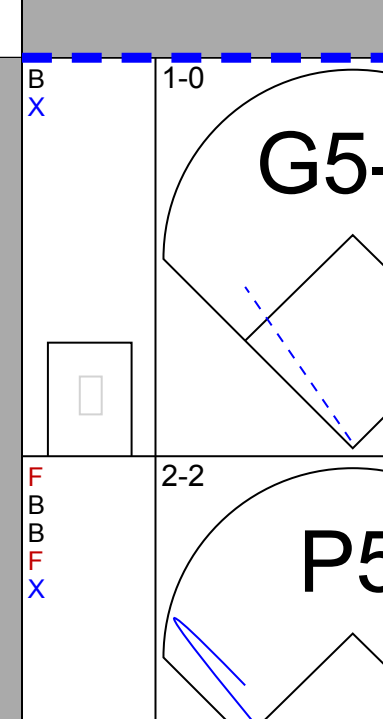

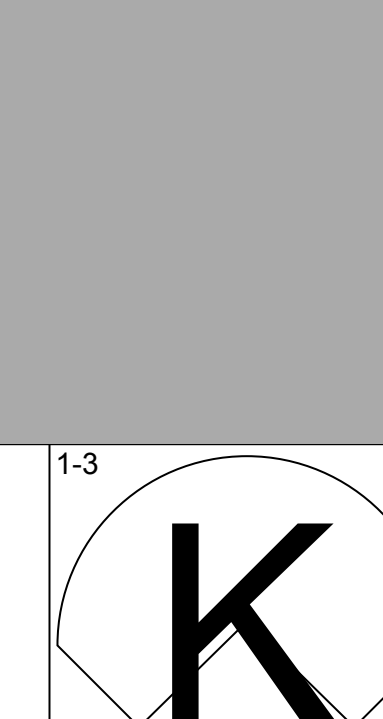
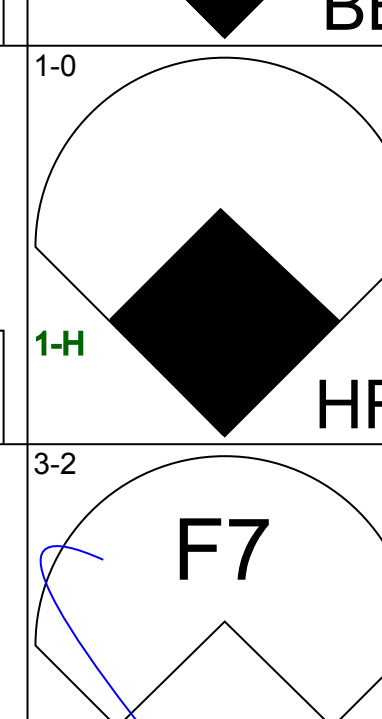
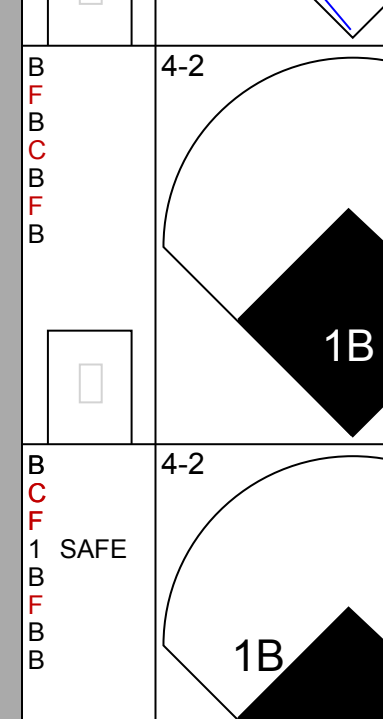

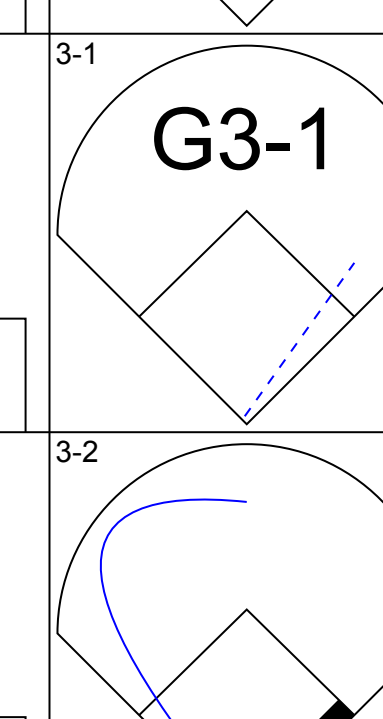
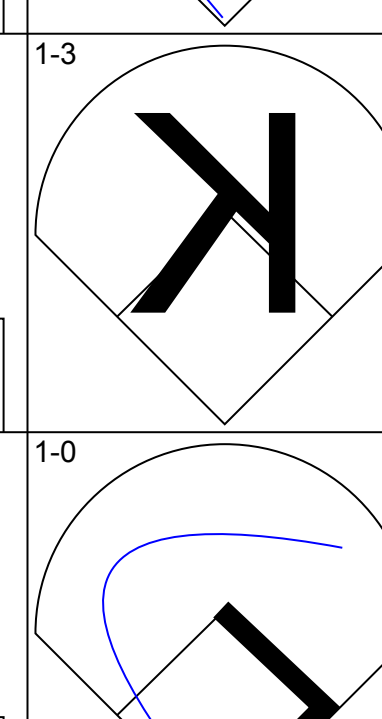
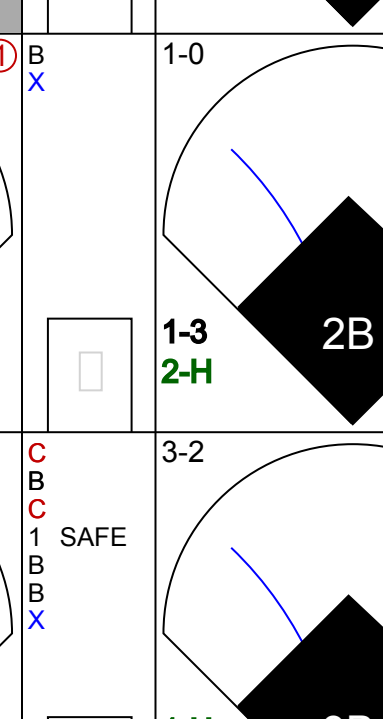


Batter	1	2	3	4	5	6	7	8	9	AB	R	H	RBI	BB	SO	LOB	BOTTOM					
Dave Martinez, L (1, 8) OBP: 0.344, SLG: 0.464			G3														4 0 1 0 0 1 0					
23 Ryne Sandberg, R (1, 4) OBP: 0.279, SLG: 0.446			L1														4 0 1 0 0 0 1					
Andre Dawson, R (1, 9) OBP: 0.368, SLG: 0.618																	3 0 0 0 1 1 1					
Leon Durham, L (1, 3) OBP: 0.333, SLG: 0.605																	4 0 0 0 0 1 2					
Rafael Palmeiro, L (1, 7) OBP: 0.346, SLG: 0.467																	4 0 1 0 0 0 2					
Jody Davis, R (1, 2) OBP: 0.317, SLG: 0.314																	3 1 0 0 1 2 1					
Vance Law, R (1, 5) OBP: 0.333, SLG: 0.472																	2 0 1 1 1 0 0					
Shawon Dunston, R (1, 6) OBP: 0.296, SLG: 0.528																	3 0 0 0 0 2 2					
Rick Sutcliffe, L (1, 1) OBP: 0.273, SLG: 0.200																	2 0 0 0 0 0 1					
Jerry Mumphrey, S (8, PH) OBP: 0.333, SLG: 0.273																	1 0 0 0 0 0 0					
Les Lancaster, R (9, 1) ERA: 3.52																	0 0 0 0 0 0 0					
Inning Stats	R: 0 E: 0 K: 2 S: 11	H: 0 LOB: 0 BB: 0 P: 18	R: 1 E: 0 K: 2 S: 18	H: 1 LOB: 1 BB: 1 P: 29	R: 0 E: 0 K: 0 S: 7	H: 0 LOB: 0 BB: 0 P: 10	R: 0 E: 0 K: 1 S: 14	H: 1 LOB: 1 BB: 0 P: 22	R: 0 E: 0 K: 0 S: 11	H: 0 LOB: 0 BB: 1 P: 19	R: 0 E: 0 K: 0 S: 14	H: 1 LOB: 2 BB: 1 P: 22	R: 0 E: 0 K: 1 S: 9	H: 0 LOB: 0 BB: 0 P: 12	R: 0 E: 0 K: 0 S: 11	H: 1 LOB: 1 BB: 0 P: 19	R: 0 E: 0 K: 1 S: 10	H: 0 LOB: 0 BB: 0 P: 13	1B: 2 2B: 1 3B: 1 HR: 0	SF: 0 SAC: 0 DP: 0 HBP: 0	WP: 0 PB: 0 SB: 3 CS: 1	PA: 33
PITCHER	IP WLS BF H R ER SO BB IBB HBP BLK WP HR S P ERA WHIP																					
Floyd Youmans, R (1, 1) ERA: 5.74	5.1 21 3 1 1 5 3 0 0 0 0 0 70 113 1.69 1.125																					
Andy McGaffigan, R (6, 1) ERA: 3.46	0.2 2 0 0 0 0 0 0 0 0 0 0 5 7 0.00 0.000																					
Jeff Parrett, R (7, 1) ERA: 1.04	1.0 W 3 0 0 0 1 0 0 0 0 0 0 9 12 0.00 0.000																					
Tim Burke, R (8, 1) ERA: 3.52	2.0 S 7 1 0 0 1 0 0 0 0 0 0 21 32 0.00 0.500																					

Montreal Expos @ Chicago Cubs
Wrigley Field, Chicago, IL
Wed Apr 20 1988, 3:33 AM CDT
Att: 5,699 - Cloudy - 51 F

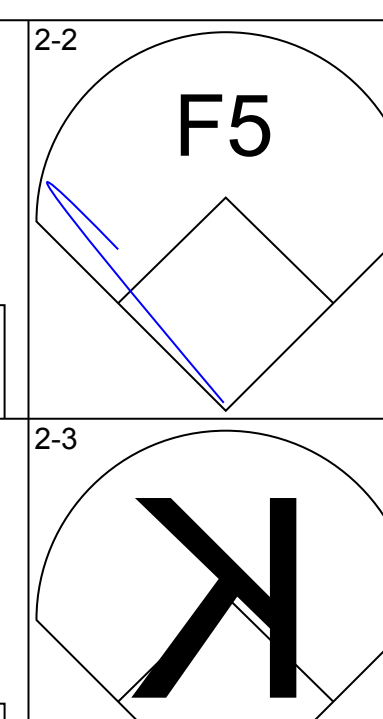
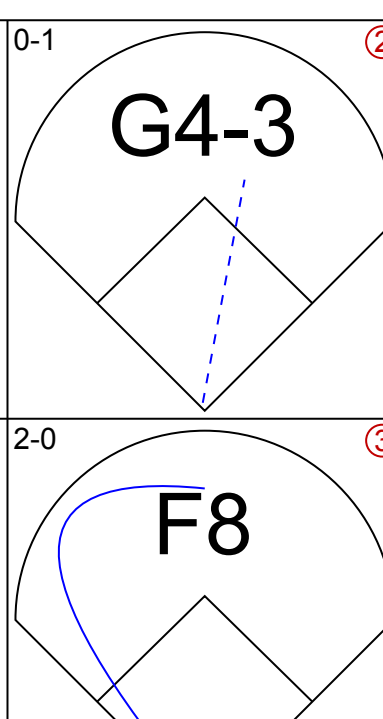
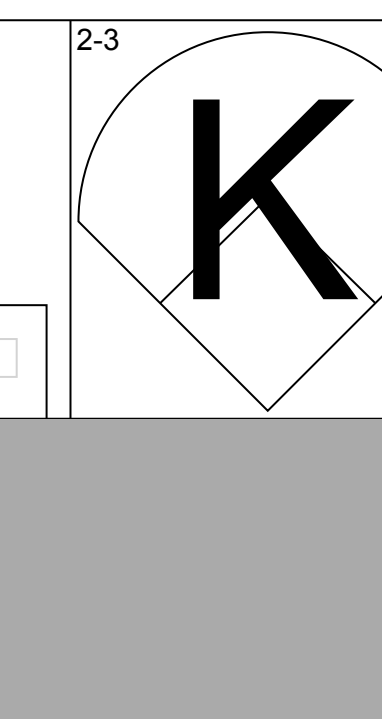
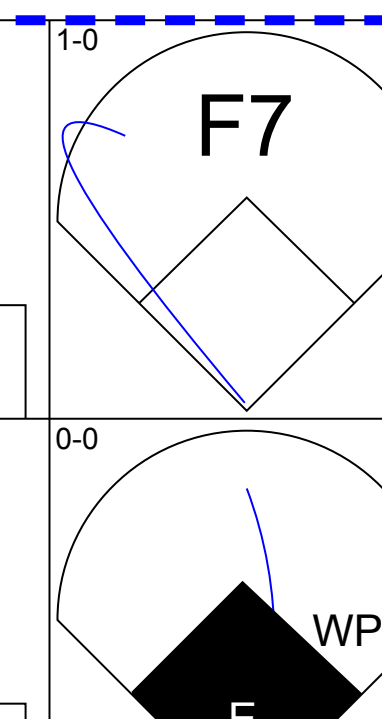
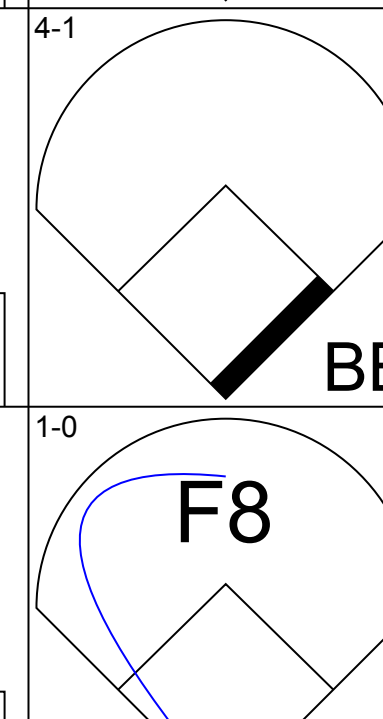

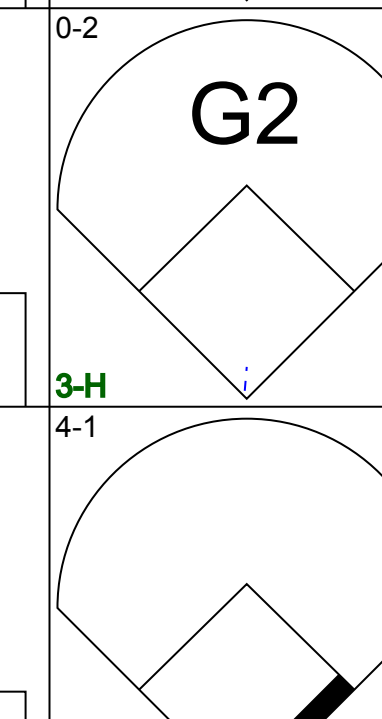
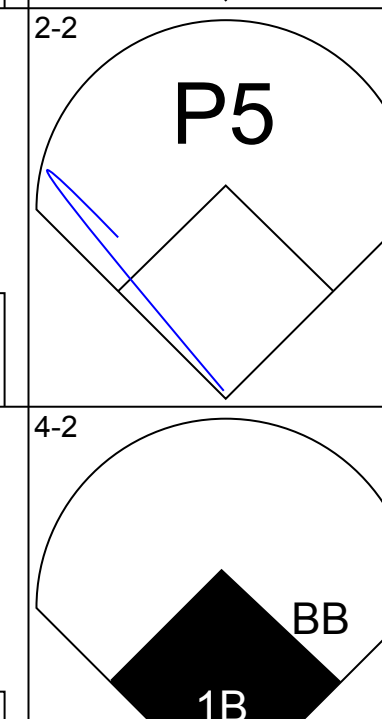
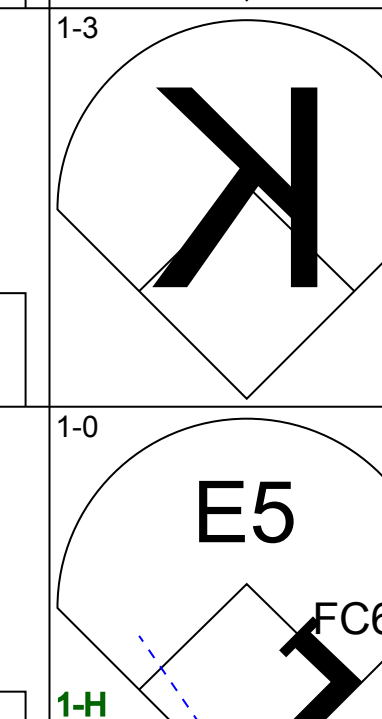


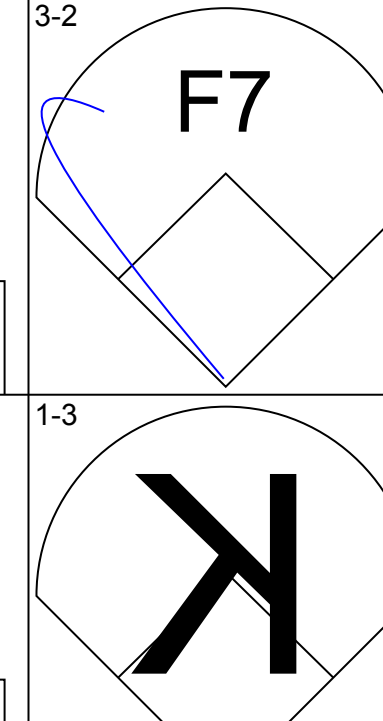
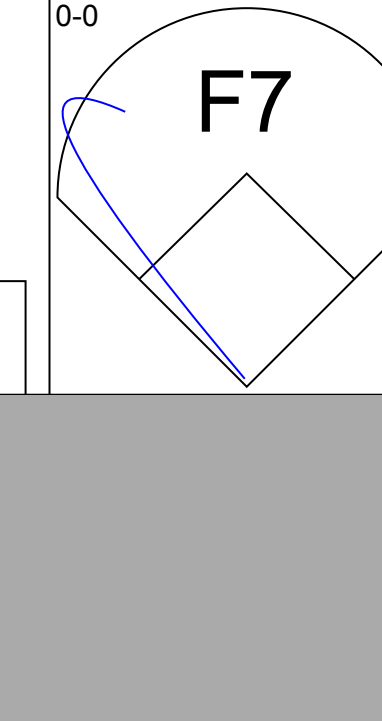
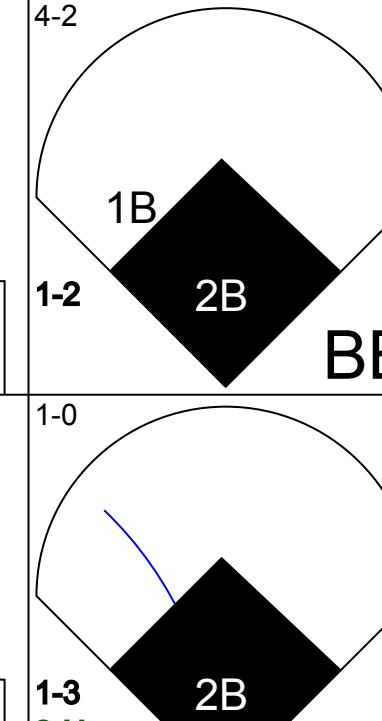
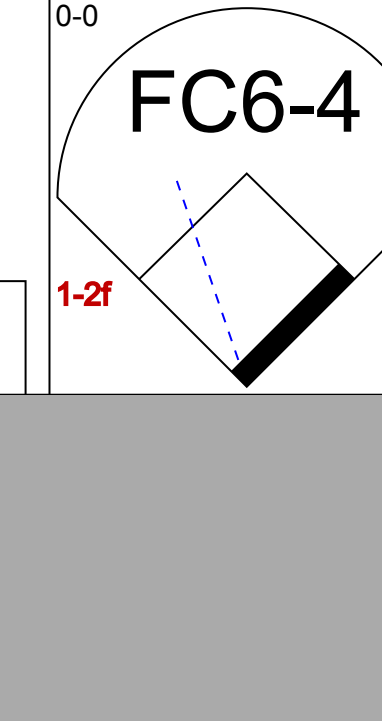

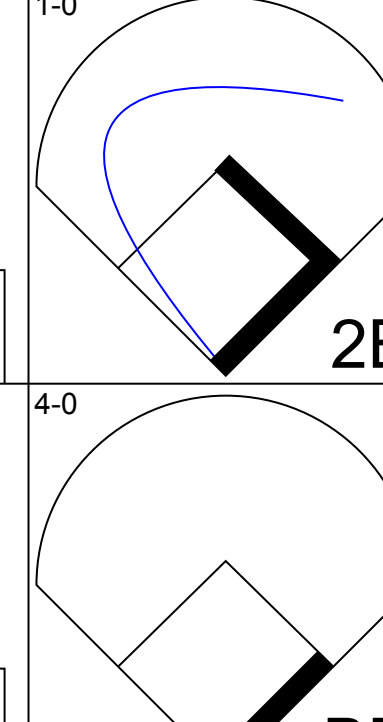

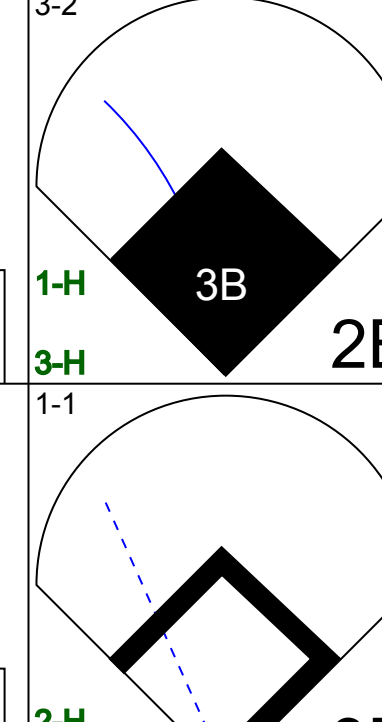


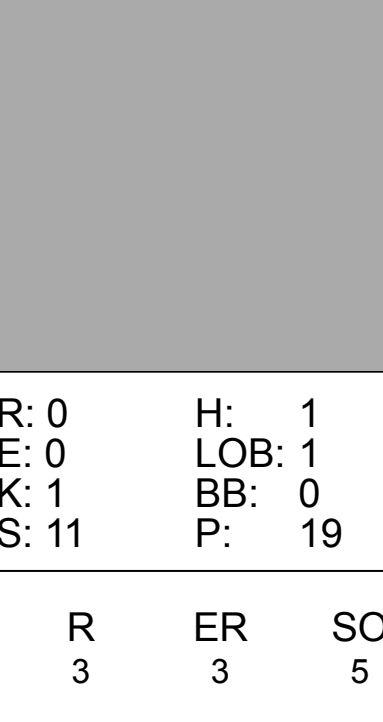
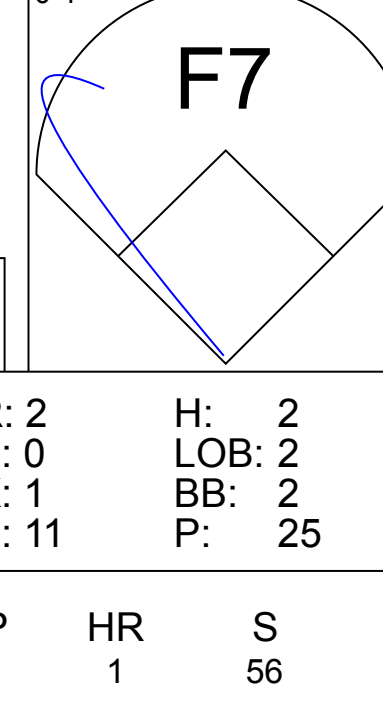

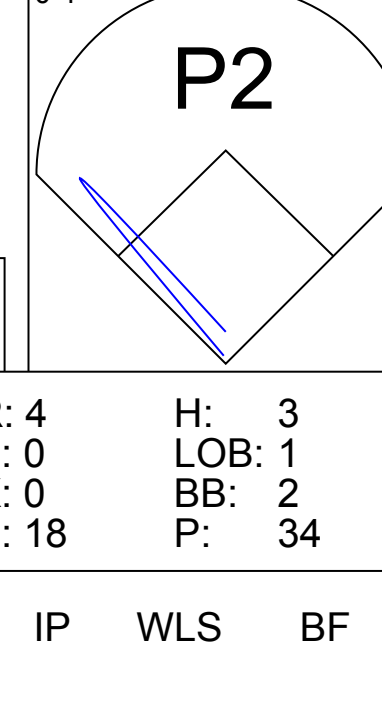
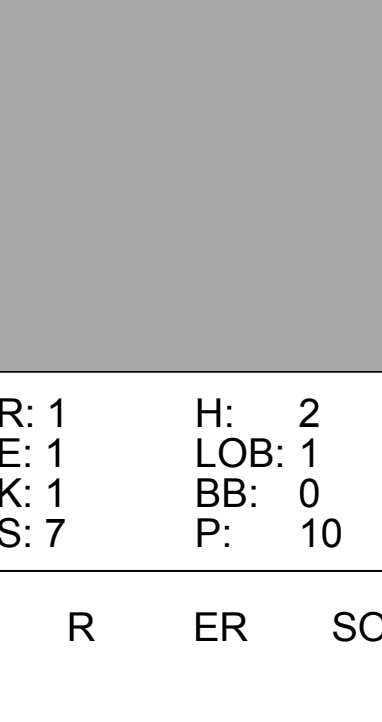





AB	30
R	1
H	4
RBI	1
BB	3
SO	7
LOB	10



Batter	1	2	3	4	5	6	7	8	9	AB	R	H	RBI	BB	SO	LOB	TOP			
Dave Martinez, L (1, 8) OBP: 0.319, SLG: 0.422										4	0	0	0	0	1	0	Chicago Cubs @ Pittsburgh Pirates Three Rivers Stadium, Pittsburgh, PA Fri Apr 22 1988, 7:05 PM EDT Att: 16,250 - Unknown - 55 F			
23 Ryne Sandberg, R (1, 4) OBP: 0.246, SLG: 0.391										4	0	0	0	0	2	0				
Andre Dawson, R (1, 9) OBP: 0.354, SLG: 0.629										4	0	0	0	0	2	0				
Rafael Palmeiro, L (1, 7) OBP: 0.367, SLG: 0.472										4	0	1	0	0	0	1				
Leon Durham, L (1, 3) OBP: 0.304, SLG: 0.549										4	1	1	0	0	1	1				
Jody Davis, R (1, 2) OBP: 0.354, SLG: 0.452										4	1	2	2	0	0	0				
Vance Law, R (1, 5) OBP: 0.339, SLG: 0.525										4	1	2	0	0	2	0				
Shawon Dunston, R (1, 6) OBP: 0.323, SLG: 0.567										4	1	2	2	0	2	1				
Calvin Schiraldi, R (1, 1) Darin Jackson, R (7, PH) Les Lancaster, R (7, 1) Frank DiPino, L (8, 1)										2	0	0	0	0	1	1				
Inning Stats	R: 0 E: 0 K: 3 S: 16	H: 0 LOB: 1 BB: 0 P: 20	R: 3 E: 0 K: 1 S: 15	H: 4 LOB: 0 BB: 0 P: 19	R: 0 E: 0 K: 0 S: 13	H: 1 LOB: 1 BB: 0 P: 17	R: 0 E: 0 K: 1 S: 9	H: 1 LOB: 1 BB: 0 P: 11	R: 0 E: 0 K: 0 S: 8	H: 0 LOB: 0 BB: 0 P: 12	R: 0 E: 0 K: 1 S: 10	H: 0 LOB: 0 BB: 0 P: 15	R: 0 E: 0 K: 2 S: 14	H: 0 LOB: 0 BB: 0 P: 10	R: 1 E: 0 K: 1 S: 16	H: 2 LOB: 1 BB: 0 P: 21	1B: 4 2B: 2 3B: 0 HR: 2	SF: 0 SAC: 0 DP: 0 HBP: 0	WP: 0 PB: 1 SB: 0 CS: 0	PA: 35
PITCHER Doug Drabek, R (1, 1) ERA: 3.21	IP: 9.0 WLS: W BF: 35 H: 8 R: 4 ER: 4 SO: 11 BB: 0 IBB: 0 HBP: 0 BLK: 0 WP: 0 HR: 2 S: 108 P: 144 ERA: 4.00 WHIP: 0.889																			

AB	35
R	4
H	8
RBI	4
BB	0
SO	11
LOB	4



Batter	1	2	3	4	5	6	7	8	9	AB	R	H	RBI	BB	SO	LOB	BOTTOM			
Barry Bonds, L (1, 7) OBP: 0.343, SLG: 0.723										4	1	0	0	1	1	2	Chicago Cubs @ Pittsburgh Pirates Three Rivers Stadium, Pittsburgh, PA Fri Apr 22 1988, 7:05 PM EDT Att: 16,250 - Unknown - 55 F			
Jose Lind, R (1, 4) OBP: 0.268, SLG: 0.279										5	1	1	0	0	1	1				
Andy Van Slyke, L (1, 8) OBP: 0.318, SLG: 0.466										3	1	0	1	2	1	1				
Bobby Bonilla, S (1, 5) OBP: 0.391, SLG: 0.672										3	2	2	2	2	0	1				
Sid Bream, L (1, 3) OBP: 0.392, SLG: 0.522										4	1	0	0	1	1	2				
R.J. Reynolds, S (1, 9) OBP: 0.394, SLG: 0.464										4	1	1	1	0	1	0				
Michael LaValliere, L (1, 2) OBP: 0.500, SLG: 0.475										4	1	4	2	0	0	0				
Rafael Belliard, R (1, 6) OBP: 0.300, SLG: 0.333										3	0	2	1	1	0	1				
Doug Drabek, R (1, 1) OBP: 0.083, SLG: 0.083										4	0	0	0	0	1	5				
Inning Stats	R: 0 E: 0 K: 1 S: 8	H: 0 LOB: 1 BB: 1 P: 17	R: 0 E: 0 K: 1 S: 11	H: 1 LOB: 0 BB: 0 P: 19	R: 0 E: 0 K: 0 S: 4	H: 0 LOB: 0 BB: 0 P: 6	R: 2 E: 0 K: 1 S: 11	H: 2 LOB: 2 BB: 2 P: 25	R: 1 E: 0 K: 0 S: 10	H: 0 LOB: 1 BB: 2 P: 19	R: 0 E: 0 K: 2 S: 12	H: 2 LOB: 2 BB: 0 P: 17	R: 4 E: 0 K: 0 S: 18	H: 3 LOB: 1 BB: 2 P: 34	R: 1 E: 1 K: 1 S: 7	H: 2 LOB: 1 BB: 0 P: 10	1B: 6 2B: 2 3B: 1 HR: 1	SF: 0 SAC: 0 DP: 0 HBP: 0	WP: 1 PB: 0 SB: 1 CS: 0	PA: 41
PITCHER Calvin Schiraldi, R (1, 1) ERA: 8.78 Les Lancaster, R (7, 1) ERA: 9.26 Frank DiPino, L (8, 1) ERA: 5.63	IP: 6.0 WLS: L BF: 8 H: 3 R: 4 ER: 4 SO: 0 BB: 2 IBB: 0 HBP: 0 BLK: 0 WP: 0 HR: 1 S: 18 P: 34 ERA: 36.00 WHIP: 5.000																			

AB	34
R	8
H	10
RBI	7
BB	7
SO	6
LOB	13



Batter	1	2	3	4	5	6	7	8	9	AB	R	H	RBI	BB	SO	LOB	TOP					
Dave Martinez, L (1, 8) OBP: 0.342, SLG: 0.456										4	1	3	1	0	0	0	Chicago Cubs @ Pittsburgh Pirates Three Rivers Stadium, Pittsburgh, PA Sat Apr 23 1988, 3:33 AM EDT Att: 20,214 - Sunny - 70 F					
23 Ryne Sandberg, R (1, 4) OBP: 0.233, SLG: 0.368										4	1	0	0	0	1	4						
Andre Dawson, R (1, 9) OBP: 0.362, SLG: 0.636										4	0	2	1	0	0	0						
Rafael Palmeiro, L (1, 7) OBP: 0.375, SLG: 0.491										4	0	2	1	0	0	1						
Leon Durham, L (1, 3) OBP: 0.283, SLG: 0.509										4	0	0	0	0	3	2						
Jody Davis, R (1, 2) OBP: 0.392, SLG: 0.477										2	0	2	0	1	0	0						
Rolando Roomes, R (7, PR)										0	1	0	0	0	0	0						
Jim Sundberg, R (7, 2) OBP: 0.333, SLG: 0.273										1	0	0	0	0	0	0						
Vance Law, R (1, 5) OBP: 0.333, SLG: 0.508										4	0	1	0	0	1	2						
Shawon Dunston, R (1, 6) OBP: 0.318, SLG: 0.547										4	1	1	1	0	0	1						
Al Nipper, R (1, 1)										2	0	0	0	0	1	0						
Jamie Moyer, L (6, 1)										0	0	0	0	0	0	0						
Jerry Mumphy, S (7, PH) OBP: 0.308, SLG: 0.250										1	0	0	0	0	0	2						
Rich Gossage, R (7, 1)										0	0	0	0	0	0	0						
Inning Stats	R: 1 E: 0 K: 1 S: 15	H: 3 LOB: 1 BB: 0 P: 20	R: 0 E: 0 K: 0 S: 10	H: 2 LOB: 0 BB: 0 P: 15	R: 1 E: 0 K: 1 S: 13	H: 2 LOB: 1 BB: 0 P: 22	R: 0 E: 0 K: 1 S: 8	H: 1 LOB: 0 BB: 0 P: 13	R: 0 E: 0 K: 0 S: 6	H: 0 LOB: 0 BB: 0 P: 9	R: 0 E: 0 K: 1 S: 15	H: 1 LOB: 1 BB: 0 P: 20	R: 2 E: 0 K: 0 S: 9	H: 2 LOB: 2 BB: 1 P: 18	R: 0 E: 0 K: 1 S: 9	H: 0 LOB: 0 BB: 0 P: 14	R: 0 E: 0 K: 1 S: 9	H: 0 LOB: 0 BB: 0 P: 12	1B: 8 2B: 3 3B: 0 HR: 0	SF: 0 SAC: 0 DP: 2 HBP: 0	WP: 0 PB: 0 SB: 2 CS: 1	PA: 35
PITCHER	IP WLS BF H R ER SO BB IBB HBP BLK WP HR S P ERA WHIP																					
Brian Fisher, R (1, 1) ERA: 1.65	5.2	22	9	2	2	3	0	0	0	0	0	0	0	0	64	94	3.18	1.588				
Bob Kipper, L (6, 1) ERA: 3.38	0.1	1	0	0	0	1	0	0	0	0	0	0	0	0	3	5	0.00	0.000				
Jeff Robinson, R (7, 1) ERA: 3.38	1.0	6	2	2	2	0	1	0	0	0	0	0	0	9	18	18.00	3.000					
Jim Gott, R (8, 1) ERA: 3.38	2.0	W 6	0	0	0	2	0	0	0	0	0	0	0	18	26	0.00	0.000					

Batter	1	2	3	4	5	6	7	8	9	AB	R	H	RBI	BB	SO	LOB	BOTTOM					
Barry Bonds, L (1, 7) OBP: 0.324, SLG: 0.681										4	0	0	0	0	0	3	Chicago Cubs @ Pittsburgh Pirates Three Rivers Stadium, Pittsburgh, PA Sat Apr 23 1988, 3:33 AM EDT Att: 20,214 - Sunny - 70 F					
Jose Lind, R (1, 4) OBP: 0.253, SLG: 0.264										4	0	0	0	0	1	2						
Andy Van Slyke, L (1, 8) OBP: 0.329, SLG: 0.459										3	1	1	0	1	0	1						
Bobby Bonilla, S (1, 5) OBP: 0.397, SLG: 0.703										3	2	1	1	1	0	1						
Sid Bream, L (1, 3) OBP: 0.389, SLG: 0.531										3	1	1	0	0	0	0						
R.J. Reynolds, S (1, 9) OBP: 0.405, SLG: 0.548										3	1	1	2	1	1	0						
Michael LaValliere, L (1, 2) OBP: 0.519, SLG: 0.950										4	0	3	2	0	0	0						
Rafael Belliard, R (1, 6) OBP: 0.250, SLG: 0.273										4	0	0	0	0	1	4						
Brian Fisher, R (1, 1)										0	0	0	0	2	0	0						
Bob Kipper, R (6, 1)										0	0	0	0	0	0	0						
Jeff Robinson, R (7, 1)										0	0	0	0	0	0	0						
John Cangelosi, S (7, PH) OBP: 0.429, SLG: 0.364										1	0	1	0	0	0	0						
Jim Gott, R (8, 1)										0	0	0	0	0	0	0						
Inning Stats	R: 0 E: 0 K: 0 S: 6	H: 0 LOB: 1 BB: 1 P: 15	R: 0 E: 0 K: 1 S: 10	H: 1 LOB: 0 BB: 0 P: 17	R: 0 E: 0 K: 0 S: 7	H: 0 LOB: 1 BB: 1 P: 17	R: 0 E: 0 K: 0 S: 4	H: 0 LOB: 0 BB: 0 P: 5	R: 0 E: 0 K: 0 S: 8	H: 1 LOB: 1 BB: 1 P: 14	R: 3 E: 0 K: 0 S: 13	H: 3 LOB: 0 BB: 0 P: 20	R: 0 E: 0 K: 2 S: 15	H: 1 LOB: 1 BB: 0 P: 23	R: 2 E: 0 K: 0 S: 12	H: 2 LOB: 1 BB: 2 P: 25	R: 2 E: 0 K: 0 S: 12	H: 2 LOB: 1 BB: 2 P: 25	1B: 4 2B: 2 3B: 0 HR: 2	SF: 0 SAC: 1 DP: 2 HBP: 0	WP: 0 PB: 0 SB: 1 CS: 0	PA: 35
PITCHER	IP WLS BF H R ER SO BB IBB HBP BLK WP HR S P ERA WHIP																					
Al Nipper, R (1, 1) ERA: 3.65	5.2	23	4	2	2	1	3	0	0	0	0	0	0	1	44	81	3.18	1.235				
Jamie Moyer, L (6, 1) ERA: 4.74	0.1	2	1	1	1	0	0	0	0	0	1	4	7	27.00	3.000							
Rich Gossage, R (7, 1) ERA: 5.14	2.0	L 10	3	2	2	2	1	1	0	0	0	27	48	9.00	2.000							

AB 34
R 4
H 11
RBI 4
BB 1
SO 6
LOB 12



WP: 0
PB: 0
SB: 2
CS: 1

AB 29
R 5
H 8
RBI 5
BB 5
SO 3
LOB 11



Batter	1	2	3	4	5	6	7	8	9	AB	R	H	RBI	BB	SO	LOB	TOP					
Dave Martinez, L (1,8) OBP: 0.325, SLG: 0.437	1-2 P6		3-1 SF7		0-0 G4-3		0-1 F7			3	0	0	1	0	0	1						
23 Ryne Sandberg, R (1,4) OBP: 0.221, SLG: 0.347	2-3 K		0-1 F7			1-1 G6-3		0-0 G6-3		4	0	0	0	0	1	0						
Andre Dawson, R (1,9) OBP: 0.356, SLG: 0.614	1-0 5-3			1-1 F9		2-1 G4-3		2-1 1B		4	0	1	0	0	0	0						
Rafael Palmeiro, L (1,7) OBP: 0.382, SLG: 0.525		2-2 G3		2-2 S		1-1		1-2 F8		4	1	2	0	0	0	1						
Leon Durham, L (1,3) OBP: 0.313, SLG: 0.517		0-0		3-3		4-1		1-1		3	0	2	0	1	1	1						
Rolando Roomes, R (8, PR)				K						0	0	0	0	0	0	0						
Manny Trillo, R (8,3) OBP: 0.143, SLG: 0.083				1B				1-3		0	0	0	0	0	0	0						
Jody Davis, R (1,2) OBP: 0.382, SLG: 0.479	0-1 F8		0-1	2B		1-1		2-0 F7		4	0	1	1	0	0	5						
Vance Law, R (1,5) OBP: 0.314, SLG: 0.478	1-3 K		2-0	F8				0-2 G5-3		4	0	0	0	0	1	2						
Shawon Dunston, R (1,6) OBP: 0.329, SLG: 0.544			0-1	E		1-1		2-2		4	1	2	0	0	0	0						
Rick Sutcliffe, L (1,1) OBP: 0.231, SLG: 0.167			0-1	SF7		2-3		1-0		2	0	0	0	0	1	1						
Jerry Mumphrey, S (9, PH) OBP: 0.286, SLG: 0.231			1-2	SH3-4		1-2		1-2		1	0	0	0	0	1	0						
Inning Stats	R: 0 E: 0 K: 1 S: 7	H: 0 LOB: 0 BB: 0 P: 11	R: 0 E: 0 K: 1 S: 11	H: 1 LOB: 1 BB: 0 P: 14	R: 1 E: 1 K: 0 S: 7	H: 1 LOB: 0 BB: 0 P: 10	R: 1 E: 0 K: 1 S: 17	H: 2 LOB: 1 BB: 0 P: 28	R: 0 E: 0 K: 1 S: 6	H: 0 LOB: 0 BB: 0 P: 9	R: 0 E: 0 K: 0 S: 9	H: 1 LOB: 2 BB: 1 P: 18	R: 0 E: 0 K: 0 S: 9	H: 1 LOB: 1 BB: 0 P: 12	R: 0 E: 0 K: 0 S: 9	H: 2 LOB: 2 BB: 0 P: 15	R: 0 E: 0 K: 1 S: 9	H: 0 LOB: 0 BB: 0 P: 11	1B: 5 2B: 3 3B: 0 HR: 0	SF: 1 SAC: 1 DP: 0 HBP: 0	WP: 0 PB: 0 SB: 1 CS: 0	PA: 36
PITCHER	IP	WLS	BF	H	R	ER	SO	BB	IBB	HBP	BLK	WP	HR	S	P	ERA	WHIP					
Bob Walk, R (1,1) ERA: 1.75	6.1	W	26	6	2	1	4	1	0	0	0	0	0	63	98	1.42	1.105					
Bob Kipper, L (7,1) ERA: 3.0	0.2		2	0	0	0	0	0	0	0	0	0	0	3	4	0.00	0.000					
Jeff Robinson, R (8,1) ERA: 3.05	2.0	S	8	2	0	0	1	0	0	0	0	0	0	18	26	0.00	1.000					

Chicago Cubs @ Pittsburgh Pirates
Three Rivers Stadium, Pittsburgh, PA
Sun Apr 24 1988, 3:33 AM EDT
Att: 19,934 - Overcast - 43 F

AB 33
R 2
H 8
RBI 2
BB 1
SO 5
LOB 11



Batter	1	2	3	4	5	6	7	8	9	AB	R	H	RBI	BB	SO	LOB	BOTTOM				
Barry Bonds, L (1,7) OBP: 0.320, SLG: 0.671	0-0 E9		2-2 G3	3-1 4-3			0-1 G5-3			4	1	1	0	0	0	1					
Jose Lind, R (1,4) OBP: 0.253, SLG: 0.276	2-2 5-3		0-1		1-1 F9		1-2 G4-3			4	0	1	1	0	0	0					
Andy Van Slyke, L (1,8) OBP: 0.324, SLG: 0.492	3-1		3-2 F8		0-2 G4-3			0-0 F8		4	1	1	1	0	0	1					
Bobby Bonilla, S (1,5) OBP: 0.390, SLG: 0.676	2-2 P5		3-2 F8		2-1 F9			2-1		4	0	1	0	0	0	1					
Sid Bream, L (1,3) OBP: 0.379, SLG: 0.528	0-0 6-3			0-0		0-0 F7		1-1		4	1	1	0	0	0	1					
Darnell Coles, R (1,9) OBP: 0.395, SLG: 0.486		1-1 P5		2-2		0-3		1-2		4	1	1	1	0	1	1					
Michael LaValliere, L (1,2) OBP: 0.525, SLG: 0.511		1-0		0-0		3-1				3	0	2	0	0	0	1					
Rafael Belliard, R (1,6) OBP: 0.259, SLG: 0.360		1-3		1-0		1-0				3	0	1	1	0	1	2					
Bob Walk, R (1,1) OBP: 0.111, SLG: 0.111		1-1		1-3						2	0	0	0	0	1	2					
Bob Kipper, R (7,1)		FC6								0	0	0	0	0	0	0					
John Cangelosi, S (7, PH) OBP: 0.400, SLG: 0.333										1	0	0	0	0	0	0					
Jeff Robinson, R (8,1)		1-2								0	0	0	0	0	0	0					
Inning Stats	R: 2 E: 1 K: 0 S: 10	H: 2 LOB: 0 BB: 0 P: 15	R: 0 E: 0 K: 1 S: 8	H: 1 LOB: 1 BB: 0 P: 12	R: 0 E: 0 K: 0 S: 12	H: 1 LOB: 1 BB: 0 P: 20	R: 2 E: 0 K: 1 S: 11	H: 3 LOB: 1 BB: 0 P: 18	R: 0 E: 0 K: 0 S: 7	H: 0 LOB: 0 BB: 0 P: 10	R: 0 E: 0 K: 1 S: 7	H: 1 LOB: 1 BB: 0 P: 11	R: 0 E: 0 K: 0 S: 10	H: 0 LOB: 0 BB: 0 P: 11	R: 0 E: 0 K: 0 S: 7	H: 1 LOB: 1 BB: 0 P: 10	1B: 4 2B: 3 3B: 1 HR: 1	SF: 0 SAC: 0 DP: 0 HBP: 0	WP: 0 PB: 0 SB: 0 CS: 0	PA: 33	
PITCHER	IP	WLS	BF	H	R	ER	SO	BB	IBB	HBP	BLK	WP	HR	S	P	ERA	WHIP				
Rick Sutcliffe, R (1,1) ERA: 4.54	8.0	L	33	9	4	4	3	0	0	0	0	0	1	72	107	4.50	1.125				

Chicago Cubs @ Pittsburgh Pirates
Three Rivers Stadium, Pittsburgh, PA
Sun Apr 24 1988, 3:33 AM EDT
Att: 19,934 - Overcast - 43 F

AB 33
R 4
H 9
RBI 4
BB 0
SO 3
LOB 10



Batter	1	2	3	4	5	6	7	8	9	AB	R	H	RBI	BB	SO	LOB	TOP					
Dave Martinez, L (1, 8) OBP: 0.314, SLG: 0.413										4	0	1	0	0	2	1	Chicago Cubs @ Los Angeles Dodgers Dodger Stadium, Los Angeles, CA Wed Apr 27 1988, 7:05 PM PDT Att: 29,462 - Unknown					
23 Ryne Sandberg, R (1, 4) OBP: 0.224, SLG: 0.363										4	0	1	0	0	0	2						
Andre Dawson, R (1, 9) OBP: 0.321, SLG: 0.551										4	0	0	0	0	0	3						
Rafael Palmeiro, L (1, 7) OBP: 0.387, SLG: 0.507										3	0	2	0	1	0	0						
Leon Durham, L (1, 3) OBP: 0.319, SLG: 0.500										3	0	0	0	1	2	5						
Jody Davis, R (1, 2) OBP: 0.397, SLG: 0.519										3	0	1	0	1	0	1						
Vance Law, R (1, 5) OBP: 0.295, SLG: 0.442										4	0	0	0	0	0	4						
Shawon Dunston, R (1, 6) OBP: 0.299, SLG: 0.493										4	0	0	0	0	1	2						
Jamie Moyer, L (1, 1) OBP: 0.250, SLG: 0.143										2	0	1	0	0	1	0						
Drew Hall, L (5, 1)										0	0	0	0	0	0	0						
Jerry Mumphy, S (7, PH) OBP: 0.267, SLG: 0.214										1	0	0	0	0	0	2						
Les Lancaster, R (7, 1)										0	0	0	0	0	0	0						
Inning Stats	R: 0 E: 0 K: 1 S: 11	H: 1 LOB: 2 BB: 1 P: 23	R: 0 E: 0 K: 0 S: 7	H: 0 LOB: 0 BB: 1 P: 16	R: 0 E: 0 K: 0 S: 7	H: 1 LOB: 1 BB: 0 P: 10	R: 0 E: 0 K: 0 S: 7	H: 1 LOB: 1 BB: 0 P: 12	R: 0 E: 0 K: 2 S: 9	H: 0 LOB: 0 BB: 0 P: 16	R: 0 E: 0 K: 0 S: 4	H: 0 LOB: 0 BB: 0 P: 5	R: 0 E: 0 K: 0 S: 16	H: 1 LOB: 2 BB: 1 P: 23	R: 0 E: 0 K: 1 S: 13	H: 2 LOB: 2 BB: 0 P: 15	R: 0 E: 0 K: 1 S: 5	H: 0 LOB: 0 BB: 0 P: 5	1B: 6 2B: 0 3B: 0 HR: 0	SF: 0 SAC: 0 DP: 0 HBP: 0	WP: 0 PB: 0 SB: 1 CS: 1	PA: 35
PITCHER	IP WLS BF H R ER SO BB IBB HBP BLK WP HR S P ERA WHIP																					
Don Sutton, R (1, 1) ERA: 2.86	6.0 W 24 4 0 0 3 3 0 0 0 0 0 0 51 93 0.00 1.167																					
Alejandro Pena, R (7, 1) ERA:	3.0 S 11 2 0 0 3 0 0 0 0 0 0 0 28 32 0.00 0.667																					

AB 32
R 0
H 6
RBI 0
BB 3
SO 6
LOB 20



Batter	1	2	3	4	5	6	7	8	9	AB	R	H	RBI	BB	SO	LOB	BOTTOM					
Steve Sax, R (1, 4) OBP: 0.274, SLG: 0.258										4	1	1	0	0	0	1	Chicago Cubs @ Los Angeles Dodgers Dodger Stadium, Los Angeles, CA Wed Apr 27 1988, 7:05 PM PDT Att: 29,462 - Unknown					
Alfredo Griffin, S (1, 6) OBP: 0.218, SLG: 0.314										4	1	0	0	0	1	1						
Kirk Gibson, L (1, 7) OBP: 0.348, SLG: 0.379										4	0	2	1	0	0	0						
Pedro Guerrero, R (1, 5) OBP: 0.420, SLG: 0.500										4	0	3	1	0	1	1						
Jeff Hamilton, R (7, PR) (8, 5)										0	0	0	0	0	0	0						
Mike Marshall, R (1, 3) OBP: 0.296, SLG: 0.338										4	0	0	0	0	1	4						
Mickey Hatcher, R (1, 9) OBP: 0.357, SLG: 0.500										3	1	1	0	0	0	2						
Franklin Stubbs, L (8, PH) (9, 9)										0	0	0	0	1	0	0						
Mike Devereaux, R (1, 8) OBP: 0.100, SLG: 0.100										4	1	1	1	0	0	3						
Rick Dempsey, R (1, 2) OBP: 0.533, SLG: 0.667										3	0	1	0	1	0	0						
Don Sutton, R (1, 1)										2	0	0	1	0	1	1						
Alejandro Pena, R (7, 1)										0	0	0	0	0	0	0						
Inning Stats	R: 1 E: 0 K: 2 S: 14	H: 2 LOB: 1 BB: 0 P: 21	R: 0 E: 0 K: 0 S: 7	H: 0 LOB: 1 BB: 1 P: 12	R: 0 E: 0 K: 1 S: 7	H: 1 LOB: 1 BB: 0 P: 8	R: 2 E: 0 K: 0 S: 13	H: 3 LOB: 1 BB: 0 P: 21	R: 1 E: 0 K: 0 S: 9	H: 2 LOB: 2 BB: 0 P: 15	R: 0 E: 0 K: 1 S: 11	H: 0 LOB: 0 BB: 0 P: 17	R: 0 E: 0 K: 0 S: 5	H: 1 LOB: 1 BB: 0 P: 7	R: 0 E: 0 K: 0 S: 11	H: 0 LOB: 0 BB: 1 P: 18	R: 0 E: 0 K: 0 S: 11	H: 0 LOB: 0 BB: 1 P: 18	1B: 9 2B: 0 3B: 0 HR: 0	SF: 0 SAC: 1 DP: 0 HBP: 0	WP: 3 PB: 0 SB: 2 CS: 1	PA: 35
PITCHER	IP WLS BF H R ER SO BB IBB HBP BLK WP HR S P ERA WHIP																					
Jamie Moyer, L (1, 1) ERA: 5.09	4.0 L 22 4 0 0 3 3 1 0 0 0 0 0 45 69 6.75 2.250																					
Drew Hall, L (5, 1) ERA: 8.53	2.0 6 0 0 0 1 0 0 0 0 0 0 0 16 25 0.00 0.000																					
Les Lancaster, R (7, 1) ERA: 7.9	2.0 7 1 0 0 0 1 0 0 0 0 0 0 16 25 0.00 1.000																					

AB 32
R 4
H 9
RBI 4
BB 2
SO 4
LOB 13



Batter	1	2	3	4	5	6	7	8	9	AB R H RBI BB SO LOB	TOP									
Darrin Jackson, R (1,8) OBP: 0.273, SLG: 0.273										5 1 1 0 0 3 2	Chicago Cubs @ Los Angeles Dodgers Dodger Stadium, Los Angeles, CA Thu Apr 28 1988, 7:05 PM PDT Att: 29,509 - Unknown - 60 F									
23 Ryne Sandberg, R (1,4) OBP: 0.227, SLG: 0.354										2 1 0 1 1 0 0										
Andre Dawson, R (1,9) OBP: 0.329, SLG: 0.585										4 1 2 2 0 1 1										
Rafael Palmeiro, L (1,7) OBP: 0.380, SLG: 0.493										4 1 1 1 0 0 2										
Dave Martinez, L (7,8) OBP: 0.314, SLG: 0.413										0 0 0 0 0 0 0										
Leon Durham, L (1,3) OBP: 0.303, SLG: 0.471										4 0 0 0 0 2 2										
Jody Davis, R (1,2) OBP: 0.403, SLG: 0.500										2 0 0 0 2 2 0										
Manny Trillo, R (1,5) OBP: 0.167, SLG: 0.125										4 0 1 1 0 0 1										
Shawon Dunston, R (1,6) OBP: 0.288, SLG: 0.474										3 0 0 0 0 3 2										
Frank DiPino, L (6,1)										1 0 0 0 0 1 0										
Calvin Schiraldi, R (1,1)										2 0 0 0 0 1 0										
Angel Salazar, R (6,6) OBP: 0.697, SLG: 1.333										2 1 2 0 0 0 0										
Inning Stats	R: 0 E: 0 K: 2 S: 12	H: 0 LOB: 0 BB: 0 P: 17	R: 0 E: 0 K: 1 S: 13	H: 0 LOB: 1 BB: 1 P: 23	R: 0 E: 0 K: 3 S: 10	H: 1 LOB: 1 BB: 0 P: 12	R: 0 E: 0 K: 2 S: 13	H: 0 LOB: 0 BB: 0 P: 15	R: 4 E: 0 K: 2 S: 23	H: 4 LOB: 2 BB: 2 P: 39	R: 1 E: 0 K: 1 S: 12	H: 1 LOB: 1 BB: 0 P: 22	R: 0 E: 0 K: 1 S: 8	H: 0 LOB: 0 BB: 0 P: 13	R: 0 E: 0 K: 1 S: 6	H: 1 LOB: 0 BB: 0 P: 10	1B: 4 2B: 1 3B: 2 HR: 0	SF: 0 SAC: 1 DP: 1 HBP: 0	WP: 0 PB: 0 SB: 1 CS: 0	PA: 37
PITCHER	IP WLS BF H R ER SO BB IBB HBP BLK WP HR S P ERA WHIP											IP WLS BF H R ER SO BB IBB HBP BLK WP HR S P ERA WHIP								
Tim Belcher, R (1,1) ERA: 2.82	5.1 L 21 3 3 3 8 2 0 0 0 0 0 71 98 5.06 0.938																			
Brad Havens, L (6,1) ERA: 3.86	0.2 5 2 1 1 2 1 0 0 0 0 0 10 20 13.50 4.500																			
Brian Holton, R (7,1) ERA: 2.57	3.0 11 2 1 1 3 0 0 0 1 0 0 26 45 3.00 0.667																			

AB 33
R 5
H 7
RBI 5
BB 3
SO 13
LOB 10



Batter	1	2	3	4	5	6	7	8	9	AB R H RBI BB SO LOB	BOTTOM											
Steve Sax, R (1,4) OBP: 0.273, SLG: 0.257										4 0 1 0 0 0 3	Chicago Cubs @ Los Angeles Dodgers Dodger Stadium, Los Angeles, CA Thu Apr 28 1988, 7:05 PM PDT Att: 29,509 - Unknown - 60 F											
Alfredo Griffin, S (1,6) OBP: 0.221, SLG: 0.311										4 0 1 0 0 2 2												
Kirk Gibson, L (1,7) OBP: 0.329, SLG: 0.355										4 0 0 0 0 1 3												
Mike Marshall, R (1,3) OBP: 0.280, SLG: 0.319										4 0 0 0 0 1 2												
Mike Davis, L (1,8) OBP: 0.303, SLG: 0.228										3 1 1 0 1 2 1												
Franklin Stubbs, L (1,9) OBP: 0.583, SLG: 0.750										3 0 1 0 0 0 1												
Mike Devereaux, R (8,PH) OBP: 0.091, SLG: 0.091										1 0 0 0 0 1 0												
Jeff Hamilton, R (1,5)										3 0 0 1 0 1 2												
Mike Scioscia, L (1,2) OBP: 0.519, SLG: 0.500										3 0 0 0 1 0 2												
Tim Belcher, R (1,1) OBP: 0.333, SLG: 0.500										2 0 1 0 0 1 3												
Brad Havens, L (6,1)										0 0 0 0 0 0 0												
Mickey Hatcher, R (6,PH) OBP: 0.333, SLG: 0.467										1 0 0 0 0 0 2												
Brian Holton, R (7,1)										0 0 0 0 0 0 0												
Dave Anderson, R (8,PH) OBP: 0.500, SLG: 0.400										1 0 0 0 0 1 0												
Inning Stats	R: 0 E: 0 K: 2 S: 10	H: 1 LOB: 1 BB: 0 P: 12	R: 0 E: 0 K: 2 S: 14	H: 2 LOB: 3 BB: 1 P: 20	R: 0 E: 1 K: 2 S: 12	H: 0 LOB: 1 BB: 0 P: 15	R: 0 E: 0 K: 0 S: 9	H: 0 LOB: 0 BB: 0 P: 16	R: 0 E: 0 K: 1 S: 10	H: 1 LOB: 1 BB: 0 P: 12	R: 1 E: 2 K: 0 S: 12	H: 0 LOB: 2 BB: 1 P: 22	R: 0 E: 0 K: 0 S: 9	H: 1 LOB: 1 BB: 0 P: 14	R: 0 E: 0 K: 2 S: 10	H: 0 LOB: 0 BB: 0 P: 14	R: 0 E: 0 K: 1 S: 6	H: 0 LOB: 0 BB: 0 P: 9	1B: 5 2B: 0 3B: 0 HR: 0	SF: 1 SAC: 1 DP: 0 HBP: 0	WP: 0 PB: 0 SB: 1 CS: 0	PA: 37
PITCHER	IP WLS BF H R ER SO BB IBB HBP BLK WP HR S P ERA WHIP											IP WLS BF H R ER SO BB IBB HBP BLK WP HR S P ERA WHIP										
Calvin Schiraldi, R (1,1) ERA: 6.27	5.1 W 25 4 1 0 7 1 1 0 0 0 0 64 93 0.00 0.938																					
Frank DiPino, L (6,1) ERA: 3.86	3.2 S 12 1 0 0 3 0 0 0 0 0 0 28 41 0.00 0.273																					

AB 33
R 1
H 5
RBI 1
BB 2
SO 10
LOB 21



Batter	1	2	3	4	5	6	7	8	9	AB	R	H	RBI	BB	SO	LOB	TOP			
23 Ryne Sandberg, R OBP: 0.282, SLG: 0.375										5	2	3	0	0	0	0				
Manny Trillo, R OBP: 0.200, SLG: 0.214										5	1	2	0	0	0	1				
Andre Dawson, R OBP: 0.323, SLG: 0.600										4	1	0	0	0	0	3				
Rafael Palmeiro, L OBP: 0.355, SLG: 0.440										3	0	0	0	1	0	2				
Mike Bielecki, R OBP: 0.278, SLG: 0.235										0	0	0	0	0	0	0				
Jerry Mumphrey, S OBP: 0.278, SLG: 0.235										1	1	1	0	0	0	0				
Vance Law, R OBP: 0.323, SLG: 0.443										4	1	2	3	0	0	0				
Dave Martinez, L OBP: 0.310, SLG: 0.374										3	0	1	0	2	1	3				
Jim Sundberg, R OBP: 0.333, SLG: 0.200										2	0	0	0	2	0	3				
Jody Davis, R OBP: 0.411, SLG: 0.517										0	0	0	0	0	0	0				
Shawon Dunston, R OBP: 0.266, SLG: 0.424										5	0	1	2	0	0	8				
Greg Maddux, R OBP: 0.158, SLG: 0.211										2	0	0	0	0	0	1				
Leon Durham, L OBP: 0.304, SLG: 0.465										1	0	0	0	0	0	0				
Drew Hall, L OBP: 0.214, SLG: 0.214										0	0	0	0	0	0	0				
Darin Jackson, R OBP: 0.214, SLG: 0.214										2	0	0	0	0	0	4				
Inning Stats	R: 2 E: 2 K: 0 S: 9	H: 2 LOB: 3 BB: 2 P: 18	R: 0 E: 0 K: 0 S: 7	H: 0 LOB: 0 BB: 0 P: 10	R: 0 E: 0 K: 0 S: 4	H: 0 LOB: 0 BB: 0 P: 5	R: 0 E: 0 K: 0 S: 8	H: 1 LOB: 1 BB: 0 P: 12	R: 0 E: 0 K: 0 S: 9	H: 0 LOB: 2 BB: 0 P: 20	R: 0 E: 0 K: 10 S: 10	H: 2 LOB: 2 BB: 0 P: 12	R: 0 E: 0 K: 1 S: 12	H: 1 LOB: 2 BB: 1 P: 19	R: 4 E: 2 K: 0 S: 20	H: 4 LOB: 2 BB: 0 P: 30	1B: 9 2B: 1 3B: 0 HR: 0	SF: 1 SAC: 1 DP: 0 HBP: 1	WP: 0 PB: 0 SB: 0 CS: 0	PA: 45
PITCHER	IP	WLS	BF	H	R	ER	SO	BB	IBB	HBP	BLK	WP	HR	S	P	ERA	WHIP			
Rick Reuschel, R ERA: 1.78	7.0	W	31	5	2	1	0	2	2	0	0	0	0	56	91	1.29	1.000			
Don Robinson, R ERA: 1.72	1.1		10	4	4	1	1	1	0	0	0	0	0	23	33	6.75	3.750			
Scott Garrelts, R ERA: 4.2	0.1		3	1	0	0	0	0	0	1	0	0	0	8	15	0.00	3.000			
Atlee Hammaker, L ERA: 3.79	0.1	S	1	0	0	0	0	0	0	0	0	0	0	1	1	0.00	0.000			

Chicago Cubs @ San Francisco Giants
Candlestick Park, San Francisco, CA
Sun May 01 1988, 6:33 AM EDT
Att: 30,658 - Sunny

AB 37
R 6
H 10
RBI 5
BB 5
SO 1
LOB 25



Batter	1	2	3	4	5	6	7	8	9	AB	R	H	RBI	BB	SO	LOB	BOTTOM			
Brett Butler, L OBP: 0.367, SLG: 0.385										2	2	0	0	2	0	0				
Kevin Mitchell, R OBP: 0.344, SLG: 0.444										4	2	3	2	0	0	0				
Will Clark, L OBP: 0.356, SLG: 0.488										1	1	0	2	1	0	1				
Candy Maldonado, R OBP: 0.313, SLG: 0.400										4	1	1	2	0	2	2				
Don Robinson, R ERA: 1.72										0	0	0	0	0	0	0				
Scott Garrelts, R ERA: 4.2										0	0	0	0	0	0	0				
Atlee Hammaker, S OBP: 0.333, SLG: 0.333										0	0	0	0	0	0	0				
Jeffrey Leonard, R OBP: 0.263, SLG: 0.250										4	0	1	1	0	1	1				
Bob Melvin, R OBP: 0.220, SLG: 0.397										4	0	0	0	0	1	1				
Robby Thompson, R OBP: 0.318, SLG: 0.338										3	0	0	0	1	2	0				
Jose Uribe, S OBP: 0.293, SLG: 0.247										4	1	2	0	0	1	0				
Rick Reuschel, R ERA: 1.78										3	0	0	0	0	1	1				
Mike Aldrete, L OBP: 0.333, SLG: 0.345										1	0	0	0	0	0	2				
Inning Stats	R: 1 E: 0 K: 1 S: 6	H: 1 LOB: 1 BB: 1 P: 13	R: 0 E: 0 K: 2 S: 10	H: 0 LOB: 0 BB: 0 P: 13	R: 3 E: 0 K: 0 S: 13	H: 3 LOB: 1 BB: 1 P: 22	R: 0 E: 0 K: 2 S: 9	H: 0 LOB: 0 BB: 0 P: 16	R: 0 E: 0 K: 1 S: 8	H: 0 LOB: 0 BB: 0 P: 11	R: 3 E: 0 K: 1 S: 14	H: 2 LOB: 0 BB: 1 P: 28	R: 0 E: 0 K: 1 S: 12	H: 1 LOB: 2 BB: 1 P: 23	1B: 4 2B: 2 3B: 1 HR: 0	SF: 1 SAC: 0 DP: 0 HBP: 1	WP: 0 PB: 0 SB: 3 CS: 0	PA: 36		
PITCHER	IP	WLS	BF	H	R	ER	SO	BB	IBB	HBP	BLK	WP	HR	S	P	ERA	WHIP			
Greg Maddux, R ERA: 2.68	6.0	L	25	4	4	4	6	1	0	0	0	0	0	55	90	6.00	1.000			
Drew Hall, L ERA: 10.8	0.1		3	1	2	2	0	1	0	0	0	0	0	6	13	54.00	6.000			
Mike Bielecki, R ERA: 7.36	1.2		8	2	1	1	2	1	0	0	0	0	0	20	38	5.40	1.800			

Chicago Cubs @ San Francisco Giants
Candlestick Park, San Francisco, CA
Sun May 01 1988, 6:33 AM EDT
Att: 30,658 - Sunny

AB 30
R 7
H 7
RBI 7
BB 4
SO 8
LOB 8



Batter	1	2	3	4	5	6	7	8	9	AB	R	H	RBI	BB	SO	LOB	TOP		
23 Ryne Sandberg, R OBP: 0.269, SLG: 0.416										5	2	2	1	0	0	4			
Dave Martinez, L OBP: 0.314, SLG: 0.368										4	0	1	0	1	0	1			
Andre Dawson, R OBP: 0.317, SLG: 0.610										5	1	1	2	0	0	2			
Rafael Palmeiro, L OBP: 0.371, SLG: 0.455										4	1	3	0	0	0	0			
Darin Jackson, R OBP: 0.267, SLG: 0.267										1	0	1	0	0	0	0			
Jody Davis, R OBP: 0.427, SLG: 0.541										1	0	1	1	1	0	0			
Jim Sundberg, R OBP: 0.333, SLG: 0.222										3	1	1	0	0	1	3			
Mark Grace, L OBP: 0.400, SLG: 0.400										5	0	2	0	0	0	5			
Vance Law, R OBP: 0.309, SLG: 0.429										3	0	0	1	0	1	1			
Shawon Dunston, R OBP: 0.286, SLG: 0.438										4	0	3	0	0	0	0			
Jamie Moyer, L OBP: 0.182, SLG: 0.100										3	0	0	0	0	1	3			
Les Lancaster, R										1	0	0	0	0	1	1			
Frank DiPino, L										0	0	0	0	0	0	0			
Rich Gossage, R										0	0	0	0	0	0	0			
Inning Stats	R: 2 E: 0 K: 0 S: 12	H: 2 LOB: 1 BB: 1 P: 21	R: 0 E: 0 K: 0 S: 10	H: 0 LOB: 0 BB: 0 P: 13	R: 0 E: 0 K: 0 S: 12	H: 0 LOB: 0 BB: 0 P: 15	R: 2 E: 2 K: 0 S: 17	H: 4 LOB: 3 BB: 0 P: 27	R: 0 E: 0 K: 2 S: 20	H: 2 LOB: 1 BB: 0 P: 25	R: 1 E: 0 K: 0 S: 10	H: 3 LOB: 2 BB: 0 P: 20	R: 0 E: 0 K: 1 S: 10	H: 1 LOB: 1 BB: 0 P: 15	R: 0 E: 0 K: 1 S: 8	H: 2 LOB: 2 BB: 0 P: 13	1B: 11 2B: 3 3B: 0 HR: 2	SF: 1 SAC: 0 DP: 2 HBP: 0	WP: 0 PA: 42
PITCHER	IP WLS BF H R ER SO BB IBB HBP BLK WP HR S P ERA WHIP																		
Jimmy Jones, R ERA: 3.34	(1, 1) 4.0 L 20 6 4 4 0 2 2 0 0 0 0 0 1 55 84 9.00 2.000																		
Candy Sierra, R ERA: 4.35	(5, 1) 2.0 7 3 0 0 2 0 0 0 0 0 0 0 1 28 34 0.00 1.500																		
Greg Booker, R ERA: 1.42	(7, 1) 2.0 10 4 1 1 1 0 0 0 0 0 0 0 1 20 35 4.50 2.000																		
Dave Leiper, L ERA: 0.9	(9, 1) 0.2 4 2 0 0 1 0 0 0 0 0 0 0 7 11 0.00 3.000																		
Mark Davis, L ERA: 0.9	(9, 1) 0.1 1 0 0 0 0 0 0 0 0 0 0 0 1 2 0.00 0.000																		

Chicago Cubs @ San Diego Padres
Jack Murphy Stadium, San Diego, CA
Mon May 02 1988, 10:05 PM EDT
Att: 21,435 - Unknown - 70 F

AB	39
R	5
H	15
RBI	5
BB	2
SO	4
LOB	20



Batter	1	2	3	4	5	6	7	8	9	AB	R	H	RBI	BB	SO	LOB	BOTTOM		
Tony Gwynn, L OBP: 0.362, SLG: 0.353										4	1	2	0	1	1	2			
Roberto Alomar, S OBP: 0.286, SLG: 0.333										4	1	0	0	1	1	4			
John Kruk, L OBP: 0.355, SLG: 0.464										5	0	1	1	0	0	3			
Keith Moreland, R OBP: 0.361, SLG: 0.354										3	0	2	1	2	0	0			
Bento Santiago, R OBP: 0.260, SLG: 0.368										5	0	1	0	0	1	6			
Chris Brown, R OBP: 0.370, SLG: 0.396										4	0	3	0	1	0	1			
Shawn Abner, R OBP: 0.192, SLG: 0.292										2	0	0	0	1	1	4			
Marvell Wynne, L OBP: 0.343, SLG: 0.567										1	0	0	0	0	0	1			
Garry Templeton, S OBP: 0.267, SLG: 0.321										4	0	1	0	0	0	7			
Jimmy Jones, R ERA: 4.66	(1, 1) 6.0 W 30 7 2 2 4 5 1 0 0 0 0 0 0 61 112 3.00 2.000																		
Les Lancaster, R ERA: 6.0	(7, 1) 1.1 6 2 0 0 0 1 0 0 0 0 0 0 14 27 0.00 2.250																		
Frank DiPino, L ERA: 3.29	(8, 1) 1.0 3 0 0 0 0 0 0 0 0 0 0 0 7 10 0.00 0.000																		
Rich Gossage, R ERA: 3.72	(9, 1) 0.2 3 1 0 0 1 0 0 0 0 0 0 0 10 13 0.00 1.500																		
Inning Stats	R: 2 E: 0 K: 1 S: 16	H: 3 LOB: 3 BB: 2 P: 30	R: 0 E: 0 K: 1 S: 7	H: 0 LOB: 1 BB: 1 P: 15	R: 0 E: 0 K: 0 S: 11	H: 2 LOB: 3 BB: 1 P: 21	R: 0 E: 0 K: 0 S: 8	H: 0 LOB: 2 BB: 1 P: 21	R: 0 E: 0 K: 0 S: 6	H: 1 LOB: 1 BB: 0 P: 7	R: 0 E: 0 K: 2 S: 13	H: 1 LOB: 1 BB: 0 P: 18	R: 0 E: 0 K: 0 S: 10	H: 1 LOB: 1 BB: 0 P: 10	R: 0 E: 0 K: 1 S: 14	H: 1 LOB: 1 BB: 0 P: 20	1B: 9 2B: 1 3B: 0 HR: 0	SF: 0 SAC: 0 DP: 2 HBP: 0	WP: 0 PA: 42
PITCHER	IP WLS BF H R ER SO BB IBB HBP BLK WP HR S P ERA WHIP																		
Jamie Moyer, L ERA: 4.66	(1, 1) 6.0 W 30 7 2 2 4 5 1 0 0 0 0 0 0 61 112 3.00 2.000																		
Les Lancaster, R ERA: 6.0	(7, 1) 1.1 6 2 0 0 0 1 0 0 0 0 0 0 14 27 0.00 2.250																		
Frank DiPino, L ERA: 3.29	(8, 1) 1.0 3 0 0 0 0 0 0 0 0 0 0 0 7 10 0.00 0.000																		
Rich Gossage, R ERA: 3.72	(9, 1) 0.2 3 1 0 0 1 0 0 0 0 0 0 0 10 13 0.00 1.500																		

Chicago Cubs @ San Diego Padres
Jack Murphy Stadium, San Diego, CA
Mon May 02 1988, 10:05 PM EDT
Att: 21,435 - Unknown - 70 F


AB	35
R	2
H	10
RBI	2
BB	7
SO	5
LOB	32



Batter	1	2	3	4	5	6	7	8	9	AB	R	H	RBI	BB	SO	LOB	TOP								
23 Ryne Sandberg, R OBP: 0.272, SLG: 0.419	0-3 K		2-3 K	3-2 SF7	4-2 E BB	2-0 P4			1-1 4-3 2B	4	0	1	1	1	2	1									
Dave Martinez, L OBP: 0.324, SLG: 0.370	0-0 2B SF8 1B		4-2 S HR BB	0-3 K	2-2 E9 1B		0-0 4-3		0-2 4-3	5	2	2	2	1	1	3									
Andre Dawson, R OBP: 0.333, SLG: 0.683	1-0 1-3 SF8 2B		1-2 HR	0-0 HR	1-3 HR		1-1 1-3		1-2 P4	4	2	3	5	0	0	2									
Darrin Jackson, R OBP: 0.235, SLG: 0.235			2-2 HR	1-0 HR	1-0 L5		1-1 4-3			4	0	2	1	0	0	2									
Rafael Palmeiro, L OBP: 0.373, SLG: 0.467	1-2 SF8		2-2 1B	1-0 2B			1-1 4-3			4	0	2	1	0	0	2									
Vance Law, R OBP: 0.294, SLG: 0.406	3-3 K		1-3 K	0-3 K		2-3 K		3-1 4-3		5	0	0	0	0	4	3									
Mark Grace, L OBP: 0.500, SLG: 0.556		0-0 F7		4-1 1B BB	1-2 2B 1B	2-1 1B E 2B		2-3 K		4	3	2	0	1	1	0									
Jim Sundberg, R OBP: 0.423, SLG: 0.364		1-1 1-3		1-1 BB 1B 23 SF7 1B	2-2 1B E 2B	1-0 E 1B		4-1 BB		4	3	3	1	1	0	0									
Shawon Dunston, R OBP: 0.294, SLG: 0.440		1-0 F9		1-2 23 SF7 HR BB 1B	1-2 E 2B	1-0 L1		1-2 1-3		4	2	2	0	0	0	2									
Angel Salazar, R OBP: 0.500, SLG: 1.000				1-2 23 SF7 HR BB 1B	2-3 E 1B					1	0	0	0	0	0	1									
Calvin Schiraldi, R Mike Bielecki, R			2-2 4-3	4-0 HR BB	0-3 K	2-1 E8			0-0 F8	3	1	0	1	1	1	2									
Inning Stats	R: 1 E: 0 K: 2 S: 13	H: 2 LOB: 1 BB: 0 P: 18	R: 0 E: 0 K: 0 S: 4	H: 0 LOB: 0 BB: 0 P: 6	R: 2 E: 0 K: 2 S: 21	H: 2 LOB: 1 BB: 1 P: 33	R: 5 E: 0 K: 2 S: 18	H: 4 LOB: 1 BB: 2 P: 32	R: 3 E: 1 K: 1 S: 24	H: 4 LOB: 1 BB: 0 P: 37	R: 2 E: 0 K: 0 S: 10	H: 2 LOB: 1 BB: 0 P: 20	R: 0 E: 0 K: 0 S: 5	H: 0 LOB: 0 BB: 0 P: 7	R: 0 E: 0 K: 1 S: 10	H: 0 LOB: 1 BB: 1 P: 20	R: 0 E: 0 K: 0 S: 11	H: 1 LOB: 1 BB: 0 P: 13	1B: 8 2B: 5 3B: 0 HR: 2	SF: 2 SAC: 0 DP: 0 HBP: 0	WP: 0 PB: 0 SB: 1 CS: 0	PA: 48			
PITCHER	IP	WLS	BF	H	R	ER	SO	BB	IBB	HBP	BLK	WP	HR	S	P	ERA	WHIP								
Ed Whitson, R ERA: 5.1	3.0	L	18	6	7	7	4	3	0	0	0	0	1	24	73	21.00	3.000								
Candy Sierra, R ERA: 7.15	1.0		8	5	4	4	2	0	0	0	0	0	0	27	48	0.00	1.333								
Greg Booker, R ERA: 1.15	3.0		14	3	2	0	2	1	0	0	0	0	0	10	20	0.00	1.000								
Mark Grant, R ERA: 5.21	1.0		4	0	0	0	1	1	0	0	0	0	0	11	13	0.00	1.000								
Lance McCullers, R ERA: 3.66	1.0		4	1	0	0	0	0	0	0	0	0	0	11	13	0.00	1.000								

Chicago Cubs @ San Diego Padres
 Jack Murphy Stadium, San Diego, CA
 Tue May 03 1988, 10:05 PM EDT
 Att: 11,772 - Unknown - 65 F


AB 41
 R 13
 H 15
 RBI 11
 BB 5
 SO 9
 LOB 17



Batter	1	2	3	4	5	6	7	8	9	AB	R	H	RBI	BB	SO	LOB	BOTTOM								
Tony Gwynn, L OBP: 0.391, SLG: 0.341	1-2 6-3				0-2 F7		1-0 F9		1-2 1B 2B	3	0	0	0	0	0	0									
Shawn Abner, R OBP: 0.214, SLG: 0.346		0-1 3-1								2	1	1	0	0	0	0									
Roberto Alomar, S OBP: 0.319, SLG: 0.432	1-2 BB WP FC3-6 1B		3-2 HR		3-2 4-3		1-2 F7		0-0 F9 1B 2H 1B	5	2	3	2	0	0	0									
John Kruk, L OBP: 0.373, SLG: 0.483	4-1 FC3-6 BB 1B		2-3 K		1-1 2B			1-1 E3 1B WP 1B	4	2	2	0	1	1	1	0									
Keith Moreland, R OBP: 0.364, SLG: 0.341	4-1 FC3-6 BB		0-2 F9		1-0 L6			4-0 1B 1B BB	3	0	0	0	2	0	3										
Benito Santiago, R OBP: 0.250, SLG: 0.354	0-0 FC3-6 1B		0-0 5-3			1-0 4-3		1-0 P3	3	0	0	1	0	0	2										
Mark Parent, R OBP: 0.250, SLG: 0.333	1-2 2-3 BB							1-2 BB	2	0	0	0	0	0	4										
Chris Brown, R OBP: 0.386, SLG: 0.412	1-0 1-2 3H 1B			2-0 5-3 1B		3-2 F9		2-1 1B	3	0	2	1	0	0	0										
Randy Ready, R OBP: 0.329, SLG: 0.361								1-2 2-3 BB	1	0	1	0	1	0	0										
Marvell Wynne, L OBP: 0.350, SLG: 0.543	1-0 3-1			0-0 5-3		3-1 1B		1-2 1B	5	0	2	1	0	1	6										
Garry Templeton, S OBP: 0.250, SLG: 0.300		0-0 L6		0-2 6-3		3-2 L1		1-1 L5	4	0	0	0	0	0	5										
Ed Whitson, R Candy Sierra, R Greg Booker, R Randy Byers, L Mark Grant, R Carmelo Martinez, R Lance McCullers, S		0-1 4-3		0-3 K		2-3 K		0-0 F7	1	0	0	0	0	0	0	0									
Inning Stats	R: 2 E: 0 K: 0 S: 12	H: 2 LOB: 2 BB: 2 P: 24	R: 0 E: 0 K: 0 S: 5	H: 0 LOB: 0 BB: 0 P: 5	R: 1 E: 0 K: 1 S: 12	H: 1 LOB: 0 BB: 0 P: 17	R: 0 E: 0 K: 1 S: 8	H: 1 LOB: 1 BB: 0 P: 10	R: 0 E: 0 K: 0 S: 10	H: 1 LOB: 1 BB: 0 P: 15	R: 0 E: 0 K: 0 S: 14	H: 1 LOB: 1 BB: 0 P: 24	R: 0 E: 0 K: 1 S: 10	H: 0 LOB: 0 BB: 0 P: 14	R: 1 E: 1 K: 0 S: 11	H: 2 LOB: 3 BB: 1 P: 21	R: 1 E: 0 K: 1 S: 17	H: 3 LOB: 3 BB: 1 P: 28	1B: 8 2B: 2 3B: 0 HR: 1	SF: 0 SAC: 0 DP: 0 HBP: 0	WP: 2 PB: 0 SB: 0 CS: 0	PA: 43			
PITCHER	IP	WLS	BF	H	R	ER	SO	BB	IBB	HBP	BLK	WP	HR	S	P	ERA	WHIP								
Calvin Schiraldi, R ERA: 5.61	7.0	W	31	6	4	3	3	3	0	0	0	0	0	26	42	3.86	1.286								
Mike Bielecki, R ERA: 6.75	2.0		12	5	1	1	1	1	0	0	0	0	0	26	42	4.50	3.000								

Chicago Cubs @ San Diego Padres
 Jack Murphy Stadium, San Diego, CA
 Tue May 03 1988, 10:05 PM EDT
 Att: 11,772 - Unknown - 65 F

AB 39
 R 5
 H 11
 RBI 5
 BB 4
 SO 4
 LOB 24



Batter	1	2	3	4	5	6	7	8	9	AB	R	H	RBI	BB	SO	LOB	TOP									
23 Ryne Sandberg, R (1.4) OBP: 0.269, SLG: 0.418	F8		F7				6-3			5	0	1	1	0	0	1	Chicago Cubs @ San Diego Padres Jack Murphy Stadium, San Diego, CA Wed May 04 1988, 10:05 PM EDT Att: 12,662 - Unknown - 65 F									
Dave Martinez, L (1.8) OBP: 0.319, SLG: 0.365	L4			4-3	4-3		K		SF8	4	0	1	2	0	1	0										
Andre Dawson, R (1.9) OBP: 0.336, SLG: 0.664	5-3			F8	F9			G6-3		3	0	0	0	2	0	1										
Rafael Palmeiro, L (1.7) Darin Jackson, R (8.7) OBP: 0.377, SLG: 0.469 OBP: 0.222, SLG: 0.222				L4			4-3		F8	4	0	2	0	0	0	0										
Manny Trillo, R (1.5) OBP: 0.235, SLG: 0.226							F3			3	1	1	0	1	0	2										
Mark Grace, L (1.3) OBP: 0.571, SLG: 0.818										2	2	1	1	2	0	2										
Jim Sundberg, R (1.2) OBP: 0.433, SLG: 0.360										3	0	1	1	1	1	4										
Shawon Dunston, R (1.6) Angel Salazar, R (7.6) OBP: 0.286, SLG: 0.427 OBP: 0.400, SLG: 0.800				F8	FC6-4		K		F9	3	1	0	1	0	1	2										
Rick Sutcliffe, L (1.1) Frank DiPino, L (7.1) Les Lancaster, R (8.1) Jerry Mumphy, S (9, PH) Rich Gossage, R (9.1) OBP: 0.167, SLG: 0.118 ERA: 4.5 OBP: 0.316, SLG: 0.235				F7	FC1		1-3			3	1	0	0	0	0	1										
Inning Stats	R: 0 E: 0 K: 0 S: 5	H: 0 LOB: 0 BB: 0 P: 6	R: 0 E: 0 K: 0 S: 7	H: 2 LOB: 1 BB: 0 P: 8	R: 0 E: 0 K: 0 S: 7	H: 0 LOB: 0 BB: 0 P: 10	R: 0 E: 0 K: 0 S: 8	H: 0 LOB: 0 BB: 0 P: 11	R: 4 E: 2 K: 0 S: 19	H: 2 LOB: 1 BB: 2 P: 31	R: 1 E: 0 K: 1 S: 15	H: 1 LOB: 1 BB: 1 P: 24	R: 0 E: 0 K: 1 S: 9	H: 0 LOB: 0 BB: 0 P: 12	R: 0 E: 0 K: 1 S: 7	H: 1 LOB: 2 BB: 2 P: 19		R: 1 E: 0 K: 0 S: 14	H: 1 LOB: 2 BB: 2 P: 28	1B: 5 2B: 1 3B: 0 HR: 1	SF: 1 SAC: 0 DP: 2 HBP: 0	WP: 0 PB: 0 SB: 0 CS: 0	PA: 40			
PITCHER	IP	WLS	BF	H	R	ER	SO	BB	IBB	HBP	BLK	WP	HR	S	P	ERA		WHIP								
Andy Hawkins, R (1.1) ERA: 4.21	5.0	L	21	4	4	2	0	2	0	0	0	0	0	46	66	3.60		1.200								
Keith Comstock, L (6.1) ERA: 4.5	2.0		8	1	1	1	2	1	0	0	0	0	1	24	36	4.50	1.000									
Lance McCullers, R (8.1) ERA: 3.93	2.0		11	2	1	1	1	3	1	0	0	0	0	21	47	4.50	2.500									

AB	32
R	6
H	7
RBI	6
BB	7
SO	3
LOB	15



Batter	1	2	3	4	5	6	7	8	9	AB	R	H	RBI	BB	SO	LOB	BOTTOM									
Roberto Alomar, S (1.4) OBP: 0.314, SLG: 0.417	P1		G3							4	0	1	0	0	0	0	Chicago Cubs @ San Diego Padres Jack Murphy Stadium, San Diego, CA Wed May 04 1988, 10:05 PM EDT Att: 12,662 - Unknown - 65 F									
Tony Gwynn, L (1.9) OBP: 0.347, SLG: 0.337			F8							4	0	1	0	0	0	1										
Chris Brown, R (1.5) OBP: 0.377, SLG: 0.389										3	0	0	0	1	0	1										
John Kruk, L (1.3) Carmelo Martinez, R (9.3) OBP: 0.386, SLG: 0.460 OBP: 0.133, SLG: 0.186										3	1	0	0	1	2	2										
Keith Moreland, R (1.7) OBP: 0.370, SLG: 0.384										4	1	2	1	0	1	1										
Benito Santiago, R (1.2) OBP: 0.282, SLG: 0.410										4	1	2	2	0	0	2										
Shawn Abner, R (1.8) Marvell Wynne, L (6, PH) OBP: 0.200, SLG: 0.321 OBP: 0.333, SLG: 0.514										2	0	0	0	0	1	1										
Garry Templeton, S (1.6) OBP: 0.250, SLG: 0.286										2	0	0	0	0	1	1										
Andy Hawkins, R (1.1) Randy Eyers, L (5, PH) Keith Comstock, L (6.1) Dickie Thon, R (7, PH) Lance McCullers, S (9.1) Randy Ready, R (9, PH) OBP: 0.083, SLG: 0.083 ERA: 3.14 OBP: 0.326, SLG: 0.395										1	0	0	0	0	0	2										
Inning Stats	R: 0 E: 0 K: 1 S: 7	H: 1 LOB: 1 BB: 0 P: 14	R: 0 E: 0 K: 1 S: 14	H: 1 LOB: 2 BB: 1 P: 23	R: 0 E: 0 K: 0 S: 10	H: 0 LOB: 0 BB: 0 P: 15	R: 2 E: 0 K: 1 S: 15	H: 2 LOB: 0 BB: 0 P: 22	R: 0 E: 0 K: 1 S: 7	H: 0 LOB: 0 BB: 0 P: 12	R: 1 E: 0 K: 0 S: 10	H: 1 LOB: 1 BB: 1 P: 18	R: 0 E: 0 K: 0 S: 9	H: 1 LOB: 1 BB: 0 P: 12	R: 0 E: 0 K: 1 S: 10	H: 0 LOB: 1 BB: 1 P: 19		R: 0 E: 0 K: 2 S: 11	H: 0 LOB: 0 BB: 0 P: 12	1B: 3 2B: 1 3B: 0 HR: 2	SF: 0 SAC: 0 DP: 0 HBP: 0	WP: 0 PB: 0 SB: 2 CS: 0	PA: 36			
PITCHER	IP	WLS	BF	H	R	ER	SO	BB	IBB	HBP	BLK	WP	HR	S	P	ERA		WHIP								
Rick Sutcliffe, R (1.1) ERA: 4.47	6.2	W	28	6	3	3	4	2	0	0	0	0	0	8	14	4.05		1.200								
Frank DiPino, L (7.1) ERA: 3.14	0.2		3	0	0	0	1	1	0	0	0	0	0	5	9	0.00	0.000									
Les Lancaster, R (8.1) ERA: 5.79	0.2		2	0	0	0	0	0	0	0	0	0	0	5	9	0.00	0.000									
Rich Gossage, R (9.1) ERA: 3.38	1.0	S	3	0	0	0	2	0	0	0	0	0	0	11	12	0.00	0.000									

AB	33
R	3
H	6
RBI	3
BB	3
SO	7
LOB	11



Batter	1	2	3	4	5	6	7	8	9	AB	R	H	RBI	BB	SO	LOB	TOP									
Brett Butler, L OBP: 0.360, SLG: 0.382 (1, 8)	F7		CS 1B			G4-3		FC6-4 BB		3	0	1	0	1	0	0	San Francisco Giants @ Chicago Cubs Wrigley Field, Chicago, IL Fri May 06 1988, 3:33 AM CDT Att: 29,709 - Sunny									
Robby Thompson, R OBP: 0.310, SLG: 0.330 Atlee Hammaker, S OBP: 0.333, SLG: 0.333 Harry Spilman, L (8, PH)	G1-3		CS	F7		K		FC6-4 BB		3	0	0	0	0	1	0										
Joel Youngblood, R OBP: 0.400, SLG: 0.389 Scott Garrelts, R (8, 1)										0	0	0	0	0	0	0										
Will Clark, L OBP: 0.380, SLG: 0.490 (1, 3)	K									3	0	2	0	1	1	0										
Kevin Mitchell, R OBP: 0.342, SLG: 0.443 (1, 5)										4	1	1	0	0	1	5										
Jeffrey Leonard, R OBP: 0.274, SLG: 0.269 (1, 7)										4	1	1	0	0	0	2										
Mike Aldrete, L OBP: 0.333, SLG: 0.344 (1, 9)										4	0	1	1	0	2	1										
Bob Melvin, R OBP: 0.214, SLG: 0.353 Candy Maldonado, R (9, PH) OBP: 0.291, SLG: 0.364										3	0	0	0	0	1	1										
Jose Uribe, S OBP: 0.336, SLG: 0.263 Bob Brenly, R (9, PH) OBP: 0.333, SLG: 0.333										3	0	1	0	0	1	0										
Michael LaCoss, R OBP: 0.444, SLG: 0.375 Chris Speier, R OBP: 0.348, SLG: 0.263 (6, 4)										2	0	0	0	0	1	1										
Inning Stats	R: 0 E: 0 K: 1 S: 7	H: 0 LOB: 0 BB: 0 P: 10	R: 1 E: 0 K: 0 S: 6	H: 2 LOB: 0 BB: 0 P: 12	R: 0 E: 0 K: 1 S: 10	H: 1 LOB: 0 BB: 0 P: 15	R: 0 E: 0 K: 0 S: 9	H: 1 LOB: 1 BB: 0 P: 12	R: 0 E: 0 K: 2 S: 13	H: 1 LOB: 1 BB: 0 P: 21	R: 0 E: 0 K: 1 S: 11	H: 1 LOB: 1 BB: 0 P: 16	R: 0 E: 0 K: 1 S: 5	H: 0 LOB: 0 BB: 0 P: 6	R: 0 E: 0 K: 2 S: 13	H: 1 LOB: 3 BB: 2 P: 29	R: 1 E: 0 K: 1 S: 11	H: 1 LOB: 0 BB: 0 P: 18	1B: 6 2B: 2 3B: 0 HR: 0	SF: 0 SAC: 0 DP: 1 HBP: 0	WP: 0 PB: 0 SB: 0 CS: 1	PA: 36				
PITCHER	IP	WLS	BF	H	R	ER	SO	BB	IBB	HBP	BLK	WP	HR	S	P	ERA	WHIP									
Greg Maddux, R ERA: 2.48 Frank DiPino, L ERA: 3.07 Les Lancaster, R ERA: 5.68 Rich Gossage, R ERA: 3.86	(1, 1)	7.1	W	28	7	1	1	7	1	0	0	0	0	0	68	108	1.23	1.091								

Batter	1	2	3	4	5	6	7	8	9	AB	R	H	RBI	BB	SO	LOB	BOTTOM								
23 Ryne Sandberg, R OBP: 0.268, SLG: 0.439 (1, 4)	F8		F9							4	1	1	1	0	1	0	San Francisco Giants @ Chicago Cubs Wrigley Field, Chicago, IL Fri May 06 1988, 3:33 AM CDT Att: 29,709 - Sunny								
Dave Martinez, L OBP: 0.333, SLG: 0.377 (1, 8)										2	1	1	0	2	0	0									
Andre Dawson, R OBP: 0.350, SLG: 0.657 (1, 9)										1	0	0	0	3	1	1									
Rafael Palmeiro, L OBP: 0.373, SLG: 0.460 Frank DiPino, L (8, 1) Les Lancaster, R (8, 1) Rich Gossage, R (9, 1)										4	0	1	1	0	0	4									
Mark Grace, L OBP: 0.444, SLG: 0.600 (1, 3)										4	0	0	0	0	1	2									
Vance Law, R OBP: 0.302, SLG: 0.404 (1, 5)										3	0	1	0	1	1	0									
Jim Sundberg, R OBP: 0.412, SLG: 0.448 (1, 2)										4	1	1	1	0	2	2									
Shawon Dunston, R OBP: 0.278, SLG: 0.415 (1, 6)										3	0	0	0	0	1	1									
Greg Maddux, R OBP: 0.136, SLG: 0.182 Darrin Jackson, R OBP: 0.222, SLG: 0.222 (8, 7)										3	0	0	0	0	1	1									
Inning Stats	R: 1 E: 0 K: 0 S: 8	H: 2 LOB: 1 BB: 1 P: 19	R: 0 E: 0 K: 0 S: 6	H: 0 LOB: 0 BB: 0 P: 12	R: 0 E: 0 K: 1 S: 11	H: 0 LOB: 2 BB: 2 P: 23	R: 0 E: 0 K: 2 S: 10	H: 1 LOB: 1 BB: 0 P: 14	R: 1 E: 0 K: 1 S: 12	H: 1 LOB: 1 BB: 1 P: 23	R: 1 E: 1 K: 1 S: 10	H: 1 LOB: 1 BB: 0 P: 15	R: 0 E: 0 K: 2 S: 8	H: 0 LOB: 1 BB: 1 P: 14	R: 0 E: 0 K: 2 S: 12	H: 0 LOB: 1 BB: 1 P: 18		R: 0 E: 0 K: 2 S: 12	H: 0 LOB: 1 BB: 1 P: 18	1B: 2 2B: 2 3B: 0 HR: 2	SF: 0 SAC: 0 DP: 2 HBP: 0	WP: 0 PB: 0 SB: 0 CS: 1	PA: 34		
PITCHER	IP	WLS	BF	H	R	ER	SO	BB	IBB	HBP	BLK	WP	HR	S	P	ERA	WHIP								
Michael LaCoss, R ERA: 3.63 Atlee Hammaker, L ERA: 3.52 Scott Garrelts, R ERA: 3.38	(1, 1)	5.0	L	22	4	2	2	3	4	0	0	1	1	18	29	4.50	1.000								

AB	33
R	2
H	8
RBI	2
BB	2
SO	9
LOB	12



Batter	1	2	3	4	5	6	7	8	9	AB	R	H	RBI	BB	SO	LOB	TOP								
Brett Butler, L (1, 8) OBP: 0.364, SLG: 0.381	0-1 5-3		4-1 BB BB		2-2 F7			1-0 F9 1B		3	0	1	0	1	0	1	San Francisco Giants @ Chicago Cubs Wrigley Field, Chicago, IL Sat May 07 1988, 3:33 AM CDT Att: 32,596 - Sunny - 65 F								
Robby Thompson, R (1, 4) OBP: 0.317, SLG: 0.330	1-0 5-3		4-2 BB			1-3 K		0-0 HBP 1B		3	0	1	0	1	1	0									
Will Clark, L (1, 3) OBP: 0.368, SLG: 0.471	2-1 4-3		1-3 K			0-0 1-3		2-2 F9		4	0	0	0	0	1	4									
Kevin Mitchell, R (1, 5) OBP: 0.339, SLG: 0.430		0-0 F8		2-2 6-3		1-2 F8		1-1 G5-3 HBP		3	0	0	0	0	0	0									
Jeffrey Leonard, R (1, 7) OBP: 0.273, SLG: 0.268		1-2 CS 1B		0-0 L1			0-0 F9	0-1 G5-3		4	0	1	0	0	0	3									
Craig Lefferts, L (8, 1)										0	0	0	0	0	0	0									
Don Robinson, R (9, 1)										0	0	0	0	0	0	0									
Candy Maldonado, R (1, 9) OBP: 0.298, SLG: 0.373		1-1 1-2 2B		0-0 F9		4-2 HR BB			0-3 K	3	1	1	0	1	1	0									
Bob Brenly, R (1, 2) OBP: 0.224, SLG: 0.326		2-2 2-3		3-2 CS 1B		0-0 L5			2-0 4-3	4	0	1	0	0	0	2									
Jose Uribe, S (1, 6) OBP: 0.351, SLG: 0.306			0-1 6-3		1-2 S 1B	1-2 1-2 1B		1-2 HR	4-2 BB	3	1	2	2	1	0	0									
Rick Reuschel, R (1, 1)			1-3 K		2-2 5-3	2-2 5-3		0-3 K	2-2 L4	3	0	0	0	0	2	1									
Mike Aldrete, L (8, 7) OBP: 0.329, SLG: 0.339					1-2					1	0	0	0	0	0	1									
Inning Stats	R: 0 E: 0 K: 0 S: 5	H: 0 LOB: 0 BB: 0 P: 8	R: 0 E: 0 K: 0 S: 10	H: 2 LOB: 1 BB: 0 P: 14	R: 0 E: 0 K: 2 S: 13	H: 0 LOB: 2 BB: 2 P: 23	R: 0 E: 0 K: 0 S: 5	H: 0 LOB: 0 BB: 0 P: 7	R: 0 E: 0 K: 0 S: 13	H: 2 LOB: 1 BB: 0 P: 20	R: 0 E: 0 K: 1 S: 7	H: 0 LOB: 0 BB: 0 P: 9	R: 2 E: 0 K: 1 S: 10	H: 1 LOB: 0 BB: 1 P: 15	R: 0 E: 0 K: 0 S: 10	H: 2 LOB: 2 BB: 1 P: 14	R: 0 E: 0 K: 1 S: 10	H: 0 LOB: 1 BB: 1 P: 18	1B: 5 2B: 1 3B: 0 HR: 1	SF: 0 SAC: 0 DP: 1 HBP: 1	WP: 0 PB: 0 SB: 1 CS: 2	PA: 36			
PITCHER	IP	WLS	BF	H	R	ER	SO	BB	IBB	HBP	BLK	WP	HR	S	P	ERA	WHIP								
Jamie Moyer, L (1, 1) ERA: 4.25	7.0	L	27	5	2	2	4	3	0	0	0	0	1	63	96	2.57	1.143								
Frank DiPino, L (8, 1) ERA: 3.0	0.1		3	2	0	0	0	0	0	0	0	0	0	7	10	0.00	6.000								
Mike Capel, R (8, 1) ERA:	1.2		6	0	0	0	1	1	0	1	0	0	0	13	22	0.00	0.600								

Batter	1	2	3	4	5	6	7	8	9	AB	R	H	RBI	BB	SO	LOB	BOTTOM								
23 Ryne Sandberg, R (1, 4) OBP: 0.268, SLG: 0.427	4-1 L5-3-5 BB		2-1 F7		2-1 5-3			2-2 F8		3	0	0	0	1	0	0	San Francisco Giants @ Chicago Cubs Wrigley Field, Chicago, IL Sat May 07 1988, 3:33 AM CDT Att: 32,596 - Sunny - 65 F								
Dave Martinez, L (1, 8) OBP: 0.331, SLG: 0.373	1-1 L5-3-5 1-2		1-0 4-3			3-1 F9		2-1 1B 1B		4	0	1	0	0	0	1									
Andre Dawson, R (1, 9) OBP: 0.355, SLG: 0.652	1-0 F6		2-1 1B			0-0 F8		1-1 G6-4-3 1B		4	0	2	0	0	0	0									
Rafael Palmeiro, L (1, 7) OBP: 0.368, SLG: 0.452		2-1 F8	0-0 4-3			0-0 1B		0-2 G6-4-3 1-2		4	0	1	0	0	0	3									
Mark Grace, L (1, 3) OBP: 0.429, SLG: 0.556		1-0 1B SF 1B		1-0 F7		0-0 F7			2-2 F8	3	1	1	0	0	0	1									
Manny Trillo, R (9, PH) OBP: 0.229, SLG: 0.219										1	0	0	0	0	0	0									
Vance Law, R (1, 5) OBP: 0.309, SLG: 0.402		1-0 SF 1B		2-0 P5		4-2 SH1-3 BB			1-2 1-3	3	0	1	0	1	0	0									
Jim Sundberg, R (1, 2) OBP: 0.455, SLG: 0.433		0-1 SF		1-2 5-3		0-0 SH1-3		4-2 BB		1	0	0	1	1	0	0									
Darrin Jackson, R (9, PR) OBP: 0.222, SLG: 0.222						1-2 5-3				0	0	0	0	0	0	0									
Shawon Dunston, R (1, 6) OBP: 0.279, SLG: 0.407		3-2 3-H IBB		1-0 F9		1-3 K		2-1 F7		2	0	0	0	1	1	1									
Leon Durham, L (9, PH) OBP: 0.300, SLG: 0.458		4-0 G4-6-3								1	0	0	0	0	0	1									
Jamie Moyer, L (1, 1) OBP: 0.154, SLG: 0.083		3-2 G4-6-3		1-2 F7		3-2 F7				2	0	0	0	0	0	3									
Jerry Mumphy, S (7, PH) OBP: 0.300, SLG: 0.222										1	0	0	0	0	0	1									
Frank DiPino, L (8, 1)										0	0	0	0	0	0	0									
Mike Capel, R (8, 1)										0	0	0	0	0	0	0									
Inning Stats	R: 0 E: 0 K: 0 S: 4	H: 0 LOB: 0 BB: 1 P: 10	R: 1 E: 1 K: 0 S: 11	H: 2 LOB: 2 BB: 1 P: 21	R: 0 E: 0 K: 0 S: 6	H: 1 LOB: 0 BB: 0 P: 11	R: 0 E: 0 K: 0 S: 5	H: 0 LOB: 0 BB: 0 P: 9	R: 0 E: 0 K: 0 S: 9	H: 0 LOB: 0 BB: 0 P: 13	R: 0 E: 0 K: 0 S: 5	H: 1 LOB: 1 BB: 0 P: 8	R: 0 E: 0 K: 1 S: 11	H: 0 LOB: 1 BB: 1 P: 19	R: 0 E: 0 K: 0 S: 12	H: 2 LOB: 1 BB: 0 P: 17	R: 0 E: 0 K: 0 S: 15	H: 0 LOB: 1 BB: 1 P: 24	1B: 6 2B: 1 3B: 0 HR: 0	SF: 1 SAC: 1 DP: 3 HBP: 0	WP: 0 PB: 0 SB: 0 CS: 0	PA: 35			
PITCHER	IP	WLS	BF	H	R	ER	SO	BB	IBB	HBP	BLK	WP	HR	S	P	ERA	WHIP								
Rick Reuschel, R (1, 1) ERA: 1.69	7.1	W	30	6	1	1	1	2	1	0	0	0	0	59	104	1.23	1.091								
Craig Lefferts, L (8, 1) ERA: 0.49	1.1		4	0	0	0	0	1	0	0	0	0	0	17	24	0.00	0.750								
Don Robinson, R (9, 1) ERA: 1.45	0.1	S	1	0	0	0	0	0	0	0	0	0	0	2	4	0.00	0.000								



Batter	1	2	3	4	5	6	7	8	9	AB	R	H	RBI	BB	SO	LOB	TOP										
Brett Butler, L (1, 8) OBP: 0.364, SLG: 0.374 Joel Youngblood, R (7, PH) OBP: 0.364, SLG: 0.350	1-1 F8		2-3 K		4-0 BB		1-3 K		3-2 L9	2	0	0	0	1	1	0	San Francisco Giants @ Chicago Cubs Wrigley Field, Chicago, IL Sun May 08 1988, 3:33 AM CDT Att: 26,355 - Sunny - 75 F										
Robby Thompson, R (1, 4) OBP: 0.324, SLG: 0.337	2-0 E9 BLK		1-1 1B		2-1 5-3		1-0 1B			4	1	2	0	0	0	1											
Will Clark, L (1, 3) OBP: 0.357, SLG: 0.454 Terry Mulholland, R (7, 1)	0-0 4-3		3-3 K		2-1 6-3		1-1 F8			4	0	0	0	0	1	3											
Kevin Mitchell, R (1, 5) OBP: 0.344, SLG: 0.447	2-3 K				4-2 HR		1-0 L7		3-1 5-6-3 3B	3	2	1	0	1	1	0											
Mike Adrete, L (1, 7) OBP: 0.311, SLG: 0.318		3-2 L7		0-2 F8		1-1 4-3		0-3 K		4	0	0	0	0	1	2											
Candy Maldonado, R (1, 9) OBP: 0.305, SLG: 0.406		3-1 6-3		2-2 HR		0-0 HR		3-2 5-6-3		4	2	2	3	0	0	0											
Bob Brenly, R (1, 2) OBP: 0.250, SLG: 0.469		2-0 CI		2-1 HR		1-0 HR		3-1 5-3		3	2	2	3	0	0	0											
Jose Uribe, S (1, 6) OBP: 0.348, SLG: 0.304		1-2 F2		1-1 F3		1-1 6-3		0-1 G5-4-3 1B		4	0	1	0	0	0	1											
Joe Price, R (1, 1) Scott Garrelts, R (4, 1) Atlee Hammaker, S (6, 1) OBP: 0.333, SLG: 0.333 Jeffrey Leonard, R (7, PH) OBP: 0.278, SLG: 0.264				1-3 K		3-2 1-3		4-2 CS BB		2	0	0	0	0	1	0											
Inning Stats	R: 1 E: 1 K: 7 S: 7	H: 0 LOB: 0 BB: 0 P: 12	R: 0 E: 1 K: 0 S: 9	H: 0 LOB: 1 BB: 0 P: 18	R: 0 E: 0 K: 3 S: 12	H: 1 LOB: 1 BB: 0 P: 19	R: 3 E: 0 K: 0 S: 16	H: 2 LOB: 0 BB: 1 P: 28	R: 0 E: 0 K: 0 S: 4	H: 0 LOB: 0 BB: 1 P: 12	R: 2 E: 0 K: 0 S: 7	H: 2 LOB: 0 BB: 0 P: 11	R: 0 E: 0 K: 1 S: 9	H: 1 LOB: 1 BB: 1 P: 15	R: 1 E: 0 K: 1 S: 11	H: 1 LOB: 0 BB: 0 P: 18		R: 0 E: 0 K: 0 S: 7	H: 1 LOB: 0 BB: 0 P: 10	1B: 4 2B: 0 3B: 1 HR: 3	SF: 0 SAC: 0 DP: 1 HBP: 0	WP: 0 PB: 0 SB: 0 CS: 1	PA: 37				
PITCHER	IP	WLS	BF	H	R	ER	SO	BB	IBB	HBP	BLK	WP	HR	S	P	ERA	WHIP										
Al Nipper, R (1, 1) ERA: 2.84	5.0		21	3	4	3	4	2	0	0	1	0	2	48	89	5.40	1.000										
Mike Capel, R (6, 1) ERA: 6.75	1.0	W	6	2	2	2	0	1	0	0	0	0	1	9	17	18.00	3.000										
Frank DiPino, L (7, 1) ERA: 2.81	1.0		3	1	0	0	1	0	0	0	0	0	0	7	9	0.00	1.000										
Bill Landrum, R (8, 1) ERA: 4.5	2.0		7	2	1	1	1	0	0	0	0	0	0	18	28	4.50	1.000										

Batter	1	2	3	4	5	6	7	8	9	AB	R	H	RBI	BB	SO	LOB	BOTTOM										
23 Ryne Sandberg, R (1, 4) OBP: 0.286, SLG: 0.472	0-1 FC1-6 1B		2-3 K		1-1 3B		3-1 1B		1-0 4-3	6	2	4	1	0	1	1	San Francisco Giants @ Chicago Cubs Wrigley Field, Chicago, IL Sun May 08 1988, 3:33 AM CDT Att: 26,355 - Sunny - 75 F										
Manny Trillo, R (1, 3) OBP: 0.211, SLG: 0.200 Mark Grace, L (6, PH) OBP: 0.478, SLG: 0.579	1-1 FC1-6 2B		2-3 K		1-2 6-3		1-0 1B		3-1 2B	3	1	0	0	0	1	3											
Andre Dawson, R (1, 9) OBP: 0.373, SLG: 0.664	0-0 2B		4-0 IBB		2-3 K		0-0 1B		1-0 2B	4	2	3	2	1	1	1											
Darrin Jackson, R (1, 8) OBP: 0.200, SLG: 0.200 Dave Martinez, L (4, PH) OBP: 0.323, SLG: 0.366	1-2 F6		0-0 F8		1-2 1-3		3-1 SF8		1-2 HR	2	0	0	0	0	0	4											
Rafael Palmeiro, L (1, 7) OBP: 0.387, SLG: 0.500	4-2 2B		0-0 F8		0-0 HR		1-2 BB		2-3 1B	4	3	3	2	1	0	0											
Vance Law, R (1, 5) OBP: 0.339, SLG: 0.457	0-1 E		4-0 2B		2-1 5-3		4-0 1B		1-1 HR	3	2	3	6	2	0	0											
Damon Berryhill, S (1, 2) OBP: 0.339, SLG: 0.457	1-2 E5		0-3 K		1-2 F8		0-0 G6-3		1-1 F8	5	0	0	0	0	1	5											
Shawon Dunston, R (1, 6) OBP: 0.284, SLG: 0.425	1-2 4-3		0-0 2B		2-1 5-3		1-2 L5		0-3 SH5-4 2B	5	1	2	0	0	1	2											
Al Nipper, R (1, 1) ERA: 5.0 Scott Garrelts, R (4, 1) ERA: 4.43 Atlee Hammaker, L (6, 1) ERA: 3.38 Terry Mulholland, L (7, 1) ERA: 27.0			0-0 K		2-1 L5		0-2 SH5-4 2B		0-0 5-3	2	0	1	0	0	1	2											
Inning Stats	R: 4 E: 1 K: 0 S: 19	H: 3 LOB: 1 BB: 1 P: 28	R: 0 E: 0 K: 2 S: 8	H: 1 LOB: 2 BB: 1 P: 16	R: 0 E: 0 K: 2 S: 10	H: 1 LOB: 2 BB: 1 P: 14	R: 0 E: 0 K: 1 S: 12	H: 1 LOB: 1 BB: 0 P: 17	R: 1 E: 0 K: 0 S: 13	H: 2 LOB: 1 BB: 0 P: 19	R: 2 E: 0 K: 0 S: 13	H: 4 LOB: 2 BB: 1 P: 23	R: 6 E: 0 K: 1 S: 25	H: 5 LOB: 0 BB: 1 P: 34	R: 0 E: 0 K: 1 S: 6	H: 0 LOB: 0 BB: 0 P: 7		1B: 7 2B: 6 3B: 2 HR: 2	SF: 1 SAC: 1 DP: 1 HBP: 0	WP: 1 PB: 0 SB: 0 CS: 0	PA: 46						
PITCHER	IP	WLS	BF	H	R	ER	SO	BB	IBB	HBP	BLK	WP	HR	S	P	ERA	WHIP										
Joe Price, L (1, 1) ERA: 5.0	3.1		20	6	4	3	4	2	1	0	0	0	1	24	37	16.20	3.000										
Atlee Hammaker, L (6, 1) ERA: 3.38	1.0	L	4	1	0	0	0	1	0	0	0	0	0	9	15	0.00	2.000										
Terry Mulholland, L (7, 1) ERA: 27.0	2.0		12	5	6	6	2	1	0	0	0	0	1	31	41	27.00	3.000										



Batter	1	2	3	4	5	6	7	8	9	10	11	12	13	14	AB	R	H	RBI	BB	SO	LOB	TOP							
Steve Sax, R OBP: 0.347, SLG: 0.394 (1, 4)															7	1	2	1	0	1	2								
Mike Davis, L OBP: 0.315, SLG: 0.292 (1, 8) (7, 9)															6	2	1	0	1	1	1								
Kirk Gibson, L OBP: 0.357, SLG: 0.515 (1, 7)															7	3	3	1	0	1	0								
Pedro Guerrero, R OBP: 0.426, SLG: 0.475 Orel Hershiser, R OBP: 0.277, SLG: 0.077 (1, 5) (14, 1)																4	0	1	1	0	3	1							
Mike Marshall, R OBP: 0.342, SLG: 0.432 (1, 3)																6	0	2	2	0	2	4							
Danny Heep, L OBP: 0.462, SLG: 0.412 Mike Devereaux, R OBP: 0.160, SLG: 0.125 (1, 9) (7, 8)																4	0	1	1	0	2	4							
Mike Scioscia, L OBP: 0.444, SLG: 0.434 Dave Anderson, R OBP: 0.286, SLG: 0.308 Rick Dempsey, R OBP: 0.468, SLG: 0.526 (1, 2) (13, PR) (13, 2)																5	0	1	0	1	0	3							
Alfredo Griffin, S OBP: 0.217, SLG: 0.274 (1, 6)																6	0	0	0	0	0	4							
Tim Belcher, R OBP: 0.303, SLG: 0.373 Alejandro Pena, R OBP: 0.286, SLG: 0.308 Jesse Orosco, L OBP: 0.245, SLG: 0.296 Franklin Stubbs, L OBP: 0.277, SLG: 0.300 Brian Holton, R OBP: 0.217, SLG: 0.274 (1, 11) (8, 1) (8, 1) (11, PR) (11, 1) (14, 8)																3	0	0	0	0	1								
Inning Stats	R: 1 E: 0 K: 11 S: 11	H: 1 LOB: 1 BB: 1 P: 20	R: 0 E: 0 K: 0 S: 6	H: 0 LOB: 0 BB: 0 P: 9	R: 2 E: 0 K: 2 S: 19	H: 2 LOB: 2 BB: 2 P: 36	R: 0 E: 0 K: 1 S: 5	H: 0 LOB: 1 BB: 1 P: 13	R: 2 E: 0 K: 1 S: 12	H: 3 LOB: 1 BB: 0 P: 20	R: 0 E: 0 K: 1 S: 14	H: 0 LOB: 2 BB: 1 P: 22	R: 0 E: 0 K: 1 S: 7	H: 0 LOB: 0 BB: 0 P: 11	R: 0 E: 0 K: 2 S: 12	H: 1 LOB: 0 BB: 0 P: 16	R: 0 E: 0 K: 1 S: 9	H: 0 LOB: 0 BB: 0 P: 12	R: 0 E: 0 K: 1 S: 15	H: 1 LOB: 1 BB: 0 P: 21	R: 0 E: 0 K: 1 S: 8	H: 1 LOB: 1 BB: 0 P: 10	R: 1 E: 0 K: 0 S: 12	H: 1 LOB: 0 BB: 0 P: 17	1B: 10 2B: 1 3B: 0 HR: 2	SF: 0 SAC: 0 DP: 2 HBP: 0	WP: 1 PB: 0 SB: 2 CS: 1	PA: 58	
PITCHER	IP WLS BF H R ER SO BB IBB HBP BLK WP HR S P ERA WHIP	5.0 2.0 2.0 5.0	25 8 6 19	6 0 1 5	5 0 0 1	ER SO BB IBB HBP BLK WP HR S P ERA WHIP	4.87 3.86 2.5 4.88	9.00 0.500 0.500 1.00 1.00	5.0 2.0 2.0 5.0	25 8 6 19	6 0 1 5	5 0 0 1	ER SO BB IBB HBP BLK WP HR S P ERA WHIP	4.87 3.86 2.5 4.88	9.00 0.500 0.500 1.00 1.00	5.0 2.0 2.0 5.0	25 8 6 19	6 0 1 5	5 0 0 1	ER SO BB IBB HBP BLK WP HR S P ERA WHIP	4.87 3.86 2.5 4.88	9.00 0.500 0.500 1.00 1.00	5.0 2.0 2.0 5.0	25 8 6 19	6 0 1 5	5 0 0 1	ER SO BB IBB HBP BLK WP HR S P ERA WHIP	4.87 3.86 2.5 4.88	9.00 0.500 0.500 1.00 1.00

Los Angeles Dodgers @ Chicago Cubs
Wrigley Field, Chicago, IL
Tue May 10 1988, 3:33 AM CDT
Att. 12,985 - Overcast - 55 F

livebaseballscorecards.com

AB 53
R 6
H 12
RBI 5
BB 5
SO 11
LOB 22

WP: 1 PA: 58
PB: 0
SB: 2
CS: 1

Batter	1	2	3	4	5	6	7	8	9	10	11	12	13	14	AB	R	H	RBI	BB	SO	LOB	BOTTOM							
23 Ryne Sandberg, R OBP: 0.281, SLG: 0.457 (1, 4)															6	1	1	0	0	0	0								
Dave Martinez, L OBP: 0.331, SLG: 0.368 Darrin Jackson, R OBP: 0.261, SLG: 0.261 (1, 8) (7, 8)															2	2	1	0	1	0	0								
Andre Dawson, R OBP: 0.371, SLG: 0.656 (1, 9)															6	0	2	0	0	1	4								
Rafael Palmeiro, L OBP: 0.384, SLG: 0.504 (1, 7)															5	1	2	3	0	0	2								
Mark Grace, L OBP: 0.379, SLG: 0.440 (1, 3)															6	0	0	0	0	0	4								
Vance Law, R OBP: 0.339, SLG: 0.450 (1, 5)															6	1	2	1	0	1	0								
Damon Berryhill, S OBP: 0.091, SLG: 0.182 (1, 2)															6	0	1	0	0	0	2								
Shawon Dunston, R OBP: 0.279, SLG: 0.420 (1, 6)															6	0	1	1	0	4	1								
Rick Sutcliffe, L OBP: 0.253, SLG: 0.411 Leon Durham, L OBP: 0.242, SLG: 0.402 Manny Trillo, R OBP: 0.294, SLG: 0.394 Frank DiPino, L OBP: 0.277, SLG: 0.300 Jim Sundberg, L OBP: 0.379, SLG: 0.500 Jesse Orosco, L OBP: 0.245, SLG: 0.296 Les Lancaster, R OBP: 0.217, SLG: 0.274 (1, 11) (8, PR) (8, 1) (8, 1) (11, PR) (11, 1) (14, 8)															1	0	0	0	0	0	0								
Inning Stats	R: 1 E: 0 K: 0 S: 9	H: 2 LOB: 0 BB: 0 P: 13	R: 0 E: 0 K: 2 S: 7	H: 0 LOB: 0 BB: 0 P: 9	R: 0 E: 0 K: 0 S: 6	H: 0 LOB: 0 BB: 0 P: 9	R: 0 E: 0 K: 2 S: 11	H: 1 LOB: 1 BB: 1 P: 15	R: 3 E: 0 K: 0 S: 16	H: 3 LOB: 1 BB: 1 P: 23	R: 0 E: 0 K: 1 S: 10	H: 0 LOB: 0 BB: 0 P: 15	R: 0 E: 0 K: 1 S: 7	H: 0 LOB: 0 BB: 0 P: 13	R: 1 E: 0 K: 1 S: 14	H: 2 LOB: 1 BB: 0 P: 21	R: 0 E: 0 K: 1 S: 9	H: 0 LOB: 0 BB: 0 P: 10	R: 0 E: 0 K: 1 S: 4	H: 1 LOB: 0 BB: 0 P: 8	R: 0 E: 0 K: 0 S: 4	H: 0 LOB: 0 BB: 0 P: 5	1B: 8 2B: 5 3B: 0 HR: 0	SF: 1 SAC: 0 DP: 1 HBP: 0	WP: 0 PB: 0 SB: 0 CS: 1	PA: 53			
PITCHER	IP WLS BF H R ER SO BB IBB HBP BLK WP HR S P ERA WHIP	5.2 1.2 1.1 1.1 3.0	24 6 2 2 9	4 0 1 0 0	ER SO BB IBB HBP BLK WP HR S P ERA WHIP	4.36 2.45 2.89 2.35	6.35 0.600 0.600 1.00 0.333	1.7	1.0 1.0 3 0 0 0 0 0 4 5 0.00 0.000	1.7	1.0 1.0 3 0 0 0 0 0 4 5 0.00 0.000	1.7	1.0 1.0 3 0 0 0 0 0 4 5 0.00 0.000	1.7	1.0 1.0 3 0 0 0 0 0 4 5 0.00 0.000	1.7	1.0 1.0 3 0 0 0 0 0 4 5 0.00 0.000	1.7	1.0 1.0 3 0 0 0 0 0 4 5 0.00 0.000	1.7	1.0 1.0 3 0 0 0 0 0 4 5 0.00 0.000	1.7	1.0 1.0 3 0 0 0 0 0 4 5 0.00 0.000	1.7	1.0 1.0 3 0 0 0 0 0 4 5 0.00 0.000	1.7	1.0 1.0 3 0 0 0 0 0 4 5 0.00 0.000	1.7	1.0 1.0 3 0 0 0 0 0 4 5 0.00 0.000

Los Angeles Dodgers @ Chicago Cubs
Wrigley Field, Chicago, IL
Tue May 10 1988, 3:33 AM CDT
Att. 12,985 - Overcast - 55 F

livebaseballscorecards.com

AB 51
R 5
H 12
RBI 5
BB 1
SO 10
LOB 15


WP: 0 PA: 53
PB: 0
SB: 0
CS: 1

Batter	1	2	3	4	5	6	7	8	9	10	AB	R	H	RBI	BB	SO	LOB	TOP							
Roberto Alomar, S OBP: 0.280, SLG: 0.354	1-0 CS 1B	1-2 F7			2-3 K		0-0 FC5-6 1-2		3-1 1B 1B		5	0	2	0	0	1	4								
Gary Templeton, S OBP: 0.247, SLG: 0.274	1-3 K 1-2		0-0 4-3		1-0 2B 1B		0-2 F7		0-0 1B G4-6-3		5	0	2	0	0	1	2								
John Kruk, L OBP: 0.363, SLG: 0.472	1-2 1B		2-3 K		0-0 1-3 2B		0-3 K		0-0 1B G4-6-3		5	0	2	0	0	2	3								
Keith Moreland, R OBP: 0.308, SLG: 0.309	3-1 F9		1-2 6-3		0-2 L9			1-1 6-3		0-2 E6 CS	5	0	0	0	0	0	3								
Randy Ready, R OBP: 0.349, SLG: 0.397		2-3 K		2-1 L9		2-2 WP 6-3 1B		0-1 6-3		1-0 1B 1-2	5	0	2	0	0	1	0								
Shane Mack, R OBP: 0.250, SLG: 0.313		2-2 1B 1B		0-1 F8 2B		6-3		3-2 2B 1B		2-2 L4	5	1	3	0	0	0	2								
Mark Parent, R OBP: 0.211, SLG: 0.222		2-1 F9		0-0 F8		F7		1-0 1B		1-1 L9	3	0	0	0	0	0	3								
Benito Santiago, R OBP: 0.269, SLG: 0.392		1-1 1B		2-2 L9		F7		3-2 2B			2	0	1	1	0	0	1								
Shawn Abner, R OBP: 0.204, SLG: 0.240		1-3 1B		1-1 L9		F7		6-3			4	0	1	0	0	0	3								
Eric Show, R OBP: 0.398, SLG: 0.533		4-1 1B		0-0 4-3				1-2 FC5-6 1B		1-0 F3	1	0	0	0	0	0	0								
Inning Stats	R: 0 E: 0 K: 1 S: 11	H: 2 LOB: 1 BB: 0 P: 17	R: 0 E: 0 K: 1 S: 19	H: 2 LOB: 3 BB: 1 P: 30	R: 0 E: 0 K: 1 S: 9	H: 0 LOB: 0 BB: 0 P: 12	R: 0 E: 0 K: 0 S: 8	H: 1 LOB: 1 BB: 0 P: 12	R: 0 E: 0 K: 1 S: 10	H: 1 LOB: 2 BB: 0 P: 13	R: 0 E: 0 K: 1 S: 10	H: 1 LOB: 1 BB: 0 P: 11	R: 1 E: 0 K: 0 S: 15	H: 2 LOB: 1 BB: 0 P: 23	R: 0 E: 0 K: 0 S: 5	H: 2 LOB: 1 BB: 0 P: 9	R: 0 E: 1 K: 0 S: 12	H: 1 LOB: 1 BB: 0 P: 15	1B: 11 2B: 3 3B: 0 HR: 0	SF: 0 SAC: 0 DP: 1 HBP: 0	WP: 1 PB: 0 SB: 0 CS: 2	PA: 43			
PITCHER	IP WLS BF H R ER SO BB IBB HBP BLK WP HR S P ERA WHIP	6.0 1.0 2.0 1.0	27 3 9 4	9 0 4 1	0 0 1 0	4 1 0 0	0 0 0 0	0 0 0 0	0 0 0 0	0 0 0 0	7 7 20 12	0.00 0.00 4.50 0.00	1.667 0.000 2.000 1.000												

San Diego Padres @ Chicago Cubs
Wrigley Field, Chicago, IL
Thu May 12 1988, 3:33 AM CDT
Att: 15,638 - Sunny

livebaseballscorecards.com

AB 42
R 1
H 14
RBI 1
BB 1
SO 5
LOB 21




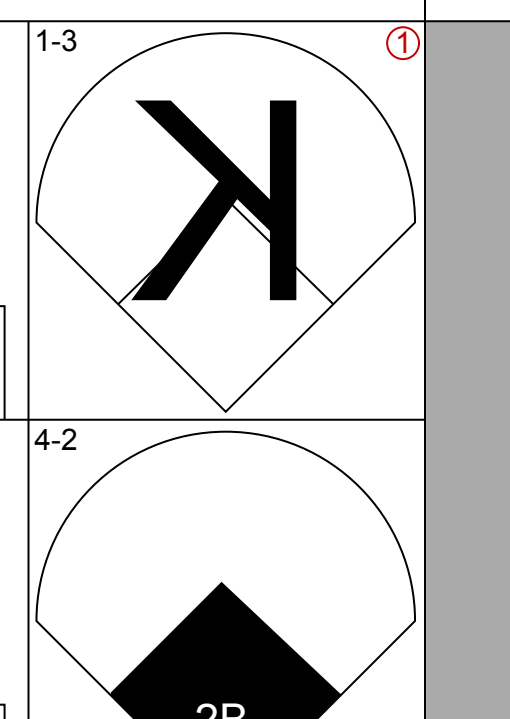
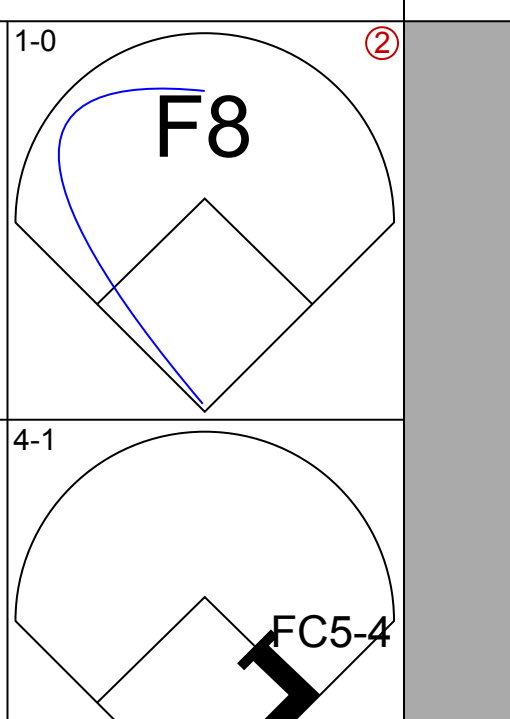
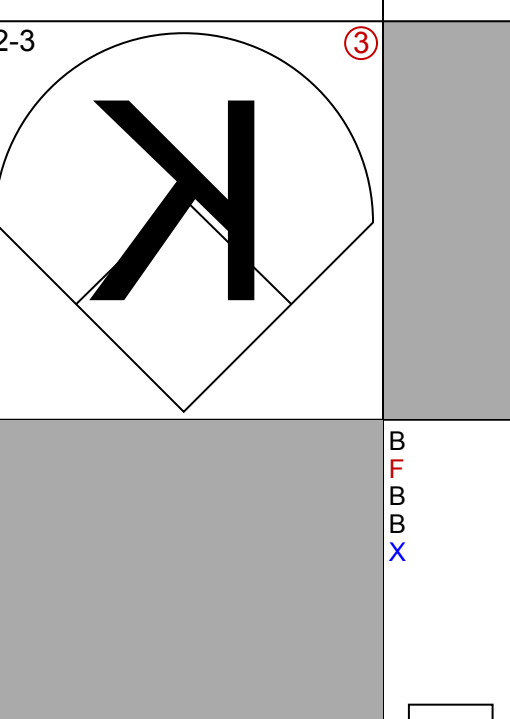
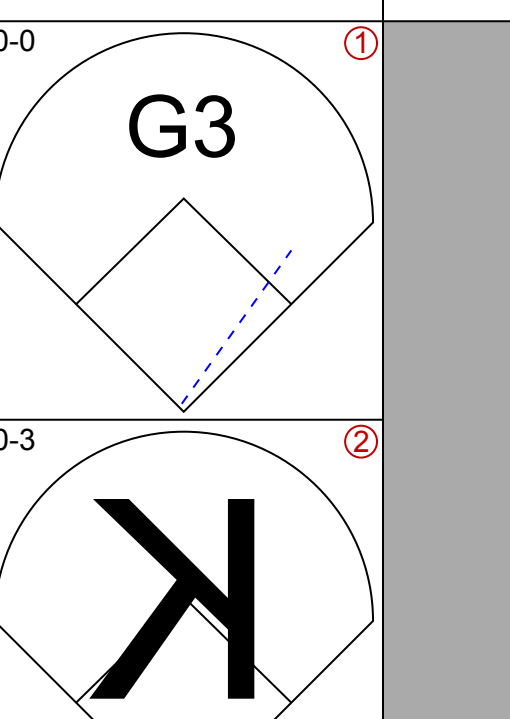
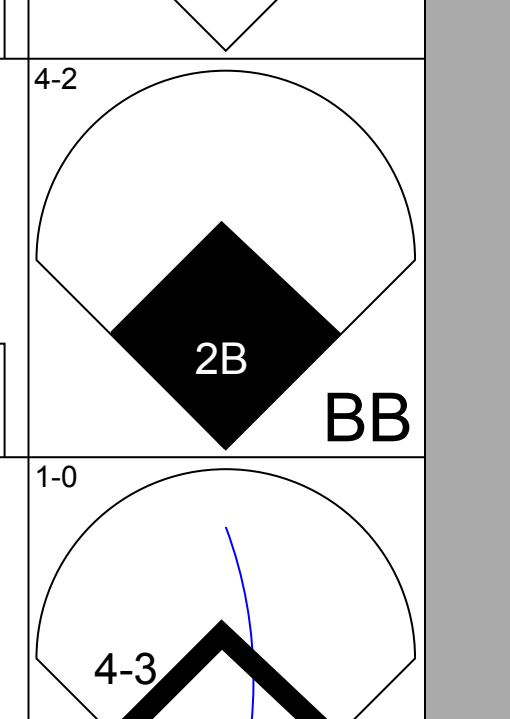
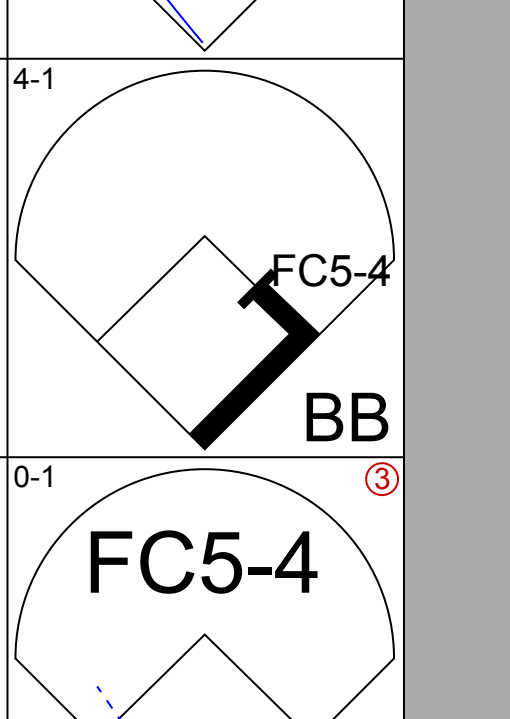
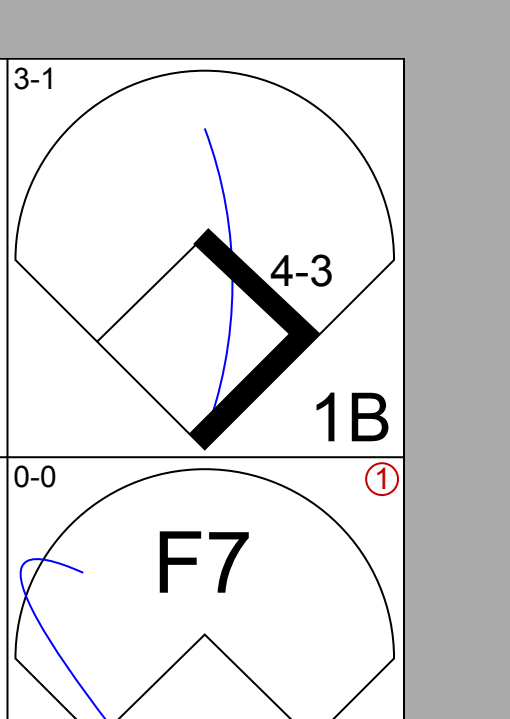
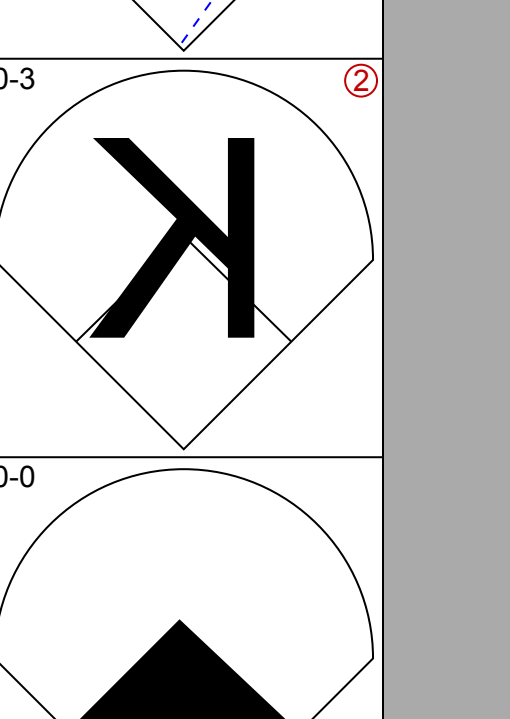
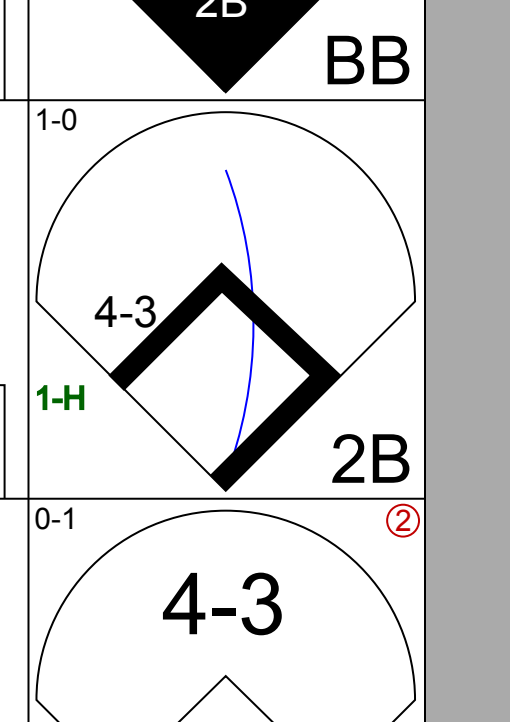
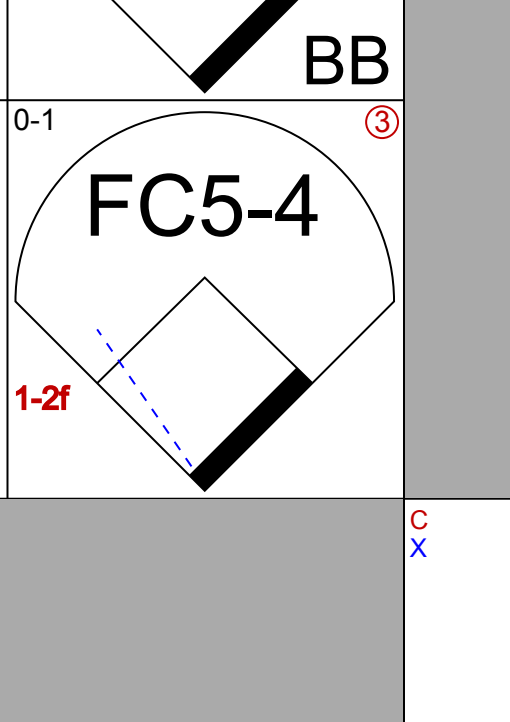
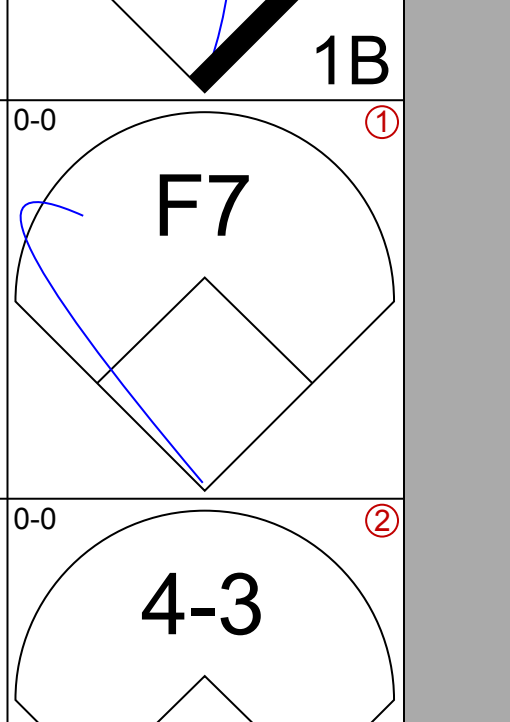
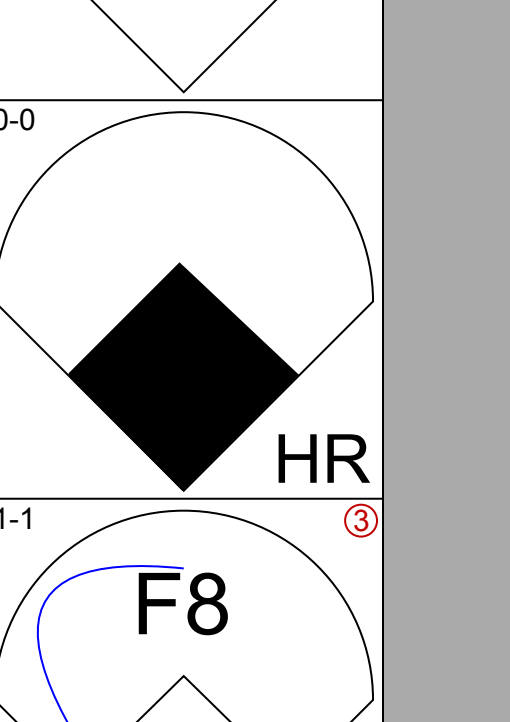
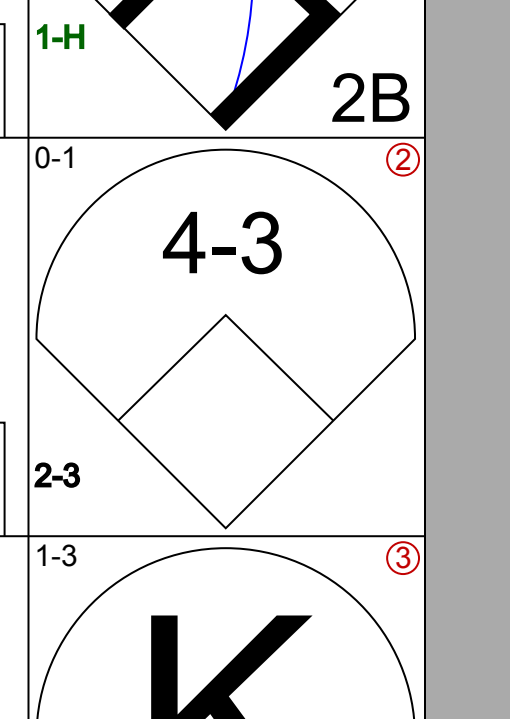
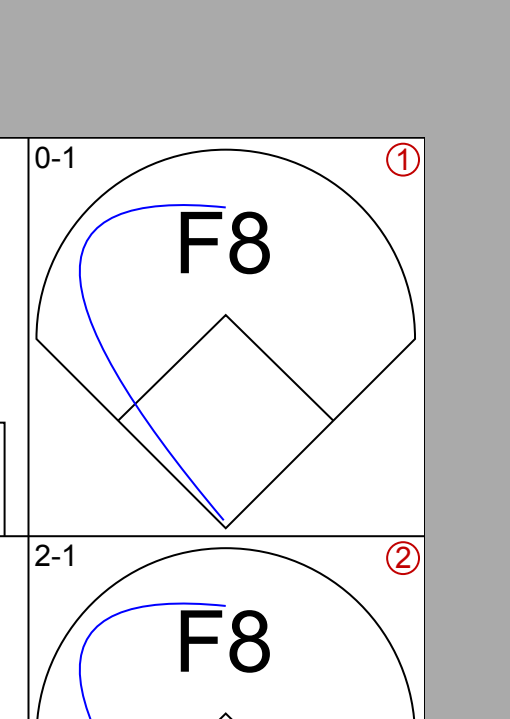
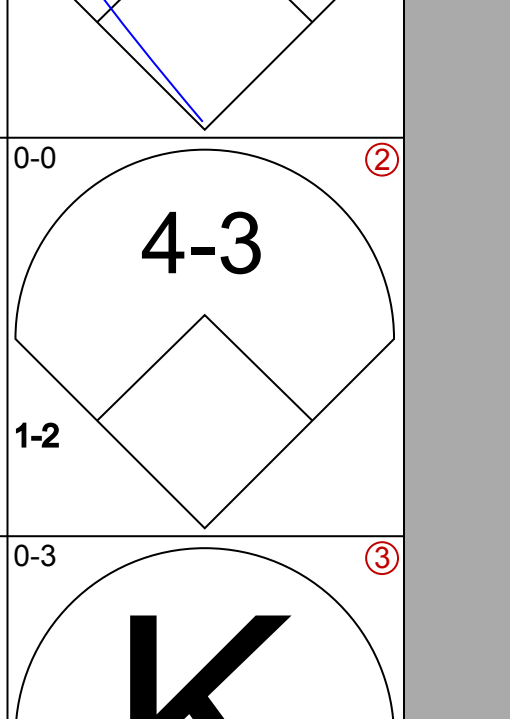
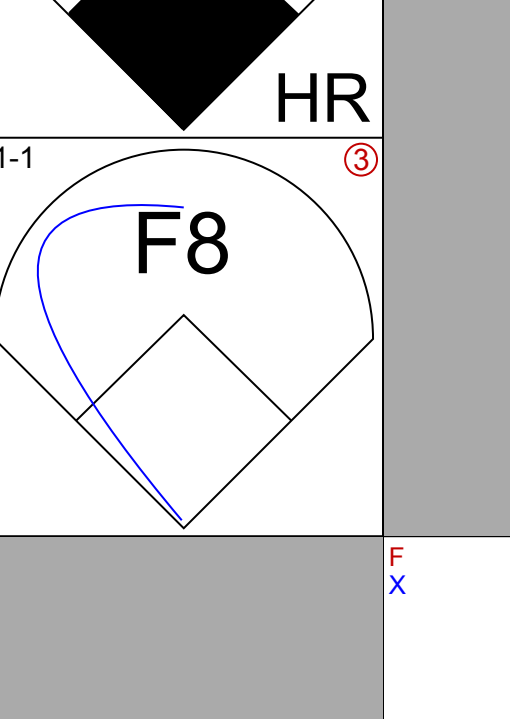
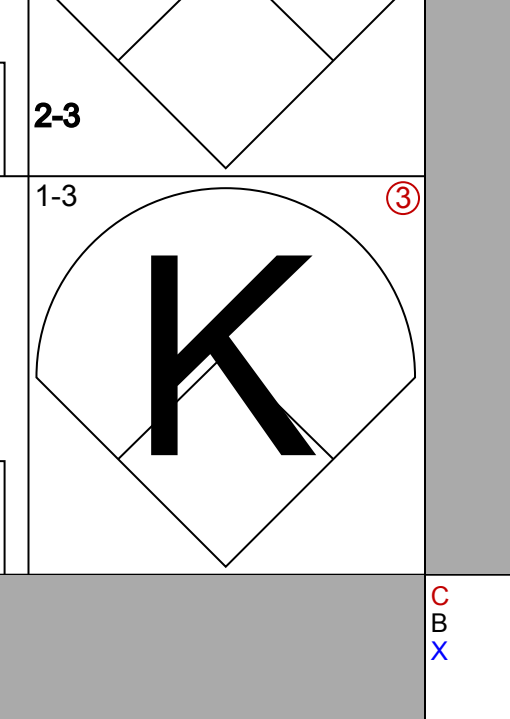
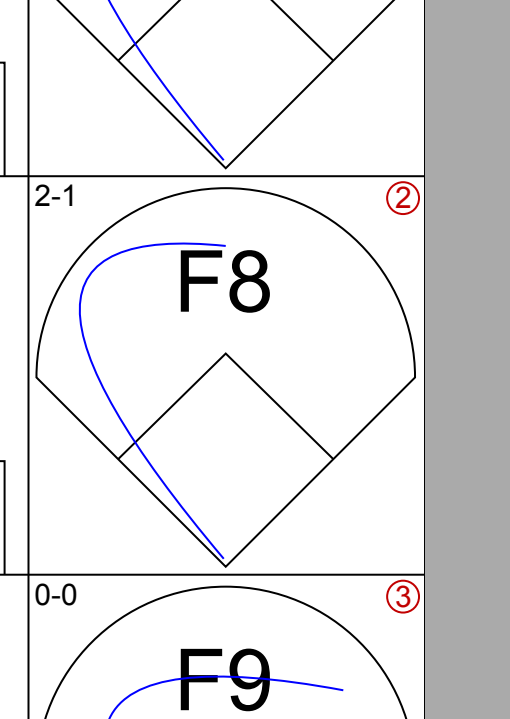
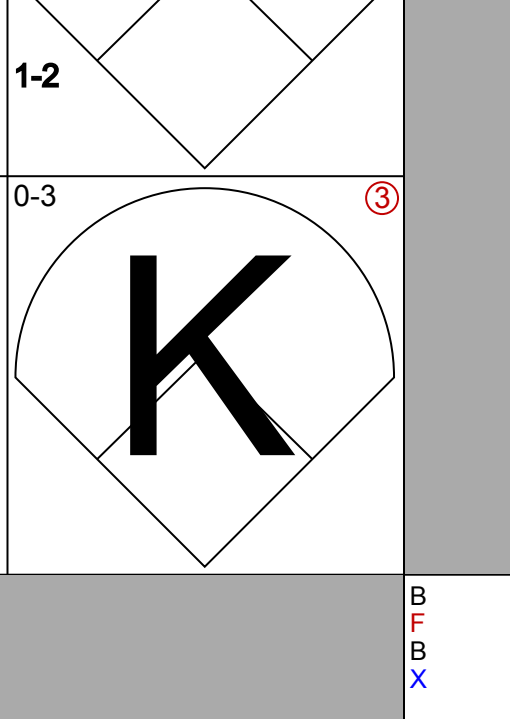
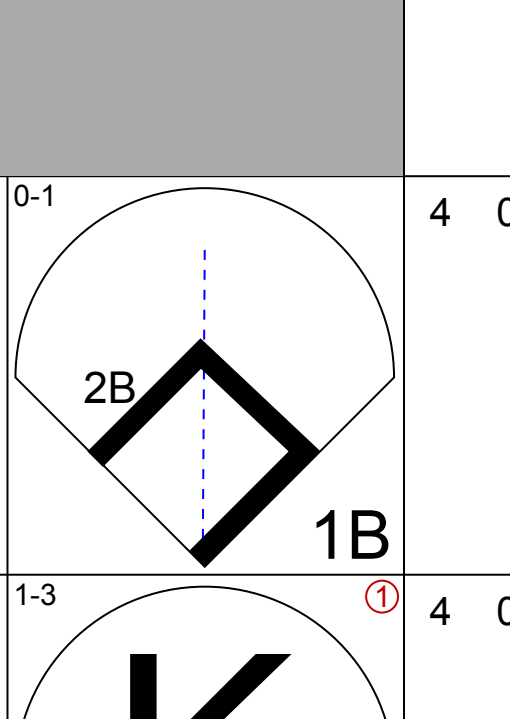
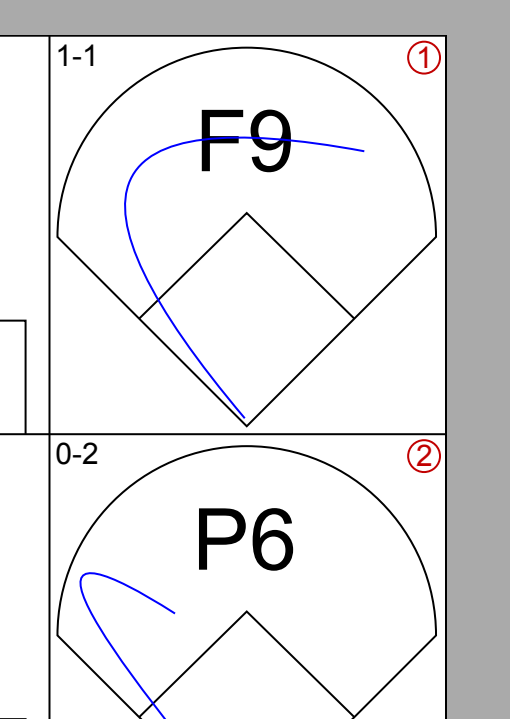
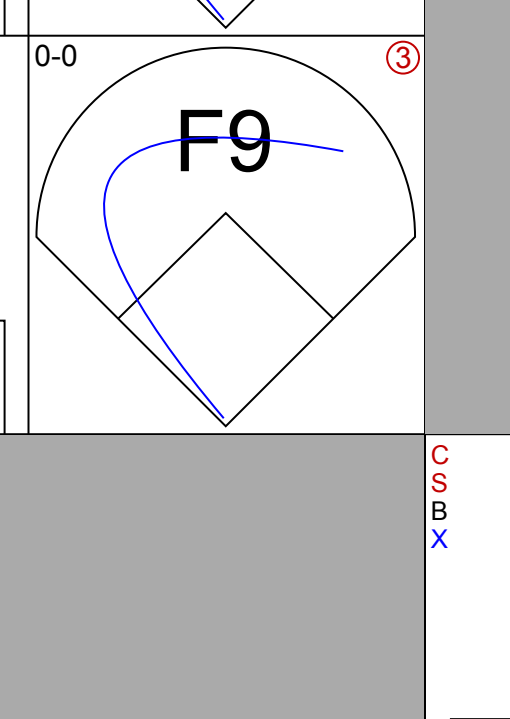
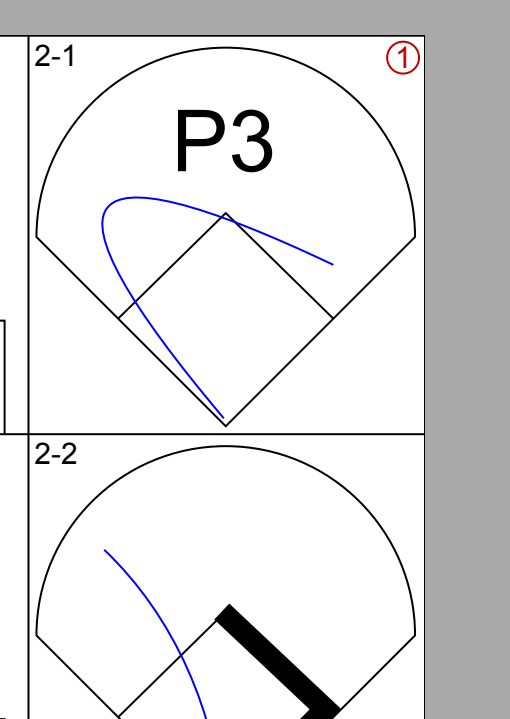
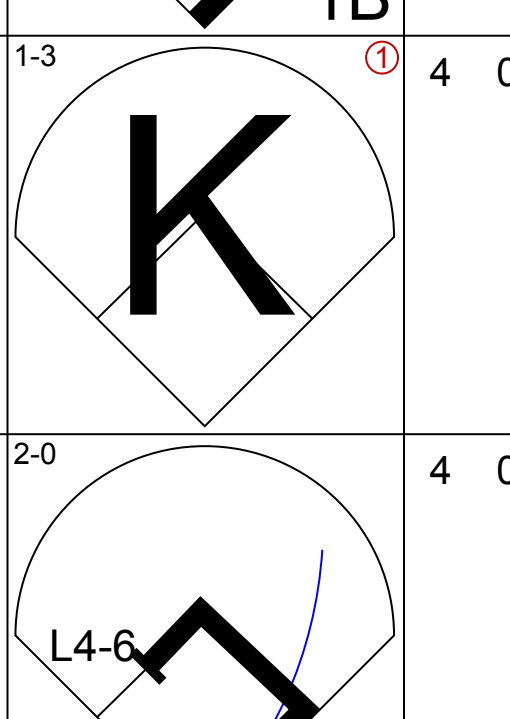
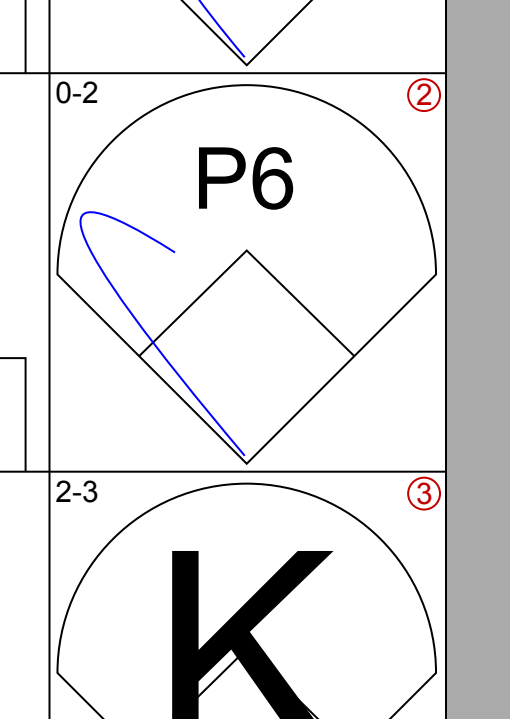
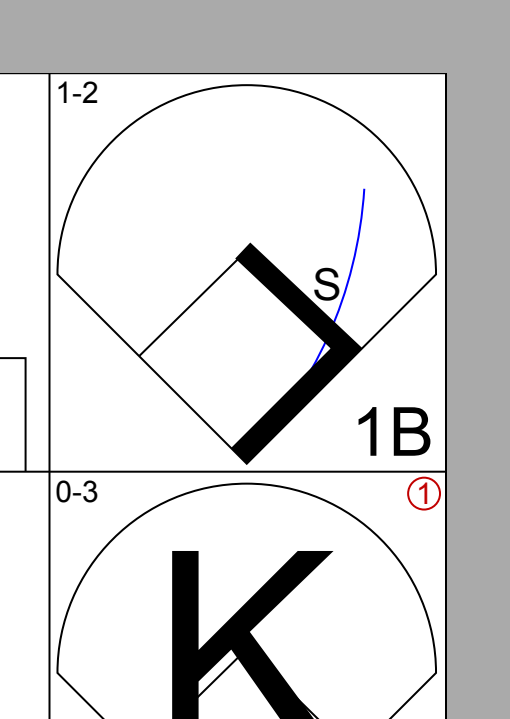
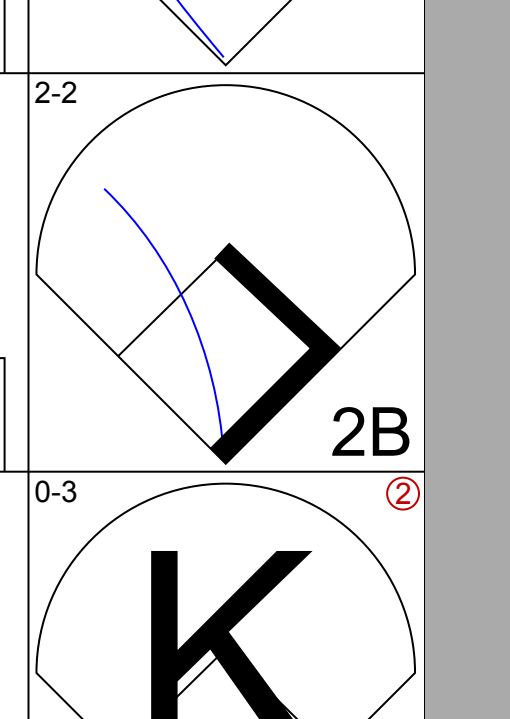
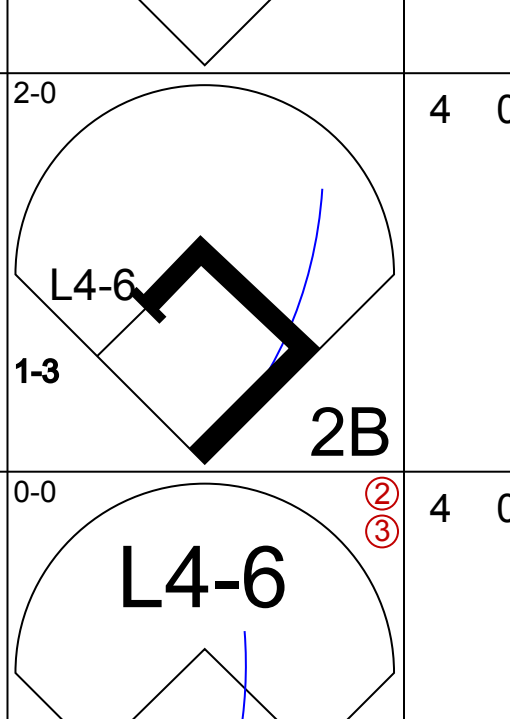
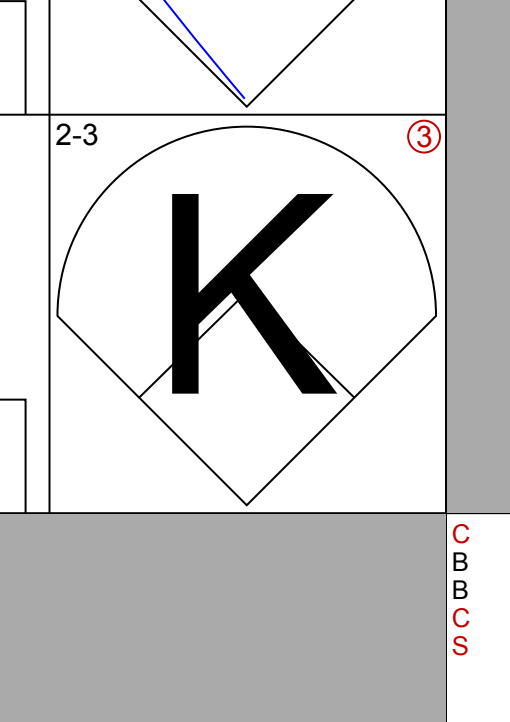
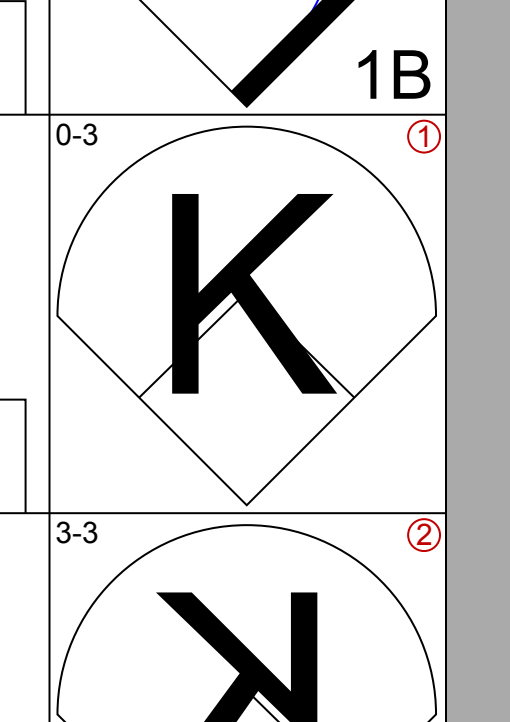
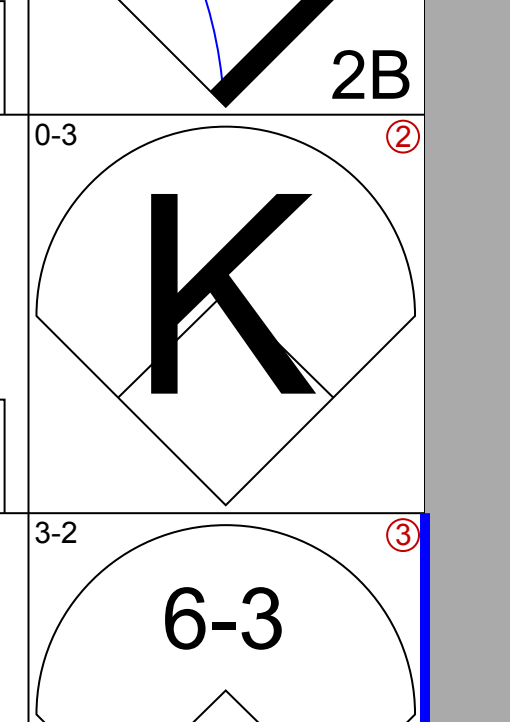
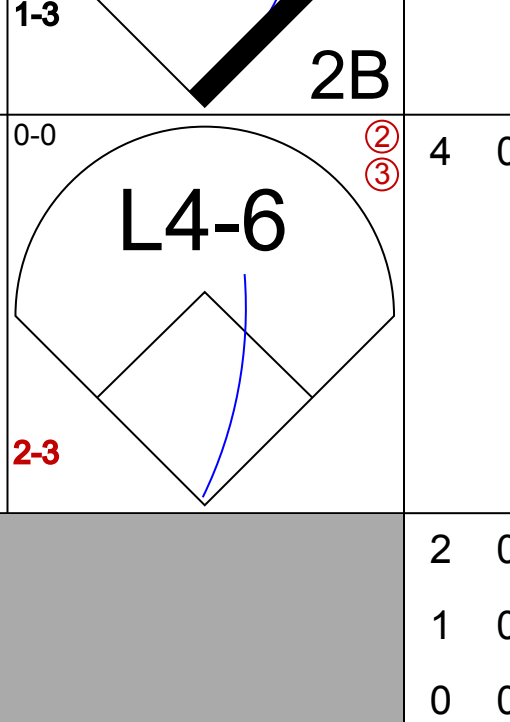
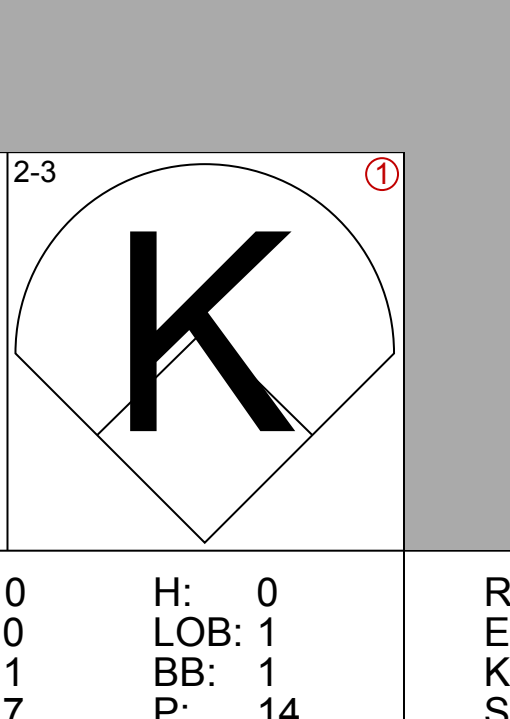
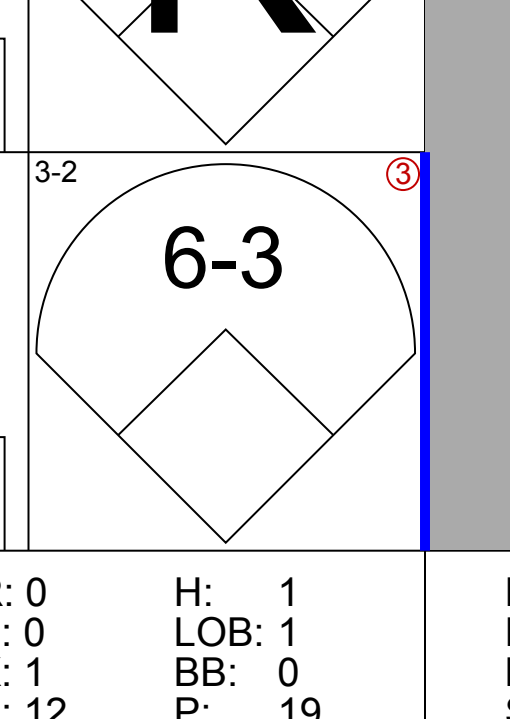
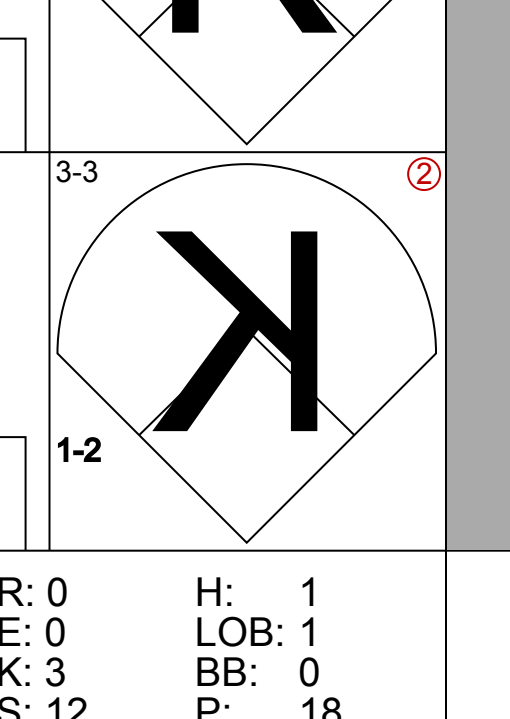
Batter	1	2	3	4	5	6	7	8	9	10	AB	R	H	RBI	BB	SO	LOB	BOTTOM				
Darrin Jackson, R OBP: 0.219, SLG: 0.219	1-1 G3 1B		2-2 L8			1-1 6-3	0-0 F7			1-1 L7	5	0	1	0	0	0	2					
Mark Grace, L OBP: 0.436, SLG: 0.515	0-0 G3 1-2		2-1 F7			2-2 2B 3B				1-2 BB 2B 1B	5	2	2	0	0	1	1					
Andre Dawson, R OBP: 0.366, SLG: 0.634	0-0 5-3			3-3 K		0-1 5-3		1-0 1-3		0-2 F5	5	0	0	0	0	1	3					
Rafael Palmeiro, L OBP: 0.400, SLG: 0.508	4-0 BB		1-2 1B 1B		1-1 2B	1-1 2B		2-2 1B		4-0 2B BB	3	0	3	1	2	0	0					
Damon Berryhill, S OBP: 0.300, SLG: 0.450	1-1 G3		0-0 L9-3 1B		0-0 G3	0-1 G3		0-2 1B		0-0 1B 1-3 2-H	5	0	3	1	0	0	3					
Vance Law, R OBP: 0.333, SLG: 0.437		1-0 6-3		0-1 L9-3 1-2			0-2 5-3 1B		2-1 F9		4	0	1	0	0	0	4					
Manny Trillo, R OBP: 0.209, SLG: 0.200		2-2 F8			0-1 B2-6-4 1B		1-0 5-3			3-2 1-3	4	0	1	0	0	0	1					
Angel Salazar, R OBP: 0.200, SLG: 0.400		1-3 K			0-0 B2-6-4 1-2		1-0 F9			1-3 K	4	0	0	0	0	2	2					
Calvin Schiraldi, R OBP: 0.366, SLG: 0.442			1-3 K		1-2 F8		4-0 IBB			0-3 K	2	0	0	0	0	1	0					
Inning Stats	R: 0 E: 0 K: 0 S: 6	H: 1 LOB: 2 BB: 1 P: 12	R: 0 E: 0 K: 1 S: 8	H: 0 LOB: 0 BB: 0 P: 12	R: 0 E: 0 K: 1 S: 8	H: 0 LOB: 0 BB: 0 P: 13	R: 0 E: 0 K: 1 S: 9	H: 2 LOB: 1 BB: 0 P: 13	R: 0 E: 0 K: 0 S: 7	H: 1 LOB: 0 BB: 0 P: 8	R: 1 E: 0 K: 0 S: 11	H: 2 LOB: 1 BB: 0 P: 15	R: 0 E: 0 K: 0 S: 6	H: 1 LOB: 2 BB: 1 P: 12	R: 0 E: 0 K: 2 S: 9	H: 0 LOB: 0 BB: 0 P: 13	R: 1 E: 0 K: 0 S: 9	H: 2 LOB: 2 BB: 1 P: 15	1B: 8 2B: 3 3B: 1 HR: 0	SF: 0 SAC: 0 DP: 2 HBP: 0	WP: 0 PB: 0 SB: 0 CS: 0	PA: 41
PITCHER	IP WLS BF H R ER SO BB IBB HBP BLK WP HR S P ERA WHIP	6.0 2.0 1.2	30 10 8	11 3 2	3 0 1	3 1 1	0 1 0	0 19 18	49 32 28	1.50 0.00 5.40	1.167 1.500 1.800											

San Diego Padres @ Chicago Cubs
Wrigley Field, Chicago, IL
Thu May 12 1988, 3:33 AM CDT
Att: 15,638 - Sunny

livebaseballscorecards.com

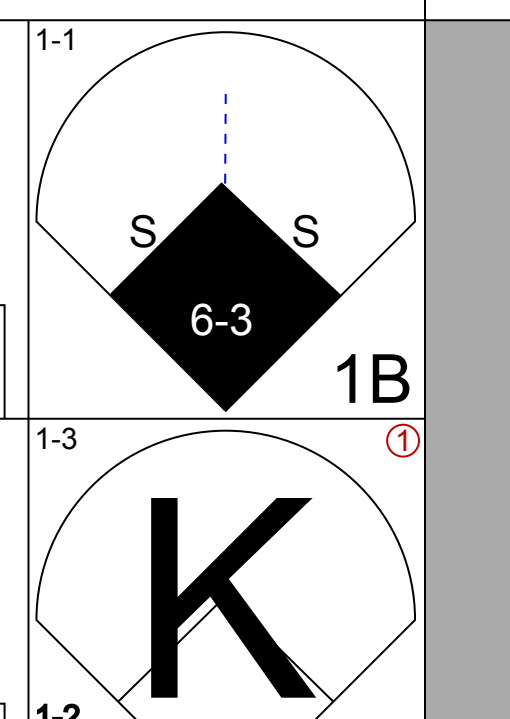
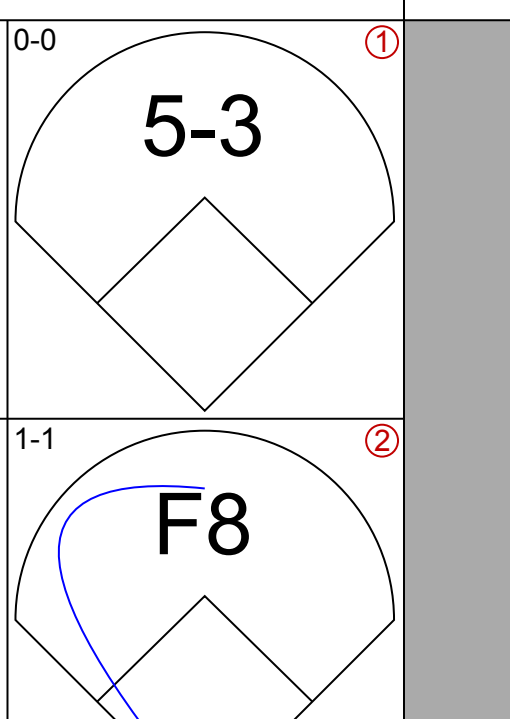
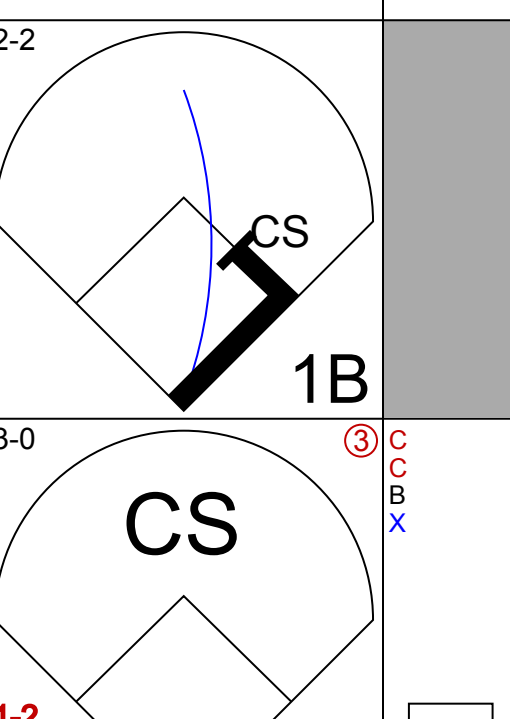
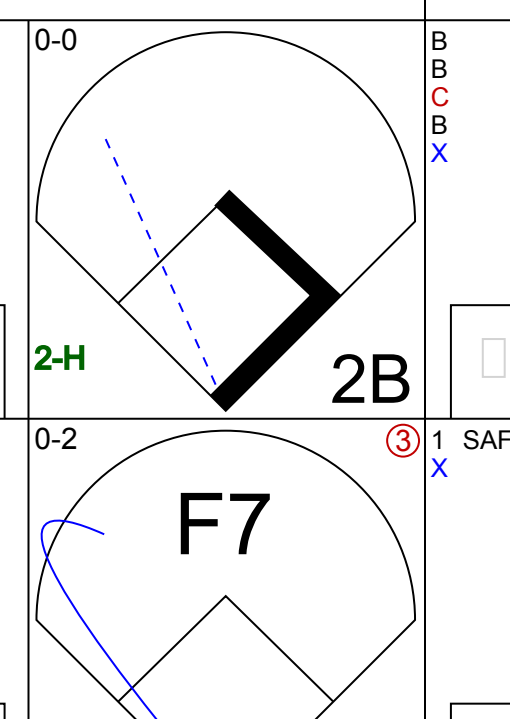
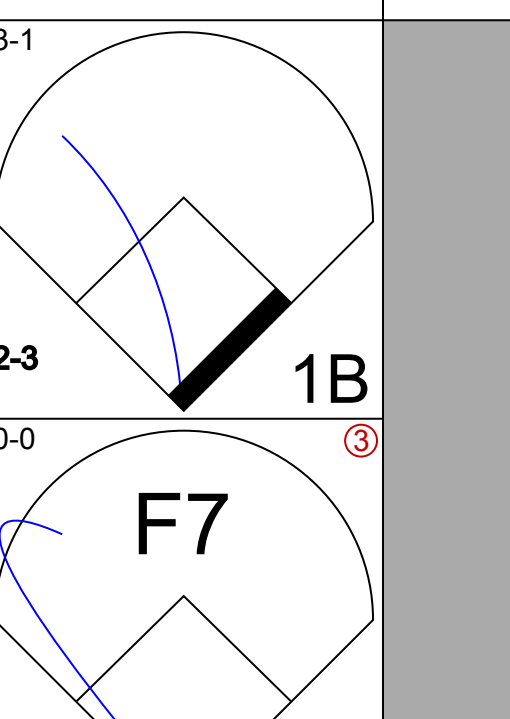
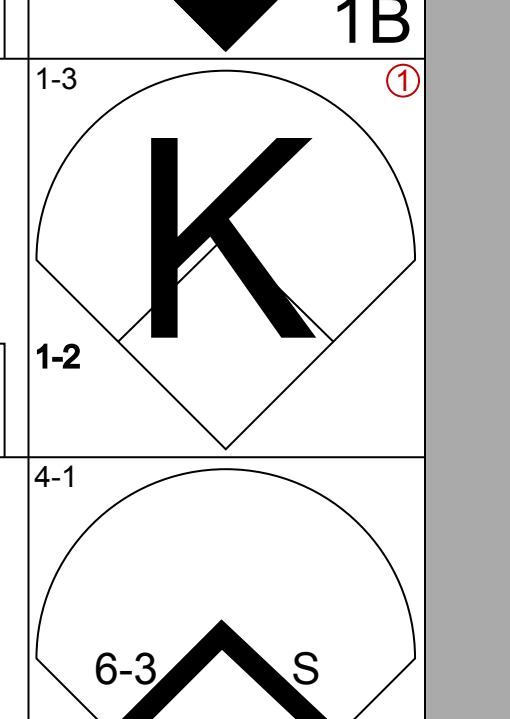
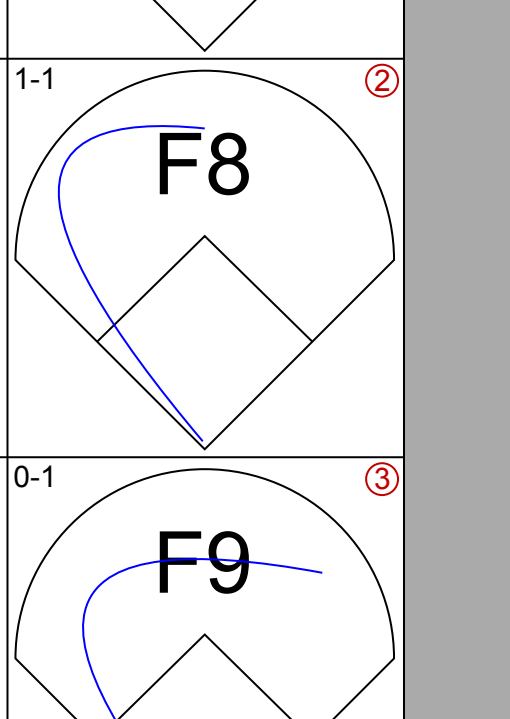
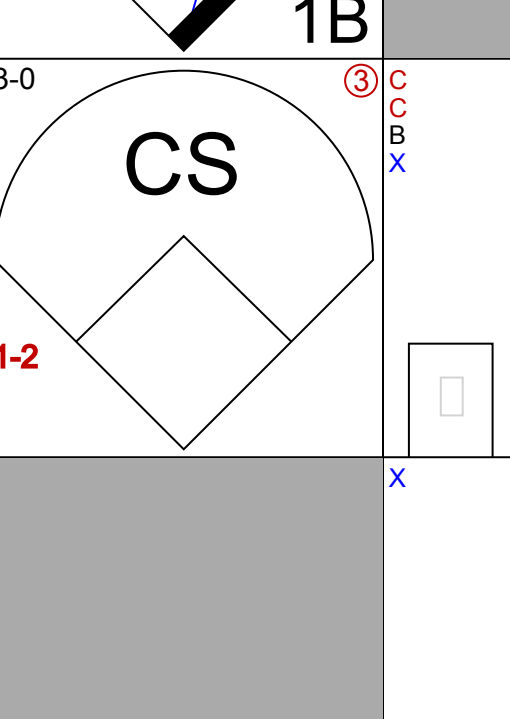
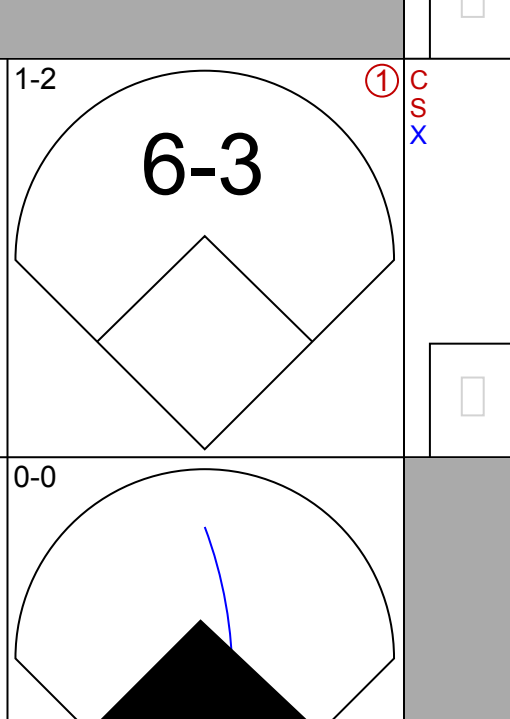
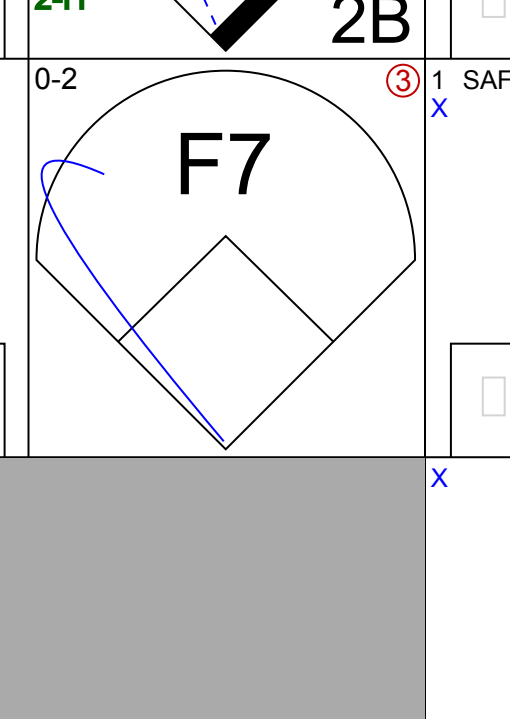
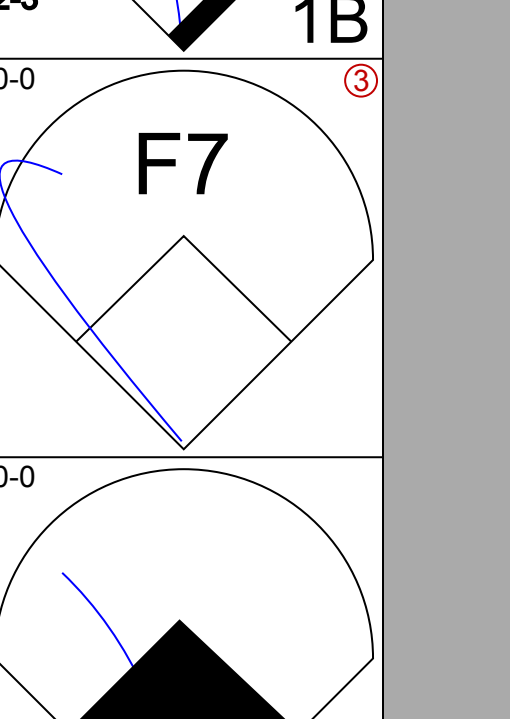
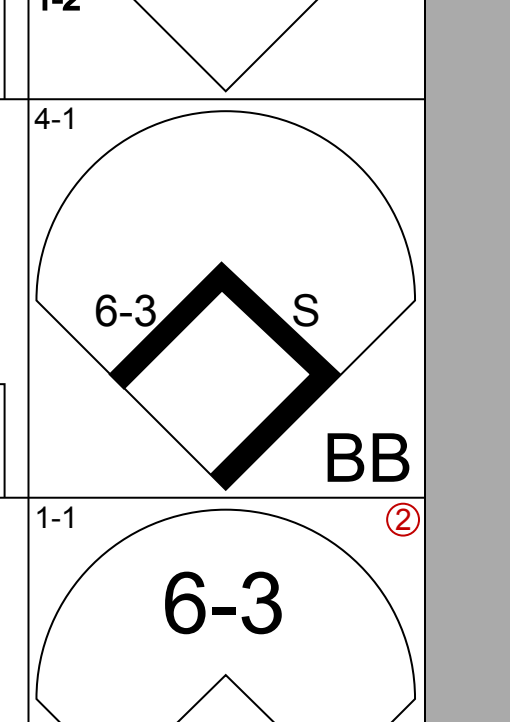
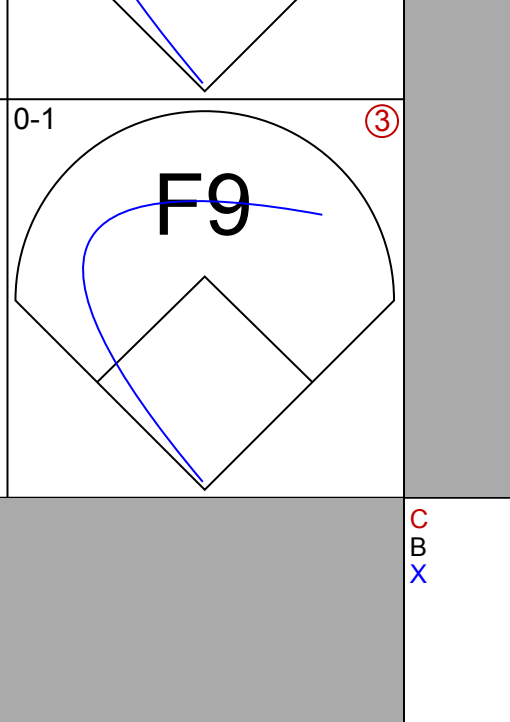
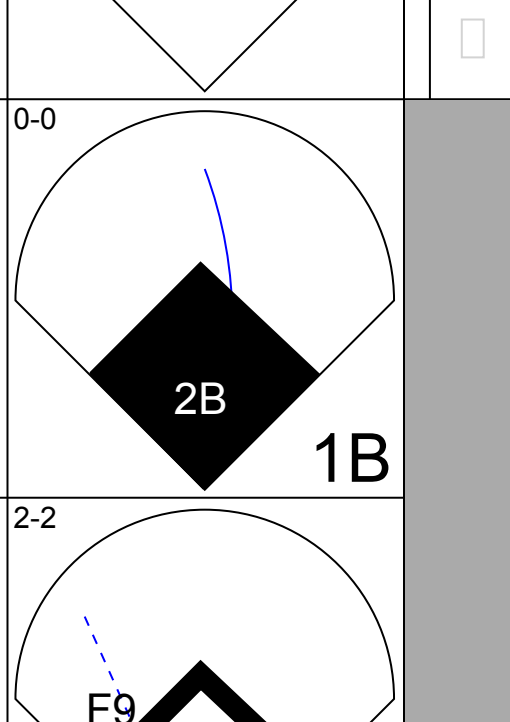

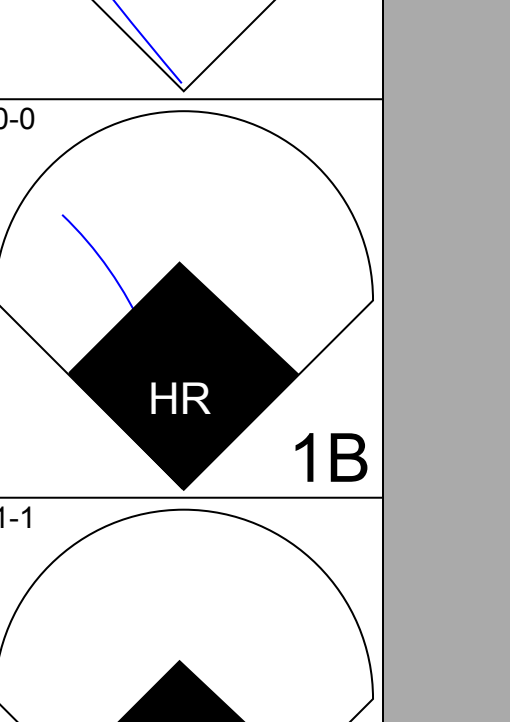
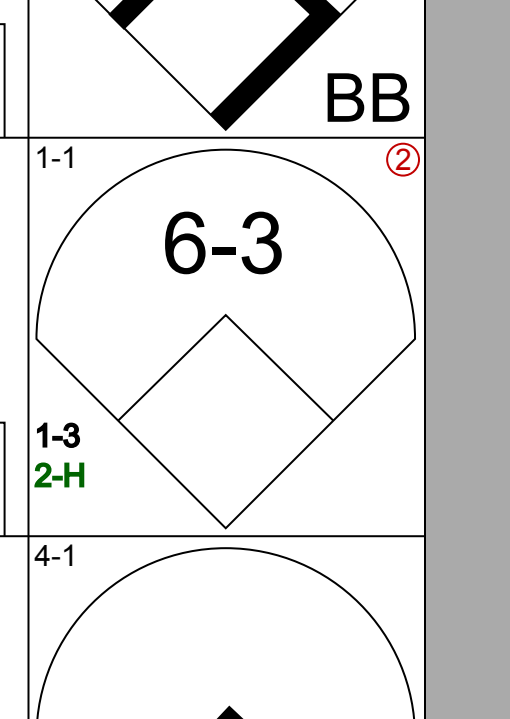
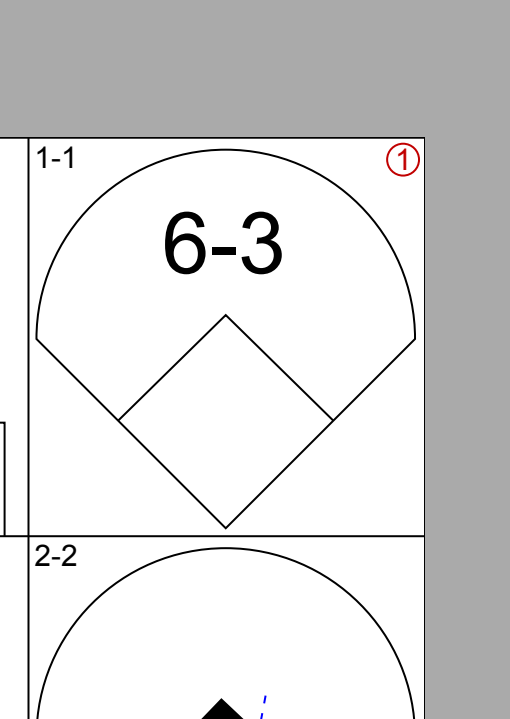
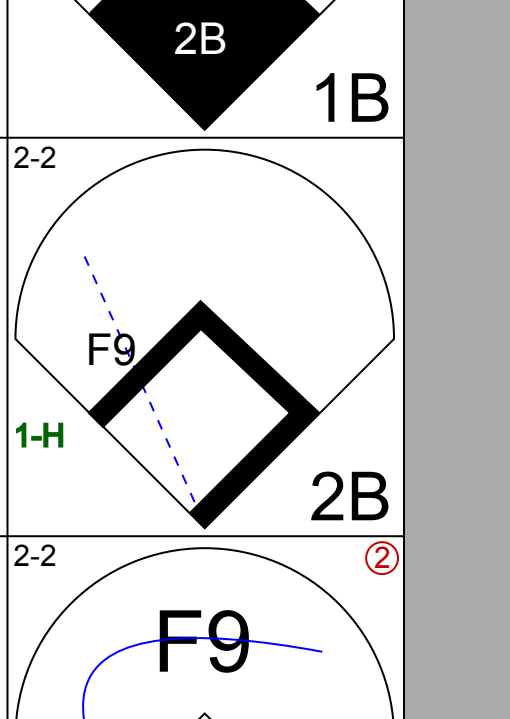
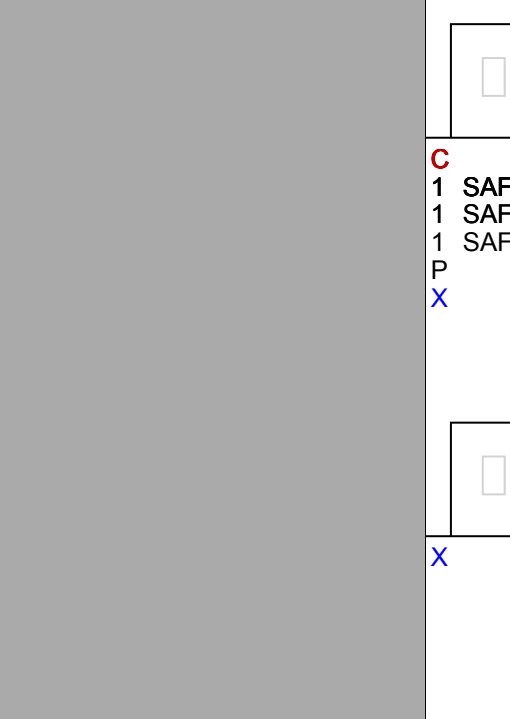
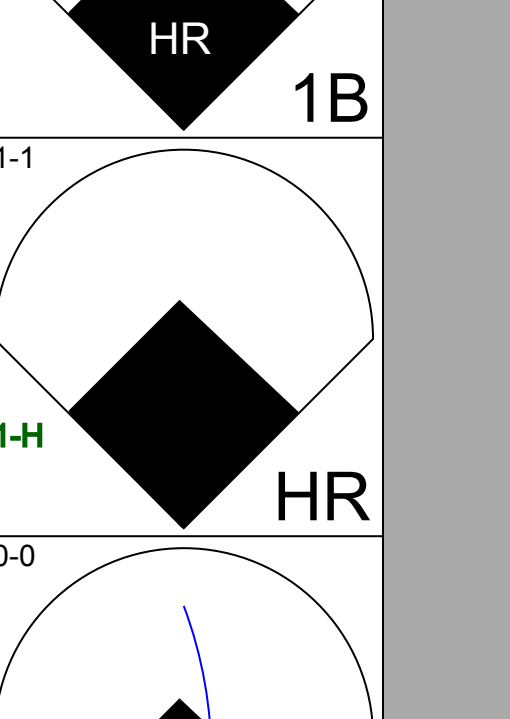
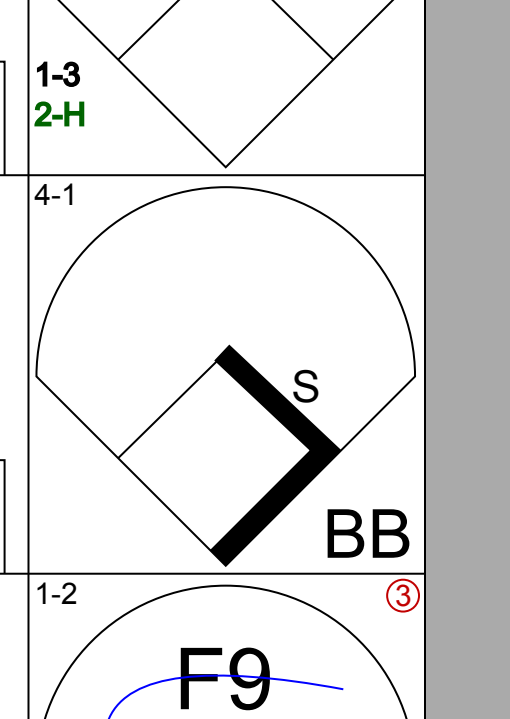
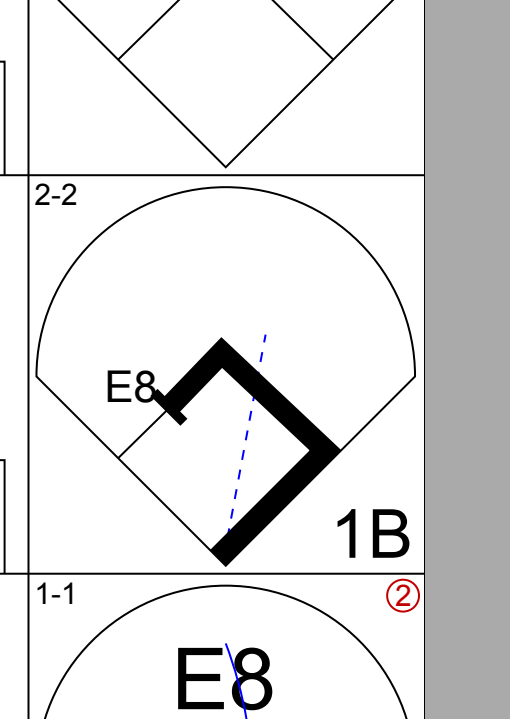
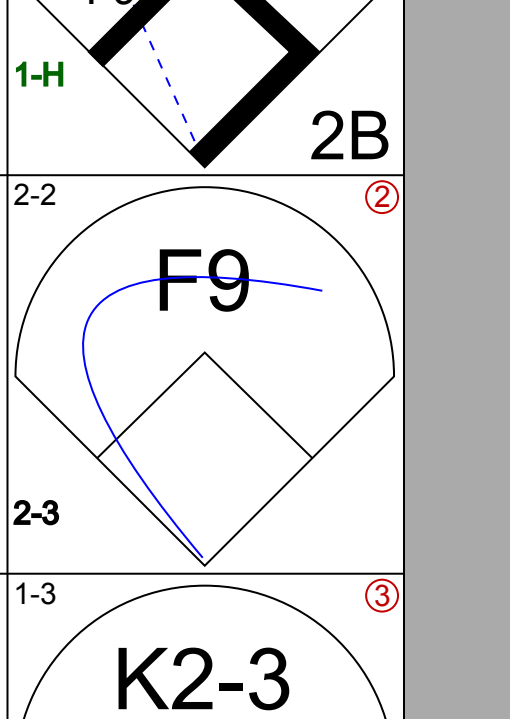
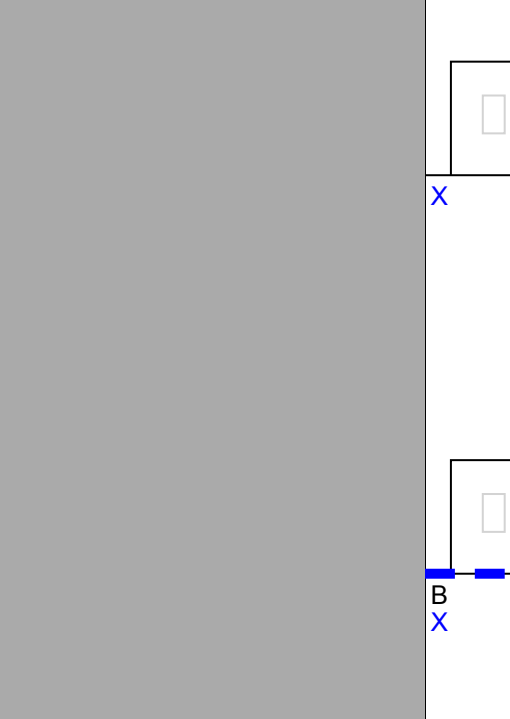
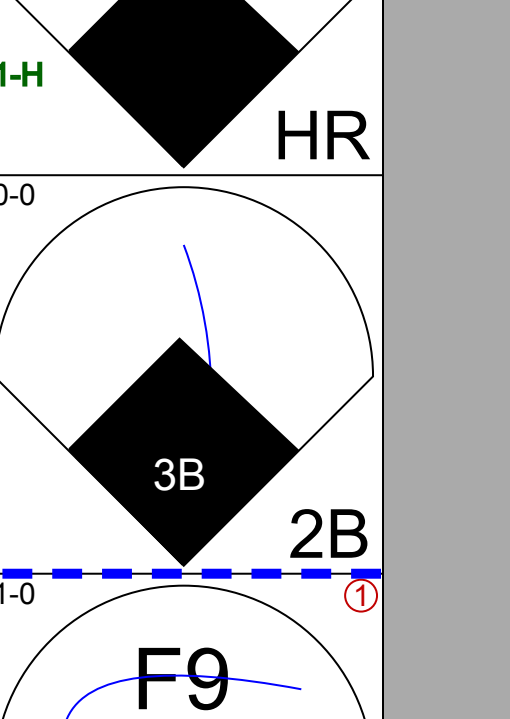
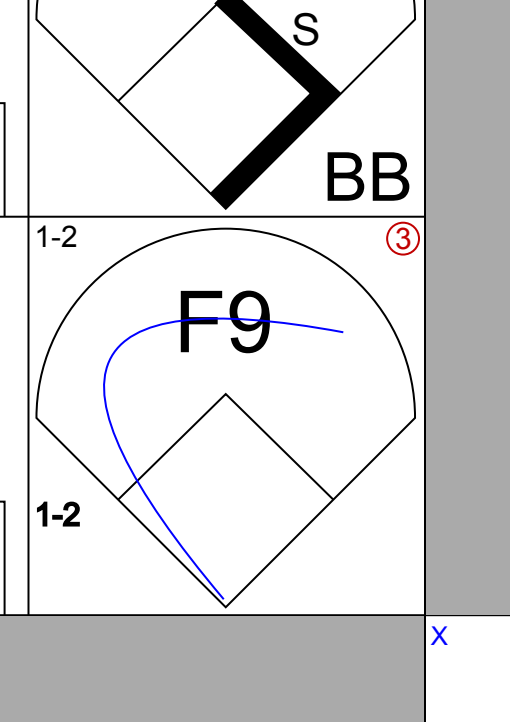
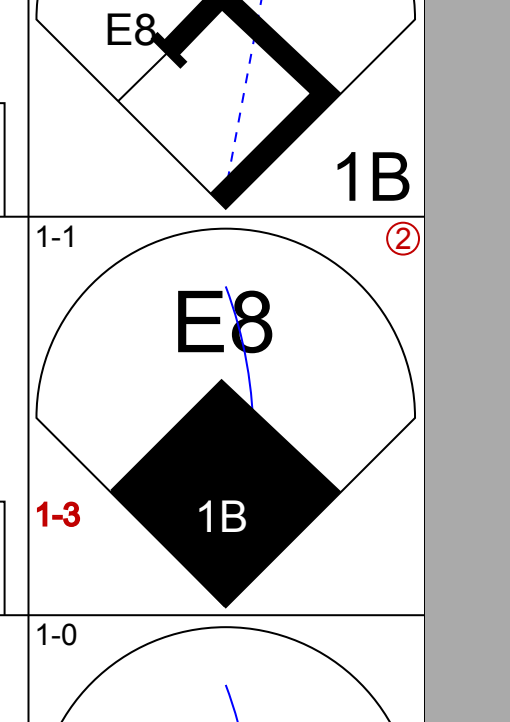
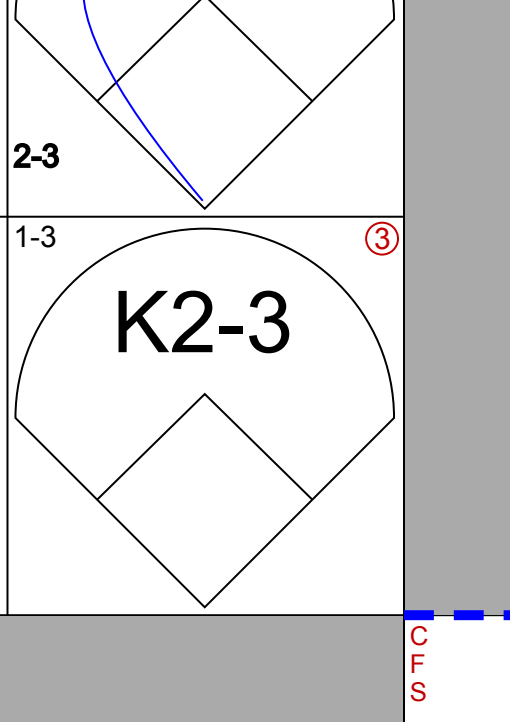
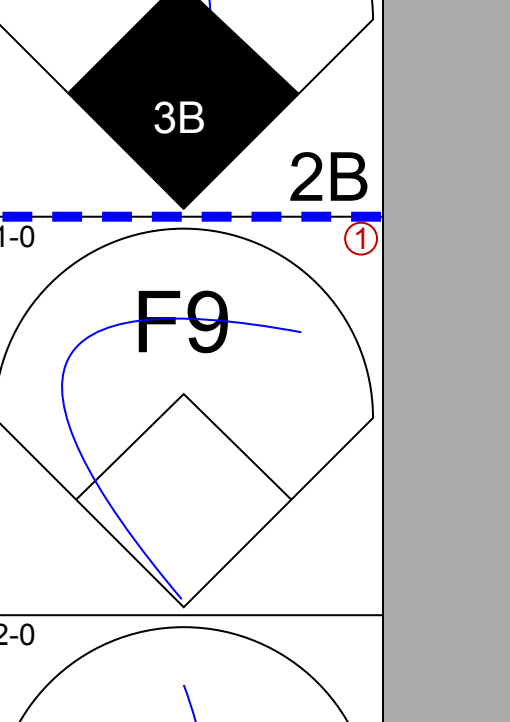
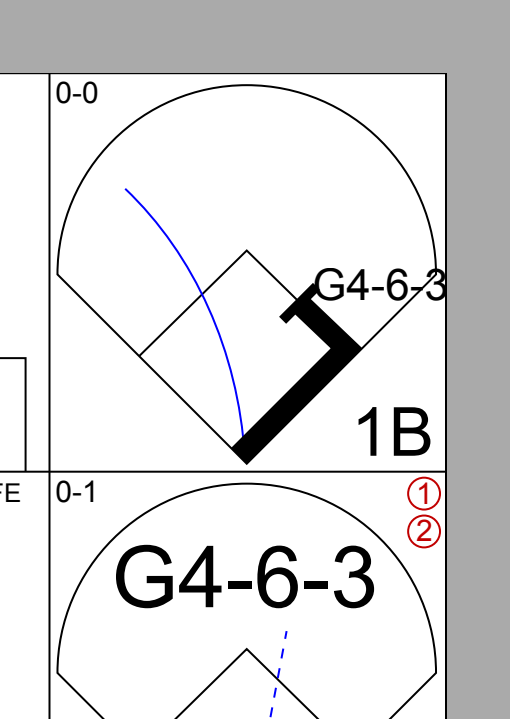
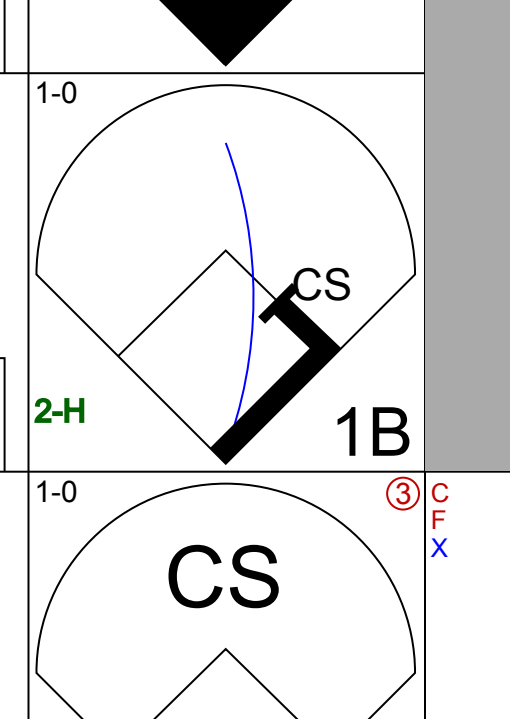
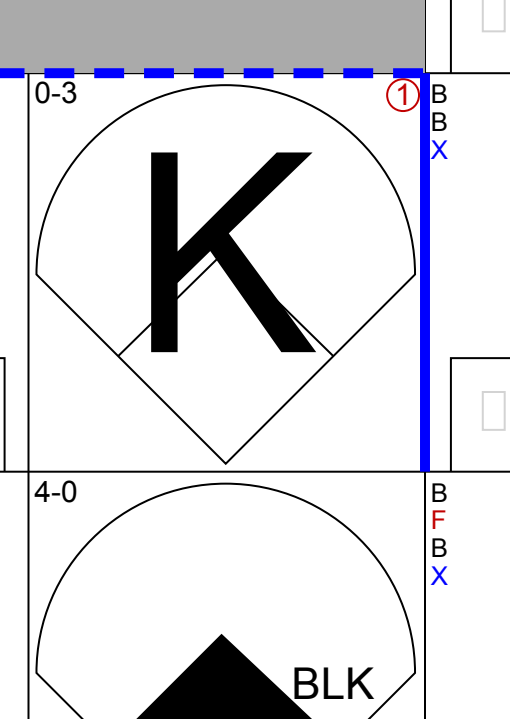
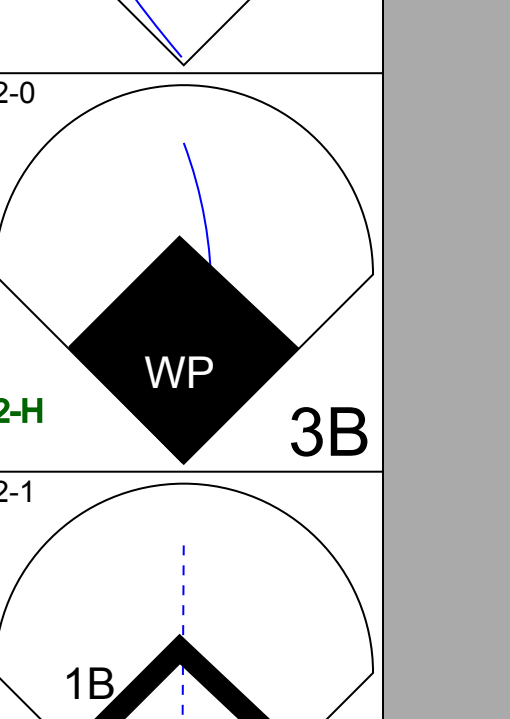
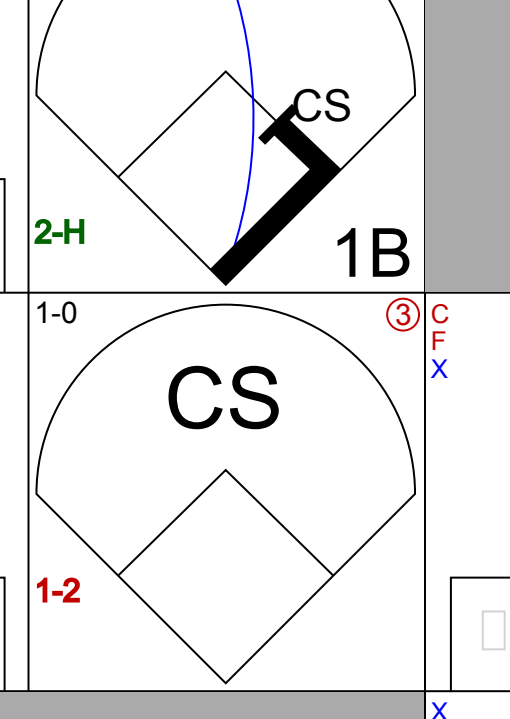
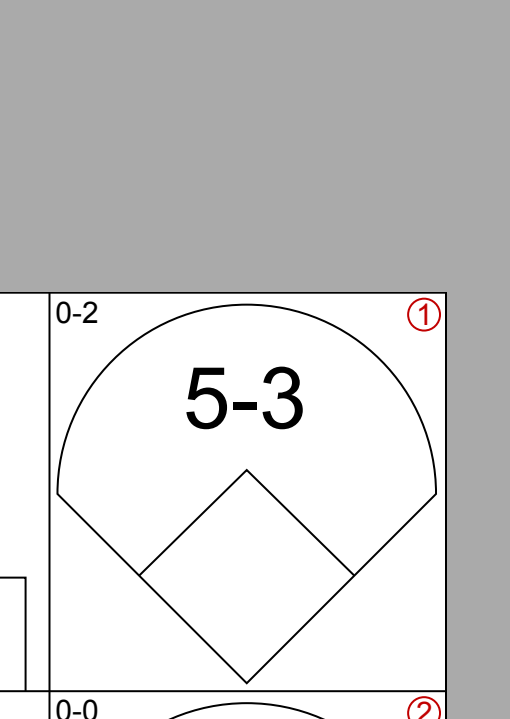
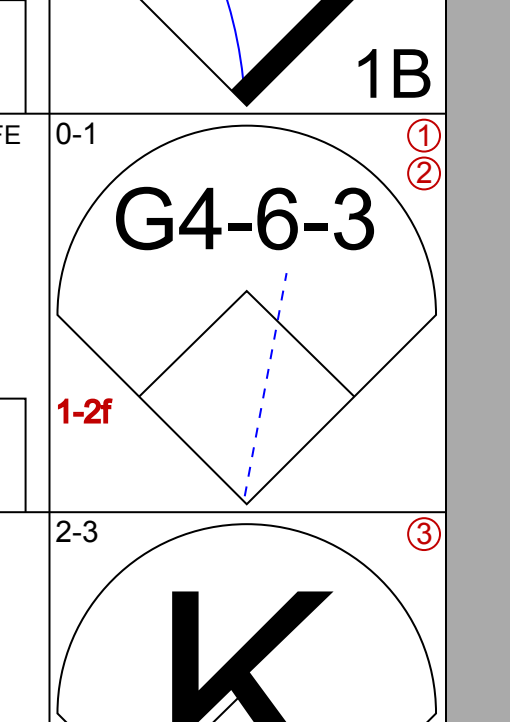
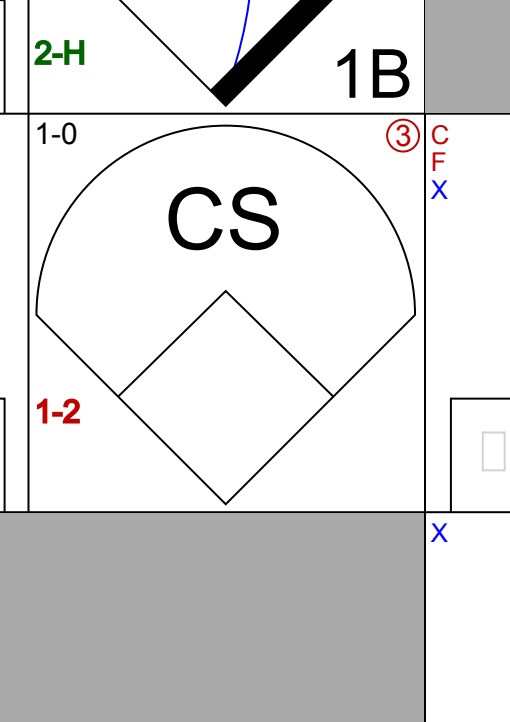
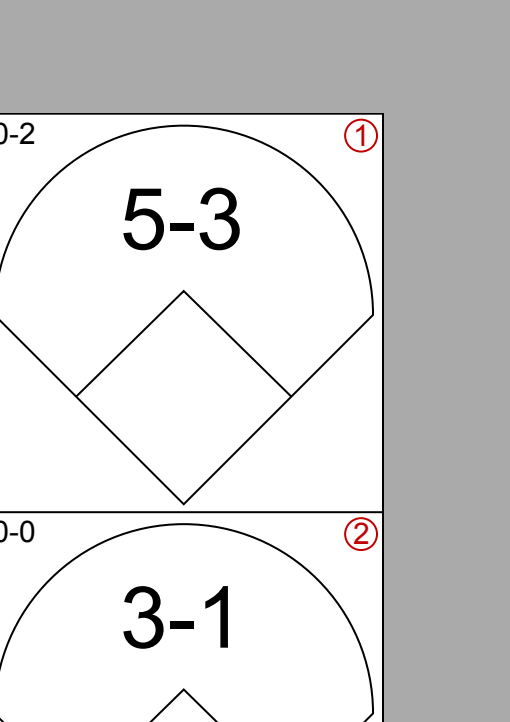
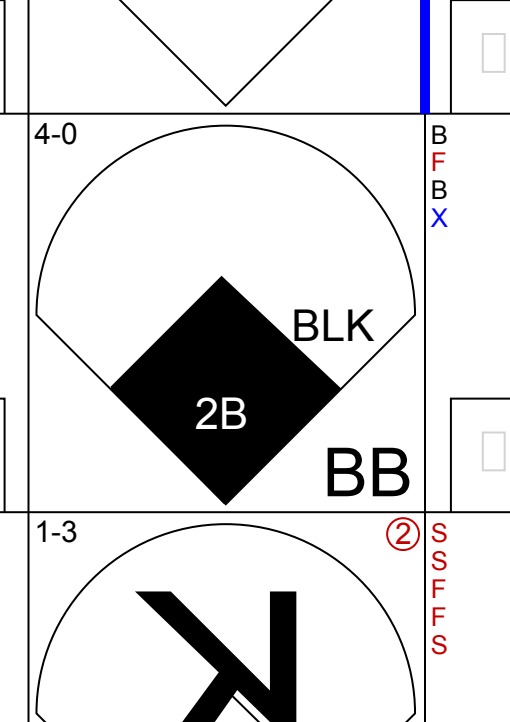
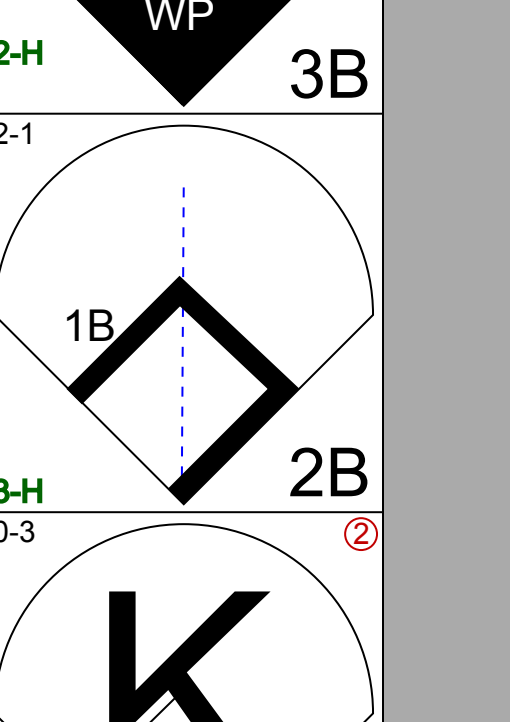
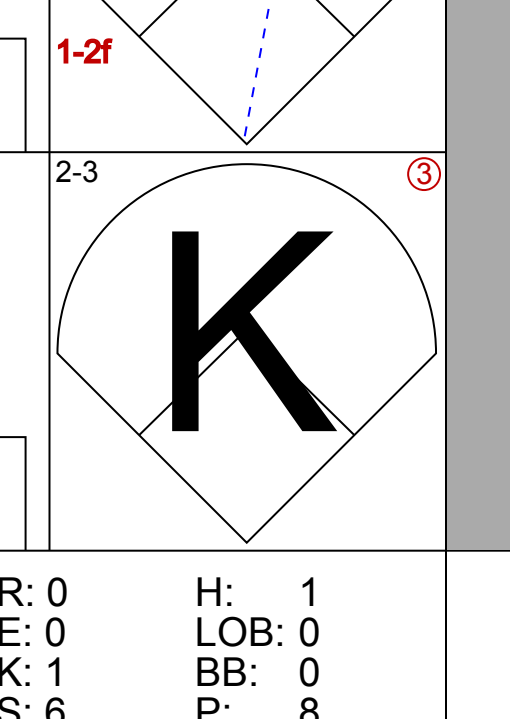
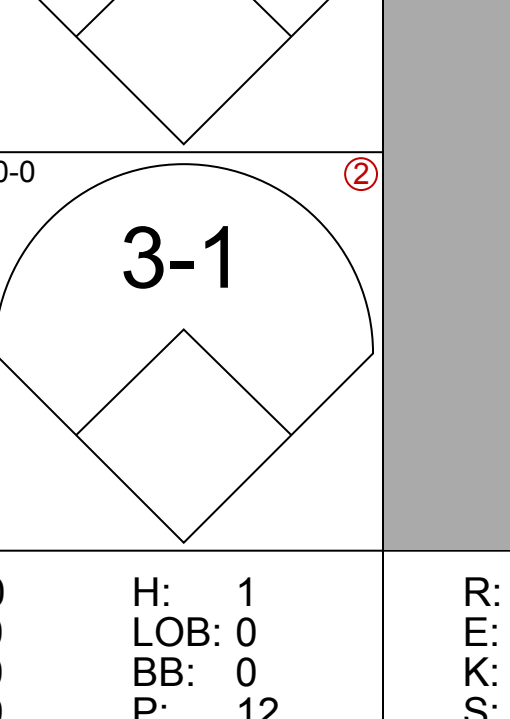
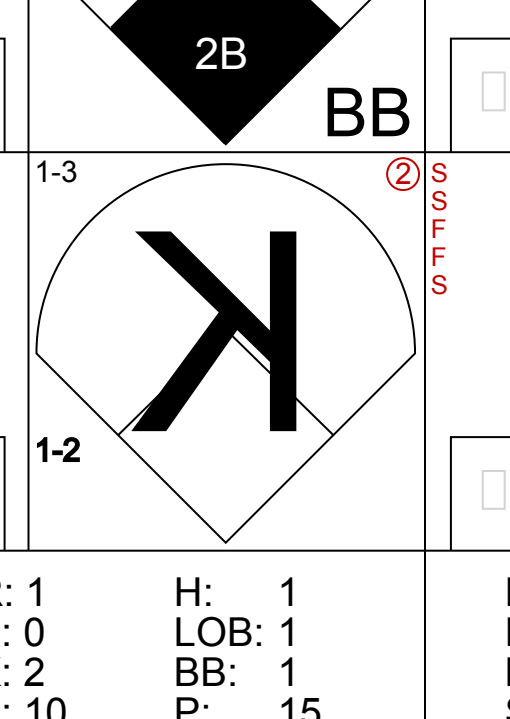
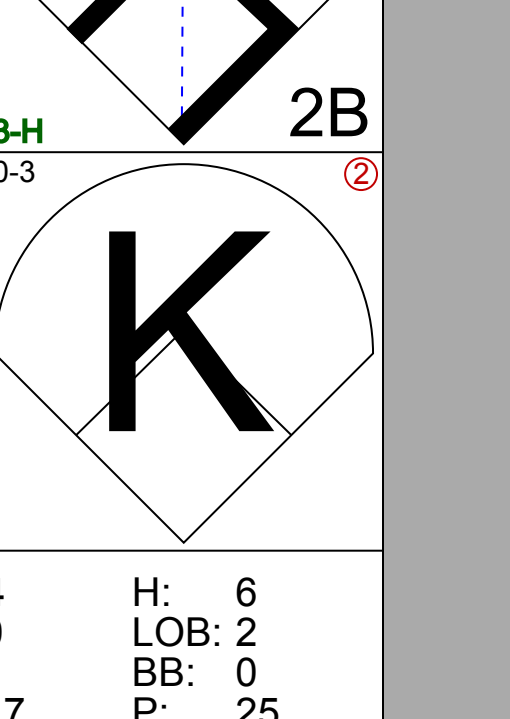
AB 38
R 2
H 11
RBI 2
BB 3
SO 6
LOB 16



Batter	1	2	3	4	5	6	7	8	9	AB	R	H	RBI	BB	SO	LOB	TOP							
Dave Martinez, L (1,8) OBP: 0.321, SLG: 0.356										4	0	0	0	0	2	1	Chicago Cubs @ Houston Astros Astrodome, Houston, TX Fri May 13 1988, 8:05 PM EDT Att: 27,448 - Dome - 70 F							
Mark Grace, L (1,3) OBP: 0.465, SLG: 0.514										2	1	1	0	2	1	0								
Andre Dawson, R (1,9) OBP: 0.370, SLG: 0.659										4	1	2	2	0	0	2								
Rafael Palmeiro, L (1,7) OBP: 0.388, SLG: 0.492										4	0	0	0	0	0	2								
Damon Berryhill, S (1,2) OBP: 0.292, SLG: 0.417										4	0	1	0	0	2	2								
Vance Law, R (1,5) OBP: 0.323, SLG: 0.423										4	0	0	0	0	1	1								
Manny Trillo, R (1,4) OBP: 0.295, SLG: 0.295										4	0	3	0	0	0	0								
Shawon Dunston, R (1,6) OBP: 0.269, SLG: 0.397										4	0	0	0	0	3	4								
Jamie Moyer, L (1,1) OBP: 0.133, SLG: 0.071 (7, PH)										2	0	0	0	0	2	1								
Jerry Mumphrey, S (7, PH) OBP: 0.261, SLG: 0.190										1	0	0	0	0	0	1								
Frank DiPino, L (7,1)										0	0	0	0	0	0	0								
Bill Landrum, R (8,1)										0	0	0	0	0	0	0								
Inning Stats	R: 1 E: 0 K: 2 S: 12	H: 1 LOB: 1 BB: 1 P: 19	R: 0 E: 0 K: 1 S: 10	H: 0 LOB: 0 BB: 0 P: 13	R: 0 E: 0 K: 1 S: 7	H: 0 LOB: 1 BB: 1 P: 14	R: 0 E: 0 K: 0 S: 5	H: 0 LOB: 0 BB: 0 P: 7	R: 0 E: 0 K: 3 S: 12	H: 1 LOB: 1 BB: 0 P: 18	R: 0 E: 0 K: 1 S: 7	H: 1 LOB: 1 BB: 0 P: 10	R: 0 E: 0 K: 1 S: 12	H: 1 LOB: 1 BB: 0 P: 19	R: 1 E: 0 K: 1 S: 7	H: 1 LOB: 0 BB: 0 P: 8	R: 0 E: 0 K: 1 S: 7	H: 2 LOB: 1 BB: 0 P: 10	1B: 3 2B: 4 3B: 0 HR: 1	SF: 0 SAC: 0 DP: 1 HBP: 0	WP: 0 PB: 0 SB: 1 CS: 0	PA: 35		
PITCHER Nolan Ryan, R (1,1) ERA: 3.47	IP: 9.0 WLS: W BF: 35 H: 7 R: 2 ER: 2 SO: 11 BB: 2 IBB: 0 HBP: 0 BLK: 0 WP: 0 HR: 1 S: 79 P: 118 ERA: 2.00 WHIP: 1.000																							

AB	33
R	2
H	7
RBI	2
BB	2
SO	11
LOB	14



Batter	1	2	3	4	5	6	7	8	9	AB	R	H	RBI	BB	SO	LOB	BOTTOM					
Gerald Young, S (1,8) OBP: 0.329, SLG: 0.316										5	1	4	1	0	0	0	Chicago Cubs @ Houston Astros Astrodome, Houston, TX Fri May 13 1988, 8:05 PM EDT Att: 27,448 - Dome - 70 F					
Billy Hatcher, R (1,7) OBP: 0.318, SLG: 0.352										5	0	0	0	0	1	4						
Bill Doran, S (1,4) OBP: 0.361, SLG: 0.298										3	2	2	0	1	0	0						
Glenn Davis, R (1,3) OBP: 0.356, SLG: 0.569										4	1	2	4	0	0	1						
Kevin Bass, S (1,9) OBP: 0.336, SLG: 0.467										3	1	2	0	1	0	1						
Rafael Ramirez, R (1,6) OBP: 0.248, SLG: 0.333										4	1	0	0	0	1	5						
Jim Pankovits, R (1,5) OBP: 0.379										3	0	2	1	0	1	0						
Chuck Jackson, R (8,5) OBP: 0.289, SLG: 0.341										1	1	1	1	0	0	0						
Alex Trevino, R (1,2) OBP: 0.500, SLG: 0.667										3	1	1	0	1	0	1						
Nolan Ryan, R (1,1) OBP: 0.167, SLG: 0.118										4	0	0	0	0	3	2						
Inning Stats	R: 1 E: 0 K: 1 S: 14	H: 1 LOB: 2 BB: 2 P: 25	R: 0 E: 0 K: 1 S: 6	H: 1 LOB: 0 BB: 0 P: 8	R: 0 E: 0 K: 0 S: 5	H: 0 LOB: 0 BB: 0 P: 6	R: 1 E: 1 K: 0 S: 10	H: 2 LOB: 0 BB: 0 P: 15	R: 0 E: 0 K: 0 S: 9	H: 1 LOB: 0 BB: 0 P: 12	R: 1 E: 0 K: 2 S: 13	H: 2 LOB: 1 BB: 1 P: 19	R: 1 E: 0 K: 2 S: 10	H: 1 LOB: 1 BB: 1 P: 15	R: 4 E: 0 K: 1 S: 17	H: 6 LOB: 2 BB: 0 P: 25	1B: 8 2B: 4 3B: 1 HR: 1	SF: 0 SAC: 0 DP: 1 HBP: 0	WP: 1 PB: 0 SB: 4 CS: 2	PA: 40		
PITCHER Jamie Moyer, L (1,1) ERA: 4.07	IP: 6.0 WLS: L BF: 24 H: 7 R: 3 ER: 2 SO: 3 BB: 2 IBB: 0 HBP: 0 BLK: 0 WP: 0 HR: 0 S: 57 P: 85 ERA: 3.00 WHIP: 1.500																					
Frank DiPino, L (7,1) ERA: 4.05	IP: 1.0 WLS: 0 BF: 8 H: 4 R: 4 ER: 4 SO: 2 BB: 1 IBB: 0 HBP: 0 BLK: 1 WP: 0 HR: 1 S: 15 P: 20 ERA: 36.00 WHIP: 5.000																					
Bill Landrum, R (8,1) ERA: 4.5	IP: 1.0 WLS: 0 BF: 6 H: 3 R: 1 ER: 1 SO: 1 BB: 0 IBB: 0 HBP: 0 BLK: 0 WP: 1 HR: 0 S: 12 P: 20 ERA: 9.00 WHIP: 3.000																					

AB	35
R	8
H	14
RBI	7
BB	3
SO	6
LOB	14



Batter	1	2	3	4	5	6	7	8	9	AB	R	H	RBI	BB	SO	LOB	TOP										
Shawon Dunston, R OBP: 0.269, SLG: 0.392	0-0 1B SF9	1-1 F7			1-2 5-3		1-1 P2			4	1	1	0	0	0	1											
Mark Grace, L OBP: 0.447, SLG: 0.487	0-0 1B 5-3		3-2 1-3		2-1 L8			2-1 1-3		4	0	1	0	0	0	0											
Andre Dawson, R OBP: 0.367, SLG: 0.652	2-2 SF9		1-0 1-3		0-0 6-3			1-2 1B		3	0	1	1	0	0	0											
Vance Law, R OBP: 0.314, SLG: 0.409	1-0 5-3		3-0 F7		0-1 5-3			2-1 F8		4	0	0	0	0	0	2											
Rafael Palmeiro, L OBP: 0.399, SLG: 0.508	0-1 1B 2-3			2-2 2B	1-1 1B			1-2 4-3		4	0	3	0	0	0	1											
Damon Berryhill, S OBP: 0.286, SLG: 0.393	0-0 5-3			3-2 5-3	0-0 1B			1-3 K		4	0	1	0	0	1	3											
Manny Trillo, R OBP: 0.295, SLG: 0.292		0-0 SH1-4 1B		2-1 L8	2-2 6-3			0-0 5-3		4	0	1	0	0	0	3											
Darrin Jackson, R OBP: 0.200, SLG: 0.200		0-0 F8		1-1 P5			0-1 F8		1-3 K	3	0	0	0	0	0	2											
Dave Martinez, L OBP: 0.319, SLG: 0.353										1	0	0	0	0	1	0											
Al Nipper, R OBP: 0.111, SLG: 0.222		1-1 SH1-4			2-2 L4			0-1 5-3		1	0	0	0	0	0	0											
Jim Sundberg, R OBP: 0.396, SLG: 0.419										1	0	0	0	0	0	0											
Mike Capel, R (7, 1)										0	0	0	0	0	0	0											
Inning Stats	R: 1 E: 0 K: 0 S: 9	H: 3 LOB: 2 BB: 0 P: 12	R: 0 E: 0 K: 0 S: 6	H: 1 LOB: 1 BB: 0 P: 8	R: 0 E: 0 K: 0 S: 6	H: 0 LOB: 0 BB: 0 P: 13	R: 0 E: 0 K: 0 S: 11	H: 1 LOB: 1 BB: 0 P: 19	R: 0 E: 0 K: 0 S: 11	H: 0 LOB: 0 BB: 0 P: 16	R: 0 E: 0 K: 0 S: 12	H: 2 LOB: 2 BB: 0 P: 15	R: 0 E: 0 K: 0 S: 6	H: 0 LOB: 0 BB: 0 P: 7	R: 0 E: 0 K: 2 S: 11	H: 1 LOB: 1 BB: 0 P: 17	R: 0 E: 0 K: 0 S: 9	H: 0 LOB: 0 BB: 0 P: 11	1B: 7 2B: 1 3B: 0 HR: 0	SF: 1 SAC: 1 DP: 0 HBP: 0	WP: 0 PB: 0 SB: 0 CS: 0	PA: 35					
PITCHER	IP	WLS	BF	H	R	ER	SO	BB	IBB	HBP	BLK	WP	HR	S	P	ERA	WHIP										
Bob Knepper, L ERA: 0.85	(1, 1)	7.1	W	30	8	1	1	0	0	0	0	0	0	67	99	1.23	1.091										
Larry Andersen, R ERA: 4.96	(8, 1)	0.2		2	0	0	0	0	0	0	0	0	0	5	8	0.00	0.000										
Dave Smith, R ERA: 4.05	(9, 1)	1.0	S	3	0	0	0	2	0	0	0	0	0	9	11	0.00	0.000										

Chicago Cubs @ Houston Astros
Astrodome, Houston, TX
Sat May 14 1988, 4:33 AM EDT
Att: 33,894 - Dome - 70 F

AB	33
R	1
H	8
RBI	1
BB	0
SO	2
LOB	12



Batter	1	2	3	4	5	6	7	8	9	AB	R	H	RBI	BB	SO	LOB	BOTTOM										
Gerald Young, S OBP: 0.333, SLG: 0.331	4-0 1B FC1		1-0 4-3		1-0 4-3			2-1 F7		3	1	1	0	1	0	0											
Billy Hatcher, R OBP: 0.324, SLG: 0.352	1-1 SAFE 1B FC1		4-2 4-3		0-0 4-3			0-0 5-3		3	1	1	0	1	0	0											
Bill Doran, S OBP: 0.350, SLG: 0.287	0-2 FC1 1B E		0-1 4-3		1-1 6-3			3-2 L7		4	1	0	1	0	0	3											
Glenn Davis, R OBP: 0.356, SLG: 0.559	3-2 P5		3-2 F7		4-2 BB					2	0	0	0	1	0	3											
Kevin Bass, S OBP: 0.336, SLG: 0.464	0-1 E2 1B		0-0 4-3		3-2 L8					3	0	1	1	0	0	2											
Denny Walling, L OBP: 0.319, SLG: 0.397	1-2 F8			0-0 4-3	3-2 F9					3	0	0	0	0	0	2											
Alan Ashby, S OBP: 0.292, SLG: 0.344		1-0 1-3		0-0 P5	1-0 4-1					3	0	0	0	0	0	0											
Rafael Ramirez, R OBP: 0.242, SLG: 0.325		0-1 L8		2-2 1-3	0-0 F8					3	0	0	0	0	0	0											
Bob Knepper, L OBP: 0.143, SLG: 0.077	(1, 1)				1-3 K					3	0	0	0	0	0	2											
Larry Andersen, R OBP: 1.000, SLG: 1.000	(8, 1)									0	0	0	0	0	0	0											
Dave Smith, R (9, 1)										0	0	0	0	0	0	0											
Inning Stats	R: 2 E: 1 K: 0 S: 14	H: 2 LOB: 1 BB: 1 P: 22	R: 0 E: 0 K: 0 S: 4	H: 0 LOB: 0 BB: 0 P: 6	R: 1 E: 0 K: 0 S: 11	H: 1 LOB: 1 BB: 1 P: 17	R: 0 E: 0 K: 0 S: 5	H: 0 LOB: 0 BB: 0 P: 7	R: 0 E: 0 K: 1 S: 6	H: 0 LOB: 0 BB: 0 P: 8	R: 0 E: 0 K: 0 S: 11	H: 0 LOB: 1 BB: 1 P: 22	R: 0 E: 0 K: 1 S: 5	H: 0 LOB: 0 BB: 0 P: 9	R: 0 E: 0 K: 0 S: 6	H: 0 LOB: 0 BB: 0 P: 11	1B: 2 2B: 0 3B: 1 HR: 0	SF: 0 SAC: 0 DP: 0 HBP: 0	WP: 0 PB: 0 SB: 0 CS: 0	PA: 30							
PITCHER	IP	WLS	BF	H	R	ER	SO	BB	IBB	HBP	BLK	WP	HR	S	P	ERA	WHIP										
Al Nipper, R ERA: 2.87	(1, 1)	6.0	L	24	3	3	2	1	3	0	0	0	0	51	82	3.00	1.000										
Mike Capel, R ERA: 3.12	(7, 1)	2.0		6	0	0	0	1	0	0	0	0	0	11	20	0.00	0.000										

Chicago Cubs @ Houston Astros
Astrodome, Houston, TX
Sat May 14 1988, 4:33 AM EDT
Att: 33,894 - Dome - 70 F


AB	27
R	3
H	3
RBI	2
BB	3
SO	2
LOB	10



Batter	1	2	3	4	5	6	7	8	9	10	11	AB	R	H	RBI	BB	SO	LOB	TOP							
Vince Coleman, S OBP: 0.316, SLG: 0.410	(1, 7) 2-3 K		(2) 3-3 K			(1) 0-1 E6 SH1-3		(2) 0-0 G3 1B		(3) 0-0 4-3		5	0	1	0	0	2	1								
Ozzie Smith, S OBP: 0.359, SLG: 0.333	(1, 6) 3-1 G3		(3) 1-2 1-3			(1) 1-1 E3 SH1-3		(2) 1-2 G3			(1) 1-0 L6	5	0	0	0	0	0	2								
Willie McGee, S OBP: 0.360, SLG: 0.403	(1, 8) 4-2 BB					(1) 1-2 SH1-3		(3) 2-1 5-3			(2) 2-2 3-1	3	0	0	0	1	0	1								
Tom Brunansky, R OBP: 0.365, SLG: 0.397	(1, 9) 1-3 K					(1) 4-0 G6-4-3 IBB				(1) 0-1 6-3	(1) 1-1 1B 1B	4	1	1	0	1	2	1								
Bob Horner, R OBP: 0.353, SLG: 0.367	(1, 3)					(1) 0-1 G6-4-3 1-2				(2) 1-3 K	(1) 0-0 1B 1B	5	1	1	0	0	1	3								
Tony Peña, R OBP: 0.313, SLG: 0.388	(1, 2)					(1) 1-0 4-3				(1) 0-0 F7	(1) 1-2 1B 1B	5	1	1	0	0	1	0								
Luis Alícea, S OBP: 0.347, SLG: 0.333	(1, 4)					(2) 1-1 F8		(2) 2-1 F7			(1) 4-2 FC1-6 SH1-4 BB	4	0	2	2	1	0	0								
José Oquendo, S OBP: 0.321, SLG: 0.255	(1, 5)					(3) 2-2 1B		(3) 1-1 5-3			(1) 0-1 SH1-4	3	0	1	1	1	0	1								
John Tudor, L OBP: 0.273, SLG: 0.111	(1, 1)					(1) 0-3 K				(1) 3-2 3-1	(1) 0-1 FC1-6 2-3	3	0	0	0	0	1	1								
Curt Ford, L OBP: 0.160, SLG: 0.174	(10, PH)										(1) 0-1 FC6-4 1-2	0	0	0	0	0	0	0								
Scott Terry, R OBP: 0.167, SLG: 0.222	(11, PH)										(1) 1-2 1B	1	0	0	0	0	0	2								
Tom Pagnozzi, R OBP: 0.167, SLG: 0.222	(11, 1)										(1) 1-2 1B	0	0	0	0	0	0	0								
Todd Worrell, R OBP: 0.167, SLG: 0.222	(11, 1)										(1) 1-2 1B	0	0	0	0	0	0	0								
Inning Stats	R: 0 E: 0 K: 2 S: 11	H: 0 LOB: 1 BB: 1 P: 21	R: 0 E: 0 K: 1 S: 13	H: 1 LOB: 1 BB: 0 P: 17	R: 0 E: 0 K: 2 S: 10	H: 0 LOB: 0 BB: 0 P: 14	R: 0 E: 0 K: 1 S: 7	H: 0 LOB: 0 BB: 0 P: 10	R: 0 E: 0 K: 0 S: 8	H: 0 LOB: 2 BB: 1 P: 15	R: 0 E: 0 K: 0 S: 9	H: 0 LOB: 0 BB: 0 P: 8	R: 0 E: 0 K: 0 S: 10	H: 1 LOB: 1 BB: 0 P: 16	R: 0 E: 0 K: 1 S: 8	H: 0 LOB: 0 BB: 0 P: 12	R: 0 E: 0 K: 0 S: 7	H: 0 LOB: 1 BB: 1 P: 12	R: 3 E: 0 K: 0 S: 22	H: 5 LOB: 2 BB: 0 P: 30	1B: 7 2B: 0 3B: 0 HR: 0	SF: 0 SAC: 2 DP: 1 HBP: 0	WP: 0 PB: 0 SB: 0 CS: 0	PA: 45		
PITCHER	IP 10.2	WLS L	BF 44	H 7	R 3	ER 3	SO 7	BB 3	IBB 1	HBP 0	BLK 0	WP 0	HR 0	S 108	P 167	ERA 2.53	WHIP 0.938									
Greg Maddux, R ERA: 2.16	(1, 1)																									
Frank DiPino, L ERA: 3.98	(11, 1)	0.1	1	0	0	0	0	0	0	0	0	0	0	2	2	0.00	0.000									

St. Louis Cardinals @ Chicago Cubs
Wrigley Field, Chicago, IL
Tue May 17 1988, 3:33 AM CDT
Att: 21,762 - Sunny - 51 F

livebaseballscores.com
AB 39
R 3
H 7
RBI 3
BB 4
SO 7
LOB 13



Batter	1	2	3	4	5	6	7	8	9	10	11	AB	R	H	RBI	BB	SO	LOB	BOTTOM						
23 Ryne Sandberg, R OBP: 0.270, SLG: 0.449	(1, 4) 2-1 F8					(1) 0-2 F4		(1) 0-0 F9		(2) 0-2 L4		4	0	0	0	0	0	0							
Mark Grace, L OBP: 0.418, SLG: 0.435	(1, 3) 0-2 G4-6-3 1B					(2) 0-0 F9		(2) 1-3 K		(3) 0-1 F6		4	0	1	0	0	1	0							
Andre Dawson, R OBP: 0.357, SLG: 0.634	(1, 9) 0-1 G4-6-3 1-2					(3) 2-1 5-3		(3) 1-0 F8			(1) 0-0 F3	4	0	0	0	0	0	1							
Vance Law, R OBP: 0.324, SLG: 0.418	(1, 5)					(1) 1-2 F8		(1) 0-0 F7		(1) 1-1 FC6-4 1B	(2) 2-2 5-3	4	0	1	0	0	0	0							
Rafael Palmeiro, L OBP: 0.391, SLG: 0.500	(1, 7)					(2) 1-2 F8		(2) 1-1 G3		(1) 0-0 F9	(3) 1-1 1-3	4	0	0	0	0	0	1							
Damon Berryhill, S OBP: 0.222, SLG: 0.306	(1, 2)					(3) 1-1 F9		(3) 1-1 6-3			(1) 0-0 FC6-4 1B	4	0	0	0	0	0	1							
Darrin Jackson, R OBP: 0.205, SLG: 0.205	(1, 8)					(1) 2-0 F7		(1) 0-1 6-3		(1) 1-0 1B	(2) 3-3 K	3	0	1	0	0	0	0							
Dave Martinez, L OBP: 0.314, SLG: 0.347	(11, PH)										(1) 1-2 1B	1	0	0	0	0	1	0							
Shawon Dunston, R OBP: 0.262, SLG: 0.360	(1, 6)					(2) 1-0 6-3		(2) 1-1 F8		(3) 2-1 F8	(3) 0-1 4-3	3	0	0	0	0	0	2							
Jerry Mumphrey, S OBP: 0.259, SLG: 0.240	(11, PH)										(1) 0-0 4-3	1	0	0	0	0	0	0							
Greg Maddux, R ERA: 0.63	(1, 1)					(3) 0-3 K		(3) 1-0 F9		(1) 1-0 F9		3	0	0	0	0	1	0							
Frank DiPino, L ERA: 2.63	(11, 1)											0	0	0	0	0	0	0							
Inning Stats	R: 0 E: 0 K: 0 S: 7	H: 1 LOB: 0 BB: 0 P: 9	R: 0 E: 0 K: 0 S: 10	H: 0 LOB: 0 BB: 0 P: 13	R: 0 E: 0 K: 1 S: 6	H: 0 LOB: 0 BB: 0 P: 9	R: 0 E: 0 K: 0 S: 6	H: 0 LOB: 0 BB: 0 P: 8	R: 0 E: 0 K: 0 S: 5	H: 0 LOB: 0 BB: 0 P: 7	R: 0 E: 0 K: 1 S: 5	H: 0 LOB: 0 BB: 0 P: 7	R: 0 E: 0 K: 0 S: 8	H: 2 LOB: 2 BB: 0 P: 12	R: 0 E: 0 K: 0 S: 6	H: 0 LOB: 0 BB: 0 P: 7	R: 0 E: 0 K: 0 S: 7	H: 0 LOB: 0 BB: 0 P: 10	R: 0 E: 0 K: 1 S: 7	H: 0 LOB: 0 BB: 0 P: 10	1B: 3 2B: 0 3B: 0 HR: 0	SF: 0 SAC: 0 DP: 1 HBP: 0	WP: 0 PB: 0 SB: 0 CS: 0	PA: 35	
PITCHER	IP 9.0	WLS 3	BF 29	H 3	R 0	ER 0	SO 2	BB 0	IBB 0	HBP 0	BLK 0	WP 0	HR 0	S 58	P 79	ERA 0.00	WHIP 0.333								
John Tudor, L ERA: 0.63	(1, 1)																								
Scott Terry, R ERA: 3.8	(10, 1)	1.0	W	3	0	0	0	0	0	0	0	0	0	7	10	0.00	0.000								
Todd Worrell, R ERA: 2.63	(11, 1)	1.0	S	3	0	0	0	1	0	0	0	0	0	7	10	0.00	0.000								

St. Louis Cardinals @ Chicago Cubs
Wrigley Field, Chicago, IL
Tue May 17 1988, 3:33 AM CDT
Att: 21,762 - Sunny - 51 F

livebaseballscores.com
AB 35
R 0
H 3
RBI 0
BB 0
SO 3
LOB 5



Batter	1	2	3	4	5	6	7	8	9	AB	R	H	RBI	BB	SO	LOB	TOP			
Vince Coleman, S OBP: 0.317, SLG: 0.402 (1, 7)	B3	F4						L6									4 0 1 0 1 0 0			
Ozzie Smith, S OBP: 0.358, SLG: 0.329 (1, 6)	BB 1B 1B		5-3			L9		E4 1B									5 2 2 0 0 0 2			
Willie McGee, S OBP: 0.358, SLG: 0.399 (1, 8)	BB 1B					K		1B									5 2 3 0 0 1 2			
Tom Brunansky, R OBP: 0.370, SLG: 0.410 (1, 9)	E 1B BB		F8			K		1B									4 1 1 1 1 1 2			
Bob Horner, R OBP: 0.348, SLG: 0.360 Tom Lawless, R OBP: 0.167, SLG: 0.091 (1, 3) (7, 5)	E8 1B		FC5-4					F9 F4									4 0 1 2 0 0 3 0 0 0 0 0 0 0			
Tony Peña, R OBP: 0.316, SLG: 0.386 (1, 2)	E5 G4-6-3					6-3		WP HBP									3 0 1 2 0 0 1			
Luis Alica, S OBP: 0.340, SLG: 0.326 (1, 4)	G4-6-3					4-3		L8									4 0 0 0 0 0 5			
José Oquendo, S OBP: 0.333, SLG: 0.260 (1, 5) (7, 3)			6-3					L7									3 0 1 0 1 0 0			
Cris Carpenter, R OBP: 0.143, SLG: 0.143 (1, 1)			6-3			4-3		K									4 0 0 0 0 1 3			
Inning Stats	R: 3 E: 2 K: 0 S: 9	H: 3 LOB: 1 BB: 1 P: 16	R: 0 E: 0 K: 0 S: 3	H: 0 LOB: 0 BB: 0 P: 4	R: 0 E: 0 K: 0 S: 8	H: 1 LOB: 1 BB: 0 P: 16	R: 0 E: 0 K: 0 S: 5	H: 1 LOB: 1 BB: 0 P: 10	R: 0 E: 0 K: 2 S: 10	H: 0 LOB: 1 BB: 1 P: 18	R: 0 E: 1 K: 0 S: 18	H: 4 LOB: 2 BB: 0 P: 25	R: 0 E: 0 K: 1 S: 5	H: 0 LOB: 0 BB: 0 P: 6	R: 0 E: 0 K: 0 S: 7	H: 1 LOB: 0 BB: 0 P: 12	1B: 10 2B: 0 3B: 0 HR: 0	SF: 0 SAC: 0 DP: 1 HBP: 1	WP: 1 PB: 0 SB: 1 CS: 1	PA: 40
PITCHER	IP WLS BF H R ER SO BB IBB HBP BLK WP HR S P ERA WHIP	IP WLS BF H R ER SO BB IBB HBP BLK WP HR S P ERA WHIP																		
Al Nipper, R ERA: 2.87 Mike Capel, R ERA: 2.51 Bill Landrum, R ERA: 3.0 (1, 1) (7, 1) (8, 1)	6.1 L 31 8 5 2 2 2 1 1 0 1 0 53 97 2.84 1.579	0.2 3 1 0 0 0 0 0 0 0 0 0 0 8 10 0.00 1.500																		

St. Louis Cardinals @ Chicago Cubs
Wrigley Field, Chicago, IL
Thu May 19 1988, 3:33 AM CDT
Att: 29,068 - Sunny - 64 F

AB 36
R 5
H 10
RBI 5
BB 3
SO 3
LOB 18



Batter	1	2	3	4	5	6	7	8	9	AB	R	H	RBI	BB	SO	LOB	BOTTOM					
23 Ryne Sandberg, R OBP: 0.282, SLG: 0.444 (1, 4)	K		K					3-1									4 0 0 0 0 2 2					
Mark Grace, L OBP: 0.397, SLG: 0.407 (1, 3)	L7							G3									4 0 1 0 0 0 0					
Andre Dawson, R OBP: 0.346, SLG: 0.607 (1, 9)	5-3		F7					1-3									4 0 0 0 0 0 2					
Rafael Palmeiro, L OBP: 0.396, SLG: 0.497 (1, 7)								G3									3 1 1 0 1 0 0					
Jody Davis, R OBP: 0.418, SLG: 0.538 (1, 2)								6-3									4 0 1 1 0 1 1					
Vance Law, R OBP: 0.327, SLG: 0.411 (1, 5)								1-3									3 0 0 0 1 0 2					
Dave Martinez, L OBP: 0.306, SLG: 0.336 (1, 8)								4-3									3 0 0 0 0 0 2					
Shawon Dunston, R OBP: 0.272, SLG: 0.376 Angel Salazar, R OBP: 0.200, SLG: 0.400 (1, 6) (5, PR) (6, 6)			4-3														1 0 0 0 0 0 0 0 0 0 0 0 0 0					
Damon Berryhill, S OBP: 0.182, SLG: 0.273 Bill Landrum, R (7, PH) (8, 1)																	1 0 0 0 0 1 0 0 0 0 0 0 0 0					
Al Nipper, R OBP: 0.182, SLG: 0.273 Mike Capel, R Manny Trillo, R OBP: 0.236, SLG: 0.269 (1, 1) (7, 1) (8, 6)																	2 0 1 0 0 0 1 0 0 0 0 0 0 0 1 0 0 0 0 1 0					
Inning Stats	R: 0 E: 0 K: 1 S: 10	H: 0 LOB: 0 BB: 1 P: 16	R: 0 E: 0 K: 0 S: 8	H: 0 LOB: 1 BB: 1 P: 14	R: 0 E: 0 K: 1 S: 14	H: 2 LOB: 2 BB: 0 P: 17	R: 0 E: 0 K: 1 S: 10	H: 0 LOB: 1 BB: 1 P: 17	R: 0 E: 0 K: 0 S: 4	H: 0 LOB: 1 BB: 0 P: 6	R: 1 E: 0 K: 0 S: 9	H: 2 LOB: 1 BB: 0 P: 12	R: 0 E: 0 K: 2 S: 11	H: 0 LOB: 0 BB: 0 P: 15	R: 0 E: 0 K: 0 S: 7	H: 0 LOB: 0 BB: 0 P: 8	R: 0 E: 0 K: 0 S: 6	H: 0 LOB: 0 BB: 0 P: 11	1B: 3 2B: 1 3B: 0 HR: 0	SF: 0 SAC: 0 DP: 1 HBP: 1	WP: 0 PB: 0 SB: 0 CS: 0	PA: 33
PITCHER	IP WLS BF H R ER SO BB IBB HBP BLK WP HR S P ERA WHIP	IP WLS BF H R ER SO BB IBB HBP BLK WP HR S P ERA WHIP																				
Cris Carpenter, R ERA: 3.6 (1, 1)	9.0 W 33 4 1 1 5 2 0 1 0 0 0 79 116 1.00 0.667																					

St. Louis Cardinals @ Chicago Cubs
Wrigley Field, Chicago, IL
Thu May 19 1988, 3:33 AM CDT
Att: 29,068 - Sunny - 64 F

AB 30
R 1
H 4
RBI 1
BB 2
SO 5
LOB 10



Batter	1	2	3	4	5	6	7	8	9	AB	R	H	RBI	BB	SO	LOB	TOP			
23 Ryne Sandberg, R OBP: 0.275, SLG: 0.432 (1, 4)	F5		K					6-3		4	0	0	0	0	1	1	Chicago Cubs @ Cincinnati Reds Riverfront Stadium, Cincinnati, OH Fri May 20 1988, 7:05 PM EDT Att: 36,356 - Unknown			
Mark Grace, L OBP: 0.418, SLG: 0.500 (1, 3)	BLK 2B		HR					F8		4	1	3	2	0	0	0				
Andre Dawson, R OBP: 0.343, SLG: 0.595 (1, 9)	FC6-4 BB		L7					5-3		3	0	0	0	1	0	1				
Rafael Palmeiro, L OBP: 0.387, SLG: 0.483 (1, 7)	F5		F6					F9		4	0	0	0	0	0	3				
Vance Law, R OBP: 0.318, SLG: 0.400 (1, 5)	FC6-4 1-2							5-3		4	0	0	0	0	0	3				
Damon Berryhill, S OBP: 0.195, SLG: 0.268 (1, 2)		K						4-3		4	0	0	0	0	1	0				
Dave Martinez, L OBP: 0.300, SLG: 0.328 (1, 8)		K						1-3		3	0	0	0	0	1	0				
Shawon Dunston, R OBP: 0.273, SLG: 0.382 (1, 6)		K						5-3 2B		3	0	1	0	0	1	0				
Rick Sutcliffe, L OBP: 0.167, SLG: 0.130 Bill Landrum, R OBP: 0.413, SLG: 0.530 Jody Davis, R OBP: 0.413, SLG: 0.530 Frank DiPino, L OBP: 0.413, SLG: 0.530 (7, 1)			BLK HR 1B					K		1	0	0	0	0	1	0				
Inning Stats	R: 0 E: 0 K: 0 S: 8	H: 1 LOB: 2 BB: 1 P: 15	R: 0 E: 0 K: 3 S: 9	H: 0 LOB: 0 BB: 0 P: 12	R: 2 E: 0 K: 1 S: 14	H: 2 LOB: 0 BB: 0 P: 24	R: 0 E: 0 K: 0 S: 6	H: 0 LOB: 0 BB: 0 P: 9	R: 0 E: 0 K: 1 S: 7	H: 1 LOB: 1 BB: 0 P: 9	R: 0 E: 0 K: 1 S: 8	H: 1 LOB: 1 BB: 0 P: 12	R: 0 E: 0 K: 0 S: 6	H: 0 LOB: 0 BB: 0 P: 12	R: 0 E: 0 K: 0 S: 7	H: 0 LOB: 0 BB: 0 P: 9	1B: 2 2B: 2 3B: 0 HR: 1	SF: 0 SAC: 0 DP: 0 HBP: 0	WP: 0 PB: 0 SB: 0 CS: 0	PA: 33
PITCHER Mario Soto, R ERA: 3.41 (1, 1)	IP: 9.0 WLS: W BF: 33 H: 5 R: 2 ER: 2 SO: 6 BB: 1 IBB: 0 HBP: 0 BLK: 2 WP: 0 HR: 1 S: 71 P: 111 ERA: 2.00 WHIP: 0.667															PITCHER Mario Soto, R ERA: 3.41 (1, 1)	IP: 9.0 WLS: W BF: 33 H: 5 R: 2 ER: 2 SO: 6 BB: 1 IBB: 0 HBP: 0 BLK: 2 WP: 0 HR: 1 S: 71 P: 111 ERA: 2.00 WHIP: 0.667			

Batter	1	2	3	4	5	6	7	8	9	AB	R	H	RBI	BB	SO	LOB	BOTTOM			
Kal Daniels, L OBP: 0.393, SLG: 0.429 (1, 7)	F7	2B IBB	K					F9		4	0	0	0	1	1	4	Chicago Cubs @ Cincinnati Reds Riverfront Stadium, Cincinnati, OH Fri May 20 1988, 7:05 PM EDT Att: 36,356 - Unknown			
Barry Larkin, R OBP: 0.370, SLG: 0.462 (1, 6)	F9	2B						BB 1B		5	0	4	2	0	0	0				
Eric Davis, R OBP: 0.325, SLG: 0.394 Ron Roenicke, S OBP: 0.250, SLG: 0.171 (8, 8)	K	K						BB 1B		3	0	0	0	1	3	3				
Leon Durham, L OBP: 0.299, SLG: 0.429 (1, 3)		4-3						K		4	0	0	0	1	1	5				
Buddy Bell, R OBP: 0.308, SLG: 0.238 (1, 5)		HR 1B	E2 FC4-6 BB					L8		4	1	1	0	1	0	5				
Paul O'Neill, L OBP: 0.280, SLG: 0.330 (1, 9)		HR	FC4-6 2B					K		5	3	2	3	0	1	5				
Jeff Treadway, L OBP: 0.395, SLG: 0.415 (1, 4)		SH1-4 2B 1B	1B 2B					SH1-4 1B		4	1	3	1	0	0	0				
Terry McGriff, R OBP: 0.302, SLG: 0.368 (1, 2)		SH1-4 2B 1B	BLK BB					SF9		2	1	2	1	1	0	0				
Mario Soto, R OBP: 0.190, SLG: 0.056 (1, 1)		SH1-4						SH1-4		1	0	0	0	1	0	1				
Inning Stats	R: 0 E: 0 K: 1 S: 12	H: 0 LOB: 0 BB: 0 P: 17	R: 4 E: 0 K: 1 S: 22	H: 5 LOB: 2 BB: 1 P: 41	R: 2 E: 1 K: 1 S: 18	H: 1 LOB: 2 BB: 4 P: 40	R: 0 E: 0 K: 0 S: 8	H: 1 LOB: 2 BB: 1 P: 16	R: 0 E: 0 K: 1 S: 10	H: 1 LOB: 1 BB: 0 P: 17	R: 1 E: 0 K: 0 S: 8	H: 2 LOB: 1 BB: 0 P: 14	R: 0 E: 0 K: 2 S: 12	H: 1 LOB: 2 BB: 1 P: 22	R: 0 E: 0 K: 0 S: 7	H: 0 LOB: 0 BB: 0 P: 9	1B: 7 2B: 4 3B: 0 HR: 1	SF: 1 SAC: 2 DP: 0 HBP: 0	WP: 0 PB: 0 SB: 2 CS: 0	PA: 42
PITCHER Rick Sutcliffe, R ERA: 4.96 Bill Landrum, R ERA: 1.93 Frank DiPino, L ERA: 4.03 (7, 1)	IP: 2.2 WLS: L BF: 17 H: 6 R: 6 ER: 6 SO: 2 BB: 3 IBB: 0 HBP: 0 BLK: 0 WP: 0 HR: 1 S: 45 P: 84 ERA: 20.25 WHIP: 3.375															PITCHER Rick Sutcliffe, R ERA: 4.96 Bill Landrum, R ERA: 1.93 Frank DiPino, L ERA: 4.03 (7, 1)	IP: 2.2 WLS: L BF: 17 H: 6 R: 6 ER: 6 SO: 2 BB: 3 IBB: 0 HBP: 0 BLK: 0 WP: 0 HR: 1 S: 45 P: 84 ERA: 20.25 WHIP: 3.375			

Batter	1	2	3	4	5	6	7	8	9	AB	R	H	RBI	BB	SO	LOB	TOP			
23 Ryne Sandberg, R OBP: 0.292, SLG: 0.433	0-0 5-3 1B		0-0 F6	4-0 2B BB		0-3 K			4-0 G3-6-3 BB	3	0	1	0	2	1	1	Chicago Cubs @ Cincinnati Reds Riverfront Stadium, Cincinnati, OH Sun May 22, 1988, 3:33 AM EDT Att: 33,185 - Sunny			
Mark Grace, L OBP: 0.419, SLG: 0.554	0-0 5-3 1-2		0-0 HR	0-0 1-3 2-3 2B		0-0 5-3			0-0 G3-6-3 1-2	5	1	2	4	0	0	2				
Andre Dawson, R OBP: 0.341, SLG: 0.577	0-3 K		0-0 1B	0-0 F8			0-0 F2		0-3 K	5	0	1	0	0	2	3				
Jody Davis, R OBP: 0.404, SLG: 0.507	0-0 6-3		0-0 F8		0-3 K					4	0	0	0	0	1	2				
Rafael Palmeiro, L OBP: 0.395, SLG: 0.494		0-0 6-3		0-0 1B FC5-2 2B		0-0 BB 1B				4	0	3	0	0	0	0				
Vance Law, R OBP: 0.337, SLG: 0.430		0-0 F6		0-0 1B FC5-2 2-3		4-0 BB 1B		0-3 K		3	1	1	0	1	1	1				
Darrin Jackson, R OBP: 0.217, SLG: 0.283		0-0 F7		0-0 FC5-2 23 BB 2B		0-3 K			0-0 F8	4	1	0	0	0	1	4				
Shawon Dunston, R OBP: 0.271, SLG: 0.376			0-3 K	0-0 F3		0-0 FC6			0-0 CS 1B	4	0	1	0	0	1	4				
Greg Maddux, R OBP: 0.161, SLG: 0.226			0-0 HR	0-0 2B					0-3 K	3	2	2	1	0	0	0				
Frank DiPino, L (7, 1)			0-0 2B	1-2 2H 2B		1-3 1B			0-3 K	1	0	0	0	0	1	1				
Inning Stats	R: 0 E: 0 K: 1 S: 6	H: 1 LOB: 1 BB: 0 P: 6	R: 0 E: 0 K: 0 S: 3	H: 0 LOB: 0 BB: 0 P: 3	R: 2 E: 0 K: 1 S: 8	H: 3 LOB: 1 BB: 0 P: 8	R: 3 E: 0 K: 0 S: 7	H: 4 LOB: 2 BB: 1 P: 11	R: 0 E: 0 K: 2 S: 8	H: 1 LOB: 1 BB: 0 P: 12	R: 0 E: 0 K: 1 S: 6	H: 1 LOB: 1 BB: 0 P: 6	R: 0 E: 0 K: 1 S: 5	H: 1 LOB: 0 BB: 1 P: 5	R: 0 E: 0 K: 1 S: 4	H: 0 LOB: 0 BB: 1 P: 8	1B: 7 2B: 3 3B: 0 HR: 1	SF: 0 SAC: 0 DP: 1 HBP: 0	WP: 0 PB: 0 SB: 0 CS: 1	PA: 39
PITCHER	IP WLS BF H R ER SO BB IBB HBP BLK WP HR S P ERA WHIP	IP WLS BF H R ER SO BB IBB HBP BLK WP HR S P ERA WHIP	IP WLS BF H R ER SO BB IBB HBP BLK WP HR S P ERA WHIP	IP WLS BF H R ER SO BB IBB HBP BLK WP HR S P ERA WHIP	IP WLS BF H R ER SO BB IBB HBP BLK WP HR S P ERA WHIP	IP WLS BF H R ER SO BB IBB HBP BLK WP HR S P ERA WHIP	IP WLS BF H R ER SO BB IBB HBP BLK WP HR S P ERA WHIP	IP WLS BF H R ER SO BB IBB HBP BLK WP HR S P ERA WHIP	IP WLS BF H R ER SO BB IBB HBP BLK WP HR S P ERA WHIP	IP WLS BF H R ER SO BB IBB HBP BLK WP HR S P ERA WHIP	IP WLS BF H R ER SO BB IBB HBP BLK WP HR S P ERA WHIP	IP WLS BF H R ER SO BB IBB HBP BLK WP HR S P ERA WHIP	IP WLS BF H R ER SO BB IBB HBP BLK WP HR S P ERA WHIP	IP WLS BF H R ER SO BB IBB HBP BLK WP HR S P ERA WHIP	IP WLS BF H R ER SO BB IBB HBP BLK WP HR S P ERA WHIP	IP WLS BF H R ER SO BB IBB HBP BLK WP HR S P ERA WHIP	IP WLS BF H R ER SO BB IBB HBP BLK WP HR S P ERA WHIP			
Tom Browning, L ERA: 3.88	3.2	L	20	8	5	5	2	1	0	0	0	0	0	0	0	0	0	12.27	2.455	
Pat Pacillo, R ERA:	4.1	6	1	0	0	2	1	0	0	0	0	0	0	0	9	13	0.00	1.500		
Tim Birtsas, L ERA: 2.7	6.1	7	1	0	0	2	0	0	0	0	0	0	0	11	11	0.00	0.500			
Rob Murphy, L ERA: 1.13	8.1	6	1	0	0	2	1	0	0	0	0	0	0	9	13	0.00	1.000			

AB	36
R	5
H	11
RBI	5
BB	3
SO	8
LOB	18



Batter	1	2	3	4	5	6	7	8	9	AB	R	H	RBI	BB	SO	LOB	BOTTOM			
Kal Daniels, L OBP: 0.395, SLG: 0.437	0-0 G3-6 SH 1B		0-0 F8		0-0 FC5-4 2H 1B		0-0 3-1			4	0	2	1	0	0	0	Chicago Cubs @ Cincinnati Reds Riverfront Stadium, Cincinnati, OH Sun May 22, 1988, 3:33 AM EDT Att: 33,185 - Sunny			
Barry Larkin, R OBP: 0.395, SLG: 0.461	0-0 SH G3-6 1-2		0-0 F8		0-0 FC5-4 1-2			0-0 F8		3	0	0	0	0	0	1				
Eric Davis, R OBP: 0.317, SLG: 0.387	0-0 F3		0-0 F5			0-0 PB 1B		0-0 F2		4	0	1	0	0	0	2				
Leon Durham, L OBP: 0.295, SLG: 0.440	0-0 G3-6 1-2 2-3			0-3 K		0-0 P3 1B		0-3 K		4	0	0	0	0	2	3				
Buddy Bell, R OBP: 0.333, SLG: 0.259	0-0 F7			0-0 F4		0-0 PB 1B			0-0 F8	4	0	1	0	0	0	2				
Paul O'Neill, L OBP: 0.276, SLG: 0.333		0-3 K		0-0 F9		0-3 K			0-0 2B	4	0	1	0	0	2	2				
Bo Diaz, R OBP: 0.256, SLG: 0.411		0-0 4-3 BLK 1B			0-0 G3-6-3 1B		0-0 6-3		0-3 K	4	0	2	0	0	1	3				
Jeff Treadway, L OBP: 0.392, SLG: 0.411		0-0 4-3			0-0 G3-6-3		0-0 6-3		0-0 L6	2	0	0	0	0	0	2				
Dave Concepcion, R OBP: 0.343, SLG: 0.311		1-3			1-2 2-3					2	0	0	0	0	0	1				
Tom Browning, L OBP: 0.179, SLG: 0.188		0-0 6-3			0-0 1B					1	0	0	0	0	0	1				
Pat Pacillo, R OBP: 0.396, SLG: 0.242										0	0	0	0	0	0	0				
Lloyd McClendon, R OBP: 0.327, SLG: 0.336										1	1	1	0	0	0	0				
Tim Birtsas, L OBP: 0.327, SLG: 0.336										0	0	0	0	0	0	0				
Tracy Jones, R OBP: 0.327, SLG: 0.336										1	0	0	0	0	0	0				
Rob Murphy, L OBP: 0.327, SLG: 0.336										0	0	0	0	0	0	0				
Inning Stats	R: 0 E: 1 K: 0 S: 5	H: 1 LOB: 2 BB: 0 P: 5	R: 0 E: 0 K: 1 S: 6	H: 1 LOB: 0 BB: 0 P: 6	R: 0 E: 0 K: 0 S: 3	H: 0 LOB: 0 BB: 0 P: 3	R: 0 E: 0 K: 1 S: 5	H: 0 LOB: 0 BB: 0 P: 5	R: 1 E: 0 K: 0 S: 5	H: 3 LOB: 1 BB: 0 P: 5	R: 0 E: 0 K: 1 S: 7	H: 2 LOB: 2 BB: 0 P: 7	R: 0 E: 0 K: 0 S: 3	H: 0 LOB: 0 BB: 0 P: 3	R: 0 E: 0 K: 1 S: 5	H: 1 LOB: 1 BB: 0 P: 6	1B: 6 2B: 2 3B: 0 HR: 0	SF: 0 SAC: 1 DP: 1 HBP: 0	WP: 0 PB: 1 SB: 0 CS: 0	PA: 35
PITCHER	IP WLS BF H R ER SO BB IBB HBP BLK WP HR S P ERA WHIP	IP WLS BF H R ER SO BB IBB HBP BLK WP HR S P ERA WHIP	IP WLS BF H R ER SO BB IBB HBP BLK WP HR S P ERA WHIP	IP WLS BF H R ER SO BB IBB HBP BLK WP HR S P ERA WHIP	IP WLS BF H R ER SO BB IBB HBP BLK WP HR S P ERA WHIP	IP WLS BF H R ER SO BB IBB HBP BLK WP HR S P ERA WHIP	IP WLS BF H R ER SO BB IBB HBP BLK WP HR S P ERA WHIP	IP WLS BF H R ER SO BB IBB HBP BLK WP HR S P ERA WHIP	IP WLS BF H R ER SO BB IBB HBP BLK WP HR S P ERA WHIP	IP WLS BF H R ER SO BB IBB HBP BLK WP HR S P ERA WHIP	IP WLS BF H R ER SO BB IBB HBP BLK WP HR S P ERA WHIP	IP WLS BF H R ER SO BB IBB HBP BLK WP HR S P ERA WHIP	IP WLS BF H R ER SO BB IBB HBP BLK WP HR S P ERA WHIP	IP WLS BF H R ER SO BB IBB HBP BLK WP HR S P ERA WHIP	IP WLS BF H R ER SO BB IBB HBP BLK WP HR S P ERA WHIP	IP WLS BF H R ER SO BB IBB HBP BLK WP HR S P ERA WHIP				
Greg Maddux, R ERA: 2.11	1.1	25	7	1	1	3	0	0	0	0	0	0	0	0	0	0	1.50	1.167		
Frank DiPino, L ERA: 3.55	7.1	10	1	0	0	2	0	0	0	0	0	0	0	14	14	0.00	0.333			

AB	34
R	1
H	8
RBI	1
BB	0
SO	5
LOB	17



Batter	1	2	3	4	5	6	7	8	9	10	AB	R	H	RBI	BB	SO	LOB	
Albert Hall, S OBP: 0.367, SLG: 0.290	(1, 8) CS HBP		5-3			E5			F8	1B	4	0	1	1	0	0	0	
Andres Thomas, R OBP: 0.258, SLG: 0.346	(1, 6) SAFE BB			K					6-3		3	0	0	0	1	2	1	
Gerald Perry, L OBP: 0.342, SLG: 0.396	(1, 3) BB		1-6-3	6-3		4-3			K		4	0	0	0	0	1	2	
Dale Murphy, R OBP: 0.333, SLG: 0.377	(1, 9) K			1-3		6-3				4-3 PB 2B	3	1	0	0	1	1	1	
Gary Roenicke, R OBP: 0.294, SLG: 0.396		F7				6-3			4-3		4	0	0	0	0	1	1	
Ken Oberfell, L OBP: 0.324, SLG: 0.353		1-3				1-3			1-3	2B	4	1	2	1	0	0	0	
Bruce Benedict, R OBP: 0.283, SLG: 0.275		L4				1B			F8	3H 2B	3	1	1	1	1	0	0	
Ron Gant, R OBP: 0.234, SLG: 0.330			5-3			4-3			F8	3-3 2B	4	0	0	0	0	1	2	
Pete Smith, R OBP: 0.291, SLG: 0.143						6-3			6-3		2	0	0	0	0	0	0	
Jerry Royster, R OBP: 0.300, SLG: 0.160											0	0	0	0	0	0	0	
Paul Assenmacher, L OBP: 0.193, SLG: 0.000											0	0	0	0	0	0	0	
José Álvarez, R OBP: 0.193, SLG: 0.000											0	0	0	0	0	0	0	
Dion James, S OBP: 0.193, SLG: 0.364											0	0	0	0	1	0	0	
Bruce Sutter, R OBP: 0.193, SLG: 0.364											0	0	0	0	0	0	0	
Inning Stats	R: 0 E: 0 K: 1 S: 7	H: 0 LOB: 1 BB: 1 P: 18	R: 0 E: 0 K: 10 S: 10	H: 0 LOB: 0 BB: 0 P: 14	R: 0 E: 0 K: 0 S: 6	H: 0 LOB: 0 BB: 0 P: 8	R: 0 E: 0 K: 1 S: 8	H: 1 LOB: 1 BB: 1 P: 13	R: 0 E: 0 K: 0 S: 7	H: 0 LOB: 0 BB: 0 P: 6	R: 0 E: 0 K: 1 S: 7	H: 0 LOB: 0 BB: 0 P: 9	R: 3 E: 0 K: 1 S: 13	H: 3 LOB: 1 BB: 2 P: 27	1B: 2 2B: 2 3B: 0 HR: 0	SF: 0 SAC: 0 DP: 0 HBP: 1	WP: 0 PA: 37	
PITCHER	IP WLS BF H R ER SO BB IBB HBP BLK WP HR S P ERA WHIP	IP WLS BF H R ER SO BB IBB HBP BLK WP HR S P ERA WHIP	IP WLS BF H R ER SO BB IBB HBP BLK WP HR S P ERA WHIP	IP WLS BF H R ER SO BB IBB HBP BLK WP HR S P ERA WHIP	IP WLS BF H R ER SO BB IBB HBP BLK WP HR S P ERA WHIP	IP WLS BF H R ER SO BB IBB HBP BLK WP HR S P ERA WHIP	IP WLS BF H R ER SO BB IBB HBP BLK WP HR S P ERA WHIP	IP WLS BF H R ER SO BB IBB HBP BLK WP HR S P ERA WHIP	IP WLS BF H R ER SO BB IBB HBP BLK WP HR S P ERA WHIP	IP WLS BF H R ER SO BB IBB HBP BLK WP HR S P ERA WHIP	IP WLS BF H R ER SO BB IBB HBP BLK WP HR S P ERA WHIP	IP WLS BF H R ER SO BB IBB HBP BLK WP HR S P ERA WHIP	IP WLS BF H R ER SO BB IBB HBP BLK WP HR S P ERA WHIP	IP WLS BF H R ER SO BB IBB HBP BLK WP HR S P ERA WHIP	IP WLS BF H R ER SO BB IBB HBP BLK WP HR S P ERA WHIP	IP WLS BF H R ER SO BB IBB HBP BLK WP HR S P ERA WHIP	IP WLS BF H R ER SO BB IBB HBP BLK WP HR S P ERA WHIP	
Jamie Moyer, L ERA: 3.61	(1, 1)	9.1	34	3	3	3	5	3	0	0	0	0	0	0	0	0	0	0
Mike Capel, R ERA: 2.45	(10, 1)	0.2	3	1	0	0	1	1	0	0	0	0	0	0	0	0	0	0

Atlanta Braves @ Chicago Cubs
Wrigley Field, Chicago, IL
Tue May 24 1988, 3:33 AM CDT
Sunny - 52 F

AB 32
R 3
H 4
RBI 3
BB 4
SO 6
LOB 7

Batter	1	2	3	4	5	6	7	8	9	10	AB	R	H	RBI	BB	SO	LOB				
23 Ryne Sandberg, R OBP: 0.290, SLG: 0.426	(1, 4) 5-3		4-3			F9			L9	FC4-6 1B	5	0	1	0	0	0	0				
Mark Grace, L OBP: 0.405, SLG: 0.543	(1, 3) L7					3-1			F7	FC4-6 FC6-4	5	0	1	0	0	0	2				
Andre Dawson, R OBP: 0.343, SLG: 0.577	(1, 9) 1B		F8			1B			L7	K	5	0	2	0	0	1	3				
Rafael Palmeiro, L OBP: 0.390, SLG: 0.484	(1, 7) F9		G3			2B			4-3	FC6-4	5	0	1	0	0	0	4				
Jody Davis, R OBP: 0.400, SLG: 0.484		K				F6				SH1-4 BB	2	0	0	0	2	1	0				
Greg Maddux, R OBP: 0.161, SLG: 0.226											0	0	0	0	0	0	0				
Damon Berryhill, S OBP: 0.195, SLG: 0.266											0	0	0	0	0	0	0				
Vance Law, R OBP: 0.337, SLG: 0.429		1B				6-3			F4	SH1-4	3	0	1	0	0	0	3				
Dave Martinez, L OBP: 0.303, SLG: 0.338											3	0	1	0	0	2	4				
Darin Jackson, R OBP: 0.213, SLG: 0.277											1	0	0	0	0	0	2				
Shawon Dunston, R OBP: 0.270, SLG: 0.373						CS			G3	5-3	4	0	1	0	0	0	2				
Jamie Moyer, L OBP: 0.105, SLG: 0.056											3	0	0	0	0	2	2				
Mike Capel, R OBP: 0.241, SLG: 0.222						B1				E4 FC4-6 2B 1B	0	0	0	0	0	0	0				
Jerry Mumphrey, S OBP: 0.241, SLG: 0.222											1	0	0	0	0	0	0				
Inning Stats	R: 0 E: 0 K: 0 S: 8	H: 1 LOB: 1 BB: 0 P: 13	R: 0 E: 0 K: 3 S: 16	H: 2 LOB: 2 BB: 0 P: 25	R: 0 E: 0 K: 0 S: 8	H: 1 LOB: 1 BB: 0 P: 14	R: 0 E: 0 K: 0 S: 8	H: 1 LOB: 0 BB: 0 P: 10	R: 0 E: 0 K: 0 S: 7	H: 0 LOB: 0 BB: 0 P: 14	R: 0 E: 0 K: 1 S: 16	H: 0 LOB: 0 BB: 0 P: 25	R: 0 E: 0 K: 0 S: 14	H: 0 LOB: 0 BB: 0 P: 21	R: 0 E: 0 K: 0 S: 6	H: 0 LOB: 2 BB: 1 P: 11	R: 0 E: 1 K: 1 S: 12	H: 1 LOB: 2 BB: 0 P: 14	1B: 6 2B: 2 3B: 0 HR: 0	SF: 0 SAC: 1 DP: 0 HBP: 0	WP: 0 PA: 41
PITCHER	IP WLS BF H R ER SO BB IBB HBP BLK WP HR S P ERA WHIP	IP WLS BF H R ER SO BB IBB HBP BLK WP HR S P ERA WHIP	IP WLS BF H R ER SO BB IBB HBP BLK WP HR S P ERA WHIP	IP WLS BF H R ER SO BB IBB HBP BLK WP HR S P ERA WHIP	IP WLS BF H R ER SO BB IBB HBP BLK WP HR S P ERA WHIP	IP WLS BF H R ER SO BB IBB HBP BLK WP HR S P ERA WHIP	IP WLS BF H R ER SO BB IBB HBP BLK WP HR S P ERA WHIP	IP WLS BF H R ER SO BB IBB HBP BLK WP HR S P ERA WHIP	IP WLS BF H R ER SO BB IBB HBP BLK WP HR S P ERA WHIP	IP WLS BF H R ER SO BB IBB HBP BLK WP HR S P ERA WHIP	IP WLS BF H R ER SO BB IBB HBP BLK WP HR S P ERA WHIP	IP WLS BF H R ER SO BB IBB HBP BLK WP HR S P ERA WHIP	IP WLS BF H R ER SO BB IBB HBP BLK WP HR S P ERA WHIP	IP WLS BF H R ER SO BB IBB HBP BLK WP HR S P ERA WHIP	IP WLS BF H R ER SO BB IBB HBP BLK WP HR S P ERA WHIP	IP WLS BF H R ER SO BB IBB HBP BLK WP HR S P ERA WHIP	IP WLS BF H R ER SO BB IBB HBP BLK WP HR S P ERA WHIP				
Pete Smith, R ERA: 4.25	(1, 1)	7.0	28	7	0	0	5	1	0	0	0	0	0	0	0	0	0				
Paul Assenmacher, L ERA: 3.8	(8, 1)	1.1	5	0	0	0	0	0	0	0	0	0	0	0	0	0	0				
José Álvarez, R ERA: 0.79	(9, 1)	0.2	W	2	0	0	0	0	0	0	0	0	0	0	0	0	0				
Bruce Sutter, R ERA: 2.66	(10, 1)	1.0	S	5	1	0	0	1	0	0	0	0	0	0	0	0	0				

Atlanta Braves @ Chicago Cubs
Wrigley Field, Chicago, IL
Tue May 24 1988, 3:33 AM CDT
Sunny - 52 F

AB 37
R 0
H 8
RBI 0
BB 2
SO 6
LOB 22

Batter	1	2	3	4	5	6	7	8	9	AB	R	H	RBI	BB	SO	LOB	TOP								
Dion James, L (1, 8) OBP: 0.374, SLG: 0.357 Gary Roenicke, R (8, PH) OBP: 0.308, SLG: 0.396 Albert Hall, S (8, PR) OBP: 0.367, SLG: 0.290 (8, 8)	0-0 4-3		4-0 1B BB		1-1 F8			4-0 G3 BB		2	1	0	0	1	0	2	<p>Atlanta Braves @ Chicago Cubs</p> <p>Wrigley Field, Chicago, IL</p> <p>Tue May 24 1988, 3:38 AM CDT</p> <p>Att. 14,607 - Sunny - 52 F</p>								
Andres Thomas, R (1, 6) OBP: 0.291, SLG: 0.337	1-2 4-3		3-2 F3		0-0 F6			1-0 G3		4	0	0	0	0	0	4									
Gerald Perry, L (1, 3) OBP: 0.352, SLG: 0.405	1-1 1B		0-0 1B		2-2 G4-6-3 1B			1-1 F6		4	0	3	1	0	0	2									
Dale Murphy, R (1, 9) OBP: 0.326, SLG: 0.368	2-1 5-3		0-0 5-3		0-0 G4-6-3 1B			2-3 K		4	0	0	0	0	1	3									
Ken Griffey, L (1, 7) OBP: 0.308, SLG: 0.333		3-2 5-3 1B		0-0 L9				0-0 F6		4	0	1	0	0	0	0									
Ken Oberkfell, L (1, 5) OBP: 0.322, SLG: 0.350 Jerry Royster, R (9, PR)		1-2 F7		0-1 F6				3-1 F7		4	0	1	0	0	0	1									
Paul Runge, R (1, 4) OBP: 0.293, SLG: 0.290 Juan Eichelberger, R (7, 1)		2-1 5-3		1-0 L7				2-3 K2-3		3	0	0	0	0	1	1									
Paul Assenmacher, L (7, 1) OBP: 0.500, SLG: 1.000 Ted Simmons, S (9, PH) OBP: 0.307, SLG: 0.364 Zane Smith, L (9, PR) OBP: 0.059, SLG: 0.059		1-2 5-3		1-1 4-3				2-1 F6		3	0	1	0	0	0	1									
Bruce Benedict, R (1, 2) OBP: 0.286, SLG: 0.279 Ozzie Virgil, R (9, PH) OBP: 0.235, SLG: 0.321		1-1 4-3		0-1 E3				0-3 K		2	0	1	0	0	0	1									
Charlie Puleo, R (1, 1) OBP: 0.250, SLG: 0.250 Ron Gant, R (7, 4) OBP: 0.232, SLG: 0.327			0-1 CS BB 1B		1-0 E3					1	0	0	0	0	1	0									
Inning Stats	R: 0 E: 0 K: 0 S: 11	H: 1 LOB: 1 BB: 0 P: 14	R: 0 E: 0 K: 0 S: 11	H: 1 LOB: 1 BB: 0 P: 17	R: 1 E: 0 K: 0 S: 7	H: 2 LOB: 1 BB: 1 P: 14	R: 0 E: 0 K: 0 S: 4	H: 0 LOB: 0 BB: 0 P: 5	R: 0 E: 1 K: 0 S: 5	H: 1 LOB: 1 BB: 0 P: 9	R: 0 E: 0 K: 0 S: 6	H: 1 LOB: 0 BB: 0 P: 8	R: 0 E: 0 K: 1 S: 7	H: 0 LOB: 0 BB: 0 P: 14	R: 0 E: 0 K: 1 S: 6	H: 0 LOB: 2 BB: 1 P: 12	R: 0 E: 0 K: 2 S: 12	H: 1 LOB: 2 BB: 1 P: 25	1B: 7 2B: 0 3B: 0 HR: 0	SF: 0 SAC: 0 DP: 1 HBP: 0	WP: 0 PB: 0 SB: 1 CS: 3	PA: 35			
PITCHER	IP	WLS	BF	H	R	ER	SO	BB	IBB	HBP	BLK	WP	HR	S	P	ERA	WHIP								
Al Nipper, R (1, 1) ERA: 2.68	6.0	W	23	6	1	1	0	1	0	0	0	0	0	44	67	1.50	1.167								
Frank DiPino, L (7, 1) ERA: 3.29	2.0		7	0	0	0	2	1	0	0	0	0	0	13	26	0.00	0.500								
Rich Gossage, R (9, 1) ERA: 3.29	1.0	S	5	1	0	0	2	1	0	0	0	0	0	12	25	0.00	2.000								

AB	32
R	1
H	7
RBI	1
BB	3
SO	4
LOB	17



Batter	1	2	3	4	5	6	7	8	9	AB	R	H	RBI	BB	SO	LOB	BOTTOM								
23 Ryne Sandberg, R (1, 4) OBP: 0.289, SLG: 0.422	0-0 F9		2-2 5-3		0-0 L7			1-1 G5-4-3 1B		4	0	1	0	0	0	0	<p>Atlanta Braves @ Chicago Cubs</p> <p>Wrigley Field, Chicago, IL</p> <p>Tue May 24 1988, 3:38 AM CDT</p> <p>Att. 14,607 - Sunny - 52 F</p>								
Mark Grace, L (1, 3) OBP: 0.386, SLG: 0.514	1-1 L3		0-2 L7		1-2 G3			0-0 G5-4-3 1B		4	0	0	0	0	0	2									
Andre Dawson, R (1, 9) OBP: 0.341, SLG: 0.570	2-3 K		0-0 1B		2-3 K			0-0 5-3		4	0	1	0	0	2	0									
Rafael Palmeiro, L (1, 7) OBP: 0.398, SLG: 0.503		1-0 6-3 1B 2B		2-0 2-3				0-2 G6-4-3 1B		4	2	3	0	0	0	1									
Vance Law, R (1, 5) OBP: 0.329, SLG: 0.418		0-0 L3		2-2 6-3				1-1 G6-4-3 1B		4	0	0	0	0	0	3									
Damon Berryhill, S (1, 2) OBP: 0.205, SLG: 0.273		0-0 6-3		2-2 L7				0-0 1B		3	0	1	1	0	0	1									
Dave Martinez, L (1, 8) OBP: 0.310, SLG: 0.345		0-2 1B		1-1 1B				3-H 4-3		3	0	2	1	0	0	1									
Angel Salazar, R (1, 6) OBP: 0.333, SLG: 0.412		3-H 1B		1-0 1-3				2-2 E1 23 1B 1B		3	0	2	0	0	0	1									
Al Nipper, R (1, 1) ERA: 4.23 Frank DiPino, L (7, 1) ERA: 4.5 Rich Gossage, R (9, 1)		0-3 K		1-2 4-3				2-2 B1-4		2	0	0	0	0	1	2									
Inning Stats	R: 0 E: 0 K: 1 S: 7	H: 0 LOB: 0 BB: 0 P: 10	R: 1 E: 0 K: 1 S: 10	H: 3 LOB: 0 BB: 0 P: 12	R: 0 E: 0 K: 0 S: 8	H: 1 LOB: 1 BB: 0 P: 12	R: 0 E: 0 K: 0 S: 12	H: 1 LOB: 0 BB: 0 P: 17	R: 0 E: 0 K: 1 S: 9	H: 2 LOB: 1 BB: 0 P: 13	R: 0 E: 1 K: 0 S: 9	H: 2 LOB: 1 BB: 0 P: 14	R: 0 E: 0 K: 0 S: 8	H: 1 LOB: 0 BB: 0 P: 9	R: 0 E: 0 K: 0 S: 8	H: 0 LOB: 0 BB: 0 P: 9		1B: 8 2B: 2 3B: 0 HR: 0	SF: 0 SAC: 0 DP: 2 HBP: 0	WP: 0 PB: 1 SB: 0 CS: 0	PA: 32				
PITCHER	IP	WLS	BF	H	R	ER	SO	BB	IBB	HBP	BLK	WP	HR	S	P	ERA	WHIP								
Charlie Puleo, R (1, 1) ERA: 4.23	6.0	L	25	7	2	2	3	0	0	0	0	0	0	54	74	3.00	1.167								
Juan Eichelberger, R (7, 1) ERA: 4.5	0.1		3	2	0	0	0	0	0	0	0	0	0	8	13	0.00	6.000								
Paul Assenmacher, L (7, 1) ERA: 0.56	1.2		4	1	0	0	0	0	0	0	0	0	0	9	10	0.00	0.600								



Batter	1	2	3	4	5	6	7	8	9	AB	R	H	RBI	BB	SO	LOB	TOP		
Albert Hall, S OBP: 0.363, SLG: 0.299	0-1 4-3 2B	3-2 F5			0-1 F6			2-0 FC1-6 1B		4	1	1	0	0	0	3			
Andres Thomas, R OBP: 0.246, SLG: 0.329	1-3 K		0-0 F9			2-1 F9		1-1 6-3		4	0	0	0	0	1	2			
Gerald Perry, L OBP: 0.355, SLG: 0.408	3-0 4-3		1-1 L6-3 1B			0-0 5-3		1-0 1B		4	0	2	1	0	0	1			
Dale Murphy, R OBP: 0.324, SLG: 0.361	0-3 K		0-1 L6-3 1B			0-1 1-3		4-0 1B		3	0	0	0	1	1	2			
Ken Griffey, L OBP: 0.319, SLG: 0.345		0-0 CS 1B		0-0 L7			1-0 G4-6-3 1B	1-3 K		3	0	2	0	0	0	0			
Gary Roenicke, R OBP: 0.308, SLG: 0.396										0	0	0	0	0	0	0			
Dion James, L OBP: 0.371, SLG: 0.354										1	0	0	0	0	1	2			
Ken Oberkfell, L OBP: 0.320, SLG: 0.346		3-2 4-3 1-2		3-2 3-1			2-1 G4-6-3 1B		0-0 1B SH5-4 CS 1B	4	0	1	0	0	0	2			
Paul Runge, R OBP: 0.353, SLG: 0.296		4-1 1B BB		0-0 4-3			1-2 FC5-4 1B		1-1 SH5-4	2	1	1	0	1	0	0			
Rick Mahler, R OBP: 0.095, SLG: 0.100									1-2 1B	0	0	0	0	0	0	0			
Bruce Sutter, R										0	0	0	0	0	0	0			
Bruce Benedict, R OBP: 0.302, SLG: 0.298		0-2 1B		2-2 5-3			3-1 FC5-4 1B		1-2 1B	4	0	2	0	0	0	1			
Tom Glavine, L OBP: 0.308, SLG: 0.308		1-2 1B		2-2 6-3					2-1 F2	2	0	1	1	0	0	0			
José Álvarez, R OBP: 1.000, SLG: 1.000										0	0	0	0	0	0	0			
Ron Gant, R OBP: 0.237, SLG: 0.330										2	0	1	0	0	0	2			
Paul Assenmacher, L OBP: 0.500, SLG: 1.000		1-2 2-H 1B							1-1 FC1-6 1B	0	0	0	0	0	0	0			
Inning Stats	R: 0 E: 0 K: 2 S: 9	H: 1 LOB: 1 BB: 0 P: 13	R: 1 E: 0 K: 0 S: 20	H: 3 LOB: 2 BB: 1 P: 30	R: 0 E: 0 K: 0 S: 5	H: 1 LOB: 0 BB: 0 P: 6	R: 0 E: 0 K: 0 S: 7	H: 0 LOB: 3 BB: 0 P: 10	R: 0 E: 0 K: 0 S: 9	H: 0 LOB: 0 BB: 0 P: 13	R: 0 E: 0 K: 0 S: 5	H: 2 LOB: 1 BB: 0 P: 15	R: 1 E: 0 K: 1 S: 9	H: 2 LOB: 2 BB: 1 P: 19	R: 0 E: 0 K: 0 S: 8	H: 2 LOB: 1 BB: 0 P: 12	1B: 10 2B: 2 3B: 0 HR: 0	SF: 0 SAC: 1 DP: 2 HBP: 0	WP: 0 PA: 36 PB: 0 SB: 1 CS: 2
PITCHER	IP WLS BF H R ER SO BB IBB HBP BLK WP HR S P ERA WHIP	IP WLS BF H R ER SO BB IBB HBP BLK WP HR S P ERA WHIP	IP WLS BF H R ER SO BB IBB HBP BLK WP HR S P ERA WHIP	IP WLS BF H R ER SO BB IBB HBP BLK WP HR S P ERA WHIP	IP WLS BF H R ER SO BB IBB HBP BLK WP HR S P ERA WHIP	IP WLS BF H R ER SO BB IBB HBP BLK WP HR S P ERA WHIP	IP WLS BF H R ER SO BB IBB HBP BLK WP HR S P ERA WHIP	IP WLS BF H R ER SO BB IBB HBP BLK WP HR S P ERA WHIP	IP WLS BF H R ER SO BB IBB HBP BLK WP HR S P ERA WHIP	IP WLS BF H R ER SO BB IBB HBP BLK WP HR S P ERA WHIP	IP WLS BF H R ER SO BB IBB HBP BLK WP HR S P ERA WHIP	IP WLS BF H R ER SO BB IBB HBP BLK WP HR S P ERA WHIP	IP WLS BF H R ER SO BB IBB HBP BLK WP HR S P ERA WHIP	IP WLS BF H R ER SO BB IBB HBP BLK WP HR S P ERA WHIP	IP WLS BF H R ER SO BB IBB HBP BLK WP HR S P ERA WHIP	IP WLS BF H R ER SO BB IBB HBP BLK WP HR S P ERA WHIP	IP WLS BF H R ER SO BB IBB HBP BLK WP HR S P ERA WHIP	IP WLS BF H R ER SO BB IBB HBP BLK WP HR S P ERA WHIP	

Atlanta Braves @ Chicago Cubs
Wrigley Field, Chicago, IL
Wed May 25 1988, 3:33 AM CDT
Att: 11,002 - Sunny - 49 F

AB 33
R 2
H 11
RBI 2
BB 2
SO 3
LOB 15



Batter	1	2	3	4	5	6	7	8	9	AB	R	H	RBI	BB	SO	LOB	BOTTOM		
23 Ryne Sandberg, R OBP: 0.288, SLG: 0.418	2-2 F6		1-0 6-3		2-2 5-3		2-2 FC4-6 1B			4	0	1	1	0	0	0			
Mark Grace, L OBP: 0.379, SLG: 0.500	1-0 E4			3-2 1B		2-1 3-1	0-0 FC4-6 1B			4	0	1	0	0	0	2			
Andre Dawson, R OBP: 0.339, SLG: 0.563	0-0 F7			1-0 F8		1-2 1B		2-2 F7		4	0	1	0	0	0	2			
Jody Davis, R OBP: 0.402, SLG: 0.481	0-1 F8			1-0 SH1-3 1B		1-1 F3		3-2 L8		4	0	1	0	0	0	2			
Rafael Palmeiro, L OBP: 0.391, SLG: 0.494		0-1 4-3		1-0 SH1-3 1B		0-0 F6		2-1 4-3		3	0	0	0	0	0	1			
Vance Law, R OBP: 0.333, SLG: 0.416		0-0 6-3		4-1 IBB			2-1 5-3		1-0 2-3 1B	3	0	1	0	1	0	0			
Darrin Jackson, R OBP: 0.220, SLG: 0.280		2-3 K			0-3 K		1-0 23 BB 1B		1-3 K	3	1	1	0	0	2	3			
Frank DiPino, L										0	0	0	0	0	0	0			
Mike Capel, R										0	0	0	0	0	0	0			
Jim Sundberg, R OBP: 0.381, SLG: 0.382										1	0	0	0	0	1	1			
Shawon Dunston, R OBP: 0.267, SLG: 0.368			1-0 L8		0-3 K		1-1 23 BB 1B		1-2 2-3	2	0	0	0	0	1	0			
Dave Martinez, L OBP: 0.315, SLG: 0.343									1-2 1B	1	0	0	0	1	0	1			
Les Lancaster, R																			
Jerry Mumphy, S OBP: 0.241, SLG: 0.222																			
Manny Trillo, R OBP: 0.241, SLG: 0.273																			
Damon Berryhill, S OBP: 0.200, SLG: 0.267																			
Inning Stats	R: 0 E: 1 K: 0 S: 7	H: 0 LOB: 1 BB: 0 P: 10	R: 0 E: 0 K: 1 S: 6	H: 0 LOB: 0 BB: 0 P: 8	R: 0 E: 0 K: 0 S: 7	H: 0 LOB: 0 BB: 0 P: 11	R: 0 E: 0 K: 1 S: 10	H: 2 LOB: 3 BB: 1 P: 20	R: 0 E: 0 K: 0 S: 8	H: 1 LOB: 1 BB: 0 P: 12	R: 1 E: 0 K: 0 S: 16	H: 2 LOB: 2 BB: 1 P: 27	R: 0 E: 0 K: 0 S: 8	H: 0 LOB: 0 BB: 0 P: 15	R: 0 E: 0 K: 1 S: 9	H: 1 LOB: 1 BB: 0 P: 12	1B: 6 2B: 0 3B: 0 HR: 0	SF: 0 SAC: 1 DP: 0 HBP: 0	WP: 0 PA: 36 PB: 0 SB: 0 CS: 0
PITCHER	IP WLS BF H R ER SO BB IBB HBP BLK WP HR S P ERA WHIP	IP WLS BF H R ER SO BB IBB HBP BLK WP HR S P ERA WHIP	IP WLS BF H R ER SO BB IBB HBP BLK WP HR S P ERA WHIP	IP WLS BF H R ER SO BB IBB HBP BLK WP HR S P ERA WHIP	IP WLS BF H R ER SO BB IBB HBP BLK WP HR S P ERA WHIP	IP WLS BF H R ER SO BB IBB HBP BLK WP HR S P ERA WHIP	IP WLS BF H R ER SO BB IBB HBP BLK WP HR S P ERA WHIP	IP WLS BF H R ER SO BB IBB HBP BLK WP HR S P ERA WHIP	IP WLS BF H R ER SO BB IBB HBP BLK WP HR S P ERA WHIP	IP WLS BF H R ER SO BB IBB HBP BLK WP HR S P ERA WHIP	IP WLS BF H R ER SO BB IBB HBP BLK WP HR S P ERA WHIP	IP WLS BF H R ER SO BB IBB HBP BLK WP HR S P ERA WHIP	IP WLS BF H R ER SO BB IBB HBP BLK WP HR S P ERA WHIP	IP WLS BF H R ER SO BB IBB HBP BLK WP HR S P ERA WHIP	IP WLS BF H R ER SO BB IBB HBP BLK WP HR S P ERA WHIP	IP WLS BF H R ER SO BB IBB HBP BLK WP HR S P ERA WHIP	IP WLS BF H R ER SO BB IBB HBP BLK WP HR S P ERA WHIP	IP WLS BF H R ER SO BB IBB HBP BLK WP HR S P ERA WHIP	

Atlanta Braves @ Chicago Cubs
Wrigley Field, Chicago, IL
Wed May 25 1988, 3:33 AM CDT
Att: 11,002 - Sunny - 49 F

AB 33
R 1
H 6
RBI 1
BB 2
SO 5
LOB 15



Batter	1	2	3	4	5	6	7	8	9	AB	R	H	RBI	BB	SO	LOB	TOP								
Gerald Young, S OBP: 0.347, SLG: 0.318	2-2 4-3			3-2 6-3		1-0 4-3			4-1 1B BB	3	1	0	0	1	0	0									
Billy Hatcher, R OBP: 0.351, SLG: 0.379	1-0 3-1			2-0 5-3		1-1 F4			0-2 FC5 1B 1-2 1B	4	0	1	0	0	0	0									
Glenn Davis, R OBP: 0.372, SLG: 0.506	1-2 F7			2-3 K			0-1 F7		1-0 F6	4	0	0	0	0	1	2									
Alan Ashby, S OBP: 0.321, SLG: 0.407		4-2 G6-4-3 BB			3-2 4-3		3-3 K		2-2 F8	3	0	0	0	1	1	2									
Kevin Bass, S OBP: 0.316, SLG: 0.409		0-0 G6-4-3 1-2f			2-0 4-3		1-1 L6		2-1 1B 1-2 2-H	4	0	1	1	0	0	1									
Jim Pankovits, R OBP: 0.306, SLG: 0.354		0-0 F8			1-2 1B 2B			0-3 K	1-2 FC5	4	1	1	0	0	1	2									
Rafael Ramirez, R OBP: 0.278, SLG: 0.349			2-0 4-3		0-2 1B 2-H			1-2 FC5-4 1B		3	0	2	1	0	0	0									
Chuck Jackson, R OBP: 0.299, SLG: 0.350			0-1 6-3		1-3 K			1-2 FC5-4		2	0	0	0	0	1	1									
Craig Reynolds, L OBP: 0.262, SLG: 0.184								1-2f		1	0	0	0	0	0	1									
Danny Darwin, R OBP: 0.050, SLG: 0.100			0-3 K					1-2f		2	0	0	0	0	1	0									
Terry Puhl, L OBP: 0.327, SLG: 0.220					0-0 6-3					1	0	0	0	0	0	1									
Larry Andersen, R OBP: 1.000, SLG: 1.000									1-2 1-3	0	0	0	0	0	0	0									
Inning Stats	R: 0 E: 0 K: 0 S: 9	H: 0 LOB: 0 BB: 0 P: 13	R: 0 E: 0 K: 0 S: 4	H: 0 LOB: 0 BB: 1 P: 8	R: 0 E: 0 K: 1 S: 6	H: 0 LOB: 0 BB: 0 P: 8	R: 0 E: 0 K: 1 S: 10	H: 0 LOB: 0 BB: 0 P: 17	R: 1 E: 0 K: 1 S: 15	H: 2 LOB: 1 BB: 0 P: 22	R: 0 E: 0 K: 0 S: 4	H: 0 LOB: 0 BB: 0 P: 6	R: 0 E: 0 K: 1 S: 7	H: 0 LOB: 0 BB: 0 P: 11	R: 0 E: 0 K: 1 S: 12	H: 1 LOB: 1 BB: 0 P: 15	R: 1 E: 0 K: 0 S: 13	H: 2 LOB: 2 BB: 1 P: 23	1B: 4 2B: 1 3B: 0 HR: 0	SF: 0 SAC: 0 DP: 1 HBP: 0	WP: 0 PB: 0 SB: 0 CS: 0	PA: 33			
PITCHER	IP	WLS	BF	H	R	ER	SO	BB	IBB	HBP	BLK	WP	HR	S	P	ERA	WHIP								
Greg Maddux, R ERA: 2.12	8.0	W	29	4	2	2	5	2	0	0	0	0	0	71	108	2.25	0.750								
Rich Gossage, R ERA: 3.07	1.0	S	4	1	0	0	0	0	0	0	0	0	0	9	15	0.00	1.000								

Houston Astros @ Chicago Cubs
Wrigley Field, Chicago, IL
Fri May 27 1988, 3:33 AM CDT
Att: 22,968 - Sunny - 79 F

AB	31
R	2
H	5
RBI	2
BB	2
SO	5
LOB	10



Batter	1	2	3	4	5	6	7	8	9	AB	R	H	RBI	BB	SO	LOB	BOTTOM								
Dave Martinez, L OBP: 0.311, SLG: 0.340	0-1 F6		1-2 F8		0-0 5-3		0-0 G4-6-3 1B			4	0	1	0	0	0	0									
Rafael Palmeiro, L OBP: 0.394, SLG: 0.512	1-0 3-1		1-0 1B		1-1 HR		0-1 G4-6-3 1-2f			4	1	2	1	0	0	1									
Andre Dawson, R OBP: 0.347, SLG: 0.567	1-2 23 1B		0-0 23 G6-4-3 1B		0-2 23 1B		0-1 6-3			4	0	3	0	0	0	0									
23 Ryne Sandberg, R OBP: 0.293, SLG: 0.416	4-2 SAFE BB		0-1 G6-4-3 1-2f		2-1 SAFE 1B			0-1 F3		3	0	1	0	1	0	2									
Mark Grace, L OBP: 0.374, SLG: 0.488	1-0 L6			1-1 1B	0-0 F6			1-2 4-3		4	0	1	0	0	0	4									
Jody Davis, R OBP: 0.416, SLG: 0.560		4-2 FC4-6 BB		0-0 F8		1-1 HR		2-2 HR		3	2	2	2	1	0	1									
Vance Law, R OBP: 0.326, SLG: 0.406		0-0 F9		1-0 SAFE F8		1-0 5-3		2-0 F9		4	0	0	0	0	0	2									
Shawon Dunston, R OBP: 0.262, SLG: 0.361		0-2 F4		1-2 SAFE F8		0-3 K				3	0	0	0	0	1	2									
Greg Maddux, R OBP: 0.147, SLG: 0.206		1-2 FC4-6 1-2f			0-3 K		0-3 K			3	0	0	0	0	2	1									
Rich Gossage, R ERA: 5.79										0	0	0	0	0	0	0									
Inning Stats	R: 0 E: 0 K: 0 S: 9	H: 1 LOB: 2 BB: 1 P: 16	R: 0 E: 0 K: 0 S: 11	H: 0 LOB: 1 BB: 1 P: 16	R: 0 E: 0 K: 0 S: 7	H: 2 LOB: 1 BB: 0 P: 9	R: 0 E: 0 K: 0 S: 8	H: 1 LOB: 1 BB: 0 P: 10	R: 1 E: 0 K: 1 S: 13	H: 3 LOB: 2 BB: 0 P: 16	R: 1 E: 0 K: 2 S: 9	H: 1 LOB: 0 BB: 0 P: 11	R: 0 E: 0 K: 0 S: 5	H: 1 LOB: 0 BB: 0 P: 5	R: 1 E: 0 K: 0 S: 9	H: 1 LOB: 0 BB: 0 P: 14	R: 1 E: 0 K: 0 S: 9	H: 1 LOB: 0 BB: 0 P: 14	1B: 7 2B: 0 3B: 0 HR: 3	SF: 0 SAC: 0 DP: 2 HBP: 0	WP: 0 PB: 0 SB: 1 CS: 0	PA: 34			
PITCHER	IP	WLS	BF	H	R	ER	SO	BB	IBB	HBP	BLK	WP	HR	S	P	ERA	WHIP								
Danny Darwin, R ERA: 3.61	7.0	L	30	9	2	2	3	2	0	0	0	0	2	62	83	2.57	1.571								
Larry Andersen, R ERA: 5.79	1.0		4	1	1	1	0	0	0	0	0	0	1	9	14	9.00	1.000								

Houston Astros @ Chicago Cubs
Wrigley Field, Chicago, IL
Fri May 27 1988, 3:33 AM CDT
Att: 22,968 - Sunny - 79 F

AB	32
R	3
H	10
RBI	3
BB	2
SO	3
LOB	13



Batter	1	2	3	4	5	6	7	8	9	AB	R	H	RBI	BB	SO	LOB	TOP								
Gerald Young, S OBP: 0.348, SLG: 0.324 (1, 8)										3	2	1	1	1	1	1									
Billy Hatcher, R OBP: 0.347, SLG: 0.370 (1, 7)										4	1	0	0	0	0	3									
Glenn Davis, R OBP: 0.367, SLG: 0.515 (1, 3)										5	1	1	2	0	2	2									
Alan Ashby, S OBP: 0.331, SLG: 0.447 (1, 2)										5	1	3	3	0	0	0									
Kevin Bass, S OBP: 0.315, SLG: 0.405 Juan Agosto, L (7, 1)										4	0	1	0	0	0	0									
Alex Trevino, R OBP: 0.478, SLG: 0.526 (9, PH)										0	0	0	0	0	0	0									
Craig Reynolds, L OBP: 0.277, SLG: 0.209 (1, 5)										1	0	0	0	0	0	1									
Jim Pankovits, R OBP: 0.316, SLG: 0.343 (1, 4)										2	1	0	0	2	1	0									
Rafael Ramirez, R OBP: 0.278, SLG: 0.342 (1, 6)										3	0	0	0	1	2	2									
Mike Scott, R OBP: 0.197, SLG: 0.107 Bill Doran, S OBP: 0.346, SLG: 0.281 Jeff Heathcock, R (5, 1)										1	0	0	0	0	0	0									
Terry Puhl, L OBP: 0.347, SLG: 0.229 Steve Henderson, R OBP: 0.346, SLG: 0.296 Joaquin Andujar, S (6, 1)										0	0	0	0	0	0	0									
Chuck Jackson, R OBP: 0.306, SLG: 0.381 (7, 9)										1	0	1	1	0	0	0									
Inning Stats	R: 0 E: 0 K: 2 S: 8	H: 0 LOB: 0 BB: 0 P: 11	R: 0 E: 0 K: 1 S: 13	H: 0 LOB: 0 BB: 0 P: 20	R: 0 E: 0 K: 2 S: 9	H: 0 LOB: 0 BB: 0 P: 13	R: 1 E: 0 K: 0 S: 16	H: 3 LOB: 2 BB: 0 P: 23	R: 0 E: 0 K: 1 S: 11	H: 1 LOB: 1 BB: 0 P: 16	R: 2 E: 0 K: 1 S: 15	H: 2 LOB: 3 BB: 2 P: 33	R: 2 E: 0 K: 0 S: 13	H: 1 LOB: 1 BB: 1 P: 24	R: 2 E: 0 K: 0 S: 10	H: 2 LOB: 1 BB: 1 P: 21	R: 0 E: 0 K: 2 S: 14	H: 1 LOB: 1 BB: 0 P: 21	1B: 6 2B: 2 3B: 0 HR: 2	SF: 1 SAC: 0 DP: 0 HBP: 1	WP: 0 PB: 0 SB: 2 CS: 0	PA: 42			
PITCHER	IP	WLS	BF	H	R	ER	SO	BB	IBB	HBP	BLK	WP	HR	S	P	ERA	WHIP								
Calvin Schiraldi, R ERA: 4.38 (1, 1)	5.2	W	24	6	3	3	7	0	0	1	0	0	1	66	99	4.76	1.059								
Mike Capel, R ERA: 2.19 (6, 1)	0.0		2	0	0	0	0	2	0	0	0	0	0	1	9	∞	∞								
Frank DiPino, L ERA: 4.31 (6, 1)	3.1	S	16	4	4	4	2	2	0	0	0	0	1	42	74	10.80	1.800								

Houston Astros @ Chicago Cubs
Wrigley Field, Chicago, IL
Sat May 28 1988, 3:33 AM CDT
Att: 34,690 - Sunny - 84 F

AB	36
R	7
H	10
RBI	7
BB	4
SO	9
LOB	15



Batter	1	2	3	4	5	6	7	8	9	AB	R	H	RBI	BB	SO	LOB	BOTTOM									
Dave Martinez, L OBP: 0.312, SLG: 0.349 (1, 8)										5	1	2	2	0	2	1										
Rafael Palmeiro, L OBP: 0.394, SLG: 0.542 (1, 7)										5	3	2	3	0	0	2										
Andre Dawson, R OBP: 0.350, SLG: 0.563 Darrin Jackson, R OBP: 0.235, SLG: 0.314 (6, PR) (7, 9)										3	1	1	0	0	0	1										
23 Ryne Sandberg, R OBP: 0.295, SLG: 0.416 (1, 4)										5	1	2	2	0	0	3										
Mark Grace, L OBP: 0.375, SLG: 0.483 (1, 3)										5	1	2	1	0	0	3										
Jody Davis, R OBP: 0.425, SLG: 0.602 (1, 2)										4	2	3	3	0	0	0										
Vance Law, R OBP: 0.328, SLG: 0.406 (1, 5)										5	1	2	1	0	0	4										
Shawon Dunston, R OBP: 0.278, SLG: 0.387 (1, 6)										5	2	4	2	0	1	1										
Calvin Schiraldi, R Mike Capel, R Frank DiPino, L (1, 1) (6, 1) (6, 1)										2	0	0	0	0	1	1										
Inning Stats	R: 5 E: 0 K: 2 S: 22	H: 6 LOB: 1 BB: 0 P: 30	R: 0 E: 1 K: 0 S: 9	H: 1 LOB: 2 BB: 0 P: 12	R: 0 E: 0 K: 0 S: 7	H: 1 LOB: 1 BB: 0 P: 8	R: 1 E: 0 K: 1 S: 11	H: 1 LOB: 0 BB: 0 P: 20	R: 0 E: 0 K: 0 S: 12	H: 1 LOB: 1 BB: 0 P: 18	R: 4 E: 2 K: 0 S: 18	H: 3 LOB: 3 BB: 0 P: 29	R: 3 E: 1 K: 1 S: 17	H: 4 LOB: 1 BB: 0 P: 22	R: 1 E: 0 K: 1 S: 9	H: 2 LOB: 1 BB: 0 P: 13	1B: 13 2B: 2 3B: 1 HR: 3	SF: 2 SAC: 0 DP: 0 HBP: 1	WP: 0 PB: 0 SB: 2 CS: 0	PA: 46						
PITCHER	IP	WLS	BF	H	R	ER	SO	BB	IBB	HBP	BLK	WP	HR	S	P	ERA	WHIP									
Mike Scott, R ERA: 2.89 (1, 1)	4.0	L	21	9	6	6	3	0	0	0	0	0	0	12	18	0.00	1.000									
Jeff Heathcock, R ERA: 2.7 (5, 1)	1.0		4	1	0	0	0	0	0	0	0	0	0	1	31	46	20.25	5.250								
Joaquin Andujar, R ERA: 9.53 (6, 1)	1.1		14	7	7	3	1	0	0	1	0	0	1	31	46	20.25	5.250									
Juan Agosto, L ERA: 1.21 (7, 1)	1.2		7	2	1	1	1	0	0	0	1	0	1	13	18	5.40	1.200									

Houston Astros @ Chicago Cubs
Wrigley Field, Chicago, IL
Sat May 28 1988, 3:33 AM CDT
Att: 34,690 - Sunny - 84 F

AB	43
R	14
H	19
RBI	14
BB	0
SO	5
LOB	19



Batter	1	2	3	4	5	6	7	8	9	AB R H RBI BB SO LOB	TOP											
Gerald Young, S OBP: 0.354, SLG: 0.332	0-0 6-3			3-2 FC1-4 1B		1-0 1B 1B	2-1 1B		0-0 4-3	5 1 3 0 0 0 0	Houston Astros @ Chicago Cubs Wrigley Field, Chicago, IL Sun May 29 1988, 3:33 AM CDT Att: 35,356 - Sunny - 88 F											
Jim Pankovits, R OBP: 0.333, SLG: 0.361	1-1 G6-3 1B			2-1 FC1-6-5 1-3		2-0 1-3 HR 1B	1-3 1-2	2-0 G4-6-3 1B	5 1 3 0 0 1 2													
Kevin Bass, S OBP: 0.311, SLG: 0.399	0-1 G6-3 1-2			1-3 K		0-0 1-2 HR 1B	2-3 K	0-0 G4-6-3 1-2	5 1 1 1 0 2 4													
Glenn Davis, R OBP: 0.359, SLG: 0.503		1-0 6-3		3-2 5-3		1-3 1-3	0-0 4-3		4 0 0 0 0 0 4													
Steve Henderson, R OBP: 0.370, SLG: 0.333		2-2 4-3			1-3 K	4-0 HR 1B		1-0 1B 2B	3 1 1 0 1 1 0													
Billy Hatcher, R OBP: 0.347, SLG: 0.370									0 1 0 0 0 0 0													
Rafael Ramirez, R OBP: 0.289, SLG: 0.378		2-2 6-3			0-0 F8 2B	0-0 HR		1-1 2-H 1B	4 1 3 5 0 0 0													
Alex Trevino, R OBP: 0.407, SLG: 0.435			0-0 F9		1-1 F8	1-0 F9		2-3 K	4 0 0 0 0 1 2													
Chuck Jackson, R OBP: 0.319, SLG: 0.406			1-2 6-3		4-2 S BB	0-1 HR		1-2 F4	3 1 1 1 1 0 1													
Nolan Ryan, R OBP: 0.148, SLG: 0.115			1-3 K		1-3 K	0-3 K		2-3 K	4 0 0 0 0 4 3													
Juan Agosto, L OBP: 0.119									0 0 0 0 0 0 0													
Dave Smith, R OBP: 0.119									0 0 0 0 0 0 0													
Inning Stats	R: 0 E: 0 K: 0 S: 5	H: 1 LOB: 0 BB: 0 P: 6	R: 0 E: 0 K: 0 S: 8	H: 0 LOB: 0 BB: 0 P: 13	R: 0 E: 0 K: 1 S: 7	H: 0 LOB: 0 BB: 0 P: 9	R: 0 E: 0 K: 1 S: 12	H: 1 LOB: 1 BB: 0 P: 21	R: 0 E: 0 K: 2 S: 11	H: 1 LOB: 2 BB: 1 P: 18	R: 6 E: 0 K: 1 S: 13	H: 5 LOB: 0 BB: 1 P: 22	R: 0 E: 0 K: 2 S: 10	H: 1 LOB: 1 BB: 0 P: 15	R: 1 E: 0 K: 2 S: 14	H: 2 LOB: 1 BB: 0 P: 21	R: 0 E: 0 K: 0 S: 3	H: 1 LOB: 0 BB: 0 P: 5	1B: 8 2B: 2 3B: 0 HR: 2	SF: 0 SAC: 0 DP: 2 HBP: 0	WP: 0 PB: 0 SB: 3 CS: 0	PA: 39
PITCHER	IP WLS BF H R ER SO BB IBB HBP BLK WP HR S P ERA WHIP											IP WLS BF H R ER SO BB IBB HBP BLK WP HR S P ERA WHIP										
Jamie Moyer, L ERA: 3.88	(1, 1) 5.1 L 23 6 4 4 4 1 1 0 0 0 0 49 81 6.75 1.312																					
Mike Capel, R ERA: 3.5	(6, 1) 2.2 13 5 3 3 5 0 0 0 0 0 2 31 44 10.12 1.875																					
Bill Landrum, R ERA: 1.74	(9, 1) 1.0 3 1 0 0 0 0 0 0 0 0 0 3 5 0.00 1.000																					

Batter	1	2	3	4	5	6	7	8	9	AB R H RBI BB SO LOB	BOTTOM									
Dave Martinez, L OBP: 0.312, SLG: 0.344	1-2 F8			4-2 FC4-6 BB		3-1 F7		2-0 L7		2 0 0 0 1 0 1	Houston Astros @ Chicago Cubs Wrigley Field, Chicago, IL Sun May 29 1988, 3:33 AM CDT Att: 35,356 - Sunny - 88 F									
Darrin Jackson, R OBP: 0.231, SLG: 0.308								1-2 E8	1 0 0 0 0 0 1											
Rafael Palmeiro, L OBP: 0.396, SLG: 0.539	4-0 23 PO BB		0-2 FC4-6 G5-4-3 1-2			0-3 K		1-3 1B	3 0 1 0 1 1 1											
Andre Dawson, R OBP: 0.343, SLG: 0.551	1-1 F7		0-0 G5-4-3 1-2			3-3 K		0-0 F7	4 0 0 0 0 1 4											
23 Ryne Sandberg, R OBP: 0.289, SLG: 0.407	1-1 PO 1-2	1-3 K		0-0 F6		2-2 F7		0-1 5-3	4 0 0 0 0 1 0											
Mark Grace, L OBP: 0.370, SLG: 0.467		4-1 1B 1B BB		2-2 4-3		2-1 6-3		0-1 1-3	3 1 0 0 1 0 0											
Damon Berryhill, S OBP: 0.224, SLG: 0.271		2-2 F9 1B		2-2 F7		4-2 L9-6 BB		0-3 K	3 0 1 0 1 1 0											
Vance Law, R OBP: 0.328, SLG: 0.495		0-0 1-2 1B			2-1 F7		0-0 L9-6 1-2		3 0 1 1 0 0 1											
Shawon Dunston, R OBP: 0.279, SLG: 0.386		1-2 F9			1-0 E6 SH1-4		0-0 E 1B 1B	3 0 1 0 0 0 2												
Jamie Moyer, L ERA: 3.29	(1, 1) 0.1 W 27 3 1 1 4 4 0 0 0 0 0 66 111 1.23 0.955																			
Juan Agosto, L ERA: 1.19	(8, 1) 0.1 2 1 0 0 0 0 0 0 0 0 0 4 7 0.00 3.000																			
Dave Smith, R ERA: 3.0	(8, 1) 1.1 4 0 0 0 0 1 0 0 0 0 0 9 9 0.00 0.000																			
Inning Stats	R: 0 E: 0 K: 0 S: 6	H: 0 LOB: 0 BB: 1 P: 13	R: 1 E: 0 K: 1 S: 13	H: 2 LOB: 1 BB: 1 P: 22	R: 0 E: 0 K: 0 S: 9	H: 0 LOB: 0 BB: 1 P: 13	R: 0 E: 0 K: 0 S: 9	H: 0 LOB: 0 BB: 0 P: 13	R: 0 E: 1 K: 2 S: 12	H: 0 LOB: 1 BB: 0 P: 17	R: 0 E: 0 K: 0 S: 6	H: 0 LOB: 0 BB: 1 P: 12	R: 0 E: 1 K: 1 S: 9	H: 2 LOB: 2 BB: 0 P: 15	R: 0 E: 0 K: 1 S: 8	H: 0 LOB: 0 BB: 0 P: 8	1B: 4 2B: 1 3B: 0 HR: 0	SF: 0 SAC: 1 DP: 2 HBP: 0	WP: 0 PB: 0 SB: 0 CS: 0	PA: 34
PITCHER	IP WLS BF H R ER SO BB IBB HBP BLK WP HR S P ERA WHIP											IP WLS BF H R ER SO BB IBB HBP BLK WP HR S P ERA WHIP								

AB	37
R	7
H	12
RBI	7
BB	2
SO	9
LOB	16



AB	28
R	1
H	4
RBI	1
BB	4
SO	5
LOB	13



Batter	1	2	3	4	5	6	7	8	9	AB	R	H	RBI	BB	SO	LOB	TOP					
Dave Collins, S OBP: 0.286, SLG: 0.246	1-0 1B		2-2 4-3		3-2 6-3		1-2 6-3		0-1 2B 1B	5	0	2	1	0	0	1						
Chris Sabo, R OBP: 0.311, SLG: 0.484	2-3 K			0-0 F8	1-1 2B		0-2 4-3		2-1 2B	5	0	2	2	0	1	1						
Kal Daniels, L OBP: 0.399, SLG: 0.444	1-1 F8			0-0 1B 1B	1-2 1-3		1-0 F8 2B		2-2 F8	5	0	2	0	0	0	4						
Paul O'Neill, L OBP: 0.283, SLG: 0.324	1-1 F7			0-1 F6		0-0 G6-4-3 1B		2-2 F8		4	0	1	0	0	0	3						
Buddy Bell, R OBP: 0.288, SLG: 0.200 Rob Murphy, L (8.1)		0-0 F8		1-0 FC6-4 1B	1-2 G6-4-3		1-2 E5		4-2 BB	3	0	1	0	1	0	1						
Bo Diaz, R OBP: 0.247, SLG: 0.383	1-0 6-3			0-0 FC6-4	1-1 G6-4-3		0-2 F7			4	0	0	0	0	0	6						
Jeff Treadway, L OBP: 0.368, SLG: 0.391	1-3 K			0-0 1B 6-3	0-0 F7		1-2 L6			4	1	1	0	0	1	1						
Luis Quiñones, S OBP: 0.300, SLG: 0.300			1-3 K		1-0 F7		0-0 1-3		1-1 1B 5-3 2B 1B	4	1	1	0	0	1	1						
Ron Robinson, R OBP: 0.167, SLG: 0.167 Tim Birtsas, L (2.1)			3-2 4-3		1-2 WP 2B 1B		2-3 K		1-0 5-3	0	0	0	0	0	0	0						
Lloyd McClendon, R OBP: 0.397, SLG: 0.375 Pat Pacillo, R (5.1)										1	0	0	0	0	0	0						
Dave Concepcion, R OBP: 0.313, SLG: 0.291 (8.3)										1	0	0	0	0	0	1						
Inning Stats	R: 0 E: 0 K: 1 S: 10	H: 1 LOB: 1 BB: 0 P: 14	R: 0 E: 0 K: 1 S: 6	H: 0 LOB: 0 BB: 0 P: 8	R: 0 E: 0 K: 1 S: 11	H: 0 LOB: 0 BB: 0 P: 17	R: 0 E: 0 K: 0 S: 6	H: 2 LOB: 2 BB: 0 P: 7	R: 2 E: 1 K: 0 S: 16	H: 3 LOB: 1 BB: 0 P: 23	R: 0 E: 0 K: 0 S: 7	H: 1 LOB: 0 BB: 0 P: 9	R: 0 E: 0 K: 1 S: 8	H: 0 LOB: 0 BB: 0 P: 11	R: 0 E: 0 K: 0 S: 12	H: 1 LOB: 2 BB: 1 P: 19	R: 1 E: 0 K: 0 S: 14	H: 3 LOB: 2 BB: 0 P: 21	1B: 8 2B: 3 3B: 0 HR: 0	SF: 0 SAC: 0 DP: 1 HBP: 0	WP: 1 PB: 0 SB: 0 CS: 0	PA: 39
PITCHER Les Lancaster, R ERA: 3.47	IP: 9.0 WLS: W BF: 39 H: 11 R: 3 ER: 3 SO: 4 BB: 1 IBB: 0 HBP: 0 BLK: 0 WP: 1 HR: 0 S: 90 P: 129 ERA: 3.00 WHIP: 1.333															PITCHER						

Cincinnati Reds @ Chicago Cubs
Wrigley Field, Chicago, IL
Mon May 30 1988, 3:33 AM CDT
Att: 34,534 - Sunny - 88 F

AB	38
R	3
H	11
RBI	3
BB	1
SO	4
LOB	19



Batter	1	2	3	4	5	6	7	8	9	AB	R	H	RBI	BB	SO	LOB	BOTTOM			
Dave Martinez, L OBP: 0.309, SLG: 0.340	3-1 E6 WP HBP 4-3	0-0 SF8 23 HR 1B	3-3 K		0-3 K		1-0 4-3			5	2	1	1	0	2	2				
Rafael Palmeiro, L OBP: 0.396, SLG: 0.530	1-0 4-3 23 SF9 HBP	4-0 23 HR IBB	1-0 3-1			0-1 G3		2-3 K		3	2	0	0	1	1	0				
Andre Dawson, R OBP: 0.338, SLG: 0.545 Darrin Jackson, R OBP: 0.259, SLG: 0.333	2 SAFE 4-3	0-0 SF8		3-2 F7		0-0 1B 1B		0-0 2B 1B		2	0	0	2	0	0	1				
23 Ryne Sandberg, R OBP: 0.297, SLG: 0.427	1-1 SF9	1-0 HR		1-1 FC4-6 HBP		2-2 F9		1-1 1B 1B		3	2	2	4	0	0	1				
Mark Grace, L OBP: 0.390, SLG: 0.479	0-1 1B	0-0 1B E BB		1-0 FC4-6		0-0 1B		1-1 WP 1B		4	2	3	1	1	0	1				
Jody Davis, R OBP: 0.423, SLG: 0.591	2-1 F2	3-2 E 1B		1-3 K		1-3 K		0-1 2B 1B		5	1	2	1	0	2	4				
Vance Law, R OBP: 0.330, SLG: 0.416		1-2 2B E5		1-3 K		0-0 E3 1B		2-2 6-3		5	1	2	2	0	1	1				
Shawon Dunston, R OBP: 0.288, SLG: 0.392		0-0 1B F3		0-1 E3 1B		0-0 SH3-4 1B		0-2 5-3		5	1	3	0	0	0	3				
Les Lancaster, R		0-0 SH5-4		1-3 K		0-3 K		0-1 SH3-4		3	0	0	0	0	2	2				
Inning Stats	R: 2 E: 1 K: 0 S: 11	H: 1 LOB: 1 BB: 0 P: 20	R: 6 E: 1 K: 0 S: 13	H: 5 LOB: 2 BB: 2 P: 26	R: 0 E: 0 K: 2 S: 7	H: 0 LOB: 0 BB: 0 P: 12	R: 0 E: 0 K: 1 S: 9	H: 0 LOB: 1 BB: 0 P: 15	R: 0 E: 1 K: 3 S: 11	H: 1 LOB: 1 BB: 0 P: 12	R: 0 E: 0 K: 1 S: 10	H: 2 LOB: 2 BB: 0 P: 13	R: 0 E: 0 K: 0 S: 8	H: 1 LOB: 1 BB: 0 P: 11	R: 4 E: 0 K: 1 S: 19	H: 5 LOB: 1 BB: 0 P: 27	1B: 12 2B: 2 3B: 0 HR: 1	SF: 2 SAC: 2 DP: 0 HBP: 2	WP: 2 PB: 0 SB: 0 CS: 0	PA: 45
PITCHER Ron Robinson, R ERA: 4.3 Tim Birtsas, L ERA: 1.5 Pat Pacillo, R ERA: 4.0 Rob Murphy, L ERA: 3.0	IP: 1.2 WLS: L BF: 13 H: 1 R: 1 ER: 0 SO: 3 BB: 1 IBB: 0 HBP: 1 BLK: 0 WP: 0 HR: 0 S: 21 P: 39 ERA: 0.00 WHIP: 0.857															PITCHER				

Cincinnati Reds @ Chicago Cubs
Wrigley Field, Chicago, IL
Mon May 30 1988, 3:33 AM CDT
Att: 34,534 - Sunny - 88 F

AB	37
R	12
H	15
RBI	11
BB	2
SO	8
LOB	15



Batter	1	2	3	4	5	6	7	8	9	AB	R	H	RBI	BB	SO	LOB	TOP					
Barry Larkin, R OBP: 0.350, SLG: 0.438	F7		4-3			6-3			F4	4	0	0	0	0	0	0						
Chris Sabo, R OBP: 0.304, SLG: 0.472	F6			K			F7		F6	4	0	0	0	0	1	0						
Kal Daniels, L OBP: 0.398, SLG: 0.443	1-6-3			4-3			CS 1B			3	0	1	0	0	0	0						
Eric Davis, R OBP: 0.319, SLG: 0.377		6-3		K			K			3	0	0	0	0	2	1						
Paul O'Neill, L OBP: 0.284, SLG: 0.331		4-3 2B			F9				G3	3	0	1	0	0	0	0						
Dave Collins, S OBP: 0.303, SLG: 0.283		4-3			2-0 G6-4-3 1B					3	0	2	0	0	0	1						
Bo Diaz, R OBP: 0.242, SLG: 0.375		2-3 K2-3			0-1 G6-4-3 1B				F3	3	0	0	0	0	1	3						
Jeff Treadway, L OBP: 0.361, SLG: 0.382			4-3							3	0	0	0	0	0	1						
Jose Rijo, R (8, 1)						4-3			4-3	0	0	0	0	0	0	0						
Mario Soto, R OBP: 0.174, SLG: 0.050										2	0	0	0	0	2	0						
Tim Birtsas, L (7, 1)										0	0	0	0	0	0	0						
Luis Quinones, S OBP: 0.273, SLG: 0.273									F8	1	0	0	0	0	0	0						
Inning Stats	R: 0 H: 0 E: 0 K: 0 S: 3	H: 0 LOB: 0 BB: 0 P: 5	R: 0 H: 1 E: 0 K: 1 S: 7	LOB: 1 BB: 0 P: 8	R: 0 H: 0 E: 0 K: 1 S: 8	LOB: 0 BB: 0 P: 12	R: 0 H: 0 E: 0 K: 2 S: 10	LOB: 0 BB: 0 P: 19	R: 0 H: 0 E: 0 K: 0 S: 7	LOB: 0 BB: 0 P: 11	R: 0 H: 0 E: 0 K: 1 S: 8	LOB: 0 BB: 0 P: 10	R: 0 H: 1 E: 0 K: 1 S: 12	LOB: 1 BB: 0 P: 19	R: 0 H: 1 E: 0 K: 0 S: 7	LOB: 1 BB: 0 P: 10	R: 0 H: 0 E: 0 K: 0 S: 8	LOB: 0 BB: 0 P: 10	1B: 2 2B: 2 HR: 0	SF: 0 SAC: 0 HBP: 0	WP: 0 PB: 0 SB: 0 CS: 1	PA: 29
PITCHER Jeff Pico, R ERA: 0.00	IP: 9.0 WLS: W BF: 29 H: 4 R: 0 ER: 0 SO: 6 BB: 0 IBB: 0 HBP: 0 BLK: 0 WP: 0 HR: 0 S: 70 P: 104 ERA: 0.00 WHIP: 0.444															PITCHER						

Cincinnati Reds @ Chicago Cubs
Wrigley Field, Chicago, IL
Tue May 31 1988, 3:33 AM CDT
Att: 19,038 - Sunny - 90 F

AB 29
R 0
H 4
RBI 0
BB 0
SO 6
LOB 6



Batter	1	2	3	4	5	6	7	8	9	AB	R	H	RBI	BB	SO	LOB	BOTTOM												
Dave Martinez, L OBP: 0.302, SLG: 0.331	4-3		K		F6		F7			4	0	0	0	0	1	3													
Rafael Palmeiro, L OBP: 0.388, SLG: 0.519	4-3		F8			6-3		4-3		4	0	0	0	0	0	0													
Andre Dawson, R OBP: 0.337, SLG: 0.554	HR		F8			6-3		K		4	1	1	1	0	1	0													
23 Ryne Sandberg, R OBP: 0.291, SLG: 0.418	6-3				F8		F6		6-3	4	0	0	0	0	0	0													
Mark Grace, L OBP: 0.398, SLG: 0.495		1B 2B			F8		BLK 1B 1B			3	2	2	0	0	0	0													
Jody Davis, R OBP: 0.412, SLG: 0.573	6-3				5-3		F7			3	0	0	0	0	0	2													
Vance Law, R OBP: 0.335, SLG: 0.420		2B 1B			L9		1B BLK 1B			3	1	2	1	0	0	0													
Shawon Dunston, R OBP: 0.300, SLG: 0.408		1B 2B			SH1-4 1B		S 1B			3	0	3	2	0	0	0													
Jeff Pico, R (1, 1)	5-3				SH1-4 1B		K			2	0	0	0	0	1	2													
Inning Stats	R: 1 H: 1 E: 0 K: 0 S: 11	H: 3 LOB: 0 BB: 0 P: 19	R: 2 H: 3 E: 0 K: 0 S: 9	H: 3 LOB: 0 BB: 0 P: 15	R: 0 H: 0 E: 0 K: 1 S: 6	LOB: 0 BB: 0 P: 11	R: 0 H: 0 E: 0 K: 0 S: 5	LOB: 0 BB: 0 P: 5	R: 0 H: 1 E: 0 K: 0 S: 8	LOB: 1 BB: 0 P: 12	R: 0 H: 0 E: 0 K: 0 S: 4	LOB: 0 BB: 0 P: 7	R: 1 H: 3 E: 0 K: 1 S: 13	LOB: 2 BB: 0 P: 16	R: 0 H: 0 E: 0 K: 1 S: 7	LOB: 0 BB: 0 P: 10	1B: 5 2B: 2 3B: 0 HR: 1	SF: 0 SAC: 1 DP: 0 HBP: 0	WP: 0 PB: 0 SB: 1 CS: 0	PA: 31									
PITCHER Mario Soto, R ERA: 3.89	IP: 6.2 WLS: L BF: 27 H: 8 R: 4 ER: 4 SO: 2 BB: 0 IBB: 0 HBP: 0 BLK: 0 WP: 0 HR: 1 S: 54 P: 82 ERA: 5.40 WHIP: 1.200															PITCHER													
Tim Birtsas, L ERA: 1.42	0.2	2	0	0	0	0	0	0	0	0	0	4	6	0.00	0.000														
Jose Rijo, R ERA: 2.47	0.2	2	0	0	0	1	0	0	0	0	0	5	7	0.00	0.000														

Cincinnati Reds @ Chicago Cubs
Wrigley Field, Chicago, IL
Tue May 31 1988, 3:33 AM CDT
Att: 19,038 - Sunny - 90 F

AB 30
R 4
H 8
RBI 4
BB 0
SO 3
LOB 7



Batter	1	2	3	4	5	6	7	8	9	AB	R	H	RBI	BB	SO	LOB	TOP							
Barry Larkin, R (1, 6) OBP: 0.349, SLG: 0.434 Dave Concepcion, R (7, 6) OBP: 0.309, SLG: 0.287	0-1 FC3-6 1B		2-2 F8		0-1 F7		0-0 F4		0-1 6-3	4	0	1	0	0	0	2								
Dave Collins, S (1, 8) OBP: 0.295, SLG: 0.266	1-0 FC3-6 FC1-4 1-2		0-0 L5		4-0 BB		0-0 FC6		0-0 G3	4	0	0	0	1	0	3								
Kal Daniels, L (1, 7) OBP: 0.400, SLG: 0.438	4-0 FC1-4 1-2 BB			0-0 4-3	2-1 4-3			4-1 1B G4-6-3 BB		2	1	0	0	2	0	1								
Eric Davis, R (1, 9) OBP: 0.323, SLG: 0.380	0-0 FC1-4 1-2 2-3		1-2 6-3 1B		1-1 F9		0-0 F7	0-0 G4-6-3 1B		4	0	2	0	0	0	2								
Paul O'Neill, L (1, 3) OBP: 0.283, SLG: 0.324	1-1 4-3		4-2 6-3 1-2 BB		1-0 4-3		0-0 G4-6-3	0-0 G4-6-3 1-2		3	0	0	0	1	0	3								
Chris Sabo, R (1, 5) OBP: 0.297, SLG: 0.461		1-2 4-3		1-2 6-3		0-0 F7		1-2 F6		4	0	0	0	0	0	2								
Jeff Treadway, L (1, 4) OBP: 0.358, SLG: 0.374		3-2 4-3		4-0 FC6-4 IBB			0-1 L7		0-0 F7	3	0	0	0	1	0	0								
Terry McGriff, R (1, 2) OBP: 0.313, SLG: 0.321		1-3 K		0-0 FC6-4 1-2			4-1 E BB	1-1 HR 1B		3	1	1	0	1	1	3								
Tom Browning, L (1, 1) OBP: 0.238, SLG: 0.211 Leo Garcia, L (7, PH) OBP: 0.250, SLG: 0.179 Pat Pacillo, R (7, 1) Jose Rijo, R (8, 1) Lloyd McClendon, R (9, PH) OBP: 0.407, SLG: 0.449			0-0 G3		0-3 K		3-1 E1 FC6	2-2 HR		2	0	0	0	0	1	0								
Inning Stats	R: 0 E: 0 K: 0 S: 6	H: 1 LOB: 2 BB: 1 P: 12	R: 0 E: 0 K: 1 S: 10	H: 0 LOB: 0 BB: 0 P: 15	R: 0 E: 0 K: 0 S: 5	H: 0 LOB: 0 BB: 0 P: 7	R: 0 E: 0 K: 0 S: 10	H: 1 LOB: 3 BB: 2 P: 20	R: 0 E: 0 K: 1 S: 8	H: 0 LOB: 0 BB: 0 P: 14	R: 0 E: 0 K: 0 S: 4	H: 0 LOB: 0 BB: 0 P: 6	R: 0 E: 1 K: 0 S: 7	H: 0 LOB: 2 BB: 1 P: 14	R: 1 E: 0 K: 0 S: 7	H: 1 LOB: 0 BB: 1 P: 12	R: 2 E: 0 K: 0 S: 11	H: 2 LOB: 0 BB: 0 P: 14	1B: 4 2B: 0 3B: 0 HR: 1	SF: 0 SAC: 0 DP: 1 HBP: 0	WP: 0 PB: 0 SB: 2 CS: 0	PA: 38		
PITCHER	IP WLS BF H R ER SO BB IBB HBP BLK WP HR S P ERA WHIP	8.1 W 36 5 3 3 2 5 1 0 0 0 1 65 111 3.24 1.200	0.2 0 0 0 0 0 0 0 0 0 0 0 0 3 3 0.00 0.000																					

Cincinnati Reds @ Chicago Cubs
Wrigley Field, Chicago, IL
Wed Jun 01 1988, 3:33 AM CDT
Att: 20,250 - Sunny - 85 F

AB 32
R 3
H 5
RBI 2
BB 6
SO 2
LOB 17



Batter	1	2	3	4	5	6	7	8	9	AB	R	H	RBI	BB	SO	LOB	BOTTOM						
Shawon Dunston, R (1, 6) OBP: 0.304, SLG: 0.410 Angel Salazar, R (8, 6) OBP: 0.333, SLG: 0.412	2-2 F4		1-2 CS 1B		0-0 L9		1-1 1B E 1B			4	1	2	1	0	0	0							
Rafael Palmeiro, L (1, 7) OBP: 0.395, SLG: 0.539	1-0 6-3 3B		2-2 6-3 1-2		2-1 2B		2-1 E9 1B 1B			4	1	3	0	0	0	1							
Andre Dawson, R (1, 9) OBP: 0.335, SLG: 0.548	0-1 6-3			1-2 23 HR 1B	1-0 F3		3-2 F4			4	1	1	1	0	0	2							
23 Ryne Sandberg, R (1, 4) OBP: 0.295, SLG: 0.451	1-3 K			1-0 HR		3-2 L7		3-2 HR		4	2	2	3	0	1	0							
Jody Davis, R (1, 2) OBP: 0.398, SLG: 0.550	3-1 F9		1-2 F8		1-2 F8		1-2 6-3	1-0 F5		4	0	0	0	0	0	1							
Vance Law, R (1, 5) OBP: 0.338, SLG: 0.418		1-0 6-3		2-2 FC6-4 1B		0-0 F6		4-1 1B BB		3	0	1	0	1	0	0							
Mark Grace, L (1, 3) OBP: 0.393, SLG: 0.480		1-1 F9		1-0 F9			4-1 FC5-4 BB	2-2 F8		3	0	0	0	1	0	2							
Darrin Jackson, R (1, 8) OBP: 0.259, SLG: 0.328		1-2 F8		1-0 FC6-4 1-2			1-2 FC5-4 1B E	3-2 1B		4	1	1	0	0	0	2							
Greg Maddux, R (1, 1) OBP: 0.132, SLG: 0.184 Rich Gossage, R (9, 1) OBP: 0.245			1-3 K		0-3 K		1-3 K	1-3 K		4	0	0	0	0	4	3							
Inning Stats	R: 1 E: 0 K: 1 S: 11	H: 1 LOB: 1 BB: 0 P: 18	R: 0 E: 0 K: 0 S: 6	H: 0 LOB: 0 BB: 0 P: 9	R: 0 E: 0 K: 1 S: 10	H: 1 LOB: 0 BB: 0 P: 13	R: 2 E: 0 K: 0 S: 13	H: 3 LOB: 1 BB: 0 P: 19	R: 0 E: 0 K: 1 S: 8	H: 1 LOB: 1 BB: 0 P: 11	R: 0 E: 0 K: 0 S: 8	H: 0 LOB: 0 BB: 0 P: 12	R: 2 E: 2 K: 1 S: 17	H: 2 LOB: 1 BB: 1 P: 28	R: 1 E: 0 K: 1 S: 16	H: 2 LOB: 2 BB: 1 P: 30	1B: 6 2B: 1 3B: 1 HR: 2	SF: 0 SAC: 0 DP: 0 HBP: 0	WP: 0 PB: 1 SB: 0 CS: 1	PA: 36			
PITCHER	IP WLS BF H R ER SO BB IBB HBP BLK WP HR S P ERA WHIP	6.0 L 24 6 3 3 3 2 0 0 0 0 1 56 82 4.50 1.000	1.2 11 4 3 2 1 2 0 0 0 0 0 1 30 54 10.80 3.600	0.1 1 0 0 0 1 0 0 0 0 0 0 0 3 4 0.00 0.000																			

Cincinnati Reds @ Chicago Cubs
Wrigley Field, Chicago, IL
Wed Jun 01 1988, 3:33 AM CDT
Att: 20,250 - Sunny - 85 F

AB 34
R 6
H 10
RBI 5
BB 2
SO 5
LOB 11



Batter	1	2	3	4	5	6	7	8	9	10	11	12	13	AB	R	H	RBI	BB	SO	LOB	TOP	
Dave Martinez, L (1, 8) <small>OBP: 0.294, SLG: 0.321</small> Manny Trillo, R (12, PH) <small>OBP: 0.237, SLG: 0.268</small> Frank DiPino, L (12, 1)	6-3			6-3		K		L7		F8		K		5	0	0	0	1	0	1	0	
Rafael Palmeiro, L (1, 7) <small>OBP: 0.389, SLG: 0.528</small>	F6			1B		4-3		F5		F7		F8		6	0	1	0	0	0	0	0	
Andre Dawson, R (1, 9) <small>OBP: 0.339, SLG: 0.547</small>	K			1B		23 WP		K		1B		K		6	0	3	0	0	0	3	0	
23 Ryne Sandberg, R (1, 4) <small>OBP: 0.292, SLG: 0.439</small>		F9		K		1B				5-3		K		5	0	0	0	1	2	3		
Mark Grace, L (1, 3) <small>OBP: 0.376, SLG: 0.457</small>	F9			F6		6-3				4-3		4-3		5	0	0	0	0	0	5		
Vance Law, R (1, 5) <small>OBP: 0.335, SLG: 0.413</small>	K					5-3				6-3				5	0	1	0	0	2	0		
Damon Berryhill, S (1, 2) <small>OBP: 0.276, SLG: 0.385</small>				F7		1B						2B	CS	4	1	3	1	1	0	0		
Shawon Dunston, R (1, 6) <small>OBP: 0.302, SLG: 0.401</small>				6-3		K		BB		F4		2B		4	0	0	0	1	2	2		
Calvin Schiraldi, R (1, 1) Jerry Humphrey, S (10, PH) <small>OBP: 0.226, SLG: 0.207</small> Rich Gossage, R (10, 1) Jody Davis, R (12, PH) <small>OBP: 0.295, SLG: 0.545</small> Darrin Jackson, R (12, 6) <small>OBP: 0.259, SLG: 0.328</small>				F8		F4		K		K		K		3	0	0	0	0	1	2		
Inning Stats	R: 0 E: 0 K: 1 S: 8	H: 0 LOB: 0 BB: 0 P: 13	R: 0 E: 0 K: 1 S: 8	H: 0 LOB: 0 BB: 0 P: 12	R: 0 E: 0 K: 1 S: 8	H: 2 LOB: 2 BB: 0 P: 5	R: 0 E: 0 K: 1 S: 8	H: 1 LOB: 1 BB: 0 P: 17	R: 0 E: 0 K: 3 S: 10	H: 0 LOB: 0 BB: 0 P: 7	R: 0 E: 0 K: 0 S: 6	H: 0 LOB: 0 BB: 0 P: 9	R: 1 E: 0 K: 1 S: 12	H: 1 LOB: 0 BB: 0 P: 17	R: 0 E: 0 K: 2 S: 10	H: 2 LOB: 3 BB: 1 P: 18	R: 0 E: 0 K: 1 S: 6	H: 0 LOB: 0 BB: 0 P: 9	1B: 6 2B: 2 3B: 0 HR: 1	SF: 0 SAC: 0 DP: 1 HBP: 0	WIP: 1 PB: 0 SB: 0 CS: 1	PA: 49
PITCHER	IP	WLS	BF	H	R	ER	SO	BB	IBB	HBP	BLK	WP	HR	S	P	ERA	WHIP					
David Cone, R (1, 1) <small>ERA: 1.53</small>	10.0		37	5	1	1	10	2	0	0	0	1	1	84	125	0.90	0.700					
Roger McDowell, R (11, 1) <small>ERA: 2.08</small>	1.1		8	3	0	0	2	0	1	0	0	0	0	14	20	0.00	2.250					
Randy Myers, L (12, 1) <small>ERA: 1.0</small>	1.2	W	4	0	0	0	2	0	0	0	0	0	0	9	15	0.00	0.000					

Chicago Cubs @ New York Mets
 Shea Stadium, Flushing, NY
 Thu Jun 02 1988, 7:05 PM EDT
 Att. 29,578 - Unknown - 53 F

AB 46
 R 1
 H 8
 RBI 1
 BB 3
 SO 14
 LOB 18



Batter	1	2	3	4	5	6	7	8	9	10	11	12	13	AB	R	H	RBI	BB	SO	LOB	BOTTOM			
Lenny Dykstra, L (1, 8) <small>OBP: 0.294, SLG: 0.412</small>	F5		F8			F9		4-3						5	0	1	0	0	0	2				
Wally Backman, S (1, 4) <small>OBP: 0.330, SLG: 0.275</small>	1B			G3		K				CS		L6		5	0	2	0	0	1	2				
Keith Hernandez, L (1, 3) <small>OBP: 0.373, SLG: 0.453</small>	1B			G3		4-3				CS		1B		5	0	1	0	0	2	3				
Darryl Strawberry, L (1, 9) <small>OBP: 0.390, SLG: 0.573</small>	1B			G4-6-3		3-1		1-3						5	0	0	0	0	1	2				
Kevin McReynolds, R (1, 7) <small>OBP: 0.319, SLG: 0.407</small>		F8				1B		F8				K		5	1	2	0	0	1	0				
Gary Carter, R (1, 2) <small>OBP: 0.346, SLG: 0.468</small>		F3				K		K			F5		K	5	0	0	0	0	3	2				
Howard Johnson, S (1, 5) <small>OBP: 0.368, SLG: 0.448</small>		4-3				G4-6-3		F8		F5				4	1	1	1	1	0	1				
Kevin Elster, R (1, 6) <small>OBP: 0.276, SLG: 0.315</small> Lee Mazzilli, S (10, PH) <small>OBP: 0.263, SLG: 0.194</small> Roger McDowell, R (11, 1) <small>OBP: 0.333, SLG: 0.887</small> Randy Myers, L (12, 1)				K		G4-6-3		E5		CS		1B		3	0	0	0	0	1	2				
David Cone, L (1, 1) <small>OBP: 0.182, SLG: 0.150</small> Dave Magadan, L (10, PH) <small>OBP: 0.354, SLG: 0.205</small>		4-3				BB		K		CS		F9		2	0	0	0	1	1	1				
Inning Stats	R: 0 E: 0 K: 0 S: 10	H: 2 LOB: 1 BB: 0 P: 15	R: 0 E: 0 K: 0 S: 7	H: 0 LOB: 0 BB: 0 P: 12	R: 0 E: 0 K: 1 S: 6	H: 0 LOB: 0 BB: 0 P: 11	R: 0 E: 0 K: 1 S: 9	H: 1 LOB: 1 BB: 1 P: 19	R: 0 E: 0 K: 1 S: 7	H: 0 LOB: 0 BB: 0 P: 11	R: 0 E: 0 K: 2 S: 11	H: 1 LOB: 0 BB: 0 P: 14	R: 1 E: 0 K: 0 S: 13	H: 2 LOB: 0 BB: 0 P: 17	R: 0 E: 0 K: 1 S: 12	H: 1 LOB: 1 BB: 0 P: 14	R: 0 E: 0 K: 2 S: 8	H: 0 LOB: 0 BB: 0 P: 9	R: 1 E: 0 K: 0 S: 1	H: 1 LOB: 0 BB: 0 P: 2	1B: 7 2B: 0 3B: 0 HR: 1	SF: 0 SAC: 0 DP: 2 HBP: 0	WIP: 0 PB: 0 SB: 4 CS: 2	PA: 44
PITCHER	IP	WLS	BF	H	R	ER	SO	BB	IBB	HBP	BLK	WP	HR	S	P	ERA	WHIP							
Calvin Schiraldi, R (1, 1) <small>ERA: 3.89</small>	9.0		31	4	0	0	7	1	1	0	0	0	0	75	122	0.00	0.556							
Rich Gossage, R (10, 1) <small>ERA: 3.12</small>	2.0		8	3	1	1	1	0	0	0	0	0	0	25	31	4.50	1.500							
Frank DiPino, L (12, 1) <small>ERA: 4.45</small>	1.0	L	4	1	1	1	2	0	0	0	0	0	1	9	11	9.00	1.000							

Chicago Cubs @ New York Mets
 Shea Stadium, Flushing, NY
 Thu Jun 02 1988, 7:05 PM EDT
 Att. 29,578 - Unknown - 53 F

AB 41
 R 2
 H 8
 RBI 2
 BB 2
 SO 10
 LOB 15



Batter	1	2	3	4	5	6	7	8	9	10	11	12	13	AB	R	H	RBI	BB	SO	LOB	TOP
Dave Martinez, L (1, 8) E: 0 LOB: 0 K: 1 BB: 0 S: 5 P: 8														3	0	0	0	0	1	1	1
Rafael Palmeiro, L (1, 7) OBP: 0.393, SLG: 0.612														6	0	1	1	0	0	4	
Andre Dawson, R (1, 9) OBP: 0.336, SLG: 0.535														5	0	0	0	1	0	2	
23 Ryne Sandberg, R (1, 4) OBP: 0.300, SLG: 0.449														5	0	2	0	1	0	3	
Mark Grace, L (1, 3) OBP: 0.359, SLG: 0.426														6	1	1	0	0	0	2	
Jody Davis, R (1, 2) OBP: 0.385, SLG: 0.518														6	1	2	0	0	0	3	
Vance Law, R (1, 5) OBP: 0.355, SLG: 0.432														5	3	3	0	1	1	2	
Shawon Dunston, R (1, 6) OBP: 0.307, SLG: 0.401														5	0	2	0	0	1	2	
Les Lancaster, R (1, 1) Pat Perry, L (7, 1) Jerry Mumphrey, S (8, PH) Darrin Jackson, R (8, PH) Jeff Innis, R (8, 8)														2	0	0	0	0	1	1	
Inning Stats R: 0 H: 0 E: 0 LOB: 0 K: 1 BB: 0 S: 5 P: 8 R: 0 H: 0 E: 0 LOB: 0 K: 0 BB: 0 S: 5 P: 6 R: 0 H: 0 E: 0 LOB: 1 K: 0 BB: 1 S: 6 P: 15 R: 0 H: 1 E: 0 LOB: 1 K: 1 BB: 0 S: 10 P: 14 R: 0 H: 0 E: 0 LOB: 0 K: 1 BB: 0 S: 7 P: 8 R: 0 H: 0 E: 0 LOB: 0 K: 0 BB: 0 S: 4 P: 7 R: 2 H: 4 E: 0 LOB: 2 K: 0 BB: 0 S: 12 P: 15 R: 0 H: 1 E: 0 LOB: 1 K: 0 BB: 0 S: 10 P: 17 R: 1 H: 2 E: 1 LOB: 2 K: 0 BB: 0 S: 14 P: 20 R: 0 H: 1 E: 0 LOB: 1 K: 0 BB: 0 S: 9 P: 12 R: 0 H: 0 E: 0 LOB: 0 K: 2 BB: 0 S: 9 P: 11 1B: 12 SF: 0 2B: 0 SAC: 1 3B: 0 DP: 0 HR: 0 HBP: 0																					WIP: 0 PA: 56
PITCHER Ron Darling, R (1, 1) ERA: 2.23 Randy Myers, L (8, 1) ERA: 3.96 Roger McDowell, R (8, 1) ERA: 2.56 Terry Leach, R (10, 1) ERA: 3.41 Jeff Innis, R (12, 1) ERA: 1.72	IP	WLS	BF	H	R	ER	SO	BB	IBB	HBP	BLK	WP	HR	S	P	ERA	WHIP				
Batter Lenny Dykstra, L (1, 8) OBP: 0.322, SLG: 0.406														6	0	2	0	0	0	3	
Wally Backman, S (1, 4) OBP: 0.359, SLG: 0.256														6	0	0	0	0	0	4	
Dave Magadan, L (1, 3) OBP: 0.390, SLG: 0.271 Keith Miller, R (8, PR) Keith Hernandez, L (9, 3) Darryl Strawberry, L (1, 9) OBP: 0.338, SLG: 0.375														4	1	3	0	0	1	0	
Kevin McReynolds, R (1, 7) OBP: 0.311, SLG: 0.414														5	2	2	1	1	0	1	
Howard Johnson, S (1, 5) OBP: 0.364, SLG: 0.440														6	1	2	1	0	0	4	
Barry Lyons, R (1, 2) OBP: 0.148, SLG: 0.160														3	0	0	1	0	0	3	
Kevin Elster, R (1, 6) OBP: 0.268, SLG: 0.303 Lee Mazzilli, S (9, PH) Terry Leach, R (10, 1) Mookie Wilson, S (11, PH) Jeff Innis, R (12, 1)														3	0	0	0	0	0	1	
Ron Darling, R (1, 1) Randy Myers, L (8, 1) Roger McDowell, R (8, 1) Gary Carter, R (9, PH) Mike Capel, R (10, 5)														3	0	0	0	0	0	0	
Inning Stats R: 0 H: 1 E: 0 LOB: 0 K: 1 BB: 0 S: 9 P: 13 R: 1 H: 2 E: 0 LOB: 1 K: 0 BB: 0 S: 16 P: 23 R: 0 H: 0 E: 0 LOB: 0 K: 0 BB: 0 S: 9 P: 14 R: 0 H: 1 E: 0 LOB: 1 K: 0 BB: 1 S: 9 P: 15 R: 0 H: 0 E: 0 LOB: 0 K: 0 BB: 0 S: 4 P: 7 R: 2 H: 3 E: 0 LOB: 1 K: 0 BB: 0 S: 12 P: 22 R: 0 H: 1 E: 0 LOB: 1 K: 0 BB: 0 S: 9 P: 15 R: 0 H: 1 E: 0 LOB: 1 K: 0 BB: 0 S: 9 P: 14 R: 1 H: 3 E: 1 LOB: 1 K: 0 BB: 0 S: 13 P: 22 R: 0 H: 0 E: 0 LOB: 0 K: 1 BB: 0 S: 7 P: 10 R: 1 H: 1 E: 1 LOB: 1 K: 0 BB: 0 S: 5 P: 7 R: 1 H: 1 E: 0 LOB: 0 K: 0 BB: 0 S: 1 P: 1 1B: 10 SF: 1 2B: 2 SAC: 1 3B: 1 DP: 1 HR: 1 HBP: 0																					WIP: 1 PA: 50
PITCHER Les Lancaster, R (1, 1) ERA: 3.59 Pat Perry, L (7, 1) ERA: 5.4 Frank DiPino, L (8, 1) ERA: 4.32 Rich Gossage, R (8, 1) ERA: 3.26 Mike Capel, R (11, 1) ERA: 3.71	IP	WLS	BF	H	R	ER	SO	BB	IBB	HBP	BLK	WP	HR	S	P	ERA	WHIP				

Chicago Cubs @ New York Mets
 Shea Stadium, Flushing, NY
 Sat Jun 04 1988, 3:35 AM EDT
 Att. 48,052 - Overcast - 55 F

AB 50
 R 5
 H 12
 RBI 4
 BB 4
 SO 5
 LOB 27



BOTTOM

Chicago Cubs @ New York Mets
 Shea Stadium, Flushing, NY
 Sat Jun 04 1988, 3:35 AM EDT
 Att. 48,052 - Overcast - 55 F

AB 47
 R 6
 H 14
 RBI 5
 BB 1
 SO 2
 LOB 21



Batter	1	2	3	4	5	6	7	8	9	AB	R	H	RBI	BB	SO	LOB	TOP					
Dave Martinez, L (1, 8) OBP: 0.292, SLG: 0.314	3-1		4-1 WP S BB			0-0 4-3		0-0		3	0	1	1	1	0	0						
Rafael Palmeiro, L (1, 9) OBP: 0.377, SLG: 0.502	F8		2-2 4-3			1-0 3-1		0-2 3-1		4	0	0	0	0	0	2						
Jerry Mumphrey, S (1, 7) OBP: 0.200, SLG: 0.182	E6			1-0 6-3			0-3 K		1-2 4-3	4	0	0	0	0	1	0						
23 Ryne Sandberg, R (1, 4) OBP: 0.299, SLG: 0.445	F9			1-1 4-3			2-3 K		0-0 1B SF8 1B	4	1	1	0	0	1	1						
Mark Grace, L (1, 3)		0-1 4-3		1-2 4-3			1-0 3-1		2-2 1B 1B	4	0	1	0	0	0	0						
Damon Berryhill, S (1, 2)		0-3 K			1-3 K		1-2 2B SF7 1B		0-2 SF8	3	1	1	1	0	2	0						
Manny Trillo, R (1, 5)		3-2 6-3			3-2 1-3		1-0 F9 1B		3-1 L9	4	0	0	0	0	0	2						
Shawon Dunston, R (1, 6)			0-0 1-3		0-0 1-3		0-0 SF7 1B 2B			3	1	1	0	0	0	0						
Jeff Pico, R (1, 1) Frank DiPino, L (5, 1) Vance Law, R (6, PH) Bill Landrum, R (6, 1) Darrin Jackson, R (8, PH) Pat Perry, L (8, 1)			0-0 L9			1-1 5-3		1-2 SF7		1	0	0	0	0	0	0						
Inning Stats	R: 0 E: 2 K: 0 S: 8	H: 0 LOB: 1 BB: 0 P: 14	R: 0 E: 0 K: 1 S: 8	H: 0 LOB: 0 BB: 0 P: 11	R: 0 E: 0 K: 0 S: 6	H: 0 LOB: 1 BB: 1 P: 12	R: 0 E: 0 K: 0 S: 6	H: 0 LOB: 0 BB: 0 P: 9	R: 0 E: 0 K: 1 S: 7	H: 0 LOB: 0 BB: 0 P: 11	R: 0 E: 0 K: 0 S: 4	H: 0 LOB: 0 BB: 0 P: 6	R: 0 E: 0 K: 2 S: 7	H: 0 LOB: 0 BB: 0 P: 10	R: 2 E: 0 K: 0 S: 13	H: 3 LOB: 1 BB: 0 P: 16	R: 1 E: 0 K: 0 S: 14	H: 2 LOB: 1 BB: 0 P: 20	1B: 4 2B: 1 3B: 0 HR: 0	SF: 2 SAC: 0 DP: 0 HBP: 0	WP: 1 PB: 0 SB: 1 CS: 0	PA: 34
PITCHER Dwight Gooden, R (1, 1) ERA: 3.17	IP: 9.0 WLS: W BF: 34 H: 5 R: 3 ER: 3 SO: 4 BB: 1 IBB: 0 HBP: 0 BLK: 0 WP: 1 HR: 0 S: 73 P: 109 ERA: 3.00 WHIP: 0.667															PITCHER						

Chicago Cubs @ New York Mets
Shea Stadium, Flushing, NY
Sun Jun 05 1988, 3:33 AM EDT
Att: 47,243 - Sunny - 75 F

AB	31
R	3
H	5
RBI	3
BB	1
SO	4
LOB	5



Batter	1	2	3	4	5	6	7	8	9	AB	R	H	RBI	BB	SO	LOB	BOTTOM	
Lenny Dykstra, L (1, 8) OBP: 0.325, SLG: 0.405	B1		0-1 E3 BB		1-0 1B 1B	0-0 F9	0-2 3B 1B			5	2	2	0	0	0	1		
Wally Backman, S (1, 4) Keith Miller, R (7, PH) (8, 4)	6-3		4-0 G1-6-3 BB		1-0 1B 1B	1-3 K	1-0 1B 3B			3	1	1	0	1	1	1		
Keith Hernandez, L (1, 3)	4-3		2-2 G1-6-3		0-2 1B 1B	3-2 1B 1B	1-0 1B 3B			5	2	3	2	0	0	2		
Darryl Strawberry, L (1, 9)		1-2 4-3		0-0 6-3 1B 2B	1-1 K	4-2 1B CS BB	1-1 4-3			4	1	1	0	1	1	3		
Kevin McReynolds, R (1, 7)		2-1 L9		1-1 6-3	3-2 1B 1B	0-2 1B 1B		0-1 FC6-4 1B		5	1	3	3	0	0	1		
Gary Carter, R (1, 2) OBP: 0.349, SLG: 0.460		4-2 1B BB		3-3 K	0-0 1B 1B	1-0 CS	2-2 6-3	0-0 F7		4	0	1	1	1	1	2		
Dave Magadan, L (1, 5) OBP: 0.306, SLG: 0.288		3-2 1B		4-0 1B IBB	1-2 1B 1B	0-3 K	1-0 HR 1B	0-1 FC6-4 WP		4	1	2	0	1	1	3		
Kevin Elster, R (1, 6) OBP: 0.278, SLG: 0.308		2-1 1-3		1-2 1B	1-1 1B 1B	1-1 1B 1B	1-0 F8	4-2 FC6-4 BB		4	0	2	2	1	0	3		
Dwight Gooden, R (1, 1) OBP: 0.263, SLG: 0.342			0-0 L8		1-2 F8		1-2 1B 1B	0-0 FC6-4		5	2	2	2	0	0	4		
Inning Stats	R: 0 E: 0 K: 0 S: 4	H: 1 LOB: 2 BB: 1 P: 30	R: 0 E: 0 K: 0 S: 7	H: 0 LOB: 1 BB: 1 P: 13	R: 1 E: 0 K: 1 S: 10	H: 2 LOB: 2 BB: 1 P: 20	R: 4 E: 0 K: 2 S: 19	H: 6 LOB: 2 BB: 0 P: 27	R: 2 E: 0 K: 1 S: 19	H: 3 LOB: 1 BB: 1 P: 29	R: 4 E: 0 K: 0 S: 14	H: 5 LOB: 1 BB: 0 P: 21	R: 0 E: 0 K: 0 S: 8	H: 1 LOB: 2 BB: 1 P: 12	1B: 15 2B: 1 3B: 1 HR: 1	SF: 0 SAC: 0 DP: 1 HBP: 0	WP: 1 PB: 0 SB: 0 CS: 1	PA: 46
PITCHER Jeff Pico, R (1, 1) ERA: 2.77 Frank DiPino, L (5, 1) ERA: 4.46 Bill Landrum, R (6, 1) ERA: 5.84 Pat Perry, L (8, 1) ERA: 5.16	IP: 1.0 WLS: L BF: 5 H: 3 R: 1 ER: 1 SO: 2 BB: 0 IBB: 0 HBP: 0 BLK: 0 WP: 0 HR: 0 S: 14 P: 20 ERA: 9.00 WHIP: 2.000															PITCHER		

Chicago Cubs @ New York Mets
Shea Stadium, Flushing, NY
Sun Jun 05 1988, 3:33 AM EDT
Att: 47,243 - Sunny - 75 F

AB	40
R	11
H	18
RBI	11
BB	5
SO	4
LOB	20



Batter	1	2	3	4	5	6	7	8	9	AB	R	H	RBI	BB	SO	LOB	TOP					
Dave Martinez, L OBP: 0.290, SLG: 0.311	G6-3	F9					F8	G4-3		5	1	1	0	0	0	1	Chicago Cubs @ Pittsburgh Pirates Three Rivers Stadium, Pittsburgh, PA Tue Jun 07 1988, 7:05 PM EDT Alt. 9,287 - Unknown - 80 F					
Rafael Palmeiro, L OBP: 0.377, SLG: 0.500	F7		G5-4-3			F8	E4	23 BB		5	0	2	0	0	0	1						
Andre Dawson, R OBP: 0.339, SLG: 0.546										3	2	1	2	0	0	2						
Darrin Jackson, R OBP: 0.254, SLG: 0.354			F8				FC3-6	F9		1	0	0	0	0	0	1						
23 Ryne Sandberg, R OBP: 0.301, SLG: 0.442	G6-3		G5-4-3				1B			4	1	1	0	1	0	2						
Mark Grace, L OBP: 0.365, SLG: 0.427										5	2	3	1	0	0	2						
Jody Davis, R OBP: 0.385, SLG: 0.521										5	1	2	1	0	0	1						
Vance Law, R OBP: 0.354, SLG: 0.449										5	1	2	1	0	0	4						
Shawon Dunston, R OBP: 0.314, SLG: 0.412										4	0	2	3	1	2	0						
Greg Maddux, R OBP: 0.119, SLG: 0.167										4	0	0	0	0	1	5						
Pat Perry, L (8, 1)										0	0	0	0	0	0	0						
Rich Gossage, R (9, 1)										0	0	0	0	0	0	0						
Inning Stats	R: 0 E: 0 K: 0 S: 8	H: 0 LOB: 1 BB: 0 P: 15	R: 2 E: 0 K: 0 S: 15	H: 3 LOB: 1 BB: 0 P: 18	R: 0 E: 0 K: 0 S: 3	H: 1 LOB: 0 BB: 0 P: 6	R: 0 E: 0 K: 0 S: 9	H: 1 LOB: 2 BB: 1 P: 17	R: 2 E: 0 K: 0 S: 12	H: 3 LOB: 1 BB: 0 P: 18	R: 1 E: 0 K: 1 S: 9	H: 1 LOB: 0 BB: 0 P: 11	R: 3 E: 1 K: 1 S: 21	H: 4 LOB: 2 BB: 0 P: 31	R: 0 E: 0 K: 0 S: 7	H: 1 LOB: 2 BB: 1 P: 13	R: 0 E: 0 K: 1 S: 9	H: 0 LOB: 0 BB: 0 P: 14	1B: 9 2B: 3 3B: 0 HR: 2	SF: 0 SAC: 0 DP: 1 HBP: 1	WP: 0 PB: 0 SB: 0 CS: 0	PA: 44
PITCHER	IP	WLS	BF	H	R	ER	SO	BB	IBB	HBP	BLK	WP	HR	S	P	ERA	WHIP					
Brian Fisher, R ERA: 4.77	6.0	L	28	9	5	5	1	0	1	1	0	0	2	56	85	7.50	1.500					
Dave Rucker, L ERA:	2.0		13	5	3	0	1	1	0	0	0	0	0	28	44	0.00	3.000					
Jeff Robinson, R ERA: 2.91	1.0		3	0	0	0	1	0	0	0	0	0	0	9	14	0.00	0.000					

AB	41
R	8
H	14
RBI	8
BB	2
SO	3
LOB	19



Batter	1	2	3	4	5	6	7	8	9	AB	R	H	RBI	BB	SO	LOB	BOTTOM					
Barry Bonds, L OBP: 0.339, SLG: 0.538	G4-3		K	IBB			K	K		4	0	0	0	1	3	3	Chicago Cubs @ Pittsburgh Pirates Three Rivers Stadium, Pittsburgh, PA Tue Jun 07 1988, 7:05 PM EDT Alt. 9,287 - Unknown - 80 F					
Jose Lind, R OBP: 0.300, SLG: 0.295	G6-3		2B	F8			HR	BB		4	1	2	2	1	0	3						
Andy Van Slyke, L OBP: 0.349, SLG: 0.505										4	1	2	2	1	0	2						
Jeff Robinson, R OBP: 0.222, SLG: 0.125										0	0	0	0	0	0	0						
Bobby Bonilla, S OBP: 0.402, SLG: 0.603										5	0	1	0	0	1	2						
R.J. Reynolds, S OBP: 0.295, SLG: 0.351										5	0	0	0	0	0	4						
Michael LaValliere, L OBP: 0.397, SLG: 0.365										5	1	1	0	0	0	0						
Sid Bream, L OBP: 0.329, SLG: 0.448										3	1	2	1	0	0	0						
Rafael Belliard, R OBP: 0.325, SLG: 0.324										3	0	1	0	0	0	2						
Randy Milligan, R OBP: 0.358, SLG: 0.364										1	1	0	0	0	0	2						
Felix Fermin, R OBP: 0.306, SLG: 0.226										0	0	0	0	0	0	0						
Brian Fisher, R ERA: 4.77										2	0	0	0	0	1	3						
Darnell Coles, R OBP: 0.349, SLG: 0.393										1	0	0	0	0	0	0						
Dave Rucker, L ERA:										0	0	0	0	0	0	0						
Mike Diaz, R OBP: 0.378, SLG: 0.258										0	0	0	0	1	0	0						
Inning Stats	R: 0 E: 0 K: 0 S: 8	H: 1 LOB: 2 BB: 1 P: 20	R: 0 E: 0 K: 0 S: 10	H: 1 LOB: 0 BB: 0 P: 13	R: 0 E: 0 K: 1 S: 9	H: 2 LOB: 3 BB: 0 P: 12	R: 0 E: 0 K: 1 S: 11	H: 2 LOB: 3 BB: 1 P: 17	R: 0 E: 0 K: 0 S: 3	H: 0 LOB: 0 BB: 0 P: 6	R: 1 E: 0 K: 0 S: 7	H: 1 LOB: 0 BB: 0 P: 12	R: 2 E: 0 K: 1 S: 14	H: 1 LOB: 1 BB: 1 P: 24	R: 2 E: 1 K: 1 S: 15	H: 1 LOB: 2 BB: 1 P: 29	R: 0 E: 0 K: 1 S: 7	H: 0 LOB: 0 BB: 0 P: 10	1B: 5 2B: 2 3B: 0 HR: 2	SF: 0 SAC: 0 DP: 0 HBP: 1	WP: 0 PB: 0 SB: 0 CS: 0	PA: 42
PITCHER	IP	WLS	BF	H	R	ER	SO	BB	IBB	HBP	BLK	WP	HR	S	P	ERA	WHIP					
Greg Maddux, R ERA: 2.32	7.1	W	36	8	5	3	3	3	1	1	0	0	2	68	117	3.68	1.500					
Pat Perry, L ERA: 5.01	0.2		3	1	0	0	1	0	0	0	0	0	0	9	16	0.00	1.500					
Rich Gossage, R ERA: 3.1	1.0	S	3	0	0	0	1	0	0	0	0	0	0	7	10	0.00	0.000					



Batter	1	2	3	4	5	6	7	8	9	AB	R	H	RBI	BB	SO	LOB	TOP				
Shawon Dunston, R (1, 6) OBP: 0.308, SLG: 0.403	F7		P3		L9		P3			4	0	0	0	0	0	1	Chicago Cubs @ Pittsburgh Pirates Three Rivers Stadium, Pittsburgh, PA Thu Jun 09 1988, 7:05 PM EDT Alt: 8,200 - Unknown - 55 F				
Rafael Palmeiro, L (1, 7) OBP: 0.369, SLG: 0.484	G6-4-3 BB		F9		L8			F7		3	0	0	0	1	0						
Andre Dawson, R (1, 9) OBP: 0.336, SLG: 0.536	G6-4-3		1B		1B			P8		4	1	2	0	0	0	1					
23 Ryne Sandberg, R (1, 4) OBP: 0.307, SLG: 0.450		1B	E5		CS		P6			4	0	2	0	0	0	1					
Jody Davis, R (1, 2) OBP: 0.364, SLG: 0.488	G6-4-3		K				K			4	0	0	0	0	2	3					
Vance Law, R (1, 5) OBP: 0.352, SLG: 0.448		2B			G5-3		P7			4	1	1	0	0	0	0					
Manny Trillo, R (1, 3) OBP: 0.254, SLG: 0.270		2B			P3			F7		2	1	1	0	1	0	0					
Mark Grace, L (9, PH) OBP: 0.366, SLG: 0.426		BB					SH1-4 1B			1	0	0	0	0	0	0					
Darrin Jackson, R (1, 8) OBP: 0.268, SLG: 0.391							P9			4	0	2	2	0	1	1					
Rich Gossage, R (9, 1) Frank DiPino, L (9, 1)		2B						K		0	0	0	0	0	0	0					
Jamie Moyer, L (1, 1) OBP: 0.115, SLG: 0.042							SH1-4			2	0	0	0	0	1	2					
Les Lancaster, R (7, 1) Pat Perry, L (8, 1) Dave Martinez, L (9, 8) OBP: 0.289, SLG: 0.306		K			B1-3					0	0	0	0	0	0	0					
Inning Stats	R: 0 E: 0 K: 0 S: 3	H: 0 LOB: 0 BB: 1 P: 8	R: 2 E: 0 K: 1 S: 11	H: 3 LOB: 1 BB: 1 P: 20	R: 1 E: 1 K: 1 S: 15	H: 1 LOB: 1 BB: 0 P: 23	R: 0 E: 0 K: 0 S: 10	H: 1 LOB: 1 BB: 0 P: 11	R: 0 E: 0 K: 1 S: 6	H: 0 LOB: 0 BB: 0 P: 11	R: 0 E: 0 K: 0 S: 7	H: 1 LOB: 1 BB: 0 P: 7	R: 0 E: 0 K: 0 S: 5	H: 1 LOB: 0 BB: 0 P: 10	R: 0 E: 0 K: 1 S: 12	H: 0 LOB: 0 BB: 0 P: 18	1B: 4 2B: 4 3B: 0 HR: 0	SF: 0 SAC: 1 DP: 2 HBP: 0	WP: 0 PB: 0 SB: 3 CS: 1	PA: 36	
PITCHER	IP	WLS	BF	H	R	ER	SO	BB	IBB	HBP	BLK	WP	HR	S	P	ERA	WHIP				
John Smiley, L (1, 1) ERA: 2.92	7.0		28	7	3	2	3	2	0	0	0	0	0	60	90	2.57	1.286				
Bob Kipper, L (8, 1) ERA: 4.24	0.1		1	0	0	0	0	0	0	0	0	0	0	1	1	0.00	0.000				
Jim Gott, R (8, 1) ERA: 1.82	1.2	W	6	1	0	0	1	0	0	0	0	0	0	16	27	0.00	0.600				

Batter	1	2	3	4	5	6	7	8	9	AB	R	H	RBI	BB	SO	LOB	BOTTOM				
Barry Bonds, L (1, 7) OBP: 0.341, SLG: 0.534	P7		2B		P9			G6-3 BB		4	1	2	2	1	0	0	Chicago Cubs @ Pittsburgh Pirates Three Rivers Stadium, Pittsburgh, PA Thu Jun 09 1988, 7:05 PM EDT Alt: 8,200 - Unknown - 55 F				
Jose Lind, R (1, 4) OBP: 0.298, SLG: 0.295	K		P9		F8			G6-3		4	0	0	0	0	1	2					
Andy Van Slyke, L (1, 8) OBP: 0.343, SLG: 0.500	FC6-4 1B		2B				K			4	0	2	1	0	1	1					
Bobby Bonilla, S (1, 5) OBP: 0.390, SLG: 0.581	FC6-4		G5-3				F7			4	0	0	0	0	0	3					
Darnell Coles, R (1, 9) OBP: 0.345, SLG: 0.398		G6-3					P6			4	1	1	0	0	1	0					
Randy Milligan, R (1, 3) OBP: 0.353, SLG: 0.371		L4								3	0	1	0	0	0	0					
Sid Bream, L (9, PH) OBP: 0.337, SLG: 0.462										1	0	1	1	0	0	0					
Junior Ortiz, R (1, 2) OBP: 0.397, SLG: 0.478										3	0	2	0	0	0	1					
Michael Lavalliere, L (9, PH) OBP: 0.385, SLG: 0.351							G6-3			1	0	0	0	0	0	1					
Rafael Belliard, R (1, 6) OBP: 0.313, SLG: 0.303										2	0	0	0	0	1	2					
Denny Gonzalez, R (7, PH) (8, 6)		K			G4-3		K			1	1	0	0	1	1	1					
John Smiley, L (1, 1) OBP: 0.154, SLG: 0.120										2	0	0	0	0	1	0					
Mike Diaz, R (7, PH) OBP: 0.415, SLG: 0.303										1	0	0	0	0	0	1					
Bob Kipper, R (8, 1) Jim Gott, R (8, 1) R.J. Reynolds, S (9, PH) OBP: 0.297, SLG: 0.348										0	0	0	0	0	0	0					
Inning Stats	R: 0 E: 0 K: 1 S: 10	H: 1 LOB: 1 BB: 0 P: 15	R: 0 E: 0 K: 1 S: 13	H: 1 LOB: 0 BB: 0 P: 15	R: 1 E: 0 K: 0 S: 11	H: 2 LOB: 1 BB: 0 P: 14	R: 0 E: 0 K: 1 S: 9	H: 1 LOB: 0 BB: 0 P: 13	R: 0 E: 0 K: 1 S: 7	H: 0 LOB: 0 BB: 0 P: 13	R: 0 E: 0 K: 1 S: 9	H: 1 LOB: 1 BB: 0 P: 13	R: 0 E: 0 K: 0 S: 7	H: 0 LOB: 1 BB: 1 P: 17	R: 3 E: 0 K: 0 S: 11	H: 3 LOB: 1 BB: 1 P: 20	1B: 5 2B: 4 3B: 0 HR: 0	SF: 0 SAC: 0 DP: 0 HBP: 0	WP: 0 PB: 0 SB: 0 CS: 0	PA: 37	
PITCHER	IP	WLS	BF	H	R	ER	SO	BB	IBB	HBP	BLK	WP	HR	S	P	ERA	WHIP				
Jamie Moyer, L (1, 1) ERA: 3.22	6.2		26	6	1	1	6	1	0	0	0	0	0	5	14	0.00	1.500				
Les Lancaster, R (7, 1) ERA: 3.54	0.2		3	0	0	0	0	1	0	0	0	0	0	3	6	0.00	0.000				
Pat Perry, L (8, 1) ERA: 4.88	0.2		2	0	0	0	0	0	0	0	0	0	0	3	6	0.00	0.000				
Rich Gossage, R (9, 1) ERA: 3.98	0.0		2	2	2	2	0	0	0	0	0	0	0	5	7	∞	∞				
Frank DiPino, L (9, 1) ERA: 4.46	0.2	L	4	1	1	1	0	1	0	0	0	0	0	6	13	13.50	3.000				

AB 32
R 3
H 8
RBI 2
BB 2
SO 4
LOB 9



AB 35
R 4
H 9
RBI 4
BB 2
SO 6
LOB 14



Batter	1	2	3	4	5	6	7	8	9	AB R H RBI BB SO LOB	TOP										
Dave Martinez, L (1, 8) OBP: 0.287, SLG: 0.303	1-2 SF9 1B	3-3 K		3-2 F8		1-0 F7		0-2 F2		5 1 1 0 0 1 2	Chicago Cubs @ St. Louis Cardinals Busch Stadium, St. Louis, MO Fri Jun 10 1988, 7:05 PM CDT Att: 49,306 - Unknown										
Rafael Palmeiro, L (1, 7) OBP: 0.373, SLG: 0.491	2-2 SAFE 1B	0-0		2-0 2B		1-1 E4 1B		2-0 G3		5 2 3 1 0 0 0											
Andre Dawson, R (1, 9) OBP: 0.333, SLG: 0.531	0-1 SF9	1-0 P2		1-0 G4-3		1-0 23 1B		0-1 F5		4 1 1 1 0 0 3											
23 Ryne Sandberg, R (1, 4) OBP: 0.309, SLG: 0.449	2-2 SAFE 1B		0-1 F8		0-2 G6-3	0-2 1B		1-2 F9		5 1 2 0 0 0 0											
Mark Grace, L (1, 3) OBP: 0.381, SLG: 0.440	1-0 1B		1-2 G3-6-1 1B		3-2 WP 1B	0-1 1-3 2-H 1B		1-2 F9		5 1 4 3 0 0 0											
Damon Berryhill, S (1, 2) OBP: 0.281, SLG: 0.377	0-0 1B		0-0 G3-6-1 1-2f		0-0 F8		1-1 G5-3	1-2 1B		5 0 2 1 0 0 2											
Vance Law, R (1, 5) OBP: 0.357, SLG: 0.449	1-0 F8		2-2 G4-3		4-0 1B	1-2 IBB		2-1 1B		4 0 2 0 1 0 2											
Shawon Dunston, R (1, 6) OBP: 0.315, SLG: 0.408	0-2 F3		0-0 1B		1-1 1-3 2-H 1B		1-3 K	2-1 1B		5 1 3 1 0 1 3											
Jeff Pico, R (1, 1) OBP: 0.143, SLG: 0.143		2-3 K		0-1 2B		2-2 L1				4 0 1 0 0 1 1											
Pat Perry, L (9, 1)				1-2 1B		0-1 P4				0 0 0 0 0 0 0											
Inning Stats	R: 3 E: 0 K: 0 S: 19	H: 5 LOB: 2 BB: 0 P: 26	R: 0 E: 0 K: 2 S: 9	H: 1 LOB: 1 BB: 0 P: 15	R: 0 E: 0 K: 0 S: 6	H: 1 LOB: 0 BB: 0 P: 8	R: 1 E: 0 K: 0 S: 17	H: 3 LOB: 2 BB: 0 P: 25	R: 1 E: 0 K: 0 S: 11	H: 2 LOB: 2 BB: 1 P: 19	R: 2 E: 1 K: 0 S: 14	H: 3 LOB: 2 BB: 0 P: 19	R: 0 E: 0 K: 1 S: 8	H: 1 LOB: 1 BB: 0 P: 11	R: 0 E: 0 K: 0 S: 7	H: 0 LOB: 0 BB: 0 P: 9	R: 0 E: 0 K: 0 S: 14	H: 3 LOB: 2 BB: 0 P: 21	1B: 18 2B: 1 3B: 0 HR: 0	SF: 1 SAC: 0 DP: 1 HBP: 0	WP: 1 PA: 44 PB: 0 SB: 0 CS: 0
PITCHER	IP WLS BF H R ER SO BB IBB HBP BLK WP HR S P ERA WHIP	IP WLS BF H R ER SO BB IBB HBP BLK WP HR S P ERA WHIP																			
Cris Carpenter, R (1, 1) ERA: 4.12	5.0 L 26 12 5 5 2 0 1 0 0 0 1 0 62 93 9.00 2.400																				
Steve Peters, L (6, 1) ERA: 4.75	2.0 10 4 2 0 1 0 0 0 0 0 0 22 30 0.00 2.000																				
John Costello, R (8, 1) ERA:	2.0 8 3 0 0 0 0 0 0 0 0 0 21 30 0.00 1.500																				

Batter	1	2	3	4	5	6	7	8	9	AB R H RBI BB SO LOB	BOTTOM										
Vince Coleman, S (1, 7) OBP: 0.353, SLG: 0.433	0-3 K	1-0 FC3-6 1-2f			3-1 FC4-6 CS			2-2 F7	2-2 F6	5 0 0 0 0 1 4	Chicago Cubs @ St. Louis Cardinals Busch Stadium, St. Louis, MO Fri Jun 10 1988, 7:05 PM CDT Att: 49,306 - Unknown										
Ozzie Smith, S (1, 6) OBP: 0.360, SLG: 0.343	2-2 1B		4-2 L4 BB		4-2 BB			2-2 G6-3	1-0 F9	3 1 1 0 2 0 2											
Willie McGee, S (1, 8) OBP: 0.354, SLG: 0.387	1-1 G5-3 1B		4-1 1B		0-1 G3			2-2 BB 1B		3 0 2 0 1 0 1											
Tom Brunansky, R (1, 9) OBP: 0.385, SLG: 0.434	1-1 G5-3		0-2 L4		1-3 K			4-2 BB 1B		3 0 0 1 1 1 3											
Tony Peña, R (1, 2) OBP: 0.308, SLG: 0.395	3-1 F7		1-1 P3		0-1 G4-6-3 1B			0-0 G3		4 0 1 0 0 0 4											
José Quienro, S (1, 5) OBP: 0.383, SLG: 0.364		3-1 F8		2-1 F7		2-0 G4-6-3 1-2f			0-0 1B 2B	4 1 1 0 0 0 1											
Tom Pagnozzi, R (1, 3) OBP: 0.319, SLG: 0.302		0-0 G3 1B		1-2 F3				0-0 G5-3		4 1 2 0 0 0 0											
Luis Alicea, S (1, 4) OBP: 0.291, SLG: 0.284		0-0 G3		0-2 G4-3				0-1 F8		4 0 0 0 0 0 3											
Cris Carpenter, R (1, 1) OBP: 0.187, SLG: 0.187		0-1 FC3-6 1B			1-1 FC4-6 1B			0-1 G6-3		1 0 1 1 0 0 0											
Dustin Wisker, L (5, PH) OBP: 0.117, SLG: 0.300										1 0 0 0 0 0 0											
Steve Peters, L (6, 1) ERA: 4.75										0 0 0 0 0 0 0											
Curt Ford, L (7, PH) OBP: 0.225, SLG: 0.171										1 0 0 0 0 0 0											
John Costello, R (8, 1) ERA:										0 0 0 0 0 0 0											
Bob Horner, R (9, PH) OBP: 0.346, SLG: 0.302										1 0 1 1 0 0 0											
Inning Stats	R: 1 E: 0 K: 1 S: 12	H: 2 LOB: 1 BB: 0 P: 19	R: 0 E: 0 K: 0 S: 7	H: 2 LOB: 1 BB: 0 P: 11	R: 0 E: 0 K: 0 S: 10	H: 0 LOB: 1 BB: 2 P: 18	R: 0 E: 0 K: 0 S: 8	H: 0 LOB: 0 BB: 0 P: 11	R: 0 E: 0 K: 1 S: 6	H: 1 LOB: 0 BB: 0 P: 9	R: 0 E: 0 K: 0 S: 5	H: 0 LOB: 0 BB: 0 P: 5	R: 0 E: 0 K: 0 S: 21	H: 1 LOB: 2 BB: 1 P: 31	R: 0 E: 0 K: 0 S: 12	H: 3 LOB: 2 BB: 0 P: 15	R: 0 E: 0 K: 0 S: 12	H: 3 LOB: 3 3B: 0 HR: 0	SF: 0 SAC: 0 DP: 2 HBP: 0	WP: 0 PA: 38 PB: 0 SB: 0 CS: 1	
PITCHER	IP WLS BF H R ER SO BB IBB HBP BLK WP HR S P ERA WHIP	IP WLS BF H R ER SO BB IBB HBP BLK WP HR S P ERA WHIP																			
Jeff Pico, R (1, 1) ERA: 3.0	8.0 W 34 12 3 3 2 4 0 0 0 0 0 80 123 3.38 1.625																				
Pat Perry, L (9, 1) ERA: 4.68	1.0 4 1 0 0 0 0 0 0 0 0 0 10 13 0.00 1.000																				

Batter	1	2	3	4	5	6	7	8	9	AB	R	H	RBI	BB	SO	LOB	TOP																				
Shawon Dunston, R OBP: 0.318, SLG: 0.409 (1, 6)										4	1	2	0	0	1	0	Chicago Cubs @ St. Louis Cardinals Busch Stadium, St. Louis, MO Sat Jun 11 1988, 7:05 PM CDT Att: 49,939 - Unknown - 82 F																				
Rafael Palmeiro, L OBP: 0.372, SLG: 0.487 (1, 7)										4	0	1	1	0	1	1																					
Andre Dawson, R OBP: 0.328, SLG: 0.522 (1, 9)										4	0	0	0	0	3	2																					
23 Ryne Sandberg, R OBP: 0.308, SLG: 0.446 (1, 4)										4	0	1	0	0	1	0																					
Vance Law, R OBP: 0.364, SLG: 0.457 (1, 5)										3	1	2	0	1	0	0																					
Jody Davis, R OBP: 0.354, SLG: 0.473 (1, 2)										4	0	0	0	0	1	5																					
Mark Grace, L OBP: 0.380, SLG: 0.453 (1, 3)										3	0	1	1	0	0	0																					
Darrin Jackson, R OBP: 0.257, SLG: 0.375 (1, 8)										3	0	0	0	0	1	1																					
Rick Sutcliffe, L OBP: 0.154, SLG: 0.120 (7, PH)										2	0	0	0	0	0	0																					
Manny Trillo, R OBP: 0.250, SLG: 0.266 (7, PH)										1	0	0	0	0	0	0																					
Les Lancaster, R (7, 1)										0	0	0	0	0	0	0																					
Pat Perry, L (7, 1)										0	0	0	0	0	0	0																					
Rich Gossage, R (9, 1)										0	0	0	0	0	0	0																					
Inning Stats	R: 0 E: 0 K: 2 S: 7	H: 1 LOB: 1 BB: 0 P: 7	R: 1 E: 0 K: 1 S: 11	H: 2 LOB: 1 BB: 0 P: 15	R: 1 E: 0 K: 1 S: 14	H: 3 LOB: 3 BB: 1 P: 23	R: 0 E: 0 K: 1 S: 6	H: 0 LOB: 0 BB: 0 P: 7	R: 0 E: 0 K: 0 S: 8	H: 0 LOB: 0 BB: 0 P: 11	R: 0 E: 0 K: 0 S: 7	H: 0 LOB: 0 BB: 0 P: 12	R: 0 E: 0 K: 0 S: 8	H: 0 LOB: 0 BB: 0 P: 12	R: 0 E: 0 K: 1 S: 6	H: 1 LOB: 0 BB: 0 P: 7	1B: 5 2B: 2 3B: 1 HR: 0	SF: 0 SAC: 0 DP: 2 HBP: 0	WP: 0 PB: 0 SB: 1 CS: 0	PA: 33																	
PITCHER	IP	WLS	BF	H	R	ER	SO	BB	IBB	HBP	BLK	WP	HR	S	P	ERA	WHIP	PITCHER			IP	WLS	BF	H	R	ER	SO	BB	IBB	HBP	BLK	WP	HR	S	P	ERA	WHIP
Joe Magrane, L ERA: 3.13 (1, 1)	8.0	L	30	6	2	2	7	1	0	0	0	0	0	67	93	2.25	0.875																				
Scott Terry, R ERA: 3.5 (9, 1)	1.0		3	1	0	0	1	0	0	0	0	0	0	6	7	0.00	1.000																				

Chicago Cubs @ St. Louis Cardinals
Busch Stadium, St. Louis, MO
Sat Jun 11 1988, 7:05 PM CDT
Att: 49,939 - Unknown - 82 F

AB	32
R	2
H	7
RBI	2
BB	1
SO	8
LOB	9



Batter	1	2	3	4	5	6	7	8	9	AB	R	H	RBI	BB	SO	LOB	BOTTOM																				
Vince Coleman, S OBP: 0.351, SLG: 0.430 (1, 7)										4	0	1	0	0	1	0	Chicago Cubs @ St. Louis Cardinals Busch Stadium, St. Louis, MO Sat Jun 11 1988, 7:05 PM CDT Att: 49,939 - Unknown - 82 F																				
Ozzie Smith, S OBP: 0.358, SLG: 0.339 (1, 6)										3	0	0	0	1	1	0																					
Willie McGee, S OBP: 0.349, SLG: 0.381 (1, 8)										4	0	0	0	0	3	2																					
Tom Brunansky, R OBP: 0.383, SLG: 0.430 (1, 9)										4	0	1	0	0	2	2																					
Bob Horner, R OBP: 0.345, SLG: 0.347 (1, 3)										3	0	0	0	1	1	2																					
José Oquendo, S OBP: 0.355, SLG: 0.355 (8, 4)										3	0	0	0	0	0	2																					
Tony Peña, R OBP: 0.313, SLG: 0.399 (1, 2)										3	0	2	0	0	0	0																					
Luis Alicea, S OBP: 0.288, SLG: 0.281 (1, 4)										2	0	0	0	0	0	1																					
Curt Ford, L OBP: 0.225, SLG: 0.171 (7, PH)										0	0	0	0	0	0	0																					
Tom Pagnozzi, R OBP: 0.313, SLG: 0.295 (8, 5)										1	0	0	0	0	0	3																					
Joe Magrane, R OBP: 0.429, SLG: 1.000 (8, PH)										2	0	0	0	0	1	0																					
Tom Lawless, R OBP: 0.182, SLG: 0.190 (8, PH)										1	0	0	0	0	0	0																					
Scott Terry, R ERA: 3.86 (9, 1)										0	0	0	0	0	0	0																					
Inning Stats	R: 0 E: 0 K: 2 S: 8	H: 0 LOB: 0 BB: 0 P: 14	R: 0 E: 0 K: 2 S: 7	H: 0 LOB: 0 BB: 0 P: 13	R: 0 E: 0 K: 0 S: 5	H: 0 LOB: 0 BB: 0 P: 6	R: 0 E: 0 K: 2 S: 13	H: 1 LOB: 2 BB: 1 P: 23	R: 0 E: 0 K: 0 S: 4	H: 1 LOB: 0 BB: 0 P: 7	R: 0 E: 0 K: 1 S: 8	H: 0 LOB: 0 BB: 0 P: 12	R: 0 E: 0 K: 1 S: 10	H: 2 LOB: 3 BB: 1 P: 17	R: 0 E: 0 K: 0 S: 10	H: 0 LOB: 0 BB: 0 P: 13	R: 0 E: 0 K: 1 S: 7	H: 0 LOB: 0 BB: 0 P: 8	1B: 4 2B: 0 3B: 0 HR: 0	SF: 0 SAC: 0 DP: 1 HBP: 0	WP: 0 PB: 0 SB: 2 CS: 0	PA: 32															
PITCHER	IP	WLS	BF	H	R	ER	SO	BB	IBB	HBP	BLK	WP	HR	S	P	ERA	WHIP	PITCHER			IP	WLS	BF	H	R	ER	SO	BB	IBB	HBP	BLK	WP	HR	S	P	ERA	WHIP
Rick Sutcliffe, R ERA: 4.56 (7, 1)	0.2		5	2	0	0	1	1	0	0	0	0	0	9	16	0.00	4.500																				
Les Lancaster, R ERA: 3.5 (7, 1)	1.2		5	0	0	0	1	0	0	0	0	0	0	14	17	0.00	0.000																				
Pat Perry, L ERA: 4.39 (9, 1)	0.2	S	2	0	0	0	0	0	0	0	0	0	0	4	5	0.00	0.000																				

Chicago Cubs @ St. Louis Cardinals
Busch Stadium, St. Louis, MO
Sat Jun 11 1988, 7:05 PM CDT
Att: 49,939 - Unknown - 82 F

AB	30
R	0
H	4
RBI	0
BB	2
SO	9
LOB	12



Batter	1	2	3	4	5	6	7	8	9	AB	R	H	RBI	BB	SO	LOB	TOP					
Shawn Dunston, R OBP: 0.316, SLG: 0.409	G6-3		G1-3		G5-3	E		FC6-4		5	0	1	0	0	0	2	Chicago Cubs @ St. Louis Cardinals Busch Stadium, St. Louis, MO Sun Jun 12 1988, 3:33 AM CDT Att: 48,713 - Sunny - 82 F					
Rafael Palmeiro, L OBP: 0.376, SLG: 0.500	G6-3					SF9			G4-3	4	0	3	2	0	0							
Andre Dawson, R OBP: 0.333, SLG: 0.521			G6-3			F9			SF8	4	1	2	0	1	0							
23 Ryne Sandberg, R OBP: 0.314, SLG: 0.451	G6-3									4	0	2	0	1	0							
Vance Law, R OBP: 0.365, SLG: 0.450			FC6-4							3	0	0	0	2	0							
Jody Davis, R OBP: 0.342, SLG: 0.459										4	0	0	1	0	0							
Mark Grace, L OBP: 0.374, SLG: 0.440										4	0	0	0	1	2							
Darrin Jackson, R OBP: 0.269, SLG: 0.434										4	1	2	0	0	0							
Greg Maddux, R OBP: 0.152, SLG: 0.196										4	2	2	0	0	0							
Pat Perry, L										0	0	0	0	0	0							
Inning Stats	R: 0 E: 0 K: 0 S: 11	H: 1 LOB: 1 BB: 1 P: 17	R: 0 E: 0 K: 0 S: 4	H: 0 LOB: 1 BB: 1 P: 9	R: 1 E: 0 K: 0 S: 10	H: 2 LOB: 2 BB: 1 P: 14	R: 0 E: 0 K: 1 S: 10	H: 1 LOB: 1 BB: 0 P: 13	R: 0 E: 0 K: 0 S: 13	H: 3 LOB: 3 BB: 1 P: 20	R: 2 E: 2 K: 1 S: 12	H: 2 LOB: 1 BB: 0 P: 19	R: 0 E: 0 K: 0 S: 6	H: 0 LOB: 0 BB: 0 P: 10	R: 0 E: 0 K: 0 S: 8	H: 1 LOB: 1 BB: 0 P: 11	R: 1 E: 0 K: 0 S: 12	H: 2 LOB: 2 BB: 1 P: 20	1B: 6 2B: 4 3B: 2 HR: 0	SF: 2 SAC: 0 DP: 0 HBP: 0	WP: 0 PB: 0 SB: 0 CS: 0	PA: 43
PITCHER	IP	WLS	BF	H	R	ER	SO	BB	IBB	HBP	BLK	WP	HR	S	P	ERA	WHIP					
John Tudor, L ERA: 1.19	7.0	L	33	9	3	2	2	3	1	0	0	0	0	66	102	2.57	1.714					
Steve Peters, L ERA: 4.5	1.1		5	1	0	0	0	0	0	0	0	0	0	12	15	0.00	0.750					
Scott Terry, R ERA: 3.75	0.0		3	2	0	0	0	0	1	0	0	0	0	5	12	∞	∞					
Ken Dayley, L ERA: 1.08	0.2		2	0	1	1	0	0	0	0	0	0	0	3	4	13.50	0.000					

AB	36
R	4
H	12
RBI	3
BB	5
SO	2
LOB	15



Batter	1	2	3	4	5	6	7	8	9	AB	R	H	RBI	BB	SO	LOB	BOTTOM					
Vince Coleman, S OBP: 0.345, SLG: 0.421	K	K			F7			G4-3	G5-3	5	0	0	0	0	2	3	Chicago Cubs @ St. Louis Cardinals Busch Stadium, St. Louis, MO Sun Jun 12 1988, 3:33 AM CDT Att: 48,713 - Sunny - 82 F					
Ozzie Smith, S OBP: 0.360, SLG: 0.354					F9			HR		4	2	2	1	0	1							
Willie McGee, S OBP: 0.348, SLG: 0.379			L7		G4-3			K		4	0	1	0	0	1							
Tom Brunansky, R OBP: 0.381, SLG: 0.427			P6					L9		4	0	1	1	0	0							
Bob Horner, R OBP: 0.351, SLG: 0.351										3	0	2	0	1	0							
Tom Lawless, R OBP: 0.182, SLG: 0.190										0	1	0	0	0	0							
José Oquendo, S OBP: 0.352, SLG: 0.352										4	0	1	0	0	0							
Tony Peña, R OBP: 0.311, SLG: 0.396										4	0	1	0	0	1							
Luis Alicea, S OBP: 0.289, SLG: 0.277										2	0	0	0	1	0							
Tom Pagnozzi, R OBP: 0.305, SLG: 0.289										1	0	0	0	0	1							
John Tudor, L OBP: 0.217, SLG: 0.100										2	0	0	0	0	2							
Dwight Gooden, L OBP: 0.305, SLG: 0.273										1	0	0	0	0	1							
Steve Peters, L										0	0	0	0	0	0							
Scott Terry, R										0	0	0	0	0	0							
Ken Dayley, L										0	0	0	0	0	0							
Curt Ford, L OBP: 0.220, SLG: 0.167										1	0	0	1	0	0							
Inning Stats	R: 1 E: 0 K: 1 S: 16	H: 3 LOB: 3 BB: 1 P: 28	R: 0 E: 0 K: 2 S: 8	H: 0 LOB: 0 BB: 0 P: 11	R: 0 E: 0 K: 1 S: 9	H: 0 LOB: 0 BB: 0 P: 12	R: 0 E: 0 K: 1 S: 12	H: 1 LOB: 2 BB: 1 P: 24	R: 0 E: 0 K: 0 S: 4	H: 0 LOB: 0 BB: 0 P: 6	R: 0 E: 0 K: 0 S: 6	H: 0 LOB: 0 BB: 0 P: 11	R: 0 E: 0 K: 2 S: 9	H: 0 LOB: 0 BB: 0 P: 12	R: 1 E: 0 K: 1 S: 8	H: 1 LOB: 3 BB: 0 P: 11	R: 0 E: 0 K: 1 S: 14	H: 3 LOB: 3 BB: 0 P: 22	1B: 7 2B: 0 3B: 0 HR: 1	SF: 0 SAC: 0 DP: 0 HBP: 0	WP: 0 PB: 0 SB: 1 CS: 0	PA: 37
PITCHER	IP	WLS	BF	H	R	ER	SO	BB	IBB	HBP	BLK	WP	HR	S	P	ERA	WHIP					
Greg Maddux, R ERA: 2.4	8.0	W	34	8	3	3	8	1	1	0	0	0	0	78	125	3.38	1.125					
Pat Perry, L ERA: 4.23	1.0	S	3	0	0	0	1	0	0	0	0	0	0	8	12	0.00	0.000					

AB	35
R	3
H	8
RBI	3
BB	2
SO	9
LOB	18



Batter	1	2	3	4	5	6	7	8	9	AB	R	H	RBI	BB	SO	LOB	TOP					
Barry Bonds, L OBP: 0.397, SLG: 0.544 (1, 7)										4	3	2	1	1	2	2	Pittsburgh Pirates @ Chicago Cubs Wrigley Field, Chicago, IL Mon Jun 13 1988, 3:33 AM CDT Att: 27,142 - Sunny - 90 F					
Jose Lind, R OBP: 0.305, SLG: 0.312 (1, 4)										5	0	1	2	0	1	2						
Andy Van Slyke, L OBP: 0.348, SLG: 0.513 (1, 8)										3	2	1	1	1	0	0						
Bobby Bonilla, S OBP: 0.384, SLG: 0.577 (1, 5)										5	1	3	3	0	2	1						
Darnell Coles, R OBP: 0.333, SLG: 0.378 (1, 9)											4	0	2	1	0	0						
Sid Bream, L OBP: 0.339, SLG: 0.482 (1, 3)											4	0	0	0	0	4						
Michael LaValliere, L OBP: 0.391, SLG: 0.357 (1, 2)										4	0	0	0	0	1	0						
Rafael Belliard, R OBP: 0.320, SLG: 0.303 (1, 6)										3	1	1	0	1	0	0						
Bob Walk, R OBP: 0.143, SLG: 0.148 (1, 1)										3	1	0	0	0	2	1						
Inning Stats	R: 2 E: 0 K: 1 S: 14	H: 2 LOB: 1 BB: 1 P: 24	R: 0 E: 0 K: 1 S: 7	H: 0 LOB: 0 BB: 0 P: 9	R: 3 E: 0 K: 0 S: 13	H: 4 LOB: 0 BB: 0 P: 17	R: 0 E: 0 K: 2 S: 8	H: 0 LOB: 1 BB: 1 P: 17	R: 0 E: 0 K: 0 S: 17	H: 2 LOB: 2 BB: 0 P: 25	R: 3 E: 1 K: 1 S: 15	H: 2 LOB: 1 BB: 1 P: 26	R: 0 E: 0 K: 1 S: 7	H: 0 LOB: 0 BB: 0 P: 11	R: 0 E: 1 K: 1 S: 14	H: 0 LOB: 1 BB: 0 P: 23	R: 0 E: 0 K: 1 S: 9	H: 0 LOB: 0 BB: 1 P: 13	1B: 7 2B: 1 3B: 0 HR: 2	SF: 2 SAC: 1 DP: 1 HBP: 0	WP: 0 PB: 1 SB: 1 CS: 0	PA: 41
PITCHER	IP WLS BF H R ER SO BB IBB HBP BLK WP HR S P ERA WHIP																					
Calvin Schiraldi, R ERA: 4.8 (1, 1)	2.1 L 14 6 5 5 2 1 0 0 0 0 0 2 33 49 19.29 3.000																					
Mike Capel, R ERA: 3.43 (3, 1)	3.0 15 4 3 1 2 1 1 0 0 0 0 0 34 57 3.00 1.667																					
Frank DiPino, L ERA: 4.15 (6, 1)	2.2 9 0 0 0 3 0 0 0 0 0 0 0 28 46 0.00 0.000																					
Les Lancaster, R ERA: 3.44 (9, 1)	1.0 3 0 0 0 1 0 0 0 0 0 0 0 9 13 0.00 0.000																					

Batter	1	2	3	4	5	6	7	8	9	AB	R	H	RBI	BB	SO	LOB	BOTTOM					
Dave Martinez, L OBP: 0.294, SLG: 0.307 (1, 8)										4	0	2	0	1	0	0	Pittsburgh Pirates @ Chicago Cubs Wrigley Field, Chicago, IL Mon Jun 13 1988, 3:33 AM CDT Att: 27,142 - Sunny - 90 F					
Rafael Palmeiro, L OBP: 0.369, SLG: 0.490 (1, 7)										5	0	0	0	0	6							
Andre Dawson, R OBP: 0.331, SLG: 0.513 (1, 9)										4	0	0	0	1	1							
23 Ryne Sandberg, R OBP: 0.321, SLG: 0.451 (1, 4)										2	0	1	0	2	0							
Mark Grace, L OBP: 0.384, SLG: 0.448 (1, 3)										4	0	3	0	0	2							
Vance Law, R OBP: 0.359, SLG: 0.442 (1, 5)										4	0	0	0	0	2	5						
Damon Berryhill, S OBP: 0.294, SLG: 0.391 (1, 2)										3	0	1	0	0	0	2						
Frank DiPino, L (6, 1)										0	0	0	0	0	0	0						
Jerry Mumphrey, S OBP: 0.189, SLG: 0.171 (8, PH)										1	0	0	0	0	0	0						
Les Lancaster, R (9, 1)										0	0	0	0	0	0	0						
Shawon Dunston, R OBP: 0.315, SLG: 0.406 (1, 6)										4	0	1	0	0	0	1						
Calvin Schiraldi, R (1, 1)										1	0	0	0	0	1	2						
Mike Capel, R (3, 1)										1	0	0	0	0	1	1						
Jody Davis, R OBP: 0.339, SLG: 0.452 (6, 2)										2	0	0	0	0	0	0						
Inning Stats	R: 0 E: 0 K: 0 S: 9	H: 0 LOB: 2 BB: 2 P: 20	R: 0 E: 1 K: 2 S: 15	H: 2 LOB: 3 BB: 0 P: 18	R: 0 E: 0 K: 1 S: 10	H: 1 LOB: 1 BB: 0 P: 15	R: 0 E: 0 K: 1 S: 9	H: 2 LOB: 2 BB: 0 P: 10	R: 0 E: 0 K: 0 S: 8	H: 2 LOB: 2 BB: 0 P: 11	R: 0 E: 0 K: 0 S: 5	H: 0 LOB: 0 BB: 0 P: 8	R: 0 E: 0 K: 1 S: 9	H: 1 LOB: 2 BB: 1 P: 15	R: 0 E: 0 K: 0 S: 7	H: 0 LOB: 0 BB: 0 P: 14	R: 0 E: 0 K: 0 S: 5	H: 0 LOB: 0 BB: 1 P: 10	1B: 7 2B: 1 3B: 0 HR: 0	SF: 0 SAC: 0 DP: 1 HBP: 0	WP: 0 PB: 0 SB: 0 CS: 0	PA: 39
PITCHER	IP WLS BF H R ER SO BB IBB HBP BLK WP HR S P ERA WHIP																					
Bob Walk, R ERA: 2.39 (1, 1)	9.0 W 39 8 0 0 5 4 0 0 0 0 0 0 77 121 0.00 1.333																					



Batter	1	2	3	4	5	6	7	8	9	AB	R	H	RBI	BB	SO	LOB	TOP										
Barry Bonds, L OBP: 0.358, SLG: 0.543 (1, 7)	2-0 4-3		2-3 K		1-1 F9			2-1 SF9 2B	4-0 IBB	4	1	1	0	1	1	0	Pittsburgh Pirates @ Chicago Cubs Wrigley Field, Chicago, IL Tue Jun 14 1988, 3:33 AM CDT Att: 28,077 - Sunny - 92 F										
Jose Lind, R OBP: 0.300, SLG: 0.306 (1, 4)	1-2 G3			1-0 1-3		2-3 K		2-1 3-1	1-1 F7	5	0	0	0	0	1	4											
Andy Van Slyke, L OBP: 0.347, SLG: 0.515 (1, 8)	1-3 K			0-3 K		3-1 2B		0-0 SF9		3	0	1	1	0	2	0											
Bobby Bonilla, S OBP: 0.386, SLG: 0.586 (1, 5)		0-0 F3		1-1 HR		4-0 IBB		3-H 2-1 F8		3	1	1	1	1	0	0											
Darnell Coles, R OBP: 0.346, SLG: 0.439 (1, 9)		3-2 HR		4-0 HR		1-0 G6-4-3 1-2			3-2 HR	3	3	2	2	1	0	2											
Randy Milligan, R OBP: 0.385, SLG: 0.417 Sid Bream, L OBP: 0.337, SLG: 0.480 (8, 3)		3-2 F9		1-2 HR			4-0 G5-4-3 BB		3-1 4-3	2	1	1	2	1	0	0											
Junior Ortiz, R OBP: 0.366, SLG: 0.473 (1, 2)		2-1 5-3		1-3 K			0-0 G5-4-3 1-2		0-1 SH1-3 1B	4	0	1	0	0	1	1											
Rafael Belliard, R OBP: 0.327, SLG: 0.304 (1, 6)			1-1 CS 1B		1-3 K		4-0 BB		0-0 E3 SH1-3	3	0	1	0	1	1	1											
John Smiley, L OBP: 0.143, SLG: 0.111 Barry Jones, R (6, 1) Bob Kipper, R (8, 1) Jeff Robinson, R OBP: 0.222, SLG: 0.125 (8, 1)			0-3 K		1-3 K		1-2 F9		0-0 SH1-3	2	0	0	0	0	2	1											
Inning Stats	R: 0 E: 0 K: 1 S: 8	H: 0 LOB: 0 BB: 0 P: 12	R: 1 E: 0 K: 0 S: 10	H: 1 LOB: 0 BB: 0 P: 18	R: 0 E: 0 K: 2 S: 9	H: 1 LOB: 0 BB: 0 P: 12	R: 3 E: 0 K: 2 S: 12	H: 2 LOB: 0 BB: 1 P: 20	R: 0 E: 0 K: 1 S: 6	H: 1 LOB: 1 BB: 0 P: 16	R: 0 E: 0 K: 0 S: 4	H: 0 LOB: 1 BB: 2 P: 13	R: 1 E: 0 K: 0 S: 7	H: 1 LOB: 0 BB: 0 P: 13	R: 1 E: 1 K: 0 S: 11	H: 2 LOB: 3 BB: 1 P: 22		1B: 2 2B: 2 3B: 0 HR: 4	SF: 1 SAC: 1 DP: 2 HBP: 0	WP: 0 PB: 0 SB: 0 CS: 1	PA: 38						
PITCHER	IP	WLS	BF	H	R	ER	SO	BB	IBB	HBP	BLK	WP	HR	S	P	ERA	WHIP										
Jamie Moyer, L ERA: 3.46 Les Lancaster, R ERA: 3.32 Pat Perry, L ERA: 4.66 Rich Gossage, R ERA: 3.74	(1, 1) (6, 1) (8, 1) (9, 1)	5.0 2.0 1.1 0.2	L 8 8 3	19 1 2 0	4 0 3 0	4 0 2 0	7 1 2 0	1 2 0 0	0 1 0 1	0 0 0 0	0 0 0 0	0 0 1 0	3 10 15 3	47 29 27 8	73 27 29 8	7.20 0.00 13.50 0.00	1.000 1.500 2.250 0.000										

Batter	1	2	3	4	5	6	7	8	9	AB	R	H	RBI	BB	SO	LOB	BOTTOM										
Shawon Dunston, R OBP: 0.316, SLG: 0.419 (1, 6)	2-2 4-3		2-1 F3		0-1 HR	0-1 G6-4-3 1B		1-0 FC6-4 1-2		5	1	2	1	0	0	1	Pittsburgh Pirates @ Chicago Cubs Wrigley Field, Chicago, IL Tue Jun 14 1988, 3:33 AM CDT Att: 28,077 - Sunny - 92 F										
Rafael Palmeiro, L OBP: 0.366, SLG: 0.484 (9, 8)	1-1 E6 1B		0-0 1-3		1-1 S 1B	1-0 G6-4-3 1-2			0-0 4-3	5	1	1	0	0	2												
Andre Dawson, R OBP: 0.336, SLG: 0.512 (1, 9)	0-1 1-2 1B		0-3 K		0-0 1B	1-2 1B		3-1 6-3		4	1	2	0	1	1	0											
23 Ryne Sandberg, R OBP: 0.315, SLG: 0.442 (1, 4)	2-3 K			1-1 5-3	2-2 F7		1-3 K		2-3 K	5	0	0	0	0	3	5											
Vance Law, R OBP: 0.364, SLG: 0.446 (9, 7)	2-0 6-3			1-3 K	2-2 1B		0-0 WP 1B		0-1 1B	5	0	3	1	0	1	2											
Jody Davis, R OBP: 0.336, SLG: 0.449 Les Lancaster, R Jerry Mumphy, S OBP: 0.184, SLG: 0.187 Pat Perry, L Rich Gossage, R Rick Sutcliffe, L OBP: 0.148, SLG: 0.115 (8, 2) (6, 1) (7, 9) (8, 1) (9, 1) (9, 9)		1-3 K		0-0 E5 1B	0-2 1-2 2-H 1B		2-2 G3		0-0 4-3	3	0	1	1	0	1	0											
Mark Grace, L OBP: 0.393, SLG: 0.453 (1, 3)		4-0 WP BB		1-0 1-2 1B	2-2 F7		1-0 FC6-4 1B			3	0	2	0	1	0	2											
Darrin Jackson, R OBP: 0.263, SLG: 0.423 Dave Martinez, L OBP: 0.293, SLG: 0.306 (6, PH) (7, 8)		0-2 F8		0-2 F9		2-1 F5		1-0 F4		2	0	0	0	0	0	3											
Manny Trillo, R OBP: 0.246, SLG: 0.262 (8, PH) (9, 5)										1	0	0	0	0	0	1											
Jamie Moyer, L OBP: 0.111, SLG: 0.040 Jim Sundberg, R OBP: 0.378, SLG: 0.378 (6, 2) Damon Berryhill, S OBP: 0.279, SLG: 0.385 (8, PH) (9, 2)			2-3 K		0-1 5-3	0-0 1B		2-3 K		1	0	0	0	0	1	1											
Inning Stats	R: 0 E: 1 K: 1 S: 11	H: 1 LOB: 2 BB: 0 P: 18	R: 0 E: 0 K: 2 S: 9	H: 0 LOB: 1 BB: 1 P: 16	R: 0 E: 0 K: 1 S: 6	H: 0 LOB: 0 BB: 0 P: 8	R: 0 E: 1 K: 1 S: 10	H: 1 LOB: 2 BB: 0 P: 13	R: 3 E: 0 K: 0 S: 20	H: 5 LOB: 2 BB: 0 P: 27	R: 0 E: 0 K: 0 S: 6	H: 2 LOB: 1 BB: 0 P: 9	R: 0 E: 0 K: 1 S: 10	H: 1 LOB: 1 BB: 0 P: 16	R: 0 E: 0 K: 1 S: 6	H: 1 LOB: 0 BB: 0 P: 11	R: 0 E: 0 K: 1 S: 7	H: 1 LOB: 2 BB: 1 P: 13	1B: 11 2B: 0 3B: 0 HR: 1	SF: 0 SAC: 0 DP: 1 HBP: 0	WP: 3 PB: 0 SB: 1 CS: 0	PA: 42					
PITCHER	IP	WLS	BF	H	R	ER	SO	BB	IBB	HBP	BLK	WP	HR	S	P	ERA	WHIP										
John Smiley, L ERA: 3.06 Barry Jones, R ERA: 2.53 Bob Kipper, L ERA: 4.07 Jeff Robinson, R ERA: 3.4	(1, 1) (6, 1) (8, 1) (8, 1)	5.0 2.0 0.0 2.0	W 8 1 S	25 3 1 8	7 0 1 1	3 0 0 0	3 1 0 2	5 0 0 0	0 0 0 0	0 0 0 0	0 0 0 0	1 0 0 1	1 16 2 12	56 25 2 22	82 25 2 22	5.40 0.00 ∞ 0.00	1.600 1.500 ∞ 1.000										

AB	31
R	6
H	8
RBI	6
BB	5
SO	8
LOB	10



Batter	1	2	3	4	5	6	7	8	9	AB	R	H	RBI	BB	SO	LOB	TOP								
Barry Bonds, L OBP: 0.356, SLG: 0.543 (1, 7)										4	0	1	0	0	0	1	Pittsburgh Pirates @ Chicago Cubs Wrigley Field, Chicago, IL Wed Jun 15 1988, 3:33 AM CDT Att: 26,126 - Sunny - 89 F								
Jose Lind, R OBP: 0.299, SLG: 0.303 (1, 4)										3	1	0	0	1	1	3									
Andy Van Slyke, L OBP: 0.349, SLG: 0.515 (1, 8)										4	1	2	1	0	1	0									
Bobby Bonilla, S OBP: 0.388, SLG: 0.588 (1, 5)										3	1	1	1	1	0	2									
Darnell Coles, R OBP: 0.336, SLG: 0.427 (8, 1)										3	0	0	1	0	1	1									
Jim Gott, R (8, 1)										0	0	0	0	0	0	0									
Dave Rucker, L (8, 1)										0	0	0	0	0	0	0									
Sid Bream, L OBP: 0.340, SLG: 0.480 (1, 3)										4	0	2	1	0	0	0									
Michael LaValliere, L OBP: 0.382, SLG: 0.347 (1, 2)										4	0	0	0	0	0	2									
Rafael Belliard, R OBP: 0.327, SLG: 0.298 (9, PH)										2	1	0	0	1	0	0									
Mike Diaz, R OBP: 0.366, SLG: 0.278 (8, 9)										1	0	0	0	0	0	0									
Doug Drabek, R OBP: 0.147, SLG: 0.182 (1, 1)										3	0	0	0	0	2	1									
Jeff Robinson, R OBP: 0.222, SLG: 0.125 (7, 1)										0	0	0	0	0	0	0									
R.J. Reynolds, S OBP: 0.291, SLG: 0.341 (8, 9)										0	0	0	0	0	0	0									
Inning Stats	R: 0 E: 0 K: 1 S: 6	H: 0 LOB: 0 BB: 0 P: 11	R: 0 E: 0 K: 1 S: 10	H: 1 LOB: 1 BB: 0 P: 17	R: 1 E: 1 K: 2 S: 17	H: 1 LOB: 2 BB: 1 P: 29	R: 0 E: 0 K: 0 S: 5	H: 0 LOB: 0 BB: 0 P: 9	R: 0 E: 0 K: 0 S: 5	H: 0 LOB: 0 BB: 0 P: 6	R: 3 E: 0 K: 0 S: 14	H: 3 LOB: 0 BB: 1 P: 23	R: 0 E: 0 K: 1 S: 7	H: 1 LOB: 1 BB: 0 P: 8	R: 0 E: 0 K: 0 S: 7	H: 0 LOB: 0 BB: 1 P: 13	R: 0 E: 0 K: 0 S: 6	H: 0 LOB: 0 BB: 0 P: 9	1B: 4 2B: 2 3B: 0 HR: 0	SF: 1 SAC: 0 DP: 1 HBP: 0	WP: 0 PB: 0 SB: 0 CS: 1	PA: 35			
PITCHER	IP	WLS	BF	H	R	ER	SO	BB	IBB	HBP	BLK	WP	HR	S	P	ERA	WHIP								
Jeff Pico, R ERA: 3.42	5.1		23	4	4	3	4	2	0	0	0	0	0	50	84	5.06	1.125								
Frank DiPino, L ERA: 3.98	1.2		6	2	0	0	1	0	0	0	0	0	0	14	19	0.00	1.200								
Pat Perry, L ERA: 4.5	1.0	W	3	0	0	0	0	1	0	0	0	0	0	7	13	0.00	1.000								
Rich Gossage, R ERA: 3.57	1.0	S	3	0	0	0	0	0	0	0	0	0	0	6	9	0.00	0.000								

Batter	1	2	3	4	5	6	7	8	9	AB	R	H	RBI	BB	SO	LOB	BOTTOM								
Dave Martinez, L OBP: 0.288, SLG: 0.299 (1, 8)										4	0	0	0	0	0	0	Pittsburgh Pirates @ Chicago Cubs Wrigley Field, Chicago, IL Wed Jun 15 1988, 3:33 AM CDT Att: 26,126 - Sunny - 89 F								
Darrin Jackson, R OBP: 0.259, SLG: 0.418 (8, PH)										1	0	0	0	0	1	3									
Rafael Palmeiro, L OBP: 0.364, SLG: 0.480 (1, 7)										4	0	1	0	0	0	0									
Andre Dawson, R OBP: 0.335, SLG: 0.506 (1, 9)										3	1	0	0	1	0	0									
23 Ryne Sandberg, R OBP: 0.321, SLG: 0.445 (1, 4)										3	2	2	0	1	0	0									
Mark Grace, L OBP: 0.395, SLG: 0.450 (1, 3)										3	1	1	0	1	0	1									
Vance Law, R OBP: 0.367, SLG: 0.449 (1, 5)										3	2	2	2	0	0	0									
Jody Davis, R OBP: 0.348, SLG: 0.450 (1, 2)										2	0	1	0	2	0	0									
Shawon Dunston, R OBP: 0.320, SLG: 0.435 (1, 6)										3	1	2	5	0	0	1									
Jeff Pico, R ERA: 3.11, SLG: 0.111 (8, 1)										2	0	0	0	0	0	1									
Frank DiPino, L ERA: 3.92 (7, PH)										0	0	0	0	0	0	0									
Jerry Mumphrey, S OBP: 0.176, SLG: 0.162 (8, 1)										1	0	0	0	0	0	2									
Pat Perry, L (8, 1)										0	0	0	0	0	0	0									
Damon Berryhill, S OBP: 0.292, SLG: 0.325 (8, PH)										0	0	0	0	1	0	0									
Rich Gossage, R (9, 1)										0	0	0	0	0	0	0									
Inning Stats	R: 0 E: 0 K: 0 S: 5	H: 0 LOB: 0 BB: 0 P: 8	R: 0 E: 0 K: 0 S: 6	H: 0 LOB: 0 BB: 0 P: 12	R: 1 E: 0 K: 0 S: 12	H: 1 LOB: 0 BB: 0 P: 18	R: 0 E: 0 K: 0 S: 11	H: 1 LOB: 1 BB: 0 P: 17	R: 1 E: 0 K: 0 S: 13	H: 2 LOB: 0 BB: 0 P: 14	R: 0 E: 0 K: 0 S: 4	H: 0 LOB: 0 BB: 0 P: 8	R: 1 E: 0 K: 0 S: 11	H: 1 LOB: 2 BB: 2 P: 20	R: 4 E: 0 K: 1 S: 16	H: 4 LOB: 3 BB: 4 P: 38	R: 0 E: 0 K: 0 S: 6	H: 0 LOB: 0 BB: 0 P: 9	1B: 8 2B: 0 3B: 0 HR: 1	SF: 1 SAC: 1 DP: 0 HBP: 0	WP: 0 PB: 0 SB: 1 CS: 1	PA: 37			
PITCHER	IP	WLS	BF	H	R	ER	SO	BB	IBB	HBP	BLK	WP	HR	S	P	ERA	WHIP								
Doug Drabek, R ERA: 4.53	6.1		24	5	3	3	0	1	0	0	0	0	0	57	88	4.26	0.947								
Jeff Robinson, R ERA: 3.92	0.2		3	0	0	0	0	1	0	0	0	0	0	5	9	0.00	1.500								
Jim Gott, R ERA: 2.9	0.2	L	9	4	4	4	0	3	1	0	0	0	0	13	34	54.00	10.500								
Dave Rucker, L ERA:	0.1		1	0	0	0	1	0	0	0	0	0	0	3	4	0.00	0.000								

AB	31
R	4
H	6
RBI	4
BB	3
SO	5
LOB	10



AB	29
R	7
H	9
RBI	7
BB	6
SO	1
LOB	8



Batter	1	2	3	4	5	6	7	8	9	AB	R	H	RBI	BB	SO	LOB	TOP					
Tim Raines, S OBP: 0.389, SLG: 0.461 (1, 7)	0-0 1-3 1B		3-2 FC6-4 1B		2-3 K			1-1 L3 1-2		4	0	1	0	0	1	1						
Casey Candaele, S OBP: 0.240, SLG: 0.241 (1, 4)	0-2 6-3		1-1 L6			1-0 F7			0-0 1B	4	0	1	0	0	0	1						
Andres Calarraga, R OBP: 0.369, SLG: 0.665 (1, 3)	1-3 K		3-0 FC6-4 1-2			1-3 K			2-3 K	4	0	0	0	0	3	2						
Hubie Brooks, R OBP: 0.314, SLG: 0.417 (1, 9)		1-2 1B	2-2 4-3			0-0 6-3			0-0 L9	4	0	1	0	0	0	2						
Tim Wallach, R OBP: 0.302, SLG: 0.389 (1, 5)		2-2 F8		2-2 5-3			0-0 F7		0-0 F9	4	0	0	0	0	0	2						
Mitch Webster, S OBP: 0.372, SLG: 0.325 (1, 8)		0-0 1B	1-3 S	2-2 4-3			0-0 4-3			3	0	1	0	0	0	0						
Jeff Reed, L OBP: 0.298, SLG: 0.288 (1, 2)		4-0 1B	1-2 FC6-4 IBB	0-0 G1			2-2 F8			2	0	0	0	1	0	0						
Luis Rivera, R OBP: 0.244, SLG: 0.290 (1, 6)		0-3 K		1-0 4-3				1-0 B3-1		3	0	0	0	0	1	3						
John Dopson, L OBP: 0.176, SLG: 0.125 Wallace Johnson, S (8, PH) OBP: 0.355, SLG: 0.345 Jeff Parrett, R (8, 1)	0-0 FC6-4 1-2		0-0 1-3		0-0 1-3			0-0 L3 1B		2	0	0	0	0	0	3						
Inning Stats	R: 0 E: 0 K: 1 S: 8	H: 0 LOB: 0 BB: 0 P: 9	R: 0 E: 0 K: 1 S: 14	H: 2 LOB: 3 BB: 1 P: 21	R: 0 E: 0 K: 0 S: 14	H: 1 LOB: 1 BB: 0 P: 23	R: 0 E: 0 K: 0 S: 7	H: 0 LOB: 0 BB: 0 P: 11	R: 0 E: 0 K: 1 S: 6	H: 0 LOB: 0 BB: 0 P: 9	R: 0 E: 0 K: 0 S: 5	H: 0 LOB: 0 BB: 0 P: 7	R: 0 E: 0 K: 0 S: 5	H: 0 LOB: 0 BB: 0 P: 7	R: 0 E: 0 K: 0 S: 4	H: 1 LOB: 0 BB: 0 P: 6	R: 0 E: 0 K: 1 S: 6	H: 1 LOB: 1 BB: 0 P: 8	1B: 5 2B: 1 3B: 0 HR: 0	SF: 0 SAC: 0 DP: 1 HBP: 0	WP: 0 PB: 0 SB: 1 CS: 0	PA: 32
PITCHER Greg Maddux, R ERA: 2.22 (1, 1)	IP: 9.0 WLS: W BF: 32 H: 5 R: 0 ER: 0 SO: 5 BB: 0 IBB: 1 HBP: 0 BLK: 0 WP: 0 HR: 0 S: 69 P: 101 ERA: 0.00 WHIP: 0.556											PITCHER	IP: 9.0 WLS: W BF: 32 H: 5 R: 0 ER: 0 SO: 5 BB: 0 IBB: 1 HBP: 0 BLK: 0 WP: 0 HR: 0 S: 69 P: 101 ERA: 0.00 WHIP: 0.556									

Montreal Expos @ Chicago Cubs
Wrigley Field, Chicago, IL
Sat Jun 18 1988, 3:33 AM CDT
Att: 33,197 - Sunny - 79 F

AB	31
R	0
H	5
RBI	0
BB	1
SO	5
LOB	14



Batter	1	2	3	4	5	6	7	8	9	AB	R	H	RBI	BB	SO	LOB	BOTTOM					
Shawon Dunston, R OBP: 0.316, SLG: 0.432 (1, 6)	0-3 K		0-0 F4		1-0 F8			0-0 1B 2B		4	1	1	0	0	1	1						
Rafael Palmeiro, L OBP: 0.359, SLG: 0.475 (1, 7)	1-3 K		2-2 PB 2B		3-3 K 1-2			1-0 F7		4	1	1	0	0	2	2						
Andre Dawson, R OBP: 0.335, SLG: 0.504 (1, 9)	0-1 6-3		0-1 2B			2-3 K		2-2 2H 1B		4	0	2	2	0	1	0						
23 Ryne Sandberg, R OBP: 0.323, SLG: 0.440 (1, 4)		4-2 1B BB	1-2 F8			0-1 F8		1-0 F8		3	1	0	0	1	0	2						
Mark Grace, L OBP: 0.397, SLG: 0.442 (1, 3)		0-0 L6-4 1B		1-2 4-3			3-1 F8			3	0	1	0	0	0	0						
Vance Law, R OBP: 0.373, SLG: 0.450 (1, 5)		0-1 1B		0-0 4-3			0-0 F8			3	0	1	1	0	0	0						
Jody Davis, R OBP: 0.341, SLG: 0.441 (1, 2)		3-H F8		2-3 K			0-0 5-3			3	0	0	0	0	1	2						
Darrin Jackson, R OBP: 0.276, SLG: 0.417 (1, 8)		0-1 L6-4			1-3 K		2-2 F9			3	0	0	0	0	1	2						
Greg Maddux, R OBP: 0.163, SLG: 0.204 (1, 1)			0-1 5-3		0-0 S 1B			0-1 F8		3	0	1	0	0	0	0						
Inning Stats	R: 0 E: 0 K: 2 S: 8	H: 0 LOB: 0 BB: 0 P: 9	R: 1 E: 0 K: 0 S: 9	H: 2 LOB: 1 BB: 1 P: 14	R: 1 E: 0 K: 0 S: 11	H: 2 LOB: 1 BB: 0 P: 14	R: 0 E: 0 K: 1 S: 7	H: 0 LOB: 0 BB: 0 P: 10	R: 0 E: 0 K: 2 S: 10	H: 1 LOB: 1 BB: 0 P: 15	R: 0 E: 0 K: 1 S: 7	H: 0 LOB: 0 BB: 0 P: 12	R: 0 E: 0 K: 0 S: 5	H: 0 LOB: 0 BB: 0 P: 7	R: 1 E: 0 K: 0 S: 10	H: 2 LOB: 1 BB: 0 P: 14	R: 0 E: 0 K: 0 S: 10	H: 2 LOB: 1 BB: 0 P: 14	1B: 4 2B: 4 3B: 0 HR: 0	SF: 0 SAC: 0 DP: 1 HBP: 0	WP: 0 PB: 1 SB: 1 CS: 0	PA: 31
PITCHER John Dopson, R ERA: 3.1 Jeff Parrett, R ERA: 1.85 (8, 1)	IP: 7.0 WLS: L BF: 26 H: 5 R: 2 ER: 2 SO: 6 BB: 1 IBB: 0 HBP: 0 BLK: 0 WP: 0 HR: 0 S: 57 P: 81 ERA: 2.57 WHIP: 0.857											PITCHER	IP: 1.0 WLS: 5 BF: 5 H: 2 R: 1 ER: 1 SO: 0 BB: 0 IBB: 0 HBP: 0 BLK: 0 WP: 0 HR: 0 S: 10 P: 14 ERA: 9.00 WHIP: 2.000									

Montreal Expos @ Chicago Cubs
Wrigley Field, Chicago, IL
Sat Jun 18 1988, 3:33 AM CDT
Att: 33,197 - Sunny - 79 F

AB	30
R	3
H	7
RBI	3
BB	1
SO	6
LOB	9



Batter	1	2	3	4	5	6	7	8	9	AB	R	H	RBI	BB	SO	LOB	TOP								
Tim Raines, S (1, 7) <small>OBP: 0.384, SLG: 0.454</small> Joe Hesketh, R (7, 1) Bob McClure, R (8, 1)	L9		F8		7-3-4		F7			4	0	0	0	0	0	4									
Casey Candaele, S (1, 4) <small>OBP: 0.234, SLG: 0.235</small> Wallace Johnson, S (8, PH) <small>OBP: 0.344, SLG: 0.333</small>	K		3-1		6-3		K			3	0	0	0	0	1	10									
Andres Galarraga, R (1, 3) <small>OBP: 0.367, SLG: 0.660</small>	1B		4-3		K		6-3			4	0	1	0	0	1	10									
Hubie Brooks, R (1, 9) <small>OBP: 0.313, SLG: 0.412</small>	K		6-3		6-3		L7			3	0	0	0	1	1	1									
Tim Wallach, R (1, 5) <small>OBP: 0.297, SLG: 0.382</small>	K		F4		L7		6-3			4	0	0	0	0	1	1									
Herm Winningham, L (1, 8) <small>OBP: 0.349, SLG: 0.307</small>	1B		K		L3-6		K			3	1	1	0	1	2	0									
Jeff Reed, L (1, 2) <small>OBP: 0.293, SLG: 0.283</small> Neal Heaton, L (5, 1) <small>OBP: 0.167, SLG: 0.167</small> Mitch Webster, S (7, PH) <small>OBP: 0.373, SLG: 0.323</small>	F7		L9		L3-6		HR			2	0	0	0	0	0	1									
Luis Rivera, R (1, 6) <small>OBP: 0.261, SLG: 0.321</small>	1B		1B		1B		BB			3	1	3	3	1	0	0									
Dennis Martinez, R (1, 1) <small>OBP: 0.286, SLG: 0.294</small> Tim Burke, R (4, 1) Dave Engle, R (5, PH) <small>OBP: 0.342, SLG: 0.333</small>	4-3		1B		1B		BB			1	0	0	0	0	0	1									
Inning Stats	R: 0 E: 0 K: 13 S: 13	H: 1 LOB: 1 BB: 0 P: 18	R: 1 E: 0 K: 13 S: 13	H: 2 LOB: 1 BB: 0 P: 20	R: 0 E: 0 K: 0 S: 5	H: 0 LOB: 0 BB: 0 P: 11	R: 0 E: 0 K: 1 S: 13	H: 0 LOB: 0 BB: 0 P: 16	R: 0 E: 0 K: 0 S: 11	H: 2 LOB: 1 BB: 0 P: 19	R: 0 E: 0 K: 1 S: 6	H: 0 LOB: 1 BB: 1 P: 13	R: 0 E: 0 K: 0 S: 13	H: 0 LOB: 2 BB: 3 P: 29	R: 0 E: 0 K: 1 S: 6	H: 0 LOB: 0 BB: 1 P: 11	R: 2 E: 0 K: 1 S: 11	H: 1 LOB: 0 BB: 1 P: 21	1B: 5 2B: 2 3B: 0 HR: 1	SF: 0 SAC: 0 DP: 2 HBP: 0	WP: 0 PB: 1 SB: 1 CS: 0	PA: 36			
PITCHER	IP WLS BF H R ER SO BB IBB HBP BLK WP HR S P ERA WHIP	IP WLS BF H R ER SO BB IBB HBP BLK WP HR S P ERA WHIP	IP WLS BF H R ER SO BB IBB HBP BLK WP HR S P ERA WHIP	IP WLS BF H R ER SO BB IBB HBP BLK WP HR S P ERA WHIP	IP WLS BF H R ER SO BB IBB HBP BLK WP HR S P ERA WHIP	IP WLS BF H R ER SO BB IBB HBP BLK WP HR S P ERA WHIP	IP WLS BF H R ER SO BB IBB HBP BLK WP HR S P ERA WHIP	IP WLS BF H R ER SO BB IBB HBP BLK WP HR S P ERA WHIP	IP WLS BF H R ER SO BB IBB HBP BLK WP HR S P ERA WHIP	IP WLS BF H R ER SO BB IBB HBP BLK WP HR S P ERA WHIP	IP WLS BF H R ER SO BB IBB HBP BLK WP HR S P ERA WHIP	IP WLS BF H R ER SO BB IBB HBP BLK WP HR S P ERA WHIP	IP WLS BF H R ER SO BB IBB HBP BLK WP HR S P ERA WHIP	IP WLS BF H R ER SO BB IBB HBP BLK WP HR S P ERA WHIP	IP WLS BF H R ER SO BB IBB HBP BLK WP HR S P ERA WHIP	IP WLS BF H R ER SO BB IBB HBP BLK WP HR S P ERA WHIP	IP WLS BF H R ER SO BB IBB HBP BLK WP HR S P ERA WHIP	IP WLS BF H R ER SO BB IBB HBP BLK WP HR S P ERA WHIP	IP WLS BF H R ER SO BB IBB HBP BLK WP HR S P ERA WHIP	IP WLS BF H R ER SO BB IBB HBP BLK WP HR S P ERA WHIP	IP WLS BF H R ER SO BB IBB HBP BLK WP HR S P ERA WHIP	IP WLS BF H R ER SO BB IBB HBP BLK WP HR S P ERA WHIP	IP WLS BF H R ER SO BB IBB HBP BLK WP HR S P ERA WHIP	IP WLS BF H R ER SO BB IBB HBP BLK WP HR S P ERA WHIP	IP WLS BF H R ER SO BB IBB HBP BLK WP HR S P ERA WHIP

Montreal Expos @ Chicago Cubs
 Wrigley Field, Chicago, IL
 Sun Jun 19 1988, 3:33 AM CDT
 Att: 32,300 - Sunny - 92 F

AB	31
R	3
H	6
RBI	3
BB	5
SO	7
LOB	9



Batter	1	2	3	4	5	6	7	8	9	AB	R	H	RBI	BB	SO	LOB	BOTTOM								
Shawon Dunston, R (1, 6) <small>OBP: 0.315, SLG: 0.429</small> Angel Salazar, R (8, 6) <small>OBP: 0.316, SLG: 0.389</small>	4-3		1-3		1-3		3B			4	1	1	0	0	0	1									
Rafael Palmeiro, L (1, 7) <small>OBP: 0.364, SLG: 0.477</small>	2B		HR		1B		F7			5	2	3	1	0	0	2									
Andre Dawson, R (1, 9) <small>OBP: 0.340, SLG: 0.531</small> Dave Martinez, L (6, PR) <small>OBP: 0.288, SLG: 0.299</small>	2B		HR		L7		3B			4	2	3	3	0	0	1									
23 Ryne Sandberg, R (1, 4) <small>OBP: 0.325, SLG: 0.453</small>	1B		F8		HR		F9			4	1	2	2	0	0	1									
Mark Grace, L (1, 3) <small>OBP: 0.388, SLG: 0.431</small>	F7		4-3		4-3		K			4	0	0	0	0	1	1									
Vance Law, R (1, 5) <small>OBP: 0.378, SLG: 0.455</small>	F8		3B		1B		1B			4	1	3	0	0	0	1									
Jody Davis, R (1, 2) <small>OBP: 0.333, SLG: 0.429</small>	5-3		K		K		F9			4	0	0	0	0	2	3									
Darrin Jackson, R (1, 8) <small>OBP: 0.286, SLG: 0.455</small>	5-3		1B		F4		PO			4	1	2	1	0	0	1									
Calvin Schiraldi, R (1, 1) <small>OBP: 0.091, SLG: 0.048</small> Les Lancaster, R (7, 1) <small>ERA: 3.96</small> Frank DiPino, L (8, 1) <small>ERA: 6.32</small>	6-3		1B		1B		6-3			3	1	1	1	0	0	0									
Inning Stats	R: 2 E: 0 K: 0 S: 13	H: 3 LOB: 1 BB: 0 P: 19	R: 0 E: 0 K: 0 S: 8	H: 0 LOB: 0 BB: 0 P: 12	R: 2 E: 0 K: 0 S: 10	H: 2 LOB: 0 BB: 0 P: 15	R: 3 E: 0 K: 1 S: 13	H: 4 LOB: 1 BB: 0 P: 18	R: 1 E: 0 K: 0 S: 16	H: 2 LOB: 1 BB: 0 P: 21	R: 1 E: 0 K: 0 S: 6	H: 2 LOB: 1 BB: 0 P: 9	R: 0 E: 0 K: 1 S: 5	H: 1 LOB: 0 BB: 0 P: 8	R: 0 E: 0 K: 1 S: 9	H: 1 LOB: 1 BB: 0 P: 10	R: 0 E: 0 K: 1 S: 9	H: 1 LOB: 0 BB: 0 P: 10	1B: 9 2B: 2 3B: 2 HR: 2	SF: 0 SAC: 0 DP: 0 HBP: 0	WP: 1 PB: 0 SB: 1 CS: 0	PA: 39			
PITCHER	IP WLS BF H R ER SO BB IBB HBP BLK WP HR S P ERA WHIP	IP WLS BF H R ER SO BB IBB HBP BLK WP HR S P ERA WHIP	IP WLS BF H R ER SO BB IBB HBP BLK WP HR S P ERA WHIP	IP WLS BF H R ER SO BB IBB HBP BLK WP HR S P ERA WHIP	IP WLS BF H R ER SO BB IBB HBP BLK WP HR S P ERA WHIP	IP WLS BF H R ER SO BB IBB HBP BLK WP HR S P ERA WHIP	IP WLS BF H R ER SO BB IBB HBP BLK WP HR S P ERA WHIP	IP WLS BF H R ER SO BB IBB HBP BLK WP HR S P ERA WHIP	IP WLS BF H R ER SO BB IBB HBP BLK WP HR S P ERA WHIP	IP WLS BF H R ER SO BB IBB HBP BLK WP HR S P ERA WHIP	IP WLS BF H R ER SO BB IBB HBP BLK WP HR S P ERA WHIP	IP WLS BF H R ER SO BB IBB HBP BLK WP HR S P ERA WHIP	IP WLS BF H R ER SO BB IBB HBP BLK WP HR S P ERA WHIP	IP WLS BF H R ER SO BB IBB HBP BLK WP HR S P ERA WHIP	IP WLS BF H R ER SO BB IBB HBP BLK WP HR S P ERA WHIP	IP WLS BF H R ER SO BB IBB HBP BLK WP HR S P ERA WHIP	IP WLS BF H R ER SO BB IBB HBP BLK WP HR S P ERA WHIP	IP WLS BF H R ER SO BB IBB HBP BLK WP HR S P ERA WHIP	IP WLS BF H R ER SO BB IBB HBP BLK WP HR S P ERA WHIP	IP WLS BF H R ER SO BB IBB HBP BLK WP HR S P ERA WHIP	IP WLS BF H R ER SO BB IBB HBP BLK WP HR S P ERA WHIP	IP WLS BF H R ER SO BB IBB HBP BLK WP HR S P ERA WHIP	IP WLS BF H R ER SO BB IBB HBP BLK WP HR S P ERA WHIP	IP WLS BF H R ER SO BB IBB HBP BLK WP HR S P ERA WHIP	IP WLS BF H R ER SO BB IBB HBP BLK WP HR S P ERA WHIP

Montreal Expos @ Chicago Cubs
 Wrigley Field, Chicago, IL
 Sun Jun 19 1988, 3:33 AM CDT
 Att: 32,300 - Sunny - 92 F

AB	38
R	9
H	15
RBI	8
BB	0
SO	4
LOB	13



Batter	1	2	3	4	5	6	7	8	9	AB	R	H	RBI	BB	SO	LOB	TOP										
Shawn Dunston, R OBP: 0.317, SLG: 0.440	6-3		G6-3	F2				HR		5	2	3	0	0	3		Chicago Cubs @ Philadelphia Phillies Veterans Stadium, Philadelphia, PA Mon Jun 20 1988, 7:05 PM EDT Att: 26,616 - Unknown - 88 F										
Rafael Palmeiro, L OBP: 0.384, SLG: 0.476	K		FC6-4	1B		4-3		F8		5	0	2	0	0	1	0											
Andre Dawson, R OBP: 0.341, SLG: 0.528	E5		FC6-4	1B				K		5	0	2	2	0	1	1											
23 Ryne Sandberg, R OBP: 0.323, SLG: 0.446	F8			1B		F8		L4-3		4	1	0	0	1	1	4											
Vance Law, R OBP: 0.379, SLG: 0.452		K		L7						4	0	1	0	1	2	2											
Jody Davis, R OBP: 0.341, SLG: 0.430	K		FC5-4	1B		BB		G5-4-3		4	1	2	0	1	1	1											
Manny Trillo, R OBP: 0.278, SLG: 0.284				BB		1B		1B		2	0	2	1	1	0	0											
Mark Grace, L OBP: 0.383, SLG: 0.426			FC5-4	1B		BB		F9		2	0	0	0	0	0	2											
Darrin Jackson, R OBP: 0.284, SLG: 0.446	F8		FC5-4	BB		1B		G5-4-3		4	1	1	1	0	0	5											
Jamie Moyer, L OBP: 0.161, SLG: 0.107				BB		FC2-5		HR		3	2	1	0	1	1	2											
Les Lancaster, R				BB		1B		2B		0	0	0	0	0	0	0											
Inning Stats	R: 0 E: 1 K: 1 S: 11	H: 0 LOB: 1 BB: 0 P: 15	R: 0 E: 0 K: 2 S: 11	H: 1 LOB: 1 BB: 0 P: 16	R: 0 E: 0 K: 1 S: 10	H: 1 LOB: 3 BB: 0 P: 15	R: 1 E: 0 K: 0 S: 11	H: 1 LOB: 3 BB: 3 P: 25	R: 0 E: 0 K: 1 S: 10	H: 1 LOB: 1 BB: 0 P: 13	R: 0 E: 0 K: 0 S: 16	H: 5 LOB: 1 BB: 1 P: 26	R: 0 E: 0 K: 0 S: 9	H: 1 LOB: 1 BB: 1 P: 13	R: 2 E: 0 K: 2 S: 11	H: 2 LOB: 0 BB: 0 P: 15	R: 0 E: 0 K: 0 S: 7	H: 1 LOB: 0 BB: 0 P: 9	1B: 11 2B: 2 3B: 0 HR: 1	SF: 0 SAC: 0 DP: 3 HBP: 0	WP: 0 PB: 0 SB: 1 CS: 0	PA: 43					
PITCHER	IP	WLS	BF	H	R	ER	SO	BB	IBB	HBP	BLK	WP	HR	S	P	ERA	WHIP										
Bruce Ruffin, L ERA: 4.09	5.1	L	29	8	5	5	5	4	0	0	0	0	0	65	104	8.44	2.250										
Greg Harris, R ERA: 2.59	2.2		11	4	2	2	2	1	0	0	0	0	1	24	34	6.75	1.875										
Brad Moore, R ERA:	1.0		3	1	0	0	0	0	0	0	0	0	0	7	9	0.00	1.000										

Batter	1	2	3	4	5	6	7	8	9	AB	R	H	RBI	BB	SO	LOB	BOTTOM										
Juan Samuel, R OBP: 0.300, SLG: 0.389	K		F8					F7		4	0	0	0	0	2	1	Chicago Cubs @ Philadelphia Phillies Veterans Stadium, Philadelphia, PA Mon Jun 20 1988, 7:05 PM EDT Att: 26,616 - Unknown - 88 F										
Bob Dernier, R OBP: 0.356, SLG: 0.302	K		6-3			L7		FC4		4	0	0	0	0	1	1											
Mike Schmidt, R OBP: 0.320, SLG: 0.357	HR		HBP			L8		F9		3	1	1	0	0	0	0											
Lance Parrish, R OBP: 0.321, SLG: 0.448	HR		L6			K		K		4	1	1	2	0	2	1											
Chris James, R OBP: 0.304, SLG: 0.450	1B					5-3		6-3		4	0	1	0	0	0	0											
Phil Bradley, R OBP: 0.341, SLG: 0.331	F8					5-3		F7		3	0	0	0	0	0	1											
Von Hayes, L OBP: 0.339, SLG: 0.405		G6-3				4-3		K		3	0	0	0	0	1	0											
Luis Aguayo, R OBP: 0.321, SLG: 0.373		K				F8		P4		3	0	0	0	0	1	0											
Bruce Ruffin, S OBP: 0.161, SLG: 0.133										2	0	0	0	0	2	0											
Greg Harris, S OBP: 0.500, SLG: 0.500										0	0	0	0	0	0	0											
Keith Miller, S OBP: 0.231, SLG: 0.250								FC4		1	0	1	0	0	0	0											
Brad Moore, R								1B		0	0	0	0	0	0	0											
Inning Stats	R: 2 E: 0 K: 2 S: 15	H: 3 LOB: 1 BB: 0 P: 23	R: 0 E: 0 K: 2 S: 11	H: 0 LOB: 0 BB: 0 P: 18	R: 0 E: 0 K: 0 S: 8	H: 0 LOB: 1 BB: 0 P: 10	R: 0 E: 0 K: 0 S: 8	H: 0 LOB: 0 BB: 0 P: 11	R: 0 E: 0 K: 1 S: 12	H: 0 LOB: 0 BB: 0 P: 15	R: 0 E: 0 K: 1 S: 8	H: 0 LOB: 0 BB: 0 P: 15	R: 0 E: 0 K: 1 S: 6	H: 0 LOB: 0 BB: 0 P: 8	R: 0 E: 0 K: 0 S: 5	H: 1 LOB: 1 BB: 0 P: 11	R: 0 E: 0 K: 1 S: 18	H: 0 LOB: 0 BB: 0 P: 25	1B: 3 2B: 0 3B: 0 HR: 1	SF: 0 SAC: 0 DP: 0 HBP: 1	WP: 0 PB: 0 SB: 0 CS: 0	PA: 32					
PITCHER	IP	WLS	BF	H	R	ER	SO	BB	IBB	HBP	BLK	WP	HR	S	P	ERA	WHIP										
Jamie Moyer, L ERA: 3.35	8.0	W	29	4	2	2	8	0	0	1	0	0	0	73	111	2.25	0.500										
Les Lancaster, R ERA: 3.09	1.0		3	0	0	0	1	0	0	0	0	0	0	18	25	0.00	0.000										

Batter	1	2	3	4	5	6	7	8	9	AB	R	H	RBI	BB	SO	LOB	TOP										
Shawon Dunston, R OBP: 0.315, SLG: 0.438	G3		4-3			5-3-5 1B		5-3		4	0	1	0	0	0	1	Chicago Cubs @ Philadelphia Phillies Veterans Stadium, Philadelphia, PA Wed Jun 22 1988, 3:33 AM EDT Att: 27,322 - Sunny - 102 F										
Rafael Palmeiro, L OBP: 0.365, SLG: 0.475	HR 2B		F8			5-3-5 1-3F		4-3	4	1	1	0	0	0	1												
Mark Grace, L OBP: 0.372, SLG: 0.429	HR 2H			K		4-3		6-3	4	1	1	2	0	1	0												
23 Ryne Sandberg, R OBP: 0.324, SLG: 0.448	4-3				1-5-3 1B		K	1B 2B	4	1	2	0	0	1	0												
Vance Law, R OBP: 0.379, SLG: 0.447	3-1			1-5-3 1-2		K	K	2H 1B	4	0	1	1	0	1	1												
Jody Davis, R OBP: 0.341, SLG: 0.429 Pat Perry, L Andre Dawson, R OBP: 0.339, SLG: 0.522	G6-4-3 1B			L5		K		F8	3	0	1	0	0	1	1												
Dave Martinez, L OBP: 0.283, SLG: 0.294	G6-4-3 1-2F			L7				F7	3	0	0	0	0	0	1												
Darrin Jackson, R OBP: 0.277, SLG: 0.429	L5			5-3				F8	3	0	0	0	0	0	0												
Rick Sutcliffe, L OBP: 0.188, SLG: 0.133 Damon Berryhill, S OBP: 0.299, SLG: 0.389	5-3			K				1B	2	0	0	0	0	1	0												
									1	0	1	0	0	0	0												
Inning Stats	R: 2 E: 0 K: 0 S: 10	H: 2 LOB: 0 BB: 0 P: 16	R: 0 E: 0 K: 0 S: 5	H: 1 LOB: 0 BB: 0 P: 8	R: 0 E: 0 K: 0 S: 9	H: 0 LOB: 0 BB: 0 P: 16	R: 0 E: 0 K: 1 S: 8	H: 1 LOB: 1 BB: 0 P: 15	R: 0 E: 0 K: 1 S: 8	H: 0 LOB: 0 BB: 0 P: 13	R: 0 E: 0 K: 0 S: 6	H: 1 LOB: 0 BB: 0 P: 7	R: 0 E: 0 K: 3 S: 9	H: 0 LOB: 0 BB: 0 P: 13	R: 0 E: 0 K: 0 S: 11	H: 1 LOB: 1 BB: 0 P: 16	R: 1 E: 0 K: 0 S: 8	H: 2 LOB: 1 BB: 0 P: 11	1B: 5 2B: 3 3B: 0 HR: 1	SF: 0 SAC: 0 DP: 2 HBP: 0	WP: 0 PB: 0 SB: 0 CS: 0	PA: 33					
PITCHER	IP	WLS	BF	H	R	ER	SO	BB	IBB	HBP	BLK	WP	HR	S	P	ERA	WHIP										
Mike Maddux, R ERA: 1.65	3.2		14	4	2	2	1	0	0	0	0	0	1	31	53	4.91	1.091										
Todd Frothing, R ERA: 6.3	1.1	W	4	0	0	0	1	0	0	0	0	0	0	9	15	0.00	0.000										
Greg Harris, R ERA: 2.48	3.0		10	2	0	0	3	0	0	0	0	0	0	26	36	0.00	0.667										
Bruce Ruffin, L ERA: 4.16	0.2	S	3	1	1	1	0	0	0	0	0	0	0	4	5	13.50	1.500										
Steve Bedrosian, R ERA: 3.33	0.1	S	2	1	0	0	0	0	0	0	0	0	0	4	6	0.00	3.000										

AB	33
R	3
H	8
RBI	3
BB	0
SO	5
LOB	6



Batter	1	2	3	4	5	6	7	8	9	AB	R	H	RBI	BB	SO	LOB	BOTTOM										
Juan Samuel, R OBP: 0.301, SLG: 0.389	1-3		K		L9		K			4	0	0	0	2	0	Chicago Cubs @ Philadelphia Phillies Veterans Stadium, Philadelphia, PA Wed Jun 22 1988, 3:33 AM EDT Att: 27,322 - Sunny - 102 F											
Milt Thompson, L OBP: 0.338, SLG: 0.314	2B 6-3 1B		F6		F8			F5	4	1	1	0	0	0	0												
Von Hayes, L OBP: 0.350, SLG: 0.420 Steve Bedrosian, R	CS 1-3 2B			1B 1B		2B 1B		F7	4	2	3	0	0	0	0												
Mike Schmidt, R OBP: 0.327, SLG: 0.366	6-3			G6-4-3 1B 1B		4-3 SF9 2B		F9	4	2	2	2	0	0	1												
Chris James, R OBP: 0.306, SLG: 0.456	CS 2-3			1-2 G6-4-3 1B		4-3 2-3			3	0	2	1	0	0	1												
Phil Bradley, R OBP: 0.332, SLG: 0.322	4-3			G6-4-3 1-2F 2-3		SF9			2	0	0	1	0	0	3												
Darren Daulton, L OBP: 0.286, SLG: 0.260	F7			2-1 3H 1B		L7			3	0	1	1	0	0	1												
Steve Jeltz, S OBP: 0.356, SLG: 0.324	K			3H 0-2 6-3				L6	3	0	0	0	0	1	2												
Mike Maddux, L Todd Frothing, R Bob Demier, R Greg Harris, R Bruce Ruffin, S Greg Gross, L	K2-3				2-3 K			5-3	1	0	0	0	0	1	0												
									0	0	0	0	0	0	0												
Inning Stats	R: 1 E: 0 K: 0 S: 5	H: 2 LOB: 0 BB: 0 P: 11	R: 0 E: 0 K: 1 S: 20	H: 1 LOB: 1 BB: 0 P: 26	R: 0 E: 0 K: 2 S: 7	H: 0 LOB: 0 BB: 0 P: 11	R: 2 E: 0 K: 0 S: 16	H: 4 LOB: 1 BB: 0 P: 23	R: 0 E: 0 K: 1 S: 8	H: 0 LOB: 0 BB: 0 P: 12	R: 2 E: 0 K: 0 S: 13	H: 2 LOB: 0 BB: 0 P: 18	R: 0 E: 0 K: 1 S: 10	H: 0 LOB: 0 BB: 0 P: 13	R: 0 E: 0 K: 0 S: 6	H: 0 LOB: 0 BB: 0 P: 8	R: 0 E: 0 K: 0 S: 6	H: 0 LOB: 0 BB: 0 P: 8	1B: 6 2B: 3 3B: 0 HR: 0	SF: 1 SAC: 0 DP: 1 HBP: 0	WP: 0 PB: 0 SB: 0 CS: 1	PA: 32					
PITCHER	IP	WLS	BF	H	R	ER	SO	BB	IBB	HBP	BLK	WP	HR	S	P	ERA	WHIP										
Rick Sutcliffe, R ERA: 4.76	6.0	L	25	9	5	5	4	0	0	0	0	0	0	69	101	7.50	1.500										
Pat Perry, L ERA: 3.97	2.0		6	0	0	0	1	0	0	0	0	0	0	16	21	0.00	0.000										

AB	30
R	5
H	9
RBI	5
BB	0
SO	5
LOB	8



Batter	1	2	3	4	5	6	7	8	9	AB	R	H	RBI	BB	SO	LOB	TOP				
Mookie Wilson, S (1, 8) OBP: 0.308, SLG: 0.369	0-1 1B SF7 1B		1-2 F9		1-1 CS 1-3 1B		2-0 SH1-3 1B		0-2 6-3	5	1	3	0	0	0	0					
Tim Lincecum, R (1, 4) OBP: 0.372, SLG: 0.366	3-2 FC4-6 1B		3-2 1-3		1-2 1-3		0-1 SH1-3		1-1	4	0	2	0	0	0	1					
Dave Magadan, L (1, 3) (8, 5)	1-0 SF7		2-2 WP 1B		2-1 F7		0-0 1-3		3-2 G3	4	0	1	1	0	0	3					
Darryl Strawberry, L (1, 9) OBP: 0.399, SLG: 0.591	2-1 FC4-6		3-1 L9		0-1 S 1B		4-0 FC5-4 IBB			3	1	1	0	1	0	2					
Kevin McReynolds, R (1, 7) OBP: 0.323, SLG: 0.420	2-2 5-3		3-1		0-1 F8		0-0 FC5-4			4	0	1	0	0	0	4					
Gary Carter, R (1, 2) OBP: 0.332, SLG: 0.424		0-2 1B		0-0 5-3		3-1 E7 1B		0-1 F9		4	0	2	1	0	0	1					
Howard Johnson, S (1, 5) (8, 6)		1-3 K		3-3 K		1-3 K		1-0 F5		4	0	0	0	0	3	3					
Kevin Elster, R (1, 6) OBP: 0.265, SLG: 0.287		0-0 F7		4-0		4-0		0-0 F8		2	0	0	0	2	0	1					
Rick Aguilera, R (8, 1) OBP: 0.500, SLG: 0.500										0	0	0	0	0	0	0					
Randy Myers, L (8, 1)										0	0	0	0	0	0	0					
Bob Ojeda, L (1, 1) OBP: 0.219, SLG: 0.250		1-3 K		0-3 K		0-3 K			0-0 3-1	3	0	0	0	0	3	5					
Lee Mazzilli, S (8, 3) OBP: 0.246, SLG: 0.220										1	0	0	0	0	0	0					
Inning Stats	R: 1 E: 0 K: 0 S: 11	H: 2 LOB: 1 BB: 0 P: 19	R: 0 E: 0 K: 2 S: 10	H: 1 LOB: 1 BB: 0 P: 12	R: 0 E: 0 K: 0 S: 11	H: 1 LOB: 1 BB: 0 P: 20	R: 0 E: 0 K: 2 S: 9	H: 1 LOB: 2 BB: 1 P: 19	R: 0 E: 0 K: 0 S: 7	H: 1 LOB: 0 BB: 0 P: 11	R: 1 E: 1 K: 2 S: 12	H: 2 LOB: 2 BB: 1 P: 20	R: 0 E: 0 K: 0 S: 5	H: 0 LOB: 0 BB: 0 P: 5	R: 0 E: 0 K: 0 S: 10	H: 1 LOB: 1 BB: 0 P: 14	1B: 9 2B: 0 3B: 1 HR: 0	SF: 1 SAC: 1 DP: 0 HBP: 0	WP: 1 PB: 0 SB: 1 CS: 1	PA: 39	
PITCHER	IP WLS BF H R ER SO BB IBB HBP BLK WP HR S P ERA WHIP	IP WLS BF H R ER SO BB IBB HBP BLK WP HR S P ERA WHIP	IP WLS BF H R ER SO BB IBB HBP BLK WP HR S P ERA WHIP	IP WLS BF H R ER SO BB IBB HBP BLK WP HR S P ERA WHIP	IP WLS BF H R ER SO BB IBB HBP BLK WP HR S P ERA WHIP	IP WLS BF H R ER SO BB IBB HBP BLK WP HR S P ERA WHIP	IP WLS BF H R ER SO BB IBB HBP BLK WP HR S P ERA WHIP	IP WLS BF H R ER SO BB IBB HBP BLK WP HR S P ERA WHIP	IP WLS BF H R ER SO BB IBB HBP BLK WP HR S P ERA WHIP	IP WLS BF H R ER SO BB IBB HBP BLK WP HR S P ERA WHIP	IP WLS BF H R ER SO BB IBB HBP BLK WP HR S P ERA WHIP	IP WLS BF H R ER SO BB IBB HBP BLK WP HR S P ERA WHIP	IP WLS BF H R ER SO BB IBB HBP BLK WP HR S P ERA WHIP	IP WLS BF H R ER SO BB IBB HBP BLK WP HR S P ERA WHIP	IP WLS BF H R ER SO BB IBB HBP BLK WP HR S P ERA WHIP	IP WLS BF H R ER SO BB IBB HBP BLK WP HR S P ERA WHIP	IP WLS BF H R ER SO BB IBB HBP BLK WP HR S P ERA WHIP	IP WLS BF H R ER SO BB IBB HBP BLK WP HR S P ERA WHIP	IP WLS BF H R ER SO BB IBB HBP BLK WP HR S P ERA WHIP	IP WLS BF H R ER SO BB IBB HBP BLK WP HR S P ERA WHIP	IP WLS BF H R ER SO BB IBB HBP BLK WP HR S P ERA WHIP

New York Mets @ Chicago Cubs
Wrigley Field, Chicago, IL
Sat Jun 25 1988, 3:33 AM CDT
Att: 35,828 - Sunny - 103 F

AB	34
R	2
H	10
RBI	2
BB	3
SO	6
LOB	20



Batter	1	2	3	4	5	6	7	8	9	AB	R	H	RBI	BB	SO	LOB	BOTTOM				
Shawon Dunston, R (1, 6) OBP: 0.308, SLG: 0.430	2-0 F4		1-0 F5		0-3 K			0-0 S 23 1B		4	1	1	0	0	1	0					
Rafael Palmeiro, L (1, 7) OBP: 0.359, SLG: 0.472	0-1 F9		1-0 F9			0-1 HR		1-1 F4		4	1	1	1	0	0	1					
Andre Dawson, R (1, 9) OBP: 0.348, SLG: 0.529	1-3 K			0-2 5-3		1-1 G5-4-3 HBP		4-0 23 1B 3B IBB		2	1	0	0	1	1	0					
23 Ryne Sandberg, R (1, 4) OBP: 0.325, SLG: 0.450		0-1 S 1B		1-1 S 1B		1-1 F8		1-1 3B 1B		4	2	3	1	0	0	1					
Vance Law, R (1, 5) OBP: 0.371, SLG: 0.442		2-3 K		1-2 HBP		0-0 G5-4-3		2-1 L7		3	0	0	0	0	1	4					
Mark Grace, L (1, 3) OBP: 0.369, SLG: 0.430		2-3 K		2-0 F7		1-1 4-3		0-0 3B		4	0	1	2	0	1	3					
Damon Berryhill, S (1, 2) OBP: 0.313, SLG: 0.397		0-1 2H 1B		0-0 6-3		1-2 1B		0-0 F9		4	0	2	1	0	0	3					
Dave Martinez, L (1, 8) OBP: 0.286, SLG: 0.316		1-2 F7		1-3 K		0-3 K				3	0	0	0	0	2	2					
Jamie Moyer, L (1, 1) OBP: 0.152, SLG: 0.100			3-3 K		2-3 K		2-1 L7			2	0	0	0	0	2	0					
Jody Davis, R (7, PH) OBP: 0.333, SLG: 0.416										1	0	0	0	0	0	1					
Les Lancaster, R (8, 1) ERA: 1.81										0	0	0	0	0	0	0					
Inning Stats	R: 0 E: 0 K: 1 S: 6	H: 0 LOB: 0 BB: 0 P: 9	R: 1 E: 0 K: 2 S: 14	H: 2 LOB: 1 BB: 0 P: 19	R: 0 E: 0 K: 1 S: 6	H: 0 LOB: 0 BB: 0 P: 11	R: 0 E: 0 K: 0 S: 11	H: 1 LOB: 2 BB: 0 P: 15	R: 0 E: 0 K: 3 S: 10	H: 0 LOB: 0 BB: 0 P: 13	R: 1 E: 0 K: 0 S: 6	H: 1 LOB: 0 BB: 0 P: 9	R: 0 E: 0 K: 1 S: 10	H: 1 LOB: 1 BB: 0 P: 14	R: 3 E: 0 K: 0 S: 9	H: 3 LOB: 1 BB: 1 P: 17	1B: 6 2B: 0 3B: 1 HR: 1	SF: 0 SAC: 0 DP: 1 HBP: 2	WP: 0 PB: 0 SB: 4 CS: 0	PA: 34	
PITCHER	IP WLS BF H R ER SO BB IBB HBP BLK WP HR S P ERA WHIP	IP WLS BF H R ER SO BB IBB HBP BLK WP HR S P ERA WHIP	IP WLS BF H R ER SO BB IBB HBP BLK WP HR S P ERA WHIP	IP WLS BF H R ER SO BB IBB HBP BLK WP HR S P ERA WHIP	IP WLS BF H R ER SO BB IBB HBP BLK WP HR S P ERA WHIP	IP WLS BF H R ER SO BB IBB HBP BLK WP HR S P ERA WHIP	IP WLS BF H R ER SO BB IBB HBP BLK WP HR S P ERA WHIP	IP WLS BF H R ER SO BB IBB HBP BLK WP HR S P ERA WHIP	IP WLS BF H R ER SO BB IBB HBP BLK WP HR S P ERA WHIP	IP WLS BF H R ER SO BB IBB HBP BLK WP HR S P ERA WHIP	IP WLS BF H R ER SO BB IBB HBP BLK WP HR S P ERA WHIP	IP WLS BF H R ER SO BB IBB HBP BLK WP HR S P ERA WHIP	IP WLS BF H R ER SO BB IBB HBP BLK WP HR S P ERA WHIP	IP WLS BF H R ER SO BB IBB HBP BLK WP HR S P ERA WHIP	IP WLS BF H R ER SO BB IBB HBP BLK WP HR S P ERA WHIP	IP WLS BF H R ER SO BB IBB HBP BLK WP HR S P ERA WHIP	IP WLS BF H R ER SO BB IBB HBP BLK WP HR S P ERA WHIP	IP WLS BF H R ER SO BB IBB HBP BLK WP HR S P ERA WHIP	IP WLS BF H R ER SO BB IBB HBP BLK WP HR S P ERA WHIP	IP WLS BF H R ER SO BB IBB HBP BLK WP HR S P ERA WHIP	IP WLS BF H R ER SO BB IBB HBP BLK WP HR S P ERA WHIP

New York Mets @ Chicago Cubs
Wrigley Field, Chicago, IL
Sat Jun 25 1988, 3:33 AM CDT
Att: 35,828 - Sunny - 103 F

AB	31
R	5
H	8
RBI	5
BB	1
SO	8
LOB	15



Batter	1	2	3	4	5	6	7	8	9	AB	R	H	RBI	BB	SO	LOB	TOP			
Lenny Dykstra, L OBP: 0.350, SLG: 0.423	F8		E3 FC4-6 SF 1-3		F8			WP 1B 2B		4	1	1	0	0	0	1				
Wally Backman, S OBP: 0.345, SLG: 0.311	CS 1B		SF FC4-6 1-2 3-H		4-3			G4-6-3 1B 2-H		3	0	2	2	0	0	0				
Dave Magadan, L OBP: 0.381, SLG: 0.333	BB 1-2		FC4-6 1-2 2-3		F7			G4-6-3 1-2		3	0	0	0	1	0	3				
Darryl Strawberry, L OBP: 0.394, SLG: 0.581	G3		F6		L6			F9		4	0	0	0	0	0	3				
Kevin McReynolds, R OBP: 0.322, SLG: 0.418		G3 5-3 1B	F7		F8			K		4	0	1	0	0	1	2				
Howard Johnson, S OBP: 0.349, SLG: 0.433		5-3 1-2		B1-3			K		HR	4	1	1	1	0	1	1				
Lee Mazzilli, S OBP: 0.232, SLG: 0.206		G3 2-3		4-3			F7		F7	4	0	0	0	0	0	1				
Mackey Sasser, L OBP: 0.302, SLG: 0.400		6-3		F8			6-3			3	0	0	0	0	0	1				
Gene Walter, L OBP: 0.250, SLG: 0.500										0	0	0	0	0	0	0				
Ron Darling, R OBP: 0.231, SLG: 0.316					5-3					2	1	1	0	0	0	0				
Terry Leach, R										0	0	0	0	0	0	0				
Barry Lyons, R OBP: 0.143, SLG: 0.152			E SF 1B					4-3		1	0	0	0	0	0	0				
Inning Stats	R: 0 E: 0 K: 0 S: 9	H: 1 LOB: 1 BB: 1 P: 16	R: 0 E: 0 K: 0 S: 10	H: 1 LOB: 1 BB: 0 P: 13	R: 1 E: 2 K: 0 S: 9	H: 1 LOB: 2 BB: 0 P: 11	R: 0 E: 0 K: 0 S: 4	H: 0 LOB: 0 BB: 0 P: 7	R: 0 E: 0 K: 0 S: 8	H: 0 LOB: 0 BB: 0 P: 13	R: 0 E: 0 K: 1 S: 5	H: 0 LOB: 0 BB: 0 P: 6	R: 1 E: 0 K: 1 S: 5	H: 2 LOB: 0 BB: 0 P: 7	R: 1 E: 0 K: 1 S: 12	H: 1 LOB: 0 BB: 0 P: 19	1B: 4 2B: 1 3B: 0 HR: 1	SF: 1 SAC: 0 DP: 1 HBP: 0	WP: 1 PB: 0 SB: 0 CS: 1	PA: 34
PITCHER Jeff Pico, R ERA: 3.72	IP: 9.0 WLS: W BF: 34	H: 6 R: 3 ER: 2 SO: 2	BB: 1 IBB: 0 HBP: 0 BLK: 0	WP: 1 HR: 1 S: 67 P: 101	ERA: 2.00 WHIP: 0.778															

New York Mets @ Chicago Cubs
Wrigley Field, Chicago, IL
Sun Jun 26 1988, 3:33 AM CDT
Att: 36,009 - Sunny - 61 F

AB	32
R	3
H	6
RBI	3
BB	1
SO	2
LOB	12

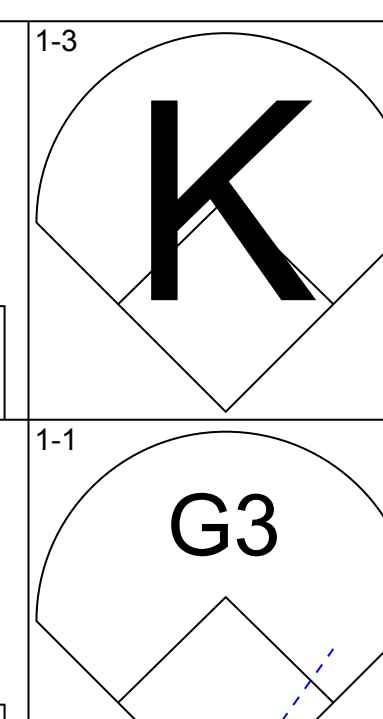
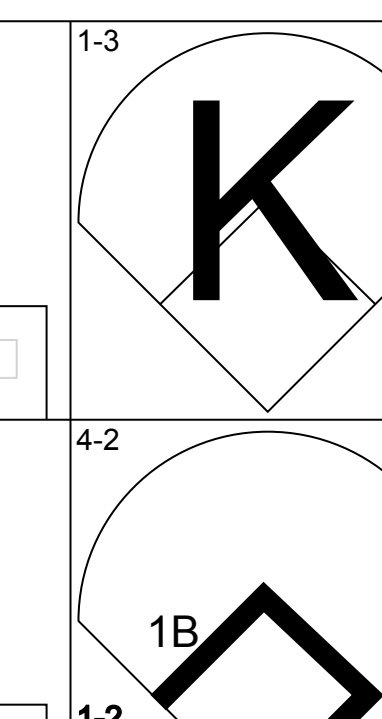
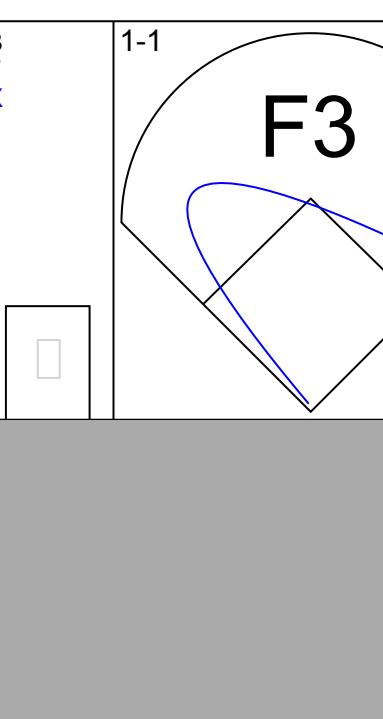
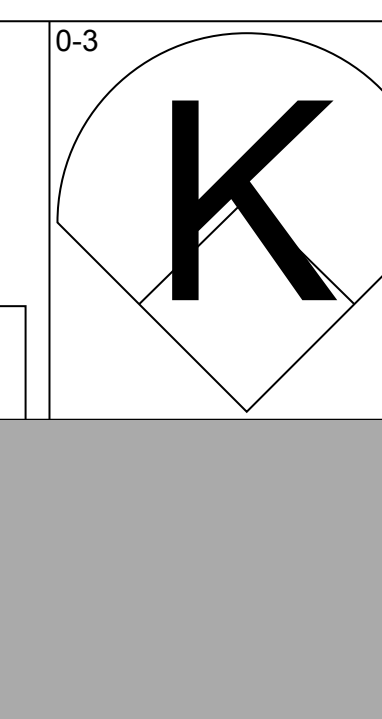
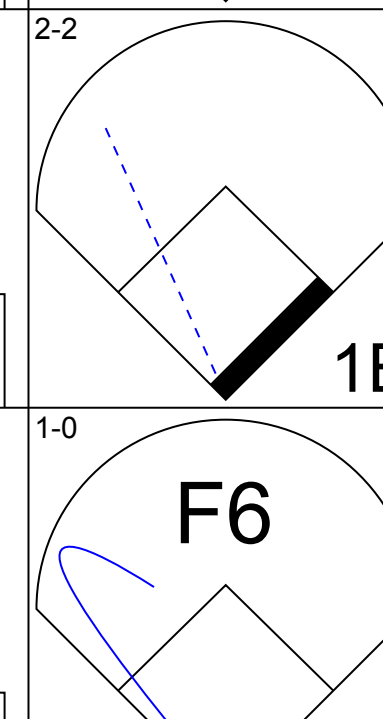
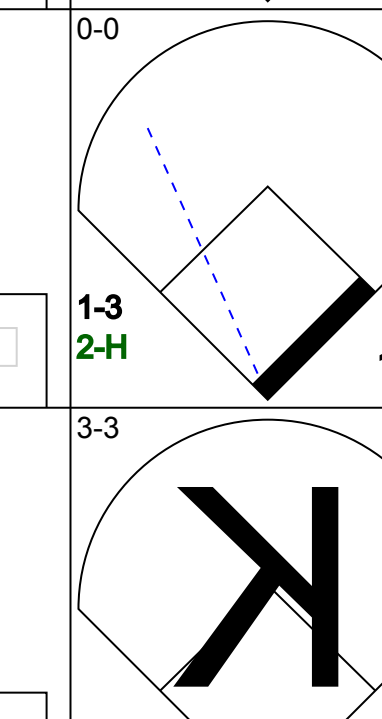


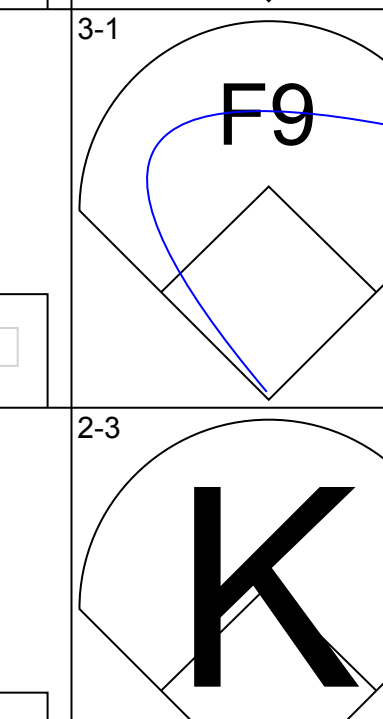



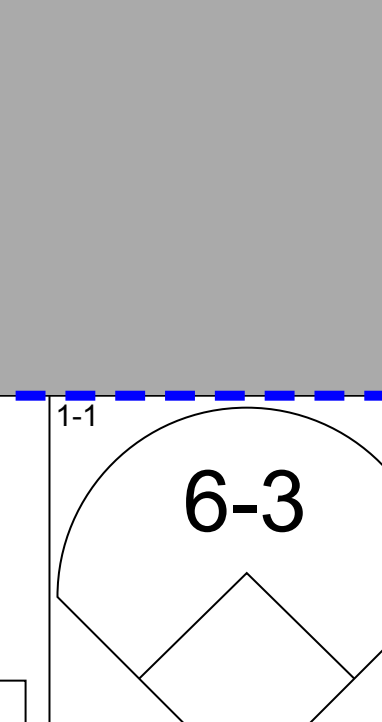
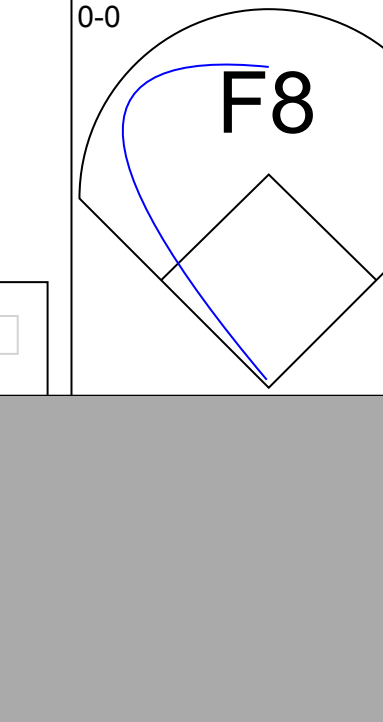

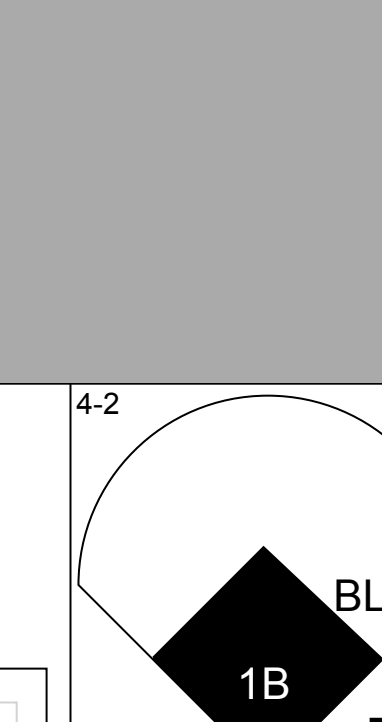
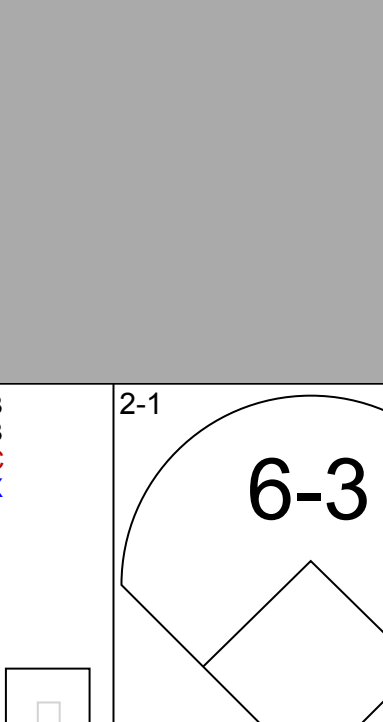
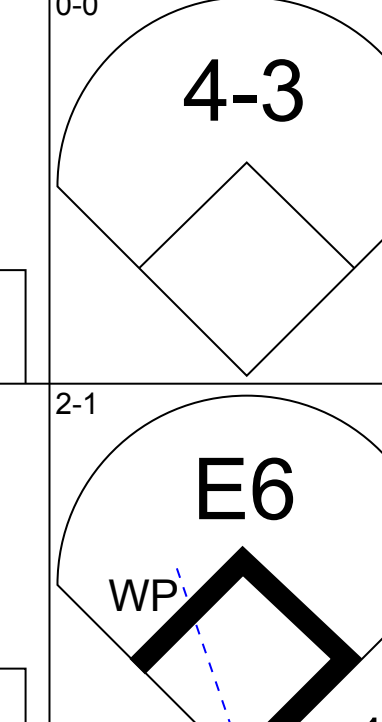

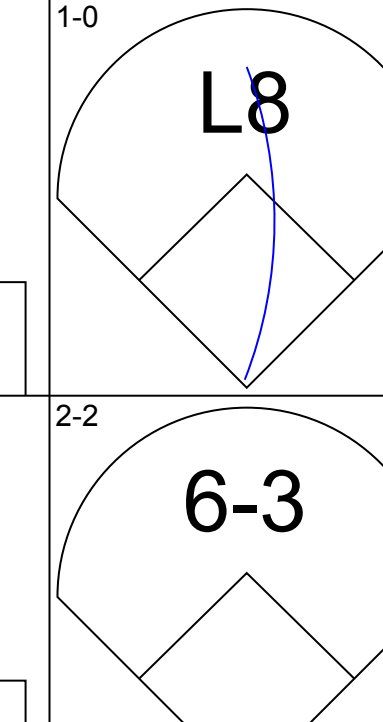
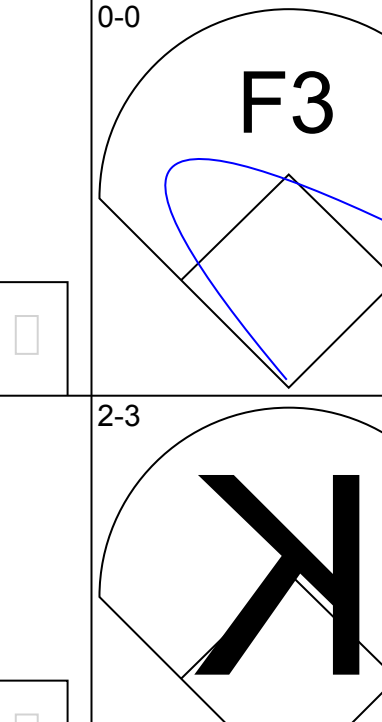

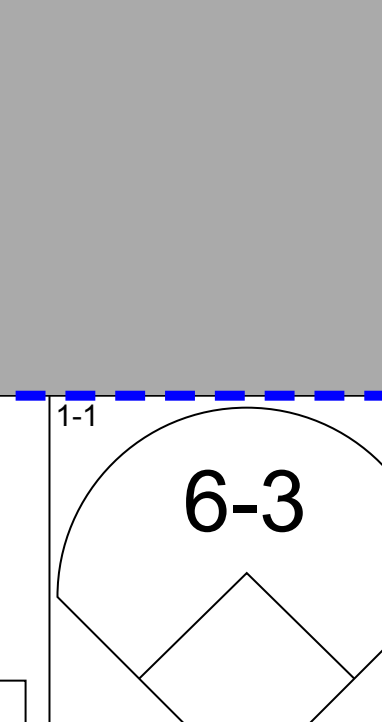
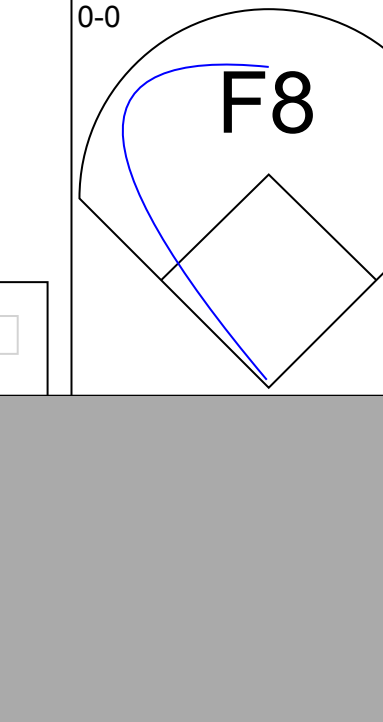
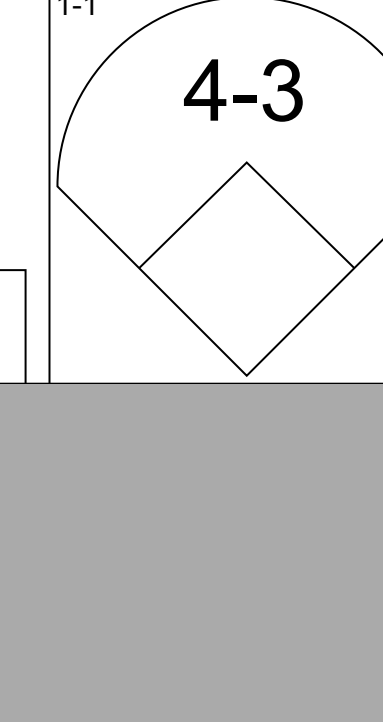
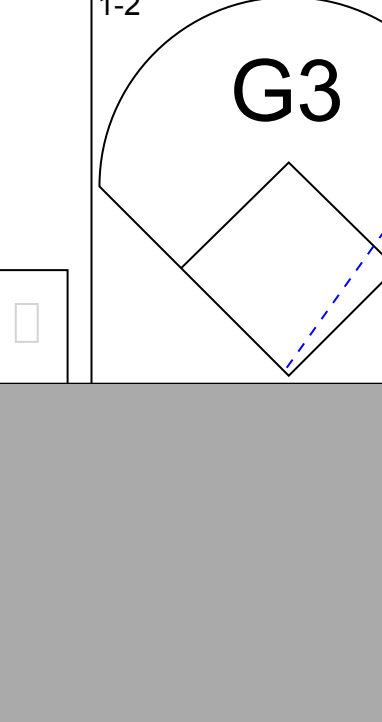
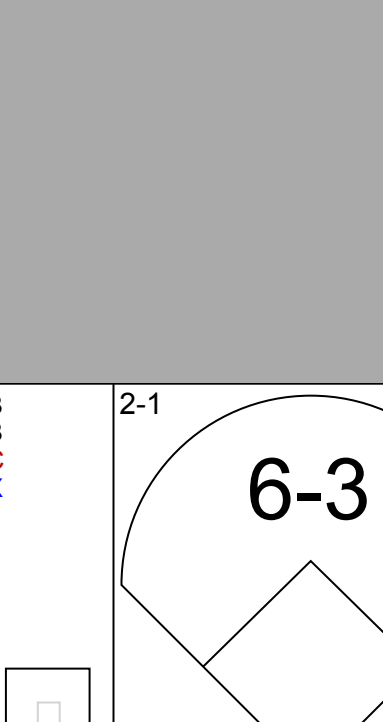
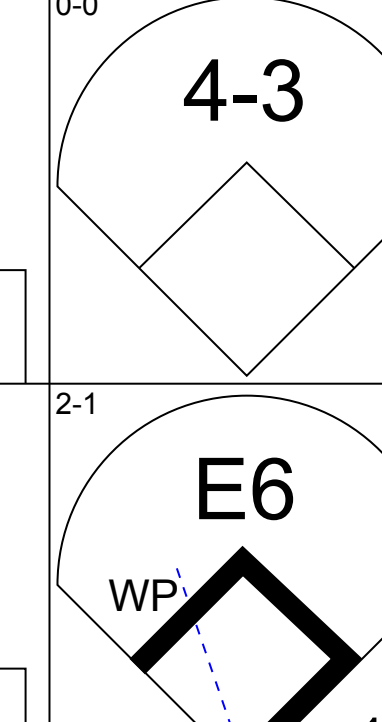

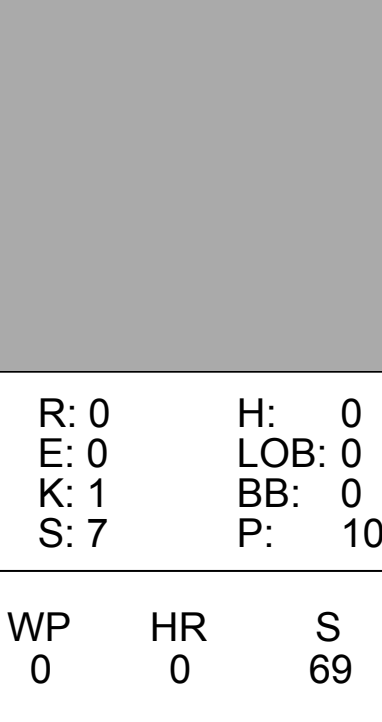
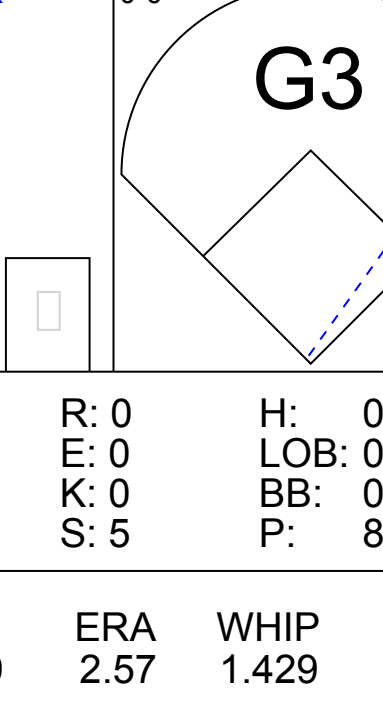
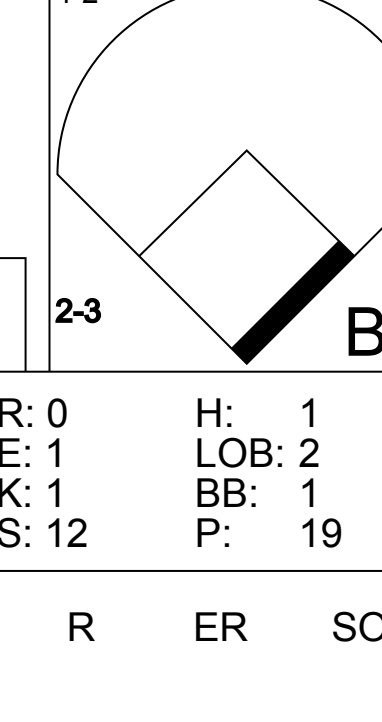
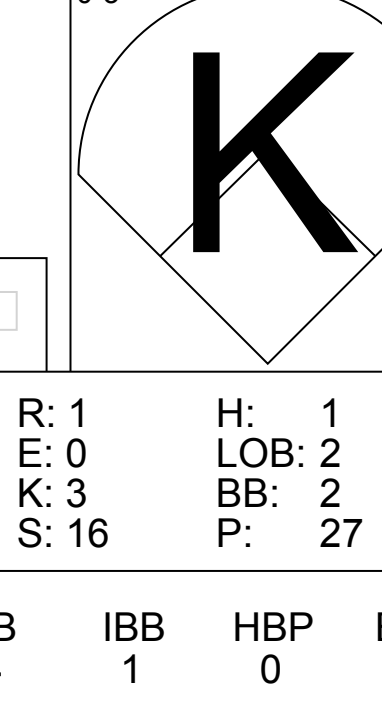
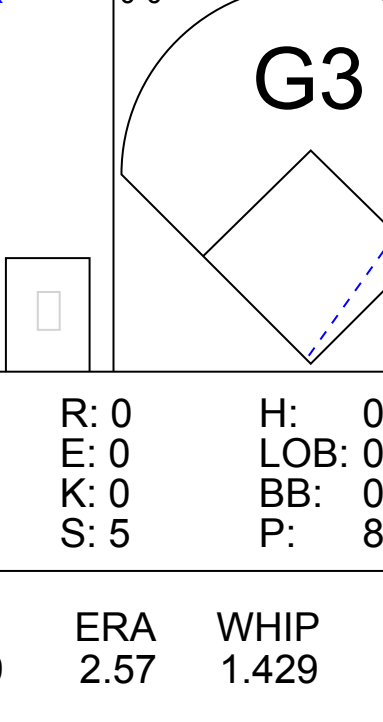
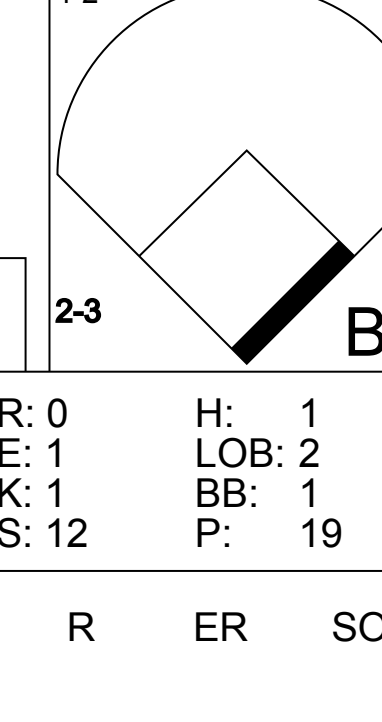
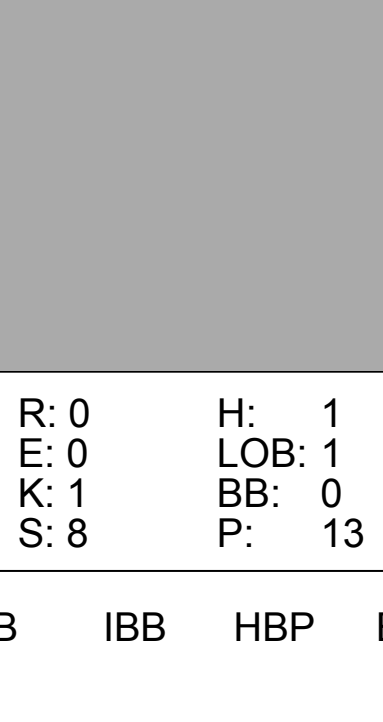
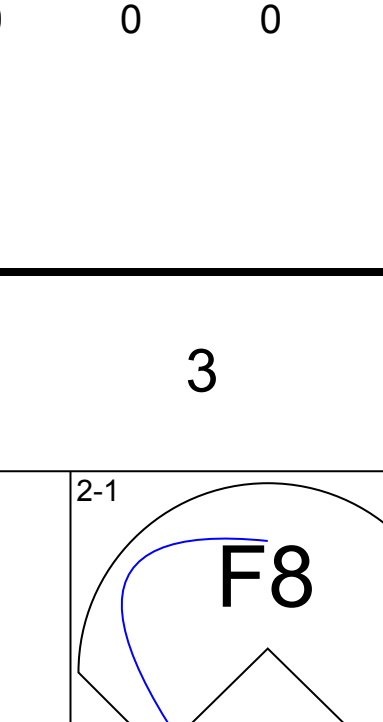
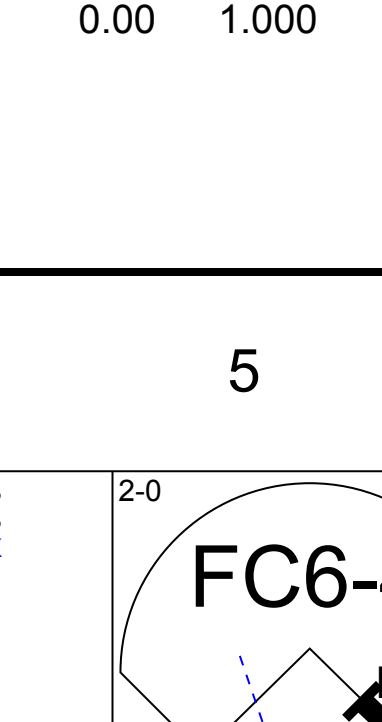
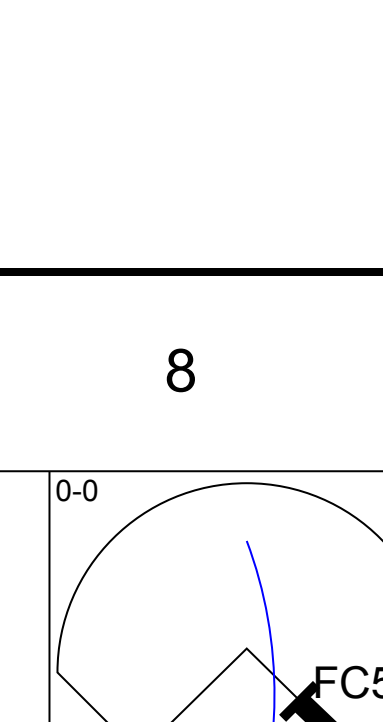
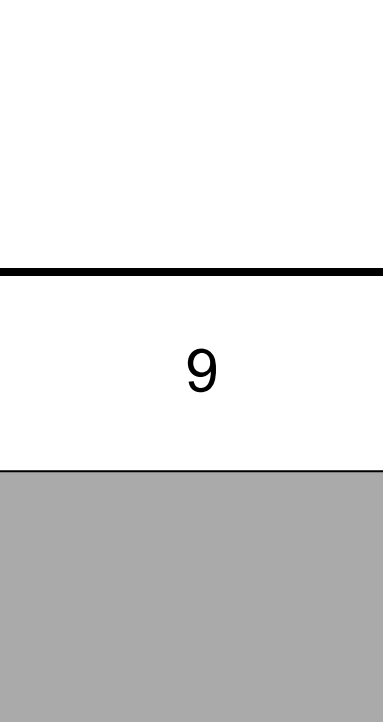


Batter	1	2	3	4	5	6	7	8	9	AB	R	H	RBI	BB	SO	LOB	BOTTOM												
Shawon Dunston, R OBP: 0.310, SLG: 0.429	F9		F7		L4			1B 1B		5	0	2	2	0	0	1													
Rafael Palmeiro, L OBP: 0.363, SLG: 0.474	1B		4-3 1-2			2-H 3-H 1B		1B 1B		5	1	3	0	0	0	2													
Andre Dawson, R OBP: 0.348, SLG: 0.530	23 G6-4-3 1B							G3		5	0	2	0	0	1	4													
23 Ryne Sandberg, R OBP: 0.327, SLG: 0.452	G6-4-3 1-2							1B 1B 2B		3	1	1	0	1	0	2													
Mark Grace, L OBP: 0.366, SLG: 0.423		5-3		F9		1B 1B 1B IBB		E3		3	1	0	0	1	0	2													
Vance Law, R OBP: 0.369, SLG: 0.439		B2-3		K		1B 1B E 1B		F8		4	1	1	1	0	1	3													
Damon Berryhill, S OBP: 0.310, SLG: 0.390		6-3		G3		1-2 2-3 3-H 1B 1B		5-3		4	1	1	1	0	0	2													
Dave Martinez, L OBP: 0.290, SLG: 0.319				E 1B		1-2 2-3 3-H 1B 1B		K		4	1	2	1	0	1	0													
Jeff Pico, R OBP: 0.143, SLG: 0.077			K		K		5-3	1B 1B BB		3	0	0	0	1	2	3													
Inning Stats	R: 0 E: 0 K: 0 S: 5	H: 2 LOB: 1 BB: 0 P: 8	R: 0 E: 0 K: 0 S: 4	H: 0 LOB: 0 BB: 0 P: 5	R: 0 E: 1 K: 1 S: 9	H: 1 LOB: 1 BB: 0 P: 10	R: 0 E: 0 K: 1 S: 10	H: 1 LOB: 2 BB: 1 P: 17	R: 0 E: 0 K: 0 S: 15	H: 6 LOB: 1 BB: 1 P: 25	R: 0 E: 1 K: 1 S: 9	H: 0 LOB: 1 BB: 0 P: 16	R: 0 E: 0 K: 1 S: 18	H: 2 LOB: 3 BB: 1 P: 28	R: 0 E: 0 K: 1 S: 18	H: 2 LOB: 1 BB: 1 P: 28	1B: 10 2B: 2 3B: 0 HR: 0	SF: 0 SAC: 0 DP: 1 HBP: 0	WP: 0 PB: 0 SB: 1 CS: 0	PA: 39									
PITCHER Ron Darling, R ERA: 2.56	IP: 6.0 WLS: L BF: 29	H: 10 R: 6 ER: 3 SO: 3	BB: 1 IBB: 0 HBP: 0 BLK: 0	WP: 0 HR: 0 S: 53 P: 79	ERA: 4.50 WHIP: 1.833																								
Terry Leach, R ERA: 3.24	0.2	3	0	0	0	1	0	0	0	0	0	5	9	0.00	0.000														
Gene Walter, L ERA: 3.65	1.0	6	2	0	0	1	1	0	0	0	0	19	30	0.00	3.000														
Roger McDowell, R ERA: 2.55	0.1	1	0	0	0	0	0	0	0	0	0	3	5	0.00	0.000														

New York Mets @ Chicago Cubs
Wrigley Field, Chicago, IL
Sun Jun 26 1988, 3:33 AM CDT
Att: 36,009 - Sunny - 61 F

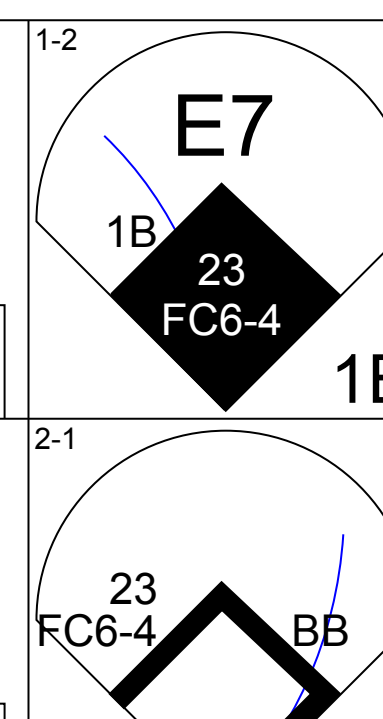
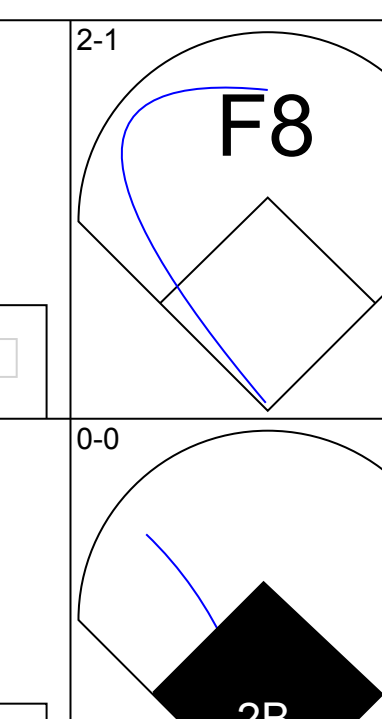
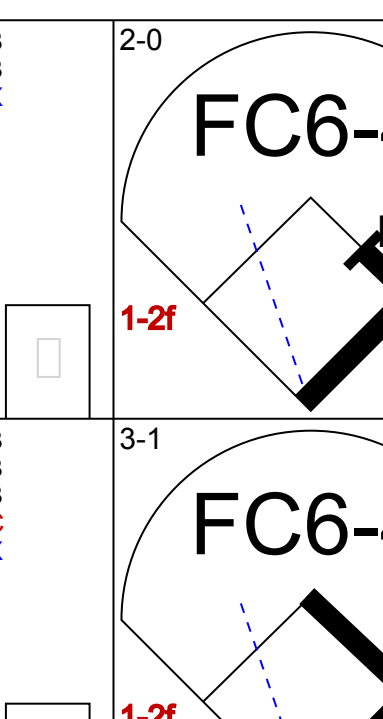
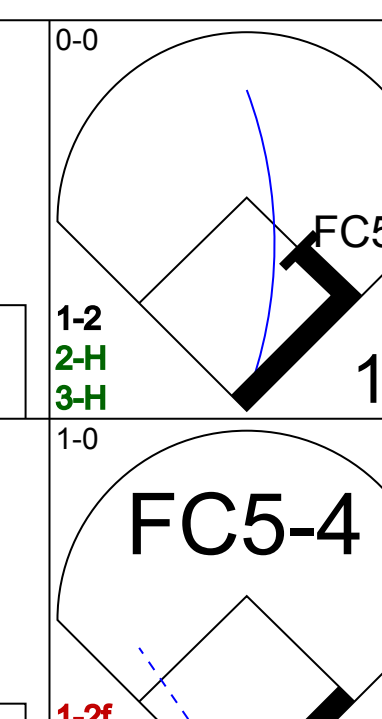
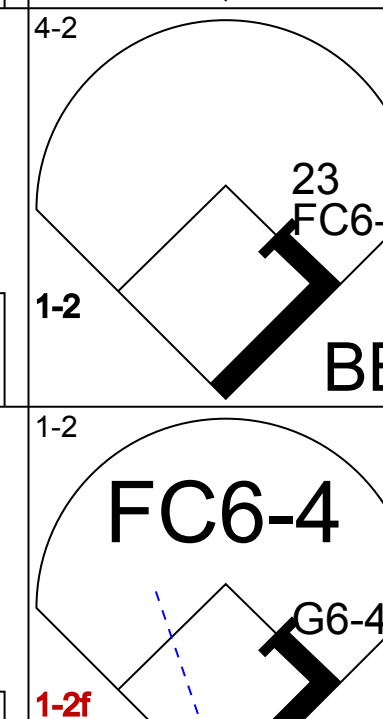
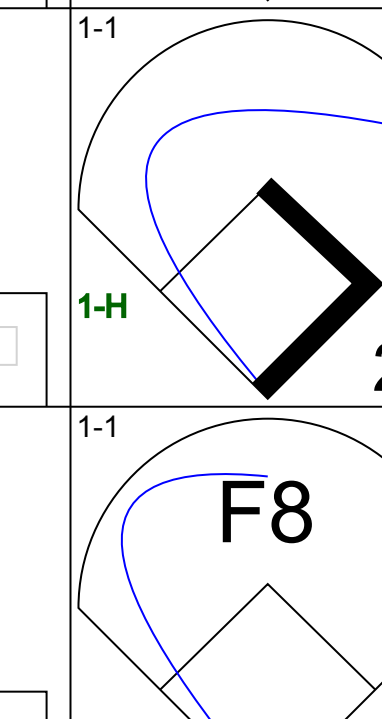
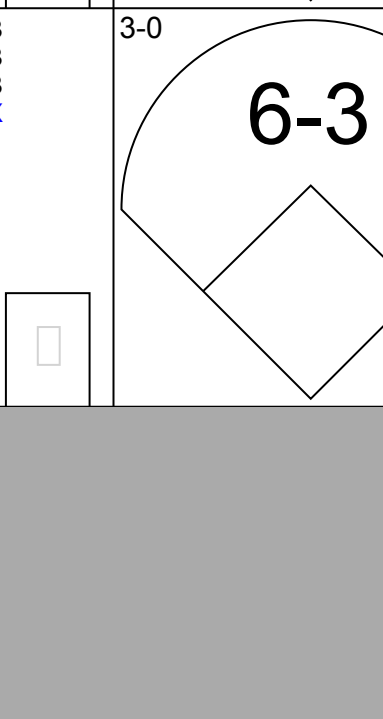
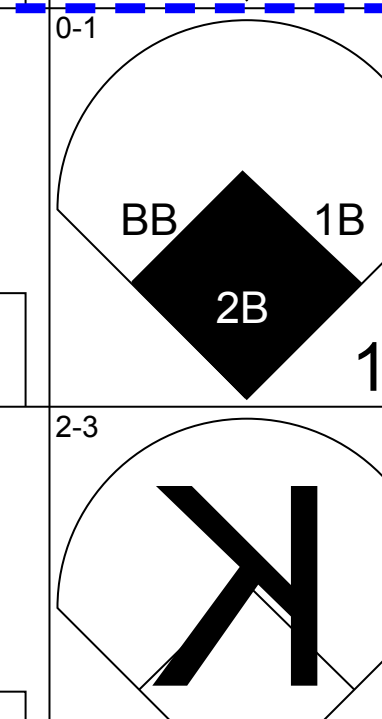
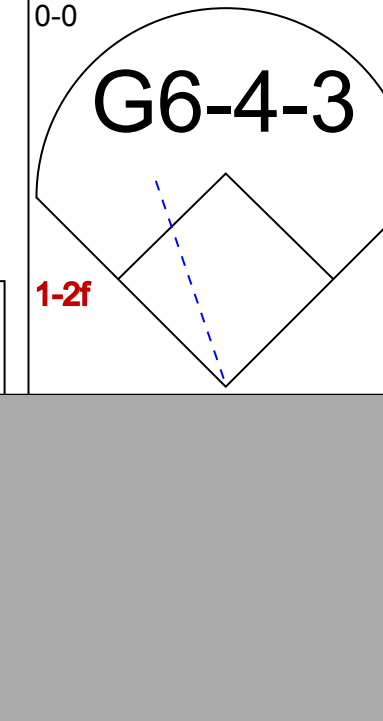


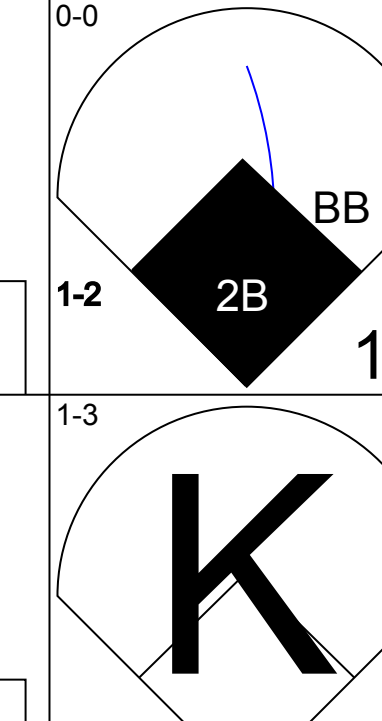




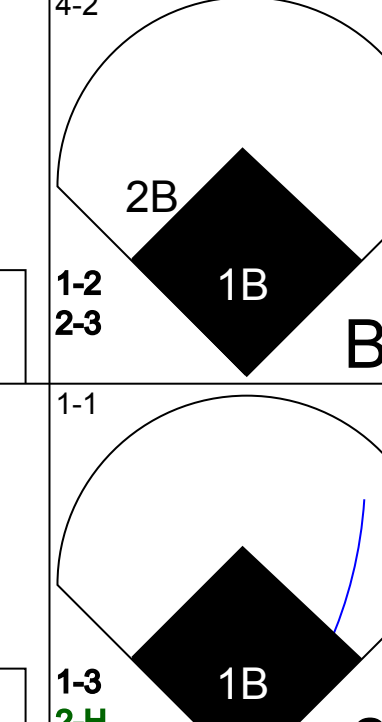


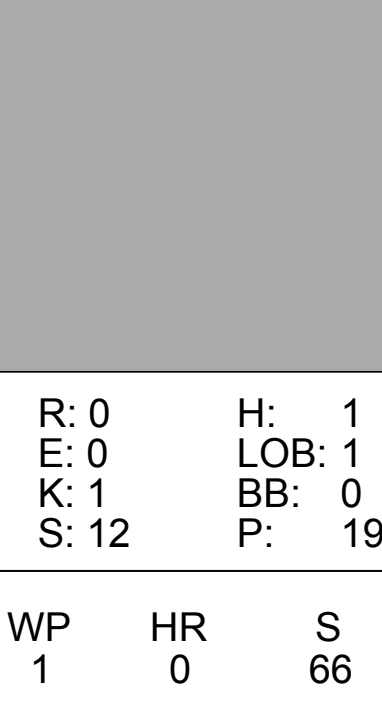
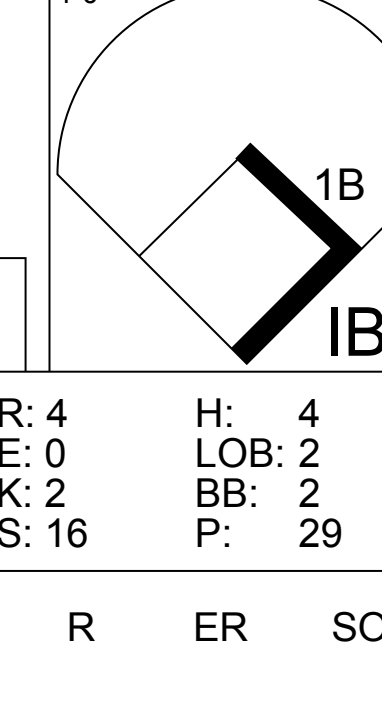

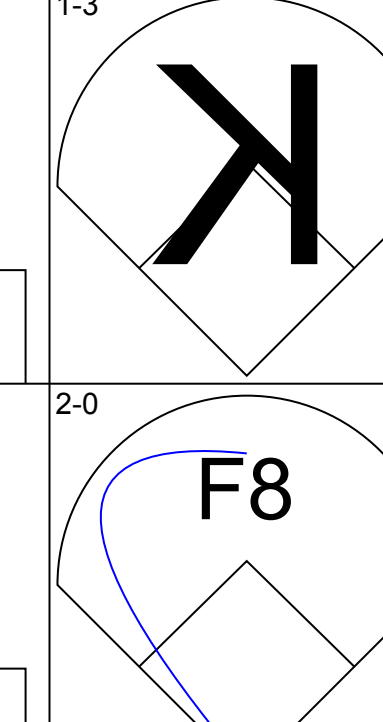
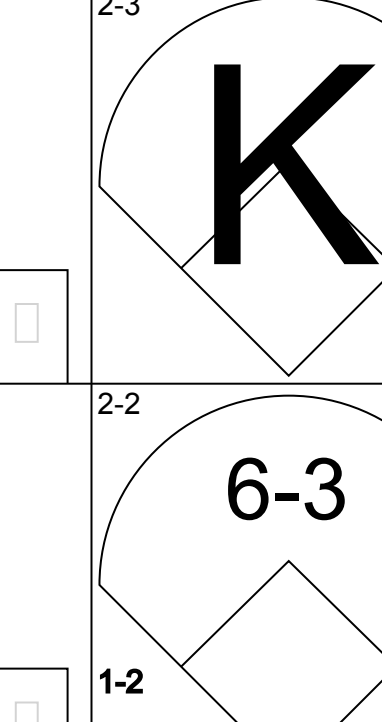

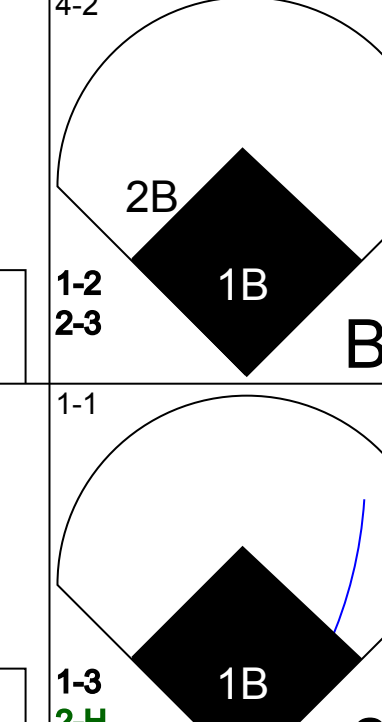


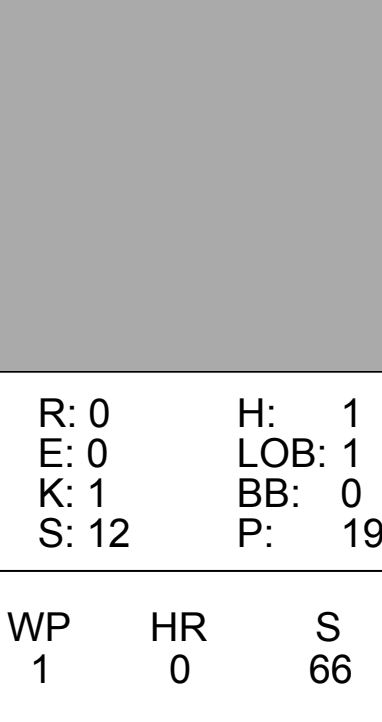
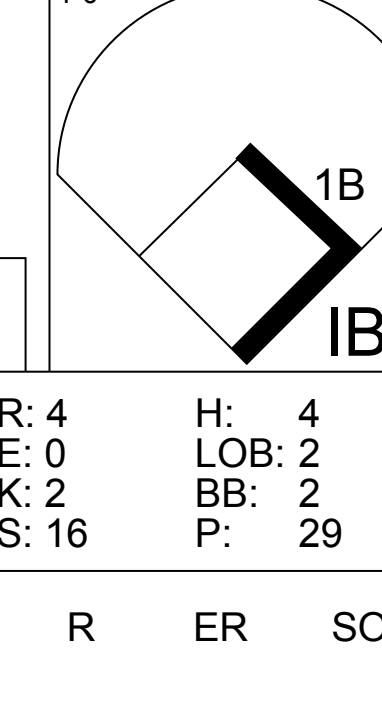


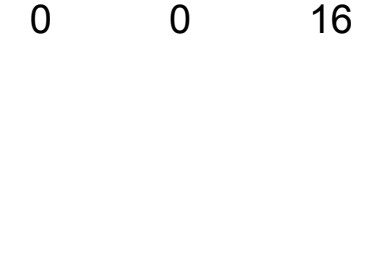



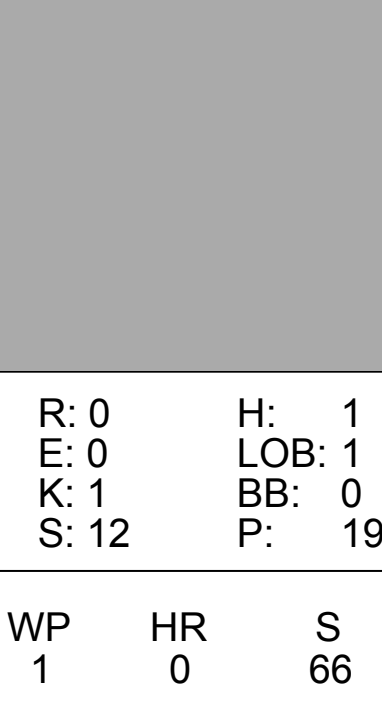
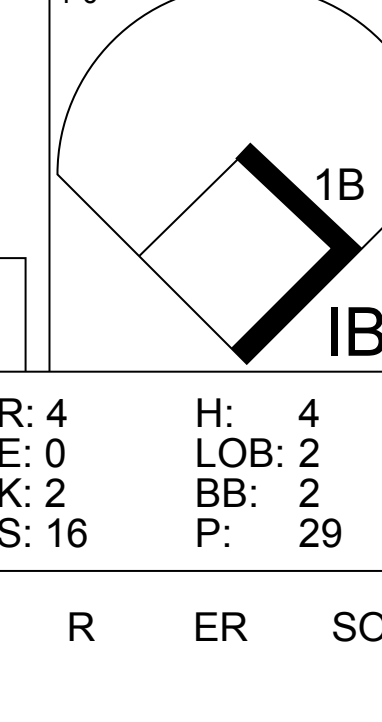

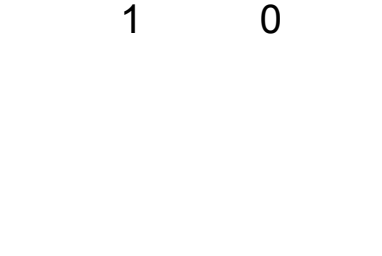






AB	36
R	6
H	12
RBI	5
BB	3
SO	5
LOB	19



Batter	1	2	3	4	5	6	7	8	9	AB	R	H	RBI	BB	SO	LOB	TOP					
Juan Samuel, R (1,4) OBP: 0.297, SLG: 0.374										5	1	1	0	0	3	3	Philadelphia Phillies @ Chicago Cubs Wrigley Field, Chicago, IL Tue Jun 28 1988, 3:33 AM CDT Att: 32,271 - Sunny					
Von Hayes, L (1,3) OBP: 0.355, SLG: 0.422										4	0	2	0	1	0							
Mike Schmidt, R (1,5) OBP: 0.325, SLG: 0.362										5	0	3	2	0	0							
Lance Parrish, R (1,2) OBP: 0.319, SLG: 0.424										3	1	0	0	2	2							
Chris James, R (1,9) OBP: 0.302, SLG: 0.443										4	1	0	0	1	0							
Phil Bradley, R (1,7) OBP: 0.325, SLG: 0.312										4	0	0	0	0	1							
Milt Thompson, L (1,8) OBP: 0.336, SLG: 0.322										4	0	1	2	0	0							
Steve Jeltz, S (1,6) OBP: 0.368, SLG: 0.333										3	1	1	0	1	0							
Don Carman, L (1,1) Bruce Ruffin, S (7,1) Mike Young, S (6,PH) Steve Bedrosian, R (8,1)										3	0	0	0	0	1							
Inning Stats	R: 0 E: 0 K: 1 S: 10	H: 1 LOB: 1 BB: 0 P: 15	R: 0 E: 0 K: 0 S: 8	H: 0 LOB: 0 BB: 0 P: 12	R: 1 E: 0 K: 3 S: 16	H: 1 LOB: 2 BB: 2 P: 27	R: 0 E: 0 K: 1 S: 7	H: 0 LOB: 0 BB: 0 P: 10	R: 0 E: 0 K: 0 S: 5	H: 0 LOB: 0 BB: 0 P: 8	R: 2 E: 1 K: 0 S: 15	H: 1 LOB: 2 BB: 2 P: 29	R: 1 E: 1 K: 0 S: 8	H: 3 LOB: 2 BB: 1 P: 18	R: 0 E: 1 K: 1 S: 12	H: 1 LOB: 2 BB: 1 P: 19		R: 0 E: 0 K: 1 S: 8	H: 1 LOB: 1 BB: 0 P: 13	1B: 7 2B: 2 3B: 0 HR: 0	SF: 0 SAC: 0 DP: 1 HBP: 0	WP: 1 PB: 0 SB: 0 CS: 0
PITCHER	IP	WLS	BF	H	R	ER	SO	BB	IBB	HBP	BLK	WP	HR	S	P	ERA	WHIP					
Greg Maddux, R (1,1) ERA: 2.16	7.0		32	6	4	2	5	4	1	0	1	0	0	69	119	2.57	1.429					
Mike Capel, R (8,1) ERA: 3.09	1.0	W	5	1	0	0	1	1	0	0	0	1	0	12	19	0.00	2.000					
Les Lancaster, R (9,1) ERA: 3.0	1.0	S	4	1	0	0	1	0	0	0	0	0	0	8	13	0.00	1.000					

AB	35
R	4
H	8
RBI	4
BB	6
SO	7
LOB	17



Batter	1	2	3	4	5	6	7	8	9	AB	R	H	RBI	BB	SO	LOB	BOTTOM					
Shawon Dunston, R (1,6) OBP: 0.314, SLG: 0.440										5	1	3	2	0	0	1	Philadelphia Phillies @ Chicago Cubs Wrigley Field, Chicago, IL Tue Jun 28 1988, 3:33 AM CDT Att: 32,271 - Sunny					
Rafael Palmeiro, L (1,7) OBP: 0.359, SLG: 0.467										5	1	2	0	0	5							
Andre Dawson, R (1,9) OBP: 0.355, SLG: 0.538										3	1	2	1	1	0							
23 Ryne Sandberg, R (1,4) OBP: 0.325, SLG: 0.445										4	0	0	1	0	1							
Vance Law, R (1,5) OBP: 0.364, SLG: 0.431										4	1	1	0	0	1							
Jody Davis, R (1,2) OBP: 0.332, SLG: 0.411										4	0	1	0	0	2							
Manny Trillo, R (1,3) OBP: 0.273, SLG: 0.268										3	0	0	0	0	2							
Mark Grace, L (6,PH) OBP: 0.364, SLG: 0.416										0	1	0	0	1	0							
Dave Martinez, L (1,8) OBP: 0.294, SLG: 0.327										4	1	1	2	0	0							
Greg Maddux, R (1,1) OBP: 0.167, SLG: 0.204										2	0	1	0	0	0							
Darrin Jackson, R (7,PH) OBP: 0.284, SLG: 0.434										1	0	1	0	0	0							
Mike Capel, R (8,1) Jerry Mumphrey, S (8,PH) Les Lancaster, R (9,1)										0	0	0	0	0	0							
Inning Stats	R: 1 E: 1 K: 0 S: 14	H: 2 LOB: 1 BB: 1 P: 22	R: 0 E: 0 K: 2 S: 9	H: 0 LOB: 0 BB: 0 P: 14	R: 1 E: 0 K: 0 S: 9	H: 2 LOB: 1 BB: 0 P: 13	R: 0 E: 0 K: 1 S: 12	H: 1 LOB: 1 BB: 0 P: 19	R: 0 E: 1 K: 0 S: 7	H: 1 LOB: 1 BB: 0 P: 16	R: 0 E: 0 K: 1 S: 6	H: 0 LOB: 0 BB: 0 P: 10	R: 0 E: 0 K: 0 S: 11	H: 2 LOB: 2 BB: 0 P: 19	R: 4 E: 0 K: 2 S: 16	H: 4 LOB: 2 BB: 2 P: 29	R: 0 E: 0 K: 2 S: 8	H: 0 LOB: 2 BB: 2 P: 19	1B: 10 2B: 2 3B: 0 HR: 0	SF: 0 SAC: 0 DP: 1 HBP: 0	WP: 1 PB: 0 SB: 0 CS: 0	PA: 38
PITCHER	IP	WLS	BF	H	R	ER	SO	BB	IBB	HBP	BLK	WP	HR	S	P	ERA	WHIP					
Don Carman, L (1,1) ERA: 4.87	6.2		27	7	2	2	4	1	0	0	0	0	0	66	109	2.70	1.200					
Bruce Ruffin, L (7,1) ERA: 3.97	0.1		2	1	0	0	0	0	0	0	0	0	0	2	4	0.00	3.000					
Steve Bedrosian, R (8,1) ERA: 4.3	1.0	L	9	4	4	4	2	1	1	0	0	0	0	16	29	36.00	5.000					

AB	35
R	6
H	12
RBI	6
BB	3
SO	6
LOB	17



Batter	1	2	3	4	5	6	7	8	9	AB	R	H	RBI	BB	SO	LOB	TOP			
Juan Samuel, R OBP: 0.296, SLG: 0.371											5	0	1	1	0	2	1			
Milt Thompson, L OBP: 0.348, SLG: 0.327 Bob Dernier, R OBP: 0.400, SLG: 0.359											3	0	2	0	0	0	0			
Von Hayes, L OBP: 0.356, SLG: 0.419											4	0	1	1	1	0	2			
Mike Schmidt, R OBP: 0.320, SLG: 0.355											5	0	0	0	0	3	6			
Chris James, R OBP: 0.298, SLG: 0.436 Bruce Ruffin, S OBP: 0.161, SLG: 0.133 Steve Bedrosian, R OBP: 0.321, SLG: 0.307											4	0	0	0	0	2	4			
Phil Bradley, R OBP: 0.321, SLG: 0.307											4	0	0	0	0	3	0			
Darren Daulton, L OBP: 0.297, SLG: 0.281											4	1	2	0	0	2	0			
Steve Jeltz, S OBP: 0.371, SLG: 0.333											3	2	1	0	1	0	0			
Mike Maddux, L OBP: 0.338, SLG: 0.412											2	0	0	0	0	1	2			
Mike Young, S OBP: 0.338, SLG: 0.412											1	1	1	1	1	0	0			
Inning Stats	R: 0 E: 0 K: 2 S: 12	H: 1 LOB: 1 BB: 0 P: 15	R: 0 E: 0 K: 3 S: 12	H: 1 LOB: 2 BB: 1 P: 19	R: 0 E: 1 K: 2 S: 9	H: 0 LOB: 1 BB: 1 P: 17	R: 0 E: 0 K: 3 S: 12	H: 0 LOB: 0 BB: 0 P: 15	R: 0 E: 0 K: 0 S: 6	H: 1 LOB: 1 BB: 0 P: 8	R: 3 E: 0 K: 2 S: 24	H: 5 LOB: 3 BB: 1 P: 39	R: 1 E: 1 K: 1 S: 11	H: 1 LOB: 1 BB: 0 P: 13	R: 0 E: 0 K: 0 S: 4	H: 0 LOB: 0 BB: 0 P: 7	1B: 7 2B: 2 3B: 0 HR: 0	SF: 0 SAC: 0 DP: 0 HBP: 0	WP: 0 PB: 0 SB: 0 CS: 0	PA: 40
PITCHER	IP WLS BF H R ER SO BB IBB HBP BLK WP HR S P ERA WHIP																			
Calvin Schiraldi, R ERA: 4.21	6.1 L 27 5 3 3 11 2 1 0 1 0 0 68 101 4.26 1.105																			
Les Lancaster, R ERA: 3.0	0.0 1 1 0 0 0 0 0 0 0 0 0 3 3 * *																			
Pat Perry, L ERA: 3.89	0.0 2 2 0 0 0 0 0 0 0 0 0 4 6 * *																			
Al Nipper, R ERA: 3.06	2.2 10 1 1 0 2 0 0 0 0 0 0 21 31 0.00 0.375																			

Philadelphia Phillies @ Chicago Cubs
Wrigley Field, Chicago, IL
Wed Jun 29 1988, 3:33 AM CDT
Att: 30,812 - Sunny - 76 F

AB 37
R 4
H 9
RBI 4
BB 3
SO 13
LOB 15



Batter	1	2	3	4	5	6	7	8	9	AB	R	H	RBI	BB	SO	LOB	BOTTOM					
Shawon Dunston, R OBP: 0.315, SLG: 0.444 Jerry Mumphy, S OBP: 0.162, SLG: 0.146 Angel Salazar, R OBP: 0.316, SLG: 0.389 Manny Trillo, R OBP: 0.282, SLG: 0.278											2	0	1	0	0	1	0					
Rafael Palmeiro, L OBP: 0.363, SLG: 0.467											4	0	2	0	0	0	3					
Andre Dawson, R OBP: 0.353, SLG: 0.532											5	0	1	2	0	1	5					
23 Ryne Sandberg, R OBP: 0.320, SLG: 0.437											5	0	0	0	0	2	5					
Mark Grace, L OBP: 0.371, SLG: 0.426											3	0	2	0	1	0	1					
Damon Berryhill, S OBP: 0.308, SLG: 0.384											4	0	1	0	0	0	2					
Vance Law, R OBP: 0.363, SLG: 0.427											3	0	0	0	0	0	3					
Dave Martinez, L OBP: 0.301, SLG: 0.329											2	1	1	0	2	0	0					
Calvin Schiraldi, R OBP: 0.077, SLG: 0.040 Les Lancaster, R OBP: 0.316, SLG: 0.389 Pat Perry, L OBP: 0.154, SLG: 0.231 Al Nipper, R OBP: 0.308, SLG: 0.411											2	1	0	0	0	2	5					
Calvin Schiraldi, R ERA: 1.61 Bruce Ruffin, L ERA: 3.87 Steve Bedrosian, R ERA: 4.2	6.0 W 28 7 2 1 5 1 2 2 1 1 0 65 108 1.50 1.333																					
Pat Perry, L ERA: 3.87	2.1 10 2 0 0 1 1 0 0 0 0 0 19 33 0.00 1.286																					
Steve Bedrosian, R ERA: 4.2	0.2 S 2 0 0 0 0 0 0 0 0 0 0 2 3 0.00 0.000																					
Inning Stats	R: 0 E: 0 K: 2 S: 9	H: 1 LOB: 1 BB: 0 P: 15	R: 0 E: 1 K: 1 S: 7	H: 1 LOB: 1 BB: 1 P: 16	R: 2 E: 1 K: 0 S: 13	H: 2 LOB: 1 BB: 0 P: 19	R: 0 E: 0 K: 1 S: 7	H: 1 LOB: 2 BB: 1 P: 13	R: 0 E: 0 K: 0 S: 16	H: 1 LOB: 1 BB: 0 P: 23	R: 0 E: 0 K: 1 S: 13	H: 1 LOB: 3 BB: 1 P: 22	R: 0 E: 0 K: 1 S: 12	H: 1 LOB: 1 BB: 0 P: 19	R: 0 E: 0 K: 0 S: 3	H: 0 LOB: 0 BB: 0 P: 5	R: 0 E: 0 K: 0 S: 6	H: 1 LOB: 2 BB: 1 P: 12	1B: 7 2B: 3 3B: 0 HR: 0	SF: 0 SAC: 2 DP: 2 HBP: 2	WP: 0 PB: 0 SB: 0 CS: 1	PA: 40
PITCHER	IP WLS BF H R ER SO BB IBB HBP BLK WP HR S P ERA WHIP																					

Philadelphia Phillies @ Chicago Cubs
Wrigley Field, Chicago, IL
Wed Jun 29 1988, 3:33 AM CDT
Att: 30,812 - Sunny - 76 F


AB 32
R 2
H 9
RBI 2
BB 4
SO 6
LOB 27



Batter	1	2	3	4	5	6	7	8	9	AB	R	H	RBI	BB	SO	LOB	TOP							
Shawn Dunston, R OBP: 0.317, SLG: 0.444 Pat Perry, L (5, 1)	0-2 4-3		1-2 CS	0-0 5-3	1-2 6-3		4-0 BB		2-1 1B	3	0	0	0	0	0	2								
Jim Sundberg, R OBP: 0.404, SLG: 0.395 (7, PH) (7, 2)			2-3						1B	0	0	0	0	0	0	0								
Rafael Palmeiro, L OBP: 0.381, SLG: 0.462 (1, 7)	1-0 6-3			1-0 G3		2-2 3-1	0-1 5-3		2-2 1B	5	0	1	0	0	0	3								
Andre Dawson, R OBP: 0.351, SLG: 0.525 (1, 9)	0-1 F7			1-1 2B		1-3 K		1-1 L6	1-2 F9	5	0	1	0	0	1	2								
23 Ryne Sandberg, R OBP: 0.323, SLG: 0.436 (1, 4)		2-1 6-3		1-3 K		1-0 FC6		1-0 F2		4	0	1	0	0	1	1								
Mark Grace, L OBP: 0.379, SLG: 0.449 (1, 3)		1-2 F7			2-2 6-3	2-2 FC6		2-2 2B		4	0	1	0	0	0	1								
Vance Law, R OBP: 0.362, SLG: 0.422 Manny Trillo, R OBP: 0.282, SLG: 0.278 (8, PR) (8, 5)		1-1 5-3			0-0 1B 5-3 1B		1-3 K	1-1 HBP		3	1	1	0	0	1	0								
Jody Davis, R OBP: 0.342, SLG: 0.411 Al Nipper, R OBP: 0.154, SLG: 0.231 Darrin Jackson, R OBP: 0.278, SLG: 0.419 Rich Gossage, R (8, 1)			0-1 CS 4-3 1B		0-0 5-3 1B		1-1 6-3	0-3 K		3	0	2	0	0	0	0	AB 37							
Dave Martinez, L OBP: 0.304, SLG: 0.332 (1, 8)		3-2 4-3		1-2 1B	2-0 5-3 1B		2-1 E E 1B		1-2 L3	4	0	2	0	0	0	1	R 1							
Jeff Pico, R OBP: 0.133, SLG: 0.071 Frank DiPino, L (4, 1)			1-3 K		2-1 5-3		0-0 E3	1-3 K		1	0	0	0	0	1	1	H 10							
Jerry Mumphy, S OBP: 0.178, SLG: 0.143 Angel Salazar, R OBP: 0.286, SLG: 0.350 (5, PH) (5, 6)					1-2 2-3 3-H					0	0	0	0	0	0	0	RBI 1							
										2	0	0	0	0	1	1	BB 1							
										0	0	0	0	0	0	0	SO 6							
										1	0	0	0	0	1	1	LOB 16							
										0	0	0	0	0	0	0								
										1	0	0	1	0	2	2								
										2	0	0	0	0	1	1								
Inning Stats	R: 0 E: 0 K: 0 S: 6	H: 0 LOB: 0 BB: 0 P: 7	R: 0 E: 0 K: 0 S: 7	H: 0 LOB: 0 BB: 1 P: 11	R: 0 E: 0 K: 1 S: 13	H: 1 LOB: 0 BB: 0 P: 18	R: 0 E: 0 K: 1 S: 7	H: 1 LOB: 1 BB: 0 P: 10	R: 1 E: 0 K: 0 S: 11	H: 3 LOB: 2 BB: 0 P: 18	R: 0 E: 0 K: 1 S: 11	H: 1 LOB: 1 BB: 0 P: 17	R: 0 E: 1 K: 1 S: 10	H: 1 LOB: 3 BB: 1 P: 18	R: 0 E: 0 K: 1 S: 15	H: 1 LOB: 2 BB: 0 P: 20	R: 0 E: 0 K: 1 S: 14	H: 2 LOB: 2 BB: 0 P: 21	1B: 8 2B: 2 3B: 0 HR: 0	SF: 0 SAC: 0 DP: 0 HBP: 1	WP: 0 PB: 0 SB: 0 CS: 1	PA: 40		
PITCHER Tim Leary, R ERA: 2.88 (1, 1)	IP 9.0	WLS W	BF 39	H 10	R 1	ER 1	SO 6	BB 1	IBB 0	HBP 1	BLK 0	WP 0	HR 0	S 94	P 140	ERA 1.00	WHIP 1.222							

Chicago Cubs @ Los Angeles Dodgers
Dodger Stadium, Los Angeles, CA
Sat Jul 02 1988, 7:05 PM PDT
Att: 44,166 - Unknown - 80 F


livebaseballscorecards.com



Batter	1	2	3	4	5	6	7	8	9	AB	R	H	RBI	BB	SO	LOB	BOTTOM							
Steve Sax, R OBP: 0.341, SLG: 0.371 Mike Sharperson, R OBP: 0.344, SLG: 0.387 (1, 4) (7, 4)	1-2 P3	0-0 6-3		2-0 L4		2-0 5-3		1-1 F8		4	0	0	0	0	0	4								
Franklin Stubbs, L OBP: 0.289, SLG: 0.330 (1, 3)	4-1 2B 1B BB		0-1 F7	3-2 S 1B		0-3 K		3-1 L3		4	2	1	2	1	1	0								
Kirk Gibson, L OBP: 0.379, SLG: 0.518 Jose Gonzalez, R OBP: 0.250, SLG: 0.250 (1, 7) (8, 7)	0-0 1B 2B		0-1 F2	1-1 1H 2B 1B		1-0 1B				4	2	3	2	0	0	0								
Mike Marshall, R OBP: 0.313, SLG: 0.423 Mike Davis, L OBP: 0.270, SLG: 0.257 (1, 9) (9, 9)	2-3 K		1-0 G3	0-0 1B 2B		1-2 4-3				4	0	1	1	0	1	3								
John Shelby, S OBP: 0.380, SLG: 0.444 (1, 8)	2-0 1B			1B			1-2 G3			4	1	3	2	0	0	0								
Mike Scioscia, L OBP: 0.342, SLG: 0.347 (1, 2)	1-1 F7			1B			2-1 2B			3	1	1	0	1	0	3								
Jeff Hamilton, R OBP: 0.268, SLG: 0.370 (1, 5)		2-2 5-3		0-2 1B 2B	3-2 F8		2-2 P4			4	1	1	1	0	0	1								
Dave Anderson, R OBP: 0.409, SLG: 0.402 (1, 6)		4-0 BLK BB		4-0 1B 1B IBB	2-2 6-3		1-2 6-3			2	1	0	0	2	0	1								
Tim Leary, R OBP: 0.333, SLG: 0.379 (1, 1)		2-3 K		0-3 K	2-2 L8		2-3 K			4	0	0	0	0	3	4								
										1B: 6 2B: 4 3B: 0 HR: 0	SF: 0 SAC: 0 DP: 0 HBP: 0	WP: 0 PB: 0 SB: 2 CS: 0	PA: 38											
Inning Stats	R: 2 E: 0 K: 1 S: 12	H: 2 LOB: 1 BB: 1 P: 22	R: 0 E: 0 K: 1 S: 7	H: 0 LOB: 1 BB: 1 P: 15	R: 0 E: 0 K: 0 S: 5	H: 0 LOB: 0 BB: 0 P: 6	R: 6 E: 0 K: 1 S: 21	H: 6 LOB: 2 BB: 2 P: 39	R: 0 E: 0 K: 0 S: 14	H: 0 LOB: 0 BB: 0 P: 21	R: 0 E: 0 K: 1 S: 8	H: 1 LOB: 1 BB: 0 P: 12	R: 0 E: 0 K: 0 S: 15	H: 1 LOB: 1 BB: 0 P: 21	R: 0 E: 0 K: 1 S: 8	H: 0 LOB: 0 BB: 0 P: 14								
PITCHER Jeff Pico, R ERA: 4.68 Frank DiPino, L ERA: 4.56 Pat Perry, L ERA: 3.68 Al Nipper, R ERA: 2.94 Rich Gossage, R ERA: 3.42 (1, 1) (4, 1) (5, 1) (7, 1) (8, 1)	IP 3.2	WLS L	BF 19	H 4	R 6	ER 6	SO 3	BB 3	IBB 0	HBP 0	BLK 0	WP 0	HR 0	S 35	P 65	ERA 14.73	WHIP 1.909							
	0.1		5	4	2	2	0	0	0	0	0	0	0	0	10	17	54.00	12.000						
	2.0		7	1	0	0	1	0	0	0	0	0	0	0	22	33	0.00	0.500						
	1.0		4	1	0	0	0	0	0	0	0	0	0	0	15	21	0.00	1.000						
	1.0		3	0	0	0	1	0	0	0	0	0	0	0	8	14	0.00	0.000						

Chicago Cubs @ Los Angeles Dodgers
Dodger Stadium, Los Angeles, CA
Sat Jul 02 1988, 7:05 PM PDT
Att: 44,166 - Unknown - 80 F

livebaseballscorecards.com



Batter	1	2	3	4	5	6	7	8	9	AB	R	H	RBI	BB	SO	LOB	TOP					
Dave Martinez, L (1, 8) OBP: 0.307, SLG: 0.339	K			F8 SF9 2B		K		CS 1B		4	1	2	0	0	2	0	Chicago Cubs @ Los Angeles Dodgers Dodger Stadium, Los Angeles, CA Sun Jul 03 1988, 3:33 AM PDT Att: 43,209 - Sunny					
Rafael Palmeiro, L (1, 7) OBP: 0.357, SLG: 0.456	F7			F8		F7		CS 1-2	L7	4	0	0	0	0	0	1						
Andre Dawson, R (1, 9) OBP: 0.350, SLG: 0.523	F9			SF9					L9	3	1	1	1	0	0	0						
23 Ryne Sandberg, R (1, 4) OBP: 0.322, SLG: 0.433		5-3		F9					G3	4	0	1	0	0	0	0						
Mark Grace, L (1, 3) OBP: 0.374, SLG: 0.444		6-3								2	0	0	1	0	0	0						
Shawon Dunston, R (1, 6) OBP: 0.317, SLG: 0.443		F3								3	0	1	0	0	0	1						
Manny Trillo, R (1, 5) OBP: 0.272, SLG: 0.267				F2						3	0	0	0	0	0	2						
Jim Sundberg, R (1, 2) OBP: 0.380, SLG: 0.366				K						3	0	0	0	0	1	1						
Rick Sutcliffe, L (1, 1) OBP: 0.162, SLG: 0.114				4-3						3	0	0	0	0	1	0						
Pat Perry, L (8, 1)										0	0	0	0	0	0	0						
Les Lancaster, R (9, 1)										0	0	0	0	0	0	0						
Inning Stats	R: 0 E: 0 K: 1 S: 5	H: 0 LOB: 0 BB: 0 P: 5	R: 0 E: 0 K: 0 S: 8	H: 0 LOB: 0 BB: 0 P: 12	R: 0 E: 0 K: 1 S: 7	H: 0 LOB: 0 BB: 0 P: 13	R: 1 E: 0 K: 0 S: 11	H: 1 LOB: 0 BB: 0 P: 12	R: 0 E: 0 K: 0 S: 6	H: 1 LOB: 1 BB: 0 P: 8	R: 0 E: 0 K: 1 S: 11	H: 0 LOB: 0 BB: 0 P: 15	R: 1 E: 0 K: 0 S: 15	H: 2 LOB: 1 BB: 0 P: 20	R: 0 E: 0 K: 1 S: 7	H: 1 LOB: 0 BB: 0 P: 10	R: 0 E: 0 K: 0 S: 5	H: 0 LOB: 0 BB: 0 P: 8	1B: 4 2B: 1 3B: 0 HR: 0	SF: 2 SAC: 0 DP: 0 HBP: 0	WP: 0 PB: 0 SB: 1 CS: 1	PA: 32
PITCHER	IP	WLS	BF	H	R	ER	SO	BB	IBB	HBP	BLK	WP	HR	S	P	ERA	WHIP					
Shawn Hillegas, R (1, 1) ERA: 1.99	8.0	L	28	5	2	2	4	0	0	0	0	0	0	70	95	2.25	0.625					
Alejandro Pena, R (9, 1) ERA: 1.85	1.0		3	0	0	0	0	0	0	0	0	0	0	5	8	0.00	0.000					

AB	29
R	2
H	5
RBI	2
BB	0
SO	4
LOB	5



Batter	1	2	3	4	5	6	7	8	9	AB	R	H	RBI	BB	SO	LOB	BOTTOM					
Steve Sax, R (1, 4) OBP: 0.343, SLG: 0.373	K		5-3			1B				4	0	2	0	0	1	1	Chicago Cubs @ Los Angeles Dodgers Dodger Stadium, Los Angeles, CA Sun Jul 03 1988, 3:33 AM PDT Att: 43,209 - Sunny					
Franklin Stubbs, L (1, 3) OBP: 0.299, SLG: 0.340	K					1B				3	0	2	1	0	1	0						
Mike Sharperson, R (8, PH) OBP: 0.333, SLG: 0.375	K					1B				1	0	0	0	0	1	1						
Alejandro Pena, R (9, 1)										0	0	0	0	0	0	0						
Kirk Gibson, L (1, 7) OBP: 0.378, SLG: 0.513	K									3	0	0	0	1	2	1						
Mike Marshall, R (1, 9) OBP: 0.313, SLG: 0.421		6-3								4	0	1	0	0	0	3						
Jose Gonzalez, R (9, PR) OBP: 0.250, SLG: 0.250										0	0	0	0	0	0	0						
John Shelby, S (1, 8) OBP: 0.374, SLG: 0.436		L9								4	0	0	0	0	1	4						
Mike Scioscia, L (1, 2) OBP: 0.342, SLG: 0.352										3	0	1	0	0	0	0						
Rick Dempsey, R (8, PH) OBP: 0.351, SLG: 0.545										1	0	0	0	0	0	1						
Jeff Hamilton, R (1, 5) OBP: 0.283, SLG: 0.362										3	0	0	0	0	1	1						
Dave Anderson, R (1, 6) OBP: 0.407, SLG: 0.400										3	1	1	0	0	1	0						
Shawn Hillegas, R (1, 1) ERA: 4.28										2	0	0	0	0	2	1						
Pat Perry, L (8, PH) ERA: 3.55										1	0	0	0	0	0	0						
Les Lancaster, R (9, 1) ERA: 3.06																						
Inning Stats	R: 0 E: 0 K: 3 S: 10	H: 0 LOB: 0 BB: 0 P: 12	R: 0 E: 0 K: 0 S: 10	H: 1 LOB: 1 BB: 0 P: 18	R: 1 E: 0 K: 1 S: 11	H: 2 LOB: 1 BB: 0 P: 15	R: 0 E: 0 K: 1 S: 9	H: 0 LOB: 0 BB: 0 P: 13	R: 0 E: 0 K: 1 S: 6	H: 0 LOB: 0 BB: 0 P: 7	R: 0 E: 0 K: 2 S: 15	H: 2 LOB: 3 BB: 1 P: 22	R: 0 E: 0 K: 1 S: 10	H: 0 LOB: 0 BB: 0 P: 13	R: 0 E: 0 K: 1 S: 11	H: 1 LOB: 1 BB: 0 P: 17	R: 0 E: 0 K: 0 S: 7	H: 1 LOB: 1 BB: 0 P: 9	1B: 6 2B: 1 3B: 0 HR: 0	SF: 0 SAC: 0 DP: 1 HBP: 0	WP: 0 PB: 0 SB: 2 CS: 0	PA: 33
PITCHER	IP	WLS	BF	H	R	ER	SO	BB	IBB	HBP	BLK	WP	HR	S	P	ERA	WHIP					
Rick Sutcliffe, R (1, 1) ERA: 4.28	7.1	W	28	6	1	1	9	0	0	0	0	0	0	76	107	1.23	0.818					
Pat Perry, L (8, 1) ERA: 3.55	1.1		4	1	0	0	1	0	0	0	0	0	0	9	14	0.00	0.750					
Les Lancaster, R (9, 1) ERA: 3.06	0.1	S	1	0	0	0	0	0	0	0	0	0	0	4	5	0.00	0.000					

AB	32
R	1
H	7
RBI	1
BB	1
SO	10
LOB	13



Batter	1	2	3	4	5	6	7	8	9	AB	R	H	RBI	BB	SO	LOB	TOP		
Dave Martinez, L (1, 8) OBP: 0.305, SLG: 0.349	0-0 F8		3-2 6-3		0-0 HR		1-1 F8		3-1 G4-6-3	5	1	1	2	0	0	4			
Rafael Palmeiro, L (1, 7) OBP: 0.352, SLG: 0.451	3-2 L7		3-1 F9		0-3 K			0-2 1-3		4	0	0	0	0	1	0			
Andre Dawson, R (1, 9) OBP: 0.352, SLG: 0.521	4-2 BB			2-3 K		1-3 K		0-0 2B		3	0	1	0	1	2	0			
23 Ryne Sandberg, R (1, 4) OBP: 0.322, SLG: 0.431	0-1 5-3			2-2 L9		0-0 L9		3-1 1B		4	0	1	0	0	0	1			
Mark Grace, L (1, 3)		2-3 K		0-0 2B		0-1 F5		0-1 G4-3		4	0	1	0	0	1	2			
Shawon Dunston, R (1, 6) OBP: 0.316, SLG: 0.440		0-2 E6		0-0 G2-3			1-3 K		0-2 E S	4	1	1	0	0	1	1			
Jody Davis, R (1, 2) Darrin Jackson, R (9, PR) Jim Sundberg, R (9, 2) OBP: 0.278, SLG: 0.419 OBP: 0.380, SLG: 0.366		0-3 K		2-2 FC3-6		1-1 F2		4-2 1B		3	0	2	0	1	1	1			
Manny Trillo, R (1, 5) OBP: 0.271, SLG: 0.266		0-3 K		1-1 F2		0-0 F7		1-3 BB		0	0	0	0	0	0	0			
Greg Maddux, R (1, 1) OBP: 0.155, SLG: 0.190			0-0 4-3		0-0 FC3-6		0-0 E4		0-1 B1	4	1	0	0	0	0	4			
Inning Stats	R: 0 E: 0 K: 0 S: 9	H: 0 LOB: 1 BB: 1 P: 16	R: 0 E: 1 K: 3 S: 14	H: 0 LOB: 1 BB: 0 P: 16	R: 0 E: 0 K: 0 S: 6	H: 1 LOB: 1 BB: 0 P: 12	R: 0 E: 0 K: 1 S: 8	H: 2 LOB: 0 BB: 0 P: 13	R: 0 E: 0 K: 1 S: 7	H: 0 LOB: 1 BB: 0 P: 8	R: 0 E: 1 K: 1 S: 10	H: 1 LOB: 2 BB: 0 P: 14	R: 0 E: 0 K: 0 S: 8	H: 2 LOB: 1 BB: 0 P: 11	R: 1 E: 0 K: 0 S: 14	H: 2 LOB: 2 BB: 1 P: 20	1B: 5 2B: 2 3B: 0 HR: 1	SF: 0 SAC: 0 DP: 2 HBP: 0	WP: 0 PA: 37 PB: 0 SB: 2 CS: 0
PITCHER	IP	WLS	BF	H	R	ER	SO	BB	IBB	HBP	BLK	WP	HR	S	P	ERA	WHIP		
Don Robinson, R (1, 1) ERA: 2.44	7.0	L	28	4	2	2	7	1	0	0	0	0	1	64	91	2.57	0.714		
Atlee Hammaker, L (8, 1) ERA: 4.79	1.0	L	6	3	1	1	0	1	0	0	0	0	0	17	22	9.00	4.000		
Scott Garrelts, R (9, 1) ERA: 4.8	1.0		3	1	0	0	0	0	0	0	0	0	0	5	9	0.00	1.000		

Chicago Cubs @ San Francisco Giants
Candlestick Park, San Francisco, CA
Mon Jul 04 1988, 6:33 AM EDT
Att: 22,076 - Sunny - 65 F

AB 35
R 3
H 8
RBI 3
BB 2
SO 7
LOB 16




Batter	1	2	3	4	5	6	7	8	9	AB	R	H	RBI	BB	SO	LOB	BOTTOM				
Brett Butler, L (1, 8) OBP: 0.382, SLG: 0.379	3-2 4-3		0-0 S		1-3 K			0-0 SH5-3		3	0	1	2	0	1	0					
Robby Thompson, R (1, 4) OBP: 0.374, SLG: 0.408	0-3 K		1 SAFE 3-2 S 1 SAFE S 2 SAFE S B		3-2 5-3		2-3 K		0-0 4-3	4	0	0	0	0	2	2					
Will Clark, L (1, 3) OBP: 0.383, SLG: 0.558	2-2 G3		4-0 IBB		3-2 1B		3-2 1B		4-0 IBB	2	0	1	0	2	0	0					
Kevin Mitchell, R (1, 7) Candy Maldonado, R (7, 9) OBP: 0.318, SLG: 0.422 OBP: 0.310, SLG: 0.381		0-0 5-3		1-0 5-3		0-3 K		2-0 4-3		3	0	0	0	0	1	3					
Mike Adrete, L (1, 9) OBP: 0.353, SLG: 0.385	0-2 P7			1-2 L7		0-1 4-3			1-3 K	4	0	0	0	0	1	1					
Ernest Riles, L (1, 5) OBP: 0.303, SLG: 0.351	2-2 F8			2-2 4-3			0-0 4-3		4-1 BB	3	0	0	0	1	0	0					
Bob Brenly, R (1, 2) Atlee Hammaker, S (8, 1) Scott Garrelts, R (9, 1) Harry Spilman, L (9, PH) OBP: 0.250, SLG: 0.302 OBP: 0.111, SLG: 0.111 OBP: 0.200, SLG: 0.200 OBP: 0.217, SLG: 0.238			0-1 G5-3		3-3 K		2-2 P9		0-1 P6	3	1	1	0	0	1	0					
Jose Uribe, S (1, 6) OBP: 0.304, SLG: 0.335			1-1 G5-3		1-2 4-3		2-1 1-3		0-0 L9	4	1	1	0	0	0	1					
Don Robinson, R (1, 1) Bob Melvin, R (8, 2) OBP: 0.215, SLG: 0.325			0-2 G5-3		1-3 K			4-0 4-3		2	0	0	0	0	1	2					
Inning Stats	R: 0 E: 0 K: 1 S: 9	H: 0 LOB: 0 BB: 0 P: 14	R: 0 E: 0 K: 0 S: 9	H: 0 LOB: 0 BB: 0 P: 11	R: 2 E: 0 K: 0 S: 15	H: 3 LOB: 2 BB: 1 P: 24	R: 0 E: 0 K: 1 S: 10	H: 0 LOB: 0 BB: 0 P: 16	R: 0 E: 0 K: 2 S: 10	H: 0 LOB: 0 BB: 0 P: 13	R: 0 E: 0 K: 2 S: 11	H: 1 LOB: 1 BB: 0 P: 16	R: 0 E: 0 K: 0 S: 6	H: 0 LOB: 2 BB: 2 P: 10	R: 0 E: 0 K: 0 S: 3	H: 0 LOB: 2 BB: 2 P: 13	R: 0 E: 0 K: 1 S: 9	H: 0 LOB: 1 BB: 1 P: 14	1B: 4 2B: 0 3B: 0 HR: 0	SF: 0 SAC: 1 DP: 0 HBP: 0	WP: 0 PA: 35 PB: 0 SB: 1 CS: 0
PITCHER	IP	WLS	BF	H	R	ER	SO	BB	IBB	HBP	BLK	WP	HR	S	P	ERA	WHIP				
Greg Maddux, R (1, 1) ERA: 2.15	9.0	W	35	4	2	2	7	2	2	0	0	0	0	82	131	2.00	0.667				

Chicago Cubs @ San Francisco Giants
Candlestick Park, San Francisco, CA
Mon Jul 04 1988, 6:33 AM EDT
Att: 22,076 - Sunny - 65 F

AB 30
R 2
H 4
RBI 2
BB 4
SO 7
LOB 12



Batter	1	2	3	4	5	6	7	8	9	AB	R	H	RBI	BB	SO	LOB	TOP							
Shawn Dunston, R (1,6) OBP: 0.313, SLG: 0.436	G6-3		SH5-3			P9		G5-3		3	0	0	0	0	0	1	<p>Chicago Cubs @ San Francisco Giants</p> <p>Candlestick Park, San Francisco, CA</p> <p>Tue Jul 05 1988, 10:05 PM EDT</p> <p>Att: 13,786 - Unknown - 60 F</p>							
Rafael Palmeiro, L (1,7) OBP: 0.351, SLG: 0.448	P7		G6-3			FC6		G4-3		4	0	1	0	0	0	2								
Andre Dawson, R (1,9) OBP: 0.351, SLG: 0.517	L7			F8		F9			G4-6-3	4	0	1	0	0	0	1								
23 Ryne Sandberg, R (1,4) OBP: 0.318, SLG: 0.425		P4		G4-3		FC6			P9	4	0	0	0	0	0	2								
Jody Davis, R (1,2) OBP: 0.348, SLG: 0.414		L5-4		F9			F9		G4-6-3	3	0	0	0	1	0	1								
Manny Trillo, R (1,5) OBP: 0.284, SLG: 0.293		L5-4			G1-3		G5-3			3	0	2	0	0	0	0								
Darrin Jackson, R (1,8) OBP: 0.270, SLG: 0.407		L5-4					F8			3	0	0	0	0	0	3								
Mark Grace, L (1,3) OBP: 0.371, SLG: 0.444			P6		K			G3		3	0	1	0	0	1	1								
Calvin Schiraldi, R (1,1) OBP: 0.107, SLG: 0.074										2	0	1	0	0	1	1	<p>AB 30</p> <p>R 0</p> <p>H 6</p> <p>RBI 0</p> <p>BB 1</p> <p>SO 2</p> <p>LOB 13</p> 							
Frank DiPino, L (5,1) OBP: 0.273, SLG: 0.333										0	0	0	0	0	0	0								
Angel Salazar, R (8,PH) OBP: 0.273, SLG: 0.333										1	0	0	0	0	0	1								
Pat Perry, L (8,1) OBP: 0.273, SLG: 0.333										0	0	0	0	0	0	0								
Inning Stats	R: 0 H: 0 E: 0 K: 0 S: 7	H: 0 LOB: 0 BB: 0 P: 8	R: 0 H: 1 E: 0 K: 0 S: 10	LOB: 1 BB: 1 P: 19	R: 0 H: 1 E: 0 K: 0 S: 8	LOB: 1 BB: 0 P: 12	R: 0 H: 0 E: 0 K: 0 S: 5	H: 0 LOB: 0 BB: 0 P: 7	R: 0 H: 1 E: 0 K: 2 S: 11	LOB: 1 BB: 0 P: 13	R: 0 H: 1 E: 0 K: 0 S: 7	H: 1 LOB: 1 BB: 0 P: 11	R: 0 H: 0 E: 0 K: 0 S: 8	H: 0 LOB: 0 BB: 0 P: 10	R: 0 H: 1 E: 0 K: 0 S: 5	H: 1 LOB: 1 BB: 0 P: 7		R: 0 H: 1 E: 0 K: 0 S: 6	H: 1 LOB: 0 BB: 0 P: 8	1B: 5 2B: 2 3B: 0 HR: 0	SF: 0 SAC: 1 DP: 2 HBP: 0	WP: 0 PB: 0 SB: 0 CS: 0	PA: 32	
PITCHER Terry Mulholland, L (1,1) ERA: 5.27	IP: 9.0 WLS: W BF: 32 H: 6 R: 0 ER: 0 SO: 2 BB: 1 IBB: 0 HBP: 0 BLK: 0 WP: 0 HR: 0 S: 67 P: 95 ERA: 0.00 WHIP: 0.778											PITCHER	IP: 9.0 WLS: W BF: 32 H: 6 R: 0 ER: 0 SO: 2 BB: 1 IBB: 0 HBP: 0 BLK: 0 WP: 0 HR: 0 S: 67 P: 95 ERA: 0.00 WHIP: 0.778											

Batter	1	2	3	4	5	6	7	8	9	AB	R	H	RBI	BB	SO	LOB	BOTTOM						
Brett Butler, L (1,8) OBP: 0.382, SLG: 0.379	E				K	WP				3	1	1	0	0	1	1	<p>Chicago Cubs @ San Francisco Giants</p> <p>Candlestick Park, San Francisco, CA</p> <p>Tue Jul 05 1988, 10:05 PM EDT</p> <p>Att: 13,786 - Unknown - 60 F</p>						
Donell Nixon, R (6,8) OBP: 0.714, SLG: 1.000	2B	G4-3				2B				2	0	2	1	0	0	0							
Robby Thompson, R (1,4) OBP: 0.375, SLG: 0.414	E9		L8			G5-3				4	2	2	0	0	0	1							
Harry Spilman, L (7,3) OBP: 0.208, SLG: 0.227	2B				1B			G4-3		1	0	0	0	0	0	1							
Will Clark, L (1,3) OBP: 0.384, SLG: 0.559	1B		K			F7				3	2	1	2	1	1	1							
Chris Speier, R (7,4) OBP: 0.302, SLG: 0.275	2B				E					0	0	0	0	0	0	0							
Mike Aldrete, L (1,7) OBP: 0.356, SLG: 0.384	2H	WP			L8			G3		3	1	1	1	1	0	3							
Candy Maldonado, R (1,9) OBP: 0.310, SLG: 0.379	2H	1B								4	0	1	2	0	0	2							
Ernest Riles, L (1,5) OBP: 0.307, SLG: 0.354	4-3		F8		E8			G5-3		4	0	2	1	0	2	1							
Bob Brenly, R (1,2) OBP: 0.243, SLG: 0.292	2H	1B		K						4	0	2	1	0	2	1							
Jose Uribe, S (1,6) OBP: 0.304, SLG: 0.333	F8				F7			G6-3		4	0	0	0	0	0	2							
Terry Mulholland, R (1,1) ERA: 4.58	CS		G4-3		G6-3			F7		4	1	1	0	0	0	0							
Bob Brenly, R (1,2) OBP: 0.243, SLG: 0.292	1-2					E				3	2	0	0	1	1	1							
Inning Stats	R: 4 H: 5 E: 1 K: 0 S: 19	H: 5 LOB: 0 BB: 0 P: 31	R: 0 H: 0 E: 0 K: 1 S: 7	H: 0 LOB: 0 BB: 0 P: 10	R: 0 H: 0 E: 0 K: 1 S: 12	H: 0 LOB: 1 BB: 1 P: 20	R: 0 H: 0 E: 0 K: 1 S: 8	H: 0 LOB: 0 BB: 0 P: 11	R: 3 H: 2 E: 1 K: 2 S: 13	H: 2 LOB: 1 BB: 2 P: 28	R: 2 H: 2 E: 1 K: 0 S: 13	H: 2 LOB: 1 BB: 0 P: 19	R: 0 H: 1 E: 0 K: 0 S: 9	H: 1 LOB: 1 BB: 0 P: 12	R: 0 H: 1 E: 0 K: 0 S: 7	H: 1 LOB: 0 BB: 0 P: 11	1B: 7 2B: 4 3B: 0 HR: 0	SF: 0 SAC: 0 DP: 0 HBP: 0	WP: 2 PB: 0 SB: 0 CS: 1	PA: 39			
PITCHER Calvin Schiraldi, R (1,1) ERA: 4.58	IP: 4.0 WLS: L BF: 18 H: 5 R: 5 ER: 5 SO: 3 BB: 2 IBB: 0 HBP: 0 BLK: 0 WP: 1 HR: 0 S: 46 P: 76 ERA: 11.25 WHIP: 1.750											PITCHER	IP: 4.0 WLS: L BF: 18 H: 5 R: 5 ER: 5 SO: 3 BB: 2 IBB: 0 HBP: 0 BLK: 0 WP: 1 HR: 0 S: 46 P: 76 ERA: 11.25 WHIP: 1.750										
Frank DiPino, L (5,1) ERA: 4.65	IP: 3.0 WLS: L BF: 16 H: 5 R: 4 ER: 2 SO: 2 BB: 0 IBB: 0 HBP: 0 BLK: 0 WP: 1 HR: 0 S: 35 P: 55 ERA: 6.00 WHIP: 1.667											PITCHER	IP: 3.0 WLS: L BF: 16 H: 5 R: 4 ER: 2 SO: 2 BB: 0 IBB: 0 HBP: 0 BLK: 0 WP: 1 HR: 0 S: 35 P: 55 ERA: 6.00 WHIP: 1.667										
Pat Perry, L (8,1) ERA: 3.46	IP: 1.0 WLS: L BF: 4 H: 1 R: 0 ER: 0 SO: 0 BB: 0 IBB: 0 HBP: 0 BLK: 0 WP: 0 HR: 0 S: 7 P: 11 ERA: 0.00 WHIP: 1.000											PITCHER	IP: 1.0 WLS: L BF: 4 H: 1 R: 0 ER: 0 SO: 0 BB: 0 IBB: 0 HBP: 0 BLK: 0 WP: 0 HR: 0 S: 7 P: 11 ERA: 0.00 WHIP: 1.000										

Batter	1	2	3	4	5	6	7	8	9	AB	R	H	RBI	BB	SO	LOB	TOP										
Dave Martinez, L (1, 8) OBP: 0.305, SLG: 0.347	3-2 G4-6-3 1B		0-3 K			1-0 4-3		3-2 1-3		4	0	1	0	0	1	1	Chicago Cubs @ San Francisco Giants Candlestick Park, San Francisco, CA Wed Jul 06 1988, 6:33 AM EDT Att: 21,884 - Sunny livebaseballscorecards.com										
Rafael Palmeiro, L (1, 7) OBP: 0.347, SLG: 0.443	2-0 G4-6-3 1-2			1-0 F9		1-0 L9		1-1 6-3		4	0	0	0	0	2												
Mark Grace, L (1, 3) OBP: 0.373, SLG: 0.445	1-2 4-3			3-1 1B		2-1 3-1		1-0 FC6-4 1B		4	0	2	0	0	0												
23 Ryne Sandberg, R (1, 4) OBP: 0.320, SLG: 0.426		0-0 G3 1B		1-1 F6			0-1 1B		1-1 FC6-4 1B		4	0	2	0	0	2											
Gary Varsho, L (1, 9) Darrin Jackson, R (9, PH) OBP: 0.268, SLG: 0.404		0-0 G3 1-2		0-1 F6		1-0 F7		1-2 F8		3	0	0	0	0	3	1											
Shawon Dunston, R (1, 6) OBP: 0.309, SLG: 0.430		0-0 5-3			3-3 K		1-2 F9		1-2 6-3		4	0	0	0	1	3											
Manny Trillo, R (1, 5) OBP: 0.286, SLG: 0.294		3-3 K			0-0 1B		2-0 F7				3	0	1	0	0	1											
Jim Sundberg, R (1, 2) Andre Dawson, R (8, PH) Jody Davis, R (8, 2) OBP: 0.348, SLG: 0.414			2-1 6-3		2-3 K			0-0 5-3		2	0	0	0	0	1	1											
Jamie Moyer, L (1, 1) Jerry Mumphy, S (8, PH) Les Lancaster, R (8, 1)			0-0 F7		2-2 F7			0-0 2B		1	0	0	0	0	0	0											
Inning Stats	R: 0 E: 0 K: 0 S: 7	H: 1 LOB: 0 BB: 0 P: 13	R: 0 E: 0 K: 1 S: 8	H: 1 LOB: 1 BB: 0 P: 11	R: 0 E: 0 K: 1 S: 7	H: 0 LOB: 0 BB: 0 P: 9	R: 0 E: 0 K: 0 S: 7	H: 1 LOB: 1 BB: 0 P: 12	R: 0 E: 0 K: 2 S: 12	H: 1 LOB: 1 BB: 0 P: 19	R: 0 E: 0 K: 0 S: 4	H: 0 LOB: 0 BB: 0 P: 8	R: 0 E: 0 K: 0 S: 11	H: 1 LOB: 1 BB: 0 P: 14	R: 0 E: 0 K: 0 S: 7	H: 1 LOB: 1 BB: 0 P: 11		R: 0 E: 0 K: 0 S: 10	H: 1 LOB: 1 BB: 0 P: 14	1B: 6 2B: 1 3B: 0 HR: 0	SF: 0 SAC: 0 DP: 1 HBP: 0	WP: 0 PB: 0 SB: 0 CS: 0	PA: 33				
PITCHER	IP	WLS	BF	H	R	ER	SO	BB	IBB	HBP	BLK	WP	HR	S	P	ERA	WHIP										
Rick Reuschel, R (1, 1) ERA: 2.9	8.0	W	29	6	0	0	4	0	0	0	0	0	0	63	97	0.00	0.750										
Craig Lefferts, L (9, 1) ERA: 2.75	0.2	S	3	1	0	0	0	0	0	0	0	0	0	7	10	0.00	1.500										
Scott Garrelts, R (9, 1) ERA: 4.76	0.1	S	1	0	0	0	0	0	0	0	0	0	0	3	4	0.00	0.000										

Batter	1	2	3	4	5	6	7	8	9	AB	R	H	RBI	BB	SO	LOB	BOTTOM										
Donell Nixon, R (1, 8) OBP: 0.700, SLG: 0.875	2-2 5-3		0-1 SH1-3			0-0 SH1-3 CS 1B		1-2 E 1B		3	0	2	1	0	0	0	Chicago Cubs @ San Francisco Giants Candlestick Park, San Francisco, CA Wed Jul 06 1988, 6:33 AM EDT Att: 21,884 - Sunny livebaseballscorecards.com										
Robby Thompson, R (1, 4) OBP: 0.375, SLG: 0.413	0-1 1-3		3-H 0-2 4-3			1-0 SH1-3		0-0 E9 1B		3	0	1	1	0	0	0											
Will Clark, L (1, 3) OBP: 0.386, SLG: 0.556	4-0 S BB			1-1 L4		2-3 K		3-H 4-0 IBB		2	0	0	0	2	1	1											
Joel Youngblood, R (1, 7) OBP: 0.368, SLG: 0.350	2-2 F8			4-2 G5-4-3 BB			0-1 G5-4-3 1B		2-2 F6		2	0	1	0	1	1											
Brett Butler, L (7, PR) OBP: 0.391, SLG: 0.378	1-2 F8			0-2 G5-4-3 1-2			1-1 G5-4-3 1B				1	0	0	0	0	3											
Candy Maldonado, R (1, 9) OBP: 0.307, SLG: 0.375		0-0 5-3		0-2 G5-4-3 1-2			1-1 G5-4-3 1-2				3	0	0	0	0	2											
Chris Speier, R (1, 5) OBP: 0.294, SLG: 0.266		1-2 F8			0-1 5-3		3-2 6-3				3	0	0	0	0	1											
Bob Melvin, R (1, 2) OBP: 0.218, SLG: 0.325		1-1 F8			2-2 1B			1-2 6-3		3	0	1	0	0	0	0											
Jose Uribe, S (1, 6) OBP: 0.304, SLG: 0.337			0-0 SH1-4 SH1-3 2B		0-0 F3			1-0 F8		3	1	1	0	0	0	1											
Rick Reuschel, R (1, 1) Harry Spilman, L (8, PH) Craig Lefferts, L (9, 1) Scott Garrelts, R (9, 1) OBP: 0.200, SLG: 0.200			0-0 SH1-4		0-2 4-3			2-2 1B E 2B		1	0	0	0	0	0	1											
Inning Stats	R: 0 E: 0 K: 0 S: 9	H: 0 LOB: 1 BB: 1 P: 17	R: 0 E: 0 K: 0 S: 6	H: 0 LOB: 0 BB: 0 P: 8	R: 1 E: 0 K: 0 S: 8	H: 1 LOB: 0 BB: 0 P: 8	R: 0 E: 0 K: 0 S: 7	H: 0 LOB: 0 BB: 1 P: 12	R: 0 E: 0 K: 1 S: 6	H: 1 LOB: 0 BB: 0 P: 8	R: 0 E: 0 K: 0 S: 8	H: 1 LOB: 1 BB: 0 P: 11	R: 0 E: 0 K: 0 S: 8	H: 1 LOB: 1 BB: 0 P: 11	R: 1 E: 1 K: 0 S: 15	H: 3 LOB: 3 BB: 1 P: 26	R: 0 E: 0 K: 0 S: 10	H: 1 LOB: 1 BB: 0 P: 14	1B: 5 2B: 2 3B: 0 HR: 0	SF: 0 SAC: 3 DP: 2 HBP: 0	WP: 0 PB: 0 SB: 1 CS: 2	PA: 31					
PITCHER	IP	WLS	BF	H	R	ER	SO	BB	IBB	HBP	BLK	WP	HR	S	P	ERA	WHIP										
Jamie Moyer, L (1, 1) ERA: 3.05	7.0	L	24	4	1	1	1	0	0	0	0	0	0	15	26	9.00	3.000										
Les Lancaster, R (8, 1) ERA: 3.15	1.0		7	3	1	1	0	0	1	0	0	0	0	15	26	9.00	3.000										

AB	33
R	0
H	7
RBI	0
BB	0
SO	4
LOB	16



AB	25
R	2
H	7
RBI	2
BB	3
SO	1
LOB	10



Batter	1	2	3	4	5	6	7	8	9	AB	R	H	RBI	BB	SO	LOB	TOP					
Shawon Dunston, R OBP: 0.308, SLG: 0.428	0-1 2B 23 1B 1B		1-0 F9		1-3 K			0-1 4-3		4	1	1	0	0	1	1	Chicago Cubs @ San Diego Padres Jack Murphy Stadium, San Diego, CA Fri Jul 08 1988, 10:05 PM EDT Att: 19,071 - Unknown - 68 F					
Rafael Palmeiro, L OBP: 0.349, SLG: 0.449	0-0 F7		0-0 1B		1-0 F8			0-0 SF9 3B		4	1	2	0	0	0	1						
Andre Dawson, R OBP: 0.351, SLG: 0.520	1-2 23 1B CS 2B			1-1 F7		0-0 23 1B 1B		0-0 SF9 1-1		3	0	2	1	0	0	0						
23 Ryne Sandberg, R OBP: 0.322, SLG: 0.427	3-2 CS 1B			0-0 P5		3-2 CS 1B		3-H 4-3		4	0	2	1	0	0	0						
Vance Law, R OBP: 0.361, SLG: 0.417	1-3 K			4-1 PB BB		3-2 F7 1-2			1-2 L6	3	0	0	0	1	1	4						
Jody Davis, R OBP: 0.341, SLG: 0.405			1-0 F9		2-2 F8 1-2		1-1 1-3		1-3 K2-3	4	0	0	0	0	1	1						
Mark Grace, L OBP: 0.376, SLG: 0.446			2-1 F9		1-1 F7		2-0 1B		0-0 1B	4	0	2	0	0	0	0						
Darrin Jackson, R OBP: 0.259, SLG: 0.389			1-1 F9		3-2 F2		1-0 P4		2-1 P6	4	0	0	0	0	0	2						
Jeff Pico, R OBP: 0.176, SLG: 0.125			0-2 L4		2-1 1B		1-3 K			2	0	1	0	0	0	0						
Al Nipper, R OBP: 0.254, SLG: 0.231										0	0	0	0	0	0	0						
Manny Trillo, R OBP: 0.283, SLG: 0.291										1	0	0	0	0	1	1						
Pat Perry, L OBP: 0.107, SLG: 0.074										0	0	0	0	0	0	0						
Calvin Schiraldi, R OBP: 0.107, SLG: 0.074										0	0	0	0	0	0	0						
Inning Stats	R: 1 E: 0 K: 1 S: 14	H: 3 LOB: 1 BB: 0 P: 19	R: 0 E: 0 K: 0 S: 5	H: 0 LOB: 0 BB: 0 P: 9	R: 0 E: 0 K: 0 S: 5	H: 1 LOB: 1 BB: 0 P: 6	R: 0 E: 0 K: 0 S: 7	H: 0 LOB: 1 BB: 1 P: 14	R: 0 E: 0 K: 1 S: 13	H: 1 LOB: 0 BB: 0 P: 20	R: 0 E: 0 K: 0 S: 9	H: 2 LOB: 1 BB: 0 P: 16	R: 0 E: 0 K: 1 S: 8	H: 1 LOB: 0 BB: 0 P: 13	R: 1 E: 0 K: 0 S: 6	H: 1 LOB: 0 BB: 0 P: 7	R: 0 E: 0 K: 1 S: 10	H: 1 LOB: 1 BB: 0 P: 14	1B: 8 2B: 1 3B: 1 HR: 0	SF: 1 SAC: 0 DP: 0 HBP: 0	WP: 0 PB: 1 SB: 0 CS: 3	PA: 35
PITCHER Dennis Rasmussen, L ERA: 4.5	IP: 9.0 WLS: W BF: 35 H: 10 R: 2 ER: 2 SO: 4 BB: 1 IBB: 0 HBP: 0 BLK: 0 WP: 0 HR: 0 S: 77 P: 118 ERA: 2.00 WHIP: 1.222																					

AB	33
R	2
H	10
RBI	2
BB	1
SO	4
LOB	10



Batter	1	2	3	4	5	6	7	8	9	AB	R	H	RBI	BB	SO	LOB	BOTTOM			
Marvell Wynne, L OBP: 0.348, SLG: 0.511	2-2 4-3 1B		0-0 G3		1-0 1B 1B		4-0 B3-4 BB	3-1 G3		4	1	2	1	1	0	1	Chicago Cubs @ San Diego Padres Jack Murphy Stadium, San Diego, CA Fri Jul 08 1988, 10:05 PM EDT Att: 19,071 - Unknown - 68 F			
Roberto Alomar, S OBP: 0.279, SLG: 0.343	3-2 4-3 1-2		1-3 K		1-1 1B 1-3 1B		0-0 B3-4 1-2			4	0	1	0	0	1	2				
Tony Gwynn, L OBP: 0.344, SLG: 0.351	4-2 BB		1-1 F9		0-1 S 1-3 1B		1-2 2B 1B			3	1	2	1	1	0	0				
John Kruk, L OBP: 0.387, SLG: 0.403	3-3 K			4-2 G6-4-3 BB	3-3 K		2-0 1B 2B			3	1	1	0	1	2	4				
Keith Moreland, R OBP: 0.323, SLG: 0.367	2-1 G3			1-0 G6-4-3 1B	1-3 K		1-3 1B 2B			4	0	2	2	0	1	4				
Chris Brown, R OBP: 0.320, SLG: 0.312		3-2 6-3		0-2 G6-4-3 1-2 1B		1-2 4-3	0-2 L4			4	0	0	0	0	0	3				
Benito Santiago, R OBP: 0.274, SLG: 0.330		1-2 1B		0-2 5-3		0-0 2B		1-3 K		4	0	2	0	0	1	1				
Garry Templeton, S OBP: 0.277, SLG: 0.339		1-1 F8			0-0 SH2-4 1B 2B		1-2 F8		0-1 P6	4	1	1	0	0	0	2				
Dennis Rasmussen, L OBP: 0.158, SLG: 0.189		2-3 K			1-2 SH2-4 1B 2-3		0-3 K		1-3 K	3	0	0	0	0	3	2				
Inning Stats	R: 0 E: 0 K: 1 S: 18	H: 1 LOB: 2 BB: 1 P: 32	R: 0 E: 0 K: 1 S: 11	H: 1 LOB: 0 BB: 0 P: 18	R: 0 E: 0 K: 1 S: 7	H: 0 LOB: 0 BB: 0 P: 9	R: 0 E: 0 K: 0 S: 10	H: 1 LOB: 1 BB: 1 P: 14	R: 2 E: 0 K: 2 S: 17	H: 4 LOB: 2 BB: 0 P: 22	R: 0 E: 0 K: 1 S: 12	H: 1 LOB: 0 BB: 0 P: 14	R: 2 E: 0 K: 0 S: 10	H: 3 LOB: 1 BB: 1 P: 18	R: 0 E: 0 K: 2 S: 12	H: 0 LOB: 1 BB: 0 P: 17		1B: 8 2B: 4 3B: 0 HR: 0	SF: 0 SAC: 1 DP: 2 HBP: 0	WP: 1 PB: 0 SB: 1 CS: 0
PITCHER Jeff Pico, R ERA: 4.63	IP: 4.1 WLS: L BF: 21 H: 7 R: 2 ER: 2 SO: 3 BB: 2 IBB: 0 HBP: 0 BLK: 0 WP: 0 HR: 0 S: 20 P: 24 ERA: 0.00 WHIP: 0.600																			
Al Nipper, R ERA: 2.84	IP: 1.2 WLS: 6 BF: 1 H: 0 R: 0 ER: 0 SO: 3 BB: 0 IBB: 0 HBP: 0 BLK: 0 WP: 0 HR: 0 S: 5 P: 12 ERA: 27.00 WHIP: 4.500																			
Pat Perry, L ERA: 3.86	IP: 0.2 WLS: 4 BF: 2 H: 2 R: 2 ER: 2 SO: 0 BB: 1 IBB: 0 HBP: 0 BLK: 0 WP: 0 HR: 0 S: 17 P: 23 ERA: 0.00 WHIP: 0.750																			
Calvin Schiraldi, R ERA: 4.5	IP: 1.1 WLS: 1 BF: 0 H: 0 R: 0 ER: 0 SO: 2 BB: 0 IBB: 0 HBP: 0 BLK: 0 WP: 1 HR: 0 S: 17 P: 23 ERA: 0.00 WHIP: 0.750																			

AB	33
R	4
H	11
RBI	4
BB	3
SO	8
LOB	19



Batter	1	2	3	4	5	6	7	8	9	AB	R	H	RBI	BB	SO	LOB	TOP					
Shawn Dunston, R OBP: 0.305, SLG: 0.422	1-3 K		2-3 K			0-1 F8		1-3 K		4	0	0	0	0	3	1						
Dave Martinez, L OBP: 0.300, SLG: 0.341	1-2 4-3			2-0 4-3			1-2 F7		2-2 4-3	4	0	0	0	0	0	0						
Rafael Palmeiro, L OBP: 0.348, SLG: 0.447	1-2 4-3			0-2 6-3			1-0 1B		1-2 F7	4	1	1	0	0	0	0						
23 Ryne Sandberg, R OBP: 0.324, SLG: 0.426		0-3 K		3-2 5-3			1-0 1B		4-0 FC6-4	3	1	1	0	1	1	0						
Mark Grace, L OBP: 0.375, SLG: 0.444		0-1 1-3			2-0 F8		2-1 1B		2-1 FC6-4	3	0	1	0	0	0	0						
Andre Dawson, R OBP: 0.350, SLG: 0.519							1-2 1B		1-2 FC6-4	1	0	0	0	0	0	1						
Vance Law, R OBP: 0.360, SLG: 0.416		1-3 K			0-0 F9		0-2 1B			3	0	1	2	0	1	0						
Jody Davis, R OBP: 0.336, SLG: 0.399			1-1 5-3		0-3 K		0-0 1-5-3			3	0	0	0	0	1	2						
Gary Varsho, L OBP: 0.167, SLG: 0.167			3-1 1B		0-0 6-3		1-2 PO		2-1 F8	3	0	1	0	0	0	0						
Rick Sutcliffe, L OBP: 0.156, SLG: 0.111			0-2 G3		2-3 K				3-1 F7	1	0	0	0	0	0	1						
Frank DiPino, L OBP: 0.226, SLG: 0.287										0	0	0	0	0	0	0						
Manny Trillo, R OBP: 0.226, SLG: 0.287										0	0	0	0	0	1	0						
Les Lancaster, R OBP: 0.127, SLG: 0.152										0	0	0	0	0	0	0						
Jerry Mumphy, S OBP: 0.127, SLG: 0.152										0	0	0	0	0	0	0						
Pat Perry, L OBP: 0.127, SLG: 0.152										0	0	0	0	0	0	0						
Inning Stats	R: 0 E: 0 K: 1 S: 11	H: 0 LOB: 0 BB: 0 P: 14	R: 0 E: 0 K: 2 S: 8	H: 0 LOB: 0 BB: 0 P: 9	R: 0 E: 0 K: 1 S: 11	H: 1 LOB: 1 BB: 0 P: 17	R: 0 E: 0 K: 0 S: 7	H: 0 LOB: 0 BB: 0 P: 12	R: 0 E: 0 K: 1 S: 5	H: 0 LOB: 0 BB: 0 P: 7	R: 0 E: 0 K: 0 S: 6	H: 0 LOB: 0 BB: 0 P: 8	R: 2 E: 0 K: 0 S: 13	H: 4 LOB: 1 BB: 0 P: 19	R: 0 E: 0 K: 1 S: 9	H: 0 LOB: 0 BB: 1 P: 15	R: 0 E: 0 K: 0 S: 11	H: 0 LOB: 1 BB: 1 P: 20	1B: 5 2B: 0 3B: 0 HR: 0	SF: 0 SAC: 0 DP: 0 HBP: 0	WP: 0 PB: 0 SB: 0 CS: 0	PA: 33
PITCHER	IP	WLS	BF	H	R	ER	SO	BB	IBB	HBP	BLK	WP	HR	S	P	ERA	WHIP					
Ed Whitton, R ERA: 4.73	6.1	W	24	5	2	2	6	0	0	0	0	0	0	58	82	2.84	0.789					
Lance McCullers, R ERA: 3.04	2.1		7	0	0	0	1	1	0	0	0	0	0	21	35	0.00	0.429					
Mark Davis, L ERA: 2.77	0.1	S	1	0	0	0	0	0	0	0	0	0	0	2	4	0.00	0.000					

Chicago Cubs @ San Diego Padres
Jack Murphy Stadium, San Diego, CA
Sat Jul 09 1988, 10:05 PM EDT
Att: 28,364 - Unknown - 68 F

AB 31
R 2
H 5
RBI 2
BB 1
SO 7
LOB 5



Batter	1	2	3	4	5	6	7	8	9	AB	R	H	RBI	BB	SO	LOB	BOTTOM					
Marvell Wynne, L OBP: 0.359, SLG: 0.516	1-1 SH3 1B	3-2 FC4-6 1B		1-0 E9 1-3 1B		4-1 G4-6-3 BB		2-1 F9		4	1	3	1	1	0	1						
Roberto Alomar, S OBP: 0.279, SLG: 0.343	0-0 SH3	1-0 FC4-6		0-0 1-3 1B		0-0 G4-6-3				3	0	1	1	0	0	2						
Tony Gwynn, L OBP: 0.346, SLG: 0.353	3-1 F8 1B		1-2 S 1B		1-3 1-3 1B		2-1 F8			4	1	2	1	0	0	2						
John Kruk, L OBP: 0.389, SLG: 0.399	4-1 BB		4-1 1B		2-3 K		0-1 6-3			2	0	0	0	2	1	2						
Keith Moreland, R OBP: 0.326, SLG: 0.369	0-2 F8		0-0 G4-6-3		0-0 5-3		0-1 S			4	0	2	1	0	0	2						
Shane Mack, R OBP: 0.333, SLG: 0.264	2-3 F8		1-2 G4-6-3 1B				2-2 S			0	0	0	0	0	0	0						
Benito Santiago, R OBP: 0.274, SLG: 0.328	0-1 F8		0-0 L5		0-0 FC6-4 1B		2-2 F9			4	0	1	0	0	0	5						
Tim Flannery, L OBP: 0.313, SLG: 0.283		1-1 1-3	3-1 G4-6-3		1-3 K		1-2 1B			4	0	1	0	0	1	3						
Garry Templeton, S OBP: 0.276, SLG: 0.337		1-0 WP SH5-4 1B		1-1 F9		1-0 FC6-4		1-2 P4		4	1	1	0	0	0	2						
Ed Whitton, R OBP: 0.200, SLG: 0.300		1-1 SH5-4		0-0 E 1B		2-2 F9		0-0 F3		2	1	1	0	0	0	0						
Lance McCullers, S ERA: 4.58										1	0	0	0	0	0	1						
Mark Davis, L OBP: 0.400, SLG: 1.000										0	0	0	0	0	0	0						
Inning Stats	R: 1 E: 0 K: 0 S: 11	H: 2 LOB: 2 BB: 1 P: 19	R: 1 E: 0 K: 0 S: 11	H: 2 LOB: 1 BB: 0 P: 18	R: 1 E: 0 K: 0 S: 9	H: 2 LOB: 1 BB: 1 P: 17	R: 1 E: 1 K: 1 S: 11	H: 3 LOB: 2 BB: 0 P: 16	R: 0 E: 0 K: 1 S: 6	H: 1 LOB: 1 BB: 0 P: 8	R: 0 E: 0 K: 0 S: 5	H: 0 LOB: 0 BB: 1 P: 11	R: 0 E: 0 K: 0 S: 9	H: 1 LOB: 2 BB: 0 P: 13	R: 0 E: 0 K: 0 S: 9	H: 1 LOB: 1 BB: 0 P: 13	1B: 12 2B: 0 3B: 0 HR: 0	SF: 0 SAC: 2 DP: 2 HBP: 0	WP: 1 PB: 0 SB: 2 CS: 0	PA: 37		
PITCHER	IP	WLS	BF	H	R	ER	SO	BB	IBB	HBP	BLK	WP	HR	S	P	ERA	WHIP					
Rick Sutcliffe, R ERA: 4.44	2.1	L	15	6	3	3	0	2	0	0	0	0	0	29	49	11.57	3.429					
Frank DiPino, L ERA: 4.58	2.2		11	4	1	1	2	0	0	0	0	0	0	19	29	3.38	1.500					
Les Lancaster, R ERA: 3.06	2.0		7	1	0	0	0	1	0	0	0	0	0	14	24	0.00	1.000					
Pat Perry, L ERA: 3.76	1.0		4	1	0	0	0	0	0	0	0	0	0	9	13	0.00	1.000					

Chicago Cubs @ San Diego Padres
Jack Murphy Stadium, San Diego, CA
Sat Jul 09 1988, 10:05 PM EDT
Att: 28,364 - Unknown - 68 F


AB 32
R 4
H 12
RBI 4
BB 3
SO 2
LOB 20




Batter	1	2	3	4	5	6	7	8	9	AB R H RBI BB SO LOB	TOP											
Dave Martinez, L (1, 8) OBP: 0.309, SLG: 0.349	1-0 1-3		0-1 1B		4-1 BB		4-1 E BB		2-2 1B 2B	3 0 2 0 2 0 0	Chicago Cubs @ San Diego Padres Jack Murphy Stadium, San Diego, CA Sun Jul 10 1988, 6:33 AM EDT Att: 19,835 - Sunny - 80 F AB 36 R 4 H 11 RBI 3 BB 3 SO 1 LOB 14											
Rafael Palmeiro, L (1, 7) OBP: 0.349, SLG: 0.445	1-1 L6		0-1 G6-4-3 1B		2-0 4-3		0-0 FC3 FC6-4		4-1 1B BB	4 0 1 0 1 0 3												
Andre Dawson, R (1, 9) OBP: 0.351, SLG: 0.526	2-2 HR		1-1 G6-4-3		1-0 6-3		1-2 F8		0-0 1B	5 1 2 1 0 0 4												
23 Ryne Sandberg, R (1, 4) OBP: 0.320, SLG: 0.421	0-0 6-3			1-0 P4		2-2 6-3		2-2 FC6-4		4 0 0 0 0 0 2												
Mark Grace, L (1, 3) OBP: 0.373, SLG: 0.441		2-2 F8		2-2 4-3		3-1 BLK 1B		2-2 6-3		4 0 1 0 0 0 0												
Vance Law, R (1, 5) OBP: 0.359, SLG: 0.414		2-1 PO 1B		2-1 6-3		0-1 F9		3-2 F9		4 0 1 0 0 0 1												
Shawon Dunston, R (1, 6) Angel Salazar, R (5, 6) OBP: 0.306, SLG: 0.423 OBP: 0.292, SLG: 0.348		2-2 F3		0-2 FC5-4 1B		0-1 G3 1B		0-0 F8		2 0 1 0 0 0 1 2 1 1 0 0 0 0												
Jim Sundberg, R (1, 2) OBP: 0.357, SLG: 0.404		3-0 PO 1-2	0-0 HR	1-3 K		1-2 G3		1-0 5-3		4 1 1 1 0 1 2												
Greg Maddux, R (1, 1) OBP: 0.161, SLG: 0.194			0-2 4-3		0-0 FC5-4 1-2		0-0 FC3 BB 1B		1-1 5-3	4 1 1 1 0 0 1												
Inning Stats	R: 1 E: 0 K: 0 S: 8	H: 1 LOB: 0 BB: 0 P: 12	R: 0 E: 0 K: 0 S: 8	H: 1 LOB: 0 BB: 0 P: 17	R: 1 E: 0 K: 0 S: 10	H: 3 LOB: 1 BB: 0 P: 11	R: 0 E: 0 K: 0 S: 6	H: 0 LOB: 0 BB: 0 P: 11	R: 0 E: 1 K: 1 S: 9	H: 1 LOB: 2 BB: 1 P: 16	R: 0 E: 0 K: 0 S: 9	H: 1 LOB: 1 BB: 0 P: 15	R: 2 E: 1 K: 0 S: 15	H: 2 LOB: 2 BB: 1 P: 22	R: 0 E: 0 K: 0 S: 9	H: 0 LOB: 0 BB: 0 P: 14	R: 0 E: 0 K: 0 S: 10	H: 2 LOB: 2 BB: 1 P: 18	1B: 8 2B: 1 3B: 0 HR: 2	SF: 0 SAC: 0 DP: 1 HBP: 0	WP: 0 PB: 0 SB: 0 CS: 0	PA: 40
PITCHER Eric Show, R (1, 1) ERA: 3.67	IP: 9.0 WLS: L BF: 39 H: 11 R: 4 ER: 3 SO: 1 BB: 3 IBB: 0 HBP: 0 BLK: 1 WP: 0 HR: 2 S: 84 P: 136 ERA: 3.00 WHIP: 1.556											PITCHER										

Batter	1	2	3	4	5	6	7	8	9	AB R H RBI BB SO LOB	BOTTOM											
Marvell Wynne, L (1, 8) OBP: 0.351, SLG: 0.503	2-3 K			2-2 P4			2-2 G3		2-3 K	5 0 0 0 0 3 3	Chicago Cubs @ San Diego Padres Jack Murphy Stadium, San Diego, CA Sun Jul 10 1988, 6:33 AM EDT Att: 19,835 - Sunny - 80 F AB 34 R 2 H 9 RBI 2 BB 2 SO 4 LOB 18											
Roberto Alomar, S (1, 4) OBP: 0.279, SLG: 0.342	1-1 BLK 1B		1-2 F8		0-0 F7		1-2 F8			4 1 1 0 0 0 3												
Tony Gwynn, L (1, 9) OBP: 0.348, SLG: 0.355	3-1 S 1B		0-1 BB 1B		1-1 F7		2-2 4-3			4 0 2 1 0 0 0												
John Kruk, L (1, 7) OBP: 0.390, SLG: 0.395	4-2 FC5-4 BB		4-0 G5-4-3 BB		0-0 4-3			1-1 4-3		2 0 0 0 2 0 0												
Keith Moreland, R (1, 3) Shane Mack, R (8, PR) OBP: 0.328, SLG: 0.371 OBP: 0.333, SLG: 0.264	0-0 F8		0-0 F8		1-1 1B		2-1 1B			4 0 2 0 0 0 4 0 0 0 0 0 0 0												
Benito Santiago, R (1, 2) OBP: 0.270, SLG: 0.324	1-0 FC5-4 1-2		2-2 G5-4-3 1-2		1-2 P6		1-0 P6			4 0 0 0 0 0 6												
Tim Flannery, L (1, 5) OBP: 0.324, SLG: 0.297		2-2 SH1-4 1B		2-2 2B 1B		3-3 K		2-0 1-3		4 1 2 0 0 1 1												
Garry Templeton, S (1, 6) OBP: 0.280, SLG: 0.345		1-1 SH1-4 1B		0-1 4-3 1B		2-2 F7		0-2 6-3		4 0 2 1 0 0 0												
Eric Show, R (1, 1) Randy Ready, R (9, PH) OBP: 0.200, SLG: 0.205 OBP: 0.357, SLG: 0.418		0-0 SH1-4		0-0 4-3		0-0 P4		0-2 4-1		2 0 0 0 0 0 1 1 0 0 0 0 0 0												
Inning Stats	R: 1 E: 0 K: 1 S: 12	H: 2 LOB: 2 BB: 1 P: 23	R: 0 E: 0 K: 1 S: 14	H: 2 LOB: 2 BB: 0 P: 20	R: 0 E: 0 K: 0 S: 6	H: 1 LOB: 1 BB: 1 P: 12	R: 1 E: 0 K: 0 S: 11	H: 2 LOB: 1 BB: 0 P: 15	R: 0 E: 0 K: 1 S: 8	H: 1 LOB: 1 BB: 0 P: 11	R: 0 E: 0 K: 0 S: 9	H: 0 LOB: 0 BB: 0 P: 13	R: 0 E: 0 K: 0 S: 9	H: 0 LOB: 0 BB: 0 P: 14	R: 0 E: 0 K: 0 S: 6	H: 1 LOB: 1 BB: 0 P: 12	R: 0 E: 0 K: 1 S: 9	H: 0 LOB: 0 BB: 0 P: 11	1B: 8 2B: 1 3B: 0 HR: 0	SF: 0 SAC: 1 DP: 1 HBP: 0	WP: 0 PB: 0 SB: 1 CS: 0	PA: 37
PITCHER Greg Maddux, R (1, 1) ERA: 2.14	IP: 9.0 WLS: W BF: 37 H: 9 R: 2 ER: 2 SO: 4 BB: 2 IBB: 0 HBP: 0 BLK: 0 WP: 0 HR: 0 S: 83 P: 131 ERA: 2.00 WHIP: 1.222											PITCHER										



Batter	1	2	3	4	5	6	7	8	9	AB	R	H	RBI	BB	SO	LOB	TOP			
Steve Sax, R OBP: 0.342, SLG: 0.375	5-3	FC4-6			F7		1B		6-3	5	0	1	0	0	0	2	Los Angeles Dodgers @ Chicago Cubs Wrigley Field, Chicago, IL Thu Jul 14 1988, 3:33 AM CDT Sunny - 80 F livebaseballscorecards.com AB 36 R 1 H 9 RBI 1 BB 2 SO 4 LOB 16 			
Danny Heep, L OBP: 0.414, SLG: 0.325 Franklin Stubbs, L OBP: 0.274, SLG: 0.331	E3						F7		4-3	3	0	1	0	1	0	1				
Kirk Gibson, L OBP: 0.383, SLG: 0.513	FC4-6				G6-3		BB			4	0	1	0	0	0	3				
Mike Marshall, R OBP: 0.313, SLG: 0.417	F3									4	0	1	0	0	1	4				
John Shelby, S OBP: 0.270, SLG: 0.457										4	0	0	0	0	0	1				
Mike Scioscia, L OBP: 0.356, SLG: 0.370										4	0	1	0	0	0	0				
Jeff Hamilton, R OBP: 0.270, SLG: 0.349 Alejandro Pena, R (8, 1)										3	1	2	0	1	1	1				
Dave Anderson, R OBP: 0.374, SLG: 0.363										4	0	1	0	0	1	3				
Tim Leary, R OBP: 0.324, SLG: 0.364 Tracy Woodson, R (8, 5)										3	0	1	1	0	1	1				
										1	0	0	0	0	0	0				
Inning Stats	R: 0 E: 1 K: 0 S: 11	H: 0 LOB: 1 BB: 0 P: 15	R: 1 E: 0 K: 0 S: 11	H: 2 LOB: 2 BB: 1 P: 20	R: 0 E: 0 K: 0 S: 9	H: 2 LOB: 1 BB: 0 P: 14	R: 0 E: 0 K: 2 S: 12	H: 1 LOB: 1 BB: 0 P: 16	R: 0 E: 0 K: 1 S: 14	H: 0 LOB: 1 BB: 1 P: 22	R: 0 E: 0 K: 0 S: 9	H: 2 LOB: 2 BB: 0 P: 14	R: 0 E: 0 K: 1 S: 8	H: 1 LOB: 1 BB: 0 P: 11	R: 0 E: 0 K: 0 S: 5	H: 0 LOB: 0 BB: 0 P: 9	1B: 8 2B: 1 3B: 0 HR: 0	SF: 0 SAC: 0 DP: 1 HBP: 0	WP: 0 PB: 0 SB: 0 CS: 0	PA: 38
PITCHER Rick Sutcliffe, R ERA: 4.17	IP: 9.0 WLS: L BF: 38	H: 9 R: 1 ER: 1 SO: 4	BB: 2 IBB: 0 HBP: 0 BLK: 0	WP: 0 HR: 0 S: 88 P: 133	ERA: 1.00 WHIP: 1.222	PITCHER														

Batter	1	2	3	4	5	6	7	8	9	AB	R	H	RBI	BB	SO	LOB	BOTTOM			
Shawon Dunston, R OBP: 0.308, SLG: 0.424										4	0	2	0	0	1	0	Los Angeles Dodgers @ Chicago Cubs Wrigley Field, Chicago, IL Thu Jul 14 1988, 3:33 AM CDT Sunny - 80 F livebaseballscorecards.com AB 33 R 0 H 7 RBI 0 BB 1 SO 9 LOB 12 			
Rafael Palmeiro, L OBP: 0.348, SLG: 0.443										4	0	1	0	0	0	2				
Andre Dawson, R OBP: 0.350, SLG: 0.529										4	0	1	0	0	1	2				
23 Ryne Sandberg, R OBP: 0.317, SLG: 0.416										4	0	0	0	0	0	1				
Mark Grace, L OBP: 0.375, SLG: 0.439										3	0	1	0	1	0	0				
Vance Law, R OBP: 0.358, SLG: 0.412										4	0	1	0	0	2	2				
Jody Davis, R OBP: 0.336, SLG: 0.399 Jim Sundberg, R OBP: 0.356, SLG: 0.400 Jerry Mumphrey, S (9, PH) OBP: 0.188, SLG: 0.178										0	0	0	0	0	0	0				
Dave Martinez, L OBP: 0.306, SLG: 0.345										3	0	0	0	0	1	3				
Rick Sutcliffe, L OBP: 0.146, SLG: 0.103										3	0	0	0	0	1	0				
Inning Stats	R: 0 E: 0 K: 0 S: 7	H: 2 LOB: 1 BB: 0 P: 11	R: 0 E: 0 K: 2 S: 11	H: 1 LOB: 0 BB: 0 P: 16	R: 0 E: 0 K: 1 S: 9	H: 1 LOB: 2 BB: 1 P: 16	R: 0 E: 0 K: 1 S: 17	H: 1 LOB: 1 BB: 0 P: 21	R: 0 E: 0 K: 1 S: 6	H: 1 LOB: 1 BB: 0 P: 7	R: 0 E: 0 K: 1 S: 6	H: 0 LOB: 0 BB: 0 P: 9	R: 0 E: 0 K: 1 S: 6	H: 0 LOB: 0 BB: 0 P: 9	R: 0 E: 0 K: 2 S: 7	H: 0 LOB: 0 BB: 0 P: 11	1B: 6 2B: 0 3B: 1 HR: 0	SF: 0 SAC: 0 DP: 0 HBP: 0	WP: 0 PB: 0 SB: 0 CS: 1	PA: 34
PITCHER Tim Leary, R ERA: 2.69 Alejandro Pena, R ERA: 1.57	IP: 7.0 WLS: W BF: 28	H: 7 R: 0 ER: 0 SO: 6	BB: 1 IBB: 0 HBP: 0 BLK: 0	WP: 0 HR: 0 S: 64 P: 94	ERA: 0.00 WHIP: 1.143	PITCHER														

Batter	1	2	3	4	5	6	7	8	9	AB	R	H	RBI	BB	SO	LOB	TOP								
Steve Sax, R OBP: 0.342, SLG: 0.375 (1,4)	1-2 S 1B		1-1 F8		1-2 FC1-6			0-0 B1-3	0-0 WP 1B	5	1	2	0	0	0	1	Los Angeles Dodgers @ Chicago Cubs Wrigley Field, Chicago, IL Thu Jul 14 1988, 3:38 AM CDT Att: 34,031 - Sunny - 80 F								
Danny Heep, L OBP: 0.417, SLG: 0.333 (1,3)	2-0 1B		1-1 F5		2-1 F6			2-2 HR 1B	1-3 K	4	1	2	1	0	0	1									
Jose Gonzalez, R OBP: 0.333, SLG: 0.500 (8, FR)	HR 1B				1-2				1-2 2-3 K	0	1	0	0	0	0	0									
Mike Scioscia, L OBP: 0.355, SLG: 0.369 (8,2)										1	0	0	0	0	1	2									
Kirk Gibson, L OBP: 0.386, SLG: 0.533 (1,7)	1-1 F7		1-1 HR		1-1 F8			0-0 HR	4-0 IBB	4	2	2	3	1	0	2									
Mike Marshall, R OBP: 0.314, SLG: 0.429 (1,9)	2-0 HR		0-3 K					0-0 2B	1-1 F7	5	1	2	2	0	1	3									
John Shelby, S OBP: 0.374, SLG: 0.452 (1,8)	2-1 6-3				0-0 F7			0-0 F9		3	0	0	0	1	0	0									
Tracy Woodson, R OBP: 0.250, SLG: 0.250 (6,1)	0-3 K				1-2 F6			1-0 1-3	2-1 F8	3	0	0	0	0	0	0									
Franklin Stubbs, L OBP: 0.272, SLG: 0.328 (8,3)										0	0	0	0	0	0	0									
Franklin Stubbs, L OBP: 0.272, SLG: 0.328 (8,3)										1	0	0	0	0	0	2									
Rick Dempsey, R OBP: 0.514, SLG: 0.514 (1,2)		3-2 F8		4-1 BB				3-2 F3	2-2 L5	3	0	0	0	1	0	2									
Jay Howell, R OBP: 0.366, SLG: 0.354 (8,1)					1-1 F9			1-0 F8	1-1 1-3	4	0	0	0	0	1	1									
Dave Anderson, R OBP: 0.250, SLG: 0.250 (1,1)		3-3 K								1	0	0	0	0	0	0									
Shawn Hillegas, R OBP: 0.250, SLG: 0.250 (3,1)		1-0 F7						2-2 6-3	1-1 WP 1B	0	0	0	0	1	0	0									
Brian Holton, R OBP: 0.272, SLG: 0.351 (6,5)					4-1 FC1-6 BB					2	0	1	0	0	0	0									
Inning Stats	R: 3 E: 0 K: 1 S: 14	H: 3 LOB: 0 BB: 0 P: 21	R: 0 E: 0 K: 1 S: 7	H: 0 LOB: 0 BB: 0 P: 14	R: 1 E: 0 K: 1 S: 9	H: 1 LOB: 0 BB: 0 P: 12	R: 0 E: 0 K: 0 S: 7	H: 0 LOB: 1 BB: 1 P: 13	R: 0 E: 0 K: 0 S: 9	H: 0 LOB: 0 BB: 0 P: 17	R: 0 E: 0 K: 0 S: 3	H: 0 LOB: 0 BB: 0 P: 4	R: 0 E: 0 K: 0 S: 10	H: 0 LOB: 0 BB: 0 P: 16	R: 2 E: 0 K: 0 S: 12	H: 3 LOB: 2 BB: 1 P: 22	R: 0 E: 0 K: 1 S: 10	H: 2 LOB: 3 BB: 1 P: 18	1B: 5 2B: 1 3B: 0 HR: 3	SF: 0 SAC: 0 DP: 0 HBP: 0	WP: 1 PB: 0 SB: 2 CS: 0	PA: 40			
PITCHER	IP WLS BF H R ER SO BB IBB HBP BLK WP HR S P ERA WHIP	IP WLS BF H R ER SO BB IBB HBP BLK WP HR S P ERA WHIP	IP WLS BF H R ER SO BB IBB HBP BLK WP HR S P ERA WHIP	IP WLS BF H R ER SO BB IBB HBP BLK WP HR S P ERA WHIP	IP WLS BF H R ER SO BB IBB HBP BLK WP HR S P ERA WHIP	IP WLS BF H R ER SO BB IBB HBP BLK WP HR S P ERA WHIP	IP WLS BF H R ER SO BB IBB HBP BLK WP HR S P ERA WHIP	IP WLS BF H R ER SO BB IBB HBP BLK WP HR S P ERA WHIP	IP WLS BF H R ER SO BB IBB HBP BLK WP HR S P ERA WHIP	IP WLS BF H R ER SO BB IBB HBP BLK WP HR S P ERA WHIP	IP WLS BF H R ER SO BB IBB HBP BLK WP HR S P ERA WHIP	IP WLS BF H R ER SO BB IBB HBP BLK WP HR S P ERA WHIP	IP WLS BF H R ER SO BB IBB HBP BLK WP HR S P ERA WHIP	IP WLS BF H R ER SO BB IBB HBP BLK WP HR S P ERA WHIP	IP WLS BF H R ER SO BB IBB HBP BLK WP HR S P ERA WHIP	IP WLS BF H R ER SO BB IBB HBP BLK WP HR S P ERA WHIP	IP WLS BF H R ER SO BB IBB HBP BLK WP HR S P ERA WHIP	IP WLS BF H R ER SO BB IBB HBP BLK WP HR S P ERA WHIP	IP WLS BF H R ER SO BB IBB HBP BLK WP HR S P ERA WHIP	IP WLS BF H R ER SO BB IBB HBP BLK WP HR S P ERA WHIP	IP WLS BF H R ER SO BB IBB HBP BLK WP HR S P ERA WHIP	IP WLS BF H R ER SO BB IBB HBP BLK WP HR S P ERA WHIP	IP WLS BF H R ER SO BB IBB HBP BLK WP HR S P ERA WHIP	IP WLS BF H R ER SO BB IBB HBP BLK WP HR S P ERA WHIP	IP WLS BF H R ER SO BB IBB HBP BLK WP HR S P ERA WHIP


AB 36
R 6
H 9
RBI 6
BB 4
SO 4
LOB 14




Batter	1	2	3	4	5	6	7	8	9	AB	R	H	RBI	BB	SO	LOB	BOTTOM								
Shawn Dunston, R OBP: 0.307, SLG: 0.420 (1,6)	0-0 F9		1-2 1B 1B		1-2 F3	0-0 5-3			2-2 3-1	5	1	1	0	0	0	0	Los Angeles Dodgers @ Chicago Cubs Wrigley Field, Chicago, IL Thu Jul 14 1988, 3:38 AM CDT Att: 34,031 - Sunny - 80 F								
Rafael Palmeiro, L OBP: 0.348, SLG: 0.440 (1,7)	0-2 F8		0-1 1B 23 1B		0-1 5-3		0-0 1-3	4-1 E 23 BB BB	4	1	1	0	1	0	0										
Gary Varsho, L OBP: 0.364, SLG: 0.364 (1,9)	2-2 F9		0-0 23 1B 1-3 3-H		1-1 1B 23 S 1B		2-2 S 1B	1-1 F7	5	1	3	1	0	0	1										
23 Ryne Sandberg, R OBP: 0.321, SLG: 0.415 (1,4)		1-2 6-3	0-1 BB 1B		4-1 1B BB		1-1 F8	4-2 E BB	3	0	1	1	2	0	1										
Mark Grace, L OBP: 0.375, SLG: 0.436 (1,3)		1-2 1-3	4-1 BB 1B		0-1 1B		3-2 F9	1-0 E3	4	0	1	1	1	0	3										
Dave Martinez, L OBP: 0.311, SLG: 0.348 (1,8)		2-0 1B	1-1 L6		4-0 IBB		2-2 G3 BLK 1B	1-3 K	4	0	2	0	1	1	6										
Manny Trillo, R OBP: 0.268, SLG: 0.275 (1,5)		2-3 K		2-3 K	1-3 K			2-1 G3	4	0	0	0	0	3	5										
Jim Sundberg, R OBP: 0.333, SLG: 0.370 (1,2)			1-1 F7	2-3 K	1-1 6-3			2-3 K	4	0	0	0	0	2	1										
Calvin Schiraldi, R ERA: 4.68 (1,1)			0-0 1-3	1-1 4-3				3-1 6-3	2	0	0	0	0	0	0										
Frank DiPino, L ERA: 4.47 (5,1)										0	0	0	0	0	0										
Jerry Mumphy, S ERA: 1.96 (6, PH)										0	0	0	0	0	0										
Les Lancaster, R ERA: 3.22 (7,1)										0	0	0	0	0	0										
Andre Dawson, R OBP: 0.346, SLG: 0.522 (8, PH)										1	0	0	0	0	1										
Rich Gossage, R ERA: 3.28 (9,1)										0	0	0	0	0	0										
Inning Stats	R: 0 E: 0 K: 0 S: 8	H: 0 LOB: 0 BB: 0 P: 10	R: 0 E: 0 K: 1 S: 10	H: 1 LOB: 1 BB: 0 P: 16	R: 2 E: 0 K: 0 S: 14	H: 4 LOB: 3 BB: 1 P: 21	R: 0 E: 0 K: 2 S: 8	H: 0 LOB: 0 BB: 0 P: 13	R: 1 E: 0 K: 1 S: 13	H: 2 LOB: 3 BB: 2 P: 24	R: 0 E: 0 K: 0 S: 6	H: 0 LOB: 0 BB: 0 P: 8	R: 0 E: 0 K: 0 S: 10	H: 1 LOB: 1 BB: 0 P: 16	R: 0 E: 0 K: 1 S: 11	H: 1 LOB: 1 BB: 0 P: 20	R: 0 E: 1 K: 1 S: 14	H: 0 LOB: 3 BB: 2 P: 27	1B: 9 2B: 0 3B: 0 HR: 0	SF: 0 SAC: 0 DP: 0 HBP: 0	WP: 0 PB: 0 SB: 2 CS: 0	PA: 42			
PITCHER	IP WLS BF H R ER SO BB IBB HBP BLK WP HR S P ERA WHIP	IP WLS BF H R ER SO BB IBB HBP BLK WP HR S P ERA WHIP	IP WLS BF H R ER SO BB IBB HBP BLK WP HR S P ERA WHIP	IP WLS BF H R ER SO BB IBB HBP BLK WP HR S P ERA WHIP	IP WLS BF H R ER SO BB IBB HBP BLK WP HR S P ERA WHIP	IP WLS BF H R ER SO BB IBB HBP BLK WP HR S P ERA WHIP	IP WLS BF H R ER SO BB IBB HBP BLK WP HR S P ERA WHIP	IP WLS BF H R ER SO BB IBB HBP BLK WP HR S P ERA WHIP	IP WLS BF H R ER SO BB IBB HBP BLK WP HR S P ERA WHIP	IP WLS BF H R ER SO BB IBB HBP BLK WP HR S P ERA WHIP	IP WLS BF H R ER SO BB IBB HBP BLK WP HR S P ERA WHIP	IP WLS BF H R ER SO BB IBB HBP BLK WP HR S P ERA WHIP	IP WLS BF H R ER SO BB IBB HBP BLK WP HR S P ERA WHIP	IP WLS BF H R ER SO BB IBB HBP BLK WP HR S P ERA WHIP	IP WLS BF H R ER SO BB IBB HBP BLK WP HR S P ERA WHIP	IP WLS BF H R ER SO BB IBB HBP BLK WP HR S P ERA WHIP	IP WLS BF H R ER SO BB IBB HBP BLK WP HR S P ERA WHIP	IP WLS BF H R ER SO BB IBB HBP BLK WP HR S P ERA WHIP	IP WLS BF H R ER SO BB IBB HBP BLK WP HR S P ERA WHIP	IP WLS BF H R ER SO BB IBB HBP BLK WP HR S P ERA WHIP	IP WLS BF H R ER SO BB IBB HBP BLK WP HR S P ERA WHIP	IP WLS BF H R ER SO BB IBB HBP BLK WP HR S P ERA WHIP	IP WLS BF H R ER SO BB IBB HBP BLK WP HR S P ERA WHIP	IP WLS BF H R ER SO BB IBB HBP BLK WP HR S P ERA WHIP	IP WLS BF H R ER SO BB IBB HBP BLK WP HR S P ERA WHIP

AB 37
R 3
H 9
RBI 3
BB 5
SO 6
LOB 18



Batter	1	2	3	4	5	6	7	8	9	AB	R	H	RBI	BB	SO	LOB	TOP					
Steve Sax, R OBP: 0.341, SLG: 0.374 (1, 4)	0-0 5-3		0-0 1B		1-1 E5 1B		2-1 4-3		0-2 5-3	5	0	1	0	0	0	1	Los Angeles Dodgers @ Chicago Cubs Wrigley Field, Chicago, IL Sat Jul 16 1988, 3:33 AM CDT Att: 32,843 - Sunny livebaseballscores.com					
Dave Anderson, R OBP: 0.372, SLG: 0.366 (1, 6)	1-2 5-3		1-1 F4		2-2 1B		0-0 1B			4	0	2	1	0	0	2						
Kirk Gibson, L OBP: 0.387, SLG: 0.535 (1, 7)	1-0 2B		3-2 F6		1-2 3-H 2-0 F9		0-1 1B			4	0	2	0	0	0	4						
Mike Marshall, R OBP: 0.310, SLG: 0.422 (1, 9)	1-3 K			0-1 5-3		0-0 SH5-4 1B SF8				4	1	1	0	0	1	3						
John Shelby, S OBP: 0.367, SLG: 0.441 (1, 8)		0-3 K		0-1 F8		2-2 SF8 SH5-4 1B		0-2 F9		4	0	1	0	0	1	0						
Jeff Hamilton, R OBP: 0.273, SLG: 0.356 (1, 5)		1-3 K		1-1 L8		0-0 SH5-4		1-2 FC6-4 HBP		2	0	0	0	0	1	0						
Tracy Woodson, R OBP: 0.067, SLG: 0.077 (1, 3)		0-1 F9			1-0 5-3		0-0 SF8		0-0 FC6-4 BB	3	0	0	1	0	0	1						
Rick Dempsey, R OBP: 0.344, SLG: 0.500 (1, 2)			0-2 L9		4-0 E SH3-4 1B BB		2-3 3-H 2-1 F8		4-2 1-2 BB	2	1	0	0	2	0	1						
Orel Hershiser, R OBP: 0.125, SLG: 0.188 Danny Heep, L OBP: 0.417, SLG: 0.337 Jay Howell, R (8, PH) (8, 1)			1-2 1B		0-0 SH3-4		0-1 F9		3-2 1-3	2	0	1	0	0	0	0						
Inning Stats	R: 0 E: 0 K: 1 S: 10	H: 1 LOB: 1 BB: 0 P: 13	R: 0 E: 0 K: 2 S: 9	H: 0 LOB: 0 BB: 0 P: 10	R: 0 E: 0 K: 0 S: 14	H: 2 LOB: 2 BB: 0 P: 19	R: 0 E: 0 K: 0 S: 6	H: 0 LOB: 0 BB: 0 P: 7	R: 1 E: 1 K: 0 S: 9	H: 1 LOB: 2 BB: 1 P: 19	R: 1 E: 0 K: 0 S: 11	H: 2 LOB: 1 BB: 0 P: 15	R: 0 E: 0 K: 0 S: 9	H: 2 LOB: 2 BB: 0 P: 14	R: 0 E: 0 K: 0 S: 12	H: 0 LOB: 2 BB: 1 P: 20	R: 0 E: 0 K: 0 S: 4	H: 0 LOB: 0 BB: 0 P: 4	1B: 6 2B: 2 3B: 0 HR: 0	SF: 1 SAC: 2 DP: 0 HBP: 1	WP: 0 PB: 0 SB: 0 CS: 0	PA: 37
PITCHER	IP WLS BF H R ER SO BB IBB HBP BLK WP HR S P ERA WHIP	IP WLS BF H R ER SO BB IBB HBP BLK WP HR S P ERA WHIP															IP WLS BF H R ER SO BB IBB HBP BLK WP HR S P ERA WHIP					
Jamie Moyer, L ERA: 2.99 Les Lancaster, R ERA: 3.09	(1, 1) 5.1 24 6 2 1 3 1 0 0 0 0 0 56 78 1.69 1.312	(6, 1) 3.0 13 2 0 0 0 1 0 1 0 0 0 28 43 0.00 1.000																				

Batter	1	2	3	4	5	6	7	8	9	AB	R	H	RBI	BB	SO	LOB	BOTTOM	
Mitch Webster, S OBP: 0.355, SLG: 0.318 (1, 8)	2-2 4-3 BLK 2B		1-1 F7		1-1 6-3		3-2 FC6-4 1B			4	1	2	0	0	0	0	Los Angeles Dodgers @ Chicago Cubs Wrigley Field, Chicago, IL Sat Jul 16 1988, 3:33 AM CDT Att: 32,843 - Sunny livebaseballscores.com	
Rafael Palmeiro, L OBP: 0.348, SLG: 0.440 (1, 7)	0-1 4-3		2-0 1B		4-0 K BB		0-0 FC6-4			3	1	1	0	1	0	2		
Andre Dawson, R OBP: 0.350, SLG: 0.524 (1, 9)	1-1 6-3		1-0 2B E		2-3 K		1-2 K		1-3 K	4	0	1	1	0	2	1		
23 Ryne Sandberg, R OBP: 0.322, SLG: 0.411 (1, 4)	3-H 6-3		2-0 E4		0-2 4-3		2-0 F2			4	0	0	0	0	0	2		
Mark Grace, L OBP: 0.372, SLG: 0.425 (1, 3)		3-2 6-3		1-2 4-3		2-1 4-3		0-3 K		4	0	0	0	0	1	2		
Damon Berryhill, S OBP: 0.296, SLG: 0.366 (1, 2)		3-2 G3		0-1 4-3		1-1 6-3				3	0	0	0	0	0	0		
Vance Law, R OBP: 0.356, SLG: 0.407 (1, 5)		1-0 FC6-4 1B		0-1 L7		1-3 K				3	0	1	0	0	1	0		
Shawon Dunston, R OBP: 0.303, SLG: 0.414 (1, 6)		1-0 FC6-4		1-2 FC6-4 1B		1-0 6-3				3	0	1	0	0	0	1		
Jamie Moyer, L OBP: 0.125, SLG: 0.081 Les Lancaster, R (6, 1)			0-3 K		0-1 FC6-4		1-3 K			2	0	0	0	0	1	1		
Inning Stats	R: 1 E: 0 K: 0 S: 9	H: 1 LOB: 0 BB: 0 P: 13	R: 0 E: 0 K: 0 S: 10	H: 1 LOB: 1 BB: 0 P: 18	R: 1 E: 1 K: 1 S: 13	H: 2 LOB: 2 BB: 0 P: 20	R: 0 E: 0 K: 0 S: 11	H: 1 LOB: 1 BB: 0 P: 12	R: 0 E: 0 K: 1 S: 7	H: 0 LOB: 0 BB: 0 P: 11	R: 0 E: 0 K: 1 S: 8	H: 1 LOB: 1 BB: 0 P: 13	R: 0 E: 0 K: 2 S: 7	H: 0 LOB: 0 BB: 0 P: 10	1B: 4 2B: 2 3B: 0 HR: 0	SF: 0 SAC: 0 DP: 0 HBP: 0	WP: 0 PB: 0 SB: 0 CS: 0	PA: 32
PITCHER	IP WLS BF H R ER SO BB IBB HBP BLK WP HR S P ERA WHIP	IP WLS BF H R ER SO BB IBB HBP BLK WP HR S P ERA WHIP															IP WLS BF H R ER SO BB IBB HBP BLK WP HR S P ERA WHIP	
Orel Hershiser, R ERA: 2.62 Jay Howell, R ERA: 2.35	(1, 1) 7.0 29 6 2 2 4 1 0 0 1 0 0 66 102 2.57 1.000	(8, 1) 1.0 3 0 0 0 2 0 0 0 0 0 0 7 10 0.00 0.000																

Batter	1	2	3	4	5	6	7	8	9	AB	R	H	RBI	BB	SO	LOB	TOP										
Steve Sax, R OBP: 0.342, SLG: 0.377 (1, 4)										5	1	2	0	0	0	0	Los Angeles Dodgers @ Chicago Cubs Wrigley Field, Chicago, IL Sun Jul 17 1988, 3:33 AM CDT Unknown livebaseballscorecards.com										
Danny Heep, L OBP: 0.402, SLG: 0.323 Alejandro Pena, R (7, 1)										4	0	0	0	0	0	1											
Kirk Gibson, L OBP: 0.389, SLG: 0.533 (1, 7)										3	0	1	0	1	1	1											
Mike Marshall, R OBP: 0.312, SLG: 0.423 (1, 9)										4	0	2	1	0	1	1											
John Shelby, S OBP: 0.366, SLG: 0.438 (1, 8)										4	0	1	0	0	1	3											
Mike Scioscia, L OBP: 0.355, SLG: 0.361 (1, 2)										2	0	0	0	2	0	2											
Jeff Hamilton, R OBP: 0.272, SLG: 0.350 (1, 5)										3	1	0	0	1	0	1											
Dave Anderson, R OBP: 0.374, SLG: 0.366 (1, 6)										3	1	1	0	1	1	0											
Tim Belcher, R OBP: 0.077, SLG: 0.115 Franklin Stubbs, L (7, PH) (7, 3)										2	0	0	0	0	2	1											
Inning Stats	R: 1 E: 0 K: 2 S: 19	H: 2 LOB: 1 BB: 0 P: 25	R: 0 E: 0 K: 1 S: 10	H: 1 LOB: 1 BB: 1 P: 17	R: 0 E: 0 K: 0 S: 10	H: 1 LOB: 2 BB: 1 P: 18	R: 0 E: 0 K: 0 S: 5	H: 0 LOB: 0 BB: 0 P: 7	R: 0 E: 0 K: 1 S: 6	H: 0 LOB: 0 BB: 0 P: 9	R: 0 E: 0 K: 0 S: 6	H: 0 LOB: 0 BB: 0 P: 7	R: 3 E: 0 K: 0 S: 14	H: 1 LOB: 0 BB: 3 P: 27	R: 0 E: 0 K: 1 S: 11	H: 2 LOB: 1 BB: 0 P: 16		R: 0 E: 0 K: 2 S: 12	H: 2 LOB: 2 BB: 0 P: 21	1B: 7 2B: 1 3B: 0 HR: 1	SF: 0 SAC: 0 DP: 2 HBP: 0	WP: 1 PB: 0 SB: 0 CS: 1	PA: 38				
PITCHER	IP	WLS	BF	H	R	ER	SO	BB	IBB	HBP	BLK	WP	HR	S	P	ERA	WHIP										
Jeff Pico, R ERA: 4.7 Pat Perry, L ERA: 3.59	(1, 1) (8, 1)	7.0 L	29 29	5 4	4 4	4 4	4 4	5 0	0 0	0 0	0 0	0 1	1 0	70 23	110 37	5.14 0.00	1.429 2.000										

Batter	1	2	3	4	5	6	7	8	9	AB	R	H	RBI	BB	SO	LOB	BOTTOM										
Mitch Webster, S OBP: 0.354, SLG: 0.317 (1, 8)										4	0	1	0	0	2	1	Los Angeles Dodgers @ Chicago Cubs Wrigley Field, Chicago, IL Sun Jul 17 1988, 3:33 AM CDT Unknown livebaseballscorecards.com										
Rafael Palmeiro, L OBP: 0.350, SLG: 0.444 (1, 7)										4	1	2	0	0	0	0											
Andre Dawson, R OBP: 0.346, SLG: 0.518 (1, 9)										4	0	0	0	0	0	3											
23 Ryne Sandberg, R OBP: 0.321, SLG: 0.409 (1, 4)										4	0	1	1	0	0	0											
Mark Grace, L OBP: 0.377, SLG: 0.428 (1, 3)										3	0	2	0	1	0	1											
Damon Berryhill, S OBP: 0.284, SLG: 0.351 (1, 2)										4	0	0	0	0	2	4											
Vance Law, R OBP: 0.353, SLG: 0.493 Pat Perry, L (8, 1) Gary Varsho, L (9, PH) OBP: 0.417, SLG: 0.417										3	0	0	0	0	0	1											
Inning Stats	R: 0 E: 0 K: 0 S: 4	H: 0 LOB: 0 BB: 0 P: 7	R: 0 E: 0 K: 0 S: 10	H: 1 LOB: 1 BB: 0 P: 15	R: 0 E: 0 K: 1 S: 9	H: 0 LOB: 0 BB: 0 P: 11	R: 1 E: 0 K: 1 S: 13	H: 2 LOB: 1 BB: 0 P: 20	R: 0 E: 0 K: 2 S: 14	H: 1 LOB: 1 BB: 0 P: 17	R: 0 E: 0 K: 0 S: 7	H: 0 LOB: 0 BB: 0 P: 10	R: 0 E: 0 K: 0 S: 7	H: 1 LOB: 0 BB: 0 P: 8	R: 0 E: 0 K: 1 S: 13	H: 2 LOB: 2 BB: 0 P: 15			R: 0 E: 0 K: 1 S: 12	H: 1 LOB: 2 BB: 1 P: 19	1B: 7 2B: 1 3B: 0 HR: 0	SF: 0 SAC: 0 DP: 1 HBP: 0	WP: 0 PB: 0 SB: 0 CS: 0	PA: 35			
PITCHER	IP	WLS	BF	H	R	ER	SO	BB	IBB	HBP	BLK	WP	HR	S	P	ERA	WHIP										
Tim Belcher, R ERA: 3.61 Alejandro Pena, R ERA: 1.43	(1, 1) (7, 1)	6.0 S	22 13	4 4	0 0	0 0	2 2	1 0	0 0	0 0	0 0	0 0	0 32	42 42	0.00 0.00	1.667 1.667											

Batter	1	2	3	4	5	6	7	8	9	AB	R	H	RBI	BB	SO	LOB	TOP				
Steve Sax, R OBP: 0.345, SLG: 0.379 (1, 4)	5-3		6-3																		
Danny Heep, L OBP: 0.495, SLG: 0.330 Tim Crews, R OBP: 0.250, SLG: 0.250 Mike Marshall, R OBP: 0.311, SLG: 0.422 (9, 9)	E4																				
Franklin Stubbs, L OBP: 0.289, SLG: 0.358 Jeff Hamilton, R OBP: 0.276, SLG: 0.354 (9, 5)	G3-6-3																				
John Shelby, S OBP: 0.365, SLG: 0.437 Brian Holton, R (6, 1)																					
Kirk Gibson, L OBP: 0.386, SLG: 0.530 (7, 7)																					
Mike Davis, L OBP: 0.261, SLG: 0.263 Jay Howell, R (9, 1)																					
Tracy Woodson, R OBP: 0.093, SLG: 0.059 (9, 3)																					
Rick Dempsey, R OBP: 0.351, SLG: 0.487 (1, 2)																					
Dave Anderson, R OBP: 0.367, SLG: 0.358 (1, 6)																					
Shawn Hillegas, R OBP: 0.200, SLG: 0.200 Jose Gonzalez, R OBP: 0.250, SLG: 0.375 (6, 8)																					
Inning Stats	R: 0 E: 1 K: 0 S: 6	H: 0 LOB: 0 BB: 0 P: 11	R: 2 E: 0 K: 0 S: 8	H: 2 LOB: 0 BB: 0 P: 14	R: 0 E: 1 K: 0 S: 13	H: 1 LOB: 2 BB: 1 P: 22	R: 0 E: 0 K: 0 S: 5	H: 0 LOB: 1 BB: 1 P: 14	R: 0 E: 0 K: 1 S: 10	H: 0 LOB: 0 BB: 0 P: 16	R: 1 E: 1 K: 2 S: 14	H: 2 LOB: 3 BB: 1 P: 28	R: 0 E: 0 K: 1 S: 6	H: 0 LOB: 1 BB: 1 P: 10	R: 2 E: 0 K: 2 S: 13	H: 2 LOB: 1 BB: 0 P: 17	1B: 6 2B: 0 3B: 0 HR: 1	SF: 0 SAC: 0 DP: 1 HBP: 0	WP: 1 PB: 0 SB: 1 CS: 0	PA: 41	
PITCHER	IP	WLS	BF	H	R	ER	SO	BB	IBB	HBP	BLK	WP	HR	S	P	ERA	WHIP				
Al Nipper, R ERA: 2.98	6.0		24	3	2	2	2	3	0	0	0	0	1	49	91	3.00	1.000				
Les Lancaster, R ERA: 3.23	2.1	L	14	3	3	2	5	1	1	0	0	1	0	27	48	7.71	1.714				
Frank DiPino, L ERA: 4.39	0.2		3	1	0	0	0	0	0	0	0	0	0	6	7	0.00	1.500				

Los Angeles Dodgers @ Chicago Cubs
Wrigley Field, Chicago, IL
Sun Jul 17 1988, 3:38 AM CDT
Att: 35,138 - Unknown

AB 36
R 5
H 7
RBI 5
BB 5
SO 7
LOB 14



Batter	1	2	3	4	5	6	7	8	9	AB	R	H	RBI	BB	SO	LOB	BOTTOM				
Darrin Jackson, R OBP: 0.258, SLG: 0.379 Mitch Webster, S OBP: 0.352, SLG: 0.316 (6, 8)	F6	FC6-4																			
Gary Varsho, L OBP: 0.313, SLG: 0.313 (1, 9)	4-3																				
Mark Grace, L OBP: 0.375, SLG: 0.423 (1, 3)	2B																				
Vance Law, R OBP: 0.352, SLG: 0.404 (1, 5)	1B																				
Jerry Mumphrey, S OBP: 0.189, SLG: 0.180 (1, 7)																					
Jody Davis, R OBP: 0.335, SLG: 0.393 (1, 2)	F8																				
Manny Trillo, R OBP: 0.257, SLG: 0.263 Les Lancaster, R (7, 1) Frank DiPino, L (9, 1) Rafael Palmeiro, L OBP: 0.349, SLG: 0.442 (9, PH)																					
Angel Salazar, R OBP: 0.333, SLG: 0.385 Shawn Dunston, R OBP: 0.302, SLG: 0.411 (9, PH)																					
Al Nipper, R OBP: 0.143, SLG: 0.214 23 Ryne Sandberg, R OBP: 0.323, SLG: 0.411 (7, 4)																					
Inning Stats	R: 2 E: 0 K: 0 S: 16	H: 2 LOB: 1 BB: 1 P: 25	R: 0 E: 0 K: 0 S: 8	H: 1 LOB: 0 BB: 0 P: 10	R: 0 E: 0 K: 0 S: 11	H: 0 LOB: 0 BB: 0 P: 16	R: 0 E: 0 K: 1 S: 8	H: 0 LOB: 0 BB: 0 P: 12	R: 0 E: 0 K: 1 S: 12	H: 0 LOB: 1 BB: 1 P: 19	R: 0 E: 0 K: 1 S: 8	H: 1 LOB: 1 BB: 0 P: 12	R: 0 E: 0 K: 1 S: 8	H: 0 LOB: 0 BB: 0 P: 11	R: 0 E: 0 K: 2 S: 12	H: 0 LOB: 0 BB: 0 P: 14	1B: 4 2B: 1 3B: 0 HR: 0	SF: 0 SAC: 1 DP: 0 HBP: 1	WP: 0 PB: 0 SB: 0 CS: 0	PA: 35	
PITCHER	IP	WLS	BF	H	R	ER	SO	BB	IBB	HBP	BLK	WP	HR	S	P	ERA	WHIP				
Shawn Hillegas, R ERA: 3.06	5.0		21	4	2	2	1	1	0	0	0	0	0	12	19	0.00	1.000				
Brian Holton, R ERA: 1.91	1.0	W	4	0	0	0	1	1	0	0	0	0	0	16	23	0.00	0.500				
Tim Crews, R ERA: 2.56	2.0		7	1	0	0	2	0	0	0	0	0	0	14	23	0.00	0.500				
Jay Howell, R ERA: 2.31	1.0	S	3	0	0	0	2	0	0	0	0	0	0	12	14	0.00	0.000				

Los Angeles Dodgers @ Chicago Cubs
Wrigley Field, Chicago, IL
Sun Jul 17 1988, 3:38 AM CDT
Att: 35,138 - Unknown

AB 31
R 2
H 5
RBI 2
BB 2
SO 6
LOB 10




Batter	1	2	3	4	5	6	7	8	9	AB R H RBI BB SO LOB	TOP															
Brett Butler, L OBP: 0.395, SLG: 0.383 (1, 8)	1-2 F8		2-1 F7		4-1 6-3 1B BB		2-1 4-3		3-1 2B	4 1 1 0 1 0 0	San Francisco Giants @ Chicago Cubs Wrigley Field, Chicago, IL Mon Jul 18 1988, 3:33 AM CDT Att: 19,289 - Overcast - 72 F															
Robby Thompson, R OBP: 0.376, SLG: 0.432 (1, 4)	0-1 F8		1-0 CS BB 1B		0-0 6-3		0-2 F6		2-0 4-3	5 0 1 0 0 0 3																
Will Clark, L OBP: 0.384, SLG: 0.547 (1, 3)	0-0 1B		4-1 1B		4-0 1B		2-3 K			2 0 1 0 2 1 0																
Kevin Mitchell, R OBP: 0.318, SLG: 0.449 (1, 5)	2-0 1B		2-0 CS	0-2 F9	0-0 F3			0-0 HR		4 1 2 1 0 0 3																
Mike Aldrete, L OBP: 0.354, SLG: 0.383 (1, 7)	2-3 K		0-0 2B	2-2 1B				1-3 K		4 0 2 2 0 2 2																
Candy Maldonado, R OBP: 0.307, SLG: 0.364 (1, 9)		3-2 5-3		1-1 5-3	0-0 F6			3-3 K		4 0 0 0 0 1 3																
Bob Brenly, R OBP: 0.249, SLG: 0.283 Randy Bockus, L OBP: 0.200, SLG: 0.200 (8, 1)		1-3 K		4-2 BB		0-1 F4		3-2 L7		3 0 0 0 1 1 0 0 0 0 0 0 0 0																
Jose Uribe, S OBP: 0.298, SLG: 0.326 (1, 6)		1-3 K		1-3 K		0-1 F6		1-1 1-3		4 0 0 0 0 2 2																
Don Robinson, R OBP: 0.083, SLG: 0.083 Craig Lefferts, L (7, 1) Scott Garrelts, R OBP: 0.200, SLG: 0.200 Bob Melvin, R OBP: 0.219, SLG: 0.341 (8, 2)			3-3 K		0-1 6-3 1B BB		1-0 5-3		2-2 6-3	3 1 1 0 0 1 0 0 0 0 0 0 0 0 1 0 0 0 0 0 0																
Inning Stats	R: 0 E: 0 K: 1 S: 12	H: 2 LOB: 2 BB: 0 P: 17	R: 0 E: 0 K: 2 S: 10	H: 0 LOB: 0 BB: 0 P: 15	R: 0 E: 0 K: 1 S: 7	H: 1 LOB: 1 BB: 1 P: 19	R: 0 E: 0 K: 1 S: 13	H: 1 LOB: 2 BB: 1 P: 19	R: 2 E: 0 K: 0 S: 10	H: 2 LOB: 2 BB: 2 P: 20		R: 0 E: 0 K: 0 S: 5	H: 0 LOB: 0 BB: 0 P: 6	R: 0 E: 0 K: 1 S: 11	H: 0 LOB: 0 BB: 0 P: 15	R: 1 E: 0 K: 2 S: 14	H: 1 LOB: 1 BB: 0 P: 21	R: 0 E: 0 K: 0 S: 8	H: 1 LOB: 1 BB: 0 P: 16	1B: 5 2B: 2 3B: 0 HR: 1	SF: 0 SAC: 0 DP: 0 HBP: 0	WP: 0 PA: 39 PB: 0 SB: 0 CS: 1				
PITCHER	IP WLS BF H R ER SO BB IBB HBP BLK WP HR S P ERA WHIP											IP WLS BF H R ER SO BB IBB HBP BLK WP HR S P ERA WHIP														
Calvin Schiraldi, R ERA: 4.52 Pat Perry, L ERA: 3.71 Rich Gossage, R ERA: 3.16	(1, 1) (8, 1) (9, 1)	7.0 1.0 1.0	30 W 4 4	6 1 1	2 1 0	2 1 0	6 2 0	3 0 0	1 0 0	0 0 0	0 0 0	0 1 0	68 14 8	111 21 16	2.57 9.00 0.00	1.286 1.000 1.000										

Batter	1	2	3	4	5	6	7	8	9	AB R H RBI BB SO LOB	BOTTOM								
Mitch Webster, S OBP: 0.353, SLG: 0.325 (1, 8)	3-2 1B 3B		0-3 K		1-2 F8		2-3 K	1-1 G3-6-3 1B		5 1 2 2 0 2 1	San Francisco Giants @ Chicago Cubs Wrigley Field, Chicago, IL Mon Jul 18 1988, 3:33 AM CDT Att: 19,289 - Overcast - 72 F								
Rafael Palmeiro, L OBP: 0.348, SLG: 0.439 (1, 7)	2-3 K		1-3 K		2-2 F9			1B		5 1 1 0 0 2 3									
Mark Grace, L OBP: 0.385, SLG: 0.427 (1, 3)	0-0 1B		4-2 1B BB			3-2 1B		4-0 1B BB		2 2 2 1 2 0 0									
Andre Dawson, R OBP: 0.347, SLG: 0.517 (1, 9)	0-3 K		0-2 1B		1-3 K		1-1 1B	1-2 1B		4 1 2 0 0 2 2									
Vance Law, R OBP: 0.353, SLG: 0.406 (1, 5)	0-1 1B		2-2 6-3		0-0 E9 1B		0-0 SH3 1B	1-3 1B		4 1 2 2 0 0 3									
Shawon Dunston, R OBP: 0.301, SLG: 0.409 (1, 6)	1-1 L9		2-1 F3		0-0 6-3		1-0 BB SH3 1B	1-2 1B		4 1 1 1 1 0 4									
Damon Berryhill, S OBP: 0.286, SLG: 0.350 (1, 2)		2-3 K		0-3 K		0-0 1B		SH3		3 0 1 1 0 2 0									
Manny Trillo, R OBP: 0.252, SLG: 0.258 23 Ryne Sandberg, R OBP: 0.326, SLG: 0.411 (7, PH) (8, 4)		0-1 5-3		2-1 6-3			4-2 CS BB	4-0 BB 1B IBB		2 0 0 0 0 0 0 0 1 0 0 2 0 0									
Calvin Schiraldi, R OBP: 0.094, SLG: 0.065 Gary Varsho, L OBP: 0.294, SLG: 0.294 Pat Perry, L (8, PH) Jerry Mumphy, S OBP: 0.204, SLG: 0.180 Rich Gossage, R (9, 1)		1-0 F8			0-3 K		2-0 F7	4-2 1B BB		2 0 0 0 0 1 0 1 0 0 0 0 0 1 0 0 0 0 1 0 0 0 0 0 1 1 0 0 0 0 0 0 0 0 0									
Inning Stats	R: 1 E: 0 K: 2 S: 14	H: 3 LOB: 2 BB: 0 P: 20	R: 0 E: 0 K: 1 S: 7	H: 0 LOB: 0 BB: 0 P: 10	R: 0 E: 0 K: 2 S: 16	H: 1 LOB: 2 BB: 1 P: 23	R: 0 E: 0 K: 1 S: 7	H: 0 LOB: 0 BB: 0 P: 11	R: 0 E: 0 K: 1 S: 9	H: 2 LOB: 2 BB: 0 P: 13		R: 0 E: 0 K: 1 S: 7	H: 0 LOB: 1 BB: 1 P: 14	R: 6 E: 0 K: 0 S: 12	H: 5 LOB: 1 BB: 3 P: 26	1B: 10 2B: 1 3B: 1 HR: 0	SF: 0 SAC: 1 DP: 2 HBP: 0	WP: 0 PA: 38 PB: 0 SB: 0 CS: 1	
PITCHER	IP WLS BF H R ER SO BB IBB HBP BLK WP HR S P ERA WHIP											IP WLS BF H R ER SO BB IBB HBP BLK WP HR S P ERA WHIP							
Don Robinson, R ERA: 2.38 Craig Lefferts, L ERA: 2.98 Scott Garrelts, R ERA: 5.33 Randy Bockus, R ERA: 4.39	(1, 1) (7, 1) (8, 1) (8, 1)	6.0 1.0 0.1 0.2	26 L 4 6 2	6 2 3 2	1 2 2 2	1 1 0 0	8 13 17 4	1.50 18.00 54.00 27.00	1.333 2.000 12.000 1.500										



Batter	1	2	3	4	5	6	7	8	9	AB	R	H	RBI	BB	SO	LOB	TOP									
Brett Butler, L OBP: 0.397, SLG: 0.382 (1, 8)	F8		BB		6-3 1B		F7		G3 IBB	3	1	1	1	2	0	0	San Francisco Giants @ Chicago Cubs Wrigley Field, Chicago, IL Tue Jul 19 1988, 3:33 AM CDT Att: 33,712 - Sunny - 72 F									
Robby Thompson, R OBP: 0.372, SLG: 0.424 (1, 4)	K		F9		6-3		K		G3	5	0	0	0	0	2	5										
Will Clark, L OBP: 0.386, SLG: 0.545 (1, 3)	K		K		1B IBB					3	0	1	0	1	2	2										
Kevin Mitchell, R OBP: 0.318, SLG: 0.447 (1, 5)		K		6-3	0-1 1B		F9			4	0	1	1	0	1	1										
Mike Aldrete, L OBP: 0.349, SLG: 0.376 (1, 9)	1-3			K	L7				4-3	4	0	0	0	0	1	2										
Donell Nixon, R OBP: 0.520, SLG: 0.591 (1, 7)	L9			BB			F6		6-3	3	0	0	0	1	0	0										
Bob Melvin, R OBP: 0.220, SLG: 0.359 (1, 2)			HR	F8			K		K	4	1	1	1	0	2	1										
Jose Uribe, S OBP: 0.301, SLG: 0.328 (1, 6)			WP SH2-4 1B		6-3		S 1B		E3 SH1-4	4	0	2	0	0	0	0										
Rick Reuschel, R OBP: 0.139, SLG: 0.143 (1, 1)			SH2-4				6-3		SH1-4	2	1	1	0	0	0	1										
Craig Lefferts, L OBP: 0.200, SLG: 0.200 (9, 1)					1B 2B		6-3		SH1-4	0	0	0	0	0	0	0										
Inning Stats	R: 0 E: 0 K: 2 S: 8	H: 0 LOB: 0 BB: 0 P: 9	R: 0 E: 0 K: 1 S: 7	H: 0 LOB: 0 BB: 0 P: 11	R: 1 E: 0 K: 1 S: 12	H: 2 LOB: 2 BB: 1 P: 24	R: 0 E: 0 K: 1 S: 7	H: 0 LOB: 1 BB: 1 P: 13	R: 2 E: 0 K: 0 S: 14	H: 3 LOB: 2 BB: 1 P: 22	R: 0 E: 0 K: 1 S: 6	H: 1 LOB: 1 BB: 0 P: 9	R: 0 E: 0 K: 1 S: 8	H: 1 LOB: 0 BB: 0 P: 14	R: 0 E: 0 K: 1 S: 7	H: 0 LOB: 0 BB: 0 P: 9	R: 0 E: 1 K: 0 S: 8	H: 0 LOB: 1 BB: 1 P: 16	1B: 5 2B: 1 3B: 0 HR: 1	SF: 0 SAC: 2 DP: 0 HBP: 0	WP: 1 PB: 0 SB: 1 CS: 0	PA: 38				
PITCHER Rick Sutcliffe, R ERA: 4.08 (1, 1)	IP: 9.0 WLS: L BF: 38	H: 7 R: 3 ER: 3 SO: 8	BB: 2 IBB: 2 HBP: 0 BLK: 0	WP: 1 HR: 1 S: 77 P: 127	ERA: 3.00 WHIP: 1.000											ERA: 3.00 WHIP: 1.000										

Batter	1	2	3	4	5	6	7	8	9	AB	R	H	RBI	BB	SO	LOB	BOTTOM									
Mitch Webster, S OBP: 0.355, SLG: 0.327 (1, 8)	F6			F8			1B G4-6-3 1B		1B	4	1	2	0	0	0	0	San Francisco Giants @ Chicago Cubs Wrigley Field, Chicago, IL Tue Jul 19 1988, 3:33 AM CDT Att: 33,712 - Sunny - 72 F									
Rafael Palmeiro, L OBP: 0.347, SLG: 0.437 (1, 7)	4-3			6-3			G4-6-3 1B		F8	4	0	1	0	0	0	2										
Mark Grace, L OBP: 0.379, SLG: 0.420 (1, 3)	F7			6-3			G4-6-3		L9	4	0	0	0	0	0	3										
Andre Dawson, R OBP: 0.346, SLG: 0.513 (1, 9)		G5-4-3 BB			F6		L5		K	3	0	0	0	1	1	2										
Vance Law, R OBP: 0.353, SLG: 0.405 (1, 5)		G5-4-3			K				FC6-4 1B	3	0	1	0	0	1	1										
23 Ryne Sandberg, R OBP: 0.324, SLG: 0.407 (1, 4)		6-3			1-3				L8	3	0	0	0	0	0	1										
Shawon Dunston, R OBP: 0.299, SLG: 0.496 (1, 6)			K		5-3				FC6-4	3	0	0	0	0	1	1										
Jody Davis, R OBP: 0.332, SLG: 0.389 (1, 2)			F9						F9	2	0	0	0	0	1	0										
Damon Berryhill, S ERA: 2.94 (9, PH)										1	0	0	0	0	0	1										
Rick Sutcliffe, L OBP: 0.140, SLG: 0.098 (1, 1)			5-3						1B	2	0	0	0	0	0	0										
Gary Varsho, L OBP: 0.333, SLG: 0.333 (9, PH)					6-3				1B	1	0	1	0	0	0	0										
Inning Stats	R: 0 E: 0 K: 0 S: 5	H: 0 LOB: 0 BB: 0 P: 6	R: 0 E: 0 K: 0 S: 7	H: 0 LOB: 0 BB: 1 P: 12	R: 0 E: 0 K: 1 S: 8	H: 0 LOB: 0 BB: 0 P: 11	R: 0 E: 0 K: 0 S: 7	H: 0 LOB: 0 BB: 0 P: 9	R: 0 E: 0 K: 1 S: 7	H: 0 LOB: 0 BB: 0 P: 14	R: 0 E: 0 K: 1 S: 4	H: 0 LOB: 0 BB: 0 P: 5	R: 0 E: 0 K: 0 S: 5	H: 1 LOB: 1 BB: 0 P: 9	R: 0 E: 0 K: 1 S: 14	H: 2 LOB: 2 BB: 0 P: 21	1B: 5 2B: 0 3B: 0 HR: 0	SF: 0 SAC: 0 DP: 2 HBP: 0	WP: 0 PB: 0 SB: 0 CS: 0	PA: 31						
PITCHER Rick Reuschel, R ERA: 3.13 (1, 1)	IP: 8.0 WLS: W BF: 28	H: 5 R: 1 ER: 1 SO: 3	BB: 1 IBB: 0 HBP: 0 BLK: 0	WP: 0 HR: 0 S: 57 P: 86	ERA: 1.12 WHIP: 0.750											ERA: 1.12 WHIP: 0.750										
Craig Lefferts, L ERA: 2.94 (9, 1)	0.2	2	0	0	0	0	0	0	5	8	0.00	0.000														
Scott Garretts, R ERA: 5.3 (9, 1)	0.1	S	1	0	0	0	0	0	3	4	0.00	0.000														



Batter	1	2	3	4	5	6	7	8	9	AB	R	H	RBI	BB	SO	LOB	TOP										
Brett Butler , L (1, 8) OBP: 0.399, SLG: 0.385	2-1 F8		0-0 1B 2B	2-1 1B		0-3 K		3-2 2B 1B	2-1 6-3	6	2	3	1	0	1	1											
Robby Thompson , R (1, 4) OBP: 0.368, SLG: 0.422	3-3 K		0-3 K	2-2 F8			1-2 E3 WP 1B	1-1 1B 4-3 2B	0-1 1-3	6	2	1	1	0	2	3											
Will Clark , L (1, 3) Chris Speier , R (8, 6) OBP: 0.320, SLG: 0.358	0-1 4-3		1-1 2B 1B		3-1 HR		4-1 1B WP 1B	2-1 4-3 1B 1B		4	4	3	2	1	0	0											
Kevin Mitchell , R (1, 5) Roger Samuels , L (8, 1)		0-0 4-3	2-2 2B		2-2 F9		4-2 1B 1B	0-0 F6		4	1	1	2	1	0	2											
Mike Aldrete , L (1, 9) OBP: 0.350, SLG: 0.374	1-2 F7		4-0 2B		2-0 4-3		0-1 1B BB	2-2 4-3		4	0	1	3	1	0	1											
Donell Nixon , R (1, 7) OBP: 0.533, SLG: 0.593	0-0 1B		0-1 F8		0-0 F4		0-1 1B	3-1 1B		5	0	3	2	0	0	2											
Bob Melvin , R (1, 2) OBP: 0.219, SLG: 0.354	2-3 K		0-1 F8		0-2 5-3		2-2 G5-4-3	1-2 1B		5	0	1	0	0	1	3											
Jose Uribe , S (1, 6) Harry Spillman , L (8, PH) OBP: 0.212, SLG: 0.233			3-2 6-3	1-1 G3 1B 2B		2-0 4-3	3-2 L9	0-0 4-3		4	1	1	0	0	0	1											
Kelly Downs , R (1, 1) Ernest Riles , L (8, 5) OBP: 0.298, SLG: 0.358			4-2 1B BB	0-0 G3		1-0 1B		0-0 WP 3B	0-2 3-1	3	2	2	0	1	0	1											
Inning Stats	R: 0 E: 0 K: 1 S: 9	H: 0 LOB: 0 BB: 0 P: 14	R: 0 E: 0 K: 1 S: 12	H: 1 LOB: 1 BB: 0 P: 14	R: 3 E: 0 K: 1 S: 19	H: 3 LOB: 2 BB: 2 P: 33	R: 1 E: 0 K: 0 S: 11	H: 2 LOB: 1 BB: 0 P: 15	R: 1 E: 0 K: 0 S: 9	H: 1 LOB: 0 BB: 0 P: 16	R: 0 E: 0 K: 1 S: 8	H: 1 LOB: 1 BB: 0 P: 11	R: 3 E: 1 K: 0 S: 24	H: 2 LOB: 1 BB: 2 P: 38	R: 4 E: 0 K: 0 S: 21	H: 6 LOB: 2 BB: 0 P: 33	R: 0 E: 0 K: 0 S: 7	H: 0 LOB: 0 BB: 0 P: 9	1B: 11 2B: 3 3B: 1 HR: 1	SF: 0 SAC: 0 DP: 1 HBP: 0	WP: 2 PA: 47 PB: 0 SB: 1 CS: 0						
PITCHER	IP	WLS	BF	H	R	ER	SO	BB	IBB	HBP	BLK	WP	HR	S	P	ERA	WHIP										
Greg Maddux , R (1, 1) ERA: 2.33	5.0	L	24	7	5	5	3	1	1	0	0	0	0	12	20	9.00	1.600										
Frank DiPino , L (6, 1) ERA: 4.47	1.0		6	1	2	2	1	1	0	0	0	0	0	12	20	18.00	2.000										
Les Lancaster , R (7, 1) ERA: 3.71	2.0		14	8	5	4	0	1	0	0	0	2	0	41	62	18.00	4.500										
Pat Perry , L (9, 1) ERA: 3.63	1.0		3	0	0	0	0	0	0	0	0	0	0	7	9	0.00	0.000										

San Francisco Giants @ Chicago Cubs
Wrigley Field, Chicago, IL
Wed Jul 20 1988, 3:33 AM CDT
Att: 33,885 - Cloudy - 69 F


AB 43
R 12
H 16
RBI 11
BB 4
SO 4
LOB 16



Batter	1	2	3	4	5	6	7	8	9	AB	R	H	RBI	BB	SO	LOB	BOTTOM										
Mitch Webster , S (1, 8) OBP: 0.351, SLG: 0.323	3-3 K		1-1 B1-3		3-2 F7			0-3 K		4	0	0	0	0	2	0											
23 Ryne Sandberg , R (1, 4) OBP: 0.328, SLG: 0.410	1-1 1B 4-3		1-0 F9			1-0 FC6-4 1B		4-2 1B BB		3	1	2	0	1	0	0											
Mark Grace , L (1, 3) OBP: 0.377, SLG: 0.418	0-0 4-3 1B			2-0 F9		1-1 F7		1-0 F8		4	0	1	0	0	0	2											
Andre Dawson , R (1, 9) Pat Perry , L (9, 1) OBP: 0.343, SLG: 0.507	2-2 4-3			1-3 K		0-0 FC6-4		2-2 6-3		4	0	0	1	0	1	3											
Rafael Palmeiro , L (1, 7) Darrin Jackson , R (9, 9) OBP: 0.347, SLG: 0.436	2-1 G3			2-1 1B		1-1 F8			1-3 K	3	0	1	0	0	0	2											
Vance Law , R (1, 5) OBP: 0.348, SLG: 0.400		0-0 F7		1-0 1-3			0-0 E6		1-0 6-3	4	0	0	0	0	0	1											
Shawon Dunston , R (1, 6) OBP: 0.298, SLG: 0.404		0-3 K			3-2 1B G6-4-3		1-3 K		1-0 F4	4	1	1	0	0	2	1											
Damon Berryhill , S (1, 2) OBP: 0.284, SLG: 0.346		1-3 K			1-1 1B		0-0 F6			3	0	1	0	0	1	1											
Greg Maddux , R (1, 1) Jerry Mumphrey , S (5, PH) Frank DiPino , L (6, 1) Les Lancaster , R (7, 1) Gary Varsho , L (8, 7) OBP: 0.316, SLG: 0.316			3-3 K		2-1 G6-4-3		0-0 F9			1	0	0	0	0	1	0											
Inning Stats	R: 1 E: 0 K: 1 S: 12	H: 2 LOB: 1 BB: 0 P: 20	R: 0 E: 0 K: 2 S: 7	H: 0 LOB: 0 BB: 0 P: 8	R: 0 E: 0 K: 1 S: 7	H: 0 LOB: 0 BB: 0 P: 12	R: 0 E: 0 K: 1 S: 7	H: 1 LOB: 1 BB: 0 P: 13	R: 1 E: 0 K: 0 S: 11	H: 2 LOB: 0 BB: 0 P: 20	R: 0 E: 0 K: 0 S: 6	H: 1 LOB: 1 BB: 0 P: 9	R: 0 E: 1 K: 1 S: 7	H: 0 LOB: 1 BB: 0 P: 8	R: 0 E: 0 K: 1 S: 12	H: 0 LOB: 1 BB: 1 P: 19	R: 0 E: 0 K: 1 S: 5	H: 0 LOB: 0 BB: 0 P: 8	1B: 6 2B: 0 3B: 0 HR: 0	SF: 0 SAC: 0 DP: 1 HBP: 0	WP: 0 PA: 34 PB: 0 SB: 0 CS: 0						
PITCHER	IP	WLS	BF	H	R	ER	SO	BB	IBB	HBP	BLK	WP	HR	S	P	ERA	WHIP										
Kelly Downs , R (1, 1) ERA: 3.57	7.0	W	27	6	2	2	6	0	0	0	0	0	0	57	90	2.57	0.857										
Roger Samuels , L (8, 1) ERA:	2.0		7	0	0	0	2	1	0	0	0	0	0	17	27	0.00	0.500										

San Francisco Giants @ Chicago Cubs
Wrigley Field, Chicago, IL
Wed Jul 20 1988, 3:33 AM CDT
Att: 33,885 - Cloudy - 69 F

AB 33
R 2
H 6
RBI 1
BB 1
SO 8
LOB 12



Batter	1	2	3	4	5	6	7	8	9	AB	R	H	RBI	BB	SO	LOB	TOP					
Marvell Wynne, L OBP: 0.328, SLG: 0.463 (1, 8)	L9		F4					3-1		4	0	1	0	0	0	0						
Roberto Alomar, S OBP: 0.280, SLG: 0.341 (1, 4)	K			2B	PO	4-3		K		4	1	1	0	0	2	0						
Tony Gwynn, L OBP: 0.373, SLG: 0.417 (1, 9)	1B			2B	L8			1B		4	1	3	1	0	0	0						
John Kruk, L OBP: 0.387, SLG: 0.382 (1, 7)	4-3			4-3	F9			L6		4	0	0	0	0	0	3						
Keith Moreland, R OBP: 0.333, SLG: 0.378 Dickie Thon, R OBP: 0.351, SLG: 0.318 (9, PR)	K			2B	6-3			1B		4	0	2	1	0	1	0						
Chris Brown, R OBP: 0.303, SLG: 0.296 (1, 5)	6-3			K	F8			F9		4	0	0	0	0	1	3						
Garry Templeton, S OBP: 0.271, SLG: 0.335 (1, 6)	F9			F9	F7					3	0	0	0	0	0	1						
Mark Parent, R OBP: 0.188, SLG: 0.182 (1, 2)			F8		6-3			F8		3	0	0	0	0	0	0						
Andy Hawkins, R OBP: 0.154, SLG: 0.132 Carmelo Martinez, R OBP: 0.255, SLG: 0.350 Mark Grant, R (8, 1)	K			K	K			F7		2	0	0	0	0	2	0						
Inning Stats	R: 0 E: 0 K: 1 S: 16	H: 1 LOB: 1 BB: 0 P: 24	R: 0 E: 0 K: 1 S: 7	H: 0 LOB: 0 BB: 0 P: 8	R: 0 E: 0 K: 1 S: 6	H: 0 LOB: 0 BB: 0 P: 8	R: 2 E: 0 K: 1 S: 12	H: 3 LOB: 1 BB: 0 P: 17	R: 0 E: 0 K: 1 S: 7	H: 1 LOB: 0 BB: 0 P: 10	R: 0 E: 0 K: 0 S: 6	H: 0 LOB: 0 BB: 0 P: 9	R: 0 E: 0 K: 0 S: 5	H: 0 LOB: 0 BB: 0 P: 10	R: 0 E: 0 K: 0 S: 6	H: 0 LOB: 0 BB: 0 P: 8	R: 0 E: 0 K: 1 S: 11	H: 2 LOB: 2 BB: 0 P: 18	1B: 5 2B: 2 3B: 0 HR: 0	SF: 0 SAC: 0 DP: 0 HBP: 0	WP: 0 PB: 0 SB: 0 CS: 0	PA: 34
PITCHER	IP	WLS	BF	H	R	ER	SO	BB	IBB	HBP	BLK	WP	HR	S	P	ERA	WHIP					
Calvin Schiraldi, R ERA: 4.33 Pat Perry, L ERA: 3.42 Rich Gossage, R ERA: 3.25	(1, 1)	8.0	W	28	5	2	2	5	0	0	0	0	0	65	94	2.25	0.625					
	(9, 1)	0.2	L	3	1	0	0	1	0	0	0	0	0	7	12	0.00	1.500					
	(9, 1)	0.1	S	2	1	0	0	0	0	0	0	0	0	4	6	0.00	3.000					

San Diego Padres @ Chicago Cubs
Wrigley Field, Chicago, IL
Sat Jul 23 1988, 3:33 AM CDT
Att: 33,007 - Sunny - 76 F

AB	33
R	2
H	7
RBI	2
BB	0
SO	6
LOB	7



Batter	1	2	3	4	5	6	7	8	9	AB	R	H	RBI	BB	SO	LOB	BOTTOM				
Shawon Dunston, R OBP: 0.298, SLG: 0.403 (1, 6)	2B				L9			4-3		4	0	2	1	0	0	0					
23 Ryne Sandberg, R OBP: 0.320, SLG: 0.406 (1, 4)	6-3				K			HR		4	1	1	1	0	1	3					
Mitch Webster, S OBP: 0.348, SLG: 0.316 (1, 8)	2B				F8			F7		4	0	1	0	0	0	0					
Andre Dawson, R OBP: 0.344, SLG: 0.514 (1, 9)	2B				6-3			HR		4	1	3	1	0	0	0					
Rafael Palmeiro, L OBP: 0.344, SLG: 0.430 Pat Perry, L Rich Gossage, R (9, 1)	5-3				1B			FC3-6		4	0	1	0	0	0	3					
Vance Law, R OBP: 0.351, SLG: 0.399 (1, 5)					F4			F8		4	1	1	0	0	0	2					
Gary Varsho, L OBP: 0.259, SLG: 0.259 (1, 7)	F7				L3			4-3		3	0	0	0	0	0	1					
Damon Berryhill, S OBP: 0.292, SLG: 0.391 (1, 2)	L5				4-3			L7		3	0	0	0	0	0	1					
Calvin Schiraldi, R ERA: 3.37 Manny Trillo, R OBP: 0.250, SLG: 0.285 (9, 3)	2B				F4			5-3		3	0	1	0	0	0	0					
Inning Stats	R: 0 E: 0 K: 0 S: 16	H: 3 LOB: 2 BB: 0 P: 19	R: 1 E: 0 K: 0 S: 11	H: 3 LOB: 2 BB: 0 P: 14	R: 0 E: 0 K: 0 S: 6	H: 1 LOB: 1 BB: 0 P: 8	R: 0 E: 0 K: 0 S: 6	H: 0 LOB: 0 BB: 0 P: 8	R: 0 E: 0 K: 1 S: 5	H: 0 LOB: 0 BB: 0 P: 6	R: 1 E: 0 K: 0 S: 8	H: 1 LOB: 0 BB: 0 P: 10	R: 0 E: 0 K: 0 S: 6	H: 0 LOB: 0 BB: 0 P: 7	R: 0 E: 0 K: 0 S: 13	H: 2 LOB: 1 BB: 0 P: 23	1B: 6 2B: 2 3B: 0 HR: 2	SF: 0 SAC: 0 DP: 0 HBP: 0	WP: 0 PB: 0 SB: 0 CS: 1	PA: 33	
PITCHER	IP	WLS	BF	H	R	ER	SO	BB	IBB	HBP	BLK	WP	HR	S	P	ERA	WHIP				
Andy Hawkins, R ERA: 3.37 Mark Grant, R ERA: 3.95	(1, 1)	7.0	L	28	8	2	2	1	0	0	0	0	0	58	72	2.57	1.143				
	(8, 1)	1.0	L	5	2	1	1	0	0	0	0	0	1	13	23	9.00	2.000				

San Diego Padres @ Chicago Cubs
Wrigley Field, Chicago, IL
Sat Jul 23 1988, 3:33 AM CDT
Att: 33,007 - Sunny - 76 F

AB	33
R	3
H	10
RBI	3
BB	0
SO	1
LOB	10



Batter	1	2	3	4	5	6	7	8	9	AB	R	H	RBI	BB	SO	LOB	TOP								
John Kruk, L OBP: 0.385, SLG: 0.392 (1, 7)	0-0 HR		0-1 4-3		1-1 4-3		0-2 FC6			4	1	1	1	0	0	1									
Gary Templeton, S OBP: 0.297, SLG: 0.329 (1, 6)	1-0 L4		2-3 K			2-1 3-1		1-0 F8		4	0	0	0	0	1	0									
Tony Gwynn, L OBP: 0.369, SLG: 0.411 (1, 9)	2-2 F7		1-1 B1-3			1-0 3-1		0-1 F7		4	0	0	0	0	0	0									
Keith Moreland, R OBP: 0.332, SLG: 0.376 (1, 3)	0-3 K			2-2 F9		1-2 1B		1-0 L7		4	0	1	0	0	1	0									
Marvell Wynne, L OBP: 0.331, SLG: 0.468 (1, 8)		1-2 1B 2B		1-3 K		2-2 1B		0-1 4-3		4	1	2	0	0	1	0									
Benito Santiago, R OBP: 0.279, SLG: 0.338 (1, 2)		4-2 1B CS BB		4-1 BB		1-0 F8		3-2 2B L1-5 1B		2	0	1	0	2	0	2									
Tim Flannery, L OBP: 0.326, SLG: 0.316 (1, 5)		0-3 K		1-0 4-3			0-1 B1-3		0-1 2B	4	0	1	0	0	1	3									
Roberto Alomar, S OBP: 0.283, SLG: 0.341 (1, 4)		3-2 CS 1B 2H			0-0 1-3		3-2 3-1		4-0 IBB	3	0	1	1	1	0	0									
Jimmy Jones, R OBP: 0.150, SLG: 0.083 (1, 1)		2-0 F3			3-2 5-3			1-0 L1-5		2	0	0	0	1	0	2									
Randy Ready, R OBP: 0.361, SLG: 0.429 (9, PH)		1-2 3H					4-1 FC6 BB		3H	1	0	0	0	0	0	3									
Mark Davis, L OBP: 0.500, SLG: 1.000 (9, 1)										0	0	0	0	0	0	0									
Inning Stats	R: 1 E: 0 K: 1 S: 9	H: 1 LOB: 0 BB: 0 P: 12	R: 1 E: 0 K: 1 S: 16	H: 2 LOB: 1 BB: 1 P: 26	R: 0 E: 0 K: 1 S: 7	H: 0 LOB: 0 BB: 0 P: 10	R: 0 E: 0 K: 1 S: 8	H: 0 LOB: 1 BB: 1 P: 16	R: 0 E: 0 K: 0 S: 6	H: 0 LOB: 0 BB: 0 P: 10	R: 0 E: 0 K: 0 S: 13	H: 2 LOB: 2 BB: 0 P: 20	R: 0 E: 0 K: 0 S: 10	H: 0 LOB: 1 BB: 1 P: 17	R: 0 E: 0 K: 0 S: 4	H: 0 LOB: 0 BB: 0 P: 6	R: 0 E: 0 K: 0 S: 8	H: 2 LOB: 2 BB: 1 P: 16	1B: 4 2B: 3 3B: 0 HR: 1	SF: 0 SAC: 0 DP: 1 HBP: 0	WP: 0 PB: 0 SB: 0 CS: 2	PA: 36			
PITCHER	IP	WLS	BF	H	R	ER	SO	BB	IBB	HBP	BLK	WP	HR	S	P	ERA	WHIP								
Rick Sutcliffe, R ERA: 3.97 (1, 1)	8.0	L	31	5	2	2	4	3	0	0	0	0	1	73	117	2.25	1.000								
Jeff Pico, R ERA: 4.61 (9, 1)	1.0	S	5	2	0	0	0	0	1	0	0	0	0	8	16	0.00	2.000								

San Diego Padres @ Chicago Cubs
Wrigley Field, Chicago, IL
Sun Jul 24 1988, 3:33 AM CDT
Att: 33,217 - Cloudy - 79 F

AB 32
R 2
H 7
RBI 2
BB 4
SO 4
LOB 11



Batter	1	2	3	4	5	6	7	8	9	AB	R	H	RBI	BB	SO	LOB	BOTTOM								
Shawon Dunston, R OBP: 0.298, SLG: 0.400 (1, 6)	4-0 23 2B BB		1-0 F4			0-0 6-3		0-0 B1-3		3	1	0	0	1	0	1									
23 Ryne Sandberg, R OBP: 0.320, SLG: 0.407 (1, 4)	1-2 L9 1H 2B		2-0 F8			1-2 F8		2-1 1-3		4	0	1	1	0	0	0									
Mitch Webster, S OBP: 0.347, SLG: 0.316 (1, 8)	0-0 L9			0-0 0-3 1B		2-1 F7		0-3 K		4	0	1	0	0	1	1									
Andre Dawson, R OBP: 0.343, SLG: 0.511 (1, 9)	0-0 F2			1-1 9-3		1-0 F8		1-0 1B		4	0	1	0	0	0	2									
Rafael Palmeiro, L OBP: 0.344, SLG: 0.430 (1, 3)	0-1 F8			2-0 1B		0-1 L4		2-1 4-3		3	0	1	0	0	0	1									
Jody Davis, R OBP: 0.327, SLG: 0.383 (9, PH)										1	0	0	0	0	0	1									
Vance Law, R OBP: 0.351, SLG: 0.398 (1, 5)		1-0 FC6-4 1B			2-0 6-3		1-2 F7			3	0	1	0	0	0	1									
Gary Varsho, L OBP: 0.233, SLG: 0.233 (1, 7)		0-1 FC6-4 G4-3			2-1 4-3			2-1 4-3		3	0	0	0	0	0	1									
Damon Berryhill, S OBP: 0.285, SLG: 0.381 (1, 2)		1-0 G4-3			3-2 F4			0-0 F7		3	0	0	0	0	0	1									
Rick Sutcliffe, L OBP: 0.133, SLG: 0.093 (1, 1)					0-3 6-3			4-2 BB		2	0	0	0	0	1	0									
Jerry Mumphrey, S OBP: 0.228, SLG: 0.192 (8, PH)										0	0	0	0	1	0	0									
Darrin Jackson, R OBP: 0.266, SLG: 0.378 (8, PR)										0	0	0	0	0	0	0									
Jeff Pico, R OBP: 0.158, SLG: 0.111 (9, 1)										0	0	0	0	0	0	0									
Inning Stats	R: 1 E: 0 K: 0 S: 7	H: 1 LOB: 1 BB: 1 P: 12	R: 0 E: 0 K: 0 S: 4	H: 1 LOB: 0 BB: 0 P: 6	R: 0 E: 0 K: 0 S: 3	H: 0 LOB: 0 BB: 0 P: 6	R: 0 E: 0 K: 0 S: 5	H: 2 LOB: 1 BB: 0 P: 10	R: 0 E: 0 K: 1 S: 10	H: 0 LOB: 0 BB: 0 P: 15	R: 0 E: 0 K: 0 S: 6	H: 0 LOB: 0 BB: 0 P: 9	R: 0 E: 0 K: 0 S: 6	H: 0 LOB: 0 BB: 0 P: 8	R: 0 E: 0 K: 0 S: 6	H: 0 LOB: 1 BB: 1 P: 12	R: 0 E: 0 K: 1 S: 8	H: 1 LOB: 1 BB: 0 P: 13	1B: 4 2B: 2 3B: 0 HR: 0	SF: 0 SAC: 0 DP: 2 HBP: 0	WP: 0 PB: 0 SB: 0 CS: 0	PA: 32			
PITCHER	IP	WLS	BF	H	R	ER	SO	BB	IBB	HBP	BLK	WP	HR	S	P	ERA	WHIP								
Jimmy Jones, R ERA: 3.82 (1, 1)	8.0	W	28	4	1	1	1	2	0	0	0	0	0	47	78	1.12	0.750								
Mark Davis, L ERA: 2.73 (9, 1)	1.0	S	4	1	0	0	1	0	0	0	0	0	0	8	13	0.00	1.000								

San Diego Padres @ Chicago Cubs
Wrigley Field, Chicago, IL
Sun Jul 24 1988, 3:33 AM CDT
Att: 33,217 - Cloudy - 79 F


AB 30
R 1
H 5
RBI 1
BB 2
SO 2
LOB 9



Batter	1	2	3	4	5	6	7	8	9	10	11	AB	R	H	RBI	BB	SO	LOB	TOP							
Shawon Dunston, R OBP: 0.294, SLG: 0.396	L3		F1			FC3-2-5 FC6-4		F5	SF8			4	0	0	1	0	0	2								
23 Ryne Sandberg, R OBP: 0.320, SLG: 0.407	G6-4-3 1B			F8		FC6-4			6-3			5	1	2	0	0	0	3								
Mitch Webster, S OBP: 0.348, SLG: 0.324	G6-4-3 1-2			5-3		L4						5	1	2	1	0	0	3								
Andre Dawson, R OBP: 0.347, SLG: 0.513																										
Darrin Jackson, R OBP: 0.266, SLG: 0.378																										
Mark Grace, L OBP: 0.374, SLG: 0.413																										
Mike Bielecki, R OBP: 0.326, SLG: 0.381																										
Rich Gossage, R OBP: 0.169, SLG: 0.111																										
Jody Davis, R OBP: 0.342, SLG: 0.427																										
Rafael Palmeiro, L OBP: 0.342, SLG: 0.427																										
Vance Law, R OBP: 0.347, SLG: 0.392																										
Damon Berryhill, S OBP: 0.289, SLG: 0.390																										
Greg Maddux, R OBP: 0.242, SLG: 0.273																										
Gary Varsho, L OBP: 0.242, SLG: 0.273																										
Inning Stats	R: 0 E: 0 K: 0 S: 10	H: 1 LOB: 0 BB: 0 P: 15	R: 0 E: 0 K: 0 S: 9	H: 1 LOB: 1 BB: 0 P: 12	R: 0 E: 0 K: 0 S: 7	H: 0 LOB: 0 BB: 0 P: 7	R: 0 E: 0 K: 0 S: 4	H: 0 LOB: 0 BB: 0 P: 5	R: 0 E: 0 K: 0 S: 9	H: 0 LOB: 0 BB: 0 P: 13	R: 0 E: 0 K: 0 S: 10	H: 2 LOB: 2 BB: 0 P: 13	R: 2 E: 0 K: 1 S: 17	H: 3 LOB: 2 BB: 0 P: 23	R: 2 E: 0 K: 0 S: 11	H: 3 LOB: 1 BB: 0 P: 11	R: 0 E: 0 K: 0 S: 7	H: 1 LOB: 1 BB: 0 P: 10	R: 0 E: 0 K: 1 S: 8	H: 0 LOB: 0 BB: 0 P: 14	1B: 10 2B: 2 3B: 1 HR: 0	SF: 1 SAC: 1 DP: 1 HBP: 0	WP: 0 PB: 0 SB: 1 CS: 0	PA: 45		
PITCHER	IP 7.2	WLS 0.1	BF 2	H 1	R 1	ER 1	SO 0	BB 0	IBB 0	HBP 0	BLK 0	WP 0	HR 0	S 8	P 11	ERA 2.35	WHIP 3.000									
Dennis Martínez, R ERA: 2.5																										
Joe Hesketh, L ERA: 2.9																										
Tim Burke, R ERA: 3.85																										
Neal Heaton, L ERA: 4.92																										

Chicago Cubs @ Montreal Expos
Olympic Stadium, Montreal, QB
Tue Jul 26 1988, 7:05 PM EDT
Att: 26,029 - Dome - 70 F


AB 43
R 4
H 13
RBI 4
BB 0
SO 2
LOB 21



Batter	1	2	3	4	5	6	7	8	9	10	11	AB	R	H	RBI	BB	SO	LOB	BOTTOM						
Dave Martinez, L OBP: 0.296, SLG: 0.325	6-3		FC6 WP 1B E									3	2	0	1	2	0	2							
Tim Raines, S OBP: 0.302, SLG: 0.437																									
Tracy Jones, R OBP: 0.318, SLG: 0.283	1-3																								
Graig Nettles, L OBP: 0.217, SLG: 0.222																									
Neal Heaton, L OBP: 0.158, SLG: 0.158																									
Mike Fitzgerald, R OBP: 0.300, SLG: 0.455																									
Andres Gattarraga, R OBP: 0.364, SLG: 0.582	L9																								
Hubie Brooks, R OBP: 0.305, SLG: 0.426																									
Tim Wallach, R OBP: 0.310, SLG: 0.413																									
Tom Foley, L OBP: 0.316, SLG: 0.361																									
Nelson Santovenia, R OBP: 0.311, SLG: 0.385																									
Pascual Perez, R OBP: 0.270, SLG: 0.324																									
Rex Hudler, R OBP: 0.328, SLG: 0.373																									
Dennis Martínez, R ERA: 2.39																									
Joe Hesketh, R ERA: 6.1																									
Wallace Johnson, S ERA: 3.45																									
Otis Nixon, S ERA: 5.11																									
Inning Stats	R: 0 E: 0 K: 0 S: 5	H: 0 LOB: 0 BB: 0 P: 8	R: 0 E: 0 K: 0 S: 10	H: 0 LOB: 1 BB: 0 P: 14	R: 3 E: 2 K: 0 S: 11	H: 3 LOB: 2 BB: 0 P: 15	R: 0 E: 0 K: 0 S: 6	H: 0 LOB: 0 BB: 0 P: 11	R: 0 E: 0 K: 0 S: 8	H: 1 LOB: 2 BB: 1 P: 19	R: 0 E: 0 K: 1 S: 9	H: 1 LOB: 1 BB: 0 P: 14	R: 1 E: 0 K: 0 S: 9	H: 1 LOB: 1 BB: 0 P: 13	R: 0 E: 0 K: 0 S: 7	H: 0 LOB: 0 BB: 0 P: 9	R: 4 E: 0 K: 0 S: 8	H: 3 LOB: 1 BB: 1 P: 17	1B: 6 2B: 1 3B: 1 HR: 1	SF: 1 SAC: 1 DP: 0 HBP: 1	WP: 1 PB: 0 SB: 2 CS: 0	PA: 47			
PITCHER	IP 7.0	WLS 1.0	BF 4	H 1	R 3	ER 3	SO 1	BB 1	IBB 1	HBP 0	BLK 0	WP 1	HR 0	S 9	P 14	ERA 3.86	WHIP 0.714								
Greg Maddux, R ERA: 2.39																									
Mike Bielecki, R ERA: 6.1																									
Rich Gossage, R ERA: 3.45																									
Jeff Pico, R ERA: 5.11																									

Chicago Cubs @ Montreal Expos
Olympic Stadium, Montreal, QB
Tue Jul 26 1988, 7:05 PM EDT
Att: 26,029 - Dome - 70 F

AB 41
R 8
H 9
RBI 7
BB 3
SO 2
LOB 18



Batter	1	2	3	4	5	6	7	8	9	AB	R	H	RBI	BB	SO	LOB	TOP					
Shawon Dunston, R OBP: 0.290, SLG: 0.390	1-2 F9		0-3 K		0-1 6-3		0-2 F8		2-2 F8	5	0	0	1	0	1	1						
23 Ryne Sandberg, R OBP: 0.317, SLG: 0.402	1-3 K		3-1 F9		0-2 F9			1-1 E5 1B	3-2 4-3	5	1	0	0	0	1	1						
Mitch Webster, S OBP: 0.348, SLG: 0.325	2-2 2B 1B		1-0 F7			1-2 L4		1-1 1B FC6-2 1B	3-1	5	1	2	0	0	0	0						
Andre Dawson, R OBP: 0.349, SLG: 0.516	3-1 1-H 2B			3-1 6-3		3-0 E6		0-0 FC6-2 BB 1B		4	1	2	2	0	0	0						
Mark Grace, L OBP: 0.372, SLG: 0.409	1-0 F9			2-2 L4		4-1 BB		0-0 G3		3	0	0	0	1	0	3						
Vance Law, R OBP: 0.348, SLG: 0.395		0-0 2B		1-3 K		2-0 F4		4-0 BB FC6-2 IBB		3	0	1	0	1	1	2						
Rafael Palmeiro, L OBP: 0.342, SLG: 0.426		2-3 K		1-0 1B 6-3 1B		1-0 F7		1-0 FC6-2 BB		3	1	1	0	0	1	3						
Darrin Jackson, R OBP: 0.264, SLG: 0.375								1-2 2-3 3-H		1	0	0	0	0	0	3						
Jody Davis, R OBP: 0.329, SLG: 0.380			1-2 F9		3-1 SH1-4 1B		0-2 4-3	4-2		3	0	1	1	1	0	1						
Damon Berryhill, S OBP: 0.290, SLG: 0.390					1-3 SH1-4 1B			1-2 2-3 3-H		0	0	0	0	0	0	0						
Jamie Moyer, L OBP: 0.140, SLG: 0.100		2-2 1-3			2-1 SH1-4		2-3 K	0-3 K		1	0	0	0	0	0	1						
Jerry Mumphy, S OBP: 0.224, SLG: 0.169										1	0	0	0	0	1	0						
Mike Bielecki, R										1	0	0	0	0	1	3						
Pat Perry, L										0	0	0	0	0	0	0						
Rich Gossage, R										0	0	0	0	0	0	0						
Inning Stats	R: 1 E: 0 K: 1 S: 13	H: 2 LOB: 1 BB: 0 P: 21	R: 0 E: 0 K: 1 S: 11	H: 1 LOB: 1 BB: 0 P: 16	R: 0 E: 0 K: 1 S: 7	H: 0 LOB: 0 BB: 0 P: 11	R: 0 E: 0 K: 1 S: 8	H: 0 LOB: 0 BB: 0 P: 14	R: 1 E: 0 K: 0 S: 11	H: 2 LOB: 1 BB: 0 P: 16	R: 0 E: 1 K: 0 S: 8	H: 0 LOB: 2 BB: 1 P: 19	R: 0 E: 0 K: 1 S: 11	H: 0 LOB: 0 BB: 0 P: 13	R: 2 E: 1 K: 1 S: 12	H: 2 LOB: 3 BB: 2 P: 23	R: 0 E: 0 K: 0 S: 10	H: 0 LOB: 0 BB: 0 P: 16	1B: 5 2B: 2 3B: 0 HR: 0	SF: 0 SAC: 1 DP: 0 HBP: 0	WP: 0 PA: 39 PB: 0 SB: 1 CS: 0	
PITCHER	IP WLS BF H R ER SO BB IBB HBP BLK WP HR S P ERA WHIP	IP WLS BF H R ER SO BB IBB HBP BLK WP HR S P ERA WHIP	IP WLS BF H R ER SO BB IBB HBP BLK WP HR S P ERA WHIP	IP WLS BF H R ER SO BB IBB HBP BLK WP HR S P ERA WHIP	IP WLS BF H R ER SO BB IBB HBP BLK WP HR S P ERA WHIP	IP WLS BF H R ER SO BB IBB HBP BLK WP HR S P ERA WHIP	IP WLS BF H R ER SO BB IBB HBP BLK WP HR S P ERA WHIP	IP WLS BF H R ER SO BB IBB HBP BLK WP HR S P ERA WHIP	IP WLS BF H R ER SO BB IBB HBP BLK WP HR S P ERA WHIP	IP WLS BF H R ER SO BB IBB HBP BLK WP HR S P ERA WHIP	IP WLS BF H R ER SO BB IBB HBP BLK WP HR S P ERA WHIP	IP WLS BF H R ER SO BB IBB HBP BLK WP HR S P ERA WHIP	IP WLS BF H R ER SO BB IBB HBP BLK WP HR S P ERA WHIP	IP WLS BF H R ER SO BB IBB HBP BLK WP HR S P ERA WHIP	IP WLS BF H R ER SO BB IBB HBP BLK WP HR S P ERA WHIP	IP WLS BF H R ER SO BB IBB HBP BLK WP HR S P ERA WHIP	IP WLS BF H R ER SO BB IBB HBP BLK WP HR S P ERA WHIP	IP WLS BF H R ER SO BB IBB HBP BLK WP HR S P ERA WHIP	IP WLS BF H R ER SO BB IBB HBP BLK WP HR S P ERA WHIP	IP WLS BF H R ER SO BB IBB HBP BLK WP HR S P ERA WHIP	IP WLS BF H R ER SO BB IBB HBP BLK WP HR S P ERA WHIP	IP WLS BF H R ER SO BB IBB HBP BLK WP HR S P ERA WHIP

Chicago Cubs @ Montreal Expos
Olympic Stadium, Montreal, QB
Wed Jul 27 1988, 7:05 PM EDT
Att: 18,227 - Dome - 70 F

AB	35
R	4
H	7
RBI	4
BB	3
SO	6
LOB	18



Batter	1	2	3	4	5	6	7	8	9	AB	R	H	RBI	BB	SO	LOB	BOTTOM					
Otis Nixon, S OBP: 0.262, SLG: 0.254	0-1 E3		0-1 1-3		1-1 5-3				0-2 2B 4-3 1B	4	0	0	0	0	1	1						
Wallace Johnson, S OBP: 0.385, SLG: 0.404	4-3 S									1	0	1	0	0	0	0						
Dave Martinez, L OBP: 0.296, SLG: 0.325										0	1	0	0	0	0	0						
Rex Huttler, R OBP: 0.338, SLG: 0.397	3-1 F3		1-2 2B 1B		3-1 S SF8 2B		3-3 K		1-2 4-3 1B 2B	4	2	2	0	0	1	1						
Graig Nettles, L OBP: 0.217, SLG: 0.222										0	0	0	0	0	0	0						
Nelson Santovenia, R OBP: 0.315, SLG: 0.396										1	0	1	0	0	0	0						
Pascual Perez, R										0	1	0	0	0	0	0						
Andres Galarraga, R OBP: 0.365, SLG: 0.591	1-1 4-3		1-0 1-H E 2B		3-3 K		0-0 1-3		1-0 1B 4-3 HBP	4	1	1	1	0	1	2						
Hubie Brooks, R OBP: 0.306, SLG: 0.424	2-3 F9		1-0 E5		4-1 S 1B BB		1-2 F3		1-0 4-3	4	0	1	1	1	0	3						
Tim Wallach, R OBP: 0.313, SLG: 0.412		1-1 1B 1B	1-0 6-3		4-2 1B			0-0 F8	4-0 1B	3	0	1	0	2	0	1						
Mike Fitzgerald, R OBP: 0.378, SLG: 0.443		0-2 F6	2-2 F4		1-0 SF8			2-2 F9	0-0 IBB	4	0	1	2	0	0	2						
Tracy Jones, R OBP: 0.342, SLG: 0.311		0-1 CS 1B		1-0 S 1B		3-H 2-0 1B		1-1 1B		4	0	4	0	0	0	0						
Tom Foley, L OBP: 0.314, SLG: 0.359		0-0 CS 1B		1-2 2-3 1B		1-1 F5		1-3 K		4	0	1	0	0	1	2						
Brian Holman, R OBP: 0.143, SLG: 0.143		2-3 K		1-2 1-3					1-3 K	2	0	0	0	0	1	4						
Andy McGaffigan, R										1	0	0	0	0	1	0						
Joe Hesketh, R										0	0	0	0	0	0	0						
Tim Raines, S OBP: 0.361, SLG: 0.435		1-2 2-3		1-2 K						1	0	0	0	0	1	0						
Inning Stats	R: 0 E: 1 K: 0 S: 9	H: 0 LOB: 1 BB: 0 P: 16	R: 0 E: 0 K: 1 S: 12	H: 3 LOB: 2 BB: 0 P: 15	R: 2 E: 1 K: 0 S: 13	H: 3 LOB: 1 BB: 0 P: 18	R: 0 E: 0 K: 1 S: 9	H: 1 LOB: 1 BB: 0 P: 14	R: 1 E: 0 K: 0 S: 11	H: 2 LOB: 2 BB: 2 P: 28	R: 0 E: 0 K: 1 S: 7	H: 0 LOB: 0 BB: 0 P: 10	R: 0 E: 0 K: 1 S: 9	H: 0 LOB: 0 BB: 0 P: 13	R: 0 E: 0 K: 1 S: 9	H: 1 LOB: 1 BB: 0 P: 13	R: 2 E: 0 K: 1 S: 13	H: 3 LOB: 3 BB: 1 P: 21	1B: 10 2B: 3 3B: 0 HR: 0	SF: 1 SAC: 0 DP: 0 HBP: 1	WP: 0 PA: 42 PB: 0 SB: 4 CS: 2	
PITCHER	IP WLS BF H R ER SO BB IBB HBP BLK WP HR S P ERA WHIP	IP WLS BF H R ER SO BB IBB HBP BLK WP HR S P ERA WHIP	IP WLS BF H R ER SO BB IBB HBP BLK WP HR S P ERA WHIP	IP WLS BF H R ER SO BB IBB HBP BLK WP HR S P ERA WHIP	IP WLS BF H R ER SO BB IBB HBP BLK WP HR S P ERA WHIP	IP WLS BF H R ER SO BB IBB HBP BLK WP HR S P ERA WHIP	IP WLS BF H R ER SO BB IBB HBP BLK WP HR S P ERA WHIP	IP WLS BF H R ER SO BB IBB HBP BLK WP HR S P ERA WHIP	IP WLS BF H R ER SO BB IBB HBP BLK WP HR S P ERA WHIP	IP WLS BF H R ER SO BB IBB HBP BLK WP HR S P ERA WHIP	IP WLS BF H R ER SO BB IBB HBP BLK WP HR S P ERA WHIP	IP WLS BF H R ER SO BB IBB HBP BLK WP HR S P ERA WHIP	IP WLS BF H R ER SO BB IBB HBP BLK WP HR S P ERA WHIP	IP WLS BF H R ER SO BB IBB HBP BLK WP HR S P ERA WHIP	IP WLS BF H R ER SO BB IBB HBP BLK WP HR S P ERA WHIP	IP WLS BF H R ER SO BB IBB HBP BLK WP HR S P ERA WHIP	IP WLS BF H R ER SO BB IBB HBP BLK WP HR S P ERA WHIP	IP WLS BF H R ER SO BB IBB HBP BLK WP HR S P ERA WHIP	IP WLS BF H R ER SO BB IBB HBP BLK WP HR S P ERA WHIP	IP WLS BF H R ER SO BB IBB HBP BLK WP HR S P ERA WHIP	IP WLS BF H R ER SO BB IBB HBP BLK WP HR S P ERA WHIP	IP WLS BF H R ER SO BB IBB HBP BLK WP HR S P ERA WHIP

Chicago Cubs @ Montreal Expos
Olympic Stadium, Montreal, QB
Wed Jul 27 1988, 7:05 PM EDT
Att: 18,227 - Dome - 70 F

AB	37
R	5
H	13
RBI	4
BB	3
SO	7
LOB	16



Batter	1	2	3	4	5	6	7	8	9	AB	R	H	RBI	BB	SO	LOB	TOP										
Shawon Dunston, R OBP: 0.286, SLG: 0.384	L7	F8		K2-3		F9		FC6-5-4	K	6	0	0	0	0	2	5											
Manny Trillo, R OBP: 0.266, SLG: 0.301	F8					F3		K		5	2	2	2	0	1	1											
Mitch Webster, S OBP: 0.352, SLG: 0.329	1B					F7		K		5	0	3	0	0	1	1											
Andre Dawson, R OBP: 0.357, SLG: 0.521																											
Rafael Palmeiro, L OBP: 0.342, SLG: 0.426																											
Vance Law, R OBP: 0.349, SLG: 0.393	FC6-4																										
Mark Grace, L OBP: 0.369, SLG: 0.402																											
Damon Berryhill, S OBP: 0.286, SLG: 0.383																											
Darrin Jackson, R OBP: 0.277, SLG: 0.392																											
Calvin Schiraldi, R OBP: 0.154, SLG: 0.162																											
Inning Stats	R: 0 E: 0 K: 0 S: 10	H: 2 LOB: 2 BB: 0 P: 17	R: 1 E: 0 K: 0 S: 10	H: 2 LOB: 1 BB: 0 P: 13	R: 2 E: 1 K: 0 S: 14	H: 3 LOB: 1 BB: 0 P: 20	R: 0 E: 0 K: 1 S: 12	H: 0 LOB: 0 BB: 0 P: 19	R: 0 E: 0 K: 0 S: 15	H: 1 LOB: 3 BB: 2 P: 27	R: 2 E: 0 K: 0 S: 13	H: 4 LOB: 2 BB: 0 P: 20	R: 0 E: 0 K: 1 S: 6	H: 0 LOB: 0 BB: 0 P: 8	R: 0 E: 0 K: 2 S: 11	H: 1 LOB: 1 BB: 1 P: 17	R: 2 E: 0 K: 1 S: 17	H: 3 LOB: 2 BB: 1 P: 25	1B: 13 2B: 2 3B: 0 HR: 1	SF: 1 SAC: 1 DP: 0 HBP: 0	WP: 0 PB: 0 SB: 0 CS: 2	PA: 46					
PITCHER	IP	WLS	BF	H	R	ER	SO	BB	IBB	HBP	BLK	WP	HR	S	P	ERA	WHIP										
Shane Rawley, L ERA: 4.22	5.1	L	27	9	4	3	1	2	0	0	0	0	1	64	101	5.06	2.062										
Kent Tekulve, R ERA: 4.09	0.2		5	3	1	1	0	0	0	0	0	0	0	10	15	13.50	4.500										
Bill Scherrer, L ERA: 8.44	1.0		4	1	0	0	1	0	0	0	0	0	0	7	10	0.00	1.000										
Greg Harris, R ERA: 2.39	1.0		3	0	0	0	2	0	0	0	0	0	0	10	15	0.00	0.000										
Steve Bedrosian, R ERA: 4.19	1.0		7	3	2	2	1	1	0	0	0	0	0	17	25	18.00	4.000										

Chicago Cubs @ Philadelphia Phillies
Veterans Stadium, Philadelphia, PA
Thu Jul 28, 1988, 7:05 PM EDT
Att: 23,767 - Unknown - 80 F

AB 41
R 7
H 16
RBI 6
BB 3
SO 5
LOB 21





Batter	1	2	3	4	5	6	7	8	9	AB	R	H	RBI	BB	SO	LOB	BOTTOM										
Juan Samuel, R OBP: 0.311, SLG: 0.404	G5-3			K				K		4	0	1	0	0	2	1											
Milt Thompson, L OBP: 0.348, SLG: 0.340	G4-3			G3-1				G4-3		4	0	0	0	0	0	3											
Steve Bedrosian, R										0	0	0	0	0	0	0											
Mike Schmidt, R OBP: 0.338, SLG: 0.398	G5-3									3	0	1	0	1	0	2											
Chris James, R OBP: 0.285, SLG: 0.404				G4-3						4	0	0	0	0	0	2											
Mike Young, S OBP: 0.359, SLG: 0.357										3	0	1	0	1	0	0											
Darren Daulton, L OBP: 0.283, SLG: 0.274										4	0	0	0	0	0	3											
Ricky Jordan, R OBP: 0.318, SLG: 0.500										4	0	0	0	0	2	3											
Steve Jeltz, S OBP: 0.334, SLG: 0.293										3	0	0	0	0	0	0											
Shane Rawley, R OBP: 0.143, SLG: 0.167										1	0	0	0	0	0	0											
Kent Tekulve, R										0	0	0	0	0	0	0											
Tom Barrett, S										0	0	0	0	0	0	0											
Bill Scherrer, L										0	0	0	0	0	0	0											
Greg Harris, S										0	0	0	0	0	0	0											
Greg Gross, R										0	0	0	0	0	0	0											
Steve Bedrosian, R										0	0	0	0	1	0	0											
Inning Stats	R: 0 E: 0 K: 0 S: 9	H: 0 LOB: 0 BB: 0 P: 14	R: 0 E: 0 K: 0 S: 7	H: 0 LOB: 0 BB: 0 P: 10	R: 0 E: 0 K: 1 S: 10	H: 0 LOB: 1 BB: 1 P: 16	R: 0 E: 1 K: 1 S: 7	H: 0 LOB: 0 BB: 0 P: 13	R: 0 E: 0 K: 0 S: 7	H: 1 LOB: 2 BB: 1 P: 16	R: 0 E: 0 K: 0 S: 11	H: 1 LOB: 1 BB: 0 P: 14	R: 0 E: 0 K: 1 S: 10	H: 0 LOB: 1 BB: 1 P: 16	R: 0 E: 0 K: 1 S: 11	H: 1 LOB: 2 BB: 1 P: 20	1B: 2 2B: 1 3B: 0 HR: 0	SF: 0 SAC: 0 DP: 0 HBP: 0	WP: 0 PB: 0 SB: 0 CS: 0	PA: 34							
PITCHER	IP	WLS	BF	H	R	ER	SO	BB	IBB	HBP	BLK	WP	HR	S	P	ERA	WHIP										
Calvin Schiraldi, R ERA: 3.97	9.0	W	34	3	0	0	4	4	0	0	0	0	0	79	127	0.00	0.778										

Chicago Cubs @ Philadelphia Phillies
Veterans Stadium, Philadelphia, PA
Thu Jul 28, 1988, 7:05 PM EDT
Att: 23,767 - Unknown - 80 F

AB 30
R 0
H 3
RBI 0
BB 4
SO 4
LOB 14



Batter	1	2	3	4	5	6	7	8	9	AB R H RBI BB SO LOB	TOP												
Shawn Dunston, R OBP: 0.282, SLG: 0.379	3-1 F4		1-3 K			1-0 L4	1-2 L9	0-0 L4		5 0 0 0 0 1 3	Chicago Cubs @ Philadelphia Phillies Veterans Stadium, Philadelphia, PA Fri Jul 29 1988, 7:05 PM EDT Att: 25,118 - Unknown - 91 F AB 36 R 8 H 10 RBI 6 BB 5 SO 5 LOB 13 												
Manny Trillo, R OBP: 0.254, SLG: 0.287	0-0 L7		1-1 L8			0-3 K	1-1 F9	1-1 1-3		5 0 0 0 0 1 3													
Mitch Webster, S OBP: 0.355, SLG: 0.332	3-2 F7				2-2 F5	4-2 E BB	4-2 E BB		2-1 2B	3 2 1 0 2 0 0													
Andre Dawson, R OBP: 0.358, SLG: 0.523		2-0 F9			3-2 5-3	2-2 E4 1B	0-2 BB HR		1-1 F8	4 2 2 1 0 0 0 1 0 0 0 0 0 1													
Darin Jackson, R OBP: 0.275, SLG: 0.389						1-H 2B	1-H HR																
Mark Grace, L OBP: 0.370, SLG: 0.400		1-1 F7			2-1 G1	0-0 BB 1B	1-2 HR		3-2 6-3	4 1 1 1 1 0 1													
Vance Law, R OBP: 0.352, SLG: 0.413			2-3 K			0-1 HR	0-1 BB 1B		0-1 F9	5 2 3 4 0 1 1													
Rafael Palmeiro, L OBP: 0.346, SLG: 0.426			1-0 SH1-4 1B		2-1 4-3	4-0 1B	4-2 BB			2 0 1 0 2 0 0													
Damon Berryhill, S OBP: 0.285, SLG: 0.379			0-2 SH1-4 1B		1-3 K	0-1 4-3	1-3 K			4 0 1 0 0 2 4													
Rick Sutcliffe, L OBP: 0.149, SLG: 0.133			0-1 SH1-4		1-0 4-3		2-1 F9 S 2B		0-0 1-3	2 1 1 0 0 0 0 1 0 0 0 0 0 0													
Jeff Pico, R OBP: 0.150, SLG: 0.105			1-2 2-3																				
Inning Stats	R: 0 E: 0 K: 0 S: 6	H: 0 LOB: 0 BB: 0 P: 12	R: 0 E: 0 K: 1 S: 6	H: 0 LOB: 0 BB: 0 P: 11	R: 0 E: 0 K: 1 S: 11	H: 2 LOB: 2 BB: 0 P: 14	R: 0 E: 0 K: 0 S: 10	H: 0 LOB: 0 BB: 0 P: 17	R: 1 E: 0 K: 1 S: 10	H: 1 LOB: 0 BB: 0 P: 14	R: 2 E: 1 K: 1 S: 18	H: 3 LOB: 3 BB: 2 P: 28	R: 5 E: 0 K: 1 S: 23	H: 3 LOB: 1 BB: 3 P: 40	R: 0 E: 0 K: 0 S: 4	H: 0 LOB: 0 BB: 0 P: 5	R: 0 E: 0 K: 0 S: 10	H: 1 LOB: 1 BB: 0 P: 16	1B: 5 2B: 3 3B: 0 HR: 2	SF: 0 SAC: 1 DP: 0 HBP: 0	WP: 0 PB: 0 SB: 2 CS: 0	PA: 42	
PITCHER	IP WLS BF H R ER SO BB IBB HBP BLK WP HR S P ERA WHIP											PITCHER	IP WLS BF H R ER SO BB IBB HBP BLK WP HR S P ERA WHIP										
Kevin Gross, R ERA: 3.35	(1, 1) 6.2 L 31 8 6 6 4 3 0 0 0 0 0 1 77 120 8.10 1.650																						
Bruce Ruffin, L ERA: 4.07	(7, 1) 1.1 7 1 2 2 1 2 0 0 0 0 0 1 11 21 13.50 2.250																						
Greg Harris, R ERA: 2.35	(9, 1) 1.0 4 1 0 0 0 0 0 0 0 0 0 0 10 16 0.00 1.000																						

Batter	1	2	3	4	5	6	7	8	9	AB R H RBI BB SO LOB	BOTTOM												
Phil Bradley, R OBP: 0.335, SLG: 0.344	1-1 4-3		1-2 1B		2-2 1-3		1-0 PO 1B	2-3 K		5 0 2 0 0 1 2	Chicago Cubs @ Philadelphia Phillies Veterans Stadium, Philadelphia, PA Fri Jul 29 1988, 7:05 PM EDT Att: 25,118 - Unknown - 91 F AB 34 R 3 H 12 RBI 3 BB 4 SO 4 LOB 21 												
Milt Thompson, L OBP: 0.347, SLG: 0.343	0-0 1B S 6-3 1B		4-0 1B BB		1-0 F5	1-0 PO 1B	4-0 FC5-4 BB		1-2 G5-4-3 1B	3 1 2 0 2 0 0													
Juan Samuel, R OBP: 0.312, SLG: 0.404	1-2 6-3 HBP 1B		0-1 G6-3 1B		1-0 6-3		0-1 L8		0-1 G5-4-3 1B	5 0 2 0 0 0 2													
Mike Schmidt, R OBP: 0.338, SLG: 0.396	3-2 6-3 HBP 1B		2-3 K		2-2 2B 1B		1-2 FC5-4 2B		2-1 F9	4 1 1 0 0 1 4													
Lance Parrish, R OBP: 0.314, SLG: 0.429	1-2 6-3		1-1 G6-3		0-0 2B		2-0 2B			4 0 2 2 0 0 5													
Chris James, R OBP: 0.288, SLG: 0.409	1-2 5-3				0-0 1B 3B		1-2 5-3			3 1 1 0 1 0 3													
Ricky Jordan, R OBP: 0.333, SLG: 0.500		2-3 K		1-0 SH2 1B	1-1 P4		2-1 G6-3 1B			4 0 2 1 0 1 3													
Steve Jeltz, S OBP: 0.330, SLG: 0.289	0-2 F7		0-2 F7		1-0 F7		1-2 F7		1-2 G6-3	4 0 0 0 0 0 2													
Kevin Gross, R OBP: 0.250, SLG: 0.241		2-3 K		1-1 SH2		0-0 F9		4-1 BB		2 0 0 0 0 1 0 0 0 0 0 0 0 0 0 0 0 0 1 0 0 0 0 0 0 0 0 0													
Bruce Ruffin, S OBP: 0.194, SLG: 0.121	(7, 1)																						
Greg Gross, L OBP: 0.278, SLG: 0.191	(6, PH)																						
Greg Harris, S OBP: 0.429, SLG: 0.714	(9, 1)																						
Inning Stats	R: 1 E: 0 K: 0 S: 15	H: 2 LOB: 2 BB: 0 P: 22	R: 0 E: 0 K: 2 S: 11	H: 0 LOB: 0 BB: 0 P: 15	R: 0 E: 0 K: 1 S: 13	H: 2 LOB: 1 BB: 1 P: 21	R: 1 E: 0 K: 0 S: 8	H: 2 LOB: 1 BB: 0 P: 13	R: 0 E: 0 K: 0 S: 5	H: 1 LOB: 0 BB: 0 P: 8	R: 1 E: 0 K: 0 S: 11	H: 1 LOB: 1 BB: 1 P: 19	R: 0 E: 0 K: 1 S: 9	H: 1 LOB: 1 BB: 1 P: 18	R: 0 E: 0 K: 0 S: 8	H: 1 LOB: 0 BB: 0 P: 11	1B: 8 2B: 3 3B: 1 HR: 0	SF: 0 SAC: 1 DP: 3 HBP: 1	WP: 0 PB: 0 SB: 1 CS: 0	PA: 41			
PITCHER	IP WLS BF H R ER SO BB IBB HBP BLK WP HR S P ERA WHIP											PITCHER	IP WLS BF H R ER SO BB IBB HBP BLK WP HR S P ERA WHIP										
Rick Sutcliffe, R ERA: 3.97	(1, 1) 6.2 W 32 10 3 3 3 2 1 1 0 0 0 0 0 21 34 4.05 1.800																						
Jeff Pico, R ERA: 4.91	(7, 1) 2.1 8 2 0 0 0 1 1 0 0 0 0 0 0 21 34 0.00 1.286																						

Batter	1	2	3	4	5	6	7	8	9	AB	R	H	RBI	BB	SO	LOB	TOP								
Shawn Dunston, R (1, 6) OBP: 0.279, SLG: 0.375	F4			6-3		F7		L9		4	0	0	0	0	0	0									
Manny Trillo, R (1, 4) OBP: 0.248, SLG: 0.279	K			F9		F8		K		3	0	0	0	0	1	0									
Jerry Mumphy, S (8, PH) OBP: 0.220, SLG: 0.185	K			F9		F8		K		1	0	0	0	0	1	0									
Angel Salazar, R (8, 4) OBP: 0.333, SLG: 0.385	K			F9		F8		K		0	0	0	0	0	0	0									
Darrin Jackson, R (1, 8) OBP: 0.269, SLG: 0.380	F9			F4		6-3		K		3	0	0	0	0	0	0									
Mitch Webster, S (8, PH) OBP: 0.354, SLG: 0.331	F9			F4		6-3		K		1	0	0	0	0	1	0									
Andre Dawson, R (1, 9) OBP: 0.359, SLG: 0.524		5-3				1B	2B	F8		3	1	1	0	1	0	0									
Vance Law, R (1, 5) OBP: 0.351, SLG: 0.409	K			1-3		1B	1B	K		3	1	0	0	1	2	2									
Mark Grace, L (1, 3) OBP: 0.372, SLG: 0.399	L9					G3	1B	F8		3	0	1	1	1	0	1									
Rafael Palmeiro, L (1, 7) OBP: 0.345, SLG: 0.425			6-3			G3	1B	P5		4	0	1	0	0	0	3									
Damon Berryhill, S (1, 2) OBP: 0.291, SLG: 0.378			F7			1B	1B	K		3	0	1	1	1	1	2									
Al Nipper, R (1, 1) OBP: 0.111, SLG: 0.167			F9			P2		F9		2	0	0	0	0	0	2									
23 Ryne Sandberg, R (7, PH) OBP: 0.316, SLG: 0.401			F9			P2		F9		1	0	0	0	0	0	2									
Mike Bielecki, R (7, 1)			F9			P2		F9		0	0	0	0	0	0	0									
Inning Stats	R: 0 E: 0 K: 1 S: 6	H: 0 LOB: 0 BB: 0 P: 11	R: 0 E: 0 K: 1 S: 7	H: 0 LOB: 0 BB: 0 P: 11	R: 0 E: 0 K: 0 S: 7	H: 0 LOB: 0 BB: 0 P: 11	R: 0 E: 0 K: 0 S: 7	H: 0 LOB: 0 BB: 0 P: 13	R: 1 E: 0 K: 0 S: 10	H: 2 LOB: 2 BB: 1 P: 19	R: 0 E: 0 K: 0 S: 9	H: 0 LOB: 0 BB: 0 P: 13	R: 1 E: 0 K: 0 S: 17	H: 2 LOB: 2 BB: 1 P: 27	R: 0 E: 0 K: 2 S: 8	H: 0 LOB: 2 BB: 2 P: 9	R: 0 E: 0 K: 2 S: 16	H: 0 LOB: 2 BB: 2 P: 29	1B: 3 2B: 1 3B: 0 HR: 0	SF: 0 SAC: 0 DP: 0 HBP: 0	WP: 0 PB: 0 SB: 0 CS: 0	PA: 35			
PITCHER	IP	WLS	BF	H	R	ER	SO	BB	IBB	HBP	BLK	WP	HR	S	P	ERA	WHIP								
Don Carman, L (1, 1) ERA: 4.34	6.2	W	26	4	2	2	2	1	1	0	0	0	0	61	102	2.70	0.750								
Kent Tekulve, R (7, 1) ERA: 4.05	0.1		1	0	0	0	0	0	0	0	0	0	0	2	3	0.00	0.000								
Steve Bedrosian, R (8, 1) ERA: 4.0	2.0	S	8	0	0	0	4	2	0	0	0	0	0	24	38	0.00	1.000								

Chicago Cubs @ Philadelphia Phillies
Veterans Stadium, Philadelphia, PA

AB 31
R 2
H 4
RBI 2
BB 4
SO 6
LOB 12



WP: 0 PA: 35
PB: 0
SB: 0
CS: 0

Sat Jul 30 1988, 7:05 PM EDT
Att: 24,625 - Unknown - 95 F

Batter	1	2	3	4	5	6	7	8	9	AB	R	H	RBI	BB	SO	LOB	BOTTOM								
Phil Bradley, R (1, 7) OBP: 0.334, SLG: 0.341	HBP 1B SF8 BB	5-3			4-3		F9			3	1	0	0	1	0	1									
Milt Thompson, L (1, 8) OBP: 0.353, SLG: 0.347	SF8 HBP 1B			CS 1B		HR BB		6-3		3	1	2	0	1	0	0									
Juan Samuel, R (1, 4) OBP: 0.316, SLG: 0.416	1B HBP		F5			HR BB		2B		3	1	2	2	0	0	1									
Mike Schmidt, R (1, 5) OBP: 0.340, SLG: 0.397	SF8		F9			G5-4-3 1B		BB		2	0	1	1	1	0	0									
Chris James, R (1, 9) OBP: 0.285, SLG: 0.405	K		F8			G5-4-3 1B		F9		4	0	0	0	0	1	5									
Darren Daulton, L (1, 2) OBP: 0.282, SLG: 0.274	F8		F6			1B		F8		4	0	1	0	0	0	4									
Ricky Jordan, R (1, 3) OBP: 0.333, SLG: 0.490		SH5 1B			F8		F8			3	0	1	0	0	0	1									
Jackie Gutierrez, R (1, 6) OBP: 0.167, SLG: 0.167		F9						B5-3		2	0	0	0	0	0	1									
Greg Gross, L (7, PH) OBP: 0.275, SLG: 0.189		F9						B5-3		1	0	0	0	0	0	0									
Steve Bedrosian, R (8, 1)		F9						B5-3		0	0	0	0	0	0	0									
Don Carman, L (1, 1) OBP: 0.024, SLG: 0.024		SH5						F9		1	0	0	0	0	0	0									
Kent Tekulve, R (7, 1)		SH5						F9		0	0	0	0	0	0	0									
Steve Jeltz, S (7, PH) OBP: 0.329, SLG: 0.287		1-2						F9		1	0	0	0	0	0	0									
Inning Stats	R: 1 E: 0 K: 1 S: 12	H: 1 LOB: 2 BB: 1 P: 20	R: 0 E: 0 K: 0 S: 6	H: 1 LOB: 1 BB: 0 P: 9	R: 0 E: 0 K: 0 S: 9	H: 1 LOB: 0 BB: 0 P: 13	R: 0 E: 0 K: 0 S: 6	H: 0 LOB: 0 BB: 0 P: 7	R: 0 E: 0 K: 0 S: 8	H: 0 LOB: 0 BB: 0 P: 12	R: 2 E: 0 K: 0 S: 11	H: 3 LOB: 1 BB: 1 P: 20	R: 0 E: 0 K: 0 S: 5	H: 0 LOB: 0 BB: 0 P: 8	R: 0 E: 0 K: 0 S: 6	H: 1 LOB: 2 BB: 1 P: 11	1B: 5 2B: 1 3B: 0 HR: 1	SF: 1 SAC: 1 DP: 1 HBP: 1	WP: 0 PB: 0 SB: 0 CS: 1	PA: 33					
PITCHER	IP	WLS	BF	H	R	ER	SO	BB	IBB	HBP	BLK	WP	HR	S	P	ERA	WHIP								
Al Nipper, R (1, 1) ERA: 3.15	6.0	L	25	6	3	3	1	2	0	1	0	0	0	11	19	4.50	1.333								
Mike Bielecki, R (7, 1) ERA: 4.91	2.0		8	1	0	0	0	1	0	0	0	0	0	11	19	0.00	1.000								

Chicago Cubs @ Philadelphia Phillies
Veterans Stadium, Philadelphia, PA

AB 27
R 3
H 7
RBI 3
BB 3
SO 1
LOB 13



WP: 0 PA: 33
PB: 0
SB: 0
CS: 1

Sat Jul 30 1988, 7:05 PM EDT
Att: 24,625 - Unknown - 95 F

Batter	1	2	3	4	5	6	7	8	9	AB	R	H	RBI	BB	SO	LOB	TOP			
Mitch Webster, S (1, 8) OBP: 0.353, SLG: 0.328	F7		1B BB		F8			E4 BB G1-2-3 23 1B		3	1	0	0	1	0	1	Chicago Cubs @ Philadelphia Phillies Veterans Stadium, Philadelphia, PA Sun Jul 31 1988, 3:33 AM EDT Att: 35,066 - Cloudy - 90 F			
23 Ryne Sandberg, R (1, 4) OBP: 0.315, SLG: 0.359	5-3		F2		6-3			G1-2-3 BB 1B		4	1	1	0	0	0	2				
Mark Grace, L (1, 3) OBP: 0.377, SLG: 0.402	1B		1B		K			G1-2-3 BB		3	0	2	0	1	1	1				
Andre Dawson, R (1, 9) OBP: 0.358, SLG: 0.522	L9		1B		5-3			G1-2-3		4	0	1	1	0	0	4				
Rafael Palmeiro, L (1, 7) OBP: 0.346, SLG: 0.428		2B SH2-3 4-3	F7		4-3			1B		4	1	2	1	0	0	2				
Vance Law, R (1, 5) OBP: 0.348, SLG: 0.405	4-3			P4		K		K		4	0	0	0	0	2	3				
Damon Berryhill, S (1, 2) OBP: 0.285, SLG: 0.370	SH2-3		3-1				K		6-3	3	0	0	1	0	1	0				
Angel Salazar, R (1, 6) OBP: 0.310, SLG: 0.357	K		1-3				F9		5-3	2	0	0	0	0	1	0				
Gary Varsho, L (7, PH) OBP: 0.255, SLG: 0.265										1	0	0	0	0	0	0				
Shawon Dunston, R (7, 6) OBP: 0.279, SLG: 0.374										1	0	0	0	0	0	0				
Greg Maddux, R (1, 1) OBP: 0.183, SLG: 0.211			G3				6-3		5-3	3	0	1	0	0	0	0				
Jeff Pico, R (7, 1) OBP: 0.159, SLG: 0.105										0	0	0	0	0	0	0				
Darrin Jackson, R (9, PH) OBP: 0.267, SLG: 0.377										1	0	0	0	0	0	0				
Inning Stats	R: 0 E: 0 K: 0 S: 10	H: 1 LOB: 1 BB: 0 P: 17	R: 1 E: 0 K: 1 S: 8	H: 1 LOB: 0 BB: 0 P: 14	R: 1 E: 0 K: 0 S: 13	H: 2 LOB: 2 BB: 1 P: 24	R: 0 E: 0 K: 0 S: 5	H: 0 LOB: 0 BB: 0 P: 10	R: 0 E: 0 K: 1 S: 8	H: 1 LOB: 1 BB: 0 P: 14	R: 0 E: 0 K: 1 S: 9	H: 0 LOB: 0 BB: 0 P: 13	R: 1 E: 1 K: 1 S: 11	H: 2 LOB: 2 BB: 1 P: 18	R: 0 E: 0 K: 0 S: 3	H: 0 LOB: 0 BB: 0 P: 4	1B: 6 2B: 1 3B: 0 HR: 0	SF: 0 SAC: 1 DP: 1 HBP: 0	WP: 0 PB: 0 SB: 0 CS: 0	PA: 36
PITCHER	IP WLS BF H R ER SO BB IBB HBP BLK WP HR S P ERA WHIP	7.0 W 29 6 3 2 4 1 0 0 0 0 0 67 111 2.57 1.000	2.0 S 7 1 0 0 1 1 0 0 0 0 0 8 14 0.00 1.000	PITCHER																

AB	33
R	3
H	7
RBI	3
BB	2
SO	5
LOB	13



Batter	1	2	3	4	5	6	7	8	9	AB	R	H	RBI	BB	SO	LOB	BOTTOM		
Phil Bradley, R (1, 7) OBP: 0.336, SLG: 0.343	G3	4-3		E 1B			1B 1B			4	2	2	2	0	0	1	Chicago Cubs @ Philadelphia Phillies Veterans Stadium, Philadelphia, PA Sun Jul 31 1988, 3:33 AM EDT Att: 35,066 - Cloudy - 90 F		
Milt Thompson, L (1, 8) OBP: 0.354, SLG: 0.349	K		G3	E1 1B			1B 1B			4	1	2	1	0	1	0			
Juan Samuel, R (1, 4) OBP: 0.319, SLG: 0.420	2B		HBP	F9			4-3 5-3 1B			3	0	2	2	0	0	1			
Mike Schmidt, R (1, 5) OBP: 0.339, SLG: 0.393	BB FC6-4		6-3		F8		5-3			3	0	0	0	1	0	2			
Lance Parrish, R (1, 2) OBP: 0.309, SLG: 0.422	FC6-4		G3		K		4-3			4	0	0	0	0	1	4			
Mike Young, S (1, 9) OBP: 0.348, SLG: 0.345			K		1-3		K			4	0	0	0	0	3	1			
Ricky Jordan, R (1, 3) OBP: 0.345, SLG: 0.509			1B 2B	SH5-3 1B			K		6-3	4	2	2	0	0	1	0			
Jackie Gutierrez, R (1, 6) OBP: 0.188, SLG: 0.188		P4		SH5-3 1B			F9		K	4	1	1	0	0	1	1			
Mike Maddux, L (1, 1) OBP: 0.154, SLG: 0.231				SH5-3			K		6-3	2	0	1	1	0	1	0			
Bruce Ruffin, S (8, 1) OBP: 0.194, SLG: 0.121										0	0	0	0	0	0	0			
Greg Gross, L (8, 9) OBP: 0.273, SLG: 0.188										1	0	0	0	0	0	0			
Inning Stats	R: 0 E: 0 K: 1 S: 13	H: 1 LOB: 1 BB: 1 P: 22	R: 1 E: 0 K: 1 S: 10	H: 2 LOB: 0 BB: 0 P: 12	R: 0 E: 0 K: 0 S: 4	H: 0 LOB: 1 BB: 0 P: 6	R: 3 E: 1 K: 1 S: 17	H: 4 LOB: 1 BB: 0 P: 25	R: 0 E: 0 K: 2 S: 10	H: 0 LOB: 0 BB: 0 P: 13	R: 2 E: 0 K: 1 S: 12	H: 3 LOB: 1 BB: 0 P: 16	R: 0 E: 0 K: 1 S: 6	H: 0 LOB: 0 BB: 0 P: 7	1B: 8 2B: 2 3B: 0 HR: 0	SF: 0 SAC: 1 DP: 0 HBP: 1	WP: 0 PB: 0 SB: 0 CS: 0	PA: 36	
PITCHER	IP WLS BF H R ER SO BB IBB HBP BLK WP HR S P ERA WHIP	6.0 L 30 10 6 6 6 0 0 0 0 0 0 67 94 9.00 1.833	2.0 6 0 0 0 2 0 0 0 0 0 0 0 13 17 0.00 0.000	PITCHER															

AB	33
R	6
H	10
RBI	6
BB	1
SO	8
LOB	10



Batter	1	2	3	4	5	6	7	8	9	AB	R	H	RBI	BB	SO	LOB	TOP			
Mitch Webster, S (1, 8) OBP: 0.348, SLG: 0.323	F7		P6		K		F7		G4-3	5	0	0	0	0	1	3				
23 Ryne Sandberg, R (1, 4) OBP: 0.315, SLG: 0.397	P4		K			2B		F8		4	0	1	0	0	1	1				
Mark Grace, L (1, 3) OBP: 0.378, SLG: 0.407	K				K			FC6-4		4	0	2	0	0	2	0				
Andre Dawson, R (1, 9) OBP: 0.355, SLG: 0.516		K			K			F8		4	0	0	0	0	2	3				
Rafael Palmeiro, L (1, 7) OBP: 0.348, SLG: 0.430	G4-3				1B			FC6-4		3	1	1	0	1	0	1				
Vance Law, R (1, 5) OBP: 0.349, SLG: 0.404					2B			1B		3	0	1	1	1	1	3				
Damon Berryhill, S (1, 2) OBP: 0.284, SLG: 0.362					1B					3	0	0	0	1	1	5				
Shawon Dunston, R (1, 6) OBP: 0.281, SLG: 0.376					SH1-4			L9		4	0	2	0	0	0	1				
Jamie Moyer, L (1, 1) OBP: 0.136, SLG: 0.098					SH1-4					1	0	0	0	0	1	1				
Jerry Mumphrey, S (7, PH) OBP: 0.217, SLG: 0.162										1	0	0	0	0	0	0				
Pat Perry, L (7, 1)										0	0	0	0	0	0	0				
Gary Varsho, L (9, PH) OBP: 0.257, SLG: 0.314										1	0	1	0	0	0	0				
Inning Stats	R: 0 E: 0 K: 1 S: 9	H: 0 LOB: 0 BB: 0 P: 12	R: 0 E: 0 K: 2 S: 9	H: 0 LOB: 1 BB: 1 P: 15	R: 0 E: 0 K: 1 S: 9	H: 1 LOB: 1 BB: 0 P: 13	R: 1 E: 0 K: 2 S: 15	H: 2 LOB: 1 BB: 0 P: 21	R: 0 E: 0 K: 1 S: 12	H: 2 LOB: 3 BB: 1 P: 22	R: 0 E: 0 K: 0 S: 5	H: 0 LOB: 0 BB: 0 P: 11	R: 0 E: 0 K: 0 S: 7	H: 1 LOB: 1 BB: 0 P: 7	R: 0 E: 0 K: 0 S: 8	H: 1 LOB: 2 BB: 1 P: 16	1B: 5 2B: 3 HR: 0	SF: 0 SAC: 1 DP: 0 HBP: 0	WP: 0 PB: 0 SB: 0 CS: 1	PA: 37
PITCHER David Cone, R (1, 1) ERA: 2.38	IP: 9.0 WLS: W BF: 37 H: 8 R: 1 ER: 1 SO: 9 BB: 2 IBB: 1 HBP: 0 BLK: 0 WP: 0 HR: 0 S: 82 P: 130 ERA: 1.00 WHIP: 1.111															PITCHER				

Chicago Cubs @ New York Mets
Shea Stadium, Flushing, NY
Tue Aug 02 1988, 7:05 PM EDT
Att: 45,916 - Unknown - 87 F

AB	33
R	1
H	8
RBI	1
BB	3
SO	9
LOB	18



Batter	1	2	3	4	5	6	7	8	9	AB	R	H	RBI	BB	SO	LOB	BOTTOM			
Lenny Dykstra, L (1, 8) OBP: 0.343, SLG: 0.393	G4-3		BB		G3		G4-3			4	0	1	0	0	0	1				
Keith Miller, R (1, 5) OBP: 0.238, SLG: 0.288			1B		F3		L3			3	0	1	0	1	0	1				
Tim Lincecum, R (1, 4) OBP: 0.335, SLG: 0.335	G5-3		K							4	0	0	0	0	1	3				
Darryl Strawberry, L (1, 9) OBP: 0.388, SLG: 0.604			F9							3	1	1	1	1	0	2				
Kevin McReynolds, R (1, 7) OBP: 0.338, SLG: 0.474	F9				G4-3		1B		G6-3	4	1	1	0	0	0	2				
Gary Carter, R (1, 3) OBP: 0.315, SLG: 0.380			G1-3		G4-6-3		1B			3	1	2	0	0	0	0				
Barry Lyons, R (1, 2) OBP: 0.192, SLG: 0.300			G5-3		G4-6-3		1B			3	0	1	2	0	0	1				
Kevin Elster, R (1, 6) OBP: 0.291, SLG: 0.329			G6-3				L1-5			3	0	1	0	0	0	1				
David Cone, L (1, 1) OBP: 0.196, SLG: 0.188			G6-3		SH5-3					2	0	0	0	0	1	0				
Inning Stats	R: 0 E: 0 K: 0 S: 8	H: 1 LOB: 2 BB: 1 P: 16	R: 0 E: 0 K: 0 S: 6	H: 0 LOB: 0 BB: 0 P: 9	R: 0 E: 0 K: 1 S: 8	H: 1 LOB: 2 BB: 1 P: 16	R: 0 E: 0 K: 0 S: 3	H: 1 LOB: 0 BB: 0 P: 5	R: 0 E: 0 K: 0 S: 4	H: 1 LOB: 1 BB: 0 P: 4	R: 3 E: 0 K: 0 S: 11	H: 4 LOB: 0 BB: 0 P: 16	R: 0 E: 0 K: 1 S: 9	H: 0 LOB: 0 BB: 0 P: 10	R: 0 E: 0 K: 0 S: 7	H: 0 LOB: 0 BB: 0 P: 14	1B: 5 2B: 2 3B: 1 HR: 1	SF: 0 SAC: 1 DP: 2 HBP: 0	WP: 0 PB: 0 SB: 0 CS: 0	PA: 32
PITCHER Jamie Moyer, L (1, 1) ERA: 3.1	IP: 6.0 WLS: L BF: 26 H: 8 R: 3 ER: 3 SO: 1 BB: 1 IBB: 0 HBP: 0 BLK: 0 WP: 0 HR: 1 S: 40 P: 66 ERA: 4.50 WHIP: 1.500															PITCHER				
Pat Perry, L (7, 1) ERA: 3.47	IP: 2.0 WLS: 6 BF: 6 H: 0 R: 0 ER: 0 SO: 1 BB: 0 IBB: 0 HBP: 0 BLK: 0 WP: 0 HR: 0 S: 16 P: 24 ERA: 0.00 WHIP: 0.000															PITCHER				

Chicago Cubs @ New York Mets
Shea Stadium, Flushing, NY
Tue Aug 02 1988, 7:05 PM EDT
Att: 45,916 - Unknown - 87 F

AB	29
R	3
H	8
RBI	3
BB	2
SO	2
LOB	11



Batter	1	2	3	4	5	6	7	8	9	AB	R	H	RBI	BB	SO	LOB	TOP				
Shawn Dunston, R OBP: 0.282, SLG: 0.385 (1, 6)	K	K			F3		1-H 3B			4	0	1	1	0	2	1	Chicago Cubs @ New York Mets Shea Stadium, Flushing, NY Thu Aug 04 1988, 3:33 AM EDT Att: 41,978 - Cloudy - 90 F				
23 Ryne Sandberg, R OBP: 0.313, SLG: 0.393 (1, 4)	F9		K		K		K			4	0	0	0	0	3	1					
Mitch Webster, S OBP: 0.344, SLG: 0.318 (1, 8)	K		5-3		4-3			K		4	0	0	0	0	2	0					
Andre Dawson, R OBP: 0.349, SLG: 0.506 (1, 9)		5-3	K			F5		F7		4	0	0	0	0	1	0					
Vance Law, R OBP: 0.352, SLG: 0.405 (1, 5)		BB 1B BB		K 2B		F9		1B		3	1	1	0	1	1	0					
Mark Grace, L OBP: 0.381, SLG: 0.418 (1, 3)		1B BB		1-1 1-3 2B		K		4-3		3	1	1	0	1	1	1					
Rafael Palmeiro, L OBP: 0.347, SLG: 0.428 (1, 7)		K		K			FC2-6 1B		K	4	0	1	0	0	3	4					
Damon Berryhill, S OBP: 0.283, SLG: 0.359 (1, 2)		1-0 1B 2H		K		F2		6-3		4	1	1	2	0	1	3					
Calvin Schiraldi, R OBP: 0.167, SLG: 0.175 Pat Perry, L (7, 1) Mike Bielecki, R (8, 1) Frank DiPino, L (9, 1)		2-2 1B		6-3		FC2-6 3B		K		3	1	1	1	0	0	3					
Inning Stats	R: 0 E: 0 K: 2 S: 11	H: 0 LOB: 0 BB: 0 P: 15	R: 3 E: 0 K: 2 S: 23	H: 2 LOB: 1 BB: 2 P: 36	R: 0 E: 0 K: 2 S: 9	H: 0 LOB: 0 BB: 0 P: 10	R: 0 E: 0 K: 3 S: 17	H: 1 LOB: 2 BB: 0 P: 21	R: 0 E: 0 K: 1 S: 10	H: 0 LOB: 0 BB: 0 P: 11	R: 1 E: 0 K: 1 S: 12	H: 2 LOB: 1 BB: 0 P: 18	R: 0 E: 0 K: 1 S: 7	H: 1 LOB: 1 BB: 0 P: 11	R: 0 E: 0 K: 2 S: 7	H: 0 LOB: 0 BB: 0 P: 11	1B: 4 2B: 1 3B: 1 HR: 0	SF: 0 SAC: 0 DP: 0 HBP: 0	WP: 0 PB: 1 CS: 0	PA: 36	
PITCHER	IP	WLS	BF	H	R	ER	SO	BB	IBB	HBP	BLK	WP	HR	S	P	ERA	WHIP				
Sid Fernandez, L ERA: 3.25	6.2	L	28	5	4	4	11	2	0	0	0	0	0	87	118	5.40	1.050				
Terry Leach, R ERA: 2.97	0.1		1	0	0	0	1	0	0	0	0	0	0	4	6	0.00	0.000				
Randy Myers, L ERA: 1.24	1.0		4	1	0	0	1	0	0	0	0	0	0	7	11	0.00	1.000				
Roger McDowell, R ERA: 2.11	1.0		3	0	0	0	2	0	0	0	0	0	0	7	11	0.00	0.000				

AB	34
R	4
H	6
RBI	4
BB	2
SO	15
LOB	13



Batter	1	2	3	4	5	6	7	8	9	AB	R	H	RBI	BB	SO	LOB	BOTTOM					
Lenny Dykstra, L OBP: 0.343, SLG: 0.392 (8, 1)	1B BLK SF8		K		4-3		1B	F9		4	1	2	0	0	1	0	Chicago Cubs @ New York Mets Shea Stadium, Flushing, NY Thu Aug 04 1988, 3:33 AM EDT Att: 41,978 - Cloudy - 90 F					
Barry Lyons, R OBP: 0.189, SLG: 0.294 Roger McDowell, R OBP: 0.429, SLG: 0.857 (9, 1)	1B						1B			0	0	0	0	0	0	0						
Wally Backman, S OBP: 0.373, SLG: 0.325 Tim Teufel, R OBP: 0.332, SLG: 0.332 (7, PH) (8, 4)	1B		BB		1B		F9		F8	3	1	3	0	0	0	0						
Dave Magadan, L OBP: 0.399, SLG: 0.339 (9, 3)	1B		1B		2B					2	0	0	0	0	0	1						
Darryl Strawberry, L OBP: 0.387, SLG: 0.598 (1, 9)	BB		1B		1B		1B			4	0	2	1	1	2	1						
Daryl Strawberry, L OBP: 0.387, SLG: 0.598 (1, 9)	K		K		K		K			3	0	0	0	2	3	6						
Kevin McReynolds, R OBP: 0.335, SLG: 0.477 (1, 7)	BB		BB		BB		BB		BB	3	0	0	0	2	3	6						
Kevin McReynolds, R OBP: 0.335, SLG: 0.477 (1, 7)	SF8		1-3		5-3				K	4	1	1	2	0	1	4						
Howard Johnson, S OBP: 0.341, SLG: 0.421 (1, 6) (9, 5)	3H F8						B4-3		S BB	3	0	0	0	1	1	2						
Lee Mazzilli, S ERA: 3.91 Kevin Elster, R OBP: 0.288, SLG: 0.325 (8, PH) (9, 6)		K			BB		G3		K	2	0	0	0	1	1	0						
Mackey Sasser, L OBP: 0.284, SLG: 0.390 Gary Carter, R OBP: 0.317, SLG: 0.376 (8, PH) (9, 2)					BB		F3			2	0	0	0	1	0	1						
Gary Carter, R OBP: 0.317, SLG: 0.376 (8, PH) (9, 2)					BB		4-3			0	0	0	0	1	0	0						
Sid Fernandez, L OBP: 0.279, SLG: 0.289 Terry Leach, R OBP: 0.091, SLG: 0.091 Mookie Wilson, S OBP: 0.297, SLG: 0.351 (8, 8)					BB		4-3		BB	2	0	0	0	0	0	2						
Sid Fernandez, L OBP: 0.279, SLG: 0.289 Terry Leach, R OBP: 0.091, SLG: 0.091 Mookie Wilson, S OBP: 0.297, SLG: 0.351 (8, 8)					G2-6-3				K	0	0	0	0	0	0	0						
Sid Fernandez, L OBP: 0.279, SLG: 0.289 Terry Leach, R OBP: 0.091, SLG: 0.091 Mookie Wilson, S OBP: 0.297, SLG: 0.351 (8, 8)					G3				K	2	0	0	0	2	2	2						
Inning Stats	R: 1 E: 0 K: 1 S: 16	H: 2 LOB: 2 BB: 1 P: 26	R: 0 E: 0 K: 1 S: 6	H: 0 LOB: 1 BB: 1 P: 12	R: 0 E: 0 K: 2 S: 15	H: 1 LOB: 2 BB: 1 P: 23	R: 0 E: 0 K: 1 S: 10	H: 0 LOB: 1 BB: 1 P: 17	R: 1 E: 0 K: 1 S: 16	H: 2 LOB: 0 BB: 0 P: 22	R: 0 E: 0 K: 0 S: 6	H: 0 LOB: 0 BB: 0 P: 9	R: 0 E: 0 K: 2 S: 14	H: 2 LOB: 2 BB: 0 P: 22	R: 1 E: 0 K: 2 S: 17	H: 1 LOB: 2 BB: 2 P: 32	R: 0 E: 0 K: 2 S: 14	H: 0 LOB: 1 BB: 1 P: 23	1B: 6 2B: 1 3B: 0 HR: 1	SF: 1 SAC: 0 DP: 1 HBP: 0	WP: 0 PB: 0 SB: 1 CS: 0	PA: 41
PITCHER	IP	WLS	BF	H	R	ER	SO	BB	IBB	HBP	BLK	WP	HR	S	P	ERA	WHIP					
Calvin Schiraldi, R ERA: 3.91	6.0	W	26	5	2	2	6	4	0	0	1	0	0	69	109	3.00	1.500					
Pat Perry, L ERA: 3.55	1.1		8	3	1	1	3	1	0	0	0	0	1	22	36	6.75	3.000					
Mike Bielecki, R ERA: 4.6	1.0		4	0	0	0	1	1	0	0	0	0	0	12	23	0.00	1.000					
Frank DiPino, L ERA: 4.27	0.2	S	3	0	0	0	2	1	0	0	0	0	0	11	18	0.00	1.500					

AB	33
R	3
H	8
RBI	3
BB	7
SO	12
LOB	22



Batter	1	2	3	4	5	6	7	8	9	AB	R	H	RBI	BB	SO	LOB	TOP								
Phil Bradley, R OBP: 0.336, SLG: 0.347 (1, 7)	2-2 4-3	0-0 2B	2-2 1-3		0-0 E8 1B			0-0 4-3 2B		5	2	3	2	0	0	2									
Milt Thompson, L OBP: 0.356, SLG: 0.354 (1, 8) (9, 9)	2-1 1B	0-1 2B	0-0 FC5-2		2-0 1B			3-2 4-3		5	0	4	4	0	0	1									
Juan Samuel, R OBP: 0.316, SLG: 0.416 (1, 4)	0-0 1B	1-2 F8	1-1 FC5-2		1-1 K			1-1 5-3		5	0	1	0	0	1	5									
Mike Schmidt, R OBP: 0.337, SLG: 0.405 (1, 5)	2-1 G5-4-3		2-1 HR		1-0 F9			2-1 F2		5	1	1	1	0	1	3									
Lance Parrish, R OBP: 0.306, SLG: 0.411 (1, 2)		1-1 1B	0-0 1B		1-2 6-3			3-1 5-3		5	2	2	0	0	0	0									
Mike Young, S OBP: 0.342, SLG: 0.338 Bruce Ruffin, S OBP: 0.194, SLG: 0.121 (1, 9) (9, 1)		1-3 K	0-0 SH 1B		0-2 1B			2-3 K		5	1	2	0	0	2	1									
Ricky Jordan, R OBP: 0.324, SLG: 0.493 (1, 3)		0-1 1B	0-3 K		1-2 F9			1-0 6-3		5	1	1	1	0	1	3									
Steve Jeltz, S OBP: 0.327, SLG: 0.279 (1, 6)		1-1 G3	2-0 1-3 SH 1B		0-0 G3			2-2 6-3		4	1	1	1	0	0	1									
Don Carman, L OBP: 0.045, SLG: 0.045 Kent Tekulve, R OBP: 0.394, SLG: 0.414 (1, 1) (7, 1) (9, 8)		1-2 2B	1-2 SH 1B		0-0 E6			0-0 1-3		3	1	1	0	0	0	0									
Inning Stats	R: 0 E: 0 K: 0 S: 8	H: 2 LOB: 1 BB: 0 P: 14	R: 4 E: 0 K: 1 S: 20	H: 5 LOB: 1 BB: 0 P: 25	R: 4 E: 0 K: 1 S: 17	H: 5 LOB: 2 BB: 0 P: 25	R: 0 E: 0 K: 0 S: 10	H: 1 LOB: 1 BB: 0 P: 13	R: 1 E: 2 K: 1 S: 7	H: 2 LOB: 1 BB: 0 P: 10	R: 0 E: 0 K: 2 S: 8	H: 0 LOB: 0 BB: 0 P: 15	R: 0 E: 0 K: 0 S: 5	H: 0 LOB: 0 BB: 0 P: 8	R: 0 E: 0 K: 0 S: 8	H: 1 LOB: 1 BB: 0 P: 14	R: 0 E: 0 K: 0 S: 6	H: 0 LOB: 0 BB: 0 P: 9	1B: 12 2B: 3 3B: 0 HR: 1	SF: 0 SAC: 1 DP: 1 HBP: 0	WP: 1 PB: 0 SB: 0 CS: 0	PA: 43			
PITCHER	IP	WLS	BF	H	R	ER	SO	BB	IBB	HBP	BLK	WP	HR	S	P	ERA	WHIP								
Greg Maddux, R ERA: 2.97 Jeff Pico, R ERA: 4.41 Frank DiPino, L ERA: 4.13	(1, 1) (3, 1) (8, 1)	2.1 4.2 2.0	L 19 7	17 4 1	11 1 0	8 0 0	2 3 0	0 0 0	0 0 0	0 0 0	0 0 0	1 0 0	1 39 14	36 59 23	51 59 23	0.00 0.00 0.00	4.714 0.857 0.500								

Philadelphia Phillies @ Chicago Cubs
Wrigley Field, Chicago, IL
Fri Aug 05 1988, 3:33 AM CDT
Att: 28,801 - Sunny - 87 F

AB	42
R	9
H	16
RBI	9
BB	0
SO	5
LOB	16



Batter	1	2	3	4	5	6	7	8	9	AB	R	H	RBI	BB	SO	LOB	BOTTOM								
Shawon Dunston, R OBP: 0.281, SLG: 0.382 (1, 6)	3-3 K		3-1 L7		1-2 F7			0-1 FC6-4		5	0	1	0	0	1	2									
23 Ryne Sandberg, R OBP: 0.312, SLG: 0.391 (1, 4)	2-3 K		4-1 BB		1-0 1-3			0-1 F8		3	0	0	0	1	1	2									
Mitch Webster, S OBP: 0.340, SLG: 0.315 (1, 8)	2-3 K		2-1 L8		2-3 K			1-3 K		4	0	0	0	0	3	4									
Andre Dawson, R OBP: 0.352, SLG: 0.521 (1, 9)		0-1 HR			0-1 HR			3-2 5-3		4	2	3	1	0	0	0									
Vance Law, R OBP: 0.351, SLG: 0.411 (1, 5)		1-0 F8			2-2 HR			3-1 5-3		4	1	1	2	0	0	1									
Mark Grace, L OBP: 0.380, SLG: 0.416 (1, 3)		3-1 F8			3-1 L3			1-0 1B		4	0	1	0	0	0	0									
Rafael Palmeiro, L OBP: 0.346, SLG: 0.431 (1, 7)		1-1 L4			2-1 3B			0-1 L7		4	0	1	0	0	1	1									
Damon Berryhill, S OBP: 0.295, SLG: 0.365 (1, 2)			0-0 23 BB		1-3 K			1-2 1B		3	0	2	0	1	1	1									
Greg Maddux, R OBP: 0.183, SLG: 0.211 Jeff Pico, R OBP: 0.136, SLG: 0.095 Darrin Jackson, R OBP: 0.257, SLG: 0.363 Frank DiPino, L OBP: 0.326, SLG: 0.373 (1, 1) (3, 1) (7, PH) (8, 1) (9, PH)	(1, 1) (3, 1) (7, PH) (8, 1) (9, PH)	6.1 1.2 1.0	W 5 4	28 1 0	8 0 0	3 0 0	6 1 1	0 0 1	0 0 1	0 1 1	0 0 0	0 0 0	0 0 0	0 0 0	0 0 0	0 0 0									
Inning Stats	R: 0 E: 0 K: 3 S: 10	H: 0 LOB: 0 BB: 0 P: 17	R: 1 E: 0 K: 0 S: 7	H: 1 LOB: 0 BB: 0 P: 12	R: 0 E: 0 K: 0 S: 8	H: 1 LOB: 2 BB: 1 P: 17	R: 2 E: 0 K: 1 S: 14	H: 3 LOB: 1 BB: 0 P: 22	R: 0 E: 0 K: 1 S: 8	H: 0 LOB: 0 BB: 0 P: 12	R: 0 E: 0 K: 0 S: 8	H: 1 LOB: 1 BB: 0 P: 15	R: 0 E: 0 K: 2 S: 13	H: 2 LOB: 2 BB: 0 P: 16	R: 0 E: 0 K: 0 S: 6	H: 1 LOB: 0 BB: 0 P: 10	R: 0 E: 0 K: 1 S: 11	H: 0 LOB: 1 BB: 1 P: 18	1B: 5 2B: 0 3B: 2 HR: 2	SF: 0 SAC: 0 DP: 1 HBP: 0	WP: 0 PB: 0 SB: 0 CS: 0	PA: 37			
PITCHER	IP	WLS	BF	H	R	ER	SO	BB	IBB	HBP	BLK	WP	HR	S	P	ERA	WHIP								
Don Carman, L ERA: 4.34 Kent Tekulve, R ERA: 3.99 Bruce Ruffin, L ERA: 4.26	(1, 1) (7, 1) (9, 1)	6.1 1.2 1.0	W 5 4	28 1 0	8 0 0	3 0 0	6 1 1	0 0 1	0 0 1	0 0 0	0 0 0	0 0 0	2 11 11	63 16 18	105 16 18	0.00 0.00 0.00	4.26 0.600 1.000								

Philadelphia Phillies @ Chicago Cubs
Wrigley Field, Chicago, IL
Fri Aug 05 1988, 3:33 AM CDT
Att: 28,801 - Sunny - 87 F

AB	35
R	3
H	9
RBI	3
BB	2
SO	8
LOB	15



Batter	1	2	3	4	5	6	7	8	9	AB	R	H	RBI	BB	SO	LOB	TOP				
Phil Bradley, R OBP: 0.335, SLG: 0.345 (1, 7)	F8			K	1-2 2-H			K	F4	5	0	1	1	0	2	2	Philadelphia Phillies @ Chicago Cubs Wrigley Field, Chicago, IL Sat Aug 06 1988, 3:33 AM CDT Att: 32,057 - Sunny - 83 F				
Milt Thompson, L OBP: 0.357, SLG: 0.354 (1, 8)	F8				K					3	0	1	0	1	1	2					
Juan Samuel, R OBP: 0.316, SLG: 0.415 (1, 4)	K							G4-6-3		4	0	1	0	0	1	2					
Mike Schmidt, R OBP: 0.334, SLG: 0.401 (1, 5)		F7							F8	4	0	0	0	0	0	2					
Mike Young, S OBP: 0.339, SLG: 0.331 (1, 9)	F8				F7	P3				3	1	0	0	1	0	1					
Ricky Jordan, R OBP: 0.320, SLG: 0.479 (1, 3)	5-3				F6	F8				4	1	1	0	0	0	1					
Darren Daulton, L OBP: 0.283, SLG: 0.268 (9, PH)										3	1	1	0	0	0	0					
Bob Dernier, R OBP: 0.389, SLG: 0.409 (9, PH)										1	0	0	0	0	0	2					
Steve Jeltz, S OBP: 0.327, SLG: 0.280 (9, PH)										3	1	1	0	0	1	1					
Chris James, R OBP: 0.296, SLG: 0.406 (9, PH)										1	0	1	0	0	0	0					
Mike Maddux, L OBP: 0.200, SLG: 0.287 (6, 1)										2	0	1	1	0	0	0					
Danny Clay, R OBP: 0.269, SLG: 0.292 (7, PH)										0	0	0	0	0	0	0					
Keith Miller, S OBP: 0.269, SLG: 0.292 (7, 1)										1	0	0	0	0	0	0					
Greg Harris, R OBP: 0.274, SLG: 0.274 (8, 1)										0	0	0	0	0	0	0					
Steve Bedrosian, R OBP: 0.274, SLG: 0.274 (8, 1)										0	0	0	0	0	0	0					
Lance Parrish, R OBP: 0.208, SLG: 0.413 (9, PH)										1	0	1	2	0	0	0					
Inning Stats	R: 0 E: 0 K: 1 S: 6	H: 0 LOB: 0 BB: 0 P: 8	R: 0 E: 0 K: 0 S: 7	H: 0 LOB: 0 BB: 10 P: 10	R: 0 E: 0 K: 0 S: 9	H: 1 LOB: 0 BB: 0 P: 16	R: 0 E: 0 K: 1 S: 10	H: 0 LOB: 1 BB: 1 P: 19	R: 2 E: 1 K: 1 S: 19	H: 3 LOB: 2 BB: 0 P: 26	R: 0 E: 0 K: 0 S: 8	H: 1 LOB: 1 BB: 0 P: 13	R: 0 E: 0 K: 1 S: 9	H: 0 LOB: 0 BB: 0 P: 14	R: 0 E: 0 K: 1 S: 6	H: 1 LOB: 0 BB: 1 P: 11	R: 2 E: 0 K: 0 S: 19	H: 3 LOB: 2 BB: 1 P: 26	1B: 9 2B: 0 3B: 0 HR: 0	SF: 0 SAC: 0 DP: 2 HBP: 0	WP: 0 PA: 37 PB: 0 SB: 0 CS: 0
PITCHER	IP	WLS	BF	H	R	ER	SO	BB	IBB	HBP	BLK	WP	HR	S	P	ERA	WHIP				
Al Nipper, R ERA: 2.92 (1, 1)	5.1	W	22	5	2	0	3	1	0	0	0	0	0	53	82	0.00	1.125				
Pat Perry, L ERA: 3.67 (6, 1)	3.1		14	4	2	2	2	1	0	0	0	0	0	37	58	5.40	1.500				
Rich Gossage, R ERA: 3.38 (9, 1)	0.1	S	1	0	0	0	0	0	0	0	0	0	0	3	3	0.00	0.000				

Batter	1	2	3	4	5	6	7	8	9	AB	R	H	RBI	BB	SO	LOB	BOTTOM				
Mitch Webster, S OBP: 0.342, SLG: 0.315 (1, 8)	E8				F8	4-3				3	1	1	0	1	0	0	Philadelphia Phillies @ Chicago Cubs Wrigley Field, Chicago, IL Sat Aug 06 1988, 3:33 AM CDT Att: 32,057 - Sunny - 83 F				
23 Ryne Sandberg, R OBP: 0.312, SLG: 0.390 (1, 4)					5-3	F8				3	1	1	1	0	0	0					
Mark Grace, L OBP: 0.381, SLG: 0.417 (1, 3)	E3				2B					4	1	2	1	0	0	1					
Andre Dawson, R OBP: 0.351, SLG: 0.521 (1, 9)	5-3									4	1	1	0	0	1	1					
Darin Jackson, R OBP: 0.297, SLG: 0.363 (8, 9)										0	0	0	0	0	0	0					
Rafael Palmeiro, L OBP: 0.345, SLG: 0.429 (1, 7)	K									4	0	1	1	0	2	1					
Vance Law, R OBP: 0.350, SLG: 0.408 (1, 5)										3	0	0	0	1	0	1					
Jody Davis, R OBP: 0.321, SLG: 0.365 (1, 2)	5-3									4	0	0	0	0	2	2					
Shawon Dunston, R OBP: 0.283, SLG: 0.384 (1, 6)										3	2	1	0	1	2	0					
Al Nipper, R OBP: 0.100, SLG: 0.150 (1, 1)										2	0	0	0	0	2	1					
Pat Perry, L OBP: 0.333, SLG: 1.333 (6, 1)										1	1	1	2	0	0	0					
Rich Gossage, R ERA: 3.91 (9, 1)										0	0	0	0	0	0	0					
Inning Stats	R: 2 E: 2 K: 1 S: 14	H: 3 LOB: 2 BB: 1 P: 21	R: 1 E: 0 K: 1 S: 11	H: 1 LOB: 1 BB: 1 P: 18	R: 0 E: 0 K: 1 S: 6	H: 0 LOB: 0 BB: 0 P: 11	R: 0 E: 0 K: 2 S: 11	H: 0 LOB: 0 BB: 0 P: 17	R: 2 E: 1 K: 0 S: 14	H: 3 LOB: 1 BB: 0 P: 23	R: 2 E: 0 K: 1 S: 11	H: 1 LOB: 1 BB: 1 P: 20	R: 0 E: 0 K: 1 S: 6	H: 0 LOB: 0 BB: 0 P: 9	R: 0 E: 0 K: 2 S: 9	H: 0 LOB: 0 BB: 0 P: 13	R: 0 E: 0 K: 2 S: 19	H: 0 LOB: 0 BB: 1 P: 26	1B: 5 2B: 2 3B: 0 HR: 1	SF: 1 SAC: 0 DP: 0 HBP: 0	WP: 1 PA: 35 PB: 0 SB: 2 CS: 0
PITCHER	IP	WLS	BF	H	R	ER	SO	BB	IBB	HBP	BLK	WP	HR	S	P	ERA	WHIP				
Mike Maddux, R ERA: 4.25 (1, 1)	5.1	L	27	8	7	6	6	3	0	0	0	0	0	5	62	10.12	2.062				
Danny Clay, R ERA: 4.41 (6, 1)	0.2		2	0	0	0	0	0	0	0	0	0	0	5	6	0.00	0.000				
Greg Harris, R ERA: 2.23 (7, 1)	1.0		3	0	0	0	1	0	0	0	0	0	0	6	9	0.00	0.000				
Steve Bedrosian, R ERA: 3.91 (8, 1)	1.0		3	0	0	0	2	0	0	0	0	0	0	9	13	0.00	0.000				



Batter	1	2	3	4	5	6	7	8	9	AB	R	H	RBI	BB	SO	LOB	TOP										
Phil Bradley, R (1.7) OBP: 0.333, SLG: 0.341	6-3		6-3			K		K		4	0	0	0	1	2	0	Philadelphia Phillies @ Chicago Cubs Wrigley Field, Chicago, IL Sun Aug 07 1988, 3:33 AM CDT Att: 31,350 - Sunny - 90 F										
Bob Demier, R (1.8) OBP: 0.390, SLG: 0.409	4-3		1-3			6-3		1B		5	0	2	0	0	0	0											
Juan Samuel, R (1.4) OBP: 0.317, SLG: 0.413	K					1B		FC5		4	1	1	0	1	2	3											
Mike Schmidt, R (1.5) OBP: 0.337, SLG: 0.403			F7			1B		HR		5	3	3	0	0	0	2											
Lance Parrish, R (1.2) OBP: 0.313, SLG: 0.423						1B		HR		3	2	1	3	1	1	2											
Chris James, R (1.9) OBP: 0.288, SLG: 0.417						K		HR		5	1	2	3	0	2	2											
Ricky Jordan, R (1.3) OBP: 0.325, SLG: 0.474						4-3				5	0	2	0	0	1	2											
Jackie Gutierrez, R (1.6) OBP: 0.238, SLG: 0.238						F8				5	0	2	1	0	1	4											
David Palmer, R (1.1) OBP: 0.242, SLG: 0.545						5-3				4	0	0	0	0	0	5											
Kent Tekulve, R (7.1)										0	0	0	0	0	0	0											
Steve Bedrosian, R (8.1)										0	0	0	0	0	0	0											
Milt Thompson, L (8.8) OBP: 0.356, SLG: 0.353										1	0	0	0	0	0	1											
Inning Stats	R: 0 E: 0 K: 1 S: 7	H: 0 LOB: 0 BB: 0 P: 8	R: 2 E: 0 K: 1 S: 19	H: 3 LOB: 1 BB: 0 P: 26	R: 0 E: 0 K: 0 S: 4	H: 0 LOB: 1 BB: 1 P: 11	R: 0 E: 0 K: 1 S: 11	H: 1 LOB: 2 BB: 0 P: 16	R: 3 E: 1 K: 1 S: 13	H: 3 LOB: 1 BB: 1 P: 19	R: 0 E: 0 K: 1 S: 13	H: 1 LOB: 2 BB: 0 P: 19	R: 1 E: 0 K: 0 S: 11	H: 3 LOB: 0 BB: 1 P: 17	R: 0 E: 0 K: 2 S: 11	H: 1 LOB: 1 BB: 0 P: 16	R: 1 E: 0 K: 2 S: 15	H: 1 LOB: 1 BB: 1 P: 22	1B: 10 2B: 1 3B: 0 HR: 2	SF: 0 SAC: 0 DP: 0 HBP: 1	WP: 1 PB: 0 SB: 0 CS: 0	PA: 45					
PITCHER	IP	WLS	BF	H	R	ER	SO	BB	IBB	HBP	BLK	WP	HR	S	P	ERA	WHIP										
Jamie Moyer, L (1.1) ERA: 3.34	6.1	L	33	10	6	6	5	2	0	1	0	0	2	74	112	8.53	1.895										
Jeff Pico, R (7.1) ERA: 4.3	1.2		7	2	0	0	2	0	0	0	0	0	0	15	20	0.00	1.200										
Frank DiPino, L (9.1) ERA: 4.21	1.0		5	1	1	1	2	1	0	0	0	1	0	15	22	9.00	2.000										

AB	41
R	7
H	13
RBI	7
BB	3
SO	9
LOB	21



Batter	1	2	3	4	5	6	7	8	9	AB	R	H	RBI	BB	SO	LOB	BOTTOM										
Mitch Webster, S (1.8) OBP: 0.338, SLG: 0.310	F9		K							5	0	0	0	0	1	3	Philadelphia Phillies @ Chicago Cubs Wrigley Field, Chicago, IL Sun Aug 07 1988, 3:33 AM CDT Att: 31,350 - Sunny - 90 F										
23 Ryne Sandberg, R (1.4) OBP: 0.313, SLG: 0.393	5-3									5	1	2	0	0	0	2											
Mark Grace, L (1.3) OBP: 0.378, SLG: 0.414										5	1	1	0	0	0	4											
Andre Dawson, R (1.9) OBP: 0.353, SLG: 0.523										4	1	2	0	0	1	2											
Rafael Palmeiro, L (1.7) OBP: 0.344, SLG: 0.429										3	0	1	2	0	0	1											
Vance Law, R (1.5) OBP: 0.349, SLG: 0.406										4	0	1	1	0	0	2											
Jody Davis, R (1.2) OBP: 0.317, SLG: 0.360										3	0	0	0	0	1	1											
Jeff Pico, R (7.1) OBP: 0.136, SLG: 0.095										0	0	0	0	0	0	0											
Jerry Mumphrey, S (8. PH) OBP: 0.230, SLG: 0.182										0	0	0	0	1	0	0											
Darrin Jackson, R (8. PR) OBP: 0.257, SLG: 0.363										0	0	0	0	0	0	0											
Frank DiPino, L (9.1) OBP: 0.304, SLG: 0.380										0	0	0	0	0	0	0											
Shawon Dunston, R (1.6) OBP: 0.283, SLG: 0.388										4	1	1	0	0	1	2											
Jamie Moyer, L (1.1) OBP: 0.152, SLG: 0.116										2	0	1	0	0	0	0											
Damon Berryhill, S (7.2) OBP: 0.304, SLG: 0.380										2	0	2	1	0	0	0											
Inning Stats	R: 0 E: 0 K: 1 S: 12	H: 1 LOB: 1 BB: 0 P: 16	R: 0 E: 0 K: 0 S: 6	H: 0 LOB: 0 BB: 0 P: 6	R: 0 E: 0 K: 1 S: 6	H: 0 LOB: 0 BB: 0 P: 10	R: 1 E: 0 K: 0 S: 6	H: 2 LOB: 1 BB: 0 P: 7	R: 0 E: 0 K: 0 S: 6	H: 1 LOB: 1 BB: 0 P: 9	R: 2 E: 0 K: 1 S: 15	H: 3 LOB: 1 BB: 0 P: 22	R: 1 E: 0 K: 0 S: 9	H: 2 LOB: 1 BB: 0 P: 15	R: 0 E: 0 K: 1 S: 13	H: 1 LOB: 2 BB: 1 P: 24	R: 0 E: 0 K: 0 S: 5	H: 1 LOB: 1 BB: 0 P: 7	1B: 7 2B: 3 3B: 1 HR: 0	SF: 1 SAC: 0 DP: 0 HBP: 0	WP: 0 PB: 0 SB: 0 CS: 0	PA: 39					
PITCHER	IP	WLS	BF	H	R	ER	SO	BB	IBB	HBP	BLK	WP	HR	S	P	ERA	WHIP										
David Palmer, R (1.1) ERA: 4.26	6.0	W	27	9	4	4	3	0	0	0	0	0	0	55	76	6.00	1.500										
Kent Tekulve, R (7.1) ERA: 3.79	1.0		4	1	0	0	0	0	0	0	0	0	0	8	15	0.00	1.000										
Steve Bedrosian, R (8.1) ERA: 3.75	2.0	S	8	1	0	0	1	1	0	0	0	0	0	15	25	0.00	1.000										

AB	37
R	4
H	11
RBI	4
BB	1
SO	4
LOB	17



Batter	1	2	3	4	5	6	7	8	9	AB	R	H	RBI	BB	SO	LOB	TOP									
Lenny Dykstra, L (1.8)	F8		1-2		1-H		4-3		FC4-6	5	1	2	2	0	0	1	New York Mets @ Chicago Cubs Wrigley Field, Chicago, IL Tue Aug 09 1988, 7:05 PM CDT Att: 36,399 - Unknown									
Howard Johnson, S (1.6)	K		F8		G4-6-3			HR		4	1	2	1	0	1	2										
Keith Hernandez, L (1.3)	4-3		G3		G4-6-3			G3		4	0	0	0	0	0	3										
Darryl Strawberry, L (1.9)		K			S		4-3		F7	4	0	1	0	0	1	0										
Kevin McReynolds, R (1.7)		S			F8		F7		F9	4	0	1	0	0	0	1										
Gary Carter, R (1.2)		K			F7		FC4-6		1B	3	1	1	0	1	1	2										
Dave Magadan, L (1.5)		G3			4-3		FC4-6		FC4-6	4	0	1	1	0	0	3										
Wally Backman, S (1.4)							6-3		F8	3	1	1	0	0	1	0										
Tim Teufel, R (8.4)					HR				F8	1	0	0	0	0	0	1										
Sid Fernandez, L (1.1)					F2				F5	3	0	1	0	0	1	1										
Roger McDowell, R (7.1)					1B					0	0	0	0	0	0	0										
Terry Leach, R (7.1)					1B					0	0	0	0	0	0	0										
Lee Mazzilli, S (9. PH)					1B					1	0	0	0	0	0	1										
Inning Stats	R: 0 E: 0 K: 1 S: 10	H: 0 LOB: 0 BB: 0 P: 15	R: 0 E: 0 K: 2 S: 16	H: 1 LOB: 1 BB: 0 P: 20	R: 0 E: 0 K: 1 S: 8	H: 2 LOB: 2 BB: 0 P: 12	R: 0 E: 0 K: 0 S: 10	H: 1 LOB: 1 BB: 0 P: 13	R: 2 E: 0 K: 0 S: 6	H: 3 LOB: 0 BB: 0 P: 11	R: 0 E: 0 K: 0 S: 9	H: 0 LOB: 0 BB: 0 P: 14	R: 0 E: 0 K: 1 S: 10	H: 0 LOB: 0 BB: 0 P: 14	R: 1 E: 0 K: 0 S: 12	H: 1 LOB: 0 BB: 0 P: 16	R: 1 E: 0 K: 0 S: 9	H: 2 LOB: 1 BB: 0 P: 14	1B: 7 2B: 1 3B: 0 HR: 2	SF: 0 SAC: 0 DP: 1 HBP: 0	WP: 0 PB: 0 SB: 2 CS: 0	PA: 37				
PITCHER	IP WLS BF H R ER SO BB IBB HBP BLK WP HR S P ERA WHIP																									
Mike Bielecki, R (1.1)	5.0		21	7	2	2	4	0	0	0	0	0	0	0	0	1	50	71	3.60	1.400						
Frank DiPino, L (6.1)	2.0	W	7	0	0	0	1	1	0	0	0	0	0	0	0	0	19	28	0.00	0.500						
Pat Perry, L (8.1)	1.0		4	1	1	1	0	0	0	0	0	0	0	0	0	1	12	16	9.00	1.000						
Rich Gossage, R (9.1)	1.0	S	5	2	1	1	0	0	0	0	0	0	0	0	0	0	9	14	9.00	2.000						

Batter	1	2	3	4	5	6	7	8	9	AB	R	H	RBI	BB	SO	LOB	BOTTOM									
Shawon Dunston, R (1.6)	F8		1-3			FC3-6	23 1B	23 1B	5-3	5	2	2	0	0	0	2	New York Mets @ Chicago Cubs Wrigley Field, Chicago, IL Tue Aug 09 1988, 7:05 PM CDT Att: 36,399 - Unknown									
23 Ryne Sandberg, R (1.4)	F9				5-3	3-1	1B	1B		4	1	1	1	0	0	1										
Mark Grace, L (1.3)					K	FC3-6	1B	1B		3	0	2	1	1	1	0										
Andre Dawson, R (1.9)	F9				K	FC3-6	1B	1B		4	0	1	2	0	1	2										
Vance Law, R (1.5)		5-3			3B	5-3	F8			4	1	1	0	0	0	3										
Mitch Webster, S (1.8)	F9				1-3		K	K		4	0	0	0	0	2	1										
Rafael Palmeiro, L (1.7)		4-3			2-H	3B	2B	1B		4	1	3	1	0	0	0										
Damon Berryhill, S (1.2)			K		F8		F9			4	0	1	0	0	1	2										
Mike Bielecki, R (1.1)					5-3					1	0	0	0	0	0	0										
Manny Trillo, R (5. PH)										1	0	0	0	0	0	1										
Frank DiPino, L (6.1)										0	0	0	0	0	0	1										
Jody Davis, R (7. PH)										1	0	1	1	0	0	0										
Darrin Jackson, R (7. PH)										0	1	0	1	0	0	0										
Pat Perry, L (8.1)										0	0	0	0	0	0	0										
Jerry Mumphy, S (8. PH)										1	0	0	0	0	1	2										
Rich Gossage, R (9.1)										0	0	0	0	0	0	0										
Inning Stats	R: 0 E: 0 K: 0 S: 6	H: 1 LOB: 1 BB: 0 P: 10	R: 0 E: 0 K: 0 S: 7	H: 0 LOB: 0 BB: 0 P: 11	R: 0 E: 0 K: 1 S: 9	H: 0 LOB: 0 BB: 0 P: 11	R: 0 E: 0 K: 2 S: 9	H: 0 LOB: 0 BB: 0 P: 13	R: 1 E: 0 K: 1 S: 12	H: 2 LOB: 1 BB: 0 P: 18	R: 1 E: 0 K: 0 S: 9	H: 1 LOB: 1 BB: 1 P: 17	R: 4 E: 0 K: 1 S: 21	H: 6 LOB: 2 BB: 0 P: 32	R: 0 E: 0 K: 2 S: 14	H: 2 LOB: 2 BB: 0 P: 23	1B: 10 2B: 1 3B: 1 HR: 0	SF: 0 SAC: 0 DP: 0 HBP: 0	WP: 0 PB: 0 SB: 1 CS: 0	PA: 37						
PITCHER	IP WLS BF H R ER SO BB IBB HBP BLK WP HR S P ERA WHIP																									
Sid Fernandez, L (1.1)	6.2	L	27	6	4	4	5	1	0	0	0	0	0	0	0	0	9	14	5.40	1.050						
Roger McDowell, R (7.1)	0.0		4	4	2	2	0	0	0	0	0	0	0	0	0	0	9	14	∞	∞						
Terry Leach, R (7.1)	1.1		6	2	0	0	2	0	0	0	0	0	0	0	0	0	17	27	0.00	1.500						



Batter	1	2	3	4	5	6	7	8	9	AB	R	H	RBI	BB	SO	LOB	TOP								
Lenny Dykstra, L OBP: 0.341, SLG: 0.402 Terry Leach, R OBP: 0.091, SLG: 0.091 Keith Hernandez, L OBP: 0.362, SLG: 0.440	F8		G4-6-3				F7		L6	4	0	1	2	0	0	2									
Dave Magadan, L OBP: 0.336, SLG: 0.324	K			6-3	G6-4-3			4-3		4	0	0	0	0	1	1									
Howard Johnson, S OBP: 0.342, SLG: 0.430				3-1			F8		G3 1B	3	1	1	0	1	0	0									
Darryl Strawberry, L OBP: 0.375, SLG: 0.571	1-3			3-1			G3		G3	4	0	0	0	0	2	2									
Kevin McReynolds, R OBP: 0.339, SLG: 0.474		6-3			2B 1B					4	1	3	1	0	0	0									
Tim Lincecum, R OBP: 0.333, SLG: 0.340	6-3				1B FC4-6 2B		K		K	4	1	1	1	0	2	2									
Barry Lyons, R OBP: 0.196, SLG: 0.296 Wally Backman, S OBP: 0.373, SLG: 0.328	4-3				FC4-6 1B		K		4-3	3	0	1	0	0	1	0									
Kevin Elster, R OBP: 0.286, SLG: 0.322 Lee Mazzilli, S OBP: 0.206, SLG: 0.172					FC4-6 1B		F7		F8	3	1	1	1	0	0	1									
Ron Darling, R OBP: 0.211, SLG: 0.268 Mackey Sasser, L OBP: 0.269, SLG: 0.368 Ed Nunez, R OBP: 0.307, SLG: 0.370					FC1-5 2B					1	0	0	0	0	0	1									
Inning Stats	R: 0 E: 0 K: 1 S: 10	H: 0 LOB: 1 BB: 1 P: 17	R: 0 E: 0 K: 0 S: 8	H: 0 LOB: 0 BB: 0 P: 11	R: 0 E: 0 K: 0 S: 4	H: 1 LOB: 0 BB: 0 P: 5	R: 0 E: 0 K: 0 S: 6	H: 0 LOB: 0 BB: 0 P: 9	R: 4 E: 1 K: 0 S: 12	H: 4 LOB: 0 BB: 0 P: 16	R: 0 E: 0 K: 1 S: 9	H: 1 LOB: 1 BB: 0 P: 13	R: 0 E: 0 K: 1 S: 8	H: 1 LOB: 1 BB: 0 P: 11	R: 1 E: 0 K: 0 S: 12	H: 2 LOB: 1 BB: 0 P: 19	R: 0 E: 0 K: 0 S: 7	H: 0 LOB: 1 BB: 1 P: 16	1B: 7 2B: 2 3B: 0 HR: 0	SF: 0 SAC: 0 DP: 2 HBP: 0	WP: 0 PB: 0 SB: 0 CS: 0	PA: 37			
PITCHER	IP	WLS	BF	H	R	ER	SO	BB	IBB	HBP	BLK	WP	HR	S	P	ERA	WHIP								
Greg Maddux, R ERA: 2.97	5.2	W	23	6	4	2	1	1	0	0	0	0	0	46	67	3.18	1.235								
Jeff Pico, R ERA: 4.24	3.0		13	3	1	1	3	1	0	0	0	0	0	27	47	3.00	1.333								
Frank DiPino, L ERA: 4.06	0.1	S	1	0	0	0	0	0	0	0	0	0	0	3	3	0.00	0.000								

New York Mets @ Chicago Cubs
Wrigley Field, Chicago, IL
Wed Aug 10 1988, 3:33 AM CDT
Att: 29,422 - Cloudy - 83 F

AB 35
R 5
H 9
RBI 5
BB 2
SO 4
LOB 11



Batter	1	2	3	4	5	6	7	8	9	AB	R	H	RBI	BB	SO	LOB	BOTTOM								
Mitch Webster, S OBP: 0.333, SLG: 0.315	F4		F8				F7			4	1	1	2	0	0	0									
23 Ryne Sandberg, R OBP: 0.312, SLG: 0.390	L9		K	HR	F8		CS 1B			4	0	1	0	0	1	0									
Mark Grace, L OBP: 0.384, SLG: 0.415	BB WP 1B BB		F9		G3		CS		FC6-4 1B	3	1	1	0	1	0	0									
Andre Dawson, R OBP: 0.355, SLG: 0.525	WP BB 1B			FC4 2B 1B	L4-6 2B				FC6-4 1B	4	1	3	0	0	0	1									
Rafael Palmeiro, L OBP: 0.349, SLG: 0.435	WP BB			FC4 2B	L4-6					3	1	1	0	1	0	2									
Vance Law, R OBP: 0.350, SLG: 0.411	K				E 2B		L4-6 2B		K	4	1	2	2	0	2	4									
Jody Davis, R OBP: 0.318, SLG: 0.366 Frank DiPino, L			G6-3 1B		5-3		L4-6		K	4	0	1	0	0	1	4									
Shawon Dunston, R OBP: 0.282, SLG: 0.385			F6		K		K			3	0	0	0	0	2	2									
Greg Maddux, R ERA: 3.46 Ed Nunez, R ERA: 7.79 Terry Leach, R ERA: 2.73			G6-3		E9 HR 2B				4-3	2	1	1	1	0	0	1									
Inning Stats	R: 1 E: 0 K: 1 S: 9	H: 1 LOB: 2 BB: 2 P: 22	R: 0 E: 0 K: 0 S: 7	H: 1 LOB: 0 BB: 0 P: 9	R: 0 E: 0 K: 1 S: 6	H: 0 LOB: 0 BB: 0 P: 9	R: 5 E: 1 K: 1 S: 16	H: 4 LOB: 0 BB: 0 P: 23	R: 0 E: 0 K: 0 S: 9	H: 1 LOB: 0 BB: 0 P: 14	R: 0 E: 0 K: 1 S: 7	H: 1 LOB: 0 BB: 0 P: 9	R: 0 E: 0 K: 0 S: 5	H: 1 LOB: 0 BB: 0 P: 7	R: 0 E: 0 K: 2 S: 11	H: 2 LOB: 2 BB: 0 P: 16	1B: 6 2B: 6 3B: 0 HR: 1	SF: 0 SAC: 0 DP: 3 HBP: 0	WP: 1 PB: 0 SB: 0 CS: 1	PA: 35					
PITCHER	IP	WLS	BF	H	R	ER	SO	BB	IBB	HBP	BLK	WP	HR	S	P	ERA	WHIP								
Ron Darling, R	4.0	L	20	6	6	3	3	2	0	0	0	0	0	16	23	0.00	1.000								
Ed Nunez, R	2.0		6	2	0	0	1	0	0	0	0	0	0	16	23	0.00	1.500								
Terry Leach, R	2.0		8	3	0	0	2	0	0	0	0	0	0	16	23	0.00	1.500								


New York Mets @ Chicago Cubs
Wrigley Field, Chicago, IL
Wed Aug 10 1988, 3:33 AM CDT
Att: 29,422 - Cloudy - 83 F

AB 32
R 6
H 11
RBI 5
BB 2
SO 6
LOB 14



Batter	1	2	3	4	5	6	7	8	9	AB R H RBI BB SO LOB	TOP															
Lenny Dykstra, L OBP: 0.342, SLG: 0.411	P9		F9	K			HR		HR	5 2 2 2 0 1 1	New York Mets @ Chicago Cubs Wrigley Field, Chicago, IL Thu Aug 11 1988, 3:33 AM CDT Att: 31,942 - Sunny - 83 F															
Wally Backman, S OBP: 0.376, SLG: 0.336 Tim Teufel, R OBP: 0.330, SLG: 0.337	2B		1B	1B	4-3		K		B3	3 1 2 0 0 0 0 2 0 0 0 0 1 2																
Keith Hernandez, L OBP: 0.363, SLG: 0.436	K		1B	1B			G3		HR	4 2 1 0 0 2 1																
Darryl Strawberry, L OBP: 0.376, SLG: 0.566	IBB		E4				K		K	3 0 0 1 1 2 4																
Kevin McReynolds, R OBP: 0.339, SLG: 0.480	F8		1B						HR	5 1 2 5 0 0 3																
Gary Carter, R OBP: 0.317, SLG: 0.382		HR	5-3			5-3		P3	1-3	5 1 1 1 0 0 1																
Howard Johnson, S OBP: 0.339, SLG: 0.425	F9			F9		F5		5-3		4 0 0 0 0 0 0																
Kevin Elster, R OBP: 0.291, SLG: 0.328	F7								1B	4 1 3 0 0 0 0																
Dwight Gooden, R Mackey Sasser, L Terry Letcher, R Mookie Wilson, S Randy Myers, L Roger McDowell, R	4-3			P8		G3			S	2 0 0 0 0 0 1 1 0 0 0 0 0 1 0 0 0 0 0 0 0 1 1 1 0 0 0 0 0 0 0 0 0 0 0 0 0 0 0 0 0 0																
Inning Stats	R: 0 E: 0 K: 1 S: 10	H: 1 LOB: 2 BB: 1 P: 22	R: 1 E: 0 K: 0 S: 8	H: 1 LOB: 0 BB: 0 P: 12	R: 2 E: 1 K: 0 S: 14	H: 3 LOB: 1 BB: 0 P: 22	R: 0 E: 0 K: 1 S: 13	H: 1 LOB: 1 BB: 0 P: 21	R: 0 E: 0 K: 0 S: 9	H: 0 LOB: 1 BB: 0 P: 14	R: 0 E: 0 K: 2 S: 8	H: 1 LOB: 1 BB: 0 P: 17	R: 1 E: 0 K: 2 S: 11	H: 1 LOB: 0 BB: 0 P: 17	R: 0 E: 0 K: 0 S: 4	H: 0 LOB: 0 BB: 0 P: 6	R: 5 E: 0 K: 1 S: 18	H: 4 LOB: 0 BB: 0 P: 29	1B: 8 2B: 1 3B: 0 HR: 3	SF: 0 SAC: 0 DP: 0 HBP: 2	WP: 0 PB: 0 SB: 2 CS: 0	PA: 42				
PITCHER	IP WLS BF H R ER SO BB IBB HBP BLK WP HR S P ERA WHIP											IP WLS BF H R ER SO BB IBB HBP BLK WP HR S P ERA WHIP														
Al Nipper, R ERA: 3.04	6.0	28	8	4	3	3	0	1	1	0	0	2	64	111	4.50	1.333										
Frank DiPino, L ERA: 4.21	2.0	8	2	2	2	2	0	0	0	0	0	0	18	27	9.00	1.000										
Pat Perry, L ERA: 4.04	0.2	L	4	1	0	0	0	0	1	0	0	0	7	14	0.00	1.500										
Rich Gossage, R ERA: 3.82	0.1	2	1	3	3	0	0	0	0	0	0	1	6	8	81.00	3.000										

AB	39
R	9
H	12
RBI	9
BB	1
SO	6
LOB	14



Batter	1	2	3	4	5	6	7	8	9	AB R H RBI BB SO LOB	BOTTOM															
Mitch Webster, S OBP: 0.335, SLG: 0.322	CI		23 PB	B1-3			K		1B	4 1 2 0 0 1 0	New York Mets @ Chicago Cubs Wrigley Field, Chicago, IL Thu Aug 11 1988, 3:33 AM CDT Att: 31,942 - Sunny - 83 F															
23 Ryne Sandberg, R OBP: 0.315, SLG: 0.392	K		1B	L5-3			1B		K	5 0 3 0 0 2 2																
Mark Grace, L OBP: 0.387, SLG: 0.418	5-3		1B	L5-3			G6-4-3		1B	5 1 3 0 0 0 1																
Andre Dawson, R OBP: 0.353, SLG: 0.526		1B	FC1-5-2-6-5		L8		G6-4-3		1-3	5 2 1 0 0 0 6																
Rafael Palmeiro, L OBP: 0.350, SLG: 0.435		3B	1B	2B		F7		F7		3 2 1 1 1 0 0																
Vance Law, R OBP: 0.351, SLG: 0.414	K		2B			F8			2B	4 0 2 2 0 1 1																
Damon Berryhill, S OBP: 0.303, SLG: 0.389 Jody Davis, R OBP: 0.317, SLG: 0.364	FC1-2		K			K		L8		2 0 1 1 0 1 2 2 0 0 0 0 1 1																
Angel Salazar, R OBP: 0.303, SLG: 0.375	FC1-2					G3		6-3		4 0 1 1 0 0 2																
Al Nipper, R OBP: 0.087, SLG: 0.130 Frank DiPino, L Pat Perry, L Rich Gossage, R Darin Jackson, R OBP: 0.295, SLG: 0.360	1-3		F7			4-3			5-3	3 0 0 0 0 0 3 0 1 0 0 0 0 0 0																
Inning Stats	R: 0 E: 1 K: 1 S: 7	H: 0 LOB: 0 BB: 0 P: 8	R: 2 E: 0 K: 1 S: 13	H: 3 LOB: 1 BB: 0 P: 16	R: 4 E: 0 K: 1 S: 21	H: 5 LOB: 2 BB: 1 P: 31	R: 0 E: 0 K: 0 S: 5	H: 1 LOB: 0 BB: 0 P: 6	R: 0 E: 0 K: 1 S: 6	H: 0 LOB: 0 BB: 0 P: 8	R: 0 E: 0 K: 1 S: 10	H: 2 LOB: 1 BB: 0 P: 16	R: 0 E: 0 K: 0 S: 8	H: 1 LOB: 1 BB: 0 P: 14	R: 0 E: 0 K: 1 S: 12	H: 2 LOB: 2 BB: 0 P: 17	1B: 9 2B: 3 3B: 3 HR: 0	SF: 0 SAC: 0 DP: 2 HBP: 0	WP: 0 PB: 1 SB: 0 CS: 1	PA: 40						
PITCHER	IP WLS BF H R ER SO BB IBB HBP BLK WP HR S P ERA WHIP											IP WLS BF H R ER SO BB IBB HBP BLK WP HR S P ERA WHIP														
Dwight Gooden, R ERA: 3.25	5.0	24	9	6	6	3	0	0	0	0	0	0	24	38	0.00	1.000										
Terry Letcher, R ERA: 2.61	3.0	W	11	3	0	0	2	0	0	0	0	0	9	13	0.00	3.000										
Randy Myers, L ERA: 1.15	0.2	4	2	0	0	1	0	0	0	0	0	0	3	4	0.00	0.000										
Roger McDowell, R ERA: 2.31	0.1	S	1	0	0	0	0	0	0	0	0	0	3	4	0.00	0.000										

AB	38
R	6
H	14
RBI	5
BB	1
SO	6
LOB	18



Batter	1	2	3	4	5	6	7	8	9	AB	R	H	RBI	BB	SO	LOB	TOP			
Vince Coleman, S (1, 7) OBP: 0.316, SLG: 0.354	L5		1B		P5		SH	1B		4	0	2	1	0	0	2	St. Louis Cardinals @ Chicago Cubs Wrigley Field, Chicago, IL Fri Aug 12 1988, 3:33 AM CDT Att: 31,596 - Overcast - 93 F			
Ozzie Smith, S (1, 6) OBP: 0.345, SLG: 0.324	4-3		1B		K		SH1-3	1B		5	0	2	2	0	1	3				
Terry Pendleton, S (1, 5) OBP: 0.308, SLG: 0.381	P6		1B		F8		SH1-3			4	0	0	0	0	1	0				
Tom Brunansky, R (1, 9) OBP: 0.359, SLG: 0.421		P6		HR		K				3	1	2	1	2	0	0				
Willie McGee, S (1, 8) OBP: 0.331, SLG: 0.364	4-3			4-3		FC4-6	BB	BB		4	0	0	0	1	1	4				
José Oquendo, S (1, 4) OBP: 0.344, SLG: 0.331		4-3		4-3		FC4-6	1B	K		5	0	2	0	0	1	4				
Mike Laga, L (1, 3) OBP: 0.159, SLG: 0.174		1B		F8		1B		K		5	0	0	0	0	1	5				
Tony Peña, R (1, 2) OBP: 0.297, SLG: 0.359			F7		SH	BB	SH	1B		2	2	1	0	2	0	0				
Joe Magrane, R (1, 1) OBP: 0.200, SLG: 0.310			K		SH		SH	1B		2	1	1	0	0	1	0				
Inning Stats	R: 0 E: 0 K: 0 S: 6	H: 0 LOB: 0 BB: 0 P: 8	R: 0 E: 0 K: 0 S: 10	H: 1 LOB: 1 BB: 0 P: 15	R: 0 E: 0 K: 1 S: 8	H: 2 LOB: 2 BB: 0 P: 10	R: 1 E: 0 K: 0 S: 10	H: 1 LOB: 0 BB: 0 P: 16	R: 0 E: 0 K: 2 S: 9	H: 0 LOB: 2 BB: 1 P: 19	R: 2 E: 0 K: 2 S: 14	H: 3 LOB: 3 BB: 1 P: 22	R: 1 E: 0 K: 0 S: 7	H: 1 LOB: 1 BB: 1 P: 15	R: 0 E: 1 K: 0 S: 11	H: 1 LOB: 2 BB: 1 P: 16	1B: 9 2B: 0 3B: 0 HR: 1	SF: 0 SAC: 4 DP: 0 HBP: 0	WP: 0 PB: 0 SB: 0 CS: 1	PA: 43
PITCHER Rick Sutcliffe, R (1, 1) ERA: 3.8	IP: 9.0 WLS: L BF: 43	H: 10 R: 4 ER: 4 SO: 6	BB: 5 IBB: 0 HBP: 0 BLK: 0	WP: 0 HR: 1 S: 85 P: 136	ERA: 4.00 WHIP: 1.667	PITCHER										IP: 9.0 WLS: L BF: 43	H: 10 R: 4 ER: 4 SO: 6	BB: 5 IBB: 0 HBP: 0 BLK: 0	WP: 0 HR: 1 S: 85 P: 136	ERA: 4.00 WHIP: 1.667

AB	34
R	4
H	10
RBI	4
BB	5
SO	6
LOB	18



Batter	1	2	3	4	5	6	7	8	9	AB	R	H	RBI	BB	SO	LOB	BOTTOM			
Mitch Webster, S (1, 8) OBP: 0.332, SLG: 0.319	L7		L5			K			K	4	0	0	0	0	2	0	St. Louis Cardinals @ Chicago Cubs Wrigley Field, Chicago, IL Fri Aug 12 1988, 3:33 AM CDT Att: 31,596 - Overcast - 93 F			
23 Ryne Sandberg, R (1, 4) OBP: 0.312, SLG: 0.389	5-3		F8			6-3			F8	4	0	0	0	0	0	0				
Mark Grace, L (1, 3) OBP: 0.384, SLG: 0.414	4-3				4-3				6-3	3	0	0	0	0	0	0				
Andre Dawson, R (1, 9) OBP: 0.351, SLG: 0.522		6-3		6-3		K			K	3	0	0	0	0	1	0				
Vance Law, R (1, 5) OBP: 0.351, SLG: 0.414		BB		5-3		4-3			4-3	3	0	1	0	0	0	0				
Rafael Palmeiro, L (1, 7) OBP: 0.348, SLG: 0.432	P4				L6				3-1	3	0	0	0	0	0	1				
Jody Davis, R (1, 2) OBP: 0.317, SLG: 0.361		BB			K			F7		2	0	0	0	1	1	0				
Angel Salazar, R (1, 6) OBP: 0.286, SLG: 0.353		BB			4-3			6-3		2	0	0	0	0	0	2				
Manny Trillo, R (8, PH) OBP: 0.244, SLG: 0.274										1	0	0	0	0	0	0				
Rick Sutcliffe, L (1, 1) OBP: 0.170, SLG: 0.140										2	0	0	0	0	2	0				
Darrin Jackson, R (8, PH) OBP: 0.254, SLG: 0.358					K				G6-3	1	0	0	0	0	0	0				
Inning Stats	R: 0 E: 0 K: 0 S: 8	H: 0 LOB: 0 BB: 0 P: 12	R: 0 E: 0 K: 0 S: 13	H: 1 LOB: 2 BB: 1 P: 25	R: 0 E: 0 K: 1 S: 8	H: 0 LOB: 0 BB: 0 P: 13	R: 0 E: 0 K: 0 S: 4	H: 0 LOB: 0 BB: 0 P: 5	R: 0 E: 0 K: 2 S: 9	H: 0 LOB: 0 BB: 0 P: 14	R: 0 E: 0 K: 1 S: 10	H: 0 LOB: 0 BB: 0 P: 16	R: 0 E: 0 K: 0 S: 3	H: 0 LOB: 0 BB: 0 P: 4	R: 0 E: 0 K: 1 S: 6	H: 0 LOB: 0 BB: 0 P: 9	1B: 1 2B: 0 3B: 0 HR: 0	SF: 0 SAC: 0 DP: 0 HBP: 0	WP: 0 PB: 0 SB: 0 CS: 0	PA: 29
PITCHER Joe Magrane, L (1, 1) ERA: 2.52	IP: 9.0 WLS: W BF: 29	H: 1 R: 0 ER: 0 SO: 6	BB: 1 IBB: 0 HBP: 0 BLK: 0	WP: 0 HR: 0 S: 68 P: 111	ERA: 0.00 WHIP: 0.222	PITCHER										IP: 9.0 WLS: W BF: 29	H: 1 R: 0 ER: 0 SO: 6	BB: 1 IBB: 0 HBP: 0 BLK: 0	WP: 0 HR: 0 S: 68 P: 111	ERA: 0.00 WHIP: 0.222



Batter	1	2	3	4	5	6	7	8	9	AB	R	H	RBI	BB	SO	LOB	TOP			
Vince Coleman, S (1, 7) OBP: 0.316, SLG: 0.354	0-0 B5-3		2-2 G6-3 1B		2-2 1-3		0-2 G5-3			4	1	1	0	0	0	0				
Ozzie Smith, S (1, 6) OBP: 0.346, SLG: 0.326	2-0 G4-3 2B		1-1 G6-3		4-2 4-3 BB		1-2 F8			3	0	1	0	1	0	1				
Terry Pendleton, S (1, 5) OBP: 0.307, SLG: 0.379	3-2 G4-3		0-0 2-H 1B		2-0 4-3			2-1 L4		4	0	1	1	0	0	2				
Tom Brunansky, R (1, 9) OBP: 0.360, SLG: 0.419	4-2 BB		2-0 F8		4-0 BB			0-0 5-3		2	0	0	0	2	0	1				
Willie McGee, S (1, 8) OBP: 0.328, SLG: 0.361	1-0 1-3			0-1 6-3		2-3 K		1-1 L8		4	0	0	0	0	1	4				
José Oquendo, S (1, 4) OBP: 0.346, SLG: 0.333		0-0 P4		1-2 1B		2-2 G6-4-3 1B		0-0 5-3		4	0	2	0	0	0	0				
Tom Pagnozzi, R (1, 3) OBP: 0.294, SLG: 0.313		1-1 5-3		1-0 L7		0-0 G6-4-3		2-3 K		4	0	0	0	0	1	2				
Tony Peña, R (1, 2) OBP: 0.297, SLG: 0.358		1-2 6-3		0-0 1B		0-1 G4-3		1-2 G5-3		4	0	1	0	0	0	0				
Bob Forsch, R (1, 1) OBP: 0.333, SLG: 0.333			1-3 K		1-3 K			0-0 6-3		2	0	0	0	0	2	2				
Ken Dayley, L (6, 1)										0	0	0	0	0	0	0				
Steve Lake, R (7, PH) OBP: 0.306, SLG: 0.333										1	0	0	0	0	0	0				
Dan Quisenberry, R (7, 1)										0	0	0	0	0	0	0				
Inning Stats	R: 0 E: 0 K: 0 S: 9	H: 1 LOB: 2 BB: 1 P: 19	R: 0 E: 0 K: 0 S: 6	H: 0 LOB: 0 BB: 0 P: 8	R: 1 E: 0 K: 1 S: 10	H: 2 LOB: 1 BB: 0 P: 16	R: 0 E: 0 K: 1 S: 10	H: 2 LOB: 2 BB: 0 P: 13	R: 0 E: 0 K: 1 S: 9	H: 0 LOB: 2 BB: 2 P: 23	R: 0 E: 0 K: 0 S: 7	H: 0 LOB: 0 BB: 0 P: 8	R: 0 E: 0 K: 0 S: 5	H: 0 LOB: 0 BB: 0 P: 8	R: 0 E: 0 K: 1 S: 8	H: 0 LOB: 0 BB: 0 P: 11	1B: 5 2B: 1 3B: 0 HR: 0	SF: 0 SAC: 0 DP: 1 HBP: 0	WP: 0 PB: 0 SB: 0 CS: 0	PA: 35
PITCHER Jamie Moyer, L (1, 1) ERA: 3.2	IP: 9.0 WLS: W BF: 35 H: 6 R: 1 ER: 1 SO: 4 BB: 3 IBB: 0 HBP: 0 BLK: 0 WP: 0 HR: 0 S: 70 P: 114 ERA: 1.00 WHIP: 1.000															PITCHER				

St. Louis Cardinals @ Chicago Cubs
Wrigley Field, Chicago, IL
Sat Aug 13 1988, 3:33 AM CDT
Att: 34,696 - Sunny - 92 F

AB 32
R 1
H 6
RBI 1
BB 3
SO 4
LOB 12



Batter	1	2	3	4	5	6	7	8	9	AB	R	H	RBI	BB	SO	LOB	BOTTOM	
Mitch Webster, S (1, 8) OBP: 0.336, SLG: 0.329	0-0 FC5-4 1B			0-1 23 HR 3B		1-3 K		0-1 23 E 3B 1B		4	2	3	1	0	1	1		
23 Ryne Sandberg, R (1, 4) OBP: 0.314, SLG: 0.401	2-0 FC5-4 G4-3 1-2			2-1 HR		3-3 K		0-1 3-H 1B 3B		4	1	2	3	0	1	1		
Mark Grace, L (1, 3) OBP: 0.385, SLG: 0.419	0-0 G4-3 1-2			0-0 G5-3 1B		2-0 2B		1-0 L9		4	1	2	0	0	0	2		
Andre Dawson, R (1, 9) OBP: 0.352, SLG: 0.521		0-0 6-3		1-1 G5-3		4-0 IBB		0-0 BLK S 1B		3	0	1	0	1	0	1		
Gary Varsho, L (6, PR) OBP: 0.297, SLG: 0.314				1-2						0	0	0	0	0	0	0		
Rafael Palmeiro, L (1, 7) OBP: 0.345, SLG: 0.428		0-0 P7		0-0 F8		1-3 K		1-2 P8		4	0	0	0	0	1	4		
Damon Berryhill, S (1, 2) OBP: 0.302, SLG: 0.385			0-3 K		0-0 2-H 1B		1-2 F9		2-3 K	4	0	1	1	0	2	3		
Manny Trillo, R (1, 5) OBP: 0.252, SLG: 0.282			1-3 K			1-1 1B		1-0 G6-3 SH1-4 1B		4	1	2	0	0	1	2		
Angel Salazar, R (1, 6) OBP: 0.297, SLG: 0.361			2-3 K			0-0 G6-3 1B		0-0 SH1-4		2	0	1	0	0	1	0		
Jamie Moyer, L (1, 1) OBP: 0.143, SLG: 0.109			1-2 G4-3			0-0 G6-3		1-2 G6-3		3	0	0	0	0	0	2		
Inning Stats	R: 0 E: 0 K: 0 S: 3	H: 1 LOB: 0 BB: 0 P: 5	R: 0 E: 0 K: 1 S: 5	H: 0 LOB: 0 BB: 0 P: 5	R: 0 E: 0 K: 2 S: 9	H: 0 LOB: 0 BB: 0 P: 13	R: 3 E: 0 K: 0 S: 9	H: 4 LOB: 1 BB: 0 P: 12	R: 0 E: 0 K: 2 S: 11	H: 1 LOB: 2 BB: 1 P: 22	R: 2 E: 1 K: 0 S: 10	H: 3 LOB: 1 BB: 0 P: 13	R: 0 E: 0 K: 1 S: 14	H: 1 LOB: 2 BB: 0 P: 18	1B: 8 2B: 1 3B: 2 HR: 1	SF: 0 SAC: 1 DP: 1 HBP: 0	WP: 0 PB: 0 SB: 1 CS: 0	PA: 34
PITCHER Bob Forsch, R (1, 1) ERA: 4.26	IP: 5.1 WLS: L BF: 22 H: 8 R: 3 ER: 3 SO: 3 BB: 0 IBB: 0 HBP: 0 BLK: 0 WP: 0 HR: 1 S: 40 P: 60 ERA: 5.06 WHIP: 1.500															PITCHER		
Ken Dayley, L (6, 1) ERA: 3.51	0.2 2 0 0 0 1 0 0 0 0 0 0 6 8 0.00 0.000																	
Dan Quisenberry, R (7, 1) ERA: 3.95	2.0 10 4 2 2 1 0 0 0 0 1 0 0 24 31 9.00 2.000																	

St. Louis Cardinals @ Chicago Cubs
Wrigley Field, Chicago, IL
Sat Aug 13 1988, 3:33 AM CDT
Att: 34,696 - Sunny - 92 F

AB 32
R 5
H 12
RBI 5
BB 1
SO 7
LOB 16



Batter	1	2	3	4	5	6	7	8	9	AB	R	H	RBI	BB	SO	LOB	TOP		
Mitch Webster, S (1, 8) OBP: 0.338, SLG: 0.340	0-1 1-3	2-1 23 CS 1B			0-0 3-1		2-1 L3		2-0 5-3	5	0	1	2	0	0	1			
23 Ryne Sandberg, R (1, 4) OBP: 0.313, SLG: 0.396 Manny Trillo, R (3, PH) OBP: 0.254, SLG: 0.283	2-0 F9 CS 1B	0-0 CS	1-3 K		2-2 G4-6-3 1B		1-2 F9			1	1	1	0	0	0	0			
Mark Grace, L (1, 3) OBP: 0.391, SLG: 0.435	0-0 CS 1B		1-3 K		0-0 G4-6-3 1-2			3-2 HR		4	1	2	1	0	1	1			
Andre Dawson, R (1, 9) OBP: 0.350, SLG: 0.515 Darin Jackson, R (8, 9) OBP: 0.262, SLG: 0.407	1-2 F9		1-2 1B		1-0 5-3			2-2 G3		4	0	1	0	0	0	2			
Rafael Palmeiro, L (1, 7) OBP: 0.342, SLG: 0.421	2-2 CS	4-2 BB 2B	1-0 F8		3-3 K			2-2 1-3		3	1	0	0	1	1	1			
Vance Law, R (1, 5) OBP: 0.353, SLG: 0.413		4-2 2B 1B BB		2-2 4-3		1-0 2B		2-0 L7		3	1	1	0	1	0	0			
Damon Berryhill, S (1, 2) OBP: 0.315, SLG: 0.409		0-0 F7		0-0 WP 2B		4-0 FC6-4 IBB		2-1 4-3		3	0	1	0	1	0	2			
Shawon Dunston, R (1, 6) OBP: 0.281, SLG: 0.382		0-0 1B 2B		3-2 F3		2-2 FC6-4 1-2		2-1 4-3		4	1	1	1	0	0	3			
Rick Sutcliffe, L (1, 1) OBP: 0.175, SLG: 0.167	0-2 G3		0-2 L5		0-1 F5			2-0 2B		4	0	1	0	0	0	3			
Inning Stats	R: 1 E: 0 K: 0 S: 9	H: 2 LOB: 0 BB: 0 P: 14	R: 3 E: 0 K: 0 S: 19	H: 2 LOB: 0 BB: 2 P: 29	R: 0 E: 0 K: 2 S: 16	H: 1 LOB: 1 BB: 0 P: 20	R: 0 E: 0 K: 0 S: 11	H: 1 LOB: 0 BB: 0 P: 16	R: 0 E: 0 K: 1 S: 9	H: 1 LOB: 2 BB: 1 P: 20	R: 0 E: 0 K: 0 S: 7	H: 0 LOB: 0 BB: 0 P: 10	R: 1 E: 0 K: 0 S: 11	H: 1 LOB: 0 BB: 0 P: 20	R: 0 E: 0 K: 0 S: 6	H: 1 LOB: 1 BB: 0 P: 14	1B: 5 2B: 4 3B: 0 HR: 1	SF: 0 SAC: 0 DP: 1 HBP: 0	WP: 1 PA: 39 PB: 0 SB: 0 CS: 3
PITCHER	IP WLS BF H R ER SO BB IBB HBP BLK WP HR S P ERA WHIP	IP WLS BF H R ER SO BB IBB HBP BLK WP HR S P ERA WHIP	IP WLS BF H R ER SO BB IBB HBP BLK WP HR S P ERA WHIP	IP WLS BF H R ER SO BB IBB HBP BLK WP HR S P ERA WHIP	IP WLS BF H R ER SO BB IBB HBP BLK WP HR S P ERA WHIP	IP WLS BF H R ER SO BB IBB HBP BLK WP HR S P ERA WHIP	IP WLS BF H R ER SO BB IBB HBP BLK WP HR S P ERA WHIP	IP WLS BF H R ER SO BB IBB HBP BLK WP HR S P ERA WHIP	IP WLS BF H R ER SO BB IBB HBP BLK WP HR S P ERA WHIP	IP WLS BF H R ER SO BB IBB HBP BLK WP HR S P ERA WHIP	IP WLS BF H R ER SO BB IBB HBP BLK WP HR S P ERA WHIP	IP WLS BF H R ER SO BB IBB HBP BLK WP HR S P ERA WHIP	IP WLS BF H R ER SO BB IBB HBP BLK WP HR S P ERA WHIP	IP WLS BF H R ER SO BB IBB HBP BLK WP HR S P ERA WHIP	IP WLS BF H R ER SO BB IBB HBP BLK WP HR S P ERA WHIP	IP WLS BF H R ER SO BB IBB HBP BLK WP HR S P ERA WHIP	IP WLS BF H R ER SO BB IBB HBP BLK WP HR S P ERA WHIP	IP WLS BF H R ER SO BB IBB HBP BLK WP HR S P ERA WHIP	
Jack Armstrong, R (1, 1) ERA: 6.7	1.2 L	10 4	4 4	4 4	0 0	2 0	0 0	0 0	0 0	0 0	0 0	0 0	0 0	0 0	0 0	0 0	0 0	21.60 3.600	
Rob Dibble, R (2, 1) ERA: 2.4	3.1	11 3	0 0	0 0	2 1	0 0	0 0	0 0	0 0	1 0	0 32	43 30	0.00 0.900						
Frank Williams, R (6, 1) ERA: 2.98	2.0	8 1	0 0	0 0	2 0	0 0	0 0	0 0	0 0	0 0	0 16	30 40	0.00 0.500						
Tim Birtsas, L (8, 1) ERA: 3.93	2.0	8 2	1 1	0 0	0 0	0 0	0 0	0 0	0 0	1 17	34 45	4.50 1.000							

Chicago Cubs @ Cincinnati Reds
Riverfront Stadium, Cincinnati, OH
Wed Aug 17 1988, 7:05 PM EDT
Att: 26,505 - Unknown - 85 F

AB 34
R 5
H 10
RBI 4
BB 3
SO 3
LOB 13



Batter	1	2	3	4	5	6	7	8	9	AB	R	H	RBI	BB	SO	LOB	BOTTOM		
Kal Daniels, L (1, 7) OBP: 0.399, SLG: 0.451	0-1 F7		2-0 F8			0-0 6-3 2B		2-1 4-3		4	0	1	0	0	0	0			
Chris Sabo, R (1, 5) OBP: 0.317, SLG: 0.443	3-2 4-3			0-0 5-3		1-3 K		0-1 F6		4	0	0	0	0	1	1			
Barry Larkin, R (1, 6) OBP: 0.342, SLG: 0.408	3-1 6-3			1-2 5-3		0-0 6-3		1-1 F3		4	0	0	0	0	0	1			
Eric Davis, R (1, 8) OBP: 0.349, SLG: 0.487		1-2 F7		2-3 K		1-3 K		1-2 5-3		4	0	0	0	0	2	1			
Paul O'Neill, L (1, 9) OBP: 0.323, SLG: 0.429		2-2 4-3			0-0 4-3			0-0 F8		3	0	0	0	0	0	0			
Nick Esasky, R (1, 3) OBP: 0.335, SLG: 0.439		1-0 1B			1-1 1B			0-0 6-3		3	0	2	0	0	0	0			
Bo Diaz, R (1, 2) OBP: 0.238, SLG: 0.354 Tim Birtsas, L (8, 1)		3-2 5-3			1-2 F2			2-2 6-3		3	0	0	0	0	0	2			
Jeff Treadway, L (1, 4) OBP: 0.323, SLG: 0.371			2-2 F7		0-0 1B			0-2 6-3		3	0	1	0	0	0	0			
Jack Armstrong, R (1, 1) Rob Dibble, L (2, 1) Ken Griffey, L (5, PH) OBP: 0.302, SLG: 0.316 Frank Williams, R (6, 1) Jeff Reed, L (8, 2) OBP: 0.296, SLG: 0.280			0-3 K		0-1 F6			2-0 F3		0	0	0	0	0	0	0			
Inning Stats	R: 0 E: 0 K: 0 S: 7	H: 0 LOB: 0 BB: 0 P: 13	R: 0 E: 0 K: 0 S: 13	H: 1 LOB: 1 BB: 0 P: 20	R: 0 E: 0 K: 1 S: 9	H: 0 LOB: 0 BB: 0 P: 11	R: 0 E: 0 K: 1 S: 9	H: 0 LOB: 0 BB: 0 P: 12	R: 0 E: 0 K: 2 S: 8	H: 1 LOB: 2 BB: 0 P: 10	R: 0 E: 0 K: 0 S: 5	H: 0 LOB: 0 BB: 0 P: 7	R: 0 E: 0 K: 0 S: 8	H: 0 LOB: 0 BB: 0 P: 12	R: 0 E: 0 K: 0 S: 7	H: 0 LOB: 0 BB: 0 P: 9	1B: 3 2B: 1 3B: 0 HR: 0	SF: 0 SAC: 0 DP: 0 HBP: 0	WP: 0 PA: 31 PB: 0 SB: 0 CS: 0
PITCHER	IP WLS BF H R ER SO BB IBB HBP BLK WP HR S P ERA WHIP	IP WLS BF H R ER SO BB IBB HBP BLK WP HR S P ERA WHIP	IP WLS BF H R ER SO BB IBB HBP BLK WP HR S P ERA WHIP	IP WLS BF H R ER SO BB IBB HBP BLK WP HR S P ERA WHIP	IP WLS BF H R ER SO BB IBB HBP BLK WP HR S P ERA WHIP	IP WLS BF H R ER SO BB IBB HBP BLK WP HR S P ERA WHIP	IP WLS BF H R ER SO BB IBB HBP BLK WP HR S P ERA WHIP	IP WLS BF H R ER SO BB IBB HBP BLK WP HR S P ERA WHIP	IP WLS BF H R ER SO BB IBB HBP BLK WP HR S P ERA WHIP	IP WLS BF H R ER SO BB IBB HBP BLK WP HR S P ERA WHIP	IP WLS BF H R ER SO BB IBB HBP BLK WP HR S P ERA WHIP	IP WLS BF H R ER SO BB IBB HBP BLK WP HR S P ERA WHIP	IP WLS BF H R ER SO BB IBB HBP BLK WP HR S P ERA WHIP	IP WLS BF H R ER SO BB IBB HBP BLK WP HR S P ERA WHIP	IP WLS BF H R ER SO BB IBB HBP BLK WP HR S P ERA WHIP	IP WLS BF H R ER SO BB IBB HBP BLK WP HR S P ERA WHIP	IP WLS BF H R ER SO BB IBB HBP BLK WP HR S P ERA WHIP	IP WLS BF H R ER SO BB IBB HBP BLK WP HR S P ERA WHIP	
Rick Sutcliffe, R (1, 1) ERA: 3.59	9.0 W	31 4	0 0	0 0	4 0	0 0	0 0	0 0	0 0	0 0	0 74	106 106	0.00 0.444						

Chicago Cubs @ Cincinnati Reds
Riverfront Stadium, Cincinnati, OH
Wed Aug 17 1988, 7:05 PM EDT
Att: 26,505 - Unknown - 85 F

AB 31
R 0
H 4
RBI 0
BB 0
SO 4
LOB 7



Batter	1	2	3	4	5	6	7	8	9	AB	R	H	RBI	BB	SO	LOB	TOP						
Shawn Dunston, R OBP: 0.279, SLG: 0.379	5-3		5-3		F3			6-3		4	0	0	0	0	0	2	Chicago Cubs @ Cincinnati Reds Riverfront Stadium, Cincinnati, OH Thu Aug 18 1988, 7:05 PM EDT Att: 27,163 - Unknown - 91 F						
Mitch Webster, S OBP: 0.339, SLG: 0.347	PB 2B			5-3		F8 2B		F8		4	0	2	0	0	0	0							
Mark Grace, L OBP: 0.386, SLG: 0.429	1-4-3 2-3			4-3		F8 2-3		3-1		4	0	0	0	0	0	2							
Andre Dawson, R OBP: 0.348, SLG: 0.511 Gary Varsho, L OBP: 0.293, SLG: 0.316	4-3			F4		F3			L8	3	0	0	0	0	0	2							
Vance Law, R OBP: 0.350, SLG: 0.409		5-3			F7			3-1	F9	4	0	0	0	0	0	1							
Rafael Palmeiro, L OBP: 0.343, SLG: 0.424		4-3			3-1 1B 2B			4-3	1B 1B	4	1	2	0	0	0	0							
Jody Davis, R OBP: 0.315, SLG: 0.357		6-3			1-3 K			5-3	1-1 1-3 FC5-4 1B	4	0	1	0	0	1	1							
Manny Trillo, R OBP: 0.262, SLG: 0.285			5-3		4-1 1B BB				2-2 FC5-4	3	0	1	0	1	0	2							
Jamie Moyer, L OBP: 0.140, SLG: 0.106 Darren Denson, R OBP: 0.287, SLG: 0.411 Frank DiPino, L OBP: 0.299, SLG: 0.351 Angel Salazar, R OBP: 0.266, SLG: 0.351 Rich Gossage, R OBP: 0.266, SLG: 0.351 Pat Perry, L OBP: 0.233, SLG: 1.333			K		1-1 1-2 2-H 1B			4-3		1	0	0	0	0	0	0							
Inning Stats	R: 0 E: 0 K: 0 S: 7	H: 1 LOB: 1 BB: 0 P: 11	R: 0 E: 0 K: 0 S: 8	H: 0 LOB: 0 BB: 0 P: 12	R: 0 E: 0 K: 1 S: 6	H: 0 LOB: 0 BB: 0 P: 10	R: 0 E: 0 K: 0 S: 7	H: 0 LOB: 0 BB: 0 P: 12	R: 1 E: 0 K: 1 S: 11	H: 2 LOB: 2 BB: 1 P: 22	R: 0 E: 0 K: 0 S: 5	H: 1 LOB: 1 BB: 0 P: 5	R: 0 E: 0 K: 0 S: 9	H: 1 LOB: 1 BB: 0 P: 14	R: 0 E: 0 K: 0 S: 3	H: 0 LOB: 0 BB: 0 P: 5		R: 0 E: 0 K: 0 S: 10	H: 2 LOB: 2 BB: 0 P: 16	1B: 4 2B: 3 3B: 0 HR: 0	SF: 0 SAC: 0 DP: 0 HBP: 0	WP: 0 PB: 1 SB: 0 CS: 0	PA: 35
PITCHER Danny Jackson, L ERA: 2.55	IP: 9.0 WLS: W BF: 35 H: 7 R: 1 ER: 1 SO: 2 BB: 1 IBB: 0 HBP: 0 BLK: 0 WP: 0 HR: 0 S: 66 P: 107 ERA: 1.00 WHIP: 0.889											PITCHER	IP: 9.0 WLS: W BF: 35 H: 7 R: 1 ER: 1 SO: 2 BB: 1 IBB: 0 HBP: 0 BLK: 0 WP: 0 HR: 0 S: 66 P: 107 ERA: 1.00 WHIP: 0.889										

Chicago Cubs @ Cincinnati Reds
Riverfront Stadium, Cincinnati, OH
Thu Aug 18 1988, 7:05 PM EDT
Att: 27,163 - Unknown - 91 F

AB 34
R 1
H 7
RBI 1
BB 1
SO 2
LOB 11



Batter	1	2	3	4	5	6	7	8	9	AB	R	H	RBI	BB	SO	LOB	BOTTOM						
Kal Daniels, L OBP: 0.402, SLG: 0.452 Herm Winningham, L OBP: 0.319, SLG: 0.331	G6-4-3 1B		G6-4-3 BB		4-3	1B 2B		5-3		3	1	2	1	1	0	0	Chicago Cubs @ Cincinnati Reds Riverfront Stadium, Cincinnati, OH Thu Aug 18 1988, 7:05 PM EDT Att: 27,163 - Unknown - 91 F						
Chris Sabo, R OBP: 0.319, SLG: 0.443 Jeff Treadway, L OBP: 0.322, SLG: 0.369	G6-4-3 1-2		G6-4-3 1-2 2-3		2B 1B	2B 1B		G3		4	2	2	0	0	0	3							
Barry Larkin, R OBP: 0.346, SLG: 0.414 Ron Oester, S OBP: 0.296, SLG: 0.213	5-3		HR 2B		2B BB	E 2B				3	3	2	3	1	0	0							
Eric Davis, R OBP: 0.353, SLG: 0.501 Lloyd McClendon, R OBP: 0.315, SLG: 0.358		6-3	HR 2B		2B 2B	E7 1B				4	1	3	5	0	0	0							
Nick Esasky, R OBP: 0.337, SLG: 0.436		1B BB	5-3		IBB	K				2	0	0	0	2	1	1							
Paul O'Neill, L OBP: 0.320, SLG: 0.424		K			3-1	K		3-1		4	0	0	0	0	2	3							
Bo Diaz, R OBP: 0.361 Jeff Reed, L OBP: 0.294, SLG: 0.278					6-3	4-3 1B 2B		K		3	1	2	0	0	0	0							
Dave Concepcion, R OBP: 0.263, SLG: 0.246		L5			F9	4-3		6-3		4	0	0	0	0	0	3							
Danny Jackson, R OBP: 0.147, SLG: 0.154			G6-4-3 2B 2B		K	K		K		4	1	1	0	0	3	1							
Inning Stats	R: 0 E: 0 K: 0 S: 7	H: 1 LOB: 0 BB: 0 P: 11	R: 0 E: 0 K: 1 S: 9	H: 1 LOB: 2 BB: 1 P: 16	R: 3 E: 0 K: 0 S: 11	H: 3 LOB: 0 BB: 1 P: 16	R: 0 E: 0 K: 0 S: 8	H: 0 LOB: 0 BB: 0 P: 11	R: 2 E: 0 K: 2 S: 16	H: 2 LOB: 2 BB: 2 P: 34	R: 4 E: 1 K: 2 S: 20	H: 5 LOB: 1 BB: 0 P: 25	R: 0 E: 0 K: 1 S: 6	H: 0 LOB: 0 BB: 0 P: 11	R: 0 E: 0 K: 1 S: 5	H: 0 LOB: 0 BB: 0 P: 5		1B: 6 2B: 5 3B: 0 HR: 1	SF: 0 SAC: 0 DP: 2 HBP: 0	WP: 0 PB: 0 SB: 1 CS: 0	PA: 38		
PITCHER Jamie Moyer, L ERA: 3.3 Frank DiPino, L ERA: 4.78 Rich Gossage, R ERA: 3.69 Pat Perry, L ERA: 4.21	IP: 4.0 WLS: L BF: 17 H: 7 R: 3 ER: 3 SO: 3 BB: 2 IBB: 0 HBP: 0 BLK: 0 WP: 0 HR: 0 S: 35 P: 54 ERA: 6.75 WHIP: 1.750											PITCHER	IP: 4.0 WLS: L BF: 17 H: 7 R: 3 ER: 3 SO: 3 BB: 2 IBB: 0 HBP: 0 BLK: 0 WP: 0 HR: 0 S: 35 P: 54 ERA: 6.75 WHIP: 1.750										

Chicago Cubs @ Cincinnati Reds
Riverfront Stadium, Cincinnati, OH
Thu Aug 18 1988, 7:05 PM EDT
Att: 27,163 - Unknown - 91 F

AB 34
R 9
H 12
RBI 9
BB 4
SO 7
LOB 11



Batter	1	2	3	4	5	6	7	8	9	AB R H RBI BB SO LOB	TOP										
Ron Gant, R OBP: 0.301, SLG: 0.437 (1, 4)	F6		K		K		K		K	5 0 0 0 0 4 2	Atlanta Braves @ Chicago Cubs Wrigley Field, Chicago, IL Sat Aug 20 1988, 3:33 AM CDT Att: 33,325 - Sunny - 77 F										
Ken Oberkfell, L OBP: 0.326, SLG: 0.373 (1, 5)	L8		1B			F7	F9		CS	4 0 1 0 0 0 1											
Gerald Perry, L OBP: 0.367, SLG: 0.416 (1, 3)	CS		1B			3B	2H		1B	3 1 3 1 1 0 0											
Dale Murphy, R OBP: 0.324, SLG: 0.457 (1, 9)	CS		1B		K	K	K		K	4 0 1 0 0 3 4											
Andres Thomas, R OBP: 0.274, SLG: 0.384 (1, 6)		K			F8	1B			6-3	4 1 1 1 0 1 1											
Dion James, L OBP: 0.366, SLG: 0.378 (1, 7)	L7		K			3B			4-3	4 1 1 1 0 1 1											
Ozzie Virgil, R OBP: 0.299, SLG: 0.367 Jim Acker, R OBP: 1.000, SLG: 1.000 Lonnie Smith, R OBP: 0.263, SLG: 0.212 German Jimenez, L OBP: 0.083, SLG: 0.083 (8, PH)					F3	1B			K	2 0 1 1 1 0 0											
Terry Blocker, L OBP: 0.250, SLG: 0.268 (1, 8)	6-3				B1-3	L7			CS	4 0 1 0 0 0 3											
Zane Smith, L OBP: 0.186, SLG: 0.190 Ted Simmons, S OBP: 0.348, SLG: 0.392 (6, 2)			4-3		L7				F7	2 0 0 0 0 0 0											
						1B				2 1 1 0 0 0 1											
Inning Stats	R: 0 E: 0 K: 0 S: 8	H: 1 LOB: 0 BB: 0 P: 13	R: 0 E: 0 K: 1 S: 10	H: 1 LOB: 2 BB: 1 P: 19	R: 0 E: 0 K: 2 S: 18	H: 2 LOB: 2 BB: 0 P: 25	R: 0 E: 0 K: 1 S: 9	H: 0 LOB: 0 BB: 0 P: 15	R: 0 E: 0 K: 1 S: 9	H: 0 LOB: 0 BB: 0 P: 12	R: 3 E: 0 K: 1 S: 17	H: 3 LOB: 1 BB: 1 P: 25	R: 1 E: 0 K: 2 S: 14	H: 2 LOB: 1 BB: 0 P: 17	R: 0 E: 0 K: 1 S: 9	H: 0 LOB: 0 BB: 0 P: 13	R: 0 E: 0 K: 1 S: 9	H: 1 LOB: 0 BB: 0 P: 13	1B: 7 2B: 2 3B: 1 HR: 0	SF: 0 SAC: 0 DP: 0 HBP: 0	WP: 0 PA: 39 PB: 0 SB: 0 CS: 2
PITCHER	IP WLS BF H R ER SO BB IBB HBP BLK WP HR S P ERA WHIP											IP WLS BF H R ER SO BB IBB HBP BLK WP HR S P ERA WHIP									
Calvin Schiraldi, R ERA: 3.94 (1, 1)	6.0 26 7 3 3 6 2 0 0 0 0 0 0 71 109 4.50 1.500																				
Drew Hall, L ERA: 10.57 (7, 1)	1.0 W 5 2 1 1 2 0 0 0 0 0 0 0 14 17 9.00 2.000																				
Jeff Pico, R ERA: 3.94 (8, 1)	2.0 S 6 1 0 0 2 0 0 0 0 0 0 0 18 26 0.00 0.500																				

AB	35
R	4
H	10
RBI	4
BB	2
SO	10
LOB	13



Batter	1	2	3	4	5	6	7	8	9	AB R H RBI BB SO LOB	BOTTOM										
Mitch Webster, S OBP: 0.342, SLG: 0.348 (1, 8)	23 BB 1B		6-3		F8		23 E 23 S HBP			3 1 1 0 0 0 0	Atlanta Braves @ Chicago Cubs Wrigley Field, Chicago, IL Sat Aug 20 1988, 3:33 AM CDT Att: 33,325 - Sunny - 77 F										
23 Ryne Sandberg, R OBP: 0.320, SLG: 0.399 (1, 4)	1B E BB		E4 4-3 1B		E 1B BB		K			2 2 1 0 2 1 1											
Mark Grace, L OBP: 0.391, SLG: 0.431 (1, 3)	E 1B		4-3		1B		G3			4 1 2 2 0 0 2											
Andre Dawson, R OBP: 0.354, SLG: 0.526 (1, 9)	F9		F8		E S 1B		S BB			3 0 1 1 1 0 3											
Vance Law, R OBP: 0.350, SLG: 0.407 (1, 5)	E4 G4-6-3			4-1 BB	K		K			3 0 0 1 1 2 4											
Rafael Palmeiro, L OBP: 0.342, SLG: 0.421 (1, 7)	G4-6-3			4-1		G6-4-3 1B		F8		4 0 1 0 0 0 3											
Damon Berryhill, S OBP: 0.312, SLG: 0.408 (1, 2)		5-3		K		G6-4-3 1B		F8		4 0 0 0 0 1 2											
Shawon Dunston, R OBP: 0.274, SLG: 0.372 (1, 6)		K		F7		K		F3		4 0 0 0 0 2 1											
Calvin Schiraldi, R ERA: 0.159, SLG: 0.167 Drew Hall, L ERA: 6.35 Gary Varsho, L OBP: 0.275, SLG: 0.325 Jeff Pico, R OBP: 0.120, SLG: 0.083 (8, 1)		6-3			K		23 S HBP 1B			2 0 0 0 0 1 0											
										0 0 0 0 0 0 0											
										1 1 1 0 0 0 0											
										0 0 0 0 0 0 0											
Inning Stats	R: 2 E: 1 K: 0 S: 8	H: 2 LOB: 1 BB: 1 P: 17	R: 0 E: 0 K: 1 S: 11	H: 0 LOB: 0 BB: 0 P: 17	R: 0 E: 1 K: 0 S: 12	H: 1 LOB: 1 BB: 0 P: 18	R: 0 E: 0 K: 1 S: 10	H: 0 LOB: 1 BB: 1 P: 18	R: 2 E: 0 K: 2 S: 12	H: 2 LOB: 1 BB: 1 P: 21	R: 0 E: 0 K: 1 S: 9	H: 1 LOB: 0 BB: 0 P: 13	R: 1 E: 0 K: 2 S: 12	H: 1 LOB: 2 BB: 1 P: 23	R: 0 E: 0 K: 0 S: 7	H: 0 LOB: 0 BB: 0 P: 8	R: 0 E: 0 K: 0 S: 7	H: 0 LOB: 0 BB: 0 P: 8	1B: 7 2B: 0 3B: 0 HR: 0	SF: 0 SAC: 0 DP: 2 HBP: 1	WP: 0 PA: 35 PB: 0 SB: 5 CS: 0
PITCHER	IP WLS BF H R ER SO BB IBB HBP BLK WP HR S P ERA WHIP											IP WLS BF H R ER SO BB IBB HBP BLK WP HR S P ERA WHIP									
Zane Smith, L ERA: 4.3 (1, 1)	5.0 23 5 4 4 4 3 0 0 0 0 0 0 53 91 7.20 1.600																				
Jim Acker, R ERA: 6.35 (6, 1)	2.0 L 9 2 1 0 3 1 0 1 0 0 0 0 21 36 0.00 1.500																				
German Jimenez, L ERA: 5.12 (8, 1)	1.0 3 0 0 0 0 0 0 0 0 0 0 0 7 8 0.00 0.000																				



Batter	1	2	3	4	5	6	7	8	9	AB	R	H	RBI	BB	SO	LOB	TOP					
Terry Blocker, L (1, 8) OBP: 0.250, SLG: 0.259	4-1 1B SF7 BB		1-0 L8		0-0 FC3-6		0-1 L9			3	1	0	0	1	0	2						
Ken Oberkfell, L (1, 5) OBP: 0.327, SLG: 0.371	2-1 1B 1B		0-0 G3		1-2 1-3		0-0 4-3			4	0	1	0	0	0	2						
Gerald Perry, L (1, 3) OBP: 0.366, SLG: 0.415	0-0 SF7		2-1 F7		0-0 G5-4-3 1B		2-1 4-3			3	0	1	1	0	0	0						
Dale Murphy, R (1, 9) OBP: 0.321, SLG: 0.453	3-3 K		0-0 L6		0-0 G5-4-3 1-2		3-2 F8			4	0	0	0	0	1	2						
Andres Thomas, R (1, 6) OBP: 0.274, SLG: 0.383	2-2 FC6-4 1B		1-2 4-3		0-1 E6		1-0 F8			4	0	1	0	0	0	0						
Dion James, L (1, 7) OBP: 0.364, SLG: 0.375	1-1 FC6-4 1-2		0-2 L5		4-2 BB		2-3 K			3	0	0	0	1	1	2						
Paul Runge, R (1, 4) OBP: 0.368, SLG: 0.339		0-2 F3		2-1 FC1-5 1B		1-3 K		2-2 5-3		4	0	1	0	0	1	2						
Bruce Benedict, R (1, 2) OBP: 0.301, SLG: 0.281		0-3 K		0-1 FC3-6 FC1-5 1B		1-0 F8				3	0	1	0	0	1	0						
Pete Smith, R (1, 1) OBP: 0.114, SLG: 0.136		2-2 4-3		0-1 FC1-5 FC3-6 1-2 2-3		1-0 6-3				3	0	0	0	0	0	2						
Inning Stats	R: 1 E: 0 K: 1 S: 13	H: 2 LOB: 2 BB: 1 P: 25	R: 0 E: 0 K: 1 S: 10	H: 0 LOB: 0 BB: 0 P: 12	R: 0 E: 0 K: 0 S: 4	H: 0 LOB: 0 BB: 0 P: 7	R: 0 E: 0 K: 0 S: 8	H: 0 LOB: 0 BB: 0 P: 9	R: 0 E: 0 K: 1 S: 10	H: 2 LOB: 2 BB: 0 P: 13	R: 0 E: 1 K: 1 S: 10	H: 1 LOB: 2 BB: 1 P: 15	R: 0 E: 0 K: 0 S: 4	H: 0 LOB: 0 BB: 0 P: 6	R: 0 E: 0 K: 0 S: 8	H: 0 LOB: 0 BB: 0 P: 13	R: 0 E: 0 K: 1 S: 11	H: 0 LOB: 0 BB: 0 P: 16	1B: 5 2B: 0 3B: 0 HR: 0	SF: 1 SAC: 0 DP: 1 HBP: 0	WP: 0 PB: 0 SB: 1 CS: 0	PA: 34
PITCHER	IP WLS BF H R ER SO BB IBB HBP BLK WP HR S P ERA WHIP	IP WLS BF H R ER SO BB IBB HBP BLK WP HR S P ERA WHIP																				
Mike Bielecki, R (1, 1) ERA: 3.63	7.0 L 28 5 1 1 3 2 0 0 0 0 0 0 59 87 1.29 1.000	2.0 6 0 0 0 0 1 0 0 0 0 0 0 0 19 29 0.00 0.000																				
Drew Hall, L (8, 1) ERA: 8.38																						

Atlanta Braves @ Chicago Cubs
Wrigley Field, Chicago, IL
Sun Aug 21 1988, 3:33 AM CDT
Att: 33,097 - Sunny - 77 F

AB 31
R 1
H 5
RBI 1
BB 2
SO 4
LOB 12



Batter	1	2	3	4	5	6	7	8	9	AB	R	H	RBI	BB	SO	LOB	BOTTOM					
Mitch Webster, S (1, 8) OBP: 0.341, SLG: 0.345	2-3 K		4-1 23 BLK BB		1-2 F8		1-1 F6			3	0	0	0	1	1	2						
23 Ryne Sandberg, R (1, 4) OBP: 0.317, SLG: 0.395	2-0 L5		0-3 K		3-2 F8		3-2 F8			4	0	0	0	0	1	3						
Mark Grace, L (1, 3) OBP: 0.386, SLG: 0.426	1-1 5-3			3-2 F6		0-0 3-1		0-0 F2		4	0	0	0	0	0	0						
Andre Dawson, R (1, 9) OBP: 0.351, SLG: 0.522		3-1 F3		1-3 K		0-1 F7		0-0 6-3		4	0	0	0	0	1	0						
Rafael Palmeiro, L (1, 7) OBP: 0.343, SLG: 0.420		0-1 F3		3-1 1B		4-1 S BB		0-0 L9		3	0	1	0	1	0	0						
Vance Law, R (1, 5) OBP: 0.353, SLG: 0.409		1-0 1B		0-0 1B		4-2 BB		1-2 BB		3	0	2	0	1	0	0						
Damon Berryhill, S (1, 2) OBP: 0.306, SLG: 0.399		0-1 6-3		1-0 F7		0-0 3-1			3-2 G3	4	0	0	0	0	0	5						
Shawon Dunston, R (1, 6) OBP: 0.276, SLG: 0.373			1-3 K		0-0 F8 S 1B		1-2 SH1-4 1B		2-2 6-3	4	0	2	0	0	1	0						
Mike Bielecki, R (1, 1)			1-3 K		1-3 K		0-0 SH1-4			2	0	0	0	0	2	1						
Manny Trillo, R (7, PH) OBP: 0.280, SLG: 0.282										0	0	0	0	0	0	0						
Drew Hall, L (8, 1)										0	0	0	0	0	0	0						
Inning Stats	R: 0 E: 0 K: 1 S: 7	H: 0 LOB: 0 BB: 0 P: 12	R: 0 E: 0 K: 0 S: 7	H: 1 LOB: 1 BB: 0 P: 11	R: 0 E: 0 K: 3 S: 13	H: 0 LOB: 1 BB: 1 P: 19	R: 0 E: 0 K: 1 S: 14	H: 2 LOB: 2 BB: 0 P: 22	R: 0 E: 0 K: 1 S: 10	H: 1 LOB: 1 BB: 0 P: 15	R: 0 E: 0 K: 0 S: 8	H: 0 LOB: 2 BB: 2 P: 16	R: 0 E: 0 K: 0 S: 11	H: 1 LOB: 1 BB: 0 P: 16	R: 0 E: 0 K: 0 S: 3	H: 0 LOB: 0 BB: 0 P: 3	R: 0 E: 0 K: 0 S: 10	H: 0 LOB: 0 BB: 0 P: 15	1B: 5 2B: 0 3B: 0 HR: 0	SF: 0 SAC: 1 DP: 0 HBP: 0	WP: 0 PB: 0 SB: 2 CS: 0	PA: 35
PITCHER	IP WLS BF H R ER SO BB IBB HBP BLK WP HR S P ERA WHIP	IP WLS BF H R ER SO BB IBB HBP BLK WP HR S P ERA WHIP																				
Pete Smith, R (1, 1) ERA: 4.07	9.0 W 35 5 0 0 6 3 0 0 0 0 0 0 83 129 0.00 0.889																					

Atlanta Braves @ Chicago Cubs
Wrigley Field, Chicago, IL
Sun Aug 21 1988, 3:33 AM CDT
Att: 33,097 - Sunny - 77 F

AB 31
R 0
H 5
RBI 0
BB 3
SO 6
LOB 11



Batter	1	2	3	4	5	6	7	8	9	AB	R	H	RBI	BB	SO	LOB	TOP				
Gerald Young, S OBP: 0.346, SLG: 0.328	0-0 1B	4-2 FC6-4 BB		0-1 CS 1B			1-2 L7		2-0 L1-3 1B	4	1	3	0	1	0	0	Houston Astros @ Chicago Cubs Wrigley Field, Chicago, IL Tue Aug 23 1988, 7:05 PM CDT Att: 34,668 - Unknown - 84 F				
Rafael Ramirez, R OBP: 0.289, SLG: 0.368	2-0 FC5 1B	0-1 FC6-4		3-2 CS 1-2	0-0 SH1-3 2B		1-2 6-3		0-1 L1-3	5	1	2	0	0	0	4					
Billy Hatcher, R OBP: 0.321, SLG: 0.353 Joaquin Andujar, S OBP: 0.316, SLG: 0.353 Alex Trevino, R OBP: 0.350, SLG: 0.374	1-0 FC5 1B	0-0 5-3			0-0 SH1-3		1-0		0-0	3	0	1	0	0	0	4					
Glenn Davis, R OBP: 0.340, SLG: 0.492	0-3 K		2-3 K		1-2 6-3		2-1 6-3		0-1 P3	5	0	0	0	0	2	7					
Buddy Bell, R OBP: 0.290, SLG: 0.347 Craig Reynolds, L OBP: 0.295, SLG: 0.320	1-3 K		2-2 G6-3		0-0 6-3				1-1 F4	4	0	0	0	0	1	4					
Kevin Bass, S OBP: 0.320, SLG: 0.388	2-0 1B		4-2 FC6-4 BB		1-2 FC6-4 1B				2-2 4-3	3	0	2	2	1	0	0					
Jim Pankovits, R OBP: 0.285, SLG: 0.346	1-1 4-3		0-0 FC6-4		0-1 FC6-4				0-1 HR	4	1	1	1	0	0	4					
Craig Biggio, R OBP: 0.244, SLG: 0.306			0-0 FC6-4 1B		2-2 G5-3		1-3 K		1-3 K	4	0	1	0	0	2	1					
Danny Darwin, R OBP: 0.059, SLG: 0.100 Dave Meads, L OBP: 0.250, SLG: 0.250	1-1 K		1-3 K		2-3 K		2-1 6-3		0-0 1B	3	0	0	0	0	2	2					
Inning Stats	R: 2 E: 0 K: 2 S: 13	H: 3 LOB: 2 BB: 0 P: 19	R: 0 E: 0 K: 1 S: 11	H: 1 LOB: 2 BB: 1 P: 16	R: 0 E: 0 K: 1 S: 13	H: 0 LOB: 1 BB: 1 P: 21	R: 0 E: 0 K: 1 S: 12	H: 1 LOB: 0 BB: 0 P: 18	R: 0 E: 0 K: 0 S: 6	H: 1 LOB: 1 BB: 0 P: 7	R: 0 E: 0 K: 1 S: 10	H: 1 LOB: 1 BB: 0 P: 14	R: 0 E: 0 K: 0 S: 10	H: 1 LOB: 1 BB: 0 P: 15	R: 1 E: 0 K: 1 S: 11	H: 1 LOB: 0 BB: 0 P: 15		R: 0 E: 0 K: 0 S: 7	H: 3 LOB: 2 BB: 0 P: 9	1B: 10 2B: 2 3B: 0 HR: 1	SF: 0 SAC: 1 DP: 1 HBP: 0
PITCHER Jamie Moyer, L ERA: 3.28	IP: 9.0 WLS: W BF: 40	H: 12 R: 3 ER: 3 SO: 7	BB: 2 IBB: 0 HBP: 0 BLK: 0	WP: 0 HR: 1 S: 93 P: 134	ERA: 3.00 WHIP: 1.556	PITCHER										IP: 9.0 WLS: W BF: 40	H: 12 R: 3 ER: 3 SO: 7	BB: 2 IBB: 0 HBP: 0 BLK: 0	WP: 0 HR: 1 S: 93 P: 134	ERA: 3.00 WHIP: 1.556	

Batter	1	2	3	4	5	6	7	8	9	AB	R	H	RBI	BB	SO	LOB	BOTTOM			
Mitch Webster, S OBP: 0.344, SLG: 0.347	1-2 23 1B HBP		1-3 K		1-1 23 1B					4	2	3	1	0	1	0	Houston Astros @ Chicago Cubs Wrigley Field, Chicago, IL Tue Aug 23 1988, 7:05 PM CDT Att: 34,668 - Unknown - 84 F			
23 Ryne Sandberg, R OBP: 0.325, SLG: 0.402	3-1 G1-4-3 1B		3-3 K		1-0 1B					4	1	3	0	1	1	0				
Mark Grace, L OBP: 0.382, SLG: 0.420	0-0 G1-4-3 1B		2-0 F8		2-3 K					5	1	2	2	0	1	4				
Andre Dawson, R OBP: 0.350, SLG: 0.524 Darin Jackson, R OBP: 0.265, SLG: 0.408	1-0 G1-4-3				0-3 K				4-1 SF8 BB	3	2	1	1	1	1	4				
Rafael Palmeiro, L OBP: 0.342, SLG: 0.419	3-1 L9		3-2 F8						3-1 L8	4	0	1	1	0	0	1				
Vance Law, R OBP: 0.350, SLG: 0.404			1-1 F9		0-0 6-3				0-2 P6	3	2	1	1	1	1	4				
Damon Berryhill, S OBP: 0.317, SLG: 0.458	1-0 F9								1-2 2-3 3-H	1	0	0	0	0	0	0				
Shawon Dunston, R OBP: 0.281, SLG: 0.380			3-1 FC6-4 1B		1-3 K				1-2 CS 1B	3	1	2	0	1	1	1				
Jamie Moyer, L OBP: 0.130, SLG: 0.098			0-0 FC6-4		0-1 5-3				3-3 K	4	0	0	0	0	2	5				
Inning Stats	R: 1 E: 0 K: 0 S: 9	H: 2 LOB: 1 BB: 0 P: 17	R: 0 E: 0 K: 0 S: 6	H: 1 LOB: 0 BB: 0 P: 11	R: 0 E: 0 K: 2 S: 7	H: 0 LOB: 0 BB: 0 P: 13	R: 1 E: 0 K: 1 S: 11	H: 2 LOB: 1 BB: 0 P: 18	R: 0 E: 0 K: 2 S: 11	H: 2 LOB: 2 BB: 1 P: 15	R: 7 E: 0 K: 1 S: 24	H: 7 LOB: 2 BB: 2 P: 45	R: 0 E: 0 K: 0 S: 7	H: 0 LOB: 0 BB: 0 P: 11	1B: 12 2B: 1 3B: 1 HR: 2	SF: 1 SAC: 0 DP: 1 HBP: 1		WP: 0 PA: 42 PB: 0 SB: 1 CS: 3		
PITCHER Danny Darwin, R ERA: 4.27 Dave Meads, L ERA: 3.46 Joaquin Andujar, R ERA: 4.07	IP: 6.0 WLS: L BF: 31	H: 11 R: 6 ER: 6 SO: 6	BB: 2 IBB: 1 HBP: 0 BLK: 0	WP: 0 HR: 1 S: 58 P: 106	ERA: 9.00 WHIP: 2.167	PITCHER										IP: 6.0 WLS: L BF: 31	H: 11 R: 6 ER: 6 SO: 6	BB: 2 IBB: 1 HBP: 0 BLK: 0	WP: 0 HR: 1 S: 58 P: 106	ERA: 9.00 WHIP: 2.167

Batter	1	2	3	4	5	6	7	8	9	AB	R	H	RBI	BB	SO	LOB	TOP								
Gerald Young, S (1, 8) OBP: 0.345, SLG: 0.327	F7		2B		L8			4-3		4	0	1	1	0	0	1									
Bill Doran, S (1, 4) OBP: 0.342, SLG: 0.348	G3		2B			4-3		BB		3	1	1	0	1	0	0									
Terry Puhl, L (1, 9) OBP: 0.417, SLG: 0.429	4-3		6-3			4-1		F5		4	0	0	0	0	0	3									
Glenn Davis, R (1, 3) OBP: 0.341, SLG: 0.490		G4-6-3 HBP			L5			1B		2	0	0	0	1	0	0									
Buddy Bell, R (1, 5) OBP: 0.298, SLG: 0.351	G4-6-3				4-0			FC6-4		3	0	2	1	1	0	1									
Billy Hatcher, R (1, 7) OBP: 0.318, SLG: 0.350	3-1				1-2			FC6-4		4	0	0	0	0	0	4									
Rafael Ramirez, R (1, 6) OBP: 0.287, SLG: 0.365			G3		F6			FC6-4		4	0	0	0	0	0	1	AB 29								
Alex Trevino, R (1, 2) OBP: 0.354, SLG: 0.373			SH1-4		F7			F8		3	1	1	0	1	0	0	R 2								
Nolan Ryan, R (1, 1) OBP: 0.117, SLG: 0.054			SH1-4					L6		0	0	0	0	1	0	0	H 5								
Denny Walling, L (7, PH) OBP: 0.289, SLG: 0.329										1	0	0	0	0	0	2	RBI 2								
Larry Andersen, R (7, 1) OBP: 0.400, SLG: 0.400										0	0	0	0	0	0	0	BB 5								
Kevin Bass, S (9, PH) OBP: 0.320, SLG: 0.387										1	0	0	0	0	0	0	SO 0								
Juan Agosto, L (9, 1) OBP: 0.320, SLG: 0.387										0	0	0	0	0	0	0	LOB 12								
Inning Stats	R: 0 E: 0 K: 0 S: 7	H: 0 LOB: 0 BB: 0 P: 13	R: 0 E: 0 K: 0 S: 2	H: 0 LOB: 0 BB: 0 P: 4	R: 1 E: 0 K: 0 S: 16	H: 3 LOB: 2 BB: 0 P: 21	R: 0 E: 0 K: 0 S: 4	H: 0 LOB: 0 BB: 1 P: 9	R: 0 E: 0 K: 0 S: 5	H: 0 LOB: 1 BB: 1 P: 10	R: 0 E: 0 K: 0 S: 6	H: 0 LOB: 0 BB: 0 P: 9	R: 0 E: 0 K: 0 S: 7	H: 1 LOB: 2 BB: 1 P: 17	R: 1 E: 0 K: 0 S: 9	H: 1 LOB: 2 BB: 2 P: 22	R: 0 E: 0 K: 0 S: 6	H: 0 LOB: 0 BB: 0 P: 10	1B: 4 2B: 1 3B: 0 HR: 0	SF: 0 SAC: 1 DP: 2 HBP: 1	WP: 0 PB: 0 SB: 0 CS: 0	PA: 36			
PITCHER	IP WLS BF H R ER SO BB IBB HBP BLK WP HR S P ERA WHIP																								
Greg Maddux, R (1, 1) ERA: 3.12	7.2		31	4	2	2	0	5	0	1	0	0	0	0	0	53	101	2.35	1.174						
Jeff Pico, R (8, 1) ERA: 3.87	1.1	W	5	1	0	0	0	0	0	0	0	0	0	0	9	14	0.00	0.750							

Houston Astros @ Chicago Cubs
Wrigley Field, Chicago, IL
Wed Aug 24 1988, 3:33 AM CDT
Att: 35,065 - Sunny

AB	29
R	2
H	5
RBI	2
BB	5
SO	0
LOB	12



Batter	1	2	3	4	5	6	7	8	9	AB	R	H	RBI	BB	SO	LOB	BOTTOM								
Mitch Webster, S (1, 8) OBP: 0.341, SLG: 0.344	4-3	K			K			4-3		4	0	0	0	0	2	2									
23 Ryne Sandberg, R (1, 4) OBP: 0.326, SLG: 0.402	F8		K		CS			K		3	0	1	0	1	2	0									
Mark Grace, L (1, 3) OBP: 0.380, SLG: 0.420	F8				CS			L3		4	0	1	0	0	1	1									
Andre Dawson, R (1, 9) OBP: 0.348, SLG: 0.519	F7		K		E4			K		4	1	0	0	0	2	2									
Rafael Palmeiro, L (1, 7) OBP: 0.344, SLG: 0.421		K	1-3		1B			1B		4	1	2	1	0	1	1									
Vance Law, R (1, 5) OBP: 0.351, SLG: 0.404		K			K			F9		3	1	1	1	1	1	1									
Damon Berryhill, S (1, 2) OBP: 0.312, SLG: 0.451		F5			F6			K		3	0	0	0	0	1	2									
Shawon Dunston, R (1, 6) OBP: 0.279, SLG: 0.377		K			F9			F9		3	0	0	0	0	1	1									
Greg Maddux, R (1, 1) OBP: 0.208, SLG: 0.247					4-3			K		3	0	1	1	0	1	0									
Jeff Pico, R (8, 1) OBP: 0.120, SLG: 0.083										0	0	0	0	0	0	0									
Inning Stats	R: 0 E: 0 K: 0 S: 8	H: 1 LOB: 1 BB: 0 P: 13	R: 1 E: 1 K: 3 S: 13	H: 1 LOB: 2 BB: 1 P: 21	R: 0 E: 0 K: 2 S: 10	H: 1 LOB: 1 BB: 0 P: 16	R: 0 E: 0 K: 1 S: 9	H: 0 LOB: 0 BB: 0 P: 14	R: 0 E: 0 K: 1 S: 7	H: 0 LOB: 0 BB: 1 P: 15	R: 1 E: 1 K: 2 S: 14	H: 1 LOB: 1 BB: 0 P: 22	R: 0 E: 0 K: 1 S: 12	H: 0 LOB: 0 BB: 0 P: 14	R: 0 E: 0 K: 2 S: 7	H: 0 LOB: 0 BB: 0 P: 10	R: 1 E: 0 K: 0 S: 5	H: 2 LOB: 1 BB: 0 P: 8	1B: 4 2B: 2 3B: 0 HR: 0	SF: 0 SAC: 0 DP: 0 HBP: 0	WP: 0 PB: 0 SB: 1 CS: 1	PA: 34			
PITCHER	IP WLS BF H R ER SO BB IBB HBP BLK WP HR S P ERA WHIP																								
Nolan Ryan, R (1, 1) ERA: 3.99	6.0		25	4	2	0	9	2	0	0	1	1	0	0	0	61	101	0.00	1.000						
Larry Andersen, R (7, 1) ERA: 2.69	2.0		6	0	0	0	3	0	0	0	0	0	0	0	19	24	0.00	0.000							
Juan Agosto, L (9, 1) ERA: 2.28	0.0	L	2	2	1	1	0	0	0	0	0	0	0	5	8	∞	∞								

Houston Astros @ Chicago Cubs
Wrigley Field, Chicago, IL
Wed Aug 24 1988, 3:33 AM CDT
Att: 35,065 - Sunny

AB	31
R	3
H	6
RBI	3
BB	2
SO	12
LOB	10



Batter	1	2	3	4	5	6	7	8	9	AB	R	H	RBI	BB	SO	LOB	TOP			
Mitch Webster, S (1,8) OBP: 0.337, SLG: 0.341	0-0 2B		0-0 F6		1-2 G3			1-2 L7		4	0	1	0	0	0	1				
23 Ryne Sandberg, R (1,4) OBP: 0.328, SLG: 0.408	0-1 1-3		0-3 K		0-0 F9			3-1 5-3		4	0	0	0	0	1	2				
Mark Grace, L (1,3) OBP: 0.377, SLG: 0.416	0-1 F7		1-1 F8		0-2 L5			2-2 4-3		4	0	0	0	0	0	2				
Andre Dawson, R (1,9) OBP: 0.346, SLG: 0.514	1-2 F8		0-0 6-3		0-0 6-3			0-2 4-3		4	0	0	0	0	0	1				
Rafael Palmeiro, L (1,7)		0-1 1-3 2B		2-2 1B			1-1 G4-6-3 1B			3	0	3	0	0	0	0				
Vance Law, R (1,5) OBP: 0.352, SLG: 0.402		0-0 1-3		1-3 K			0-1 G4-6-3			3	0	0	0	0	1	3				
Damon Berryhill, S (1,2) OBP: 0.308, SLG: 0.444		2-3		0-2 K			2-3 K			3	0	0	0	0	2	2				
Shawon Dunston, R (1,6) OBP: 0.277, SLG: 0.374		0-1 F8		2-3 K			0-1 6-3			3	0	0	0	0	1	1				
Rick Sutcliffe, L (1,1) OBP: 0.180, SLG: 0.190			2-2		0-2 4-3			2-2 6-3		2	0	1	0	0	0	0				
Scott Sanderson, R (5,1)										0	0	0	0	0	0	0				
Gary Varsho, L (8, PH) OBP: 0.262, SLG: 0.310										1	0	0	0	0	0	0				
Rich Gossage, R (8,1)										0	0	0	0	0	0	0				
Inning Stats	R: 0 E: 0 K: 0 S: 8	H: 1 LOB: 1 BB: 0 P: 9	R: 0 E: 0 K: 1 S: 8	H: 1 LOB: 1 BB: 0 P: 9	R: 0 E: 0 K: 1 S: 10	H: 1 LOB: 1 BB: 0 P: 13	R: 0 E: 0 K: 1 S: 12	H: 1 LOB: 1 BB: 0 P: 15	R: 0 E: 0 K: 1 S: 12	H: 0 LOB: 0 BB: 0 P: 15	R: 0 E: 0 K: 1 S: 5	H: 1 LOB: 0 BB: 0 P: 11	R: 0 E: 0 K: 0 S: 11	H: 0 LOB: 0 BB: 0 P: 14	R: 0 E: 0 K: 0 S: 8	H: 0 LOB: 0 BB: 0 P: 13	1B: 2 2B: 3 3B: 0 HR: 0	SF: 0 SAC: 0 DP: 1 HBP: 0	WP: 0 PB: 0 CS: 0	PA: 31
PITCHER Pete Smith, R (1,1) ERA: 3.84	IP: 9.0 WLS: W BF: 31 H: 5 R: 0 ER: 0 SO: 5 BB: 0 IBB: 0 HBP: 0 BLK: 0 WP: 0 HR: 0 S: 82 P: 104 ERA: 0.00 WHIP: 0.556															PITCHER				

Chicago Cubs @ Atlanta Braves
Atlanta-Fulton County Stadium, Atlanta, GA
Fri Aug 26 1988, 7:05 PM EDT
Att: 19,173 - Unknown - 87 F

AB 31
R 0
H 5
RBI 0
BB 0
SO 5
LOB 12



Batter	1	2	3	4	5	6	7	8	9	AB	R	H	RBI	BB	SO	LOB	BOTTOM			
Ron Gant, R (1,4) OBP: 0.306, SLG: 0.444	0-0 F9		2-1 F8		0-0 2B	0-1 6-3				4	1	1	0	0	0	1				
Ken Oberkfell, L (1,5) OBP: 0.328, SLG: 0.368	0-1 F8		0-0 FC4-6 2B		0-2 2B			0-0 F8		4	2	1	1	0	0	1				
Gerald Perry, L (1,3) OBP: 0.363, SLG: 0.413	4-1 BB		2-1 2B		1-2 2B			2-2 F8		3	1	2	1	1	0	0				
Dale Murphy, R (1,9) OBP: 0.318, SLG: 0.448	1-1 F8		1-2 2B		1-0 9-5			1-0 6-3		4	0	1	2	0	0	2				
Andres Thomas, R (1,6) OBP: 0.269, SLG: 0.377		2-2 5-3	2-1 5-3		0-0 BB			3-2 F6		4	0	1	0	0	0	1				
Dion James, L (1,7) OBP: 0.357, SLG: 0.363		3-1 G3		1-1 L9		4-1 BB		0-0 4-3		3	0	0	0	1	0	0				
Bruce Benedict, R (1,2) OBP: 0.306, SLG: 0.280		1-1 1B		4-2 BB		2-2 F7		2-1 F7		3	0	1	0	1	0	2				
Terry Blocker, L (1,8) OBP: 0.229, SLG: 0.235		0-0 6-3		1-0 L7		0-2 4-3				3	0	0	0	0	0	2				
Pete Smith, R (1,1) OBP: 0.128, SLG: 0.149			0-1 FC4-6 1B		2-2 4-3		2-2 F2			3	0	1	0	0	0	1				
Inning Stats	R: 0 E: 0 K: 0 S: 6	H: 0 LOB: 1 BB: 1 P: 11	R: 0 E: 0 K: 0 S: 9	H: 1 LOB: 0 BB: 0 P: 15	R: 2 E: 0 K: 0 S: 12	H: 3 LOB: 1 BB: 0 P: 19	R: 0 E: 0 K: 0 S: 8	H: 0 LOB: 1 BB: 1 P: 16	R: 2 E: 0 K: 0 S: 15	H: 4 LOB: 2 BB: 1 P: 23	R: 0 E: 0 K: 0 S: 8	H: 0 LOB: 0 BB: 0 P: 10	R: 0 E: 0 K: 0 S: 5	H: 0 LOB: 0 BB: 0 P: 8	R: 0 E: 0 K: 0 S: 6	H: 0 LOB: 0 BB: 0 P: 11	1B: 5 2B: 4 3B: 0 HR: 0	SF: 0 SAC: 0 DP: 1 HBP: 0	WP: 0 PB: 0 CS: 0	PA: 34
PITCHER Rick Sutcliffe, R (1,1) ERA: 3.76	IP: 4.2 WLS: L BF: 24 H: 8 R: 4 ER: 4 SO: 4 BB: 3 IBB: 0 HBP: 0 BLK: 0 WP: 0 HR: 0 S: 46 P: 78 ERA: 7.71 WHIP: 2.357															PITCHER				
Scott Sanderson, R (5,1) ERA	2.1 7 0 0 0 0 0 0 0 0 0 0 17 24 0.00 0.000																			
Rich Gossage, R (8,1) ERA: 4.24	1.0 3 0 0 0 0 0 0 0 0 0 0 6 11 0.00 0.000																			

Chicago Cubs @ Atlanta Braves
Atlanta-Fulton County Stadium, Atlanta, GA
Fri Aug 26 1988, 7:05 PM EDT
Att: 19,173 - Unknown - 87 F

AB 31
R 4
H 8
RBI 4
BB 3
SO 0
LOB 10



Batter	1	2	3	4	5	6	7	8	9	AB	R	H	RBI	BB	SO	LOB	TOP					
Shawon Dunston, R OBP: 0.277, SLG: 0.372	F9	F9			F8		6-3		23 HR	5	1	1	0	0	0	3						
23 Ryne Sandberg, R OBP: 0.331, SLG: 0.418			P9		F7			1B	1B	5	2	3	2	0	0	1						
Mark Grace, L OBP: 0.372, SLG: 0.410	FC1-5-6-5		6-3		3-1			F8	G3	5	0	0	0	0	0	3						
Andre Dawson, R OBP: 0.347, SLG: 0.518	6-3		P9					F8		4	0	2	1	0	0	1						
Jody Davis, R OBP: 0.312, SLG: 0.349		L9			6-3			F9	F8	4	0	0	0	0	0	2						
Rafael Palmeiro, L OBP: 0.348, SLG: 0.424		BB	1B		L8			4-3	S	2	1	0	0	2	0	1						
Manny Trillo, R OBP: 0.259, SLG: 0.281		4-3	BB		F7			F9	F9	4	0	1	0	0	0	3						
Darrin Jackson, R OBP: 0.272, SLG: 0.414		4-3	BB					K	F7	3	1	1	0	1	1	0						
Jeff Pico, R OBP: 0.107, SLG: 0.074	4-3		SH		SH			K	5-3	3	0	0	1	0	1	2						
Inning Stats	R: 0 E: 0 K: 0 S: 8	H: 1 LOB: 1 BB: 0 P: 9	R: 1 E: 0 K: 0 S: 21	H: 1 LOB: 2 BB: 2 P: 37	R: 0 E: 0 K: 0 S: 5	H: 0 LOB: 0 BB: 0 P: 7	R: 0 E: 0 K: 0 S: 5	H: 0 LOB: 0 BB: 0 P: 8	R: 1 E: 1 K: 0 S: 8	H: 1 LOB: 1 BB: 0 P: 12	R: 0 E: 0 K: 0 S: 10	H: 1 LOB: 1 BB: 0 P: 15	R: 0 E: 0 K: 0 S: 9	H: 0 LOB: 0 BB: 0 P: 11	R: 1 E: 0 K: 0 S: 13	H: 2 LOB: 2 BB: 1 P: 24	R: 2 E: 0 K: 0 S: 14	H: 2 LOB: 2 BB: 0 P: 18	1B: 4 2B: 2 3B: 1 HR: 1	SF: 0 SAC: 1 DP: 0 HBP: 0	WP: 0 PB: 1 SB: 3 CS: 0	PA: 39
PITCHER	IP	WLS	BF	H	R	ER	SO	BB	IBB	HBP	BLK	WP	HR	S	P	ERA	WHIP					
Tom Glavine, L ERA: 4.98	6.0	L	25	4	2	2	0	2	0	0	0	0	0	57	88	3.00	1.000					
Jim Acker, R ERA: 5.4	2.0		9	2	1	1	2	0	1	0	0	0	0	22	35	4.50	1.000					
Bruce Sutter, R ERA: 5.23	1.0		5	2	2	2	0	0	0	0	0	0	1	14	18	18.00	2.000					

Chicago Cubs @ Atlanta Braves
Atlanta-Fulton County Stadium, Atlanta, GA
Sat Aug 27 1988, 7:05 PM EDT
Att: 20,256 - Unknown - 95 F

AB	35
R	5
H	8
RBI	4
BB	3
SO	2
LOB	16





Batter	1	2	3	4	5	6	7	8	9	AB	R	H	RBI	BB	SO	LOB	BOTTOM					
Ron Gant, R OBP: 0.303, SLG: 0.440	K		L5-4			F7			6-3	4	0	0	0	0	1	2						
Ken Oberkfell, L OBP: 0.325, SLG: 0.365	L9				4-3				L9	4	0	0	0	0	0	0						
Gerald Perry, L OBP: 0.361, SLG: 0.410	L7				6-3					3	0	0	0	0	0	0						
Dale Murphy, R OBP: 0.316, SLG: 0.445		5-3			6-3					3	0	0	0	0	1	0						
Andres Thomas, R OBP: 0.269, SLG: 0.377					P3				6-3	3	0	1	0	0	0	0						
Dion James, L OBP: 0.354, SLG: 0.359	G6-4-3				K				L9	3	0	0	0	0	1	1						
Bruce Benedict, R OBP: 0.311, SLG: 0.286			FC5-6			FC4-6			F8	3	0	2	0	0	0	0						
Terry Blocker, L OBP: 0.232, SLG: 0.238						FC4-6				3	0	1	0	0	0	1						
Bruce Sutter, R			L5-4						4-3	0	0	0	0	0	0	0						
Tom Glavine, L OBP: 0.245, SLG: 0.234					FC5-6					1	0	0	0	0	0	2						
Jerry Royster, R OBP: 0.220, SLG: 0.191						F8				1	0	0	0	0	0	0						
Jim Acker, R OBP: 0.750, SLG: 0.667										0	0	0	0	0	0	0						
Lonnie Smith, R OBP: 0.283, SLG: 0.217										1	0	0	0	0	0	0						
Inning Stats	R: 0 E: 0 K: 1 S: 7	H: 0 LOB: 0 BB: 0 P: 13	R: 0 E: 0 K: 0 S: 5	H: 1 LOB: 0 BB: 0 P: 6	R: 0 E: 0 K: 0 S: 9	H: 2 LOB: 1 BB: 0 P: 14	R: 0 E: 0 K: 0 S: 7	H: 0 LOB: 0 BB: 0 P: 8	R: 0 E: 0 K: 1 S: 9	H: 1 LOB: 1 BB: 0 P: 11	R: 0 E: 0 K: 0 S: 7	H: 0 LOB: 0 BB: 0 P: 14	R: 0 E: 0 K: 0 S: 8	H: 0 LOB: 0 BB: 0 P: 11	R: 0 E: 0 K: 0 S: 6	H: 0 LOB: 0 BB: 0 P: 7	R: 0 E: 0 K: 0 S: 8	H: 0 LOB: 0 BB: 0 P: 11	1B: 4 2B: 1 3B: 0 HR: 0	SF: 0 SAC: 0 DP: 2 HBP: 0	WP: 0 PB: 0 SB: 0 CS: 0	PA: 29
PITCHER	IP	WLS	BF	H	R	ER	SO	BB	IBB	HBP	BLK	WP	HR	S	P	ERA	WHIP					
Jeff Pico, R ERA: 3.49	9.0	W	29	4	0	0	3	0	0	0	0	0	0	66	95	0.00	0.444					

Chicago Cubs @ Atlanta Braves
Atlanta-Fulton County Stadium, Atlanta, GA
Sat Aug 27 1988, 7:05 PM EDT
Att: 20,256 - Unknown - 95 F

AB	29
R	0
H	4
RBI	0
BB	0
SO	3
LOB	6



Batter	1	2	3	4	5	6	7	8	9	AB	R	H	RBI	BB	SO	LOB	TOP			
Mitch Webster, S (1, 8) OBP: 0.336, SLG: 0.348	0-3 K		0-0 HR			2-3 K		2-1 F5		4	1	1	2	0	2	1	<p>Chicago Cubs @ Atlanta Braves Atlanta-Fulton County Stadium, Atlanta, GA</p> <p>Sun Aug 28 1988, 3:33 AM EDT Att: 17,377 - Sunny - 82 F</p> <p>livebaseballscores.com</p> <p>AB 30 R 2 H 4 RBI 2 BB 1 SO 7 LOB 5</p> 			
23 Ryne Sandberg, R (1, 4) OBP: 0.328, SLG: 0.415	1-2 5-3		2-0 F7			0-0 F5		3-1 F7		4	0	0	0	0	0	1				
Mark Grace, L (1, 3) OBP: 0.369, SLG: 0.405	2-2 F9		1-1 L3			1-1 F7			3-3 K	4	0	0	0	0	1	0				
Andre Dawson, R (1, 9) OBP: 0.344, SLG: 0.513		1-2 5-3		0-0 F3			0-0 F7		0-1 5-3	4	0	0	0	0	0	0				
Rafael Palmeiro, L (1, 7) OBP: 0.348, SLG: 0.425		1-1 F5		2-2 F4			1-1 2B		1-0 F4	4	0	1	0	0	0	0				
Vance Law, R (1, 5) OBP: 0.352, SLG: 0.401		0-0 1B		2-2 F8			1-3 K			3	0	1	0	0	1	1				
Damon Berryhill, S (1, 2) OBP: 0.303, SLG: 0.438		0-1 L4			0-3 K		3-1 F5			3	0	0	0	0	1	2				
Shawon Dunston, R (1, 6) OBP: 0.277, SLG: 0.372			0-0 SH1-4 HR 1B		3-2 4-3			1-3 K		3	1	1	0	0	1	0				
Jamie Moyer, L (1, 1) OBP: 0.127, SLG: 0.096			0-1 SH1-4		3-3 K			4-2 BB		1	0	0	0	0	1	0				
Gary Varsho, L (8, PH) OBP: 0.279, SLG: 0.310			1-2							0	0	0	0	1	0	0				
Rich Gossage, R (8, 1)										0	0	0	0	0	0	0				
Inning Stats	R: 0 E: 0 K: 1 S: 11	H: 0 LOB: 0 BB: 0 P: 14	R: 0 E: 0 K: 0 S: 8	H: 1 LOB: 1 BB: 0 P: 10	R: 2 E: 0 K: 0 S: 7	H: 2 LOB: 0 BB: 0 P: 10	R: 0 E: 0 K: 0 S: 7	H: 0 LOB: 0 BB: 0 P: 11	R: 0 E: 0 K: 1 S: 14	H: 0 LOB: 0 BB: 0 P: 20	R: 0 E: 0 K: 1 S: 7	H: 1 LOB: 1 BB: 0 P: 10	R: 0 E: 0 K: 1 S: 12	H: 0 LOB: 1 BB: 1 P: 22	R: 0 E: 0 K: 1 S: 6	H: 0 LOB: 0 BB: 0 P: 10	1B: 2 2B: 1 3B: 0 HR: 1	SF: 0 SAC: 1 DP: 0 HBP: 0	WP: 0 PB: 0 SB: 0 CS: 0	PA: 32
PITCHER	IP WLS BF H R ER SO BB IBB HBP BLK WP HR S P ERA WHIP																			
29 John Smoltz, R (1, 1) ERA: 5.54	8.0 W 29 4 2 2 6 1 0 0 0 0 0 1 74 110 2.25 0.625																			
Paul Assenmacher, L (9, 1) ERA: 3.29	1.0 S 3 0 0 0 1 0 0 0 0 0 0 0 6 10 0.00 0.000																			

Batter	1	2	3	4	5	6	7	8	9	AB	R	H	RBI	BB	SO	LOB	BOTTOM			
Ron Gant, R (1, 4) OBP: 0.304, SLG: 0.437	1-2 F7	0-0 F8			1-0 6-3	4-2 S 1B BB		1-1 S HBP		3	1	0	0	1	0	4	<p>Chicago Cubs @ Atlanta Braves Atlanta-Fulton County Stadium, Atlanta, GA</p> <p>Sun Aug 28 1988, 3:33 AM EDT Att: 17,377 - Sunny - 82 F</p> <p>livebaseballscores.com</p> <p>AB 33 R 4 H 9 RBI 4 BB 4 SO 7 LOB 12</p> 			
Lonnie Smith, R (1, 7) OBP: 0.293, SLG: 0.294	3-2 HR		2-3 K		1-0 6-3	1-2 FC6 1B		3-2 L4		5	1	2	2	0	1	2				
Paul Assenmacher, L (9, 1) OBP: 0.500, SLG: 1.000					2-3 K	1-2 FC6 1B		1-2 L4		0	0	0	0	0	0	0				
Gerald Perry, L (1, 3) OBP: 0.360, SLG: 0.409	2-3 K		3-2 F8		1-0 1B BB S	0-1 FC6				4	1	1	1	0	1	1				
Dale Murphy, R (1, 9) OBP: 0.317, SLG: 0.447	3-3 K		1-0 2B		3-4 BB 1B BB		2-2 F7			3	0	1	0	1	1	0				
Andres Thomas, R (1, 6) OBP: 0.269, SLG: 0.376		2-1 6-3	1-0 L5		0-0 FC5 BB 1B		0-3 K			4	0	1	0	0	1	1				
Paul Runge, R (1, 5) OBP: 0.370, SLG: 0.333		0-0 6-3		1-3 K	4-2 BB 1B		3-2 1B			3	0	1	1	1	1	0				
Bruce Benedict, R (1, 2) OBP: 0.310, SLG: 0.285		0-1 1B		2-2 5-3	4-2 FC5 BB 1B		0-1 F4			4	0	1	0	0	0	4				
Terry Blocker, L (1, 8) OBP: 0.233, SLG: 0.239		0-0 2B BB		1-3 K	1-3 K		3-1 F6		3-1 4-3	4	0	1	0	0	1	0				
29 John Smoltz, R (1, 1) OBP: 0.333, SLG: 0.375		4-0 1B			0-1 6-3 1B 2B		2-1 3-1		2-3 K	2	1	1	0	1	0	0				
Dion James, L (8, PH) OBP: 0.354, SLG: 0.358										1	0	0	0	0	1	0				
Inning Stats	R: 1 E: 0 K: 2 S: 12	H: 1 LOB: 0 BB: 0 P: 21	R: 0 E: 0 K: 0 S: 7	H: 2 LOB: 3 BB: 1 P: 13	R: 0 E: 0 K: 1 S: 9	H: 1 LOB: 1 BB: 0 P: 16	R: 0 E: 0 K: 2 S: 9	H: 0 LOB: 0 BB: 0 P: 13	R: 2 E: 0 K: 0 S: 9	H: 3 LOB: 3 BB: 2 P: 21	R: 1 E: 0 K: 0 S: 13	H: 1 LOB: 1 BB: 1 P: 21	R: 0 E: 0 K: 1 S: 11	H: 1 LOB: 1 BB: 0 P: 16	R: 0 E: 0 K: 1 S: 9	H: 0 LOB: 1 BB: 0 P: 18	1B: 6 2B: 2 3B: 0 HR: 1	SF: 0 SAC: 0 DP: 0 HBP: 1	WP: 0 PB: 0 SB: 3 CS: 0	PA: 38
PITCHER	IP WLS BF H R ER SO BB IBB HBP BLK WP HR S P ERA WHIP																			
Jamie Moyer, L (1, 1) ERA: 3.36	7.0 L 34 9 4 4 6 4 0 0 0 0 0 1 70 121 5.14 1.857																			
Rich Gossage, R (8, 1) ERA: 4.11	1.0 4 0 0 0 1 0 0 0 1 0 0 0 9 18 0.00 0.000																			

Batter	1	2	3	4	5	6	7	8	9	AB	R	H	RBI	BB	SO	LOB	TOP								
Darrin Jackson, R OBP: 0.269, SLG: 0.413	0-0 23 1B 2B		3-2 F6		0-0 6-3			0-1 6-3	0-3 K	5	1	1	0	0	1	1									
23 Ryne Sandberg, R OBP: 0.328, SLG: 0.419	0-1 4-3 2H 6-3 1B		1-2 6-3		1-3 K			3-1 HR		4	2	2	2	0	1	0									
Mark Grace, L OBP: 0.370, SLG: 0.403	2-0 4-3 2-3		3-2 1B 1B		2-2 F8			4-2 4-3 BB BB		3	1	1	0	1	0	1									
Andre Dawson, R OBP: 0.348, SLG: 0.518	2-1 6-3		0-2 1B 1H 1B		3-2 E5 FC5-4			4-1 4-3 BB		3	0	1	2	1	0	0									
Rafael Palmeiro, L OBP: 0.344, SLG: 0.421	2-1 F7		0-0 4-3		0-0 F7			1-0 4-3		4	0	0	0	0	0	4									
Vance Law, R OBP: 0.351, SLG: 0.400		0-1 7-5 1B		2-1 F3				0-1 L6		4	0	1	0	0	0	3									
Damon Berryhill, S OBP: 0.306, SLG: 0.430		1-0 7-5 1B		0-0 6-3				0-0 F8		4	0	1	0	0	0	0									
Shawon Dunston, R OBP: 0.272, SLG: 0.365		0-0 7-5		0-1 5-3				0-0 F8		4	0	0	0	0	0	2									
Calvin Schiraldi, R ERA: 4.11 Frank DiPino, L ERA: 4.27 Jerry Mumphy, S ERA: 4.27 Rich Gossage, R ERA: 4.58 Drew Hall, L ERA: 7.43 Gary Varsho, L ERA: 7.43		2-3 K		0-3 K				2-2 1-3		2	0	0	0	0	2	1									
Inning Stats	R: 2 E: 0 K: 0 S: 8	H: 2 LOB: 0 BB: 0 P: 14	R: 0 E: 0 K: 1 S: 7	H: 2 LOB: 1 BB: 0 P: 10	R: 1 E: 0 K: 0 S: 15	H: 2 LOB: 1 BB: 0 P: 22	R: 0 E: 0 K: 0 S: 5	H: 0 LOB: 0 BB: 0 P: 7	R: 0 E: 0 K: 2 S: 10	H: 0 LOB: 0 BB: 0 P: 16	R: 0 E: 0 K: 0 S: 6	H: 0 LOB: 0 BB: 0 P: 8	R: 0 E: 0 K: 0 S: 10	H: 0 LOB: 0 BB: 0 P: 22	R: 1 E: 0 K: 0 S: 10	H: 1 LOB: 2 BB: 2 P: 22	R: 0 E: 0 K: 1 S: 10	H: 1 LOB: 1 BB: 0 P: 11	1B: 6 2B: 2 3B: 0 HR: 1	SF: 0 SAC: 0 DP: 1 HBP: 0	WP: 0 PB: 0 SB: 0 CS: 0	PA: 37			
PITCHER	IP	WLS	BF	H	R	ER	SO	BB	IBB	HBP	BLK	WP	HR	S	P	ERA	WHIP								
Joaquin Andujar, R ERA: 4.11	6.0	W	24	6	3	3	3	0	0	0	0	0	0	52	77	4.50	1.000								
Danny Darwin, R ERA: 4.27	1.1		7	1	1	1	0	2	0	0	0	0	1	13	26	6.75	2.250								
Dave Smith, R ERA: 2.45	1.2	S	6	1	0	0	1	0	0	0	0	0	0	13	15	0.00	0.600								

Chicago Cubs @ Houston Astros
Astrodome, Houston, TX
Tue Aug 30 1988, 8:05 PM EDT
Att: 17,053 - Dome - 70 F

AB 35
R 4
H 8
RBI 4
BB 2
SO 4
LOB 12



Batter	1	2	3	4	5	6	7	8	9	AB	R	H	RBI	BB	SO	LOB	BOTTOM								
Gerald Young, S OBP: 0.344, SLG: 0.330	0-0 F7		1-1 1B 1B 2B	2-2 3-1		1-0 L4		1-1 4-3		5	1	1	0	0	0	2									
Bill Doran, S OBP: 0.348, SLG: 0.352	4-0 BB		4-0 1B BB		2-3 K	3-1 F9		2-1 3B		3	2	1	0	2	1	1									
Billy Hatcher, R OBP: 0.322, SLG: 0.359	0-0 F5		1-2 1B 2-3 1B		3-1 F2		4-0 FC6-4 2B BB	2-1 3B		4	1	2	1	1	0	1									
Glenn Davis, R OBP: 0.350, SLG: 0.494	0-2 F8		0-0 F9		2-1 FC4-6 1B		3-2 FC6-4 HBP	1-3 K		4	0	1	0	0	1	5									
Buddy Bell, R OBP: 0.285, SLG: 0.336		1-1 E6 FC4	0-0 1B		1-1 FC4-6		3-1 FC6-4 2B SF8	1-2 1-3		5	1	1	2	0	0	4									
Kevin Bass, S OBP: 0.323, SLG: 0.395		2-1 F7	1-2 4-3		1-1 FC4-6		1-0 2B SF8	1-1 2B		4	1	2	1	0	0	3									
Alan Ashby, S OBP: 0.335, SLG: 0.425		2-3 K		4-0 WP BB		1-0 1B 2B	2-0 SF8			2	1	1	1	1	1	1									
Rafael Ramirez, R OBP: 0.285, SLG: 0.359		0-0 FC4		2-2 F8		0-0 SF8		3-1 IBB		2	0	0	1	1	0	2									
Joaquin Andujar, S OBP: 0.286, SLG: 0.316 Denny Walling, L OBP: 0.300, SLG: 0.331 Danny Darwin, R OBP: 0.073, SLG: 0.094 Dave Smith, R ERA: 7.43			1-2 F3	2-3 K		1-0 1B	2-2 5-3			2	0	0	0	0	1	1									
Inning Stats	R: 0 E: 0 K: 0 S: 5	H: 0 LOB: 1 BB: 1 P: 9	R: 0 E: 1 K: 1 S: 8	H: 0 LOB: 0 BB: 0 P: 13	R: 2 E: 0 K: 0 S: 14	H: 3 LOB: 2 BB: 1 P: 22	R: 0 E: 0 K: 1 S: 12	H: 0 LOB: 1 BB: 1 P: 22	R: 0 E: 0 K: 0 S: 8	H: 1 LOB: 1 BB: 0 P: 20	R: 2 E: 0 K: 0 S: 12	H: 3 LOB: 1 BB: 0 P: 15	R: 2 E: 0 K: 0 S: 12	H: 1 LOB: 2 BB: 2 P: 30	R: 1 E: 0 K: 1 S: 12	H: 2 LOB: 1 BB: 0 P: 19	1B: 5 2B: 3 3B: 2 HR: 0	SF: 2 SAC: 0 DP: 0 HBP: 1	WP: 1 PB: 0 SB: 1 CS: 0	PA: 41					
PITCHER	IP	WLS	BF	H	R	ER	SO	BB	IBB	HBP	BLK	WP	HR	S	P	ERA	WHIP								
Calvin Schiraldi, R ERA: 3.86	5.1	L	27	7	4	4	3	3	0	0	0	0	0	4	7	0.00	0.000								
Rich Gossage, R ERA: 4.58	0.1		4	1	2	2	0	1	0	1	0	0	0	8	19	54.00	6.000								
Drew Hall, L ERA: 7.43	1.2		8	2	1	1	1	0	1	0	0	0	0	16	30	5.40	1.200								

Chicago Cubs @ Houston Astros
Astrodome, Houston, TX
Tue Aug 30 1988, 8:05 PM EDT
Att: 17,053 - Dome - 70 F

AB 33
R 7
H 10
RBI 7
BB 5
SO 4
LOB 22



Batter	1	2	3	4	5	6	7	8	9	AB	R	H	RBI	BB	SO	LOB	TOP				
Shawon Dunston, R OBP: 0.270, SLG: 0.362	F8		K		5-3			K		4	0	0	0	0	2	1	Chicago Cubs @ Houston Astros Astrodome, Houston, TX Wed Aug 31 1988, 4:33 AM EDT Att: 14,200 - Dome - 70 F				
23 Ryne Sandberg, R OBP: 0.325, SLG: 0.415	K		6-3			F2		F8		4	0	0	0	0	1	1					
Mark Grace, L OBP: 0.369, SLG: 0.402	K			G4-3 1B		L7			6-3	4	0	1	0	0	1	0					
Andre Dawson, R OBP: 0.347, SLG: 0.516		2B FC3-5 1B		G4-3		K			6-3	4	0	1	0	0	1	1					
Vance Law, R OBP: 0.351, SLG: 0.401		FC3-5 4-3 2B		L7			K		4-3	4	1	1	0	0	1	0					
Rafael Palmeiro, L OBP: 0.344, SLG: 0.422		FC3-5 4-3			S HR 2B		4-3			3	1	1	0	0	0	2					
Damon Berryhill, S OBP: 0.302, SLG: 0.424		4-3			K		F7			3	0	0	1	0	1	2					
Darrin Jackson, R OBP: 0.264, SLG: 0.405		P4			K			5-3		3	0	0	0	0	1	2					
Rick Sutcliffe, L OBP: 0.203, SLG: 0.279			K			3H HR		BLK 2B		3	1	2	2	0	1	0					
Inning Stats	R: 0 E: 0 K: 2 S: 9	H: 0 LOB: 0 BB: 0 P: 14	R: 1 E: 0 K: 0 S: 9	H: 2 LOB: 1 BB: 0 P: 13	R: 0 E: 0 K: 2 S: 12	H: 0 LOB: 0 BB: 0 P: 17	R: 0 E: 0 K: 0 S: 5	H: 1 LOB: 0 BB: 0 P: 7	R: 2 E: 0 K: 2 S: 9	H: 2 LOB: 0 BB: 0 P: 15	R: 0 E: 0 K: 1 S: 7	H: 0 LOB: 0 BB: 0 P: 8	R: 0 E: 0 K: 1 S: 8	H: 1 LOB: 1 BB: 0 P: 12	R: 0 E: 0 K: 0 S: 3	H: 0 LOB: 0 BB: 0 P: 4	1B: 2 2B: 3 3B: 0 HR: 1	SF: 0 SAC: 0 DP: 1 HBP: 0	WP: 0 PB: 0 SB: 1 CS: 0	PA: 32	
PITCHER	IP	WLS	BF	H	R	ER	SO	BB	IBB	HBP	BLK	WP	HR	S	P	ERA	WHIP				
Jim Deshaies, L ERA: 3.01	6.0	L	22	5	3	3	7	0	0	0	0	0	1	53	80	4.50	0.833				
Larry Andersen, R ERA: 2.57	2.0		7	1	0	0	2	0	0	0	1	0	0	15	20	0.00	0.500				
Dave Smith, R ERA: 2.4	1.0		3	0	0	0	0	0	0	0	0	0	0	3	4	0.00	0.000				

Batter	1	2	3	4	5	6	7	8	9	AB	R	H	RBI	BB	SO	LOB	BOTTOM					
Billy Hatcher, R OBP: 0.319, SLG: 0.356	4-3		6-3			P5		K		4	0	0	0	0	1	1	Chicago Cubs @ Houston Astros Astrodome, Houston, TX Wed Aug 31 1988, 4:33 AM EDT Att: 14,200 - Dome - 70 F					
Bill Doran, S OBP: 0.347, SLG: 0.351	FC5-4 1B		L8			F8		1-3		4	0	1	0	0	0	1						
Terry Puhl, L OBP: 0.409, SLG: 0.416	FC5-4 E 1-2			G3			L3		F7	4	0	0	0	0	0	1						
Glenn Davis, R OBP: 0.349, SLG: 0.494	P3			6-3			2B		L7	4	0	1	0	0	0	1						
Buddy Bell, R OBP: 0.284, SLG: 0.335		F9		6-3			1-3		F7	4	0	1	0	0	0	1						
Kevin Bass, S OBP: 0.322, SLG: 0.392		S 1B BB			F8		6-3		F7	3	0	0	0	1	0	2						
Alan Ashby, S OBP: 0.335, SLG: 0.423						F8				3	0	1	0	0	2	1						
Alex Trevino, R OBP: 0.344, SLG: 0.367		K						5-3 2B 1B		0	1	0	0	0	0	0						
Rafael Ramirez, R OBP: 0.285, SLG: 0.359					P4			5-3		3	0	1	0	0	0	1						
Jim Deshaies, L OBP: 0.075, SLG: 0.039										1	0	0	0	0	1	0						
Craig Reynolds, L OBP: 0.289, SLG: 0.313										1	0	0	0	0	1	0						
Larry Andersen, R OBP: 0.400, SLG: 0.400										0	0	0	0	0	0	0						
Denny Walling, L OBP: 0.304, SLG: 0.341										1	0	1	1	0	0	0						
Dave Smith, R ERA: 2.4										0	0	0	0	0	0	0						
Inning Stats	R: 0 E: 1 K: 0 S: 7	H: 1 LOB: 1 BB: 0 P: 8	R: 0 E: 0 K: 1 S: 13	H: 1 LOB: 2 BB: 1 P: 23	R: 0 E: 0 K: 1 S: 7	H: 0 LOB: 0 BB: 0 P: 12	R: 0 E: 0 K: 0 S: 7	H: 0 LOB: 0 BB: 0 P: 11	R: 0 E: 0 K: 1 S: 6	H: 0 LOB: 0 BB: 0 P: 9	R: 0 E: 0 K: 1 S: 6	H: 0 LOB: 0 BB: 0 P: 9	R: 0 E: 0 K: 0 S: 11	H: 1 LOB: 1 BB: 0 P: 16	R: 1 E: 0 K: 1 S: 10	H: 2 LOB: 1 BB: 0 P: 14	R: 0 E: 0 K: 0 S: 10	H: 1 LOB: 1 BB: 0 P: 15	1B: 4 2B: 2 3B: 0 HR: 0	SF: 0 SAC: 0 DP: 0 HBP: 0	WP: 0 PB: 0 SB: 1 CS: 0	PA: 33
PITCHER	IP	WLS	BF	H	R	ER	SO	BB	IBB	HBP	BLK	WP	HR	S	P	ERA	WHIP					
Rick Sutcliffe, R ERA: 3.63	9.0	W	33	6	1	1	5	1	0	0	0	0	0	77	117	1.00	0.778					

AB	32
R	3
H	6
RBI	3
BB	0
SO	9
LOB	9




AB	32
R	1
H	6
RBI	1
BB	1
SO	5
LOB	9




Batter	1	2	3	4	5	6	7	8	9	AB	R	H	RBI	BB	SO	LOB	TOP										
Barry Larkin, R OBP: 0.342, SLG: 0.423	F8		5-3		6-3	1-3			5-3	5	0	0	0	0	0	0	Cincinnati Reds @ Chicago Cubs Wrigley Field, Chicago, IL Fri Sep 02 1988, 3:33 AM CDT Att: 21,751 - Overcast - 85 F										
Chris Sabo, R OBP: 0.318, SLG: 0.430	6-3		5-3		E7 1B		4-3 S 1B		F9	5	1	2	0	0	0	0											
Kal Daniels, L OBP: 0.394, SLG: 0.451	HR 1B		E4 BB		3B 1B		F9		K	5	2	2	1	0	1	1											
Eric Davis, R OBP: 0.368, SLG: 0.520	HR				1B 3B		4-3			3	2	2	3	1	0	1											
Paul O'Neill, L OBP: 0.309, SLG: 0.399 Dave Concepcion, R OBP: 0.263, SLG: 0.249	F7		F4		1B WP 1B		4-3			4	1	1	1	0	0	3											
Herm Winningham, L OBP: 0.329, SLG: 0.345					1B				F5	4	0	1	1	0	0	0											
Jeff Reed, L OBP: 0.290, SLG: 0.273	G6-3				6-3				F8	4	0	0	0	0	0	2											
Ron Oester, S OBP: 0.313, SLG: 0.293										4	0	2	0	0	0	0											
Tom Browning, L OBP: 0.200, SLG: 0.169 Ken Griffey, L OBP: 0.242, SLG: 0.315 Rob DiPietro, L OBP: 0.285, SLG: 0.409 Van Snider, L OBP: 0.301, SLG: 0.348 Rob Murphy, L OBP: 0.311, SLG: 0.348 John Franco, L OBP: 0.311, SLG: 0.348	F7				4-3				K	2	0	0	0	0	0	1											
Inning Stats	R: 2 E: 0 K: 0 S: 12	H: 2 LOB: 0 BB: 0 P: 19	R: 0 E: 1 K: 0 S: 5	H: 1 LOB: 1 BB: 0 P: 11	R: 0 E: 1 K: 0 S: 15	H: 0 LOB: 2 BB: 1 P: 22	R: 0 E: 0 K: 0 S: 6	H: 0 LOB: 0 BB: 0 P: 12	R: 4 E: 1 K: 0 S: 15	H: 5 LOB: 1 BB: 0 P: 22	R: 0 E: 0 K: 0 S: 8	H: 0 LOB: 0 BB: 0 P: 13	R: 0 E: 0 K: 1 S: 7	H: 1 LOB: 1 BB: 0 P: 8	R: 0 E: 0 K: 1 S: 12	H: 1 LOB: 0 BB: 0 P: 17	R: 0 E: 0 K: 1 S: 7	H: 0 LOB: 0 BB: 0 P: 10	1B: 7 2B: 1 3B: 1 HR: 1	SF: 0 2B: 1 DP: 1 HBP: 0	WP: 2 PB: 0 SB: 1 CS: 0	PA: 39					
PITCHER	IP	WLS	BF	H	R	ER	SO	BB	IBB	HBP	BLK	WP	HR	S	P	ERA	WHIP										
Jeff Pico, R ERA: 3.88	4.2	L	24	8	6	6	0	1	0	0	0	1	1	51	81	11.57	1.929										
Jamie Moyer, L ERA: 3.35	0.1		1	0	0	0	0	0	0	0	0	0	0	2	5	0.00	0.000										
Scott Sanderson, R ERA: 4.46	3.0		11	2	0	0	1	0	0	0	0	0	0	27	38	0.00	0.667										
Rich Gossage, R ERA: 4.46	1.0		3	0	0	0	1	0	0	0	0	0	0	7	10	0.00	0.000										

Batter	1	2	3	4	5	6	7	8	9	AB	R	H	RBI	BB	SO	LOB	BOTTOM										
Doug Dascenzo, S OBP: 0.600, SLG: 0.800	23 HR 1B			E5 23 1B		F7		L3		5	2	3	0	0	0	0	Cincinnati Reds @ Chicago Cubs Wrigley Field, Chicago, IL Fri Sep 02 1988, 3:33 AM CDT Att: 21,751 - Overcast - 85 F										
23 Ryne Sandberg, R OBP: 0.328, SLG: 0.422	HR			G3 E 1B		4-3		6-3		4	1	2	3	1	0	0											
Mark Grace, L OBP: 0.365, SLG: 0.396	K			G3		4-3			2-3	5	0	0	0	0	1	3											
Andre Dawson, R OBP: 0.347, SLG: 0.515	F9			1B 1B		6-3			FC4-6 1B	5	0	2	0	0	0	1											
Vance Law, R OBP: 0.355, SLG: 0.406	1B BB			1B		2B 2B		2B SF7 1B	K	4	2	3	0	1	1	1											
Rafael Palmeiro, L OBP: 0.347, SLG: 0.428	FC6-4 1B			F7		F9 2B			FC4-6 1-2	5	0	3	1	0	0	3											
Damon Berryhill, S OBP: 0.301, SLG: 0.423	FC6-4 1-2			1B		F9		SF7		3	0	1	1	0	0	3											
Shawon Dunston, R OBP: 0.268, SLG: 0.359				F4		L3		5-3		4	0	0	0	0	0	4											
Jeff Pico, R ERA: 3.83 Jamie Moyer, L ERA: 2.27 Rob DiPietro, L ERA: 3.07 John Franco, L ERA: 1.24	4-3			1B 1B		L7		K		2	0	1	0	0	0	0											
Inning Stats	R: 2 E: 0 K: 1 S: 13	H: 3 LOB: 2 BB: 1 P: 23	R: 0 E: 0 K: 0 S: 11	H: 1 LOB: 2 BB: 1 P: 19	R: 0 E: 0 K: 0 S: 9	H: 3 LOB: 2 BB: 0 P: 14	R: 1 E: 2 K: 0 S: 12	H: 3 LOB: 1 BB: 0 P: 15	R: 1 E: 0 K: 0 S: 13	H: 2 LOB: 1 BB: 0 P: 19	R: 0 E: 0 K: 0 S: 7	H: 0 LOB: 0 BB: 0 P: 9	R: 1 E: 0 K: 0 S: 13	H: 2 LOB: 1 BB: 0 P: 17	R: 0 E: 0 K: 1 S: 8	H: 0 LOB: 0 BB: 0 P: 13	R: 0 E: 0 K: 1 S: 10	H: 1 LOB: 1 BB: 0 P: 16	1B: 10 2B: 4 3B: 0 HR: 1	SF: 1 2B: 4 SAC: 0 DP: 0 HBP: 0	WP: 0 PB: 0 SB: 0 CS: 0	PA: 42					
PITCHER	IP	WLS	BF	H	R	ER	SO	BB	IBB	HBP	BLK	WP	HR	S	P	ERA	WHIP										
Tom Browning, L ERA: 3.63	5.0	W	27	12	4	3	1	0	0	0	0	0	0	20	26	4.50	1.000										
Rob DiPietro, R ERA: 2.27	2.0		8	2	1	1	0	0	0	0	0	0	0	8	13	0.00	0.000										
Rob Murphy, L ERA: 3.07	1.0		3	0	0	0	1	0	0	0	0	0	0	8	13	0.00	0.000										
John Franco, L ERA: 1.24	1.0	S	4	1	0	0	1	0	0	0	0	0	0	10	16	0.00	1.000										

AB 38
R 6
H 10
RBI 6
BB 1
SO 2
LOB 9



AB 39
R 5
H 15
RBI 5
BB 2
SO 3
LOB 16



Batter	1	2	3	4	5	6	7	8	9	AB	R	H	RBI	BB	SO	LOB	TOP											
Barry Larkin, R (1, 6) OBP: 0.344, SLG: 0.424 Dave Concepcion, R (9, 6) OBP: 0.263, SLG: 0.249	0-1 F8	0-0			1-1 1-3 1B	2-2 4-3		4-0		4	0	2	0	1	0	1	<p>Cincinnati Reds @ Chicago Cubs</p> <p>Wrigley Field, Chicago, IL</p> <p>Sat Sep 03 1988, 3:33 AM CDT</p> <p>Att: 33,087 - Sunny - 75 F</p>											
Herm Winningham, L (1, 7) OBP: 0.319, SLG: 0.333	2-0 F8	1-0 F9			0-1 1-3 1B		3-2 6-3	1-3 K		5	0	0	0	0	1	5												
Chris Sabo, R (1, 5) OBP: 0.315, SLG: 0.426	0-1 F7		2-0 4-3		0-0 F8		1-1 F8		1-2 F8		5	0	0	0	0	1												
Eric Davis, R (1, 8) OBP: 0.368, SLG: 0.517		4-2 2B HR BB	0-3 K		0-0 F8		1-2 3B 1B		1-1 6-3		4	2	1	0	1	1												
Paul O'Neill, L (1, 9) OBP: 0.312, SLG: 0.412	1-0 1-3 HR 2B		0-1 G3			0-1 WP 1B 2B	0-0 1-H 3B		1-3 K		5	2	3	1	0	1												
Nick Esasky, R (1, 3) OBP: 0.331, SLG: 0.420	1-0 2-H 3-H HR			3-3 K		2-2 L5	1-1 F3				4	1	1	3	0	1												
Jeff Reed, L (1, 2) OBP: 0.299, SLG: 0.279	2-2 4-3			4-1 BB		1-1 2-3 2B 1B		1-2 SH1-3 1B		3	1	2	1	1	0	0												
Ron Oester, S (1, 4) OBP: 0.314, SLG: 0.308	1-2 4-3			0-0 L7		3-1 1-H 2B		0-0 SH1-3		3	0	1	1	0	0	1												
Jack Armstrong, R (1, 1) OBP: 0.059, SLG: 0.059 Rob Murphy, L (7, 1) Lloyd McClendon, R (8, PH) OBP: 0.303, SLG: 0.342 Frank Williams, R (8, 1) John Franco, L (8, 1)	1-2 1B			0-1 F8		2-2 6-3		2-0 F4		3	0	1	0	0	0	2												
Inning Stats	R: 0 E: 0 K: 0 S: 5	H: 0 LOB: 0 BB: 0 P: 7	R: 3 E: 0 K: 0 S: 18	H: 4 LOB: 2 BB: 1 P: 29	R: 0 E: 0 K: 1 S: 6	H: 0 LOB: 1 BB: 0 P: 8	R: 0 E: 0 K: 1 S: 8	H: 1 LOB: 1 BB: 0 P: 15	R: 0 E: 0 K: 0 S: 6	H: 1 LOB: 1 BB: 0 P: 7	R: 2 E: 0 K: 0 S: 17	H: 3 LOB: 1 BB: 0 P: 27	R: 1 E: 0 K: 0 S: 11	H: 2 LOB: 1 BB: 0 P: 17	R: 0 E: 0 K: 1 S: 9	H: 1 LOB: 2 BB: 1 P: 17		R: 0 E: 0 K: 1 S: 10	H: 0 LOB: 0 BB: 0 P: 13	1B: 6 2B: 3 3B: 1 HR: 1	SF: 0 SAC: 1 DP: 0 HBP: 0	WP: 1 PB: 0 SB: 0 CS: 0	PA: 41					
PITCHER	IP	WLS	BF	H	R	ER	SO	BB	IBB	HBP	BLK	WP	HR	S	P	ERA		WHIP	PITCHER									
Greg Maddux, R (1, 1) ERA: 3.16	5.1	L	26	8	5	5	2	2	0	0	0	1	1	53	82	8.44		1.875										
Mike Capel, R (6, 1) ERA: 3.24	1.2		7	2	1	1	0	0	0	0	0	0	0	18	28	5.40		1.200										
Drew Hall, L (8, 1) ERA: 6.46	2.0		8	1	0	0	2	0	1	0	0	0	0	19	30	0.00	0.500											

AB	37
R	6
H	11
RBI	6
BB	3
SO	4
LOB	14



Batter	1	2	3	4	5	6	7	8	9	AB	R	H	RBI	BB	SO	LOB	BOTTOM											
Mitch Webster, S (1, 8) OBP: 0.339, SLG: 0.347	1-2 23 4-3 1B		0-0 F7		4-2 23 S BB		2-1 6-3		4-2 23 G4-6-3 BB		3	1	1	0	2	0	<p>Cincinnati Reds @ Chicago Cubs</p> <p>Wrigley Field, Chicago, IL</p> <p>Sat Sep 03 1988, 3:33 AM CDT</p> <p>Att: 33,087 - Sunny - 75 F</p>											
23 Ryne Sandberg, R (1, 4) OBP: 0.327, SLG: 0.420	0-1 4-3		1-1 F4		3-3 K		0-1 FC6-4 1B		1-0 G4-6-3		5	0	1	2	0	1												
Mark Grace, L (1, 3) OBP: 0.366, SLG: 0.397	1-2 S 1B		2-1 F8		2-2 E 1B		2-1 FC6-4				4	0	2	1	0	1												
Andre Dawson, R (1, 9) OBP: 0.347, SLG: 0.513	1-2 F8			1-0 L9		0-0 F8		2-1 FC6-4 BB 1B		4	0	1	0	0	0	2												
Rafael Palmeiro, L (1, 7) OBP: 0.348, SLG: 0.427	4-1 FC6-4 BB		1-0 F7		1-2 E9		1-3 G6-4-3 1B		0-0 F9		3	0	1	0	1	1												
Vance Law, R (1, 5) OBP: 0.354, SLG: 0.403	2-0 FC6-4		0-0 5-3		0-0 G6-4-3		1-2 FC6-4 BB		4-0 FC6-4 BB		3	0	0	0	1	0												
Damon Berryhill, S (1, 2) OBP: 0.304, SLG: 0.426 Rolando Roomes, R (8, PR) Manny Trillo, R (9, 6) OBP: 0.259, SLG: 0.281		4-2 FC5-4 BB		0-3 K		1-1 6-3 23 1B 2B		0-0 1-2 2-3		3	1	1	0	1	1	2												
Shawon Dunston, R (1, 6) OBP: 0.269, SLG: 0.360 Doug Dascenzo, S (7, PH) Angel Salazar, R (8, 6) Jody Davis, R (8, PH) OBP: 0.309, SLG: 0.346		0-1 FC5-4		1-0 PB S		1-0 4-3 1B		2-3 23 1B BB		2	1	1	0	0	0	1												
Greg Maddux, R (1, 1) OBP: 0.196, SLG: 0.232 Mike Capel, R (7, PH) Gary Varsho, L (7, PH) Darrin Jackson, R (7, PH) Drew Hall, L (8, 1) Rick Wrona, R (8, PH)		0-1 G3		1-0 4-3		1-0 4-3		2-3 K		2	0	0	1	0	0	1												
Inning Stats	R: 1 E: 0 K: 0 S: 14	H: 2 LOB: 2 BB: 1 P: 23	R: 0 E: 0 K: 0 S: 10	H: 0 LOB: 0 BB: 1 P: 14	R: 0 E: 0 K: 0 S: 5	H: 0 LOB: 0 BB: 0 P: 8	R: 0 E: 0 K: 0 S: 3	H: 0 LOB: 0 BB: 0 P: 5	R: 1 E: 0 K: 2 S: 16	H: 1 LOB: 1 BB: 1 P: 24	R: 0 E: 1 K: 0 S: 8	H: 2 LOB: 1 BB: 0 P: 11	R: 2 E: 0 K: 1 S: 13	H: 2 LOB: 1 BB: 1 P: 24	R: 0 E: 0 K: 1 S: 7	H: 1 LOB: 2 BB: 1 P: 16		R: 0 E: 0 K: 0 S: 9	H: 0 LOB: 0 BB: 1 P: 16	1B: 7 2B: 1 3B: 0 HR: 0	SF: 0 SAC: 0 DP: 2 HBP: 0	WP: 0 PB: 1 SB: 4 CS: 0	PA: 38					
PITCHER	IP	WLS	BF	H	R	ER	SO	BB	IBB	HBP	BLK	WP	HR	S	P	ERA		WHIP	PITCHER									
Jack Armstrong, R (1, 1) ERA: 6.44	6.0	W	26	6	4	3	2	4	0	0	0	0	0	60	94	4.50		1.667										
Rob Murphy, L (7, 1) ERA: 3.03	1.0		4	1	0	0	1	0	0	0	0	0	0	9	15	0.00		1.000										
Frank Williams, R (8, 1) ERA: 2.57	0.1		3	1	0	0	0	1	0	0	0	0	0	3	9	0.00	6.000											
John Franco, L (8, 1) ERA: 1.21	1.2	S	5	0	0	0	1	1	0	0	0	0	0	13	23	0.00	0.600											

AB	32
R	4
H	8
RBI	4
BB	6
SO	4
LOB	21



Batter	1	2	3	4	5	6	7	8	9	AB R H RBI BB SO LOB	TOP															
Luis Quiñones, S OBP: 0.333, SLG: 0.478 (1, 6)	0-3 K		1-0 1B		SH1-3		0-0 1B		4-0 FC6-4 BB	4 3 3 5 1 1 0	Cincinnati Reds @ Chicago Cubs Wrigley Field, Chicago, IL Sun Sep 04 1988, 3:33 AM CDT Att: 27,853 - Overcast - 69 F															
Herm Winstingham, L OBP: 0.331, SLG: 0.338 (1, 7)	4-0 CS		1-3 2H 3H K		1B		0-2 4-3		4-0 FC6-4 BB	4 1 2 2 2 2 1 4																
Chris Sabo, R OBP: 0.314, SLG: 0.423 Marty Brown, R (6, 5)	2-3 K		0-0 5-3		1B				0-0 FC6-4	3 1 0 0 1 2 4																
Eric Davis, R OBP: 0.368, SLG: 0.516 Van Snider, L (6, PH)		0-0 4-3	0-1 1B		E6		0-3 K		0-2 FC6-4	3 1 1 2 0 0 2																
Paul O'Neill, L OBP: 0.317, SLG: 0.420 (1, 9)		1-2 6-3	1-2 4-3		1B		4-2 L5-3		0-2 FC6-4	3 1 0 1 0 2 1																
Nick Esasky, R OBP: 0.331, SLG: 0.419 (1, 3)				0-0 F5	1B		1-0 L5-3		1-1 F8	6 1 2 1 0 1 2																
Jeff Reed, L OBP: 0.301, SLG: 0.282 (1, 2)			0-2 1B	2-3 K	0-1 1B		1-1 5-3		2-2 F8	5 2 2 0 0 1 2																
Ron Oester, S OBP: 0.319, SLG: 0.313 (1, 4)			2-2 1B	3-2 F8	1-3 K		0-0 L9		1-0 BB	5 2 2 0 0 1 2																
Danny Jackson, R OBP: 0.183, SLG: 0.203 (1, 1)			1-1 1B		1B		2-1 E7		1-2 FC6-4	5 4 4 1 0 0 0																
			1-2 2-3 1B		1B				1-2 FC6-4	1B: 14 SF: 0																
Inning Stats	R: 0 E: 0 K: 2 S: 7	H: 0 LOB: 0 BB: 1 P: 13	R: 0 E: 0 K: 1 S: 7	H: 0 LOB: 0 BB: 0 P: 8	R: 4 E: 0 K: 1 S: 21	H: 5 LOB: 1 BB: 0 P: 27	R: 0 E: 0 K: 1 S: 7	H: 0 LOB: 0 BB: 0 P: 12	R: 9 E: 1 K: 2 S: 26	H: 8 LOB: 1 BB: 1 P: 41	R: 0 E: 0 K: 1 S: 6	H: 0 LOB: 0 BB: 1 P: 11	R: 0 E: 1 K: 0 S: 9	H: 1 LOB: 2 BB: 0 P: 12	R: 0 E: 0 K: 1 S: 12	H: 1 LOB: 2 BB: 1 P: 18	R: 4 E: 0 K: 0 S: 16	H: 3 LOB: 1 BB: 2 P: 30	1B: 14 SF: 0 2B: 3 SAC: 1 3B: 1 DP: 1 HR: 1 HBP: 0	WP: 0 PA: 51 PB: 0 SB: 1 CS: 1						
PITCHER	IP WLS BF H R ER SO BB IBB HBP BLK WP HR S P ERA WHIP											IP WLS BF H R ER SO BB IBB HBP BLK WP HR S P ERA WHIP														
Calvin Schiraldi, R ERA: 4.15 Frank DiPino, L ERA: 5.0 Mike Capel, R ERA: 4.5	(1, 1) (5, 1) (9, 1)	4.1 3.2 1.0	L 21 8	7 5 3	8 4 4	8 4 4	5 4 0	2 2 2	0 0 0	0 0 0	0 0 0	0 1 0	51 44 16	78 64 30	16.61 9.82 36.00	2.077 2.727 5.000										


Batter	1	2	3	4	5	6	7	8	9	AB R H RBI BB SO LOB	BOTTOM													
Doug Dascenzo, S OBP: 0.700, SLG: 0.778 (1, 8)	1-1 5-3		1-0 FC6-4			0-1 G6-4-3			0-0 G6-4-3	4 0 3 0 0 0 0	Cincinnati Reds @ Chicago Cubs Wrigley Field, Chicago, IL Sun Sep 04 1988, 3:33 AM CDT Att: 27,853 - Overcast - 69 F													
23 Ryne Sandberg, R OBP: 0.326, SLG: 0.420 (1, 4)	2-1 2B		1-1 FC6-4			3-2 G6-4-3			2-2 G6-4-3	4 0 1 0 0 0 4														
Rolando Roomes, R OBP: 0.167, SLG: 0.167 (1, 7)	0-2 F5			0-1 6-3			1-1 G6-4-3		1-2 5-3	4 0 1 0 0 0 2														
Andre Dawson, R OBP: 0.345, SLG: 0.511 Darin Jackson, R OBP: 0.259, SLG: 0.397 (6, 9)	3-2 F4			1-3 K			0-0 F8			2 0 0 0 0 1 1														
Vance Law, R OBP: 0.352, SLG: 0.401 (1, 5)		0-2 L5		2-1 F8			0-0 G6-4-3			3 0 0 0 0 0 1														
Damon Berryhill, S OBP: 0.302, SLG: 0.422 Rick Wrona, R (6, 2)		1-0 6-3			2-2 F3			2-0 5-3		2 0 0 0 0 0 0														
Manny Trillo, R OBP: 0.257, SLG: 0.279 Mark Grace, L OBP: 0.364, SLG: 0.395 (6, 3)		3-1 6-3			2-2 G3			1-0 4-3		1 0 0 0 0 0 0														
Angel Salazar, R OBP: 0.268, SLG: 0.325 (1, 6)			0-0 6-3			1-0 F9		0-3 K		3 0 0 0 0 1 0														
Calvin Schiraldi, R OBP: 0.137, SLG: 0.143 Frank DiPino, L Mike Capel, R Mitch Webster, S OBP: 0.340, SLG: 0.349 (9, PH)			3-3 K			0-1 F7			2-0 G6-4-3	1 0 0 0 0 1 0														
									1B	1 0 0 0 0 0 0														
Inning Stats	R: 0 E: 0 K: 0 S: 14	H: 1 LOB: 1 BB: 0 P: 20	R: 0 E: 0 K: 0 S: 6	H: 0 LOB: 0 BB: 0 P: 10	R: 0 E: 0 K: 1 S: 7	H: 1 LOB: 1 BB: 0 P: 12	R: 0 E: 0 K: 1 S: 7	H: 0 LOB: 0 BB: 0 P: 10	R: 0 E: 0 K: 0 S: 8	H: 0 LOB: 0 BB: 0 P: 13	R: 0 E: 0 K: 0 S: 4	H: 1 LOB: 0 BB: 0 P: 11	R: 0 E: 0 K: 0 S: 6	H: 1 LOB: 0 BB: 0 P: 9	R: 0 E: 0 K: 1 S: 8	H: 2 LOB: 1 BB: 0 P: 13	1B: 5 SF: 0 2B: 1 SAC: 0 3B: 0 DP: 3 HR: 0 HBP: 0	WP: 0 PA: 30 PB: 0 SB: 0 CS: 0						
PITCHER	IP WLS BF H R ER SO BB IBB HBP BLK WP HR S P ERA WHIP											IP WLS BF H R ER SO BB IBB HBP BLK WP HR S P ERA WHIP												
Danny Jackson, L ERA: 2.49	(1, 1)	9.0 W 30	6 R 0	0 ER 0	3 SO 3	0 BB 0	0 IBB 0	0 HBP 0	0 BLK 0	0 WP 0	0 HR 0	68 S 103	0.00 ERA	0.667 WHIP										

Batter	1	2	3	4	5	6	7	8	9	AB	R	H	RBI	BB	SO	LOB	TOP					
Juan Samuel, R OBP: 0.290, SLG: 0.366	6-3		F8	FC6-4			E3	F8		5	0	0	0	0	0	3	Philadelphia Phillies @ Chicago Cubs Wrigley Field, Chicago, IL Mon Sep 05 1988, 3:33 AM CDT Sunny - 58 F					
Milt Thompson, L OBP: 0.357, SLG: 0.362 Bob Dernier, R OBP: 0.357, SLG: 0.373	WP 1B 1B		1B	1B			G4-6-3	FC4-6 1B		4	2	3	0	0	0	1						
Von Hayes, L OBP: 0.356, SLG: 0.420	1B WP SF9 1B		K				BB 1B	K		5	1	3	1	0	2							
Ricky Jordan, R OBP: 0.344, SLG: 0.508	SF9 S 1B		1B				BB 1B	FC4-6		5	0	3	1	0	0	2						
Chris James, R OBP: 0.288, SLG: 0.391	SF9		F4					L3		3	0	0	1	1	0	3						
Ron Jones, L OBP: 0.324, SLG: 0.606	G3						F9			4	0	0	0	0	0	4						
John Russell, R OBP: 0.233, SLG: 0.310 Al Pardo, S		K		L9			E5	K		3	0	0	0	0	1	0						
Steve Jeltz, S OBP: 0.315, SLG: 0.252 Scott Service, R	6-3						F7	BB		3	0	1	0	0	0	1						
Keith Miller, S OBP: 0.262, SLG: 0.263 Bruce Ruffin, S OBP: 0.194, SLG: 0.121			1B	1B						0	0	0	0	0	0	0						
Bob Serna, R Salome Barojas, R Bill Dawley, R Alex Madrid, R Shane Bieber, L Jackie Gutierrez, R	1-3		FC6-4 1B				K	F7		1	0	0	0	0	0	0						
Inning Stats	R: 2 E: 0 K: 0 S: 10	H: 3 LOB: 1 BB: 0 P: 15	R: 0 E: 0 K: 1 S: 10	H: 0 LOB: 0 BB: 0 P: 14	R: 0 E: 0 K: 1 S: 15	H: 2 LOB: 2 BB: 0 P: 22	R: 0 E: 0 K: 0 S: 9	H: 2 LOB: 2 BB: 0 P: 13	R: 1 E: 0 K: 0 S: 8	H: 2 LOB: 0 BB: 0 P: 9	R: 0 E: 1 K: 1 S: 8	H: 0 LOB: 1 BB: 0 P: 10	R: 0 E: 1 K: 0 S: 15	H: 2 LOB: 3 BB: 1 P: 24	R: 0 E: 0 K: 1 S: 9	H: 0 LOB: 1 BB: 1 P: 18	R: 0 E: 0 K: 1 S: 15	H: 1 LOB: 1 BB: 0 P: 19	1B: 11 2B: 1 3B: 0 HR: 0	SF: 1 SAC: 0 DP: 2 HBP: 0	WP: 1 PB: 0 SB: 1 CS: 0	PA: 41
PITCHER	IP WLS BF H R ER SO BB IBB HBP BLK WP HR S P ERA WHIP	IP WLS BF H R ER SO BB IBB HBP BLK WP HR S P ERA WHIP																				
Rick Sutcliffe, R ERA: 3.63 Drew Hall, L ERA: 5.71	(1, 1) 7.0 W 33 11 3 3 3 1 0 0 0 1 0 75 107 3.86 1.714	(8, 1) 2.0 8 1 0 0 2 1 0 0 0 0 0 24 37 0.00 1.000																				

Batter	1	2	3	4	5	6	7	8	9	AB	R	H	RBI	BB	SO	LOB	BOTTOM					
Doug Dascenzo, S OBP: 0.625, SLG: 0.714	F8			6-3			4-3	G3 2B 1B		5	1	2	2	1	0	1	Philadelphia Phillies @ Chicago Cubs Wrigley Field, Chicago, IL Mon Sep 05 1988, 3:33 AM CDT Sunny - 58 F					
23 Ryne Sandberg, R OBP: 0.328, SLG: 0.420	F3						F4	G3 1B		5	1	2	1	1	1	0						
Mark Grace, L OBP: 0.364, SLG: 0.394	L8						G3	G3		4	2	1	3	1	0	2						
Rafael Palmeiro, L OBP: 0.351, SLG: 0.427							4-3	BB		3	1	1	0	3	1	1						
Mitch Webster, S OBP: 0.345, SLG: 0.353 Darrin Jackson, R OBP: 0.258, SLG: 0.395							1B	BB		3	1	2	1	1	0	3						
Vance Law, R OBP: 0.356, SLG: 0.404	K						1B	BB		4	2	3	2	1	1	2						
Jody Davis, R OBP: 0.315, SLG: 0.346							5-3	FC5-4 BB		3	1	1	1	2	0	3						
Shawon Dunston, R OBP: 0.268, SLG: 0.358	F4							E4		5	2	1	1	0	1	8						
Rick Sutcliffe, L OBP: 0.206, SLG: 0.270 Drew Hall, L	G3						L4-3	BB		2	1	0	1	1	0	4						
Inning Stats	R: 0 E: 0 K: 0 S: 6	H: 0 LOB: 0 BB: 0 P: 13	R: 0 E: 0 K: 1 S: 15	H: 2 LOB: 3 BB: 1 P: 21	R: 8 E: 0 K: 0 S: 24	H: 6 LOB: 3 BB: 5 P: 53	R: 0 E: 0 K: 1 S: 12	H: 2 LOB: 1 BB: 0 P: 17	R: 1 E: 0 K: 0 S: 13	H: 1 LOB: 2 BB: 2 P: 26	R: 0 E: 0 K: 2 S: 7	H: 1 LOB: 0 BB: 0 P: 12	R: 0 E: 2 K: 0 S: 18	H: 4 LOB: 3 BB: 4 P: 45	R: 4 E: 2 K: 0 S: 18	H: 1 LOB: 3 BB: 4 P: 45		R: 1 E: 0 K: 0 S: 18	H: 1 LOB: 1 BB: 1 P: 18	1B: 11 2B: 3 3B: 0 HR: 0	SF: 2 SAC: 0 DP: 1 HBP: 1	WP: 1 PB: 0 SB: 1 CS: 0
PITCHER	IP WLS BF H R ER SO BB IBB HBP BLK WP HR S P ERA WHIP	IP WLS BF H R ER SO BB IBB HBP BLK WP HR S P ERA WHIP																				
Bob Sebra, R ERA: 22.5 Salome Barojas, R ERA: 81.0 Bill Dawley, R ERA: 14.73 Alex Madrid, R ERA: 9.0 Scott Service, R ERA:	(1, 1) 2.0 L 14 5 5 5 1 0 0 0 0 0 30 55 22.50 4.000	(3, 1) 0.1 5 2 2 2 0 0 0 0 0 0 10 21 54.00 12.000	(3, 1) 0.2 4 1 1 1 0 1 0 0 0 0 5 11 13.50 3.000	(4, 1) 2.0 11 3 2 2 1 2 0 0 0 1 0 25 43 9.00 2.500	(6, 1) 2.0 6 1 0 0 2 0 0 0 0 0 12 20 0.00 0.500	(8, 1) 1.0 10 10 4 2 0 0 4 0 1 0 0 0 18 45 18.00 5.000																


livebaseballscores.com

AB 38
R 3
H 12
RBI 3
BB 2
SO 5
LOB 18



livebaseballscores.com

AB 35
R 14
H 13
RBI 12
BB 12
SO 4
LOB 27



Batter	1	2	3	4	5	6	7	8	9	AB	R	H	RBI	BB	SO	LOB	TOP									
Phil Bradley, R OBP: 0.346, SLG: 0.397 (1, 7)	1-2 FC4-6 1B		0-0 4-3		0-1 1B	0-0 1B		0-2 4-3		5	1	3	0	0	0	0	Philadelphia Phillies @ Chicago Cubs Wrigley Field, Chicago, IL Tue Sep 06 1988, 7:05 PM CDT Att: 23,189 - Unknown - 62 F									
Bob Demier, R OBP: 0.343, SLG: 0.357 (1, 8)	0-0 FC4-6 1-2		1-1 5-3		0-0 1B	1-1 L9		0-0 6-3		5	0	1	0	0	0	2										
Juan Samuel, R OBP: 0.293, SLG: 0.372 (1, 4)	3-3 K		0-0 3B		1-0 1B		2-3 K			4	0	2	2	0	2	1										
Ricky Jordan, R OBP: 0.349, SLG: 0.521 (1, 3)	2-3 K		1-3 K		1-3 1B		0-1 1B			4	0	1	0	0	3	4										
Ron Jones, L OBP: 0.286, SLG: 0.585 (1, 9)		0-1 F8		1-0 HR	2-1 L9		0-0 G1-6-3			4	1	1	1	0	0	3										
Chris James, R OBP: 0.289, SLG: 0.391 (1, 5)		2-1 2B		2-3 K	4-0 BB			1-2 5-3		3	0	1	0	1	1	0										
Lance Parrish, R OBP: 0.289, SLG: 0.362 (1, 2)		4-0 BB		1-3 K	2-2 F6			1-2 F8		3	0	0	0	1	1	3										
Jackie Gutierrez, R OBP: 0.250, SLG: 0.281 (8, PH)		2-3 K		2-2 6-3		2-2 SH1-4 1B		2-2 4-3		3	0	1	0	0	1	2										
Steve Jeltz, S OBP: 0.312, SLG: 0.249 (8, 6)										1	0	0	0	0	0	0										
Marvin Freeman, R OBP: 0.143, SLG: 0.143 (8, 1)		0-3 K			1-1 1B	0-2 SH1-4 1B			0-0 B3	2	1	1	0	0	1	2										
Milt Thompson, L OBP: 0.357, SLG: 0.360 (9, PH)					1-1 1B	1-2 1B				1	0	0	0	0	0	0										
Steve Bedrosian, R (9, 1)										0	0	0	0	0	0	0										
Inning Stats	R: 0 E: 0 K: 2 S: 10	H: 1 LOB: 1 BB: 0 P: 16	R: 0 E: 0 K: 2 S: 10	H: 1 LOB: 2 BB: 1 P: 18	R: 0 E: 0 K: 1 S: 7	H: 1 LOB: 1 BB: 0 P: 9	R: 1 E: 0 K: 2 S: 13	H: 1 LOB: 0 BB: 0 P: 19	R: 2 E: 0 K: 1 S: 15	H: 4 LOB: 3 BB: 1 P: 25	R: 0 E: 0 K: 0 S: 9	H: 2 LOB: 1 BB: 0 P: 12	R: 0 E: 0 K: 1 S: 6	H: 1 LOB: 0 BB: 0 P: 8	R: 0 E: 0 K: 0 S: 9	H: 0 LOB: 0 BB: 0 P: 13	R: 0 E: 0 K: 0 S: 5	H: 0 LOB: 0 BB: 0 P: 5	1B: 8 2B: 1 3B: 1 HR: 1	SF: 0 SAC: 1 DP: 1 HBP: 0	WP: 0 PB: 0 SB: 2 CS: 0	PA: 38				
PITCHER	IP	WLS	BF	H	R	ER	SO	BB	IBB	HBP	BLK	WP	HR	S	P	ERA	WHIP									
Jamie Moyer, L ERA: 3.37 (1, 1)	7.0	L	32	11	3	3	9	2	0	0	0	0	0	1	70	107	3.86	1.857								
Scott Sanderson, R ERA: 0.9 (8, 1)	2.0		6	0	0	0	0	0	0	0	0	0	0	0	14	18	0.00	0.000								

Batter	1	2	3	4	5	6	7	8	9	AB	R	H	RBI	BB	SO	LOB	BOTTOM									
Doug Dascenzo, S OBP: 0.538, SLG: 0.609 (1, 8)	0-0 1-3		4-1 23 S BB		1-0 FC4-6 1B		1 SAFE 3-2 1 SAFE 1 SAFE G3		1 SAFE 1-2 E4	4	0	1	0	1	0	2	Philadelphia Phillies @ Chicago Cubs Wrigley Field, Chicago, IL Tue Sep 06 1988, 7:05 PM CDT Att: 23,189 - Unknown - 62 F									
23 Ryne Sandberg, R OBP: 0.327, SLG: 0.417 (1, 4)	4-2 BB		2-3 K		2-1 L8		0-1 S		1 SAFE 1-0 G6-4-3	4	0	1	1	1	1	3										
Mark Grace, L OBP: 0.366, SLG: 0.394 (1, 3)	0-0 F8		0-0 F8		0-0 FC4-6 FC4		1 SAFE 1-2 4-3		1 SAFE 1-2 1-2	4	0	0	0	0	0	4										
Andre Dawson, R OBP: 0.345, SLG: 0.514 (1, 9)	1-0 6-3			1-2 HR	3-1 FC4		1 SAFE 0-2 1B		1 SAFE 1-2 1B	4	1	2	1	0	0	2										
Rafael Palmeiro, L OBP: 0.348, SLG: 0.423 (1, 7)		3-2 6-3		1-0 G3		0-0 G3		0-1 L8		4	0	0	0	0	0	1										
Vance Law, R OBP: 0.353, SLG: 0.398 (1, 5)		0-1 F2		4-2 1B BB		0-0 6-3		0-2 E5		3	0	0	0	1	0	1										
Damon Berryhill, S OBP: 0.304, SLG: 0.418 (1, 2)		4-2 BB		0-1 F5		0-1 1-3		2-3 K		3	0	0	0	1	1	3										
Shawon Dunston, R OBP: 0.268, SLG: 0.357 (1, 6)		2-1 L8		0-0 1B		1-1 E6 23 1B		1-1 4-3		4	1	1	0	0	0	3										
Jamie Moyer, L OBP: 0.123, SLG: 0.093 (7, PH)			0-2 G3		0-3 K		0-3 K		0-2 E4	2	0	0	0	0	1	2										
Mitch Webster, S OBP: 0.343, SLG: 0.352 (8, 1)										1	0	0	0	0	1	1										
Scott Sanderson, R (8, 1)										0	0	0	0	0	0	0										
Gary Varsho, L OBP: 0.319, SLG: 0.348 (8, PH)										1	0	1	0	0	0	0										
Inning Stats	R: 0 E: 0 K: 0 S: 5	H: 0 LOB: 1 BB: 1 P: 10	R: 0 E: 0 K: 0 S: 10	H: 0 LOB: 1 BB: 1 P: 19	R: 0 E: 0 K: 1 S: 8	H: 0 LOB: 1 BB: 1 P: 14	R: 1 E: 0 K: 1 S: 12	H: 2 LOB: 2 BB: 1 P: 18	R: 0 E: 0 K: 0 S: 4	H: 0 LOB: 0 BB: 0 P: 4	R: 1 E: 1 K: 1 S: 13	H: 1 LOB: 1 BB: 0 P: 18	R: 0 E: 1 K: 1 S: 14	H: 1 LOB: 2 BB: 0 P: 17	R: 0 E: 1 K: 0 S: 7	H: 1 LOB: 0 BB: 0 P: 9	1B: 5 2B: 0 3B: 0 HR: 1	SF: 0 SAC: 0 DP: 1 HBP: 0	WP: 0 PB: 0 SB: 3 CS: 0	PA: 38						
PITCHER	IP	WLS	BF	H	R	ER	SO	BB	IBB	HBP	BLK	WP	HR	S	P	ERA	WHIP									
Marvin Freeman, R ERA: 5.23 (1, 1)	7.0	W	30	4	2	1	3	4	0	0	0	0	0	0	58	95	1.29	1.143								
Kent Tekulve, R ERA: 3.55 (8, 1)	1.0		5	1	0	0	1	0	0	0	0	0	0	14	17	0.00	1.000									
Steve Bedrosian, R ERA: 3.78 (9, 1)	1.0	S	3	1	0	0	0	0	0	0	0	0	0	7	9	0.00	1.000									

AB	35
R	3
H	11
RBI	3
BB	2
SO	9
LOB	17



Batter	1	2	3	4	5	6	7	8	9	AB	R	H	RBI	BB	SO	LOB	TOP			
Mookie Wilson, S OBP: 0.334, SLG: 0.408	2-2 SF8 2B	2-0 4-3			4-1 BB		2-2 L8		0-0 1-3 HR	4	2	2	0	1	0	0				
Gregg Jefferies, S OBP: 0.395, SLG: 0.778	1-3 SF8 WP 2B		1-0 G3		2-2 F8		1-1 1B		0-1 1-3	5	1	2	0	0	0	3				
Keith Hernandez, L OBP: 0.343, SLG: 0.420	3-3 K		2-0 4-3		1-0 F9		0-0 F8		1-0 HR	5	1	1	3	0	1	4				
Darryl Strawberry, L OBP: 0.360, SLG: 0.531	4-0 WP IBB		2-3 K		3-2 F9			1-2 1-3	2-3 HR	4	1	1	1	1	1	1				
Kevin McReynolds, R OBP: 0.331, SLG: 0.470 Roger McDowell, R OBP: 0.376, SLG: 0.750	2-2 SF8			4-1 F9 E BB		0-2 5-3		0-1 L5	2-3 K	3	1	0	1	1	1	0				
Howard Johnson, S OBP: 0.347, SLG: 0.422	3-4 3-H BB		1-0 E3		3-2 2B			1-0 L8		3	0	1	0	1	0	1				
Gary Carter, R OBP: 0.301, SLG: 0.361	0-0 F7		1-1 F9		0-1 6-3			0-1 4-3 2B		4	1	1	0	0	0	5				
Kevin Elster, R OBP: 0.283, SLG: 0.322 Dave Magadan, L OBP: 0.365, SLG: 0.327		0-0 F7		2-3 K		1-3 K		0-1 4-3		2	0	0	0	0	1	1				
Ron Darling, R OBP: 0.188, SLG: 0.235 Terry Leach, R OBP: 0.154, SLG: 0.231 Lenny Dykstra, L OBP: 0.342, SLG: 0.381 Ed Nunez, R OBP: 0.176, SLG: 0.176		0-0 1-6-3		1-2 3-H K		1-3 K		2-3 1-3 HR 1B		2	0	0	0	0	1	1				
Inning Stats	R: 2 E: 0 K: 1 S: 13	H: 2 LOB: 2 BB: 2 P: 28	R: 0 E: 0 K: 0 S: 3	H: 0 LOB: 0 BB: 0 P: 5	R: 0 E: 0 K: 1 S: 5	H: 0 LOB: 0 BB: 0 P: 10	R: 1 E: 1 K: 2 S: 11	H: 0 LOB: 1 BB: 1 P: 20	R: 0 E: 0 K: 0 S: 9	H: 1 LOB: 1 BB: 0 P: 15	R: 0 E: 0 K: 1 S: 10	H: 1 LOB: 1 BB: 0 P: 16	R: 0 E: 0 K: 0 S: 6	H: 0 LOB: 0 BB: 0 P: 8	R: 5 E: 0 K: 1 S: 16	H: 5 LOB: 0 BB: 0 P: 23	1B: 4 2B: 3 3B: 0 HR: 2	SF: 1 SAC: 0 DP: 0 HBP: 0	WP: 1 PB: 0 SB: 1 CS: 0	PA: 41
PITCHER	IP WLS BF H R ER SO BB IBB HBP BLK WP HR S P ERA WHIP	IP WLS BF H R ER SO BB IBB HBP BLK WP HR S P ERA WHIP																		
Jeff Pico, R ERA: 4.08	(1, 1)	8.2	39	8	7	6	6	3	1	0	0	0	1	1	77	132	6.23	1.269		
Drew Hall, L ERA: 8.23	(9, 1)	0.0	1	1	1	1	0	0	0	0	0	0	0	1	3	6	∞	∞		
Rich Gossage, R ERA: 4.3	(9, 1)	0.1	W	1	0	0	1	0	0	0	0	0	0	0	4	6	0.00	0.000		

New York Mets @ Chicago Cubs
Wrigley Field, Chicago, IL
Wed Sep 07 1988, 7:05 PM CDT
Att: 32,297 - Unknown

AB 36
R 8
H 9
RBI 6
BB 4
SO 7
LOB 18



Batter	1	2	3	4	5	6	7	8	9	AB	R	H	RBI	BB	SO	LOB	BOTTOM					
Mitch Webster, S OBP: 0.342, SLG: 0.349	1-1 F9		4-2 23 WP 2B	0-1 SF7		1-0 E5		0-0 FC4-6 1B		3	2	0	1	1	0	1						
23 Ryne Sandberg, R OBP: 0.332, SLG: 0.422	3-2 FC6-4 1B		2-0 FC6-5-3-4 1-H 2B	0-2 E5		0-0 1-3 1B		1-0 E 1B		5	0	4	1	0	0	1						
Mark Grace, L OBP: 0.364, SLG: 0.391	1-1 FC6-4 FC5-4 1-2 1B		0-0 FC1-5-6-5-3-4-3 2-3 1B	1-1 F8		0-0 G3		0-1 E4 1B		5	0	1	1	0	0	6						
Andre Dawson, R OBP: 0.344, SLG: 0.510	1-1 FC5-4 1-2 1B			4-2 2B 1B BB		0-0 5-3		0-0 F7		4	1	0	0	1	0	3						
Rafael Palmeiro, L OBP: 0.352, SLG: 0.432		3-2 G5-4-3 1B		2-1 1B 1B 2B		2-0 1-3		0-2 1B		5	2	4	0	0	0	0						
Vance Law, R OBP: 0.350, SLG: 0.394		1-2 G5-4-3 1-2 1B		0-3 K		1-2 F2		0-0 F3		5	0	0	0	0	1	5						
Damon Berryhill, S OBP: 0.310, SLG: 0.419		2-3 K		0-2 1B 1B SF7 1B		4-2 FC4-6 BB		0-0 F7		4	1	2	2	1	1	1						
Shawon Dunston, R OBP: 0.270, SLG: 0.364			1-2 HR	1-2 SF7 23 E 1B		1-1 FC4-6 1-2 F9		1-3 K		4	3	2	2	0	1	1						
Jeff Pico, R OBP: 0.176, SLG: 0.152 Drew Hall, L Rich Gossage, R	(1, 1) (9, 1) (9, 1)	4.0 9 2.0	21 1 10	8 1 4	6 0 1	5 0 1	2 0 1	2 0 1	2 0 1	21 1 4	6 0 2	5 0 2	2 0 0	0 0 0	0 0 0	0 0 0						
Inning Stats	R: 0 E: 0 K: 0 S: 9	H: 1 LOB: 1 BB: 0 P: 15	R: 0 E: 0 K: 1 S: 9	H: 1 LOB: 0 BB: 0 P: 15	R: 2 E: 0 K: 0 S: 8	H: 2 LOB: 1 BB: 1 P: 15	R: 4 E: 1 K: 1 S: 23	H: 4 LOB: 2 BB: 1 P: 32	R: 0 E: 0 K: 0 S: 5	H: 0 LOB: 0 BB: 0 P: 8	R: 1 E: 1 K: 0 S: 11	H: 1 LOB: 2 BB: 1 P: 17	R: 0 E: 0 K: 0 S: 8	H: 1 LOB: 1 BB: 0 P: 8	R: 1 E: 1 K: 1 S: 10	H: 3 LOB: 2 BB: 0 P: 15	R: 1 E: 0 K: 0 S: 6	H: 2 LOB: 1 BB: 0 P: 9	1B: 11 2B: 3 3B: 1 HR: 1	SF: 1 SAC: 0 DP: 2 HBP: 0	WP: 1 PB: 0 SB: 2 CS: 0	PA: 43
PITCHER	IP WLS BF H R ER SO BB IBB HBP BLK WP HR S P ERA WHIP	IP WLS BF H R ER SO BB IBB HBP BLK WP HR S P ERA WHIP																				
Ron Darling, R ERA: 3.31	(1, 1)	4.0	21	8	6	5	2	2	0	0	0	0	0	0	16	25	0.00	1.000				
Terry Leach, R ERA: 2.77	(5, 1)	2.0	9	1	1	0	0	1	0	0	0	0	0	0	18	23	4.50	2.000				
Ed Nunez, R ERA: 6.85	(7, 1)	2.0	10	4	1	1	1	0	0	0	0	0	0	0	0	0	0	0				
Roger McDowell, R ERA: 2.71	(9, 1)	0.1	L	3	2	1	1	0	0	0	0	0	0	0	6	9	27.00	6.000				

New York Mets @ Chicago Cubs
Wrigley Field, Chicago, IL
Wed Sep 07 1988, 7:05 PM CDT
Att: 32,297 - Unknown

AB 39
R 9
H 15
RBI 7
BB 3
SO 3
LOB 19



Batter	1	2	3	4	5	6	7	8	9	AB	R	H	RBI	BB	SO	LOB	TOP		
Mitch Webster, S (1, 8) OBP: 0.342, SLG: 0.347	G1-3	2-1					G1-3		K	4	0	1	1	1	1	0	Chicago Cubs @ St. Louis Cardinals Busch Stadium, St. Louis, MO Sat Sep 10 1988, 3:33 AM CDT Att: 41,151 - Sunny		
23 Ryne Sandberg, R (1, 4) OBP: 0.329, SLG: 0.418	P6	1-0					FC5-4		G6-3	4	0	0	0	0	0	2			
Mark Grace, L (1, 3) OBP: 0.362, SLG: 0.400	HR						G3-1		1B 2B	4	2	3	1	0	0	1			
Andre Dawson, R (1, 9) OBP: 0.341, SLG: 0.503 Doug Dascenzo, S (8, 8) OBP: 0.432, SLG: 0.500	1B				F8		G1-3		F8	4	0	1	0	0	0	2			
Rafael Palmeiro, L (1, 7) OBP: 0.353, SLG: 0.433	BB				G4-3		F8		FC5 1B	3	0	1	1	1	0	1			
Damon Berryhill, S (1, 2) OBP: 0.310, SLG: 0.417	FC6				G3-1		1B		1B	4	0	2	0	0	0	3			
Manny Trillo, R (1, 5) OBP: 0.264, SLG: 0.279					P4		P4		FC5	4	0	1	0	0	0	3			
Shawon Dunston, R (1, 6) OBP: 0.267, SLG: 0.359	FC5-4				G6-3		G5-3		G5-3	4	1	0	0	0	0	1			
Rick Sutcliffe, L (1, 1) OBP: 0.200, SLG: 0.262 Gary Varsho, L (7, PH) OBP: 0.306, SLG: 0.333 Frank DiPino, L (7, 1) OBP: 0.227, SLG: 0.169	G6-3				G3		K		G4-3	2	0	0	0	0	0	1			
Jerry Mumphrey, S (8, PH) OBP: 0.227, SLG: 0.169										1	0	0	0	0	0	0			
Inning Stats	R: 1 E: 0 K: 0 S: 8	H: 2 LOB: 2 BB: 1 P: 15	R: 1 E: 0 K: 0 S: 10	H: 2 LOB: 1 BB: 0 P: 15	R: 0 E: 0 K: 0 S: 7	H: 1 LOB: 0 BB: 0 P: 9	R: 0 E: 0 K: 0 S: 3	H: 0 LOB: 0 BB: 0 P: 5	R: 0 E: 0 K: 0 S: 9	H: 1 LOB: 1 BB: 0 P: 13	R: 0 E: 0 K: 1 S: 7	H: 0 LOB: 0 BB: 0 P: 10	R: 1 E: 0 K: 0 S: 9	H: 3 LOB: 2 BB: 0 P: 11	R: 0 E: 0 K: 1 S: 6	H: 0 LOB: 0 BB: 0 P: 8	1B: 6 2B: 2 3B: 0 HR: 1	SF: 0 SAC: 0 DP: 0 HBP: 0	WP: 0 PA: 37 PB: 0 SB: 1 CS: 1
PITCHER	IP WLS BF H R ER SO BB IBB HBP BLK WP HR S P ERA WHIP																		
Scott Terry, R (1, 1) ERA: 2.79	7.2 W 33 9 3 3 1 2 0 0 0 0 0 1 59 91 3.52 1.435																		
Dan Quisenberry, R (8, 1) ERA: 4.26	1.1 4 0 0 0 1 0 0 0 0 0 0 0 7 10 0.00 0.000																		

Chicago Cubs @ St. Louis Cardinals
 Busch Stadium, St. Louis, MO
 Sat Sep 10 1988, 3:33 AM CDT
 Att: 41,151 - Sunny

AB	35
R	3
H	9
RBI	3
BB	2
SO	2
LOB	14

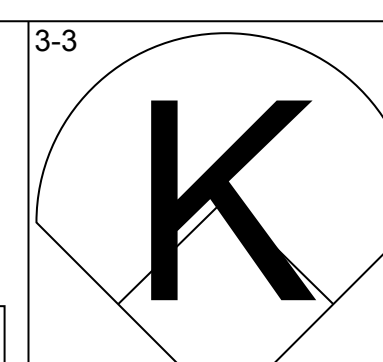
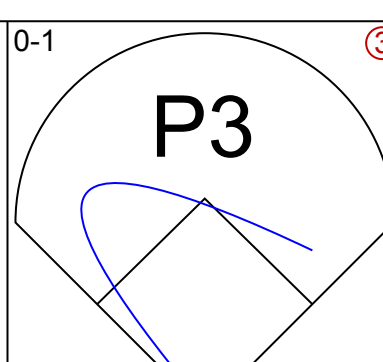
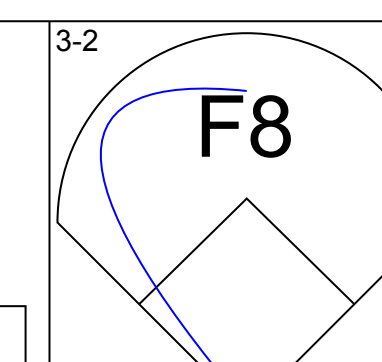
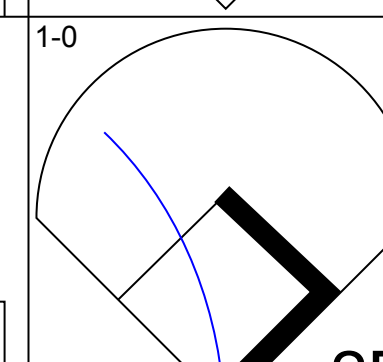
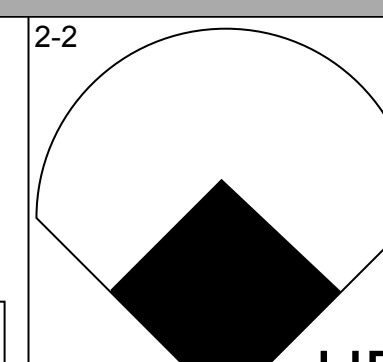
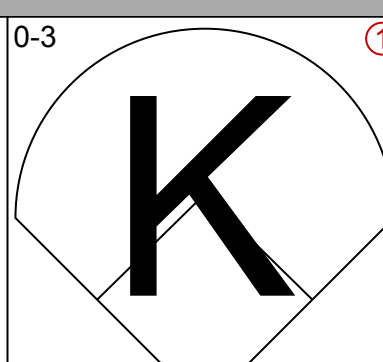
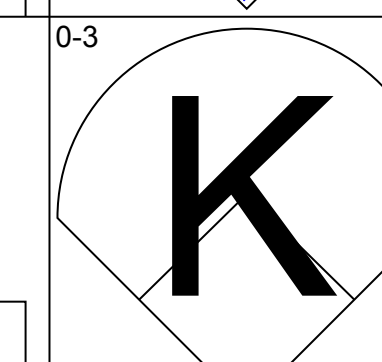
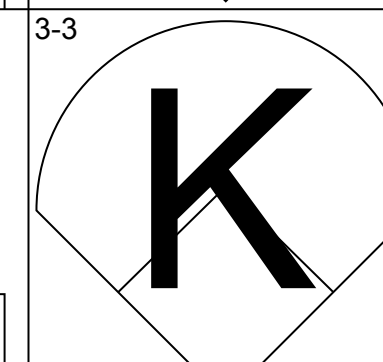
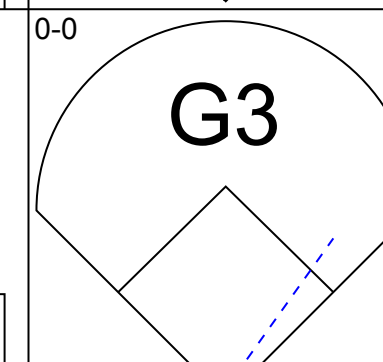
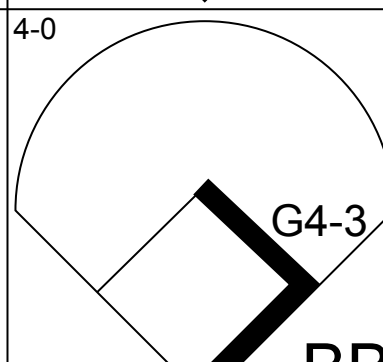
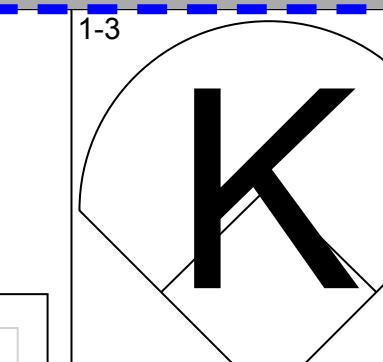
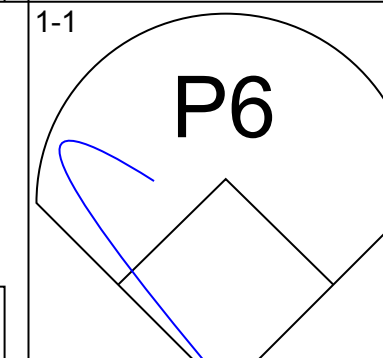
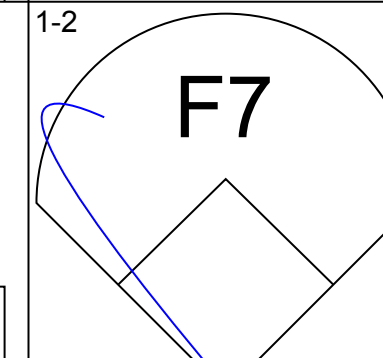
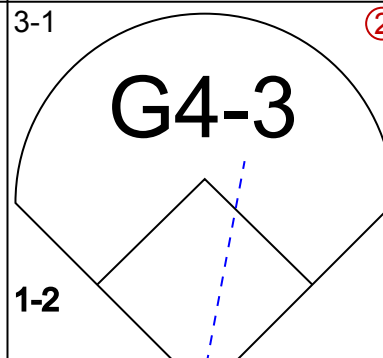
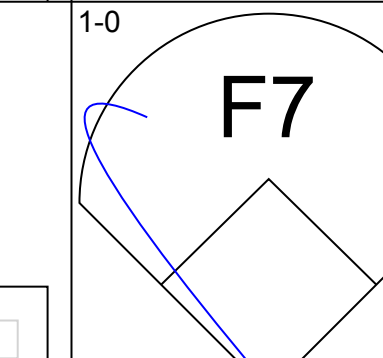
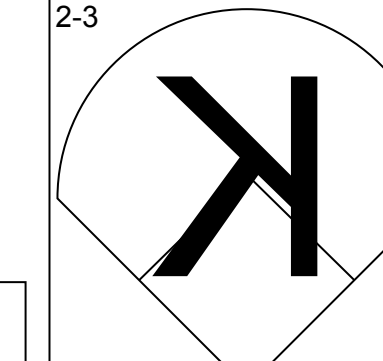
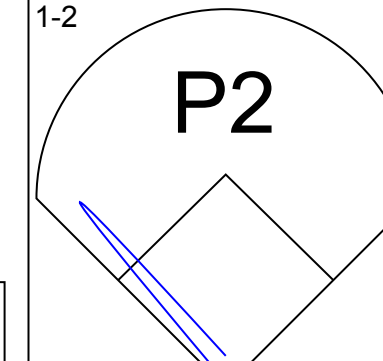
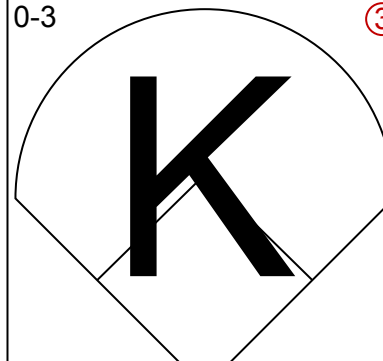
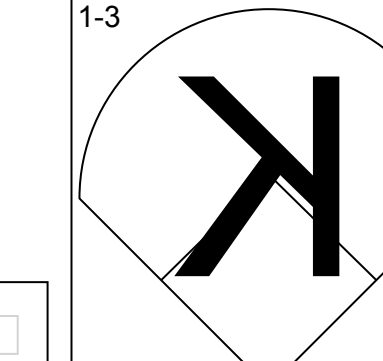
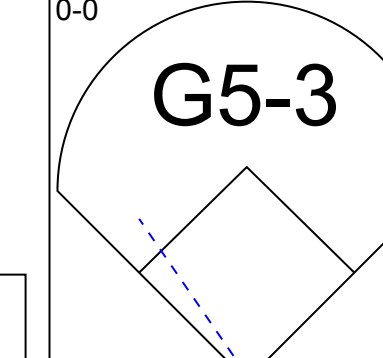
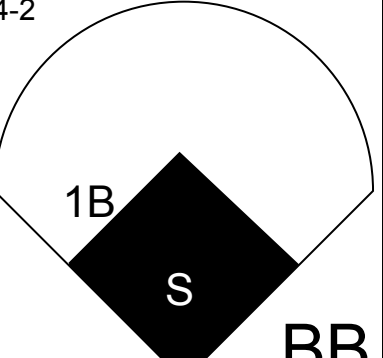
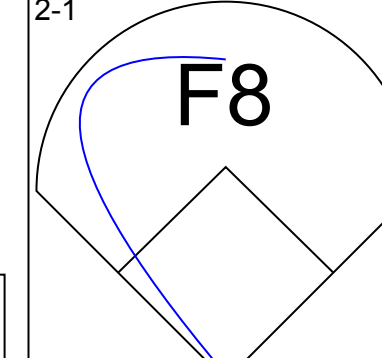
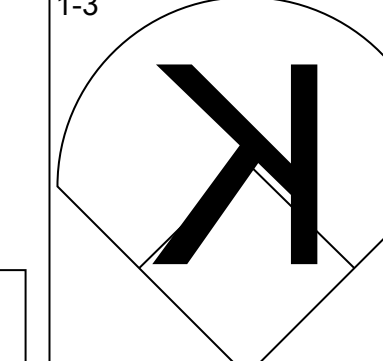
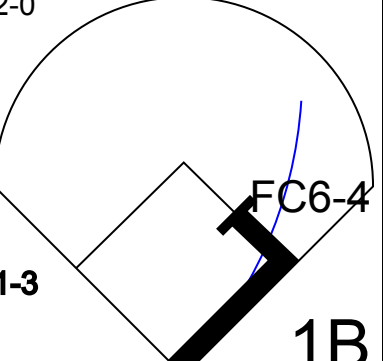
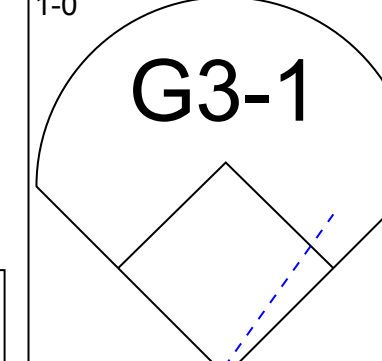
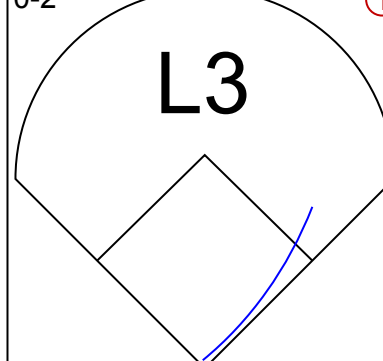
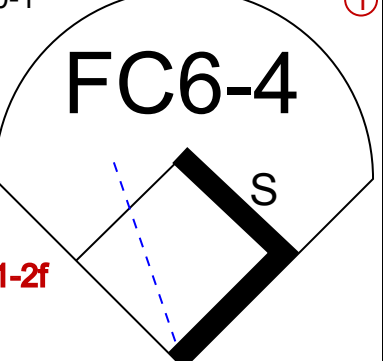
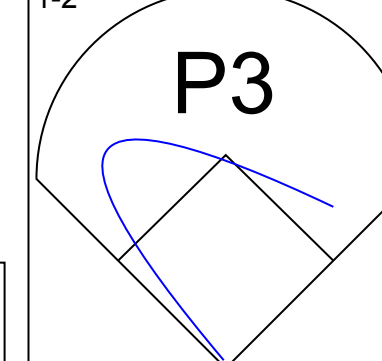
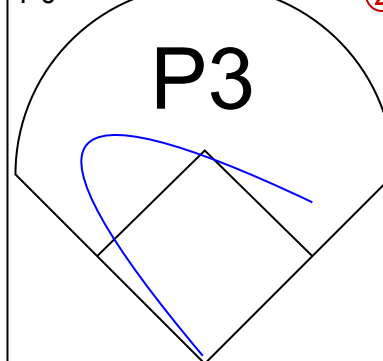
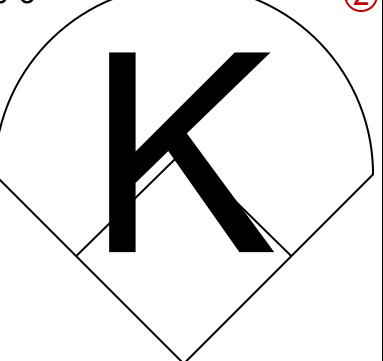
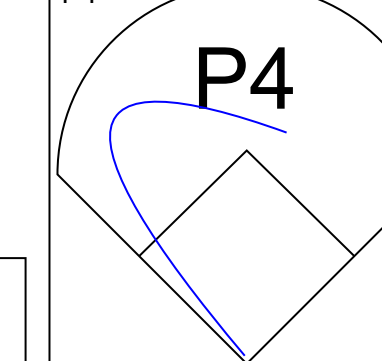


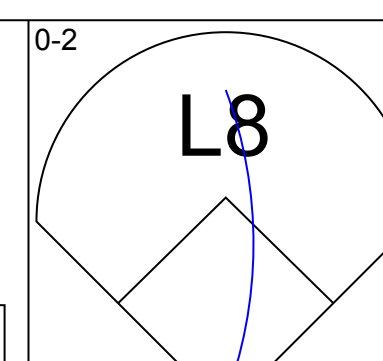
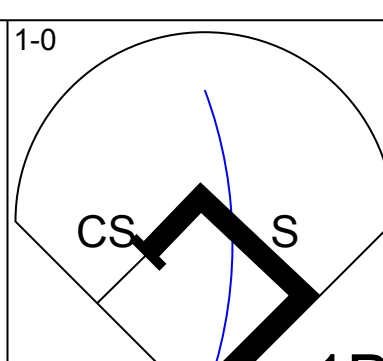
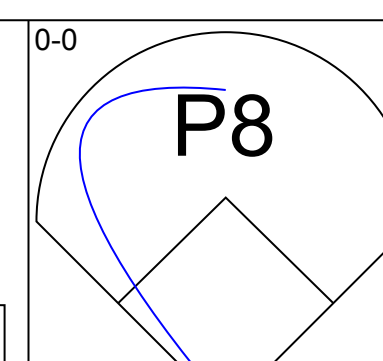
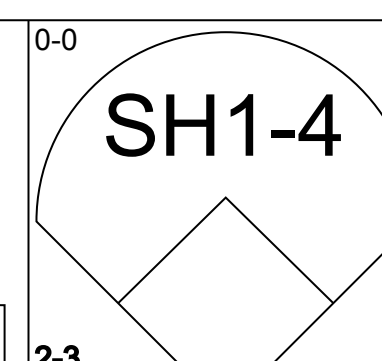
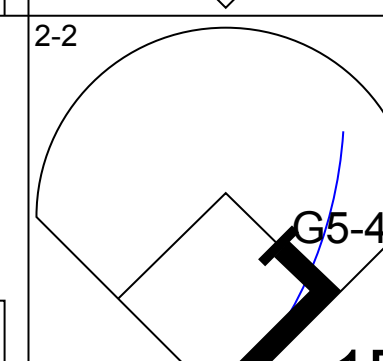
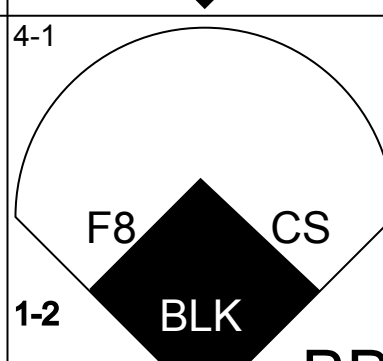
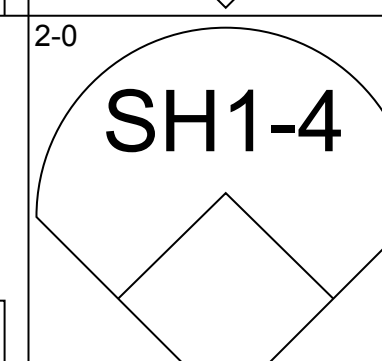
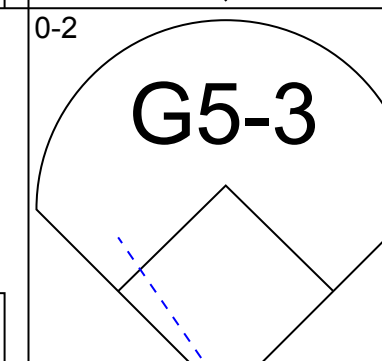
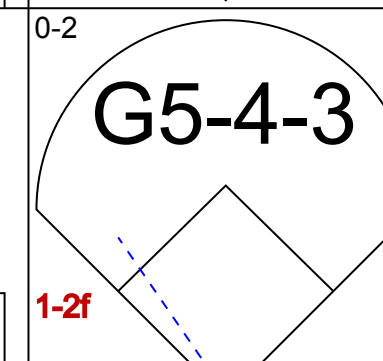
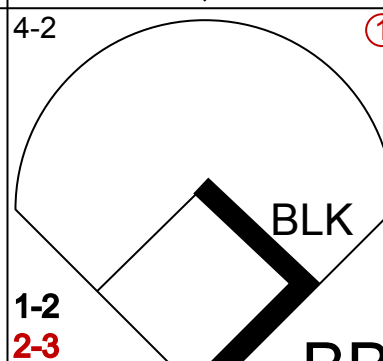
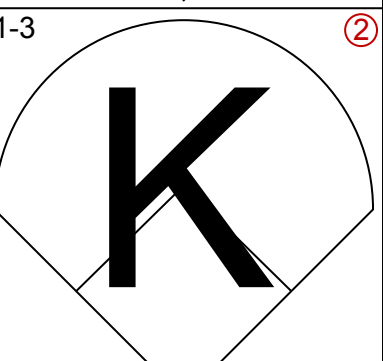
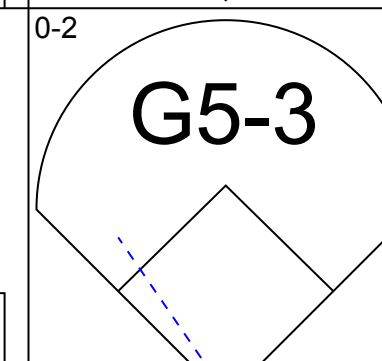
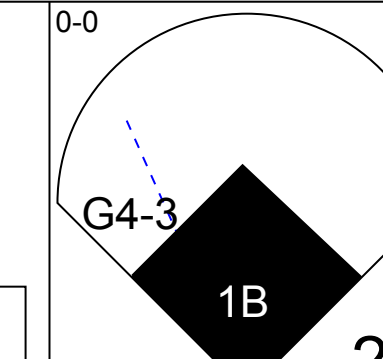
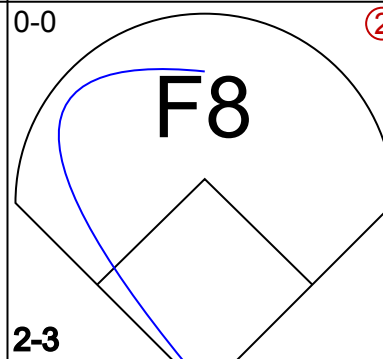
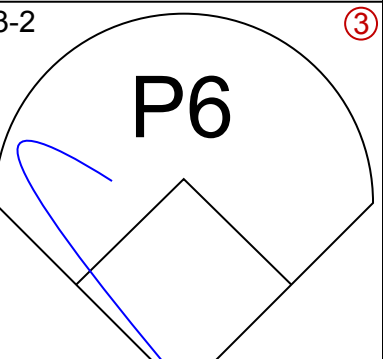
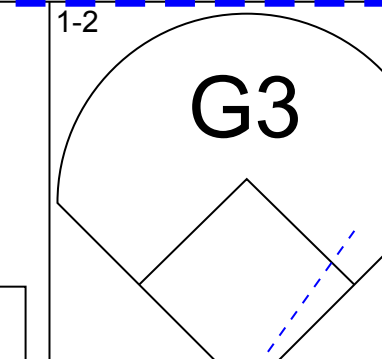
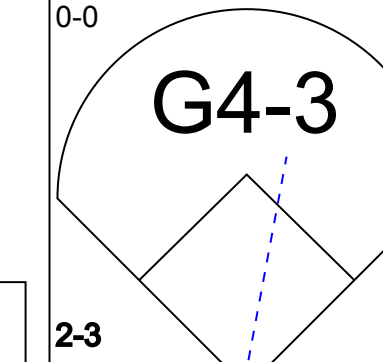
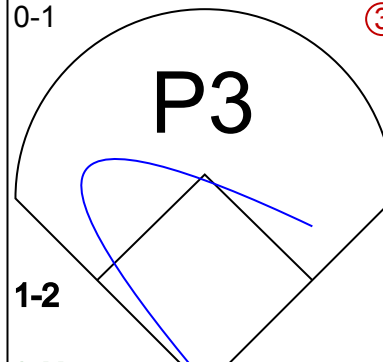
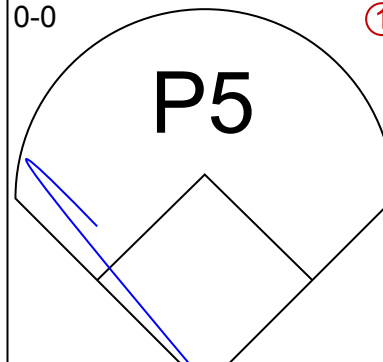
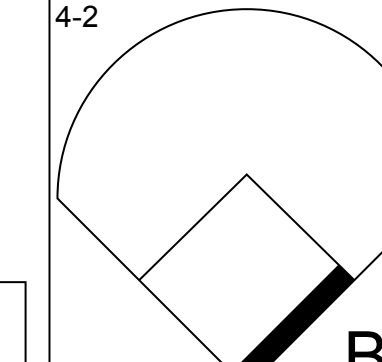
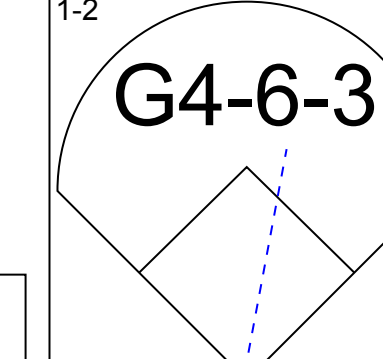
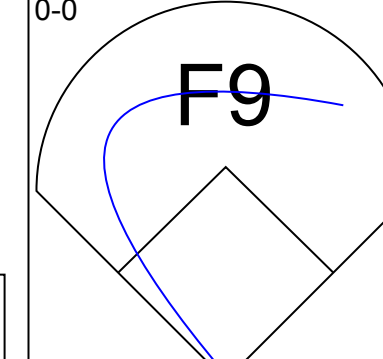
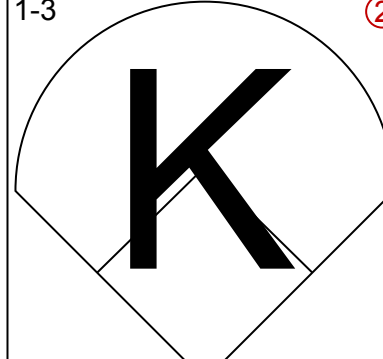
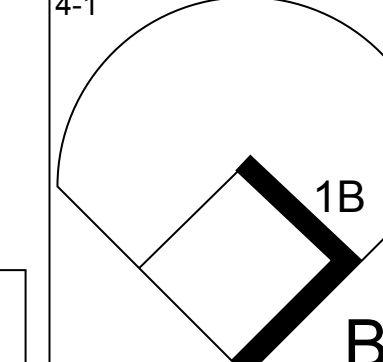
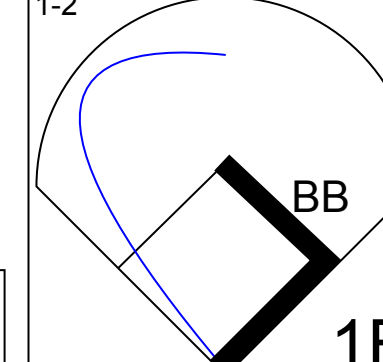
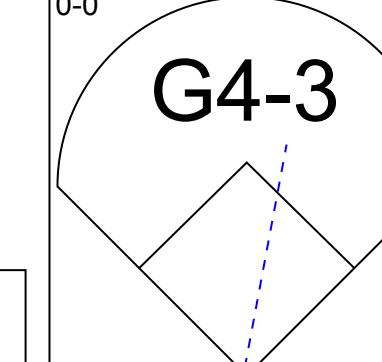
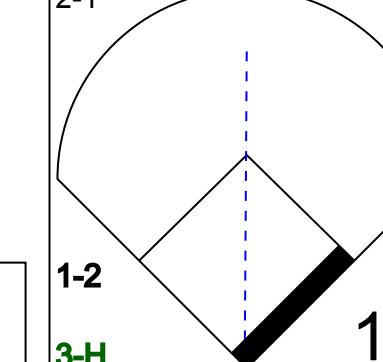
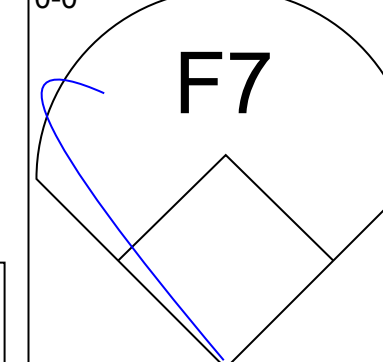
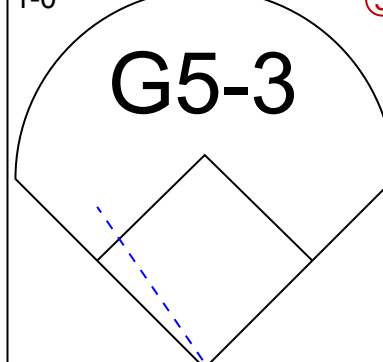
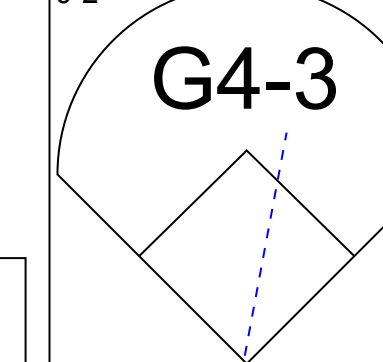
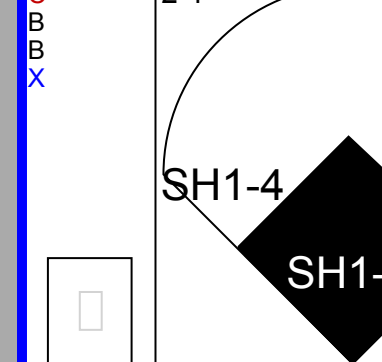
Batter	1	2	3	4	5	6	7	8	9	AB	R	H	RBI	BB	SO	LOB	BOTTOM		
Vince Coleman, S (1, 8) OBP: 0.310, SLG: 0.339	L7						SH1-4		G6-3	3	0	0	1	0	1	0	Chicago Cubs @ St. Louis Cardinals Busch Stadium, St. Louis, MO Sat Sep 10 1988, 3:33 AM CDT Att: 41,151 - Sunny		
Ozzie Smith, S (1, 6) OBP: 0.342, SLG: 0.328	F7						G6-3		BB	4	1	1	1	1	0	1			
Pedro Guerrero, R (1, 3) OBP: 0.375, SLG: 0.417	K						BB 1B		F9	4	1	1	1	1	1	1			
Denny Walling, L (1, 7) OBP: 0.288, SLG: 0.320 Jim Lindeman, R (7, PH) OBP: 0.238, SLG: 0.375 John Morris, L (7, PR) OBP: 0.250, SLG: 0.250	F7						BB 1B		BB 1B	3	0	1	0	0	0	0			
Tom Brunansky, R (1, 9) OBP: 0.349, SLG: 0.425	G5-3						1B		BB	3	1	0	0	1	1	2			
Terry Pendleton, S (1, 5) OBP: 0.297, SLG: 0.366	BB						1B		1B	4	2	3	2	0	1	0			
José Oquendo, S (1, 4) OBP: 0.358, SLG: 0.372 Luis Alicaia, S (7, PR) OBP: 0.284, SLG: 0.297	BB						1B		1B	3	1	2	3	1	0	0			
Tom Pagnozzi, R (1, 2) OBP: 0.302, SLG: 0.308	G5-3						SH2-4		L6	4	1	1	0	0	0	3			
Scott Terry, R (1, 1) OBP: 0.150, SLG: 0.150 Dan Quisenberry, R (8, 1) ERA: 5.31	P4						SH2-4		G4-3	2	1	1	0	0	0	0			
Inning Stats	R: 0 E: 0 K: 1 S: 8	H: 0 LOB: 0 BB: 0 P: 11	R: 0 E: 0 K: 0 S: 13	H: 1 LOB: 2 BB: 1 P: 24	R: 0 E: 0 K: 1 S: 5	H: 0 LOB: 0 BB: 0 P: 8	R: 0 E: 0 K: 1 S: 6	H: 0 LOB: 0 BB: 0 P: 9	R: 4 E: 0 K: 0 S: 15	H: 6 LOB: 2 BB: 0 P: 25	R: 0 E: 0 K: 1 S: 6	H: 0 LOB: 0 BB: 0 P: 9	R: 5 E: 0 K: 0 S: 11	H: 4 LOB: 1 BB: 2 P: 21	R: 0 E: 0 K: 0 S: 7	H: 0 LOB: 1 BB: 1 P: 11		1B: 9 2B: 2 3B: 0 HR: 0	SF: 1 SAC: 2 DP: 0 HBP: 0
PITCHER	IP WLS BF H R ER SO BB IBB HBP BLK WP HR S P ERA WHIP																		
Rick Sutcliffe, R (1, 1) ERA: 3.71	6.0 L 26 7 4 4 4 1 0 0 0 0 0 0 18 32 6.00 1.333																		
Frank DiPino, L (7, 1) ERA: 5.31	2.0 13 4 5 5 0 2 1 0 0 0 0 0 18 32 22.50 3.000																		

Chicago Cubs @ St. Louis Cardinals
 Busch Stadium, St. Louis, MO
 Sat Sep 10 1988, 3:33 AM CDT
 Att: 41,151 - Sunny

AB	32
R	9
H	11
RBI	9
BB	4
SO	4
LOB	7




Batter	1	2	3	4	5	6	7	8	9	AB	R	H	RBI	BB	SO	LOB	TOP									
Doug Dasenczo, S OBP: 0.400, SLG: 0.438										4	0	0	0	0	2	1	Chicago Cubs @ St. Louis Cardinals Busch Stadium, St. Louis, MO Sun Sep 11 1988, 3:33 AM CDT Att: 39,440 - Cloudy - 87 F									
23 Ryne Sandberg, R OBP: 0.330, SLG: 0.426										4	1	2	1	0	2	0										
Mark Grace, L OBP: 0.362, SLG: 0.399 Andre Dawson, R OBP: 0.341, SLG: 0.502										2	0	0	0	1	1	1										
Rafael Palmeiro, L OBP: 0.351, SLG: 0.429										4	0	0	0	0	0	2										
Mitch Webster, S OBP: 0.340, SLG: 0.344										4	0	0	0	0	3	1										
Vance Law, R OBP: 0.349, SLG: 0.391										2	1	0	0	1	0	0										
Damon Berryhill, S OBP: 0.310, SLG: 0.416										3	0	1	0	0	1	0										
Shawon Dunston, R OBP: 0.265, SLG: 0.357										3	0	0	0	0	0	2										
Mike Harkey, R Gary Varsho, L OBP: 0.300, SLG: 0.327 Jeff Pico, R OBP: 0.176, SLG: 0.152										2	0	0	0	0	1	2										
Inning Stats	R: 0 E: 0 K: 2 S: 9	H: 1 LOB: 1 BB: 0 P: 17	R: 0 E: 0 K: 2 S: 7	H: 0 LOB: 0 BB: 0 P: 10	R: 0 E: 0 K: 0 S: 7	H: 0 LOB: 0 BB: 0 P: 8	R: 1 E: 0 K: 0 S: 10	H: 1 LOB: 0 BB: 0 P: 14	R: 1 E: 0 K: 2 S: 14	H: 1 LOB: 1 BB: 1 P: 20	R: 0 E: 0 K: 0 S: 8	H: 0 LOB: 1 BB: 1 P: 15	R: 0 E: 0 K: 0 S: 7	H: 0 LOB: 0 BB: 0 P: 11	R: 0 E: 0 K: 1 S: 10	H: 0 LOB: 0 BB: 0 P: 14	R: 0 E: 0 K: 2 S: 8	H: 0 LOB: 0 BB: 0 P: 11	1B: 1 2B: 1 3B: 0 HR: 1	SF: 0 SAC: 0 DP: 0 HBP: 0	WP: 0 PB: 0 SB: 2 CS: 0	PA: 32				
PITCHER	IP	WLS	BF	H	R	ER	SO	BB	IBB	HBP	BLK	WP	HR	S	P	ERA	WHIP									
Jose DeLeon, R ERA: 3.8	(1, 1)	7.0	W	26	3	2	2	8	2	0	0	0	0	1	62	95	2.57	0.714								
John Costello, R ERA: 1.11	(8, 1)	1.0		3	0	0	0	1	0	0	0	0	0	0	10	14	0.00	0.000								
Ken Dayley, L ERA: 3.26	(9, 1)	1.0	S	3	0	0	0	2	0	0	0	0	0	8	11	0.00	0.000									

Batter	1	2	3	4	5	6	7	8	9	AB	R	H	RBI	BB	SO	LOB	BOTTOM									
Vince Coleman, S OBP: 0.310, SLG: 0.339										3	0	1	0	0	0	2	Chicago Cubs @ St. Louis Cardinals Busch Stadium, St. Louis, MO Sun Sep 11 1988, 3:33 AM CDT Att: 39,440 - Cloudy - 87 F									
Ozzie Smith, S OBP: 0.344, SLG: 0.328										2	1	1	1	1	0	0										
Pedro Guerrero, R OBP: 0.373, SLG: 0.413										3	0	0	0	1	1	1										
Denny Walling, L OBP: 0.287, SLG: 0.324 Ken Dayley, L										4	1	1	0	0	0	2										
Tom Brunansky, R OBP: 0.348, SLG: 0.422										3	0	0	0	1	0	2										
Terry Pendleton, S OBP: 0.294, SLG: 0.362										4	0	0	0	0	1	2										
José Oquendo, S OBP: 0.362, SLG: 0.374										3	0	2	0	1	0	1										
Tony Peña, R OBP: 0.294, SLG: 0.349										3	0	1	1	0	0	2										
Jose DeLeon, R OBP: 0.185, SLG: 0.175 Curt Ford, L OBP: 0.248, SLG: 0.283 John Costello, R John Morris, L OBP: 0.250, SLG: 0.250										1	0	0	0	1	0	2										
Inning Stats	R: 0 E: 0 K: 0 S: 9	H: 1 LOB: 0 BB: 0 P: 11	R: 1 E: 0 K: 0 S: 13	H: 2 LOB: 2 BB: 1 P: 20	R: 1 E: 0 K: 0 S: 8	H: 1 LOB: 1 BB: 2 P: 17	R: 0 E: 0 K: 0 S: 7	H: 1 LOB: 2 BB: 1 P: 12	R: 0 E: 0 K: 1 S: 8	H: 1 LOB: 0 BB: 0 P: 12	R: 0 E: 0 K: 1 S: 7	H: 1 LOB: 1 BB: 0 P: 11	R: 1 E: 0 K: 0 S: 9	H: 1 LOB: 1 BB: 1 P: 12	R: 0 E: 0 K: 0 S: 9	H: 0 LOB: 1 BB: 1 P: 14	1B: 5 2B: 2 3B: 0 HR: 0	SF: 0 SAC: 2 DP: 1 HBP: 0	WP: 0 PB: 0 SB: 1 CS: 2	PA: 34						
PITCHER	IP	WLS	BF	H	R	ER	SO	BB	IBB	HBP	BLK	WP	HR	S	P	ERA	WHIP									
Mike Harkey, R ERA: 4.05	(1, 1)	7.0	L	30	7	3	3	2	4	0	0	0	0	1	61	95	3.86	1.571								
Jeff Pico, R ERA: 4.04	(8, 1)	1.0		4	0	0	0	0	1	0	0	0	0	9	14	0.00	1.000									


Batter	1	2	3	4	5	6	7	8	9	AB	R	H	RBI	BB	SO	LOB	TOP				
Mitch Webster, S OBP: 0.337, SLG: 0.341	F8		L7			F9		F8		4	0	0	0	0	0	1	Chicago Cubs @ Philadelphia Phillies Veterans Stadium, Philadelphia, PA Mon Sep 12 1988, 7:05 PM EDT Att: 13,433 - Unknown				
23 Ryne Sandberg, R OBP: 0.333, SLG: 0.436	2B			HR		1B		6-3		4	1	3	1	0	0	0					
Mark Grace, L OBP: 0.359, SLG: 0.395	K			4-3		L3		4-3		4	0	0	0	0	1	1					
Andre Dawson, R OBP: 0.340, SLG: 0.500		K		F4			F7		1B	4	0	1	0	0	1	0					
Vance Law, R OBP: 0.346, SLG: 0.388	F6			F9			F8		G3	4	0	0	0	0	0	1					
Rafael Palmeiro, L OBP: 0.351, SLG: 0.429					F8			K		3	0	1	0	0	1	0					
Jody Davis, R OBP: 0.311, SLG: 0.342					L4			K		3	0	0	0	0	1	1					
Shawon Dunston, R OBP: 0.264, SLG: 0.355			L7					B5-3		3	0	0	0	0	1	0					
Jamie Moyer, L OBP: 0.119, SLG: 0.089										2	0	0	0	0	1	0					
Mike Capel, R OBP: 0.314, SLG: 0.340										0	0	0	0	0	0	0					
Gary Varsho, L OBP: 0.314, SLG: 0.340										1	0	1	0	0	0	0					
Scott Sanderson, R OBP: 0.287, SLG: 0.268										0	0	0	0	0	0	0					
Inning Stats	R: 0 E: 0 K: 1 S: 7	H: 1 LOB: 0 BB: 0 P: 12	R: 0 E: 0 K: 1 S: 13	H: 1 LOB: 1 BB: 0 P: 21	R: 0 E: 0 K: 0 S: 6	H: 0 LOB: 0 BB: 0 P: 12	R: 1 E: 0 K: 0 S: 9	H: 1 LOB: 0 BB: 0 P: 12	R: 0 E: 0 K: 1 S: 8	H: 1 LOB: 1 BB: 0 P: 12	R: 0 E: 0 K: 1 S: 8	H: 0 LOB: 0 BB: 0 P: 13	R: 0 E: 0 K: 1 S: 10	H: 1 LOB: 1 BB: 0 P: 11	R: 0 E: 0 K: 0 S: 8	H: 1 LOB: 1 BB: 0 P: 10	1B: 4 2B: 1 3B: 0 HR: 1	SF: 0 SAC: 0 DP: 0 HBP: 0	WP: 0 PB: 0 SB: 1 CS: 0	PA: 32	
PITCHER	IP	WLS	BF	H	R	ER	SO	BB	IBB	HBP	BLK	WP	HR	S	P	ERA	WHIP				
Don Carman, L ERA: 4.42	7.0	W	24	4	1	1	5	0	0	0	0	0	1	60	92	1.29	0.571				
Kent Tekulve, R ERA: 3.35	2.0	S	8	2	0	0	1	0	0	0	0	0	0	18	21	0.00	1.000				

AB 32
R 1
H 6
RBI 1
BB 0
SO 6
LOB 4



Batter	1	2	3	4	5	6	7	8	9	AB	R	H	RBI	BB	SO	LOB	BOTTOM				
Phil Bradley, R OBP: 0.343, SLG: 0.390	6-3		G5-3				F4			4	0	0	0	0	1	2	Chicago Cubs @ Philadelphia Phillies Veterans Stadium, Philadelphia, PA Mon Sep 12 1988, 7:05 PM EDT Att: 13,433 - Unknown				
Bob Dernier, R OBP: 0.338, SLG: 0.352	5-3		2B			F7		1B		4	2	2	1	0	0	0					
Ron Jones, L OBP: 0.317, SLG: 0.607	1B		1B			F7		1B		4	0	3	3	0	0	0					
Ricky Jordan, R OBP: 0.346, SLG: 0.507	FC6-4		F8			6-3		F8		4	0	1	0	0	0	2					
Juan Samuel, R OBP: 0.297, SLG: 0.379	FC6-4									3	1	2	0	0	0	2					
Chris James, R OBP: 0.281, SLG: 0.380										4	0	0	0	0	0	3					
Lance Parrish, R OBP: 0.292, SLG: 0.356										2	0	0	1	1	0	0					
Jackie Gutierrez, R OBP: 0.258, SLG: 0.302										3	0	1	0	0	0	2					
Steve Jeltz, S OBP: 0.303, SLG: 0.241										1	1	0	0	0	0	0					
Don Carman, L ERA: 3.44										2	0	0	0	0	2	0					
Keith Miller, S ERA: 4.51										1	1	1	0	0	0	0					
Kent Tekulve, R ERA: 4.09										0	0	0	0	0	0	0					
Inning Stats	R: 0 E: 0 K: 0 S: 13	H: 2 LOB: 2 BB: 0 P: 19	R: 0 E: 0 K: 0 S: 5	H: 0 LOB: 0 BB: 0 P: 10	R: 1 E: 0 K: 1 S: 10	H: 2 LOB: 1 BB: 0 P: 16	R: 0 E: 0 K: 0 S: 3	H: 0 LOB: 1 BB: 1 P: 13	R: 0 E: 0 K: 2 S: 12	H: 0 LOB: 0 BB: 0 P: 16	R: 0 E: 0 K: 0 S: 8	H: 1 LOB: 1 BB: 0 P: 13	R: 3 E: 0 K: 0 S: 16	H: 4 LOB: 1 BB: 0 P: 25	R: 1 E: 0 K: 0 S: 6	H: 1 LOB: 0 BB: 0 P: 9	1B: 8 2B: 3 3B: 0 HR: 0	SF: 1 SAC: 0 DP: 1 HBP: 1	WP: 0 PB: 0 SB: 2 CS: 0	PA: 35	
PITCHER	IP	WLS	BF	H	R	ER	SO	BB	IBB	HBP	BLK	WP	HR	S	P	ERA	WHIP				
Jamie Moyer, L ERA: 3.44	6.2	L	30	9	4	4	3	1	0	0	0	0	0	66	111	5.40	1.500				
Mike Capel, R ERA: 4.51	0.1		1	0	0	0	0	0	0	0	0	0	0	1	1	0.00	0.000				
Scott Sanderson, R ERA: 4.09	1.0		4	1	1	1	0	0	0	0	0	0	0	6	9	9.00	1.000				

AB 32
R 5
H 10
RBI 5
BB 1
SO 3
LOB 11



Batter	1	2	3	4	5	6	7	8	9	AB	R	H	RBI	BB	SO	LOB	TOP			
Doug Dasenczo, S (1, 8) OBP: 0.386, SLG: 0.385	L5		F9					F7		3	0	0	0	1	0	0	Chicago Cubs @ New York Mets Shea Stadium, Flushing, NY Wed Sep 14 1988, 7:05 PM EDT Att: 38,382 - Unknown - 65 F			
23 Ryne Sandberg, R (1, 4) OBP: 0.333, SLG: 0.433	G5-3		F9					5-3		4	0	0	0	0	1	2				
Mark Grace, L (1, 3) OBP: 0.361, SLG: 0.395			K					F9		3	0	1	0	1	1	0				
Andre Dawson, R (1, 9) OBP: 0.338, SLG: 0.503	F4									4	0	0	0	0	3	2				
Vance Law, R (1, 5) OBP: 0.350, SLG: 0.391										3	1	1	0	1	0	1				
Damon Berryhill, S (1, 2) OBP: 0.305, SLG: 0.423										4	0	0	0	0	1	3				
Darrin Jackson, R (1, 7) OBP: 0.260, SLG: 0.393										3	0	0	0	0	0	1				
Rafael Palmeiro, L (9, PH) OBP: 0.351, SLG: 0.429										1	0	0	0	0	0	1				
Shawon Dunston, R (1, 6) OBP: 0.264, SLG: 0.352										2	0	1	0	1	1	0				
Gary Varsho, L (9, PH) OBP: 0.340, SLG: 0.365										1	0	1	1	0	0	0				
Calvin Schiraldi, R (1, 1) OBP: 0.127, SLG: 0.132										2	0	0	0	0	2	3				
Mitch Webster, S (7, PH) OBP: 0.318, SLG: 0.340										1	0	0	0	0	0	0				
Rich Gossage, R (7, 1)										0	0	0	0	0	0	0				
Jerry Mumphy, S (9, PH) OBP: 0.224, SLG: 0.167										1	0	0	0	0	0	2				
Inning Stats	R: 0 E: 0 K: 0 S: 13	H: 0 LOB: 1 BB: 1 P: 20	R: 0 E: 0 K: 2 S: 16	H: 2 LOB: 2 BB: 0 P: 24	R: 0 E: 0 K: 1 S: 10	H: 0 LOB: 0 BB: 0 P: 13	R: 0 E: 0 K: 1 S: 10	H: 0 LOB: 0 BB: 0 P: 15	R: 0 E: 0 K: 2 S: 13	H: 0 LOB: 2 BB: 2 P: 22	R: 0 E: 0 K: 1 S: 5	H: 0 LOB: 0 BB: 0 P: 9	R: 0 E: 0 K: 0 S: 5	H: 0 LOB: 0 BB: 0 P: 8	R: 1 E: 1 K: 1 S: 17	H: 1 LOB: 2 BB: 1 P: 27	1B: 4 2B: 0 3B: 0 HR: 0	SF: 0 SAC: 0 DP: 0 HBP: 0	WP: 0 PB: 0 SB: 1 CS: 0	PA: 36
PITCHER	IP WLS BF H R ER SO BB IBB HBP BLK WP HR S P ERA WHIP																			
Sid Fernandez, L (1, 1) ERA: 3.04	7.0 W 27 3 0 0 8 3 0 0 0 0 0 80 121 0.00 0.857																			
Roger McDowell, R (8, 1) ERA: 2.55	2.0 S 9 1 1 0 1 1 0 0 0 0 0 22 35 0.00 1.000																			

Batter	1	2	3	4	5	6	7	8	9	AB	R	H	RBI	BB	SO	LOB	BOTTOM			
Mookie Wilson, S (1, 8) OBP: 0.345, SLG: 0.431	G4-3							L4		4	0	1	1	0	1	0	Chicago Cubs @ New York Mets Shea Stadium, Flushing, NY Wed Sep 14 1988, 7:05 PM EDT Att: 38,382 - Unknown - 65 F			
Gregg Jefferies, S (1, 5) OBP: 0.438, SLG: 0.833	G6-3							F5		4	0	0	0	0	0	1				
Kevin Elster, R (9, 6) OBP: 0.276, SLG: 0.314										0	0	0	0	0	0	0				
Dave Magadan, L (1, 3) OBP: 0.397, SLG: 0.335										4	0	1	0	0	0	0				
Darryl Strawberry, L (1, 9) OBP: 0.356, SLG: 0.522										3	0	0	0	0	1	1				
Kevin McReynolds, R (1, 7) OBP: 0.333, SLG: 0.472										2	1	1	0	1	0	0				
Howard Johnson, S (1, 6) OBP: 0.349, SLG: 0.443										3	1	1	1	0	2	1				
Gary Carter, R (1, 2) OBP: 0.303, SLG: 0.366										3	0	0	0	0	1	1				
Wally Backman, S (1, 4) OBP: 0.384, SLG: 0.341										3	1	2	1	0	0	0				
Sid Fernandez, L (1, 1) OBP: 0.298, SLG: 0.294										2	0	0	0	0	0	1				
Lenny Dykstra, L (7, PH) OBP: 0.318, SLG: 0.379										1	0	0	0	0	0	1				
Roger McDowell, R (8, 1) OBP: 0.375, SLG: 0.750										0	0	0	0	0	0	0				
Inning Stats	R: 0 E: 0 K: 0 S: 14	H: 1 LOB: 1 BB: 0 P: 20	R: 3 E: 0 K: 0 S: 17	H: 3 LOB: 1 BB: 1 P: 26	R: 0 E: 0 K: 2 S: 14	H: 1 LOB: 1 BB: 0 P: 20	R: 0 E: 0 K: 1 S: 5	H: 0 LOB: 0 BB: 0 P: 6	R: 0 E: 0 K: 1 S: 7	H: 0 LOB: 0 BB: 0 P: 11	R: 0 E: 0 K: 0 S: 8	H: 1 LOB: 0 BB: 0 P: 11	R: 0 E: 0 K: 0 S: 6	H: 0 LOB: 0 BB: 0 P: 9	R: 0 E: 0 K: 0 S: 6	H: 0 LOB: 0 BB: 0 P: 9	1B: 3 2B: 1 3B: 2 HR: 0	SF: 0 SAC: 0 DP: 0 HBP: 0	WP: 0 PB: 0 SB: 0 CS: 1	PA: 31
PITCHER	IP WLS BF H R ER SO BB IBB HBP BLK WP HR S P ERA WHIP																			
Calvin Schiraldi, R (1, 1) ERA: 4.3	6.0 L 24 5 3 3 5 1 0 0 0 0 0 64 94 4.50 1.000																			
Rich Gossage, R (7, 1) ERA: 4.2	2.0 6 1 0 0 0 0 0 0 0 0 0 14 20 0.00 0.500																			

AB	32
R	1
H	4
RBI	1
BB	4
SO	9
LOB	15



AB	29
R	3
H	6
RBI	3
BB	1
SO	5
LOB	6



Batter	1	2	3	4	5	6	7	8	9	AB	R	H	RBI	BB	SO	LOB	TOP			
Doug Dascenzo, S (1, 8) OBP: 0.417, SLG: 0.390	4-2 E S BB		4-1 E S BB		1-2 G3		2-2 CS 1B			2	0	1	0	2	0	1				
23 Ryne Sandberg, R (1, 4) OBP: 0.331, SLG: 0.430	1-2 P3		2-3 K			1-0 F7	1-1 CS	1-2 F8		4	0	0	0	0	1	2				
Mark Grace, L (1, 3) OBP: 0.359, SLG: 0.394	3-2 P6		1-2 F7			2-2 1B BLK		2-2 G5-3		2	0	0	0	0	0	2				
Manny Trillo, R (4, 3) OBP: 0.267, SLG: 0.282	1-3		1-3			0-0 1B				2	1	1	0	0	0	0				
Andre Dawson, R (1, 9) OBP: 0.338, SLG: 0.500	4-2 S BB			1-2 1-3		0-0 F9				3	0	0	0	1	1					
Rafael Palmeiro, L (1, 7) OBP: 0.350, SLG: 0.428	2-3 K			0-0 E6		1-0 1B BLK				1	0	0	0	0	1	2				
Mitch Webster, S (1, 7) OBP: 0.337, SLG: 0.340	1-2 K			3-3 K		1-3 1B				2	4	0	1	0	0	3	1			
Vance Law, R (1, 5) OBP: 0.349, SLG: 0.390		3-3 K		3-3 K		1-3 1B				2	4	0	1	0	0	3	1			
Damon Berryhill, S (1, 2) OBP: 0.308, SLG: 0.420		1-3 K			1-3 K		0-0 G3			1	4	0	1	0	0	2	2			
Shawon Dunston, R (1, 6) OBP: 0.264, SLG: 0.352		0-3 K			1-2 S 1B		1-3 K			3	3	0	1	0	0	2	0			
Gary Varsho, L (9, PH) OBP: 0.333, SLG: 0.358								0-0 G3		1	1	0	0	0	0	0	1			
Rick Sutcliffe, L (1, 1) OBP: 0.192, SLG: 0.250			1-3 K		3-3 K		1-1 B1-3			3	0	0	0	0	0	2	1			
Inning Stats	R: 0 E: 0 K: 1 S: 19	H: 0 LOB: 2 BB: 2 P: 33	R: 0 E: 0 K: 3 S: 10	H: 0 LOB: 0 BB: 0 P: 14	R: 0 E: 0 K: 2 S: 14	H: 0 LOB: 1 BB: 1 P: 22	R: 0 E: 1 K: 1 S: 9	H: 0 LOB: 0 BB: 0 P: 13	R: 0 E: 0 K: 2 S: 15	H: 1 LOB: 1 BB: 0 P: 21	R: 1 E: 0 K: 0 S: 10	H: 3 LOB: 2 BB: 0 P: 17	R: 0 E: 0 K: 1 S: 9	H: 1 LOB: 0 BB: 0 P: 14	R: 0 E: 0 K: 1 S: 6	H: 1 LOB: 1 BB: 0 P: 8	1B: 6 2B: 1 3B: 0 HR: 0	SF: 0 SAC: 0 DP: 1 HBP: 0	WP: 0 PB: 0 SB: 4 CS: 2	PA: 36
PITCHER	IP WLS BF H R ER SO BB IBB HBP BLK WP HR S P ERA WHIP																			
David Cone, R (1, 1) ERA: 2.18	7.0 W 28 5 1 1 10 3 0 0 0 1 0 0 86 134 1.29 1.143																			
Terry Leach, R (8, 1) ERA: 2.63	2.0 S 7 1 0 0 2 0 0 0 0 0 0 0 15 23 0.00 0.500																			

Chicago Cubs @ New York Mets
Shea Stadium, Flushing, NY
Thu Sep 15 1988, 3:33 AM EDT
Att: 20,857 - Sunny - 70 F

AB 32
R 1
H 6
RBI 0
BB 3
SO 12
LOB 13



Batter	1	2	3	4	5	6	7	8	9	AB	R	H	RBI	BB	SO	LOB	BOTTOM			
Lenny Dykstra, L (1, 8) OBP: 0.317, SLG: 0.381	4-3		0-0 F8			2-3 K				4	0	1	2	0	1	1				
Gregg Jefferies, S (1, 5) OBP: 0.426, SLG: 0.794	1-1 L8			1-0 6-3		1-1 G4-3	4-1 BB			3	0	0	0	1	0	0				
Kevin Elster, R (8, 6) OBP: 0.276, SLG: 0.314						1-0 2B FC1-2	1B			0	0	0	0	0	0	0				
Dave Magadan, L (1, 3) OBP: 0.398, SLG: 0.334	0-0 E7			4-2 HR BB		1-0 2B FC1-2	1B			3	1	1	0	1	0	3				
Darryl Strawberry, L (1, 9) OBP: 0.355, SLG: 0.522	3-2 G3-1			2-2 F2		2-2 FC1-2	2B			4	0	1	0	0	1	5				
Kevin McReynolds, R (1, 7) OBP: 0.332, SLG: 0.476		0-0 6-3		3-1 HR		2-1 FC1-2		1-2 G5-3		4	1	1	2	0	0	2				
Howard Johnson, S (1, 6) OBP: 0.346, SLG: 0.439		0-0 F7		0-1 G3		2-3 K		2-3 K		4	0	0	0	0	2	2				
Mackey Sasser, L (1, 2) OBP: 0.275, SLG: 0.363		0-3 K			0-0 P5					3	0	1	0	0	1	0				
Keith Miller, R (7, PH) OBP: 0.250, SLG: 0.300										0	1	0	0	0	0	0				
Barry Lyons, R (8, 2) OBP: 0.250, SLG: 0.333										1	0	0	0	0	0	0				
Wally Backman, S (1, 4) OBP: 0.384, SLG: 0.342			2-2 G3		1-0 G3					2	0	1	0	0	0	0				
David Cone, L (1, 1) OBP: 0.189, SLG: 0.197			2-1 L6		2-0 G3					2	0	0	0	0	0	1				
Lee Mazzilli, S (7, PH) OBP: 0.233, SLG: 0.176										0	1	0	0	1	0	0				
Terry Leach, R (8, 1) OBP: 0.143, SLG: 0.214					1-3					0	0	0	0	0	0	0				
Inning Stats	R: 0 E: 1 K: 0 S: 8	H: 0 LOB: 1 BB: 0 P: 12	R: 0 E: 0 K: 1 S: 5	H: 0 LOB: 0 BB: 0 P: 5	R: 0 E: 0 K: 0 S: 6	H: 0 LOB: 0 BB: 0 P: 10	R: 2 E: 0 K: 0 S: 10	H: 1 LOB: 0 BB: 1 P: 20	R: 0 E: 0 K: 1 S: 7	H: 1 LOB: 1 BB: 0 P: 12	R: 0 E: 0 K: 1 S: 11	H: 2 LOB: 2 BB: 0 P: 19	R: 2 E: 0 K: 1 S: 13	H: 2 LOB: 3 BB: 2 P: 24	R: 0 E: 0 K: 1 S: 7	H: 0 LOB: 0 BB: 0 P: 11	1B: 3 2B: 2 3B: 0 HR: 1	SF: 0 SAC: 1 DP: 0 HBP: 0	WP: 1 PB: 0 SB: 2 CS: 0	PA: 34
PITCHER	IP WLS BF H R ER SO BB IBB HBP BLK WP HR S P ERA WHIP																			
Rick Sutcliffe, R (1, 1) ERA: 3.74	8.0 L 34 6 4 4 5 3 0 0 0 0 1 1 67 113 4.50 1.125																			

Chicago Cubs @ New York Mets
Shea Stadium, Flushing, NY
Thu Sep 15 1988, 3:33 AM EDT
Att: 20,857 - Sunny - 70 F

AB 30
R 4
H 6
RBI 4
BB 3
SO 5
LOB 14



Batter	1	2	3	4	5	6	7	8	9	AB	R	H	RBI	BB	SO	LOB	TOP								
Vince Coleman, S (1, 8) OBP: 0.311, SLG: 0.338	G1		K				G1-6-3 1B		5-3	4	1	1	0	1	1	1	St. Louis Cardinals @ Chicago Cubs Wrigley Field, Chicago, IL Sat Sep 17 1988, 3:33 AM CDT Att: 30,243 - Sunny - 84 F								
Tom Lawless, R (1, 5) OBP: 0.255, SLG: 0.354 Rod Booker, L (7, PH) OBP: 0.429, SLG: 0.571	6-3		6-3			1 SAFE 1 SAFE 1 SAFE 1 SAFE	G1-6-3 1B		1-1	3	1	1	1	0	0	1									
José Oquendo, S (1, 6) OBP: 0.360, SLG: 0.371	F9						G1-6-3 1B		0-0	4	1	1	1	0	0	3									
Tom Brunansky, R (1, 9) OBP: 0.342, SLG: 0.418		5-3					4-3		3-2	4	1	2	1	0	0	1									
Tony Peña, R (1, 3) OBP: 0.299, SLG: 0.358							1-3		0-1	4	0	1	0	0	0	2									
Tom Pagnozzi, R (1, 2) OBP: 0.305, SLG: 0.311							F8		0-0	4	0	1	0	0	1	1									
John Morris, L (1, 7) OBP: 0.313, SLG: 0.267							1B		2-3 3-H	3	0	1	0	1	2	3									
Luis Alica, S (1, 4) OBP: 0.276, SLG: 0.289 Pedro Guerrero, R (8, PH) OBP: 0.309, SLG: 0.401 Mike Laga, L (8, 3) OBP: 0.152, SLG: 0.165			K				K		1-3	3	0	0	0	0	2	3									
Joe Magrane, R (1, 1) OBP: 0.182, SLG: 0.256 Tim Jones, L (5, PH) OBP: 0.356, SLG: 0.293 John Costello, R (5, 1) Dan Quisenberry, R (7, 1) Willie McGee, S (9, PH) OBP: 0.328, SLG: 0.364							F8		0-0	1	0	1	0	0	0	0									
							1-3		1-1	1	0	0	0	0	0	0									
							1B		0-0	1	0	0	0	0	0	0									
Inning Stats	R: 0 E: 0 K: 0 S: 5	H: 0 LOB: 0 BB: 0 P: 9	R: 0 E: 0 K: 1 S: 8	H: 1 LOB: 1 BB: 0 P: 14	R: 0 E: 0 K: 2 S: 11	H: 1 LOB: 3 BB: 0 P: 16	R: 1 E: 0 K: 1 S: 10	H: 3 LOB: 2 BB: 0 P: 15	R: 3 E: 0 K: 0 S: 12	H: 2 LOB: 0 BB: 1 P: 20	R: 0 E: 0 K: 1 S: 6	H: 0 LOB: 1 BB: 0 P: 11	R: 0 E: 0 K: 0 S: 9	H: 2 LOB: 1 BB: 0 P: 15	R: 0 E: 0 K: 1 S: 8	H: 1 LOB: 1 BB: 0 P: 13		R: 0 E: 0 K: 0 S: 7	H: 1 LOB: 1 BB: 0 P: 9	1B: 7 2B: 2 3B: 1 HR: 1	SF: 1 SAC: 0 DP: 1 HBP: 0	WP: 0 PB: 0 SB: 0 CS: 0	PA: 39		
PITCHER	IP	WLS	BF	H	R	ER	SO	BB	IBB	HBP	BLK	WP	HR	S	P	ERA	WHIP								
Jamie Moyer, L (1, 1) ERA: 3.54	5.0		23	7	4	4	4	1	0	0	0	0	1	46	74	7.20	1.600								
Jeff Pico, R (6, 1) ERA: 3.96	4.0	W	16	4	0	0	2	1	0	0	0	0	0	30	48	0.00	1.250								

Batter	1	2	3	4	5	6	7	8	9	AB	R	H	RBI	BB	SO	LOB	BOTTOM								
Mitch Webster, S (1, 7) OBP: 0.339, SLG: 0.342	F9		F9				SH1-3		4-3	4	0	1	1	0	0	1	St. Louis Cardinals @ Chicago Cubs Wrigley Field, Chicago, IL Sat Sep 17 1988, 3:33 AM CDT Att: 30,243 - Sunny - 84 F								
23 Ryne Sandberg, R (1, 4) OBP: 0.329, SLG: 0.429	4-3		2B				SF8		0-2	4	0	1	2	0	0	1									
Darrin Jackson, R (1, 8) OBP: 0.272, SLG: 0.443							F4		3-H 1-0	4	2	3	3	0	0	1									
Andre Dawson, R (1, 9) OBP: 0.337, SLG: 0.496 Jeff Pico, R (6, 1) OBP: 0.171, SLG: 0.147	1-3						4-3		0-3	2	0	0	0	1	0	0									
Vance Law, R (1, 5) OBP: 0.349, SLG: 0.392							4-3		3-2	4	0	1	0	0	1	3									
Damon Berryhill, S (1, 2) OBP: 0.306, SLG: 0.413							F7		1-0	4	0	1	0	0	0	5									
Manny Trillo, R (1, 3) OBP: 0.280, SLG: 0.295							E5		2-2	4	1	3	0	0	0	1									
Shawon Dunston, R (1, 6) OBP: 0.261, SLG: 0.347							F9		1-1	4	1	0	0	0	0	7									
Jamie Moyer, L (1, 1) OBP: 0.133, SLG: 0.105 Doug Descenzo, S (6, 8) OBP: 0.389, SLG: 0.362							SH5-3		2-1	1	1	1	0	0	0	0									
							E7		0-0	2	1	1	0	0	0	0									
							L4		1-2	2	1	1	0	0	0	0									
Inning Stats	R: 1 E: 0 K: 0 S: 10	H: 1 LOB: 0 BB: 0 P: 14	R: 0 E: 1 K: 0 S: 8	H: 1 LOB: 1 BB: 0 P: 11	R: 1 E: 0 K: 1 S: 15	H: 3 LOB: 3 BB: 1 P: 25	R: 2 E: 1 K: 0 S: 11	H: 2 LOB: 1 BB: 0 P: 18	R: 0 E: 0 K: 0 S: 11	H: 2 LOB: 2 BB: 0 P: 20	R: 2 E: 1 K: 1 S: 10	H: 2 LOB: 0 BB: 0 P: 13	R: 0 E: 1 K: 0 S: 7	H: 1 LOB: 1 BB: 0 P: 11	R: 0 E: 0 K: 0 S: 5	H: 0 LOB: 0 BB: 0 P: 7		1B: 7 2B: 4 3B: 0 HR: 2	SF: 1 SAC: 2 DP: 2 HBP: 0	WP: 0 PB: 0 SB: 0 CS: 0	PA: 38				
PITCHER	IP	WLS	BF	H	R	ER	SO	BB	IBB	HBP	BLK	WP	HR	S	P	ERA	WHIP								
Joe Magrane, L (1, 1) ERA: 2.31	4.0		21	7	4	2	1	0	0	0	0	0	1	26	41	4.50	1.750								
John Costello, R (5, 1) ERA: 2.01	2.1	L	13	5	2	2	1	0	0	0	0	0	0	7	10	7.71	2.143								
Dan Quisenberry, R (7, 1) ERA: 4.98	1.2		4	0	0	0	0	0	0	0	0	0	0	7	10	0.00	0.000								

Batter	1	2	3	4	5	6	7	8	9	AB	R	H	RBI	BB	SO	LOB	TOP				
Vince Coleman, S (1, 7) OBP: 0.312, SLG: 0.339										5	1	2	1	0	1	0	St. Louis Cardinals @ Chicago Cubs Wrigley Field, Chicago, IL Sun Sep 18 1988, 3:33 AM CDT Att: 25,090 - Overcast - 83 F				
Ozzie Smith, S (1, 6) OBP: 0.351, SLG: 0.341										5	0	0	0	0	1	3					
José Oquendo, S (1, 4) OBP: 0.362, SLG: 0.372										4	0	2	0	1	1	0					
Pedro Guerrero, R (1, 3) OBP: 0.372, SLG: 0.404										5	0	3	1	0	1	0					
Denny Walling, L (1, 9) OBP: 0.290, SLG: 0.324										5	1	2	0	0	2	6					
Willie McGee, S (1, 8) OBP: 0.328, SLG: 0.364										3	1	1	0	0	1	2					
Steve Lake, R (7, PH) OBP: 0.357, SLG: 0.412										1	0	0	0	0	0	0					
John Morris, L (7, 8) OBP: 0.294, SLG: 0.250										1	0	0	0	0	0	1					
Rod Booker, L (1, 5) OBP: 0.389, SLG: 0.471										3	1	0	0	1	1	4					
Tony Peña, R (1, 2) OBP: 0.299, SLG: 0.363										4	1	1	1	0	1	4					
Larry McWilliams, L (1, 1) OBP: 0.211, SLG: 0.194										3	0	1	2	0	1	1					
Dan Quisenberry, R (6, 1) OBP: 0.250, SLG: 0.279										0	0	0	0	0	0	0					
Curt Ford, L (8, PH) OBP: 0.250, SLG: 0.279										1	0	0	0	0	1	0					
Todd Worrell, R (8, 1) OBP: 0.250, SLG: 0.279										0	0	0	0	0	0	0					
Inning Stats	R: 0 E: 0 K: 2 S: 15	H: 2 LOB: 2 BB: 0 P: 25	R: 0 E: 0 K: 1 S: 7	H: 0 LOB: 1 BB: 1 P: 13	R: 0 E: 0 K: 0 S: 5	H: 0 LOB: 0 BB: 0 P: 6	R: 3 E: 1 K: 2 S: 17	H: 4 LOB: 2 BB: 0 P: 22	R: 0 E: 0 K: 1 S: 13	H: 2 LOB: 2 BB: 0 P: 21	R: 2 E: 0 K: 1 S: 11	H: 3 LOB: 1 BB: 1 P: 23	R: 0 E: 0 K: 1 S: 8	H: 0 LOB: 0 BB: 0 P: 10	R: 0 E: 0 K: 2 S: 8	H: 0 LOB: 0 BB: 0 P: 11	R: 0 E: 0 K: 1 S: 8	H: 1 LOB: 1 BB: 0 P: 15	1B: 11 2B: 0 3B: 0 HR: 1	SF: 0 SAC: 0 DP: 0 HBP: 0	WP: 0 PA: 42 PB: 0 SB: 1 CS: 0
PITCHER	IP WLS BF H R ER SO BB IBB HBP BLK WP HR S P ERA WHIP																				
Greg Maddux, R (1, 1) ERA: 3.28	5.2 L 31 11 5 2 6 2 0 0 0 0 0 1 65 104 3.18 2.294																				
Frank DiPino, L (6, 1) ERA: 5.22	1.1 4 0 0 0 2 0 0 0 0 0 0 0 11 16 0.00 0.000																				
Mike Bielecki, R (8, 1) ERA: 3.12	2.0 7 1 0 0 3 0 0 0 0 0 0 0 16 26 0.00 0.500																				

Batter	1	2	3	4	5	6	7	8	9	AB	R	H	RBI	BB	SO	LOB	BOTTOM				
Mitch Webster, S (1, 9) OBP: 0.338, SLG: 0.340										5	0	1	1	0	1	1	St. Louis Cardinals @ Chicago Cubs Wrigley Field, Chicago, IL Sun Sep 18 1988, 3:33 AM CDT Att: 25,090 - Overcast - 83 F				
23 Ryne Sandberg, R (1, 4) OBP: 0.326, SLG: 0.425										5	0	0	0	0	0	2					
Darrin Jackson, R (1, 8) OBP: 0.271, SLG: 0.444										4	0	1	0	0	0	0					
Andre Dawson, R (9, PH) OBP: 0.337, SLG: 0.496										3	1	2	0	1	0	0					
Vance Law, R (1, 5) OBP: 0.352, SLG: 0.396										3	1	1	0	0	0	2					
Rolando Roomes, R (1, 7) OBP: 0.222, SLG: 0.222										1	0	0	0	0	1	1					
Gary Varsho, L (8, PH) OBP: 0.321, SLG: 0.345										3	0	1	2	0	1	0					
Manny Trillo, R (1, 3) OBP: 0.281, SLG: 0.303										1	1	1	0	0	0	0					
Mark Grace, L (9, PH) OBP: 0.360, SLG: 0.395										3	0	0	0	0	0	1					
Jody Davis, R (1, 2) OBP: 0.307, SLG: 0.336										1	0	1	0	0	0	0					
Damon Berryhill, S (9, PH) OBP: 0.308, SLG: 0.415										4	1	2	1	0	0	0					
Shawon Dunston, R (1, 6) OBP: 0.262, SLG: 0.350										2	0	1	0	0	0	1					
Greg Maddux, R (1, 1) OBP: 0.213, SLG: 0.247										0	0	0	0	0	0	0					
Frank DiPino, L (6, 1) ERA: 4.87										1	0	0	0	0	0	0					
Doug Dascenzo, S (7, PH) OBP: 0.382, SLG: 0.354										1	0	0	0	0	1	0					
Mike Bielecki, R (8, 1) OBP: 0.289, SLG: 0.341										0	0	0	0	0	0	0					
Angel Salazar, R (9, PH) OBP: 0.289, SLG: 0.341										1	0	0	0	0	0	2					
Inning Stats	R: 0 E: 0 K: 0 S: 12	H: 1 LOB: 2 BB: 1 P: 19	R: 0 E: 0 K: 0 S: 6	H: 1 LOB: 0 BB: 0 P: 9	R: 0 E: 0 K: 0 S: 8	H: 0 LOB: 0 BB: 0 P: 10	R: 0 E: 0 K: 1 S: 6	H: 0 LOB: 0 BB: 0 P: 9	R: 0 E: 0 K: 0 S: 8	H: 1 LOB: 1 BB: 0 P: 13	R: 2 E: 0 K: 0 S: 16	H: 3 LOB: 1 BB: 0 P: 23	R: 0 E: 0 K: 2 S: 9	H: 0 LOB: 0 BB: 0 P: 12	R: 0 E: 0 K: 1 S: 6	H: 1 LOB: 1 BB: 0 P: 8	R: 2 E: 0 K: 1 S: 29	H: 4 LOB: 2 BB: 0 P: 36	1B: 7 2B: 4 3B: 0 HR: 0	SF: 0 SAC: 0 DP: 0 HBP: 0	WP: 1 PA: 39 PB: 0 SB: 0 CS: 0
PITCHER	IP WLS BF H R ER SO BB IBB HBP BLK WP HR S P ERA WHIP																				
Larry McWilliams, L (1, 1) ERA: 3.36	5.2 W 23 11 5 2 2 1 1 0 0 0 0 0 73 105 3.18 1.059																				
Dan Quisenberry, R (6, 1) ERA: 4.87	1.1 5 1 0 0 2 0 0 0 0 0 0 0 15 22 0.00 0.750																				
Todd Worrell, R (8, 1) ERA: 3.03	2.0 S 11 5 2 2 2 0 0 0 0 0 0 0 35 44 9.00 2.500																				

AB 40
R 5
H 12
RBI 5
BB 2
SO 11
LOB 21



AB 38
R 4
H 11
RBI 4
BB 1
SO 5
LOB 12



Batter	1	2	3	4	5	6	7	8	9	10	11	AB	R	H	RBI	BB	SO	LOB	TOP								
Olis Nixon, S OBP: 0.298, SLG: 0.275 (1, 7)	1-2 4-3 1B 2B		0-0 4-3		1-3 K			1-1 B6		1-0 B3		5	1	1	0	0	1	1									
Dave Martinez, L OBP: 0.311, SLG: 0.344 (1, 8)	1-2 4-3		2-1 3-1		1-1 4-1			1-3 K		2-0 3-1		5	0	0	0	0	1	2									
Andres Gattarraga, R OBP: 0.352, SLG: 0.642 (1, 3)	2-0 G6-4-3 1B		2-3 K			1-0 FC4-6 1B		1-0 HR		1-3 K		5	1	3	2	0	2	0									
Hubie Brooks, R OBP: 0.318, SLG: 0.442 Rex Hudler, R OBP: 0.300, SLG: 0.418 Tracy Jones, R OBP: 0.355, SLG: 0.335 (1, 9)	2-0 G6-4-3 1-2f			2-2 1-3		1-2 FC4-6 E		2-1 CS 1B		0-2 4-3		4	0	1	0	0	0	2									
Tim Wallach, R OBP: 0.304, SLG: 0.400 (1, 5)		2-1 4-3 1B 2B		2-1 HR		1-1 E9 G1-6-3		1-0 CS	1-3 K		1-0 F8		5	2	2	1	0	1	1								
Tom Foley, L OBP: 0.314, SLG: 0.377 (1, 4)		2-1 4-3 2-3		2-0 F4		0-0 G1-6-3			0-0 2B		3-1 G3		5	0	1	0	0	0	3								
Nelson Santovenia, R OBP: 0.286, SLG: 0.387 Wallace Johnson, S OBP: 0.276, SLG: 0.400 Wilfredo Tejada, R OBP: 0.251, SLG: 0.333 (1, 2)		3-3 K		1-1 F3			1-3 K		2-3 K			3	0	0	0	0	2	1									
Jeff Huson, L OBP: 0.533, SLG: 0.538 (1, 6)		2-0 1B		2-0 2B			1-0 3-1		4-0 IBB			3	0	2	1	1	0	0									
Dennis Martinez, R OBP: 0.293, SLG: 0.208 Graig Nettles, L OBP: 0.242, SLG: 0.247 Andy McGaffigan, R OBP: 0.417, SLG: 0.364 Tom O'Malley, L OBP: 0.417, SLG: 0.364 Tim Burke, R OBP: 0.417, SLG: 0.364 (1, 1)		1-3 K		1-3 K			2-3 K		3-2 F3			2	0	0	0	0	2	2									
Inning Stats	R: 1 E: 0 K: 2 S: 8	H: 2 LOB: 0 BB: 0 P: 14	R: 1 E: 0 K: 2 S: 13	H: 2 LOB: 1 BB: 0 P: 23	R: 0 E: 0 K: 1 S: 6	H: 0 LOB: 0 BB: 0 P: 10	R: 1 E: 0 K: 0 S: 8	H: 1 LOB: 0 BB: 0 P: 15	R: 0 E: 1 K: 2 S: 7	H: 1 LOB: 1 BB: 0 P: 10	R: 0 E: 0 K: 1 S: 9	H: 0 LOB: 0 BB: 0 P: 13	R: 1 E: 0 K: 1 S: 8	H: 2 LOB: 1 BB: 0 P: 14	R: 0 E: 0 K: 2 S: 10	H: 1 LOB: 2 BB: 1 P: 20	R: 0 E: 0 K: 1 S: 5	H: 0 LOB: 0 BB: 0 P: 9	R: 0 E: 0 K: 0 S: 6	H: 0 LOB: 0 BB: 0 P: 10	1B: 4 2B: 4 3B: 0 HR: 2	SF: 0 SAC: 0 DP: 2 HBP: 0	WP: 0 PB: 0 SB: 0 CS: 1	PA: 43			
PITCHER Rick Sutcliffe, R ERA: 3.71 (1, 1)	IP 11.0	WLS 7	BF 42	H 10	R 4	ER 4	SO 11	BB 0	IBB 1	HBP 0	BLK 0	WP 0	HR 2	S 89	P 152	ERA 3.71	WHIP 0.909										

Montreal Expos @ Chicago Cubs
Wrigley Field, Chicago, IL
Tue Sep 20 1988, 3:33 AM CDT
Sunny

AB	41
R	4
H	10
RBI	4
BB	1
SO	11
LOB	15



Batter	1	2	3	4	5	6	7	8	9	10	11	AB	R	H	RBI	BB	SO	LOB	BOTTOM								
Mitch Webster, S OBP: 0.338, SLG: 0.341 (1, 9)	2-1 2B 1B		1-2 2B 3B 1B		0-3 K		0-0 F5			3-1 F8		5	1	2	0	0	1	1									
23 Ryne Sandberg, R OBP: 0.325, SLG: 0.427 (1, 4)	3-3 K		3-1 BLK 3B		0-2 6-3		1-2 F9			0-3 K		5	1	1	1	0	2	1									
Mark Grace, L OBP: 0.359, SLG: 0.391 (1, 3)	2-3 K		4-2 2B BB		2-1 1-3		2-2 F8			1-2 L4		4	1	0	0	1	1	1									
Damon Berryhill, S OBP: 0.310, SLG: 0.416 (1, 2)	2-0 G3		0-1 2B		4-2 BLK BB			2-3 K			0-0 4-3		4	0	1	1	1	1									
Vance Law, R OBP: 0.349, SLG: 0.392 (1, 5)		2-3 K		0-3 K		0-3 K		0-0 4-3		0-0 6-3		5	0	0	0	0	3	2									
Gary Varsho, L OBP: 0.295, SLG: 0.317 (1, 7)		1-0 E6		3-1 1-3		0-2 F7		1-0 6-3			2-0 E4 IBB 1B		5	1	0	0	0	0									
Doug Dascenzo, S OBP: 0.383, SLG: 0.346 (1, 8)		0-0 G6-4-3		2-1 G3		1-2 FC6-4 1B				0-0 F6		4	0	1	0	1	0	1									
Shawon Dunston, R OBP: 0.283, SLG: 0.352 Angel Salazar, R OBP: 0.283, SLG: 0.333 Andre Dawson, R OBP: 0.338, SLG: 0.496 (1, 6)			1-0 F9		3-2 2B 2B		1-1 FC6-4		0-1 F7		4-0 1B IBB		3	1	1	0	0	0	1								
Rick Sutcliffe, L OBP: 0.232, SLG: 0.177 Jerry Mumphrey, S OBP: 0.232, SLG: 0.177 (1, 1)			0-0 F9		2-1 2B		1-2 6-3		2-1 3-1		2-2 1B		4	0	1	1	0	0	1								
Inning Stats	R: 0 E: 0 K: 2 S: 10	H: 1 LOB: 1 BB: 0 P: 19	R: 0 E: 1 K: 1 S: 8	H: 0 LOB: 0 BB: 0 P: 11	R: 3 E: 0 K: 1 S: 17	H: 3 LOB: 1 BB: 1 P: 25	R: 1 E: 0 K: 1 S: 15	H: 2 LOB: 1 BB: 0 P: 25	R: 0 E: 0 K: 1 S: 10	H: 0 LOB: 0 BB: 0 P: 14	R: 0 E: 0 K: 1 S: 6	H: 0 LOB: 0 BB: 0 P: 10	R: 0 E: 0 K: 1 S: 9	H: 0 LOB: 0 BB: 0 P: 7	R: 0 E: 0 K: 1 S: 9	H: 0 LOB: 0 BB: 0 P: 13	R: 1 E: 1 K: 0 S: 6	H: 1 LOB: 3 BB: 2 P: 18	1B: 4 2B: 3 3B: 1 HR: 0	SF: 0 SAC: 0 DP: 1 HBP: 0	WP: 0 PB: 1 SB: 0 CS: 0	PA: 45					
PITCHER Dennis Martinez, R ERA: 2.51 Andy McGaffigan, R ERA: 2.92 Tim Burke, R ERA: 3.58 (1, 1)	IP 6.0	WLS 2	BF 27	H 7	R 4	ER 4	SO 6	BB 2	IBB 0	HBP 0	BLK 2	WP 0	HR 0	S 72	P 110	ERA 6.00	WHIP 1.500										


Montreal Expos @ Chicago Cubs
Wrigley Field, Chicago, IL
Tue Sep 20 1988, 3:33 AM CDT
Sunny

AB	41
R	5
H	8
RBI	4
BB	4
SO	8
LOB	9




Batter	1	2	3	4	5	6	7	8	9	AB	R	H	RBI	BB	SO	LOB	TOP								
Otis Nixon, S <small>OBP: 0.300, SLG: 0.277</small> (1, 8)										5	2	2	0	0	2	5	Montreal Expos @ Chicago Cubs Wrigley Field, Chicago, IL Tue Sep 20 1988, 7:05 PM CDT Att: 23,030 - Unknown								
Tracy Jones, R <small>OBP: 0.380, SLG: 0.360</small> (1, 7)										5	2	3	4	0	0	0									
Rex Hudler, R <small>OBP: 0.300, SLG: 0.418</small> (9, 7)										0	0	0	0	0	0	0									
Dave Martinez, L <small>OBP: 0.312, SLG: 0.350</small> (1, 9)										5	1	2	1	0	1	1									
Andres Galarraga, R <small>OBP: 0.352, SLG: 0.542</small> (1, 3)										5	0	2	1	0	2	1									
Tim Wallach, R <small>OBP: 0.303, SLG: 0.397</small> (1, 5)										4	0	0	0	0	0	0									
Tom Foley, L <small>OBP: 0.321, SLG: 0.382</small> (1, 4)										3	2	3	0	1	0	0									
Johnny Paredes, R <small>OBP: 0.282, SLG: 0.242</small> (8, PR)										1	0	0	0	0	0	2									
Mike Fitzgerald, R <small>OBP: 0.340, SLG: 0.397</small> (1, 2)										3	1	2	2	2	0	2									
Jeff Huson, L <small>OBP: 0.450, SLG: 0.444</small> (1, 6)										5	0	1	1	0	1	6									
Randy Johnson, R <small>OBP: 0.200, SLG: 0.200</small> (1, 1)										4	1	1	0	0	3	5									
Inning Stats	R: 0 E: 0 K: 2 S: 11	H: 1 LOB: 1 BB: 0 P: 18	R: 1 E: 0 K: 2 S: 15	H: 3 LOB: 2 BB: 0 P: 21	R: 0 E: 0 K: 1 S: 9	H: 1 LOB: 1 BB: 0 P: 17	R: 0 E: 0 K: 0 S: 13	H: 1 LOB: 0 BB: 1 P: 21	R: 1 E: 0 K: 1 S: 13	H: 2 LOB: 0 BB: 0 P: 19	R: 2 E: 0 K: 1 S: 12	H: 1 LOB: 0 BB: 1 P: 19	R: 3 E: 0 K: 0 S: 14	H: 3 LOB: 0 BB: 0 P: 21	R: 0 E: 0 K: 2 S: 12	H: 1 LOB: 3 BB: 1 P: 18	R: 2 E: 0 K: 0 S: 10	H: 3 LOB: 2 BB: 0 P: 16	1B: 11 2B: 2 3B: 1 HR: 2	SF: 0 SAC: 0 DP: 1 HBP: 1	WP: 1 PB: 0 SB: 1 CS: 1	PA: 45			
PITCHER	IP WLS BF H R ER SO BB IBB HBP BLK WP HR S P ERA WHIP	IP WLS BF H R ER SO BB IBB HBP BLK WP HR S P ERA WHIP	IP WLS BF H R ER SO BB IBB HBP BLK WP HR S P ERA WHIP	IP WLS BF H R ER SO BB IBB HBP BLK WP HR S P ERA WHIP	IP WLS BF H R ER SO BB IBB HBP BLK WP HR S P ERA WHIP	IP WLS BF H R ER SO BB IBB HBP BLK WP HR S P ERA WHIP	IP WLS BF H R ER SO BB IBB HBP BLK WP HR S P ERA WHIP	IP WLS BF H R ER SO BB IBB HBP BLK WP HR S P ERA WHIP	IP WLS BF H R ER SO BB IBB HBP BLK WP HR S P ERA WHIP	IP WLS BF H R ER SO BB IBB HBP BLK WP HR S P ERA WHIP	IP WLS BF H R ER SO BB IBB HBP BLK WP HR S P ERA WHIP	IP WLS BF H R ER SO BB IBB HBP BLK WP HR S P ERA WHIP	IP WLS BF H R ER SO BB IBB HBP BLK WP HR S P ERA WHIP	IP WLS BF H R ER SO BB IBB HBP BLK WP HR S P ERA WHIP	IP WLS BF H R ER SO BB IBB HBP BLK WP HR S P ERA WHIP	IP WLS BF H R ER SO BB IBB HBP BLK WP HR S P ERA WHIP	IP WLS BF H R ER SO BB IBB HBP BLK WP HR S P ERA WHIP	IP WLS BF H R ER SO BB IBB HBP BLK WP HR S P ERA WHIP	IP WLS BF H R ER SO BB IBB HBP BLK WP HR S P ERA WHIP	IP WLS BF H R ER SO BB IBB HBP BLK WP HR S P ERA WHIP	IP WLS BF H R ER SO BB IBB HBP BLK WP HR S P ERA WHIP	IP WLS BF H R ER SO BB IBB HBP BLK WP HR S P ERA WHIP	IP WLS BF H R ER SO BB IBB HBP BLK WP HR S P ERA WHIP	IP WLS BF H R ER SO BB IBB HBP BLK WP HR S P ERA WHIP	IP WLS BF H R ER SO BB IBB HBP BLK WP HR S P ERA WHIP

AB	40
R	9
H	16
RBI	9
BB	3
SO	9
LOB	22



Batter	1	2	3	4	5	6	7	8	9	AB	R	H	RBI	BB	SO	LOB	BOTTOM								
Rolando Roomes, R <small>OBP: 0.231, SLG: 0.231</small> (1, 7)										4	0	1	0	0	2	1	Montreal Expos @ Chicago Cubs Wrigley Field, Chicago, IL Tue Sep 20 1988, 7:05 PM CDT Att: 23,030 - Unknown								
23 Ryne Sandberg, R <small>OBP: 0.325, SLG: 0.426</small> (1, 4)										4	0	1	0	0	2	2									
Mitch Webster, S <small>OBP: 0.336, SLG: 0.338</small> (1, 9)										4	0	0	0	0	1	3									
Darrin Jackson, R <small>OBP: 0.276, SLG: 0.451</small> (1, 8)										4	1	2	0	0	1	0									
Dave Meier, R <small>OBP: 0.250, SLG: 0.250</small> (1, 5)										4	0	1	1	0	1	2									
Manny Trillo, R <small>OBP: 0.280, SLG: 0.297</small> (1, 3)										3	0	0	0	1	1	1									
Rick Wrona, R (1, 2)										4	0	0	0	0	1	4									
Angel Salazar, R <small>OBP: 0.280, SLG: 0.327</small> (1, 6)										4	0	1	0	0	0	1									
Calvin Schiraldi, R <small>OBP: 0.123, SLG: 0.127</small> (7, 1)										2	0	0	0	0	2	2									
Doug Descenzo, S <small>OBP: 0.377, SLG: 0.340</small> (7, PH)										0	0	0	0	0	0	0									
Mike Capel, R (8, 1)										1	0	0	0	0	0	0									
Jody Davis, R <small>OBP: 0.306, SLG: 0.335</small> (9, PH)										1	0	0	0	0	0	2									
Inning Stats	R: 0 E: 0 K: 1 S: 5	H: 0 LOB: 0 BB: 0 P: 9	R: 0 E: 0 K: 1 S: 9	H: 0 LOB: 0 BB: 0 P: 12	R: 0 E: 0 K: 3 S: 12	H: 0 LOB: 1 BB: 0 P: 16	R: 0 E: 0 K: 1 S: 17	H: 2 LOB: 3 BB: 1 P: 27	R: 0 E: 0 K: 2 S: 10	H: 2 LOB: 2 BB: 0 P: 13	R: 0 E: 0 K: 1 S: 5	H: 0 LOB: 0 BB: 0 P: 7	R: 0 E: 0 K: 0 S: 8	H: 0 LOB: 0 BB: 0 P: 14	R: 0 E: 0 K: 2 S: 12	H: 0 LOB: 0 BB: 0 P: 18	R: 1 E: 1 K: 0 S: 8	H: 2 LOB: 2 BB: 0 P: 14	1B: 5 2B: 1 3B: 1 HR: 0	SF: 0 SAC: 0 DP: 0 HBP: 0	WP: 1 PB: 0 SB: 2 CS: 0	PA: 36			
PITCHER	IP WLS BF H R ER SO BB IBB HBP BLK WP HR S P ERA WHIP	IP WLS BF H R ER SO BB IBB HBP BLK WP HR S P ERA WHIP	IP WLS BF H R ER SO BB IBB HBP BLK WP HR S P ERA WHIP	IP WLS BF H R ER SO BB IBB HBP BLK WP HR S P ERA WHIP	IP WLS BF H R ER SO BB IBB HBP BLK WP HR S P ERA WHIP	IP WLS BF H R ER SO BB IBB HBP BLK WP HR S P ERA WHIP	IP WLS BF H R ER SO BB IBB HBP BLK WP HR S P ERA WHIP	IP WLS BF H R ER SO BB IBB HBP BLK WP HR S P ERA WHIP	IP WLS BF H R ER SO BB IBB HBP BLK WP HR S P ERA WHIP	IP WLS BF H R ER SO BB IBB HBP BLK WP HR S P ERA WHIP	IP WLS BF H R ER SO BB IBB HBP BLK WP HR S P ERA WHIP	IP WLS BF H R ER SO BB IBB HBP BLK WP HR S P ERA WHIP	IP WLS BF H R ER SO BB IBB HBP BLK WP HR S P ERA WHIP	IP WLS BF H R ER SO BB IBB HBP BLK WP HR S P ERA WHIP	IP WLS BF H R ER SO BB IBB HBP BLK WP HR S P ERA WHIP	IP WLS BF H R ER SO BB IBB HBP BLK WP HR S P ERA WHIP	IP WLS BF H R ER SO BB IBB HBP BLK WP HR S P ERA WHIP	IP WLS BF H R ER SO BB IBB HBP BLK WP HR S P ERA WHIP	IP WLS BF H R ER SO BB IBB HBP BLK WP HR S P ERA WHIP	IP WLS BF H R ER SO BB IBB HBP BLK WP HR S P ERA WHIP	IP WLS BF H R ER SO BB IBB HBP BLK WP HR S P ERA WHIP	IP WLS BF H R ER SO BB IBB HBP BLK WP HR S P ERA WHIP	IP WLS BF H R ER SO BB IBB HBP BLK WP HR S P ERA WHIP	IP WLS BF H R ER SO BB IBB HBP BLK WP HR S P ERA WHIP	IP WLS BF H R ER SO BB IBB HBP BLK WP HR S P ERA WHIP

AB	35
R	1
H	6
RBI	1
BB	1
SO	11
LOB	18



Batter	1	2	3	4	5	6	7	8	9	AB	R	H	RBI	BB	SO	LOB	TOP				
Tracy Jones, R OBP: 0.361, SLG: 0.365	1-1 6-3			0-1 F4		1-2 6-3		1-0 2B	0-0 BB SF7 1B	5	1	2	1	0	0	0					
Dave Martinez, L OBP: 0.311, SLG: 0.350	2-2 F7			2-0 E7 1B		0-1 2B		0-0 F9	3-3 S 1-2 K	5	1	1	0	0	1	4					
Wallace Johnson, S OBP: 0.376, SLG: 0.386 Jeff Parrett, R Tim Burke, R	3-2 4-3			1-1 F8		4-1 2B		2-1 1-3	4-0 SF7 BB IBB	3	0	0	0	2	0	2					
Hubie Brooks, R Joe Hesketh, R Andres Galarraga, R OBP: 0.354, SLG: 0.542	1-0 5-3			2-0 F9 2H 1B		0-1 F9		2-2 1-3	4-2 3-3 3-H BB	4	0	1	1	0	0	3					
Tom O'Malley, L OBP: 0.353, SLG: 0.333	0-0 F4			0-1 4-3		1-2 F7			2B 1B SF7	4	1	1	1	0	0	1					
Nelson Santovenia, R OBP: 0.285, SLG: 0.388	1-2 5-3				2-1 F9	1-3 K			1B E 2B 5-3	5	1	1	0	0	1	3					
Rex Hudler, R Tim Wallach, R Johnny Paredes, R OBP: 0.282, SLG: 0.242			3-1 F9		2-2 5-3	1-2 FC6 1B		2-2 E 2B 1B	3	0	1	0	0	0	0	0					
Jeff Huson, L Tom Foley, L OBP: 0.320, SLG: 0.381			2-2 CS 1B		2-1 4-3	0-0 FC6 1-2		0-0 E6 WP 2B	3	0	1	0	0	0	1	1					
John Dopson, L Ois Nixon, S Graig Nettles, L Luis Rivera, R OBP: 0.271, SLG: 0.316			0-3 K 1-2			2-3 K		2-2 WP 2B 1B	1-0 BB 2B	2	0	0	0	0	2	1					
Inning Stats	R: 0 E: 0 K: 0 S: 8	H: 0 LOB: 0 BB: 0 P: 14	R: 0 E: 0 K: 0 S: 5	H: 0 LOB: 0 BB: 0 P: 7	R: 0 E: 0 K: 1 S: 8	H: 1 LOB: 1 BB: 0 P: 13	R: 1 E: 1 K: 0 S: 8	H: 1 LOB: 1 BB: 0 P: 13	R: 0 E: 0 K: 1 S: 11	H: 1 LOB: 1 BB: 0 P: 18	R: 0 E: 0 K: 1 S: 10	H: 1 LOB: 1 BB: 0 P: 13	R: 1 E: 0 K: 0 S: 10	H: 2 LOB: 1 BB: 0 P: 17	R: 6 E: 1 K: 1 S: 26	H: 5 LOB: 2 BB: 2 P: 42	1B: 7 2B: 5 3B: 0 HR: 0	SF: 1 SAC: 0 DP: 1 HBP: 0	WP: 2 PB: 0 SB: 1 CS: 1	PA: 42	
PITCHER	IP WLS BF H R ER SO BB IBB HBP BLK WP HR S P ERA WHIP	7.1 29 6 2 1 3 1 0 0 0 0 1 0 66 103 1.23 0.955	0.2 5 3 3 3 0 0 0 0 0 0 0 0 11 18 40.50 4.500	0.0 L 3 2 1 0 0 0 0 0 0 0 0 3 4 ∞ ∞	0.1 2 0 0 0 1 0 1 0 0 0 0 0 7 14 0.00 0.000	0.2 3 0 2 1 0 1 0 0 0 0 0 0 10 15 13.50 1.500															

Montreal Expos @ Chicago Cubs
Wrigley Field, Chicago, IL
Wed Sep 21 1988, 3:33 AM CDT
Att: 8,360 - Sunny

AB	38
R	8
H	11
RBI	7
BB	3
SO	4
LOB	16



Batter	1	2	3	4	5	6	7	8	9	AB	R	H	RBI	BB	SO	LOB	BOTTOM			
Gary Varsho, L OBP: 0.303, SLG: 0.323	1-2 3-1 23 1B		0-0 G3		2-2 4-3		3-0 F8		1-0 1-2 1B	5	1	2	0	0	0	1				
23 Ryne Sandberg, R OBP: 0.325, SLG: 0.425	1-2 3-1 1B		1-2 F9			1-1 1B HR	0-2 FC5		0-0 L7	5	2	2	0	0	0	3				
Mark Grace, L OBP: 0.361, SLG: 0.391	0-0 3-1		4-1 BB			2-2 HR 1B	1-3 2-3		4-1 F8 E BB	3	1	1	0	2	0	4				
Damon Berryhill, S OBP: 0.306, SLG: 0.410	2-3 K		0-0 F8			0-3 K		1-2 E5 FC5-4	1-2 1-2	4	0	0	0	0	2	6				
Vance Law, R OBP: 0.350, SLG: 0.398	0-0 2H 3H 1B				0-0 F9		2-1 HR		1-2 F8	4	1	2	5	0	0	2				
Doug Dasencenzo, S OBP: 0.354, SLG: 0.316	0-0 5-3				0-1 4-3		1-1 4-3		0-3 K	4	0	0	0	0	1	3				
Darrin Jackson, R OBP: 0.270, SLG: 0.441			2-3 K			0-2 F9		0-3 K	0-0 FC5-4 1-2	4	0	0	0	0	2	2				
Angel Salazar, R Andre Dawson, R Rick Wrona, R			1-3 K			0-0 5-3		1-0 23 FC5 SH5-4 1B	1-2 1B	3	0	1	0	0	1	0				
Mike Harkey, R Jeff Pico, R Rich Gossage, R Frank DiPino, L Scott Sanderson, R Jerry Mumphrey, S OBP: 0.225, SLG: 0.175			1-3 K			0-3 K		1-1 SH5-4	2-1 F6	2	0	0	0	0	2	0				
Inning Stats	R: 2 E: 0 K: 1 S: 10	H: 3 LOB: 1 BB: 0 P: 14	R: 0 E: 0 K: 3 S: 9	H: 0 LOB: 0 BB: 0 P: 13	R: 0 E: 0 K: 0 S: 6	H: 0 LOB: 1 BB: 1 P: 11	R: 0 E: 0 K: 0 S: 6	H: 0 LOB: 0 BB: 0 P: 6	R: 0 E: 0 K: 1 S: 7	H: 3 LOB: 0 BB: 0 P: 9	R: 3 E: 0 K: 2 S: 20	H: 3 LOB: 0 BB: 0 P: 22	R: 0 E: 1 K: 1 S: 13	H: 0 LOB: 2 BB: 1 P: 19	R: 0 E: 0 K: 0 S: 8	H: 2 LOB: 2 BB: 0 P: 13	1B: 8 2B: 0 3B: 0 HR: 1	SF: 0 SAC: 1 DP: 0 HBP: 0	WP: 0 PB: 0 SB: 0 CS: 0	PA: 39
PITCHER	IP WLS BF H R ER SO BB IBB HBP BLK WP HR S P ERA WHIP	7.0 29 7 5 0 5 7 1 0 0 0 0 0 65 87 6.43 1.143	1.0 W 5 0 0 0 1 1 0 0 0 0 0 13 19 0.00 1.000	0.1 3 2 0 0 0 0 0 0 0 0 0 0 6 10 0.00 6.000	0.2 S 2 0 0 0 0 0 0 0 0 0 0 2 3 0.00 0.000															

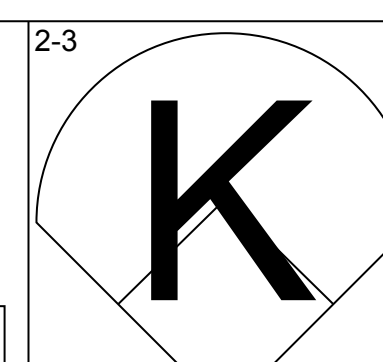
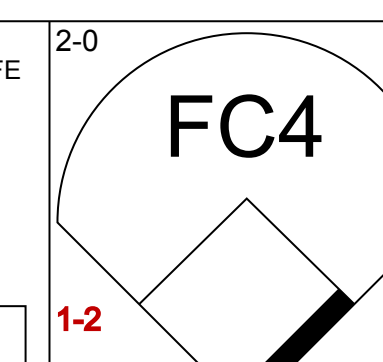
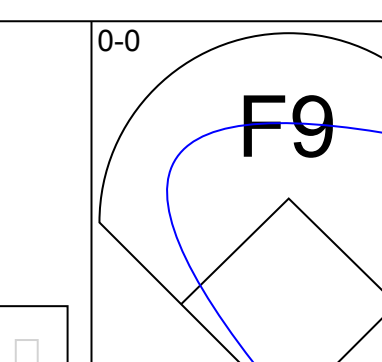
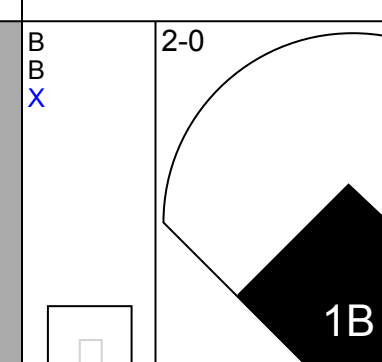
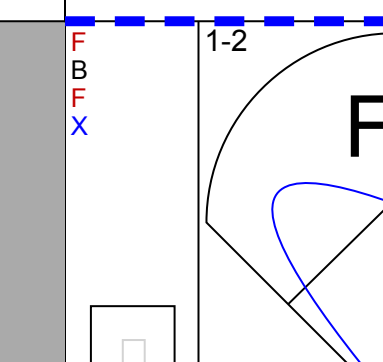
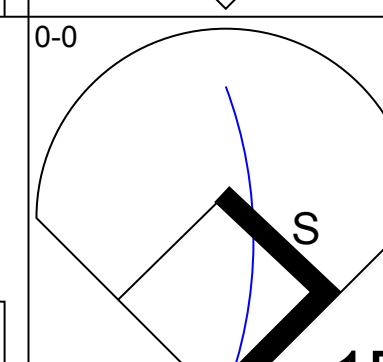
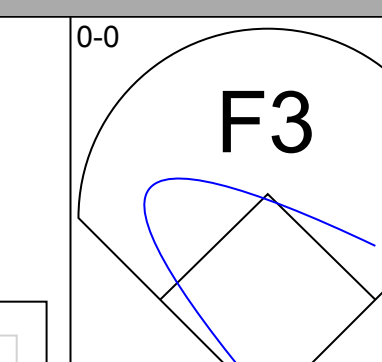
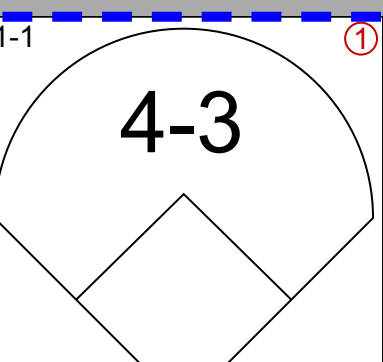
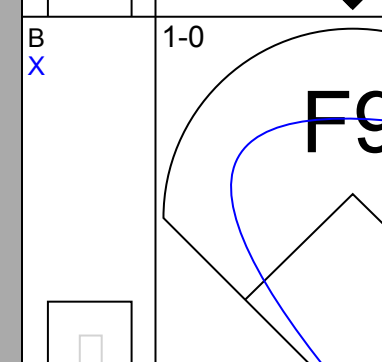
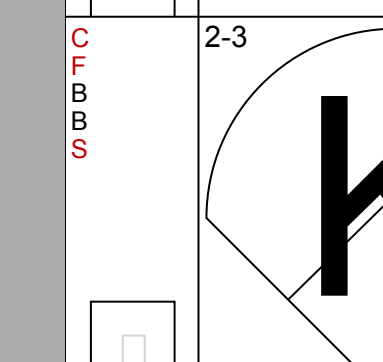
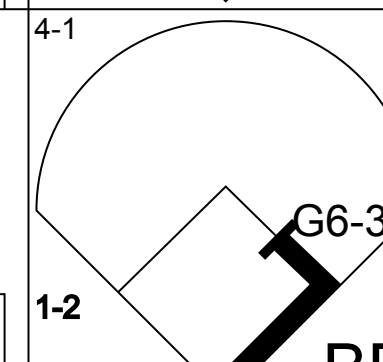
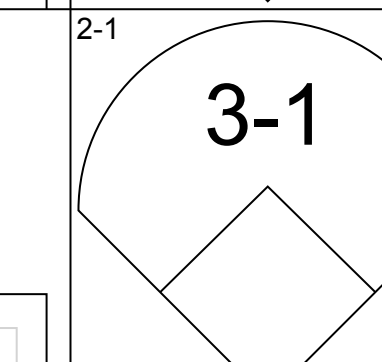
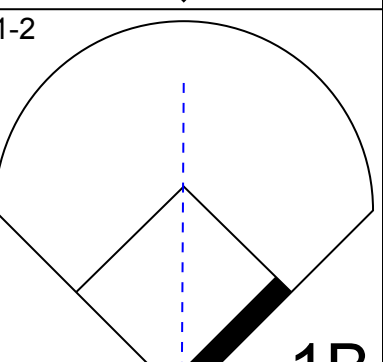
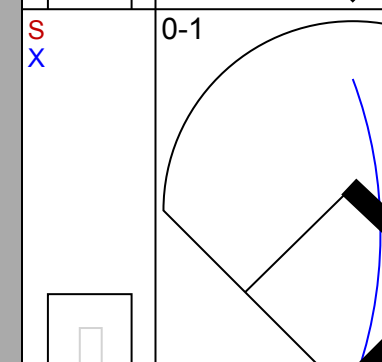
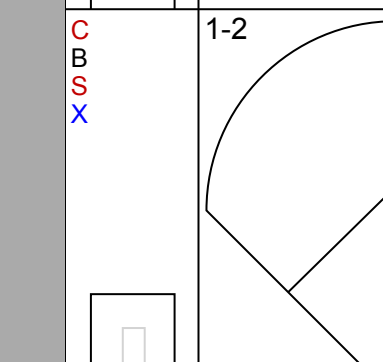
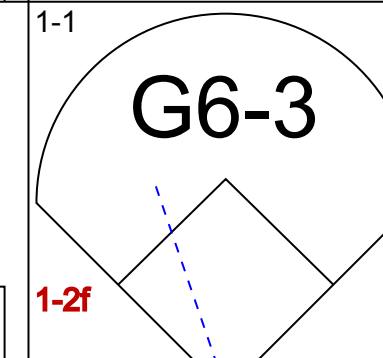
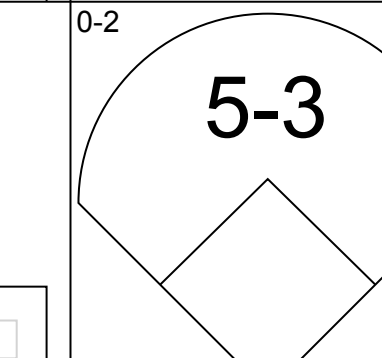
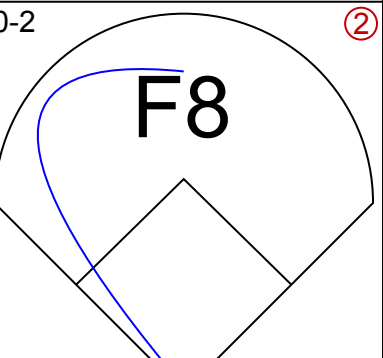
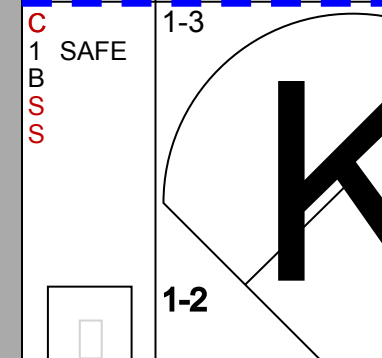
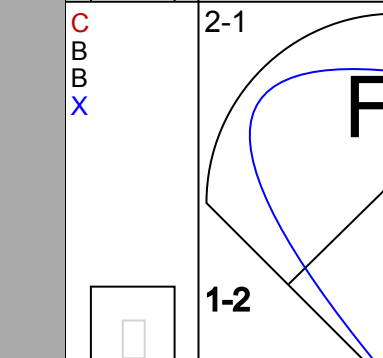
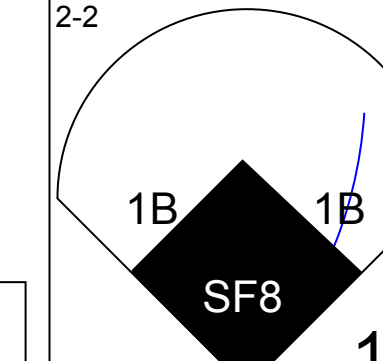
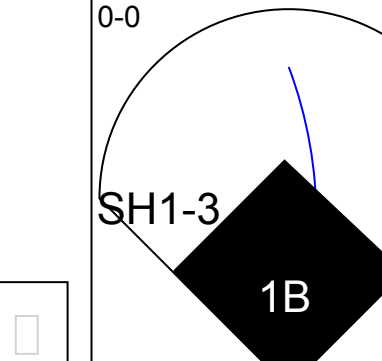
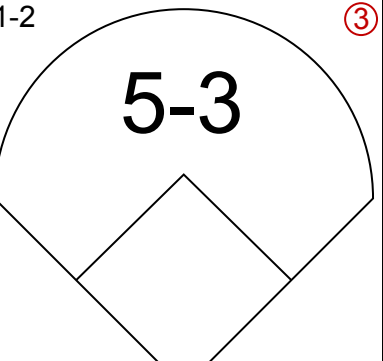
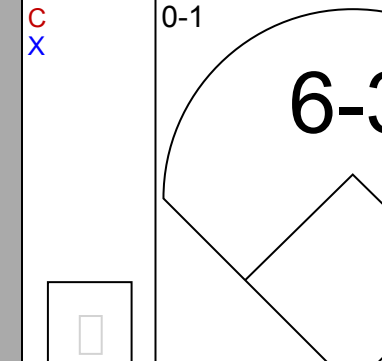
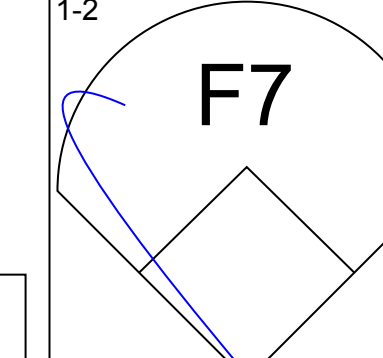
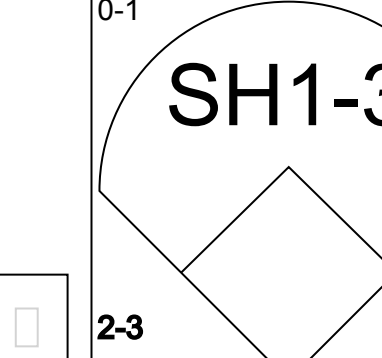
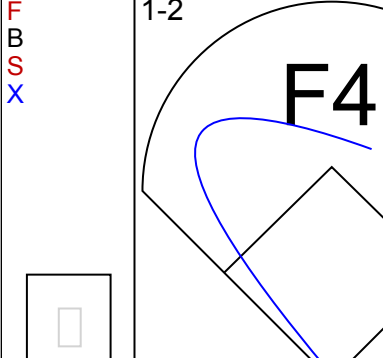
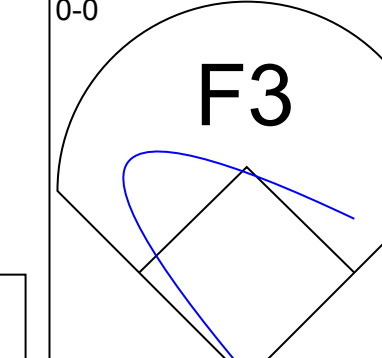
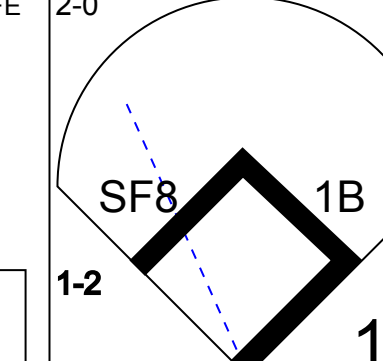
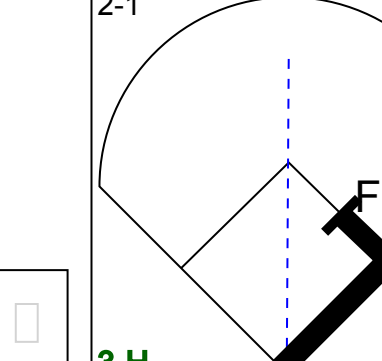
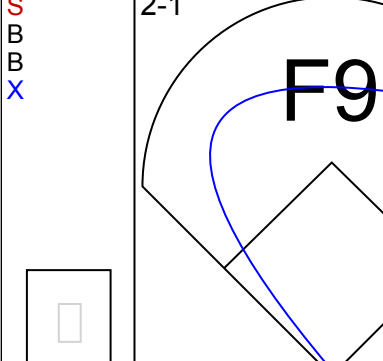
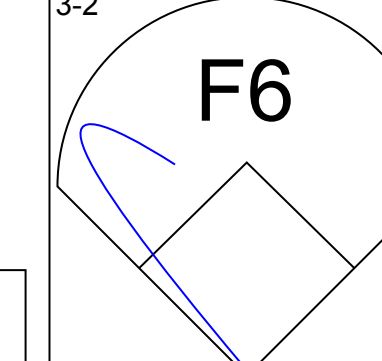
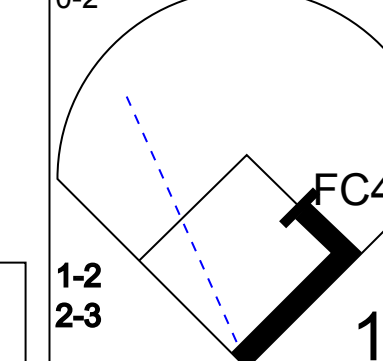
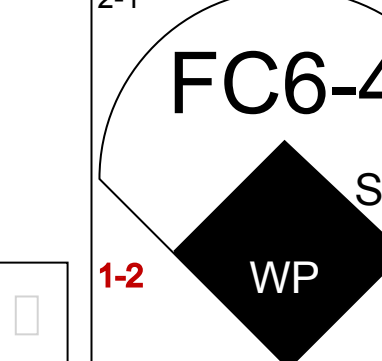
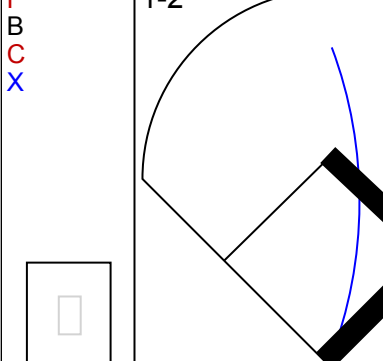
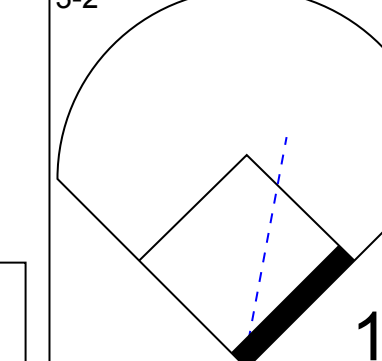
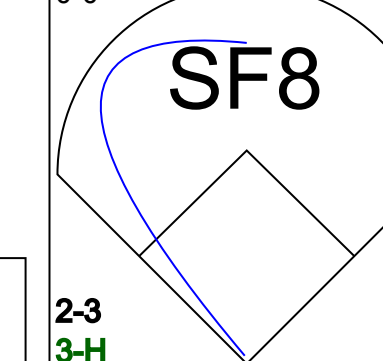
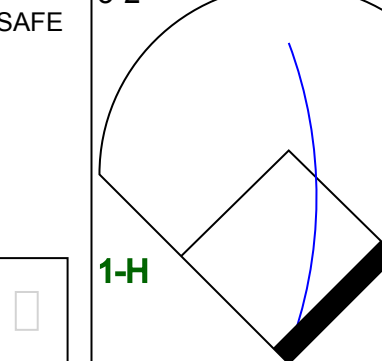
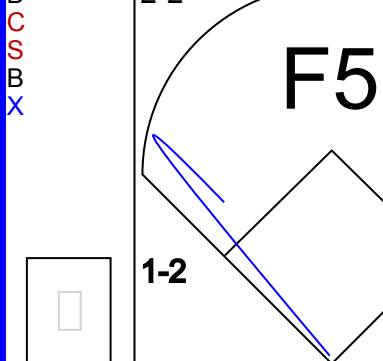
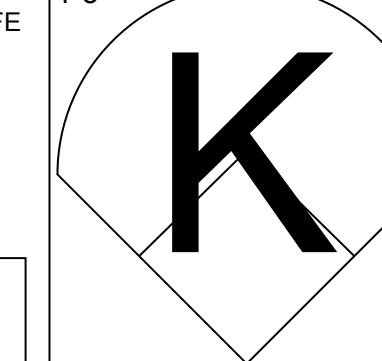
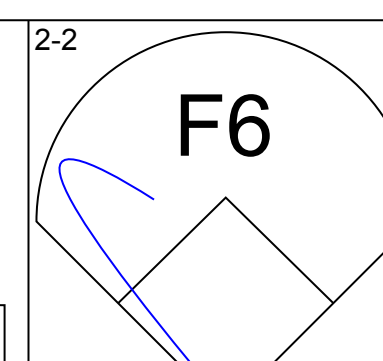
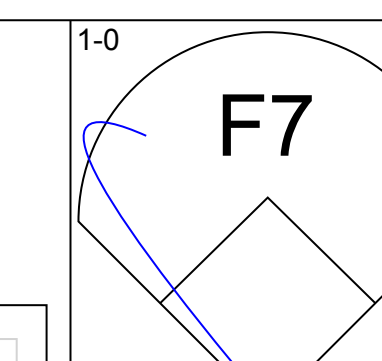
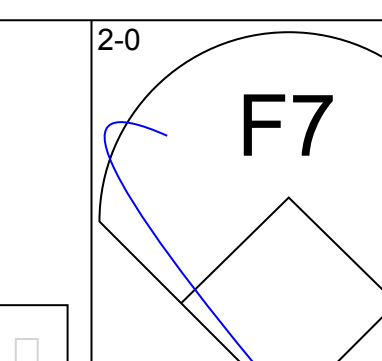
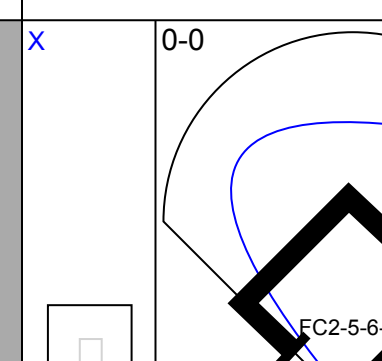
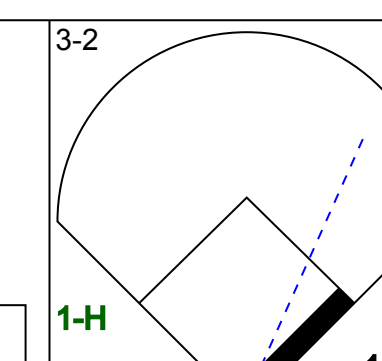
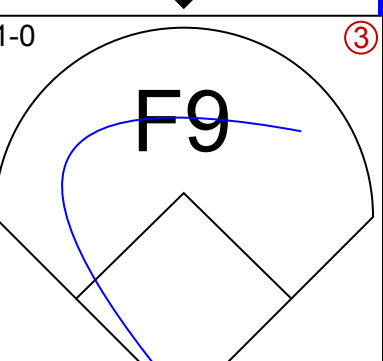
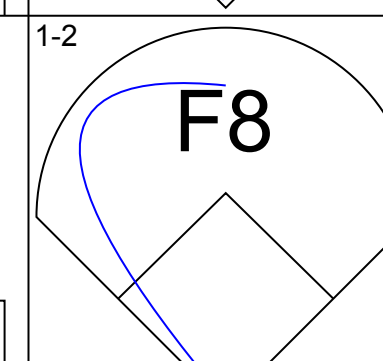
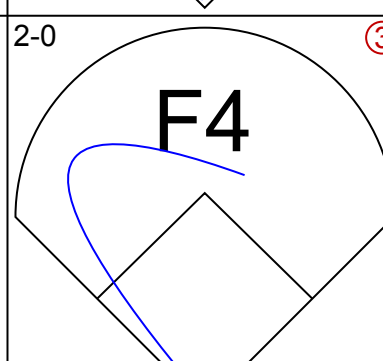
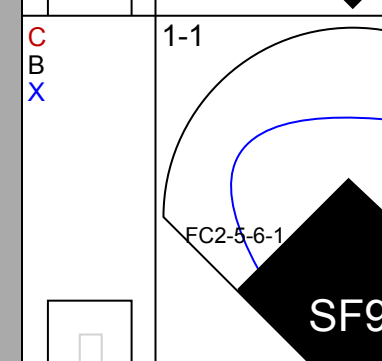
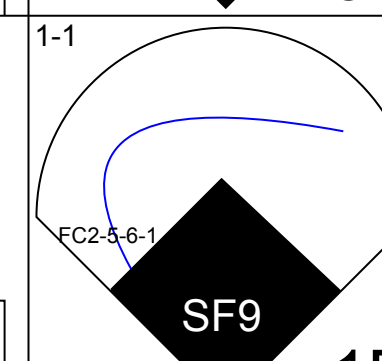
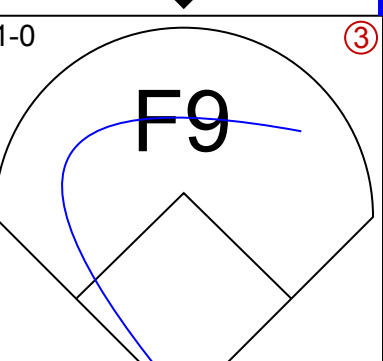
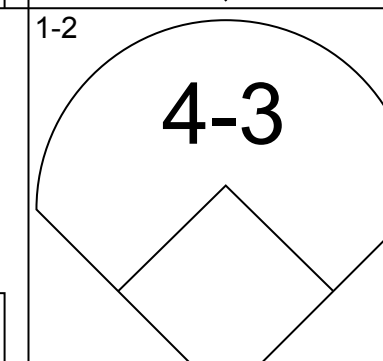
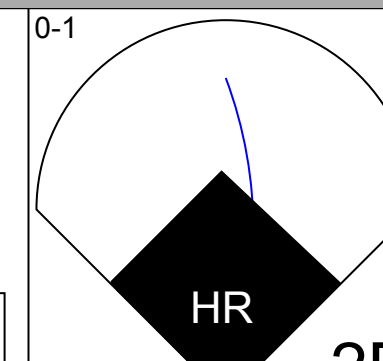
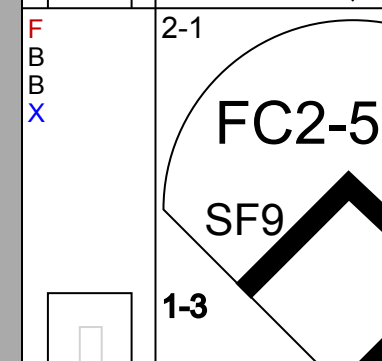
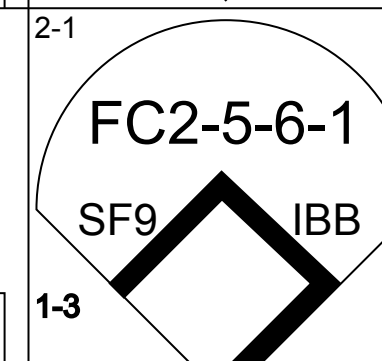
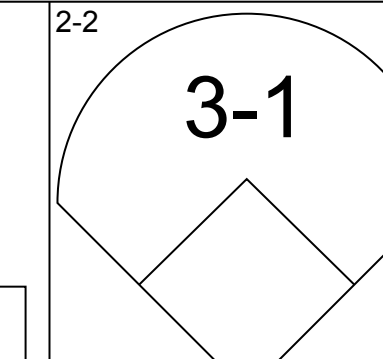
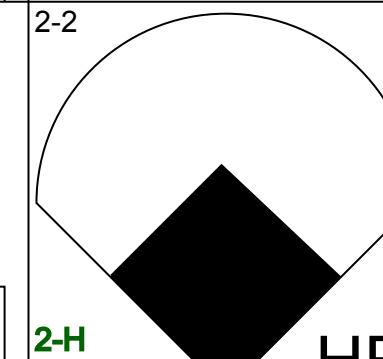
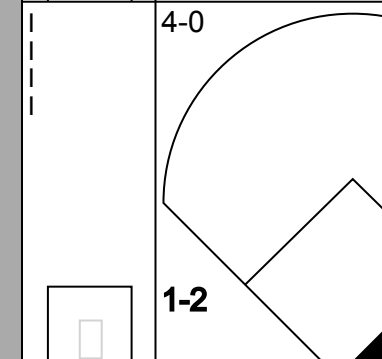
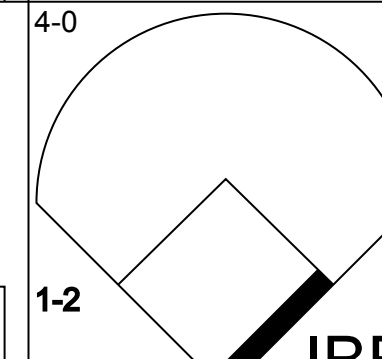
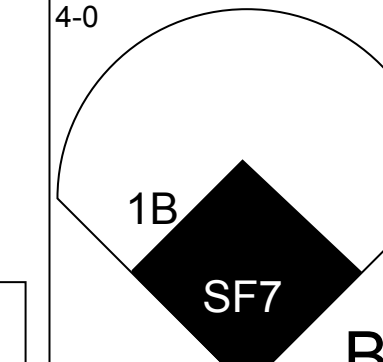
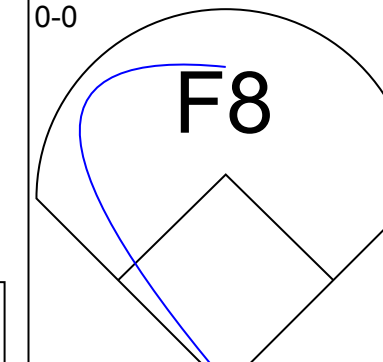
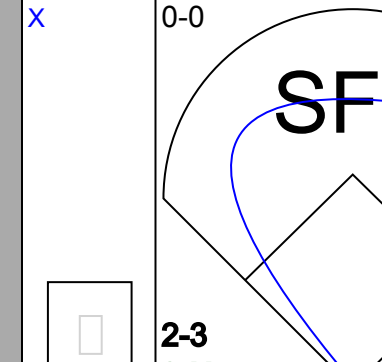
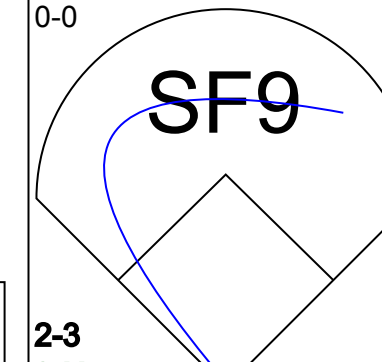
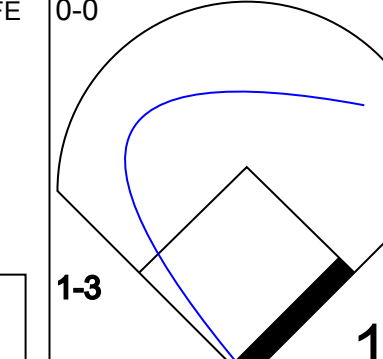
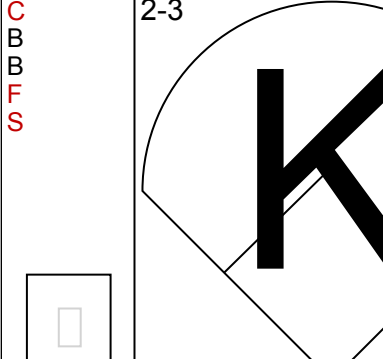
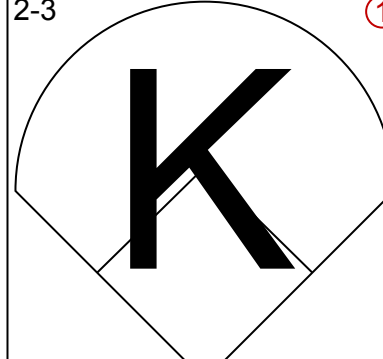
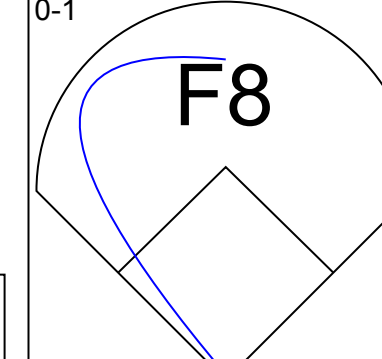
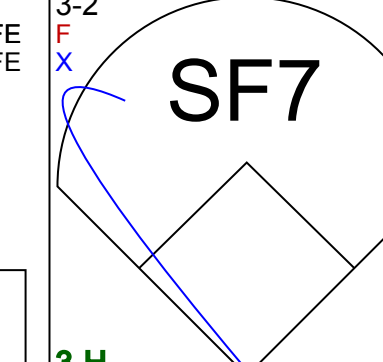
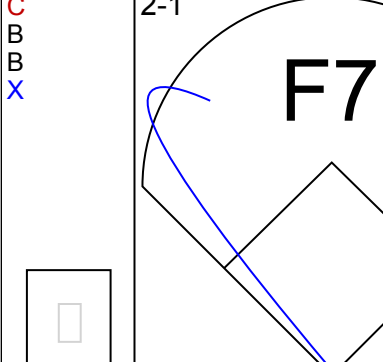
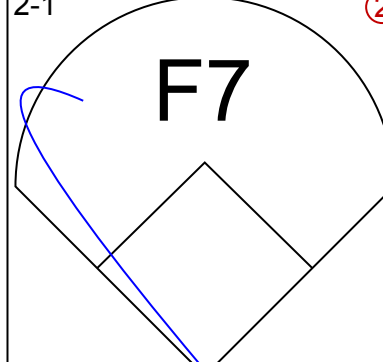
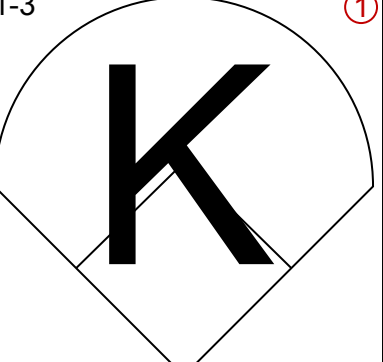
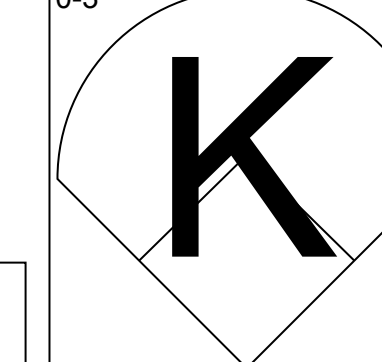
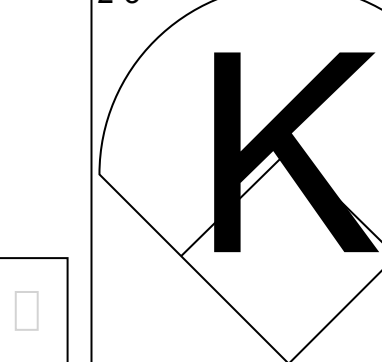
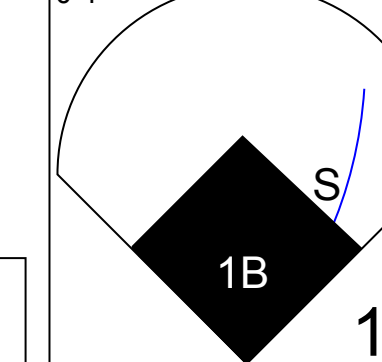

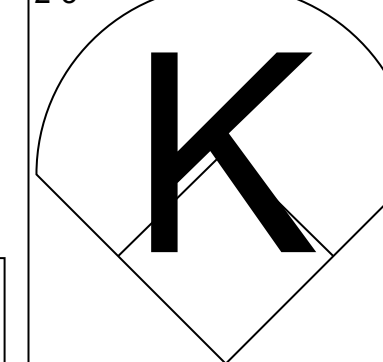
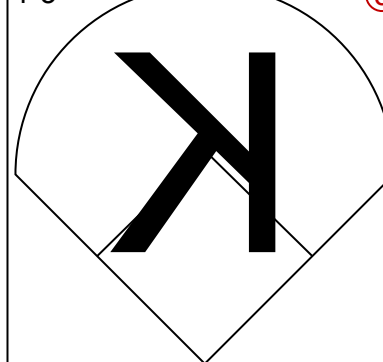


Montreal Expos @ Chicago Cubs
Wrigley Field, Chicago, IL
Wed Sep 21 1988, 3:33 AM CDT
Att: 8,360 - Sunny

AB	36
R	5
H	9
RBI	5
BB	2
SO	8
LOB	22



Batter	1	2	3	4	5	6	7	8	9	10	AB	R	H	RBI	BB	SO	LOB	TOP				
Doug Dascenzo, S OBP: 0.343, SLG: 0.306 (1, 8)	G4-3		G6-3		L9		F8		23 E S 1B		5	0	1	0	0	0	0	Chicago Cubs @ Pittsburgh Pirates Three Rivers Stadium, Pittsburgh, PA Fri Sep 23 1988, 7:05 PM EDT Att: 19,552 - Unknown - 72 F				
23 Ryne Sandberg, R OBP: 0.326, SLG: 0.423 (1, 4)	E5 G4-3		S 1B BB		F8		CS 1B BB		1 SAFE 1 SAFE G2-3		3	1	0	0	2	0	1					
Mark Grace, L OBP: 0.366, SLG: 0.399 (1, 3)	G4-3		1B BB		2B		1B 1B		3-1 F9 1B 2B		4	2	3	0	1	0	1					
Damon Berryhill, S OBP: 0.304, SLG: 0.406 (1, 2)	G3		1-3 2-H 1B		G3-1		K		0-2 F9 1B 2B		5	0	1	1	0	1	5					
Vance Law, R OBP: 0.352, SLG: 0.399 (1, 5)		2-1 2B SF9 1B		K		P4		1B BB	0-0 SH3-4 1B		4	2	2	1	1	1	2					
Mitch Webster, S OBP: 0.337, SLG: 0.342 (8, 7)	SF9 1-3 2B		K		G3-1		1B BB		0-0 SH3-4 1-2		4	0	2	1	0	1	2					
Gary Varsho, L OBP: 0.286, SLG: 0.309 Darin Jackson, R OBP: 0.274, SLG: 0.444 (8, 9)	SF9 2-3 3-H 1B		F9		G3		K		2-1 1B		3	0	0	1	0	1	2					
Shawon Dunston, R OBP: 0.262, SLG: 0.350 (1, 6)	G5-3		CS BB		P3		F7		0-1 K		4	0	0	0	1	1	2					
Greg Maddux, R OBP: 0.207, SLG: 0.239 Jamie Moyer, L OBP: 0.153, SLG: 0.105 Rolando Roomes, R OBP: 0.214, SLG: 0.214 (8, 1) (8, 7)	G3		1-2 K		F9		F9		3-3 K		3	0	0	0	0	1	2					
Inning Stats	R: 0 E: 1 K: 0 S: 12	H: 0 LOB: 1 BB: 0 P: 15	R: 1 E: 0 K: 0 S: 19	H: 2 LOB: 1 BB: 0 P: 28	R: 1 E: 0 K: 2 S: 14	H: 1 LOB: 2 BB: 2 P: 25	R: 0 E: 0 K: 1 S: 5	H: 0 LOB: 0 BB: 1 P: 9	R: 0 E: 0 K: 0 S: 4	H: 0 LOB: 0 BB: 0 P: 6	R: 0 E: 0 K: 0 S: 6	H: 0 LOB: 0 BB: 0 P: 9	R: 1 E: 0 K: 1 S: 15	H: 2 LOB: 2 BB: 2 P: 27	R: 0 E: 0 K: 1 S: 9	H: 1 LOB: 1 BB: 0 P: 14	R: 2 E: 0 K: 1 S: 12		H: 3 LOB: 1 BB: 0 P: 18	1B: 7 2B: 3 3B: 0 HR: 0	SF: 1 SAC: 1 DP: 0 HBP: 0	WP: 0 PB: 0 SB: 2 CS: 3
PITCHER	IP	WLS	BF	H	R	ER	SO	BB	IBB	HBP	BLK	WP	HR	S	P	ERA	WHIP					
Doug Drabek, R ERA: 3.12 Jeff Robinson, R ERA: 3.12 Bob Kipper, L ERA: 3.34 Jim Gott, R ERA: 3.12	7.0		28	4	2	2	3	3	0	0	0	0	0	69	105	2.57	1.000					

Batter	1	2	3	4	5	6	7	8	9	10	AB	R	H	RBI	BB	SO	LOB	BOTTOM				
Barry Bonds, L OBP: 0.371, SLG: 0.496 (1, 7)	F8		1B		F9		P4		HR		5	1	2	1	0	0	0	Chicago Cubs @ Pittsburgh Pirates Three Rivers Stadium, Pittsburgh, PA Fri Sep 23 1988, 7:05 PM EDT Att: 19,552 - Unknown - 72 F				
Ken Oberkfell, L OBP: 0.324, SLG: 0.359 Jose Lind, R OBP: 0.301, SLG: 0.317 (9, PH) (10, 4)	G1-3		F9		2B BB		G3-1		1B		3	0	0	0	1	0	1					
Andy Van Slyke, L OBP: 0.347, SLG: 0.505 (1, 8)	CI		G4-3		1-3 2B		1B 2B		K		4	1	2	0	0	1	1					
Bobby Bonilla, S OBP: 0.361, SLG: 0.468 (1, 5)	F7		BB 1B		F9		SH1-4 1B		F7		5	1	2	1	0	0	3					
Sid Bream, L OBP: 0.327, SLG: 0.415 (1, 3)	F7		F8 1B BB		G4-3		SH1-4		G4-3		3	0	0	0	1	0	2					
R.J. Reynolds, S OBP: 0.288, SLG: 0.363 (1, 9)	F7 S BB		HBP 1B		K		F8		E6		4	0	1	1	1	1	1					
Michael LaValiere, L OBP: 0.358, SLG: 0.332 Glenn Wilson, R OBP: 0.296, SLG: 0.336 Tom Prince, R OBP: 0.221, SLG: 0.203 (1, 2) (8, PH) (9, 2)	F7		F8		F7		G6-3		L8		3	0	0	0	0	0	3					
Felix Fermin, R OBP: 0.388, SLG: 0.356 Gary Redus, R OBP: 0.339, SLG: 0.379 Rafael Belliard, R OBP: 0.288, SLG: 0.245 (1, 6) (9, PH) (10, 6)	G1-3		2-3 HBP		G6-3		G6-3		F7		2	0	0	0	0	0	0					
Doug Drabek, R John Campbell, S Jeff Robinson, R Junior Ortiz, R Bob Kipper, R Jim Gott, R (1, 11) (7, PH) (8, 1) (8, PH) (10, 1) (10, 1)	K		L4		L6		P3				2	0	0	0	0	1	3					
Inning Stats	R: 0 E: 1 K: 0 S: 5	H: 0 LOB: 1 BB: 0 P: 12	R: 0 E: 0 K: 0 S: 6	H: 0 LOB: 0 BB: 1 P: 13	R: 0 E: 0 K: 1 S: 9	H: 1 LOB: 1 BB: 0 P: 12	R: 1 E: 0 K: 0 S: 11	H: 2 LOB: 3 BB: 1 P: 21	R: 0 E: 0 K: 0 S: 11	H: 1 LOB: 2 BB: 1 P: 17	R: 0 E: 0 K: 0 S: 5	H: 0 LOB: 0 BB: 0 P: 7	R: 1 E: 0 K: 0 S: 6	H: 2 LOB: 1 BB: 0 P: 7	R: 1 E: 0 K: 1 S: 14	H: 2 LOB: 1 BB: 0 P: 19	R: 0 E: 1 K: 0 S: 6		H: 0 LOB: 1 BB: 0 P: 11	1B: 5 2B: 2 3B: 0 HR: 1	SF: 0 SAC: 1 DP: 0 HBP: 1	WP: 0 PB: 0 SB: 1 CS: 0
PITCHER	IP	WLS	BF	H	R	ER	SO	BB	IBB	HBP	BLK	WP	HR	S	P	ERA	WHIP					
Greg Maddux, R ERA: 3.28 Jamie Moyer, L ERA: 3.53	7.0		31	6	2	2	2	3	0	0	0	0	0	54	93	2.57	1.286					

Batter	1	2	3	4	5	6	7	8	9	AB	R	H	RBI	BB	SO	LOB	TOP		
Mitch Webster, S OBP: 0.335, SLG: 0.344										5	1	1	0	0	1	3	Chicago Cubs @ Pittsburgh Pirates Three Rivers Stadium, Pittsburgh, PA Sun Sep 25 1988, 3:33 AM EDT Att: 23,095 - Overcast		
23 Ryne Sandberg, R OBP: 0.323, SLG: 0.418										5	0	1	0	0	1	1			
Mark Grace, L OBP: 0.369, SLG: 0.403										4	0	3	1	1	0	0			
Andre Dawson, R OBP: 0.336, SLG: 0.490										5	0	0	0	0	1	5			
Vance Law, R OBP: 0.353, SLG: 0.400										4	2	2	0	0	0	2			
Doug Dasenczo, S OBP: 0.325, SLG: 0.279										3	0	0	0	0	0	1			
Jody Davis, R OBP: 0.309, SLG: 0.337										4	0	2	1	0	0	0			
Shawon Dunston, R OBP: 0.269, SLG: 0.354										4	1	3	0	0	0	1			
Rick Sutcliffe, L OBP: 0.203, SLG: 0.274										1	0	1	1	0	0	0			
Jeff Pico, R OBP: 0.171, SLG: 0.147										0	0	0	0	0	0	0			
Rolando Rodriguez, R OBP: 0.206, SLG: 0.209										0	0	0	0	0	0	0			
Scott Sanderson, R OBP: 0.206, SLG: 0.209										0	0	0	0	0	0	0			
Gary Varsho, L OBP: 0.206, SLG: 0.209										0	0	0	0	0	0	0			
Drew Hall, L OBP: 0.206, SLG: 0.209										0	0	0	0	0	0	0			
Inning Stats	R: 0 E: 0 K: 1 S: 8	H: 1 LOB: 1 BB: 1 P: 15	R: 1 E: 0 K: 0 S: 14	H: 3 LOB: 2 BB: 0 P: 21	R: 0 E: 0 K: 0 S: 6	H: 0 LOB: 0 BB: 0 P: 8	R: 2 E: 0 K: 0 S: 11	H: 3 LOB: 1 BB: 0 P: 18	R: 0 E: 0 K: 0 S: 12	H: 1 LOB: 1 BB: 0 P: 15	R: 0 E: 0 K: 1 S: 9	H: 1 LOB: 1 BB: 0 P: 13	R: 0 E: 0 K: 1 S: 11	H: 1 LOB: 1 BB: 0 P: 18	R: 0 E: 0 K: 1 S: 11	H: 1 LOB: 1 BB: 0 P: 17	1B: 11 2B: 1 3B: 1 HR: 0	SF: 1 SAC: 1 DP: 1 HBP: 0	WP: 4 PA: 40
PITCHER	IP WLS BF H R ER SO BB IBB HBP BLK WP HR S P ERA WHIP																		
Mike Dunne, R ERA: 4.01	(1, 1) 4.0 19 7 3 3 1 1 0 0 0 0 1 0 39 62 6.75 2.000																		
Randy Kramer, R ERA: 3.0	(5, 1) 2.1 W 11 4 1 1 0 0 0 0 0 0 1 0 27 39 3.86 1.714																		
Scott Medvin, R ERA: 5.04	(7, 1) 1.2 6 1 0 0 2 0 0 0 0 0 1 0 16 24 0.00 0.600																		
Jim Gott, R ERA: 3.08	(9, 1) 1.0 S 4 1 0 0 1 0 0 0 0 0 1 0 11 17 0.00 1.000																		
Batter	1	2	3	4	5	6	7	8	9	AB	R	H	RBI	BB	SO	LOB	BOTTOM		
John Cangelosi, S OBP: 0.322, SLG: 0.264										5	0	2	1	0	0	2	Chicago Cubs @ Pittsburgh Pirates Three Rivers Stadium, Pittsburgh, PA Sun Sep 25 1988, 3:33 AM EDT Att: 23,095 - Overcast		
Jim Gott, R										0	0	0	0	0	0	0			
Jose Lind, R OBP: 0.302, SLG: 0.316										5	1	1	0	0	0	1			
Andy Van Slyke, L OBP: 0.348, SLG: 0.511										4	2	2	1	0	0	2			
Bobby Bonilla, S OBP: 0.361, SLG: 0.472										3	1	1	2	1	0	0			
Benny Distefano, L OBP: 0.444, SLG: 0.786										2	1	0	1	1	0	0			
Glenn Wilson, R OBP: 0.288, SLG: 0.342										4	1	2	0	0	1	2			
Michael LaValliere, L OBP: 0.357, SLG: 0.335										3	0	1	2	0	1	0			
Felix Fermin, R OBP: 0.375, SLG: 0.342										1	0	0	0	0	0	1			
Rafael Belliard, R OBP: 0.232, SLG: 0.246										2	0	1	0	1	1	0			
Mike Dunne, R OBP: 0.183, SLG: 0.114										1	0	0	0	0	0	0			
Barry Bonds, L OBP: 0.309, SLG: 0.492										1	0	0	0	0	1	2			
Randy Kramer, R ERA: 4.1										1	0	0	0	0	1	1			
Scott Medvin, R ERA: 3.95										0	0	0	0	0	0	0			
Gary Redus, R OBP: 0.300, SLG: 0.380										1	1	1	0	0	0	0			
R.J. Reynolds, S OBP: 0.206, SLG: 0.303										0	0	0	0	0	0	0			
Inning Stats	R: 0 E: 0 K: 0 S: 10	H: 0 LOB: 0 BB: 0 P: 14	R: 1 E: 0 K: 0 S: 12	H: 1 LOB: 1 BB: 1 P: 23	R: 0 E: 0 K: 0 S: 3	H: 0 LOB: 0 BB: 0 P: 6	R: 3 E: 0 K: 1 S: 19	H: 5 LOB: 2 BB: 0 P: 29	R: 1 E: 0 K: 0 S: 12	H: 1 LOB: 0 BB: 0 P: 19	R: 0 E: 0 K: 2 S: 10	H: 0 LOB: 1 BB: 1 P: 19	R: 1 E: 0 K: 0 S: 8	H: 2 LOB: 2 BB: 1 P: 15	R: 1 E: 0 K: 2 S: 12	H: 2 LOB: 1 BB: 0 P: 17	1B: 5 2B: 3 3B: 1 HR: 2	SF: 2 SAC: 0 DP: 0 HBP: 0	WP: 0 PA: 38
PITCHER	IP WLS BF H R ER SO BB IBB HBP BLK WP HR S P ERA WHIP																		
Rick Sutcliffe, R ERA: 3.82	(1, 1) 3.1 L 16 5 4 4 0 0 0 0 0 0 0 1 35 58 10.80 1.800																		
Jeff Pico, R ERA: 4.1	(4, 1) 1.2 7 2 1 1 1 0 0 0 0 0 0 1 21 33 5.40 1.200																		
Scott Sanderson, R ERA: 3.95	(6, 1) 2.0 10 2 1 1 2 1 1 0 0 0 0 0 18 34 4.50 1.500																		
Drew Hall, L ERA: 7.52	(8, 1) 1.0 5 2 1 1 2 0 0 0 0 0 0 0 12 17 9.00 2.000																		
UBS																			
P																			

Batter	1	2	3	4	5	6	7	8	9	AB	R	H	RBI	BB	SO	LOB	TOP					
Mitch Webster, S (1, 8) OBP: 0.337, SLG: 0.346	0-1 S 1B		1-1 23 4-3 2B		2-2 F7		0-0 L4		4-0 23 FC5-4 BB	4	0	2	0	1	0	0	Chicago Cubs @ Montreal Expos Olympic Stadium, Montreal, QB Wed Sep 28 1988, 7:05 PM EDT Att. 5,678 - Dome - 70 F					
23 Ryne Sandberg, R (1, 4) OBP: 0.322, SLG: 0.416	0-1 F9		2-1 4-3 2-3 1B		2-2 G4-6-3 1B		4-0 FC6-4 S BB	0-0 FC5-4 FC6-4 1-2	4	0	1	0	1	0	3							
Mark Grace, L (1, 3) OBP: 0.367, SLG: 0.399	2-2 F7		0-0 L8		0-0 G4-6-3 1-2		4-0 FC6-4 BB	0-0 FC6-4 1-2	4	0	0	0	1	0	4							
Andre Dawson, R (1, 9) OBP: 0.343, SLG: 0.500 Doug Dascenzo, S (4, 8) OBP: 0.313, SLG: 0.268	2-2 L3 1-2			1-2 4-3 E 2B		1-0 E6 S PB 1-3	0-0 FC6-4 1-2 2-3		2	1	1	0	0	0	1							
Rafael Palmeiro, L (1, 7) OBP: 0.346, SLG: 0.423		0-1 4-3		2-1 4-3 2-3		0-0 1-3 1-2	0-0 F8		4	0	0	0	0	0	4							
Vance Law, R (1, 5) OBP: 0.351, SLG: 0.397		0-0 E6 FC4-6		0-1 E5 G3 1B 3-H 0-0		3-2 F8 2-H		0-0 4-3	4	1	0	1	0	0	0							
Damon Berryhill, S (1, 2) OBP: 0.292, SLG: 0.391		0-1 L8		2-1 G3 2-3		2-1 2B		0-3 K	4	0	1	0	0	1	2							
Shawon Dunston, R (1, 6) OBP: 0.269, SLG: 0.353		1-1 FC4-6 1-2		3-2 1B 3-H 0-0		4-0 IBB		0-0 F3	3	0	1	1	1	0	1							
Greg Maddux, R (1, 1) OBP: 0.198, SLG: 0.229			0-0 6-3	0-0 5-3		0-3 K		0-0 4-3	4	0	0	0	0	1	3							
Inning Stats	R: 0 E: 0 K: 0 S: 11	H: 1 LOB: 1 BB: 0 P: 14	R: 0 E: 1 K: 0 S: 7	H: 0 LOB: 1 BB: 0 P: 8	R: 0 E: 0 K: 0 S: 6	H: 1 LOB: 1 BB: 0 P: 9	R: 2 E: 1 K: 0 S: 12	H: 2 LOB: 1 BB: 0 P: 18	R: 0 E: 0 K: 0 S: 7	H: 1 LOB: 0 BB: 0 P: 11	R: 1 E: 1 K: 1 S: 11	H: 1 LOB: 2 BB: 1 P: 21	R: 0 E: 0 K: 0 S: 3	H: 0 LOB: 0 BB: 2 P: 11	R: 0 E: 0 K: 1 S: 5	H: 0 LOB: 0 BB: 0 P: 5	R: 0 E: 0 K: 0 S: 3	H: 0 LOB: 1 BB: 1 P: 7	1B: 3 2B: 3 3B: 0 HR: 0	SF: 0 SAC: 0 DP: 1 HBP: 0	WP: 0 PB: 1 SB: 3 CS: 0	PA: 39
PITCHER	IP WLS BF L	H R ER SO	BB IBB HBP BLK	WP HR S P	ERA WHIP	PITCHER	IP WLS BF H	R ER SO	BB IBB HBP BLK	WP HR S P	ERA WHIP											
John Dopson, R (1, 1) ERA: 3.04	7.0	6	3	1	1	2	0	0	0	0	0	57	92	1.29	1.143							
Andy McGaffigan, R (8, 1) ERA: 2.92	2.0	0	0	0	1	1	0	0	0	0	0	8	12	0.00	0.500							

AB	35
R	3
H	6
RBI	2
BB	4
SO	2
LOB	20



Batter	1	2	3	4	5	6	7	8	9	AB	R	H	RBI	BB	SO	LOB	BOTTOM					
Otis Nixon, S (1, 7) OBP: 0.306, SLG: 0.284	4-2 FC6-4 BB		1-0 1-3	0-0 FC4-6 1-2			0-0 FC4-6 1-2		3	0	0	0	1	0	4	Chicago Cubs @ Montreal Expos Olympic Stadium, Montreal, QB Wed Sep 28 1988, 7:05 PM EDT Att. 5,678 - Dome - 70 F						
Dave Martinez, L (1, 8) OBP: 0.310, SLG: 0.352	1 SAFE F8		0-2 3B		1-0 L8		0-0 F5		4	0	1	0	0	0	2							
Andres Galarraga, R (1, 3) OBP: 0.354, SLG: 0.539	0-0 FC6-4 1B 1-2		0-3 K		1-0 G4-6-3 HBP		0-3 K		3	1	0	0	0	2	3							
Hubie Brooks, R (1, 9) OBP: 0.320, SLG: 0.452	0-0 1B 1-3		2-3 K		0-0 G4-6-3 1-2		0-0 5-3		4	0	1	0	0	1	2							
Tom O'Malley, L (1, 5) OBP: 0.333, SLG: 0.292	3-1 1-2 3-H 1B		2-2 BB 1B 1B		0-0 4-3		0-0 F7		4	0	2	1	0	0	0							
Tom Foley, L (1, 4) OBP: 0.322, SLG: 0.379	0-0 L8		1-1 F7		0-0 1B		0-0 F7		4	0	1	0	0	0	3							
Nelson Santovenia, R (1, 2) OBP: 0.289, SLG: 0.391		1-3 K		1-1 SAFE 1-2 1B		0-3 K		0-0 F3	4	0	1	0	0	2	1							
Luis Rivera, R (1, 6) OBP: 0.269, SLG: 0.314 Jeff Huson, L (4, PR) OBP: 0.394, SLG: 0.333 Graig Nettles, L (9, PH) OBP: 0.245, SLG: 0.253		0-1 4-3		4-1 FC4-6 BB		0-0 F5		0-0 6-3	1	0	0	0	1	0	0							
John Dopson, L (1, 1) OBP: 0.077, SLG: 0.078 Wallace Johnson, S (7, PH) OBP: 0.396, SLG: 0.393 Andy McGaffigan, R (8, 1) Tim Wallach, R (9, PH) OBP: 0.303, SLG: 0.394		0-3 K		0-2 F5		0-0 FC4-6 1B		0-0 4-3	2	0	0	0	0	1	3							
Inning Stats	R: 1 E: 0 K: 0 S: 9	H: 2 LOB: 2 BB: 1 P: 17	R: 0 E: 0 K: 2 S: 9	H: 0 LOB: 0 BB: 0 P: 10	R: 0 E: 0 K: 2 S: 12	H: 1 LOB: 1 BB: 0 P: 15	R: 0 E: 0 K: 0 S: 12	H: 2 LOB: 3 BB: 1 P: 20	R: 0 E: 0 K: 0 S: 2	H: 0 LOB: 0 BB: 0 P: 4	R: 0 E: 0 K: 1 S: 6	H: 1 LOB: 1 BB: 0 P: 6	R: 0 E: 0 K: 1 S: 6	H: 1 LOB: 0 BB: 0 P: 6	R: 0 E: 0 K: 0 S: 3	H: 0 LOB: 0 BB: 0 P: 3	R: 0 E: 0 K: 0 S: 3	H: 0 LOB: 0 BB: 0 P: 3	1B: 6 2B: 0 3B: 1 HR: 0	SF: 0 SAC: 0 DP: 1 HBP: 1	WP: 0 PB: 0 SB: 0 CS: 0	PA: 36
PITCHER	IP WLS BF W	H R ER SO	BB IBB HBP BLK	WP HR S P	ERA WHIP	PITCHER	IP WLS BF H	R ER SO	BB IBB HBP BLK	WP HR S P	ERA WHIP											
Greg Maddux, R (1, 1) ERA: 3.18	9.0	7	1	1	6	2	0	0	0	0	0	62	84	1.00	1.000							

AB	33
R	1
H	7
RBI	1
BB	2
SO	6
LOB	19



Batter	1	2	3	4	5	6	7	8	9	AB	R	H	RBI	BB	SO	LOB	TOP		
Shawn Dunston, R (1, 6) OBP: 0.271, SLG: 0.357	0-1 3B		0-0 F8		3-2 S S HBP		1-0 6-3		2-3 K	2	1	1	0	0	0	1	Chicago Cubs @ Montreal Expos Olympic Stadium, Montreal, QB Thu Sep 29 1988, 7:05 PM EDT Att: 6,300 - Dome - 70 F		
Angel Salazar, R (6, 6) OBP: 0.278, SLG: 0.321										1	0	0	0	0	0	0			
23 Ryne Sandberg, R (9, PH) OBP: 0.322, SLG: 0.415										1	0	0	0	0	1	0			
Mitch Webster, S (1, 9) OBP: 0.338, SLG: 0.349	0-0 6-3 3B		0-2 FC4-6		4-0 S BB		3-2 F9		0-0 F8	4	1	1	1	1	0	1			
Mark Grace, L (1, 3) OBP: 0.363, SLG: 0.395	2-1 6-3		0-0 F9		3-1 F8				0-0 F9	5	0	0	1	0	0	3			
Rafael Palmeiro, L (1, 7) OBP: 0.346, SLG: 0.422	1-1 G3				2-2 G3				2-0 G3	4	0	1	0	0	0	0			
Vance Law, R (1, 5) OBP: 0.353, SLG: 0.404	0-3 K				4-0 BB				0-1 HR	3	1	2	1	1	1	0			
Damon Berryhill, S (1, 2)		1-0 G3			0-0 F8				1-2 1B	4	1	1	0	0	1	3			
Manny Trillo, R (1, 4) OBP: 0.280, SLG: 0.296		1-2 F5			3-3 K				0-0 1B	4	0	1	0	0	1	3			
Doug Dascenzo, S (1, 8) OBP: 0.301, SLG: 0.257		1-2 1-3			2-1 F7				0-1 1B	3	0	0	0	0	0	2			
Andre Dawson, R (8, PH) OBP: 0.344, SLG: 0.501									1-2 1B	1	0	1	1	0	0	0			
Darrin Jackson, R (8, PR) OBP: 0.275, SLG: 0.448									3-3 1B	0	0	0	0	0	0	0			
Mike Bielecki, R Dave Miller, R James Moyer, L Johnny Gant, R Frank DiPino, L Scott Sanderson, R Drew Hall, L			2-2 FC4-6 1B		0-3 K				3-3 K	0	0	0	0	0	0	0			
Inning Stats	R: 2 E: 0 K: 1 S: 10	H: 2 LOB: 0 BB: 0 P: 13	R: 0 E: 0 K: 0 S: 8	H: 0 LOB: 1 BB: 0 P: 11	R: 0 E: 0 K: 1 S: 8	H: 1 LOB: 1 BB: 0 P: 10	R: 0 E: 0 K: 1 S: 11	H: 0 LOB: 1 BB: 1 P: 20	R: 0 E: 0 K: 1 S: 10	H: 2 LOB: 2 BB: 0 P: 15	R: 0 E: 0 K: 0 S: 7	H: 0 LOB: 0 BB: 0 P: 12	R: 2 E: 0 K: 1 S: 15	H: 4 LOB: 2 BB: 0 P: 21	R: 0 E: 0 K: 1 S: 5	H: 0 LOB: 0 BB: 0 P: 7	1B: 6 2B: 0 3B: 2 HR: 1	SF: 0 SAC: 0 DP: 0 HBP: 1	WP: 0 PA: 39 PB: 0 SB: 3 CS: 0
PITCHER	IP WLS BF H R ER SO BB IBB HBP BLK WP HR S P ERA WHIP																		
Bryn Smith, R (1, 1) ERA: 3.0	6.0 W 26 5 2 2 4 2 0 1 0 0 0 58 90 3.00 1.167																		
Jeff Parrett, R (7, 1) ERA: 2.54	1.0 3 0 0 0 0 0 0 0 0 0 0 7 12 0.00 0.000																		
Joe Hesketh, L (8, 1) ERA: 2.92	0.2 4 2 2 2 0 0 0 0 0 0 1 7 10 27.00 3.000																		
Tim Burke, R (8, 1) ERA: 3.4	1.1 S 6 2 0 0 2 0 0 0 0 0 0 0 13 18 0.00 1.500																		

AB	36
R	4
H	9
RBI	4
BB	2
SO	6
LOB	15



Batter	1	2	3	4	5	6	7	8	9	AB	R	H	RBI	BB	SO	LOB	BOTTOM
Otis Nixon, S (1, 7) OBP: 0.309, SLG: 0.287	0-1 F9 SF9 1B		1-2 2H 1B		3-2 F8		2-2 5-3			4	1	2	1	0	0	1	Chicago Cubs @ Montreal Expos Olympic Stadium, Montreal, QB Thu Sep 29 1988, 7:05 PM EDT Att: 6,300 - Dome - 70 F
Dave Martinez, L (1, 8) OBP: 0.307, SLG: 0.349	2-1 F9		0-0 F5		1-0 L6		2-3 K			4	0	0	0	0	1	2	
Andres Galarraga, R (1, 3) OBP: 0.354, SLG: 0.536	1-0 SF9		2-1 5-3		2-0 2B 1B		1-0 F6			3	1	1	1	0	0	0	
Hubie Brooks, R (1, 9) OBP: 0.320, SLG: 0.452	3H F7		0-1 F8		2-0 1H 2B		0-3 K			4	0	1	1	0	1	0	
Tim Wallach, R (1, 5) OBP: 0.303, SLG: 0.392		2-3 K		3-1 L3		4-0 FC4-6 IBB		0-2 L6		3	0	0	0	1	1	0	
Tom Foley, L (1, 4) OBP: 0.323, SLG: 0.383		1-0 HR 2B		3-2 PB 1B		0-0 FC4-6		1-3 K		4	1	2	0	0	1	2	
Mike Fitzgerald, R (1, 2) OBP: 0.345, SLG: 0.405		1-1 HR		1-3 K		3-2 5-3		0-1 F9		4	1	1	2	0	1	1	
Jeff Huson, L (1, 6) OBP: 0.361, SLG: 0.333		2-0 SH3-4 1B		2-0 L6		0-1 F9				3	1	1	0	0	0	1	
Bryn Smith, R (1, 1) Luis Rivera, R (5, PH) Johnny Gant, R (5, PH) Jeff Parrett, R (7, 1) Joe Hesketh, R (8, 1) Tim Burke, R (8, 1)		0-0 SH3-4 1B		1-0 6-3		0-1 2B				1	0	0	0	0	0	1	
Inning Stats	R: 1 E: 0 K: 0 S: 8	H: 1 LOB: 0 BB: 0 P: 10	R: 3 E: 0 K: 1 S: 13	H: 4 LOB: 1 BB: 0 P: 20	R: 0 E: 0 K: 0 S: 6	H: 0 LOB: 0 BB: 0 P: 11	R: 0 E: 0 K: 1 S: 9	H: 1 LOB: 1 BB: 0 P: 16	R: 1 E: 0 K: 0 S: 9	H: 2 LOB: 1 BB: 1 P: 21	R: 0 E: 0 K: 2 S: 7	H: 0 LOB: 0 BB: 0 P: 10	R: 0 E: 0 K: 1 S: 8	H: 0 LOB: 0 BB: 0 P: 9	1B: 5 2B: 3 3B: 0 HR: 1	SF: 1 SAC: 1 DP: 0 HBP: 0	
PITCHER	IP WLS BF H R ER SO BB IBB HBP BLK WP HR S P ERA WHIP																
Mike Bielecki, R (1, 1) ERA: 3.35	2.0 L 11 5 4 4 1 0 0 0 0 0 0 0 15 27 0.00 0.500																
Jamie Moyer, L (3, 1) ERA: 3.5	2.0 7 1 0 0 1 0 0 0 0 0 0 0 20 37 4.50 1.500																
Frank DiPino, L (5, 1) ERA: 4.95	2.0 10 3 1 1 0 0 0 1 0 0 0 0 7 10 0.00 0.000																
Scott Sanderson, R (7, 1) ERA: 3.88	1.0 3 0 0 0 2 0 0 0 0 0 0 0 7 10 0.00 0.000																
Drew Hall, L (8, 1) ERA: 7.17	1.0 3 0 0 0 1 0 0 0 0 0 0 0 8 9 0.00 0.000																


AB	31
R	5
H	9
RBI	5
BB	1
SO	5
LOB	8



Batter	1	2	3	4	5	6	7	8	9	AB	R	H	RBI	BB	SO	LOB	TOP				
Gary Redus, R OBP: 0.336, SLG: 0.372 (1, 9)										5	1	1	0	0	1	2					
John Cangelosi, S OBP: 0.341, SLG: 0.287 (1, 7)										4	1	2	2	1	0	2					
Andy Van Slyke, L OBP: 0.346, SLG: 0.508 (1, 8)										5	1	2	1	0	1	2					
Bobby Bonilla, S OBP: 0.367, SLG: 0.478 (1, 5)										5	1	3	2	0	1	2					
Benny Distefano, L OBP: 0.394, SLG: 0.621 (1, 3)										5	1	3	0	0	0	1					
Rafael Belliard, R OBP: 0.288, SLG: 0.241 (9, PR)										0	0	0	0	0	0	0					
Ken Oberkfell, L OBP: 0.324, SLG: 0.356 (1, 4)										5	0	0	0	0	0	4					
Ruben Rodriguez, R OBP: 0.209, SLG: 0.690 (5, PH)										4	1	1	1	0	1	1					
R.J. Reynolds, S OBP: 0.289, SLG: 0.360 (9, PH)										5	0	2	0	0	1	4					
Felix Fermin, R OBP: 0.354, SLG: 0.322 (1, 6)										1	0	0	0	0	0	1					
Randy Kramer, R ERA: 4.8 (5, PH)										0	0	0	0	0	0	0					
Orestes Destrade, S ERA: 5.28 (5, PH)										0	0	0	0	0	0	0					
Sid Bream, L ERA: 5.28 (5, PH)										0	0	0	0	0	0	0					
Morris Madden, L ERA: 5.28 (5, PH)										0	0	0	0	0	0	0					
Brian Fisher, R ERA: 5.28 (5, PH)										0	0	0	0	0	0	0					
Michael LaValliere, L ERA: 5.28 (5, PH)										0	0	0	0	0	0	0					
Scott Medvin, R ERA: 5.28 (5, PH)										0	0	0	0	0	0	0					
Inning Stats	R: 1 E: 0 K: 2 S: 13	H: 2 LOB: 1 BB: 0 P: 19	R: 0 E: 0 K: 0 S: 10	H: 1 LOB: 1 BB: 0 P: 13	R: 0 E: 0 K: 0 S: 7	H: 0 LOB: 0 BB: 0 P: 12	R: 0 E: 0 K: 1 S: 6	H: 0 LOB: 0 BB: 0 P: 7	R: 0 E: 0 K: 1 S: 10	H: 1 LOB: 2 BB: 1 P: 18	R: 6 E: 0 K: 0 S: 24	H: 8 LOB: 2 BB: 0 P: 38	R: 0 E: 0 K: 1 S: 12	H: 1 LOB: 1 BB: 0 P: 19	R: 0 E: 0 K: 1 S: 17	H: 0 LOB: 2 BB: 1 P: 30	R: 0 E: 0 K: 1 S: 8	H: 2 LOB: 2 BB: 0 P: 12	1B: 11 2B: 1 3B: 1 HR: 2	SF: 0 SAC: 0 DP: 0 HBP: 0	WP: 0 PA: 44 PB: 1 SB: 3 CS: 0
PITCHER	IP	WLS	BF	H	R	ER	SO	BB	IBB	HBP	BLK	WP	HR	S	P	ERA	WHIP				
Kevin Blankenship, R ERA: 4.8 (1, 1)	5.0	W	23	7	4	4	4	1	0	0	0	0	2	52	81	7.20	1.600				
Scott Sanderson, R ERA: 5.28 (6, 1)	0.2		6	4	3	3	0	0	0	0	0	0	0	12	18	40.50	6.000				
Calvin Schiraldi, R ERA: 4.38 (6, 1)	3.1	S	15	4	0	0	3	1	0	0	0	0	0	43	69	0.00	1.500				

Pittsburgh Pirates @ Chicago Cubs
Wrigley Field, Chicago, IL
Sat Oct 01 1988, 3:33 AM CDT
Att: 21,433 - Overcast - 65 F


AB 42
R 7
H 15
RBI 7
BB 2
SO 7
LOB 21



Batter	1	2	3	4	5	6	7	8	9	AB	R	H	RBI	BB	SO	LOB	BOTTOM				
Mitch Webster, S OBP: 0.337, SLG: 0.355 (1, 8)										5	1	1	0	0	0	3					
23 Ryne Sandberg, R OBP: 0.321, SLG: 0.414 (1, 4)										5	1	1	0	0	2	1					
Mark Grace, L OBP: 0.369, SLG: 0.402 (1, 3)										3	2	2	1	1	1	0					
Andre Dawson, R OBP: 0.343, SLG: 0.498 (1, 9)										5	2	2	0	0	1	2					
Rafael Palmeiro, L OBP: 0.350, SLG: 0.437 (1, 7)										3	2	2	5	1	0	0					
Vance Law, R OBP: 0.356, SLG: 0.412 (1, 5)										3	1	2	3	1	0	2					
Damon Berryhill, S OBP: 0.295, SLG: 0.397 (1, 2)										3	0	1	0	1	2	0					
Angel Salazar, R OBP: 0.262, SLG: 0.300 (1, 6)										4	0	1	0	0	0	4					
Kevin Blankenship, R ERA: 5.4 (1, 1)										3	0	0	0	0	2	3					
Scott Sanderson, R ERA: 5.28 (6, 1)										0	0	0	0	0	0	0					
Calvin Schiraldi, R ERA: 5.06 (6, 1)										1	0	0	0	0	0	0					
Inning Stats	R: 0 E: 0 K: 2 S: 8	H: 0 LOB: 0 BB: 0 P: 13	R: 0 E: 0 K: 1 S: 9	H: 1 LOB: 2 BB: 1 P: 17	R: 0 E: 0 K: 1 S: 9	H: 0 LOB: 0 BB: 0 P: 15	R: 4 E: 0 K: 2 S: 17	H: 5 LOB: 1 BB: 0 P: 25	R: 4 E: 0 K: 1 S: 14	H: 4 LOB: 2 BB: 1 P: 22	R: 0 E: 0 K: 0 S: 10	H: 1 LOB: 2 BB: 2 P: 23	R: 0 E: 0 K: 1 S: 8	H: 0 LOB: 0 BB: 0 P: 9	R: 1 E: 0 K: 0 S: 8	H: 1 LOB: 0 BB: 0 P: 13	1B: 8 2B: 2 3B: 0 HR: 2	SF: 1 SAC: 0 DP: 0 HBP: 0	WP: 0 PA: 40 PB: 0 SB: 0 CS: 0		
PITCHER	IP	WLS	BF	H	R	ER	SO	BB	IBB	HBP	BLK	WP	HR	S	P	ERA	WHIP				
Randy Kramer, R ERA: 5.4 (1, 1)	4.0	L	19	6	4	4	3	1	0	0	0	0	1	14	22	27.00	5.000				
Bob Kipper, L ERA: 3.74 (5, 1)	1.0		9	4	4	3	1	1	0	0	0	0	1	14	22	27.00	5.000				
Morris Madden, L ERA: 5.28 (6, 1)	0.2		4	1	0	0	0	2	0	0	0	0	0	6	16	0.00	4.500				
Brian Fisher, R ERA: 4.61 (6, 1)	1.1		4	0	0	0	1	0	0	0	0	0	0	12	16	0.00	0.000				
Scott Medvin, R ERA: 5.06 (8, 1)	1.0		4	1	1	1	0	0	0	0	0	0	0	8	13	9.00	1.000				

Pittsburgh Pirates @ Chicago Cubs
Wrigley Field, Chicago, IL
Sat Oct 01 1988, 3:33 AM CDT
Att: 21,433 - Overcast - 65 F

AB 35
R 9
H 12
RBI 9
BB 4
SO 8
LOB 15



Batter	1	2	3	4	5	6	7	8	9	AB	R	H	RBI	BB	SO	LOB	TOP					
Gary Redus, R OBP: 0.342, SLG: 0.381 (1, 9)	3-2 1B SH1-4 1B	0-0 1B			0-0 2B		1-3 K		2-1 1B	5	1	4	0	0	1	1	Pittsburgh Pirates @ Chicago Cubs Wrigley Field, Chicago, IL Sun Oct 02 1988, 3:33 AM CDT Att: 22,909 - Sunny - 65 F					
John Cangelosi, S OBP: 0.353, SLG: 0.305 (1, 7)	1-1 SH1-4	2-2 1B			2-2 2B		4-2 PB		0-3 K	3	1	2	2	1	1	1						
Andy Van Slyke, L OBP: 0.345, SLG: 0.506 (1, 8)	3-2 1B	0-0 L3			3-2 F8		2-2 SF7		1-1 1-3	4	0	1	1	0	0	5						
Bobby Bonilla, S OBP: 0.366, SLG: 0.476 (1, 5)	1-1 F9				1-3 K		2-2 2H		1-1 5-3	5	0	1	1	0	1	4						
Orestes Destrade, S OBP: 0.228, SLG: 0.234 (1, 3)	2-1 1B				1-2 F8		0-1 F7			4	0	1	0	0	0	2						
Ken Oberkfell, L OBP: 0.321, SLG: 0.353 (1, 4)	1-2 F5				1-2 1-3		0-0 1-3		1-3 K	4	0	0	0	0	1	3						
Tom Prince, R OBP: 0.218, SLG: 0.203 (1, 2)		1-2 E5 1B 1B			1-1 4-3		1-1 L3		1-0 1B	4	1	1	0	0	0	0						
Rafael Belliard, R OBP: 0.288, SLG: 0.241 (1, 6)		0-0 1B 1B			0-1 L5		0-0 5-3		2-0 F9	4	0	1	0	0	0	1						
John Smiley, L OBP: 0.121, SLG: 0.095 (5, 1)		1-3 K			3-3 K		1-2 PB BB		3-2 F3	2	0	0	0	0	2	2						
John Smiley, L OBP: 0.121, SLG: 0.095 (5, 1)										0	0	0	0	0	0	0						
Doug Drake, R OBP: 0.223, SLG: 0.283 (7, PH)										1	0	0	0	0	0	0						
Junior Ortiz, R OBP: 0.338, SLG: 0.381 (7, PH)										0	1	0	0	0	0	0						
Jose Lind, R OBP: 0.324, SLG: 0.324 (7, 1)										0	0	0	0	0	0	0						
Scott Medvin, R OBP: 0.299, SLG: 0.379 (8, PH)										1	0	0	0	0	0	1						
R.J. Reynolds, S OBP: 0.299, SLG: 0.379 (8, 1)										0	0	0	0	0	0	0						
Dave Rucker, L OBP: 0.226, SLG: 0.198 (8, 1)										0	0	0	0	0	0	0						
Jeff Robinson, R OBP: 0.226, SLG: 0.198 (8, 1)										0	0	0	0	0	0	0						
Inning Stats	R: 0 E: 0 K: 0 S: 15	H: 3 LOB: 3 BB: 0 P: 26	R: 1 E: 1 K: 1 S: 12	H: 3 LOB: 2 BB: 0 P: 16	R: 0 E: 0 K: 0 S: 8	H: 0 LOB: 0 BB: 0 P: 13	R: 0 E: 0 K: 1 S: 7	H: 0 LOB: 0 BB: 0 P: 11	R: 1 E: 0 K: 1 S: 14	H: 2 LOB: 1 BB: 0 P: 21	R: 0 E: 0 K: 0 S: 4	H: 0 LOB: 0 BB: 0 P: 5	R: 2 E: 0 K: 1 S: 19	H: 2 LOB: 1 BB: 1 P: 29	R: 0 E: 0 K: 1 S: 10	H: 1 LOB: 1 BB: 0 P: 17	R: 0 E: 0 K: 1 S: 9	H: 1 LOB: 1 BB: 0 P: 13	1B: 10 2B: 3 3B: 0 HR: 0	SF: 1 SAC: 1 DP: 1 HBP: 0	WP: 0 PB: 1 SB: 0 CS: 0	PA: 40
PITCHER	IP	WLS	BF	H	R	ER	SO	BB	IBB	HBP	BLK	WP	HR	S	P	ERA	WHIP					
Jamie Moyer, L ERA: 3.48 (1, 1)	6.1	W	29	9	4	2	4	1	0	0	0	0	0	70	108	2.84	1.579					
Frank DiPino, L ERA: 4.98 (7, 1)	2.2		11	3	0	0	2	0	0	0	0	0	0	28	43	0.00	1.125					

AB	37
R	4
H	12
RBI	4
BB	1
SO	6
LOB	20



Batter	1	2	3	4	5	6	7	8	9	AB	R	H	RBI	BB	SO	LOB	BOTTOM					
Rafael Palmeiro, L OBP: 0.349, SLG: 0.436 (1, 7)	0-2 F6	2-2 F7		2-1 G3		0-0 1B 2B		2-1 L8		5	1	1	0	0	0	4	Pittsburgh Pirates @ Chicago Cubs Wrigley Field, Chicago, IL Sun Oct 02 1988, 3:33 AM CDT Att: 22,909 - Sunny - 65 F					
23 Ryne Sandberg, R OBP: 0.322, SLG: 0.419 (1, 4)	0-3 K		0-1 5-3		1-1 HR	0-2 6-3		1-2 E7 1B		5	1	2	2	0	1	1						
Mark Grace, L OBP: 0.371, SLG: 0.403 (1, 3)	2-0 3-1		4-2 S BB		1-2 HR 1B	0-0 2H 1B		1-3 K		4	1	2	1	1	1	1						
Andre Dawson, R OBP: 0.344, SLG: 0.504 (1, 9)		0-2 1B 1B		1-1 F7	2-0 HR 1B	2-3 K		2-1 1B		3	2	2	2	0	0	1						
Mitch Webster, S OBP: 0.337, SLG: 0.356 (6, 9)		1B 1B		3-2 F7	1-1 HR 1B	2-3 K		2-3 BB 1B		2	0	1	0	0	1	1						
Vance Law, R OBP: 0.358, SLG: 0.412 (1, 5)		2-1 1B 1B	1-1 SAFE SAFE	3-2 F9	4-0 5-3 1B	2-1 6-3		4-1 1B		3	1	1	0	2	0	2						
Darin Jackson, R OBP: 0.287, SLG: 0.452 (1, 8)		0-0 1B 1B		1-1 FC1-5 1B	2-1 5-3 1B		2-1 5-3	2-1 4-3		5	1	3	1	0	0	3						
Damon Berryhill, S OBP: 0.295, SLG: 0.395 (1, 2)		1-2 G6-3 1B		1-2 F7	0-3 K		1-0 4-3			4	0	1	0	0	1	3						
Shawon Dunston, R OBP: 0.271, SLG: 0.357 (1, 6)		1-1 G6-3 1B		2-1 FC1-5 1B	3-2 5-3		0-3 K			0	0	0	0	0	0	0						
Manny Trillo, R OBP: 0.283, SLG: 0.299 (2, 6)		1-2 2-3 3-H 1B		1-2 FC1-5 1B	1-2 2-3		1-0 G3			4	0	2	1	0	1	2						
Jamie Moyer, L OBP: 0.127, SLG: 0.100 (7, 1)		1-1 G6-3		0-1 FC1-5	1-0 G3		0-1 23 E 1B			3	0	0	0	0	0	6						
Frank DiPino, L OBP: 0.100, SLG: 0.100 (7, 1)		1-2 2-3 3-H		1-2 FC1-5						1	1	1	0	0	0	0						
Inning Stats	R: 0 E: 0 K: 1 S: 9	H: 0 LOB: 0 BB: 0 P: 11	R: 3 E: 0 K: 0 S: 16	H: 5 LOB: 1 BB: 0 P: 23	R: 0 E: 0 K: 0 S: 11	H: 0 LOB: 1 BB: 1 P: 19	R: 0 E: 0 K: 0 S: 11	H: 2 LOB: 2 BB: 0 P: 17	R: 3 E: 0 K: 1 S: 17	H: 4 LOB: 2 BB: 1 P: 31	R: 1 E: 0 K: 1 S: 10	H: 2 LOB: 1 BB: 0 P: 14	R: 0 E: 0 K: 1 S: 6	H: 0 LOB: 0 BB: 0 P: 9	R: 1 E: 1 K: 1 S: 15	H: 3 LOB: 3 BB: 1 P: 27	R: 0 E: 0 K: 1 S: 9	H: 1 LOB: 1 BB: 0 P: 13	1B: 13 2B: 1 3B: 0 HR: 2	SF: 0 SAC: 0 DP: 1 HBP: 0	WP: 0 PB: 1 SB: 1 CS: 0	PA: 42
PITCHER	IP	WLS	BF	H	R	ER	SO	BB	IBB	HBP	BLK	WP	HR	S	P	ERA	WHIP					
John Smiley, L ERA: 3.25 (1, 1)	4.0	L	22	10	6	6	1	1	0	0	0	0	0	19	33	4.50	2.750					
Doug Drake, R ERA: 3.08 (5, 1)	2.0		10	3	1	1	2	1	0	0	0	0	0	6	9	0.00	0.000					
Scott Medvin, R ERA: 4.88 (7, 1)	1.0		3	0	0	0	1	0	0	0	0	0	0	6	9	0.00	0.000					
Dave Rucker, L ERA: 4.76 (8, 1)	0.2		5	3	1	1	1	0	0	0	0	0	0	12	18	13.50	4.500					
Jeff Robinson, R ERA: 3.03 (8, 1)	0.1		2	0	0	0	0	1	0	0	0	0	0	3	9	0.00	3.000					

