

Chicago Cubs - 1989

Batter	1	2	3	4	5	6	7	8	9	AB R H RBI BB SO LOB	TOP	
Bob Dernier, R OBP: 0.400, SLG: 0.308	3-2 E SF9 1B	1-1 1-3		4-2 E S BB		2-0 5-3		0-0 5-3		4 1 1 0 1 0 0	Philadelphia Phillies @ Chicago Cubs Wrigley Field, Chicago, IL Thu Apr 06 1989, 3:33 AM CDT Att: 6,364 - Sunny - 47 F	
Dickie Thon, R OBP: 0.286, SLG: 0.167	1-3 K	2-0 F9		3-2 L6			0-2 1B 2B 1B	2-2 1B 1B	5 2 2 0 0 1 2			
Tom Herr, S OBP: 0.533, SLG: 0.462	1-2 SF9 E 1B		1-0 1B 1B		4-2 BB BB		2-1 1-3 2B 1B	2-3 K 1B	4 1 3 0 1 1 1			
Mike Schmidt, R OBP: 0.400, SLG: 0.857 Ron Jones, L OBP: 0.750, SLG: 1.167	0-0 E5 SF9 1B		0-1 FC6-4 E 1B		2-1 F7		1-1 1-H 3-H HR 2B	2-2 1B 1B	5 2 3 1 0 0 3 0 0 0 0 0 0 0			
Chris James, R OBP: 0.400, SLG: 0.643 Steve Jeltz, S	1-1 SF9		1-0 F8		1-3 K		0-1 2-H HR	1-2 1B 1B	4 1 2 4 0 1 2 0 0 0 0 0 0 0			
Von Hayes, L OBP: 0.697, SLG: 0.636	1-1 1B		4-2 FC6-4 BB		4-2 BB		0-0 F6	0-0 1B	3 1 2 2 2 0 0			
Ricky Jordan, R OBP: 0.571, SLG: 0.590 Steve Bedrosian, R	0-2 FC5-4 1B		0-1 FC6-4 1-2 2-3		0-0 F9		0-1 5-3	2-2 1B 1B	5 0 2 1 0 0 4 0 0 0 0 0 0 0			
Steve Lake, R	1-2 FC5-4		0-1 F9		2-0 F8		1-3 K	0-2 F4	5 0 0 0 0 1 4			
Steve Ontiveros, R Dwayne Murphy, L		1-0 4-3		0-0 1-3		2-1 6-3		1-2 1-3	4 0 0 0 0 0 0 0 0 0 0 0 0 0			
Inning Stats	R: 4 H: 4 E: 1 K: 1 S: 22	H: 4 R: 7 ER: 3 LOB: 1 BB: 0 P: 32	R: 0 H: 2 E: 1 K: 0 S: 8	H: 2 R: 14 ER: 2 LOB: 1 BB: 1 P: 15	R: 0 H: 0 E: 0 K: 1 S: 11	H: 0 R: 7 ER: 0 LOB: 2 BB: 2 P: 22	R: 0 H: 0 E: 0 K: 0 S: 4	H: 0 R: 4 ER: 0 LOB: 0 BB: 0 P: 15	R: 0 H: 0 E: 0 K: 1 S: 7	H: 5 R: 32 ER: 1 LOB: 3 BB: 0 P: 32		1B: 13 2B: 1 3B: 0 HR: 1 SF: 1 SAC: 0 DP: 0 HBP: 0
PITCHER	IP WLS BF H R ER SO BB IBB HBP BLK WP HR S P ERA WHIP											
Paul Kilgus, L ERA: 3.86	(1, 1) 7.0 L 34 10 7 3 2 4 0 0 0 0 0 1 69 116 3.86 2.000											
Jeff Pico, R ERA: 20.25	(8, 1) 1.0 3 0 0 0 1 0 0 0 0 0 0 0 7 9 0.00 0.000											
Mitch Williams, L ERA: 3.38	(9, 1) 1.0 7 5 1 1 1 0 0 0 0 0 0 0 23 32 9.00 5.000											

AB	39
R	8
H	15
RBI	8
BB	4
SO	4
LOB	16



Batter	1	2	3	4	5	6	7	8	9	AB R H RBI BB SO LOB	BOTTOM	
Jerome Walton, R OBP: 0.333, SLG: 0.583	0-0 6-3		3-1 HR		0-2 5-3			2-1 L9		4 1 1 1 0 0 2	Philadelphia Phillies @ Chicago Cubs Wrigley Field, Chicago, IL Thu Apr 06 1989, 3:33 AM CDT Att: 6,364 - Sunny - 47 F	
Mitch Webster, S OBP: 0.417, SLG: 0.400	1-2 FC6-4 1B		1-0 4-3		2-3 K		1-2 2B 23 E	1-3 2B	4 1 2 0 0 1 0			
23 Ryne Sandberg, R OBP: 0.250, SLG: 0.333	3-3 K		1-1 5-3		0-0 F8		0-0 E5	2-H 3-H L5	4 0 0 0 0 1 1			
Andre Dawson, R OBP: 0.333, SLG: 0.636 Mitch Williams, L	2-1 FC6-4		1-2 F7		0-2 F8		0-0 L5		4 0 0 0 0 0 2 0 0 0 0 0 0 0			
Mark Grace, L OBP: 0.250, SLG: 0.273		0-1 6-3		4-0 FC5-4 BB		1-2 1-3		1-2 5-3	3 0 0 0 1 0 0			
Vance Law, R OBP: 0.167, SLG: 0.091		1-0 4-3		0-0 FC5-4		0-1 L4		1-0 L3	4 0 0 0 0 0 1			
Shawon Dunston, R OBP: 0.192, SLG: 0.111 Jeff Pico, R	3-3 K		0-0 1B		0-0 S		0-1 B1-3	1-1 F7	3 0 1 0 0 1 0 0 0 0 0 0 0 0			
Rick Wrona, R Phil Stephenson, L									1 0 0 0 0 0 0			
Joe Girardi, R OBP: 0.556, SLG: 0.500 Gary Varsho, L OBP: 1.000, SLG: 1.000			0-2 1-3		0-3 K		1-0 FC4-6 1B		2 0 0 0 0 1 1 1 0 1 0 0 0 0			
Paul Kilgus, L Curtis Wilkerson, S			2-2 6-3		1-3 K		0-0 FC4-6 2B 23 E		2 0 0 0 0 1 1 1 1 0 0 0 0 1			
Inning Stats	R: 0 H: 1 E: 0 K: 1 S: 11	H: 0 R: 3 ER: 1 LOB: 0 BB: 0 P: 17	R: 1 H: 1 E: 0 K: 0 S: 10	H: 1 R: 16 ER: 0 LOB: 0 BB: 0 P: 16	R: 0 H: 0 E: 0 K: 0 S: 6	H: 0 R: 12 ER: 1 LOB: 1 BB: 0 P: 11	R: 0 H: 0 E: 0 K: 1 S: 8	H: 0 R: 8 ER: 0 LOB: 0 BB: 0 P: 8	R: 2 H: 2 E: 1 K: 0 S: 9	H: 2 R: 13 ER: 1 LOB: 1 BB: 0 P: 13	1B: 3 2B: 1 3B: 0 HR: 1 SF: 0 SAC: 0 DP: 0 HBP: 0	WP: 0 PA: 34 PB: 0 SB: 1 CS: 0
PITCHER	IP WLS BF H R ER SO BB IBB HBP BLK WP HR S P ERA WHIP											
Steve Ontiveros, R ERA: 1.13	(1, 1) 8.0 W 31 5 3 1 5 1 0 0 0 0 0 0 0 67 97 1.12 0.750											
Steve Bedrosian, R ERA:	(9, 1) 1.0 3 0 0 0 0 0 0 0 0 0 0 0 6 9 0.00 0.000											


AB	33
R	3
H	5
RBI	1
BB	1
SO	5
LOB	9



Batter	1	2	3	4	5	6	7	8	9	AB	R	H	RBI	BB	SO	LOB	TOP				
Barry Bonds, L (1, 7) OBP: 0.471, SLG: 1.000	P5			1B	K		FC6-4			4	1	1	0	0	1	1					
Jose Lind, R (1, 4) OBP: 0.412, SLG: 0.250	L7			1B		E5	F9			4	2	1	0	0	0	1					
Andy Van Slyke, L (1, 8) OBP: 0.200, SLG: 0.333	K			1B	CI	K		F7		3	1	0	0	0	2	1					
Bobby Bonilla, S (1, 5) OBP: 0.313, SLG: 0.267		F7			1B			G5-3		4	0	2	3	0	0	0					
R.J. Reynolds, S (1, 9)	F8			FC3-6	FC6-4			G4-3		4	1	0	1	0	0	2					
Sid Dream, L (1, 3) OBP: 0.333, SLG: 0.385	F7			F7				F7		4	0	1	1	0	0	1					
Michael LaValliere, L (1, 2) John Cangelosi, S (9, PH)			G6-3	F9		G4-3		P4		3	0	0	0	0	0	2					
Rafael Belliard, R (1, 6) Glenn Wilson, R (9, PH)			F7		F7		FC6-4	K		3	0	1	0	0	0	0					
Mike Dunne, R (1, 1)										1	0	0	0	0	1	0					
Benny Distefano, L (5, PH)			K							1	0	0	0	0	1	0					
Dom Taylor, R (5, 1)										1	0	0	0	0	0	1					
Bill Landrum, R (7, 1)										0	0	0	0	0	0	0					
Inning Stats	R: 0 E: 0 K: 1 S: 11	H: 0 LOB: 0 BB: 0 P: 17	R: 0 E: 0 K: 0 S: 6	H: 0 LOB: 0 BB: 0 P: 8	R: 0 E: 0 K: 1 S: 8	H: 0 LOB: 0 BB: 0 P: 10	R: 3 E: 1 K: 0 S: 21	H: 3 LOB: 1 BB: 0 P: 28	R: 0 E: 0 K: 2 S: 12	H: 0 LOB: 0 BB: 0 P: 15	R: 2 E: 1 K: 1 S: 12	H: 2 LOB: 1 BB: 0 P: 16	R: 0 E: 0 K: 0 S: 6	H: 0 LOB: 0 BB: 0 P: 13	R: 0 E: 0 K: 1 S: 11	H: 0 LOB: 0 BB: 0 P: 15	1B: 4 2B: 2 3B: 0 HR: 0	SF: 0 SAC: 0 DP: 0 HBP: 0	WP: 0 PB: 0 SB: 1 CS: 0	PA: 35	
PITCHER	IP	WLS	BF	H	R	ER	SO	BB	IBB	HBP	BLK	WP	HR	S	P	ERA	WHIP				
Scott Sanderson, R (1, 1) ERA: 3.38	5.1		22	4	5	2	5	0	0	0	0	0	0	64	87	3.38	0.750				
Steve Wilson, L (6, 1) ERA:	0.2	W	3	1	0	0	0	0	0	0	0	0	0	5	7	0.00	1.500				
Calvin Schiraldi, R (7, 1) ERA: 2.45	2.0		7	1	0	0	0	0	0	0	0	0	0	16	19	0.00	0.500				
Mitch Williams, L (9, 1) ERA: 2.45	1.0	S	3	0	0	0	1	0	0	0	0	0	0	11	15	0.00	0.000				

Pittsburgh Pirates @ Chicago Cubs
Wrigley Field, Chicago, IL
Fri Apr 07 1989, 3:33 AM CDT
Att: 6,195 - Unknown


AB 34
R 5
H 6
RBI 5
BB 0
SO 6
LOB 9

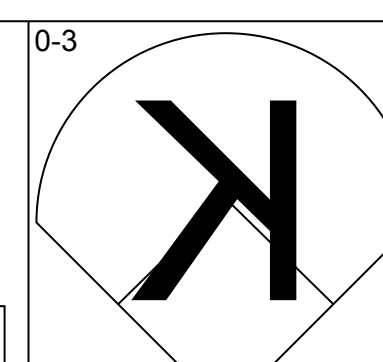
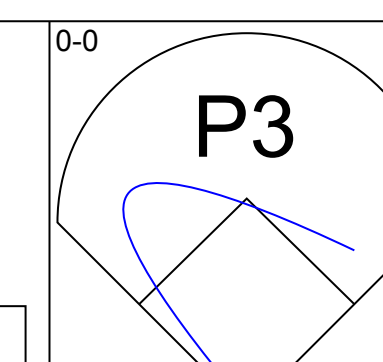
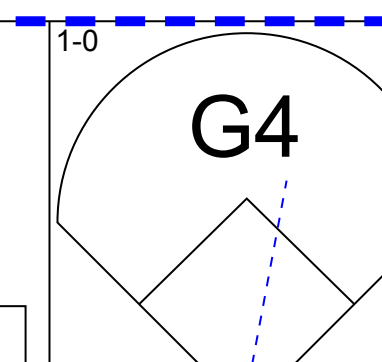
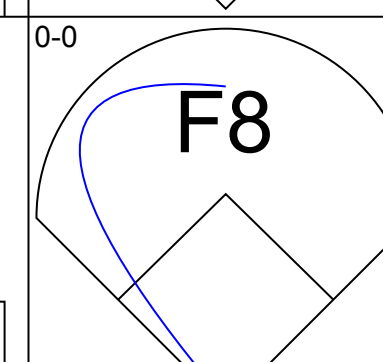
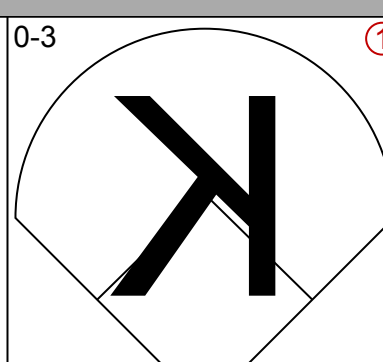
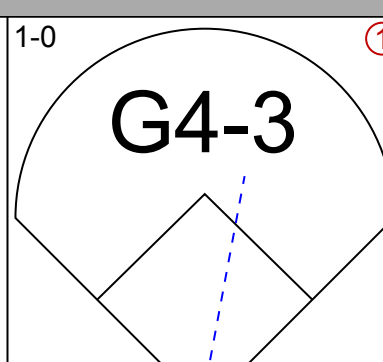
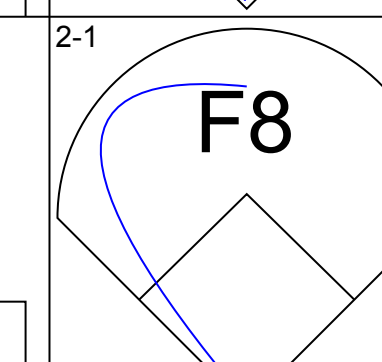
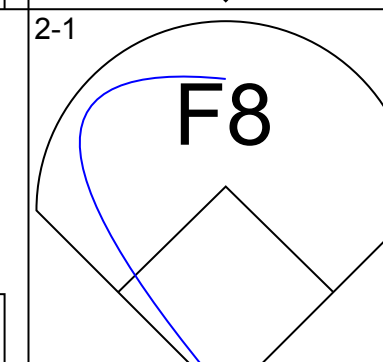
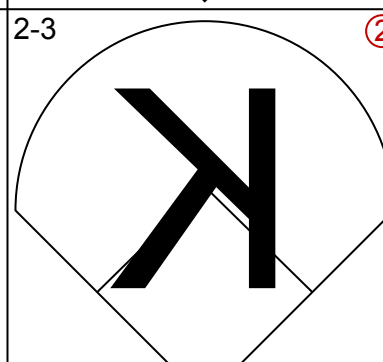
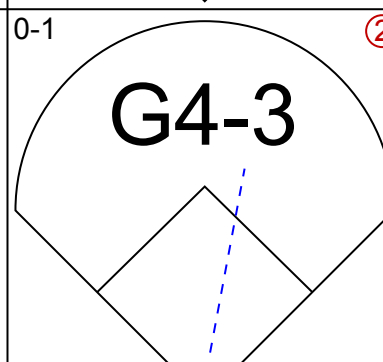
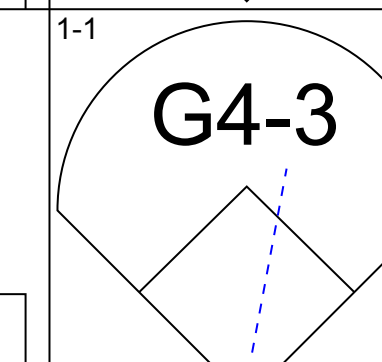
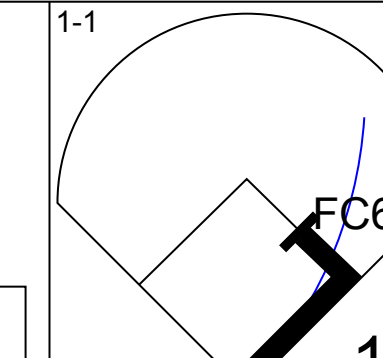
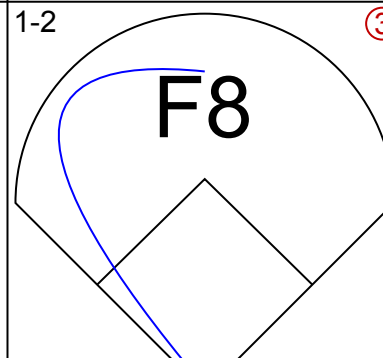
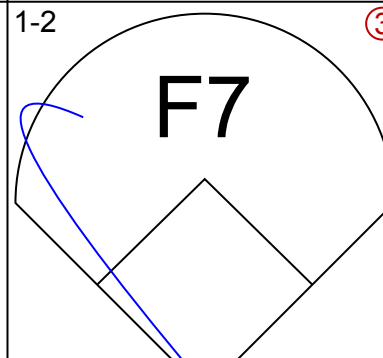
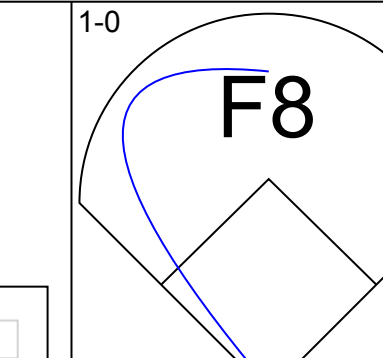
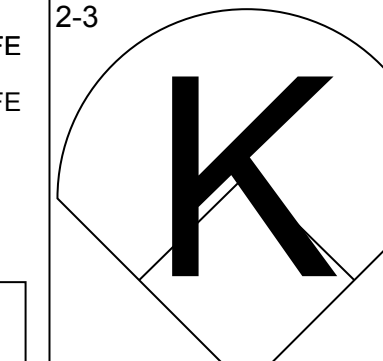
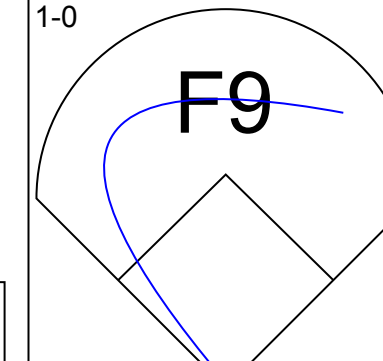
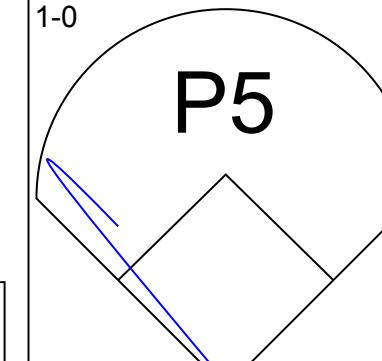
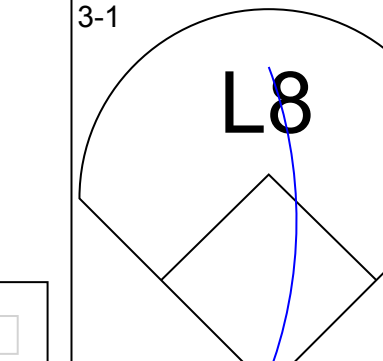
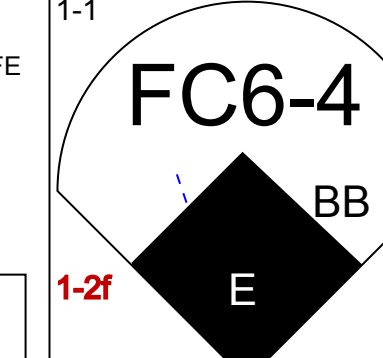
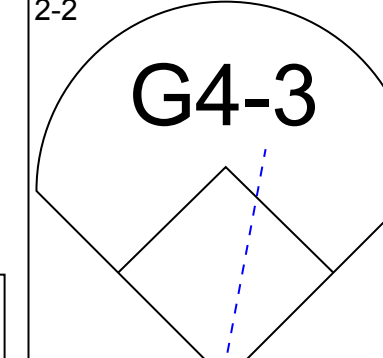
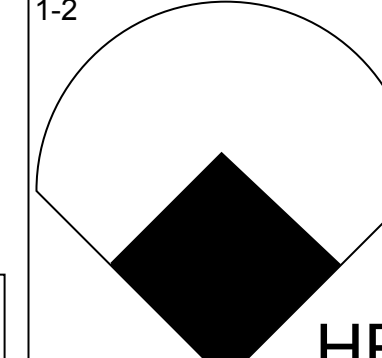
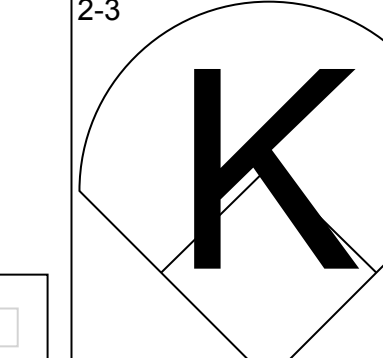
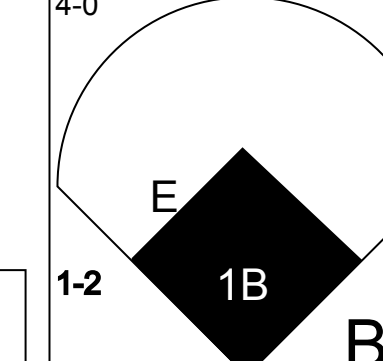
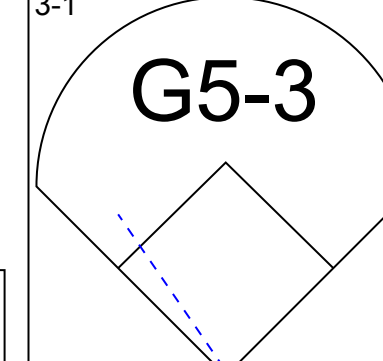
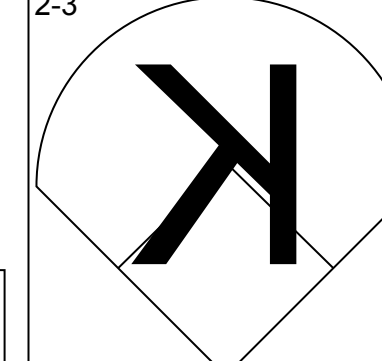
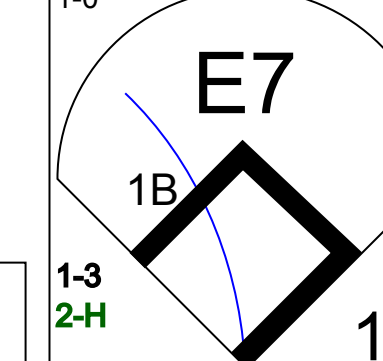
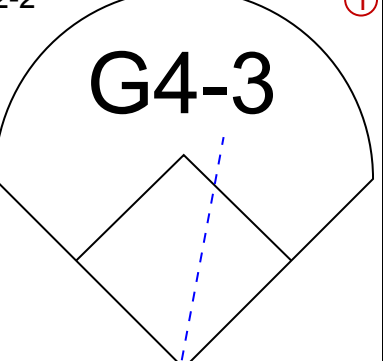
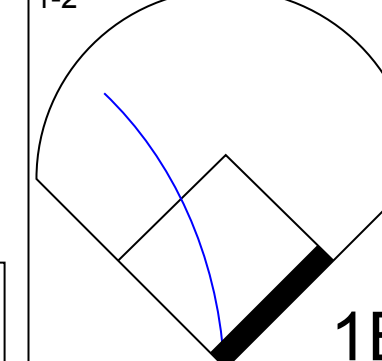
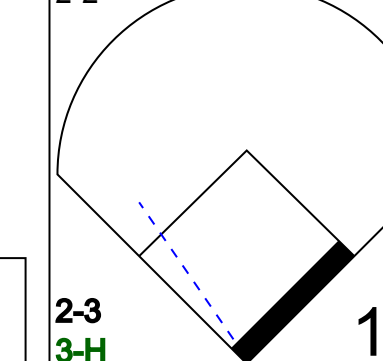
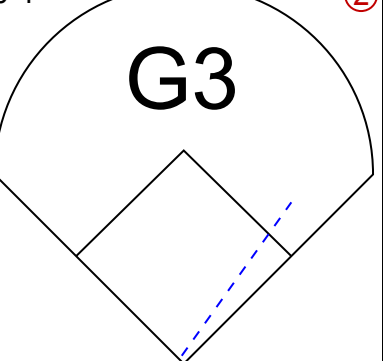
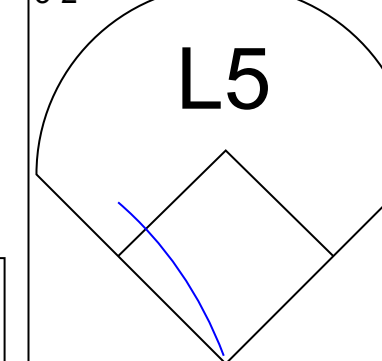
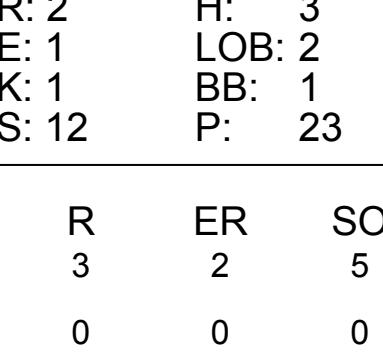


Batter	1	2	3	4	5	6	7	8	9	AB	R	H	RBI	BB	SO	LOB	BOTTOM				
Jerome Walton, R (1, 8) OBP: 0.294, SLG: 0.529	G6-3		FC5-4			G5-3	F9			5	1	1	2	0	0	4					
Mitch Webster, S (1, 7) OBP: 0.529, SLG: 0.667							F8			5	1	4	1	0	0	2					
23 Ryne Sandberg, R (1, 4) OBP: 0.235, SLG: 0.294	F8					G6-3				5	0	1	0	0	0	3					
Andre Dawson, R (1, 9) OBP: 0.353, SLG: 0.533	G5-3					P2				4	1	1	1	1	0	3					
Mark Grace, L (1, 3) OBP: 0.412, SLG: 0.429										3	1	2	1	2	0	3					
Curtis Wilkerson, S (1, 5) OBP: 0.167, SLG: 0.167		F7				G4-3				5	0	1	0	0	0	6					
Domingo Ramos, R (1, 6) OBP: 0.600, SLG: 0.500										4	1	2	0	1	0	3					
Joe Girardi, R (1, 2) OBP: 0.538, SLG: 0.500										4	1	2	1	0	0	2					
Scott Sanderson, R (1, 1) Steve Wilson, L (6, 1) Calvin Schiraldi, R (7, 1) Mitch Williams, L (9, 1)										1	0	0	0	1	0	1					
Inning Stats	R: 0 E: 0 K: 0 S: 8	H: 1 LOB: 1 BB: 0 P: 13	R: 4 E: 1 K: 0 S: 26	H: 6 LOB: 3 BB: 1 P: 40	R: 0 E: 0 K: 0 S: 4	H: 1 LOB: 2 BB: 1 P: 10	R: 0 E: 0 K: 0 S: 15	H: 1 LOB: 2 BB: 1 P: 24	R: 0 E: 0 K: 0 S: 11	H: 0 LOB: 0 BB: 1 P: 14	R: 2 E: 0 K: 1 S: 12	H: 3 LOB: 1 BB: 0 P: 18	R: 0 E: 0 K: 0 S: 11	H: 0 LOB: 2 BB: 1 P: 22	1B: 11 2B: 2 3B: 1 HR: 0	SF: 0 SAC: 1 DP: 0 HBP: 0	WP: 1 PB: 0 SB: 0 CS: 1	PA: 43			
PITCHER	IP	WLS	BF	H	R	ER	SO	BB	IBB	HBP	BLK	WP	HR	S	P	ERA	WHIP				
Mike Dunne, R (1, 1) ERA: 9.0	4.0		24	9	4	4	0	3	0	0	0	0	0	53	87	9.00	3.000				
Dom Taylor, R (5, 1) ERA: 9.0	2.0	L	9	3	2	2	0	1	0	0	0	0	0	19	32	9.00	2.000				
Bill Landrum, R (7, 1) ERA:	2.0		10	2	0	0	1	0	1	0	0	1	0	23	38	0.00	1.000				

Pittsburgh Pirates @ Chicago Cubs
Wrigley Field, Chicago, IL
Fri Apr 07 1989, 3:33 AM CDT
Att: 6,195 - Unknown


AB 37
R 6
H 14
RBI 6
BB 5
SO 1
LOB 29

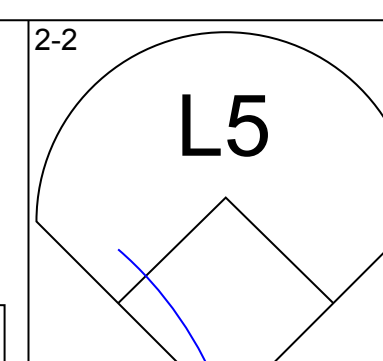
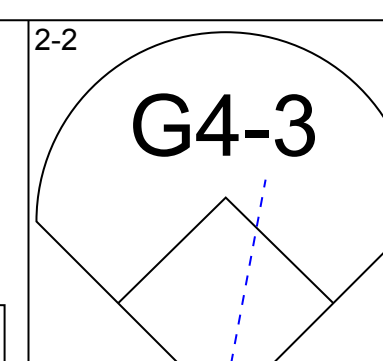
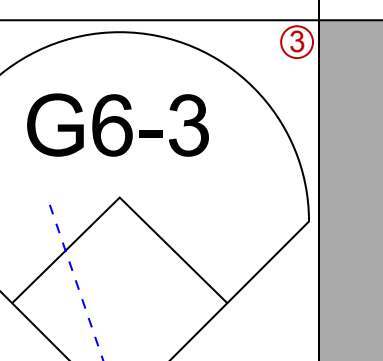
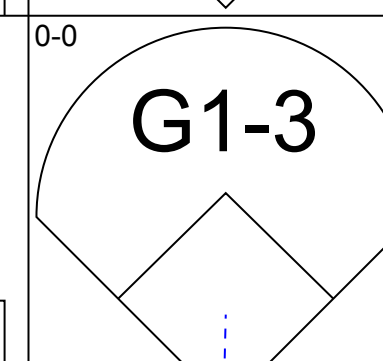
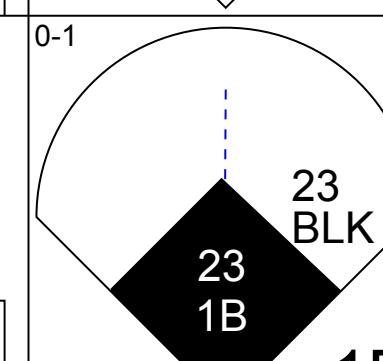
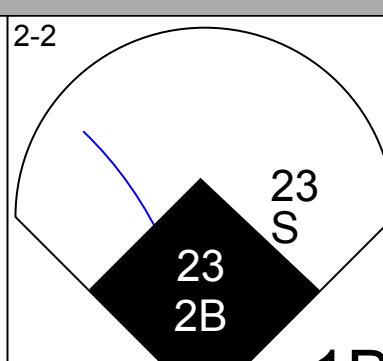
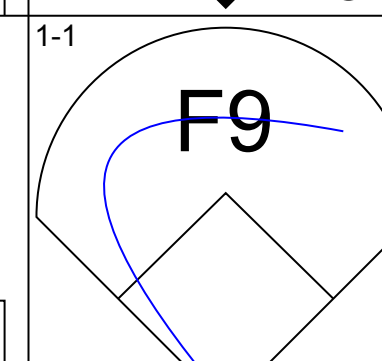
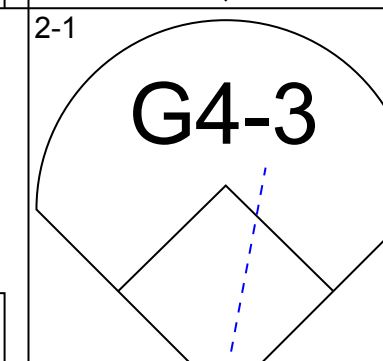
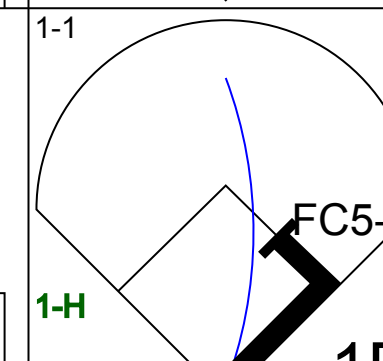
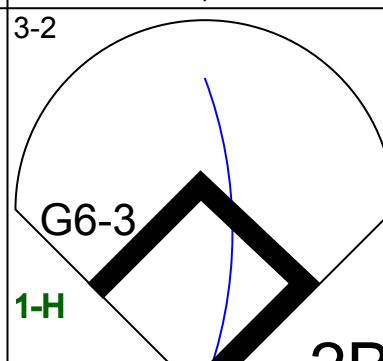
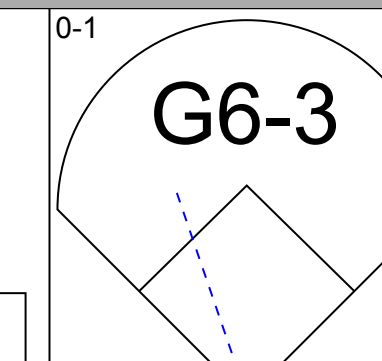
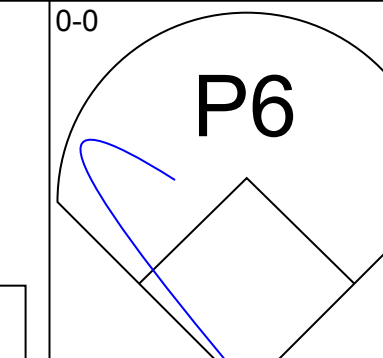
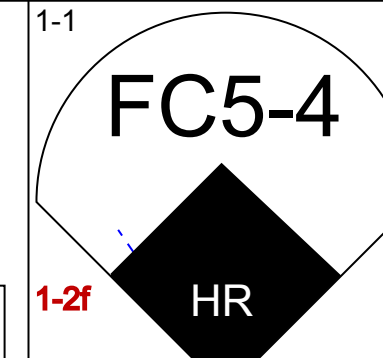
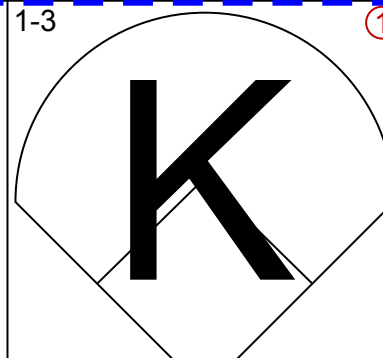
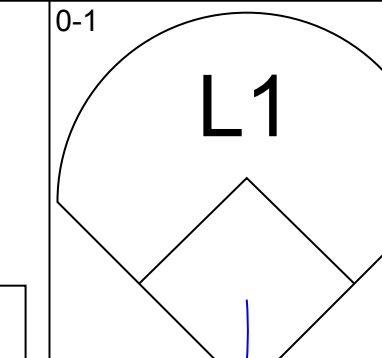
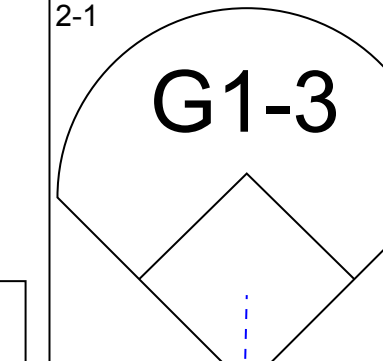
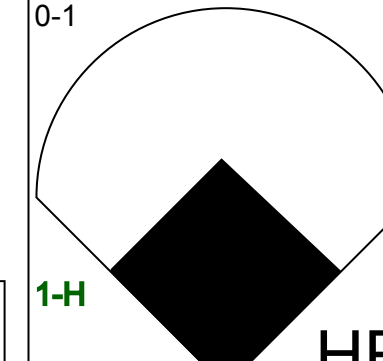
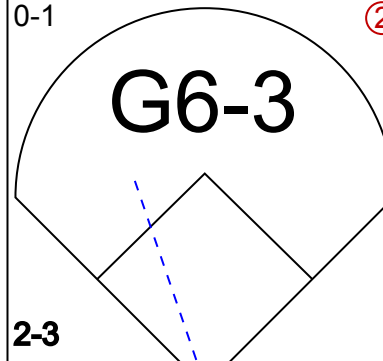
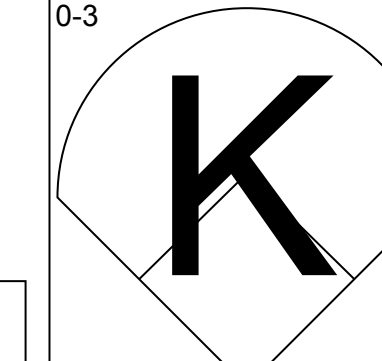
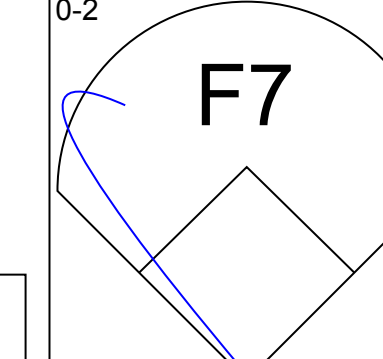
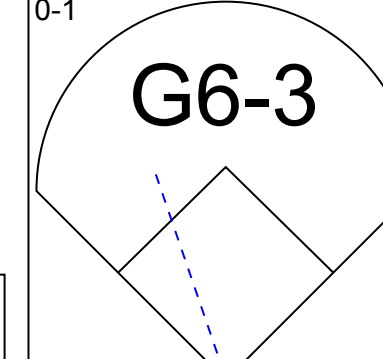
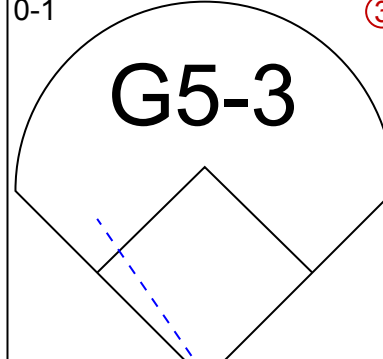
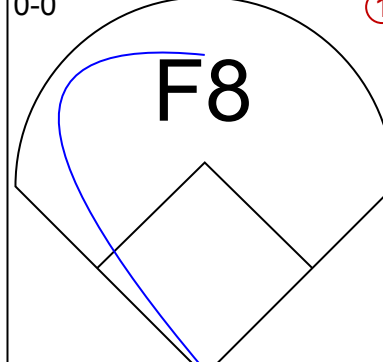
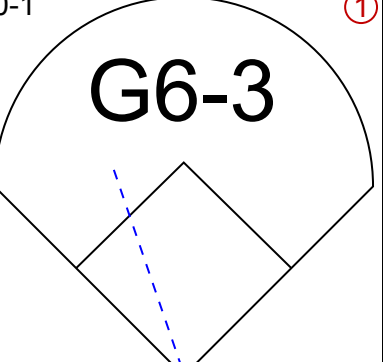
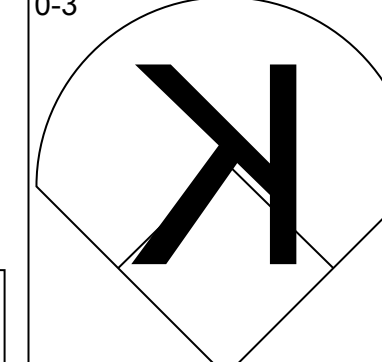
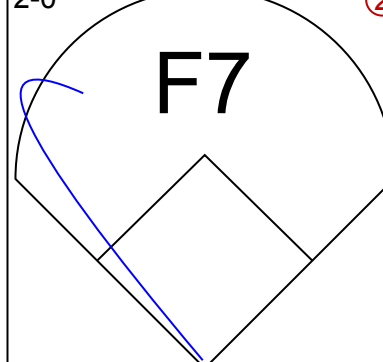
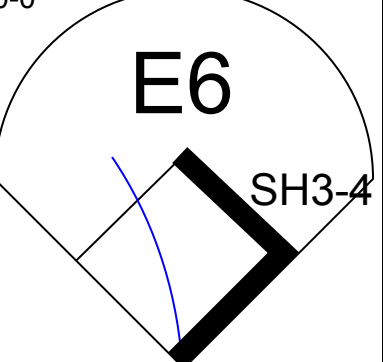
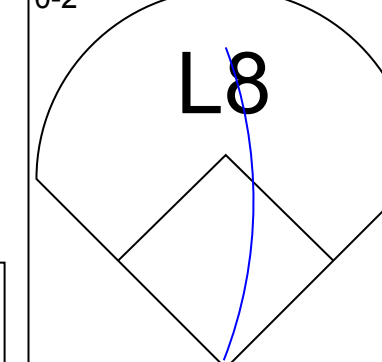
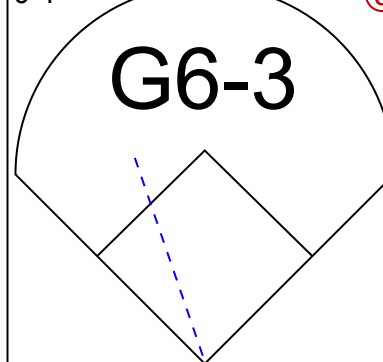
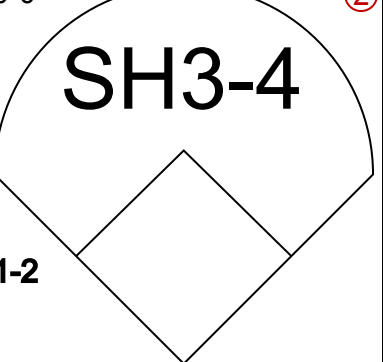
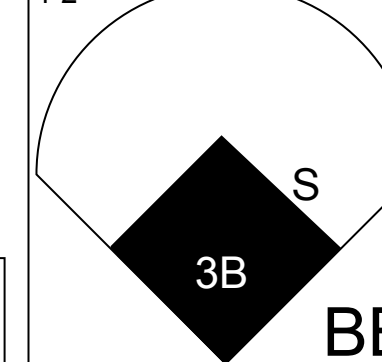


Batter	1	2	3	4	5	6	7	8	9	AB	R	H	RBI	BB	SO	LOB	TOP						
Barry Bonds, L OBP: 0.381, SLG: 0.800										4	0	0	0	0	1	2							
Ken Oberkell, L (1.4)										4	0	0	0	0	1	0							
R.J. Reynolds, S (1.8)										4	0	0	0	0	1	0							
Bobby Bonilla, S OBP: 0.300, SLG: 0.263										4	0	1	0	0	0	0							
Sid Bream, L OBP: 0.263, SLG: 0.294										4	0	0	0	0	1	1							
Glenn Wilson, R OBP: 0.188, SLG: 0.333										4	2	1	1	0	1	1							
Michael LaValliere, L OBP: 0.231, SLG: 0.091										2	1	0	0	1	1	0							
Rafael Belliard, R OBP: 0.500, SLG: 0.500										3	0	2	1	0	0	0							
Neal Heaton, L OBP: 0.500, SLG: 0.500										2	0	1	1	0	0	0							
Scott Medvin, R (6.1)										0	0	0	0	0	0	0							
Andy Van Slyke, L OBP: 0.188, SLG: 0.313										1	0	0	0	0	0	1							
Bob Kipper, R (7.1)										0	0	0	0	0	0	0							
Inning Stats	R: 0 E: 0 K: 1 S: 6	H: 0 LOB: 0 BB: 0 P: 8	R: 2 E: 1 K: 1 S: 12	H: 3 LOB: 2 BB: 1 P: 23	R: 0 E: 0 K: 2 S: 9	H: 0 LOB: 0 BB: 0 P: 12	R: 0 E: 0 K: 0 S: 7	H: 0 LOB: 0 BB: 0 P: 13	R: 0 E: 0 K: 0 S: 8	H: 0 LOB: 0 BB: 0 P: 12	R: 0 E: 0 K: 0 S: 7	H: 0 LOB: 0 BB: 0 P: 9	R: 1 E: 0 K: 1 S: 15	H: 2 LOB: 1 BB: 0 P: 23	R: 0 E: 0 K: 0 S: 5	H: 0 LOB: 0 BB: 0 P: 9	R: 0 E: 0 K: 1 S: 7	H: 0 LOB: 0 BB: 0 P: 13	1B: 4 2B: 0 3B: 0 HR: 1	SF: 0 SAC: 0 DP: 0 HBP: 0	WP: 0 PB: 0 SB: 0 CS: 0	PA: 33	
PITCHER	IP	WLS	BF	H	R	ER	SO	BB	IBB	HBP	BLK	WP	HR	S	P	ERA	WHIP						
Mike Bielecki, R ERA: 2.7	(1.1)	6.2	W	26	5	3	2	5	1	0	0	0	0	1	61	94	2.70	0.900					
Steve Wilson, L ERA:	(7.1)	0.1		1	0	0	0	0	0	0	0	0	0	0	3	6	0.00	0.000					
Calvin Schiraldi, R ERA: 1.59	(8.1)	2.0	S	6	0	0	0	1	0	0	0	0	0	0	12	22	0.00	0.000					

Pittsburgh Pirates @ Chicago Cubs
Wrigley Field, Chicago, IL
Sat Apr 08 1989, 3:33 AM CDT
Att: 19,374 - Overcast - 35 F


AB 32
R 3
H 5
RBI 3
BB 1
SO 6
LOB 5



Batter	1	2	3	4	5	6	7	8	9	AB	R	H	RBI	BB	SO	LOB	BOTTOM					
Jerome Walton, R OBP: 0.286, SLG: 0.571										4	0	1	1	0	0	1						
Mitch Webster, S OBP: 0.524, SLG: 0.632										4	2	2	0	0	0	2						
23 Ryne Sandberg, R OBP: 0.286, SLG: 0.381										4	0	2	2	0	0	0						
Andre Dawson, R OBP: 0.286, SLG: 0.421										4	1	0	0	0	1	2						
Domingo Ramos, R OBP: 0.444, SLG: 0.750										4	1	1	2	0	1	1						
Mark Grace, L OBP: 0.350, SLG: 0.353										3	0	0	0	0	0	1						
Curtis Wilkerson, S OBP: 0.111, SLG: 0.111										3	0	0	0	0	1	0						
Joe Girardi, R OBP: 0.438, SLG: 0.400										3	0	0	0	0	0	0						
Mike Bielecki, R Steve Wilson, L Vance Law, R Gary Varsho, L Calvin Schiraldi, R	(1.1) (7.1) (7. PH) (7. PH) (8.1)									1 0 0 0 0	0 0 0 0 0	0 0 0 1 0	0 0 0 0 0	0 0 0 0 0	0 0 0 0 0	0 0 0 0 0						
Inning Stats	R: 0 E: 0 K: 0 S: 6	H: 0 LOB: 0 BB: 0 P: 10	R: 0 E: 0 K: 0 S: 8	H: 0 LOB: 0 BB: 0 P: 10	R: 0 E: 0 K: 0 S: 4	H: 0 LOB: 0 BB: 0 P: 6	R: 3 E: 0 K: 0 S: 13	H: 3 LOB: 0 BB: 0 P: 17	R: 0 E: 1 K: 0 S: 5	H: 0 LOB: 1 BB: 0 P: 5	R: 1 E: 0 K: 1 S: 13	H: 2 LOB: 1 BB: 0 P: 19	R: 1 E: 0 K: 1 S: 17	H: 1 LOB: 2 BB: 1 P: 24	R: 0 E: 0 K: 1 S: 7	H: 0 LOB: 0 BB: 0 P: 7	1B: 3 2B: 1 3B: 1 HR: 1	SF: 0 SAC: 1 DP: 0 HBP: 0	WP: 0 PB: 0 SB: 2 CS: 0	PA: 32		
PITCHER	IP	WLS	BF	H	R	ER	SO	BB	IBB	HBP	BLK	WP	HR	S	P	ERA	WHIP					
Neal Heaton, L ERA: 7.2	(1.1)	5.0	L	21	5	4	4	4	0	0	0	1	0	42	59	7.20	1.000					
Scott Medvin, R ERA:	(6.1)	1.0		3	0	0	0	1	0	0	0	0	0	7	8	0.00	0.000					
Bob Kipper, L ERA: 3.86	(7.1)	2.0		8	1	1	1	2	1	0	0	0	0	24	31	4.50	1.000					

Pittsburgh Pirates @ Chicago Cubs
Wrigley Field, Chicago, IL
Sat Apr 08 1989, 3:33 AM CDT
Att: 19,374 - Overcast - 35 F

AB 30
R 5
H 6
RBI 5
BB 1
SO 3
LOB 7

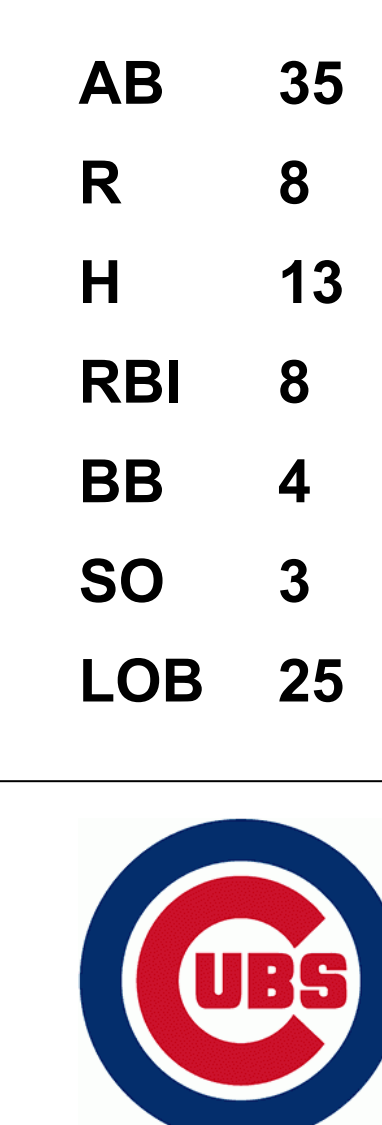


Batter	1	2	3	4	5	6	7	8	9	AB	R	H	RBI	BB	SO	LOB	TOP					
Barry Bonds, L OBP: 0.360, SLG: 0.708										4	1	1	0	0	2	0	Pittsburgh Pirates @ Chicago Cubs Wrigley Field, Chicago, IL Sun Apr 09 1989, 3:33 AM CDT Att: 11,387 - Cloudy - 33 F					
Jose Lind, R OBP: 0.333, SLG: 0.188 Jeff Robinson, R										4	0	0	0	0	2	1						
Andy Van Slyke, L OBP: 0.250, SLG: 0.368										3	1	2	1	0	1	0						
Bobby Bonilla, S OBP: 0.292, SLG: 0.261										4	0	1	0	0	2	1						
Sid Bream, L OBP: 0.261, SLG: 0.333										4	0	1	1	0	1	2						
Glenn Wilson, R OBP: 0.200, SLG: 0.368										4	1	1	0	0	0	1						
Michael LaValliere, L OBP: 0.176, SLG: 0.067										4	0	0	1	0	0	1						
Rafael Belliard, R OBP: 0.444, SLG: 0.556										3	0	1	0	0	1	0						
Bob Walk, R Benny Distefano, L Dorn Taylor, R Bill Landrum, R Ken Oberkfell, L										1	0	0	0	0	1	0						
Inning Stats	R: 1 E: 0 K: 0 S: 9	H: 1 LOB: 0 BB: 0 P: 15	R: 0 E: 0 K: 0 S: 6	H: 0 LOB: 0 BB: 0 P: 7	R: 0 E: 0 K: 2 S: 9	H: 0 LOB: 0 BB: 0 P: 12	R: 0 E: 0 K: 3 S: 11	H: 0 LOB: 0 BB: 0 P: 15	R: 1 E: 0 K: 1 S: 10	H: 2 LOB: 1 BB: 0 P: 12	R: 0 E: 0 K: 3 S: 14	H: 2 LOB: 2 BB: 0 P: 19	R: 0 E: 0 K: 1 S: 6	H: 0 LOB: 0 BB: 0 P: 7	R: 0 E: 0 K: 0 S: 6	H: 0 LOB: 0 BB: 0 P: 8	R: 1 E: 0 K: 1 S: 11	H: 2 LOB: 1 BB: 0 P: 14	1B: 4 2B: 3 3B: 0 HR: 0	SF: 1 SAC: 0 DP: 0 HBP: 0	WP: 2 PB: 0 CS: 0	PA: 34
PITCHER Rick Sutcliffe, R ERA: 3.68	IP: 9.0 WLS: W BF: 34 H: 7 R: 3 ER: 3 SO: 11 BB: 0 IBB: 0 HBP: 0 BLK: 1 WP: 2 HR: 0 S: 82 P: 109 ERA: 3.00 WHIP: 0.778															PITCHER	IP: WLS: BF: H: R: ER: SO: BB: IBB: HBP: BLK: WP: HR: S: P: ERA: WHIP:					

AB 33
R 3
H 7
RBI 3
BB 0
SO 11
LOB 7



Batter	1	2	3	4	5	6	7	8	9	AB	R	H	RBI	BB	SO	LOB	BOTTOM					
Jerome Walton, R OBP: 0.346, SLG: 0.560										4	2	2	0	1	1	1	Pittsburgh Pirates @ Chicago Cubs Wrigley Field, Chicago, IL Sun Apr 09 1989, 3:33 AM CDT Att: 11,387 - Cloudy - 33 F					
Mitch Webster, S OBP: 0.538, SLG: 0.591										3	1	1	0	2	0	2						
23 Ryne Sandberg, R OBP: 0.308, SLG: 0.585										5	2	2	2	0	0	4						
Andre Dawson, R OBP: 0.269, SLG: 0.417										5	1	1	1	0	0	6						
Mark Grace, L OBP: 0.360, SLG: 0.333										4	1	1	2	1	0	2						
Domingo Ramos, R OBP: 0.583, SLG: 0.909										3	0	3	2	0	0	0						
Curtis Wilkerson, S OBP: 0.077, SLG: 0.083										3	0	0	1	0	1	3						
Rick Wrona, R OBP: 0.250, SLG: 0.250										4	0	1	0	0	0	5						
Rick Sutcliffe, L OBP: 0.667, SLG: 0.667										4	1	2	0	0	1	2						
Inning Stats	R: 4 E: 0 K: 0 S: 13	H: 4 LOB: 1 BB: 1 P: 22	R: 0 E: 0 K: 1 S: 13	H: 1 LOB: 1 BB: 1 P: 27	R: 0 E: 2 K: 0 S: 8	H: 0 LOB: 1 BB: 0 P: 11	R: 1 E: 0 K: 0 S: 11	H: 3 LOB: 2 BB: 0 P: 20	R: 0 E: 0 K: 1 S: 13	H: 2 LOB: 1 BB: 0 P: 18	R: 3 E: 0 K: 0 S: 12	H: 3 LOB: 2 BB: 2 P: 22	R: 0 E: 0 K: 1 S: 7	H: 0 LOB: 0 BB: 0 P: 13	R: 0 E: 0 K: 0 S: 4	H: 0 LOB: 0 BB: 0 P: 5	R: 0 E: 0 K: 0 S: 11	H: 0 LOB: 0 BB: 0 P: 14	1B: 11 2B: 2 3B: 0 HR: 0	SF: 1 SAC: 1 DP: 1 HBP: 0	WP: 1 PB: 0 SB: 2 CS: 1	PA: 41
PITCHER Bob Walk, R ERA: 5.73 Dorn Taylor, R ERA: 13.5 Bill Landrum, R ERA: Jeff Robinson, R ERA: 10.13	IP: 4.0 WLS: L BF: 23 H: 8 R: 5 ER: 5 SO: 1 BB: 1 IBB: 1 HBP: 0 BLK: 0 WP: 1 HR: 0 S: 45 P: 80 ERA: 11.25 WHIP: 2.500															PITCHER	IP: WLS: BF: H: R: ER: SO: BB: IBB: HBP: BLK: WP: HR: S: P: ERA: WHIP:					



Batter	1	2	3	4	5	6	7	8	9	AB	R	H	RBI	BB	SO	LOB	TOP							
Vince Coleman, S (1, 7) OBP: 0.346, SLG: 0.333	1-2 G6-4-3 1B		1-1 HR 1B		1-3 K 1	0-0 G1-3		2-1 E4 BB		5	1	2	0	0	1	2								
Terry Pendleton, S (1, 5) OBP: 0.456, SLG: 0.350	0-2 G6-4-3 1-2		1-3 K 1		1-2 G3		0-0 BB 1B	4-0 BB		4	1	1	0	1	1	2								
Pedro Guerrero, R (1, 3) Ken Dayley, L (8, 1)	2-1 FC6-4 1B		1-0 HR		4-0 FC6-4 BB		2-0 F7	2-1 F7		4	1	2	2	1	0	3								
Tom Brunansky, R (1, 9) OBP: 0.261, SLG: 0.350	3-1 FC6-4 1-2		3-3 K		0-0 FC6-4 1-2		4-1 1B BB		0-0 F9	4	0	0	0	1	1	2								
Milt Thompson, L (1, 8) Jim Lindeman, R (9, PH)		1-0 1B 1B	1-1 G1-3		0-0 1B 1B		3-1 1-2 2-H 1B	4-2 FC4-6 BB		4	1	3	1	0	0	0								
José Oquendo, S (1, 6) OBP: 0.281, SLG: 0.273		2-0 FC4-6 1B		0-1 G6-3		1-1 1B 1B	3-2 P5	2-3 K		5	0	2	0	0	1	3								
Tony Peña, R (1, 2) OBP: 0.391, SLG: 0.522	1-1 FC3-2-5 FC4-6		1-2 E S 1B		0-0 F9 1B		2-2 F8	1-0 FC4-6 1-2		5	0	2	1	0	0	5								
Tim Jones, L (1, 4) OBP: 0.227, SLG: 0.300	0-0 FC4-6 1-2 2-3		2-3 K		0-0 F9 1-2		2-2 G1-3			4	0	0	0	0	1	5								
Jose DeLeon, R (1, 1) Todd Worrell, R (8, 1) (8, 9)	0-3 K		1-3 K		0-0 G1-3		0-3 K			4	0	0	0	0	3	5								
Inning Stats	R: 0 E: 0 K: 0 S: 11	H: 2 LOB: 1 BB: 0 P: 17	R: 0 E: 0 K: 1 S: 8	H: 2 LOB: 2 BB: 0 P: 12	R: 2 E: 0 K: 2 S: 12	H: 2 LOB: 0 BB: 0 P: 19	R: 0 E: 0 K: 2 S: 11	H: 1 LOB: 1 BB: 0 P: 15	R: 0 E: 0 K: 1 S: 9	H: 0 LOB: 1 BB: 1 P: 15	R: 1 E: 0 K: 0 S: 9	H: 3 LOB: 2 BB: 0 P: 12	R: 1 E: 0 K: 0 S: 11	H: 2 LOB: 2 BB: 1 P: 25	R: 0 E: 1 K: 1 S: 10	H: 0 LOB: 2 BB: 1 P: 20	R: 0 E: 0 K: 1 S: 7	H: 0 LOB: 1 BB: 1 P: 14	1B: 11 2B: 0 3B: 0 HR: 1	SF: 0 SAC: 0 DP: 1 HBP: 0	WP: 0 PB: 0 SB: 1 CS: 0	PA: 43		
PITCHER	IP WLS BF H R ER SO BB IBB HBP BLK WP HR S P ERA WHIP	6.0 W 29 11 4 4 6 1 0 0 0 0 1 61 91 6.00 2.000	2.1 S 11 1 0 0 1 2 0 0 0 0 0 21 45 0.00 1.286	0.2 S 3 0 0 0 1 1 0 0 0 0 0 6 13 0.00 1.500																				

St. Louis Cardinals @ Chicago Cubs
Wrigley Field, Chicago, IL
Tue Apr 11 1989, 3:33 AM CDT
Att: 7,943 - Sunny - 50 F

AB 39
R 4
H 12
RBI 4
BB 4
SO 8
LOB 27



Batter	1	2	3	4	5	6	7	8	9	AB	R	H	RBI	BB	SO	LOB	BOTTOM						
Jerome Walton, R (1, 8) OBP: 0.400, SLG: 0.679	1-0 HR		0-0 E1 1B 1B		3-2 F8			4-0 23 S FC4-6 BB		3	3	2	1	1	0	0							
Mitch Webster, S (1, 7) OBP: 0.533, SLG: 0.560	2-3 K		1-0 1B			1-1 F9		4-2 FC4-6 23 S BB		3	0	1	1	1	1	0							
23 Ryne Sandberg, R (1, 4) OBP: 0.267, SLG: 0.333	0-1 P4		3-H 0-3 K			0-3 K		1-1 P3		4	0	0	0	0	2	3							
Andre Dawson, R (1, 9) OBP: 0.300, SLG: 0.407	2-2 G3		0-2 G1-3			0-1 HR 1B		4-0 FC4-6 IBB		3	1	1	0	1	0	1							
Mark Grace, L (1, 3) OBP: 0.379, SLG: 0.458		4-0 BB		1-1 F7		3-0 HR		1-0 FC4-6 FC6-4		3	1	1	3	1	0	2							
Vance Law, R (1, 5) OBP: 0.188, SLG: 0.071 Mitch Williams, L (9, 1)	2-2 P2			3-1 F8		3-3 K		1-2 FC6-4		3	0	0	0	0	1	1							
Domingo Ramos, R (1, 6) OBP: 0.467, SLG: 0.714	1-3 K			3-3 K			3-1 G6-3			3	0	0	0	0	2	1							
Joe Girardi, R (1, 2) OBP: 0.368, SLG: 0.333	0-3 K				0-0 G6-3		1-3 K			3	0	0	0	0	2	1							
Greg Maddux, R (1, 1) Calvin Schiraldi, R (7, 1) Curtis Wilkerson, S (7, 5)					0-0 G3		2-3 K		2-1 F9	2	0	0	0	0	1	0							
Inning Stats	R: 1 E: 0 K: 1 S: 9	H: 1 LOB: 0 BB: 0 P: 14	R: 0 E: 0 K: 2 S: 9	H: 0 LOB: 1 BB: 1 P: 16	R: 1 E: 1 K: 1 S: 9	H: 2 LOB: 1 BB: 0 P: 10	R: 0 E: 0 K: 1 S: 7	H: 0 LOB: 0 BB: 0 P: 14	R: 0 E: 0 K: 2 S: 12	H: 2 LOB: 0 BB: 0 P: 19	R: 0 E: 0 K: 1 S: 7	H: 0 LOB: 0 BB: 0 P: 13	R: 1 E: 0 K: 0 S: 8	H: 0 LOB: 2 BB: 3 P: 23	R: 0 E: 0 K: 0 S: 7	H: 0 LOB: 1 BB: 1 P: 14	1B: 3 2B: 0 3B: 0 HR: 2	SF: 0 SAC: 0 DP: 0 HBP: 0	WP: 0 PB: 0 SB: 3 CS: 0	PA: 33			
PITCHER	IP WLS BF H R ER SO BB IBB HBP BLK WP HR S P ERA WHIP	7.0 L 29 5 5 4 9 3 0 0 0 0 0 2 7 0.00 0.000	0.1 2 0 0 0 0 0 0 1 0 0 0 0 0 2 7 0.00 0.000	0.2 2 0 0 0 0 0 0 0 0 0 0 0 0 4 6 0.00 0.000																			

St. Louis Cardinals @ Chicago Cubs
Wrigley Field, Chicago, IL
Tue Apr 11 1989, 3:33 AM CDT
Att: 7,943 - Sunny - 50 F

AB 29
R 5
H 5
RBI 5
BB 4
SO 9
LOB 11



Batter	1	2	3	4	5	6	7	8	9	AB	R	H	RBI	BB	SO	LOB	TOP					
Vince Coleman, S (1, 7) OBP: 0.333, SLG: 0.321	G6-3		G5-3						E6 G4-3 HR	4	1	1	0	0	0	1						
Terry Pendleton, S (1, 5) OBP: 0.426, SLG: 0.333	G6-4-3 1B			K					G4-3	4	0	1	0	0	0	1	2					
Pedro Guerrero, R (1, 3) OBP: 0.370, SLG: 0.708	G6-4-3 1-2			L4					F9	4	0	0	0	0	0	2						
Tom Brunansky, R (1, 9) OBP: 0.296, SLG: 0.500		L7		F8					FC6-4 1B	4	1	2	2	0	0	0						
Tony Peña, R (1, 2) OBP: 0.407, SLG: 0.519	G6-3								HR	4	0	2	0	0	0	1						
José Oquendo, S (1, 6) OBP: 0.222, SLG: 0.231	G6-3								E 1B	4	0	2	0	0	0	1						
Milt Thompson, L (1, 8) OBP: 0.444, SLG: 0.556			F8						K	4	0	0	0	0	1	3						
Tim Jones, L (1, 4) OBP: 0.208, SLG: 0.273			F8							3	0	1	0	0	0	0						
Tom Pagnozzi, R (8, PH) OBP: 1.000, SLG: 1.000										2	0	0	0	0	0	1						
Rod Booker, L (8, 4)									G6-3 1B	1	0	1	0	0	0	0						
Scott Terry, R (1, 1)										0	0	0	0	0	0	0						
Cris Carpenter, R (4, 1)										1	0	0	0	0	0	0						
Jim Lindeman, R (8, PH)										1	0	0	0	0	0	1						
Dan Quisenberry, R (8, 1)										0	0	0	0	0	0	0						
Inning Stats	R: 0 E: 0 K: 0 S: 7	H: 1 LOB: 0 BB: 0 P: 13	R: 0 E: 0 K: 0 S: 5	H: 0 LOB: 0 BB: 0 P: 6	R: 0 E: 0 K: 0 S: 7	H: 0 LOB: 1 BB: 0 P: 13	R: 0 E: 0 K: 1 S: 8	H: 0 LOB: 0 BB: 0 P: 9	R: 0 E: 0 K: 0 S: 6	H: 2 LOB: 1 BB: 0 P: 9	R: 0 E: 0 K: 0 S: 5	H: 1 LOB: 0 BB: 0 P: 6	R: 0 E: 0 K: 0 S: 6	H: 1 LOB: 1 BB: 0 P: 9	R: 0 E: 0 K: 0 S: 6	H: 1 LOB: 0 BB: 0 P: 8	R: 2 E: 2 K: 1 S: 14	H: 2 LOB: 1 BB: 0 P: 17	1B: 6 2B: 1 3B: 0 HR: 1	SF: 0 SAC: 0 DP: 4 HBP: 1	WP: 0 PB: 0 SB: 0 CS: 0	PA: 33
PITCHER	IP WLS BF H R ER SO BB IBB HBP BLK WP HR S P ERA WHIP																					
Paul Kilgus, L (1, 1) ERA: 1.72	8.2 W 31 7 2 0 1 0 0 0 0 0 1 58 84 0.00 0.808																					
Mitch Williams, L (9, 1) ERA: 1.93	0.1 S 2 1 0 0 1 0 0 0 0 0 0 6 6 0.00 3.000																					

St. Louis Cardinals @ Chicago Cubs
Wrigley Field, Chicago, IL
Wed Apr 12, 1989, 7:05 PM CDT
Att: 21,187 - Unknown - 40 F

AB 32
R 2
H 8
RBI 2
BB 0
SO 2
LOB 11



Batter	1	2	3	4	5	6	7	8	9	AB	R	H	RBI	BB	SO	LOB	BOTTOM			
Jerome Walton, R (1, 8) OBP: 0.382, SLG: 0.613	G5-3		1B E BB						L3	3	1	0	0	1	0	1				
Mitch Webster, S (1, 7) OBP: 0.500, SLG: 0.517	P6		S 1B						G4-3	4	0	1	0	0	0	0				
23 Ryne Sandberg, R (1, 4) OBP: 0.265, SLG: 0.324	G5-3		L5						G6-3	4	1	1	0	0	0	2				
Andre Dawson, R (1, 9) OBP: 0.294, SLG: 0.419		1B FC6-4 2B	P4						G5-3	4	1	1	0	0	0	2				
Mark Grace, L (1, 3) OBP: 0.394, SLG: 0.444	G6-3		F9						F9	3	0	1	0	1	0	2				
Vance Law, R (1, 5) OBP: 0.250, SLG: 0.167	FC6-4 1B								G6-3	4	0	2	1	0	0	1				
Domingo Ramos, R (1, 6) OBP: 0.368, SLG: 0.556	FC6-4 HBP		G5-3						L9	4	0	0	1	0	0	3				
Joe Girardi, R (1, 2) OBP: 0.409, SLG: 0.350			L8						P3	2	0	1	0	0	0	0				
Paul Kilgus, L (1, 1)									G5-3	2	0	0	0	0	0	2				
Mitch Williams, L (9, 1)	G6-3								G6-3	0	0	0	0	0	0	0				
Inning Stats	R: 0 E: 0 K: 0 S: 6	H: 0 LOB: 0 BB: 0 P: 8	R: 1 E: 0 K: 0 S: 9	H: 2 LOB: 2 BB: 0 P: 12	R: 1 E: 1 K: 0 S: 6	H: 1 LOB: 1 BB: 1 P: 14	R: 0 E: 0 K: 0 S: 4	H: 0 LOB: 0 BB: 0 P: 6	R: 0 E: 0 K: 0 S: 5	H: 0 LOB: 0 BB: 0 P: 9	R: 0 E: 0 K: 0 S: 17	H: 1 LOB: 1 BB: 0 P: 24	R: 0 E: 0 K: 0 S: 7	H: 1 LOB: 1 BB: 0 P: 8	R: 1 E: 0 K: 0 S: 12	H: 2 LOB: 2 BB: 1 P: 19	1B: 6 2B: 1 3B: 0 HR: 0	SF: 0 SAC: 1 DP: 0 HBP: 1	WP: 0 PB: 0 SB: 3 CS: 0	PA: 34
PITCHER	IP WLS BF H R ER SO BB IBB HBP BLK WP HR S P ERA WHIP																			
Scott Terry, R (1, 1) ERA: 2.7	3.0 L 14 3 2 1 0 0 0 0 0 0 0 21 34 0.00 1.333																			
Cris Carpenter, R (4, 1)	4.0 14 2 0 0 0 0 0 0 0 0 0 33 47 0.00 0.500																			
Dan Quisenberry, R (8, 1) ERA: 9.0	1.0 6 2 1 1 0 0 0 1 0 0 0 0 12 19 9.00 2.000																			

St. Louis Cardinals @ Chicago Cubs
Wrigley Field, Chicago, IL
Wed Apr 12, 1989, 7:05 PM CDT
Att: 21,187 - Unknown - 40 F

AB 30
R 3
H 7
RBI 2
BB 2
SO 0
LOB 13



Batter	1	2	3	4	5	6	7	8	9	AB	R	H	RBI	BB	SO	LOB	TOP
Jerome Walton, R OBP: 0.359, SLG: 0.543	4-0 23 BB 1B BB	0-1 FC6-4 CS		2-3 K		1-2 F7		0-0 1-3		4	1	0	0	1	1	3	
Mitch Webster, S OBP: 0.513, SLG: 0.515	1-2 23 BB 1B BB	2-0 CS	0-2 F7		0-2 23 6-3 3B 1B		0-3 K		4-2 23 WP BB	4	2	2	0	1	1	0	
23 Ryne Sandberg, R OBP: 0.308, SLG: 0.324	4-1 1B BB		1-2 0-4-3 1B		3-2 6-3		4-2 WP BB BB		2-2 6-3	3	0	1	0	2	0	2	
Andre Dawson, R OBP: 0.359, SLG: 0.500	1-0 CS 1B		0-0 9-4-3		1-1 1B 3B		4-0 WP BB		4-0 IBB	3	1	2	3	2	0	1	
Vance Law, R OBP: 0.280, SLG: 0.217	0-1 P5			1-0 FC6-4 1B	1-2 WP 1B		2-2 2-3		1-3 K	5	0	2	1	0	1	6	
Mark Grace, L OBP: 0.368, SLG: 0.387	3-2 L9			2-3 K	0-2 F8		4-0 IBB		2-2 P6	4	0	0	0	1	1	6	
Shawon Dunston, R OBP: 0.200, SLG: 0.308		0-2 1B 3B		0-0 FC6-4 1B WP	1-0 4-3		2-3 K			4	2	1	0	0	1	5	
Joe Girardi, R OBP: 0.423, SLG: 0.375		0-2 FC6-4 1B		0-0 WP BB 1B		0-0 F7		0-0 F8		4	0	2	1	0	0	0	
Scott Sanderson, R Calvin Schiraldi, R Mitch Williams, L		3-3 K		4-1 WP BB		1-3 K		0-3 K		2	0	0	0	1	2	1	
Inning Stats	R: 2 H: 2 E: 0 K: 0 S: 11	H: 2 R: 1 ER: 0 LOB: 0 BB: 2 P: 24	H: 2 R: 0 ER: 0 LOB: 0 BB: 0 P: 17	H: 1 R: 0 ER: 0 LOB: 0 BB: 0 P: 8	H: 2 R: 1 ER: 0 LOB: 2 BB: 1 P: 19	H: 3 R: 2 ER: 0 LOB: 1 BB: 0 P: 22	H: 0 R: 0 ER: 0 LOB: 0 BB: 0 P: 9	H: 0 R: 0 ER: 0 LOB: 3 BB: 3 P: 28	H: 0 R: 0 ER: 0 LOB: 2 BB: 2 P: 5	H: 0 R: 0 ER: 0 LOB: 2 BB: 2 P: 24	1B: 8 2B: 1 3B: 2 HR: 0	SF: 0 SAC: 0 DP: 1 HBP: 0	WP: 4 PB: 0 SB: 1 CS: 2	PA: 43			
PITCHER	IP WLS BF H R ER SO BB IBB HBP BLK WP HR S P ERA WHIP	IP WLS BF H R ER SO BB IBB HBP BLK WP HR S P ERA WHIP	IP WLS BF H R ER SO BB IBB HBP BLK WP HR S P ERA WHIP	IP WLS BF H R ER SO BB IBB HBP BLK WP HR S P ERA WHIP	IP WLS BF H R ER SO BB IBB HBP BLK WP HR S P ERA WHIP	IP WLS BF H R ER SO BB IBB HBP BLK WP HR S P ERA WHIP	IP WLS BF H R ER SO BB IBB HBP BLK WP HR S P ERA WHIP	IP WLS BF H R ER SO BB IBB HBP BLK WP HR S P ERA WHIP	IP WLS BF H R ER SO BB IBB HBP BLK WP HR S P ERA WHIP								

Chicago Cubs @ Philadelphia Phillies
Veterans Stadium, Philadelphia, PA

AB 34
R 6
H 10
RBI 5
BB 8
SO 8
LOB 24



livebaseballscores.com

Chicago Cubs @ Philadelphia Phillies
Veterans Stadium, Philadelphia, PA


AB 32
R 4
H 7
RBI 4
BB 1
SO 3
LOB 7




livebaseballscores.com

Batter	1	2	3	4	5	6	7	8	9	AB	R	H	RBI	BB	SO	LOB	BOTTOM
Von Hayes, L OBP: 0.659, SLG: 1.167	3-1 G3-1 G4-3 2B		2-0 5-3			2-2 1B 2B		3-2 FC6-4 1B		4	2	3	1	0	0	0	
Tom Herr, S OBP: 0.410, SLG: 0.353	1-1 G3-1		3-0 F9			0-0 G6-3 1B		0-0 FC6-4		4	0	1	1	0	0	2	
Chris James, R Jeff Parrett, R Larry McWilliams, L	0-0 G4-3			2-2 G6-4-3 1B		0-1 G6-3		3-2 6-3		4	0	1	1	0	0	2	
Mike Schmidt, R OBP: 0.308, SLG: 0.600	1-0 F8		1-0 G6-4-3			1-3 K		2-3 K		4	0	0	0	0	2	1	
Ron Jones, L Bob Demier, R	3-2 G3-1		1-0 P6			4-0 BB		0-2 5-3		2	0	0	0	1	0	0	
Ricky Jordan, R OBP: 0.400, SLG: 0.556	2-1 HR				0-0 F8		1-1 F9		1-2 F9	4	1	1	1	0	0	1	
Darren Daulton, L OBP: 0.348, SLG: 0.714	0-2 L9				2-3 K		3-1 F7			3	0	0	0	0	1	1	
Dickie Thon, R Greg Harris, S Curt Ford, L	1-2 G6-3				1-1 F7			2-2 P5		2	0	0	0	0	0	0	
Bruce Ruffin, S Ken Howell, R Steve Jeltz, S			0-0 4-3			2-2 4-3		1-1 1B 2B		1	0	0	0	0	0	0	
Inning Stats	R: 1 H: 1 E: 0 K: 0 S: 6	H: 1 R: 1 ER: 0 LOB: 0 BB: 0 P: 19	H: 0 R: 0 ER: 0 LOB: 0 BB: 0 P: 8	H: 1 R: 0 ER: 0 LOB: 0 BB: 0 P: 11	H: 0 R: 0 ER: 0 LOB: 0 BB: 0 P: 9	H: 2 R: 1 ER: 0 LOB: 0 BB: 0 P: 13	H: 0 R: 0 ER: 0 LOB: 1 BB: 1 P: 16	H: 2 R: 1 ER: 0 LOB: 1 BB: 0 P: 24	H: 0 R: 0 ER: 0 LOB: 0 BB: 0 P: 12	1B: 3 2B: 3 3B: 0 HR: 1	SF: 0 SAC: 0 DP: 2 HBP: 0	WP: 0 PB: 0 SB: 0 CS: 0	PA: 33				
PITCHER	IP WLS BF H R ER SO BB IBB HBP BLK WP HR S P ERA WHIP	IP WLS BF H R ER SO BB IBB HBP BLK WP HR S P ERA WHIP	IP WLS BF H R ER SO BB IBB HBP BLK WP HR S P ERA WHIP	IP WLS BF H R ER SO BB IBB HBP BLK WP HR S P ERA WHIP	IP WLS BF H R ER SO BB IBB HBP BLK WP HR S P ERA WHIP	IP WLS BF H R ER SO BB IBB HBP BLK WP HR S P ERA WHIP	IP WLS BF H R ER SO BB IBB HBP BLK WP HR S P ERA WHIP	IP WLS BF H R ER SO BB IBB HBP BLK WP HR S P ERA WHIP	IP WLS BF H R ER SO BB IBB HBP BLK WP HR S P ERA WHIP								

livebaseballscores.com

Batter	1	2	3	4	5	6	7	8	9	AB	R	H	RBI	BB	SO	LOB	TOP					
Jerome Walton, R (1, 8) OBP: 0.318, SLG: 0.487	F8		F8	SF7	F9			K		4	0	0	1	0	1	2	Chicago Cubs @ Philadelphia Phillies Veterans Stadium, Philadelphia, PA Sun Apr 16 1989, 3:33 AM EDT Att: 32,249 - Overcast - 58 F AB 36 R 5 H 9 RBI 5 BB 6 SO 6 LOB 23 					
Mitch Webster, S (1, 7) OBP: 0.500, SLG: 0.526	23 BB 1B		G3-1 2B	K			G3	F7		5	1	2	0	0	1	1						
23 Ryne Sandberg, R (1, 4) OBP: 0.341, SLG: 0.325	1B 1-2 BB		G3-1 BB		1B 2B 1B		F8	G6-3		3	1	1	0	2	0	0						
Andre Dawson, R (1, 9) OBP: 0.364, SLG: 0.474	K		G3-1		F8		F8	S 1B BB		4	0	1	0	1	1	5						
Mark Grace, L (1, 3) OBP: 0.419, SLG: 0.429	1-3 2-H 1B				2B 1B 1B		P4	S 1B		4	1	3	1	1	0	1						
Vance Law, R (1, 5) OBP: 0.297, SLG: 0.250	F8		P3		1-3 2-H 1B 2B		G4-3	K		5	1	1	1	0	1	7						
Shawon Dunston, R (1, 6) OBP: 0.250, SLG: 0.250		F8		E S SF7 BB	1B IBB		G4-3	P3		3	1	0	0	2	0	2						
Joe Girardi, R (1, 2) OBP: 0.367, SLG: 0.321	K		L8		P2		F9			4	0	0	0	0	1	4						
Rick Sutcliffe, L (1, 1) OBP: 0.500, SLG: 0.500 Mitch Williams, L (9, 1)	G3		E3		1-3 2-H 1B			K		4	0	1	2	0	1	1						
Inning Stats	R: 1 E: 0 K: 1 S: 11	H: 2 LOB: 2 BB: 1 P: 18	R: 0 E: 0 K: 1 S: 6	H: 0 LOB: 0 BB: 0 P: 8	R: 0 E: 0 K: 0 S: 6	H: 1 LOB: 3 BB: 2 P: 17	R: 1 E: 1 K: 1 S: 15	H: 0 LOB: 1 BB: 1 P: 25	R: 3 E: 0 K: 0 S: 10	H: 4 LOB: 2 BB: 1 P: 19	R: 0 E: 0 K: 0 S: 7	H: 1 LOB: 1 BB: 0 P: 11	R: 0 E: 0 K: 0 S: 5	H: 0 LOB: 0 BB: 0 P: 5	R: 0 E: 0 K: 2 S: 9	H: 1 LOB: 0 BB: 1 P: 15	R: 0 E: 0 K: 1 S: 7	H: 1 LOB: 2 BB: 1 P: 15	1B: 7 2B: 2 3B: 0 HR: 0	SF: 1 SAC: 0 DP: 0 HBP: 0	WP: 0 PB: 0 SB: 3 CS: 0	PA: 43
PITCHER	IP WLS BF H R ER SO BB IBB HBP BLK WP HR S P ERA WHIP	IP WLS BF H R ER SO BB IBB HBP BLK WP HR S P ERA WHIP															IP WLS BF H R ER SO BB IBB HBP BLK WP HR S P ERA WHIP					
Floyd Youmans, R (1, 1) ERA: 5.87	6.0 L 32 8 5 4 3 3 2 0 0 0 0 55 98 6.00 1.833																					
Todd Frohwrth, R (7, 1) ERA:	1.0 3 0 0 0 0 0 0 0 0 0 0 5 5 0.00 0.000																					
Greg Harris, R (8, 1) ERA: 4.32	2.0 8 1 0 0 3 1 0 0 0 0 0 16 30 0.00 1.000																					

Batter	1	2	3	4	5	6	7	8	9	AB	R	H	RBI	BB	SO	LOB	BOTTOM					
Von Hayes, L (1, 8) OBP: 0.630, SLG: 1.088	1B 2B				P4		K		K	4	1	1	0	1	2	2	Chicago Cubs @ Philadelphia Phillies Veterans Stadium, Philadelphia, PA Sun Apr 16 1989, 3:33 AM EDT Att: 32,249 - Overcast - 58 F AB 34 R 3 H 8 RBI 3 BB 5 SO 5 LOB 21 					
Tom Herr, S (1, 4) OBP: 0.409, SLG: 0.359	1B 2-H 1B		L7		F8		F9	1-2 2-H 1B		5	0	2	2	0	0	2						
Chris James, R (1, 7) OBP: 0.364, SLG: 0.452	1B		G3-1		2B		F9	1-2 2-H 1B		5	0	3	1	0	0	0						
Mike Schmidt, R (1, 5) OBP: 0.318, SLG: 0.564	P4		FC4-6 BB		G4-3		G3 1B	F9		4	0	1	0	1	0	5						
Ron Jones, L (1, 9) OBP: 0.471, SLG: 0.556	FC3-5-2		FC4-6		FC6-4 1B		G3			4	0	1	0	0	0	4						
Ricky Jordan, R (1, 3) OBP: 0.333, SLG: 0.455	P5		G4-3		FC6-4		K			4	0	0	0	0	1	5						
Darren Daulton, L (1, 2) OBP: 0.333, SLG: 0.625		F8		L3		F9		FC3-6 BB		3	0	0	0	1	0	1						
Dickie Thon, R (1, 6) OBP: 0.194, SLG: 0.143 Mark Ryal, L (9, PH)	SH1-3 BB		L4		L7		FC3-6 BB 1B			2	0	0	0	1	0	1						
Floyd Youmans, R (1, 1) OBP: 0.200, SLG: 0.200 Todd Frohwrth, R (7, 1) Curt Ford, L (7, PH) Greg Harris, S (8, 1) Dwayne Murphy, L (9, PH)	SH1-3		K		K		K	1B BB		1	0	0	0	0	1	0						
Inning Stats	R: 1 E: 0 K: 0 S: 12	H: 3 LOB: 2 BB: 0 P: 21	R: 0 E: 0 K: 0 S: 12	H: 0 LOB: 2 BB: 2 P: 22	R: 0 E: 0 K: 0 S: 7	H: 0 LOB: 1 BB: 1 P: 15	R: 0 E: 0 K: 1 S: 9	H: 0 LOB: 0 BB: 0 P: 15	R: 0 E: 0 K: 0 S: 11	H: 1 LOB: 1 BB: 0 P: 17	R: 0 E: 0 K: 0 S: 8	H: 1 LOB: 1 BB: 0 P: 12	R: 0 E: 0 K: 2 S: 8	H: 0 LOB: 0 BB: 0 P: 11	R: 0 E: 0 K: 1 S: 12	H: 1 LOB: 0 BB: 0 P: 16	R: 2 E: 0 K: 1 S: 16	H: 2 LOB: 2 BB: 2 P: 29	1B: 6 2B: 2 3B: 0 HR: 0	SF: 0 SAC: 1 DP: 0 HBP: 0	WP: 0 PB: 0 SB: 0 CS: 0	PA: 40
PITCHER	IP WLS BF H R ER SO BB IBB HBP BLK WP HR S P ERA WHIP	IP WLS BF H R ER SO BB IBB HBP BLK WP HR S P ERA WHIP															IP WLS BF H R ER SO BB IBB HBP BLK WP HR S P ERA WHIP					
Rick Sutcliffe, R (1, 1) ERA: 3.52	8.1 W 36 6 3 3 4 4 0 0 0 0 85 144 3.24 1.200																					
Mitch Williams, L (9, 1) ERA: 1.29	0.2 S 4 2 0 0 1 0 0 0 0 0 10 14 0.00 3.000																					

Batter	1	2	3	4	5	6	7	8	9	AB	R	H	RBI	BB	SO	LOB	TOP			
Jerome Walton, R (1, 8) OBP: 0.333, SLG: 0.476										3	0	1	0	0	1	0				
Mitch Webster, S (1, 7) OBP: 0.490, SLG: 0.512										5	0	2	1	0	1	2				
23 Ryne Sandberg, R (1, 4) OBP: 0.333, SLG: 0.318										4	0	1	0	0	2	4				
Andre Dawson, R (1, 9) OBP: 0.354, SLG: 0.439										3	0	0	0	1	0	1				
Mark Grace, L (1, 3) OBP: 0.404, SLG: 0.410										4	0	1	0	0	1	2				
Vance Law, R (1, 5) OBP: 0.255, SLG: 0.250										4	0	1	0	0	2	1				
Curtis Wilkerson, S (8, PR) OBP: 0.071, SLG: 0.077										0	0	0	0	0	0	0				
Shawon Dunston, R (1, 6) OBP: 0.292, SLG: 0.263										3	0	1	0	1	0	0				
Joe Girardi, R (1, 2) OBP: 0.382, SLG: 0.344										4	1	2	0	0	0	3				
Greg Maddux, R (1, 1) OBP: 0.200, SLG: 0.200																				
Phil Stephenson, L (7, PH)																				
Steve Wilson, L (7, 1)																				
Jeff Pico, R (8, 1)																				
Gary Varsho, L (9, PH) OBP: 0.500, SLG: 0.500																				
Inning Stats	R: 0 E: 0 K: 2 S: 15	H: 1 LOB: 2 BB: 1 P: 24	R: 0 E: 0 K: 2 S: 12	H: 1 LOB: 1 BB: 0 P: 15	R: 0 E: 0 K: 1 S: 11	H: 1 LOB: 1 BB: 0 P: 17	R: 0 E: 0 K: 1 S: 11	H: 2 LOB: 1 BB: 0 P: 17	R: 0 E: 0 K: 0 S: 4	H: 0 LOB: 0 BB: 0 P: 8	R: 1 E: 0 K: 1 S: 19	H: 3 LOB: 2 BB: 0 P: 28	R: 0 E: 0 K: 1 S: 13	H: 1 LOB: 2 BB: 1 P: 24	R: 0 E: 0 K: 0 S: 3	H: 0 LOB: 0 BB: 0 P: 5	1B: 10 2B: 1 3B: 0 HR: 0	SF: 0 SAC: 1 DP: 1 HBP: 1	WP: 1 PB: 0 SB: 1 CS: 2	PA: 38
PITCHER	IP WLS BF H R ER SO BB IBB HBP BLK WP HR S P ERA WHIP																			
Kevin Gross, R (1, 1) ERA: 4.26	6.2 W 29 9 1 1 6 1 0 1 1 0 0 0 73 111 1.35 1.500																			
Andy McGaffigan, R (7, 1) ERA: 0.93	1.1 6 1 0 0 2 1 0 0 0 1 0 0 17 29 0.00 1.500																			
Tim Burke, R (9, 1) ERA: 2.57	1.0 S 3 0 0 0 0 0 0 0 0 0 0 0 3 5 0.00 0.000																			

Chicago Cubs @ Montreal Expos
Olympic Stadium, Montreal, QB
Mon Apr 17 1989, 7:05 PM EDT
Att: 8,847 - Unknown

AB 34
R 1
H 10
RBI 1
BB 2
SO 8
LOB 15



Batter	1	2	3	4	5	6	7	8	9	AB	R	H	RBI	BB	SO	LOB	BOTTOM			
Tim Raines, S (1, 7) OBP: 0.383, SLG: 0.292										4	0	0	0	0	0	1				
Tom Feley, L (1, 4) OBP: 0.287, SLG: 0.289										3	1	1	0	0	1	0				
Damaso Garcia, R (8, PH) OBP: 0.379, SLG: 0.500										1	0	0	0	0	0	0				
Andres Galarraga, R (1, 3) OBP: 0.346, SLG: 0.426										4	1	1	2	0	0	0				
Hubie Brooks, R (1, 9) OBP: 0.300, SLG: 0.356										3	0	1	0	0	0	0				
Tim Wallach, R (1, 5) OBP: 0.410, SLG: 0.417										3	0	2	0	0	0	0				
Dave Martinez, L (1, 8) OBP: 0.196, SLG: 0.100										3	0	0	0	0	0	2				
Andy McGaffigan, R (7, 1)										0	0	0	0	0	0	0				
Tim Burke, R (9, 1)										0	0	0	0	0	0	0				
Nelson Santovenia, R (1, 2) OBP: 0.400, SLG: 0.375										3	0	0	0	0	1	1				
Spike Owen, S (1, 6) OBP: 0.250, SLG: 0.226										2	0	0	0	1	0	0				
Kevin Gross, R (1, 1) OBP: 0.333, SLG: 0.200										1	0	0	0	1	1	2				
Otis Nixon, S (7, 8) OBP: 0.208, SLG: 0.143										1	0	0	0	0	1	0				
Inning Stats	R: 0 E: 0 K: 0 S: 7	H: 0 LOB: 0 BB: 0 P: 16	R: 0 E: 0 K: 0 S: 10	H: 0 LOB: 0 BB: 0 P: 15	R: 0 E: 0 K: 1 S: 12	H: 0 LOB: 1 BB: 1 P: 23	R: 0 E: 0 K: 1 S: 8	H: 1 LOB: 0 BB: 0 P: 12	R: 0 E: 0 K: 1 S: 7	H: 1 LOB: 2 BB: 1 P: 13	R: 2 E: 0 K: 0 S: 12	H: 3 LOB: 1 BB: 0 P: 18	R: 0 E: 0 K: 1 S: 8	H: 0 LOB: 0 BB: 0 P: 15	R: 0 E: 0 K: 0 S: 6	H: 0 LOB: 0 BB: 0 P: 9	1B: 3 2B: 1 3B: 0 HR: 1	SF: 0 SAC: 0 DP: 0 HBP: 0	WP: 0 PB: 0 SB: 0 CS: 1	PA: 31
PITCHER	IP WLS BF H R ER SO BB IBB HBP BLK WP HR S P ERA WHIP																			
Greg Maddux, R (1, 1) ERA: 6.32	6.0 L 24 5 2 2 3 1 0 0 0 0 0 0 9 16 3.00 1.000																			
Steve Wilson, L (7, 1) ERA: 13.5	1.1 4 0 0 0 1 0 0 0 0 0 0 0 9 16 0.00 0.000																			
Jeff Pico, R (8, 1) ERA: 13.5	0.2 2 0 0 0 0 0 0 0 0 0 0 0 5 8 0.00 0.000																			

Chicago Cubs @ Montreal Expos
Olympic Stadium, Montreal, QB
Mon Apr 17 1989, 7:05 PM EDT
Att: 8,847 - Unknown

AB 28
R 2
H 5
RBI 2
BB 2
SO 4
LOB 6



Batter	1	2	3	4	5	6	7	8	9	AB	R	H	RBI	BB	SO	LOB	TOP					
Jerome Walton, R (1, 8) OBP: 0.316, SLG: 0.471	P4			G5-3	2B		G1-3		K	5	0	1	0	0	1	2						
Mitch Webster, S (1, 9) OBP: 0.483, SLG: 0.500	K			F7	F8		G4-3			4	0	0	0	1	1	1						
23 Ryne Sandberg, R (1, 4) OBP: 0.333, SLG: 0.396	K			HR			FC1-6 1B		F9	5	2	2	1	0	1	3						
Mark Grace, L (1, 3)				BB 1B			FC1-6 1B			3	0	2	0	1	0	0						
Phil Stephenson, L (1, 7) OBP: 0.125, SLG: 0.125	G4-3			BB 1B			FC1-6 G4-3 1B		F9	4	0	1	0	0	0	3						
Vance Law, R (1, 5) OBP: 0.282, SLG: 0.231	F9			BB			G4-3 1B		G3	3	0	1	1	1	0	1						
Shawon Dunston, R (1, 6) OBP: 0.281, SLG: 0.259				G4-3	K		G4-3		S 1B	4	0	1	0	0	1	5						
Joe Girardi, R (1, 2) OBP: 0.310, SLG: 0.275				G5-3			P5		P6	4	0	0	0	0	1	3						
Scott Sanderson, R (1, 1) Gary Varsho, L (7, PH) Calvin Schiraldi, R (7, 1) Curtis Wilkerson, S (9, PH)	K			K	F8		G4-3		BB 1B	2	0	0	0	0	1	0						
Inning Stats	R: 0 E: 0 K: 2 S: 8	H: 0 LOB: 0 BB: 0 P: 13	R: 0 E: 0 K: 0 S: 5	H: 0 LOB: 0 BB: 0 P: 10	R: 0 E: 0 K: 1 S: 5	H: 0 LOB: 0 BB: 0 P: 6	R: 1 E: 0 K: 1 S: 15	H: 2 LOB: 3 BB: 2 P: 30	R: 0 E: 0 K: 0 S: 6	H: 1 LOB: 1 BB: 0 P: 7	R: 1 E: 0 K: 1 S: 11	H: 3 LOB: 2 BB: 0 P: 15	R: 0 E: 0 K: 0 S: 6	H: 0 LOB: 0 BB: 0 P: 10	R: 0 E: 0 K: 0 S: 7	H: 1 LOB: 1 BB: 0 P: 13	R: 0 E: 0 K: 1 S: 16	H: 2 LOB: 3 BB: 1 P: 26	1B: 7 2B: 1 3B: 0 HR: 1	SF: 0 SAC: 0 DP: 0 HBP: 0	WP: 0 PB: 0 SB: 2 CS: 0	PA: 39
PITCHER	IP	WLS	BF	H	R	ER	SO	BB	IBB	HBP	BLK	WP	HR	S	P	ERA	WHIP					
Dennis Martinez, R (1, 1) ERA: 2.93	8.0	W	34	8	2	2	5	2	0	0	0	0	1	64	106	2.25	1.250					
Tim Burke, R (9, 1) ERA: 2.25	1.0	S	5	1	0	0	1	1	0	0	0	0	0	15	24	0.00	2.000					

Chicago Cubs @ Montreal Expos
Olympic Stadium, Montreal, QB
Wed Apr 19 1989, 7:05 PM EDT
Att: 9,014 - Unknown

AB 36
R 2
H 9
RBI 2
BB 3
SO 6
LOB 18



Batter	1	2	3	4	5	6	7	8	9	AB	R	H	RBI	BB	SO	LOB	BOTTOM					
Otis Nixon, S (1, 8) OBP: 0.273, SLG: 0.222	B5			S BB			K			2	0	0	0	2	1	0						
Mike Aldrete, L (1, 7) OBP: 0.222, SLG: 0.071 Dave Martinez, L (8, FR) OBP: 0.156, SLG: 0.100	F7			BB			K		FC5-4 BB	2	0	0	0	2	1	0						
Andres Galarraga, R (1, 3) OBP: 0.344, SLG: 0.418	E6 1B			G1-4-6-3 1-2			K		K	4	0	0	0	0	2	3						
Hubie Brooks, R (1, 9) OBP: 0.356, SLG: 0.426	1B			HR 1B			G3-1		FC5-4	4	1	2	0	0	0	1						
Tim Wallach, R (1, 5) OBP: 0.404, SLG: 0.419	K			G6-3			F8			3	0	0	0	0	1	3						
Tom Foley, L (1, 4) OBP: 0.271, SLG: 0.366				HR			F9			3	1	1	2	0	0	0						
Nelson Santovenia, R (1, 2) OBP: 0.404, SLG: 0.487				P4					K	3	1	1	1	0	1	0						
Spike Owen, S (1, 6) OBP: 0.279, SLG: 0.243	G3			HR			P5		K	3	0	0	0	0	1	0						
Dennis Martinez, R (1, 1) ERA: 4.32 Tim Burke, R (9, 1) ERA: 1.5	G3			G3			K		G4-3	3	0	0	0	0	1	0						
Inning Stats	R: 0 E: 1 K: 1 S: 14	H: 1 LOB: 2 BB: 0 P: 19	R: 0 E: 0 K: 0 S: 5	H: 0 LOB: 0 BB: 0 P: 7	R: 0 E: 0 K: 0 S: 7	H: 0 LOB: 1 BB: 2 P: 16	R: 3 E: 0 K: 1 S: 16	H: 3 LOB: 0 BB: 0 P: 26	R: 0 E: 0 K: 3 S: 9	H: 0 LOB: 0 BB: 0 P: 12	R: 0 E: 0 K: 0 S: 4	H: 0 LOB: 0 BB: 0 P: 6	R: 0 E: 0 K: 2 S: 11	H: 0 LOB: 0 BB: 0 P: 18	R: 0 E: 0 K: 1 S: 14	H: 0 LOB: 1 BB: 2 P: 23	R: 0 E: 0 K: 1 S: 14	H: 0 LOB: 1 BB: 2 P: 23	1B: 2 2B: 0 3B: 0 HR: 2	SF: 0 SAC: 0 DP: 1 HBP: 0	WP: 0 PB: 0 SB: 3 CS: 1	PA: 31
PITCHER	IP	WLS	BF	H	R	ER	SO	BB	IBB	HBP	BLK	WP	HR	S	P	ERA	WHIP					
Scott Sanderson, R (1, 1) ERA: 4.32	6.0	L	24	4	3	3	5	2	0	0	0	0	0	25	86	4.50	1.000					
Calvin Schiraldi, R (7, 1) ERA: 1.5	2.0		7	0	0	0	3	2	0	0	0	0	0	25	41	0.00	1.000					

Chicago Cubs @ Montreal Expos
Olympic Stadium, Montreal, QB
Wed Apr 19 1989, 7:05 PM EDT
Att: 9,014 - Unknown

AB 27
R 3
H 4
RBI 3
BB 4
SO 8
LOB 7



Batter	1	2	3	4	5	6	7	8	9	AB	R	H	RBI	BB	SO	LOB	TOP							
Jerome Walton, R OBP: 0.318, SLG: 0.475										4	2	2	0	0	1	1								
Mitch Webster, S OBP: 0.493, SLG: 0.517										5	2	3	1	0	1	2								
23 Ryne Sandberg, R OBP: 0.333, SLG: 0.393										4	1	2	2	0	1	2								
Andre Dawson, R OBP: 0.357, SLG: 0.458										3	1	1	1	0	0	1								
Gary Varsho, L OBP: 0.111, SLG: 0.111										1	0	0	0	0	1	1								
Vance Law, R OBP: 0.220, SLG: 0.196										3	0	0	1	0	1	2								
Mark Grace, L OBP: 0.397, SLG: 0.396										3	1	1	1	1	0	0								
Domingo Ramos, R OBP: 0.348, SLG: 0.545										4	0	1	1	0	1	1								
Steve Wilson, L OBP: 0.270, SLG: 0.281										0	0	0	0	0	0	0								
Rick Wrona, R OBP: 0.375, SLG: 0.375										4	0	2	1	0	0	0								
Rick Sutcliffe, L OBP: 0.385, SLG: 0.385										3	0	0	0	0	0	1								
Shawon Dunston, R OBP: 0.270, SLG: 0.281										1	1	1	0	0	0	0								
Inning Stats	R: 3 E: 0 K: 2 S: 17	H: 4 LOB: 1 BB: 0 P: 28	R: 0 E: 0 K: 1 S: 9	H: 1 LOB: 0 BB: 0 P: 12	R: 3 E: 0 K: 1 S: 21	H: 4 LOB: 2 BB: 1 P: 31	R: 0 E: 0 K: 0 S: 14	H: 1 LOB: 1 BB: 0 P: 19	R: 0 E: 0 K: 0 S: 12	H: 0 LOB: 0 BB: 0 P: 19	R: 0 E: 0 K: 0 S: 9	H: 0 LOB: 0 BB: 0 P: 13	R: 1 E: 0 K: 0 S: 11	H: 1 LOB: 1 BB: 0 P: 18	R: 0 E: 0 K: 0 S: 9	H: 0 LOB: 0 BB: 0 P: 12	R: 1 E: 1 K: 2 S: 14	H: 2 LOB: 1 BB: 0 P: 21	1B: 9 2B: 4 3B: 0 HR: 0	SF: 3 SAC: 0 DP: 1 HBP: 1	WP: 0 PB: 0 SB: 3 CS: 0	PA: 40		
PITCHER	IP WLS BF H R ER SO BB IBB HBP BLK WP HR S P ERA WHIP	IP WLS BF H R ER SO BB IBB HBP BLK WP HR S P ERA WHIP	IP WLS BF H R ER SO BB IBB HBP BLK WP HR S P ERA WHIP	IP WLS BF H R ER SO BB IBB HBP BLK WP HR S P ERA WHIP	IP WLS BF H R ER SO BB IBB HBP BLK WP HR S P ERA WHIP	IP WLS BF H R ER SO BB IBB HBP BLK WP HR S P ERA WHIP	IP WLS BF H R ER SO BB IBB HBP BLK WP HR S P ERA WHIP	IP WLS BF H R ER SO BB IBB HBP BLK WP HR S P ERA WHIP	IP WLS BF H R ER SO BB IBB HBP BLK WP HR S P ERA WHIP	IP WLS BF H R ER SO BB IBB HBP BLK WP HR S P ERA WHIP	IP WLS BF H R ER SO BB IBB HBP BLK WP HR S P ERA WHIP	IP WLS BF H R ER SO BB IBB HBP BLK WP HR S P ERA WHIP	IP WLS BF H R ER SO BB IBB HBP BLK WP HR S P ERA WHIP	IP WLS BF H R ER SO BB IBB HBP BLK WP HR S P ERA WHIP	IP WLS BF H R ER SO BB IBB HBP BLK WP HR S P ERA WHIP	IP WLS BF H R ER SO BB IBB HBP BLK WP HR S P ERA WHIP	IP WLS BF H R ER SO BB IBB HBP BLK WP HR S P ERA WHIP	IP WLS BF H R ER SO BB IBB HBP BLK WP HR S P ERA WHIP	IP WLS BF H R ER SO BB IBB HBP BLK WP HR S P ERA WHIP	IP WLS BF H R ER SO BB IBB HBP BLK WP HR S P ERA WHIP	IP WLS BF H R ER SO BB IBB HBP BLK WP HR S P ERA WHIP	IP WLS BF H R ER SO BB IBB HBP BLK WP HR S P ERA WHIP	IP WLS BF H R ER SO BB IBB HBP BLK WP HR S P ERA WHIP	IP WLS BF H R ER SO BB IBB HBP BLK WP HR S P ERA WHIP

Chicago Cubs @ New York Mets
Shea Stadium, Flushing, NY
Fri Apr 21 1989, 7:05 PM EDT
Att: 34,690 - Unknown - 63 F

AB	35
R	8
H	13
RBI	8
BB	1
SO	6
LOB	11



Batter	1	2	3	4	5	6	7	8	9	AB	R	H	RBI	BB	SO	LOB	BOTTOM							
Lenny Dykstra, L OBP: 0.450, SLG: 0.469										4	0	2	0	0	0	0								
Mookie Wilson, S OBP: 0.200, SLG: 0.342										4	1	1	1	0	1	2								
Keith Hernandez, L OBP: 0.296, SLG: 0.313										4	0	0	0	0	0	1								
Kevin McReynolds, R OBP: 0.333, SLG: 0.327										4	0	1	0	0	0	1								
Gregg Jefferies, S OBP: 0.170, SLG: 0.212										4	1	1	0	0	0	1								
Howard Johnson, S OBP: 0.381, SLG: 0.486										4	2	2	1	0	1	1								
Barry Lyons, R OBP: 0.300, SLG: 0.333										4	0	1	0	0	1	2								
Kevin Elster, R OBP: 0.327, SLG: 0.431										2	0	0	0	0	0	0								
Dave Magadan, L OBP: 0.250, SLG: 0.353										1	0	0	1	0	1	1								
Bob Ojeda, L OBP: 0.375, SLG: 0.714										0	0	0	0	0	0	0								
Terry Leach, R OBP: 0.375, SLG: 0.714										2	0	0	0	0	1	0								
Lee Mazzilli, S OBP: 0.375, SLG: 0.714										1	0	0	0	0	1	0								
Don Aase, R OBP: 0.375, SLG: 0.714										0	0	0	0	0	0	0								
Inning Stats	R: 0 E: 0 K: 1 S: 8	H: 0 LOB: 0 BB: 0 P: 12	R: 1 E: 0 K: 0 S: 10	H: 1 LOB: 0 BB: 0 P: 14	R: 0 E: 0 K: 0 S: 8	H: 1 LOB: 1 BB: 0 P: 12	R: 0 E: 0 K: 1 S: 10	H: 1 LOB: 1 BB: 0 P: 15	R: 0 E: 0 K: 1 S: 7	H: 0 LOB: 0 BB: 0 P: 8	R: 0 E: 0 K: 0 S: 6	H: 1 LOB: 1 BB: 0 P: 7	R: 2 E: 0 K: 2 S: 18	H: 2 LOB: 0 BB: 0 P: 28	R: 1 E: 0 K: 0 S: 10	H: 1 LOB: 0 BB: 0 P: 14	R: 0 E: 0 K: 1 S: 7	H: 1 LOB: 1 BB: 0 P: 9	1B: 5 2B: 1 3B: 0 HR: 2	SF: 1 SAC: 0 DP: 0 HBP: 0	WP: 1 PB: 0 SB: 2 CS: 0	PA: 35		
PITCHER	IP WLS BF H R ER SO BB IBB HBP BLK WP HR S P ERA WHIP	IP WLS BF H R ER SO BB IBB HBP BLK WP HR S P ERA WHIP	IP WLS BF H R ER SO BB IBB HBP BLK WP HR S P ERA WHIP	IP WLS BF H R ER SO BB IBB HBP BLK WP HR S P ERA WHIP	IP WLS BF H R ER SO BB IBB HBP BLK WP HR S P ERA WHIP	IP WLS BF H R ER SO BB IBB HBP BLK WP HR S P ERA WHIP	IP WLS BF H R ER SO BB IBB HBP BLK WP HR S P ERA WHIP	IP WLS BF H R ER SO BB IBB HBP BLK WP HR S P ERA WHIP	IP WLS BF H R ER SO BB IBB HBP BLK WP HR S P ERA WHIP	IP WLS BF H R ER SO BB IBB HBP BLK WP HR S P ERA WHIP	IP WLS BF H R ER SO BB IBB HBP BLK WP HR S P ERA WHIP	IP WLS BF H R ER SO BB IBB HBP BLK WP HR S P ERA WHIP	IP WLS BF H R ER SO BB IBB HBP BLK WP HR S P ERA WHIP	IP WLS BF H R ER SO BB IBB HBP BLK WP HR S P ERA WHIP	IP WLS BF H R ER SO BB IBB HBP BLK WP HR S P ERA WHIP	IP WLS BF H R ER SO BB IBB HBP BLK WP HR S P ERA WHIP	IP WLS BF H R ER SO BB IBB HBP BLK WP HR S P ERA WHIP	IP WLS BF H R ER SO BB IBB HBP BLK WP HR S P ERA WHIP	IP WLS BF H R ER SO BB IBB HBP BLK WP HR S P ERA WHIP	IP WLS BF H R ER SO BB IBB HBP BLK WP HR S P ERA WHIP	IP WLS BF H R ER SO BB IBB HBP BLK WP HR S P ERA WHIP	IP WLS BF H R ER SO BB IBB HBP BLK WP HR S P ERA WHIP	IP WLS BF H R ER SO BB IBB HBP BLK WP HR S P ERA WHIP	IP WLS BF H R ER SO BB IBB HBP BLK WP HR S P ERA WHIP

Chicago Cubs @ New York Mets
Shea Stadium, Flushing, NY
Fri Apr 21 1989, 7:05 PM EDT
Att: 34,690 - Unknown - 63 F

AB	34
R	4
H	8
RBI	3
BB	0
SO	6
LOB	9



Batter	1	2	3	4	5	6	7	8	9	AB	R	H	RBI	BB	SO	LOB	TOP				
Jerome Walton, R OBP: 0.314, SLG: 0.460 (1, 8)	G6-3		K			BB 1B		F9		4	0	1	0	0	1	1	Chicago Cubs @ New York Mets Shea Stadium, Flushing, NY Sat Apr 22 1989, 3:33 AM EDT Att: 41,323 - Cloudy - 50 F				
Mitch Webster, S OBP: 0.479, SLG: 0.492 (1, 7)	F8		K			BB 1-2		F8		3	0	0	0	1	1						
23 Ryne Sandberg, R OBP: 0.329, SLG: 0.385 (1, 4)	F9					P3			FC1-6 1B	4	0	1	0	0	2						
Andre Dawson, R OBP: 0.333, SLG: 0.423 (1, 9)		P4				P2			FC1-6 1B 1-2	4	0	0	0	0	3						
Mark Grace, L OBP: 0.398, SLG: 0.386 (1, 3)		F7							1B	4	0	1	0	0	1						
Curtis Wilkerson, S OBP: 0.150, SLG: 0.211 (1, 5)		G6-3				2B			K	4	0	1	0	0	2						
Shawon Dunston, R OBP: 0.275, SLG: 0.285 (9, PH)			1B G4-3 BB			F8		G5-3	F8	2	1	0	0	1	0						
Rick Wrona, R OBP: 0.364, SLG: 0.364 (1, 2)			1-3 G4-3 1B			F7		F9		3	0	1	0	0	1						
Greg Maddux, R OBP: 0.143, SLG: 0.143 Pat Perry, L OBP: 0.500, SLG: 0.500 Vance Law, R OBP: 0.216, SLG: 0.191 Jeff Pico, R (8, 1)			1-1 G4-3			G6-3		K		2	0	0	1	0	0						
Inning Stats	R: 0 E: 0 K: 0 S: 5	H: 0 LOB: 0 BB: 0 P: 9	R: 0 E: 0 K: 0 S: 7	H: 0 LOB: 0 BB: 0 P: 12	R: 0 E: 0 K: 2 S: 11	H: 1 LOB: 1 BB: 1 P: 19	R: 0 E: 0 K: 0 S: 8	H: 0 LOB: 0 BB: 0 P: 11	R: 0 E: 0 K: 1 S: 12	H: 1 LOB: 2 BB: 1 P: 20	R: 0 E: 0 K: 1 S: 11	H: 1 LOB: 1 BB: 0 P: 16	R: 0 E: 0 K: 1 S: 6	H: 0 LOB: 0 BB: 0 P: 10	R: 0 E: 0 K: 1 S: 11	H: 2 LOB: 2 BB: 0 P: 15		1B: 4 2B: 1 3B: 0 HR: 0	SF: 0 SAC: 0 DP: 0 HBP: 0	WP: 0 PB: 0 SB: 0 CS: 0	PA: 34
PITCHER	IP	WLS	BF	H	R	ER	SO	BB	IBB	HBP	BLK	WP	HR	S	P	ERA	WHIP				
Sid Fernandez, L ERA: 1.45	8.0	W	30	4	1	1	5	2	0	0	0	0	0	68	109	1.12	0.750				
Roger McDowell, R ERA: 1.42	1.0	S	4	1	0	0	1	0	0	0	0	0	0	10	14	0.00	1.000				

AB	32
R	1
H	5
RBI	1
BB	2
SO	6
LOB	14



Batter	1	2	3	4	5	6	7	8	9	AB	R	H	RBI	BB	SO	LOB	BOTTOM					
Mookie Wilson, S OBP: 0.227, SLG: 0.341 (1, 9)	F8		F7			SH5-3 1B		SH5-3 BB		3	0	1	0	1	0	1	Chicago Cubs @ New York Mets Shea Stadium, Flushing, NY Sat Apr 22 1989, 3:33 AM EDT Att: 41,323 - Cloudy - 50 F					
Lenny Dykstra, L OBP: 0.476, SLG: 0.515 (1, 8)		FC5-4 BB	1-1 1B 2B			SH5-3		SH5-3		1	1	1	1	1	0	0						
Gregg Jefferies, S OBP: 0.175, SLG: 0.200 (1, 4)		FC5-4 1-2	4-0 1B BB			F8		K		3	0	0	0	1	1	3						
Kevin Reynolds, R OBP: 0.343, SLG: 0.328 (1, 7)		FC5-4 1-2	0-0 1-3 2H 1B			P3		IBB		3	0	1	1	1	0	2						
Keith Hernandez, L OBP: 0.293, SLG: 0.365 (1, 3)		G4-3	0-2 K			HR		K		4	1	1	1	0	2	4						
Howard Johnson, S OBP: 0.370, SLG: 0.462 (7, 5)		G6-3				G3		E3		4	0	1	0	0	0	0						
Gary Carter, R OBP: 0.186, SLG: 0.178 (1, 2)		F9				E6 FC1-6		P3		4	0	0	0	0	1	1						
Dave Magadan, L OBP: 0.304, SLG: 0.368 Kevin Elster, R OBP: 0.321, SLG: 0.423 (6, PR) (7, 6)			4-2 G1 2B BB			FC1-6		CS 1B		2	1	1	0	1	0	1						
Sid Fernandez, L OBP: 0.167, SLG: 0.167 Roger McDowell, R (9, 1)			1-0 G1			G6-3		CS 1B		3	0	0	0	0	1	4						
Inning Stats	R: 0 E: 0 K: 0 S: 10	H: 0 LOB: 1 BB: 1 P: 14	R: 0 E: 0 K: 0 S: 8	H: 0 LOB: 0 BB: 0 P: 10	R: 2 E: 0 K: 1 S: 15	H: 2 LOB: 2 BB: 2 P: 31	R: 0 E: 1 K: 0 S: 8	H: 0 LOB: 1 BB: 0 P: 13	R: 0 E: 0 K: 1 S: 12	H: 3 LOB: 2 BB: 0 P: 19	R: 0 E: 0 K: 2 S: 9	H: 0 LOB: 2 BB: 2 P: 20	R: 0 E: 1 K: 1 S: 14	H: 0 LOB: 0 BB: 0 P: 21	1B: 4 2B: 1 3B: 0 HR: 1	SF: 0 SAC: 2 DP: 0 HBP: 0		WP: 0 PB: 0 SB: 0 CS: 2	PA: 35			
PITCHER	IP	WLS	BF	H	R	ER	SO	BB	IBB	HBP	BLK	WP	HR	S	P	ERA	WHIP					
Greg Maddux, R ERA: 6.0	5.1	L	26	6	3	3	1	3	0	0	0	0	0	1	56	92	5.06	1.688				
Pat Perry, L ERA: 3.0	1.2		6	0	0	0	3	1	1	0	0	0	0	14	27	0.00	0.600					
Jeff Pico, R ERA: 7.2	1.0		3	0	0	0	1	0	0	0	0	0	0	14	21	0.00	0.000					

AB	28
R	3
H	6
RBI	3
BB	5
SO	5
LOB	16



Batter	1	2	3	4	5	6	7	8	9	AB	R	H	RBI	BB	SO	LOB	TOP																
Jerome Walton, R (1,8) OBP: 0.320, SLG: 0.471	F7		G3 WP 2B	2-1		L6			G6-3	5	1	2	0	0	0	1																	
Mitch Webster, S (1,7) OBP: 0.447, SLG: 0.455	F8		G3	0-0			K		E9	5	0	0	0	0	1	2																	
23 Ryne Sandberg, R (1,4) OBP: 0.307, SLG: 0.357	G5-3		K				F9		F9	5	0	0	0	0	1	2																	
Andre Dawson, R (1,9) OBP: 0.359, SLG: 0.491		G6-3	2B	BB		G4-3 1B			HR	3	1	2	1	1	0	0																	
Mark Grace, L (1,3) OBP: 0.394, SLG: 0.400		2B	BB	1-3		G4-3			F9	3	0	1	1	1	0	1																	
Vance Law, R (1,5) OBP: 0.236, SLG: 0.220		BB	2B	BB		G6-3			K	3	0	1	0	1	1	1																	
Shawon Dunston, R (1,6) OBP: 0.273, SLG: 0.243		IBB	K				F9		K	3	0	0	0	1	2	3																	
Joe Girardi, R (1,2) OBP: 0.286, SLG: 0.239	P3					P3			F8	4	0	0	0	0	1	3																	
Paul Kilgus, L (1,1) OBP: 0.143, SLG: 0.143										3	0	1	0	0	0	3																	
Calvin Schiraldi, R (7,1)										0	0	0	0	0	0	0																	
Mitch Williams, L (8,1)										0	0	0	0	0	0	0																	
Domingo Ramos, R (8,6)										0	0	0	0	0	0	0																	
Phil Stephenson, L (9,PH)										1	0	0	0	0	0	0																	
Inning Stats	R: 0 E: 0 K: 0 S: 5	H: 0 LOB: 0 BB: 0 P: 8	R: 0 E: 0 K: 0 S: 9	H: 1 LOB: 3 BB: 2 P: 23	R: 1 E: 0 K: 2 S: 17	H: 2 LOB: 3 BB: 2 P: 28	R: 0 E: 0 K: 0 S: 6	H: 1 LOB: 1 BB: 0 P: 8	R: 0 E: 0 K: 0 S: 4	H: 1 LOB: 1 BB: 0 P: 10	R: 0 E: 0 K: 0 S: 7	H: 1 LOB: 0 BB: 0 P: 9	R: 1 E: 0 K: 1 S: 9	H: 1 LOB: 0 BB: 0 P: 14	R: 0 E: 0 K: 3 S: 12	H: 0 LOB: 0 BB: 0 P: 17	R: 0 E: 1 K: 0 S: 12	H: 0 LOB: 1 BB: 0 P: 15	1B: 3 2B: 3 3B: 0 HR: 1	SF: 0 SAC: 0 DP: 0 HBP: 0	WP: 1 PB: 0 CS: 0	PA: 39											
PITCHER	IP WLS BF H R ER SO BB IBB HBP BLK WP HR S P ERA WHIP																																
Ron Darling, R (1,1) ERA: 8.2	7.0	32	7	2	2	3	3	1	0	0	1	1	57	100	2.57	1.429																	
Rick Aguilera, R (8,1) ERA: 2.61	2.0	W	7	0	0	0	3	0	0	0	0	0	24	32	0.00	0.000																	

Chicago Cubs @ New York Mets
Shea Stadium, Flushing, NY
Sun Apr 23 1989, 3:33 AM EDT
Att: 40,268 - Sunny - 52 F

AB 35
R 2
H 7
RBI 2
BB 4
SO 6
LOB 16



Batter	1	2	3	4	5	6	7	8	9	AB	R	H	RBI	BB	SO	LOB	BOTTOM																
Mookie Wilson, S (1,9) OBP: 0.229, SLG: 0.333	K		F7			G1-3				4	0	1	1	0	1	1																	
Lenny Dykstra, L (1,8) OBP: 0.435, SLG: 0.459	G6-3		K				P3			4	0	0	0	0	1	4																	
Tim Lincecum, R (1,4) OBP: 0.444, SLG: 0.458						L9				3	1	1	0	1	0	0																	
Kevin Reynolds, R (1,7) OBP: 0.352, SLG: 0.387	F9					G6-3				4	1	2	2	0	0	1																	
Keith Hernandez, L (1,3) OBP: 0.323, SLG: 0.382		G1-3								3	1	2	0	1	0	0																	
Howard Johnson, S (1,5) OBP: 0.360, SLG: 0.442		F8								4	0	1	0	0	1	3																	
Gary Carter, R (1,2) OBP: 0.192, SLG: 0.245		P2				G4-3				4	1	1	1	0	0	4																	
Kevin Elster, R (1,6) OBP: 0.317, SLG: 0.411						G5-3				4	0	1	0	0	1	2																	
Ron Darling, R (1,1)										2	0	0	0	0	2	1																	
Lee Mazzilli, S (7,PH)										0	0	0	0	1	0	0																	
Rick Aguilera, R (8,1)										0	0	0	0	0	0	0																	
Inning Stats	R: 0 E: 0 K: 1 S: 9	H: 1 LOB: 1 BB: 0 P: 14	R: 0 E: 0 K: 0 S: 4	H: 0 LOB: 0 BB: 0 P: 6	R: 0 E: 0 K: 2 S: 8	H: 1 LOB: 1 BB: 0 P: 12	R: 0 E: 0 K: 0 S: 11	H: 2 LOB: 2 BB: 0 P: 14	R: 0 E: 0 K: 1 S: 11	H: 0 LOB: 0 BB: 0 P: 14	R: 0 E: 0 K: 0 S: 10	H: 0 LOB: 0 BB: 0 P: 13	R: 1 E: 0 K: 1 S: 22	H: 3 LOB: 3 BB: 1 P: 38	R: 3 E: 0 K: 1 S: 14	H: 2 LOB: 0 BB: 2 P: 27	1B: 7 2B: 0 3B: 0 HR: 2	SF: 0 SAC: 0 DP: 0 HBP: 0	WP: 0 PB: 0 SB: 0 CS: 1	PA: 35													
PITCHER	IP WLS BF H R ER SO BB IBB HBP BLK WP HR S P ERA WHIP																																
Paul Kilgus, L (1,1) ERA: 4.06	6.0	24	6	1	1	4	0	0	0	0	0	62	88	1.50	1.000																		
Calvin Schiraldi, R (7,1) ERA: 3.38	1.0	L	7	2	2	2	2	0	0	0	0	1	15	31	18.00	4.000																	
Mitch Williams, L (8,1) ERA: 2.79	1.0		4	1	1	1	1	0	0	0	0	1	12	19	9.00	2.000																	

Chicago Cubs @ New York Mets
Shea Stadium, Flushing, NY
Sun Apr 23 1989, 3:33 AM EDT
Att: 40,268 - Sunny - 52 F

AB 32
R 4
H 9
RBI 4
BB 3
SO 6
LOB 16



Batter	1	2	3	4	5	6	7	8	9	AB	R	H	RBI	BB	SO	LOB	TOP							
Willie Randolph, R OBP: 0.385, SLG: 0.270 (1, 4)	G3	F8		1-3		F8			F7	5	0	0	0	0	0	2								
Mickey Hatcher, R OBP: 0.256, SLG: 0.324 (1, 5) (5, 7)		F8			K		4-3		1B SF9 BB	4	1	1	0	1	1	1								
Kirk Gibson, L OBP: 0.393, SLG: 0.460 Dave Anderson, R OBP: 0.294, SLG: 0.200 (1, 7) (5, 5)				2B	4-3		K		1-3 1B	3	0	1	0	0	1	1								
Eddie Murray, S OBP: 0.286, SLG: 0.440 (1, 3)	F8			1B	2B		2B		SF9	4	0	3	1	0	0	1								
Mike Marshall, R OBP: 0.375, SLG: 0.492 (1, 9)		E9	F3						P3	4	1	1	0	1	0	4								
Mike Scioscia, L OBP: 0.361, SLG: 0.389 (1, 2)		E6	K							4	1	1	0	0	1	5								
John Shelby, S OBP: 0.295, SLG: 0.206 (1, 8)			6-3							4	1	1	1	0	1	3								
Alfredo Griffin, S OBP: 0.221, SLG: 0.303 (1, 6)		K								4	0	0	0	0	2	3								
Tim Belcher, R OBP: 0.273, SLG: 0.364 (1, 1)					4-3					4	0	2	2	0	0	1								
Inning Stats	R: 0 E: 0 K: 1 S: 8	H: 1 LOB: 1 BB: 0 P: 11	R: 3 E: 2 K: 1 S: 16	H: 3 LOB: 1 BB: 0 P: 24	R: 0 E: 0 K: 1 S: 16	H: 2 LOB: 2 BB: 0 P: 26	R: 0 E: 0 K: 1 S: 11	H: 0 LOB: 0 BB: 0 P: 16	R: 0 E: 0 K: 1 S: 8	H: 1 LOB: 2 BB: 1 P: 16	R: 0 E: 0 K: 1 S: 9	H: 1 LOB: 1 BB: 0 P: 12	R: 0 E: 0 K: 1 S: 9	H: 1 LOB: 1 BB: 0 P: 13	R: 0 E: 0 K: 0 S: 10	H: 1 LOB: 1 BB: 0 P: 17	R: 1 E: 0 K: 0 S: 7	H: 1 LOB: 1 BB: 1 P: 15	1B: 7 2B: 4 3B: 0 HR: 0	SF: 1 SAC: 0 DP: 0 HBP: 0	WP: 0 PB: 0 SB: 0 CS: 0	PA: 41		
PITCHER	IP	WLS	BF	H	R	ER	SO	BB	IBB	HBP	BLK	WP	HR	S	P	ERA	WHIP							
Scott Sanderson, R ERA: 4.74 (1, 1)	2.1	L	14	6	3	2	2	0	0	0	0	0	0	31	48	7.71	2.571							
Pat Perry, L ERA: 2.13 (3, 1)	3.2		14	2	0	0	4	0	1	0	0	0	0	37	57	0.00	0.545							
Jeff Pico, R ERA: 5.14 (7, 1)	2.0		8	2	0	0	1	0	0	0	0	0	0	19	30	0.00	1.000							
Calvin Schiraldi, R ERA: 3.77 (9, 1)	1.0		5	1	1	1	0	1	0	0	0	0	0	7	15	9.00	2.000							

Los Angeles Dodgers @ Chicago Cubs
Wrigley Field, Chicago, IL
Tue Apr 25 1989, 7:05 PM CDT
Att: 31,876 - Unknown

AB 38
R 4
H 11
RBI 4
BB 2
SO 7
LOB 21



Batter	1	2	3	4	5	6	7	8	9	AB	R	H	RBI	BB	SO	LOB	BOTTOM							
Jerome Walton, R OBP: 0.316, SLG: 0.451 (1, 8)	K		BB			4-3			6-3	3	0	0	0	1	1	2								
Mitch Webster, S OBP: 0.425, SLG: 0.429 (1, 7)	L4		L8			K			K	4	0	0	0	0	2	3								
23 Ryne Sandberg, R OBP: 0.291, SLG: 0.738 (1, 4)	K				F6	P3			6-3	4	0	0	0	0	1	1								
Andre Dawson, R OBP: 0.338, SLG: 0.458 (1, 9)		5-3			F8		5-3		F4	4	0	0	0	0	0	0								
Mark Grace, L OBP: 0.413, SLG: 0.438 (1, 3)					3-1				2B	4	0	3	0	0	0	0								
Vance Law, R OBP: 0.220, SLG: 0.204 (1, 5)		B2				6-3			K	4	0	0	0	0	1	3								
Domingo Ramos, R OBP: 0.308, SLG: 0.480 (1, 6)		F9				F9			K	3	0	0	0	0	1	2								
Joe Girardi, R OBP: 0.275, SLG: 0.229 (1, 2)					4-3					2	0	0	0	0	0	0								
Phil Stephenson, L OBP: 0.250, SLG: 0.182 (8, PH)						F9				1	0	1	0	0	0	0								
Rick Wrona, R OBP: 0.364, SLG: 0.364 (9, 2)									6-3 1B	0	0	0	0	0	0	0								
Scott Sanderson, R OBP: 0.333, SLG: 0.333 (3, PH)					4-3					0	0	0	0	0	0	0								
Curly Wilkerson, S OBP: 0.250, SLG: 0.250 (7, 1)										1	0	1	0	0	0	0								
Jeff Pico, R OBP: 0.202, SLG: 0.200 (8, PH)										0	0	0	0	0	0	0								
Gary Varsho, L OBP: 0.102, SLG: 0.100 (9, 1)										0	0	0	0	0	0	0								
Calvin Schiraldi, R (9, 1)										0	0	0	0	0	0	0								
Inning Stats	R: 0 E: 0 K: 2 S: 9	H: 0 LOB: 0 BB: 0 P: 14	R: 0 E: 0 K: 0 S: 13	H: 1 LOB: 1 BB: 0 P: 17	R: 0 E: 0 K: 0 S: 10	H: 0 LOB: 0 BB: 1 P: 18	R: 0 E: 0 K: 0 S: 8	H: 0 LOB: 0 BB: 0 P: 10	R: 0 E: 0 K: 1 S: 9	H: 1 LOB: 1 BB: 0 P: 12	R: 0 E: 0 K: 1 S: 13	H: 1 LOB: 1 BB: 0 P: 20	R: 0 E: 0 K: 2 S: 12	H: 1 LOB: 1 BB: 0 P: 18	R: 0 E: 0 K: 1 S: 10	H: 1 LOB: 1 BB: 0 P: 17	1B: 4 2B: 1 3B: 0 HR: 0	SF: 0 SAC: 0 DP: 0 HBP: 0	WP: 0 PB: 0 SB: 0 CS: 0	PA: 33				
PITCHER	IP	WLS	BF	H	R	ER	SO	BB	IBB	HBP	BLK	WP	HR	S	P	ERA	WHIP							
Tim Belcher, R ERA: 2.1 (1, 1)	9.0	W	33	5	0	0	7	1	0	0	0	0	0	88	134	0.00	0.667							

Los Angeles Dodgers @ Chicago Cubs
Wrigley Field, Chicago, IL
Tue Apr 25 1989, 7:05 PM CDT
Att: 31,876 - Unknown

AB 32
R 0
H 5
RBI 0
BB 1
SO 7
LOB 12



Batter	1	2	3	4	5	6	7	8	9	AB	R	H	RBI	BB	SO	LOB	TOP
Willie Randolph, R (1,4) OBP: 0.372, SLG: 0.260 Mariano Duncan, R (6,4) OBP: 0.412, SLG: 0.529	1-1 F8	2-2 6-3			1-3 K			0-1 F8		3	0	0	0	0	1	1	Los Angeles Dodgers @ Chicago Cubs Wrigley Field, Chicago, IL Wed Apr 26 1989, 3:33 AM CDT Att: 13,221 - Unknown
Mickey Hatcher, R (1,5) OBP: 0.233, SLG: 0.289 Alejandro Pena, R (8,1) Jay Howell, R (9,1) Rick Dempsey, R (9,2) OBP: 0.250, SLG: 0.222	1-3 K		0-0 F8		0-2 2-3			0-3 K		4	0	0	0	0	2	0	
Mike Davis, L (1,7) OBP: 0.222, SLG: 0.188	3-2 F8		2-3 K		1-2 F9			1-3 K		4	0	0	0	0	2	0	
Eddie Murray, S (1,3) OBP: 0.307, SLG: 0.462		2-1 BB 2B	0-0 FC6-4 1B		1-3 K			4-1 BB		3	1	2	0	1	1	0	
Mike Marshall, R (1,9) OBP: 0.368, SLG: 0.468		4-2 1B BB	0-0 FC6-4 1-2		1-3 K			0-3 K		3	0	0	0	1	2	2	
Mike Scioscia, L (1,2) OBP: 0.354, SLG: 0.379		1-0 BB 2B 1B		0-0 4-3		2-2 4-3		0-1 F6		4	1	1	0	0	0	1	
John Shelby, S (1,8) OBP: 0.305, SLG: 0.225		4-1 2B 2-3 BB		1-0 2B		2-2 F8		1-1 F9		3	1	1	0	1	0	1	
Alfredo Griffin, S (1,6) OBP: 0.225, SLG: 0.319		1-0 2B	2-3 K		3-2 B1-3					3	0	1	3	0	1	1	
Mike Morgan, R (1,1) Dave Anderson, R (8,5) OBP: 0.294, SLG: 0.200		1-3 K	0-3 K		0-0 F9					3	0	0	0	0	2	2	
										0	0	0	0	0	0	0	
Inning Stats	R: 0 E: 0 K: 1 S: 9	H: 0 LOB: 0 BB: 0 P: 14	R: 3 E: 0 K: 1 S: 15	H: 3 LOB: 1 BB: 2 P: 29	R: 0 E: 0 K: 1 S: 6	H: 1 LOB: 1 BB: 0 P: 8	R: 0 E: 0 K: 2 S: 8	H: 1 LOB: 0 BB: 0 P: 11	R: 0 E: 0 K: 1 S: 9	H: 0 LOB: 0 BB: 0 P: 15	R: 0 E: 0 K: 0 S: 8	H: 0 LOB: 0 BB: 0 P: 13	R: 0 E: 0 K: 2 S: 16	H: 0 LOB: 1 BB: 1 P: 13	1B: 2 2B: 3 3B: 0 HR: 0	SF: 0 SAC: 0 DP: 0 HBP: 0	WP: 0 PA: 34 PB: 0 SB: 0 CS: 0
PITCHER	IP WLS BF H R ER SO BB IBB HBP BLK WP HR S P ERA WHIP	8.0 L 30 5 3 3 10 2 0 0 0 0 0 74 110 3.38 0.875	1.0 4 0 0 0 1 1 0 0 0 0 0 0 8 13 0.00 1.000														

Batter	1	2	3	4	5	6	7	8	9	AB	R	H	RBI	BB	SO	LOB	BOTTOM				
Jerome Walton, R (1,8) OBP: 0.325, SLG: 0.446	1-2 1-3		0-1 6-3			0-1 PO 1B		4-2 BB		3	0	1	0	1	0	0	Los Angeles Dodgers @ Chicago Cubs Wrigley Field, Chicago, IL Wed Apr 26 1989, 3:33 AM CDT Att: 13,221 - Unknown				
Mitch Webster, S (1,7) OBP: 0.405, SLG: 0.405	1-3 K		0-0 L7		1-1 PO 1-2	2-3 K	3-2 1-3			4	0	0	0	0	2	2					
23 Ryne Sandberg, R (1,4) OBP: 0.301, SLG: 0.346	1-0 4-3		0-1 1-3		3-2 BB 1B			1-2 1B		4	1	2	0	0	0	0					
Andre Dawson, R (1,9) OBP: 0.319, SLG: 0.429		0-1 4-3		1-1 F6		1-0 1-3		0-0 F3		4	0	0	0	0	0	2					
Mark Grace, L (1,3) OBP: 0.430, SLG: 0.471		1-0 G1 2B		1-0 G3		2-1 2H 1B		0-2 1B		4	0	3	1	0	0	0					
Vance Law, R (1,5) OBP: 0.222, SLG: 0.207		0-1 G1		0-0 G3-6 1B		1-2 4-3		1-3 K		4	0	1	0	0	1	4					
Domingo Ramos, R (1,6) OBP: 0.298, SLG: 0.444 Curtis Wilkerson, S (8,PH) OBP: 0.217, SLG: 0.318		3-1 6-3		1-0 G3-6 1-2				0-0 2B		2	0	0	0	0	0	2					
Rick Wrona, R (1,2) OBP: 0.308, SLG: 0.308 Gary Varsho, L (8,PH) Joe Girardi, R (9,2) OBP: 0.275, SLG: 0.229			1-0 1-3		0-0 1-3			2-2 6-3		2	0	0	0	0	0	0					
Rick Sutcliffe, L (1,1) OBP: 0.333, SLG: 0.333 Phil Stephenson, L (8,PH) Mitch Williams, L (9,1) OBP: 0.231, SLG: 0.167			1-2 4-3		0-0 3-1			0-0 F8		2	0	0	0	0	0	0					
										2	0	0	0	0	0	0					
Inning Stats	R: 0 E: 0 K: 1 S: 7	H: 0 LOB: 0 BB: 0 P: 10	R: 0 E: 0 K: 0 S: 7	H: 1 LOB: 0 BB: 0 P: 11	R: 0 E: 0 K: 0 S: 6	H: 0 LOB: 0 BB: 0 P: 8	R: 0 E: 0 K: 0 S: 5	H: 0 LOB: 0 BB: 0 P: 6	R: 0 E: 0 K: 0 S: 3	H: 1 LOB: 0 BB: 0 P: 5	R: 0 E: 0 K: 0 S: 5	H: 1 LOB: 1 BB: 0 P: 6	R: 1 E: 0 K: 1 S: 14	H: 2 LOB: 1 BB: 0 P: 23	R: 0 E: 0 K: 0 S: 14	H: 1 LOB: 2 BB: 1 P: 23	R: 0 E: 0 K: 2 S: 16	H: 2 LOB: 2 BB: 0 P: 20	1B: 6 2B: 2 3B: 0 HR: 0	SF: 0 SAC: 0 DP: 1 HBP: 0	WP: 0 PA: 35 PB: 0 SB: 0 CS: 0
PITCHER	IP WLS BF H R ER SO BB IBB HBP BLK WP HR S P ERA WHIP	7.0 W 24 5 1 1 2 0 0 0 0 0 0 18 28 0.00 3.000	1.0 S 4 1 0 0 2 0 0 0 0 0 0 12 15 0.00 1.000																		



Batter	1	2	3	4	5	6	7	8	9	AB	R	H	RBI	BB	SO	LOB	TOP					
Willie Randolph, R (1,4) OBP: 0.397, SLG: 0.247	G4-3			K		G4-3		5-3		4	0	0	0	0	1	0	Los Angeles Dodgers @ Chicago Cubs Wrigley Field, Chicago, IL Thu Apr 27 1989, 3:33 AM CDT Att: 12,013 - Overcast livebaseballscores.com					
Mickey Hatcher, R (1,5) OBP: 0.255, SLG: 0.310	G3-1			1B FC5-2		G4-3		5-3		4	0	2	0	0	0	0						
Mike Davis, L (1,7) OBP: 0.227, SLG: 0.200	G4-3			FC5-2 1B		G4-3			G3	4	0	1	0	0	0	1						
Eddie Murray, S (1,3)		G6-4-3 1B		FC5-2 IBB					G4-3	2	0	1	0	2	0	0						
Mike Marshall, R (1,9) OBP: 0.363, SLG: 0.455 Mariano Duncan, R (9, PR) OBP: 0.412, SLG: 0.529	G6-4-3			FC5-2		G6-3				4	0	1	0	0	0	6						
Mike Scioscia, L (1,2) OBP: 0.333, SLG: 0.355	G4-1			FC5-2 1B						0	0	0	0	0	0	0						
John Shelby, S (1,8) OBP: 0.294, SLG: 0.216			G4-3		F9		L7		F9	4	0	0	0	0	0	4						
Alfredo Griffin, S (1,6) OBP: 0.216, SLG: 0.306			G4-3		G1-3		K			3	0	0	0	0	1	0						
Orel Hershiser, R (1,1) Franklin Stubbs, L (8, PH) Tim Crews, R (8, 1)			K		K		K		K	2	0	0	0	0	2	0						
										1	0	0	0	0	1	0						
										0	0	0	0	0	0	0						
Inning Stats	R: 0 E: 0 K: 0 S: 4	H: 0 LOB: 0 BB: 0 P: 4	R: 0 E: 0 K: 0 S: 8	H: 1 LOB: 0 BB: 0 P: 12	R: 0 E: 0 K: 1 S: 6	H: 0 LOB: 0 BB: 0 P: 8	R: 0 E: 0 K: 1 S: 11	H: 2 LOB: 3 BB: 1 P: 18	R: 0 E: 0 K: 1 S: 12	H: 0 LOB: 0 BB: 0 P: 17	R: 0 E: 0 K: 0 S: 5	H: 1 LOB: 2 BB: 1 P: 13	R: 0 E: 0 K: 2 S: 8	H: 0 LOB: 0 BB: 0 P: 11	R: 0 E: 0 K: 1 S: 5	H: 0 LOB: 0 BB: 0 P: 6	R: 0 E: 0 K: 0 S: 8	H: 1 LOB: 1 BB: 0 P: 12	1B: 5 2B: 0 3B: 0 HR: 0	SF: 0 SAC: 0 DP: 1 HBP: 0	WP: 0 PB: 0 SB: 0 CS: 0	PA: 33
PITCHER Greg Maddux, R (1,1) ERA: 4.2	IP: 9.0 WLS: W BF: 33 H: 5 R: 0 ER: 0 SO: 6 BB: 0 IBB: 2 HBP: 0 BLK: 0 WP: 0 HR: 0 S: 67 P: 101 ERA: 0.00 WHIP: 0.556															PITCHER						

Batter	1	2	3	4	5	6	7	8	9	AB	R	H	RBI	BB	SO	LOB	BOTTOM			
Jerome Walton, R (1,8) Gary Varsho, L (4, 7)	G5-3		G4-3					G4-3		2	0	0	0	0	0	0	Los Angeles Dodgers @ Chicago Cubs Wrigley Field, Chicago, IL Thu Apr 27 1989, 3:33 AM CDT Att: 12,013 - Overcast livebaseballscores.com			
Mitch Webster, S (1,7) (4, 8)	F8		G3		G4-3			K		4	0	0	0	0	1	1				
23 Ryne Sandberg, R (1,4) OBP: 0.291, SLG: 0.333	K						F7			3	0	0	0	0	2	0				
Andre Dawson, R (1,9) OBP: 0.307, SLG: 0.409		E5 WP G1-3		K			P2			3	0	0	0	0	1	0				
Mark Grace, L (1,3)		G1-3					G6-3			3	0	1	0	0	0	1				
Curtis Wilkerson, S (1,5) OBP: 0.192, SLG: 0.280		F8		G4-3				K		3	0	0	0	0	1	2				
Shawon Dunston, R (1,6) OBP: 0.277, SLG: 0.231					G6-3		G1-3			2	0	0	0	1	0	0				
Joe Girardi, R (1,2) OBP: 0.259, SLG: 0.216		FC6-4 BB			G6-3		G4-3			3	0	0	0	0	0	2				
Greg Maddux, R (1,1) OBP: 0.200, SLG: 0.200			B1-3					G4-3		3	1	1	0	0	0	0				
Inning Stats	R: 0 E: 0 K: 1 S: 7	H: 0 LOB: 0 BB: 0 P: 10	R: 0 E: 1 K: 0 S: 7	H: 0 LOB: 2 BB: 1 P: 16	R: 0 E: 0 K: 0 S: 5	H: 0 LOB: 0 BB: 0 P: 8	R: 0 E: 0 K: 2 S: 11	H: 1 LOB: 1 BB: 0 P: 15	R: 1 E: 0 K: 0 S: 9	H: 2 LOB: 1 BB: 0 P: 16	R: 0 E: 0 K: 0 S: 9	H: 0 LOB: 0 BB: 0 P: 12	R: 0 E: 0 K: 1 S: 5	H: 0 LOB: 0 BB: 0 P: 7	R: 0 E: 0 K: 1 S: 7	H: 0 LOB: 0 BB: 0 P: 9	1B: 2 2B: 0 3B: 1 HR: 0	SF: 0 SAC: 0 DP: 0 HBP: 0	WP: 1 PB: 0 SB: 0 CS: 0	PA: 29
PITCHER Orel Hershiser, R (1,1) Tim Crews, R (8, 1) ERA: 1.96 ERA: 0.79	IP: 7.0 WLS: L BF: 26 H: 3 R: 1 ER: 1 SO: 4 BB: 1 IBB: 0 HBP: 0 BLK: 0 WP: 1 HR: 0 S: 53 P: 84 ERA: 1.29 WHIP: 0.571															PITCHER				



Batter	1	2	3	4	5	6	7	8	9	AB	R	H	RBI	BB	SO	LOB	TOP		
Roberto Alomar, S (1,4) OBP: 0.283, SLG: 0.265	E8		F8			L4		E5		4	0	0	0	0	0	1	San Diego Padres @ Chicago Cubs Wrigley Field, Chicago, IL Fri Apr 28 1989, 3:33 AM CDT Att: 9,504 - Unknown		
Randy Ready, R (1,5) OBP: 0.360, SLG: 0.341	L9		G5-3					G6-4-3		4	0	1	0	0	0	3			
Tony Gwynn, L (1,8) OBP: 0.360, SLG: 0.436	P4			G4-3		G3			F7	4	0	0	0	0	0	2			
Jack Clark, R (1,3) OBP: 0.398, SLG: 0.414	K			P3					FC5-2 2B	3	0	1	0	1	1	1			
Benito Santiago, R (1,2) OBP: 0.247, SLG: 0.351		F9		K					E5 FC5-2 1B	4	1	0	0	0	1	2			
Carmelo Martinez, R (1,7) OBP: 0.256, SLG: 0.351		FC5-4 BB			G5-3		F7		FC5-2 1B	3	0	0	0	1	0	3			
Luis Salazar, R (1,9) OBP: 0.278, SLG: 0.389		F8			F7		P3		FC5-2 1B	4	0	1	1	0	0	2			
Garry Templeton, S (1,6) OBP: 0.256, SLG: 0.338		FC5-4			F8			G3	PO	3	0	0	0	0	0	1			
Dennis Rasmussen, L (1,1) OBP: 0.125, SLG: 0.125										1	0	0	0	0	1	0			
Bip Roberts, S (6, PH) OBP: 0.273, SLG: 0.400										1	0	0	0	0	0	0			
Mark Grant, R (6, 1) OBP: 0.424, SLG: 0.370										0	0	0	0	0	0	0			
Tim Flannery, L (8, PH) OBP: 0.424, SLG: 0.370										0	0	0	0	1	0	0			
Dave Leiper, L (8, 1) OBP: 0.424, SLG: 0.370										0	0	0	0	0	0	0			
Inning Stats	R: 0 E: 1 K: 1 S: 11	H: 0 LOB: 1 BB: 0 P: 16	R: 0 E: 0 K: 0 S: 4	H: 0 LOB: 1 BB: 1 P: 10	R: 0 E: 0 K: 1 S: 8	H: 0 LOB: 0 BB: 0 P: 11	R: 0 E: 0 K: 0 S: 7	H: 0 LOB: 0 BB: 0 P: 11	R: 0 E: 0 K: 0 S: 8	H: 1 LOB: 1 BB: 0 P: 11	R: 0 E: 0 K: 0 S: 7	H: 0 LOB: 1 BB: 1 P: 13	R: 0 E: 1 K: 0 S: 11	H: 0 LOB: 1 BB: 1 P: 17	R: 1 E: 1 K: 0 S: 9	H: 2 LOB: 1 BB: 0 P: 11	1B: 2 2B: 1 3B: 0 HR: 0	SF: 0 SAC: 0 DP: 1 HBP: 0	WP: 0 PA: 35 PB: 0 SB: 0 CS: 0
PITCHER	IP WLS BF H R ER SO BB IBB HBP BLK WP HR S P ERA WHIP																		
Paul Kilgus, L (1, 1) ERA: 2.93	8.2 W 34 3 1 0 3 3 0 0 0 0 0 73 112 0.00 0.692																		
Mitch Williams, L (9, 1) ERA: 2.45	0.1 S 0 0 0 0 0 0 0 0 0 0 0 0 0 0 0.00 0.000																		

AB	31
R	1
H	3
RBI	1
BB	3
SO	3
LOB	15



Batter	1	2	3	4	5	6	7	8	9	AB	R	H	RBI	BB	SO	LOB	BOTTOM		
Curtis Wilkerson, S (1,5) OBP: 0.200, SLG: 0.276	23 HR 1B				P4			G6-3		4	1	1	0	0	0	0	San Diego Padres @ Chicago Cubs Wrigley Field, Chicago, IL Fri Apr 28 1989, 3:33 AM CDT Att: 9,504 - Unknown		
Mitch Webster, S (1,7) OBP: 0.370, SLG: 0.366	P2		G6-3		G5-3			G5-3		4	0	0	0	0	0	1			
23 Ryne Sandberg, R (1,4) OBP: 0.311, SLG: 0.388	1H HR		G6-3			G6-4-3 1B			1B	4	1	3	2	0	0	0			
Andre Dawson, R (1,9) OBP: 0.329, SLG: 0.443	G3-1 2B					G6-4-3 1B			1B	4	1	3	0	0	0	1			
Mark Grace, L (1,3) OBP: 0.407, SLG: 0.440	G3-1		G6-3			F8		G6-3		4	0	0	0	0	0	4			
Darin Jackson, R (1,8) OBP: 0.697, SLG: 1.000	2B				G6-3				FC4-6 1B	3	0	2	1	0	0	0			
Shawon Dunston, R (1,6) OBP: 0.260, SLG: 0.214	P4				F8			FC4-6		3	0	0	0	0	0	2			
Rick Wrona, R (1,2) OBP: 0.250, SLG: 0.250		G4-3			G5-3				K	3	0	0	0	0	1	1			
Paul Kilgus, L (1, 1) ERA: 7.2										3	0	0	0	0	1	1			
Mitch Williams, L (9, 1) ERA: 2.7										0	0	0	0	0	0	0			
Dave Leiper, L (8, 1) ERA: 9.36										0	0	0	0	0	0	0			
Inning Stats	R: 3 E: 0 K: 0 S: 19	H: 4 LOB: 1 BB: 0 P: 28	R: 0 E: 0 K: 0 S: 4	H: 0 LOB: 0 BB: 0 P: 4	R: 0 E: 0 K: 0 S: 8	H: 1 LOB: 1 BB: 0 P: 12	R: 0 E: 0 K: 0 S: 9	H: 0 LOB: 0 BB: 0 P: 13	R: 0 E: 0 K: 0 S: 3	H: 0 LOB: 0 BB: 0 P: 6	R: 0 E: 0 K: 0 S: 5	H: 1 LOB: 0 BB: 0 P: 5	R: 0 E: 0 K: 2 S: 9	H: 1 LOB: 1 BB: 0 P: 12	R: 0 E: 0 K: 0 S: 12	H: 2 LOB: 2 BB: 0 P: 15	1B: 6 2B: 2 3B: 0 HR: 1	SF: 0 SAC: 0 DP: 1 HBP: 0	WP: 0 PA: 32 PB: 0 SB: 0 CS: 0
PITCHER	IP WLS BF H R ER SO BB IBB HBP BLK WP HR S P ERA WHIP																		
Dennis Rasmussen, L (1, 1) ERA: 7.2	5.0 L 20 5 3 3 0 0 0 0 0 0 0 1 43 63 5.40 1.000																		
Mark Grant, R (6, 1) ERA: 2.7	2.0 7 2 0 0 2 0 0 0 0 0 0 0 14 17 0.00 1.000																		
Dave Leiper, L (8, 1) ERA: 9.36	1.0 5 2 0 0 0 0 0 0 0 0 0 0 12 15 0.00 2.000																		

AB	32
R	3
H	9
RBI	3
BB	0
SO	2
LOB	10




Batter	1	2	3	4	5	6	7	8	9	AB	R	H	RBI	BB	SO	LOB	TOP										
Roberto Alomar, S OBP: 0.279, SLG: 0.262 (1, 4)	G3		K2-3		E5 1B		G1-3	P5		5	1	1	0	0	1	0	San Diego Padres @ Chicago Cubs Wrigley Field, Chicago, IL Sat Apr 29 1989, 7:05 PM CDT Att: 34,748 - Unknown livebaseballscorecards.com										
Randy Ready, R OBP: 0.394, SLG: 0.333 Luis Salazar, R OBP: 0.278, SLG: 0.389 (1, 5) (9, 5)	FC6-4 BB			K	E7 F8 2H		E6 1B		P4	4	0	1	0	1	1	0											
Tony Gwynn, L OBP: 0.371, SLG: 0.459 (1, 8)	FC6-4 WP 1-2			1B E 2B	F8 2-3				L8-5 2B	4	1	2	0	1	0	2											
Jack Clark, R OBP: 0.398, SLG: 0.405 (1, 3)	K			E BLK 1B	G6-3		K			4	1	1	0	1	2	4											
Benito Santiago, R OBP: 0.244, SLG: 0.354 (1, 2)			K	E4 WP BLK			P4		L8-5 2-3	5	0	1	1	0	1	5											
Carmelo Martinez, R OBP: 0.256, SLG: 0.346 (1, 7)	P4			K			K			4	1	1	0	0	2	2											
John Kruk, L OBP: 0.304, SLG: 0.200 (1, 9)	G4-3									2	1	1	2	2	0	0											
Garry Templeton, S OBP: 0.244, SLG: 0.321 (1, 6)			K	G5-3			L3			4	0	0	0	0	2	4											
Walt Terrell, L OBP: 0.154, SLG: 0.167 Mark Davis, L (7, 1)			K		G3-1		K		G6-3	3	0	0	0	0	2	2											
Inning Stats	R: 0 H: 0 E: 1 K: 1 S: 10	H: 0 R: 0 ER: 0 LOB: 1 BB: 1 P: 20	R: 0 H: 0 E: 0 K: 1 S: 8	H: 0 R: 0 ER: 0 LOB: 0 BB: 0 P: 13	R: 0 H: 0 E: 0 K: 3 S: 10	H: 0 R: 0 ER: 0 LOB: 0 BB: 0 P: 15	R: 2 H: 2 E: 1 K: 2 S: 18	H: 2 R: 0 ER: 2 LOB: 2 BB: 1 P: 31	R: 1 H: 1 E: 2 K: 0 S: 14	H: 1 R: 0 ER: 0 LOB: 2 BB: 1 P: 20	R: 0 H: 1 E: 1 K: 1 S: 9	H: 1 R: 0 ER: 1 LOB: 2 BB: 1 P: 19	R: 2 H: 2 E: 0 K: 1 S: 12	H: 2 R: 0 ER: 0 LOB: 0 BB: 0 P: 20	R: 0 H: 1 E: 0 K: 0 S: 6	H: 1 R: 0 ER: 0 LOB: 1 BB: 1 P: 11	1B: 4 2B: 4 3B: 0 HR: 1	SF: 0 SAC: 0 DP: 1 HBP: 0	WP: 2 PB: 0 SB: 0 CS: 0	PA: 41							
PITCHER	IP	WLS	BF	H	R	ER	SO	BB	IBB	HBP	BLK	WP	HR	S	P	ERA	WHIP										
Mike Bielecki, R ERA: 1.83 Calvin Schiraldi, R ERA: 4.7 Jeff Pico, R ERA: 4.5	(1, 1) (8, 1) (9, 1)	7.0 0.0 1.0	L 0 4	32 0 1	5 0 0	3 0 1	10 0 0	3 0 1	1 0 0	0 0 0	0 0 0	2 0 0	0 0 6	81 0 11	138 0 11	0.00 1.29 0.00	1.143 1.143 2.000										

Batter	1	2	3	4	5	6	7	8	9	AB	R	H	RBI	BB	SO	LOB	BOTTOM										
Curtis Wilkerson, S OBP: 0.229, SLG: 0.382 (1, 5)	G6-3		K		G1-3					5	1	2	2	0	1	0	San Diego Padres @ Chicago Cubs Wrigley Field, Chicago, IL Sat Apr 29 1989, 7:05 PM CDT Att: 34,748 - Unknown livebaseballscorecards.com										
Mitch Webster, S OBP: 0.354, SLG: 0.349 (1, 8) (9, 7)	G1-3		F7			K	SH3-4 1B		F8	4	0	0	0	0	1	0											
23 Ryne Sandberg, R OBP: 0.305, SLG: 0.378 (1, 4)				E5 F9 E		F8	E1 G6-4-3		G4-3	5	0	1	0	0	0	2											
Andre Dawson, R OBP: 0.321, SLG: 0.427 (1, 9)	F8			F7		E4 1B 1B	G6-4-3		F8	5	1	1	0	0	0	5											
Mark Grace, L OBP: 0.411, SLG: 0.481 (1, 3)			F9	E4						4	1	2	1	0	0	1											
Gary Varsho, L OBP: 0.250, SLG: 0.333 Darrin Jackson, R OBP: 0.500, SLG: 0.750 (1, 7) (8, FH) (9, 8)				F9					G6-3	2	0	1	1	1	0	2											
Shawon Dunston, R OBP: 0.259, SLG: 0.217 (1, 6)	FC4-6 BB			F9						1	0	0	0	0	0	0											
Shawon Dunston, R OBP: 0.259, SLG: 0.217 (1, 6)	FC4-6 1-2			G5-3			F9			4	0	1	0	0	0	5											
Rick Wrona, R OBP: 0.200, SLG: 0.200 (1, 2)	G6-3									4	1	0	0	0	2	2											
Mike Bielecki, R Phil Stephenson, L OBP: 0.256, SLG: 0.231 Calvin Schiraldi, R Domingo Ramos, R OBP: 0.276, SLG: 0.429 Jeff Pico, R (1, 1) (7, PH) (8, 1) (8, PH) (9, 1)			K						F9	2	0	0	0	0	2	0											
Inning Stats	R: 0 H: 1 E: 0 K: 0 S: 7	H: 0 R: 0 ER: 0 LOB: 1 BB: 0 P: 11	R: 0 H: 0 E: 1 K: 0 S: 7	H: 0 R: 0 ER: 0 LOB: 1 BB: 1 P: 14	R: 0 H: 0 E: 0 K: 2 S: 9	H: 0 R: 0 ER: 0 LOB: 0 BB: 0 P: 13	R: 0 H: 0 E: 2 K: 0 S: 8	H: 0 R: 0 ER: 0 LOB: 2 BB: 0 P: 13	R: 0 H: 3 E: 1 K: 1 S: 11	H: 3 R: 0 ER: 1 LOB: 2 BB: 0 P: 20	R: 1 H: 2 E: 2 K: 0 S: 9	H: 2 R: 0 ER: 0 LOB: 2 BB: 0 P: 14	R: 1 H: 2 E: 0 K: 1 S: 13	H: 2 R: 0 ER: 0 LOB: 1 BB: 0 P: 20	R: 1 H: 1 E: 0 K: 0 S: 11	H: 1 R: 0 ER: 0 LOB: 0 BB: 0 P: 17	1B: 7 2B: 0 3B: 0 HR: 2	SF: 0 SAC: 1 DP: 1 HBP: 0	WP: 0 PB: 0 SB: 0 CS: 0	PA: 40							
PITCHER	IP	WLS	BF	H	R	ER	SO	BB	IBB	HBP	BLK	WP	HR	S	P	ERA	WHIP										
Walt Terrell, R ERA: 2.43 Mark Davis, L ERA: 2.09	(1, 1) (7, 1)	6.0 3.0	W S	28 12	3 2	2 2	1 1	0 0	0 0	0 0	0 0	0 2	28 43	6.00 6.00	1.167 1.000												


San Diego Padres @ Chicago Cubs
 Wrigley Field, Chicago, IL
 Sat Apr 29 1989, 7:05 PM CDT
 Att: 34,748 - Unknown

AB 36
 R 5
 H 8
 RBI 3
 BB 5
 SO 11
 LOB 19



San Diego Padres @ Chicago Cubs
 Wrigley Field, Chicago, IL
 Sat Apr 29 1989, 7:05 PM CDT
 Att: 34,748 - Unknown

AB 38
 R 4
 H 9
 RBI 4
 BB 1
 SO 6
 LOB 18



Batter	1	2	3	4	5	6	7	8	9	AB	R	H	RBI	BB	SO	LOB	TOP								
Bip Roberts, S (1, 4) OBP: 0.267, SLG: 0.308	4-1 1B SF7 BB		1-3 K		1-2 F7			3-2 G4-3		3	1	0	0	1	1	0	San Diego Padres @ Chicago Cubs Wrigley Field, Chicago, IL Sun Apr 30 1989, 3:33 AM CDT Att: 28,735 - Sunny								
Tim Flannery, L (1, 5) OBP: 0.376, SLG: 0.323	1-2 F7		1-0 F8			3-2 F7		3-2 F8		4	0	0	0	0	0	1									
Tony Gwynn, L (1, 8) OBP: 0.376, SLG: 0.455	0-1 SF7 1B		1-2 G4-3			1-2 F8		4-1 FC6-4 BB		3	1	1	0	1	0	0									
Carmelo Martinez, R (1, 3) OBP: 0.244, SLG: 0.333	2-1 SF7			2-1 P3		2-2 G4-3		2-1 FC6-4 BB		3	0	0	1	0	0	1									
Marvell Wynne, L (1, 7) OBP: 0.310, SLG: 0.488	2-1 2H 1B		0-0 F9			0-2 G3		0-2 2B		4	0	2	1	0	0	0									
John Kruk, L (1, 9) OBP: 0.300, SLG: 0.204	3-3 K		1-2 1B			2-2 F8		1-3 K		4	0	1	0	0	2	2									
Mark Parent, R (1, 2)		2-3 K		1-0 G5-3		1-0 HR		2-2 P4		4	1	1	1	0	1	2									
Garry Templeton, S (1, 6) OBP: 0.244, SLG: 0.318		0-1 G1-3			2-1 G6-3		0-2 1B	3-3 K		4	0	1	0	0	1	1									
Eric Show, R (1, 1) OBP: 0.231, SLG: 0.231 (5, PH)		2-2 G6-3			1-3 K		1-2 F9			1	0	0	0	0	0	0									
Randy Ready, R (5, PH) OBP: 0.357, SLG: 0.327										1	0	0	0	0	1	0									
Greg Booker, R (5, 1)										0	0	0	0	0	0	0									
Roberto Alomar, S (7, PH)										1	0	0	0	0	0	1									
Dave Leiper, L (7, 1)										0	0	0	0	0	0	0									
Inning Stats	R: 2 E: 0 K: 1 S: 15	H: 2 LOB: 1 BB: 1 P: 26	R: 0 E: 0 K: 1 S: 9	H: 0 LOB: 0 BB: 0 P: 13	R: 0 E: 0 K: 1 S: 7	H: 0 LOB: 0 BB: 0 P: 10	R: 0 E: 0 K: 0 S: 7	H: 1 LOB: 1 BB: 0 P: 11	R: 0 E: 0 K: 1 S: 10	H: 0 LOB: 0 BB: 0 P: 14	R: 0 E: 0 K: 0 S: 9	H: 0 LOB: 0 BB: 0 P: 15	R: 1 E: 0 K: 0 S: 15	H: 2 LOB: 1 BB: 0 P: 19	R: 0 E: 0 K: 0 S: 10	H: 0 LOB: 1 BB: 0 P: 21	R: 0 E: 0 K: 2 S: 14	H: 1 LOB: 1 BB: 0 P: 20	1B: 4 2B: 1 3B: 0 HR: 1	SF: 1 SAC: 0 DP: 0 HBP: 0	WP: 0 PB: 0 SB: 0 CS: 0	PA: 35			
PITCHER	IP	WLS	BF	H	R	ER	SO	BB	IBB	HBP	BLK	WP	HR	S	P	ERA	WHIP								
Scott Sanderson, R (1, 1) ERA: 4.5	7.0	W	27	5	3	3	4	1	0	0	0	0	1	72	108	3.86	0.857								
Jeff Pico, R (8, 1) ERA: 4.0	1.0		4	0	0	0	0	1	0	0	0	0	0	10	21	0.00	1.000								
Mitch Williams, L (9, 1) ERA: 2.25	1.0		4	1	0	0	2	0	0	0	0	0	0	14	20	0.00	1.000								

AB	32
R	3
H	6
RBI	3
BB	2
SO	6
LOB	8



Batter	1	2	3	4	5	6	7	8	9	AB	R	H	RBI	BB	SO	LOB	BOTTOM								
Curtis Wilkerson, S (1, 5) OBP: 0.250, SLG: 0.462	0-0 S 1B 2B	2-0 G4-3		1-0 23 WP 3B		1-3 K		1-1 G6-4-3		5	2	2	1	0	1	2	San Diego Padres @ Chicago Cubs Wrigley Field, Chicago, IL Sun Apr 30 1989, 3:33 AM CDT Att: 28,735 - Sunny								
Mitch Webster, S (1, 8) OBP: 0.360, SLG: 0.356	2-0 P7	0-1 23 E 1B		1-3 K		0-0 S 23 BB 1B				4	1	2	0	0	1	2									
23 Ryne Sandberg, R (1, 4) OBP: 0.313, SLG: 0.370	4-2 S 1B BB	0-1 E7 1H 3H		2-3 K		1-2 S BB				2	1	0	0	2	1	0									
Andre Dawson, R (1, 9) OBP: 0.318, SLG: 0.418	1-2 1H 2H 1B	0-0 B2		2-2 F7		1-1 G5-3		1-2 2-3 BB		4	0	1	2	0	0	3									
Mark Grace, L (1, 3) OBP: 0.415, SLG: 0.469	2-3 K		1-0 G1-3		4-0 FC4-6 BB		4-2 G5-4-3 BB			2	0	0	0	2	1	1									
Gary Varsho, L (1, 7) OBP: 0.283, SLG: 0.333	3-1 1B		0-3 K		2-1 FC4-6 1-2		0-1 G5-4-3 1-2			3	0	1	0	0	1	1									
Darrin Jackson, R (7, PH) OBP: 0.400, SLG: 0.600	1-2 1B				1-2 1B					1	0	0	0	0	0	3									
Shawon Dunston, R (1, 6) OBP: 0.259, SLG: 0.240	3-3 K		1-1 B1-3		0-0 F8		1-0 G1-3 1B 2B			4	1	1	0	0	1	3									
Rick Wrona, R (1, 2) OBP: 0.208, SLG: 0.208		0-1 L7		1-1 SH3-4 3B 1B		0-0 G4-3		0-0 G1-3		4	1	1	0	0	0	1									
Scott Sanderson, R (1, 1) OBP: 0.333, SLG: 0.143		2-1 1B G4-3		0-1 SH3-4		0-3 K		2-0 G6-4-3 1B		2	1	1	0	0	1	0									
Jeff Pico, R (8, 1)										0	0	0	0	0	0	0									
Domingo Ramos, R (6, PH) OBP: 0.300, SLG: 0.448										1	0	1	1	0	0	0									
Mitch Williams, L (9, 1)										0	0	0	0	0	0	0									
Inning Stats	R: 2 E: 0 K: 2 S: 16	H: 3 LOB: 2 BB: 1 P: 31	R: 2 E: 1 K: 0 S: 10	H: 2 LOB: 1 BB: 0 P: 14	R: 0 E: 0 K: 1 S: 6	H: 0 LOB: 0 BB: 0 P: 8	R: 2 E: 0 K: 2 S: 13	H: 2 LOB: 0 BB: 0 P: 18	R: 0 E: 0 K: 0 S: 6	H: 0 LOB: 1 BB: 1 P: 14	R: 0 E: 0 K: 2 S: 7	H: 0 LOB: 0 BB: 0 P: 8	R: 0 E: 0 K: 0 S: 10	H: 1 LOB: 2 BB: 2 P: 19	R: 1 E: 0 K: 0 S: 5	H: 2 LOB: 0 BB: 0 P: 9	1B: 7 2B: 2 3B: 1 HR: 0	SF: 0 SAC: 1 DP: 2 HBP: 0	WP: 1 PB: 0 SB: 4 CS: 0	PA: 37					
PITCHER	IP	WLS	BF	H	R	ER	SO	BB	IBB	HBP	BLK	WP	HR	S	P	ERA	WHIP								
Eric Show, R (1, 1) ERA: 3.79	4.0	L	21	7	6	4	5	1	0	0	0	0	0	45	71	9.00	2.000								
Greg Booker, R (5, 1) ERA: 2.45	2.0		7	0	0	0	2	1	0	0	0	0	0	13	22	0.00	0.500								
Dave Leiper, L (7, 1) ERA: 8.38	2.0		9	3	1	1	0	2	0	0	0	0	0	15	28	4.50	2.500								

AB	32
R	7
H	10
RBI	4
BB	4
SO	7
LOB	16



Batter	1	2	3	4	5	6	7	8	9	AB	R	H	RBI	BB	SO	LOB	TOP					
Dwight Smith, L (1,7) OBP: 0.375, SLG: 0.286	F7		G3							4	0	2	0	1	0	0	Chicago Cubs @ San Francisco Giants Candlestick Park, San Francisco, CA Tue May 02 1989, 10:05 PM EDT Att: 11,128 - Unknown - 60 F					
Mitch Webster, S (1,8) OBP: 0.345, SLG: 0.340	L8		B1-3							5	0	0	0	0	0	4						
23 Ryne Sandberg, R (1,4) OBP: 0.349, SLG: 0.390										4	0	3	0	1	0	1						
Andre Dawson, R (1,9) OBP: 0.296, SLG: 0.382										5	0	1	0	0	3	4						
Mark Grace, L (1,3) OBP: 0.408, SLG: 0.461										4	0	1	0	0	0	2						
Damon Berryhill, S (1,2) OBP: 0.333, SLG: 0.667										4	0	2	0	0	1	0						
Vance Law, R (1,5) OBP: 0.209, SLG: 0.194										4	0	0	0	0	1	4						
Shawon Dunston, R (1,6) OBP: 0.273, SLG: 0.246										4	0	1	0	0	0	3						
Greg Maddux, R (1,1) OBP: 0.167, SLG: 0.167										2	0	0	0	0	1	2						
Gary Varsho, L (7, PH) OBP: 0.296, SLG: 0.350										1	0	1	0	0	0	0						
Steve Wilson, L (7, PH)										0	0	0	0	0	0	0						
Curtis Wilkerson, S (9, PH) OBP: 0.239, SLG: 0.422										1	0	0	0	0	0	0						
Inning Stats	R: 0 E: 0 K: 1 S: 8	H: 0 LOB: 1 BB: 1 P: 13	R: 0 E: 0 K: 1 S: 11	H: 2 LOB: 2 BB: 0 P: 14	R: 0 E: 0 K: 0 S: 7	H: 2 LOB: 2 BB: 0 P: 13	R: 0 E: 0 K: 1 S: 8	H: 0 LOB: 0 BB: 0 P: 11	R: 0 E: 0 K: 0 S: 8	H: 1 LOB: 1 BB: 0 P: 13	R: 0 E: 0 K: 1 S: 8	H: 0 LOB: 0 BB: 0 P: 11	R: 0 E: 0 K: 1 S: 8	H: 2 LOB: 2 BB: 0 P: 12	R: 0 E: 0 K: 1 S: 15	H: 3 LOB: 3 BB: 0 P: 24	R: 0 E: 0 K: 1 S: 12	H: 1 LOB: 2 BB: 1 P: 20	1B: 11 2B: 0 3B: 0 HR: 0	SF: 0 SAC: 0 DP: 0 HBP: 0	WP: 0 PB: 0 SB: 0 CS: 0	PA: 40
PITCHER	IP WLS BF H R ER SO BB IBB HBP BLK WP HR S P ERA WHIP																					
Rick Reuschel, R (1,1) ERA: 3.07	7.1 W 33 10 0 0 5 1 0 0 0 0 0 69 102 0.00 1.500																					
Rich Gossage, R (8,1) ERA: 0.79	1.2 S 7 1 0 0 1 1 0 0 0 0 0 0 16 29 0.00 1.200																					

AB	38
R	0
H	11
RBI	0
BB	2
SO	6
LOB	20



Batter	1	2	3	4	5	6	7	8	9	AB	R	H	RBI	BB	SO	LOB	BOTTOM					
Brett Butler, L (1,8) OBP: 0.417, SLG: 0.426	G6-3		G3							3	0	1	1	1	0	0	Chicago Cubs @ San Francisco Giants Candlestick Park, San Francisco, CA Tue May 02 1989, 10:05 PM EDT Att: 11,128 - Unknown - 60 F					
Tracy Jones, R (1,9) OBP: 0.091, SLG: 0.063	K		K							4	0	0	0	0	2	3						
Will Clark, L (1,3) OBP: 0.466, SLG: 0.594	G5-3									4	1	2	0	0	0	0						
Kevin Mitchell, R (1,7) OBP: 0.353, SLG: 0.644										4	2	2	2	0	1	1						
Ernest Riles, L (1,5) OBP: 0.353, SLG: 0.400										4	0	1	1	0	2	1						
Terry Kennedy, L (1,2) OBP: 0.348, SLG: 0.509										3	0	1	0	0	0	1						
Greg Litton, R (1,4) OBP: 0.280, SLG: 0.302										2	0	0	0	0	1	2						
Jose Uribe, S (1,6) OBP: 0.280, SLG: 0.302										3	1	1	0	0	1	2						
Rick Reuschel, R (1,1) ERA: 4.5										3	0	0	0	0	1	2						
Rich Gossage, R (8,1) ERA: 3.86										0	0	0	0	0	0	0						
Inning Stats	R: 0 E: 0 K: 1 S: 7	H: 0 LOB: 0 BB: 0 P: 10	R: 1 E: 0 K: 1 S: 14	H: 2 LOB: 1 BB: 0 P: 21	R: 0 E: 0 K: 1 S: 9	H: 0 LOB: 0 BB: 0 P: 14	R: 0 E: 0 K: 1 S: 6	H: 0 LOB: 0 BB: 0 P: 7	R: 1 E: 0 K: 0 S: 12	H: 3 LOB: 2 BB: 0 P: 17	R: 2 E: 0 K: 2 S: 12	H: 2 LOB: 1 BB: 0 P: 17	R: 0 E: 0 K: 1 S: 6	H: 0 LOB: 0 BB: 1 P: 13	R: 0 E: 0 K: 1 S: 10	H: 1 LOB: 0 BB: 0 P: 16	R: 0 E: 0 K: 1 S: 10	H: 1 LOB: 0 BB: 0 P: 16	1B: 6 2B: 1 3B: 0 HR: 1	SF: 0 SAC: 0 DP: 1 HBP: 1	WP: 0 PB: 0 SB: 0 CS: 1	PA: 32
PITCHER	IP WLS BF H R ER SO BB IBB HBP BLK WP HR S P ERA WHIP																					
Greg Maddux, R (1,1) ERA: 4.5	6.0 L 26 7 4 4 6 1 0 0 0 0 0 60 86 6.00 1.167																					
Steve Wilson, L (7,1) ERA: 3.86	2.0 6 1 0 0 2 1 0 0 0 0 0 0 16 29 0.00 1.000																					

AB	30
R	4
H	8
RBI	4
BB	1
SO	8
LOB	12



Batter	1	2	3	4	5	6	7	8	9	AB	R	H	RBI	BB	SO	LOB	TOP								
Darrin Jackson, R OBP: 0.273, SLG: 0.364 (1, 8)	L6		1B			K		K		4	0	1	0	0	2	0	Chicago Cubs @ San Diego Padres Jack Murphy Stadium, San Diego, CA Wed May 03 1989, 10:05 PM EDT Att: 20,403 - Unknown - 65 F								
Mitch Webster, S OBP: 0.333, SLG: 0.327 Mitch Williams, L (8, 1)	P3			F9		F8		G4-3		4	0	0	0	0	0	0									
23 Ryne Sandberg, R OBP: 0.363, SLG: 0.798 (1, 4)	F8			HR		3B		1B		3	2	2	0	0	0	0									
Andre Dawson, R OBP: 0.304, SLG: 0.441 (1, 9)		F9		HR		1B		G4-3		4	2	2	3	0	0	1									
Mark Grace, L OBP: 0.402, SLG: 0.452 (1, 3)	K			G4-3		1B		K		4	0	1	1	0	2	0									
Vance Law, R OBP: 0.214, SLG: 0.246 Gary Varsho, L OBP: 0.273, SLG: 0.333 (8, 7)	HR			G4-3		K		G1-3		3	1	1	1	0	1	1									
Shawon Dunston, R OBP: 0.257, SLG: 0.230 (1, 6)	G6-3				F7			G1-5-3		4	0	0	0	0	0	0									
Rick Wrona, R OBP: 0.185, SLG: 0.185 (1, 2)			G5-3		G1-3			G4-3		3	0	0	0	0	0	0									
Paul Kilgus, L OBP: 0.083, SLG: 0.083 Calvin Schiraldi, R OBP: 0.234, SLG: 0.413 (6, 1)			K		G3			G5-3		2	0	0	0	0	1	0									
Curtis Wilkerson, S (6, 5)										0	0	0	0	0	0	0									
Inning Stats	R: 0 E: 0 K: 0 S: 6	H: 0 LOB: 0 BB: 0 P: 11	R: 1 E: 0 K: 1 S: 8	H: 1 LOB: 0 BB: 0 P: 13	R: 0 E: 0 K: 1 S: 8	H: 1 LOB: 1 BB: 0 P: 13	R: 2 E: 0 K: 0 S: 9	H: 2 LOB: 0 BB: 0 P: 12	R: 0 E: 0 K: 0 S: 7	H: 0 LOB: 0 BB: 0 P: 10	R: 2 E: 0 K: 2 S: 13	H: 2 LOB: 1 BB: 0 P: 19	R: 0 E: 0 K: 0 S: 4	H: 0 LOB: 0 BB: 0 P: 6	R: 0 E: 0 K: 1 S: 10	H: 1 LOB: 1 BB: 0 P: 12	R: 0 E: 0 K: 1 S: 6	H: 0 LOB: 0 BB: 0 P: 10	1B: 4 2B: 0 3B: 1 HR: 2	SF: 0 SAC: 0 DP: 0 HBP: 1	WP: 0 PB: 0 SB: 1 CS: 0	PA: 34			
PITCHER	IP	WLS	BF	H	R	ER	SO	BB	IBB	HBP	BLK	WP	HR	S	P	ERA	WHIP								
Dennis Rasmussen, L ERA: 6.9 (1, 1)	5.0		18	4	3	3	2	0	0	0	0	0	2	38	59	5.40	0.800								
Mark Grant, R ERA: 3.31 (6, 1)	1.0	L	6	2	2	2	2	0	0	1	0	0	0	13	19	18.00	2.000								
Dave Leiper, L ERA: 6.94 (7, 1)	2.0		7	1	0	0	1	0	0	0	0	0	0	14	18	0.00	0.500								
Greg Harris, R ERA: (9, 1)	1.0		3	0	0	0	1	0	0	0	0	0	0	6	10	0.00	0.000								

Batter	1	2	3	4	5	6	7	8	9	AB	R	H	RBI	BB	SO	LOB	BOTTOM								
Roberto Alomar, S OBP: 0.304, SLG: 0.284 Tim Flannery, L OBP: 0.357, SLG: 0.286 (9, FH)	FC6-4 1B		G6-4-3 BB		1-4-3 3B	4-3			SH3 BB	3	1	2	1	1	0	1	Chicago Cubs @ San Diego Padres Jack Murphy Stadium, San Diego, CA Wed May 03 1989, 10:05 PM EDT Att: 20,403 - Unknown - 65 F								
Luis Salazar, R OBP: 0.270, SLG: 0.381 (1, 5)	FC6-4 FC3-6 1-2		G6-4-3 1-2		1-4-3 1-2 2-3	F9		SH3		4	0	0	0	0	5										
Tony Gwynn, L OBP: 0.374, SLG: 0.456 (1, 8)	FC3-6 PB 1-2		F7		1B 3B		L6	K		5	1	1	2	0	1	2									
Jack Clark, R OBP: 0.393, SLG: 0.405 (1, 3)	BB			K	P4		F7	6-3		4	0	0	0	1	1	2									
Carmelo Martinez, R OBP: 0.287, SLG: 0.333 (1, 7)	K			FC4-6 1B	1B		F8			4	0	2	1	0	1	2									
Benito Santiago, R OBP: 0.258, SLG: 0.359 (1, 2)		G6-3		FC4-6 1B	F9			K		4	0	1	0	0	1	1									
John Kruk, L OBP: 0.338, SLG: 0.293 (1, 9)		1B		FC4-6 1-2		2B 4-3 BB		BLK 1B		3	1	2	0	1	0	2									
Gary Green, R OBP: 0.214, SLG: 0.357 (1, 6)	P3			5-3		4-3 2B		F7		4	0	1	0	0	4										
Dennis Rasmussen, L OBP: 0.115, SLG: 0.111 Bip Roberts, S OBP: 0.217, SLG: 0.357 Mark Grant, R OBP: 0.337, SLG: 0.320 Randy Ready, R OBP: 0.302, SLG: 0.476 Marvell Wynne, L OBP: 0.265, SLG: 0.476 Mark Parent, R OBP: 0.265, SLG: 0.545 Greg Harris, R ERA: (9, 1)	F7				1-4-3 3B	1B		P2		1	0	0	0	0	0	1									
Inning Stats	R: 0 E: 0 K: 1 S: 12	H: 1 LOB: 2 BB: 1 P: 25	R: 0 E: 0 K: 0 S: 7	H: 1 LOB: 0 BB: 0 P: 8	R: 0 E: 0 K: 1 S: 10	H: 2 LOB: 2 BB: 0 P: 17	R: 3 E: 0 K: 0 S: 13	H: 4 LOB: 1 BB: 0 P: 24	R: 1 E: 0 K: 0 S: 11	H: 1 LOB: 1 BB: 1 P: 19	R: 0 E: 0 K: 0 S: 8	H: 0 LOB: 0 BB: 0 P: 13	R: 0 E: 0 K: 1 S: 10	H: 1 LOB: 1 BB: 0 P: 14	R: 0 E: 0 K: 1 S: 9	H: 0 LOB: 1 BB: 1 P: 15		1B: 8 2B: 1 3B: 1 HR: 0	SF: 0 SAC: 1 DP: 1 HBP: 0	WP: 0 PB: 1 SB: 1 CS: 0	PA: 40				
PITCHER	IP	WLS	BF	H	R	ER	SO	BB	IBB	HBP	BLK	WP	HR	S	P	ERA	WHIP								
Paul Kilgus, L ERA: 3.85 (1, 1)	5.0	W	26	9	4	4	2	3	0	0	0	0	0	51	93	7.20	2.400								
Calvin Schiraldi, R ERA: 3.79 (6, 1)	2.2		9	1	0	0	1	0	0	0	0	0	0	25	35	0.00	0.375								
Mitch Williams, L ERA: 1.92 (8, 1)	1.1	S	5	0	0	0	1	1	0	0	0	0	0	10	18	0.00	0.750								

AB	33
R	5
H	7
RBI	5
BB	0
SO	6
LOB	2



AB	35
R	4
H	10
RBI	4
BB	4
SO	4
LOB	23



Batter	1	2	3	4	5	6	7	8	9	AB	R	H	RBI	BB	SO	LOB	TOP				
Dwight Smith, L (1, 7) OBP: 0.333, SLG: 0.286 Darrin Jackson, R (7, 8) OBP: 0.250, SLG: 0.333	L7		G3		G6-3			P3		3	0	0	0	0	0	0	Chicago Cubs @ Los Angeles Dodgers Dodger Stadium, Los Angeles, CA Fri May 05 1989, 7:05 PM PDT Att: 46,767 - Unknown				
Mitch Webster, S (1, 8) OBP: 0.328, SLG: 0.321 (7, 7)	K			L9	L8			G4-3		4	0	0	0	0	1	0					
23 Ryne Sandberg, R (1, 4) OBP: 0.347, SLG: 0.495	L9			HR		L4		K		4	1	1	1	0	1	0					
Andre Dawson, R (1, 9) OBP: 0.355, SLG: 0.584		HR		HR		CS		1B	1B	4	2	4	2	0	0	0					
Mark Grace, L (1, 3) OBP: 0.400, SLG: 0.440	G6-3			HR	BB	1B		F7		4	1	2	0	0	0	1					
Damon Berryhill, S (1, 2) OBP: 0.353, SLG: 0.500	F8			L4-6	BB	1B		F7		3	0	0	0	1	0	2					
Vance Law, R (1, 5) OBP: 0.231, SLG: 0.260	G4-3			E6				P3		4	0	1	0	0	0	1					
Shawon Dunston, R (1, 6) OBP: 0.231, SLG: 0.293			F9	L4-6				G6-3		4	0	0	0	0	1	4					
Scott Sanderson, R (1, 1) OBP: 0.273, SLG: 0.111 Pat Perry, L (6, 1) OBP: 0.250, SLG: 0.250 Mitch Williams, L (9, 1)			K					K		2	0	0	0	0	2	0					
										1	0	0	0	0	1	0					
										0	0	0	0	0	0	0					
Inning Stats	R: 0 E: 0 K: 1 S: 9	H: 0 LOB: 0 BB: 0 P: 13	R: 1 E: 0 K: 0 S: 6	H: 1 LOB: 0 BB: 0 P: 10	R: 0 E: 0 K: 1 S: 9	H: 0 LOB: 0 BB: 0 P: 13	R: 3 E: 1 K: 0 S: 17	H: 3 LOB: 1 BB: 1 P: 31	R: 0 E: 0 K: 0 S: 10	H: 2 LOB: 1 BB: 0 P: 21	R: 0 E: 0 K: 1 S: 10	H: 0 LOB: 0 BB: 0 P: 15	R: 0 E: 0 K: 1 S: 7	H: 0 LOB: 0 BB: 0 P: 10	R: 0 E: 0 K: 1 S: 12	H: 2 LOB: 2 BB: 0 P: 18	1B: 5 2B: 1 3B: 0 HR: 3	SF: 0 SAC: 0 DP: 1 HBP: 0	WP: 0 PB: 0 SB: 0 CS: 1	PA: 35	
PITCHER	IP	WLS	BF	H	R	ER	SO	BB	IBB	HBP	BLK	WP	HR	S	P	ERA	WHIP				
Tim Belcher, R (1, 1) ERA: 2.74	7.0	L	27	6	4	3	4	1	0	0	0	0	3	75	119	3.86	1.000				
Tim Crews, R (8, 1) ERA: 2.65	2.0		8	2	0	0	2	0	0	0	0	0	0	19	28	0.00	1.000				

AB	34
R	4
H	8
RBI	3
BB	1
SO	6
LOB	8



Batter	1	2	3	4	5	6	7	8	9	AB	R	H	RBI	BB	SO	LOB	BOTTOM					
Mariano Duncan, R (1, 6) OBP: 0.244, SLG: 0.317	K	K			G6-3		K		F8	5	0	0	0	0	3	3	Chicago Cubs @ Los Angeles Dodgers Dodger Stadium, Los Angeles, CA Fri May 05 1989, 7:05 PM PDT Att: 46,767 - Unknown					
Willie Randolph, R (1, 4) OBP: 0.341, SLG: 0.239	F9		CS		L8					4	0	2	0	0	0	0						
Mike Davis, L (1, 9) OBP: 0.250, SLG: 0.216	1B		K		P4			F9		4	0	1	0	0	1	2						
Eddie Murray, S (1, 3) OBP: 0.357, SLG: 0.486	F8		K		F7			L3		4	0	0	0	0	1	2						
Mickey Hatcher, R (1, 5) OBP: 0.294, SLG: 0.361		1B		CS		F9		G6-3		4	1	2	0	0	0	0						
Mike Scioscia, L (1, 2) OBP: 0.363, SLG: 0.370		FC3-6		1B		L8		BB	BB	3	0	2	1	1	0	0						
John Shelby, S (1, 8) OBP: 0.250, SLG: 0.183		FC3-6		K				K		4	1	1	0	0	2	3						
Franklin Stubbs, L (1, 7) OBP: 0.333, SLG: 0.350		1-H				P6		K		4	0	2	1	0	1	2						
Tim Belcher, R (1, 1) OBP: 0.200, SLG: 0.267 Dave Anderson, R (7, PH) OBP: 0.238, SLG: 0.158 Tim Crews, R (8, 1)		K			G5-3					2	0	0	0	0	1	3						
Rick Dempsey, R (9, PH) OBP: 0.367, SLG: 0.400 Alfredo Griffin, S (9, PR) OBP: 0.207, SLG: 0.282							F9		BB	1	0	0	0	0	0	0						
										0	0	0	0	0	0	0						
										0	0	0	0	1	0	0						
										0	0	0	0	0	0	0						
Inning Stats	R: 0 E: 0 K: 1 S: 10	H: 1 LOB: 1 BB: 0 P: 17	R: 2 E: 0 K: 2 S: 22	H: 3 LOB: 1 BB: 0 P: 29	R: 0 E: 0 K: 2 S: 7	H: 1 LOB: 0 BB: 0 P: 11	R: 0 E: 0 K: 1 S: 21	H: 3 LOB: 2 BB: 0 P: 29	R: 0 E: 0 K: 0 S: 10	H: 1 LOB: 1 BB: 0 P: 14	R: 0 E: 0 K: 0 S: 5	H: 0 LOB: 0 BB: 0 P: 6	R: 0 E: 0 K: 0 S: 8	H: 0 LOB: 0 BB: 0 P: 13	R: 0 E: 0 K: 0 S: 5	H: 0 LOB: 0 BB: 0 P: 6	R: 0 E: 0 K: 2 S: 10	H: 0 LOB: 2 BB: 2 P: 20	1B: 8 2B: 3 3B: 0 HR: 0	SF: 0 SAC: 0 DP: 1 HBP: 0	WP: 0 PB: 0 SB: 1 CS: 2	PA: 37
PITCHER	IP	WLS	BF	H	R	ER	SO	BB	IBB	HBP	BLK	WP	HR	S	P	ERA	WHIP					
Scott Sanderson, R (1, 1) ERA: 4.35	5.0	W	22	9	2	2	6	0	0	0	0	0	0	70	100	3.60	1.800					
Pat Perry, L (6, 1) ERA: 1.72	3.0		10	1	0	0	1	0	0	0	0	0	0	18	25	0.00	0.333					
Mitch Williams, L (9, 1) ERA: 1.8	1.0	S	5	0	0	0	2	2	0	0	0	0	0	10	20	0.00	2.000					

AB	35
R	2
H	10
RBI	2
BB	2
SO	9
LOB	15



Batter	1	2	3	4	5	6	7	8	9	AB	R	H	RBI	BB	SO	LOB	TOP										
Dwight Smith, L OBP: 0.348, SLG: 0.318 Jerome Walton, R OBP: 0.333, SLG: 0.442	2-1 G4-3		0-1 G3			1-0 1B	0-0 1B		1-2 FC3-6 1B	4	1	2	0	0	0	1											
Mitch Webster, S OBP: 0.313, SLG: 0.306	2-0 L8		1-3 K			0-0 P6	1-0 F9		0-0 FC3-6 23 CS	5	0	0	0	0	0	1	4										
23 Ryne Sandberg, R OBP: 0.349, SLG: 0.407	2-1 F8				0-0 P5	1-1 1B		4-2 2B BB	2-2 CS	3	2	1	0	1	0	0											
Mark Grace, L OBP: 0.402, SLG: 0.434		0-0 G6-3		1-0 1B		0-0 1B		1-0 L6		4	0	2	0	0	0	1											
Gary Varsho, L OBP: 0.259, SLG: 0.346 Mitch Williams, L	2-0 G6-3		0-0 F7			1-3 K		0-0 2B		4	0	1	1	0	1	4											
Damon Berryhill, S OBP: 0.333, SLG: 0.409	0-1 G4-3		1-1 F7			0-0 FC6-4 1B		4-0 IBB		3	0	1	2	1	0	1											
Vance Law, R OBP: 0.214, SLG: 0.241 Calvin Schiraldi, R			0-1 G4-3		3-1 F9	0-0 FC6-4		0-3 K		3	0	0	0	0	0	2											
Pat Perry, L OBP: 0.250, SLG: 0.250 Darin Jackson, R OBP: 0.231, SLG: 0.308					0-1 F9	1-2 K		1-1 F7		4	1	1	0	0	0	2											
Shawon Dunston, R OBP: 0.238, SLG: 0.227			0-1 1B 2B		0-1 F9			1-1 F7		4	1	1	0	0	0	2											
Greg Maddux, R OBP: 0.231, SLG: 0.231 Steve Wilson, L			0-1 G3 2H 1B		0-0 G1-3			1-1 G4-3		1	0	1	1	0	0	0											
Curtis Wilkerson, S OBP: 0.220, SLG: 0.388								2-2 F9		2	0	0	0	0	0	0											
Inning Stats	R: 0 E: 0 K: 0 S: 5	H: 0 LOB: 0 BB: 0 P: 11	R: 0 E: 0 K: 0 S: 4	H: 0 LOB: 0 BB: 0 P: 6	R: 1 E: 0 K: 1 S: 12	H: 2 LOB: 1 BB: 0 P: 13	R: 0 E: 0 K: 0 S: 5	H: 1 LOB: 1 BB: 0 P: 7	R: 0 E: 0 K: 0 S: 5	H: 0 LOB: 0 BB: 0 P: 8	R: 2 E: 0 K: 1 S: 11	H: 4 LOB: 2 BB: 0 P: 14	R: 0 E: 0 K: 0 S: 5	H: 1 LOB: 1 BB: 0 P: 7	R: 1 E: 0 K: 1 S: 10	H: 1 LOB: 2 BB: 0 P: 19	R: 0 E: 0 K: 0 S: 9	H: 1 LOB: 0 BB: 0 P: 14	1B: 8 2B: 2 3B: 0 HR: 0	SF: 0 SAC: 0 DP: 0 HBP: 0	WP: 0 PB: 0 SB: 0 CS: 1	PA: 39					
PITCHER	IP	WLS	BF	H	R	ER	SO	BB	IBB	HBP	BLK	WP	HR	S	P	ERA	WHIP										
Orel Hershiser, R ERA: 2.01	8.0	L	35	9	4	4	3	1	1	0	0	0	0	57	85	4.50	1.250										
Alejandro Pena, R ERA: 2.5	1.0		3	1	0	0	0	0	0	0	0	0	0	9	14	0.00	1.000										

Chicago Cubs @ Los Angeles Dodgers
Dodger Stadium, Los Angeles, CA
Sun May 07 1989, 3:33 AM PDT
Att: 46,329 - Sunny

livebaseballscores.com

AB 36
R 4
H 10
RBI 4
BB 2
SO 3
LOB 17



Batter	1	2	3	4	5	6	7	8	9	AB	R	H	RBI	BB	SO	LOB	BOTTOM										
Willie Randolph, R OBP: 0.348, SLG: 0.235	0-1 G4-3		2-2 2B E 1B	4-0 1B BB		1-2 P3		3-2 F7		4	1	1	0	1	0	1											
Franklin Stubbs, L OBP: 0.393, SLG: 0.400 Mike Marshall, R OBP: 0.333, SLG: 0.416 Alejandro Pena, R	4-1 G5-3 BB		0-0 E 2B	2-0 P2			4-2 BB BB	0-0 F9		2	1	1	0	2	0	3											
Mike Davis, L OBP: 0.265, SLG: 0.244	3-2 G5-3		1-1 FC6 2B		0-1 F9		3-2 P6		3-2 F9	5	0	0	0	0	0	3											
Eddie Murray, S OBP: 0.363, SLG: 0.478	4-0 FC6-4 IBB		2-3 3H 2-0 2B		4-2 1B BB		2-0 F8		0-1 L8	3	0	1	1	2	0	1											
Mickey Hatcher, R OBP: 0.303, SLG: 0.353 Alfredo Griffin, S OBP: 0.207, SLG: 0.282	0-0 FC6-4		0-2 F7		1-2 F7		4-2 BB		3-2 1B	4	0	1	0	1	0	4											
Alfredo Griffin, S OBP: 0.207, SLG: 0.282	1-2 FC6-4						1-2 BB			0	0	0	0	0	0	0											
Mike Scioscia, L OBP: 0.361, SLG: 0.360 Rick Dempsey, R OBP: 0.375, SLG: 0.385		2-3 K		4-0 1B FC1-2 BB	1-0 1B		4-1 BB		0-1 F7	2	0	1	0	1	1	0											
John Shelby, S OBP: 0.252, SLG: 0.189		1-0 F7		0-1 FC1-2 1B	0-1 P3		0-0 F7			4	0	1	0	0	0	5											
Mariano Duncan, R OBP: 0.213, SLG: 0.277 Dave Anderson, R OBP: 0.217, SLG: 0.143		2-1 P4		1-2 G6-3		1-3 K		3-2 G3		2	0	0	0	0	2												
Orel Hershiser, R OBP: 0.200, SLG: 0.350 Jeff Hamilton, R OBP: 0.228, SLG: 0.276			1-0 G5-3	0-0 FC1-2 BB		2-2 F8		2-2 HBP		3	0	0	0	0	0	2											
Inning Stats	R: 0 E: 0 K: 0 S: 7	H: 0 LOB: 2 BB: 2 P: 18	R: 0 E: 0 K: 1 S: 7	H: 0 LOB: 0 BB: 0 P: 12	R: 2 E: 1 K: 0 S: 12	H: 3 LOB: 1 BB: 0 P: 18	R: 0 E: 0 K: 0 S: 8	H: 1 LOB: 3 BB: 2 P: 18	R: 0 E: 0 K: 0 S: 13	H: 1 LOB: 2 BB: 1 P: 18	R: 0 E: 0 K: 1 S: 9	H: 0 LOB: 0 BB: 0 P: 13	R: 0 E: 0 K: 0 S: 12	H: 0 LOB: 3 BB: 3 P: 29	R: 0 E: 0 K: 0 S: 9	H: 0 LOB: 1 BB: 0 P: 17	R: 0 E: 0 K: 0 S: 11	H: 1 LOB: 1 BB: 0 P: 17	1B: 4 2B: 2 3B: 0 HR: 0	SF: 0 SAC: 0 DP: 0 HBP: 1	WP: 0 PB: 0 SB: 0 CS: 0	PA: 42					
PITCHER	IP	WLS	BF	H	R	ER	SO	BB	IBB	HBP	BLK	WP	HR	S	P	ERA	WHIP										
Greg Maddux, R ERA: 4.31	3.2		19	4	2	1	1	3	1	0	0	0	0	33	63	2.46	1.909										
Steve Wilson, L ERA: 3.38	1.1	W	6	1	0	0	0	1	0	0	0	0	0	14	21	0.00	1.500										
Calvin Schiraldi, R ERA: 0.48	1.2		7	0	0	0	1	2	0	0	0	0	0	19	36	0.00	1.200										
Pat Perry, L ERA: 1.69	0.1		2	0	0	0	0	1	0	0	0	0	0	2	6	0.00	3.000										
Mitch Williams, L ERA: 1.59	2.0	S	8	1	0	0	0	0	0	1	0	0	0	20	34	0.00	0.500										

Chicago Cubs @ Los Angeles Dodgers
Dodger Stadium, Los Angeles, CA
Sun May 07 1989, 3:33 AM PDT
Att: 46,329 - Sunny

livebaseballscores.com

AB 33
R 2
H 6
RBI 1
BB 8
SO 2
LOB 23



Batter	1	2	3	4	5	6	7	8	9	AB	R	H	RBI	BB	SO	LOB	TOP										
Brett Butler , L (1, 8) OBP: 0.407, SLG: 0.392	G4-3		1B BB		P4		F9		G3	4	1	0	0	1	0	1	San Francisco Giants @ Chicago Cubs Wrigley Field, Chicago, IL Tue May 09 1989, 3:33 AM CDT Att. 13,949 - Sunny - 47 F										
Donell Nixon , R (1, 9) OBP: 0.310, SLG: 0.345	1B		1B 1-2		FC6-4		K		F8	5	0	2	0	0	1	1											
Will Clark , L (1, 3) OBP: 0.453, SLG: 0.575	K		1-3 2-H				G4-3			3	1	1	1	0	1	1											
Kevin Mitchell , R (1, 7) OBP: 0.362, SLG: 0.701	P3		G4-3				F8		K	4	0	0	0	0	1	4											
Ed Jurak , R (1, 5) OBP: 0.280, SLG: 0.217										3	0	0	0	0	0	1											
Ernest Riles , L (8, PH) OBP: 0.369, SLG: 0.439										1	0	1	0	0	0	0											
Robby Thomsson , R (1, 4) OBP: 0.341, SLG: 0.367	F9									4	1	2	1	0	0	0											
Kirt Manwaring , R (1, 2) OBP: 0.283, SLG: 0.271										2	1	0	0	1	0	0											
Terry Kennedy , L (8, PH) OBP: 0.351, SLG: 0.478	F8									1	0	0	0	0	0	2											
Jose Uribe , S (1, 6) OBP: 0.263, SLG: 0.302										4	0	0	0	0	1	2											
Mike Krukow , R (1, 1) OBP: 0.143, SLG: 0.143										3	0	1	0	0	0	1											
Craig Lefferts , L (8, 1)										1	0	0	0	0	1	0											
Inning Stats	R: 0 E: 0 K: 1 S: 10	H: 1 LOB: 1 BB: 0 P: 12	R: 0 E: 0 K: 0 S: 5	H: 0 LOB: 0 BB: 0 P: 9	R: 1 E: 0 K: 1 S: 11	H: 2 LOB: 2 BB: 1 P: 18	R: 0 E: 0 K: 0 S: 5	H: 0 LOB: 0 BB: 0 P: 11	R: 0 E: 0 K: 0 S: 6	H: 1 LOB: 1 BB: 0 P: 8	R: 3 E: 1 K: 0 S: 10	H: 1 LOB: 1 BB: 1 P: 20	R: 0 E: 0 K: 1 S: 5	H: 0 LOB: 0 BB: 0 P: 8	R: 0 E: 0 K: 1 S: 12	H: 2 LOB: 2 BB: 0 P: 17	R: 0 E: 0 K: 1 S: 8	H: 0 LOB: 0 BB: 0 P: 11	1B: 6 2B: 0 3B: 1 HR: 0	SF: 0 SAC: 0 DP: 0 HBP: 1	WP: 0 PB: 0 SB: 0 CS: 0	PA: 38					
PITCHER	IP	WLS	BF	H	R	ER	SO	BB	IBB	HBP	BLK	WP	HR	S	P	ERA	WHIP										
Paul Kilgus , L (1, 1) ERA: 3.48	6.0	L	27	5	4	2	2	2	0	1	0	0	0	47	78	3.00	1.167										
Jeff Pico , R (7, 1) ERA: 3.14	1.1		6	2	0	0	2	0	0	0	0	0	0	15	22	0.00	1.500										
Pat Perry , L (8, 1) ERA: 1.62	0.2		2	0	0	0	0	0	0	0	0	0	0	2	3	0.00	0.000										
Calvin Schiraldi , R (9, 1) ERA: 3.32	1.0		3	0	0	0	1	0	0	0	0	0	0	8	11	0.00	0.000										

Batter	1	2	3	4	5	6	7	8	9	AB	R	H	RBI	BB	SO	LOB	BOTTOM											
Jerome Walton , R (1, 8) OBP: 0.319, SLG: 0.420	F7		G6-3			B3		G4-3		4	0	0	0	0	0	0	San Francisco Giants @ Chicago Cubs Wrigley Field, Chicago, IL Tue May 09 1989, 3:33 AM CDT Att. 13,949 - Sunny - 47 F											
Dwight Smith , L (1, 7) OBP: 0.308, SLG: 0.280	G5-3									3	0	0	0	0	0	0												
Darrin Jackson , R (8, PH) OBP: 0.214, SLG: 0.286										1	0	0	0	0	0	0												
23 Ryne Sandberg , R (1, 4) OBP: 0.361, SLG: 0.426	1B									4	1	3	0	0	0	0												
Mark Grace , L (1, 3) OBP: 0.397, SLG: 0.427	K									4	1	1	0	0	1	2												
Damon Berryhill , S (1, 2) OBP: 0.286, SLG: 0.360										3	0	0	1	0	0	1												
Mitch Webster , S (1, 9) OBP: 0.306, SLG: 0.298	F7									3	0	0	0	0	0	0												
Vance Law , R (1, 5) OBP: 0.207, SLG: 0.232	G6-3									3	0	0	0	0	1	1												
Shawon Dunston , R (1, 6) OBP: 0.230, SLG: 0.218			P3							3	0	0	0	0	0	0												
Paul Kilgus , L (1, 1) OBP: 0.277, SLG: 0.277										1	0	0	0	0	1	0												
Curtis Wilkerson , S (8, PH) OBP: 0.216, SLG: 0.380										1	0	0	0	0	0	0												
Jeff Pico , R (7, 1) ERA: 3.14										0	0	0	0	0	0	0												
Pat Perry , L (8, 1) ERA: 1.62										0	0	0	0	0	0	0												
Domingo Ramos , R (8, PH) OBP: 0.273, SLG: 0.406										1	0	0	0	0	0	0												
Calvin Schiraldi , R (9, 1) ERA: 3.32										0	0	0	0	0	0	0												
Inning Stats	R: 0 E: 0 K: 1 S: 10	H: 1 LOB: 1 BB: 0 P: 19	R: 0 E: 0 K: 0 S: 6	H: 0 LOB: 0 BB: 0 P: 8	R: 0 E: 0 K: 1 S: 9	H: 0 LOB: 0 BB: 0 P: 12	R: 0 E: 0 K: 0 S: 4	H: 0 LOB: 0 BB: 0 P: 6	R: 0 E: 0 K: 0 S: 9	H: 0 LOB: 0 BB: 0 P: 12	R: 0 E: 0 K: 0 S: 5	H: 0 LOB: 0 BB: 0 P: 6	R: 2 E: 1 K: 1 S: 15	H: 2 LOB: 1 BB: 0 P: 21	R: 0 E: 0 K: 0 S: 6	H: 0 LOB: 0 BB: 0 P: 9	R: 0 E: 0 K: 0 S: 8	H: 1 LOB: 1 BB: 0 P: 11	1B: 3 2B: 1 3B: 0 HR: 0	SF: 1 SAC: 0 DP: 0 HBP: 0	WP: 0 PB: 0 SB: 0 CS: 0	PA: 32						
PITCHER	IP	WLS	BF	H	R	ER	SO	BB	IBB	HBP	BLK	WP	HR	S	P	ERA	WHIP											
Mike Krukow , R (1, 1) ERA: 2.65	7.0	W	25	3	2	1	3	0	0	0	0	0	0	14	20	0.00	0.500											
Craig Lefferts , L (8, 1) ERA: 0.37	2.0	S	7	1	0	0	0	0	0	0	0	0	0	0	0	0	0.00	0.500										



Batter	1	2	3	4	5	6	7	8	9	AB	R	H	RBI	BB	SO	LOB	TOP					
Brett Butler, L OBP: 0.407, SLG: 0.392 (1, 8)	2-2 4-3		2-2 1B			1-0 B3		0-0 FC6-5 1B	2-2 L7-4	5	1	2	0	0	0	2						
Donell Nixon, R OBP: 0.273, SLG: 0.303 (1, 9)	0-0 B1-3		1-1 F9			0-3 K		2-2 FC6-5 1B BLK		4	1	0	0	0	1	4						
Will Clark, L OBP: 0.454, SLG: 0.573 (1, 3)	1-3 K			2-2 G4-6-3 1B			0-0 G4-1	2-0 BLK 1B		4	0	2	1	0	1	0						
Kevin Mitchell, R OBP: 0.359, SLG: 0.685 (1, 7)		1-3 K		0-2 G4-6-3 1-2			2-1 F9	4-1 IBB		3	0	0	0	1	1	1						
Ernest Riles, L OBP: 0.368, SLG: 0.433 Charlie Hayes, R (8, PH) OBP: 0.200, SLG: 0.200 (8, 5)		2-2 CS 1B		1-0 1-3			2-2 E6 WP 2B	3-3 K		3	1	1	0	0	0	0						
Terry Kennedy, L OBP: 0.350, SLG: 0.465 Kirt Manwaring, R (8, PH) OBP: 0.278, SLG: 0.265 (8, 2)		3-2 4-3			0-0 F8		4-2 2B WP	0-3 K		2	1	0	0	1	0	1						
Robby Thompson, R OBP: 0.346, SLG: 0.381 (1, 4)			2-2 FC5-4 1B		0-1 B3		1-2 1H 2H 2B	3-1 P2		4	0	2	2	0	0	0						
Jose Uribe, S OBP: 0.259, SLG: 0.296 Candy Maldonado, R (7, PH) OBP: 0.296, SLG: 0.264 Michael LaCoss, R (7, 1) Craig Lefferts, L (9, 1)			0-1 FC5-4 1B SH1-4		1-2 F9		2-2 F8	4-2 L7-4 BB		2	0	0	0	0	0	1						
Scott Garrelts, R OBP: 0.143, SLG: 0.286 Atlee Hammaker, S (5, 1) Jim Steels, L OBP: 0.250, SLG: 0.100 Jeff Brantley, R (6, 1) Ed Jurak, R OBP: 0.333, SLG: 0.250 (7, 6)			0-0 SH1-4		2-1 F9		0-1 FC6-5 1B	4-2 BB		0	0	0	0	0	0	0						
Inning Stats	R: 0 E: 0 K: 1 S: 8	H: 0 LOB: 0 BB: 0 P: 11	R: 0 E: 0 K: 1 S: 11	H: 1 LOB: 0 BB: 0 P: 16	R: 0 E: 0 K: 0 S: 11	H: 2 LOB: 2 BB: 0 P: 16	R: 0 E: 0 K: 0 S: 7	H: 1 LOB: 0 BB: 0 P: 10	R: 0 E: 0 K: 0 S: 6	H: 0 LOB: 0 BB: 0 P: 7	R: 0 E: 0 K: 1 S: 6	H: 0 LOB: 0 BB: 0 P: 9	R: 2 E: 1 K: 0 S: 15	H: 1 LOB: 1 BB: 1 P: 26	R: 2 E: 0 K: 2 S: 15	H: 3 LOB: 2 BB: 1 P: 26	R: 0 E: 0 K: 0 S: 11	H: 0 LOB: 1 BB: 2 P: 24	1B: 7 2B: 2 3B: 0 HR: 0	SF: 0 SAC: 1 DP: 2 HBP: 0	WP: 1 PB: 0 SB: 0 CS: 1	PA: 37
PITCHER	IP	WLS	BF	H	R	ER	SO	BB	IBB	HBP	BLK	WP	HR	S	P	ERA	WHIP					
Mike Bielecki, R ERA: 1.26 Mitch Williams, L ERA: 1.56 Pat Perry, L ERA: 1.56	(1, 1)	7.0	27	6	3	1	3	1	0	0	0	1	0	66	97	1.29	1.000					
	(8, 1)	1.1	L	9	2	1	2	2	1	0	1	0	0	21	43	6.75	3.000					
	(9, 1)	0.2		1	0	0	0	0	0	0	0	0	0	3	5	0.00	0.000					

San Francisco Giants @ Chicago Cubs
Wrigley Field, Chicago, IL
Wed May 10 1989, 7:05 PM CDT
Att: 25,638 - Unknown - 51 F

AB 32
R 4
H 8
RBI 3
BB 4
SO 5
LOB 14



Batter	1	2	3	4	5	6	7	8	9	AB	R	H	RBI	BB	SO	LOB	BOTTOM					
Jerome Walton, R OBP: 0.313, SLG: 0.407 (1, 8)	0-1 5-3		2-3 K		0-1 23 S 1B	2-3 K			2-2 E6 1B	5	0	1	0	0	2	1						
Dwight Smith, L OBP: 0.333, SLG: 0.286 (1, 9) Domingo Ramos, R (9, PH) OBP: 0.294, SLG: 0.424	4-0 23 1B SH3 BB		0-0 4-3		1-0 F8		2-1 23 FC5-4 1B	0-0 1-3 1B		3	1	1	0	1	0	1						
23 Ryne Sandberg, R OBP: 0.358, SLG: 0.421 (1, 4)	1-0 SH3 1B		2-2 4-3		3-1 F7		1-2 FC5-4 CS			4	0	1	0	0	0	2						
Mark Grace, L OBP: 0.403, SLG: 0.429 (1, 3)	1-1 SH3			2-2 4-3 1B	4-0 1B IBB		3-2 P4			2	1	1	1	1	0	1						
Phil Stephenson, L OBP: 0.250, SLG: 0.200 Darrin Jackson, R (5, PH) OBP: 0.200, SLG: 0.267 (6, 9) Gary Varsho, L (8, PH) OBP: 0.250, SLG: 0.333 (9, 9)	3-3 K		0-0 4-3		2-1 F8			1-1 6-3		2	0	0	0	0	1	2						
Damon Berryhill, S OBP: 0.313, SLG: 0.414 (1, 2)		2-3 K		2-2 F8 2H 1B		1-0 6-3 1B 2B		0-1 6-3		4	1	2	1	0	1	0						
Vance Law, R OBP: 0.220, SLG: 0.256 Pat Perry, L OBP: 0.250, SLG: 0.250 (9, 1)		0-0 2B		1-2 1B		3-2 6-3		1-2 L4		4	0	2	0	0	0	1						
Shawon Dunston, R OBP: 0.231, SLG: 0.220 (1, 6)		3-2 5-3		1-2 F8		1-2 S 1B			0-2 F8	4	0	1	1	0	0	3						
Mike Bielecki, R Mitch Williams, L Curtis Wilkerson, S OBP: 0.212, SLG: 0.373 (9, 5)		2-2 G3		0-3 K		3-3 K		2-1 F8		3	0	0	0	0	2	4						
Inning Stats	R: 1 E: 0 K: 1 S: 11	H: 1 LOB: 1 BB: 1 P: 20	R: 0 E: 0 K: 1 S: 13	H: 1 LOB: 0 BB: 0 P: 20	R: 0 E: 0 K: 1 S: 7	H: 0 LOB: 0 BB: 0 P: 11	R: 1 E: 0 K: 1 S: 19	H: 3 LOB: 2 BB: 0 P: 25	R: 0 E: 0 K: 0 S: 10	H: 1 LOB: 2 BB: 1 P: 17	R: 1 E: 0 K: 2 S: 15	H: 2 LOB: 1 BB: 0 P: 25	R: 0 E: 0 K: 0 S: 11	H: 1 LOB: 0 BB: 0 P: 15	R: 0 E: 0 K: 0 S: 7	H: 0 LOB: 0 BB: 0 P: 9	R: 0 E: 1 K: 0 S: 9	H: 1 LOB: 2 BB: 0 P: 13	1B: 8 2B: 2 3B: 0 HR: 0	SF: 0 SAC: 1 DP: 0 HBP: 0	WP: 0 PB: 0 SB: 2 CS: 1	PA: 38
PITCHER	IP	WLS	BF	H	R	ER	SO	BB	IBB	HBP	BLK	WP	HR	S	P	ERA	WHIP					
Scott Garrelts, R ERA: 2.72 Atlee Hammaker, L ERA: 3.18 Jeff Brantley, R ERA: 4.35 Michael LaCoss, R ERA: 2.38 Craig Lefferts, L ERA: 0.36	(1, 1)	4.2	22	6	2	2	4	0	0	0	0	0	0	58	89	3.86	1.500					
	(5, 1)	0.1		0	0	0	0	0	0	0	0	0	0	2	4	0.00	0.000					
	(6, 1)	1.0	W	5	2	1	2	0	0	0	0	0	0	15	25	9.00	2.000					
	(7, 1)	2.0		6	1	0	0	0	0	0	0	0	0	18	24	0.00	0.500					
	(9, 1)	1.0	S	4	1	0	0	0	0	0	0	0	0	9	13	0.00	1.000					

San Francisco Giants @ Chicago Cubs
Wrigley Field, Chicago, IL
Wed May 10 1989, 7:05 PM CDT
Att: 25,638 - Unknown - 51 F

AB 35
R 3
H 10
RBI 3
BB 2
SO 6
LOB 17



Batter	1	2	3	4	5	6	7	8	9	AB R H RBI BB SO LOB	TOP
Gerald Young, S (1, 8) OBP: 0.289, SLG: 0.244	G3-1		E S 1B		G6-3		SF9		G6-3	4 1 1 1 0 0 1	Houston Astros @ Chicago Cubs Wrigley Field, Chicago, IL Fri May 12 1989, 3:33 AM CDT Att: 21,141 - Overcast
Billy Hatcher, R (1, 7) OBP: 0.265, SLG: 0.309	P2		S 1B BB		K		WP 1B		G3	4 1 1 0 1 1 1	
Bill Doran, S (1, 4) OBP: 0.338, SLG: 0.457	G4-3		1-H 1B		G4-3 BB		G4-3 BB		P8	3 0 1 1 2 0 0	
Glenn Davis, R (1, 3) OBP: 0.333, SLG: 0.508		G6-3		G3 S 1B		G4-3		G6-3		4 0 1 0 0 0 4	
Kevin Bass, S (1, 9) OBP: 0.381, SLG: 0.414		1B		F8		G4-3		G4-3 1B		4 0 2 0 0 0 2	
Ken Caminiti, S (1, 5) OBP: 0.313, SLG: 0.378	L7			G3		G5-3		G4-3		4 0 0 0 0 0 4	
Rafael Ramirez, R (1, 6) OBP: 0.284, SLG: 0.315	G4-3			G6-3			FC5-4 1B	K		4 0 1 0 0 1 3	
Craig Biggio, R (1, 2) OBP: 0.339, SLG: 0.313			G6-3		G6-3 SH5-4 1B		FC5-4 1B SF9			3 1 1 0 1 0 1	
Jim Deshaies, L (1, 1) OBP: 0.200, SLG: 0.158			B1-3		SH5-4		WP 1B	G1-3		3 0 1 0 0 0 2	
Inning Stats	R: 0 H: 0 E: 0 LOB: 0 K: 0 BB: 0 S: 9 P: 17	R: 0 H: 1 E: 0 LOB: 1 K: 0 BB: 0 S: 8 P: 11	R: 2 H: 2 E: 1 LOB: 1 K: 0 BB: 1 S: 11 P: 20	R: 0 H: 1 E: 0 LOB: 1 K: 0 BB: 0 S: 10 P: 14	R: 0 H: 1 E: 0 LOB: 1 K: 1 BB: 0 S: 7 P: 11	R: 0 H: 0 E: 0 LOB: 1 K: 0 BB: 1 S: 12 P: 22	R: 1 H: 3 E: 0 LOB: 3 K: 0 BB: 1 S: 19 P: 28	R: 0 H: 1 E: 0 LOB: 2 K: 1 BB: 1 S: 8 P: 18	R: 0 H: 0 E: 0 LOB: 0 K: 0 BB: 0 S: 6 P: 11	1B: 9 SF: 1 2B: 0 SAC: 1 3B: 0 DP: 0 HR: 0 HBP: 0	WP: 1 PA: 39 PB: 0 SB: 3 CS: 0
PITCHER	IP WLS BF H R ER SO BB IBB HBP BLK WP HR S P ERA WHIP										
Rick Sutcliffe, R (1, 1) ERA: 3.62	7.0 L 31 8 3 3 1 3 0 0 0 1 0 76 123 3.86 1.571										
Jeff Pico, R (8, 1) ERA: 2.76	2.0 8 1 0 0 1 0 1 0 0 0 0 14 29 0.00 0.500										

AB	33
R	3
H	9
RBI	2
BB	4
SO	2
LOB	18



Batter	1	2	3	4	5	6	7	8	9	AB R H RBI BB SO LOB	BOTTOM
Doug Dascenzo, S (1, 8)	G5-3		G4-3		G6-3			F9		4 0 0 0 0 0 2	Houston Astros @ Chicago Cubs Wrigley Field, Chicago, IL Fri May 12 1989, 3:33 AM CDT Att: 21,141 - Overcast
Darin Jackson, R (1, 9) OBP: 0.211, SLG: 0.222	B1-3		K			1B S BB		L7		3 1 0 0 1 1 1	
23 Ryne Sandberg, R (1, 4) OBP: 0.355, SLG: 0.415	G1-3			G5-3		F9		1B		4 0 1 0 0 0 1	
Mark Grace, L (1, 3) OBP: 0.406, SLG: 0.426		BLK BB		G6-3		S 1B		G3		3 0 1 0 1 0 1	
Vance Law, R (1, 5) OBP: 0.221, SLG: 0.256		F8		FC4-6 1B		K		F8		4 0 1 0 0 1 3	
Mitch Webster, S (1, 7) OBP: 0.297, SLG: 0.289	G5-3			FC4-6		F8		G5-3		4 0 0 0 0 0 3	
Shawon Dunston, R (1, 6) OBP: 0.232, SLG: 0.233	G4-3					K		K		4 0 1 0 0 2 1	
Rick Wrona, R (1, 2) OBP: 0.200, SLG: 0.172			SH2-3 BB		L3		G1-3			2 0 0 0 1 0 1	
Rick Sutcliffe, L (1, 1) OBP: 0.263, SLG: 0.263			SH2-3		G3		G1-3			1 0 0 0 0 0 1	
Domingo Ramos, R (7, PH) OBP: 0.288, SLG: 0.412										1 0 0 0 0 0 0	
Jeff Pico, R (8, 1)										0 0 0 0 0 0 0	
Inning Stats	R: 0 H: 0 E: 0 LOB: 0 K: 0 BB: 0 S: 6 P: 10	R: 0 H: 0 E: 0 LOB: 1 K: 0 BB: 1 S: 7 P: 12	R: 0 H: 0 E: 0 LOB: 1 K: 1 BB: 1 S: 11 P: 16	R: 0 H: 1 E: 0 LOB: 1 K: 0 BB: 0 S: 10 P: 16	R: 0 H: 1 E: 0 LOB: 1 K: 0 BB: 0 S: 10 P: 15	R: 1 H: 1 E: 0 LOB: 1 K: 1 BB: 1 S: 13 P: 20	R: 0 H: 0 E: 0 LOB: 0 K: 1 BB: 0 S: 12 P: 17	R: 0 H: 1 E: 0 LOB: 1 K: 0 BB: 0 S: 7 P: 8	R: 0 H: 0 E: 0 LOB: 0 K: 1 BB: 0 S: 8 P: 13	1B: 3 SF: 0 2B: 1 SAC: 1 3B: 0 DP: 0 HR: 0 HBP: 0	WP: 0 PA: 34 PB: 0 SB: 2 CS: 0
PITCHER	IP WLS BF H R ER SO BB IBB HBP BLK WP HR S P ERA WHIP										
Jim Deshaies, L (1, 1) ERA: 2.44	9.0 W 34 4 1 1 4 3 0 0 0 0 0 84 127 1.00 0.778										



Batter	1	2	3	4	5	6	7	8	9	AB	R	H	RBI	BB	SO	LOB	TOP					
Gerald Young, S (1, 8) OBP: 0.301, SLG: 0.254	2-2 FC5-4 1B		0-2 F8			4-2 G5-3 BB		0-0 CS 1B		3	0	2	1	1	0	0						
Billy Hatcher, R (1, 7) OBP: 0.256, SLG: 0.298	0-1 FC5-4 1-2			0-0 G6-3		0-0 G5-3		1-2 K		4	0	0	0	0	1	4						
Bill Doran, S (1, 4) OBP: 0.336, SLG: 0.446	0-0 L7			4-1 S BB		1-1 G3-1			2-3 K	3	0	0	0	1	1	2						
Glenn Davis, R (1, 3) OBP: 0.324, SLG: 0.492	2-0 L7			0-1 F7 BB			2-1 G5-3		3-1 P6	4	0	0	0	0	0	2						
Kevin Bass, S (1, 9) OBP: 0.370, SLG: 0.400		1-1 F7		2-1 G3			1-1 G4-3		2-1 F7	4	0	0	0	0	0	1						
Ken Caminiti, S (1, 5) OBP: 0.306, SLG: 0.369		1-3 K			0-0 F7		0-0 G4-3			3	0	0	0	0	1	0						
Rafael Ramirez, R (1, 6) OBP: 0.285, SLG: 0.323		1-1 G4-3			1-1 F9			1-0 1B 2B		3	1	1	0	0	0	0						
Craig Biggio, R (1, 2) OBP: 0.322, SLG: 0.294			1-1 G6-3		1-1 P4			2-2 G6-3		3	0	0	0	0	0	1						
Bob Knepper, L (1, 1) OBP: 0.154, SLG: 0.083			0-0 L8			0-0 G4-3		2-2 E5 CS 1B		2	0	0	0	0	0	0						
Terry Puhl, L (8, PH) OBP: 0.369, SLG: 0.411										1	0	0	0	0	0	1						
Larry Andersen, R (8, PH) OBP: 1.000, SLG: 1.000										0	0	0	0	0	0	0						
Dave Smith, R (9, 1)										0	0	0	0	0	0	0						
Inning Stats	R: 0 E: 0 K: 0 S: 7	H: 1 LOB: 1 BB: 0 P: 11	R: 0 E: 0 K: 1 S: 7	H: 0 LOB: 0 BB: 0 P: 10	R: 0 E: 0 K: 0 S: 6	H: 0 LOB: 0 BB: 0 P: 7	R: 0 E: 0 K: 0 S: 6	H: 0 LOB: 1 BB: 1 P: 12	R: 0 E: 0 K: 0 S: 5	H: 0 LOB: 0 BB: 0 P: 7	R: 0 E: 0 K: 0 S: 6	H: 0 LOB: 1 BB: 1 P: 11	R: 0 E: 0 K: 0 S: 5	H: 0 LOB: 0 BB: 0 P: 8	R: 1 E: 1 K: 1 S: 11	H: 2 LOB: 1 BB: 0 P: 17	R: 0 E: 0 K: 1 S: 7	H: 0 LOB: 0 BB: 0 P: 14	1B: 2 2B: 1 3B: 0 HR: 0	SF: 0 SAC: 0 DP: 0 HBP: 0	WP: 0 PB: 0 SB: 1 CS: 2	PA: 32
PITCHER Greg Maddux, R (1, 1) ERA: 3.7	IP: 9.0 WLS: L BF: 32 H: 3 R: 1 ER: 1 SO: 3 BB: 2 IBB: 0 HBP: 0 BLK: 0 WP: 0 HR: 0 S: 60 P: 97 ERA: 1.00 WHIP: 0.556															PITCHER	IP: 9.0 WLS: L BF: 32 H: 3 R: 1 ER: 1 SO: 3 BB: 2 IBB: 0 HBP: 0 BLK: 0 WP: 0 HR: 0 S: 60 P: 97 ERA: 1.00 WHIP: 0.556					

Houston Astros @ Chicago Cubs
Wrigley Field, Chicago, IL
Sat May 13 1989, 3:33 AM CDT
Att: 27,775 - Unknown

AB 30
R 1
H 3
RBI 1
BB 2
SO 3
LOB 11



Batter	1	2	3	4	5	6	7	8	9	AB	R	H	RBI	BB	SO	LOB	BOTTOM					
Doug Dascenzo, S (1, 8) OBP: 0.285, SLG: 0.323	1-2 G5-3		4-1 BB		1-0 L5-3		0-0 E6			3	0	0	0	1	0	1						
Darin Jackson, R (1, 9) OBP: 0.174, SLG: 0.182	1-0 L9		2-3 P6		1-2 G6-3		2-3 G5-3			4	0	0	0	0	0	4						
23 Ryne Sandberg, R (1, 4) OBP: 0.345, SLG: 0.403	2-0 G5-3			1-0 G6-3		2-1 G5-3		0-3 K		4	0	0	0	0	1	0						
Mark Grace, L (1, 3) OBP: 0.409, SLG: 0.419		1-1 F8		1-2 F7		4-0 G5-3 1B BB		4-1 G4-6-3 BB		2	0	0	0	2	0	0						
Damon Berryhill, S (1, 2) OBP: 0.333, SLG: 0.455		1-0 G6-3		0-1 E 2B		2-2 G5-3 1B		1-1 G4-6-3		4	0	2	0	0	0	1						
Vance Law, R (1, 5) OBP: 0.224, SLG: 0.250		2-0 F8		4-0 E BB		0-0 G5-3			1-0 G3	2	0	0	0	1	0	2						
Curtis Wilkerson, S (9, PH) OBP: 0.208, SLG: 0.365						1-2 2-3				1	0	0	0	0	0	0						
Mitch Webster, S (1, 7) OBP: 0.298, SLG: 0.290			1-1 F9		2-2 E5		1-2 1B		0-0 P4	3	0	1	0	0	0	2						
Dwight Smith, L (8, 7) OBP: 0.323, SLG: 0.276				1-2 2-3						1	0	0	0	0	0	0						
Shawon Dunston, R (1, 6) OBP: 0.245, SLG: 0.230			4-0 S BB		1-0 F7		4-0 E SH3 BB		3-1 F7	1	0	0	0	2	0	3						
Phil Stephenson, L (9, PH) OBP: 0.235, SLG: 0.188										1	0	0	0	0	0	0						
Greg Maddux, R (1, 1) OBP: 0.200, SLG: 0.200			0-3 K		2-2 G3		0-0 SH3			2	0	0	0	0	1	1						
Inning Stats	R: 0 E: 0 K: 0 S: 6	H: 0 LOB: 0 BB: 0 P: 10	R: 0 E: 0 K: 0 S: 4	H: 0 LOB: 0 BB: 0 P: 8	R: 0 E: 0 K: 1 S: 10	H: 0 LOB: 2 BB: 2 P: 21	R: 0 E: 1 K: 0 S: 11	H: 1 LOB: 3 BB: 1 P: 20	R: 0 E: 0 K: 0 S: 9	H: 0 LOB: 0 BB: 0 P: 13	R: 0 E: 0 K: 0 S: 7	H: 1 LOB: 1 BB: 1 P: 15	R: 0 E: 0 K: 0 S: 6	H: 1 LOB: 2 BB: 1 P: 11	R: 0 E: 0 K: 1 S: 8	H: 0 LOB: 0 BB: 1 P: 13	R: 0 E: 0 K: 0 S: 4	H: 0 LOB: 0 BB: 0 P: 8	1B: 2 2B: 1 3B: 0 HR: 0	SF: 0 SAC: 1 DP: 2 HBP: 0	WP: 0 PB: 0 SB: 2 CS: 0	PA: 35
PITCHER Bob Knepper, L (1, 1) ERA: 5.06	IP: 7.0 WLS: W BF: 29 H: 3 R: 0 ER: 0 SO: 0 BB: 5 IBB: 0 HBP: 0 BLK: 0 WP: 0 HR: 0 S: 53 P: 98 ERA: 0.00 WHIP: 1.143															PITCHER	IP: 7.0 WLS: W BF: 29 H: 3 R: 0 ER: 0 SO: 0 BB: 5 IBB: 0 HBP: 0 BLK: 0 WP: 0 HR: 0 S: 53 P: 98 ERA: 0.00 WHIP: 1.143					
Larry Andersen, R (8, 1) ERA	1.0 S 3	0	0	0	0	1	1	0	0	0	0	0	0	0	0	0	8	13	0.00	1.000		
Dave Smith, R (9, 1) ERA: 3.95	1.0 S 3	0	0	0	0	0	0	0	0	0	0	0	0	0	0	0	4	8	0.00	0.000		

Houston Astros @ Chicago Cubs
Wrigley Field, Chicago, IL
Sat May 13 1989, 3:33 AM CDT
Att: 27,775 - Unknown

AB 28
R 0
H 3
RBI 0
BB 6
SO 2
LOB 14



Batter	1	2	3	4	5	6	7	8	9	AB	R	H	RBI	BB	SO	LOB	TOP
Gerald Young, S (1, 8) OBP: 0.298, SLG: 0.246	G6-3		G5-3		G5-3				P4	4	0	0	0	1	0	1	
Rafael Ramirez, R (1, 6) OBP: 0.284, SLG: 0.321	G5-4-3 1B			G6-3		K	F9			4	0	1	0	0	1	3	
Bill Doran, S (1, 4) OBP: 0.327, SLG: 0.433	G5-4-3 1-2			K		G6-3			L9	4	0	0	0	0	1	1	
Glenn Davis, R (1, 3) OBP: 0.322, SLG: 0.481		P6		K		K			CS BB	3	0	0	0	1	2	0	
Billy Hatcher, R (1, 7) OBP: 0.272, SLG: 0.302									P4	2	2	1	0	2	0	1	
Kevin Bass, S (1, 9) OBP: 0.380, SLG: 0.431	F9								CS	3	2	2	1	1	0	1	
Ken Caminiti, S (1, 5) OBP: 0.312, SLG: 0.389	G6-3								HR	4	1	2	2	0	0	1	
Craig Biggio, R (1, 2) OBP: 0.302, SLG: 0.278			F9						F3	3	0	0	2	0	0	2	
Mike Scott, R (1, 1) OBP: 0.200, SLG: 0.158			P6							3	0	0	0	1	0	3	
Inning Stats	R: 0 H: 1 E: 0 K: 0 S: 9	H: 1 R: 0 ER: 0 SO: 7	H: 0 R: 0 ER: 0 SO: 7	H: 0 R: 0 ER: 0 SO: 5	H: 0 R: 0 ER: 0 SO: 6	H: 0 R: 0 ER: 0 SO: 8	H: 0 R: 0 ER: 0 SO: 9	H: 2 R: 3 ER: 0 SO: 9	H: 0 R: 0 ER: 0 SO: 7	H: 2 R: 1 ER: 1 SO: 13	H: 0 R: 0 ER: 0 SO: 13	H: 0 R: 0 ER: 0 SO: 11	H: 1 R: 1 ER: 0 SO: 11	H: 1 R: 0 ER: 0 SO: 20	1B: 4 2B: 0 3B: 1 HR: 1	SF: 1 SAC: 0 DP: 2 HBP: 0	WP: 0 PA: 38 PB: 0 SB: 0 CS: 1
PITCHER	IP WLS BF H R ER SO BB IBB HBP BLK WP HR S P ERA WHIP																
Paul Kilgus, L (1, 1) ERA: 3.78	6.0 L 25 5 4 4 4 3 0 0 0 0 0 0 47 78 6.00 1.333																
Jeff Pico, R (7, 1) ERA: 2.45	2.0 7 0 0 0 0 1 1 0 0 0 0 0 24 39 0.00 0.500																
Mitch Williams, L (9, 1) ERA: 2.33	1.0 5 1 1 1 0 1 0 0 0 0 0 1 11 20 9.00 2.000																

Houston Astros @ Chicago Cubs
Wrigley Field, Chicago, IL
Sun May 14 1989, 3:33 AM CDT
Att: 23,391 - Sunny - 52 F

AB	30
R	5
H	6
RBI	5
BB	6
SO	4
LOB	13



Batter	1	2	3	4	5	6	7	8	9	AB	R	H	RBI	BB	SO	LOB	BOTTOM
Doug Dascenzo, S (1, 8) OBP: 0.298, SLG: 0.246	E6 1B FC6-4		G4-6-3 1-2			G3		P4		4	1	0	0	0	0	3	
Dwight Smith, L (1, 9) OBP: 0.314, SLG: 0.273	FC6-4 1B		F9			G4-3			B1	4	0	1	0	0	0	0	
23 Ryne Sandberg, R (1, 4) OBP: 0.336, SLG: 0.391	K				F9				L5	4	0	0	0	0	1	2	
Mark Grace, L (1, 3) OBP: 0.397, SLG: 0.405	FC6-4 1-2 3-H				K				L7	4	0	0	1	0	1	1	
Damon Berryhill, S (1, 2) OBP: 0.308, SLG: 0.417	K				F8					3	0	0	0	0	1	1	
Phil Stephenson, L (1, 7) OBP: 0.200, SLG: 0.158			K			G6-3			G3	3	0	0	0	0	1	0	
Curtis Wilkerson, S (1, 5) OBP: 0.214, SLG: 0.364			K			K			1B 1B	3	0	1	0	0	2	0	
Domingo Ramos, R (1, 6) OBP: 0.263, SLG: 0.378			L7			L4-3			F9	3	0	0	0	0	0	1	
Paul Kilgus, L (1, 1) OBP: 0.133, SLG: 0.133						G6-3				2	0	1	0	0	0	0	
Jeff Pico, R (7, 1) OBP: 0.276, SLG: 0.357						G6-3				0	0	0	0	0	0	0	
Gary Varsho, L (6, PH) OBP: 0.276, SLG: 0.357						G6-3				1	0	1	0	0	0	0	
Mitch Williams, L (9, 1) OBP: 0.276, SLG: 0.357						G6-3				0	0	0	0	0	0	0	
Inning Stats	R: 1 H: 1 E: 2 K: 2 S: 15	H: 0 R: 0 ER: 0 SO: 7	H: 0 R: 0 ER: 0 SO: 7	H: 1 R: 0 ER: 0 SO: 6	H: 0 R: 0 ER: 0 SO: 7	H: 0 R: 0 ER: 0 SO: 8	H: 0 R: 0 ER: 0 SO: 9	H: 0 R: 0 ER: 0 SO: 7	H: 0 R: 0 ER: 0 SO: 9	H: 2 R: 0 ER: 0 SO: 14	H: 0 R: 0 ER: 0 SO: 6	H: 0 R: 0 ER: 0 SO: 10	H: 0 R: 0 ER: 0 SO: 10	H: 0 R: 0 ER: 0 SO: 10	1B: 4 2B: 0 3B: 0 HR: 0	SF: 0 SAC: 0 DP: 1 HBP: 0	WP: 0 PA: 31 PB: 0 SB: 1 CS: 0
PITCHER	IP WLS BF H R ER SO BB IBB HBP BLK WP HR S P ERA WHIP																
Mike Scott, R (1, 1) ERA: 2.44	9.0 W 31 4 1 0 6 0 0 0 0 0 0 0 79 116 0.00 0.444																

Houston Astros @ Chicago Cubs
Wrigley Field, Chicago, IL
Sun May 14 1989, 3:33 AM CDT
Att: 23,391 - Sunny - 52 F

AB	31
R	1
H	4
RBI	1
BB	0
SO	6
LOB	8



Batter	1	2	3	4	5	6	7	8	9	AB	R	H	RBI	BB	SO	LOB	TOP		
Ron Gant, R OBP: 0.248, SLG: 0.348 Jim Acker, R (7, 1) Terry Blocker, L (9, PH) OBP: 0.300, SLG: 0.222	K		K		FC5		FC5-4		F7	4	0	0	0	0	2	5			
Lonnie Smith, R OBP: 0.465, SLG: 0.566	F9				F9		L9		F9	4	0	0	0	0	0	0			
Darrell Evans, L OBP: 0.340, SLG: 0.487 (7, 5)	F8				L9		L9		F9	4	0	0	0	0	0	0			
Dale Murphy, R OBP: 0.302, SLG: 0.405		K					F9		FC6-4	4	0	2	0	0	1	0			
Andres Thomas, R OBP: 0.277, SLG: 0.341	K				G6-3				FC6-4	4	0	0	0	0	1	2			
Dion James, L OBP: 0.402, SLG: 0.371							G6-4-3			3	0	2	0	1	1	0			
Jody Davis, R OBP: 0.242, SLG: 0.268	K				G6-4-3					4	0	0	0	0	3	3			
Jeff Treadway, L OBP: 0.309, SLG: 0.393			K				FC5		E6	3	0	1	0	1	1	1			
Derek Lilliquist, L OBP: 0.167, SLG: 0.167 Gerald Perry, L (7, PH) OBP: 0.357, SLG: 0.344 (7, 3)			K							2	0	1	0	0	1	0			
Inning Stats	R: 0 H: 0 E: 0 K: 1 S: 7	H: 0 LOB: 1 BB: 0 P: 12	R: 0 H: 1 E: 0 K: 3 S: 12	H: 0 LOB: 1 BB: 0 P: 16	R: 0 H: 0 E: 0 K: 3 S: 9	H: 0 LOB: 0 BB: 0 P: 13	R: 0 H: 1 E: 0 K: 0 S: 9	H: 1 LOB: 2 BB: 0 P: 15	R: 0 H: 0 E: 0 K: 0 S: 5	H: 0 LOB: 0 BB: 0 P: 9	R: 0 H: 1 E: 1 K: 1 S: 12	H: 1 LOB: 3 BB: 1 P: 22	R: 0 H: 1 E: 0 K: 2 S: 8	H: 1 LOB: 2 BB: 0 P: 15	R: 0 H: 2 E: 0 K: 2 S: 12	H: 2 LOB: 2 BB: 0 P: 17	1B: 5 2B: 2 3B: 0 HR: 0	SF: 0 SAC: 0 DP: 1 HBP: 0	WP: 0 PA: 37 PB: 0 SB: 0 CS: 0
PITCHER	IP	WLS	BF	H	R	ER	SO	BB	IBB	HBP	BLK	WP	HR	S	P	ERA	WHIP		
Mike Bielecki, R ERA: 1.05 Calvin Schiraldi, R ERA: 3.04	7.0	W	28	4	0	0	8	3	0	0	0	0	0	61	103	0.00	1.000		
	2.0		9	3	0	0	2	0	0	0	0	0	0	20	32	0.00	1.500		

Atlanta Braves @ Chicago Cubs
Wrigley Field, Chicago, IL
Mon May 15 1989, 3:33 AM CDT
Att: 16,920 - Unknown

AB 34
R 0
H 7
RBI 0
BB 3
SO 10
LOB 13



Batter	1	2	3	4	5	6	7	8	9	AB	R	H	RBI	BB	SO	LOB	BOTTOM		
Doug Dasenczo, S (1, 8)	G6-3	G4-3			P5		G4-3			4	0	0	0	0	0	2			
Domingo Ramos, R OBP: 0.286, SLG: 0.390	G6-3		G5-3						G4-6-3	4	0	2	1	0	0	0			
23 Ryne Sandberg, R OBP: 0.327, SLG: 0.580	F8		L8		FC4-6				P6	4	0	0	0	0	0	2			
Mark Grace, L OBP: 0.393, SLG: 0.400		HR	K				G1-3		G4-6-3	4	1	1	0	0	1	1			
Damon Berryhill, S OBP: 0.310, SLG: 0.410		HR			G3-1		K			3	1	1	0	0	1	0			
Lloyd McClendon, R OBP: 0.697, SLG: 1.667		HR			G6-3				1B	3	1	2	3	0	0	0			
Curtis Wilkerson, S OBP: 0.203, SLG: 0.345		G1-3			F7				F7	3	0	0	0	0	0	1			
Darrin Jackson, R OBP: 0.231, SLG: 0.208		E8							K	2	1	1	0	1	1	0			
Mike Bielecki, R Phil Stephenson, L (7, PH) OBP: 0.150, SLG: 0.150 Calvin Schiraldi, R (8, 1)		L7			SH3-4				G3	1	0	0	0	0	0	1			
Inning Stats	R: 0 H: 0 E: 0 K: 0 S: 6	H: 4 LOB: 1 BB: 0 P: 10	R: 3 H: 4 E: 1 K: 0 S: 13	H: 4 LOB: 1 BB: 0 P: 18	R: 0 H: 0 E: 0 K: 1 S: 5	H: 0 LOB: 0 BB: 0 P: 7	R: 0 H: 0 E: 0 K: 0 S: 7	H: 0 LOB: 0 BB: 0 P: 11	R: 1 H: 1 E: 0 K: 0 S: 8	H: 1 LOB: 1 BB: 1 P: 15	R: 0 H: 1 E: 0 K: 1 S: 9	H: 1 LOB: 1 BB: 0 P: 11	R: 0 H: 0 E: 0 K: 1 S: 9	H: 0 LOB: 0 BB: 0 P: 15	R: 0 H: 1 E: 0 K: 0 S: 5	H: 1 LOB: 0 BB: 0 P: 5	1B: 6 2B: 0 3B: 0 HR: 1	SF: 0 SAC: 1 DP: 1 HBP: 0	WP: 0 PA: 31 PB: 0 SB: 0 CS: 0
PITCHER	IP	WLS	BF	H	R	ER	SO	BB	IBB	HBP	BLK	WP	HR	S	P	ERA	WHIP		
Derek Lilliquist, L ERA: 3.71 Jim Acker, R ERA: 3.6	6.0	L	25	6	4	4	2	1	0	0	0	0	0	14	20	0.00	0.500		
	2.0		6	1	0	0	1	0	0	0	0	0	0	14	20	0.00	0.500		

Atlanta Braves @ Chicago Cubs
Wrigley Field, Chicago, IL
Mon May 15 1989, 3:33 AM CDT
Att: 16,920 - Unknown

AB 29
R 4
H 7
RBI 4
BB 1
SO 3
LOB 7



Batter	1	2	3	4	5	6	7	8	9	AB	R	H	RBI	BB	SO	LOB	TOP											
Lonnie Smith, R OBP: 0.453, SLG: 0.542 (1, 7)	L9		K				L5			4	0	1	0	0	1	0	Atlanta Braves @ Chicago Cubs Wrigley Field, Chicago, IL Wed May 17 1989, 7:05 PM CDT Att: 31,196 - Unknown livebaseballscores.com											
Dion James, L OBP: 0.416, SLG: 0.382 Geronimo Berroa, R OBP: 0.333, SLG: 0.290 (8, PH) (8, 9)	FC3-6 1B		G6-3				FC4-6 1B			3	0	1	0	0	0	1												
Gerald Perry, L OBP: 0.361, SLG: 0.333 (1, 3)	FC3-6 1-2		BB 1B				FC4-6 1-2			3	0	0	0	1	0	3												
Dale Murphy, R OBP: 0.305, SLG: 0.403 (1, 8)	K		BB 1B				F9			3	0	1	0	1	1	2												
Darrell Evans, L OBP: 0.327, SLG: 0.432 (1, 5)			FC4-6 BB				P6			2	0	0	0	2	0	1												
Andres Thomas, R OBP: 0.275, SLG: 0.366 (1, 6)			FC4-6 1B				K			4	0	0	0	0	1	4												
Jody Davis, R OBP: 0.242, SLG: 0.261 (1, 2)			F8				F9			4	0	1	0	0	0	1												
Jeff Treadway, L OBP: 0.324, SLG: 0.396 (1, 4)			F7				L3			4	0	1	0	0	0	1												
Zane Smith, L OBP: 0.133, SLG: 0.133 Terry Blocker, L OBP: 0.250, SLG: 0.162 José Álvarez, R (7, PH) Ron Gant, R OBP: 0.245, SLG: 0.343 (8, PH)			L8				F8			2	0	0	0	0	0	2												
Inning Stats	R: 0 E: 0 K: 1 S: 8	H: 1 LOB: 1 BB: 0 P: 11	R: 0 E: 0 K: 0 S: 10	H: 1 LOB: 2 BB: 1 P: 16	R: 0 E: 0 K: 1 S: 8	H: 1 LOB: 3 BB: 2 P: 17	R: 0 E: 0 K: 0 S: 5	H: 0 LOB: 0 BB: 0 P: 10	R: 0 E: 0 K: 1 S: 12	H: 1 LOB: 1 BB: 0 P: 16	R: 0 E: 0 K: 0 S: 6	H: 0 LOB: 0 BB: 0 P: 8	R: 0 E: 0 K: 0 S: 9	H: 0 LOB: 0 BB: 0 P: 15	R: 0 E: 0 K: 0 S: 6	H: 1 LOB: 1 BB: 1 P: 15		R: 0 E: 0 K: 1 S: 7	H: 1 LOB: 1 BB: 0 P: 11	1B: 6 2B: 0 3B: 0 HR: 0	SF: 0 SAC: 0 DP: 1 HBP: 0	WP: 0 PB: 0 SB: 0 CS: 0	PA: 36					
PITCHER	IP	WLS	BF	H	R	ER	SO	BB	IBB	HBP	BLK	WP	HR	S	P	ERA		WHIP										
Jeff Pico, R ERA: 1.78 Pat Perry, L ERA: 1.4	(1, 1) (8, 1)	7.0 2.0	W 8	28 2	4 2	0 0	3 1	3 1	0 0	0 0	0 0	0 0	0 0	58 13	93 26	0.00 0.00		1.000 1.500										

Batter	1	2	3	4	5	6	7	8	9	AB	R	H	RBI	BB	SO	LOB	BOTTOM											
Doug Dascenzo, S OBP: 0.208, SLG: 0.136 (1, 8)	G4-3 1B						G1-3 1B			3	1	2	1	1	0	1	Atlanta Braves @ Chicago Cubs Wrigley Field, Chicago, IL Wed May 17 1989, 7:05 PM CDT Att: 31,196 - Unknown livebaseballscores.com											
Shawn Dunston, R OBP: 0.250, SLG: 0.227 Domingo Ramos, R OBP: 0.292, SLG: 0.370 (4, 6)	G4-3 BB						G1-3 1-2			1	0	0	0	1	0	1												
23 Ryne Sandberg, R OBP: 0.323, SLG: 0.387 (1, 4)	K						L4			4	0	0	0	0	2	3												
Mark Grace, L OBP: 0.386, SLG: 0.391 (1, 3)	G4-3						G6-4-3 1B			4	0	1	1	0	0	1												
Damon Berryhill, S OBP: 0.320, SLG: 0.426 (1, 2)	2-1						G6-4-3 1-2			4	1	2	0	0	0	1												
Lloyd McClendon, R OBP: 0.333, SLG: 0.667 (1, 7)							G5-3			3	1	1	0	0	0	1												
Vance Law, R OBP: 0.238, SLG: 0.265 (1, 5)							P3			3	1	1	1	0	1	0												
Darrin Jackson, R OBP: 0.250, SLG: 0.233 (1, 9)							L5-3			3	0	1	1	0	0	0												
Jeff Pico, R Phil Stephenson, L (7, PH) Pat Perry, L OBP: 0.250, SLG: 0.250 (8, 1)							G1-3			1	0	0	0	0	0	0												
Inning Stats	R: 1 E: 0 K: 1 S: 13	H: 1 LOB: 1 BB: 1 P: 25	R: 3 E: 0 K: 0 S: 12	H: 4 LOB: 1 BB: 0 P: 20	R: 0 E: 0 K: 0 S: 6	H: 1 LOB: 1 BB: 0 P: 12	R: 0 E: 0 K: 0 S: 8	H: 0 LOB: 0 BB: 0 P: 12	R: 0 E: 0 K: 0 S: 4	H: 1 LOB: 0 BB: 0 P: 6	R: 0 E: 0 K: 1 S: 13	H: 0 LOB: 2 BB: 2 P: 28	R: 0 E: 0 K: 1 S: 5	H: 0 LOB: 0 BB: 0 P: 8	1B: 7 2B: 2 3B: 0 HR: 0	SF: 0 SAC: 1 DP: 2 HBP: 0		WP: 0 PB: 0 SB: 3 CS: 0	PA: 32									
PITCHER	IP	WLS	BF	H	R	ER	SO	BB	IBB	HBP	BLK	WP	HR	S	P	ERA		WHIP										
Zane Smith, L ERA: 5.07 José Álvarez, R ERA: 1.33	(1, 1) (7, 1)	6.0 2.0	L 8	25 0	8 0	4 0	4 0	2 2	1 0	0 0	0 0	0 0	0 0	18 18	36 36	0.00 0.00		1.000 1.000										



Batter	1	2	3	4	5	6	7	8	9	AB	R	H	RBI	BB	SO	LOB	TOP					
Doug Dascenzo, S OBP: 0.172, SLG: 0.111	F7		G4-3	G6-3		F7		P4		5	0	0	0	0	0	1						
Darin Jackson, R OBP: 0.270, SLG: 0.257	FC6-4 1B		K			FC6-4 1B		K	F8	5	0	2	0	0	2	0						
23 Ryne Sandberg, R OBP: 0.325, SLG: 0.387	K			E8 1B 2B	FC6-4 1B		1B	F8	F8	5	3	2	0	0	1	2						
Lloyd McClendon, R OBP: 0.417, SLG: 0.600	FC6-4									1	2	0	0	2	0	1						
Mark Grace, L OBP: 0.397, SLG: 0.393	FC6-4									2	0	1	0	0	0	0						
Damon Berryhill, S OBP: 0.370, SLG: 0.490										4	2	4	2	0	0	0						
Vance Law, R OBP: 0.248, SLG: 0.284	G4-3									4	1	2	3	0	1	3						
Curtis Wilkerson, S OBP: 0.190, SLG: 0.323	L4									4	0	0	1	0	0	5						
Shawon Dunston, R OBP: 0.240, SLG: 0.217	G6-3									4	0	0	0	0	0	2						
Greg Maddux, R OBP: 0.211, SLG: 0.263										4	0	1	1	0	1	0						
Inning Stats	R: 0 E: 0 K: 1 S: 8	H: 1 LOB: 1 BB: 0 P: 10	R: 0 E: 0 K: 0 S: 8	H: 1 LOB: 1 BB: 0 P: 14	R: 0 E: 0 K: 1 S: 9	H: 0 LOB: 0 BB: 0 P: 12	R: 4 E: 1 K: 0 S: 13	H: 4 LOB: 1 BB: 1 P: 22	R: 3 E: 0 K: 0 S: 12	H: 3 LOB: 0 BB: 0 P: 21	R: 0 E: 0 K: 0 S: 6	H: 0 LOB: 0 BB: 0 P: 10	R: 1 E: 0 K: 2 S: 12	H: 3 LOB: 2 BB: 0 P: 16	R: 0 E: 0 K: 1 S: 7	H: 0 LOB: 0 BB: 0 P: 9	R: 0 E: 0 K: 0 S: 5	H: 0 LOB: 0 BB: 0 P: 6	1B: 9 2B: 3 3B: 0 HR: 0	SF: 0 SAC: 0 DP: 1 HBP: 0	WP: 0 PB: 0 SB: 2 CS: 0	PA: 40
PITCHER	IP	WLS	BF	H	R	ER	SO	BB	IBB	HBP	BLK	WP	HR	S	P	ERA	WHIP					
Danny Jackson, L ERA: 6.02	4.1	L	23	8	7	7	2	2	0	0	0	0	0	44	72	14.54	2.308					
Tim Birtsas, L ERA: 2.7	0.2		2	1	0	0	0	0	0	0	0	0	0	6	7	0.00	1.500					
Kent Tekulve, R ERA: 3.57	2.0		9	3	1	1	2	0	0	0	0	0	0	18	26	4.50	1.500					
Rob Dibble, R ERA: 3.0	1.0		3	0	0	0	1	0	0	0	0	0	0	7	9	0.00	0.000					
Norm Charlton, L ERA: 0.92	1.0		3	0	0	0	0	0	0	0	0	0	0	5	6	0.00	0.000					

Chicago Cubs @ Cincinnati Reds
Riverfront Stadium, Cincinnati, OH
Fri May 19 1989, 7:05 PM EDT
Att: 29,202 - Unknown

AB	38
R	8
H	12
RBI	7
BB	2
SO	5
LOB	14



Batter	1	2	3	4	5	6	7	8	9	AB	R	H	RBI	BB	SO	LOB	BOTTOM					
Chris Sabo, R OBP: 0.272, SLG: 0.297	G4-3 2B 1B		5-3					G6-3		4	1	1	0	0	0	0						
Herm Winningham, L OBP: 0.344, SLG: 0.407	K		E 1B BB					G6-3		3	1	0	0	1	1	1						
Barry Larkin, R OBP: 0.347, SLG: 0.414	G4-3 1-3 2B		FC6 1-3 1B					1B		4	0	3	1	0	0	0						
Eric Davis, R OBP: 0.305, SLG: 0.455	G4-3		FC6 1-2					K		4	0	0	1	0	1	3						
Paul O'Neill, L OBP: 0.349, SLG: 0.460	G3		G1-3					K		4	0	0	0	0	1	2						
Todd Benzinger, S OBP: 0.293, SLG: 0.319								F8 1B		3	0	1	0	1	1	0						
Jeff Reed, L OBP: 0.292, SLG: 0.376	G4-3							F8		4	0	0	0	0	1	2						
Ron Oester, S OBP: 0.264, SLG: 0.256										1	0	1	0	0	0	0						
Lenny Harris, L OBP: 0.235, SLG: 0.188										3	0	0	0	0	0	2						
Danny Jackson, R OBP: 0.289, SLG: 0.559										1	0	0	0	0	1	1						
Tim Birtsas, L OBP: 0.286, SLG: 0.200										0	0	0	0	0	0	0						
Dave Collins, S OBP: 0.286, SLG: 0.200										1	0	0	0	0	0	0						
Kent Tekulve, R OBP: 0.347, SLG: 0.414										0	0	0	0	0	0	0						
Ken Griffey, L OBP: 0.347, SLG: 0.414										1	0	0	0	0	0	1						
Rob Dibble, L OBP: 0.240, SLG: 0.217										0	0	0	0	0	0	0						
Norm Charlton, S ERA: 0.92										0	0	0	0	0	0	0						
Inning Stats	R: 1 E: 0 K: 1 S: 10	H: 2 LOB: 1 BB: 0 P: 17	R: 0 E: 0 K: 2 S: 9	H: 1 LOB: 1 BB: 0 P: 13	R: 1 E: 1 K: 0 S: 10	H: 1 LOB: 1 BB: 1 P: 19	R: 0 E: 0 K: 1 S: 8	H: 0 LOB: 0 BB: 0 P: 10	R: 0 E: 0 K: 0 S: 10	H: 0 LOB: 0 BB: 0 P: 16	R: 0 E: 0 K: 1 S: 9	H: 0 LOB: 0 BB: 0 P: 13	R: 0 E: 1 K: 0 S: 11	H: 1 LOB: 1 BB: 0 P: 14	R: 0 E: 0 K: 1 S: 10	H: 1 LOB: 1 BB: 0 P: 13	R: 0 E: 0 K: 0 S: 4	H: 0 LOB: 1 BB: 1 P: 11	1B: 4 2B: 2 3B: 0 HR: 0	SF: 0 SAC: 0 DP: 0 HBP: 0	WP: 0 PB: 0 SB: 0 CS: 0	PA: 35
PITCHER	IP	WLS	BF	H	R	ER	SO	BB	IBB	HBP	BLK	WP	HR	S	P	ERA	WHIP					
Greg Maddux, R ERA: 3.43	9.0	W	35	6	2	2	6	2	0	0	0	0	0	81	126	2.00	0.889					

Chicago Cubs @ Cincinnati Reds
Riverfront Stadium, Cincinnati, OH
Fri May 19 1989, 7:05 PM EDT
Att: 29,202 - Unknown


AB	33
R	2
H	6
RBI	2
BB	2
SO	6
LOB	12



Batter	1	2	3	4	5	6	7	8	9	AB	R	H	RBI	BB	SO	LOB	TOP				
Doug Dasenczo, S OBP: 0.205, SLG: 0.189	2-1 CS 1B		0-0 FC6-4		0-2 G6-3		1-2 G4-3		1-2 G3	5	0	1	0	0	0	1					
Gary Varsho, L OBP: 0.235, SLG: 0.303	3-2 F8		1-0 P6		1-1 G4-3		0-0 G4-3			4	0	0	0	0	0	2					
23 Ryne Sandberg, R OBP: 0.337, SLG: 0.393	1-0 FC4-6 1B		1-1 F8		0-0 1B		4-2 BB			3	0	2	0	1	0	1					
Mark Grace, L OBP: 0.384, SLG: 0.389	0-1 FC4-6			2-0 F8	2-1 G1-3		0-0 G3			4	0	0	0	0	0	3					
Damon Berryhill, S OBP: 0.349, SLG: 0.450		0-1 P6		0-0 2B 1B		0-0 F8		1-0 G6-3		4	0	1	0	0	0	0					
Vance Law, R OBP: 0.283, SLG: 0.309		2-2 1B		3-2 2B		1-2 3B 1B		0-0 F8		4	1	3	0	0	0	0					
Dwight Smith, L OBP: 0.308, SLG: 0.324		2-0 F7		2-3 K		1-0 SH1-3 3B		2-0 G4-3		4	1	1	1	0	1	3					
Shawon Dunston, R OBP: 0.243, SLG: 0.214		1-3 K		4-0 IBB		0-0 SH1-3			1-3 K	2	0	0	1	1	2	1					
Mike Bielecki, R Steve Wilson, L Phil Stephenson, L Jeff Pico, R Mitch Williams, L Lloyd McClendon, R			4-1 FC6-4 BB	1-3 K		1-3 K			3-3 K	1	0	0	0	1	1	3					
Inning Stats	R: 0 E: 0 K: 0 S: 9	H: 2 LOB: 1 BB: 0 P: 14	R: 0 E: 0 K: 1 S: 10	H: 1 LOB: 1 BB: 0 P: 15	R: 0 E: 0 K: 0 S: 5	H: 0 LOB: 1 BB: 1 P: 11	R: 0 E: 0 K: 2 S: 12	H: 2 LOB: 3 BB: 1 P: 24	R: 0 E: 0 K: 0 S: 8	H: 1 LOB: 1 BB: 0 P: 11	R: 2 E: 0 K: 1 S: 9	H: 2 LOB: 0 BB: 0 P: 12	R: 0 E: 0 K: 0 S: 8	H: 0 LOB: 1 BB: 1 P: 13	R: 0 E: 0 K: 0 S: 3	H: 0 LOB: 0 BB: 0 P: 6	R: 0 E: 0 K: 2 S: 10	H: 0 LOB: 0 BB: 0 P: 15	1B: 6 2B: 1 3B: 1 HR: 0	SF: 0 SAC: 1 DP: 0 HBP: 0	WP: 0 PA: 37 PB: 0 SB: 0 CS: 1
PITCHER Rick Mahler, R ERA: 2.76	IP: 9.0 WLS: W BF: 37 H: 8 R: 2 ER: 2 SO: 6 BB: 2 IBB: 1 HBP: 0 BLK: 0 WP: 0 HR: 0 S: 74 P: 121 ERA: 2.00 WHIP: 1.111															PITCHER					

Chicago Cubs @ Cincinnati Reds
Riverfront Stadium, Cincinnati, OH
Sun May 21 1989, 3:33 AM EDT
Att: 34,128 - Cloudy - 82 F


AB	33
R	2
H	8
RBI	2
BB	3
SO	6
LOB	14



Batter	1	2	3	4	5	6	7	8	9	AB	R	H	RBI	BB	SO	LOB	BOTTOM		
Chris Sabo, R OBP: 0.275, SLG: 0.294	0-1 F9	0-1 P2		0-0 1B 1B		2-2 G1-3	4-2 BB			4	1	1	1	1	0	1			
Ken Griffey, L OBP: 0.400, SLG: 0.513	0-1 1B S		1-0 F9	3-1 1B		1-0 2B 1B	1-2 F9			4	1	3	1	0	0	0			
Joel Youngblood, R OBP: 0.333, SLG: 0.310	1B S		1-0 F9	1-3 1B		1-0 2B 1B	1-2 F9			1	0	0	0	0	0	3			
Barry Larkin, R OBP: 0.359, SLG: 0.418	4-2 1B BB		0-0 F8	0-3 K		1-2 2B 1B		1-0 BB 1B		4	2	2	0	1	1	2			
Eric Davis, R OBP: 0.319, SLG: 0.469	1-2 1B		0-0 F8	2-1 K		1-0 2B		0-0 SF8 BB		4	0	4	3	0	0	0			
Rolando Roomes, R OBP: 0.333, SLG: 0.457	1-2 2-3 1B		1-0 1B	1-2 1B		1-2 2B		1-2 SF8 BB		1	0	1	0	0	0	0			
Paul O'Neill, L OBP: 0.348, SLG: 0.469	2-3 K		0-2 G1-3	0-0 L4		2-3 F8		2-3 K		5	0	0	0	0	2	9			
Todd Benzinger, S OBP: 0.301, SLG: 0.318	2-1 F8			4-1 1B BB	2-3 K		0-0 L7	4-2 BB		3	1	0	0	2	1	3			
Jeff Reed, L OBP: 0.288, SLG: 0.365		3-2 P3		2-1 F9	1-0 F7		2-0 HBP	2-2 SF8		3	0	0	1	0	0	1			
Lenny Harris, L OBP: 0.282, SLG: 0.200		1-0 SH1-3 1B		4-2 E 1B BB	1-1 P2		2-0 BLK WP	2-0 F7		3	1	1	0	1	0	2			
Rick Mahler, R OBP: 0.280, SLG: 0.182		0-0 SH1-3		2-2 E1 1B		0-2 G6-3	4-2 BLK			2	1	1	0	1	0	0			
Inning Stats	R: 0 E: 0 K: 1 S: 17	H: 2 LOB: 3 BB: 1 P: 26	R: 0 E: 0 K: 0 S: 7	H: 1 LOB: 0 BB: 0 P: 11	R: 0 E: 0 K: 0 S: 6	H: 1 LOB: 1 BB: 0 P: 7	R: 4 E: 1 K: 1 S: 19	H: 4 LOB: 2 BB: 2 P: 34	R: 0 E: 0 K: 1 S: 6	H: 0 LOB: 0 BB: 0 P: 10	R: 2 E: 0 K: 0 S: 15	H: 3 LOB: 1 BB: 0 P: 23	R: 0 E: 0 K: 0 S: 10	H: 0 LOB: 2 BB: 2 P: 23	R: 1 E: 0 K: 1 S: 12	H: 2 LOB: 2 BB: 1 P: 23	1B: 12 2B: 1 3B: 0 HR: 0	SF: 1 SAC: 1 DP: 0 HBP: 2	WP: 1 PA: 44 PB: 0 SB: 1 CS: 0
PITCHER Mike Bielecki, R Steve Wilson, L Jeff Pico, R Mitch Williams, L	IP: 3.2 WLS: L BF: 22 H: 8 R: 4 ER: 4 SO: 4 BB: 3 IBB: 0 HBP: 0 BLK: 0 WP: 0 HR: 0 S: 48 P: 77 ERA: 9.82 WHIP: 3.000															PITCHER			

Chicago Cubs @ Cincinnati Reds
Riverfront Stadium, Cincinnati, OH
Sun May 21 1989, 3:33 AM EDT
Att: 34,128 - Cloudy - 82 F

AB	34
R	7
H	13
RBI	6
BB	6
SO	4
LOB	21



Batter	1	2	3	4	5	6	7	8	9	AB	R	H	RBI	BB	SO	LOB	TOP			
Chris Sabo, R OBP: 0.299, SLG: 0.375 (1, 5)	F7		HR		F8			F7		4	1	1	1	0	0	1	Cincinnati Reds @ Chicago Cubs Wrigley Field, Chicago, IL Sat May 27 1989, 3:33 AM CDT Att: 34,546 - Unknown			
Ken Griffey, L OBP: 0.386, SLG: 0.449 (1, 7)	L3		BB			K		K		3	0	0	0	1	2	0				
Barry Larkin, R OBP: 0.360, SLG: 0.445 (1, 6)	1B		4-3			G3			E4	2	0	1	0	0	0	1				
Ron Oester, S OBP: 0.263, SLG: 0.256 (3, 4)	1B								HR	2	1	0	0	0	0	0				
Eric Davis, R OBP: 0.323, SLG: 0.482 (1, 8)	L8				K				HR	4	1	1	2	0	2	1				
Paul O'Neill, L OBP: 0.330, SLG: 0.436 (1, 9)		F8		4-3					1-3	4	0	0	0	0	0	0				
Todd Benzinger, S OBP: 0.299, SLG: 0.335 (1, 3)					F7				4-3	4	0	0	0	0	1	0				
Lenny Harris, L OBP: 0.286, SLG: 0.240 (1, 4)									4-3	3	0	0	0	1	1	0				
Jeff Reed, L OBP: 0.298, SLG: 0.366 (1, 2)			5-3							3	0	1	0	0	1	1				
Jose Rijo, R OBP: 0.286, SLG: 0.300 (1, 1)			5-3							1	0	0	0	0	0	0				
Dave Collins, S OBP: 0.250, SLG: 0.217 (5, PH)										1	0	0	0	0	1	1				
Tim Birtsas, L OBP: 0.328, SLG: 0.387 (8, PH)										0	0	0	0	0	0	0				
Herm Winningham, L OBP: 0.328, SLG: 0.387 (8, PH)										1	0	0	0	0	0	0				
Kent Tekulve, R OBP: 0.286, SLG: 0.375 (8, 1)										0	0	0	0	0	0	0				
Inning Stats	R: 0 E: 0 K: 0 S: 5	H: 1 LOB: 1 BB: 0 P: 7	R: 0 E: 0 K: 1 S: 8	H: 0 LOB: 0 BB: 1 P: 13	R: 1 E: 0 K: 0 S: 11	H: 1 LOB: 1 BB: 1 P: 20	R: 0 E: 0 K: 1 S: 7	H: 0 LOB: 0 BB: 0 P: 9	R: 0 E: 0 K: 2 S: 8	H: 1 LOB: 1 BB: 0 P: 10	R: 0 E: 0 K: 1 S: 9	H: 0 LOB: 1 BB: 1 P: 17	R: 0 E: 0 K: 1 S: 7	H: 0 LOB: 0 BB: 0 P: 10	R: 2 E: 1 K: 0 S: 9	H: 1 LOB: 0 BB: 0 P: 14	1B: 2 2B: 0 3B: 0 HR: 2	SF: 0 SAC: 0 DP: 0 HBP: 0	WP: 0 PB: 0 SB: 0 CS: 0	PA: 34
PITCHER Rick Sutcliffe, R ERA: 3.43 (1, 1)	IP: 9.0 WLS: W BF: 34 H: 4 R: 3 ER: 2 SO: 8 BB: 2 IBB: 0 HBP: 0 BLK: 0 WP: 0 HR: 2 S: 71 P: 110 ERA: 2.00 WHIP: 0.667															PITCHER Rick Sutcliffe, R ERA: 3.43 (1, 1)	IP: 9.0 WLS: W BF: 34 H: 4 R: 3 ER: 2 SO: 8 BB: 2 IBB: 0 HBP: 0 BLK: 0 WP: 0 HR: 2 S: 71 P: 110 ERA: 2.00 WHIP: 0.667			

AB	32
R	3
H	4
RBI	3
BB	2
SO	8
LOB	5



Batter	1	2	3	4	5	6	7	8	9	AB	R	H	RBI	BB	SO	LOB	BOTTOM										
Doug Dascenzo, S OBP: 0.188, SLG: 0.167 (1, 8)	K			E6		L6		1-3		5	0	0	0	0	2	1	Cincinnati Reds @ Chicago Cubs Wrigley Field, Chicago, IL Sat May 27 1989, 3:33 AM CDT Att: 34,546 - Unknown										
Gary Varsho, L OBP: 0.286, SLG: 0.383 (1, 7)	BB		1B	6-4-3	F8	F8				3	2	1	0	1	0	1											
23 Ryne Sandberg, R OBP: 0.332, SLG: 0.591 (1, 4)	SF9		6-4-3	1B		4-3				0	1	0	0	0	0	0											
Curtis Wilkerson, S OBP: 0.200, SLG: 0.319 (3, 4)	SF9		1-2	1B						3	0	1	0	0	0	1											
Mark Grace, L OBP: 0.390, SLG: 0.404 (1, 3)	1B		1B	6-3						3	1	1	0	1	1	1											
Damon Berryhill, S OBP: 0.337, SLG: 0.432 (1, 2)	SF9		G3	1B		4-3				3	1	2	2	0	0	0											
Dwight Smith, L OBP: 0.380, SLG: 0.468 (1, 9)	1B		1B	1B						2	0	2	2	1	0	0											
Vance Law, R OBP: 0.264, SLG: 0.311 (1, 5)	CS		G3			F7				4	0	1	1	0	1	3											
Shawon Dunston, R OBP: 0.262, SLG: 0.254 (1, 6)						P2				3	0	0	0	1	2	1											
Rick Sutcliffe, L OBP: 0.231, SLG: 0.200 (1, 1)						FC6-4				3	0	0	0	1	2	4											
Inning Stats	R: 2 E: 0 K: 1 S: 11	H: 1 LOB: 1 BB: 2 P: 26	R: 0 E: 0 K: 3 S: 13	H: 0 LOB: 1 BB: 1 P: 22	R: 2 E: 0 K: 1 S: 20	H: 4 LOB: 3 BB: 1 P: 31	R: 0 E: 1 K: 0 S: 14	H: 1 LOB: 1 BB: 0 P: 24	R: 1 E: 0 K: 0 S: 10	H: 2 LOB: 1 BB: 0 P: 13	R: 0 E: 0 K: 0 S: 9	H: 0 LOB: 0 BB: 1 P: 14	R: 0 E: 0 K: 1 S: 10	H: 0 LOB: 1 BB: 1 P: 17	R: 0 E: 0 K: 2 S: 7	H: 0 LOB: 0 BB: 0 P: 10		1B: 7 2B: 1 3B: 0 HR: 0	SF: 1 SAC: 1 DP: 0 HBP: 1	WP: 0 PB: 0 SB: 1 CS: 1	PA: 38						
PITCHER Jose Rijo, R ERA: 2.05 (1, 1)	IP: 4.0 WLS: L BF: 22 H: 6 R: 4 ER: 4 SO: 5 BB: 3 IBB: 1 HBP: 1 BLK: 0 WP: 0 HR: 0 S: 29 P: 103 ERA: 9.00 WHIP: 2.250															PITCHER Jose Rijo, R ERA: 2.05 (1, 1)		IP: 4.0 WLS: L BF: 22 H: 6 R: 4 ER: 4 SO: 5 BB: 3 IBB: 1 HBP: 1 BLK: 0 WP: 0 HR: 0 S: 29 P: 103 ERA: 9.00 WHIP: 2.250									
Tim Birtsas, L ERA: 2.42 (5, 1)	3.0	12	2	1	1	1	1	0	0	29	44	3.00	1.000														
Kent Tekulve, R ERA: 3.46 (8, 1)	1.0	3	0	0	0	2	0	0	0	7	10	0.00	0.000														

AB	29
R	5
H	8
RBI	5
BB	5
SO	8
LOB	12



Batter	1	2	3	4	5	6	7	8	9	AB	R	H	RBI	BB	SO	LOB	TOP								
Doug Dasenczo, S OBP: 0.189, SLG: 0.174	F9		F8				SF7		G6-3	4	0	1	1	0	0	1									
Vance Law, R OBP: 0.262, SLG: 0.305	G5-3		P4				FC5-4			4	0	0	0	0	0	3									
23 Ryne Sandberg, R OBP: 0.340, SLG: 0.385	1B		1B				F8		G4-3	4	0	3	0	0	0	2									
Mark Grace, L OBP: 0.393, SLG: 0.395	1B		F7				K		G4-3	4	0	1	0	0	1	2									
Damon Berryhill, S OBP: 0.319, SLG: 0.404	F7						F9		K	4	0	0	0	0	1	3									
Lloyd McClendon, R OBP: 0.387, SLG: 0.520		F7					G1-3		K	3	0	0	0	0	0	0									
Dwight Smith, L OBP: 0.385, SLG: 0.490									K	1	0	0	0	0	1	1									
Darrin Jackson, R OBP: 0.277, SLG: 0.333										3	1	1	0	0	0	0									
Gary Varsho, L OBP: 0.280, SLG: 0.375	G1-3		L6				1B SF7		K	1	0	0	0	0	1	0									
Shawon Dunston, R OBP: 0.277, SLG: 0.269										3	0	1	0	0	1	1									
Curtis Wilkerson, S OBP: 0.224, SLG: 0.333		E5					1B			1	0	1	0	0	0	0									
Scott Sanderson, R OBP: 0.222, SLG: 0.125										2	0	0	0	0	1	2									
Domingo Ramos, R OBP: 0.294, SLG: 0.367	K									1	0	1	0	0	0	0									
Steve Wilson, L OBP: 0.296, SLG: 0.288										0	0	0	0	0	0	0									
Mitch Webster, S OBP: 0.296, SLG: 0.288										1	0	0	0	0	1	1									
Inning Stats	R: 0 E: 0 K: 0 S: 10	H: 2 LOB: 2 BB: 0 P: 15	R: 0 E: 1 K: 1 S: 10	H: 0 LOB: 1 BB: 0 P: 13	R: 0 E: 0 K: 0 S: 5	H: 1 LOB: 1 BB: 0 P: 6	R: 0 E: 0 K: 0 S: 8	H: 0 LOB: 0 BB: 0 P: 16	R: 0 E: 0 K: 0 S: 10	H: 2 LOB: 2 BB: 0 P: 15	R: 0 E: 0 K: 1 S: 6	H: 0 LOB: 0 BB: 0 P: 10	R: 1 E: 0 K: 1 S: 9	H: 2 LOB: 1 BB: 0 P: 14	R: 0 E: 0 K: 2 S: 8	H: 1 LOB: 1 BB: 0 P: 13	R: 0 E: 0 K: 2 S: 9	H: 1 LOB: 1 BB: 0 P: 13	1B: 6 2B: 3 3B: 0 HR: 0	SF: 1 SAC: 0 DP: 0 HBP: 0	WP: 0 PB: 0 SB: 0 CS: 0	PA: 37			
PITCHER	IP	WLS	BF	H	R	ER	SO	BB	IBB	HBP	BLK	WP	HR	S	P	ERA	WHIP								
Derek Liliquist, L ERA: 2.45	(1, 1)	7.0	W	29	7	1	1	3	0	0	0	0	0	58	89	1.29	1.000								
Paul Assenmacher, L ERA: 1.61	(8, 1)	0.0		0	0	0	0	0	0	0	0	0	0	0	0	=	=								
Joe Boever, R ERA: 2.79	(9, 1)	1.0	S	4	1	0	0	2	0	0	0	0	0	9	13	0.00	1.000								

Chicago Cubs @ Atlanta Braves
Atlanta-Fulton County Stadium, Atlanta, GA
Mon May 29, 1989, 7:05 PM EDT
Att: 15,123 - Sunny

AB 36
R 1
H 9
RBI 1
BB 0
SO 7
LOB 16



Batter	1	2	3	4	5	6	7	8	9	AB	R	H	RBI	BB	SO	LOB	BOTTOM								
Jeff Treadway, L OBP: 0.331, SLG: 0.391	G4-3			G4-3		L9		G4-3		4	1	1	0	0	0	1									
Dion James, L OBP: 0.386, SLG: 0.333	P3			P6		F9				3	0	0	0	0	0	1									
Gerald Perry, L OBP: 0.356, SLG: 0.343	K			G4-3		F9				3	0	0	0	0	1	1									
Dale Murphy, R OBP: 0.308, SLG: 0.370		K				G1-3				3	1	1	1	0	1	0									
Darrell Evans, L OBP: 0.324, SLG: 0.393										3	0	1	1	0	1	0									
Paul Assenmacher, L OBP: 0.324, SLG: 0.393										0	0	0	0	0	0	0									
Joe Boever, R ERA: 2.79										0	0	0	0	0	0	0									
Andres Thomas, R OBP: 0.246, SLG: 0.341										3	0	0	0	0	0	1									
David Justice, L OBP: 0.150, SLG: 0.056										3	0	0	0	0	2	0									
Bruce Benedict, R OBP: 0.286, SLG: 0.167										2	0	0	0	1	0	0									
Derek Liliquist, L OBP: 0.111, SLG: 0.111										2	0	0	0	0	0	0									
Jeff Blauser, R OBP: 0.255, SLG: 0.396										1	0	0	0	0	0	1									
Inning Stats	R: 0 E: 0 K: 1 S: 9	H: 0 LOB: 0 BB: 0 P: 11	R: 0 E: 0 K: 2 S: 9	H: 0 LOB: 0 BB: 0 P: 12	R: 0 E: 0 K: 1 S: 6	H: 0 LOB: 0 BB: 0 P: 11	R: 2 E: 0 K: 0 S: 12	H: 3 LOB: 1 BB: 0 P: 17	R: 0 E: 0 K: 0 S: 5	H: 0 LOB: 0 BB: 0 P: 8	R: 0 E: 0 K: 0 S: 4	H: 0 LOB: 0 BB: 0 P: 8	R: 0 E: 0 K: 0 S: 5	H: 0 LOB: 0 BB: 0 P: 9	R: 0 E: 0 K: 1 S: 10	H: 0 LOB: 1 BB: 1 P: 19	1B: 2 2B: 1 3B: 0 HR: 0	SF: 0 SAC: 0 DP: 0 HBP: 0	WP: 0 PB: 0 SB: 1 CS: 0	PA: 28					
PITCHER	IP	WLS	BF	H	R	ER	SO	BB	IBB	HBP	BLK	WP	HR	S	P	ERA	WHIP								
Scott Sanderson, R ERA: 4.28	(1, 1)	6.0	L	21	3	2	2	4	0	0	0	0	0	45	67	3.00	0.500								
Steve Wilson, L ERA: 2.57	(7, 1)	2.0		7	0	0	0	1	1	0	0	0	0	15	28	0.00	0.500								

Chicago Cubs @ Atlanta Braves
Atlanta-Fulton County Stadium, Atlanta, GA
Mon May 29, 1989, 7:05 PM EDT
Att: 15,123 - Sunny

AB 27
R 2
H 3
RBI 2
BB 1
SO 5
LOB 5



Batter	1	2	3	4	5	6	7	8	9	AB	R	H	RBI	BB	SO	LOB	TOP																	
Doug Dasenczo, S OBP: 0.190, SLG: 0.164	G3-1		23 CS 1B BB		E4 1B G4-3		G4-3		G3-1	4	1	0	0	1	0	0	Chicago Cubs @ Atlanta Braves Atlanta-Fulton County Stadium, Atlanta, GA Tue May 30 1989, 7:05 PM EDT Att: 7,566 - Unknown																	
Gary Varsho, L OBP: 0.276, SLG: 0.365	G5-3		23 1B FC3 1B		G4-3		G3-1			4	1	1	0	0	0	1																		
23 Ryne Sandberg, R OBP: 0.343, SLG: 0.384	K		FC3 1B		1B BB		G6-3			3	0	1	0	1	1	0																		
Mark Grace, L OBP: 0.395, SLG: 0.398		2B 1B	FC3 FC5-4		1B				G3-1	4	1	2	2	0	0	1																		
Damon Berryhill, S OBP: 0.316, SLG: 0.409	SH1-3 1-H 2B	FC5-4	FC5-4		K				G5-3	4	0	1	1	0	1	4																		
Dwight Smith, L OBP: 0.382, SLG: 0.500 Mitch Williams, L (8, 1)	SH1-3 2-3	G4-3	G4-3		G4-3				G3-1	3	0	1	0	0	0	4																		
Vance Law, R OBP: 0.261, SLG: 0.299		BB		F7					G1	3	0	0	0	1	1																			
Shawon Dunston, R OBP: 0.277, SLG: 0.276	K		P3		P4-6 2B				K	4	0	1	0	0	2	2																		
Greg Maddux, R OBP: 0.200, SLG: 0.240 Darrin Jackson, R OBP: 0.283, SLG: 0.327	G3		K		P4-6 2-3f				P6	3	0	0	0	0	1	3																		
Inning Stats	R: 0 E: 0 K: 1 S: 9	H: 0 LOB: 0 BB: 0 P: 13	R: 1 E: 0 K: 1 S: 9	H: 2 LOB: 2 BB: 1 P: 13	R: 1 E: 0 K: 0 S: 14	H: 2 LOB: 2 BB: 1 P: 20	R: 0 E: 0 K: 1 S: 7	H: 0 LOB: 0 BB: 0 P: 10	R: 1 E: 1 K: 1 S: 8	H: 1 LOB: 2 BB: 1 P: 15	R: 0 E: 0 K: 0 S: 9	H: 1 LOB: 0 BB: 0 P: 10	R: 0 E: 0 K: 0 S: 7	H: 0 LOB: 1 BB: 0 P: 8	R: 0 E: 0 K: 0 S: 11	H: 1 LOB: 1 BB: 0 P: 15	R: 0 E: 0 K: 1 S: 9	H: 0 LOB: 0 BB: 0 P: 14	1B: 4 2B: 4 3B: 0 HR: 0	SF: 0 SAC: 1 DP: 1 HBP: 0	WP: 0 PB: 0 SB: 0 CS: 2	PA: 37												
PITCHER	IP WLS BF H R ER SO BB IBB HBP BLK WP HR S P ERA WHIP																																	
Pete Smith, R ERA: 4.73 Jim Acker, R ERA: 3.25	(1, 1) (7, 1)	6.0 L	27 27	6 6	3 3	2 2	5 5	3 3	0 0	0 0	0 0	0 0	0 0	0 0	0 0	0 0	0.00 0.333	3.00 1.500																

Batter	1	2	3	4	5	6	7	8	9	AB	R	H	RBI	BB	SO	LOB	BOTTOM																	
Jeff Treadway, L OBP: 0.326, SLG: 0.383	F8		G4-3		F8		P4		BB 1B	5	0	1	0	0	0	1	Chicago Cubs @ Atlanta Braves Atlanta-Fulton County Stadium, Atlanta, GA Tue May 30 1989, 7:05 PM EDT Att: 7,566 - Unknown																	
Dion James, L OBP: 0.402, SLG: 0.345	2B		FC4-6 BB		FC6-4 BB		K		BB	2	0	1	0	3	1	0																		
Gerald Perry, L OBP: 0.349, SLG: 0.333	L7		FC4-6		FC6-4		F7		K	5	0	0	0	0	1	6																		
Dale Murphy, R OBP: 0.311, SLG: 0.373	K			HR 1B		FC5-2 1B		G5-3		4	1	2	0	0	1	1																		
Darrell Evans, L OBP: 0.306, SLG: 0.367		G4-3		F7		F9		P3		4	0	0	0	0	0	2																		
Andres Thomas, R OBP: 0.257, SLG: 0.372		F8		HR		E4 FC5-2 1B		2B		4	1	3	2	0	0	0																		
David Justice, L OBP: 0.174, SLG: 0.050 Jeff Blauser, R OBP: 0.252, SLG: 0.382	G3-1		G3-1		G3-1		FC5-2 IBB		K	2	0	0	0	1	0	0																		
Bruce Benedict, R OBP: 0.293, SLG: 0.163 Terry Blocker, L OBP: 0.269, SLG: 0.280 John Russell, R OBP: 0.146, SLG: 0.146			G4-3 SH2-3 BB		G6-3		FC5-2		G3	1	0	0	0	1	0	0																		
Pete Smith, R OBP: 0.278, SLG: 0.267 Geronimo Berroa, R OBP: 0.333, SLG: 0.327 Jim Acker, R Ron Gant, R OBP: 0.232, SLG: 0.310	(1, 1) (6, PH) (9, 8)	(1, 1) (6, PH) (7, 1) (9, PH)	7.1 S	31 8	5 2	2 0	2 0	2 3	3 1	0 0	0 0	0 0	0 0	0 0	0 0	0 0	1.091 1.800	2.46 1.091	1B: 4 2B: 2 3B: 0 HR: 1	SF: 0 SAC: 1 DP: 0 HBP: 0	WP: 0 PB: 0 SB: 0 CS: 0	PA: 39												
PITCHER	IP WLS BF H R ER SO BB IBB HBP BLK WP HR S P ERA WHIP																																	
Greg Maddux, R ERA: 3.05 Mitch Williams, L ERA: 2.13	(1, 1) (8, 1)	7.1 S	31 8	5 2	2 0	2 0	2 3	3 1	0 0	0 0	0 0	0 0	0 0	0 0	0 0	0 0	1.091 1.800	2.46 1.091																



Batter	1	2	3	4	5	6	7	8	9	AB	R	H	RBI	BB	SO	LOB	TOP		
Doug Dasenczo, S (1, 8) OBP: 0.185, SLG: 0.160 Mitch Webster, S (9, PH) OBP: 0.301, SLG: 0.293			SH1-3 2H			F7				2	0	0	1	0	1	0	Chicago Cubs @ Atlanta Braves Atlanta-Fulton County Stadium, Atlanta, GA Wed May 31 1989, 7:05 PM EDT Att: 7,958 - Unknown - 90 F AB 29 R 2 H 6 RBI 2 BB 0 SO 5 LOB 7 		
Gary Varsho, L (1, 7) OBP: 0.259, SLG: 0.339			F9			L9				4	0	0	0	0	2	2			
23 Ryne Sandberg, R (1, 4) OBP: 0.346, SLG: 0.402						F8				4	1	2	1	0	0	2			
Mark Grace, L (1, 3) OBP: 0.389, SLG: 0.391	G4-3					F8			G4-6-3 1-2f	3	0	0	0	0	0	1			
Damon Berryhill, S (1, 2)						F7			F9	3	0	1	0	0	0	0			
Dwight Smith, L (1, 9) OBP: 0.382, SLG: 0.473			G1-6-3 1-2f			K			P5	3	0	0	0	0	1	1			
Vance Law, R (1, 5) OBP: 0.256, SLG: 0.293			K			F9			G3	3	0	0	0	0	1	0			
Shawon Dunston, R (1, 6) OBP: 0.278, SLG: 0.278						F9			F9	3	1	1	0	0	0	0			
Paul Kilgus, L (1, 1) OBP: 0.091, SLG: 0.091 Jeff Pico, R (8, 1) Curtis Wilkerson, S (9, PH) OBP: 0.234, SLG: 0.342			G4-3 1-2			L9				2	0	0	0	0	0	1			
Inning Stats	R: 1 E: 0 K: 2 S: 12	H: 1 LOB: 0 BB: 0 P: 18	R: 0 E: 0 K: 1 S: 9	H: 1 LOB: 0 BB: 0 P: 10	R: 1 E: 0 K: 0 S: 9	H: 1 LOB: 0 BB: 0 P: 12	R: 0 E: 0 K: 0 S: 8	H: 0 LOB: 0 BB: 0 P: 12	R: 0 E: 0 K: 1 S: 8	H: 0 LOB: 0 BB: 0 P: 7	R: 0 E: 0 K: 0 S: 5	H: 1 LOB: 0 BB: 0 P: 8	R: 0 E: 0 K: 0 S: 5	H: 0 LOB: 0 BB: 0 P: 7	R: 0 E: 0 K: 1 S: 7	H: 2 LOB: 1 BB: 0 P: 9		1B: 5 2B: 0 3B: 0 HR: 1	SF: 0 SAC: 1 DP: 3 HBP: 0
PITCHER	IP WLS BF H R ER SO BB IBB HBP BLK WP HR S P ERA WHIP																		
29 John Smoltz, R (1, 1) ERA: 2.32 Paul Assenmacher, L (9, 1) ERA: 1.59 Joe Boever, R (9, 1) ERA: 2.73	8.0 W 27 5 2 2 4 0 0 0 0 1 1 62 88 2.25 0.625																		

Batter	1	2	3	4	5	6	7	8	9	AB	R	H	RBI	BB	SO	LOB	BOTTOM		
Ron Gant, R (1, 5) OBP: 0.233, SLG: 0.314	F8					P4			G5-3	4	1	1	1	0	0	0	Chicago Cubs @ Atlanta Braves Atlanta-Fulton County Stadium, Atlanta, GA Wed May 31 1989, 7:05 PM EDT Att: 7,958 - Unknown - 90 F AB 30 R 3 H 7 RBI 2 BB 4 SO 4 LOB 9 		
Jeff Blauser, R (1, 4) OBP: 0.281, SLG: 0.406	F9								F8	4	0	2	1	0	0	0			
Gerald Perry, L (1, 3) OBP: 0.352, SLG: 0.333	K								G3-1	3	0	1	0	1	1	0			
Dale Murphy, R (1, 8) OBP: 0.306, SLG: 0.365		G6-3	1-3			FC6-4-5 IBB E			F8	4	1	0	0	0	0	2			
Andres Thomas, R (1, 6) OBP: 0.262, SLG: 0.371		G1-3				E IBB				3	0	1	0	1	0	0			
Gerónimo Berroa, R (1, 9) OBP: 0.345, SLG: 0.339 Joe Boever, R (9, 1)						E6				4	0	2	0	0	0	1			
Jody Davis, R (1, 2) OBP: 0.230, SLG: 0.234	F9								FC6-4 1-2f	3	0	0	0	1	0	3			
Dion James, L (1, 7) OBP: 0.393, SLG: 0.336			K			G4-3 1-2f			FC6-4	3	0	0	0	0	1	3			
29 John Smoltz, R (1, 1) OBP: 0.310, SLG: 0.375 Paul Assenmacher, L (9, 1) David Justice, L (9, 9) OBP: 0.174, SLG: 0.050						K			K	2	1	0	0	1	2	0			
Inning Stats	R: 0 E: 0 K: 1 S: 8	H: 0 LOB: 0 BB: 0 P: 10	R: 0 E: 0 K: 0 S: 8	H: 1 LOB: 0 BB: 0 P: 13	R: 2 E: 0 K: 1 S: 11	H: 2 LOB: 1 BB: 2 P: 21	R: 0 E: 0 K: 0 S: 5	H: 0 LOB: 0 BB: 0 P: 7	R: 0 E: 0 K: 1 S: 6	H: 0 LOB: 0 BB: 0 P: 9	R: 1 E: 0 K: 0 S: 5	H: 2 LOB: 3 BB: 2 P: 17	R: 0 E: 0 K: 1 S: 7	H: 0 LOB: 0 BB: 0 P: 9	R: 0 E: 0 K: 0 S: 5	H: 2 LOB: 2 BB: 0 P: 7		1B: 4 2B: 3 3B: 0 HR: 0	SF: 0 SAC: 0 DP: 0 HBP: 0
PITCHER	IP WLS BF H R ER SO BB IBB HBP BLK WP HR S P ERA WHIP																		
Paul Kilgus, L (1, 1) ERA: 3.65 Jeff Pico, R (8, 1) ERA: 2.79	7.2 L 33 7 3 2 4 2 0 0 0 0 0 0 54 92 2.35 1.174																		

Batter	1	2	3	4	5	6	7	8	9	AB	R	H	RBI	BB	SO	LOB	TOP								
Doug Dasenczo, S OBP: 0.186, SLG: 0.163	G6-3		23 E 23 S CS 1B		F9		G4-3		G3	5	0	1	1	0	0	4	Chicago Cubs @ St. Louis Cardinals Busch Stadium, St. Louis, MO Fri Jun 02 1989, 7:05 PM CDT Att: 46,448 - Unknown								
Vance Law, R OBP: 0.255, SLG: 0.289	F8		K		FC6-4			23 2B SF9 1B	G4-3	5	1	1	0	0	1	3									
23 Ryne Sandberg, R OBP: 0.349, SLG: 0.406	G4-3		CS	G4-3 BB 1B		F9		SF9 SF8 2B		3	2	1	0	1	0	0									
Mark Grace, L OBP: 0.391, SLG: 0.387		L6		G4-3 BB		K			IBB	2	0	0	0	2	1	0									
Damon Berryhill, S OBP: 0.305, SLG: 0.394	G6-3		G4-3		G4-3			SF9		3	0	0	1	0	0	2									
Lloyd McClendon, R OBP: 0.441, SLG: 0.607										3	0	3	1	0	0	0									
Mitch Webster, S OBP: 0.299, SLG: 0.293										0	0	0	1	0	0	0									
Darin Jackson, R OBP: 0.241, SLG: 0.238										3	1	1	0	1	0	2									
Calvin Schiraldi, R OBP: 0.299, SLG: 0.293										0	0	0	0	0	0	0									
Mitch Williams, L										0	0	0	0	0	0	0									
Shawon Dunston, R OBP: 0.277, SLG: 0.292										4	1	1	1	0	1	1									
Rick Sutcliffe, L OBP: 0.241, SLG: 0.214										3	0	1	0	0	1	1									
Dwight Smith, L OBP: 0.373, SLG: 0.482										1	0	1	0	0	0	0									
Inning Stats	R: 0 E: 0 K: 0 S: 5	H: 0 LOB: 0 BB: 0 P: 7	R: 0 E: 0 K: 0 S: 7	H: 1 LOB: 0 BB: 0 P: 13	R: 2 E: 0 K: 2 S: 13	H: 3 LOB: 0 BB: 0 P: 24	R: 1 E: 0 K: 0 S: 10	H: 1 LOB: 1 BB: 2 P: 23	R: 0 E: 0 K: 1 S: 8	H: 0 LOB: 0 BB: 0 P: 16	R: 0 E: 0 K: 1 S: 7	H: 2 LOB: 2 BB: 1 P: 13	R: 2 E: 0 K: 0 S: 16	H: 2 LOB: 1 BB: 0 P: 24	R: 0 E: 0 K: 0 S: 9	H: 1 LOB: 1 BB: 0 P: 12	1B: 7 2B: 2 3B: 1 HR: 0	SF: 2 SAC: 0 DP: 1 HBP: 0	WP: 0 PB: 0 SB: 2 CS: 3	PA: 40					
PITCHER	IP	WLS	BF	H	R	ER	SO	BB	IBB	HBP	BLK	WP	HR	S	P	ERA	WHIP								
Joe Magrane, L ERA: 4.34	6.1	L	25	6	3	3	3	3	0	0	0	0	0	55	103	4.26	1.421								
Cris Carpenter, R ERA: 3.0	0.2		6	3	2	2	1	0	1	0	0	0	0	12	20	27.00	4.500								
Frank DiPino, L ERA: 2.17	0.1		1	0	0	0	0	0	0	0	0	0	0	2	2	0.00	0.000								
John Costello, R ERA: 1.59	0.2		2	0	0	0	0	0	0	0	0	0	0	8	10	0.00	0.000								
Matt Kinzer, R ERA: 5.35	1.0		4	1	0	0	0	0	0	0	0	0	0	9	12	0.00	1.000								

Batter	1	2	3	4	5	6	7	8	9	AB	R	H	RBI	BB	SO	LOB	BOTTOM								
Vince Coleman, S OBP: 0.354, SLG: 0.396	FC3-6 1B		SH3		F7			2B 1B	K	4	1	2	0	0	1	4	Chicago Cubs @ St. Louis Cardinals Busch Stadium, St. Louis, MO Fri Jun 02 1989, 7:05 PM CDT Att: 46,448 - Unknown								
Ozzie Smith, S OBP: 0.333, SLG: 0.349	FC3-6 G2-3 1-2		K		F9			1B 2B		4	1	1	1	0	1	4									
Terry Pendleton, S OBP: 0.297, SLG: 0.292	G2-3 1-2		L8							4	0	1	1	0	0	2									
Pedro Guerrero, R OBP: 0.366, SLG: 0.492					G5-3			L7		3	0	0	0	1	0	1									
Willie McGee, S OBP: 0.275, SLG: 0.347					G1-3			G5-3		4	0	0	0	0	1	3									
Matt Kinzer, R					K					0	0	0	0	0	0	0									
Tom Brunansky, R OBP: 0.304, SLG: 0.359					G5-3					3	0	0	0	1	1	0									
José Oquendo, S OBP: 0.340, SLG: 0.314										3	0	2	0	1	0	0									
Tony Peña, R OBP: 0.276, SLG: 0.335										3	0	1	0	0	0	1									
Milt Thompson, L OBP: 0.379, SLG: 0.419										1	0	0	0	0	1	2									
Joe Magrane, R ERA: 3.35										2	0	1	0	0	0	2									
Cris Carpenter, R ERA: 3.35										0	0	0	0	0	0	0									
Frank DiPino, L ERA: 2.00										0	0	0	0	0	0	0									
John Costello, R OBP: 0.264, SLG: 0.278										0	0	0	0	0	0	0									
John Morris, L OBP: 0.254, SLG: 0.278										1	0	0	0	0	0	0									
Jim Lindeman, R OBP: 0.221, SLG: 0.174										1	0	0	0	0	1	2									
Inning Stats	R: 0 E: 0 K: 1 S: 10	H: 1 LOB: 2 BB: 1 P: 20	R: 0 E: 0 K: 1 S: 6	H: 0 LOB: 0 BB: 1 P: 14	R: 0 E: 0 K: 1 S: 6	H: 1 LOB: 1 BB: 0 P: 8	R: 0 E: 0 K: 0 S: 5	H: 0 LOB: 0 BB: 0 P: 7	R: 0 E: 0 K: 0 S: 9	H: 2 LOB: 2 BB: 0 P: 14	R: 0 E: 0 K: 0 S: 8	H: 0 LOB: 0 BB: 0 P: 13	R: 0 E: 0 K: 0 S: 3	H: 0 LOB: 0 BB: 0 P: 4	R: 2 E: 0 K: 0 S: 12	H: 3 LOB: 1 BB: 0 P: 18	R: 0 E: 0 K: 3 S: 13	H: 1 LOB: 2 BB: 1 P: 23	1B: 6 2B: 2 3B: 0 HR: 0	SF: 0 SAC: 1 DP: 1 HBP: 0	WP: 0 PB: 0 SB: 0 CS: 0	PA: 37			
PITCHER	IP	WLS	BF	H	R	ER	SO	BB	IBB	HBP	BLK	WP	HR	S	P	ERA	WHIP								
Rick Sutcliffe, R ERA: 3.35	7.1	W	30	7	2	2	3	2	0	0	0	0	0	53	89	2.46	1.227								
Calvin Schiraldi, R ERA: 2.91	0.2		4	1	0	0	0	1	0	0	0	0	0	10	19	0.00	3.000								
Mitch Williams, L ERA: 2.09	1.0	S	3	0	0	0	3	0	0	0	0	0	0	9	13	0.00	0.000								



Batter	1	2	3	4	5	6	7	8	9	AB	R	H	RBI	BB	SO	LOB	TOP			
Lenny Dykstra, L OBP: 0.367, SLG: 0.379 Roger McDowell, R OBP: 1.000, SLG: 1.000	F8		G4-3 WP 2B BB		G4-3		G1		L4-3	3	1	1	0	1	0	0				
Dave Magadan, L OBP: 0.356, SLG: 0.440	K		G4-3		G4-3		G1		L4-3	5	0	1	0	0	0	1				
Howard Johnson, S OBP: 0.354, SLG: 0.523 Keith Miller, R OBP: 0.077, SLG: 0.154	1B		G4-3 2H		F9		L9			3	0	2	1	0	0	1				
Darryl Strawberry, L OBP: 0.313, SLG: 0.497 Mark Carreon, R OBP: 0.222, SLG: 0.529	P5		G4-3		L1-6-3				G5-3	3	0	0	0	0	0	3				
Kevin McReynolds, R OBP: 0.342, SLG: 0.401 Mookie Wilson, S OBP: 0.221, SLG: 0.296		1B SF7 BB			G3		G1-4-3			0	1	0	0	2	0	0				
Gregg Jefferies, S OBP: 0.216, SLG: 0.261	L8		G4-3		G3-1		P6			4	0	0	0	0	0	3				
Mackey Sasser, L OBP: 0.350, SLG: 0.486 Barry Lyons, R OBP: 0.352, SLG: 0.424	FC6-4 1B				P4		F8		F8	1	0	1	0	0	0	0	AB 34			
Kevin Elster, R OBP: 0.266, SLG: 0.295	SF7		G4-3		G4-3		K		F9	3	0	0	1	0	1	0	R 3			
David Cone, L OBP: 0.250, SLG: 0.182 Terry Leach, R OBP: 0.387, SLG: 0.435	FC6-4				K		G1 1B		HR	1	0	0	0	0	0	1	H 8			
										1	0	0	0	0	1	0	RBI 3			
										2	1	2	1	0	0	0	BB 3			
																	SO 3			
																	LOB 14			
Inning Stats	R: 0 E: 0 K: 1 S: 8	H: 1 LOB: 1 BB: 9	R: 1 E: 0 K: 0 S: 11	H: 1 LOB: 1 BB: 21	R: 1 E: 0 K: 0 S: 8	H: 1 LOB: 2 BB: 23	R: 0 E: 0 K: 1 S: 8	H: 0 LOB: 1 BB: 10	R: 0 E: 0 K: 0 S: 7	H: 0 LOB: 1 BB: 7	R: 0 E: 0 K: 1 S: 11	H: 2 LOB: 2 BB: 16	R: 0 E: 0 K: 0 S: 7	H: 0 LOB: 0 BB: 12	R: 1 E: 0 K: 0 S: 7	H: 2 LOB: 1 BB: 11	1B: 6 2B: 1 3B: 0 HR: 1	SF: 1 SAC: 0 DP: 0 HBP: 0	WP: 1 PB: 0 SB: 0 CS: 0	PA: 38
PITCHER	IP WLS BF H R ER SO BB IBB HBP BLK WP HR S P ERA WHIP																			
Greg Maddux, R ERA: 3.09	(1, 1) 5.0 W 22 4 2 2 2 2 3 0 0 0 0 1 0 42 70 3.60 1.400																			
Steve Wilson, L ERA: 2.08	(6, 1) 2.0 8 2 0 0 1 0 0 0 0 0 0 0 14 22 0.00 1.000																			
Pat Perry, L ERA: 1.11	(8, 1) 1.0 3 0 0 0 0 0 0 0 0 0 0 0 7 12 0.00 0.000																			
Jeff Pico, R ERA: 3.0	(9, 1) 1.0 5 2 1 1 0 0 0 0 0 0 0 0 1 7 11 9.00 2.000																			

New York Mets @ Chicago Cubs
Wrigley Field, Chicago, IL
Mon Jun 05 1989, 7:05 PM CDT
Att: 34,840 - Unknown - 69 F

AB 34
R 3
H 8
RBI 3
BB 3
SO 3
LOB 14



Batter	1	2	3	4	5	6	7	8	9	AB	R	H	RBI	BB	SO	LOB	BOTTOM			
Doug Dascenzo, S OBP: 0.210, SLG: 0.165	F8	SH 23 3B		S HR 1B		G4-3				3	3	1	1	1	0	1				
Mitch Webster, S OBP: 0.308, SLG: 0.356	G5-3 HR BB	P6		HR		L9				4	3	2	2	1	0	2				
23 Ryne Sandberg, R OBP: 0.347, SLG: 0.646 Curtis Wilkerson, S OBP: 0.226, SLG: 0.349	G5-3		G5-3		G5-3	E5 1B 3B	G6-3			4	1	1	2	0	0	3				
Damon Berryhill, S OBP: 0.305, SLG: 0.378 Rick Wrona, R OBP: 0.219, SLG: 0.194	HR HBP			1B		3B 1B	G4-3			3	2	2	2	0	1	1				
Dwight Smith, L OBP: 0.403, SLG: 0.545	HR		G6-3 SF7 2B		1B	3B BB			G3	4	3	3	3	1	0	0				
Vance Law, R OBP: 0.280, SLG: 0.321 Domingo Ramos, R OBP: 0.283, SLG: 0.353	F9		G6-3		L7	G6-3 3B			G5-3	4	1	1	3	0	0	3				
Lloyd McClendon, R OBP: 0.432, SLG: 0.543		F9	SF7		G1-3	G6-3				3	0	0	2	1	0	0				
Shawon Dunston, R OBP: 0.292, SLG: 0.371		1B SH 1B	G6-3		F7				L8	5	1	2	0	0	0	1				
Greg Maddux, R OBP: 0.222, SLG: 0.259 Rick Sutcliffe, L OBP: 0.233, SLG: 0.207 Steve Wilson, L					G6-3	G6-3				2	1	1	0	0	0	0				
Pat Perry, L OBP: 0.200, SLG: 0.200 Jeff Pico, R		1B SH 3B			G6-3	L6				1	0	0	0	0	0	0				
										0	0	0	0	0	0	0				
										0	0	0	0	0	0	0				
										0	0	0	0	0	0	0				
Inning Stats	R: 3 E: 0 K: 0 S: 10	H: 1 LOB: 1 BB: 1 P: 19	R: 3 E: 0 K: 1 S: 20	H: 3 LOB: 1 BB: 0 P: 32	R: 1 E: 0 K: 0 S: 7	H: 1 LOB: 0 BB: 0 P: 11	R: 2 E: 0 K: 0 S: 15	H: 4 LOB: 2 BB: 0 P: 25	R: 0 E: 0 K: 0 S: 3	H: 0 LOB: 0 BB: 0 P: 7	R: 6 E: 1 K: 0 S: 15	H: 4 LOB: 1 BB: 2 P: 29	R: 0 E: 0 K: 0 S: 8	H: 0 LOB: 0 BB: 0 P: 14	R: 0 E: 0 K: 0 S: 11	H: 0 LOB: 1 BB: 1 P: 20	1B: 7 2B: 2 3B: 2 HR: 2	SF: 1 SAC: 1 DP: 0 HBP: 1	WP: 0 PB: 0 SB: 1 CS: 0	PA: 44
PITCHER	IP WLS BF H R ER SO BB IBB HBP BLK WP HR S P ERA WHIP																			
David Cone, R ERA: 4.28	(1, 1) 2.0 L 14 5 7 7 1 1 1 0 0 0 0 1 37 67 15.75 2.500																			
Terry Leach, R ERA: 4.22	(3, 1) 4.0 23 8 8 7 0 2 0 0 0 0 0 1 37 67 15.75 2.500																			
Roger McDowell, R ERA: 3.24	(7, 1) 2.0 7 0 0 0 0 1 0 0 0 0 0 0 19 34 0.00 0.500																			

New York Mets @ Chicago Cubs
Wrigley Field, Chicago, IL
Mon Jun 05 1989, 7:05 PM CDT
Att: 34,840 - Unknown - 69 F

AB 37
R 15
H 13
RBI 15
BB 4
SO 1
LOB 12



Batter	1	2	3	4	5	6	7	8	9	AB	R	H	RBI	BB	SO	LOB	TOP										
Mookie Wilson, S OBP: 0.215, SLG: 0.277 (1, 8)	G4-3		G3-1		F8		K			4	0	0	0	0	1	2											
Dave Magadan, L OBP: 0.363, SLG: 0.452 (1, 3)	PB 1B 2B		G4-3			HR 1B		F7		4	2	2	0	0	0	0											
Howard Johnson, S OBP: 0.351, SLG: 0.514 (1, 5)	1B 2-3 1B BB		P4			K		K		3	1	0	0	1	2	1											
Darryl Strawberry, L OBP: 0.317, SLG: 0.514 (1, 9)	1B 1-3 3-H 1B			G3		HR		G3-1		4	1	2	3	0	0	0											
Mark Carreon, R OBP: 0.250, SLG: 0.526 Lenny Dykstra, L OBP: 0.363, SLG: 0.373 (1, 7) (6, PH) (6, 8)	G6-4-3 1B			F9		F8		G6-3		2	0	1	1	0	0	0											
Gregg Jefferies, S OBP: 0.211, SLG: 0.255 (1, 4)	G6-4-3			G6-3		L6		F9		4	0	0	0	0	0	2											
Barry Lyons, R OBP: 0.337, SLG: 0.404 (1, 2)		G1-3			G5-3		F8		G5-3	4	0	0	0	0	0	0											
Kevin Elster, R OBP: 0.269, SLG: 0.303 (1, 6)		G6-3			G3-1 2B		L7			3	0	1	0	0	0	0											
Bob Ojeda, L OBP: 0.182, SLG: 0.143 Roger McDowell, R OBP: 1.000, SLG: 1.000 Jeff McKnight, S OBP: 1.000, SLG: 1.000 Don Aase, R (1, 1) (5, 1) (7, PH) (7, 1)			F8		G3-1 2-3					2	0	0	0	0	0	1											
Inning Stats	R: 2 E: 0 K: 0 S: 12	H: 3 LOB: 1 BB: 1 P: 23	R: 0 E: 0 K: 0 S: 3	H: 0 LOB: 0 BB: 0 P: 5	R: 0 E: 0 K: 0 S: 10	H: 0 LOB: 0 BB: 0 P: 14	R: 0 E: 0 K: 0 S: 4	H: 0 LOB: 0 BB: 0 P: 10	R: 0 E: 0 K: 1 S: 5	H: 1 LOB: 1 BB: 0 P: 6	R: 2 E: 0 K: 1 S: 12	H: 2 LOB: 0 BB: 0 P: 18	R: 0 E: 0 K: 1 S: 13	H: 1 LOB: 1 BB: 0 P: 20	R: 0 E: 0 K: 1 S: 8	H: 0 LOB: 0 BB: 0 P: 10	R: 0 E: 0 K: 0 S: 5	H: 0 LOB: 0 BB: 0 P: 9	1B: 4 2B: 2 3B: 0 HR: 1	SF: 0 SAC: 0 DP: 1 HBP: 0	WP: 0 PB: 1 SB: 0 CS: 0	PA: 34					
PITCHER	IP	WLS	BF	H	R	ER	SO	BB	IBB	HBP	BLK	WP	HR	S	P	ERA	WHIP										
Paul Kilgus, L ERA: 3.86 Calvin Schiraldi, R ERA: 2.77 Mitch Williams, L ERA: 1.95 (1, 1) (6, 1) (9, 1)	5.1	W	22	6	4	4	1	1	0	0	0	0	1	40	67	6.75	1.312										

New York Mets @ Chicago Cubs
Wrigley Field, Chicago, IL
Tue Jun 06 1989, 3:33 AM CDT
Att: 33,558 - Sunny

AB	33
R	4
H	7
RBI	4
BB	1
SO	3
LOB	6



Batter	1	2	3	4	5	6	7	8	9	AB	R	H	RBI	BB	SO	LOB	BOTTOM										
Doug Dascenzo, S OBP: 0.210, SLG: 0.167 (1, 8)	G6-3	G6-3			1B 23 1B 1B		G6-3	L5		5	1	1	0	0	0	1											
Mitch Webster, S OBP: 0.319, SLG: 0.367 (1, 7)	23 FC6 1B		G5-3		23 1B 1B		23 F9 23 BLK 1B			4	2	3	0	0	0	0											
23 Ryne Sandberg, R OBP: 0.350, SLG: 0.435 (1, 4)	FC6 FC5-4 1-2		G4-3 BB		1B 1B		F9			3	1	1	1	1	0	2											
Damon Berryhill, S OBP: 0.311, SLG: 0.383 (1, 2)	FC5-4 1-2		G4-3		L3-6 1B					4	0	2	2	0	0	2											
Lloyd McClendon, R OBP: 0.438, SLG: 0.615 (1, 3)		HR			F8		K			4	1	2	2	0	1	1											
Vance Law, R OBP: 0.266, SLG: 0.321 (1, 5)		HR 1B			L3-6 1B			K		3	1	1	0	1	1	2											
Dwight Smith, L OBP: 0.408, SLG: 0.586 (1, 9)		HR			F9		G6-4-3 1B		G3-1	4	1	2	2	0	0	1											
Shawon Dunston, R OBP: 0.297, SLG: 0.374 (1, 6)		F7			G6-4-3 1B		G6-4-3		2B 1B	4	1	2	0	0	0	1											
Paul Kilgus, L OBP: 0.083, SLG: 0.083 Calvin Schiraldi, R ERA: 3.0 Gary Varsho, L OBP: 0.271, SLG: 0.388 Mitch Williams, L (1, 1) (6, 1) (8, PH) (9, 1)	G3-1			G4-3		K		1-H 2B		2	0	0	0	0	0	2											
Inning Stats	R: 0 E: 0 K: 0 S: 8	H: 1 LOB: 1 BB: 0 P: 12	R: 3 E: 0 K: 0 S: 12	H: 3 LOB: 0 BB: 0 P: 20	R: 0 E: 0 K: 0 S: 7	H: 0 LOB: 1 BB: 1 P: 13	R: 0 E: 0 K: 0 S: 8	H: 1 LOB: 2 BB: 1 P: 13	R: 3 E: 0 K: 0 S: 11	H: 5 LOB: 0 BB: 0 P: 20	R: 0 E: 0 K: 1 S: 8	H: 1 LOB: 0 BB: 0 P: 11	R: 1 E: 0 K: 1 S: 15	H: 2 LOB: 1 BB: 0 P: 23	R: 1 E: 0 K: 1 S: 17	H: 2 LOB: 1 BB: 0 P: 25	1B: 12 2B: 1 3B: 1 HR: 2	SF: 0 SAC: 0 DP: 2 HBP: 0	WP: 0 PB: 0 SB: 0 CS: 0	PA: 37							
PITCHER	IP	WLS	BF	H	R	ER	SO	BB	IBB	HBP	BLK	WP	HR	S	P	ERA	WHIP										
Bob Ojeda, L ERA: 3.86 Roger McDowell, R ERA: 3.0 Don Aase, R ERA: 2.35 (1, 1) (5, 1) (7, 1)	4.0	L	22	9	6	6	0	2	0	0	0	0	0	14	20	0.00	1.000										

New York Mets @ Chicago Cubs
Wrigley Field, Chicago, IL
Tue Jun 06 1989, 3:33 AM CDT
Att: 33,558 - Sunny

AB	35
R	8
H	15
RBI	8
BB	2
SO	3
LOB	12



Batter	1	2	3	4	5	6	7	8	9	AB	R	H	RBI	BB	SO	LOB	TOP					
Howard Johnson, S OBP: 0.362, SLG: 0.539										3	3	2	1	2	0	0	New York Mets @ Chicago Cubs Wrigley Field, Chicago, IL Wed Jun 07 1989, 3:33 AM CDT Att: 35,372 - Sunny					
Dave Magadan, L OBP: 0.373, SLG: 0.463										4	1	2	0	1	0	2						
Kevin McReynolds, R OBP: 0.340, SLG: 0.414										4	1	1	4	0	0	2						
Darryl Strawberry, L OBP: 0.311, SLG: 0.503 Rick Aguilera, R										4	0	0	0	0	1	1						
Mookie Wilson, S OBP: 0.214, SLG: 0.274										5	1	1	0	0	0	1						
Gregg Jefferies, S OBP: 0.217, SLG: 0.260										4	2	2	0	0	1	1						
Jeff McKnight, S OBP: 0.800, SLG: 0.667										2	2	1	0	2	0	0						
Barry Lyons, R OBP: 0.343, SLG: 0.419										4	0	2	3	0	0	1						
Dwight Gooden, R OBP: 0.156, SLG: 0.226 Lenny Dykstra, L OBP: 0.360, SLG: 0.370										3	0	0	0	0	2	2						
Inning Stats	R: 1 E: 0 K: 0 S: 15	H: 1 LOB: 0 BB: 0 P: 23	R: 1 E: 0 K: 1 S: 8	H: 1 LOB: 0 BB: 1 P: 14	R: 0 E: 0 K: 0 S: 7	H: 0 LOB: 1 BB: 1 P: 15	R: 2 E: 0 K: 1 S: 11	H: 3 LOB: 1 BB: 0 P: 16	R: 5 E: 0 K: 1 S: 19	H: 4 LOB: 1 BB: 2 P: 32	R: 1 E: 0 K: 0 S: 14	H: 2 LOB: 1 BB: 0 P: 20	R: 0 E: 0 K: 0 S: 5	H: 0 LOB: 0 BB: 0 P: 9	R: 0 E: 0 K: 0 S: 5	H: 0 LOB: 0 BB: 1 P: 12	R: 0 E: 0 K: 1 S: 11	H: 0 LOB: 0 BB: 0 P: 13	1B: 6 2B: 3 3B: 0 HR: 2	SF: 1 SAC: 0 DP: 1 HBP: 0	WP: 1 PB: 0 SB: 1 CS: 1	PA: 41
PITCHER	IP	WLS	BF	H	R	ER	SO	BB	IBB	HBP	BLK	WP	HR	S	P	ERA	WHIP					
Rick Sutcliffe, R ERA: 3.81	4.0	L	21	7	7	6	2	3	0	0	1	1	1	49	82	13.50	2.500					
Pat Perry, L ERA: 1.91	4.0		17	4	3	3	2	2	0	0	0	0	1	35	59	6.75	1.500					
Jeff Pico, R ERA: 2.9	1.0		3	0	0	0	1	0	0	0	0	0	0	11	13	0.00	0.000					

Batter	1	2	3	4	5	6	7	8	9	AB	R	H	RBI	BB	SO	LOB	BOTTOM					
Doug Dascenzo, S OBP: 0.209, SLG: 0.160										4	0	0	0	1	0	5	New York Mets @ Chicago Cubs Wrigley Field, Chicago, IL Wed Jun 07 1989, 3:33 AM CDT Att: 35,372 - Sunny					
Mitch Webster, S OBP: 0.315, SLG: 0.368										5	1	1	0	0	0	1						
23 Ryne Sandberg, R OBP: 0.351, SLG: 0.643 Curtis Wilkerson, S										1	0	0	0	0	0	2						
Damon Berryhill, S OBP: 0.315, SLG: 0.378										4	1	1	1	1	1	2						
Dwight Smith, L OBP: 0.413, SLG: 0.595										4	1	2	1	0	2	3						
Lloyd McClendon, R OBP: 0.462, SLG: 0.698										4	1	3	2	0	0	0						
Vance Law, R OBP: 0.271, SLG: 0.321										3	0	1	1	1	0	2						
Shawon Dunston, R OBP: 0.296, SLG: 0.377										4	0	1	0	0	0	3						
Rick Sutcliffe, L OBP: 0.250, SLG: 0.200 Pat Perry, L OBP: 0.167, SLG: 0.167 Gary Varsho, L OBP: 0.267, SLG: 0.362 Jeff Pico, R										1	0	0	0	1	0	2						
Inning Stats	R: 0 E: 1 K: 1 S: 10	H: 0 LOB: 2 BB: 1 P: 17	R: 0 E: 0 K: 0 S: 12	H: 1 LOB: 2 BB: 1 P: 22	R: 4 E: 0 K: 0 S: 19	H: 5 LOB: 3 BB: 0 P: 33	R: 0 E: 0 K: 1 S: 8	H: 0 LOB: 1 BB: 1 P: 15	R: 1 E: 0 K: 0 S: 10	H: 1 LOB: 0 BB: 1 P: 19	R: 0 E: 0 K: 0 S: 5	H: 0 LOB: 0 BB: 0 P: 8	R: 0 E: 0 K: 1 S: 9	H: 2 LOB: 1 BB: 0 P: 15	R: 0 E: 0 K: 0 S: 10	H: 0 LOB: 0 BB: 0 P: 15	R: 0 E: 0 K: 0 S: 7	H: 0 LOB: 0 BB: 0 P: 8	1B: 5 2B: 3 3B: 0 HR: 1	SF: 0 SAC: 0 DP: 2 HBP: 1	WP: 0 PB: 0 SB: 1 CS: 0	PA: 40
PITCHER	IP	WLS	BF	H	R	ER	SO	BB	IBB	HBP	BLK	WP	HR	S	P	ERA	WHIP					
Dwight Gooden, R ERA: 2.63	5.0	W	27	7	5	5	2	4	0	0	0	0	0	59	106	9.00	2.200					
Rick Aguilera, R ERA: 0.96	4.0	S	13	2	0	0	1	0	0	0	0	0	0	31	46	0.00	0.500					

AB 35
R 10
H 11
RBI 8
BB 5
SO 5
LOB 10



Batter	1	2	3	4	5	6	7	8	9	10	AB	R	H	RBI	BB	SO	LOB	TOP							
Lenny Dykstra, L OBP: 0.360, SLG: 0.370 Mookie Wilson, S OBP: 0.211, SLG: 0.270 (8, PH)	0-0 1B		2-1 P5			3-2 L8		3-3 K		0-2 G1-3	3	0	1	0	0	0	0								
Dave Magadan, L OBP: 0.366, SLG: 0.451 (1, 3)	1-1 L7			0-1 L3		2-1 G4-3		0-1 G4-3		2-0 1B	5	0	1	0	0	0	1								
Daryl Strawberry, L OBP: 0.310, SLG: 0.495 Randy Myers, L OBP: 0.071, SLG: 0.143 Keith Miller, R OBP: 0.071, SLG: 0.143 Don Aase, R (10, 1)	3-2 F7			0-0 P5		4-1 1B		3-2 L8		0-0 G4-3	3	0	0	0	1	0	1								
Howard Johnson, S OBP: 0.360, SLG: 0.549 (1, 5)	2-3 K			3-2 HR		3-0 G3			1-3 K		4	1	1	1	0	2	2								
Kevin McReynolds, R OBP: 0.344, SLG: 0.426 (1, 7)		3-3 K		0-0 G4-3			1-2 G5-3		1-2 HR		4	1	1	1	0	1	0								
Gregg Jefferies, S OBP: 0.229, SLG: 0.279 (1, 4)		2-2 P6			0-1 1B 2B		3-2 2B 2B		2-2 HBP		3	2	2	0	0	0	0								
Barry Lyons, R OBP: 0.340, SLG: 0.412 (1, 2)		2-3 K			3-2 1B CS		1-0 F7		2-1 F9		4	0	1	1	0	1	2								
Kevin Elster, R OBP: 0.266, SLG: 0.299 Lee Mazzilli, S OBP: 0.406, SLG: 0.500 Roger McDowell, R OBP: 1.000, SLG: 1.000 Mark Carreon, R OBP: 0.238, SLG: 0.500 (8, 9)			1-3 K		1-2 F9		0-1 2B		3-3 K		2	0	0	0	0	1	1								
Ron Darling, R OBP: 0.111, SLG: 0.148 Jeff McKnight, S OBP: 0.571, SLG: 0.400 (7, 6)			0-3 K		3-3 K		1-2 G4-3			3-2 G5-3	2	0	0	0	0	2	1								
Inning Stats	R: 0 E: 0 K: 1 S: 11	H: 1 LOB: 1 BB: 0 P: 17	R: 0 E: 0 K: 2 S: 12	H: 0 LOB: 0 BB: 0 P: 19	R: 0 E: 0 K: 2 S: 8	H: 0 LOB: 0 BB: 0 P: 11	R: 1 E: 0 K: 0 S: 8	H: 1 LOB: 0 BB: 1 P: 11	R: 1 E: 0 K: 1 S: 12	H: 2 LOB: 0 BB: 0 P: 18	R: 0 E: 0 K: 0 S: 7	H: 0 LOB: 1 BB: 1 P: 19	R: 0 E: 0 K: 1 S: 10	H: 0 LOB: 0 BB: 0 P: 16	R: 1 E: 0 K: 2 S: 17	H: 1 LOB: 1 BB: 0 P: 26	R: 0 E: 0 K: 0 S: 10	H: 1 LOB: 1 BB: 0 P: 15	1B: 3 2B: 3 3B: 0 HR: 2	SF: 0 SAC: 0 DP: 0 HBP: 1	WP: 0 PB: 0 SB: 0 CS: 1	PA: 39			
PITCHER	IP WLS BF H R ER SO BB IBB HBP BLK WP HR S P ERA WHIP	6.0 2.28	0.2 2.95	1.1 1.93	2.0 2.12																				

New York Mets @ Chicago Cubs
Wrigley Field, Chicago, IL
Thu Jun 08 1989, 7:05 PM CDT
Att: 36,358 - Unknown

AB 37
R 4
H 8
RBI 4
BB 1
SO 9
LOB 11



Batter	1	2	3	4	5	6	7	8	9	10	AB	R	H	RBI	BB	SO	LOB	BOTTOM							
Doug Dascenzo, S OBP: 0.209, SLG: 0.162 (1, 8)	2-1 G4-3		0-0 1B 1B	2-2 P6		0-1 G4-3			0-1 P3		5	1	1	0	0	0	3								
Mitch Webster, S OBP: 0.312, SLG: 0.363 (1, 7)	1-3 K		1-1 1B 1B	0-1 F8			0-0 1-3		2-3 K		5	0	1	0	0	2	2								
Dwight Smith, L OBP: 0.412, SLG: 0.577 (1, 9)	1-2 G5-3		3-1 1B 1B		1-3 K		0-0 G4-3		4-2 BB		4	0	1	1	1	1	0								
Damon Berryhill, S OBP: 0.311, SLG: 0.366 (1, 2)		0-1 L1	0-0 E3 FC6-4		1-1 F8		4-2 FC5-4 BB		0-1 F8		4	0	0	0	1	0	3								
Vance Law, R OBP: 0.264, SLG: 0.312 (1, 5)		3-2 F9	0-2 FC6-4		1-3 K		0-2 FC5-4			0-2 P5	5	0	0	0	0	1	4								
Lloyd McClendon, R OBP: 0.456, SLG: 0.729 (1, 3)		3-1 HR		0-1 1B 1B		0-3 K		1-2 P3		1-0 E6 1B	5	3	2	1	0	1	0								
Curtie Wilkerson, S OBP: 0.250, SLG: 0.374 (1, 4)		1-0 L8		1-2 1B 1B		2-0 WP 2B 2B		2-0 FC5-4 1B		0-1 1B HBP 1B	5	1	4	0	0	0	0								
Shawon Dunston, R OBP: 0.293, SLG: 0.368 (1, 6)			0-3 K	1-2 P3		1-3 K		0-1 FC5-4 CS		1-1 1B HBP	4	0	0	0	0	2	4								
Mike Bielecki, R OBP: 0.283, SLG: 0.263 Dominic Harris, R OBP: 0.267, SLG: 0.285 Calvin Schiraldi, R OBP: 0.267, SLG: 0.285 Steve Wilson, L OBP: 0.267, SLG: 0.285 Gary Varsho, L OBP: 0.267, SLG: 0.285 Mitch Williams, L OBP: 0.267, SLG: 0.285 Rick Vinera, R OBP: 0.267, SLG: 0.285 (10, PH)			0-3 K	1-1 E1		0-0 2B		1-3 K		0-1 1B	2	0	0	1	0	1	1								
Inning Stats	R: 0 E: 0 K: 1 S: 8	H: 0 LOB: 0 BB: 0 P: 12	R: 1 E: 0 K: 0 S: 8	H: 1 LOB: 1 BB: 0 P: 15	R: 1 E: 1 K: 2 S: 17	H: 3 LOB: 3 BB: 0 P: 21	R: 1 E: 1 K: 0 S: 17	H: 2 LOB: 2 BB: 0 P: 22	R: 0 E: 0 K: 2 S: 9	H: 0 LOB: 0 BB: 0 P: 12	R: 1 E: 0 K: 1 S: 11	H: 2 LOB: 1 BB: 1 P: 14	R: 0 E: 0 K: 1 S: 9	H: 1 LOB: 1 BB: 0 P: 13	R: 0 E: 0 K: 1 S: 9	H: 0 LOB: 1 BB: 1 P: 15	R: 1 E: 1 K: 0 S: 10	H: 2 LOB: 3 BB: 0 P: 12	1B: 8 2B: 2 3B: 0 HR: 1	SF: 0 SAC: 0 DP: 0 HBP: 1	WP: 1 PB: 0 SB: 0 CS: 1	PA: 45			
PITCHER	IP WLS BF H R ER SO BB IBB HBP BLK WP HR S P ERA WHIP	6.0 4.12	1.2 2.83	1.1 0.84	0.1 2.31																				

New York Mets @ Chicago Cubs
Wrigley Field, Chicago, IL
Thu Jun 08 1989, 7:05 PM CDT
Att: 36,358 - Unknown

AB 42
R 5
H 11
RBI 5
BB 2
SO 9
LOB 18



Batter	1	2	3	4	5	6	7	8	9	AB	R	H	RBI	BB	SO	LOB	TOP				
Vince Coleman, S OBP: 0.341, SLG: 0.376 (1, 7)	F8		P6			G4-3		K		4	0	0	0	0	1	0					
Milt Thompson, L OBP: 0.367, SLG: 0.408 (1, 8)	F8		G4-3			L6-4 S BB		G3		3	0	0	0	1	0	0					
Ozzie Smith, S OBP: 0.333, SLG: 0.340 (1, 6)	2B				G4-3			G3		3	1	1	0	1	0	0					
Pedro Guerrero, R OBP: 0.376, SLG: 0.502 Ken Dayley, L (9, 1) Todd Worrell, R (9, 1)	2H 2B				3-1 1B			G6-3		4	0	2	1	0	0	2					
Tom Brunansky, R OBP: 0.299, SLG: 0.392 (1, 9)	G1-3				1-0 F7			L5		4	0	1	0	0	0	2					
Terry Pendleton, S OBP: 0.301, SLG: 0.323 (1, 5)			G4-3		G3			F7		3	0	0	0	0	0	2					
José Oquendo, S OBP: 0.332, SLG: 0.296 (1, 4)			G3			G5-3		G6-3 IBB		2	0	0	0	1	0	0					
Tony Peña, R OBP: 0.268, SLG: 0.319 (1, 2)			F8			F9		G6-3		3	0	0	0	0	0	2					
Jose DeLeon, R OBP: 0.114, SLG: 0.088 Jim Lindeman, R OBP: 0.222, SLG: 0.167 (9, 3)			K			F8		G6-3		3	0	0	0	0	1	0					
Inning Stats	R: 1 E: 0 K: 0 S: 8	H: 2 LOB: 1 BB: 0 P: 15	R: 0 E: 0 K: 0 S: 4	H: 0 LOB: 0 BB: 0 P: 4	R: 0 E: 0 K: 1 S: 8	H: 0 LOB: 0 BB: 0 P: 10	R: 0 E: 0 K: 0 S: 8	H: 1 LOB: 1 BB: 0 P: 14	R: 0 E: 0 K: 0 S: 6	H: 0 LOB: 0 BB: 2 P: 14	R: 0 E: 0 K: 0 S: 12	H: 1 LOB: 1 BB: 1 P: 22	R: 0 E: 0 K: 1 S: 6	H: 0 LOB: 0 BB: 0 P: 8	R: 0 E: 0 K: 0 S: 6	H: 0 LOB: 0 BB: 0 P: 10	1B: 1 2B: 4 3B: 0 HR: 0	SF: 0 SAC: 0 DP: 2 HBP: 0	WP: 0 PB: 0 SB: 1 CS: 0	PA: 32	
PITCHER	IP	WLS	BF	H	R	ER	SO	BB	IBB	HBP	BLK	WP	HR	S	P	ERA	WHIP				
Scott Sanderson, R ERA: 3.58 Jeff Pico, R ERA: 2.81	8.0	L	29	4	1	1	2	2	1	0	0	0	0	6	10	1.12	0.750				

St. Louis Cardinals @ Chicago Cubs
Wrigley Field, Chicago, IL
Fri Jun 09 1989, 3:33 AM CDT
Att: 34,937 - Unknown

AB 29
R 1
H 4
RBI 1
BB 3
SO 2
LOB 8



Batter	1	2	3	4	5	6	7	8	9	AB	R	H	RBI	BB	SO	LOB	BOTTOM					
Doug Dascenzo, S OBP: 0.202, SLG: 0.156 (1, 8)	K		F7			K		F9		4	0	0	0	0	2	2						
Mitch Webster, S OBP: 0.305, SLG: 0.354 (1, 7)	K				F8			F8		4	0	0	0	0	2	0						
Dwight Smith, L OBP: 0.427, SLG: 0.580 (1, 9)					1-1 BB			L4-3 1B		3	0	2	0	1	0	0						
Damon Berryhill, S OBP: 0.309, SLG: 0.362 23 Ryne Sandberg, R OBP: 0.351, SLG: 0.453 (9, PR)			K		1-3 K			L4-3		4	0	1	0	0	2	3						
Lloyd McClendon, R OBP: 0.426, SLG: 0.673 (1, 3)			K			G5-3		G6-3		4	0	0	0	0	1	2						
Curtis Wilkerson, S OBP: 0.240, SLG: 0.358 (1, 4)			K			G3		P3		4	0	0	0	0	1	1						
Vance Law, R OBP: 0.265, SLG: 0.312 (1, 5)			F8			K		1B		3	0	1	0	0	1	0						
Domingo Ramos, R OBP: 0.298, SLG: 0.370 (1, 6)			F8					F8		2	0	0	0	0	0	1						
Scott Sanderson, R OBP: 0.208, SLG: 0.095 Gary Varsho, L OBP: 0.258, SLG: 0.350 Jeff Pico, R (9, 1)			K					G3		1	0	0	0	1	1	0						
Inning Stats	R: 0 E: 0 K: 3 S: 10	H: 0 LOB: 1 BB: 1 P: 15	R: 0 E: 0 K: 2 S: 12	H: 0 LOB: 0 BB: 0 P: 18	R: 0 E: 0 K: 1 S: 9	H: 0 LOB: 0 BB: 0 P: 17	R: 0 E: 0 K: 1 S: 8	H: 1 LOB: 1 BB: 0 P: 12	R: 0 E: 0 K: 2 S: 10	H: 0 LOB: 2 BB: 1 P: 20	R: 0 E: 0 K: 0 S: 5	H: 1 LOB: 0 BB: 0 P: 8	R: 0 E: 0 K: 0 S: 9	H: 1 LOB: 1 BB: 0 P: 13	R: 0 E: 0 K: 1 S: 7	H: 0 LOB: 0 BB: 0 P: 14	R: 0 E: 0 K: 0 S: 6	H: 1 LOB: 1 BB: 0 P: 10	1B: 4 2B: 1 3B: 0 HR: 0	SF: 0 SAC: 0 DP: 1 HBP: 1	WP: 0 PB: 0 SB: 0 CS: 0	PA: 33
PITCHER	IP	WLS	BF	H	R	ER	SO	BB	IBB	HBP	BLK	WP	HR	S	P	ERA	WHIP					
Jose DeLeon, R ERA: 2.78 Ken Dayley, L ERA: 2.43 Todd Worrell, R ERA: 1.4	8.0	W	29	3	0	0	10	3	0	0	0	0	0	3	6	0.00	3.000					

St. Louis Cardinals @ Chicago Cubs
Wrigley Field, Chicago, IL
Fri Jun 09 1989, 3:33 AM CDT
Att: 34,937 - Unknown

AB 30
R 0
H 4
RBI 0
BB 2
SO 10
LOB 9



Batter	1	2	3	4	5	6	7	8	9	AB	R	H	RBI	BB	SO	LOB	TOP						
Vince Coleman, S OBP: 0.338, SLG: 0.385	G6-3		F8 WP 1B		2B	G4-3	1B 3B		F7	6	2	3	1	0	0	2	St. Louis Cardinals @ Chicago Cubs Wrigley Field, Chicago, IL Sun Jun 11 1989, 3:33 AM CDT Att: 35,450 - Cloudy - 62 F						
Ozzie Smith, S OBP: 0.348, SLG: 0.366	BB 1B		F8 1-3		2B		2B 1B		HBP 1B	6	2	5	2	0	0	1							
Pedro Guerrero, R Joe Magrane, R Dan Quisenberry, R Todd Worrell, R	4-0 1-2		4-0 BB		FC6-4 IBB		1B 1B		1-0 HBP	2	1	2	1	3	0	0							
Tom Brunansky, R OBP: 0.295, SLG: 0.397	2-3 K		0-0 P4		FC6-4 1-2		HR 1B		2-2 G6-3	6	1	2	3	0	1	8							
Terry Pendleton, S OBP: 0.301, SLG: 0.323	1-1 G4-3			3-1 G4-3			F8 1B 2B K			5	1	1	0	0	2	4							
José Oquendo, S OBP: 0.332, SLG: 0.298		2-2 G4-3		0-1 F9			F8 1B 2B K		3-1 P3	5	1	1	0	0	0	1							
Milt Thompson, L OBP: 0.364, SLG: 0.397		0-0 B3		1-0 G4-3			2-3 K 1B 1B		2-3 K	5	1	1	0	0	2	1							
Tony Peña, R OBP: 0.281, SLG: 0.332		0-0 G5-3			1-1 G4-3		1-0 BB 1B SH1-4 1B		0-0 F9	5	1	2	2	0	0	0							
Ken Hill, R John Costello, R Jim Lindeman, R Denny Walling, R Scott Terry, R Cris Carpenter, R Tom Pagnozzi, R			0-1 G5-3		3-2 G6-3		3-2 G6-3 1-2 BB		2-3 K	2	0	0	0	0	0	0							
Inning Stats	R: 0 E: 0 K: 1 S: 12	H: 1 LOB: 2 BB: 1 P: 20	R: 0 E: 0 K: 0 S: 5	H: 0 LOB: 0 BB: 0 P: 7	R: 0 E: 0 K: 0 S: 5	H: 1 LOB: 2 BB: 1 P: 12	R: 0 E: 0 K: 0 S: 5	H: 0 LOB: 0 BB: 0 P: 9	R: 1 E: 0 K: 0 S: 9	H: 2 LOB: 2 BB: 1 P: 20	R: 1 E: 0 K: 1 S: 8	H: 2 LOB: 2 BB: 1 P: 13	R: 8 E: 1 K: 2 S: 29	H: 10 LOB: 2 BB: 0 P: 43	R: 0 E: 0 K: 1 S: 6	H: 0 LOB: 0 BB: 0 P: 8		R: 0 E: 0 K: 1 S: 8	H: 1 LOB: 2 BB: 0 P: 14	1B: 11 2B: 4 3B: 1 HR: 1	SF: 0 SAC: 1 DP: 0 HBP: 1	WP: 1 PB: 0 SB: 0 CS: 0	PA: 49
PITCHER	IP WLS BF H R ER SO BB IBB HBP BLK WP HR S P ERA WHIP	IP WLS BF H R ER SO BB IBB HBP BLK WP HR S P ERA WHIP																					
Paul Kilgus, L ERA: 3.82	(1, 1) 5.2 26 6 2 2 2 2 1 0 0 0 1 0 42 75 3.18 1.412																						
Calvin Schiraldi, R ERA: 3.51	(6, 1) 0.1 L 5 3 3 3 0 1 0 0 0 0 0 1 7 15 81.00 12.000																						
Steve Wilson, L ERA: 2.84	(7, 1) 0.1 3 2 0 0 1 0 0 0 0 0 0 7 11 0.00 6.000																						
Jeff Pico, R ERA: 3.41	(7, 1) 0.1 5 4 4 4 0 0 0 0 0 0 0 7 10 108.00 12.000																						
Pat Perry, L ERA: 1.78	(7, 1) 1.1 5 1 1 1 2 0 0 0 0 0 0 0 16 21 6.75 0.750																						

AB	43
R	10
H	17
RBI	9
BB	4
SO	6
LOB	17



Batter	1	2	3	4	5	6	7	8	9	AB	R	H	RBI	BB	SO	LOB	BOTTOM						
Jerome Walton, R OBP: 0.327, SLG: 0.411	1-1 K 1B		2-3 K		4-0 1B 23 G6-3 BB		0-0 G5-3		1-2 23 1B 1B	4	2	2	0	1	1	0	St. Louis Cardinals @ Chicago Cubs Wrigley Field, Chicago, IL Sun Jun 11 1989, 3:33 AM CDT Att: 35,450 - Cloudy - 62 F						
Mitch Webster, S OBP: 0.306, SLG: 0.353	3-3 K 1-2		3-2 F8		1-2 23 G6-3 1B		2-3 K		2-2 P4	5	0	1	1	0	2	3							
23 Ryne Sandberg, R OBP: 0.354, SLG: 0.447	1-2 S 1B			1-2 HR		0-1 G6-3		3-2 1B	2-1 FC4 1B 1-3 3-H	5	1	4	3	0	0	1							
Damon Berryhill, S OBP: 0.310, SLG: 0.361	3-3 K 1-2		3-3 K		1-2 G4-3		1-1 G3-1		1-0 F7	5	0	1	1	0	1	3							
Dwight Smith, L OBP: 0.426, SLG: 0.581		2-1 CS G1-3 1B		0-0 G6-3		2-1 2B		2-1 F7	0-0 FC4 1-2 2-3	5	0	2	0	0	0	2							
Lloyd McClendon, R OBP: 0.426, SLG: 0.683		2-2 G1-3		1-2 G5-3		2-3 K		1-1 HR	0-3 K	5	1	1	1	0	2	4							
Vance Law, R OBP: 0.269, SLG: 0.328		3-1 1B			3-2 HR		0-2 G5-3		4-2 G4-6-3 BB	3	1	2	1	1	0	1							
Domingo Ramos, R OBP: 0.292, SLG: 0.344		2-3 K			0-0 SH1-4 1B		4-0 1B		0-2 G4-6-3	3	1	1	0	1	1	2							
Mitch Williams, L OBP: 0.292, SLG: 0.344					0-1 SH1-4 1B		2-3 IBB		1-2 K	0	0	0	0	0	0	0							
Paul Kilgus, L Calvin Schiraldi, R Steve Wilson, L Jeff Pico, R Pat Perry, L Curtis Wilkerson, S			0-0 F7		0-1 SH1-4		2-3 K		0-0 1B 23 1B 1B	1	0	0	0	0	0	0							
Inning Stats	R: 0 E: 0 K: 2 S: 14	H: 2 LOB: 1 BB: 0 P: 22	R: 0 E: 0 K: 1 S: 10	H: 2 LOB: 0 BB: 0 P: 19	R: 0 E: 0 K: 1 S: 8	H: 0 LOB: 0 BB: 0 P: 13	R: 1 E: 0 K: 0 S: 10	H: 1 LOB: 0 BB: 0 P: 13	R: 3 E: 0 K: 0 S: 13	H: 3 LOB: 1 BB: 1 P: 22	R: 0 E: 0 K: 2 S: 16	H: 1 LOB: 2 BB: 1 P: 26	R: 0 E: 0 K: 1 S: 9	H: 1 LOB: 1 BB: 0 P: 15	R: 1 E: 0 K: 0 S: 12	H: 1 LOB: 0 BB: 1 P: 19		R: 2 E: 0 K: 1 S: 16	H: 4 LOB: 2 BB: 0 P: 22	1B: 11 2B: 1 3B: 0 HR: 3	SF: 0 SAC: 1 DP: 1 HBP: 0	WP: 0 PB: 0 SB: 1 CS: 1	PA: 42
PITCHER	IP WLS BF H R ER SO BB IBB HBP BLK WP HR S P ERA WHIP	IP WLS BF H R ER SO BB IBB HBP BLK WP HR S P ERA WHIP																					
Ken Hill, R ERA: 2.7	(1, 1) 4.1 20 4 4 4 4 4 0 0 0 0 0 0 4 5 0.00 0.000																						
John Costello, R ERA: 1.1	(5, 1) 0.2 2 0 0 0 0 0 0 0 0 0 0 0 4 5 0.00 0.000																						
Cris Carpenter, R ERA: 3.29	(6, 1) 3.0 W 13 3 1 1 3 1 1 0 0 0 0 1 37 60 3.00 1.333																						
Dan Quisenberry, R ERA: 3.33	(9, 1) 0.0 2 2 2 2 0 0 0 0 0 0 0 4 5 ∞ ∞																						
Todd Worrell, R ERA: 1.33	(9, 1) 1.0 5 2 0 0 1 0 0 0 0 0 0 0 12 17 0.00 2.000																						

AB	38
R	7
H	15
RBI	7
BB	3
SO	8
LOB	18



Batter	1	2	3	4	5	6	7	8	9	AB	R	H	RBI	BB	SO	LOB	TOP					
Vince Coleman, S (1, 7) OBP: 0.336, SLG: 0.384										3	1	1	1	0	0	0	St. Louis Cardinals @ Chicago Cubs Wrigley Field, Chicago, IL Mon Jun 12 1989, 3:33 AM CDT Att: 27,154 - Unknown					
Ozzie Smith, S (1, 6) OBP: 0.355, SLG: 0.368										2	0	1	0	2	0	1						
Pedro Guerrero, R (1, 3) OBP: 0.387, SLG: 0.495										4	0	0	1	0	0	3						
Tom Brunansky, R (1, 9) OBP: 0.298, SLG: 0.396										3	0	1	0	1	0	0						
Terry Pendleton, S (1, 5)										4	0	0	0	0	1	3						
José Oquendo, S (1, 4) OBP: 0.326, SLG: 0.292										4	0	0	0	0	2	0						
Milt Thompson, L (1, 8) OBP: 0.367, SLG: 0.403										3	1	1	0	1	0	0						
Tony Peña, R (1, 2) OBP: 0.282, SLG: 0.342										3	1	1	0	0	1	2						
Tim Jones, L (8, 2) OBP: 0.253, SLG: 0.333										1	0	1	0	0	0	0						
Scott Terry, R (1, 1) OBP: 0.286, SLG: 0.333										1	0	0	0	0	0	1						
Inning Stats	R: 1 E: 0 K: 0 S: 12	H: 1 LOB: 0 BB: 0 P: 18	R: 0 E: 0 K: 1 S: 9	H: 0 LOB: 0 BB: 0 P: 13	R: 1 E: 0 K: 0 S: 9	H: 1 LOB: 1 BB: 1 P: 19	R: 0 E: 0 K: 2 S: 9	H: 0 LOB: 0 BB: 0 P: 14	R: 1 E: 0 K: 0 S: 6	H: 1 LOB: 0 BB: 0 P: 10	R: 0 E: 0 K: 0 S: 5	H: 1 LOB: 1 BB: 1 P: 11	R: 0 E: 0 K: 1 S: 8	H: 0 LOB: 1 BB: 1 P: 15	R: 0 E: 0 K: 0 S: 9	H: 1 LOB: 2 BB: 1 P: 22	R: 0 E: 0 K: 1 S: 11	H: 1 LOB: 1 BB: 0 P: 14	1B: 4 2B: 1 3B: 1 HR: 0	SF: 2 SAC: 0 DP: 1 HBP: 0	WP: 0 PB: 0 SB: 2 CS: 0	PA: 36
PITCHER	IP WLS BF H R ER SO BB IBB HBP BLK WP HR S P ERA WHIP	5.0 W 19 3 3 2 3 1 0 0 0 0 0 45 74 3.60 0.800	2.1 10 2 0 0 1 2 0 0 0 0 0 17 34 0.00 1.714	1.2 7 1 0 0 1 1 0 0 0 0 0 16 28 0.00 1.200																		
Steve Wilson, L (1, 1) ERA: 3.0																						
Calvin Schiraldi, R (6, 1) ERA: 3.32																						
Pat Perry, L (8, 1) ERA: 1.69																						

Batter	1	2	3	4	5	6	7	8	9	AB	R	H	RBI	BB	SO	LOB	BOTTOM					
Jerome Walton, R (1, 8) OBP: 0.349, SLG: 0.442										5	1	4	2	0	0	1	St. Louis Cardinals @ Chicago Cubs Wrigley Field, Chicago, IL Mon Jun 12 1989, 3:33 AM CDT Att: 27,154 - Unknown					
Dwight Smith, L (1, 9) OBP: 0.414, SLG: 0.560										5	1	1	0	0	1	3						
23 Ryne Sandberg, R (1, 4) OBP: 0.360, SLG: 0.468										5	2	3	3	0	1	1						
Damon Berryhill, S (1, 2) OBP: 0.313, SLG: 0.370										5	1	2	0	0	0	1						
Lloyd McClendon, R (1, 3) OBP: 0.419, SLG: 0.672										4	1	1	1	0	0	2						
Mitch Webster, S (1, 7) OBP: 0.316, SLG: 0.354										2	2	1	0	2	0	0						
Vance Law, R (1, 5) OBP: 0.269, SLG: 0.324										2	1	0	1	1	1	2						
Shawon Dunston, R (1, 6) OBP: 0.295, SLG: 0.369										2	1	1	0	0	0	2						
Calvin Schiraldi, R (6, 1) ERA: 3.1										0	0	0	1	0	0	0						
Pat Perry, L (8, 1) OBP: 0.167, SLG: 0.167										0	0	0	0	0	0	0						
Steve Wilson, L (1, 1) ERA: 3.18										2	0	0	0	0	0	3						
Domingo Ramos, R (6, 6) OBP: 0.299, SLG: 0.381										2	0	1	1	0	0	0						
Inning Stats	R: 2 E: 0 K: 0 S: 12	H: 2 LOB: 0 BB: 0 P: 17	R: 0 E: 0 K: 1 S: 11	H: 1 LOB: 1 BB: 0 P: 15	R: 1 E: 0 K: 0 S: 10	H: 2 LOB: 1 BB: 0 P: 15	R: 3 E: 1 K: 1 S: 15	H: 3 LOB: 1 BB: 1 P: 28	R: 0 E: 0 K: 0 S: 12	H: 1 LOB: 2 BB: 1 P: 20	R: 0 E: 0 K: 1 S: 5	H: 1 LOB: 0 BB: 0 P: 8	R: 4 E: 0 K: 0 S: 12	H: 4 LOB: 1 BB: 1 P: 18	R: 0 E: 0 K: 0 S: 4	H: 0 LOB: 0 BB: 0 P: 6	1B: 8 2B: 4 3B: 1 HR: 1	SF: 2 SAC: 1 DP: 0 HBP: 0	WP: 0 PB: 0 SB: 2 CS: 1	PA: 41		
PITCHER	IP WLS BF H R ER SO BB IBB HBP BLK WP HR S P ERA WHIP	4.0 L 21 6 6 5 2 1 0 1 0 0 0 0 17 28 11.25 2.250	2.0 8 2 0 0 1 0 1 0 0 0 0 17 28 0.00 1.000	0.2 7 4 4 4 0 0 1 0 0 0 0 10 16 54.00 6.000	1.1 4 0 0 0 0 0 0 0 0 0 0 6 8 0.00 0.000																	
Scott Terry, R (1, 1) ERA: 3.77																						
Dan Quisenberry, R (5, 1) ERA: 3.1																						
John Costello, R (7, 1) ERA: 3.18																						
Frank DiPino, L (7, 1) ERA: 1.87																						

AB	30
R	3
H	6
RBI	3
BB	4
SO	5
LOB	12



Batter	1	2	3	4	5	6	7	8	9	AB	R	H	RBI	BB	SO	LOB	TOP					
Jerome Walton, R (1, 8) OBP: 0.345, SLG: 0.444	G6-3		K			1B SF7 2B		K		4	1	1	0	0	2	0	Chicago Cubs @ New York Mets Shea Stadium, Flushing, NY Tue Jun 13 1989, 7:05 PM EDT Att: 26,664 - Unknown					
Dwight Smith, L (1, 7) OBP: 0.417, SLG: 0.558	23 BB 1B			P5		SF7 23 BB 1B		G6-3		4	1	2	0	0	0							
23 Ryne Sandberg, R (1, 4) OBP: 0.362, SLG: 0.464	G6-4-3 BB			K		FC5-4 BB		G3-1		2	0	0	0	2	1	0						
Andre Dawson, R (1, 9) OBP: 0.339, SLG: 0.556	G6-4-3			K		SF7			K	3	0	0	1	0	2	2						
Damon Berryhill, S (1, 2)		F7				P2 SF7			L8	3	0	0	1	0	0	0						
Lloyd McClendon, R (1, 3) OBP: 0.410, SLG: 0.642		G3				3-H HR BB			G5-3	3	1	0	0	1	0	1						
Vance Law, R (1, 5) OBP: 0.265, SLG: 0.319				K						3	0	0	0	0	3	1						
Shawon Dunston, R (1, 6) OBP: 0.296, SLG: 0.388					L8					3	1	1	2	0	1	0						
Mike Bielecki, R (1, 1) OBP: 0.074, SLG: 0.038				G4-3		2-H HR				3	0	0	0	0	0	0						
Mitch Williams, L (7, 1)					G1-3				L4	0	0	0	0	0	0	0						
Inning Stats	R: 0 E: 0 K: 0 S: 5	H: 1 LOB: 1 BB: 1 P: 10	R: 0 E: 0 K: 1 S: 5	H: 0 LOB: 0 BB: 0 P: 8	R: 0 E: 0 K: 1 S: 7	H: 0 LOB: 0 BB: 0 P: 10	R: 0 E: 0 K: 2 S: 8	H: 0 LOB: 0 BB: 0 P: 13	R: 2 E: 0 K: 1 S: 18	H: 1 LOB: 0 BB: 1 P: 30	R: 2 E: 0 K: 0 S: 15	H: 2 LOB: 1 BB: 1 P: 21	R: 0 E: 0 K: 2 S: 9	H: 0 LOB: 0 BB: 0 P: 15	R: 0 E: 0 K: 1 S: 7	H: 0 LOB: 0 BB: 0 P: 14	R: 0 E: 0 K: 1 S: 9	H: 0 LOB: 0 BB: 0 P: 12	1B: 2 2B: 1 3B: 0 HR: 1	SF: 2 SAC: 0 DP: 1 HBP: 0	WP: 0 PB: 0 SB: 1 CS: 0	PA: 33
PITCHER	IP	WLS	BF	H	R	ER	SO	BB	IBB	HBP	BLK	WP	HR	S	P	ERA	WHIP					
Ron Darling, R (1, 1) ERA: 4.2	7.0	L	27	4	4	4	7	3	0	0	0	0	1	67	107	5.14	1.000					
Roger McDowell, R (8, 1) ERA: 2.87	2.0		6	0	0	0	2	0	0	0	0	0	0	16	26	0.00	0.000					

AB 28
R 4
H 4
RBI 4
BB 3
SO 9
LOB 4



Batter	1	2	3	4	5	6	7	8	9	AB	R	H	RBI	BB	SO	LOB	BOTTOM					
Lenny Dykstra, L (1, 8) OBP: 0.365, SLG: 0.397	G4-6-3 BB		1B SF8 2B		K			G6-4-3 BB		2	1	1	0	1	1	0	Chicago Cubs @ New York Mets Shea Stadium, Flushing, NY Tue Jun 13 1989, 7:05 PM EDT Att: 26,664 - Unknown					
Lee Mazzilli, S (6, 7) OBP: 0.412, SLG: 0.480										0	0	0	0	1	0	0						
Gregg Jefferies, S (1, 4) OBP: 0.246, SLG: 0.294	G4-6-3		F8 BB 1B		G1-3			G6-4-3		4	0	1	0	0	0	3						
Howard Johnson, S (1, 5) OBP: 0.354, SLG: 0.551	1-2 F7		2-3 SF8						P3	3	0	0	1	0	1	0						
Darryl Strawberry, L (1, 9) OBP: 0.317, SLG: 0.493		FC6-4 BB 1B				P5				3	1	1	0	1	1	0						
Dave Magadan, L (1, 3) OBP: 0.362, SLG: 0.434		FC6-4 BB		F8		G4-3 WP 1B				3	0	1	0	1	1	2						
Mookie Wilson, S (1, 7) OBP: 0.226, SLG: 0.291		FC6-4 BB		F9		G4-3				4	0	0	0	0	1	5						
Mackey Sasser, L (1, 2) OBP: 0.348, SLG: 0.417					L4					3	0	1	1	0	1	1						
Mark Carreon, R (9, PH) OBP: 0.227, SLG: 0.476						K			P6	1	0	0	0	0	0	0						
Kevin Elster, R (1, 6) OBP: 0.257, SLG: 0.287							F9			4	0	0	0	0	1	2						
Ron Darling, R (1, 1) OBP: 0.103, SLG: 0.138										2	0	0	0	0	1	2						
Keith Miller, R (7, PH) OBP: 0.167, SLG: 0.176										1	0	1	0	0	0	0						
Roger McDowell, R (8, 1) OBP: 1.000, SLG: 1.000										0	0	0	0	0	0	0						
Inning Stats	R: 0 E: 0 K: 0 S: 5	H: 0 LOB: 0 BB: 1 P: 12	R: 1 E: 0 K: 2 S: 15	H: 2 LOB: 2 BB: 1 P: 22	R: 1 E: 0 K: 0 S: 12	H: 2 LOB: 2 BB: 1 P: 20	R: 0 E: 0 K: 0 S: 9	H: 0 LOB: 0 BB: 0 P: 13	R: 0 E: 0 K: 1 S: 8	H: 1 LOB: 1 BB: 0 P: 16	R: 0 E: 0 K: 0 S: 10	H: 1 LOB: 1 BB: 1 P: 18	R: 0 E: 0 K: 2 S: 8	H: 0 LOB: 0 BB: 0 P: 15	R: 0 E: 0 K: 1 S: 8	H: 0 LOB: 0 BB: 0 P: 12	R: 0 E: 0 K: 1 S: 8	H: 0 LOB: 0 BB: 0 P: 12	1B: 5 2B: 1 3B: 0 HR: 0	SF: 1 SAC: 0 DP: 2 HBP: 0	WP: 1 PB: 0 SB: 0 CS: 0	PA: 35
PITCHER	IP	WLS	BF	H	R	ER	SO	BB	IBB	HBP	BLK	WP	HR	S	P	ERA	WHIP					
Mike Bielecki, R (1, 1) ERA: 2.33	6.1	W	28	6	2	2	5	4	0	0	0	0	0	66	108	2.84	1.579					
Mitch Williams, L (7, 1) ERA: 1.89	2.2	S	7	0	0	0	3	0	0	0	0	0	0	18	30	0.00	0.000					

AB 30
R 2
H 6
RBI 2
BB 4
SO 8
LOB 15



Batter	1	2	3	4	5	6	7	8	9	AB	R	H	RBI	BB	SO	LOB	TOP	
Jerome Walton, R OBP: 0.342, SLG: 0.437 (1, 8)										4	0	1	0	0	0	0		
Dwight Smith, L OBP: 0.415, SLG: 0.551 (1, 7)										3	0	1	0	0	0	1		
23 Ryne Sandberg, R OBP: 0.357, SLG: 0.458 (1, 4)										3	0	0	0	0	1	2		
Andre Dawson, R OBP: 0.331, SLG: 0.541 (1, 9)										3	0	0	0	0	0	2		
Damon Berryhill, S OBP: 0.305, SLG: 0.361 (1, 2)										3	0	1	0	0	1	1		
Lloyd McClendon, R OBP: 0.407, SLG: 0.629 (1, 3)										3	0	1	0	0	0	1		
Curtis Wilkerson, S OBP: 0.297, SLG: 0.357 (1, 5)										1	0	0	0	2	0	2		
Shawon Dunston, R OBP: 0.291, SLG: 0.380 (1, 6)										3	0	0	0	0	3	3		
Scott Sanderson, R OBP: 0.192, SLG: 0.087 Mitch Webster, S OBP: 0.314, SLG: 0.352 (7, PH)										2	0	0	0	0	1	0		
										1	0	0	0	0	0	0		
Inning Stats	R: 0 E: 0 K: 0 S: 7	H: 1 LOB: 1 BB: 0 P: 8	R: 0 E: 0 K: 2 S: 9	H: 0 LOB: 1 BB: 1 P: 18	R: 0 E: 0 K: 1 S: 9	H: 1 LOB: 0 BB: 0 P: 14	R: 0 E: 0 K: 1 S: 12	H: 0 LOB: 2 BB: 1 P: 20	R: 0 E: 0 K: 0 S: 7	H: 1 LOB: 0 BB: 0 P: 9	R: 0 E: 0 K: 1 S: 13	H: 0 LOB: 2 BB: 0 P: 16	R: 0 E: 0 K: 1 S: 10	H: 0 LOB: 0 BB: 0 P: 12				
PITCHER	IP WLS BF H R ER SO BB IBB HBP BLK WP HR S P ERA WHIP																	
Dwight Gooden, R ERA: 2.47 Rick Aguilera, R ERA: 0.9	(1, 1) (7, 1)	6.0 1.0	W S	25 3	4 0	0 0	5 1	2 0	0 0	0 0	1 0	1 0	0 10	85 12	0.00 0.00	1.000 0.000		

Chicago Cubs @ New York Mets
Shea Stadium, Flushing, NY
Wed Jun 14 1989, 7:05 PM EDT
Att: 27,278 - Unknown - 60 F

AB	26
R	0
H	4
RBI	0
BB	2
SO	6
LOB	12



WP: 1	PA: 28
FB: 0	
3B: 0	
HR: 0	
SF: 0	
SAC: 0	
DP: 0	
HBP: 0	

Batter	1	2	3	4	5	6	7	8	9	AB	R	H	RBI	BB	SO	LOB	BOTTOM	
Lenny Dykstra, L OBP: 0.365, SLG: 0.416 (1, 8)										3	1	1	1	0	0	1		
Gregg Jefferies, S OBP: 0.242, SLG: 0.289 (1, 4)										3	0	0	0	0	0	1		
Dave Magadan, L OBP: 0.361, SLG: 0.427 (7, 3)										2	0	0	0	1	0	1		
Darryl Strawberry, L OBP: 0.313, SLG: 0.485 (1, 9)										3	0	0	0	0	1	1		
Howard Johnson, S OBP: 0.353, SLG: 0.552 (7, 5)										3	1	1	0	0	0	0		
Lee Mazzilli, S OBP: 0.456, SLG: 0.519 Rick Aguilera, R (7, 1)										2	0	2	1	1	0	0		
Mookie Wilson, S OBP: 0.228, SLG: 0.292 (1, 7)										3	0	1	0	0	0	2		
Mackey Sasser, L OBP: 0.327, SLG: 0.392 (1, 2)										3	0	0	0	0	2	4		
Dwight Gooden, R OBP: 0.176, SLG: 0.242 Kevin Elster, R OBP: 0.257, SLG: 0.287 (7, 6)										2	0	1	0	0	0	0		
										0	0	0	0	0	0	0		
Inning Stats	R: 0 E: 0 K: 0 S: 7	H: 0 LOB: 1 BB: 1 P: 14	R: 0 E: 0 K: 1 S: 14	H: 1 LOB: 0 BB: 0 P: 20	R: 1 E: 0 K: 0 S: 12	H: 1 LOB: 0 BB: 0 P: 17	R: 1 E: 0 K: 2 S: 16	H: 2 LOB: 1 BB: 0 P: 21	R: 0 E: 0 K: 0 S: 9	H: 1 LOB: 1 BB: 0 P: 10	R: 0 E: 0 K: 0 S: 16	H: 1 LOB: 2 BB: 1 P: 25	R: 0 E: 0 K: 0 S: 16	H: 1 LOB: 0 BB: 0 P: 12				
PITCHER	IP WLS BF H R ER SO BB IBB HBP BLK WP HR S P ERA WHIP																	
Scott Sanderson, R ERA: 3.53	(1, 1)	6.0	L	26	6	2	2	3	2	0	0	0	1	74	107	3.00	1.333	

Chicago Cubs @ New York Mets
Shea Stadium, Flushing, NY
Wed Jun 14 1989, 7:05 PM EDT
Att: 27,278 - Unknown - 60 F

AB	24
R	2
H	6
RBI	2
BB	2
SO	3
LOB	10



WP: 0	PA: 26
FB: 0	
3B: 0	
HR: 1	
SF: 0	
SAC: 0	
DP: 0	
HBP: 0	

Batter	1	2	3	4	5	6	7	8	9	10	11	12	AB	R	H	RBI	BB	SO	LOB	TOP		
Jerome Walton, R OBP: 0.350, SLG: 0.425	F7		G3 S BB		BB		K		G4-3			SH5-4 HBP	3	0	0	0	2	1	0			
Curtis Wilkerson, S OBP: 0.255, SLG: 0.350	K		G3		L7		WP 1B		F7			SH5-4	5	0	1	1	0	1	2			
23 Ryne Sandberg, R OBP: 0.353, SLG: 0.484	HR		K		F8		F7		F7			K	6	1	1	1	0	2	4			
Andre Dawson, R OBP: 0.325, SLG: 0.531	F7		F7				FC1-2 3B		HBP				2	0	0	0	0	0	1			
Mitch Webster, S OBP: 0.323, SLG: 0.365	F7		F7				HBP		F8				2	0	1	0	1	0	0			
Lloyd McClendon, R OBP: 0.378, SLG: 0.579		K			G6-3		F9		F9			K	6	0	0	0	0	2	5			
Darin Jackson, R OBP: 0.286, SLG: 0.313	F7		F7		P6		FC1-2 1B IBB		P2			K	2	0	0	0	0	0	0			
Gary Varsho, L OBP: 0.262, SLG: 0.339	F7		F7		P6		FC1-2 1B IBB		P2			K	2	1	0	0	1	1	0			
Shawon Dunston, R OBP: 0.299, SLG: 0.396							FC1-2 1B		K			G5-3	1	0	1	0	1	0	0			
Domingo Ramos, R OBP: 0.286, SLG: 0.364							FC1-2 1B		K			G5-3	3	0	0	0	0	1	2			
Joe Girardi, R OBP: 0.271, SLG: 0.232	G1-3		G1-3		F9		1-3 2-H 1B		P3			WP 1B	5	0	2	1	0	0	2			
Greg Maddux, R OBP: 0.276, SLG: 0.276							G4-3		F7			F8	2	1	1	0	0	0	1			
Dwight Gooden, R OBP: 0.441, SLG: 0.545							G4-3		F7			F8	1	0	0	0	0	0	2			
Steve Wilson, L OBP: 0.241, SLG: 0.345							G4-3		F7			F8	1	0	0	0	0	0	0			
Mitch Williams, L OBP: 0.241, SLG: 0.345							G4-3		F7			F8	0	0	0	0	0	0	0			
Jeff Pico, R OBP: 0.241, SLG: 0.345							G4-3		F7			F8	0	0	0	0	0	0	0			
Vance Law, R OBP: 0.241, SLG: 0.345							G4-3		F7			F8	1	0	0	0	0	0	1			
Pat Perry, L OBP: 0.187, SLG: 0.187							G4-3		F7			F8	0	0	0	0	0	0	0			
Inning Stats	R: 1 E: 0 K: 10 S: 10	H: 1 LOB: 0 BB: 0 P: 14	R: 0 E: 0 K: 11 S: 11	H: 1 LOB: 1 BB: 0 P: 16	R: 1 E: 0 K: 1 S: 16	H: 1 LOB: 1 BB: 1 P: 25	R: 0 E: 0 K: 0 S: 8	H: 0 LOB: 1 BB: 1 P: 13	R: 0 E: 0 K: 1 S: 6	H: 0 LOB: 0 BB: 1 P: 13	R: 0 E: 0 K: 1 S: 7	H: 0 LOB: 0 BB: 0 P: 9	R: 0 E: 0 K: 0 S: 6	H: 0 LOB: 0 BB: 0 P: 9	R: 0 E: 0 K: 1 S: 12	H: 1 LOB: 1 BB: 0 P: 19	R: 0 E: 0 K: 2 S: 8	H: 0 LOB: 2 BB: 1 P: 16	1B: 4 2B: 0 3B: 2 HR: 1	SF: 0 SAC: 1 DP: 0 HBP: 2	WP: 2 PB: 0 SB: 0 CS: 0	PA: 50
PITCHER	IP	WLS	BF	H	R	ER	SO	BB	IBB	HBP	BLK	WP	HR	S	P	ERA	WHIP					
Sid Fernandez, L ERA: 3.22	(1, 1)	5.0	21	3	2	4	4	3	0	0	0	0	0	1	51	3.60	1.200					
Don Aase, R ERA: 2.81	(6, 1)	0.1	3	1	1	1	0	0	1	0	0	0	0	2	6	27.00	3.000					
Roger McDowell, R ERA: 2.73	(6, 1)	1.2	8	2	0	0	1	0	0	1	0	1	0	12	24	0.00	1.200					
David West, L ERA: 1.21	(8, 1)	2.0	6	0	0	0	1	0	0	0	0	0	0	13	18	0.00	0.000					
Randy Myers, L ERA: 1.21	(10, 1)	2.0	7	1	0	0	1	0	0	0	0	1	0	19	28	0.00	0.500					
PITCHER	IP	WLS	BF	H	R	ER	SO	BB	IBB	HBP	BLK	WP	HR	S	P	ERA	WHIP					
Rick Aguilera, R ERA: 0.88	(12, 1)	1.0	5	0	0	0	2	0	1	1	0	0	0	8	16	0.00	0.000					

Chicago Cubs @ New York Mets
Shea Stadium, Flushing, NY
Thu Jun 15 1989, 7:05 PM EDT
Att. 24,689 - Unknown - 60 F

AB 42
R 3
H 7
RBI 3
BB 5
SO 9
LOB 19



Batter	1	2	3	4	5	6	7	8	9	10	11	12	AB	R	H	RBI	BB	SO	LOB	BOTTOM				
Lenny Dykstra, L OBP: 0.322, SLG: 0.549	L5		F7		BB		L9		1B 2B		F9		2	0	0	0	1	0	1					
Howard Johnson, S OBP: 0.353, SLG: 0.549	2B		F8		K		K		1B IBB		5-3		5	0	1	0	1	2	2					
Dave Magadan, L OBP: 0.367, SLG: 0.422	P5		F7		F7		L7		1B			4-0 BB 1B BB	4	0	1	2	2	0	2					
Kevin Elster, R OBP: 0.257, SLG: 0.287	P5		BB		F7		L7		1B			4-0 BB 1B BB	0	1	0	0	0	0	0					
Darryl Strawberry, L OBP: 0.314, SLG: 0.493	IBB		G4-3				P6		HR			F9	5	1	1	1	1	0	5					
Kevin McReynolds, R OBP: 0.347, SLG: 0.419	P3		G4-3		4-3 WP BB 1B		P6		K		L9	F9	5	0	1	0	1	1	3					
Lee Mazzilli, S OBP: 0.419, SLG: 0.438		E5 G6-3		4-3		K		K			L9	1B	5	0	0	0	1	3	2					
Gregg Jefferies, S OBP: 0.255, SLG: 0.297	G6-3		G6-3		FC1-5-2-5				2B 1B			1B	5	1	3	1	1	0	2					
Mackey Sasser, L OBP: 0.316, SLG: 0.377	G4-3		G4-3		F8		F8		F8		FC6-4	1B	2	0	0	0	0	0	1					
Barry Lyons, R OBP: 0.321, SLG: 0.388	G4-3		G4-3		F8		F8		F8		FC6-4	1B	3	0	0	0	0	0	4					
Sid Fernandez, L ERA: 3.22	(1, 1)	5.0	21	3	2	4	4	3	0	0	0	0	0	1	51	3.60	1.200							
Mookie Wilson, S OBP: 0.223, SLG: 0.285	(5, PH)	3.0	12	2	1	1	5	1	0	0	0	0	0	1	32	49	3.00	1.000						
Mitch Williams, L ERA: 3.0	(6, 1)	1.0	7	3	2	2	0	0	1	0	0	0	0	17	29	18.00	3.000							
Jeff Pico, R ERA: 3.31	(10, 1)	1.0	4	1	0	0	1	0	0	0	0	0	0	9	12	0.00	1.000							
Pat Perry, L ERA: 1.87	(11, 1)	1.2	8	1	1	1	0	2	0	0	0	0	0	14	30	5.40	1.800							
Inning Stats	R: 0 E: 0 K: 14 S: 14	H: 1 LOB: 2 BB: 1 P: 21	R: 0 E: 1 K: 11 S: 11	H: 0 LOB: 0 BB: 0 P: 16	R: 0 E: 0 K: 10 S: 10	H: 1 LOB: 2 BB: 1 P: 20	R: 0 E: 0 K: 0 S: 7	H: 0 LOB: 1 BB: 1 P: 13	R: 0 E: 0 K: 2 S: 9	H: 0 LOB: 2 BB: 1 P: 17	R: 0 E: 0 K: 1 S: 12	H: 0 LOB: 0 BB: 0 P: 15	R: 2 E: 0 K: 0 S: 17	H: 3 LOB: 2 BB: 1 P: 29	R: 0 E: 0 K: 9 S: 9	H: 1 LOB: 1 BB: 0 P: 12	R: 0 E: 0 K: 0 S: 6	H: 0 LOB: 0 BB: 0 P: 11	R: 1 E: 0 K: 0 S: 8	H: 1 LOB: 2 BB: 2 HR: 1	1B: 6 2B: 2 3B: 0 HR: 1	SF: 0 SAC: 0 DP: 1 HBP: 0	WP: 1 PB: 0 SB: 0 CS: 0	PA: 52
PITCHER	IP	WLS	BF	H	R	ER	SO	BB	IBB	HBP	BLK	WP	HR	S	P	ERA	WHIP							
Greg Maddux, R ERA: 3.24	(1, 1)	5.0	21	3	2	4	4	3	0	0	0	0	0	1	50	87	0.00	1.000						
Steve Wilson, L ERA: 3.0	(6, 1)	3.0	12	2	1	1	5	1	0	0	0	0	0	1	32	49	3.00	1.000						
Mitch Williams, L ERA: 3.0	(6, 1)	1.0	7	3	2	2	0	0	1	0	0	0	0	17	29	18.00	3.000							
Jeff Pico, R ERA: 3.31	(10, 1)	1.0	4	1	0	0	1	0	0	0	0	0	0	9	12	0.00	1.000							
Pat Perry, L ERA: 1.87	(11, 1)	1.2	8	1	1	1	0	2	0	0	0	0	0	14	30	5.40	1.800							

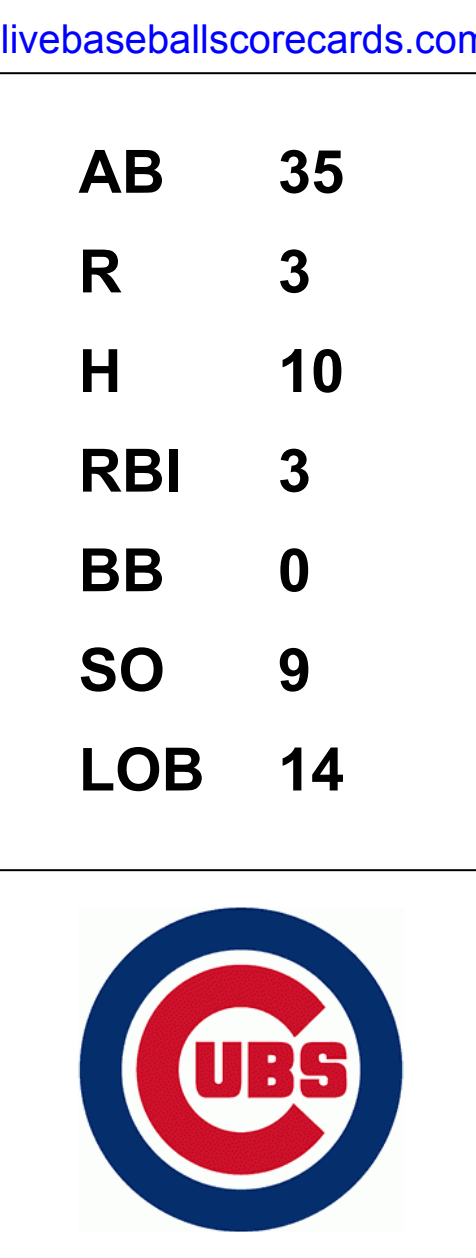
Chicago Cubs @ New York Mets
Shea Stadium, Flushing, NY
Thu Jun 15 1989, 7:05 PM EDT
Att. 24,689 - Unknown - 60 F

AB 44
R 4
H 9
RBI 4
BB 8
SO 8
LOB 23



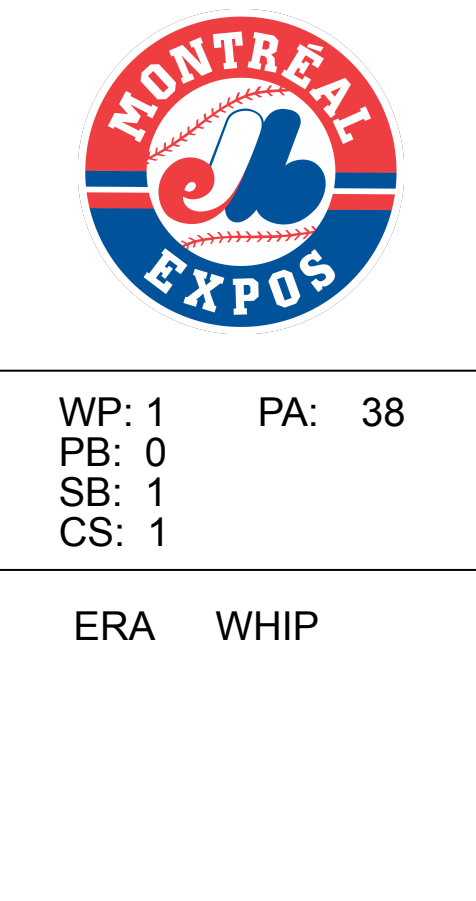
Batter	1	2	3	4	5	6	7	8	9	AB	R	H	RBI	BB	SO	LOB	TOP					
Jerome Walton, R (1, 8) OBP: 0.338, SLG: 0.409	K		F7		B1-3		G1-3 1B		G6-3	5	0	1	1	0	1	1						
Dwight Smith, L (1, 7) OBP: 0.414, SLG: 0.546	G1-3		P5				G1-3 1B			4	0	1	0	0	0	2						
23 Ryne Sandberg, R (1, 4) OBP: 0.360, SLG: 0.477				K	G5-3		K			3	0	0	0	0	2	2						
Andre Dawson, R (1, 9) OBP: 0.321, SLG: 0.521	CS	P6			K			G3 1B		4	1	2	0	0	1	1						
Damon Berryhill, S (1, 2)		K				G6-3 2B		F8 1B		4	1	1	1	0	1	1						
Lloyd McClendon, R (1, 3) OBP: 0.368, SLG: 0.548							P4	G3		4	0	1	0	0	1	2						
Vance Law, R (1, 5) Calvin Schiraldi, R (8, 1) Mitch Williams, L (8, 1)								G5-3		4	0	1	1	0	1	2	AB 35 R 3 H 10 RBI 3 BB 0 SO 9 LOB 14					
Domingo Ramos, R (1, 6) OBP: 0.308, SLG: 0.378										4	1	3	0	0	0	0						
Rick Sutcliffe, L (1, 1) Curtis Wilkerson, S (8, 5)										2	0	0	0	0	1	3						
Inning Stats	R: 0 E: 0 K: 1 S: 8	H: 0 LOB: 0 BB: 0 P: 13	R: 0 E: 0 K: 1 S: 10	H: 1 LOB: 1 BB: 0 P: 13	R: 0 E: 0 K: 1 S: 7	H: 1 LOB: 1 BB: 0 P: 13	R: 2 E: 0 K: 2 S: 19	H: 4 LOB: 2 BB: 0 P: 25	R: 0 E: 0 K: 1 S: 7	H: 0 LOB: 0 BB: 0 P: 10	R: 0 E: 0 K: 1 S: 8	H: 0 LOB: 0 BB: 0 P: 13	R: 1 E: 0 K: 1 S: 12	H: 2 LOB: 1 BB: 0 P: 20	R: 0 E: 0 K: 0 S: 9	H: 1 LOB: 1 BB: 0 P: 12	R: 0 E: 0 K: 1 S: 7	H: 0 LOB: 0 BB: 0 P: 13	1B: 7 2B: 3 3B: 0 HR: 0	SF: 0 SAC: 1 DP: 0 HBP: 1	WP: 0 PB: 0 SB: 2 CS: 1	PA: 38
PITCHER	IP	WLS	BF	H	R	ER	SO	BB	IBB	HBP	BLK	WP	HR	S	P	ERA	WHIP					
Pascual Perez, R (1, 1) ERA: 4.44	7.0	L	30	9	3	3	8	0	0	1	0	0	0	71	107	3.86	1.286					
Andy McGaffigan, R (8, 1) ERA: 4.25	2.0		7	1	0	0	1	0	0	0	0	0	0	16	25	0.00	0.500					

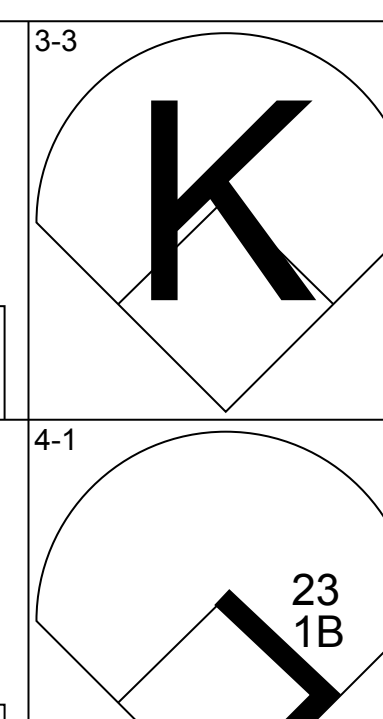
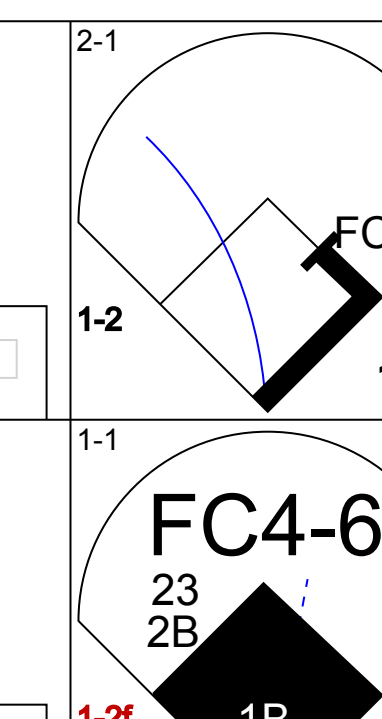
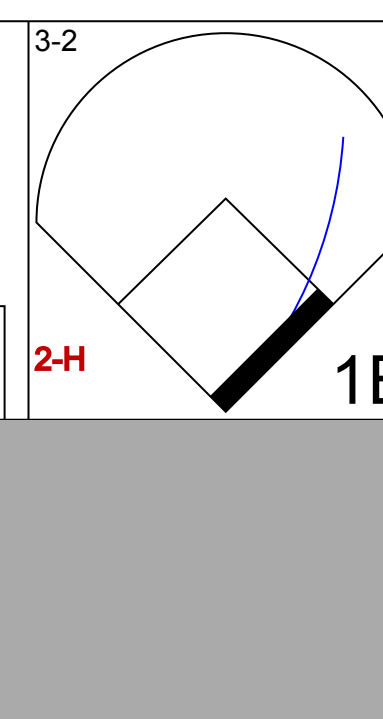
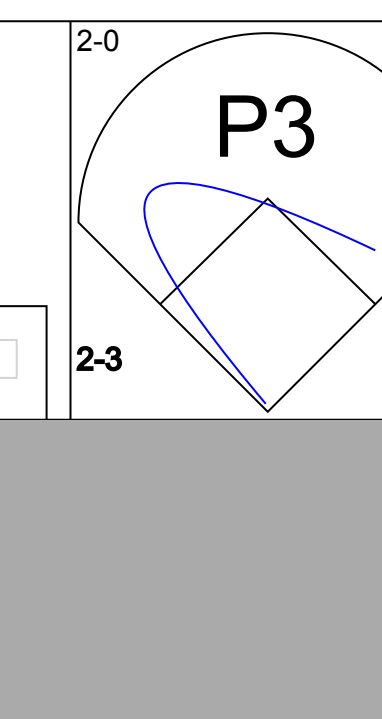
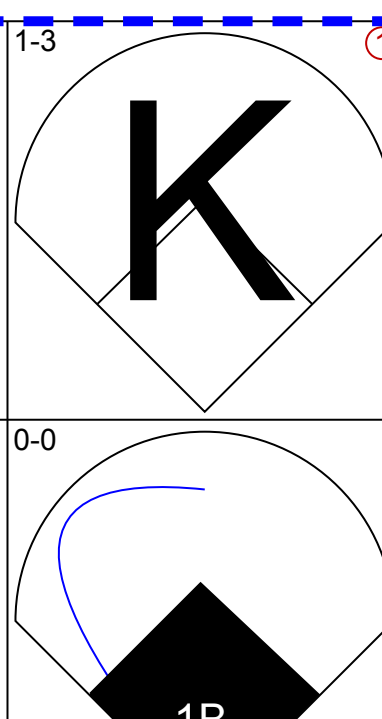
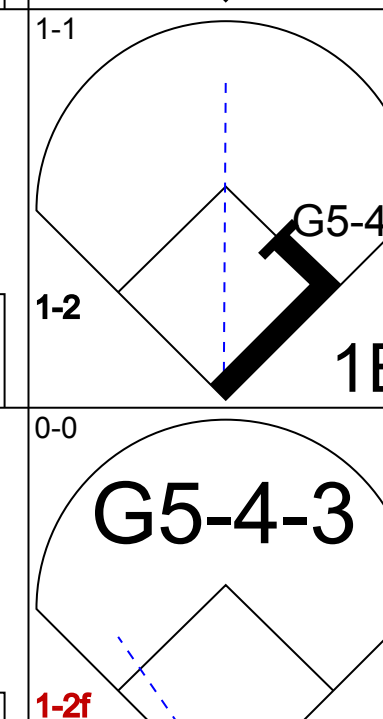
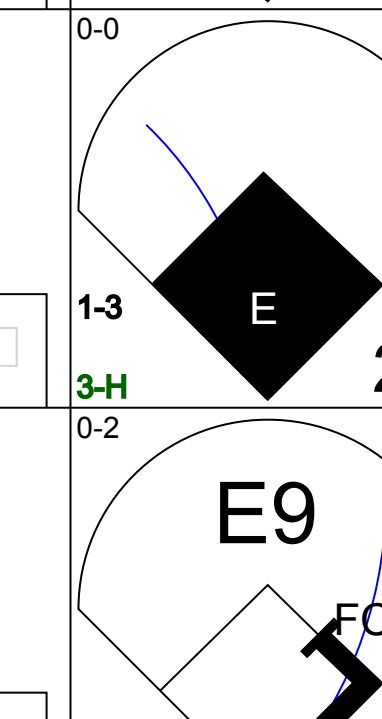
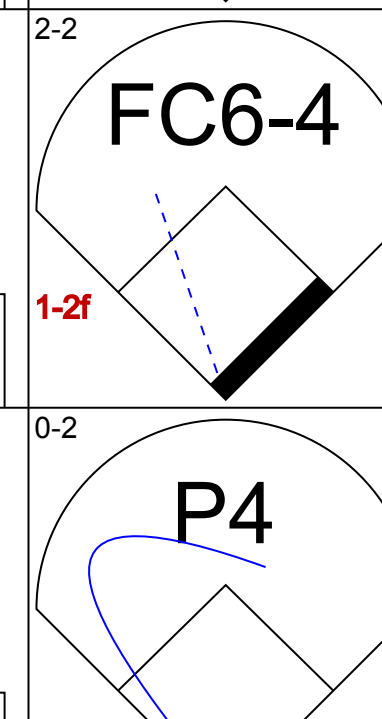
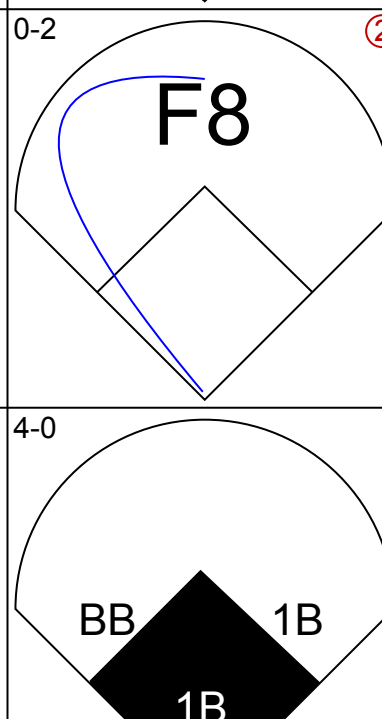

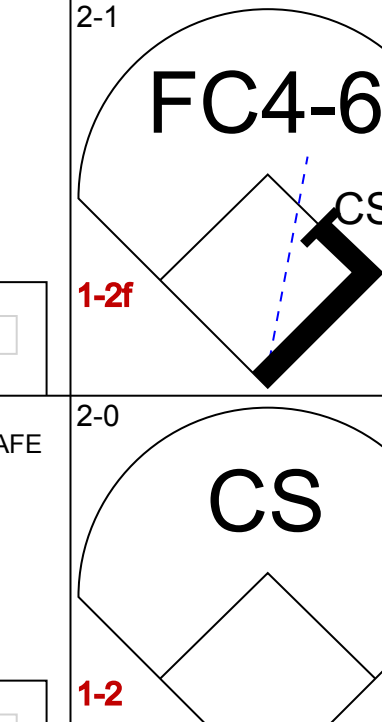
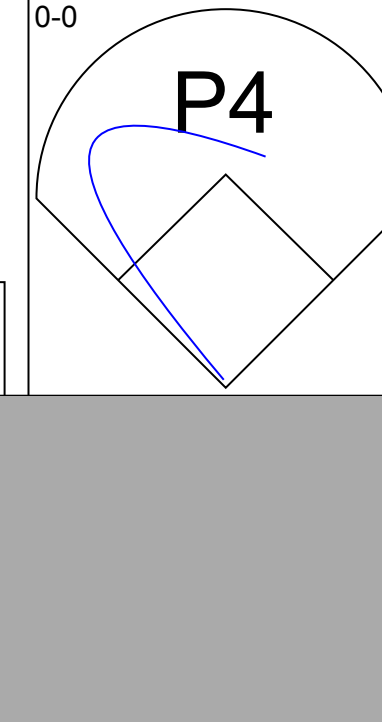
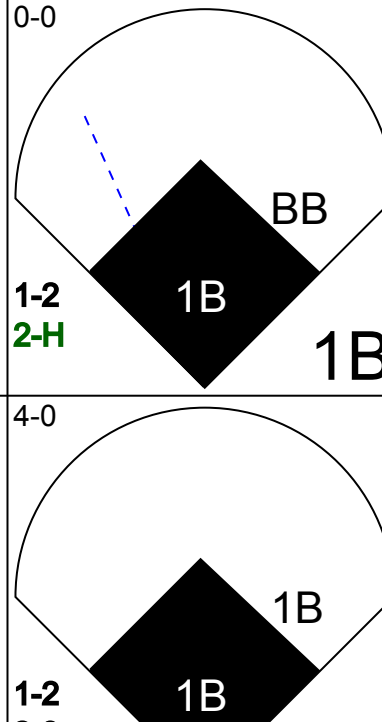



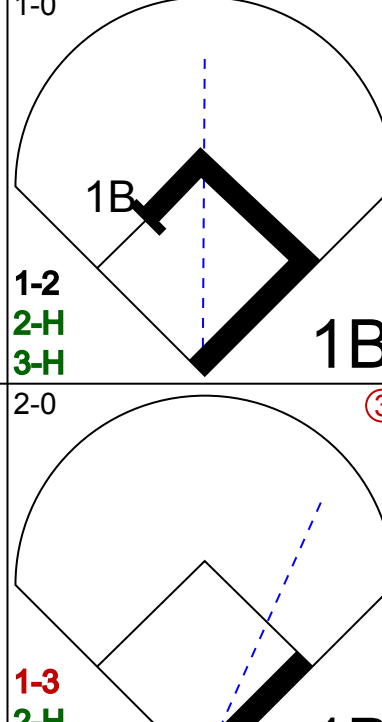
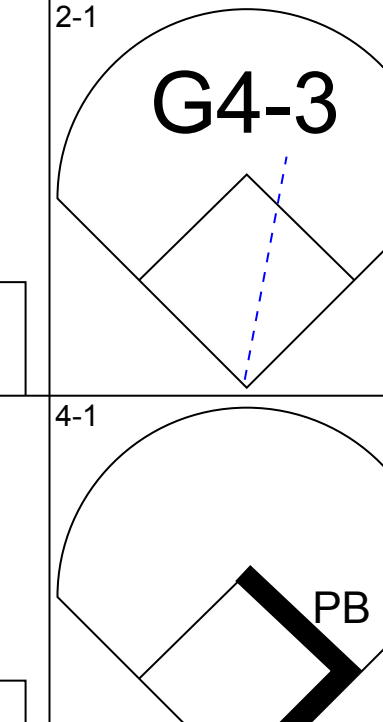
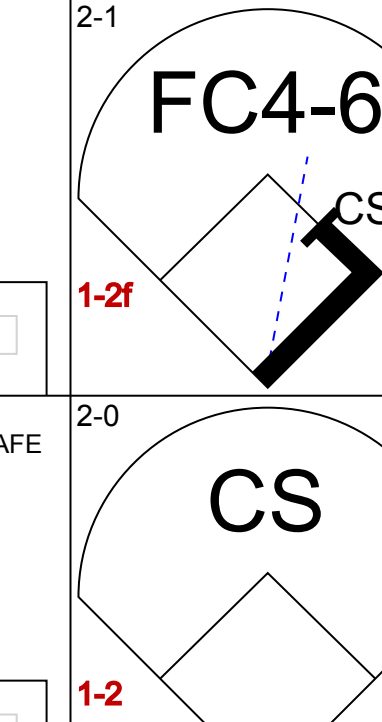
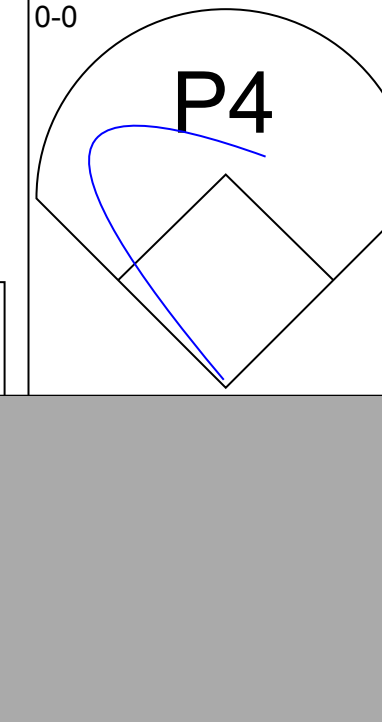
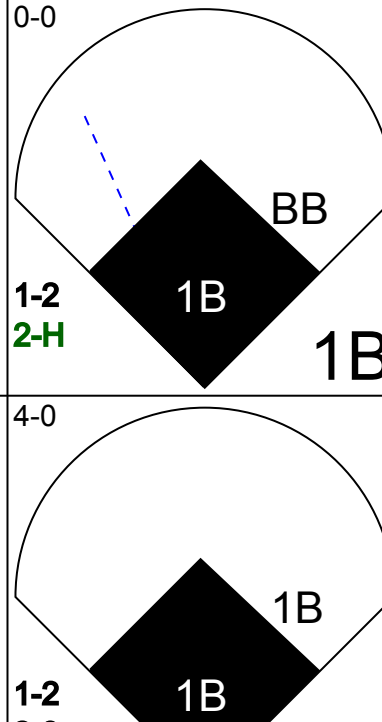
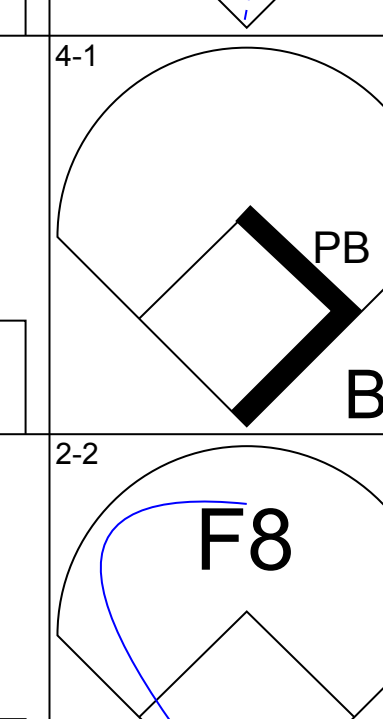
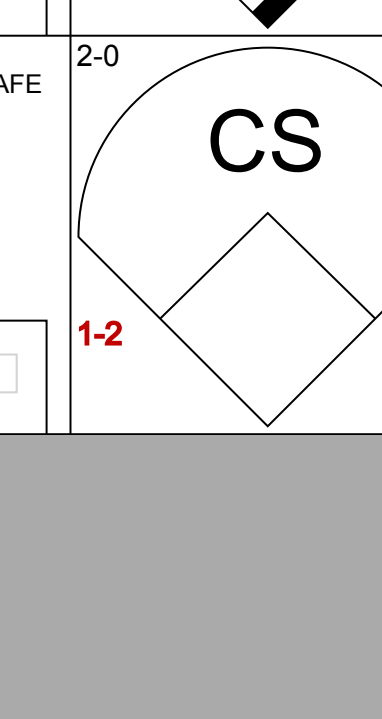
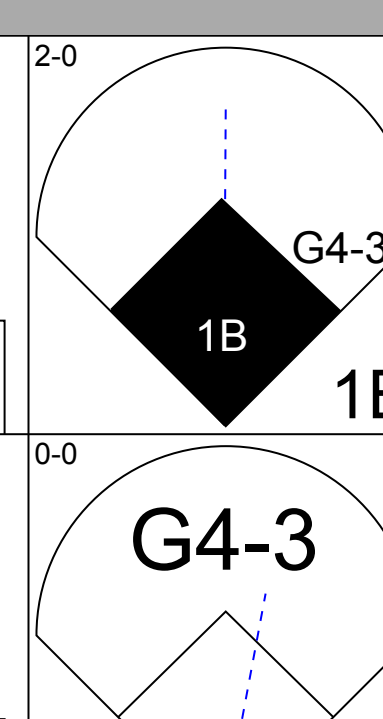
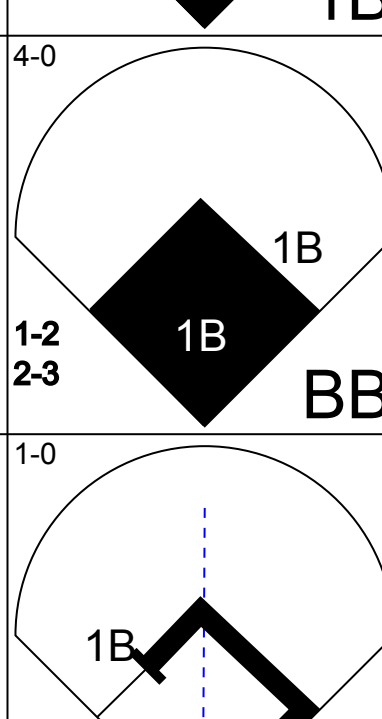
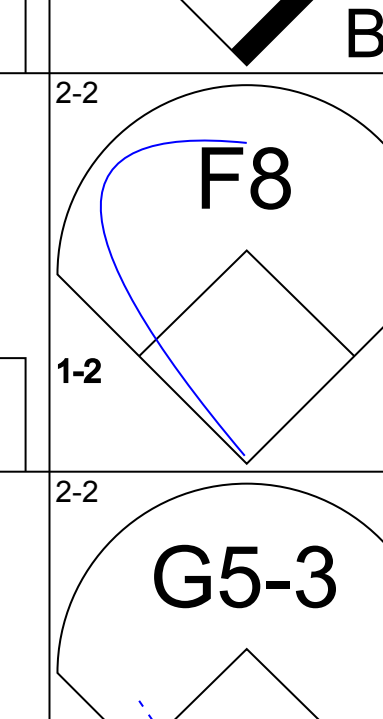
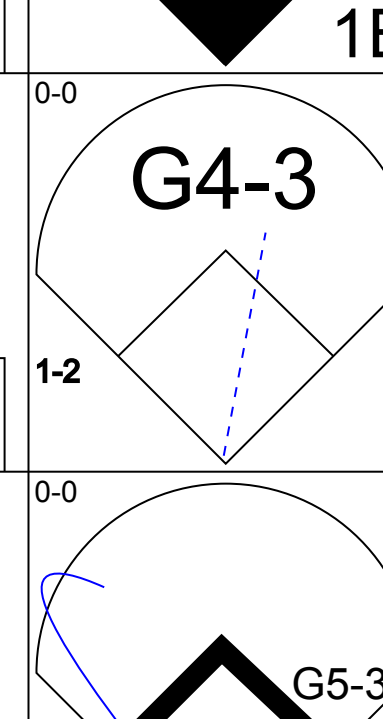

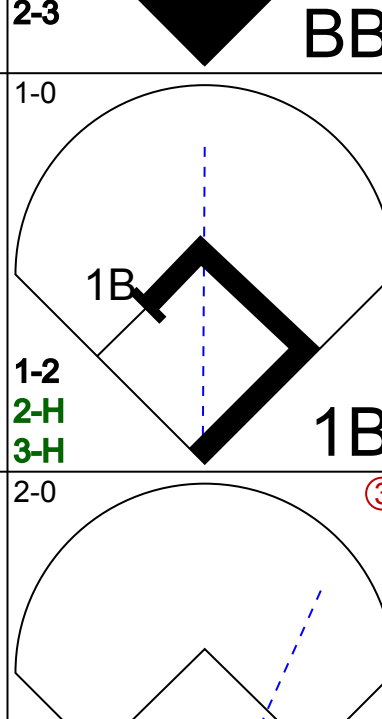
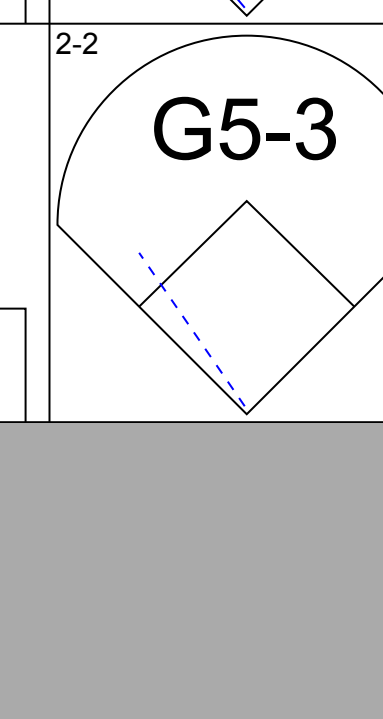
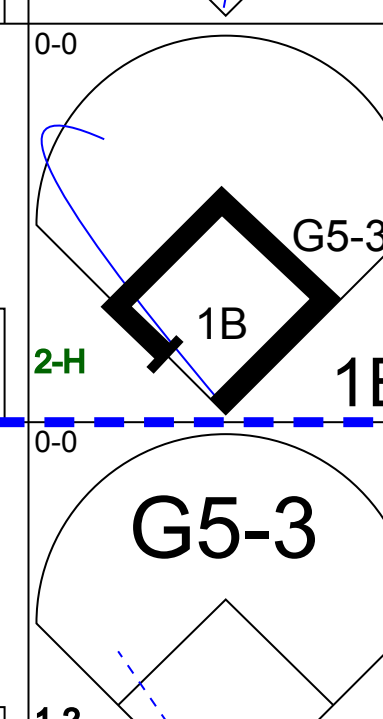

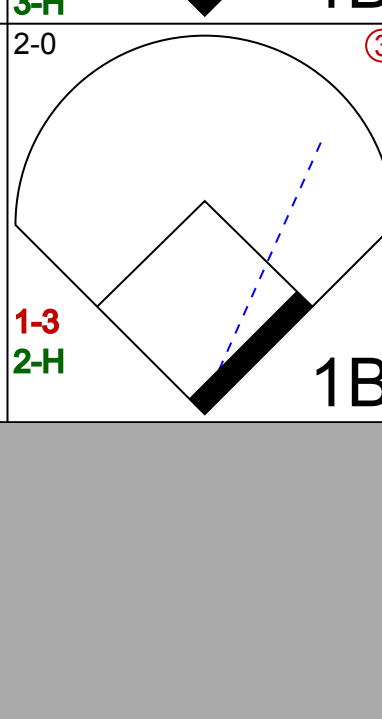
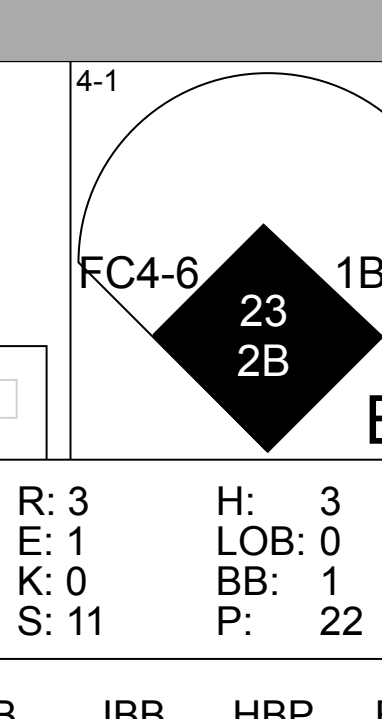
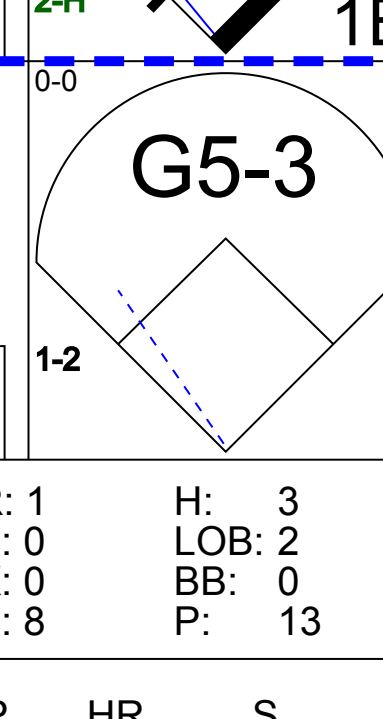
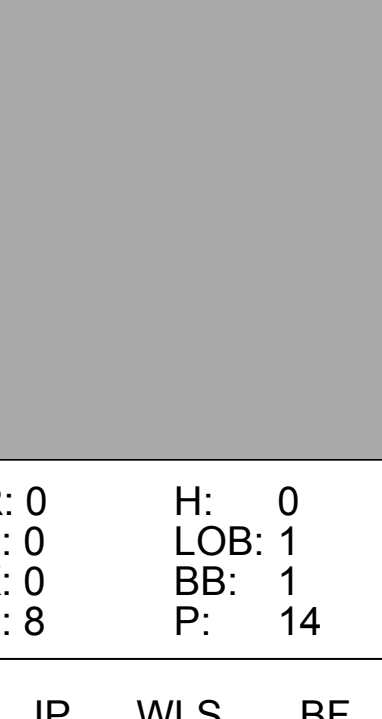
Chicago Cubs @ Montreal Expos
Olympic Stadium, Montreal, QB
Sat Jun 17 1989, 7:05 PM EDT
Att: 35,095 - Unknown



Batter	1	2	3	4	5	6	7	8	9	AB	R	H	RBI	BB	SO	LOB	BOTTOM					
Dave Martinez, L (1, 8) OBP: 0.329, SLG: 0.368	2B WP		G6-3 BLK		F7			SH3 1B	K	3	1	2	0	1	0	0						
Mike Fitzgerald, R (9, PH) OBP: 0.348, SLG: 0.377										1	0	0	0	0	1	3						
Tom Foley, L (1, 4) OBP: 0.317, SLG: 0.339	F9		P6		K			SH3		3	0	0	0	0	1	2						
Andres Galarraga, R (1, 3) OBP: 0.323, SLG: 0.416	WP SF9		G6-3			K		F9		4	1	1	0	0	1	2						
Tim Raines, S (1, 7) OBP: 0.420, SLG: 0.471	SF9		K			G6-3		F9		3	0	0	1	0	1	2						
Hubie Brooks, R (1, 9) OBP: 0.307, SLG: 0.383					F8					4	0	2	0	0	1	0						
Otis Nixon, S (9, PR) OBP: 0.333, SLG: 0.274										0	0	0	0	0	0	0						
Tim Lincecum, R (1, 5) OBP: 0.313, SLG: 0.399	CS									3	0	1	0	1	0	1						
Rex Hudler, R (9, PR) OBP: 0.366, SLG: 0.615										0	0	0	0	0	0	0						
Nelson Santovenia, R (1, 2) OBP: 0.357, SLG: 0.364										3	0	1	0	0	0	2						
Spike Owen, S (1, 6) OBP: 0.369, SLG: 0.368										4	0	1	0	0	1	4						
Pascual Perez, R (1, 1) ERA: 3.71										2	0	0	0	0	2	1						
Mike Aldrete, L (7, PH) OBP: 0.300, SLG: 0.212										1	0	0	0	0	0	1						
Andy McGaffigan, R (8, 1)										0	0	0	0	0	0	0						
Damaso Garcia, R (9, PH) OBP: 0.297, SLG: 0.293										0	0	0	1	0	0	0						
Inning Stats	R: 2 E: 0 K: 0 S: 12	H: 2 LOB: 0 BB: 1 P: 21	R: 0 E: 1 K: 1 S: 10	H: 0 LOB: 1 BB: 1 P: 19	R: 0 E: 0 K: 1 S: 10	H: 1 LOB: 0 BB: 0 P: 16	R: 0 E: 0 K: 1 S: 12	H: 1 LOB: 1 BB: 0 P: 18	R: 0 E: 0 K: 2 S: 8	H: 0 LOB: 0 BB: 0 P: 15	R: 0 E: 0 K: 2 S: 11	H: 0 LOB: 0 BB: 0 P: 16	R: 0 E: 0 K: 0 S: 8	H: 1 LOB: 1 BB: 0 P: 9	R: 0 E: 0 K: 0 S: 4	H: 1 LOB: 0 BB: 0 P: 10	R: 0 E: 0 K: 1 S: 14	H: 2 LOB: 3 BB: 1 P: 24	1B: 6 2B: 2 3B: 0 HR: 0	SF: 1 SAC: 2 DP: 1 HBP: 0	WP: 1 PB: 0 SB: 1 CS: 1	PA: 38
PITCHER	IP	WLS	BF	H	R	ER	SO	BB	IBB	HBP	BLK	WP	HR	S	P	ERA	WHIP					
Rick Sutcliffe, R (1, 1) ERA: 3.71	7.1	W	29	6	2	2	7	2	0	0	1	0	0	73	119	2.46	1.091					
Calvin Schiraldi, R (8, 1) ERA: 3.3	0.1		1	0	0	0	0	0	0	0	0	0	0	1	3	0.00	0.000					
Mitch Williams, L (8, 1) ERA: 2.27	1.1	S	7	2	0	0	1	1	0	0	0	0	0	15	26	0.00	2.250					

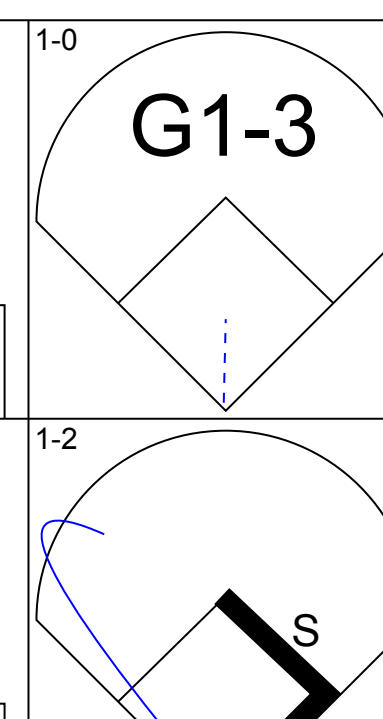
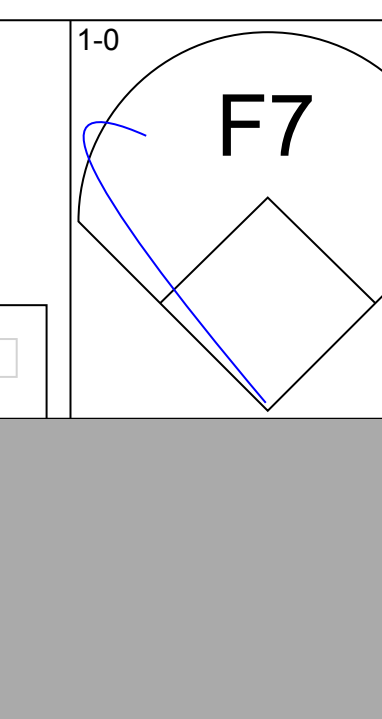
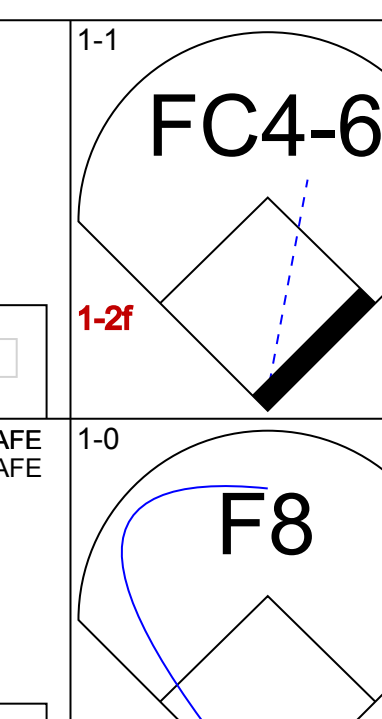
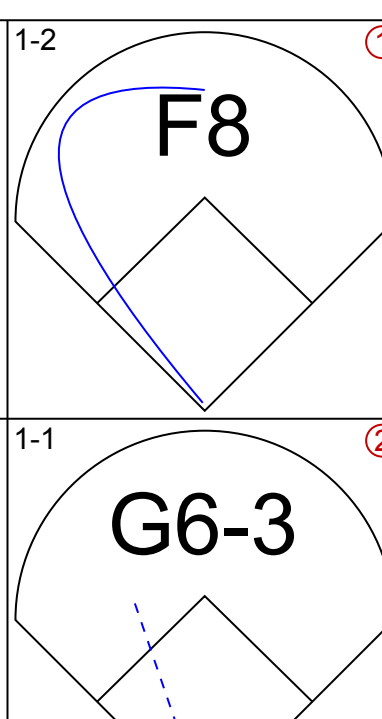
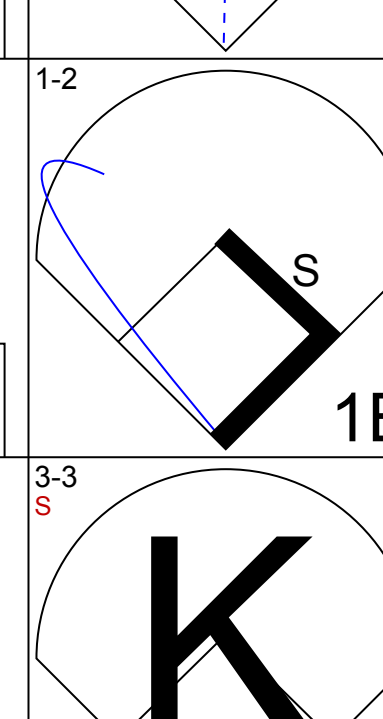
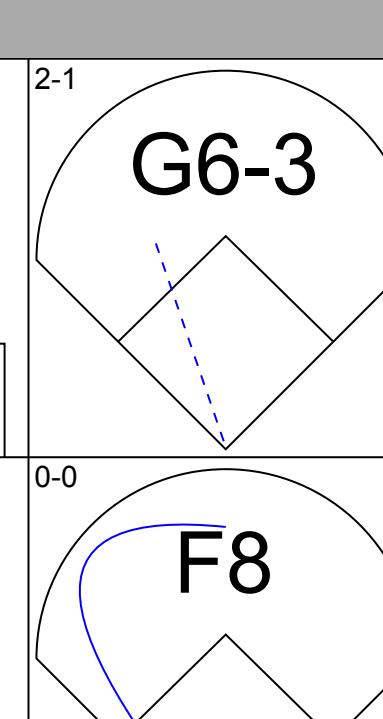
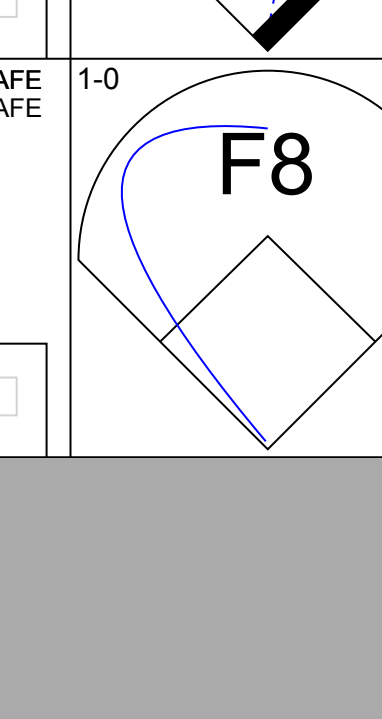
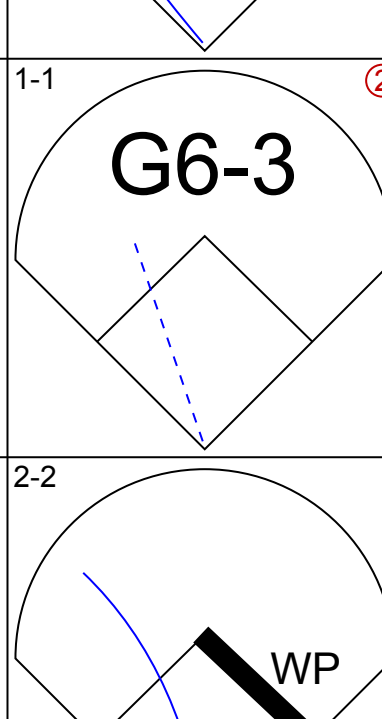
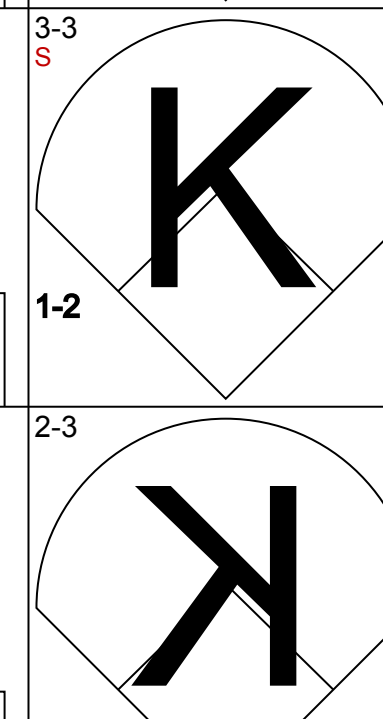
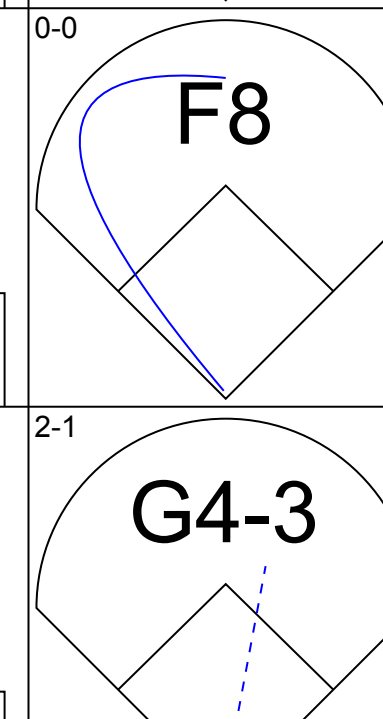
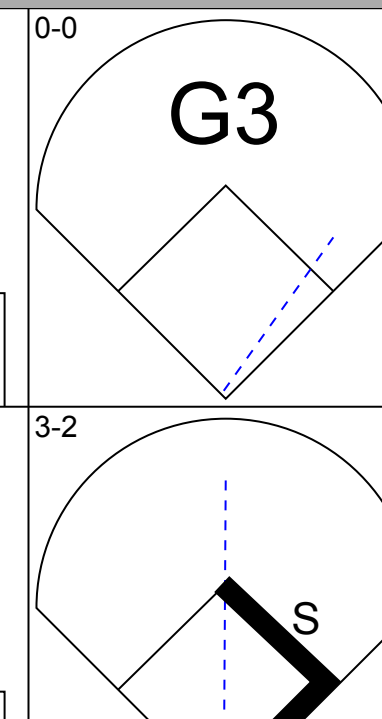
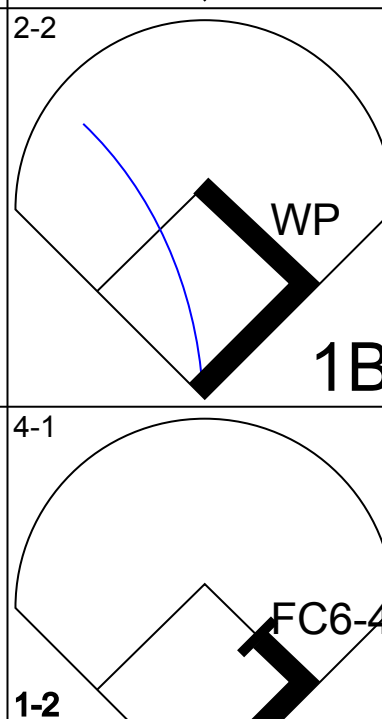

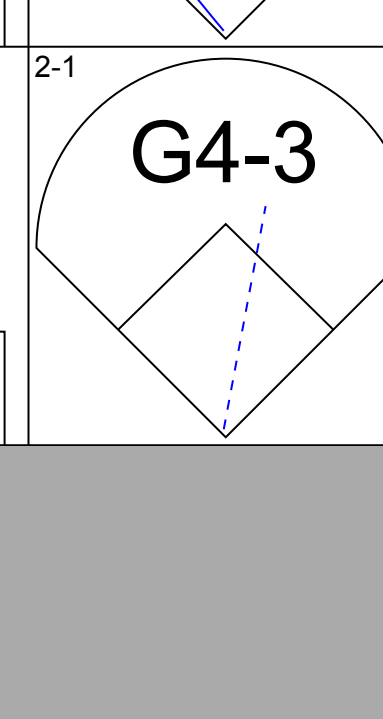
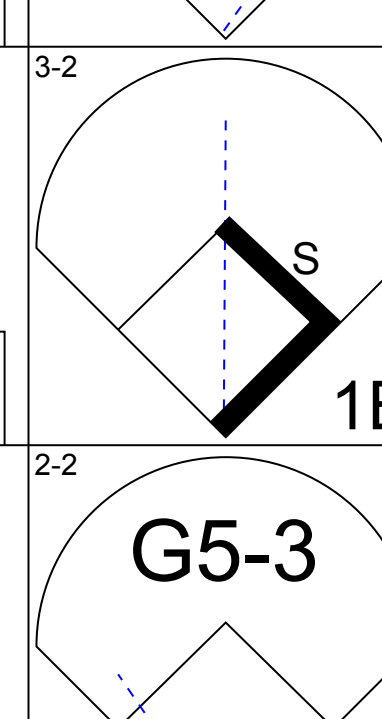
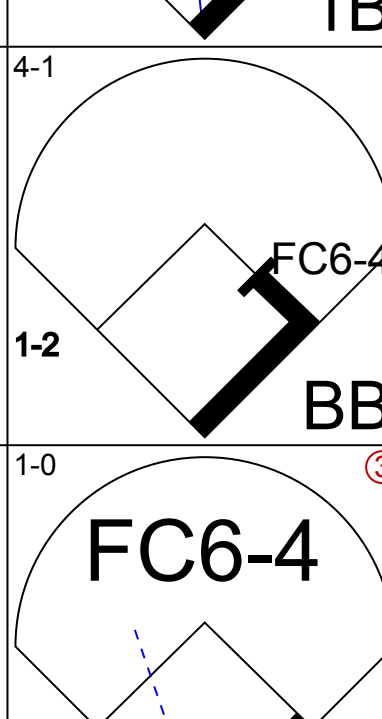

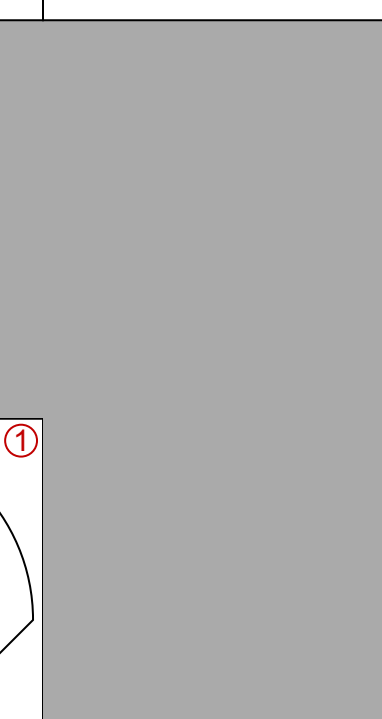

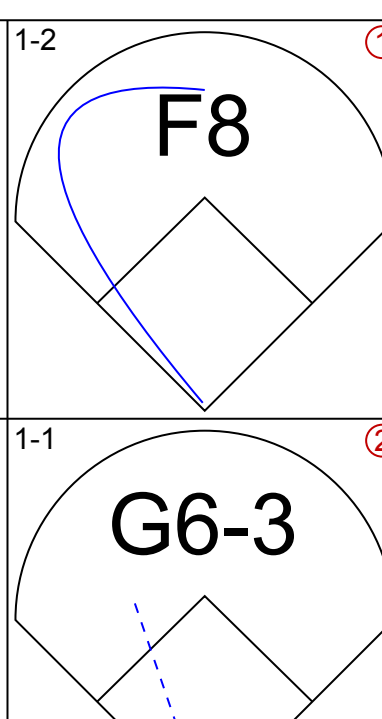

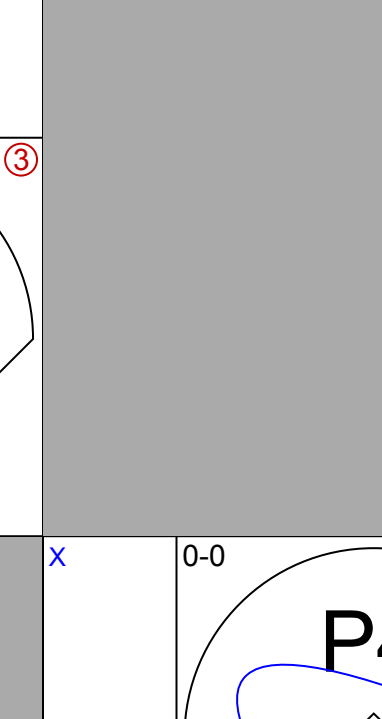
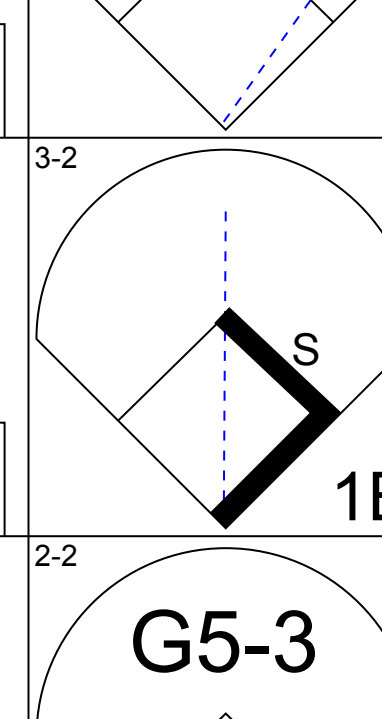
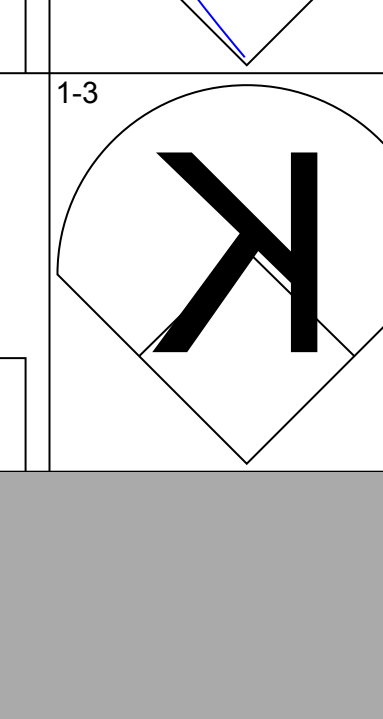
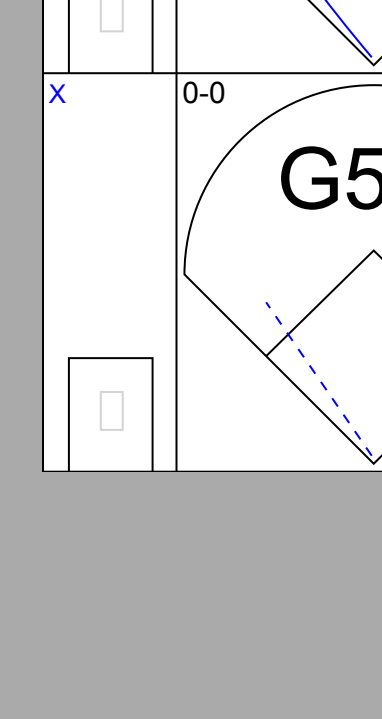

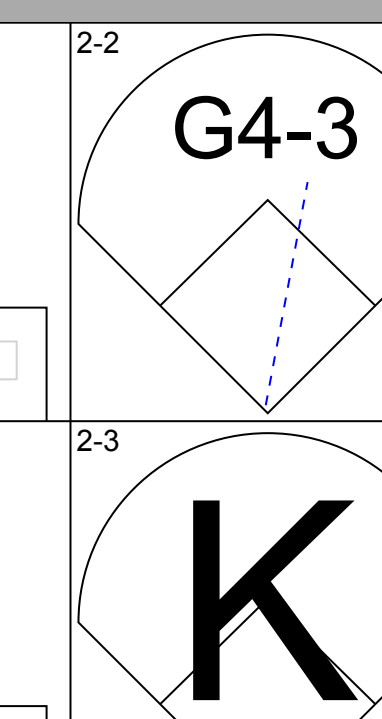
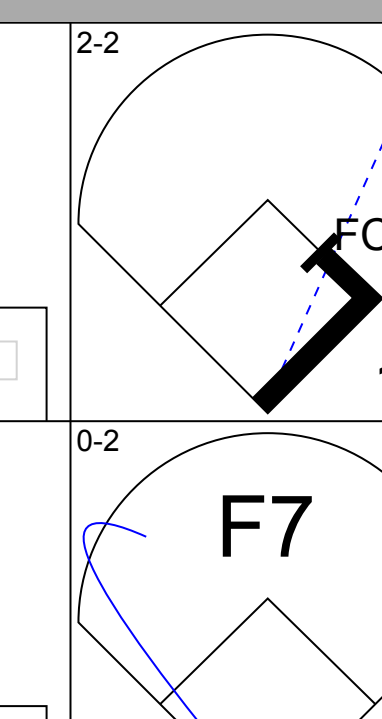

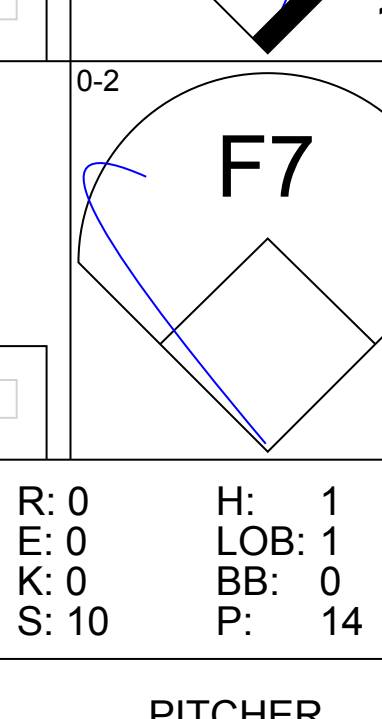
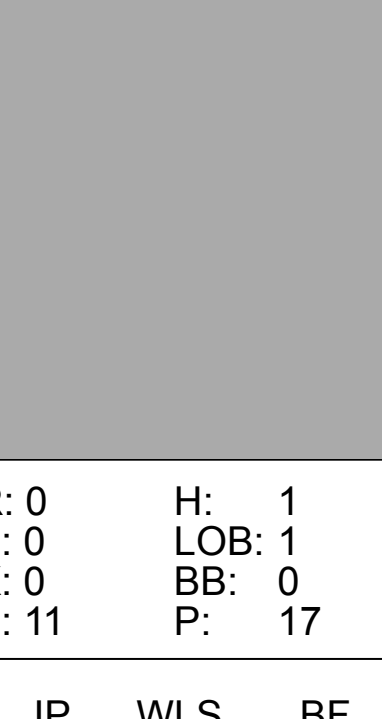
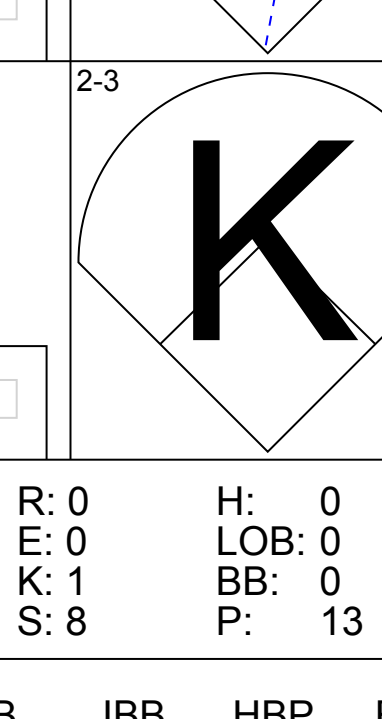
Chicago Cubs @ Montreal Expos
Olympic Stadium, Montreal, QB
Sat Jun 17 1989, 7:05 PM EDT
Att: 35,095 - Unknown



Batter	1	2	3	4	5	6	7	8	9	AB	R	H	RBI	BB	SO	LOB	TOP			
Jerome Walton, R (1.8) OBP: 0.367, SLG: 0.439										5	0	2	0	0	2	1	Chicago Cubs @ Pittsburgh Pirates Three Rivers Stadium, Pittsburgh, PA Thu Jun 22 1989, 7:05 PM EDT Att: 16,430 - Unknown - 75 F			
Dwight Smith, L (1.9) OBP: 0.417, SLG: 0.542										3	2	1	0	2	1	2				
23 Ryne Sandberg, R (1.4) OBP: 0.356, SLG: 0.459										4	1	2	1	1	0	2				
Damon Berryhill, S (1.2) OBP: 0.298, SLG: 0.343										3	1	1	1	2	0	3				
Mitch Webster, S (1.7) OBP: 0.325, SLG: 0.364										5	1	1	1	0	0	4				
Lloyd McClendon, R (1.3) OBP: 0.383, SLG: 0.510										3	2	2	0	2	0	2				
Vance Law, R (1.5) OBP: 0.275, SLG: 0.322										5	0	1	2	0	0	3				
Domingo Ramos, R (1.6) OBP: 0.347, SLG: 0.379										4	0	2	2	1	0	2				
Rick Sutcliffe, L (1.1) OBP: 0.243, SLG: 0.176										2	1	0	0	1	1	2				
Inning Stats	R: 0 E: 0 K: 1 S: 7	H: 1 LOB: 1 BB: 1 P: 15	R: 0 E: 0 K: 0 S: 9	H: 0 LOB: 1 BB: 1 P: 19	R: 3 E: 1 K: 0 S: 11	H: 3 LOB: 0 BB: 1 P: 22	R: 1 E: 0 K: 0 S: 8	H: 3 LOB: 2 BB: 1 P: 13	R: 0 E: 0 K: 1 S: 10	H: 0 LOB: 2 BB: 2 P: 21	R: 0 E: 0 K: 0 S: 5	H: 0 LOB: 1 BB: 1 P: 12	R: 0 E: 0 K: 1 S: 12	H: 1 LOB: 1 BB: 0 P: 20	R: 4 E: 0 K: 1 S: 12	H: 4 LOB: 2 BB: 2 P: 24	1B: 10 2B: 2 3B: 0 HR: 0	SF: 0 SAC: 1 DP: 1 HBP: 0	WP: 1 PB: 1 SB: 0 CS: 1	PA: 45
PITCHER	IP WLS BF H R ER SO BB IBB HBP BLK WP HR S P ERA WHIP																			
Randy Kramer, R (1.1) ERA: 4.12	3.1 L 17 6 4 4 1 3 0 0 0 0 0 0 30 61 10.80 2.700																			
Neal Heaton, L (4.1) ERA: 4.44	2.2 11 1 0 0 1 3 0 0 1 0 0 20 41 0.00 1.500																			
Miguel Garcia, L (7.1) ERA: 2.0	2.0 8 1 0 0 1 1 0 0 0 1 0 20 34 0.00 1.000																			
Jeff Robinson, R (9.1) ERA: 6.85	1.0 8 4 4 4 1 2 0 0 0 0 0 12 24 36.00 6.000																			

AB 34
R 8
H 12
RBI 7
BB 9
SO 4
LOB 21



Batter	1	2	3	4	5	6	7	8	9	AB	R	H	RBI	BB	SO	LOB	BOTTOM					
Barry Bonds, L (1.7) OBP: 0.356, SLG: 0.445										4	0	0	0	0	0	1	Chicago Cubs @ Pittsburgh Pirates Three Rivers Stadium, Pittsburgh, PA Thu Jun 22 1989, 7:05 PM EDT Att: 16,430 - Unknown - 75 F					
Jose Lind, R (1.4) OBP: 0.288, SLG: 0.309										4	0	1	0	0	0	1						
Andy Van Slyke, L (1.8) OBP: 0.340, SLG: 0.401										4	0	1	0	0	1	1						
Bobby Bonilla, S (1.5) OBP: 0.349, SLG: 0.452										3	0	1	0	1	1	1						
Glenn Wilson, R (1.9) OBP: 0.347, SLG: 0.468										4	0	0	0	0	0	3						
Gary Redus, R (1.3) OBP: 0.358, SLG: 0.422										3	0	0	0	0	0	1						
Rey Quinones, R (1.6) OBP: 0.242, SLG: 0.309										3	0	1	0	0	1	0						
Dann Bilardello, R (1.2) OBP: 0.222, SLG: 0.333										2	0	1	0	0	0	0						
John Cangelosi, S (8. PH) OBP: 0.402, SLG: 0.318										1	0	0	0	0	0	1						
Junior Ortiz, R (9.2) OBP: 0.282, SLG: 0.231										0	0	0	0	0	0	0						
Randy Kramer, R (1.1) OBP: 0.349, SLG: 0.348										1	0	0	0	0	1	0						
Neal Heaton, L (4.1) OBP: 0.349, SLG: 0.348										0	0	0	0	0	0	0						
Benny DiStefano, L (6. PH) OBP: 0.356, SLG: 0.243										1	0	0	0	0	0	1						
Miguel Garcia, L (7.1) OBP: 0.347, SLG: 0.379										0	0	0	0	0	0	0						
R.J. Reynolds, S (8. PH) OBP: 0.356, SLG: 0.428										1	0	0	0	0	0	0						
Jeff Robinson, R (9.1) ERA: 6.85										0	0	0	0	0	0	0						
Inning Stats	R: 0 E: 0 K: 2 S: 15	H: 1 LOB: 0 BB: 0 P: 22	R: 0 E: 0 K: 1 S: 6	H: 0 LOB: 0 BB: 0 P: 9	R: 0 E: 0 K: 1 S: 8	H: 0 LOB: 0 BB: 0 P: 13	R: 0 E: 0 K: 0 S: 5	H: 0 LOB: 0 BB: 0 P: 9	R: 0 E: 0 K: 0 S: 3	H: 0 LOB: 0 BB: 0 P: 5	R: 0 E: 0 K: 0 S: 10	H: 1 LOB: 1 BB: 0 P: 14	R: 0 E: 0 K: 0 S: 11	H: 1 LOB: 1 BB: 0 P: 17	R: 0 E: 0 K: 0 S: 9	H: 1 LOB: 0 BB: 0 P: 16	R: 0 E: 0 K: 0 S: 10	H: 1 LOB: 2 BB: 1 P: 19	1B: 5 2B: 1 3B: 0 HR: 0	SF: 0 SAC: 0 DP: 1 HBP: 0	WP: 1 PB: 0 SB: 2 CS: 0	PA: 32
PITCHER	IP WLS BF H R ER SO BB IBB HBP BLK WP HR S P ERA WHIP																					
Rick Sutcliffe, R (1.1) ERA: 3.39	9.0 W 32 5 0 0 4 1 0 0 0 1 0 77 124 0.00 0.667																					

AB 31
R 0
H 5
RBI 0
BB 1
SO 4
LOB 10



Batter	1	2	3	4	5	6	7	8	9	AB	R	H	RBI	BB	SO	LOB	TOP										
Dave Martinez, L (1, 8) OBP: 0.333, SLG: 0.432										5	3	3	2	0	0	0	Montreal Expos @ Chicago Cubs Wrigley Field, Chicago, IL Fri Jun 23 1989, 3:33 AM CDT Att: 36,239 - Unknown										
Tom Foley, L (1, 4) OBP: 0.318, SLG: 0.328										3	0	1	0	1	1	0											
Andres Calarraga, R (1, 3) OBP: 0.330, SLG: 0.434										3	0	0	0	2	0	2											
Tim Raines, S (1, 7) OBP: 0.413, SLG: 0.455										5	1	3	1	0	0	2											
Hubie Brooks, R (1, 9) OBP: 0.301, SLG: 0.383 Otis Nixon, S (9, 8) OBP: 0.331, SLG: 0.285										5	1	1	2	0	0	3											
Tim Wallach, R (1, 5) OBP: 0.312, SLG: 0.382										3	0	1	0	1	0	1											
Nelson Santovenia, R (1, 2) OBP: 0.340, SLG: 0.360										4	0	1	0	0	2	2											
Spike Owen, S (1, 6) OBP: 0.358, SLG: 0.349										3	0	0	0	1	0	2											
Mark Langston, R (1, 1) OBP: 0.222, SLG: 0.278 Damaso Garcia, R (8, PH) OBP: 0.288, SLG: 0.284 Tim Burke, R (8, 1)										3	0	0	0	0	2	4											
Inning Stats	R: 1 E: 0 K: 1 S: 23	H: 2 LOB: 1 BB: 1 P: 33	R: 0 E: 0 K: 0 S: 6	H: 1 LOB: 1 BB: 0 P: 12	R: 0 E: 0 K: 1 S: 8	H: 0 LOB: 0 BB: 0 P: 11	R: 0 E: 0 K: 2 S: 15	H: 2 LOB: 3 BB: 1 P: 26	R: 1 E: 0 K: 0 S: 9	H: 1 LOB: 0 BB: 0 P: 15	R: 0 E: 0 K: 1 S: 8	H: 0 LOB: 0 BB: 0 P: 15	R: 0 E: 0 K: 1 S: 9	H: 1 LOB: 2 BB: 1 P: 14	R: 2 E: 0 K: 2 S: 20	H: 2 LOB: 1 BB: 1 P: 31		R: 1 E: 1 K: 0 S: 8	H: 1 LOB: 1 BB: 1 P: 14	1B: 7 2B: 0 3B: 0 HR: 3	SF: 0 SAC: 1 DP: 1 HBP: 0	WP: 0 PB: 0 SB: 2 CS: 0	PA: 41				
PITCHER	IP	WLS	BF	H	R	ER	SO	BB	IBB	HBP	BLK	WP	HR	S	P	ERA	WHIP										
Mike Bielecki, R (1, 1) ERA: 2.7	7.1	L	34	9	4	4	7	3	1	0	1	0	3	91	148	4.91	1.636										
Steve Wilson, L (8, 1) ERA: 3.09	1.1		6	1	1	0	1	0	1	0	0	0	0	11	17	0.00	0.750										
Calvin Schiraldi, R (9, 1) ERA: 3.09	0.1		1	0	0	0	0	0	0	0	0	0	0	4	6	0.00	0.000										

AB	35
R	5
H	10
RBI	5
BB	5
SO	8
LOB	17



Batter	1	2	3	4	5	6	7	8	9	AB	R	H	RBI	BB	SO	LOB	BOTTOM										
Jerome Walton, R (1, 8) OBP: 0.357, SLG: 0.426										4	0	0	0	0	2	0	Montreal Expos @ Chicago Cubs Wrigley Field, Chicago, IL Fri Jun 23 1989, 3:33 AM CDT Att: 36,239 - Unknown										
Mitch Webster, S (1, 7) OBP: 0.328, SLG: 0.360										2	0	0	0	2	1	0											
23 Ryne Sandberg, R (1, 4) OBP: 0.352, SLG: 0.453										3	0	0	0	0	0	2											
Andre Dawson, R (1, 9) OBP: 0.338, SLG: 0.556										2	1	2	0	1	0	0											
Lloyd McClendon, R (1, 3) OBP: 0.381, SLG: 0.505 Steve Wilson, L (8, 1) Calvin Schiraldi, R (9, 1)										3	0	1	1	0	0	2											
Domingo Ramos, R (1, 5) OBP: 0.337, SLG: 0.367										3	0	0	0	0	0	1											
Shawon Dunston, R (1, 6) OBP: 0.303, SLG: 0.399 Dwight Smith, L (8, PH) OBP: 0.414, SLG: 0.537 Vance Law, R (9, 5) OBP: 0.275, SLG: 0.322										2	0	1	0	0	0	0											
Joe Girardi, R (1, 2) OBP: 0.250, SLG: 0.213 Damon Berryhill, S (8, PH) OBP: 0.295, SLG: 0.341										2	0	0	0	0	0	0											
Mike Bielecki, R (1, 1) OBP: 0.067, SLG: 0.034 Mark Grace, L (8, 3) OBP: 0.395, SLG: 0.394										1	0	0	0	0	0	0											
Inning Stats	R: 0 E: 0 K: 1 S: 4	H: 0 LOB: 0 BB: 1 P: 10	R: 0 E: 0 K: 0 S: 3	H: 0 LOB: 0 BB: 1 P: 7	R: 0 E: 0 K: 1 S: 8	H: 0 LOB: 0 BB: 0 P: 12	R: 0 E: 0 K: 1 S: 7	H: 0 LOB: 0 BB: 0 P: 10	R: 1 E: 0 K: 0 S: 11	H: 3 LOB: 0 BB: 0 P: 15	R: 0 E: 0 K: 1 S: 8	H: 0 LOB: 0 BB: 0 P: 14	R: 0 E: 0 K: 0 S: 11	H: 1 LOB: 1 BB: 1 P: 19	R: 0 E: 0 K: 1 S: 8	H: 0 LOB: 0 BB: 0 P: 9		R: 0 E: 0 K: 1 S: 10	H: 0 LOB: 0 BB: 0 P: 14	1B: 3 2B: 2 3B: 0 HR: 0	SF: 0 SAC: 0 DP: 2 HBP: 0	WP: 0 PB: 0 SB: 0 CS: 1	PA: 30				
PITCHER	IP	WLS	BF	H	R	ER	SO	BB	IBB	HBP	BLK	WP	HR	S	P	ERA	WHIP										
Mark Langston, L (1, 1) ERA: 3.1	7.0	W	23	4	1	1	4	3	0	0	0	0	0	52	87	1.29	1.000										
Tim Burke, R (8, 1) ERA: 2.55	2.0	S	6	0	0	0	2	0	0	0	0	0	0	18	23	0.00	0.000										

AB	26
R	1
H	4
RBI	1
BB	3
SO	6
LOB	5



Batter	1	2	3	4	5	6	7	8	9	AB	R	H	RBI	BB	SO	LOB	TOP					
Otis Nixon, S <small>OBP: 0.335, SLG: 0.286</small> (1, 8)	L9		F8														3 1 1 2 1 0 0					
Rex Hudler, R <small>OBP: 0.346, SLG: 0.560</small> (1, 4)	F8			G1-3													4 0 1 2 0 0 1					
Andres Calarraga, R <small>OBP: 0.329, SLG: 0.431</small> (1, 3)	FC6-4			F9													4 0 1 0 0 0 1					
Tim Raines, S <small>OBP: 0.410, SLG: 0.451</small> (1, 7)	FC6-4			G4-3													4 0 1 0 0 0 1					
Hubie Brooks, R <small>OBP: 0.300, SLG: 0.381</small> Dave Martinez, L <small>OBP: 0.333, SLG: 0.432</small> (8, 9)			P4														4 1 1 0 0 1 1 0 0 0 0 0 0 0					
Tim Lincecum, R <small>OBP: 0.315, SLG: 0.384</small> (1, 5)	G6-3																4 1 2 0 0 1 0					
Nelson Santovenia, R <small>OBP: 0.330, SLG: 0.346</small> (1, 2)	G5-3																4 0 0 0 0 1 4					
Spike Owen, S <small>OBP: 0.357, SLG: 0.344</small> (1, 6)				G5-3													3 1 0 0 1 0 2					
Kevin Gross, R <small>OBP: 0.222, SLG: 0.125</small> (1, 1)				K													4 1 1 1 1 0 2 0					
Inning Stats	R: 0 E: 0 K: 0 S: 6	H: 1 LOB: 1 BB: 0 P: 11	R: 0 E: 0 K: 0 S: 8	H: 0 LOB: 0 BB: 0 P: 10	R: 0 E: 0 K: 1 S: 5	H: 0 LOB: 0 BB: 0 P: 7	R: 0 E: 0 K: 0 S: 5	H: 0 LOB: 0 BB: 0 P: 7	R: 5 E: 0 K: 0 S: 11	H: 5 LOB: 0 BB: 1 P: 21	R: 0 E: 0 K: 0 S: 6	H: 2 LOB: 1 BB: 1 P: 15	R: 0 E: 0 K: 2 S: 9	H: 0 LOB: 0 BB: 0 P: 10	R: 0 E: 0 K: 2 S: 9	H: 0 LOB: 0 BB: 0 P: 11	1B: 8 2B: 0 3B: 0 HR: 0	SF: 0 SAC: 0 DP: 0 HBP: 0	WP: 0 PA: 36 PB: 0 SB: 2 CS: 0			
PITCHER	IP WLS BF H R ER SO BB IBB HBP BLK WP HR S P ERA WHIP																					
Paul Kilgus, L <small>ERA: 4.48</small> Les Lancaster, R <small>ERA: 3.15</small> Jeff Pico, R <small>ERA: 3.15</small>	(1, 1)	5.0 L 21 6 5 5 1 0 1 0 0 0 0 0 35 56 9.00 1.200	(6, 1)	3.0 12 2 0 0 2 1 0 0 0 0 0 22 34 0.00 1.000	(9, 1)	1.0 3 0 0 0 2 0 0 0 0 0 0 9 11 0.00 0.000																

Montreal Expos @ Chicago Cubs
 Wrigley Field, Chicago, IL
 Sat Jun 24 1989, 3:33 AM CDT
 Att: 36,068 - Unknown

AB	34
R	5
H	8
RBI	5
BB	2
SO	5
LOB	10



Batter	1	2	3	4	5	6	7	8	9	AB	R	H	RBI	BB	SO	LOB	BOTTOM				
Jerome Walton, R <small>OBP: 0.354, SLG: 0.421</small> (1, 8)	L4			G6-3													4 0 1 0 0 0 0				
Dwight Smith, L <small>OBP: 0.416, SLG: 0.528</small> (1, 7)	F7																2 0 0 0 1 1 0				
Mark Grace, L <small>OBP: 0.397, SLG: 0.393</small> (1, 3)	CS																3 0 1 0 1 0 2				
Andre Dawson, R <small>OBP: 0.336, SLG: 0.543</small> (1, 9)	CS																3 0 0 0 1 1 2				
Damon Berryhill, S <small>OBP: 0.290, SLG: 0.333</small> (1, 2)	G4-3																4 0 0 0 0 1 5				
Curtis Wilkerson, S <small>OBP: 0.245, SLG: 0.336</small> (1, 4)	G6-3																3 0 0 0 0 0 0				
Vance Law, R <small>OBP: 0.329, SLG: 0.329</small> Les Lancaster, R <small>OBP: 0.265, SLG: 0.354</small> Gary Varsho, L <small>OBP: 0.500, SLG: 0.500</small> Jeff Pico, R <small>OBP: 0.500, SLG: 0.500</small> (8, PH)																	2 0 1 0 0 0 0 0 0 0 0 0 0 0 1 0 0 0 0 0 0 0 0 0 0 0 0 0				
Shawon Dunston, R <small>OBP: 0.300, SLG: 0.394</small> (1, 6)																	2 0 0 0 0 1 0				
Paul Kilgus, L <small>OBP: 0.074, SLG: 0.074</small> Domingo Ramos, R <small>OBP: 0.330, SLG: 0.359</small> (6, 5)																	1 0 0 0 0 0 1 2 0 0 0 0 2 0				
Inning Stats	R: 0 E: 0 K: 0 S: 8	H: 1 LOB: 0 BB: 0 P: 15	R: 0 E: 0 K: 1 S: 9	H: 0 LOB: 0 BB: 0 P: 13	R: 0 E: 0 K: 0 S: 9	H: 1 LOB: 0 BB: 0 P: 11	R: 0 E: 0 K: 0 S: 11	H: 0 LOB: 2 BB: 2 P: 23	R: 0 E: 0 K: 1 S: 6	H: 0 LOB: 0 BB: 0 P: 7	R: 0 E: 0 K: 2 S: 8	H: 0 LOB: 0 BB: 0 P: 12	R: 0 E: 0 K: 0 S: 6	H: 0 LOB: 0 BB: 0 P: 7	R: 0 E: 0 K: 0 S: 6	H: 0 LOB: 0 BB: 0 P: 10	R: 0 E: 0 K: 2 S: 13	H: 1 LOB: 3 BB: 1 P: 26	1B: 2 2B: 1 3B: 0 HR: 0	SF: 0 SAC: 1 DP: 0 HBP: 1	WP: 0 PA: 33 PB: 0 SB: 0 CS: 2
PITCHER	IP WLS BF H R ER SO BB IBB HBP BLK WP HR S P ERA WHIP																				
Kevin Gross, R <small>ERA: 4.28</small>	(1, 1)	9.0 W 32 3 0 0 6 3 0 1 0 0 0 76 124 0.00 0.667																			

Montreal Expos @ Chicago Cubs
 Wrigley Field, Chicago, IL
 Sat Jun 24 1989, 3:33 AM CDT
 Att: 36,068 - Unknown

AB	27
R	0
H	3
RBI	0
BB	3
SO	6
LOB	10



Batter	1	2	3	4	5	6	7	8	9	AB	R	H	RBI	BB	SO	LOB	TOP										
Barry Bonds, L OBP: 0.351, SLG: 0.443 (1, 7)										4	1	1	0	0	0	0	Pittsburgh Pirates @ Chicago Cubs Wrigley Field, Chicago, IL Mon Jun 26 1989, 7:05 PM CDT Att: 35,407 - Unknown										
Rafael Bellard, R OBP: 0.286, SLG: 0.296 (1, 4)										4	1	2	1	0	0	0											
Andy Van Slyke, L OBP: 0.343, SLG: 0.394 (1, 8)										4	0	1	0	0	1	1											
Bobby Bonilla, S OBP: 0.350, SLG: 0.462 (1, 5)										4	0	0	1	0	0	2											
Glenn Wilson, R OBP: 0.340, SLG: 0.465 (1, 9)										4	0	0	0	0	1	1											
Gary Redus, R OBP: 0.356, SLG: 0.421 (1, 3)										3	0	0	0	1	0	1											
Rey Quinones, R OBP: 0.243, SLG: 0.300 (1, 6)										3	0	0	0	1	1	1											
Dann Bilardello, R OBP: 0.208, SLG: 0.292 (1, 2)										3	0	1	0	0	0	0											
Doug Drabek, R OBP: 0.139, SLG: 0.088 (1, 1)										3	0	0	0	0	0	2											
Inning Stats	R: 2 E: 0 K: 0 S: 7	H: 3 LOB: 1 BB: 0 P: 10	R: 0 E: 0 K: 1 S: 7	H: 0 LOB: 0 BB: 0 P: 10	R: 0 E: 0 K: 0 S: 6	H: 0 LOB: 1 BB: 1 P: 8	R: 0 E: 0 K: 0 S: 7	H: 0 LOB: 0 BB: 0 P: 13	R: 0 E: 0 K: 1 S: 4	H: 1 LOB: 2 BB: 1 P: 6	R: 0 E: 0 K: 1 S: 9	H: 1 LOB: 1 BB: 1 P: 16	R: 0 E: 0 K: 0 S: 10	H: 1 LOB: 0 BB: 0 P: 18	R: 0 E: 0 K: 0 S: 5	H: 0 LOB: 0 BB: 0 P: 7	1B: 3 2B: 1 3B: 1 HR: 0	SF: 0 SAC: 0 DP: 0 HBP: 0	WP: 0 PB: 0 SB: 0 CS: 0	PA: 34							
PITCHER	IP	WLS	BF	H	R	ER	SO	BB	IBB	HBP	BLK	WP	HR	S	P	ERA	WHIP										
Greg Maddux, R ERA: 2.89 (1, 1)	7.0	L	27	4	2	2	3	2	0	0	0	0	0	47	73	2.57	0.857										
Jeff Pico, R ERA: 3.12 (8, 1)	0.1		2	1	0	0	0	0	0	0	0	0	0	3	5	0.00	3.000										
Mitch Williams, L ERA: 2.04 (8, 1)	1.2		5	0	0	0	0	0	0	0	0	0	0	12	20	0.00	0.000										

AB	32
R	2
H	5
RBI	2
BB	2
SO	3
LOB	8



Batter	1	2	3	4	5	6	7	8	9	AB	R	H	RBI	BB	SO	LOB	BOTTOM										
Jerome Walton, R OBP: 0.355, SLG: 0.432 (1, 8)										4	0	2	1	0	1	2	Pittsburgh Pirates @ Chicago Cubs Wrigley Field, Chicago, IL Mon Jun 26 1989, 7:05 PM CDT Att: 35,407 - Unknown										
Dwight Smith, L OBP: 0.400, SLG: 0.504 (1, 7)										4	0	0	0	0	0	2											
23 Ryne Sandberg, R OBP: 0.342, SLG: 0.440 (1, 4)										4	0	0	0	0	1	0											
Andre Dawson, R OBP: 0.319, SLG: 0.514 (1, 9)										4	0	0	0	0	1	0											
Mark Grace, L OBP: 0.396, SLG: 0.392 (1, 3)										4	0	2	0	0	0	0											
Damon Berryhill, S OBP: 0.285, SLG: 0.331 (1, 2)										4	0	1	0	0	1	2											
Vance Law, R OBP: 0.276, SLG: 0.326 (1, 5)										4	1	1	0	0	0	1											
Shawon Dunston, R OBP: 0.296, SLG: 0.386 (1, 6)										3	0	1	0	0	1	1											
Greg Maddux, R OBP: 0.306, SLG: 0.314 (1, 1)										2	0	0	0	0	0	1											
Gary Varsho, L OBP: 0.271, SLG: 0.348 (7, PH)										0	0	0	0	1	0	0											
Jeff Pico, R OBP: 0.500, SLG: 0.500 (8, 1)										0	0	0	0	0	0	0											
Mitch Williams, L (8, 1)										0	0	0	0	0	0	0											
Inning Stats	R: 0 E: 0 K: 0 S: 7	H: 0 LOB: 0 BB: 0 P: 11	R: 0 E: 0 K: 0 S: 9	H: 1 LOB: 1 BB: 0 P: 12	R: 0 E: 0 K: 1 S: 7	H: 1 LOB: 1 BB: 0 P: 12	R: 0 E: 0 K: 0 S: 7	H: 1 LOB: 1 BB: 0 P: 12	R: 1 E: 0 K: 0 S: 10	H: 2 LOB: 1 BB: 0 P: 15	R: 0 E: 0 K: 1 S: 9	H: 0 LOB: 0 BB: 0 P: 13	R: 0 E: 0 K: 1 S: 7	H: 1 LOB: 2 BB: 1 P: 10	R: 0 E: 0 K: 1 S: 11	H: 0 LOB: 0 BB: 0 P: 17	R: 0 E: 0 K: 1 S: 8	H: 1 LOB: 0 BB: 0 P: 11	1B: 6 2B: 1 3B: 0 HR: 0	SF: 0 SAC: 0 DP: 0 HBP: 0	WP: 0 PB: 0 SB: 1 CS: 1	PA: 34					
PITCHER	IP	WLS	BF	H	R	ER	SO	BB	IBB	HBP	BLK	WP	HR	S	P	ERA	WHIP										
Doug Drabek, R ERA: 2.24 (1, 1)	9.0	W	34	7	1	1	5	1	0	0	0	0	0	75	113	1.00	0.889										



Batter	1	2	3	4	5	6	7	8	9	AB	R	H	RBI	BB	SO	LOB	TOP										
Barry Bonds, L OBP: 0.354, SLG: 0.444 (1, 7)										4	1	2	0	1	1	1	Pittsburgh Pirates @ Chicago Cubs Wrigley Field, Chicago, IL Tue Jun 27 1989, 3:33 AM CDT Att: 35,646 - Sunny										
Jose Lind, R OBP: 0.285, SLG: 0.306 (1, 4)										4	1	1	1	1	1	4											
Andy Van Slyke, L OBP: 0.346, SLG: 0.408 (1, 8)										4	2	2	1	0	1	2											
Bobby Bonilla, S OBP: 0.349, SLG: 0.466 (1, 5)										4	1	1	1	0	2	1											
Glenn Wilson, R OBP: 0.343, SLG: 0.466 (1, 9)										4	0	2	2	0	0	0											
Benny DiStefano, L OBP: 0.341, SLG: 0.230 (1, 3)										3	0	0	0	0	0	1											
Gary Redus, R OBP: 0.353, SLG: 0.417 (8, 3)										1	0	0	0	0	0	1											
Rey Quinones, R OBP: 0.239, SLG: 0.295 (1, 6)										4	0	0	0	0	0	1											
Junior Ortiz, R OBP: 0.286, SLG: 0.262 (1, 2)										3	0	1	0	0	0	0											
John Cangestosi, S OBP: 0.393, SLG: 0.309 (9, PH)										1	0	0	0	0	0	0											
Dann Bilardo, R OBP: 0.208, SLG: 0.292 (9, 2)										0	0	0	0	0	0	0											
Randy Kramer, R OBP: 0.263, SLG: 0.063 (7, 1)										3	0	1	0	0	0	1											
Bob Kipper, L OBP: 0.271, SLG: 0.143 (7, 1)										0	0	0	0	0	0	0											
Doug Bair, R OBP: 0.300, SLG: 2.000 (8, 1)										0	0	0	0	0	0	0											
Miguel Garcia, L OBP: 0.273, SLG: 1.000 (8, 1)										0	0	0	0	0	0	0											
Bill Landrum, R OBP: 0.302, SLG: 0.433 (8, 9)										1	0	1	0	0	0	0											
Inning Stats	R: 4 E: 0 K: 0 S: 14	H: 4 LOB: 0 BB: 0 P: 17	R: 0 E: 0 K: 0 S: 3	H: 0 LOB: 0 BB: 0 P: 4	R: 0 E: 0 K: 1 S: 5	H: 0 LOB: 0 BB: 0 P: 7	R: 0 E: 0 K: 0 S: 3	H: 0 LOB: 0 BB: 0 P: 6	R: 0 E: 0 K: 2 S: 13	H: 1 LOB: 2 BB: 1 P: 24	R: 0 E: 0 K: 1 S: 10	H: 2 LOB: 2 BB: 0 P: 17	R: 1 E: 2 K: 0 S: 11	H: 2 LOB: 1 BB: 0 P: 17	R: 0 E: 0 K: 0 S: 5	H: 1 LOB: 1 BB: 0 P: 10	1B: 8 2B: 1 3B: 2 HR: 0	SF: 0 SAC: 0 DP: 0 HBP: 0	WP: 0 PB: 0 SB: 1 CS: 1	PA: 38							
PITCHER	IP	WLS	BF	H	R	ER	SO	BB	IBB	HBP	BLK	WP	HR	S	P	ERA	WHIP										
Rick Sutcliffe, R ERA: 3.5	7.0	L	29	8	4	4	6	1	0	0	0	0	0	62	93	5.14	1.286										
Steve Wilson, L ERA: 2.97	0.1		2	2	1	0	0	0	0	0	0	0	0	5	8	0.00	6.000										
Calvin Schiraldi, R ERA: 3.47	0.2		2	0	0	0	0	0	0	0	0	0	0	6	9	0.00	0.000										
Jeff Pico, R ERA: 3.1	0.1		2	1	0	0	0	0	0	0	0	0	0	3	4	0.00	3.000										
Mitch Williams, L ERA: 2.01	0.2		2	0	0	0	0	1	0	0	0	0	0	2	6	0.00	1.500										

AB 36
R 5
H 11
RBI 5
BB 2
SO 6
LOB 12



Batter	1	2	3	4	5	6	7	8	9	AB	R	H	RBI	BB	SO	LOB	BOTTOM										
Jerome Walton, R OBP: 0.357, SLG: 0.438 (1, 8)										5	1	2	0	0	1	3	Pittsburgh Pirates @ Chicago Cubs Wrigley Field, Chicago, IL Tue Jun 27 1989, 3:33 AM CDT Att: 35,646 - Sunny										
Dwight Smith, L OBP: 0.407, SLG: 0.504 (1, 7)										4	1	2	0	1	0	0											
23 Ryne Sandberg, R OBP: 0.337, SLG: 0.432 (1, 4)										5	0	0	0	0	0	4											
Andre Dawson, R OBP: 0.311, SLG: 0.503 (1, 9)										3	0	0	1	0	0	0											
Mark Grace, L OBP: 0.398, SLG: 0.388 (1, 3)										2	1	0	0	2	0	0											
Damon Berryhill, S OBP: 0.298, SLG: 0.343 (1, 2)										3	1	2	1	1	1	0											
Vance Law, R OBP: 0.272, SLG: 0.320 (1, 5)										4	0	0	0	0	0	5											
Shawon Dunston, R OBP: 0.300, SLG: 0.394 (1, 6)										4	0	2	2	0	0	1											
Rick Sutcliffe, L OBP: 0.256, SLG: 0.171 (7, PH)										1	0	0	0	1	0	0											
Gary Varsho, L OBP: 0.271, SLG: 0.358 (7, PH)										0	0	0	0	0	0	0											
Lloyd McClendon, R OBP: 0.326, SLG: 0.500 (8, 1)										0	0	0	0	0	0	0											
Steve Wilson, L ERA: 1.64										0	0	0	0	0	0	0											
Calvin Schiraldi, R ERA: 3.86										0	0	0	0	0	0	0											
Mitch Webster, S OBP: 0.327, SLG: 0.350 (8, PH)										1	0	0	0	0	0	1											
Jeff Pico, R OBP: 0.305, SLG: 0.500 (9, 1)										0	0	0	0	0	0	0											
Mitch Williams, L ERA: 0.25										0	0	0	0	0	0	0											
Inning Stats	R: 2 E: 0 K: 0 S: 9	H: 2 LOB: 2 BB: 2 P: 19	R: 0 E: 0 K: 0 S: 7	H: 2 LOB: 2 BB: 0 P: 11	R: 0 E: 0 K: 0 S: 7	H: 0 LOB: 0 BB: 0 P: 12	R: 0 E: 1 K: 0 S: 7	H: 0 LOB: 2 BB: 2 P: 16	R: 0 E: 0 K: 1 S: 10	H: 0 LOB: 0 BB: 0 P: 14	R: 0 E: 0 K: 1 S: 10	H: 2 LOB: 2 BB: 0 P: 15	R: 2 E: 0 K: 0 S: 7	H: 2 LOB: 1 BB: 1 P: 13	R: 0 E: 0 K: 0 S: 4	H: 0 LOB: 0 BB: 0 P: 7	1B: 5 2B: 3 3B: 0 HR: 0	SF: 1 SAC: 0 DP: 0 HBP: 0	WP: 0 PB: 0 SB: 0 CS: 0	PA: 39							
PITCHER	IP	WLS	BF	H	R	ER	SO	BB	IBB	HBP	BLK	WP	HR	S	P	ERA	WHIP										
Randy Kramer, R ERA: 3.99	6.0	W	26	5	2	2	1	4	0	0	0	0	0	7	11	0.00	1.500										
Bob Kipper, L ERA: 2.63	0.2		3	1	0	0	1	0	0	0	0	0	0	7	11	0.00	1.500										
Doug Bair, R ERA: 1.64	0.2		2	0	0	0	0	0	0	0	0	0	0	3	4	0.00	0.000										
Miguel Garcia, L ERA: 3.86	0.0		2	1	0	0	0	1	0	0	0	0	0	1	5	∞	∞										
Bill Landrum, R ERA: 0.25	1.2	S	6	1	2	2	0	0	0	0	0	0	0	8	13	10.80	0.600										

AB 33
R 4
H 8
RBI 4
BB 5
SO 2
LOB 15



Batter	1	2	3	4	5	6	7	8	9	AB	R	H	RBI	BB	SO	LOB	TOP		
Barry Bonds, L (1, 7) OBP: 0.353, SLG: 0.439										3	1	0	0	1	1	0	Pittsburgh Pirates @ Chicago Cubs Wrigley Field, Chicago, IL Wed Jun 28 1989, 3:33 AM CDT Att: 34,114 - Sunny - 65 F		
Jose Lind, R (1, 4) OBP: 0.288, SLG: 0.309										4	1	2	0	0	0	0			
Andy Van Slyke, L (1, 8) OBP: 0.344, SLG: 0.404										4	1	1	1	0	0	1			
Bobby Bonilla, S (1, 5) OBP: 0.351, SLG: 0.472										3	0	1	2	1	1	0			
Glenn Wilson, R (1, 9) OBP: 0.336, SLG: 0.456										4	0	0	0	0	1	3			
Bob Kipper, R (8, 1) OBP: 0.250, SLG: 0.143										0	0	0	0	0	0	0			
Bill Landrum, R (9, 1) OBP: 0.238, SLG: 0.293										0	0	0	0	0	0	0			
Gary Redus, R (1, 3) OBP: 0.354, SLG: 0.419										2	0	1	0	2	0	0			
Junior Ortiz, R (1, 2) OBP: 0.285, SLG: 0.262										4	0	1	0	0	0	3			
Rafael Belliard, R (1, 6) OBP: 0.279, SLG: 0.289										2	0	0	0	0	0	1			
John Cangelosi, S (8, PH) OBP: 0.388, SLG: 0.304										1	0	0	0	0	1	0			
R.J. Reynolds, S (8, 9) OBP: 0.375, SLG: 0.433										0	0	0	0	1	0	0			
Jeff Robinson, R (1, 1) OBP: 0.337, SLG: 0.227										2	0	0	0	0	1	1			
Benny Distefano, L (8, PH) OBP: 0.337, SLG: 0.227										1	0	0	0	0	0	0			
Rey Quinones, R (8, 6) OBP: 0.238, SLG: 0.293										1	0	0	0	0	0	1			
Inning Stats	R: 0 E: 0 K: 1 S: 12	H: 1 LOB: 2 BB: 1 P: 23	R: 0 E: 0 K: 0 S: 6	H: 0 LOB: 0 BB: 1 P: 10	R: 0 E: 0 K: 0 S: 7	H: 0 LOB: 0 BB: 0 P: 8	R: 0 E: 0 K: 2 S: 8	H: 0 LOB: 0 BB: 0 P: 9	R: 0 E: 0 K: 1 S: 10	H: 0 LOB: 1 BB: 1 P: 16	R: 0 E: 0 K: 0 S: 7	H: 1 LOB: 1 BB: 0 P: 10	R: 3 E: 0 K: 1 S: 21	H: 3 LOB: 1 BB: 1 P: 33	R: 0 E: 0 K: 0 S: 7	H: 1 LOB: 1 BB: 1 P: 11	1B: 5 2B: 0 3B: 1 HR: 0	SF: 0 SAC: 0 DP: 1 HBP: 0	WP: 0 PA: 36 PB: 0 SB: 0 CS: 1
PITCHER	IP	WLS	BF	H	R	ER	SO	BB	IBB	HBP	BLK	WP	HR	S	P	ERA	WHIP		
Mike Bielecki, R (1, 1) ERA: 2.67	7.2	L	29	3	2	2	5	3	1	0	0	0	0	68	102	2.35	0.783		
Mitch Williams, L (8, 1) ERA: 2.23	0.0		2	2	1	1	0	0	0	0	0	0	0	5	8	∞	∞		
Jeff Pico, R (8, 1) ERA: 3.0	1.1		5	1	0	0	0	1	0	0	0	0	0	12	18	0.00	1.500		

Batter	1	2	3	4	5	6	7	8	9	AB	R	H	RBI	BB	SO	LOB	BOTTOM				
Jerome Walton, R (1, 8) OBP: 0.354, SLG: 0.439										4	0	1	0	0	1	1	Pittsburgh Pirates @ Chicago Cubs Wrigley Field, Chicago, IL Wed Jun 28 1989, 3:33 AM CDT Att: 34,114 - Sunny - 65 F				
Dwight Smith, L (1, 7) OBP: 0.396, SLG: 0.489										4	0	0	0	0	0	2					
23 Ryne Sandberg, R (1, 4) OBP: 0.332, SLG: 0.425										4	0	0	0	0	0	2					
Andre Dawson, R (1, 9) OBP: 0.304, SLG: 0.490										4	0	0	0	0	0	2					
Mark Grace, L (1, 3) OBP: 0.400, SLG: 0.390										4	1	2	0	0	0	2					
Damon Berryhill, S (1, 2) OBP: 0.295, SLG: 0.348										3	0	1	0	0	1	1					
Vance Law, R (1, 5) OBP: 0.272, SLG: 0.320										3	0	1	0	0	1	2					
Gary Varsho, L (9, PH) OBP: 0.268, SLG: 0.343										1	0	0	0	0	0	1					
Shawon Dunston, R (1, 6) OBP: 0.296, SLG: 0.388										3	0	0	0	0	1	1					
Mitch Williams, L (8, 1) ERA: 2.55										0	0	0	0	0	0	0					
Jeff Pico, R (8, 1) OBP: 0.500, SLG: 0.500										0	0	0	0	0	0	0					
Mike Bielecki, R (1, 1) OBP: 0.063, SLG: 0.032										2	0	0	0	0	1	1					
Domingo Ramos, R (8, 6) OBP: 0.337, SLG: 0.366										1	0	1	0	0	0	0					
Inning Stats	R: 0 E: 1 K: 0 S: 8	H: 1 LOB: 2 BB: 0 P: 14	R: 0 E: 0 K: 0 S: 5	H: 1 LOB: 1 BB: 0 P: 7	R: 0 E: 0 K: 1 S: 6	H: 0 LOB: 0 BB: 0 P: 11	R: 0 E: 0 K: 2 S: 8	H: 1 LOB: 1 BB: 0 P: 11	R: 0 E: 0 K: 1 S: 7	H: 0 LOB: 0 BB: 0 P: 9	R: 0 E: 0 K: 0 S: 5	H: 0 LOB: 0 BB: 0 P: 10	R: 1 E: 0 K: 1 S: 8	H: 1 LOB: 0 BB: 0 P: 10	R: 0 E: 0 K: 0 S: 5	H: 1 LOB: 1 BB: 0 P: 9	R: 0 E: 0 K: 0 S: 10	H: 1 LOB: 1 BB: 0 P: 15	1B: 4 2B: 2 3B: 0 HR: 0	SF: 0 SAC: 1 DP: 0 HBP: 0	WP: 0 PA: 34 PB: 1 SB: 0 CS: 0
PITCHER	IP	WLS	BF	H	R	ER	SO	BB	IBB	HBP	BLK	WP	HR	S	P	ERA	WHIP				
Jeff Robinson, R (1, 1) ERA: 5.9	7.0	W	26	4	1	0	5	4	1	0	0	0	0	47	72	0.00	0.571				
Bob Kipper, L (8, 1) ERA: 2.55	1.2		7	2	0	0	0	0	0	0	0	0	0	13	20	0.00	1.200				
Bill Landrum, R (9, 1) ERA: 0.26	0.1	S	1	0	0	0	0	0	0	0	0	0	0	2	4	0.00	0.000				



Batter	1	2	3	4	5	6	7	8	9	AB	R	H	RBI	BB	SO	LOB	TOP			
Jerome Walton, R OBP: 0.352, SLG: 0.435 (1, 8)										4	0	1	0	0	0	0	Chicago Cubs @ San Francisco Giants Candlestick Park, San Francisco, CA Thu Jun 29 1989, 10:05 PM EDT Att: 12,339 - Sunny			
Curtis Wilkerson, S OBP: 0.246, SLG: 0.333 (1, 4)										4	1	1	0	0	2	1				
Dwight Smith, L OBP: 0.399, SLG: 0.486 (1, 9)										3	0	1	0	1	0	1				
Mark Grace, L OBP: 0.397, SLG: 0.388 (1, 3)										4	0	1	1	0	0	1				
Lloyd McClendon, R OBP: 0.374, SLG: 0.491 (1, 5)										4	0	1	0	0	0	3				
Mitch Webster, S OBP: 0.330, SLG: 0.363 (1, 7)										3	0	1	0	1	1	2				
Domingo Ramos, R OBP: 0.324, SLG: 0.351 (1, 6)										4	0	0	0	0	1	5				
Joe Girardi, R OBP: 0.254, SLG: 0.265 (1, 2)										4	1	1	1	0	1	1				
Paul Kilgus, L OBP: 0.271, SLG: 0.071 (2, 1)										1	0	0	0	0	0	0				
Jeff Pico, R OBP: 0.509, SLG: 0.500 (2, 1)										0	0	0	0	0	0	0				
Les Lancaster, R OBP: 0.295, SLG: 0.338 (7, PH)										1	0	0	0	0	1	0				
Calvin Schiraldi, R OBP: 0.297, SLG: 0.346 (7, 1)										1	0	0	0	0	0	0				
Damon Berryhill, S OBP: 0.297, SLG: 0.346 (8, PH)										1	0	0	0	0	0	0				
Inning Stats	R: 1 E: 1 K: 1 S: 9	H: 3 LOB: 3 BB: 1 P: 19	R: 0 E: 0 K: 1 S: 7	H: 0 LOB: 0 BB: 0 P: 8	R: 0 E: 0 K: 1 S: 6	H: 0 LOB: 0 BB: 0 P: 9	R: 0 E: 0 K: 0 S: 9	H: 1 LOB: 1 BB: 0 P: 15	R: 0 E: 0 K: 0 S: 10	H: 1 LOB: 1 BB: 0 P: 11	R: 1 E: 0 K: 0 S: 7	H: 1 LOB: 0 BB: 0 P: 9	R: 0 E: 0 K: 1 S: 11	H: 0 LOB: 1 BB: 1 P: 23	R: 0 E: 0 K: 0 S: 5	H: 0 LOB: 0 BB: 0 P: 6	1B: 5 2B: 1 3B: 0 HR: 1	SF: 0 SAC: 0 DP: 0 HBP: 0	WP: 0 PB: 0 SB: 0 CS: 0	PA: 36
PITCHER	IP WLS BF H R ER SO BB IBB HBP BLK WP HR S P ERA WHIP																			
Scott Garrelts, R ERA: 2.75 (1, 1)	2.0		10	3	1	1	2	0	1	0	0	0	0	0	0	16	27	4.50	1.500	
Jeff Brantley, R ERA: 4.09 (3, 1)	5.0	W	19	4	1	1	3	0	0	0	0	0	0	0	1	38	52	1.80	0.800	
Rich Gossage, R ERA: 1.93 (8, 1)	1.0		4	0	0	0	1	1	0	0	0	0	0	0	0	11	23	0.00	1.000	
Randy McCament, R ERA: (9, 1)	1.0		3	0	0	0	0	0	0	0	0	0	0	0	5	6	0.00	0.000		


AB 34
R 2
H 7
RBI 2
BB 2
SO 6
LOB 14



Batter	1	2	3	4	5	6	7	8	9	AB	R	H	RBI	BB	SO	LOB	BOTTOM	
Donell Nixon, R OBP: 0.314, SLG: 0.284 (1, 8)										4	1	2	2	1	0	0	Chicago Cubs @ San Francisco Giants Candlestick Park, San Francisco, CA Thu Jun 29 1989, 10:05 PM EDT Att: 12,339 - Sunny	
Robby Thompson, R OBP: 0.357, SLG: 0.489 (1, 4)										3	1	1	2	0	0	0		
Ken Oberkfell, L OBP: 0.214, SLG: 0.295 (6, PH) (7, 5)										2	0	1	2	0	1	2		
Will Clark, L OBP: 0.435, SLG: 0.582 (1, 3)										5	0	1	0	0	0	2		
Kevin Mitchell, R OBP: 0.375, SLG: 0.659 (1, 7)										3	1	0	0	1	0	2		
Bill Bathie, R OBP: 0.375, SLG: 0.429 (8, 2)										1	0	0	0	0	1	0		
Candy Maldonado, R OBP: 0.303, SLG: 0.343 (1, 9)										4	2	2	0	1	0	2		
Greg Litton, R OBP: 0.404, SLG: 0.500 (7, 4) (8, 6)										4	2	2	3	1	0	1		
Terry Kennedy, L OBP: 0.337, SLG: 0.376 (1, 2)										4	1	1	1	0	1	2		
Rich Gossage, R ERA: 4.09 (8, 1)										0	0	0	0	0	0	0		
Brett Butler, L OBP: 0.373, SLG: 0.368 (8, PH) (9, 1)										0	0	0	0	1	0	0		
Randy McCament, R ERA: (9, 1)										0	0	0	0	0	0	0		
Jose Uribe, S OBP: 0.295, SLG: 0.308 (1, 6)										2	1	1	0	1	0	0		
Ernest Riles, L OBP: 0.349, SLG: 0.434 (7, PH) (8, 4)										0	1	0	0	1	0	0		
Scott Garrelts, R OBP: 0.205, SLG: 0.289 (1, 1)										1	0	1	2	0	0	0		
Jeff Brantley, R OBP: 0.167, SLG: 0.167 (2, PR) (3, 1)										2	1	1	0	0	0	2		
Pat Sheridan, L OBP: 0.323, SLG: 0.347 (7, PH) (8, 7)										1	1	0	0	1	0	3		
Inning Stats	R: 0 E: 0 K: 0 S: 6	H: 0 LOB: 0 BB: 0 P: 10	R: 7 E: 0 K: 0 S: 24	H: 8 LOB: 2 BB: 0 P: 38	R: 0 E: 0 K: 0 S: 7	H: 0 LOB: 1 BB: 2 P: 15	R: 0 E: 0 K: 0 S: 7	H: 0 LOB: 0 BB: 0 P: 11	R: 0 E: 0 K: 2 S: 10	H: 2 LOB: 2 BB: 0 P: 15	R: 5 E: 0 K: 0 S: 19	H: 3 LOB: 2 BB: 3 P: 40	R: 0 E: 0 K: 1 S: 13	H: 0 LOB: 3 BB: 3 P: 31	1B: 9 2B: 1 3B: 2 HR: 1	SF: 0 SAC: 0 DP: 1 HBP: 1	WP: 0 PB: 0 SB: 0 CS: 0	PA: 45
PITCHER	IP WLS BF H R ER SO BB IBB HBP BLK WP HR S P ERA WHIP																	
Paul Kilgus, L ERA: 4.83 (1, 1)	1.1	L	8	4	4	4	0	0	0	0	0	0	0	0	19	28	27.00	3.000
Jeff Pico, R ERA: 3.64 (2, 1)	0.0		4	4	3	3	0	0	0	0	0	0	0	1	6	11	-	-
Les Lancaster, R ERA: (2, 1)	4.2		17	2	0	0	2	2	0	0	0	0	0	0	34	59	0.00	0.857
Calvin Schiraldi, R ERA: 4.21 (7, 1)	2.0		16	3	5	5	1	6	0	1	0	0	0	0	32	71	22.50	4.500

AB 36
R 12
H 13
RBI 12
BB 8
SO 3
LOB 16



Batter	1	2	3	4	5	6	7	8	9	AB	R	H	RBI	BB	SO	LOB	TOP										
Jerome Walton, R (1, 8) OBP: 0.348, SLG: 0.424	G6-3		FC1-6						G6-3	4	1	0	0	1	0	3	Chicago Cubs @ San Francisco Giants Candlestick Park, San Francisco, CA Fri Jun 30 1989, 10:05 PM EDT Att: 49,241 - Unknown										
Mark Grace, L (1, 3) OBP: 0.399, SLG: 0.392	G6-3		G4-6-3			SH1-3	SF9		G6-3	3	1	1	0	1	0	1											
23 Ryne Sandberg, R (1, 4) OBP: 0.333, SLG: 0.425	1B			P3		1B	L9		G6-4-3	5	1	2	1	0	0	2											
Andre Dawson, R (1, 9) OBP: 0.302, SLG: 0.487	F9			G6-3		1B	SF9			3	1	1	1	0	0	1											
Damon Berryhill, S (1, 2)		G6-3		G5-3		E7	F7			4	1	1	1	0	0	0											
Lloyd McClendon, R (1, 7) OBP: 0.378, SLG: 0.486	G6-3				G6-3	BB		F8		3	1	1	1	1	0	0											
Vance Law, R (1, 5) OBP: 0.280, SLG: 0.329					L1-3	1B	FC6-5			3	0	2	0	1	0	1											
Shawon Dunston, R (1, 6) OBP: 0.295, SLG: 0.385	K				G6-3	SH2-4	FC6-5			4	0	1	2	0	1	3											
Scott Sanderson, R (1, 1) OBP: 0.219, SLG: 0.074					K	SH2-4		G1-3		1	0	0	0	1	1												
Steve Wilson, L (6, 1)									1	0	0	0	0	0	0												
Mitch Williams, L (8, 1)									0	0	0	0	0	0	0												
Inning Stats	R: 0 E: 0 K: 0 S: 6	H: 1 LOB: 1 BB: 0 P: 10	R: 0 E: 0 K: 1 S: 12	H: 1 LOB: 1 BB: 0 P: 16	R: 0 E: 0 K: 0 S: 3	H: 0 LOB: 0 BB: 1 P: 7	R: 0 E: 0 K: 0 S: 8	H: 0 LOB: 0 BB: 0 P: 13	R: 0 E: 0 K: 1 S: 10	H: 0 LOB: 1 BB: 1 P: 19	R: 5 E: 1 K: 0 S: 28	H: 5 LOB: 2 BB: 2 P: 42	R: 1 E: 0 K: 0 S: 12	H: 1 LOB: 0 BB: 0 P: 18	R: 0 E: 0 K: 0 S: 7	H: 1 LOB: 1 BB: 0 P: 14	R: 0 E: 0 K: 0 S: 8	H: 0 LOB: 0 BB: 1 P: 13	1B: 7 2B: 2 3B: 0 HR: 0	SF: 1 SAC: 2 DP: 2 HBP: 0	WP: 0 PB: 0 SB: 0 CS: 0	PA: 39					
PITCHER	IP	WLS	BF	H	R	ER	SO	BB	IBB	HBP	BLK	WP	HR	S	P	ERA	WHIP										
Trevor Wilson, L (1, 1) ERA: 4.82	5.1	L	22	4	3	3	2	3	0	0	0	0	0	47	80	5.06	1.312										
Craig Lefferts, L (6, 1) ERA: 2.3	1.2		10	4	3	3	0	1	0	0	0	0	0	32	45	16.20	3.000										
Randy McCament, R (8, 1) ERA:	2.0		7	1	0	0	0	1	0	0	0	0	0	15	27	0.00	1.000										

Batter	1	2	3	4	5	6	7	8	9	AB	R	H	RBI	BB	SO	LOB	BOTTOM										
Brett Butler, L (1, 8) OBP: 0.373, SLG: 0.372	L7					B3-4			K	5	1	2	0	0	1	0	Chicago Cubs @ San Francisco Giants Candlestick Park, San Francisco, CA Fri Jun 30 1989, 10:05 PM EDT Att: 49,241 - Unknown										
Robby Thompson, R (1, 4) OBP: 0.354, SLG: 0.482	G4-3		F8			1B	P7		F9	4	1	0	0	1	0	2											
Will Clark, L (1, 3) OBP: 0.432, SLG: 0.577	P5			K		1B			K	4	0	1	0	0	2	0											
Kevin Mitchell, R (1, 7) OBP: 0.373, SLG: 0.654		P4		K		FC5-2			G5-3	4	1	1	2	0	1	0											
Ernest Riles, L (1, 5) OBP: 0.345, SLG: 0.429						FC5-2				2	0	0	0	0	0	0											
Greg Litton, R (6, PH) OBP: 0.426, SLG: 0.563		G3-1				FC4-6	FC5-2		1B	2	1	2	0	0	0	0											
Pat Sheridan, L (1, 9) OBP: 0.320, SLG: 0.342						FC4-6				2	0	0	0	0	0	0											
Candy Maldonado, R (6, PH) OBP: 0.305, SLG: 0.345		F8			G4-3	FC5-2			E	2	0	1	1	0	0	3											
Terry Kennedy, L (1, 2) OBP: 0.339, SLG: 0.377			F8			FC4-6				2	0	1	0	0	0	0											
Donell Nixon, R (5, PR) OBP: 0.314, SLG: 0.284						1B				0	0	0	0	0	0	0											
Kirt Manwaring, R (6, 2) OBP: 0.290, SLG: 0.278						CS				1	0	0	1	1	0	2											
Jose Uribe, S (1, 6) OBP: 0.294, SLG: 0.311			F8			P3			P4	4	0	1	0	0	0	4											
Trevor Wilson, L (1, 1) OBP: 0.500, SLG: 0.500										2	0	1	0	0	0	2											
Craig Lefferts, L (6, 1)									F9	0	0	0	0	0	0	0											
Bill Bathe, R (7, PH) OBP: 0.333, SLG: 0.375										1	0	0	0	0	0	0											
Randy McCament, R (8, 1)										0	0	0	0	0	0	0											
Ken Oberkell, L (9, PH) OBP: 0.212, SLG: 0.291										1	0	0	0	0	0	0											
Inning Stats	R: 0 E: 0 K: 0 S: 8	H: 0 LOB: 0 BB: 0 P: 11	R: 0 E: 0 K: 0 S: 4	H: 0 LOB: 0 BB: 0 P: 8	R: 0 E: 0 K: 2 S: 8	H: 2 LOB: 2 BB: 0 P: 14	R: 0 E: 0 K: 2 S: 8	H: 0 LOB: 0 BB: 0 P: 12	R: 0 E: 0 K: 0 S: 11	H: 2 LOB: 2 BB: 0 P: 12	R: 3 E: 0 K: 0 S: 22	H: 4 LOB: 2 BB: 1 P: 37	R: 0 E: 0 K: 0 S: 8	H: 0 LOB: 0 BB: 0 P: 14	R: 1 E: 1 K: 1 S: 16	H: 2 LOB: 2 BB: 1 P: 25	R: 0 E: 0 K: 1 S: 10	H: 0 LOB: 0 BB: 0 P: 12	1B: 7 2B: 2 3B: 1 HR: 0	SF: 0 SAC: 0 DP: 0 HBP: 0	WP: 0 PB: 0 SB: 0 CS: 1	PA: 38					
PITCHER	IP	WLS	BF	H	R	ER	SO	BB	IBB	HBP	BLK	WP	HR	S	P	ERA	WHIP										
Scott Sanderson, R (1, 1) ERA: 3.61	5.0	W	22	7	3	3	2	1	0	0	0	0	0	46	71	5.40	1.600										
Steve Wilson, L (6, 1) ERA: 3.0	2.2		11	3	1	1	1	0	0	0	0	0	0	33	51	3.38	1.125										
Mitch Williams, L (8, 1) ERA: 2.16	1.1	S	5	0	0	0	1	1	0	0	0	0	0	16	23	0.00	0.750										

livebaseballscores.com

livebaseballscores.com



Batter	1	2	3	4	5	6	7	8	9	AB	R	H	RBI	BB	SO	LOB	TOP			
Jerome Walton, R (1, 8) OBP: 0.349, SLG: 0.429	0-0 23 S 1B		0-2 P8	1-3 K			1-0 G4-3 23 FC1-2 2B		2-2 F7	5	0	2	0	0	1	2				
Dwight Smith, L (1, 7) OBP: 0.401, SLG: 0.493	3-2 P6		1-0 1B	3-0 1B			3-2 G4-3			4	1	2	0	0	0	2				
23 Ryne Sandberg, R (1, 4) OBP: 0.329, SLG: 0.419	1-1 G5-3		1-3 K	2-3 K			1-1 FC1-2			4	0	0	0	0	2	6				
Andre Dawson, R (1, 9) OBP: 0.301, SLG: 0.478	1-3 K		4-2 1B	HBP			0-0 G5-3			3	0	0	0	0	2	2				
Mark Grace, L (1, 3) OBP: 0.401, SLG: 0.394		1-0 G4-3 1B	3-2 1B				1-3 K		0-0 L1-3	4	0	2	2	0	1	0				
Damon Berryhill, S (1, 2) OBP: 0.291, SLG: 0.337	0-1 G4-3		0-0 F8				0-1 G4-3		0-0 G4-3	4	0	0	0	0	0	3				
Vance Law, R (1, 5) OBP: 0.333, SLG: 0.332	1-2 P3			1-0 1B			0-0 G5-3		0-0 F8	4	1	1	0	0	0	1				
Mitch Williams, L (8, 1)				2B						0	0	0	0	0	0	0				
Shawon Dunston, R (1, 6) OBP: 0.289, SLG: 0.377	2-1 G5-3		1-3 K				0-3 K		3-3 K	4	0	0	0	0	3	2				
Greg Maddux, R (1, 1) OBP: 0.333, SLG: 0.342			0-2 2B				1-0 G4-3		2-2 F8	3	1	2	1	0	0	0				
Domingo Ramos, R (8, 5) OBP: 0.321, SLG: 0.347			1B	1B						1	0	0	0	0	0	0				
Inning Stats	R: 0 E: 0 K: 1 S: 11	H: 1 LOB: 1 BB: 0 P: 15	R: 0 E: 0 K: 0 S: 10	H: 1 LOB: 1 BB: 0 P: 14	R: 2 E: 0 K: 1 S: 21	H: 3 LOB: 2 BB: 0 P: 30	R: 1 E: 0 K: 3 S: 15	H: 3 LOB: 2 BB: 0 P: 22	R: 0 E: 0 K: 1 S: 6	H: 0 LOB: 0 BB: 0 P: 7	R: 0 E: 0 K: 1 S: 5	H: 0 LOB: 0 BB: 0 P: 6	R: 0 E: 0 K: 0 S: 3	H: 0 LOB: 0 BB: 0 P: 3	R: 0 E: 0 K: 1 S: 11	H: 0 LOB: 0 BB: 0 P: 18	1B: 6 2B: 3 3B: 0 HR: 0	SF: 0 SAC: 0 DP: 0 HBP: 1	WP: 0 PB: 0 SB: 1 CS: 0	PA: 37
PITCHER Rick Reuschel, R (1, 1) ERA: 2.17	IP: 9.0 WLS: L BF: 37	H: 9 R: 3 ER: 3 SO: 9	BB: 0 IBB: 0 HBP: 1 BLK: 0	WP: 0 HR: 0 S: 91 P: 131	ERA: 3.00 WHIP: 1.000															

Chicago Cubs @ San Francisco Giants
Candlestick Park, San Francisco, CA
Sat Jul 01 1989, 6:33 AM EDT
Att: 29,019 - Sunny

AB	36
R	3
H	9
RBI	3
BB	0
SO	9
LOB	18



Batter	1	2	3	4	5	6	7	8	9	AB	R	H	RBI	BB	SO	LOB	BOTTOM					
Brett Butler, L (1, 8) OBP: 0.371, SLG: 0.371	2-2 G6-3		3-2 S 1B				2-2 CS		2-1 P6	4	1	1	1	0	0	2						
Robby Thompson, R (1, 4) OBP: 0.356, SLG: 0.483	1-0 L9		2-2 1H 1B				0-0 P3		1-0 1B	4	0	2	1	0	0	0						
Will Clark, L (1, 3) OBP: 0.427, SLG: 0.569	3-3 K		3-2 L4				3-3 K		0-2 P6	4	0	0	0	0	2	3						
Candy Maldonado, R (1, 9) OBP: 0.300, SLG: 0.338		1-0 G6-3					2-2 G5-3		2-1 F8	4	0	0	0	0	0	0						
Ernest Riles, L (1, 5) OBP: 0.343, SLG: 0.421		4-0 CS BB					1-1 G5-3		0-3 K	3	0	0	0	1	2	0						
Pat Sheridan, L (1, 7) OBP: 0.320, SLG: 0.342		0-1 G3-1					1-1 G4-3		4-2 BB	3	0	1	0	0	0	1						
Kevin Mitchell, R (8, PH) OBP: 0.375, SLG: 0.654		1-2								0	0	0	0	1	0	0						
Terry Kennedy, L (1, 2) OBP: 0.338, SLG: 0.376			1-1 FC6-4 1B				0-3 K		1-0 F8	3	0	1	0	0	1	1						
Kirt Manwaring, R (8, PH) OBP: 0.288, SLG: 0.276									0-1 G4-3	1	0	0	0	0	0	1						
Jose Uribe, S (1, 6) OBP: 0.292, SLG: 0.309			1-0 FC6-4				2-3 K		0-1 1B	2	1	0	0	0	1	1						
Ken Oberkfell, L (8, PH) OBP: 0.221, SLG: 0.300			1-2 1B						SH2-4 1B	1	0	1	0	0	0	0						
Donell Nixon, R (8, PR) OBP: 0.314, SLG: 0.284										0	0	0	0	0	0	0						
Greg Litton, R (8, 6) OBP: 0.426, SLG: 0.563			1-2 1B							0	0	0	0	0	0	0						
Rick Reuschel, R (1, 1) OBP: 0.171, SLG: 0.128			1-1 SH1				1-0 CS 1B		0-1 SH2-4	1	0	1	0	0	0	0						
Inning Stats	R: 0 E: 0 K: 1 S: 7	H: 0 LOB: 0 BB: 0 P: 13	R: 0 E: 0 K: 0 S: 3	H: 0 LOB: 0 BB: 1 P: 8	R: 2 E: 0 K: 0 S: 18	H: 3 LOB: 1 BB: 0 P: 28	R: 0 E: 0 K: 0 S: 7	H: 0 LOB: 0 BB: 0 P: 11	R: 0 E: 0 K: 2 S: 11	H: 1 LOB: 0 BB: 0 P: 16	R: 0 E: 0 K: 1 S: 7	H: 0 LOB: 0 BB: 0 P: 10	R: 0 E: 0 K: 1 S: 6	H: 1 LOB: 1 BB: 0 P: 10	R: 0 E: 0 K: 0 S: 10	H: 2 LOB: 2 BB: 0 P: 13	R: 0 E: 0 K: 1 S: 9	H: 0 LOB: 1 BB: 1 P: 15	1B: 7 2B: 0 3B: 0 HR: 0	SF: 0 SAC: 2 DP: 0 HBP: 0	WP: 0 PB: 0 SB: 1 CS: 2	PA: 35
PITCHER Greg Maddux, R (1, 1) ERA: 2.85	IP: 7.2 WLS: W BF: 29	H: 7 R: 2 ER: 2 SO: 5	BB: 1 IBB: 0 HBP: 0 BLK: 0	WP: 0 HR: 0 S: 66 P: 106	ERA: 2.35 WHIP: 1.043																	
Mitch Williams, L (8, 1) ERA: 2.09	IP: 1.1 WLS: S BF: 5	H: 0 R: 0 ER: 0 SO: 1	BB: 1 IBB: 0 HBP: 0 BLK: 0	WP: 0 HR: 0 S: 12 P: 18	ERA: 0.00 WHIP: 0.750																	

Chicago Cubs @ San Francisco Giants
Candlestick Park, San Francisco, CA
Sat Jul 01 1989, 6:33 AM EDT
Att: 29,019 - Sunny

AB	30
R	2
H	7
RBI	2
BB	2
SO	6
LOB	9



Batter	1	2	3	4	5	6	7	8	9	AB	R	H	RBI	BB	SO	LOB	TOP			
Bip Roberts, S OBP: 0.418, SLG: 0.481 (1, 5)	4-2 SH5-3 BLK BB		0-0 G4-6-3 1B		2-2 G2-3		4-2 BB		1-2 1B	3	0	2	0	2	0	1	San Diego Padres @ Chicago Cubs Wrigley Field, Chicago, IL Tue Jul 04 1989, 3:33 AM CDT Att: 32,920 - Sunny			
Roberto Alomar, S OBP: 0.310, SLG: 0.303 (1, 4)	1-0 SH5-3		1-1 G4-6-3 1-2		0-1 1B		1-2 F8		1-3 K	4	0	1	0	0	1	3				
Tony Gwynn, L OBP: 0.403, SLG: 0.471 (1, 9)	1-3 K		2-1 G1-3		3-1 F8			3-2 2B 1B	2-1 G4-3	5	1	1	0	0	1	4				
Marvell Wynne, L OBP: 0.300, SLG: 0.385 (1, 8)	0-3 K			1-1 P3		0-2 WP 1B		1-1 1B 1-H		4	0	2	1	0	1	1				
Jack Clark, R OBP: 0.396, SLG: 0.366 (1, 3)		1-0 G4-3 1B		4-2 BB BB		2-2 F7		3-2 2B 1B		3	0	2	0	1	0	1				
Gary Templeton, S OBP: 0.282, SLG: 0.344 (1, 6)		1-1 F7		4-0 G4-6-3 1-2 BB		0-3 K		1-0 F9		3	0	0	0	1	1	4				
Benito Santiago, R OBP: 0.267, SLG: 0.356 (1, 2)		1-0 G4-3		2-2 G4-6-3 1-2		2-3 K		1-3 K		4	0	0	0	0	2	6				
Chris James, R OBP: 0.226, SLG: 0.248 (1, 7)		4-1 BB			3-3 K		0-3 K	2-2 L4		3	0	0	0	1	2	2				
Ed Whitson, R OBP: 0.228, SLG: 0.231 (5, PH)		1-3 K			3-1 1B G2-3 1B		0-0 G4-3		3-2 F8	1	0	0	0	0	1	2				
Rob Nelson, L OBP: 0.306, SLG: 0.304 (5, 1)										1	0	1	0	0	0	0				
Freddie Toliver, R OBP: 0.285, SLG: 0.234 (7, PH)										0	0	0	0	0	0	0				
Shawn Abner, R OBP: 0.257, SLG: 0.329 (7, 1)										0	0	0	0	0	0	0				
Pat Clements, R OBP: 0.291, SLG: 0.324 (8, PH)										0	0	0	0	0	0	0				
Carmelo Martinez, R OBP: 0.291, SLG: 0.324 (8, PH)										0	0	0	0	0	0	0				
Inning Stats	R: 0 E: 0 K: 2 S: 12	H: 0 LOB: 1 BB: 1 P: 18	R: 0 E: 0 K: 1 S: 8	H: 1 LOB: 2 BB: 1 P: 16	R: 0 E: 0 K: 0 S: 5	H: 1 LOB: 0 BB: 0 P: 8	R: 0 E: 0 K: 0 S: 10	H: 0 LOB: 1 BB: 2 P: 21	R: 0 E: 0 K: 1 S: 16	H: 1 LOB: 1 BB: 0 P: 16	R: 0 E: 0 K: 1 S: 10	H: 0 LOB: 1 BB: 1 P: 15	R: 1 E: 0 K: 1 S: 15	H: 3 LOB: 2 BB: 0 P: 26	R: 0 E: 0 K: 1 S: 13	H: 1 LOB: 1 BB: 0 P: 20	1B: 8 2B: 1 3B: 0 HR: 0	SF: 0 SAC: 1 DP: 2 HBP: 0	WP: 1 PB: 0 SB: 0 CS: 0	PA: 39
PITCHER	IP	WLS	BF	H	R	ER	SO	BB	IBB	HBP	BLK	WP	HR	S	P	ERA	WHIP			
Mike Bielecki, R ERA: 2.51 (1, 1)	6.0	W	25	5	0	0	6	4	0	0	1	1	0	63	106	0.00	1.500			
Steve Wilson, L ERA: 3.0 (7, 1)	3.0	S	14	4	1	1	3	1	0	0	0	0	0	38	61	3.00	1.667			

AB	33
R	1
H	9
RBI	1
BB	5
SO	9
LOB	24



Batter	1	2	3	4	5	6	7	8	9	AB	R	H	RBI	BB	SO	LOB	BOTTOM			
Jerome Walton, R OBP: 0.350, SLG: 0.433 (1, 8)	1-1 B3	1-0 L7		2-0 G5-3			2-2 1B			4	0	1	0	0	0	1	San Diego Padres @ Chicago Cubs Wrigley Field, Chicago, IL Tue Jul 04 1989, 3:33 AM CDT Att: 32,920 - Sunny			
23 Ryne Sandberg, R OBP: 0.327, SLG: 0.414 (1, 4)	0-1 BB 1B	0-0 P3		1-3 K			1-2 E6 G4-3			4	1	1	0	0	1	1				
Dwight Smith, L OBP: 0.394, SLG: 0.477 (1, 7)	4-2 1B SF8 BB		1-2 L9	1-2 G6-3			0-0 G4-3	1-2		3	1	0	0	1	0	1				
Andre Dawson, R OBP: 0.310, SLG: 0.476 (1, 9)	1-2 SF8 1B		2-0 CS		1-1 FC1-6 1B		4-0 IBB			3	1	3	1	1	0	0				
Mark Grace, L OBP: 0.400, SLG: 0.389 (1, 3)	1-2 SF8		4-2 1B E BB		1-2 FC1-6 F7		0-1 F7			2	1	0	1	1	0	3				
Damon Berryhill, S OBP: 0.285, SLG: 0.333 (1, 2)	2-1 1B		2-2 E BLK 1B		2-0 F7			3-2 G6-3		4	1	2	1	0	0	1				
Vance Law, R OBP: 0.276, SLG: 0.326 (1, 5)	1-3 K		0-0 E9 BLK		1-3 K			1-1 G4-3		4	0	0	0	0	2	2				
Shawn Dunston, R OBP: 0.298, SLG: 0.386 (1, 6)		1-2 P4		4-0 BLK IBB		2-2 G4-3		1-0 1B		3	0	1	0	1	0	0				
Mike Bielecki, R OBP: 0.059, SLG: 0.030 (1, 1)		2-1 E6		1-3 K		0-0 G3		0-3 K		2	0	0	0	0	1	2				
Gary Varsho, L OBP: 0.257, SLG: 0.329 (6, PH)										1	0	0	0	0	0	0				
Steve Wilson, L ERA: 4.4 (7, 1)										1	0	0	0	0	1	1				
Inning Stats	R: 3 E: 0 K: 1 S: 20	H: 3 LOB: 1 BB: 1 P: 30	R: 0 E: 1 K: 0 S: 7	H: 0 LOB: 1 BB: 0 P: 11	R: 2 E: 1 K: 1 S: 15	H: 2 LOB: 2 BB: 2 P: 29	R: 0 E: 0 K: 1 S: 7	H: 0 LOB: 0 BB: 0 P: 11	R: 0 E: 0 K: 1 S: 8	H: 0 LOB: 0 BB: 0 P: 11	R: 0 E: 1 K: 0 S: 10	H: 1 LOB: 2 BB: 1 P: 17	R: 0 E: 0 K: 1 S: 9	H: 1 LOB: 1 BB: 0 P: 14	1B: 8 2B: 0 3B: 0 HR: 0	SF: 1 SAC: 0 DP: 0 HBP: 0	WP: 0 PB: 0 SB: 0 CS: 1	PA: 36		
PITCHER	IP	WLS	BF	H	R	ER	SO	BB	IBB	HBP	BLK	WP	HR	S	P	ERA	WHIP			
Ed Whitson, R ERA: 2.69 (5, 1)	2.0	L	6	1	0	0	1	0	0	0	0	0	0	15	22	0.00	0.500			
Freddie Toliver, R ERA: 6.82 (7, 1)	2.0		9	2	0	0	1	0	1	0	0	0	0	19	31	0.00	1.000			

AB	31
R	5
H	8
RBI	3
BB	4
SO	5
LOB	12



Batter	1	2	3	4	5	6	7	8	9	AB	R	H	RBI	BB	SO	LOB	TOP										
Bip Roberts, S OBP: 0.413, SLG: 0.472 (1, 6)										4	0	1	0	0	0	1	0										
Tim Flannery, L OBP: 0.347, SLG: 0.337 Carmelo Martinez, R OBP: 0.296, SLG: 0.322 (7, 7) (8, 3)										3	0	1	0	0	0	1	0										
Tony Gwynn, L OBP: 0.404, SLG: 0.470 (1, 9)										3	1	1	0	1	0	1	0										
Jack Clark, R OBP: 0.394, SLG: 0.364 Luis Salazar, R OBP: 0.292, SLG: 0.359 (8, PR) (8, 5)										4	1	1	0	0	0	2	0										
Marvell Wynne, L OBP: 0.309, SLG: 0.409 (1, 8)										4	1	3	3	0	0	1	0										
Roberto Alomar, S OBP: 0.312, SLG: 0.308 (1, 4)										4	0	2	0	0	0	2	0										
Benito Santiago, R OBP: 0.283, SLG: 0.351 (1, 2)										4	0	0	0	0	1	4	0										
Chris James, R OBP: 0.226, SLG: 0.248 (1, 7) (7, 5) (8, 7)										4	0	1	0	0	0	3	0										
Dennis Rasmussen, L OBP: 0.147, SLG: 0.176 Mark Grant, R OBP: 0.375, SLG: 0.167 Shawn Abner, R OBP: 0.195, SLG: 0.229 Greg Harris, R (7, 1) Mark Parent, R OBP: 0.209, SLG: 0.376 (8, PH)										1	0	0	0	0	0	0	0										
Inning Stats	R: 3 E: 1 K: 1 S: 18	H: 4 LOB: 1 BB: 0 P: 25	R: 0 E: 0 K: 0 S: 7	H: 0 LOB: 0 BB: 0 P: 11	R: 0 E: 0 K: 0 S: 6	H: 1 LOB: 0 BB: 0 P: 8	R: 0 E: 0 K: 0 S: 11	H: 2 LOB: 2 BB: 0 P: 19	R: 0 E: 0 K: 0 S: 8	H: 1 LOB: 1 BB: 1 P: 13	R: 0 E: 0 K: 1 S: 8	H: 0 LOB: 0 BB: 0 P: 13	R: 0 E: 1 K: 0 S: 9	H: 0 LOB: 1 BB: 0 P: 14	R: 0 E: 0 K: 1 S: 9	H: 1 LOB: 0 BB: 0 P: 11	1B: 8 2B: 2 3B: 0 HR: 1	SF: 0 SAC: 0 DP: 3 HBP: 0	WP: 0 PA: 36 PB: 0 SB: 0 CS: 0								
PITCHER	IP	WLS	BF	H	R	ER	SO	BB	IBB	HBP	BLK	WP	HR	S	P	ERA	WHIP										
Scott Sanderson, R ERA: 3.7 Paul Kilgus, L ERA: 4.61	(1, 1) (6, 1)	5.0 S	22 14	8 2	3 0	3 0	1 2	1 0	0 0	0 0	0 0	0 0	1 0	50 34	76 49	5.40 0.00	1.800 0.500										

San Diego Padres @ Chicago Cubs
Wrigley Field, Chicago, IL
Wed Jul 05 1989, 7:05 PM CDT
Att: 33,464 - Unknown

AB 35
R 3
H 10
RBI 3
BB 1
SO 3
LOB 17



Batter	1	2	3	4	5	6	7	8	9	AB	R	H	RBI	BB	SO	LOB	BOTTOM										
Jerome Walton, R OBP: 0.358, SLG: 0.445 (1, 8)										4	2	3	0	0	0	0	0										
23 Ryne Sandberg, R OBP: 0.323, SLG: 0.409 (1, 4)										4	0	0	0	0	0	3	0										
Mark Grace, L OBP: 0.409, SLG: 0.427 (1, 3)										4	1	4	3	0	0	0	0										
Andre Dawson, R OBP: 0.303, SLG: 0.465 (1, 9)										4	0	0	0	0	0	3	0										
Lloyd McClendon, R OBP: 0.377, SLG: 0.477 Domingo Ramos, R OBP: 0.318, SLG: 0.343 (1, 5) (7, 5)										2	0	0	0	1	0	1	0										
Mitch Webster, S OBP: 0.329, SLG: 0.365 (1, 7)										4	1	1	0	0	0	3	0										
Shawon Dunston, R OBP: 0.299, SLG: 0.387 (1, 6)										2	1	1	1	0	0	0	0										
Joe Girardi, R OBP: 0.243, SLG: 0.254 (1, 2)										3	0	0	0	0	0	2	0										
Scott Sanderson, R ERA: 4.32 Vance Law, R OBP: 0.275, SLG: 0.325 Paul Kilgus, L OBP: 0.071, SLG: 0.071 (1, 1) (5, PH) (6, 1)										1	0	0	0	0	0	0	0										
Inning Stats	R: 2 E: 0 K: 0 S: 7	H: 2 LOB: 0 BB: 0 P: 14	R: 1 E: 1 K: 0 S: 7	H: 1 LOB: 0 BB: 0 P: 10	R: 1 E: 0 K: 0 S: 12	H: 2 LOB: 1 BB: 0 P: 24	R: 0 E: 0 K: 0 S: 8	H: 1 LOB: 0 BB: 0 P: 10	R: 0 E: 0 K: 0 S: 14	H: 1 LOB: 1 BB: 1 P: 23	R: 1 E: 1 K: 0 S: 9	H: 1 LOB: 1 BB: 0 P: 14	R: 0 E: 0 K: 0 S: 6	H: 1 LOB: 1 BB: 0 P: 8	R: 0 E: 0 K: 0 S: 6	H: 1 LOB: 1 BB: 0 P: 8	1B: 3 2B: 5 3B: 0 HR: 1	SF: 1 SAC: 1 DP: 2 HBP: 0	WP: 0 PA: 33 PB: 0 SB: 0 CS: 0								
PITCHER	IP	WLS	BF	H	R	ER	SO	BB	IBB	HBP	BLK	WP	HR	S	P	ERA	WHIP										
Dennis Rasmussen, L ERA: 4.32 Mark Grant, R ERA: 2.74 Greg Harris, R ERA: 1.9	(1, 1) (3, 1) (7, 1)	2.1 L	12 12	5 2	4 0	3 0	0 0	0 1	0 0	0 0	0 0	0 0	0 0	21 35	38 53	11.57 0.00	2.143 0.818										

San Diego Padres @ Chicago Cubs
Wrigley Field, Chicago, IL
Wed Jul 05 1989, 7:05 PM CDT
Att: 33,464 - Unknown


AB 30
R 5
H 9
RBI 5
BB 1
SO 0
LOB 13



Batter	1	2	3	4	5	6	7	8	9	AB	R	H	RBI	BB	SO	LOB	TOP											
Bip Roberts, S OBP: 0.427, SLG: 0.477 (1, 6)	FC4-6 1B		BB BB		BLK 1B		G4-3 1B BB	G6-4-3									3 1 2 0 2 0 2											
Tim Flannery, L OBP: 0.343, SLG: 0.326 Shawn Abner, R OBP: 0.192, SLG: 0.224 (9, PH)	FC4-6 L5-3		BB BB		G3-1		L9		P6								3 0 0 0 1 0 4 1 0 0 0 0 0 0											
Tony Gwynn, L OBP: 0.404, SLG: 0.467 (1, 9)	L5-3						G4-3		G5-3								4 0 1 1 1 0 2											
Marvell Wynne, L OBP: 0.312, SLG: 0.408 (1, 8)																	5 0 2 1 0 3 3											
Roberto Alomar, S OBP: 0.317, SLG: 0.315 (1, 4)																	3 1 2 0 1 0 2											
Carmelo Martinez, R OBP: 0.290, SLG: 0.317 Freddie Toliver, R (7, 1)	SF9																3 0 0 1 0 1 5 0 0 0 0 0 0 0											
Rob Nelson, L OBP: 0.315, SLG: 0.315 Luis Salazar, R OBP: 0.286, SLG: 0.362 (8, PH)	F7																2 0 0 0 1 0 1 1 0 1 0 0 0 0											
Mark Parent, R OBP: 0.200, SLG: 0.360 (1, 2)																	4 0 0 0 0 0 4											
Walt Terrell, L OBP: 0.154, SLG: 0.162 Chris James, R OBP: 0.232, SLG: 0.251 (7, PH)																	2 0 0 0 0 1 0 1 1 1 0 1 0 0											
Inning Stats	R: 0 E: 0 K: 0 S: 11	H: 1 LOB: 0 BB: 0 P: 15	R: 1 E: 0 K: 1 S: 10	H: 1 LOB: 0 BB: 0 P: 17	R: 0 E: 0 K: 1 S: 7	H: 0 LOB: 3 BB: 3 P: 23	R: 0 E: 0 K: 0 S: 4	H: 1 LOB: 0 BB: 0 P: 8	R: 0 E: 0 K: 1 S: 8	H: 1 LOB: 1 BB: 0 P: 11	R: 0 E: 0 K: 1 S: 19	H: 2 LOB: 3 BB: 1 P: 28	R: 2 E: 0 K: 0 S: 11	H: 2 LOB: 2 BB: 2 P: 26	R: 0 E: 0 K: 0 S: 7	H: 1 LOB: 1 BB: 1 P: 14	R: 0 E: 0 K: 1 S: 13	H: 0 LOB: 0 BB: 0 P: 19	1B: 8 2B: 2 3B: 0 HR: 0	SF: 1 SAC: 0 DP: 3 HBP: 0	WP: 0 PB: 0 SB: 2 CS: 0	PA: 40						
PITCHER	IP	WLS	BF	H	R	ER	SO	BB	IBB	HBP	BLK	WP	HR	S	P	ERA	WHIP											
Greg Maddux, R ERA: 2.92	(1, 1)	6.0	W	28	7	3	3	4	5	0	0	1	0	0	62	109	4.50	2.000										
Steve Wilson, L ERA: 2.95	(7, 1)	0.2		4	1	0	0	0	1	0	0	0	0	0	5	14	0.00	3.000										
Calvin Schiraldi, R ERA: 4.15	(7, 1)	0.0		0	0	0	0	0	0	0	0	0	0	0	0	∞	∞											
Mitch Williams, L ERA: 2.0	(8, 1)	2.0	S	7	1	0	0	1	1	0	0	0	0	0	20	33	0.00	1.000										

San Diego Padres @ Chicago Cubs
Wrigley Field, Chicago, IL
Thu Jul 06 1989, 3:33 AM CDT
Att: 34,814 - Unknown


AB 32
R 3
H 9
RBI 3
BB 7
SO 5
LOB 23



Batter	1	2	3	4	5	6	7	8	9	AB	R	H	RBI	BB	SO	LOB	BOTTOM											
Jerome Walton, R OBP: 0.350, SLG: 0.433 (1, 8)	F9	E6		F7		G5-3		G5-4-3									5 0 0 0 0 0 3											
23 Ryne Sandberg, R OBP: 0.324, SLG: 0.417 (1, 4)	FC4-6 BB	E6		G5-3			HR	K									4 1 1 1 1 1 1											
Mark Grace, L OBP: 0.407, SLG: 0.424 (1, 3)	FC4-6	G4-3															4 0 1 0 0 0 3											
Andre Dawson, R OBP: 0.307, SLG: 0.483 (1, 9)	F7																4 2 2 1 0 1 2											
Dwight Smith, L OBP: 0.397, SLG: 0.484 (1, 7)		G6-3															4 0 2 1 0 0 0											
Damon Berryhill, S OBP: 0.293, SLG: 0.333 (1, 2)		BB BB															3 1 1 0 1 1 3											
Vance Law, R OBP: 0.310, SLG: 0.321 Mitch Williams, L (8, 1)		E 23 E															3 1 0 0 1 1 4 0 0 0 0 0 0 0											
Shawon Dunston, R OBP: 0.302, SLG: 0.404 (1, 6)		E 23 E															4 2 2 2 0 2 1											
Greg Maddux, R OBP: 0.310, SLG: 0.317 Steve Wilson, L (7, 1)	(1, 1)	(7, 1)	(7, 1)	(8, 5)																								
Calvin Schiraldi, R OBP: 0.324, SLG: 0.343 Domingo Ramos, R (8, 5)																	3 0 0 0 0 1 2 0 0 0 0 0 0 0 0 0 0 0 0 0 0 0 0 0 0 1 0 0											
Inning Stats	R: 0 E: 0 K: 0 S: 6	H: 0 LOB: 1 BB: 1 P: 10	R: 3 E: 2 K: 1 S: 19	H: 1 LOB: 2 BB: 2 P: 36	R: 1 E: 0 K: 2 S: 13	H: 2 LOB: 1 BB: 0 P: 22	R: 0 E: 0 K: 0 S: 6	H: 0 LOB: 0 BB: 0 P: 9	R: 0 E: 0 K: 1 S: 11	H: 2 LOB: 2 BB: 0 P: 13	R: 0 E: 0 K: 1 S: 10	H: 0 LOB: 0 BB: 0 P: 14	R: 2 E: 0 K: 1 S: 12	H: 3 LOB: 1 BB: 0 P: 17	R: 1 E: 0 K: 1 S: 7	H: 1 LOB: 0 BB: 1 P: 13	R: 0 E: 0 K: 1 S: 13	H: 0 LOB: 0 BB: 0 P: 19	1B: 5 2B: 1 3B: 0 HR: 3	SF: 0 SAC: 0 DP: 1 HBP: 0	WP: 0 PB: 0 SB: 0 CS: 0	PA: 38						
PITCHER	IP	WLS	BF	H	R	ER	SO	BB	IBB	HBP	BLK	WP	HR	S	P	ERA	WHIP											
Walt Terrell, R ERA: 3.77	(1, 1)	6.0	L	28	5	4	2	5	3	0	0	0	0	65	104	3.00	1.333											
Freddie Toliver, R ERA: 7.2	(7, 1)	2.0		10	4	3	3	2	1	0	0	0	0	3	19	30	13.50	2.500										

San Diego Padres @ Chicago Cubs
Wrigley Field, Chicago, IL
Thu Jul 06 1989, 3:33 AM CDT
Att: 34,814 - Unknown

AB 34
R 7
H 9
RBI 5
BB 4
SO 7
LOB 19



Batter	1	2	3	4	5	6	7	8	9	AB	R	H	RBI	BB	SO	LOB	TOP							
Alfredo Griffin, S OBP: 0.319, SLG: 0.358 (1, 6)										5	1	1	0	0	1	3	Los Angeles Dodgers @ Chicago Cubs Wrigley Field, Chicago, IL Fri Jul 07 1989, 3:33 AM CDT Att: 35,434 - Unknown							
Willie Randolph, R OBP: 0.393, SLG: 0.314 (1, 4)										4	0	1	0	1	1	3								
Kirk Gibson, L OBP: 0.323, SLG: 0.381 (1, 7)										5	0	0	0	0	1	5								
Eddie Murray, S OBP: 0.349, SLG: 0.381 (1, 3)										2	1	1	1	2	0	0								
Mike Marshall, R OBP: 0.308, SLG: 0.328 (1, 9)										4	0	1	1	0	1	2								
Mike Scioscia, L OBP: 0.332, SLG: 0.332 Rick Dempsey, R OBP: 0.289, SLG: 0.247 (8, PH) (8, 2)										3	0	0	0	0	0	2								
Mickey Hatcher, R OBP: 0.313, SLG: 0.381 (1, 5)										4	1	1	0	0	0	1								
Jose Gonzalez, R OBP: 0.394, SLG: 0.415 (1, 8)										3	1	2	0	1	1	1								
John Tudor, L Tim Belcher, R Chris Cavanah, L John Wetteland, R Franklin Stubbs, L Ricky Horton, L Jeff Hamilton, R (1, 1) (2, 1) (4, PH) (4, 1) (7, PH) (7, 1) (9, PH)										1	0	0	0	0	0	1								
Inning Stats	R: 1 E: 0 K: 0 S: 10	H: 2 LOB: 2 BB: 1 P: 21	R: 0 E: 0 K: 0 S: 5	H: 1 LOB: 0 BB: 0 P: 9	R: 0 E: 0 K: 1 S: 10	H: 1 LOB: 2 BB: 1 P: 16	R: 2 E: 0 K: 0 S: 11	H: 3 LOB: 0 BB: 0 P: 16	R: 0 E: 0 K: 0 S: 10	H: 0 LOB: 0 BB: 0 P: 14	R: 0 E: 0 K: 0 S: 3	H: 0 LOB: 2 BB: 0 P: 4	R: 0 E: 0 K: 2 S: 14	H: 0 LOB: 2 BB: 2 P: 25	R: 1 E: 0 K: 1 S: 12	H: 2 LOB: 1 BB: 0 P: 17		R: 0 E: 0 K: 1 S: 14	H: 0 LOB: 1 BB: 1 P: 19	1B: 7 2B: 2 3B: 0 HR: 1	SF: 0 SAC: 0 DP: 2 HBP: 0	WP: 1 PB: 0 SB: 0 CS: 0	PA: 39	
PITCHER	IP WLS BF H R ER SO BB IBB HBP BLK WP HR S P ERA WHIP	IP WLS BF H R ER SO BB IBB HBP BLK WP HR S P ERA WHIP	IP WLS BF H R ER SO BB IBB HBP BLK WP HR S P ERA WHIP	IP WLS BF H R ER SO BB IBB HBP BLK WP HR S P ERA WHIP	IP WLS BF H R ER SO BB IBB HBP BLK WP HR S P ERA WHIP	IP WLS BF H R ER SO BB IBB HBP BLK WP HR S P ERA WHIP	IP WLS BF H R ER SO BB IBB HBP BLK WP HR S P ERA WHIP	IP WLS BF H R ER SO BB IBB HBP BLK WP HR S P ERA WHIP	IP WLS BF H R ER SO BB IBB HBP BLK WP HR S P ERA WHIP	IP WLS BF H R ER SO BB IBB HBP BLK WP HR S P ERA WHIP	IP WLS BF H R ER SO BB IBB HBP BLK WP HR S P ERA WHIP	IP WLS BF H R ER SO BB IBB HBP BLK WP HR S P ERA WHIP	IP WLS BF H R ER SO BB IBB HBP BLK WP HR S P ERA WHIP	IP WLS BF H R ER SO BB IBB HBP BLK WP HR S P ERA WHIP	IP WLS BF H R ER SO BB IBB HBP BLK WP HR S P ERA WHIP	IP WLS BF H R ER SO BB IBB HBP BLK WP HR S P ERA WHIP	IP WLS BF H R ER SO BB IBB HBP BLK WP HR S P ERA WHIP	IP WLS BF H R ER SO BB IBB HBP BLK WP HR S P ERA WHIP	IP WLS BF H R ER SO BB IBB HBP BLK WP HR S P ERA WHIP	IP WLS BF H R ER SO BB IBB HBP BLK WP HR S P ERA WHIP	IP WLS BF H R ER SO BB IBB HBP BLK WP HR S P ERA WHIP	IP WLS BF H R ER SO BB IBB HBP BLK WP HR S P ERA WHIP	IP WLS BF H R ER SO BB IBB HBP BLK WP HR S P ERA WHIP	IP WLS BF H R ER SO BB IBB HBP BLK WP HR S P ERA WHIP


AB	34
R	4
H	9
RBI	4
BB	5
SO	5
LOB	18




Batter	1	2	3	4	5	6	7	8	9	AB	R	H	RBI	BB	SO	LOB	BOTTOM							
Jerome Walton, R OBP: 0.351, SLG: 0.440 (1, 8)										4	0	2	3	0	1	0	Los Angeles Dodgers @ Chicago Cubs Wrigley Field, Chicago, IL Fri Jul 07 1989, 3:33 AM CDT Att: 35,434 - Unknown							
23 Ryne Sandberg, R OBP: 0.323, SLG: 0.414 (1, 4)										4	0	1	0	0	0	4								
Mark Grace, L OBP: 0.404, SLG: 0.418 (1, 3)										3	0	0	0	1	0	1								
Andre Dawson, R OBP: 0.311, SLG: 0.489 (1, 9)										4	1	2	0	0	0	2								
Lloyd McClendon, R OBP: 0.381, SLG: 0.500 (1, 7)										3	1	1	1	1	1	2								
Damon Berryhill, S OBP: 0.297, SLG: 0.337 (1, 2)										4	2	2	1	0	1	1								
Vance Law, R OBP: 0.281, SLG: 0.336 Mitch Williams, L (8, 1)										4	2	3	0	0	0	2								
Shawon Dunston, R OBP: 0.298, SLG: 0.398 (1, 6)										3	0	0	1	0	1	2								
Rick Sutcliffe, L Curtis Wilkerson, S Calvin Schiraldi, R Les Lancaster, R Steve Wilson, L Domingo Ramos, R (1, 1) (5, PH) (7, 1) (7, 1) (7, 1) (8, 9)										1	0	0	0	1	0	1								
Inning Stats	R: 0 E: 0 K: 0 S: 5	H: 1 LOB: 1 BB: 0 P: 5	R: 3 E: 0 K: 0 S: 12	H: 4 LOB: 1 BB: 0 P: 16	R: 0 E: 0 K: 1 S: 8	H: 1 LOB: 1 BB: 0 P: 12	R: 1 E: 0 K: 1 S: 10	H: 1 LOB: 2 BB: 1 P: 19	R: 0 E: 0 K: 0 S: 12	H: 0 LOB: 1 BB: 1 P: 22	R: 1 E: 0 K: 2 S: 13	H: 2 LOB: 1 BB: 0 P: 17	R: 1 E: 1 K: 0 S: 7	H: 2 LOB: 1 BB: 1 P: 18	R: 0 E: 0 K: 1 S: 6	H: 0 LOB: 0 BB: 0 P: 10		R: 0 E: 0 K: 1 S: 6	H: 0 LOB: 0 BB: 0 P: 10	1B: 6 2B: 6 3B: 0 HR: 1	SF: 1 SAC: 1 DP: 2 HBP: 0	WP: 1 PB: 0 SB: 0 CS: 1	PA: 37	
PITCHER	IP WLS BF H R ER SO BB IBB HBP BLK WP HR S P ERA WHIP	IP WLS BF H R ER SO BB IBB HBP BLK WP HR S P ERA WHIP	IP WLS BF H R ER SO BB IBB HBP BLK WP HR S P ERA WHIP	IP WLS BF H R ER SO BB IBB HBP BLK WP HR S P ERA WHIP	IP WLS BF H R ER SO BB IBB HBP BLK WP HR S P ERA WHIP	IP WLS BF H R ER SO BB IBB HBP BLK WP HR S P ERA WHIP	IP WLS BF H R ER SO BB IBB HBP BLK WP HR S P ERA WHIP	IP WLS BF H R ER SO BB IBB HBP BLK WP HR S P ERA WHIP	IP WLS BF H R ER SO BB IBB HBP BLK WP HR S P ERA WHIP	IP WLS BF H R ER SO BB IBB HBP BLK WP HR S P ERA WHIP	IP WLS BF H R ER SO BB IBB HBP BLK WP HR S P ERA WHIP	IP WLS BF H R ER SO BB IBB HBP BLK WP HR S P ERA WHIP	IP WLS BF H R ER SO BB IBB HBP BLK WP HR S P ERA WHIP	IP WLS BF H R ER SO BB IBB HBP BLK WP HR S P ERA WHIP	IP WLS BF H R ER SO BB IBB HBP BLK WP HR S P ERA WHIP	IP WLS BF H R ER SO BB IBB HBP BLK WP HR S P ERA WHIP	IP WLS BF H R ER SO BB IBB HBP BLK WP HR S P ERA WHIP	IP WLS BF H R ER SO BB IBB HBP BLK WP HR S P ERA WHIP	IP WLS BF H R ER SO BB IBB HBP BLK WP HR S P ERA WHIP	IP WLS BF H R ER SO BB IBB HBP BLK WP HR S P ERA WHIP	IP WLS BF H R ER SO BB IBB HBP BLK WP HR S P ERA WHIP	IP WLS BF H R ER SO BB IBB HBP BLK WP HR S P ERA WHIP	IP WLS BF H R ER SO BB IBB HBP BLK WP HR S P ERA WHIP	IP WLS BF H R ER SO BB IBB HBP BLK WP HR S P ERA WHIP

AB	32
R	6
H	11
RBI	6
BB	3
SO	5
LOB	16



Batter	1	2	3	4	5	6	7	8	9	AB	R	H	RBI	BB	SO	LOB	TOP			
Jerome Walton, R (1, 8) OBP: 0.349, SLG: 0.435	G1-3	G6-3			G6-3		G5-3			4	0	0	0	0	0	2	Chicago Cubs @ San Diego Padres Jack Murphy Stadium, San Diego, CA Sat Jul 15 1989, 10:05 PM EDT Att: 54,717 - Unknown - 70 F AB 33 R 2 H 8 RBI 2 BB 2 SO 4 LOB 11 			
23 Ryne Sandberg, R (1, 4) OBP: 0.333, SLG: 0.431	HR	L3			1B		L7			4	1	2	1	0	0	2				
Dwight Smith, L (1, 7) OBP: 0.410, SLG: 0.524	HR				1B		F7		G4-3	4	1	2	1	0	0	1				
Andre Dawson, R (1, 9) OBP: 0.323, SLG: 0.482	P2				G5-4-3		1B		K	4	0	1	0	0	1	1				
Mark Grace, L (1, 3) OBP: 0.410, SLG: 0.434	E				1B		G3-1		2B	3	0	2	0	1	0	2				
Damon Berryhill, S (1, 2) OBP: 0.285, SLG: 0.338	G3				F7		G3-1		P6	4	0	0	0	0	0	3				
Vance Law, R (1, 5) OBP: 0.285, SLG: 0.326					G6-3		F7		K	2	0	0	0	1	0	0				
Mitch Webster, S (9, PH) OBP: 0.326, SLG: 0.361		SH1-4			BB		F7		K	1	0	0	0	0	1	0				
Shawon Dunston, R (1, 6) OBP: 0.298, SLG: 0.398					B1-3		F7		K2-3	4	0	1	0	0	1	0				
Paul Kilgus, L (1, 1) OBP: 0.067, SLG: 0.067					G6-3		K		F9	2	0	0	0	0	1	0				
Les Lancaster, R (8, 1) OBP: 0.260, SLG: 0.329		SH1-4			G6-3					0	0	0	0	0	0	0				
Inning Stats	R: 2 E: 1 K: 0 S: 13	H: 2 LOB: 1 BB: 1 P: 20	R: 0 E: 0 K: 0 S: 14	H: 1 LOB: 2 BB: 1 P: 20	R: 0 E: 0 K: 0 S: 7	H: 2 LOB: 1 BB: 0 P: 11	R: 0 E: 0 K: 0 S: 9	H: 0 LOB: 0 BB: 0 P: 12	R: 0 E: 0 K: 0 S: 11	H: 2 LOB: 0 BB: 0 P: 12	R: 0 E: 0 K: 1 S: 11	H: 0 LOB: 0 BB: 0 P: 15	R: 0 E: 0 K: 1 S: 7	H: 1 LOB: 1 BB: 0 P: 10	R: 0 E: 0 K: 2 S: 11	H: 0 LOB: 0 BB: 0 P: 16	1B: 5 2B: 1 3B: 0 HR: 2	SF: 0 SAC: 1 DP: 1 HBP: 0	WP: 0 PB: 0 SB: 0 CS: 0	PA: 36
PITCHER Walt Terrell, R (1, 1) ERA: 3.63	IP: 9.0 WLS: W BF: 36 H: 8 R: 2 ER: 2 SO: 4 BB: 2 IBB: 0 HBP: 0 BLK: 0 WP: 0 HR: 2 S: 91 P: 125 ERA: 2.00 WHIP: 1.111															PITCHER				

Batter	1	2	3	4	5	6	7	8	9	AB	R	H	RBI	BB	SO	LOB	BOTTOM												
Bip Roberts, S (1, 5) OBP: 0.400, SLG: 0.440	G1-3	K								2	0	0	0	0	1	2	Chicago Cubs @ San Diego Padres Jack Murphy Stadium, San Diego, CA Sat Jul 15 1989, 10:05 PM EDT Att: 54,717 - Unknown - 70 F AB 29 R 3 H 7 RBI 3 BB 3 SO 3 LOB 15 												
Luis Salazar, R (3, 5) OBP: 0.290, SLG: 0.375					F7-2			SH1-3		2	1	2	0	0	0	0													
Garry Templeton, S (1, 6) OBP: 0.285, SLG: 0.350	G6-3	FC3-6			F7-2			SH1-3		3	0	0	0	0	0	3													
Tony Gwynn, L (1, 9) OBP: 0.403, SLG: 0.456					G4-3		P6	1B		2	0	0	0	2	0	0													
Jack Clark, R (1, 3) OBP: 0.396, SLG: 0.367	G6-3				F7			P6		4	0	1	0	0	0	3													
Chris James, R (1, 7) OBP: 0.239, SLG: 0.280					F9		G6-4-3			4	1	2	2	0	0	1													
Roberto Alomar, S (1, 4) OBP: 0.314, SLG: 0.312		F8			F8		G6-3		F9	4	1	1	0	0	0	2													
Benito Santiago, R (1, 2) OBP: 0.275, SLG: 0.351		FC3			G1			K		3	0	1	0	0	1	0													
Shawn Abner, R (1, 8) OBP: 0.200, SLG: 0.216		F8						F8		2	0	0	0	1	0	2													
Walt Terrell, L (1, 1) OBP: 0.143, SLG: 0.150		FC3			G4-3			K		3	0	0	1	0	1	2													
Inning Stats	R: 0 E: 0 K: 0 S: 8	H: 0 LOB: 1 BB: 1 P: 15	R: 2 E: 0 K: 1 S: 10	H: 3 LOB: 2 BB: 0 P: 17	R: 0 E: 0 K: 0 S: 6	H: 0 LOB: 0 BB: 0 P: 11	R: 0 E: 0 K: 0 S: 7	H: 0 LOB: 1 BB: 1 P: 14	R: 0 E: 0 K: 0 S: 6	H: 1 LOB: 0 BB: 0 P: 8	R: 0 E: 0 K: 2 S: 7	H: 1 LOB: 0 BB: 0 P: 10	R: 0 E: 0 K: 2 S: 7	H: 0 LOB: 0 BB: 0 P: 11	R: 1 E: 0 K: 0 S: 6	H: 2 LOB: 2 BB: 1 P: 12	1B: 5 2B: 1 3B: 1 HR: 1	SF: 0 SAC: 1 DP: 2 HBP: 0	WP: 0 PB: 0 SB: 0 CS: 0	PA: 33									
PITCHER Paul Kilgus, L (1, 1) ERA: 4.5	IP: 7.1 WLS: L BF: 30 H: 6 R: 3 ER: 3 SO: 3 BB: 2 IBB: 1 HBP: 0 BLK: 0 WP: 0 HR: 1 S: 53 P: 93 ERA: 3.68 WHIP: 1.091															PITCHER													
Les Lancaster, R (8, 1) ERA:	0.2	3	1	0	0	0	0	0	0	0	0	4	5	0.00	1.500														

Batter	1	2	3	4	5	6	7	8	9	AB	R	H	RBI	BB	SO	LOB	TOP					
Jerome Walton, R (1, 8) OBP: 0.354, SLG: 0.427	G6-3		K		G1-3			G6-3		4	0	0	0	0	1	0	Chicago Cubs @ Los Angeles Dodgers Dodger Stadium, Los Angeles, CA Tue Jul 18 1989, 7:05 PM PDT Att: 37,543 - Unknown					
23 Ryne Sandberg, R (1, 4) OBP: 0.323, SLG: 0.414	E5 1B		G6-3			G6-3		K		4	1	0	0	0	1	0						
Gary Varsho, L (1, 9) OBP: 0.247, SLG: 0.312	K		F7			F7		G4-3		4	0	0	0	0	1	1						
Mark Grace, L (1, 3) OBP: 0.409, SLG: 0.445	1B			F8		E6			G3	4	0	1	0	0	0	0						
Damon Berryhill, S (1, 2) OBP: 0.283, SLG: 0.330	FC6-4 1B			G5-3		G5-6-3			G3-1	4	0	1	1	0	0	1						
Lloyd McClendon, R (1, 7) OBP: 0.387, SLG: 0.543	FC6-4 1-2			1B			P6		G1-3	4	0	1	0	0	0	2						
Vance Law, R (1, 5) OBP: 0.281, SLG: 0.321		K		L4			G6-3			3	0	0	0	0	1	1						
Shawon Dunston, R (1, 6) OBP: 0.292, SLG: 0.387		G1-3			P3					3	0	1	0	0	0	0						
Greg Maddux, R (1, 1) OBP: 0.304, SLG: 0.333			K		G1-3			G4-3		2	0	0	0	0	1	0						
Curtis Wilkerson, S (7, PH) OBP: 0.258, SLG: 0.328										1	0	0	0	0	0	1						
Calvin Schiraldi, R (7, 1)										0	0	0	0	0	0	0						
Inning Stats	R: 1 E: 1 K: 1 S: 8	H: 2 LOB: 2 BB: 0 P: 13	R: 0 E: 0 K: 2 S: 8	H: 0 LOB: 0 BB: 0 P: 8	R: 0 E: 0 K: 1 S: 8	H: 0 LOB: 0 BB: 0 P: 13	R: 0 E: 0 K: 0 S: 9	H: 1 LOB: 1 BB: 0 P: 16	R: 0 E: 0 K: 0 S: 4	H: 0 LOB: 0 BB: 0 P: 6	R: 0 E: 1 K: 0 S: 8	H: 0 LOB: 1 BB: 0 P: 12	R: 0 E: 0 K: 0 S: 8	H: 1 LOB: 1 BB: 0 P: 11	R: 0 E: 0 K: 1 S: 8	H: 0 LOB: 0 BB: 0 P: 13	R: 0 E: 0 K: 0 S: 4	H: 0 LOB: 0 BB: 0 P: 6	1B: 4 2B: 0 3B: 0 HR: 0	SF: 0 SAC: 0 DP: 0 HBP: 0	WP: 0 PB: 0 SB: 0 CS: 0	PA: 33
PITCHER Orel Hershiser, R (1, 1) ERA: 2.31	IP: 9.0 WLS: W BF: 33 H: 4 R: 1 ER: 0 SO: 5 BB: 0 IBB: 0 HBP: 0 BLK: 0 WP: 0 HR: 0 S: 65 P: 98 ERA: 0.00 WHIP: 0.444															PITCHER						


AB	33
R	1
H	4
RBI	1
BB	0
SO	5
LOB	6




Batter	1	2	3	4	5	6	7	8	9	AB	R	H	RBI	BB	SO	LOB	BOTTOM					
Alfredo Griffin, S (1, 6) OBP: 0.316, SLG: 0.358	F7		B1-3					P5		5	1	2	1	0	0	1	Chicago Cubs @ Los Angeles Dodgers Dodger Stadium, Los Angeles, CA Tue Jul 18 1989, 7:05 PM PDT Att: 37,543 - Unknown					
Willie Randolph, R (1, 4) OBP: 0.383, SLG: 0.315	FC4-6 1B		L1		L3			PB BB		3	0	1	0	2	0	2						
Kirk Gibson, L (1, 8) OBP: 0.315, SLG: 0.379	FC4-6 1-2		S BB		1B 2B		G4-3			4	0	1	2	1	1	5						
Eddie Murray, S (1, 3) OBP: 0.342, SLG: 0.382	FC5-4 1-2		G4-3		1B IBB			K		3	0	0	0	1	1	2						
Mike Marshall, R (1, 9) OBP: 0.335, SLG: 0.360		2B		G6-3		1-2 2H 1B		1B		4	0	3	0	0	0	0						
Franklin Stubbs, L (1, 7) OBP: 0.338, SLG: 0.362		G5-3		G6-3		G4-3 1B 2B		L4		4	1	1	0	0	0	2						
Jose Gonzalez, R (8, 8) OBP: 0.347, SLG: 0.362										0	0	0	0	0	0	0						
Jeff Hamilton, R (1, 5) OBP: 0.277, SLG: 0.396		G4-3		K		G4-3		K		4	0	0	0	0	2	3						
Mike Scioscia, L (1, 2) OBP: 0.346, SLG: 0.329					2B SH1 2B HBP			F7		2	2	1	1	1	0	0						
Orel Hershiser, R (1, 1) OBP: 0.212, SLG: 0.306		G5-3			SH1			PB BB BB		1	0	0	0	1	0	2						
Inning Stats	R: 0 E: 0 K: 0 S: 9	H: 1 LOB: 1 BB: 0 P: 13	R: 0 E: 0 K: 0 S: 7	H: 1 LOB: 2 BB: 1 P: 15	R: 0 E: 0 K: 0 S: 13	H: 0 LOB: 1 BB: 1 P: 19	R: 0 E: 0 K: 1 S: 8	H: 0 LOB: 0 BB: 0 P: 11	R: 2 E: 0 K: 0 S: 12	H: 3 LOB: 2 BB: 1 P: 23	R: 2 E: 0 K: 0 S: 15	H: 3 LOB: 2 BB: 1 P: 25	R: 0 E: 0 K: 2 S: 10	H: 1 LOB: 1 BB: 0 P: 14	R: 0 E: 0 K: 1 S: 11	H: 0 LOB: 2 BB: 2 P: 23	R: 0 E: 0 K: 0 S: 4	H: 0 LOB: 2 BB: 2 P: 14	1B: 4 2B: 5 3B: 0 HR: 0	SF: 0 SAC: 2 DP: 0 HBP: 1	WP: 0 PB: 1 SB: 1 CS: 0	PA: 39
PITCHER Greg Maddux, R (1, 1) ERA: 3.0	IP: 6.0 WLS: L BF: 30 H: 8 R: 4 ER: 4 SO: 1 BB: 4 IBB: 2 HBP: 1 BLK: 0 WP: 0 HR: 0 S: 64 P: 106 ERA: 6.00 WHIP: 1.667															PITCHER						
Calvin Schiraldi, R (7, 1) ERA: 4.29	IP: 2.0 WLS: 9 BF: 1 H: 0 R: 0 ER: 0 SO: 3 BB: 2 IBB: 0 HBP: 0 BLK: 0 WP: 0 HR: 0 S: 21 P: 37 ERA: 0.00 WHIP: 1.500															PITCHER						

AB	30
R	4
H	9
RBI	4
BB	6
SO	4
LOB	17



Batter	1	2	3	4	5	6	7	8	9	AB	R	H	RBI	BB	SO	LOB	TOP										
Brett Butler, L OBP: 0.361, SLG: 0.379 (1, 8)	1-1 G6-3		0-1 SH1-3 1B 2B	2-2 G4-3			0-0 G3		4-2 CS BB	4	1	1	0	1	0	0	San Francisco Giants @ Chicago Cubs Wrigley Field, Chicago, IL Fri Jul 21 1989, 3:33 AM CDT Att: 34,725 - Overcast AB 33 R 4 H 7 RBI 4 BB 3 SO 7 LOB 13 										
Robby Thompson, R OBP: 0.350, SLG: 0.462 (1, 4)	1-1 F9		0-1 SH1-3	0-0 F8			1-2 F8		1-0 CS	3	0	0	0	0	0	0											
Will Clark, L OBP: 0.414, SLG: 0.537 (1, 3)	0-0 E5		4-0 1B 1B		0-0 F9		2-3 K			3	1	0	0	1	1	0											
Kevin Mitchell, R OBP: 0.388, SLG: 0.688 (1, 7)	1-1 F9		0-0 G3 1B 1B		2-2 G6-3			2-1 2B		4	1	2	1	0	0	1											
Ernest Riles, L OBP: 0.349, SLG: 0.426 (1, 5)		2-3 K	1-2 G3 1B 1B		1-1 G3-1			2-1 G3		4	1	1	1	0	1	1											
Terry Kennedy, L OBP: 0.308, SLG: 0.333 (1, 2)		2-2 1B 1B	1-2 G3			1-1 G4-3		2-0 F7		4	0	1	0	0	0	3											
Pat Sheridan, L OBP: 0.323, SLG: 0.349 (8, PH)		1-2 1B	1-0 1B			4-1 BB		0-3 K		2	0	2	2	1	0	0											
Candy Maldonado, R OBP: 0.301, SLG: 0.367 (8, 9)		1-2 1B	2-H 3-H 1B			2-0 P6				1	0	0	0	0	1	1											
Jose Uribe, S OBP: 0.294, SLG: 0.317 (1, 6)		0-0 F7	0-0 G4-3			1-3 K			1-3 K	4	0	0	0	0	1	4											
Scott Garretts, R OBP: 0.182, SLG: 0.256 (1, 1)		2-3 K		1-3 K					1-1 G6-3	3	0	0	0	0	3	3											
Craig Lefferts, L (8, 1)										1	0	0	0	0	0	0											
Inning Stats	R: 0 E: 1 K: 0 S: 7	H: 0 LOB: 1 BB: 0 P: 10	R: 0 E: 0 K: 2 S: 16	H: 2 LOB: 2 BB: 23 P: 23	R: 4 E: 0 K: 0 S: 13	H: 4 LOB: 1 BB: 1 P: 21	R: 0 E: 0 K: 1 S: 7	H: 0 LOB: 0 BB: 0 P: 10	R: 0 E: 0 K: 0 S: 6	H: 0 LOB: 0 BB: 0 P: 9	R: 0 E: 0 K: 1 S: 7	H: 0 LOB: 1 BB: 1 P: 15	R: 0 E: 0 K: 1 S: 10	H: 0 LOB: 0 BB: 0 P: 13	R: 0 E: 0 K: 1 S: 8	H: 1 LOB: 1 BB: 0 P: 14	R: 0 E: 0 K: 1 S: 7	H: 0 LOB: 0 BB: 1 P: 14	1B: 5 2B: 2 3B: 0 HR: 0	SF: 0 SAC: 1 DP: 0 HBP: 0	WP: 0 PB: 0 SB: 0 CS: 1	PA: 38					
PITCHER	IP	WLS	BF	H	R	ER	SO	BB	IBB	HBP	BLK	WP	HR	S	P	ERA	WHIP										
Rick Sutcliffe, R ERA: 3.63 (1, 1)	7.0	L	30	6	4	4	5	1	1	0	0	0	0	66	101	5.14	1.000										
Steve Wilson, L ERA: 3.05 (8, 1)	0.2		3	1	0	0	0	0	0	0	0	0	0	5	11	0.00	1.500										
Jeff Pico, R ERA: 3.83 (8, 1)	0.1		1	0	0	0	1	0	0	0	0	0	0	3	3	0.00	0.000										
Mitch Williams, L ERA: 1.78 (9, 1)	1.0		3	0	0	0	1	1	0	0	0	0	0	7	14	0.00	1.000										

Batter	1	2	3	4	5	6	7	8	9	AB	R	H	RBI	BB	SO	LOB	BOTTOM										
Jerome Walton, R OBP: 0.341, SLG: 0.409 (1, 8)	1-0 G6-3		1-1 2B 1B		2-2 G6-3			1-0 F8	0-2 G6-3	5	0	1	1	0	0	1	San Francisco Giants @ Chicago Cubs Wrigley Field, Chicago, IL Fri Jul 21 1989, 3:33 AM CDT Att: 34,725 - Overcast AB 35 R 3 H 8 RBI 3 BB 1 SO 6 LOB 14 										
23 Ryne Sandberg, R OBP: 0.319, SLG: 0.405 (1, 4)	2-2 G6-3		1-1 1B			0-0 G1-3		3-3 K	0-3 K	5	0	1	0	0	2	1											
Dwight Smith, L OBP: 0.398, SLG: 0.506 (1, 7)	1-2 G4-3		0-3 K			2-2 G3		0-0 E3 HR		4	1	0	0	0	1	2											
Mark Grace, L OBP: 0.407, SLG: 0.453 (1, 3)		2-2 2B	0-0 G4-3			1-0 L7		1-2 HR		4	1	2	2	0	0	2											
Andre Dawson, R OBP: 0.326, SLG: 0.490 (1, 9)		1-2 G4-3		2-0 L9			0-0 P6	2-2 3B		4	0	1	0	0	0	1											
Lloyd McClendon, R OBP: 0.399, SLG: 0.547 (1, 5)		2-3 K		1-0 F8			1-0 1B	4-0 BB		3	0	1	0	1	1	1											
Mitch Williams, L (9, 1)										0	0	0	0	0	0	0											
Damon Berryhill, S OBP: 0.272, SLG: 0.317 (1, 2)		1-1 G4-3		0-1 P6			0-0 F8	2-2 F8		4	0	0	0	0	0	4											
Shawon Dunston, R OBP: 0.300, SLG: 0.387 (1, 6)			0-3 K 1B			0-0 P4			0-0 SH1-4 1B	4	1	2	0	0	1	0											
Rick Sutcliffe, L OBP: 0.286, SLG: 0.209 (1, 1)			0-0 SH1-3			1-3 K			0-0 SH1-4 1B	1	0	0	0	0	1	0											
Gary Varsho, L OBP: 0.241, SLG: 0.304 (7, PH)										1	0	0	0	0	0	2											
Steve Wilson, L (8, 1)										0	0	0	0	0	0	0											
Jeff Pico, R OBP: 0.333, SLG: 0.333 (8, 1)										0	0	0	0	0	0	0											
Domingo Ramos, R OBP: 0.316, SLG: 0.343 (9, 5)										0	0	0	0	0	0	0											
Inning Stats	R: 0 E: 0 K: 0 S: 7	H: 0 LOB: 0 BB: 0 P: 11	R: 0 E: 0 K: 1 S: 11	H: 1 LOB: 1 BB: 0 P: 17	R: 1 E: 0 K: 2 S: 16	H: 2 LOB: 0 BB: 0 P: 18	R: 0 E: 0 K: 0 S: 4	H: 0 LOB: 0 BB: 0 P: 7	R: 0 E: 0 K: 1 S: 8	H: 0 LOB: 0 BB: 0 P: 11	R: 0 E: 0 K: 0 S: 5	H: 0 LOB: 0 BB: 0 P: 8	R: 0 E: 0 K: 1 S: 6	H: 2 LOB: 2 BB: 0 P: 9	R: 2 E: 1 K: 1 S: 15	H: 2 LOB: 2 BB: 1 P: 28	R: 0 E: 0 K: 1 S: 8	H: 1 LOB: 1 BB: 0 P: 8	1B: 5 2B: 1 3B: 1 HR: 1	SF: 0 SAC: 2 DP: 0 HBP: 0	WP: 1 PB: 0 SB: 0 CS: 0	PA: 38					
PITCHER	IP	WLS	BF	H	R	ER	SO	BB	IBB	HBP	BLK	WP	HR	S	P	ERA	WHIP										
Scott Garretts, R ERA: 2.52 (1, 1)	7.2	W	32	7	3	1	5	0	0	0	0	0	0	69	100	1.17	0.913										
Craig Lefferts, L ERA: 2.12 (8, 1)	1.1	S	6	1	0	0	1	1	0	0	0	0	0	11	17	0.00	1.500										

Batter	1	2	3	4	5	6	7	8	9	AB	R	H	RBI	BB	SO	LOB	TOP										
Brett Butler , L (1, 8) OBP: 0.358, SLG: 0.376	G4-3		G3		SH5-3			P6		3	0	0	0	0	0	0	San Francisco Giants @ Chicago Cubs Wrigley Field, Chicago, IL Sat Jul 22 1989, 3:33 AM CDT Att: 35,530 - Sunny - 74 F										
Robby Thompson , R (1, 4) OBP: 0.349, SLG: 0.458	F8		2B HBP		K			F8		3	1	0	0	0	1	1											
Will Clark , L (1, 3) OBP: 0.417, SLG: 0.542	1B		1-H 2B		F9			1B		4	0	3	1	0	0	0											
Kevin Mitchell , R (1, 7) OBP: 0.386, SLG: 0.683	1B		K		K			K		4	0	1	0	0	3	2											
Ernest Riles , L (1, 5) OBP: 0.343, SLG: 0.418	F9				F8					4	0	0	0	0	1	2											
Candy Maldonado , R (1, 9)		P3			P4			2B		4	1	2	1	0	0	0											
Terry Kennedy , L (1, 2) OBP: 0.303, SLG: 0.327	F7		G6-3					F7		4	0	0	0	0	0	1											
Jose Uribe , S (1, 6) OBP: 0.295, SLG: 0.322										2	0	1	0	0	0	0											
Ken Oberkell , L (7, PH) OBP: 0.246, SLG: 0.302	F9				FC3-5 2B			P5		2	0	0	0	0	0	1											
Atlee Hammaker , S (1, 1) OBP: 0.313, SLG: 0.375										2	0	0	0	0	0	1											
Pat Sheridan , L (7, PH) OBP: 0.322, SLG: 0.347					FC3-5					1	0	0	0	0	0	0											
Jeff Brantley , R (7, 1) OBP: 0.125, SLG: 0.125			G4-3		SH5-3			F8		0	0	0	0	0	0	0											
Inning Stats	R: 0 E: 0 K: 0 S: 14	H: 2 LOB: 2 BB: 0 P: 22	R: 0 E: 0 K: 0 S: 5	H: 0 LOB: 0 BB: 0 P: 6	R: 1 E: 0 K: 1 S: 11	H: 1 LOB: 1 BB: 0 P: 18	R: 0 E: 0 K: 0 S: 7	H: 0 LOB: 0 BB: 0 P: 10	R: 0 E: 0 K: 1 S: 8	H: 1 LOB: 1 BB: 0 P: 11	R: 0 E: 0 K: 0 S: 8	H: 0 LOB: 0 BB: 0 P: 13	R: 1 E: 0 K: 0 S: 5	H: 1 LOB: 1 BB: 0 P: 7	R: 0 E: 0 K: 1 S: 8	H: 1 LOB: 1 BB: 0 P: 12	R: 0 E: 0 K: 1 S: 13	H: 1 LOB: 1 BB: 0 P: 19	1B: 3 2B: 3 3B: 0 HR: 1	SF: 0 SAC: 1 DP: 0 HBP: 1	WP: 0 PB: 0 SB: 0 CS: 0	PA: 35					
PITCHER	IP	WLS	BF	H	R	ER	SO	BB	IBB	HBP	BLK	WP	HR	S	P	ERA	WHIP										
Scott Sanderson , R (1, 1) ERA: 3.68	7.0	W	27	5	2	2	3	0	0	1	0	0	1	58	87	2.57	0.714										
Les Lancaster , R (8, 1) ERA:	2.0	S	8	2	0	0	2	0	0	0	0	0	0	21	31	0.00	1.000										

Batter	1	2	3	4	5	6	7	8	9	AB	R	H	RBI	BB	SO	LOB	BOTTOM										
Jerome Walton , R (1, 8) OBP: 0.340, SLG: 0.410	F9				P4			G6-3		4	0	1	1	0	0	0	San Francisco Giants @ Chicago Cubs Wrigley Field, Chicago, IL Sat Jul 22 1989, 3:33 AM CDT Att: 35,530 - Sunny - 74 F										
23 Ryne Sandberg , R (1, 4) OBP: 0.315, SLG: 0.401	F9	2H 2B	FC5					K		4	0	0	0	0	1	1											
Mark Grace , L (1, 3) OBP: 0.408, SLG: 0.454	E4		G5-4-3					1B		4	1	2	0	0	0	2											
Andre Dawson , R (1, 9) OBP: 0.325, SLG: 0.500	HR				F8			F9		4	1	1	2	0	0	2											
Lloyd McClendon , R (1, 7) OBP: 0.401, SLG: 0.545	1B							F8		4	0	2	0	0	0	1											
Vance Law , R (1, 5) OBP: 0.291, SLG: 0.363	1B				F7					4	2	3	2	0	0	1											
Shawon Dunston , R (1, 6) OBP: 0.299, SLG: 0.385	1B				FC6-4			HR		4	0	1	0	0	0	3											
Joe Girardi , R (1, 2) OBP: 0.233, SLG: 0.235								G6-3		4	1	1	0	0	0	1											
Scott Sanderson , R (1, 1) OBP: 0.194, SLG: 0.065								G6-4-3		2	0	0	0	0	1	0											
Les Lancaster , R (8, 1) OBP: 0.500, SLG: 1.000								P4		0	0	0	0	0	0	0											
Inning Stats	R: 2 E: 1 K: 0 S: 14	H: 3 LOB: 2 BB: 0 P: 19	R: 1 E: 0 K: 0 S: 8	H: 2 LOB: 1 BB: 0 P: 12	R: 0 E: 0 K: 0 S: 7	H: 1 LOB: 1 BB: 0 P: 14	R: 0 E: 0 K: 1 S: 8	H: 0 LOB: 0 BB: 0 P: 10	R: 0 E: 0 K: 0 S: 4	H: 1 LOB: 1 BB: 0 P: 6	R: 1 E: 0 K: 0 S: 7	H: 2 LOB: 0 BB: 0 P: 8	R: 0 E: 0 K: 1 S: 8	H: 1 LOB: 1 BB: 0 P: 11	R: 1 E: 0 K: 0 S: 10	H: 1 LOB: 0 BB: 0 P: 14	1B: 7 2B: 1 3B: 0 HR: 3	SF: 0 SAC: 1 DP: 2 HBP: 0	WP: 0 PB: 0 SB: 0 CS: 0	PA: 35							
PITCHER	IP	WLS	BF	H	R	ER	SO	BB	IBB	HBP	BLK	WP	HR	S	P	ERA	WHIP										
Atlee Hammaker , L (1, 1) ERA: 3.78	6.0	L	27	9	4	2	1	0	0	0	0	0	1	48	69	3.00	1.500										
Jeff Brantley , R (7, 1) ERA: 3.5	2.0		8	2	1	1	1	0	0	0	0	0	1	18	25	4.50	1.000										



Batter	1	2	3	4	5	6	7	8	9	AB	R	H	RBI	BB	SO	LOB	TOP					
Brett Butler, L OBP: 0.354, SLG: 0.372 Rich Gossage, R (7, 1)		G1-3			F7		G4-3			4	0	0	0	0	1	1	San Francisco Giants @ Chicago Cubs Wrigley Field, Chicago, IL Sun Jul 23 1989, 3:33 AM CDT Att: 35,707 - Sunny - 76 F					
Robby Thompson, R OBP: 0.346, SLG: 0.453 (1, 4)	B2-3		G6-3			G6-3		K	4	0	0	0	0	1	0							
Will Clark, L OBP: 0.416, SLG: 0.542 (1, 3)	WP 2B		K			G4-3		K	4	0	1	0	0	2	0							
Kevin Mitchell, R OBP: 0.385, SLG: 0.677 (1, 7)	G6-3		G6-3			1B BB		K	3	1	0	0	1	1	1							
Ken Oberkfell, L OBP: 0.269, SLG: 0.323 Kirt Manwaring, R OBP: 0.276, SLG: 0.275 (6, 2)		1B 1B			CS 1B	1B 1B		2B 1B	3	1	3	0	0	0	0							
Candy Maldonado, R OBP: 0.310, SLG: 0.395 (1, 9)	1 SAFE 1 SAFE 1 SAFE 1 SAFE	2-1 1B FC4-6 1B		1 SAFE 0-1 F X	F9			1-H G6-3 2B	4	2	3	2	0	0	1							
Terry Kennedy, L OBP: 0.304, SLG: 0.329 Greg Litton, R OBP: 0.361, SLG: 0.500 (6, PH) (6, 5)	1-1 FC4-6 1B		G4-3		2-1 1-2		P3	G6-3	2	0	1	1	0	0	1							
Jose Uribe, S OBP: 0.293, SLG: 0.318 Ernest Riles, L OBP: 0.342, SLG: 0.416 (9, PH)	0-1 FC4-6 1B				0-1 P5			G6-3	3	0	0	1	0	0	1							
Don Robinson, R OBP: 0.254, SLG: 0.362 Randy McCament, R OBP: 0.500, SLG: 0.500 Donell Nixon, R OBP: 0.312, SLG: 0.275 (7, 8)	0-3 K				0-0 G5-3			K	2	0	0	0	0	1	1							
								F8	2	0	0	0	0	0	0							
Inning Stats	R: 0 E: 0 K: 1 S: 10	H: 1 LOB: 1 BB: 0 P: 14	R: 2 E: 0 K: 1 S: 11	H: 3 LOB: 1 BB: 0 P: 16	R: 0 E: 0 K: 1 S: 5	H: 0 LOB: 0 BB: 0 P: 7	R: 0 E: 0 K: 0 S: 6	H: 1 LOB: 0 BB: 0 P: 8	R: 0 E: 0 K: 0 S: 5	H: 0 LOB: 0 BB: 0 P: 7	R: 1 E: 0 K: 0 S: 9	H: 2 LOB: 2 BB: 1 P: 19	R: 0 E: 0 K: 1 S: 9	H: 0 LOB: 0 BB: 0 P: 13	R: 0 E: 0 K: 3 S: 11	H: 0 LOB: 0 BB: 0 P: 16	R: 2 E: 0 K: 1 S: 9	H: 2 LOB: 0 BB: 0 P: 15	1B: 7 2B: 2 3B: 0 HR: 0	SF: 0 SAC: 0 DP: 0 HBP: 0	WP: 1 PB: 0 SB: 1 CS: 0	PA: 36
PITCHER	IP WLS BF H R ER SO BB IBB HBP BLK WP HR S P ERA WHIP	IP WLS BF H R ER SO BB IBB HBP BLK WP HR S P ERA WHIP	IP WLS BF H R ER SO BB IBB HBP BLK WP HR S P ERA WHIP	IP WLS BF H R ER SO BB IBB HBP BLK WP HR S P ERA WHIP	IP WLS BF H R ER SO BB IBB HBP BLK WP HR S P ERA WHIP	IP WLS BF H R ER SO BB IBB HBP BLK WP HR S P ERA WHIP	IP WLS BF H R ER SO BB IBB HBP BLK WP HR S P ERA WHIP	IP WLS BF H R ER SO BB IBB HBP BLK WP HR S P ERA WHIP	IP WLS BF H R ER SO BB IBB HBP BLK WP HR S P ERA WHIP	IP WLS BF H R ER SO BB IBB HBP BLK WP HR S P ERA WHIP	IP WLS BF H R ER SO BB IBB HBP BLK WP HR S P ERA WHIP	IP WLS BF H R ER SO BB IBB HBP BLK WP HR S P ERA WHIP	IP WLS BF H R ER SO BB IBB HBP BLK WP HR S P ERA WHIP	IP WLS BF H R ER SO BB IBB HBP BLK WP HR S P ERA WHIP	IP WLS BF H R ER SO BB IBB HBP BLK WP HR S P ERA WHIP	IP WLS BF H R ER SO BB IBB HBP BLK WP HR S P ERA WHIP						

Batter	1	2	3	4	5	6	7	8	9	AB	R	H	RBI	BB	SO	LOB	BOTTOM					
Jerome Walton, R OBP: 0.337, SLG: 0.406 (1, 8)	B3	F8			BB 23 BB 2B	L7	FC4			5	1	1	0	0	0	1	San Francisco Giants @ Chicago Cubs Wrigley Field, Chicago, IL Sun Jul 23 1989, 3:33 AM CDT Att: 35,707 - Sunny - 76 F					
23 Ryne Sandberg, R OBP: 0.322, SLG: 0.410 (1, 4)	2-1 1B	0-0 S 1B			1 SAFE 1 SAFE 1 SAFE 1 SAFE 1-2 2B BB	0-0 BB HR 1B		F8	4	3	3	0	1	0	0							
Dwight Smith, L OBP: 0.403, SLG: 0.500 (1, 7)	1-2 1B E HBP	2-1 G3			4-2 1 SAFE 1 SAFE 1-2 2-3 2B SF7 BB	0-0 F8		4-2 FC3-6 BB	2	2	0	0	2	0	2							
Mark Grace, L OBP: 0.411, SLG: 0.458 (1, 3)	1-0 E 1B		L3		3-2 1B 2B	4-1 HR BB		0-1 FC3-6 WP	4	1	2	3	1	0	1							
Andre Dawson, R OBP: 0.323, SLG: 0.510 Mitch Webster, S OBP: 0.337, SLG: 0.368 (8, 9)	1-3 3-H K	1-3 K		G5-3	1-3 2-H 3-H 0-3 K	1-1 K		2-3 K	4	1	1	3	0	2	4							
Damon Berryhill, S OBP: 0.272, SLG: 0.313 (1, 2)	2-2 E3		K		4-0 1B IBB	0-1 G3		1-2 K	3	0	0	0	1	1	1							
Vance Law, R OBP: 0.294, SLG: 0.362 (1, 5)	0-0 P4				4-0 G4-6-3 BB	1-0 SF7		4-2 FC4-6 BB	1	0	0	1	2	0	2							
Shawon Dunston, R OBP: 0.302, SLG: 0.386 (1, 6)		2-2 SH3-4 E 1B			2-1 G4-6-3	1-1 FC5-4 1B		1-3 K	4	1	2	0	0	1	2							
Greg Maddux, R OBP: 0.292, SLG: 0.319 Steve Wilson, L OBP: 0.238, SLG: 0.300 Gary Varsho, L OBP: 0.238, SLG: 0.300 Calvin Schiraldi, R OBP: 0.312, SLG: 0.275 (7, 8)	1-2 SH3-4			G3-1	1-2 G3-1	2-1 FC5-4		0-2 FC4-6	2	0	0	0	0	0	3							
								1-2 FC4	0	0	0	0	0	0	1							
Inning Stats	R: 2 E: 1 K: 1 S: 13	H: 2 LOB: 2 BB: 0 P: 20	R: 1 E: 1 K: 0 S: 9	H: 2 LOB: 1 BB: 0 P: 13	R: 0 E: 0 K: 1 S: 7	H: 0 LOB: 0 BB: 0 P: 13	R: 0 E: 0 K: 0 S: 5	H: 0 LOB: 1 BB: 1 P: 12	R: 3 E: 0 K: 1 S: 21	H: 3 LOB: 3 BB: 3 P: 38	R: 3 E: 0 K: 0 S: 11	H: 2 LOB: 0 BB: 1 P: 17	R: 0 E: 0 K: 1 S: 12	H: 0 LOB: 1 BB: 1 P: 17	R: 0 E: 0 K: 1 S: 11	H: 0 LOB: 1 BB: 1 P: 17	R: 0 E: 0 K: 1 S: 9	H: 0 LOB: 1 BB: 1 P: 15	1B: 6 2B: 1 3B: 1 HR: 1	SF: 1 SAC: 1 DP: 1 HBP: 1	WP: 1 PB: 0 SB: 1 CS: 0	PA: 41
PITCHER	IP WLS BF H R ER SO BB IBB HBP BLK WP HR S P ERA WHIP	IP WLS BF H R ER SO BB IBB HBP BLK WP HR S P ERA WHIP	IP WLS BF H R ER SO BB IBB HBP BLK WP HR S P ERA WHIP	IP WLS BF H R ER SO BB IBB HBP BLK WP HR S P ERA WHIP	IP WLS BF H R ER SO BB IBB HBP BLK WP HR S P ERA WHIP	IP WLS BF H R ER SO BB IBB HBP BLK WP HR S P ERA WHIP	IP WLS BF H R ER SO BB IBB HBP BLK WP HR S P ERA WHIP	IP WLS BF H R ER SO BB IBB HBP BLK WP HR S P ERA WHIP	IP WLS BF H R ER SO BB IBB HBP BLK WP HR S P ERA WHIP	IP WLS BF H R ER SO BB IBB HBP BLK WP HR S P ERA WHIP	IP WLS BF H R ER SO BB IBB HBP BLK WP HR S P ERA WHIP	IP WLS BF H R ER SO BB IBB HBP BLK WP HR S P ERA WHIP	IP WLS BF H R ER SO BB IBB HBP BLK WP HR S P ERA WHIP	IP WLS BF H R ER SO BB IBB HBP BLK WP HR S P ERA WHIP	IP WLS BF H R ER SO BB IBB HBP BLK WP HR S P ERA WHIP	IP WLS BF H R ER SO BB IBB HBP BLK WP HR S P ERA WHIP						



Batter	1	2	3	4	5	6	7	8	9	AB	R	H	RBI	BB	SO	LOB	TOP								
Jerome Walton, R (1, 8) OBP: 0.336, SLG: 0.403	1-3 K		3-2 2H 1B		1-1 G5-3			0-0 L9		4	0	1	1	0	1	2									
23 Ryne Sandberg, R (1, 4) OBP: 0.321, SLG: 0.411	1-0 P4		1-1 G5-3			1-0 P3		0-1 1-H 2B		4	0	1	1	0	0	1									
Dwight Smith, L (1, 7) OBP: 0.395, SLG: 0.489	0-1 P6			1-0 G4-3		0-0 G6-3		1-3 K		4	0	0	0	0	1	1									
Mark Grace, L (1, 3) OBP: 0.406, SLG: 0.451		1-3 K		2-0 G3		3-2 G6-3			0-1 G1-3	4	0	0	0	0	1	0									
Andre Dawson, R (1, 9) OBP: 0.318, SLG: 0.500		2-2 G6-3		3-2 G5-3			0-1 G5-3		1-0 F8	4	0	0	0	0	0	0									
Damon Berryhill, S (1, 2) OBP: 0.272, SLG: 0.312		0-0 G4-3			1-1 1B SH4 1B		3-3 K		1-2 G3-1	4	1	1	0	0	1	0									
Vance Law, R (1, 5) OBP: 0.291, SLG: 0.358			0-0 F9		0-1 G6-3		3-0 G6-3			3	0	0	0	0	0	1									
Shawon Dunston, R (1, 6) OBP: 0.309, SLG: 0.394			1-1 S SH3 1B 1B		1-2 SH4 1B			0-0 2B 1B		3	2	3	0	0	0	0									
Mike Bielecki, R (1, 1) OBP: 0.049, SLG: 0.025			0-1 SH3		0-1 SH4			1-0 F8		0	0	0	1	0	0	0									
Mitch Webster, S (8, PH) OBP: 0.336, SLG: 0.367										1	0	0	0	0	0	1									
Steve Wilson, L (8, 1) OBP: 0.500, SLG: 1.000			1-2		2-3 3H					0	0	0	0	0	0	0									
Les Lancaster, R (8, 1) OBP: 0.500, SLG: 1.000										0	0	0	0	0	0	0									
Mitch Williams, L (8, 1)										0	0	0	0	0	0	0									
Inning Stats	R: 0 E: 0 K: 1 S: 6	H: 0 LOB: 0 BB: 0 P: 8	R: 0 E: 0 K: 1 S: 8	H: 0 LOB: 0 BB: 0 P: 11	R: 1 E: 0 K: 0 S: 12	H: 2 LOB: 1 BB: 0 P: 17	R: 0 E: 0 K: 0 S: 5	H: 0 LOB: 0 BB: 0 P: 11	R: 0 E: 0 K: 0 S: 12	H: 2 LOB: 1 BB: 0 P: 15	R: 0 E: 0 K: 0 S: 6	H: 0 LOB: 0 BB: 0 P: 10	R: 0 E: 0 K: 1 S: 8	H: 0 LOB: 0 BB: 0 P: 14	R: 1 E: 0 K: 1 S: 8	H: 2 LOB: 1 BB: 0 P: 10	R: 0 E: 0 K: 0 S: 6	H: 0 LOB: 0 BB: 0 P: 8	1B: 5 2B: 1 3B: 0 HR: 0	SF: 0 SAC: 2 DP: 0 HBP: 0	WP: 0 PB: 0 SB: 1 CS: 0	PA: 33			
PITCHER	IP WLS BF H R ER SO BB IBB HBP BLK WP HR S P ERA WHIP	7.0 L 25 4 2 2 3 0 0 0 0 0 0 57 86 2.57 0.571	2.0 8 2 1 1 1 0 0 0 0 0 0 0 14 18 4.50 1.000																						

Chicago Cubs @ St. Louis Cardinals
 Busch Stadium, St. Louis, MO
 Mon Jul 24 1989, 7:05 PM CDT
 Att: 45,183 - Unknown

AB	31
R	3
H	6
RBI	3
BB	0
SO	4
LOB	6



Batter	1	2	3	4	5	6	7	8	9	AB	R	H	RBI	BB	SO	LOB	BOTTOM								
Willie McGee, S (1, 8) OBP: 0.277, SLG: 0.344	4-1 2B G6-3 BB		0-1 S 1B		2-2 G3-1			1-2 G4-6-3 1B		3	1	2	0	1	0	0									
Milt Thompson, L (1, 7) OBP: 0.355, SLG: 0.398	1-1 1-SAFE 1-SAFE 2B		0-3 K		0-1 G1-3			1-1 1-2F G4-6-3		4	0	1	0	0	1	2									
Pedro Guerrero, R (1, 3) OBP: 0.380, SLG: 0.466	1-0 G6-3		2-0 L9		0-0 G5-3			0-0 1B 2B		4	1	1	1	0	0	2									
Tom Brunansky, R (1, 9) OBP: 0.329, SLG: 0.443	4-1 BB		2-3 K		3-1 G6-3			1-1 2H 1B		3	0	1	1	1	1	1									
Terry Pendleton, S (1, 5) OBP: 0.303, SLG: 0.358	2-3 K		2-3 K		2-2 F8			0-3 K		4	0	0	0	0	3	3									
José Oquendo, S (1, 4) OBP: 0.382, SLG: 0.369	2-1 G4-3		2-0 1B		0-1 G4-3			1-1 P3		4	0	1	0	0	0	2									
Ozzie Smith, S (1, 6) OBP: 0.357, SLG: 0.385		1-2 G4-3		2-1 S 1B		3-2 G6-3		1-1 S 2B		4	0	2	0	0	0	0									
Tony Peña, R (1, 2) OBP: 0.316, SLG: 0.351		0-1 G1-3		0-2 P5		0-0 G4-3		2-0 F8		4	0	0	0	0	0	3									
Scott Terry, R (1, 1) OBP: 0.205, SLG: 0.351		1-3 K		2-2 F3		1-3 K		3-2 G4-3		2	0	0	0	0	1	2									
Denny Walling, L (7, PH) OBP: 0.400, SLG: 0.441										1	0	0	0	0	1	0									
Dan Quisenberry, R (8, 1) OBP: 0.250, SLG: 0.250										0	0	0	0	0	0	0									
Vince Coleman, S (8, PH) OBP: 0.325, SLG: 0.332					1-2					1	0	0	0	0	0	1									
Inning Stats	R: 1 E: 0 K: 1 S: 12	H: 1 LOB: 2 BB: 2 P: 25	R: 0 E: 0 K: 1 S: 8	H: 0 LOB: 0 BB: 0 P: 10	R: 0 E: 0 K: 2 S: 9	H: 1 LOB: 1 BB: 0 P: 13	R: 0 E: 0 K: 1 S: 13	H: 2 LOB: 2 BB: 0 P: 21	R: 0 E: 0 K: 0 S: 6	H: 0 LOB: 0 BB: 0 P: 8	R: 0 E: 0 K: 0 S: 7	H: 0 LOB: 0 BB: 0 P: 12	R: 0 E: 0 K: 1 S: 7	H: 0 LOB: 0 BB: 0 P: 11	R: 1 E: 0 K: 1 S: 11	H: 3 LOB: 1 BB: 0 P: 14	R: 0 E: 0 K: 0 S: 11	H: 1 LOB: 1 BB: 0 P: 19	1B: 5 2B: 3 3B: 0 HR: 0	SF: 0 SAC: 0 DP: 1 HBP: 0	WP: 0 PB: 0 SB: 3 CS: 0	PA: 36			
PITCHER	IP WLS BF H R ER SO BB IBB HBP BLK WP HR S P ERA WHIP	7.0 W 27 4 1 1 6 2 0 0 0 0 0 6 100 1.29 0.857	0.2 3 2 1 1 0 0 0 0 0 0 0 0 6 8 13.50 3.000																						

Chicago Cubs @ St. Louis Cardinals
 Busch Stadium, St. Louis, MO
 Mon Jul 24 1989, 7:05 PM CDT
 Att: 45,183 - Unknown

AB	34
R	2
H	8
RBI	2
BB	2
SO	7
LOB	16



Batter	1	2	3	4	5	6	7	8	9	AB	R	H	RBI	BB	SO	LOB	TOP								
Jerome Walton, R (1, 8) OBP: 0.335, SLG: 0.405										4	0	1	0	0	2	3	Chicago Cubs @ St. Louis Cardinals Busch Stadium, St. Louis, MO Tue Jul 25 1989, 7:05 PM CDT Att: 46,621 - Unknown								
23 Ryne Sandberg, R (1, 4) OBP: 0.318, SLG: 0.408										3	0	0	1	0	0	0									
Mitch Webster, S (1, 7) OBP: 0.335, SLG: 0.373										4	0	1	0	0	1	1									
Andre Dawson, R (1, 9) OBP: 0.321, SLG: 0.502										3	1	1	0	1	0	1									
Lloyd McClendon, R (1, 3) OBP: 0.398, SLG: 0.544										4	1	1	1	0	0	3									
Mark Grace, L (9, 3) OBP: 0.406, SLG: 0.451										0	0	0	0	0	0	0									
Vance Law, R (1, 5) OBP: 0.288, SLG: 0.353										4	0	0	0	0	1	1									
Damon Berryhill, S (1, 2) OBP: 0.268, SLG: 0.307										4	0	0	0	0	1	1									
Shawon Dunston, R (1, 6) OBP: 0.312, SLG: 0.405										3	1	1	1	1	0	0									
Paul Kilgus, L (1, 1) OBP: 0.221, SLG: 0.264										1	1	1	1	1	0	0									
Domingo Fierro, R (7, PH) OBP: 0.232, SLG: 0.249										1	0	1	0	0	0	0									
Calvin Schiraldi, R (7, 1) OBP: 0.273, SLG: 0.349										0	0	0	0	0	0	0									
Les Lancaster, R (7, 1) OBP: 0.338, SLG: 1.000										0	0	0	0	0	0	0									
Steve Wilson, L (7, 1) OBP: 0.273, SLG: 0.222										0	0	0	0	0	0	0									
Mitch Williams, L (8, 1) OBP: 0.273, SLG: 0.222										1	0	0	0	0	0	0									
Inning Stats	R: 0 E: 0 K: 1 S: 8	H: 0 LOB: 0 BB: 0 P: 14	R: 2 E: 0 K: 3 S: 16	H: 3 LOB: 2 BB: 1 P: 25	R: 0 E: 0 K: 0 S: 11	H: 1 LOB: 1 BB: 0 P: 17	R: 0 E: 0 K: 0 S: 7	H: 0 LOB: 0 BB: 0 P: 9	R: 1 E: 0 K: 1 S: 11	H: 1 LOB: 2 BB: 2 P: 22	R: 0 E: 0 K: 0 S: 4	H: 0 LOB: 0 BB: 0 P: 7	R: 0 E: 0 K: 0 S: 3	H: 1 LOB: 0 BB: 0 P: 5	R: 0 E: 0 K: 0 S: 6	H: 0 LOB: 0 BB: 0 P: 8	R: 1 E: 0 K: 0 S: 10	H: 1 LOB: 0 BB: 0 P: 14	1B: 2 2B: 3 3B: 1 HR: 1	SF: 1 SAC: 0 DP: 1 HBP: 0	WP: 0 PB: 0 SB: 0 CS: 0	PA: 36			
PITCHER	IP	WLS	BF	H	R	ER	SO	BB	IBB	HBP	BLK	WP	HR	S	P	ERA	WHIP								
Joe Magrane, L (1, 1) ERA: 3.05	7.0	L	29	6	3	3	5	2	1	0	0	0	0	60	99	3.86	1.143								
John Costello, R (8, 1) ERA: 2.41	2.0		7	1	1	1	0	0	0	0	0	0	1	16	22	4.50	0.500								

Batter	1	2	3	4	5	6	7	8	9	AB	R	H	RBI	BB	SO	LOB	BOTTOM								
Vince Coleman, S (1, 7) OBP: 0.325, SLG: 0.332										3	0	1	0	0	0	1	Chicago Cubs @ St. Louis Cardinals Busch Stadium, St. Louis, MO Tue Jul 25 1989, 7:05 PM CDT Att: 46,621 - Unknown								
Willie McGee, S (1, 8) OBP: 0.279, SLG: 0.341										1	0	0	1	1	0	0									
Milt Thompson, L (7, 8) OBP: 0.353, SLG: 0.397										1	0	0	0	0	0	1									
Ozzie Smith, S (1, 6) OBP: 0.356, SLG: 0.384										4	0	1	0	0	0	1									
Pedro Guerrero, R (1, 3) OBP: 0.379, SLG: 0.463										4	0	1	0	0	1	3									
Tom Brunansky, R (1, 9) OBP: 0.328, SLG: 0.440										3	0	0	0	1	0	1									
Terry Pendleton, S (1, 5) OBP: 0.300, SLG: 0.354										4	0	0	0	0	0	1									
José Oquendo, S (1, 4) OBP: 0.368, SLG: 0.376										2	1	2	0	2	0	0									
Tony Peña, R (1, 2) OBP: 0.314, SLG: 0.349										2	0	0	0	0	1	2									
John Morris, L (7, PH) OBP: 0.273, SLG: 0.365										1	0	0	0	0	0	2									
John Costello, R (8, 1) OBP: 0.273, SLG: 0.222										0	0	0	0	0	0	0									
Leon Durham, L (9, PH) OBP: 0.273, SLG: 0.222										1	0	1	0	0	0	0									
Joe Magrane, R (1, 1) OBP: 0.204, SLG: 0.234										2	1	1	0	0	0	1									
Denny Walling, L (7, PH) OBP: 0.400, SLG: 0.441										0	0	0	0	0	0	0									
Tom Pagnozzi, R (7, PH) OBP: 0.239, SLG: 0.200										2	0	0	0	0	1	3									
Inning Stats	R: 0 E: 0 K: 1 S: 7	H: 0 LOB: 1 BB: 1 P: 13	R: 0 E: 0 K: 0 S: 5	H: 1 LOB: 1 BB: 0 P: 8	R: 1 E: 0 K: 0 S: 6	H: 1 LOB: 0 BB: 0 P: 9	R: 0 E: 0 K: 0 S: 5	H: 1 LOB: 0 BB: 0 P: 7	R: 0 E: 0 K: 0 S: 6	H: 0 LOB: 0 BB: 0 P: 10	R: 0 E: 0 K: 1 S: 15	H: 0 LOB: 2 BB: 2 P: 30	R: 0 E: 0 K: 0 S: 13	H: 2 LOB: 1 BB: 0 P: 20	R: 1 E: 1 K: 0 S: 9	H: 1 LOB: 1 BB: 1 P: 20	1B: 4 2B: 4 3B: 0 HR: 0	SF: 1 SAC: 1 DP: 2 HBP: 0	WP: 0 PB: 0 SB: 0 CS: 0	PA: 36					
PITCHER	IP	WLS	BF	H	R	ER	SO	BB	IBB	HBP	BLK	WP	HR	S	P	ERA	WHIP								
Paul Kilgus, L (1, 1) ERA: 4.26	6.0	W	22	4	1	1	2	1	0	0	0	0	0	41	64	1.50	0.833								
Calvin Schiraldi, R (7, 1) ERA: 4.35	0.1		3	0	0	0	0	2	0	0	0	0	0	9	20	0.00	6.000								
Les Lancaster, R (7, 1) ERA:	0.1		1	0	0	0	0	0	0	0	0	0	0	1	2	0.00	0.000								
Steve Wilson, L (7, 1) ERA: 3.09	0.1		2	1	0	0	1	0	0	0	0	0	0	9	14	0.00	3.000								
Mitch Williams, L (8, 1) ERA: 1.67	2.0	S	8	2	1	0	0	1	0	0	0	0	0	18	34	0.00	1.500								

AB	32
R	4
H	7
RBI	4
BB	3
SO	5
LOB	10



AB	30
R	2
H	7
RBI	1
BB	4
SO	3
LOB	16



Batter	1	2	3	4	5	6	7	8	9	AB	R	H	RBI	BB	SO	LOB	TOP			
Juan Samuel, R OBP: 0.309, SLG: 0.367	1-3 K	2-1 E7 1-H 2B							3-2 G4-3	5	1	2	0	0	1	1	New York Mets @ Chicago Cubs Wrigley Field, Chicago, IL Sat Jul 29 1989, 3:33 AM CDT Att: 38,012 - Cloudy - 78 F			
Dave Magadan, L OBP: 0.371, SLG: 0.411	4-1 BB BB	2-3 K							3-2 G4-3	3	0	1	0	1	2	2				
Howard Johnson, S OBP: 0.377, SLG: 0.608	2-3 K		0-1 F8						0-0 G6-3	4	0	0	1	0	1	3				
Darryl Strawberry, L OBP: 0.308, SLG: 0.507 Don Aase, R	4-2 BB		0-3 K						0-0 G4-3 3-H 2-2 P1	3	0	0	0	1	1	1				
Kevin McReynolds, R OBP: 0.337, SLG: 0.408	1-3 K		0-1 BB						0-0 P4 G4-6-3 1B	4	0	2	0	0	1	2				
Gregg Jefferies, S OBP: 0.288, SLG: 0.346		1-0 G3	1-0 L7						1-2 1B 1B F8	4	0	1	0	0	0	2				
Mackey Sasser, L OBP: 0.303, SLG: 0.400 Barry Lyons, R OBP: 0.281, SLG: 0.333		0-0 G6-3		2-1 L8					0-0 1B 1-2 1B G4-6-3 1-2	1	0	0	0	0	0	0				
Kevin Elster, R OBP: 0.278, SLG: 0.333		0-1 HR		0-1 G5-3					1-0 F7 P3	4	1	1	1	0	0	2				
Wally Whitehurst, R Jeff Innis, R David West, L Mookie Wilson, S	4-2 BB E BB		0-2 G5-3						1-1 E3 FC6-4 G3	0	1	0	0	1	0	0				
Inning Stats	R: 0 E: 0 K: 3 S: 16	H: 0 LOB: 2 BB: 2 P: 28	R: 2 E: 1 K: 1 S: 11	H: 2 LOB: 1 BB: 1 P: 20	R: 0 E: 0 K: 1 S: 8	H: 1 LOB: 1 BB: 0 P: 9	R: 0 E: 0 K: 0 S: 7	H: 0 LOB: 0 BB: 0 P: 9	R: 0 E: 0 K: 0 S: 7	H: 2 LOB: 2 BB: 0 P: 9	R: 1 E: 1 K: 0 S: 10	H: 1 LOB: 1 BB: 0 P: 14	R: 0 E: 0 K: 0 S: 3	H: 1 LOB: 0 BB: 0 P: 4	R: 0 E: 0 K: 0 S: 8	H: 0 LOB: 0 BB: 0 P: 13		1B: 5 2B: 2 3B: 0 HR: 1	SF: 0 SAC: 0 DP: 1 HBP: 0	WP: 0 PB: 0 SB: 0 CS: 1
PITCHER Greg Maddux, R ERA: 2.95	IP: 9.0 WLS: W BF: 37 H: 8 R: 3 ER: 1 SO: 6 BB: 3 IBB: 0 HBP: 0 BLK: 0 WP: 0 HR: 1 S: 77 P: 118 ERA: 1.00 WHIP: 1.222															PITCHER				

Batter	1	2	3	4	5	6	7	8	9	AB	R	H	RBI	BB	SO	LOB	BOTTOM			
Jerome Walton, R OBP: 0.337, SLG: 0.405	0-0 G1-3		1-0 23 HR 1B	1-0 23 1B 1B					0-2 23 FC6-4 1B G6-3	5	2	3	0	0	0	0	New York Mets @ Chicago Cubs Wrigley Field, Chicago, IL Sat Jul 29 1989, 3:33 AM CDT Att: 38,012 - Cloudy - 78 F			
23 Ryne Sandberg, R OBP: 0.322, SLG: 0.418	3-2 FC6-4 1B		0-1 1-H HR	0-2 1B 1B					1-1 FC6-4 1B G4-3 2B BB	4	4	3	2	1	0	1				
Dwight Smith, L OBP: 0.399, SLG: 0.510	0-0 FC6-4 1-2		1-0 G4-3 SF8 2B	0-0 G6-4-3 1B 1B					3-1 G4-3 1B 1-3 1-H 2B	5	2	4	2	0	0	1				
Mark Grace, L OBP: 0.399, SLG: 0.440	1-1 FC6-4 1-2		2-0 G4-3	1-0 G6-4-3 1B					0-0 G4-3 F8	5	0	1	2	0	0	4				
Andre Dawson, R OBP: 0.313, SLG: 0.482 Darrin Jackson, R OBP: 0.282, SLG: 0.308		0-1 F2	0-0 SF8	2-1 G6-4-3					4-0 1B 2B IBB	2	1	0	1	1	0	2				
Damon Berryhill, S OBP: 0.278, SLG: 0.331	3-1 1B		2-2 HR	1-0 L9					1-2 2B 1-2 2-H 1B	5	1	3	2	0	0	1				
Vance Law, R OBP: 0.287, SLG: 0.354	0-0 F7		3-1 1B						1-1 G5-3 1-3 2-H 2B	5	0	2	1	0	0	1				
Shawon Dunston, R OBP: 0.317, SLG: 0.407	0-1 1B		3-2 1B						2-3 G5-3 K	4	0	2	0	0	1	2				
Greg Maddux, R OBP: 0.269, SLG: 0.294	0-0 G3-1		0-1 G6-3						0-2 G4-3 L9	4	0	0	0	0	0	4				
Inning Stats	R: 0 E: 0 K: 0 S: 8	H: 1 LOB: 1 BB: 0 P: 12	R: 0 E: 0 K: 0 S: 8	H: 2 LOB: 2 BB: 0 P: 11	R: 4 E: 0 K: 0 S: 16	H: 6 LOB: 2 BB: 0 P: 28	R: 2 E: 0 K: 0 S: 9	H: 4 LOB: 1 BB: 0 P: 14	R: 0 E: 0 K: 0 S: 11	H: 0 LOB: 0 BB: 0 P: 16	R: 3 E: 0 K: 1 S: 16	H: 4 LOB: 2 BB: 1 P: 28	R: 1 E: 0 K: 0 S: 9	H: 1 LOB: 1 BB: 1 P: 16	R: 0 E: 0 K: 0 S: 8	H: 0 LOB: 0 BB: 0 P: 13		1B: 13 2B: 3 3B: 0 HR: 2	SF: 1 SAC: 0 DP: 1 HBP: 0	WP: 0 PB: 0 SB: 0 CS: 0
PITCHER Wally Whitehurst, R ERA: 9.0 Jeff Innis, R ERA: 3.0 David West, L ERA: 7.4 Don Aase, R ERA: 3.56	IP: 2.2 WLS: L BF: 17 H: 6 R: 4 ER: 4 SO: 0 BB: 0 IBB: 0 HBP: 0 BLK: 0 WP: 0 HR: 2 S: 29 P: 43 ERA: 13.50 WHIP: 3.375															PITCHER				

AB	34
R	3
H	8
RBI	2
BB	3
SO	6
LOB	14



AB	40
R	10
H	18
RBI	10
BB	2
SO	1
LOB	16



Batter	1	2	3	4	5	6	7	8	9	AB	R	H	RBI	BB	SO	LOB	TOP								
Juan Samuel, R (1.8) OBP: 0.309, SLG: 0.365	L7			CS 1B		K	FC5			4	0	1	0	0	1	1									
Dave Magadan, L (1.3) OBP: 0.366, SLG: 0.405	G3			F7		F8		G6-3		4	0	0	0	0	0	1									
Howard Johnson, S (1.5) OBP: 0.376, SLG: 0.603	P5			P5				F7		3	0	0	0	1	0	1									
Darryl Strawberry, L (1.9) OBP: 0.308, SLG: 0.502			F7		2B G4-3			K		3	1	0	0	1	2	1									
Kevin McReynolds, R (1.7) OBP: 0.336, SLG: 0.409	G5-3					G4-3		G6-3		4	1	1	0	0	0	0									
Gregg Jefferies, S (1.4) OBP: 0.284, SLG: 0.342	L1-3					G4-3		G4-3		4	0	0	1	0	0	1									
Randy Myers, L (9.1)										0	0	0	0	0	0	0									
Gary Carter, R (1.2) OBP: 0.194, SLG: 0.169				G6-3				F8		3	1	1	0	1	0	0									
Kevin Elster, R (1.6) OBP: 0.279, SLG: 0.338				P2		SF8				2	1	1	1	0	0	0									
Bob Ojeda, L (1.1) OBP: 0.190, SLG: 0.150				G6-3		G3				2	0	0	0	0	0	1									
Keith Hernandez, L (7, PH) OBP: 0.342, SLG: 0.379										1	0	1	2	0	0	0									
Ron Darling, R (7, PR) OBP: 0.174, SLG: 0.311										0	0	0	0	0	0	0									
Rick Aguilera, R (7.1)										0	0	0	0	0	0	0									
Tim Lincecum, R (9.4) OBP: 0.366, SLG: 0.321										0	0	0	0	0	0	0									
Inning Stats	R: 0 E: 0 K: 0 S: 4	H: 0 LOB: 0 BB: 0 P: 6	R: 0 E: 0 K: 0 S: 7	H: 0 LOB: 0 BB: 0 P: 12	R: 0 E: 0 K: 0 S: 3	H: 0 LOB: 0 BB: 0 P: 6	R: 0 E: 0 K: 0 S: 8	H: 1 LOB: 0 BB: 0 P: 14	R: 2 E: 0 K: 0 S: 6	H: 1 LOB: 1 BB: 2 P: 15	R: 0 E: 0 K: 2 S: 8	H: 0 LOB: 1 BB: 1 P: 16	R: 2 E: 0 K: 0 S: 8	H: 3 LOB: 2 BB: 0 P: 13	R: 0 E: 0 K: 1 S: 9	H: 0 LOB: 0 BB: 0 P: 14	R: 0 E: 0 K: 0 S: 7	H: 0 LOB: 0 BB: 0 P: 8	1B: 3 2B: 2 3B: 0 HR: 0	SF: 1 SAC: 0 DP: 0 HBP: 0	WP: 1 PB: 0 SB: 0 CS: 1	PA: 34			
PITCHER	IP	WLS	BF	H	R	ER	SO	BB	IBB	HBP	BLK	WP	HR	S	P	ERA	WHIP								
Mike Bielecki, R (1.1) ERA: 2.84	6.2		26	4	4	4	2	3	0	0	0	0	0	40	76	5.40	1.050								
Mitch Williams, L (7.1) ERA: 1.53	0.0	1	1	0	0	0	0	0	0	0	0	0	0	1	1	∞	∞								
Les Lancaster, R (7.1) ERA:	2.1	W	7	0	0	0	1	0	0	0	0	1	0	19	27	0.00	0.000								

New York Mets @ Chicago Cubs
Wrigley Field, Chicago, IL
Sun Jul 30 1989, 3:33 AM CDT
Att: 36,837 - Overcast - 74 F

AB 30
R 4
H 5
RBI 4
BB 3
SO 3
LOB 6



Batter	1	2	3	4	5	6	7	8	9	AB	R	H	RBI	BB	SO	LOB	BOTTOM								
Jerome Walton, R (1.8) OBP: 0.341, SLG: 0.409	L9		SH1-3 23 E BB	S 1B		F7			23 WP HR	5	2	3	0	0	0	0									
23 Ryne Sandberg, R (1.4) OBP: 0.321, SLG: 0.416	1B SF7		BB SH1-3	F9		F9			K	5	1	1	0	0	1	3									
Mark Grace, L (1.3) OBP: 0.403, SLG: 0.452	E 1B		SH1-3	1B		G3			HR	3	1	2	2	1	0	0									
Andre Dawson, R (1.9) OBP: 0.313, SLG: 0.478	SF7		BB IBB	G3-1		P6				2	0	0	1	1	0	2									
Lloyd McClendon, R (1.7) OBP: 0.392, SLG: 0.530	G5-3					K				2	0	0	1	1	1	1									
Dwight Smith, L (7, PH) OBP: 0.397, SLG: 0.508										1	0	0	0	0	0	0									
Damon Berryhill, S (1.2) OBP: 0.277, SLG: 0.330			FC6-4 1B	K		G6-3			P5	4	0	1	0	0	1	3									
Vance Law, R (1.5) OBP: 0.284, SLG: 0.349			F9	F7		G4-3			K	4	0	0	0	0	1	4									
Shawon Dunston, R (1.6) OBP: 0.320, SLG: 0.417			FC6-4 1B	HR					K	3	2	1	1	1	1	1									
Mike Bielecki, R (1.1) OBP: 0.047, SLG: 0.024										2	0	0	0	0	0	1									
Mitch Williams, L (7.1) ERA: 2.34										0	0	0	0	0	0	0									
Les Lancaster, R (7.1) OBP: 0.333, SLG: 0.667									K	1	0	0	0	0	1	0									
Inning Stats	R: 1 E: 1 K: 0 S: 7	H: 2 LOB: 1 BB: 0 P: 11	R: 0 E: 0 K: 0 S: 7	H: 1 LOB: 1 BB: 0 P: 12	R: 1 E: 1 K: 1 S: 20	H: 1 LOB: 3 BB: 2 P: 33	R: 1 E: 0 K: 0 S: 9	H: 2 LOB: 2 BB: 1 P: 15	R: 0 E: 0 K: 1 S: 7	H: 0 LOB: 0 BB: 0 P: 9	R: 1 E: 1 K: 0 S: 9	H: 0 LOB: 0 BB: 1 P: 16	R: 0 E: 0 K: 0 S: 7	H: 0 LOB: 0 BB: 0 P: 9	R: 0 E: 0 K: 2 S: 10	H: 0 LOB: 0 BB: 0 P: 14	R: 2 E: 0 K: 2 S: 10	H: 2 LOB: 0 BB: 0 P: 13	1B: 6 2B: 0 3B: 0 HR: 2	SF: 1 SAC: 2 DP: 0 HBP: 0	WP: 1 PB: 0 SB: 1 CS: 0	PA: 39			
PITCHER	IP	WLS	BF	H	R	ER	SO	BB	IBB	HBP	BLK	WP	HR	S	P	ERA	WHIP								
Bob Ojeda, L (1.1) ERA: 3.85	6.0		29	6	4	2	2	3	1	0	0	0	0	0	96	3.00	1.500								
Rick Aguilera, R (7.1) ERA: 2.34	2.2	L	9	1	1	1	4	0	0	0	0	1	0	26	34	3.38	0.375								
Randy Myers, L (9.1) ERA: 1.74	0.0	1	1	1	1	1	0	0	0	0	0	0	1	1	2	∞	∞								

New York Mets @ Chicago Cubs
Wrigley Field, Chicago, IL
Sun Jul 30 1989, 3:33 AM CDT
Att: 36,837 - Overcast - 74 F

AB 32
R 6
H 8
RBI 5
BB 4
SO 6
LOB 15



Batter	1	2	3	4	5	6	7	8	9	AB	R	H	RBI	BB	SO	LOB	TOP									
Jerome Walton, R OBP: 0.338, SLG: 0.414 Calvin Schiraldi, R (7, 1)	0-0 B4-3		1-1 4-3			1-2 HR	0-3 K			4	1	1	1	0	1	1										
Shawn Dunston, R OBP: 0.323, SLG: 0.419 Mark Grace, L OBP: 0.403, SLG: 0.458	2-3 K			3-2 HR		2-1 L4	0-0 G3			1	0	0	0	0	1	0										
Domingo Ramos, R OBP: 0.336, SLG: 0.363	2-2 1B			2-2 G4-6-3 1B		2-1 1B 2B		0-0 F9		4	1	3	0	0	0	0										
Lloyd McClendon, R OBP: 0.378, SLG: 0.506	3-2 6-3			1-1 F8		1-1 F8		0-0 5-3		4	0	0	0	0	0	3										
Mitch Webster, S OBP: 0.332, SLG: 0.370		2-3 K		3-2 G4-6-3 1-2		1-2 2B 1B		1-1 F7		4	1	1	0	0	1	1										
Darin Jackson, R OBP: 0.280, SLG: 0.319		1-0 P3			0-0 F7		2-2 2B		0-1 5-3	3	0	1	2	0	0	0										
23 Ryne Sandberg, R (9, PH) OBP: 0.326, SLG: 0.433						1-3 K		0-0 F8		1	0	0	0	0	0	0										
Curtis Wilkerson, S OBP: 0.265, SLG: 0.323		0-2 F9			1-3 K		0-0 4-3		0-0 F8	4	0	0	0	0	1	1										
Joe Girardi, R OBP: 0.239, SLG: 0.253			1-2 6-3		1-0 2B		0-0 4-3		1-2 F7	2	0	1	0	0	0	0										
Damon Berryhill, S OBP: 0.274, SLG: 0.336										2	0	0	0	0	0	0										
Paul Kilgus, L OBP: 0.118, SLG: 0.091			1-1 F7		1-3 K		0-0 2B			1	0	0	0	0	0	0										
Jeff Pico, R OBP: 0.250, SLG: 0.250										1	0	0	0	0	1	1										
Dwight Smith, L OBP: 0.405, SLG: 0.540										1	0	1	0	0	0	0										
Inning Stats	R: 0 E: 0 K: 1 S: 12	H: 1 LOB: 1 BB: 0 P: 19	R: 0 E: 0 K: 1 S: 9	H: 0 LOB: 0 BB: 12 P: 10	R: 0 E: 0 K: 0 S: 7	H: 0 LOB: 0 BB: 0 P: 10	R: 1 E: 0 K: 0 S: 12	H: 2 LOB: 0 BB: 0 P: 21	R: 0 E: 0 K: 2 S: 8	H: 1 LOB: 1 BB: 0 P: 11	R: 3 E: 0 K: 0 S: 15	H: 4 LOB: 1 BB: 0 P: 23	R: 0 E: 0 K: 1 S: 6	H: 1 LOB: 1 BB: 0 P: 6	R: 0 E: 0 K: 0 S: 4	H: 0 LOB: 0 BB: 0 P: 5	R: 0 E: 0 K: 0 S: 6	H: 0 LOB: 0 BB: 0 P: 7	1B: 4 2B: 3 3B: 0 HR: 2	SF: 0 SAC: 0 DP: 1 HBP: 0	WP: 0 PB: 0 SB: 0 CS: 0	PA: 35				
PITCHER	IP	WLS	BF	H	R	ER	SO	BB	IBB	HBP	BLK	WP	HR	S	P	ERA	WHIP									
Don Carman, L ERA: 4.97	(1, 1)	5.2	W	24	8	4	4	4	0	0	0	0	0	2	62	95	6.35	1.412								
Todd Frohwirth, R ERA: 3.38	(6, 1)	1.1		5	1	0	0	1	0	0	0	0	0	7	7	0.00	0.750									
Jeff Parrett, R ERA: 2.51	(8, 1)	2.0	S	6	0	0	0	0	0	0	0	0	0	10	12	0.00	0.000									

Chicago Cubs @ Philadelphia Phillies
Veterans Stadium, Philadelphia, PA
Mon Jul 31 1989, 7:05 PM EDT
Att: 22,160 - Unknown


AB 35
R 4
H 9
RBI 4
BB 0
SO 5
LOB 8



Batter	1	2	3	4	5	6	7	8	9	AB	R	H	RBI	BB	SO	LOB	BOTTOM								
Lenny Dykstra, L OBP: 0.358, SLG: 0.403	3-1 G3	0-1 1B	4-0 BB		2-0 L7-5			4-1 4-3 WP BB		3	0	1	0	2	0	1									
Bob Dernier, R OBP: 0.285, SLG: 0.246	1-0 BB	1-3 K	1-2 L9			1-3 K		3-2 4-3		2	1	1	0	0	1	1									
Curt Ford, L OBP: 0.272, SLG: 0.304	1B BB							1-3 4-3		3	0	0	0	0	1	4									
Tom Herr, S OBP: 0.349, SLG: 0.354	4-0 BB 1B E	1-2 4-3		2-3 K		1-1 E FC6-4 2B		1-1 P5		4	2	1	0	1	1	2									
Ricky Jordan, R OBP: 0.302, SLG: 0.353	1-0 E6 1B BB PB		3-2 E 1B 1B	3-2 P4		2-1 E6 FC6-4		0-1 F9		5	2	1	0	0	0	4									
Randy Ready, R OBP: 0.379, SLG: 0.407	4-1 PB 1B		1-2 E 1B 1B	1-0 1B		1 SAFE 2-2 SAFE X SAFE 1 SAFE 1 SAFE 1 SAFE		2-2 FC6-4		3	1	2	2	1	0	1									
Charlie Hayes, R OBP: 0.292, SLG: 0.405	1-1 PB		1-2 2-3 3-H 1B	3-2 4-3		1-2 F9				3	0	1	1	1	0	2									
Dickie Thon, R OBP: 0.300, SLG: 0.377	1-3 K		2-3 K		1-1 E6 1B		1-0 P3			4	1	1	0	0	2	6									
Steve Lake, R OBP: 0.324, SLG: 0.374	2-3 K		1-1 BB		0-1 L7-5 SH1-4 1B		1-1 P6			4	0	2	3	0	1	2									
Don Carman, L Todd Frohwirth, R Dwayne Murphy, L Jeff Parrett, R	(1, 1) (6, 1) (7, PH) (8, 1)		0-1 1-3		0-1 SH1-4		1-1 P2			2	0	0	0	0	1	2									
Inning Stats	R: 3 E: 1 K: 2 S: 13	H: 2 LOB: 2 BB: 2 P: 30	R: 0 E: 0 K: 1 S: 10	H: 1 LOB: 1 BB: 0 P: 12	R: 2 E: 1 K: 2 S: 20	H: 3 LOB: 3 BB: 2 P: 35	R: 0 E: 0 K: 1 S: 15	H: 1 LOB: 0 BB: 0 P: 24	R: 1 E: 1 K: 0 S: 7	H: 2 LOB: 0 BB: 0 P: 10	R: 1 E: 1 K: 1 S: 12	H: 1 LOB: 1 BB: 0 P: 19	R: 0 E: 0 K: 0 S: 5	H: 0 LOB: 0 BB: 0 P: 8	R: 0 E: 0 K: 0 S: 9	H: 0 LOB: 1 BB: 1 P: 17	1B: 9 2B: 2 3B: 0 HR: 0	SF: 0 SAC: 1 DP: 1 HBP: 0	WP: 1 PB: 1 SB: 0 CS: 0	PA: 40					
PITCHER	IP	WLS	BF	H	R	ER	SO	BB	IBB	HBP	BLK	WP	HR	S	P	ERA	WHIP								
Paul Kilgus, L ERA: 4.42	(1, 1)	2.0	L	14	5	3	3	2	0	0	0	0	0	30	52	13.50	3.500								
Jeff Pico, R ERA: 3.45	(3, 1)	4.0		19	5	2	0	4	2	0	0	0	0	47	78	0.00	1.750								
Calvin Schiraldi, R ERA: 4.02	(7, 1)	2.0		7	0	0	0	0	1	0	0	0	0	14	25	0.00	0.500								

Chicago Cubs @ Philadelphia Phillies
Veterans Stadium, Philadelphia, PA
Mon Jul 31 1989, 7:05 PM EDT
Att: 22,160 - Unknown

AB 34
R 7
H 10
RBI 6
BB 5
SO 7
LOB 25



Batter	1	2	3	4	5	6	7	8	9	AB	R	H	RBI	BB	SO	LOB	TOP					
Jerome Walton, R OBP: 0.341, SLG: 0.420 (1, 8)	G5-3			BB		1B		G6-3		3	0	1	0	1	0	0	Chicago Cubs @ Philadelphia Phillies Veterans Stadium, Philadelphia, PA Wed Aug 02 1989, 7:05 PM EDT Att: 21,688 - Unknown					
23 Ryne Sandberg, R OBP: 0.326, SLG: 0.431 (1, 4)	L5			K		K		G6-3		4	0	0	0	0	2	2						
Dwight Smith, L OBP: 0.398, SLG: 0.529 (1, 7)	K			F7		P5		G3		4	0	0	0	0	1	2						
Mark Grace, L OBP: 0.396, SLG: 0.448 (1, 3)				G3		G3		F7		4	0	0	0	0	0	2						
Andre Dawson, R OBP: 0.307, SLG: 0.460 Darrin Jackson, R OBP: 0.276, SLG: 0.314 (7, 9)	G5-3					K				3	0	0	0	0	2	0						
Damon Berryhill, S OBP: 0.271, SLG: 0.332 (1, 2)	G4-3					1B		G3		3	0	1	0	0	0	0						
Domingo Ramos, R OBP: 0.349, SLG: 0.370 (1, 5)				G6-3		1B		L4		3	0	1	0	0	0	0						
Shawon Dunston, R OBP: 0.319, SLG: 0.412 (1, 6)				K		K		P9		3	0	0	0	0	2	2						
Scott Sanderson, R OBP: 0.184, SLG: 0.061 Calvin Schiraldi, R (4, 1) Curtis Wilkerson, S OBP: 0.253, SLG: 0.321 Paul Kilgus, L OBP: 0.118, SLG: 0.091 (8, 1)				K		K		G3-1		1	0	0	0	0	1	0						
										1	0	0	0	0	1	2						
										1	0	0	0	0	0	0						
										0	0	0	0	0	0	0						
Inning Stats	R: 0 E: 0 K: 1 S: 7	H: 0 LOB: 0 BB: 0 P: 10	R: 0 E: 0 K: 0 S: 5	H: 0 LOB: 0 BB: 0 P: 8	R: 0 E: 0 K: 2 S: 7	H: 0 LOB: 0 BB: 0 P: 11	R: 0 E: 0 K: 1 S: 7	H: 0 LOB: 1 BB: 1 P: 17	R: 0 E: 0 K: 3 S: 12	H: 2 LOB: 2 BB: 0 P: 15	R: 0 E: 0 K: 1 S: 9	H: 1 LOB: 1 BB: 0 P: 11	R: 0 E: 0 K: 1 S: 5	H: 0 LOB: 0 BB: 0 P: 9	R: 0 E: 0 K: 0 S: 6	H: 0 LOB: 0 BB: 0 P: 9	R: 0 E: 0 K: 0 S: 5	H: 0 LOB: 0 BB: 0 P: 5	1B: 3 2B: 0 3B: 0 HR: 0	SF: 0 SAC: 0 DP: 0 HBP: 0	WP: 0 PB: 0 SB: 0 CS: 0	PA: 31
PITCHER Ken Howell, R ERA: 3.43 (1, 1)	IP: 9.0 WLS: W BF: 31 H: 3 R: 0 ER: 0 SO: 9 BB: 1 IBB: 0 HBP: 0 BLK: 0 WP: 0 HR: 0 S: 63 P: 95 ERA: 0.00 WHIP: 0.444															PITCHER						

AB	30
R	0
H	3
RBI	0
BB	1
SO	9
LOB	10



Batter	1	2	3	4	5	6	7	8	9	AB	R	H	RBI	BB	SO	LOB	BOTTOM			
Lenny Dykstra, L OBP: 0.358, SLG: 0.412 (1, 8)	P4			HR		1B		G6-3		4	1	2	1	0	0	0	Chicago Cubs @ Philadelphia Phillies Veterans Stadium, Philadelphia, PA Wed Aug 02 1989, 7:05 PM EDT Att: 21,688 - Unknown			
Tom Herr, S OBP: 0.346, SLG: 0.350 (1, 4)	G3-1			G3		L7		L8		4	0	0	0	0	0	1				
Von Hayes, L OBP: 0.388, SLG: 0.450 (1, 9)	G4-3			FC6-4 2B		F7		G3		3	1	0	0	1	0	1				
John Kruk, L OBP: 0.362, SLG: 0.422 Bob Dernier, R OBP: 0.253, SLG: 0.245 (8, 7)	G3-1			FC6-4 1B		1B		G6-3		2	0	1	0	1	0	0				
				FC6-4 1B		BB				1	0	0	0	0	0	0				
Ricky Jordan, R OBP: 0.301, SLG: 0.354 (1, 3)	G1-3			FC6-4 2B		L8		2B		4	1	1	0	0	0	4				
Charlie Hayes, R OBP: 0.297, SLG: 0.412 (1, 5)	G6-3			FC3-2 2B		1B		G1-3		4	0	2	2	0	0	1				
Darren Daulton, L OBP: 0.295, SLG: 0.306 (1, 2)				K		FC3-2 HR		F7		4	1	0	0	0	1	3				
Dickie Thon, R OBP: 0.300, SLG: 0.398 (1, 6)				HR		HR		L8		3	2	2	3	0	0	1				
Ken Howell, R OBP: 0.156, SLG: 0.119 (1, 1)				K		G6-3		F9		3	0	0	0	0	1	1				
Inning Stats	R: 0 E: 0 K: 0 S: 8	H: 0 LOB: 0 BB: 0 P: 11	R: 0 E: 0 K: 0 S: 7	H: 0 LOB: 0 BB: 0 P: 10	R: 2 E: 0 K: 2 S: 11	H: 2 LOB: 0 BB: 0 P: 16	R: 4 E: 0 K: 0 S: 13	H: 3 LOB: 1 BB: 1 P: 23	R: 0 E: 0 K: 0 S: 12	H: 1 LOB: 2 BB: 1 P: 21	R: 0 E: 0 K: 0 S: 11	H: 0 LOB: 0 BB: 0 P: 14	R: 0 E: 0 K: 0 S: 5	H: 1 LOB: 1 BB: 0 P: 6	R: 0 E: 0 K: 0 S: 5	H: 0 LOB: 0 BB: 0 P: 6	1B: 3 2B: 2 3B: 0 HR: 3	SF: 0 SAC: 0 DP: 0 HBP: 0	WP: 0 PB: 0 SB: 1 CS: 0	PA: 34
PITCHER Scott Sanderson, R ERA: 4.32 Calvin Schiraldi, R ERA: 3.93 Paul Kilgus, L ERA: 4.38 (8, 1)	IP: 3.1 WLS: L BF: 15 H: 4 R: 5 ER: 5 SO: 2 BB: 1 IBB: 0 HBP: 0 BLK: 0 WP: 0 HR: 2 S: 34 P: 50 ERA: 13.50 WHIP: 1.500															PITCHER				

AB	32
R	6
H	8
RBI	6
BB	2
SO	2
LOB	12



Batter	1	2	3	4	5	6	7	8	9	AB	R	H	RBI	BB	SO	LOB	TOP					
Jerome Walton, R (1, 8) OBP: 0.340, SLG: 0.417	2-1 BB 23 BB 1B	1-3 K		1-3 K			0-1 4-3			4	0	1	0	0	2	2	Chicago Cubs @ Philadelphia Phillies Veterans Stadium, Philadelphia, PA Thu Aug 03 1989, 7:05 PM EDT Att: 21,983 - Unknown					
23 Ryne Sandberg, R (1, 4) OBP: 0.327, SLG: 0.430	1-2 BB BB		1-1 G4-3		1-2 G4-6-3 1B		0-2 G1-3			3	0	1	0	1	0	0						
Mark Grace, L (1, 3) OBP: 0.391, SLG: 0.443	0-0 F7		2-1 E1 G4-3		0-0 G4-6-3 1-2			0-1 P6		4	1	0	0	0	0	3						
Andre Dawson, R (1, 9) OBP: 0.303, SLG: 0.452	1-3 K		0-1 G4-3		0-0 G5-3			1-2 G6-3		4	0	0	1	0	1	2						
Lloyd McClendon, R (1, 7) OBP: 0.385, SLG: 0.509 Les Lancaster, R (8, 1) OBP: 0.250, SLG: 0.500	4-1 FC6-4 1-2 2-3 BB		3-H 1-1 L4		0-0 FC4-6 CS 1B			1-3 K		3	0	1	0	1	1	0						
Damon Berryhill, S (1, 2) OBP: 0.274, SLG: 0.345	1-0 FC6-4 1-2				0-0 HR			1-0 FC4-6 1B		4	1	2	1	0	1	3						
Vance Law, R (1, 5) OBP: 0.286, SLG: 0.351		1-0 1B		1-2 SH2-3 1B				1-0 P3		4	0	2	0	0	1	2						
Shawon Dunston, R (1, 6) OBP: 0.315, SLG: 0.406		0-3 K		1-2 L8				0-2 FC4-6 1-2 2-3		4	0	0	0	0	2	4						
Greg Maddux, R (1, 1) OBP: 0.259, SLG: 0.283 Mitch Williams, L (7, 1) Dwight Smith, L (8, 7) OBP: 0.398, SLG: 0.529		1-3 K		0-0 SH2-3				2-2 CS		2	0	0	0	0	1	1						
Inning Stats	R: 0 E: 0 K: 1 S: 8	H: 1 LOB: 3 BB: 2 P: 20	R: 0 E: 0 K: 3 S: 11	H: 1 LOB: 1 BB: 0 P: 14	R: 1 E: 1 K: 0 S: 8	H: 0 LOB: 0 BB: 0 P: 12	R: 1 E: 0 K: 1 S: 11	H: 2 LOB: 1 BB: 0 P: 14	R: 0 E: 0 K: 0 S: 5	H: 1 LOB: 0 BB: 0 P: 6	R: 0 E: 0 K: 0 S: 9	H: 2 LOB: 1 BB: 0 P: 13	R: 0 E: 0 K: 0 S: 6	H: 0 LOB: 0 BB: 0 P: 7	R: 0 E: 0 K: 1 S: 8	H: 0 LOB: 0 BB: 0 P: 10		R: 0 E: 0 K: 3 S: 10	H: 0 LOB: 0 BB: 0 P: 13	1B: 6 2B: 0 3B: 0 HR: 1	SF: 0 SAC: 1 DP: 1 HBP: 0	WP: 0 PB: 0 SB: 0 CS: 1
PITCHER	IP WLS BF H R ER SO BB IBB HBP BLK WP HR S P ERA WHIP	7.0 L 29 7 2 1 5 2 0 0 0 0 1 58 86 1.29 1.286	2.0 6 0 0 0 4 0 0 0 0 0 0 0 18 23 0.00 0.000	PITCHER																		

AB	32
R	2
H	7
RBI	2
BB	2
SO	9
LOB	17



Batter	1	2	3	4	5	6	7	8	9	AB	R	H	RBI	BB	SO	LOB	BOTTOM					
Lenny Dykstra, L (1, 8) OBP: 0.355, SLG: 0.407 Jeff Parrett, R (8, 1) Steve Jeltz, S (9, PH) OBP: 0.379, SLG: 0.337	1-3 K		2-0 G3-1		0-0 F8		0-3 K		1-1 F9	4	0	0	0	0	2	3	Chicago Cubs @ Philadelphia Phillies Veterans Stadium, Philadelphia, PA Thu Aug 03 1989, 7:05 PM EDT Att: 21,983 - Unknown					
Tom Herr, S (1, 4) OBP: 0.345, SLG: 0.349	3-3 K		0-1 L4		0-0 1B		0-0 F8			4	0	1	0	0	1	2						
Von Hayes, L (1, 9) OBP: 0.390, SLG: 0.450 Dwayne Murphy, L (3, 9) Randy Ready, R (8, PH) OBP: 0.379, SLG: 0.403	2-1 1B HBP			1-0 G3-1	2-3 K			0-1 L7		0	0	0	0	0	0	0						
John Kruk, L (1, 7) OBP: 0.364, SLG: 0.421	2-0 1B			4-2 1B BB			0-0 G4-3		1-1 G4-3	3	0	1	0	1	0	0						
Ricky Jordan, R (1, 3) OBP: 0.301, SLG: 0.352	2-3 K			1-2 1B			1-3 K		0-2 F9	4	0	1	0	0	2	2						
Charlie Hayes, R (1, 5) OBP: 0.286, SLG: 0.398		1-0 G6-3		0-0 F9			1-0 P3		2-2 L9	4	0	0	0	0	0	2						
Darren Daulton, L (1, 2) OBP: 0.298, SLG: 0.306		3-3 K		0-0 F9			4-0 FC6 BB BB		2-1 1B 1B	3	0	1	0	1	1	2						
Dickie Thon, R (1, 6) OBP: 0.299, SLG: 0.393		2-2 G6-3			2-2 L4		4-1 FC6 BB		0-3 K	3	0	0	0	1	1	1						
Bruce Ruffin, S (1, 1) OBP: 0.286, SLG: 0.211 Bob Demier, R (7, PH) OBP: 0.252, SLG: 0.243 Curt Ford, L (9, PH) OBP: 0.278, SLG: 0.310			0-2 G5-3		1-0 1B BLK 1B		2-2 FC6		0-0 1B	2	0	1	0	0	0	0						
Inning Stats	R: 0 E: 0 K: 3 S: 14	H: 1 LOB: 2 BB: 0 P: 24	R: 0 E: 0 K: 1 S: 9	H: 0 LOB: 0 BB: 0 P: 15	R: 0 E: 0 K: 0 S: 6	H: 0 LOB: 0 BB: 0 P: 8	R: 0 E: 0 K: 0 S: 8	H: 1 LOB: 2 BB: 1 P: 14	R: 0 E: 0 K: 1 S: 9	H: 2 LOB: 2 BB: 0 P: 14	R: 0 E: 0 K: 1 S: 6	H: 0 LOB: 0 BB: 0 P: 8	R: 0 E: 0 K: 1 S: 8	H: 0 LOB: 2 BB: 2 P: 18	R: 0 E: 0 K: 0 S: 7	H: 0 LOB: 0 BB: 0 P: 8		R: 0 E: 0 K: 1 S: 14	H: 2 LOB: 2 BB: 0 P: 19	1B: 6 2B: 0 3B: 0 HR: 0	SF: 0 SAC: 0 DP: 0 HBP: 1	WP: 0 PB: 0 SB: 0 CS: 0
PITCHER	IP WLS BF H R ER SO BB IBB HBP BLK WP HR S P ERA WHIP	6.1 W 27 4 0 0 0 3 0 0 0 0 0 8 9 0.00 1.105	1.1 S 6 0 0 0 1 0 0 0 0 0 0 8 9 0.00 0.000	1.1 S 6 2 0 0 1 0 0 0 0 0 0 17 22 0.00 1.500	PITCHER																	


AB	33
R	0
H	6
RBI	0
BB	3
SO	8
LOB	18



Batter	1	2	3	4	5	6	7	8	9	AB	R	H	RBI	BB	SO	LOB	TOP											
Jerome Walton, R OBP: 0.338, SLG: 0.414										5	0	1	0	0	0	5												
23 Ryne Sandberg, R OBP: 0.329, SLG: 0.438										4	1	2	1	0	0	0												
Dwight Smith, L OBP: 0.391, SLG: 0.519										4	0	0	0	0	1	2												
Domingo Ramos, R OBP: 0.349, SLG: 0.370										0	0	0	0	0	0	0												
Mark Grace, L OBP: 0.390, SLG: 0.450										4	1	1	1	0	0	1												
Damon Berryhill, S OBP: 0.277, SLG: 0.347										4	0	2	0	0	1	0												
Joe Girardi, R OBP: 0.239, SLG: 0.253										0	1	0	0	0	0	0												
Mitch Webster, S OBP: 0.332, SLG: 0.369										3	0	1	0	0	0	1												
Vance Law, R OBP: 0.289, SLG: 0.351										3	0	1	1	1	0	1												
Mitch Williams, L OBP: 0.314, SLG: 0.404										4	0	1	0	0	1	1												
Shawon Dunston, R OBP: 0.314, SLG: 0.404										3	0	0	0	0	3	3												
Mike Bielecki, R OBP: 0.043, SLG: 0.022										1	0	0	0	0	1	2												
Andre Dawson, R OBP: 0.301, SLG: 0.450																												
Inning Stats	R: 0 E: 0 K: 1 S: 6	H: 2 LOB: 1 BB: 0 P: 6	R: 0 E: 0 K: 1 S: 7	H: 2 LOB: 2 BB: 1 P: 11	R: 2 E: 0 K: 1 S: 7	H: 2 LOB: 0 BB: 0 P: 7	R: 0 E: 0 K: 2 S: 7	H: 0 LOB: 0 BB: 0 P: 7	R: 0 E: 0 K: 0 S: 3	H: 1 LOB: 1 BB: 0 P: 4	R: 0 E: 0 K: 1 S: 5	H: 0 LOB: 0 BB: 0 P: 5	R: 0 E: 0 K: 0 S: 3	H: 0 LOB: 0 BB: 0 P: 3	R: 1 E: 1 K: 1 S: 8	H: 2 LOB: 2 BB: 0 P: 8	1B: 7 2B: 0 3B: 0 HR: 2	SF: 0 SAC: 1 DP: 0 HBP: 0	WP: 1 PB: 0 SB: 0 CS: 0	PA: 37								
PITCHER	IP	WLS	BF	H	R	ER	SO	BB	IBB	HBP	BLK	WP	HR	S	P	ERA	WHIP											
Doug Drabek, R ERA: 2.96	(1, 1)	8.1	L	35	9	3	3	6	1	0	0	0	1	2	46	50	3.24	1.200										
Mike Smith, R ERA:	(9, 1)	0.2		2	0	0	0	1	0	0	0	0	0	0	4	4	0.00	0.000										

Chicago Cubs @ Pittsburgh Pirates
Three Rivers Stadium, Pittsburgh, PA
Fri Aug 04 1989, 7:05 PM EDT
Att: 29,169 - Overcast - 85 F


AB 35
R 3
H 9
RBI 3
BB 1
SO 7
LOB 16

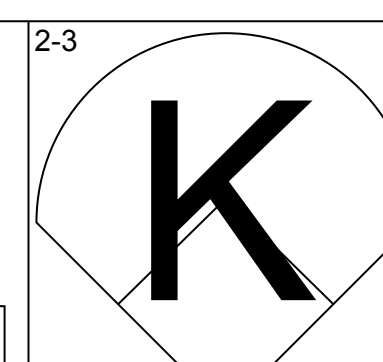
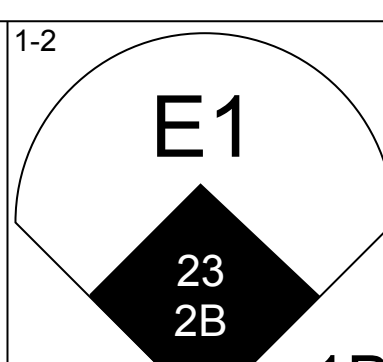
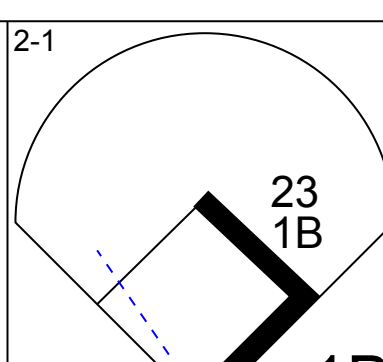
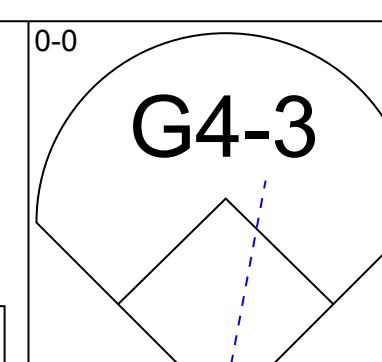
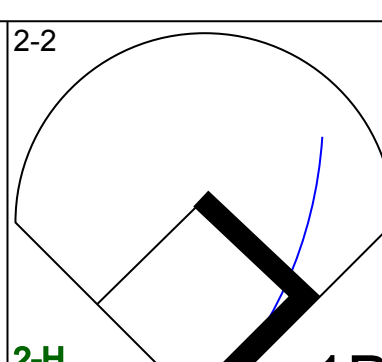
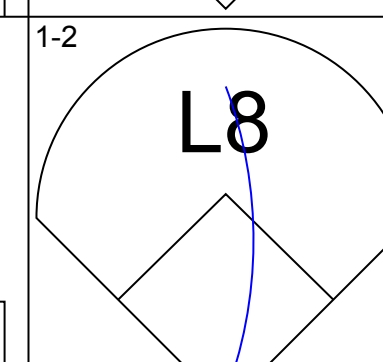
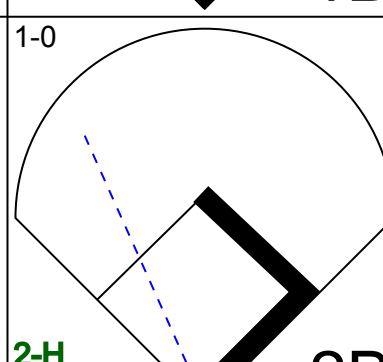
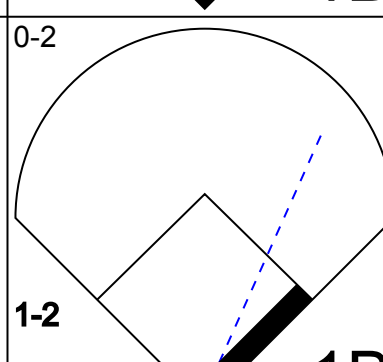
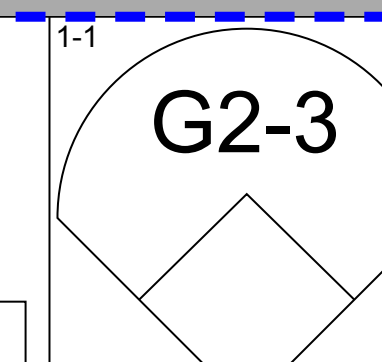
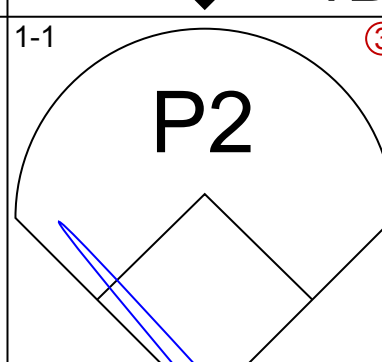
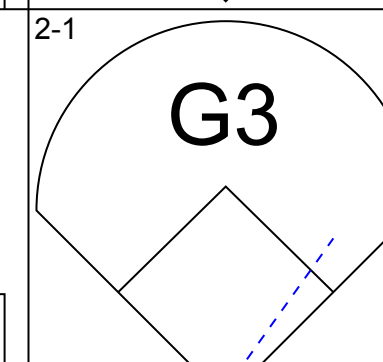
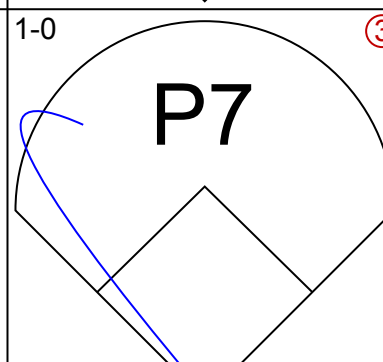
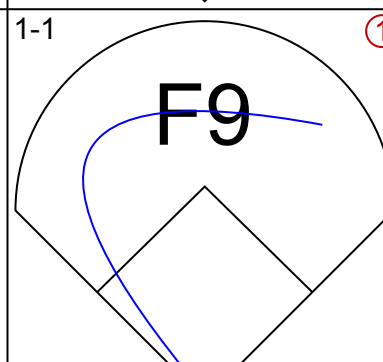
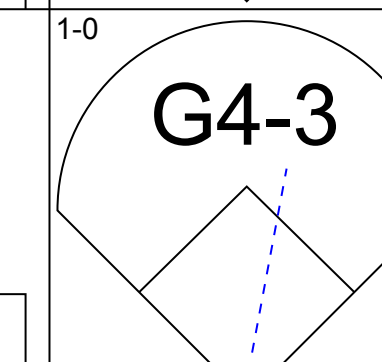
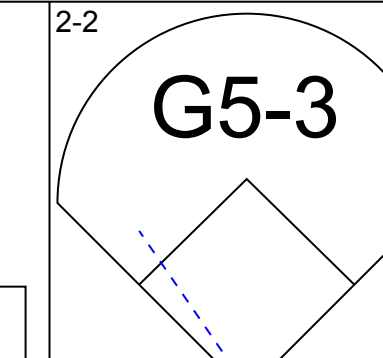
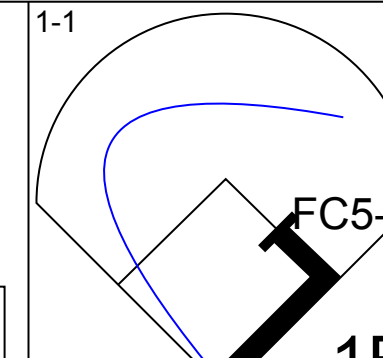
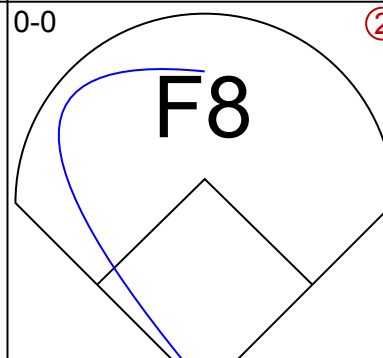
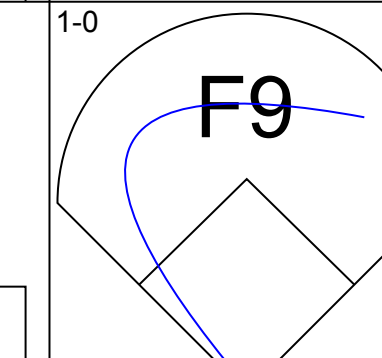
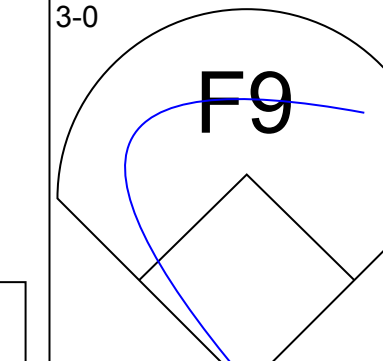
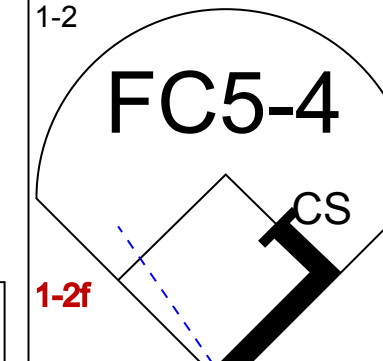
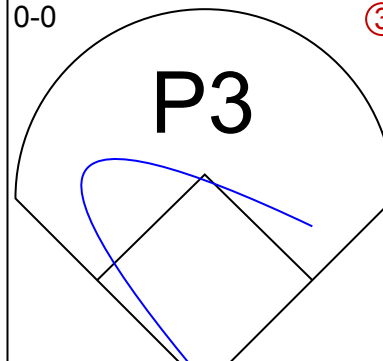
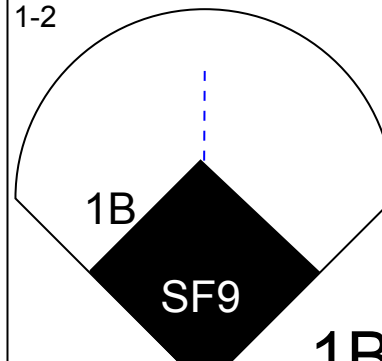
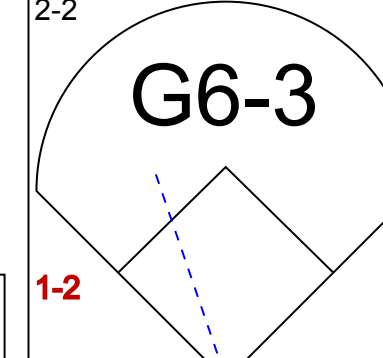
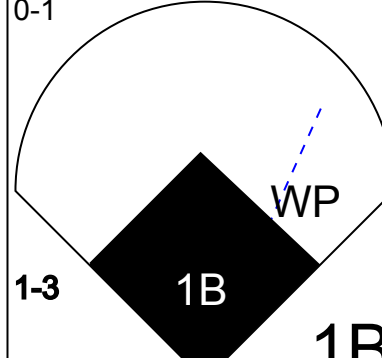
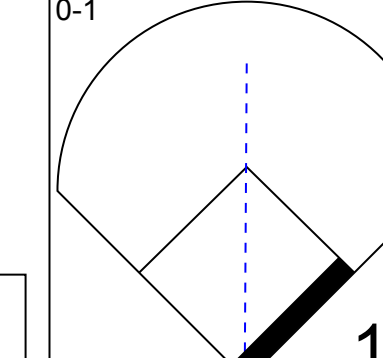
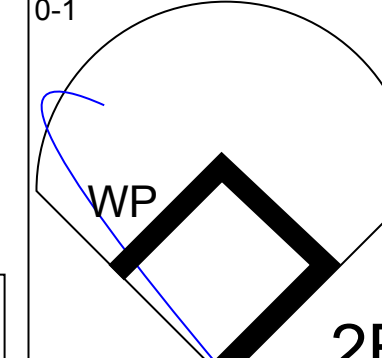
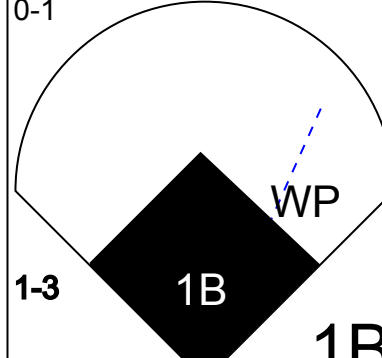
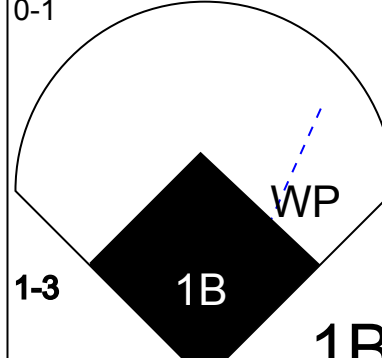
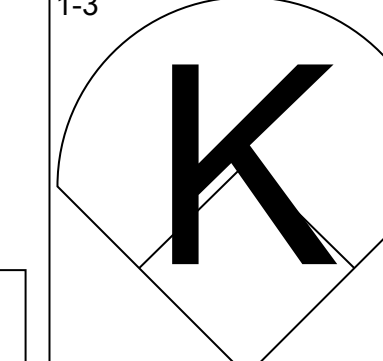
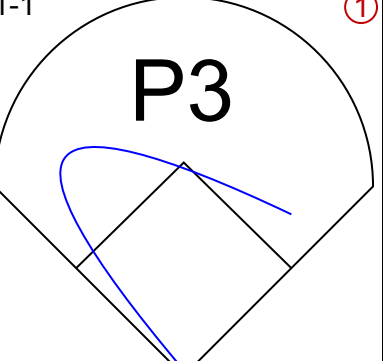
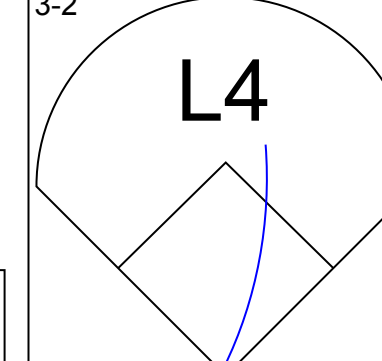
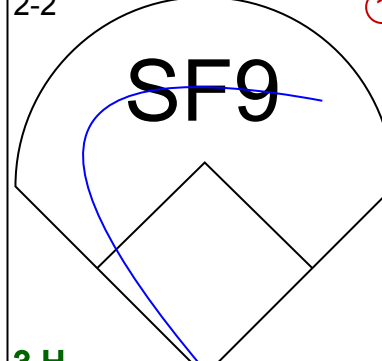
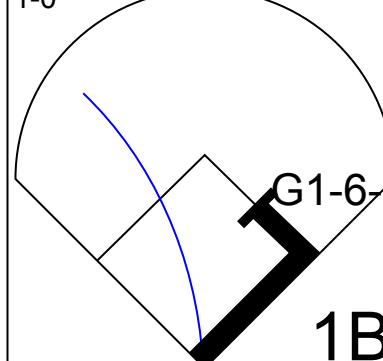
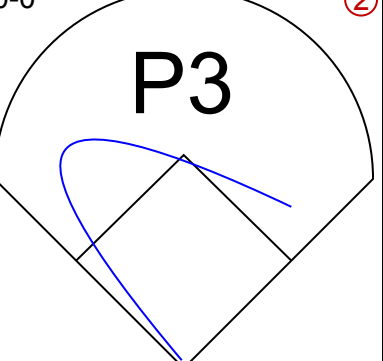
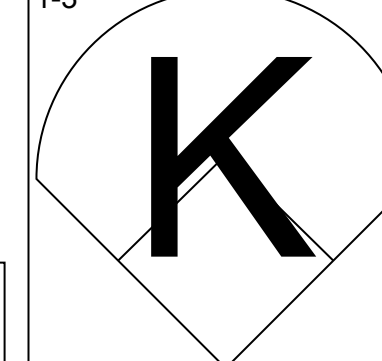
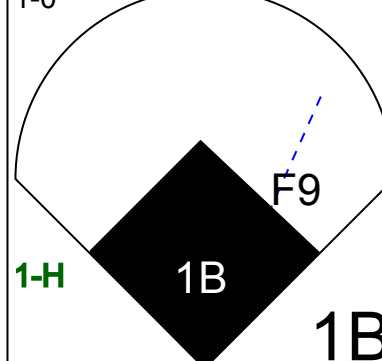
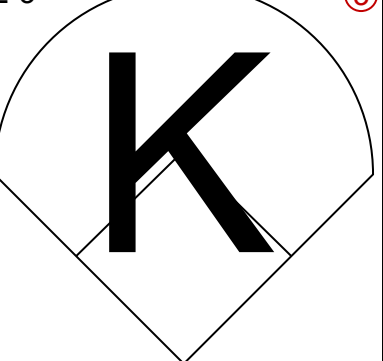
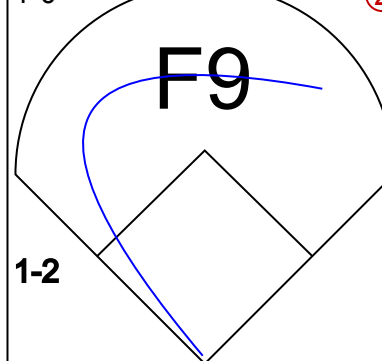


Batter	1	2	3	4	5	6	7	8	9	AB	R	H	RBI	BB	SO	LOB	BOTTOM											
Barry Bonds, L OBP: 0.355, SLG: 0.433										4	0	0	0	0	1	2												
Jose Lind, R OBP: 0.285, SLG: 0.296										4	0	0	0	0	0	2												
Benny Distefano, L OBP: 0.341, SLG: 0.316										4	1	2	1	0	1	0												
Bobby Bonilla, S OBP: 0.338, SLG: 0.440										3	0	1	0	1	1	0												
Glenn Wilson, R OBP: 0.329, SLG: 0.431										4	0	0	0	0	1	3												
Andy Van Slyke, L OBP: 0.301, SLG: 0.352										4	1	1	1	0	1	1												
Michael LaValliere, L OBP: 0.439, SLG: 0.379										3	0	2	0	0	0	1												
John Cangelosi, S OBP: 0.387, SLG: 0.275										1	0	1	0	0	0	0												
Rafael Belliard, R OBP: 0.272, SLG: 0.269										3	0	1	0	0	1	1												
R.J. Reynolds, S OBP: 0.342, SLG: 0.408										1	0	0	0	0	0	1												
Doug Drabek, R OBP: 0.135, SLG: 0.082										3	0	0	0	0	0	2												
Mike Smith, R OBP: 0.292, SLG: 0.368										0	0	0	0	0	0	0												
Jeff King, R OBP: 0.292, SLG: 0.368										1	0	0	0	0	0	1												
Inning Stats	R: 0 E: 0 K: 0 S: 4	H: 1 LOB: 2 BB: 1 P: 8	R: 1 E: 0 K: 0 S: 6	H: 3 LOB: 2 BB: 0 P: 6	R: 1 E: 0 K: 0 S: 5	H: 2 LOB: 1 BB: 0 P: 5	R: 0 E: 0 K: 0 S: 3	H: 0 LOB: 0 BB: 0 P: 3	R: 0 E: 0 K: 1 S: 6	H: 1 LOB: 1 BB: 0 P: 6	R: 0 E: 0 K: 1 S: 5	H: 0 LOB: 0 BB: 0 P: 5	R: 0 E: 0 K: 3 S: 9	H: 0 LOB: 0 BB: 0 P: 9	R: 0 E: 0 K: 1 S: 6	H: 1 LOB: 1 BB: 0 P: 6	1B: 5 2B: 1 3B: 0 HR: 2	SF: 0 SAC: 0 DP: 0 HBP: 0	WP: 1 PB: 0 SB: 0 CS: 0	PA: 36								
PITCHER	IP	WLS	BF	H	R	ER	SO	BB	IBB	HBP	BLK	WP	HR	S	P	ERA	WHIP											
Mike Bielecki, R ERA: 2.8	(1, 1)	8.0	W	32	7	2	2	5	1	0	0	0	1	2	41	45	2.25	1.000										
Mitch Williams, L ERA: 1.52	(9, 1)	1.0	S	4	1	0	0	1	0	0	0	0	1	0	6	6	0.00	1.000										

Chicago Cubs @ Pittsburgh Pirates
Three Rivers Stadium, Pittsburgh, PA
Fri Aug 04 1989, 7:05 PM EDT
Att: 29,169 - Overcast - 85 F

AB 35
R 2
H 8
RBI 2
BB 1
SO 6
LOB 14

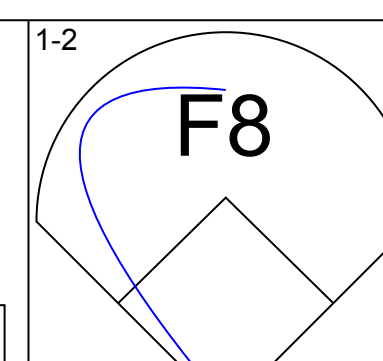
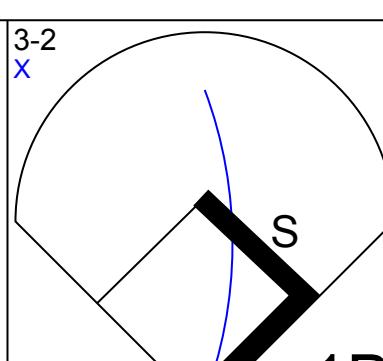
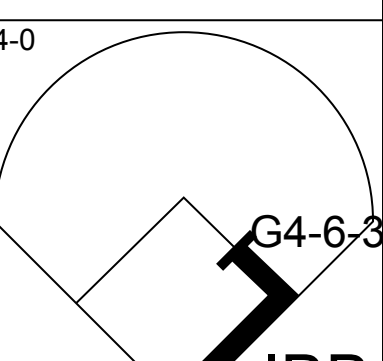
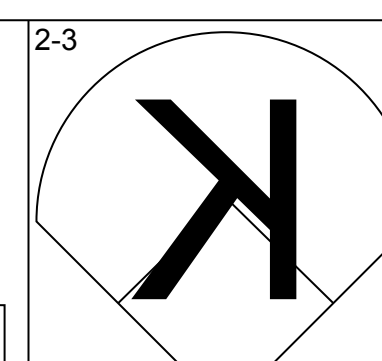
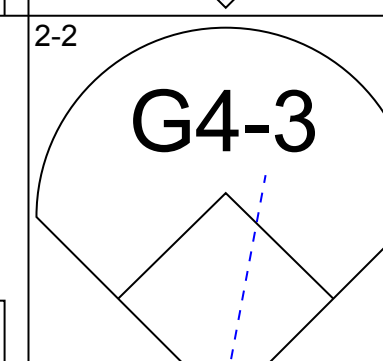
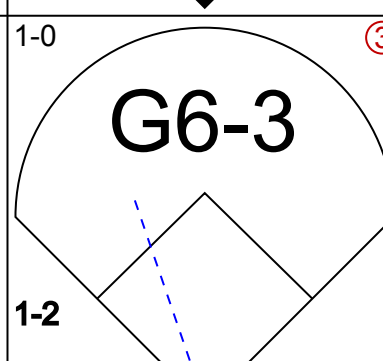
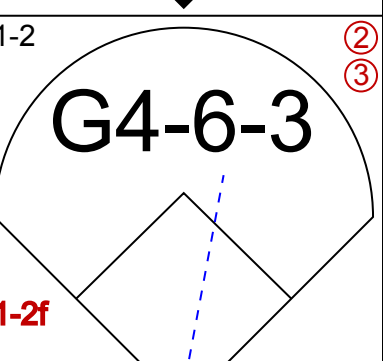
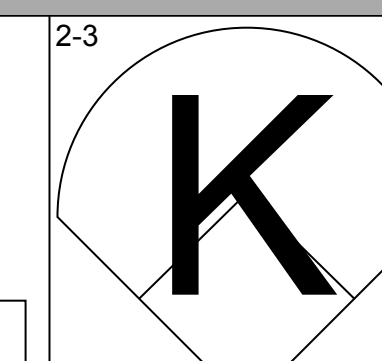
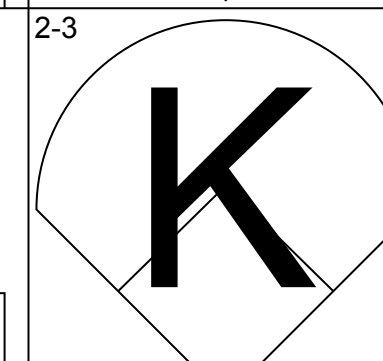
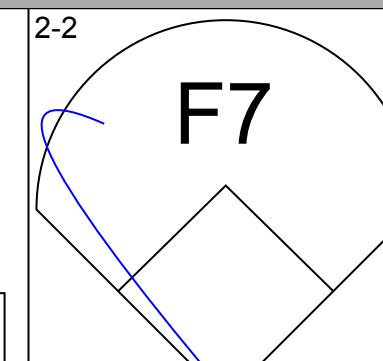
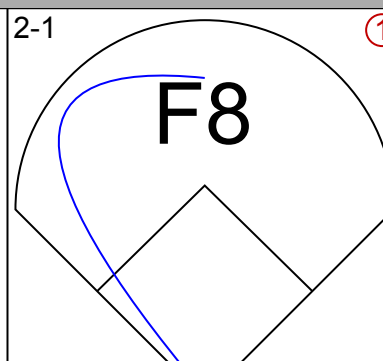
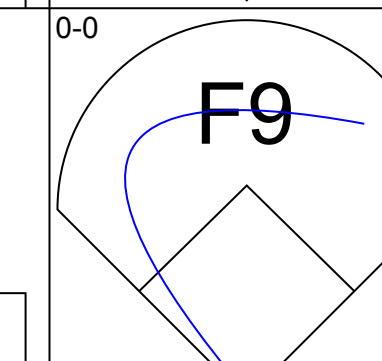
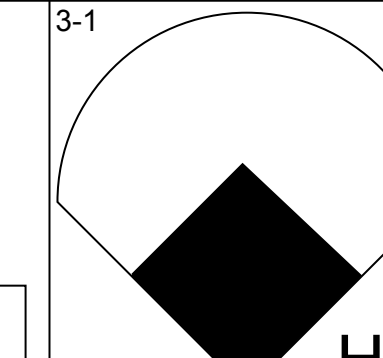
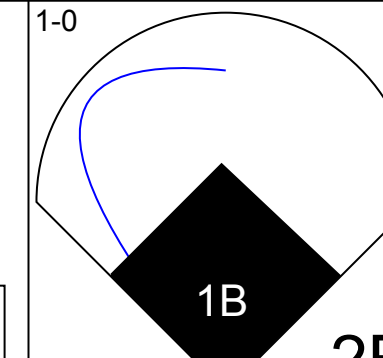
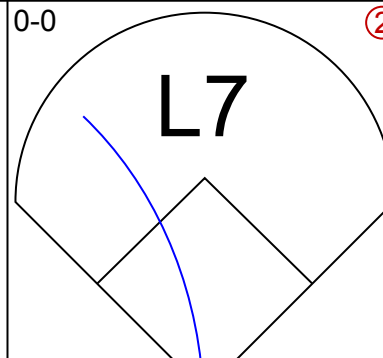
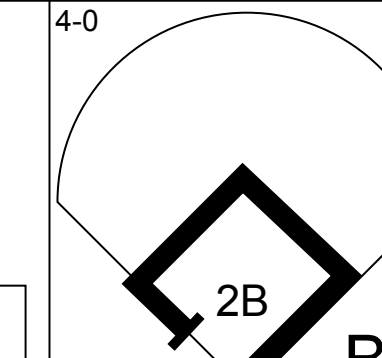
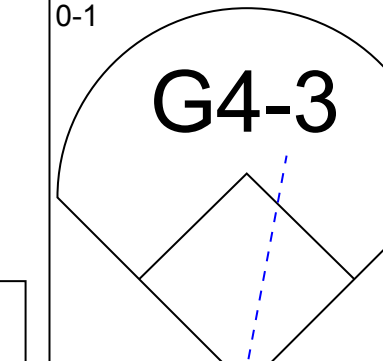
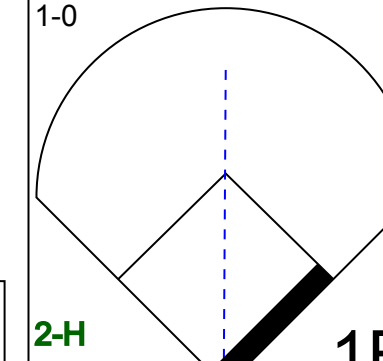
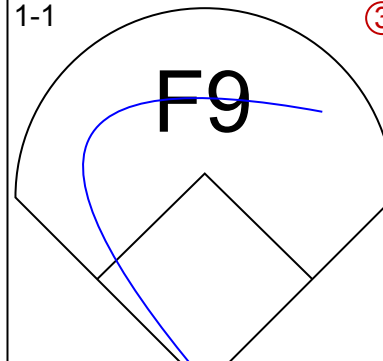
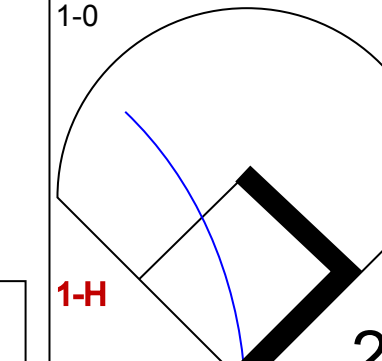
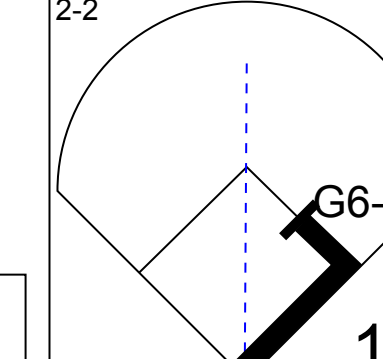
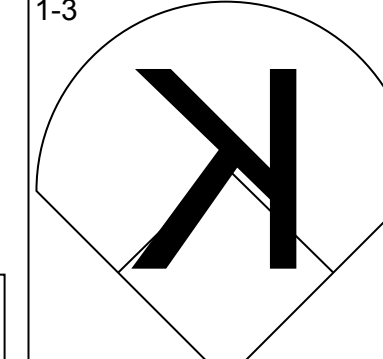
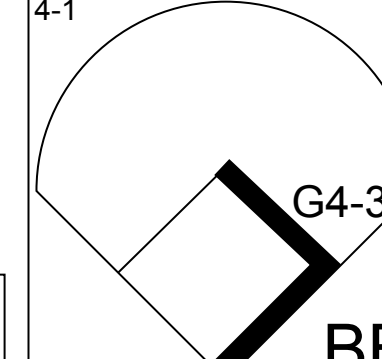
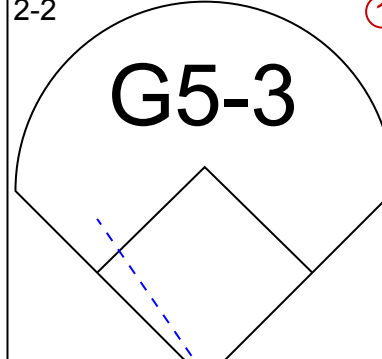
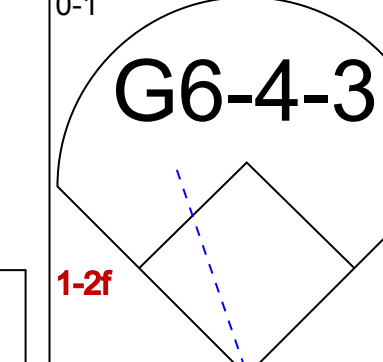
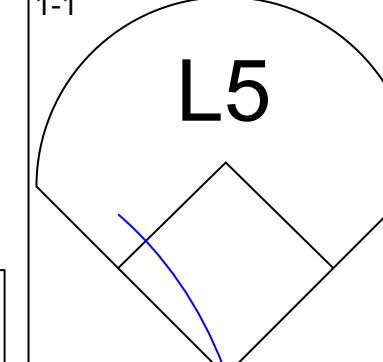
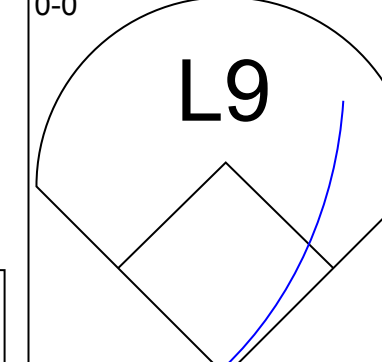
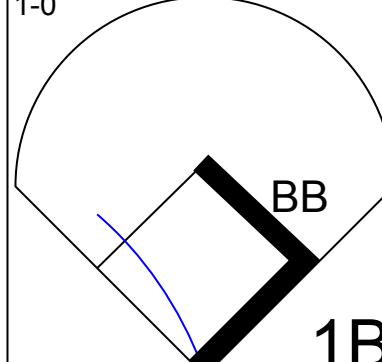
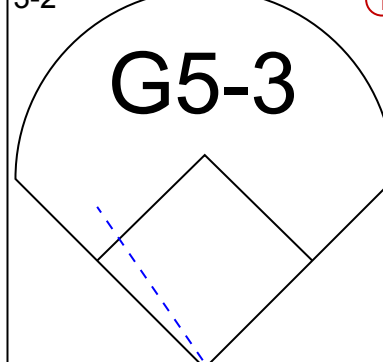
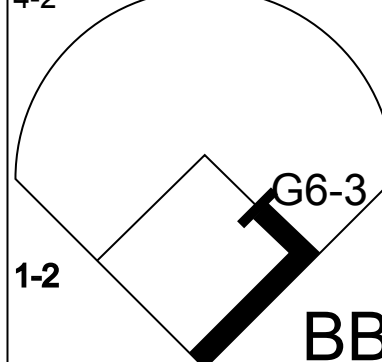
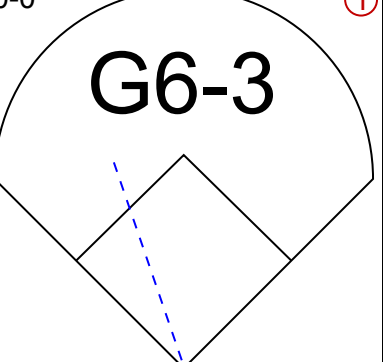
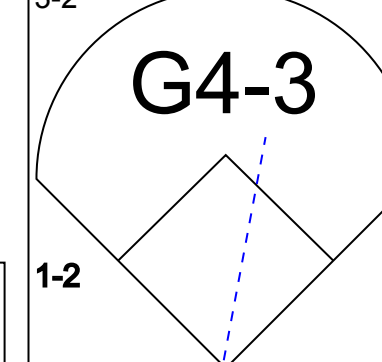
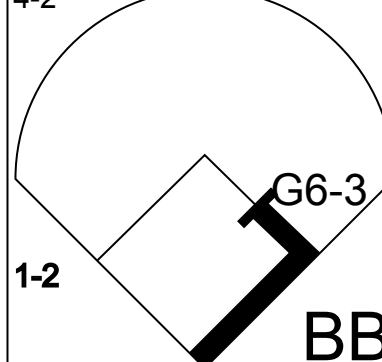

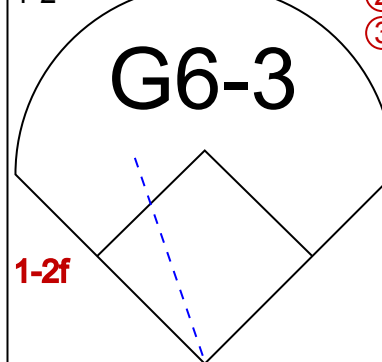
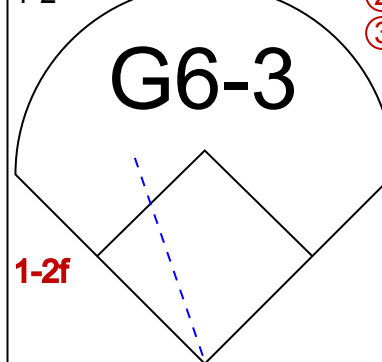
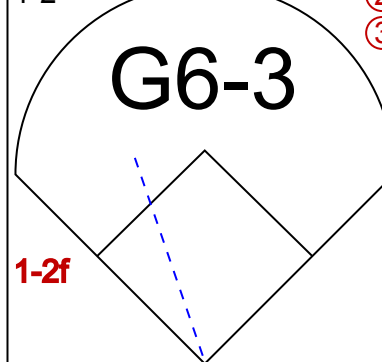


Batter	1	2	3	4	5	6	7	8	9	AB	R	H	RBI	BB	SO	LOB	TOP								
Jerome Walton, R (1, 8) OBP: 0.342, SLG: 0.417			 23 2B 1B			 1B			 2H 1B	5	1	3	1	0	1	2									
23 Ryne Sandberg, R (1, 4) OBP: 0.330, SLG: 0.440			 2H			 1B				5	0	2	1	0	0	2									
Mark Grace, L (1, 3) OBP: 0.386, SLG: 0.444										4	0	0	0	0	0	3									
Andre Dawson, R (1, 9) OBP: 0.301, SLG: 0.447				 1B						4	0	1	0	0	0	2									
Lloyd McClendon, R (1, 7) OBP: 0.382, SLG: 0.503			 CS						 1B	4	0	1	0	0	0	3									
Darrin Jackson, R (9, PR) OBP: 0.276, SLG: 0.314				 1-2					 1B	0	1	0	0	0	0	0									
Damon Berryhill, S (1, 2) OBP: 0.283, SLG: 0.356							 2B		 1B	4	0	3	0	0	0	1									
Joe Girardi, R (9, PR) OBP: 0.239, SLG: 0.253									 1B	0	1	0	0	0	0	0									
Vance Law, R (1, 5) OBP: 0.285, SLG: 0.347										3	0	0	1	0	1	2	AB 37								
Shawon Dunston, R (1, 6) OBP: 0.317, SLG: 0.405			 1B						 1B	4	1	2	1	0	1	1	R 4								
Rick Sutcliffe, L (1, 1) OBP: 0.281, SLG: 0.220										2	0	0	0	0	1	1	H 12								
Dwight Gooden, L (7, PH) OBP: 0.390, SLG: 0.517										1	0	0	0	0	0	0	RBI 4								
Steve Wilson, L (7, 1)										0	0	0	0	0	0	0	BB 0								
Mitch Webster, S (9, PH) OBP: 0.331, SLG: 0.368										0	0	0	0	0	0	0	SO 5								
Mitch Williams, L (9, 1)										0	0	0	0	0	0	0	LOB 19								
Les Lancaster, R (9, 1) OBP: 0.229, SLG: 0.290										0	0	0	0	0	0	0									
Inning Stats	R: 0 E: 0 K: 1 S: 8	H: 0 LOB: 0 BB: 0 P: 13	R: 0 E: 0 K: 1 S: 9	H: 1 LOB: 1 BB: 0 P: 15	R: 1 E: 1 K: 0 S: 7	H: 3 LOB: 1 BB: 0 P: 11	R: 0 E: 0 K: 0 S: 8	H: 1 LOB: 0 BB: 0 P: 12	R: 0 E: 0 K: 1 S: 6	H: 0 LOB: 0 BB: 0 P: 9	R: 0 E: 0 K: 0 S: 11	H: 2 LOB: 2 BB: 0 P: 14	R: 0 E: 0 K: 2 S: 14	H: 1 LOB: 2 BB: 0 P: 21	R: 0 E: 0 K: 0 S: 4	H: 0 LOB: 0 BB: 0 P: 7	R: 3 E: 0 K: 0 S: 17	H: 4 LOB: 2 BB: 0 P: 24	1B: 10 2B: 2 3B: 0 HR: 0	SF: 1 SAC: 0 DP: 1 HBP: 0	WP: 2 PB: 2 SB: 0 CS: 1	PA: 38			
PITCHER	IP	WLS	BF	H	R	ER	SO	BB	IBB	HBP	BLK	WP	HR	S	P	ERA	WHIP								
John Smiley, L (1, 1) ERA: 2.68	6.1		25	8	1	0	3	0	0	0	0	0	0	56	84	0.00	1.263								
Doug Bair, R (7, 1) ERA: 1.59	0.2	3	0	0	0	0	2	0	0	0	0	1	0	7	11	0.00	0.000								
Bill Landrum, R (8, 1) ERA: 0.96	2.0	L	10	4	3	3	0	0	0	0	0	1	0	21	31	13.50	2.000								

Chicago Cubs @ Pittsburgh Pirates
Three Rivers Stadium, Pittsburgh, PA
Sat Aug 05 1989, 3:33 AM EDT
Att: 23,262 - Overcast - 88 F

AB	37
R	4
H	12
RBI	4
BB	0
SO	5
LOB	19



Batter	1	2	3	4	5	6	7	8	9	AB	R	H	RBI	BB	SO	LOB	BOTTOM								
Barry Bonds, L (1, 7) OBP: 0.356, SLG: 0.432			 1B		 IBB					3	0	1	0	1	1	2									
Jose Lind, R (1, 4) OBP: 0.283, SLG: 0.294			 1-2		 1-2					4	0	0	0	0	1	3									
Andy Van Slyke, L (1, 8) OBP: 0.297, SLG: 0.347										4	0	0	0	0	1	0									
Bobby Bonilla, S (1, 5) OBP: 0.341, SLG: 0.451				 2B				 BB		3	2	2	1	1	0	0									
Glenn Wilson, R (1, 9) OBP: 0.331, SLG: 0.436				 1B				 2B		4	0	2	1	0	0	0									
Michael LaValliere, L (1, 2) OBP: 0.436, SLG: 0.362		 1B					 BB			2	0	1	0	1	1	1									
Junior Ortiz, R (9, PH) OBP: 0.294, SLG: 0.293										1	0	0	0	0	0	0									
Jeff King, R (1, 3) OBP: 0.290, SLG: 0.363		 1-2							 1B	4	0	1	0	0	0	3	AB 31								
Rafael Belliard, R (1, 6) OBP: 0.266, SLG: 0.263									 1B	3	0	0	0	0	0	1	R 2								
John Cangelosi, S (9, PH) OBP: 0.331, SLG: 0.275									 BB	0	0	0	0	1	0	0	H 8								
John Smiley, L (1, 1) OBP: 0.167, SLG: 0.176									 1B	2	0	1	0	0	0	0	RBI 2								
Doug Bair, R (7, 1) OBP: 1.000, SLG: 2.000									 1-2	0	0	0	0	0	0	0	BB 5								
R.J. Reynolds, S (7, PH) OBP: 0.345, SLG: 0.408										0	0	0	0	1	0	0	SO 4								
Bill Landrum, R (8, 1) OBP: 0.338, SLG: 0.313									 1B	0	0	0	0	0	0	0	LOB 12								
Benny Distefano, L (9, PH) OBP: 0.338, SLG: 0.313										2	0	1	0	0	0	0									
Inning Stats	R: 0 E: 0 K: 1 S: 10	H: 0 LOB: 0 BB: 0 P: 15	R: 1 E: 0 K: 0 S: 9	H: 2 LOB: 0 BB: 0 P: 14	R: 1 E: 0 K: 0 S: 12	H: 1 LOB: 1 BB: 0 P: 19	R: 1 E: 0 K: 1 S: 12	H: 2 LOB: 1 BB: 0 P: 18	R: 0 E: 0 K: 0 S: 6	H: 1 LOB: 1 BB: 1 P: 13	R: 0 E: 0 K: 0 S: 5	H: 0 LOB: 0 BB: 0 P: 8	R: 0 E: 0 K: 1 S: 9	H: 0 LOB: 2 BB: 2 P: 22	R: 0 E: 0 K: 1 S: 5	H: 1 LOB: 2 BB: 1 P: 12	R: 0 E: 0 K: 0 S: 11	H: 1 LOB: 1 BB: 1 P: 19	1B: 4 2B: 3 3B: 0 HR: 1	SF: 0 SAC: 0 DP: 3 HBP: 0	WP: 0 PB: 0 SB: 1 CS: 0	PA: 36			
PITCHER	IP	WLS	BF	H	R	ER	SO	BB	IBB	HBP	BLK	WP	HR	S	P	ERA	WHIP								
Rick Sutcliffe, R (1, 1) ERA: 3.4	6.0		23	6	2	2	2	0	1	0	0	0	0	14	34	0.00	1.500								
Steve Wilson, L (7, 1) ERA: 2.83	2.0	W	9	1	0	0	2	2	1	0	0	0	0	4	7	0.00	3.000								
Mitch Williams, L (9, 1) ERA: 1.51	0.1		2	1	0	0	0	0	0	0	0	0	0	4	7	0.00	3.000								
Les Lancaster, R (9, 1) ERA:	0.2	S	2	0	0	0	0	1	0	0	0	0	0	7	12	0.00	1.500								

Chicago Cubs @ Pittsburgh Pirates
Three Rivers Stadium, Pittsburgh, PA
Sat Aug 05 1989, 3:33 AM EDT
Att: 23,262 - Overcast - 88 F

AB	31
R	2
H	8
RBI	2
BB	5
SO	4
LOB	12



Top half of the scorecard showing batter performance (Jerome Walton, 23 Ryne Sandberg, Dwight Smith, Mark Grace, Andre Dawson, Scott Sanderson, Shawn Dunston, Joe Girardi, Damon Berryhill, Jeff Pico, Domingo Ramos) and pitcher performance (Doug Drabek) across 18 innings. Includes inning stats and team statistics.

Chicago Cubs @ Pittsburgh Pirates
Three Rivers Stadium, Pittsburgh, PA
Sun Aug 06 1999, 3:33 AM EDT
Att. 24,716 - Cloudy - 83 F
AB 61, R 4, H 14, RBI 4, BB 7, SO 11, LOB 23

Inning Stats and Pitcher Stats for the top half of the game.

Batter

Bottom half of the scorecard showing batter performance (Barry Bonds, Jose Lind, Andy Van Slyke, Randy Kramer, John Cangelosi, Bobby Bonilla, R.J. Reynolds, Neal Heaton, Scott Little, Michael LaValle, Rafael Betancourt, Junior Ortiz, Jeff King, Jay Bell, Jeff Robinson, Les Lancaster, Calvin Schiraldi, Steve Wilson, Mitch Williams) and pitcher performance (Scott Sanderson) across 18 innings. Includes inning stats and team statistics.

Chicago Cubs @ Pittsburgh Pirates
Three Rivers Stadium, Pittsburgh, PA
Sun Aug 06 1999, 3:33 AM EDT
Att. 24,716 - Cloudy - 83 F
AB 56, R 5, H 13, RBI 5, BB 9, SO 9, LOB 26

Inning Stats and Pitcher Stats for the bottom half of the game.

Batter	1	2	3	4	5	6	7	8	9	AB	R	H	RBI	BB	SO	LOB	TOP			
Dave Martinez, L (1, 8) OBP: 0.337, SLG: 0.413	0-0 FC4-6 1B	4-0 FC5-4 IBB		0-0 G4-3			0-1 G4-6-3 1B		3-1 F8	4	0	2	0	1	0	2				
Jeff Huson, L (1, 4) OBP: 0.237, SLG: 0.273	1-2 FC4-6 FC3-6 1-2f	0-1 FC5-4			0-0 G5-3 2B		1-0 G4-6-3 1-2f			4	0	1	0	0	0	5				
Hubie Brooks, R (1, 9) OBP: 0.295, SLG: 0.366	1-1 FC3-6 1-2f		3-1 G6-3		2-3 K			1-1 G4-3		4	0	0	0	0	1	2				
Tim Raines, S (1, 7) OBP: 0.420, SLG: 0.463	0-1 G3		4-2 BB		4-2 BB			0-0 HR		2	1	1	1	2	0	1				
Tim Wallach, R (1, 5) OBP: 0.342, SLG: 0.425		2-1 HR	1-2 F9		0-0 G5-3 2-3f			1-0 F9		4	1	1	1	0	0	3				
Andres Galarraga, R (1, 3) OBP: 0.359, SLG: 0.427		1-1 FC3-2 1B	1-0 G5-3			1-2 G6-3		0-3 K		4	0	1	0	0	1	1				
Nelson Santovenia, R (1, 2) OBP: 0.329, SLG: 0.405		3-2 E1 SH2-4 FC3-2 1-3		2-3 K		0-0 F6		2-1 FC3-6 1B		4	0	1	0	0	1	1				
Spike Owen, S (1, 6) OBP: 0.376, SLG: 0.360		1-1 FC3-2 SH2-4 1-2 3-H		4-1 SH1-4 BB		2-1 G4-3		1-1 FC3-6 FC6-4 1-2f		3	0	0	0	1	0	3				
Pascual Perez, R (1, 1) OBP: 0.205, SLG: 0.243		0-0 SH2-4		0-0 SH1-4			0-0 G3-1		0-1 FC6-4 1-2f	0	0	0	0	0	0	0				
Wallace Johnson, S (7, PH) OBP: 0.292, SLG: 0.325										1	0	0	0	0	0	0				
Andy McGaffigan, R (7, PH) OBP: 1.000, SLG: 1.000										0	0	0	0	0	0	0				
Mike Aldrete, L (9, PH) OBP: 0.317, SLG: 0.303										1	0	0	0	0	0	1				
Inning Stats	R: 0 E: 0 K: 0 S: 8	H: 1 LOB: 1 BB: 0 P: 10	R: 1 E: 1 K: 0 S: 12	H: 2 LOB: 3 BB: 1 P: 23	R: 0 E: 0 K: 1 S: 9	H: 0 LOB: 1 BB: 1 P: 18	R: 0 E: 0 K: 1 S: 6	H: 0 LOB: 1 BB: 1 P: 12	R: 0 E: 0 K: 1 S: 13	H: 1 LOB: 1 BB: 1 P: 19	R: 0 E: 0 K: 0 S: 4	H: 1 LOB: 0 BB: 0 P: 5	R: 1 E: 0 K: 1 S: 7	H: 1 LOB: 0 BB: 0 P: 9	R: 0 E: 0 K: 0 S: 8	H: 1 LOB: 1 BB: 0 P: 14	1B: 4 2B: 1 3B: 0 HR: 2	SF: 0 SAC: 2 DP: 2 HBP: 0	WP: 0 PB: 0 SB: 0 CS: 0	PA: 37
PITCHER Greg Maddux, R (1, 1) ERA: 2.78	IP: 9.0 WLS: W BF: 37 H: 7 R: 2 ER: 2 SO: 3 BB: 3 IBB: 1 HBP: 0 BLK: 0 WP: 0 HR: 2 S: 73 P: 119 ERA: 2.00 WHIP: 1.111															PITCHER				

Montreal Expos @ Chicago Cubs
Wrigley Field, Chicago, IL
Mon Aug 07 1989, 7:05 PM CDT
Att: 39,002 - Unknown

AB	31
R	2
H	7
RBI	2
BB	4
SO	3
LOB	19



Batter	1	2	3	4	5	6	7	8	9	AB	R	H	RBI	BB	SO	LOB	BOTTOM	
Jerome Walton, R (1, 8) OBP: 0.350, SLG: 0.431	2-1 23 G4-3 23 PB 1B		2-2 1B 3B		0-1 L1-4		2-1 23 HR 1B			4	2	3	0	0	0	0		
23 Ryne Sandberg, R (1, 4) OBP: 0.332, SLG: 0.447	1-2 G4-3 1-3		2-3 K		1-0 G4-3 1B		0-0 1-H HR			4	1	2	2	0	1	2		
Dwight Smith, L (1, 7) OBP: 0.379, SLG: 0.511	2-3 K		0-0 HR 1B		2-2 G4-3 1-2		3-3 K			4	1	1	1	0	2	2		
Mark Grace, L (1, 3) OBP: 0.384, SLG: 0.449	0-0 G3-1		3-H 1-2 HR		3-2 L7		2-1 G4-3			4	1	1	2	0	0	2		
Andre Dawson, R (1, 9) OBP: 0.295, SLG: 0.447		0-3 K	0-0 F6		2-3 K			0-3 K		4	0	0	0	0	3	0		
Damon Berryhill, S (1, 2) OBP: 0.285, SLG: 0.352		0-0 G4-3	0-0 G3		1-1 G5-3			0-0 1B		4	0	1	0	0	0	0		
Vance Law, R (1, 5) OBP: 0.288, SLG: 0.347		3-1 1B 1B		3-3 K		2-2 1B		2-1 P3		4	0	2	0	0	1	1		
Shawon Dunston, R (1, 6) OBP: 0.316, SLG: 0.402		2-2 1B 1B		0-0 G5-3		1-0 F8		2-0 F7		4	0	1	0	0	0	2		
Greg Maddux, R (1, 1) OBP: 0.246, SLG: 0.268		1-3 K		0-0 G1-3			0-1 G3			3	0	0	0	0	1	2		
Inning Stats	R: 0 E: 0 K: 1 S: 10	H: 1 LOB: 1 BB: 0 P: 15	R: 0 E: 0 K: 2 S: 12	H: 2 LOB: 2 BB: 0 P: 18	R: 3 E: 0 K: 1 S: 13	H: 3 LOB: 0 BB: 0 P: 17	R: 0 E: 0 K: 1 S: 5	H: 0 LOB: 0 BB: 0 P: 8	R: 0 E: 0 K: 1 S: 10	H: 1 LOB: 1 BB: 0 P: 16	R: 2 E: 0 K: 1 S: 12	H: 2 LOB: 0 BB: 0 P: 19	R: 0 E: 0 K: 1 S: 7	H: 1 LOB: 1 BB: 0 P: 11	1B: 8 2B: 0 3B: 1 HR: 2	SF: 0 SAC: 0 DP: 0 HBP: 0	WP: 0 PB: 1 SB: 0 CS: 0	PA: 35
PITCHER Pascual Perez, R (1, 1) ERA: 3.64	IP: 6.0 WLS: L BF: 26 H: 8 R: 3 ER: 3 SO: 6 BB: 3 IBB: 0 HBP: 0 BLK: 0 WP: 0 HR: 1 S: 60 P: 90 ERA: 4.50 WHIP: 1.333															PITCHER		
Andy McGaffigan, R (7, 1) ERA: 3.5	IP: 2.0 WLS: 9 BF: 3 H: 2 R: 2 ER: 2 SO: 2 BB: 0 IBB: 0 HBP: 0 BLK: 0 WP: 0 HR: 1 S: 19 P: 30 ERA: 9.00 WHIP: 1.500															PITCHER		

Montreal Expos @ Chicago Cubs
Wrigley Field, Chicago, IL
Mon Aug 07 1989, 7:05 PM CDT
Att: 39,002 - Unknown

AB	35
R	5
H	11
RBI	5
BB	0
SO	8
LOB	11



Batter	1	2	3	4	5	6	7	8	9	AB	R	H	RBI	BB	SO	LOB	TOP				
Dave Martinez, L (1, 8) OBP: 0.341, SLG: 0.416 Rex Hudler, R (8, PH) OBP: 0.301, SLG: 0.466	2-1 F7		1-1 1B		2-2 G4-3 1B			1-1 F8		3	0	2	0	0	0	0					
Jeff Huson, L (1, 4) OBP: 0.242, SLG: 0.276 Damaso Garcia, R (8, PH) OBP: 0.324, SLG: 0.378	3-1 F7		0-0 1B		1-0 G4-3 1-2			1-1 G6-3		3	0	1	0	0	0	1					
Hubie Brooks, R (1, 9) OBP: 0.294, SLG: 0.363	4-2 BB		1-0 F9			1-2 F9		1-1 F8		3	0	0	0	1	0	2					
Tim Raines, S (1, 7) OBP: 0.418, SLG: 0.460	0-3 K			0-1 G3		1-0 P5		3-1 1B 1B		4	0	1	0	0	1	1					
Tim Wallach, R (1, 5) OBP: 0.343, SLG: 0.425		4-2 CS BB		0-0 HR 1B		1-0 L8		0-0 F9		3	1	1	0	1	0	1					
Andres Galarraga, R (1, 3) OBP: 0.329, SLG: 0.425 Otis Nixon, S (9, PR) OBP: 0.313, SLG: 0.273		1-3 K		1-3 K			3-2 G6-3	1-2 S 1B		4	0	1	0	0	2	2					
Mike Fitzgerald, R (1, 2) OBP: 0.341, SLG: 0.414		3-2 F9		2-0 HR			1-3 K	0-1 G1-3		4	1	1	2	0	1	3					
Spike Owen, S (1, 6) OBP: 0.373, SLG: 0.356		1-1 CS	2-1 F9	1-2 G6-3			1-0 F8			3	0	0	0	0	0	0					
Dennis Martinez, R (1, 1) OBP: 0.207, SLG: 0.132 Wallace Johnson, S (8, PH) OBP: 0.259, SLG: 0.321 Zane Smith, L (8, 1) OBP: 0.200, SLG: 0.233			0-0 F8		0-0 G6-3			1-2 L7		2	0	0	0	0	0	0					
Inning Stats	R: 0 E: 0 K: 1 S: 10	H: 0 LOB: 1 BB: 1 P: 19	R: 0 E: 0 K: 1 S: 13	H: 0 LOB: 0 BB: 1 P: 22	R: 0 E: 0 K: 0 S: 7	H: 2 LOB: 2 BB: 0 P: 11	R: 2 E: 0 K: 1 S: 10	H: 2 LOB: 0 BB: 0 P: 14	R: 0 E: 0 K: 0 S: 5	H: 0 LOB: 0 BB: 0 P: 8	R: 0 E: 0 K: 1 S: 10	H: 0 LOB: 0 BB: 0 P: 15	R: 0 E: 0 K: 0 S: 8	H: 0 LOB: 0 BB: 0 P: 11	R: 0 E: 0 K: 0 S: 10	H: 2 LOB: 3 BB: 0 P: 15	1B: 6 2B: 0 3B: 0 HR: 1	SF: 0 SAC: 0 DP: 1 HBP: 0	WP: 0 PB: 0 SB: 1 CS: 1	PA: 35	
PITCHER	IP	WLS	BF	H	R	ER	SO	BB	IBB	HBP	BLK	WP	HR	S	P	ERA	WHIP				
Mike Bielecki, R (1, 1) ERA: 2.79	7.0	W	26	5	2	2	4	2	0	0	0	0	1	60	97	2.57	1.000				
Mitch Williams, L (8, 1) ERA: 1.46	1.1		5	1	0	0	0	0	0	0	0	0	0	12	19	0.00	0.750				
Les Lancaster, R (9, 1) ERA:	0.2	S	3	1	0	0	0	0	0	0	0	0	0	6	7	0.00	1.500				

Montreal Expos @ Chicago Cubs
Wrigley Field, Chicago, IL
Tue Aug 08 1989, 3:33 AM CDT
Att: 38,126 - Sunny

AB	32
R	2
H	7
RBI	2
BB	2
SO	4
LOB	10



Batter	1	2	3	4	5	6	7	8	9	AB	R	H	RBI	BB	SO	LOB	BOTTOM				
Jerome Walton, R (1, 8) OBP: 0.349, SLG: 0.438	1-0 HR		1-0 G6-3			0-3 K		1 SAFE 0-0 F9		4	1	1	1	0	1	1					
23 Ryne Sandberg, R (1, 4) OBP: 0.333, SLG: 0.454	1-1 G6-3		3-2 G6-3			1-0 HR		1 SAFE 1-2 1B 1-2 1B		4	1	2	1	0	0	0					
Dwight Smith, L (1, 7) OBP: 0.378, SLG: 0.509 Darrin Jackson, R (8, PH) OBP: 0.300, SLG: 0.338	1-0 P6			1-1 G6-4-3 1B		2-3 K		1-0 1-2 2-H 1B		3	0	1	0	0	1	0					
Mark Grace, L (1, 3) OBP: 0.385, SLG: 0.456	4-2 BB			2-0 L9			0-0 HR	2-1 G4-3		3	1	1	1	1	0	3					
Andre Dawson, R (1, 9) OBP: 0.292, SLG: 0.442	1-1 L4			0-0 G6-4-3			1-3 K			3	0	0	0	0	1	2					
Damon Berryhill, S (1, 2) OBP: 0.283, SLG: 0.349		2-0 G4-3			2-3 K		2-1 G3			3	0	0	0	0	1	0					
Vance Law, R (1, 5) OBP: 0.286, SLG: 0.344 Mitch Williams, L (8, 1) Les Lancaster, R (9, 1) OBP: 0.250, SLG: 0.500		2-3 K			1-3 K		0-2 F9			3	0	0	0	0	2	0					
Shawon Dunston, R (1, 6) OBP: 0.313, SLG: 0.398		1-1 P4			1-1 G6-3			0-0 L9		3	0	0	0	0	0	0					
Mike Bielecki, R (1, 1) OBP: 0.042, SLG: 0.021 Domingo Ramos, R (8, 5) OBP: 0.348, SLG: 0.376			1-3 K			2-3 K		2-2 23 1B 1B		2	0	0	0	2	0	0					
Inning Stats	R: 1 E: 0 K: 0 S: 8	H: 1 LOB: 1 BB: 1 P: 16	R: 0 E: 0 K: 1 S: 6	H: 0 LOB: 0 BB: 0 P: 11	R: 0 E: 0 K: 1 S: 7	H: 0 LOB: 0 BB: 0 P: 12	R: 0 E: 0 K: 0 S: 4	H: 1 LOB: 0 BB: 0 P: 7	R: 0 E: 0 K: 2 S: 8	H: 0 LOB: 0 BB: 0 P: 12	R: 1 E: 0 K: 3 S: 12	H: 1 LOB: 0 BB: 0 P: 17	R: 1 E: 0 K: 1 S: 10	H: 1 LOB: 0 BB: 0 P: 13	R: 1 E: 0 K: 0 S: 12	H: 3 LOB: 2 BB: 0 P: 18	1B: 4 2B: 0 3B: 0 HR: 3	SF: 0 SAC: 0 DP: 1 HBP: 0	WP: 0 PB: 0 SB: 0 CS: 0	PA: 31	
PITCHER	IP	WLS	BF	H	R	ER	SO	BB	IBB	HBP	BLK	WP	HR	S	P	ERA	WHIP				
Dennis Martinez, R (1, 1) ERA: 2.95	7.0	L	25	4	3	3	8	1	0	0	0	0	0	55	88	3.86	0.714				
Zane Smith, L (8, 1) ERA: 3.75	1.0		6	3	1	1	0	0	0	0	0	0	0	12	18	9.00	3.000				

Montreal Expos @ Chicago Cubs
Wrigley Field, Chicago, IL
Tue Aug 08 1989, 3:33 AM CDT
Att: 38,126 - Sunny

AB	30
R	4
H	7
RBI	4
BB	1
SO	8
LOB	6



Batter	1	2	3	4	5	6	7	8	9	AB	R	H	RBI	BB	SO	LOB	TOP								
Dave Martinez, L (1, 8) OBP: 0.341, SLG: 0.412 Rex Hudler, R (8, PH) OBP: 0.298, SLG: 0.462										2	0	0	0	1	1	0									
Jeff Huson, L (1, 4) OBP: 0.231, SLG: 0.262 Damaso Garcia, R (8, PH) OBP: 0.328, SLG: 0.382										3	0	0	0	0	0	2									
Andres Calarraga, R (1, 3) OBP: 0.327, SLG: 0.423										4	0	1	0	0	2	2									
Tim Raines, S (1, 7)										4	0	0	0	0	0	1									
Mike Aldrete, L (1, 9) Nelson Santovenia, R (8, PH) OBP: 0.332, SLG: 0.409										2	0	0	0	1	2	1									
Tim Wallach, R (1, 5) OBP: 0.340, SLG: 0.421										4	0	0	0	0	0	3									
Mike Fitzgerald, R (1, 2) OBP: 0.339, SLG: 0.415										4	0	1	0	0	0	1									
Spike Owen, S (1, 6) OBP: 0.372, SLG: 0.353										3	0	0	0	1	0	2									
Bryn Smith, R (1, 1) Wallace Johnson, S (8, PH) Rich Thompson, R (8, 1)										1	0	0	0	1	1	0									
Inning Stats	R: 0 E: 0 K: 2 S: 8	H: 0 LOB: 0 BB: 0 P: 15	R: 0 E: 0 K: 1 S: 7	H: 0 LOB: 0 BB: 0 P: 12	R: 0 E: 0 K: 0 S: 13	H: 0 LOB: 2 BB: 2 P: 26	R: 0 E: 0 K: 1 S: 9	H: 1 LOB: 1 BB: 0 P: 15	R: 0 E: 0 K: 1 S: 7	H: 0 LOB: 0 BB: 0 P: 10	R: 0 E: 0 K: 0 S: 6	H: 0 LOB: 1 BB: 1 P: 9	R: 0 E: 0 K: 0 S: 10	H: 0 LOB: 1 BB: 1 P: 16	R: 0 E: 0 K: 1 S: 10	H: 1 LOB: 2 BB: 2 P: 20	R: 0 E: 0 K: 0 S: 13	H: 2 LOB: 2 BB: 0 P: 21	1B: 3 2B: 2 3B: 0 HR: 0	SF: 0 SAC: 0 DP: 1 HBP: 0	WP: 0 PB: 0 SB: 0 CS: 0	PA: 35			
PITCHER	IP	WLS	BF	H	R	ER	SO	BB	IBB	HBP	BLK	WP	HR	S	P	ERA	WHIP								
Rick Sutcliffe, R (1, 1) ERA: 3.26	7.0	W	26	1	0	0	5	4	0	0	0	0	0	60	107	0.00	0.714								
Mitch Williams, L (8, 1) ERA: 1.41	2.0	S	9	3	0	0	1	1	0	0	0	0	0	23	37	0.00	2.000								

Montreal Expos @ Chicago Cubs
Wrigley Field, Chicago, IL
Wed Aug 09 1989, 3:33 AM CDT
Att: 39,009 - Cloudy - 73 F

AB	30
R	0
H	4
RBI	0
BB	5
SO	6
LOB	14



Batter	1	2	3	4	5	6	7	8	9	AB	R	H	RBI	BB	SO	LOB	BOTTOM								
Jerome Walton, R (1, 8) OBP: 0.348, SLG: 0.436										4	1	1	0	0	0	0									
23 Ryne Sandberg, R (1, 4) OBP: 0.333, SLG: 0.459										4	1	1	2	0	0	0									
Dwight Smith, L (1, 7) OBP: 0.372, SLG: 0.500										4	0	0	0	0	1	0									
Mark Grace, L (1, 3) OBP: 0.390, SLG: 0.458										1	1	1	0	2	0	0									
Andre Dawson, R (1, 9) OBP: 0.292, SLG: 0.441										3	0	1	0	0	0	2									
Damon Berryhill, S (1, 2) OBP: 0.283, SLG: 0.349										3	0	1	1	0	1	0									
Vance Law, R (1, 5) OBP: 0.283, SLG: 0.341										3	0	0	0	0	0	2									
Shawon Dunston, R (1, 6) OBP: 0.314, SLG: 0.397										3	0	1	0	0	1	1									
Rick Sutcliffe, L (1, 1) OBP: 0.267, SLG: 0.208										3	0	0	0	0	1	1									
Mitch Williams, L (8, 1)										0	0	0	0	0	0	0									
Inning Stats	R: 0 E: 0 K: 1 S: 8	H: 0 LOB: 0 BB: 0 P: 13	R: 1 E: 0 K: 1 S: 16	H: 2 LOB: 1 BB: 1 P: 25	R: 2 E: 0 K: 0 S: 12	H: 2 LOB: 1 BB: 1 P: 20	R: 0 E: 0 K: 2 S: 12	H: 1 LOB: 0 BB: 0 P: 14	R: 0 E: 0 K: 0 S: 7	H: 0 LOB: 0 BB: 0 P: 11	R: 0 E: 0 K: 0 S: 6	H: 1 LOB: 0 BB: 0 P: 9	R: 0 E: 0 K: 0 S: 5	H: 0 LOB: 0 BB: 0 P: 6	R: 0 E: 0 K: 0 S: 6	H: 0 LOB: 0 BB: 0 P: 10	1B: 5 2B: 0 3B: 0 HR: 1	SF: 0 SAC: 0 DP: 2 HBP: 0	WP: 0 PB: 0 SB: 0 CS: 0	PA: 30					
PITCHER	IP	WLS	BF	H	R	ER	SO	BB	IBB	HBP	BLK	WP	HR	S	P	ERA	WHIP								
Bryn Smith, R (1, 1) ERA: 2.51	7.0	L	27	6	3	3	4	2	0	0	0	0	0	66	98	3.86	1.143								
Rich Thompson, R (8, 1) ERA:	1.0		3	0	0	0	0	0	0	0	0	0	0	6	10	0.00	0.000								

Montreal Expos @ Chicago Cubs
Wrigley Field, Chicago, IL
Wed Aug 09 1989, 3:33 AM CDT
Att: 39,009 - Cloudy - 73 F

AB	28
R	3
H	6
RBI	3
BB	2
SO	4
LOB	6



Batter	1	2	3	4	5	6	7	8	9	AB	R	H	RBI	BB	SO	LOB	TOP				
Lenny Dykstra, L OBP: 0.347, SLG: 0.397	G3		K		F9		PB S 1B BB	F8		5	1	1	0	1	1	0					
Dickie Thon, R OBP: 0.293, SLG: 0.381	F8		G5-3				K	K		5	1	1	0	1	2	1					
Von Hayes, L OBP: 0.389, SLG: 0.441	F9		HR					F8		4	3	1	0	2	0	2					
John Kruk, L OBP: 0.381, SLG: 0.451		G6-3 1B	HR		SF8 HR 1B	HR 1B	E BB	G4-3		5	5	4	3	1	0	0					
Ricky Jordan, R OBP: 0.311, SLG: 0.379	G6-3		1B		HR BB	HR	E8 1B	K		5	3	3	4	1	1	1					
Charlie Hayes, R OBP: 0.292, SLG: 0.397	BB 1B		P3		SF8	K	FC3-6 1B	F9		5	0	2	3	0	1	1					
Darren Daulton, L OBP: 0.305, SLG: 0.324	F7			G6-3	HR	K	FC3-6 1B			5	1	1	3	0	1	2					
Steve Jeltz, S OBP: 0.382, SLG: 0.342	FC3-6 BB			L7	HR 2B					4	1	3	0	1	0	0					
Randy O'Neal, R Terry Mulholland, R Dwayne Murphy, L Larry McWilliams, L Randy Ready, R Todd Frohwrth, R Tom Herr, S Jeff Parrett, R	FC3-6			G3	HR	K	G4-3			1	0	0	0	0	0	2					
Inning Stats	R: 0 E: 0 K: 0 S: 4	H: 0 LOB: 0 BB: 0 P: 8	R: 1 E: 0 K: 0 S: 11	H: 2 LOB: 2 BB: 1 P: 19	R: 2 E: 0 K: 1 S: 11	H: 2 LOB: 1 BB: 1 P: 21	R: 0 E: 0 K: 0 S: 8	H: 0 LOB: 0 BB: 0 P: 14	R: 7 E: 0 K: 0 S: 20	H: 7 LOB: 2 BB: 2 P: 41	R: 2 E: 0 K: 3 S: 14	H: 3 LOB: 1 BB: 0 P: 16	R: 4 E: 1 K: 1 S: 18	H: 3 LOB: 2 BB: 3 P: 39	R: 0 E: 0 K: 1 S: 5	H: 0 LOB: 0 BB: 0 P: 9	R: 0 E: 0 K: 1 S: 6	H: 0 LOB: 0 BB: 0 P: 9	1B: 11 2B: 2 3B: 0 HR: 4	SF: 1 SAC: 0 DP: 0 HBP: 0	WP: 0 PA: 51 PB: 1 SB: 1 CS: 0
PITCHER	IP	WLS	BF	H	R	ER	SO	BB	IBB	HBP	BLK	WP	HR	S	P	ERA	WHIP				
Jeff Pico, R ERA: 4.37	4.2		25	8	8	8	1	3	0	0	0	0	2	47	86	15.43	2.357				
Paul Kilgus, L ERA: 4.53	0.1		5	3	2	2	0	1	0	0	0	0	1	7	17	54.00	12.000				
Scott Sanderson, R ERA: 4.22	1.0		6	3	2	2	3	0	0	0	0	0	1	14	16	18.00	3.000				
Steve Wilson, L ERA: 3.29	0.1	L	4	0	3	3	1	3	0	0	0	0	0	8	21	81.00	9.000				
Les Lancaster, R ERA: 0.29	0.2		5	3	1	1	0	0	0	0	0	0	0	10	18	13.50	4.500				

Philadelphia Phillies @ Chicago Cubs
Wrigley Field, Chicago, IL
Thu Aug 10 1989, 3:33 AM CDT
Att: 36,745 - Unknown

AB	43
R	16
H	17
RBI	15
BB	7
SO	7
LOB	12



Batter	1	2	3	4	5	6	7	8	9	AB	R	H	RBI	BB	SO	LOB	BOTTOM				
Jerome Walton, R OBP: 0.348, SLG: 0.434	G1-3	G1-3	23 HR 1B		K	23 2B 1B		K		6	2	2	2	0	2	1					
23 Ryne Sandberg, R OBP: 0.339, SLG: 0.479	HR				1B BB	1B 2B		F8		5	4	4	4	1	0	0					
Dwight Smith, L OBP: 0.379, SLG: 0.504	2B 1B				F8	S 1B		P5		6	2	4	1	0	0	1					
Mark Grace, L OBP: 0.394, SLG: 0.461	1-H 2B				1B BB	1B		F7		4	1	2	1	2	0	1					
Mitch Webster, S OBP: 0.327, SLG: 0.363	K		P4		1B	FC6-4 1B		F7		5	0	1	0	0	1	6					
Vance Law, R OBP: 0.264, SLG: 0.338	K		2B BB		FC6-4			G6-3		2	1	0	1	1	2	1					
Domingo Ramos, S OBP: 0.343, SLG: 0.370	K				1B					2	0	0	0	0	0	3					
Calvin Schiraldi, R ERA: 3.95	K		1B 2B BB		1B					0	0	0	0	0	0	0					
Shawon Dunston, R OBP: 0.321, SLG: 0.404		SH3-4 1B	2B 1B		1B			P3		5	1	4	2	0	0	0					
Joe Girardi, R OBP: 0.232, SLG: 0.256	F8		G1-3 1B 2B		K			K		4	2	1	2	0	1	3					
Damon Berryhill, S OBP: 0.262, SLG: 0.347					FC4-6 SH3 1B			K		1	0	0	0	0	1	0					
Jeff Pico, R ERA: 4.15	SH3-4		G1-3		G6-3			P4		2	0	0	0	0	0	2					
Paul Kilgus, L ERA: 4.93					SH3					0	0	0	0	0	0	0					
Larry McWilliams, L ERA: 3.72										0	0	0	0	0	0	0					
Todd Frohwrth, R ERA: 4.33										0	0	0	0	0	0	0					
Les Lancaster, R ERA: 0.50										0	0	0	0	0	0	0					
Lloyd McClendon, R ERA: 3.33, SLG: 0.500										1	0	0	0	0	0	0					
Inning Stats	R: 2 E: 0 K: 2 S: 15	H: 3 LOB: 1 BB: 0 P: 18	R: 0 E: 0 K: 0 S: 11	H: 1 LOB: 1 BB: 0 P: 14	R: 8 E: 0 K: 0 S: 23	H: 7 LOB: 2 BB: 3 P: 43	R: 0 E: 0 K: 2 S: 10	H: 1 LOB: 1 BB: 0 P: 14	R: 0 E: 0 K: 1 S: 11	H: 2 LOB: 3 BB: 1 P: 21	R: 3 E: 0 K: 0 S: 18	H: 4 LOB: 1 BB: 0 P: 24	R: 0 E: 0 K: 0 S: 4	H: 0 LOB: 0 BB: 0 P: 6	R: 0 E: 0 K: 2 S: 7	H: 0 LOB: 0 BB: 0 P: 10	R: 0 E: 0 K: 0 S: 7	H: 0 LOB: 0 BB: 0 P: 10	1B: 13 2B: 3 3B: 0 HR: 2	SF: 0 SAC: 2 DP: 0 HBP: 0	WP: 0 PA: 49 PB: 0 SB: 1 CS: 0
PITCHER	IP	WLS	BF	H	R	ER	SO	BB	IBB	HBP	BLK	WP	HR	S	P	ERA	WHIP				
Randy O'Neal, R ERA: 4.93	2.0		12	5	4	4	2	1	0	0	0	0	1	30	43	18.00	3.000				
Terry Mulholland, L ERA: 4.93	1.0		11	6	6	6	0	2	0	0	0	0	1	19	32	54.00	8.000				
Larry McWilliams, L ERA: 3.72	1.0		4	1	0	0	2	0	0	0	0	0	0	10	14	0.00	1.000				
Todd Frohwrth, R ERA: 4.33	2.0		13	6	3	3	1	1	0	0	0	0	0	29	45	13.50	3.500				
Jeff Parrett, R ERA: 2.44	3.0	W	9	0	0	0	2	0	0	0	0	0	0	18	26	0.00	0.000				

Philadelphia Phillies @ Chicago Cubs
Wrigley Field, Chicago, IL
Thu Aug 10 1989, 3:33 AM CDT
Att: 36,745 - Unknown

AB	43
R	13
H	18
RBI	13
BB	4
SO	7
LOB	18



Batter	1	2	3	4	5	6	7	8	9	AB R H RBI BB SO LOB	TOP											
Lenny Dykstra, L OBP: 0.342, SLG: 0.399	G4-3	4-3		F8			P2	HR		5 1 1 2 0 0 3	Philadelphia Phillies @ Chicago Cubs Wrigley Field, Chicago, IL Sat Aug 12 1989, 3:33 AM CDT Att: 37,752 - Sunny											
Tom Herr, S OBP: 0.347, SLG: 0.352 Randy Ready, R OBP: 0.372, SLG: 0.405 Roger McDowell, R OBP: 0.333, SLG: 0.333	HR	1B		1B	BB	4-3	HBP	K		2 1 1 0 1 0 0 1 0 0 0 1 1 0 0 0 0 0 0 0 0												
Von Hayes, L OBP: 0.390, SLG: 0.450	HR			K		F9			1-2	4 1 2 2 0 1 1												
John Kruk, L OBP: 0.382, SLG: 0.457 Curt Ford, L OBP: 0.279, SLG: 0.305 Bob Dernier, R OBP: 0.247, SLG: 0.239	WP	3B		F7		4-3	F9	F8		3 1 1 0 0 0 1 0 0 0 0 0 0 0 2 0 0 0 0 0 4												
Ricky Jordan, R OBP: 0.309, SLG: 0.373	G2-3			1-2	1B		K		1-2	4 0 1 0 1 1 3												
Charlie Hayes, R OBP: 0.294, SLG: 0.413	G1-3			6-3			HR	6-3	P3	5 1 1 1 0 0 4												
Darren Daulton, L OBP: 0.318, SLG: 0.318 Steve Lake, R OBP: 0.304, SLG: 0.338			F9			P6	4-3	P6	E6	4 0 0 0 0 0 0 1 0 0 0 0 0 2												
Steve Jeltz, S OBP: 0.385, SLG: 0.365			SH1-3	BB	2B		K		4-3	4 1 2 1 1 1 3												
Ken Howell, R OBP: 0.267, SLG: 0.156 Randy O'Neal, R OBP: 0.222, SLG: 0.349 Dwayne Murphy, L OBP: 0.272, SLG: 0.349 Todd Frohwirth, R OBP: 0.272, SLG: 0.349 Dickie Thon, R OBP: 0.296, SLG: 0.394			SH1-3	1-2		6-3	HBP	BB	HR	1B		0 0 0 0 0 0 0 1 0 0 0 0 0 1 0 0 0 0 1 0 0 0 0 0 0 0 0 0 1 1 1 0 0 0 0										
Inning Stats	R: 3 E: 0 K: 0 S: 14	H: 3 LOB: 0 BB: 0 P: 21	R: 0 E: 0 K: 0 S: 8	H: 0 LOB: 1 BB: 1 P: 15	R: 0 E: 0 K: 1 S: 11	H: 1 LOB: 2 BB: 1 P: 15	R: 0 E: 0 K: 0 S: 11	H: 1 LOB: 1 BB: 0 P: 17	R: 0 E: 0 K: 0 S: 7	H: 0 LOB: 0 BB: 0 P: 10		R: 1 E: 0 K: 1 S: 11	H: 1 LOB: 0 BB: 0 P: 16	R: 0 E: 0 K: 1 S: 9	H: 0 LOB: 3 BB: 2 P: 21	R: 3 E: 0 K: 1 S: 17	H: 3 LOB: 0 BB: 0 P: 24	R: 0 E: 1 K: 0 S: 14	H: 1 LOB: 3 BB: 1 P: 25	1B: 4 2B: 1 3B: 1 HR: 4	SF: 0 SAC: 1 DP: 0 HBP: 1	WP: 1 PB: 0 SB: 0 CS: 0
PITCHER	IP WLS BF H R ER SO BB IBB HBP BLK WP HR S P ERA WHIP											IP WLS BF H R ER SO BB IBB HBP BLK WP HR S P ERA WHIP										
Mike Bielecki, R ERA: 2.91	6.1 W 29 6 4 4 2 4 0 0 0 0 1 2 67 107 5.68 1.579																					
Paul Kilgus, L ERA: 4.53	0.0 1 0 0 0 0 0 0 0 1 0 0 0 3 ∞ ∞																					
Scott Sanderson, R ERA: 4.39	1.2 8 3 3 2 0 0 0 0 0 0 2 21 29 16.20 1.800																					
Mitch Williams, L ERA: 1.39	1.0 S 6 1 0 0 0 1 0 0 0 0 0 0 14 25 0.00 2.000																					

Batter	1	2	3	4	5	6	7	8	9	AB R H RBI BB SO LOB	BOTTOM							
Jerome Walton, R OBP: 0.352, SLG: 0.432	S	6-3	E5					6-3		5 1 2 0 0 0 0	Philadelphia Phillies @ Chicago Cubs Wrigley Field, Chicago, IL Sat Aug 12 1989, 3:33 AM CDT Att: 37,752 - Sunny							
Curtis Wilkerson, S OBP: 0.273, SLG: 0.319	K	1B	K		4-3			1B		4 1 1 0 1 2 3								
Dwight Smith, L OBP: 0.375, SLG: 0.498	BB	SF7	FC5-4			1-3		F8		5 1 1 1 0 0 3								
Mark Grace, L OBP: 0.392, SLG: 0.455	SF7	BB	2B		1B		F7	G3		4 1 2 1 1 0 1								
Damon Berryhill, S OBP: 0.284, SLG: 0.342	2B	L7			F7		F7			3 1 0 0 1 0 2								
Mitch Webster, S OBP: 0.326, SLG: 0.360	SF7		S	HR	BB		F8	K		2 1 0 1 1 1 1								
Domingo Ramos, R OBP: 0.352, SLG: 0.364	2B	BB	S	HR	BB		F9	6-3		2 2 0 0 2 0 1								
Shawon Dunston, R OBP: 0.328, SLG: 0.420						K				4 1 3 6 0 1 0								
Mike Bielecki, R OBP: 0.039, SLG: 0.020 Paul Kilgus, L OBP: 0.116, SLG: 0.091 Scott Sanderson, R OBP: 0.167, SLG: 0.054 Mitch Williams, L	5-3		K					P3		3 0 0 0 0 2 1 0 0 0 0 0 0 0 1 0 0 0 0 0 1 0 0 0 0 0 0 0								
Inning Stats	R: 5 E: 0 K: 1 S: 16	H: 3 LOB: 1 BB: 3 P: 34	R: 1 E: 0 K: 0 S: 12	H: 1 LOB: 1 BB: 1 P: 22	R: 3 E: 1 K: 2 S: 15	H: 1 LOB: 1 BB: 2 P: 30	R: 0 E: 0 K: 0 S: 6	H: 1 LOB: 0 BB: 0 P: 10	R: 0 E: 0 K: 0 S: 4	H: 0 LOB: 0 BB: 0 P: 6		R: 0 E: 0 K: 1 S: 9	H: 1 LOB: 1 BB: 0 P: 15	R: 0 E: 0 K: 0 S: 6	H: 1 LOB: 1 BB: 0 P: 10	1B: 7 2B: 1 3B: 0 HR: 1	SF: 1 SAC: 0 DP: 0 HBP: 0	WP: 0 PB: 0 SB: 4 CS: 0
PITCHER	IP WLS BF H R ER SO BB IBB HBP BLK WP HR S P ERA WHIP											IP WLS BF H R ER SO BB IBB HBP BLK WP HR S P ERA WHIP						
Ken Howell, R ERA: 3.74	2.0 L 17 5 9 9 1 6 0 0 0 0 0 0 29 44 0.00 0.500																	
Randy O'Neal, R ERA: 6.65	4.0 15 2 0 0 4 0 0 0 0 0 0 0 29 44 0.00 0.500																	
Todd Frohwirth, R ERA: 4.21	1.0 4 1 0 0 1 0 0 0 0 0 0 0 9 15 0.00 1.000																	
Roger McDowell, R ERA: 2.38	1.0 4 1 0 0 0 0 0 0 0 0 0 0 6 10 0.00 1.000																	

AB	37
R	7
H	10
RBI	6
BB	5
SO	4
LOB	22



Batter	1	2	3	4	5	6	7	8	9	10	11	12	AB	R	H	RBI	BB	SO	LOB										
Jerome Walton, R OBP: 0.349, SLG: 0.430	G1-3		G4-3		B5-3		F9		F9			F9	6	0	1	0	0	0	1										
23 Ryne Sandberg, R OBP: 0.341, SLG: 0.477	G4-3		K							G4-3		FC6-4	4	0	0	0	2	1	1										
Dwight Smith, L OBP: 0.374, SLG: 0.506			G4-3							G4-3			3	1	1	1	0	0	1										
Darrin Jackson, R OBP: 0.289, SLG: 0.325					G4-3								2	0	0	0	0	1	1										
Mitch Webster, S OBP: 0.327, SLG: 0.350	HR											HR	0	1	0	0	1	0	0										
Mark Grace, L OBP: 0.399, SLG: 0.463	F7												3	1	1	0	3	0	0										
Andre Dawson, R OBP: 0.289, SLG: 0.449		G4-3		P4						FC5-4			5	1	1	3	1	0	3										
Damon Berryhill, S OBP: 0.288, SLG: 0.344													6	0	2	0	0	0	3										
Vance Law, R OBP: 0.286, SLG: 0.342													5	0	3	0	0	0	2										
Curtis Wilkerson, S OBP: 0.271, SLG: 0.316													1	0	0	0	0	0	1										
Shawon Dunston, R OBP: 0.322, SLG: 0.411													5	1	1	0	0	1	5										
Greg Maddux, R OBP: 0.230, SLG: 0.250													2	0	0	0	0	0	2										
Lloyd McClendon, R OBP: 0.386, SLG: 0.508													1	0	0	0	0	0	0										
Les Lancaster, R OBP: 0.250, SLG: 0.500													0	0	0	0	0	0	0										
Domingo Ramos, R OBP: 0.347, SLG: 0.353													1	0	0	0	0	0	1										
Mitch Williams, L OBP: 0.271, SLG: 0.316													0	0	0	0	0	0	0										
Inning Stats	R: 1 E: 0 K: 7	H: 1 LOB: 0 BB: 9	R: 0 E: 0 K: 13	H: 2 LOB: 2 BB: 22	R: 0 E: 0 K: 7	H: 0 LOB: 0 BB: 12	R: 0 E: 0 K: 9	H: 2 LOB: 0 BB: 15	R: 0 E: 0 K: 9	H: 0 LOB: 1 BB: 15	R: 1 E: 0 K: 10	H: 1 LOB: 1 BB: 19	R: 0 E: 0 K: 8	H: 0 LOB: 0 BB: 15	R: 0 E: 0 K: 9	H: 0 LOB: 1 BB: 18	R: 0 E: 0 K: 13	H: 1 LOB: 1 BB: 20	R: 3 E: 0 K: 21	H: 3 LOB: 1 BB: 35	1B: 8 2B: 0 3B: 0 HR: 2	SF: 0 SAC: 1 DP: 0 HBP: 0	WP: 1 PB: 0 SB: 0 CS: 1	PA: 52					
PITCHER	IP WLS BF	H R ER SO	BB IBB HBP BLK	WP HR S P	ERA WHIP	PITCHER										IP WLS BF	H R ER SO	BB IBB HBP BLK	WP HR S P	ERA WHIP									
Rick Mahler, R ERA: 3.61	1.1 0.0	28 0	6 0	2 0	1 0	101 4	2.70 ∞	1.200 ∞											10 4	59 ∞	0 ∞	0 ∞	0 ∞	0 ∞	31 19	0.00 0.00	0.429 1.000		
Rob Dibble, R ERA: 2.28	7.1 0.0	1 0	0 0	0 0	0 0	1 0	0 0	0 0	0 0	0 0	19 31	0.00 0.429											0 0	0 0	0 0	0 0	0 0	0 0	0.00 0.429
Norm Charlton, L ERA: 3.65	7.1 2.1	8 0	0 0	0 0	1 1	0 0	0 0	0 0	0 0	0 0	22 38	0.00 1.000											0 0	0 0	0 0	0 0	0 0	0 0	0.00 1.000
John Franco, L ERA: 2.48	10.1 1.0	8 L	1 7	0 3	1 3	0 3	0 0	0 0	0 0	0 0	21 35	27.00 5.000											0 0	0 0	0 0	0 0	0 0	0 0	27.00 5.000
Mike Roesler, R ERA: 7.94	12.1 1.0	7 L	3 3	3 3	0 0	2 0	0 0	0 0	0 0	1 1	21 35	27.00 5.000											0 0	0 0	0 0	0 0	0 0	0 0	27.00 5.000

Chicago Cubs @ Cincinnati Reds
Riverfront Stadium, Cincinnati, OH
Tue Aug 15 1989, 7:05 PM EDT
Alt. 31,694 - Unknown


AB 44
R 5
H 10
RBI 4
BB 7
SO 3
LOB 21



Batter	1	2	3	4	5	6	7	8	9	10	11	12	AB	R	H	RBI	BB	SO	LOB									
Mariano Duncan, R OBP: 0.295, SLG: 0.376	G3-1		G3-1										1	0	0	0	0	0	0									
Jeff Richardson, R OBP: 0.220, SLG: 0.158													4	0	1	1	0	2	3									
Luis Quinones, S OBP: 0.275, SLG: 0.405	G4-3												4	0	0	0	1	0	2									
Eric Davis, R OBP: 0.358, SLG: 0.538	K												5	0	0	0	0	4	2									
Ken Griffey, L OBP: 0.362, SLG: 0.446													4	0	1	0	1	1	0									
Rolando Roomes, R OBP: 0.306, SLG: 0.457													5	0	0	0	0	3	1									
Mike Roesler, R ERA: 7.94													0	0	0	0	0	0	0									
Todd Benzinger, S OBP: 0.288, SLG: 0.355													3	0	0	0	0	0	1									
John Franco, L ERA: 2.48													0	0	0	0	0	0	0									
Joel Youngblood, R OBP: 0.313, SLG: 0.337													1	0	0	0	0	0	0									
Jeff Reed, L OBP: 0.307, SLG: 0.329													4	1	1	0	0	0	1									
Dave Collins, S OBP: 0.273, SLG: 0.225													1	0	0	0	0	0	0									
Ron Oester, S OBP: 0.296, SLG: 0.278													5	1	1	0	0	1	0									
Rick Mahler, R ERA: 3.61	1.1 0.0	30 4	2 2	2 2	8 8	2 0	0 1	0 0	0 0	0 0	26 33	0.00 1.000											0 0	0 0	0 0	0 0	0 0	0.00 1.000
Les Lancaster, R ERA: 0.27	8.0 2.0	30 W	4 6	2 0	2 0	8 0	2 0	0 0	0 0	0 0	26 33	0.00 1.000											0 0	0 0	0 0	0 0	0 0	0.00 1.000
Mitch Williams, L ERA: 1.35	11.1 2.0	6 W	0 6	0 0	0 0	2 2	0 0	0 0	0 0	0 0	18 29	0.00 1.000											0 0	0 0	0 0	0 0	0 0	0.00 1.000
PITCHER	IP WLS BF	H R ER SO	BB IBB HBP BLK	WP HR S P	ERA WHIP	PITCHER										IP WLS BF	H R ER SO	BB IBB HBP BLK	WP HR S P	ERA WHIP								
Greg Maddux, R ERA: 2.75	8.0 2.0	30 W	4 6	2 0	2 0	8 0	2 0	0 0	0 0	0 0	26 33	0.00 1.000											0 0	0 0	0 0	0 0	0 0	0.00 1.000
Les Lancaster, R ERA: 0.27	8.0 2.0	30 W	4 6	2 0	2 0	8 0	2 0	0 0	0 0	0 0	26 33	0.00 1.000											0 0	0 0	0 0	0 0	0 0	0.00 1.000
Mitch Williams, L ERA: 1.35	11.1 2.0	6 W	0 6	0 0	0 0	2 2	0 0	0 0	0 0	0 0	18 29	0.00 1.000											0 0	0 0	0 0	0 0	0 0	0.00 1.000

Chicago Cubs @ Cincinnati Reds
Riverfront Stadium, Cincinnati, OH
Tue Aug 15 1989, 7:05 PM EDT
Alt. 31,694 - Unknown

AB 41
R 2
H 6
RBI 1
BB 2
SO 11
LOB 10



Batter	1	2	3	4	5	6	7	8	9	AB	R	H	RBI	BB	SO	LOB	TOP					
Jerome Walton, R (1, 8) OBP: 0.352, SLG: 0.435										5	1	3	2	0	0	0						
23 Ryne Sandberg, R (1, 4) OBP: 0.343, SLG: 0.477										3	0	1	0	2	0	1						
Dwight Smith, L (1, 7) OBP: 0.370, SLG: 0.498										4	0	0	0	1	4	5						
Mark Grace, L (1, 3) OBP: 0.399, SLG: 0.461										4	0	1	0	1	0	2						
Andre Dawson, R (1, 9) OBP: 0.294, SLG: 0.462										5	1	3	2	0	0	3						
Damon Berryhill, S (1, 2) OBP: 0.292, SLG: 0.346											4	1	2	0	0	3						
Vance Law, R (1, 5) OBP: 0.287, SLG: 0.343											5	1	1	0	0	1	3					
Shawon Dunston, R (1, 6) OBP: 0.324, SLG: 0.411										3	1	1	0	1	0	0						
Mike Bielecki, R (1, 1) OBP: 0.037, SLG: 0.019 Steve Wilson, L (9, 1)										3	0	0	1	0	2	1						
										0	0	0	0	0	0	0						
Inning Stats	R: 1 E: 0 K: 1 S: 13	H: 2 LOB: 2 BB: 1 P: 21	R: 0 E: 0 K: 0 S: 7	H: 0 LOB: 0 BB: 0 P: 12	R: 0 E: 0 K: 0 S: 10	H: 1 LOB: 2 BB: 1 P: 18	R: 0 E: 0 K: 1 S: 6	H: 1 LOB: 1 BB: 0 P: 8	R: 0 E: 0 K: 1 S: 6	H: 0 LOB: 0 BB: 0 P: 10	R: 4 E: 0 K: 1 S: 19	H: 4 LOB: 2 BB: 2 P: 37	R: 0 E: 0 K: 0 S: 9	H: 2 LOB: 1 BB: 0 P: 17	R: 0 E: 0 K: 2 S: 14	H: 1 LOB: 2 BB: 1 P: 22	R: 0 E: 0 K: 1 S: 7	H: 1 LOB: 1 BB: 0 P: 15	1B: 9 2B: 3 3B: 0 HR: 1	SF: 0 SAC: 1 DP: 1 HBP: 1	WP: 0 PB: 0 SB: 2 CS: 0	PA: 43
PITCHER	IP WLS BF H R ER SO BB IBB HBP BLK WP HR S P ERA WHIP	IP WLS BF H R ER SO BB IBB HBP BLK WP HR S P ERA WHIP																				
Tim Leary, R (1, 1) ERA: 3.4	5.2 L 28 8 5 5 3 2 1 1 0 0 0 1 58 97 7.94 1.765	2.1 11 3 0 0 3 1 1 0 0 0 0 0 26 48 0.00 1.714	1.0 4 1 0 0 1 0 0 0 0 0 0 0 7 15 0.00 1.000																			

Chicago Cubs @ Cincinnati Reds
Riverfront Stadium, Cincinnati, OH
Wed Aug 16 1989, 7:05 PM EDT
Att: 29,764 - Unknown

AB	36
R	5
H	12
RBI	5
BB	5
SO	7
LOB	18



Batter	1	2	3	4	5	6	7	8	9	AB	R	H	RBI	BB	SO	LOB	BOTTOM					
Luis Quinones, S (1, 5) OBP: 0.274, SLG: 0.407										4	1	1	0	0	2	0						
Jeff Richardson, R (1, 6) OBP: 0.227, SLG: 0.195										3	0	1	0	0	1	0						
Eric Davis, R (1, 8) OBP: 0.359, SLG: 0.538										4	0	2	1	0	1	1						
Ken Griffey, L (1, 7) OBP: 0.355, SLG: 0.437										4	0	0	0	0	1	3						
Todd Benzinger, S (1, 3) OBP: 0.286, SLG: 0.352											4	0	0	0	0	1	2					
Rolando Roomes, R (1, 9) OBP: 0.302, SLG: 0.451										3	0	0	0	0	1	0						
Jeff Reed, L (1, 2) OBP: 0.307, SLG: 0.327										2	0	0	0	1	1	0						
Ron Oester, S (1, 4) OBP: 0.292, SLG: 0.274										3	0	0	0	0	1	1						
Tim Leary, R (1, 1) OBP: 0.128, SLG: 0.089 Tim Birtsas, L (6, 1) OBP: 0.333, SLG: 1.333 Herm Winningham, L (6, PH) OBP: 0.298, SLG: 0.311 Mike Roesler, R (9, 1)										2	0	0	0	0	1	1						
										0	0	0	0	0	0	0						
										1	0	0	0	0	0	0						
										0	0	0	0	0	0	0						
Inning Stats	R: 0 E: 0 K: 2 S: 9	H: 0 LOB: 0 BB: 0 P: 12	R: 0 E: 0 K: 1 S: 7	H: 0 LOB: 0 BB: 0 P: 8	R: 0 E: 0 K: 1 S: 12	H: 0 LOB: 0 BB: 0 P: 17	R: 1 E: 0 K: 0 S: 8	H: 2 LOB: 1 BB: 0 P: 11	R: 0 E: 0 K: 2 S: 12	H: 0 LOB: 1 BB: 1 P: 17	R: 0 E: 0 K: 0 S: 11	H: 1 LOB: 1 BB: 0 P: 18	R: 0 E: 0 K: 1 S: 6	H: 0 LOB: 0 BB: 0 P: 9	R: 0 E: 0 K: 1 S: 7	H: 0 LOB: 0 BB: 0 P: 11	R: 0 E: 1 K: 2 S: 10	H: 1 LOB: 1 BB: 0 P: 16	1B: 2 2B: 2 3B: 0 HR: 0	SF: 0 SAC: 1 DP: 0 HBP: 0	WP: 0 PB: 0 SB: 0 CS: 0	PA: 32
PITCHER	IP WLS BF H R ER SO BB IBB HBP BLK WP HR S P ERA WHIP	IP WLS BF H R ER SO BB IBB HBP BLK WP HR S P ERA WHIP																				
Mike Bielecki, R (1, 1) ERA: 2.82	8.0 W 28 3 1 1 8 1 0 0 0 0 0 0 72 103 1.12 0.500	1.0 4 1 0 0 2 0 0 0 0 0 0 0 10 16 0.00 1.000																				

Chicago Cubs @ Cincinnati Reds
Riverfront Stadium, Cincinnati, OH
Wed Aug 16 1989, 7:05 PM EDT
Att: 29,764 - Unknown

AB	30
R	1
H	4
RBI	1
BB	1
SO	10
LOB	8



Batter	1	2	3	4	5	6	7	8	9	AB	R	H	RBI	BB	SO	LOB	TOP		
Jerome Walton, R (1.8)	E3 23 G4-3		G4-3		L4		B1-3		1-3 1B	5	1	2	2	0	0	3			
23 Ryne Sandberg, R (1.4)	G4-3			G5-3		FC1-6 2B		K		4	0	1	0	0	1	1			
Dwight Smith, L (1.7)	G4-3			G6-3		FC1-6 F8 2-3		K		4	0	0	1	0	1	1			
Mark Grace, L (1.3)	K			BB		F8 2-3		K		3	0	0	0	1	2	1			
Andre Dawson, R (1.9)		G4-3		G5-3		BB		G6-3		3	0	0	0	1	0	1			
Damon Berryhill, S (1.2)					G4-3	P4		F8		3	0	0	0	1	0	2			
Vance Law, R (1.5)								F8		3	0	1	0	1	0	1			
Curtis Wilkerson, S (9. PR)								BB 1B		0	1	0	0	0	0	0			
Domingo Ramos, R (9.5)								BB 1B		0	0	0	0	0	0	0			
Shawon Dunston, R (1.6)			P3		G5-3		G5-3	BB 1B		4	1	1	0	0	0	1			
Rick Sutcliffe, L (1.1)								BB		2	0	1	0	1	1	0			
Lloyd McClendon, R (9. PH)								BB		0	0	0	0	1	0	0			
Mitch Williams, L (9.1)								BB		0	0	0	0	0	0	0			
Inning Stats	R: 1 E: 1 K: 1 S: 12	H: 1 LOB: 0 BB: 0 P: 18	R: 0 E: 0 K: 0 S: 6	H: 0 LOB: 0 BB: 1 P: 12	R: 0 E: 0 K: 1 S: 10	H: 0 LOB: 0 BB: 0 P: 16	R: 0 E: 0 K: 0 S: 14	H: 0 LOB: 1 BB: 1 P: 23	R: 0 E: 0 K: 0 S: 11	H: 1 LOB: 2 BB: 1 P: 21	R: 0 E: 0 K: 0 S: 9	H: 1 LOB: 1 BB: 0 P: 15	R: 0 E: 0 K: 3 S: 9	H: 0 LOB: 0 BB: 0 P: 12	R: 2 E: 0 K: 0 S: 11	H: 2 LOB: 2 BB: 2 P: 23	1B: 4 2B: 2 3B: 0 HR: 0	SF: 0 SAC: 0 DP: 1 HBP: 0	WP: 0 PA: 37 PB: 0 SB: 0 CS: 0
PITCHER	IP WLS BF H R ER SO BB IBB HBP BLK WP HR S P ERA WHIP																		
Ron Robinson, R (1.1)	7.0	28	4	1	0	2	4	0	0	0	0	0	0	0	68	113	0.00	1.143	
Rob Dibble, R (8.1)	1.0	3	0	0	0	3	0	0	0	0	0	0	0	9	12	0.00	0.000		
John Franco, L (9.1)	1.0	L	6	2	2	2	2	0	0	0	0	0	0	11	23	18.00	4.000		

Chicago Cubs @ Cincinnati Reds
Riverfront Stadium, Cincinnati, OH
Thu Aug 17 1989, 7:05 PM EDT
Att: 29,278 - Unknown - 70 F

livebaseballscores.com

AB	31
R	3
H	6
RBI	3
BB	6
SO	5
LOB	11



Batter	1	2	3	4	5	6	7	8	9	AB	R	H	RBI	BB	SO	LOB	BOTTOM				
Herm Winningham, L (1.9)	SH5-3 S 1B		K			B6		SH5-3		3	0	1	0	0	1	0					
Jeff Richardson, R (1.6)	SH5-3							F8		2	0	0	0	0	1	0					
Scotti Madison, S (8. PH)	1-3		G5-3			K		F8		1	0	0	0	0	0	1					
Eric Davis, R (1.8)	K					PB S BB		HR		3	1	1	2	1	2	1					
Ken Griffey, L (1.7)	G3-1					L3-6 1B		G4-3		3	0	1	0	1	0	1					
John Franco, L (9.1)						FC6-4 BB		G4-3		0	0	0	0	0	0	0					
Todd Benzinger, S (1.3)		F8				FC6-4		SH3-4 1B		4	0	2	0	0	0	2					
Luis Quinones, S (1.5)						L3-6		SH3-4		2	0	0	0	1	0	2					
Jeff Reed, L (1.2)								SH3-4		3	0	0	0	0	2	1					
Joel Youngblood, R (9. PH)								K		1	0	0	0	0	1	1					
Ron Oester, S (1.4)								K		3	0	0	0	0	0	1					
Joe Oliver, R (9. PH)								K		1	0	0	0	0	1	1					
Ron Robinson, R (1.1)								K		2	0	0	0	0	1	0					
Rob Dibble, L (8.1)										0	0	0	0	0	0	0					
Dave Collins, S (8. PH)								F8 SH5-3 HR 1B		1	1	1	0	0	0	0					
Rolando Roomes, R (9.7)										0	0	0	0	0	0	0					
Inning Stats	R: 0 E: 0 K: 1 S: 9	H: 1 LOB: 1 BB: 0 P: 13	R: 0 E: 0 K: 1 S: 8	H: 0 LOB: 1 BB: 1 P: 14	R: 0 E: 0 K: 1 S: 7	H: 0 LOB: 0 BB: 0 P: 11	R: 0 E: 0 K: 1 S: 13	H: 2 LOB: 1 BB: 0 P: 21	R: 0 E: 0 K: 1 S: 5	H: 0 LOB: 0 BB: 0 P: 8	R: 0 E: 0 K: 1 S: 10	H: 0 LOB: 2 BB: 2 P: 20	R: 0 E: 0 K: 1 S: 5	H: 0 LOB: 0 BB: 0 P: 6	R: 2 E: 0 K: 0 S: 8	H: 2 LOB: 0 BB: 0 P: 16	R: 0 E: 0 K: 2 S: 11	H: 1 LOB: 1 BB: 0 P: 17	1B: 5 2B: 1 3B: 0 HR: 1	SF: 0 SAC: 3 DP: 1 HBP: 0	WP: 0 PA: 35 PB: 1 SB: 2 CS: 0
PITCHER	IP WLS BF H R ER SO BB IBB HBP BLK WP HR S P ERA WHIP																				
Rick Sutcliffe, R (1.1)	8.0	31	5	2	2	2	3	0	0	0	0	0	0	65	109	0.00	1.000				
Mitch Williams, L (9.1)	1.0	S	4	1	0	0	0	0	0	0	0	0	0	11	17	0.00	1.000				

Chicago Cubs @ Cincinnati Reds
Riverfront Stadium, Cincinnati, OH
Thu Aug 17 1989, 7:05 PM EDT
Att: 29,278 - Unknown - 70 F

livebaseballscores.com

AB	29
R	2
H	6
RBI	2
BB	3
SO	9
LOB	11



Batter	1	2	3	4	5	6	7	8	9	AB	R	H	RBI	BB	SO	LOB	TOP								
Jerome Walton, R OBP: 0.351, SLG: 0.433	P3		23 3B	SF9		G1-4-5-1			G6-3	4	1	1	1	0	0	1									
23 Ryne Sandberg, R OBP: 0.342, SLG: 0.479	F8		G4-3	F7			G6-3			4	1	1	1	0	0	0									
Dwight Smith, L OBP: 0.360, SLG: 0.482	K		G4-3		B1		G3-1			4	0	0	1	0	1	0									
Mark Grace, L OBP: 0.394, SLG: 0.452		F7	K	G4-3			G1-3			4	0	0	0	0	1	0									
Andre Dawson, R OBP: 0.299, SLG: 0.465		2B			G4-3			P4		4	1	3	0	0	0	0									
Damon Berryhill, S OBP: 0.291, SLG: 0.341	K		G4-3					K		4	0	1	0	0	2	2									
Vance Law, R OBP: 0.291, SLG: 0.354										4	1	2	1	0	1	2	AB 35								
Calvin Schiraldi, R										0	0	0	0	0	0	0	R 5								
Steve Wilson, L										0	0	0	0	0	0	0	H 10								
Jeff Pico, R OBP: 0.125, SLG: 0.125										0	0	0	0	0	0	0	RBI 5								
Shawon Dunston, R OBP: 0.328, SLG: 0.417										3	1	2	1	1	0	0	BB 1								
Scott Sanderson, R OBP: 0.159, SLG: 0.051										2	0	0	0	0	1	3	SO 7								
Les Lancaster, R OBP: 0.200, SLG: 0.400										1	0	0	0	0	1	1	LOB 9								
Mitch Williams, L										0	0	0	0	0	0	0									
Domingo Ramos, R OBP: 0.344, SLG: 0.350										1	0	0	0	0	0	0									
Inning Stats	R: 0 E: 0 K: 1 S: 5	H: 0 LOB: 0 BB: 0 P: 9	R: 1 E: 0 K: 1 S: 14	H: 2 LOB: 2 BB: 1 P: 27	R: 2 E: 0 K: 1 S: 16	H: 3 LOB: 1 BB: 0 P: 23	R: 2 E: 0 K: 1 S: 15	H: 2 LOB: 0 BB: 0 P: 25	R: 0 E: 0 K: 0 S: 11	H: 2 LOB: 2 BB: 0 P: 16	R: 0 E: 0 K: 1 S: 9	H: 1 LOB: 0 BB: 0 P: 12	R: 0 E: 0 K: 0 S: 7	H: 0 LOB: 0 BB: 0 P: 12	R: 0 E: 0 K: 2 S: 8	H: 0 LOB: 0 BB: 0 P: 13	R: 0 E: 0 K: 0 S: 6	H: 0 LOB: 0 BB: 0 P: 10	1B: 5 2B: 4 3B: 2 HR: 0	SF: 1 SAC: 0 DP: 1 HBP: 0	WP: 0 PB: 0 SB: 1 CS: 0	PA: 37			
PITCHER	IP	WLS	BF	H	R	ER	SO	BB	IBB	HBP	BLK	WP	HR	S	P	ERA	WHIP								
Jim Clancy, R ERA: 5.03	4.0		20	7	5	5	4	0	1	0	0	0	0	50	84	11.25	1.750								
Bob Forsch, R ERA: 5.29	2.0		8	3	0	0	1	0	0	0	0	0	0	20	28	0.00	1.500								
Larry Andersen, R ERA: 1.67	2.0		6	0	0	0	2	0	0	0	0	0	0	15	25	0.00	0.000								
Dave Smith, R ERA: 3.0	1.0	W	3	0	0	0	0	0	0	0	0	0	0	6	10	0.00	0.000								

Chicago Cubs @ Houston Astros
Astrodome, Houston, TX
Fri Aug 18, 1989, 8:05 PM EDT
Att: 31,987 - Dome

AB 35
R 5
H 10
RBI 5
BB 1
SO 7
LOB 9



Batter	1	2	3	4	5	6	7	8	9	AB	R	H	RBI	BB	SO	LOB	BOTTOM								
Gerald Young, S OBP: 0.328, SLG: 0.274	G4-3		F7				FC5-4	FC4-6		4	0	0	0	1	0	4									
Bill Doran, S OBP: 0.309, SLG: 0.336	E6		L4		P5		F8		2B	5	1	1	0	0	0	5									
Craig Biggio, R OBP: 0.350, SLG: 0.414	K			P4	SF7		F9		B1	4	0	0	1	0	1	4									
Glenn Davis, R OBP: 0.343, SLG: 0.507	P4			2B	K				IBB	5	3	3	2	0	1	3									
Terry Puhl, L OBP: 0.336, SLG: 0.363		F7				G6-3				4	0	2	0	0	0	0									
Eric Yelding, R OBP: 0.297, SLG: 0.250								FC3-6	G6-3	1	0	0	0	0	0	1									
Kevin Bass, S OBP: 0.367, SLG: 0.424		FC5						FC3-6		4	1	3	1	1	0	1									
Ken Caminiti, S OBP: 0.332, SLG: 0.369										2	0	0	0	0	1	2	AB 37								
Bob Forsch, R ERA: 4.95										0	0	0	0	0	0	0	R 6								
Mark Davidson, R OBP: 0.295, SLG: 0.200										0	0	0	0	0	0	1	H 13								
Billy Hatcher, R OBP: 0.333, SLG: 0.333										0	0	0	0	0	0	0	RBI 5								
Billingsley, R OBP: 0.281, SLG: 0.304										0	0	0	0	0	0	0	BB 6								
Alex Trevino, R OBP: 0.366, SLG: 0.453										0	0	0	0	0	0	0	SO 3								
Henry Spillars, L OBP: 0.286, SLG: 0.167										0	0	0	0	1	0	0	LOB 24								
Rafael Ramirez, R OBP: 0.292, SLG: 0.334		FC5								3	1	2	1	2	0	1									
Jim Clancy, R OBP: 0.171, SLG: 0.176										1	0	0	0	0	0	0									
Craig Reynolds, L OBP: 0.275, SLG: 0.255			G5-3							2	0	1	0	1	0	2									
Inning Stats	R: 0 E: 1 K: 1 S: 10	H: 0 LOB: 1 BB: 0 P: 12	R: 0 E: 0 K: 1 S: 10	H: 1 LOB: 1 BB: 0 P: 16	R: 0 E: 0 K: 0 S: 5	H: 0 LOB: 0 BB: 0 P: 7	R: 1 E: 0 K: 0 S: 12	H: 3 LOB: 1 BB: 0 P: 22	R: 1 E: 0 K: 1 S: 13	H: 2 LOB: 2 BB: 1 P: 24	R: 0 E: 0 K: 0 S: 5	H: 1 LOB: 0 BB: 0 P: 9	R: 0 E: 0 K: 0 S: 8	H: 1 LOB: 2 BB: 1 P: 15	R: 2 E: 0 K: 0 S: 13	H: 3 LOB: 2 BB: 1 P: 25	R: 2 E: 0 K: 0 S: 8	H: 2 LOB: 3 BB: 3 P: 26	1B: 7 2B: 5 3B: 0 HR: 1	SF: 1 SAC: 0 DP: 1 HBP: 0	WP: 1 PB: 0 SB: 2 CS: 0	PA: 44			
PITCHER	IP	WLS	BF	H	R	ER	SO	BB	IBB	HBP	BLK	WP	HR	S	P	ERA	WHIP								
Scott Sanderson, R ERA: 4.37	4.0		19	6	2	2	2	1	0	0	0	0	0	41	67	4.50	1.750								
Les Lancaster, R ERA: 0.74	3.0		13	4	2	2	1	1	0	0	0	0	1	26	45	6.00	1.667								
Mitch Williams, L ERA: 1.32	0.1		2	1	0	0	0	0	0	0	0	0	0	4	7	0.00	3.000								
Calvin Schiraldi, R ERA: 4.01	1.0	L	6	2	2	2	0	1	0	0	0	1	0	10	21	18.00	3.000								
Steve Wilson, L ERA: 3.43	0.1		2	0	0	0	0	0	1	0	0	0	0	2	7	0.00	0.000								
PITCHER	IP	WLS	BF	H	R	ER	SO	BB	IBB	HBP	BLK	WP	HR	S	P	ERA	WHIP								
Jeff Pico, R ERA: 4.37	9.1		0.0	0	0	0	0	1	1	0	0	0	0	1	9										

Chicago Cubs @ Houston Astros
Astrodome, Houston, TX
Fri Aug 18, 1989, 8:05 PM EDT
Att: 31,987 - Dome

AB 37
R 6
H 13
RBI 5
BB 6
SO 3
LOB 24



Batter	1	2	3	4	5	6	7	8	9	AB	R	H	RBI	BB	SO	LOB	TOP											
Jerome Walton, R OBP: 0.349, SLG: 0.429	0-3 K		0-0 6-3	0-0 F7			0-0 S 1B		0-0 P4	5	0	1	0	0	1	1												
23 Ryne Sandberg, R OBP: 0.341, SLG: 0.475	0-0 5-3		4-0 1B 1B BB			0-0 P4	0-3 K		0-0 5-3	4	1	0	0	1	1	1												
Dwight Smith, L OBP: 0.358, SLG: 0.479	0-0 G3		0-0 P6			0-0 1B			0-0 3-1	4	0	1	0	0	0	2												
Mark Grace, L OBP: 0.397, SLG: 0.471		0-0 HR	0-0 1B 1-2 1B			0-0 L8			0-0 HR	4	2	3	2	0	0	1												
Andre Dawson, R OBP: 0.298, SLG: 0.462	0-0 5-3		0-0 1-3 2-H 1B			0-0 P4			0-0 L6	4	0	1	1	0	0	1												
Vance Law, R OBP: 0.291, SLG: 0.353	0-3 K		0-0 L4				0-3 K		0-0 WP 1B	4	0	1	0	0	2	2												
Shawon Dunston, R OBP: 0.327, SLG: 0.415	0-0 2B 1B			0-3 K			0-0 P2		0-3 K	4	1	1	0	0	2	1												
Joe Girardi, R OBP: 0.242, SLG: 0.277	0-0 1-H 2B			0-0 S 1B			0-0 F8		0-3 K	4	0	2	1	0	1	1												
Greg Maddux, R OBP: 0.225, SLG: 0.242	0-3 K			0-3 K			0-3 K		0-0 G3	2	0	0	0	0	2	2												
Mitch Webster, S OBP: 0.336, SLG: 0.357										1	0	0	0	0	1	0												
Paul Kirtus, L OBP: 0.205, SLG: 0.200										0	0	0	0	0	0	0												
Jeff Pico, R OBP: 0.133, SLG: 0.133										0	0	0	0	0	0	0												
Calvin Schiraldi, R OBP: 0.208, SLG: 0.316										0	0	0	0	0	0	0												
Curtis Wilkerson, S OBP: 0.228, SLG: 0.316										1	0	0	0	0	0	0												
Inning Stats	R: 0 E: 0 K: 1 S: 5	H: 0 LOB: 0 BB: 0 P: 5	R: 2 E: 0 K: 2 S: 10	H: 3 LOB: 1 BB: 0 P: 10	R: 1 E: 0 K: 0 S: 5	H: 2 LOB: 2 BB: 1 P: 9	R: 0 E: 0 K: 2 S: 8	H: 1 LOB: 1 BB: 0 P: 8	R: 0 E: 0 K: 1 S: 4	H: 0 LOB: 0 BB: 0 P: 5	R: 0 E: 0 K: 2 S: 8	H: 1 LOB: 1 BB: 0 P: 8	R: 1 E: 0 K: 2 S: 9	H: 2 LOB: 1 BB: 0 P: 9	R: 0 E: 0 K: 0 S: 3	H: 0 LOB: 0 BB: 0 P: 3	1B: 7 2B: 1 3B: 0 HR: 2	SF: 0 SAC: 0 DP: 0 HBP: 0	WP: 1 PB: 0 SB: 2 CS: 0	PA: 38								
PITCHER	IP	WLS	BF	H	R	ER	SO	BB	IBB	HBP	BLK	WP	HR	S	P	ERA	WHIP											
Mark Portugal, R ERA: 3.0	(1, 1)	6.0	W	26	7	3	3	6	1	0	0	0	0	1	37	41	4.50	1.333										
Juan Agosto, L ERA: 3.59	(7, 1)	0.1		2	1	0	0	1	0	0	0	0	0	0	4	4	0.00	3.000										
Larry Andersen, R ERA: 1.75	(7, 1)	1.2		7	2	1	1	3	0	0	0	0	1	1	13	13	5.40	1.200										
Danny Darwin, R ERA: 2.25	(9, 1)	1.0		3	0	0	0	0	0	0	0	0	0	0	3	3	0.00	0.000										

Chicago Cubs @ Houston Astros
Astrodome, Houston, TX
Sat Aug 19 1989, 8:05 PM EDT
Att: 41,661 - Dome

AB	37
R	4
H	10
RBI	4
BB	1
SO	10
LOB	12



Batter	1	2	3	4	5	6	7	8	9	AB	R	H	RBI	BB	SO	LOB	BOTTOM											
Gerald Young, S OBP: 0.331, SLG: 0.280	0-0 2B 2B		0-0 4-3			0-0 6-3		0-0 CS 1B	0-0 2B 1B	5	2	3	0	0	0	0												
Bill Doran, S OBP: 0.312, SLG: 0.343	0-0 PB 1B 2H 2B		0-3 K			0-0 F8		4-0 1-2 2B BB	0-0 1-H 2B	4	2	2	2	1	1	0												
Kevin Bass, S OBP: 0.368, SLG: 0.429	0-3 K			0-0 P4			0-0 1B BB 1B	0-0 1-H 2B 2B	0-0 F8	5	2	2	1	0	1	2												
Glenn Davis, R OBP: 0.348, SLG: 0.516	0-0 G6-4-3 1B			0-0 HR		0-0 BB 1B	0-0 P3	4-0 BB BB	0-0 BB	4	1	3	2	1	0	1												
Glenn Wilson, R OBP: 0.343, SLG: 0.451	0-0 G6-4-3 1-2f			0-0 1B 1B		0-0 1-3 1B	0-0 1B 2B	0-0 F9		5	1	2	1	0	0	5												
Ken Caminiti, S OBP: 0.316, SLG: 0.370		0-0 4-3		0-0 FC5-4 1B		4-0 BB IBB	4-0 1B IBB			2	0	1	0	2	0	0												
Rafael Ramirez, R OBP: 0.291, SLG: 0.333		0-0 4-3		0-0 F7		0-0 P3	0-0 1-3 2-H 1B			4	0	1	1	0	0	5												
Alex Trevino, R OBP: 0.361, SLG: 0.438		0-0 6-3		0-0 FC5-4 1-2f		4-0 FC6 BB	0-0 L8			3	0	0	1	1	0	4												
Mark Portugal, R OBP: 0.142, SLG: 0.154	(1, 1)	6.0	L	27	8	4	4	3	1	1	0	0	0	0	0	3												
Terry Lutz, L OBP: 0.335, SLG: 0.361	(5, PH)									0	0	0	0	0	0	0												
Juan Agosto, L OBP: 0.205, SLG: 0.200	(7, 1)									0	0	0	0	0	0	0												
Larry Andersen, R OBP: 0.133, SLG: 0.133	(7, 1)									0	0	0	0	0	0	0												
Craig Reynolds, R OBP: 0.162, SLG: 0.254	(8, PH)									1	0	0	0	0	0	0												
Danny Darwin, R OBP: 0.271, SLG: 0.277	(9, 1)									0	0	0	0	0	0	0												
Inning Stats	R: 2 E: 0 K: 1 S: 7	H: 3 LOB: 0 BB: 0 P: 7	R: 0 E: 0 K: 0 S: 3	H: 0 LOB: 0 BB: 0 P: 3	R: 0 E: 0 K: 1 S: 5	H: 0 LOB: 0 BB: 0 P: 5	R: 1 E: 0 K: 0 S: 6	H: 3 LOB: 2 BB: 0 P: 6	R: 0 E: 0 K: 1 S: 5	H: 0 LOB: 0 BB: 0 P: 5	R: 1 E: 0 K: 0 S: 5	H: 2 LOB: 3 BB: 2 P: 13	R: 3 E: 0 K: 0 S: 6	H: 4 LOB: 2 BB: 2 P: 14	R: 1 E: 0 K: 0 S: 5	H: 2 LOB: 2 BB: 1 P: 9	1B: 8 2B: 5 3B: 0 HR: 1	SF: 0 SAC: 0 DP: 1 HBP: 0	WP: 0 PB: 1 SB: 0 CS: 1	PA: 41								
PITCHER	IP	WLS	BF	H	R	ER	SO	BB	IBB	HBP	BLK	WP	HR	S	P	ERA	WHIP											
Greg Maddux, R ERA: 2.85	(1, 1)	6.0	L	27	8	4	4	3	1	1	0	0	0	0	39	39	6.00	1.500										
Paul Kirtus, L ERA: 4.67	(7, 1)	0.1		3	2	2	2	0	1	0	0	0	0	2	6	54.00	9.000											
Jeff Pico, R ERA: 4.57	(7, 1)	1.0		8	4	2	2	0	0	1	0	0	0	7	11	18.00	4.000											
Calvin Schiraldi, R ERA: 3.98	(8, 1)	0.2		3	0	0	0	0	1	0	0	0	0	2	6	0.00	1.500											

Chicago Cubs @ Houston Astros
Astrodome, Houston, TX
Sat Aug 19 1989, 8:05 PM EDT
Att: 41,661 - Dome

AB	36
R	8
H	14
RBI	8
BB	5
SO	3
LOB	20



Batter	1	2	3	4	5	6	7	8	9	AB	R	H	RBI	BB	SO	LOB	TOP								
Jerome Walton, R OBP: 0.347, SLG: 0.426	0-2 E 1B		1-1 G4-3		0-0 G1-3	0-0 F9			0-0 F7	5	0	1	0	0	0	2									
23 Ryne Sandberg, R OBP: 0.345, SLG: 0.490	1-0 L8		4-1 BB		1-2 E 1B			3-2 HR	3-1 HR	4	3	3	2	1	0	1									
Dwight Smith, L OBP: 0.355, SLG: 0.473	0-0 G5-3		2-1 P9		1-2 FC4-6 1B			2-3 K	2-2 P6	5	0	1	0	0	1	3									
Darrin Jackson, R OBP: 0.289, SLG: 0.325	1-2				1-2 1B					0	0	0	0	0	0	0									
Mitch Williams, L										0	0	0	0	0	0	0									
Mark Grace, L OBP: 0.396, SLG: 0.467	4-2 BB		0-1 G4-3		3-1 FC4-6			2-1 G6-3		3	0	0	0	1	0	3									
Mitch Webster, S OBP: 0.329, SLG: 0.356	1-3 K				0-0 E 2B 1B			0-0 F8		3	1	1	0	1	1	2									
Les Lancaster, R OBP: 0.200, SLG: 0.400										0	0	0	0	0	0	0									
Andre Dawson, R OBP: 0.298, SLG: 0.462										0	0	0	0	0	0	0									
Vance Law, R OBP: 0.288, SLG: 0.349		2-0 F7		2-2 F9		3-3 K			0-1 F8	4	0	0	0	0	1	3									
Shawon Dunston, R OBP: 0.324, SLG: 0.410		2-2 G4-3		1-3 K		1-3 K			0-0 G4-3	4	0	0	0	0	2	1									
Joe Girardi, R OBP: 0.243, SLG: 0.286		3-3 K		0-0 K		1-2 F9			0-2 P3	4	0	1	1	0	1	0									
Mike Bielecki, R OBP: 0.070, SLG: 0.054				0-1 G6-3					1-3 K	3	0	2	0	0	0	1									
Steve Wilson, L										0	0	0	0	0	0	0									
Lloyd McClendon, R OBP: 0.397, SLG: 0.506			G4-3 S 1B		0-1 G6-3					1	0	0	0	0	1	0									
Inning Stats	R: 0 E: 1 K: 1 S: 10	H: 1 LOB: 2 BB: 1 P: 16	R: 0 E: 0 K: 1 S: 8	H: 0 LOB: 0 BB: 0 P: 15	R: 0 E: 0 K: 0 S: 8	H: 1 LOB: 2 BB: 1 P: 15	R: 1 E: 1 K: 1 S: 10	H: 2 LOB: 1 BB: 0 P: 13	R: 1 E: 0 K: 1 S: 15	H: 2 LOB: 2 BB: 1 P: 27	R: 0 E: 0 K: 1 S: 8	H: 1 LOB: 1 BB: 0 P: 10	R: 1 E: 0 K: 1 S: 9	H: 1 LOB: 0 BB: 0 P: 16	R: 0 E: 0 K: 0 S: 6	H: 0 LOB: 0 BB: 0 P: 6	R: 1 E: 0 K: 1 S: 13	H: 1 LOB: 0 BB: 0 P: 19	1B: 6 2B: 1 3B: 0 HR: 2	SF: 0 SAC: 0 DP: 0 HBP: 0	WP: 0 PB: 0 SB: 2 CS: 0	PA: 39			
PITCHER	IP WLS BF H R ER SO BB IBB HBP BLK WP HR S P ERA WHIP	7.0 32 8 3 2 6 3 0 0 0 0 1 68 112 2.57 1.571	2.0 W 7 1 1 1 1 0 0 0 0 0 1 19 25 4.50 0.500																						

Chicago Cubs @ Houston Astros
Astrodome, Houston, TX
Sun Aug 20 1989, 4:33 AM EDT
Att: 38,624 - Dome

AB 36
R 4
H 9
RBI 3
BB 3
SO 7
LOB 16



Batter	1	2	3	4	5	6	7	8	9	AB	R	H	RBI	BB	SO	LOB	BOTTOM								
Gerald Young, S OBP: 0.333, SLG: 0.282	1-2 G4-3		3-1 G4-3		0-0 2B FC3-6 1B	2-2 CS 1B			2-1 HR HBP	4	2	2	1	0	0	0									
Bill Doran, S OBP: 0.310, SLG: 0.343	2-1 G3		3-2 P4		2-0 FC3-6 2B	1-0 CS	3-2 G6-3		3-3 K HBP	5	0	1	0	0	1	3									
Kevin Bass, S OBP: 0.373, SLG: 0.463	2-1 1B		3-2 HR		1-2 P4		2-3 K		1-0 HR	5	2	3	5	0	1	2									
Glenn Davis, R OBP: 0.347, SLG: 0.512	2-3 K		0-1 F7		4-0 FC3-6 IBB		1-3 K			3	0	0	0	1	2	1									
Glenn Wilson, R OBP: 0.340, SLG: 0.445		1-1 G1-3		0-0 P3	1-0 FC3-6			0-3 K		4	0	0	1	0	1	2									
Craig Biggio, R OBP: 0.351, SLG: 0.421		3-2 SF9 3B		3-2 P3	3-2 G6-3			3-1 G6-3 1B		4	1	2	0	0	0	2									
Ken Caminiti, S OBP: 0.319, SLG: 0.374		4-0 BB		3-2 1B 2B		2-2 G4-3 1B		2-0 G6-3		3	1	2	0	1	0	1									
Rafael Ramirez, R OBP: 0.293, SLG: 0.333		1-1 SF9		4-0 1B IBB		0-0 G4-3		4-0 HBP BB HR BB		1	0	0	1	2	0	1									
Eric Yelding, R OBP: 0.297, SLG: 0.250										0	1	0	0	0	0	0									
Mike Scott, R OBP: 0.145, SLG: 0.119		3-H K		0-0 1B		1-3 K		4-2 HR BB		3	0	1	0	0	2	2									
Danny Darwin, R OBP: 0.071, SLG: 0.077										0	0	0	0	0	0	0									
Craig Reynolds, L OBP: 0.278, SLG: 0.254				1-2 2H 1B						0	1	0	0	1	0	0									
Inning Stats	R: 0 E: 0 K: 1 S: 10	H: 1 LOB: 1 BB: 0 P: 17	R: 1 E: 0 K: 1 S: 11	H: 1 LOB: 1 BB: 1 P: 21	R: 1 E: 0 K: 0 S: 12	H: 1 LOB: 2 BB: 1 P: 21	R: 0 E: 0 K: 0 S: 10	H: 2 LOB: 2 BB: 1 P: 20	R: 1 E: 0 K: 1 S: 12	H: 2 LOB: 2 BB: 1 P: 22	R: 0 E: 0 K: 2 S: 9	H: 0 LOB: 0 BB: 0 P: 15	R: 0 E: 0 K: 1 S: 6	H: 1 LOB: 0 BB: 0 P: 11	R: 4 E: 0 K: 1 S: 7	H: 1 LOB: 1 BB: 2 P: 21	1B: 6 2B: 2 3B: 1 HR: 2	SF: 1 SAC: 0 DP: 1 HBP: 1	WP: 0 PB: 0 SB: 0 CS: 1	PA: 40					
PITCHER	IP WLS BF H R ER SO BB IBB HBP BLK WP HR S P ERA WHIP	5.2 28 4 0 0 4 3 1 0 0 0 0 6 12 0.00 0.000	1.0 L 5 1 1 1 2 1 0 0 0 0 0 9 19 6.75 1.500	0.1 4 1 3 3 1 1 0 1 0 0 1 7 17 81.00 6.000																					

Chicago Cubs @ Houston Astros
Astrodome, Houston, TX
Sun Aug 20 1989, 4:33 AM EDT
Att: 38,624 - Dome

AB 32
R 8
H 11
RBI 8
BB 5
SO 7
LOB 14



Batter	1	2	3	4	5	6	7	8	9	AB	R	H	RBI	BB	SO	LOB	TOP							
Dave Collins, S OBP: 0.322, SLG: 0.264 Herm Winningham, L OBP: 0.214, SLG: 0.336	L5	1B		1B		G5-4-3			1B	4	1	3	3	1	0	0								
Jeff Richardson, R OBP: 0.214, SLG: 0.197	F9	K		F8		G5-4-3			1B	5	0	1	0	0	1	4								
Eric Davis, R OBP: 0.360, SLG: 0.540	4-3		K	E7					K	5	0	1	0	0	2	2								
Rolando Roomes, R OBP: 0.292, SLG: 0.435		6-3	K	F8					K	5	0	0	0	0	2	4								
Todd Benzinger, S OBP: 0.294, SLG: 0.383		K	1B						K	5	1	1	0	0	3	3								
Luis Quiñones, S OBP: 0.274, SLG: 0.397		1B	1B	1B					FC6-4	4	2	2	0	0	1	1								
Joe Oliver, R OBP: 0.328, SLG: 0.390		1B	1B	2B					6-3	4	1	2	2	0	1	0								
Scotti Madison, S OBP: 0.236, SLG: 0.303		1B	IBB	P2					F8	3	2	1	0	1	0	1								
Tom Browning, L OBP: 0.145, SLG: 0.092		E5							4-3	3	0	0	0	0	1	2								
Inning Stats	R: 0 E: 0 K: 0 S: 6	H: 0 LOB: 0 BB: 0 P: 9	R: 3 E: 1 K: 2 S: 18	H: 3 LOB: 2 BB: 1 P: 30	R: 2 E: 0 K: 2 S: 17	H: 3 LOB: 1 BB: 0 P: 28	R: 1 E: 1 K: 1 S: 8	H: 1 LOB: 1 BB: 1 P: 14	R: 0 E: 0 K: 2 S: 10	H: 0 LOB: 0 BB: 0 P: 15	R: 1 E: 0 K: 0 S: 7	H: 2 LOB: 0 BB: 0 P: 9	R: 0 E: 1 K: 2 S: 10	H: 0 LOB: 1 BB: 0 P: 18	R: 0 E: 0 K: 0 S: 6	H: 0 LOB: 0 BB: 0 P: 8	R: 0 E: 0 K: 2 S: 12	H: 2 LOB: 2 BB: 0 P: 18	1B: 9 2B: 2 3B: 0 HR: 0	SF: 0 SAC: 1 DP: 1 HBP: 0	WP: 0 PB: 0 SB: 0 CS: 0	PA: 41		
PITCHER	IP	WLS	BF	H	R	ER	SO	BB	IBB	HBP	BLK	WP	HR	S	P	ERA	WHIP							
Joe Kraemer, L ERA: 4.91	3.2	L	21	7	6	2	5	1	1	0	0	0	0	48	79	4.91	2.182							
Scott Sanderson, R ERA: 4.3	1.1		4	0	0	0	2	0	0	0	0	0	0	11	17	0.00	0.000							
Dean Wilkins, R ERA: 3.0	3.0		11	2	1	1	2	0	0	0	0	0	0	23	35	3.00	0.667							
Calvin Schiraldi, R ERA: 3.87	1.0		5	2	0	0	2	0	0	0	0	0	0	12	18	0.00	2.000							

Cincinnati Reds @ Chicago Cubs
Wrigley Field, Chicago, IL
Tue Aug 22 1989, 3:33 AM CDT
Att: 35,179 - Sunny

AB	38
R	7
H	11
RBI	5
BB	2
SO	11
LOB	17



Batter	1	2	3	4	5	6	7	8	9	AB	R	H	RBI	BB	SO	LOB	BOTTOM							
Jerome Walton, R OBP: 0.344, SLG: 0.420	K			2B		6-3			F8	4	1	1	0	0	1	0								
23 Ryne Sandberg, R OBP: 0.347, SLG: 0.496	F7			P5					1B	3	0	1	0	1	0	1								
Mark Grace, L OBP: 0.399, SLG: 0.476	F7			1B		F7			BB	4	0	2	1	0	0	1								
Andre Dawson, R OBP: 0.300, SLG: 0.461		F6		G6-4-3		P3			4-3	4	0	1	0	0	0	3								
Lloyd McClendon, R OBP: 0.378, SLG: 0.492		F7		G6-4-3					P3	4	0	0	0	0	1	2								
Vance Law, R OBP: 0.290, SLG: 0.358		F7							F9	4	1	2	1	0	0	0								
Shawon Dunston, R OBP: 0.327, SLG: 0.412			6-3						P4	4	0	2	0	0	0	0								
Joe Girardi, R OBP: 0.245, SLG: 0.272			F9			L4				3	0	0	0	0	0	3								
Joe Kraemer, L ERA: 4.91										1	0	0	0	0	1	0								
Scott Sanderson, R ERA: 4.3										0	0	0	0	0	0	0								
Mitch Webster, S ERA: 3.0										1	0	0	0	0	0	1								
Dean Wilkins, R ERA: 3.0										0	0	0	0	0	0	0								
Darrin Jackson, R ERA: 3.87										1	0	0	0	0	0	0								
Calvin Schiraldi, R ERA: 3.87										0	0	0	0	0	0	0								
Inning Stats	R: 0 E: 0 K: 1 S: 7	H: 0 LOB: 0 BB: 0 P: 12	R: 0 E: 0 K: 0 S: 11	H: 0 LOB: 0 BB: 0 P: 16	R: 0 E: 0 K: 1 S: 6	H: 0 LOB: 0 BB: 0 P: 7	R: 1 E: 0 K: 0 S: 9	H: 3 LOB: 1 BB: 0 P: 16	R: 1 E: 0 K: 0 S: 12	H: 2 LOB: 0 BB: 0 P: 16	R: 0 E: 0 K: 0 S: 6	H: 1 LOB: 1 BB: 0 P: 12	R: 0 E: 0 K: 1 S: 11	H: 2 LOB: 1 BB: 0 P: 15	R: 0 E: 0 K: 0 S: 6	H: 1 LOB: 2 BB: 1 P: 13	R: 0 E: 0 K: 0 S: 4	H: 0 LOB: 0 BB: 0 P: 5	1B: 6 2B: 3 3B: 0 HR: 1	SF: 0 SAC: 0 DP: 3 HBP: 0	WP: 0 PB: 0 SB: 0 CS: 0	PA: 34		
PITCHER	IP	WLS	BF	H	R	ER	SO	BB	IBB	HBP	BLK	WP	HR	S	P	ERA	WHIP							
Tom Browning, L ERA: 3.17	9.0	W	34	9	2	2	3	1	0	0	0	0	1	72	112	2.00	1.111							

Cincinnati Reds @ Chicago Cubs
Wrigley Field, Chicago, IL
Tue Aug 22 1989, 3:33 AM CDT
Att: 35,179 - Sunny

AB	33
R	2
H	9
RBI	2
BB	1
SO	3
LOB	11



Batter	1	2	3	4	5	6	7	8	9	10	11	12	AB	R	H	RBI	BB	SO	LOB	TOP								
Oddibe McDowell, L OBP: 0.314, SLG: 0.327	G3		FC4-6 1B		CS 1B		F7		G3			P6	6	0	2	0	0	0	1									
Jeff Treadway, L OBP: 0.316, SLG: 0.380	K		P4		CS		G6-3			K		1B	6	0	2	0	0	2	1									
Lonnie Smith, R OBP: 0.420, SLG: 0.562	HR		FC4-6		FC5-2 BB BB			K		G5-3		P3	5	2	1	1	1	1	2									
Dale Murphy, R OBP: 0.299, SLG: 0.366	G6-3		K		L9			HR		1B			5	1	2	1	0	1	3									
Darrell Evans, L OBP: 0.314, SLG: 0.386 Joe Boever, R (8, 1)			1B BB		G6-4-3 1B		BB FC5-2 1BB		K		K			2	0	1	0	2	1	0								
Gerónimo Berroa, R (10, PH) Mark Eichhorn, R (10, 1)			P2		G6-4-3		FC5-2 BB		F9		G6-3			5	0	0	0	0	5									
Andres Thomas, R OBP: 0.235, SLG: 0.329	F8		G5-3		BB				B3		F7			4	0	0	1	1	0	1								
Jeff Blauser, R OBP: 0.313, SLG: 0.390	P4		P4		K				K		P4			5	0	1	0	0	2	3								
John Russell, R OBP: 0.220, SLG: 0.218	1B		1B																									
29 John Smoltz, R OBP: 0.195, SLG: 0.203 Mike Stanton, L (8, 1) Tommy Gregg, L (8, 3) Paul Assenmacher, L ERA: 3.45 Mitch Williams, L ERA: 2.05	K		K		K		K		1B					3	0	0	0	0	3	2								
Inning Stats	R: 1 E: 0 K: 1 S: 9	H: 1 LOB: 0 BB: 0 P: 17	R: 0 E: 0 K: 1 S: 18	H: 1 LOB: 2 BB: 1 P: 30	R: 0 E: 0 K: 1 S: 8	H: 1 LOB: 1 BB: 0 P: 12	R: 0 E: 0 K: 0 S: 6	H: 1 LOB: 0 BB: 0 P: 9	R: 0 E: 0 K: 1 S: 10	H: 1 LOB: 3 BB: 3 P: 18	R: 0 E: 0 K: 1 S: 9	H: 1 LOB: 0 BB: 0 P: 13	R: 1 E: 0 K: 2 S: 9	H: 1 LOB: 0 BB: 0 P: 12	R: 0 E: 0 K: 1 S: 12	H: 1 LOB: 1 BB: 0 P: 16	R: 0 E: 0 K: 2 S: 16	H: 1 LOB: 1 BB: 0 P: 22	R: 0 E: 0 K: 0 S: 5	H: 0 LOB: 0 BB: 0 P: 9	R: 0 E: 0 K: 1 S: 13	H: 1 LOB: 1 BB: 0 P: 19	1B: 8 2B: 0 3B: 0 HR: 2	SF: 0 SAC: 0 DP: 1 HBP: 0	WP: 0 PA: 49			
PITCHER	IP	WLS	BF	H	R	ER	SO	BB	IBB	HBP	BLK	WP	HR	S	P	ERA	WHIP											
Mike Bielecki, R (1, 1) Les Lancaster, R (6, 1) Paul Assenmacher, L (8, 1) Mitch Williams, L (12, 1)	5.1	3.1	0.0	0	0	0	0	0	0	0	0	0	0	0	13	19	0.00	1.000										

Atlanta Braves @ Chicago Cubs
Wrigley Field, Chicago, IL
Fri Aug 25 1989, 3:33 AM CDT
Alt. 35,456 - Unknown

AB 44
R 3
H 10
RBI 3
BB 4
SO 12
LOB 19



Batter	1	2	3	4	5	6	7	8	9	10	11	12	AB	R	H	RBI	BB	SO	LOB	BOTTOM							
Jerome Walton, R OBP: 0.352, SLG: 0.420	G5-3 2B	G6-3			1B		L1			G5-3		2B 1B	5	1	2	0	1	0	0								
23 Ryne Sandberg, R OBP: 0.349, SLG: 0.493	G5-3		K		F9		WP 2B BB			1B		1B	5	1	2	1	1	1	3								
Lloyd McClendon, R OBP: 0.372, SLG: 0.487	1B 2B		F9		L1		F9			G3-1			5	1	1	1	0	0	3								
Mark Grace, L OBP: 0.399, SLG: 0.473	1B 1B		F9				WP 1B		P5			G6-4-3 BB	4	0	2	1	1	0	1								
Andre Dawson, R OBP: 0.309, SLG: 0.466	1B		G6-3		G6-3		P4		P4			G6-4-3	5	0	2	1	0	0	2								
Vance Law, R OBP: 0.291, SLG: 0.358 Paul Assenmacher, L (8, 1) Curtis Wilkerson, S (11, PH) Mitch Williams, L (12, 1)	K		F9		F9		P4		P4			1B	4	0	0	0	0	0	2	4							
Shawon Dunston, R OBP: 0.325, SLG: 0.406	G6-3		G5-3		G5-3		P4		P4			G4-3	5	0	0	0	0	0	4								
Joe Girardi, R OBP: 0.233, SLG: 0.257 Mitch Webster, S (9, PH) Rick Wrona, R OBP: 0.243, SLG: 0.222	G1-3		G6-3		G6-3		K		K			G4-6-3 BB	3	0	0	0	0	1	0								
Mike Bielecki, R (1, 1) Les Lancaster, R (6, 1) Domingo Ramos, R (9, 5)	K		1B BB		1B BB		B1		G4-6-3			SH1-4 1B	1	0	0	0	1	1	0								
Inning Stats	R: 2 E: 0 K: 1 S: 25	H: 4 LOB: 2 BB: 0 P: 36	R: 0 E: 0 K: 1 S: 8	H: 0 LOB: 0 BB: 0 P: 12	R: 0 E: 0 K: 1 S: 7	H: 0 LOB: 0 BB: 0 P: 10	R: 0 E: 0 K: 0 S: 7	H: 1 LOB: 2 BB: 1 P: 24	R: 0 E: 0 K: 0 S: 10	H: 1 LOB: 1 BB: 1 P: 18	R: 0 E: 0 K: 1 S: 7	H: 0 LOB: 0 BB: 0 P: 11	R: 1 E: 0 K: 1 S: 10	H: 1 LOB: 1 BB: 1 P: 17	R: 0 E: 0 K: 0 S: 5	H: 0 LOB: 0 BB: 0 P: 12	R: 0 E: 0 K: 0 S: 9	H: 1 LOB: 0 BB: 0 P: 11	R: 0 E: 0 K: 0 S: 14	H: 1 LOB: 1 BB: 1 P: 22	R: 0 E: 0 K: 0 S: 5	H: 2 LOB: 2 BB: 1 P: 10	1B: 9 2B: 2 3B: 0 HR: 0	SF: 0 SAC: 1 DP: 2 HBP: 0	WP: 2 PA: 47		
PITCHER	IP	WLS	BF	H	R	ER	SO	BB	IBB	HBP	BLK	WP	HR	S	P	ERA	WHIP										
29 John Smoltz, R (1, 1) Mike Stanton, L (8, 1) Joe Boever, R (8, 1) Mark Eichhorn, R (10, 1)	7.1	0.1	1.1	1	0	0	0	1	0	0	0	0	0	11	2	0.00	1.500										
29 John Smoltz, R (1, 1) Mike Stanton, L (8, 1) Joe Boever, R (8, 1) Mark Eichhorn, R (10, 1)	7.1	0.1	1.1	1	0	0	0	1	0	0	0	0	0	11	2	0.00	1.500										

Atlanta Braves @ Chicago Cubs
Wrigley Field, Chicago, IL
Fri Aug 25 1989, 3:33 AM CDT
Alt. 35,456 - Unknown

AB 41
R 4
H 11
RBI 4
BB 5
SO 5
LOB 18



Batter	1	2	3	4	5	6	7	8	9	AB	R	H	RBI	BB	SO	LOB	TOP								
Oddibe McDowell, L (1.8) OBP: 0.315, SLG: 0.335	1-0 HR		3-2 1B SF7	1-0 F9		1-3 K		0-1 G4-1		5	2	2	1	0	1	5									
Jeff Treadway, L (1.4) OBP: 0.317, SLG: 0.381	2-0 BB 1B		1-2 1B	1-2 F8				0-1 G4-3	0-0 L9	5	0	2	0	0	0	1									
Lonnie Smith, R (1.7) OBP: 0.420, SLG: 0.559	4-1 BB G6-4-3		0-1 1B		1-0 G5-3			2-2 G1-3	3-3 K	4	0	1	0	1	1	0									
Dale Murphy, R (1.9) OBP: 0.300, SLG: 0.366	1-1 G6-4-3		1-2 SF7		1-1 G4-6-3			2-3 K	4-1 BB	3	0	1	1	1	1	2									
Darrell Evans, L (1.3) OBP: 0.308, SLG: 0.378	1-3 K		1-3 K		1-0 G4-6-3			0-1 G6-3	1-0 P6	5	0	0	0	0	2	5									
Jeff Blausler, R (1.5) OBP: 0.317, SLG: 0.412		0-2 BB G6-4-3		3-2 HR		1-0 L9		0-2 HR		4	2	3	2	0	0	0									
Andres Thomas, R (1.6) OBP: 0.237, SLG: 0.333		0-0 F8		0-1 1B		2-2 P2		1-2 2B		4	1	2	0	0	0	1	AB 36								
John Russell, R (1.2) OBP: 0.221, SLG: 0.213	1-1 G6-4-3		3-3 K		4-2 1B			1-2 P4		3	0	0	0	1	1	3	R 5								
Derek Lilliquist, L (1.1) OBP: 0.216, SLG: 0.235			1-3 K		0-0 1B			4-0 IBB		2	0	1	1	0	1	0	H 13								
Sergio Valdez, R (4.1) OBP: 1.000, SLG: 1.000										1	0	1	0	0	0	0	RBI 5								
Tommy Gregg, L (8. PH) OBP: 0.258, SLG: 0.355										0	0	0	0	1	0	0	BB 4								
Joe Boever, R (8.1) OBP: 0.258, SLG: 0.355										0	0	0	0	0	0	0	SO 7								
Inning Stats	R: 1 E: 0 K: 1 S: 8	H: 2 LOB: 1 BB: 1 P: 17	R: 0 E: 0 K: 0 S: 6	H: 1 LOB: 0 BB: 0 P: 7	R: 1 E: 0 K: 2 S: 18	H: 3 LOB: 2 BB: 0 P: 25	R: 2 E: 1 K: 1 S: 13	H: 3 LOB: 1 BB: 0 P: 21	R: 0 E: 0 K: 0 S: 4	H: 1 LOB: 0 BB: 0 P: 7	R: 0 E: 0 K: 1 S: 12	H: 1 LOB: 2 BB: 1 P: 21	R: 0 E: 0 K: 0 S: 8	H: 0 LOB: 0 BB: 0 P: 12	R: 1 E: 0 K: 0 S: 14	H: 2 LOB: 2 BB: 1 P: 20	R: 0 E: 0 K: 1 S: 7	H: 0 LOB: 1 BB: 1 P: 15	1B: 9 2B: 2 3B: 0 HR: 3	SF: 1 SAC: 0 DP: 3 HBP: 0	WP: 0 PB: 0 SB: 1 CS: 0	PA: 41			
PITCHER	IP	WLS	BF	H	R	ER	SO	BB	IBB	HBP	BLK	WP	HR	S	P	ERA	WHIP								
Rick Sutcliffe, R (1.1) ERA: 3.46	3.0	L	16	8	4	4	3	1	0	0	0	0	2	37	57	12.00	3.000								
Scott Sanderson, R (4.1) ERA: 4.2	3.0		12	3	0	0	2	1	0	0	0	0	0	24	41	0.00	1.333								
Dean Wilkins, R (7.1) ERA: 3.86	1.2		8	2	1	1	1	0	1	0	0	0	1	20	30	5.40	1.200								
Paul Assenmacher, L (8.1) ERA: 3.43	0.0		0	0	0	0	0	0	0	0	0	0	0	0	0	=	=								
Calvin Schiraldi, R (9.1) ERA: 3.82	1.0		4	0	0	0	1	1	0	0	0	0	0	7	15	0.00	1.000								

Atlanta Braves @ Chicago Cubs
Wrigley Field, Chicago, IL
Sat Aug 26 1989, 3:33 AM CDT
Att: 35,752 - Overcast - 73 F

AB 36
R 5
H 13
RBI 5
BB 4
SO 7
LOB 17



Batter	1	2	3	4	5	6	7	8	9	AB	R	H	RBI	BB	SO	LOB	BOTTOM								
Jerome Walton, R (1.8) OBP: 0.350, SLG: 0.417	0-0 B1-3		0-0 F8		0-1 23 CS 1B		1-2 G5-3		1-3 K	5	0	1	0	0	1	1									
23 Ryne Sandberg, R (1.4) OBP: 0.348, SLG: 0.493	1-1 F9		1-1 F8	2B	3-3 K		1-0 F9			4	1	1	0	0	1	1									
Mark Grace, L (1.3) OBP: 0.398, SLG: 0.470	3-2 F7		2-2 F8	2B	0-0 E		2-2 F7			4	0	1	0	0	0	1									
Andre Dawson, R (1.9) OBP: 0.308, SLG: 0.466		1-2 P3	1-2 2B	2B	1-2 E2		1-1 G4-3			4	1	1	1	0	0	1									
Lloyd McClendon, R (1.7) OBP: 0.374, SLG: 0.492		0-0 G6-3	0-1 G6-3	1B	1-2 F9		1-1 G1-3			4	1	2	1	0	0	2									
Vance Law, R (1.5) OBP: 0.291, SLG: 0.360	1-3 K		0-0 G6-3	2B	0-0 SH1-3 FC1-2		1-0 G1-3			4	0	1	0	0	1	2									
Shawon Dunston, R (1.6) OBP: 0.325, SLG: 0.495			0-0 L9	1B	0-2 SH1-3		1-2 G3-1			3	0	1	1	0	0	1									
Rick Wrona, R (1.2) OBP: 0.282, SLG: 0.263			0-0 SH1-4	1B	0-1 FC1-2		2-1 G5-3			2	0	2	0	0	0	0									
Curtis Wilkerson, S (6. PH) OBP: 0.277, SLG: 0.321										1	0	0	0	0	0	1									
Joe Girardi, R (7.2) OBP: 0.233, SLG: 0.257										0	0	0	0	0	0	0									
Darnn Jackson, R (9. PH) OBP: 0.279, SLG: 0.313										1	0	0	0	0	0	0									
Rick Sutcliffe, L (1.1) OBP: 0.288, SLG: 0.271			0-1 SH1-4	1B	1-3 K		2-3 K			0	0	0	0	0	0	0									
Scott Sanderson, R (4.1) ERA: 4.23										1	0	0	0	0	1	2									
Mitch Webster, S (6. PH) OBP: 0.196, SLG: 0.090										1	0	0	0	0	1	1									
Dean Wilkins, R (7.1) OBP: 0.325, SLG: 0.357										0	0	0	0	0	0	0									
Paul Assenmacher, L (8.1) ERA: 3.43										0	0	0	0	0	0	0									
Calvin Schiraldi, R (9.1) ERA: 3.82										1	0	0	0	0	0	0									
Domingo Ramos, R (9. PH) OBP: 0.335, SLG: 0.336										0	0	0	0	0	1	0									
Inning Stats	R: 0 E: 0 K: 0 S: 8	H: 0 LOB: 0 BB: 0 P: 12	R: 0 E: 0 K: 1 S: 9	H: 0 LOB: 0 BB: 0 P: 11	R: 0 E: 0 K: 0 S: 5	H: 1 LOB: 1 BB: 0 P: 5	R: 3 E: 0 K: 1 S: 18	H: 5 LOB: 2 BB: 0 P: 23	R: 0 E: 1 K: 1 S: 13	H: 2 LOB: 2 BB: 0 P: 17	R: 0 E: 0 K: 1 S: 11	H: 1 LOB: 1 BB: 0 P: 13	R: 0 E: 0 K: 0 S: 11	H: 0 LOB: 0 BB: 0 P: 15	R: 0 E: 0 K: 0 S: 8	H: 1 LOB: 1 BB: 0 P: 11	R: 0 E: 0 K: 2 S: 8	H: 0 LOB: 0 BB: 0 P: 13	1B: 6 2B: 4 3B: 0 HR: 0	SF: 0 SAC: 2 DP: 0 HBP: 0	WP: 0 PB: 0 SB: 0 CS: 1	PA: 37			
PITCHER	IP	WLS	BF	H	R	ER	SO	BB	IBB	HBP	BLK	WP	HR	S	P	ERA	WHIP								
Derek Lilliquist, L (1.1) ERA: 4.23	3.2		17	6	3	3	1	0	0	0	0	0	0	37	47	7.36	1.636								
Sergio Valdez, R (4.1) ERA: 5.16	3.1	W	13	3	0	0	3	0	0	0	0	0	0	38	49	0.00	0.900								
Joe Boever, R (8.1) ERA: 3.2	2.0	S	7	1	0	0	2	0	0	0	0	0	0	16	24	0.00	0.500								

Atlanta Braves @ Chicago Cubs
Wrigley Field, Chicago, IL
Sat Aug 26 1989, 3:33 AM CDT
Att: 35,752 - Overcast - 73 F

AB 35
R 3
H 10
RBI 3
BB 0
SO 6
LOB 13



Batter	1	2	3	4	5	6	7	8	9	10	AB	R	H	RBI	BB	SO	LOB	TOP									
Oddibe McDowell, L OBP: 0.314, SLG: 0.338 (1, 8)	K	L8			F8		1B		G3		5	1	1	1	0	1	2	Atlanta Braves @ Chicago Cubs Wrigley Field, Chicago, IL Sun-Aug 27 1989, 3:33 AM CDT Att: 35,107 - Unknown - 75 F									
Jeff Blauer, R OBP: 0.321, SLG: 0.413 (1, 5)	K				F9		1B		BB		4	0	2	1	1	1	0										
Lonnie Smith, R OBP: 0.422, SLG: 0.557 (1, 7)	HBP				L6		1B		BB		3	0	1	0	1	0	2										
Dale Murphy, R OBP: 0.301, SLG: 0.365 (1, 9)	BB				F8				BB		4	0	1	0	1	2	4										
Andres Thomas, R OBP: 0.237, SLG: 0.331 (1, 6)	P7				FC6-4				K		5	0	1	0	0	1	3										
Tommy Gregg, L OBP: 0.268, SLG: 0.356 (1, 3)		E5			1B				1B		5	0	2	0	0	1	1										
John Russell, R OBP: 0.222, SLG: 0.214 Joe Boever, R (8, 1)		1B			F9				F8		4	0	1	0	0	0	2										
Geronimo Berroa, R OBP: 0.312, SLG: 0.351 Mark Eichhorn, R (10, 1)		SH1-4			1B				K		1	0	0	0	0	1	1										
Jeff Treadway, L OBP: 0.316, SLG: 0.378 (1, 4)		FC1-5			K				F8		5	1	1	0	0	2	5										
Marty Clary, R OBP: 0.269, SLG: 0.208 Mike Stanton, L (8, 1)		SH1-4			4-3				F8		1	0	0	0	0	0	1										
Jody Davis, R OBP: 0.237, SLG: 0.224 (8, 2)		1B									0	0	0	0	0	0	0										
Inning Stats	R: 0 E: 0 K: 2 S: 14	H: 0 LOB: 2 BB: 1 P: 23	R: 0 E: 1 K: 0 S: 10	H: 1 LOB: 2 BB: 0 P: 16	R: 0 E: 0 K: 0 S: 8	H: 2 LOB: 1 BB: 0 P: 13	R: 0 E: 0 K: 0 S: 17	H: 1 LOB: 1 BB: 0 P: 23	R: 0 E: 0 K: 0 S: 8	H: 0 LOB: 0 BB: 0 P: 13	R: 2 E: 0 K: 1 S: 13	H: 3 LOB: 1 BB: 0 P: 22	R: 0 E: 0 K: 1 S: 10	H: 1 LOB: 1 BB: 0 P: 14	R: 0 E: 0 K: 1 S: 11	H: 0 LOB: 2 BB: 2 P: 20	R: 0 E: 0 K: 3 S: 11	H: 1 LOB: 1 BB: 0 P: 17	1B: 9 2B: 0 3B: 1 HR: 0	SF: 0 SAC: 2 DP: 0 HBP: 1	WP: 1 PB: 0 SB: 2 CS: 1	PA: 44					
PITCHER	IP	WLS	BF	H	R	ER	SO	BB	IBB	HBP	BLK	WP	HR	S	P	ERA	WHIP										
Steve Wilson, L ERA: 3.39 (1, 1)	6.1		28	7	2	2	3					0	0	72	107	2.84	1.263										
Les Lancaster, R ERA: 1.21 (7, 1)	1.2		7	2	0	0	2					1	0	18	29	0.00	1.200										
Mitch Williams, L ERA: 1.99 (9, 1)	2.0	W	9	1	0	0	4	2	0	0	0	0	0	22	37	0.00	1.500										

Batter	1	2	3	4	5	6	7	8	9	10	AB	R	H	RBI	BB	SO	LOB	BOTTOM									
Shavon Dunston, R OBP: 0.326, SLG: 0.406 (1, 6)	G3				FC5-4				F4		4	1	1	0	1	0	1	Atlanta Braves @ Chicago Cubs Wrigley Field, Chicago, IL Sun-Aug 27 1989, 3:33 AM CDT Att: 35,107 - Unknown - 75 F									
23 Ryne Sandberg, R OBP: 0.347, SLG: 0.490 (1, 4)	K				F9				BB		5	0	1	0	0	1	3										
Mitch Webster, S OBP: 0.328, SLG: 0.303 Les Lancaster, R OBP: 0.327, SLG: 0.333 Curtis Wilkerson, S OBP: 0.327, SLG: 0.321 Jerome Walton, R OBP: 0.329, SLG: 0.417 Mitch Williams, L OBP: 0.294, SLG: 0.207 (1, 8)	F9				6-3				1B		3	0	0	0	0	0	1										
Mark Grace, L OBP: 0.400, SLG: 0.473 (1, 3)	1B				1B				K		4	1	2	0	1	1	2										
Andre Dawson, R OBP: 0.309, SLG: 0.465 (1, 9)	F8				1B				F6		5	0	2	2	0	1	3										
Lloyd McClendon, R OBP: 0.377, SLG: 0.490 (1, 7)	1B				G6-4-3				5-3		3	1	1	0	1	0	1										
Domingo Ramos, R OBP: 0.327, SLG: 0.331 (1, 5)	F8				6-3				SH1-4		3	0	0	0	0	0	2										
Joe Girardi, R OBP: 0.235, SLG: 0.259 Vance Law, R OBP: 0.290, SLG: 0.359 (1, 2)	F3				6-3				5-3		3	0	1	0	0	0	2										
Steve Wilson, L (1, 1)					5-3				1B		1	0	0	0	1	0	0										
Darrin Jackson, R OBP: 0.294, SLG: 0.317 (7, 8)					FC5-4				CS		2	0	1	1	0	1	1										
Inning Stats	R: 0 E: 0 K: 1 S: 7	H: 0 LOB: 0 BB: 0 P: 12	R: 0 E: 0 K: 0 S: 15	H: 2 LOB: 2 BB: 0 P: 20	R: 0 E: 0 K: 0 S: 8	H: 1 LOB: 1 BB: 0 P: 12	R: 1 E: 0 K: 0 S: 8	H: 2 LOB: 0 BB: 0 P: 13	R: 0 E: 0 K: 0 S: 6	H: 0 LOB: 1 BB: 1 P: 11	R: 0 E: 0 K: 1 S: 7	H: 1 LOB: 1 BB: 0 P: 10	R: 0 E: 0 K: 1 S: 10	H: 1 LOB: 2 BB: 1 P: 21	R: 0 E: 0 K: 0 S: 10	H: 1 LOB: 0 BB: 2 P: 20	R: 1 E: 0 K: 0 S: 7	H: 1 LOB: 2 BB: 2 P: 17	1B: 7 2B: 2 3B: 0 HR: 0	SF: 0 SAC: 1 DP: 1 HBP: 0	WP: 0 PB: 0 SB: 1 CS: 1	PA: 42					
PITCHER	IP	WLS	BF	H	R	ER	SO	BB	IBB	HBP	BLK	WP	HR	S	P	ERA	WHIP										
Marty Clary, R ERA: 2.61 (1, 1)	7.1		29	7	1	1	3	1	0	0	0	0	0	63	99	1.23	1.091										
Mike Stanton, L ERA: 3.27 (8, 1)	0.1		2	0	0	0	1	1	0	0	0	0	0	4	10	0.00	3.000										
Joe Boever, R ERA: 3.27 (8, 1)	1.1		5	1	1	1	0	1	0	0	0	0	0	12	24	6.75	1.500										
Mark Eichhorn, R ERA: 4.68 (10, 1)	0.2	L	5	1	1	1	0	1	1	0	0	0	0	7	17	13.50	3.000										



Batter	1	2	3	4	5	6	7	8	9	AB	R	H	RBI	BB	SO	LOB	TOP			
Eric Yelding, R OBP: 0.272, SLG: 0.222	G1-3			G3 S BB		K		G1-3 1-2		3	0	1	0	1	1	0				
Rafael Ramirez, R OBP: 0.290, SLG: 0.324	G5-3			F7		E5 1B		P4		4	1	0	0	0	0	3				
Kevin Bass, S OBP: 0.361, SLG: 0.447	G3			G3		G3		G1-3 1-2 2-3		4	0	1	1	1	0	3				
Glenn Davis, R OBP: 0.347, SLG: 0.513		G6-3		G6-3		G6-3		F7		4	0	0	0	0	1	4				
Glenn Wilson, R OBP: 0.335, SLG: 0.444		G6-3 CS 1B				G6-3		G5-3		3	0	1	0	1	0	0				
Terry Puhl, L OBP: 0.337, SLG: 0.355		G4-3 1-2				G4-3 B5-3 1B		G4-3 1B		4	0	2	0	0	0	2				
Craig Biggio, R OBP: 0.347, SLG: 0.403				F9		B5-3 1-2		F7		4	0	0	0	0	0	3				
Ken Caminiti, S OBP: 0.313, SLG: 0.363				F7		K		G4-3		4	0	0	0	0	1	3				
Jose Cano, R OBP: 0.278, SLG: 0.255				K				G5-3		1	0	0	0	0	1	0				
Craig Reynolds, L OBP: 0.162, SLG: 0.167								G1-3 1B		1	0	0	0	0	0	0				
Jim Clancy, R OBP: 0.348, SLG: 0.300										0	0	0	0	0	0	0				
Harry Spilman, L OBP: 0.300, SLG: 0.200										1	0	1	0	0	0	0				
Juan Agosto, L										0	0	0	0	0	0	0				
Inning Stats	R: 0 H: 0 E: 0 K: 0 S: 5	H: 0 LOB: 0 BB: 0 P: 8	R: 0 H: 1 E: 0 K: 0 S: 8	LOB: 0 BB: 0 P: 14	R: 0 H: 0 E: 0 K: 1 S: 7	LOB: 0 BB: 0 P: 9	R: 0 H: 0 E: 0 K: 0 S: 15	H: 0 LOB: 1 BB: 0 P: 24	R: 0 H: 1 E: 0 K: 1 S: 9	LOB: 1 BB: 0 P: 14	R: 0 H: 1 E: 0 K: 0 S: 15	H: 1 LOB: 1 BB: 0 P: 18	R: 0 H: 2 E: 0 K: 1 S: 12	H: 0 LOB: 2 BB: 0 P: 17	R: 0 H: 0 E: 0 K: 0 S: 8	H: 0 LOB: 1 BB: 1 P: 14	1B: 6 2B: 0 3B: 0 HR: 0	SF: 0 SAC: 0 DP: 0 HBP: 0	WP: 0 PB: 0 SB: 1 CS: 1	PA: 35
PITCHER Greg Maddux, R ERA: 2.82	IP: 9.0 WLS: W BF: 35 H: 6 R: 1 ER: 0 SO: 4 BB: 2 IBB: 0 HBP: 0 BLK: 0 WP: 0 HR: 0 S: 91 P: 132 ERA: 0.00 WHIP: 0.889											PITCHER	IP: 9.0 WLS: W BF: 35 H: 6 R: 1 ER: 0 SO: 4 BB: 2 IBB: 0 HBP: 0 BLK: 0 WP: 0 HR: 0 S: 91 P: 132 ERA: 0.00 WHIP: 0.889							

Houston Astros @ Chicago Cubs
Wrigley Field, Chicago, IL
Mon Aug 28 1989, 3:33 AM CDT
Att. 23,039 - Cloudy

AB	33
R	1
H	6
RBI	1
BB	2
SO	4
LOB	18



Batter	1	2	3	4	5	6	7	8	9	AB	R	H	RBI	BB	SO	LOB	BOTTOM			
Jerome Walton, R OBP: 0.353, SLG: 0.418	E3 23 1B BB			G5-3		E6 1-3 2-H				4	1	2	0	0	0	1				
23 Ryne Sandberg, R OBP: 0.346, SLG: 0.488	L9 FC5-4 1B				G5-3	P4				4	0	1	0	0	0	3				
Lloyd McClendon, R OBP: 0.374, SLG: 0.500	FC5-4 BB 2B			F7		HR		P4		4	2	1	1	0	0	3				
Mark Grace, L OBP: 0.399, SLG: 0.470	G4-3 BB 2B			G4-3		F7		K		3	1	0	0	1	1	1				
Andre Dawson, R OBP: 0.309, SLG: 0.461	SF9 BB			G4-3		F8		G5-3		3	1	0	1	1	0	0				
Shawon Dunston, R OBP: 0.325, SLG: 0.407	SF9 2B			G5-3		P4		G6-3		4	0	1	2	0	0	0				
Domingo Ramos, R OBP: 0.337, SLG: 0.333	IBB			G6-3		E 1B BB		G5-4-3 1B		2	1	1	0	2	0	0				
Rick Wrona, R OBP: 0.256, SLG: 0.244	SF9			P4		K		G5-4-3 1-2		3	0	0	1	0	1	2				
Greg Maddux, R OBP: 0.221, SLG: 0.239	G3-1			K		E 1B				3	0	1	0	0	1	2				
Inning Stats	R: 4 H: 3 E: 1 K: 0 S: 12	H: 3 LOB: 2 BB: 3 P: 29	R: 0 H: 1 E: 1 K: 0 S: 9	LOB: 1 BB: 0 P: 14	R: 0 H: 0 E: 0 K: 1 S: 4	LOB: 0 BB: 0 P: 8	R: 0 H: 0 E: 0 K: 1 S: 12	H: 0 LOB: 0 BB: 0 P: 17	R: 1 H: 1 E: 0 K: 0 S: 6	H: 1 LOB: 0 BB: 0 P: 7	R: 1 H: 1 E: 1 K: 1 S: 14	H: 1 LOB: 2 BB: 1 P: 24	R: 0 H: 0 E: 0 K: 1 S: 11	H: 0 LOB: 0 BB: 0 P: 17	R: 0 H: 1 E: 0 K: 0 S: 6	H: 1 LOB: 0 BB: 0 P: 9	1B: 5 2B: 1 3B: 0 HR: 1	SF: 1 SAC: 0 DP: 1 HBP: 0	WP: 0 PB: 0 SB: 0 CS: 0	PA: 35
PITCHER Jose Cano, R ERA: 9.0	IP: 5.0 WLS: L BF: 23 H: 5 R: 5 ER: 5 SO: 1 BB: 2 IBB: 1 HBP: 0 BLK: 0 WP: 0 HR: 1 S: 43 P: 75 ERA: 9.00 WHIP: 1.400											PITCHER	IP: 5.0 WLS: L BF: 23 H: 5 R: 5 ER: 5 SO: 1 BB: 2 IBB: 1 HBP: 0 BLK: 0 WP: 0 HR: 1 S: 43 P: 75 ERA: 9.00 WHIP: 1.400							
Jim Clancy, R ERA: 5.07	IP: 2.0 WLS: 9 BF: 1 H: 1 R: 1 ER: 0 SO: 2 BB: 1 IBB: 0 HBP: 0 BLK: 0 WP: 0 HR: 0 S: 25 P: 41 ERA: 0.00 WHIP: 1.000											PITCHER	IP: 2.0 WLS: 9 BF: 1 H: 1 R: 1 ER: 0 SO: 2 BB: 1 IBB: 0 HBP: 0 BLK: 0 WP: 0 HR: 0 S: 25 P: 41 ERA: 0.00 WHIP: 1.000							
Juan Agosto, L ERA: 3.38	IP: 1.0 WLS: 3 BF: 1 H: 0 R: 0 ER: 0 SO: 0 BB: 0 IBB: 0 HBP: 0 BLK: 0 WP: 0 HR: 0 S: 6 P: 9 ERA: 0.00 WHIP: 1.000											PITCHER	IP: 1.0 WLS: 3 BF: 1 H: 0 R: 0 ER: 0 SO: 0 BB: 0 IBB: 0 HBP: 0 BLK: 0 WP: 0 HR: 0 S: 6 P: 9 ERA: 0.00 WHIP: 1.000							

Houston Astros @ Chicago Cubs
Wrigley Field, Chicago, IL
Mon Aug 28 1989, 3:33 AM CDT
Att. 23,039 - Cloudy

AB	30
R	6
H	7
RBI	5
BB	4
SO	3
LOB	12



Batter	1	2	3	4	5	6	7	8	9	10	AB	R	H	RBI	BB	SO	LOB	TOP									
Gerald Young, S OBP: 0.329, SLG: 0.278	P5	K		K		G3		1B			5	0	1	0	0	2	3	Houston Astros @ Chicago Cubs Wrigley Field, Chicago, IL Tue Aug 29 1989, 3:33 AM CDT Att: 25,829 - Sunny									
Bill Doran, S OBP: 0.303, SLG: 0.332	F8		F9		BB PB BB	G4-3		F8			4	1	0	0	1	0	1										
Kevin Bass, S OBP: 0.362, SLG: 0.448	G4-3		K		1 SAFE PB BB HR BB				G3-1		4	1	1	0	1	1	0										
Glenn Davis, R OBP: 0.347, SLG: 0.509		WP E BB	P4		4-2 1-2 2-3 HR BB				F9		3	2	0	0	2	0	1										
Glenn Wilson, R OBP: 0.233, SLG: 0.441		K			0-1 G5-3						5	0	1	0	0	1	4										
Eric Yelding, R OBP: 0.272, SLG: 0.222					P6						0	0	0	0	0	0	0										
Dave Smith, R OBP: 0.314, SLG: 0.362		K									0	0	0	0	0	0	0										
Ken Caminiti, S OBP: 0.314, SLG: 0.362		E BB			2B 2B 1B				1B		4	2	1	0	1	1	3										
Craig Biggio, R OBP: 0.350, SLG: 0.406		E BB			2B 2B						3	2	1	0	2	2	0										
Rafael Ramirez, R OBP: 0.293, SLG: 0.336		E6			2B HR						5	1	3	7	0	0	1										
Mark Portugal, R OBP: 0.105, SLG: 0.111					L3						3	0	0	0	0	1	3										
Brian Meyer, R OBP: 0.067, SLG: 0.071					F7						0	0	0	0	0	0	0										
Danny Darwin, R OBP: 0.200, SLG: 0.200											0	0	0	0	0	0	0										
Juan Agosto, L OBP: 0.336, SLG: 0.354											1	0	0	0	0	0	0										
Terry Puhl, L OBP: 0.336, SLG: 0.354											1	0	0	0	0	0	0										
Inning Stats	R: 0 E: 0 K: 0 S: 11	H: 0 LOB: 0 BB: 0 P: 16	R: 2 E: 1 K: 3 S: 18	H: 0 LOB: 2 BB: 3 P: 33	R: 0 E: 0 K: 1 S: 9	H: 0 LOB: 0 BB: 0 P: 15	R: 2 E: 0 K: 1 S: 14	H: 3 LOB: 1 BB: 0 P: 20	R: 5 E: 0 K: 1 S: 20	H: 1 LOB: 0 BB: 4 P: 39	R: 0 E: 0 K: 0 S: 6	H: 1 LOB: 1 BB: 0 P: 10	R: 0 E: 0 K: 1 S: 8	H: 0 LOB: 0 BB: 0 P: 12	R: 0 E: 0 K: 0 S: 7	H: 2 LOB: 1 BB: 0 P: 9	R: 0 E: 0 K: 0 S: 9	H: 1 LOB: 1 BB: 0 P: 17	R: 0 E: 0 K: 1 S: 9	H: 0 LOB: 0 BB: 0 P: 15	P ERA WHIP	1B: 4 2B: 3 3B: 0 HR: 1	SF: 0 SAC: 1 DP: 0 HBP: 0	WP: 2 PB: 1 SB: 0 CS: 0	PA: 45		
PITCHER	IP WLS BF H R ER SO BB IBB HBP BLK WP HR S P ERA WHIP	4.0 1.0 1.0 1.0 2.0 1.0	21 6 4 7 1	3 3 1 0 2	6 3 0 0 0	5 2 0 0 0	5 0 0 0 0	1 0 0 0 0	1 12 6 15 11	0 23 10 21 17	100 27.00 1.000 0.000 0.000	11.25 3.000	2.000	PITCHER	IP WLS BF H R ER SO BB IBB HBP BLK WP HR S P ERA WHIP	1.0 1.0 3 0 0 0 1	0 3 3 0 0 0	0 0 0 0 0	0 0 0 0 0	0 1 6 15 17	0 12 10 21 17	0 23 10 21 17	0.00 0.000	0.000			

AB	37
R	9
H	8
RBI	7
BB	7
SO	8
LOB	16



Batter	1	2	3	4	5	6	7	8	9	10	AB	R	H	RBI	BB	SO	LOB	BOTTOM									
Jerome Walton, R OBP: 0.353, SLG: 0.414	G4-3	F9			G4-6-3			E5		1B	4	3	0	0	1	0	4	Houston Astros @ Chicago Cubs Wrigley Field, Chicago, IL Tue Aug 29 1989, 3:33 AM CDT Att: 25,829 - Sunny									
23 Ryne Sandberg, R OBP: 0.348, SLG: 0.489	HBP 1B		1B		G1-3			1B		SH3	5	1	3	1	0	1	1										
Lloyd McClendon, R OBP: 0.362, SLG: 0.517	HBP		F8					1B		1B	5	2	3	3	0	0	0										
Mark Grace, L OBP: 0.402, SLG: 0.470	K		G4-3					1B		1B	4	2	2	1	2	1	2										
Andre Dawson, R OBP: 0.309, SLG: 0.463	P4				L9			1B			3	0	1	0	0	0	3										
Dwight Smith, L OBP: 0.350, SLG: 0.465					2B			1B			2	0	2	3	0	0	0										
Shawon Dunston, R OBP: 0.326, SLG: 0.497					L9			1B		1B	5	1	2	0	0	1	2										
Domingo Ramos, R OBP: 0.341, SLG: 0.338					L9			1B		SH1-4	4	0	2	1	0	0	2										
Joe Girardi, R OBP: 0.258, SLG: 0.276					G3			1B		1B	4	1	3	0	1	0	1										
Mike Bielecki, R ERA: 3.14								1B		1B	1	0	0	0	0	0	0										
Dean Wilkins, R ERA: 7.96								1B		1B	0	0	0	0	0	0	0										
Calvin Schiraldi, R ERA: 3.78								1B		1B	0	0	0	0	0	0	0										
Scott Sanderson, R ERA: 4.13								1B		1B	0	0	0	0	0	0	0										
Les Lancaster, R ERA: 1.16								1B		1B	0	0	0	0	0	0	0										
Inning Stats	R: 0 E: 0 K: 1 S: 16	H: 1 LOB: 2 BB: 0 P: 28	R: 0 E: 0 K: 2 S: 11	H: 2 LOB: 2 BB: 0 P: 14	R: 0 E: 0 K: 0 S: 7	H: 1 LOB: 0 BB: 0 P: 13	R: 0 E: 0 K: 0 S: 9	H: 1 LOB: 1 BB: 0 P: 13	R: 0 E: 0 K: 0 S: 7	H: 0 LOB: 0 BB: 1 P: 11	R: 2 E: 1 K: 0 S: 15	H: 3 LOB: 2 BB: 1 P: 26	R: 3 E: 0 K: 1 S: 16	H: 3 LOB: 1 BB: 0 P: 22	R: 4 E: 1 K: 0 S: 16	H: 4 LOB: 0 BB: 0 P: 27	R: 0 E: 0 K: 0 S: 5	H: 1 LOB: 1 BB: 2 P: 9	R: 1 E: 0 K: 0 S: 8	H: 2 LOB: 3 BB: 2 P: 20	P ERA WHIP	1B: 16 2B: 3 3B: 0 HR: 1	SF: 1 SAC: 2 DP: 3 HBP: 2	WP: 0 PB: 2 SB: 0 CS: 0	PA: 50		
PITCHER	IP WLS BF H R ER SO BB IBB HBP BLK WP HR S P ERA WHIP	6.1 1.0 0.0 0.2 1.1	30 8 1 2 9	4 4 0 1 3	4 3 0 0 1	0 0 0 0 1	0 0 0 0 0	0 0 0 0 0	0 1 6 12 13	0 27 10 21 17	114 5.68 1.737	27.00 4.000	∞	0.00 1.500	6.75 3.000	PITCHER	IP WLS BF H R ER SO BB IBB HBP BLK WP HR S P ERA WHIP	1.0 1.0 3 0 0 0 1	0 3 3 0 0	0 0 0 0 0	0 1 6 15 17	0 12 10 21 17	0.00 0.000	0.000			

AB	40
R	10
H	18
RBI	9
BB	5
SO	4
LOB	22



Batter	1	2	3	4	5	6	7	8	9	AB	R	H	RBI	BB	SO	LOB	TOP																		
Jerome Walton, R OBP: 0.351, SLG: 0.410	F9		K			G6-3			G5-3 2B 1B	4	0	1	0	0	1	0	Chicago Cubs @ Atlanta Braves Atlanta-Fulton County Stadium, Atlanta, GA Fri Sep 01 1989, 7:05 PM EDT Att: 14,255 - Unknown livebaseballscorecards.com																		
23 Ryne Sandberg, R OBP: 0.347, SLG: 0.491	G6-3			F8		G5-3			G5-3 1B	4	0	1	0	0	0	0																			
Mark Grace, L OBP: 0.398, SLG: 0.470	F7			F8		F8			G5-3 1-2 2-3*	4	0	0	0	0	0	2																			
Andre Dawson, R OBP: 0.307, SLG: 0.468		P6		HR		F8			K	4	1	1	1	0	1	1																			
Lloyd McClendon, R OBP: 0.379, SLG: 0.512		2B		L6		P5				3	0	1	0	0	0	0																			
Luis Salazar, R OBP: 0.299, SLG: 0.406 Paul Assenmacher, L (7, 1)		K			F7	F7				3	0	0	0	0	1	1																			
Shawon Dunston, R OBP: 0.324, SLG: 0.406					F7	2B			F8	3	0	1	0	0	0	1																			
Joe Girardi, R OBP: 0.254, SLG: 0.271 Mitch Webster, S OBP: 0.322, SLG: 0.349 Rick Wrona, R OBP: 0.244, SLG: 0.233			F9		G6-3				G5-3	2	0	0	0	0	0	1																			
Steve Wilson, L Paul Kilgus, L OBP: 0.114, SLG: 0.088 Vance Law, R OBP: 0.289, SLG: 0.357 Jeff Pico, R OBP: 0.125, SLG: 0.125 Domingo Ramos, R OBP: 0.333, SLG: 0.329			K		F7				G6-3	3	1	0	0	0	0	0																			
Inning Stats	R: 0 E: 0 K: 0 S: 4	H: 0 LOB: 0 BB: 0 P: 6	R: 0 E: 0 K: 1 S: 12	H: 1 LOB: 1 BB: 0 P: 20	R: 0 E: 0 K: 2 S: 7	H: 0 LOB: 0 BB: 0 P: 9	R: 1 E: 0 K: 0 S: 11	H: 1 LOB: 0 BB: 0 P: 15	R: 0 E: 0 K: 0 S: 6	H: 0 LOB: 0 BB: 0 P: 8	R: 0 E: 0 K: 0 S: 5	H: 0 LOB: 0 BB: 0 P: 6	R: 0 E: 0 K: 0 S: 4	H: 0 LOB: 0 BB: 0 P: 7	R: 0 E: 0 K: 1 S: 12	H: 2 LOB: 1 BB: 0 P: 16		1B: 2 2B: 2 3B: 0 HR: 1	SF: 0 SAC: 0 DP: 1 HBP: 0	WP: 0 PB: 0 SB: 0 CS: 0	PA: 31														
PITCHER	IP WLS BF H R ER SO BB IBB HBP BLK WP HR S P ERA WHIP																																		
Derek Liliquist, L ERA: 4.03 Mike Stanton, L ERA:	(1, 1) (9, 1)	8.0 S	W 2	29 0	5 0	1 0	1 0	3 1	0 0	0 0	0 0	0 0	0 0	0 0	0 7	89 9		1.12 0.00	0.625 0.000																

Batter	1	2	3	4	5	6	7	8	9	AB	R	H	RBI	BB	SO	LOB	BOTTOM																		
Oddibe McDowell, L OBP: 0.318, SLG: 0.352	BB 1B	G6-3 BB		G4-3		CS 2B			P6	3	1	1	0	2	0	0	Chicago Cubs @ Atlanta Braves Atlanta-Fulton County Stadium, Atlanta, GA Fri Sep 01 1989, 7:05 PM EDT Att: 14,255 - Unknown livebaseballscorecards.com																		
Jeff Blauser, R OBP: 0.318, SLG: 0.412	BB 1B	G6-3 BB		E5 FC5-4		G5-3 2-3				3	1	0	0	1	0	2																			
Lonnie Smith, R OBP: 0.424, SLG: 0.556 Tommy Gregg, L OBP: 0.292, SLG: 0.347	BB 2B	F8		FC5-4 1B		K				4	1	1	1	0	1	2																			
Dale Murphy, R OBP: 0.301, SLG: 0.362	2B 1B		2B 1B	2B 1B		G1-6-3 1B				4	1	4	1	0	0	0																			
Darrell Evans, L OBP: 0.316, SLG: 0.391	2B		1B 2B	P5		G1-6-3 1B				4	1	3	1	0	0	2																			
Andres Thomas, R OBP: 0.231, SLG: 0.323	G4-3		G2-3		K	G1-6-3				4	0	0	0	0	1	6																			
Jeff Treadway, L OBP: 0.324, SLG: 0.386	G6-3 BB		1B	L7		G4-3				3	0	1	2	1	0	1																			
John Russell, R OBP: 0.226, SLG: 0.219	G6-3		K		1B			P4		4	0	1	0	0	1	4																			
Derek Liliquist, L ERA: 4.4 Mike Stanton, L ERA: 3.3		L8	F9		K			K		4	0	0	0	0	2	2																			
Inning Stats	R: 3 E: 0 K: 0 S: 11	H: 3 LOB: 2 BB: 3 P: 28	R: 0 E: 0 K: 0 S: 8	H: 0 LOB: 1 BB: 1 P: 17	R: 2 E: 0 K: 1 S: 12	H: 3 LOB: 1 BB: 0 P: 16	R: 0 E: 1 K: 0 S: 10	H: 1 LOB: 2 BB: 0 P: 17	R: 0 E: 0 K: 2 S: 10	H: 1 LOB: 1 BB: 0 P: 12	R: 0 E: 0 K: 1 S: 8	H: 1 LOB: 0 BB: 0 P: 13	R: 0 E: 0 K: 0 S: 7	H: 2 LOB: 1 BB: 0 P: 9	R: 0 E: 0 K: 1 S: 6	H: 0 LOB: 0 BB: 0 P: 11		1B: 8 2B: 3 3B: 0 HR: 0	SF: 0 SAC: 0 DP: 2 HBP: 0	WP: 0 PB: 0 SB: 0 CS: 1	PA: 37														
PITCHER	IP WLS BF H R ER SO BB IBB HBP BLK WP HR S P ERA WHIP																																		
Steve Wilson, L ERA: 3.8 Paul Kilgus, L ERA: 4.66 Jeff Pico, R ERA: 4.4 Paul Assenmacher, L ERA: 3.3	(1, 1) (1, 1) (5, 1) (7, 1)	0.0 L	4 19	2 5	3 2	3 2	0 1	0 1	0 3	0 0	0 0	0 0	0 0	0 0	0 7	14 64		4.50 1.750	0.000 1.500																

Batter	1	2	3	4	5	6	7	8	9	AB	R	H	RBI	BB	SO	LOB	TOP			
Jerome Walton, R OBP: 0.352, SLG: 0.414 Doug Dascenzo, S OBP: 0.195, SLG: 0.150	G1-3 E	G3-1 1B	G4-3		G5-3			G5-3		4	2	2	0	0	0	1				
23 Ryne Sandberg, R OBP: 0.345, SLG: 0.487 Greg Smith, S	E5 G1-3	G3-1		F8	K			G4-3		4	1	0	0	0	1	2				
Dwight Smith, L OBP: 0.353, SLG: 0.473	G1-3									4	1	2	1	1	0	2				
Mark Grace, L OBP: 0.400, SLG: 0.472	E6 1B									5	2	3	0	0	0	0				
Andre Dawson, R OBP: 0.310, SLG: 0.471 Marvell Wynne, L OBP: 0.281, SLG: 0.355	1B HR	K								2	2	1	2	1	1	2				
Luis Salazar, R OBP: 0.333, SLG: 0.413 Curtis Wilkerson, S OBP: 0.276, SLG: 0.315	1B HR	F8								3	1	2	2	0	0	2				
Shawon Dunston, R OBP: 0.322, SLG: 0.493 Domingo Ramos, R OBP: 0.328, SLG: 0.325	F9		F7		G5-3					3	0	0	0	0	0	3				
Rick Wrona, R OBP: 0.245, SLG: 0.298			G4-3		K2-3					4	1	1	3	0	2	1				
Greg Maddux, R OBP: 0.225, SLG: 0.243 Gary Varsho, L OBP: 0.235, SLG: 0.296 Kevin Blankenship, R	G1-3									3	0	1	0	0	0	0				
Inning Stats	R: 6 E: 2 K: 0 S: 16	H: 3 LOB: 0 BB: 1 P: 24	R: 1 E: 0 K: 1 S: 13	H: 3 LOB: 2 BB: 0 P: 19	R: 0 E: 0 K: 0 S: 8	H: 1 LOB: 1 BB: 0 P: 12	R: 3 E: 0 K: 1 S: 12	H: 3 LOB: 0 BB: 1 P: 20	R: 0 E: 0 K: 0 S: 5	H: 0 LOB: 0 BB: 0 P: 10	R: 0 E: 0 K: 1 S: 9	H: 0 LOB: 0 BB: 0 P: 14	R: 0 E: 0 K: 0 S: 3	H: 0 LOB: 0 BB: 0 P: 5	R: 0 E: 1 K: 1 S: 11	H: 2 LOB: 2 BB: 0 P: 17	1B: 8 2B: 3 3B: 0 HR: 1	SF: 0 SAC: 0 DP: 0 HBP: 0	WP: 1 PB: 0 SB: 1 CS: 0	PA: 43
PITCHER	IP WLS BF H R ER SO BB IBB HBP BLK WP HR S P ERA WHIP																			
Marty Clary, R ERA: 2.63	3.0 L 19 7 7 1 1 1 0 0 0 0 1 1 37 55 3.00 2.667																			
Sergio Valdez, R ERA: 5.4	2.0 10 3 3 3 2 1 0 0 0 0 0 0 20 29 13.50 2.000																			
Tony Castillo, L ERA: 5.4	1.0 3 0 0 0 0 0 0 0 0 0 0 0 5 10 0.00 0.000																			
Jay Aldrich, R ERA: 3.54	2.0 6 0 0 0 1 0 0 0 0 0 0 0 12 19 0.00 0.000																			
Joe Boever, R ERA: 3.42	1.0 5 2 0 0 1 0 0 0 0 0 0 0 11 17 0.00 2.000																			

Chicago Cubs @ Atlanta Braves
Atlanta-Fulton County Stadium, Atlanta, GA
Sat Sep 02 1989, 7:05 PM EDT
Att: 41,020 - Unknown

AB 41
R 10
H 12
RBI 8
BB 2
SO 5
LOB 19



Batter	1	2	3	4	5	6	7	8	9	AB	R	H	RBI	BB	SO	LOB	BOTTOM					
Oddibe McDowell, L OBP: 0.320, SLG: 0.356	E9 G4-3		F7			G4-3				4	2	2	0	0	0	0						
Jeff Treadway, L OBP: 0.323, SLG: 0.384	G4-3									4	0	1	1	0	0	1						
Lonnie Smith, R OBP: 0.424, SLG: 0.556	G1-3									4	0	2	1	0	0	0						
Dale Murphy, R OBP: 0.299, SLG: 0.359 Joe Boever, R	K									4	0	0	0	0	2	3						
Darrell Evans, L OBP: 0.315, SLG: 0.388		F8								4	0	1	0	0	0	0						
Jeff Blauser, R OBP: 0.318, SLG: 0.410										4	0	1	0	0	0	1						
Andres Thomas, R OBP: 0.230, SLG: 0.320										4	0	0	0	0	0	2						
John Russell, R OBP: 0.221, SLG: 0.214										3	0	0	0	0	0	1						
Marty Clary, R ERA: 2.63 Derek Lilliquist, L ERA: 2.77 Sergio Valdez, R ERA: 5.4 Tony Castillo, L ERA: 5.4 Jeff Weathersby, L OBP: 0.299, SLG: 0.472 Jay Aldrich, R OBP: 0.235, SLG: 0.296 Tommy Gregg, L OBP: 0.221, SLG: 0.214										0	0	0	0	0	0	0						
Inning Stats	R: 1 E: 1 K: 1 S: 11	H: 1 LOB: 0 BB: 0 P: 21	R: 0 E: 0 K: 0 S: 5	H: 1 LOB: 0 BB: 0 P: 7	R: 0 E: 0 K: 0 S: 4	H: 0 LOB: 0 BB: 0 P: 8	R: 0 E: 0 K: 1 S: 8	H: 0 LOB: 0 BB: 0 P: 13	R: 0 E: 0 K: 0 S: 4	H: 0 LOB: 0 BB: 0 P: 8	R: 1 E: 0 K: 0 S: 13	H: 3 LOB: 2 BB: 0 P: 17	R: 0 E: 0 K: 0 S: 8	H: 1 LOB: 1 BB: 0 P: 10	R: 1 E: 0 K: 0 S: 13	H: 2 LOB: 1 BB: 0 P: 17	R: 0 E: 0 K: 0 S: 5	H: 0 LOB: 0 BB: 0 P: 9	1B: 6 2B: 1 3B: 0 HR: 1	SF: 0 SAC: 0 DP: 1 HBP: 0	WP: 0 PB: 0 SB: 0 CS: 0	PA: 34
PITCHER	IP WLS BF H R ER SO BB IBB HBP BLK WP HR S P ERA WHIP																					
Greg Maddux, R ERA: 2.77	7.0 W 26 6 2 1 2 0 0 0 0 0 0 0 18 26 4.50 1.000																					
Kevin Blankenship, R ERA: 4.5	2.0 8 2 1 1 0 0 0 0 0 0 0 0 18 26 4.50 1.000																					

Chicago Cubs @ Atlanta Braves
Atlanta-Fulton County Stadium, Atlanta, GA
Sat Sep 02 1989, 7:05 PM EDT
Att: 41,020 - Unknown

AB 34
R 3
H 8
RBI 3
BB 0
SO 2
LOB 8



Batter	1	2	3	4	5	6	7	8	9	AB	R	H	RBI	BB	SO	LOB	TOP			
Jerome Walton, R OBP: 0.353, SLG: 0.415										4	1	2	0	0	1	0	Chicago Cubs @ Atlanta Braves Atlanta-Fulton County Stadium, Atlanta, GA Sun Sep 03 1989, 3:33 AM EDT Att: 25,189 - Unknown			
23 Ryne Sandberg, R OBP: 0.344, SLG: 0.485										4	1	1	0	0	0	2				
Dwight Smith, L OBP: 0.348, SLG: 0.467										4	0	0	0	0	0	2				
Mark Grace, L OBP: 0.402, SLG: 0.473										3	1	2	1	1	0	0				
Andre Dawson, R OBP: 0.313, SLG: 0.489										4	2	2	3	0	0	1				
Luis Salazar, R OBP: 0.306, SLG: 0.414										4	0	2	0	0	1	0				
Shawon Dunston, R OBP: 0.319, SLG: 0.399										4	0	0	0	0	2	2				
Rick Wrona, R OBP: 0.286, SLG: 0.286										2	0	0	0	0	2	1				
Steve Wilson, L OBP: 0.285, SLG: 0.125										0	0	0	0	0	0	0				
Jeff Pico, R OBP: 0.286, SLG: 0.354										0	0	0	0	0	0	0				
Marvell Wynne, L OBP: 0.286, SLG: 0.354										0	0	0	0	0	0	0				
Paul Kilgus, L OBP: 0.286, SLG: 0.354										0	0	0	0	0	0	0				
Vance Law, R OBP: 0.286, SLG: 0.354										0	0	0	0	0	0	0				
Mike Bielecki, R OBP: 0.082, SLG: 0.051										1	0	0	0	0	1	0				
Scott Sanderson, R OBP: 0.156, SLG: 0.050										0	0	0	0	0	0	0				
Lloyd McClellon, R OBP: 0.376, SLG: 0.507										2	0	0	0	0	1	0				
Inning Stats	R: 1 E: 0 K: 0 S: 7	H: 1 LOB: 0 BB: 1 P: 12	R: 0 E: 0 K: 1 S: 8	H: 0 LOB: 0 BB: 0 P: 12	R: 0 E: 0 K: 3 S: 9	H: 0 LOB: 0 BB: 0 P: 12	R: 3 E: 1 K: 2 S: 20	H: 4 LOB: 1 BB: 0 P: 29	R: 0 E: 0 K: 0 S: 7	H: 2 LOB: 1 BB: 0 P: 18	R: 0 E: 0 K: 1 S: 8	H: 1 LOB: 1 BB: 0 P: 10	R: 0 E: 0 K: 0 S: 3	H: 0 LOB: 0 BB: 0 P: 4	R: 0 E: 0 K: 1 S: 10	H: 0 LOB: 0 BB: 0 P: 14	1B: 7 2B: 0 3B: 0 HR: 2	SF: 0 SAC: 0 DP: 1 HBP: 0	WP: 0 PB: 0 SB: 0 CS: 2	PA: 36
PITCHER	IP WLS BF H R ER SO BB IBB HBP BLK WP HR S P ERA WHIP																			
Pete Smith, R ERA: 4.82	6.0 W 25 7 5 5 7 1 0 0 0 0 0 2 62 94 7.50 1.333																			
Mark Eichhorn, R ERA: 4.5	1.0 4 1 0 0 1 0 0 0 0 0 0 0 8 10 0.00 1.000																			
Tony Castillo, L ERA: 5.31	0.1 2 1 0 0 0 0 0 0 0 0 0 0 2 3 0.00 3.000																			
Joe Boever, R ERA: 3.39	0.2 1 0 0 0 0 0 0 0 0 0 0 0 1 1 0.00 0.000																			
Mike Stanton, L ERA:	1.0 S 3 0 0 0 1 0 0 0 0 0 0 0 10 14 0.00 0.000																			

Batter	1	2	3	4	5	6	7	8	9	AB	R	H	RBI	BB	SO	LOB	BOTTOM			
Oddibe McDowell, L OBP: 0.320, SLG: 0.361										5	1	2	0	0	0	2	Chicago Cubs @ Atlanta Braves Atlanta-Fulton County Stadium, Atlanta, GA Sun Sep 03 1989, 3:33 AM EDT Att: 25,189 - Unknown			
Jeff Treadway, L OBP: 0.326, SLG: 0.388										4	2	2	1	1	0	0				
Lonnie Smith, R OBP: 0.422, SLG: 0.550										4	1	0	0	1	2	4				
Dale Murphy, R OBP: 0.300, SLG: 0.360										5	2	2	2	0	0	0				
Darrell Evans, L OBP: 0.322, SLG: 0.392										3	1	2	2	1	0	0				
Jeff Blausler, R OBP: 0.322, SLG: 0.414										4	0	3	3	0	0	1				
Andres Thomas, R OBP: 0.230, SLG: 0.320										4	0	1	0	0	0	4				
John Russell, R OBP: 0.222, SLG: 0.210										3	0	0	0	1	1	2				
Pete Smith, R ERA: 3.38										3	1	1	0	0	0	0				
Mark Eichhorn, R ERA: 4.2										0	0	0	0	0	0	0				
Geronimo Berroa, R OBP: 0.286, SLG: 0.354										0	0	0	0	0	0	0				
Tony Castillo, L ERA: 5.31										0	0	0	0	0	0	0				
Joe Boever, R ERA: 3.39										0	0	0	0	0	0	0				
Mike Stanton, L ERA:										0	0	0	0	0	0	0				
Inning Stats	R: 3 E: 0 K: 0 S: 15	H: 4 LOB: 1 BB: 1 P: 26	R: 0 E: 0 K: 2 S: 11	H: 1 LOB: 2 BB: 1 P: 19	R: 0 E: 0 K: 0 S: 5	H: 0 LOB: 1 BB: 1 P: 9	R: 5 E: 1 K: 0 S: 24	H: 7 LOB: 2 BB: 0 P: 40	R: 0 E: 0 K: 0 S: 5	H: 0 LOB: 0 BB: 0 P: 7	R: 0 E: 0 K: 1 S: 10	H: 0 LOB: 0 BB: 0 P: 13	R: 0 E: 0 K: 0 S: 9	H: 1 LOB: 2 BB: 1 P: 16	R: 0 E: 0 K: 0 S: 5	H: 0 LOB: 0 BB: 0 P: 8	1B: 10 2B: 3 3B: 0 HR: 0	SF: 0 SAC: 0 DP: 1 HBP: 0	WP: 0 PB: 0 SB: 0 CS: 0	PA: 40
PITCHER	IP WLS BF H R ER SO BB IBB HBP BLK WP HR S P ERA WHIP																			
Mike Bielecki, R ERA: 3.38	3.1 L 20 8 6 6 2 3 0 0 0 0 0 0 0 5 6 0.00 3.000																			
Scott Sanderson, R ERA: 4.2	0.1 2 1 0 0 0 0 0 0 0 0 0 0 0 2 5 ∞ ∞																			
Steve Wilson, L ERA: 3.93	0.0 1 1 0 0 0 0 0 0 0 0 0 0 0 2 5 ∞ ∞																			
Jeff Pico, R ERA: 4.26	2.1 9 2 2 2 1 0 0 0 0 0 0 0 21 30 7.71 0.857																			
Paul Kilgus, L ERA: 4.59	2.0 8 1 0 0 0 1 0 0 0 0 0 0 14 24 0.00 1.000																			

AB	34
R	5
H	9
RBI	4
BB	1
SO	9
LOB	8




AB	36
R	8
H	13
RBI	8
BB	4
SO	3
LOB	15



Batter	1	2	3	4	5	6	7	8	9	AB	R	H	RBI	BB	SO	LOB	TOP					
Jerome Walton, R (1, 8) OBP: 0.351, SLG: 0.409	0-1 P4		0-2 L6			1-0 F9		0-0 P4		4	0	0	0	0	0	0						
23 Ryne Sandberg, R (1, 4) OBP: 0.344, SLG: 0.489	1-0 F7			1-1 P6		0-2 L9 1B 2B		0-0 P6		4	1	1	0	0	0	0						
Mark Grace, L (1, 3) OBP: 0.401, SLG: 0.476	1-2 F7			0-0 F7		1-2 L9			0-2 F9 SF7 2B	4	1	1	0	0	0	1						
Andre Dawson, R (1, 9)		0-3 K		1-3 K		1-2			0-0 F9 2-3	4	0	1	1	0	2	1						
Lloyd McClendon, R (1, 7) OBP: 0.370, SLG: 0.500		2-2 G1-3			0-1 F9	3-2 P4			1-1 SF7	3	0	0	1	0	0	1						
Luis Salazar, R (1, 5) OBP: 0.307, SLG: 0.411		2-2			2-1 2B 1B		0-1 F9		3-H 1-2 L5	4	0	2	0	0	0	0						
Shawon Dunston, R (1, 6) OBP: 0.318, SLG: 0.400		0-0 F8			0-1	1-3 2B		0-3 K		3	0	1	0	0	1	1						
Rick Wrona, R (1, 2) OBP: 0.241, SLG: 0.286			2-2 P4		0-3 K		0-3 K			3	0	0	0	0	2	2						
Jeff Pico, R (1, 1) OBP: 0.111, SLG: 0.111 (5, PH)			3-3 K		1-2 G4-3			2-0 P3		1	0	0	0	0	1	0						
Mitch Webster, S (5, PH)										1	0	0	0	0	0	2						
Paul Kilgus, L (5, 1)										0	0	0	0	0	0	0						
Domingo Ramos, R (8, PH)										1	0	0	0	0	0	0						
Mitch Williams, L (8, 1)										0	0	0	0	0	0	0						
Inning Stats	R: 0 E: 0 K: 0 S: 6	H: 0 LOB: 0 BB: 0 P: 8	R: 0 E: 0 K: 1 S: 15	H: 1 LOB: 1 BB: 0 P: 19	R: 0 E: 0 K: 1 S: 10	H: 0 LOB: 0 BB: 0 P: 15	R: 0 E: 0 K: 1 S: 8	H: 0 LOB: 0 BB: 0 P: 10	R: 0 E: 0 K: 1 S: 13	H: 2 LOB: 2 BB: 0 P: 16	R: 1 E: 0 K: 0 S: 15	H: 2 LOB: 1 BB: 0 P: 20	R: 0 E: 0 K: 2 S: 11	H: 0 LOB: 0 BB: 0 P: 11	R: 0 E: 0 K: 0 S: 3	H: 0 LOB: 0 BB: 0 P: 5	R: 1 E: 0 K: 0 S: 9	H: 1 LOB: 0 BB: 0 P: 11	1B: 3 2B: 3 3B: 0 HR: 0	SF: 1 SAC: 0 DP: 0 HBP: 0	WP: 0 PB: 0 SB: 0 CS: 0	PA: 33
PITCHER Sid Fernandez, L (1, 1) ERA: 2.75	IP: 9.0 WLS: W BF: 33 H: 6 R: 2 ER: 2 SO: 6 BB: 0 IBB: 0 HBP: 0 BLK: 0 WP: 0 HR: 0 S: 90 P: 115 ERA: 2.00 WHIP: 0.667											PITCHER	IP: 9.0 WLS: W BF: 33 H: 6 R: 2 ER: 2 SO: 6 BB: 0 IBB: 0 HBP: 0 BLK: 0 WP: 0 HR: 0 S: 90 P: 115 ERA: 2.00 WHIP: 0.667									

Chicago Cubs @ New York Mets
Shea Stadium, Flushing, NY
Tue Sep 05 1989, 7:05 PM EDT
Att: 39,352 - Unknown

AB 32
R 2
H 6
RBI 2
BB 0
SO 6
LOB 8



Batter	1	2	3	4	5	6	7	8	9	AB	R	H	RBI	BB	SO	LOB	BOTTOM							
Gregg Jefferies, S (1, 4) OBP: 0.297, SLG: 0.342	1-0 2B SF8 1B				2-3 K		0-1 G6-3		2 SAFE 1-0 F8	5	1	1	0	0	1	2								
Juan Samuel, R (1, 8) OBP: 0.305, SLG: 0.352	1 SAFE 1-1 E 1 SAFE 1-3 2B		0-2 G4-3		3-3 K		4-1		0-2	4	0	2	1	1	1	0								
Howard Johnson, S (1, 5) OBP: 0.373, SLG: 0.585	2-0 P6		0-1 P6		4-2		0-0 F7		3-H	3	0	0	0	1	0	4								
Darryl Strawberry, L (1, 9) OBP: 0.319, SLG: 0.481	4-0 E IBB		1-3 K		3-3 K			1-0 F8		3	0	0	0	1	2	1								
Kevin McReynolds, R (1, 7) OBP: 0.324, SLG: 0.442	3-1 SF8			2-2		0-1		0-1 F9		0	0	0	1	0	0	0								
Mark Carreon, R (4, 7) OBP: 0.333, SLG: 0.488	3-H			2B		1B		CS		3	1	2	0	0	0	0								
Keith Hernandez, L (1, 3) OBP: 0.330, SLG: 0.328	1-1 E3			3-2	1-H 1B		1-1 G3-1		4-2	3	0	1	1	1	0	3								
Gary Carter, R (1, 2) OBP: 0.222, SLG: 0.240	3-2 G6-3			3-2	G5-3		0-2 G1-3		3-2 F9	4	0	0	0	0	0	5								
Kevin Elster, R (1, 6) OBP: 0.287, SLG: 0.364		1-2 G5-3		0-0 G5-3			0-2 SH2-4		1-1 P4	4	0	1	0	0	0	1								
Sid Fernandez, L (1, 1) OBP: 0.203, SLG: 0.211		0-0 F8		0-1			0-0 SH2-4		1-2 F8	2	0	1	0	0	0	0								
Tim Teufel, R (9, PH)				2-H					1B	1	0	1	0	0	0	0								
Lou Thornton, L (9, PR)									2B	0	1	0	0	0	0	0								
Inning Stats	R: 1 E: 1 K: 0 S: 13	H: 2 LOB: 3 BB: 1 P: 28	R: 0 E: 0 K: 0 S: 5	H: 0 LOB: 0 BB: 0 P: 7	R: 0 E: 0 K: 1 S: 8	H: 0 LOB: 0 BB: 0 P: 9	R: 1 E: 0 K: 0 S: 12	H: 3 LOB: 2 BB: 0 P: 20	R: 0 E: 0 K: 3 S: 12	H: 0 LOB: 1 BB: 1 P: 24	R: 0 E: 0 K: 0 S: 8	H: 1 LOB: 0 BB: 0 P: 9	R: 0 E: 0 K: 0 S: 9	H: 1 LOB: 2 BB: 1 P: 13	R: 0 E: 0 K: 0 S: 8	H: 0 LOB: 1 BB: 1 P: 16	R: 1 E: 0 K: 0 S: 9	H: 2 LOB: 2 BB: 0 P: 12	1B: 6 2B: 3 3B: 0 HR: 0	SF: 1 SAC: 1 DP: 0 HBP: 0	WP: 0 PB: 0 SB: 0 CS: 1	PA: 38		
PITCHER Jeff Pico, R (1, 1) ERA: 4.27	IP: 4.0 WLS: 12 BF: 18 H: 5 R: 2 ER: 2 SO: 3 BB: 0 IBB: 0 HBP: 0 BLK: 0 WP: 0 HR: 0 S: 29 P: 46 ERA: 0.00 WHIP: 1.333											PITCHER	IP: 4.0 WLS: 12 BF: 18 H: 5 R: 2 ER: 2 SO: 3 BB: 0 IBB: 0 HBP: 0 BLK: 0 WP: 0 HR: 0 S: 29 P: 46 ERA: 0.00 WHIP: 1.333											
Paul Kilgus, L (5, 1) ERA: 4.48	3.0 L												3.0 L											
Mitch Williams, L (8, 1) ERA: 2.16	1.2												1.2											

Chicago Cubs @ New York Mets
Shea Stadium, Flushing, NY
Tue Sep 05 1989, 7:05 PM EDT
Att: 39,352 - Unknown

AB 32
R 3
H 9
RBI 3
BB 4
SO 4
LOB 16



Batter	1	2	3	4	5	6	7	8	9	AB	R	H	RBI	BB	SO	LOB	TOP			
Jerome Walton, R (1.8) OBP: 0.348, SLG: 0.405	G4-3		G4-3			K		G4-6-3		4	0	0	0	0	1	2	Chicago Cubs @ Philadelphia Phillies Veterans Stadium, Philadelphia, PA Wed Sep 06 1989, 7:05 PM EDT Att: 17,272 - Unknown livebaseballscorecards.com			
23 Ryne Sandberg, R (1.4) OBP: 0.345, SLG: 0.491	G6-3			F9		BB 1B		BB 2B		4	0	2	0	0	0	0				
Mark Grace, L (1.3) OBP: 0.402, SLG: 0.474	G1			G4-6-3 BB		BB 1-2		G4-3		2	0	0	0	2	0	1				
Andre Dawson, R (1.9) OBP: 0.310, SLG: 0.478		G4-3		G4-6-3		G1-3			F8 1B 1B	4	0	1	0	0	0	3				
Lloyd McClendon, R (1.7) OBP: 0.372, SLG: 0.514	K				HR		1B		F9	4	1	2	1	0	1	1				
Luis Salazar, R (1.5) OBP: 0.306, SLG: 0.409	G5-3				G6-3		F9		BB 1-2 1B	4	0	1	0	0	0	1				
Shawon Dunston, R (1.6) OBP: 0.315, SLG: 0.396			F9		G6-3		L8		F8	4	0	0	0	0	0	3				
Joe Girardi, R (1.2) OBP: 0.296, SLG: 0.259 Scott Sanderson, R (5.1) OBP: 0.157, SLG: 0.056 Vance Law, R (7.9) OBP: 0.207, SLG: 0.295 Dean Wilkins, R (7.1) OBP: 0.207, SLG: 0.295 Steve Wilson, L (7.1) OBP: 0.207, SLG: 0.295 Mitch Webster, S (9.9) OBP: 0.207, SLG: 0.295			G4-3 2B		K		F7		BB 1-2	2	0	1	0	0	1	0				
Greg Maddux, R (1.1) OBP: 0.222, SLG: 0.239 Rick Wrona, R (5.2) OBP: 0.246, SLG: 0.288			G4-3			G6-3			G4-6-3 1B	1	0	0	0	0	0	1				
									K	3	0	1	0	0	1	3				
Inning Stats	R: 0 E: 0 K: 0 S: 7	H: 0 LOB: 0 BB: 0 P: 12	R: 0 E: 0 K: 1 S: 7	H: 0 LOB: 0 BB: 0 P: 10	R: 0 E: 0 K: 1 S: 11	H: 1 LOB: 1 BB: 0 P: 17	R: 0 E: 0 K: 0 S: 5	H: 0 LOB: 0 BB: 1 P: 12	R: 1 E: 0 K: 1 S: 9	H: 1 LOB: 2 BB: 0 P: 12	R: 0 E: 0 K: 0 S: 12	H: 1 LOB: 1 BB: 1 P: 17	R: 0 E: 0 K: 0 S: 10	H: 2 LOB: 1 BB: 0 P: 18	R: 0 E: 0 K: 1 S: 15	H: 2 LOB: 3 BB: 1 P: 20	1B: 5 2B: 2 3B: 0 HR: 1	SF: 0 SAC: 0 DP: 2 HBP: 0	WP: 0 PB: 0 SB: 0 CS: 0	PA: 36
PITCHER Bruce Ruffin, L (1.1) ERA: 4.77	IP: 9.0 WLS: W BF: 36 H: 8 R: 1 ER: 1 SO: 4 BB: 3 IBB: 0 HBP: 0 BLK: 0 WP: 0 HR: 1 S: 85 P: 130 ERA: 1.00 WHIP: 1.222											PITCHER	IP: 9.0 WLS: W BF: 36 H: 8 R: 1 ER: 1 SO: 4 BB: 3 IBB: 0 HBP: 0 BLK: 0 WP: 0 HR: 1 S: 85 P: 130 ERA: 1.00 WHIP: 1.222							


Batter	1	2	3	4	5	6	7	8	9	AB	R	H	RBI	BB	SO	LOB	BOTTOM			
Lenny Dykstra, L (1.8) OBP: 0.323, SLG: 0.370	CS 1B	P6			G6-3 1B	F9	K			5	1	2	0	0	1	4	Chicago Cubs @ Philadelphia Phillies Veterans Stadium, Philadelphia, PA Wed Sep 06 1989, 7:05 PM EDT Att: 17,272 - Unknown livebaseballscorecards.com			
Tom Herr, S (1.4) OBP: 0.344, SLG: 0.345	1B		1B		G6-3	F9	F7			5	0	2	0	0	0	4				
John Kruk, L (1.7) OBP: 0.382, SLG: 0.419	F7		F8		1B 2B 1B	G4-1		G3-1 1B		5	1	2	1	0	0	2				
Ricky Jordan, R (1.3) OBP: 0.315, SLG: 0.409	F8		K		1B 2B 1B		1B 1B	K		5	2	2	0	0	2	3				
Von Hayes, L (1.9) OBP: 0.377, SLG: 0.454		K		1B	2B 1B	2B 1B	1B 1B	G3-1		5	2	3	0	0	1	1				
Dickie Thon, R (1.6) OBP: 0.317, SLG: 0.418		3B 1B	L3		2B 2B	E7 BB	G3			5	2	3	3	0	0	3				
Darren Daulton, L (1.2) OBP: 0.291, SLG: 0.310		3B 3B		F7	G4-3 2B	G4-3				4	1	2	3	0	0	2				
Steve Jeltz, S (1.5) OBP: 0.380, SLG: 0.361		3B		K	G4-3	BB IBB				3	0	1	1	1	1	1				
Bruce Ruffin, S (1.1) OBP: 0.235, SLG: 0.133		K		G5-3	K		BB			3	0	0	1	1	2	2				
Inning Stats	R: 0 E: 0 K: 0 S: 12	H: 2 LOB: 1 BB: 0 P: 18	R: 2 E: 0 K: 2 S: 18	H: 3 LOB: 1 BB: 0 P: 26	R: 0 E: 0 K: 1 S: 12	H: 2 LOB: 2 BB: 0 P: 19	R: 0 E: 0 K: 1 S: 5	H: 0 LOB: 0 BB: 0 P: 8	R: 5 E: 0 K: 1 S: 19	H: 6 LOB: 1 BB: 0 P: 28	R: 0 E: 0 K: 0 S: 5	H: 0 LOB: 0 BB: 0 P: 6	R: 2 E: 1 K: 1 S: 15	H: 3 LOB: 3 BB: 2 P: 30	R: 0 E: 0 K: 1 S: 11	H: 1 LOB: 1 BB: 0 P: 16		1B: 13 2B: 2 3B: 2 HR: 0	SF: 0 SAC: 0 DP: 0 HBP: 0	WP: 0 PB: 0 SB: 0 CS: 1
PITCHER Greg Maddux, R (1.1) ERA: 3.01 Scott Sanderson, R (5.1) ERA: 4.19 Dean Wilkins, R (7.1) ERA: 7.88 Steve Wilson, L (7.1) ERA: 3.84	IP: 4.1 WLS: L BF: 24 H: 12 R: 7 ER: 7 SO: 4 BB: 0 IBB: 0 HBP: 0 BLK: 0 WP: 0 HR: 0 S: 57 P: 86 ERA: 14.54 WHIP: 2.769											PITCHER	IP: 4.1 WLS: L BF: 24 H: 12 R: 7 ER: 7 SO: 4 BB: 0 IBB: 0 HBP: 0 BLK: 0 WP: 0 HR: 0 S: 57 P: 86 ERA: 14.54 WHIP: 2.769							




Batter	1	2	3	4	5	6	7	8	9	AB	R	H	RBI	BB	SO	LOB	TOP										
Doug Dascenzo, S OBP: 0.202, SLG: 0.178	G3		HR	K		G4-3			G4-3	5	1	1	2	0	1	0	Chicago Cubs @ Philadelphia Phillies Veterans Stadium, Philadelphia, PA Thu Sep 07 1989, 7:05 PM EDT Att: 13,058 - Sunny										
23 Ryne Sandberg, R OBP: 0.344, SLG: 0.492	K		K			G4-3			G6-3	5	1	1	0	0	2	0											
Dwight Smith, L OBP: 0.352, SLG: 0.474			1B		P2				G4-3	4	1	2	0	0	0	0											
Mark Grace, L OBP: 0.403, SLG: 0.473	L7		1B		S				G3	3	1	1	0	1	0	1											
Marvell Wynne, L OBP: 0.282, SLG: 0.362		HR	F8		K				G6-3	4	1	1	1	0	1	3											
Vance Law, R OBP: 0.292, SLG: 0.356									G1-3	2	0	1	0	2	0	0											
Les Lancaster, R OBP: 0.143, SLG: 0.286										0	0	0	0	0	0	0											
Shawon Dunston, R OBP: 0.314, SLG: 0.394			K						G6-3	4	0	1	1	0	1	3											
Joe Girardi, R OBP: 0.250, SLG: 0.274	G6-4-3			L1					G6-3	4	0	0	0	0	1	3											
Mike Bielecki, R OBP: 0.094, SLG: 0.049										2	1	0	0	1	1	0											
Paul Assenmacher, L OBP: 0.305, SLG: 0.407			HR		G3				K	0	0	0	0	0	0	0											
										1	0	0	0	0	1	0											
Inning Stats	R: 0 E: 0 K: 1 S: 10	H: 1 LOB: 1 BB: 0 P: 13	R: 1 E: 0 K: 0 S: 5	H: 2 LOB: 0 BB: 0 P: 7	R: 3 E: 0 K: 2 S: 15	H: 2 LOB: 2 BB: 3 P: 30	R: 0 E: 0 K: 1 S: 9	H: 0 LOB: 0 BB: 0 P: 14	R: 2 E: 0 K: 2 S: 16	H: 3 LOB: 2 BB: 1 P: 27	R: 0 E: 0 K: 0 S: 6	H: 0 LOB: 0 BB: 0 P: 9	R: 0 E: 0 K: 0 S: 6	H: 0 LOB: 0 BB: 0 P: 6	R: 0 E: 0 K: 1 S: 9	H: 0 LOB: 0 BB: 0 P: 13	1B: 5 2B: 0 3B: 1 HR: 2	SF: 0 SAC: 0 DP: 1 HBP: 0	WP: 1 PB: 1 SB: 1 CS: 0	PA: 38							
PITCHER	IP	WLS	BF	H	R	ER	SO	BB	IBB	HBP	BLK	WP	HR	S	P	ERA	WHIP										
Ken Howell, R ERA: 3.7	3.0	L	16	5	4	4	3	3	0	0	0	1	2	30	50	12.00	2.667										
Don Carman, L ERA: 5.25	2.0		10	3	2	2	3	1	0	0	0	0	0	25	41	9.00	2.000										
Chuck McElroy, L ERA: 4.5	1.0		3	0	0	0	1	0	0	0	0	0	0	7	10	0.00	0.000										
Todd Frohwrth, R ERA: 3.81	2.0		6	0	0	0	0	0	0	0	0	0	0	12	15	0.00	0.000										
Roger McDowell, R ERA: 2.01	1.0		3	0	0	0	1	0	0	0	0	0	0	9	13	0.00	0.000										

Batter	1	2	3	4	5	6	7	8	9	AB	R	H	RBI	BB	SO	LOB	BOTTOM										
Lenny Dykstra, L OBP: 0.324, SLG: 0.378	G4-3			HR		G4-1			G6-4-3	4	1	2	1	0	0	2	Chicago Cubs @ Philadelphia Phillies Veterans Stadium, Philadelphia, PA Thu Sep 07 1989, 7:05 PM EDT Att: 13,058 - Sunny										
Tom Herr, S OBP: 0.341, SLG: 0.343	K			K		G3			G6-4-3	4	0	0	0	0	2	3											
John Kruk, L OBP: 0.377, SLG: 0.413	G5-3			G4-3		G4-3			K	4	0	0	0	0	1	0											
Ricky Jordan, R OBP: 0.317, SLG: 0.412		P4		2B		1B			F8	4	1	2	0	0	0	0											
Von Hayes, L OBP: 0.379, SLG: 0.457									K	2	0	1	0	2	1	0											
Dickie Thon, R OBP: 0.316, SLG: 0.416									G6-3	4	0	1	0	0	1	3											
Charlie Hayes, R OBP: 0.252, SLG: 0.408				G4-3					K	3	0	0	0	0	1	3											
Tom Barrett, S OBP: 0.500, SLG: 0.500										1	0	0	0	0	1	0											
Darren Daulton, L OBP: 0.294, SLG: 0.308				F8		G4-1			F9	2	0	0	1	2	0	0											
Ken Howell, R ERA: 3.7	5.2	W	25	5	2	2	5	4	0	0	0	0	0	52	93	3.18		1.588									
Mike Bielecki, R ERA: 3.38	1.1		5	1	0	0	2	1	0	0	0	0	0	16	29	0.00	1.500										
Paul Assenmacher, L ERA: 3.23	2.0		6	0	0	0	3	0	0	0	0	0	0	15	23	0.00	0.000										
Les Lancaster, R ERA: 1.05																											
Inning Stats	R: 0 E: 0 K: 1 S: 5	H: 0 LOB: 0 BB: 0 P: 9	R: 0 E: 0 K: 0 S: 7	H: 0 LOB: 0 BB: 1 P: 14	R: 0 E: 0 K: 1 S: 6	H: 0 LOB: 0 BB: 0 P: 10	R: 1 E: 0 K: 2 S: 13	H: 3 LOB: 2 BB: 0 P: 19	R: 0 E: 0 K: 0 S: 11	H: 0 LOB: 2 BB: 2 P: 24	R: 1 E: 0 K: 2 S: 16	H: 2 LOB: 3 BB: 2 P: 29	R: 0 E: 0 K: 1 S: 10	H: 1 LOB: 0 BB: 0 P: 17	R: 0 E: 0 K: 1 S: 7	H: 0 LOB: 0 BB: 0 P: 11	R: 0 E: 0 K: 2 S: 8	H: 0 LOB: 0 BB: 0 P: 12	1B: 3 2B: 2 3B: 0 HR: 1	SF: 0 SAC: 0 DP: 2 HBP: 0	WP: 0 PB: 0 SB: 0 CS: 0	PA: 36					
PITCHER	IP	WLS	BF	H	R	ER	SO	BB	IBB	HBP	BLK	WP	HR	S	P	ERA	WHIP										
Mike Bielecki, R ERA: 3.38	5.2	W	25	5	2	2	5	4	0	0	0	0	0	52	93	3.18	1.588										
Paul Assenmacher, L ERA: 3.23	1.1		5	1	0	0	2	1	0	0	0	0	0	16	29	0.00	1.500										
Les Lancaster, R ERA: 1.05	2.0		6	0	0	0	3	0	0	0	0	0	0	15	23	0.00	0.000										

AB 34
R 6
H 8
RBI 4
BB 4
SO 8
LOB 10



AB 31
R 2
H 6
RBI 2
BB 5
SO 10
LOB 14



Batter	1	2	3	4	5	6	7	8	9	AB	R	H	RBI	BB	SO	LOB	TOP				
Vince Coleman, S (1, 7) OBP: 0.324, SLG: 0.353										4	0	1	0	0	3	1	St. Louis Cardinals @ Chicago Cubs Wrigley Field, Chicago, IL Sun Sep 10 1989, 3:33 AM CDT Att: 37,281 - Sunny - 66 F				
Ozzie Smith, S (1, 6) OBP: 0.337, SLG: 0.358										4	1	2	0	0	0	0					
Pedro Guerrero, R (1, 3) OBP: 0.394, SLG: 0.482										4	0	0	0	0	3	2					
Tom Brunansky, R (1, 9) OBP: 0.319, SLG: 0.431										4	0	0	0	0	3	2					
Terry Pendleton, S (1, 5) OBP: 0.314, SLG: 0.397										3	0	2	1	1	1	1					
José Oquendo, S (1, 4) OBP: 0.370, SLG: 0.377										3	0	1	0	1	1	2					
Milt Thompson, L (1, 8) OBP: 0.339, SLG: 0.391										4	0	0	0	0	3	4					
Todd Zeile, R (1, 2) OBP: 0.357, SLG: 0.389										3	0	1	0	1	1	2					
Ken Hill, R (1, 1) OBP: 0.196, SLG: 0.185										2	0	0	0	0	2	1					
Willie McGee, S (7, PH) OBP: 0.284, SLG: 0.371										1	0	0	0	0	1	1					
Cris Carpenter, R (7, 1) OBP: 0.400, SLG: 0.400										0	0	0	0	0	0	0					
Frank DiPino, L (7, 1) OBP: 0.111, SLG: 0.111										0	0	0	0	0	0	0					
Inning Stats	R: 0 E: 0 K: 2 S: 8	H: 0 LOB: 0 BB: 0 P: 11	R: 0 E: 0 K: 3 S: 12	H: 0 LOB: 1 BB: 1 P: 20	R: 0 E: 0 K: 2 S: 7	H: 1 LOB: 0 BB: 0 P: 13	R: 1 E: 0 K: 0 S: 10	H: 2 LOB: 1 BB: 0 P: 15	R: 0 E: 0 K: 3 S: 15	H: 1 LOB: 1 BB: 0 P: 23	R: 0 E: 0 K: 1 S: 11	H: 1 LOB: 1 BB: 1 P: 20	R: 0 E: 0 K: 2 S: 9	H: 0 LOB: 0 BB: 0 P: 14	R: 0 E: 0 K: 2 S: 11	H: 1 LOB: 2 BB: 1 P: 19	1B: 7 2B: 0 3B: 0 HR: 0	SF: 0 SAC: 0 DP: 1 HBP: 0	WP: 0 PB: 0 SB: 2 CS: 1	PA: 36	
PITCHER	IP WLS BF H R ER SO BB IBB HBP BLK WP HR S P ERA WHIP	IP WLS BF H R ER SO BB IBB HBP BLK WP HR S P ERA WHIP	IP WLS BF H R ER SO BB IBB HBP BLK WP HR S P ERA WHIP	IP WLS BF H R ER SO BB IBB HBP BLK WP HR S P ERA WHIP	IP WLS BF H R ER SO BB IBB HBP BLK WP HR S P ERA WHIP	IP WLS BF H R ER SO BB IBB HBP BLK WP HR S P ERA WHIP	IP WLS BF H R ER SO BB IBB HBP BLK WP HR S P ERA WHIP	IP WLS BF H R ER SO BB IBB HBP BLK WP HR S P ERA WHIP	IP WLS BF H R ER SO BB IBB HBP BLK WP HR S P ERA WHIP	IP WLS BF H R ER SO BB IBB HBP BLK WP HR S P ERA WHIP	IP WLS BF H R ER SO BB IBB HBP BLK WP HR S P ERA WHIP	IP WLS BF H R ER SO BB IBB HBP BLK WP HR S P ERA WHIP	IP WLS BF H R ER SO BB IBB HBP BLK WP HR S P ERA WHIP	IP WLS BF H R ER SO BB IBB HBP BLK WP HR S P ERA WHIP	IP WLS BF H R ER SO BB IBB HBP BLK WP HR S P ERA WHIP	IP WLS BF H R ER SO BB IBB HBP BLK WP HR S P ERA WHIP	IP WLS BF H R ER SO BB IBB HBP BLK WP HR S P ERA WHIP	IP WLS BF H R ER SO BB IBB HBP BLK WP HR S P ERA WHIP	IP WLS BF H R ER SO BB IBB HBP BLK WP HR S P ERA WHIP	IP WLS BF H R ER SO BB IBB HBP BLK WP HR S P ERA WHIP	IP WLS BF H R ER SO BB IBB HBP BLK WP HR S P ERA WHIP

AB	32
R	1
H	7
RBI	1
BB	3
SO	18
LOB	16



Batter	1	2	3	4	5	6	7	8	9	AB	R	H	RBI	BB	SO	LOB	BOTTOM				
Jerome Walton, R (1, 8) OBP: 0.346, SLG: 0.401										4	0	1	1	0	0	1	St. Louis Cardinals @ Chicago Cubs Wrigley Field, Chicago, IL Sun Sep 10 1989, 3:33 AM CDT Att: 37,281 - Sunny - 66 F				
23 Ryne Sandberg, R (1, 4) OBP: 0.347, SLG: 0.502										3	1	1	0	1	0	1					
Dwight Smith, L (1, 7) OBP: 0.356, SLG: 0.482										2	1	1	2	1	0	0					
Lloyd McClendon, R (7, PH) OBP: 0.370, SLG: 0.509										1	0	0	0	0	0	2					
Doug Dasenczo, S (8, 7) OBP: 0.208, SLG: 0.185										0	0	0	0	0	0	0					
Mark Grace, L (1, 3) OBP: 0.402, SLG: 0.468										4	0	1	0	0	1	1					
Andre Dawson, R (1, 9) OBP: 0.306, SLG: 0.466										4	1	0	0	0	2	1					
Vance Law, R (1, 5) OBP: 0.297, SLG: 0.361										2	0	0	0	1	1	0					
Mitch Williams, L (9, 1) OBP: 0.156, SLG: 0.050										0	0	0	0	0	0	0					
Shawon Dunston, R (1, 6) OBP: 0.314, SLG: 0.390										4	0	2	1	0	1	1					
Joe Girardi, R (1, 2) OBP: 0.271, SLG: 0.292										2	0	0	0	1	1	1					
Steve Wilson, L (1, 1) ERA: 3.7										1	0	0	0	0	1	2					
Curtis Wilkerson, S (6, PH) ERA: 3.7										1	0	1	0	0	0	0					
Scott Sanderson, R (6, 1) ERA: 3.7										0	0	0	0	0	0	0					
Paul Assenmacher, L (7, 1) ERA: 3.7										1	0	0	0	0	0	1					
Luis Salazar, R (7, 5) ERA: 2.96										1	1	1	0	0	0	0					
Inning Stats	R: 0 E: 1 K: 1 S: 7	H: 0 LOB: 1 BB: 1 P: 16	R: 0 E: 0 K: 3 S: 13	H: 0 LOB: 2 BB: 2 P: 25	R: 0 E: 0 K: 0 S: 7	H: 0 LOB: 0 BB: 0 P: 9	R: 0 E: 0 K: 0 S: 7	H: 0 LOB: 0 BB: 0 P: 13	R: 0 E: 0 K: 1 S: 8	H: 1 LOB: 1 BB: 0 P: 12	R: 2 E: 0 K: 2 S: 11	H: 2 LOB: 0 BB: 0 P: 18	R: 1 E: 0 K: 0 S: 13	H: 3 LOB: 2 BB: 1 P: 21	R: 1 E: 0 K: 0 S: 16	H: 2 LOB: 1 BB: 0 P: 19	1B: 6 2B: 1 3B: 0 HR: 1	SF: 0 SAC: 1 DP: 1 HBP: 0	WP: 1 PB: 1 SB: 2 CS: 1	PA: 35	
PITCHER	IP WLS BF H R ER SO BB IBB HBP BLK WP HR S P ERA WHIP	IP WLS BF H R ER SO BB IBB HBP BLK WP HR S P ERA WHIP	IP WLS BF H R ER SO BB IBB HBP BLK WP HR S P ERA WHIP	IP WLS BF H R ER SO BB IBB HBP BLK WP HR S P ERA WHIP	IP WLS BF H R ER SO BB IBB HBP BLK WP HR S P ERA WHIP	IP WLS BF H R ER SO BB IBB HBP BLK WP HR S P ERA WHIP	IP WLS BF H R ER SO BB IBB HBP BLK WP HR S P ERA WHIP	IP WLS BF H R ER SO BB IBB HBP BLK WP HR S P ERA WHIP	IP WLS BF H R ER SO BB IBB HBP BLK WP HR S P ERA WHIP	IP WLS BF H R ER SO BB IBB HBP BLK WP HR S P ERA WHIP	IP WLS BF H R ER SO BB IBB HBP BLK WP HR S P ERA WHIP	IP WLS BF H R ER SO BB IBB HBP BLK WP HR S P ERA WHIP	IP WLS BF H R ER SO BB IBB HBP BLK WP HR S P ERA WHIP	IP WLS BF H R ER SO BB IBB HBP BLK WP HR S P ERA WHIP	IP WLS BF H R ER SO BB IBB HBP BLK WP HR S P ERA WHIP	IP WLS BF H R ER SO BB IBB HBP BLK WP HR S P ERA WHIP	IP WLS BF H R ER SO BB IBB HBP BLK WP HR S P ERA WHIP	IP WLS BF H R ER SO BB IBB HBP BLK WP HR S P ERA WHIP	IP WLS BF H R ER SO BB IBB HBP BLK WP HR S P ERA WHIP	IP WLS BF H R ER SO BB IBB HBP BLK WP HR S P ERA WHIP	IP WLS BF H R ER SO BB IBB HBP BLK WP HR S P ERA WHIP

AB	30
R	4
H	8
RBI	4
BB	4
SO	7
LOB	11



Batter	1	2	3	4	5	6	7	8	9	AB	R	H	RBI	BB	SO	LOB	TOP					
Tim Raines, S (1, 7) OBP: 0.405, SLG: 0.432	1-2 G5-4-3 1B		2-2 L6			4-1 FC6-4 BB			2-0 F7	3	0	1	0	1	0	0						
Marquis Grissom, R (1, 8) OBP: 0.468, SLG: 0.474	2-1 P8			0-1 G5-3		1-1 FC6-4 1-2f			4-2 BB	3	0	0	0	1	0	2						
Andres Calarraga, R (1, 3) OBP: 0.329, SLG: 0.431	1-1 G5-4-3 1-2f			0-1 F9			3-3 K		1-3 K	4	0	0	0	0	2	2						
Hubie Brooks, R (1, 9) OBP: 0.308, SLG: 0.385		1-3 K		3-1 G5-3		4-1 G6-4-3 BB				2	0	0	0	1	1	0						
Tim Wallach, R (1, 5) OBP: 0.348, SLG: 0.427		0-0 1B			1-2 P4		0-2 G6-4-3 1-2f			3	0	1	0	0	0	1						
Damaso Garcia, R (1, 4) OBP: 0.317, SLG: 0.369	0-1 P3			1-1 G6-3				3-2 F8		2	0	0	0	0	0	1						
Tom Foley, L (7, 4) OBP: 0.305, SLG: 0.338										1	0	0	0	0	0	0						
Nelson Santovenia, R (1, 2) OBP: 0.320, SLG: 0.366		1-3 K		2-1 F8				1-0 P2		3	0	0	0	0	1	1						
Spike Owen, S (1, 6) OBP: 0.356, SLG: 0.341			1-3 K		1-0 F7			3-3 K		3	0	0	0	0	2	0						
Bryn Smith, R (1, 1) OBP: 0.156, SLG: 0.086			0-1 P4		2-3 K				2-2 G6-3	2	0	0	0	0	1	0						
John Candelaria, L (8, 1)										0	0	0	0	0	0	0						
Wallace Johnson, S (9, PH) OBP: 0.309, SLG: 0.363										1	0	0	0	0	0	0						
Inning Stats	R: 0 E: 0 K: 0 S: 7	H: 1 LOB: 0 BB: 0 P: 11	R: 0 E: 0 K: 2 S: 9	H: 1 LOB: 1 BB: 0 P: 11	R: 0 E: 0 K: 1 S: 9	H: 0 LOB: 0 BB: 0 P: 12	R: 0 E: 0 K: 0 S: 6	H: 0 LOB: 0 BB: 0 P: 9	R: 0 E: 0 K: 0 S: 7	H: 0 LOB: 0 BB: 0 P: 11	R: 0 E: 0 K: 1 S: 8	H: 0 LOB: 1 BB: 1 P: 16	R: 0 E: 0 K: 1 S: 7	H: 0 LOB: 0 BB: 1 P: 14	R: 0 E: 0 K: 1 S: 7	H: 0 LOB: 0 BB: 0 P: 14	R: 0 E: 0 K: 1 S: 10	H: 0 LOB: 1 BB: 1 P: 19	1B: 2 2B: 0 3B: 0 HR: 0	SF: 0 SAC: 0 DP: 2 HBP: 0	WP: 0 PB: 0 SB: 0 CS: 0	PA: 30
PITCHER Mike Bielecki, R (1, 1) ERA: 3.22	IP: 9.0 WLS: W BF: 30 H: 2 R: 0 ER: 0 SO: 7 BB: 3 IBB: 0 HBP: 0 BLK: 0 WP: 0 HR: 0 S: 70 P: 117 ERA: 0.00 WHIP: 0.556															PITCHER	IP: 9.0 WLS: W BF: 30 H: 2 R: 0 ER: 0 SO: 7 BB: 3 IBB: 0 HBP: 0 BLK: 0 WP: 0 HR: 0 S: 70 P: 117 ERA: 0.00 WHIP: 0.556					

Montreal Expos @ Chicago Cubs
Wrigley Field, Chicago, IL
Tue Sep 12 1989, 7:05 PM CDT
Att: 36,333 - Unknown - 60 F

AB	27
R	0
H	2
RBI	0
BB	3
SO	7
LOB	7



Batter	1	2	3	4	5	6	7	8	9	AB	R	H	RBI	BB	SO	LOB	BOTTOM			
Jerome Walton, R (1, 8) OBP: 0.342, SLG: 0.396	0-1 G4-3		3-3 K		2-2 L5		0-0 B5			4	0	0	0	0	1	1				
23 Ryne Sandberg, R (1, 4) OBP: 0.346, SLG: 0.503	0-2 G4-3			1-3 K		2-3 K		3-2 HR		4	1	1	1	0	2	0				
Dwight Smith, L (1, 7) OBP: 0.362, SLG: 0.485	0-1 1B			1-1 1B		4-2 G6-3 BB		1-3 K		2	0	2	0	1	0	0				
Lloyd McClendon, R (6, PH) OBP: 0.367, SLG: 0.502										1	0	0	0	1	1	0				
Doug Dascenzo, S (9, 7) OBP: 0.208, SLG: 0.185										0	0	0	0	0	0	0				
Mark Grace, L (1, 3) OBP: 0.400, SLG: 0.465	0-1 G4-1			1-1 P7		4-0 G6-3 BB		2-3 K		3	0	0	0	1	1	2				
Andre Dawson, R (1, 9) OBP: 0.303, SLG: 0.457		1-3 K		2-2 F8		0-2 G6-3		2-3 K		4	0	0	0	0	2	3				
Vance Law, R (1, 5) OBP: 0.297, SLG: 0.358		0-2 F8			3-2 2B PB	4-2 BB				2	1	1	0	1	0	0				
Shawon Dunston, R (1, 6) OBP: 0.319, SLG: 0.491		1-1 G6-3			1-1 PB	0-0 P5				3	0	1	0	0	0	3				
Rick Wrona, R (1, 2) OBP: 0.265, SLG: 0.308			2-3 K		3-1 P6		2-1 P7			3	0	0	0	0	1	2				
Mike Bielecki, R (1, 1) OBP: 0.090, SLG: 0.047			1-0 F8		0-3 K		0-0 B1-3			3	0	0	0	0	1	2				
Inning Stats	R: 0 E: 0 K: 0 S: 10	H: 1 LOB: 1 BB: 0 P: 10	R: 0 E: 0 K: 1 S: 12	H: 0 LOB: 0 BB: 0 P: 14	R: 0 E: 0 K: 2 S: 7	H: 0 LOB: 0 BB: 0 P: 13	R: 0 E: 0 K: 1 S: 13	H: 1 LOB: 1 BB: 0 P: 17	R: 1 E: 0 K: 1 S: 13	H: 2 LOB: 1 BB: 0 P: 22	R: 0 E: 0 K: 1 S: 13	H: 0 LOB: 3 BB: 3 P: 27	R: 0 E: 0 K: 0 S: 4	H: 0 LOB: 0 BB: 0 P: 6	R: 1 E: 0 K: 3 S: 14	H: 1 LOB: 0 BB: 0 P: 22	1B: 3 2B: 1 3B: 0 HR: 1	SF: 0 SAC: 0 DP: 0 HBP: 0	WP: 0 PB: 1 SB: 1 CS: 0	PA: 32
PITCHER Bryn Smith, R (1, 1) ERA: 2.67	IP: 7.0 WLS: L BF: 28 H: 4 R: 1 ER: 0 SO: 6 BB: 3 IBB: 0 HBP: 0 BLK: 0 WP: 0 HR: 0 S: 72 P: 109 ERA: 0.00 WHIP: 1.000															PITCHER	IP: 7.0 WLS: L BF: 28 H: 4 R: 1 ER: 0 SO: 6 BB: 3 IBB: 0 HBP: 0 BLK: 0 WP: 0 HR: 0 S: 72 P: 109 ERA: 0.00 WHIP: 1.000			
John Candelaria, L (8, 1) ERA: 4.89	1.0 L 4 1 1 1 3 0 0 0 0 0 0 1 14 22 9.00 1.000																			

Montreal Expos @ Chicago Cubs
Wrigley Field, Chicago, IL
Tue Sep 12 1989, 7:05 PM CDT
Att: 36,333 - Unknown - 60 F

AB	29
R	2
H	5
RBI	1
BB	3
SO	9
LOB	13



Batter	1	2	3	4	5	6	7	8	9	AB	R	H	RBI	BB	SO	LOB	TOP								
Tim Raines, S OBP: 0.404, SLG: 0.429 (1, 7)	0-0 1B	1-1 G3			2-1 G6-3		2-3 K2-3		2-2 L7	5	0	1	0	0	1	4									
Dave Martinez, L OBP: 0.331, SLG: 0.395 (1, 8)	2-2 1B		1-1 G4-3		2-1 G3			3-2 2B 1B		4	1	2	0	0	0	1									
Andres Calarraga, R OBP: 0.329, SLG: 0.429 (1, 3)	2-3 K		2-3 K		1-1 FC5-4 1B			0-1 F9		4	0	1	0	0	2	3									
Hubie Brooks, R OBP: 0.305, SLG: 0.382 (1, 9)	0-2 P3		0-0 F7		0-2 FC5-4 1B 1-2			2-2 G3		4	0	0	0	0	0	4									
Tom Foley, L OBP: 0.307, SLG: 0.343 (1, 5)	1-3 K			0-0 L8		1-1 1B		3-2 2B		4	0	2	1	0	1	2									
Mike Fitzgerald, R OBP: 0.323, SLG: 0.392 (1, 2)		1-2 BB 1B		2-2 P6		1-1 F8		2-1 F8		4	0	1	0	0	0	3									
Rex Hudler, R OBP: 0.283, SLG: 0.424 (1, 4)		0-1 P4		1-0 F7		2-1 B5-3			1-2 F7	4	0	0	0	0	0	3									
Spike Owen, S OBP: 0.357, SLG: 0.340 (1, 6)		2-1 F9		1-1 SH1-4 1B			2-2 G3		3-2 F9	4	0	1	0	0	0	1									
Kevin Gross, R OBP: 0.217, SLG: 0.175 (1, 1)		4-0 BB		0-0 SH1-4			2-3 K		0-1 3B	0	0	0	0	1	0	0									
Jeff Huson, L OBP: 0.229, SLG: 0.246 (7, PH)										1	0	0	0	0	1	0									
Zane Smith, L OBP: 0.188, SLG: 0.219 (7, PH)										0	0	0	0	0	0	0									
Wallace Johnson, S OBP: 0.315, SLG: 0.388 (9, PH)		1-2 BB		1-2						1	0	1	0	0	0	0									
Inning Stats	R: 0 E: 0 K: 2 S: 16	H: 2 LOB: 2 BB: 0 P: 21	R: 0 E: 0 K: 0 S: 9	H: 1 LOB: 2 BB: 1 P: 17	R: 0 E: 0 K: 1 S: 8	H: 0 LOB: 0 BB: 0 P: 11	R: 0 E: 0 K: 0 S: 8	H: 0 LOB: 0 BB: 0 P: 11	R: 0 E: 0 K: 0 S: 7	H: 1 LOB: 1 BB: 0 P: 12	R: 0 E: 0 K: 0 S: 13	H: 2 LOB: 2 BB: 0 P: 17	R: 0 E: 0 K: 2 S: 10	H: 0 LOB: 0 BB: 0 P: 16	R: 1 E: 0 K: 0 S: 18	H: 2 LOB: 1 BB: 0 P: 28	R: 0 E: 0 K: 0 S: 13	H: 1 LOB: 1 BB: 0 P: 19	1B: 7 2B: 1 3B: 1 HR: 0	SF: 0 SAC: 1 DP: 0 HBP: 0	WP: 0 PB: 0 SB: 0 CS: 0	PA: 37			
PITCHER	IP	WLS	BF	H	R	ER	SO	BB	IBB	HBP	BLK	WP	HR	S	P	ERA	WHIP								
Scott Sanderson, R ERA: 4.0 (1, 1)	5.1	W	23	6	0	0	3	1	0	0	0	0	0	56	82	0.00	1.312								
Les Lancaster, R ERA: 1.1 (6, 1)	3.2	S	14	3	1	1	2	0	0	0	0	0	0	46	70	2.46	0.818								

Montreal Expos @ Chicago Cubs
Wrigley Field, Chicago, IL
Wed Sep 13 1989, 7:05 PM CDT
Att: 34,870 - Unknown - 55 F

AB	35
R	1
H	9
RBI	1
BB	1
SO	5
LOB	21



Batter	1	2	3	4	5	6	7	8	9	AB	R	H	RBI	BB	SO	LOB	BOTTOM								
Jerome Walton, R OBP: 0.344, SLG: 0.397 (1, 8)	1-2 P6 23 S 1B		1-3 K		0-0 FC5-4 23 1B		1-3 K			4	0	2	0	0	2	0									
23 Ryne Sandberg, R OBP: 0.345, SLG: 0.501 (1, 4)	3-3 K		0-0 S 1B		1-2 FC5-4 SH2-3 1B 1-2		0-3 K			4	1	1	0	0	2	2									
Dwight Smith, L OBP: 0.358, SLG: 0.480 (1, 7)	2-1 P6		2-3 K		1-1 SH2-3		1-2 G4-3			3	0	0	0	0	1	2									
Doug Descenzo, S OBP: 0.208, SLG: 0.185 (8, 7)	2-3		1-2 K		1-2					0	0	0	0	0	0	0									
Mark Grace, L OBP: 0.403, SLG: 0.466 (1, 3)		0-1 FC1-5 G4-3 1B		1-0 L9		4-2 1B BB		1-0 E 1B 1B		3	1	2	0	1	0	1									
Andre Dawson, R OBP: 0.302, SLG: 0.455 (1, 9)		0-0 G4-3		1-3 K		2-2 1B		0-0 E6		4	0	1	1	0	1	2									
Vance Law, R OBP: 0.295, SLG: 0.355 (1, 5)		2-2 FC1		0-0 L9		3-3 K		2-3 K		3	1	0	0	0	1	3									
Les Lancaster, R OBP: 0.125, SLG: 0.250 (6, 1)		WP FC1-5 1B								1	0	0	0	0	1	1									
Shawon Dunston, R OBP: 0.320, SLG: 0.492 (1, 6)		3-2 FC1-5 1B WP		0-1 E S 1B		2-2 G6-3		1-1 FC6 1B		4	0	2	1	0	0	2									
Joe Girardi, R OBP: 0.278, SLG: 0.293 (1, 2)		2-2 1B		4-2 1B		2-3 K		3-3 FC6 1B		3	0	1	1	1	1	1									
Scott Sanderson, R OBP: 0.149, SLG: 0.048 (1, 1)		1-3 2H 1B		1-1 IBB		2-2 G6-3		1-2 1B		2	0	0	0	0	0	4									
Luis Salazar, R OBP: 0.314, SLG: 0.417 (6, 5)		2-2 G1-3		2-2 G5-3		2-2 G6-3				1	0	0	0	0	0	0									
Inning Stats	R: 0 E: 0 K: 1 S: 8	H: 1 LOB: 0 BB: 0 P: 14	R: 1 E: 0 K: 0 S: 16	H: 2 LOB: 2 BB: 0 P: 25	R: 0 E: 0 K: 2 S: 8	H: 1 LOB: 1 BB: 0 P: 12	R: 0 E: 0 K: 1 S: 11	H: 1 LOB: 2 BB: 1 P: 16	R: 1 E: 0 K: 1 S: 18	H: 2 LOB: 2 BB: 1 P: 29	R: 0 E: 0 K: 1 S: 11	H: 0 LOB: 0 BB: 0 P: 17	R: 0 E: 0 K: 2 S: 9	H: 0 LOB: 0 BB: 0 P: 11	R: 1 E: 1 K: 1 S: 9	H: 2 LOB: 1 BB: 0 P: 13	1B: 9 2B: 0 3B: 0 HR: 0	SF: 0 SAC: 1 DP: 0 HBP: 0	WP: 1 PB: 0 SB: 3 CS: 0	PA: 35					
PITCHER	IP	WLS	BF	H	R	ER	SO	BB	IBB	HBP	BLK	WP	HR	S	P	ERA	WHIP								
Kevin Gross, R ERA: 4.14 (1, 1)	6.0	L	27	7	2	2	6	1	0	0	0	0	0	72	113	3.00	1.333								
Zane Smith, L ERA: 3.52 (7, 1)	2.0		8	2	1	0	3	0	0	0	0	0	0	18	24	0.00	1.000								

Montreal Expos @ Chicago Cubs
Wrigley Field, Chicago, IL
Wed Sep 13 1989, 7:05 PM CDT
Att: 34,870 - Unknown - 55 F

AB	32
R	3
H	9
RBI	3
BB	2
SO	9
LOB	18



Batter	1	2	3	4	5	6	7	8	9	AB	R	H	RBI	BB	SO	LOB	TOP								
Jerome Walton, R (1, 8) OBP: 0.344, SLG: 0.397	E6 G3-6-3			K 1B		F8			FC5-4 23 FC6-4	5	0	2	1	0	0	2									
23 Ryne Sandberg, R (1, 4) OBP: 0.344, SLG: 0.498	P4			PB 1B		P2			FC6-4	5	0	1	1	0	0	4									
Mark Grace, L (1, 3) OBP: 0.401, SLG: 0.462	G3-6-3			K					G1-3	4	1	0	0	1	1	4									
Andre Dawson, R (1, 9) OBP: 0.299, SLG: 0.450		F8		K						4	1	0	0	0	2	3									
Doug Dascenzo, S (7, 9) OBP: 0.206, SLG: 0.185										0	0	0	0	0	0	0									
Lloyd McClendon, R (1, 7) OBP: 0.364, SLG: 0.498		F8								2	0	0	0	0	0	2									
Dwight Smith, L (6, PH) OBP: 0.362, SLG: 0.482										1	1	1	0	1	0	0									
Vance Law, R (1, 5) OBP: 0.293, SLG: 0.353										2	0	0	0	0	0	0									
Marvell Wynne, L (6, PH) OBP: 0.280, SLG: 0.360										0	0	0	0	0	0	0									
Luis Salazar, R (6, PH) OBP: 0.315, SLG: 0.417										2	1	1	1	0	0	1									
Shawon Dunston, R (1, 6) OBP: 0.322, SLG: 0.410				K						4	2	2	4	0	2	0									
Joe Girardi, R (1, 2) OBP: 0.277, SLG: 0.292				G3						4	1	1	0	0	1	1									
Rick Sutcliffe, L (1, 1) OBP: 0.287, SLG: 0.185				G6-3						2	0	0	0	1	0	0									
Curtis Wilkerson, S (9, PH) OBP: 0.256, SLG: 0.324										1	0	1	0	0	0	0									
Mitch Williams, L (9, 1)										0	0	0	0	0	0	0									
Inning Stats	R: 0 E: 1 K: 0 S: 5	H: 0 LOB: 0 BB: 0 P: 7	R: 0 E: 0 K: 0 S: 7	H: 0 LOB: 0 BB: 0 P: 14	R: 0 E: 0 K: 1 S: 11	H: 0 LOB: 0 BB: 0 P: 13	R: 0 E: 0 K: 2 S: 10	H: 2 LOB: 2 BB: 0 P: 16	R: 1 E: 0 K: 0 S: 10	H: 2 LOB: 2 BB: 1 P: 19	R: 5 E: 1 K: 1 S: 23	H: 2 LOB: 0 BB: 2 P: 36	R: 0 E: 0 K: 1 S: 7	H: 0 LOB: 0 BB: 0 P: 10	R: 0 E: 0 K: 1 S: 7	H: 1 LOB: 0 BB: 0 P: 9	R: 1 E: 0 K: 0 S: 11	H: 2 LOB: 1 BB: 0 P: 19	1B: 8 2B: 0 3B: 0 HR: 1	SF: 0 SAC: 0 DP: 2 HBP: 0	WP: 0 PB: 2 SB: 1 CS: 0	PA: 39			
PITCHER	IP	WLS	BF	H	R	ER	SO	BB	IBB	HBP	BLK	WP	HR	S	P	ERA	WHIP								
Neal Heaton, L (1, 1) ERA: 3.27	5.0		20	4	1	0	3	1	0	0	0	0	0	43	69	0.00	1.000								
Stan Belinda, R (6, 1) ERA: 6.0	0.0	L	3	0	3	3	0	2	0	0	0	0	0	8	17	∞	∞								
Bob Patterson, L (6, 1) ERA: 6.3	1.0		5	2	2	1	1	0	0	0	0	0	1	15	19	9.00	2.000								
Rick Reed, R (7, 1) ERA: 6.17	2.0		6	1	0	0	2	0	0	0	0	0	0	14	19	0.00	0.500								
Dorn Taylor, R (9, 1) ERA: 7.04	1.0		5	2	1	1	0	0	0	0	0	0	0	11	19	9.00	2.000								

Chicago Cubs @ Pittsburgh Pirates
 Three Rivers Stadium, Pittsburgh, PA
 Fri Sep 15 1989, 7:05 PM EDT
 Att: 12,607 - Unknown


AB 36
 R 7
 H 9
 RBI 7
 BB 3
 SO 6
 LOB 17



Batter	1	2	3	4	5	6	7	8	9	AB	R	H	RBI	BB	SO	LOB	BOTTOM								
Albert Hall, S (1, 9) OBP: 0.167, SLG: 0.304	K								G4-3	4	0	1	0	1	2	1									
Jay Bell, R (1, 6) OBP: 0.291, SLG: 0.314	P4									4	0	2	0	1	0	1									
Andy Van Slyke, L (1, 8) OBP: 0.304, SLG: 0.380	K									4	0	0	0	1	2	5									
Bobby Bonilla, S (1, 5) OBP: 0.342, SLG: 0.471										4	2	2	0	0	2	2									
Barry Bonds, L (1, 7) OBP: 0.360, SLG: 0.433										3	0	1	0	0	1	1									
Jeff King, R (1, 3) OBP: 0.280, SLG: 0.365										3	0	0	1	0	2	2									
Michael LaValliere, L (1, 2) OBP: 0.415, SLG: 0.385										3	0	3	1	1	0	0									
Jose Lind, R (1, 4) OBP: 0.271, SLG: 0.278										3	0	0	0	0	0	4									
Rick Reed, R (7, 1) OBP: 0.200, SLG: 0.077										0	0	0	0	0	0	0									
R.J. Reynolds, S (8, PH) OBP: 0.343, SLG: 0.383										1	0	0	0	0	1	1									
Dorn Taylor, R (9, 1)										0	0	0	0	0	0	0									
Neal Heaton, L (1, 1) OBP: 0.257, SLG: 0.257										1	0	0	0	0	1	0									
Benny Distefano, L (5, PH) OBP: 0.329, SLG: 0.312										1	0	0	0	0	0	0									
Stan Belinda, R (6, 1)										0	0	0	0	0	0	0									
Bob Patterson, R (6, 1)										0	0	0	0	0	0	0									
Gary Redus, R (7, 3) OBP: 0.371, SLG: 0.450										2	0	1	0	0	0	0									
Inning Stats	R: 0 E: 0 K: 2 S: 7	H: 0 LOB: 0 BB: 0 P: 13	R: 1 E: 0 K: 1 S: 16	H: 2 LOB: 1 BB: 0 P: 24	R: 0 E: 0 K: 1 S: 9	H: 2 LOB: 1 BB: 0 P: 15	R: 0 E: 0 K: 2 S: 10	H: 1 LOB: 2 BB: 1 P: 24	R: 0 E: 0 K: 1 S: 7	H: 0 LOB: 2 BB: 2 P: 19	R: 0 E: 0 K: 0 S: 8	H: 1 LOB: 1 BB: 0 P: 13	R: 0 E: 0 K: 1 S: 10	H: 1 LOB: 1 BB: 0 P: 16	R: 1 E: 0 K: 2 S: 11	H: 2 LOB: 1 BB: 0 P: 14	R: 0 E: 0 K: 1 S: 9	H: 1 LOB: 1 BB: 1 P: 14	1B: 5 2B: 5 3B: 1 HR: 0	SF: 1 SAC: 1 DP: 2 HBP: 0	WP: 0 PB: 0 SB: 2 CS: 0	PA: 39			
PITCHER	IP	WLS	BF	H	R	ER	SO	BB	IBB	HBP	BLK	WP	HR	S	P	ERA	WHIP								
Rick Sutcliffe, R (1, 1) ERA: 3.58	8.0	W	35	9	2	2	10	2	1	0	0	0	0	78	138	2.25	1.375								
Mitch Williams, L (9, 1) ERA: 2.43	1.0		4	1	0	0	1	1	0	0	0	0	0	9	14	0.00	2.000								

Chicago Cubs @ Pittsburgh Pirates
 Three Rivers Stadium, Pittsburgh, PA
 Fri Sep 15 1989, 7:05 PM EDT
 Att: 12,607 - Unknown

AB 33
 R 2
 H 10
 RBI 2
 BB 4
 SO 11
 LOB 17



Batter	1	2	3	4	5	6	7	8	9	AB	R	H	RBI	BB	SO	LOB	TOP								
Jerome Walton, R OBP: 0.343, SLG: 0.395 (1, 8)										5	0	1	2	0	3	2	Chicago Cubs @ Pittsburgh Pirates Three Rivers Stadium, Pittsburgh, PA Sat Sep 16 1989, 7:05 PM EDT Att: 15,668 - Overcast - 75 F								
23 Ryne Sandberg, R OBP: 0.345, SLG: 0.497 (1, 4)										5	0	2	1	0	0	2									
Luis Salazar, R OBP: 0.313, SLG: 0.413 (1, 7)										5	0	1	0	0	0	1									
Andre Dawson, R OBP: 0.300, SLG: 0.457 Doug Dascenzo, S OBP: 0.206, SLG: 0.185 (9, PR)										5	1	2	2	0	1	2									
Lloyd McClendon, R OBP: 0.361, SLG: 0.492 (1, 3)										5	1	1	0	0	1	4									
Vance Law, R OBP: 0.298, SLG: 0.354 Paul Assenmacher, L OBP: 0.279, SLG: 0.359 Marvell Wynne, L OBP: 0.111, SLG: 0.111 Jeff Pico, R OBP: 0.111, SLG: 0.111 (8, PH)										2	1	1	0	1	0	1									
Shawon Dunston, R OBP: 0.323, SLG: 0.413 (1, 6)										4	1	2	1	0	1	1									
Joe Girardi, R OBP: 0.272, SLG: 0.286 Dwight Smith, L OBP: 0.354, SLG: 0.484 (9, PH)										3	0	0	0	0	1	4									
Greg Maddux, R OBP: 0.224, SLG: 0.230 Mitch Webster, S OBP: 0.323, SLG: 0.347 (5, 7)									1	0	0	0	0	1	0										
Inning Stats	R: 0 E: 0 K: 1 S: 8	H: 0 LOB: 0 BB: 0 P: 10	R: 3 E: 0 K: 1 S: 18	H: 4 LOB: 2 BB: 0 P: 27	R: 1 E: 0 K: 1 S: 13	H: 2 LOB: 2 BB: 1 P: 21	R: 0 E: 0 K: 1 S: 8	H: 0 LOB: 0 BB: 0 P: 8	R: 0 E: 0 K: 2 S: 13	H: 1 LOB: 1 BB: 0 P: 19	R: 0 E: 0 K: 2 S: 7	H: 0 LOB: 0 BB: 0 P: 10	R: 0 E: 0 K: 1 S: 8	H: 1 LOB: 0 BB: 0 P: 13	R: 0 E: 1 K: 1 S: 13	H: 0 LOB: 1 BB: 0 P: 16		R: 2 E: 0 K: 1 S: 20	H: 4 LOB: 2 BB: 0 P: 30	1B: 10 2B: 1 3B: 0 HR: 1	SF: 0 SAC: 0 DP: 1 HBP: 1	WP: 0 PB: 0 SB: 1 CS: 0	PA: 41		
PITCHER	IP	WLS	BF	H	R	ER	SO	BB	IBB	HBP	BLK	WP	HR	S	P	ERA	WHIP								
John Smiley, L ERA: 2.6 (1, 1)	5.0	W	24	7	4	4	4	1	0	1	0	0	1	60	85	7.20	1.600								
Doug Bair, R ERA: 2.18 (6, 1)	1.0		3	0	0	0	2	0	0	0	0	0	0	7	10	0.00	0.000								
Randy Kramer, R ERA: 4.01 (7, 1)	2.0		7	1	0	0	2	0	0	0	0	0	0	21	29	0.00	0.500								
Bill Landrum, R ERA: 1.29 (9, 1)	1.0		7	4	2	2	1	0	0	0	0	0	0	20	30	18.00	4.000								

AB 39
R 6
H 12
RBI 6
BB 1
SO 9
LOB 18



Batter	1	2	3	4	5	6	7	8	9	AB	R	H	RBI	BB	SO	LOB	BOTTOM									
Barry Bonds, L OBP: 0.360, SLG: 0.432 (1, 7)										5	1	2	0	0	0	3	Chicago Cubs @ Pittsburgh Pirates Three Rivers Stadium, Pittsburgh, PA Sat Sep 16 1989, 7:05 PM EDT Att: 15,668 - Overcast - 75 F									
Jay Bell, R OBP: 0.286, SLG: 0.308 (1, 6)										4	0	0	0	0	2											
Andy Van Slyke, L OBP: 0.307, SLG: 0.381 (1, 8)										4	1	2	0	1	0	2										
Bobby Bonilla, S OBP: 0.344, SLG: 0.473 (1, 5)										4	2	2	0	1	0	3										
R.J. Reynolds, S OBP: 0.345, SLG: 0.394 (1, 9)										4	2	2	2	0	1	3										
Gary Redus, R OBP: 0.380, SLG: 0.465 (1, 3)										2	2	2	3	2	0	0										
Michael LaValliere, L OBP: 0.429, SLG: 0.399 (1, 2)										2	0	2	1	2	0	0										
Jose Lind, R OBP: 0.271, SLG: 0.280 (1, 4)										3	0	1	1	0	1	2										
John Smiley, L ERA: 2.6 (1, 1)	4.1	L	20	3	3	3	3	4	0	0	0	0	0	0	0	1		Chicago Cubs @ Pittsburgh Pirates Three Rivers Stadium, Pittsburgh, PA Sat Sep 16 1989, 7:05 PM EDT Att: 15,668 - Overcast - 75 F								
Doug Bair, R ERA: 3.05 (6, 1)	2.2		15	3	3	3	3	4	0	0	0	0	1	29	58	10.12			2.625							
Paul Assenmacher, L ERA: 3.55 (5, 1)	1.0		5	2	0	0	0	0	0	0	0	0	0	12	18	0.00	2.000									
Jeff Pico, R ERA: 4.09 (8, 1)	1.0		5	2	0	0	0	0	0	0	0	0	0	12	18	0.00	2.000									
Inning Stats	R: 3 E: 1 K: 0 S: 9	H: 4 LOB: 0 BB: 0 P: 13	R: 0 E: 0 K: 0 S: 4	H: 1 LOB: 0 BB: 0 P: 6	R: 0 E: 0 K: 0 S: 8	H: 0 LOB: 0 BB: 1 P: 18	R: 2 E: 0 K: 0 S: 9	H: 3 LOB: 1 BB: 1 P: 16	R: 0 E: 0 K: 1 S: 9	H: 1 LOB: 2 BB: 1 P: 18	R: 0 E: 0 K: 1 S: 9	H: 0 LOB: 2 BB: 2 P: 21	R: 3 E: 0 K: 1 S: 14	H: 3 LOB: 1 BB: 1 P: 24	R: 0 E: 0 K: 0 S: 12	H: 2 LOB: 2 BB: 0 P: 18	1B: 9 2B: 3 3B: 0 HR: 2		SF: 0 SAC: 2 DP: 2 HBP: 0	WP: 0 PB: 0 SB: 1 CS: 2	PA: 42					
PITCHER	IP	WLS	BF	H	R	ER	SO	BB	IBB	HBP	BLK	WP	HR	S	P	ERA	WHIP									
Greg Maddux, R ERA: 3.05 (1, 1)	4.1	L	20	3	3	3	3	4	0	0	0	0	1	29	58	10.12	2.625									
Paul Assenmacher, L ERA: 3.55 (5, 1)	2.2		15	3	3	3	3	4	0	0	0	0	1	29	58	10.12	2.625									
Jeff Pico, R ERA: 4.09 (8, 1)	1.0		5	2	0	0	0	0	0	0	0	0	0	12	18	0.00	2.000									

AB 32
R 8
H 14
RBI 7
BB 6
SO 3
LOB 18



Batter	1	2	3	4	5	6	7	8	9	AB	R	H	RBI	BB	SO	LOB	TOP			
Jerome Walton, R OBP: 0.340, SLG: 0.392 (1, 8)	0-2 P6		0-3 K			1-0 L8		0-2 P6		4	0	0	0	0	1	1				
23 Ryne Sandberg, R OBP: 0.346, SLG: 0.499 (1, 4)	2-1 G3-1 2B		1-1 F8			0-1 P4			0-0 1B 1B	4	0	2	0	0	0	0				
Dwight Smith, L OBP: 0.363, SLG: 0.481 (1, 9)	1-1 G3-1			2-0 G6-3 1B		3-1 F8			2-3 K	4	0	1	0	0	1	2				
Mark Grace, L OBP: 0.402, SLG: 0.465 (1, 3)	1-3 K			2-0 G6-3 1-2		0-0 1B 2B			1-0 1B 1B	4	0	2	0	0	1	2				
Marvell Wynne, L OBP: 0.279, SLG: 0.357 (1, 7)		1-0 G4-3		2-3 K		0-0 G6-3 1B			1-1 F7	4	0	1	0	0	1	2				
Vance Law, R OBP: 0.294, SLG: 0.351 Andre Dawson, R OBP: 0.300, SLG: 0.456 (8, PH)	1-1 P8				0-2 G6-3				2-3 K	3	0	0	0	0	0	2				
Shawon Dunston, R OBP: 0.324, SLG: 0.412 (1, 6)	0-0 1B				0-0 F8				1-2 G5-3	3	0	1	0	0	0	0				
Rick Wrona, R OBP: 0.257, SLG: 0.299 Lloyd McClendon, R OBP: 0.354, SLG: 0.494 (8, PH)	0-1 G6-3				2-3 K				1-1 FC6-4 1B	2	0	0	0	0	1	1				
Mike Bielecki, R OBP: 0.088, SLG: 0.046 Curtis Wilkerson, S OBP: 0.294, SLG: 0.322 Les Lancaster, R OBP: 0.125, SLG: 0.250 Gary Varsho, L OBP: 0.230, SLG: 0.289 Scott Sanderson, R OBP: 0.149, SLG: 0.048 (8, 2)			1-3 K			1-2 G4-3			2-1 FC6-4	1	0	0	0	0	1	0				
Inning Stats	R: 0 E: 0 K: 1 S: 12	H: 1 LOB: 1 BB: 0 P: 16	R: 0 E: 0 K: 0 S: 6	H: 1 LOB: 1 BB: 0 P: 8	R: 0 E: 0 K: 2 S: 8	H: 0 LOB: 0 BB: 0 P: 10	R: 0 E: 0 K: 1 S: 6	H: 1 LOB: 0 BB: 0 P: 11	R: 0 E: 0 K: 1 S: 8	H: 0 LOB: 0 BB: 0 P: 10	R: 0 E: 0 K: 0 S: 5	H: 2 LOB: 1 BB: 0 P: 8	R: 0 E: 0 K: 2 S: 10	H: 1 LOB: 1 BB: 0 P: 14	R: 0 E: 0 K: 2 S: 10	H: 2 LOB: 2 BB: 0 P: 16	1B: 6 2B: 2 3B: 0 HR: 0	SF: 0 SAC: 0 DP: 2 HBP: 0	WP: 0 PB: 0 SB: 0 CS: 0	PA: 33
PITCHER Doug Drabek, R ERA: 2.86 (1, 1)	IP: 9.0 WLS: W BF: 33 H: 8 R: 0 ER: 0 SO: 7 BB: 0 IBB: 0 HBP: 0 BLK: 0 WP: 0 HR: 0 S: 71 P: 101 ERA: 0.00 WHIP: 0.889																			

Chicago Cubs @ Pittsburgh Pirates
Three Rivers Stadium, Pittsburgh, PA
Sun Sep 17 1989, 3:33 AM EDT
Att. 21,081 - Cloudy

AB 33
R 0
H 8
RBI 0
BB 0
SO 7
LOB 13



Batter	1	2	3	4	5	6	7	8	9	AB	R	H	RBI	BB	SO	LOB	BOTTOM			
Barry Bonds, L OBP: 0.358, SLG: 0.429 (1, 7)	3-1 F8		1-3 K		2-1 P5		0-0 G4-3			4	0	0	0	0	1	0				
Jay Bell, R OBP: 0.294, SLG: 0.317 (1, 6)	2-2 1B		0-1 1B		3-1 1B			1-3 K2-3		4	0	3	0	0	1	0				
Andy Van Slyke, L OBP: 0.307, SLG: 0.378 (1, 8)	1-3 K		0-0 G4-3		1-0 F8			4-0 1B BB		3	0	0	0	1	1	3				
Bobby Bonilla, S OBP: 0.345, SLG: 0.473 (1, 5)	1-2 P5			3-2 1B FC5-4 1B	1-0 F8			0-0 1B		4	1	2	0	0	0	2				
R.J. Reynolds, S OBP: 0.346, SLG: 0.399 Albert Hall, S OBP: 0.167, SLG: 0.304 (9, 9)		0-1 G4-3 2B		1-3 FC5-4 1B		1-1 G4-3		1-3 K		4	0	2	0	0	1	2				
Gary Redus, R OBP: 0.375, SLG: 0.458 (1, 3)	1-1 G4-3			0-0 FC5-4 1B		0-1 G5-3		1-2 F9		4	1	0	1	0	0	4				
Michael LaValliere, L OBP: 0.426, SLG: 0.394 (1, 2)	2-1 P9			3-1 L6 1B BB		0-0 G3				2	0	0	0	1	0	1				
Jose Lind, R OBP: 0.272, SLG: 0.280 (1, 4)	2-2 F8			0-1 1B				0-1 F8		3	0	1	1	0	0	1				
Doug Drabek, R OBP: 0.143, SLG: 0.110 (1, 1)			0-0 P3		0-1 L6			0-1 G6-3		3	0	0	0	0	0	2				
Inning Stats	R: 0 E: 0 K: 1 S: 14	H: 1 LOB: 1 BB: 0 P: 21	R: 0 E: 0 K: 0 S: 11	H: 1 LOB: 1 BB: 0 P: 16	R: 0 E: 0 K: 1 S: 8	H: 1 LOB: 1 BB: 0 P: 9	R: 2 E: 0 K: 0 S: 16	H: 3 LOB: 1 BB: 1 P: 22	R: 0 E: 0 K: 0 S: 5	H: 0 LOB: 0 BB: 0 P: 6	R: 0 E: 0 K: 0 S: 5	H: 0 LOB: 0 BB: 0 P: 5	R: 0 E: 0 K: 2 S: 11	H: 1 LOB: 2 BB: 1 P: 18	R: 0 E: 0 K: 2 S: 11	H: 1 LOB: 2 BB: 1 P: 18	1B: 7 2B: 2 3B: 0 HR: 0	SF: 0 SAC: 0 DP: 1 HBP: 0	WP: 0 PB: 0 SB: 0 CS: 0	PA: 33
PITCHER Mike Bielecki, R ERA: 3.23 Les Lancaster, R ERA: 1.09 Scott Sanderson, R ERA: 3.97 (6, 1)	IP: 5.0 WLS: L BF: 22 H: 7 R: 2 ER: 2 SO: 2 BB: 1 IBB: 0 HBP: 0 BLK: 0 WP: 0 HR: 0 S: 55 P: 81 ERA: 3.60 WHIP: 1.600																			

Chicago Cubs @ Pittsburgh Pirates
Three Rivers Stadium, Pittsburgh, PA
Sun Sep 17 1989, 3:33 AM EDT
Att. 21,081 - Cloudy


AB 31
R 2
H 8
RBI 2
BB 2
SO 4
LOB 15




Batter	1	2	3	4	5	6	7	8	9	AB	R	H	RBI	BB	SO	LOB	TOP					
Gregg Jefferies, S OBP: 0.315, SLG: 0.385	F7		HR		PO			1B	HBP	5	2	4	2	0	0	0	New York Mets @ Chicago Cubs Wrigley Field, Chicago, IL Mon Sep 18 1989, 7:05 PM CDT Att: 38,138 - Unknown					
Juan Samuel, R OBP: 0.310, SLG: 0.343	1B		K		K			1B	HBP	5	0	3	1	0	2	1						
Howard Johnson, S OBP: 0.365, SLG: 0.568	P3		K		PO			1B	HBP	4	0	1	1	0	2	1						
Darryl Strawberry, L OBP: 0.312, SLG: 0.468	K		HR		P4			FC4-6	K	5	1	1	1	0	2	6						
Kevin McReynolds, R OBP: 0.329, SLG: 0.451	P3		F8		G1-3			FC4-6		4	0	0	0	0	0	2						
Keith Hernandez, L OBP: 0.326, SLG: 0.332	E7				L1-3				K	4	1	1	0	0	2	0						
Barry Lyons, R OBP: 0.283, SLG: 0.350	1B				L1-3				F7	4	0	1	1	0	0	1						
Kevin Elster, R OBP: 0.286, SLG: 0.357	P9				F9				1B	4	1	1	0	0	0	1						
Frank Viola, L OBP: 0.211, SLG: 0.167					G6-3					2	0	0	0	0	0	1						
Jeff Pico, R OBP: 0.276, SLG: 0.423										1	0	0	0	0	0	0						
Dave Magadan, L OBP: 0.276, SLG: 0.423										0	0	0	0	0	0	0						
Jeff Musselman, L OBP: 0.276, SLG: 0.423										0	0	0	0	0	0	0						
Don Aase, R OBP: 0.276, SLG: 0.423										0	0	0	0	0	0	0						
Tim Teufel, R OBP: 0.276, SLG: 0.423										0	1	0	0	1	0	0						
Inning Stats	R: 0 E: 0 K: 1 S: 12	H: 1 LOB: 1 BB: 0 P: 22	R: 1 E: 1 K: 1 S: 15	H: 1 LOB: 1 BB: 0 P: 19	R: 2 E: 0 K: 2 S: 13	H: 2 LOB: 0 BB: 0 P: 16	R: 0 E: 0 K: 0 S: 11	H: 1 LOB: 0 BB: 0 P: 17	R: 0 E: 0 K: 1 S: 8	H: 0 LOB: 0 BB: 0 P: 9	R: 0 E: 0 K: 1 S: 8	H: 0 LOB: 0 BB: 0 P: 12	R: 0 E: 0 K: 1 S: 14	H: 0 LOB: 0 BB: 0 P: 10	R: 1 E: 0 K: 0 S: 14	H: 3 LOB: 2 BB: 0 P: 24	R: 2 E: 0 K: 2 S: 15	H: 3 LOB: 3 BB: 1 P: 30	1B: 9 2B: 2 3B: 0 HR: 2	SF: 0 SAC: 0 DP: 1 HBP: 1	WP: 0 PB: 0 SB: 1 CS: 0	PA: 41
PITCHER	IP WLS BF H R ER SO BB IBB HBP BLK WP HR S P ERA WHIP																					
Paul Kilgus, L ERA: 4.65	(1, 1) 3.0 0 3 4 3 2 4 0 0 0 0 0 2 40 57 6.00 1.333																					
Jeff Pico, R ERA: 4.04	(4, 1) 1.0 0 3 1 0 0 0 0 0 0 0 0 0 11 17 0.00 1.000																					
Dean Wilkins, R ERA: 6.3	(5, 1) 2.0 W 6 1 0 0 2 0 0 0 0 0 0 0 16 21 0.00 0.500																					
Les Lancaster, R ERA: 1.19	(7, 1) 1.1 7 3 1 1 1 0 0 0 0 0 0 0 19 29 6.75 2.250																					
Mitch Williams, L ERA: 2.61	(8, 1) 1.2 S 10 3 2 2 2 1 0 1 0 0 0 0 18 35 10.80 2.400																					

Batter	1	2	3	4	5	6	7	8	9	AB	R	H	RBI	BB	SO	LOB	BOTTOM			
Jerome Walton, R OBP: 0.340, SLG: 0.391	K2-3		G4-3					F7		3	1	1	0	0	1	0	New York Mets @ Chicago Cubs Wrigley Field, Chicago, IL Mon Sep 18 1989, 7:05 PM CDT Att: 38,138 - Unknown			
Doug Dascenzo, S OBP: 0.212, SLG: 0.190								2H		2	1	1	0	0	0	0				
23 Ryne Sandberg, R OBP: 0.351, SLG: 0.501	FC5-4		1B		E			FC6-4	HR	2	2	2	0	3	0	0				
Mark Grace, L OBP: 0.404, SLG: 0.465	F8		G3		E4			FC6-4	1B	4	0	2	2	1	0	2				
Andre Dawson, R OBP: 0.299, SLG: 0.451	FC5-4				G6-3			FC6-4	HR	4	1	0	1	1	0	5				
Lloyd McClendon, R OBP: 0.366, SLG: 0.490										2	1	0	0	2	1	3				
Les Lancaster, R OBP: 0.125, SLG: 0.250										0	0	0	0	0	0	0				
Mitch Williams, L OBP: 0.200, SLG: 0.800										1	1	1	3	0	0	0				
Luis Salazar, R OBP: 0.315, SLG: 0.424										5	1	2	2	0	0	1				
Shawon Dunston, R OBP: 0.323, SLG: 0.411										4	0	1	0	0	1	1				
Joe Girardi, R OBP: 0.271, SLG: 0.285										4	0	1	0	0	1	4				
Paul Kilgus, L ERA: 4.65	(1, 1) 3.0 0 3 4 3 2 4 0 0 0 0 0 2 40 57 6.00 1.333																			
Greg Smith, S ERA: 3.84	(3, PH) 0.1 0 1 0 0 0 0 0 0 0 0 0 0 1 1 0.00 0.000																			
Jeff Pico, R ERA: 3.59	(4, 1) 1.0 0 3 1 0 0 0 0 0 0 0 0 0 11 17 0.00 1.000																			
Vance Law, R ERA: 6.53	(4, PH) 0.1 0 1 0 0 0 0 0 0 0 0 0 0 1 1 0.00 0.000																			
Dean Wilkins, R ERA: 6.3	(5, 1) 2.0 W 6 1 0 0 2 0 0 0 0 0 0 0 16 21 0.00 0.500																			
Gary Varsho, L OBP: 0.277, SLG: 0.296	(6, PH) 0.1 0 1 0 0 0 0 0 0 0 0 0 0 1 1 0.00 0.000																			
Marvyn Wyne, L OBP: 0.277, SLG: 0.296	(7, 7) 0.1 0 1 0 0 0 0 0 0 0 0 0 0 1 1 0.00 0.000																			
Inning Stats	R: 0 E: 0 K: 1 S: 8	H: 0 LOB: 1 BB: 1 P: 15	R: 0 E: 0 K: 1 S: 9	H: 0 LOB: 1 BB: 1 P: 18	R: 0 E: 0 K: 0 S: 7	H: 1 LOB: 1 BB: 0 P: 9	R: 0 E: 0 K: 3 S: 15	H: 2 LOB: 3 BB: 1 P: 28	R: 4 E: 1 K: 0 S: 12	H: 3 LOB: 0 BB: 2 P: 23	R: 2 E: 0 K: 0 S: 10	H: 2 LOB: 2 BB: 2 P: 21	R: 0 E: 0 K: 0 S: 5	H: 0 LOB: 0 BB: 0 P: 6	R: 4 E: 1 K: 0 S: 15	H: 4 LOB: 0 BB: 0 P: 21	1B: 9 2B: 1 3B: 0 HR: 2	SF: 0 SAC: 0 DP: 0 HBP: 0	WP: 0 PB: 0 SB: 2 CS: 0	PA: 42
PITCHER	IP WLS BF H R ER SO BB IBB HBP BLK WP HR S P ERA WHIP																			
Frank Viola, L ERA: 3.84	(1, 1) 3.0 0 3 4 3 2 4 0 0 0 0 0 2 40 57 6.00 1.333																			
Jeff Innis, R ERA: 3.59	(6, 1) 1.2 5 0 0 0 0 0 0 0 0 0 0 0 8 12 0.00 0.000																			
Jeff Musselman, L ERA: 6.53	(8, 1) 0.1 4 3 3 3 0 0 0 0 0 0 0 0 8 10 81.00 9.000																			
Don Aase, R ERA: 3.94	(8, 1) 0.2 3 1 1 1 0 0 0 0 0 0 0 1 7 11 13.50 1.500																			

AB 38
R 6
H 12
RBI 6
BB 1
SO 9
LOB 13



AB 35
R 10
H 12
RBI 8
BB 7
SO 5
LOB 20



Batter	1	2	3	4	5	6	7	8	9	AB	R	H	RBI	BB	SO	LOB	TOP										
Keith Miller, R OBP: 0.241, SLG: 0.308 (1, 9)										5	1	1	1	0	1	2											
Mark Carlson, R OBP: 0.313, SLG: 0.413 Kevin McReynolds, R OBP: 0.327, SLG: 0.449 (1, 7) (6, 7)										3	0	0	0	0	0	0											
Gregg Jefferies, S OBP: 0.316, SLG: 0.384 (1, 4)										4	1	1	0	1	0	0											
Howard Johnson, S OBP: 0.365, SLG: 0.568 (1, 5)										5	1	2	0	0	1	2											
Tim Teufel, R OBP: 0.348, SLG: 0.316 (1, 3)										3	1	2	0	1	0	1											
Juan Samuel, R OBP: 0.305, SLG: 0.343 (1, 8)										4	0	1	1	0	2	5											
Gary Carter, R OBP: 0.236, SLG: 0.265 (1, 2)										2	1	2	3	2	0	0											
Kevin Elster, R OBP: 0.284, SLG: 0.354 (1, 6)										4	0	0	0	0	0	5											
Bob Ojeda, L OBP: 0.149, SLG: 0.109 Dwight Gooden, R OBP: 0.195, SLG: 0.275 (1, 1) (6, 1)										3	0	0	0	0	2	1											
Inning Stats	R: 0 E: 0 K: 1 S: 10	H: 0 LOB: 0 BB: 0 P: 14	R: 3 E: 0 K: 2 S: 14	H: 2 LOB: 0 BB: 1 P: 23	R: 2 E: 0 K: 0 S: 19	H: 3 LOB: 3 BB: 2 P: 37	R: 0 E: 0 K: 0 S: 5	H: 0 LOB: 0 BB: 0 P: 10	R: 0 E: 1 K: 1 S: 10	H: 1 LOB: 1 BB: 0 P: 15	R: 0 E: 0 K: 1 S: 9	H: 0 LOB: 1 BB: 1 P: 17	R: 0 E: 0 K: 1 S: 15	H: 2 LOB: 2 BB: 0 P: 20	R: 0 E: 0 K: 0 S: 9	H: 1 LOB: 1 BB: 0 P: 14	R: 0 E: 0 K: 1 S: 6	H: 0 LOB: 0 BB: 0 P: 8	1B: 6 2B: 1 3B: 0 HR: 2	SF: 0 SAC: 0 DP: 0 HBP: 0	WP: 0 PB: 0 SB: 3 CS: 0	PA: 40					
PITCHER	IP	WLS	BF	H	R	ER	SO	BB	IBB	HBP	BLK	WP	HR	S	P	ERA	WHIP										
Steve Wilson, L ERA: 4.14 Kevin Blankenship, R ERA: 1.69 Jeff Pico, R ERA: 3.95 Dean Wilkins, R ERA: 5.73	(1, 1) (3, 1) (7, 1) (9, 1)	2.2 3.1 2.0 1.0	L 14 9 3	14 4 3 0	5 0 0 0	5 0 0 0	3 2 0 1	3 2 0 0	0 0 0 0	0 0 0 0	0 0 0 0	0 0 0 0	2 0 0 6	40 27 24 8	67 49 34 8	16.88 0.00 0.00 0.00	2.250 1.200 1.500 0.000										

New York Mets @ Chicago Cubs
Wrigley Field, Chicago, IL
Tue Sep 19 1989, 3:33 AM CDT
Att: 35,937 - Sunny - 77 F

AB	36
R	5
H	9
RBI	5
BB	4
SO	7
LOB	17



Batter	1	2	3	4	5	6	7	8	9	AB	R	H	RBI	BB	SO	LOB	BOTTOM										
Shawon Dunston, R OBP: 0.322, SLG: 0.410 (1, 6)										3	0	1	1	0	0	0											
23 Ryne Sandberg, R OBP: 0.349, SLG: 0.497 (1, 4)										4	0	0	0	0	0	3											
Mark Grace, L OBP: 0.404, SLG: 0.464 (1, 3)										3	0	1	0	1	0	0											
Andre Dawson, R OBP: 0.300, SLG: 0.455 Dean Wilkins, R (9, 1)										4	1	2	0	0	0	4											
Lloyd McClendon, R OBP: 0.360, SLG: 0.481 (1, 7)										4	0	0	0	0	0	2											
Luis Salazar, R OBP: 0.314, SLG: 0.425 (1, 5)										4	0	1	1	0	0	0											
Marvell Wynne, L OBP: 0.277, SLG: 0.358 (1, 8)										4	0	0	0	0	1	1											
Joe Girardi, R OBP: 0.288, SLG: 0.281 Curtis Wilkerson, S OBP: 0.282, SLG: 0.320 Rick Wrona, R OBP: 0.297, SLG: 0.299 Gary Varsho, L OBP: 0.225, SLG: 0.282 (1, 2) (8, PH) (9, 2) (9, PH)	(1, 2) (8, PH) (9, 2) (9, PH)	0.288 0.282 0.297 0.225	0.281 0.320 0.299 0.282	0.281 0.320 0.299 0.282	0.281 0.320 0.299 0.282	0.281 0.320 0.299 0.282	0.281 0.320 0.299 0.282	0.281 0.320 0.299 0.282	0.281 0.320 0.299 0.282	2	0	0	0	0	0	0											
Steve Wilson, L Kevin Blankenship, R Domingo Ramos, R Jeff Pico, R Dwight Smith, L (1, 1) (3, 1) (8, PH) (7, 1) (8, PH)	(1, 1) (3, 1) (8, PH) (7, 1) (8, PH)	0.288 0.282 0.297 0.225	0.281 0.320 0.299 0.282	0.281 0.320 0.299 0.282	0.281 0.320 0.299 0.282	0.281 0.320 0.299 0.282	0.281 0.320 0.299 0.282	0.281 0.320 0.299 0.282	0.281 0.320 0.299 0.282	0	0	0	0	0	0	0											
Inning Stats	R: 0 E: 0 K: 0 S: 7	H: 0 LOB: 0 BB: 0 P: 13	R: 1 E: 0 K: 0 S: 8	H: 1 LOB: 0 BB: 0 P: 12	R: 0 E: 0 K: 1 S: 8	H: 0 LOB: 0 BB: 0 P: 12	R: 0 E: 0 K: 0 S: 7	H: 1 LOB: 1 BB: 0 P: 11	R: 0 E: 0 K: 0 S: 10	H: 0 LOB: 0 BB: 0 P: 16	R: 0 E: 0 K: 0 S: 10	H: 2 LOB: 2 BB: 1 P: 18	R: 0 E: 0 K: 0 S: 7	H: 0 LOB: 0 BB: 0 P: 13	R: 1 E: 1 K: 1 S: 12	H: 2 LOB: 2 BB: 0 P: 15	R: 0 E: 0 K: 1 S: 10	H: 1 LOB: 1 BB: 0 P: 17	1B: 4 2B: 2 3B: 1 HR: 0	SF: 1 SAC: 0 DP: 1 HBP: 0	WP: 0 PB: 0 SB: 1 CS: 0	PA: 35					
PITCHER	IP	WLS	BF	H	R	ER	SO	BB	IBB	HBP	BLK	WP	HR	S	P	ERA	WHIP										
Bob Ojeda, L ERA: 3.52 Dwight Gooden, R ERA: 2.89	(1, 1) (6, 1)	5.0 4.0	W S	19 16	4 3	1 1	1 1	2 2	0 1	0 0	0 0	0 0	0 0	44 35	71 56	1.80 2.25	0.800 1.000										

New York Mets @ Chicago Cubs
Wrigley Field, Chicago, IL
Tue Sep 19 1989, 3:33 AM CDT
Att: 35,937 - Sunny - 77 F

AB	33
R	2
H	7
RBI	2
BB	1
SO	3
LOB	11



Batter	1	2	3	4	5	6	7	8	9	AB	R	H	RBI	BB	SO	LOB	TOP					
Lenny Dykstra, L OBP: 0.319, SLG: 0.366 (1, 8)										6	1	1	0	0	1	5						
Tom Herr, S OBP: 0.348, SLG: 0.352 (1, 4)										4	3	3	1	2	1	1						
John Kruk, L OBP: 0.376, SLG: 0.435 (1, 7)									5	1	2	1	1	2	5							
Ricky Jordan, R OBP: 0.318, SLG: 0.408 (1, 3)										4	1	3	2	0	1	1						
Von Hayes, L OBP: 0.380, SLG: 0.461 (1, 9)										4	1	2	4	1	0	3						
Dickie Thon, R OBP: 0.323, SLG: 0.423 (1, 6)										4	0	1	1	1	1	3						
Charlie Hayes, R OBP: 0.279, SLG: 0.401 (1, 5)										5	1	1	0	0	1	7						
Darren Daulton, L OBP: 0.310, SLG: 0.320 (1, 2)									5	0	5	0	0	0	0							
Pat Combs, L Randy O'Neal, R Don Carman, L Curt Ford, L Todd Frohwrth, R Roger McDowell, R Bob Bernier, R (1, 1) (2, 1) (4, 1) (7, PH) (7, 1) (9, 1) (9, 7)								1	0	0	0	0	0	0	2							
Inning Stats	R: 3 E: 0 K: 3 S: 16	H: 3 LOB: 0 BB: 0 P: 24	R: 1 E: 0 K: 1 S: 15	H: 3 LOB: 2 BB: 0 P: 24	R: 0 E: 0 K: 0 S: 10	H: 1 LOB: 1 BB: 0 P: 16	R: 3 E: 0 K: 0 S: 19	H: 3 LOB: 3 BB: 3 P: 38	R: 0 E: 0 K: 0 S: 5	H: 1 LOB: 0 BB: 0 P: 6	R: 2 E: 0 K: 0 S: 12	H: 4 LOB: 1 BB: 0 P: 20	R: 0 E: 0 K: 2 S: 11	H: 1 LOB: 1 BB: 0 P: 19	R: 0 E: 0 K: 2 S: 14	H: 1 LOB: 2 BB: 1 P: 23	R: 0 E: 0 K: 0 S: 11	H: 1 LOB: 2 BB: 1 P: 17	1B: 15 2B: 3 3B: 0 HR: 1	SF: 1 SAC: 1 DP: 2 HBP: 0	WP: 0 PA: 48 PB: 1 SB: 1 CS: 0	
PITCHER	IP WLS BF H R ER SO BB IBB HBP BLK WP HR S P ERA WHIP	IP WLS BF H R ER SO BB IBB HBP BLK WP HR S P ERA WHIP	IP WLS BF H R ER SO BB IBB HBP BLK WP HR S P ERA WHIP	IP WLS BF H R ER SO BB IBB HBP BLK WP HR S P ERA WHIP	IP WLS BF H R ER SO BB IBB HBP BLK WP HR S P ERA WHIP	IP WLS BF H R ER SO BB IBB HBP BLK WP HR S P ERA WHIP	IP WLS BF H R ER SO BB IBB HBP BLK WP HR S P ERA WHIP	IP WLS BF H R ER SO BB IBB HBP BLK WP HR S P ERA WHIP	IP WLS BF H R ER SO BB IBB HBP BLK WP HR S P ERA WHIP	IP WLS BF H R ER SO BB IBB HBP BLK WP HR S P ERA WHIP	IP WLS BF H R ER SO BB IBB HBP BLK WP HR S P ERA WHIP	IP WLS BF H R ER SO BB IBB HBP BLK WP HR S P ERA WHIP	IP WLS BF H R ER SO BB IBB HBP BLK WP HR S P ERA WHIP	IP WLS BF H R ER SO BB IBB HBP BLK WP HR S P ERA WHIP	IP WLS BF H R ER SO BB IBB HBP BLK WP HR S P ERA WHIP	IP WLS BF H R ER SO BB IBB HBP BLK WP HR S P ERA WHIP	IP WLS BF H R ER SO BB IBB HBP BLK WP HR S P ERA WHIP	IP WLS BF H R ER SO BB IBB HBP BLK WP HR S P ERA WHIP	IP WLS BF H R ER SO BB IBB HBP BLK WP HR S P ERA WHIP	IP WLS BF H R ER SO BB IBB HBP BLK WP HR S P ERA WHIP	IP WLS BF H R ER SO BB IBB HBP BLK WP HR S P ERA WHIP	IP WLS BF H R ER SO BB IBB HBP BLK WP HR S P ERA WHIP

Philadelphia Phillies @ Chicago Cubs
Wrigley Field, Chicago, IL
Wed Sep 20 1989, 3:33 AM CDT
Att: 21,620 - Cloudy

AB	41
R	9
H	18
RBI	9
BB	5
SO	8
LOB	30



Batter	1	2	3	4	5	6	7	8	9	AB	R	H	RBI	BB	SO	LOB	BOTTOM					
Doug Dascenzo, S OBP: 0.225, SLG: 0.192 (1, 8)										4	0	1	1	2	0	0						
23 Ryne Sandberg, R OBP: 0.352, SLG: 0.499 (1, 4)									6	1	4	1	0	0	2							
Mark Grace, L OBP: 0.404, SLG: 0.463 (1, 3)									6	2	2	0	0	0	7							
Andre Dawson, R OBP: 0.304, SLG: 0.455 (1, 9)										4	2	2	3	1	0	1						
Lloyd McClendon, R OBP: 0.362, SLG: 0.480 Les Lancaster, R Gary Varsho, L Paul Kilgus, L (1, 7) (6, 1) (6, PH) (9, 1)									3	1	1	0	1	0	3							
Luis Salazar, R OBP: 0.322, SLG: 0.434 (1, 5)									5	0	4	2	0	0	0							
Shawon Dunston, R OBP: 0.321, SLG: 0.499 (1, 6)									4	0	1	1	0	0	2							
Rick Wrona, R OBP: 0.257, SLG: 0.296 Mitch Webster, S (1, 2) (9, PH)										4	1	1	0	0	0	5						
Rick Sutcliffe, L Dean Wilkins, R Domingo Ramos, R Marvell Wynne, L Paul Assenmacher, L Scott Sanderson, R Curtis Wilkerson, S Dwight Smith, R (1, 1) (2, 1) (3, PH) (4, 1) (4, 1) (5, PH) (5, PH) (7, 7)								0	0	0	0	0	0	0	0	2						
Inning Stats	R: 3 E: 0 K: 0 S: 22	H: 4 LOB: 1 BB: 0 P: 33	R: 1 E: 0 K: 0 S: 8	H: 3 LOB: 0 BB: 0 P: 11	R: 0 E: 1 K: 0 S: 11	H: 2 LOB: 3 BB: 0 P: 19	R: 3 E: 0 K: 0 S: 14	H: 4 LOB: 2 BB: 1 P: 28	R: 0 E: 0 K: 0 S: 7	H: 1 LOB: 1 BB: 2 P: 19	R: 0 E: 0 K: 0 S: 10	H: 1 LOB: 1 BB: 0 P: 16	R: 0 E: 0 K: 0 S: 7	H: 0 LOB: 0 BB: 0 P: 7	R: 0 E: 0 K: 0 S: 5	H: 2 LOB: 1 BB: 1 P: 11	1B: 16 2B: 2 3B: 1 HR: 0	SF: 1 SAC: 1 DP: 2 HBP: 0	WP: 4 PA: 48 PB: 0 SB: 0 CS: 0			
PITCHER	IP WLS BF H R ER SO BB IBB HBP BLK WP HR S P ERA WHIP	IP WLS BF H R ER SO BB IBB HBP BLK WP HR S P ERA WHIP	IP WLS BF H R ER SO BB IBB HBP BLK WP HR S P ERA WHIP	IP WLS BF H R ER SO BB IBB HBP BLK WP HR S P ERA WHIP	IP WLS BF H R ER SO BB IBB HBP BLK WP HR S P ERA WHIP	IP WLS BF H R ER SO BB IBB HBP BLK WP HR S P ERA WHIP	IP WLS BF H R ER SO BB IBB HBP BLK WP HR S P ERA WHIP	IP WLS BF H R ER SO BB IBB HBP BLK WP HR S P ERA WHIP	IP WLS BF H R ER SO BB IBB HBP BLK WP HR S P ERA WHIP	IP WLS BF H R ER SO BB IBB HBP BLK WP HR S P ERA WHIP	IP WLS BF H R ER SO BB IBB HBP BLK WP HR S P ERA WHIP	IP WLS BF H R ER SO BB IBB HBP BLK WP HR S P ERA WHIP	IP WLS BF H R ER SO BB IBB HBP BLK WP HR S P ERA WHIP	IP WLS BF H R ER SO BB IBB HBP BLK WP HR S P ERA WHIP	IP WLS BF H R ER SO BB IBB HBP BLK WP HR S P ERA WHIP	IP WLS BF H R ER SO BB IBB HBP BLK WP HR S P ERA WHIP	IP WLS BF H R ER SO BB IBB HBP BLK WP HR S P ERA WHIP	IP WLS BF H R ER SO BB IBB HBP BLK WP HR S P ERA WHIP	IP WLS BF H R ER SO BB IBB HBP BLK WP HR S P ERA WHIP	IP WLS BF H R ER SO BB IBB HBP BLK WP HR S P ERA WHIP	IP WLS BF H R ER SO BB IBB HBP BLK WP HR S P ERA WHIP	IP WLS BF H R ER SO BB IBB HBP BLK WP HR S P ERA WHIP

Philadelphia Phillies @ Chicago Cubs
Wrigley Field, Chicago, IL
Wed Sep 20 1989, 3:33 AM CDT
Att: 21,620 - Cloudy

AB	42
R	8
H	18
RBI	8
BB	4
SO	0
LOB	25



Batter	1	2	3	4	5	6	7	8	9	AB	R	H	RBI	BB	SO	LOB	TOP						
Lenny Dykstra, L (1, 8) OBP: 0.317, SLG: 0.363 Curt Ford, L (6, 8) OBP: 0.307, SLG: 0.308	1-1 G3		2-2 G2-3			0-0 G6-3		3-2 F8 1B SF8 1B		3	0	0	0	0	0	0	Philadelphia Phillies @ Chicago Cubs Wrigley Field, Chicago, IL Thu Sep 21 1989, 3:33 AM CDT Att: 22,885 - Cloudy - 69 F						
Tom Herr, S (1, 4) OBP: 0.350, SLG: 0.354 Tom Barrett, S (6, FR) OBP: 0.318, SLG: 0.286	2-0 F7 2B		0-0 G3-1			4-1 FC6-4 E BB		0-0 1-2 1B		2	0	1	0	1	0	0							
John Kruk, L (1, 7) OBP: 0.372, SLG: 0.430	0-0 F7 2-3		2-2 F8			2-0 E5 FC6-4		1-2 F8 2-3		4	0	0	0	0	0	4							
Ricky Jordan, R (1, 3) OBP: 0.315, SLG: 0.405	0-2 G1-3					0-1 FC6-4 1-2 2-3		0-0 SF8		3	0	0	1	0	0	3							
Von Hayes, L (1, 9) OBP: 0.379, SLG: 0.459		2-0 G1-6-3 1B				2-3 K		1-2 F9		4	0	1	0	0	2	3							
Dickie Thon, R (1, 6) OBP: 0.325, SLG: 0.426		0-0 G1-6-3 1B				0-0 G4-3				4	0	2	0	0	0	0							
Charlie Hayes, R (1, 5) OBP: 0.275, SLG: 0.395		1-1 G1-6-3 1-2 2-3				1-2 G6-3		0-0 F8		4	0	0	0	0	1	3							
Darren Daulton, L (1, 2) OBP: 0.309, SLG: 0.317		4-1 BB				0-0 G3-1		3-3 K		3	0	0	0	1	1								
Terry Mulholland, R (1, 1) OBP: 0.056, SLG: 0.083 Keith Miller, S (5, PH) OBP: 0.250, SLG: 0.375 Randy O'Neal, R (5, 1) Dwayne Murphy, L (7, PH) OBP: 0.342, SLG: 0.426 Chuck McElroy, L (7, 1)		0-1 G3-1				2-3 K		2-3 K		1	0	0	0	0	0	2							
Inning Stats	R: 0 E: 0 K: 0 S: 7	H: 1 LOB: 1 BB: 0 P: 10	R: 0 E: 0 K: 0 S: 7	H: 2 LOB: 2 BB: 1 P: 14	R: 0 E: 0 K: 0 S: 7	H: 0 LOB: 0 BB: 0 P: 11	R: 0 E: 0 K: 1 S: 6	H: 0 LOB: 0 BB: 0 P: 8	R: 0 E: 0 K: 1 S: 8	H: 0 LOB: 2 BB: 1 P: 11	R: 0 E: 1 K: 1 S: 8	H: 0 LOB: 2 BB: 1 P: 17	R: 0 E: 0 K: 3 S: 12	H: 1 LOB: 1 BB: 0 P: 18	R: 1 E: 0 K: 0 S: 11	H: 2 LOB: 1 BB: 0 P: 16		R: 0 E: 0 K: 0 S: 4	H: 0 LOB: 0 BB: 0 P: 6	1B: 4 2B: 2 3B: 0 HR: 0	SF: 1 SAC: 0 DP: 1 HBP: 0	WP: 0 PB: 0 SB: 0 CS: 0	PA: 35
PITCHER Greg Maddux, R (1, 1) ERA: 2.97	IP: 9.0 WLS: W BF: 35 H: 6 R: 1 ER: 1 SO: 6 BB: 2 IBB: 0 HBP: 0 BLK: 0 WP: 0 HR: 0 S: 70 P: 111 ERA: 1.00 WHIP: 0.889											PITCHER	IP: 9.0 WLS: W BF: 35 H: 6 R: 1 ER: 1 SO: 6 BB: 2 IBB: 0 HBP: 0 BLK: 0 WP: 0 HR: 0 S: 70 P: 111 ERA: 1.00 WHIP: 0.889										

Batter	1	2	3	4	5	6	7	8	9	AB	R	H	RBI	BB	SO	LOB	BOTTOM						
Doug Dascenzo, S (1, 8) OBP: 0.231, SLG: 0.200	2-1 F7	0-1 G4-3		1-2 23 1B 1B	2-2 23 1B 1B		1-0 G5-4-3 1-2			5	2	2	1	0	0	3	Philadelphia Phillies @ Chicago Cubs Wrigley Field, Chicago, IL Thu Sep 21 1989, 3:33 AM CDT Att: 22,885 - Cloudy - 69 F						
23 Ryne Sandberg, R (1, 4) OBP: 0.353, SLG: 0.499	4-1 BB		1-1 G4-3	0-1 1B HR	3-2 WP 1B 1B		0-0 F7			4	1	2	2	1	0	0							
Mark Grace, L (1, 3) OBP: 0.405, SLG: 0.463	0-0 F7		2-2 G6-3	1-2 HR 1B	0-0 WP 1B		4-1 F9 1B BB			4	1	2	2	1	0	1							
Andre Dawson, R (1, 9) OBP: 0.306, SLG: 0.463 Dwight Smith, L (6, 9) OBP: 0.354, SLG: 0.487	1 SAFE K	2-3 K	0-1 E 1B	0-0 HR	3-2 G1-3		1-1 F9 1B BB			4	1	2	3	0	1	3							
Lloyd McClendon, R (1, 7) OBP: 0.363, SLG: 0.482		0-0 1B BB 1B	0-1 E5	2-2 G5-3		2-2 2B		2-1 F9		5	1	2	0	0	0	3							
Luis Salazar, R (1, 5) OBP: 0.316, SLG: 0.427	1 SAFE K	1-3 K	1-2 G1-3		1-0 G4-3		1-2 G6-3		0-3 K	5	0	0	0	0	2	5							
Shawon Dunston, R (1, 6) OBP: 0.324, SLG: 0.410	1 SAFE 1B BB	4-0 1B BB		0-0 F8	0-1 FC4-6 1B		0-1 K		2-3 K	4	0	2	0	1	1	2							
Rick Wrona, R (1, 2) OBP: 0.269, SLG: 0.307	1-2 1B	1-2 1B		1-0 1B 23 1B 1B	1-2 FC4-6 1B		0-3 K2-3			4	2	2	1	0	1	2							
Greg Maddux, R (1, 1) OBP: 0.238, SLG: 0.244	0-3 K	0-3 K		1 SAFE K	0-1 1B 23 1B 1B		1-0 G5-4-3 1B			4	1	2	0	0	2	3							
Inning Stats	R: 0 E: 0 K: 1 S: 8	H: 0 LOB: 1 BB: 1 P: 16	R: 1 E: 0 K: 2 S: 14	H: 2 LOB: 2 BB: 1 P: 20	R: 0 E: 1 K: 0 S: 12	H: 1 LOB: 2 BB: 0 P: 16	R: 5 E: 0 K: 1 S: 16	H: 5 LOB: 0 BB: 0 P: 20	R: 3 E: 0 K: 0 S: 21	H: 5 LOB: 2 BB: 0 P: 31	R: 0 E: 0 K: 1 S: 13	H: 2 LOB: 1 BB: 0 P: 16	R: 0 E: 0 K: 0 S: 3	H: 1 LOB: 0 BB: 0 P: 5	R: 0 E: 0 K: 2 S: 14	H: 1 LOB: 2 BB: 1 P: 23		1B: 15 2B: 1 3B: 0 HR: 1	SF: 0 SAC: 0 DP: 1 HBP: 0	WP: 1 PB: 0 SB: 0 CS: 0	PA: 43		
PITCHER Terry Mulholland, L (1, 1) ERA: 4.92 Randy O'Neal, R (5, 1) ERA: 6.23 Chuck McElroy, L (7, 1) ERA: 1.93	IP: 4.0 WLS: L BF: 23 H: 6 R: 6 ER: 6 SO: 4 BB: 6 IBB: 0 HBP: 0 BLK: 0 WP: 1 HR: 0 S: 50 P: 72 ERA: 13.50 WHIP: 2.500											PITCHER	IP: 4.0 WLS: L BF: 23 H: 6 R: 6 ER: 6 SO: 4 BB: 6 IBB: 0 HBP: 0 BLK: 0 WP: 1 HR: 0 S: 50 P: 72 ERA: 13.50 WHIP: 2.500										

AB	32
R	1
H	6
RBI	1
BB	2
SO	6
LOB	17



Batter	1	2	3	4	5	6	7	8	9	AB	R	H	RBI	BB	SO	LOB	TOP		
Barry Bonds, L (1, 7) OBP: 0.358, SLG: 0.433	4-1 SH2-3 E BB	4-0 WP IBB			1-2 G4-3		1-0 3B 2B		1-1 F8	3	2	1	0	2	0	1			
Jay Bell, R (1, 6) OBP: 0.305, SLG: 0.353	0-0 SH2-3	2-2 P4			1-0		2-H 3B			3	0	2	1	0	0	2			
Andy Van Slyke, L (1, 8) OBP: 0.316, SLG: 0.385	0-0 E7 2B FC3-2 1B		2-3 K		2-2 L9		1-2 F7			4	0	1	0	0	1	2			
Bobby Bonilla, S (1, 5) OBP: 0.351, SLG: 0.487	1-0 FC3-2 1-3 2B		2-0 L3		1-3 K			0-0 G5-4-3 1B		4	0	2	0	0	1	1			
R.J. Reynolds, S (1, 9) OBP: 0.342, SLG: 0.394	1-0 FC3-2		3-2 G4-3		1-3 K		1-2 G5-4-3			4	0	0	0	0	1	3			
Gary Redus, R (1, 3) OBP: 0.373, SLG: 0.458	1-1 P3			1-0 G5-3		3-2 F9		0-1 G5-3		4	0	0	0	0	0	2			
Michael LaValliere, L (1, 2) OBP: 0.424, SLG: 0.407 John Cangelosi, S (9, PH) OBP: 0.374, SLG: 0.270		0-0 WP SH3-4 1B		3-2 2B		0-0 G3-1		2-1 2B		3	0	2	0	0	0	0			
Jose Lind, R (1, 4) OBP: 0.273, SLG: 0.282		3-1 F8		1-0 F9			3-1 L3 1B		0-1 G1-3	4	0	1	0	0	0	3			
Doug Drabek, R (1, 1) OBP: 0.141, SLG: 0.108 Bob Patterson, L (6, 1) OBP: 0.256, SLG: 0.313 Benny Distefano, L (7, PH) OBP: 0.299, SLG: 0.111 Stan Belinda, R (7, 1) OBP: 0.284, SLG: 0.290 Bob Kipper, R (7, 1) OBP: 0.299, SLG: 0.290 Albert Hall, S (9, PH) OBP: 0.284, SLG: 0.290 Jeff King, R (9, PH) OBP: 0.284, SLG: 0.290		1-1 SH3-4		2-1 P3		3-1 L3		1-0 P4		1	0	0	0	0	0	1			
Inning Stats	R: 1 E: 1 K: 0 S: 7	H: 2 LOB: 2 BB: 1 P: 14	R: 0 E: 0 K: 0 S: 10	H: 1 LOB: 2 BB: 1 P: 20	R: 0 E: 0 K: 1 S: 7	H: 0 LOB: 0 BB: 0 P: 14	R: 0 E: 0 K: 0 S: 8	H: 1 LOB: 1 BB: 0 P: 15	R: 0 E: 0 K: 1 S: 13	H: 0 LOB: 0 BB: 0 P: 11	R: 1 E: 0 K: 0 S: 9	H: 3 LOB: 1 BB: 0 P: 17	R: 0 E: 0 K: 0 S: 7	H: 1 LOB: 0 BB: 0 P: 8	R: 0 E: 0 K: 0 S: 7	H: 1 LOB: 1 BB: 0 P: 11	1B: 5 2B: 5 3B: 1 HR: 0	SF: 0 SAC: 2 DP: 2 HBP: 0	WP: 1 PA: 37
PITCHER	IP WLS BF H R ER SO BB IBB HBP BLK WP HR S P ERA WHIP	IP WLS BF H R ER SO BB IBB HBP BLK WP HR S P ERA WHIP	IP WLS BF H R ER SO BB IBB HBP BLK WP HR S P ERA WHIP	IP WLS BF H R ER SO BB IBB HBP BLK WP HR S P ERA WHIP	IP WLS BF H R ER SO BB IBB HBP BLK WP HR S P ERA WHIP	IP WLS BF H R ER SO BB IBB HBP BLK WP HR S P ERA WHIP	IP WLS BF H R ER SO BB IBB HBP BLK WP HR S P ERA WHIP	IP WLS BF H R ER SO BB IBB HBP BLK WP HR S P ERA WHIP	IP WLS BF H R ER SO BB IBB HBP BLK WP HR S P ERA WHIP	IP WLS BF H R ER SO BB IBB HBP BLK WP HR S P ERA WHIP	IP WLS BF H R ER SO BB IBB HBP BLK WP HR S P ERA WHIP	IP WLS BF H R ER SO BB IBB HBP BLK WP HR S P ERA WHIP	IP WLS BF H R ER SO BB IBB HBP BLK WP HR S P ERA WHIP	IP WLS BF H R ER SO BB IBB HBP BLK WP HR S P ERA WHIP	IP WLS BF H R ER SO BB IBB HBP BLK WP HR S P ERA WHIP	IP WLS BF H R ER SO BB IBB HBP BLK WP HR S P ERA WHIP	IP WLS BF H R ER SO BB IBB HBP BLK WP HR S P ERA WHIP	IP WLS BF H R ER SO BB IBB HBP BLK WP HR S P ERA WHIP	IP WLS BF H R ER SO BB IBB HBP BLK WP HR S P ERA WHIP

Pittsburgh Pirates @ Chicago Cubs
Wrigley Field, Chicago, IL
Fri Sep 22 1989, 3:33 AM CDT
Att: 34,040 - Cloudy - 71 F

AB 33
R 2
H 10
RBI 1
BB 2
SO 3
LOB 17



Batter	1	2	3	4	5	6	7	8	9	AB	R	H	RBI	BB	SO	LOB	BOTTOM		
Marvell Wynne, L (1, 8) OBP: 0.279, SLG: 0.358	1-0 S 1B 1B		0-2 G4-3		2-2 1B 23 1B 1B		1-1 F8			4	2	2	0	0	0	1			
23 Ryne Sandberg, R (1, 4) OBP: 0.353, SLG: 0.497	2-2 F9			1-2 F8	0-1 1B 1B 1B		0-0 G5-3			4	0	1	0	0	0	1			
Dwight Smith, L (1, 7) OBP: 0.369, SLG: 0.497	1-2 F7			0-2 FC4 1B	0-0 1B 1B 1B		1-0 3B			4	0	3	0	0	0	1			
Mark Grace, L (1, 3) OBP: 0.406, SLG: 0.463	1-2 PO 1B			0-0 FC4 1B E	0-1 1B 1B 1B		2-3 K			4	1	2	2	0	1	2			
Andre Dawson, R (1, 9) OBP: 0.308, SLG: 0.462	1-2 PO	2-2 G5-3		2-2 E 1B	1-1 P2		4-0 IBB			3	0	1	0	1	0	3			
Luis Salazar, R (1, 5) OBP: 0.316, SLG: 0.425		1-0 G5-3		0-2 E5		1-1 1B SF8 1B	0-1 P6			4	1	1	0	0	0	3			
Shawon Dunston, R (1, 6) OBP: 0.324, SLG: 0.409 Domingo Ramos, R (8, 6) OBP: 0.333, SLG: 0.325		0-3 K		1-2 F8		2-1 SF8 S 1B		2-2 F9		3	0	1	0	0	1	2			
Rick Wrona, R (1, 2) OBP: 0.256, SLG: 0.295			0-2 G4-3		2-2 G6-3		3-2 SF8		1-3 K	3	0	0	1	0	1	0			
Mike Bielecki, R (1, 1) OBP: 0.085, SLG: 0.044 Paul Assenmacher, L (7, 1) OBP: 0.284, SLG: 0.290 Les Lancaster, R (9, 1) OBP: 0.200, SLG: 0.800			1-3 K		0-1 G4-3		0-3 K		1-3 K	3	0	0	0	0	2	1			
Inning Stats	R: 1 E: 0 K: 0 S: 13	H: 2 LOB: 0 BB: 0 P: 19	R: 0 E: 0 K: 1 S: 7	H: 0 LOB: 0 BB: 0 P: 10	R: 0 E: 0 K: 1 S: 9	H: 0 LOB: 0 BB: 0 P: 10	R: 1 E: 1 K: 0 S: 18	H: 2 LOB: 2 BB: 0 P: 21	R: 1 E: 0 K: 1 S: 17	H: 4 LOB: 3 BB: 0 P: 22	R: 1 E: 0 K: 1 S: 14	H: 2 LOB: 1 BB: 0 P: 20	R: 0 E: 0 K: 1 S: 8	H: 1 LOB: 2 BB: 1 P: 15	R: 0 E: 0 K: 2 S: 9	H: 0 LOB: 0 BB: 0 P: 13	1B: 10 2B: 0 3B: 1 HR: 0	SF: 1 SAC: 0 DP: 0 HBP: 0	WP: 0 PA: 37
PITCHER	IP WLS BF H R ER SO BB IBB HBP BLK WP HR S P ERA WHIP	IP WLS BF H R ER SO BB IBB HBP BLK WP HR S P ERA WHIP	IP WLS BF H R ER SO BB IBB HBP BLK WP HR S P ERA WHIP	IP WLS BF H R ER SO BB IBB HBP BLK WP HR S P ERA WHIP	IP WLS BF H R ER SO BB IBB HBP BLK WP HR S P ERA WHIP	IP WLS BF H R ER SO BB IBB HBP BLK WP HR S P ERA WHIP	IP WLS BF H R ER SO BB IBB HBP BLK WP HR S P ERA WHIP	IP WLS BF H R ER SO BB IBB HBP BLK WP HR S P ERA WHIP	IP WLS BF H R ER SO BB IBB HBP BLK WP HR S P ERA WHIP	IP WLS BF H R ER SO BB IBB HBP BLK WP HR S P ERA WHIP	IP WLS BF H R ER SO BB IBB HBP BLK WP HR S P ERA WHIP	IP WLS BF H R ER SO BB IBB HBP BLK WP HR S P ERA WHIP	IP WLS BF H R ER SO BB IBB HBP BLK WP HR S P ERA WHIP	IP WLS BF H R ER SO BB IBB HBP BLK WP HR S P ERA WHIP	IP WLS BF H R ER SO BB IBB HBP BLK WP HR S P ERA WHIP	IP WLS BF H R ER SO BB IBB HBP BLK WP HR S P ERA WHIP	IP WLS BF H R ER SO BB IBB HBP BLK WP HR S P ERA WHIP	IP WLS BF H R ER SO BB IBB HBP BLK WP HR S P ERA WHIP	IP WLS BF H R ER SO BB IBB HBP BLK WP HR S P ERA WHIP

Pittsburgh Pirates @ Chicago Cubs
Wrigley Field, Chicago, IL
Fri Sep 22 1989, 3:33 AM CDT
Att: 34,040 - Cloudy - 71 F

AB 34
R 4
H 11
RBI 3
BB 1
SO 6
LOB 14



Batter	1	2	3	4	5	6	7	8	9	AB	R	H	RBI	BB	SO	LOB	TOP																	
Barry Bonds, L (1, 7) OBP: 0.357, SLG: 0.431	P6		F9		G4-3			SH3-4 BB		3	0	0	0	1	0	0	Pittsburgh Pirates @ Chicago Cubs Wrigley Field, Chicago, IL Sat Sep 23 1989, 3:33 AM CDT Att: 36,849 - Cloudy - 50 F																	
Jay Bell, R (1, 6) OBP: 0.309, SLG: 0.357	E		G6-3			G6-3		SH3-4		3	1	2	0	0	0	0																		
Jeff King, R (1, 3) OBP: 0.258, SLG: 0.369	E8 3B		G6-3			F8		G6-3		4	1	1	1	0	0	2																		
Bobby Bonilla, S (1, 5) OBP: 0.351, SLG: 0.485	K		F7			P4		FC6-4 IBB		3	0	0	0	1	1	2																		
Gary Redus, R (1, 9) OBP: 0.372, SLG: 0.462					P4			F9		4	0	1	1	0	0	2																		
Andy Van Slyke, L (1, 8) OBP: 0.316, SLG: 0.383	L3				G6-3			1B BB		3	0	0	0	1	0	1																		
Jose Lind, R (1, 4) OBP: 0.275, SLG: 0.283			F9		G6-3			1B		4	0	2	0	0	0	0																		
Dann Bilardello, R (1, 2) OBP: 0.235, SLG: 0.348			K			K		1B		2	0	0	0	0	2	0																		
R.J. Reynolds, S (7, PH) OBP: 0.341, SLG: 0.393								K		1	0	0	0	0	1	2																		
Michael LaValliere, L (7, 2) OBP: 0.422, SLG: 0.404								K		1	0	0	0	0	1	1																		
Bob Walk, R (1, 1) OBP: 0.197, SLG: 0.271			L8							1	0	0	0	0	0	0																		
Randy Kramer, R (3, 1) OBP: 0.129, SLG: 0.161										1	0	0	0	0	1	0																		
Billy Hatcher, R (7, PH) OBP: 0.278, SLG: 0.308										1	0	0	0	0	1	2																		
Bob Kipper, R (7, 1) OBP: 0.200, SLG: 0.111										0	0	0	0	0	0	0																		
Doug Bair, R (8, 1) OBP: 0.200, SLG: 0.400										0	0	0	0	0	0	0																		
Inning Stats	R: 2 E: 1 K: 1 S: 15	H: 3 LOB: 1 BB: 0 P: 22	R: 0 E: 0 K: 1 S: 9	H: 0 LOB: 0 BB: 0 P: 14	R: 0 E: 0 K: 0 S: 7	H: 1 LOB: 1 BB: 0 P: 12	R: 0 E: 0 K: 0 S: 7	H: 0 LOB: 0 BB: 0 P: 14	R: 0 E: 0 K: 0 S: 7	H: 0 LOB: 0 BB: 0 P: 12	R: 0 E: 0 K: 2 S: 13	H: 1 LOB: 2 BB: 1 P: 24	R: 0 E: 0 K: 0 S: 4	H: 0 LOB: 2 BB: 2 P: 12	R: 0 E: 0 K: 1 S: 6	H: 1 LOB: 0 BB: 0 P: 9	1B: 4 2B: 1 3B: 1 HR: 0	SF: 0 SAC: 1 DP: 0 HBP: 0	WP: 0 PB: 0 SB: 0 CS: 1	PA: 35														
PITCHER	IP WLS BF H R ER SO BB IBB HBP BLK WP HR S P ERA WHIP																																	
Paul Kilgus, L (1, 1) ERA: 4.53	6.1	W	24	4	2	2	4	1	0	0	0	0	0	0	58	97	2.84	0.789																
Les Lancaster, R (7, 1) ERA: 1.35	2.2	W	11	2	0	0	3	1	1	0	0	0	0	0	19	34	0.00	1.125																

Batter	1	2	3	4	5	6	7	8	9	AB	R	H	RBI	BB	SO	LOB	BOTTOM																	
Marvell Wynne, L (1, 8) OBP: 0.280, SLG: 0.361	G5-3		23 1B		SH1-3			G3		3	1	1	1	0	0	0	Pittsburgh Pirates @ Chicago Cubs Wrigley Field, Chicago, IL Sat Sep 23 1989, 3:33 AM CDT Att: 36,849 - Cloudy - 50 F																	
23 Ryne Sandberg, R (1, 4) OBP: 0.352, SLG: 0.496	P3		1B		G5-3			P3		4	0	1	1	0	0	1																		
Dwight Smith, L (1, 7) OBP: 0.376, SLG: 0.502	1B		E S 1B					BLK 1B		3	0	3	0	1	0	0																		
Mark Grace, L (1, 3) OBP: 0.407, SLG: 0.461	F7		G4-3					F9-3 BB		2	0	0	0	2	0	2																		
Andre Dawson, R (1, 9) OBP: 0.305, SLG: 0.458	G6-3				K			K		4	0	0	0	0	2	4																		
Luis Salazar, R (1, 5) OBP: 0.313, SLG: 0.421			G3-1					F7		3	0	0	0	0	1	2																		
Les Lancaster, R (7, 1) OBP: 0.129, SLG: 0.250										0	0	0	0	0	0	0																		
Curtis Wilkerson, S (9, PH) OBP: 0.285, SLG: 0.322								E4 SH1-4 1B		1	1	0	0	0	0	0																		
Domingo Ramos, R (1, 6) OBP: 0.328, SLG: 0.319			K					SH1-4		3	0	0	0	0	2	2																		
Joe Girardi, R (1, 2) OBP: 0.275, SLG: 0.284										2	1	1	0	1	0	0																		
Mitch Webster, S (9, PH) OBP: 0.326, SLG: 0.360			2B 1B					SH1-3 BB		1	0	1	1	0	0	0																		
Paul Kilgus, L (1, 1) OBP: 0.100, SLG: 0.077										2	0	0	0	0	1	2																		
Vance Law, R (7, 5) OBP: 0.293, SLG: 0.349			K					B5		1	0	0	0	0	0	0																		
Inning Stats	R: 0 E: 0 K: 0 S: 9	H: 1 LOB: 1 BB: 0 P: 15	R: 0 E: 0 K: 1 S: 6	H: 0 LOB: 0 BB: 0 P: 12	R: 2 E: 0 K: 1 S: 16	H: 4 LOB: 1 BB: 0 P: 26	R: 0 E: 0 K: 3 S: 10	H: 0 LOB: 0 BB: 0 P: 10	R: 0 E: 0 K: 0 S: 9	H: 0 LOB: 1 BB: 1 P: 20	R: 0 E: 0 K: 1 S: 10	H: 0 LOB: 2 BB: 2 P: 22	R: 0 E: 0 K: 0 S: 9	H: 0 LOB: 0 BB: 0 P: 15	R: 0 E: 0 K: 0 S: 9	H: 1 LOB: 1 BB: 1 P: 18	R: 1 E: 1 K: 0 S: 4	H: 1 LOB: 1 BB: 0 P: 8	1B: 6 2B: 2 3B: 0 HR: 0	SF: 0 SAC: 2 DP: 1 HBP: 0	WP: 0 PB: 0 SB: 2 CS: 0	PA: 35												
PITCHER	IP WLS BF H R ER SO BB IBB HBP BLK WP HR S P ERA WHIP																																	
Bob Walk, R (1, 1) ERA: 4.45	2.2		12	5	2	2	2	3	0	0	0	0	0	0	29	48	6.75	1.875																
Randy Kramer, R (3, 1) ERA: 3.93	3.1		13	0	0	0	4	3	0	0	0	0	0	31	57	0.00	0.900																	
Bob Kipper, L (7, 1) ERA: 3.04	1.1		6	1	0	0	0	1	0	0	0	1	0	16	31	0.00	1.500																	
Doug Bair, R (8, 1) ERA: 2.32	1.0	L	4	1	1	0	0	0	0	0	0	0	0	6	10	0.00	1.000																	



Batter	1	2	3	4	5	6	7	8	9	AB	R	H	RBI	BB	SO	LOB	TOP											
Barry Bonds, L OBP: 0.355, SLG: 0.428	F7		G4-3		G5-3			K		4	0	0	0	0	1	3	Pittsburgh Pirates @ Chicago Cubs Wrigley Field, Chicago, IL Sun Sep 24 1989, 3:33 AM CDT Att: 37,904 - Sunny											
Jay Bell, R OBP: 0.308, SLG: 0.355	K			F9		CS 1B		FC4-6		4	0	1	0	0	1	1												
Jeff King, R OBP: 0.258, SLG: 0.364 Dom Taylor, R (8, 1)				K				F9		3	0	0	0	1	2	2												
Bobby Bonilla, S OBP: 0.352, SLG: 0.489	G1-3			HR				K		3	2	1	1	1	1	1												
R.J. Reynolds, S OBP: 0.346, SLG: 0.398		CS 1B		K				2B		3	0	2	0	1	1	0												
Andy Van Slyke, L OBP: 0.315, SLG: 0.380	P5				SH1-4 BB			K		3	0	0	0	1	2	4												
Jose Lind, R OBP: 0.275, SLG: 0.285	F9				E6 SH1-4			L9		4	0	1	1	0	0	3												
Dann Bilardello, R OBP: 0.232, SLG: 0.343 Michael LaValliere, L OBP: 0.420, SLG: 0.402	CS		K		SH1-4			L5		1	0	0	0	0	1	0												
Gary Redus, R OBP: 0.372, SLG: 0.462 Benny DiStefano, L OBP: 0.327, SLG: 0.310					1-2 2-3					1	0	0	0	0	0	1												
Jeff Robinson, R OBP: 0.238, SLG: 0.324 Billy Hatcher, R OBP: 0.277, SLG: 0.307 Bob Patterson, R (5, 1) Rick Reed, R OBP: 0.258, SLG: 0.077 John Cangelosi, S OBP: 0.376, SLG: 0.273	G3-1				P7			FC4-6 1B		1	0	0	0	0	0	2												
Inning Stats	R: 0 E: 0 K: 1 S: 8	H: 0 LOB: 1 BB: 1 P: 15	R: 0 E: 0 K: 0 S: 6	H: 1 LOB: 0 BB: 0 P: 9	R: 0 E: 0 K: 1 S: 8	H: 0 LOB: 0 BB: 0 P: 12	R: 1 E: 0 K: 2 S: 9	H: 1 LOB: 0 BB: 0 P: 17	R: 0 E: 0 K: 1 S: 11	H: 1 LOB: 1 BB: 0 P: 17	R: 0 E: 0 K: 1 S: 12	H: 1 LOB: 1 BB: 0 P: 16	R: 0 E: 0 K: 1 S: 8	H: 1 LOB: 1 BB: 2 P: 15	R: 1 E: 0 K: 2 S: 15	H: 1 LOB: 2 BB: 2 P: 28	1B: 3 2B: 3 3B: 0 HR: 1	SF: 0 SAC: 1 DP: 1 HBP: 0	WP: 0 PB: 0 SB: 0 CS: 2	PA: 37								
PITCHER	IP	WLS	BF	H	R	ER	SO	BB	IBB	HBP	BLK	WP	HR	S	P	ERA	WHIP											
Steve Wilson, L ERA: 4.0	(1, 1)	5.0	W	20	3	1	1	4	2	0	0	0	0	1	46	79	1.80	1.000										
Dean Wilkins, R ERA: 4.11	(6, 1)	3.0		10	2	0	0	4	0	0	0	0	0	28	44	0.00	0.667											
Mitch Williams, L ERA: 2.7	(9, 1)	0.0		2	0	1	1	0	2	0	0	0	0	2	10	∞	∞											
Paul Assenmacher, L ERA: 3.8	(9, 1)	0.1		2	1	0	0	1	0	0	0	0	0	7	9	0.00	3.000											
Jeff Pico, R ERA: 3.92	(9, 1)	0.2	S	2	0	0	0	1	0	0	0	0	0	6	9	0.00	0.000											


Batter	1	2	3	4	5	6	7	8	9	AB	R	H	RBI	BB	SO	LOB	BOTTOM										
Marvell Wynne, L OBP: 0.282, SLG: 0.363	G4-3		E1 23 E 23 S G6-3		FC4-6 1B					4	2	2	0	0	0	0	Pittsburgh Pirates @ Chicago Cubs Wrigley Field, Chicago, IL Sun Sep 24 1989, 3:33 AM CDT Att: 37,904 - Sunny										
23 Ryne Sandberg, R OBP: 0.353, SLG: 0.497	1B		G5-3		FC4-6 1B			G6-4-3		4	1	2	1	0	0	1											
Dwight Smith, L OBP: 0.377, SLG: 0.502	2B		F7		FC4-6 G6-4-3			G6-4-3		4	0	2	2	0	0	1											
Mark Grace, L OBP: 0.404, SLG: 0.458	1B				G6-4-3			G6-4-3		4	0	0	0	0	1	3											
Andre Dawson, R OBP: 0.306, SLG: 0.458	K				G5-3			E2 1B		4	0	2	0	0	1	0											
Luis Salazar, R OBP: 0.315, SLG: 0.422 Jeff Pico, R OBP: 0.111, SLG: 0.111	K				K					4	0	2	0	0	2	0											
Domingo Ramos, R OBP: 0.333, SLG: 0.337					WP 1B					0	0	0	0	0	0	0											
Joe Girardi, R OBP: 0.282, SLG: 0.287					K					3	1	2	0	0	1	1											
Steve Wilson, L Dean Wilkins, R Mitch Williams, L OBP: 0.230, SLG: 0.800 Paul Assenmacher, L Vance Law, R OBP: 0.293, SLG: 0.349					1B					2	0	1	1	1	0	1											
Inning Stats	R: 1 E: 0 K: 0 S: 10	H: 2 LOB: 0 BB: 0 P: 20	R: 1 E: 0 K: 2 S: 11	H: 2 LOB: 1 BB: 0 P: 21	R: 1 E: 0 K: 1 S: 12	H: 0 LOB: 0 BB: 0 P: 21	R: 0 E: 0 K: 1 S: 11	H: 2 LOB: 2 BB: 1 P: 25	R: 1 E: 0 K: 0 S: 9	H: 2 LOB: 0 BB: 0 P: 12	R: 0 E: 0 K: 1 S: 8	H: 1 LOB: 1 BB: 0 P: 10	R: 0 E: 1 K: 0 S: 7	H: 3 LOB: 2 BB: 0 P: 9	R: 0 E: 0 K: 1 S: 11	H: 0 LOB: 0 BB: 0 P: 21		1B: 11 2B: 2 3B: 1 HR: 0	SF: 0 SAC: 0 DP: 4 HBP: 0	WP: 1 PB: 0 SB: 1 CS: 1	PA: 33						
PITCHER	IP	WLS	BF	H	R	ER	SO	BB	IBB	HBP	BLK	WP	HR	S	P	ERA	WHIP										
Jeff Robinson, R ERA: 4.56	(1, 1)	4.0	L	18	6	3	2	4	0	0	0	0	0	9	12	9.00	2.000										
Bob Patterson, L ERA: 4.5	(5, 1)	1.0		4	2	1	1	0	0	0	0	0	0	9	12	9.00	2.000										
Rick Reed, R ERA: 5.8	(6, 1)	2.0		7	2	0	0	2	0	0	0	0	0	14	18	0.00	1.000										
Dom Taylor, R ERA: 5.99	(8, 1)	1.0		4	3	0	0	0	0	0	0	0	0	7	9	0.00	3.000										



Batter	1	2	3	4	5	6	7	8	9	AB	R	H	RBI	BB	SO	LOB	TOP					
Marvell Wynne, L (1, 8) OBP: 0.275, SLG: 0.353	G6-3		G5-3			F8		K		4	0	0	0	0	1	0	Chicago Cubs @ Montreal Expos Olympic Stadium, Montreal, QB Tue Sep 26 1989, 7:05 PM EDT Att: 11,615 - Dome					
23 Ryne Sandberg, R (1, 4) OBP: 0.356, SLG: 0.498	G5-3		F9			1B		1B		4	2	2	0	0	0							
Dwight Smith, L (1, 7) OBP: 0.378, SLG: 0.500 Doug Descenzo, S (8, 7) OBP: 0.229, SLG: 0.198	1B		K			1B		E9		4	0	3	1	0	1	0						
Mark Grace, L (1, 3) OBP: 0.403, SLG: 0.455	K				P7					3	0	1	0	1	1	1						
Andre Dawson, R (1, 9) OBP: 0.305, SLG: 0.468		K			F9					4	0	0	0	0	1	4						
Luis Salazar, R (1, 5) OBP: 0.316, SLG: 0.417		FC4-6			K					3	0	0	0	1	2	0						
Shawon Dunston, R (1, 6) OBP: 0.323, SLG: 0.408		FC4-6								4	1	1	0	0	0	1						
Rick Wrona, R (1, 2) OBP: 0.258, SLG: 0.318 Joe Girardi, R (9, 2) OBP: 0.282, SLG: 0.287										4	0	1	1	0	1	1						
Greg Maddux, R (1, 1) OBP: 0.229, SLG: 0.235 Mitch Williams, L (9, 1) OBP: 0.200, SLG: 0.800										3	0	0	0	0	0	1						
Inning Stats	R: 0 E: 0 K: 1 S: 9	H: 1 LOB: 1 BB: 0 P: 16	R: 1 E: 0 K: 1 S: 11	H: 1 LOB: 1 BB: 1 P: 21	R: 0 E: 0 K: 1 S: 7	H: 0 LOB: 0 BB: 0 P: 9	R: 0 E: 0 K: 1 S: 9	H: 0 LOB: 0 BB: 0 P: 13	R: 0 E: 0 K: 1 S: 11	H: 1 LOB: 0 BB: 0 P: 13	R: 1 E: 0 K: 0 S: 13	H: 3 LOB: 1 BB: 0 P: 20	R: 0 E: 0 K: 1 S: 7	H: 0 LOB: 0 BB: 0 P: 9	R: 1 E: 1 K: 1 S: 11	H: 2 LOB: 2 BB: 1 P: 21	R: 0 E: 0 K: 0 S: 6	H: 0 LOB: 0 BB: 0 P: 11	1B: 6 2B: 2 3B: 1 HR: 0	SF: 0 SAC: 0 DP: 2 HBP: 0	WP: 0 PB: 0 SB: 0 CS: 1	PA: 35
PITCHER Dennis Martinez, R (1, 1) ERA: 3.18	IP: 9.0 WLS: L BF: 35	H: 8 R: 3 ER: 2 SO: 7	BB: 1 IBB: 1 HBP: 0 BLK: 0	WP: 0 HR: 0 S: 84 P: 133	ERA: 2.00 WHIP: 1.000	PITCHER										IP: 9.0 WLS: L BF: 35	H: 8 R: 3 ER: 2 SO: 7	BB: 1 IBB: 1 HBP: 0 BLK: 0	WP: 0 HR: 0 S: 84 P: 133	ERA: 2.00 WHIP: 1.000		

Batter	1	2	3	4	5	6	7	8	9	AB	R	H	RBI	BB	SO	LOB	BOTTOM					
Tim Raines, S (1, 7) OBP: 0.393, SLG: 0.417	G6-3				G3-1					4	0	1	0	0	0	1	Chicago Cubs @ Montreal Expos Olympic Stadium, Montreal, QB Tue Sep 26 1989, 7:05 PM EDT Att: 11,615 - Dome					
Marquis Grissom, R (1, 8) OBP: 0.414, SLG: 0.379	G3		F9			1B		F8		4	1	1	0	0	0	1						
Andres Galarraga, R (1, 3) OBP: 0.329, SLG: 0.428	K		K			G5-3		L4		4	1	1	0	0	2	1						
Hubie Brooks, R (1, 9) OBP: 0.309, SLG: 0.391		K			K			G4-3		4	0	1	1	0	2	0						
Tim Wallach, R (1, 5) OBP: 0.343, SLG: 0.419		P4			G5-3			G6-3		4	0	0	0	0	0	2						
Tom Feley, L (1, 4) OBP: 0.317, SLG: 0.350 Otis Nixon, S (9, FR) OBP: 0.306, SLG: 0.260					G3-1					3	0	2	0	1	0	0						
Nelson Santovenia, R (1, 2) OBP: 0.309, SLG: 0.354										2	0	1	1	0	0	0						
Spike Owen, S (1, 6) OBP: 0.353, SLG: 0.336 Wallace Johnson, S (9, PH) OBP: 0.311, SLG: 0.372										3	0	0	0	0	1	5						
Dennis Martinez, R (1, 1) OBP: 0.182, SLG: 0.125 Mike Fitzgerald, R (9, PH) OBP: 0.316, SLG: 0.389					G6-3					1	0	0	0	0	1	2						
Inning Stats	R: 0 E: 0 K: 1 S: 7	H: 0 LOB: 0 BB: 0 P: 11	R: 0 E: 0 K: 2 S: 15	H: 2 LOB: 2 BB: 0 P: 21	R: 0 E: 0 K: 1 S: 7	H: 1 LOB: 1 BB: 0 P: 10	R: 0 E: 0 K: 1 S: 7	H: 0 LOB: 0 BB: 0 P: 12	R: 0 E: 1 K: 0 S: 7	H: 0 LOB: 1 BB: 0 P: 13	R: 2 E: 0 K: 0 S: 10	H: 3 LOB: 2 BB: 1 P: 21	R: 0 E: 0 K: 1 S: 6	H: 0 LOB: 0 BB: 0 P: 11	R: 0 E: 0 K: 0 S: 8	H: 0 LOB: 0 BB: 0 P: 11	R: 0 E: 0 K: 1 S: 13	H: 1 LOB: 2 BB: 0 P: 18	1B: 6 2B: 1 3B: 0 HR: 0	SF: 1 SAC: 2 DP: 0 HBP: 0	WP: 0 PB: 0 SB: 2 CS: 0	PA: 36
PITCHER Greg Maddux, R (1, 1) ERA: 2.95 Mitch Williams, L (9, 1) ERA: 2.68	IP: 8.1 WLS: W BF: 34	H: 7 R: 2 ER: 2 SO: 6	BB: 0 IBB: 0 HBP: 0 BLK: 0	WP: 0 HR: 0 S: 72 P: 116	ERA: 2.16 WHIP: 0.840	PITCHER										IP: 8.1 WLS: S BF: 2	H: 7 R: 0 ER: 0 SO: 1	BB: 0 IBB: 0 HBP: 0 BLK: 0	WP: 0 HR: 0 S: 8 P: 12	ERA: 0.00 WHIP: 0.000		

AB 33
R 3
H 8
RBI 2
BB 2
SO 7
LOB 8



AB 32
R 2
H 7
RBI 2
BB 1
SO 7
LOB 14



Batter	1	2	3	4	5	6	7	8	9	AB	R	H	RBI	BB	SO	LOB	TOP								
Doug Dascenzo, S (1.8) OBP: 0.228, SLG: 0.193	G4-3		F7		G4-3		K			4	0	0	0	1	1	2	Chicago Cubs @ Montreal Expos Olympic Stadium, Montreal, QB Wed Sep 27 1989, 7:05 PM EDT Att: 12,442 - Unknown								
23 Ryne Sandberg, R (1.4) OBP: 0.385, SLG: 0.488 Greg Smith, S (2.4) OBP: 0.500, SLG: 0.400	G5-3			F8 BB SF7 HBP	1B		1B		BB	1	0	0	0	0	0	0									
Mitch Webster, S (1.9) OBP: 0.336, SLG: 0.369	1B			S E SF7 BB	1B			1B	2B	3	3	3	0	1	0	0									
Dwight Smith, L (1.7) OBP: 0.377, SLG: 0.497	1B			F8	K			F9		4	0	1	1	0	1	5									
Lloyd McClendon, R (1.3) OBP: 0.364, SLG: 0.480	CS	L6-3 BB		SF7		F8		G4-6-3		2	0	1	2	1	0	0									
Vance Law, R (1.5) OBP: 0.294, SLG: 0.348		L6-3 BB		G5-3		G6-4-3 BB		G4-6-3		2	0	0	0	2	0	1									
Domingo Ramos, R (1.6) OBP: 0.335, SLG: 0.331	L6-3				4-0 BB	G6-4-3		G4-3		3	1	0	0	1	0	3									
Rick Wrona, R (1.2) OBP: 0.280, SLG: 0.341			F7		G4-3 BB		SH3-4	BB	HBP	3	2	2	1	0	0	0									
Mike Bielecki, R (1.1) OBP: 0.082, SLG: 0.043 Jeff Pico, R (6.1) OBP: 0.100, SLG: 0.100	F8		F8		K		SH3-4	K		2	0	0	0	0	1	1									
Inning Stats	R: 1 E: 0 K: 0 S: 10	H: 2 LOB: 0 BB: 0 P: 15	R: 0 E: 0 K: 0 S: 13	H: 0 LOB: 0 BB: 2 P: 22	R: 0 E: 0 K: 0 S: 5	H: 0 LOB: 0 BB: 0 P: 10	R: 2 E: 0 K: 0 S: 7	H: 0 LOB: 0 BB: 1 P: 17	R: 2 E: 0 K: 2 S: 11	H: 3 LOB: 2 BB: 1 P: 17	R: 0 E: 0 K: 0 S: 6	H: 0 LOB: 0 BB: 0 P: 13	R: 1 E: 0 K: 1 S: 6	H: 2 LOB: 1 BB: 0 P: 9	R: 1 E: 0 K: 0 S: 10	H: 2 LOB: 0 BB: 0 P: 15	R: 0 E: 0 K: 1 S: 11	H: 0 LOB: 2 BB: 1 P: 19	1B: 7 2B: 2 3B: 1 HR: 0	SF: 1 SAC: 1 DP: 2 HBP: 2	WP: 0 PB: 0 SB: 2 CS: 1	PA: 39			
PITCHER	IP	WLS	BF	H	R	ER	SO	BB	IBB	HBP	BLK	WP	HR	S	P	ERA	WHIP								
Rich Thompson, R (1.1) ERA: 2.32	4.2	L	21	5	5	4	1	4	0	1	0	0	0	43	76	7.71	1.929								
Joe Hesketh, L (5.1) ERA: 5.89	1.1		4	0	0	0	1	1	0	0	0	0	0	9	18	0.00	0.750								
Andy McGaffigan, R (7.1) ERA: 4.68	3.0		13	4	2	2	2	1	0	1	0	0	0	27	43	6.00	1.667								

AB	28
R	7
H	9
RBI	6
BB	6
SO	4
LOB	15



Batter	1	2	3	4	5	6	7	8	9	AB	R	H	RBI	BB	SO	LOB	BOTTOM								
Tim Raines, S (1.7) OBP: 0.394, SLG: 0.417	G6-3			E BB	1B			G6-3		4	0	2	0	0	0	0	Chicago Cubs @ Montreal Expos Olympic Stadium, Montreal, QB Wed Sep 27 1989, 7:05 PM EDT Att: 12,442 - Unknown								
Marquis Grissom, R (1.8) OBP: 0.392, SLG: 0.355	F8			F7		L4		K		4	0	0	0	0	1	2									
Andres Galarraga, R (1.3) OBP: 0.330, SLG: 0.436	CS			F9		FC6-4		1B	HR	4	1	2	1	0	0	2									
Hubie Brooks, R (1.9) OBP: 0.313, SLG: 0.395 Andy McGaffigan, R (7.1) OBP: 1.000, SLG: 1.000 Jim Dwyer, L (9. PH) OBP: 0.390, SLG: 0.406	CS	CS		E4		1B		1B	E	3	0	3	0	0	0	0									
Tim Wallach, R (1.5) OBP: 0.342, SLG: 0.417 Joe Hesketh, R (5.1) OBP: 0.500, SLG: 0.500 Larry Walker, L (6. PH) OBP: 0.275, SLG: 0.178 (7.9) Mike Aldrete, L (8.9) OBP: 0.316, SLG: 0.316 Tom Foley, L (1.4) OBP: 0.314, SLG: 0.347 (5.5)		K		F9		F8			K	2	0	0	0	0	1	3									
Nelson Santovenia, R (1.2) OBP: 0.308, SLG: 0.354 Gilberto Reyes, R (8.2)			G4-3		FC5-4		G6-3		E4	3	0	1	0	0	0	0									
Jeff Huson, L (1.6) OBP: 0.225, SLG: 0.230			P3		FC5-4		G1-3		FC6	4	0	1	0	0	0	1									
Rich Thompson, R (1.1) Junior Noboa, R (5.4) OBP: 0.270, SLG: 0.250			F7		G6-3			P6	FC6	1	0	0	0	0	0	0									
Inning Stats	R: 0 E: 0 K: 0 S: 13	H: 1 LOB: 0 BB: 0 P: 19	R: 0 E: 0 K: 1 S: 6	H: 1 LOB: 0 BB: 0 P: 11	R: 0 E: 0 K: 0 S: 4	H: 0 LOB: 0 BB: 0 P: 7	R: 0 E: 1 K: 0 S: 10	H: 2 LOB: 2 BB: 0 P: 15	R: 0 E: 0 K: 0 S: 9	H: 2 LOB: 2 BB: 0 P: 13	R: 0 E: 0 K: 0 S: 9	H: 0 LOB: 0 BB: 0 P: 9	R: 0 E: 0 K: 1 S: 7	H: 0 LOB: 0 BB: 0 P: 10	R: 2 E: 1 K: 1 S: 14	H: 3 LOB: 2 BB: 0 P: 22	1B: 7 2B: 3 3B: 0 HR: 1	SF: 0 SAC: 0 DP: 1 HBP: 0	WP: 0 PB: 0 SB: 0 CS: 2	PA: 37					
PITCHER	IP	WLS	BF	H	R	ER	SO	BB	IBB	HBP	BLK	WP	HR	S	P	ERA	WHIP								
Mike Bielecki, R (1.1) ERA: 3.14	5.0	W	18	5	0	0	1	0	0	0	0	0	0	46	73	0.00	1.000								
Jeff Pico, R (6.1) ERA: 3.54	4.0	S	18	5	2	1	2	0	0	0	0	0	1	39	54	2.25	1.250								

AB	36
R	2
H	10
RBI	1
BB	0
SO	3
LOB	15



Batter	1	2	3	4	5	6	7	8	9	AB	R	H	RBI	BB	SO	LOB	TOP								
Jerome Walton, R OBP: 0.340, SLG: 0.391 Doug Dascenzo, S OBP: 0.225, SLG: 0.190	K		F7			G6-3		L7		3	0	1	1	0	1	1									
23 Ryne Sandberg, R OBP: 0.355, SLG: 0.497 Curtis Wilkerson, S OBP: 0.284, SLG: 0.320	G5-3					K		K	G5-3	1	0	0	0	0	0	0									
Dwight Smith, L OBP: 0.377, SLG: 0.494 Mitch Webster, S OBP: 0.333, SLG: 0.367	K		G4-3						P4	2	1	0	0	0	1	1									
Mark Grace, L OBP: 0.405, SLG: 0.458 Lloyd McClendon, R OBP: 0.395, SLG: 0.480				G3-1					G1-3	3	0	2	3	0	0	0									
Marvell Wynne, L OBP: 0.275, SLG: 0.350		L7		G3						3	0	0	0	1	1	2									
Vance Law, R OBP: 0.294, SLG: 0.347 Paul Assenmacher, L OBP: 0.200, SLG: 0.800						L8		FC6-4		4	0	1	0	0	1	4									
Shawon Dunston, R OBP: 0.321, SLG: 0.495 Domingo Ramos, R OBP: 0.333, SLG: 0.329			G4-3	FC6-4		P3			G4-3	3	0	0	0	0	0	4									
Joe Girardi, R OBP: 0.299, SLG: 0.314										3	2	3	0	0	0	0									
Steve Wilson, L OBP: 0.118, SLG: 0.063 Les Lancaster, R OBP: 0.162, SLG: 0.273 Luis Salazar, R OBP: 0.315, SLG: 0.416										1	1	1	0	0	0	0									
Inning Stats	R: 0 E: 0 K: 2 S: 8	H: 0 LOB: 0 BB: 0 P: 11	R: 0 E: 0 K: 1 S: 7	H: 1 LOB: 1 BB: 0 P: 10	R: 1 E: 0 K: 0 S: 8	H: 1 LOB: 1 BB: 0 P: 12	R: 0 E: 0 K: 0 S: 8	H: 1 LOB: 1 BB: 0 P: 10	R: 4 E: 0 K: 1 S: 14	H: 4 LOB: 2 BB: 2 P: 28	R: 0 E: 0 K: 2 S: 12	H: 1 LOB: 1 BB: 0 P: 18	R: 0 E: 0 K: 2 S: 8	H: 1 LOB: 1 BB: 0 P: 12	R: 0 E: 0 K: 0 S: 7	H: 1 LOB: 1 BB: 0 P: 11	R: 0 E: 0 K: 0 S: 9	H: 0 LOB: 0 BB: 0 P: 13	1B: 7 2B: 3 3B: 0 HR: 0	SF: 0 SAC: 1 DP: 0 HBP: 1	WP: 0 PB: 0 SB: 0 CS: 0	PA: 40			
PITCHER	IP	WLS	BF	H	R	ER	SO	BB	IBB	HBP	BLK	WP	HR	S	P	ERA	WHIP								
Bob Tewksbury, R ERA: 3.3	4.1	23	7	5	5	4	1	1	1	0	0	0	0	43	69	10.38	1.846								
Ted Power, R ERA: 3.79	0.2	2	0	0	0	0	0	0	0	0	0	0	0	2	2	0.00	0.000								
Frank DiPino, L ERA: 2.39	2.0	8	2	0	0	4	0	0	0	0	0	0	0	20	30	0.00	1.000								
John Costello, R ERA: 3.21	0.2	3	1	0	0	0	0	0	0	0	0	0	0	6	7	0.00	1.500								
Ken Dayley, L ERA: 2.91	0.1	W	1	0	0	0	0	0	0	0	0	0	0	1	4	0.00	0.000								
PITCHER	IP	WLS	BF	H	R	ER	SO	BB	IBB	HBP	BLK	WP	HR	S	P	ERA	WHIP								
Scott Terry, R ERA: 3.58	1.0	S	3	0	0	0	0	0	0	0	0	0	0	9	13	0.00	0.000								

Chicago Cubs @ St. Louis Cardinals
Busch Stadium, St. Louis, MO
Fri Sep 29 1989, 7:05 PM CDT
Att: 41,599 - Unknown

AB	36
R	5
H	10
RBI	5
BB	2
SO	8
LOB	19



Batter	1	2	3	4	5	6	7	8	9	AB	R	H	RBI	BB	SO	LOB	BOTTOM								
Vince Coleman, S OBP: 0.319, SLG: 0.338	L8		G6-3			L6		L9		5	0	1	1	0	0	2									
Ozzie Smith, S OBP: 0.337, SLG: 0.364										5	2	2	0	0	0	4									
Todd Zeile, R OBP: 0.341, SLG: 0.372 Scott Terry, R OBP: 0.191, SLG: 0.311										5	1	1	2	0	0	4									
Pedro Guerrero, R OBP: 0.392, SLG: 0.481										3	0	3	2	1	0	0									
Terry Pendleton, S OBP: 0.314, SLG: 0.393										4	0	2	1	0	0	2									
Tom Brunansky, R OBP: 0.312, SLG: 0.412										3	1	0	0	1	0	4									
José Oquendo, S OBP: 0.372, SLG: 0.371										3	0	0	0	0	0	2									
Milt Thompson, L OBP: 0.340, SLG: 0.394										4	2	2	1	0	1	0									
Bob Tewksbury, R ERA: 2.65 Ted Power, R ERA: 3.79 Craig Wilson, R ERA: 1.38 Frank DiPino, L ERA: 2.39 John Costello, R ERA: 3.21 Ken Dayley, L ERA: 2.91 Tony Peña, R OBP: 0.316, SLG: 0.333										1	0	0	0	0	1	0									
Inning Stats	R: 1 E: 0 K: 0 S: 7	H: 2 LOB: 1 BB: 0 P: 11	R: 0 E: 0 K: 1 S: 7	H: 0 LOB: 0 BB: 0 P: 9	R: 0 E: 0 K: 1 S: 7	H: 0 LOB: 0 BB: 0 P: 11	R: 0 E: 0 K: 0 S: 8	H: 2 LOB: 2 BB: 0 P: 16	R: 3 E: 0 K: 0 S: 16	H: 3 LOB: 2 BB: 2 P: 34	R: 0 E: 0 K: 1 S: 8	H: 0 LOB: 0 BB: 0 P: 13	R: 1 E: 0 K: 0 S: 11	H: 2 LOB: 1 BB: 0 P: 17	R: 2 E: 0 K: 0 S: 14	H: 3 LOB: 2 BB: 1 P: 27	1B: 7 2B: 5 3B: 0 HR: 0	SF: 0 SAC: 1 DP: 0 HBP: 0	WP: 0 PB: 0 SB: 0 CS: 0	PA: 39					
PITCHER	IP	WLS	BF	H	R	ER	SO	BB	IBB	HBP	BLK	WP	HR	S	P	ERA	WHIP								
Steve Wilson, L ERA: 4.2	4.2	23	7	4	4	2	2	0	0	0	0	0	0	43	78	7.71	1.929								
Les Lancaster, R ERA: 1.38	1.1	4	0	0	0	1	0	0	0	0	0	0	0	10	16	0.00	0.000								
Paul Assenmacher, L ERA: 4.1	1.1	L	10	5	3	3	0	1	0	0	0	0	0	20	34	20.25	4.500								
Mitch Williams, L ERA: 2.66	0.2	2	0	0	0	0	0	0	0	0	0	0	0	5	10	0.00	0.000								
PITCHER	IP	WLS	BF	H	R	ER	SO	BB	IBB	HBP	BLK	WP	HR	S	P	ERA	WHIP								

Chicago Cubs @ St. Louis Cardinals
Busch Stadium, St. Louis, MO
Fri Sep 29 1989, 7:05 PM CDT
Att: 41,599 - Unknown


AB	35
R	7
H	12
RBI	7
BB	3
SO	3
LOB	18



Batter	1	2	3	4	5	6	7	8	9	AB	R	H	RBI	BB	SO	LOB	TOP																					
Jerome Walton, R OBP: 0.338, SLG: 0.389 Doug Dascenzo, S OBP: 0.229, SLG: 0.194	1-2 G5-3		1-1 G6-3		2-3 K		1-1 F7		2-1 E	3	0	0	0	0	1	0																						
23 Ryne Sandberg, R OBP: 0.354, SLG: 0.496 Curtis Wilkerson, S OBP: 0.283, SLG: 0.318	1-3 K		1-0 1B		2-0 G4-3			1-0 G5-3	0-3 K	1	0	0	0	0	1	0																						
Dwight Smith, L OBP: 0.379, SLG: 0.494 Andre Dawson, R OBP: 0.307, SLG: 0.472 Gary Varsho, L OBP: 0.220, SLG: 0.276	4-2 1B		1-1 1B		0-0 F7			0-0 1B	2-1 L8	2	2	1	0	1	0	0																						
Mark Grace, L OBP: 0.404, SLG: 0.458 Lloyd McClendon, R OBP: 0.309, SLG: 0.482	0-0 1B		3-2 F9		2-2 P6			4-0 1B	0-2 E5	3	3	1	1	0	0	0																						
Marvell Wynne, L OBP: 0.275, SLG: 0.356 Mitch Webster, S OBP: 0.331, SLG: 0.364	2-1 1B		1-1 F9		2-1 F7			2-1 L7	1-3 K	3	3	0	1	2	0	0																						
Vance Law, R OBP: 0.296, SLG: 0.355 Jeff Pico, R OBP: 0.100, SLG: 0.100 Les Lancaster, R OBP: 0.182, SLG: 0.273	1-1 F9			0-0 F8		2-0 HR		1-0 1B		4	1	2	2	0	0	1																						
Shawon Dunston, R OBP: 0.320, SLG: 0.493 Domingo Ramos, R OBP: 0.330, SLG: 0.326		3-2 P4		1-3 K2-3		1-1 P4		0-2 G4-3		2	0	0	0	0	1	0																						
Joe Girardi, R OBP: 0.304, SLG: 0.331		1-3 K		0-1 2B			0-1 F9		0-0 1B	4	1	2	0	0	1	0																						
Scott Sanderson, R OBP: 0.146, SLG: 0.047 Paul Kilgus, L OBP: 0.095, SLG: 0.073 Dean Wilkins, R OBP: 0.200, SLG: 0.800 Luis Salazar, R OBP: 0.318, SLG: 0.417		1-3 K		1-0 G4-3			1-0 G3		2-2 1B	1	0	0	0	0	1	0																						
Inning Stats	R: 2 E: 0 K: 1 S: 14	H: 2 LOB: 1 BB: 1 P: 23	R: 0 E: 0 K: 2 S: 10	H: 0 LOB: 0 BB: 0 P: 15	R: 0 E: 0 K: 0 S: 13	H: 2 LOB: 2 BB: 0 P: 20	R: 0 E: 0 K: 1 S: 8	H: 1 LOB: 1 BB: 0 P: 10	R: 0 E: 0 K: 1 S: 6	H: 0 LOB: 0 BB: 0 P: 10	R: 1 E: 0 K: 0 S: 8	H: 1 LOB: 0 BB: 0 P: 15	R: 0 E: 0 K: 0 S: 5	H: 0 LOB: 0 BB: 0 P: 7	R: 1 E: 0 K: 0 S: 8	H: 2 LOB: 2 BB: 1 P: 16	R: 2 E: 1 K: 2 S: 19	H: 4 LOB: 2 BB: 0 P: 26	1B: 7 2B: 3 3B: 1 HR: 1	SF: 0 SAC: 0 DP: 0 HBP: 0	WP: 0 PA: 41																	
PITCHER	IP WLS BF H R ER SO BB IBB HBP BLK WP HR S P ERA WHIP	IP WLS BF H R ER SO BB IBB HBP BLK WP HR S P ERA WHIP															IP WLS BF H R ER SO BB IBB HBP BLK WP HR S P ERA WHIP																					
Jose DeLeon, R ERA: 3.05	6.0	25	6	3	3	5	1	0	0	0	0	0	0	0	0	59	93	4.50	1.167	Scott Terry, R ERA: 3.57	9.1	0.1	2	1	0	0	1	0	0	0	0	0	0	0	7	8	0.00	3.000
Ted Power, R ERA: 3.72	7.1	1.0	3	0	0	0	0	0	0	0	0	0	0	0	0	5	7	0.00	0.000																			
Frank DiPino, L ERA: 2.48	8.1	0.1	3	1	1	0	0	1	0	0	0	0	0	0	0	2	7	27.00	3.000																			
John Costello, R ERA: 3.32	8.1	0.2	L	5	3	2	1	0	0	0	0	0	0	0	0	11	16	13.50	4.500																			
Ken Dayley, L ERA: 2.88	9.1	0.2	3	1	0	0	1	0	0	0	0	0	0	0	0	7	11	0.00	1.500																			

Chicago Cubs @ St. Louis Cardinals
Busch Stadium, St. Louis, MO
Sat Sep 30 1989, 3:33 AM CDT
Att. 43,570 - Cloudy


AB 39
R 6
H 12
RBI 5
BB 2
SO 7
LOB 16



Batter	1	2	3	4	5	6	7	8	9	AB	R	H	RBI	BB	SO	LOB	BOTTOM																					
Vince Coleman, S OBP: 0.318, SLG: 0.336	0-0 1B	2-2 L1			1-3 K		1-3 K	0-2 E5		5	0	1	0	0	2	3																						
Ozzie Smith, S OBP: 0.337, SLG: 0.363	3-1 F7		3-1 G6-3		2-2 G6-3		2-1 S	4-1 G6-4-3	1-2 3B	4	0	1	1	1	0	1																						
Milt Thompson, L OBP: 0.341, SLG: 0.394	1-0 1B		0-2 F8		3-0 FC6-4		1-2 P4	0-3 K		5	0	2	0	0	1	4																						
Pedro Guerrero, R OBP: 0.392, SLG: 0.479 Scott Terry, R OBP: 0.191, SLG: 0.311	4-0 1B		1-2 G5-3		1-0 FC6-4		4-1 BB	0-2 G6-4-3		3	0	0	0	2	0	4																						
Terry Pendleton, S OBP: 0.314, SLG: 0.392 John Costello, R OBP: 0.163, SLG: 0.133 Tim Jones, L OBP: 0.253, SLG: 0.373 José Oquendo, S OBP: 0.375, SLG: 0.373	0-0 F7			1-0 F9		2-1 G5-4-3	1-3 K2-3		0-2 P2	4	1	1	0	0	1	5																						
Jim Lindeman, R OBP: 0.163, SLG: 0.133 Tim Jones, L OBP: 0.253, SLG: 0.373 José Oquendo, S OBP: 0.375, SLG: 0.373				4-1 1B		1-1 G5-4-3		4-0 1B	1-2 1B	3	1	2	0	2	0	3																						
John Morris, L OBP: 0.312, SLG: 0.342 Tom Brunansky, R OBP: 0.312, SLG: 0.410		0-1 G4-3		2-2 P6		0-0 G5-4-3		4-1 1B	2-2 F9	2	0	0	0	0	0	1																						
Tony Peña, R OBP: 0.319, SLG: 0.338		0-0 2B		1-0 1B		1-2 E1		0-0 G3-1		5	1	3	0	0	0	1																						
Jose DeLeon, R ERA: 3.94 Paul Kilgus, L ERA: 4.39 Dean Wilkins, R ERA: 4.6 Mitch Williams, L ERA: 2.76 Jeff Pico, R ERA: 3.81	1.1	5.0	7.1	8.1	8.1	8.1	8.1	8.1	8.1	1.1	5.0	7.1	8.1	8.1	8.1	8.1																						
Inning Stats	R: 0 E: 0 K: 0 S: 6	H: 2 LOB: 3 BB: 1 P: 14	R: 0 E: 0 K: 1 S: 9	H: 1 LOB: 1 BB: 0 P: 12	R: 0 E: 0 K: 0 S: 8	H: 0 LOB: 0 BB: 0 P: 12	R: 0 E: 0 K: 1 S: 9	H: 1 LOB: 2 BB: 1 P: 18	R: 0 E: 0 K: 0 S: 11	H: 2 LOB: 1 BB: 0 P: 18	R: 0 E: 0 K: 2 S: 15	H: 1 LOB: 2 BB: 1 P: 24	R: 3 E: 1 K: 1 S: 18	H: 2 LOB: 2 BB: 3 P: 33	R: 0 E: 0 K: 0 S: 12	H: 1 LOB: 1 BB: 0 P: 15	1B: 10 2B: 1 3B: 0 HR: 0	SF: 0 SAC: 0 DP: 2 HBP: 0	WP: 0 PA: 44																			
PITCHER	IP WLS BF H R ER SO BB IBB HBP BLK WP HR S P ERA WHIP	IP WLS BF H R ER SO BB IBB HBP BLK WP HR S P ERA WHIP															IP WLS BF H R ER SO BB IBB HBP BLK WP HR S P ERA WHIP																					
Scott Sanderson, R ERA: 3.94	2.0	10	3	0	0	1	1	0	0	0	0	0	0	0	0	15	26	0.00	2.000	Les Lancaster, R ERA: 1.36	9.1	1.0	4	1	0	0	0	0	0	0	0	0	0	0	12	15	0.00	1.000
Paul Kilgus, L ERA: 4.39	3.1	4.2	5	1	0	3	1	0	0	0	0	0	0	0	0	47	78	0.00	1.286																			
Dean Wilkins, R ERA: 4.6	7.1	0.1	4	0	2	2	3	0	0	0	0	0	0	0	0	6	19	54.00	9.000																			
Mitch Williams, L ERA: 2.76	8.1	0.1	5	2	1	0	1	0	0	0	0	0	0	0	0	13	20	0.00	9.000																			
Jeff Pico, R ERA: 3.81	8.1	0.2	W	1	0	0	0	0	0	0	0	0	0	0	0	4	4	0.00	0.000																			

Chicago Cubs @ St. Louis Cardinals
Busch Stadium, St. Louis, MO
Sat Sep 30 1989, 3:33 AM CDT
Att. 43,570 - Cloudy

AB 38
R 4
H 11
RBI 2
BB 6
SO 6
LOB 29



Batter	1	2	3	4	5	6	7	8	9	AB	R	H	RBI	BB	SO	LOB	TOP			
Brett Butler , L (1, 8) OBP: 0.400, SLG: 0.250	2-2 PB SH5-3 2B 1B	0-3 K		4-0 HR IBB		3-2 G6-3		3-2 G6-3		4	2	1	0	1	1	0	San Francisco Giants @ Chicago Cubs Wrigley Field, Chicago, IL Wed Oct 04 1989, 7:05 PM CDT Att: 39,195 - Unknown - 55 F			
Robby Thompson , R (1, 4) OBP: 0.250, SLG: 0.250	0-0 SH5-3		1-1 G6-3	1-2 P6		1-1 1B		1-0 E5 HR WP		4	1	1	0	0	0	3				
Will Clark , L (1, 3) OBP: 1.000, SLG: 2.750	2-0 1B 2B		3-2 HR	0-0 HR		0-2 1B		4-0 HR BB		4	4	4	6	1	0	0				
Kevin Mitchell , R (1, 7) OBP: 0.400, SLG: 1.000	1-1 2B 1B		2-3 K	3-2 G5-3		3-1 F8		2-1 HR		5	2	2	3	0	1	2				
Matt Williams , R (1, 5) OBP: 0.400, SLG: 0.500	0-1 G4-3		2-2 HBP		0-0 P4		1-2 G6-3	1-2 P2		4	0	1	2	0	0	0				
Terry Kennedy , L (1, 2) OBP: 0.250, SLG: 0.250	1-2 G4-3		0-0 G4-3		2-1 FC4-6 1B		1-0 G3		2-1 G1-6-3	4	0	1	0	0	0	2				
Kirt Manwaring , R (9, 2)	2-3									1	0	0	0	0	0	0				
Pat Sheridan , L (1, 9) OBP: 0.500, SLG: 1.000	0-1 F6			3-2 1B HR	1-0 FC4-6		2-1 CS		1-0 F9	4	1	2	0	0	0	2				
Candy Maldonado , R (9, 9)				1-3 HR	1-3 K		4-2 BB		2-3 K	1	0	0	0	0	0	0				
Jose Uribe , S (1, 6) OBP: 0.400, SLG: 0.250		1-1 G3		1-0 HR	1-3 K				2-3 K	4	1	1	0	1	2	1				
Scott Garrelts , R (1, 1)		0-1 G6-3		2-3 K		0-0 G4-3	1-1 CS	3-3 K		3	0	0	0	0	1	2				
Bill Bathe , R (8, PH)				1-2 K						1	0	0	0	0	1	0				
Jeff Brantley , R (8, 1)										0	0	0	0	0	0	0				
Atlee Hammaker , S (9, 1)										0	0	0	0	0	0	0				
Inning Stats	R: 3 E: 0 K: 0 S: 16	H: 4 LOB: 1 BB: 0 P: 22	R: 0 E: 0 K: 1 S: 7	H: 0 LOB: 0 BB: 0 P: 8	R: 1 E: 0 K: 1 S: 15	H: 1 LOB: 1 BB: 0 P: 23	R: 4 E: 0 K: 1 S: 16	H: 3 LOB: 0 BB: 1 P: 30	R: 0 E: 0 K: 0 S: 12	H: 1 LOB: 2 BB: 0 P: 19	R: 0 E: 0 K: 0 S: 9	H: 1 LOB: 1 BB: 1 P: 18	R: 3 E: 1 K: 1 S: 12	H: 1 LOB: 0 BB: 1 P: 26	R: 0 E: 0 K: 1 S: 6	H: 0 LOB: 0 BB: 0 P: 11	1B: 7 2B: 2 3B: 1 HR: 3	SF: 0 SAC: 1 DP: 0 HBP: 1	WP: 1 PB: 1 SB: 1 CS: 1	PA: 45
PITCHER	IP WLS BF H R ER SO BB IBB HBP BLK WP HR S P ERA WHIP																			
Greg Maddux , R (1, 1) ERA: 18.0	4.0 L 22 8 8 8 3 0 1 1 0 0 2 54 83 18.00 2.000																			
Paul Kilgus , L (5, 1) ERA:	3.0 13 4 0 0 1 1 0 0 0 0 0 28 48 0.00 1.667																			
Steve Wilson , L (8, 1) ERA:	2.0 9 1 3 0 2 1 0 0 0 1 1 18 37 0.00 1.000																			

Batter	1	2	3	4	5	6	7	8	9	AB	R	H	RBI	BB	SO	LOB	BOTTOM			
Jerome Walton , R (1, 8) OBP: 0.250, SLG: 0.250	0-0 G5-3		2-1 G4-3		1-3 K		2-2 23 1B		0-0 L9	4	0	1	0	0	1	0	San Francisco Giants @ Chicago Cubs Wrigley Field, Chicago, IL Wed Oct 04 1989, 7:05 PM CDT Att: 39,195 - Unknown - 55 F			
Steve Wilson , L (8, 1)										0	0	0	0	0	0	0				
Domingo Ramos , R (9, PH)										1	0	0	0	0	0	1				
23 Ryne Sandberg , R (1, 4) OBP: 0.600, SLG: 1.400	3-1 HR		2-0 HR		3-2 F9		0-0 1B		1-0 F8	5	2	3	1	0	0	1				
Dwight Smith , L (1, 7)	2-3 K		0-1 L5		0-0 G5-3		1-1 L8			4	0	0	0	0	1	3				
Mark Grace , L (1, 3) OBP: 0.750, SLG: 1.500	3-2 HR		0-0 S 1B		0-0 G5-3 G4-3 1B		1-2 F8			4	1	3	2	0	0	0				
Andre Dawson , R (1, 9)	0-0 G4-3		4-1 BB		1-0 G4-3		1-0 K		0-3 K	3	0	0	0	1	1	1				
Luis Salazar , R (1, 5) OBP: 0.500, SLG: 1.000		2-0 3B	1-0 P6		0-1 G5-3		0-1 G5-3		2-0 1B	4	0	2	0	0	0	3				
Shawon Dunston , R (1, 6)		2-3 K		1-0 F8		0-0 G5-3		0-0 L9		4	0	0	0	0	1	3				
Rick Wrona , R (1, 2)		0-3 K		1-3 K		1-2 L5		0-1 G6-3		4	0	0	0	0	2	1				
Greg Maddux , R (1, 1) Vance Law, R (4, PH) Paul Kilgus, L (5, 1) Marvell Wynne, L (7, PH) Lloyd McClendon, R (9, PH) OBP: 1.000, SLG: 1.000		2-0 P4		2-3 K		0-0 P7		1-0 1B		1	0	0	0	0	0	1				
Inning Stats	R: 2 E: 0 K: 1 S: 17	H: 2 LOB: 0 BB: 0 P: 25	R: 0 E: 0 K: 2 S: 8	H: 1 LOB: 1 BB: 0 P: 14	R: 1 E: 0 K: 0 S: 8	H: 2 LOB: 2 BB: 1 P: 17	R: 0 E: 0 K: 2 S: 7	H: 0 LOB: 0 BB: 0 P: 11	R: 0 E: 0 K: 0 S: 5	H: 1 LOB: 1 BB: 0 P: 6	R: 0 E: 0 K: 0 S: 10	H: 2 LOB: 2 BB: 0 P: 14	R: 0 E: 0 K: 1 S: 8	H: 1 LOB: 1 BB: 0 P: 11	R: 0 E: 0 K: 0 S: 5	H: 1 LOB: 1 BB: 0 P: 7	1B: 6 2B: 1 3B: 1 HR: 2	SF: 0 SAC: 0 DP: 0 HBP: 0	WP: 0 PB: 0 SB: 1 CS: 0	PA: 38
PITCHER	IP WLS BF H R ER SO BB IBB HBP BLK WP HR S P ERA WHIP																			
Scott Garrelts , R (1, 1) ERA: 3.86	7.0 W 30 8 3 3 6 1 0 0 0 0 0 62 98 3.86 1.286																			
Jeff Brantley , R (8, 1) ERA:	1.0 4 1 0 0 1 0 0 0 0 0 0 8 11 0.00 1.000																			
Atlee Hammaker , L (9, 1) ERA:	1.0 4 1 0 0 0 0 0 0 0 0 0 5 7 0.00 1.000																			

AB	39
R	11
H	13
RBI	11
BB	3
SO	6
LOB	12



Batter	1	2	3	4	5	6	7	8	9	AB	R	H	RBI	BB	SO	LOB	TOP					
Brett Butler, L OBP: 0.300, SLG: 0.125	4-1 BB		1-0 L4		2-2 F7		3-2 L7		2-2 L7	4	0	0	0	1	0	1						
Robby Thompson, R OBP: 0.333, SLG: 0.625	2-2 P3		2-1 L8		4-2 BB		3-2 G6-3		3-2 HR	4	1	1	1	1	0	1						
Will Clark, L OBP: 0.700, SLG: 1.500	4-2 BB			0-0 HR	0-0 1B			0-1 G1-3	1-0 L7	4	1	1	0	1	0	2						
Kevin Mitchell, R OBP: 0.556, SLG: 1.222	0-0 G4-3			0-0 HR	2-2 1B			0-1 HR		4	2	3	2	0	0	1						
Matt Williams, R OBP: 0.444, SLG: 0.875		1-0 F9		0-0 G5-3	1-1 1B			2-1 HR		4	1	2	2	0	0	0						
Terry Kennedy, L OBP: 0.333, SLG: 0.500		2-2		0-3 K	0-1 F8			1-2 HR		2	0	1	0	0	1	0						
Bill Bathe, R (6, PH)					1-2 2-3					0	0	0	0	0	0	0						
Ken Oberkfell, L (6, PH)					1-2 2-3					2	0	0	0	0	0	2						
Steve Bedrosian, R (8, 1)										0	0	0	0	0	0	0						
Pat Sheridan, L OBP: 0.286, SLG: 0.571		2-3 K		0-0 F8	3-3 K			2-0		3	0	0	0	0	2	3						
Craig Lefferts, L (6, 1)										0	0	0	0	0	0	0						
Jeff Brantley, R (7, 1)										0	0	0	0	0	0	0						
Greg Litton, R OBP: 1.000, SLG: 1.000										1	0	1	0	0	0	0						
Jose Uribe, S OBP: 0.429, SLG: 0.333		3-3 K			1-1 SH3			0-1 L7		2	0	1	0	0	1	1						
Ernest Riles, L (6, PH)										1	0	0	0	0	0	2						
Kirt Manwaring, R (6, 2)										1	0	0	0	0	0	1						
Rick Reuschel, R (1, 1)				3-2 G3						0	0	0	0	0	0	0						
Kelly Downs, R (1, 1)					0-0 SH3					1	0	0	0	0	0	0						
Donell Nixon, R (6, 9)										2	0	0	0	0	1	0						
Inning Stats	R: 0 E: 0 K: 0 S: 8	H: 0 LOB: 1 BB: 2 P: 18	R: 0 E: 0 K: 2 S: 13	H: 1 LOB: 1 BB: 0 P: 21	R: 0 E: 0 K: 0 S: 6	H: 0 LOB: 0 BB: 0 P: 12	R: 2 E: 0 K: 1 S: 7	H: 2 LOB: 2 BB: 1 P: 7	R: 0 E: 0 K: 0 S: 12	H: 1 LOB: 2 BB: 1 P: 19	R: 0 E: 0 K: 1 S: 17	H: 2 LOB: 2 BB: 0 P: 23	R: 0 E: 0 K: 0 S: 8	H: 0 LOB: 0 BB: 0 P: 15	R: 2 E: 0 K: 0 S: 12	H: 3 LOB: 1 BB: 0 P: 17	R: 1 E: 0 K: 1 S: 11	H: 1 LOB: 0 BB: 0 P: 20	1B: 6 2B: 1 3B: 0 HR: 3	SF: 0 SAC: 1 DP: 0 HBP: 0	WP: 0 PB: 0 SB: 0 CS: 0	PA: 39
PITCHER	IP	WLS	BF	H	R	ER	SO	BB	IBB	HBP	BLK	WP	HR	S	P	ERA	WHIP					
Mike Bielecki, R ERA: 3.86	(1, 1)	4.2	20	4	2	2	3	3	0	0	0	0	1	45	76	3.86	1.500					
Paul Assenmacher, L ERA:	(5, 1)	0.1	3	2	0	0	0	0	0	0	0	0	0	10	13	0.00	6.000					
Les Lancaster, R ERA: 6.75	(6, 1)	4.0	W 16	4	3	3	2	0	0	0	0	0	2	39	63	6.75	1.000					

San Francisco Giants @ Chicago Cubs
Wrigley Field, Chicago, IL
Thu Oct 05 1989, 7:05 PM CDT
Att: 39,195 - Unknown - 58 F

AB 35
R 5
H 10
RBI 5
BB 3
SO 5
LOB 14



Batter	1	2	3	4	5	6	7	8	9	AB	R	H	RBI	BB	SO	LOB	BOTTOM					
Jerome Walton, R OBP: 0.556, SLG: 0.500				1-2 F8		0-0 BB	4-2 2B			4	2	3	1	1	0	0						
23 Ryne Sandberg, R OBP: 0.600, SLG: 1.250				1-3 K		1-2 2B	1-2 BB			3	2	1	1	2	1	1						
Dwight Smith, L OBP: 0.222, SLG: 0.250				3-2 2B		4-1 2B	1-2 2-3			4	1	1	0	1	0	4						
Mark Grace, L OBP: 0.778, SLG: 1.375	2-1 1B	2-0 G4-3-5		4-0 IBB		1-0 2B	1-2 2-3			4	1	3	4	1	1	0						
Andre Dawson, R (1, 9)	1-3 K	1-3 K		0-3 K		4-0 IBB				4	0	0	0	1	3	4						
Luis Salazar, R OBP: 0.429, SLG: 0.714	0-1 BB	1-2 G4-3-5			2-2 F9	2-3 K				3	1	1	1	0	0	1						
Shawon Dunston, R OBP: 0.250, SLG: 0.143	0-1 BB		4-2 L9		0-1 F9	0-0 F7				3	1	1	0	1	0	2						
Joe Girardi, R (1, 2)	4-2 1B		1-0 L9		1-3 K		0-1 F9			3	1	0	0	1	1	1						
Mike Bielecki, R OBP: 0.500, SLG: 0.500	3-2 1B		1-1 G1-3-2		1-3 K		2-3 K			2	0	1	2	0	0	1						
Paul Assenmacher, L ERA:	(5, 1)									0	0	0	0	0	0	0						
Les Lancaster, R ERA:	(6, 1)									1	0	0	0	1	2							
Vance Law, R (6, 5)	1-2 2-H									2	0	0	0	0	2	0						
Inning Stats	R: 6 E: 0 K: 1 S: 23	H: 7 LOB: 3 BB: 2 P: 38	R: 0 E: 0 K: 1 S: 7	H: 1 LOB: 0 BB: 0 P: 11	R: 0 E: 0 K: 0 S: 6	H: 0 LOB: 1 BB: 1 P: 11	R: 0 E: 0 K: 2 S: 13	H: 1 LOB: 2 BB: 1 P: 22	R: 0 E: 0 K: 1 S: 8	H: 0 LOB: 0 BB: 0 P: 11	R: 3 E: 0 K: 2 S: 15	H: 2 LOB: 3 BB: 3 P: 30	R: 0 E: 0 K: 1 S: 12	H: 0 LOB: 1 BB: 1 P: 19	R: 0 E: 0 K: 1 S: 11	H: 0 LOB: 0 BB: 0 P: 15	1B: 7 2B: 3 3B: 1 HR: 0	SF: 0 SAC: 0 DP: 2 HBP: 0	WP: 0 PB: 1 SB: 1 CS: 0	PA: 41		
PITCHER	IP	WLS	BF	H	R	ER	SO	BB	IBB	HBP	BLK	WP	HR	S	P	ERA	WHIP					
Rick Reuschel, R ERA: 6.75	(1, 1)	0.2	L 7	5	5	5	5	4	1	0	0	0	0	14	18	67.50	7.500					
Kelly Downs, R ERA: 5.79	(1, 1)	4.2	22	5	3	3	5	4	1	0	0	0	0	50	86	5.79	1.929					
Craig Lefferts, L ERA: 13.5	(6, 1)	0.2	5	1	1	1	1	1	1	0	0	0	0	8	19	13.50	3.000					
Jeff Brantley, R ERA:	(7, 1)	1.0	4	0	0	0	1	1	0	0	0	0	0	12	19	0.00	1.000					
Steve Bedrosian, R ERA:	(8, 1)	1.0	3	0	0	0	1	0	0	0	0	0	0	11	15	0.00	0.000					

San Francisco Giants @ Chicago Cubs
Wrigley Field, Chicago, IL
Thu Oct 05 1989, 7:05 PM CDT
Att: 39,195 - Unknown - 58 F

AB 33
R 9
H 11
RBI 9
BB 8
SO 9
LOB 16



Batter	1	2	3	4	5	6	7	8	9	AB	R	H	RBI	BB	SO	LOB	TOP					
Jerome Walton, R OBP: 0.357, SLG: 0.308										5	0	0	0	0	1	3						
23 Ryne Sandberg, R OBP: 0.533, SLG: 1.000										3	1	1	1	1	1	0						
Dwight Smith, L OBP: 0.214, SLG: 0.231										5	1	1	0	0	1	2						
Mark Grace, L OBP: 0.769, SLG: 1.273										3	0	2	0	1	0	2						
Andre Dawson, R OBP: 0.231, SLG: 0.091										4	0	1	2	0	0	3						
Luis Salazar, R OBP: 0.584, SLG: 0.545 Curtis Wilkerson, S										4	0	1	0	0	0	1						
Shawon Dunston, R OBP: 0.333, SLG: 0.273										4	1	2	0	0	0	0						
Joe Girardi, R OBP: 0.333, SLG: 0.200 Marvell Wynne, L Lloyd McClendon, R OBP: 0.500, SLG: 0.500										2	0	1	0	0	0	0						
Rick Sutcliffe, L OBP: 0.500, SLG: 1.000 Greg Maddux, R Paul Assenmacher, L Les Lancaster, R Mitch Webster, S										2	0	1	0	0	0	3						
Inning Stats	R: 2 E: 0 K: 1 S: 18	H: 3 LOB: 1 BB: 0 P: 25	R: 0 E: 0 K: 0 S: 7	H: 1 LOB: 1 BB: 0 P: 15	R: 0 E: 0 K: 1 S: 8	H: 1 LOB: 1 BB: 0 P: 14	R: 1 E: 1 K: 0 S: 7	H: 2 LOB: 1 BB: 0 P: 12	R: 0 E: 0 K: 1 S: 9	H: 0 LOB: 1 BB: 1 P: 15	R: 0 E: 0 K: 0 S: 5	H: 0 LOB: 0 BB: 0 P: 8	R: 1 E: 1 K: 0 S: 7	H: 1 LOB: 0 BB: 0 P: 7	R: 0 E: 1 K: 0 S: 10	H: 2 LOB: 2 BB: 1 P: 14	R: 0 E: 0 K: 0 S: 8	H: 0 LOB: 1 BB: 1 P: 15	1B: 8 2B: 3 3B: 0 HR: 0	SF: 1 SAC: 2 DP: 2 HBP: 0	WP: 2 PB: 2 SB: 0 CS: 0	PA: 39
PITCHER	IP WLS BF H R ER SO BB IBB HBP BLK WP HR S P ERA WHIP																					
Michael LaCoss, R ERA: 9.0	(1, 1) 3.0 0 17 7 3 3 2 0 0 0 0 1 0 38 62 9.00 2.333																					
Jeff Brantley, R ERA:	(4, 1) 3.0 9 0 0 0 1 1 0 0 0 0 1 0 16 27 0.00 0.333																					
Don Robinson, R ERA:	(7, 1) 1.2 W 8 3 1 0 1 0 0 0 0 0 0 0 13 14 0.00 1.800																					
Craig Lefferts, L ERA: 9.0	(8, 1) 0.1 1 0 0 0 0 0 0 0 0 0 0 0 4 7 0.00 0.000																					
Steve Bedrosian, R ERA:	(9, 1) 1.0 S 4 0 0 0 0 1 0 0 0 0 0 0 8 15 0.00 1.000																					

Chicago Cubs @ San Francisco Giants
Candlestick Park, San Francisco, CA
Sat Oct 07 1989, 10:05 PM EDT
Att: 62,065 - Sunny - 75 F

livebaseballscorecards.com

AB 34
R 4
H 10
RBI 3
BB 2
SO 3
LOB 16

Batter	1	2	3	4	5	6	7	8	9	AB	R	H	RBI	BB	SO	LOB	BOTTOM			
Brett Butler, L OBP: 0.357, SLG: 0.250										4	2	2	0	0	0	1				
Robby Thompson, R OBP: 0.385, SLG: 0.833										4	2	2	2	0	1	1				
Will Clark, L OBP: 0.643, SLG: 1.167										4	0	2	0	0	1	2				
Kevin Mitchell, R OBP: 0.538, SLG: 1.000										3	1	1	0	1	0	2				
Matt Williams, R OBP: 0.308, SLG: 0.583										4	0	0	1	0	0	4				
Terry Kennedy, L OBP: 0.300, SLG: 0.333										3	0	0	0	1	1	1				
Candy Maldonado, R Don Robinson, R Craig Lefferts, L Ken Oberkfell, L Steve Bedrosian, R										2	0	0	1	1	0	1				
Jose Uribe, S OBP: 0.364, SLG: 0.300										4	0	1	1	0	0	0				
Michael LaCoss, R Jeff Brantley, R Donell Nixon, R Pat Sheridan, L OBP: 0.288, SLG: 0.571										1	0	0	0	0	0	3				
Inning Stats	R: 3 E: 0 K: 0 S: 12	H: 3 LOB: 3 BB: 3 P: 31	R: 0 E: 0 K: 2 S: 9	H: 0 LOB: 0 BB: 0 P: 11	R: 0 E: 0 K: 0 S: 8	H: 1 LOB: 1 BB: 0 P: 12	R: 0 E: 0 K: 0 S: 5	H: 0 LOB: 1 BB: 1 P: 14	R: 0 E: 0 K: 0 S: 6	H: 1 LOB: 0 BB: 0 P: 8	R: 0 E: 0 K: 0 S: 5	H: 0 LOB: 0 BB: 0 P: 11	R: 2 E: 0 K: 0 S: 12	H: 3 LOB: 1 BB: 0 P: 21	R: 0 E: 0 K: 1 S: 10	H: 0 LOB: 0 BB: 0 P: 16	1B: 7 2B: 0 3B: 0 HR: 1	SF: 0 SAC: 0 DP: 1 HBP: 0	WP: 0 PB: 0 SB: 0 CS: 0	PA: 35
PITCHER	IP WLS BF H R ER SO BB IBB HBP BLK WP HR S P ERA WHIP																			
Rick Sutcliffe, R ERA: 4.5	(1, 1) 6.0 3 26 5 3 3 2 2 2 0 0 1 0 45 87 4.50 1.167																			
Paul Assenmacher, L ERA: 13.5	(7, 1) 0.1 2 1 1 1 0 0 0 0 0 0 0 0 3 6 27.00 3.000																			
Les Lancaster, R ERA: 6.35	(7, 1) 1.2 L 7 2 1 1 1 1 0 0 0 0 0 0 1 19 31 5.40 1.200																			

Chicago Cubs @ San Francisco Giants
Candlestick Park, San Francisco, CA
Sat Oct 07 1989, 10:05 PM EDT
Att: 62,065 - Sunny - 75 F

livebaseballscorecards.com

AB 31
R 5
H 8
RBI 5
BB 4
SO 3
LOB 15

Batter	1	2	3	4	5	6	7	8	9	AB	R	H	RBI	BB	SO	LOB	TOP				
Jerome Walton, R (1, 8) OBP: 0.368, SLG: 0.333	P4		F7						F9	5	1	2	0	0	0	0					
23 Ryne Sandberg, R (1, 4) OBP: 0.500, SLG: 0.275	1B SF9		K						1B	5	1	2	0	0	1	3					
Dwight Smith, L (1, 7) Lloyd McClendon, R (5, 7) OBP: 0.750, SLG: 0.667	WP 1B		E6 BB						BB 1B	2	0	1	0	1	0	1					
Mark Grace, L (1, 3) OBP: 0.667, SLG: 1.214	SF9		E6						BB 1B	3	1	1	2	1	0	2					
Andre Dawson, R (1, 9) OBP: 0.222, SLG: 0.188	F9								K	5	0	1	1	0	1	5					
Luis Salazar, R (1, 5) OBP: 0.400, SLG: 0.733										4	1	2	1	0	0	1					
Shawon Dunston, R (1, 6) OBP: 0.375, SLG: 0.333										4	0	2	0	0	0	0					
Rick Wrona, R (1, 2) Marvell Wynne, L (4, PH) Joe Girardi, R (4, 2) OBP: 0.250, SLG: 0.143										1	0	0	0	0	1	0					
Greg Maddux, R (1, 1) Steve Wilson, L (4, 1) Curtis Wilkerson, S (6, PH) Scott Sanderson, R (6, 1) Mitch Williams, L (8, 1) Mitch Webster, S (8, 7)										2	0	0	0	0	0	2					
Inning Stats	R: 1 E: 0 K: 0 S: 8	H: 2 LOB: 1 BB: 0 P: 16	R: 1 E: 0 K: 1 S: 8	H: 1 LOB: 0 BB: 0 P: 12	R: 0 E: 1 K: 1 S: 7	H: 0 LOB: 2 BB: 1 P: 14	R: 0 E: 0 K: 0 S: 15	H: 2 LOB: 1 BB: 0 P: 20	R: 2 E: 0 K: 0 S: 12	H: 3 LOB: 1 BB: 0 P: 16	R: 0 E: 0 K: 0 S: 6	H: 0 LOB: 0 BB: 1 P: 11	R: 0 E: 0 K: 1 S: 8	H: 0 LOB: 0 BB: 0 P: 12	R: 0 E: 0 K: 1 S: 10	H: 2 LOB: 3 BB: 1 P: 18	1B: 8 2B: 2 3B: 1 HR: 1	SF: 1 SAC: 0 DP: 1 HBP: 0	WP: 1 PB: 0 SB: 1 CS: 0	PA: 41	
PITCHER	IP WLS BF H R ER SO BB IBB HBP BLK WP HR S P ERA WHIP	IP WLS BF H R ER SO BB IBB HBP BLK WP HR S P ERA WHIP	IP WLS BF H R ER SO BB IBB HBP BLK WP HR S P ERA WHIP	IP WLS BF H R ER SO BB IBB HBP BLK WP HR S P ERA WHIP	IP WLS BF H R ER SO BB IBB HBP BLK WP HR S P ERA WHIP	IP WLS BF H R ER SO BB IBB HBP BLK WP HR S P ERA WHIP	IP WLS BF H R ER SO BB IBB HBP BLK WP HR S P ERA WHIP	IP WLS BF H R ER SO BB IBB HBP BLK WP HR S P ERA WHIP	IP WLS BF H R ER SO BB IBB HBP BLK WP HR S P ERA WHIP	IP WLS BF H R ER SO BB IBB HBP BLK WP HR S P ERA WHIP	IP WLS BF H R ER SO BB IBB HBP BLK WP HR S P ERA WHIP	IP WLS BF H R ER SO BB IBB HBP BLK WP HR S P ERA WHIP	IP WLS BF H R ER SO BB IBB HBP BLK WP HR S P ERA WHIP	IP WLS BF H R ER SO BB IBB HBP BLK WP HR S P ERA WHIP	IP WLS BF H R ER SO BB IBB HBP BLK WP HR S P ERA WHIP	IP WLS BF H R ER SO BB IBB HBP BLK WP HR S P ERA WHIP	IP WLS BF H R ER SO BB IBB HBP BLK WP HR S P ERA WHIP	IP WLS BF H R ER SO BB IBB HBP BLK WP HR S P ERA WHIP	IP WLS BF H R ER SO BB IBB HBP BLK WP HR S P ERA WHIP	IP WLS BF H R ER SO BB IBB HBP BLK WP HR S P ERA WHIP	IP WLS BF H R ER SO BB IBB HBP BLK WP HR S P ERA WHIP

Chicago Cubs @ San Francisco Giants
Candlestick Park, San Francisco, CA
Sun Oct 08 1989, 10:05 PM EDT
Att: 62,078 - Sunny - 78 F

AB 37
R 4
H 12
RBI 4
BB 3
SO 4
LOB 18



Batter	1	2	3	4	5	6	7	8	9	AB	R	H	RBI	BB	SO	LOB	BOTTOM				
Brett Butler, L (1, 8) OBP: 0.333, SLG: 0.250	G4-3									4	1	1	0	0	1	1					
Robby Thompson, R (1, 4) OBP: 0.412, SLG: 0.733	1B FC5-4 BB									3	1	1	0	1	1	2					
Will Clark, L (1, 3) OBP: 0.667, SLG: 1.188	FC5-4 1B									4	2	3	0	0	0	1					
Kevin Mitchell, R (1, 7) OBP: 0.471, SLG: 0.800	FC5-4									3	0	0	1	1	0	3					
Matt Williams, R (1, 5) OBP: 0.353, SLG: 0.750	G3									4	1	2	4	0	1	2					
Terry Kennedy, L (1, 2) Donell Nixon, R (8, FR) Kirt Manwaring, R (9, 2)										4	0	1	0	0	2	2					
Pat Sheridan, L (1, 9) OBP: 0.182, SLG: 0.364	G6-3									4	0	0	0	0	0	1					
Jose Uribe, S (1, 6) OBP: 0.333, SLG: 0.357	G4-3									4	1	1	0	0	1	1					
Scott Garretts, R (1, 1) Kelly Downs, R (5, 1) Steve Bedrosian, R (9, 1)										1	0	0	0	1	0	0					
Inning Stats	R: 1 E: 0 K: 0 S: 10	H: 1 LOB: 1 BB: 1 P: 16	R: 0 E: 0 K: 1 S: 6	H: 0 LOB: 0 BB: 0 P: 9	R: 2 E: 0 K: 1 S: 11	H: 3 LOB: 1 BB: 1 P: 20	R: 1 E: 1 K: 1 S: 11	H: 1 LOB: 1 BB: 1 P: 17	R: 2 E: 0 K: 1 S: 18	H: 2 LOB: 0 BB: 0 P: 24	R: 0 E: 0 K: 0 S: 6	H: 0 LOB: 0 BB: 0 P: 9	R: 0 E: 0 K: 1 S: 11	H: 1 LOB: 1 BB: 0 P: 17	R: 0 E: 0 K: 2 S: 12	H: 1 LOB: 2 BB: 0 P: 17	1B: 5 2B: 3 3B: 0 HR: 1	SF: 0 SAC: 0 DP: 0 HBP: 0	WP: 1 PB: 0 SB: 1 CS: 0	PA: 36	
PITCHER	IP WLS BF H R ER SO BB IBB HBP BLK WP HR S P ERA WHIP	IP WLS BF H R ER SO BB IBB HBP BLK WP HR S P ERA WHIP	IP WLS BF H R ER SO BB IBB HBP BLK WP HR S P ERA WHIP	IP WLS BF H R ER SO BB IBB HBP BLK WP HR S P ERA WHIP	IP WLS BF H R ER SO BB IBB HBP BLK WP HR S P ERA WHIP	IP WLS BF H R ER SO BB IBB HBP BLK WP HR S P ERA WHIP	IP WLS BF H R ER SO BB IBB HBP BLK WP HR S P ERA WHIP	IP WLS BF H R ER SO BB IBB HBP BLK WP HR S P ERA WHIP	IP WLS BF H R ER SO BB IBB HBP BLK WP HR S P ERA WHIP	IP WLS BF H R ER SO BB IBB HBP BLK WP HR S P ERA WHIP	IP WLS BF H R ER SO BB IBB HBP BLK WP HR S P ERA WHIP	IP WLS BF H R ER SO BB IBB HBP BLK WP HR S P ERA WHIP	IP WLS BF H R ER SO BB IBB HBP BLK WP HR S P ERA WHIP	IP WLS BF H R ER SO BB IBB HBP BLK WP HR S P ERA WHIP	IP WLS BF H R ER SO BB IBB HBP BLK WP HR S P ERA WHIP	IP WLS BF H R ER SO BB IBB HBP BLK WP HR S P ERA WHIP	IP WLS BF H R ER SO BB IBB HBP BLK WP HR S P ERA WHIP	IP WLS BF H R ER SO BB IBB HBP BLK WP HR S P ERA WHIP	IP WLS BF H R ER SO BB IBB HBP BLK WP HR S P ERA WHIP	IP WLS BF H R ER SO BB IBB HBP BLK WP HR S P ERA WHIP	IP WLS BF H R ER SO BB IBB HBP BLK WP HR S P ERA WHIP

Chicago Cubs @ San Francisco Giants
Candlestick Park, San Francisco, CA
Sun Oct 08 1989, 10:05 PM EDT
Att: 62,078 - Sunny - 78 F

AB 33
R 6
H 9
RBI 5
BB 3
SO 7
LOB 15



Batter	1	2	3	4	5	6	7	8	9	AB	R	H	RBI	BB	SO	LOB	TOP					
Jerome Walton, R (1, 8) OBP: 0.417, SLG: 0.364	1-2 1B		2-1 E7 23 2B		3-2 G6-3			4-0 G4-3 23 SH1-3 BB	0-0 1-2 2-H 1B	4	1	2	1	1	0	0						
23 Ryne Sandberg, R (1, 4) OBP: 0.458, SLG: 0.800	2-3 K		1-0 2B				0-0 P6	0-1 SH1-3	0-0 G4-3	4	0	1	1	0	1	3						
Marvell Wynne, L (1, 7) OBP: 0.167, SLG: 0.167	1-0 P2		0-1 L8				1-0 1B	1-0 G4-3		4	0	1	0	0	0	2						
Mark Grace, L (1, 3) OBP: 0.682, SLG: 1.118	1-2 1B			1-1 L3			2-1 1B	4-0 1B		3	0	2	0	1	0	0						
Andre Dawson, R (1, 9) OBP: 0.227, SLG: 0.158 Mitch Williams, L (8, 1) Les Lancaster, R (8, 1)	0-3 K			2-2 1B HBP			0-0 F9	1-2 G1-3		3	0	0	0	0	0	16						
Luis Salazar, R (1, 5) OBP: 0.388, SLG: 0.632		0-1 G5-3		0-1 G4-6-3 1B			1-1 G4-3		2-2 G5-3	4	0	1	0	0	0	2						
Shawon Dunston, R (1, 6) OBP: 0.350, SLG: 0.316		0-0 G1-3		0-0 G4-6-3 1-2			2-1 G6-3 1B		0-1 F7	4	0	1	0	0	0	2						
Joe Girardi, R (1, 2) Curtis Wilkerson, S (8, PH) OBP: 0.500, SLG: 0.500		1-0 L4		2-1 G6-3			1-0 G6-3		1-2 1B 1B	3	0	0	0	0	0	1						
Mike Bielecki, R (1, 1) Mitch Webster, S (8, 9) OBP: 0.200, SLG: 0.200			0-0 P3		1-3 K		1-3 K		0-1 1B	3	0	0	0	0	2	0						
Inning Stats	R: 0 E: 0 K: 2 S: 15	H: 2 LOB: 2 BB: 0 P: 19	R: 0 E: 0 K: 0 S: 4	H: 0 LOB: 0 BB: 0 P: 5	R: 1 E: 1 K: 0 S: 6	H: 1 LOB: 0 BB: 0 P: 9	R: 0 E: 0 K: 0 S: 7	H: 1 LOB: 1 BB: 0 P: 10	R: 0 E: 0 K: 1 S: 9	H: 0 LOB: 0 BB: 0 P: 15	R: 0 E: 0 K: 1 S: 7	H: 2 LOB: 2 BB: 0 P: 11	R: 0 E: 0 K: 1 S: 6	H: 1 LOB: 0 BB: 0 P: 10	R: 0 E: 0 K: 0 S: 7	H: 0 LOB: 2 BB: 2 P: 17	R: 1 E: 0 K: 0 S: 12	H: 3 LOB: 2 BB: 0 P: 15	1B: 9 2B: 1 3B: 0 HR: 0	SF: 0 SAC: 1 DP: 2 HBP: 1	WP: 0 PB: 0 SB: 0 CS: 0	PA: 38
PITCHER	IP WLS BF H R ER SO BB IBB HBP BLK WP HR S P ERA WHIP	IP WLS BF H R ER SO BB IBB HBP BLK WP HR S P ERA WHIP																				
Rick Reuschel, R (1, 1) ERA: 5.19	8.0 W 32 7 1 0 4	1.0 S 6 3 1 1 0																				
Steve Bedrosian, R (9, 1) ERA: 2.7																						

Chicago Cubs @ San Francisco Giants
Candlestick Park, San Francisco, CA
Mon Oct 09 1989, 6:33 AM EDT
Att: 62,084 - Sunny - 76 F

AB 34
R 2
H 10
RBI 2
BB 2
SO 4
LOB 16



Batter	1	2	3	4	5	6	7	8	9	AB	R	H	RBI	BB	SO	LOB	BOTTOM			
Brett Butler, L (1, 8) OBP: 0.318, SLG: 0.211	0-0 P2			1-2 G6-3				4-2 BB 1B		3	1	0	0	1	1	0				
Robby Thompson, R (1, 4) OBP: 0.381, SLG: 0.611	0-2 G3-1			1-2 P6			3-2 L7	4-0 1B BB		3	0	0	0	1	0	0				
Will Clark, L (1, 3) OBP: 0.682, SLG: 1.200	2-3 K			1-1 1B			0-0 SF8	1-2 BB 1B		4	1	3	2	0	1	0				
Kevin Mitchell, R (1, 7) OBP: 0.429, SLG: 0.706		2-3 K		2-3 K			0-1 SF8	4-2 BB BB		2	0	0	1	1	2	1				
Matt Williams, R (1, 5) OBP: 0.333, SLG: 0.650		2-0 F3			1-1 E6 PB 1B		3-3 K	1-2 BB		4	0	1	0	0	1	3				
Terry Kennedy, L (1, 2) OBP: 0.235, SLG: 0.250		2-2 G6-3			1-1 P5		1-2 G6-3			3	0	0	0	0	0	1				
Pat Sheridan, L (1, 9) OBP: 0.154, SLG: 0.308 Ken Oberkfell, L (8, PH) Steve Bedrosian, R (9, 1)			2-3 K		2-3 K		3-2 F7			2	0	0	0	0	2	1				
Jose Uribe, S (1, 6) OBP: 0.278, SLG: 0.294			2-2 L8		2-2 F7		1-3 K			3	0	0	0	0	1	1				
Rick Reuschel, R (1, 1) Candy Maldonado, R (8, PH) (9, 9)				0-0 G6-3			1-0 G1-3	4-2 BB BB 1B		2	0	0	0	0	0	0				
Inning Stats	R: 0 E: 0 K: 1 S: 8	H: 0 LOB: 0 BB: 0 P: 10	R: 0 E: 0 K: 1 S: 8	H: 0 LOB: 0 BB: 0 P: 14	R: 0 E: 0 K: 1 S: 9	H: 0 LOB: 0 BB: 0 P: 13	R: 0 E: 0 K: 1 S: 12	H: 1 LOB: 1 BB: 0 P: 17	R: 0 E: 0 K: 1 S: 10	H: 1 LOB: 1 BB: 0 P: 16	R: 0 E: 0 K: 1 S: 7	H: 0 LOB: 0 BB: 0 P: 13	R: 1 E: 0 K: 1 S: 11	H: 1 LOB: 0 BB: 0 P: 15	R: 2 E: 0 K: 1 S: 25	H: 1 LOB: 3 BB: 4 P: 47	1B: 3 2B: 0 3B: 1 HR: 0	SF: 1 SAC: 0 DP: 0 HBP: 0	WP: 0 PB: 1 SB: 0 CS: 0	PA: 32
PITCHER	IP WLS BF H R ER SO BB IBB HBP BLK WP HR S P ERA WHIP	IP WLS BF H R ER SO BB IBB HBP BLK WP HR S P ERA WHIP																		
Mike Bielecki, R (1, 1) ERA: 3.65	7.2 L 29 3 3 3 8	0.0 1 1 0 0 0																		
Mitch Williams, L (8, 1) ERA																				
Les Lancaster, R (8, 1) ERA: 6.0	0.1 2 0 0 0 0																			

Chicago Cubs @ San Francisco Giants
Candlestick Park, San Francisco, CA
Mon Oct 09 1989, 6:33 AM EDT
Att: 62,084 - Sunny - 76 F

AB 27
R 3
H 4
RBI 3
BB 4
SO 8
LOB 7

