

Chicago Cubs - 1990

Batter	1	2	3	4	5	6	7	8	9	AB R H RBI BB SO LOB	TOP						
Sil Campusano, R OBP: 0.250, SLG: 0.250 (1, 8)	1-2 2B 1B	2-2 G6-3			2-1 F9			0-2 G3		4 1 1 0 0 0 2							
Tom Herr, S (1, 4)	1-3 K		1-2 G4-3		1-1 G1-3			3-2 F8		4 0 0 0 0 1 1							
John Kruk, L OBP: 0.250, SLG: 0.500 (1, 7)	1-0 2B		1-1 F7		2-2 F7			2-2 G4-3		4 0 1 1 0 0 0							
Ricky Jordan, R OBP: 0.250, SLG: 0.250 (1, 3)	1-2 G6-3		3-1 G3-1		2-2 P4			1-2 FC3-6 1B		4 0 1 0 0 0 1							
Von Hayes, L (1, 9)	4-0 IBB			4-2 CS BB		2-1 G3		0-1 FC3-6		2 0 0 0 2 0 1							
Dickie Thon, R (1, 6)	0-0 F7		2-0 F8		0-1 F9			1-3 K		4 0 0 0 0 1 4							
Darren Daulton, L OBP: 0.667, SLG: 0.500 Randy Ready, R (9, PH)		4-2 FC4-6 BB	2-2 E1		2-1 1B			4-1 BB		2 0 1 0 1 0 0 0 0 0 0 1 0 0							
Charlie Hayes, R (1, 5)		2-2 FC4-6 E	1-0 L8		2-0 F9			1-2 F9		4 0 0 0 0 0 5							
Bruce Ruffin, S Curt Ford, L Jeff Parrett, R (1, 1) (7, PH) (7, 1)		1-0 E1 G6-3	1-1 F7		0-0 F9					2 0 0 0 0 0 1 1 0 0 0 0 0 1 0 0 0 0 0 0 0							
<b>Inning Stats</b>	R: 1 H: 2 E: 0 LOB: 2 K: 1 BB: 1 S: 12 P: 20	R: 0 H: 0 E: 1 LOB: 1 K: 0 BB: 1 S: 10 P: 19	R: 0 H: 0 E: 0 LOB: 0 K: 0 BB: 0 S: 7 P: 12	R: 0 H: 0 E: 1 LOB: 1 K: 0 BB: 1 S: 10 P: 19	R: 0 H: 0 E: 0 LOB: 0 K: 0 BB: 0 S: 6 P: 10	R: 0 H: 0 E: 0 LOB: 0 K: 0 BB: 0 S: 8 P: 14	R: 0 H: 1 E: 0 LOB: 1 K: 0 BB: 0 S: 6 P: 10	R: 0 H: 0 E: 0 LOB: 0 K: 0 BB: 0 S: 12 P: 17	R: 0 H: 1 E: 0 LOB: 2 K: 1 BB: 1 S: 15 P: 22	1B: 3 SF: 0 2B: 1 SAC: 0 3B: 0 DP: 1 HR: 0 HBP: 0	WP: 0 PA: 35 PB: 0 SB: 1 CS: 1						
<b>PITCHER</b>	IP WLS BF H R ER SO BB IBB HBP BLK WP HR S P ERA WHIP																
Mike Bielecki, R ERA: 1.5 (1, 1)	6.0	23	2	1	1	1	2	1	0	0	0	0	0	53	94	1.50	0.667
Les Lancaster, R ERA: (7, 1)	2.0	W	7	1	0	0	0	0	0	0	0	0	0	18	27	0.00	0.500
Mitch Williams, L ERA: (9, 1)	1.0	S	5	1	0	0	1	1	0	0	0	0	0	15	22	0.00	2.000

Philadelphia Phillies @ Chicago Cubs  
Wrigley Field, Chicago, IL  
Tue Apr 10 1990, 3:33 AM CDT  
Att. 7,791 - Overcast - 37 F

AB	31
R	1
H	4
RBI	1
BB	4
SO	2
LOB	16



Batter	1	2	3	4	5	6	7	8	9
Jerome Walton, R OBP: 0.500, SLG: 0.500 (1, 8)	0-1 23 1B SF9 1B	2-3 K			0-1 F9		0-1 23 CS 1B		
23 Ryne Sandberg, R OBP: 0.500, SLG: 0.500 (1, 4)	3-2 FC3-6 1-3 1B		0-0 F8		3-1 G6-3		1-0 CS 1-2	2-1 WP 1B 1B	
Lloyd McClendon, R OBP: 0.250, SLG: 0.333 (1, 7)	2-2 SF9 3-H		2-1 F8 1B		3-2 F8		1-2 K	2-3 K	
Mark Grace, L (1, 3)	0-1 FC3-6 1-2f 1B		2-3 K			0-0 F8		4-0 1B 1B IBB	
Luis Salazar, R OBP: 0.750, SLG: 0.750 (1, 5)	1-2 1B		3-1 G4-3			1-1 FC3-6 1B		1-2 1B 1-3 2-H 1B	
Dwight Smith, L Les Lancaster, R Marvell Wynne, L Mitch Williams, L (1, 9) (7, 1) (8, PH) (9, 1)	0-1 G1-3			1-2 G1-3		3-1 FC3-6 FC6-4 1-2f 1B		2-2 1B 1-3 3-H 1B	
Shawon Dunston, R OBP: 0.500, SLG: 0.500 (1, 6)		1-2 FC4-6 1B		1-1 1B		1-2 FC6-4 1-2f 1B		1-3 K	
Joe Girardi, R Dave Clark, L Rick Wrona, R (1, 2) (7, PH) (8, 2)		2-1 FC4-6 SH1-4 1-2f 1B		0-2 F9			1-3 K		
Mike Bielecki, R Doug Dasenczo, S (1, 1) (7, 9)		0-0 SH1-4		0-0 B1			2-2 G4-3		

Inning Stats	R: 1	H: 3	E: 0	K: 0	S: 17	H: 3	LOB: 2	BB: 0	P: 23	R: 0	H: 1	E: 0	K: 1	S: 10	H: 1	LOB: 1	BB: 0	P: 15	R: 0	H: 1	E: 0	K: 1	S: 9	R: 0	H: 1	E: 0	K: 0	S: 9	R: 0	H: 0	E: 0	K: 0	S: 7	R: 0	H: 1	E: 0	K: 0	S: 8	R: 0	H: 1	E: 0	K: 1	S: 9	R: 1	H: 3	E: 0	K: 2	S: 16	H: 3	LOB: 2	BB: 1	P: 28
--------------	------	------	------	------	-------	------	--------	-------	-------	------	------	------	------	-------	------	--------	-------	-------	------	------	------	------	------	------	------	------	------	------	------	------	------	------	------	------	------	------	------	------	------	------	------	------	------	------	------	------	------	-------	------	--------	-------	-------

PITCHER	IP	WLS	BF	H	R	ER	SO	BB	IBB	HBP	BLK	WP	HR	S	P	ERA	WHIP
Bruce Ruffin, L ERA: 1.5 (1, 1)	6.0		25	7	1	1	2	0	0	0	0	0	0	60	91	1.50	1.167
Jeff Parrett, R ERA: 4.5 (7, 1)	2.0	L	9	4	1	1	3	0	1	0	0	1	0	25	41	4.50	2.000


**BOTTOM**

Philadelphia Phillies @ Chicago Cubs  
Wrigley Field, Chicago, IL  
Tue Apr 10 1990, 3:33 AM CDT  
Att. 7,791 - Overcast - 37 F

AB	R	H	RBI	BB	SO	LOB
4	1	2	0	0	1	1
4	0	2	0	0	0	0
3	0	1	1	0	1	1
3	1	0	0	1	1	2
4	0	3	0	0	0	1
3	0	0	0	0	0	3
0	0	0	0	0	0	0
1	0	1	1	0	0	0
0	0	0	0	0	0	0
4	0	2	0	0	1	3
2	0	0	0	0	0	2
1	0	0	0	0	1	0
0	0	0	0	0	0	0
1	0	0	0	0	0	1
1	0	0	0	0	0	0

AB	31
R	2
H	11
RBI	2
BB	1
SO	5
LOB	14

livebaseballscorecards.com



WP	PA
1	35

Batter	1	2	3	4	5	6	7	8	9	AB R H RBI BB SO LOB	TOP			
Sil Campusano, R OBP: 0.333, SLG: 0.250 (1, 8)	4-2 F8 BB SF8 BB	2-2 G3		0-1 BB 1B 2B 1B	2-2 5-3			2-1 5-3		4 2 1 0 1 0 2				
Tom Herr, S OBP: 0.222, SLG: 0.125 (1, 4)	4-1 BB 1-2 BB		1-1 F8	1-1 BB 1B 2B 1B	2-2 F7			0-1 4-3		4 1 1 0 1 0 1				
Carmelo Martinez, R Roger McDowell, R (1, 7) (8, 1)	2-1 F8 2-3		4-0 BLK 1B BB	4-1 2B BB 1-2 2-3			0-0 F8	2-3 K		3 1 0 0 2 1 2 0 0 0 0 0 0 0				
Ricky Jordan, R OBP: 0.222, SLG: 0.375 (1, 3)	0-1 SF8 3-H		1-1 P3	2-2 2B 1-3 2-H 3-H			1-2 1-3	0-0 F8		4 0 1 3 0 0 1				
Von Hayes, L OBP: 0.778, SLG: 0.333 (1, 9)	4-1 BB 1-2 BB		4-2 1B BB 1-2 1B BB	4-0 IBB			1-2 1B	4-2 FC6-4 BB		1 1 1 0 4 0 0				
Dickie Thon, R OBP: 0.111, SLG: 0.111 (1, 6)	0-1 F8		2-2 E 1B 1-3 2-H 1B	2-2 F9			3-0 F8	1-1 FC6-4 FC6-4 1-2f		5 0 1 1 0 0 7				
Steve Lake, R OBP: 0.400, SLG: 0.400 (1, 2)			1-1 SH1-4 1B	0-0 E8 1-3 3-H 1B	2-1 4-3			1-3 K 1-2f	1-0 FC6-4	5 0 2 1 0 1 4				
Charlie Hayes, R (1, 5)			3-2 F8	1-2 F9			4-2 SH1-4 BB	3-1 5-3		3 0 0 0 1 0 3				
Terry Mulholland, R Todd Frohwirth, R Dave Hollins, S Jeff Parrett, R John Kruk, L OBP: 0.250, SLG: 0.500 (1, 1) (6, 1) (7, PH) (7, 1) (8, 7)			1-1 SH1-4	1-2 F8	0-1 SH1-4			0-0 5-3		1 0 0 0 0 0 0 0 0 0 0 0 0 0 1 0 0 0 0 0 0 0 0 0 0 0 0 0 0 0 0 0 0 0 0				
<b>Inning Stats</b>	R: 1 H: 0 E: 0 LOB: 2 K: 0 BB: 3 S: 10 P: 24	R: 0 H: 1 E: 0 LOB: 1 K: 0 BB: 0 S: 11 P: 18	R: 2 H: 2 E: 1 LOB: 2 K: 0 BB: 2 S: 15 P: 28	R: 2 H: 3 E: 0 LOB: 3 K: 0 BB: 2 S: 19 P: 36	R: 0 H: 0 E: 0 LOB: 1 K: 0 BB: 1 S: 10 P: 18	R: 0 H: 1 E: 0 LOB: 1 K: 0 BB: 0 S: 9 P: 14	R: 0 H: 0 E: 0 LOB: 0 K: 1 BB: 0 S: 6 P: 10	R: 0 H: 0 E: 0 LOB: 0 K: 1 BB: 0 S: 7 P: 11	R: 0 H: 0 E: 0 LOB: 1 K: 0 BB: 1 S: 6 P: 12	1B: 6 SF: 1 2B: 1 SAC: 2 3B: 0 DP: 0 HR: 0 HBP: 0	WP: 0 PA: 43 PB: 0 SB: 0 CS: 0			
<b>PITCHER</b>	IP WLS BF H R ER SO BB IBB HBP BLK WP HR S P ERA WHIP												<b>PITCHER</b>	IP WLS BF H R ER SO BB IBB HBP BLK WP HR S P ERA WHIP
Steve Wilson, L ERA: 13.5 (1, 1)	3.1 L 20 5 5 5 0 5 0 0 0 1 0 0 45 82 13.50 3.000													
Jeff Pico, R ERA: (4, 1)	1.2 9 1 0 0 0 2 1 0 0 0 0 0 20 42 0.00 1.800													
Paul Assenmacher, L ERA: (6, 1)	2.0 7 1 0 0 1 0 0 0 0 0 0 0 15 24 0.00 0.500													
Joe Kraemer, L ERA: (8, 1)	1.1 5 0 0 0 1 1 0 0 0 0 0 0 10 18 0.00 0.750													
Les Lancaster, R ERA: (9, 1)	0.2 2 0 0 0 0 0 0 0 0 0 0 0 3 5 0.00 0.000													

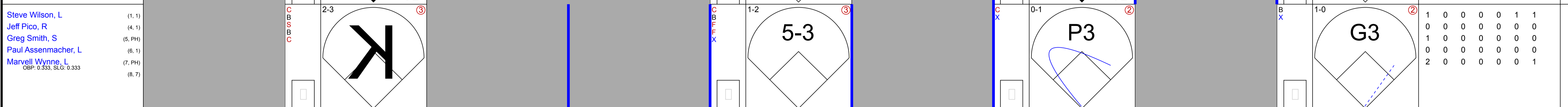
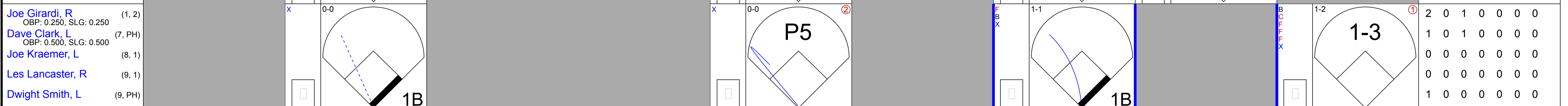
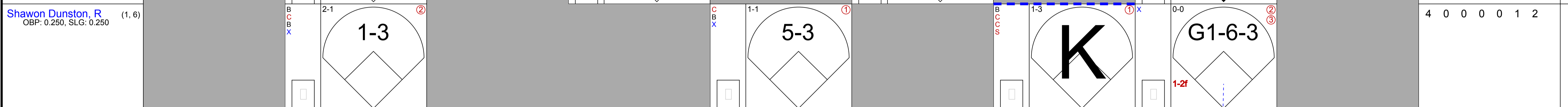

Philadelphia Phillies @ Chicago Cubs  
Wrigley Field, Chicago, IL  
Thu Apr 12 1990, 3:33 AM CDT  
Sunny - 38 F

livebaseballscorecards.com

AB	31
R	5
H	7
RBI	5
BB	9
SO	2
LOB	20



Batter 1 2 3 4 5 6 7 8 9 AB R H RBI BB SO LOB



Inning Stats R: 1 H: 2 E: 0 K: 10 S: 10 H: 2 LOB: 1 BB: 0 P: 15 R: 0 H: 1 E: 0 K: 8 S: 8 R: 0 H: 0 E: 0 K: 5 S: 5 R: 0 H: 1 E: 0 K: 6 S: 6 R: 0 H: 0 E: 0 K: 7 S: 7 R: 1 H: 1 E: 1 K: 13 S: 13 R: 0 H: 1 E: 0 K: 9 S: 9 R: 2 H: 3 E: 0 K: 11 S: 11 R: 0 H: 0 E: 0 K: 10 S: 10

Table with columns: PITCHER, IP, WLS, BF, H, R, ER, SO, BB, IBB, HBP, BLK, WP, HR, S, P, ERA, WHIP. Rows include Terry Mulholland, L; Todd Frohwirth, R; Jeff Parrett, R; Roger McDowell, R.

BOTTOM

Philadelphia Phillies @ Chicago Cubs

Wrigley Field, Chicago, IL

Thu Apr 12 1990, 3:33 AM CDT

Sunny - 38 F

livebaseballscorecards.com

Summary Stats: AB 35, R 4, H 9, RBI 4, BB 2, SO 5, LOB 12



WP: 0 PA: 37 PB: 0 SB: 0 CS: 0

Batter	1	2	3	4	5	6	7	8	9	AB R H RBI BB SO LOB	TOP												
Randy Ready, R OBP: 0.500, SLG: 0.250 (1, 4)	4-2 1B BB	2-0 PB 1B		1-0 P5			2-3 K		3-2 P6	4 2 1 0 1 1 0													
Dickie Thon, R OBP: 0.143, SLG: 0.077 (1, 6)	0-1 L8	0-0 P4		1-1 L5			4-0 1B BB		0-2 G4-3	4 0 0 0 1 0 3													
John Kruk, L OBP: 0.250, SLG: 0.375 (1, 9) (5, 7)	0-0 F7	1-0 1B		1-2 G3			3-1 F7			4 0 1 2 0 0 2													
Ricky Jordan, R OBP: 0.308, SLG: 0.417 (1, 3)	0-0 BB 1B	0-0 F9			0-0 L7		3-1 1B			4 0 2 0 0 0 1													
Von Hayes, L OBP: 0.692, SLG: 0.333 (1, 8) (5, 9)	1-1 BB 1B		1-1 F8		4-1 CS BB		3-1 G3			3 0 1 1 1 0 2													
Carmelo Martinez, R Brad Moore, R (1, 7) (8, 1)	4-1 1B BB		4-2 1B BB		2-0 L5			3-2 G4-3		1 0 0 0 2 0 1 0 0 0 0 0 0 0													
Darren Daulton, L OBP: 0.286, SLG: 0.167 (1, 2)	2-2 F7		1-3 K			0-1 F9		1-2 G1-3		4 0 0 0 0 1 4													
Dave Hollins, S OBP: 0.400, SLG: 0.400 (1, 5)		2-2 PB 1B	0-0 1B	1-2 1B		0-1 G4-3		2-1 L7		4 1 2 0 0 0 0													
Pat Combs, L Darrel Akerfelds, R Don Carman, L Todd Frohirth, R Dennis Cook, L Sil Campusano, R Curt Ford, L (1, 1) (4, 1) (4, 1) (5, 1) (5, 1) (5, 8) (8, PH)		0-0 B3	0-2 G3			0-0 G5-3			1-3 K	2 0 0 0 0 0 3 0 0 0 0 0 0 0 0 0 0 0 0 0 0 0 0 0 0 0 0 0 0 0 0 0 0 0 0 2 0 0 0 0 1 0 1 0 0 0 0 0 0													
Inning Stats	R: 1 E: 0 K: 0 S: 13	H: 2 LOB: 3 BB: 2 P: 24	R: 2 E: 0 K: 0 S: 8	H: 3 LOB: 1 BB: 0 P: 13	R: 0 E: 0 K: 1 S: 12	H: 1 LOB: 2 BB: 1 P: 18	R: 0 E: 0 K: 0 S: 6	H: 0 LOB: 0 BB: 0 P: 9	R: 0 E: 0 K: 0 S: 5	H: 0 LOB: 0 BB: 0 P: 5	R: 0 E: 0 K: 1 S: 9	H: 1 LOB: 2 BB: 1 P: 24	R: 0 E: 0 K: 0 S: 9	H: 0 LOB: 0 BB: 0 P: 15	R: 0 E: 0 K: 1 S: 12	H: 0 LOB: 0 BB: 0 P: 16	1B: 7 2B: 0 3B: 0 HR: 0	SF: 0 SAC: 0 DP: 0 HBP: 0	WP: 0 PB: 1 SB: 0 CS: 1	PA: 38			
PITCHER	IP WLS BF H R ER SO BB IBB HBP BLK WP HR S P ERA WHIP																						
Jose Antonio Nunez, R ERA: 3.6 Paul Assenmacher, L ERA: Les Lancaster, R ERA: Mitch Williams, L ERA:	(1, 1) 5.0 W 24 6 3 2 1 4 0 0 0 0 0 0 42 73 3.60 2.000	(6, 1) 1.2 6 0 0 0 1 1 0 0 0 0 0 0 10 19 0.00 0.600	(7, 1) 1.1 5 1 0 0 0 0 0 0 0 0 0 0 13 25 0.00 0.750	(9, 1) 1.0 S 3 0 0 0 1 0 0 0 0 0 0 0 12 16 0.00 0.000																			

Philadelphia Phillies @ Chicago Cubs  
Wrigley Field, Chicago, IL  
Thu Apr 12 1990, 3:38 AM CDT  
Att. 7,717 - Sunny - 42 F

livebaseballscorecards.com

AB 33  
R 3  
H 7  
RBI 3  
BB 5  
SO 3  
LOB 16



Batter	1	2	3	4	5	6	7	8	9
Jerome Walton, R OBP: 0.357, SLG: 0.308 (1, 8)	1-0 23 2B 1B	2-2 G1-3		4-1 PB BB	0-1 G4-3			0-0 G4-6-3 23 WP 1B	
23 Ryne Sandberg, R OBP: 0.462, SLG: 0.538 (1, 4)	3-2 1-H 2B		2-2 P6	0-1 P5		2-1 F8		1-1 G4-6-3 1B	
Lloyd McClendon, R OBP: 0.300, SLG: 0.444 Dwight Smith, L OBP: 0.286, SLG: 0.667 (1, 7) (4, PH) (5, 7)	1-3 K		3-1 P4	4-2 BB		1-0 HR		2-0 G4-6-3 1B	
Mark Grace, L OBP: 0.615, SLG: 0.375 (1, 3)	4-2 G4-3 BB		1-2 E 1B	1-0 G3		1-0 HBP		4-0 IBB	
Domingo Ramos, R OBP: 0.200, SLG: 0.200 (1, 5)	0-1 G4-3		3-1 E6		2-2 SH2-4 SF8 1B		0-0 F8		
Shawon Dunston, R OBP: 0.250, SLG: 0.250 (1, 6)		1-2 HR 1B	2-1 F7		1-2 E4 E SH2-4		1-0 SAFE P5		
Doug Dasenczo, S OBP: 0.500, SLG: 1.250 (1, 9)		0-0 HR		1-2 S PB 1B	1-1 SH2-4		0-1 G1-3		
Rick Wrona, R OBP: 0.500, SLG: 0.500 Curtis Wilkerson, S OBP: 0.200, SLG: 0.200 (1, 2) (5, PH) (6, 2)		0-0 P5		0-0 PB S 1B	4-0 IBB		1-1 P6		
Jose Antonio Nunez, R Marvell Wynne, L OBP: 0.333, SLG: 0.333 Andre Dawson, R OBP: 0.200, SLG: 1.000 Paul Assenmacher, L OBP: 0.200, SLG: 0.200 Les Lancaster, R Mitch Williams, L (1, 1) (5, PH) (5, PH) (6, 1) (7, 1) (9, 1)		0-2 G4-3		0-1 B5	2-1 SF8		0-0 P3		

Inning Stats	R: 1	H: 2	E: 0	LOB: 1	K: 1	P: 18	R: 2	H: 2	E: 0	LOB: 0	K: 0	P: 15	R: 0	H: 1	E: 1	LOB: 2	K: 0	P: 14	R: 1	H: 2	E: 0	LOB: 3	K: 0	P: 15	R: 1	H: 1	E: 2	LOB: 2	K: 0	P: 14	R: 0	H: 0	E: 0	LOB: 0	K: 0	P: 5	R: 0	H: 2	E: 0	LOB: 2	K: 0	P: 12
--------------	------	------	------	--------	------	-------	------	------	------	--------	------	-------	------	------	------	--------	------	-------	------	------	------	--------	------	-------	------	------	------	--------	------	-------	------	------	------	--------	------	------	------	------	------	--------	------	-------

PITCHER	IP	WLS	BF	H	R	ER	SO	BB	IBB	HBP	BLK	WP	HR	S	P	ERA	WHIP
Pat Combs, L ERA: 12.0	(1, 1)	3.0	L	17	7	4	4	1	1	0	0	0	0	1	72	12.00	2.667
Darrel Akerfelds, R ERA:	(4, 1)	0.2		4	0	0	0	2	0	0	0	0	0	10	18	0.00	3.000
Don Carman, L ERA:	(4, 1)	0.2		4	1	1	0	0	0	0	0	0	0	11	16	0.00	1.500
Todd Frohwirth, R ERA:	(5, 1)	0.0		1	0	0	0	0	1	0	0	0	0	4	4	∞	∞
Dennis Cook, L ERA: 3.38	(5, 1)	2.2		10	1	1	1	0	0	0	1	0	0	14	22	3.38	0.375


**BOTTOM**

**Philadelphia Phillies @ Chicago Cubs**  
 Wrigley Field, Chicago, IL  
 Thu Apr 12 1990, 3:38 AM CDT  
 Att. 7,717 - Sunny - 42 F

AB	R	H	RBI	BB	SO	LOB
4	1	2	0	1	0	2
5	0	2	1	0	0	3
2	0	0	0	0	1	1
2	1	1	1	1	0	2
2	0	1	0	2	0	3
5	1	1	0	0	0	6
4	1	1	0	0	0	4
3	2	2	2	0	0	0
2	0	1	0	0	0	0
0	0	0	0	1	0	0
1	0	0	0	0	0	0
2	0	0	0	0	0	2
0	0	0	0	0	0	0
0	0	0	1	0	0	0
0	0	0	0	0	0	0
1	0	0	0	0	0	0
0	0	0	0	0	0	0

AB	33
R	6
H	11
RBI	5
BB	5
SO	1
LOB	23

livebaseballscorecards.com



1B	8	SF	1	WP	1	PA	41
2B	1	SAC	1	PB	1		
3B	0	DP	2	SB	2		
HR	2	HBP	1	CS	0		

PITCHER	IP	WLS	BF	H	R	ER	SO	P	ERA	WHIP
Brad Moore, R ERA:	(8, 1)	1.0		5	2	0	0	12	0.00	2.000

Batter	1	2	3	4	5	6	7	8	9	AB R H RBI BB SO LOB	TOP	
Jerome Walton, R (1, 8) OBP: 0.389, SLG: 0.313	1-0 23 CS 1B		2-1 G5-3		4-1 23 HR BB		0-1 G6-3			3 1 1 0 1 0 0		
23 Ryne Sandberg, R (1, 4) OBP: 0.529, SLG: 0.824	1-0 CS 1B		2-0		0-0 1-H HR			1-1 F6		4 1 3 2 0 0 0		
Dwight Smith, L (1, 7) OBP: 0.182, SLG: 0.400 Doug Dascenzo, S (8, 7) OBP: 0.500, SLG: 1.250	1-0 F9		1-0 F8		0-2 F9			1-2 G4-3		4 0 0 0 0 0 2 0 0 0 0 0 0 0		
Mark Grace, L (1, 3) OBP: 0.529, SLG: 0.333	2-1 CS 1-2	0-0 1B 1B		2-1 G3	2-1 G3			0-0 G4-3		4 0 1 0 0 0 0		
Andre Dawson, R (1, 9) OBP: 0.222, SLG: 0.625				2-0 1B 1B		1-0 F8			2-2 G2-3	4 0 1 0 0 0 1		
Luis Salazar, R (1, 5) OBP: 0.417, SLG: 0.364		1-2 FC5-4 1B		1-3 K		2-2 L6			3-2 F8	4 0 1 0 0 1 1		
Shawon Dunston, R (1, 6) OBP: 0.313, SLG: 0.313		1-2 P4		1-0 FC5-4 1B		2-0 F8			2-1 1B	4 0 2 0 0 0 2		
Joe Girardi, R (1, 2) OBP: 0.111, SLG: 0.111		2-0 FC5-4 1-2f		0-0 FC5-4 1-2f			1-1 G1-3		0-3 K	4 0 0 0 0 1 5		
Greg Maddux, R (1, 1) Mitch Williams, L (8, 1)			2-2 G5-3		0-1 P1		2-3 K			3 0 0 0 0 1 0 0 0 0 0 0 0 0		
<b>Inning Stats</b>	R: 0 H: 2 E: 0 LOB: 0 K: 0 BB: 0 S: 4 P: 9	R: 0 H: 2 E: 0 LOB: 2 K: 0 BB: 0 S: 11 P: 17	R: 0 H: 1 E: 0 LOB: 1 K: 0 BB: 0 S: 8 P: 15	R: 0 H: 2 E: 0 LOB: 2 K: 1 BB: 0 S: 9 P: 15	R: 2 H: 1 E: 0 LOB: 0 K: 0 BB: 1 S: 9 P: 15	R: 0 H: 0 E: 0 LOB: 0 K: 0 BB: 0 S: 6 P: 11	R: 0 H: 0 E: 0 LOB: 0 K: 1 BB: 0 S: 9 P: 12	R: 0 H: 0 E: 0 LOB: 0 K: 0 BB: 0 S: 6 P: 8	R: 0 H: 1 E: 0 LOB: 1 K: 1 BB: 0 S: 13 P: 20	1B: 7 SF: 0 2B: 1 SAC: 0 3B: 0 DP: 0 HR: 1 HBP: 0	WP: 0 PA: 36 PB: 0 SB: 1 CS: 2	
<b>PITCHER</b>	IP WLS BF H R ER SO BB IBB HBP BLK WP HR S P ERA WHIP											
Bob Walk, R (1, 1) ERA: 3.6	5.0 L 22 8 2 2 1 1 0 0 0 0 0 1 41 71 3.60 1.800											
Mike Roesler, R (6, 1) ERA: 3.86	1.0 3 0 0 0 0 0 0 0 0 0 0 0 6 11 0.00 0.000											
Randy Kramer, R (7, 1) ERA:	2.0 6 0 0 0 1 0 0 0 0 0 0 0 15 20 0.00 0.000											
Bill Landrum, R (9, 1) ERA:	1.0 4 1 0 0 1 0 0 0 0 0 0 0 13 20 0.00 1.000											

Chicago Cubs @ Pittsburgh Pirates  
Three Rivers Stadium, Pittsburgh, PA

Fri Apr 13 1990, 7:05 PM EDT  
Att. 44,799 - Unknown - 52 F

livebaseballscorecards.com

AB	34
R	2
H	9
RBI	2
BB	1
SO	3
LOB	11





Batter	1	2	3	4	5	6	7	8	9	AB R H RBI BB SO LOB
--------	---	---	---	---	---	---	---	---	---	----------------------

<b>Wally Backman, S</b> <small>OBP: 0.333, SLG: 0.500</small> 										3 0 0 0 1 1 0
<b>Jay Bell, R</b> <small>OBP: 0.263, SLG: 0.333</small> 										4 0 1 0 0 1 1
<b>Andy Van Slyke, L</b> <small>OBP: 0.176, SLG: 0.588</small> 										4 0 0 0 0 1 2
<b>Bobby Bonilla, S</b> <small>OBP: 0.333, SLG: 0.611</small> 										4 0 0 0 0 2 1
<b>Barry Bonds, L</b> <small>OBP: 0.444, SLG: 0.400</small> 										3 0 2 0 0 0 0
<b>Sid Bream, L</b> <small>OBP: 0.111, SLG: 0.111</small> 										3 0 0 0 0 1 2
<b>Michael LaValliere, L</b> <small>OBP: 0.300, SLG: 0.125</small> 										3 0 0 0 0 0 1
<b>Jose Lind, R</b> <small>OBP: 0.400, SLG: 0.357</small> 										3 0 0 0 0 0 0
<b>Bob Walk, R</b> <small>(1, 1)</small> <b>Mike Roesler, R</b> <small>(6, 1)</small> <b>John Cangelosi, S</b> <small>OBP: 0.333, SLG: 0.333</small> <small>(6, PH)</small> <b>Randy Kramer, R</b> <small>(7, 1)</small> <b>R.J. Reynolds, S</b> <small>(8, PH)</small> <b>Bill Landrum, R</b> <small>(9, 1)</small>										1 0 0 0 0 1 0 0 0 0 0 0 0 0 1 0 0 0 0 0 0 0 0 0 0 0 0 0 1 0 0 0 0 0 0 0 0 0 0 0 0 0

Inning Stats	R: 0 E: 0 K: 1 S: 7	H: 0 LOB: 0 BB: 0 P: 10	R: 0 E: 0 K: 1 S: 13	H: 1 LOB: 1 BB: 0 P: 21	R: 0 E: 1 K: 1 S: 8	H: 0 LOB: 1 BB: 0 P: 12	R: 0 E: 0 K: 0 S: 5	H: 0 LOB: 0 BB: 0 P: 6	R: 0 E: 0 K: 1 S: 6	H: 0 LOB: 0 BB: 0 P: 8	R: 0 E: 0 K: 1 S: 8	H: 0 LOB: 0 BB: 0 P: 12	R: 0 E: 0 K: 0 S: 10	H: 1 LOB: 1 BB: 0 P: 19	R: 0 E: 0 K: 0 S: 5	H: 0 LOB: 0 BB: 0 P: 10	R: 0 E: 0 K: 2 S: 11	H: 1 LOB: 1 BB: 1 P: 18	1B: 3 2B: 0 3B: 0 HR: 0	SF: 0 SAC: 0 DP: 0 HBP: 0	WP: 0 PB: 1 SB: 2 CS: 0	PA: 31
--------------	------------------------------	----------------------------------	-------------------------------	----------------------------------	------------------------------	----------------------------------	------------------------------	---------------------------------	------------------------------	---------------------------------	------------------------------	----------------------------------	-------------------------------	----------------------------------	------------------------------	----------------------------------	-------------------------------	----------------------------------	----------------------------------	------------------------------------	----------------------------------	--------

PITCHER	<b>Greg Maddux, R</b> <small>(1, 1)</small> <small>ERA:</small>	<b>Mitch Williams, L</b> <small>(8, 1)</small> <small>ERA:</small>	IP	WLS	BF	H	R	ER	SO	BB	IBB	HBP	BLK	WP	HR	S	P	ERA	WHIP
			7.2	W	26	2	0	0	5	0	0	0	0	0	0	60	94	0.00	0.261
			1.1	S	5	1	0	0	2	1	0	0	0	0	0	13	22	0.00	1.500

**BOTTOM**

**Chicago Cubs @ Pittsburgh Pirates**  
 Three Rivers Stadium, Pittsburgh, PA

Fri Apr 13 1990, 7:05 PM EDT  
 Att: 44,799 - Unknown - 52 F

livebaseballscorecards.com

AB	30
R	0
H	3
RBI	0
BB	1
SO	7
LOB	7



Batter	1	2	3	4	5	6	7	8	9	AB R H RBI BB SO LOB	TOP											
Jerome Walton, R (1, 8) OBP: 0.391, SLG: 0.300	1-3 K		2-1 G3 23 1B		1-0 1B HBP		3-2 L6		1-1 G6-4-3 1-2f	4 1 1 0 0 1 2												
23 Ryne Sandberg, R (1, 4) OBP: 0.476, SLG: 0.714	1-2 G6-3		0-2 S E 1B		0-1 F9		0-0 G6-3			4 1 1 1 0 0 2												
Dwight Smith, L (1, 9) OBP: 0.214, SLG: 0.385 Doug Dascenzo, S (8, PH) OBP: 0.400, SLG: 1.000	1-2 G4-3		1-2 G3 1-H 3-H		2-1 G3 1-3 3-H 1B			0-0 G6-3		3 0 1 2 0 0 0 1 0 0 0 0 0 0												
Mark Grace, L (1, 3) OBP: 0.524, SLG: 0.333		4-2 L5-4 BB BB	2-1 P5		1-0 G3 1-2			0-1 S 1B		3 0 1 0 1 0 2												
Marvell Wynne, L (1, 7) OBP: 0.286, SLG: 0.167		4-1 S BB		0-1 F7	1-0 G6-3			3-2 F7		3 0 0 0 1 0 3												
Luis Salazar, R (1, 5) OBP: 0.313, SLG: 0.267		1-2 L5-4 2-3		1-1 F9		0-2 F7		0-2 F8 1-2		4 0 0 0 0 0 3												
Shawon Dunston, R (1, 6) OBP: 0.350, SLG: 0.350		1-1 P4 1-2		0-1 1B		1-1 F7			2-2 SH4-1 1B	4 0 2 0 0 0 1												
Rick Wrona, R (1, 2) OBP: 0.400, SLG: 0.400			2-2 1B 23 1B SH2-4 1B	2-2 F8		0-0 L7		0-0 SH4-1		3 1 1 0 0 0 1												
Mike Harkey, R (1, 1) OBP: 1.000, SLG: 1.000 Dave Clark, L (7, PH) OBP: 0.333, SLG: 0.333 Paul Assenmacher, L (7, 1) Greg Smith, S (9, PH) Mitch Williams, L (9, 1)			0-2 SH2-4		0-0 23 F9 HBP 1B		0-3 K		4-2 G6-4-3 BB	1 1 1 0 0 0 0 1 0 0 0 0 1 0 0 0 0 0 0 0 0 0 0 0 0 1 0 0 0 0 0 0 0 0 0												
<b>Inning Stats</b>	R: 0 E: 0 K: 1 S: 9	H: 0 LOB: 0 BB: 0 P: 12	R: 0 E: 0 K: 0 S: 9	H: 0 LOB: 1 BB: 2 P: 19	R: 3 E: 1 K: 0 S: 16	H: 3 LOB: 0 BB: 0 P: 23	R: 0 E: 0 K: 0 S: 12	H: 1 LOB: 1 BB: 0 P: 14	R: 1 E: 0 K: 0 S: 7	H: 2 LOB: 2 BB: 0 P: 12	R: 0 E: 0 K: 0 S: 6	H: 0 LOB: 0 BB: 0 P: 7	R: 0 E: 0 K: 1 S: 7	H: 0 LOB: 0 BB: 0 P: 10	R: 0 E: 0 K: 0 S: 10	H: 1 LOB: 1 BB: 0 P: 13	R: 0 E: 0 K: 0 S: 11	H: 1 LOB: 1 BB: 1 P: 18	1B: 8 2B: 1 3B: 0 HR: 0	SF: 0 SAC: 2 DP: 2 HBP: 1	WP: 0 PB: 0 SB: 3 CS: 0	PA: 37
<b>PITCHER</b>	IP WLS BF H R ER SO BB IBB HBP BLK WP HR S P ERA WHIP																				<b>PITCHER</b>	IP WLS BF H R ER SO BB IBB HBP BLK WP HR S P ERA WHIP
Doug Drabek, R (1, 1) ERA: 5.79	4.1 L 21 6 4 3 1 2 0 1 0 0 0 51 76 6.23 1.846																					
Bob Patterson, L (5, 1) ERA:	0.2 2 0 0 0 0 0 0 0 0 0 0 0 2 4 0.00 0.000																					
Doug Bair, R (6, 1) ERA: 2.45	2.0 6 0 0 0 0 1 0 0 0 0 0 0 13 17 0.00 0.000																					
Scott Ruskin, L (8, 1) ERA:	1.0 4 1 0 0 0 0 0 0 0 0 0 0 10 13 0.00 1.000																					
Ted Power, R (9, 1) ERA:	1.0 4 1 0 0 0 0 1 0 0 0 0 0 11 18 0.00 2.000																					

Chicago Cubs @ Pittsburgh Pirates  
 Three Rivers Stadium, Pittsburgh, PA  
 Sat Apr 14 1990, 3:33 AM EDT  
 Att. 13,226 - Cloudy

livebaseballscorecards.com

AB	31
R	4
H	8
RBI	3
BB	3
SO	2
LOB	14



BOTTOM

Chicago Cubs @ Pittsburgh Pirates  
Three Rivers Stadium, Pittsburgh, PA

Sat Apr 14 1990, 3:33 AM EDT  
Att: 13,226 - Cloudy

livebaseballscorecards.com

AB	29
R	1
H	5
RBI	1
BB	2
SO	4
LOB	12



WP:	0	PA:	33
PB:	0	SB:	0
CS:	0		

AB	R	H	RBI	BB	SO	LOB
4	0	1	0	0	1	1
4	0	1	0	0	0	0
3	1	1	0	1	1	1
4	0	1	0	0	1	2
3	0	0	1	0	0	1
1	0	1	0	1	0	0
2	0	0	0	0	0	1
2	0	0	0	0	0	3
1	0	0	0	0	0	0
3	0	0	0	0	0	3
0	0	0	0	0	0	0
0	0	0	0	0	0	0
1	0	0	0	0	0	0
0	0	0	0	0	0	0
0	0	0	0	0	0	0
1	0	0	0	0	1	0
0	0	0	0	0	0	0

Batter	1	2	3	4	5	6	7	8	9
Jeff King, R OBP: 0.214, SLG: 0.154 (1, 5)	2-2 1B		2-1 G6-4-3 1-2f		0-2 G3			2-3 K	
Jay Bell, R OBP: 0.261, SLG: 0.318 (1, 6)	0-0 1B		2-2 G6-3		1-2 P3			1-2 F7	
Andy Van Slyke, L OBP: 0.238, SLG: 0.600 (1, 8)	3-2 SAFE 1-2 G3			2-2 1B SF7 2B			1-3 K	4-1 BB	
Bobby Bonilla, S OBP: 0.318, SLG: 0.545 (1, 9)	1-3 K			0-0 F7 BB 1B			2-2 F7	3-1 F7	
Barry Bonds, L OBP: 0.364, SLG: 0.333 (1, 7)		0-0 G4-3		1-0 SF7			3-2 G4-3	3-2 F7	
Sid Bream, L OBP: 0.273, SLG: 0.200 Gary Redus, R OBP: 0.222, SLG: 0.556 (7, PH) (8, 3)		2-2 FC3-6 1B		4-1 3-H 1-2 BB			1-1 F8	1-0 F7	
Michael LaValliere, L OBP: 0.250, SLG: 0.100 Don Slaught, R (7, PH) (8, 2)		2-2 SAFE FC3-6 FC4-6 1-2f		0-0 F7			0-0 F8		
Jose Lind, R OBP: 0.333, SLG: 0.294 (1, 4)		1-1 FC4-6 1-2f		1-2 F9			1-1 G6-3		
Doug Drabek, R OBP: 0.087, SLG: 0.500 Bob Patterson, R (5, 1) John Cangelosi, S OBP: 0.250, SLG: 0.250 Doug Bair, R (6, 1) Scott Ruskin, R (8, 1) Wally Backman, S OBP: 0.330, SLG: 0.444 Ted Power, R (9, 1)			3-2 G6-4-3 HBP		0-1 G6-3			3-3 K	

Inning Stats	R: 0	H: 2	E: 0	K: 1	S: 13	LOB: 1	BB: 0	P: 19
	R: 0	H: 1	E: 0	K: 0	S: 9	LOB: 1	BB: 0	P: 14
	R: 1	H: 2	E: 0	K: 0	S: 11	LOB: 2	BB: 1	P: 19
	R: 0	H: 0	E: 0	K: 0	S: 8	LOB: 0	BB: 0	P: 9
	R: 0	H: 0	E: 0	K: 1	S: 10	LOB: 0	BB: 0	P: 16
	R: 0	H: 0	E: 0	K: 0	S: 5	LOB: 0	BB: 0	P: 7
	R: 0	H: 0	E: 0	K: 2	S: 10	LOB: 0	BB: 0	P: 16

PITCHER	IP	WLS	BF	H	R	ER	SO	BB	IBB	HBP	BLK	WP	HR	S	P	ERA	WHIP
Mike Harkey, R ERA: 1.5 (1, 1)	6.0	W	23	5	1	1	2	1	0	1	0	0	0	59	92	1.50	1.000
Paul Assenmacher, L ERA: (7, 1)	2.0		6	0	0	0	2	0	0	0	0	0	0	15	23	0.00	0.000
Mitch Williams, L ERA: (9, 1)	1.0	S	4	0	0	0	0	1	0	0	0	0	0	7	18	0.00	1.000



Chicago Cubs @ Pittsburgh Pirates  
 Three Rivers Stadium, Pittsburgh, PA

Sun Apr 15 1990, 3:33 AM EDT  
 Att: 6,289 - Sunny - 50 F

livebaseballscorecards.com

AB	36
R	4
H	11
RBI	4
BB	3
SO	10
LOB	17



WP:	0	PA:	42
PB:	1		
SB:	0		
CS:	1		

Batter	1	2	3	4	5	6	7	8	9	10	AB	R	H	RBI	BB	SO	LOB
Wally Backman, S OBP: 0.333, SLG: 0.429 (1, 5)	G3		1B HR		FC3-6 SH1-4 1B		K2-3		K		5	1	2	0	0	2	0
Jay Bell, R OBP: 0.296, SLG: 0.346 (1, 6)	K		1B HR		SH1-4		K		K		4	1	2	0	0	2	0
Andy Van Slyke, L OBP: 0.269, SLG: 0.542 (1, 8)	4-3		K		FC3-6 BB		F7			BB 1B	4	1	1	0	1	1	3
Bobby Bonilla, S OBP: 0.308, SLG: 0.615 (1, 9)		3-1			FC3-6 FC4-6		6-3			B2	4	1	1	3	0	0	3
Bob Patterson, R (10, 1)			HR		1-2f 2-3						0	0	0	0	0	0	0
John Cangelosi, S OBP: 0.200, SLG: 0.200 (10, PH)											1	0	0	0	0	0	1
R.J. Reynolds, S OBP: 0.333, SLG: 0.375 (1, 7)		2-2	5-3		FC4-6						4	0	2	0	1	0	2
(8, 9)					1-2f												
Gary Redus, R OBP: 0.250, SLG: 0.455 (1, 3)		2-2															
Sid Bream, L OBP: 0.333, SLG: 0.273 (8, PH)	F9																
(9, 3)																	
Michael LaValliere, L OBP: 0.250, SLG: 0.077 (1, 2)		4-0															
Jose Lind, R OBP: 0.364, SLG: 0.381 (1, 4)		0-0															
Walt Terrell, L (1, 1)																	
Scott Ruskin, R (7, 1)																	
Bill Landrum, R (8, 1)																	
Barry Bonds, L OBP: 0.348, SLG: 0.316 (8, 7)																	

Inning Stats	R: 0	H: 0	E: 0	K: 1	S: 8	P: 13	R: 0	H: 1	E: 0	K: 0	S: 10	P: 20	R: 3	H: 3	E: 0	K: 2	S: 16	R: 0	H: 1	E: 0	K: 2	S: 10	P: 16	R: 0	H: 1	E: 0	K: 0	S: 8	P: 16	R: 0	H: 1	E: 0	K: 1	S: 16	P: 24	R: 0	H: 1	E: 0	K: 1	S: 10	P: 12	R: 0	H: 0	E: 0	K: 3	S: 9	P: 15	R: 1	H: 2	E: 0	K: 0	S: 9	P: 14	1B: 8	SF: 0	2B: 2	SAC: 2	3B: 0	DP: 0	HR: 1	HBP: 1	WP: 0	PA: 42
PITCHER	IP	WLS	BF	H	R	ER	SO	BB	IBB	HBP	BLK	WP	HR	S	P	ERA	WHIP																																														
Mike Bielecki, R ERA: 3.0 (1, 1)	6.0		27	7	3	3	5	2	0	1	0	0	1	63	106	4.50	1.500																																														
Joe Kraemer, L ERA: (7, 1)	1.0		4	1	0	0	1	0	0	0	0	0	0	16	24	0.00	1.000																																														
Les Lancaster, R ERA: 1.42 (8, 1)	2.1	L	11	3	1	1	4	1	0	0	0	0	0	28	41	3.86	1.714																																														

Batter	1	2	3	4	5	6	7	8	9	AB R H RBI BB SO LOB	TOP																									
Gregg Jefferies, S OBP: 0.355, SLG: 0.393 Tim Teufel, R (7, 4)	1-2 E5	0-1 F8			2-3 K		2-1 1B 2B 1B	2-1 G6-3		4 1 1 0 0 1 2 1 0 0 0 0 0 0																										
Keith Miller, R OBP: 0.310, SLG: 0.429 (1, 8)	0-2 P3		2-1 F3			0-0 2B 2B	2-1 2B 1B		0-0 F8	5 2 2 0 0 0 1																										
Howard Johnson, S OBP: 0.323, SLG: 0.600 Alejandro Pena, R (7, 1)	0-3 K		3-3 K			0-1 G4-3 1B 2B 2-H	2-2 3B 2B 1-H 2-H		4-2 WP 1B BB	4 2 2 3 0 2 1 0 1 0 0 1 0 0																										
Darryl Strawberry, L OBP: 0.433, SLG: 0.385 (1, 9)	2-3 K		2-3 K			3-2 G4-3 2B 2-3	4-0 3B IBB		3-2 1B 1-H	4 1 1 1 1 2 2																										
Mike Marshall, R OBP: 0.250, SLG: 0.321 (1, 3)		2-0 1B 1B		2-2 L4-3 1B		1-1 G5-3	2-1 HR 3B 1-H 2-H		0-1 F8	5 2 3 2 0 0 2																										
Mark Carreon, R OBP: 0.500, SLG: 0.778 (1, 7)		3-1 G3 1B 1B		1-3 K		3-2 1B 3-H	1-2 HR		2-1 F9	5 1 3 3 0 1 2																										
Barry Lyons, R OBP: 0.273, SLG: 0.524 (1, 2)		1-0 G3 1B		1-2 L4-3		1-2 G5-3	1-0 F9			4 0 1 1 0 0 2																										
Kevin Elster, R OBP: 0.185, SLG: 0.083 (1, 6)		1-3 K		1-2 1-2		0-0 F9		2-2 G6-3	3-2 G6-3	4 0 0 0 0 1 2																										
Frank Viola, L Tom O'Malley, L (7, PH) (7, 5)		0-0 G3		0-0 G6-3		0-0 G6-3	0-3 K	0-0 L6		2 0 0 0 0 0 2 2 0 0 0 0 1 0																										
<b>Inning Stats</b>	R: 0 E: 1 K: 2 S: 14	H: 0 LOB: 1 BB: 0 P: 17	R: 1 E: 0 K: 1 S: 10	H: 3 LOB: 2 BB: 0 P: 17	R: 0 E: 0 K: 2 S: 10	H: 0 LOB: 0 BB: 0 P: 17	R: 0 E: 0 K: 1 S: 9	H: 1 LOB: 0 BB: 0 P: 13	R: 0 E: 0 K: 1 S: 5	H: 0 LOB: 0 BB: 0 P: 7	R: 2 E: 0 K: 0 S: 14	H: 3 LOB: 1 BB: 0 P: 22	R: 6 E: 0 K: 1 S: 19	H: 5 LOB: 0 BB: 1 P: 35	R: 0 E: 0 K: 0 S: 6	H: 0 LOB: 0 BB: 0 P: 11	R: 1 E: 0 K: 0 S: 10	H: 1 LOB: 1 BB: 1 P: 19	1B: 8 2B: 4 3B: 1 HR: 1	SF: 0 SAC: 0 DP: 1 HBP: 0	WP: 2 PB: 0 SB: 0 CS: 0	PA: 42														
<b>PITCHER</b>	IP WLS BF H R ER SO BB IBB HBP BLK WP HR S P ERA WHIP																																			
Steve Wilson, L ERA: 8.31 Jeff Pico, R ERA: 16.2 Dean Wilkins, R ERA: 4.5	(1, 1) (6, 1) (8, 1)	5.1 1.2 2.0	L	22 12 8	6 6 1	3 6 1	3 1 0	7 0 1	0 1 0	0 0 0	0 0 1	0 1 0	54 27 16	80 48 30	5.06 32.40 4.50	1.125 3.600 1.000																				

**New York Mets @ Chicago Cubs**  
**Wrigley Field, Chicago, IL**  
 Mon Apr 16 1990, 3:33 AM CDT  
 Att. 13,813 - Unknown - 57 F

AB	40
R	10
H	13
RBI	10
BB	2
SO	8
LOB	16



Batter	1	2	3	4	5	6	7	8	9	AB R H RBI BB SO LOB
Jerome Walton, R OBP: 0.394, SLG: 0.367 (1, 8)	1-0 G6-3		0-3 K		3-1 L4		0-1 23 2B 1B		2-2 1B	5 0 2 0 0 1 1
23 Ryne Sandberg, R OBP: 0.423, SLG: 0.654 Dean Wilkins, R (8, 1)	1-3 K		1-3 K			2-3 K	0-0 1B		0-2 P6	4 0 1 1 0 3 1 0 0 0 0 0 0 0 1 0 0 0 0 0 1
Dwight Smith, L OBP: 0.200, SLG: 0.278 (9, PH)							1-3 2B			
Mark Grace, L OBP: 0.467, SLG: 0.318 (1, 3)	0-0 F7			3-2 G4-3		0-0 E4 1B	2-1 F9			4 0 0 0 0 0 2
Andre Dawson, R OBP: 0.278, SLG: 0.588 (1, 9)		2-1 1B		2-1 G5-3		1-0 1B		0-0 F7		4 0 2 0 0 0 0
Lloyd McClendon, R OBP: 0.313, SLG: 0.357 (1, 7) (8, 2)		1-3 K		4-2 2B BB		2-3 K		2-2 B1-3 1B		3 0 1 0 1 2 3
Luis Salazar, R OBP: 0.292, SLG: 0.304 (1, 5)		0-3 K		2-1 1B 2B		1-2 F9		0-0 B1-3		4 0 1 0 0 1 4
Shawon Dunston, R OBP: 0.286, SLG: 0.286 (1, 6)		2-2 P4		3-2 F7			1-1 1B 23 2B 1B	0-0 P5		4 1 1 0 0 0 4
Joe Girardi, R OBP: 0.231, SLG: 0.231 Dave Clark, L OBP: 0.400, SLG: 0.400 Greg Smith, S (1, 2) (7, PH) (8, 4)			0-0 SH3-4 1B		0-0 F8		2-3 K		1-0 F2	2 0 1 0 0 0 0 1 0 0 0 0 1 1 1 0 0 0 0 0 0
Steve Wilson, L (1, 1)			1-0 SH3-4		1-3 K		0-3 K		0-0 L6	1 0 0 0 0 1 0 0 0 0 0 0 0 0 2 0 0 0 0 1 1
Jeff Pico, R (6, 1)										
Marvell Wynne, L OBP: 0.222, SLG: 0.125 (7, PH) (8, 7)			1-2 K				1-2 K			

Inning Stats	R: 0 E: 0 K: 1 S: 5	H: 0 LOB: 0 BB: 0 P: 7	R: 0 E: 0 K: 2 S: 15	H: 1 LOB: 1 BB: 0 P: 20	R: 0 E: 0 K: 2 S: 9	H: 1 LOB: 1 BB: 0 P: 11	R: 0 E: 0 K: 0 S: 13	H: 1 LOB: 2 BB: 1 P: 27	R: 0 E: 0 K: 1 S: 6	H: 0 LOB: 0 BB: 0 P: 10	R: 0 E: 1 K: 2 S: 14	H: 1 LOB: 2 BB: 0 P: 20	R: 1 E: 0 K: 2 S: 13	H: 3 LOB: 2 BB: 0 P: 18	R: 0 E: 0 K: 0 S: 6	H: 1 LOB: 1 BB: 0 P: 8	R: 0 E: 0 K: 0 S: 10	H: 1 LOB: 1 BB: 0 P: 13	1B: 7 2B: 2 3B: 0 HR: 0	SF: 0 SAC: 1 DP: 0 HBP: 0	WP: 0 PB: 0 SB: 1 CS: 0	PA: 38	
PITCHER	IP	WLS	BF	H	R	ER	SO	BB	IBB	HBP	BLK	WP	HR	S	P	ERA	WHIP						
Frank Viola, L ERA: 7.2 (1, 1)	6.0	W	24	4	0	0	8	1	0	0	0	0	0	62	95	0.00	0.833						
Alejandro Pena, R ERA: 7.2 (7, 1)	3.0	S	14	5	1	1	2	0	0	0	0	0	0	29	39	3.00	1.667						

**NEW YORK METS @ CHICAGO CUBS**  
**Wrigley Field, Chicago, IL**  
 Mon Apr 16 1990, 3:33 AM CDT  
 Att. 13,813 - Unknown - 57 F

<b>AB</b>	<b>36</b>
<b>R</b>	<b>1</b>
<b>H</b>	<b>9</b>
<b>RBI</b>	<b>1</b>
<b>BB</b>	<b>1</b>
<b>SO</b>	<b>10</b>
<b>LOB</b>	<b>18</b>

livebaseballscorecards.com

Batter	1	2	3	4	5	6	7	8	9	10	11	12	13	AB R H RBI BB SO LOB	TOP																	
Jerome Walton, R OBP: 0.475, SLG: 0.394 (1, 8)	4-2 S 23 F7 BB		1-0 23 E 23 S SF9 HBP		4-0 BB 1-2 HR BB		2-1 F8		2-0 1-2 1B		1-1 PB 23 5-3 1B		1 SAFE 4-1 23 E BB	3 3 2 0 3 0 0																		
23 Ryne Sandberg, R OBP: 0.364, SLG: 0.531 (1, 4)	0-0 F7		4-2 E S 1-3 BB		3-2 P2		1-1 G6-3		1-0 L8		1-1 5-3		1-0 E5	6 0 0 1 1 0 6																		
Mark Grace, L OBP: 0.486, SLG: 0.320 (1, 3)	4-2 S BB		1-0 SF9		4-2 1-2 HR BB		2-2 G4-3		2-2 1B S 1B		3-2 G3		3-H 4-0 FC6-4 IBB	3 1 1 1 3 0 1																		
Lloyd McClendon, R OBP: 0.261, SLG: 0.429 (1, 7)	3-3 K		1-2 L5		1-0 1-H 2-H 3-H HR		1-2 L6		1-3 K		0-3 K		0-0 FC6-4	7 1 1 4 0 3 6																		
Luis Salazar, R OBP: 0.267, SLG: 0.276 (1, 5)	0-2 F8			0-0 G5-4-3 1B		0-0 P3		0-2 F8		2-3 K		1-2 F4		6 0 1 0 0 1 3																		
Shawon Dunston, R OBP: 0.265, SLG: 0.265 (1, 6)		0-1 E5		1-1 G5-4-3		0-0 F7		1-1 G4-3		1-2 K		0-1 6-3		6 0 1 0 0 0 1																		
Doug Dascenzo, S OBP: 0.250, SLG: 0.625 Marvell Wynne, L OBP: 0.167, SLG: 0.091 (9, PH) (9, 9)		1-0 G6-4-3		1-2 L8		2-1 F8			3-3 K		1-1 F8		0-0 1-3	3 0 0 0 0 0 1 3 0 0 0 0 0 1 2	AB 46 R 8 H 9 RBI 6 BB 9 SO 10 LOB 23																	
Rick Wrona, R OBP: 0.500, SLG: 0.429 Dave Clark, L OBP: 0.333, SLG: 0.333 Joe Girardi, R OBP: 0.333, SLG: 0.333 (9, 2)		0-3 K		4-1 BB HR BB		3-2 1B			0-3 K		0-0 1B 23 5-3 1B		2-0 E 23 E 1B	2 1 1 0 1 1 0 1 0 0 0 0 1 0 2 2 2 0 0 0 0																		
Jose Antonio Nunez, R Les Lancaster, R Dwight Smith, L Mitch Williams, L Greg Smith, S Paul Assenmacher, L Andre Dawson, R Dean Wilkins, R (1, 1) (5, 1) (9, PH) (9, 1) (11, PH) (11, 1) (13, PH) (13, 1)		0-3 K		0-3 K		1-3 K			4-2 1B BB		0-1 SH5-4		0-1 F9	2 0 0 0 0 0 2 1 1 0 0 0 0 0 1 1 0 0 0 0 0 1 0 0 0 0 0 0 0 0 0 0 0 0 0 0 0 0 0 0 0 0 0 0 0 0 0 0 1 0 0 0 0 0 0 1 0 0 0 0 0 0 0 0																		
<b>Inning Stats</b>	R: 0 E: 0 K: 1 S: 11	H: 0 LOB: 2 BB: 2 P: 22	R: 0 E: 1 K: 1 S: 8	H: 0 LOB: 0 BB: 0 P: 9	R: 1 E: 0 K: 1 S: 13	H: 0 LOB: 1 BB: 1 P: 19	R: 0 E: 0 K: 0 S: 6	H: 1 LOB: 0 BB: 0 P: 8	R: 4 E: 0 K: 1 S: 13	H: 1 LOB: 3 BB: 3 P: 29	R: 0 E: 0 K: 1 S: 9	H: 1 LOB: 1 BB: 0 P: 15	R: 0 E: 0 K: 0 S: 7	H: 0 LOB: 0 BB: 0 P: 12	R: 0 E: 0 K: 2 S: 12	H: 1 LOB: 2 BB: 1 P: 22	R: 0 E: 0 K: 2 S: 15	H: 2 LOB: 2 BB: 0 P: 22	R: 1 E: 0 K: 0 S: 11	H: 2 LOB: 1 BB: 0 P: 16	R: 0 E: 0 K: 1 S: 9	H: 0 LOB: 0 BB: 0 P: 10	R: 2 E: 1 K: 0 S: 7	H: 1 LOB: 2 BB: 2 P: 18	1B: 8 2B: 1 3B: 0 HR: 1	SF: 1 SAC: 1 DP: 2 HBP: 1	WP: 0 PB: 1 SB: 6 CS: 0	PA: 58				
<b>PITCHER</b>	IP WLS BF H R ER SO BB IBB HBP BLK WP HR S P ERA WHIP	IP WLS BF H R ER SO BB IBB HBP BLK WP HR S P ERA WHIP																														
Sid Fernandez, L ERA: 6.75 (1, 1)	6.0	27	3	5	4	5	6	0	0	0	0	0	0	0	0	0	6.00	1.500														
Wally Whitehurst, R ERA: 2.45 (7, 1)	2.0	6	0	0	0	0	0	0	0	0	0	0	0	0	0	0	0.00	0.000														
Julio Machado, R ERA: (9, 1)	2.0	10	3	0	0	4	1	0	0	0	0	0	0	0	0	0	0.00	2.000														
John Franco, L ERA: 2.7 (11, 1)	1.0	5	2	1	1	0	0	0	0	0	0	0	0	0	0	0	9.00	2.000														
Jeff Innis, R ERA: 4.5 (12, 1)	2.0	L	10	1	2	0	1	1	1	0	0	0	0	0	0	0	0.00	1.000														

Chicago Cubs @ New York Mets  
Shea Stadium, Flushing, NY  
Tue Apr 17 1990, 7:05 PM EDT  
Att. 13,964 - Unknown - 46 F

livebaseballscorecards.com





Batter	1	2	3	4	5	6	7	8	9	10	11	12	13	AB	R	H	RBI	BB	SO	LOB									
<b>Gregg Jefferies, S</b> OBP: 0.421, SLG: 0.485 (1, 4)	4-0 F8 S BB		3-0 G3 2-H 2B		4-0 HR BB	2-1 2B		3-2 4-3		3-2 IBB 1B	1-2 F8			5	1	3	1	2	0	2									
<b>Keith Miller, R</b> OBP: 0.361, SLG: 0.387 (1, 8)	2-3 K		4-1 G3 BB		4-0 HR BB	3-2 F3			4-2 5-3 BLK BB	2-3 K		4-0 FC5 S BB		3	1	0	0	4	2	4									
<b>Howard Johnson, S</b> OBP: 0.316, SLG: 0.611 (1, 5)	1-0 F8		0-0 G3		0-0 HR	0-0 F9			1-2 5-3	4-0 IBB		0-0 F7		6	1	1	3	1	0	6									
<b>Darryl Strawberry, L</b> OBP: 0.432, SLG: 0.333 (1, 9)	3-3 K		4-0 IBB		0-1 F9		1-1 G5-3		4-2 FC6 BB	1-3 K		4-2 FC5 BB		4	0	0	0	3	2	4									
<b>Mike Marshall, R</b> OBP: 0.257, SLG: 0.400 (1, 3)		2-3 K	1-2 P4		2-2 1B 1B		2-0 F8		0-2 FC6		2-1 HR	0-0 FC5		7	1	2	1	0	1	7									
<b>Mark Carreon, R</b> OBP: 0.471, SLG: 0.800 (1, 7)		4-2 G5-4-3 BB		2-1 HR	0-3 K		3-2 1B		1-3 K		0-1 P3	2-3 K		6	1	2	1	1	3	6									
<b>Barry Lyons, R</b> OBP: 0.250, SLG: 0.444 (1, 2)		1-2 G5-4-3		0-0 F7	0-0 1B		1-0 G6-3		2-0 F8		1-0 E7			6	0	1	0	0	0	5									
<b>Lou Thornton, L</b> (11, PR)		1-2 G5-4-3		1-2 1B										0	0	0	0	0	0	0									
<b>Orlando Mercado, R</b> (12, 2)														1	0	0	0	0	0	0									
<b>Kevin Elster, R</b> OBP: 0.206, SLG: 0.069 (1, 6)			4-2 WP SH1-4 2B BB	1-2 F9	0-0 G4-3		2-1 G6-3		0-1 F9	4-1 BB			5	1	0	0	2	1	2										
<b>Sal Fernandez, L</b> Drew Milne, L Wally Whitford, R Tom O'Malley, L Julio Machado, R Tim Lincecum, R John Franco, L Kevin Maffey, R Mickey Sasser, L	0-2 SH1-4		2-3 K		2-3 K		2-3 K		3-1 F7		3-2 1B 1B	0-0 F9		1	0	0	0	0	1	0									
<b>Inning Stats</b>	R: 0 E: 0 K: 2 S: 8	H: 0 LOB: 1 BB: 1 P: 18	R: 0 E: 0 K: 1 S: 9	H: 0 LOB: 0 BB: 1 P: 16	R: 1 E: 0 K: 0 S: 12	H: 1 LOB: 3 BB: 3 P: 28	R: 1 E: 0 K: 1 S: 9	H: 1 LOB: 0 BB: 0 P: 14	R: 3 E: 0 K: 1 S: 12	H: 3 LOB: 2 BB: 2 P: 22	R: 0 E: 0 K: 1 S: 10	H: 1 LOB: 1 BB: 0 P: 17	R: 0 E: 0 K: 0 S: 7	H: 1 LOB: 1 BB: 0 P: 14	R: 0 E: 0 K: 0 S: 7	H: 0 LOB: 0 BB: 0 P: 15	R: 0 E: 0 K: 1 S: 15	H: 0 LOB: 3 BB: 2 P: 27	R: 0 E: 0 K: 2 S: 19	H: 2 LOB: 3 BB: 1 P: 32	R: 1 E: 1 K: 0 S: 11	H: 1 LOB: 2 BB: 1 P: 19	R: 0 E: 0 K: 1 S: 8	H: 0 LOB: 2 BB: 2 P: 18	R: 0 E: 0 K: 1 S: 5	H: 0 LOB: 0 BB: 0 P: 6	1B: 5 2B: 2 3B: 0 HR: 3	SF: 0 SAC: 1 DP: 1 HBP: 0	WP: 1 PA: 63 PB: 0 SB: 2 CS: 0
<b>PITCHER</b>	IP	WLS	BF	H	R	ER	SO	BB	IBB	HBP	BLK	WP	HR	S	P	ERA	WHIP												
<b>Jose Antonio Nunez, R</b> ERA: 6.0 (1, 1)	4.0		19	2	3	3	4	5	1	0	0	1	1	38	80	6.75	1.750												
<b>Les Lancaster, R</b> ERA: 1.74 (5, 1)	4.0		18	5	2	2	2	1	0	0	0	0	1	36	64	4.50	1.500												
<b>Mitch Williams, L</b> ERA: (9, 1)	2.0		12	2	0	0	3	2	1	0	1	0	0	34	59	0.00	2.000												
<b>Paul Assenmacher, L</b> ERA: 1.17 (11, 1)	2.0	W	11	1	1	1	1	3	0	0	0	0	1	39	37	4.50	2.000												
<b>Dean Wilkins, R</b> ERA: 3.0 (13, 1)	1.0	S	3	0	0	0	1	0	0	0	0	0	0	5	6	0.00	0.000												

**Chicago Cubs @ New York Mets**  
Shea Stadium, Flushing, NY  
Tue Apr 17 1990, 7:05 PM EDT  
Att: 13,964 - Unknown - 46 F

livebaseballscorecards.com

<b>AB</b>	49
<b>R</b>	6
<b>H</b>	10
<b>RBI</b>	6
<b>BB</b>	13
<b>SO</b>	11
<b>LOB</b>	38



Chicago Cubs @ New York Mets  
 Shea Stadium, Flushing, NY  
 Wed Apr 18 1990, 7:05 PM EDT  
 Att: 21,561 - Unknown

AB 35  
 R 8  
 H 10  
 RBI 7  
 BB 5  
 SO 11  
 LOB 15



WP: 0 PA: 42  
 PB: 1  
 SB: 2  
 CS: 0

Batter	1	2	3	4	5	6	7	8	9	AB R H RBI BB SO LOB	TOP										
Jerome Walton, R (1, 8) OBP: 0.467, SLG: 0.378	1-0 PB 23 BLK 2B 1B	4-2 23 S BB		2-3 K		2-1 F8		2-3 K		4 1 1 0 1 2 1											
23 Ryne Sandberg, R (1, 4) OBP: 0.368, SLG: 0.500	2-3 K 1-2	SAFE SAFE SAFE SAFE BB	4-2 BB	0-1 G1-3			2-1 BB E 1B	0-1 F7		4 1 1 0 1 1 2											
Dwight Smith, L (1, 7) OBP: 0.269, SLG: 0.273	0-3 K	0-1 F8			0-0 G3 S SF8 1B		4-0 E 3B BB	1-0 F8		4 2 1 0 0 1 1 3											
Mark Grace, L (1, 3) OBP: 0.476, SLG: 0.367	3-2 2B 2B		2-2 G1-6-3 1B		3-2 SAFE G3 1-3		1-1 E2 3B	0-3 K		5 2 2 1 0 1 2											
Andre Dawson, R (1, 9) OBP: 0.333, SLG: 0.619	0-1 2B		1-2 G1-6-3 1B		0-0 SF8		4-0 3B IBB	0-1 G5-3		3 1 2 2 1 0 0											
Domingo Ramos, R (1, 5) OBP: 0.375, SLG: 0.286	4-2 BB		0-2 G1-6-3		1-0 1B		0-0 SF8 3B	1-2 G5-3		2 0 1 0 1 0 2											
Marvell Wynne, L (7, PH) OBP: 0.231, SLG: 0.333			1-2f 2-3				1-H 2-H 3-H SF8 3B			1 1 1 3 0 0 0											
Luis Salazar, R (7, 5) OBP: 0.258, SLG: 0.267										1 0 0 0 0 0 0											
Shawon Dunston, R (1, 6) OBP: 0.237, SLG: 0.243	1-3 K		0-3 K		0-1 P9		1-2 SF8			3 0 0 1 0 2 4											
Joe Girardi, R (1, 2) OBP: 0.316, SLG: 0.316		1-1 F8		1-0 FC3-6 1B		0-3 K2-3	2-1 P2			4 0 1 0 0 1 0											
Greg Maddux, R (1, 1) Joe Kraemer, L (8, 1)		0-3 K		0-2 FC3-6		0-3 K	1-3 K			4 0 0 0 0 3 1											
										0 0 0 0 0 0 0											
Inning Stats	R: 2 E: 0 K: 3 S: 20	H: 3 LOB: 2 BB: 1 P: 31	R: 0 E: 0 K: 1 S: 15	H: 0 LOB: 2 BB: 2 P: 24	R: 0 E: 0 K: 1 S: 12	H: 2 LOB: 1 BB: 0 P: 15	R: 0 E: 0 K: 1 S: 9	H: 1 LOB: 1 BB: 0 P: 12	R: 1 E: 0 K: 0 S: 10	H: 2 LOB: 1 BB: 0 P: 14	R: 0 E: 0 K: 2 S: 8	H: 0 LOB: 0 BB: 0 P: 10	R: 5 E: 1 K: 1 S: 13	H: 2 LOB: 0 BB: 2 P: 28	R: 0 E: 0 K: 1 S: 6	H: 0 LOB: 0 BB: 0 P: 9	R: 0 E: 0 K: 1 S: 8	H: 0 LOB: 0 BB: 0 P: 9	1B: 7 2B: 2 3B: 1 HR: 0	SF: 2 SAC: 0 DP: 1 HBP: 0	WP: 0 PA: 42 PB: 1 SB: 2 CS: 0
PITCHER	IP WLS BF H R ER SO BB IBB HBP BLK WP HR S P ERA WHIP																				
David Cone, R (1, 1) ERA: 4.85	6.0 L 32 9 7 7 8 4 1 0 1 0 0 0 78 121 10.50 2.167																				
Julio Machado, R (7, 1) ERA: 1.5	1.0 4 1 1 0 1 0 0 0 0 0 0 0 9 13 0.00 1.000																				
Alejandro Pena, R (8, 1) ERA: 5.14	2.0 6 0 0 0 2 0 0 0 0 0 0 0 14 18 0.00 0.000																				

livebaseballscores.com

Batter	1	2	3	4	5	6	7	8	9	AB R H RBI BB SO LOB
Gregg Jefferies, S (1, 4) OBP: 0.419, SLG: 0.459	4-2 F9 BLK BB		2-0 G4-3		1-1 WP SH1-4 SF8 1B		3-2 G4-3		1-2 FC1 G1-3	4 1 1 0 1 0 1
Keith Miller, R (1, 8) OBP: 0.350, SLG: 0.371	0-3 SAFE 1-2		3-2 1B		0-0 SH1-4		1-2 G1-3		2-1 G1-3	4 0 1 1 0 1 2
Howard Johnson, S (1, 6) OBP: 0.302, SLG: 0.550	3-2 F9 2-3		0-1 G4-3		4-2 SAFE HBP BB		3-2 G3		1-3 K	4 0 0 0 1 1 3
Darryl Strawberry, L (1, 9) OBP: 0.439, SLG: 0.438	2-2 G3			4-2 HR BB	2-1 SF8		0-0 HR			2 2 1 2 1 0 1
Mike Marshall, R (1, 3) OBP: 0.282, SLG: 0.474		1-3 K		1-1 HR	1-2 HBP		0-3 K			3 1 1 2 0 2 0
Dave Magadan, L (1, 5) OBP: 0.222, SLG: 0.250		0-1 G1-3		2-0 F7	0-1 P6		1-1 F7			4 0 0 0 0 0 2
Mark Carreon, R (1, 7) OBP: 0.429, SLG: 0.684		0-0 1B		0-1 E5		3-2 F7		1-2 F8		4 0 1 0 0 0 0
Mackey Sasser, L (1, 2) Barry Lyons, R (9, PH) OBP: 0.241, SLG: 0.429		0-0 F8		1 SAFE F7		0-3 K		1-2 F8		3 0 0 0 0 1 2 1 0 0 0 0 0 0
David Cone, L (1, 1) Julio Machado, R (7, 1) Alejandro Pena, R (8, 1) Tim Teufel, R (9, PH) OBP: 0.500, SLG: 0.333			1-3 K	2-2 G5-3		0-1 F7		4-2 FC1 G1-3 BB		3 0 0 0 0 1 1 0 0 0 0 0 0 0 0 0 0 0 0 0 0 0 1 0 0 1 0 0

Inning Stats	R: 0 E: 0 K: 1 S: 13	H: 0 LOB: 1 BB: 1 P: 22	R: 0 E: 0 K: 1 S: 7	H: 1 LOB: 1 BB: 0 P: 8	R: 0 E: 0 K: 1 S: 14	H: 1 LOB: 1 BB: 0 P: 20	R: 2 E: 1 K: 0 S: 12	H: 1 LOB: 1 BB: 1 P: 21	R: 1 E: 0 K: 1 S: 13	H: 1 LOB: 2 BB: 1 P: 21	R: 0 E: 0 K: 1 S: 8	H: 0 LOB: 0 BB: 0 P: 11	R: 0 E: 0 K: 0 S: 11	H: 0 LOB: 0 BB: 0 P: 18	R: 1 E: 0 K: 1 S: 11	H: 1 LOB: 0 BB: 0 P: 13	R: 1 E: 1 K: 1 S: 16	H: 0 LOB: 1 BB: 1 P: 25	1B: 3 2B: 0 3B: 0 HR: 2	SF: 1 SAC: 1 DP: 0 HBP: 1	WP: 1 PB: 0 SB: 0 CS: 0	PA: 39
--------------	-------------------------------	----------------------------------	------------------------------	---------------------------------	-------------------------------	----------------------------------	-------------------------------	----------------------------------	-------------------------------	----------------------------------	------------------------------	----------------------------------	-------------------------------	----------------------------------	-------------------------------	----------------------------------	-------------------------------	----------------------------------	----------------------------------	------------------------------------	----------------------------------	--------

PITCHER	IP	WLS	BF	H	R	ER	SO	BB	IBB	HBP	BLK	WP	HR	S	P	ERA	WHIP
Greg Maddux, R (1, 1) ERA: 1.84	7.0	W	30	4	3	3	4	3	0	1	1	1	1	78	121	3.86	1.000
Joe Kraemer, L (8, 1) ERA: 2.08	2.0		9	1	2	1	2	1	0	0	0	0	1	27	38	4.50	1.000


**BOTTOM**

**Chicago Cubs @ New York Mets**  
Shea Stadium, Flushing, NY

Wed Apr 18 1990, 7:05 PM EDT  
Att. 21,561 - Unknown

livebaseballscorecards.com

<b>AB</b>	<b>32</b>
<b>R</b>	<b>5</b>
<b>H</b>	<b>5</b>
<b>RBI</b>	<b>5</b>
<b>BB</b>	<b>4</b>
<b>SO</b>	<b>6</b>
<b>LOB</b>	<b>12</b>



Batter	1	2	3	4	5	6	7	8	9	AB R H RBI BB SO LOB	TOP
Jerome Walton, R (1, 8) OBP: 0.469, SLG: 0.375	1-2 G6-3		4-0 BB		1-2 23 E 23 S 1B		2-3 K			3 0 1 1 1 1 0	<b>Chicago Cubs @ New York Mets</b> Shea Stadium, Flushing, NY Thu Apr 19 1990, 3:33 AM EDT Att. 18,780 - Sunny - 57 F
23 Ryne Sandberg, R (1, 4) OBP: 0.333, SLG: 0.450	2-2 G5-3		1-0 G4-3		2-0 G3		2-3 K			4 0 0 0 0 1 2	
Dwight Smith, L (1, 7) OBP: 0.276, SLG: 0.250 Paul Assenmacher, L (5, 1)	1-0 P6			4-2 FC6-5 G4-3 BB	1-3 K		0-1 F9			2 0 0 0 1 1 1 0 0 0 0 0 0 0 1 0 0 0 0 0 0 0 0 0 0 0 0 0	
Lloyd McClendon, R (8, PH) OBP: 0.250, SLG: 0.409 Jeff Pico, R (8, 1)								4-2 PB BB		3 0 1 0 1 0 1	
Mark Grace, L (1, 3) OBP: 0.478, SLG: 0.364		1-1 G4-3		2-2 1 SAFE G4-3		2-2 S 1B		1-3 K		4 0 0 0 0 2 3	
Andre Dawson, R (1, 9) OBP: 0.286, SLG: 0.520		1-0 P6		1-1 FC6-5 1B		1-2 K		1-3 K		4 0 2 0 0 2 1	
Domingo Ramos, R (1, 5) OBP: 0.417, SLG: 0.364		2-2 1B		1-0 1B		2-3 K		1-3 K		4 0 0 0 0 2 4	
Shawon Dunston, R (1, 6) OBP: 0.214, SLG: 0.220		3-3 K		1-1 F8		0-2 G6-3		0-3 K		3 1 0 0 0 0 0	
Joe Girardi, R (1, 2) OBP: 0.304, SLG: 0.273			0-0 G4-3		1-1 SH5-3 1B HBP		3-2 G6-3		1-1 L9	1 0 0 0 0 1 0 1 0 0 0 0 1 0	
Mike Harkey, R (1, 1) OBP: 0.500, SLG: 0.500 Marvell Wynne, L (5, 7) OBP: 0.214, SLG: 0.308			1-3 K		1-0 SH5-3		3-3 K				
<b>Inning Stats</b>	R: 0 H: 0 E: 0 LOB: 0 K: 0 BB: 0 S: 8 P: 12	R: 0 H: 1 E: 0 LOB: 1 K: 1 BB: 0 S: 10 P: 17	R: 0 H: 0 E: 0 LOB: 1 K: 1 BB: 1 S: 7 P: 12	R: 0 H: 1 E: 0 LOB: 2 K: 0 BB: 1 S: 13 P: 21	R: 1 H: 1 E: 1 LOB: 1 K: 1 BB: 0 S: 11 P: 16	R: 0 H: 1 E: 0 LOB: 1 K: 2 BB: 0 S: 13 P: 18	R: 0 H: 0 E: 0 LOB: 0 K: 2 BB: 0 S: 13 P: 21	R: 0 H: 0 E: 0 LOB: 1 K: 2 BB: 1 S: 11 P: 18	R: 0 H: 0 E: 0 LOB: 0 K: 2 BB: 0 S: 10 P: 12	1B: 4 SF: 0 2B: 0 SAC: 1 3B: 0 DP: 0 HR: 0 HBP: 1	WP: 0 PA: 35 PB: 1 SB: 4 CS: 0
<b>PITCHER</b> Dwight Gooden, R (1, 1) ERA: 6.75 John Franco, L (8, 1) ERA: 1.69	IP WLS BF H R ER SO BB IBB HBP BLK WP HR S P ERA WHIP	7.0 W 28 4 1 1 7 2 0 1 0 0 0 0 75 117 1.29 0.857	2.0 S 7 0 0 0 4 1 0 0 0 0 0 0 21 30 0.00 0.500								

livebaseballscorecards.com

AB	30
R	1
H	4
RBI	1
BB	3
SO	11
LOB	12



Batter	1	2	3	4	5	6	7	8	9	AB	R	H	RBI	BB	SO	LOB
Gregg Jefferies, S OBP: 0.404, SLG: 0.439 (1, 4)	2-3 K		2-0 L9		2-2 PB 2B 1B		1-3 K			4	1	1	0	0	2	0
Keith Miller, R OBP: 0.364, SLG: 0.351 (1, 8)	2-1 G4-3			4-0 HBP SF7 BB	4-1 2B BB		1-3 K			2	2	0	0	2	1	0
Howard Johnson, S OBP: 0.304, SLG: 0.558 Tom O'Malley, L (8, 5)	1-3 K			1 SAFE 3-1 P BB C BB X	2-0 G1-6-3 1-H 2-H 2B		2-1 G4-3			3	0	1	2	0	1	1
Darryl Strawberry, L OBP: 0.444, SLG: 0.412 (1, 9)		2-2 G4-3		4-0 SF7 HBP IBB	1-2 G1-6-3		4-1 E WP BB			2	1	0	0	2	0	1
Mark Carreon, R OBP: 0.400, SLG: 0.591 (1, 7)		0-0 P3		2-0 BB HBP	1-3 K2-3		1-2 E6 WP			3	0	0	0	0	1	2
Dave Magadan, L OBP: 0.308, SLG: 0.300 (1, 3)		3-2 1B		3-1 SF7		1-2 G4-3		4-0 WP IBB		2	0	1	1	1	0	0
Barry Lyons, R OBP: 0.242, SLG: 0.387 (1, 2)		1-3 K		4-2 FC1-4-6 BB		2-1 F8		3-2 P3		3	0	0	0	1	1	3
Kevin Elster, R OBP: 0.184, SLG: 0.061 (1, 6)			2-3 K	1-1 FC1-4-6		1-3 K		2-3 K		4	0	0	0	0	3	5
Dwight Gooden, R Tim Teufel, R John Franco, L (7, PH) (8, 1)			0-1 G4-3		1-1 F9		2-3 K			2	0	0	0	0	0	0
										1	0	0	0	0	1	0
										0	0	0	0	0	0	0

Inning Stats	R: 0	H: 0	E: 0	K: 2	S: 8	LOB: 0	BB: 0	P: 13	R: 0	H: 1	E: 0	K: 1	S: 10	LOB: 1	BB: 0	P: 16	R: 0	H: 0	E: 0	K: 1	S: 7	LOB: 0	BB: 0	P: 11	R: 1	H: 0	E: 0	K: 0	S: 9	LOB: 3	BB: 3	P: 29	R: 2	H: 2	E: 0	K: 1	S: 13	LOB: 1	BB: 1	P: 24	R: 0	H: 0	E: 0	K: 1	S: 8	LOB: 0	BB: 0	P: 12	R: 0	H: 0	E: 0	K: 3	S: 9	LOB: 0	BB: 0	P: 13	R: 1	H: 0	E: 1	K: 1	S: 16	LOB: 2	BB: 2	P: 32
1B: 2	SF: 1	2B: 1	SAC: 0	3B: 0	DP: 0	HR: 0	HBP: 1	WP: 1	PA: 35	SB: 0	CS: 0																																																					

PITCHER	IP	WLS	BF	H	R	ER	SO	BB	IBB	HBP	BLK	WP	HR	S	P	ERA	WHIP
Mike Harkey, R ERA: 3.48 (1, 1)	4.1	L	21	3	3	3	4	3	1	1	0	0	0	41	85	6.23	1.385
Paul Assenmacher, L ERA: 0.87 (5, 1)	2.2		8	0	0	0	5	0	0	0	0	0	0	23	33	0.00	0.000
Jeff Pico, R ERA: 12.46 (8, 1)	1.0		6	0	1	0	1	1	1	0	0	1	0	16	32	0.00	1.000


**BOTTOM**

**Chicago Cubs @ New York Mets**  
Shea Stadium, Flushing, NY

Thu Apr 19 1990, 3:33 AM EDT  
Att. 18,780 - Sunny - 57 F

livebaseballscorecards.com

AB	27
R	4
H	3
RBI	3
BB	6
SO	10
LOB	12



Batter	1	2	3	4	5	6	7	8	9	AB R H RBI BB SO LOB	TOP							
<b>Barry Bonds, L</b> (1, 7) OBP: 0.302, SLG: 0.421	3-2 F8		0-1 G3		3-1 G4-3	1-1 G4-6-3 1B				4 0 1 1 0 0 0	<b>Pittsburgh Pirates @ Chicago Cubs</b> Wrigley Field, Chicago, IL Fri Apr 20 1990, 3:33 AM CDT Att. 15,171 - Overcast - 59 F							
<b>Jose Lind, R</b> (1, 4) OBP: 0.317, SLG: 0.359	1-0 F7		1-1 G6-3		1-1 G5-3	2-0 G4-6-3 1-2f				4 0 0 0 0 0 3								
<b>Andy Van Slyke, L</b> (1, 8) OBP: 0.300, SLG: 0.528	3-1 G4-3		2-2 HR 1B			4-1 1B BB	3-2 L6			3 2 1 0 1 0 0								
<b>Bobby Bonilla, S</b> (1, 5) OBP: 0.326, SLG: 0.717		0-0 HR	1-1 HR			0-1 E 1B 1B	1-2 F8			4 3 3 3 0 0 0								
<b>R.J. Reynolds, S</b> (1, 9) OBP: 0.353, SLG: 0.375		0-1 G5-3	0-1 G3			1-2 E 1B 1B				3 1 1 1 0 0 0								
<b>Michael LaValliere, L</b> (1, 2) OBP: 0.200, SLG: 0.059		2-1 G6-3		3-2 L7		3-2 SAFE BB BB 1B				2 0 0 0 0 0 0								
<b>Don Slaughter, R</b> (6, PH) OBP: 0.500, SLG: 0.533						1-2 2-H				1 1 1 2 0 0 0								
<b>Sid Bream, L</b> (1, 3) OBP: 0.333, SLG: 0.250		2-2 E 1B		3-1 L9		4-0 1B BB BB				2 1 1 0 1 0 0								
<b>Rafael Belliard, R</b> (1, 6) OBP: 0.500, SLG: 0.667		0-1 E6 PB 2B		0-3 K		4-1 1B BB				2 1 1 1 1 1 0								
<b>Walt Terrell, L</b> (1, 1)		2-3 K			2-0 L7	3-3 K				2 0 0 0 0 1 0								
<b>Mike Roesler, R</b> (5, 1)										1 0 0 0 0 1 3								
<b>Scott Ruskin, R</b> (6, 1)										0 0 0 0 0 0 0								
<b>Inning Stats</b>	R: 0 E: 0 K: 0 S: 8	H: 0 LOB: 0 BB: 0 P: 15	R: 3 E: 1 K: 1 S: 14	H: 3 LOB: 0 BB: 0 P: 20	R: 2 E: 0 K: 0 S: 12	H: 2 LOB: 0 BB: 0 P: 16	R: 0 E: 0 K: 1 S: 10	H: 0 LOB: 0 BB: 0 P: 16	R: 0 E: 0 K: 0 S: 5	H: 0 LOB: 0 BB: 0 P: 11	R: 4 E: 1 K: 1 S: 16	H: 4 LOB: 2 BB: 3 P: 38	R: 0 E: 0 K: 0 S: 9	H: 0 LOB: 0 BB: 0 P: 13	1B: 6 2B: 1 3B: 0 HR: 2	SF: 0 SAC: 0 DP: 1 HBP: 0	WP: 0 PB: 1 SB: 0 CS: 0	PA: 31
<b>PITCHER</b>	IP WLS BF H R ER SO BB IBB HBP BLK WP HR S P ERA WHIP																	
<b>Mike Bielecki, R</b> (1, 1) ERA: 4.5	4.0 L 17 5 5 4 2 0 0 0 0 0 2 44 67 9.00 1.250																	
<b>Joe Kraemer, L</b> (5, 1) ERA: 6.75	1.0 6 2 3 3 0 1 0 0 0 0 0 11 22 27.00 3.000																	
<b>Dean Wilkins, R</b> (6, 1) ERA: 6.0	0.0 3 1 0 0 0 2 0 0 0 0 0 4 15 ∞ ∞																	
<b>Jeff Pico, R</b> (6, 1) ERA: 9.0	1.2 5 1 1 1 1 0 0 0 0 0 0 15 25 5.40 0.600																	

<b>AB</b>	<b>28</b>
<b>R</b>	<b>9</b>
<b>H</b>	<b>9</b>
<b>RBI</b>	<b>8</b>
<b>BB</b>	<b>3</b>
<b>SO</b>	<b>3</b>
<b>LOB</b>	<b>6</b>



Batter	1	2	3	4	5	6	7	8	9
Jerome Walton, R OBP: 0.434, SLG: 0.341 (1, 8)	1-0 G5-3	0-0 G6-3		0-2 E6 23 WVP		1-1 P2			
23 Ryne Sandberg, R OBP: 0.348, SLG: 0.455 (1, 4)	3-1 F8		0-0 1B WP SF9	1-2 F9		1-2 1B WP			
Dwight Smith, L OBP: 0.333, SLG: 0.357 (1, 7)	2-0 1B		1-1 1B G6-4-3	2-0 1B WP		3-3 K			
Mark Grace, L OBP: 0.460, SLG: 0.361 (1, 3)	0-0 1B		2-1 SF9	0-1 G1-3		2-1 F7			
Andre Dawson, R OBP: 0.290, SLG: 0.500 (1, 9)	1-0 G4-3		0-0 G6-4-3	1-2 1B		1-2 1B			
Luis Salazar, R OBP: 0.294, SLG: 0.303 (1, 5)		1-1 FC6-4 1B		0-0 2B SF7		2-2 L8			
Shawon Dunston, R OBP: 0.267, SLG: 0.295 (1, 6)		0-1 FC6-4 1B		0-1 G3 E		1-1 FC4-6 1B			
Joe Girardi, R OBP: 0.280, SLG: 0.261 (1, 2)		0-2 FC6-4		1-1 SF7		1-2 FC4-6			
Marvell Wynne, L OBP: 0.200, SLG: 0.286 (5, PH)		1-2f 2-3 SH3-4		3-H G3					
Rick Wrona, R OBP: 0.500, SLG: 0.429 (6, 2)									
Mike Bielecki, R (1, 1)		0-0 SH3-4		0-0 G3		4-2 WP 23 1B			
Dave Clark, L OBP: 0.286, SLG: 0.286 (4, PH)									
Joe Kraemer, L (5, 1)									
Dean Wilkins, R (6, 1)									
Jeff Pico, R (6, 1)									

Inning Stats	R: 0	H: 2	E: 0	LOB: 2	K: 0	BB: 0	S: 6	R: 0	H: 2	E: 0	LOB: 2	K: 0	BB: 0	S: 9	R: 1	H: 2	E: 0	LOB: 0	K: 0	BB: 0	S: 6	R: 2	H: 2	E: 1	LOB: 1	K: 0	BB: 0	S: 13	R: 1	H: 3	E: 0	LOB: 2	K: 0	BB: 0	S: 15	R: 0	H: 1	E: 0	LOB: 2	K: 1	BB: 1	S: 15
1B: 10	SF: 2	2B: 2	SAC: 1	3B: 0	DP: 1	HR: 0	HBP: 0	WP: 4	PA: 31	PB: 0	SB: 0	CS: 0																														

PITCHER	IP	WLS	BF	H	R	ER	SO	BB	IBB	HBP	BLK	WP	HR	S	P	ERA	WHIP
Walt Terrell, R ERA: 4.22 (1, 1)	4.1		23	10	4	3	0	0	0	0	0	3	0	40	57	6.23	2.308
Mike Roesler, R ERA: 2.08 (5, 1)	1.0	W	6	2	0	0	0	1	0	0	0	0	0	18	28	0.00	3.000
Scott Ruskin, L ERA: 1.5 (6, 1)	0.2		2	0	0	0	1	0	0	0	0	1	0	6	11	0.00	0.000

**BOTTOM**

**Pittsburgh Pirates @ Chicago Cubs**  
**Wrigley Field, Chicago, IL**  
 Fri Apr 20 1990, 3:33 AM CDT  
 Att: 15,171 - Overcast - 59 F

[livebaseballscorecards.com](http://livebaseballscorecards.com)

<b>AB</b>	<b>27</b>
<b>R</b>	<b>4</b>
<b>H</b>	<b>12</b>
<b>RBI</b>	<b>3</b>
<b>BB</b>	<b>1</b>
<b>SO</b>	<b>1</b>
<b>LOB</b>	<b>18</b>



Batter	1	2	3	4	5	6	7	8	9	AB R H RBI BB SO LOB	TOP		
Barry Bonds, L (1, 7) OBP: 0.292, SLG: 0.381 R.J. Reynolds, S (9, 7) OBP: 0.353, SLG: 0.375	1-2 G3-1		0-2 F7		4-1 SH 1B BB	3-2 G4-3			3-3 K	4 1 0 0 1 1 0 0 0 0 0 0 0 0			
Jay Bell, R (1, 6) OBP: 0.304, SLG: 0.302	1-2 F8		0-0 E5		0-0 SH 1B SF7		0-2 L1-5-3			3 1 0 0 0 0 0			
Gary Redus, R (1, 3) OBP: 0.333, SLG: 0.400	1-1 L5		2-1 P3		1-0 1B 1B		0-2 G6-3			4 0 1 1 0 0 1			
Bobby Bonilla, S (1, 9) OBP: 0.300, SLG: 0.660		2-2 P2	0-2 CS	2-0 G3	0-0 P4		0-2 F7			4 0 0 0 0 0 2			
Jeff King, R (1, 5) OBP: 0.222, SLG: 0.261		2-0 HR		1-1 L6	1-0 SF7		3-3 K			3 1 1 2 0 1 0			
Don Slaught, R (1, 2) OBP: 0.500, SLG: 0.684		3-2 P4		0-0 HR	0-0 1B		1-2 G5-3			4 1 2 1 0 0 0			
Andy Van Slyke, L (1, 8) OBP: 0.318, SLG: 0.525		1-0 1B 1B		2-1 1B 1B	0-1 G3		3-2 G3			4 0 2 0 0 0 2			
Jose Lind, R (1, 4) OBP: 0.333, SLG: 0.372		0-1 FC6-4 1B		0-0 1B		0-1 G6-3			1-1 G4-3	4 0 2 0 0 0 0			
John Smiley, L (1, 1) Bill Landrum, R (8, 1)		2-2 FC6-4		0-2 G3		1-3 K			2-2 B3-1	3 0 0 0 0 1 4 1 0 0 0 0 0 0			
<b>Inning Stats</b>	R: 0 E: 0 K: 0 S: 9 H: 0 LOB: 0 P: 12	R: 1 E: 0 K: 0 S: 15 H: 3 LOB: 2 P: 25	R: 0 E: 1 K: 0 S: 8 H: 0 LOB: 0 P: 10	R: 1 E: 0 K: 0 S: 10 H: 3 LOB: 2 P: 15	R: 2 E: 1 K: 0 S: 8 H: 2 LOB: 2 P: 14	R: 0 E: 0 K: 1 S: 8 H: 0 LOB: 0 P: 12	R: 0 E: 0 K: 0 S: 9 H: 0 LOB: 0 P: 9	R: 0 E: 0 K: 1 S: 11 H: 0 LOB: 0 P: 18	R: 0 E: 0 K: 1 S: 9 H: 0 LOB: 0 P: 15	1B: 6 2B: 0 3B: 0 HR: 2 SF: 1 SAC: 1 DP: 0 HBP: 0	WP: 0 PB: 0 SB: 0 CS: 1 PA: 38		
<b>PITCHER</b>	IP WLS BF H R ER SO BB IBB HBP BLK WP HR S P ERA WHIP											<b>PITCHER</b>	IP WLS BF H R ER SO BB IBB HBP BLK WP HR S P ERA WHIP
Steve Wilson, L (1, 1) ERA: 7.62	4.1 L 22 7 4 3 0 1 0 0 0 0 2 46 71 6.23 1.846												
Les Lancaster, R (5, 1) ERA: 1.64	0.2 3 1 0 0 0 0 0 0 0 0 0 4 5 0.00 1.500												
Paul Assenmacher, L (6, 1) ERA: 0.73	2.0 6 0 0 0 1 0 0 0 0 0 0 17 21 0.00 0.000												
Joe Kraemer, L (8, 1) ERA: 5.68	1.0 3 0 0 0 1 0 0 0 0 0 0 11 18 0.00 0.000												
Mitch Williams, L (9, 1) ERA:	1.0 3 0 0 0 1 0 0 0 0 0 0 9 15 0.00 0.000												

Pittsburgh Pirates @ Chicago Cubs  
Wrigley Field, Chicago, IL  
Sat Apr 21 1990, 7:05 PM CDT  
Att. 37,091 - Unknown

livebaseballscorecards.com

AB 34  
R 4  
H 8  
RBI 4  
BB 1  
SO 3  
LOB 9





BOTTOM

Pittsburgh Pirates @ Chicago Cubs  
Wrigley Field, Chicago, IL  
Sat Apr 21 1990, 7:05 PM CDT  
Att. 37,091 - Unknown

livebaseballscores.com

AB 34  
R 3  
H 8  
RBI 3  
BB 1  
SO 8  
LOB 12



WP: 1 PA: 36  
PB: 0  
SB: 0  
CS: 0

AB R H RBI BB SO LOB

4 1 2 0 0 1 0

3 0 0 1 0 2 1

4 0 0 0 0 3 3

4 0 1 2 0 0 1

4 0 1 0 0 0 0

4 0 2 0 0 0 2  
0 0 0 0 0 0 0

3 0 0 0 1 1 1

3 1 1 0 0 1 3  
1 0 0 0 0 0 0

1 0 0 0 0 0 0  
0 0 0 0 0 0 0  
1 0 0 0 0 0 1  
0 0 0 0 0 0 0  
0 0 0 0 0 0 0  
1 1 1 0 0 0 0  
1 0 0 0 0 0 0

1B: 7 SF: 1  
2B: 1 SAC: 0  
3B: 0 DP: 0  
HR: 0 HBP: 0

Batter	1	2	3	4	5	6	7	8	9
Jerome Walton, R (1, 8) OBP: 0.439, SLG: 0.354	2-1 G6-3		1-3 K			1-0 G3-1-3 1B		2-1 23 SF8 1B	
23 Ryne Sandberg, R (1, 4) OBP: 0.320, SLG: 0.426	1-1 F9		0-3 K			0-3 SAFE K		1-0 SF8	
Mark Grace, L (1, 3) OBP: 0.426, SLG: 0.325	3-3 K			2-3 K		0-1 G3-1-3		1-3 K	
Andre Dawson, R (1, 9) OBP: 0.286, SLG: 0.469		3-2 F9		1-1 P2		1-0 L7		0-1 1B	
Lloyd McClendon, R (1, 7) OBP: 0.250, SLG: 0.385		0-2 L4		0-0 L8			1-1 G6-3	1-1 1B	
Luis Salazar, R (1, 5) OBP: 0.316, SLG: 0.351 Mitch Williams, L (9, 1)		2-0 2B		0-2 E5 WP 1B		0-1 F8	0-1 F8	1-0 F8	
Shawon Dunston, R (1, 6) OBP: 0.265, SLG: 0.277		4-0 BB		0-0 L5		0-1 F8			0-3 K
Joe Girardi, R (1, 2) OBP: 0.286, SLG: 0.269 Marvell Wynne, L (9, PH) OBP: 0.188, SLG: 0.267		0-1 P4		0-3 K				0-1 1B 23 SF8 1B	1-2 G3
Steve Wilson, L (1, 1) Les Lancaster, R (5, 1) Domingo Ramos, R (5, PH) Paul Assenmacher, L (6, 1) Joe Kraemer, L (8, 1) Curtis Wilkerson, S (8, PH) OBP: 0.429, SLG: 0.333 Dwight Smith, L (9, PH) OBP: 0.324, SLG: 0.345			0-0 G5-3		2-1 B1-4			0-0 23 SF8 1B 1B	1-0 G4-3

Inning Stats	R: 0	H: 0	E: 0	K: 1	S: 8	R: 0	H: 1	E: 0	K: 0	S: 11	R: 0	H: 0	E: 0	K: 2	S: 7	R: 0	H: 0	E: 0	K: 1	S: 6	R: 0	H: 1	E: 1	K: 1	S: 9	R: 0	H: 1	E: 0	K: 1	S: 7	R: 0	H: 0	E: 0	K: 0	S: 6	R: 3	H: 5	E: 0	K: 1	S: 14	R: 0	H: 0	E: 0	K: 1	S: 9	R: 0	H: 0	E: 0	K: 1	S: 9
	LOB: 0	BB: 0	P: 14	LOB: 2	BB: 1	P: 20	LOB: 0	BB: 0	P: 8	LOB: 0	BB: 0	P: 9	LOB: 1	BB: 0	P: 11	LOB: 1	BB: 0	P: 9	LOB: 0	BB: 0	P: 7	LOB: 0	BB: 0	P: 9	LOB: 0	BB: 0	P: 7	LOB: 0	BB: 0	P: 9	LOB: 0	BB: 0	P: 7	LOB: 2	BB: 0	P: 20	LOB: 0	BB: 0	P: 11	LOB: 0	BB: 0	P: 11	LOB: 0	BB: 0	P: 11					

PITCHER	IP	WLS	BF	H	R	ER	SO	BB	IBB	HBP	BLK	WP	HR	S	P	ERA	WHIP
John Smiley, L (1, 1) ERA: 4.5	7.0	W	28	6	3	3	6	1	0	0	0	1	0	59	85	3.86	1.000
Bill Landrum, R (8, 1) ERA:	2.0	S	8	2	0	0	2	0	0	0	0	0	0	18	24	0.00	1.000

Batter	1	2	3	4	5	6	7	8	9	AB R H RBI BB SO LOB	TOP		
Wally Backman, S (1, 4) OBP: 0.423, SLG: 0.409 Jose Lind, R (9, 4) OBP: 0.333, SLG: 0.372	1-1 G3-1			1-0 WP SH 2B 1B	2-2 FC5-4 1B		3-2 G6-3			4 1 2 0 0 0 1 0 0 0 0 0 0 0			
Jay Bell, R (1, 6) OBP: 0.306, SLG: 0.289	1-3 K			1-0 SH WP 2B	0-0 FC5-4 1-2f			4-1 BB		2 1 0 0 1 1 1			
Andy Van Slyke, L (1, 8) OBP: 0.292, SLG: 0.477	0-3 K			3-3 K	0-0 L5			1-3 BB		4 0 0 0 0 3 4			
Bobby Bonilla, S (1, 9) OBP: 0.296, SLG: 0.648		1-2 F8		0-1 1B 1B 2-H 3-H		1-0 G3		0-3 K		4 1 1 2 0 1 1			
Barry Bonds, L (1, 7) OBP: 0.300, SLG: 0.372 R.J. Reynolds, S (4, 7) OBP: 0.316, SLG: 0.333		2-2 F7		4-1 1B 1B BB		0-0 G4-3		2-3 K		1 0 0 0 1 0 0 2 0 0 0 0 1 1			
Sid Bream, L (1, 3) OBP: 0.333, SLG: 0.263 Gary Redus, R (9, PH) OBP: 0.323, SLG: 0.385		1-1 F9		2-1 1B 1B		1-3 K		1-0 G5-3		3 0 1 0 0 1 0 1 0 0 0 0 0 0			
Jeff King, R (1, 5) OBP: 0.194, SLG: 0.222			2-3 K	2-3 K		3-3 K		3-2 G6-3		4 0 0 0 0 3 3			
Michael LaValiere, L (1, 2) OBP: 0.292, SLG: 0.150			2-0 G3	2-2 1B 1-2 2-H 3-H		0-0 FC5-6 1B		4-2 BB		3 0 2 1 1 0 0			
Neal Heaton, L (1, 1) Doug Bair, R (7, 1) Bob Patterson, R (7, 1) Ted Power, R (8, 1)			0-3 K2-3		1-1 G6-3		0-2 FC5-6 1-2f		3-3 K	3 0 0 0 0 1 1 0 0 0 0 0 0 0 0 0 0 0 0 0 0 1 0 0 0 0 1 1			
<b>Inning Stats</b>	R: 0 H: 0 E: 0 LOB: 0 K: 2 BB: 0 S: 8 P: 10	R: 0 H: 0 E: 0 LOB: 0 K: 0 BB: 0 S: 8 P: 12	R: 0 H: 0 E: 0 LOB: 0 K: 2 BB: 0 S: 8 P: 12	R: 3 H: 4 E: 0 LOB: 2 K: 2 BB: 1 S: 20 P: 35	R: 0 H: 1 E: 0 LOB: 1 K: 0 BB: 0 S: 8 P: 11	R: 0 H: 0 E: 0 LOB: 0 K: 1 BB: 0 S: 5 P: 7	R: 0 H: 1 E: 0 LOB: 1 K: 1 BB: 0 S: 11 P: 17	R: 0 H: 0 E: 0 LOB: 1 K: 3 BB: 1 S: 12 P: 19	R: 0 H: 0 E: 0 LOB: 1 K: 1 BB: 1 S: 9 P: 20	1B: 5 SF: 0 2B: 1 SAC: 1 3B: 0 DP: 0 HR: 0 HBP: 0	WP: 1 PA: 36 PB: 0 SB: 1 CS: 0		
<b>PITCHER</b>	IP WLS BF H R ER SO BB IBB HBP BLK WP HR S P ERA WHIP											<b>PITCHER</b>	IP WLS BF H R ER SO BB IBB HBP BLK WP HR S P ERA WHIP
Jose Antonio Nunez, R (1, 1) ERA: 5.4	6.0 L 24 5 3 3 7 1 0 0 0 1 0 57 87 4.50 1.000												
Paul Assenmacher, L (7, 1) ERA: 0.63	2.0 8 1 0 0 4 1 0 0 0 0 0 23 36 0.00 1.000												
Mitch Williams, L (9, 1) ERA:	1.0 4 0 0 0 1 1 0 0 0 0 0 9 20 0.00 1.000												

Pittsburgh Pirates @ Chicago Cubs  
Wrigley Field, Chicago, IL  
Sun Apr 22 1990, 3:33 AM CDT  
Att. 33,583 - Sunny - 69 F

livebaseballscorecards.com

AB	32
R	3
H	6
RBI	3
BB	3
SO	12
LOB	13



Batter	1	2	3	4	5	6	7	8	9	AB	R	H	RBI	BB	SO	LOB
Jerome Walton, R OBP: 0.410, SLG: 0.327 (1, 8)	1-0 G4-3			1-0 F9		3-2 F9		1-3 K		4	0	0	0	0	1	0
23 Ryne Sandberg, R OBP: 0.315, SLG: 0.412 (1, 4)	0-0 G6-3			0-1 L8		2-1 G3-1		1-1 ES 1B		4	0	1	0	0	0	0
Lloyd McClendon, R OBP: 0.250, SLG: 0.367 (1, 3)	1-2 G1-3			2-0 P3			0-0 1B	3-1 F7		4	0	1	0	0	0	1
Andre Dawson, R OBP: 0.308, SLG: 0.556 (1, 9)			1-3 K		0-1 HR		0-0 F9 1B 1B		0-2 G5-3	4	1	2	1	0	1	0
Luis Salazar, R OBP: 0.310, SLG: 0.341 (1, 5) (8, 7)			0-0 G6-3		2-3 K		0-0 1B 1-2 2-H		0-1 F7	4	0	1	1	0	1	0
Shawon Dunston, R OBP: 0.264, SLG: 0.275 (1, 6)			1-2 G1-3		2-1 FC5-4 1B		1-3 SAFE K		0-2 F8	4	0	1	0	0	1	2
Doug Dasenczo, S OBP: 0.200, SLG: 0.500 Marvell Wynne, L OBP: 0.188, SLG: 0.267 Domingo Ramos, R OBP: 0.357, SLG: 0.308 (1, 7) (7, PH) (7, PH) (8, 5)			2-0 G5-3		0-1 F8		1-0 F9			2	0	0	0	0	0	1
Rick Wrona, R OBP: 0.364, SLG: 0.300 (1, 2)			3-2 G4-3		0-0 FC5-4 1-2f		0-3 K			3	0	0	0	0	1	3
Jose Antonio Nunez, R Curtis Wilkerson, S OBP: 0.375, SLG: 0.286 Paul Assenmacher, L Mark Grace, L OBP: 0.418, SLG: 0.317 Mitch Williams, L (1, 1) (6, PH) (7, 1) (8, PH) (9, 1)			0-0 G6-3				0-0 G5-3		1-3 K	1	0	0	0	0	0	0


Inning Stats	R: 0	H: 0	E: 0	K: 5	S: 5	R: 0	H: 0	E: 0	K: 1	S: 8	R: 0	H: 0	E: 0	K: 0	S: 6	R: 1	H: 2	E: 0	K: 1	S: 10	R: 0	H: 0	E: 0	K: 0	S: 6	R: 1	H: 3	E: 0	K: 2	S: 10	R: 0	H: 1	E: 0	K: 2	S: 12	R: 0	H: 0	E: 0	K: 0	S: 8	1B: 5	SF: 0	2B: 0	3B: 0	HR: 1	SAC: 0	DP: 0	HBP: 0	WP: 0	PA: 33
--------------	------	------	------	------	------	------	------	------	------	------	------	------	------	------	------	------	------	------	------	-------	------	------	------	------	------	------	------	------	------	-------	------	------	------	------	-------	------	------	------	------	------	-------	-------	-------	-------	-------	--------	-------	--------	-------	--------

PITCHER	IP	WLS	BF	H	R	ER	SO	BB	IBB	HBP	BLK	WP	HR	S	P	ERA	WHIP
Neal Heaton, L ERA: 1.93 (1, 1)	6.0	W	23	5	2	2	2	0	0	0	0	0	1	42	63	3.00	0.833
Doug Bair, R ERA: 3.0 (7, 1)	0.1		1	0	0	0	1	0	0	0	0	0	0	3	4	0.00	0.000
Bob Patterson, L ERA: (7, 1)	1.0		3	0	0	0	2	0	0	0	0	0	0	7	9	0.00	0.000
Ted Power, R ERA: (8, 1)	1.2	S	6	1	0	0	1	0	0	0	0	0	0	17	21	0.00	0.600

**BOTTOM**

**Pittsburgh Pirates @ Chicago Cubs**  
Wrigley Field, Chicago, IL  
Sun Apr 22 1990, 3:33 AM CDT  
Att: 33,583 - Sunny - 69 F

AB	33
R	1
H	6
RBI	2
BB	0
SO	6
LOB	9



PITCHER	IP	WLS	BF	H	R	ER	SO	BB	IBB	HBP	BLK	WP	HR	S	P	ERA	WHIP
---------	----	-----	----	---	---	----	----	----	-----	-----	-----	----	----	---	---	-----	------

Batter	1	2	3	4	5	6	7	8	9	AB R H RBI BB SO LOB	TOP											
Jerome Walton, R (1, 8) OBP: 0.409, SLG: 0.333	0-0 CS 1B		2-0 1B		1-1 P4		1-0 SAFE F8		1-1 F9	5 0 2 0 0 0 4												
23 Ryne Sandberg, R (1, 4) OBP: 0.293, SLG: 0.382	1-2 SAFE F9		0-0 SAFE L5		1-0 F7			0-0 G5-3		4 0 0 0 0 0 3												
Mark Grace, L (1, 3) OBP: 0.407, SLG: 0.311	2-2 SAFE SAFE SAFE 1-2 G4-3			0-1 HR 1B		3-1 F9		1-0 F8		4 1 1 0 0 0 1												
Andre Dawson, R (1, 9) OBP: 0.326, SLG: 0.625		1-0 G6-3		2-0 1-H HR		1-2 G6-3		1-0 FC5-4 1B		4 1 2 2 0 0 0												
Lloyd McClendon, R (1, 7) OBP: 0.250, SLG: 0.353		2-0 FC5-4 1B		0-0 F9		3-1 F8		0-0 FC5-4 1-2f		4 0 1 0 0 0 1												
Luis Salazar, R (1, 5) OBP: 0.283, SLG: 0.311		2-2 SAFE FC5-4 1-2f		1-2 G5-3		0-2 F9		3-1 F8		4 0 0 0 0 0 1												
Shawon Dunston, R (1, 6) OBP: 0.263, SLG: 0.327		1-1 F8		3-2 F9		1-0 HR		1-1 G4-3		4 1 1 1 0 0 1												
Joe Girardi, R (1, 2) OBP: 0.323, SLG: 0.310		2-2 F9		2-0 1B		1-1 FC6-4 1B		4-2 1B BB		3 0 2 0 0 0 0 0 0 0 0 1 0 0												
Dwight Smith, L (9, PH) OBP: 0.343, SLG: 0.345																						
Greg Maddux, R (1, 1) Curtis Wilkerson, S (5, PH) Jeff Pico, R (5, 1) Doug Dasencho, S (7, PH) Joe Kraemer, L (7, 1) Dave Clark, L (9, PH) OBP: 0.375, SLG: 0.375			0-0 G6-3		0-0 F9		1-1 FC6-4 1-2f		2-2 1B	1 0 0 0 0 0 0 1 0 0 0 0 0 0 0 0 0 0 0 0 0 1 0 0 0 0 0 0 0 0 0 0 0 0 0 1 0 1 0 0 0 0												
<b>Inning Stats</b>	R: 0 E: 0 K: 0 S: 7	H: 1 LOB: 0 BB: 0 P: 10	R: 0 E: 0 K: 0 S: 9	H: 1 LOB: 1 BB: 0 P: 15	R: 0 E: 0 K: 0 S: 6	H: 1 LOB: 1 BB: 0 P: 10	R: 2 E: 0 K: 0 S: 12	H: 2 LOB: 0 BB: 0 P: 18	R: 0 E: 0 K: 0 S: 5	H: 1 LOB: 1 BB: 0 P: 9	R: 0 E: 0 K: 0 S: 7	H: 0 LOB: 0 BB: 0 P: 14	R: 1 E: 0 K: 0 S: 9	H: 2 LOB: 1 BB: 0 P: 13	R: 0 E: 0 K: 0 S: 4	H: 1 LOB: 1 BB: 0 P: 6	R: 0 E: 0 K: 0 S: 13	H: 1 LOB: 2 BB: 1 P: 24	1B: 8 2B: 0 3B: 0 HR: 2	SF: 0 SAC: 0 DP: 0 HBP: 0	WP: 0 PB: 0 SB: 0 CS: 1	PA: 37
<b>PITCHER</b>	IP WLS BF H R ER SO BB IBB HBP BLK WP HR S P ERA WHIP																					
Dennis Rasmussen, L (1, 1) ERA: 4.4	8.0 W 32 9 3 3 0 0 0 0 0 0 0 2 59 95 3.38 1.125																					
Rafael Valdez, R (9, 1) ERA: 12.27	1.0 5 1 0 0 0 1 0 0 0 0 0 0 13 24 0.00 2.000																					

Chicago Cubs @ San Diego Padres  
Jack Murphy Stadium, San Diego, CA

Tue Apr 24 1990, 10:05 PM EDT  
Att. 19,474 - Unknown - 60 F

livebaseballscorecards.com

AB	36
R	3
H	10
RBI	3
BB	1
SO	0
LOB	13



Batter	1	2	3	4	5	6	7	8	9
<b>Roberto Alomar, S</b> OBP: 0.328, SLG: 0.379 (1, 4)	1-0 SH G6-4-3 1B	1-1 G3-1 2-3		3-2 2B 3B	1-2 G1-3 1-2	3-2 F8		0-0 FC6-4 1-2f	
<b>Bip Roberts, S</b> OBP: 0.268, SLG: 0.365 (1, 5)	0-0 SH G6-4-3 1B BLK	1-0 F8		1-0 E 2B	0-1 BB 1B		0-2 F8	1-0 FC6 1-2f	
<b>Tony Gwynn, L</b> OBP: 0.387, SLG: 0.509 (1, 9)	1-0 G6-4-3 1B		0-0 G1-3	4-0 E IBB	4-0 BB IBB		3-1 WP BLK 1B	0-0 E2 1-H	
<b>Jack Clark, R</b> OBP: 0.407, SLG: 0.442 (1, 3)	2-2 G6-4-3 1-2f 2-3 3-H		2-3 K	2-2 E5 FC5-4	4-1 BB		4-2 F9 1B BB	0-0 F6	
<b>Joe Carter, R</b> OBP: 0.293, SLG: 0.429 (1, 8)	3-1 BB 1B		0-0 P5	1-2 FC5-4 1-2f	1-1 F5		1-2 E 1B		
<b>Fred Lynn, L</b> OBP: 0.341, SLG: 0.441 (1, 7)	4-1 BB SAFE 1B			1-2 G4-3	0-2 2B 1B	0-0 F7	0-1 F9		
<b>Benito Santiago, R</b> OBP: 0.463, SLG: 0.680 (1, 2)	1-0 F9			1-1 1B 3B	1-1 1B 2B	1-0 G5-3	0-1 E8 1-3 3-H		
<b>Garry Templeton, S</b> OBP: 0.265, SLG: 0.354 (1, 6)		1-0 G3-1 2B		0-0 SH1-4 3B 1B	2-1 F7	1-0 1B	0-0 F8		
<b>Dennis Rasmussen, L</b> OBP: 0.400, SLG: 0.400 (1, 1)		0-0 F8		0-0 SH1-4	1-0 1B BB G1-3	3-1 1B		0-0 FC6-4 1B	
<b>Shawn Abner, R</b> OBP: 0.600, SLG: 0.600 (8, PH)									
<b>Rafael Valdez, R</b> (9, 1)									

Inning Stats	R: 2 E: 1 K: 0 S: 10	H: 3 LOB: 2 BB: 1 P: 22	R: 0 E: 0 K: 0 S: 5	H: 1 LOB: 1 BB: 0 P: 8	R: 0 E: 0 K: 1 S: 5	H: 0 LOB: 0 BB: 0 P: 7	R: 4 E: 1 K: 0 S: 21	H: 4 LOB: 2 BB: 1 P: 34	R: 3 E: 0 K: 0 S: 16	H: 4 LOB: 3 BB: 2 P: 30	R: 0 E: 0 K: 0 S: 8	H: 2 LOB: 2 BB: 0 P: 16	R: 2 E: 1 K: 0 S: 16	H: 3 LOB: 2 BB: 1 P: 24	R: 2 E: 1 K: 0 S: 5	H: 2 LOB: 0 BB: 0 P: 6
--------------	-------------------------------	----------------------------------	------------------------------	---------------------------------	------------------------------	---------------------------------	-------------------------------	----------------------------------	-------------------------------	----------------------------------	------------------------------	----------------------------------	-------------------------------	----------------------------------	------------------------------	---------------------------------

PITCHER	IP	WLS	BF	H	R	ER	SO	BB	IBB	HBP	BLK	WP	HR	S	P	ERA	WHIP
<b>Greg Maddux, R</b> ERA: 2.89 (1, 1)	4.0	L	23	8	6	3	1	1	1	0	1	0	0	41	71	6.75	2.250
<b>Jeff Pico, R</b> ERA: 10.13 (8, PH)	2.0		14	6	3	3	0	1	1	0	0	0	0	24	46	13.50	3.500
<b>Joe Kraemer, L</b> ERA: 7.56 (7, 1)	2.0		12	5	4	3	0	1	0	0	1	1	0	21	30	13.50	3.000

**BOTTOM**

AB R H RBI BB SO LOB


6	2	2	1	0	0	5
5	3	2	1	0	0	2
4	2	3	1	2	0	0
4	1	0	1	2	1	3
5	0	2	1	0	0	5
4	1	1	0	1	0	2
5	2	3	1	0	0	2
5	1	3	1	0	0	4
3	1	2	2	0	0	1
1	0	1	0	0	0	0
0	0	0	0	0	0	0

1B: 13 SF: 0  
2B: 4 SAC: 2  
3B: 2 DP: 1  
HR: 0 HBP: 0

WP: 1 PA: 49  
PB: 0  
SB: 0  
CS: 0

**Chicago Cubs @ San Diego Padres**  
Jack Murphy Stadium, San Diego, CA

Tue Apr 24 1990, 10:05 PM EDT  
Att: 19,474 - Unknown - 60 F



livebaseballscorecards.com

Batter	1	2	3	4	5	6	7	8	9	AB R H RBI BB SO LOB	TOP											
Jerome Walton, R (1, 8) OBP: 0.400, SLG: 0.317	1-1 G4-3		1-2 F7			4-2 B 1-2 BB		2-2 G4-3		3 0 0 0 1 0 1												
23 Ryne Sandberg, R (1, 4) OBP: 0.274, SLG: 0.356	0-1 F9			2-3 K		0-0 L4-6		0-1 F9		4 0 0 0 0 1 2												
Dwight Smith, L (1, 7) OBP: 0.359, SLG: 0.394	0-0 G4-3			1-2 L5-3 1B		1-2 2B		3-1 G3		4 0 2 0 0 0 0												
Mark Grace, L (1, 3) OBP: 0.397, SLG: 0.306		2-1 FC5-4 1B		1-1 L5-3		2-2 P6		0-0 F7		4 0 1 0 0 0 1												
Andre Dawson, R (1, 9) OBP: 0.326, SLG: 0.605		0-0 FC5-4 G5-4-3		0-1 F8		1-2 1B 1B				3 0 1 0 0 0 1												
Luis Salazar, R (1, 5) OBP: 0.286, SLG: 0.313		1-2 G5-4-3		1-2 G4-3		1-1 1B				3 0 1 0 0 0 1												
Shawon Dunston, R (1, 6) OBP: 0.250, SLG: 0.310 Les Lancaster, R (7, 1)			0-1 G1-3		2-0 G5-3		0-3 K			3 0 0 0 0 1 2 0 0 0 0 0 0 0												
Joe Girardi, R (1, 2) OBP: 0.303, SLG: 0.290 Dave Clark, L (8, PH) OBP: 0.333, SLG: 0.333 Domingo Ramos, R (8, 6) OBP: 0.357, SLG: 0.308			1-0 F9			1-1 F9		0-0 F8		2 0 0 0 0 0 0 1 0 0 0 0 0 0 0 0 0 0 0 0 0												
Mike Bielecki, R (1, 1) OBP: 0.500, SLG: 0.500 Paul Assenmacher, L (7, 1) Greg Smith, S (7, 6) Marvell Wynne, L (8, PH) OBP: 0.176, SLG: 0.250 Rick Wrona, R (8, 2) OBP: 0.364, SLG: 0.300			0-0 1B			0-1 23 L4-6 BB 1B		2-2 F7		2 0 2 0 0 0 0 0 0 0 0 0 0 0 0 0 0 0 0 0 0 1 0 0 0 0 0 0 0 0 0 0 0 0 0												
<b>Inning Stats</b>	R: 0 E: 0 K: 0 S: 5	H: 0 LOB: 0 BB: 0 P: 6	R: 0 E: 0 K: 0 S: 7	H: 1 LOB: 0 BB: 0 P: 10	R: 0 E: 0 K: 0 S: 8	H: 1 LOB: 1 BB: 0 P: 10	R: 0 E: 0 K: 1 S: 8	H: 1 LOB: 0 BB: 0 P: 12	R: 0 E: 0 K: 0 S: 6	H: 0 LOB: 0 BB: 0 P: 9	R: 0 E: 0 K: 0 S: 10	H: 1 LOB: 1 BB: 1 P: 15	R: 0 E: 0 K: 1 S: 14	H: 3 LOB: 2 BB: 0 P: 19	R: 0 E: 0 K: 0 S: 7	H: 0 LOB: 0 BB: 0 P: 11	R: 0 E: 0 K: 0 S: 5	H: 0 LOB: 0 BB: 0 P: 8	1B: 6 2B: 3 3B: 0 HR: 0	SF: 0 SAC: 0 DP: 3 HBP: 0	WP: 0 PB: 0 SB: 0 CS: 0	PA: 31
<b>PITCHER</b> Ed Whitson, R (1, 1) ERA: 1.5	IP: 9.0 WLS: W BF: 31 H: 7 R: 0 ER: 0 SO: 2 BB: 1 IBB: 0 HBP: 0 BLK: 0 WP: 0 HR: 0 S: 70 P: 100 ERA: 0.00 WHIP: 0.889																					

Chicago Cubs @ San Diego Padres  
Jack Murphy Stadium, San Diego, CA

Wed Apr 25 1990, 10:05 PM EDT  
Att. 22,305 - Unknown - 65 F

livebaseballscorecards.com

AB 30  
R 0  
H 7  
RBI 0  
BB 1  
SO 2  
LOB 8



Batter	1	2	3	4	5	6	7	8	9
<b>Joey Cora, S</b> <small>OBP: 0.429, SLG: 0.333</small> (1, 4)	1-0 		1-0 	0-1 			2-2 	0-1 	
<b>Fred Lynn, L</b> <small>OBP: 0.318, SLG: 0.405</small> (1, 7)	3-2 		1-3 			3-1 	2-0 		
<b>Tony Gwynn, L</b> <small>OBP: 0.379, SLG: 0.492</small> (1, 9)	3-2 		1-0 			2-1 	1-1 		
<b>Jack Clark, R</b> <small>OBP: 0.444, SLG: 0.455</small> (1, 3)	4-2 		4-1 			1-2 	4-2 		
<b>Joe Carter, R</b> <small>OBP: 0.290, SLG: 0.417</small> (1, 8)	0-1 		2-2 			3-2 	2-1 		
<b>Benito Santiago, R</b> <small>OBP: 0.448, SLG: 0.648</small> (1, 2)		1-1 	0-0 			0-0 	0-1 		
<b>Mike Pagliarulo, L</b> (1, 5)		4-1 		4-0 		0-0 		2-3 	
<b>Garry Templeton, S</b> <small>OBP: 0.283, SLG: 0.353</small> (1, 6)		0-0 		2-0 		0-3 		4-1 	
<b>Ed Whitson, R</b> <small>OBP: 0.333, SLG: 0.833</small> (1, 1)		0-0 		0-0 			2-2 	0-0 	

AB	R	H	RBI	BB	SO	LOB
5	1	2	0	0	0	2
3	0	0	0	0	1	1
4	1	1	0	0	0	2
1	0	1	0	3	0	0
4	0	1	1	0	0	4
4	0	1	0	0	0	4
2	0	0	0	2	1	0
3	0	1	0	1	1	1
2	1	1	1	0	0	1

**BOTTOM**

**Chicago Cubs @ San Diego Padres**  
**Jack Murphy Stadium, San Diego, CA**  
 Wed Apr 25 1990, 10:05 PM EDT  
 Att: 22,305 - Unknown - 65 F

AB	28
R	3
H	8
RBI	2
BB	6
SO	3
LOB	15



1B:	7	SF:	0
2B:	0	SAC:	3
3B:	0	DP:	0
HR:	1	HBP:	0

WP:	0	PA:	37
PB:	0		
SB:	1		
CS:	1		

Inning	R	H	E	K	S	H	LOB	BB	IBB	HBP	BLK	WP	HR	S	P	ERA	WHIP
1	0	1	0	0	12	1	2	1	0	0	0	0	0	54	98	3.00	2.000
2	0	0	0	0	5	1	1	0	0	0	0	0	0	3	6	0.00	0.000
3	1	2	0	1	11	2	2	0	0	0	0	0	0	13	25	0.00	1.500
4	0	1	0	0	4	1	1	0	0	0	0	0	0	5	5		
5	0	0	0	0	5	0	0	0	0	0	0	0	0	0	0		
6	0	0	0	0	5	0	0	0	0	0	0	0	0	0	0		
7	2	2	1	0	15	2	2	0	0	0	0	0	0	28	28		
8	0	0	0	1	7	0	1	0	0	0	0	0	0	1	13		
9	0	0	0	0	0	0	0	0	0	0	0	0	0	0	0		

PITCHER	IP	WLS	BF	H	R	ER	SO	BB	IBB	HBP	BLK	WP	HR	S	P	ERA	WHIP
<b>Mike Bielecki, R</b> <small>ERA: 4.09</small>	(1, 1)	6.0	28	8	3	2	2	4	0	0	0	0	0	54	98	3.00	2.000
<b>Paul Assenmacher, L</b> <small>ERA: 0.6</small>	(7, 1)	0.2	2	0	0	0	0	0	0	0	0	0	0	3	6	0.00	0.000
<b>Les Lancaster, R</b> <small>ERA: 1.46</small>	(7, 1)	1.1	7	0	0	0	1	2	0	0	0	0	0	13	25	0.00	1.500

PITCHER	IP	WLS	BF	H	R	ER	SO	BB	IBB	HBP	BLK	WP	HR	S	P	ERA	WHIP
<b>Mike Bielecki, R</b> <small>ERA: 4.09</small>	(1, 1)	6.0	28	8	3	2	2	4	0	0	0	0	0	54	98	3.00	2.000
<b>Paul Assenmacher, L</b> <small>ERA: 0.6</small>	(7, 1)	0.2	2	0	0	0	0	0	0	0	0	0	0	3	6	0.00	0.000
<b>Les Lancaster, R</b> <small>ERA: 1.46</small>	(7, 1)	1.1	7	0	0	0	1	2	0	0	0	0	0	13	25	0.00	1.500

Batter	1	2	3	4	5	6	7	8	9	AB R H RBI BB SO LOB	TOP		
Jerome Walton, R (1, 8) OBP: 0.387, SLG: 0.308	2-3 K		0-0 F8			2-0 L9		2-1 23 1B 1B	3-2 G6-3	5 1 1 1 0 1 1			
23 Ryne Sandberg, R (1, 4) OBP: 0.273, SLG: 0.349	2-1 P4		3-2 G5-3			1-1 G4-3		1-1 WP 1B 1B		4 0 1 0 0 0 0			
Mark Grace, L (1, 3) OBP: 0.403, SLG: 0.308	4-2 FC5 1B BB					2-2 F7		2-0 WP 1B		3 0 1 1 1 1 0			
Andre Dawson, R (1, 9) OBP: 0.340, SLG: 0.587	1-1 1-2 1B					0-3 K		4-1 1-2 2-3 IBB		3 0 1 0 1 1 0			
Lloyd McClendon, R (1, 7) OBP: 0.231, SLG: 0.324 Dwight Smith, L (8, PH) OBP: 0.350, SLG: 0.382 Doug Dascenzo, S (8, 7) OBP: 0.182, SLG: 0.455	2-1 FC5 2-3f					3-0 F8		2-0 F5-3 F9		3 0 0 0 0 0 2 1 0 0 0 0 0 3 0 0 0 0 0 0 0			
Domingo Ramos, R (1, 5) OBP: 0.278, SLG: 0.235			1-1 G4-3			1-3 K		1-1 G3	3-3 K	4 0 0 0 0 2 0			
Shawon Dunston, R (1, 6) OBP: 0.266, SLG: 0.387			0-3 K			0-1 S CS 2B		3-2 F8	0-0 HR	4 1 2 1 0 1 0			
Joe Girardi, R (1, 2) OBP: 0.324, SLG: 0.343			1-3 K			0-0 E5 S		0-1 WP SH2-4 1B 1B	1-1 2B	4 1 2 0 0 1 1			
Mike Harkey, R (1, 1) OBP: 0.250, SLG: 0.250 Mitch Williams, L (8, 1)			1-3 K			1-2 L3 1-2 2-H		0-0 SH2-4	0-0 F8	2 0 0 0 0 1 2 1 0 0 0 0 0 1			
<b>Inning Stats</b>	R: 0 H: 1 E: 0 LOB: 2 K: 1 BB: 1 S: 11 P: 22	R: 0 H: 0 E: 0 LOB: 0 K: 2 BB: 0 S: 9 P: 11	R: 0 H: 0 E: 0 LOB: 0 K: 1 BB: 0 S: 7 P: 11	R: 0 H: 0 E: 0 LOB: 0 K: 2 BB: 0 S: 7 P: 13	R: 0 H: 1 E: 1 LOB: 1 K: 1 BB: 0 S: 9 P: 11	R: 0 H: 0 E: 0 LOB: 0 K: 0 BB: 0 S: 7 P: 12	R: 0 H: 0 E: 0 LOB: 0 K: 0 BB: 0 S: 8 P: 9	R: 2 H: 4 E: 0 LOB: 3 K: 0 BB: 1 S: 15 P: 28	R: 1 H: 2 E: 0 LOB: 1 K: 1 BB: 0 S: 14 P: 21	1B: 5 SF: 0 2B: 2 SAC: 1 3B: 0 DP: 0 HR: 1 HBP: 0	WP: 2 PA: 37 PB: 0 SB: 2 CS: 1		
<b>PITCHER</b>	IP WLS BF H R ER SO BB IBB HBP BLK WP HR S P ERA WHIP											<b>PITCHER</b>	IP WLS BF H R ER SO BB IBB HBP BLK WP HR S P ERA WHIP
Bruce Hurst, L (1, 1) ERA: 4.55	7.2 L 30 6 2 2 7 1 0 0 0 1 0 71 109 2.35 0.913												
Greg Harris, R (8, 1) ERA: 1.38	0.0 1 0 0 0 0 0 1 0 0 1 0 1 5 ∞ ∞												
Craig Lefferts, L (8, 1) ERA: 1.59	1.1 6 2 1 1 1 0 0 0 0 0 1 15 24 6.75 1.500												

Chicago Cubs @ San Diego Padres  
Jack Murphy Stadium, San Diego, CA

Thu Apr 26 1990, 6:33 AM EDT  
Att. 29,168 - Sunny - 80 F

livebaseballscorecards.com

AB 34  
R 3  
H 8  
RBI 3  
BB 2  
SO 8  
LOB 10





Batter	1	2	3	4	5	6	7	8	9	AB R H RBI BB SO LOB
<b>Roberto Alomar, S</b> OBP: 0.324, SLG: 0.361 (1, 4)	1-1 G6-3		4-1 BB			1-2 G6-3		0-3 K		3 0 0 0 1 1 1
<b>Joey Cora, S</b> OBP: 0.333, SLG: 0.250 (1, 6)	2-1 G4-3		2-1 P4			1-0 F6			0-2 G5-3	4 0 0 0 0 0 1
<b>Tony Gwynn, L</b> OBP: 0.357, SLG: 0.462 (1, 9)	2-2 G4-3				2-1 F8		3-2 G5-3		1-1 G6-3	4 0 0 0 0 0 0
<b>Joe Carter, R</b> OBP: 0.273, SLG: 0.391 (1, 8)		1-0 L9		1-0 P3		0-0 F6			2-1 F9	4 0 0 0 0 0 0
<b>Fred Lynn, L</b> OBP: 0.298, SLG: 0.375 (1, 7)		2-1 F8		1-3 K		2-1 G4-3				3 0 0 0 0 1 0
<b>Greg Harris, R</b> (8, 1)										0 0 0 0 0 0 0
<b>Craig Lefferts, L</b> (8, 1)										0 0 0 0 0 0 0
<b>Phil Stephenson, L</b> OBP: 0.600, SLG: 0.875 (1, 3)		4-0 WP BB			0-0 F8			2-2 HR		2 1 1 1 1 0 0
<b>Mike Pagliarulo, L</b> (1, 5)		2-3 K			2-3 K			2-3 K		2 0 0 0 0 2 1
<b>Jerald Clark, R</b> OBP: 0.222, SLG: 0.125 (8, PH)										1 0 0 0 0 1 0
<b>Shawn Abner, R</b> OBP: 0.600, SLG: 0.600 (9, 7)		1-2 K								0 0 0 0 0 0 0
<b>Mark Parent, R</b> OBP: 0.429, SLG: 0.333 (1, 2)					0-0 P3			0-0 P3		2 0 0 0 0 0 0
<b>Benito Santiago, R</b> OBP: 0.441, SLG: 0.636 (8, PH) (9, 2)						1-0 G6-3				1 0 0 0 0 0 0
<b>Bruce Hurst, L</b> (1, 1)										2 0 0 0 0 2 0
<b>Bip Roberts, S</b> OBP: 0.281, SLG: 0.396 (8, 7) (9, 5)							1-3 K		3-2 2B	1 0 1 0 0 0 0

Inning Stats	R: 0	H: 0	E: 0	K: 0	S: 7	H: 0	LOB: 0	BB: 0	P: 12	R: 0	H: 0	E: 0	K: 1	S: 7	H: 0	LOB: 1	BB: 1	P: 16	R: 0	H: 0	E: 0	K: 1	S: 7	H: 0	LOB: 1	BB: 1	P: 15	R: 0	H: 0	E: 0	K: 1	S: 6	H: 0	LOB: 0	BB: 0	P: 10	R: 0	H: 0	E: 0	K: 1	S: 7	H: 0	LOB: 0	BB: 0	P: 10	R: 0	H: 0	E: 0	K: 1	S: 8	H: 0	LOB: 0	BB: 0	P: 11	R: 0	H: 0	E: 0	K: 0	S: 6	H: 0	LOB: 0	BB: 0	P: 11	R: 1	H: 2	E: 0	K: 2	S: 17	H: 2	LOB: 1	BB: 0	P: 24	R: 0	H: 0	E: 0	K: 0	S: 9	H: 0	LOB: 0	BB: 0	P: 12	1B: 0	SF: 0	2B: 1	SAC: 0	3B: 0	DP: 0	HR: 1	HBP: 0
--------------	------	------	------	------	------	------	--------	-------	-------	------	------	------	------	------	------	--------	-------	-------	------	------	------	------	------	------	--------	-------	-------	------	------	------	------	------	------	--------	-------	-------	------	------	------	------	------	------	--------	-------	-------	------	------	------	------	------	------	--------	-------	-------	------	------	------	------	------	------	--------	-------	-------	------	------	------	------	-------	------	--------	-------	-------	------	------	------	------	------	------	--------	-------	-------	-------	-------	-------	--------	-------	-------	-------	--------

PITCHER	IP	WLS	BF	H	R	ER	SO	BB	IBB	HBP	BLK	WP	HR	S	P	ERA	WHIP
<b>Mike Harkey, R</b> ERA: 2.6 (1, 1)	7.0	W	24	1	1	1	5	2	0	0	0	1	1	52	91	1.29	0.429
<b>Mitch Williams, L</b> ERA: (8, 1)	2.0	S	7	1	0	0	2	0	0	0	0	0	0	22	30	0.00	0.500


**BOTTOM**

**Chicago Cubs @ San Diego Padres**  
**Jack Murphy Stadium, San Diego, CA**

Thu Apr 26 1990, 6:33 AM EDT  
Att: 29,168 - Sunny - 80 F

livebaseballscorecards.com

<b>AB</b>	<b>29</b>
<b>R</b>	<b>1</b>
<b>H</b>	<b>2</b>
<b>RBI</b>	<b>1</b>
<b>BB</b>	<b>2</b>
<b>SO</b>	<b>7</b>
<b>LOB</b>	<b>3</b>



WP: 1 PA: 31  
PB: 0  
SB: 1  
CS: 0

Batter	1	2	3	4	5	6	7	8	9	AB R H RBI BB SO LOB	TOP											
Jerome Walton, R (1, 8) OBP: 0.380, SLG: 0.319	3-2 L8		2-1 G5-3		2-3 K			0-1 1-3 2B		4 0 1 0 0 1 2												
23 Ryne Sandberg, R (1, 4) OBP: 0.257, SLG: 0.328	3-2 E6 G4-3		1-0 G6-3			3-3 K		2-0 P6		4 0 0 0 0 1 3												
Mark Grace, L (1, 3) OBP: 0.380, SLG: 0.286	2-2 G4-3 1-2			2-0 G3		3-2 G4-3		0-0 G5-3		4 0 0 0 0 0 3												
Andre Dawson, R (1, 9) OBP: 0.333, SLG: 0.580	3-3 K			0-0 2B		1-1 P3			2-2 F7	4 0 1 0 0 1 1												
Lloyd McClendon, R (1, 7) OBP: 0.209, SLG: 0.293			1-2 P3		2-1 G6-3		2-1 F8		1-2 F9	4 0 0 0 0 0 1												
Domingo Ramos, R (1, 5) OBP: 0.227, SLG: 0.190			2-1 F9		1-1 G6-3		1-0 G6-3		0-0 G5-3	4 0 0 0 0 0 1												
Shawon Dunston, R (1, 6) OBP: 0.254, SLG: 0.369			1-1 F8			0-0 G6-3		0-1 G4-3		3 0 0 0 0 0 0												
Joe Girardi, R (1, 2) OBP: 0.350, SLG: 0.368						0-1 SH5-4 1B		0-1 E6 2B		3 0 2 0 0 0 0												
Jose Antonio Nunez, R (1, 1) Paul Assenmacher, L (6, 1) Luis Salazar, R (8, PH) Les Lancaster, R (8, 1) Joe Kraemer, L (8, 1)			0-0 SH5-4		0-0 B5			1-3 K		1 0 0 0 0 0 1 0 0 0 0 0 0 0 1 0 0 0 0 1 1 0 0 0 0 0 0 0 0 0 0 0 0 0 0												
<b>Inning Stats</b>	R: 0 E: 1 K: 1 S: 17	H: 0 LOB: 1 BB: 0 P: 28	R: 0 E: 0 K: 0 S: 7	H: 0 LOB: 0 BB: 0 P: 11	R: 0 E: 0 K: 0 S: 6	H: 1 LOB: 1 BB: 0 P: 9	R: 0 E: 0 K: 0 S: 6	H: 1 LOB: 1 BB: 0 P: 11	R: 0 E: 0 K: 1 S: 7	H: 1 LOB: 1 BB: 0 P: 9	R: 0 E: 0 K: 1 S: 9	H: 0 LOB: 0 BB: 0 P: 16	R: 0 E: 0 K: 0 S: 5	H: 0 LOB: 0 BB: 0 P: 8	R: 0 E: 1 K: 1 S: 12	H: 1 LOB: 2 BB: 0 P: 15	R: 0 E: 0 K: 0 S: 9	H: 0 LOB: 0 BB: 0 P: 12	1B: 2 2B: 2 3B: 0 HR: 0	SF: 0 SAC: 1 DP: 0 HBP: 0	WP: 0 PB: 0 SB: 0 CS: 0	PA: 33
<b>PITCHER</b> Fernando Valenzuela, L (1, 1) ERA: 3.12	IP: 9.0 WLS: W BF: 33 H: 4 R: 0 ER: 0 SO: 4 BB: 0 IBB: 0 HBP: 0 BLK: 0 WP: 0 HR: 0 S: 78 P: 119 ERA: 0.00 WHIP: 0.444											<b>PITCHER</b>	IP: 9.0 WLS: W BF: 33 H: 4 R: 0 ER: 0 SO: 4 BB: 0 IBB: 0 HBP: 0 BLK: 0 WP: 0 HR: 0 S: 78 P: 119 ERA: 0.00 WHIP: 0.444									

Chicago Cubs @ Los Angeles Dodgers  
Dodger Stadium, Los Angeles, CA  
Fri Apr 27 1990, 7:05 PM PDT  
Att: 37,809 - Unknown

livebaseballscorecards.com

AB	32
R	0
H	4
RBI	0
BB	0
SO	4
LOB	13



Batter	1	2	3	4	5	6	7	8	9
Juan Samuel, R OBP: 0.321, SLG: 0.348 (1, 8)	0-1 L4		0-1 SH2-4		1-0 2B	2-3 K		0-3 K	
Lenny Harris, L OBP: 0.265, SLG: 0.267 (1, 4)	3-2 E3		2-1 G4-3		0-1 P2		0-0 1B		
Kal Daniels, L OBP: 0.491, SLG: 0.511 Jose Gonzalez, R OBP: 0.500, SLG: 0.333 (1, 7) (9, 7)	4-1 BB		1-1 G4-3		1-0 F7		1-1 F9		
Eddie Murray, S OBP: 0.403, SLG: 0.485 (1, 3)	1-0 G4-6-3			4-2 2B	1-0 F7		1-0 L5		
Hubie Brooks, R OBP: 0.250, SLG: 0.458 (1, 9)		3-3 K		1 SAFE 1 SAFE 1 SAFE F9		1-1 F7		0-1 G4-3	
Mike Scioscia, L OBP: 0.313, SLG: 0.459 (1, 2)		3-0 P2		0-0 E		2-2 2B		4-0 BB	
Mike Sharperson, R OBP: 0.318, SLG: 0.350 (1, 5)		1-0 P5		1-0 P2		4-0 2B		1-0 BB	
Alfredo Griffin, S OBP: 0.397, SLG: 0.433 (1, 6)			4-1 SH2-4	2-1 E3		0-0 SH1-3		4-2 BB	
Fernando Valenzuela, L OBP: 0.286, SLG: 0.167 (1, 1)			0-0 SH	0-1 G6-3		1-0 SH1-3		0-0 FC1-6-4	

AB	R	H	RBI	BB	SO	LOB
4	0	1	0	0	2	3
4	0	1	0	0	0	3
3	0	0	0	1	0	4
0	0	0	0	0	0	0
3	1	0	0	1	0	3
4	0	0	0	0	1	1
3	3	2	1	1	0	0
3	1	1	0	1	0	1
2	0	1	1	2	0	0
2	0	0	2	0	0	3

WP	PA
0	37

Inning Stats	R	H	E	K	S	I	BB	LOB	BB	SO	1B	2B	3B	HR	SF	SAC	DP	HBP
R: 0 E: 1 K: 0 S: 7	0	0	1	0	15						3	3	0	0	0	0	1	0
R: 0 E: 0 K: 1 S: 5	0	0	0	1	12													
R: 0 E: 1 K: 0 S: 8	0	0	1	0	15													
R: 2 E: 1 K: 0 S: 9	1	1	1	0	16													
R: 0 E: 0 K: 0 S: 5	0	1	0	0	8													
R: 2 E: 0 K: 1 S: 10	2	2	1	1	20													
R: 0 E: 0 K: 0 S: 4	0	1	0	0	6													
R: 1 E: 0 K: 1 S: 10	1	1	2	2	19													

PITCHER	IP	WLS	BF	H	R	ER	SO	BB	IBB	HBP	BLK	WP	HR	S	P	ERA	WHIP
Jose Antonio Nunez, R ERA: 5.31 (1, 1)	5.1	L	26	4	4	3	1	4	0	0	0	0	0	40	79	5.06	1.500
Paul Assenmacher, L ERA: 0.54 (6, 1)	1.2		5	1	0	0	1	0	0	0	0	0	0	8	13	0.00	0.600
Les Lancaster, R ERA: 2.13 (8, 1)	0.1		4	1	1	1	0	2	0	0	0	0	0	6	15	27.00	9.000
Joe Kraemer, L ERA: 7.0 (8, 1)	0.2		2	0	0	0	1	0	0	0	0	0	0	4	4	0.00	0.000

PITCHER	IP	WLS	BF	H	R	ER	SO	BB	IBB	HBP	BLK	WP	HR	S	P	ERA	WHIP

**Chicago Cubs @ Los Angeles Dodgers**  
**Dodger Stadium, Los Angeles, CA**  
 Fri Apr 27 1990, 7:05 PM PDT  
 Att. 37,809 - Unknown

AB	28
R	5
H	6
RBI	4
BB	6
SO	3
LOB	18



Batter	1	2	3	4	5	6	7	8	9	AB R H RBI BB SO LOB	TOP
<b>Jerome Walton, R</b> (1, 8) OBP: 0.375, SLG: 0.314 <b>Dwight Smith, L</b> (1, 7) OBP: 0.372, SLG: 0.405	2-3 		3-2 		1-1 			0-0 		1 0 0 0 0 1 0 3 0 2 1 0 0 0	
<b>23 Ryne Sandberg, R</b> (1, 4) OBP: 0.243, SLG: 0.310	3-2 		1-3 		0-3 			2-1 		4 0 0 0 0 2 3	
<b>Mark Grace, L</b> (1, 3) OBP: 0.373, SLG: 0.283	1-3 			2-1 		0-1 		2-2 		4 0 1 0 0 1 2	
<b>Andre Dawson, R</b> (1, 9) OBP: 0.328, SLG: 0.556		1-3 		1-0 		3-2 			1-0 	4 0 1 0 0 1 0	
<b>Marvell Wynne, L</b> (1, 7) OBP: 0.190, SLG: 0.211		2-3 		1-3 			0-0 		4-2 	3 1 0 0 1 2 2	
<b>Curtis Wilkerson, S</b> (1, 5) OBP: 0.231, SLG: 0.167		2-3 		0-0 			1-2 		1-1 	4 1 0 0 0 1 3	
<b>Shawon Dunston, R</b> (1, 6) OBP: 0.268, SLG: 0.435			2-2 	1-3 			1-2 		0-0 	4 2 2 3 0 1 2	
<b>Joe Girardi, R</b> (1, 2) OBP: 0.341, SLG: 0.357			1-2 		2-3 			0-0 	2-2 	4 0 1 0 0 1 1	
<b>Steve Wilson, L</b> (1, 1) <b>Dave Clark, L</b> (8, PH) OBP: 0.300, SLG: 0.300 <b>Mitch Williams, L</b> (8, 1)			0-1 		0-0 			2-2 	2-2 	2 0 0 0 0 0 1 1 0 0 0 0 0 1 1 0 0 0 0 0 0	
<b>Inning Stats</b>	R: 0 H: 0 E: 0 LOB: 0 K: 2 BB: 0 S: 9 P: 15	R: 0 H: 0 E: 0 LOB: 0 K: 3 BB: 0 S: 9 P: 14	R: 1 H: 2 E: 0 LOB: 1 K: 1 BB: 0 S: 16 P: 23	R: 0 H: 2 E: 0 LOB: 2 K: 2 BB: 0 S: 12 P: 17	R: 0 H: 0 E: 0 LOB: 0 K: 1 BB: 0 S: 7 P: 10	R: 0 H: 0 E: 0 LOB: 0 K: 1 BB: 0 S: 8 P: 11	R: 0 H: 0 E: 0 LOB: 0 K: 0 BB: 0 S: 8 P: 10	R: 0 H: 2 E: 0 LOB: 2 K: 0 BB: 0 S: 14 P: 20	R: 3 H: 1 E: 1 LOB: 0 K: 0 BB: 1 S: 15 P: 25	1B: 5 SF: 0 2B: 1 SAC: 0 3B: 0 DP: 0 HR: 1 HBP: 0	WP: 0 PA: 36 PB: 0 SB: 0 CS: 0
<b>PITCHER</b> <b>Ramon Martinez, R</b> (1, 1) ERA: 2.25	IP WLS BF H R ER SO BB IBB HBP BLK WP HR S P ERA WHIP 9.0 W 36 7 4 3 10 1 0 0 0 0 1 98 145 3.00 0.889	<b>PITCHER</b> IP WLS BF H R ER SO BB IBB HBP BLK WP HR S P ERA WHIP									

Chicago Cubs @ Los Angeles Dodgers  
 Dodger Stadium, Los Angeles, CA  
 Sat Apr 28 1990, 7:05 PM PDT  
 Att: 45,791 - Unknown

livebaseballscorecards.com

AB 35  
 R 4  
 H 7  
 RBI 4  
 BB 1  
 SO 10  
 LOB 15



Batter	1	2	3	4	5	6	7	8	9	AB R H RBI BB SO LOB
Juan Samuel, R OBP: 0.318, SLG: 0.342 (1, 8)	1-1 CS 1B	2-1 G5-3		3-3 K		0-1 G5-3			0-1 SH1-4 1-2 2-3	4 0 1 0 0 1 2
Mike Sharperson, R OBP: 0.296, SLG: 0.320 (1, 4) (6, 5)	1-0 F8 1-2		1-1 F7	1-2 G5-3			1-1 CS 1B		2-2 F9 3-H	5 0 1 0 0 0 2
Hubie Brooks, R OBP: 0.250, SLG: 0.447 (1, 9)	1-0 F7		2-0 P4	3-2 1B			1-2 G6-3 1-2			4 0 1 0 0 0 1
Eddie Murray, S OBP: 0.395, SLG: 0.471 (1, 3)		2-2 G4-3	1-1 1B 1B	1-1 F9			3-2 G6-3			4 1 1 0 0 0 1
Mickey Hatcher, R OBP: 0.214, SLG: 0.154 (1, 5) Lenny Harris, L OBP: 0.257, SLG: 0.258 (6, 4)		1-2 FC5-4 1B	3-2 1B 1B		0-0 G3-1			0-1 F8		3 1 2 0 0 0 0 1 0 0 0 0 0 0
Jose Gonzalez, R OBP: 0.375, SLG: 0.286 (1, 7)		1-1 FC5-4 E	1-0 1B 1B		2-2 L3			0-3 K		4 1 1 1 0 1 1
Carlos Hernandez, R OBP: 0.286, SLG: 0.429 (1, 2)		0-0 E6 E 1B 1-H	1-2 1B 1B		1-0 G6-3			0-2 P3		4 1 1 1 0 0 0
Alfredo Griffin, S OBP: 0.403, SLG: 0.444 (1, 6)		1-1 E5 1B	4-0 IBB			1-2 F8			1-2 SH1-4 E 2B	3 1 1 0 1 0 1
Ramon Martinez, R OBP: 0.125, SLG: 0.125 (1, 1) Jose Vizcaino, S (9, PH)		0-0 1B	0-2 G2-3			0-2 G4-3			4-0 SH1-4 IBB	3 0 1 1 0 0 3 0 0 0 0 1 0 0

Inning Stats	R: 0 E: 0 K: 0 S: 4	H: 1 LOB: 0 BB: 0 P: 7	R: 2 E: 2 K: 0 S: 14	H: 2 LOB: 2 BB: 0 P: 21	R: 2 E: 0 K: 0 S: 16	H: 4 LOB: 3 BB: 1 P: 29	R: 0 E: 0 K: 1 S: 11	H: 1 LOB: 1 BB: 0 P: 19	R: 0 E: 0 K: 0 S: 5	H: 0 LOB: 0 BB: 0 P: 8	R: 0 E: 0 K: 0 S: 8	H: 0 LOB: 0 BB: 0 P: 9	R: 0 E: 0 K: 0 S: 10	H: 1 LOB: 0 BB: 0 P: 15	R: 0 E: 0 K: 1 S: 9	H: 0 LOB: 0 BB: 0 P: 9	R: 1 E: 1 K: 0 S: 8	H: 1 LOB: 2 BB: 1 P: 15	1B: 9 2B: 1 3B: 0 HR: 0	SF: 0 SAC: 1 DP: 0 HBP: 0	WP: 0 PB: 0 SB: 0 CS: 2	PA: 38
--------------	------------------------------	---------------------------------	-------------------------------	----------------------------------	-------------------------------	----------------------------------	-------------------------------	----------------------------------	------------------------------	---------------------------------	------------------------------	---------------------------------	-------------------------------	----------------------------------	------------------------------	---------------------------------	------------------------------	----------------------------------	----------------------------------	------------------------------------	----------------------------------	--------

PITCHER	IP	WLS	BF	H	R	ER	SO	BB	IBB	HBP	BLK	WP	HR	S	P	ERA	WHIP
Steve Wilson, L ERA: 5.85 (1, 1)	7.0		31	9	4	2	1	0	0	0	0	0	0	68	108	2.57	1.286
Mitch Williams, L ERA: (8, 1)	1.2	L	7	1	1	0	1	0	1	0	0	0	0	17	24	0.00	0.600


**BOTTOM**

**Chicago Cubs @ Los Angeles Dodgers**  
**Dodger Stadium, Los Angeles, CA**

Sat Apr 28 1990, 7:05 PM PDT  
 Att. 45,791 - Unknown

livebaseballscorecards.com

<b>AB</b>	<b>35</b>
<b>R</b>	<b>5</b>
<b>H</b>	<b>10</b>
<b>RBI</b>	<b>3</b>
<b>BB</b>	<b>2</b>
<b>SO</b>	<b>2</b>
<b>LOB</b>	<b>11</b>



Batter	1	2	3	4	5	6	7	8	9	AB R H RBI BB SO LOB	TOP		
<b>Marvell Wynne, L</b> (1, 8) <small>OBP: 0.154, SLG: 0.167</small>	0-1 		1-0 		1-0 		1-2 		1-2 	5 0 0 0 0 0 1			
<b>23 Ryne Sandberg, R</b> (1, 4) <small>OBP: 0.266, SLG: 0.329</small>	1-2 		0-0 			0-0 	0-0 		2-2 	5 1 3 0 0 0 0			
<b>Mark Grace, L</b> (1, 3) <small>OBP: 0.375, SLG: 0.292</small>	2-0 		0-0 			1-2 	1-2 		0-0 	5 1 2 0 0 0 3			
<b>Andre Dawson, R</b> (1, 9) <small>OBP: 0.349, SLG: 0.610</small>	0-1 			0-2 		0-1 	0-0 		0-0 	5 2 3 3 0 0 2			
<b>Dwight Smith, L</b> (1, 7) <b>Doug Dascenzo, S</b> (8, 8) <small>OBP: 0.340, SLG: 0.366</small> <small>OBP: 0.250, SLG: 0.455</small>		1-1 		3-1 		0-0 		0-1 	4-2 	4 0 0 0 0 0 1 0 0 0 0 1 0 0			
<b>Luis Salazar, R</b> (1, 5) <small>OBP: 0.273, SLG: 0.283</small>		4-1 		2-0 		1-1 		2-2 	0-1 	4 0 0 0 1 0 4			
<b>Shawon Dunston, R</b> (1, 6) <small>OBP: 0.293, SLG: 0.466</small>		1-3 		0-0 		0-0 		1-1 		4 0 3 1 0 1 1			
<b>Joe Girardi, R</b> (1, 2) <small>OBP: 0.354, SLG: 0.356</small>		1-0 			2-2 	0-1 		0-0 		3 0 1 0 0 0 2			
<b>Greg Maddux, R</b> (1, 1)			1-1 		4-2 	0-0 		1-3 		3 0 0 0 1 1 4			
<b>Inning Stats</b>	R: 0 H: 1 E: 0 LOB: 1 K: 0 BB: 0 S: 8 P: 11	R: 0 H: 0 E: 0 LOB: 1 K: 1 BB: 1 S: 7 P: 14	R: 0 H: 1 E: 0 LOB: 1 K: 0 BB: 0 S: 5 P: 7	R: 1 H: 2 E: 0 LOB: 1 K: 0 BB: 0 S: 7 P: 12	R: 0 H: 0 E: 0 LOB: 0 K: 0 BB: 1 S: 5 P: 12	R: 3 H: 4 E: 1 LOB: 2 K: 0 BB: 0 S: 11 P: 13	R: 0 H: 1 E: 0 LOB: 1 K: 0 BB: 0 S: 8 P: 10	R: 0 H: 1 E: 1 LOB: 2 K: 1 BB: 0 S: 11 P: 15	R: 0 H: 2 E: 0 LOB: 3 K: 0 BB: 1 S: 14 P: 21	1B: 10 SF: 0 2B: 1 SAC: 0 3B: 0 DP: 1 HR: 1 HBP: 1	WP: 0 PA: 42 PB: 0 SB: 2 CS: 1		
<b>PITCHER</b>	IP WLS BF H R ER SO BB IBB HBP BLK WP HR S P ERA WHIP											<b>PITCHER</b>	IP WLS BF H R ER SO BB IBB HBP BLK WP HR S P ERA WHIP
<b>Mike Morgan, R</b> (1, 1) <small>ERA: 1.82</small>	6.0 L 27 8 4 3 1 2 0 1 0 0 0 1 43 69 4.50 1.667												
<b>Tim Crews, R</b> (7, 1) <small>ERA: 0.75</small>	2.0 9 2 0 0 1 0 0 0 0 0 0 0 19 25 0.00 1.000												
<b>Don Aase, R</b> (9, 1) <small>ERA: 3.6</small>	1.0 6 2 0 0 0 0 1 0 0 0 0 0 14 21 0.00 3.000												

**Chicago Cubs @ Los Angeles Dodgers**  
**Dodger Stadium, Los Angeles, CA**  
 Sun Apr 29 1990, 7:05 PM PDT  
 Att. 41,893 - Unknown - 60 F

AB	38
R	4
H	12
RBI	4
BB	3
SO	2
LOB	18



WP: 0 PA: 42  
 PB: 0  
 SB: 2  
 CS: 1

Batter	1	2	3	4	5	6	7	8	9	AB R H RBI BB SO LOB
Juan Samuel, R OBP: 0.315, SLG: 0.338 (1, 8)	2-2 P6		0-0 G1-3			1-1 G6-3			0-1 G3-6-1	4 0 1 0 0 0 0
Lenny Harris, L OBP: 0.231, SLG: 0.229 (1, 4)	2-2 G4-3			0-0 G3-1		0-0 G3-1			1-0 G3-6-1	4 0 0 0 0 0 1
Kal Daniels, L OBP: 0.475, SLG: 0.490 (1, 7)	3-2 G6-3			3-2 G4-6-3			0-0 F8		1-3 K	4 0 1 0 0 1 0
Eddie Murray, S OBP: 0.381, SLG: 0.452 (1, 3)		0-3 K		0-0 G4-6-3			2-3 K			3 0 0 0 0 2 1
Hubie Brooks, R OBP: 0.253, SLG: 0.443 (1, 9)		0-2 G6-3			0-2 G3-1		0-1 1B			3 0 1 0 0 0 0
Mike Scioscia, L OBP: 0.328, SLG: 0.469 (1, 2)		3-0 1B			0-1 1B		0-0 F8			3 0 2 0 0 0 1
Mickey Hatcher, R OBP: 0.235, SLG: 0.188 (1, 5)		0-2 G3			2-1 P6			1-0 G4-6-3		3 0 1 0 0 0 2
Alfredo Griffin, S OBP: 0.387, SLG: 0.424 (1, 6)			2-1 G3-1		0-0 F7			0-0 G4-6-3		3 0 0 0 0 0 2
Mike Morgan, R OBP: 0.182, SLG: 0.100 (1, 1)			0-1 G3-1			3-2 G3-1		2-2 F9		1 0 0 0 0 0 0
Brian Traxler, L (6, PH)										1 0 0 0 0 0 0
Tim Crews, R (7, 1)										0 0 0 0 0 0 0
Chris Gwynn, L OBP: 0.200, SLG: 0.267 (8, PH)										1 0 0 0 0 0 0
Don Aase, R (9, 1)										0 0 0 0 0 0 0

Inning Stats	R: 0	H: 0	E: 0	K: 0	S: 10	R: 0	H: 1	E: 0	K: 1	S: 13	R: 0	H: 0	E: 0	K: 0	S: 5	R: 0	H: 1	E: 0	K: 0	S: 6	R: 0	H: 1	E: 0	K: 0	S: 8	R: 0	H: 0	E: 0	K: 1	S: 8	R: 0	H: 1	E: 0	K: 1	S: 7	R: 0	H: 1	E: 0	K: 0	S: 5	R: 0	H: 1	E: 0	K: 1	S: 6	R: 0	H: 0	E: 0	K: 1	S: 8
	LOB: 0	BB: 0	P: 17	ER: 0	SO: 3	LOB: 1	BB: 0	ER: 0	SO: 1	P: 16	LOB: 0	BB: 0	ER: 0	SO: 0	P: 7	LOB: 1	BB: 0	ER: 0	SO: 0	P: 10	LOB: 0	BB: 0	ER: 0	SO: 0	P: 12	LOB: 1	BB: 0	ER: 0	SO: 9	LOB: 0	BB: 0	ER: 0	SO: 8	LOB: 0	BB: 0	ER: 0	SO: 8	LOB: 0	BB: 0	ER: 0	SO: 8	LOB: 0	BB: 0	ER: 0	SO: 8					

PITCHER	IP	WLS	BF	H	R	ER	SO	BB	IBB	HBP	BLK	WP	HR	S	P	ERA	WHIP
Greg Maddux, R ERA: 1.95 (1, 1)	9.0	W	30	6	0	0	3	0	0	0	0	0	0	68	96	0.00	0.667


**BOTTOM**

**Chicago Cubs @ Los Angeles Dodgers**  
**Dodger Stadium, Los Angeles, CA**

Sun Apr 29 1990, 7:05 PM PDT  
 Att: 41,893 - Unknown - 60 F

AB	30
R	0
H	6
RBI	0
BB	0
SO	3
LOB	7

WP: 0 PA: 30  
 PB: 0 SB: 0  
 CS: 0



Batter	1	2	3	4	5	6	7	8	9	AB	R	H	RBI	BB	SO	LOB	TOP								
Jerome Walton, R (1, 8) OBP: 0.376, SLG: 0.311	3-2 G5-3		2-2 G4-3		2-1 SF8 23 1B	4-0 23 FC6-4 BB		0-1 G4-3		4	0	1	0	1	0	0									
23 Ryne Sandberg, R (1, 4) OBP: 0.298, SLG: 0.407	0-0 G3-6-3 1B		0-0 2B		0-0 1B	2-0 FC6-4		1-0 HR		5	2	4	1	0	0	1									
Mark Grace, L (1, 3) OBP: 0.365, SLG: 0.300	1-1 G3-6-3 1-2f		2-0 2B		2-1 P6		1-1 L8		0-0 G6-3	5	0	1	1	0	0	4									
Andre Dawson, R (1, 9) OBP: 0.353, SLG: 0.651		2-1 1B 1B	0-0 P3		0-0 SF8		1-1 HR		2-2 G6-3	4	2	2	2	0	0	1									
Lloyd McClendon, R (1, 7) OBP: 0.234, SLG: 0.333		1-1 G6-4-3 1B	0-3 K		1-0 F9		1-2 2B		2-3 K	4	0	2	0	0	1	3									
Doug Dascenzo, S (7, PR) OBP: 0.231, SLG: 0.417										1	0	0	0	0	1	0									
Luis Salazar, R (1, 5) OBP: 0.271, SLG: 0.281		0-1 L6			2-3 K		3-1 HR 1B		1-3 K	4	1	1	0	0	2	3									
Joe Kraemer, L (7, 1)										0	0	0	0	0	0	0									
Bill Long, R (7, 1)										0	0	0	0	0	0	0									
Mitch Williams, L (9, 1)										0	0	0	0	0	0	0									
Shawon Dunston, R (1, 6) OBP: 0.316, SLG: 0.519		1-0 G6-4-3 1B			1-0 G6-3 1B		0-1 HR		0-2 G5-3	4	1	3	3	0	0	1									
Joe Girardi, R (1, 2) OBP: 0.327, SLG: 0.327		3-2 G6-4-3			0-1 G6-3		0-1 P3		0-0 G4-3	4	0	0	0	0	0	3									
Mike Bielecki, R (1, 1) OBP: 0.429, SLG: 0.429		2-3 K			3-2 23 1B SF8 1B		1-1 G1-3		0-3 K	3	1	1	0	0	1	2									
Paul Assenmacher, L (6, 1)										0	0	0	0	0	0	0									
Les Lancaster, R (6, 1)										0	0	0	0	0	0	0									
Domingo Ramos, R (7, 5) OBP: 0.217, SLG: 0.182										1	0	0	0	0	1	0									
<b>Inning Stats</b>	R: 0 E: 0 K: 0 S: 6	H: 1 LOB: 0 BB: 0 P: 10	R: 1 E: 0 K: 1 S: 13	H: 3 LOB: 2 BB: 0 P: 22	R: 1 E: 0 K: 1 S: 10	H: 2 LOB: 1 BB: 0 P: 14	R: 0 E: 0 K: 1 S: 6	H: 1 LOB: 0 BB: 0 P: 9	R: 1 E: 0 K: 0 S: 12	H: 3 LOB: 2 BB: 0 P: 20	R: 2 E: 0 K: 0 S: 10	H: 2 LOB: 1 BB: 1 P: 19	R: 1 E: 0 K: 1 S: 16	H: 2 LOB: 1 BB: 0 P: 20	R: 0 E: 0 K: 1 S: 6	H: 0 LOB: 0 BB: 0 P: 6	R: 1 E: 0 K: 1 S: 10	H: 1 LOB: 0 BB: 0 P: 15	1B: 9 2B: 3 3B: 0 HR: 3	SF: 1 SAC: 0 DP: 2 HBP: 0	WP: 0 PB: 0 SB: 0 CS: 0	PA: 41			
<b>PITCHER</b>	IP	WLS	BF	H	R	ER	SO	BB	IBB	HBP	BLK	WP	HR	S	P	ERA	WHIP								
Atlee Hammaker, L (1, 1) ERA: 2.89	4.0		20	10	3	3	3	0	0	0	0	0	0	43	68	6.75	2.500								
Bob Knepper, L (5, 1) ERA: 9.0	2.0	L	9	2	2	2	0	1	0	0	0	0	1	14	26	9.00	1.500								
Ernie Camacho, R (7, 1) ERA: 5.14	2.0		8	2	1	1	2	0	0	0	0	0	1	22	26	4.50	1.000								
Randy O'Neal, R (9, 1) ERA: 3.48	1.0		4	1	1	1	1	0	0	0	0	0	1	10	15	9.00	1.000								

Chicago Cubs @ San Francisco Giants  
 Candlestick Park, San Francisco, CA  
 Tue May 01 1990, 10:05 PM EDT  
 Att. 21,714 - Unknown - 55 F


AB	39
R	7
H	15
RBI	7
BB	1
SO	6
LOB	18




WP	0	PA	41
PB	0		
SB	0		
CS	0		



Batter	1	2	3	4	5	6	7	8	9	AB R H RBI BB SO LOB
<b>Brett Butler, L</b> OBP: 0.450, SLG: 0.477 (1, 8)	3-2 FC3-6 1B	4-2 E 1B BB		0-0 P5			2-2 L6		3-2 G6-3	4 1 1 0 1 0 0
<b>Ernest Riles, L</b> OBP: 0.320, SLG: 0.500 (1, 4)	3-2 F9	0-2 E5 1B			3-1 G3-1		4-0 FC3-6 BB		2-1 P3	3 0 0 0 1 0 3
<b>Dave Anderson, R</b> OBP: 0.182, SLG: 0.273 (9, PH)	SAFE	SAFE					0-1 FC3-6 1B		2-1	1 0 0 0 0 0 0
<b>Will Clark, L</b> OBP: 0.340, SLG: 0.483 (1, 3)	2-2 FC3-6 WP 1-2f	0-1			0-0 G5-3		0-1 FC3-6 1B 1-2f		2-1 1B	5 0 2 2 0 0 2
<b>Kevin Mitchell, R</b> OBP: 0.369, SLG: 0.513 (1, 7)	2-2 G1-3 1-2	2-1 G6-3			0-0 F8		0-1 1B		2-2 G6-3	5 0 1 0 0 0 4
<b>Kevin Bass, S</b> OBP: 0.282, SLG: 0.415 (6, PH)		1-0 WP PB G6-3 1B		1-0 P5		3-2 SH1-4 2B		1-1 G3-1		2 1 1 0 0 0 0 2 0 1 0 0 0 2
<b>Rick Leach, L</b> OBP: 0.529, SLG: 0.417 (7, 9)										
<b>Matt Williams, R</b> OBP: 0.337, SLG: 0.413 (1, 5)	SAFE	2-2 G6-3 1-H		0-0 L5-3 1B		4-0 SH1-4 BB		0-3 K		3 0 1 1 1 1 0
<b>Terry Kennedy, L</b> OBP: 0.455, SLG: 0.550 (6, PH)		4-2 FC1-6 1B BB		2-2 L5-3		0-0 SH1-4		2-1 G1-4-3 1B		1 0 0 0 1 0 1 1 0 1 0 0 0 0
<b>Robby Thompson, R</b> OBP: 0.305, SLG: 0.333 (7, 4)						1-2 2-3				0 0 0 0 0 0 0
<b>Randy O'Neal, R</b> (9, 1)										
<b>Jose Uribe, S</b> OBP: 0.339, SLG: 0.407 (1, 6)		0-0		0-3 K		4-0 G6-4-3 IBB		0-1 G1-4-3		2 1 1 0 0 1 0 0 0 0 0 1 0 0 0 0 0 0 0 0 0 1 0 0 0 0 0 1
<b>Bill Bathe, R</b> OBP: 0.333, SLG: 0.250 (6, PH)		1-2 E 1B						1-2		
<b>Ernie Camacho, R</b> (7, 1)										
<b>Greg Litton, R</b> (8, PH)										
<b>Atlee Hammaker, S</b> OBP: 0.091, SLG: 0.091 (1, 1)		0-1 FC1-6		1-2 G1-3		1-2 G6-4-3		2-2 F9		2 1 0 0 0 0 2 0 0 0 0 0 0 0 2 0 0 0 0 0 4
<b>Bob Knepper, L</b> (5, 1)										
<b>Gary Carter, R</b> OBP: 0.295, SLG: 0.263 (6, PH)		1-2 E BB 1B								

BOTTOM																																																																																																																																																												
<b>Chicago Cubs @ San Francisco Giants</b> Candlestick Park, San Francisco, CA Tue May 01 1990, 10:05 PM EDT Att: 21,714 - Unknown - 55 F	<table border="1"> <tr> <td>AB</td> <td>34</td> </tr> <tr> <td>R</td> <td>4</td> </tr> <tr> <td>H</td> <td>9</td> </tr> <tr> <td>RBI</td> <td>3</td> </tr> <tr> <td>BB</td> <td>5</td> </tr> <tr> <td>SO</td> <td>2</td> </tr> <tr> <td>LOB</td> <td>19</td> </tr> </table> 	AB	34	R	4	H	9	RBI	3	BB	5	SO	2	LOB	19																																																																																																																																													
AB	34																																																																																																																																																											
R	4																																																																																																																																																											
H	9																																																																																																																																																											
RBI	3																																																																																																																																																											
BB	5																																																																																																																																																											
SO	2																																																																																																																																																											
LOB	19																																																																																																																																																											
<table border="1"> <tr> <th>Inning Stats</th> <th>1</th> <th>2</th> <th>3</th> <th>4</th> <th>5</th> <th>6</th> <th>7</th> <th>8</th> <th>9</th> <th>1B</th> <th>2B</th> <th>3B</th> <th>HR</th> <th>SF</th> <th>SAC</th> <th>DP</th> <th>HBP</th> <th>WP</th> <th>HR</th> <th>S</th> <th>P</th> <th>ERA</th> <th>WHIP</th> </tr> <tr> <td>R: 0 E: 0 K: 0 S: 13</td> <td>H: 1 LOB: 1 BB: 0 P: 23</td> <td>R: 4 E: 1 K: 0 S: 22</td> <td>H: 3 LOB: 2 BB: 2 P: 35</td> <td>R: 0 E: 0 K: 0 S: 5</td> <td>H: 1 LOB: 0 BB: 0 P: 8</td> <td>R: 0 E: 0 K: 1 S: 7</td> <td>H: 0 LOB: 0 BB: 0 P: 8</td> <td>R: 0 E: 0 K: 0 S: 4</td> <td>H: 0 LOB: 0 BB: 0 P: 7</td> <td>R: 0 E: 0 K: 0 S: 7</td> <td>H: 1 LOB: 2 BB: 2 P: 19</td> <td>R: 0 E: 0 K: 0 S: 9</td> <td>H: 1 LOB: 2 BB: 1 P: 16</td> <td>R: 0 E: 0 K: 1 S: 12</td> <td>H: 1 LOB: 1 BB: 0 P: 16</td> <td>R: 0 E: 0 K: 0 S: 11</td> <td>H: 1 LOB: 1 BB: 0 P: 20</td> <td>1B: 8 2B: 2 3B: 0 HR: 0</td> <td>SF: 0 SAC: 1 DP: 2 HBP: 0</td> <td>WP: 2 PB: 1 SB: 0 CS: 0</td> <td>PA: 40</td> <td>ERA: 0.00 WHIP: 1.000</td> </tr> </table>	Inning Stats	1	2	3	4	5	6	7	8	9	1B	2B	3B	HR	SF	SAC	DP	HBP	WP	HR	S	P	ERA	WHIP	R: 0 E: 0 K: 0 S: 13	H: 1 LOB: 1 BB: 0 P: 23	R: 4 E: 1 K: 0 S: 22	H: 3 LOB: 2 BB: 2 P: 35	R: 0 E: 0 K: 0 S: 5	H: 1 LOB: 0 BB: 0 P: 8	R: 0 E: 0 K: 1 S: 7	H: 0 LOB: 0 BB: 0 P: 8	R: 0 E: 0 K: 0 S: 4	H: 0 LOB: 0 BB: 0 P: 7	R: 0 E: 0 K: 0 S: 7	H: 1 LOB: 2 BB: 2 P: 19	R: 0 E: 0 K: 0 S: 9	H: 1 LOB: 2 BB: 1 P: 16	R: 0 E: 0 K: 1 S: 12	H: 1 LOB: 1 BB: 0 P: 16	R: 0 E: 0 K: 0 S: 11	H: 1 LOB: 1 BB: 0 P: 20	1B: 8 2B: 2 3B: 0 HR: 0	SF: 0 SAC: 1 DP: 2 HBP: 0	WP: 2 PB: 1 SB: 0 CS: 0	PA: 40	ERA: 0.00 WHIP: 1.000	<table border="1"> <tr> <th>PITCHER</th> <th>IP</th> <th>WLS</th> <th>BF</th> <th>H</th> <th>R</th> <th>ER</th> <th>SO</th> <th>BB</th> <th>IBB</th> <th>HBP</th> <th>BLK</th> <th>WP</th> <th>HR</th> <th>S</th> <th>P</th> <th>ERA</th> <th>WHIP</th> </tr> <tr> <td><b>Mike Bielecki, R</b> ERA: 3.67 (1, 1)</td> <td>5.0</td> <td>W</td> <td>24</td> <td>6</td> <td>4</td> <td>1</td> <td>1</td> <td>3</td> <td>0</td> <td>0</td> <td>0</td> <td>2</td> <td>0</td> <td>54</td> <td>91</td> <td>1.80</td> <td>1.800</td> </tr> <tr> <td><b>Paul Assenmacher, L</b> ERA: 0.53 (6, 1)</td> <td>0.1</td> <td></td> <td>2</td> <td>0</td> <td>0</td> <td>0</td> <td>0</td> <td>0</td> <td>1</td> <td>0</td> <td>0</td> <td>0</td> <td>0</td> <td>1</td> <td>5</td> <td>0.00</td> <td>0.000</td> </tr> <tr> <td><b>Les Lancaster, R</b> ERA: 1.98 (6, 1)</td> <td>1.0</td> <td></td> <td>3</td> <td>0</td> <td>0</td> <td>0</td> <td>0</td> <td>1</td> <td>0</td> <td>0</td> <td>0</td> <td>0</td> <td>0</td> <td>6</td> <td>13</td> <td>0.00</td> <td>1.000</td> </tr> <tr> <td><b>Joe Kraemer, L</b> ERA: 6.75 (7, 1)</td> <td>0.1</td> <td></td> <td>1</td> <td>0</td> <td>0</td> <td>0</td> <td>0</td> <td>0</td> <td>0</td> <td>0</td> <td>0</td> <td>0</td> <td>0</td> <td>2</td> <td>2</td> <td>0.00</td> <td>0.000</td> </tr> <tr> <td><b>Bill Long, R</b> ERA: 5.14 (7, 1)</td> <td>1.1</td> <td></td> <td>6</td> <td>2</td> <td>0</td> <td>0</td> <td>1</td> <td>0</td> <td>0</td> <td>0</td> <td>0</td> <td>0</td> <td>0</td> <td>16</td> <td>21</td> <td>0.00</td> <td>1.500</td> </tr> </table>	PITCHER	IP	WLS	BF	H	R	ER	SO	BB	IBB	HBP	BLK	WP	HR	S	P	ERA	WHIP	<b>Mike Bielecki, R</b> ERA: 3.67 (1, 1)	5.0	W	24	6	4	1	1	3	0	0	0	2	0	54	91	1.80	1.800	<b>Paul Assenmacher, L</b> ERA: 0.53 (6, 1)	0.1		2	0	0	0	0	0	1	0	0	0	0	1	5	0.00	0.000	<b>Les Lancaster, R</b> ERA: 1.98 (6, 1)	1.0		3	0	0	0	0	1	0	0	0	0	0	6	13	0.00	1.000	<b>Joe Kraemer, L</b> ERA: 6.75 (7, 1)	0.1		1	0	0	0	0	0	0	0	0	0	0	2	2	0.00	0.000	<b>Bill Long, R</b> ERA: 5.14 (7, 1)	1.1		6	2	0	0	1	0	0	0	0	0	0	16	21	0.00	1.500
Inning Stats	1	2	3	4	5	6	7	8	9	1B	2B	3B	HR	SF	SAC	DP	HBP	WP	HR	S	P	ERA	WHIP																																																																																																																																					
R: 0 E: 0 K: 0 S: 13	H: 1 LOB: 1 BB: 0 P: 23	R: 4 E: 1 K: 0 S: 22	H: 3 LOB: 2 BB: 2 P: 35	R: 0 E: 0 K: 0 S: 5	H: 1 LOB: 0 BB: 0 P: 8	R: 0 E: 0 K: 1 S: 7	H: 0 LOB: 0 BB: 0 P: 8	R: 0 E: 0 K: 0 S: 4	H: 0 LOB: 0 BB: 0 P: 7	R: 0 E: 0 K: 0 S: 7	H: 1 LOB: 2 BB: 2 P: 19	R: 0 E: 0 K: 0 S: 9	H: 1 LOB: 2 BB: 1 P: 16	R: 0 E: 0 K: 1 S: 12	H: 1 LOB: 1 BB: 0 P: 16	R: 0 E: 0 K: 0 S: 11	H: 1 LOB: 1 BB: 0 P: 20	1B: 8 2B: 2 3B: 0 HR: 0	SF: 0 SAC: 1 DP: 2 HBP: 0	WP: 2 PB: 1 SB: 0 CS: 0	PA: 40	ERA: 0.00 WHIP: 1.000																																																																																																																																						
PITCHER	IP	WLS	BF	H	R	ER	SO	BB	IBB	HBP	BLK	WP	HR	S	P	ERA	WHIP																																																																																																																																											
<b>Mike Bielecki, R</b> ERA: 3.67 (1, 1)	5.0	W	24	6	4	1	1	3	0	0	0	2	0	54	91	1.80	1.800																																																																																																																																											
<b>Paul Assenmacher, L</b> ERA: 0.53 (6, 1)	0.1		2	0	0	0	0	0	1	0	0	0	0	1	5	0.00	0.000																																																																																																																																											
<b>Les Lancaster, R</b> ERA: 1.98 (6, 1)	1.0		3	0	0	0	0	1	0	0	0	0	0	6	13	0.00	1.000																																																																																																																																											
<b>Joe Kraemer, L</b> ERA: 6.75 (7, 1)	0.1		1	0	0	0	0	0	0	0	0	0	0	2	2	0.00	0.000																																																																																																																																											
<b>Bill Long, R</b> ERA: 5.14 (7, 1)	1.1		6	2	0	0	1	0	0	0	0	0	0	16	21	0.00	1.500																																																																																																																																											

<b>Chicago Cubs @ San Francisco Giants</b> Candlestick Park, San Francisco, CA Tue May 01 1990, 10:05 PM EDT Att: 21,714 - Unknown - 55 F	<table border="1"> <tr> <td>AB</td> <td>34</td> </tr> <tr> <td>R</td> <td>4</td> </tr> <tr> <td>H</td> <td>9</td> </tr> <tr> <td>RBI</td> <td>3</td> </tr> <tr> <td>BB</td> <td>5</td> </tr> <tr> <td>SO</td> <td>2</td> </tr> <tr> <td>LOB</td> <td>19</td> </tr> </table> 	AB	34	R	4	H	9	RBI	3	BB	5	SO	2	LOB	19
AB	34														
R	4														
H	9														
RBI	3														
BB	5														
SO	2														
LOB	19														

Batter	1	2	3	4	5	6	7	8	9	AB R H RBI BB SO LOB	TOP	
<b>Marvell Wynne, L</b> (1, 8) OBP: 0.194, SLG: 0.179	1-1  1B		1-0  P5	0-0  G4-3	1-1  G4-3		4-2  BB		4 0 1 0 1 0 0			
<b>23 Ryne Sandberg, R</b> (1, 4) OBP: 0.315, SLG: 0.419	3-2  1B		0-0  P4	3-2  1B		1-1  1B	3-2  F9		5 1 3 0 0 0 1			
<b>Mark Grace, L</b> (1, 3) OBP: 0.356, SLG: 0.307	1-1  1-3 2-3		0-2  1B 2B	0-0  1-2 2B		2-2  1-2f 1B	1-1  G3		5 3 1 0 0 0 5			
<b>Andre Dawson, R</b> (1, 9) OBP: 0.370, SLG: 0.662	1-3  1-3 2-3		1-1  1B 1B	2-0  1-1 SF9 2B		1-2  1-2 1B	1-1  F9		5 3 3 3 0 1 1			
<b>Dwight Smith, L</b> (1, 7) OBP: 0.365, SLG: 0.391		1-0  1B	0-1  1B 1B	1-1  2-3 1B		0-0  F7	2-2  G6-3		5 1 3 0 0 0 2			
<b>Luis Salazar, R</b> (1, 5) OBP: 0.281, SLG: 0.295		1-0  1B	0-1  1B 1B	2-0  3-H 1B		1-0  1-3 2-H 1B	2-2  G3		4 1 2 3 0 0 1			
<b>Shawon Dunston, R</b> (1, 6) OBP: 0.321, SLG: 0.512		2-2  1-2 1B	0-1  1-2 3-H 1B	0-1  1-2f 1B		0-0  1-2 3-H 1B		5 0 2 2 0 0 2				
<b>Joe Girardi, R</b> (1, 2) OBP: 0.333, SLG: 0.321		4-0  1B	1-2  1-3 2-H 1B		1-0  G5-3	1-0  1-2f 1B	2-2  G6-3		4 0 1 1 1 0 2			
<b>Mike Harkey, R</b> (1, 1) OBP: 0.143, SLG: 0.143 <b>Paul Assenmacher, L</b> (6, 1)		0-1  F7	0-1  1-2f 1B		1-3  K		0-0  G5-3	0-0  G1-6-3	3 0 0 0 0 1 4 2 0 0 0 0 0 0			
<b>Inning Stats</b>	R: 0 H: 2 E: 0 LOB: 1 K: 1 BB: 0 S: 10 P: 16	R: 0 H: 1 E: 0 LOB: 2 K: 0 BB: 1 S: 8 P: 16	R: 4 H: 6 E: 0 LOB: 2 K: 0 BB: 0 S: 18 P: 21	R: 3 H: 3 E: 1 LOB: 1 K: 0 BB: 0 S: 11 P: 19	R: 0 H: 0 E: 0 LOB: 0 K: 1 BB: 0 S: 6 P: 9	R: 2 H: 4 E: 0 LOB: 2 K: 0 BB: 0 S: 14 P: 20	R: 0 H: 0 E: 0 LOB: 1 K: 0 BB: 1 S: 9 P: 17	R: 0 H: 0 E: 0 LOB: 0 K: 0 BB: 0 S: 9 P: 14	R: 0 H: 0 E: 0 LOB: 0 K: 0 BB: 0 S: 6 P: 9	1B: 14 SF: 1 2B: 2 SAC: 0 3B: 0 DP: 0 HR: 0 HBP: 0	WP: 0 PA: 45 PB: 0 SB: 1 CS: 2	
<b>PITCHER</b> <b>Scott Garrelts, R</b> (1, 1) ERA: 5.55 <b>Randy O'Neal, R</b> (4, 1) ERA: 3.0 <b>Bob Knepper, L</b> (6, 1) ERA: 12.0 <b>Ernie Camacho, R</b> (7, 1) ERA: 4.0 <b>Steve Bedrosian, R</b> (9, 1) ERA: 8.0	IP WLS BF H R ER SO BB IBB HBP BLK WP HR S P ERA WHIP											<b>PITCHER</b> IP WLS BF H R ER SO BB IBB HBP BLK WP HR S P ERA WHIP

Chicago Cubs @ San Francisco Giants  
 Candlestick Park, San Francisco, CA  
 Wed May 02 1990, 6:33 AM EDT  
 Att. 18,279 - Sunny - 69 F

[livebaseballscorecards.com](http://livebaseballscorecards.com)

AB 42  
 R 9  
 H 16  
 RBI 9  
 BB 2  
 SO 2  
 LOB 18



Batter	1	2	3	4	5	6	7	8	9	AB R H RBI BB SO LOB
--------	---	---	---	---	---	---	---	---	---	----------------------

<b>Brett Butler, L</b> OBP: 0.457, SLG: 0.472 (1, 8)	2-1 G4-3 WP 1B		1-0 F7		4-1 BB		4-2 G6-4-3 BB		0-0 G4-3	3 0 1 0 2 0 0
<b>Robby Thompson, R</b> OBP: 0.291, SLG: 0.316 (1, 4)	1 SAFE 3-2 G1-3 1-2		2-2 G6-3		2-1 G5-3		0-1 G6-4-3 1-2f			4 0 0 0 0 0 4
<b>Will Clark, L</b> OBP: 0.327, SLG: 0.462 (1, 3)	3-2 G4-3 2-3			1-3 K		1-2 G3-1		0-0 F8		4 0 0 0 0 1 1
<b>Kevin Mitchell, R</b> OBP: 0.364, SLG: 0.538 (1, 7)	2-0 L5			2-3 K		0-0 HR		3-2 G6-3		4 1 1 1 0 1 1
<b>Rick Leach, L</b> OBP: 0.524, SLG: 0.500 <b>Steve Bedrosian, R</b> (9, 1)		0-0 G6-3		1-2 2B		2-1 HR 1B		2-3 K		4 1 2 0 0 1 0 0 0 0 0 0 0 0
<b>Matt Williams, R</b> OBP: 0.356, SLG: 0.500 (1, 5)		0-1 HR		1-0 F9		3-2 HR 1-H		0-0 HR 1B		4 3 3 3 0 0 1
<b>Terry Kennedy, L</b> OBP: 0.447, SLG: 0.535 (1, 2) <b>Gary Carter, R</b> (9, PH) OBP: 0.311, SLG: 0.359		3-1 G4-3		1-0 G3 1B		1-2 G1-3		1-2 HR 1-H		3 0 1 0 0 0 0 1 1 1 2 0 0 0
<b>Jose Uribe, S</b> OBP: 0.322, SLG: 0.386 (1, 6) <b>Ernie Camacho, R</b> (7, 1) <b>Greg Litton, R</b> (9, 9)		1-1 P3		1-0 G3		0-0 B5-3		1-0 G1-6-3		3 0 0 0 0 0 1 0 0 0 0 0 0 0 1 0 0 0 0 0 0
<b>Scott Garrelts, R</b> (1, 1) <b>Randy O'Neal, R</b> (4, 1) <b>Bill Bathe, R</b> (5, PH) OBP: 0.300, SLG: 0.222 <b>Bob Knepper, L</b> (6, 1) <b>Dave Anderson, R</b> (7, 6) OBP: 0.154, SLG: 0.231			2-3 K		1-3 K		0-3 K		1-0 G6-3	1 0 0 0 0 0 1 0 0 0 0 0 0 0 0 0 1 0 0 0 0 0 1 1 0 0 0 0 0 0 0 0 2 0 0 0 0 0 1 0

Inning Stats	R: 0 E: 0 K: 10 S: 10	H: 1 LOB: 1 BB: 0 P: 19	R: 1 E: 0 K: 0 S: 7	H: 1 LOB: 0 BB: 0 P: 11	R: 0 E: 0 K: 1 S: 8	H: 0 LOB: 0 BB: 0 P: 13	R: 0 E: 0 K: 2 S: 11	H: 1 LOB: 1 BB: 0 P: 16	R: 0 E: 0 K: 1 S: 8	H: 1 LOB: 2 BB: 1 P: 17	R: 3 E: 0 K: 0 S: 16	H: 3 LOB: 0 BB: 0 P: 23	R: 0 E: 0 K: 1 S: 7	H: 0 LOB: 0 BB: 1 P: 11	R: 0 E: 0 K: 1 S: 7	H: 0 LOB: 0 BB: 0 P: 12	R: 2 E: 0 K: 0 S: 10	H: 2 LOB: 0 BB: 0 P: 13	1B: 4 2B: 1 3B: 0 HR: 4	SF: 0 SAC: 0 DP: 1 HBP: 0
--------------	--------------------------------	----------------------------------	------------------------------	----------------------------------	------------------------------	----------------------------------	-------------------------------	----------------------------------	------------------------------	----------------------------------	-------------------------------	----------------------------------	------------------------------	----------------------------------	------------------------------	----------------------------------	-------------------------------	----------------------------------	----------------------------------	------------------------------------

PITCHER	IP	WLS	BF	H	R	ER	SO	BB	IBB	HBP	BLK	WP	HR	S	P	ERA	WHIP
<b>Mike Harkey, R</b> ERA: 3.57 (1, 1)	5.1	W	24	7	4	4	4	1	0	0	0	1	3	56	94	6.75	1.500
<b>Paul Assenmacher, L</b> ERA: 1.31 (6, 1)	3.2	S	13	2	2	2	2	1	0	0	0	0	1	28	41	4.91	0.818

**BOTTOM**

**Chicago Cubs @ San Francisco Giants**  
Candlestick Park, San Francisco, CA

livebaseballscores.com

<b>AB</b>	<b>35</b>
<b>R</b>	<b>6</b>
<b>H</b>	<b>9</b>
<b>RBI</b>	<b>6</b>
<b>BB</b>	<b>2</b>
<b>SO</b>	<b>6</b>
<b>LOB</b>	<b>9</b>



<b>WP:</b> 1	<b>PA:</b> 37
<b>PB:</b> 0	
<b>SB:</b> 0	
<b>CS:</b> 0	

Wed May 02 1990, 6:33 AM EDT  
Att. 18,279 - Sunny - 69 F

Batter	1	2	3	4	5	6	7	8	9	AB R H RBI BB SO LOB	TOP											
<b>Roberto Alomar, S</b> (1, 4) OBP: 0.344, SLG: 0.357	2-2 G3-1		0-1 L7			2-1 G1-3		1-0 SH1-3 1B		4 1 1 0 0 0 0	<b>San Diego Padres @ Chicago Cubs</b> Wrigley Field, Chicago, IL Sat May 05 1990, 3:33 AM CDT Overcast - 55 F											
<b>Tony Gwynn, L</b> (1, 9) OBP: 0.341, SLG: 0.430	1-2 2B 1B		1-1 F8			2-1 2B SF7 1B		1-1 SH1-3 1-2		3 1 2 0 0 0 0												
<b>Joe Carter, R</b> (1, 8) OBP: 0.267, SLG: 0.391	1-2 P8			1-0 1B 1B		2-2 1-3 2B		0-0 G4-6-3 1B		4 0 3 1 0 0 1												
<b>Jack Clark, R</b> (1, 3) OBP: 0.425, SLG: 0.508	0-2 1-3 2B			1-3 K		4-0 FC6 IBB		0-2 G4-6-3 1-2f		3 0 1 0 1 1 2												
<b>Fred Lynn, L</b> (1, 7) OBP: 0.313, SLG: 0.373	1-0 G6-3			0-0 G1-6-3 1B		0-0 SF7		2-2 G3		3 0 1 1 0 0 2												
<b>Benito Santiago, R</b> (1, 2) OBP: 0.418, SLG: 0.635		1-0 L9		0-1 G1-6-3 1-2f		2-1 3-H FC6		2-2 G6-3		4 0 0 0 0 0 4												
<b>Bip Roberts, S</b> (1, 5) OBP: 0.296, SLG: 0.440		1-2 P6			4-0 G4-6-3 BB		0-1 G2-3		1-0 G3-1			3 0 0 0 1 0 0										
<b>Garry Templeton, S</b> (1, 6) OBP: 0.230, SLG: 0.282		2-2 F7			0-2 G4-6-3 1-2f		0-2 G4-3			3 0 0 0 0 0 1												
<b>Andy Benes, R</b> (1, 1) <b>Craig Lefferts, L</b> (8, 1)			1-1 L6		3-3 K		1-3 K			3 0 0 0 0 2 0 0 0 0 0 0 0 0												
<b>Inning Stats</b>	R: 0 E: 0 K: 0 S: 15	H: 2 LOB: 2 BB: 0 P: 20	R: 0 E: 0 K: 0 S: 10	H: 0 LOB: 0 BB: 0 P: 14	R: 0 E: 0 K: 0 S: 6	H: 0 LOB: 0 BB: 0 P: 8	R: 0 E: 0 K: 1 S: 7	H: 2 LOB: 1 BB: 0 P: 9	R: 0 E: 0 K: 1 S: 8	H: 0 LOB: 0 BB: 1 P: 15	R: 1 E: 0 K: 0 S: 16	H: 2 LOB: 2 BB: 1 P: 27	R: 0 E: 0 K: 1 S: 9	H: 0 LOB: 0 BB: 0 P: 10	R: 1 E: 0 K: 0 S: 7	H: 2 LOB: 0 BB: 0 P: 9	R: 0 E: 0 K: 0 S: 7	H: 0 LOB: 0 BB: 0 P: 12	1B: 6 2B: 2 3B: 0 HR: 0	SF: 1 SAC: 1 DP: 3 HBP: 0	WP: 0 PB: 0 SB: 0 CS: 0	PA: 34
<b>PITCHER</b> <b>Greg Maddux, R</b> (1, 1) ERA: 1.96	IP: 9.0 WLS: W BF: 34 H: 8 R: 2 ER: 2 SO: 3 BB: 1 IBB: 1 HBP: 0 BLK: 0 WP: 0 HR: 0 S: 85 P: 124 ERA: 2.00 WHIP: 1.000											<b>PITCHER</b> IP: WLS: BF: H: R: ER: SO: BB: IBB: HBP: BLK: WP: HR: S: P: ERA: WHIP										

livebaseballscorecards.com

<b>AB</b>	30
<b>R</b>	2
<b>H</b>	8
<b>RBI</b>	2
<b>BB</b>	2
<b>SO</b>	3
<b>LOB</b>	10



Batter	1	2	3	4	5	6	7	8	9
<b>Marvell Wynne, L</b> (1, 8) <small>OBP: 0.176, SLG: 0.161</small> <b>Andre Dawson, R</b> (8, PH) <small>OBP: 0.365, SLG: 0.652</small> (9, 9)	1-0 <b>F9</b>		1-0 <b>L9</b>		1-0 <b>F8</b>			2-0 <b>P3</b>	
<b>23 Ryne Sandberg, R</b> (1, 4) <small>OBP: 0.323, SLG: 0.427</small>	3-1 <b>2B</b>		4-2 <b>BB</b>		1-3 <b>K</b>			0-1 <b>G5-3</b>	
<b>Dwight Smith, L</b> (1, 9) <small>OBP: 0.357, SLG: 0.367</small> (9, 8)	2-1 <b>F7</b>		4-2 <b>BB</b>		1-3 <b>K</b>			0-1 <b>G3</b>	
<b>Mark Grace, L</b> (1, 3) <small>OBP: 0.351, SLG: 0.304</small>	3-2 <b>P5</b>		3-2 <b>G3</b>		0-0 <b>F8</b>			0-0 <b>HR</b>	
<b>Dave Clark, L</b> (1, 7) <small>OBP: 0.308, SLG: 0.308</small> <b>Doug Dascenzo, S</b> (9, PH) <small>OBP: 0.231, SLG: 0.417</small>		1-2 <b>G6-3</b>	1-1 <b>G3-1</b>		0-2 <b>1B</b>			0-0 <b>SH1-4</b>	
<b>Luis Salazar, R</b> (1, 5) <small>OBP: 0.279, SLG: 0.292</small>		1-1 <b>1B</b>		0-0 <b>P4</b>		1-1 <b>FC6-4</b>		0-2 <b>G5-3</b>	
<b>Shawon Dunston, R</b> (1, 6) <small>OBP: 0.330, SLG: 0.547</small>		0-1 <b>1B</b>		2-3 <b>K</b>		1-1 <b>P4</b>		1-1 <b>HR</b>	
<b>Joe Girardi, R</b> (1, 2) <small>OBP: 0.333, SLG: 0.321</small>		3-2 <b>1B</b>		0-0 <b>G5-3</b>		0-0 <b>F8</b>			
<b>Greg Maddux, R</b> (1, 1)		3-3 <b>K</b>		0-3 <b>K</b>		1-2 <b>F8</b>			

AB	R	H	RBI	BB	SO	LOB
3	0	0	0	0	0	0
1	0	0	0	0	0	0
3	0	1	0	1	1	0
3	0	0	0	1	1	1
4	1	1	0	0	0	3
3	0	1	0	0	0	2
0	0	0	0	0	0	0
4	1	1	0	0	0	2
4	1	2	2	0	1	0
3	0	1	1	0	0	0
3	0	0	0	0	2	2

**BOTTOM**

**San Diego Padres @ Chicago Cubs**  
 Wrigley Field, Chicago, IL  
 Sat May 05 1990, 3:33 AM CDT  
 Overcast - 55 F

AB	31
R	3
H	7
RBI	3
BB	2
SO	5
LOB	10



Inning Stats	R: 0	H: 1	E: 0	K: 0	S: 8	H: 1	LOB: 1	BB: 0	P: 17	R: 1	H: 3	E: 0	K: 1	S: 17	H: 0	LOB: 2	BB: 2	P: 24	R: 0	H: 0	E: 0	K: 0	S: 11	R: 0	H: 0	E: 0	K: 1	S: 5	R: 0	H: 0	E: 0	K: 2	S: 8	R: 0	H: 1	E: 0	K: 1	S: 9	R: 0	H: 0	E: 0	K: 0	S: 6	R: 0	H: 0	E: 0	K: 0	S: 5	R: 2	H: 2	E: 0	K: 0	S: 7	1B: 5	SF: 0	2B: 2	SAC: 1	3B: 0	DP: 1	HR: 1	HBP: 0	WP: 0	PA: 34
<b>PITCHER</b>	IP	WLS	BF	H	R	ER	SO	BB	IBB	HBP	BLK	WP	HR	S	P	ERA	WHIP																																														
<b>Andy Benes, R</b> (1, 1) <small>ERA: 3.58</small>	7.0		27	5	1	1	5	2	0	0	0	0	0	64	101	1.29	1.000																																														
<b>Craig Lefferts, L</b> (8, 1) <small>ERA: 3.18</small>	1.2	L	7	2	2	2	0	0	0	0	0	0	1	12	15	10.80	1.200																																														

Batter	1	2	3	4	5	6	7	8	9	AB R H RBI BB SO LOB	TOP												
Roberto Alomar, S (1, 4) OBP: 0.347, SLG: 0.371	0-1 F7		1-1 G3-1	1-2 1B 1-H 2B		0-0 G5-4-3 1B		0-1 F7		5 0 2 1 0 0 0													
Tony Gwynn, L (1, 9) OBP: 0.333, SLG: 0.418	0-1 F7		2-1 L7	3-2 1B		2-1 F8		3-2 G3-1		5 0 1 0 0 0 2													
Joe Carter, R (1, 8) OBP: 0.263, SLG: 0.374	2-0 F7		3-1 F9	1-2 F7		0-1 G5-4-3 1-2f		4-1 E 1B BB		4 0 0 0 1 0 4													
Jack Clark, R (1, 3) OBP: 0.446, SLG: 0.522		0-0 F8		4-0 FC3-6 2B BB	3-1 SH1-3 1B 8-5		0-1 L9-6 BB 1B	2-2 E9 1B G4-6-3		4 1 3 0 1 0 0													
Mike Pagliarulo, L (1, 5) OBP: 0.400, SLG: 0.154		4-1 2B 1B BB		4-1 FC3-6 1B BB	0-0 SH1-3 1B		4-1 SAFE BB	0-1 G4-6-3 1-2f		2 1 1 0 3 0 2													
Bip Roberts, S (1, 7) OBP: 0.298, SLG: 0.449		0-0 1B 2B		0-0 B5	1-0 SH1-3		0-0 F7			3 1 1 0 0 0 4													
Joey Cora, S (1, 6) OBP: 0.318, SLG: 0.211		0-0 G6-3		0-0 FC3-6 2B	4-0 IBB		0-0 L9-6			3 1 0 0 1 0 6													
Garry Templeton, S (7, 6) OBP: 0.230, SLG: 0.282				1-2f 2-3			2-3			0 0 0 0 0 0 0													
Mark Parent, R (1, 2) OBP: 0.400, SLG: 0.429		1-0 2-H 3-H 1B		1-1 SAFE 1B 2B	1-2 8-5			1-0 P2		4 1 2 4 0 0 3													
Dennis Rasmussen, L (1, 1) OBP: 0.444, SLG: 0.444				1-1 SAFE 1B 2B						3 1 2 1 0 0 1													
Greg Harris, R (6, 1)				2-0 2-H 1B		1-0 1B		1-0 G5-3		1 0 0 0 0 0 0													
<b>Inning Stats</b>	R: 0 E: 0 K: 0 S: 5	H: 0 LOB: 0 BB: 0 P: 7	R: 2 E: 0 K: 0 S: 8	H: 2 LOB: 1 BB: 1 P: 16	R: 0 E: 0 K: 0 S: 6	H: 0 LOB: 0 BB: 0 P: 12	R: 4 E: 0 K: 0 S: 17	H: 4 LOB: 2 BB: 2 P: 33	R: 0 E: 0 K: 0 S: 6	H: 2 LOB: 1 BB: 0 P: 9	R: 0 E: 0 K: 0 S: 5	H: 1 LOB: 1 BB: 1 P: 9	R: 0 E: 0 K: 0 S: 4	H: 0 LOB: 0 BB: 0 P: 6	R: 0 E: 1 K: 0 S: 10	H: 1 LOB: 1 BB: 1 P: 19	1B: 9 2B: 5 3B: 0 HR: 0	SF: 0 SAC: 1 DP: 4 HBP: 0	WP: 0 PB: 0 SB: 0 CS: 0	PA: 41			
<b>PITCHER</b>	IP WLS BF H R ER SO BB IBB HBP BLK WP HR S P ERA WHIP	IP WLS BF H R ER SO BB IBB HBP BLK WP HR S P ERA WHIP	IP WLS BF H R ER SO BB IBB HBP BLK WP HR S P ERA WHIP	IP WLS BF H R ER SO BB IBB HBP BLK WP HR S P ERA WHIP	IP WLS BF H R ER SO BB IBB HBP BLK WP HR S P ERA WHIP	IP WLS BF H R ER SO BB IBB HBP BLK WP HR S P ERA WHIP	IP WLS BF H R ER SO BB IBB HBP BLK WP HR S P ERA WHIP	IP WLS BF H R ER SO BB IBB HBP BLK WP HR S P ERA WHIP	IP WLS BF H R ER SO BB IBB HBP BLK WP HR S P ERA WHIP	IP WLS BF H R ER SO BB IBB HBP BLK WP HR S P ERA WHIP	IP WLS BF H R ER SO BB IBB HBP BLK WP HR S P ERA WHIP	IP WLS BF H R ER SO BB IBB HBP BLK WP HR S P ERA WHIP	IP WLS BF H R ER SO BB IBB HBP BLK WP HR S P ERA WHIP	IP WLS BF H R ER SO BB IBB HBP BLK WP HR S P ERA WHIP	IP WLS BF H R ER SO BB IBB HBP BLK WP HR S P ERA WHIP	IP WLS BF H R ER SO BB IBB HBP BLK WP HR S P ERA WHIP	IP WLS BF H R ER SO BB IBB HBP BLK WP HR S P ERA WHIP	IP WLS BF H R ER SO BB IBB HBP BLK WP HR S P ERA WHIP	IP WLS BF H R ER SO BB IBB HBP BLK WP HR S P ERA WHIP	IP WLS BF H R ER SO BB IBB HBP BLK WP HR S P ERA WHIP	IP WLS BF H R ER SO BB IBB HBP BLK WP HR S P ERA WHIP		
Jose Antonio Nunez, R (1, 1) ERA: 6.17	3.0 L	14 2 4 4 0 3 0 0 0 0 0 0 0 20 44 12.00 1.667	0.2 6 4 2 2 0 0 0 0 0 0 0 0 13 20 27.00 6.000	2.1 10 4 0 0 0 0 1 0 0 0 0 0 17 30 0.00 1.714	3.0 11 2 0 0 0 2 0 0 0 0 0 0 19 34 0.00 1.333																		

San Diego Padres @ Chicago Cubs  
Wrigley Field, Chicago, IL  
Sat May 05 1990, 3:38 AM CDT  
Att. 33,695 - Cloudy - 55 F

livebaseballscorecards.com

AB	34
R	6
H	12
RBI	6
BB	6
SO	0
LOB	22



BOTTOM

San Diego Padres @ Chicago Cubs  
Wrigley Field, Chicago, IL  
Sat May 05 1990, 3:38 AM CDT  
Att. 33,695 - Cloudy - 55 F

livebaseballscorecards.com

AB 34  
R 5  
H 9  
RBI 5  
BB 2  
SO 4  
LOB 16



WP: 0 PA: 39  
PB: 0  
SB: 0  
CS: 0

AB R H RBI BB SO LOB  
4 0 1 1 0 0 0  
1 0 0 0 0 0 1

4 0 0 1 0 1 1

5 2 3 0 0 0 0

4 0 0 0 0 0 3

2 1 1 0 2 0 0

4 0 1 1 0 0 3

3 0 0 1 0 1 3

2 1 1 0 0 0 2  
1 0 1 1 0 0 0  
1 0 0 0 0 0 1

0 0 0 0 0 0 0  
0 0 0 0 0 0 0  
1 0 0 0 0 1 0  
1 0 0 0 0 1 2  
0 0 0 0 0 0 0  
1 1 1 0 0 0 0

1B: 7 SF: 2  
2B: 2 SAC: 1  
3B: 0 DP: 0  
HR: 0 HBP: 0

Batter	1	2	3	4	5	6	7	8	9
Doug Dascenzo, S (1, 8) OBP: 0.235, SLG: 0.375 Dave Clark, L (9, PH) OBP: 0.286, SLG: 0.286	1-2 P7		0-0 E9 2-H 1B		0-0 G5-3		0-0 F8		0-2 G1-3 2-3
23 Ryne Sandberg, R (1, 4) OBP: 0.306, SLG: 0.409	1-3 K		2-2 G4-3		0-0 L3		1-1 G5-3		1-1 SF8 3-H
Mark Grace, L (1, 3) OBP: 0.364, SLG: 0.321	2-0 G4-3			0-0 FC4 1B SF8 1B		2-0 BB 1B 1B	2-2 1B		1-1 F8
Andre Dawson, R (1, 9) OBP: 0.346, SLG: 0.616		1-2 F9		2-0 F7		0-1 P2	1-0 G4-3		
Lloyd McClendon, R (1, 7) OBP: 0.275, SLG: 0.340		2-0 F9		3-1 E 1B 1-2 1B		4-2 BB 1B 2B BB		4-2 FC6-4 BB	
Domingo Ramos, R (1, 5) OBP: 0.222, SLG: 0.192		1-0 F9		1-1 FC4 1-2 2-3		0-0 2B 1-2 2-H 1B		0-0 FC6-4 1-2f FC6-4	
Shawon Dunston, R (1, 6) OBP: 0.315, SLG: 0.528			0-1 P4	0-1 SF8 3-H		0-3 K		0-0 P5	
Rick Wrona, R (1, 2) OBP: 0.385, SLG: 0.333 Dwight Smith, L (6, PH) OBP: 0.368, SLG: 0.400 Joe Girardi, R (7, 2) OBP: 0.328, SLG: 0.316			0-0 SH2-4 E 1B	0-0 P4		3-2 2B 1-3 2-H		2-0 FC6-4 1-2f	
Jose Antonio Nunez, R (1, 1) Les Lancaster, R (4, 1) Bill Long, R (4, 1) Marvell Wynne, L (6, PH) Joe Kraemer, L (7, 1) Curtis Wilkerson, S (9, PH) OBP: 0.286, SLG: 0.308			1-2 SH2-4		1-3 K	1-3 K2-3			1-1 G1-3 23 SF8 2B

Inning Stats	R: 0	H: 0	R: 0	H: 0	R: 1	H: 2	R: 0	H: 0	R: 2	H: 3	R: 0	H: 1	R: 0	H: 0	R: 1	H: 1
	E: 0	LOB: 0	E: 0	LOB: 0	E: 1	LOB: 1	E: 0	LOB: 0	E: 0	LOB: 2	E: 0	LOB: 1	E: 0	LOB: 1	E: 0	LOB: 0
	K: 1	BB: 0	K: 0	BB: 0	K: 0	BB: 0	K: 1	BB: 0	K: 2	BB: 1	K: 0	BB: 0	K: 0	BB: 1	K: 0	BB: 0
	S: 7	P: 11	S: 5	P: 9	S: 11	P: 14	S: 5	P: 6	S: 15	P: 25	S: 7	P: 11	S: 5	P: 11	S: 9	P: 12

PITCHER	IP	WLS	BF	H	R	ER	SO	BB	IBB	HBP	BLK	WP	HR	S	P	ERA	WHIP
Dennis Rasmussen, L (1, 1) ERA: 5.11	5.1	W	24	6	4	3	2	1	0	0	0	0	0	43	67	5.06	1.312
Greg Harris, R (6, 1) ERA: 1.37	3.2	S	15	3	1	1	2	1	0	0	0	0	0	30	47	2.46	1.091

Batter	1	2	3	4	5	6	7	8	9	AB R H RBI BB SO LOB	TOP											
<b>Bip Roberts, S</b> (1, 7) OBP: 0.292, SLG: 0.427	4-0 1B BB	1-1 G4-3		0-1 B6	0-3 K			1-0 F8		4 1 0 0 1 1 2												
<b>Tony Gwynn, L</b> (1, 9) OBP: 0.347, SLG: 0.448	0-1 1B 1-2 1B	3-1 1B 2B		0-1 1B SF8 2B			1-1 G6-3	3-2 G4-3		5 3 3 0 0 0 0												
<b>Roberto Alomar, S</b> (1, 4) OBP: 0.369, SLG: 0.404	0-1 1B 1-3 2-H 1B	1-0 1B 2-H 1B		1-2 1B 2-3 1B			1-0 2B	2-0 P3		5 1 4 2 0 0 0												
<b>Joe Carter, R</b> (1, 8) OBP: 0.260, SLG: 0.368	1-2 1B 2-H 3-H	0-0 F9		1-2 SF8			3-2 F9	1-1 F8		4 0 1 3 0 0 2												
<b>Phil Stephenson, L</b> (1, 3) OBP: 0.444, SLG: 0.500	4-1 2B S BB	1-0 F9		3-3 K 1-2			2-3 K	4-1 HR BB		3 2 0 0 2 2 3												
<b>Benito Santiago, R</b> (1, 2) OBP: 0.417, SLG: 0.658	1-3 K		0-0 F7		1-0 SH3-4 1B 1B		0-0 B2	0-0 HR 1-H		5 1 2 2 0 1 1												
<b>Mike Pagliarulo, L</b> (1, 5) OBP: 0.400, SLG: 0.278	3-2 2B 1-H		3-2 1B		0-0 L7		1-1 G4-3	3-1 F7		5 0 2 1 0 0 1												
<b>Garry Templeton, S</b> (1, 6) OBP: 0.266, SLG: 0.320	4-0 IBB		0-1 F9		0-0 SH3-4 1B 1-2		1-0 1B	0-0 2B		4 0 3 0 1 0 1												
<b>Ed Whitson, R</b> (1, 1) OBP: 0.167, SLG: 0.417	1-3 K		1-3 K		0-0 SH3-4 1-2 2-3		0-3 K	0-2 G5-3		4 0 0 0 0 3 5												
<b>Inning Stats</b>	R: 4 E: 0 K: 2 S: 20	H: 4 LOB: 2 BB: 3 P: 38	R: 1 E: 0 K: 0 S: 7	H: 2 LOB: 1 BB: 0 P: 13	R: 0 E: 0 K: 1 S: 9	H: 1 LOB: 1 BB: 0 P: 13	R: 1 E: 0 K: 1 S: 15	H: 2 LOB: 1 BB: 0 P: 20	R: 0 E: 0 K: 1 S: 7	H: 2 LOB: 2 BB: 0 P: 8	R: 0 E: 0 K: 1 S: 10	H: 1 LOB: 1 BB: 0 P: 17	R: 0 E: 0 K: 1 S: 7	H: 1 LOB: 1 BB: 0 P: 9	R: 0 E: 0 K: 0 S: 5	H: 0 LOB: 0 BB: 0 P: 11	R: 2 E: 0 K: 0 S: 10	H: 2 LOB: 1 BB: 1 P: 18	1B: 9 2B: 5 3B: 0 HR: 1	SF: 1 SAC: 1 DP: 0 HBP: 0	WP: 0 PB: 0 SB: 2 CS: 0	PA: 45
<b>PITCHER</b>	IP WLS BF H R ER SO BB IBB HBP BLK WP HR S P ERA WHIP																					
<b>Mike Bielecki, R</b> (1, 1) ERA: 4.83	4.2 L 27 11 6 6 4 2 1 0 0 0 0 55 89 11.57 2.786																					
<b>Paul Assenmacher, L</b> (5, 1) ERA: 1.17	2.1 9 2 0 0 3 0 0 0 0 0 0 20 29 0.00 0.857																					
<b>Mitch Williams, L</b> (8, 1) ERA:	1.0 3 0 0 0 0 0 0 0 0 0 0 5 11 0.00 0.000																					
<b>Bill Long, R</b> (9, 1) ERA: 5.23	1.0 6 2 2 2 0 1 0 0 0 0 0 1 10 18 18.00 3.000																					

**San Diego Padres @ Chicago Cubs**  
 Wrigley Field, Chicago, IL  
 Sun May 06 1990, 3:33 AM CDT  
 Att. 34,077 - Sunny

[livebaseballscorecards.com](http://livebaseballscorecards.com)

<b>AB</b>	<b>39</b>
<b>R</b>	<b>8</b>
<b>H</b>	<b>15</b>
<b>RBI</b>	<b>8</b>
<b>BB</b>	<b>4</b>
<b>SO</b>	<b>7</b>
<b>LOB</b>	<b>15</b>





Batter	1	2	3	4	5	6	7	8	9	AB	R	H	RBI	BB	SO	LOB
<b>Curtis Wilkerson, S</b> OBP: 0.333, SLG: 0.412 (1, 5)	0-1 F8		0-2 23 1B			0-0 F8		0-0 23 1B 1B		4	2	2	0	0	0	0
<b>23 Ryne Sandberg, R</b> OBP: 0.314, SLG: 0.412 (1, 4)	2-2 P3		0-2 2-H 1B			0-1 L8		0-0 1B 1-2 1B		4	0	2	1	0	0	0
<b>Mark Grace, L</b> OBP: 0.359, SLG: 0.318 (1, 3)	1-1 P8		0-0 G4-3			0-0 G4-3		0-0 1-3 2-H 1B		4	0	1	1	0	0	1
<b>Andre Dawson, R</b> OBP: 0.329, SLG: 0.584 (1, 9)		1-2 G6-3		1-2 G5-3		0-0 G3-1		0-0 F7		4	0	0	0	0	0	2
<b>Dwight Smith, L</b> OBP: 0.377, SLG: 0.463 (1, 7)		2-0 L1		0-0 L8		0-0 G1-3 1B			1-1 HR	4	1	2	1	0	0	0
<b>Marvell Wynne, L</b> OBP: 0.169, SLG: 0.176 <b>Paul Assenmacher, L</b> OBP: 0.267, SLG: 0.267 <b>Dave Clark, L</b> OBP: 0.267, SLG: 0.267 <b>Mitch Williams, L</b> OBP: 0.267, SLG: 0.267 <b>Bill Long, R</b> OBP: 0.269, SLG: 0.333 (1, 8)		1-0 1B		2-0 G3-1		1-0 G1-3			1-1 F7	2	0	1	0	0	0	0
<b>Shawon Dunston, R</b> OBP: 0.302, SLG: 0.505 (1, 6)		0-0 F8			2-3 K		1-0 G6-3		0-0 L8	4	0	0	0	0	1	2
<b>Joe Girardi, R</b> OBP: 0.308, SLG: 0.295 (1, 2)			1-0 G6-3		1-1 G5-3		0-0 F9		1-2 L9	4	0	0	0	0	0	0
<b>Mike Bielecki, R</b> OBP: 0.375, SLG: 0.375 <b>Doug Dascenzo, S</b> OBP: 0.211, SLG: 0.333 (1, 1)			1-1 G6-3		1-2 G1-3		0-1 F8			1	0	0	0	0	0	0
										2	0	0	0	0	0	0


Inning Stats	R: 0	H: 0	E: 0	K: 0	S: 7	R: 0	H: 1	E: 0	K: 0	S: 8	R: 1	H: 2	E: 0	K: 0	S: 10	R: 0	H: 0	E: 0	K: 0	S: 5	R: 0	H: 0	E: 0	K: 1	S: 10	R: 0	H: 0	E: 0	K: 0	S: 4	R: 0	H: 1	E: 0	K: 0	S: 4	R: 1	H: 3	E: 0	K: 0	S: 7	R: 1	H: 1	E: 0	K: 0	S: 8	R: 0	H: 0	E: 0	K: 0	S: 11	1B: 6	SF: 0	2B: 1	SAC: 0	3B: 0	DP: 0	HR: 1	HBP: 0	WP: 0	PA: 35
<b>PITCHER</b> <b>Ed Whitson, R</b> ERA: 1.98 (1, 1)	IP	WLS	BF	H	R	ER	SO	BB	IBB	HBP	BLK	WP	HR	S	P	ERA	WHIP																																											
	9.0	W	35	8	3	3	1	0	0	0	0	0	1	63	84	3.00	0.889																																											

**BOTTOM**

**San Diego Padres @ Chicago Cubs**  
Wrigley Field, Chicago, IL  
Sun May 06 1990, 3:33 AM CDT  
Att. 34,077 - Sunny

livebaseballscorecards.com

<b>AB</b>	<b>35</b>
<b>R</b>	<b>3</b>
<b>H</b>	<b>8</b>
<b>RBI</b>	<b>3</b>
<b>BB</b>	<b>0</b>
<b>SO</b>	<b>1</b>
<b>LOB</b>	<b>6</b>



Batter		1	2	3	4	5	6	7	8	9	AB	R	H	RBI	BB	SO	LOB	TOP								
Oddibe McDowell, L OBP: 0.269, SLG: 0.352 Charlie Kerfeld, R (7, 1) Alexis Infante, R (9, PH) Joe Boever, R (9, 1)											4	0	2	1	1	0	2									
Jeff Treadway, L OBP: 0.329, SLG: 0.466 (1, 4)												5	0	1	1	0	1	6								
Ron Gant, R OBP: 0.310, SLG: 0.333 (1, 7)												4	1	2	1	0	1	1								
Dale Murphy, R OBP: 0.374, SLG: 0.443 (1, 9)												3	0	1	1	2	0	2								
Ernie Whitt, L OBP: 0.304, SLG: 0.289 Joe Hesketh, R (6, 1) Dwayne Henry, R (6, 1) Andres Thomas, R OBP: 0.195, SLG: 0.282 (7, 6)												4	0	0	0	0	4									
Mark Lemke, S OBP: 0.291, SLG: 0.200 (1, 5)												2	2	0	0	3	1	0								
Mike Bell, L OBP: 0.750, SLG: 0.500 Jody Davis, R (9, PH) (9, 3)												2	1	1	0	1	0	1								
Jeff Blauser, R OBP: 0.333, SLG: 0.391 (7, 8)												4	3	2	3	1	1	3								
Marty Clary, R (1, 1) Tommy Gregg, L OBP: 0.135, SLG: 0.147 (4, PH) Tony Castillo, L (4, 1) Lonnie Smith, R OBP: 0.307, SLG: 0.313 (6, PH) Greg Olson, R OBP: 0.417, SLG: 0.429 (6, 2)												1	0	0	0	0	1	2								
<b>Inning Stats</b>	R: 1 E: 0 K: 0 S: 12	H: 3 LOB: 1 BB: 0 P: 20	R: 0 E: 1 K: 3 S: 14	H: 0 LOB: 3 BB: 2 P: 27	R: 0 E: 0 K: 0 S: 5	H: 1 LOB: 0 BB: 0 P: 11	R: 2 E: 0 K: 0 S: 9	H: 2 LOB: 0 BB: 1 P: 21	R: 0 E: 0 K: 1 S: 9	H: 1 LOB: 1 BB: 0 P: 18	R: 4 E: 1 K: 0 S: 19	H: 2 LOB: 2 BB: 3 P: 38	R: 0 E: 0 K: 1 S: 8	H: 1 LOB: 2 BB: 0 P: 15	R: 0 E: 0 K: 0 S: 7	H: 0 LOB: 1 BB: 1 P: 16	R: 2 E: 0 K: 3 S: 15	H: 1 LOB: 0 BB: 1 P: 24	1B: 8 2B: 0 3B: 0 HR: 3	SF: 1 SAC: 0 DP: 3 HBP: 1	WP: 0 PB: 0 SB: 1 CS: 0	PA: 46				
<b>PITCHER</b>	IP WLS BF H R ER SO BB IBB HBP BLK WP HR S P ERA WHIP	IP WLS BF H R ER SO BB IBB HBP BLK WP HR S P ERA WHIP	IP WLS BF H R ER SO BB IBB HBP BLK WP HR S P ERA WHIP	IP WLS BF H R ER SO BB IBB HBP BLK WP HR S P ERA WHIP	IP WLS BF H R ER SO BB IBB HBP BLK WP HR S P ERA WHIP	IP WLS BF H R ER SO BB IBB HBP BLK WP HR S P ERA WHIP	IP WLS BF H R ER SO BB IBB HBP BLK WP HR S P ERA WHIP	IP WLS BF H R ER SO BB IBB HBP BLK WP HR S P ERA WHIP	IP WLS BF H R ER SO BB IBB HBP BLK WP HR S P ERA WHIP	IP WLS BF H R ER SO BB IBB HBP BLK WP HR S P ERA WHIP	IP WLS BF H R ER SO BB IBB HBP BLK WP HR S P ERA WHIP	IP WLS BF H R ER SO BB IBB HBP BLK WP HR S P ERA WHIP	IP WLS BF H R ER SO BB IBB HBP BLK WP HR S P ERA WHIP	IP WLS BF H R ER SO BB IBB HBP BLK WP HR S P ERA WHIP	IP WLS BF H R ER SO BB IBB HBP BLK WP HR S P ERA WHIP	IP WLS BF H R ER SO BB IBB HBP BLK WP HR S P ERA WHIP	IP WLS BF H R ER SO BB IBB HBP BLK WP HR S P ERA WHIP	IP WLS BF H R ER SO BB IBB HBP BLK WP HR S P ERA WHIP								
Mike Harkey, R ERA: 4.55 Bill Long, R ERA: 5.23 Joe Kraemer, L ERA: 4.4 Mitch Williams, L ERA: 1.13	(1, 1) (6, 1) (6, 1) (8, 1)	5.0 0.0 2.0 2.0	L	26 1 10 9	8 0 2 1	6 0 1 2	5 0 1 2	4 0 1 3	5 0 0 2	0 0 1 0	0 0 1 0	0 0 0 0	0 0 0 0	0 0 0 0	0 1 0 1	0 0 0 0	0 1 0 0	0 0 0 0	0 0 1 0	0 0 0 0	0 0 0 0	0 0 0 0	0 0 0 0	0 1 0 0	9.00 ∞ 0.00 9.00	2.600 ∞ 1.000 1.500

**Atlanta Braves @ Chicago Cubs**  
Wrigley Field, Chicago, IL  
Mon May 07 1990, 7:05 PM CDT  
Att. 32,266 - Unknown - 75 F

[livebaseballscorecards.com](http://livebaseballscorecards.com)

<b>AB</b>	<b>36</b>
<b>R</b>	<b>9</b>
<b>H</b>	<b>11</b>
<b>RBI</b>	<b>9</b>
<b>BB</b>	<b>8</b>
<b>SO</b>	<b>8</b>
<b>LOB</b>	<b>25</b>



Batter	1	2	3	4	5	6	7	8	9	AB	R	H	RBI	BB	SO	LOB
Curtis Wilkerson, S OBP: 0.348, SLG: 0.409 (1, 5)	1-0 G1-3	1-0 23 WP 23 HR 1B		0-0 1B		1 SAFE 0-3 K		2-0 G4-3		5	1	2	1	0	1	1
23 Ryne Sandberg, R OBP: 0.318, SLG: 0.451 (1, 4)	1-0 1B	1-0 1-H HR		2-3 K		0-1 FC5-4		0-1 G2-3		5	2	2	2	0	1	2
Mark Grace, L OBP: 0.361, SLG: 0.323 (1, 3)	1-0 2-H 1B	0-3 K			0-0 G5-3		1-0 BLK BB G1 1B		1-1 L7	5	1	2	1	0	1	0
Andre Dawson, R OBP: 0.333, SLG: 0.563 (1, 9)	0-0 F9		2-1 G5-3		1-3 K		4-0 G1 BLK BB		4-1 S BB	3	0	0	0	2	1	1
Dwight Smith, L OBP: 0.375, SLG: 0.456 Mitch Williams, L (8, 1)	1-3 K		1-2 F7		3-2 CS 1B		2-2 G3		3-3 K	3	0	1	0	0	1	1
Lloyd McClendon, R OBP: 0.264, SLG: 0.327 (9, PH)							1-2 2-3		1-2 K	0	0	0	0	0	0	0
Marvell Wynne, L OBP: 0.238, SLG: 0.237 (1, 8) (6, 7)		0-1 F8 E 1B	2-0 2B		1-1 CS	2-3 K2-3	4-0 G1 IBB		1-3 K2-3	4	1	2	0	1	2	1
Shawon Dunston, R OBP: 0.300, SLG: 0.495 (1, 6)		1-1 F8	0-0 P1		1-1 CS	1-2 K2-3	2-2 G1		1-3 K2-3	4	1	1	1	0	0	4
Joe Girardi, R OBP: 0.319, SLG: 0.323 (1, 2)		0-0 S 1B		0-0 G4-3		1 SAFE 0-0 K		1-3 K		4	2	2	2	0	1	2
Mike Harkey, R OBP: 0.111, SLG: 0.111 Bill Long, R Joe Kraemer, L Doug Dasenczo, S Jerome Walton, R Dave Clark, L OBP: 0.290, SLG: 0.290 (1, 1) (6, 1) (6, 1) (6, 8) (7, PH) (7, PH)		1-3 K		2-2 G4-3		1-2 FC5-4		3-2 G6-3		2	0	0	0	0	1	1

Inning Stats	R: 1	H: 2	E: 0	K: 1	S: 8	H: 2	LOB: 1	BB: 0	P: 11	R: 4	H: 4	E: 1	K: 2	S: 13	R: 0	H: 1	E: 0	K: 0	S: 7	R: 0	H: 1	E: 0	K: 1	S: 9	R: 0	H: 1	E: 0	K: 1	S: 8	R: 2	H: 3	E: 0	K: 1	S: 17	R: 0	H: 0	E: 0	K: 0	S: 7	R: 1	H: 1	E: 0	K: 1	S: 12	R: 0	H: 0	E: 0	K: 0	S: 10	1B: 9	2B: 3	3B: 0	HR: 1	SF: 0	SAC: 0	DP: 0	HBP: 0	WP: 1	PB: 0	SB: 2	CS: 1	PA: 43
PITCHER	IP	WLS	BF	H	R	ER	SO	BB	IBB	HBP	BLK	WP	HR	S	P	ERA	WHIP											IP	WLS	BF	H	R	ER	SO	BB	IBB	HBP	BLK	WP	HR	S	P	ERA	WHIP																		
Marty Clary, R ERA: 4.43 (1, 1)	3.0		16	7	5	5	3	0	0	0	0	1	0	28	40	15.00	2.333											1.0		4	0	0	0	2	1	0	0	0	0	10	19	0.00	1.000																			
Tony Castillo, L ERA: 3.38 (4, 1)	2.0		7	2	0	0	2	0	0	0	0	0	0	17	26	0.00	1.000																																													
Joe Hesketh, L ERA: 3.0 (6, 1)	0.1		4	3	2	2	1	0	0	0	0	0	0	12	16	54.00	9.000																																													
Dwayne Henry, R ERA: 5.87 (6, 1)	1.0		5	1	1	1	1	1	0	0	1	0	0	10	17	9.00	2.000																																													
Charlie Kerfeld, R ERA: 6.0 (7, 1)	1.2	W	6	0	0	0	1	0	1	0	0	0	0	14	26	0.00	0.000																																													

BOTTOM

Atlanta Braves @ Chicago Cubs  
Wrigley Field, Chicago, IL  
Mon May 07 1990, 7:05 PM CDT  
Att: 32,266 - Unknown - 75 F

livebaseballscores.com

AB	39
R	8
H	13
RBI	8
BB	3
SO	10
LOB	16



Batter	1	2	3	4	5	6	7	8	9	10	11	AB	R	H	RBI	BB	SO	LOB	TOP							
Ron Gant, R OBP: 0.333, SLG: 0.409 (1, 8)	4-2 F8 BB BB		2-2 F8		1-2 HR 1B	1-3 K2-3		0-0 HR 1-H	2-3 K			5	2	2	2	1	2	0								
Jeff Blausler, R OBP: 0.351, SLG: 0.440 (1, 6)	0-3 K		1-1 G5-3		1-2 HR 1-H		4-0 FC5-2 BB	4-1 G3-1 1B BB		1-1 P4		4	1	1	2	2	1	1								
Lonnie Smith, R OBP: 0.321, SLG: 0.333 (1, 7)	4-1 BB		3-1 L5		1-1 F9		1-2 FC5-2 1B 2B	2-2 G3-1 1B		0-0 G6-3		5	1	2	0	1	0	0								
Dale Murphy, R OBP: 0.361, SLG: 0.417 (1, 9)	2-2 F8 2-3			0-1 G6-3	2-3 K		4-0 1B FC5-2 IBB	3-3 K		0-1 G1-3		5	0	0	0	1	2	4								
Jody Davis, R OBP: 0.148, SLG: 0.080 (1, 3)	1-1 P4			3-1 F8	0-0 1B		1-3 K	1-2 G3-1			2-1 SH1-3 2B	4	0	1	0	0	1	5								
Tommy Gregg, L OBP: 0.132, SLG: 0.143 (8, PH)												1	0	0	0	0	0	2								
Joe Boever, R (8, 1)												0	0	0	0	0	0	0								
Oddibe McDowell, L OBP: 0.278, SLG: 0.375 (11, PH)												1	0	1	0	0	0	0								
Dwayne Henry, R (11, 1)												0	0	0	0	0	0	0								
Mark Lemke, S OBP: 0.283, SLG: 0.200 (1, 5)		3-2 P2		1-1 1B 1B	0-2 P3		2-2 FC5-2 1B	2-0 F8			0-0 SH1-3	5	1	1	0	0	0	6								
Jeff Treadway, L OBP: 0.354, SLG: 0.474 (1, 4)		0-0 F7		1-0 1B 1B		0-1 L7	2-0 1B	1-2 2-3 3-H		1-2 G4-6-3 HBP WP 1B	4-0 G4-6-3 IBB	5	1	3	1	1	0	0								
Greg Olson, R OBP: 0.483, SLG: 0.583 (1, 2)		4-2 FC4-6 BB		3-1 1B		2-2 HR	0-3 K			1-1 G4-6-3 HBP		3	1	2	2	1	1	3								
Ernie Whitt, L OBP: 0.298, SLG: 0.283 (10, 2)				1-2 1B						1-2 HBP		1	0	0	0	0	0	2								
Tom Glavine, L OBP: 0.167, SLG: 0.250 (1, 1)		1-2 FC4-6		3-3 K		2-2 G5-3		2-0 HR 1B		2-2 G4-6-3		3	0	0	0	0	1	3								
Andres Thomas, R OBP: 0.214, SLG: 0.300 (8, PH)												1	1	1	0	0	0	0								
Mike Bell, L OBP: 0.600, SLG: 0.333 (8, 3)												1	0	0	0	0	0	2								
Inning Stats	R: 0 E: 0 K: 1 S: 14	H: 0 LOB: 2 BB: 2 P: 25	R: 0 E: 0 K: 0 S: 15	H: 0 LOB: 1 BB: 1 P: 23	R: 0 E: 0 K: 0 S: 7	H: 0 LOB: 0 BB: 0 P: 13	R: 1 E: 0 K: 1 S: 18	H: 3 LOB: 2 BB: 0 P: 29	R: 2 E: 0 K: 1 S: 16	H: 3 LOB: 1 BB: 0 P: 21	R: 1 E: 0 K: 1 S: 14	H: 1 LOB: 0 BB: 0 P: 19	R: 1 E: 0 K: 2 S: 14	H: 2 LOB: 3 BB: 2 P: 28	R: 2 E: 0 K: 1 S: 13	H: 3 LOB: 2 BB: 1 P: 27	R: 1 E: 0 K: 1 S: 10	H: 1 LOB: 0 BB: 0 P: 16	R: 0 E: 0 K: 0 S: 5	H: 0 LOB: 0 BB: 0 P: 6	R: 0 E: 0 K: 0 S: 5	H: 1 LOB: 1 BB: 1 P: 14	1B: 9 2B: 2 3B: 0 HR: 3	SF: 0 SAC: 1 DP: 2 HBP: 1	WP: 1 PB: 0 SB: 0 CS: 0	PA: 53
PITCHER	IP	WLS	BF	H	R	ER	SO	BB	IBB	HBP	BLK	WP	HR	S	P	ERA	WHIP									
Steve Wilson, L ERA: 6.04 (1, 1)	5.1		26	7	4	4	3	3	0	0	0	0	2	78	121	6.75	1.875									
Paul Assenmacher, L ERA: 2.19 (6, 1)	1.2		12	4	3	3	3	2	1	0	0	0	1	23	46	16.20	3.600									
Jose Antonio Nunez, R ERA: 6.08 (8, 1)	0.1		2	1	0	0	1	0	0	0	0	0	0	6	11	0.00	3.000									
Joe Kraemer, L ERA: 4.6 (8, 1)	1.1		5	1	1	1	0	0	0	1	0	0	0	11	18	6.75	0.750									
Bill Long, R ERA: 4.26 (9, 1)	2.1	W	8	1	0	0	1	0	1	0	0	1	0	13	25	0.00	0.429									

Atlanta Braves @ Chicago Cubs  
Wrigley Field, Chicago, IL  
Tue May 08 1990, 3:33 AM CDT  
Att: 18,503 - Sunny - 77 F

AB	44
R	8
H	14
RBI	7
BB	7
SO	8
LOB	28



livebaseballscores.com

Batter	1	2	3	4	5	6	7	8	9	10	11	AB R H RBI BB SO LOB
Jerome Walton, R Bill Long, R												5 2 3 0 0 1 2 1 0 0 0 0 1 0
23 Ryne Sandberg, R												6 2 2 1 0 0 2
Mark Grace, L												5 1 1 0 1 2 4
Andre Dawson, R												5 2 3 3 1 1 2
Lloyd McClendon, R												4 1 1 1 1 2 2
Curtis Wilkerson, S Paul Assenmacher, L Jose Antonio Nunez, R Joe Kraemer, L Marvell Wynne, L												3 1 1 3 0 1 2 0 0 0 0 0 0 0 0 0 0 0 0 0 0 0 0 0 0 0 0 0 1 0 0 0 0 0 0
Shawon Dunston, R Domingo Ramos, R												1 1 0 0 0 0 0 4 0 0 0 0 0 4
Joe Girardi, R Dwight Smith, L Rick Wrona, R												2 0 0 0 1 1 0 1 0 0 0 0 0 0 1 0 0 0 0 1 0
Steve Wilson, L Luis Salazar, R												2 0 1 1 0 1 0 3 0 0 0 0 1 0

BOTTOM	
<b>Atlanta Braves @ Chicago Cubs</b> Wrigley Field, Chicago, IL Tue May 08 1990, 3:33 AM CDT Att. 18,503 - Sunny - 77 F	
<b>AB</b> 44 <b>R</b> 10 <b>H</b> 12 <b>RBI</b> 9 <b>BB</b> 4 <b>SO</b> 12 <b>LOB</b> 18	

Inning Stats	R: 5	H: 3	R: 0	H: 0	R: 0	H: 0	R: 0	H: 1	R: 0	H: 1	R: 0	H: 0	R: 1	H: 2	R: 1	H: 2	R: 1	H: 1	R: 0	H: 0	R: 2	H: 2	1B: 7	SF: 0	WP: 1	PA: 49	
	E: 2	LOB: 2	E: 0	LOB: 0	E: 0	LOB: 0	E: 0	LOB: 1	E: 0	LOB: 2	E: 0	LOB: 0	E: 0	LOB: 2	E: 0	LOB: 1	E: 0	LOB: 0	E: 0	LOB: 0	E: 0	LOB: 0	2B: 3	SAC: 1	PB: 0		
	K: 1	BB: 2	K: 1	BB: 0	K: 1	BB: 0	K: 2	BB: 0	K: 1	BB: 1	K: 1	BB: 0	K: 1	BB: 1	K: 0	BB: 0	K: 1	BB: 0	K: 2	BB: 0	K: 0	BB: 0	3B: 0	DP: 0	SB: 2		
	S: 20	P: 38	S: 6	P: 10	S: 8	P: 12	S: 10	P: 16	S: 14	P: 20	S: 7	P: 9	S: 7	P: 14	S: 12	P: 21	S: 7	P: 11	S: 10	P: 12	S: 6	P: 8	HR: 2	HBP: 0	CS: 0		
PITCHER	IP	WLS	BF	H	R	ER	SO	BB	IBB	HBP	BLK	WP	HR	S	P	ERA	WHIP										
Tom Glavine, L	(1, 1)	7.0	34	7	6	1	9	2	2	0	0	1	0	72	119	1.29	1.286										
Joe Boever, R	(8, 1)	3.0	12	3	2	2	3	0	0	0	0	0	1	29	44	6.00	1.000										
Dwayne Henry, R	(11, 1)	0.1	L	3	2	2	0	0	0	0	0	0	1	6	8	54.00	6.000										

Batter	1	2	3	4	5	6	7	8	9	AB R H RBI BB SO LOB	TOP
<b>Oddibe McDowell, L</b> (1, 8) OBP: 0.280, SLG: 0.373	0-3 		0-0 		1-1 					3 0 1 0 0 1 1	<b>Atlanta Braves @ Chicago Cubs</b> Wrigley Field, Chicago, IL Wed May 09 1990, 3:33 AM CDT Att. 14,266 - Cloudy - 65 F
<b>Jeff Treadway, L</b> (1, 4) OBP: 0.358, SLG: 0.475	1-1 		3-2 							2 0 1 0 0 0 1	
<b>Ron Gant, R</b> (1, 7) OBP: 0.320, SLG: 0.391	0-2 		0-0 							2 0 0 0 0 0 1	
<b>Dale Murphy, R</b> (1, 9) OBP: 0.364, SLG: 0.419	1-1 			2-2 						2 0 1 0 0 0 0	
<b>Ernie Whitt, L</b> (1, 2) OBP: 0.288, SLG: 0.271	1-3 			1-0 						2 0 0 0 0 1 3	
<b>Mark Lemke, S</b> (1, 5) OBP: 0.274, SLG: 0.192		2-0 		2-0 						2 0 0 0 0 0 1	
<b>Mike Bell, L</b> (1, 3) OBP: 0.429, SLG: 0.200			0-1 		1-1 					2 0 0 0 0 0 0	
<b>Jeff Blauser, R</b> (1, 6) OBP: 0.373, SLG: 0.471			1-1 		2-1 					1 0 1 0 0 0 0	
<b>Pete Smith, R</b> (1, 1) OBP: 0.100, SLG: 0.100			0-1 		0-0 					2 0 0 0 0 0 2	
<b>Inning Stats</b>	R: 0 H: 2 E: 0 LOB: 2 K: 2 BB: 0 S: 13 P: 16	R: 0 H: 0 E: 0 LOB: 1 K: 0 BB: 0 S: 6 P: 9	R: 0 H: 1 E: 0 LOB: 0 K: 0 BB: 0 S: 7 P: 10	R: 0 H: 0 E: 1 LOB: 0 K: 0 BB: 0 S: 5 P: 10	R: 0 H: 1 E: 0 LOB: 1 K: 0 BB: 0 S: 7 P: 11					1B: 3 SF: 0 2B: 1 SAC: 0 3B: 0 DP: 1 HR: 0 HBP: 1	
<b>PITCHER</b> <b>Les Lancaster, R</b> (1, 1) ERA: 2.33	IP WLS BF H R ER SO BB IBB HBP BLK WP HR S P ERA WHIP	5.0 W 19 4 0 0 2 0 0 1 0 0 0 0 38 56 0.00 0.800									

<b>AB</b>	<b>18</b>
<b>R</b>	<b>0</b>
<b>H</b>	<b>4</b>
<b>RBI</b>	<b>0</b>
<b>BB</b>	<b>0</b>
<b>SO</b>	<b>2</b>
<b>LOB</b>	<b>9</b>



livebaseballscorecards.com







Batter	1	2	3	4	5	6	7	8	9
<b>Chris Sabo, R</b> OBP: 0.440, SLG: 0.634 (1, 5)	1-2 G5-3		0-0 G6-3	1-0 1B 2B		2-2 F8		2-2 2B 1-H 2-H 3-H	
<b>Herm Winningham, L</b> OBP: 0.310, SLG: 0.333 (1, 8)	3-1 G3-1		0-1 G3-1 1B	2-0 2-H 1B			1-1 G5-3	0-0 G4-3	
<b>Barry Larkin, R</b> OBP: 0.408, SLG: 0.406 (1, 6)	0-1 G5-3		1-0 G3-1 1B	0-1 F8			0-2 G4-3		
<b>Todd Benzinger, S</b> OBP: 0.368, SLG: 0.406 (1, 3)		0-0 1B FC5-4 1B	1-0 G3-1		0-0 S 1B		2-2 G6-3		
<b>Paul O'Neill, L</b> OBP: 0.374, SLG: 0.448 (1, 9)		1-0 FC5-4 1B 1-2	3-2 F8		2-0 F7			0-0 BB 1B 2B 1B	
<b>Billy Hatcher, R</b> OBP: 0.383, SLG: 0.471 (1, 7)		1-3 K		1-0 WP FC3 2B	2-3 SAFE K	1-2 K		0-0 L4	
<b>Ron Oester, S</b> OBP: 0.318, SLG: 0.409 (1, 4)		1-1 FC5-4		2-1 FC3 FC6-4	2-3 SAFE K		1-0 SAFE BB 2B 1B		
<b>Rick Mahler, R</b> OBP: 0.286, SLG: 0.286 (6, 1)									
<b>Norm Charlton, S</b> OBP: 0.333, SLG: 0.333 (8, 1)									
<b>Ken Griffey, L</b> OBP: 0.333, SLG: 0.357 (8, PH)									
<b>Rob Dibble, L</b> OBP: 0.214, SLG: 0.333 (9, 1)									
<b>Joe Oliver, R</b> OBP: 0.367, SLG: 0.423 (1, 2)		0-1 FC5-4		2-1 FC6-4 SH1-4 2B		0-0 F7		4-2 2B BB	
<b>Jeff Reed, L</b> OBP: 0.214, SLG: 0.333 (1, 2)		1-2 2-3 3-H						1-2 2-3	
<b>Scott Scudder, R</b> OBP: 0.333, SLG: 0.333 (1, 1)									
<b>Tim Birtsas, L</b> OBP: 0.280, SLG: 0.286 (6, 4)									
<b>Luis Quinones, S</b> OBP: 0.280, SLG: 0.286 (6, 4)									

Inning Stats	R	H	E	K	S	LOB	BB	P
1	0	0	0	0	7	0	0	11
2	1	3	0	1	10	2	0	13
3	0	2	0	0	9	2	0	14
4	3	3	0	0	12	1	0	20
5	0	1	0	2	10	1	0	15
6	0	0	0	0	8	0	0	10
7	0	0	0	0	8	0	0	11
8	3	3	0	0	15	1	1	25
9	0	0	0	0	0	0	0	0
Total	4	12	0	2	66	6	1	96


Player	AB	R	H	RBI	BB	SO	LOB
Chris Sabo	5	1	2	4	0	0	0
Herm Winningham	5	0	2	1	0	0	1
Barry Larkin	4	0	1	0	0	0	1
Todd Benzinger	4	1	2	0	0	0	2
Paul O'Neill	4	1	2	0	0	0	3
Billy Hatcher	4	1	1	0	0	2	4
Ron Oester	3	0	1	1	0	1	1
Rick Mahler	0	0	0	0	0	0	0
Norm Charlton	0	0	0	0	0	0	0
Ken Griffey	1	1	1	0	0	0	0
Rob Dibble	0	0	0	0	0	0	0
Joe Oliver	0	0	0	0	0	0	0
Jeff Reed	3	2	0	1	1	0	3
Scott Scudder	0	0	0	0	0	0	0
Tim Birtsas	1	0	0	0	0	0	2
Luis Quinones	2	0	0	0	0	0	3

**BOTTOM**

**Chicago Cubs @ Cincinnati Reds**  
Riverfront Stadium, Cincinnati, OH

Fri May 11 1990, 7:05 PM EDT  
Att: 38,900 - Unknown - 62 F

Stat	Value
AB	36
R	7
H	12
RBI	7
BB	1
SO	3
LOB	20



PITCHER	IP	WLS	BF	H	R	ER	SO	BB	IBB	HBP	BLK	WP	HR	S	P	ERA	WHIP
<b>Greg Maddux, R</b> ERA: 2.66 (1, 1)	7.1		33	10	5	5	3	0	0	0	0	1	0	66	96	6.14	1.364
<b>Mitch Williams, L</b> ERA: 2.16 (8, 1)	0.2	L	5	2	2	2	0	1	0	0	0	0	0	13	23	27.00	4.500

Chicago Cubs @ Cincinnati Reds  
Riverfront Stadium, Cincinnati, OH

Sat May 12 1990, 7:05 PM EDT  
Att: 33,646 - Unknown

livebaseballscorecards.com

AB	32
R	4
H	5
RBI	4
BB	3
SO	3
LOB	10



AB R H RBI BB SO LOB

4	0	0	0	0	0	2
4	0	0	0	0	1	1
4	1	2	0	0	0	0
4	1	1	0	0	0	1
3	0	0	0	1	0	3
3	1	0	0	1	1	1
4	1	1	3	0	1	1
4	0	0	0	0	0	1
2	0	1	1	1	0	0
0	0	0	0	0	0	0
0	0	0	0	0	0	0

WP:	0	PA:	35
PB:	0		
SB:	1		
CS:	0		

Batter	1	2	3	4	5	6	7	8	9
Jerome Walton, R (1, 8) OBP: 0.376, SLG: 0.326	0-2 E9			3-1 G5-3		2-0 L7	1-1 G5-3		
23 Ryne Sandberg, R (1, 4) OBP: 0.331, SLG: 0.496	2-0 G4-3			1-0 F9		0-1 FC4-6		2-3 K	
Shawon Dunston, R (1, 6) OBP: 0.309, SLG: 0.514	1-2 G4-3			1-2 F8			0-0 2B	2-1 G1-3	
Andre Dawson, R (1, 9) OBP: 0.356, SLG: 0.646		1-1 F7		1-0 P6		0-0 2B	1-1 G1-3		
Lloyd McClendon, R (1, 3) OBP: 0.274, SLG: 0.304		2-2 F9		4-1 BB		3-2 L5	1-1 L6		
Curtis Wilkerson, S (1, 5) OBP: 0.324, SLG: 0.371		0-0 G6-3		1-1 F4		4-0 2B		0-3 K	
Doug Dascenzo, S (1, 7) OBP: 0.240, SLG: 0.375			1-2 G6-3		0-0 F8		0-0 1B	2-3 K	
Joe Girardi, R (1, 2) OBP: 0.313, SLG: 0.320			1-0 F9		2-0 P4		0-0 P6	1-0 F9	
Mike Bielecki, R (1, 1) OBP: 0.455, SLG: 0.400			0-0 P4		4-2 BB		1-2 1B		
Mitch Williams, L (9, 1)									
Domingo Ramos, R (9, 5) OBP: 0.212, SLG: 0.281									

Inning Stats	R: 0	H: 0	R: 0	H: 0	R: 0	H: 0	R: 0	H: 0	R: 0	H: 0	R: 4	H: 4	R: 0	H: 1	R: 0	H: 0	1B: 3	SF: 0	WP: 0	PA: 35
E: 1	LOB: 0	E: 0	LOB: 0	E: 0	LOB: 0	E: 0	LOB: 1	E: 0	LOB: 1	E: 0	LOB: 1	E: 0	LOB: 1	E: 0	LOB: 0	E: 0	SAC: 0	PB: 0		
K: 0	BB: 0	K: 0	BB: 0	K: 0	BB: 0	K: 0	BB: 1	K: 0	BB: 1	K: 0	BB: 1	K: 1	BB: 0	K: 2	BB: 0	K: 0	DP: 0	SB: 1		
S: 8	P: 11	S: 6	P: 9	S: 5	P: 7	S: 6	P: 11	S: 7	P: 15	S: 14	P: 23	S: 9	P: 15	S: 7	P: 10	S: 7	HBP: 0	CS: 0		

PITCHER	IP	WLS	BF	H	R	ER	SO	BB	IBB	HBP	BLK	WP	HR	S	P	ERA	WHIP
Tom Browning, L (1, 1) ERA: 3.33	6.2	L	27	4	4	4	0	2	1	0	0	0	0	50	84	5.40	0.900
Tim Layana, R (7, 1) ERA: 3.75	1.1		5	1	0	0	1	0	0	0	0	0	0	11	18	0.00	0.750
Norm Charlton, L (9, 1) ERA: 2.89	1.0		3	0	0	0	2	0	0	0	0	0	0	7	10	0.00	0.000

Batter	1	2	3	4	5	6	7	8	9	AB	R	H	RBI	BB	SO	LOB
Chris Sabo, R OBP: 0.425, SLG: 0.610 (1, 5)	0-0 P5		2-1 P4			0-1 G5-3		1-0 FC6-4		4	0	0	0	0	0	1
Mariano Duncan, R OBP: 0.453, SLG: 0.655 (1, 4)	2-2 G6-3		3-2 F8			2-2 P3			3-2 G6-4-3 1B	4	1	1	0	0	0	0
Barry Larkin, R OBP: 0.411, SLG: 0.409 (1, 6)	2-2 G6-3			0-0 F7 1B		1-0 G1-3			2-1 G6-4-3 1B	4	0	2	0	0	0	0
Todd Benzinger, S OBP: 0.356, SLG: 0.390 (1, 3)		0-0 G4-3		1-2 F7		1-0 F7			0-0 G6-4-3	4	0	0	0	0	0	3
Paul O'Neill, L OBP: 0.369, SLG: 0.470 (1, 9)		1-2 G3-1		0-0 F9		2-2 F7			2-1 HR	4	1	1	2	0	0	1
Billy Hatcher, R OBP: 0.378, SLG: 0.462 (1, 8)		2-0 WP 1B		0-0 G6-3		2-2 P3			1-3 K	4	0	1	0	0	1	1
Ken Griffey, L OBP: 0.333, SLG: 0.313 (1, 7)		4-1 BB		3-1 F9				0-0 P9		2	0	0	0	1	0	0
Jeff Reed, L OBP: 0.176, SLG: 0.267 (1, 2)		1-3 K		2-1 F7				1-2 P5		3	0	0	0	0	1	2
Tom Browning, L (1, 1)			2-3 K					2-1 FC6-4 1B		2	0	0	0	0	2	0
Tim Layana, R (7, 1)										0	0	0	0	0	0	0
Hal Morris, L (8, PH)										1	0	1	0	0	0	0
Norm Charlton, S (9, 1)										0	0	0	0	0	0	0

Inning Stats	R: 0	H: 0	E: 0	K: 0	S: 8	R: 0	H: 1	E: 0	K: 1	S: 11	R: 0	H: 0	E: 0	K: 1	S: 10	R: 0	H: 1	E: 0	K: 0	S: 4	R: 0	H: 0	E: 0	K: 1	S: 9	R: 0	H: 0	E: 0	K: 0	S: 6	R: 0	H: 0	E: 0	K: 0	S: 9	R: 0	H: 1	E: 0	K: 0	S: 7	R: 2	H: 3	E: 0	K: 1	S: 11	1B: 5	SF: 0	2B: 0	SAC: 0	3B: 0	DP: 1	HR: 1	HBP: 0
PITCHER	IP	WLS	BF	H	R	ER	SO	BB	IBB	HBP	BLK	WP	HR	S	P	ERA	WHIP																																				
Mike Bielecki, R (1, 1) ERA: 4.08	8.0	W	30	5	2	2	3	1	0	0	0	1	0	69	114	2.25	0.750																																				
Mitch Williams, L (9, 1) ERA: 2.55	1.0	S	3	1	0	0	1	0	0	0	0	0	1	6	9	0.00	1.000																																				

BOTTOM

Chicago Cubs @ Cincinnati Reds  
Riverfront Stadium, Cincinnati, OH  
Sat May 12 1990, 7:05 PM EDT  
Att. 33,646 - Unknown

livebaseballscorecards.com

AB	32
R	2
H	6
RBI	2
BB	1
SO	4
LOB	8



WP: 1	PA: 33
PB: 0	
SB: 0	
CS: 0	

**Chicago Cubs @ Cincinnati Reds**  
 Riverfront Stadium, Cincinnati, OH  
 Sun May 13 1990, 3:33 AM EDT  
 Att. 32,251 - Cloudy

AB	45
R	9
H	17
RBI	9
BB	2
SO	9
LOB	30



WP	1	PA	48
PB	0		
SB	0		
CS	1		

Batter	1	2	3	4	5	6	7	8	9	AB	R	H	RBI	BB	SO	LOB
Jerome Walton, R OBP: 0.374, SLG: 0.319	3-3 K	3-3 K		2-0 G5-3		4-1 1B 23 1B BB	1-0 FC6-4 E 1B		2-3 K	5	0	1	1	1	3	2
23 Ryne Sandberg, R OBP: 0.331, SLG: 0.488	2-0 L8		1-0 E 1B G4-3 1B		2-1 G5-3	0-2 1B	0-2 P3		0-3 K	6	1	2	0	0	1	3
Mark Grace, L OBP: 0.370, SLG: 0.373	2-2 1B 2B		1-0 G4-3 E 1B		0-0 HR	0-0 1B	1-1 E4 FC6-4		2-3 K	6	2	4	3	0	1	2
Andre Dawson, R OBP: 0.349, SLG: 0.624	1-0 BB 2-H 1B		2-2 L5		0-0 F8	0-0 F7	0-1 FC6-4			5	0	1	2	0	0	7
Dwight Smith, L OBP: 0.397, SLG: 0.455 Lloyd McClendon, R OBP: 0.270, SLG: 0.298 Marvell Wynne, L OBP: 0.227, SLG: 0.225 Jose Antonio Nunez, R OBP: 0.143, SLG: 0.143	4-0 FC4-6 BB		1-2 G4-3		2-0 2B	1-3 K	2-0 F7			2	0	1	1	1	0	1
Curtis Wilkerson, S OBP: 0.350, SLG: 0.351 Joe Kraemer, L OBP: 0.235, SLG: 0.235 Bill Long, R OBP: 0.235, SLG: 0.235 Paul Assenmacher, L OBP: 0.250, SLG: 0.250 Doug Dasenczo, S OBP: 0.250, SLG: 0.250	0-0 FC4-6		0-2 G6-3		2-3 K		0-0 FC5 1B 1B	1-2 G3		2	0	0	0	0	0	3
Shawon Dunston, R OBP: 0.322, SLG: 0.527		1-3 K FC5-4		2-1 G6-3		0-1 2B 2B	0-0 1B FC5 1B	1-2 CS 1B 1B		5	2	3	0	0	1	0
Joe Girardi, R OBP: 0.318, SLG: 0.338		1 SAFE FC5-4 SH2-3		0-0 F9		1-0 23 1B 2B	0-0 FC5 1B 1B	1-0 1B		5	2	2	1	0	0	3
Mike Harkey, R OBP: 0.111, SLG: 0.111 Domingo Ramos, R OBP: 0.243, SLG: 0.306		0-0 SH2-3		1-2 1B		0-0 G5-3	1-0 E 1B FC6-4 1B	1-3 K		0	0	0	0	0	0	0
										4	1	2	1	0	1	3

2	0	1	1	1	0	1
1	0	0	0	0	1	3
1	0	0	0	0	0	2
0	0	0	0	0	0	0
0	0	0	0	0	0	0
2	1	1	0	0	0	0

Inning	1	2	3	4	5	6	7	8	9
R	1	0	1	0	1	2	4	0	0
H	2	0	2	1	2	4	4	2	0
E	0	0	1	0	0	0	1	0	0
K	1	2	0	0	1	1	0	3	3
S	9	10	15	7	8	13	15	10	9
H	2	0	2	1	2	4	4	2	0
LOB	2	1	1	1	1	3	2	2	0
BB	1	0	0	0	0	0	0	0	0
P	21	15	20	12	14	19	20	14	13

PITCHER	IP	WLS	BF	H	R	ER	SO	BB	IBB	HBP	BLK	WP	HR	S	P	ERA	WHIP
Ron Robinson, R ERA: 5.52	5.0		26	9	5	4	4	1	0	0	0	1	1	52	86	7.20	2.000
Tim Layana, R ERA: 3.65	0.1		3	1	0	0	0	1	0	0	0	0	0	5	9	0.00	6.000
Norm Charlton, L ERA: 2.79	0.2		3	1	0	0	1	0	0	0	0	0	0	5	6	0.00	1.500
Rick Mahler, R ERA: 5.49	0.0		3	2	3	3	0	0	0	0	0	0	0	3	3	∞	∞
Rob Dibble, R ERA:	2.0	W	10	4	1	0	1	0	0	0	0	0	0	22	31	0.00	2.000
Randy Myers, L ERA: 2.81	1.0		3	0	0	0	3	0	0	0	0	0	0	9	13	0.00	0.000

**Chicago Cubs @ Cincinnati Reds**  
Riverfront Stadium, Cincinnati, OH  
Sun May 13 1990, 3:33 AM EDT  
Att. 32,251 - Cloudy

livebaseballscorecards.com

AB	40
R	13
H	18
RBI	13
BB	4
SO	6
LOB	20



WP	3	PA	45
PB	0		
SB	4		
CS	0		

1B	15	SF	0
2B	3	SAC	1
3B	0	DP	1
HR	1	HBP	0

3	0	1	1	0	1	0
0	0	0	0	0	0	0
0	0	0	0	0	0	0
0	0	0	0	0	0	0
0	0	0	0	0	0	0
1	0	0	0	0	1	1

1	1	1	1	1	0	0
3	1	1	0	0	0	1

5	0	1	1	0	1	6
0	1	0	0	0	0	0
0	0	0	0	0	0	0

4	1	1	0	1	1	3
---	---	---	---	---	---	---

5	2	3	2	0	0	2
---	---	---	---	---	---	---

5	3	4	2	0	0	0
---	---	---	---	---	---	---

5	2	2	0	0	1	5
---	---	---	---	---	---	---

4	0	2	0	1	0	0
---	---	---	---	---	---	---

**BOTTOM**

AB R H RBI BB SO LOB

Batter	1	2	3	4	5	6	7	8	9
<b>Chris Sabo, R</b> (1, 5) OBP: 0.432, SLG: 0.606	1-2 F8	4-0 WP BB	1-1 1B		1-2 P5		2-1 1B		
<b>Herm Winningham, L</b> (1, 8) OBP: 0.319, SLG: 0.341	1-2 BLK 1B	1 SAFE FC9-2-5	2-1 F8			1-2 1B	3-3 1B		
<b>Barry Larkin, R</b> (1, 6) OBP: 0.426, SLG: 0.426	1 SAFE WP 1B		1-2 G4-3 2B	0-2 2B		1 SAFE F9 1B		1-2 G6-3	
<b>Todd Benzinger, S</b> (1, 3) OBP: 0.366, SLG: 0.409	3-1 1B 1B		1 SAFE G4-3	1-1 2B		1-1 F9		0-1 F8 1B	
<b>Paul O'Neill, L</b> (1, 9) OBP: 0.371, SLG: 0.462	1-1 1B 1B		4-0 G4-3 IBB	2-0 L9		2-3 K		3-2 F8	
<b>Mariano Duncan, R</b> (1, 4) OBP: 0.440, SLG: 0.629	0-0 F9		3-2 G4-3	2-3 K		1-2 G5-3		1-0 HR 1B	
<b>Tom Browning, L</b> (8, PR)									
<b>Randy Myers, L</b> (9, 1)									
<b>Hal Morris, L</b> (1, 7) OBP: 0.333, SLG: 0.250	0-2 1B		4-2 2B BB	2-1 P4			0-0 B2-3	0-2 HR 1B	
<b>Billy Hatcher, R</b> (4, PH) OBP: 0.377, SLG: 0.459	1-2 3-H 1B								
<b>Joe Oliver, R</b> (1, 2) OBP: 0.379, SLG: 0.476	2-3 K		0-0 1B 2B		2-2 L7		4-1 1B SH1-4 BB	0-0 HR	
<b>Ron Robinson, R</b> (1, 1) OBP: 0.280, SLG: 0.200									
<b>Tim Lary, R</b> (6, 1)									
<b>Norm Charlton, S</b> (6, 1) OBP: 0.333, SLG: 0.333		2-2 L4	1-1 1B		1-3 K		0-0 SH1-4	3-3 K	
<b>Rick Hatcher, R</b> (7, 1) OBP: 0.296, SLG: 0.286									
<b>Rob Dibble, L</b> (7, 1)									
<b>Ron Oester, S</b> (8, PH) OBP: 0.304, SLG: 0.391			2-H 1B						

Inning Stats	R: 3	H: 5	E: 0	K: 1	S: 23	LOB: 2	BB: 0	P: 32	R: 0	H: 0	E: 0	K: 0	S: 11	LOB: 0	BB: 1	P: 19	R: 4	H: 4	E: 0	K: 0	S: 19	LOB: 2	BB: 2	P: 36	R: 1	H: 2	E: 0	K: 1	S: 12	LOB: 1	BB: 0	P: 19	R: 0	H: 0	E: 0	K: 1	S: 10	LOB: 0	BB: 0	P: 14	R: 1	H: 2	E: 0	K: 1	S: 20	LOB: 1	BB: 0	P: 28	R: 0	H: 1	E: 0	K: 1	S: 10	LOB: 2	BB: 1	P: 19	R: 4	H: 4	E: 0	K: 1	S: 19	LOB: 1	BB: 0	P: 27
--------------	------	------	------	------	-------	--------	-------	-------	------	------	------	------	-------	--------	-------	-------	------	------	------	------	-------	--------	-------	-------	------	------	------	------	-------	--------	-------	-------	------	------	------	------	-------	--------	-------	-------	------	------	------	------	-------	--------	-------	-------	------	------	------	------	-------	--------	-------	-------	------	------	------	------	-------	--------	-------	-------

PITCHER	IP	WLS	BF	H	R	ER	SO	BB	IBB	HBP	BLK	WP	HR	S	P	ERA	WHIP
<b>Mike Harkey, R</b> (1, 1) ERA: 6.23	2.2		19	9	7	7	1	2	1	0	1	2	0	51	83	23.62	4.125
<b>Joe Kraemer, L</b> (3, 1) ERA: 4.76	1.1		6	2	1	1	1	0	0	0	0	0	0	14	23	6.75	1.500
<b>Bill Long, R</b> (5, 1) ERA: 4.61	1.0		5	2	1	1	1	0	0	0	0	0	0	21	29	9.00	2.000
<b>Paul Assenmacher, L</b> (6, 1) ERA: 2.1	1.0		3	0	0	0	1	0	0	0	0	0	0	9	13	0.00	0.000
<b>Jose Antonio Nunez, R</b> (7, 1) ERA: 5.92	0.2		4	1	0	0	0	1	0	0	0	0	0	5	11	0.00	3.000

PITCHER	IP	WLS	BF	H	R	ER	SO	BB	IBB	HBP	BLK	WP	HR	S	P	ERA	WHIP
<b>Steve Wilson, L</b> (7, 1) ERA: 7.09	1.1		8	4	4	4	2	0	0	0	0	0	1	24	35	27.00	3.000

Batter	1	2	3	4	5	6	7	8	9	AB R H RBI BB SO LOB	TOP						
Jerome Walton, R OBP: 0.366, SLG: 0.306 (1, 8)	0-0 F8	2-0 F9			4-0 BB		1-0 F8		2-3 K	4 0 0 0 1 1 4							
23 Ryne Sandberg, R OBP: 0.333, SLG: 0.516 (1, 4)	1-1 HR		1-1 6-3		2-1 2B		3-2 6-3		0-2 FC5	5 1 2 1 0 0 3							
Mark Grace, L OBP: 0.366, SLG: 0.368 (1, 3)	3-1 1B		1-2 F7		0-3 K			0-0 G3		4 0 1 0 0 1 1							
Andre Dawson, R OBP: 0.345, SLG: 0.638 (1, 9)	0-0 P6		2-0 HR		0-0 4-3			1-3 K		4 1 1 1 0 1 2							
Lloyd McClendon, R OBP: 0.299, SLG: 0.305 (1, 7)	0-1 1B		4-0 S		3-2 4-3			4-2 CS		2 0 1 0 2 0 0							
Doug Dascenzo, S OBP: 0.259, SLG: 0.385 (8, PR)	1-2 1B		2-1 BB					BB		0 0 0 0 0 0 0							
Luis Salazar, R OBP: 0.268, SLG: 0.268 (1, 5)	2-0 G4-1		2-1 4-3		1-1 F9			2-1 CS		3 0 0 0 0 0 3							
Dwight Smith, L OBP: 0.395, SLG: 0.463 (9, PH)			1-2					1-2	1B	1 0 1 0 0 0 0							
Shawon Dunston, R OBP: 0.328, SLG: 0.526 (1, 6)		1-0 F8			2-2 F8		0-0 1B		1-1 FC3-2	4 0 2 0 0 0 0							
Joe Girardi, R OBP: 0.307, SLG: 0.325 (1, 2)		2-2 G4-3			0-0 5-3		1-1 F9		4-1 FC3-2	3 0 0 0 0 0 1							
Marvell Wynne, L OBP: 0.244, SLG: 0.225 (9, PH)									BB	0 0 0 0 1 0 0							
Les Lancaster, R (1, 1)		4-0 BB			0-3 K				0-1 FC3-2	2 0 0 0 1 2 0							
Mitch Williams, L (8, 1)										0 0 0 0 0 0 0							
Bill Long, R (8, 1)										0 0 0 0 0 0 0							
Dave Clark, L (9, PH)										0 0 0 0 0 0 0							
Domingo Ramos, R (9, PH)										1 0 0 0 0 0 3							
<b>Inning Stats</b>	R: 1 H: 3 E: 0 LOB: 2 K: 0 BB: 0 S: 9 P: 15	R: 0 H: 0 E: 0 LOB: 1 K: 0 BB: 1 P: 14	R: 1 H: 1 E: 0 LOB: 1 K: 0 BB: 1 P: 18	R: 0 H: 0 E: 0 LOB: 0 K: 1 BB: 0 P: 9	R: 0 H: 1 E: 0 LOB: 1 K: 1 BB: 1 P: 12	R: 0 H: 1 E: 0 LOB: 1 K: 0 BB: 0 P: 14	R: 0 H: 0 E: 0 LOB: 0 K: 1 BB: 0 P: 15	R: 0 H: 0 E: 0 LOB: 1 K: 1 BB: 1 P: 17	R: 0 H: 2 E: 0 LOB: 3 K: 1 BB: 1 P: 23	1B: 5 SF: 0 2B: 1 SAC: 0 3B: 0 DP: 0 HR: 2 HBP: 0	WP: 0 PA: 39 PB: 0 SB: 2 CS: 1						
<b>PITCHER</b>	IP WLS BF H R ER SO BB IBB HBP BLK WP HR S P ERA WHIP																
Tom Glavine, L (1, 1)	7.0		29	6	2	2	3	3	0	0	0	0	2	54	97	2.57	1.286
Dwayne Henry, R (8, 1)	1.0	W	3	0	0	0	1	1	0	0	0	0	0	11	17	0.00	1.000
Joe Boever, R (9, 1)	0.0		3	2	0	0	0	1	0	0	0	0	0	6	12	∞	∞
Joe Hesketh, L (9, 1)	0.2		2	0	0	0	1	0	0	0	0	0	0	6	8	0.00	0.000
Charlie Kerfeld, R (9, 1)	0.1	S	1	0	0	0	0	0	0	0	0	0	0	3	3	0.00	0.000

Chicago Cubs @ Atlanta Braves  
Atlanta-Fulton County Stadium, Atlanta, GA

Mon May 14 1990, 7:05 PM EDT  
Att. 16,417 - Unknown

AB 33  
R 2  
H 8  
RBI 2  
BB 5  
SO 5  
LOB 17



WP: 0 PA: 39  
PB: 0  
SB: 2  
CS: 1

PITCHER	IP	WLS	BF	H	R	ER	SO	BB	IBB	HBP	BLK	WP	HR	S	P	ERA	WHIP
Tom Glavine, L	7.0		29	6	2	2	3	3	0	0	0	0	2	54	97	2.57	1.286
Dwayne Henry, R	1.0	W	3	0	0	0	1	1	0	0	0	0	0	11	17	0.00	1.000
Joe Boever, R	0.0		3	2	0	0	0	1	0	0	0	0	0	6	12	∞	∞
Joe Hesketh, L	0.2		2	0	0	0	1	0	0	0	0	0	0	6	8	0.00	0.000
Charlie Kerfeld, R	0.1	S	1	0	0	0	0	0	0	0	0	0	0	3	3	0.00	0.000

Chicago Cubs @ Atlanta Braves  
Atlanta-Fulton County Stadium, Atlanta, GA

Mon May 14 1990, 7:05 PM EDT  
Att. 16,417 - Unknown

AB 32  
R 3  
H 10  
RBI 3  
BB 2  
SO 3  
LOB 16



WP: 0 PA: 35  
PB: 0  
SB: 0  
CS: 1

1B: 6 SF: 0  
2B: 4 SAC: 1  
3B: 0 DP: 0  
HR: 0 HBP: 0

AB R H RBI BB SO LOB  
4 0 1 0 0 0 1  
0 0 0 0 0 0 0  
0 0 0 0 0 0 0

4 0 1 0 0 0 1

3 1 0 0 1 0 2

4 2 3 1 0 0 0

3 0 2 0 1 0 1

3 0 1 1 0 0 3  
1 0 1 1 0 0 0  
0 0 0 0 0 0 0  
0 0 0 0 0 0 0  
0 0 0 0 0 0 0

4 0 1 0 0 1 4

3 0 0 0 0 1 3

2 0 0 0 0 1 0  
1 0 0 0 0 0 1

Batter	1	2	3	4	5	6	7	8	9	AB	R	H	RBI	BB	SO	LOB
Oddibe McDowell, L (1, 8) Dwayne Henry, R (8, 1) Greg Olson, R (9, 2) OBP: 0.284, SLG: 0.368	0-0 B1-3		2-1 5-3 1B		3-2 4-3		0-2 F7			4	0	1	0	0	0	1
Ron Gant, R (1, 7) OBP: 0.294, SLG: 0.397	1-1 CS 1B		0-0 5-3			1-1 6-3		2-2 6-3		4	0	1	0	0	0	1
Tommy Gregg, L (1, 3) OBP: 0.170, SLG: 0.122	1-2 1-3		1-2 4-3			0-0 4-3		4-2 2B BB		3	1	0	0	1	0	2
Jim Presley, R (1, 5) OBP: 0.333, SLG: 0.469		0-0 2B 2B		2-1 F9		1-1 1B 1B		1-2 1B 2B		4	2	3	1	0	0	0
Dale Murphy, R (1, 9) OBP: 0.365, SLG: 0.404		1-2 1-3		1-1 2B		0-1 1B		4-0 1B IBB		3	0	2	0	1	0	1
Ernie Whitt, L (1, 2) Francisco Cabrera, R (8, PH) Joe Boever, R (9, 1) Joe Hesketh, R (9, 1) Charlie Kerfeld, R (9, 1) OBP: 0.277, SLG: 0.278 OBP: 1.000, SLG: 1.000		0-1 G6-3 2-H 2B		2-2 6-3		0-0 4-3		1-2 1B		3	0	1	1	0	0	3
Mark Lemke, S (1, 4) OBP: 0.267, SLG: 0.206		3-2 G6-3 2-3		3-1 F8			0-0 SH1-3 1B		2-3 K	4	0	1	0	0	1	4
Alexis Infante, R (1, 6)		0-0 6-3			3-3 K		1 SAFE SH1-3		1-0 4-3	3	0	0	0	0	1	3
Tom Glavine, L (1, 1) Lonnie Smith, R (7, PH) OBP: 0.143, SLG: 0.214 OBP: 0.330, SLG: 0.324			0-3 K		0-0 L7		0-1 6-3			2	0	0	0	0	1	0

Inning Stats	R: 0	H: 1	E: 0	LOB: 0	K: 0	P: 8	R: 1	H: 2	E: 0	LOB: 1	K: 0	P: 16	R: 0	H: 1	E: 0	LOB: 1	K: 1	P: 12	R: 0	H: 1	E: 0	LOB: 1	K: 0	P: 17	R: 0	H: 0	E: 0	LOB: 0	K: 1	P: 15	R: 0	H: 2	E: 0	LOB: 2	K: 0	P: 10	R: 0	H: 1	E: 0	LOB: 1	K: 0	P: 10	R: 2	H: 2	E: 0	LOB: 2	K: 1	P: 32
PITCHER	IP	WLS	BF	H	R	ER	SO	BB	IBB	HBP	BLK	WP	HR	S	P	ERA	WHIP																															
Les Lancaster, R (1, 1) ERA: 2.03	7.1		29	8	1	1	2	0	0	0	0	0	0	65	93	1.23	1.091																															
Mitch Williams, L (8, 1) ERA: 3.57	0.0	L	3	1	1	1	0	1	1	0	0	0	0	7	16	∞	∞																															
Bill Long, R (8, 1) ERA: 4.4	0.2		3	1	1	1	1	0	0	0	0	0	0	7	11	13.50	1.500																															

PITCHER	IP	WLS	BF	H	R	ER	SO	BB	IBB	HBP	BLK	WP	HR	S	P	ERA	WHIP
Les Lancaster, R (1, 1) ERA: 2.03	7.1		29	8	1	1	2	0	0	0	0	0	0	65	93	1.23	1.091
Mitch Williams, L (8, 1) ERA: 3.57	0.0	L	3	1	1	1	0	1	1	0	0	0	0	7	16	∞	∞
Bill Long, R (8, 1) ERA: 4.4	0.2		3	1	1	1	1	0	0	0	0	0	0	7	11	13.50	1.500

Batter	1	2	3	4	5	6	7	8	9	AB R H RBI BB SO LOB
Jerome Walton, R OBP: 0.364, SLG: 0.317 (1, 8)	0-0 SF7 2B	0-2 P3			1-1 1-3	2-2 L6		0-0 G4-6-3 1B	0-3 K	6 1 2 0 0 1 3
23 Ryne Sandberg, R OBP: 0.324, SLG: 0.500 Doug Descenzo, S OBP: 0.250, SLG: 0.370 (1, 4) (7, 9)	1-1 F9		2-2 4-3		0-1 F9	1-0 6-3		0-0 G4-6-3 1-2f		4 0 0 0 0 0 1 1 0 0 0 0 0 1
Mark Grace, L OBP: 0.370, SLG: 0.376 Lloyd McClendon, R OBP: 0.309, SLG: 0.317 (1, 3) (8, PH) (8, 3)	1-2 SF7		2-1 HR 1B		3-1 HR 1B		0-0 6-3	2-0 FC6-4 1B		3 2 2 1 0 0 0 1 0 1 0 0 0 0
Andre Dawson, R OBP: 0.359, SLG: 0.706 Paul Assenmacher, L OBP: 0.231, SLG: 0.289 Domingo Ramos, R OBP: 0.143, SLG: 0.143 Steve Wilson, L Mitch Williams, L (1, 9) (7, 1) (8, PH) (8, 1) (9, 1)	3-2 E 2B		1-2 HR 1B		0-0 HR 1B		1-0 E5 1B 1B	1-0 FC6-4 1-2f		4 4 3 4 0 0 0 0 0 0 0 0 0 0 1 0 0 0 0 0 1 0 0 0 0 0 0 0 0 0 0 0 0 0 0
Dwight Smith, L OBP: 0.407, SLG: 0.528 (1, 7)	1-0 E6 2-H		0-0 L9		1-1 1B 2B		1-0 1B HR 1B		3-1 HR	5 3 3 1 0 0 0
Shawon Dunston, R OBP: 0.331, SLG: 0.521 (1, 6)	1-3 K		0-1 P4		1-0 1B		0-0 HR 1B		1-1 4-3	5 1 2 2 0 1 1
Luis Salazar, R OBP: 0.278, SLG: 0.320 (1, 5)					1-2 4-3				2-2 P6	4 1 2 3 1 0 0
Rick Wrona, R OBP: 0.286, SLG: 0.250 (1, 2)					3-3 K				3-2 1B 1B	5 0 1 0 0 3 3
Jeff Pico, R Curtis Wilkerson, S OBP: 0.317, SLG: 0.359 (1, 1) (7, PH) (7, 4)					3-2 P3				0-1 1B	3 0 0 0 0 2 1 2 0 1 0 0 1 0

Inning Stats	R: 2 E: 1 K: 1 S: 14	H: 2 LOB: 1 BB: 0 P: 21	R: 0 E: 0 K: 1 S: 10	H: 1 LOB: 1 BB: 0 P: 14	R: 2 E: 0 K: 0 S: 15	H: 2 LOB: 0 BB: 0 P: 20	R: 0 E: 0 K: 1 S: 11	H: 0 LOB: 0 BB: 0 P: 18	R: 3 E: 0 K: 1 S: 15	H: 4 LOB: 2 BB: 1 P: 25	R: 0 E: 0 K: 1 S: 8	H: 0 LOB: 0 BB: 0 P: 12	R: 4 E: 1 K: 2 S: 12	H: 3 LOB: 0 BB: 0 P: 17	R: 0 E: 0 K: 0 S: 4	H: 2 LOB: 1 BB: 0 P: 7	R: 1 E: 0 K: 1 S: 17	H: 3 LOB: 2 BB: 0 P: 26	1B: 10 2B: 3 3B: 0 HR: 4	SF: 1 SAC: 0 DP: 1 HBP: 0	WP: 0 PB: 0 SB: 0 CS: 0	PA: 46
--------------	-------------------------------	----------------------------------	-------------------------------	----------------------------------	-------------------------------	----------------------------------	-------------------------------	----------------------------------	-------------------------------	----------------------------------	------------------------------	----------------------------------	-------------------------------	----------------------------------	------------------------------	---------------------------------	-------------------------------	----------------------------------	-----------------------------------	------------------------------------	----------------------------------	--------

PITCHER	IP	WLS	BF	H	R	ER	SO	BB	IBB	HBP	BLK	WP	HR	S	P	ERA	WHIP
Pete Smith, R ERA: 3.86 (1, 1)	5.0	L	26	9	7	6	4	0	1	0	0	0	2	65	98	10.80	1.800
Tony Castillo, L ERA: 3.86 (6, 1)	3.0		14	5	4	3	3	0	0	0	0	0	1	24	36	9.00	1.667
Dwayne Henry, R ERA: 7.2 (9, 1)	1.0		6	3	1	1	1	0	0	0	0	0	1	17	26	9.00	3.000

**TOP**

**Chicago Cubs @ Atlanta Braves**  
Atlanta-Fulton County Stadium, Atlanta, GA

Tue May 15 1990, 7:05 PM EDT  
Att: 16,271 - Unknown

[livebaseballscorecards.com](http://livebaseballscorecards.com)

<b>AB</b>	<b>44</b>
<b>R</b>	<b>12</b>
<b>H</b>	<b>17</b>
<b>RBI</b>	<b>11</b>
<b>BB</b>	<b>1</b>
<b>SO</b>	<b>8</b>
<b>LOB</b>	<b>11</b>



Batter	1	2	3	4	5	6	7	8	9	AB	R	H	RBI	BB	SO	LOB
<b>Oddibe McDowell, L</b> OBP: 0.293, SLG: 0.374 (1, 8)	1-0 F9		1-0 F8			2-1 G5-4-3 1B		1-0 1B 2B		4	1	2	0	0	0	0
<b>Ron Gant, R</b> OBP: 0.292, SLG: 0.379 (1, 7)	1-0 G3		4-2 BB			1-2 G5-4-3 1-2f		1-0 F8		3	0	0	0	1	0	2
<b>Jim Presley, R</b> OBP: 0.340, SLG: 0.465 (1, 5)	4-2 BB		0-1 3-1			1-1 1-3		2-2 2B 1B		3	1	1	0	1	0	1
<b>Dale Murphy, R</b> OBP: 0.361, SLG: 0.408 (1, 9)	1-3 K				0-2 F8		0-0 F9		1-2 2B	4	0	1	2	0	1	1
<b>Francisco Cabrera, R</b> OBP: 0.400, SLG: 0.400 (1, 3)		1-2 L8			1-1 P6		0-1 1B 1B		1-1 4-3	4	0	1	0	0	0	1
<b>Ernie Whitt, L</b> OBP: 0.261, SLG: 0.259 (1, 2)		2-0 G3			2-2 4-3		1-0 P2		3-3 K	4	0	0	0	0	1	1
<b>Mark Lemke, S</b> OBP: 0.278, SLG: 0.212 (1, 4)		4-0 BB			0-0 P2		1-0 FC5-4 1B		2-1 5-3	3	0	1	0	1	0	0
<b>Alexis Infante, R</b> OBP: 0.083, SLG: 0.167 (1, 6)		0-1 6-3			1-2 F7		0-2 FC5-4 1-2f		1-2 2B	4	0	1	0	0	0	3
<b>Pete Smith, R</b> OBP: 0.091, SLG: 0.091 (1, 1)			1-2 G3		0-0 5-3			2-2 F7		1	0	0	0	0	0	0
<b>Derek Lillicquist, L</b> OBP: 0.429, SLG: 0.857 (5, PH)									3-2 P3	1	0	0	0	0	0	0
<b>Tony Castillo, L</b> (6, 1)										1	0	0	0	0	0	0
<b>Lonnie Smith, R</b> OBP: 0.328, SLG: 0.320 (8, PH)										1	0	0	0	0	0	0
<b>Dwayne Henry, R</b> (9, 1)										0	0	0	0	0	0	0
<b>Greg Olson, R</b> OBP: 0.474, SLG: 0.516 (9, PH)										1	0	0	0	0	0	1

Inning Stats	R: 0	H: 0	E: 0	K: 1	S: 7	H: 0	LOB: 1	BB: 1	P: 14	R: 0	H: 0	E: 0	K: 0	S: 7	H: 0	LOB: 1	BB: 1	P: 14	R: 0	H: 0	E: 0	K: 0	S: 9	H: 0	LOB: 0	BB: 0	P: 12	R: 0	H: 1	E: 0	K: 0	S: 8	H: 2	LOB: 2	BB: 0	P: 10	R: 2	H: 3	E: 0	K: 0	S: 16	H: 1	LOB: 1	BB: 0	P: 24	R: 0	H: 1	E: 0	K: 1	S: 13	H: 1	LOB: 1	BB: 0	P: 22	1B: 5	SF: 0	2B: 2	SAC: 0	3B: 0	DP: 1	HR: 0	HBP: 0	WP: 0	PA: 36
--------------	------	------	------	------	------	------	--------	-------	-------	------	------	------	------	------	------	--------	-------	-------	------	------	------	------	------	------	--------	-------	-------	------	------	------	------	------	------	--------	-------	-------	------	------	------	------	-------	------	--------	-------	-------	------	------	------	------	-------	------	--------	-------	-------	-------	-------	-------	--------	-------	-------	-------	--------	-------	--------

PITCHER	IP	WLS	BF	H	R	ER	SO	BB	IBB	HBP	BLK	WP	HR	S	P	ERA	WHIP
<b>Jeff Pico, R</b> ERA: 5.79 (1, 1)	6.0	W	21	1	0	0	1	3	0	0	0	0	0	45	73	0.00	0.667
<b>Paul Assenmacher, L</b> ERA: 2.03 (7, 1)	1.0		5	2	0	0	0	0	0	0	0	0	0	8	10	0.00	2.000
<b>Steve Wilson, L</b> ERA: 7.48 (8, 1)	1.0		6	3	2	2	0	0	0	0	0	0	0	16	24	18.00	3.000
<b>Mitch Williams, L</b> ERA: 3.38 (9, 1)	1.0		4	1	0	0	1	0	0	0	0	0	0	13	22	0.00	1.000

**BOTTOM**

**Chicago Cubs @ Atlanta Braves**  
Atlanta-Fulton County Stadium, Atlanta, GA

Tue May 15 1990, 7:05 PM EDT  
Att. 16,271 - Unknown

livebaseballscorecards.com

<b>AB</b>	<b>33</b>
<b>R</b>	<b>2</b>
<b>H</b>	<b>7</b>
<b>RBI</b>	<b>2</b>
<b>BB</b>	<b>3</b>
<b>SO</b>	<b>2</b>
<b>LOB</b>	<b>10</b>



Batter	1	2	3	4	5	6	7	8	9	AB R H RBI BB SO LOB	TOP	
Jerome Walton, R (1, 8) OBP: 0.369, SLG: 0.324	0-0 F8		0-0 F7			0-0 23 FC6 1B		0-0 1B		4 0 2 0 0 0 0	<b>Chicago Cubs @ Atlanta Braves</b> Atlanta-Fulton County Stadium, Atlanta, GA Wed May 16 1990, 7:05 PM EDT Att. 13,345 - Sunny - 85 F	
23 Ryne Sandberg, R (1, 4) OBP: 0.329, SLG: 0.496	0-0 S 1B			4-0 BLK BB		0-0 FC6		0-0 L7		3 0 1 0 1 0 2		
Mark Grace, L (1, 3) OBP: 0.367, SLG: 0.372	0-0 P5			0-0 F8 1-2		0-0 4-3			0-0 G5-4-3 1B	4 0 1 0 0 0 3		
Andre Dawson, R (1, 9) OBP: 0.347, SLG: 0.681	0-3 K 1-2			0-3 K			0-3 K		0-0 G5-4-3 1-2f	4 0 0 0 0 3 3		
Dwight Smith, L (1, 7) OBP: 0.388, SLG: 0.500		0-0 P7		0-0 P6			0-0 4-3		0-0 4-3	4 0 0 0 0 0 1		
Shawon Dunston, R (1, 6) OBP: 0.331, SLG: 0.516		0-3 K			0-0 CS 1B		0-3 K			3 0 1 0 0 2 0		
Luis Salazar, R (1, 5) OBP: 0.268, SLG: 0.308		0-3 K			0-0 P5		0-3 K			3 0 0 0 0 2 2		
Rick Wrona, R (1, 2) OBP: 0.261, SLG: 0.227 Paul Assenmacher, L (5, 1) Dave Clark, L (8, PH) OBP: 0.222, SLG: 0.222 Bill Long, R (8, 1)			0-3 K		0-0 L7 1-2			0-0 3-1		2 0 0 0 0 1 1 0 0 0 0 0 0 0 1 0 0 0 0 0 0 0 0 0 0 0 0 0		
Greg Maddux, R (1, 1) Lloyd McClendon, R (5, 2) OBP: 0.300, SLG: 0.306			0-0 F9			0-3 K		0-0 P9		1 0 0 0 0 0 0 2 0 0 0 0 1 0		
<b>Inning Stats</b>	R: 0 H: 1 E: 0 LOB: 1 K: 1 BB: 0 S: 6 P: 6	R: 0 H: 0 E: 0 LOB: 0 K: 2 BB: 0 S: 7 P: 7	R: 0 H: 0 E: 0 LOB: 0 K: 1 BB: 0 S: 5 P: 5	R: 0 H: 0 E: 0 LOB: 1 K: 1 BB: 1 S: 5 P: 9	R: 0 H: 1 E: 0 LOB: 0 K: 0 BB: 0 S: 3 P: 3	R: 0 H: 1 E: 1 LOB: 1 K: 1 BB: 0 S: 6 P: 6	R: 0 H: 0 E: 0 LOB: 1 K: 3 BB: 0 S: 10 P: 10	R: 0 H: 1 E: 0 LOB: 1 K: 0 BB: 0 S: 4 P: 4	R: 0 H: 1 E: 0 LOB: 0 K: 0 BB: 0 S: 3 P: 3	1B: 5 SF: 0 2B: 0 SAC: 0 3B: 0 DP: 1 HR: 0 HBP: 0		WP: 1 PA: 32 PB: 0 SB: 1 CS: 1
<b>PITCHER</b> 29 John Smoltz, R (1, 1) ERA: 5.4	IP WLS BF H R ER SO BB IBB HBP BLK WP HR S P ERA WHIP	9.0 W 32 5 0 0 9 1 0 0 1 1 0 49 53 0.00 0.667										

livebaseballscorecards.com

<b>AB</b>	31
<b>R</b>	0
<b>H</b>	5
<b>RBI</b>	0
<b>BB</b>	1
<b>SO</b>	9
<b>LOB</b>	12



Batter	1	2	3	4	5	6	7	8	9
<b>Oddibe McDowell, L</b> OBP: 0.291, SLG: 0.379 (1, 8)	0-0 6-3		0-3 K		0-0 1B 2B		0-0 G4-6-3		
<b>Ron Gant, R</b> OBP: 0.303, SLG: 0.377 (1, 7)	0-0 F8			0-3 K	4-0 1B BB		0-0 1B		
<b>Jeff Treadway, L</b> OBP: 0.333, SLG: 0.435 (1, 4)	0-0 6-3			0-0 P6	0-0 1B		0-0 P7		
<b>Jim Presley, R</b> OBP: 0.336, SLG: 0.467 (1, 5) (9, 3)		0-3 K		0-0 2B 2B	0-0 P3			0-3 K	
<b>David Justice, L</b> OBP: 0.250, SLG: 0.500 <b>Mark Lemke, S</b> OBP: 0.278, SLG: 0.212 (1, 3) (9, 5)		0-3 K		0-0 2B	0-3 K			0-0 3-1	
<b>Dale Murphy, R</b> OBP: 0.358, SLG: 0.402 (1, 9)		0-0 6-3		0-0 6-3		0-0 G4-6-3 1B		0-0 F8	
<b>Ernie Whitt, L</b> OBP: 0.264, SLG: 0.262 (1, 2)			0-0 6-3		0-0 SH1-3 2B 1B	0-0 F8			
<b>Alexis Infante, R</b> OBP: 0.071, SLG: 0.143 (1, 6)			0-3 K		0-0 SH1-3	0-0 G4-6-3			
<b>29 John Smoltz, R</b> OBP: 0.357, SLG: 0.182 (1, 1)			0-0 E5		4-0 2B BB		0-0 G4-6-3 1B		

Inning Stats	R: 0	H: 0	E: 0	LOB: 0	K: 0	BB: 0	S: 3	P: 3
	R: 0	H: 0	E: 0	LOB: 0	K: 2	BB: 0	S: 7	P: 7
	R: 1	H: 2	E: 0	LOB: 1	K: 1	BB: 0	S: 7	P: 7
	R: 3	H: 3	E: 0	LOB: 2	K: 1	BB: 2	S: 8	P: 16
	R: 0	H: 1	E: 0	LOB: 0	K: 0	BB: 0	S: 3	P: 3
	R: 0	H: 2	E: 0	LOB: 1	K: 0	BB: 0	S: 4	P: 4
	R: 0	H: 0	E: 0	LOB: 0	K: 1	BB: 0	S: 5	P: 5

PITCHER	IP	WLS	BF	H	R	ER	SO	BB	IBB	HBP	BLK	WP	HR	S	P	ERA	WHIP
<b>Greg Maddux, R</b> ERA: 3.17 (1, 1)	4.1	L	20	4	4	4	5	2	0	0	0	0	0	28	36	8.31	1.385
<b>Paul Assenmacher, L</b> ERA: 1.84 (5, 1)	2.2		10	4	0	0	1	0	0	0	0	0	0	12	12	0.00	1.500
<b>Bill Long, R</b> ERA: 4.11 (8, 1)	1.0		3	0	0	0	1	0	0	0	0	0	0	5	5	0.00	0.000

**BOTTOM**

AB	R	H	RBI	BB	SO	LOB
4	1	1	2	0	1	2
3	0	1	0	1	1	0
4	0	1	1	0	0	1
4	1	1	0	0	2	2
4	0	1	1	0	2	2
0	0	0	0	0	0	0
4	0	1	0	0	0	1
3	1	1	0	0	0	1
2	0	0	0	0	1	1
2	1	1	0	1	0	0

<b>AB</b>	<b>30</b>
<b>R</b>	<b>4</b>
<b>H</b>	<b>8</b>
<b>RBI</b>	<b>4</b>
<b>BB</b>	<b>2</b>
<b>SO</b>	<b>7</b>
<b>LOB</b>	<b>10</b>



WP	PA	CS
0	33	0

**Chicago Cubs @ Atlanta Braves**  
Atlanta-Fulton County Stadium, Atlanta, GA  
Wed May 16 1990, 7:05 PM EDT  
Att. 13,345 - Sunny - 85 F

livebaseballscorecards.com

Batter	1	2	3	4	5	6	7	8	9	10	11	AB R H RBI BB SO LOB	TOP				
Jerome Walton, R (1, 8) OBP: 0.362, SLG: 0.319	0-0 1-3		0-0 23 G4-6-3 1B		0-0 P4		0-0 F7			0-3 K		5 0 1 1 0 1 0	Chicago Cubs @ Houston Astros Astrodome, Houston, TX Thu May 17 1990, 8:05 PM EDT Att. 14,644 - Dome				
23 Ryne Sandberg, R (1, 4) OBP: 0.324, SLG: 0.466	0-0 FC6-4 1B		0-0 G4-6-3		0-0 E5 1B SF9		0-0 F8			0-0 6-3		5 1 1 0 0 0 1					
Mark Grace, L (1, 3) OBP: 0.361, SLG: 0.365	0-0 L9			0-0 G3		0-0 1-3 1B				0-0 6-3		5 0 1 0 0 0 1					
Andre Dawson, R (1, 9) OBP: 0.341, SLG: 0.667	0-0 FC6-4			0-0 BB E 1B		0-0 SF9				0-0 5-3		4 1 1 1 0 0 1					
Dwight Smith, L (1, 7) OBP: 0.367, SLG: 0.469		0-3 K		0-0 E3 1-2 1B		0-3 K				0-0 4-3		5 1 0 0 0 2 2					
Jose Antonio Nunez, R (11, 1)										0-0 4-3		0 0 0 0 0 0 0					
Shawon Dunston, R (1, 6) OBP: 0.321, SLG: 0.500		0-0 6-3		0-0 P6		0-0 F9				0-0 F8		4 0 0 0 0 0 2					
Luis Salazar, R (1, 5) OBP: 0.267, SLG: 0.296		0-0 P3		4-0 BB BB		0-0 6-3				0-3 K		3 0 0 0 1 1 0					
Paul Assenmacher, L (9, 1)				1-2 2-3 BB								0 0 0 0 0 0 0					
Doug Dascenzo, S (11, 7)												0 0 0 0 0 0 0					
Joe Girardi, R (1, 2) OBP: 0.304, SLG: 0.322			0-0 E6 SH3 1B		0-0 4-3					0-3 K		4 1 1 2 0 1 0					
Mike Bielecki, R (1, 1) OBP: 0.417, SLG: 0.364			0-0 SH3		1-2 2-H 3-H 1B					0-3 K		1 0 0 0 0 0 2					
Steve Wilson, L (4, 1) OBP: 0.143, SLG: 0.143					0-0 5-3							0 0 0 0 0 0 0					
Marvell Wynne, L (7, PH) OBP: 0.239, SLG: 0.220							0-0 P6					1 0 0 0 0 0 0					
Bill Long, R (7, 1)												0 0 0 0 0 0 0					
Domingo Ramos, R (9, 5) OBP: 0.225, SLG: 0.282												1 0 0 0 0 1 0					
<b>Inning Stats</b>	R: 0 H: 1 E: 0 LOB: 1 K: 0 BB: 0 S: 4 P: 4	R: 0 H: 0 E: 0 LOB: 0 K: 1 BB: 0 S: 5 P: 5	R: 1 H: 1 E: 1 LOB: 0 K: 0 BB: 0 S: 4 P: 4	R: 2 H: 2 E: 1 LOB: 2 K: 0 BB: 1 S: 6 P: 10	R: 1 H: 1 E: 1 LOB: 1 K: 1 BB: 0 S: 7 P: 7	R: 0 H: 0 E: 0 LOB: 0 K: 0 BB: 0 S: 3 P: 3	R: 0 H: 0 E: 0 LOB: 0 K: 0 BB: 0 S: 3 P: 3	R: 0 H: 0 E: 0 LOB: 0 K: 2 BB: 0 S: 7 P: 7	R: 0 H: 0 E: 0 LOB: 0 K: 2 BB: 0 S: 7 P: 7	R: 0 H: 0 E: 0 LOB: 0 K: 2 BB: 0 S: 7 P: 7	R: 0 H: 0 E: 0 LOB: 0 K: 0 BB: 0 S: 3 P: 3	1B: 5 SF: 1 2B: 0 SAC: 1 3B: 0 DP: 1 HR: 0 HBP: 0	WP: 0 PA: 41 PB: 0 SB: 0 CS: 0				
<b>PITCHER</b>	IP WLS BF H R ER SO BB IBB HBP BLK WP HR S P ERA WHIP																
Mark Portugal, R (1, 1) ERA: 3.59	8.0		32	5	4	0	2	1	0	0	0	0	0	35	39	0.00	0.750
Larry Andersen, R (9, 1) ERA: 1.33	2.0		6	0	0	0	4	0	0	0	0	0	0	14	14	0.00	0.000
Dave Smith, R (11, 1) ERA: 3.12	1.0	W	3	0	0	0	0	0	0	0	0	0	0	3	3	0.00	0.000

AB	38
R	4
H	5
RBI	4
BB	1
SO	6
LOB	9



WP: 0	PA: 41
PB: 0	
SB: 0	
CS: 0	

livebaseballscorecards.com

BOTTOM

Chicago Cubs @ Houston Astros  
Astrodome, Houston, TX  
Thu May 17 1990, 8:05 PM EDT  
Att. 14,644 - Dome

livebaseballscorecards.com

AB 37  
R 5  
H 10  
RBI 5  
BB 6  
SO 6  
LOB 17



WP: 0 PA: 45  
PB: 0  
SB: 2  
CS: 2

AB R H RBI BB SO LOB

5	1	2	0	0	1	2
2	0	2	0	3	0	0
4	0	0	0	1	1	5
5	0	0	1	0	0	5
3	0	0	0	1	1	2
0	0	0	0	0	0	0
1	0	0	0	0	0	2
0	0	0	0	0	0	0
5	2	2	0	0	1	1
3	2	2	1	0	1	0
1	0	0	0	1	1	0
4	0	1	1	0	0	0
3	0	1	1	0	0	0
1	0	0	0	1	0	0
0	0	0	1	0	0	0

11

R: 1	H: 1	1B: 8	SF: 1
E: 0	LOB: 2	2B: 2	SAC: 1
K: 0	BB: 1	3B: 0	DP: 2
S: 3	P: 7	HR: 1	HBP: 0

10

R: 0	H: 0	1B: 8	SF: 1
E: 1	LOB: 2	2B: 2	SAC: 1
K: 0	BB: 1	3B: 0	DP: 2
S: 4	P: 8	HR: 1	HBP: 0

9

R: 0	H: 0	1B: 8	SF: 1
E: 0	LOB: 0	2B: 2	SAC: 1
K: 1	BB: 0	3B: 0	DP: 2
S: 5	P: 5	HR: 1	HBP: 0

8

R: 0	H: 0	1B: 8	SF: 1
E: 0	LOB: 0	2B: 2	SAC: 1
K: 2	BB: 0	3B: 0	DP: 2
S: 7	P: 7	HR: 1	HBP: 0

7

R: 0	H: 1	1B: 8	SF: 1
E: 0	LOB: 0	2B: 2	SAC: 1
K: 1	BB: 0	3B: 0	DP: 2
S: 5	P: 5	HR: 1	HBP: 0

6

R: 0	H: 0	1B: 8	SF: 1
E: 0	LOB: 0	2B: 2	SAC: 1
K: 1	BB: 0	3B: 0	DP: 2
S: 5	P: 5	HR: 1	HBP: 0

5

R: 0	H: 0	1B: 8	SF: 1
E: 0	LOB: 0	2B: 2	SAC: 1
K: 0	BB: 0	3B: 0	DP: 2
S: 3	P: 3	HR: 1	HBP: 0

4

R: 2	H: 4	1B: 8	SF: 1
E: 0	LOB: 2	2B: 2	SAC: 1
K: 1	BB: 1	3B: 0	DP: 2
S: 8	P: 12	HR: 1	HBP: 0

3

R: 1	H: 2	1B: 8	SF: 1
E: 0	LOB: 2	2B: 2	SAC: 1
K: 0	BB: 1	3B: 0	DP: 2
S: 5	P: 9	HR: 1	HBP: 0

2

R: 1	H: 1	1B: 8	SF: 1
E: 0	LOB: 0	2B: 2	SAC: 1
K: 0	BB: 1	3B: 0	DP: 2
S: 3	P: 7	HR: 1	HBP: 0

1

R: 0	H: 1	1B: 8	SF: 1
E: 0	LOB: 1	2B: 2	SAC: 1
K: 0	BB: 1	3B: 0	DP: 2
S: 3	P: 7	HR: 1	HBP: 0

Batter

Gerald Young, S (1, 8) OBP: 0.240, SLG: 0.263
Bill Doran, S (1, 4) OBP: 0.357, SLG: 0.361
Craig Biggio, R (1, 2) OBP: 0.345, SLG: 0.315
Glenn Davis, R (1, 3) OBP: 0.369, SLG: 0.520
Franklin Stubbs, L (1, 7) OBP: 0.323, SLG: 0.542
Larry Andersen, R (9, 1)
Eric Yelding, R (10, PH) OBP: 0.293, SLG: 0.306
Dave Smith, R (11, 1)
Ken Caminiti, S (1, 5) OBP: 0.336, SLG: 0.324
Eric Anthony, L (1, 9) OBP: 0.321, SLG: 0.304
Glenn Wilson, R (9, PH) OBP: 0.259, SLG: 0.287
(10, 9)
Rafael Ramirez, R (1, 6) OBP: 0.280, SLG: 0.316
Mark Portugal, R (1, 1) OBP: 0.294, SLG: 0.250
Casey Candaele, S (9, 7) OBP: 0.326, SLG: 0.350
Ken Oberkfell, L (11, PH) OBP: 0.341, SLG: 0.395

Inning Stats

PITCHER	IP	WLS	BF	H	R	ER	SO	BB	IBB	HBP	BLK	WP	HR	S	P	ERA	WHIP
Mike Bielecki, R (1, 1) ERA: 4.64	3.0		17	7	4	4	0	3	0	0	0	0	1	14	26	12.00	3.333
Steve Wilson, L (4, 1) ERA: 6.75	3.0		10	1	0	0	2	1	0	0	0	0	0	13	17	0.00	0.667
Bill Long, R (7, 1) ERA: 3.63	2.0		6	1	0	0	3	0	0	0	0	0	0	12	12	0.00	0.500
Paul Assenmacher, L (9, 1) ERA: 1.72	2.0		8	0	0	0	1	1	0	0	0	0	0	9	13	0.00	0.500
Jose Antonio Nunez, R (11, 1) ERA: 6.2	0.1	L	4	1	1	1	0	0	1	0	0	0	0	3	7	27.00	3.000

PITCHER	IP	WLS	BF	H	R	ER	SO	BB	IBB	HBP	BLK	WP	HR	S	P	ERA	WHIP
Mike Bielecki, R (1, 1) ERA: 4.64	3.0		17	7	4	4	0	3	0	0	0	0	1	14	26	12.00	3.333
Steve Wilson, L (4, 1) ERA: 6.75	3.0		10	1	0	0	2	1	0	0	0	0	0	13	17	0.00	0.667
Bill Long, R (7, 1) ERA: 3.63	2.0		6	1	0	0	3	0	0	0	0	0	0	12	12	0.00	0.500
Paul Assenmacher, L (9, 1) ERA: 1.72	2.0		8	0	0	0	1	1	0	0	0	0	0	9	13	0.00	0.500
Jose Antonio Nunez, R (11, 1) ERA: 6.2	0.1	L	4	1	1	1	0	0	1	0	0	0	0	3	7	27.00	3.000

Batter	1	2	3	4	5	6	7	8	9	AB R H RBI BB SO LOB	TOP											
Jerome Walton, R (1, 8) OBP: 0.356, SLG: 0.308	0-3 K	4-0 23 1B IBB		0-1 G4-3		2-1 G5-3			0-0 F7	4 0 0 0 1 1 0												
23 Ryne Sandberg, R (1, 4) OBP: 0.333, SLG: 0.493	1-2 G4-3 1B	2-2 1B			4-0 2B BB			0-3 K	2-2 G4-3	4 2 2 1 1 1 0												
Mark Grace, L (1, 3) OBP: 0.358, SLG: 0.364	0-2 G4-3	0-0 SF7			0-0 2B 1B			1-3 K		3 1 1 1 0 1 1												
Andre Dawson, R (1, 9) OBP: 0.346, SLG: 0.669	0-1 1B	0-2 F2			0-0 G4-3 1-H 2-H 2B			1-2 G5-3		4 1 2 3 0 0 2 0 0 0 0 0 0 0												
Doug Dascenzo, S (7, 9) OBP: 0.250, SLG: 0.370																						
Dwight Smith, L (1, 7) OBP: 0.372, SLG: 0.464	1-2 1B		2-2 P6		0-0 G4-3			2-2 FC4-6 HBP		3 0 1 1 0 0 1												
Curtis Wilkerson, S (1, 5) OBP: 0.311, SLG: 0.349	2-1 CS	0-0 1B	1-3 K		3-0 F9			0-2 FC4-6 FC6-4 1-2f		4 1 1 0 0 1 2												
Shawon Dunston, R (1, 6) OBP: 0.319, SLG: 0.492		1-1 2B 23 1B 1B	0-2 G5-3		2-0 F8			1-0 FC6-4 FC6-4 1-2f		4 1 1 1 0 0 2												
Joe Girardi, R (1, 2) OBP: 0.292, SLG: 0.308		0-0 F8		0-2 F9		1-3 K		0-0 FC6-4		4 0 0 0 0 1 2												
Mike Harkey, R (1, 1) OBP: 0.167, SLG: 0.250		0-0 2B		0-2 G6-3		1-2 F9			2-2 F7	3 1 1 0 0 0 0 1 0 0 0 0 0 0 0 0 0 0 0 0 0												
Dave Clark, L (9, PH) OBP: 0.211, SLG: 0.211																						
Mitch Williams, L (9, 1)																						
<b>Inning Stats</b>	R: 2 E: 0 K: 1 S: 19	H: 3 LOB: 0 BB: 0 P: 22	R: 3 E: 0 K: 0 S: 16	H: 4 LOB: 2 BB: 1 P: 23	R: 0 E: 0 K: 1 S: 9	H: 0 LOB: 0 BB: 0 P: 12	R: 0 E: 0 K: 0 S: 11	H: 0 LOB: 0 BB: 0 P: 11	R: 2 E: 0 K: 0 S: 5	H: 2 LOB: 1 BB: 1 P: 14	R: 0 E: 0 K: 1 S: 9	H: 0 LOB: 0 BB: 0 P: 13	R: 0 E: 0 K: 2 S: 9	H: 0 LOB: 0 BB: 0 P: 11	R: 0 E: 0 K: 0 S: 7	H: 0 LOB: 1 BB: 0 P: 10	R: 0 E: 0 K: 0 S: 8	H: 0 LOB: 0 BB: 0 P: 12	1B: 6 2B: 3 3B: 0 HR: 0	SF: 1 SAC: 0 DP: 0 HBP: 1	WP: 0 PB: 0 SB: 2 CS: 1	PA: 39
<b>PITCHER</b>	IP WLS BF H R ER SO BB IBB HBP BLK WP HR S P ERA WHIP																				<b>PITCHER</b>	IP WLS BF H R ER SO BB IBB HBP BLK WP HR S P ERA WHIP
Bill Gullickson, R (1, 1) ERA: 4.5	1.1 L 11 7 5 5 1 0 1 0 0 0 0 0 28 38 33.75 5.250																					
Dan Schatzeder, L (2, 1) ERA: 1.88	3.1 13 2 2 2 1 1 0 0 0 0 0 0 31 41 5.40 0.900																					
Xavier Hernandez, R (5, 1) ERA: 8.79	1.1 4 0 0 0 1 0 0 0 0 0 0 0 10 16 0.00 0.000																					
Juan Agosto, L (7, 1) ERA: 1.16	2.0 7 0 0 0 2 0 0 1 0 0 0 0 16 21 0.00 0.000																					
Danny Darwin, R (9, 1) ERA: 0.95	1.0 3 0 0 0 0 0 0 0 0 0 0 0 8 12 0.00 0.000																					

Chicago Cubs @ Houston Astros  
Astrodome, Houston, TX  
Fri May 18 1990, 8:05 PM EDT  
Att. 22,972 - Dome

livebaseballscorecards.com

AB	34
R	7
H	9
RBI	7
BB	2
SO	5
LOB	10



Batter	1	2	3	4	5	6	7	8	9	AB	R	H	RBI	BB	SO	LOB
Gerald Young, S (1, 8) OBP: 0.250, SLG: 0.283	0-0 G4-3		2-2 1-2 1B		3-1 2B		3-2 1-2f FC3-6 FC5-4			4	0	2	0	0	0	1
Bill Doran, S (1, 4) Eric Yelding, R (8, 6) OBP: 0.353, SLG: 0.350 OBP: 0.293, SLG: 0.308	4-1 1B BB		1-3 K		0-2 F8		0-3 K			3	0	0	0	1	2	4
Craig Biggio, R (1, 2) Alex Trevino, R (8, 2) OBP: 0.349, SLG: 0.316 OBP: 0.050, SLG: 0.056	3-2 G5-4-3 1-2 1B		3-2 G5-3		4-2 BB		2-1 1-2f FC5-4			3	0	1	0	1	0	3
Glenn Davis, R (1, 3) OBP: 0.359, SLG: 0.504	2-1 G5-4-3 1-2f			0-1 G4-3	1-1 F9			0-1 P6		4	0	0	0	0	0	4
Franklin Stubbs, L (1, 7) OBP: 0.304, SLG: 0.508		1-1 G4-3		1-2 F8		1-0 P5		1-0 P6		4	0	0	0	0	0	0
Ken Caminiti, S (1, 5) OBP: 0.341, SLG: 0.330		3-1 G6-3		2-1 E 1B 1B		0-1 1B		0-0 F8		4	0	2	0	0	0	0
Eric Anthony, L (1, 9) OBP: 0.317, SLG: 0.300		1-3 K		2-2 E4 1-3 1B		2-2 F7			3-3 K	4	0	1	0	0	2	1
Rafael Ramirez, R (1, 9) Xavier Hernandez, L (5, 1) Louie Meadows, L (9, PH) Juan Agosto, L (7, 1) Danny Darwin, R (9, 1) Glenn Wilson, R (9, PH) OBP: 0.275, SLG: 0.310			0-2 F9	1-0 F8		1-0 G1-3			2-2 P8	2	0	0	0	0	0	2
Bill Gullickson, R (1, 1) Dan Schatzeder, L (2, 1) Casey Candaele, S (5, 6) OBP: 0.300, SLG: 0.222 OBP: 0.326, SLG: 0.333			2-2 E5 1B		1-3 K		4-1 FC3-6 BB		1-2 P3	0	0	0	0	0	0	0
										1	0	0	0	0	0	0
										2	0	0	0	1	1	0

Inning Stats	R: 0	H: 1	E: 0	LOB: 1	K: 0	S: 8	P: 17	R: 0	H: 0	E: 0	LOB: 0	K: 1	BB: 0	S: 7	P: 12	R: 0	H: 1	E: 1	LOB: 2	K: 1	BB: 0	S: 17	P: 25	R: 0	H: 2	E: 1	LOB: 2	K: 0	BB: 0	S: 13	P: 19	R: 0	H: 1	E: 0	LOB: 2	K: 1	BB: 1	S: 14	P: 23	R: 0	H: 1	E: 0	LOB: 1	K: 0	BB: 0	S: 7	P: 11	R: 0	H: 0	E: 0	LOB: 1	K: 1	BB: 1	S: 9	P: 18	R: 0	H: 0	E: 0	LOB: 0	K: 0	BB: 0	S: 4	P: 5	R: 0	H: 0	E: 0	LOB: 0	K: 1	BB: 0	S: 13	P: 19	1B: 5	SF: 0	2B: 1	SAC: 0	3B: 0	DP: 1	HR: 0	HBP: 0	WP: 0	PA: 36
PITCHER	IP	WLS	BF	H	R	ER	SO	BB	IBB	HBP	BLK	WP	HR	S	P	ERA	WHIP																																																																
Mike Harkey, R (1, 1) ERA: 4.93	8.0	W	33	6	0	0	4	3	0	0	0	0	0	79	130	0.00	1.125																																																																
Mitch Williams, L (9, 1) ERA: 3.2	1.0		3	0	0	0	1	0	0	0	0	0	0	13	19	0.00	0.000																																																																


**BOTTOM**

**Chicago Cubs @ Houston Astros**  
Astrodome, Houston, TX

Fri May 18 1990, 8:05 PM EDT  
Att. 22,972 - Dome

livebaseballscorecards.com

AB	33
R	0
H	6
RBI	0
BB	3
SO	5
LOB	16



Batter	1	2	3	4	5	6	7	8	9	AB R H RBI BB SO LOB	TOP	
Jerome Walton, R (1, 8) OBP: 0.343, SLG: 0.295	1-3 K		1-2 G1-3	0-1 F9		1-1 L6			2-3 K	5 0 0 0 0 2 2		
23 Ryne Sandberg, R (1, 4) OBP: 0.342, SLG: 0.500	3-1 1B 1B 1B		2-0 P2	0-2 2B			4-2 SF8 BB		1-1 G3-1	4 1 2 1 1 0 0		
Mark Grace, L (1, 3) OBP: 0.353, SLG: 0.358	0-1 P4		1-2 E3 HR	0-0 L3			0-0 E7 1B		2-1 G4-3	5 1 1 0 0 0 2		
Andre Dawson, R (1, 9) OBP: 0.351, SLG: 0.694	2-0 1B 1-2 1B		2-2 HR		2-2 P3		0-2 SF8			3 1 2 3 0 0 0		
Dwight Smith, L (1, 7) OBP: 0.381, SLG: 0.471 Doug Dascenzo, S (7, PH) OBP: 0.241, SLG: 0.357	3-2 1B 1-2 2-3 1B		2-1 1B 1B		0-0 G4-3		0-0 G5-3			3 0 2 0 0 0 0 1 0 0 0 0 0 1		
Curtis Wilkerson, S (1, 5) OBP: 0.306, SLG: 0.340	2-3 K		0-0 1B		1-2 G6-3		0-2 G6-3			4 0 1 0 0 1 4		
Shawon Dunston, R (1, 6) OBP: 0.309, SLG: 0.478		1-0 G6-3	1-1 F9			0-1 P4			2-1 P9	4 0 0 0 0 0 2		
Joe Girardi, R (1, 2) OBP: 0.300, SLG: 0.326		1-1 CS 1B		0-3 K		1-1 2B			0-1 G6-3	4 0 2 0 0 1 0		
Les Lancaster, R (1, 1) OBP: 0.200, SLG: 0.111 Mitch Williams, L (8, 1)		1-3 K		0-1 23 2B 1B		1-3 K			1-2 L4	4 1 1 0 0 2 2 0 0 0 0 0 0 0		
<b>Inning Stats</b>	R: 0 H: 3 E: 0 LOB: 3 K: 2 BB: 0 S: 14 P: 25	R: 0 H: 1 E: 0 LOB: 1 K: 1 BB: 0 S: 7 P: 10	R: 2 H: 3 E: 1 LOB: 2 K: 0 BB: 0 S: 18 P: 27	R: 1 H: 2 E: 0 LOB: 1 K: 1 BB: 0 S: 11 P: 11	R: 0 H: 0 E: 0 LOB: 0 K: 0 BB: 0 S: 7 P: 10	R: 0 H: 1 E: 0 LOB: 1 K: 1 BB: 0 S: 9 P: 12	R: 1 H: 1 E: 1 LOB: 1 K: 0 BB: 1 S: 10 P: 14	R: 0 H: 0 E: 0 LOB: 0 K: 0 BB: 0 S: 7 P: 10	R: 0 H: 0 E: 0 LOB: 0 K: 1 BB: 0 S: 7 P: 12	1B: 8 SF: 1 2B: 3 SAC: 0 3B: 0 DP: 1 HR: 1 HBP: 0	WP: 0 PA: 39 PB: 0 SB: 0 CS: 1	
<b>PITCHER</b>	IP WLS BF H R ER SO BB IBB HBP BLK WP HR S P ERA WHIP											
Jim Clancy, R (1, 1) ERA: 4.34	5.0 L 24 9 3 1 4 0 0 0 0 0 0 1 57 83 1.80 1.800											
Danny Darwin, R (6, 1) ERA: 0.89	1.1 7 2 1 0 1 1 0 0 0 0 0 0 15 22 0.00 2.250											
Juan Agosto, L (7, 1) ERA: 1.08	1.2 5 0 0 0 0 0 0 0 0 0 0 0 11 14 0.00 0.000											
Larry Andersen, R (9, 1) ERA: 1.27	1.0 3 0 0 0 0 1 0 0 0 0 0 0 7 12 0.00 0.000											

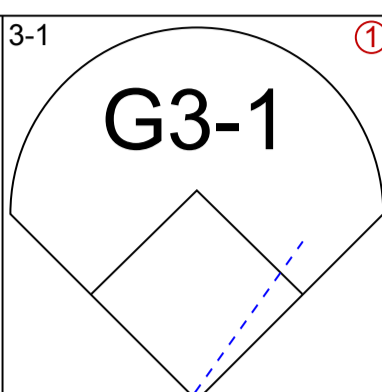
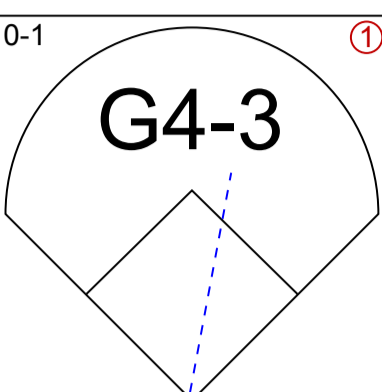
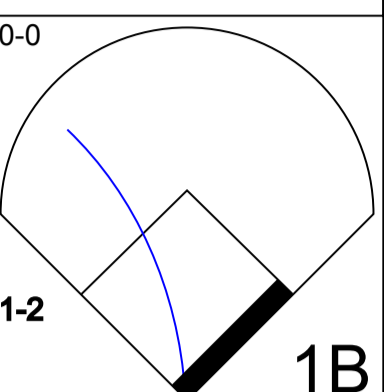
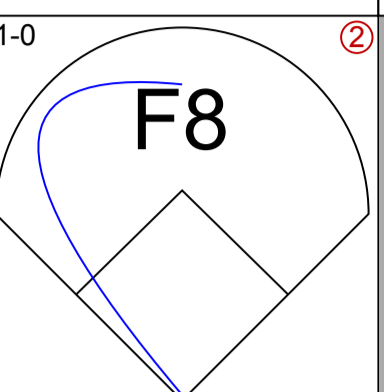
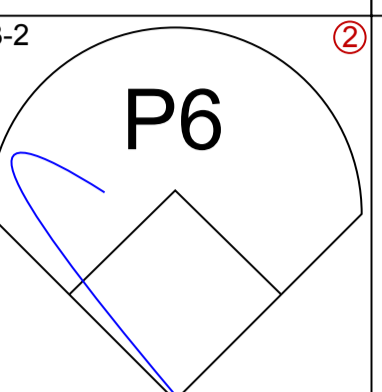
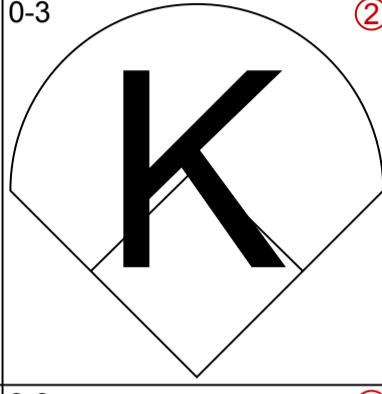
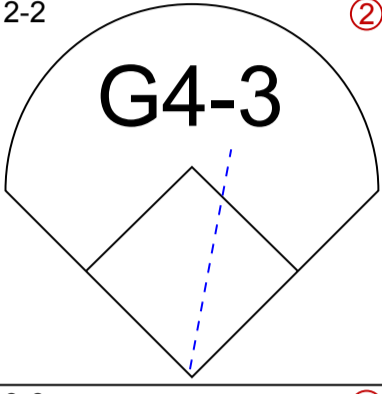
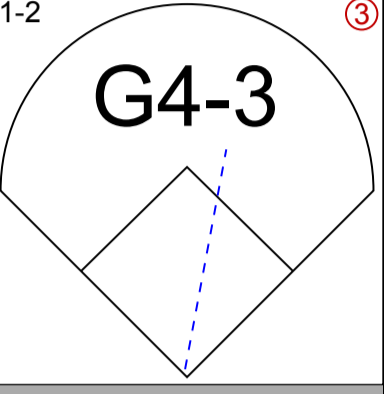
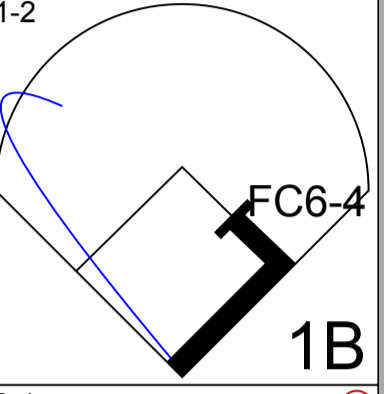
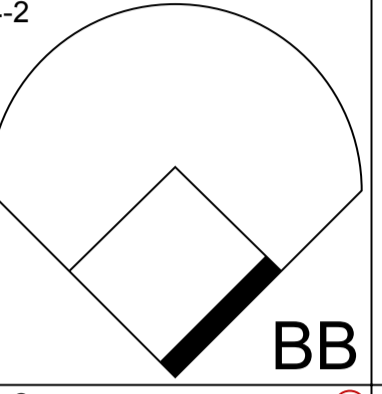

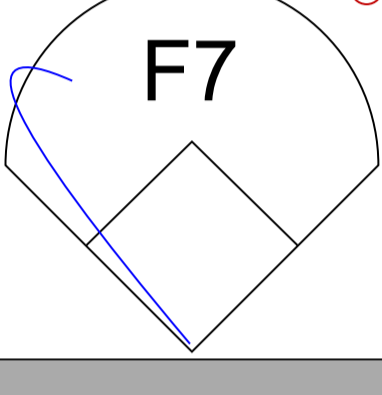
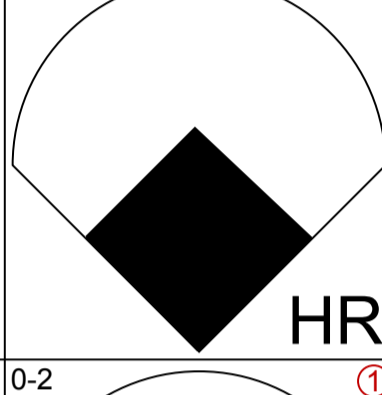
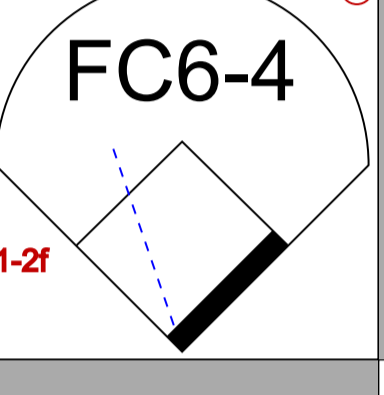
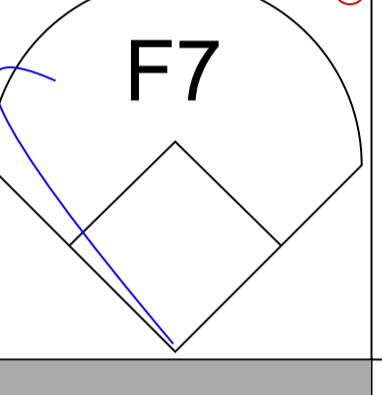
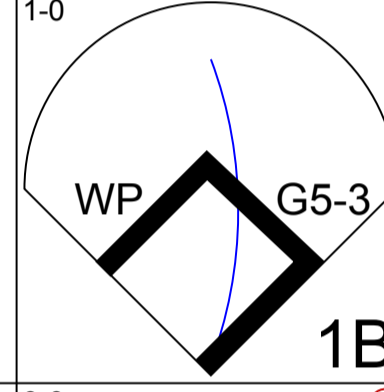
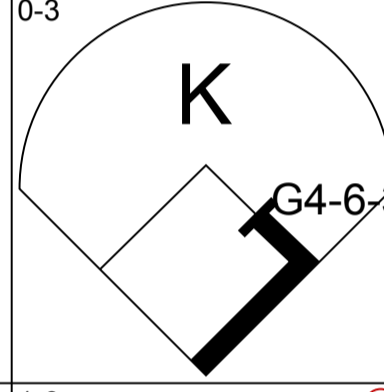
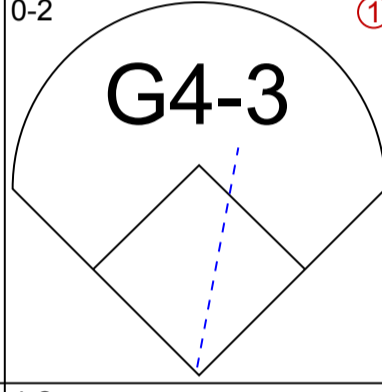
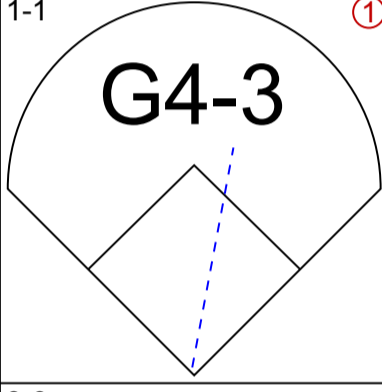
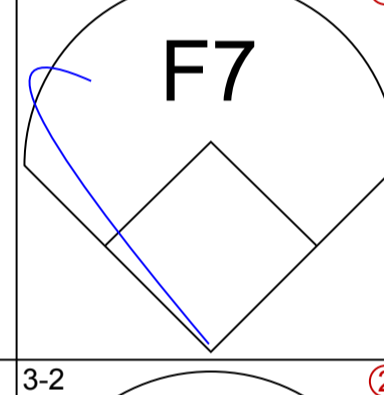
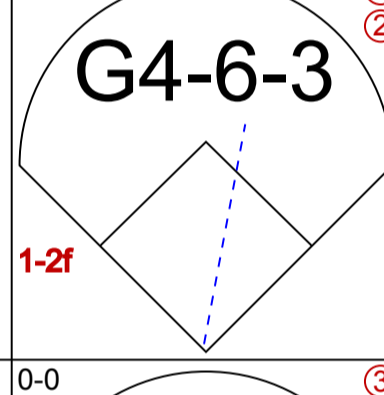
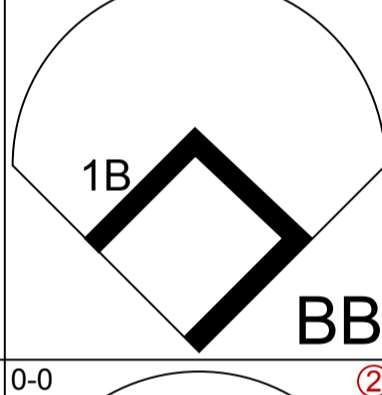
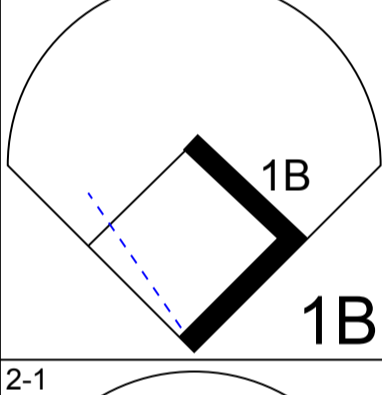
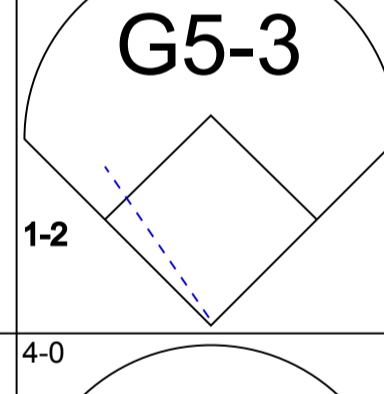
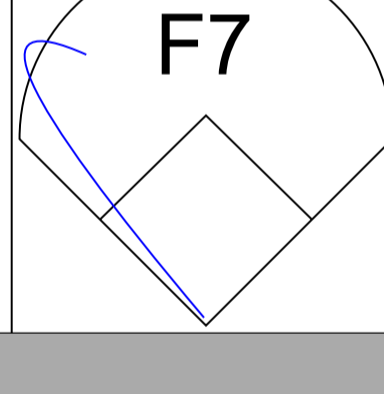
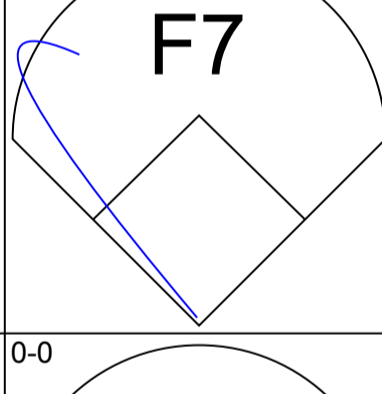
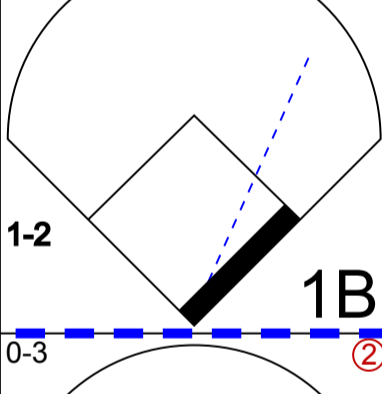
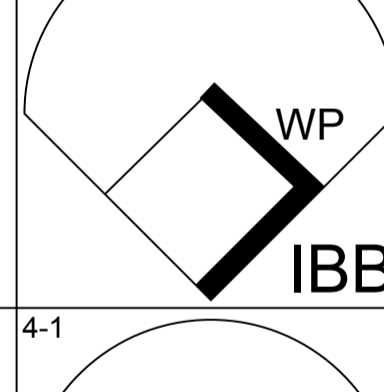
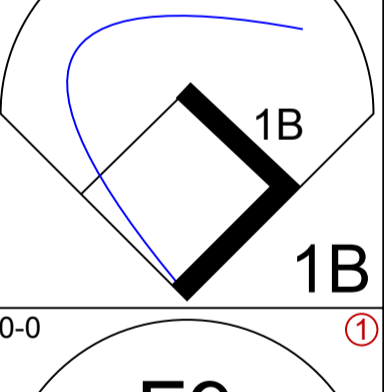
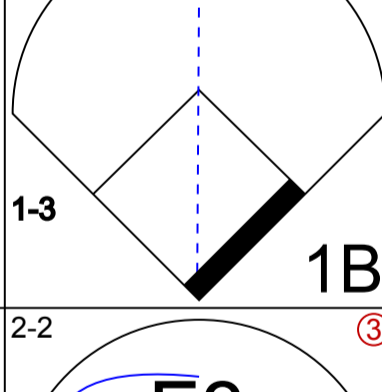
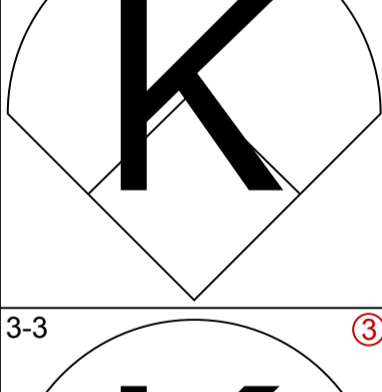
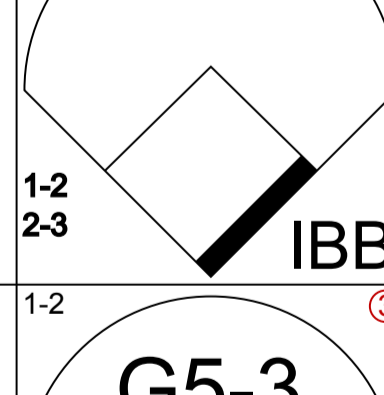
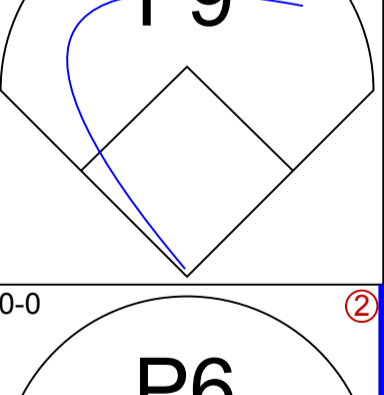
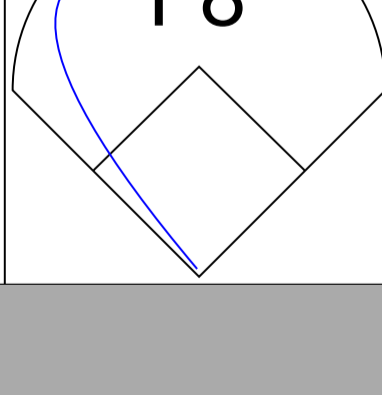
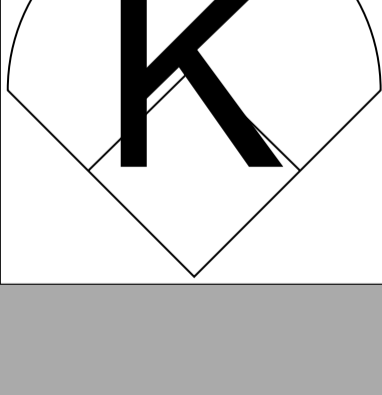
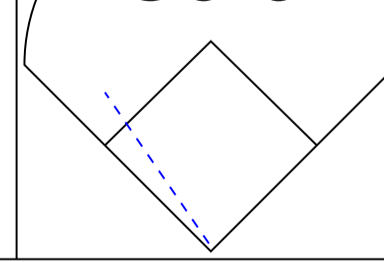
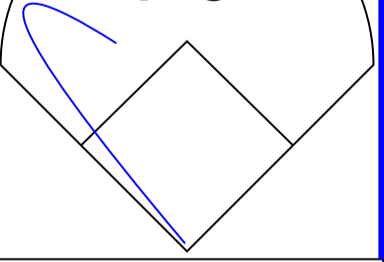
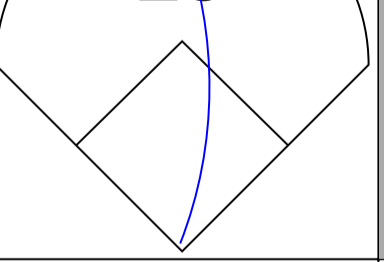
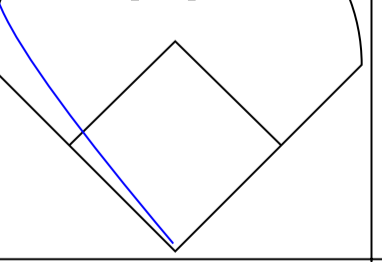
Chicago Cubs @ Houston Astros  
Astrodome, Houston, TX  
Sat May 19 1990, 8:05 PM EDT  
Att. 32,253 - Dome - 72 F

livebaseballscorecards.com

AB	37
R	4
H	11
RBI	4
BB	1
SO	6
LOB	13





Batter	1	2	3	4	5	6	7	8	9	AB R H RBI BB SO LOB
<b>Gerald Young, S</b> OBP: 0.248, SLG: 0.279 (1, 8) C B B B X	3-1 G3-1 		0-1 G4-3 		0-0 1B 		1-0 F8 		3-2 P6 	5 0 1 0 0 0 0
<b>Casey Candaele, S</b> OBP: 0.333, SLG: 0.326 (1, 4) C F S (7, 6)	0-3 K 		2-2 G4-3 		1-2 G4-3 		1-2 FC6-4 1B 		4-2 BB 	4 0 1 0 1 1 2
<b>Craig Biggio, R</b> OBP: 0.344, SLG: 0.333 (1, 2) C F S	0-3 K 		0-0 F7 			1-1 HR 	0-1 FC6-4 1-2f 		3-2 F7 	5 1 1 1 0 1 2
<b>Glenn Davis, R</b> OBP: 0.356, SLG: 0.496 (1, 3)		1-0 WP G5-3 1B 		0-3 K G4-6-3 		0-2 G4-3 		1-1 G4-3 		4 0 1 0 0 1 0
<b>Franklin Stubbs, L</b> OBP: 0.315, SLG: 0.500 (1, 7) X		0-0 F7 		1-0 G4-6-3 1-2f 		4-2 1B BB 		0-0 1B 1B 		3 0 1 0 1 0 2
<b>Ken Caminiti, S</b> OBP: 0.339, SLG: 0.328 (1, 5) B F SAFE X B SAFE 1 SAFE SAFE C SAFE SAFE F		3-2 G5-3 1-2 		0-0 F7 		0-0 F7 		2-1 1B 		4 0 1 0 0 0 2
<b>Eric Anthony, L</b> OBP: 0.344, SLG: 0.321 (1, 9) B SAFE F SAFE 1 SAFE SAFE C SAFE SAFE F		4-0 WP IBB 			0-0 1B 1B 		0-0 1B 1-3 1B 		0-3 K 	3 0 2 0 1 1 2
<b>Eric Yelding, R</b> OBP: 0.294, SLG: 0.300 (1, 6) <b>Juan Agosto, L</b> (7, 1) <b>Glenn Wilson, R</b> OBP: 0.254, SLG: 0.282 (8, PH) <b>Larry Andersen, R</b> (9, 1)		4-1 IBB 			0-0 F9 		2-2 F8 		3-3 K 	2 0 0 0 1 0 3 0 0 0 0 0 0 0 1 0 0 0 0 1 2 0 0 0 0 0 0 0
<b>Jim Clancy, R</b> OBP: 0.286, SLG: 0.286 (1, 1) <b>Louie Meadows, L</b> (5, PH) <b>Danny Darwin, R</b> (6, 1) <b>Ken Oberkfell, L</b> OBP: 0.326, SLG: 0.375 (7, 4)		1-2 G5-3 			0-0 P6 		1-1 L8 		1-1 F7 	1 0 0 0 0 0 3 1 0 0 0 0 0 1 0 0 0 0 0 0 0 2 0 0 0 0 0 0

BOTTOM

Chicago Cubs @ Houston Astros  
Astrodome, Houston, TX

Sat May 19 1990, 8:05 PM EDT  
Att: 32,253 - Dome - 72 F

livebaseballscorecards.com

AB	35
R	1
H	8
RBI	1
BB	4
SO	5
LOB	19



Inning Stats	R: 0	H: 0	E: 0	K: 2	S: 8	H: 0	LOB: 0	BB: 0	P: 11	R: 0	H: 1	E: 0	K: 0	S: 9	R: 0	H: 0	E: 0	K: 0	S: 6	R: 0	H: 0	E: 0	K: 1	S: 5	R: 0	H: 2	E: 0	K: 0	S: 7	R: 1	H: 2	E: 0	K: 0	S: 13	R: 0	H: 1	E: 0	K: 0	S: 8	R: 0	H: 2	E: 0	K: 2	S: 11	R: 0	H: 0	E: 0	K: 0	S: 11	1B: 7	2B: 0	3B: 0	HR: 1	SF: 0	SAC: 0	DP: 1	HBP: 0	WP: 2	PA: 39
<b>PITCHER</b> <b>Les Lancaster, R</b> ERA: 1.85 (1, 1) <b>Mitch Williams, L</b> ERA: 2.95 (8, 1)	IP	WLS	BF	H	R	ER	SO	BB	IBB	HBP	BLK	WP	HR	S	P	ERA	WHIP																																										
	7.1	W	33	8	1	1	3	1	2	0	0	2	1	61	94	1.23	1.227																																										
	1.2	S	6	0	0	0	2	1	0	0	0	0	0	17	31	0.00	0.600																																										

Batter	1	2	3	4	5	6	7	8	9	AB R H RBI BB SO LOB	TOP											
Jerome Walton, R OBP: 0.352, SLG: 0.323 (1, 8) X	0-0 1B 2B		1-1 23 G3-1 SF8 2B		X 0-0 23 S 1B	1-3 K		0-1 P4		5 2 3 0 0 1 3												
23 Ryne Sandberg, R OBP: 0.331, SLG: 0.484 (1, 4) B C F C	1-3 K		0-1 G3-1 2-3		SAFE 1-3 K 1-2		X 0-0 G5-3		1-3 K	5 0 0 0 0 3 3												
Mark Grace, L OBP: 0.348, SLG: 0.350 (1, 3) F B X	1-1 F7		1-1 SF8		1-0 F9		H 1-0 S 2B HBP		1-3 K	3 1 0 1 0 1 2												
Andre Dawson, R OBP: 0.360, SLG: 0.721 Doug Dascenzo, S OBP: 0.241, SLG: 0.357 (1, 9) B X (9, 9) B B F X	1-0 1B 2-H 1B		3-H 2-2 P5		X 0-0 HR		C 1 F B B X SAFE 2-2 1-H 2B		2-0 F7	5 1 3 3 0 0 0 0 0 0 0 0 0 0												
Dwight Smith, L OBP: 0.386, SLG: 0.473 (1, 7) 1 SAFE S B F 1 P F X SAFE	2-2 S 1B			X 0-0 F9		B C X 1-1 G2-3 2B 1B		0-2 F7		4 1 2 0 0 0 1												
Curtis Wilkerson, S OBP: 0.283, SLG: 0.314 (1, 5) B F B F X	3-2 L9 1-2			F S S 0-3 K		X 0-0 G2-3 1-2		0-0 L5		4 0 0 0 0 1 4												
Shawon Dunston, R OBP: 0.308, SLG: 0.471 (1, 6) B X		1-0 P5		F X 0-1 1B		X 0-0 F8		C B C B X 2-2 F8		4 0 1 0 0 0 1												
Joe Girardi, R OBP: 0.298, SLG: 0.316 (1, 2) B B X		1-1 F9		1 SAFE 2-1 B B F B X G5-3		4-0 2B IBB		S C B C B X 1-2 G5-3		3 0 0 0 1 0 1												
Shawn Boskie, R OBP: 0.500, SLG: 0.750 (1, 1) X		0-0 G5-3		F B X 1-1 G4-3		1-0 2B		C X 0-1 1B		4 0 2 1 0 0 0												
<b>Inning Stats</b>	R: 1 E: 0 K: 1 S: 16	H: 3 LOB: 2 BB: 0 P: 23	R: 0 E: 0 K: 0 S: 4	H: 0 LOB: 0 BB: 0 P: 6	R: 1 E: 0 K: 0 S: 9	H: 1 LOB: 1 BB: 0 P: 13	R: 0 E: 0 K: 1 S: 8	H: 1 LOB: 1 BB: 0 P: 10	R: 0 E: 0 K: 1 S: 9	H: 1 LOB: 1 BB: 0 P: 11	R: 2 E: 0 K: 1 S: 9	H: 3 LOB: 2 BB: 1 P: 16	R: 1 E: 0 K: 0 S: 8	H: 1 LOB: 1 BB: 0 P: 11	R: 0 E: 0 K: 0 S: 12	H: 1 LOB: 1 BB: 0 P: 15	R: 0 E: 0 K: 2 S: 9	H: 0 LOB: 0 BB: 0 P: 13	1B: 6 2B: 4 3B: 0 HR: 1	SF: 1 SAC: 0 DP: 0 HBP: 1	WP: 0 PB: 0 SB: 3 CS: 0	PA: 40
<b>PITCHER</b>	IP WLS BF H R ER SO BB IBB HBP BLK WP HR S P ERA WHIP																					
Mike Scott, R ERA: 6.33 (1, 1)	6.0 L 28 9 4 4 4 0 0 0 0 0 0 1 55 79 6.00 1.500																					
Danny Darwin, R ERA: 1.21 (7, 1)	2.0 9 2 1 1 0 0 0 0 1 0 0 0 20 26 4.50 1.000																					
Dave Smith, R ERA: 2.95 (9, 1)	1.0 3 0 0 0 0 2 0 0 0 0 0 0 9 13 0.00 0.000																					

Chicago Cubs @ Houston Astros  
Astrodome, Houston, TX  
Sun May 20 1990, 4:33 AM EDT  
Att. 26,451 - Dome - 72 F

AB	37
R	5
H	11
RBI	5
BB	1
SO	6
LOB	15



WP: 0	PA: 40
-------	--------

ERA	WHIP
-----	------

livebaseballscorecards.com

Batter	1	2	3	4	5	6	7	8	9	AB	R	H	RBI	BB	SO	LOB
Gerald Young, S OBP: 0.239, SLG: 0.269 (1, 8)	1-1 G6-3		1-0 F7			3-2 F7		0-0 G4-3		4	0	0	0	0	0	1
Eric Yelding, R OBP: 0.303, SLG: 0.301 (1, 6)	4-0 CS BB			0-0 B3		0-1 1B		0-1 G6-3		3	0	1	0	1	0	0
Bill Doran, S OBP: 0.350, SLG: 0.346 (1, 4)	3-3 K			0-0 G3		3-1 F9		2-2 1B		4	0	1	0	0	1	2
Glenn Davis, R OBP: 0.346, SLG: 0.482 (1, 3)		2-2 G3		2-3 K			0-2 G3		1-2 P4		4	0	0	0	0	1
Ken Caminiti, S OBP: 0.328, SLG: 0.317 (1, 5)		0-0 P6			2-0 P6		2-0 P6		1-0 L9		4	0	0	0	0	1
Franklin Stubbs, L OBP: 0.303, SLG: 0.478 (1, 7)		2-1 F8			1-1 F7		0-3 K				3	0	0	0	0	1
Eric Anthony, L OBP: 0.358, SLG: 0.393 (1, 9)			1-2 HR		1-1 S 1B			2-0 G6-3		3	1	2	1	0	0	0
Alex Trevino, R OBP: 0.087, SLG: 0.095 (1, 2)		2-2 P4			1-0 F9			2-1 K2-3 BLK 1B		3	0	1	0	0	0	1
Mike Scott, R (1, 1)			2-3 K			0-3 K		0-3 K2-3		1	0	0	0	0	1	0
Louie Meadows, L (6, PH)										1	0	0	0	0	1	0
Danny Darwin, R (7, 1)										0	0	0	0	0	0	0
Ken Oberkfell, L (8, PH)										1	0	0	0	0	1	1
Dave Smith, R (9, 1)										0	0	0	0	0	0	0

Inning Stats	R: 0	H: 0	E: 0	K: 1	S: 6	R: 0	H: 0	E: 0	K: 0	S: 6	R: 1	H: 1	E: 0	K: 1	S: 11	R: 0	H: 0	E: 0	K: 1	S: 5	R: 0	H: 1	E: 0	K: 0	S: 6	R: 0	H: 1	E: 0	K: 1	S: 11	R: 0	H: 0	E: 0	K: 1	S: 7	R: 0	H: 1	E: 0	K: 1	S: 7	R: 0	H: 1	E: 0	K: 0	S: 17	R: 0	H: 1	E: 0	K: 0	S: 17	1B: 4	2B: 0	3B: 0	HR: 1	SF: 0	SAC: 0	DP: 0	HBP: 0	WP: 0	PA: 32	
	0	0	0	1	6	0	0	0	0	6	1	1	0	1	11	0	0	0	1	5	0	0	0	1	0	0	0	0	0	1	11	0	0	0	1	7	0	0	0	1	9	0	1	0	0	11	0	1	0	0	21	4	0	0	1	0	0	0	0	0	32

PITCHER	IP	WLS	BF	H	R	ER	SO	BB	IBB	HBP	BLK	WP	HR	S	P	ERA	WHIP
Shawn Boskie, R (1, 1)	9.0	W	32	5	1	1	6	1	0	0	1	0	1	76	117	1.00	0.667


**BOTTOM**

**Chicago Cubs @ Houston Astros**  
Astrodome, Houston, TX

Sun May 20 1990, 4:33 AM EDT  
Att. 26,451 - Dome - 72 F

livebaseballscorecards.com

AB	31
R	1
H	5
RBI	1
BB	1
SO	6
LOB	7



Batter	1	2	3	4	5	6	7	8	9	AB R H RBI BB SO LOB	TOP									
Chris Sabo, R (1, 5) OBP: 0.426, SLG: 0.581	0-0 G6-3		0-0 L5	1-0 1B			0-0 F8			4 0 1 1 0 0 0	<p>Cincinnati Reds @ Chicago Cubs</p> <p>Wrigley Field, Chicago, IL</p> <p>Mon May 21 1990, 7:05 PM CDT</p> <p>Att: 31,476 - Unknown</p>									
Billy Hatcher, R (1, 8) OBP: 0.364, SLG: 0.434	1-1 F7		0-0 G5-3		2-1 G5-3			2-1 1B		4 0 1 0 0 0 0										
Barry Larkin, R (1, 6) OBP: 0.411, SLG: 0.384	0-2 G3		1-0 G4-3		1-0 G5-3			1-1 F8	1 SAFE 1 SAFE 1 SAFE 1 SAFE	4 0 0 0 0 0 1 0 0 0 0 0 0 0										
Luis Quinones, S (8, 6) OBP: 0.222, SLG: 0.250																				
Eric Davis, R (1, 7) OBP: 0.278, SLG: 0.326		4-2 1B 1B BB		1-0 G6-3	3-2 G4-3			0-3 K	1 SAFE C C C C	3 1 0 0 0 1 1 0 0 0 0 0 0 0										
Herm Winningham, L (8, 8) OBP: 0.283, SLG: 0.304								1-3 K												
Paul O'Neill, L (1, 9) OBP: 0.364, SLG: 0.457	2-2 1 SAFE 1 SAFE		2-2 1B 1B			0-0 F8		2-3 K	B S S C	4 1 2 0 0 1 1 0 0 0 0 0 0 0										
Randy Myers, L (9, 1)	1-2 1B																			
Todd Benzinger, S (1, 3) OBP: 0.349, SLG: 0.409		0-0 1-2 2-H 1B		3-1 1 SAFE 1 SAFE E 2B		0-0 G4-3		2-1 L7	B B C X	4 1 2 2 0 0 0										
Joe Oliver, R (1, 2) OBP: 0.328, SLG: 0.406				1-H E 2B																
Ron Oester, S (1, 4) OBP: 0.300, SLG: 0.333		0-0 F8		0-0 E6 SH3-4 1B 2-H 1B		3-2 G5-3		0-2 F9	F C B F X	4 1 0 0 0 0 2										
Jose Rijo, R (1, 1) OBP: 0.083, SLG: 0.083		1-0 F7		2-1 SH3-4 1B 1B		2-3 K		2-1 G1-3	M F B S	4 0 1 0 0 1 2										
Norm Charlton, S (7, 1) OBP: 0.333, SLG: 0.333				1-2 1B 1B					S B B X	2 0 0 0 0 1 2										
Rob Dibble, L (7, 1)		2-1 L4		0-1 SH3-4						0 0 0 0 0 0 0										
Rolando Roomes, R (9, 9) OBP: 0.217, SLG: 0.348				1-2 2-3						0 0 0 0 0 0 0										
<b>Inning Stats</b>	R: 0 E: 0 K: 0 S: 6	H: 0 LOB: 0 BB: 0 P: 7	R: 1 E: 0 K: 0 S: 10	H: 2 LOB: 2 BB: 1 P: 19	R: 0 E: 0 K: 0 S: 3	H: 0 LOB: 0 BB: 0 P: 4	R: 3 E: 1 K: 0 S: 13	H: 4 LOB: 2 BB: 0 P: 22	R: 0 E: 0 K: 0 S: 6	H: 0 LOB: 0 BB: 0 P: 9	R: 0 E: 0 K: 2 S: 7	H: 0 LOB: 0 BB: 0 P: 9	R: 0 E: 0 K: 2 S: 10	H: 1 LOB: 1 BB: 0 P: 15	R: 0 E: 0 K: 0 S: 7	H: 0 LOB: 0 BB: 0 P: 11	1B: 6 2B: 1 3B: 0 HR: 0	SF: 0 SAC: 1 DP: 0 HBP: 0	WP: 0 PB: 0 SB: 1 CS: 0	PA: 35
<b>PITCHER</b>	IP WLS BF H R ER SO BB IBB HBP BLK WP HR S P ERA WHIP																			
Greg Maddux, R (1, 1) ERA: 3.25	7.0 L 28 6 4 3 2 1 0 0 0 0 0 0 51 82 3.86 1.000																			
Bill Long, R (8, 1) ERA: 3.5	0.2 3 1 0 0 1 0 0 0 0 0 0 0 7 10 0.00 1.500																			
Paul Assenmacher, L (8, 1) ERA: 1.65	1.1 4 0 0 0 1 0 0 0 0 0 0 0 10 16 0.00 0.000																			

livebaseballscorecards.com

AB	33
R	4
H	7
RBI	3
BB	1
SO	4
LOB	9



Batter	1	2	3	4	5	6	7	8	9	AB R H RBI BB SO LOB
Jerome Walton, R OBP: 0.352, SLG: 0.323 (1, 8)	3-1 L6-4 23 S 1B		3-2 E6 23 1B E 2-H		2-1 B5-3		1-1 SH1-3 1-2			3 1 1 0 0 0 0
23 Ryne Sandberg, R OBP: 0.329, SLG: 0.478 (1, 4)	1 SAFE 2-3 K 1-2		0-0 E 2-3 1B			0-0 F8	2-3 K			4 0 1 0 0 2 3
Mark Grace, L OBP: 0.352, SLG: 0.362 (1, 3)	2-2 L6-4 2-3		3-2 1 SAFE P6 1-3 3-H			1-0 2B	1-2 G5-4-3 1B			4 0 2 0 0 0 2
Andre Dawson, R OBP: 0.357, SLG: 0.714 (1, 9)		2-2 1B FC5-2-6-2 2B	1-1 F8			3-2 G5-3	0-0 G5-4-3 1-2f			4 0 1 0 0 0 3
Dwight Smith, L OBP: 0.390, SLG: 0.468 (1, 7)		1-2 1B FC5-2-6-2		4-0 G6-3 BB		0-0 G3	3-3 K			3 0 1 0 1 1 1
Curtis Wilkerson, S OBP: 0.281, SLG: 0.327 (1, 5)		1-2 FC5-2-6-2 1-3 3-H		2-1 G6-3 1-2		0-0 E WP 2B	2-1 F9			4 1 1 0 0 0 3
Shawon Dunston, R OBP: 0.299, SLG: 0.458 (1, 6)		0-0 F9		0-1 F9		1-1 E4 WP SH2-4 2-3	0-3 K			4 0 0 0 0 1 2
Joe Girardi, R OBP: 0.292, SLG: 0.310 (1, 2)			1-1 E5 SH3 E		0-0 G6-3	0-0 SH2-4	4-0 BB			2 1 0 0 0 0 0
Luis Salazar, R OBP: 0.276, SLG: 0.296 (9, PH)						1-2 SH1-3				0 0 0 0 1 0 0
Doug Dasenczo, S OBP: 0.241, SLG: 0.357 (9, PR)						4-1 SH1-3 BB	0-3 K			0 0 0 0 0 0 0
Greg Maddux, R (1, 1)										1 0 0 0 0 0 1 0
Dave Clark, L (7, PH)										0 0 0 0 0 0 0 0
Lloyd McClendon, R (7, PH)										0 0 0 0 0 1 0 0
Bill Long, R (8, 1)										0 0 0 0 0 0 0 0
Paul Assenmacher, L (8, 1)										0 0 0 0 0 0 0 0
Domingo Ramos, R (9, PH)										1 0 0 0 0 0 1 1

Inning Stats	R: 0 E: 0 K: 1 S: 8	H: 1 LOB: 0 BB: 0 P: 15	R: 0 E: 0 K: 0 S: 10	H: 2 LOB: 1 BB: 0 P: 14	R: 2 E: 3 K: 0 S: 14	H: 1 LOB: 1 BB: 0 P: 22	R: 0 E: 0 K: 0 S: 4	H: 0 LOB: 0 BB: 1 P: 10	R: 0 E: 0 K: 1 S: 6	H: 1 LOB: 1 BB: 0 P: 10	R: 1 E: 1 K: 1 S: 10	H: 1 LOB: 2 BB: 1 P: 18	R: 0 E: 0 K: 1 S: 9	H: 1 LOB: 0 BB: 0 P: 13	R: 0 E: 0 K: 2 S: 9	H: 0 LOB: 1 BB: 1 P: 15	1B: 4 2B: 5 3B: 0 HR: 0	SF: 0 SAC: 3 DP: 3 HBP: 0
--------------	------------------------------	----------------------------------	-------------------------------	----------------------------------	-------------------------------	----------------------------------	------------------------------	----------------------------------	------------------------------	----------------------------------	-------------------------------	----------------------------------	------------------------------	----------------------------------	------------------------------	----------------------------------	----------------------------------	------------------------------------


PITCHER	IP	WLS	BF	H	R	ER	SO	BB	IBB	HBP	BLK	WP	HR	S	P	ERA	WHIP
Jose Rijo, R (1, 1) ERA: 3.05	6.1	W	26	6	3	1	2	1	0	0	0	0	0	52	86	1.42	1.105
Norm Charlton, L (7, 1) ERA: 3.04	0.1		2	0	0	0	0	1	0	0	0	1	0	3	8	0.00	3.000
Rob Dibble, R (7, 1) ERA: 1.19	1.1		4	1	0	0	2	0	0	0	0	0	0	12	18	0.00	0.750
Randy Myers, L (9, 1) ERA: 2.25	1.0	S	4	0	0	0	2	1	0	0	0	0	0	9	15	0.00	1.000

**BOTTOM**

**Cincinnati Reds @ Chicago Cubs**  
 Wrigley Field, Chicago, IL  
 Mon May 21 1990, 7:05 PM CDT  
 Att. 31,476 - Unknown

livebaseballscorecards.com

<b>AB</b>	<b>30</b>
<b>R</b>	<b>3</b>
<b>H</b>	<b>7</b>
<b>RBI</b>	<b>0</b>
<b>BB</b>	<b>3</b>
<b>SO</b>	<b>6</b>
<b>LOB</b>	<b>15</b>




<b>WP</b>	<b>1</b>	<b>PA</b>	<b>36</b>
<b>PB</b>	<b>0</b>		
<b>SB</b>	<b>1</b>		
<b>CS</b>	<b>0</b>		

Scorecard table with columns for Batter (names and stats), Inning (1-16), AB, R, H, RBI, BB, SO, LOB, and TOP. Includes play diagrams for each batter in each inning, such as 'P8', 'G5-3', 'G4-3', 'F8', etc. Includes a 'Pitcher' section at the bottom with stats for Mike Bielecki, Mitch Williams, etc.

Cincinnati Reds @ Chicago Cubs  
Wrigley Field, Chicago, IL  
Tue May 22 1990, 3:33 AM CDT  
Att. 29,860 - Sunny - 54 F

AB	54
R	1
H	11
RBI	1
BB	4
SO	11
LOB	26



Batter	1	2	3	4	5	6	7	8	9	10	11	12	13	14	15	16	AB	R	H	RBI	BB	SO	LOB	BOTTOM											
<b>Jerome Walton, R</b> OBP: 0.353, SLG: 0.321 (1, 8)	1-0 FC6-4 1B		2-2 G5-3			0-0 FC5-4 1B		0-0 L6		0-0 F9		4-0 IBB BB		1-2 G6-3		0-3 K	7	0	2	0	1	1	0	<b>AB</b> 57 <b>R</b> 2 <b>H</b> 10 <b>RBI</b> 2 <b>BB</b> 11 <b>SO</b> 15 <b>LOB</b> 32 											
<b>23 Ryne Sandberg, R</b> OBP: 0.331, SLG: 0.476 (1, 4)	1-1 FC6-4 1B 1-2		1-2 F9			1-2 FC5-4 1B 1-2		2-2 G4-1 2B		1-0 F9		1-3 K		4-1 WP BB		2-0 K 1B	7	1	2	0	1	1	3												
<b>Mark Grace, L</b> OBP: 0.347, SLG: 0.351 (1, 3)	0-0 1B 1-3		3-2 F8			1-0 F9		1-1 G4-1 2B 2-3				2-1 E5 1B BB		0-0 F8		1-0 E6 1B IBB 1-3	7	0	1	0	1	0	4												
<b>Andre Dawson, R</b> OBP: 0.377, SLG: 0.706 (1, 9)	4-0 IBB			0-2 G6-3		2-0 L7		4-0 IBB				0-0 1B 1-2 2-3 IBB		4-0 IBB		4-0 1B IBB 1-2	3	0	1	0	5	0	1												
<b>Lloyd McClendon, R</b> OBP: 0.286, SLG: 0.279 <b>Dave Clark, L</b> OBP: 0.238, SLG: 0.238 (1, 7) (14, PH) (15, 7)	2-0 F8			0-0 F7				1-0 G5-3				2-3 K 1-2 2-3		1-1 FC4-6		2-3 K	6	0	0	0	0	1	9												
<b>Luis Salazar, R</b> OBP: 0.287, SLG: 0.326 (1, 5)		1-0 P6				0-1 P9										4-2 HR BB	5	1	1	1	2	0	0												
<b>Shawn Dunston, R</b> OBP: 0.299, SLG: 0.464 (1, 6)		0-0 2B				1-2 F8		2-0 2B		0-1 P3		1-3 K		0-1 F8		3-2 P2	7	0	2	0	0	1	4												
<b>Rick Wrona, R</b> OBP: 0.259, SLG: 0.200 <b>Dwight Smith, L</b> OBP: 0.387, SLG: 0.463 <b>Joe Girardi, R</b> OBP: 0.287, SLG: 0.304 (1, 2) (11, PH) (12, 2)		1-3 K				0-0 G6-3		4-0 IBB		3-3 K		1-3 K		2-3 K		2-3 K 1-2	3	0	0	0	1	2	1												
<b>Mike Bielecki, R</b> <b>Doug DeCenzo, R</b> <b>Matt Williams, L</b> <b>Mark Williams, L</b> <b>Jeff Pico, R</b> <b>Carlos Salasman, R</b> <b>Paul Adamson, L</b> <b>Domingo Ramos, R</b> <b>Bill Long, R</b>		0-3 K				2-2 G3-1		1-3 K						2-3 K		3-2 F8	3	0	0	0	0	2	3												
<b>Inning Stats</b>	R: 0 E: 0 K: 5 S: 5	H: 2 LOB: 2 BB: 1 P: 13	R: 0 E: 0 K: 2 S: 8	H: 1 LOB: 1 BB: 0 P: 10	R: 0 E: 0 K: 0 S: 9	H: 0 LOB: 0 BB: 15	R: 0 E: 0 K: 0 S: 6	H: 0 LOB: 0 BB: 0 P: 6	R: 0 E: 0 K: 1 S: 8	H: 0 LOB: 0 BB: 11	R: 0 E: 0 K: 0 S: 6	H: 1 LOB: 1 BB: 0 P: 10	R: 0 E: 0 K: 1 S: 7	H: 0 LOB: 2 BB: 1 P: 15	R: 0 E: 0 K: 1 S: 10	H: 0 LOB: 0 BB: 0 P: 13	R: 0 E: 1 K: 3 S: 12	H: 1 LOB: 3 BB: 1 P: 22	R: 1 E: 0 K: 2 S: 12	H: 0 LOB: 0 BB: 0 P: 18	R: 0 E: 0 K: 1 S: 8	H: 0 LOB: 2 BB: 2 P: 19	R: 0 E: 0 K: 1 S: 15		H: 0 LOB: 1 BB: 1 P: 26	R: 1 E: 1 K: 1 S: 7	H: 2 LOB: 3 BB: 1 P: 16	1B: 6 2B: 3 3B: 0 HR: 1	SF: 0 SAC: 0 DP: 0 HBP: 0	WP: 1 PB: 0 SB: 4 CS: 0	PA: 68				
<b>PITCHER</b> <b>Tom Browning, L</b> ERA: 2.67 <b>Norm Charlton, L</b> ERA: 2.88 <b>Rob Dibble, R</b> ERA: 1.16 <b>Tim Layana, R</b> ERA: 3.0 <b>Tim Lirtsas, L</b> ERA: 3.44	IP	WLS	BF	H	R	ER	SO	BB	IBB	HBP	BLK	WP	HR	S	P	ERA	WHIP																		
	9.0		35	6	0	0	4	0	3	0	0	0	0	65	107	0.00	0.667																		
	1.1		7	1	0	0	2	0	1	0	0	0	0	11	20	0.00	0.750																		
	0.2		2	0	0	0	2	0	0	0	0	0	0	6	8	0.00	0.000																		
	0.2		3	0	0	0	2	1	0	0	0	0	0	8	12	0.00	1.500																		
	0.1		3	0	0	0	0	1	1	0	0	0	0	2	11	0.00	3.000																		
<b>PITCHER</b> <b>Randy Myers, L</b> ERA: 2.57 <b>Scott Scudder, R</b> ERA: 5.23	IP	WLS	BF	H	R	ER	SO	BB	IBB	HBP	BLK	WP	HR	S	P	ERA	WHIP																		
	1.0		4	1	1	1	2	0	0	0	0	0	1	12	18	9.00	1.000																		
	2.1	L	14	2	1	0	3	2	2	0	0	1	0	30	61	0.00	1.714																		

**Cincinnati Reds @ Chicago Cubs**  
 Wrigley Field, Chicago, IL  
 Tue May 22 1990, 3:33 AM CDT  
 Att. 29,860 - Sunny - 54 F

livebaseballscorecards.com

Batter	1	2	3	4	5	6	7	8	9	AB R H RBI BB SO LOB	TOP																									
Lenny Harris, L (1, 5) OBP: 0.330, SLG: 0.360	2-2 F7		3-2 F7			1-1 2B		0-0 G1-3 1B 1-2 HR 1B	1-0 CS 1B	5 1 3 0 0 0 0																										
Stan Javier, S (1, 8) OBP: 0.319, SLG: 0.333	1-2 G4-3		2-2 F7			4-1 BB		1-1 G1-3 1B 1-2 2-H	3-1 CS 1B	3 1 1 1 1 0 0																										
Chris Gwynn, L (1, 9) OBP: 0.259, SLG: 0.269	0-1 1B			1-0 G3-1		0-0 F7		0-1 G1-3		3 0 1 0 0 0 2																										
Eddie Murray, S (8, PH) OBP: 0.381, SLG: 0.470										1 0 0 0 0 0 2																										
Jose Gonzalez, R (8, 9) OBP: 0.385, SLG: 0.652										0 0 0 0 0 0 0																										
Kal Daniels, L (1, 7) OBP: 0.396, SLG: 0.573	1-3 K			1-2 G3-1		0-3 K		1-2 HR		4 1 1 3 0 2 3																										
Pat Perry, L (8, 1) OBP: 0.385, SLG: 0.652										0 0 0 0 0 0 0																										
Jay Howell, R (8, 1) OBP: 0.385, SLG: 0.652										0 0 0 0 0 0 0																										
Mike Sharkey, R (8, 1) OBP: 0.385, SLG: 0.652										0 0 0 0 0 0 0																										
Don Aase, R (8, 1) OBP: 0.385, SLG: 0.652										0 0 0 0 0 0 0																										
Hubie Brooks, R (8, 9) OBP: 0.278, SLG: 0.434										0 0 0 0 0 0 0																										
Mike Scioscia, L (1, 2) OBP: 0.313, SLG: 0.419		1-2 FC4-6 1B		2-0 G3-1		0-2 G3		0-1 S 1B 1B		4 0 2 0 0 0 0																										
Mike Sharperson, R (1, 3) OBP: 0.403, SLG: 0.386		2-0 FC4-6		1-0 P3		2-1 P4		0-0 S 1B		4 0 1 0 0 0 1																										
Juan Samuel, R (1, 4) OBP: 0.250, SLG: 0.248		2-0 F9		1-0 G5-3		2-1 G6-3		1-2 K		4 0 0 0 0 1 3																										
Alfredo Griffin, S (1, 6) OBP: 0.338, SLG: 0.350		0-1 F4		0-3 K		0-3 K		0-2 G1-3	1-0 F7	4 0 0 0 0 1 1																										
Tim Belcher, R (1, 1) OBP: 0.214, SLG: 0.083			2-0 G5-3			0-1 P3		1-2 1B 1B	2-2 1B 1B	2 0 0 0 0 0 0																										
Mickey Hatcher, R (8, PH) OBP: 0.229, SLG: 0.188										1 1 1 0 0 0 0																										
John Shelby, S (8, 7) OBP: 0.286, SLG: 0.357										1 0 1 0 0 0 0																										
<b>Inning Stats</b>	R: 0 E: 0 K: 1 S: 13	H: 1 LOB: 1 BB: 0 P: 17	R: 0 E: 0 K: 0 S: 10	H: 1 LOB: 1 BB: 0 P: 14	R: 0 E: 0 K: 0 S: 8	H: 0 LOB: 0 BB: 0 P: 15	R: 0 E: 0 K: 0 S: 5	H: 0 LOB: 0 BB: 0 P: 9	R: 0 E: 0 K: 1 S: 5	H: 0 LOB: 0 BB: 0 P: 7	R: 0 E: 0 K: 1 S: 9	H: 1 LOB: 2 BB: 1 P: 14	R: 0 E: 0 K: 0 S: 7	H: 0 LOB: 0 BB: 0 P: 11	R: 4 E: 0 K: 1 S: 21	H: 6 LOB: 2 BB: 0 P: 27	R: 0 E: 0 K: 0 S: 6	H: 2 LOB: 0 BB: 0 P: 13	1B: 9 2B: 1 3B: 0 HR: 1	SF: 0 SAC: 0 DP: 0 HBP: 0	WP: 0 PB: 0 SB: 2 CS: 1	PA: 38														
<b>PITCHER</b>	IP WLS BF H R ER SO BB IBB HBP BLK WP HR S P ERA WHIP																																			
Mike Harkey, R (1, 1) ERA: 4.7	7.2		30	6	3	3	3	1	0	0	0	0	0	69	101	3.52	0.913																			
Paul Assenmacher, L (8, 1) ERA: 1.82	0.0	L	2	2	1	1	0	0	0	0	0	0	1	5	6	∞	∞																			
Bill Long, R (8, 1) ERA: 3.1	1.1		5	3	0	0	1	0	0	0	0	0	0	10	20	0.00	2.250																			

**Los Angeles Dodgers @ Chicago Cubs**  
 Wrigley Field, Chicago, IL  
 Wed May 23 1990, 3:33 AM CDT  
 Att. 23,963 - Overcast - 55 F

AB	36
R	4
H	11
RBI	4
BB	1
SO	4
LOB	12







**Los Angeles Dodgers @ Chicago Cubs**  
 Wrigley Field, Chicago, IL  
 Thu May 24 1990, 3:33 AM CDT  
 Att. 27,918 - Unknown - 59 F

<b>AB</b>	<b>45</b>
<b>R</b>	<b>15</b>
<b>H</b>	<b>20</b>
<b>RBI</b>	<b>14</b>
<b>BB</b>	<b>5</b>
<b>SO</b>	<b>5</b>
<b>LOB</b>	<b>19</b>



WP: 0	PA: 51
PB: 0	
SB: 1	
CS: 0	

Batter	1	2	3	4	5	6	7	8	9	AB	R	H	RBI	BB	SO	LOB
Lenny Harris, L (1, 5) OBP: 0.340, SLG: 0.391	0-0 6-3	0-0 L4	0-0 3B		0-0 F9		0-0 1B 3-1	0-0 1B		6	1	3	4	0	0	2
Stan Javier, S (1, 8) OBP: 0.293, SLG: 0.303	0-3 K	0-0 1-3	0-0 P6		0-0 F8		0-0 3-1	0-0 F8		6	0	0	0	0	1	6
Chris Gwynn, L (1, 9) OBP: 0.364, SLG: 0.333	0-0 1B		0-0 1B		0-0 1B		4-0 1B	0-0 4-3		4	3	3	0	2	0	1
Kal Daniels, L (1, 7) OBP: 0.399, SLG: 0.567	4-0 1B		0-0 1B		0-0 F8		0-0 1B		0-0 F8	3	2	1	0	1	1	3
Jose Gonzalez, R (5, 7) OBP: 0.393, SLG: 0.640	1-2 E		0-0 K		0-0 F8		1-2 1B		0-0 F8	2	1	1	1	0	0	0
Mike Scioscia, L (1, 2) OBP: 0.331, SLG: 0.459	0-0 E2		0-0 1B		0-0 HR		0-0 6-3		0-0 P3	5	2	4	4	0	0	0
Mike Hartley, R (7, 1)	1-2 1B		1-2 1B				1-3 1B		0-0 P3	0	0	0	0	0	0	0
John Shelby, S (9, PH)							G1-2-3 1B		0-0 P3	1	0	0	0	0	0	0
Mike Maddux, L (9, 1)									0-0 P3	0	0	0	0	0	0	0
Mike Sharperson, R (1, 3) OBP: 0.386, SLG: 0.368	0-3 K		0-0 F8		0-0 F9		0-0 L6		0-3 K	6	0	1	1	0	2	4
Juan Samuel, R (1, 4) OBP: 0.266, SLG: 0.291		0-0 SH2-4	0-0 1B		0-0 HR		0-0 6-3		0-0 K	5	2	4	3	0	0	0
Alfredo Griffin, S (1, 6) OBP: 0.349, SLG: 0.353		4-0 SH2-4	0-0 1B		0-0 F9		0-0 6-3		0-0 K	2	2	1	0	2	0	0
Mickey Hatcher, R (7, PH)		1-2 BB	4-0 1B		0-0 F9		0-0 6-3		0-0 K	1	0	0	0	0	0	3
Fernando Valenzuela, L (1, 1) OBP: 0.444, SLG: 0.588		0-0 SH2-4	0-0 1B		0-0 F9		0-0 6-3		0-0 K	3	2	2	1	0	0	0
Rick Dempsey, R (7, 2) OBP: 0.409, SLG: 0.611		1-2 2-3	1-2 3B		0-0 6-3		0-0 6-3		0-3 K	1	0	0	0	0	1	0

Inning Stats	R	H	E	K	S	R	H	E	K	S	R	H	E	K	S	R	H	E	K	S	R	H	E	K	S	R	H	E	K	S	R	H	E	K	S
	2	2	1	2	9	0	1	0	0	4	6	6	0	1	11	2	2	0	0	5	0	0	0	0	4	0	0	0	0	3	5	7	2	1	13

PITCHER	IP	WLS	BF	H	R	ER	SO	BB	IBB	HBP	BLK	WP	HR	S	P	ERA	WHIP
Les Lancaster, R (1, 1) ERA: 3.47	2.1	L	18	8	8	7	2	2	1	0	0	0	0	19	31	27.00	4.286
Steve Wilson, L (3, 1) ERA: 6.55	3.2		16	4	2	2	1	1	0	0	0	0	2	17	21	4.91	1.364
Jeff Pico, R (7, 1) ERA: 7.94	2.0		14	8	5	5	1	0	1	0	0	0	0	15	19	22.50	4.000
Mitch Williams, L (9, 1) ERA: 2.59	1.0		3	0	0	0	1	0	0	0	0	0	0	5	5	0.00	0.000

PITCHER	IP	WLS	BF	H	R	ER	SO	BB	IBB	HBP	BLK	WP	HR	S	P	ERA	WHIP

BOTTOM

Los Angeles Dodgers @ Chicago Cubs  
Wrigley Field, Chicago, IL  
Thu May 24 1990, 3:33 AM CDT  
Att: 27,918 - Unknown - 59 F

livebaseballscorecards.com

AB 34  
R 6  
H 8  
RBI 6  
BB 3  
SO 7  
LOB 13



WP: 0 PA: 37  
PB: 0  
SB: 1  
CS: 0

AB R H RBI BB SO LOB

3 2 2 0 2 0 0

4 1 2 3 0 0 2

4 0 0 0 0 1 4

3 0 1 0 0 0 1

0 0 0 0 1 0 0

4 0 0 1 0 1 3

3 0 0 0 0 1 1

0 0 0 0 0 0 0

1 0 0 0 0 1 2

0 0 0 0 0 0 0

4 2 2 2 0 0 0

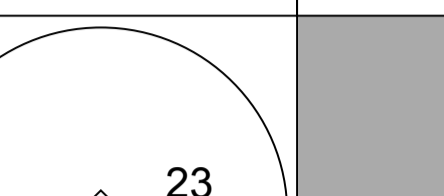

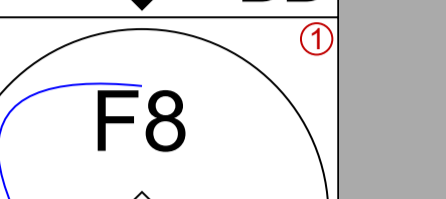
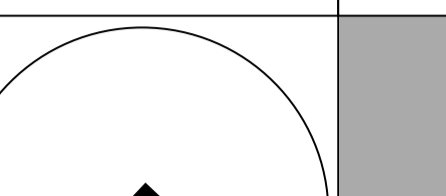
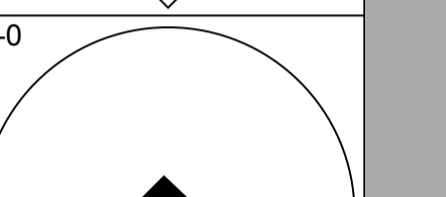
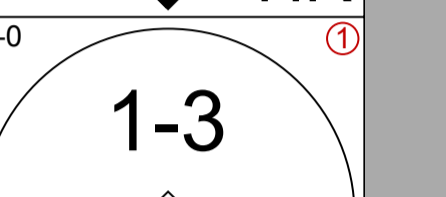
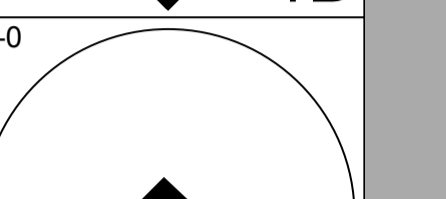
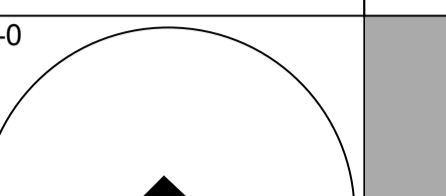

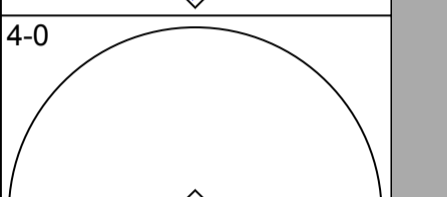
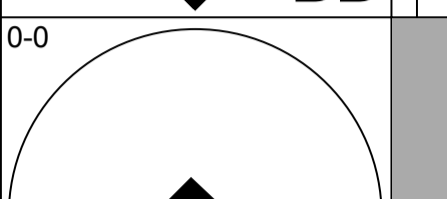
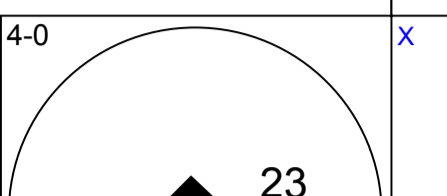
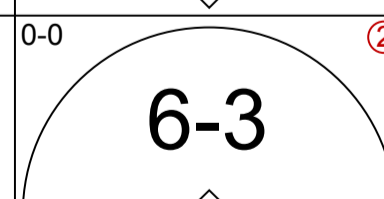
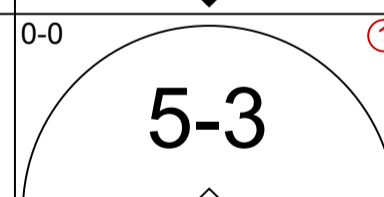
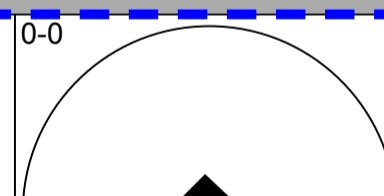
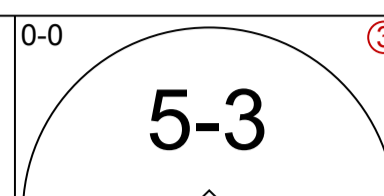
4 0 0 0 0 2 0

0 0 0 0 0 0 0

1 0 0 0 0 1 0

3 1 1 0 0 0 0

1B: 4 SF: 0  
2B: 0 SAC: 0  
3B: 1 DP: 1  
HR: 3 HBP: 0



Batter  
Jerome Walton, R (1, 8)  
OBP: 0.367, SLG: 0.329

23 Ryne Sandberg, R (1, 4)  
OBP: 0.333, SLG: 0.494

Mark Grace, L (1, 3)  
OBP: 0.331, SLG: 0.333

Andre Dawson, R (1, 9)  
OBP: 0.374, SLG: 0.707  
Dwight Smith, L (8, 9)  
OBP: 0.391, SLG: 0.459

Lloyd McClendon, R (1, 7)  
OBP: 0.272, SLG: 0.264

Luis Salazar, R (1, 5)  
OBP: 0.287, SLG: 0.308  
Jeff Pico, R (7, 1)

Dave Clark, L (8, PH)  
OBP: 0.240, SLG: 0.360  
Mitch Williams, L (9, 1)

Shawon Dunston, R (1, 6)  
OBP: 0.304, SLG: 0.503

Rick Wrona, R (1, 2)  
OBP: 0.226, SLG: 0.172

Les Lancaster, R (1, 1)  
OBP: 0.200, SLG: 0.111  
Steve Wilson, L (3, 1)  
OBP: 0.125, SLG: 0.125  
Domingo Ramos, R (6, PH)  
OBP: 0.286, SLG: 0.333

Inning Stats  
R: 0 H: 1 E: 0 K: 0 S: 3  
LOB: 0 BB: 0 P: 3

R: 0 H: 0 E: 0 K: 0 S: 3  
LOB: 0 BB: 0 P: 3

R: 0 H: 0 E: 0 K: 2 S: 7  
LOB: 0 BB: 0 P: 7

R: 0 H: 0 E: 0 K: 1 S: 5  
LOB: 1 BB: 1 P: 9

R: 1 H: 1 E: 0 K: 0 S: 4  
LOB: 0 BB: 0 P: 4

R: 3 H: 4 E: 0 K: 2 S: 11  
LOB: 1 BB: 0 P: 11

R: 0 H: 0 E: 0 K: 1 S: 5  
LOB: 0 BB: 0 P: 5

PITCHER  
Fernando Valenzuela, L (1, 1)  
ERA: 3.61  
Mike Hartley, R (7, 1)  
ERA: 3.38  
Mike Maddux, R (9, 1)  
ERA: 4.97

IP WLS BF H R ER SO BB IBB HBP BLK WP HR S P ERA WHIP  
6.0 W 24 6 4 4 5 1 0 0 0 0 2 33 37 6.00 1.167  
2.0 9 1 1 1 2 2 0 0 0 0 0 11 19 4.50 1.500  
1.0 4 1 1 1 0 0 0 0 0 0 1 4 4 9.00 1.000

PITCHER  
IP WLS BF H R ER SO BB IBB HBP BLK WP HR S P ERA WHIP  
6.0 W 24 6 4 4 5 1 0 0 0 0 2 33 37 6.00 1.167  
2.0 9 1 1 1 2 2 0 0 0 0 0 11 19 4.50 1.500  
1.0 4 1 1 1 0 0 0 0 0 0 1 4 4 9.00 1.000

Batter	1	2	3	4	5	6	7	8	9	AB R H RBI BB SO LOB	TOP											
<b>Eric Yelding, R</b> (1, 8) OBP: 0.308, SLG: 0.320	0-2 L4	0-0 BB 2-H 1B		2-1 G1-3		0-0 F9			1-2 FC6 2B HR 2-3	5 1 1 1 0 0 3												
<b>Bill Doran, S</b> (1, 4) OBP: 0.353, SLG: 0.347	2-1 1B BLK 1B	4-2 SAFE SAFE SAFE BB			1-0 G6-3			1-0 G3-1	1-0 HR 2B 1-3 3-H	4 2 2 1 1 0 0												
<b>Craig Biggio, R</b> (1, 2) OBP: 0.343, SLG: 0.340	2-1 BLK 1B	1-2 P3			0-1 HR 1B			1-2 G3-1	2-3 K 2B	5 1 2 0 0 1 4												
<b>Glenn Davis, R</b> (1, 3) OBP: 0.343, SLG: 0.500	2-3 K 1-2 3-H			0-1 CS 1B		2-2 HR 1-H		1-2 P3	0-0 HR 2-H 3-H	5 2 3 5 0 1 1												
<b>Franklin Stubbs, L</b> (1, 7) OBP: 0.322, SLG: 0.506	4-1 BB			0-2 L9		1-3 K		4-2 CS BB	3-2 F8	2 0 0 0 2 1 1												
<b>Casey Candaele, S</b> (8, PR) OBP: 0.327, SLG: 0.306										1 0 0 0 0 0 0												
<b>Eric Anthony, L</b> (1, 9) OBP: 0.321, SLG: 0.425	3-2 G4-3			0-1 F8		1-3 K		2-2 P6		4 0 0 0 0 1 4												
<b>Ken Caminiti, S</b> (1, 5) OBP: 0.329, SLG: 0.304				0-1 G3	0-1 SAFE CS	1-0 F8		1-0 G4-3	2-0 F9	4 0 0 0 0 0 1												
<b>Rafael Ramirez, R</b> (1, 6) OBP: 0.277, SLG: 0.310		0-0 SH1-4 1B				2-1 P4		0-0 G6-3	0-0 FC6 SH3 2B 1B	4 2 2 0 0 0 0												
<b>Mike Scott, R</b> (1, 1) OBP: 0.231, SLG: 0.167		1-0 SH1-4				1-1 1B		2-2 1B	0-1 SH3	2 0 2 0 0 0 0												
<b>Inning Stats</b>	R: 1 E: 0 K: 1 S: 14	H: 2 LOB: 2 BB: 1 P: 27	R: 1 E: 0 K: 0 S: 13	H: 2 LOB: 2 BB: 1 P: 17	R: 0 E: 0 K: 0 S: 8	H: 1 LOB: 0 BB: 0 P: 8	R: 0 E: 0 K: 0 S: 7	H: 1 LOB: 1 BB: 0 P: 13	R: 2 E: 0 K: 2 S: 13	H: 2 LOB: 0 BB: 0 P: 18	R: 0 E: 0 K: 0 S: 6	H: 1 LOB: 1 BB: 0 P: 9	R: 0 E: 0 K: 0 S: 7	H: 0 LOB: 0 BB: 0 P: 10	R: 0 E: 0 K: 0 S: 6	H: 0 LOB: 1 BB: 1 P: 14	R: 4 E: 0 K: 1 S: 19	H: 3 LOB: 0 BB: 0 P: 26	1B: 9 2B: 1 3B: 0 HR: 2	SF: 0 SAC: 2 DP: 0 HBP: 0	WP: 0 PB: 0 SB: 0 CS: 2	PA: 42
<b>PITCHER</b>	IP WLS BF H R ER SO BB IBB HBP BLK WP HR S P ERA WHIP																					
<b>Shawn Boskie, R</b> (1, 1) ERA: 2.81	7.0 L 31 9 4 4 3 2 0 0 0 1 0 1 68 102 5.14 1.571																					
<b>Bill Long, R</b> (8, 1) ERA: 4.43	2.0 10 3 4 4 1 1 0 0 0 0 0 1 25 40 18.00 2.000																					

Houston Astros @ Chicago Cubs  
Wrigley Field, Chicago, IL  
Sat May 26 1990, 3:33 AM CDT  
Cloudy - 65 F

livebaseballscorecards.com

AB	36
R	8
H	12
RBI	7
BB	3
SO	4
LOB	14



Batter	1	2	3	4	5	6	7	8	9	AB R H RBI BB SO LOB
<b>Marvell Wynne, L</b> OBP: 0.211, SLG: 0.192 (1, 8) C X	0-1 G1-3	0-2 F8			1-1 G4-6-3		0-1 FC6-4 1B		1-1 P5	5 0 1 0 0 0 3
<b>23 Ryne Sandberg, R</b> OBP: 0.337, SLG: 0.500 (1, 4) B X	1-0 1B 2B		1-2 P8		2-1 1B		0-0 FC6-4 1B			4 1 2 0 0 0 2
<b>Mark Grace, L</b> OBP: 0.324, SLG: 0.325 (1, 3) B X	1-0 F8		1-1 G3		0-0 F7		0-0 G3			4 0 0 0 0 0 4
<b>Andre Dawson, R</b> OBP: 0.377, SLG: 0.701 (1, 9) B C C X	1-2 S 1B		1-1 1B		0-1 P2			1-0 F7		4 0 2 1 0 0 0
<b>Dwight Smith, L</b> OBP: 0.395, SLG: 0.455 (1, 7) C B 1 F B B B	4-2 1B BB		0-0 G4-3		0-0 S 1B			0-0 L7		3 0 1 0 1 0 1
<b>Luis Salazar, R</b> OBP: 0.276, SLG: 0.295 (1, 5) F C X	0-2 F7			0-0 G5-3		0-3 K 1B		0-0 F7		4 0 0 0 0 1 3
<b>Shawon Dunston, R</b> OBP: 0.302, SLG: 0.500 <b>Domingo Ramos, R</b> OBP: 0.269, SLG: 0.314 (1, 6) (4, 6)		1-3 K		1-0 G5-3		2-0 G6-3		1-0 G1-3		1 0 0 0 0 1 0 3 0 0 0 0 0 1
<b>Joe Girardi, R</b> OBP: 0.272, SLG: 0.287 <b>Jerome Walton, R</b> OBP: 0.371, SLG: 0.329 <b>Rick Wrona, R</b> OBP: 0.228, SLG: 0.172 <b>Curtis Wilkerson, S</b> OBP: 0.283, SLG: 0.328 (1, 2) (7, PH) (8, 2) (9, PH)		0-1 G6-3		2-1 G5-3		4-2 FC4-6 BB		1-2 1B		2 0 0 0 0 0 0 0 0 0 0 1 0 0 0 0 0 0 0 0 0 1 0 1 0 0 0 0
<b>Shawn Boskie, R</b> OBP: 0.667, SLG: 1.000 <b>Dave Clark, L</b> OBP: 0.231, SLG: 0.346 <b>Bill Long, R</b> (1, 1) (7, PH) (8, 1)		0-1 2B			1-1 G4-6-3 1B		0-1 FC4-6 FC6-4 1B		3-2 F7	2 0 2 0 0 0 0 1 0 0 0 0 0 1 0 0 0 0 0 0 0 1 0 0 0 0 0 1
<b>Lloyd McClendon, R</b> OBP: 0.268, SLG: 0.260 (9, PH)										1 0 0 0 0 0 1


Inning Stats	R: 1	H: 2	E: 0	K: 0	S: 13	LOB: 2	BB: 1	P: 20	R: 0	H: 1	E: 0	K: 1	S: 10	LOB: 1	BB: 0	P: 11	R: 0	H: 1	E: 0	K: 0	S: 8	LOB: 1	BB: 0	P: 11	R: 0	H: 0	E: 0	K: 0	S: 4	LOB: 0	BB: 0	P: 7	R: 0	H: 2	E: 0	K: 0	S: 7	LOB: 1	BB: 0	P: 11	R: 0	H: 1	E: 0	K: 1	S: 7	LOB: 1	BB: 0	P: 9	R: 0	H: 1	E: 0	K: 0	S: 9	LOB: 2	BB: 1	P: 13	R: 0	H: 0	E: 0	K: 0	S: 3	LOB: 0	BB: 0	P: 4	R: 0	H: 1	E: 0	K: 0	S: 11	LOB: 1	BB: 0	P: 17	1B: 7	SF: 0	2B: 2	SAC: 0	3B: 0	DP: 1	HR: 0	HBP: 0
--------------	------	------	------	------	-------	--------	-------	-------	------	------	------	------	-------	--------	-------	-------	------	------	------	------	------	--------	-------	-------	------	------	------	------	------	--------	-------	------	------	------	------	------	------	--------	-------	-------	------	------	------	------	------	--------	-------	------	------	------	------	------	------	--------	-------	-------	------	------	------	------	------	--------	-------	------	------	------	------	------	-------	--------	-------	-------	-------	-------	-------	--------	-------	-------	-------	--------

PITCHER	IP	WLS	BF	H	R	ER	SO	BB	IBB	HBP	BLK	WP	HR	S	P	ERA	WHIP
<b>Mike Scott, R</b> ERA: 5.49 (1, 1)	9.0	W	37	9	1	1	2	2	0	0	0	0	0	72	103	1.00	1.222

**BOTTOM**

**Houston Astros @ Chicago Cubs**  
Wrigley Field, Chicago, IL  
Sat May 26 1990, 3:33 AM CDT  
Cloudy - 65 F

<b>AB</b>	<b>35</b>
<b>R</b>	<b>1</b>
<b>H</b>	<b>9</b>
<b>RBI</b>	<b>1</b>
<b>BB</b>	<b>2</b>
<b>SO</b>	<b>2</b>
<b>LOB</b>	<b>16</b>



<b>WP: 0</b>	<b>PA: 37</b>
<b>PB: 0</b>	
<b>SB: 2</b>	
<b>CS: 0</b>	

[livebaseballscores.com](http://livebaseballscores.com)

Batter	1	2	3	4	5	6	7	8	9	AB R H RBI BB SO LOB	TOP										
Eric Yelding, R (1, 8) OBP: 0.319, SLG: 0.324	1-3 K	0-0 E5 1B		2-1 L4		2-2 CS 1B		4-2 BB 2B	0-2 BB 1B	5 2 2 1 1 1 1											
Bill Doran, S (1, 4) Casey Candaele, S (8, PH) OBP: 0.333, SLG: 0.300	0-1 BB 1B	1-2 2-H 1B		2-3 K		2-2 P5 1-2		3-3 BB 2B	4-1 3-H BB 1B	4 1 2 1 0 1 2 1 0 0 0 1 1 2											
Ken Caminiti, S (1, 5) OBP: 0.329, SLG: 0.300	0-0 L4	0-3 K			2-1 2B SF7 1B		3-1 P6	4-2 2B BB	1-0 P3	5 2 1 0 0 1 1 4											
Glenn Davis, R (1, 3) OBP: 0.356, SLG: 0.538	4-1 1B 2B BB			0-1 G4-3		3-1 F9 2B		0-0 HR	3-2 1-H 2-H 3-H 2B	4 2 3 4 1 0 0											
Franklin Stubbs, L (1, 7) Glenn Wilson, R (5, PH) OBP: 0.256, SLG: 0.310	3-2 2B 1B			2-1 1B		1-1 SF7 3-H		2-0 HR	1-3 K	2 1 2 1 0 0 0 2 1 1 2 0 1 1											
Eric Anthony, L (1, 9) Louie Meadows, L (9, PR) OBP: 0.100, SLG: 0.100	1-0 2B			3-1 G6-4-3 1B		4-2 BB		3-1 G4-3	0-0 E5 2B	4 0 2 2 1 0 0 0 1 0 0 0 0 0											
Alex Trevino, R (1, 2) OBP: 0.138, SLG: 0.296	1-3 K			0-0 G6-4-3		1-0 F9		0-0 G1-3	1-2 G4-3 1B 2B	5 1 1 1 0 1 5											
Rafael Ramirez, R (1, 6) OBP: 0.281, SLG: 0.313		1-1 G5-3		2-0 SH2-4 1B		2-2 L9		2-2 BB SH2-4 2B 1B	2-0 F9	5 1 2 0 0 0 4											
Jim Deshaies, L (1, 1) Larry Andersen, R (6, 1)		3-3 K		0-0 SH2-4		1-0 G6-3		0-2 SH2-4	0-2 G4-3	2 0 0 0 0 1 0 1 0 0 0 0 0 2											
<b>Inning Stats</b>	R: 3 E: 0 K: 2 S: 15	H: 3 LOB: 1 BB: 1 P: 25	R: 1 E: 1 K: 2 S: 13	H: 1 LOB: 1 BB: 0 P: 18	R: 0 E: 0 K: 0 S: 7	H: 2 LOB: 1 BB: 0 P: 12	R: 0 E: 0 K: 1 S: 7	H: 1 LOB: 1 BB: 0 P: 13	R: 1 E: 0 K: 0 S: 12	H: 2 LOB: 2 BB: 1 P: 25	R: 0 E: 0 K: 0 S: 7	H: 1 LOB: 0 BB: 0 P: 12	R: 2 E: 0 K: 0 S: 7	H: 2 LOB: 0 BB: 0 P: 15	R: 3 E: 0 K: 2 S: 24	H: 2 LOB: 1 BB: 2 P: 41	R: 2 E: 1 K: 0 S: 15	H: 2 LOB: 2 BB: 1 P: 23	1B: 10 2B: 4 3B: 0 HR: 2	SF: 1 SAC: 2 DP: 1 HBP: 0	WP: 0 PA: 48 PB: 0 SB: 1 CS: 1
<b>PITCHER</b>	IP WLS BF H R ER SO BB IBB HBP BLK WP HR S P ERA WHIP	IP WLS BF H R ER SO BB IBB HBP BLK WP HR S P ERA WHIP	IP WLS BF H R ER SO BB IBB HBP BLK WP HR S P ERA WHIP	IP WLS BF H R ER SO BB IBB HBP BLK WP HR S P ERA WHIP	IP WLS BF H R ER SO BB IBB HBP BLK WP HR S P ERA WHIP	IP WLS BF H R ER SO BB IBB HBP BLK WP HR S P ERA WHIP	IP WLS BF H R ER SO BB IBB HBP BLK WP HR S P ERA WHIP	IP WLS BF H R ER SO BB IBB HBP BLK WP HR S P ERA WHIP	IP WLS BF H R ER SO BB IBB HBP BLK WP HR S P ERA WHIP	IP WLS BF H R ER SO BB IBB HBP BLK WP HR S P ERA WHIP	IP WLS BF H R ER SO BB IBB HBP BLK WP HR S P ERA WHIP	IP WLS BF H R ER SO BB IBB HBP BLK WP HR S P ERA WHIP	IP WLS BF H R ER SO BB IBB HBP BLK WP HR S P ERA WHIP	IP WLS BF H R ER SO BB IBB HBP BLK WP HR S P ERA WHIP	IP WLS BF H R ER SO BB IBB HBP BLK WP HR S P ERA WHIP	IP WLS BF H R ER SO BB IBB HBP BLK WP HR S P ERA WHIP	IP WLS BF H R ER SO BB IBB HBP BLK WP HR S P ERA WHIP	IP WLS BF H R ER SO BB IBB HBP BLK WP HR S P ERA WHIP	IP WLS BF H R ER SO BB IBB HBP BLK WP HR S P ERA WHIP	IP WLS BF H R ER SO BB IBB HBP BLK WP HR S P ERA WHIP	IP WLS BF H R ER SO BB IBB HBP BLK WP HR S P ERA WHIP
Greg Maddux, R (1, 1) ERA: 3.64	4.0 L	22 9 5 4 5 1 0 0 0 0 0 0 0 46 77 9.00 2.500	0.1 2 0 0 0 0 1 0 0 0 0 0 0 4 9 0.00 3.000	1.2 5 1 0 0 0 0 0 0 0 0 0 11 19 0.00 0.600	1.2 11 4 5 5 1 2 0 0 0 0 2 28 52 27.00 3.600	0.1 1 0 0 0 0 1 0 0 0 0 0 0 3 4 0.00 0.000	1.0 7 2 2 0 0 1 0 0 0 0 0 0 7 2 2.49 3.000	1.0 7 2 2 0 0 1 0 0 0 0 0 0 7 2 2.49 3.000	1.0 7 2 2 0 0 1 0 0 0 0 0 0 7 2 2.49 3.000	1.0 7 2 2 0 0 1 0 0 0 0 0 0 7 2 2.49 3.000	1.0 7 2 2 0 0 1 0 0 0 0 0 0 7 2 2.49 3.000	1.0 7 2 2 0 0 1 0 0 0 0 0 0 7 2 2.49 3.000	1.0 7 2 2 0 0 1 0 0 0 0 0 0 7 2 2.49 3.000	1.0 7 2 2 0 0 1 0 0 0 0 0 0 7 2 2.49 3.000	1.0 7 2 2 0 0 1 0 0 0 0 0 0 7 2 2.49 3.000	1.0 7 2 2 0 0 1 0 0 0 0 0 0 7 2 2.49 3.000	1.0 7 2 2 0 0 1 0 0 0 0 0 0 7 2 2.49 3.000	1.0 7 2 2 0 0 1 0 0 0 0 0 0 7 2 2.49 3.000	1.0 7 2 2 0 0 1 0 0 0 0 0 0 7 2 2.49 3.000	1.0 7 2 2 0 0 1 0 0 0 0 0 0 7 2 2.49 3.000	1.0 7 2 2 0 0 1 0 0 0 0 0 0 7 2 2.49 3.000

Houston Astros @ Chicago Cubs  
Wrigley Field, Chicago, IL  
Sat May 26 1990, 3:38 AM CDT  
Att. 31,995 - Overcast - 65 F

livebaseballscorecards.com

AB	40
R	12
H	16
RBI	12
BB	5
SO	7
LOB	21




Batter	1	2	3	4	5	6	7	8	9	AB R H RBI BB SO LOB
Jerome Walton, R (1, 8) OBP: 0.368, SLG: 0.326	1-1 P4		2-2 P3			0-1 1B 1B		3-1 G1-3		4 1 1 0 0 0 0
23 Ryne Sandberg, R (1, 4) OBP: 0.330, SLG: 0.489	0-2 F8			1-1 F8		1-0 L6		0-0 F9		4 0 0 0 0 0 1
Domingo Ramos, R (1, 6) OBP: 0.286, SLG: 0.327	2-2 1B			1-0 F9		2-2 1B 1B		0-1 G1-3		4 0 2 0 0 0 0
Lloyd McClendon, R (1, 3) OBP: 0.291, SLG: 0.289	0-3 K			0-1 2B		2-2 1B				3 0 2 1 1 1 1
Dwight Smith, L (1, 7) Jeff Pico, R (5, 1) Andre Dawson, R (6, PH) Les Lancaster, R (7, 1) Paul Assenmacher, L (8, 1) Mitch Williams, L (9, 1) Dave Clark, L (9, PH)			3-3 K	3-3 2B		3-H 1B				2 0 0 0 0 0 2 1 0 0 0 0 0 0 0 0 1 0 0 0 0 0 0 2 0 0 0 0 0 0 0 0 0 0 0 0 0 0 0 0 0 0 0 0 0 0 0 0 1 0 0 0 0 0 0 1
Curtis Wilkerson, S (1, 5) OBP: 0.281, SLG: 0.323		0-0 L4-3 1B			3-2 G6-3			1-2 FC4-6 3B		4 1 1 0 0 0 1
Doug Dascenzo, S (1, 9) OBP: 0.229, SLG: 0.382		1-2 L4-3 1-2			1-2 F7			1-2 2B 3B		4 1 1 1 0 0 1
Joe Girardi, R (1, 2) OBP: 0.280, SLG: 0.304			3-2 F8		1-3 K			1-1 WP 2B		4 0 2 1 0 1 0
Greg Maddux, R (1, 1) Steve Wilson, L (5, 1) Luis Salazar, R (5, 7) OBP: 0.125, SLG: 0.125 OBP: 0.269, SLG: 0.286			0-3 K			1-2 F8		1-1 F9		1 0 0 0 0 0 1 0 0 0 0 0 0 0 0 0 3 0 0 0 0 0 0 2

Inning Stats	R: 0	H: 1	E: 0	LOB: 1	K: 1	S: 12	P: 15	R: 0	H: 1	E: 0	LOB: 0	K: 1	S: 8	P: 12	R: 0	H: 0	E: 0	LOB: 0	K: 1	S: 10	P: 15	R: 0	H: 1	E: 0	LOB: 1	K: 1	S: 9	P: 14	R: 0	H: 0	E: 0	LOB: 0	K: 1	S: 11	P: 16	R: 1	H: 3	E: 0	LOB: 2	K: 0	S: 14	P: 21	R: 0	H: 1	E: 0	LOB: 1	K: 0	S: 10	P: 13	R: 0	H: 0	E: 0	LOB: 0	K: 0	S: 5	P: 8	R: 2	H: 2	E: 0	LOB: 1	K: 0	S: 16	P: 25	1B: 6	2B: 3	3B: 1	HR: 0	SF: 0	SAC: 0	DP: 1	HBP: 0	WP: 1	PA: 36
<b>PITCHER</b>	IP	WLS	BF	H	R	ER	SO	BB	IBB	HBP	BLK	WP	HR	S	P	ERA	WHIP																																																								
Jim Deshaies, L (1, 1) ERA: 3.36	5.2	W	22	6	1	1	5	0	0	0	0	0	0	63	91	1.59	1.059																																																								
Larry Andersen, R (6, 1) ERA: 1.69	3.1	S	14	3	2	2	0	1	0	0	0	1	0	32	48	5.40	1.200																																																								
<b>PITCHER</b>	IP	WLS	BF	H	R	ER	SO	BB	IBB	HBP	BLK	WP	HR	S	P	ERA	WHIP	1B	2B	3B	HR	SF	SAC	DP	HBP	WP	PA																																														

### Houston Astros @ Chicago Cubs

Wrigley Field, Chicago, IL  
Sat May 26 1990, 3:38 AM CDT  
Att. 31,995 - Overcast - 65 F

<b>AB</b>	<b>35</b>
<b>R</b>	<b>3</b>
<b>H</b>	<b>9</b>
<b>RBI</b>	<b>3</b>
<b>BB</b>	<b>1</b>
<b>SO</b>	<b>5</b>
<b>LOB</b>	<b>10</b>



Batter	1	2	3	4	5	6	7	8	9	AB R H RBI BB SO LOB	TOP											
<b>Eric Yelding, R</b> OBP: 0.322, SLG: 0.327 (1, 8)	3-2 SH 1B	3-3 K		1-0 FC4-6 1B		2-1 G6-3		0-0 G6-3		5 1 2 0 0 1 2												
<b>Bill Doran, S</b> OBP: 0.347, SLG: 0.341 (1, 4)	1-0 SH FC4-6 1B 1-H	2-2 P4		0-1 FC4-6 BB 1-2f		1-3 K		1-1 E5 BB 2B		4 1 0 0 0 1 3												
<b>Craig Biggio, R</b> OBP: 0.356, SLG: 0.346 (1, 2)	0-0 FC4-6 1B 1-2		0-0 G4-3 HBP 1B	4-1 BB 1-2		2-2 G5-3		4-1 2B G5-3 BB 1-2		3 1 2 0 2 0 0												
<b>Glenn Davis, R</b> OBP: 0.358, SLG: 0.538 (1, 3)	2-2 F8		2-2 G4-3 HBP 1-2	2-2 G4-3		0-0 G6-3		3-2 HR 2B 1-3 2-H		4 1 1 1 0 0 4												
<b>Franklin Stubbs, L</b> OBP: 0.326, SLG: 0.500 <b>Casey Candaele, S</b> OBP: 0.339, SLG: 0.308 (1, 7) (7, PH) (7, 7)	1-2 FC4-6 1-2f 2-3		1-3 K		1-3 K		0-0 1B	2-1 P4		3 0 0 0 0 2 4 2 0 1 0 0 0 2												
<b>Eric Anthony, L</b> OBP: 0.333, SLG: 0.436 <b>Glenn Wilson, R</b> OBP: 0.256, SLG: 0.308 (1, 9) (3, PH) (3, 9)	3-3 K		2-2 G4-3 1-2 2-3	2-2 G4-3 1B G4-3 1B		1-2 F9		1-1 G5-3		1 0 0 0 0 1 2 4 1 1 1 0 0 4												
<b>Ken Caminiti, S</b> OBP: 0.338, SLG: 0.326 (1, 5)		1-1 F8	4-0 IBB	1-2 G4-3 1B 1-3		1-3 K		2-2 HR 2-H		4 1 2 2 1 1 1												
<b>Rafael Ramirez, R</b> OBP: 0.286, SLG: 0.311 (1, 6)		1-2 1B 1B	1-1 F8	1-1 G4-3 1-2 3-H		1-0 G1-3		4-1 BB		4 0 1 1 1 0 4												
<b>Mark Portugal, R</b> OBP: 0.316, SLG: 0.278 <b>Jim Clancy, R</b> OBP: 0.286, SLG: 0.286 <b>Jeff Baldwin, L</b> <b>Xavier Hernandez, L</b> <b>Juan Agosto, L</b> <b>Alex Trevino, R</b> OBP: 0.133, SLG: 0.286 <b>Danny Darwin, R</b> <b>Ken Oberkfell, L</b> OBP: 0.294, SLG: 0.333 (1, 1) (4, 1) (5, PH) (5, 1) (7, 1) (8, PH) (8, 1) (9, PH)		0-0 1B	2-3 K	3-2 F8		1-1 F9		3-3 K		2 0 1 0 0 1 0 0 0 0 0 0 0 0 1 0 0 0 0 0 1 0 0 0 0 0 0 0 0 0 0 0 0 0 0 1 0 0 0 0 0 0 0 0 0 0 0 0 0 1 0 0 0 0 1 1												
<b>Inning Stats</b>	R: 1 E: 1 K: 1 S: 15	H: 2 LOB: 2 BB: 0 P: 25	R: 0 E: 0 K: 1 S: 13	H: 2 LOB: 2 BB: 0 P: 20	R: 0 E: 0 K: 1 S: 11	H: 1 LOB: 3 BB: 1 P: 21	R: 0 E: 0 K: 1 S: 11	H: 1 LOB: 2 BB: 1 P: 20	R: 1 E: 0 K: 1 S: 14	H: 2 LOB: 1 BB: 0 P: 22	R: 0 E: 0 K: 1 S: 9	H: 0 LOB: 0 BB: 0 P: 14	R: 0 E: 0 K: 1 S: 8	H: 1 LOB: 1 BB: 0 P: 10	R: 0 E: 0 K: 0 S: 4	H: 0 LOB: 0 BB: 0 P: 6	R: 4 E: 1 K: 1 S: 17	H: 2 LOB: 1 BB: 2 P: 37	1B: 9 2B: 1 3B: 0 HR: 1	SF: 0 SAC: 1 DP: 0 HBP: 1	WP: 0 PB: 0 SB: 1 CS: 0	PA: 45
<b>PITCHER</b>	IP WLS BF H R ER SO BB IBB HBP BLK WP HR S P ERA WHIP																					
<b>Mike Bielecki, R</b> ERA: 3.68 <b>Paul Assenmacher, L</b> ERA: 1.7 <b>Mitch Williams, L</b> ERA: 2.39 (1, 1) (7, 1) (9, 1)	6.0 W 30 8 2 2 6 1 1 1 0 0 0 73 122 3.00 1.500	2.0 7 1 0 0 1 0 0 0 0 0 0 12 16 0.00 0.500	1.0 8 2 4 0 1 2 0 0 0 0 0 1 17 37 0.00 4.000																			

Houston Astros @ Chicago Cubs  
Wrigley Field, Chicago, IL  
Sun May 27 1990, 3:33 AM CDT  
Att. 36,395 - Sunny - 60 F

livebaseballscorecards.com

AB	39
R	6
H	11
RBI	5
BB	4
SO	8
LOB	28





Batter	1	2	3	4	5	6	7	8	9	AB R H RBI BB SO LOB									
Jerome Walton, R OBP: 0.375, SLG: 0.331 (1, 8)	4-2 FC5-4 BB	0-0 F9		2-1 HR 1B		2-1 G4-3	1-2 F8 1B			4 1 2 0 1 0 1									
23 Ryne Sandberg, R OBP: 0.342, SLG: 0.530 Curtis Wilkerson, S OBP: 0.281, SLG: 0.323 (7, PR) (8, 4)	2-2 FC5-4 PB 1B 1-2f	1-1 S 1B		1-1 HR		3-1 HR	0-1 1B			5 2 4 4 0 0 1 0 0 0 0 0 0 0									
Mark Grace, L OBP: 0.321, SLG: 0.321 (1, 3)	0-0 PB 1B	1-1 G6-3		1-0 P8		2-2 L5	0-0 F8 2-3			5 0 1 0 0 0 4									
Andre Dawson, R OBP: 0.372, SLG: 0.685 Paul Assenmacher, L Mitch Williams, L (1, 9) (7, 1) (9, 1)	1-0 G5-3 1-2 2-3		0-0 FC4-6 1B	2-2 P3		0-1 E5 2B	2-2 G1-3			4 1 1 0 0 0 2 1 0 0 0 0 0 2 0 0 0 0 0 0 0									
Dwight Smith, L OBP: 0.380, SLG: 0.444 (1, 7)	1-0 G4-3		1-2 FC4-6 G6-3 1B 1-2f	3-3 K		2-2 2B		0-0 L7		5 1 1 1 0 1 3									
Domingo Ramos, R OBP: 0.295, SLG: 0.383 (1, 5)		0-1 FC6-4 1B	1-0 G6-3		2-2 HR	0-0 G5-3		1-3 K		5 1 2 1 0 1 2									
Shawon Dunston, R OBP: 0.317, SLG: 0.506 (1, 6)		1-0 FC6-4 1B S E 1-2f	0-0 1B 2-H	4-2 G5-4-3 BB		2-1 3B 1B	2-1 1B			4 2 3 1 1 0 1									
Joe Girardi, R OBP: 0.293, SLG: 0.328 (1, 2)		3-2 E HBP 1-2	0-0 F7	0-0 G5-4-3 1-2f		1-1 SF7 3B	2-2 1B			4 2 2 1 0 0 2									
Mike Bielecki, R OBP: 0.389, SLG: 0.353 Doug Dascenzo, S OBP: 0.216, SLG: 0.371 (1, 1) (7, 9)		0-0 E5 23 1B 1-H 2-H		3-2 23 HR 1B	1-3 K	0-1 SF7	0-0 P5			3 1 2 0 0 1 0 1 0 0 1 0 0 2									
Inning Stats	R: 0 E: 0 K: 0 S: 8	H: 1 LOB: 2 BB: 1 P: 16	R: 2 E: 1 K: 0 S: 12	H: 3 LOB: 2 BB: 0 P: 17	R: 1 E: 0 K: 0 S: 7	H: 2 LOB: 1 BB: 0 P: 9	R: 3 E: 0 K: 1 S: 14	H: 3 LOB: 0 BB: 0 P: 26	R: 1 E: 0 K: 1 S: 11	H: 1 LOB: 0 BB: 1 P: 18	R: 2 E: 1 K: 0 S: 13	H: 2 LOB: 1 BB: 0 P: 22	R: 2 E: 0 K: 0 S: 16	H: 4 LOB: 2 BB: 0 P: 22	R: 0 E: 0 K: 1 S: 12	H: 2 LOB: 2 BB: 0 P: 17	1B: 13 2B: 1 3B: 1 HR: 3	SF: 1 SAC: 0 DP: 1 HBP: 1	WP: 0 PA: 45 PB: 1 SB: 2 CS: 0

BOTTOM

Houston Astros @ Chicago Cubs

Wrigley Field, Chicago, IL

Sun May 27 1990, 3:33 AM CDT  
Att. 36,395 - Sunny - 60 F

livebaseballscorecards.com

AB	41
R	11
H	18
RBI	9
BB	2
SO	3
LOB	20



PITCHER	IP	WLS	BF	H	R	ER	SO	BB	IBB	HBP	BLK	WP	HR	S	P	ERA	WHIP
Mark Portugal, R ERA: 4.44 (1, 1)	3.0	L	20	9	6	6	0	1	0	0	0	0	1	34	55	18.00	3.333
Jim Clancy, R ERA: 4.55 (4, 1)	1.0		3	0	0	0	1	0	0	0	0	0	0	7	13	0.00	0.000
Xavier Hernandez, R ERA: 7.85 (5, 1)	2.0		10	3	3	2	1	1	0	0	0	0	2	24	40	9.00	2.000
Juan Agosto, L ERA: 1.53 (7, 1)	1.0		7	4	2	2	0	0	0	0	0	0	0	16	22	18.00	4.000
Danny Darwin, R ERA: 1.16 (8, 1)	1.0		5	2	0	0	1	0	0	0	0	0	0	12	17	0.00	2.000

Batter	1	2	3	4	5	6	7	8	9	AB R H RBI BB SO LOB	TOP											
<b>Brett Butler, L</b> (1, 8) OBP: 0.367, SLG: 0.324	1-1 F7		1-1 1B 1B		2-1 F7		4-1 1B BB		1-3 K	4 1 1 0 1 1 2	<b>San Francisco Giants @ Chicago Cubs</b> Wrigley Field, Chicago, IL Mon May 28 1990, 3:33 AM CDT Att: 33,822 - Unknown											
<b>Robby Thompson, R</b> (1, 4) OBP: 0.263, SLG: 0.335	1-0 1B		0-0 1B 1B		3-2 G6-3		0-1 1B		3-2 P2	5 0 3 0 0 0 2												
<b>Will Clark, L</b> (1, 3) OBP: 0.311, SLG: 0.462	2-2 F7		0-0 P6		1-3 K		1-3 K			4 0 0 0 0 2 5												
<b>Kevin Mitchell, R</b> (1, 7) OBP: 0.387, SLG: 0.606	1-3 K		2-0 1B		2-3 K		1-3 K			4 0 1 1 0 3 1												
<b>Matt Williams, R</b> (1, 5) OBP: 0.311, SLG: 0.459		1-0 1B 1B	2-1 F8		1-1 F8		0-0 G6-3			4 0 1 0 0 0 2												
<b>Rick Leach, L</b> (1, 9) OBP: 0.377, SLG: 0.333		0-0 1B	2-2 F8		2-1 2B		0-3 K			3 0 2 0 0 0 2												
<b>Steve Bedrosian, R</b> (8, 1)		1-3 1B								0 0 0 0 0 0 0												
<b>Terry Kennedy, L</b> (1, 2) OBP: 0.412, SLG: 0.447		1-3 K		2-1 FC6 1B		3-1 G6-3				4 0 1 0 0 1 3												
<b>Jose Uribe, S</b> (1, 6) OBP: 0.340, SLG: 0.391		2-1 P5		1-2 FC6 CS		0-0 P4		0-2 G4-3		3 0 0 0 1 0 3												
<b>Bob Knepper, L</b> (1, 1) OBP: 0.200, SLG: 0.300		0-3 K		1-1 G3-1		3-3 K		1-1 1B BB		2 0 0 0 0 1 3												
<b>Atlee Hammaker, S</b> (6, 1) OBP: 0.143, SLG: 0.077										0 0 0 0 0 0 0												
<b>Rick Parker, R</b> (6, 9) OBP: 0.389, SLG: 0.500										2 0 1 0 0 1 0												
<b>Ernest Riles, L</b> (8, PH) OBP: 0.261, SLG: 0.308										1 0 0 0 0 1 0												
<b>Inning Stats</b>	R: 0 E: 0 K: 1 S: 9	H: 1 LOB: 1 BB: 0 P: 14	R: 0 E: 0 K: 2 S: 11	H: 2 LOB: 2 BB: 0 P: 14	R: 1 E: 0 K: 0 S: 12	H: 3 LOB: 2 BB: 0 P: 19	R: 0 E: 0 K: 0 S: 7	H: 1 LOB: 0 BB: 0 P: 11	R: 0 E: 0 K: 1 S: 8	H: 0 LOB: 0 BB: 0 P: 14	R: 0 E: 0 K: 1 S: 9	H: 1 LOB: 1 BB: 0 P: 17	R: 0 E: 0 K: 2 S: 12	H: 1 LOB: 2 BB: 1 P: 20	R: 0 E: 0 K: 2 S: 7	H: 0 LOB: 0 BB: 0 P: 8	R: 0 E: 0 K: 1 S: 13	H: 1 LOB: 2 BB: 1 P: 22	1B: 9 2B: 1 3B: 0 HR: 0	SF: 0 SAC: 0 DP: 0 HBP: 0	WP: 0 PB: 0 SB: 0 CS: 1	PA: 38
<b>PITCHER</b>	IP WLS BF H R ER SO BB IBB HBP BLK WP HR S P ERA WHIP																					
<b>Mike Harkey, R</b> (1, 1) ERA: 4.41	5.0 W 21 7 1 1 4 0 0 0 0 0 0 0 47 72 1.80 1.400																					
<b>Les Lancaster, R</b> (6, 1) ERA: 4.07	4.0 S 17 3 0 0 6 2 0 0 0 0 0 0 41 67 0.00 1.250																					

livebaseballscorecards.com



Batter	1	2	3	4	5	6	7	8	9	AB	R	H	RBI	BB	SO	LOB
Jerome Walton, R OBP: 0.376, SLG: 0.349 (1, 8)	2-3 K	2-1 2-4	1-2 G3 1B	1-0 3B		3-1 SF9		2-2 L9		4	0	2	3	0	1	0
23 Ryne Sandberg, R OBP: 0.358, SLG: 0.535 (1, 4)	1-2 S 1B		1-2 G3 1B	4-0 IBB		4-0 BB IBB		4-2 1B SF9 BB		2	1	2	0	3	0	0
Mark Grace, L OBP: 0.323, SLG: 0.320 (1, 3)	2-3 K		1-1 G3	3-2 F9		4-2 BB		0-0 1B		4	0	1	0	1	1	5
Andre Dawson, R OBP: 0.373, SLG: 0.675 (1, 9)	4-0 FC6-4 IBB		4-0 G6-4-3 IBB		2-2 F7	0-0 L9		0-0 SF9		2	0	0	1	2	0	3
Lloyd McClendon, R OBP: 0.278, SLG: 0.275 Doug Dascenzo, S OBP: 0.211, SLG: 0.361 (1, 7) (8, 7)	1-1 FC6-4		1-0 G6-4-3		1-0 F7		0-1 G6-3	0-0 F8		4	0	0	0	0	0	5
Domingo Ramos, R OBP: 0.277, SLG: 0.359 (1, 5)		1-1 G2-3		0-0 G4-3	1-3 K		1-1 G4-3			4	0	0	0	0	1	0
Shawon Dunston, R OBP: 0.327, SLG: 0.524 (1, 6)		2-0 SF9 3B		0-1 G6-3		1-2 1B SF9 1B	0-1 1B			4	2	3	0	0	0	0
Joe Girardi, R OBP: 0.307, SLG: 0.339 (1, 2)		0-2 SF9		4-0 1B 3B BB		1-2 BB SH1-4 1B	2-0 1B			2	1	2	1	1	0	0
Mike Harkey, R OBP: 0.294, SLG: 0.313 Les Lancaster, R OBP: 0.182, SLG: 0.100 (1, 1) (6, 1)		2-2 HBP		0-0 3B 1B		0-2 SH1-4	1-3 K			1	1	1	0	0	0	0

Inning Stats	R: 0	H: 1	E: 0	K: 2	S: 11	R: 1	H: 1	E: 0	K: 0	S: 9	R: 0	H: 2	E: 0	K: 0	S: 10	R: 2	H: 2	E: 0	K: 0	S: 8	R: 0	H: 0	E: 0	K: 1	S: 10	R: 1	H: 2	E: 0	K: 0	S: 16	R: 0	H: 2	E: 0	K: 1	S: 11	R: 1	H: 1	E: 0	K: 0	S: 10
	LOB: 2	BB: 1	P: 21	LOB: 1	BB: 0	P: 16	LOB: 2	BB: 1	P: 17	LOB: 2	BB: 2	P: 20	LOB: 0	BB: 0	P: 14	LOB: 3	BB: 2	P: 29	LOB: 2	BB: 0	P: 15	LOB: 1	BB: 1	P: 16	LOB: 0	BB: 0	P: 15	LOB: 1	BB: 1	P: 16	LOB: 0	SAC: 1	DP: 1	HBP: 1	WP: 0	PA: 41	CS: 0			


PITCHER	IP	WLS	BF	H	R	ER	SO	BB	IBB	HBP	BLK	WP	HR	S	P	ERA	WHIP
Bob Knepper, L ERA: 5.23 (1, 1)	5.0	L	27	8	4	4	3	1	3	1	0	0	0	56	98	7.20	1.800
Atlee Hammaker, L ERA: 3.69 (6, 1)	2.0		10	2	0	0	1	1	1	0	0	0	0	19	34	0.00	1.500
Steve Bedrosian, R ERA: 5.4 (8, 1)	1.0		5	1	1	1	0	1	0	0	0	0	0	10	16	9.00	2.000

**BOTTOM**

**San Francisco Giants @ Chicago Cubs**  
Wrigley Field, Chicago, IL  
Mon May 28 1990, 3:33 AM CDT  
Att. 33,822 - Unknown

livebaseballscorecards.com

<b>AB</b>	<b>29</b>
<b>R</b>	<b>5</b>
<b>H</b>	<b>11</b>
<b>RBI</b>	<b>5</b>
<b>BB</b>	<b>7</b>
<b>SO</b>	<b>4</b>
<b>LOB</b>	<b>16</b>



Batter	1	2	3	4	5	6	7	8	9	AB R H RBI BB SO LOB	TOP									
<b>Brett Butler, L</b> (1, 8) OBP: 0.363, SLG: 0.321	1-1 F9 S 1B	1-2 FC3-6		2-1 G6-3			0-0 G3-1		2-2 F7	5 0 1 0 0 0 2										
<b>Robby Thompson, R</b> (1, 4) OBP: 0.261, SLG: 0.327	2-2 F9 1-3	0-3 K		1-0 P4			1-0 P2		2-2 1B HBP 1B HBP	4 1 0 0 0 1 3										
<b>Will Clark, L</b> (1, 3) OBP: 0.308, SLG: 0.452	1-0 G3		1-1 G4-3	2-0 F7			2-3 K		1-2 1B 1-2 1B HBP	4 1 0 0 0 1 1										
<b>Kevin Mitchell, R</b> (1, 7) OBP: 0.393, SLG: 0.604	4-2 BB		1-0 E 1B SF9 1B		1-1 F8			2-3 K	0-1 G4-3 1B 1-2 2-3 1B	4 1 2 0 1 1 0										
<b>Matt Williams, R</b> (1, 5) OBP: 0.314, SLG: 0.457	0-0 F9		1-0 E 1B 1B		0-0 F8			3-2 F8	0-0 G4-3 1-2 2-H 3-H 1B	5 1 2 2 0 0 2										
<b>Rick Leach, L</b> (1, 9) OBP: 0.388, SLG: 0.327 <b>Mike Kingery, L</b> (8, PR) (8, 9)		1-0 G4-3	2-2 E1 1B		0-0 G1-6-3			1-0 E 1B 1B	0-1 G4-3	4 0 1 0 0 0 2 1 1 0 0 0 0 2										
<b>Terry Kennedy, L</b> (1, 2) OBP: 0.412, SLG: 0.443		4-2 1B BB	0-1 SF9			1-2 G4-3		1-2 E9 1-H 1B	3-3 K	3 1 1 1 1 1 2										
<b>Jose Uribe, S</b> (1, 6) OBP: 0.352, SLG: 0.397		1-0 FC3-6 1B	0-0 3-H			1-0 G6-3		4-0 IBB		3 0 2 1 1 0 0										
<b>Don Robinson, R</b> (1, 1) OBP: 0.200, SLG: 0.200 <b>Jeff Brantley, R</b> (7, 1) OBP: 0.333, SLG: 0.667		1-0 FC3-6 1B	1-0 F8			1-0 G6-3		0-1 G3		3 0 1 1 0 0 2 1 0 0 0 0 0 2										
<b>Inning Stats</b>	R: 0 E: 0 K: 0 S: 10	H: 1 LOB: 2 BB: 1 P: 18	R: 1 E: 0 K: 1 S: 13	H: 2 LOB: 2 BB: 1 P: 21	R: 2 E: 1 K: 0 S: 12	H: 3 LOB: 2 BB: 0 P: 18	R: 0 E: 0 K: 0 S: 4	H: 0 LOB: 0 BB: 0 P: 9	R: 0 E: 0 K: 0 S: 4	H: 0 LOB: 0 BB: 0 P: 5	R: 0 E: 0 K: 1 S: 6	H: 0 LOB: 0 BB: 0 P: 9	R: 1 E: 1 K: 1 S: 12	H: 2 LOB: 2 BB: 1 P: 23	R: 2 E: 0 K: 1 S: 15	H: 2 LOB: 2 BB: 0 P: 23	1B: 10 2B: 0 3B: 0 HR: 0	SF: 1 SAC: 0 DP: 0 HBP: 2	WP: 0 PA: 43 PB: 0 SB: 1 CS: 0	
<b>PITCHER</b>	IP WLS BF H R ER SO BB IBB HBP BLK WP HR S P ERA WHIP																			
<b>Kevin Blankenship, R</b> (1, 1) ERA: 1.29	7.0 L 30 6 3 1 2 2 0 0 0 0 0 0 54 88 1.29 1.143																			
<b>Bill Long, R</b> (8, 1) ERA: 4.56	1.1 8 2 2 1 1 0 1 1 0 0 0 0 17 32 6.75 1.500																			
<b>Paul Assenmacher, L</b> (9, 1) ERA: 1.95	0.0 2 1 0 0 0 0 0 0 1 0 0 0 4 5 ∞ ∞																			
<b>Jeff Pico, R</b> (9, 1) ERA: 6.98	0.2 3 1 1 1 1 0 0 0 0 0 0 0 6 9 13.50 1.500																			

**San Francisco Giants @ Chicago Cubs**  
 Wrigley Field, Chicago, IL  
 Tue May 29 1990, 7:05 PM CDT  
 Att. 28,925 - Unknown

<b>AB</b>	37
<b>R</b>	6
<b>H</b>	10
<b>RBI</b>	5
<b>BB</b>	3
<b>SO</b>	4
<b>LOB</b>	18



Batter	1	2	3	4	5	6	7	8	9	AB	R	H	RBI	BB	SO	LOB
--------	---	---	---	---	---	---	---	---	---	----	---	---	-----	----	----	-----

<b>Doug Dascenzo, S</b> <small>(1, 8)</small> <small>OBP: 0.233, SLG: 0.350</small>	4-0  BB		0-0  B3	1-2  E3			1-2  F8		1-0  23 1B	4	0	1	0	1	0	0
<b>23 Ryne Sandberg, R</b> <small>(1, 4)</small> <small>OBP: 0.359, SLG: 0.529</small>	1-1  G1-3		2-0  F9	2-2  CS	0-3  K		4-2  BB		0-0  G4-6-3	4	0	1	0	1	1	1
<b>Mark Grace, L</b> <small>(1, 3)</small> <small>OBP: 0.320, SLG: 0.316</small>	0-1  G3		1-1  2B		1-2  L9		0-1  P4		1-0  G4-6-3	5	1	1	0	0	0	4
<b>Andre Dawson, R</b> <small>(1, 9)</small> <small>OBP: 0.382, SLG: 0.684</small>	0-1  G6-3		0-1  BB	1-3  2B	1-0  1B			1-1  1B		4	0	3	0	0	0	1
<b>Dwight Smith, L</b> <small>(1, 7)</small> <small>OBP: 0.384, SLG: 0.450</small>		3-2  F9	4-0  BB	 IBB	1-0  P6			3-2  P3		3	1	1	0	1	0	2
<b>Domingo Ramos, R</b> <small>(1, 5)</small> <small>OBP: 0.275, SLG: 0.343</small>		1-0  F9	4-0  FC6-4	1-2  BB		0-0  F9		0-3  K		3	0	0	1	1	1	2
<b>Shawon Dunston, R</b> <small>(1, 6)</small> <small>OBP: 0.326, SLG: 0.518</small>		2-1  F9	0-0  FC6-4	1-2  BB		3-2  G6-3		1-1  1B		4	0	1	0	0	0	4
<b>Joe Girardi, R</b> <small>(1, 2)</small> <small>OBP: 0.308, SLG: 0.347</small>		2-1  2B		0-0  G5-3		1-2  G1-3		1-0  P5		3	0	1	1	0	0	0
<b>Marvell Wynne, L</b> <small>(8, PH)</small> <small>OBP: 0.207, SLG: 0.189</small>		 2B								1	0	0	0	0	0	2
<b>Rick Wrona, R</b> <small>(9, 2)</small> <small>OBP: 0.226, SLG: 0.172</small>		1-3  K		1-3  K						0	0	0	0	0	0	0
<b>Kevin Blankenship, R</b> <small>(1, 1)</small> <small>OBP: 0.234, SLG: 0.321</small>		 K								1	0	0	0	0	0	0
<b>Dave Clark, L</b> <small>(7, PH)</small> <small>OBP: 0.224, SLG: 0.321</small>										0	0	0	0	0	0	0
<b>Bill Long, R</b> <small>(8, 1)</small> <small>OBP: 0.207, SLG: 0.189</small>										0	0	0	0	0	0	0
<b>Paul Assenmacher, L</b> <small>(9, 1)</small> <small>OBP: 0.226, SLG: 0.172</small>										0	0	0	0	0	0	0
<b>Jeff Pico, R</b> <small>(9, 1)</small> <small>OBP: 0.226, SLG: 0.172</small>										0	0	0	0	0	0	0
<b>Curtis Wilkerson, S</b> <small>(9, PH)</small> <small>OBP: 0.277, SLG: 0.317</small>										1	0	0	0	0	0	0

**BOTTOM**

**San Francisco Giants @ Chicago Cubs**  
 Wrigley Field, Chicago, IL  
 Tue May 29 1990, 7:05 PM CDT  
 Att. 28,925 - Unknown

[livebaseballscores.com](http://livebaseballscores.com)

<b>AB</b>	35
<b>R</b>	2
<b>H</b>	9
<b>RBI</b>	2
<b>BB</b>	4
<b>SO</b>	4
<b>LOB</b>	17



Inning Stats	R	H	E	K	S	R	H	E	K	S	R	H	E	K	S	R	H	E	K	S	R	H	E	K	S	R	H	E	K	S	1B	2B	3B	HR	SF	SAC	DP	HBP	WP	PB	SB	CS	PA				
	0	0	0	6	11	1	2	0	1	11	0	2	0	1	11	0	0	0	0	0	0	0	0	0	0	0	0	0	0	0	0	0	0	0	0	0	0	0	0	0	0	0	0	0	0	0	40

PITCHER	IP	WLS	BF	H	R	ER	SO	BB	IBB	HBP	BLK	WP	HR	S	P	ERA	WHIP
<b>Don Robinson, R</b> <small>(1, 1)</small> <small>ERA: 2.84</small>	6.2	W	28	5	2	2	3	2	1	0	0	0	0	58	94	2.70	1.050
<b>Jeff Brantley, R</b> <small>(7, 1)</small> <small>ERA: 1.27</small>	2.1	S	11	4	0	0	1	1	0	0	0	0	0	23	35	0.00	2.143

Batter	1	2	3	4	5	6	7	8	9	AB R H RBI BB SO LOB	TOP	
<b>Brett Butler, L</b> (1, 8) OBP: 0.355, SLG: 0.312	1-1 G6-3	0-1 F8		2-1 F9		0-0 F7			1-1 G6-3	5 0 0 0 0 0 2		
<b>Robby Thompson, R</b> (1, 4) OBP: 0.272, SLG: 0.339	1-2 1B		1-2 1B 2B	4-1 BB			3-2 F7			3 1 2 0 1 0 0		
<b>Will Clark, L</b> (1, 3) OBP: 0.302, SLG: 0.442	0-1 F9		1-2 L3	0-0 G4-3			1-2 F7			4 0 0 0 0 0 3		
<b>Kevin Mitchell, R</b> (1, 7) OBP: 0.390, SLG: 0.595	1-1 L9		2-1 HR 1B		1-3 K		2-1 F7			4 1 1 1 0 1 1		
<b>Matt Williams, R</b> (1, 5) OBP: 0.317, SLG: 0.475		0-0 F9	1-1 HR		1-2 G6-3		0-2 G3-6-1 1B			4 1 2 2 0 0 0		
<b>Rick Leach, L</b> (1, 9) <b>Mike Kingery, L</b> (8, 9)		4-0 1B 1B BB	0-2 G3		0-0 2B		3-2 F7			3 1 1 0 1 0 1 0 0 0 0 0 0 0		
<b>Terry Kennedy, L</b> (1, 2) OBP: 0.415, SLG: 0.446		0-0 1B 1B	1-0 1B		1-0 G4-3		2-2 G3-6-1			4 0 2 0 0 0 2		
<b>Jose Uribe, S</b> (1, 6) OBP: 0.342, SLG: 0.386		1-1 P4	0-0 G5-3			0-1 G3		1-0 F9		4 0 0 0 0 0 3		
<b>John Burkett, R</b> (1, 1) OBP: 0.077, SLG: 0.077 <b>Greg Litton, R</b> (9, PH) OBP: 0.257, SLG: 0.324 <b>Steve Bedrosian, R</b> (9, 1)		0-1 1B		2-3 K		0-1 F8		3-2 L6		3 0 1 1 0 1 0 1 0 0 0 0 0 0 0 0 0 0 0 0 0		
<b>Inning Stats</b>	R: 0 H: 1 E: 0 LOB: 1 K: 0 BB: 0 S: 9 P: 12	R: 1 H: 2 E: 0 LOB: 2 K: 0 BB: 1 S: 8 P: 13	R: 3 H: 4 E: 0 LOB: 1 K: 0 BB: 1 S: 15 P: 21	R: 0 H: 0 E: 0 LOB: 1 K: 1 BB: 1 S: 8 P: 16	R: 0 H: 1 E: 0 LOB: 1 K: 1 BB: 0 S: 8 P: 11	R: 0 H: 0 E: 0 LOB: 0 K: 0 BB: 0 S: 5 P: 5	R: 0 H: 0 E: 0 LOB: 0 K: 0 BB: 0 S: 11 P: 17	R: 0 H: 1 E: 0 LOB: 0 K: 0 BB: 0 S: 13 P: 16	R: 0 H: 0 E: 0 LOB: 0 K: 0 BB: 0 S: 6 P: 11	1B: 6 SF: 0 2B: 2 SAC: 0 3B: 0 DP: 1 HR: 1 HBP: 0	WP: 0 PA: 37 PB: 0 SB: 0 CS: 0	
<b>PITCHER</b>	IP WLS BF H R ER SO BB IBB HBP BLK WP HR S P ERA WHIP											
<b>Shawn Boskie, R</b> (1, 1) ERA: 3.38	8.0 L 34 9 4 4 2 2 0 0 0 0 0 1 77 111 4.50 1.375											
<b>Mitch Williams, L</b> (9, 1) ERA: 2.3	1.0 3 0 0 0 0 0 0 0 0 0 0 0 6 11 0.00 0.000											

**San Francisco Giants @ Chicago Cubs**  
 Wrigley Field, Chicago, IL  
 Wed May 30 1990, 3:33 AM CDT  
 Att. 29,109 - Sunny - 53 F

[livebaseballscorecards.com](http://livebaseballscorecards.com)

<b>AB</b>	35
<b>R</b>	4
<b>H</b>	9
<b>RBI</b>	4
<b>BB</b>	2
<b>SO</b>	2
<b>LOB</b>	12



BOTTOM

San Francisco Giants @ Chicago Cubs  
Wrigley Field, Chicago, IL  
Wed May 30 1990, 3:33 AM CDT  
Att. 29,109 - Sunny - 53 F

livebaseballscorecards.com

AB	32
R	1
H	6
RBI	1
BB	4
SO	1
LOB	21



WP:	0	PA:	36
PB:	0		
SB:	0		
CS:	0		

AB R H RBI BB SO LOB

4	0	1	0	0	0	0
3	1	2	1	1	0	0
4	0	1	0	0	0	3
4	0	1	0	0	0	3
4	0	0	0	0	0	3
2	0	0	0	2	0	2
4	0	1	0	0	0	3
3	0	0	0	1	1	2
3	0	0	0	0	0	3
0	0	0	0	0	0	0
1	0	0	0	0	0	2

Batter	1	2	3	4	5	6	7	8	9
Doug Dascenzo, S OBP: 0.234, SLG: 0.341 (1, 8)	1-2 G1-3 23 BB 1B		1-1 G6-3		0-0 B1-3		3-2 F9		
23 Ryne Sandberg, R OBP: 0.367, SLG: 0.546 (1, 4)	1 SAFE 1 SAFE 1 SAFE 1 SAFE 1 SAFE 1 P 1 B 1 B 1 B 1 B 1 B 1 B	4-2 1 SAFE 1 SAFE 1 SAFE 1 SAFE 1 SAFE 1 SAFE 1 SAFE 1 SAFE 1 SAFE 1 SAFE 1 SAFE	2-0 1B		0-1 G6-3			3-2 HR	
Mark Grace, L OBP: 0.318, SLG: 0.315 (1, 3)	2-2 F7		3-1 F7		1-1 1B			0-0 G4-3	
Andre Dawson, R OBP: 0.379, SLG: 0.673 (1, 9)	1-0 G1-3			3-1 G4-3 E 1B	1-1 P5			1-0 G5-3	
Dwight Smith, L OBP: 0.372, SLG: 0.435 (1, 7)	2-2 G4-3			1-0 E6 G4-3 1-2		0-0 B1-3		0-1 P6	
Domingo Ramos, R OBP: 0.288, SLG: 0.333 (1, 5)		0-1 G6-3		2-2 G4-3 1-2 2-3		4-2 G5-4-3 BB		4-0 FC6-4 1B BB	
Shawon Dunston, R OBP: 0.324, SLG: 0.512 (1, 6)		3-2 P5		0-1 F9		0-2 G5-4-3 1-2f		0-0 FC6-4 1B	
Joe Girardi, R OBP: 0.306, SLG: 0.339 (1, 2)		2-3 K		4-0 IBB			1-0 F8	1-1 FC6-4 G6-4-3 1-2f 2-3	
Shawn Boskie, R OBP: 0.444, SLG: 0.667 Mitch Williams, L OBP: 0.207, SLG: 0.310 (9, 1) Dave Clark, L (9, PH)			0-0 F8		0-1 G4-3		1-1 G6-3	1-0 G6-4-3 1-2f	

Inning	Stats
1	R: 0 H: 1 E: 0 LOB: 2 K: 0 BB: 1 S: 17
2	R: 0 H: 0 E: 0 LOB: 0 K: 1 BB: 0 S: 9
3	R: 0 H: 1 E: 0 LOB: 1 K: 0 BB: 0 S: 6
4	R: 0 H: 1 E: 1 LOB: 3 K: 0 BB: 1 S: 10
5	R: 0 H: 1 E: 0 LOB: 1 K: 0 BB: 0 S: 7
6	R: 0 H: 0 E: 0 LOB: 0 K: 0 BB: 1 S: 7
7	R: 0 H: 0 E: 0 LOB: 0 K: 0 BB: 0 S: 7
8	R: 1 H: 1 E: 0 LOB: 0 K: 0 BB: 0 S: 7
9	R: 0 H: 1 E: 0 LOB: 1 K: 0 BB: 1 S: 4

PITCHER	IP	WLS	BF	H	R	ER	SO	BB	IBB	HBP	BLK	WP	HR	S	P	ERA	WHIP
John Burkett, R ERA: 4.46 (1, 1)	8.0	W	32	5	1	1	1	2	1	0	0	0	1	70	115	1.12	0.875
Steve Bedrosian, R ERA: 5.14 (9, 1)	1.0	S	4	1	0	0	0	1	0	0	0	0	0	4	10	0.00	2.000

Batter	1	2	3	4	5	6	7	8	9	AB R H RBI BB SO LOB	TOP											
Jerome Walton, R (1, 8) OBP: 0.365, SLG: 0.338	1-0 F8	0-3 K			2-2 P6		2-3 K		2-2 G5-3	5 0 0 0 0 2 1												
23 Ryne Sandberg, R (1, 4) OBP: 0.372, SLG: 0.541	4-2 1B S 1B BB		0-0 F7		0-0 P3		4-1 1-2 BB		4-0 HR BB	2 2 0 0 3 0 0												
Mark Grace, L (1, 3) OBP: 0.328, SLG: 0.318 Hector Villanueva, R (7, PH) OBP: 0.500, SLG: 2.000	2-1 1B 1-3 1B		4-1 BB		4-1 BB		2-2 P4		1-1 HR	1 0 1 0 2 0 0 2 1 1 2 0 0 2												
Andre Dawson, R (1, 9) OBP: 0.379, SLG: 0.665	2-2 1-3 3-H 1B		0-2 F8		0-3 K2-3			1-0 P4	0-2 WP 1B 1B	5 0 2 1 0 1 2												
Dwight Smith, L (1, 7) OBP: 0.373, SLG: 0.429	4-0 1-2 BB		0-3 K			1-2 F9		0-2 G4-3	0-1 S 1B	4 0 1 0 1 1 1												
Luis Salazar, R (1, 5) OBP: 0.274, SLG: 0.291	0-3 K			2-1 1B		1-0 P3		0-0 S 2B 1B	3-3 K	5 1 2 0 0 2 5												
Shawon Dunston, R (1, 6) OBP: 0.322, SLG: 0.511	1-0 L4			0-1 P5		1-3 K		1-1 1-H 2B		4 0 1 1 0 1 4												
Joe Girardi, R (1, 2) OBP: 0.301, SLG: 0.333 Dave Clark, L (7, PH) OBP: 0.233, SLG: 0.333 Lloyd McClendon, R (7, 2) OBP: 0.275, SLG: 0.272		1-2 P6		0-3 SAFE K		1-1 23 BB 1B		0-0 G6-3		2 0 0 0 0 0 1 1 1 0 1 0 0 0 0 1 0 0 0 0 0 1												
Greg Maddux, R (1, 1) Marvell Wynne, L (7, PH) OBP: 0.203, SLG: 0.185 Les Lancaster, R (7, 1) OBP: 0.182, SLG: 0.100 Domingo Ramos, R (9, PH) OBP: 0.284, SLG: 0.329		2-2 G4-3		1-3 K					2-1 F8	2 0 0 0 0 0 1 1 1 0 0 0 0 0 0 1 0 0 0 0 0 0 0 0 1 0 0 0 0 0 0 0												
<b>Inning Stats</b>	R: 1 E: 0 K: 1 S: 12	H: 2 LOB: 3 BB: 2 P: 26	R: 0 E: 0 K: 1 S: 12	H: 0 LOB: 0 BB: 0 P: 15	R: 0 E: 0 K: 1 S: 10	H: 1 LOB: 1 BB: 1 P: 14	R: 0 E: 0 K: 2 S: 12	H: 1 LOB: 1 BB: 0 P: 15	R: 0 E: 0 K: 1 S: 8	H: 0 LOB: 1 BB: 1 P: 14	R: 0 E: 0 K: 1 S: 7	H: 0 LOB: 0 BB: 0 P: 10	R: 0 E: 0 K: 1 S: 12	H: 1 LOB: 2 BB: 1 P: 21	R: 1 E: 0 K: 0 S: 8	H: 2 LOB: 1 BB: 0 P: 10	R: 2 E: 0 K: 1 S: 18	H: 3 LOB: 2 BB: 1 P: 30	1B: 7 2B: 1 3B: 0 HR: 1	SF: 0 SAC: 0 DP: 0 HBP: 0	WP: 1 PB: 0 SB: 3 CS: 0	PA: 42
<b>PITCHER</b>	IP WLS BF H R ER SO BB IBB HBP BLK WP HR S P ERA WHIP																					
Jose DeLeon, R (1, 1) ERA: 3.69	6.2 W 29 4 1 1 8 5 0 0 0 0 0 0 70 110 1.35 1.350																					
Ken Dayley, L (7, 1) ERA: 2.65	2.0 10 3 3 3 0 1 0 0 0 0 0 1 20 33 13.50 2.000																					
Lee Smith, R (9, 1) ERA: 2.01	0.1 S 3 2 0 0 1 0 0 0 0 0 1 0 9 12 0.00 6.000																					

Chicago Cubs @ St. Louis Cardinals  
 Busch Stadium, St. Louis, MO  
 Fri Jun 01 1990, 7:05 PM CDT  
 Att. 43,773 - Unknown - 82 F

AB	36
R	4
H	9
RBI	4
BB	6
SO	9
LOB	19







Batter	1	2	3	4	5	6	7	8	9	AB R H RBI BB SO LOB	TOP										
Jerome Walton, R (1, 8) OBP: 0.366, SLG: 0.335	0-0 P6	0-0 23 S 23 E 1B		4-1 23 1B 2B BB		1-3 K		1-1 FC1-2		4 2 1 1 1 1 2											
23 Ryne Sandberg, R (1, 4) OBP: 0.377, SLG: 0.555	4-1 BB 1B BB	1-1 SAFE SAFE SAFE SAFE		0-0 2B 1B		3-2 G5-3		1-2 3-H 0-3 K		4 2 2 2 1 1 2											
Shawon Dunston, R (1, 6) OBP: 0.330, SLG: 0.525	1-2 BB 1B	0-1 F8		0-0 1-H 2-H 2B		0-1 F9			1-2 BB SF8 2B	5 1 3 2 0 0 0											
Andre Dawson, R (1, 9) OBP: 0.380, SLG: 0.653	2-0 F9		2-1 G5-3	1-0 CS HBP		1-0 G5-3			4-0 SF8 BB IBB	3 0 0 0 1 0 2											
Luis Salazar, R (1, 5) OBP: 0.274, SLG: 0.283	4-0 FC5-4 BB		1-0 F8	1-0 CS	1-2 G6-3		2-1 G5-3		4-0 BB	3 0 0 0 1 0 0											
Les Lancaster, R (7, 1) OBP: 0.182, SLG: 0.100									1-2 2-3 BB	0 0 0 0 0 0 0											
Dave Clark, L (9, PH) OBP: 0.258, SLG: 0.333										0 0 0 0 1 0 0											
Mitch Williams, L (9, 1)										0 0 0 0 0 0 0											
Hector Villanueva, R (1, 3) OBP: 0.288, SLG: 0.714	2-1 FC5-4		1-1 G5-3		3-2 FC5-4 1B		1-0 G4-3		1-3 K	5 0 1 0 0 1 6											
Lloyd McClendon, R (1, 7) OBP: 0.277, SLG: 0.265		2-0 G6-3		4-2 G6-3 23 1B BB	0-0 FC5-4			2-0 L7	2-2 SF8	2 1 0 0 1 0 1											
Dwight Smith, L (8, PH) OBP: 0.368, SLG: 0.425									2-3 3-H	1 0 0 1 0 0 0											
Doug Dascenzo, S (9, 7) OBP: 0.234, SLG: 0.341										0 0 0 0 0 0 0											
Joe Girardi, R (1, 2) OBP: 0.312, SLG: 0.359		0-1 SH1-4 1B 1B		0-2 F9	2-1 1B			0-0 FC1-2 3B	0-1 SAFE SAFE SAFE SAFE	5 1 3 0 0 0 3											
Mike Bielecki, R (1, 1) OBP: 0.350, SLG: 0.318		0-1 SH1-4		1-2 G6-3	1-1 G1-3			4-0 FC1-2 IBB		2 0 0 0 0 0 3											
Paul Assenmacher, L (5, 1)										0 0 0 0 0 0 0											
Domingo Ramos, R (7, 5) OBP: 0.294, SLG: 0.359										0 0 0 0 0 0 0											
Mark Grace, L (8, PH) OBP: 0.332, SLG: 0.318										0 0 0 0 1 0 0											
Curtis Wilkerson, S (8, PR) OBP: 0.277, SLG: 0.317										0 0 0 0 0 0 0											
<b>Inning Stats</b>	R: 0 E: 0 K: 0 S: 8	H: 1 LOB: 3 BB: 2 P: 21	R: 3 E: 0 K: 0 S: 10	H: 3 LOB: 0 BB: 0 P: 13	R: 0 E: 0 K: 0 S: 5	H: 0 LOB: 0 BB: 0 P: 9	R: 3 E: 0 K: 0 S: 11	H: 2 LOB: 1 BB: 2 P: 22	R: 0 E: 0 K: 1 S: 8	H: 2 LOB: 2 BB: 0 P: 12	R: 0 E: 0 K: 0 S: 4	H: 0 LOB: 0 BB: 0 P: 8	R: 0 E: 0 K: 1 S: 7	H: 1 LOB: 2 BB: 1 P: 14	R: 1 E: 0 K: 1 S: 16	H: 1 LOB: 2 BB: 2 P: 28	1B: 6 2B: 2 3B: 1 HR: 1	SF: 1 SAC: 1 DP: 0 HBP: 1	WP: 0 PB: 0 SB: 1 CS: 1	PA: 45	
<b>PITCHER</b>	IP WLS BF H R ER SO BB IBB HBP BLK WP HR S P ERA WHIP																				
Greg Mathews, L (1, 1) ERA: 4.74	3.2		18	4	4	4	0	3	0	0	0	0	1	31	56	9.82	1.909				
Scott Terry, R (4, 1) ERA: 7.58	2.1		12	4	2	2	1	1	0	1	0	0	0	26	43	7.71	2.143				
Tom Niedenfuer, R (7, 1) ERA: 2.21	1.2		7	1	0	0	0	0	1	0	0	0	0	8	19	0.00	0.600				
Lee Smith, R (8, 1) ERA: 2.2	1.1	L	7	1	1	1	2	1	1	0	0	0	0	19	31	6.75	1.500				

Chicago Cubs @ St. Louis Cardinals  
 Busch Stadium, St. Louis, MO  
 Sat Jun 02 1990, 7:05 PM CDT  
 Att. 48,051 - Unknown - 82 F

livebaseballscorecards.com

AB	34
R	7
H	10
RBI	6
BB	7
SO	3
LOB	19





Batter	1	2	3	4	5	6	7	8	9	AB R H RBI BB SO LOB	TOP		
Jerome Walton, R (1, 8) OBP: 0.364, SLG: 0.339	0-0 G5-4-3 2B		1-0 G5-3		2-3 K		3-2 G5-3			4 0 1 1 0 1 0			
23 Ryne Sandberg, R (1, 4) OBP: 0.375, SLG: 0.547	4-1 SAFE G5-4-3 BB			1-2 F9		1-1 F8	2-1 G6-3			3 0 0 0 1 0 0			
Shawon Dunston, R (1, 6) OBP: 0.328, SLG: 0.519	0-0 G5-4-3 1-2f 2-3			1-2 1B 1B		1-2 P2		2-2 F9		4 1 1 0 0 0 2			
Andre Dawson, R (1, 9) OBP: 0.382, SLG: 0.649	1-3 K			0-0 1B 1-2 1B		0-0 FC3-6 1B		0-1 G6-3		4 0 2 0 0 1 1			
Dwight Smith, L (1, 7) OBP: 0.357, SLG: 0.411		1-2 G6-3		3-3 K		1-0 FC3-6		3-2 G3		4 0 0 0 0 1 3			
Mark Grace, L (1, 3) OBP: 0.335, SLG: 0.333		1-3 K		1-1 1B		0-1 1B 3B		1-1 G5-3		4 1 2 1 0 1 0			
Luis Salazar, R (1, 5) OBP: 0.273, SLG: 0.282		0-0 P5		2-3 K		1-2 2B G4-3 1B		1-0 G5-3		4 1 1 1 0 1 2			
Joe Girardi, R (1, 2) OBP: 0.310, SLG: 0.363			2-1 F9		1-0 G4-3		0-0 G4-3 G5-3 2B		1-0 G6-3	4 1 1 0 0 0 0			
Kevin Blankenship, R (1, 1) Bill Long, R (3, 1) Dave Clark, L (7, PH) Steve Wilson, L (7, 1)			1-3 K		1-3 K		0-0 G4-3			1 0 0 0 0 1 0 1 0 0 0 0 1 0 1 0 0 1 0 0 1 0 0 0 0 0 0 0			
<b>Inning Stats</b>	R: 0 H: 1 E: 0 LOB: 1 K: 1 BB: 1 S: 6 P: 11	R: 0 H: 0 E: 0 LOB: 0 K: 1 BB: 0 S: 7 P: 9	R: 0 H: 0 E: 0 LOB: 0 K: 1 BB: 0 S: 7 P: 11	R: 1 H: 3 E: 0 LOB: 2 K: 2 BB: 0 S: 17 P: 25	R: 0 H: 0 E: 0 LOB: 0 K: 2 BB: 0 S: 7 P: 11	R: 0 H: 1 E: 0 LOB: 1 K: 0 BB: 0 S: 7 P: 10	R: 3 H: 3 E: 0 LOB: 0 K: 0 BB: 0 S: 13 P: 19	R: 0 H: 0 E: 0 LOB: 0 K: 0 BB: 0 S: 11 P: 16	R: 0 H: 0 E: 0 LOB: 0 K: 0 BB: 0 S: 4 P: 7	1B: 5 SF: 0 2B: 2 SAC: 0 3B: 1 DP: 1 HR: 0 HBP: 0	WP: 0 PA: 35 PB: 0 SB: 0 CS: 0		
<b>PITCHER</b>	IP WLS BF H R ER SO BB IBB HBP BLK WP HR S P ERA WHIP											<b>PITCHER</b>	IP WLS BF H R ER SO BB IBB HBP BLK WP HR S P ERA WHIP
Bryn Smith, R (1, 1) ERA: 3.5	6.1 W 27 8 4 4 7 1 0 0 0 0 0 0 59 86 5.68 1.421												
Tom Niedenfuer, R (7, 1) ERA: 1.96	2.2 8 0 0 0 0 0 0 0 0 0 0 0 20 33 0.00 0.000												

Chicago Cubs @ St. Louis Cardinals  
 Busch Stadium, St. Louis, MO  
 Sun Jun 03 1990, 3:33 AM CDT  
 Att. 45,393 - Unknown

livebaseballscorecards.com

AB 34  
 R 4  
 H 8  
 RBI 4  
 BB 1  
 SO 7  
 LOB 9



Batter	1	2	3	4	5	6	7	8	9	AB	R	H	RBI	BB	SO	LOB
Vince Coleman, S OBP: 0.357, SLG: 0.406 (1, 7)	1-3 K		0-0 WP 1B	3-1 1B		1-1 G1-3				4	1	2	0	0	1	0
Ozzie Smith, S OBP: 0.315, SLG: 0.275 (1, 6)	4-2 BB		4-2 WP SF7 BB	4-1 BB		0-3 K				1	1	0	0	3	1	0
Willie McGee, S OBP: 0.361, SLG: 0.416 (1, 8)	2-2 F7		4-1 SF7 1B BB	2-3 K						3	1	0	0	1	2	3
Pedro Guerrero, R OBP: 0.357, SLG: 0.460 (1, 3)	0-0 F8		1-2 SF7							2	1	1	1	1	0	1
Terry Pendleton, S OBP: 0.277, SLG: 0.319 (1, 5)		2-2 G4-3	1-1 3B 1B			3-2 K 1B				4	1	1	1	0	1	2
Milt Thompson, L OBP: 0.279, SLG: 0.320 (1, 9)		1-3 K	1-1 3B			0-0 K HR				4	1	2	3	0	1	0
José Oquendo, S OBP: 0.328, SLG: 0.255 (1, 4)		2-2 G4-3	0-1 G4-1			2-1 F7				4	0	0	0	0	0	1
Tom Pagnozzi, R OBP: 0.250, SLG: 0.333 (1, 2)			1-2 HR			2-1 G6-3 G5-3				4	1	1	1	0	0	0
Bryn Smith, R OBP: 0.238, SLG: 0.238 Tom Niedenfuer, R (7, 1)			2-2 P3			0-1 G6-3				3	0	0	0	0	0	0

Inning Stats	R: 0	H: 0	E: 0	K: 1	S: 9	LOB: 1	BB: 1	P: 16
	R: 0	H: 0	E: 0	K: 1	S: 9 <td>LOB: 0</td> <td>BB: 0</td> <td>P: 14</td>	LOB: 0	BB: 0	P: 14
	R: 5	H: 4	E: 0	K: 0	S: 23 <td>LOB: 1</td> <td>BB: 2</td> <td>P: 36</td>	LOB: 1	BB: 2	P: 36
	R: 0	H: 1	E: 0	K: 1	S: 11 <td>LOB: 2</td> <td>BB: 1</td> <td>P: 22</td>	LOB: 2	BB: 1	P: 22
	R: 2	H: 2	E: 0	K: 1	S: 13 <td>LOB: 0</td> <td>BB: 0</td> <td>P: 22</td>	LOB: 0	BB: 0	P: 22
	R: 0	H: 0	E: 0	K: 1	S: 7 <td>LOB: 0</td> <td>BB: 0</td> <td>P: 8</td>	LOB: 0	BB: 0	P: 8
	R: 0	H: 0	E: 0	K: 1	S: 10 <td>LOB: 0</td> <td>BB: 1</td> <td>P: 16</td>	LOB: 0	BB: 1	P: 16
	R: 0	H: 0	E: 0	K: 0	S: 9 <td>LOB: 0</td> <td>BB: 0</td> <td>P: 14</td>	LOB: 0	BB: 0	P: 14


PITCHER	IP	WLS	BF	H	R	ER	SO	BB	IBB	HBP	BLK	WP	HR	S	P	ERA	WHIP
Kevin Blankenship, R ERA: 5.59 (1, 1)	2.2	L	14	3	5	5	2	3	0	0	0	1	1	37	61	16.88	2.250
Bill Long, R ERA: 4.67 (3, 1)	3.1		15	4	2	2	3	1	0	0	0	0	1	35	57	5.40	1.500
Steve Wilson, L ERA: 6.14 (7, 1)	2.0		6	0	0	0	1	1	0	0	0	0	0	19	30	0.00	0.500

**BOTTOM**

**Chicago Cubs @ St. Louis Cardinals**  
 Busch Stadium, St. Louis, MO  
 Sun Jun 03 1990, 3:33 AM CDT  
 Att. 45,393 - Unknown

AB	29
R	7
H	7
RBI	6
BB	5
SO	6
LOB	7

livebaseballscorecards.com



Inning Stats	R: 0	H: 0	E: 0	K: 1	S: 9	LOB: 1	BB: 1	P: 16
	R: 0	H: 0	E: 0	K: 0	S: 9 <td>LOB: 0</td> <td>BB: 0</td> <td>P: 14</td>	LOB: 0	BB: 0	P: 14
	R: 5	H: 4	E: 0	K: 0	S: 23 <td>LOB: 1</td> <td>BB: 2</td> <td>P: 36</td>	LOB: 1	BB: 2	P: 36
	R: 0	H: 1	E: 0	K: 1	S: 11 <td>LOB: 2</td> <td>BB: 1</td> <td>P: 22</td>	LOB: 2	BB: 1	P: 22
	R: 2	H: 2	E: 0	K: 1	S: 13 <td>LOB: 0</td> <td>BB: 0</td> <td>P: 22</td>	LOB: 0	BB: 0	P: 22
	R: 0	H: 0	E: 0	K: 1	S: 7 <td>LOB: 0</td> <td>BB: 0</td> <td>P: 8</td>	LOB: 0	BB: 0	P: 8
	R: 0	H: 0	E: 0	K: 0	S: 9 <td>LOB: 0</td> <td>BB: 0</td> <td>P: 14</td>	LOB: 0	BB: 0	P: 14

PITCHER	IP	WLS	BF	H	R	ER	SO	BB	IBB	HBP	BLK	WP	HR	S	P	ERA	WHIP
Kevin Blankenship, R ERA: 5.59 (1, 1)	2.2	L	14	3	5	5	2	3	0	0	0	1	1	37	61	16.88	2.250
Bill Long, R ERA: 4.67 (3, 1)	3.1		15	4	2	2	3	1	0	0	0	0	1	35	57	5.40	1.500
Steve Wilson, L ERA: 6.14 (7, 1)	2.0		6	0	0	0	1	1	0	0	0	0	0	19	30	0.00	0.500



Batter	1	2	3	4	5	6	7	8	9	AB	R	H	RBI	BB	SO	LOB
Wally Backman, S OBP: 0.391, SLG: 0.437 (1, 5)	2-3 K		2-2 FC4-6 1B	1-0 F7			1-0 SH SF8 2B			4	1	2	0	0	1	0
Jay Bell, R OBP: 0.328, SLG: 0.377 (1, 6)	1-2 G3-1		1-2 FC4-6 1B 3B	1-2 G6-3			0-0 SH SF8 BB BLK			3	2	0	0	0	0	1
Andy Van Slyke, L OBP: 0.412, SLG: 0.497 (1, 8)	2-0 CS 1B		3-1 F7				4-2 BLK BB			3	0	1	0	1	0	1
Bobby Bonilla, S OBP: 0.321, SLG: 0.569 (1, 9)	3-2 CS	0-0 WP 1B	2-1 3B 1B				0-1 SF8			3	2	2	1	0	0	0
Barry Bonds, L OBP: 0.404, SLG: 0.606 R.J. Reynolds, S OBP: 0.353, SLG: 0.360 (1, 7) (8, 7)		4-1 1B BB	0-0 1B 3B				2-3 3-H K			3	1	1	2	1	2	1
Sid Bream, L OBP: 0.348, SLG: 0.427 (1, 3)		1-1 F7	3-1 1B 1B				1-2 3-H F7			4	0	2	1	0	0	3
Jose Lind, R OBP: 0.370, SLG: 0.420 (1, 4)		0-1 1B	2-2 1B				0-0 L9			4	0	2	1	0	1	1
Dann Bilardello, R (1, 2)		0-0 P4	2-1 F8				2-1 P4			4	0	0	0	0	0	5
Bob Patterson, R Ted Power, R Scott Ruskin, R Bill Landrum, R (1, 1) (8, 1) (9, 1) (9, 1)		0-3 K		1-3 K			1-2 F8			3	0	0	0	0	2	3

Inning Stats	R: 0	H: 1	E: 0	K: 1	S: 9	LOB: 0	BB: 0	P: 17	R: 1	H: 2	E: 0	K: 1	S: 10	LOB: 2	BB: 1	P: 15	R: 3	H: 5	E: 0	K: 0	S: 20	LOB: 2	BB: 0	P: 35	R: 0	H: 0	E: 0	K: 1	S: 7	LOB: 0	BB: 0	P: 10	R: 0	H: 1	E: 0	K: 0	S: 13	LOB: 1	BB: 0	P: 19	R: 2	H: 1	E: 0	K: 1	S: 12	LOB: 1	BB: 1	P: 19	R: 0	H: 0	E: 0	K: 2	S: 10	LOB: 0	BB: 0	P: 14
--------------	------	------	------	------	------	--------	-------	-------	------	------	------	------	-------	--------	-------	-------	------	------	------	------	-------	--------	-------	-------	------	------	------	------	------	--------	-------	-------	------	------	------	------	-------	--------	-------	-------	------	------	------	------	-------	--------	-------	-------	------	------	------	------	-------	--------	-------	-------

PITCHER	IP	WLS	BF	H	R	ER	SO	BB	IBB	HBP	BLK	WP	HR	S	P	ERA	WHIP
Shawn Boskie, R ERA: 4.5 (1, 1)	6.0	L	29	10	6	6	4	1	0	0	0	1	0	68	113	9.00	1.833
Mitch Williams, L ERA: 2.15 (7, 1)	1.0		4	0	0	0	1	1	0	0	1	0	0	10	16	0.00	1.000
Jeff Pico, R ERA: 6.64 (8, 1)	1.0		3	0	0	0	2	0	0	0	0	0	0	10	14	0.00	0.000

**BOTTOM**

**Chicago Cubs @ Pittsburgh Pirates**  
**Three Rivers Stadium, Pittsburgh, PA**  
 Mon Jun 04 1990, 7:05 PM EDT  
 Att. 9,257 - Unknown

AB	32
R	6
H	10
RBI	5
BB	2
SO	7
LOB	15



WP	PA	ERA	WHIP
1	37		
0			
1			
1			

Batter	1	2	3	4	5	6	7	8	9	AB R H RBI BB SO LOB	TOP					
Jerome Walton, R (1, 8) OBP: 0.362, SLG: 0.335	3-0 5-3	0-0 E6			1-2 CS 23 1B	0-0 5-3		1-1 P6		5 0 1 0 0 0 3						
23 Ryne Sandberg, R (1, 4) OBP: 0.373, SLG: 0.552	0-1 4-3	2-2 L3			0-0 1B CS 1-2 1B		0-0 HR	1-2 F7	5 2 2 1 0 0 2							
Mark Grace, L (1, 3) OBP: 0.340, SLG: 0.351	2-1 HR		2-2 4-3		1-1 SAFE F8		1-1 G3	4-1 G4-6-3 BB	4 1 1 1 1 0 2							
Andre Dawson, R (1, 9) OBP: 0.380, SLG: 0.631	0-2 1B		0-0 P3		4-0 1B 1B BB		2-2 F8	2-2 G4-6-3 1-2f	4 1 1 0 1 0 1							
Dwight Smith, L (1, 7) OBP: 0.359, SLG: 0.411 Doug Dascenzo, S (7, 7) OBP: 0.220, SLG: 0.319	3-0 4-3		3-2 1B		0-0 1B 1-2 2-3 1B		2-1 4-3		4 0 2 0 0 0 1 0 0 0 0 0 0 0							
Shawon Dunston, R (1, 6) OBP: 0.325, SLG: 0.510		1-0 F8 E 1B	2-1 5-3		0-0 1-3 2-H 3-H 1B		1-1 F9		4 1 2 2 0 0 1							
Domingo Ramos, R (1, 5) OBP: 0.280, SLG: 0.303		1-0 E3		1-2 3-1	0-1 1-3		0-1 5-3		4 0 0 0 0 0 3							
Joe Girardi, R (1, 2) OBP: 0.309, SLG: 0.366		0-3 K		0-0 1-6-3		0-3 K	1-2 1B 1B		4 0 1 0 0 2 2							
Paul Assenmacher, L (1, 1) Marvell Wynne, L (2, PH) Steve Wilson, L (2, 1) Mitch Williams, L (8, 1)		0-1 F8		1-1 F7		0-0 L5	2-2 1B 1-2 1B		0 0 0 0 0 0 0 1 0 0 0 0 0 2 3 0 1 0 0 0 0 0 0 0 0 0 0 0							
<b>Inning Stats</b>	R: 1 H: 2 E: 0 LOB: 1 K: 0 BB: 0 S: 10 P: 18	R: 1 H: 1 E: 2 LOB: 2 K: 1 BB: 0 S: 13 P: 17	R: 0 H: 1 E: 0 LOB: 1 K: 0 BB: 0 S: 11 P: 18	R: 0 H: 0 E: 0 LOB: 0 K: 0 BB: 0 S: 6 P: 8	R: 2 H: 4 E: 0 LOB: 2 K: 0 BB: 1 S: 10 P: 16	R: 0 H: 0 E: 0 LOB: 0 K: 1 BB: 0 S: 5 P: 5	R: 1 H: 1 E: 0 LOB: 0 K: 0 BB: 0 S: 8 P: 13	R: 0 H: 2 E: 0 LOB: 2 K: 0 BB: 0 S: 12 P: 17	R: 0 H: 0 E: 0 LOB: 0 K: 0 BB: 1 S: 7 P: 14	1B: 9 SF: 0 2B: 0 SAC: 0 3B: 0 DP: 1 HR: 2 HBP: 0	WP: 0 PA: 40 PB: 0 SB: 0 CS: 2					
<b>PITCHER</b>	IP WLS BF H R ER SO BB IBB HBP BLK WP HR S P ERA WHIP															
Walt Terrell, R (1, 1) ERA: 5.07	7.0	32	9	5	4	2	1	0	0	0	0	2	63	95	5.14	1.429
Stan Belinda, R (8, 1) ERA: 3.86	2.0	W	8	2	0	0	1	0	0	0	0	0	19	31	0.00	1.500

Chicago Cubs @ Pittsburgh Pirates  
Three Rivers Stadium, Pittsburgh, PA

Tue Jun 05 1990, 7:05 PM EDT  
Att: 20,642 - Unknown

livebaseballscorecards.com

AB	38
R	5
H	11
RBI	4
BB	2
SO	2
LOB	17





BOTTOM

Chicago Cubs @ Pittsburgh Pirates  
Three Rivers Stadium, Pittsburgh, PA

Tue Jun 05 1990, 7:05 PM EDT  
Att. 20,642 - Unknown

livebaseballscorecards.com

AB	30
R	6
H	7
RBI	6
BB	7
SO	10
LOB	13



WP:	0	PA:	39
PB:	0	SB:	0
CS:	0		

AB R H RBI BB SO LOB

4	1	2	0	1	0	0
4	1	1	1	1	2	4
4	2	1	1	1	1	2
3	1	1	3	1	0	0
3	0	0	0	0	0	0
3	0	1	1	0	1	0
3	0	1	0	1	0	1
3	0	0	0	1	3	3
2	0	0	0	0	2	2
1	0	0	0	0	1	1
0	0	0	0	0	0	0
0	1	0	0	1	0	0

Batter	1	2	3	4	5	6	7	8	9
Gary Redus, R OBP: 0.306, SLG: 0.361 (1, 3)	1-0 3B 1B	0-1 F7			1-0 F7		1 SAFE 4-0 BB		2-2 2B
Jay Bell, R OBP: 0.330, SLG: 0.385 (1, 6)	1-2 HR 3B	3-1 F8			4-2 G6-4-3 BB		0-3 K		1-3 K
R.J. Reynolds, S OBP: 0.356, SLG: 0.354 (1, 7)	4-1 HR BB	2-3 K			0-1 G6-4-3			0-0 SH2-3 SF7 1B	2-0 4-3
Bobby Bonilla, S OBP: 0.324, SLG: 0.580 (1, 9)	2-2 HR		2-2 F9		1-1 F9		1 SAFE 4-1 SH2-3 BB		
Jeff King, R OBP: 0.250, SLG: 0.313 (1, 5)	1-2 F7		1-1 F7		3-1 F9		0-0 SH2-3		
Andy Van Slyke, L OBP: 0.408, SLG: 0.494 (1, 8)	1-2 G3 1B		3-3 K		2-2 3-1		0-0 SF7		
Jose Lind, R OBP: 0.372, SLG: 0.419 (1, 4)	2-1 G3			2-1 1-3		0-2 BB 1B		4-0 IBB	
Dann Bilardello, R (1, 2)	4-0 IBB			0-3 K2-3		0-3 K		2-3 K	
Walt Terrell, L OBP: 0.100, SLG: 0.100 (1, 1)	1-3 K			2-3 K		1-3 K			4-1 2B 4-3 BB
John Cangelosi, S OBP: 0.314, SLG: 0.172 (7, PH)									
Stan Belinda, R (8, 1)									
Wally Backman, S OBP: 0.396, SLG: 0.437 (9, PH)									

Inning Stats	R: 4	H: 4	E: 0	LOB: 2	K: 1	S: 20	P: 37	R: 0	H: 0	E: 0	LOB: 0	K: 1	S: 7	P: 12	R: 0	H: 0	E: 0	LOB: 0	K: 1	S: 11	P: 17	R: 0	H: 0	E: 0	LOB: 0	K: 2	S: 8	P: 12	R: 0	H: 0	E: 0	LOB: 0	K: 0	S: 9	P: 14	R: 0	H: 0	E: 0	LOB: 0	K: 0	S: 8	P: 14	R: 0	H: 1	E: 0	LOB: 2	K: 3	S: 14	P: 19	R: 1	H: 1	E: 0	LOB: 2	K: 1	S: 7	P: 17	R: 1	H: 1	E: 0	LOB: 2	K: 1	S: 8	P: 17	1B: 4	SF: 1	2B: 1	SAC: 1	3B: 1	DP: 1	HR: 1	HBP: 0	WP: 0	PA: 39
--------------	------	------	------	--------	------	-------	-------	------	------	------	--------	------	------	-------	------	------	------	--------	------	-------	-------	------	------	------	--------	------	------	-------	------	------	------	--------	------	------	-------	------	------	------	--------	------	------	-------	------	------	------	--------	------	-------	-------	------	------	------	--------	------	------	-------	------	------	------	--------	------	------	-------	-------	-------	-------	--------	-------	-------	-------	--------	-------	--------

PITCHER	IP	WLS	BF	H	R	ER	SO	BB	IBB	HBP	BLK	WP	HR	S	P	ERA	WHIP
Paul Assenmacher, L ERA: 2.95 (1, 1)	1.0		9	4	4	4	1	1	1	0	0	0	1	20	37	36.00	5.000
Steve Wilson, L ERA: 5.48 (2, 1)	6.0		21	2	1	1	7	2	0	0	0	0	0	58	89	1.50	0.667
Mitch Williams, L ERA: 2.32 (8, 1)	1.2	L	9	1	1	1	2	2	1	0	0	0	0	14	33	5.40	1.800



Batter	1	2	3	4	5	6	7	8	9	AB	R	H	RBI	BB	SO	LOB
--------	---	---	---	---	---	---	---	---	---	----	---	---	-----	----	----	-----

<b>Wally Backman, S</b> <small>OBP: 0.399, SLG: 0.430</small> (1, 5)										2	1	0	0	2	0	1
<b>Rafael Belliard, R</b> <small>OBP: 0.357, SLG: 0.273</small> (1, 6)										3	2	1	0	1	0	4
<b>Andy Van Slyke, L</b> <small>OBP: 0.415, SLG: 0.521</small> (1, 8)										3	1	2	4	1	1	1
<b>Bobby Bonilla, S</b> <small>OBP: 0.329, SLG: 0.584</small> (1, 9)										2	1	1	0	1	0	1
<b>Barry Bonds, L</b> <small>OBP: 0.398, SLG: 0.595</small> (1, 7)										3	0	0	0	0	1	2
<b>Sid Bream, L</b> <small>OBP: 0.348, SLG: 0.425</small> (1, 3)										3	1	1	1	0	0	0
<b>Jose Lind, R</b> <small>OBP: 0.377, SLG: 0.423</small> (1, 4)										3	0	2	0	0	0	0
<b>Dann Bilardello, R</b> (1, 2)										2	0	0	1	0	0	1
<b>Doug Drabek, R</b> <small>OBP: 0.292, SLG: 0.391</small> (1, 1)										3	0	1	0	0	0	2

Inning Stats	R: 5	H: 5	R: 0	H: 0	R: 0	H: 0	R: 1	H: 1	R: 0	H: 1	R: 0	H: 1	R: 0	H: 1	R: 0	H: 1
	E: 1	LOB: 3	E: 0	LOB: 0	E: 0	LOB: 0	E: 0	LOB: 1	E: 0	LOB: 1	E: 1	LOB: 1	E: 1	LOB: 1	E: 1	LOB: 1
	K: 1	BB: 2	K: 0	BB: 2	K: 0	BB: 0	K: 0	BB: 1	K: 0	BB: 0	K: 1	BB: 0	K: 1	BB: 0	K: 1	BB: 0
	S: 11	P: 19	S: 1	P: 9	S: 3	P: 3	S: 4	P: 8	S: 4	P: 4	S: 6	P: 6	S: 6	P: 6	S: 6	P: 6

PITCHER	IP	WLS	BF	H	R	ER	SO	BB	IBB	HBP	BLK	WP	HR	S	P	ERA	WHIP
<b>Greg Maddux, R</b> <small>ERA: 4.36</small> (1, 1)	0.2	L	10	5	5	5	1	2	0	0	0	0	1	10	18	67.50	10.500
<b>Bill Long, R</b> <small>ERA: 4.18</small> (1, 1)	5.1		20	3	1	1	1	3	0	0	0	0	0	19	31	1.69	1.125

**BOTTOM**

**Chicago Cubs @ Pittsburgh Pirates**  
 Three Rivers Stadium, Pittsburgh, PA  
 Wed Jun 06 1990, 7:05 PM EDT  
 Att. 21,164 - Cloudy - 80 F

<b>AB</b>	<b>24</b>
<b>R</b>	<b>6</b>
<b>H</b>	<b>8</b>
<b>RBI</b>	<b>6</b>
<b>BB</b>	<b>5</b>
<b>SO</b>	<b>2</b>
<b>LOB</b>	<b>12</b>



WP	PA	ERA	WHIP
0	30	0	0
0	0	0	0
1	0	0	0

Batter	1	2	3	4	5	6	7	8	9	AB R H RBI BB SO LOB	TOP											
Lenny Dykstra, L OBP: 0.489, SLG: 0.545 (1, 8)	F7		BB		IBB		F8 2B		K	3 0 1 1 2 1 0												
Tom Herr, S OBP: 0.335, SLG: 0.364 (1, 4)	L8		L5		K		F8		G4-3	5 0 0 0 0 1 5												
Von Hayes, L OBP: 0.417, SLG: 0.503 Ricky Jordan, R OBP: 0.302, SLG: 0.370 (1, 9) (7, 3)	F7				K		G3-1		L4	4 0 0 0 0 1 1 1 0 0 0 0 0 0												
Ron Jones, L OBP: 0.500, SLG: 1.000 Sil Campusano, R OBP: 0.259, SLG: 0.200 (1, 7) (8, PR) (8, 7)		F7			F8		G3		BB 1B	4 0 1 0 0 0 0 0 1 0 0 0 0 0												
John Kruk, L OBP: 0.344, SLG: 0.394 (1, 3) (7, 9)		G3-1			G4-3		1B BB		1B BB	2 0 0 0 2 0 0												
Charlie Hayes, R OBP: 0.337, SLG: 0.383 (1, 5)		L4			1B SF7		FC6-4 1B		1B	4 1 3 1 0 0 0												
Dickie Thon, R OBP: 0.308, SLG: 0.315 (1, 6)			PB SH3-4 1B		1B		FC6-4		K	4 0 2 0 0 1 4												
Darren Daulton, L OBP: 0.369, SLG: 0.310 (1, 2)			K		SF7		SH3-4 WP 2B 1B		IBB	2 1 1 1 1 1 1												
Ken Howell, R OBP: 0.143, SLG: 0.150 (1, 1)			SH3-4		SH3-4		SH3-4		K	1 0 0 0 0 1 2												
<b>Inning Stats</b>	R: 0 E: 0 K: 0 S: 13	H: 0 LOB: 0 BB: 0 P: 20	R: 0 E: 0 K: 0 S: 6	H: 0 LOB: 0 BB: 0 P: 11	R: 0 E: 0 K: 1 S: 14	H: 1 LOB: 2 BB: 1 P: 23	R: 0 E: 0 K: 1 S: 8	H: 0 LOB: 0 BB: 0 P: 12	R: 1 E: 0 K: 1 S: 13	H: 2 LOB: 2 BB: 1 P: 23	R: 0 E: 0 K: 0 S: 15	H: 1 LOB: 2 BB: 1 P: 24	R: 1 E: 0 K: 0 S: 11	H: 2 LOB: 1 BB: 0 P: 16	R: 1 E: 0 K: 2 S: 12	H: 2 LOB: 2 BB: 2 P: 23	R: 0 E: 0 K: 1 S: 5	H: 0 LOB: 0 BB: 0 P: 8	1B: 6 2B: 2 3B: 0 HR: 0	SF: 1 SAC: 3 DP: 0 HBP: 0	WP: 1 PB: 1 SB: 0 CS: 0	PA: 39
<b>PITCHER</b>	IP WLS BF H R ER SO BB IBB HBP BLK WP HR S P ERA WHIP																					
Mike Bielecki, R ERA: 4.0 (1, 1)	6.1 L 28 6 2 2 3 2 1 0 0 1 0 75 123 2.84 1.263																					
Paul Assenmacher, L ERA: 3.12 (7, 1)	0.2 4 1 1 1 0 1 0 0 0 0 0 9 14 13.50 3.000																					
Les Lancaster, R ERA: 4.15 (8, 1)	2.0 7 1 0 0 3 0 1 0 0 0 0 13 23 0.00 0.500																					

Philadelphia Phillies @ Chicago Cubs  
Wrigley Field, Chicago, IL  
Thu Jun 07 1990, 7:05 PM CDT  
Att: 29,271 - Unknown

livebaseballscores.com

AB	30
R	3
H	8
RBI	3
BB	5
SO	6
LOB	13




Batter	1	2	3	4	5	6	7	8	9	AB R H RBI BB SO LOB
Jerome Walton, R OBP: 0.355, SLG: 0.333 (1, 8)	F8		F8		K			K		4 0 0 0 0 2 2
Curtis Wilkerson, S OBP: 0.250, SLG: 0.286 (1, 4)	G3-1		G1-3			G5-3		G6-3		4 0 0 0 0 0 1
Mark Grace, L OBP: 0.347, SLG: 0.361 (1, 3)	G1-3				BB	2B		F9 G5-3 1B		3 0 2 0 1 0 0
Andre Dawson, R OBP: 0.382, SLG: 0.654 (1, 9)		HR			K	IBB		G5-3		3 1 1 1 1 1 2
Dwight Smith, L OBP: 0.358, SLG: 0.415 (1, 7)					K	G6-4-3		F9		3 0 1 0 0 1 3
Paul Assenmacher, L (7, 1)					K	G6-4-3		G6-4-3		0 0 0 0 0 0 0
Les Lancaster, R OBP: 0.182, SLG: 0.100 (8, 1)		CS 1B			K	1-2f				0 0 0 0 0 0 0
Marvell Wynne, L OBP: 0.197, SLG: 0.179 (9, PH)					K					1 0 0 0 0 0 1
Hector Villanueva, R OBP: 0.188, SLG: 0.563 (1, 2)					K			G6-3		4 0 0 0 0 3 3
Shawon Dunston, R OBP: 0.317, SLG: 0.497 (1, 6)					K					3 0 0 0 0 1 0
Domingo Ramos, R OBP: 0.294, SLG: 0.308 (1, 5)								F9		2 0 1 0 1 0 0
Mike Bielecki, R OBP: 0.350, SLG: 0.316 (1, 1)										0 0 0 0 0 0 0
Dave Clark, L OBP: 0.265, SLG: 0.313 (7, 7)								G3		1 0 0 0 0 0 0

Inning Stats	R: 0	H: 0	E: 0	K: 0	S: 4	R: 1	H: 2	E: 0	K: 2	S: 8	R: 0	H: 1	E: 0	K: 0	S: 10	R: 0	H: 0	E: 0	K: 3	S: 10	R: 0	H: 0	E: 0	K: 1	S: 9	R: 0	H: 1	E: 0	K: 1	S: 5	R: 0	H: 0	E: 0	K: 1	S: 7	R: 0	H: 1	E: 0	K: 0	S: 6	1B: 3	2B: 2	3B: 0	HR: 1	SF: 0	SAC: 2	DP: 2	HBP: 0	WP: 0	PA: 33							
PITCHER	IP	WLS	BF	H	R	ER	SO	BB	IBB	HBP	BLK	WP	HR	S	P	ERA	WHIP															PITCHER	IP	WLS	BF	H	R	ER	SO	BB	IBB	HBP	BLK	WP	HR	S	P	ERA	WHIP								
Ken Howell, R ERA: 3.5 (1, 1)	9.0	W	33	5	1	1	8	2	1	0	0	0	1	63	102	1.00	0.778																																								

**BOTTOM**

**Philadelphia Phillies @ Chicago Cubs**  
Wrigley Field, Chicago, IL  
Thu Jun 07 1990, 7:05 PM CDT  
Att. 29,271 - Unknown

AB	28
R	1
H	5
RBI	1
BB	3
SO	8
LOB	12



livebaseballscorecards.com

Batter	1	2	3	4	5	6	7	8	9	AB R H RBI BB SO LOB	TOP		
Lenny Dykstra, L (1, 8) OBP: 0.484, SLG: 0.538 Sil Campusano, R (7, PR) OBP: 0.250, SLG: 0.192 (7, 8)	1-0 P3	2-1 G4-3		1-0 G3			1-0 1B		2-1 F9	4 0 1 0 0 0 4 1 0 0 0 0 0 0			
Randy Ready, R (1, 4) OBP: 0.347, SLG: 0.359	3-3 K		2-1 F7		2-1 F7		1-2 1B		3-3 K	5 0 1 0 0 2 0			
Ron Jones, L (1, 7) OBP: 0.385, SLG: 0.667	3-3 K		1-0 P5		2-0 F7		1-2 F7		4-0 1B BB	4 0 0 0 1 1 2			
Ricky Jordan, R (1, 3) OBP: 0.310, SLG: 0.382		2-2 1B E 1B	0-0		2-0 F8			1-1 F9	1-1 1B	5 1 3 0 0 0 0			
John Kruk, L (1, 9) OBP: 0.353, SLG: 0.405 Roger McDowell, R (8, 1)		3-2 E P2 1B	4-2			3-1 F9		1-1 1B 2B		3 1 2 0 1 0 0 0 0 0 0 0 0 0			
Charlie Hayes, R (1, 5) OBP: 0.332, SLG: 0.377 Darrel Akerfelds, R (6, 1) Steve Lake, R (7, 2) OBP: 0.286, SLG: 0.267		0-0 L5	1-2 P2			2-1 G5-3		0-0 FC5-4 1B		3 0 0 0 0 0 4 0 0 0 0 0 0 0 1 0 1 1 0 0 0			
Dickie Thon, R (1, 6) OBP: 0.307, SLG: 0.314		0-0 P2		2-1 G4-3 G3-1 1B		0-0 P5		0-0 FC5-4 1B		4 0 1 0 0 0 3			
Darren Daulton, L (1, 2) OBP: 0.388, SLG: 0.305 Jeff Parrett, R (7, 1) Jim Vatcher, R (8, PH) OBP: 0.400, SLG: 0.250 (8, 9)		4-0 E IBB		3-2 G3-1		3-2 F7		1-2 1B		2 0 0 0 1 0 1 0 0 0 0 0 0 0 1 0 1 0 0 0 0			
Terry Mulholland, R (1, 1) OBP: 0.222, SLG: 0.278 Don Carman, L (3, 1) Dave Hollins, S (6, 5) OBP: 0.300, SLG: 0.444		1-2 E1		1-2 G4-3		1-0 G4-3		2-1 F7		1 0 0 0 0 0 2 1 0 0 0 0 0 1 2 0 0 0 0 0 2			
<b>Inning Stats</b>	R: 0 H: 0 E: 0 LOB: 0 K: 2 BB: 0 S: 11 P: 18	R: 1 H: 2 E: 1 LOB: 3 K: 0 BB: 1 S: 15 P: 27	R: 0 H: 1 E: 0 LOB: 2 K: 0 BB: 1 S: 11 P: 19	R: 0 H: 1 E: 0 LOB: 1 K: 0 BB: 0 S: 9 P: 16	R: 0 H: 0 E: 0 LOB: 0 K: 0 BB: 0 S: 4 P: 10	R: 0 H: 0 E: 0 LOB: 0 K: 0 BB: 0 S: 5 P: 10	R: 0 H: 2 E: 0 LOB: 2 K: 0 BB: 0 S: 11 P: 18	R: 1 H: 3 E: 0 LOB: 2 K: 1 BB: 0 S: 12 P: 17	R: 0 H: 1 E: 0 LOB: 2 K: 1 BB: 1 S: 8 P: 18	1B: 8 SF: 0 2B: 2 SAC: 0 3B: 0 DP: 0 HR: 0 HBP: 0	WP: 0 PA: 40 PB: 0 SB: 0 CS: 0		
<b>PITCHER</b>	IP WLS BF H R ER SO BB IBB HBP BLK WP HR S P ERA WHIP											<b>PITCHER</b>	IP WLS BF H R ER SO BB IBB HBP BLK WP HR S P ERA WHIP
Jeff Pico, R (1, 1) ERA: 4.94	7.0 W 30 6 1 0 2 1 1 0 0 0 0 0 66 118 0.00 1.000												
Dean Wilkins, R (8, 1) ERA: 6.75	1.0 6 3 1 1 0 0 0 0 0 0 0 0 12 17 9.00 3.000												
Mitch Williams, L (9, 1) ERA: 2.25	1.0 4 1 0 0 1 1 0 0 0 0 0 0 8 18 0.00 2.000												

Philadelphia Phillies @ Chicago Cubs  
Wrigley Field, Chicago, IL  
Fri Jun 08 1990, 3:33 AM CDT  
Att. 32,219 - Sunny - 75 F

livebaseballscorecards.com

AB	37
R	2
H	10
RBI	1
BB	3
SO	3
LOB	19



Batter	1	2	3	4	5	6	7	8	9
Jerome Walton, R OBP: 0.364, SLG: 0.339 (1, 8)	4-1 WP 23 1B BB	0-1 G4-3	1-2 HR 1-3 3-H 2B		4-1 FC5 BB 1-2 BB	4-2 BB 1B 1-2 2-3 BB		1-3 K 1	
23 Ryne Sandberg, R OBP: 0.381, SLG: 0.567 Curtis Wilkerson, S OBP: 0.267, SLG: 0.301 (1, 4) (4, 4)	0-1 WP E 1-3 1B		HR 1B		0-3 K 1	1-0 BB 1-2 2-H 3-H 1B		0-0 FC5-4 1B	
Shawon Dunston, R OBP: 0.327, SLG: 0.512 (1, 6)	2-0 E6 FC5-4 BB 2-H 3-H		G4-3 1B HR		4-2 BB 1-2 2-3 BB	4-2 BB 1-2 2-3 BB		0-0 FC5-4 HBP 1-2f	
Andre Dawson, R OBP: 0.381, SLG: 0.647 Doug Dascenzo, S OBP: 0.226, SLG: 0.306 (1, 9) (4, 9)	4-2 SAFE 1B FC5-4 1-2 BB		P4 F8		0-0 F9 2	0-0 G4-3 3		2-1 HBP 1-2	
Luis Salazar, R OBP: 0.280, SLG: 0.298 Lloyd McClendon, R OBP: 0.268, SLG: 0.256 (1, 7) (5, PH) (6, 7)	0-1 FC5-4 G4-6-3 1-2f 2-3		0-0 WP G4-3 1B 1-3 1B	1-1 F9	2-1 FC5 2-3f		2-2 P5 1	2-3 K 3	
Mark Grace, L OBP: 0.348, SLG: 0.359 (1, 3)	1-0 G4-6-3 1-2f		2-2 G4-3 1-2 3-H	0-0 G6-3		0-0 BB 1B 1B	4-1 HR BB		
Hector Villanueva, R OBP: 0.286, SLG: 0.714 (1, 2)		0-0 P2	2-2 1B 1B 2-H	2-2 1B		0-0 F8 1	0-0 HR		
Domingo Ramos, R OBP: 0.311, SLG: 0.317 (1, 5)		1-3 K	0-1 E 1B 1-2 1B	2-1 F8 3		4-2 BB 1B 1-2 BB	3-1 G6-4-3 1B		
Jeff Pico, R OBP: 0.500, SLG: 0.333 Dave Clark, L OBP: 0.257, SLG: 0.303 Dean Wilkins, R Mitch Williams, L (1, 1) (7, PH) (8, 1) (9, 1)		0-0 1B	0-1 E8 2B HR 1-3 2-H 1B		4-2 BB BB	0-0 F9 2	0-0 G6-4-3 3		

Inning Stats	R: 2 E: 1 K: 0 S: 13	H: 1 LOB: 1 BB: 2 P: 24	R: 0 E: 0 K: 1 S: 7	H: 1 LOB: 1 BB: 0 P: 8	R: 9 E: 1 K: 0 S: 21	H: 8 LOB: 0 BB: 1 P: 37	R: 0 E: 0 K: 0 S: 8	H: 1 LOB: 1 BB: 0 P: 13	R: 0 E: 0 K: 1 S: 12	H: 0 LOB: 3 BB: 3 P: 26	R: 2 E: 0 K: 0 S: 11	H: 2 LOB: 3 BB: 3 P: 24	R: 2 E: 0 K: 0 S: 10	H: 2 LOB: 0 BB: 1 P: 19	R: 0 E: 0 K: 2 S: 10	H: 1 LOB: 2 BB: 0 P: 15
--------------	-------------------------------	----------------------------------	------------------------------	---------------------------------	-------------------------------	----------------------------------	------------------------------	----------------------------------	-------------------------------	----------------------------------	-------------------------------	----------------------------------	-------------------------------	----------------------------------	-------------------------------	----------------------------------


PITCHER	IP	WLS	BF	H	R	ER	SO	BB	IBB	HBP	BLK	WP	HR	S	P	ERA	WHIP
Terry Mulholland, L ERA: 4.83	(1, 1)	2.2	L	19	9	9	1	2	0	0	0	2	1	37	57	30.38	4.125
Don Carman, L ERA: 3.97	(3, 1)	2.1		13	2	2	1	3	1	0	0	0	1	24	51	7.71	2.143
Darrel Akerfelds, R ERA: 2.77	(6, 1)	1.0		8	2	2	0	3	0	0	0	0	0	11	24	18.00	5.000
Jeff Parrett, R ERA: 5.9	(7, 1)	1.0		5	2	2	0	1	0	0	0	0	1	10	19	18.00	3.000
Roger McDowell, R ERA: 6.3	(8, 1)	1.0		5	1	0	0	2	0	0	0	0	0	10	15	0.00	1.000

**BOTTOM**

AB	R	H	RBI	BB	SO	LOB
3	2	1	1	3	1	1
2	3	2	1	1	0	0
3	0	2	2	0	1	2
4	2	2	5	2	0	1
2	0	0	0	1	0	1
2	0	0	0	0	0	6
3	1	1	0	0	0	2
3	0	0	0	0	1	5
4	2	1	1	1	0	3
5	2	3	3	0	0	1
4	2	2	0	1	1	1
3	1	2	1	1	0	2
1	0	0	0	0	0	1
0	0	0	0	0	0	0
0	0	0	0	0	0	0

**Philadelphia Phillies @ Chicago Cubs**  
**Wrigley Field, Chicago, IL**  
 Fri Jun 08 1990, 3:33 AM CDT  
 Att: 32,219 - Sunny - 75 F

AB	39
R	15
H	16
RBI	14
BB	10
SO	4
LOB	26



WP	PA
2	50
PB	0
SB	0
CS	0

livebaseballscorecards.com

Batter	1	2	3	4	5	6	7	8	9	10	11	AB R H RBI BB SO LOB	TOP					
Lenny Dykstra, L OBP: 0.485, SLG: 0.533 (1, 8)	 3-3		 0-0					 4-0	 3-2		 0-1	4 0 1 1 2 1 1						
Tom Herr, S OBP: 0.338, SLG: 0.367 Sili Campusano, R OBP: 0.267, SLG: 0.214 (1, 4) (8, PR) (8, 7) (9, 9)	 2-1			 2-0			 2-0	 1-1	 3-2		 2-2	4 0 2 0 0 0 1 2 0 1 0 0 0 2						
Ron Jones, L OBP: 0.438, SLG: 0.667 Jim Vatcher, R OBP: 0.500, SLG: 0.400 Rod Booker, L OBP: 0.350, SLG: 0.400 (1, 7) (8, PH) (8, 4)	 1-3			 3-2				 0-0	 1-1		 4-1	3 1 2 0 0 1 1 1 0 1 0 0 0 0 1 0 0 0 1 0 3						
Ricky Jordan, R OBP: 0.307, SLG: 0.394 Roger McDowell, R (1, 3) (9, 1)	 0-1			 0-0			 1-0	 0-1	 0-1		 0-1	5 1 1 2 0 0 8 0 0 0 0 0 0 0 1 0 0 0 0 0 3 0 0 0 0 0 0 0						
John Kruk, L OBP: 0.349, SLG: 0.395 (1, 9) (9, 3)		 2-3		 0-1			 2-3	 4-0		 3-1		4 0 0 0 1 2 1						
Charlie Hayes, R OBP: 0.328, SLG: 0.372 (1, 5)		 0-2		 0-0			 3-2	 2-2		 2-3		5 0 1 0 0 1 4						
Dickie Thon, R OBP: 0.305, SLG: 0.307 (1, 6)		 0-3		 1-1			 0-0		 4-0	 0-0		4 1 0 0 1 1 1						
Darren Daulton, L OBP: 0.363, SLG: 0.301 (1, 2)			 3-1				 3-3		 0-0		 1-0	5 0 1 0 0 1 0						
Marvin Freeman, R Dave Hollins, S OBP: 0.290, SLG: 0.429 Darrel Akerfelds, R (1, 1) (7, PH) (7, 1)			 2-3				 0-3	 3-2		 0-3	 4-1	2 0 0 0 0 2 0 1 0 0 0 0 0 0 0 0 0 0 0 0 0 1 0 0 0 1 1 2						
Randy Ready, R OBP: 0.351, SLG: 0.354 (9, PH) (9, 7)											 4-1							
<b>Inning Stats</b>	R: 0 H: 1 E: 0 LOB: 1 K: 2 BB: 0 S: 11 P: 17	R: 0 H: 0 E: 0 LOB: 0 K: 2 BB: 0 S: 9 P: 11	R: 0 H: 0 E: 0 LOB: 0 K: 1 BB: 0 S: 6 P: 11	R: 2 H: 3 E: 0 LOB: 1 K: 0 BB: 0 S: 10 P: 16	R: 0 H: 0 E: 0 LOB: 1 K: 1 BB: 1 S: 6 P: 14	R: 0 H: 1 E: 0 LOB: 1 K: 1 BB: 0 S: 10 P: 16	R: 0 H: 0 E: 0 LOB: 0 K: 1 BB: 0 S: 7 P: 13	R: 0 H: 2 E: 0 LOB: 3 K: 0 BB: 2 S: 8 P: 19	R: 1 H: 2 E: 1 LOB: 3 K: 1 BB: 1 S: 16 P: 27	R: 0 H: 0 E: 0 LOB: 0 K: 1 BB: 0 S: 8 P: 13	R: 0 H: 1 E: 0 LOB: 3 K: 0 BB: 2 S: 10 P: 21	1B: 9 SF: 0 2B: 0 SAC: 0 3B: 0 DP: 1 HR: 1 HBP: 0	WP: 0 PA: 49 PB: 1 SB: 0 CS: 0					
<b>PITCHER</b>	IP WLS BF H R ER SO BB IBB HBP BLK WP HR S P ERA WHIP																	
Shawn Boskie, R ERA: 4.14 (1, 1)	7.0	28	5	2	2	8	2	0	0	0	0	0	0	1	59	102	2.57	1.000
Mitch Williams, L ERA: 2.25 (8, 1)	0.0	2	2	0	0	0	0	0	0	0	0	0	0	3	4	∞	∞	
Les Lancaster, R ERA: 4.01 (8, 1)	4.0	W	19	3	1	1	2	2	2	0	0	0	0	39	72	2.25	1.250	

Philadelphia Phillies @ Chicago Cubs  
Wrigley Field, Chicago, IL  
Sat Jun 09 1990, 3:33 AM CDT  
Att: 33,266 - Sunny - 75 F

livebaseballscorecards.com

AB	43
R	3
H	10
RBI	3
BB	6
SO	10
LOB	27





Batter	1	2	3	4	5	6	7	8	9	10	11	AB R H RBI BB SO LOB
Dwight Smith, L OBP: 0.355, SLG: 0.406 Jerome Walton, R OBP: 0.362, SLG: 0.337	1-0 F8	1-3 K		4-2 BB			3-1 F7			2-1 G5-3		3 0 0 0 1 1 0 1 0 0 0 0 0 0
23 Ryne Sandberg, R OBP: 0.381, SLG: 0.577	0-0 HR	2-2 G5-3		1-2 P6			1-0 CS 1B			0-0 F8		5 1 2 1 0 0 3
Shawon Dunston, R OBP: 0.324, SLG: 0.505	0-3 K		0-1 L7		0-3 K		1-0 CS	1-0 P4			0-1 1B	5 1 1 0 0 2 0
Andre Dawson, R OBP: 0.381, SLG: 0.639	1-1 1B 3B 1B		0-1 G4-3		0-1 G5-3			3-1 G5-3			4-2 1B 1-2 BB	4 1 1 0 1 0 0
Mark Grace, L OBP: 0.349, SLG: 0.360	2-2 3B 1B		1-0 G1-3		0-1 G1-3			1-0 G1-6-3			3-1 1-2 2-H 1B	5 1 2 1 0 0 0
Marvell Wynne, L OBP: 0.200, SLG: 0.217	3-1 1-H 3-H 3B			1-1 G3		0-2 G3				1-3 K		4 0 1 2 0 1 0
Hector Villanueva, R OBP: 0.333, SLG: 0.696 Joe Girardi, R OBP: 0.305, SLG: 0.361	2-2 HBP		1-2 BB 1B 1B		2-0 G5-3			0-0 G5-3				2 0 1 0 0 0 0 1 0 0 0 0 0 0
Domingo Ramos, R OBP: 0.309, SLG: 0.314	1-3 K		2-1 BB 1-2 1B		1-0 G4-3			1-0 L9				4 0 1 0 0 1 2
Shawn Boskie, R OBP: 0.286, SLG: 0.429 Mitch Williams, L OBP: 0.167, SLG: 0.091		2-3 K		1-3 K			0-2 L3			1-3 K		3 0 0 0 0 2 2 0 0 0 0 0 0 0 1 0 0 0 0 1 0

Inning Stats	R: 3	H: 4	E: 0	K: 2	S: 18	LOB: 2	BB: 0	P: 28	R: 0	H: 0	E: 0	K: 2	S: 9	LOB: 0	BB: 0	P: 14	R: 0	H: 0	E: 0	K: 0	S: 5	LOB: 0	BB: 0	P: 6	R: 0	H: 2	E: 0	K: 1	S: 17	LOB: 3	BB: 1	P: 27	R: 0	H: 0	E: 0	K: 1	S: 7	LOB: 0	BB: 0	P: 7	R: 0	H: 0	E: 0	K: 0	S: 5	LOB: 0	BB: 0	P: 8	R: 0	H: 1	E: 0	K: 0	S: 8	LOB: 0	BB: 0	P: 12	R: 0	H: 0	E: 0	K: 0	S: 4	LOB: 0	BB: 0	P: 9	R: 0	H: 0	E: 0	K: 1	S: 7	LOB: 0	BB: 0	P: 9	R: 0	H: 0	E: 0	K: 1	S: 6	LOB: 0	BB: 0	P: 9	R: 1	H: 2	E: 0	K: 0	S: 6	LOB: 2	BB: 1	P: 13	1B: 7	SF: 0	2B: 0	SAC: 0	3B: 1	DP: 0	HR: 1	HBP: 1	WP: 0	PA: 42
PITCHER	IP	WLS	BF	H	R	ER	SO	BB	IBB	HBP	BLK	WP	HR	S	P	ERA	WHIP																																																																																	
Marvin Freeman, R ERA: 3.93	(1, 1)	6.0	26	6	3	3	6	1	0	1	0	0	1	61	90	4.50	1.167																																																																																	
Darrel Akerfelds, R ERA: 2.57	(7, 1)	2.0	6	1	0	0	0	0	0	0	0	0	0	12	21	0.00	0.500																																																																																	
Roger McDowell, R ERA: 5.91	(9, 1)	2.0	6	0	0	0	2	0	0	0	0	0	0	13	18	0.00	0.000																																																																																	
Jeff Parrett, R ERA: 6.13	(11, 1)	0.0	L	3	2	1	1	1	0	0	0	0	0	6	13	∞	∞																																																																																	

BOTTOM

Philadelphia Phillies @ Chicago Cubs  
Wrigley Field, Chicago, IL  
Sat Jun 09 1990, 3:33 AM CDT  
Att. 33,266 - Sunny - 75 F

livebaseballscores.com

AB	38
R	4
H	9
RBI	4
BB	2
SO	8
LOB	7



Batter	1	2	3	4	5	6	7	8	9	AB R H RBI BB SO LOB	TOP											
Lenny Dykstra, L (1, 8) OBP: 0.483, SLG: 0.529	2-3 K	1-0 P5		0-0 FC4-6 2-H 1B		0-0 P6			3-1 1B	5 0 2 1 0 1 3												
Sil Campusano, R (1, 7) OBP: 0.286, SLG: 0.194	4-1 HR BB	4-1 BB		3-2 FC4-6 1-2f		1-0 FC6-4 1-2f			2-3 K	3 1 0 0 2 1 4												
Charlie Hayes, R (1, 4) OBP: 0.325, SLG: 0.383	1-0 HR	1-1 G6-3			2-1 F9			2-2 E6 G4-6-3	1-3 K	5 1 1 2 0 1 3												
Ricky Jordan, R (1, 3) OBP: 0.299, SLG: 0.383	1-1 G6-3		2-1 F7		0-2 F4		1-2 G4-6-3 1-2f		1-2 G6-3	5 0 0 0 0 0 2												
Dickie Thon, R (1, 6) OBP: 0.308, SLG: 0.313	0-0 1B 2B		2-3 K		4-2 BB		2-2 G4-3			3 0 1 0 1 1 0												
Dave Hollins, S (1, 5) OBP: 0.286, SLG: 0.406	2-2 1B		0-0 L7		2-2 F5			0-0 G4-3		4 0 1 0 0 0 1												
Jim Vatcher, R (1, 9) OBP: 0.500, SLG: 0.444	2-3 K			0-0 SH1-4 1B 1B		3-1 1B 1B		2-2 G6-3		4 1 2 0 0 1 2												
Steve Lake, R (1, 2) OBP: 0.294, SLG: 0.277				0-1 F7		0-0 FC6-4 1B		0-1 1B		1 0 1 0 0 0 0												
Darren Daulton, L (3, 2) OBP: 0.368, SLG: 0.309										3 0 2 0 0 0 1												
Bruce Ruffin, S (1, 1) OBP: 0.217, SLG: 0.143										1 0 0 0 0 0 2												
Jeff Parrett, R (7, 1)										0 0 0 0 0 0 0												
Ron Jones, L (8, PH) OBP: 0.412, SLG: 0.625										1 0 0 0 0 1 1												
Darrel Akerfelds, R (8, 1)										0 0 0 0 0 0 0												
<b>Inning Stats</b>	R: 2 E: 0 K: 2 S: 18	H: 3 LOB: 2 BB: 1 P: 30	R: 0 E: 0 K: 0 S: 9	H: 1 LOB: 2 BB: 1 P: 17	R: 0 E: 0 K: 1 S: 6	H: 0 LOB: 0 BB: 0 P: 10	R: 1 E: 0 K: 0 S: 8	H: 2 LOB: 1 BB: 0 P: 11	R: 0 E: 0 K: 0 S: 14	H: 0 LOB: 1 BB: 1 P: 22	R: 0 E: 1 K: 0 S: 9	H: 2 LOB: 2 BB: 0 P: 10	R: 0 E: 1 K: 0 S: 9	H: 0 LOB: 0 BB: 0 P: 14	R: 0 E: 0 K: 1 S: 9	H: 1 LOB: 1 BB: 0 P: 13	R: 0 E: 0 K: 2 S: 13	H: 1 LOB: 1 BB: 0 P: 20	1B: 8 2B: 1 3B: 0 HR: 1	SF: 0 SAC: 2 DP: 1 HBP: 0	WP: 0 PB: 0 SB: 0 CS: 0	PA: 40
<b>PITCHER</b>	IP WLS BF H R ER SO BB IBB HBP BLK WP HR S P ERA WHIP																					
Steve Wilson, L (1, 1) ERA: 5.36	6.0 W 30 8 3 3 3 3 0 0 0 0 0 1 64 105 4.50 1.833																					
Les Lancaster, R (7, 1) ERA: 3.79	3.0 S 10 2 0 0 3 0 0 0 0 0 0 0 28 42 0.00 0.667																					

Philadelphia Phillies @ Chicago Cubs  
Wrigley Field, Chicago, IL  
Sun Jun 10 1990, 3:33 AM CDT  
Att. 32,187 - Sunny

livebaseballscorecards.com

AB	35
R	3
H	10
RBI	3
BB	3
SO	6
LOB	19



Batter	1	2	3	4	5	6	7	8	9
Jerome Walton, R (1, 8) OBP: 0.355, SLG: 0.332	0-0 F9	3-2 G5-3		0-0 G4-3			0-0 SF8		
23 Ryne Sandberg, R (1, 4) OBP: 0.383, SLG: 0.580	0-3 K		3-2 G5-3 1B 2B		3-1 F8		3-H 2-1 PO 1B		
Shawon Dunston, R (1, 6) OBP: 0.323, SLG: 0.500	1-3 K		1-2 G5-3 2-3		0-2 P4		1 SAFE 1 SAFE 1 SAFE 1-2 PO	0-1 PO 1B	
Andre Dawson, R (1, 9) OBP: 0.384, SLG: 0.649		1-1 HR	4-0 1B 1B IBB		1-1 G5-3		1 SAFE 1 SAFE 1 SAFE 2-1 F9		
Luis Salazar, R (1, 5) OBP: 0.287, SLG: 0.314		1-1 1B 2B	0-0 1B 1-2 1B 3-H		1-1 G6-3		1 SAFE 2-3 K		
Mark Grace, L (1, 3) OBP: 0.352, SLG: 0.362		0-1 HR 1B 2-H	1-0 G4-3 1-2 2-H 1B		1-0 F9		0-0 L3		
Lloyd McClendon, R (1, 7) OBP: 0.260, SLG: 0.247		0-2 G6-3	0-1 G4-3 1-2 1B		1-2 P5				
Joe Girardi, R (1, 2) OBP: 0.312, SLG: 0.395		0-0 HR 2-H		0-0 G4-3			0-1 SH5-3 SF8 2B		
Steve Wilson, L (1, 1) OBP: 0.154, SLG: 0.154		1-3 K		1-3 K			0-0 SH5-3		
Les Lancaster, R (7, 1) OBP: 0.167, SLG: 0.091									
Doug Dasenczo, S (7, 7) OBP: 0.226, SLG: 0.306									

Inning Stats	R: 0	H: 0	E: 0	K: 2	S: 7	R: 4	H: 4	E: 0	K: 1	S: 17	R: 2	H: 3	E: 0	K: 0	S: 11	R: 0	H: 0	E: 0	K: 1	S: 5	R: 0	H: 0	E: 0	K: 0	S: 7	R: 0	H: 0	E: 0	K: 0	S: 6	R: 1	H: 2	E: 0	K: 0	S: 6	R: 0	H: 1	E: 0	K: 1	S: 8
	LOB: 0	BB: 0	P: 8	ER: 0	SO: 0	LOB: 0	BB: 0	P: 23	LOB: 1	BB: 1	LOB: 0	BB: 0	P: 20	LOB: 0	BB: 0	LOB: 0	BB: 0	P: 11	LOB: 0	BB: 0	LOB: 0	BB: 0	P: 9	LOB: 0	BB: 0	P: 12	LOB: 0	BB: 0	LOB: 0	BB: 0	P: 12	LOB: 0	BB: 0	P: 12	LOB: 0	BB: 0	P: 12	LOB: 0	BB: 0	P: 12

PITCHER	IP	WLS	BF	H	R	ER	SO	BB	IBB	HBP	BLK	WP	HR	S	P	ERA	WHIP
Bruce Ruffin, L (1, 1) ERA: 5.24	6.2	L	29	9	7	7	4	0	0	0	0	0	2	59	85	9.45	1.350
Jeff Parrett, R (7, 1) ERA: 6.08	0.1		0	0	0	0	0	0	0	0	0	0	0	1	1	0.00	0.000
Darrel Akerfelds, R (8, 1) ERA: 2.48	1.0		4	1	0	0	1	0	0	0	0	0	0	8	12	0.00	1.000

**BOTTOM**

AB	R	H	RBI	BB	SO	LOB
3	0	0	1	0	0	0
4	1	2	0	0	1	0
4	0	1	0	0	1	1
3	2	1	1	1	0	1
4	1	2	1	0	1	1
4	1	2	2	0	0	1
3	0	0	0	0	0	3
3	2	2	2	0	0	0
2	0	0	0	0	2	0
0	0	0	0	0	0	0
0	0	0	0	0	0	0

<b>AB</b>	<b>30</b>
<b>R</b>	<b>7</b>
<b>H</b>	<b>10</b>
<b>RBI</b>	<b>7</b>
<b>BB</b>	<b>1</b>
<b>SO</b>	<b>5</b>
<b>LOB</b>	<b>7</b>



WP	HR	S	P	ERA	WHIP
0	0	0	0	0	0
0	0	0	0	0	0
0	0	0	0	0	0

**Philadelphia Phillies @ Chicago Cubs**  
**Wrigley Field, Chicago, IL**  
 Sun Jun 10 1990, 3:33 AM CDT  
 Att. 32,187 - Sunny

livebaseballscorecards.com

Batter	1	2	3	4	5	6	7	8	9	AB R H RBI BB SO LOB	TOP														
<b>Daryl Boston, L</b> OBP: 0.327, SLG: 0.484 (1, 8)	3-2 G3-1		0-0 F9			1-3 K	1-2 1B		4-2 FC6-4 BB	4 0 1 0 1 1 0															
<b>Howard Johnson, S</b> OBP: 0.285, SLG: 0.415 (1, 5) (7, 6)	1-0 G4-3		2-1 F7			1-1 G4-3	3-3 K		1-3 K	5 0 0 0 0 2 5															
<b>Gregg Jefferies, S</b> OBP: 0.342, SLG: 0.495 (1, 4)	3-1 1B 2B 1B		2-2 F7			0-1 FC4-6 1B	1-2 P6		1-0 FC6-4 1-2f	5 1 2 0 0 0 2															
<b>Darryl Strawberry, L</b> OBP: 0.370, SLG: 0.492 (1, 9)	1-0 1B 2B 1B		2-2 G5-3			2-1 FC4-6 1B 1-2f	0-2 1B 2B			4 2 2 0 0 0 1															
<b>Kevin McReynolds, R</b> OBP: 0.337, SLG: 0.423 (1, 7)	0-1 1-H 3-H 2B		0-0 P3			1-1 1B 1B	2-2 F8			4 1 2 1 0 0 1															
<b>Mike Marshall, R</b> OBP: 0.298, SLG: 0.443 (1, 3)			1-3 K			0-2 F8	1-1 1B 1B			4 1 2 2 0 1 0															
<b>Mackey Sasser, L</b> OBP: 0.363, SLG: 0.358 (1, 2)			0-0 G6-3			1-1 F7	0-0 E8 1B 1B 1B 1-3 2-H		2-1 P3	3 0 1 1 0 0 0 1 0 0 0 0 0 1 0 0 0 0 0 0 0															
<b>Tim Teufel, R</b> OBP: 0.278, SLG: 0.360 (8, PH)											<b>AB 38</b>														
<b>Orlando Mercado, R</b> OBP: 0.308, SLG: 0.455 (8, 2)											<b>R 5</b>														
<b>Kevin Elster, R</b> OBP: 0.271, SLG: 0.337 (1, 6)											<b>H 12</b>														
<b>Dave Magadan, L</b> OBP: 0.407, SLG: 0.360 (7, PH) (7, 5)			1-0 L6			1-3 K					<b>RBI 5</b>														
<b>Frank Viola, L</b> OBP: 0.143, SLG: 0.143 (1, 1)											<b>BB 1</b>														
<b>Tom O'Malley, L</b> OBP: 0.172, SLG: 0.321 (7, PH)											<b>SO 7</b>														
<b>Mark Carreon, R</b> OBP: 0.274, SLG: 0.449 (7, PH)											<b>LOB 12</b>														
<b>Alejandro Pena, R</b> (7, 1)																									
<b>Keith Miller, R</b> OBP: 0.330, SLG: 0.368 (9, PH)			0-3 K			1-1 F8	0-1 F9		2-1 BB 1B	2 0 0 0 0 1 0 0 0 0 0 0 0 0 1 0 0 0 0 0 2 0 0 0 0 0 0 0 1 0 1 0 0 0 0															
<b>Inning Stats</b>	R: 1 E: 0 K: 0 S: 10	H: 3 LOB: 2 BB: 0 P: 18	R: 0 E: 0 K: 1 S: 5	H: 0 LOB: 0 BB: 0 P: 7	R: 0 E: 0 K: 1 S: 6	H: 0 LOB: 0 BB: 0 P: 8	R: 0 E: 0 K: 0 S: 9	H: 0 LOB: 0 BB: 0 P: 13	R: 0 E: 0 K: 1 S: 6	H: 0 LOB: 0 BB: 0 P: 8	R: 0 E: 0 K: 1 S: 7	H: 0 LOB: 0 BB: 0 P: 10	R: 3 E: 1 K: 1 S: 21	H: 6 LOB: 3 BB: 0 P: 30	R: 1 E: 0 K: 0 S: 13	H: 2 LOB: 1 BB: 0 P: 19	R: 0 E: 0 K: 2 S: 11	H: 1 LOB: 2 BB: 1 P: 20	1B: 10 2B: 2 3B: 0 HR: 0	SF: 0 SAC: 0 DP: 0 HBP: 0	WP: 0 PB: 0 SB: 0 CS: 0	PA: 39			
<b>PITCHER</b>	IP WLS BF H R ER SO BB IBB HBP BLK WP HR S P ERA WHIP																								
<b>Greg Maddux, R</b> ERA: 4.48 (1, 1)	6.1	W	26	8	4	4	4	0	0	0	0	0	0	56	82	5.68	1.263								
<b>Mitch Williams, L</b> ERA: 2.2 (7, 1)	0.2	W	3	1	0	0	1	0	0	0	0	0	0	8	12	0.00	1.500								
<b>Paul Assenmacher, L</b> ERA: 3.19 (8, 1)	2.0	S	10	3	1	1	2	1	0	0	0	0	0	24	39	4.50	2.000								

**New York Mets @ Chicago Cubs**  
**Wrigley Field, Chicago, IL**  
 Mon Jun 11 1990, 7:05 PM CDT  
 Att: 33,059 - Unknown

livebaseballscorecards.com



Batter	1	2	3	4	5	6	7	8	9	AB	R	H	RBI	BB	SO	LOB
Jerome Walton, R OBP: 0.356, SLG: 0.333 (1, 8)	0-1 L9		2-3 K			2-1 1B	1-1 B3	1-2 23 1B 23 1B		5	1	2	0	0	1	1
23 Ryne Sandberg, R OBP: 0.391, SLG: 0.597 (1, 4)	2-1 HR		2-1 E8 1B			3-2 P3	0-1 BB 1B	0-1 1B		5	3	4	2	0	0	0
Mark Grace, L OBP: 0.357, SLG: 0.373 (1, 3)	3-2 2B		0-0 G6-4-3 1B				1-1 1B 1B	G5-3		5	2	3	2	0	0	2
Andre Dawson, R OBP: 0.386, SLG: 0.645 (1, 9)	1-1 G5-3		3-1 G6-4-3 1-2f			2-1 WP 1B	4-0 1B IBB			3	1	1	0	1	0	2
Luis Salazar, R OBP: 0.308, SLG: 0.339 (1, 7)	1-2 2B			0-0 FC6-4 1B		0-0 G5-3 WP 1B	4-0 1B BB			3	0	3	2	1	0	0
Curtis Wilkerson, S OBP: 0.266, SLG: 0.299 (1, 5)	0-0 G6-3			1-1 FC6-4 1B CS		3-2 G6-3	1-1 1B			4	0	1	2	0	0	4
Domingo Ramos, R OBP: 0.316, SLG: 0.315 (1, 6)		1-2 G5-3		0-0 1B		4-0 IBB	1-0 G5-3			3	0	1	0	1	0	2
Joe Girardi, R OBP: 0.304, SLG: 0.384 (1, 2)		1-1 F9		0-3 K		0-0 G5-3		2-3 K		4	0	0	0	0	2	5
Greg Maddux, R Mitch Williams, L Dwight Smith, L Paul Assenmacher, L	0-1 G3-1							0-2 23 1B G5-3 BB	0-2 F7	2	0	0	0	0	0	0
										0	0	0	0	0	0	0
										0	1	0	0	1	0	0
										1	0	0	0	0	0	0
<b>Inning Stats</b>	R: 2 E: 0 K: 0 S: 14	H: 3 LOB: 1 BB: 0 P: 21	R: 0 E: 0 K: 0 S: 7	H: 0 LOB: 0 BB: 0 P: 9	R: 1 E: 1 K: 0 S: 8	H: 2 LOB: 0 BB: 0 P: 15	R: 0 E: 0 K: 1 S: 7	H: 2 LOB: 1 BB: 0 P: 8	R: 0 E: 0 K: 0 S: 10	H: 1 LOB: 0 BB: 0 P: 15	R: 1 E: 0 K: 0 S: 12	H: 3 LOB: 2 BB: 1 P: 22	R: 3 E: 0 K: 0 S: 8	H: 2 LOB: 2 BB: 3 P: 23	R: 1 E: 0 K: 1 S: 15	H: 2 LOB: 1 BB: 0 P: 18
<b>PITCHER</b>	IP WLS BF H R ER SO ERA WHIP	IP WLS BF H R ER SO ERA WHIP	IP WLS BF H R ER SO ERA WHIP	IP WLS BF H R ER SO ERA WHIP	IP WLS BF H R ER SO ERA WHIP	IP WLS BF H R ER SO ERA WHIP	IP WLS BF H R ER SO ERA WHIP	IP WLS BF H R ER SO ERA WHIP	IP WLS BF H R ER SO ERA WHIP	IP WLS BF H R ER SO ERA WHIP	IP WLS BF H R ER SO ERA WHIP	IP WLS BF H R ER SO ERA WHIP	IP WLS BF H R ER SO ERA WHIP	IP WLS BF H R ER SO ERA WHIP	IP WLS BF H R ER SO ERA WHIP	IP WLS BF H R ER SO ERA WHIP
Frank Viola, L ERA: 2.04	(1, 1) 6.0															
Alejandro Pena, R ERA: 4.56	(7, 1) 2.0	L														

**BOTTOM**

**New York Mets @ Chicago Cubs**  
**Wrigley Field, Chicago, IL**  
 Mon Jun 11 1990, 7:05 PM CDT  
 Att. 33,059 - Unknown

livebaseballscorecards.com

<b>AB</b>	<b>35</b>
<b>R</b>	<b>8</b>
<b>H</b>	<b>15</b>
<b>RBI</b>	<b>8</b>
<b>BB</b>	<b>4</b>
<b>SO</b>	<b>3</b>
<b>LOB</b>	<b>16</b>



WP: 1	PA: 39
PB: 0	
SB: 0	
CS: 1	

Batter	1	2	3	4	5	6	7	8	9	AB R H RBI BB SO LOB	TOP											
Howard Johnson, S OBP: 0.289, SLG: 0.422 (1, 6)	1-0 E5 HR	0-0 SF8 2B	4-2 3B BB		1-0 P6	0-3 K		0-1 1B 2B	2-2 L8	6 4 2 1 1 1 3												
Dave Magadan, L OBP: 0.439, SLG: 0.456 (1, 5) (3, 3)	0-0 HR	2-2 SF8	2-2 3B		4-1 BB		4-1 2B 1B BB	2-1 1B 2B 1B	0-0 G6-4-3 1B	4 3 4 6 2 0 0												
Gregg Jefferies, S OBP: 0.347, SLG: 0.507 Tim Teufel, R OBP: 0.286, SLG: 0.365 (1, 4) (8, PH) (8, 4)	0-2 HR	1-1 2B 2B	1-1 G1-3		1-2 F9		1-1 1B 2B	0-0 BB 2B 1B	0-1 G6-4-3 1-2f	5 2 3 1 0 0 3 2 1 1 0 0 0 1												
Darryl Strawberry, L OBP: 0.375, SLG: 0.492 Mark Carreon, R OBP: 0.271, SLG: 0.443 (1, 9) (7, 9) (8, 7)	2-3 K	4-0 2B IBB		1-1 2B 1B	0-0 P5		0-2 BB 1B	1-1 P4		4 2 2 1 1 1 3 1 0 0 0 0 0 2												
Kevin McReynolds, R OBP: 0.351, SLG: 0.469 Jeff Musselman, L (1, 7) (8, 1)	1-2 HR	1-1 2B		3-1 L7		2-1 HR	4-0 BB 1B IBB	4-0 2B SF8 BB		4 4 3 4 2 0 1 0 0 0 0 0 0 0												
Mike Marshall, R OBP: 0.294, SLG: 0.437 Tom O'Malley, L OBP: 0.273, SLG: 0.484 (1, 3) (3, 5)	1-3 K	2-3 K		3-2 F8 2B		0-0 G6-3 2B	4-1 1B BB	1-0 SF8 2B		2 0 0 0 0 2 2 3 0 3 3 1 0 0												
Daryl Boston, L OBP: 0.336, SLG: 0.479 (1, 8)	2-1 CS 1B	0-1 P7		0-0 F8		1-0 F9	0-0 G1-6-3 1B	4-2 FC6-4 BB		5 0 2 2 1 0 4												
Mackey Sasser, L OBP: 0.354, SLG: 0.349 Keith Miller, R OBP: 0.327, SLG: 0.368 (1, 2) (8, PH) (8, 9)	2-0 CS	1-0 SH PB 2B 1B		3-0 F8		0-0 G6-3	1-0 G1-6-3	3-1 SF8		5 1 1 0 0 0 4 0 0 0 1 0 0 0												
Dwight Gooden, R OBP: 0.207, SLG: 0.346 Orlando Mercado, R OBP: 0.333, SLG: 0.417 (1, 1) (8, PH) (8, 2)		1-0 SH 2B SF8 1B		1-0 G5-3		3-1 F9 WP HBP	4-1 BB			1 1 0 0 1 0 0 1 1 0 0 1 0 2												
<b>Inning Stats</b>	R: 4 E: 1 K: 2 S: 18	H: 4 LOB: 0 BB: 0 P: 26	R: 4 E: 1 K: 1 S: 15	H: 4 LOB: 2 BB: 1 P: 27	R: 1 E: 0 K: 0 S: 11	H: 1 LOB: 1 BB: 1 P: 20	R: 1 E: 0 K: 0 S: 9	H: 2 LOB: 1 BB: 0 P: 19	R: 0 E: 0 K: 0 S: 7	H: 0 LOB: 2 BB: 1 P: 16	R: 1 E: 0 K: 1 S: 9	H: 2 LOB: 2 BB: 1 P: 16	R: 3 E: 0 K: 0 S: 9	H: 3 LOB: 1 BB: 3 P: 23	R: 5 E: 0 K: 0 S: 16	H: 4 LOB: 2 BB: 3 P: 35	R: 0 E: 0 K: 0 S: 6	H: 1 LOB: 0 BB: 0 P: 8	1B: 9 2B: 8 3B: 1 HR: 3	SF: 2 SAC: 1 DP: 2 HBP: 1	WP: 1 PB: 1 SB: 0 CS: 1	PA: 58
<b>PITCHER</b>	IP WLS BF H R ER SO BB IBB HBP BLK WP HR S P ERA WHIP																					
Mike Bielecki, R ERA: 4.69 (1, 1)	1.1 L 13 7 8 6 2 0 0 0 0 0 0 2 26 43 40.50 5.250																					
Kevin Blankenship, R ERA: 5.84 (2, 1)	2.2 13 4 2 2 1 1 0 0 0 0 0 0 27 49 6.75 1.875																					
Dean Wilkins, R ERA: 6.0 (5, 1)	2.0 11 2 1 1 1 2 0 1 0 1 1 16 32 4.50 2.000																					
Joe Kraemer, L ERA: 8.05 (7, 1)	2.0 17 7 8 8 0 5 1 0 0 0 0 25 58 36.00 6.000																					
Doug Dascenzo, L ERA: (9, 1)	1.0 3 1 0 0 0 0 0 0 0 0 0 6 8 0.00 1.000																					

**New York Mets @ Chicago Cubs**  
**Wrigley Field, Chicago, IL**  
 Tue Jun 12 1990, 3:33 AM CDT  
 Att. 34,893 - Sunny - 76 F

[livebaseballscorecards.com](http://livebaseballscorecards.com)

<b>AB</b>	43
<b>R</b>	19
<b>H</b>	21
<b>RBI</b>	19
<b>BB</b>	10
<b>SO</b>	4
<b>LOB</b>	25



Batter	1	2	3	4	5	6	7	8	9	AB	R	H	RBI	BB	SO	LOB
<b>Marvell Wynne, L</b> <small>(1, 8) OBP: 0.211, SLG: 0.215 (7, 7)</small>	1-0 		0-3 	2-3 		0-0 		1-0 	0-3 	5	2	1	0	0	3	5
<b>23 Ryne Sandberg, R</b> <small>(1, 4) OBP: 0.394, SLG: 0.597</small>	1-0 		2-0 		1-2 	2-0 		1-0 	0-2 	5	1	3	1	0	0	2
<b>Dwight Smith, L</b> <small>(1, 9) OBP: 0.360, SLG: 0.406</small>	0-0 		2-3 		0-0 	0-1 		1-0 		5	0	2	0	0	1	3
<b>Mark Grace, L</b> <small>(1, 3) OBP: 0.362, SLG: 0.382</small>	2-2 		0-2 		0-0 	0-0 		2-1 		5	1	3	2	0	0	2
<b>Dave Clark, L</b> <small>(1, 7) OBP: 0.282, SLG: 0.306</small> <b>Joe Kraemer, L</b> <small>(7, 1)</small> <b>Doug Dascenzo, S</b> <small>(9, 1) OBP: 0.241, SLG: 0.320</small>	0-0 			1-0 	4-2 	1-1 		1-0 		3	1	1	0	1	0	2
<b>Curtis Wilkerson, S</b> <small>(1, 5) OBP: 0.286, SLG: 0.317</small>		0-0 		0-2 	2-0 		0-1 		3-1 	5	1	3	1	0	0	1
<b>Hector Villanueva, R</b> <small>(1, 2) OBP: 0.346, SLG: 0.667</small> <b>Joe Girardi, R</b> <small>(4, PR) OBP: 0.305, SLG: 0.383 (5, 2)</small>		0-1 		2-2 	0-0 		1-0 		0-1 	1	0	0	0	0	0	1
<b>Domingo Ramos, R</b> <small>(1, 6) OBP: 0.311, SLG: 0.304</small>		1-2 		0-0 	0-0 		4-0 		0-1 	3	0	0	1	1	0	4
<b>Mike Bielecki, R</b> <small>(1, 1) OBP: 0.330, SLG: 0.318</small> <b>Kevin Blankenship, R</b> <small>(2, 1) OBP: 0.306, SLG: 0.336</small> <b>Luis Salazar, R</b> <small>(4, PH) OBP: 0.306, SLG: 0.336</small> <b>Dean Wilkins, R</b> <small>(5, 1) OBP: 0.360, SLG: 0.335</small> <b>Jerome Walton, R</b> <small>(6, PH) OBP: 0.360, SLG: 0.335 (7, 8)</small>	1-1 			0-3 		4-2 		0-3 	3-2 	0	0	0	0	0	0	0

Inning Stats	R: 1	H: 2	E: 0	K: 0	S: 6	LOB: 1	BB: 0	P: 10	R: 0	H: 1	E: 0	K: 0	S: 8	LOB: 1	BB: 0	P: 10	R: 0	H: 1	E: 0	K: 2	S: 10	LOB: 1	BB: 0	P: 14	R: 0	H: 1	E: 1	K: 2	S: 14	LOB: 3	BB: 0	P: 19	R: 3	H: 4	E: 0	K: 0	S: 11	LOB: 1	BB: 1	P: 18	R: 2	H: 2	E: 0	K: 1	S: 10	LOB: 1	BB: 1	P: 17	R: 0	H: 0	E: 0	K: 1	S: 7	LOB: 1	BB: 1	P: 12	R: 0	H: 1	E: 0	K: 0	S: 5	LOB: 1	BB: 0	P: 10	R: 2	H: 4	E: 0	K: 1	S: 17	LOB: 2	BB: 0	P: 24	1B: 15	SF: 2	2B: 1	SAC: 0	3B: 0	DP: 1	HR: 0	HBP: 2	WP: 0	PA: 47
<b>PITCHER</b> <b>Dwight Gooden, R</b> <small>(1, 1) ERA: 4.71</small> <b>Jeff Musselman, L</b> <small>(8, 1) ERA: 3.42</small>	IP	WLS	BF	H	R	ER	SO	BB	IBB	HBP	BLK	WP	HR	S	P	ERA	WHIP																																																																	
	7.0	W	36	11	6	6	5	3	0	2	0	0	0	66	100	7.71	2.000																																																																	
	2.0		11	5	2	2	1	0	0	0	0	0	0	22	34	9.00	2.500																																																																	

**NEW YORK METS @ CHICAGO CUBS**  
 Wrigley Field, Chicago, IL  
 Tue Jun 12 1990, 3:33 AM CDT  
 Att. 34,893 - Sunny - 76 F

<b>AB</b>	<b>40</b>
<b>R</b>	<b>8</b>
<b>H</b>	<b>16</b>
<b>RBI</b>	<b>7</b>
<b>BB</b>	<b>3</b>
<b>SO</b>	<b>6</b>
<b>LOB</b>	<b>26</b>





Batter	1	2	3	4	5	6	7	8	9	AB	R	H	RBI	BB	SO	LOB
Jerome Walton, R OBP: 0.357, SLG: 0.328 (1, 8)	0-0 F8 ①		4-1 23 HR 1-2 BB	2-3 K		1-2 G6-3 ③		1-2 G1-3 ②		4	1	0	0	1	1	1
23 Ryne Sandberg, R OBP: 0.398, SLG: 0.621 (1, 4)	0-1 P3 ②		1-0 HR 1-H 2-H	3-1 F9 ③			0-0 HR	4-0 IBB		4	2	2	4	1	0	0
Mark Grace, L OBP: 0.355, SLG: 0.374 Dean Wilkins, R (9, 1)	2-3 K ③		0-2 L5 ①		3-1 F8 ①		1-0 P6 ①	0-0 G4-3 ③		5	0	0	0	0	1	2
Andre Dawson, R OBP: 0.390, SLG: 0.658 (1, 9)		0-0 HR	1-2 G5-3 ②		1-2 HR 1B		2-0 FC5-4 1B		1-1 L6 ①	5	2	3	1	0	0	0
Luis Salazar, R OBP: 0.309, SLG: 0.362 (1, 5)		0-0 P3 ①	0-2 HR 1B		1-1 HR 1-H		1-2 FC5-4 ②		1-1 G5-3 ②	5	2	2	2	0	0	1
Shawon Dunston, R OBP: 0.320, SLG: 0.507 (1, 6)		1-2 F9 ②	0-1 HR 1-H		2-3 K ②		0-0 P3 ③		2-2 G6-3 ③	5	1	1	2	0	1	1
Doug Dascenzo, S OBP: 0.263, SLG: 0.346 Paul Assenmacher, L (7, 1)		4-1 BB	2-2 2B		1-3 K ③			1-2 3B 2B		2	0	1	0	1	1	0
Les Lancaster, R OBP: 0.143, SLG: 0.077 Marvell Wynne, L (7, 7)										0	0	0	0	0	0	0
Joe Girardi, R OBP: 0.299, SLG: 0.376 Dave Clark, L OBP: 0.300, SLG: 0.378 (8, PH)		0-2 G4-3 ③	0-1 F9 ③							3	0	0	0	0	0	2
Lloyd McClendon, R OBP: 0.260, SLG: 0.247 (9, 2)										1	0	1	1	0	0	0
Jeff Pico, R OBP: 0.500, SLG: 0.375 Les Lancaster, R OBP: 0.143, SLG: 0.077 (6, 1)			0-1 23 HR BB 1B		1-1 G6-3 ①					2	1	1	0	0	0	0
Hector Villanueva, R OBP: 0.346, SLG: 0.667 (9, 3)						2-3 K ②		0-0 L7 ①		2	0	0	0	0	1	1
										0	0	0	0	0	0	0

Inning Stats	R: 0	H: 0	E: 0	LOB: 0	K: 1	S: 9	R: 1	H: 1	E: 0	LOB: 1	K: 0	S: 9	R: 5	H: 5	E: 0	LOB: 1	K: 0	S: 21	R: 0	H: 0	E: 0	LOB: 0	K: 1	S: 7	R: 2	H: 2	E: 0	LOB: 0	K: 2	S: 15	R: 0	H: 0	E: 0	LOB: 0	K: 1	S: 7	R: 1	H: 2	E: 0	LOB: 1	K: 0	S: 7	R: 1	H: 2	E: 0	LOB: 2	K: 0	S: 9	R: 0	H: 0	E: 0	LOB: 0	K: 0	S: 9	1B: 4	SF: 0	2B: 2	SAC: 0	3B: 1	DP: 0	HR: 5	HBP: 0	WP: 0	PA: 42
--------------	------	------	------	--------	------	------	------	------	------	--------	------	------	------	------	------	--------	------	-------	------	------	------	--------	------	------	------	------	------	--------	------	-------	------	------	------	--------	------	------	------	------	------	--------	------	------	------	------	------	--------	------	------	------	------	------	--------	------	------	-------	-------	-------	--------	-------	-------	-------	--------	-------	--------

PITCHER	IP	WLS	BF	H	R	ER	SO	BB	IBB	HBP	BLK	WP	HR	S	P	ERA	WHIP
Sid Fernandez, L ERA: 3.75 (1, 1)	3.0		17	6	6	6	1	2	0	0	0	0	3	39	54	18.00	2.667
Wally Whitehurst, R ERA: 2.08 (4, 1)	2.0		8	2	2	2	3	0	0	0	0	0	1	22	36	9.00	1.000
Alejandro Pena, R ERA: 4.39 (6, 1)	1.0		3	0	0	0	1	0	0	0	0	0	0	7	10	0.00	0.000
Julio Machado, R ERA: 2.25 (7, 1)	1.2		10	4	2	2	0	0	1	0	0	0	1	15	26	10.80	2.400
John Franco, L ERA: 2.18 (8, 1)	1.1	W	4	0	0	0	0	0	0	0	0	0	0	10	14	0.00	0.000

**BOTTOM**

**New York Mets @ Chicago Cubs**  
**Wrigley Field, Chicago, IL**  
 Wed Jun 13 1990, 3:33 AM CDT  
 Sunny - 81 F

<b>AB</b>	<b>39</b>
<b>R</b>	<b>10</b>
<b>H</b>	<b>12</b>
<b>RBI</b>	<b>10</b>
<b>BB</b>	<b>3</b>
<b>SO</b>	<b>5</b>
<b>LOB</b>	<b>8</b>



PITCHER	IP	WLS	BF	H	R	ER	SO	BB	IBB	HBP	BLK	WP	HR	S	P	ERA	WHIP
---------	----	-----	----	---	---	----	----	----	-----	-----	-----	----	----	---	---	-----	------

Batter	1	2	3	4	5	6	7	8	9	AB R H RBI BB SO LOB	TOP	
Keith Miller, R (1, 9) OBP: 0.324, SLG: 0.356	0-0 L4	2-2 1B		0-0 G6-3		2-1 G6-4-3		1-3 K	4-0 WP BB	5 0 1 0 1 1 3		
Dave Magadan, L (1, 3) OBP: 0.440, SLG: 0.461	1-0 1B WP 2B	3-3 K			0-1 G3		0-0 G6-3	1-2 F7	3-3 K	6 1 1 0 0 2 4		
Gregg Jefferies, S (1, 4) OBP: 0.365, SLG: 0.513	0-1 FC6-4 WP 2-3 1B		2-1 F8		1-2 FC5-4 1B		2-2 2B 1B		4-2 2B BB	4 2 3 0 1 0 0		
Howard Johnson, S (1, 5) OBP: 0.289, SLG: 0.428	4-2 FC6-4 1-2 3-H BB		1-0 P6		3-2 F9		0-3 K		2-1 F7	4 0 0 0 1 1 3		
Kevin McReynolds, R (1, 7) OBP: 0.356, SLG: 0.476	0-0 FC6-4 1-2f 2-3		2-0 2B		0-2 FC5-4 1-2f		1-2 SAFE 1B 2B		3-2 F8	5 1 2 1 0 0 4		
Daryl Boston, L (1, 8) OBP: 0.364, SLG: 0.519	0-0 P6		2-1 FC6-4 HBP		1-2 HBP 1B		2-0 FC6-4 2-H 1B		3-2 SAFE 1B 2B	4 2 3 2 0 0 2		
Kevin Elster, R (1, 6) OBP: 0.271, SLG: 0.342		2-2 F9	2-2 FC6-4 1-2f		1-0 SAFE F9		1-0 FC6-4 1-2f		2-1 2-H 1B 2B	5 1 1 1 0 0 4		
Orlando Mercado, R (1, 2) OBP: 0.429, SLG: 0.529		0-1 1B 1B		1-1 G3		1-2 1B HBP		0-0 2B	1-0 2-H HR 1B	4 1 3 1 0 0 0		
Ron Darling, R (1, 1) OBP: 0.308, SLG: 0.182 Alejandro Pena, R (7, 1) Tom O'Malley, L (9, PH) Mark Carreon, R (9, PH) Jeff Musselman, L (9, 1) John Franco, L (9, 1)		2-3 K		1-2 G6-3		2-2 G6-4-3 1B		0-3 K	1-2 1-H HR	3 0 1 1 0 1 1 1 0 0 0 0 1 1 0 0 0 0 0 0 0 1 1 1 2 0 0 0 0 0 0 0 0 0 0 0 0 0 0 0 0 0		
<b>Inning Stats</b>	R: 1 H: 2 E: 0 LOB: 2 K: 0 BB: 1 S: 9 P: 14	R: 0 H: 2 E: 0 LOB: 2 K: 2 BB: 0 S: 14 P: 23	R: 0 H: 1 E: 0 LOB: 2 K: 0 BB: 0 S: 8 P: 17	R: 0 H: 0 E: 0 LOB: 0 K: 0 BB: 0 S: 6 P: 8	R: 0 H: 1 E: 0 LOB: 1 K: 0 BB: 0 S: 12 P: 16	R: 1 H: 2 E: 0 LOB: 1 K: 0 BB: 0 S: 11 P: 18	R: 2 H: 3 E: 0 LOB: 1 K: 1 BB: 0 S: 18 P: 24	R: 0 H: 1 E: 0 LOB: 1 K: 2 BB: 0 S: 11 P: 13	R: 5 H: 4 E: 0 LOB: 1 K: 1 BB: 2 S: 21 P: 44	1B: 9 SF: 0 2B: 6 SAC: 0 3B: 0 DP: 1 HR: 1 HBP: 2	WP: 3 PA: 47 PB: 0 SB: 0 CS: 0	
<b>PITCHER</b>	IP WLS BF H R ER SO BB IBB HBP BLK WP HR S P ERA WHIP											
Mike Harkey, R (1, 1) ERA: 4.26	6.0 L 28 8 2 2 2 1 0 2 0 1 0 60 96 3.00 1.500											
Paul Assenmacher, L (7, 1) ERA: 3.65	2.0 10 4 2 2 3 0 0 0 0 0 0 29 37 9.00 2.000											
Dean Wilkins, R (9, 1) ERA: 9.82	0.2 6 3 4 4 0 1 0 0 0 0 0 14 29 54.00 6.000											
Joe Kraemer, L (9, 1) ERA: 8.38	0.1 3 1 1 1 1 1 0 0 0 1 1 7 15 27.00 6.000											

**New York Mets @ Chicago Cubs**  
**Wrigley Field, Chicago, IL**  
 Wed Jun 13 1990, 3:38 AM CDT  
 Att. 34,241 - Sunny

[livebaseballscorecards.com](http://livebaseballscorecards.com)

**AB 42**  
**R 9**  
**H 16**  
**RBI 8**  
**BB 3**  
**SO 6**  
**LOB 22**



BOTTOM

New York Mets @ Chicago Cubs  
Wrigley Field, Chicago, IL  
Wed Jun 13 1990, 3:38 AM CDT  
Att. 34,241 - Sunny

livebaseballscorecards.com

AB 37  
R 6  
H 11  
RBI 6  
BB 2  
SO 5  
LOB 11



WP: 0 PA: 40  
PB: 1  
SB: 0  
CS: 0

AB R H RBI BB SO LOB

4	2	2	0	1	0	2
4	1	1	3	1	2	4
4	0	1	2	0	1	3
1	0	0	0	0	1	0
5	0	0	0	0	0	1
4	1	1	1	0	0	0
4	0	1	0	0	1	0
3	0	1	0	0	0	1
0	0	0	0	0	0	0
1	0	0	0	0	0	0
0	0	0	0	0	0	0
0	0	0	0	0	0	0
4	0	1	0	0	0	0
1	0	1	0	0	0	0
2	2	2	0	0	0	0

Batter	1	2	3	4	5	6	7	8	9
Jerome Walton, R (1, 8) OBP: 0.362, SLG: 0.332	0-0 F9		3-2 G5-3		1-2 1B		2-0 2B 1B		4-0 23 HR BB
23 Ryne Sandberg, R (1, 4) OBP: 0.398, SLG: 0.627	1-3 K		4-0 IBB		2-3 K		2-1 G4-3		0-2 1-H 2-H HR
Dave Clark, L (1, 7) Lloyd McClendon, R (9, PH) OBP: 0.295, SLG: 0.390 OBP: 0.257, SLG: 0.244	1-2 G1-3		2-3 K			0-2 G4-3	3-2 2B		1-3 K
Mark Grace, L (1, 3) OBP: 0.348, SLG: 0.366		0-2 F7		0-1 P6		1-2 B4-3	0-0 L9		0-0 G6-3
Marvell Wynne, L (1, 9) OBP: 0.224, SLG: 0.266		2-2 P6		1-0 F8		0-0 HR		0-1 F9	
Curtis Wilkerson, S (1, 5) (7, 6) OBP: 0.284, SLG: 0.314		1-1 L7		2-3 K		1-0 1B		0-1 G3	
Domingo Ramos, R (1, 6) Paul Assenmacher, L (7, 1) Dwight Smith, L (8, PH) Dean Wilkins, R (9, 1) Joe Kraemer, L (9, 1)			0-2 1B		2-0 F8	1 SAFE 2-1 G1-3		0-0 F9	
Joe Girardi, R (1, 2) OBP: 0.298, SLG: 0.373			1-0 SH3-4 1B		0-0 G5-3		0-0 F8		1-0 F7
Mike Harkey, R (1, 1) Luis Salazar, R (7, 5) OBP: 0.333, SLG: 0.353 OBP: 0.319, SLG: 0.372			0-0 SH3-4		1-2 1B		1-2 23 G4-3 1B 2B 1B		0-2 23 HR 1B

Inning Stats	R: 0 H: 0 E: 0 K: 7 S: 7	H: 0 LOB: 0 BB: 0 P: 9	R: 0 H: 2 E: 0 K: 1 S: 11	H: 2 LOB: 3 BB: 1 P: 21	R: 0 H: 0 E: 0 K: 1 S: 6	H: 0 LOB: 0 BB: 0 P: 9	R: 0 H: 2 E: 0 K: 1 S: 12	H: 2 LOB: 2 BB: 0 P: 18	R: 1 H: 2 E: 0 K: 0 S: 10	H: 2 LOB: 1 BB: 0 P: 14	R: 2 H: 3 E: 0 K: 0 S: 15	H: 3 LOB: 1 BB: 0 P: 23	R: 0 H: 0 E: 0 K: 0 S: 5	H: 0 LOB: 0 BB: 0 P: 5	R: 3 H: 2 E: 0 K: 1 S: 11	H: 2 LOB: 0 BB: 1 P: 17	1B: 8 2B: 1 3B: 0 HR: 2	SF: 0 SAC: 1 DP: 0 HBP: 0
--------------	--------------------------	------------------------	---------------------------	-------------------------	--------------------------	------------------------	---------------------------	-------------------------	---------------------------	-------------------------	---------------------------	-------------------------	--------------------------	------------------------	---------------------------	-------------------------	-------------------------	---------------------------

PITCHER	IP	WLS	BF	H	R	ER	SO	BB	IBB	HBP	BLK	WP	HR	S	P	ERA	WHIP
Ron Darling, R (1, 1) ERA: 5.02	6.0	W	25	6	1	1	4	0	0	0	0	0	1	55	83	1.50	1.000
Alejandro Pena, R (7, 1) ERA: 4.71	2.0		9	3	2	2	0	0	0	0	0	0	0	20	28	9.00	1.500
Jeff Musselman, L (9, 1) ERA: 4.39	0.1		4	2	3	3	0	1	0	0	0	0	1	7	12	81.00	9.000
John Franco, L (9, 1) ERA: 2.11	0.2		2	0	0	0	1	0	0	0	0	0	0	4	5	0.00	0.000

Batter	1	2	3	4	5	6	7	8	9	10	AB R H RBI BB SO LOB	TOP													
Jerome Walton, R (1, 8) OBP: 0.363, SLG: 0.330	4-1 G6-4-3 BB	0-0 5-3		1-0 23 1B		0-0 F8		1-3 K			4 0 1 1 1 1 3	<b>Chicago Cubs @ Philadelphia Phillies</b> Veterans Stadium, Philadelphia, PA Fri Jun 15 1990, 7:05 PM EDT Overcast - 80 F													
23 Ryne Sandberg, R (1, 4) OBP: 0.398, SLG: 0.622	3-1 SAFE G6-4-3 1-2f		1-1 1B	3-2 3-H 1B		1-3 K		2-1 F8			5 0 2 0 0 1 1														
Shawon Dunston, R (1, 6) OBP: 0.317, SLG: 0.500	0-0 2B 1B		0-0 L6		1-3 K	1-2 F9		0-0 F8			5 0 1 0 0 1 1														
Andre Dawson, R (1, 9) OBP: 0.394, SLG: 0.668 Doug Dascenzo, S (5, 9) OBP: 0.271, SLG: 0.340	2-2 1-3 2B		1-1 F7		0-0 HR 2B		0-3 K	4-1 WP BB			3 1 2 0 0 0 1 1 0 0 0 1 1 0														
Luis Salazar, R (1, 7) OBP: 0.317, SLG: 0.368 Marvell Wynne, L (7, 7) OBP: 0.221, SLG: 0.282	2-1 G6-3		1-1 SAFE F8		1-1 HR 1B		2-2 E6 G5-4-3	1-2 G1-3			4 1 1 0 0 0 3 1 0 0 0 0 0 1														
Hector Villanueva, R (1, 3) OBP: 0.367, SLG: 0.821 Mark Grace, L (7, 3) OBP: 0.346, SLG: 0.364		0-0 6-3		1-0 SF9 3B	1-1 HR		0-1 G5-4-3 1-2f		3-2 L9		4 2 2 3 0 0 1 1 0 0 0 0 0 0														
Domingo Ramos, R (1, 5) OBP: 0.324, SLG: 0.302		1-2 SH1-4 HBP 1B		1-0 SF9 3-H	4-2 FC4-6 BB		4-2 SH1-3 BB		1-3 K		1 0 0 1 2 1 0														
Joe Girardi, R (1, 2) OBP: 0.307, SLG: 0.386		0-0 SH1-4 1B		1-0 4-3 1B 2B	1-0 F8		0-3 K		0-1 1B		5 1 3 0 0 1 2														
Steve Wilson, L (1, 1) OBP: 0.133, SLG: 0.133 Les Lancaster, R (8, 1) OBP: 0.143, SLG: 0.077 Paul Assenmacher, L (8, 1) OBP: 0.143, SLG: 0.077 Dwight Smith, L (10, PH) OBP: 0.356, SLG: 0.400 Jose Antonio Nunez, R (10, 1) OBP: 0.356, SLG: 0.400		1-0 SH1-4		2-2 4-3 2B	1-1 FC4-6		0-1 SAFE SH1-3		3-1 L8		2 0 0 0 0 0 2 0 0 0 0 0 0 0 0 0 0 0 0 0 0 1 0 0 0 0 0 1 0 0 0 0 0 0 0														
<b>Inning Stats</b>	R: 0 E: 0 K: 0 S: 9	H: 2 LOB: 2 BB: 1 P: 20	R: 0 E: 0 K: 0 S: 6	H: 1 LOB: 2 BB: 0 P: 8	R: 0 E: 0 K: 0 S: 7	H: 1 LOB: 1 BB: 0 P: 10	R: 2 E: 0 K: 0 S: 10	H: 4 LOB: 2 BB: 0 P: 19	R: 3 E: 0 K: 1 S: 15	H: 3 LOB: 1 BB: 1 P: 24	R: 0 E: 0 K: 1 S: 7		H: 0 LOB: 0 BB: 0 P: 9	R: 0 E: 1 K: 1 S: 8	H: 0 LOB: 0 BB: 0 P: 10	R: 0 E: 0 K: 2 S: 10	H: 0 LOB: 1 BB: 1 P: 15	R: 0 E: 0 K: 0 S: 7	H: 0 LOB: 1 BB: 1 P: 14	R: 0 E: 0 K: 1 S: 11	H: 1 LOB: 1 BB: 0 P: 18	1B: 7 2B: 3 3B: 1 HR: 1	SF: 1 SAC: 2 DP: 2 HBP: 1	WP: 1 PB: 0 SB: 0 CS: 0	PA: 45
<b>PITCHER</b>	IP WLS BF H R ER SO BB IBB HBP BLK WP HR S P ERA WHIP																								
Pat Combs, L (1, 1) ERA: 4.43	7.0	34	11	5	5	3	3	0	0	0	0	0	0	0	106	6.43	2.000								
Jeff Parrett, R (8, 1) ERA: 5.74	1.0	3	0	0	0	2	0	0	0	0	0	0	0	8	9	0.00	0.000								
Darrel Akerfelds, R (9, 1) ERA: 2.48	2.0	W 8	1	0	0	1	1	0	0	0	1	0	0	18	32	0.00	1.000								

livebaseballscores.com

AB	37
R	5
H	12
RBI	5
BB	4
SO	6
LOB	16



**BOTTOM**

**Chicago Cubs @ Philadelphia Phillies**  
 Veterans Stadium, Philadelphia, PA  
 Fri Jun 15 1990, 7:05 PM EDT  
 Overcast - 80 F

[livebaseballscorecards.com](http://livebaseballscorecards.com)

<b>AB</b>	41
<b>R</b>	6
<b>H</b>	13
<b>RBI</b>	6
<b>BB</b>	3
<b>SO</b>	2
<b>LOB</b>	23



<b>WP</b>	0	<b>PA</b>	45
<b>PB</b>	0		
<b>SB</b>	0		
<b>CS</b>	0		

AB R H RBI BB SO LOB

5 1 3 2 0 0 1

5 1 2 0 0 0 2

5 1 1 0 0 0 5

5 1 1 2 0 0 5

3 1 1 1 2 0 0  
 3 0 1 0 0 0 1  
 1 0 0 0 0 1 1  
 0 0 0 0 0 0 0  
 0 0 0 0 1 0 0

4 0 0 0 0 0 3

4 0 1 0 0 0 1  
 1 0 0 0 0 1 3

2 0 0 0 0 0 1  
 0 0 0 0 0 0 0  
 3 1 3 1 0 0 0

1B:	8	SF:	0
2B:	3	SAC:	1
3B:	0	DP:	0
HR:	2	HBP:	0

Batter	1	2	3	4	5	6	7	8	9	10
Lenny Dykstra, L OBP: 0.467, SLG: 0.516 (1, 8)	F8		L9			1B		HR	1B	
Randy Ready, R OBP: 0.350, SLG: 0.366 (1, 7)	6-3		P6			F9		HR	1B	
Tom Herr, S OBP: 0.336, SLG: 0.375 (1, 4)	F9					P9		6-3	F9	
Charlie Hayes, R OBP: 0.313, SLG: 0.379 (1, 5)			F8			4-3		HR	L9	
John Kruk, L OBP: 0.355, SLG: 0.398 (9, 3)			F7			4-3		BB	BB	SH
Carmelo Martinez, R OBP: 0.342, SLG: 0.484 (1, 3)						L8		F9	K	1B
Ron Jones, L OBP: 0.375, SLG: 0.643 (8, PH)								SAFE	SAFE	SH
Darrel Akerfelds, R OBP: 0.302, SLG: 0.447 (9, 1)										IBB
Dave Hollins, S OBP: 0.302, SLG: 0.447 (10, PH)										
Dickie Thon, R OBP: 0.303, SLG: 0.303 (1, 6)			P9			P4		F8	P4	SH
Steve Lake, R OBP: 0.291, SLG: 0.275 (1, 2)						F9			4-3	K
Darren Daulton, L OBP: 0.376, SLG: 0.318 (10, PH)										
Pat Combs, L OBP: 0.261, SLG: 0.238 (1, 1)			FC1-6			F7		HR	1B	1B
Jeff Parrett, R OBP: 0.417, SLG: 0.391 (8, 1)										
Jim Vatcher, R OBP: 0.417, SLG: 0.391 (8, PH)										

Inning Stats	R: 0	H: 0	E: 0	K: 0	S: 6	R: 0	H: 1	E: 0	K: 0	S: 7	R: 0	H: 1	E: 0	K: 0	S: 8	R: 1	H: 1	E: 0	K: 0	S: 7	R: 0	H: 0	E: 0	K: 0	S: 9	R: 0	H: 1	E: 0	K: 0	S: 11	R: 0	H: 0	E: 0	K: 0	S: 6	R: 4	H: 4	E: 0	K: 1	S: 16	R: 0	H: 3	E: 0	K: 0	S: 11	R: 1	H: 2	E: 1	K: 1	S: 8	1B: 8	2B: 3	3B: 0	HR: 2	SF: 0	SAC: 1	DP: 0	HBP: 0	WP: 0	PA: 45
--------------	------	------	------	------	------	------	------	------	------	------	------	------	------	------	------	------	------	------	------	------	------	------	------	------	------	------	------	------	------	-------	------	------	------	------	------	------	------	------	------	-------	------	------	------	------	-------	------	------	------	------	------	-------	-------	-------	-------	-------	--------	-------	--------	-------	--------

PITCHER	IP	WLS	BF	H	R	ER	SO	BB	IBB	HBP	BLK	WP	HR	S	P	ERA	WHIP
Steve Wilson, L ERA: 5.3 (1, 1)	7.1		30	7	4	4	0	1	0	0	0	0	1	62	106	4.91	1.091
Les Lancaster, R ERA: 5.18 (8, 1)	0.0		2	1	1	1	0	1	0	0	0	0	0	2	6	∞	∞
Paul Assenmacher, L ERA: 3.52 (8, 1)	1.2		8	3	0	0	1	0	0	0	0	0	0	17	21	0.00	1.800
Jose Antonio Nunez, R ERA: 6.48 (10, 1)	0.1	L	5	2	1	1	1	0	1	0	0	0	0	8	17	27.00	6.000

Batter	1	2	3	4	5	6	7	8	9	AB R H RBI BB SO LOB	TOP											
Jerome Walton, R (1, 8) OBP: 0.361, SLG: 0.325	1-0 F9		1-2 FC5-4			0-2 P3		4-1 BB		3 0 0 0 1 0 1												
23 Ryne Sandberg, R (1, 4) OBP: 0.392, SLG: 0.613	2-1 G6-3				0-0 F8	0-1 G5-3		2-2 P3		4 0 0 0 0 0 1												
Shawon Dunston, R (1, 6) OBP: 0.320, SLG: 0.500	1-0 G6-3				3-1 2B 1B	1-1 FC6-4 1B			0-1 P3	4 0 2 0 0 0 0												
Andre Dawson, R (1, 9) OBP: 0.391, SLG: 0.665					0-2 1-3 2B	0-2 FC6-4			2-2 P6	4 0 1 0 0 0 1												
Hector Villanueva, R (1, 2) OBP: 0.353, SLG: 0.742					4-0 G6-4-3 IBB				0-0 P3	3 0 0 0 1 0 0												
Mark Grace, L (1, 3) OBP: 0.342, SLG: 0.359					0-0 G6-4-3					3 0 0 0 0 0 3												
Lloyd McClendon, R (1, 7) OBP: 0.250, SLG: 0.237					0-0 F7					3 0 0 0 0 0 0												
Curtis Wilkerson, S (1, 5) OBP: 0.275, SLG: 0.303					2-1 G4-3					3 0 0 0 0 1 0												
Mike Bielecki, R (1, 1) OBP: 0.364, SLG: 0.300					4-2 FC5-4 BB					1 0 0 0 1 1 0												
Domingo Ramos, R (8, PH) OBP: 0.321, SLG: 0.299										1 0 0 0 0 0 0												
Joe Kraemer, L (8, 1)										0 0 0 0 0 0 0												
<b>Inning Stats</b>	R: 0 E: 0 K: 0 S: 4	H: 0 LOB: 0 BB: 0 P: 8	R: 0 E: 0 K: 0 S: 5	H: 0 LOB: 0 BB: 0 P: 7	R: 0 E: 0 K: 0 S: 10	H: 0 LOB: 1 BB: 1 P: 17	R: 0 E: 0 K: 0 S: 7	H: 2 LOB: 2 BB: 1 P: 14	R: 0 E: 0 K: 1 S: 6	H: 0 LOB: 0 BB: 0 P: 7	R: 0 E: 0 K: 0 S: 10	H: 1 LOB: 1 BB: 0 P: 11	R: 0 E: 0 K: 0 S: 4	H: 0 LOB: 0 BB: 0 P: 7	R: 0 E: 0 K: 1 S: 11	H: 0 LOB: 1 BB: 1 P: 19	R: 0 E: 0 K: 0 S: 6	H: 0 LOB: 0 BB: 0 P: 8	1B: 2 2B: 1 3B: 0 HR: 0	SF: 0 SAC: 0 DP: 1 HBP: 0	WP: 0 PB: 0 SB: 0 CS: 0	PA: 32
<b>PITCHER</b> Bruce Ruffin, L (1, 1) ERA: 4.62	IP: 9.0 WLS: W BF: 32 H: 3 R: 0 ER: 0 SO: 2 BB: 2 IBB: 1 HBP: 0 BLK: 0 WP: 0 HR: 0 S: 63 P: 98 ERA: 0.00 WHIP: 0.556											<b>PITCHER</b> IP: WLS: BF: H: R: ER: SO: BB: IBB: HBP: BLK: WP: HR: S: P: ERA: WHIP:										

Chicago Cubs @ Philadelphia Phillies  
Veterans Stadium, Philadelphia, PA  
Fri Jun 15 1990, 7:05 PM EDT  
Att: 26,098 - Unknown

livebaseballscorecards.com

AB 29  
R 0  
H 3  
RBI 0  
BB 3  
SO 2  
LOB 6



Batter	1	2	3	4	5	6	7	8	9
<b>Lenny Dykstra, L</b> OBP: 0.469, SLG: 0.513 (1, 8) C S B X	1-2 G6-3 ①		4-0 IBB		4-0 BB 1B IBB	2-2 1B		2-2 G4-3 ②	
<b>Rod Booker, L</b> OBP: 0.327, SLG: 0.333 (1, 4) B X	1-0 F7 ②		3-2 G1-3 ③		4-2 1B 1B BB	1-0 F7 ③		3-3 K ③	
<b>Ron Jones, L</b> OBP: 0.361, SLG: 0.594 <b>Sil Campusano, R</b> OBP: 0.310, SLG: 0.278 (7, PR) (8, 9) F B X	2-2 G6-3 ③			0-0 G3-1 ①	3-1 L4 ②		1-2 G4-6-3 1B 1B		
<b>Charlie Hayes, R</b> OBP: 0.320, SLG: 0.385 (1, 5) S B X		1-2 F9 ①		3-2 G5-3 1B 1B	1-2 1B 1B		1-2 G4-6-3 1B		
<b>John Kruk, L</b> OBP: 0.358, SLG: 0.397 <b>Jim Vatcher, R</b> OBP: 0.417, SLG: 0.391 (8, 7) X C T B		1-2 G6-3 ②		1 SAFE 2-2 1B 1B	4-0 1B IBB		1-2 G4-6-3 ① ②		
<b>Carmelo Martinez, R</b> OBP: 0.351, SLG: 0.478 (1, 3) C B T C		1-3 K ③		0-0 G5-3 ② ③	0-1 1B		4-1 1B WP BB		
<b>Dickie Thon, R</b> OBP: 0.306, SLG: 0.307 (1, 6) B C X			1-1 SH3-4 1B		K BB		2-2 WP 1B		
<b>Darren Daulton, L</b> OBP: 0.374, SLG: 0.323 (1, 2) X			0-0 F7 ①		1 SAFE 0-0 BB 1B 2B	3-2 F8 ①	1-2 G3-1 ③		
<b>Bruce Ruffin, S</b> OBP: 0.192, SLG: 0.125 (1, 1) X			0-0 SH3-4 ②		1-2 G3 ① ②	0-3 K ②		1-2 G5-3 ①	

Inning Stats		R: 0	H: 0	R: 0	H: 0	R: 0	H: 1	R: 0	H: 2	R: 5	H: 3	R: 0	H: 1	R: 2	H: 3	R: 0	H: 0		
E: 0		LOB: 0		E: 0		LOB: 0		E: 0		LOB: 2		E: 0		LOB: 2		E: 0		LOB: 0	
K: 0		BB: 0		K: 1		BB: 0		K: 0		BB: 3		K: 1		BB: 1		K: 0		BB: 0	
S: 7		P: 11		S: 9		P: 12		S: 11		P: 16		S: 10		P: 16		S: 10		P: 16	

PITCHER		IP	WLS	BF	H	R	ER	SO	BB	IBB	HBP	BLK	WP	HR	S	P	ERA	WHIP
<b>Mike Bielecki, R</b> ERA: 5.08 (1, 1)		7.0	L	35	10	7	7	3	2	3	0	0	2	0	82	137	9.00	1.714
<b>Joe Kraemer, L</b> ERA: 7.97 (8, 1)		1.0		3	0	0	0	1	0	0	0	0	0	10	16	0.00	0.000	

**BOTTOM**

AB R H RBI BB SO LOB

3	1	1	0	2	0	0
4	1	0	1	1	1	3
4	0	1	0	0	0	3
0	1	0	0	0	0	0
4	1	3	2	0	0	0
3	0	1	0	1	0	2
0	0	0	0	0	0	0
3	1	1	2	1	1	2
4	1	2	1	0	1	2
4	1	1	0	0	0	2
3	0	0	0	0	1	2

**AB 32**  
**R 7**  
**H 10**  
**RBI 6**  
**BB 5**  
**SO 4**  
**LOB 16**

WP: 2 PA: 38  
PB: 0  
SB: 0  
CS: 0

**livebaseballscorecards.com**

**Phillies**

**Chicago Cubs @ Philadelphia Phillies**  
Veterans Stadium, Philadelphia, PA  
Fri Jun 15 1990, 7:05 PM EDT  
Att. 26,098 - Unknown

Batter	1	2	3	4	5	6	7	8	9	AB R H RBI BB SO LOB	TOP
--------	---	---	---	---	---	---	---	---	---	----------------------	-----

<b>Jerome Walton, R</b> <small>(1, 8) OBP: 0.362, SLG: 0.329</small>		<small>SAFE</small> 								4 0 1 0 1 1 1	<b>Chicago Cubs @ Philadelphia Phillies</b> Veterans Stadium, Philadelphia, PA Sat Jun 16 1990, 7:05 PM EDT Att. 32,023 - Unknown - 80 F
-----------------------------------------------------------------------------	--	-------------------------	--	--	--	--	--	--	--	---------------	---------------------------------------------------------------------------------------------------------------------------------------------------

<b>23 Ryne Sandberg, R</b> <small>(1, 4) OBP: 0.389, SLG: 0.605</small>										5 0 1 0 0 2 3	
--------------------------------------------------------------------------------	--	--	--	--	--	--	--	--	--	---------------	--

<b>Shawon Dunston, R</b> <small>(1, 6) OBP: 0.323, SLG: 0.502</small> <b>Curtis Wilkerson, S</b> <small>(1, PR) OBP: 0.287, SLG: 0.308</small>										1 0 1 0 0 0 0 2 0 1 0 1 1 1	
-----------------------------------------------------------------------------------------------------------------------------------------------------------------	--	--	--	--	--	--	--	--	--	--------------------------------	--

<b>Andre Dawson, R</b> <small>(1, 9) OBP: 0.389, SLG: 0.657</small>										4 0 1 0 0 0 5	
----------------------------------------------------------------------------	--	--	--	--	--	--	--	--	--	---------------	--

<b>Lloyd McClendon, R</b> <small>(1, 7) OBP: 0.252, SLG: 0.232</small> <b>Dwight Smith, L</b> <small>(7, PH) OBP: 0.354, SLG: 0.397</small>										2 0 0 0 1 0 3 1 0 0 0 0 0 2	
--------------------------------------------------------------------------------------------------------------------------------------------------------------	--	--	--	--	--	--	--	--	--	--------------------------------	--

<b>Mark Grace, L</b> <small>(1, 3) OBP: 0.341, SLG: 0.355</small>										3 0 0 0 1 0 3	
--------------------------------------------------------------------------	--	--	--	--	--	--	--	--	--	---------------	--

<b>Domingo Ramos, R</b> <small>(1, 5) OBP: 0.319, SLG: 0.307</small>										4 1 1 0 0 0 3	<b>AB 34</b> <b>R 1</b> <b>H 8</b> <b>RBI 1</b> <b>BB 4</b> <b>SO 4</b> <b>LOB 23</b>
-----------------------------------------------------------------------------	--	--	--	--	--	--	--	--	--	---------------	---------------------------------------------------------------------------------------------------------

<b>Joe Girardi, R</b> <small>(1, 2) OBP: 0.306, SLG: 0.388</small>										4 0 1 0 0 0 1	
---------------------------------------------------------------------------	--	--	--	--	--	--	--	--	--	---------------	--

<b>Greg Maddux, R</b> <small>(1, 1) OBP: 0.069, SLG: 0.036</small> <b>Dave Clark, L</b> <small>(9, PH) OBP: 0.289, SLG: 0.381</small>										3 0 1 1 0 0 1 1 0 0 0 0 0 0	
--------------------------------------------------------------------------------------------------------------------------------------------------------	--	--	--	--	--	--	--	--	--	--------------------------------	--

Inning Stats	R: 0	H: 1	E: 0	K: 0	S: 8	P: 20	R: 1	H: 2	E: 0	K: 2	S: 21	P: 33	R: 0	H: 2	E: 0	K: 0	S: 7	P: 16	R: 0	H: 0	E: 0	K: 0	S: 4	P: 7	R: 0	H: 1	E: 0	K: 1	S: 11	P: 16	R: 0	H: 1	E: 0	K: 0	S: 11	P: 13	R: 0	H: 1	E: 0	K: 0	S: 15	P: 24	R: 0	H: 0	E: 0	K: 0	S: 4	P: 5	R: 0	H: 0	E: 0	K: 1	S: 8	P: 11	1B: 5	2B: 3	3B: 0	HR: 0	SF: 0	SAC: 0	DP: 1	HBP: 0	WP: 0	PA: 38
--------------	------	------	------	------	------	-------	------	------	------	------	-------	-------	------	------	------	------	------	-------	------	------	------	------	------	------	------	------	------	------	-------	-------	------	------	------	------	-------	-------	------	------	------	------	-------	-------	------	------	------	------	------	------	------	------	------	------	------	-------	-------	-------	-------	-------	-------	--------	-------	--------	-------	--------

PITCHER	IP	WLS	BF	H	R	ER	SO	BB	IBB	HBP	BLK	WP	HR	S	P	ERA	WHIP
<b>Dennis Cook, L</b> <small>(1, 1) ERA: 3.52</small>	2.1		15	5	1	1	2	2	1	0	0	0	0	34	65	3.86	3.000
<b>Don Carman, L</b> <small>(3, 1) ERA: 3.21</small>	3.2		12	2	0	0	1	0	0	0	0	0	0	28	40	0.00	0.545
<b>Darrel Akerfelds, R</b> <small>(7, 1) ERA: 2.27</small>	3.0	W	11	1	0	0	1	1	0	0	0	0	0	27	40	0.00	0.667

[livebaseballscorecards.com](http://livebaseballscorecards.com)





Batter	1	2	3	4	5	6	7	8	9	AB R H RBI BB SO LOB	TOP													
<b>Jerome Walton, R</b> (1, 8) <small>OBP: 0.361, SLG: 0.326</small> <b>Marvell Wynne, L</b> (7, PH) <small>OBP: 0.228, SLG: 0.329</small> (7, 8)	2-2 G5-3		2-1 G5-3		H 1-0 1B HBP		X 0-0 L8		X 0-0 HR	2 0 0 1 0 0 0 2 1 1 1 0 0 0														
<b>23 Ryne Sandberg, R</b> (1, 4) <small>OBP: 0.382, SLG: 0.593</small>	0-1 G5-3		1-2 G5-3		S 1-3 K		S 2-2 G5-3		S 1-3 K	5 0 0 0 0 2 2														
<b>Mark Grace, L</b> (1, 3) <small>OBP: 0.342, SLG: 0.356</small>	2-1 G1-3			X 0-0 L9	X 0-0 1B		X 3-2 1B		X 2-2 G6-3	5 0 2 0 0 0 0														
<b>Andre Dawson, R</b> (1, 9) <small>OBP: 0.389, SLG: 0.661</small>		S 0-2 F8		S 2-1 1B 2B	S 1-1 F9		S 2-0 F7		X 0-0 2B	5 1 2 0 0 0 4														
<b>Dwight Smith, L</b> (1, 7) <small>OBP: 0.349, SLG: 0.387</small>		X 0-1 G4-3		S 2-1 G5-3		B 2-0 G4-3		B 2-1 G6-3		X 4-0 IBB	4 0 0 0 1 0 1													
<b>Curtis Wilkerson, S</b> (1, 5) <small>OBP: 0.293, SLG: 0.313</small>		X 0-0 G6-3		S 1-1 1B		S 1-1 G6-3 1B		F 1-2 F8		B 3-1 L3	5 0 2 1 0 0 2													
<b>Domingo Ramos, R</b> (1, 6) <small>OBP: 0.325, SLG: 0.324</small>			F 1-1 E 2B	S 1-1 G1-3		B 3-1 G6-3		B 3-2 1B WP			4 2 2 0 0 0 2													
<b>Joe Girardi, R</b> (1, 2) <small>OBP: 0.315, SLG: 0.393</small>			S 1-0 E6 SH5-3 G5-3 1B		S 1-1 G3		S 4-0 IBB		S 1-2 1B	3 1 2 1 1 0 0														
<b>Jeff Pico, R</b> (1, 1) <small>OBP: 0.462, SLG: 0.364</small> <b>Paul Assenmacher, L</b> (8, 1) <b>Les Lancaster, R</b> (8, 1) <small>OBP: 0.143, SLG: 0.077</small>			X 0-0 SH5-3		S 2-2 1B HBP 1B		S 1-2 G6-3		S 0-1 G6-3	3 0 1 0 0 0 3 0 0 0 0 0 0 0 0 0 0 0 0 0 0														
<b>Inning Stats</b>	R: 0 E: 0 K: 0 S: 7	H: 0 LOB: 0 BB: 0 P: 11	R: 0 E: 0 K: 0 S: 6	H: 0 LOB: 0 BB: 0 P: 6	R: 2 E: 1 K: 0 S: 9	H: 2 LOB: 0 BB: 0 P: 14	R: 1 E: 0 K: 0 S: 9	H: 2 LOB: 1 BB: 0 P: 15	R: 0 E: 0 K: 1 S: 11	H: 2 LOB: 3 BB: 0 P: 17	R: 0 E: 0 K: 0 S: 8	H: 1 LOB: 2 BB: 1 P: 19	R: 0 E: 0 K: 0 S: 8	H: 1 LOB: 1 BB: 0 P: 15	R: 1 E: 0 K: 1 S: 13	H: 2 LOB: 1 BB: 0 P: 20	R: 1 E: 0 K: 1 S: 12	H: 2 LOB: 2 BB: 1 P: 22	1B: 8 2B: 3 3B: 0 HR: 1	SF: 0 SAC: 1 DP: 0 HBP: 1	WP: 1 PB: 0 SB: 0 CS: 0	PA: 42		
<b>PITCHER</b> <b>Ken Howell, R</b> (1, 1) <small>ERA: 3.31</small> <b>Jeff Parrett, R</b> (8, 1) <small>ERA: 5.89</small>	IP 7.0	WLS 31	H 8	R 3	ER 2	SO 1	BB 0	IBB 1	HBP 1	BLK 0	WP 0	HR 0	S 58	P 97	ERA 2.57	WHIP 1.143							ERA 9.00	WHIP 2.000

**Chicago Cubs @ Philadelphia Phillies**  
 Veterans Stadium, Philadelphia, PA  
 Sun Jun 17 1990, 7:05 PM EDT  
 Att. 30,338 - Unknown - 81 F

livebaseballscorecards.com

<b>AB</b>	38
<b>R</b>	5
<b>H</b>	12
<b>RBI</b>	4
<b>BB</b>	2
<b>SO</b>	2
<b>LOB</b>	14



Batter	1	2	3	4	5	6	7	8	9	AB	R	H	RBI	BB	SO	LOB
Lenny Dykstra, L OBP: 0.470, SLG: 0.513 (1, 8)	4-1 1B G4-6-3 BB		2-2 G3-1 1B		1-2 G4-3		0-0 F7			3	1	1	0	1	0	0
Tom Herr, S OBP: 0.333, SLG: 0.370 (1, 4)	1-0 1-3 1B G4-6-3		2-0 1-2 1B G3-1		2-3 K			1-2 G6-3		4	0	2	0	0	1	0
Ron Jones, L OBP: 0.349, SLG: 0.564 (1, 9)	1-1 G4-6-3 1-2f 3-H		0-1 G3-1		1-1 G4-3			2-0 P7		4	0	0	0	0	0	3
Charlie Hayes, R OBP: 0.319, SLG: 0.387 (1, 5)	0-0 2B		3-1 P9		1-1 G5-3			2-0 1B		4	1	2	0	0	0	2
John Kruk, L OBP: 0.362, SLG: 0.399 (1, 7)	0-0 2B		4-0 IBB		4-1 1B BB G5-3			2-2 1B		1	1	1	1	2	0	0
Randy Ready, R OBP: 0.358, SLG: 0.375 (8, PH)	2-H 1B 2B							1-3 1B		1	0	1	0	0	0	0
Sil Campusano, R OBP: 0.310, SLG: 0.278 (8, PR) (9, 7)	1-1 1B		1-3 K		2-2 G5-3			0-0 L9		0	0	0	0	0	0	0
Carmelo Martinez, R OBP: 0.345, SLG: 0.459 (1, 3)	1-1 1B				1-2 G5-3					4	0	1	1	0	1	6
Dickie Thon, R OBP: 0.305, SLG: 0.306 (1, 6)		3-2 F9			3-2 1B					4	0	1	0	0	0	0
Darren Daulton, L OBP: 0.365, SLG: 0.333 (1, 2)		2-0 G3			1-1 G4-3			2-0 L1		4	0	0	0	0	0	0
Ken Howell, R OBP: 0.115, SLG: 0.120 (1, 1)		0-3 K			0-3 K			1-2 G5-3		2	0	0	0	0	2	0
Dave Hollins, S OBP: 0.289, SLG: 0.425 (7, PH)										1	0	0	0	0	0	0
Jeff Parrett, R (8, 1)										0	0	0	0	0	0	0
Jim Vatcher, R OBP: 0.400, SLG: 0.375 (9, PH)										1	0	0	0	0	1	0

Inning Stats	R: 3	H: 4	E: 0	LOB: 1	K: 0	BB: 1	S: 8	P: 15	R: 0	H: 0	E: 0	LOB: 0	K: 1	BB: 0	S: 7	P: 12	R: 0	H: 2	E: 0	LOB: 3	K: 1	BB: 1	S: 12	P: 24	R: 0	H: 0	E: 0	LOB: 0	K: 1	BB: 0	S: 6	P: 7	R: 0	H: 0	E: 0	LOB: 0	K: 1	BB: 0	S: 10	P: 14	R: 0	H: 1	E: 0	LOB: 2	K: 0	BB: 1	S: 9	P: 19	R: 0	H: 0	E: 0	LOB: 0	K: 0	BB: 0	S: 6	P: 9	R: 0	H: 2	E: 0	LOB: 2	K: 0	BB: 0	S: 10	P: 17	R: 0	H: 0	E: 0	LOB: 0	K: 1	BB: 0	S: 10	P: 16	1B: 7	2B: 2	3B: 0	HR: 0	SF: 0	SAC: 0	DP: 1	HBP: 0	WP: 0	PB: 0	SB: 0	CS: 0	PA: 36
PITCHER	IP	WLS	BF	H	R	ER	SO	BB	IBB	HBP	BLK	WP	HR	S	P	ERA	WHIP																																																																				
Jeff Pico, R ERA: 5.09 (1, 1)	7.2	W	31	8	3	3	4	2	1	0	0	0	0	63	110	3.52	1.304																																																																				
Paul Assenmacher, L ERA: 3.52 (8, 1)	0.0		1	1	0	0	0	0	0	0	0	0	0	4	6	∞	∞																																																																				
Les Lancaster, R ERA: 5.06 (8, 1)	1.1	S	4	0	0	0	1	0	0	0	0	0	0	11	17	0.00	0.000																																																																				

BOTTOM

Chicago Cubs @ Philadelphia Phillies  
Veterans Stadium, Philadelphia, PA  
Sun Jun 17 1990, 7:05 PM EDT  
Att: 30,338 - Unknown - 81 F

livebaseballscores.com

AB	33
R	3
H	9
RBI	2
BB	3
SO	5
LOB	11



Batter	1	2	3	4	5	6	7	8	9	AB R H RBI BB SO LOB	TOP	
Dwight Smith, L (1, 7) OBP: 0.341, SLG: 0.377	2-3 K		1-1 P8			2-2 G1-3		2-2 G3-1		4 0 0 0 0 1 1		
23 Ryne Sandberg, R (1, 4) OBP: 0.384, SLG: 0.592	1-0 F8		2-2 1B			1-2 E9 1B			1-1 G6-3	4 0 2 1 0 0 0		
Mark Grace, L (1, 3) OBP: 0.341, SLG: 0.358	3-3 K		0-0 F8			0-2 P5			2-1 2B	4 0 1 0 0 1 2		
Andre Dawson, R (1, 9)		4-2 G4-3 S BB		0-1 L8		1-0 G5-3			1-3 K	3 0 0 0 1 1 2		
Marvell Wynne, L (1, 8) OBP: 0.217, SLG: 0.312		2-2 G4-3 SAFE 1-3		0-0 G3			0-1 P8		1-3 K	4 0 0 0 0 1 2		
Curtis Wilkerson, S (1, 5) OBP: 0.284, SLG: 0.303		3-2 G6-3		1-3 K			1-0 G5-3			3 0 0 0 0 1 1		
Shawon Dunston, R (1, 6) OBP: 0.319, SLG: 0.496		0-0 L7			2-1 L1		0-1 G5-3			3 0 0 0 0 0 1		
Joe Girardi, R (1, 2) OBP: 0.316, SLG: 0.398			1-0 SH3-4 23 1B 2B		0-0 F9			0-0 G1-3		3 1 1 0 0 0 0		
Mike Harkey, R (1, 1) OBP: 0.316, SLG: 0.333 Dave Clark, L (8, PH) OBP: 0.283, SLG: 0.372 Jose Antonio Nunez, R (8, 1)			1-1 SH3-4		0-1 G6-3			0-1 G4-3		1 0 0 0 0 0 0 1 0 0 0 0 0 0 0 0 0 0 0 0 0		
<b>Inning Stats</b>	R: 0 E: 0 K: 2 S: 7 H: 0 LOB: 0 BB: 0 P: 13	R: 0 E: 0 K: 0 S: 11 H: 0 LOB: 1 BB: 1 P: 20	R: 1 E: 0 K: 0 S: 9 H: 2 LOB: 1 BB: 0 P: 14	R: 0 E: 0 K: 1 S: 6 H: 0 LOB: 0 BB: 0 P: 7	R: 0 E: 0 K: 0 S: 5 H: 0 LOB: 0 BB: 0 P: 7	R: 0 E: 1 K: 0 S: 11 H: 1 LOB: 1 BB: 0 P: 15	R: 0 E: 0 K: 0 S: 5 H: 0 LOB: 0 BB: 0 P: 6	R: 0 E: 0 K: 0 S: 7 H: 0 LOB: 0 BB: 0 P: 9	R: 0 E: 0 K: 2 S: 10 H: 1 LOB: 1 BB: 0 P: 15	1B: 2 2B: 2 3B: 0 HR: 0 SF: 0 SAC: 1 DP: 0 HBP: 0	WP: 0 PB: 0 SB: 1 CS: 0 PA: 32	
PITCHER Dennis Martinez, R (1, 1) ERA: 2.5	IP WLS BF H R ER SO BB IBB HBP BLK WP HR S P ERA WHIP	9.0 W 32 4 1 1 5 1 0 0 0 0 0 0 71 106 1.00 0.556										

Chicago Cubs @ Montreal Expos  
Olympic Stadium, Montreal, QB  
Mon Jun 18 1990, 7:05 PM EDT  
Att. 15,898 - Dome

livebaseballscorecards.com

AB	30
R	1
H	4
RBI	1
BB	1
SO	5
LOB	9



Batter	1	2	3	4	5	6	7	8	9	AB	R	H	RBI	BB	SO	LOB
<b>Dave Martinez, L</b> (1, 8) OBP: 0.368, SLG: 0.520	1-0 FC3-6 1B	2-1 FC4-2-5-2 PB		1-3 K			1-2 HR			4	1	2	1	0	1	2
<b>Spike Owen, S</b> (1, 6) OBP: 0.361, SLG: 0.394	1-1 FC3-6 HBP 1-2f	3-2 G1-3		3-2 G1-3			3-2 G4-3			4	0	0	0	0	0	3
<b>Mike Aldrete, L</b> (1, 7) OBP: 0.405, SLG: 0.246 <b>Otis Nixon, S</b> (9, 7) OBP: 0.317, SLG: 0.224	0-1 F9		1-0 G4-3		2-1 G6-3		0-2 F8			4	0	0	0	0	0	1
<b>Andres Galarraga, R</b> (1, 3) OBP: 0.315, SLG: 0.384	2-0 1-2 HBP		4-0 G5-3 BB		2-0 P3		1-0 1B SF8 1B			2	1	1	0	1	0	0
<b>Tim Wallach, R</b> (1, 5) OBP: 0.371, SLG: 0.555	3-1 F9		1-1 G5-3		1-0 G5-3		1-1 G4-3 1B			4	0	1	0	0	0	3
<b>Larry Walker, L</b> (1, 9) OBP: 0.329, SLG: 0.404		4-2 3B BB	0-0 G3-1		1-3 K		2-0 SF8			2	1	0	1	1	1	1
<b>Mike Fitzgerald, R</b> (1, 2) OBP: 0.367, SLG: 0.468		1 SAFE 4-2 1 SAFE 3B BB		3-2 2B		3-2 F8		4-1 G4-3 BB		2	2	1	0	2	0	0
<b>Tom Foley, L</b> (1, 4) OBP: 0.286, SLG: 0.333		2-2 FC4-2-5-2 3B		1-1 FC6-5 2B		3-2 G4-3		2-2 G4-3		4	0	2	3	0	0	2
<b>Dennis Martinez, R</b> (1, 1) OBP: 0.152, SLG: 0.182		1-3 K		0-0 FC6-5		1-2 F9		0-3 K		4	0	0	0	0	2	4

Inning Stats	R: 0	H: 1	E: 0	LOB: 2	K: 0	BB: 0	S: 7	P: 14	R: 2	H: 1	E: 0	LOB: 1	K: 1	BB: 2	S: 18	P: 34	R: 0	H: 0	E: 0	LOB: 1	K: 0	BB: 1	S: 4	P: 10	R: 1	H: 2	E: 0	LOB: 1	K: 1	BB: 0	S: 15	P: 23	R: 0	H: 0	E: 0	LOB: 0	K: 0	BB: 0	S: 4	P: 9	R: 0	H: 0	E: 0	LOB: 0	K: 1	BB: 0	S: 10	P: 17	R: 1	H: 1	E: 0	LOB: 0	K: 0	BB: 0	S: 16	P: 21	R: 1	H: 2	E: 0	LOB: 2	K: 1	BB: 1	S: 13	P: 23
--------------	------	------	------	--------	------	-------	------	-------	------	------	------	--------	------	-------	-------	-------	------	------	------	--------	------	-------	------	-------	------	------	------	--------	------	-------	-------	-------	------	------	------	--------	------	-------	------	------	------	------	------	--------	------	-------	-------	-------	------	------	------	--------	------	-------	-------	-------	------	------	------	--------	------	-------	-------	-------

PITCHER	IP	WLS	BF	H	R	ER	SO	BB	IBB	HBP	BLK	WP	HR	S	P	ERA	WHIP
<b>Mike Harkey, R</b> (1, 1) ERA: 4.36	7.0	L	30	5	4	4	3	3	0	1	0	0	1	74	128	5.14	1.143
<b>Jose Antonio Nunez, R</b> (8, 1) ERA: 6.58	1.0		6	2	1	1	1	1	0	0	0	0	0	13	23	9.00	3.000


**BOTTOM**

**Chicago Cubs @ Montreal Expos**  
Olympic Stadium, Montreal, QB

Mon Jun 18 1990, 7:05 PM EDT  
Att. 15,898 - Dome

livebaseballscorecards.com

<b>AB</b>	<b>30</b>
<b>R</b>	<b>5</b>
<b>H</b>	<b>7</b>
<b>RBI</b>	<b>5</b>
<b>BB</b>	<b>4</b>
<b>SO</b>	<b>4</b>
<b>LOB</b>	<b>16</b>



<b>WP: 0</b>	<b>PA: 36</b>
<b>PB: 1</b>	<b>SB: 0</b>
<b>CS: 0</b>	

Batter	1	2	3	4	5	6	7	8	9	AB R H RBI BB SO LOB	TOP	
Marvell Wynne, L (1, 8) OBP: 0.207, SLG: 0.296	0-1 P2			2-2 F7		2-0 F7		0-0 F7		4 0 0 0 0 0 1		
23 Ryne Sandberg, R (1, 4) OBP: 0.385, SLG: 0.600	2-2 P4			4-1 S 2B BB		0-3 K		1-2 HR		3 2 1 1 1 1 0		
Mark Grace, L (1, 3) OBP: 0.339, SLG: 0.356	1-0 F9			3-1 SAFE P5		0-0 2B 1B		2-0 F7		4 0 1 0 0 0 1		
Andre Dawson, R (1, 9) OBP: 0.389, SLG: 0.658			1-3 K	1-2 1-H 2B		2-2 1-H 2B		1-2 P3		4 0 2 1 0 1 0		
Dave Clark, L (1, 7) OBP: 0.265, SLG: 0.348			1-3 K	0-1 P5		3-2 F9		2-3 K		3 0 0 0 0 0 1 2 1 0 0 0 0 0 1 0		
Doug Dascenzo, S (7, 7) OBP: 0.267, SLG: 0.333												
Hector Villanueva, R (1, 2) OBP: 0.324, SLG: 0.676			2-2 5-3		1-0 P2		0-3 K			3 0 0 0 0 0 1 1 0 0 0 0 0 0 0 0 0 0 0 0 0 0 0 0		
Paul Assenmacher, L (7, 1)												
Les Lancaster, R (9, 1) OBP: 0.143, SLG: 0.077												
Shawon Dunston, R (1, 6) OBP: 0.319, SLG: 0.494				2-1 F9		0-3 K		0-1 SH1-4 1B		3 0 1 0 0 0 1 0		
Curtis Wilkerson, S (1, 5) OBP: 0.279, SLG: 0.297				1-3 K		0-0 1-3		0-0 SH1-4		2 0 0 0 0 0 1 0		
Shawn Boskie, R (1, 1) OBP: 0.250, SLG: 0.375				1-3 K				1-2 K				
Joe Girardi, R (7, 2) OBP: 0.314, SLG: 0.395						1-1 1-3		0-3 K		2 0 0 0 0 0 1 0 1 0 0 0 0 0 1 1		
<b>Inning Stats</b>	R: 0 E: 0 K: 0 S: 6 H: 0 LOB: 0 BB: 0 P: 9	R: 0 E: 0 K: 2 S: 10 H: 0 LOB: 0 BB: 0 P: 14	R: 0 E: 0 K: 2 S: 9 H: 0 LOB: 0 BB: 0 P: 13	R: 1 E: 0 K: 0 S: 12 H: 1 LOB: 1 BB: 1 P: 21	R: 0 E: 0 K: 1 S: 5 H: 0 LOB: 0 BB: 0 P: 6	R: 0 E: 0 K: 1 S: 6 H: 0 LOB: 0 BB: 0 P: 9	R: 0 E: 0 K: 1 S: 11 H: 2 LOB: 1 BB: 0 P: 16	R: 0 E: 0 K: 1 S: 7 H: 1 LOB: 1 BB: 0 P: 7	R: 1 E: 0 K: 1 S: 11 H: 1 LOB: 0 BB: 0 P: 17	1B: 2 2B: 2 3B: 0 HR: 1 SF: 0 SAC: 1 DP: 0 HBP: 0	WP: 0 PB: 0 SB: 1 CS: 0 PA: 32	
<b>PITCHER</b>	IP WLS BF H R ER SO BB IBB HBP BLK WP HR S P ERA WHIP											
Mark Gardner, R (1, 1) ERA: 2.19	7.0 L 24 3 1 1 7 1 0 0 0 0 0 0 59 88 1.29 0.571											
Bill Sampen, R (8, 1) ERA: 1.83	2.0 8 2 1 1 2 0 0 0 0 0 0 1 18 24 4.50 1.000											

Chicago Cubs @ Montreal Expos  
Olympic Stadium, Montreal, QB  
Tue Jun 19 1990, 7:05 PM EDT  
Att. 20,306 - Unknown

livebaseballscores.com

AB 30  
R 2  
H 5  
RBI 2  
BB 1  
SO 9  
LOB 6



BOTTOM

Chicago Cubs @ Montreal Expos  
Olympic Stadium, Montreal, QB  
Tue Jun 19 1990, 7:05 PM EDT  
Att. 20,306 - Unknown

livebaseballscores.com

AB	34
R	1
H	7
RBI	1
BB	2
SO	5
LOB	14



WP:	1	PA:	36
PB:	0		
SB:	1		
CS:	0		

AB R H RBI BB SO LOB

4	0	1	0	0	2	0
4	0	1	0	0	0	0
3	0	0	0	0	0	2
1	0	0	0	0	0	0
4	1	1	0	0	0	2
4	0	1	0	0	1	1
4	0	1	0	0	0	2
4	0	2	1	0	1	1
0	0	0	0	0	0	0
2	0	0	0	2	0	2
0	0	0	0	0	0	0
2	0	0	0	0	1	0
1	0	0	0	0	0	2
0	0	0	0	0	0	0
1	0	0	0	0	0	2

Batter	1	2	3	4	5	6	7	8	9
<b>Dave Martinez, L</b> (1, 8) OBP: 0.364, SLG: 0.512	0-3 <b>K</b>			3-2 <b>L6</b>		3-2 <b>1B</b> FC1-2 <b>1B</b>		1-3 <b>K</b>	
<b>Spike Owen, S</b> (1, 6) OBP: 0.359, SLG: 0.391	3-2 <b>F9</b>			0-1 <b>4-3</b>		1-2 <b>1B</b> WP FC1-2 <b>1B</b>		3-1 <b>F9</b>	
<b>Mike Aldrete, L</b> (1, 7) OBP: 0.390, SLG: 0.233 <b>Junior Noboa, R</b> (8, PH) OBP: 0.260, SLG: 0.294 (9, 7)	1-0 <b>3-1</b>			1-1 <b>G6-3</b>		2-1 <b>1B</b> FC1-2 WP <b>3-H</b>		1-2 <b>1-3</b>	
<b>Andres Galarraga, R</b> (1, 3) OBP: 0.314, SLG: 0.382		2-0 <b>G3</b>		2-0 <b>4-3</b>		1-0 <b>F8</b>		1-0 <b>G1</b> <b>1B</b> <b>1B</b>	
<b>Tim Wallach, R</b> (1, 5) OBP: 0.369, SLG: 0.550		3-3 <b>K</b>		2-0 <b>1B</b> <b>1B</b>		0-0 <b>F8</b>		3-2 <b>P3</b>	
<b>Larry Walker, L</b> (1, 9) OBP: 0.328, SLG: 0.400		0-0 <b>F8</b>		3-1 <b>F8</b>		1-0 <b>1B</b> BB		1-1 <b>G1</b>	
<b>Nelson Santovenia, R</b> (1, 2) OBP: 0.252, SLG: 0.313 <b>Otis Nixon, S</b> (9, PR) OBP: 0.317, SLG: 0.224			0-3 <b>K</b>	1-2 <b>1B</b>	2-0 <b>1B</b>	0-0 <b>F7</b>		3-2 <b>1B</b> S 2-H	
<b>Tom Foley, L</b> (1, 4) OBP: 0.304, SLG: 0.317 <b>Rolando Roomes, R</b> (9, PR) OBP: 0.213, SLG: 0.311			3-1 <b>4-3</b>	2-2 <b>4-3</b>	2-2 <b>4-3</b>	4-1 <b>BB</b>		4-0 <b>BB</b>	
<b>Mark Gardner, R</b> (1, 1) OBP: 0.130, SLG: 0.174 <b>Tim Raines, S</b> (7, PH) OBP: 0.383, SLG: 0.356 <b>Bill Sampen, R</b> (8, 1) <b>Wallace Johnson, S</b> (9, PH) OBP: 0.300, SLG: 0.294			1-3 <b>K</b>	1-1 <b>5-3</b>	3-2 <b>P4</b>			1-1 <b>L6</b>	

Inning Stats	R: 0	H: 0	E: 0	K: 1	S: 7	LOB: 0	BB: 0	P: 11	R: 0	H: 0	E: 0	K: 1	S: 7	LOB: 0	BB: 0	P: 12	R: 0	H: 0	E: 0	K: 2	S: 8	LOB: 0	BB: 0	P: 12	R: 0	H: 2	E: 0	K: 0	S: 8	LOB: 2	BB: 0	P: 19	R: 0	H: 2	E: 0	K: 0	S: 11	LOB: 2	BB: 0	P: 19	R: 0	H: 1	E: 0	K: 0	S: 7	LOB: 2	BB: 1	P: 15	R: 0	H: 0	E: 0	K: 1	S: 9	LOB: 0	BB: 0	P: 14	R: 1	H: 2	E: 0	K: 0	S: 12	LOB: 2	BB: 1	P: 24	1B: 7	2B: 0	3B: 0	HR: 0	SF: 0	SAC: 0	DP: 0	HBP: 0	WP: 1	PA: 36
--------------	------	------	------	------	------	--------	-------	-------	------	------	------	------	------	--------	-------	-------	------	------	------	------	------	--------	-------	-------	------	------	------	------	------	--------	-------	-------	------	------	------	------	-------	--------	-------	-------	------	------	------	------	------	--------	-------	-------	------	------	------	------	------	--------	-------	-------	------	------	------	------	-------	--------	-------	-------	-------	-------	-------	-------	-------	--------	-------	--------	-------	--------

PITCHER	IP	WLS	BF	H	R	ER	SO	BB	IBB	HBP	BLK	WP	HR	S	P	ERA	WHIP
<b>Shawn Boskie, R</b> (1, 1) ERA: 3.5	6.2	W	26	5	0	0	4	1	0	0	0	1	0	53	94	0.00	0.900
<b>Paul Assenmacher, L</b> (7, 1) ERA: 3.42	1.1		4	0	0	0	1	0	0	0	0	0	0	12	20	0.00	0.000
<b>Les Lancaster, R</b> (9, 1) ERA: 5.13	1.0	S	6	2	1	1	0	1	0	0	0	0	0	12	24	9.00	3.000

Batter	1	2	3	4	5	6	7	8	9	AB R H RBI BB SO LOB	TOP																	
Gary Varsho, L (1, 9) OBP: 0.250, SLG: 0.250	0-0 P6			0-0 SH3-4 1B	0-0 F8		0-0 4-3			4 1 1 0 0 0 2																		
Domingo Ramos, R (1, 5) OBP: 0.320, SLG: 0.318 23 Ryne Sandberg, R (8, PH) OBP: 0.384, SLG: 0.598	0-3 K			0-0 SH3-4 1-2		0-0 F8		0-0 F3		2 0 0 0 0 1 0 1 0 0 0 0 0 0																		
Mark Grace, L (1, 3) OBP: 0.342, SLG: 0.359	0-0 E1			0-0 S 2-H 1B		0-0 FC3-6 1B		0-0 F8		4 0 2 1 0 0 0																		
Dave Clark, L (1, 7) OBP: 0.245, SLG: 0.320 Les Lancaster, R (8, 1) OBP: 0.143, SLG: 0.077	0-0 CS 1-2	0-3 K		0-3 K 1-2		0-0 FC3-6 1-2f		0-0 4-3		4 0 0 0 0 2 2 0 0 0 0 0 0 0																		
Marvell Wynne, L (1, 8) OBP: 0.209, SLG: 0.286		0-3 K		0-0 4-3		4-0 IBB 1-2			0-0 4-3	3 0 0 0 1 1 1																		
Curtis Wilkerson, S (1, 4) OBP: 0.280, SLG: 0.298 Dwight Smith, L (9, PH) OBP: 0.339, SLG: 0.374			0-0 F7		0-0 5-3 1B		0-0 4-3		0-0 F7	3 1 1 0 0 0 2 1 0 0 0 0 0 0																		
Shawon Dunston, R (1, 6) OBP: 0.314, SLG: 0.485			0-3 K		0-0 5-3 1-2		0-0 F8		0-0 F3	4 0 0 0 0 1 1																		
Joe Girardi, R (1, 2) OBP: 0.314, SLG: 0.394			0-0 F8		0-0 6-3 2-H 1B		0-0 F8			3 0 1 1 0 0 0																		
Greg Maddux, R (1, 1) OBP: 0.094, SLG: 0.065 Paul Assenmacher, L (7, 1) Doug Dascenzo, S (8, 7) OBP: 0.267, SLG: 0.333			0-3 K		0-0 6-3 1-2		0-0 1B			3 0 1 0 0 1 1 0 0 0 0 0 0 0 0 0 0 0 0 0 0																		
<b>Inning Stats</b>	R: 0 E: 1 K: 1 S: 5	H: 0 LOB: 0 BB: 0 P: 5	R: 0 E: 0 K: 2 S: 7	H: 0 LOB: 0 BB: 0 P: 7	R: 0 E: 0 K: 2 S: 7	H: 0 LOB: 0 BB: 0 P: 7	R: 1 E: 0 K: 1 S: 7	H: 2 LOB: 1 BB: 0 P: 7	R: 1 E: 0 K: 0 S: 5	H: 2 LOB: 1 BB: 0 P: 5	R: 0 E: 0 K: 0 S: 4	H: 1 LOB: 2 BB: 1 P: 8	R: 0 E: 0 K: 0 S: 4	H: 1 LOB: 1 BB: 0 P: 4	R: 0 E: 0 K: 0 S: 3	H: 0 LOB: 0 BB: 0 P: 3	R: 0 E: 0 K: 0 S: 3	H: 0 LOB: 0 BB: 0 P: 3	1B: 6 2B: 0 3B: 0 HR: 0	SF: 0 SAC: 1 DP: 0 HBP: 0	WP: 0 PB: 0 SB: 2 CS: 1	PA: 35						
<b>PITCHER</b>	IP WLS BF H R ER SO BB IBB HBP BLK WP HR S P ERA WHIP																											
Oil Can Boyd, R (1, 1) ERA: 3.48	6.0		24	5	2	2	6	0	1	0	0	0	0	0	35	39	3.00	0.833										
Dale Mohoric, R (7, 1) ERA: 3.52	1.0	W	4	1	0	0	0	0	0	0	0	0	0	4	4	0.00	1.000											
Dave Schmidt, R (8, 1) ERA: 3.0	2.0	S	6	0	0	0	0	0	0	0	0	0	0	6	6	0.00	0.000											

Chicago Cubs @ Montreal Expos  
Olympic Stadium, Montreal, QB  
Wed Jun 20 1990, 7:05 PM EDT  
Att. 22,058 - Dome

livebaseballscorecards.com

AB	32
R	2
H	6
RBI	2
BB	1
SO	6
LOB	9





Batter	1	2	3	4	5	6	7	8	9
<b>Dave Martinez, L</b> (1, 8) OBP: 0.354, SLG: 0.496	0-0 4-3		0-0 4-3			0-0 L9	0-0 F9		
<b>Spike Owen, S</b> (1, 6) OBP: 0.357, SLG: 0.388	0-0 1-3			0-0 P6		0-0 1B		0-0 F7	
<b>Tim Raines, S</b> (1, 7) OBP: 0.384, SLG: 0.357 <b>Mike Aldrete, L</b> (5, 7) OBP: 0.385, SLG: 0.230 <b>Rolando Roomes, R</b> (8, PH) OBP: 0.210, SLG: 0.306	0-0 FC6-4 1B			0-0 1-6-3		0-3 K		0-3 K	
<b>Andres Galarraga, R</b> (1, 3) OBP: 0.309, SLG: 0.376	0-0 FC6-4			0-3 K			0-0 F8	0-0 F3	
<b>Tim Wallach, R</b> (1, 5) OBP: 0.365, SLG: 0.544		0-0 F7			0-0 F7		0-0 P4		
<b>Larry Walker, L</b> (1, 9) OBP: 0.322, SLG: 0.392		0-0 4-3			0-0 4-3		0-3 K 1B		
<b>Mike Fitzgerald, R</b> (1, 2) OBP: 0.367, SLG: 0.460		0-0 5-3			0-0 1-3		4-0 1B 1B BB		
<b>Tom Foley, L</b> (1, 4) OBP: 0.327, SLG: 0.341			0-0 G3			0-0 1B 1B	0-0 1B E 1B		
<b>Oil Can Boyd, R</b> (1, 1) OBP: 0.077, SLG: 0.077 <b>Otis Nixon, S</b> (6, PH) OBP: 0.311, SLG: 0.220 <b>Dale Mohorcic, R</b> (7, 1) <b>Wallace Johnson, S</b> (7, PH) OBP: 0.317, SLG: 0.314 <b>Dave Schmidt, R</b> (8, 1)			0-0 4-3			0-0 P4	0-0 E8 1B		

Inning Stats	R: 0	H: 1	E: 0	LOB: 1	K: 0	BB: 0	S: 4	R: 0	H: 0	E: 0	LOB: 0	K: 0	BB: 0	S: 3	R: 0	H: 0	E: 0	LOB: 0	K: 1	BB: 0	S: 5	R: 0	H: 0	E: 0	LOB: 0	K: 0	BB: 0	S: 3	R: 0	H: 2	E: 0	LOB: 2	K: 1	BB: 0	S: 7	R: 3	H: 2	E: 1	LOB: 1	K: 1	BB: 1	S: 8	R: 0	H: 0	E: 0	LOB: 0	K: 1	BB: 0	S: 5
--------------	------	------	------	--------	------	-------	------	------	------	------	--------	------	-------	------	------	------	------	--------	------	-------	------	------	------	------	--------	------	-------	------	------	------	------	--------	------	-------	------	------	------	------	--------	------	-------	------	------	------	------	--------	------	-------	------

PITCHER	IP	WLS	BF	H	R	ER	SO	BB	IBB	HBP	BLK	WP	HR	S	P	ERA	WHIP
<b>Greg Maddux, R</b> (1, 1) ERA: 3.93	6.2	L	27	5	3	0	3	1	0	0	0	0	0	32	36	0.00	0.900
<b>Paul Assenmacher, L</b> (7, 1) ERA: 3.38	0.2		2	0	0	0	0	0	0	0	0	0	0	2	2	0.00	0.000
<b>Les Lancaster, R</b> (8, 1) ERA: 5.07	0.2		2	0	0	0	1	0	0	0	0	0	0	4	4	0.00	0.000

**BOTTOM**


**Chicago Cubs @ Montreal Expos**  
Olympic Stadium, Montreal, QB

Wed Jun 20 1990, 7:05 PM EDT  
Att. 22,058 - Dome

AB	R	H	RBI	BB	SO	LOB
4	0	0	0	0	0	2
4	0	1	0	0	0	0
2	0	1	0	0	0	0
1	0	0	0	0	1	2
1	0	0	0	0	1	0
4	0	0	0	0	1	1
3	0	0	0	0	0	0
3	1	0	0	0	1	0
2	1	0	0	1	0	0
3	1	2	1	0	0	0
1	0	0	0	0	0	0
1	0	0	0	0	0	1
0	0	0	0	0	0	0
1	0	1	1	0	0	0
0	0	0	0	0	0	0

AB	30
R	3
H	5
RBI	2
BB	1
SO	4
LOB	6

livebaseballscorecards.com



WP: 0	PA: 31
PB: 1	SB: 0
CS: 0	

St. Louis Cardinals @ Chicago Cubs  
 Wrigley Field, Chicago, IL  
 Fri Jun 22 1990, 3:33 AM CDT  
 Att: 30,764 - Cloudy

livebaseballscorecards.com

AB	38
R	7
H	12
RBI	7
BB	4
SO	7
LOB	24



WP:	0	PA:	43
PB:	0		
SB:	0		
CS:	2		

Batter	1	2	3	4	5	6	7	8	9	AB	R	H	RBI	BB	SO	LOB	TOP								
Vince Coleman, S (1, 7) OBP: 0.348, SLG: 0.406	1-2 F7		2-3 K		0-1 CS BB 1B		2-1 3B 1B	1-3 K		5	1	2	0	0	2	2									
Willie McGee, S (1, 8) OBP: 0.371, SLG: 0.402	2-3 K		3-1 2-H 1B		4-1 1 SAFE 1 SAFE 1 SAFE 1 SAFE 1 SAFE 1 B		3-1 1-H G4-3 3B	2-2 1B 2B 1B		4	2	3	2	1	1	0									
Pedro Guerrero, R (1, 3) OBP: 0.351, SLG: 0.477 Dave Collins, S (9, PR) OBP: 0.303, SLG: 0.148	2-1 HR		3-1 F8		3-3 1-2 2-3		3-2 G5-3	3-2 1-3 2B 1B		5	1	2	1	0	1	4									
Todd Zeile, R (1, 2) OBP: 0.320, SLG: 0.412	0-1 P5				3-2 HR		4-1 BLK G4-3 BB	1-3 K		4	1	1	1	1	1	3									
Terry Pendleton, S (1, 5) OBP: 0.289, SLG: 0.366		1-0 F9			1-2 P6		1-2 G4-3	0-1 1-H 3-H 2B		5	0	1	3	0	0	1									
Ozzie Smith, S (1, 6) OBP: 0.327, SLG: 0.271		1-1 F9			4-1 G4-3 E BB		4-2 FC4-6 BB	1-2 F9		3	0	0	0	2	0	3									
Milt Thompson, L (1, 9) OBP: 0.292, SLG: 0.352		1-1 G4-3			3-2 1 SAFE 1 SAFE 1 SAFE 1 SAFE 1 SAFE 1 SAFE		1-2 FC4-6 FC5 1B	0-1 G4-3		5	0	0	0	0	1	4									
José Oquendo, S (1, 4) OBP: 0.333, SLG: 0.280			1-0 1B 2B		0-1 G4-3		1-1 1B	1-0 SH2-4 1B		4	1	3	0	0	0	2									
Joe Magrane, R (1, 1) OBP: 0.241, SLG: 0.192			1-3 K		1-0 P2		0-1 FC5	1-0 SH2-4		3	0	0	0	0	1	5									
Inning Stats	R: 1 E: 0 K: 1 S: 11	H: 1 LOB: 0 BB: 0 P: 16	R: 0 E: 0 K: 0 S: 5	H: 0 LOB: 0 BB: 0 P: 8	R: 1 E: 0 K: 2 S: 12	H: 2 LOB: 1 BB: 0 P: 22	R: 1 E: 1 K: 0 S: 16	H: 1 LOB: 2 BB: 1 P: 28	R: 0 E: 0 K: 1 S: 9	H: 1 LOB: 1 BB: 1 P: 18	R: 0 E: 0 K: 0 S: 11	H: 1 LOB: 2 BB: 1 P: 17	R: 2 E: 0 K: 0 S: 16	H: 2 LOB: 1 BB: 1 P: 30	R: 0 E: 0 K: 1 S: 7	H: 1 LOB: 1 BB: 0 P: 10	R: 2 E: 0 K: 2 S: 19	H: 3 LOB: 2 BB: 0 P: 25	1B: 7 2B: 3 3B: 1 HR: 2	SF: 0 SAC: 1 DP: 1 HBP: 0	WP: 0 PB: 0 SB: 0 CS: 2	PA: 43			
PITCHER	IP	WLS	BF	H	R	ER	SO	BB	IBB	HBP	BLK	WP	HR	S	P	ERA	WHIP								
Steve Wilson, L (1, 1) ERA: 5.4	4.0	L	20	5	3	3	3	2	0	0	0	0	2	47	81	6.75	1.750								
Jeff Pico, R (5, 1) ERA: 5.15	3.0		13	3	2	2	1	2	0	0	1	0	0	33	58	6.00	1.667								
Joe Kraemer, L (8, 1) ERA: 8.06	2.0		10	4	2	2	3	0	0	0	0	0	0	26	35	9.00	2.000								



Batter	1	2	3	4	5	6	7	8	9	AB R H RBI BB SO LOB	TOP												
Vince Coleman, S OBP: 0.349, SLG: 0.410 (1, 7)	2-2 G1-3		3-1 CS 1B	0-3 K		0-0 F9 2B		2-2 F9		5 0 2 0 0 1 1													
Willie McGee, S OBP: 0.372, SLG: 0.402 (1, 8)	0-1 WP 1B 1B		1-3 SAFE K 1-2	0-1 F8		0-0 G1-3		1-2 BB 1B		5 1 2 0 0 1 3													
Pedro Guerrero, R OBP: 0.351, SLG: 0.484 (1, 3) Rex Hudler, R OBP: 0.250, SLG: 0.302 (8, PR) Lee Smith, R (8, 1)	1-3 K		1-0 3B 3B		1-0 G4-3	1-2 F9		0-0 SAFE BB 1B		5 1 2 0 0 1 2 0 0 0 0 0 0 0 0 0 0 0 0 0 0													
Todd Zeile, R OBP: 0.335, SLG: 0.417 (1, 2)	0-0 WP 1B 1B		4-1 3B BB		1-2 E 1B	4-2 BB		4-1 G4-3 BB		2 3 2 0 3 0 0													
Terry Pendleton, S OBP: 0.291, SLG: 0.376 (1, 5)	3-2 1B 1-H 2-H		1-2 3B 1-H 3-H		3-2 F9	2-3 K		1-2 G4-3 1-2f		5 0 2 4 0 1 6													
Milt Thompson, L OBP: 0.265, SLG: 0.342 (1, 9)	1-0 G6-3		2-2 G1-3		1-2 E5 1B 1-2 3B		1-0 P6		1-0 G4-3	5 1 0 0 0 0 3													
Ozzie Smith, S OBP: 0.328, SLG: 0.270 (1, 6)		X 0-0 P3		4-1 WP 1B BB	2-2 3B 1B 1-2 2-H		1-2 G4-3		2-2 G6-3	4 2 1 1 1 0 0													
José Oquendo, S OBP: 0.339, SLG: 0.293 (1, 4)		X 0-0 L3		3-2 SAFE SH3 1B 1-H	0-0 3B 1-H 2-H		4-0 BB		0-1 L8	4 0 2 3 1 0 0													
Bob Tewksbury, R (1, 1) Craig Wilson, R (7, PH) Ricky Horton, L (7, 1) Tom Niedenfuer, R (7, 1) Ken Dayley, L (7, 1) Dave Collins, S (8, 3) OBP: 0.303, SLG: 0.148		X 1-3 K		0-1 SH3 1-2	1-3 K		1-0 L7			2 0 0 0 0 0 2 1 1 0 0 0 0 0 0 1 0 0 0 0 0 0 0 0 0 0 0 0 0 0 0 0 0 0 0 0 0 0 0 0 0 0 0 0 0 0 0 0													
<b>Inning Stats</b>	R: 2 E: 0 K: 1 S: 14	H: 3 LOB: 1 BB: 0 P: 21	R: 0 E: 0 K: 1 S: 5	H: 0 LOB: 0 BB: 0 P: 6	R: 2 E: 0 K: 1 S: 14	H: 3 LOB: 1 BB: 1 P: 26	R: 1 E: 0 K: 1 S: 11	H: 1 LOB: 1 BB: 1 P: 18	R: 3 E: 1 K: 1 S: 18	H: 3 LOB: 1 BB: 0 P: 27	R: 0 E: 0 K: 1 S: 11	H: 1 LOB: 2 BB: 1 P: 18	R: 0 E: 0 K: 0 S: 5	H: 0 LOB: 1 BB: 1 P: 12	R: 0 E: 0 K: 0 S: 13	H: 2 LOB: 3 BB: 1 P: 21	R: 0 E: 0 K: 0 S: 6	H: 0 LOB: 0 BB: 0 P: 9	1B: 9 2B: 2 3B: 3 HR: 0	SF: 0 SAC: 1 DP: 2 HBP: 0	WP: 2 PB: 0 SB: 0 CS: 1	PA: 44	
<b>PITCHER</b>	IP WLS BF H R ER SO BB IBB HBP BLK WP HR S P ERA WHIP	IP WLS BF H R ER SO BB IBB HBP BLK WP HR S P ERA WHIP																					
Mike Bielecki, R (1, 1) ERA: 5.42	3.1 L 18 7 5 5 3 2 0 0 0 2 0 39 66 13.50 2.700	1.2 9 3 3 0 2 0 0 0 0 0 0 0 23 32 0.00 1.800	1.0 5 1 0 0 1 1 0 0 0 0 0 0 11 18 0.00 2.000	1.1 6 1 0 0 0 1 0 0 0 0 0 0 13 23 0.00 1.500	1.2 6 1 0 0 0 1 0 0 0 0 0 0 11 19 0.00 1.200																		
Joe Kraemer, L (4, 1) ERA: 7.5																							
Jose Antonio Nunez, R (6, 1) ERA: 6.33																							
Paul Assenmacher, L (7, 1) ERA: 3.28																							
Les Lancaster, R (8, 1) ERA: 4.94																							

St. Louis Cardinals @ Chicago Cubs  
Wrigley Field, Chicago, IL  
Sat Jun 23 1990, 3:33 AM CDT  
Att. 33,721 - Cloudy - 63 F

livebaseballscorecards.com

AB	38
R	8
H	13
RBI	8
BB	5
SO	6
LOB	17





Batter	1	2	3	4	5	6	7	8	9	10	AB	R	H	RBI	BB	SO	LOB	TOP							
Vince Coleman, S OBP: 0.346, SLG: 0.406 (1, 7)	G6-3		K		G4-3		PB 1B 1-2 1B		1 SAFE 1 SAFE P5		5	0	1	0	0	1	1								
Willie McGee, S OBP: 0.375, SLG: 0.407 (1, 8)	G4-3		2B		K		PB 1-2 2-3 1B		4-0 IBB		4	0	2	0	1	1	0								
Pedro Guerrero, R OBP: 0.349, SLG: 0.478 (1, 3)	1B		F8		P6		F8		0-2 G4-3		5	0	1	0	0	0	6								
Todd Zeile, R OBP: 0.332, SLG: 0.410 (1, 2)	K		BB		G5-3		3-2 1-2 2-3 3-H		3-3 K		4	0	0	0	1	3	3								
Terry Pendleton, S OBP: 0.298, SLG: 0.383 (1, 5)		FC4-6 BB SF9 BB	F8		G3-1 2B		G6-3		1-1 CS 1B		4	1	2	0	1	0	2								
Milt Thompson, L OBP: 0.283, SLG: 0.335 (1, 9)		FC4-6 BB	F8		G3-1		P4		1 SAFE 2-2 F7		4	0	0	0	1	0	2								
Ken Dayley, L (10, 1)		BB			2-3				1-2		0	0	0	0	0	0	0								
Ozzie Smith, S OBP: 0.323, SLG: 0.265 (1, 6)	FC4-6		E6		G6-3		G1-3				4	0	0	0	0	0	3								
José Oquendo, S OBP: 0.337, SLG: 0.290 (1, 4)	1 SAFE SF9		F8		1B PB BB		P2				2	1	0	1	1	0	1								
Jose DeLeon, R OBP: 0.138, SLG: 0.207 (1, 1)	3-H K		F8						1-2 P2																
Denny Walling, L OBP: 0.266, SLG: 0.267 (9, PH)									2-2 LOB: 2 K: 0 BB: 1 P: 24		3	0	0	0	0	2	3								
Rex Hudler, R OBP: 0.250, SLG: 0.302 (9, PR)											1	0	1	0	0	0	0								
Tom Niedenfuer, R (9, 1)											0	0	0	0	0	0	0								
Dave Collins, S OBP: 0.303, SLG: 0.148 (10, 9)											0	0	0	0	0	0	0								
<b>Inning Stats</b>	R: 0 E: 0 K: 1 S: 12	H: 1 LOB: 1 BB: 0 P: 19	R: 1 E: 0 K: 1 S: 10	H: 0 LOB: 1 BB: 2 P: 23	R: 0 E: 0 K: 1 S: 14	H: 1 LOB: 2 BB: 1 P: 21	R: 0 E: 1 K: 0 S: 7	H: 0 LOB: 1 BB: 0 P: 10	R: 0 E: 0 K: 1 S: 7	H: 0 LOB: 0 BB: 0 P: 9	R: 0 E: 0 K: 1 S: 12	H: 1 LOB: 1 BB: 0 P: 17	R: 1 E: 0 K: 1 S: 13	H: 2 LOB: 2 BB: 1 P: 22	R: 0 E: 0 K: 0 S: 10	H: 0 LOB: 0 BB: 0 P: 15	R: 0 E: 0 K: 0 S: 15	H: 1 LOB: 2 BB: 1 P: 24	R: 0 E: 0 K: 1 S: 8	H: 1 LOB: 0 BB: 0 P: 14	1B: 5 2B: 2 3B: 0 HR: 0	SF: 1 SAC: 0 DP: 0 HBP: 0	WP: 0 PB: 1 SB: 1 CS: 1	PA: 42	
<b>PITCHER</b> Mike Harkey, R ERA: 3.95 (1, 1)	IP: 9.0	WLS: 39	H: 6	R: 2	ER: 1	SO: 6	BB: 4	IBB: 1	HBP: 0	BLK: 0	WP: 0	HR: 0	S: 100	P: 160	ERA: 1.00	WHIP: 1.111									
Paul Assenmacher, L ERA: 3.22 (10, 1)	IP: 1.0	WLS: 3	H: 1	R: 0	ER: 0	SO: 1	BB: 0	IBB: 0	HBP: 0	BLK: 0	WP: 0	HR: 0	S: 8	P: 14	ERA: 0.00	WHIP: 1.000									

St. Louis Cardinals @ Chicago Cubs  
Wrigley Field, Chicago, IL  
Sun Jun 24 1990, 3:33 AM CDT  
Att: 34,229 - Unknown - 75 F

livebaseballscores.com

AB	36
R	2
H	7
RBI	1
BB	5
SO	7
LOB	21



Batter	1	2	3	4	5	6	7	8	9	10	AB R H RBI BB SO LOB
Dwight Smith, L (1, 7) OBP: 0.340, SLG: 0.381	G5-3		K		K			G4-3 2B		L7	5 0 1 0 0 2 1
23 Ryne Sandberg, R (1, 4) OBP: 0.392, SLG: 0.623	G1-3		F7		HR			P3		1B 1B	5 2 2 1 0 0 2
Mark Grace, L (1, 3) OBP: 0.342, SLG: 0.354	F7		K		G4-3			G4-3		1B 1B	5 0 1 0 0 1 2
Andre Dawson, R (1, 9) OBP: 0.383, SLG: 0.631		P9			G3 1B			G6-4-3 BB		1B IBB	2 1 1 0 3 0 0
Marvell Wynne, L (1, 8) Hector Villanueva, R (10, PH) OBP: 0.204, SLG: 0.275 OBP: 0.349, SLG: 0.667		BB 1B			G3			G6-4-3		1B	4 0 1 0 0 0 4 1 0 1 1 0 0 0
Curtis Wilkerson, S (1, 5) Paul Assenmacher, L (10, 1)		BB			S 1B			G3		CS 1B	3 0 2 1 1 0 0 0 0 0 0 0 0 0
Shawon Dunston, R (1, 6) OBP: 0.307, SLG: 0.474		K			K			SH1-3 F8-2 2B		K	4 0 1 0 0 3 4
Joe Girardi, R (1, 2) OBP: 0.300, SLG: 0.376		K			G3-1			SH1-3		K	3 0 0 0 0 2 3
Mike Harkey, R (1, 1) Domingo Ramos, R (10, 5) OBP: 0.318, SLG: 0.333 OBP: 0.310, SLG: 0.309		WP 1B			K			F8-2		G5-3	3 0 1 0 0 1 1 1 0 0 0 0 0 0


Inning Stats	R: 0	H: 0	E: 0	K: 0	S: 7	R: 0	H: 1	E: 0	K: 2	S: 11	R: 0	H: 1	E: 0	K: 2	S: 12	R: 1	H: 2	E: 0	K: 1	S: 16	R: 1	H: 1	E: 0	K: 2	S: 12	R: 0	H: 0	E: 0	K: 0	S: 6	R: 0	H: 1	E: 0	K: 0	S: 3	R: 0	H: 1	E: 0	K: 0	S: 9	R: 0	H: 1	E: 0	K: 2	S: 12	R: 1	H: 3	E: 0	K: 0	S: 11	1B: 8	SF: 0	2B: 3	3B: 0	HR: 1	WP: 1	PA: 41
PITCHER	IP	WLS	BF	H	R	ER	SO	BB	IBB	HBP	BLK	WP	HR	S	P	ERA	WHIP																																								
Jose DeLeon, R (1, 1) ERA: 3.65	8.0		32	7	2	2	7	2	1	0	0	1	1	76	120	2.25	1.125																																								
Tom Niedenfuer, R (9, 1) ERA: 3.0	1.2	L	6	2	1	1	2	0	0	0	0	0	0	18	23	5.40	1.200																																								
Ken Dayley, L (10, 1) ERA: 2.55	0.0		3	2	0	0	0	0	1	0	0	0	0	5	10	∞	∞																																								

**BOTTOM**

**St. Louis Cardinals @ Chicago Cubs**  
 Wrigley Field, Chicago, IL  
 Sun Jun 24 1990, 3:33 AM CDT  
 Att. 34,229 - Unknown - 75 F

livebaseballscorecards.com

AB	36
R	3
H	11
RBI	3
BB	4
SO	9
LOB	17



Batter	1	2	3	4	5	6	7	8	9	AB R H RBI BB SO LOB	TOP											
Dave Martinez, L (1, 8) OBP: 0.344, SLG: 0.486	1-3 K		2-1 P8		3-2 G4-3		1-0 P6	1-1 F8		5 0 0 0 0 1 2												
Spike Owen, S (1, 6) OBP: 0.356, SLG: 0.377	1-1 F8		2-1 P2		1-0 E3		4-1 1B BB	4-2 WP BB		3 1 0 0 2 0 0												
Larry Walker, L (1, 9) OBP: 0.344, SLG: 0.426	4-2 1B BB		3-1 2B		4-2 1B BB		1-1 1B 1B	4-2 WP BB		2 1 2 1 3 0 0												
Andres Galarraga, R (1, 3) OBP: 0.315, SLG: 0.375	2-0 1B		2-3 K		1-0 1B		1-0 F8	3-3 K		5 0 2 0 0 2 5												
Tim Wallach, R (1, 5) OBP: 0.361, SLG: 0.532	2-2 G4-3			2-0 G4-3 HR 2B		1-1 F8	0-1 2B 1B		1-0 F7	5 2 2 2 0 0 4												
Mike Aldrete, L (1, 7) OBP: 0.371, SLG: 0.254		0-2 G4-3		3-1 G4-3		3-1 F8	0-0 1B 2B		0-0 F9	4 1 1 1 0 0 1												
Bill Sampen, R (7, 1)				2-3			1-H			1 0 0 0 0 0 0												
Nelson Santovenia, R (1, 2) OBP: 0.258, SLG: 0.364		1-0 F8		1-1 HR		1-2 G6-3	0-0 2-H 1B		3-3 K	5 1 2 3 0 1 0												
Tom Foley, L (1, 4) OBP: 0.317, SLG: 0.302		4-1 BB		0-3 K		0-0 P7	2-3 K			3 0 0 0 1 2 1												
Mark Gardner, R (1, 1) OBP: 0.120, SLG: 0.160		1-2 F7		0-3 K			4-2 1B BB	2-2 BB 2B		2 0 0 0 0 1 1												
Jerry Goff, L (7, PH) OBP: 0.304, SLG: 0.158										0 1 0 0 1 0 0												
Otis Nixon, S (7, 7) OBP: 0.338, SLG: 0.298										1 0 1 0 0 0 0												
<b>Inning Stats</b>	R: 0 E: 0 K: 1 S: 15	H: 1 LOB: 2 BB: 1 P: 25	R: 0 E: 0 K: 0 S: 8	H: 0 LOB: 1 BB: 1 P: 14	R: 0 E: 0 K: 1 S: 13	H: 1 LOB: 1 BB: 0 P: 22	R: 2 E: 0 K: 2 S: 11	H: 2 LOB: 0 BB: 0 P: 17	R: 0 E: 1 K: 0 S: 9	H: 1 LOB: 2 BB: 1 P: 19	R: 0 E: 0 K: 0 S: 6	H: 0 LOB: 0 BB: 0 P: 10	R: 5 E: 0 K: 1 S: 15	H: 4 LOB: 1 BB: 2 P: 28	R: 0 E: 0 K: 1 S: 15	H: 1 LOB: 2 BB: 2 P: 29	R: 0 E: 0 K: 1 S: 6	H: 0 LOB: 0 BB: 0 P: 10	1B: 5 2B: 4 3B: 0 HR: 1	SF: 0 SAC: 0 DP: 0 HBP: 0	WP: 1 PB: 0 SB: 0 CS: 1	PA: 43
<b>PITCHER</b>	IP WLS BF H R ER SO BB IBB HBP BLK WP HR S P ERA WHIP																					
Shawn Boskie, R (1, 1) ERA: 3.78	6.1 L 29 5 4 4 4 5 0 0 0 0 1 67 121 5.68 1.579																					
Paul Assenmacher, L (7, 1) ERA: 3.4	0.0 1 1 0 0 0 0 0 0 0 0 0 0 2 3 ∞ ∞																					
Les Lancaster, R (7, 1) ERA: 5.09	1.2 10 4 3 3 2 2 0 0 0 1 0 23 40 16.20 3.600																					
Joe Kraemer, L (9, 1) ERA: 7.2	1.0 3 0 0 0 0 1 0 0 0 0 0 0 6 10 0.00 0.000																					

**Montreal Expos @ Chicago Cubs**  
**Wrigley Field, Chicago, IL**  
 Mon Jun 25 1990, 7:05 PM CDT  
 Att. 32,231 - Unknown - 75 F

[livebaseballscorecards.com](http://livebaseballscorecards.com)

<b>AB</b>	<b>36</b>
<b>R</b>	<b>7</b>
<b>H</b>	<b>10</b>
<b>RBI</b>	<b>7</b>
<b>BB</b>	<b>7</b>
<b>SO</b>	<b>7</b>
<b>LOB</b>	<b>14</b>






Batter	1	2	3	4	5	6	7	8	9	AB	R	H	RBI	BB	SO	LOB
Dwight Smith, L (1, 7) OBP: 0.339, SLG: 0.398	1-3 K		2-1 SF8		3-2 HR			0-0 G3		3	1	1	2	0	1	0
23 Ryne Sandberg, R (1, 4) OBP: 0.387, SLG: 0.615	0-1 G5-3		2-0 L7		0-0 P5			2-3 K		4	0	0	0	0	1	1
Mark Grace, L (1, 3) Joe Kraemer, L (9, 1) OBP: 0.341, SLG: 0.352	3-1 1B		0-0 F7				0-0 G3	0-2 F8		4	0	1	0	0	0	1
Andre Dawson, R (1, 9) OBP: 0.381, SLG: 0.625	3-3 K			0-0 P9		1-1 G3-1		1-1 1B	1-1 1B	4	0	1	0	0	1	1
Marvell Wynne, L (1, 8) OBP: 0.216, SLG: 0.309		2-2 G4-3		4-1 G3 S BB		2-1 HR		0-0 P6		3	1	1	1	1	0	1
Curtis Wilkerson, S (1, 5) Paul Assenmacher, L (7, 1) Les Lancaster, R (7, 1) Hector Villanueva, R (9, 3) OBP: 0.275, SLG: 0.284		2-3 K		3-2 G3		3-2 F8		0-2 F8		3	0	0	0	0	1	1
Shawon Dunston, R (1, 6) OBP: 0.306, SLG: 0.470		2-2 F7		1-3 G3			3-2 F8		0-2 F8	0	0	0	0	0	0	0
Joe Girardi, R (1, 2) Gary Varsho, L (9, PH) OBP: 0.300, SLG: 0.375			2-2 1B SF8 1B		0-0 F8		2-1 F8		1-2 1B	4	0	1	0	0	0	1
Shawn Boskie, R (1, 1) Domingo Ramos, R (7, 5) OBP: 0.278, SLG: 0.389			1-2 1B		0-0 F8		0-0 F8		0-0 F8	3	1	1	0	0	0	0
			1-3 1B		2-3 K		1-3 K			1	0	0	0	0	1	0

Inning Stats	R: 0	H: 1	E: 0	K: 2	S: 11	LOB: 1	BB: 0	P: 18	R: 0	H: 0	E: 0	K: 1	S: 9	LOB: 0	BB: 0	P: 15	R: 1	H: 2	E: 0	K: 0	S: 11	LOB: 1	BB: 0	P: 18	R: 0	H: 0	E: 0	K: 0	S: 10	LOB: 1	BB: 1	P: 17	R: 1	H: 1	E: 0	K: 1	S: 9	LOB: 0	BB: 0	P: 14	R: 1	H: 1	E: 0	K: 0	S: 8	LOB: 0	BB: 0	P: 14	R: 0	H: 0	E: 0	K: 1	S: 6	LOB: 0	BB: 0	P: 9	R: 0	H: 0	E: 0	K: 1	S: 7	LOB: 0	BB: 0	P: 9	R: 0	H: 2	E: 0	K: 0	S: 10	LOB: 2	BB: 0	P: 12	R: 0	H: 0	E: 0	K: 0	S: 10	LOB: 0	BB: 0	P: 12	1B: 5	SF: 1	2B: 0	SAC: 0	3B: 0	DP: 0	HR: 2	HBP: 0	WP: 0	PA: 35
PITCHER	IP	WLS	BF	H	R	ER	SO	BB	IBB	HBP	BLK	WP	HR	S	P	ERA	WHIP																																																																									
Mark Gardner, R (1, 1) ERA: 2.36	6.0	W	24	5	3	3	4	1	0	0	0	0	0	58	96	4.50	1.000																																																																									
Bill Sampen, R (7, 1) ERA: 1.65	3.0	S	11	2	0	0	2	0	0	0	0	0	0	23	30	0.00	0.667																																																																									

**Montreal Expos @ Chicago Cubs**  
**Wrigley Field, Chicago, IL**  
 Mon Jun 25 1990, 7:05 PM CDT  
 Att: 32,231 - Unknown - 75 F

<b>AB</b>	<b>33</b>
<b>R</b>	<b>3</b>
<b>H</b>	<b>7</b>
<b>RBI</b>	<b>3</b>
<b>BB</b>	<b>1</b>
<b>SO</b>	<b>6</b>
<b>LOB</b>	<b>9</b>



Batter	1	2	3	4	5	6	7	8	9	AB R H RBI BB SO LOB	TOP																										
Dave Martinez, L (1, 8) OBP: 0.343, SLG: 0.477	3-1 G4-3	1-3 K			0-0 G4-3	4-0 1B IBB	1-1 1B		1-1 L9	5 1 1 1 1 1 3																											
Spike Owen, S (1, 6) OBP: 0.359, SLG: 0.372	1-0 F7			0-0 G4-3	4-0 2B BB	4-1 1B BB	4-1 BB		0-3 K	3 0 0 1 3 1 0																											
Larry Walker, L (1, 9) OBP: 0.348, SLG: 0.431	4-1 BB		2-3 K		2-1 2B	0-0 1B	0-1 P2		2-2 G3-1	5 0 2 2 1 1 3																											
Andres Galarraga, R (1, 3) OBP: 0.310, SLG: 0.368	2-0 G5-3		0-3 K		0-1 L5	0-3 K		3-3 K		5 0 0 0 0 3 5																											
Tim Wallach, R (1, 5) OBP: 0.361, SLG: 0.529				0-0 L9	1-2 P3		1-0 1B		0-0 P9	5 0 2 0 0 0 2																											
Mike Aldrete, L (1, 7) OBP: 0.376, SLG: 0.270				4-1 1B		0-0 G4-3	1-0 1B		4-1 1B	3 0 1 0 1 0 1																											
Otis Nixon, S (7, PR) OBP: 0.348, SLG: 0.298				1-3 2B		FC4-6 1B	1-2f SF7		BB	0 1 0 0 1 0 0																											
Mike Fitzgerald, R (1, 2) OBP: 0.382, SLG: 0.449			2-3 K		1-2 1B	4-2 1B BB	0-2 1B	1 SAFE 1 SAFE	2-0 1B	4 2 3 0 1 1 2																											
Tom Foley, L (1, 4) OBP: 0.333, SLG: 0.309			4-0 IBB		1-1 F8	0-0 1B	0-1 SF7		0-1 G4-3	2 1 1 0 1 0 2																											
Junior Noboa, R (7, PH) OBP: 0.247, SLG: 0.280					1-3 1B	1-3 1B	1-2 3-H			1 0 0 1 0 0 2																											
Oil Can Boyd, R (1, 1) OBP: 0.071, SLG: 0.071			1-3 K		0-3 K	0-0 SH1-3	4-0 1B		3-2 HR	2 0 0 0 0 2 5																											
Rolando Roomes, R (7, PH) OBP: 0.231, SLG: 0.313										0 0 0 0 1 0 0																											
Dave Schmidt, R (7, 1)										0 0 0 0 0 0 0																											
Jerry Goff, L (9, PH) OBP: 0.333, SLG: 0.350										1 1 1 1 0 0 0																											
Steve Frey, R (9, 1)										0 0 0 0 0 0 0																											
<b>Inning Stats</b>	R: 0 E: 0 K: 0 S: 5	H: 0 LOB: 1 BB: 1 P: 15	R: 0 E: 0 K: 3 S: 13	H: 2 LOB: 3 BB: 1 P: 22	R: 0 E: 0 K: 2 S: 9	H: 0 LOB: 0 BB: 0 P: 11	R: 0 E: 0 K: 1 S: 10	H: 1 LOB: 2 BB: 1 P: 16	R: 0 E: 0 K: 0 S: 8	H: 1 LOB: 2 BB: 1 P: 15	R: 3 E: 0 K: 1 S: 11	H: 2 LOB: 2 BB: 3 P: 23	R: 2 E: 0 K: 0 S: 12	H: 3 LOB: 3 BB: 2 P: 23	R: 0 E: 0 K: 1 S: 8	H: 1 LOB: 2 BB: 1 P: 17	R: 1 E: 0 K: 1 S: 12	H: 1 LOB: 0 BB: 0 P: 18	1B: 8 2B: 2 3B: 0 HR: 1	SF: 1 SAC: 1 DP: 0 HBP: 0	WP: 0 PB: 0 SB: 0 CS: 0	PA: 48															
<b>PITCHER</b>	IP WLS BF H R ER SO BB IBB HBP BLK WP HR S P ERA WHIP																																				
Greg Maddux, R (1, 1) ERA: 4.15	6.1		34	8	5	5	7	5	2	0	0	0	0	61	109	7.11	2.053																				
Paul Assenmacher, L (7, 1) ERA: 3.35	0.2		5	1	0	0	0	1	1	0	0	0	0	7	16	0.00	3.000																				
Les Lancaster, R (8, 1) ERA: 5.15	1.0	L	6	2	1	1	1	1	0	0	0	0	1	11	23	9.00	3.000																				
Steve Wilson, L (9, 1) ERA: 5.31	1.0		3	0	0	0	1	0	0	0	0	0	0	9	12	0.00	0.000																				

**Montreal Expos @ Chicago Cubs**  
Wrigley Field, Chicago, IL  
Tue Jun 26 1990, 3:33 AM CDT  
Att. 31,676 - Sunny - 76 F

[livebaseballscorecards.com](http://livebaseballscorecards.com)

<b>AB</b>	36
<b>R</b>	6
<b>H</b>	11
<b>RBI</b>	6
<b>BB</b>	10
<b>SO</b>	9
<b>LOB</b>	25




Batter	1	2	3	4	5	6	7	8	9	AB	R	H	RBI	BB	SO	LOB
Dwight Smith, L OBP: 0.337, SLG: 0.394 (1, 7) Luis Salazar, R OBP: 0.315, SLG: 0.366 (8, 9)	2-2 G6-3		2-1 FC5-4 1B		0-1 L9		0-0 FC3-6 2B		0-0 L8	4	1	1	0	0	0	1
23 Ryne Sandberg, R OBP: 0.388, SLG: 0.621 (1, 4)	1-1 F8		0-1 FC5-4 1B			2-1 HR	1-1 2B 1B		3-1 G5-3	5	2	2	1	0	0	2
Mark Grace, L OBP: 0.339, SLG: 0.353 (1, 3)	0-3 K		2-3 K			0-0 G6-3	0-0 2B		2-1 G3	5	0	1	2	0	2	2
Andre Dawson, R OBP: 0.383, SLG: 0.639 Les Lancaster, R OBP: 0.143, SLG: 0.077 Steve Wilson, L OBP: 0.125, SLG: 0.125 Lloyd McClendon, R OBP: 0.250, SLG: 0.229 (1, 9)		1-2 G5-4-3 2B		1-2 G5-3		1-1 HR	1-0 P3			4	1	2	1	0	0	1
Marvell Wynne, L OBP: 0.226, SLG: 0.309 (1, 8)		4-2 G5-4-3 BB		1-1 F7		1-0 P6		0-2 SH1-4 2B 1B		3	1	1	0	1	0	0
Hector Villanueva, R OBP: 0.362, SLG: 0.651 Doug Dascenzo, S OBP: 0.262, SLG: 0.322 Joe Girardi, R OBP: 0.300, SLG: 0.375 (1, 2)		0-0 G5-4-3		1-1 1B		2-0 WP 1B		0-1 SH1-4		3	0	2	0	0	0	2
Shawon Dunston, R OBP: 0.305, SLG: 0.471 (1, 6)		0-1 G3-1		2-2 F9		1-1 P5		0-1 F8 2B		4	0	1	1	0	0	3
Curtis Wilkerson, S OBP: 0.266, SLG: 0.275 (1, 5)			0-0 F7		0-0 F8		0-0 P8	2-1 F8		4	0	0	0	0	0	1
Greg Maddux, R OBP: 0.118, SLG: 0.091 Paul Assenmacher, L OBP: 0.250, SLG: 0.250 Gary Varsho, L OBP: 0.250, SLG: 0.250 (1, 1)			0-1 FC5-4 1B		0-2 L9		2-1 FC3-6 1B	0-0 P6		2	0	1	0	0	0	0

Inning Stats	R: 0	H: 0	E: 0	K: 1	S: 8	R: 0	H: 1	E: 0	K: 0	S: 9	R: 0	H: 2	E: 0	K: 1	S: 10	R: 0	H: 1	E: 0	K: 0	S: 10	R: 2	H: 3	E: 0	K: 0	S: 9	R: 2	H: 3	E: 0	K: 0	S: 8	R: 1	H: 2	E: 0	K: 0	S: 10	R: 0	H: 0	E: 0	K: 0	S: 5	1B: 7	2B: 3	3B: 0	HR: 2	SF: 0	SAC: 1	DP: 1	HBP: 0	WP: 1	PB: 0	SB: 1	CS: 0	PA: 39
--------------	------	------	------	------	------	------	------	------	------	------	------	------	------	------	-------	------	------	------	------	-------	------	------	------	------	------	------	------	------	------	------	------	------	------	------	-------	------	------	------	------	------	-------	-------	-------	-------	-------	--------	-------	--------	-------	-------	-------	-------	--------

PITCHER	IP	WLS	BF	H	R	ER	SO	BB	IBB	HBP	BLK	WP	HR	S	P	ERA	WHIP
Oil Can Boyd, R ERA: 3.44 (1, 1)	6.0		25	7	2	2	2	1	0	0	0	1	2	52	76	3.00	1.333
Dave Schmidt, R ERA: 3.55 (7, 1)	2.0	W	11	5	3	3	0	0	0	0	0	0	0	18	24	13.50	2.500
Steve Frey, L ERA: 4.91 (9, 1)	1.0	S	3	0	0	0	0	0	0	0	0	0	0	5	10	0.00	0.000

**Montreal Expos @ Chicago Cubs**  
**Wrigley Field, Chicago, IL**  
 Tue Jun 26 1990, 3:33 AM CDT  
 Att. 31,676 - Sunny - 76 F

AB	R	H	RBI
37	5	12	5
1	0	2	0
13	0	0	0



Batter	1	2	3	4	5	6	7	8	9	AB R H RBI BB SO LOB	TOP		
<b>Dave Martinez, L</b> (1, 8) OBP: 0.345, SLG: 0.475	2-1 FC4 1B	0-0 G3			1-2 G6-3 1B		2-2 L7		2-0 F7	5 0 2 0 0 0 3			
<b>Spike Owen, S</b> (1, 6) OBP: 0.354, SLG: 0.365	2-3 SAFE 1 SAFE 1 SAFE		0-0 G4-3		3-2 G6-3		0-0 G3			4 0 0 1 0 1 3			
<b>Larry Walker, L</b> (1, 9) OBP: 0.346, SLG: 0.444	2-2 FC4 1-2f		1-0 F9		3-2 G3-1			2-1 HR		4 1 1 1 0 0 2			
<b>Tim Wallach, R</b> (1, 5) OBP: 0.357, SLG: 0.522	2-2 F8		0-0 F8			1-1 G5-3		0-3 K		4 0 0 0 0 1 1			
<b>Mike Aldrete, L</b> (1, 7) OBP: 0.392, SLG: 0.286		4-1 1B BB		0-1 G6-3		2-2 1B		3-2 1B		3 1 2 0 1 0 0			
<b>Mike Fitzgerald, R</b> (1, 2) OBP: 0.373, SLG: 0.436		0-1 F9		2-3 K		1-2 F9		0-0 F7		4 0 0 0 0 1 3			
<b>Jerry Goff, L</b> (1, 3) OBP: 0.333, SLG: 0.348		1-2 SH1-4 1B		2-3 K		0-1 F8		3-2 F9		3 0 1 0 0 1 1			
<b>Andres Galarraga, R</b> (8, PH) OBP: 0.309, SLG: 0.367 (8, 3)		1-2 SH1-4 1B						SAFE F9		1 0 0 0 0 0 1			
<b>Tom Foley, L</b> (1, 4) OBP: 0.348, SLG: 0.328		2-1 SH1-4 1B		0-1 1B G6-3 1B			1-1 G3		0-0 F9	3 1 2 1 0 0 0			
<b>Junior Noboa, R</b> (9, PH) OBP: 0.244, SLG: 0.276		1-2 2-H 1B								1 0 0 0 0 0 0			
<b>Kevin Gross, R</b> (1, 1) OBP: 0.194, SLG: 0.371		1-2 SH1-4		1-3 K			1-0 1B		1-3 K	1 0 0 0 0 0 1 1			
<b>Drew Hall, L</b> (5, 1)										0 0 0 0 0 0 0 0			
<b>Eric Bullock, L</b> (7, PH) OBP: 1.000, SLG: 1.000										1 0 1 0 0 0 0 0			
<b>Bill Sampen, R</b> (7, 1)										0 0 0 0 0 0 0 0			
<b>Dale Mohoric, R</b> (7, 1)										0 0 0 0 0 0 0 0			
<b>Wallace Johnson, S</b> (9, PH) OBP: 0.326, SLG: 0.306		1-2 2-3								1 0 0 0 0 0 1 0			
<b>Inning Stats</b>	R: 0 H: 1 E: 0 LOB: 1 K: 1 BB: 0 S: 14 P: 22	R: 1 H: 2 E: 0 LOB: 2 K: 0 BB: 1 S: 12 P: 20	R: 0 H: 0 E: 0 LOB: 0 K: 0 BB: 0 S: 3 P: 4	R: 0 H: 0 E: 0 LOB: 0 K: 2 BB: 0 S: 9 P: 13	R: 1 H: 2 E: 0 LOB: 1 K: 1 BB: 0 S: 14 P: 22	R: 0 H: 1 E: 0 LOB: 1 K: 0 BB: 0 S: 12 P: 16	R: 0 H: 1 E: 0 LOB: 1 K: 0 BB: 0 S: 7 P: 11	R: 1 H: 2 E: 0 LOB: 1 K: 1 BB: 0 S: 15 P: 23	R: 0 H: 0 E: 0 LOB: 0 K: 1 BB: 0 S: 5 P: 8	1B: 8 SF: 0 2B: 0 SAC: 1 3B: 0 DP: 0 HR: 1 HBP: 0	WP: 0 PA: 37 PB: 0 SB: 0 CS: 0		
<b>PITCHER</b>	IP WLS BF H R ER SO BB IBB HBP BLK WP HR S P ERA WHIP											<b>PITCHER</b>	IP WLS BF H R ER SO BB IBB HBP BLK WP HR S P ERA WHIP
<b>Jeff Pico, R</b> (1, 1) ERA: 4.91	7.2 W 33 9 3 3 5 1 0 0 0 0 1 81 123 3.52 1.304												
<b>Steve Wilson, L</b> (8, 1) ERA: 5.2	1.1 S 4 0 0 0 1 0 0 0 0 0 0 10 16 0.00 0.000												

**Montreal Expos @ Chicago Cubs**  
**Wrigley Field, Chicago, IL**  
 Wed Jun 27 1990, 3:33 AM CDT  
 Att. 32,830 - Overcast

[livebaseballscorecards.com](http://livebaseballscorecards.com)

**AB 35**  
**R 3**  
**H 9**  
**RBI 3**  
**BB 1**  
**SO 6**  
**LOB 15**





Batter	1	2	3	4	5	6	7	8	9	AB R H RBI BB SO LOB	TOP																									
Dave Martinez, L (1, 8) OBP: 0.337, SLG: 0.463	0-0 4-3		0-0 CS	0-0 E3	0-0 6-3			0-3 K		4 0 0 0 0 1 3																										
Spike Owen, S (1, 6) OBP: 0.352, SLG: 0.376	0-3 K			0-0 P6		0-0 F9		0-0 HR		4 1 1 1 0 1 1																										
Larry Walker, L (1, 9) OBP: 0.340, SLG: 0.434 Bill Sampen, R (8, 1)	0-0 P6			0-0 G3		0-0 L3		0-0 P6		4 0 0 0 0 0 1 0 0 0 0 0 0 0																										
Tim Wallach, R (1, 5) OBP: 0.355, SLG: 0.518		0-3 K		0-3 K		0-0 P3			0-0 FC1-6 1B	4 0 1 0 0 2 1																										
Mike Aldrete, L (1, 7) OBP: 0.386, SLG: 0.275		0-0 F7			4-0 E 1B BB		0-3 K		0-0 FC1-6 WP	3 1 0 0 1 1 1																										
Mike Fitzgerald, R (1, 2) OBP: 0.372, SLG: 0.430 Otis Nixon, S (7, PR) Nelson Santovenia, R (7, 2) OBP: 0.256, SLG: 0.361		0-3 K			0-3 K		4-0 S BB		0-3 K	2 0 0 0 1 2 1 0 0 0 0 0 0 0 1 0 0 0 0 1 1																										
Jerry Goff, L (1, 3) OBP: 0.345, SLG: 0.333 Andres Galarraga, R (7, PH) OBP: 0.310, SLG: 0.365			0-0 G3		4-0 1B BB		0-3 K		4-0 FC6-4 IBB	1 0 0 0 1 0 0 1 0 0 0 1 1 1																										
Tom Foley, L (1, 4) OBP: 0.388, SLG: 0.350 Wallace Johnson, S (7, PH) OBP: 0.318, SLG: 0.297 Junior Noboa, R (7, 4) OBP: 0.241, SLG: 0.273			0-0 CS 1B		0-0 1-3 1B		0-0 1-3		0-0 FC6-4	2 0 2 1 0 0 0 1 0 0 0 0 0 1 1 0 0 0 0 0 2																										
Zane Smith, L (1, 1) OBP: 0.240, SLG: 0.360 Dale Mohorcic, R (7, 1) Rolando Roomes, R (8, PH) OBP: 0.242, SLG: 0.323		0-3 K		0-3 K		0-3 K		0-0 CS 1B		2 0 0 0 0 2 3 0 0 0 0 0 0 0 1 0 1 0 0 0 0																										
<b>Inning Stats</b>	R: 0 E: 0 K: 1 S: 5	H: 0 LOB: 0 BB: 0 P: 5	R: 0 E: 0 K: 2 S: 7	H: 0 LOB: 0 BB: 0 P: 7	R: 0 E: 0 K: 1 S: 5	H: 1 LOB: 0 BB: 0 P: 5	R: 0 E: 1 K: 1 S: 6	H: 0 LOB: 1 BB: 0 P: 6	R: 1 E: 1 K: 2 S: 8	H: 1 LOB: 2 BB: 2 P: 16	R: 0 E: 0 K: 0 S: 3	H: 0 LOB: 0 BB: 0 P: 3	R: 0 E: 0 K: 2 S: 7	H: 0 LOB: 2 BB: 1 P: 11	R: 1 E: 0 K: 1 S: 6	H: 2 LOB: 0 BB: 0 P: 6	R: 0 E: 0 K: 1 S: 6	H: 1 LOB: 2 BB: 1 P: 10	1B: 4 2B: 0 3B: 0 HR: 1	SF: 0 SAC: 0 DP: 0 HBP: 0	WP: 1 PB: 0 SB: 1 CS: 2	PA: 36														
<b>PITCHER</b>	IP WLS BF H R ER SO BB IBB HBP BLK WP HR S P ERA WHIP																																			
Mike Bielecki, R (1, 1) ERA: 5.13	6.1		24	2	1	1	8	3	0	0	0	0	0	37	49	1.42	0.789																			
Paul Assenmacher, L (7, 1) ERA: 3.42	1.2		6	2	1	1	2	0	0	0	0	0	1	10	10	5.40	1.200																			
Les Lancaster, R (9, 1) ERA: 5.07	1.0	W	5	1	0	0	1	0	1	0	0	1	0	6	10	0.00	1.000																			

**Montreal Expos @ Chicago Cubs**  
**Wrigley Field, Chicago, IL**  
 Thu Jun 28 1990, 3:33 AM CDT  
 Att. 31,974 - Unknown - 75 F

[livebaseballscorecards.com](http://livebaseballscorecards.com)

<b>AB</b>	<b>31</b>
<b>R</b>	<b>2</b>
<b>H</b>	<b>5</b>
<b>RBI</b>	<b>2</b>
<b>BB</b>	<b>4</b>
<b>SO</b>	<b>11</b>
<b>LOB</b>	<b>16</b>



BOTTOM

**Montreal Expos @ Chicago Cubs**  
Wrigley Field, Chicago, IL  
Thu Jun 28 1990, 3:33 AM CDT  
Att: 31,974 - Unknown - 75 F

[livebaseballscorecards.com](http://livebaseballscorecards.com)

AB	30
R	3
H	6
RBI	3
BB	4
SO	4
LOB	7



WP:	0	PA:	35
PB:	0	SB:	0
CS:	0		

Batter	1	2	3	4	5	6	7	8	9	AB	R	H	RBI	BB	SO	LOB
Doug Dascenzo, S (1, 8) OBP: 0.257, SLG: 0.328	0-0 L6 		0-0 6-3 		0-0 2B 		0-0 F8 			4	0	1	1	0	0	1
23 Ryne Sandberg, R (1, 4) OBP: 0.393, SLG: 0.639	0-3 K 		4-0 BB 		4-0 IBB 			0-3 K 		2	0	0	0	2	2	0
Mark Grace, L (1, 3) OBP: 0.343, SLG: 0.356	4-0 BB 		0-0 F8 		0-0 FC6 			0-0 4-3 		3	0	0	0	1	0	3
Andre Dawson, R (1, 9) OBP: 0.379, SLG: 0.627	0-0 F9 			0-0 F9 		0-0 5-3 		0-3 K 		4	0	0	0	0	1	1
Luis Salazar, R (1, 7) OBP: 0.320, SLG: 0.391		0-0 HR 		0-0 6-3 		0-0 F7 			0-0 F8 BB 1B 	4	1	2	1	0	0	0
Gary Varsho, L (9, PR) OBP: 0.250, SLG: 0.250										0	1	0	0	0	0	0
Hector Villanueva, R (1, 2) OBP: 0.315, SLG: 0.560		0-0 6-3 		0-0 6-3 		0-0 1-5-3 			4-0 BB 1B 	3	0	0	0	0	0	0
Paul Assenmacher, L (7, 1)									1-2 BB 	0	0	0	0	0	0	0
Les Lancaster, R (9, 1) OBP: 0.200, SLG: 0.077										0	0	0	0	1	0	0
Shawon Dunston, R (1, 6) OBP: 0.304, SLG: 0.460		0-0 L4 			0-0 6-3 		0-3 K 		0-0 F8 	4	0	0	0	0	1	2
Domingo Ramos, R (1, 5) OBP: 0.308, SLG: 0.308									2-3 							
Marvell Wynne, L (9, PH) OBP: 0.243, SLG: 0.333		0-0 4-3 			0-0 SH1 2B 1B 		0-0 1-2-3 		0-0 BB 1B 	3	1	1	0	0	0	0
Mike Bielecki, R (1, 1) OBP: 0.333, SLG: 0.273									1-2 3-H 	1	0	0	0	0	0	0
Joe Girardi, R (7, 2) OBP: 0.304, SLG: 0.378										1	0	1	0	0	0	0

Inning	R	H	E	K	S	P	BB	IBB	HBP	BLK	WP	HR	S	P	ERA	WHIP
1	0	0	0	1	9											
2	1	1	0	1	9											
3	0	0	0	0	7											
4	0	0	0	0	3											
5	1	2	0	1	9											
6	0	0	0	0	3											
7	0	1	0	1	6											
8	0	0	0	2	7											
9	1	2	0	1	7											

PITCHER	IP	WLS	BF	H	R	ER	SO	BB	IBB	HBP	BLK	WP	HR	S	P	ERA	WHIP
Zane Smith, L (1, 1) ERA: 3.26	6.2		26	3	2	2	2	2	2	0	0	0	1	27	39	2.70	0.750
Dale Mohorcic, R (7, 1) ERA: 2.7	0.1		2	1	0	0	0	0	0	0	0	0	0	2	2	0.00	3.000
Bill Sampen, R (8, 1) ERA: 2.0	1.1	L	7	2	1	1	2	1	0	0	0	0	0	10	14	6.75	2.250

Batter	1	2	3	4	5	6	7	8	9	AB R H RBI BB SO LOB	TOP
--------	---	---	---	---	---	---	---	---	---	----------------------	-----

Dwight Smith, L (1, 7) OBP: 0.338, SLG: 0.390	0-0 F7		2-0 F7		1-2 F7			0-2 BB 23 1B E 1B	1-1 23 1B 1B	5 1 2 1 0 0 2	
--------------------------------------------------	-----------	--	-----------	--	-----------	--	--	-------------------------	--------------------	---------------	--

23 Ryne Sandberg, R (1, 4) OBP: 0.393, SLG: 0.635	1-2 G5-3		3-2 F9			1-3 K		0-1 E BB 1B	0-0 3-H E S 1B	5 0 2 0 0 1 0	
------------------------------------------------------	-------------	--	-----------	--	--	----------	--	-------------------	-------------------------	---------------	--

Mark Grace, L (1, 3) OBP: 0.347, SLG: 0.360	4-0 WP BB			3-1 P6		1-0 F8 2B		4-2 E BB	2-3 K	3 0 1 0 2 1 1	
------------------------------------------------	-----------------	--	--	-----------	--	-----------------	--	----------------	----------	---------------	--

Andre Dawson, R (1, 9) OBP: 0.381, SLG: 0.622	4-0 1-2 BB			0-2 G4-3		4-0 BB		1-2 E5		2 0 0 1 2 0 2	
--------------------------------------------------	------------------	--	--	-------------	--	-----------	--	-----------	--	---------------	--

Marvell Wynne, L (1, 8) Hector Villanueva, R (8, PH) Bill Long, R (8, 1) Lloyd McClendon, R (9, 2) OBP: 0.237, SLG: 0.324 OBP: 0.309, SLG: 0.549 OBP: 0.250, SLG: 0.229	1-1 F9			1-0 G3		0-0 F8 2-H		2-3 K		3 0 0 0 0 0 4 1 0 0 0 0 1 3 0 0 0 0 0 0 0 0 0 0 0 0 0 0	
-------------------------------------------------------------------------------------------------------------------------------------------------------------------------------------------	-----------	--	--	-----------	--	------------------	--	----------	--	------------------------------------------------------------------	--

Luis Salazar, R (1, 5) OBP: 0.325, SLG: 0.401		1-2 G1-6-3 1B		0-2 FC6-5 2B			1-2 G5-3	3-2 L8		4 0 2 0 0 0 3	
--------------------------------------------------	--	---------------------	--	--------------------	--	--	-------------	-----------	--	---------------	--

Shawon Dunston, R (1, 6) OBP: 0.299, SLG: 0.453		1-2 L9		0-0 FC6-5 FC1-5 1B 2-3			0-1 G5-3		0-3 K	4 0 0 0 0 1 2	
----------------------------------------------------	--	-----------	--	------------------------------------	--	--	-------------	--	----------	---------------	--

Joe Girardi, R (1, 2) Gary Varsho, L (9, PH) Steve Wilson, L (9, 1) Les Lancaster, R (9, 1) Paul Assenmacher, L (9, 1) OBP: 0.304, SLG: 0.378 OBP: 0.333, SLG: 0.333 OBP: 0.118, SLG: 0.118 OBP: 0.200, SLG: 0.077		1-1 G1-6-3		0-0 FC1-5 1B			1-2 G5-3		0-0 3B 1B	3 0 1 0 0 0 1 1 1 1 0 0 0 0 0 0 0 0 0 0 0 0 0 0 0 0 0 0 0 0 0 0 0 0 0	
--------------------------------------------------------------------------------------------------------------------------------------------------------------------------------------------------------------------------------------------	--	---------------	--	--------------------	--	--	-------------	--	-----------------	-----------------------------------------------------------------------------------	--

Mike Harkey, R (1, 1) Dave Clark, L (8, PH) Doug Dascenzo, S (8, 8) OBP: 0.292, SLG: 0.304 OBP: 0.255, SLG: 0.346 OBP: 0.268, SLG: 0.369			1-3 K		0-2 FC1-5			1-1 G6-3	2-2 1B 3B	2 0 0 0 0 1 2 1 0 0 0 0 0 0 1 1 1 1 0 0 0	
---------------------------------------------------------------------------------------------------------------------------------------------------------	--	--	----------	--	--------------	--	--	-------------	-----------------	-------------------------------------------------	--

Inning Stats	R: 0 H: 0 E: 0 K: 0 S: 7	H: 0 LOB: 2 BB: 2 P: 17	R: 0 H: 1 E: 0 K: 0 S: 8	H: 1 LOB: 0 BB: 0 P: 11	R: 0 H: 0 E: 0 K: 1 S: 7	H: 0 LOB: 0 BB: 0 P: 13	R: 0 H: 0 E: 0 K: 0 S: 6	H: 0 LOB: 0 BB: 0 P: 10	R: 0 H: 2 E: 0 K: 0 S: 12	H: 2 LOB: 2 BB: 0 P: 13	R: 0 H: 1 E: 0 K: 1 S: 5	H: 1 LOB: 2 BB: 1 P: 11	R: 0 H: 0 E: 0 K: 0 S: 8	H: 0 LOB: 0 BB: 0 P: 10	R: 1 H: 2 E: 1 K: 1 S: 19	H: 2 LOB: 3 BB: 1 P: 30	R: 2 H: 4 E: 0 K: 2 S: 13	H: 4 LOB: 1 BB: 0 P: 18	1B: 7 SF: 0 2B: 2 SAC: 0 3B: 1 DP: 1 HR: 0 HBP: 0	WP: 1 PA: 39 PB: 0 SB: 1 CS: 0
--------------	--------------------------	-------------------------	--------------------------	-------------------------	--------------------------	-------------------------	--------------------------	-------------------------	---------------------------	-------------------------	--------------------------	-------------------------	--------------------------	-------------------------	---------------------------	-------------------------	---------------------------	-------------------------	---------------------------------------------------	-----------------------------------

PITCHER	Mike Dunne, R (1, 1) ERA: 5.4	IP: 7.1 WLS: 29 H: 6 R: 1 ER: 1 SO: 2 BB: 3 IBB: 0 HBP: 0 BLK: 0 WP: 1 HR: 0 S: 60 P: 93 ERA: 1.23 WHIP: 1.227	Craig Lefferts, L (8, 1) ERA: 2.36	IP: 0.2 WLS: 4 H: 0 R: 0 ER: 0 SO: 1 BB: 1 IBB: 0 HBP: 0 BLK: 0 WP: 0 HR: 0 S: 12 P: 22 ERA: 0.00 WHIP: 1.500	Greg Harris, R (9, 1) ERA: 2.09	IP: 1.0 WLS: 6 L: 6 H: 4 R: 2 ER: 2 SO: 2 BB: 0 IBB: 0 HBP: 0 BLK: 0 WP: 0 HR: 0 S: 13 P: 18 ERA: 18.00 WHIP: 4.000
---------	----------------------------------	----------------------------------------------------------------------------------------------------------------	---------------------------------------	---------------------------------------------------------------------------------------------------------------	------------------------------------	---------------------------------------------------------------------------------------------------------------------

Chicago Cubs @ San Diego Padres  
Jack Murphy Stadium, San Diego, CA  
Fri Jun 29 1990, 10:05 PM EDT  
Att: 43,005 - Dome

livebaseballscorecards.com

AB	35
R	3
H	10
RBI	3
BB	4
SO	5
LOB	20





Batter	1	2	3	4	5	6	7	8	9	AB	R	H	RBI	BB	SO	LOB
<b>Bip Roberts, S</b> (1, 7) OBP: 0.367, SLG: 0.450	2-2 G4-3		X 0-0 G3-6-3 1B			X 0-0 SF7 3B		X 0-0 1B		4	1	3	0	0	0	0
<b>Roberto Alomar, S</b> (1, 4) OBP: 0.374, SLG: 0.420	3-2 F8		X 0-0 G3-6-3 1-2f			F 1-1 SF7		B 3-1 SAFE F8 1-2		3	0	0	1	0	0	2
<b>Tony Gwynn, L</b> (1, 9) OBP: 0.374, SLG: 0.437	0-2 G6-3				C 0-1 L9	X 0-0 G3		B 2-1 SAFE G6-3		4	0	0	0	0	0	0
<b>Jack Clark, R</b> (1, 3) OBP: 0.396, SLG: 0.464		B 1-0 HR			C 3-3 K	X 0-0 F8		B 3-1 SAFE 1B 1B		4	1	2	1	0	1	0
<b>Joey Cora, S</b> (9, PR) OBP: 0.289, SLG: 0.265					B 3-3 K					0	0	0	0	0	0	0
<b>Joe Carter, R</b> (1, 8) OBP: 0.271, SLG: 0.406		C 1-1 FC4-6 HBP			B 1-1 G6-3		F 2-3 K		1 SAFE 1 SAFE K	3	0	0	0	0	2	1
<b>Garry Templeton, S</b> (1, 6) OBP: 0.288, SLG: 0.371		B 2-2 SAFE SAFE FC4-6 FC6-4 1-2f			B 1-0 F8		B 3-1 L1-3		1 SAFE 0-0 1-2 1B	4	0	1	0	0	0	1
<b>Mike Pagliarulo, L</b> (1, 5) OBP: 0.347, SLG: 0.395		C 0-1 P6			X 0-0 1B		B 1-1 G5-3		B 1-3 SAFE K	3	0	1	0	0	0	1
<b>Jerald Clark, R</b> (9, PH) OBP: 0.288, SLG: 0.400										1	0	0	0	0	1	2
<b>Ronn Reynolds, R</b> (1, 2)		S 0-1 FC6-4 1-2f			C 0-1 F7			B 1-2 SAFE F8		3	0	0	0	0	0	2
<b>Mike Dunne, R</b> (1, 1)			X 0-0 G4-3					B 3-2 SAFE G3-1		2	0	0	0	0	1	1
<b>Craig Lefferts, L</b> (8, 1) OBP: 0.250, SLG: 0.250										0	0	0	0	0	0	0
<b>Phil Stephenson, L</b> (8, PH) OBP: 0.379, SLG: 0.472										1	0	0	0	0	0	0
<b>Greg Harris, R</b> (9, 1) OBP: 0.143, SLG: 0.429										0	0	0	0	0	0	0

Inning Stats	R: 0	H: 0	E: 0	K: 0	S: 9	R: 1	H: 1	E: 0	K: 0	S: 9	R: 0	H: 1	E: 0	K: 0	S: 3	R: 0	H: 0	E: 0	K: 1	S: 7	R: 0	H: 1	E: 0	K: 1	S: 7	R: 1	H: 1	E: 0	K: 0	S: 5	R: 0	H: 0	E: 0	K: 1	S: 8	R: 0	H: 1	E: 0	K: 0	S: 9	R: 0	H: 2	E: 0	K: 2	S: 13	1B: 5	2B: 0	3B: 1	SF: 1	SAC: 0	DP: 1	HBP: 1	WP: 0	PB: 0	SB: 1	CS: 0	PA: 34
--------------	------	------	------	------	------	------	------	------	------	------	------	------	------	------	------	------	------	------	------	------	------	------	------	------	------	------	------	------	------	------	------	------	------	------	------	------	------	------	------	------	------	------	------	------	-------	-------	-------	-------	-------	--------	-------	--------	-------	-------	-------	-------	--------

PITCHER	IP	WLS	BF	H	R	ER	SO	BB	IBB	HBP	BLK	WP	HR	S	P	ERA	WHIP	
<b>Mike Harkey, R</b> (1, 1) ERA: 3.83	7.0		25	4	2	2	3	0	0	0	0	0	0	1	48	70	2.57	0.571
<b>Bill Long, R</b> (8, 1) ERA: 4.05	1.0	W	4	1	0	0	0	0	0	0	0	0	0	9	16	0.00	1.000	
<b>Steve Wilson, L</b> (9, 1) ERA: 5.17	0.1		1	0	0	0	0	0	0	0	0	0	0	2	4	0.00	0.000	
<b>Les Lancaster, R</b> (9, 1) ERA: 5.05	0.1		3	2	0	0	1	0	0	0	0	0	0	8	11	0.00	6.000	
<b>Paul Assenmacher, L</b> (9, 1) ERA: 3.4	0.1	S	1	0	0	0	1	0	0	0	0	0	0	3	4	0.00	0.000	

BOTTOM

Chicago Cubs @ San Diego Padres  
Jack Murphy Stadium, San Diego, CA

Fri Jun 29 1990, 10:05 PM EDT  
Att. 43,005 - Dome

livebaseballscorecards.com

AB	32
R	2
H	7
RBI	2
BB	0
SO	5
LOB	10



Batter	1	2	3	4	5	6	7	8	9	AB R H RBI BB SO LOB	TOP		
Dwight Smith, L (1, 7) OBP: 0.341, SLG: 0.414 Doug Dascenzo, S (7, 7) OBP: 0.278, SLG: 0.379	3-3 K		3-2 23 3B 2B	1-1 FC4-6			0-1 HR	0-0 S S 1B		4 2 2 1 0 1 2 1 0 1 0 0 0 0			
23 Ryne Sandberg, R (1, 4) OBP: 0.393, SLG: 0.636	2-2 F9		2-1 SF9 3B		2-3 K		4-0 BB G4-3 BB	2-1 P3		4 2 1 1 1 1 1			
Mark Grace, L (1, 3) OBP: 0.348, SLG: 0.359	3-1 P6		3-2 SF9		0-0 FC5-4 1B		1-1 G4-3	4-1 S BB		3 0 1 1 1 0 1			
Andre Dawson, R (1, 9) OBP: 0.378, SLG: 0.612		2-0 P7	2-1 F8		1-0 FC5-4		4-0 BB 3B IBB	1-3 K		4 1 0 0 1 1 3			
Marvell Wynne, L (1, 8) OBP: 0.244, SLG: 0.321		1-1 1B 1B	2-2 F7		0-0 G3		4-1 3B BB	1-0 F8		4 2 1 0 1 0 3			
Luis Salazar, R (1, 5) OBP: 0.333, SLG: 0.418 Bill Long, R (9, 1)		2-2 1B 1B		1-2 F9		4-0 WP BB	2-0 3B	1-3 K		4 0 2 3 1 1 0 0 0 0 0 0 0 0			
Shawon Dunston, R (1, 6) OBP: 0.297, SLG: 0.446		0-3 K		4-1 BB BB		1-0 F9	0-2 L5	2-0 P9		4 0 0 0 1 1 4			
Joe Girardi, R (1, 2) OBP: 0.307, SLG: 0.375		0-0 1B		0-1 L9		1-1 G5-3	4-0 IBB	0-2 G6-3		4 0 1 1 1 0 2			
Shawn Boskie, R (1, 1) OBP: 0.263, SLG: 0.368 Steve Wilson, L (3, 1) OBP: 0.150, SLG: 0.105 Domingo Ramos, R (9, 5) OBP: 0.308, SLG: 0.308		3-2 G6-3		4-1 FC4-6 BB		1-3 K	0-0 G5-3			1 0 0 0 0 0 2 2 0 0 0 1 1 3 0 0 0 0 0 0 0			
<b>Inning Stats</b>	R: 0 E: 0 K: 1 S: 16 H: 0 LOB: 0 BB: 0 P: 24	R: 1 E: 0 K: 1 S: 15 H: 3 LOB: 2 BB: 0 P: 23	R: 2 E: 0 K: 0 S: 16 H: 2 LOB: 0 BB: 0 P: 28	R: 0 E: 0 K: 0 S: 10 H: 0 LOB: 2 BB: 2 P: 20	R: 0 E: 0 K: 1 S: 6 H: 1 LOB: 1 BB: 0 P: 9	R: 0 E: 0 K: 1 S: 6 H: 0 LOB: 1 BB: 1 P: 13	R: 4 E: 0 K: 0 S: 10 H: 2 LOB: 2 BB: 4 P: 29	R: 0 E: 0 K: 1 S: 8 H: 1 LOB: 2 BB: 1 P: 16	R: 0 E: 0 K: 1 S: 8 H: 0 LOB: 0 BB: 0 P: 11	1B: 5 2B: 1 3B: 2 HR: 1 SF: 1 SAC: 0 DP: 0 HBP: 0	WP: 1 PB: 0 SB: 3 CS: 0 PA: 44		
<b>PITCHER</b>	IP WLS BF H R ER SO BB IBB HBP BLK WP HR S P ERA WHIP											<b>PITCHER</b>	IP WLS BF H R ER SO BB IBB HBP BLK WP HR S P ERA WHIP
Andy Benes, R (1, 1) ERA: 3.64	6.1 L 31 7 6 6 4 4 1 0 0 1 1 73 130 8.53 1.737												
Rich Rodriguez, L (7, 1) ERA:	0.0 1 0 0 0 0 1 0 0 0 0 0 1 5 ∞ ∞												
Calvin Schiraldi, R (7, 1) ERA: 4.12	2.2 12 2 1 1 2 1 1 0 0 0 0 21 38 3.38 1.125												

Chicago Cubs @ San Diego Padres  
 Jack Murphy Stadium, San Diego, CA  
 Sat Jun 30 1990, 10:05 PM EDT  
 Att: 31,852 - Unknown

livebaseballscorecards.com

AB	35
R	7
H	9
RBI	7
BB	8
SO	6
LOB	21



**BOTTOM**

**Chicago Cubs @ San Diego Padres**  
Jack Murphy Stadium, San Diego, CA

Sat Jun 30 1990, 10:05 PM EDT  
Att. 31,852 - Unknown

livebaseballscorecards.com

<b>AB</b>	<b>35</b>
<b>R</b>	<b>3</b>
<b>H</b>	<b>8</b>
<b>RBI</b>	<b>3</b>
<b>BB</b>	<b>7</b>
<b>SO</b>	<b>3</b>
<b>LOB</b>	<b>29</b>



<b>WP:</b>	1	<b>PA:</b>	43
<b>PB:</b>	0	<b>SB:</b>	1
<b>CS:</b>	0		

AB R H RBI BB SO LOB

4 0 0 0 1 0 4

3 1 0 0 2 1 1

4 1 1 1 1 0 2

5 1 2 1 0 1 3

3 0 1 1 1 1 2  
0 0 0 0 0 0 0  
0 0 0 0 0 0 0  
1 0 1 0 0 0 0

4 0 1 0 0 0 4

5 0 2 0 0 0 4

2 0 0 0 2 0 2

3 0 0 0 0 0 6  
1 0 0 0 0 0 1

1B: 4 SF: 0  
2B: 3 SAC: 0  
3B: 1 DP: 1  
HR: 0 HBP: 1

Batter	1	2	3	4	5	6	7	8	9
<b>Tony Gwynn, L</b> OBP: 0.371, SLG: 0.431 (1, 9)	4-2 BB S BB BB BB BB BB BB BB	3-1 F7 BB BB BB BB BB BB	2-1 L7 BB BB BB BB BB BB			0-1 G1-3 BB BB BB BB BB BB		1-2 G4-3 BB BB BB BB BB BB	
<b>Bip Roberts, S</b> OBP: 0.367, SLG: 0.445 (1, 5)	2-2 P6 BB BB BB BB BB BB		4-0 E BB BB BB BB BB BB		0-0 F8 BB BB BB BB BB BB		1-3 K BB BB BB BB BB BB	4-0 BB BB BB BB BB BB BB	
<b>Roberto Alomar, S</b> OBP: 0.375, SLG: 0.425 (1, 4)	4-0 BB BB BB BB BB BB BB		2-2 1-H BB BB BB BB BB BB		1-2 G5-3 BB BB BB BB BB BB		2-1 F9 BB BB BB BB BB BB	2-1 F9 BB BB BB BB BB BB	
<b>Jack Clark, R</b> OBP: 0.396, SLG: 0.469 (1, 3)	1-3 K BB BB BB BB BB BB		1-2 3-H BB BB BB BB BB BB		3-2 F8 BB BB BB BB BB BB		0-1 1-2 BB BB BB BB BB BB	3-1 F7 BB BB BB BB BB BB	
<b>Fred Lynn, L</b> OBP: 0.356, SLG: 0.452 (7, 7)	4-2 BB BB BB BB BB BB BB		0-2 F8 BB BB BB BB BB BB		2-3 K BB BB BB BB BB BB		1-0 F9 BB BB BB BB BB BB	0-1 G4-3 BB BB BB BB BB BB	
<b>Rich Rodriguez, L</b> OBP: 0.333, SLG: 0.200 (7, 1)			2-H BB BB BB BB BB BB						
<b>Calvin Schiraldi, R</b> OBP: 0.302, SLG: 0.412 (9, PH)	1-2 2-3 BB BB BB BB BB BB								
<b>Joe Carter, R</b> OBP: 0.273, SLG: 0.408 (1, 8)	2-1 P2 BB BB BB BB BB BB		1-1 F8 BB BB BB BB BB BB		2-2 1-2 BB BB BB BB BB BB		1-0 F8 BB BB BB BB BB BB	0-1 F9 BB BB BB BB BB BB	
<b>Garry Templeton, S</b> OBP: 0.290, SLG: 0.376 (1, 6)		2-2 L9 BB BB BB BB BB BB	0-1 F8 BB BB BB BB BB BB		0-1 P3 BB BB BB BB BB BB		1-2 1B BB BB BB BB BB BB	0-1 G4-3 BB BB BB BB BB BB	
<b>Mark Parent, R</b> OBP: 0.262, SLG: 0.273 (1, 2)		1-0 L9 BB BB BB BB BB BB	4-0 IBB BB BB BB BB BB BB		4-0 IBB BB BB BB BB BB BB		2-2 P3 BB BB BB BB BB BB		
<b>Andy Benes, R</b> OBP: 0.088, SLG: 0.091 (1, 1)		0-1 G5-3 BB BB BB BB BB BB	2-1 P5 BB BB BB BB BB BB		0-0 P3 BB BB BB BB BB BB		2-2 G4-3 BB BB BB BB BB BB		
<b>Shawn Abner, R</b> OBP: 0.300, SLG: 0.345 (7, 7)									

<b>Inning Stats</b>	R: 0 H: 0 E: 0 LOB: 3 K: 1 BB: 3 S: 20 P: 37	R: 0 H: 1 E: 0 LOB: 1 K: 0 BB: 0 S: 8 P: 14	R: 3 H: 3 E: 1 LOB: 3 K: 0 BB: 2 S: 16 P: 32	R: 0 H: 0 E: 0 LOB: 0 K: 0 BB: 0 S: 12 P: 16	R: 0 H: 1 E: 0 LOB: 2 K: 1 BB: 1 S: 11 P: 19	R: 0 H: 1 E: 0 LOB: 2 K: 1 BB: 0 S: 10 P: 14	R: 0 H: 1 E: 0 LOB: 1 K: 0 BB: 0 S: 10 P: 16	R: 0 H: 0 E: 0 LOB: 1 K: 0 BB: 1 S: 7 P: 17	R: 0 H: 1 E: 0 LOB: 0 K: 0 BB: 0 S: 6 P: 6
---------------------	-------------------------------------------------------	------------------------------------------------------	-------------------------------------------------------	-------------------------------------------------------	-------------------------------------------------------	-------------------------------------------------------	-------------------------------------------------------	------------------------------------------------------	-----------------------------------------------------

PITCHER	IP	WLS	BF	H	R	ER	SO	BB	IBB	HBP	BLK	WP	HR	S	P	ERA	WHIP
<b>Shawn Boskie, R</b> ERA: 4.15 (1, 1)	2.0		15	4	3	3	1	4	0	1	0	0	0	38	69	13.50	4.000
<b>Steve Wilson, L</b> ERA: 4.72 (3, 1)	6.0	W	25	3	0	0	2	1	2	0	0	1	0	56	96	0.00	0.667
<b>Bill Long, R</b> ERA: 3.93 (9, 1)	1.0		3	1	0	0	0	0	0	0	0	0	0	6	6	0.00	1.000

Batter	1	2	3	4	5	6	7	8	9	AB R H RBI BB SO LOB	TOP
--------	---	---	---	---	---	---	---	---	---	----------------------	-----

<b>Doug Dasenczo, S</b> <small>(1, 8) OBP: 0.295, SLG: 0.403</small> <small>(8, 7)</small>										6 2 3 1 0 0 0	
<b>23 Ryne Sandberg, R</b> <small>(1, 4) OBP: 0.397, SLG: 0.635</small>										2 2 1 1 2 1 1	
<b>Mark Grace, L</b> <small>(1, 3) OBP: 0.343, SLG: 0.353</small>										5 0 0 0 0 1 7	
<b>Andre Dawson, R</b> <small>(1, 9) OBP: 0.385, SLG: 0.617</small>										3 1 2 2 2 0 1	
<b>Luis Salazar, R</b> <small>(1, 7) OBP: 0.341, SLG: 0.440</small> <small>(7, 5)</small>										4 2 2 4 1 1 3	
<b>Hector Villanueva, R</b> <small>(1, 2) OBP: 0.317, SLG: 0.589</small> <b>Curtis Wilkerson, S</b> <small>(8, PR) OBP: 0.264, SLG: 0.273</small> <b>Paul Assenmacher, L</b> <small>(8, 1)</small> <b>Bill Long, R</b> <small>(8, 1)</small>										5 1 2 2 0 2 3	
<b>Shawon Dunston, R</b> <small>(1, 6) OBP: 0.299, SLG: 0.456</small>										5 2 2 1 0 0 1	
<b>Domingo Ramos, R</b> <small>(1, 5) OBP: 0.316, SLG: 0.311</small> <b>Gary Varsho, L</b> <small>(7, PH) OBP: 0.300, SLG: 0.300</small> <small>(7, 7)</small> <b>Joe Girardi, R</b> <small>(8, 2) OBP: 0.305, SLG: 0.373</small>										2 1 1 0 1 0 0	
<b>Greg Maddux, R</b> <small>(1, 1) OBP: 0.139, SLG: 0.114</small> <b>Les Lancaster, R</b> <small>(4, 1) OBP: 0.188, SLG: 0.071</small> <b>Marvell Wynne, L</b> <small>(8, PH) OBP: 0.240, SLG: 0.315</small> <small>(8, 8)</small>										2 0 1 0 0 1 1	

Inning Stats	R: 0	H: 1	E: 0	K: 2	S: 13	P: 26	R: 1	H: 1	E: 0	K: 1	S: 10	P: 16	R: 0	H: 0	E: 0	K: 0	S: 3	R: 5	H: 6	E: 0	K: 1	S: 17	P: 32	R: 0	H: 0	E: 0	K: 0	S: 7	P: 11	R: 1	H: 1	E: 0	K: 1	S: 10	P: 18	R: 0	H: 0	E: 0	K: 1	S: 7	P: 9	R: 4	H: 5	E: 0	K: 0	S: 17	P: 24	R: 0	H: 0	E: 0	K: 0	S: 5	P: 6	1B: 9	2B: 2	3B: 0	HR: 3	SF: 1	SAC: 0	DP: 0	HBP: 0	WP: 0	PA: 46
--------------	------	------	------	------	-------	-------	------	------	------	------	-------	-------	------	------	------	------	------	------	------	------	------	-------	-------	------	------	------	------	------	-------	------	------	------	------	-------	-------	------	------	------	------	------	------	------	------	------	------	-------	-------	------	------	------	------	------	------	-------	-------	-------	-------	-------	--------	-------	--------	-------	--------

PITCHER	IP	WLS	BF	H	R	ER	SO	BB	IBB	HBP	BLK	WP	HR	S	P	ERA	WHIP
<b>Dennis Rasmussen, L</b> <small>(1, 1) ERA: 3.96</small>	3.0		19	8	6	6	3	3	0	0	0	0	2	35	65	18.00	3.667
<b>Mark Grant, R</b> <small>(4, 1) ERA: 4.86</small>	2.2		12	1	1	1	2	2	1	0	1	0	0	23	44	3.38	1.125
<b>Greg Harris, R</b> <small>(6, 1) ERA: 2.04</small>	1.1		4	0	0	0	1	0	0	0	0	0	0	9	12	0.00	0.000
<b>Craig Lefferts, L</b> <small>(8, 1) ERA: 3.02</small>	2.0	L	11	5	4	4	0	0	0	0	0	0	1	22	30	18.00	2.500

Chicago Cubs @ San Diego Padres  
 Jack Murphy Stadium, San Diego, CA  
 Sun Jul 01 1990, 6:33 AM EDT  
 Att: 30,968 - Sunny

livebaseballscorecards.com

AB	39
R	11
H	14
RBI	11
BB	6
SO	6
LOB	17



Batter	1	2	3	4	5	6	7	8	9	AB	R	H	RBI	BB	SO	LOB
<b>Tony Gwynn, L</b> (1, 9) OBP: 0.375, SLG: 0.444	3-2 1B FC6-4 1B	1-1 HR 3B		2-0 WP HR 2B		2-2 L7		2-2 G3		5	3	3	2	0	0	0
<b>Garry Templeton, S</b> (1, 6) OBP: 0.296, SLG: 0.391	1-1 FC6-4 1B	1-1 HR		0-0 G5-3		1-2 L8		4-0 FC6 BB		4	1	2	2	1	0	1
<b>Roberto Alomar, S</b> (1, 4) OBP: 0.372, SLG: 0.419	1-1 FC6-4 G5-3 1-2f 3-H	0-0 G4-3		4-2 WP HR BB			1-2 G4-3	2-2 FC6 1-2f		4	1	0	1	1	0	2
<b>Jack Clark, R</b> (1, 3) OBP: 0.402, SLG: 0.489	1-1 G5-3 1-2		4-2 FC6 BB	1-2 HR			4-2 G3-1 1B BB		0-0 F8	3	2	1	3	2	0	1
<b>Joe Carter, R</b> (1, 7) (6, 8) OBP: 0.272, SLG: 0.402	4-1 BB		1-0 FC6 1-2f	1-2 G1-3			0-1 G3-1		3-0 G6-3	4	0	0	0	1	0	2
<b>Mike Pagliarulo, L</b> (1, 5) OBP: 0.343, SLG: 0.386	2-3 K		0-2 FC6-4 1-2f		1-2 G3		4-0 1B 2B IBB		1-0 P5	4	1	0	0	1	1	3
<b>Shawn Abner, R</b> (1, 8) OBP: 0.286, SLG: 0.328		3-2 F9	2-0 FC5-4 1-2f		3-2 L9		2-0 2B 1B			3	0	0	0	0	0	1
<b>Greg Harris, R</b> (6, 1) OBP: 0.143, SLG: 0.429										0	0	0	0	0	0	0
<b>Fred Lynn, L</b> (7, PH) OBP: 0.361, SLG: 0.457										1	0	1	1	0	0	0
<b>Craig Lefferts, L</b> (8, 1) OBP: 0.250, SLG: 0.250										0	0	0	0	0	0	0
<b>Ronn Reynolds, R</b> (1, 2) OBP: 0.091, SLG: 0.182		0-3 K		1-2 F8		1-3 K		0-0 2B		4	0	1	1	0	2	0
<b>Dennis Rasmussen, L</b> (1, 1) OBP: 0.400, SLG: 0.433		0-1 3B								1	1	1	0	0	0	0
<b>Mark Grant, R</b> (4, 1) OBP: 0.500, SLG: 0.500										1	1	1	0	0	0	0
<b>Bip Roberts, S</b> (6, 7) OBP: 0.365, SLG: 0.442										2	0	0	0	0	1	0

Inning Stats	R: 1	H: 2	E: 0	K: 1	S: 14	LOB: 2	BB: 1	P: 25	R: 3	H: 3	E: 0	K: 1	S: 16	LOB: 0	BB: 0	P: 21	R: 0	H: 0	E: 0	K: 0	S: 7	LOB: 1	BB: 1	P: 14	R: 4	H: 3	E: 0	K: 0	S: 16	LOB: 0	BB: 0	P: 26	R: 0	H: 0	E: 0	K: 1	S: 10	LOB: 0	BB: 0	P: 15	R: 0	H: 0	E: 0	K: 0	S: 8	LOB: 0	BB: 0	P: 11	R: 2	H: 2	E: 0	K: 0	S: 10	LOB: 2	BB: 2	P: 21	R: 0	H: 0	E: 0	K: 1	S: 10	LOB: 1	BB: 1	P: 19	R: 0	H: 0	E: 0	K: 0	S: 3	LOB: 0	BB: 0	P: 7	1B: 5	SF: 0	2B: 2	SAC: 0	3B: 1	DP: 0	HR: 2	HBP: 0	WP: 1	PA: 42
--------------	------	------	------	------	-------	--------	-------	-------	------	------	------	------	-------	--------	-------	-------	------	------	------	------	------	--------	-------	-------	------	------	------	------	-------	--------	-------	-------	------	------	------	------	-------	--------	-------	-------	------	------	------	------	------	--------	-------	-------	------	------	------	------	-------	--------	-------	-------	------	------	------	------	-------	--------	-------	-------	------	------	------	------	------	--------	-------	------	-------	-------	-------	--------	-------	-------	-------	--------	-------	--------

PITCHER	IP	WLS	BF	H	R	ER	SO	BB	IBB	HBP	BLK	WP	HR	S	P	ERA	WHIP
<b>Greg Maddux, R</b> (1, 1) ERA: 4.64	3.2		20	7	6	6	2	2	0	0	0	0	1	45	72	14.73	2.455
<b>Les Lancaster, R</b> (4, 1) ERA: 5.19	3.1	W	15	3	4	4	1	2	1	0	0	1	1	36	61	10.80	1.500
<b>Paul Assenmacher, L</b> (8, 1) ERA: 3.95	0.2		3	0	0	0	1	1	0	0	0	0	0	7	14	0.00	1.500
<b>Bill Long, R</b> (8, 1) ERA: 3.79	1.1	S	4	0	0	0	0	0	0	0	0	0	0	6	12	0.00	0.000

**BOTTOM**

**Chicago Cubs @ San Diego Padres**  
**Jack Murphy Stadium, San Diego, CA**  
 Sun Jul 01 1990, 6:33 AM EDT  
 Att. 30,968 - Sunny

AB	36
R	10
H	10
RBI	10
BB	6
SO	4
LOB	10



WP	PA	ERA	WHIP
1	42		
0			
1			
0			

Batter	1	2	3	4	5	6	7	8	9	AB R H RBI BB SO LOB	TOP													
Dwight Smith, L (1, 7) OBP: 0.344, SLG: 0.410	3-1 L4			4-1 FC6-4 BB		2-0 L5		4-2 BB		2 0 0 0 2 0 0														
23 Ryne Sandberg, R (1, 4) OBP: 0.392, SLG: 0.629	2-0 G5-3			2-2 FC6-4 G4-6-3 1-2f			2-2 F9	2-1 SF8		3 0 0 1 0 0 1														
Mark Grace, L (1, 3) OBP: 0.341, SLG: 0.349	0-0 F7			0-0 G4-6-3 1-2f			4-1 G3 1B BB	0-1 G5-3		3 0 0 0 1 0 3														
Andre Dawson, R (1, 9) OBP: 0.387, SLG: 0.614				4-1 FC4-6 BB		1-1 F9		0-1 G3 1-2 1B	0-0 P2	3 0 1 0 1 0 0														
Marvell Wynne, L (1, 8) OBP: 0.240, SLG: 0.313				0-1 FC4-6 CS 1-2f		0-1 G5-3		1-1 G3 1-2 2-3	0-1 1B	4 0 1 0 0 0 3														
Luis Salazar, R (1, 5) OBP: 0.339, SLG: 0.435				1-2 F8		1-2 1B		1-1 P6	0-1 P6	4 0 1 0 0 0 4														
Shawon Dunston, R (1, 6) OBP: 0.299, SLG: 0.453				1-2 CS 1-2	0-0 F9	0-0 F8		0-0 F7 1B 23 SF8 1B	1-2 F8	4 1 1 0 0 0 2														
Joe Girardi, R (1, 2) OBP: 0.306, SLG: 0.373				1-0 G5-3		0-0 G5-3		1-1 23 SF8 BB 1-2 1B		3 0 1 0 0 0 0														
Jeff Pico, R (1, 1) OBP: 0.353, SLG: 0.267				2-3 K		0-1 G3-1		0-0 F7		1 0 0 0 0 1 0														
Gary Varsho, L (6, PH) OBP: 0.273, SLG: 0.273										1 0 0 0 0 0 0														
Jose Antonio Nunez, R (6, 1)										0 0 0 0 0 0 0														
Dave Clark, L (8, PH) OBP: 0.250, SLG: 0.340										1 0 0 0 0 0 2														
Paul Assenmacher, L (8, 1)										0 0 0 0 0 0 0														
<b>Inning Stats</b>	R: 0 E: 0 K: 0 S: 4	H: 0 LOB: 0 BB: 0 P: 9	R: 0 E: 0 K: 0 S: 8	H: 0 LOB: 0 BB: 1 P: 14	R: 0 E: 0 K: 1 S: 5	H: 0 LOB: 0 BB: 0 P: 8	R: 0 E: 0 K: 0 S: 6	H: 0 LOB: 0 BB: 1 P: 12	R: 0 E: 0 K: 0 S: 10	H: 1 LOB: 1 BB: 0 P: 12	R: 0 E: 0 K: 0 S: 4	H: 0 LOB: 0 BB: 0 P: 6	R: 0 E: 0 K: 0 S: 15	H: 1 LOB: 2 BB: 1 P: 23	R: 1 E: 0 K: 0 S: 10	H: 2 LOB: 2 BB: 1 P: 17	R: 0 E: 0 K: 0 S: 8	H: 1 LOB: 1 BB: 0 P: 9	1B: 5 2B: 0 3B: 0 HR: 0	SF: 1 SAC: 0 DP: 1 HBP: 0	WP: 0 PB: 0 SB: 0 CS: 1	PA: 35		
<b>PITCHER</b> Tim Belcher, R (1, 1) ERA: 4.0	IP: 9.0 WLS: W BF: 34 H: 5 R: 1 ER: 1 SO: 1 BB: 4 IBB: 0 HBP: 0 BLK: 0 WP: 0 HR: 0 S: 70 P: 110 ERA: 1.00 WHIP: 1.000																							

Chicago Cubs @ Los Angeles Dodgers  
Dodger Stadium, Los Angeles, CA  
Mon Jul 02 1990, 7:05 PM PDT  
Att: 32,600 - Unknown

livebaseballscorecards.com

AB	29
R	1
H	5
RBI	1
BB	4
SO	1
LOB	15



Batter	1	2	3	4	5	6	7	8	9	AB	R	H	RBI	BB	SO	LOB	BOTTOM
--------	---	---	---	---	---	---	---	---	---	----	---	---	-----	----	----	-----	--------

Lenny Harris, L OBP: 0.336, SLG: 0.382 (1, 5)	0-1 1B 1B	1-0 G4-3		1-1 G6-3			0-0 F9			4	1	1	0	0	0	1	
--------------------------------------------------	-----------------	-------------	--	-------------	--	--	-----------	--	--	---	---	---	---	---	---	---	--

Chris Gwynn, L OBP: 0.347, SLG: 0.391 (1, 8) (8, 7)	0-0 FC3-6 1-2 1B 1B		1-2 2B G3-1 1B		2-1 F8		1-3 K			4	2	2	0	0	1	0	
-----------------------------------------------------------	---------------------------------	--	-------------------------	--	-----------	--	----------	--	--	---	---	---	---	---	---	---	--

Kal Daniels, L OBP: 0.393, SLG: 0.525 (1, 7) Jose Gonzalez, R OBP: 0.290, SLG: 0.441 (8, 8)	0-0 FC3-6 1-2 2-H 1B 1B		1-3 K		3-2 1B 1B		1-0 G4-3			4	0	2	1	0	1	1	
------------------------------------------------------------------------------------------------------	----------------------------------------	--	----------	--	-----------------	--	-------------	--	--	---	---	---	---	---	---	---	--

Eddie Murray, S OBP: 0.376, SLG: 0.462 (1, 3) Mickey Hatcher, R OBP: 0.262, SLG: 0.278 (8, PH) (9, 3)	3-0 FC3-6 1-2f 2-3 1B		0-0 G3-1 1-3 2B		0-1 1-2 1B		1-3 K			3	0	2	0	0	0	2	
-------------------------------------------------------------------------------------------------------------------	-----------------------------------	--	--------------------------	--	------------------	--	----------	--	--	---	---	---	---	---	---	---	--

Hubie Brooks, R OBP: 0.278, SLG: 0.402 (1, 9)	1-2 SAFE G4-6-3 1-2 3-H 1B		4-0 G3-1 IBB		1-2 F9		1-1 G5-3			3	0	1	1	1	0	2	
--------------------------------------------------	-------------------------------------------	--	--------------------	--	-----------	--	-------------	--	--	---	---	---	---	---	---	---	--

Rick Dempsey, R OBP: 0.349, SLG: 0.396 (1, 2)	2-2 G4-6-3 1-2f		1-1 G3-1 1-2 2-3 3-H		0-0 G4-3		1-2 P5			4	0	0	1	0	0	6	
--------------------------------------------------	-----------------------	--	----------------------------------	--	-------------	--	-----------	--	--	---	---	---	---	---	---	---	--

Juan Samuel, R OBP: 0.283, SLG: 0.327 (1, 4)		1-0 G4-3		0-0 F9		1-0 CS 1B				3	0	1	0	0	0	2	
-------------------------------------------------	--	-------------	--	-----------	--	-----------------	--	--	--	---	---	---	---	---	---	---	--

Alfredo Griffin, S OBP: 0.297, SLG: 0.305 (1, 6)		1-1 SH2-4 1B		1-3 K		1-0 F8 1-2				3	0	1	0	0	1	1	
-----------------------------------------------------	--	--------------------	--	----------	--	------------------	--	--	--	---	---	---	---	---	---	---	--

Tim Belcher, R OBP: 0.207, SLG: 0.148 (1, 1)		1-2 SH2-4 1-2		1-0 G6-3		0-3 K				2	0	0	0	0	1	0	
-------------------------------------------------	--	---------------------	--	-------------	--	----------	--	--	--	---	---	---	---	---	---	---	--

<b>Inning Stats</b>	R: 2 E: 0 K: 0 S: 11	H: 4 LOB: 1 BB: 0 P: 17	R: 0 E: 0 K: 0 S: 7	H: 1 LOB: 1 BB: 0 P: 11	R: 1 E: 0 K: 1 S: 12	H: 2 LOB: 2 BB: 1 P: 19	R: 0 E: 0 K: 1 S: 6	H: 0 LOB: 0 BB: 0 P: 9	R: 0 E: 0 K: 0 S: 11	H: 2 LOB: 2 BB: 0 P: 17	R: 0 E: 0 K: 1 S: 5	H: 1 LOB: 0 BB: 0 P: 7	R: 0 E: 0 K: 1 S: 5	H: 0 LOB: 0 BB: 0 P: 7	R: 0 E: 0 K: 1 S: 8	H: 0 LOB: 0 BB: 0 P: 11	1B: 9 2B: 1 3B: 0 HR: 0	SF: 0 SAC: 1 DP: 1 HBP: 0	WP: 0 PB: 0 SB: 0 CS: 1	PA: 33
---------------------	-------------------------------	----------------------------------	------------------------------	----------------------------------	-------------------------------	----------------------------------	------------------------------	---------------------------------	-------------------------------	----------------------------------	------------------------------	---------------------------------	------------------------------	---------------------------------	------------------------------	----------------------------------	----------------------------------	------------------------------------	----------------------------------	--------

PITCHER													PITCHER													PITCHER																								
IP	WLS	BF	H	R	ER	SO	BB	IBB	HBP	BLK	WP	HR	S	P	ERA	WHIP	IP	WLS	BF	H	R	ER	SO	BB	IBB	HBP	BLK	WP	HR	S	P	ERA	WHIP	IP	WLS	BF	H	R	ER	SO	BB	IBB	HBP	BLK	WP	HR	S	P	ERA	WHIP
Jeff Pico, R ERA: 4.95 (1, 1)	5.0	L	24	9	3	2	0	0	0	0	0	0	47	73	5.40	1.800	Jose Antonio Nunez, R ERA: 5.9 (6, 1)	2.0		6	1	0	2	0	0	0	0	0	10	14	0.00	0.500	Paul Assenmacher, L ERA: 3.29 (8, 1)	1.0		3	0	0	1	0	0	0	0	0	0	8	11	0.00	0.000	

**Chicago Cubs @ Los Angeles Dodgers**  
Dodger Stadium, Los Angeles, CA


Mon Jul 02 1990, 7:05 PM PDT  
Att. 32,600 - Unknown

<b>AB</b>	<b>31</b>
<b>R</b>	<b>3</b>
<b>H</b>	<b>10</b>
<b>RBI</b>	<b>3</b>
<b>BB</b>	<b>1</b>
<b>SO</b>	<b>5</b>
<b>LOB</b>	<b>15</b>



WP: 0	PA: 33
PB: 0	
SB: 0	
CS: 1	

ERA	WHIP
-----	------

Batter	1	2	3	4	5	6	7	8	9	AB R H RBI BB SO LOB	TOP																									
Doug Dasenczo, S (1, 8) OBP: 0.313, SLG: 0.408	0-1 P3		2-1 E 23 1B	1-0 CS 1-2	0-1 F9		0-0 S 2-3 3-H 1B		4-1 FC5-4 23 1B BB	4 1 2 1 1 0 0	<p>Chicago Cubs @ Los Angeles Dodgers Dodger Stadium, Los Angeles, CA</p> <p>Tue Jul 03 1990, 7:05 PM PDT Att. 40,235 - Unknown</p> <p>livebaseballscorecards.com</p> <table border="1"> <tr><td>AB</td><td>36</td></tr> <tr><td>R</td><td>6</td></tr> <tr><td>H</td><td>11</td></tr> <tr><td>RBI</td><td>5</td></tr> <tr><td>BB</td><td>3</td></tr> <tr><td>SO</td><td>10</td></tr> <tr><td>LOB</td><td>18</td></tr> </table> 	AB	36	R	6	H	11	RBI	5	BB	3	SO	10	LOB	18											
AB	36																																			
R	6																																			
H	11																																			
RBI	5																																			
BB	3																																			
SO	10																																			
LOB	18																																			
23 Ryne Sandberg, R (1, 4) OBP: 0.392, SLG: 0.628	2-3 K		1-1 E 1-3 1B		2-2 G4-3		0-1 SF8	1-0 FC5-4 1-2 1B	4 0 2 1 0 1 0																											
Shawon Dunston, R (1, 6) OBP: 0.294, SLG: 0.445	0-3 K		2-3 K		0-0 F8		0-2 F8	0-3 K	5 0 0 0 0 3 5																											
Andre Dawson, R (1, 9) OBP: 0.387, SLG: 0.607		4-2 1B BB	0-2 F7 1-2 3-H			0-0 G5-3	4-0 FC6-4 1-2 IBB	0-2 FC5-4 1-2f 2-3	3 0 0 0 2 0 3																											
Luis Salazar, R (1, 7) OBP: 0.341, SLG: 0.459		2-3 K		1-0 HR 2B		2-2 HR	2-2 FC6-4 1-2f	3-3 K 1-2	5 2 2 1 0 2 5																											
Hector Villanueva, R (1, 3) OBP: 0.317, SLG: 0.627	1-2 P5		0-1 HR 2-H		0-3 K		2-3 K		3 1 1 2 0 1 1																											
Mark Grace, L (7, 3) OBP: 0.340, SLG: 0.348									1 0 0 0 0 1 0																											
Domingo Ramos, R (1, 5) OBP: 0.314, SLG: 0.309	1-2 1B		2-1 P3		3-1 G6-3		1-0 G4-3		4 0 1 0 0 0 0																											
Joe Girardi, R (1, 2) OBP: 0.314, SLG: 0.385	0-0 F8		0-0 CS 1B			0-0 SH 1B 2B	0-2 1B		4 1 3 0 0 0 2																											
Mike Bielecki, R (1, 1) OBP: 0.296, SLG: 0.240			2-3 K		0-1 B3		2-0 SH 1B 23 SF8	1-3 K	3 1 0 0 0 2 2																											
Paul Assenmacher, L (9, 1)									0 0 0 0 0 0 0																											
<b>Inning Stats</b>	R: 0 E: 0 K: 2 S: 8	H: 0 LOB: 0 BB: 0 P: 10	R: 0 E: 0 K: 1 S: 17	H: 1 LOB: 2 BB: 1 P: 25	R: 1 E: 1 K: 2 S: 14	H: 2 LOB: 1 BB: 0 P: 21	R: 2 E: 0 K: 0 S: 8	H: 3 LOB: 0 BB: 0 P: 12	R: 0 E: 0 K: 0 S: 6	H: 0 LOB: 0 BB: 0 P: 8	R: 1 E: 0 K: 1 S: 9	H: 1 LOB: 0 BB: 0 P: 14	R: 2 E: 1 K: 0 S: 11	H: 2 LOB: 2 BB: 1 P: 19	R: 0 E: 0 K: 2 S: 11	H: 1 LOB: 1 BB: 0 P: 15	R: 0 E: 0 K: 2 S: 11	H: 1 LOB: 2 BB: 1 P: 19	1B: 7 2B: 2 3B: 0 HR: 2	SF: 1 SAC: 1 DP: 0 HBP: 0	WP: 0 PB: 0 SB: 2 CS: 1	PA: 42														
<b>PITCHER</b>	IP WLS BF H R ER SO BB IBB HBP BLK WP HR S P ERA WHIP																				IP WLS BF H R ER SO BB IBB HBP BLK WP HR S P ERA WHIP															
Terry Wells, L (1, 1) ERA: 6.0	6.0		27	8	6	4	6	1	0	0	0	0	2	64	94	6.00	1.500																			
Jim Gott, R (7, 1) ERA: 5.51	1.0		5	1	0	0	0	0	1	0	0	0	0	9	15	0.00	1.000																			
Mike Hartley, R (8, 1) ERA: 4.18	2.0	W	9	2	0	0	4	1	0	0	0	0	0	22	34	0.00	1.500																			



Batter	1	2	3	4	5	6	7	8	9	AB R H RBI BB SO LOB	BOTTOM
Lenny Harris, L (1, 5) OBP: 0.335, SLG: 0.379	1-2 G5-3 1B	1-1 1B			1-0 G3 1B		1-1 G3-1		0-0 SH5-4 1B	4 0 1 0 0 0 0	<b>Chicago Cubs @ Los Angeles Dodgers</b> Dodger Stadium, Los Angeles, CA Tue Jul 03 1990, 7:05 PM PDT Att. 40,235 - Unknown
Kirk Gibson, L (1, 8) OBP: 0.308, SLG: 0.406	1-3 K 1B	3-1 F8 1B			0-0 1B			2-3 K 1B	2-2 1B	5 0 2 2 0 2 1	
Kal Daniels, L (1, 7) OBP: 0.391, SLG: 0.519	2-2 1B	1-2 G3 1B			0-0 F7 1B			1-3 K 1B		4 1 1 0 0 1 2	
Eddie Murray, S (1, 3) OBP: 0.378, SLG: 0.463	3-0 1B				1-2 G4-3 1B			1-2 1B		4 1 2 0 0 1 1	
Hubie Brooks, R (1, 9) OBP: 0.278, SLG: 0.399	1-2 1B				3-2 P9 1B			0-1 G5-3 1B		4 1 1 1 0 0 1	
Mike Scioscia, L (1, 2) OBP: 0.317, SLG: 0.402	1-2 1B				3-1 F9 1B			2-1 L7 1B		3 0 1 1 1 0 0	
Stan Javier, S (9, PR) OBP: 0.390, SLG: 0.445	SAFE 1-2 1B								4-1 HR BB	0 1 0 0 0 0 0	
Juan Samuel, R (1, 4) OBP: 0.286, SLG: 0.341	2-2 1B				3-2 G3 1B			2-0 P2 1B		4 1 2 3 0 0 0	
Alfredo Griffin, S (1, 6) OBP: 0.297, SLG: 0.302	0-1 L6 1B				0-0 P5 1B			2-1 F9 1B		3 1 0 0 1 0 2	
Terry Wells, L (1, 1)					1-3 K 1B			3-3 K 1B		2 0 0 0 0 2 0	
Jim Gott, R (7, 1)									SAFE 2-2 1B	0 0 0 0 0 0 0	
Jose Vizcaino, S (7, PH)									1-2 SH5-4 1B	1 0 0 0 0 1 0	
Mike Hartley, R (8, 1)										0 0 0 0 0 0 0	
Mike Sharperson, R (9, PH) OBP: 0.385, SLG: 0.367										1 1 1 0 0 0 0	
<b>Inning Stats</b>	R: 3 H: 5 E: 0 LOB: 2 K: 1 BB: 0 S: 30 P: 41	R: 0 H: 1 E: 0 LOB: 1 K: 1 BB: 0 S: 11 P: 16	R: 0 H: 0 E: 0 LOB: 0 K: 1 BB: 0 S: 9 P: 17	R: 0 H: 0 E: 0 LOB: 0 K: 1 BB: 0 S: 7 P: 11	R: 0 H: 1 E: 0 LOB: 1 K: 0 BB: 0 S: 6 P: 8	R: 0 H: 0 E: 0 LOB: 0 K: 0 BB: 0 S: 5 P: 9	R: 0 H: 0 E: 0 LOB: 0 K: 1 BB: 0 S: 7 P: 13	R: 0 H: 1 E: 0 LOB: 1 K: 2 BB: 0 S: 11 P: 16	R: 4 H: 3 E: 0 LOB: 1 K: 0 BB: 2 S: 12 P: 26	1B: 10 SF: 0 2B: 0 SAC: 1 3B: 0 DP: 0 HR: 1 HBP: 0	WP: 0 PA: 38 PB: 0 SB: 0 CS: 0
<b>PITCHER</b>	IP WLS BF H R ER SO BB IBB HBP BLK WP HR S P ERA WHIP	IP WLS BF H R ER SO BB IBB HBP BLK WP HR S P ERA WHIP									
Mike Bielecki, R (1, 1) ERA: 5.17	8.0										
Paul Assenmacher, L (9, 1) ERA: 3.6	0.1										

AB	35
R	7
H	11
RBI	7
BB	2
SO	7
LOB	7



Batter	1	2	3	4	5	6	7	8	9	AB R H RBI BB SO LOB	TOP																					
<b>Doug Dasenczo, S</b> (1, 8) OBP: 0.310, SLG: 0.400	2-3 <b>K</b>		0-0 <b>G5-3</b> 1B	0-0 <b>FC7-5-6</b>			1-2 <b>L5</b>			4 0 1 0 0 1 2																						
<b>23 Ryne Sandberg, R</b> (1, 4) OBP: 0.388, SLG: 0.620	2-1 <b>F7</b>		2-2 <b>G5-3</b> 1-2			2-3 <b>K</b>	1-0 <b>P3</b>			4 0 0 0 0 1 1																						
<b>Shawon Dunston, R</b> (1, 6) OBP: 0.293, SLG: 0.443	1-1 <b>P3</b>		1-1 <b>G5-3</b> 1B			1-1 <b>G4-3</b>	1-0 <b>P5</b>			4 0 1 0 0 0 0																						
<b>Luis Salazar, R</b> (1, 7) OBP: 0.333, SLG: 0.448			3-2 <b>G5-3</b>	1-0 <b>G5-3</b>		3-2 <b>F8</b>		0-1 <b>F9</b>		4 0 0 0 0 0 1																						
<b>Hector Villanueva, R</b> (1, 3) OBP: 0.343, SLG: 0.635 <b>Mark Grace, L</b> (8, PR) OBP: 0.340, SLG: 0.348 (8, 3)		2-1 <b>HR</b> 1B		0-0 <b>BB</b> 2B 1B		3-1 <b>G6-3</b>		0-1 <b>G6-4-3</b> 1B		4 2 3 0 0 0 0 0 0 0 0 0 0 0																						
<b>Domingo Ramos, R</b> (1, 5) OBP: 0.308, SLG: 0.299 <b>Bill Long, R</b> (8, 1) <b>Paul Assenmacher, L</b> (9, 1) <b>Les Lancaster, R</b> (9, 1) OBP: 0.188, SLG: 0.071		1-2 <b>L8</b>		0-0 <b>F8</b>		0-0 <b>G5-3</b>		0-1 <b>G6-4-3</b> 1-2f		4 0 0 0 0 0 3 0 0 0 0 0 0 0 0 0 0 0 0 0 0 0 0 0 0 0 0 0																						
<b>Marvell Wynne, L</b> (1, 9) OBP: 0.256, SLG: 0.347		0-0 <b>HR</b> 1-H		4-2 <b>2B</b> BB		2-2 <b>WP</b> E 1B		0-2 <b>G4-3</b>		3 3 2 2 1 0 0	<b>AB 35</b>																					
<b>Joe Girardi, R</b> (1, 2) OBP: 0.321, SLG: 0.401		0-1 <b>2B</b>		0-0 <b>1B</b> 1-H 2-H <b>FC7-5-6</b> 2B		3-1 <b>E5</b> 1-H 1B		0-0 <b>G6-3</b>		4 0 3 2 0 0 0	<b>R 5</b>																					
<b>Mike Harkey, R</b> (1, 1) OBP: 0.296, SLG: 0.308 <b>Steve Wilson, L</b> (7, 1) OBP: 0.150, SLG: 0.105 <b>Curtis Wilkerson, S</b> (8, 5) OBP: 0.262, SLG: 0.270		0-0 <b>L5</b>		0-1 <b>1B</b> 2-3 1B		1-0 <b>P2</b>		1-3 <b>K</b>		3 0 1 0 0 0 2 0 0 0 0 0 0 0 1 0 0 0 0 1 0	<b>H 11</b>																					
<b>Inning Stats</b>	R: 0 E: 0 K: 1 S: 8	H: 0 LOB: 0 BB: 0 P: 13	R: 2 E: 0 K: 0 S: 13	H: 3 LOB: 1 BB: 0 P: 19	R: 0 E: 0 K: 0 S: 9	H: 2 LOB: 1 BB: 0 P: 13	R: 2 E: 0 K: 0 S: 10	H: 3 LOB: 1 BB: 1 P: 14	R: 0 E: 0 K: 1 S: 9	H: 0 LOB: 0 BB: 0 P: 15	R: 1 E: 1 K: 0 S: 10	H: 2 LOB: 1 BB: 0 P: 18	R: 0 E: 0 K: 0 S: 5	H: 0 LOB: 0 BB: 0 P: 8	R: 0 E: 0 K: 0 S: 6	H: 1 LOB: 1 BB: 0 P: 6	R: 0 E: 0 K: 1 S: 7	H: 0 LOB: 0 BB: 0 P: 8	1B: 8 2B: 3 3B: 0 HR: 1	SF: 0 SAC: 0 DP: 2 HBP: 0	<b>WP: 1</b> <b>PA: 36</b>											
<b>PITCHER</b> <b>Fernando Valenzuela, L</b> (1, 1) ERA: 3.82 <b>Tim Crews, R</b> (8, 1) ERA: 3.06	IP 7.0	WLS L	BF 30	H 10	R 5	ER 4	SO 2	BB 1	IBB 0	HBP 0	BLK 0	WP 1	HR 1	S 64	P 100	ERA 5.14	WHIP 1.571															
											<b>PITCHER</b>	IP	WLS	BF	H	R	ER	SO	BB	IBB	HBP	BLK	WP	HR	S	P	ERA	WHIP				

**Chicago Cubs @ Los Angeles Dodgers**  
**Dodger Stadium, Los Angeles, CA**  
 Wed Jul 04 1990, 7:05 PM PDT  
 Att: 46,811 - Unknown

<b>AB</b>	<b>35</b>
<b>R</b>	<b>5</b>
<b>H</b>	<b>11</b>
<b>RBI</b>	<b>4</b>
<b>BB</b>	<b>1</b>
<b>SO</b>	<b>3</b>
<b>LOB</b>	<b>9</b>



BOTTOM

Chicago Cubs @ Los Angeles Dodgers  
Dodger Stadium, Los Angeles, CA

livebaseballscorecards.com

AB	36
R	3
H	9
RBI	2
BB	5
SO	3
LOB	17



WP:	0	PA:	41
PB:	0		
SB:	1		
CS:	0		

Wed Jul 04 1990, 7:05 PM PDT  
Att. 46,811 - Unknown

AB R H RBI BB SO LOB

4	0	0	0	1	0	1
5	1	3	0	0	0	1
4	0	0	0	1	1	4
0	0	0	0	0	0	0
4	2	2	2	1	1	0
4	0	1	0	1	0	4
4	0	2	0	0	0	2
3	0	0	0	1	0	2
4	0	0	0	0	0	3
2	0	0	0	0	1	0
1	0	0	0	0	0	0
0	0	0	0	0	0	0
1	0	1	0	0	0	0

1B:	4	SF:	0
2B:	4	SAC:	0
3B:	0	DP:	0
HR:	1	HBP:	0

IP	WLS	BF	H	R	ER	SO	BB	IBB	HBP	BLK	WP	HR	S	P	ERA	WHIP
6.2	W	29	7	3	2	2	2	0	0	0	0	1	64	104	2.70	1.350
1.0		4	1	0	0	1	0	0	0	0	0	0	9	16	0.00	1.000
0.2		4	1	0	0	0	1	0	0	0	0	0	9	15	0.00	3.000
0.1		2	0	0	0	0	1	0	0	0	0	0	4	9	0.00	3.000
0.1	S	2	0	0	0	0	1	0	0	0	0	0	5	10	0.00	3.000

Batter	1	2	3	4	5	6	7	8	9
Lenny Harris, L OBP: 0.332, SLG: 0.372 (1, 5)	0-0 G6-3		2-2 G6-3		4-0 1B BB		1-0 B1		0-0 G3
Kirk Gibson, L OBP: 0.325, SLG: 0.432 (1, 8)	1-2 HR 1B		1-2 P6		2-2 1B		1-1 2B		1-2 P6
Kal Daniels, L OBP: 0.387, SLG: 0.510 Jose Vizcaino, S (9, PR)	3-2 P5		2-2 G4-3		0-0 P5		3-3 K		4-1 BB BB
Eddie Murray, S OBP: 0.382, SLG: 0.476 (1, 3)	1-1 HR 2-H			2-3 K		3-2 2B 1B		1-1 G6-3	4-2 FC6-4 BB
Hubie Brooks, R OBP: 0.280, SLG: 0.401 (1, 9)	4-1 FC6-4 BB		2-2 G4-3		1-1 F7		1-1 2B	1-0 FC6-4	1-2 2-3 BB
Mike Scioscia, L OBP: 0.320, SLG: 0.412 (1, 2)	1-2 FC6-4 1-2f		1-0 2B		0-0 E4 G6-3 1-H		2-1 G6-3		
Juan Samuel, R OBP: 0.286, SLG: 0.337 (1, 4)		0-1 P3	2-2 G6-3		1-1 G6-3		4-2 BB		
Alfredo Griffin, S OBP: 0.293, SLG: 0.297 (1, 6)		0-0 G4-3		0-1 G6-3	1-1 G6-3		0-0 F9		
Fernando Valenzuela, L OBP: 0.324, SLG: 0.457 Stan Javier, S OBP: 0.388, SLG: 0.442 Tim Crews, R Chris Gwynn, L OBP: 0.355, SLG: 0.400		1-3 K		0-0 G6-3		3-2 F7		2-2 BB G3 1B	

Inning Stats	R: 2	H: 2	E: 0	K: 0	S: 13	LOB: 1	BB: 1	P: 23	R: 0	H: 0	E: 0	K: 1	S: 6	LOB: 0	BB: 0	P: 7	R: 0	H: 0	E: 0	K: 0	S: 10	LOB: 0	BB: 0	P: 15	R: 0	H: 1	E: 0	K: 1	S: 10	LOB: 1	BB: 0	P: 17	R: 0	H: 1	E: 0	K: 0	S: 8	LOB: 2	BB: 1	P: 14	R: 1	H: 2	E: 1	K: 0	S: 10	LOB: 1	BB: 0	P: 16	R: 0	H: 1	E: 0	K: 1	S: 10	LOB: 1	BB: 0	P: 18	R: 0	H: 1	E: 0	K: 0	S: 10	LOB: 2	BB: 1	P: 18	R: 0	H: 1	E: 0	K: 0	S: 14	LOB: 3	BB: 2	P: 26	1B: 4	SF: 0	2B: 4	SAC: 0	3B: 0	DP: 0	HR: 1	HBP: 0	WP: 0	PA: 41
--------------	------	------	------	------	-------	--------	-------	-------	------	------	------	------	------	--------	-------	------	------	------	------	------	-------	--------	-------	-------	------	------	------	------	-------	--------	-------	-------	------	------	------	------	------	--------	-------	-------	------	------	------	------	-------	--------	-------	-------	------	------	------	------	-------	--------	-------	-------	------	------	------	------	-------	--------	-------	-------	------	------	------	------	-------	--------	-------	-------	-------	-------	-------	--------	-------	-------	-------	--------	-------	--------

PITCHER	IP	WLS	BF	H	R	ER	SO	BB	IBB	HBP	BLK	WP	HR	S	P	ERA	WHIP
Mike Harkey, R ERA: 3.74 (1, 1)	6.2	W	29	7	3	2	2	2	0	0	0	0	1	64	104	2.70	1.350
Steve Wilson, L ERA: 4.65 (7, 1)	1.0		4	1	0	0	1	0	0	0	0	0	0	9	16	0.00	1.000
Bill Long, R ERA: 3.72 (8, 1)	0.2		4	1	0	0	0	1	0	0	0	0	0	9	15	0.00	3.000
Paul Assenmacher, L ERA: 3.58 (9, 1)	0.1		2	0	0	0	0	1	0	0	0	0	0	4	9	0.00	3.000
Les Lancaster, R ERA: 5.17 (9, 1)	0.1	S	2	0	0	0	0	1	0	0	0	0	0	5	10	0.00	3.000

Batter	1	2	3	4	5	6	7	8	9	AB R H RBI BB SO LOB	TOP	
Dwight Smith, L (1, 7) OBP: 0.338, SLG: 0.401 Doug Dascenzo, S (7, 7) OBP: 0.307, SLG: 0.395	2-1 F8		1-0 FC4		0-0 F4		1-0 G1-3		1-1 F9	4 0 0 0 0 0 2 1 0 0 0 0 0 0		
23 Ryne Sandberg, R (1, 4) OBP: 0.386, SLG: 0.618	3-1 G5-3			2-3 K	1-0 1B 2B		2-1 P3			4 1 1 0 0 1 1		
Mark Grace, L (1, 3) OBP: 0.342, SLG: 0.350	2-1 G4-3			2-2 1B HR 1B	0-0 G6-4-3 1B			0-0 E3 FC6-4		4 1 2 1 0 0 0		
Andre Dawson, R (1, 9) OBP: 0.385, SLG: 0.601		2-0 L3 1B		0-0 F8	1-2 G6-4-3			0-0 FC6-4 1B		4 1 1 0 0 0 3		
Marvell Wynne, L (1, 8) OBP: 0.256, SLG: 0.344		0-0 L3		1-0 HR 1B		2-0 F9		1-1 G4-3		4 1 1 0 0 0 2		
Luis Salazar, R (1, 5) OBP: 0.337, SLG: 0.467 Steve Wilson, L (8, 1) OBP: 0.150, SLG: 0.105 Bill Long, R (9, 1)		0-3 K		3-0 HR		3-2 P6		3-2 1B		4 1 2 4 0 1 0 0 0 0 0 0 0 0 0 0 0 0 0 0 0		
Shawon Dunston, R (1, 6) OBP: 0.289, SLG: 0.436			3-2 L4	1-0 E7		0-3 K		0-0 P6		4 0 0 0 0 1 1		
Joe Girardi, R (1, 2) OBP: 0.325, SLG: 0.400			0-0 G6-3	4-0 IBB			0-0 G1-3 SH3 1B		2-0 G6-3	3 0 1 0 1 0 0		
Shawn Boskie, R (1, 1) OBP: 0.286, SLG: 0.381 Paul Assenmacher, L (7, 1) Les Lancaster, R (7, 1) OBP: 0.185, SLG: 0.071 Curtis Wilkerson, S (8, 5) OBP: 0.260, SLG: 0.268			2-2 FC4 1B	3-2 G3			1-0 SH3		3-3 K	2 0 1 0 0 0 2 0 0 0 0 0 0 0 0 0 0 0 0 0 0 1 0 0 0 0 1 0		
<b>Inning Stats</b>	R: 0 H: 0 E: 0 LOB: 0 K: 0 BB: 0 S: 6 P: 13	R: 0 H: 1 E: 0 LOB: 0 K: 1 BB: 0 S: 5 P: 7	R: 0 H: 1 E: 0 LOB: 1 K: 0 BB: 0 S: 16 P: 22	R: 3 H: 3 E: 1 LOB: 2 K: 1 BB: 1 S: 14 P: 30	R: 1 H: 2 E: 0 LOB: 0 K: 0 BB: 0 S: 6 P: 8	R: 0 H: 0 E: 0 LOB: 0 K: 1 BB: 0 S: 8 P: 13	R: 0 H: 1 E: 0 LOB: 1 K: 0 BB: 0 S: 5 P: 9	R: 1 H: 1 E: 1 LOB: 1 K: 0 BB: 0 S: 9 P: 13	R: 0 H: 0 E: 0 LOB: 0 K: 1 BB: 0 S: 6 P: 12	1B: 7 SF: 0 2B: 2 SAC: 1 3B: 0 DP: 2 HR: 1 HBP: 0	WP: 0 PA: 37 PB: 0 SB: 0 CS: 0	
<b>PITCHER</b>	IP WLS BF H R ER SO BB IBB HBP BLK WP HR S P ERA WHIP											
Scott Garrelts, R (1, 1) ERA: 4.95	5.0 L 22 7 4 4 2 0 1 0 0 0 0 1 47 80 7.20 1.400											
Randy O'Neal, R (6, 1) ERA: 3.6	2.0 7 1 0 0 1 0 0 0 0 0 0 0 13 22 0.00 0.500											
Ed Vosberg, L (8, 1) ERA: 2.79	0.2 4 1 1 0 0 0 0 0 0 0 0 0 8 12 0.00 1.500											
Steve Bedrosian, R (8, 1) ERA: 4.35	0.1 1 0 0 0 0 0 0 0 0 0 0 0 1 1 0.00 0.000											
Francisco Oliveras, R (9, 1) ERA: 4.7	1.0 3 0 0 0 1 0 0 0 0 0 0 0 6 12 0.00 0.000											

Chicago Cubs @ San Francisco Giants  
Candlestick Park, San Francisco, CA

Fri Jul 06 1990, 10:05 PM EDT  
Att: 28,517 - Unknown

AB	35
R	5
H	9
RBI	5
BB	1
SO	4
LOB	11



BOTTOM

Chicago Cubs @ San Francisco Giants  
Candlestick Park, San Francisco, CA

Fri Jul 06 1990, 10:05 PM EDT  
Att. 28,517 - Unknown

livebaseballscores.com

AB	32
R	2
H	7
RBI	2
BB	9
SO	4
LOB	24



WP	1	PA	42
PB	0		
SB	0		
CS	1		

AB R H RBI BB SO LOB

4	0	1	0	1	0	2
2	0	1	1	2	0	2
1	0	0	0	0	0	0
3	0	0	0	2	0	4
4	0	1	0	1	0	6
4	0	0	0	0	2	3
4	1	3	0	0	0	0
1	0	0	0	0	0	2
3	0	0	0	1	0	2
3	0	0	0	1	1	1
1	0	0	0	0	1	0
1	0	1	0	0	0	0
0	0	0	0	0	0	0
0	1	0	0	1	0	0
0	0	0	0	0	0	0
0	0	0	0	0	0	0
1	0	0	1	0	0	2
0	0	0	0	0	0	0

1B	5	SF	0
2B	2	SAC	0
3B	0	DP	1
HR	0	HBP	1

WP	1	PA	42
PB	0		
SB	0		
CS	1		

Batter	1	2	3	4	5	6	7	8	9
<b>Brett Butler, L</b> (1, 8) OBP: 0.379, SLG: 0.324	3-2 G1-3		0-0 G3		2-0 2B		4-1 1B BB	3-2 G6-3	
<b>Rick Leach, L</b> (1, 9) OBP: 0.407, SLG: 0.387	4-2 FC6-4 BB		4-1 BB BB		1-2 P4		0-0 1B	2-2 P3	
<b>Greg Litton, R</b> (9, PH) OBP: 0.289, SLG: 0.325							1-2 2-H 1B		
<b>Will Clark, L</b> (1, 3) OBP: 0.352, SLG: 0.472	4-2 FC6-4 BB		4-2 FC6-4 BB		3-1 G4-3		2-2 F7	1-2 G4-3	
<b>Kevin Mitchell, R</b> (1, 7) OBP: 0.378, SLG: 0.582	0-0 FC6-4		1-1 FC6-4		1-1 G6-3 1B		0-0 F8	4-0 HBP BB	
<b>Matt Williams, R</b> (1, 5) OBP: 0.324, SLG: 0.489	0-0 FC6-4			2-3 K		0-1 G6-3		1-3 K	2-2 FC5-4 HBP
<b>Terry Kennedy, L</b> (1, 2) OBP: 0.355, SLG: 0.378		1-2 FC5-4 1B		1-2 G3		2-1 2B		0-1 BB BB FC6 1B	1-0 FC5-4
<b>Gary Carter, R</b> (9, PH) OBP: 0.362, SLG: 0.427									
<b>Robby Thompson, R</b> (1, 4) OBP: 0.298, SLG: 0.371		2-1 FC5-4 CS		1-2 P6		2-0 P6		4-1 FC6 BB BB	
<b>Jose Uribe, S</b> (1, 6) OBP: 0.320, SLG: 0.349		1-3 SAFE K		1-1 L3		1-2 F9		4-2 FC6 BB	
<b>Scott Garrelts, R</b> (1, 1) OBP: 0.057, SLG: 0.029			0-3 K		1-0 2B 1B		4-1 WP 1B BB	2-2 FC6	
<b>Ernest Riles, L</b> (5, PH) OBP: 0.343, SLG: 0.429									
<b>Randy O'Neal, R</b> (6, 1) OBP: 0.333, SLG: 0.333									
<b>Mike Kingery, L</b> (7, PH) OBP: 0.333, SLG: 0.313									
<b>Ed Vosberg, L</b> (8, 1)									
<b>Steve Bedrosian, R</b> (8, 1)									
<b>Bill Bathe, R</b> (8, PH) OBP: 0.385, SLG: 0.545									
<b>Francisco Oliveras, R</b> (9, 1)									

Inning Stats	R: 0	H: 0	E: 0	K: 10	S: 10	R: 0	H: 1	E: 0	K: 11	S: 11	R: 0	H: 0	E: 0	K: 1	S: 10	R: 0	H: 0	E: 0	K: 1	S: 9	R: 0	H: 2	E: 0	K: 0	S: 9	R: 0	H: 2	E: 0	K: 0	S: 7	R: 1	H: 1	E: 0	K: 0	S: 10	R: 1	H: 1	E: 0	K: 1	S: 19	R: 0	H: 0	E: 0	K: 0	S: 11	1B: 5	2B: 2	3B: 0	HR: 0	SF: 0	SAC: 0	DP: 1	HBP: 1
--------------	------	------	------	-------	-------	------	------	------	-------	-------	------	------	------	------	-------	------	------	------	------	------	------	------	------	------	------	------	------	------	------	------	------	------	------	------	-------	------	------	------	------	-------	------	------	------	------	-------	-------	-------	-------	-------	-------	--------	-------	--------

PITCHER	IP	WLS	BF	H	R	ER	SO	BB	IBB	HBP	BLK	WP	HR	S	P	ERA	WHIP
<b>Shawn Boskie, R</b> (1, 1) ERA: 3.86	6.1	W	29	6	1	1	3	6	0	0	0	1	0	62	112	1.42	1.895
<b>Paul Assenmacher, L</b> (7, 1) ERA: 3.56	0.1		1	0	0	0	0	0	0	0	0	0	0	3	5	0.00	0.000
<b>Les Lancaster, R</b> (7, 1) ERA: 5.22	1.0		6	1	1	1	1	2	0	0	0	0	0	13	24	9.00	3.000
<b>Steve Wilson, L</b> (8, 1) ERA: 4.58	1.0		5	0	0	0	0	1	0	1	0	0	0	17	29	0.00	1.000
<b>Bill Long, R</b> (9, 1) ERA: 3.68	0.1	S	1	0	0	0	0	0	0	0	0	0	0	1	2	0.00	0.000

Batter	1	2	3	4	5	6	7	8	9	AB R H RBI BB SO LOB	TOP										
Dwight Smith, L (1, 7) OBP: 0.344, SLG: 0.406 Doug Dascenzo, S (8, 7) OBP: 0.307, SLG: 0.395	0-1 1B 1B	3-2 1B 1B			0-0 P5		0-0 1B 1B	1-3 K		5 1 3 0 0 1 1 0 0 0 0 0 0 0											
23 Ryne Sandberg, R (1, 4) OBP: 0.386, SLG: 0.615	2-1 1B 1B	0-2 FC7-6-5 1B			2-2 G5-3		0-0 FC4-6 1B	0-2 1B		5 2 2 1 0 0 3											
Mark Grace, L (1, 3) OBP: 0.343, SLG: 0.349 Paul Assenmacher, L (8, 1) Lloyd McClendon, R (9, 3) OBP: 0.250, SLG: 0.229	0-0 HR 1B	1-0 FC4-6 1B			0-0 G3		4-0 1B IBB	0-3 K		4 1 1 1 1 1 4 0 0 0 0 0 0 0 0 0 0 0 0 0 0											
Andre Dawson, R (1, 9) OBP: 0.389, SLG: 0.612	1-0 HR				1-3 K		0-1 1B SF9		0-2 2B SF8	5 3 3 3 0 1 2											
Marvell Wynne, L (1, 8)	2-3 K				1-1 P5		1-1 1B	0-0 FC4-6 1B	0-1 SF8 2B	5 0 3 1 0 1 0											
Luis Salazar, R (1, 5) Bill Long, R (7, 1) Hector Villanueva, R (8, 3) OBP: 0.338, SLG: 0.625	3-2 P6				1-3 K		0-1 F8	1-1 FC4-6	1-3 K	4 0 0 0 0 1 4 0 0 0 0 0 0 0 1 0 0 0 0 1 2											
Shawon Dunston, R (1, 6) OBP: 0.291, SLG: 0.433	0-1 F7				1-0 P9		0-0 SF9		4-0 SH BB	2 1 0 1 2 0 0											
Joe Girardi, R (1, 2) OBP: 0.319, SLG: 0.393 Dave Clark, L (9, PH) OBP: 0.246, SLG: 0.340 Les Lancaster, R (9, 1) OBP: 0.188, SLG: 0.071		0-3 K			2-1 P5		1-0 P4		0-0 F8 SF8	4 0 0 0 0 1 2 0 0 0 1 0 0 0 0 0 0 0 0 0 0											
Greg Maddux, R (1, 1) OBP: 0.158, SLG: 0.135 Steve Wilson, L (4, 1) OBP: 0.150, SLG: 0.105 Gary Varsho, L (7, PH) OBP: 0.333, SLG: 0.417 Domingo Ramos, R (7, 5) OBP: 0.303, SLG: 0.297		0-0 1B 1B			0-1 G4-3		2-2 1B FC4-6 2B	3-1 SH 2B 1B	2-3 K	2 0 1 0 0 0 0 0 0 0 0 0 0 0 1 1 1 0 0 0 0 1 0 0 1 0 1 2											
Inning Stats	R: 4 E: 0 K: 1 S: 17	H: 4 LOB: 0 BB: 0 P: 25	R: 0 E: 0 K: 1 S: 12	H: 2 LOB: 2 BB: 0 P: 16	R: 0 E: 0 K: 2 S: 8	H: 0 LOB: 0 BB: 0 P: 11	R: 0 E: 0 K: 0 S: 5	H: 0 LOB: 0 BB: 0 P: 8	R: 0 E: 0 K: 0 S: 5	H: 0 LOB: 0 BB: 0 P: 7	R: 1 E: 0 K: 0 S: 9	H: 2 LOB: 1 BB: 0 P: 10	R: 2 E: 0 K: 0 S: 10	H: 3 LOB: 2 BB: 1 P: 16	R: 1 E: 0 K: 2 S: 13	H: 1 LOB: 2 BB: 1 P: 20	R: 1 E: 0 K: 2 S: 12	H: 2 LOB: 2 BB: 1 P: 19	1B: 11 2B: 2 3B: 0 HR: 1	SF: 2 SAC: 1 DP: 0 HBP: 0	WP: 0 PA: 45 PB: 0 SB: 3 CS: 0
PITCHER	IP WLS BF H R ER SO BB IBB HBP BLK WP HR S P ERA WHIP																				
Don Robinson, R (1, 1) ERA: 4.32	6.1		30	10	7	7	4	0	1	0	0	0	0	1	62	88	9.95	1.579			
Steve Bedrosian, R (7, 1) ERA: 4.43	1.1		8	2	1	1	1	1	0	0	0	0	0	0	14	22	6.75	2.250			
Mark Thurmond, L (8, 1) ERA: 3.09	0.1		1	0	0	0	1	0	0	0	0	0	0	3	3	0.00	0.000				
Jeff Brantley, R (9, 1) ERA: 1.56	1.0	W	6	2	1	1	2	0	1	0	0	0	0	12	19	9.00	2.000				

Chicago Cubs @ San Francisco Giants  
Candlestick Park, San Francisco, CA  
Sat Jul 07 1990, 6:33 AM EDT  
Att: 36,005 - Sunny

AB	39
R	9
H	14
RBI	9
BB	3
SO	8
LOB	20



Batter	1	2	3	4	5	6	7	8	9	AB	R	H	RBI	BB	SO	LOB
<b>Brett Butler, L</b> OBP: 0.382, SLG: 0.335 (1, 8)	2-1 G4-3 1B	2-1 1B		1-3 K		4-2 CS BB		3-2 HR		4	1	2	2	1	1	2
<b>Rick Leach, L</b> OBP: 0.408, SLG: 0.389 (1, 9)	3-1 E G5-3 1B	0-0 G4-3		0-2 G6-3		2-2 CS	0-1 1B 1B	1-3 K		2	1	1	0	0	0	1
<b>Greg Litton, R</b> OBP: 0.291, SLG: 0.325 (4, PH)										3	1	1	0	0	1	2
<b>Jeff Brantley, R</b> OBP: 0.286, SLG: 0.429 (5, 9)										0	0	0	0	0	0	0
<b>Will Clark, L</b> OBP: 0.350, SLG: 0.467 (1, 3)	0-1 G5-3 E 1B 1-2		2-3 K		2-3 K		1-3 K	0-3 K		5	1	1	0	0	4	1
<b>Kevin Mitchell, R</b> OBP: 0.371, SLG: 0.571 (1, 7)	0-2 E6 G5-3 1B 1-2 2-3		0-3 K		3-3 K		1-3 K		2-3 K	5	1	0	0	0	4	3
<b>Matt Williams, R</b> OBP: 0.328, SLG: 0.500 (1, 5)	1-1 G5-3 1-2 2-3 3-H		0-0 G6-3		0-1 HR		1-0 1B 1-2		1-0 WP 1B 1B	5	2	3	2	0	0	2
<b>Gary Carter, R</b> OBP: 0.382, SLG: 0.471 (1, 2)	0-2 1B			1-1 HR		2-2 1B		0-0 1B 1-2 2-H	2-1 WP 1B 1B	5	1	5	4	0	0	0
<b>Dave Anderson, R</b> OBP: 0.326, SLG: 0.390 (9, PR)										0	1	0	0	0	0	0
<b>Robby Thompson, R</b> OBP: 0.297, SLG: 0.367 (1, 4)	2-3 K			4-1 SH1-4 1B BB		1-1 G4-3		2-3 K	1-2 1B 1B	3	0	0	0	1	2	4
<b>Mark Thurmond, L</b> OBP: 0.345, SLG: 0.327 (8, 1)										0	0	0	0	0	0	0
<b>Mike Kingery, L</b> OBP: 0.345, SLG: 0.327 (9, 9)										1	0	1	2	0	0	0
<b>Jose Uribe, S</b> OBP: 0.322, SLG: 0.351 (1, 6)		0-1 G4-3		2-1 SH1-4 1B 1-2		1-0 F9		2-2 HR 1B		4	1	2	0	0	0	0
<b>Don Robinson, R</b> OBP: 0.200, SLG: 0.320 (1, 1)		2-1 G6-3		0-1 SH1-4		0-0 P2		3-2 F9		2	0	0	0	0	0	0
<b>Steve Bedrosian, R</b> OBP: 0.338, SLG: 0.421 (7, 1)										0	0	0	0	0	0	0
<b>Ernest Riles, L</b> OBP: 0.338, SLG: 0.421 (8, 4)										1	0	0	0	0	0	1

Inning Stats	R: 3	H: 3	LOB: 1	R: 0	H: 1	LOB: 1	R: 0	H: 0	LOB: 0	R: 1	H: 2	LOB: 2	R: 1	H: 2	LOB: 1	R: 0	H: 0	LOB: 0	R: 1	H: 3	LOB: 2	R: 2	H: 2	LOB: 0	R: 2	H: 3	LOB: 1
E: 1	BB: 0	K: 1	S: 20	E: 0	BB: 0	K: 0	S: 7	E: 0	BB: 0	K: 2	S: 7	E: 0	BB: 0	K: 2	S: 15	E: 0	BB: 1	K: 3	S: 8	E: 0	BB: 0	K: 2	S: 19	E: 0	BB: 0	K: 1	S: 9
P: 28	P: 11	P: 9	P: 9	P: 23	P: 23	P: 15	P: 15	P: 15	P: 19	P: 28	P: 15	P: 15	P: 28	P: 15	P: 15												

PITCHER	IP	WLS	BF	H	R	ER	SO	BB	IBB	HBP	BLK	WP	HR	S	P	ERA	WHIP
<b>Greg Maddux, R</b> ERA: 4.57 (1, 1)	3.1		18	6	4	1	3	1	0	0	0	0	1	41	62	2.70	2.100
<b>Steve Wilson, L</b> ERA: 4.54 (4, 1)	2.2		10	2	1	1	3	1	0	0	0	0	1	31	47	3.38	1.125
<b>Bill Long, R</b> ERA: 4.23 (7, 1)	1.2		10	5	3	3	4	0	0	0	0	0	1	30	44	16.20	3.000
<b>Paul Assenmacher, L</b> ERA: 3.54 (8, 1)	0.1	L	1	0	0	0	1	0	0	0	0	0	0	3	3	0.00	0.000
<b>Les Lancaster, R</b> ERA: 5.45 (9, 1)	0.1	L	4	3	2	2	1	0	0	0	0	1	0	9	15	54.00	9.000


**BOTTOM**

**Chicago Cubs @ San Francisco Giants**  
Candlestick Park, San Francisco, CA

Sat Jul 07 1990, 6:33 AM EDT  
Att. 36,005 - Sunny

AB	40
R	10
H	16
RBI	10
BB	2
SO	12
LOB	16

WP: 1 PA: 44  
PB: 0  
SB: 0  
CS: 1



Batter	1	2	3	4	5	6	7	8	9	AB R H RBI BB SO LOB	TOP											
Doug Dascenzo, S (1, 8) OBP: 0.304, SLG: 0.388 Dave Clark, L (8, PH) OBP: 0.241, SLG: 0.333 Paul Assenmacher, L (8, 1)	0-1 F8	0-2 FC5-4		2-0 G6-3		1-2 23 BB 1B		2-3 K		4 1 1 1 0 0 5 1 0 0 0 0 1 0 0 0 0 0 0 0 0												
23 Ryne Sandberg, R (1, 4) OBP: 0.384, SLG: 0.608	0-0 E6		0-3 K		0-1 F9	4-0 1B BB			3-3 K	4 0 0 0 1 2 0												
Shawon Dunston, R (1, 6) OBP: 0.293, SLG: 0.443	2-3 K		0-1 HR		3-3 K	0-0 1B			0-2 F9	5 1 2 2 0 2 1												
Andre Dawson, R (1, 9) OBP: 0.386, SLG: 0.605	1-2 G1-3		0-1 P3		0-2 BB 1B	2-1 F7			2-2 L6	5 0 1 0 0 0 3												
Luis Salazar, R (1, 7) OBP: 0.328, SLG: 0.448		0-0 F4	1-2 L1		4-2 BB				1-3 K	3 0 0 0 1 1 0												
Lloyd McClendon, R (1, 3) OBP: 0.243, SLG: 0.222 Mark Grace, L (7, PH) OBP: 0.342, SLG: 0.348 (7, 3)		1-0 P3		0-0 F8	3-2 F8			2-1 G4-3		3 0 0 0 0 0 2 1 0 0 0 0 0 0												
Curtis Wilkerson, S (1, 5) OBP: 0.267, SLG: 0.270		2-0 1B E 1B		1-1 F9		4-1 G5-3 1B BB			0-1 L7	3 1 1 0 1 0 0												
Joe Girardi, R (1, 2) OBP: 0.319, SLG: 0.392 Marvell Wynne, L (8, PH) OBP: 0.266, SLG: 0.359 (8, 8)		1-2 SAFE E5 1B		0-0 2B 1B		0-1 G5-3		3-3 K		3 0 1 0 0 0 2 1 0 0 0 0 1 0												
Jeff Pico, R (1, 1) OBP: 0.400, SLG: 0.389 Gary Varsho, L (8, PH) OBP: 0.308, SLG: 0.385 Hector Villanueva, R (8, 2) OBP: 0.338, SLG: 0.625		1-0 FC5-4 1B		1-0 2B		1-3 K		2-3 K		3 0 2 0 0 1 1 1 0 0 0 0 1 0 0 0 0 0 0 0 0												
<b>Inning Stats</b>	R: 0 E: 1 K: 1 S: 11	H: 0 LOB: 1 BB: 0 P: 14	R: 0 E: 1 K: 0 S: 11	H: 2 LOB: 3 BB: 0 P: 16	R: 1 E: 0 K: 1 S: 10	H: 1 LOB: 0 BB: 0 P: 11	R: 0 E: 0 K: 0 S: 6	H: 2 LOB: 2 BB: 0 P: 10	R: 0 E: 0 K: 1 S: 13	H: 1 LOB: 2 BB: 1 P: 23	R: 2 E: 0 K: 1 S: 12	H: 2 LOB: 2 BB: 2 P: 24	R: 0 E: 0 K: 1 S: 7	H: 0 LOB: 0 BB: 0 P: 10	R: 0 E: 0 K: 3 S: 12	H: 0 LOB: 0 BB: 0 P: 19	R: 0 E: 0 K: 1 S: 9	H: 0 LOB: 0 BB: 0 P: 14	1B: 6 2B: 1 3B: 0 HR: 1	SF: 0 SAC: 0 DP: 0 HBP: 0	WP: 0 PB: 0 SB: 0 CS: 0	PA: 40
<b>PITCHER</b>	IP WLS BF H R ER SO BB IBB HBP BLK WP HR S P ERA WHIP																					
Trevor Wilson, L (1, 1) ERA: 2.03	5.2 W 28 7 3 3 4 2 0 0 0 0 1 60 89 4.76 1.588																					
Randy O'Neal, R (6, 1) ERA: 3.38	1.1 6 1 0 0 1 1 0 0 0 0 0 10 19 0.00 1.500																					
Jeff Brantley, R (8, 1) ERA: 1.52	2.0 S 6 0 0 0 4 0 0 0 0 0 0 21 33 0.00 0.000																					

Chicago Cubs @ San Francisco Giants  
Candlestick Park, San Francisco, CA  
Sun Jul 08 1990, 6:33 AM EDT  
Sunny

AB	37
R	3
H	8
RBI	3
BB	3
SO	9
LOB	14



WP: 0	PA: 40
PB: 0	
SB: 0	
CS: 0	

livebaseballscorecards.com



Batter	1	2	3	4	5	6	7	8	9
<b>Brett Butler, L</b> OBP: 0.385, SLG: 0.335 (1, 8)	4-1 2B BB	3-2 G4-3	4-2 BB		3-1 G3			1-2 SH1-4 1B	
<b>Rick Leach, L</b> OBP: 0.403, SLG: 0.393 <b>Mike Kingery, L</b> OBP: 0.345, SLG: 0.327 (8, PH) (9, 9)	1-0 HR 2B	2-2 G3	3-2 G3-1			3-2 G1-3		0-0 SH1-4 1B	
<b>Will Clark, L</b> OBP: 0.348, SLG: 0.465 (1, 3)	1-3 K	1-2 E 1B		0-1 F8		0-0 G5-3		0-0 SF7	
<b>Kevin Mitchell, R</b> OBP: 0.375, SLG: 0.582 (1, 7)	1-2 HR	0-1 E5		0-1 FC5-4 1B		1-0 1B		0-3 K	
<b>Matt Williams, R</b> OBP: 0.327, SLG: 0.503 (1, 5)	2-0 E7 3B	1-3 K		1-0 FC5-4		0-0 G1-3			
<b>Terry Kennedy, L</b> OBP: 0.353, SLG: 0.371 (1, 2)	4-1 1B PB BB		0-2 G3-1		0-0 G3		2-0 G3		
<b>Robby Thompson, R</b> OBP: 0.300, SLG: 0.372 (1, 4)	3-3 K		1-0 SH1-4 1B		2-1 G3 2B		0-1 P5		
<b>Jose Uribe, S</b> OBP: 0.325, SLG: 0.353 <b>Jeff Brantley, R</b> OBP: 0.286, SLG: 0.429 (8, 1)	1-0 1B		1-0 SH1-4 1B		1-0 G3		1-2 P5		
<b>Trevor Wilson, L</b> <b>Randy O'Neal, R</b> OBP: 0.333, SLG: 0.333 <b>Dave Anderson, R</b> OBP: 0.341, SLG: 0.405 (8, 6)	0-0 G4-3		0-0 SH1-4		2-2 G3		0-0 SH1-4 1B SF7 1B		

AB	R	H	RBI	BB	SO	LOB
3	1	1	0	2	0	1
4	1	1	1	0	0	3
0	0	0	0	0	0	0
4	0	1	1	0	1	1
5	1	3	2	0	1	2
4	1	1	0	0	1	4
3	0	0	0	1	0	1
4	0	2	0	0	1	1
4	0	2	0	0	0	1
0	0	0	0	0	0	0
2	0	0	0	0	0	3
0	0	0	0	0	0	0
1	1	1	0	0	0	0


WP	PA
0	40

Inning Stats	R	H	E	K	S	LOB	BB	IBB	HBP	BLK	WP	HR	S	P	ERA	WHIP
	4	4	1	2	12	3	3	0	0	0	0	1	72	120	5.14	1.857
	0	1	0	0	6	1	0	0	0	0	0	0	10	11	0.00	2.000

**Chicago Cubs @ San Francisco Giants**  
Candlestick Park, San Francisco, CA  
Sun Jul 08 1990, 6:33 AM EDT  
Sunny

AB	R	H	RBI	BB	SO	LOB
34	5	12	4	3	4	17

WP: 0 PA: 40  
PB: 1 SB: 0  
CS: 0



Batter	1	2	3	4	5	6	7	8	9	AB R H RBI BB SO LOB	TOP											
Dwight Smith, L (1, 9) OBP: 0.345, SLG: 0.406	1-2 S 1B	0-0 S 1B		0-0 P5			2-3 K 1-2		2-2 G4-3	5 1 2 0 0 1 3												
Curtis Wilkerson, S (1, 4) OBP: 0.257, SLG: 0.260	2-3 K	3-2 F7 1-2			2-2 G4-3		0-0 F7		2-2 P5	5 0 0 0 0 1 3												
Mark Grace, L (1, 3) OBP: 0.337, SLG: 0.342	2-3 K 1-2		2-2 G3-1		0-0 F7		0-1 G3		0-2 L8	5 0 0 0 0 1 2												
Marvell Wynne, L (1, 8) OBP: 0.266, SLG: 0.356	2-1 S 1B 2-H		1-0 G3		2-0 F8			1-0 G3		4 0 1 1 0 0 0												
Dave Clark, L (1, 7) OBP: 0.242, SLG: 0.345	0-0 G4-3		2-1 G6-3		0-0 G4-3			2-0 1B 1B 2B		4 1 1 0 0 0 1												
Hector Villanueva, R (1, 2) OBP: 0.361, SLG: 0.647		3-2 HR 1B		1-1 G6-3 2B		1-3 K		2-2 1B 1B		4 1 3 0 0 1 0												
Shawon Dunston, R (1, 6) OBP: 0.298, SLG: 0.457		1-0 HR		0-3 K		1-1 1B		1-0 1B 1-2 3-H 1B		4 1 3 3 0 1 1												
Domingo Ramos, R (1, 5) OBP: 0.295, SLG: 0.288		2-3 K		0-0 G6-3		1-0 G5-3		0-3 K		4 0 0 0 0 2 4												
Mike Bielecki, R (1, 1) OBP: 0.296, SLG: 0.231		1-3 K		4-1 BB			1-0 S 1B		0-2 F7	1 0 0 0 0 0 1 0 0 0 0 0 0 1 0 0 0 0 0 0 0 0 0 0 1 0 1 0 0 0 0 0 0 0 0 0 0 0 0 0 1 0 0 0 0 0 0 2 0 0 0 0 0 0 0 0												
Lloyd McClendon, R (4, PH) OBP: 0.250, SLG: 0.222																						
Jose Antonio Nunez, R (4, 1)																						
Gary Varsho, L (7, PH) OBP: 0.357, SLG: 0.429																						
Steve Wilson, L (7, 1) OBP: 0.150, SLG: 0.105																						
Luis Salazar, R (8, PH) OBP: 0.326, SLG: 0.446																						
Les Lancaster, R (8, 1) OBP: 0.188, SLG: 0.071																						
<b>Inning Stats</b>	R: 1 E: 0 K: 2 S: 13	H: 2 LOB: 1 BB: 0 P: 19	R: 2 E: 0 K: 2 S: 17	H: 3 LOB: 1 BB: 0 P: 27	R: 0 E: 0 K: 0 S: 6	H: 0 LOB: 0 BB: 0 P: 11	R: 0 E: 0 K: 1 S: 9	H: 1 LOB: 2 BB: 1 P: 14	R: 0 E: 0 K: 0 S: 5	H: 0 LOB: 0 BB: 0 P: 9	R: 0 E: 0 K: 1 S: 7	H: 1 LOB: 1 BB: 0 P: 10	R: 0 E: 0 K: 1 S: 7	H: 1 LOB: 1 BB: 0 P: 10	R: 1 E: 0 K: 1 S: 16	H: 3 LOB: 2 BB: 0 P: 22	R: 0 E: 0 K: 0 S: 9	H: 0 LOB: 0 BB: 0 P: 13	1B: 8 2B: 2 3B: 0 HR: 1	SF: 0 SAC: 0 DP: 0 HBP: 0	WP: 0 PB: 0 SB: 3 CS: 0	PA: 39
<b>PITCHER</b>	IP WLS BF H R ER SO BB IBB HBP BLK WP HR S P ERA WHIP												IP WLS BF H R ER SO BB IBB HBP BLK WP HR S P ERA WHIP									
John Burkett, R (1, 1) ERA: 3.49	7.0 W 30 8 3 3 7 1 0 0 0 0 1 64 100 3.86 1.286																					
Steve Bedrosian, R (8, 1) ERA: 4.22	2.0 9 3 1 0 1 0 0 0 0 0 0 25 35 0.00 1.500																					

Chicago Cubs @ San Francisco Giants  
 Candlestick Park, San Francisco, CA  
 Sun Jul 08 1990, 10:05 PM EDT  
 Att: 45,669 - Sunny

AB	38
R	4
H	11
RBI	4
BB	1
SO	8
LOB	16



Batter	1	2	3	4	5	6	7	8	9
<b>Brett Butler, L</b> (1, 8) OBP: 0.387, SLG: 0.339 <b>Greg Litton, R</b> (6, 9) OBP: 0.287, SLG: 0.321	0-0 F9	1-1 PO 2-3 3-H 1B		2-0 E BLK SF9 1B		0-1 G6-3			
<b>Mike Kingery, L</b> (1, 9) OBP: 0.339, SLG: 0.308 (6, 8)	1-2 G6-3	0-0 PO 1-2	4-0 1B 2B BB	1-2 E1 2B		0-0 G3-1			
<b>Will Clark, L</b> (1, 3) OBP: 0.347, SLG: 0.464 <b>Rick Leach, L</b> (7, 3) OBP: 0.403, SLG: 0.393	0-0 G5-3		1-1 2B 1B	1-0 SF9		1-0 G3-1			
<b>Kevin Mitchell, R</b> (1, 7) OBP: 0.378, SLG: 0.598 <b>Rick Parker, R</b> (5, 7) OBP: 0.319, SLG: 0.400		1-0 HR	1-1 HR 1-H 2-H 2B	3-2 P3		0-0 F8			
<b>Matt Williams, R</b> (1, 5) OBP: 0.329, SLG: 0.506		3-2 1B 1B	0-0 F9	1-1 2B		1-3 K			
<b>Ernest Riles, L</b> (1, 4) OBP: 0.347, SLG: 0.417		1-2 1B 1B	4-0 HR IBB	0-1 G4-3		0-3 K			
<b>Gary Carter, R</b> (1, 2) OBP: 0.388, SLG: 0.496 <b>Bill Bathe, R</b> (8, 2) OBP: 0.357, SLG: 0.500		0-2 1B SH1-4 1B 1-3 3-H	1-1 HR 1-H 2-H		0-2 F9		3-3 K		
<b>Dave Anderson, R</b> (1, 6) OBP: 0.313, SLG: 0.370		1-3 K	2-2 F8		1-0 F9		1-0 L9		
<b>John Burkett, R</b> (1, 1) OBP: 0.091, SLG: 0.063 <b>Steve Bedrosian, R</b> (8, 1)		1-0 SH1-4	2-1 G6-3		1-3 K		0-2 G4-3		

AB	R	H	RBI	BB	SO	LOB
3	1	2	1	0	0	0
1	0	0	0	0	0	0
3	2	0	0	1	0	1
3	1	1	1	0	0	0
0	0	0	0	0	0	0
3	2	2	3	0	0	1
1	0	0	0	0	0	0
4	1	2	1	0	1	1
3	2	1	0	1	1	1
3	1	2	4	0	0	0
1	0	0	0	0	1	0
4	0	0	0	0	1	2
2	0	0	0	0	1	0
1	0	0	0	0	0	0

**BOTTOM**

**Chicago Cubs @ San Francisco Giants**  
Candlestick Park, San Francisco, CA

Sun Jul 08 1990, 10:05 PM EDT  
Att. 45,669 - Sunny

livebaseballscorecards.com

<b>AB</b>	<b>32</b>
<b>R</b>	<b>10</b>
<b>H</b>	<b>10</b>
<b>RBI</b>	<b>10</b>
<b>BB</b>	<b>2</b>
<b>SO</b>	<b>5</b>
<b>LOB</b>	<b>6</b>



1B: 6	SF: 1
2B: 2	SAC: 1
3B: 0	DP: 0
HR: 2	HBP: 0

WP: 0	PA: 37
PB: 0	
SB: 0	
CS: 0	

Inning Stats		R: 0	H: 0	E: 0	K: 0	S: 5	R: 3	H: 5	E: 0	K: 1	S: 20	R: 5	H: 3	E: 0	K: 0	S: 12	R: 2	H: 2	E: 1	K: 0	S: 13	R: 0	H: 0	E: 0	K: 1	S: 7	R: 0	H: 0	E: 0	K: 2	S: 8	R: 0	H: 0	E: 0	K: 1	S: 10	R: 0	H: 0	E: 0	K: 1	S: 14
PITCHER		IP	WLS	BF	H	R	ER	SO	BB	IBB	HBP	BLK	WP	HR	S	P	ERA	WHIP	PITCHER		IP	WLS	BF	H	R	ER	SO	BB	IBB	HBP	BLK	WP	HR	S	P	ERA	WHIP				
<b>Mike Bielecki, R</b> (1, 1) ERA: 5.75	3.0	L	18	8	8	8	1	1	1	0	0	0	0	0	37	60	24.00	3.000	<b>Jose Antonio Nunez, R</b> (4, 1) ERA: 5.63	3.0		12	2	2	1	1	0	0	0	1	0	0	24	35	3.00	0.667					
<b>Steve Wilson, L</b> (7, 1) ERA: 4.48	1.0		3	0	0	0	2	0	0	0	0	0	0	0	8	9	0.00	0.000	<b>Les Lancaster, R</b> (8, 1) ERA: 5.38	1.0		3	0	0	0	1	0	0	0	0	10	14	0.00	0.000							

Los Angeles Dodgers @ Chicago Cubs  
Wrigley Field, Chicago, IL

Thu Jul 12 1990, 7:05 PM CDT  
Att. 31,518 - Unknown - 66 F

AB	40
R	6
H	11
RBI	6
BB	2
SO	6
LOB	22



AB R H RBI BB SO LOB

4	1	2	2	0	1	0
0	0	0	0	1	0	0

5	1	1	0	0	0	6
---	---	---	---	---	---	---

4	1	0	0	0	0	2
1	0	0	0	0	0	0

4	1	2	1	1	2	0
---	---	---	---	---	---	---

4	0	0	1	0	0	4
1	0	0	0	0	1	1

5	0	2	2	0	0	2
---	---	---	---	---	---	---

5	1	1	0	0	1	4
---	---	---	---	---	---	---

4	1	2	0	0	0	1
---	---	---	---	---	---	---

2	0	1	0	0	1	0
0	0	0	0	0	0	0
1	0	0	0	0	0	2
0	0	0	0	0	0	0

1B:	10	SF:	0
2B:	1	SAC:	1
3B:	0	DP:	0
HR:	0	HBP:	0

WP:	0	PA:	43
PB:	0		
SB:	1		
CS:	0		

Batter	1	2	3	4	5	6	7	8	9
Lenny Harris, L (1, 5) OBP: 0.331, SLG: 0.372 Mike Sharperson, R (8, PH) OBP: 0.390, SLG: 0.361 (8, 5)	0-0 G4-3	0-0 E G4-3 1B	2-2 1-2 1B			1-3 K		4-0 IBB	
Kirk Gibson, L (1, 8) OBP: 0.307, SLG: 0.391 (1, 8)	0-1 BB E 1B	3-2 G4-3	1-2 F9			0-0 F7		0-0 G3	
Kal Daniels, L (1, 7) OBP: 0.371, SLG: 0.480 Stan Javier, S (7, 7) OBP: 0.384, SLG: 0.428 (1, 7)	1-0 E6 E BB G3 1-2	0-1 E6 1B			2-2 G3-1		2-1 P3		2-1 G4-3
Eddie Murray, S (1, 3) OBP: 0.385, SLG: 0.475 (1, 3)	4-0 G3 E 1-2 2-3 BB	1-1 1-2 1B			1-3 K		1-3 K		0-0 S 1B
Hubie Brooks, R (1, 9) OBP: 0.281, SLG: 0.392 Jose Gonzalez, R (7, 9) OBP: 0.281, SLG: 0.426 (1, 9)	0-1 E4 G3 1-2 2-3 3-H	1-1 P3			2-0 G6-3		1-2 G6-3		1-3 K
Mike Scioscia, L (1, 2) OBP: 0.323, SLG: 0.411 (1, 2)	1-2 G3 1-2 2-3 3-H		0-2 G6-3		1-1 F7		3-1 G6-3 1B		0-1 2-H 1B
Juan Samuel, R (1, 4) OBP: 0.283, SLG: 0.333 (1, 4)	0-0 G3		1-2 1B 1B		1-2 F9		1-1 P9		3-3 K
Alfredo Griffin, S (1, 6) OBP: 0.285, SLG: 0.290 (1, 6)		0-1 SH1-4 1B 2B	0-0 L6		0-0 L8		3-2 G6-3 1B		
Fernando Valenzuela, L (1, 1) OBP: 0.333, SLG: 0.459 Chris Gwynn, L (8, PH) OBP: 0.354, SLG: 0.397 Mickey Hatcher, R (8, PH) OBP: 0.284, SLG: 0.280 Jay Howell, R (8, 1)		0-0 SH1-4	0-0 1B		0-3 K		1-0 G6-3		

Inning Stats	R: 2	H: 1	E: 2	K: 0	S: 12	P: 18	R: 2	H: 3	E: 1	K: 0	S: 14	P: 19	R: 1	H: 3	E: 0	K: 0	S: 16	P: 20	R: 0	H: 0	E: 0	K: 1	S: 7	P: 12	R: 0	H: 0	E: 0	K: 0	S: 6	P: 8	R: 0	H: 0	E: 0	K: 2	S: 7	P: 8	R: 0	H: 0	E: 0	K: 1	S: 8	P: 12	R: 0	H: 2	E: 0	K: 0	S: 12	P: 24	R: 1	H: 2	E: 0	K: 2	S: 11	P: 17
--------------	------	------	------	------	-------	-------	------	------	------	------	-------	-------	------	------	------	------	-------	-------	------	------	------	------	------	-------	------	------	------	------	------	------	------	------	------	------	------	------	------	------	------	------	------	-------	------	------	------	------	-------	-------	------	------	------	------	-------	-------

PITCHER	IP	WLS	BF	H	R	ER	SO	BB	IBB	HBP	BLK	WP	HR	S	P	ERA	WHIP
Mike Harkey, R (1, 1) ERA: 3.69	6.0	L	29	7	5	2	3	1	0	0	0	0	0	62	85	3.00	1.333
Jeff Pico, R (7, 1) ERA: 4.87	1.1		6	2	0	0	1	0	0	0	0	0	0	18	29	0.00	1.500
Paul Assenmacher, L (8, 1) ERA: 3.53	1.2		8	2	1	1	2	0	1	0	0	0	0	13	24	5.40	1.200


PITCHER	IP	WLS	BF	H	R	ER	SO	BB	IBB	HBP	BLK	WP	HR	S	P	ERA	WHIP
---------	----	-----	----	---	---	----	----	----	-----	-----	-----	----	----	---	---	-----	------

Batter	1	2	3	4	5	6	7	8	9	AB	R	H	RBI	BB	SO	LOB
<b>Doug Dascenzo, S</b> (1, 8) OBP: 0.302, SLG: 0.382	2-2 	1-2 SAFE G5-3		2-1 F7		0-0 P2			0-3 K	4	1	1	0	0	0	3
<b>Dwight Smith, L</b> (8, 7) OBP: 0.344, SLG: 0.404										1	0	0	0	0	1	0
<b>23 Ryne Sandberg, R</b> (1, 4) OBP: 0.384, SLG: 0.607	1-1 1-H 1B	4-0 2B		0-3 K			3-2 G6-3		1-0 P7	4	1	1	1	1	1	1
<b>Mark Grace, L</b> (1, 3) OBP: 0.338, SLG: 0.353	3-1 3-H 1B	3-1 F9			0-0 HR		2-1 F8		1-3 K	5	1	2	2	0	1	2
<b>Andre Dawson, R</b> (1, 9) OBP: 0.387, SLG: 0.602	4-0 1-2 BB		3-2 F9		1-1 P4		1-0 1B			3	0	1	0	1	0	0
<b>Luis Salazar, R</b> (1, 7) OBP: 0.325, SLG: 0.441	1-0 SAFE P3		1-2 FC5-4 1B		3-2 F7		1-3 K			4	0	1	0	0	1	3
<b>Paul Assenmacher, L</b> (8, 1)										0	0	0	0	0	0	0
<b>Shawon Dunston, R</b> (1, 6) OBP: 0.298, SLG: 0.452	1-2 P3		0-0 B2		1-2 G5-3			1-1 1B HBP		3	0	0	0	0	0	3
<b>Curtis Wilkerson, S</b> (8, PR) OBP: 0.257, SLG: 0.260										0	0	0	0	0	0	0
<b>Domingo Ramos, R</b> (1, 5) OBP: 0.294, SLG: 0.294	0-0 F7		1-2 FC5-4 1-2f		1-0 2B			1-0 L9		4	0	1	0	0	0	4
<b>Joe Girardi, R</b> (1, 2) OBP: 0.322, SLG: 0.394		1-1 SH1-4 1B		2-2 G6-3		0-0 F8		2-0 L4-3 1B		4	0	2	0	0	0	1
<b>Mike Harkey, R</b> (1, 1) OBP: 0.321, SLG: 0.370		0-0 SH1-4		1-0 2B		3-3 K		2-0 L4-3 1-2		1	0	1	0	0	0	0
<b>Hector Vilanueva, R</b> (6, PH) OBP: 0.356, SLG: 0.638										1	0	0	0	0	1	1
<b>Jeff Pico, R</b> (7, 1) OBP: 0.400, SLG: 0.389										0	0	0	0	0	0	0
<b>Marvell Wynne, L</b> (8, 8) OBP: 0.264, SLG: 0.353										1	0	0	0	0	0	2

Inning Stats		R: 2	H: 3	E: 0	K: 0	S: 13	R: 0	H: 1	E: 0	K: 0	S: 9	R: 0	H: 1	E: 0	K: 0	S: 11	R: 0	H: 1	E: 0	K: 1	S: 10	R: 1	H: 1	E: 0	K: 0	S: 10	R: 0	H: 1	E: 0	K: 1	S: 9	R: 0	H: 1	E: 0	K: 0	S: 4	R: 0	H: 0	E: 0	K: 2	S: 7	1B: 6	2B: 4	3B: 0	HR: 1	SF: 0	SAC: 1	DP: 1	HBP: 1	WP: 0	PB: 0	SB: 0	CS: 0	PA: 39
PITCHER		IP	WLS	BF	H	R	ER	SO	BB	IBB	HBP	BLK	WP	HR	S	P	ERA	WHIP	PITCHER		IP	WLS	BF	H	R	ER	SO	BB	IBB	HBP	BLK	WP	HR	S	P	ERA	WHIP																	
<b>Fernando Valenzuela, L</b> (1, 1) ERA: 3.82		7.0	W	32	9	3	3	3	2	0	0	0	0	1	72	119	3.86	1.571	<b>Jay Howell, R</b> (8, 1) ERA: 2.93		2.0	S	7	1	0	0	2	0	0	1	0	0	11	19	0.00	0.500																		

**Los Angeles Dodgers @ Chicago Cubs**  
Wrigley Field, Chicago, IL  
Thu Jul 12 1990, 7:05 PM CDT  
Att: 31,518 - Unknown - 66 F

<b>AB</b>	<b>35</b>
<b>R</b>	<b>3</b>
<b>H</b>	<b>10</b>
<b>RBI</b>	<b>3</b>
<b>BB</b>	<b>2</b>
<b>SO</b>	<b>5</b>
<b>LOB</b>	<b>20</b>



Batter	1	2	3	4	5	6	7	8	9	AB R H RBI BB SO LOB	TOP																
Lenny Harris, L OBP: 0.328, SLG: 0.368 (1, 5)	1-2 G4-3		1-1 FC3-6 1B		0-0 F7		0-0 G3-1		2-2 SAFE 2B	5 1 1 0 0 0 3																	
Kirk Gibson, L OBP: 0.321, SLG: 0.423 Jay Howell, R (9, 1)	1-0 G3 2B		1-1 FC4-6 1B			2-1 G3-1		2-3 K	3-2 2B	5 0 3 2 0 1 0 0 0 0 0 0 0 0																	
Kal Daniels, L OBP: 0.373, SLG: 0.485 Jose Gonzalez, R OBP: 0.281, SLG: 0.426 (8, PR) (8, 7) Chris Gwynn, L OBP: 0.350, SLG: 0.392 (9, PH) (9, 7)	1-0 G3 2-3		3-2 FC4-6 1-2f			3-2 E 2B		3-1 1B	3-3 K	4 1 2 0 0 0 3 0 0 0 0 0 0 0 1 0 0 0 0 1 1																	
Eddie Murray, S OBP: 0.386, SLG: 0.474 (1, 3)	2-1 F9			3-2 G4-6-3 1B		4-1 E BB		2-0 P5		3 1 1 0 1 0 2																	
Hubie Brooks, R OBP: 0.284, SLG: 0.397 (1, 9)		0-0 G6-4-3 1B		1-1 SAFE G4-6-3 1-2f		1-2 E9 CS 2B		1-3 K		4 0 2 1 0 1 2																	
Mike Scioscia, L OBP: 0.322, SLG: 0.412 Jose Vizcaino, S OBP: 0.400, SLG: 0.250 Rick Dempsey, R OBP: 0.358, SLG: 0.393 (9, PR) (9, 2)		1-2 SAFE SAFE P6		1-1 G3-1		2-1 G4-3 3-H			1-2 1B 2B	4 0 1 0 0 0 2 0 1 0 0 0 0 0 0 0 0 0 0 0 0																	
Juan Samuel, R OBP: 0.283, SLG: 0.332 (1, 4)		1-0 G6-4-3 1-2f			2-3 K		1-1 FC6-4 1B		0-0 P2	4 0 1 0 0 1 2	AB 36 R 5 H 14 RBI 4 BB 1 SO 4 LOB 17																
Alfredo Griffin, S OBP: 0.285, SLG: 0.290 (1, 6)			1-2 G3-1		3-2 SH3-4 1B		0-2 SAFE SAFE SAFE SAFE FC6-4 SH1-4 1-2f		2-2 L7	4 0 1 0 0 0 2																	
Ramon Martinez, R OBP: 0.125, SLG: 0.125 Stan Javier, S OBP: 0.387, SLG: 0.431 (9, PH) (9, 8)			2-2 FC3-6 1B		0-0 SH3-4 1-2		0-1 SH1-4		1-1 1B 2B 2-H	1 0 1 0 0 0 0 1 1 1 1 0 0 0																	
Inning Stats	R: 0 E: 0 K: 0 S: 9	H: 1 LOB: 1 BB: 0 P: 14	R: 0 E: 0 K: 0 S: 7	H: 1 LOB: 0 BB: 0 P: 9	R: 0 E: 0 K: 0 S: 20	H: 2 LOB: 2 BB: 0 P: 28	R: 0 E: 0 K: 0 S: 8	H: 1 LOB: 0 BB: 0 P: 13	R: 0 E: 0 K: 1 S: 12	H: 1 LOB: 1 BB: 0 P: 17	R: 2 E: 1 K: 0 S: 11	H: 2 LOB: 0 BB: 1 P: 23	R: 0 E: 0 K: 0 S: 8	H: 1 LOB: 1 BB: 0 P: 9	R: 0 E: 0 K: 2 S: 11	H: 1 LOB: 1 BB: 0 P: 19	R: 3 E: 0 K: 1 S: 19	H: 4 LOB: 1 BB: 0 P: 31	1B: 9 2B: 5 3B: 0 HR: 0	SF: 0 SAC: 2 DP: 2 HBP: 0	WP: 0 PB: 0 SB: 0 CS: 1	PA: 39					
PITCHER	IP	WLS	BF	H	R	ER	SO	BB	IBB	HBP	BLK	WP	HR	S	P	ERA	WHIP										
Shawn Boskie, R ERA: 3.76 (1, 1)	8.2	L	36	12	5	4	3	1	0	0	0	0	0	96	146	4.15	1.500										
Mitch Williams, L ERA: 2.48 (9, 1)	0.0		2	2	0	0	0	0	0	0	0	0	0	6	11	∞	∞										
Bill Long, R ERA: 4.19 (9, 1)	0.1		1	0	0	0	1	0	0	0	0	0	0	3	6	0.00	0.000										

Los Angeles Dodgers @ Chicago Cubs  
Wrigley Field, Chicago, IL  
Fri Jul 13 1990, 3:33 AM CDT  
Att: 31,438 - Overcast

livebaseballscorecards.com



BOTTOM

Los Angeles Dodgers @ Chicago Cubs

Wrigley Field, Chicago, IL

Fri Jul 13 1990, 3:33 AM CDT

Att. 31,438 - Overcast

livebaseballscorecards.com

AB	30
R	2
H	5
RBI	2
BB	1
SO	4
LOB	7




WP:	0	PA:	32
PB:	0	SB:	0
CS:	0		

AB	R	H	RBI	BB	SO	LOB
4	0	0	0	0	1	1
4	0	0	0	0	1	1
4	0	0	0	0	0	0
4	1	1	0	0	1	0
4	1	2	1	0	0	0
3	0	0	0	0	0	2
2	0	0	0	1	0	1
3	0	2	1	0	0	0
2	0	0	0	0	1	2
0	0	0	0	0	0	0
0	0	0	0	0	0	0

Batter	1	2	3	4	5	6	7	8	9
Dwight Smith, L OBP: 0.338, SLG: 0.396 (1, 7)	F9		G3		K			G3	
23 Ryne Sandberg, R OBP: 0.380, SLG: 0.599 (1, 4)	G6-3		L8			L7		K	
Mark Grace, L OBP: 0.334, SLG: 0.348 (1, 3)	L7		G3-1			G4-3		L9	
Andre Dawson, R OBP: 0.385, SLG: 0.601 (1, 9)		F8		2B		G6-3		K	
Marvell Wynne, L OBP: 0.270, SLG: 0.372 (1, 8)		G4-3	1B	2B		F8	P4	G4-3	
Luis Salazar, R OBP: 0.320, SLG: 0.434 (1, 5)		G4-3			P2		F9		
Domingo Ramos, R OBP: 0.295, SLG: 0.290 (1, 6)		1B	BB		F8		G4-3		
Joe Girardi, R OBP: 0.326, SLG: 0.397 (1, 2)						G5-3		G3	SH1-4
Shawn Boskie, R OBP: 0.261, SLG: 0.348 (1, 1)									1B
Mitch Williams, L (9, 1)									
Bill Long, R (9, 1)									

Inning	R	H	E	K	S	P	WLS	BF	H	R	ER	SO	BB	IBB	HBP	BLK	WP	HR	S	P	ERA	WHIP
1	0	0	0	0	7	12			0	0	0	0	0	0	0	0	0	0	67	107	2.25	0.750
2	1	2	0	1	16	29			1	2	2	3	0	0	0	0	0	0	9	15	0.00	0.000
3	0	0	0	0	8	12			0	0	0	0	0	0	0	0	0	0	6	12		
4	1	2	0	0	9	14			0	2	0	0	0	0	0	0	0	0	6	11		
5	0	0	0	1	8	12			0	1	0	0	0	0	0	0	0	0	11	11		
6	0	0	0	0	3	6			0	0	0	0	0	0	0	0	0	0	6	6		
7	0	0	0	0	7	11			0	0	0	0	0	0	0	0	0	0	11	11		
8	0	1	0	1	9	11			0	1	0	0	0	0	0	0	0	0	11	11		
9	0	0	0	0	3	15			0	0	0	0	0	0	0	0	0	0	15	15		

PITCHER	IP	WLS	BF	H	R	ER	SO	BB	IBB	HBP	BLK	WP	HR	S	P	ERA	WHIP
Ramon Martinez, R ERA: 3.14 (1, 1)	8.0	W	29	5	2	2	3	1	0	0	0	0	0	67	107	2.25	0.750
Jay Howell, R ERA: 2.84 (9, 1)	1.0	S	3	0	0	0	1	0	0	0	0	0	0	9	15	0.00	0.000

Batter	1	2	3	4	5	6	7	8	9	AB R H RBI BB SO LOB	TOP													
Lenny Harris, L (1, 5) OBP: 0.335, SLG: 0.372 Mike Sharperson, R (9, PH) OBP: 0.388, SLG: 0.359 (9, 5)	2-2 E S HR 1B		4-1 G3-6-1 BB		2-0 G1-3			1-0 1B HR 1B	3-1 F9	3 2 2 0 1 0 0 1 0 0 0 0 0 1														
Kirk Gibson, L (1, 8) OBP: 0.336, SLG: 0.424 Jose Gonzalez, R (8, 9) OBP: 0.281, SLG: 0.426	4-2 HR BB		0-0 G3-6-1 1-2f		4-0 FC4-6 BB			0-0 1-3 HR 1B		2 2 1 0 2 0 1 0 0 0 0 0 0 0														
Kal Daniels, L (1, 7) OBP: 0.375, SLG: 0.511 Chris Gwynn, L (8, 7) OBP: 0.350, SLG: 0.392	0-0 HR		2-3 K		0-0 FC4-6 1-2f			0-0 1-H HR		4 2 2 6 0 1 1 0 0 0 0 0 0 0														
Eddie Murray, S (1, 3) OBP: 0.391, SLG: 0.480	4-1 L8 E BB			0-0 SH3-1 E 2B		2-1 G1-6-3 1B		1-2 F8		3 1 2 0 1 0 0														
Stan Javier, S (1, 9) OBP: 0.381, SLG: 0.423 (8, 8)	1-0 E6 CS			0-0 SH3-1 2-3		1-1 G1-6-3 1-2f		1-3 K		3 0 0 0 0 1 2														
Mike Scioscia, L (1, 2) OBP: 0.318, SLG: 0.406 SAFE	1-1 L8 2-3			0-0 G6-3		1-1 P5		1-0 L4		4 0 0 0 0 0 3														
Juan Samuel, R (1, 4) OBP: 0.280, SLG: 0.329 Jose Vizcaino, S (8, 4) OBP: 0.500, SLG: 0.250	0-2 CS 1-2	2-0 G6-3		1-0 E4 3-H			3-3 K		4-2 WP BB	3 0 0 0 0 1 0 0 0 0 0 1 0 0	AB 31 R 7 H 7 RBI 6 BB 5 SO 5 LOB 11													
Alfredo Griffin, S (1, 6) OBP: 0.281, SLG: 0.286		0-2 G6-3		0-0 F7			1-2 P5		1-2 F7	4 0 0 0 0 0 2														
Mike Morgan, R (1, 1) OBP: 0.114, SLG: 0.093			0-0 G1-3		0-3 K		0-1 F8		0-3 K	4 0 0 0 0 2 1														
<b>Inning Stats</b>	R: 3 E: 1 K: 0 S: 14	H: 2 LOB: 0 BB: 2 P: 26	R: 0 E: 0 K: 0 S: 5	H: 0 LOB: 0 BB: 0 P: 7	R: 0 E: 0 K: 1 S: 5	H: 0 LOB: 0 BB: 1 P: 11	R: 1 E: 1 K: 0 S: 5	H: 1 LOB: 1 BB: 0 P: 6	R: 0 E: 0 K: 1 S: 6	H: 0 LOB: 1 BB: 1 P: 12	R: 0 E: 0 K: 1 S: 6	H: 1 LOB: 0 BB: 0 P: 10	R: 0 E: 0 K: 1 S: 10	H: 0 LOB: 0 BB: 0 P: 14	R: 3 E: 0 K: 1 S: 10	H: 3 LOB: 0 BB: 0 P: 14	R: 0 E: 0 K: 1 S: 11	H: 0 LOB: 1 BB: 1 P: 19	1B: 4 2B: 1 3B: 0 HR: 2	SF: 0 SAC: 1 DP: 2 HBP: 0	WP: 1 PB: 0 SB: 1 CS: 1	PA: 38		
<b>PITCHER</b> Greg Maddux, R (1, 1) ERA: 4.74 Mitch Williams, L (9, 1) ERA: 2.41	IP WLS BF H R ER SO BB IBB HBP BLK WP HR S P ERA WHIP	8.0 L 33 7 7 6 4 4 0 0 0 0 2 61 100 6.75 1.375	1.0 4 0 0 0 1 1 0 0 0 1 0 11 19 0.00 1.000											<b>PITCHER</b> IP WLS BF H R ER SO BB IBB HBP BLK WP HR S P ERA WHIP										

**Los Angeles Dodgers @ Chicago Cubs**  
 Wrigley Field, Chicago, IL  
 Sat Jul 14 1990, 3:33 AM CDT  
 Att. 31,919 - Overcast - 65 F

[livebaseballscorecards.com](http://livebaseballscorecards.com)



Batter	1	2	3	4	5	6	7	8	9	AB	R	H	RBI	BB	SO	LOB
Dwight Smith, L (1, 7) OBP: 0.332, SLG: 0.389	1-2 G3		3-2 G3-1			2-0 G4-3		1-1 G4-3		4	0	0	0	0	0	0
23 Ryne Sandberg, R (1, 4) OBP: 0.376, SLG: 0.592	2-0 G6-3		1-0 G5-3			1-1 G5-3		3-3 K		4	0	0	0	0	1	0
Mark Grace, L (1, 3) OBP: 0.331, SLG: 0.344	0-2 G6-3			0-0 G6-3		1-1 F8			3-1 G3	4	0	0	0	0	0	0
Andre Dawson, R (1, 9) OBP: 0.384, SLG: 0.596		2-0 F7		1-2 G4-3 1B		0-2 G4-3			2-2 G5-3	4	0	1	0	0	0	0
Marvell Wynne, L (1, 8) OBP: 0.263, SLG: 0.362		3-1 E1 G2-3 BB		0-1 G4-3		2-1 F8			0-3 K	4	0	0	0	0	1	1
Luis Salazar, R (1, 5) OBP: 0.325, SLG: 0.435		4-0 G2-3 BB		2-2 G1-3		1-1 1B 1B				2	0	1	0	1	0	1
Domingo Ramos, R (1, 6) OBP: 0.302, SLG: 0.293		0-1 G2-3		4-1 G6-4-3 BB		1-0 1B				2	0	1	0	1	0	2
Joe Girardi, R (1, 2) OBP: 0.322, SLG: 0.392		3-2 G5-3		1-0 G6-4-3		1-1 L8				3	0	0	0	0	0	5
Greg Maddux, R (1, 1) OBP: 0.150, SLG: 0.128			0-1 G4-3		0-1 F7			1-1 F8		2	0	0	0	0	0	0
Gary Varsho, L (8, PH) OBP: 0.333, SLG: 0.400										1	0	0	0	0	0	0
Mitch Williams, L (9, 1)										0	0	0	0	0	0	0

Inning Stats	R: 0	H: 0	R: 0	H: 0	R: 0	H: 1	R: 0	H: 0	R: 0	H: 2	R: 0	H: 0	R: 0	H: 0	R: 0	H: 0
	E: 0	LOB: 0	E: 1	LOB: 2	E: 0	LOB: 1	E: 0	LOB: 0	E: 0	LOB: 2	E: 0	LOB: 0	E: 0	LOB: 0	E: 0	LOB: 0
	K: 0	BB: 0	K: 0	BB: 1	K: 0	BB: 0	K: 0	BB: 0	K: 0	BB: 0	K: 1	BB: 0	K: 1	BB: 0	K: 1	BB: 0
	S: 7	P: 10	S: 8	P: 20	S: 7	P: 11	S: 13	P: 16	S: 4	P: 9	S: 5	P: 9	S: 10	P: 15	S: 7	P: 12

**BOTTOM**

**Los Angeles Dodgers @ Chicago Cubs**  
 Wrigley Field, Chicago, IL  
 Sat Jul 14 1990, 3:33 AM CDT  
 Att: 31,919 - Overcast - 65 F

AB	30
R	0
H	3
RBI	0
BB	2
SO	2
LOB	9



WP: 0	PA: 32
PB: 0	
SB: 0	
CS: 0	

PITCHER	IP	WLS	BF	H	R	ER	SO	BB	IBB	HBP	BLK	WP	HR	S	P	ERA	WHIP
Mike Morgan, R (1, 1) ERA: 3.21	9.0	W	32	3	0	0	2	2	0	0	0	0	0	69	115	0.00	0.556

Batter	1	2	3	4	5	6	7	8	9	AB R H RBI BB SO LOB	TOP											
Mike Sharperson, R (1, 5) OBP: 0.396, SLG: 0.369	1-2 1B		0-0 B5-3			0-2 1B		2-2 1B		4 0 3 0 0 0 0												
Kirk Gibson, L (1, 8) OBP: 0.333, SLG: 0.427	0-0 F8			0-1 2B		0-3 1B		0-0 L9		4 1 1 0 0 1 3												
Kal Daniels, L (1, 7) OBP: 0.377, SLG: 0.515	3-2 P6			2-2 2B		3-1 1B			2-1 P6	4 0 2 1 0 0 1												
Eddie Murray, S (1, 3) OBP: 0.386, SLG: 0.473	3-3 K			1-0 G6-3		1-2 G3-6-3			1-2 G3	4 0 0 0 0 1 4												
Hubie Brooks, R (1, 9) OBP: 0.280, SLG: 0.391		1-2 G5-3		1-3 K			2-1 P4		0-1 F7	4 0 0 0 0 1 1												
Rick Dempsey, R (1, 2) OBP: 0.343, SLG: 0.373		2-3 K		2-3 K			3-2 P2			3 0 0 0 0 2 1												
Juan Samuel, R (1, 4) OBP: 0.278, SLG: 0.326		3-3 K			2-3 K		0-2 G5-3			3 0 0 0 0 2 0												
Alfredo Griffin, S (1, 6) OBP: 0.279, SLG: 0.283			1-1 P4		1-2 P5			2-3 K		3 0 0 0 0 1 0												
Tim Belcher, R (1, 1) OBP: 0.212, SLG: 0.161			0-3 K		0-3 K			0-0 F9		1 0 0 0 0 1 0												
Jose Vizcaino, S (5, PH) OBP: 0.429, SLG: 0.200										1 0 0 0 0 1 0												
Tim Crews, R (5, 1)										0 0 0 0 0 0 0												
Mickey Hatcher, R (8, PH) OBP: 0.280, SLG: 0.276										1 0 0 0 0 0 0												
Ray Searage, L (8, 1)										0 0 0 0 0 0 0												
<b>Inning Stats</b>	R: 0 E: 0 K: 1 S: 15	H: 1 LOB: 1 BB: 0 P: 22	R: 0 E: 0 K: 2 S: 10	H: 0 LOB: 0 BB: 0 P: 16	R: 0 E: 0 K: 1 S: 6	H: 0 LOB: 0 BB: 0 P: 7	R: 1 E: 0 K: 2 S: 16	H: 2 LOB: 1 BB: 0 P: 22	R: 0 E: 0 K: 2 S: 11	H: 0 LOB: 0 BB: 0 P: 14	R: 0 E: 0 K: 1 S: 11	H: 2 LOB: 1 BB: 0 P: 15	R: 0 E: 0 K: 0 S: 9	H: 0 LOB: 0 BB: 0 P: 14	R: 0 E: 0 K: 1 S: 8	H: 1 LOB: 1 BB: 0 P: 12	R: 0 E: 0 K: 0 S: 7	H: 0 LOB: 0 BB: 0 P: 10	1B: 4 2B: 2 3B: 0 HR: 0	SF: 0 SAC: 0 DP: 1 HBP: 0	WP: 0 PB: 0 SB: 0 CS: 0	PA: 32
<b>PITCHER</b> Steve Wilson, L (1, 1) ERA: 4.1	IP: 9.0 WLS: W BF: 32 H: 6 R: 1 ER: 1 SO: 10 BB: 0 IBB: 0 HBP: 0 BLK: 0 WP: 0 HR: 0 S: 93 P: 132 ERA: 1.00 WHIP: 0.667																					

Los Angeles Dodgers @ Chicago Cubs  
Wrigley Field, Chicago, IL  
Sun Jul 15 1990, 3:33 AM CDT  
Att. 29,266 - Cloudy - 68 F

livebaseballscorecards.com

AB	32
R	1
H	6
RBI	1
BB	0
SO	10
LOB	10



Batter	1	2	3	4	5	6	7	8	9
<b>Dave Clark, L</b> (1, 7) <small>OBP: 0.258, SLG: 0.403</small> <b>Doug Dascenzo, S</b> (7, 7) <small>OBP: 0.299, SLG: 0.378</small>	0-1 G6-3	1-0 23 2B 1-2 3-H 1B		0-2 HR		1-3 K		0-0 G1-3	
<b>23 Ryne Sandberg, R</b> (1, 4) <small>OBP: 0.376, SLG: 0.591</small>	2-2 G1-3	1-0 1-3 2-H 2B		1-0 E5 BB 1B		2-1 L9		4-1 FC6-4 BB	
<b>Mark Grace, L</b> (1, 3) <small>OBP: 0.334, SLG: 0.347</small>	1-2 1B 2B	4-2 BB		4-0 1B 1-2 BB		1-1 G3-1		3-1 FC6-4 1-2f	
<b>Andre Dawson, R</b> (1, 9) <small>OBP: 0.388, SLG: 0.598</small>	1-0 2-H 1B	0-3 K		0-1 1-3 2-H 1B		1-1 1B 1B			
<b>Marvell Wynne, L</b> (1, 8) <small>OBP: 0.256, SLG: 0.352</small>	0-3 K		3-1 P2	1-1 P5		1-1 F7			
<b>Luis Salazar, R</b> (1, 5) <small>OBP: 0.324, SLG: 0.431</small>		1-0 L6	2-2 G6-3		3-2 G5-3		2-2 SAFE SAFE 1-3 1B		
<b>Hector Villanueva, R</b> (1, 2) <small>OBP: 0.364, SLG: 0.625</small>		0-0 G6-3	1-3 K		2-2 1B		4-0 G6-4-3 IBB		
<b>Domingo Ramos, R</b> (1, 6) <small>OBP: 0.301, SLG: 0.287</small>		4-2 1B 1B BB		3-2 L9	0-3 K		1-0 G6-4-3 1-2f		
<b>Steve Wilson, L</b> (1, 1) <small>OBP: 0.167, SLG: 0.130</small>		2-2 23 2B 1B 1B		2-2 F8	2-1 L3		1-3 K		

Inning Stats	R: 1	H: 2	E: 0	K: 1	S: 13	LOB: 1	BB: 0	P: 17	R: 2	H: 3	E: 0	K: 1	S: 17	LOB: 3	BB: 3	P: 30	R: 0	H: 0	E: 0	K: 1	S: 10	LOB: 0	BB: 0	P: 16	R: 2	H: 2	E: 1	K: 0	S: 16	LOB: 2	BB: 1	P: 27	R: 0	H: 1	E: 0	K: 1	S: 11	LOB: 1	BB: 0	P: 18	R: 0	H: 0	E: 0	K: 1	S: 7	LOB: 0	BB: 0	P: 11	R: 0	H: 2	E: 0	K: 0	S: 8	LOB: 2	BB: 1	P: 17	R: 0	H: 0	E: 0	K: 1	S: 7	LOB: 1	BB: 1	P: 15
--------------	------	------	------	------	-------	--------	-------	-------	------	------	------	------	-------	--------	-------	-------	------	------	------	------	-------	--------	-------	-------	------	------	------	------	-------	--------	-------	-------	------	------	------	------	-------	--------	-------	-------	------	------	------	------	------	--------	-------	-------	------	------	------	------	------	--------	-------	-------	------	------	------	------	------	--------	-------	-------

PITCHER	IP	WLS	BF	H	R	ER	SO	BB	IBB	HBP	BLK	WP	HR	S	P	ERA	WHIP
<b>Tim Belcher, R</b> (1, 1) <small>ERA: 4.02</small>	4.0	L	23	7	5	4	3	3	0	0	0	0	1	56	90	9.00	2.500
<b>Tim Crews, R</b> (5, 1) <small>ERA: 2.95</small>	3.0		12	3	0	0	2	0	1	0	0	0	0	26	46	0.00	1.000
<b>Ray Searge, L</b> (8, 1) <small>ERA: 3.07</small>	1.0		4	0	0	0	1	1	0	0	0	0	0	7	15	0.00	1.000

AB R H RBI BB SO LOB

4	1	2	2	0	1	0
1	0	0	0	0	0	0
4	1	1	1	1	0	0
3	1	1	0	2	0	1
4	0	3	2	0	1	3
4	0	0	0	0	1	4
4	0	1	0	0	0	0
3	0	1	0	1	1	0
3	1	0	0	1	1	4
4	1	1	0	0	1	1

1B: 7	SF: 0	WP: 0	PA: 39
2B: 2	SAC: 0	PB: 0	
3B: 0	DP: 1	SB: 0	
HR: 1	HBP: 0	CS: 0	

AB	R	H	RBI	BB	SO	LOB	WP	PA
34	5	10	5	5	6	13	0	39

**Los Angeles Dodgers @ Chicago Cubs**  
 Wrigley Field, Chicago, IL  
 Sun Jul 15 1990, 3:33 AM CDT  
 Att. 29,266 - Cloudy - 68 F

livebaseballscorecards.com

AB	34
R	5
H	10
RBI	5
BB	5
SO	6
LOB	13



Batter	1	2	3	4	5	6	7	8	9	AB R H RBI BB SO LOB	TOP											
Thomas Howard, S (1, 8) OBP: 0.281, SLG: 0.344	1-3 K		1-2 FC4-6		1-0 G4-3		1-3 K		0-2 2B	5 1 1 0 0 2 3												
Tony Gwynn, L (1, 9) OBP: 0.360, SLG: 0.440	3-2 G3			0-0 1B 1B E	1-1 G4-3		2-0 L7		3-1 2B	5 1 2 1 0 0 2												
Roberto Alomar, S (1, 4) OBP: 0.357, SLG: 0.408	2-1 G6-3			2-1 E 1-2 G6-3 1B		0-1 G4-3	4-0 1-2 2-3 BB		3-3 K	4 1 1 0 0 1 1												
Jack Clark, R (1, 3) OBP: 0.406, SLG: 0.482		2-3 K		1-0 E2 F8 1-3 2-H 1B		0-1 2B F9-2-5 1B	3-2 L6			4 0 2 0 0 1 3												
Joe Carter, R (1, 7) OBP: 0.272, SLG: 0.393		1-2 G6-3		3-0 G6-3		2-2 1-3 2B		0-2 F9		4 0 1 1 0 0 1												
Mike Pagliarulo, L (1, 5) OBP: 0.341, SLG: 0.367		1-3 K		2-1 F8 2-3		4-0 IBB		3-2 G3-1		3 0 0 0 1 1 1												
Mark Parent, R (1, 2) OBP: 0.289, SLG: 0.296			1-2 G4-3	4-2 BB		2-2 F9-2-5		1-1 F9		3 0 0 0 1 0 3												
Garry Templeton, S (1, 6) OBP: 0.277, SLG: 0.384			0-2 G4-3	0-0 F8			0-2 E4 BB BB		1-2 L6	4 0 0 0 0 0 2												
Eric Show, R (1, 1) OBP: 0.308, SLG: 0.385			0-2 FC4-6 1B		0-3 K		4-1 BB BB		3-2 L4	2 0 1 0 0 1 0												
Phil Stephenson, L (7, PH) OBP: 0.350, SLG: 0.442										0 0 0 0 1 0 0												
Rich Rodriguez, L (7, 1)										0 0 0 0 0 0 0												
Bip Roberts, S (9, PH) OBP: 0.362, SLG: 0.419										1 0 0 0 0 0 0												
<b>Inning Stats</b>	R: 0 E: 0 K: 1 S: 10	H: 0 LOB: 0 BB: 0 P: 16	R: 0 E: 0 K: 2 S: 9	H: 0 LOB: 0 BB: 0 P: 13	R: 0 E: 0 K: 0 S: 17	H: 1 LOB: 1 BB: 0 P: 19	R: 2 E: 1 K: 0 S: 11	H: 3 LOB: 2 BB: 1 P: 23	R: 0 E: 0 K: 1 S: 6	H: 0 LOB: 0 BB: 0 P: 8	R: 0 E: 0 K: 0 S: 11	H: 2 LOB: 2 BB: 1 P: 19	R: 0 E: 1 K: 1 S: 11	H: 0 LOB: 3 BB: 2 P: 25	R: 0 E: 0 K: 0 S: 10	H: 0 LOB: 0 BB: 0 P: 14	R: 1 E: 0 K: 1 S: 15	H: 2 LOB: 1 BB: 0 P: 25	1B: 5 2B: 4 3B: 0 HR: 0	SF: 0 SAC: 0 DP: 1 HBP: 0	WP: 0 PB: 0 SB: 0 CS: 0	PA: 39
<b>PITCHER</b>	IP WLS BF H R ER SO BB IBB HBP BLK WP HR S P ERA WHIP																					
Mike Harkey, R (1, 1) ERA: 3.47	6.0 W 27 6 2 0 4 2 1 0 0 0 0 68 106 0.00 1.333																					
Paul Assenmacher, L (7, 1) ERA: 3.49	0.2 3 0 0 0 1 1 0 0 0 0 0 4 11 0.00 1.500																					
Les Lancaster, R (7, 1) ERA: 5.35	2.0 7 1 1 1 0 0 0 0 0 0 0 22 33 4.50 0.500																					
Mitch Williams, L (9, 1) ERA: 2.38	0.1 S 2 1 0 0 1 0 0 0 0 0 0 6 12 0.00 3.000																					

San Diego Padres @ Chicago Cubs  
Wrigley Field, Chicago, IL  
Mon Jul 16 1990, 7:05 PM CDT  
Att. 31,523 - Unknown - 80 F

livebaseballscorecards.com

AB	35
R	3
H	8
RBI	2
BB	4
SO	6
LOB	16



Batter	1	2	3	4	5	6	7	8	9	AB	R	H	RBI	BB	SO	LOB
<b>Dave Clark, L</b> (1, 7) <small>OBP: 0.257, SLG: 0.394</small> <b>Doug Dascenzo, S</b> (7, 7) <small>OBP: 0.299, SLG: 0.378</small>	1-3 	0-3 			0-1 	1-1 				4	1	1	0	0	2	2
<b>Curtis Wilkerson, S</b> (1, 4) <small>OBP: 0.257, SLG: 0.259</small>	0-1 	0-0 			2-1 		0-0 			4	0	1	0	0	0	1
<b>Mark Grace, L</b> (1, 3) <small>OBP: 0.333, SLG: 0.346</small>	1-2 		0-2 		0-1 		0-0 			4	1	1	0	0	0	2
<b>Andre Dawson, R</b> (1, 9) <small>OBP: 0.386, SLG: 0.595</small>	0-2 		1-1 		1-0 		0-1 			3	1	1	1	0	0	0
<b>Marvell Wynne, L</b> (1, 8) <small>OBP: 0.263, SLG: 0.362</small>	1-0 		0-1 		2-2 		2-2 			4	0	2	2	0	0	2
<b>Luis Salazar, R</b> (1, 5) <small>OBP: 0.317, SLG: 0.422</small> <b>Mitch Williams, L</b> (9, 1)	0-1 		1-0 	0-1 	0-1 		2-2 			4	0	0	0	0	0	3
<b>Shawon Dunston, R</b> (1, 6) <small>OBP: 0.300, SLG: 0.456</small>		0-1 		1-2 		0-2 		1-0 		4	1	2	0	0	0	0
<b>Joe Girardi, R</b> (1, 2) <small>OBP: 0.323, SLG: 0.391</small>		1-0 		0-1 		0-1 				3	0	1	0	0	0	2
<b>Mike Harkey, R</b> (1, 1) <small>OBP: 0.323, SLG: 0.367</small> <b>Paul Assenmacher, L</b> (7, 1) <small>OBP: 0.188, SLG: 0.071</small> <b>23 Ryne Sandberg, R</b> (9, 4) <small>OBP: 0.376, SLG: 0.591</small>		2-0 		1-3 		1-3 				3	0	1	1	0	2	2
<b>Inning Stats</b>	R: 2 H: 3 E: 0 LOB: 1 K: 1 BB: 0 S: 16 P: 19	R: 1 H: 2 E: 0 LOB: 1 K: 1 BB: 0 S: 8 P: 11	R: 0 H: 1 E: 0 LOB: 0 K: 0 BB: 0 S: 7 P: 9	R: 0 H: 1 E: 0 LOB: 1 K: 1 BB: 0 S: 11 P: 13	R: 1 H: 2 E: 1 LOB: 2 K: 0 BB: 0 S: 12 P: 17	R: 0 H: 1 E: 1 LOB: 1 K: 1 BB: 0 S: 10 P: 12	R: 0 H: 0 E: 0 LOB: 0 K: 0 BB: 0 S: 4 P: 4	R: 0 H: 0 E: 0 LOB: 0 K: 0 BB: 0 S: 8 P: 13	1B: 8 SF: 1 2B: 2 SAC: 0 3B: 0 DP: 0 HR: 0 HBP: 0	WP: 0 PA: 35 PB: 0 SB: 0 CS: 0						
<b>PITCHER</b> <b>Eric Show, R</b> (1, 1) <small>ERA: 6.88</small> <b>Rich Rodriguez, L</b> (7, 1) <small>ERA: 2.0</small>	IP: 6.0 WLS: L BF: 28 H: 10 R: 4 ER: 4 SO: 4 BB: 0 IBB: 0 HBP: 0 BLK: 0 WP: 0 HR: 0 S: 64 P: 81 ERA: 6.00 WHIP: 1.667					<b>PITCHER</b> IP: 2.0 WLS: L BF: 6 H: 0 R: 0 ER: 0 SO: 0 BB: 0 IBB: 0 HBP: 0 BLK: 0 WP: 0 HR: 0 S: 12 P: 17 ERA: 0.00 WHIP: 0.000										


**BOTTOM**

**San Diego Padres @ Chicago Cubs**  
 Wrigley Field, Chicago, IL  
 Mon Jul 16 1990, 7:05 PM CDT  
 Att: 31,523 - Unknown - 80 F

[livebaseballscorecards.com](http://livebaseballscorecards.com)

<b>AB</b>	<b>33</b>
<b>R</b>	<b>4</b>
<b>H</b>	<b>10</b>
<b>RBI</b>	<b>4</b>
<b>BB</b>	<b>0</b>
<b>SO</b>	<b>4</b>
<b>LOB</b>	<b>14</b>



Batter	1	2	3	4	5	6	7	8	9	AB R H RBI BB SO LOB	TOP											
<b>Bip Roberts, S</b> (1, 4) OBP: 0.361, SLG: 0.416	2-2 P7		4-2 1B BB		0-0 G5-3		2-2 SF9			2 0 0 1 1 0 2	<b>San Diego Padres @ Chicago Cubs</b> Wrigley Field, Chicago, IL Tue Jul 17 1990, 3:33 AM CDT Att. 32,923 - Sunny - 85 F											
<b>Tony Gwynn, L</b> (1, 9) OBP: 0.362, SLG: 0.439	2-1 G4-3		2-0 1-3 1B		4-0 IBB		3-H 0-0 G4-3			3 0 1 0 1 0 1												
<b>Roberto Alomar, S</b> (1, 6) OBP: 0.353, SLG: 0.403	0-1 G3-1		0-0 F8		1-3 K		0-1 G1			4 0 0 0 0 1 5												
<b>Jack Clark, R</b> (1, 3) OBP: 0.398, SLG: 0.471		2-2 P3		2-2 G1-3		1-1 L6		3-3 K		4 0 0 0 0 1 0												
<b>Joe Carter, R</b> (1, 7) OBP: 0.272, SLG: 0.389		1-1 G4-3		0-1 G5-3		1-0 L4		4-0 BB		3 0 0 0 1 0 0												
<b>Eddie Williams, R</b> (1, 5) OBP: 0.286, SLG: 0.786		2-0 HR		1-2 F8		0-2 G4-3		2-1 F8		4 1 1 1 0 0 1												
<b>Tom Lampkin, L</b> (1, 2) OBP: 0.333, SLG: 0.333		1-2 G4-3			0-0 G5-3 1B		0-0 F8 1B SF9 1B			4 1 2 0 0 0 0	<b>AB 32</b> <b>R 2</b> <b>H 6</b> <b>RBI 2</b> <b>BB 3</b> <b>SO 3</b> <b>LOB 13</b>											
<b>Shawn Abner, R</b> (1, 8) OBP: 0.293, SLG: 0.321			0-0 P2		2-0 SAFE G5-3 1B		1-1 F8 1B		3-1 P3	4 0 2 0 0 0 0												
<b>Andy Benes, R</b> (1, 1) OBP: 0.075, SLG: 0.077 <b>Calvin Schiraldi, R</b> (5, 1) OBP: 0.286, SLG: 0.167 <b>Mike Dunne, R</b> (6, 1) <b>Fred Lynn, L</b> (7, PH) OBP: 0.346, SLG: 0.432 <b>Derek Lilliquist, L</b> (7, 1) OBP: 0.348, SLG: 0.609 <b>Phil Stephenson, L</b> (8, PH) OBP: 0.346, SLG: 0.437			0-2 G4-3		0-3 K		1-1 F8		1-2 G4-3	2 0 0 0 0 0 1 2 0 0 0 0 0 0 0 0 0 0 0 0 0 0 0 0 1 0 0 0 0 0 0 2 0 0 0 0 0 0 0 0 1 0 0 0 0 0 0 0												
<b>Inning Stats</b>	R: 0 E: 0 K: 0 S: 7	H: 0 LOB: 0 BB: 0 P: 11	R: 1 E: 0 K: 0 S: 11	H: 1 LOB: 0 BB: 0 P: 17	R: 0 E: 0 K: 0 S: 9	H: 1 LOB: 2 BB: 1 P: 15	R: 0 E: 0 K: 0 S: 8	H: 0 LOB: 0 BB: 0 P: 11	R: 0 E: 0 K: 2 S: 13	H: 2 LOB: 3 BB: 1 P: 20	R: 0 E: 0 K: 0 S: 6	H: 0 LOB: 0 BB: 0 P: 8	R: 1 E: 0 K: 0 S: 9	H: 2 LOB: 1 BB: 0 P: 13	R: 0 E: 0 K: 1 S: 7	H: 0 LOB: 1 BB: 1 P: 16	R: 0 E: 0 K: 0 S: 7	H: 0 LOB: 0 BB: 0 P: 13	1B: 5 2B: 0 3B: 0 HR: 1	SF: 1 SAC: 0 DP: 0 HBP: 0	WP: 0 PB: 0 SB: 0 CS: 0	PA: 36
<b>PITCHER</b>	IP WLS BF H R ER SO BB IBB HBP BLK WP HR S P ERA WHIP																					
<b>Shawn Boskie, R</b> (1, 1) ERA: 3.67	6.2 W 28 6 2 2 2 1 1 0 0 0 1 62 94 2.70 1.050																					
<b>Paul Assenmacher, L</b> (7, 1) ERA: 3.47	0.1 1 0 0 0 0 0 0 0 0 0 0 1 1 0.00 0.000																					
<b>Mike Bielecki, R</b> (8, 1) ERA: 5.63	2.0 7 0 0 0 1 1 0 0 0 0 0 0 14 29 0.00 0.500																					

Batter	1	2	3	4	5	6	7	8	9	AB	R	H	RBI	BB	SO	LOB
Dave Clark, L (1, 7) OBP: 0.280, SLG: 0.408	0-0 G4-3		3-2 F8					1-1 1B		5	1	3	0	0	0	0
23 Ryne Sandberg, R (1, 4) OBP: 0.374, SLG: 0.589	0-1 P3		2-0 F7		0-1 G4-3 1B	3-2 G6-3		1-0 P3		5	1	1	1	0	0	1
Mark Grace, L (1, 3) OBP: 0.334, SLG: 0.347	1-1 1B		2-2 G6-3		0-0 G4-3	2-3 K		1-0 1B		5	0	2	0	0	1	1
Andre Dawson, R (1, 9) OBP: 0.388, SLG: 0.594 Doug Dascenzo, S (6, PR) OBP: 0.296, SLG: 0.374 (7, 9)	0-0 L8			1-2 2B 1B	0-1 1B E	0-1 E3		0-0 P6		4	1	2	1	0	0	1
Marvell Wynne, L (1, 8) OBP: 0.261, SLG: 0.357		3-2 F8		1-0 P5	2-0 E 1B	2-0 G1-3		1-1 F8		5	1	1	0	0	0	4
Luis Salazar, R (1, 5) OBP: 0.316, SLG: 0.429		2-2 E 3B		1-1 F9	1-1 E6 WP 2B		1-0 F7			4	2	1	0	0	0	2
Shawon Dunston, R (1, 6) OBP: 0.300, SLG: 0.457		1-3 K2-3		0-1 2B	1-1 L6		0-0 L8			4	0	1	0	0	1	3
Joe Girardi, R (1, 2) OBP: 0.329, SLG: 0.395		1-2 E1		4-0 IBB	2-1 WP 2B 1B		1-1 1B			3	1	2	1	1	0	0
Shawn Boskie, R (1, 1) OBP: 0.269, SLG: 0.385 Paul Assenmacher, L (7, 1) Lloyd McClendon, R (7, PH) OBP: 0.248, SLG: 0.220 Mike Bielecki, R (8, 1) OBP: 0.286, SLG: 0.231		0-0 P8		2-1 F7	3-1 1B 2B		1-3 K			3	0	1	2	0	0	4

Inning Stats	R: 0	H: 1	E: 0	LOB: 1	K: 0	BB: 0	S: 6	R: 1	H: 1	E: 1	LOB: 1	K: 1	BB: 0	S: 17	R: 0	H: 0	E: 0	LOB: 0	K: 0	BB: 0	S: 9	R: 0	H: 2	E: 0	LOB: 3	K: 0	BB: 1	S: 11	R: 6	H: 7	E: 1	LOB: 2	K: 0	BB: 0	S: 19	R: 0	H: 0	E: 1	LOB: 1	K: 1	BB: 0	S: 11	R: 0	H: 1	E: 0	LOB: 2	K: 1	BB: 0	S: 11	R: 0	H: 2	E: 0	LOB: 2	K: 0	BB: 0	S: 7
--------------	------	------	------	--------	------	-------	------	------	------	------	--------	------	-------	-------	------	------	------	--------	------	-------	------	------	------	------	--------	------	-------	-------	------	------	------	--------	------	-------	-------	------	------	------	--------	------	-------	-------	------	------	------	--------	------	-------	-------	------	------	------	--------	------	-------	------


PITCHER	IP	WLS	BF	H	R	ER	SO	BB	IBB	HBP	BLK	WP	HR	S	P	ERA	WHIP
Andy Benes, R (1, 1) ERA: 3.57	4.1	L	23	8	5	2	1	0	0	0	0	0	0	51	79	4.15	1.846
Calvin Schiraldi, R (5, 1) ERA: 3.94	0.2		5	3	2	0	0	0	0	0	0	1	0	11	18	0.00	4.500
Mike Dunne, R (6, 1) ERA: 5.65	1.0		4	0	0	0	1	0	0	0	0	0	0	11	18	0.00	0.000
Derek Lilliquist, L (7, 1) ERA: 5.89	2.0		9	3	0	0	1	0	0	0	0	0	0	18	25	0.00	1.500

**BOTTOM**

**San Diego Padres @ Chicago Cubs**  
Wrigley Field, Chicago, IL  
Tue Jul 17 1990, 3:33 AM CDT  
Att. 32,923 - Sunny - 85 F

livebaseballscorecards.com

<b>AB</b>	<b>40</b>
<b>R</b>	<b>7</b>
<b>H</b>	<b>14</b>
<b>RBI</b>	<b>5</b>
<b>BB</b>	<b>1</b>
<b>SO</b>	<b>3</b>
<b>LOB</b>	<b>19</b>



1B: 10	SF: 0	WP: 1	PA: 41
2B: 3	SAC: 0	PB: 0	
3B: 1	DP: 0	SB: 0	
HR: 0	HBP: 0	CS: 0	

Batter	1	2	3	4	5	6	7	8	9	AB R H RBI BB SO LOB	TOP											
<b>Bip Roberts, S</b> (1, 4) OBP: 0.365, SLG: 0.422	4-1 BB		0-1 E4 1B		1-0 1B		1-1 1B 2B			3 1 2 0 1 0 0												
<b>Tony Gwynn, L</b> (1, 9) OBP: 0.363, SLG: 0.440	3-0 L6		1-0 F7		3-1 G4-3 1B		1-2 FC5-4 1B			4 0 2 1 0 0 2												
<b>Eddie Williams, R</b> (1, 5) OBP: 0.278, SLG: 0.667	1-2 L9		3-1 G6-4-3 1B		1-1 G4-3 1-2f		0-0 FC5-4 1-2f			4 0 1 0 0 0 4												
<b>Joe Carter, R</b> (1, 7) OBP: 0.272, SLG: 0.388	0-2 G4-3		0-0 G6-4-3 1-2f		0-0 G3-1 F7 1B		1-1 P4			4 0 1 0 0 0 3												
<b>Jack Clark, R</b> (1, 3) OBP: 0.396, SLG: 0.483		0-1 HR		1-1 F8		1-2 F7 1-2	1-1 F8			4 1 1 1 0 0 1												
<b>Garry Templeton, S</b> (1, 6) OBP: 0.276, SLG: 0.382		0-2 G4-3		3-2 G6-3 1B		2-1 G3-1 2-3	0-2 G1-3			4 0 1 0 0 0 1												
<b>Mark Parent, R</b> (1, 2) OBP: 0.282, SLG: 0.288		1-2 G5-3		1-0 G6-3		2-2 G5-3				3 0 0 0 0 0 2												
<b>Thomas Howard, S</b> (9, PH) OBP: 0.273, SLG: 0.333				1-2						1 0 0 0 0 0 0												
<b>Shawn Abner, R</b> (1, 8) OBP: 0.302, SLG: 0.329		1-1 E6		3-3 K		2-1 1B				4 0 2 0 0 1 1												
<b>Dennis Rasmussen, L</b> (1, 1) OBP: 0.333, SLG: 0.361		0-1 G1-3		0-0 G6-3		1-0 G3-1				2 0 0 0 0 0 1												
<b>Mike Pagliarulo, L</b> (7, PH) OBP: 0.339, SLG: 0.365										1 0 0 0 0 0 0												
<b>Greg Harris, R</b> (7, 1) OBP: 0.143, SLG: 0.429										0 0 0 0 0 0 0												
<b>Roberto Alomar, S</b> (9, PH) OBP: 0.352, SLG: 0.402										1 0 0 0 0 0 1												
<b>Inning Stats</b>	R: 0 E: 0 K: 0 S: 8	H: 0 LOB: 1 BB: 1 P: 16	R: 1 E: 1 K: 0 S: 12	H: 1 LOB: 1 BB: 0 P: 14	R: 0 E: 1 K: 0 S: 6	H: 1 LOB: 1 BB: 0 P: 10	R: 0 E: 0 K: 1 S: 10	H: 1 LOB: 1 BB: 0 P: 18	R: 0 E: 0 K: 0 S: 6	H: 2 LOB: 1 BB: 0 P: 11	R: 0 E: 0 K: 0 S: 9	H: 1 LOB: 1 BB: 0 P: 14	R: 1 E: 0 K: 0 S: 10	H: 3 LOB: 1 BB: 0 P: 15	R: 0 E: 0 K: 0 S: 7	H: 0 LOB: 0 BB: 0 P: 9	R: 0 E: 0 K: 0 S: 7	H: 1 LOB: 0 BB: 0 P: 12	1B: 8 2B: 1 3B: 0 HR: 1	SF: 0 SAC: 0 DP: 3 HBP: 0	WP: 0 PB: 0 SB: 0 CS: 0	PA: 36
<b>PITCHER</b>	IP WLS BF H R ER SO BB IBB HBP BLK WP HR S P ERA WHIP																					
<b>Greg Maddux, R</b> (1, 1) ERA: 4.6	7.0 W 30 9 2 2 1 1 0 0 0 0 0 1 61 98 2.57 1.429																					
<b>Jeff Pico, R</b> (8, 1) ERA: 4.73	2.0 S 6 1 0 0 0 0 0 0 0 0 0 0 14 21 0.00 0.500																					

**San Diego Padres @ Chicago Cubs**  
 Wrigley Field, Chicago, IL  
 Wed Jul 18 1990, 3:33 AM CDT  
 Att. 33,856 - Sunny - 85 F

[livebaseballscorecards.com](http://livebaseballscorecards.com)

<b>AB</b>	<b>35</b>
<b>R</b>	<b>2</b>
<b>H</b>	<b>10</b>
<b>RBI</b>	<b>2</b>
<b>BB</b>	<b>1</b>
<b>SO</b>	<b>1</b>
<b>LOB</b>	<b>16</b>





Batter	1	2	3	4	5	6	7	8	9	AB R H RBI BB SO LOB
--------	---	---	---	---	---	---	---	---	---	----------------------

<b>Doug Dascenzo, S</b> <small>(1, 8) OBP: 0.304, SLG: 0.389</small> <small>(8, 7)</small>										4 0 2 0 0 0 1
<b>23 Ryne Sandberg, R</b> <small>(1, 4) OBP: 0.375, SLG: 0.587</small>										3 2 1 0 1 0 1
<b>Shawon Dunston, R</b> <small>(1, 6) OBP: 0.302, SLG: 0.457</small>										4 1 2 0 0 1 2
<b>Andre Dawson, R</b> <small>(1, 9) OBP: 0.389, SLG: 0.595</small>										3 0 1 1 1 1 1
<b>Luis Salazar, R</b> <small>(1, 7) OBP: 0.315, SLG: 0.425</small> <b>Jeff Pico, R</b> <small>(8, 1) OBP: 0.400, SLG: 0.389</small>										4 1 1 0 0 0 3 0 0 0 0 0 0 0
<b>Hector Villanueva, R</b> <small>(1, 2) OBP: 0.346, SLG: 0.592</small>										4 0 0 0 0 0 3
<b>Domingo Ramos, R</b> <small>(1, 5) OBP: 0.299, SLG: 0.286</small>										4 0 1 0 0 0 0
<b>Lloyd McClendon, R</b> <small>(1, 3) OBP: 0.259, SLG: 0.225</small> <b>Mark Grace, L</b> <small>(8, PH) OBP: 0.333, SLG: 0.345</small> <small>(9, 3)</small>										2 0 1 1 1 0 0 1 0 0 0 0 0 0
<b>Greg Maddux, R</b> <small>(1, 1) OBP: 0.140, SLG: 0.119</small> <b>Marvell Wynne, L</b> <small>(8, 8) OBP: 0.261, SLG: 0.357</small>										3 0 0 0 0 0 3 0 0 0 0 0 0 0

Inning Stats	R: 0 H: 1 E: 0 K: 1 S: 9	H: 1 LOB: 0 BB: 0 P: 10	R: 1 H: 3 E: 0 K: 1 S: 17	H: 3 LOB: 2 BB: 0 P: 25	R: 1 H: 2 E: 0 K: 0 S: 5	H: 2 LOB: 1 BB: 1 P: 11	R: 0 H: 0 E: 0 K: 0 S: 7	H: 0 LOB: 0 BB: 0 P: 12	R: 2 H: 2 E: 1 K: 0 S: 10	H: 2 LOB: 2 BB: 1 P: 19	R: 0 H: 0 E: 0 K: 0 S: 6	H: 0 LOB: 1 BB: 1 P: 10	R: 0 H: 1 E: 0 K: 0 S: 14	H: 1 LOB: 1 BB: 0 P: 20	R: 0 H: 0 E: 0 K: 0 S: 5	H: 0 LOB: 0 BB: 0 P: 7	1B: 7 2B: 2 3B: 0 HR: 0	SF: 0 SAC: 0 DP: 1 HBP: 0	WP: 0 PA: 35
--------------	--------------------------	-------------------------	---------------------------	-------------------------	--------------------------	-------------------------	--------------------------	-------------------------	---------------------------	-------------------------	--------------------------	-------------------------	---------------------------	-------------------------	--------------------------	------------------------	-------------------------	---------------------------	--------------

PITCHER	IP	WLS	BF	H	R	ER	SO	BB	IBB	HBP	BLK	WP	HR	S	P	ERA	WHIP
Dennis Rasmussen, L (1, 1)	6.0	L	28	8	4	2	2	3	0	0	0	0	0	54	87	3.00	1.833
Greg Harris, R (7, 1)	2.0		7	1	0	0	0	0	0	0	0	0	0	19	27	0.00	0.500

**BOTTOM**

**San Diego Padres @ Chicago Cubs**  
 Wrigley Field, Chicago, IL  
 Wed Jul 18 1990, 3:33 AM CDT  
 Att. 33,856 - Sunny - 85 F

AB	32
R	4
H	9
RBI	2
BB	3
SO	2
LOB	14



PITCHER	IP	WLS	BF	H	R	ER	SO	BB	IBB	HBP	BLK	WP	HR	S	P	ERA	WHIP
---------	----	-----	----	---	---	----	----	----	-----	-----	-----	----	----	---	---	-----	------

Batter	1	2	3	4	5	6	7	8	9	AB R H RBI BB SO LOB	TOP									
<b>Brett Butler, L</b> (1, 8) OBP: 0.381, SLG: 0.345	2-2 G5-3	0-3 K		2-2 G6-3			3-3 K		3-2 4-3	5 0 0 0 0 2 3										
<b>Robby Thompson, R</b> (1, 4) OBP: 0.295, SLG: 0.363	4-2 FC4-6 BB		1-1 2B 1B	2-3 K			0-0 G5-3			3 1 1 0 1 1 1										
<b>Will Clark, L</b> (1, 3) OBP: 0.346, SLG: 0.459	2-1 FC4-6 1B 1-2f		1-3 K		1-1 G3		1-1 2-H 1B			4 0 1 1 0 1 2										
<b>Kevin Mitchell, R</b> (1, 7) OBP: 0.381, SLG: 0.601	1-2 1B		0-3 K		1-2 F9		3-2 G6-3			4 0 1 0 0 1 2										
<b>Matt Williams, R</b> (1, 5) OBP: 0.332, SLG: 0.513	2-2 F9		1-0 1B 2B		1-2 F8			2-3 K		4 1 1 1 0 1 2										
<b>Greg Litton, R</b> (1, 9) OBP: 0.286, SLG: 0.316		1-0 G5-3	1-1 3B 1B		2-2 F9			1-2 G3		3 1 1 1 0 0 0										
<b>Mike Kingery, L</b> (7, 9) OBP: 0.333, SLG: 0.305										1 0 0 0 0 0 0										
<b>Kirt Manwaring, R</b> (1, 2) OBP: 0.250, SLG: 0.750		0-2 G6-3	2-2 1-H 3B		1-2 P4			0-0 F9		4 0 1 1 0 0 0										
<b>Jeff Brantley, R</b> (8, 1) OBP: 0.286, SLG: 0.429										0 0 0 0 0 0 0										
<b>Jose Uribe, S</b> (1, 6) OBP: 0.317, SLG: 0.342		0-0 BB 1B	2-2 F8		0-1 G1-3				1-0 4-3	3 0 1 0 0 0 1										
<b>Atlee Hammaker, S</b> (6, 1) OBP: 0.125, SLG: 0.067										0 0 0 0 0 0 0										
<b>Terry Kennedy, L</b> (8, 2) OBP: 0.355, SLG: 0.369										1 0 0 0 0 0 0										
<b>John Burkett, R</b> (1, 1) OBP: 0.132, SLG: 0.083		4-1 BB		1-3 K			2-2 1B 2B		3-2 6-3	1 0 0 0 1 1 0										
<b>Dave Anderson, R</b> (6, 6) OBP: 0.296, SLG: 0.365										2 1 1 0 0 0 0										
<b>Inning Stats</b>	R: 0 E: 0 K: 0 S: 16	H: 1 LOB: 2 BB: 1 P: 27	R: 0 E: 0 K: 1 S: 9	H: 1 LOB: 2 BB: 1 P: 14	R: 3 E: 0 K: 2 S: 23	H: 4 LOB: 1 BB: 0 P: 31	R: 0 E: 0 K: 2 S: 9	H: 0 LOB: 0 BB: 0 P: 14	R: 0 E: 0 K: 0 S: 9	H: 0 LOB: 0 BB: 0 P: 12	R: 0 E: 0 K: 1 S: 12	H: 2 LOB: 1 BB: 0 P: 21	R: 0 E: 0 K: 1 S: 8	H: 0 LOB: 0 BB: 0 P: 11	R: 0 E: 0 K: 0 S: 8	H: 0 LOB: 0 BB: 0 P: 15	1B: 5 2B: 2 3B: 1 HR: 0	SF: 0 SAC: 0 DP: 0 HBP: 0	WP: 0 PB: 0 SB: 0 CS: 0	PA: 37
<b>PITCHER</b>	IP WLS BF H R ER SO BB IBB HBP BLK WP HR S P ERA WHIP																			
<b>Steve Wilson, L</b> (1, 1) ERA: 4.2	6.2 30 8 4 4 6 2 0 0 0 0 0 0 84 125 5.40 1.500																			
<b>Mike Bielecki, R</b> (7, 1) ERA: 5.5	2.1 7 0 0 0 1 0 0 0 0 0 0 0 19 32 0.00 0.000																			

**San Francisco Giants @ Chicago Cubs**  
 Wrigley Field, Chicago, IL  
 Fri Jul 20 1990, 3:33 AM CDT  
 Att. 30,532 - Overcast

[livebaseballscorecards.com](http://livebaseballscorecards.com)

<b>AB</b>	<b>35</b>
<b>R</b>	<b>4</b>
<b>H</b>	<b>8</b>
<b>RBI</b>	<b>4</b>
<b>BB</b>	<b>2</b>
<b>SO</b>	<b>7</b>
<b>LOB</b>	<b>11</b>



BOTTOM

San Francisco Giants @ Chicago Cubs  
Wrigley Field, Chicago, IL

AB	33
R	5
H	13
RBI	4
BB	0
SO	1
LOB	11



WP	0	PA	35
PB	0		
SB	2		
CS	0		

ERA	3.38	WHIP	1.688
ERA	0.00	WHIP	0.429
ERA	18.00	WHIP	3.000

Fri Jul 20 1990, 3:33 AM CDT  
Att. 30,532 - Overcast

livebaseballscorecards.com

AB R H RBI BB SO LOB

3	0	2	2	0	0	0
1	0	0	0	0	0	0

3	0	1	0	0	1	0
---	---	---	---	---	---	---

4	0	1	0	0	0	3
---	---	---	---	---	---	---

4	0	1	0	0	0	0
---	---	---	---	---	---	---

3	0	2	0	0	0	1
0	0	0	0	0	0	0
1	1	1	0	0	0	0

4	0	1	0	0	0	3
---	---	---	---	---	---	---

4	2	2	1	0	0	2
---	---	---	---	---	---	---

4	1	2	1	0	0	1
---	---	---	---	---	---	---

1	1	0	0	0	0	1
1	0	0	0	0	0	0

1B	10	SF	0
2B	3	SAC	2
3B	0	DP	4
HR	0	HBP	1

Batter	1	2	3	4	5	6	7	8	9
Dave Clark, L OBP: 0.295, SLG: 0.432 Dwight Smith, L OBP: 0.331, SLG: 0.387	2-2 G3		1-1 2B		0-0 1B			2-0 F7	
23 Ryne Sandberg, R OBP: 0.377, SLG: 0.584	1-2 G6-3		0-0 1B		1-3 K			1-2 FC6-4 HBP	
Mark Grace, L OBP: 0.332, SLG: 0.347	0-1 P5		2-1 G4-6-3		1-1 1B 2B			0-1 FC6-4	
Andre Dawson, R OBP: 0.387, SLG: 0.590		1-0 G5-3		1-0 G5-3		3-2 1B		2-1 G3	
Marvell Wynne, L OBP: 0.268, SLG: 0.363 Mike Bielecki, R OBP: 0.286, SLG: 0.231 Gary Varsho, L OBP: 0.375, SLG: 0.500		1-1 1B		0-0 1B		0-1 G5-4-3		0-2 1B 2B	
Luis Salazar, R OBP: 0.314, SLG: 0.422		1-0 G5-4-3		3-2 F6		0-2 1B		1-2 1-3	
Shawon Dunston, R OBP: 0.304, SLG: 0.458			0-1 FC 1B		1-2 G6-3		0-0 G1-6-3 1B	1-2 BLK 1B 1B	
Joe Girardi, R OBP: 0.332, SLG: 0.397			1-1 E3 FC 1B		0-0 SH3-4 1B		0-0 6-3	2-2 1B	
Steve Wilson, L OBP: 0.167, SLG: 0.130 Doug Dascenzo, S OBP: 0.301, SLG: 0.385			1-1 FC 2B		0-1 SH3-4		1-2 F9		

Inning Stats	R: 0	H: 0	E: 0	K: 0	S: 8	R: 0	H: 1	E: 0	K: 0	S: 5	R: 2	H: 3	E: 2	K: 0	S: 11	R: 0	H: 1	E: 0	K: 0	S: 10	R: 1	H: 2	E: 0	K: 1	S: 7	R: 0	H: 2	E: 0	K: 0	S: 8	R: 0	H: 1	E: 0	K: 0	S: 5	R: 0	H: 0	E: 0	K: 0	S: 8	R: 2	H: 3	E: 0	K: 0	S: 18	1B: 10	2B: 3	3B: 0	HR: 0	SF: 0	SAC: 2	DP: 4	HBP: 1	WP: 0	PA: 35
--------------	------	------	------	------	------	------	------	------	------	------	------	------	------	------	-------	------	------	------	------	-------	------	------	------	------	------	------	------	------	------	------	------	------	------	------	------	------	------	------	------	------	------	------	------	------	-------	--------	-------	-------	-------	-------	--------	-------	--------	-------	--------

PITCHER	IP	WLS	BF	H	R	ER	SO	BB	IBB	HBP	BLK	WP	HR	S	P	ERA	WHIP
John Burkett, R ERA: 3.53	5.1		22	9	3	2	1	0	0	0	0	0	0	47	65	3.38	1.688
Atlee Hammaker, L ERA: 3.97	2.1		6	1	0	0	0	0	0	0	0	0	0	11	14	0.00	0.429
Jeff Brantley, R ERA: 1.66	1.0	L	7	3	2	2	0	0	0	1	1	0	0	22	29	18.00	3.000

Batter	1	2	3	4	5	6	7	8	9	AB R H RBI BB SO LOB	TOP																						
<b>Brett Butler, L</b> (1, 8) OBP: 0.379, SLG: 0.343	1-1 L8		2-0 F8		2-1 1B 1B		0-1 G3		0-1 G6-3	5 0 1 0 0 0 0	<b>San Francisco Giants @ Chicago Cubs</b> Wrigley Field, Chicago, IL Sat Jul 21 1990, 3:33 AM CDT Att. 34,463 - Cloudy - 75 F																						
<b>Rick Leach, L</b> (1, 9) OBP: 0.418, SLG: 0.425 <b>Mike Kingery, L</b> (8, 9) OBP: 0.333, SLG: 0.305	1-0 1B 1B 2B		0-0 F8		0-0 1B 1-2 1B			2-1 F8		4 1 2 0 0 0 0 0 0 0 0 0 0 0																							
<b>Will Clark, L</b> (1, 3) OBP: 0.345, SLG: 0.455	2-2 F7		4-2 BB BB		0-3 K			0-0 G4-3		3 0 0 0 1 1 3																							
<b>Kevin Mitchell, R</b> (1, 7) OBP: 0.386, SLG: 0.601	0-1 1B 2-3 1B		4-2 1B SAFE 1B BB		0-0 F8			1-0 1B 2B 1B		3 1 2 0 1 0 2																							
<b>Matt Williams, R</b> (1, 5) OBP: 0.333, SLG: 0.512	0-1 1-3 3-H 1B		1-3 K		0-0 F9			2-2 2B 1-2 1B		4 0 2 1 0 1 2																							
<b>Terry Kennedy, L</b> (1, 2) OBP: 0.353, SLG: 0.372 <b>Jeff Brantley, R</b> (8, 1) OBP: 0.286, SLG: 0.429 <b>Steve Bedrosian, R</b> (8, 1)	1-0 G4-3		0-0 L6		1-2 G4-3			2-2 1-3 2-H 2B		4 0 1 1 0 0 2 0 0 0 0 0 0 0 0 0 0 0 0 0 0																							
<b>Robby Thompson, R</b> (1, 4) OBP: 0.295, SLG: 0.361		1-0 G5-3		1-1 P3		0-1 CS 1B		1-0 F8		4 0 1 0 0 0 2																							
<b>Jose Uribe, S</b> (1, 6) OBP: 0.314, SLG: 0.339 <b>Ernest Riles, L</b> (9, PH) OBP: 0.333, SLG: 0.380		0-0 P7		1-0 G6-3		1-2 CS 1-2	2-1 G3-1		2-2 G3-1	3 0 0 0 0 0 0 1 0 0 0 0 0 0																							
<b>Scott Garrelts, R</b> (1, 1) OBP: 0.087, SLG: 0.067 <b>Kirt Manwaring, R</b> (8, 2) OBP: 0.250, SLG: 0.750 <b>Mark Leonard, L</b> (9, PH)		2-2 P3		1-1 F8			1-3 K		1-0 F9	3 0 0 0 0 1 0 0 0 0 0 0 0 0 1 0 0 0 0 0 0																							
<b>Inning Stats</b>	R: 1 E: 0 K: 0 S: 11	H: 3 LOB: 2 BB: 0 P: 16	R: 0 E: 0 K: 0 S: 5	H: 0 LOB: 0 BB: 0 P: 8	R: 0 E: 0 K: 1 S: 13	H: 0 LOB: 2 BB: 2 P: 24	R: 0 E: 0 K: 0 S: 4	H: 0 LOB: 0 BB: 0 P: 6	R: 0 E: 0 K: 1 S: 12	H: 2 LOB: 2 BB: 0 P: 15		R: 0 E: 0 K: 0 S: 10	H: 1 LOB: 0 BB: 0 P: 11	R: 0 E: 0 K: 1 S: 7	H: 0 LOB: 0 BB: 0 P: 10	R: 1 E: 0 K: 0 S: 11	H: 3 LOB: 2 BB: 0 P: 19	R: 0 E: 0 K: 0 S: 6	H: 0 LOB: 0 BB: 0 P: 9	1B: 7 2B: 2 3B: 0 HR: 0	SF: 0 SAC: 0 DP: 0 HBP: 0	WP: 0 PB: 0 SB: 0 CS: 1	PA: 38										
<b>PITCHER</b> <b>Mike Harkey, R</b> (1, 1) ERA: 3.34	IP 9.0	WLS W	BF 37	H 9	R 2	ER 2	SO 3	BB 2	IBB 0	HBP 0	BLK 0	WP 0	HR 0	S 79	P 118	ERA 2.00	WHIP 1.222																
											<b>PITCHER</b>	IP	WLS	BF	H	R	ER	SO	BB	IBB	HBP	BLK	WP	HR	S	P	ERA	WHIP					

<b>AB</b>	35
<b>R</b>	2
<b>H</b>	9
<b>RBI</b>	2
<b>BB</b>	2
<b>SO</b>	3
<b>LOB</b>	11



WP: 0	PA: 38
-------	--------

ERA: 3.34	WHIP: 1.222					
-----------	-------------	--	--	--	--	--

Batter	1	2	3	4	5	6	7	8	9
Dwight Smith, L (1, 7) OBP: 0.325, SLG: 0.380	0-1 G4-3		2-3 K		1-1 G5-3		0-0 G4-3		
23 Ryne Sandberg, R (1, 4) OBP: 0.375, SLG: 0.589	2-1 F8			1-0 G6-3		1-1 HR	1-2 G4-3		
Mark Grace, L (1, 3) OBP: 0.334, SLG: 0.347	3-2 G1-3			4-2 BB		2-0 1B	1-0 F7		
Andre Dawson, R (1, 9) OBP: 0.389, SLG: 0.592		2-1 G2-3 1B		0-0 F7		0-0 FC6-4 1B	2-2 1B BLK		
Doug Descenzo, S (4, 9) OBP: 0.311, SLG: 0.394				1 SAFE		1-2 F8	3-1 1 SAFE 1 SAFE 1 SAFE 1 SAFE		
Marvell Wynne, L (1, 8) OBP: 0.267, SLG: 0.360		0-3 K		1 SAFE	1-2 G4-3	0-0 F8	1-3 1B BLK E		
Luis Salazar, R (1, 5) OBP: 0.317, SLG: 0.420		1 SAFE 1 SAFE	1-2 G2-3		1-1 E 1B	2-0 P2	3-2 E HBP		
Shawon Dunston, R (1, 6) OBP: 0.301, SLG: 0.452		1-3 K		1 SAFE	0-2 E6 G5-3 1B	1-2 FC6-4	1-3 K		
Joe Girardi, R (1, 2) OBP: 0.331, SLG: 0.394			0-0 G1-3		0-0 1B		0-0 E6		
Mike Harkey, R (1, 1) OBP: 0.314, SLG: 0.382			0-3 K		0-3 K		0-1 G4-3 2B	1-3 K	

Inning Stats	R: 0 E: 0 K: 0 S: 7	H: 0 LOB: 0 BB: 0 P: 12	R: 0 E: 0 K: 2 S: 13	H: 1 LOB: 1 BB: 0 P: 16	R: 0 E: 0 K: 2 S: 8	H: 0 LOB: 0 BB: 0 P: 10	R: 0 E: 0 K: 0 S: 9	H: 0 LOB: 1 BB: 1 P: 14	R: 0 E: 1 K: 1 S: 12	H: 2 LOB: 2 BB: 0 P: 14	R: 1 E: 0 K: 0 S: 9	H: 3 LOB: 2 BB: 0 P: 15	R: 0 E: 0 K: 0 S: 10	H: 1 LOB: 1 BB: 0 P: 11	R: 2 E: 1 K: 2 S: 18	H: 2 LOB: 2 BB: 0 P: 28
--------------	------------------------------	----------------------------------	-------------------------------	----------------------------------	------------------------------	----------------------------------	------------------------------	----------------------------------	-------------------------------	----------------------------------	------------------------------	----------------------------------	-------------------------------	----------------------------------	-------------------------------	----------------------------------

PITCHER	IP	WLS	BF	H	R	ER	SO	BB	IBB	HBP	BLK	WP	HR	S	P	ERA	WHIP
Scott Garrelts, R (1, 1) ERA: 4.31	7.1		31	8	2	2	5	1	0	0	0	0	1	72	99	2.46	1.227
Jeff Brantley, R (8, 1) ERA: 1.66	0.0	L	2	1	0	0	0	0	0	1	1	0	0	6	11	∞	∞
Steve Bedrosian, R (8, 1) ERA: 4.3	0.2		3	0	1	0	2	0	0	0	0	0	0	8	10	0.00	0.000

AB R H RBI BB SO LOB

4	0	0	0	0	1	4
4	1	1	1	0	0	1
3	0	1	0	1	0	0
1	0	1	0	0	0	0
3	1	2	0	0	0	1
4	1	1	0	0	1	4
3	0	1	0	0	0	3
4	0	0	0	0	2	6
4	0	1	0	0	0	1
4	0	1	0	0	3	5

AB	R	H	RBI	BB	SO	LOB
34	3	9	1	1	7	25

WP	PA
0	36

**San Francisco Giants @ Chicago Cubs**  
 Wrigley Field, Chicago, IL  
 Sat Jul 21 1990, 3:33 AM CDT  
 Att: 34,463 - Cloudy - 75 F

livebaseballscorecards.com

AB	R	H	RBI	BB	SO	LOB
34	3	9	1	1	7	25



Batter	1	2	3	4	5	6	7	8	9	AB R H RBI BB SO LOB	TOP																
<b>Brett Butler, L</b> (1, 8) OBP: 0.380, SLG: 0.348	1-1 1B		2-2 G4-3			2-2 G4-3		0-1 2B		4 0 2 1 0 0 0																	
<b>Rick Leach, L</b> (1, 9) OBP: 0.416, SLG: 0.423	0-2 1B		2-1 F9			2-2 G3		4-0 IBB		3 0 1 0 0 0 0																	
<b>Bill Bathe, R</b> (8, PH) OBP: 0.364, SLG: 0.579	SAFE									0 0 0 0 1 0 0																	
<b>Atlee Hammaker, S</b> (8, 1) OBP: 0.125, SLG: 0.067	1-2 1B									0 0 0 0 0 0 0																	
<b>Steve Bedrosian, R</b> (8, 1)										0 0 0 0 0 0 0																	
<b>Will Clark, L</b> (1, 3) OBP: 0.342, SLG: 0.450	2-3 K				0-0 L7			2-3 K		4 0 0 0 0 2 4																	
<b>Kevin Mitchell, R</b> (1, 7) OBP: 0.384, SLG: 0.597	0-2 G6-4-3 1-2f				0-0 F7					4 0 1 0 0 0 2																	
<b>Matt Williams, R</b> (1, 5) OBP: 0.332, SLG: 0.518					1-2 HR					4 1 1 1 0 0 1																	
<b>Ernest Riles, L</b> (1, 4) OBP: 0.318, SLG: 0.360					0-0 G4-3					4 0 0 0 0 0 0																	
<b>Terry Kennedy, L</b> (1, 2) OBP: 0.358, SLG: 0.381										3 0 2 0 0 0 0																	
<b>Scott Garrelts, R</b> (8, PR) OBP: 0.087, SLG: 0.067										0 1 0 0 0 0 0																	
<b>Kirt Manwaring, R</b> (8, 2) OBP: 0.250, SLG: 0.750										0 0 0 0 0 0 0																	
<b>Jose Uribe, S</b> (1, 6) OBP: 0.312, SLG: 0.337										2 0 0 0 0 1 1																	
<b>Don Robinson, R</b> (1, 1) OBP: 0.182, SLG: 0.303										2 0 0 0 0 1 0																	
<b>Mark Leonard, L</b> (8, PH) (8, 9)										1 0 0 0 0 0 2																	
<b>Inning Stats</b>	R: 0 E: 0 K: 1 S: 15	H: 2 LOB: 1 BB: 0 P: 18	R: 0 E: 0 K: 0 S: 10	H: 1 LOB: 1 BB: 0 P: 17	R: 0 E: 0 K: 1 S: 8	H: 0 LOB: 0 BB: 0 P: 12	R: 1 E: 0 K: 0 S: 6	H: 1 LOB: 0 BB: 0 P: 7	R: 0 E: 0 K: 1 S: 7	H: 0 LOB: 0 BB: 0 P: 10	R: 0 E: 0 K: 0 S: 9	H: 0 LOB: 0 BB: 0 P: 15	R: 0 E: 0 K: 0 S: 5	H: 0 LOB: 0 BB: 0 P: 8	R: 1 E: 0 K: 1 S: 11	H: 2 LOB: 2 BB: 1 P: 21	R: 0 E: 0 K: 0 S: 10	H: 1 LOB: 0 BB: 0 P: 16	1B: 4 2B: 2 3B: 0 HR: 1	SF: 0 SAC: 1 DP: 2 HBP: 0	WP: 0 PA: 33 PB: 0 SB: 0 CS: 0						
<b>PITCHER</b>	IP	WLS	BF	H	R	ER	SO	BB	IBB	HBP	BLK	WP	HR	S	P	ERA	WHIP										
<b>Shawn Boskie, R</b> (1, 1) ERA: 3.54	7.2		28	6	2	2	3	0	0	0	0	0	1	68	99	2.35	0.783										
<b>Paul Assenmacher, L</b> (8, 1) ERA: 3.45	0.1	W	2	0	0	0	1	0	1	0	0	0	0	3	9	0.00	0.000										
<b>Jeff Pico, R</b> (9, 1) ERA: 4.66	1.0	S	3	1	0	0	0	0	0	0	0	0	0	10	16	0.00	1.000										

**San Francisco Giants @ Chicago Cubs**  
 Wrigley Field, Chicago, IL  
 Sun Jul 22 1990, 3:33 AM CDT  
 Att. 33,708 - Overcast - 65 F

livebaseballscorecards.com

<b>AB</b>	<b>31</b>
<b>R</b>	<b>2</b>
<b>H</b>	<b>7</b>
<b>RBI</b>	<b>2</b>
<b>BB</b>	<b>1</b>
<b>SO</b>	<b>4</b>
<b>LOB</b>	<b>10</b>



BOTTOM

San Francisco Giants @ Chicago Cubs  
Wrigley Field, Chicago, IL

livebaseballscorecards.com

AB	35
R	4
H	12
RBI	4
BB	3
SO	3
LOB	19



WP:	1	PA:	38
PB:	0		
SB:	0		
CS:	1		

Sun Jul 22 1990, 3:33 AM CDT  
Att. 33,708 - Overcast - 65 F

AB R H RBI BB SO LOB

5	0	3	1	0	0	1
5	0	2	1	0	1	5
4	0	1	0	0	0	4
3	0	0	0	1	0	2
3	1	0	0	0	0	1
1	0	0	0	0	0	0
4	0	2	0	0	1	1
3	1	1	1	1	0	2
4	1	2	1	0	0	2
3	1	1	0	0	1	1
0	0	0	0	0	0	0
0	0	0	0	1	0	0
0	0	0	0	0	0	0

1B:	10	SF:	0
2B:	1	SAC:	0
3B:	1	DP:	0
HR:	0	HBP:	0

Batter	1	2	3	4	5	6	7	8	9								
Doug Dascenzo, S OBP: 0.324, SLG: 0.404	0-0 23 CS 1B		0-1 P8		1-1 SAFE 1B		0-1 B2	0-0 1-2 2-H 1B									
23 Ryne Sandberg, R OBP: 0.376, SLG: 0.592	3-1 F8 1-2		1-1 1B		1-3 SAFE K		0-0 1-H FC6-2-5-1-1 3B	2-2 F8									
Mark Grace, L OBP: 0.333, SLG: 0.346	1-1 WP 1B		2-0 F8		0-0 G3		0-1 FC6-2-5-1-6 3-H										
Marvell Wynne, L OBP: 0.267, SLG: 0.354	2-1 F7 1-2			2-1 F8		4-2 FC6-4 BB	0-1 G1-3										
Dave Clark, L OBP: 0.284, SLG: 0.416		1-1 G6-3		0-1 G4-3		1 SAFE SAFE FC6-4 1B		2-2 G3									
Domingo Ramos, R OBP: 0.298, SLG: 0.284																	
Luis Salazar, R OBP: 0.320, SLG: 0.422		2-3 K		2-2 1B		1 SAFE SAFE G6-3 1-2		0-0 FC6-4 1B									
Shawon Dunston, R OBP: 0.303, SLG: 0.451		4-0 BB		1-0 G5-3		0-2 2-H 1B		0-0 FC6-4 2B									
Joe Girardi, R OBP: 0.333, SLG: 0.400		0-0 F9			0-0 FC3-6 1B	1 SAFE SAFE F8		0-1 1-H 1B 2B									
Shawn Boskie, R OBP: 0.276, SLG: 0.379			1-3 K		0-1 FC3-6 1B		0-0 23 3B 1B	4-0 1B									
Paul Assenmacher, L																	
Lloyd McClendon, R OBP: 0.265, SLG: 0.225																	
Jeff Pico, R OBP: 0.400, SLG: 0.389																	
Inning Stats	R: 0 E: 0 K: 0 S: 8	H: 2 LOB: 1 BB: 0 P: 13	R: 0 E: 0 K: 1 S: 9	H: 0 LOB: 1 BB: 1 P: 16	R: 0 E: 0 K: 1 S: 9	H: 1 LOB: 1 BB: 0 P: 13	R: 0 E: 0 K: 0 S: 10	H: 1 LOB: 1 BB: 0 P: 15	R: 1 E: 0 K: 0 S: 10	H: 1 LOB: 1 BB: 1 P: 15	R: 1 E: 0 K: 0 S: 8	H: 2 LOB: 1 BB: 0 P: 8	R: 2 E: 0 K: 0 S: 12	H: 3 LOB: 2 BB: 1 P: 20			
PITCHER	IP	WLS	BF	H	R	ER	SO	BB	IBB	HBP	BLK	WP	HR	S	P	ERA	WHIP
Don Robinson, R ERA: 3.7	(1, 1)	7.0		9	2	2	3	2	0	0	0	1	0	63	91	2.57	1.571
Atlee Hammaker, L ERA: 4.22	(8, 1)	0.2	L	6	3	2	0	0	1	0	0	0	0	9	15	27.00	4.500
Steve Bedrosian, R ERA: 4.27	(8, 1)	0.1		1	0	0	0	0	0	0	0	0	0	3	5	0.00	0.000

Batter	1	2	3	4	5	6	7	8	9
--------	---	---	---	---	---	---	---	---	---

Batter	1	2	3	4	5	6	7	8	9	AB R H RBI BB SO LOB	TOP											
Doug Dasenczo, S (1, 9) OBP: 0.319, SLG: 0.404	2-1 4-3		2-1 F8		0-1 FC3-6			0-1 23 F3 1B 2B	1-1 F8	5 1 1 0 0 0 4												
23 Ryne Sandberg, R (1, 4) OBP: 0.374, SLG: 0.588	2-2 1B			1-0 F3	1-1 F3			3-2 F3		4 0 1 0 0 0 3												
Mark Grace, L (1, 3) OBP: 0.335, SLG: 0.348	1-1 F2			3-2 F4		1-2 SH1-3 1B		1-0 FC4-6 1B		4 0 2 1 0 0 1												
Marvell Wynne, L (1, 8) OBP: 0.263, SLG: 0.347	1-3 K			0-0 5-3		0-0 SH1-3		0-0 FC4-6 FC5-4		3 0 0 0 0 1 2												
Dave Clark, L (1, 7) OBP: 0.298, SLG: 0.425		2-0 CS 1B			3-2 2B 1B	1-3 K		2-2 FC5-4		3 1 2 0 0 1 1												
Domingo Ramos, R (8, PH) OBP: 0.296, SLG: 0.282										1 0 0 0 0 0 1												
Luis Salazar, R (1, 5) OBP: 0.319, SLG: 0.423		1-3 K			2-1 SH4-3 1B 2B	0-1 1-3			0-0 F7	4 1 1 1 0 1 2												
Shawon Dunston, R (1, 6) OBP: 0.303, SLG: 0.450		1 SAFE 1-1 F4			0-1 SH4-3		0-0 F4		0-2 5-3 1B 1B	3 0 1 0 0 0 1												
Joe Girardi, R (1, 2) OBP: 0.336, SLG: 0.399		3-2 CS 1-2	0-2 6-3		4-0 FC3-6 1B IBB		1-3 K		0-0 5-3 1B	3 0 1 0 1 1 0												
Greg Maddux, R (1, 1) OBP: 0.149, SLG: 0.130			0-0 F8		0-1 FC3-6 1B		0-0 1-3		0-0 5-3	4 0 1 1 0 0 2												
Mitch Williams, L (9, 1)									1-2 2-3	0 0 0 0 0 0 0												
<b>Inning Stats</b>	R: 0 E: 0 K: 1 S: 11	H: 1 LOB: 1 BB: 0 P: 17	R: 0 E: 0 K: 1 S: 9	H: 1 LOB: 0 BB: 0 P: 15	R: 0 E: 0 K: 0 S: 8	H: 0 LOB: 0 BB: 0 P: 10	R: 0 E: 0 K: 0 S: 5	H: 0 LOB: 0 BB: 0 P: 9	R: 2 E: 0 K: 0 S: 15	H: 3 LOB: 2 BB: 1 P: 24	R: 0 E: 0 K: 1 S: 9	H: 1 LOB: 1 BB: 0 P: 11	R: 0 E: 0 K: 1 S: 5	H: 0 LOB: 0 BB: 0 P: 6	R: 1 E: 0 K: 0 S: 12	H: 2 LOB: 1 BB: 0 P: 18	R: 0 E: 0 K: 0 S: 8	H: 2 LOB: 2 BB: 0 P: 9	1B: 8 2B: 2 3B: 0 HR: 0	SF: 0 SAC: 2 DP: 0 HBP: 0	WP: 0 PB: 0 SB: 1 CS: 1	PA: 38
<b>PITCHER</b>	IP WLS BF H R ER SO BB IBB HBP BLK WP HR S P ERA WHIP																					
Jose DeLeon, R (1, 1) ERA: 3.74	5.0 L 20 5 2 2 2 0 0 0 0 0 0 0 48 75 3.60 1.000																					
Ricky Horton, L (6, 1) ERA: 4.93	3.0 12 3 1 1 2 0 0 0 0 0 0 0 26 35 3.00 1.000																					
Tom Niedenfuer, R (9, 1) ERA: 2.7	1.0 5 2 0 0 0 0 0 0 0 0 0 0 8 9 0.00 2.000																					

Chicago Cubs @ St. Louis Cardinals  
 Busch Stadium, St. Louis, MO  
 Mon Jul 23 1990, 7:05 PM CDT  
 Att. 40,534 - Unknown - 82 F

livebaseballscorecards.com

AB	34
R	3
H	10
RBI	3
BB	1
SO	4
LOB	17





BOTTOM

Chicago Cubs @ St. Louis Cardinals  
Busch Stadium, St. Louis, MO  
Mon Jul 23 1990, 7:05 PM CDT  
Att: 40,534 - Unknown - 82 F

livebaseballscores.com

AB	31
R	1
H	7
RBI	1
BB	4
SO	9
LOB	17



WP:	0	PA:	35
PB:	0	SB:	1
CS:	0		

AB	R	H	RBI	BB	SO	LOB
4	1	1	0	0	1	2
3	0	0	0	1	0	2
4	0	1	1	0	2	2
4	0	2	0	0	2	1
3	0	1	0	1	0	2
4	0	0	0	0	1	4
3	0	1	0	1	0	0
3	0	0	0	0	1	2
1	0	0	0	0	1	0
0	0	0	0	1	0	0
0	0	0	0	0	0	0
1	0	1	0	0	0	0
0	0	0	0	0	0	0

Batter	1	2	3	4	5	6	7	8	9
Vince Coleman, S OBP: 0.325, SLG: 0.380	1-0 G3 1B		0-1 6-3		1-3 SAFE SAFE			1-0 B1-3	
Ozzie Smith, S OBP: 0.332, SLG: 0.293	0-1 G3		1-1 F8			4-2 G4-6-3 BB		0-0 F8	
Willie McGee, S OBP: 0.361, SLG: 0.424	3-1 1B			3-3 K		0-0 G4-6-3 1-2f		1-3 K	
Pedro Guerrero, R OBP: 0.334, SLG: 0.445	0-3 K		0-1 1B 1B		0-3 K			0-0 3-1 2B	
Todd Zeile, R OBP: 0.314, SLG: 0.386	1-2 6-3		3-2 G4-6-3 1B		3-2 L8-4 1B BB			3-2 F9	
Terry Pendleton, S OBP: 0.277, SLG: 0.344		0-3 K	1-0 G4-6-3 1-2f		0-0 F5			2-0 3-1	
José Oquendo, S OBP: 0.353, SLG: 0.311		0-1 G3		3-2 L9		0-2 1-2 1B		4-2 BB	
Milt Thompson, L OBP: 0.285, SLG: 0.318 Rex Hudler, R OBP: 0.261, SLG: 0.272		2-3 K	1-0 F7		1-0 L8-4			2-3 SAFE K	
Jose DeLeon, R OBP: 0.158, SLG: 0.189 Dave Collins, S OBP: 0.360, SLG: 0.200 Ricky Horton, L OBP: 0.269, SLG: 0.200 Tom Niedenfuer, R		2-3 K		4-2 BB		1-1 B1-3 1B			

Inning Stats	R: 1	H: 2	E: 0	K: 11	S: 16	R: 0	H: 0	E: 0	K: 2	S: 8	R: 0	H: 0	E: 0	K: 1	S: 8	R: 0	H: 2	E: 0	K: 1	S: 10	R: 0	H: 0	E: 0	K: 1	S: 11	R: 0	H: 0	E: 0	K: 1	S: 11	R: 0	H: 0	E: 0	K: 1	S: 12	R: 0	H: 1	E: 0	K: 0	S: 7	R: 0	H: 1	E: 0	K: 1	S: 7	R: 0	H: 1	E: 0	K: 1	S: 11	R: 0	H: 1	E: 0	K: 1	S: 22	1B: 6	2B: 2	3B: 0	HR: 0	SF: 0	SAC: 0	DP: 3	HBP: 0	WP: 0	PA: 35
--------------	------	------	------	-------	-------	------	------	------	------	------	------	------	------	------	------	------	------	------	------	-------	------	------	------	------	-------	------	------	------	------	-------	------	------	------	------	-------	------	------	------	------	------	------	------	------	------	------	------	------	------	------	-------	------	------	------	------	-------	-------	-------	-------	-------	-------	--------	-------	--------	-------	--------

PITCHER	IP	WLS	BF	H	R	ER	SO	BB	IBB	HBP	BLK	WP	HR	S	P	ERA	WHIP
Greg Maddux, R ERA: 4.35	(1, 1)	8.2	W	34	7	1	8	4	0	0	0	0	0	78	125	1.04	1.269
Mitch Williams, L ERA: 2.36	(9, 1)	0.1	S	1	0	0	1	0	0	0	0	0	0	3	5	0.00	0.000

Batter	1	2	3	4	5	6	7	8	9	AB R H RBI BB SO LOB	TOP																
Doug Dasenczo, S (1, 8) OBP: 0.306, SLG: 0.386	0-2 G6-3	0-0 FC6-4 23 WP		1-1 G3			0-0 B1		0-1 G5-3	5 0 0 0 0 0 2																	
23 Ryne Sandberg, R (1, 4) OBP: 0.372, SLG: 0.583	1-0 3B 1B	2-2 G6-3		2-2 G6-3			1-2 F9		3-1 L7	5 1 1 0 0 0 1																	
Shawon Dunston, R (1, 6) OBP: 0.309, SLG: 0.460	0-0 1-H 3B		0-0 1B G5-3 1B		2-2 F9		0-1 1B			4 1 3 1 0 0 0																	
Andre Dawson, R (1, 9) OBP: 0.388, SLG: 0.587	0-1 G3		1 SAFE 1 SAFE 1B G5-3 1B		1-3 K		0-0 F8			4 0 1 0 0 1 2																	
Luis Salazar, R (1, 7) OBP: 0.314, SLG: 0.416	1-0 F9		0-1 G5-3		0-1 G6-3			0-3 K		4 0 0 1 0 1 2																	
Hector Villanueva, R (1, 3) OBP: 0.349, SLG: 0.603		1-0 1B 1B 2B	1-0 G5-3		0-0 FC3-6 1B		0-0 2B			2 1 1 0 0 0 1																	
Mark Grace, L (6, PH) OBP: 0.338, SLG: 0.354										2 0 2 0 0 0 0																	
Curtis Wilkerson, S (1, 5) OBP: 0.257, SLG: 0.259		1-1 G6-3	0-2 1B		0-1 FC3-6		0-0 F7			4 0 1 0 0 0 3																	
Joe Girardi, R (1, 2) OBP: 0.335, SLG: 0.397		1-0 FC6-4 23 WP 1B 1B	1-1 G5-3		1-0 F9		2-0 P2			4 1 1 0 0 0 4																	
Steve Wilson, L (1, 1) OBP: 0.200, SLG: 0.167		1-0 1B		0-0 G5-3		1-2 P5		0-0 G6-3		1 0 1 1 0 0 0																	
Les Lancaster, R (2, 1) OBP: 0.176, SLG: 0.067										1 0 0 0 0 0 0																	
Gary Varsho, L (6, PH) OBP: 0.353, SLG: 0.471										1 0 0 0 0 0 1																	
Mike Bielecki, R (6, 1) OBP: 0.286, SLG: 0.231		1-2 1B								0 0 0 0 0 0 0																	
Domingo Ramos, R (9, PH) OBP: 0.294, SLG: 0.280										1 0 0 0 0 0 0																	
<b>Inning Stats</b>	R: 1 E: 0 K: 0 S: 8	H: 2 LOB: 1 BB: 0 P: 10	R: 2 E: 0 K: 0 S: 9	H: 3 LOB: 1 BB: 0 P: 15	R: 1 E: 0 K: 0 S: 12	H: 3 LOB: 2 BB: 0 P: 14	R: 0 E: 0 K: 0 S: 6	H: 0 LOB: 0 BB: 0 P: 9	R: 0 E: 0 K: 1 S: 8	H: 0 LOB: 0 BB: 0 P: 11	R: 0 E: 0 K: 0 S: 9	H: 1 LOB: 1 BB: 0 P: 11	R: 0 E: 0 K: 0 S: 7	H: 1 LOB: 1 BB: 0 P: 8	R: 0 E: 0 K: 1 S: 6	H: 1 LOB: 1 BB: 0 P: 8	R: 0 E: 0 K: 0 S: 5	H: 0 LOB: 0 BB: 0 P: 8	1B: 8 2B: 2 3B: 1 HR: 0	SF: 0 SAC: 0 DP: 0 HBP: 0	WP: 1 PB: 0 SB: 0 CS: 0	PA: 38					
<b>PITCHER</b>	IP WLS BF H R ER SO BB IBB HBP BLK WP HR S P ERA WHIP																										
Joe Magrane, L (1, 1) ERA: 4.14	2.0		13	7	4	4	0	0	0	0	0	1	0	21	29	18.00	3.500										
Scott Terry, R (3, 1) ERA: 6.51	4.0	W	14	2	0	0	1	0	0	0	0	0	0	31	41	0.00	0.500										
Tom Niedenfuer, R (7, 1) ERA: 2.59	2.0		8	2	0	0	1	0	0	0	0	0	0	13	16	0.00	1.000										
Frank DiPino, L (9, 1) ERA: 4.43	1.0		3	0	0	0	0	0	0	0	0	0	0	5	8	0.00	0.000										

Chicago Cubs @ St. Louis Cardinals  
 Busch Stadium, St. Louis, MO  
 Tue Jul 24 1990, 7:05 PM CDT  
 Att. 38,974 - Unknown

livebaseballscorecards.com

AB	38
R	4
H	11
RBI	3
BB	0
SO	2
LOB	16





Batter	1	2	3	4	5	6	7	8	9	AB R H RBI BB SO LOB	TOP	
Doug Dasenczo, S (1, 8) OBP: 0.296, SLG: 0.373	1-0 F9		1-2 F8			0-0 5-3		1-2 F8		4 0 0 0 0 0 1		
23 Ryne Sandberg, R (1, 4) OBP: 0.369, SLG: 0.577	1-1 4-3		1-2 5-3			2-2 F9			0-2 F2	4 0 0 0 0 0 1		
Shawon Dunston, R (1, 6) OBP: 0.308, SLG: 0.460	0-1 F7				0-0 F9	1-2 1-3			0-0 2B	4 0 1 0 0 0 1		
Andre Dawson, R (1, 9) OBP: 0.388, SLG: 0.587 Dwight Smith, L (4, 9) OBP: 0.326, SLG: 0.381		0-2 G1-2-3			0-0 1-3		2-2 1B		2-3 K	2 0 1 0 0 0 0 2 0 1 0 0 1 1		
Luis Salazar, R (1, 7) OBP: 0.308, SLG: 0.408	1-1 F8				0-2 5-3		0-0 F8		1-1 F8	4 0 0 0 0 0 3		
Hector Villanueva, R (1, 3) OBP: 0.349, SLG: 0.593	1-1 F8	0-2 1B			1-3 K		1-0 F8			3 0 1 0 0 1 1		
Domingo Ramos, R (1, 5) OBP: 0.295, SLG: 0.281	1-0 1B				0-0 6-3		2-0 4-3			3 0 1 0 0 0 1		
Joe Girardi, R (1, 2) OBP: 0.331, SLG: 0.392	1-0 G1-2-3				0-0 G3			0-0 F8		3 0 0 0 0 0 3		
Mike Harkey, R (1, 1) OBP: 0.314, SLG: 0.382 Jeff Pico, R (1, 1) OBP: 0.381, SLG: 0.368 Bill Long, R (5, 1) Mitch Williams, L (7, 1) Lloyd McClendon, R (8, PH) OBP: 0.283, SLG: 0.223 Les Lancaster, R (8, 1) OBP: 0.176, SLG: 0.067			3-2 L8			4-2 BB		1-1 6-3		0 0 0 0 0 0 0 1 0 0 0 0 0 0 0 0 0 0 1 0 0 0 0 0 0 0 0 0 1 0 0 0 0 0 0 0 0 0 0 0 0 0		
<b>Inning Stats</b>	R: 0 H: 0 E: 0 LOB: 0 K: 0 BB: 0 S: 5 P: 7	R: 0 H: 3 E: 0 LOB: 2 K: 0 BB: 0 S: 11 P: 14	R: 0 H: 0 E: 0 LOB: 0 K: 0 BB: 0 S: 13 P: 18	R: 0 H: 0 E: 0 LOB: 0 K: 0 BB: 0 S: 5 P: 5	R: 0 H: 0 E: 0 LOB: 0 K: 1 BB: 0 S: 5 P: 6	R: 0 H: 0 E: 0 LOB: 1 K: 0 BB: 1 S: 9 P: 16	R: 0 H: 1 E: 0 LOB: 1 K: 0 BB: 0 S: 9 P: 14	R: 0 H: 0 E: 0 LOB: 0 K: 0 BB: 0 S: 6 P: 8	R: 0 H: 1 E: 0 LOB: 1 K: 1 BB: 0 S: 9 P: 12	1B: 4 SF: 0 2B: 1 SAC: 0 3B: 0 DP: 1 HR: 0 HBP: 0	WP: 0 PA: 32 PB: 0 SB: 0 CS: 0	
<b>PITCHER</b> John Tudor, L (1, 1) ERA: 2.66	IP WLS BF H R ER SO BB IBB HBP BLK WP HR S P ERA WHIP	9.0 W 32 5 0 0 2 1 0 0 0 0 0 0 72 100 0.00 0.667										

Chicago Cubs @ St. Louis Cardinals  
 Busch Stadium, St. Louis, MO  
 Wed Jul 25 1990, 7:05 PM CDT  
 Att. 37,826 - Unknown - 85 F

livebaseballscorecards.com

AB	31
R	0
H	5
RBI	0
BB	1
SO	2
LOB	12



Batter	1	2	3	4	5	6	7	8	9
Vince Coleman, S (1, 7) OBP: 0.338, SLG: 0.404			FC6-4 1B 1-2f					6-3	
Ozzie Smith, S (1, 6) OBP: 0.338, SLG: 0.297						G3			
Craig Wilson, R (8, 4) OBP: 0.286, SLG: 0.237									SF9
Milt Thompson, L (1, 8) OBP: 0.286, SLG: 0.316			L7						
Pedro Guerrero, R (1, 3) OBP: 0.339, SLG: 0.458	F6								
Dave Collins, S (6, PR) (7, 3) OBP: 0.365, SLG: 0.214		HR	F8						
Terry Pendleton, S (1, 5) OBP: 0.276, SLG: 0.342		4-3							
Tim Jones, L (1, 4) (8, 6) OBP: 0.268, SLG: 0.203		4-3							
Tom Pagnozzi, R (1, 2) OBP: 0.357, SLG: 0.365									
Rex Hudler, R (1, 9) OBP: 0.263, SLG: 0.264									
John Tudor, L (1, 1) OBP: 0.211, SLG: 0.194									

Inning Stats	R: 8	H: 7	E: 0	LOB: 1	K: 0	BB: 2	S: 21	R: 1	H: 1	E: 0	LOB: 1	K: 0	BB: 1	S: 13	R: 0	H: 2	E: 0	LOB: 2	K: 0	BB: 0	S: 12	R: 0	H: 0	E: 0	LOB: 0	K: 1	BB: 0	S: 12	R: 0	H: 1	E: 0	LOB: 1	K: 1	BB: 0	S: 7	R: 0	H: 0	E: 0	LOB: 1	K: 1	BB: 1	S: 12	R: 0	H: 0	E: 0	LOB: 1	K: 1	BB: 1	S: 10	R: 0	H: 1	E: 0	LOB: 2	K: 1	BB: 1	S: 13
--------------	------	------	------	--------	------	-------	-------	------	------	------	--------	------	-------	-------	------	------	------	--------	------	-------	-------	------	------	------	--------	------	-------	-------	------	------	------	--------	------	-------	------	------	------	------	--------	------	-------	-------	------	------	------	--------	------	-------	-------	------	------	------	--------	------	-------	-------


PITCHER	IP	WLS	BF	H	R	ER	SO	BB	IBB	HBP	BLK	WP	HR	S	P	ERA	WHIP
Mike Harkey, R ERA: 4.0	(1, 1)	0.1	L	9	6	8	8	0	2	0	0	0	0	16	34	216.00	24.000
Jeff Pico, R ERA: 4.54	(1, 1)	3.2		16	4	1	1	1	0	0	0	0	1	42	69	2.46	1.364
Bill Long, R ERA: 3.98	(5, 1)	2.0		7	1	0	2	1	0	0	0	0	0	11	24	0.00	1.000
Mitch Williams, L ERA: 2.29	(7, 1)	1.0		4	0	0	1	1	0	0	0	0	0	10	20	0.00	1.000
Les Lancaster, R ERA: 5.15	(8, 1)	1.0		5	1	0	1	1	0	0	0	0	0	13	19	0.00	2.000

**BOTTOM**

**Chicago Cubs @ St. Louis Cardinals**  
 Busch Stadium, St. Louis, MO  
 Wed Jul 25 1990, 7:05 PM CDT  
 Att: 37,826 - Unknown - 85 F


AB	R	H	RBI	BB	SO	LOB
5	1	3	0	0	0	1
2	1	1	1	1	0	1
1	0	0	0	0	1	0
4	1	1	1	1	1	3
3	1	1	1	1	0	4
1	0	1	0	0	0	0
5	1	1	1	0	1	3
4	1	1	0	0	0	0
2	1	1	2	2	0	0
3	1	0	0	1	0	2
4	1	2	3	0	2	1

AB	34
R	9
H	12
RBI	9
BB	6
SO	5
LOB	15



WP: 0	PA: 41
PB: 0	
SB: 1	
CS: 0	

livebaseballscorecards.com

Batter	1	2	3	4	5	6	7	8	9	10	AB R H RBI BB SO LOB	TOP												
Dave Clark, L (1, 7) X OBP: 0.310, SLG: 0.470 Doug Dascenzo, S (8, PH) OBP: 0.291, SLG: 0.367 (8, 7)	0-0 HR		3-2 G3			3-2 1B 1B		1-2 F7		1-1 G3	3 1 2 1 0 0 0 2 0 0 0 0 0 1	<p><b>Chicago Cubs @ Montreal Expos</b> Olympic Stadium, Montreal, QB Thu Jul 26 1990, 7:05 PM EDT Att. 19,129 - Dome</p> <p>livebaseballscorecards.com</p> <p>AB 37 R 2 H 9 RBI 2 BB 0 SO 3 LOB 10</p> 												
23 Ryne Sandberg, R (1, 4) X OBP: 0.364, SLG: 0.570	0-0 F8		1-0 P3			0-1 F8		2-1 4-3		1-0 1-3	5 0 0 0 0 0 2													
Mark Grace, L (1, 3) B X OBP: 0.340, SLG: 0.356	1-0 1B 2B 1B		1-1 G3			2-0 P6		0-1 S 1B			4 1 2 0 0 0 1													
Andre Dawson, R (1, 9) B X OBP: 0.390, SLG: 0.586	1-0 1-2 2B 1B			0-3 K		0-0 1-2 1B		2-1 3-1			4 0 2 0 0 1 1													
Marvell Wynne, L (1, 8) B B F O S F X OBP: 0.262, SLG: 0.351	3-2 1-H 2-H 2B			0-0 F8		0-0 P6			1-1 F9		4 0 1 1 0 0 2													
Luis Salazar, R (1, 5) B X OBP: 0.303, SLG: 0.401 Mitch Williams, L (9, 1)	1-0 6-3			0-2 F9			0-3 K		1-2 1-3		4 0 0 0 0 1 1 0 0 0 0 0 0 0													
Shawon Dunston, R (1, 6) B F F X OBP: 0.307, SLG: 0.458		0-2 F7			1-1 6-3		0-1 1B		0-2 5-3		4 0 1 0 0 0 0													
Hector Villanueva, R (1, 2) C B B S F F X OBP: 0.337, SLG: 0.571 Dwight Smith, L (10, PH) OBP: 0.329, SLG: 0.384 Joe Girardi, R (10, 2) OBP: 0.331, SLG: 0.392		2-3 K			1-0 5-3		1-0 F7			1-1 SH1-3 1B	3 0 0 0 0 0 1 1 1 0 1 0 0 0 0 0 0 0 0 0 0 0													
Shawn Boskie, R (1, 1) B X OBP: 0.250, SLG: 0.344 Curtis Wilkerson, S (9, 5) OBP: 0.257, SLG: 0.259		1-0 P3			0-0 6-3		1-0 P5			0-1 SH1-3	3 0 0 0 0 0 1 0 0 0 0 0 0 0													
<b>Inning Stats</b>	R: 2 E: 0 K: 0 S: 9	H: 4 LOB: 1 BB: 0 P: 15	R: 0 E: 0 K: 1 S: 7	H: 0 LOB: 0 BB: 0 P: 10	R: 0 E: 0 K: 0 S: 6	H: 0 LOB: 0 BB: 0 P: 11	R: 0 E: 0 K: 1 S: 7	H: 0 LOB: 0 BB: 0 P: 7	R: 0 E: 0 K: 0 S: 4	H: 0 LOB: 0 BB: 0 P: 6	R: 0 E: 0 K: 0 S: 8		H: 2 LOB: 2 BB: 0 P: 13	R: 0 E: 0 K: 1 S: 7	H: 1 LOB: 1 BB: 0 P: 9	R: 0 E: 0 K: 0 S: 9	H: 1 LOB: 1 BB: 0 P: 14	R: 0 E: 0 K: 0 S: 8	H: 0 LOB: 0 BB: 0 P: 10	R: 0 E: 0 K: 0 S: 7	H: 1 LOB: 1 BB: 0 P: 10	1B: 7 2B: 1 3B: 0 HR: 1	SF: 0 SAC: 1 DP: 0 HBP: 0	WP: 0 PB: 0 SB: 1 CS: 0
<b>PITCHER</b>	IP WLS BF H R ER SO BB IBB HBP BLK WP HR S P ERA WHIP																							
Oil Can Boyd, R (1, 1) ERA: 3.01	7.0		7	2	2	3	0	0	0	0	0	0	0	0	71	2.57	1.000							
Steve Frey, L (8, 1) ERA: 3.38	0.2		1	0	0	0	0	0	0	0	0	0	0	7	10	0.00	1.500							
Tim Burke, R (8, 1) ERA: 3.78	2.1	W	8	1	0	0	0	0	0	0	0	0	0	17	24	0.00	0.429							



Batter	1	2	3	4	5	6	7	8	9	10	AB R H RBI BB SO LOB
Dave Clark, L (1, 7) OBP: 0.315, SLG: 0.460 Bill Long, R (10, 1)	4-2 G1-4-3 BB		0-0 G3-1			1-2 G3		2-0 F8		1-0 1-3 23 1B	4 0 1 0 1 0 0 0 0 0 0 0 0 0
23 Ryne Sandberg, R (1, 4) OBP: 0.363, SLG: 0.565	1-0 G1-4-3 1-2f			2-2 G4-3		1-3 K		2-3 K		1-1 1-2 3-H 1B	5 0 1 1 0 2 1
Mark Grace, L (1, 3) OBP: 0.338, SLG: 0.357	1-2 2B			3-3 K		2-1 G4-3			1-3 K	3-2 P9	5 0 1 0 0 2 2
Andre Dawson, R (1, 9) OBP: 0.388, SLG: 0.580	1-2 F8			1-1 S HBP			1-3 K		2-3 K		3 0 0 0 0 2 1
Marvell Wynne, L (1, 8) OBP: 0.257, SLG: 0.343		0-0 G4-3		1-1 G3 1-2			2-3 K		1-2 F7		4 0 0 0 0 1 1
Curtis Wilkerson, S (1, 5) OBP: 0.257, SLG: 0.259		2-0 F8			1-1 P8		0-1 1B 1B			1-3 K	4 0 1 0 0 1 0
Shawon Dunston, R (1, 6) OBP: 0.312, SLG: 0.460		1-3 K			1-1 1B		1-2 1-3 1B		1-2 1-3 1B	4-2 G6-3 S 1B BB	3 1 2 0 1 1 0
Joe Girardi, R (1, 2) OBP: 0.326, SLG: 0.386			1-3 K		0-0 F9		0-0 P4			1-0 G6-3 1-3	4 0 0 0 0 1 4
Greg Maddux, R (1, 1) OBP: 0.140, SLG: 0.122 Gary Varsho, L (10, PH) OBP: 0.389, SLG: 0.500 Doug Dascenzo, S (10, 7) OBP: 0.291, SLG: 0.367			0-0 G1-3		2-3 K			0-0 P3		2-1 1B 23 1B 1B	3 0 0 0 0 1 1 1 1 1 1 0 0 0 0 0 0 0 0 0 0

Inning Stats	R: 0 E: 0 K: 10 S: 10	H: 1 LOB: 1 BB: 1 P: 17	R: 0 E: 0 K: 1 S: 6	H: 0 LOB: 0 BB: 0 P: 9	R: 0 E: 0 K: 1 S: 6	H: 0 LOB: 0 BB: 0 P: 7	R: 0 E: 0 K: 1 S: 11	H: 0 LOB: 1 BB: 0 P: 18	R: 0 E: 0 K: 1 S: 8	H: 1 LOB: 1 BB: 0 P: 12	R: 0 E: 0 K: 1 S: 8	H: 0 LOB: 0 BB: 0 P: 12	R: 0 E: 0 K: 2 S: 13	H: 2 LOB: 2 BB: 0 P: 16	R: 0 E: 0 K: 1 S: 7	H: 0 LOB: 0 BB: 0 P: 11	R: 0 E: 0 K: 2 S: 11	H: 0 LOB: 0 BB: 0 P: 15	R: 2 E: 0 K: 1 S: 16	H: 3 LOB: 2 BB: 1 P: 28	1B: 6 2B: 1 3B: 0 HR: 0	SF: 0 SAC: 0 DP: 1 HBP: 1
--------------	--------------------------------	----------------------------------	------------------------------	---------------------------------	------------------------------	---------------------------------	-------------------------------	----------------------------------	------------------------------	----------------------------------	------------------------------	----------------------------------	-------------------------------	----------------------------------	------------------------------	----------------------------------	-------------------------------	----------------------------------	-------------------------------	----------------------------------	----------------------------------	------------------------------------


PITCHER	IP	WLS	BF	H	R	ER	SO	BB	IBB	HBP	BLK	WP	HR	S	P	ERA	WHIP
Mark Gardner, R (1, 1) ERA: 2.34	9.0		32	4	0	0	10	1	0	1	0	0	0	80	117	0.00	0.556
Bill Sampen, R (10, 1) ERA: 2.91	0.2	L	6	3	2	2	1	1	0	0	0	0	0	12	21	27.00	6.000
Steve Frey, L (10, 1) ERA: 3.33	0.1		1	0	0	0	0	0	0	0	0	0	0	4	7	0.00	0.000

**TOP**

**Chicago Cubs @ Montreal Expos**  
Olympic Stadium, Montreal, QB

Fri Jul 27 1990, 7:05 PM EDT  
Att. 21,980 - Unknown

AB	36
R	2
H	7
RBI	2
BB	2
SO	11
LOB	10



WP: 0 PA: 39  
PB: 0  
SB: 2  
CS: 0

livebaseballscorecards.com



**BOTTOM**

**Chicago Cubs @ Montreal Expos**  
 Olympic Stadium, Montreal, QB  
 Fri Jul 27 1990, 7:05 PM EDT  
 Att: 21,980 - Unknown

[livebaseballscorecards.com](http://livebaseballscorecards.com)

<b>AB</b>	<b>29</b>
<b>R</b>	<b>0</b>
<b>H</b>	<b>2</b>
<b>RBI</b>	<b>0</b>
<b>BB</b>	<b>1</b>
<b>SO</b>	<b>5</b>
<b>LOB</b>	<b>6</b>



WP: 0	PA: 32
PB: 0	
SB: 0	
CS: 0	

AB	R	H	RBI	BB	SO	LOB
4	0	0	0	0	0	1
4	0	2	0	0	0	0
4	0	0	0	0	0	2
4	0	0	0	0	1	1
2	0	0	0	0	1	0
0	0	0	0	0	0	0
1	0	0	0	0	0	0
2	0	0	0	0	0	0
2	0	0	0	0	1	0
1	0	0	0	0	0	0
0	0	0	0	0	0	0
0	0	0	0	0	0	0
0	0	0	0	0	0	0

Batter	1	2	3	4	5	6	7	8	9	10
<b>Delino DeShields, L</b> OBP: 0.389, SLG: 0.404 (1, 4)	1-2 G2-3		1-0 F7			0-0 G6-3			3-2 L8-3	
<b>Marquis Grissom, R</b> OBP: 0.327, SLG: 0.351 (1, 9)	1-1 G4-3 1B			2-0 G6-3			0-1 G6-4-3 1B		0-0 G1	
<b>Tim Raines, S</b> OBP: 0.372, SLG: 0.350 (1, 7)	2-1 G4-3		1-2 F8				0-0 G6-4-3			0-0 L9
<b>Tim Wallach, R</b> OBP: 0.354, SLG: 0.515 (1, 5)	0-0 G1-3			0-0 G3			3-3 K			3-2 F9
<b>Andres Galarraga, R</b> OBP: 0.316, SLG: 0.414 (1, 3)					0-0 G6-3			1-1 SH1-4 HBP		2-1 L7
<b>Otis Nixon, S</b> OBP: 0.333, SLG: 0.288 (8, PR)										
<b>Mike Aldrete, L</b> OBP: 0.389, SLG: 0.311 (9, 3)										
<b>Dave Martinez, L</b> OBP: 0.342, SLG: 0.477 (1, 8)		0-0 G4-3			2-0 G1			1-0 SH1-4		
<b>Jerry Goff, L</b> OBP: 0.347, SLG: 0.293 (1, 2)		1-1 G4-3			2-1 G4-3			4-0 G6-3 IBB		
<b>Spike Owen, S</b> OBP: 0.348, SLG: 0.363 (1, 6)			0-3 K			0-0 F7			3-2 G6-3	
<b>Tom Foley, L</b> OBP: 0.327, SLG: 0.303 (8, PH)									1-2f	
<b>Mark Gardner, R</b> OBP: 0.132, SLG: 0.211 (1, 1)										1-2 E5
<b>Wallace Johnson, S</b> OBP: 0.269, SLG: 0.244 (9, PH)										
<b>Bill Sampen, R</b> (10, 1)										
<b>Steve Frey, R</b> (10, 1)										

Inning Stats	R: 0	H: 1	E: 0	K: 0	S: 8	P: 12	R: 0	H: 0	E: 0	K: 1	S: 6	R: 0	H: 0	E: 0	K: 2	S: 8	R: 0	H: 0	E: 0	K: 0	S: 5	R: 0	H: 0	E: 0	K: 1	S: 6	R: 0	H: 1	E: 0	K: 1	S: 6	R: 0	H: 0	E: 0	K: 0	S: 5	R: 0	H: 0	E: 1	K: 0	S: 7	R: 0	H: 0	E: 0	K: 0	S: 7	R: 0	H: 0	E: 0	K: 0	S: 7	1B: 2	2B: 1	3B: 0	HR: 0	SF: 0	SAC: 1	DP: 3	HBP: 1	WP: 0	PA: 32
--------------	------	------	------	------	------	-------	------	------	------	------	------	------	------	------	------	------	------	------	------	------	------	------	------	------	------	------	------	------	------	------	------	------	------	------	------	------	------	------	------	------	------	------	------	------	------	------	------	------	------	------	------	-------	-------	-------	-------	-------	--------	-------	--------	-------	--------

PITCHER	IP	WLS	BF	H	R	ER	SO	BB	IBB	HBP	BLK	WP	HR	S	P	ERA	WHIP
<b>Greg Maddux, R</b> ERA: 4.06 (1, 1)	9.0	W	29	2	0	0	5	0	1	1	0	0	0	55	86	0.00	0.222
<b>Bill Long, R</b> ERA: 3.89 (10, 1)	1.0	S	3	0	0	0	0	0	0	0	0	0	0	7	12	0.00	0.000

Chicago Cubs @ Montreal Expos  
 Olympic Stadium, Montreal, QB  
 Sat Jul 28 1990, 7:05 PM EDT  
 Att. 24,808 - Unknown

AB	39
R	10
H	14
RBI	9
BB	3
SO	2
LOB	17



WP:	0	PA:	45
PB:	0	SB:	0
CS:	1		

AB R H RBI BB SO LOB

5	0	1	0	0	0	3
5	2	2	0	0	0	1
4	1	2	0	0	0	1
5	1	1	0	0	0	3
2	1	1	1	1	1	0
1	0	0	0	0	0	2
0	1	0	0	1	0	0
5	2	3	1	0	0	2
5	2	3	5	0	0	2
4	0	1	2	0	0	2
0	0	0	0	0	0	0
1	0	0	0	0	0	0
1	0	0	0	0	0	1
1	0	0	0	0	1	0
0	0	0	0	0	0	0
0	0	0	0	0	0	0
0	0	0	0	1	0	0
0	0	0	0	0	0	0

Batter	1	2	3	4	5	6	7	8	9												
Doug Dasenczo, S OBP: 0.288, SLG: 0.360 (1, 8) (9, 7)	0-0 CS 1B		0-1 F7		2-1 G6-3 1-2f		1-1 G5-3	0-0 L8													
23 Ryne Sandberg, R OBP: 0.363, SLG: 0.563 (1, 4) (9, 7)	0-0 P3			2-1 G6-3		0-1 G4-3 1B 1B	3-1 F7	1-2 SH1-4 1B													
Mark Grace, L OBP: 0.340, SLG: 0.358 (1, 3) (9, 8)	1-0 L6			2-0 G4-3		2-0 1B G4-3 1B 1-2 3B	3-2 1B	1-0 SH1-4 1-2													
Andre Dawson, R OBP: 0.385, SLG: 0.574 (1, 9) (9, 8)	0-1 CS 1-2	0-0 F7		1-2 E4 1B		1-2 G4-3 1-2 2-3	0-2 1B	1-1 P4													
Dave Clark, L OBP: 0.326, SLG: 0.461 Domingo Ramos, R OBP: 0.293, SLG: 0.279 (7, PH) (7, 5) Marvell Wynne, L OBP: 0.261, SLG: 0.343 (9, PH) (9, 8)		0-3 K		2-2 1B 2-H		4-0 1B 3B IBB	1-1 G4-3	4-0 E 3B IBB													
Luis Salazar, R OBP: 0.309, SLG: 0.405 (1, 5) (7, 7) (9, 5)		2-1 FC6 1B		0-1 G1-3		0-2 3B 1B 1-2 2-3 3-H		0-0 G6-3 1B	3-2 E4 3B												
Shawon Dunston, R OBP: 0.316, SLG: 0.479 (1, 6) (9, 8)		0-1 FC6 1-2f			0-2 1B 3B	1-1 SF7 3B 1-H 2-H 3-H		0-0 F8	0-0 3B 1-H 2-H												
Joe Girardi, R OBP: 0.324, SLG: 0.384 (1, 2) (9, 8)			0-0 F8		0-1 FC6-4 1B 3-H	0-0 SF7		0-1 G6-3 1-2	2-2 F9												
Mike Bielecki, R OBP: 0.286, SLG: 0.231 Steve Wilson, L OBP: 0.192, SLG: 0.160 Dwight Smith, L OBP: 0.329, SLG: 0.392 Les Lancaster, R OBP: 0.187, SLG: 0.093 Paul Assenmacher, L OBP: 0.187, SLG: 0.093 Jeff Pico, R OBP: 0.381, SLG: 0.368 Gary Varsho, L OBP: 0.421, SLG: 0.500 Bill Long, R OBP: 0.421, SLG: 0.500 (1, 1) (2, 1) (5, PH) (5, 1) (6, 1) (6, 1) (8, PH) (8, 1)			0-2 G5-3		1-0 FC6-4 G6-3 1-2f	2-3 K		4-0 IBB													
Inning Stats	R: 0 E: 0 K: 0 S: 4	H: 1 LOB: 0 BB: 0 P: 5	R: 0 E: 0 K: 1 S: 9	H: 1 LOB: 1 BB: 0 P: 11	R: 0 E: 0 K: 0 S: 6	H: 0 LOB: 0 BB: 0 P: 6	R: 1 E: 1 K: 0 S: 12	H: 1 LOB: 1 BB: 0 P: 19	R: 1 E: 0 K: 0 S: 9	H: 2 LOB: 0 BB: 0 P: 11	R: 5 E: 0 K: 1 S: 15	H: 4 LOB: 0 BB: 1 P: 25	R: 0 E: 0 K: 0 S: 12	H: 2 LOB: 2 BB: 0 P: 20	R: 0 E: 0 K: 0 S: 5	H: 1 LOB: 2 BB: 1 P: 9	R: 3 E: 1 K: 0 S: 13	H: 2 LOB: 1 BB: 1 P: 25	1B: 11 2B: 0 3B: 3 HR: 0	SF: 1 SAC: 1 DP: 1 HBP: 0	WP: 0 PA: 45 PB: 0 SB: 0 CS: 1
PITCHER	IP	WLS	BF	H	R	ER	SO	BB	IBB	HBP	BLK	WP	HR	S	P	ERA	WHIP				
Dennis Martinez, R ERA: 2.94 (1, 1)	5.1		25	9	7	6	1	0	1	0	0	0	0	51	71	10.12	1.688				
Dale Mohoric, R ERA: 3.38 (6, 1)	0.2		2	0	0	0	1	0	0	0	0	0	0	4	6	0.00	0.000				
Steve Frey, L ERA: 3.21 (7, 1)	1.0		5	2	0	0	0	0	0	0	0	0	0	12	20	0.00	2.000				
Tim Burke, R ERA: 3.57 (8, 1)	2.0	L	12	3	3	0	0	0	2	0	0	0	0	18	34	0.00	1.500				

livebaseballscores.com

Batter	1	2	3	4	5	6	7	8	9	AB	R	H	RBI	BB	SO	LOB
Delino DeShields, L (1, 4) OBP: 0.392, SLG: 0.415	0-0 F8	3-0 2B		0-2 G3		1-2 G6-3 2B		0-0 1B		5	0	3	2	0	0	1
Marquis Grissom, R (1, 9) OBP: 0.324, SLG: 0.345	1-1 G6-3	3-2 L4			0-0 F8	2-1 G6-3		1-2 BB		4	0	0	1	1	0	2
Tim Raines, S (1, 7) OBP: 0.379, SLG: 0.364	3-2 HR		2-1 G3-1		2-1 1B	1-2 HBP		4-1 BB		3	1	2	1	1	0	0
Tim Wallach, R (1, 5) OBP: 0.354, SLG: 0.518	1-0 3B		0-0 1B		2-2 F9	1-2 G1-3		1-2 P4		5	0	2	0	0	0	6
Andres Galarraga, R (1, 3) OBP: 0.315, SLG: 0.411	2-1 G5-3		1-3 K			1-0 1B 1B	0-0 G5-3		0-0 F8	5	1	1	0	0	1	2
Dave Martinez, L (1, 8) OBP: 0.348, SLG: 0.482		0-1 1B SH5-4 1B	1-1 F8			3-1 1B 1B	0-2 G1-4-3 1B		1-0 L8	4	2	3	0	0	0	1
Tim Burke, R (8, 1) OBP: 0.333, SLG: 0.333						1-3 1B 1B				0	0	0	0	0	0	0
Mike Aldrete, L (9, PH) OBP: 0.386, SLG: 0.308										1	0	0	0	0	0	0
Mike Fitzgerald, R (1, 2) OBP: 0.356, SLG: 0.395		3-2 1B SH5-4 2B 1B		4-2 SH1-4 BB		1-1 1B 2B 1B	0-0 G1-4-3		3-2 G6-3	4	2	2	1	1	0	1
Tom Foley, L (1, 6) OBP: 0.320, SLG: 0.297		2-0 L9		0-1 F6		2-3 K		2-1 G3		2	0	0	0	0	0	3
Spike Owen, S (6, PH) OBP: 0.346, SLG: 0.360										2	0	0	0	0	1	2
Dennis Martinez, R (1, 1) OBP: 0.122, SLG: 0.125		1-0 SH5-4		0-1 SH1-4		0-0 2B G6-3 1B		2-1 F8		0	0	0	1	0	0	0
Dale Mohorcic, R (6, 1) OBP: 0.283, SLG: 0.261										0	0	0	0	0	0	0
Wallace Johnson, S (6, PH) OBP: 0.283, SLG: 0.261										1	1	1	1	0	0	0
Steve Frey, R (7, 1) OBP: 0.331, SLG: 0.286		1-2 3-H		1-2						0	0	0	0	0	0	0
Otis Nixon, S (8, 8) OBP: 0.331, SLG: 0.286										1	0	0	0	0	0	0

Inning Stats	R: 1 E: 0 K: 0 S: 9	H: 2 LOB: 1 BB: 0 P: 16	R: 2 E: 0 K: 0 S: 14	H: 3 LOB: 1 BB: 0 P: 26	R: 0 E: 0 K: 1 S: 8	H: 1 LOB: 1 BB: 0 P: 12	R: 0 E: 0 K: 0 S: 11	H: 0 LOB: 1 BB: 1 P: 15	R: 0 E: 0 K: 0 S: 8	H: 1 LOB: 0 BB: 0 P: 12	R: 4 E: 0 K: 1 S: 21	H: 5 LOB: 2 BB: 0 P: 33	R: 0 E: 0 K: 0 S: 6	H: 1 LOB: 0 BB: 0 P: 6	R: 0 E: 0 K: 0 S: 13	H: 1 LOB: 3 BB: 2 P: 25	R: 0 E: 0 K: 0 S: 5	H: 0 LOB: 0 BB: 0 P: 9	1B: 10 2B: 2 3B: 1 HR: 1	SF: 0 SAC: 2 DP: 1 HBP: 1	WP: 0 PB: 0 SB: 2 CS: 1	PA: 43	
<b>PITCHER</b>	IP	WLS	BF	H	R	ER	SO	BB	IBB	HBP	BLK	WP	HR	S	P	ERA	WHIP						
Mike Bielecki, R ERA: 5.68	(1, 1)	1.2	10	5	3	3	0	0	0	0	0	0	0	17	33	16.20	3.000						
Steve Wilson, L ERA: 4.52	(2, 1)	2.1	9	1	0	0	1	1	0	0	0	0	0	25	36	0.00	0.857						
Les Lancaster, R ERA: 5.42	(5, 1)	1.0	6	4	3	3	0	0	0	0	0	0	0	13	22	27.00	4.000						
Paul Assenmacher, L ERA: 3.58	(6, 1)	0.1	3	2	0	0	1	0	0	0	0	0	0	8	11	0.00	6.000						
Jeff Pico, R ERA: 4.44	(6, 1)	1.2	6	1	1	1	0	0	0	1	0	0	0	14	18	5.40	0.600						
<b>PITCHER</b>	IP	WLS	BF	H	R	ER	SO	BB	IBB	HBP	BLK	WP	HR	S	P	ERA	WHIP						
Bill Long, R ERA: 3.71	(8, 1)	2.0	9	1	0	0	0	2	0	0	0	0	0	18	34	0.00	1.500						

**Chicago Cubs @ Montreal Expos**  
**Olympic Stadium, Montreal, QB**  
 Sat Jul 28 1990, 7:05 PM EDT  
 Att. 24,808 - Unknown

AB	37
R	7
H	14
RBI	7
BB	3
SO	2
LOB	18





BOTTOM

Chicago Cubs @ Montreal Expos  
Olympic Stadium, Montreal, QB  
Sun Jul 29 1990, 3:33 AM EDT  
Att. 24,333 - Sunny

livebaseballscorecards.com

AB	32
R	1
H	4
RBI	1
BB	1
SO	6
LOB	7



WP	1	PA	33
PB	0		
SB	1		
CS	0		

AB R H RBI BB SO LOB

3 0 0 0 1 1 0  
3 0 0 0 0 0 0  
1 0 0 0 0 0 2

4 0 1 0 0 0 2  
0 0 0 0 0 0 0

4 1 2 0 0 0 1

4 0 0 1 0 1 1

3 0 0 0 0 2 0  
1 0 0 0 0 0 0

3 0 0 0 0 1 1

3 0 0 0 0 0 0

2 0 0 0 0 1 0  
0 0 0 0 0 0 0  
1 0 1 0 0 0 0  
0 0 0 0 0 0 0

1B: 2 SF: 0  
2B: 1 SAC: 0  
3B: 1 DP: 0  
HR: 0 HBP: 0

Batter	1	2	3	4	5	6	7	8	9
Delino DeShields, L (1, 4) OBP: 0.390, SLG: 0.411	3-3 K ①		2-2 G3 ③			3-2 F8 ②		1 SAFE 1 SAFE 1 SAFE 1-3 BB	
Dave Martinez, L (1, 8) Marquis Grissom, R (8, PH) OBP: 0.344, SLG: 0.476 OBP: 0.323, SLG: 0.343	2-1 G3-1 ②			2-0 F9 ①		1-1 F8 ③		1-1 P3 ②	
Tim Raines, S (1, 7) Bill Sampen, R (9, 1)	1-2 2B			1-0 G4-3 ②			2-2 F8 ①	0-0 L7 ③	
Tim Wallach, R (1, 5)	0-1 L6 ③			1-1 E5 1B			2-1 G4-3 3B		2-1 G5-3 ①
Andres Galarraga, R (1, 3)		1-2 G5-3 ①		2-0 G4-3 ③			1-1 G4-3 ②		2-3 K ②
Larry Walker, L (1, 9) Junior Noboa, R (9, PH) OBP: 0.302, SLG: 0.412 OBP: 0.285, SLG: 0.328		2-3 K ②			1-3 K ①		3-H 0-0 E3		0-0 F8 ③
Jerry Goff, L (1, 2)		2-2 F8 ③			3-3 K ②		0-0 P3 ③		
Spike Owen, S (1, 6)			0-1 G3 ①		2-2 F6 ③			3-2 F8 ①	
Kevin Gross, R (1, 1) Zane Smith, L (8, 1) Mike Aldrete, L (8, PH) Otis Nixon, S (8, PR) OBP: 0.205, SLG: 0.368 OBP: 0.171, SLG: 0.257 OBP: 0.391, SLG: 0.314 OBP: 0.331, SLG: 0.286			0-0 F8 ②			0-3 K ①		3-1 WP S 1B	

Inning Stats	R: 0	H: 1	E: 0	LOB: 1	K: 1	S: 11	R: 0	H: 0	E: 0	LOB: 0	K: 1	S: 9	R: 0	H: 0	E: 0	LOB: 0	K: 0	S: 7	R: 0	H: 1	E: 1	LOB: 1	K: 0	S: 5	R: 0	H: 0	E: 0	LOB: 0	K: 2	S: 12	R: 0	H: 0	E: 0	LOB: 0	K: 1	S: 9	R: 1	H: 1	E: 1	LOB: 1	K: 0	S: 9	R: 0	H: 1	E: 0	LOB: 2	K: 0	S: 12	R: 0	H: 0	E: 0	LOB: 0	K: 1	S: 6	R: 0	H: 0	E: 0	LOB: 0	K: 1	S: 10	1B: 2	SF: 0	2B: 1	SAC: 0	3B: 1	DP: 0	HR: 0	HBP: 0	WP: 1	PA: 33
--------------	------	------	------	--------	------	-------	------	------	------	--------	------	------	------	------	------	--------	------	------	------	------	------	--------	------	------	------	------	------	--------	------	-------	------	------	------	--------	------	------	------	------	------	--------	------	------	------	------	------	--------	------	-------	------	------	------	--------	------	------	------	------	------	--------	------	-------	-------	-------	-------	--------	-------	-------	-------	--------	-------	--------

PITCHER	IP	WLS	BF	H	R	ER	SO	BB	IBB	HBP	BLK	WP	HR	S	P	ERA	WHIP
Mike Harkey, R (1, 1) ERA: 3.82	7.1	W	27	4	1	1	5	0	0	0	0	0	0	68	108	1.23	0.545
Mitch Williams, L (8, 1) ERA: 2.33	1.2	S	6	0	0	0	1	1	0	0	0	1	0	12	21	0.00	0.600

Batter	1	2	3	4	5	6	7	8	9	AB R H RBI BB SO LOB	TOP	
Wally Backman, S (1, 5) OBP: 0.366, SLG: 0.397 Jeff King, R (8, 5) OBP: 0.282, SLG: 0.346	0-0 SH2-4 SF7 2B		1-1 1B SH3 2B 1B	1-0 FC5-4 1B		2-1 G6-3 1-2f			0-1 F9	4 2 3 0 0 0 1 1 0 0 0 0 0 0		
Jay Bell, R (1, 6) OBP: 0.326, SLG: 0.380	1-1 SH2-4 2-3		3-1 SH3 1-2	0-1 FC5-4 1-2f		3-3 K			1-2 BB FC6-4 2B	3 1 1 0 0 1 1		
Andy Van Slyke, L (1, 8) OBP: 0.363, SLG: 0.442	0-0 SF7 3-H		1-0 2B FC3-6 1B		0-0 1B 2B 1B		1-0 P6		1-1 FC6-4 BB HBP	3 2 2 1 0 0 0		
Bobby Bonilla, S (1, 9) OBP: 0.303, SLG: 0.510	2-2 G4-3		1-0 FC3-6 WP 2B		2-2 2B G4-3 1B		0-0		4-0 FC6-4 1-2 2-3 BB	4 2 3 1 1 0 0		
Barry Bonds, L (1, 7) OBP: 0.426, SLG: 0.594		1-0 E6 HR	4-0 FC3-6 IBB		1-1 G4-3 1-3 3-H 2B		0-1 P5		0-0 FC6-4 1-2f 2-3 3-H	4 1 1 2 1 0 3		
Sid Bream, L (1, 3) OBP: 0.342, SLG: 0.441		1 SAFE 1 SAFE 1 1 F B X	0-0 FC3-6 WP HR		1-3 K		2-2 L3		1-0 F7	5 1 1 3 0 1 7		
Michael LaValliere, L (1, 2) OBP: 0.363, SLG: 0.300		1-1 G4-3	3-1 G6-3		3-2 G4-3			2-1 G6-4-3 1B		4 0 1 1 0 0 2	AB 36 R 9 H 13 RBI 8 BB 2 SO 4 LOB 16	
Jose Lind, R (1, 4) OBP: 0.337, SLG: 0.390		1-2 G4-3		0-1 G3		0-3 K		2-0 G6-4-3 1-2f		4 0 0 0 0 1 2		
Bob Walk, R (1, 1) OBP: 0.148, SLG: 0.115 Bob Patterson, R (2, 1) OBP: 0.056, SLG: 0.056 Ted Power, R (7, 1) OBP: 0.143, SLG: 0.286 Bill Landrum, R (9, 1)		1-3 K		0-0 L9		1-1 G6-3 1B		1-1 P9		1 0 0 0 0 1 0 2 0 1 0 0 0 0 1 0 0 0 0 0 0 0 0 0 0 0 0 0		
Inning Stats	R: 1 H: 1 E: 0 LOB: 0 K: 0 BB: 0 S: 7 P: 10	R: 2 H: 1 E: 1 LOB: 0 K: 1 BB: 0 S: 14 P: 19	R: 3 H: 3 E: 0 LOB: 1 K: 0 BB: 1 S: 10 P: 22	R: 0 H: 1 E: 0 LOB: 1 K: 0 BB: 0 S: 6 P: 7	R: 2 H: 3 E: 0 LOB: 1 K: 2 BB: 0 S: 16 P: 23	R: 0 H: 1 E: 0 LOB: 0 K: 1 BB: 0 S: 7 P: 13	R: 0 H: 1 E: 0 LOB: 1 K: 0 BB: 0 S: 7 P: 10	R: 0 H: 1 E: 0 LOB: 0 K: 0 BB: 0 S: 5 P: 10	R: 1 H: 1 E: 0 LOB: 2 K: 0 BB: 1 S: 8 P: 15	1B: 7 SF: 1 2B: 5 SAC: 2 3B: 0 DP: 2 HR: 1 HBP: 1	WP: 1 PA: 42 PB: 0 SB: 0 CS: 0	
PITCHER	IP WLS BF H R ER SO BB IBB HBP BLK WP HR S P ERA WHIP	PITCHER IP WLS BF H R ER SO BB IBB HBP BLK WP HR S P ERA WHIP										
Shawn Boskie, R (1, 1) ERA: 3.83	2.1 L 14 5 6 5 1 0 1 0 0 0 0 1 28 45 19.29 2.143											
Les Lancaster, R (3, 1) ERA: 5.4	3.2 15 5 2 2 3 0 0 0 0 0 1 0 32 49 4.91 1.364											
Paul Assenmacher, L (7, 1) ERA: 3.47	2.0 7 2 0 0 0 0 0 0 0 0 0 0 12 20 0.00 1.000											
Mike Bielecki, R (9, 1) ERA: 5.71	1.0 6 1 1 1 0 1 0 1 0 0 0 0 8 15 9.00 2.000											

Pittsburgh Pirates @ Chicago Cubs  
Wrigley Field, Chicago, IL  
Tue Jul 31 1990, 7:05 PM CDT  
Att. 35,126 - Unknown

livebaseballscorecards.com



Batter	1	2	3	4	5	6	7	8	9	AB R H RBI BB SO LOB
Doug Dascenzo, S (1, 8) OBP: 0.279, SLG: 0.346	3-2 G3-1		0-0 E 1B		2-2 F8		0-0 F8		2-1 G1-3	5 0 1 0 0 0 0
23 Ryne Sandberg, R (1, 4) OBP: 0.359, SLG: 0.554	3-3 K		0-0 F8		1-1 L4		3-2 FC3-6 1B			4 0 1 0 0 1 1
Mark Grace, L (1, 3) OBP: 0.343, SLG: 0.361	2-2 FC5-4 1B		2-2 1-2 1B		0-1 E 1B		2-2 FC3-6 1-2f			4 0 3 0 0 0 1
Andre Dawson, R (1, 9) OBP: 0.386, SLG: 0.572	0-0 FC5-4 1-2f		1-0 F4		2-2 E7 1B		1-2 F8			4 0 1 0 0 0 4
Dave Clark, L (1, 7) OBP: 0.311, SLG: 0.433		1-1 E1 1B SF8	1-0 F8		2-3 K			0-3 K		4 1 0 0 0 2 4
Luis Salazar, R (1, 5) OBP: 0.311, SLG: 0.402		2-1 2-3 1B		1-0 G1		1-1 B5-3		0-2 F9		4 0 1 0 0 0 0
Shawon Dunston, R (1, 6) OBP: 0.312, SLG: 0.471		0-0 P2		2-0 E6		1-3 K		2-2 P3		4 0 0 0 0 1 2
Joe Girardi, R (1, 2) OBP: 0.321, SLG: 0.381		0-0 SF8		0-0 P1		1-2 1B			1-0 G4-3	2 0 1 1 0 0 1
Dwight Smith, L (9, PH) OBP: 0.327, SLG: 0.377		3-H								1 0 0 0 0 0 0
Shawn Boskie, R (1, 1) OBP: 0.242, SLG: 0.333		1-2 G1-3		1-2 P6		3-2 P3			1-2 P9	1 0 0 0 0 0 1
Les Lancaster, R (3, 1) OBP: 0.158, SLG: 0.059										1 0 0 0 0 0 1
Hector Villanueva, R (6, PH) OBP: 0.333, SLG: 0.565										1 0 0 0 0 0 1
Paul Assenmacher, L (7, 1) OBP: 0.333, SLG: 0.565										0 0 0 0 0 0 0
Mike Bielecki, R (9, 1) OBP: 0.286, SLG: 0.231										0 0 0 0 0 0 0
Gary Varsho, L (9, PH) OBP: 0.400, SLG: 0.474										1 0 0 0 0 0 0

Inning Stats	R: 0	H: 1	E: 0	LOB: 1	K: 1	P: 20	R: 1	H: 1	E: 1	LOB: 1	K: 0	P: 13	R: 0	H: 2	E: 1	LOB: 2	K: 0	P: 11	R: 0	H: 0	E: 1	LOB: 1	K: 0	P: 11	R: 0	H: 2	E: 1	LOB: 2	K: 1	P: 20	R: 0	H: 1	E: 0	LOB: 1	K: 1	P: 18	R: 0	H: 1	E: 0	LOB: 1	K: 0	P: 17	R: 0	H: 0	E: 0	LOB: 0	K: 1	P: 12	R: 0	H: 0	E: 0	LOB: 0	K: 0	P: 11	R: 0	H: 0	E: 0	LOB: 0	K: 0	P: 11	1B: 8	SF: 1	2B: 0	SAC: 0	3B: 0	DP: 0	HR: 0	HBP: 0	WP: 0	PA: 37
--------------	------	------	------	--------	------	-------	------	------	------	--------	------	-------	------	------	------	--------	------	-------	------	------	------	--------	------	-------	------	------	------	--------	------	-------	------	------	------	--------	------	-------	------	------	------	--------	------	-------	------	------	------	--------	------	-------	------	------	------	--------	------	-------	------	------	------	--------	------	-------	-------	-------	-------	--------	-------	-------	-------	--------	-------	--------


PITCHER	IP	WLS	BF	H	R	ER	SO	BB	IBB	HBP	BLK	WP	HR	S	P	ERA	WHIP
Bob Walk, R (1, 1) ERA: 3.7	1.0		5	1	1	0	1	0	0	0	0	0	0	14	23	0.00	1.000
Bob Patterson, L (2, 1) ERA: 2.89	5.0	W	22	6	0	0	2	0	0	0	0	0	0	46	70	0.00	1.200
Ted Power, R (7, 1) ERA: 2.78	2.0		7	1	0	0	1	0	0	0	0	0	0	21	29	0.00	0.500
Bill Landrum, R (9, 1) ERA: 1.89	1.0		3	0	0	0	0	0	0	0	0	0	0	7	11	0.00	0.000

**BOTTOM**

**Pittsburgh Pirates @ Chicago Cubs**  
Wrigley Field, Chicago, IL  
Tue Jul 31 1990, 7:05 PM CDT  
Att. 35,126 - Unknown

livebaseballscorecards.com

<b>AB</b>	<b>36</b>
<b>R</b>	<b>1</b>
<b>H</b>	<b>8</b>
<b>RBI</b>	<b>1</b>
<b>BB</b>	<b>0</b>
<b>SO</b>	<b>4</b>
<b>LOB</b>	<b>16</b>



Batter	1	2	3	4	5	6	7	8	9	AB R H RBI BB SO LOB	TOP	
R.J. Reynolds, S (1, 9) OBP: 0.359, SLG: 0.367	1-3 		1-0 G4-3 		2-0 1B 			0-0 G3 		4 0 1 0 0 1 0	<b>Pittsburgh Pirates @ Chicago Cubs</b> <b>Wrigley Field, Chicago, IL</b> Wed Aug 01 1990, 3:33 AM CDT Att. 34,542 - Sunny	
Jay Bell, R (1, 6) OBP: 0.328, SLG: 0.384	1-1 2B 		1-1 G6-3 		0-1 L5 			1-0 1B F9 		4 0 2 0 0 0 2		
Andy Van Slyke, L (1, 8) OBP: 0.367, SLG: 0.442	4-1 BB 			1-3 		4-2 BB 		0-0 1B 		2 0 1 0 2 1 0		
Bobby Bonilla, S (1, 5) OBP: 0.300, SLG: 0.505	2-3 			0-0 G1-3 		0-1 F8 		0-0 F9 		4 0 0 0 0 1 5		
Barry Bonds, L (1, 7) OBP: 0.424, SLG: 0.589	1-2 G3 			4-2 BB 		0-0 F9 		2-1 P2 		3 0 0 0 1 0 5		
Sid Bream, L (1, 3) OBP: 0.337, SLG: 0.434		2-0 F8 		1-0 F7 		0-0 F7 		0-3 		4 0 0 0 0 1 2		
Michael LaValliere, L (1, 2) OBP: 0.356, SLG: 0.293		2-3 			0-0 G1-3 		0-0 F9 		3-1 G6-3 			4 0 0 0 0 1 0
Jose Lind, R (1, 4) OBP: 0.333, SLG: 0.386		2-1 F9 			3-2 G6-3 		0-1 F8 		1-1 G1-3 			4 0 0 0 0 0 0
Rick Reed, R (1, 1) OBP: 0.235, SLG: 0.250			0-3 K 		1-0 1B 		3-1 G6-3 			2 0 1 0 0 1 0		
Bob Kipper, R (5, 1)										0 0 0 0 0 0 0		
Don Slaught, R (7, PH) OBP: 0.405, SLG: 0.531										1 0 0 0 0 0 0		
Stan Belinda, R (7, 1)										0 0 0 0 0 0 0		
Scott Ruskin, R (8, 1) OBP: 0.400, SLG: 1.000										0 0 0 0 0 0 0		
<b>Inning Stats</b>	R: 0 H: 1 E: 0 LOB: 2 K: 2 BB: 1 S: 12 P: 21	R: 0 H: 0 E: 0 LOB: 0 K: 1 BB: 0 S: 6 P: 12	R: 0 H: 0 E: 0 LOB: 0 K: 1 BB: 0 S: 6 P: 8	R: 0 H: 0 E: 0 LOB: 1 K: 1 BB: 1 S: 9 P: 14	R: 0 H: 2 E: 0 LOB: 2 K: 0 BB: 0 S: 9 P: 15	R: 0 H: 0 E: 0 LOB: 1 K: 0 BB: 1 S: 6 P: 10	R: 0 H: 0 E: 0 LOB: 0 K: 0 BB: 0 S: 5 P: 8	R: 0 H: 2 E: 0 LOB: 2 K: 0 BB: 0 S: 6 P: 9	R: 0 H: 0 E: 0 LOB: 0 K: 1 BB: 0 S: 7 P: 11	1B: 4 SF: 0 2B: 1 SAC: 0 3B: 0 DP: 0 HR: 0 HBP: 0	WP: 0 PA: 35 PB: 0 SB: 0 CS: 0	
<b>PITCHER</b> Greg Maddux, R (1, 1) ERA: 3.8	IP WLS BF H R ER SO BB IBB HBP BLK WP HR S P ERA WHIP	9.0 W 35 5 0 0 6 3 0 0 0 0 0 0 66 108 0.00 0.889										

livebaseballscorecards.com

AB	32
R	0
H	5
RBI	0
BB	3
SO	6
LOB	14





Batter	1	2	3	4	5	6	7	8	9
Doug Dascenzo, S OBP: 0.276, SLG: 0.341 (1, 8) (8, 7)	2-1 B4-3	1-1 FC1-2 23 E		1-0 23 FC6-2-5-1 1B		1-0 G5-3		1-1 G5-3	
23 Ryne Sandberg, R OBP: 0.355, SLG: 0.547 (1, 4)	1-1 L5	1-1 SAFE E5		0-2 FC6-2-5-1		1-1 G6-3		0-1 L5	
Mark Grace, L OBP: 0.342, SLG: 0.360 (1, 3)	2-0 1B 1B	2-1 F9		0-0 G3-1		0-0 G3-1			
Andre Dawson, R OBP: 0.387, SLG: 0.571 (1, 9)	2-0 1-2 1B		0-1 G6-3		1-1 FC4-6 1B		2-2 G4-3		
Dave Clark, L OBP: 0.308, SLG: 0.426 Marvell Wynne, L OBP: 0.261, SLG: 0.343 (1, 7) (8, 8)	3-2 F7		1-0 FC5-4 1B		1-0 FC4-6 S HR		3-3 K		
Luis Salazar, R OBP: 0.314, SLG: 0.420 (1, 5)		1-2 E 2B	2-0 SAFE FC5-4	1-2 HR	0-1 HR		1-2 F8		
Shawon Dunston, R OBP: 0.314, SLG: 0.471 (1, 6)		0-1 SAFE SAFE SAFE G1-3	2-0 SAFE SAFE SAFE F7		0-0 1B		0-2 1B E 1B		
Joe Girardi, R OBP: 0.320, SLG: 0.379 (1, 2)		0-0 1B FC1-2 1B		0-1 G5-3	1-0 P6		0-0 F7		
Greg Maddux, R OBP: 0.185, SLG: 0.170 (1, 1)		1-2 23 E FC1-2 1B		0-0 1B 23 FC6-2-5-1 1B	0-1 G1-3		0-1 E5 1B		

Inning Stats	R: 0 E: 0 K: 10 S: 10	H: 2 LOB: 2 BB: 0 P: 20	R: 2 E: 2 K: 0 S: 19	H: 3 LOB: 2 BB: 0 P: 24	R: 0 E: 0 K: 0 S: 5	H: 1 LOB: 1 BB: 0 P: 10	R: 0 E: 0 K: 0 S: 8	H: 2 LOB: 2 BB: 0 P: 9	R: 2 E: 0 K: 0 S: 9	H: 3 LOB: 1 BB: 0 P: 12	R: 0 E: 0 K: 0 S: 4	H: 0 LOB: 0 BB: 0 P: 6	R: 0 E: 0 K: 1 S: 14	H: 0 LOB: 0 BB: 0 P: 20	R: 1 E: 1 K: 0 S: 10	H: 2 LOB: 1 BB: 0 P: 11
--------------	--------------------------------	----------------------------------	-------------------------------	----------------------------------	------------------------------	----------------------------------	------------------------------	---------------------------------	------------------------------	----------------------------------	------------------------------	---------------------------------	-------------------------------	----------------------------------	-------------------------------	----------------------------------

**BOTTOM**

AB R H RBI BB SO LOB	
5	0 1 0 0 0 3
5	0 0 0 0 0 4
4	0 1 0 0 0 4
4	0 2 0 0 0 0
4	1 1 0 0 1 3
0	0 0 0 0 0 0
4	2 2 2 0 0 1
4	1 2 0 0 0 2
4	0 1 1 0 0 2
4	1 3 0 0 0 1

WP: 0	PA: 38
PB: 0	
SB: 2	
CS: 0	

PITCHER	IP	WLS	BF	H	R	ER	SO	BB	IBB	HBP	BLK	WP	HR	S	P	ERA	WHIP
Rick Reed, R ERA: 4.29 (1, 1)	4.1	L	25	11	4	3	0	0	0	0	0	0	1	48	71	6.23	2.538
Bob Kipper, L ERA: 3.16 (5, 1)	1.2		5	0	0	0	0	0	0	0	0	0	0	7	10	0.00	0.000
Stan Belinda, R ERA: 3.0 (7, 1)	1.0		3	0	0	0	1	0	0	0	0	0	0	14	20	0.00	0.000
Scott Ruskin, L ERA: 2.84 (8, 1)	1.0		5	2	1	0	0	0	0	0	0	0	0	10	11	0.00	2.000

**Pittsburgh Pirates @ Chicago Cubs**  
 Wrigley Field, Chicago, IL  
 Wed Aug 01 1990, 3:33 AM CDT  
 Att. 34,542 - Sunny

[livebaseballscorecards.com](http://livebaseballscorecards.com)

AB	38
R	5
H	13
RBI	3
BB	0
SO	1
LOB	20



Batter	1	2	3	4	5	6	7	8	9	AB	R	H	RBI	BB	SO	LOB	TOP										
Gary Redus, R (1, 3) OBP: 0.309, SLG: 0.348 Sid Bream, L (8, 3) OBP: 0.337, SLG: 0.434	1-1 G3	2-2 P3		4-1 BB		3-2 5-3		2-2 5-3		4	0	0	0	1	0	1											
Jay Bell, R (1, 6) OBP: 0.328, SLG: 0.384	0-1 HR 1B		3-2 P6	2-3 K		2-2 5-3		0-1 3B 1B		5	2	2	0	0	1	3											
Andy Van Slyke, L (1, 8) OBP: 0.373, SLG: 0.462	1-2 HR 1-H		4-2 BB		0-0 2B 1B	0-0 1-3		2-1 3B		4	2	3	3	1	0	0											
Bobby Bonilla, S (1, 9) OBP: 0.304, SLG: 0.524 Bill Landrum, R (8, 1) Bob Walk, R (8, 1) OBP: 0.148, SLG: 0.115	2-2 HR		0-0 F8		1-0 HR 2B		1-1 HR	0-1 5-3		5	3	3	3	0	0	2											
Barry Bonds, L (1, 7) OBP: 0.424, SLG: 0.595	1-1 CS 1B		1-1 F9		0-0 HR		2-2 G3		1-0 G3	5	1	2	2	0	0	1											
Jeff King, R (1, 5) OBP: 0.284, SLG: 0.347	1-1 F7			1-1 6-3	0-1 1B		0-1 5-3		1-0 1B	5	0	2	0	0	0	1											
Don Slaught, R (1, 2) OBP: 0.405, SLG: 0.523	SAFE CS 1-2	4-1 FC6-4 BB		0-1 P3	0-0 F7 1B		0-0 1B		0-0 F9	4	0	1	0	1	0	2											
Jose Lind, R (1, 4) OBP: 0.332, SLG: 0.383		0-1 FC6-4 SH1-4 1-2f		1-2 BB 1B	0-1 P3		0-3 K		2-2 F9	5	0	1	0	0	1	4											
John Smiley, L (1, 1) OBP: 0.188, SLG: 0.133 Stan Belinda, R (6, 1) R.J. Reynolds, S (8, PH) (8, 9) OBP: 0.357, SLG: 0.365		0-0 SH1-4		1-2 BB 1B	0-0 P6			0-1 5-3		2	0	1	0	0	0	1											
Inning Stats	R: 3 E: 0 K: 0 S: 14	H: 4 LOB: 0 BB: 0 P: 20	R: 0 E: 0 K: 0 S: 7	H: 0 LOB: 1 BB: 1 P: 13	R: 0 E: 0 K: 0 S: 8	H: 0 LOB: 1 BB: 1 P: 16	R: 0 E: 0 K: 1 S: 14	H: 2 LOB: 3 BB: 1 P: 23	R: 3 E: 0 K: 0 S: 9	H: 4 LOB: 1 BB: 0 P: 10	R: 0 E: 0 K: 0 S: 7	H: 0 LOB: 0 BB: 0 P: 12	R: 1 E: 0 K: 1 S: 13	H: 2 LOB: 1 BB: 0 P: 16	R: 1 E: 0 K: 0 S: 11	H: 2 LOB: 1 BB: 0 P: 15	R: 0 E: 0 K: 0 S: 6	H: 1 LOB: 1 BB: 0 P: 10	1B: 9 2B: 1 3B: 1 HR: 4	SF: 0 SAC: 1 DP: 0 HBP: 0	WP: 0 PB: 0 SB: 0 CS: 1	PA: 45					
PITCHER	IP	WLS	BF	H	R	ER	SO	BB	IBB	HBP	BLK	WP	HR	S	P	ERA	WHIP										
Steve Wilson, L (1, 1) ERA: 4.75	1.0	L	6	4	3	3	0	0	0	0	0	0	2	14	20	27.00	4.000										
Jeff Pico, R (2, 1) ERA: 4.5	5.0		24	6	3	3	1	3	0	0	0	0	1	45	74	5.40	1.800										
Paul Assenmacher, L (7, 1) ERA: 3.64	2.0		10	4	2	2	1	0	0	0	0	0	1	24	31	9.00	2.000										
Mitch Williams, L (9, 1) ERA: 2.27	1.0		4	1	0	0	0	0	0	0	0	0	0	6	10	0.00	1.000										

Pittsburgh Pirates @ Chicago Cubs  
Wrigley Field, Chicago, IL  
Thu Aug 02 1990, 3:33 AM CDT  
Att. 34,493 - Sunny - 75 F

livebaseballscorecards.com

AB	40
R	8
H	15
RBI	8
BB	3
SO	2
LOB	15



Batter	1	2	3	4	5	6	7	8	9	AB	R	H	RBI	BB	SO	LOB
Jerome Walton, R OBP: 0.364, SLG: 0.326 Paul Assenmacher, L (7, 1) Marvell Wynne, L OBP: 0.265, SLG: 0.347 Mitch Williams, L (9, 1)	3-1 F8		2-2 1B	0-3 K		4-0 BB		3-2 1B 5-3 1B		3	0	1	0	1	1	2
23 Ryne Sandberg, R OBP: 0.353, SLG: 0.543	0-0 1B 4-3 1B		0-0 P5		0-0 F9	3-1 F7		1-3 K		5	1	1	0	0	1	4
Shawon Dunston, R OBP: 0.313, SLG: 0.467	1-1 4-3 1-2		1-2 1-3 1B		0-1 P4		2-3 K	0-0 5-3 1-2		5	0	1	0	0	1	2
Andre Dawson, R OBP: 0.392, SLG: 0.583	0-0 2-H 1B		0-0 F7		2-2 1B		0-2 HR	1-2 1B		5	1	4	2	0	0	2
Luis Salazar, R OBP: 0.308, SLG: 0.411	2-3 K		2-1 P4		1-3 K		3-3 K	2-1 F8		5	0	0	0	0	3	6
Mark Grace, L OBP: 0.348, SLG: 0.364		0-0 PB 5-3 1B		0-0 P6		0-0 2B SF7 1B	4-2 BB		0-0 G6-3 1B	4	1	3	0	1	0	0
Doug Dasenczo, S OBP: 0.268, SLG: 0.331 Gary Varsho, L (9, PH) OBP: 0.381, SLG: 0.450		0-0 5-3		0-1 F9		0-3 K	0-3 K		2-1 G6-3 1-2f	4	0	0	0	0	2	3
Joe Girardi, R OBP: 0.324, SLG: 0.387		1-1 F8		1-2 BB 1B		0-0 1-3 2B		1-1 HR 1B	0-1 F7	5	1	3	0	0	0	1
Steve Wilson, L OBP: 0.192, SLG: 0.160 Jeff Pico, R OBP: 0.391, SLG: 0.350 Hector Villanueva, R OBP: 0.333, SLG: 0.565 Dave Clark, L OBP: 0.312, SLG: 0.461 (7, 7)		1-2 P4		4-1 BB 1-2 BB		0-0 3-H SF7		3-2 1-H HR		0	0	0	0	0	0	0

Inning Stats	R: 1	H: 2	E: 0	K: 1	S: 9	H: 2	LOB: 1	BB: 0	P: 15	R: 0	H: 1	E: 0	K: 0	S: 7	H: 2	LOB: 2	BB: 0	P: 16	R: 0	H: 1	E: 0	K: 1	S: 10	H: 1	LOB: 2	BB: 1	P: 15	R: 0	H: 1	E: 0	K: 1	S: 11	H: 1	LOB: 1	BB: 0	P: 14	R: 1	H: 2	E: 0	K: 1	S: 9	H: 2	LOB: 2	BB: 1	P: 16	R: 1	H: 1	E: 0	K: 3	S: 16	H: 1	LOB: 1	BB: 1	P: 25	R: 2	H: 4	E: 0	K: 1	S: 18	H: 4	LOB: 2	BB: 0	P: 29	R: 0	H: 1	E: 0	K: 0	S: 5	H: 1	LOB: 0	BB: 0	P: 7	1B: 12	SF: 1	2B: 1	SAC: 0	3B: 0	DP: 1	HR: 2	HBP: 0	WP: 0	PA: 44
--------------	------	------	------	------	------	------	--------	-------	-------	------	------	------	------	------	------	--------	-------	-------	------	------	------	------	-------	------	--------	-------	-------	------	------	------	------	-------	------	--------	-------	-------	------	------	------	------	------	------	--------	-------	-------	------	------	------	------	-------	------	--------	-------	-------	------	------	------	------	-------	------	--------	-------	-------	------	------	------	------	------	------	--------	-------	------	--------	-------	-------	--------	-------	-------	-------	--------	-------	--------


PITCHER	IP	WLS	BF	H	R	ER	SO	BB	IBB	HBP	BLK	WP	HR	S	P	ERA	WHIP
John Smiley, L ERA: 4.13	(1, 1)	5.1	26	9	2	2	4	1	0	0	0	0	0	54	75	3.38	1.875
Stan Belinda, R ERA: 3.12	(6, 1)	1.2	8	1	1	1	3	2	0	0	0	0	1	19	35	5.40	1.800
Bill Landrum, R ERA: 2.24	(8, 1)	0.0	3	3	2	2	0	0	0	0	0	0	1	9	16	∞	∞
Bob Walk, R ERA: 3.62	(8, 1)	2.0	S 7	2	0	0	1	0	0	0	0	0	0	14	20	0.00	1.000

**BOTTOM**

**Pittsburgh Pirates @ Chicago Cubs**  
**Wrigley Field, Chicago, IL**  
 Thu Aug 02 1990, 3:33 AM CDT  
 Att. 34,493 - Sunny - 75 F

livebaseballscorecards.com

AB	40
R	5
H	15
RBI	5
BB	3
SO	8
LOB	22



Batter	1	2	3	4	5	6	7	8	9	AB R H RBI BB SO LOB	TOP		
<b>Delino DeShields, L</b> (1, 4) OBP: 0.386, SLG: 0.404	2-2 P5-3 HBP		1-1 F7		1-0 G3		1-3 K			3 0 0 0 0 1 3			
<b>Dave Martinez, L</b> (1, 8) OBP: 0.344, SLG: 0.467	1-2 P5-3 1-2f		0-2 G6-3			2-2 1B FC4-6 1B	1-1 G1-3			4 1 1 0 0 0 2			
<b>Tim Raines, S</b> (1, 7) OBP: 0.371, SLG: 0.362 <b>Mike Aldrete, L</b> (5, 7) OBP: 0.391, SLG: 0.318	0-0 G5-3			1-0 G4-3		1-2 1-3 FC4-6 1B		1-0 G4-3		2 0 0 0 0 0 0 2 0 1 0 0 0 0			
<b>Tim Wallach, R</b> (1, 5) OBP: 0.348, SLG: 0.509 <b>Junior Noboa, R</b> (4, 5) OBP: 0.279, SLG: 0.321		2-1 G6-3		2-1 F8		2-1 FC4-6 1-2f HR 3-H		0-3 K		2 0 0 0 0 0 0 2 1 0 1 0 1 1			
<b>Andres Galarraga, R</b> (1, 3) OBP: 0.310, SLG: 0.416 <b>Wallace Johnson, S</b> (5, 3) OBP: 0.281, SLG: 0.245		0-0 L3		1-3 K		1-3 K		0-0 G6-3		2 0 0 0 0 1 0 2 0 0 0 0 1 1			
<b>Larry Walker, L</b> (1, 9) OBP: 0.308, SLG: 0.426		4-2 BB		1-0 P5		0-0 HR		2-1 1B		3 1 2 2 1 0 0			
<b>Tom Foley, L</b> (1, 6) OBP: 0.311, SLG: 0.289 <b>Mel Rojas, R</b> (6, 1) <b>Bill Sampen, R</b> (8, 1) <b>Marquis Grissom, R</b> (9, PH) OBP: 0.312, SLG: 0.339		0-0 F8		1-0 L7		1-0 F8		3-2 P3		3 0 0 0 0 0 1 0 0 0 0 0 0 0 0 0 0 0 0 0 0 1 0 0 0 0 0 1			
<b>Jerry Goff, L</b> (1, 2) OBP: 0.373, SLG: 0.380			3-1 HR		4-1 1B BB		1-0 1B		3-3 K	3 1 2 1 1 1 1			
<b>Mark Gardner, R</b> (1, 1) OBP: 0.132, SLG: 0.211 <b>Dale Mohorcic, R</b> (2, 1) OBP: 0.200, SLG: 0.200 <b>Spike Owen, S</b> (6, 6) OBP: 0.346, SLG: 0.357			0-1 G6-3		0-0 1B		1-3 K		1-1 F9	0 0 0 0 0 0 0 2 0 1 0 0 0 0 2 0 0 0 0 1 2			
<b>Inning Stats</b>	R: 0 E: 0 K: 0 S: 7 H: 0 LOB: 0 BB: 0 P: 10	R: 0 E: 0 K: 0 S: 6 H: 0 LOB: 1 BB: 1 P: 12	R: 1 E: 0 K: 0 S: 10 H: 1 LOB: 0 BB: 0 P: 14	R: 0 E: 0 K: 1 S: 6 H: 0 LOB: 0 BB: 0 P: 10	R: 0 E: 0 K: 1 S: 5 H: 1 LOB: 2 BB: 1 P: 12	R: 3 E: 0 K: 1 S: 14 H: 3 LOB: 0 BB: 0 P: 21	R: 0 E: 0 K: 2 S: 11 H: 1 LOB: 1 BB: 0 P: 15	R: 0 E: 0 K: 1 S: 5 H: 0 LOB: 0 BB: 0 P: 6	R: 0 E: 0 K: 1 S: 10 H: 1 LOB: 1 BB: 0 P: 19	1B: 5 2B: 1 3B: 0 HR: 2 SF: 0 SAC: 0 DP: 1 HBP: 1	WP: 0 PB: 0 SB: 0 CS: 0 PA: 36		
<b>PITCHER</b>	IP WLS BF H R ER SO BB IBB HBP BLK WP HR S P ERA WHIP											<b>PITCHER</b>	IP WLS BF H R ER SO BB IBB HBP BLK WP HR S P ERA WHIP
<b>Mike Harkey, R</b> (1, 1) ERA: 3.94	5.2 W 24 5 4 4 2 2 0 1 0 0 2 47 77 6.35 1.235												
<b>Paul Assenmacher, L</b> (6, 1) ERA: 3.51	2.1 8 1 0 0 3 0 0 0 0 0 0 17 23 0.00 0.429												
<b>Mitch Williams, L</b> (9, 1) ERA: 2.21	1.0 4 1 0 0 1 0 0 0 0 0 0 10 19 0.00 1.000												

**Montreal Expos @ Chicago Cubs**  
**Wrigley Field, Chicago, IL**  
 Fri Aug 03 1990, 3:33 AM CDT  
 Att. 33,318 - Sunny

[livebaseballscorecards.com](http://livebaseballscorecards.com)

<b>AB</b>	<b>33</b>
<b>R</b>	<b>4</b>
<b>H</b>	<b>7</b>
<b>RBI</b>	<b>4</b>
<b>BB</b>	<b>2</b>
<b>SO</b>	<b>6</b>
<b>LOB</b>	<b>12</b>



Batter	1	2	3	4	5	6	7	8	9	AB R H RBI BB SO LOB	BOTTOM
<b>Jerome Walton, R</b> OBP: 0.367, SLG: 0.327 (1, 8)										5 2 2 0 1 1 2	<b>Montreal Expos @ Chicago Cubs</b> <b>Wrigley Field, Chicago, IL</b> Fri Aug 03 1990, 3:33 AM CDT Att. 33,318 - Sunny  <a href="http://livebaseballscorecards.com">livebaseballscorecards.com</a>
<b>23 Ryne Sandberg, R</b> OBP: 0.356, SLG: 0.545 (1, 4)										4 2 2 0 1 0 1	
<b>Mark Grace, L</b> OBP: 0.353, SLG: 0.371 (1, 3)										4 2 3 2 1 0 1	
<b>Andre Dawson, R</b> OBP: 0.391, SLG: 0.581 (1, 9)										1 0 0 0 0 0 1	
<b>Dwight Smith, L</b> OBP: 0.333, SLG: 0.381 (2, PH)										3 0 2 2 1 0 2	
<b>Paul Assenmacher, L</b> OBP: 0.310, SLG: 0.453 (6, 1)										4 0 1 0 0 2 5	
<b>Mitch Williams, L</b> (9, 1)										1 0 0 0 0 0 2	
<b>Luis Salazar, R</b> OBP: 0.317, SLG: 0.433 (1, 5)										4 2 3 2 0 0 2	
<b>Shawon Dunston, R</b> OBP: 0.311, SLG: 0.466 (1, 6)										5 1 1 1 0 1 4	
<b>Joe Girardi, R</b> OBP: 0.326, SLG: 0.388 (1, 2)										4 1 1 0 1 1 4	
<b>Mike Harkey, R</b> OBP: 0.293, SLG: 0.375 (1, 1)										3 0 1 2 0 0 4	
<b>Doug Dascenzo, S</b> OBP: 0.272, SLG: 0.333 (6, 7)										2 0 1 0 0 0 1	

Inning Stats	R: 6 E: 0 K: 1 S: 19	H: 5 LOB: 1 BB: 2 P: 35	R: 2 E: 0 K: 1 S: 19	H: 4 LOB: 3 BB: 0 P: 27	R: 0 E: 0 K: 1 S: 14	H: 1 LOB: 2 BB: 1 P: 25	R: 0 E: 0 K: 0 S: 4	H: 1 LOB: 1 BB: 0 P: 8	R: 1 E: 1 K: 0 S: 10	H: 2 LOB: 1 BB: 0 P: 13	R: 0 E: 0 K: 0 S: 9	H: 0 LOB: 2 BB: 2 P: 19	R: 0 E: 0 K: 0 S: 10	H: 2 LOB: 2 BB: 0 P: 14	1B: 10 2B: 6 3B: 0 HR: 1	SF: 0 SAC: 0 DP: 1 HBP: 1	WP: 1 PB: 1 SB: 2 CS: 0	PA: 46
--------------	-------------------------------	----------------------------------	-------------------------------	----------------------------------	-------------------------------	----------------------------------	------------------------------	---------------------------------	-------------------------------	----------------------------------	------------------------------	----------------------------------	-------------------------------	----------------------------------	-----------------------------------	------------------------------------	----------------------------------	--------

PITCHER	IP	WLS	BF	H	R	ER	SO	BB	IBB	HBP	BLK	WP	HR	S	P	ERA	WHIP
<b>Mark Gardner, R</b> ERA: 2.89 (1, 1)	1.0		12	7	8	8	1	1	1	0	0	1	0	23	43	72.00	8.000
<b>Dale Mohorcic, R</b> ERA: 2.7 (2, 1)	4.0		20	6	1	0	2	1	0	1	0	0	0	43	65	0.00	1.750
<b>Mel Rojas, R</b> ERA: 2.08 (6, 1)	2.0		10	2	1	1	2	2	0	0	0	0	1	22	39	4.50	2.000
<b>Bill Sampen, R</b> ERA: 3.25 (8, 1)	1.0		4	2	0	0	0	0	0	0	0	0	0	10	14	0.00	2.000



Batter	1	2	3	4	5	6	7	8	9	AB R H RBI BB SO LOB	TOP		
<b>Delino DeShields, L</b> (1, 4) OBP: 0.384, SLG: 0.402	1-0 P7		1-0 FC5-4 1B		0-0 P8		2-1 F7			4 0 1 0 0 0 1			
<b>Dave Martinez, L</b> (1, 8) OBP: 0.338, SLG: 0.459	2-1 G4-3		1-0 FC5-4 1-2f		1-1 F8			2-2 G3		4 0 0 0 0 0 2			
<b>Tim Raines, S</b> (1, 7) OBP: 0.367, SLG: 0.357	2-2 L7		1-0 G4-1		3-2 G6-3			2-2 F8		4 0 0 0 0 0 2			
<b>Tim Wallach, R</b> (1, 5) OBP: 0.349, SLG: 0.511 <b>Junior Noboa, R</b> (8, 5) OBP: 0.279, SLG: 0.321		0-1 1B 2B		0-0 G5-4-3 1B		1-1 G5-3		2-2 F8		4 1 2 0 0 0 0 0 0 0 0 0 0 0			
<b>Andres Galarraga, R</b> (1, 3) OBP: 0.307, SLG: 0.412		0-1 G5-3		1-2 G5-4-3 1-2f		3-2 G5-3			0-1 G5-3	4 0 0 0 0 0 2			
<b>Larry Walker, L</b> (1, 9) OBP: 0.317, SLG: 0.443		2-2 S 2-H 1B		4-1 1B BB		2-0 1B			1-2 HR	3 1 3 2 1 0 0			
<b>Mike Fitzgerald, R</b> (1, 2) OBP: 0.352, SLG: 0.399		2-2 P8 1-2		1-0 1-2 1B		1-1 G5-3			1-0 G6-3	4 0 1 0 0 0 2			
<b>Spike Owen, S</b> (1, 6) OBP: 0.345, SLG: 0.356		3-3 K 2-3		1-0 L7			2-2 P3		1-0 1B	4 0 1 0 0 1 3			
<b>Kevin Gross, R</b> (1, 1) OBP: 0.220, SLG: 0.375 <b>Scott Anderson, R</b> (6, 1) <b>Mike Aldrete, L</b> (9, PH) OBP: 0.388, SLG: 0.315			3-2 F4		0-0 1B		1-3 K		3-2 G4-3	2 0 1 0 0 0 0 1 0 0 0 0 1 0 1 0 0 0 0 0 1			
<b>Inning Stats</b>	R: 0 E: 0 K: 0 S: 6 H: 0 LOB: 0 BB: 0 P: 11	R: 1 E: 0 K: 1 S: 13 H: 2 LOB: 1 BB: 0 P: 20	R: 0 E: 0 K: 0 S: 8 H: 1 LOB: 1 BB: 0 P: 14	R: 0 E: 0 K: 0 S: 7 H: 2 LOB: 2 BB: 1 P: 14	R: 0 E: 0 K: 0 S: 7 H: 1 LOB: 1 BB: 0 P: 11	R: 0 E: 0 K: 0 S: 9 H: 1 LOB: 1 BB: 0 P: 16	R: 0 E: 0 K: 1 S: 10 H: 0 LOB: 0 BB: 0 P: 15	R: 0 E: 0 K: 0 S: 15 H: 0 LOB: 0 BB: 0 P: 21	R: 1 E: 0 K: 0 S: 11 H: 2 LOB: 1 BB: 0 P: 17	1B: 7 2B: 1 3B: 0 HR: 1 SF: 0 SAC: 0 DP: 1 HBP: 0	WP: 0 PB: 0 SB: 2 CS: 0 PA: 36		
<b>PITCHER</b>	IP WLS BF H R ER SO BB IBB HBP BLK WP HR S P ERA WHIP											<b>PITCHER</b>	IP WLS BF H R ER SO BB IBB HBP BLK WP HR S P ERA WHIP
<b>Shawn Boskie, R</b> (1, 1) ERA: 3.69	6.0 W 25 7 1 1 1 1 1 0 0 0 0 0 50 86 1.50 1.333												
<b>Steve Wilson, L</b> (7, 1) ERA: 4.66	2.0 6 0 0 0 1 0 0 0 0 0 0 0 25 36 0.00 0.000												
<b>Bill Long, R</b> (9, 1) ERA: 3.83	1.0 5 2 1 1 0 0 0 0 0 0 0 1 11 17 9.00 2.000												

**Montreal Expos @ Chicago Cubs**  
**Wrigley Field, Chicago, IL**  
 Sat Aug 04 1990, 7:05 PM CDT  
 Att. 35,176 - Unknown - 78 F

livebaseballscorecards.com

<b>AB</b>	35
<b>R</b>	2
<b>H</b>	9
<b>RBI</b>	2
<b>BB</b>	1
<b>SO</b>	2
<b>LOB</b>	13



Batter	1	2	3	4	5	6	7	8	9
Jerome Walton, R OBP: 0.367, SLG: 0.326 (1, 8)	1-2 23 E 1B	1-1 G5-3		2-3 K		4-0 23 2B 2B	1-3 K		
23 Ryne Sandberg, R OBP: 0.361, SLG: 0.551 (1, 4)	1-2 E8 1B		0-0 E7 G6-3 1B	2-2 S HR 1B		1-0 2B 2B		0-2 G4-3	
Mark Grace, L OBP: 0.353, SLG: 0.370 (1, 3)	2-1 G4-3 1B		0-0 L8	1-1 F9		4-1 2B BB		1-1 G4-3	
Andre Dawson, R OBP: 0.392, SLG: 0.592 Dwight Smith, L OBP: 0.336, SLG: 0.383 (1, 9) (7, 9)	0-0 G4-3		2-2 G6-3	1-0 HR		1-0 G3 2B		1-2 3B 1B	
Dave Clark, L OBP: 0.322, SLG: 0.477 (1, 7)	3-2 F9		0-1 S 1B	2-0 1B		2-0 G3		1-2 3B	
Luis Salazar, R OBP: 0.316, SLG: 0.427 Curtis Wilkerson, S OBP: 0.255, SLG: 0.257 (1, 5) (7, 5)	3-0 G6-3		4-1 1B BB	1-1 F8		0-3 K		3-2 G4-3	
Shawon Dunston, R OBP: 0.313, SLG: 0.467 Steve Wilson, L OBP: 0.192, SLG: 0.160 Bill Long, R (9, 1)		2-2 G4-3 S 1B	0-2 S 1B		2-3 K	0-1 L4			
Joe Girardi, R OBP: 0.325, SLG: 0.384 (1, 2)		1-1 SAFE G6-3	4-1 G6-3	2-2 G6-3		0-1 G5-3			
Shawn Boskie, R OBP: 0.222, SLG: 0.306 Domingo Ramos, R OBP: 0.291, SLG: 0.277 (1, 1) (7, 6)		0-1 G4-3	2-1 P5	1-0 G6-3		3-2 G6-3			

AB	R	H	RBI	BB	SO	LOB
4	2	1	0	1	2	1
5	4	4	0	0	0	0
4	1	1	2	1	0	2
4	1	2	5	0	0	2
1	1	1	0	0	0	0
5	1	3	2	0	0	2
3	0	0	0	1	1	3
1	0	0	0	0	0	1
4	0	2	1	0	1	1
0	0	0	0	0	0	0
0	0	0	0	0	0	0
3	0	0	0	1	0	1
3	0	0	0	0	0	4
1	0	0	0	0	0	0

WP	HR	S	P	ERA	WHIP
0	1	60	109	16.20	2.800
0	0	33	46	3.00	1.000

Inning	R	H	E	K	S	H	LOB	BB	IBB	HBP	BLK	WP	HR	S	P	ERA	WHIP
1	2	3	1	0	13	3	1	0	0	0	0	0	1	60	109	16.20	2.800
2	0	1	0	0	10	1	1	0	0	0	0	0	0	33	46	3.00	1.000

**Montreal Expos @ Chicago Cubs**  
Wrigley Field, Chicago, IL  
Sat Aug 04 1990, 7:05 PM CDT  
Att: 35,176 - Unknown - 78 F

AB	38
R	10
H	14
RBI	10
BB	4
SO	4
LOB	17



1B:	10	SF:	0	WP:	0	PA:	42
2B:	2	SAC:	0	PB:	0		
3B:	1	DP:	0	SB:	4		
HR:	1	HBP:	0	CS:	0		

Batter	1	2	3	4	5	6	7	8	9	AB R H RBI BB SO LOB	TOP	
<b>Delino DeShields, L</b> OBP: 0.386, SLG: 0.403 (1, 4)	3-2 2B G4-6-3 1B		1-0 G1-3		0-0 CS 1B			1-0 G6-3		4 1 2 0 0 0 0		
<b>Dave Martinez, L</b> OBP: 0.337, SLG: 0.460 (1, 8)	0-0 G4-6-3 1-3 2B		1-1 F8		2-1 CS 1-2	0-1 G3		1-0 F8		4 0 1 0 0 0 0		
<b>Tim Raines, S</b> OBP: 0.365, SLG: 0.354 (1, 7)	4-0 G4-6-3 BB		2-2 F9			2-0 F7		0-0 L6		3 0 0 0 1 0 0		
<b>Tim Wallach, R</b> OBP: 0.348, SLG: 0.511 (1, 5)	0-1 G4-6-3 1-2f 2-3 3-H			1-2 G5-3		1-1 G6-3		2-1 2B		4 0 1 0 0 0 2		
<b>Larry Walker, L</b> OBP: 0.319, SLG: 0.442 (1, 9)	4-2 BB			1-3 K			0-0 G6-3 G6-3 1B		0-0 G4-3	3 0 1 0 1 1 1		
<b>Mike Aldrete, L</b> OBP: 0.387, SLG: 0.310 (1, 3)	3-3 K			4-2 FC6-4 BB			1 SAFE 1 B B C X 2-1 G6-3 1-2			2 0 0 0 1 1 3		
<b>Mike Fitzgerald, R</b> OBP: 0.348, SLG: 0.394 (1, 2)				1-1 FC6-4 1-2f			2 SAFE X 0-0 G6-3 2-3			3 0 0 0 0 1 2		
<b>Tom Foley, L</b> OBP: 0.303, SLG: 0.280 (1, 6)						1-1 G3		0-0 L7		3 0 0 0 0 0 0		
<b>Oil Can Boyd, R</b> OBP: 0.073, SLG: 0.073 (1, 1)								1-3 K		2 0 0 0 0 2 0		
<b>Otis Nixon, S</b> OBP: 0.321, SLG: 0.277 (8, PH)										1 0 0 0 0 1 0		
<b>Tim Burke, R</b> OBP: 0.333, SLG: 0.333 (8, 1)										0 0 0 0 0 0 0		
<b>Inning Stats</b>	R: 1 H: 2 E: 0 LOB: 2 K: 1 BB: 2 S: 12 P: 26	R: 0 H: 0 E: 0 LOB: 0 K: 2 BB: 0 S: 12 P: 17	R: 0 H: 0 E: 0 LOB: 1 K: 1 BB: 1 S: 6 P: 10	R: 0 H: 1 E: 0 LOB: 0 K: 1 BB: 0 S: 8 P: 10	R: 0 H: 0 E: 0 LOB: 0 K: 0 BB: 0 S: 5 P: 8	R: 0 H: 1 E: 0 LOB: 0 K: 0 BB: 0 S: 4 P: 6	R: 0 H: 0 E: 0 LOB: 0 K: 1 BB: 0 S: 5 P: 7	R: 0 H: 1 E: 0 LOB: 1 K: 0 BB: 0 S: 5 P: 8	1B: 3 SF: 0 2B: 2 SAC: 0 3B: 0 DP: 1 HR: 0 HBP: 0	WP: 0 PA: 33 PB: 0 SB: 0 CS: 1		
<b>PITCHER</b> <b>Greg Maddux, R</b> ERA: 3.64 (1, 1)	IP WLS BF H R ER SO BB IBB HBP BLK WP HR S P ERA WHIP	9.0 W 32 5 1 1 6 3 0 0 0 0 0 69 111 1.00 0.889										

**Montreal Expos @ Chicago Cubs**  
**Wrigley Field, Chicago, IL**  
 Sun Aug 05 1990, 3:33 AM CDT  
 Att. 33,481 - Overcast - 68 F

[livebaseballscorecards.com](http://livebaseballscorecards.com)

**AB 29**  
**R 1**  
**H 5**  
**RBI 0**  
**BB 3**  
**SO 6**  
**LOB 8**





Batter	1	2	3	4	5	6	7	8	9
Jerome Walton, R OBP: 0.367, SLG: 0.323 (1, 8)	1-1 F8		3-2 F7			4-2 23 F8 2B	0-2 CI		
23 Ryne Sandberg, R OBP: 0.357, SLG: 0.545 (1, 4)	1-0 P7			1-2 G5-3		1 SAFE 2-2 F8	3-3 K		
Mark Grace, L OBP: 0.355, SLG: 0.376 (1, 3)	2-2 2B			1-3 K		1-0 3B 2B	0-1 G5-3		
Andre Dawson, R OBP: 0.396, SLG: 0.598 (1, 9)	2-0 F7			4-1 BB		0-0 3B	2-2 1B S FC1-5-2 1B		
Dave Clark, L OBP: 0.320, SLG: 0.470 (1, 7)		0-3 K		1-3 K		1-3 K	2-1 1B FC1-5-2		
Luis Salazar, R OBP: 0.312, SLG: 0.421 (1, 5)		2-2 P4			2-3 K	3-2 G4-3	3-0 FC1-5-2		
Shawon Dunston, R OBP: 0.315, SLG: 0.467 (1, 6)		2-0 G5-3			1-0 1B		0-0 G4-3		
Joe Girardi, R OBP: 0.323, SLG: 0.381 (1, 2)			0-0 G6-3		0-3 K		1 SAFE 0-1 SH3		
Greg Maddux, R OBP: 0.175, SLG: 0.161 (1, 1)			0-2 G5-3		1-1 G1-3		1-0 G6-3		

AB	R	H	RBI	BB	SO	LOB
2	1	0	0	1	0	0
4	0	0	0	0	1	2
4	1	2	1	0	1	0
3	0	2	1	1	0	1
4	0	1	0	0	3	2
4	0	0	0	0	1	3
4	1	2	0	0	0	2
2	0	0	0	0	1	1
3	0	0	0	0	0	2

**BOTTOM**

**Montreal Expos @ Chicago Cubs**  
**Wrigley Field, Chicago, IL**  
 Sun Aug 05 1990, 3:33 AM CDT  
 Att. 33,481 - Overcast - 68 F

AB	30
R	3
H	7
RBI	2
BB	2
SO	7
LOB	13



1B: 4	SF: 0
2B: 2	SAC: 1
3B: 1	DP: 0
HR: 0	HBP: 0

WP: 0	PA: 34
PB: 0	
SB: 1	
CS: 0	

Inning Stats	R	H	E	K	S	R	H	E	K	S	R	H	E	K	S	R	H	E	K	S	R	H	E	K	S	R	H	E	K	S
Oil Can Boyd, R ERA: 3.05 (1, 1)	7.0	WLS: L	BF: 29	H: 5	R: 3	ER: 3	SO: 7	BB: 2	IBB: 0	HBP: 0	BLK: 1	WP: 0	HR: 0	S: 69	P: 108	ERA: 3.86	WHIP: 1.000													
Tim Burke, R ERA: 3.49 (8, 1)	1.0		5	2	0	0	0	0	0	0	0	0	0	11	18	0.00	2.000													

PITCHER	IP	WLS	BF	H	R	ER	SO	BB	IBB	HBP	BLK	WP	HR	S	P	ERA	WHIP
Oil Can Boyd, R ERA: 3.05 (1, 1)	7.0	L	29	5	3	3	7	2	0	0	1	0	0	69	108	3.86	1.000
Tim Burke, R ERA: 3.49 (8, 1)	1.0		5	2	0	0	0	0	0	0	0	0	0	11	18	0.00	2.000

Batter	1	2	3	4	5	6	7	8	9	AB R H RBI BB SO LOB	TOP																									
Milt Thompson, L (1, 9) OBP: 0.281, SLG: 0.314	0-0 B3		1-0 SH1-3 1B 2B		2-0 G4-3		0-0 G4-3		1-3 K	5 1 1 0 0 1 2																										
Ozzie Smith, S (1, 6) OBP: 0.337, SLG: 0.289	1-3 K		0-0 SH1-3 2-3		0-0 G4-3		0-0 P9		1-2 F8	4 0 0 0 0 1 2																										
Willie McGee, S (1, 8) OBP: 0.384, SLG: 0.430	1-2 G4-3		2-3 K		0-0 G6-3 2B			0-1 G4-3		4 0 1 0 0 1 1																										
Pedro Guerrero, R (1, 3) OBP: 0.338, SLG: 0.451		1-2 G1	1-2 3-H 1B		1-1 G6-3 2-3			4-1 1B BB		3 0 1 1 1 0 1																										
Todd Zeile, R (1, 2) OBP: 0.319, SLG: 0.384		4-0 2B BB	1-3 K		2-1 G6-3			3-2 P5		3 1 0 0 1 1 3																										
Terry Pendleton, S (1, 5) OBP: 0.269, SLG: 0.333		2-2 F7		1-1 F7		0-0 G4-3		0-1 FC4-6 1B		4 0 1 0 0 0 2																										
Rex Hudler, R (1, 7) OBP: 0.302, SLG: 0.388		3-2 1-H 2B		0-0 B1-3			4-1 1B BB	0-0 FC4-6 1-2f		3 1 1 1 1 0 2																										
José Oquendo, S (1, 4) OBP: 0.355, SLG: 0.320		4-0 IBB		1-1 F7			1-0 G4-3 SH3-4 1-H 1B		3-2 2B	3 0 2 1 1 0 0																										
Bob Tewksbury, R (1, 1) OBP: 0.320, SLG: 0.227		1-3 K		1-3 K			0-0 SH3-4		1-1 L7	2 0 0 0 0 2 2																										
Vince Coleman, S (7, PH) OBP: 0.337, SLG: 0.406										0 0 0 0 0 0 0																										
Scott Terry, R (7, 1) OBP: 0.714, SLG: 0.857										0 0 0 0 0 0 0																										
Craig Wilson, R (9, PH) OBP: 0.280, SLG: 0.222										1 0 0 0 0 0 1																										
<b>Inning Stats</b>	R: 0 E: 0 K: 1 S: 8	H: 0 LOB: 0 BB: 0 P: 10	R: 1 E: 0 K: 1 S: 15	H: 1 LOB: 2 BB: 2 P: 30	R: 1 E: 0 K: 2 S: 11	H: 2 LOB: 1 BB: 0 P: 16	R: 0 E: 0 K: 0 S: 5	H: 0 LOB: 0 BB: 0 P: 7	R: 0 E: 0 K: 1 S: 5	H: 1 LOB: 1 BB: 0 P: 9	R: 1 E: 0 K: 0 S: 5	H: 1 LOB: 1 BB: 1 P: 10	R: 0 E: 0 K: 0 S: 10	H: 1 LOB: 2 BB: 1 P: 17	R: 0 E: 0 K: 1 S: 12	H: 1 LOB: 1 BB: 0 P: 18	1B: 3 2B: 4 3B: 0 HR: 0	SF: 0 SAC: 2 DP: 0 HBP: 0	WP: 0 PB: 0 SB: 1 CS: 0	PA: 38																
<b>PITCHER</b>	IP WLS BF H R ER SO BB IBB HBP BLK WP HR S P ERA WHIP																																			
Mike Bielecki, R (1, 1) ERA: 5.65	6.0		26	5	3	3	5	2	1	0	0	0	0	52	87	4.50	1.167																			
Paul Assenmacher, L (7, 1) ERA: 3.46	1.0	W	3	0	0	0	0	0	0	0	0	0	0	3	3	0.00	0.000																			
Bill Long, R (8, 1) ERA: 3.72	1.1		7	2	0	0	0	1	0	0	0	0	0	15	26	0.00	2.250																			
Mitch Williams, L (9, 1) ERA: 2.18	0.2	S	2	0	0	0	1	0	0	0	0	0	0	7	9	0.00	0.000																			

St. Louis Cardinals @ Chicago Cubs  
Wrigley Field, Chicago, IL  
Tue Aug 07 1990, 7:05 PM CDT  
Att. 34,271 - Unknown - 68 F

livebaseballscorecards.com

AB	32
R	3
H	7
RBI	3
BB	4
SO	6
LOB	16



**BOTTOM**

**St. Louis Cardinals @ Chicago Cubs**  
 Wrigley Field, Chicago, IL  
 Tue Aug 07 1990, 7:05 PM CDT  
 Att: 34,271 - Unknown - 68 F

<b>AB</b>	<b>33</b>
<b>R</b>	<b>5</b>
<b>H</b>	<b>10</b>
<b>RBI</b>	<b>5</b>
<b>BB</b>	<b>0</b>
<b>SO</b>	<b>4</b>
<b>LOB</b>	<b>12</b>



WP: 0	PA: 34
PB: 0	
SB: 1	
CS: 0	

AB	R	H	RBI	BB	SO	LOB
4	3	2	0	0	0	1
4	1	2	2	0	0	2
3	0	1	2	0	0	1
4	0	0	0	0	2	2
4	0	0	0	0	1	1
0	0	0	0	0	0	0
4	1	3	0	0	0	0
4	0	1	1	0	0	2
3	0	0	0	0	0	3
2	0	1	0	0	1	0
0	0	0	0	0	0	0
1	0	0	0	0	0	0
0	0	0	0	0	0	0
0	0	0	0	0	0	0
1B: 7	SF: 1					
2B: 1	SAC: 0					
3B: 1	DP: 1					
HR: 1	HBP: 0					

Batter	1	2	3	4	5	6	7	8	9										
Jerome Walton, R OBP: 0.369, SLG: 0.330 (1, 8)	0-1 23 1B SF7 1B		0-1 23 G5-3 1B 2B		3-2 G6-3 1-2		0-0 E5 23 HR												
23 Ryne Sandberg, R OBP: 0.359, SLG: 0.552 (1, 4)	2-1 SAFE 1 SAFE 1 SAFE 1B		1-2 G5-3 2-3		1-1 F9 2-3		1-1 HR												
Mark Grace, L OBP: 0.354, SLG: 0.376 (1, 3)	2-1 SF7 1-2		0-0 3-H 1B		0-0 L7		2-1 F8												
Andre Dawson, R OBP: 0.392, SLG: 0.592 (1, 9)	1-2 F7		1-1 G5-3		0-3 K		1-3 K												
Dave Clark, L OBP: 0.310, SLG: 0.454 Mitch Williams, L (9, 1)	0-0 G5-3		2-3 K		0-1 G5-3		1-2 G3												
Luis Salazar, R OBP: 0.318, SLG: 0.426 (1, 5)		1-1 FC1-6 1B		0-0 1B		2-1 3B 1B		1-0 G5-3											
Shawon Dunston, R OBP: 0.314, SLG: 0.470 (1, 6)		0-1 FC1-6 G6-4-3 1-2f		3-1 F8 SAFE		2-1 3B		1-1 F9											
Joe Girardi, R OBP: 0.319, SLG: 0.378 (1, 2)		0-1 G6-4-3 1-2f		0-1 L8		0-0 F8													
Mike Bielecki, R OBP: 0.300, SLG: 0.250 Paul Assenmacher, L (7, 1)			1-3 K		0-0 23 F9 G6-3 1B		1-2 L9												
Gary Varsho, L OBP: 0.364, SLG: 0.429 Bill Long, R (8, 1)																			
Marvell Wynne, L OBP: 0.265, SLG: 0.347 (9, 7)																			
<b>Inning Stats</b>	R: 1 E: 0 K: 0 S: 10	H: 2 LOB: 1 BB: 0 P: 15	R: 0 E: 0 K: 0 S: 6	H: 1 LOB: 0 BB: 0 P: 7	R: 1 E: 0 K: 1 S: 11	H: 2 LOB: 1 BB: 0 P: 14	R: 0 E: 0 K: 0 S: 7	H: 1 LOB: 1 BB: 0 P: 11	R: 1 E: 0 K: 1 S: 10	H: 2 LOB: 1 BB: 0 P: 14	R: 2 E: 1 K: 1 S: 11	H: 1 LOB: 0 BB: 0 P: 16	R: 0 E: 0 K: 0 S: 7	H: 0 LOB: 0 BB: 0 P: 10	1B: 7 2B: 1 3B: 1 HR: 1	SF: 1 SAC: 0 DP: 1 HBP: 0	WP: 0 PB: 0 SB: 1 CS: 0	PA: 34	
<b>PITCHER</b>	IP WLS BF H R ER SO	IP WLS BF H R ER SO	IP WLS BF H R ER SO	IP WLS BF H R ER SO	IP WLS BF H R ER SO	IP WLS BF H R ER SO	IP WLS BF H R ER SO	IP WLS BF H R ER SO	IP WLS BF H R ER SO	IP WLS BF H R ER SO	IP WLS BF H R ER SO	IP WLS BF H R ER SO	IP WLS BF H R ER SO	IP WLS BF H R ER SO	IP WLS BF H R ER SO	IP WLS BF H R ER SO	IP WLS BF H R ER SO	IP WLS BF H R ER SO	IP WLS BF H R ER SO
Bob Tewksbury, R ERA: 3.3 Scott Terry, R ERA: 5.96	(1, 1) 6.0	(7, 1) 2.0	(7, 1) 2.0	(7, 1) 2.0	(7, 1) 2.0	(7, 1) 2.0	(7, 1) 2.0	(7, 1) 2.0	(7, 1) 2.0	(7, 1) 2.0	(7, 1) 2.0	(7, 1) 2.0	(7, 1) 2.0	(7, 1) 2.0	(7, 1) 2.0	(7, 1) 2.0	(7, 1) 2.0	(7, 1) 2.0	(7, 1) 2.0

livebaseballscorecards.com

Batter	1	2	3	4	5	6	7	8	9	10	11	12	13	14	15	AB R H RBI BB SO LOB	TOP																
Milt Thompson, L OBP: 0.285, SLG: 0.313 Frank DiPino, L OBP: 0.333, SLG: 0.667 Craig Wilson, R OBP: 0.294, SLG: 0.239 Tom Niedenfuer, R (13, 1) Tim Jones, L OBP: 0.244, SLG: 0.192 (15, 4)	1-2 FC3-6 1B		2-1 F7	4-2 BB			4-1 G4-6-3 BB		2-0 G4-3 1-2		2-3 K		0-2 1B			4 0 1 0 2 1 1 0 0 0 0 0 0 0 1 0 1 1 0 0 0 0 0 0 0 0 0 0 0 0 0 0 0 0 0																	
Ozzie Smith, S OBP: 0.333, SLG: 0.286 (1, 6)	0-0 FC3-6 G4-3 1-2f		1-1 G5-3 1B	3-1 F8 1B			0-1 G4-6-3 1-2f		0-2 L8		2-3 K		3-1 P6			7 0 1 0 0 1 8																	
Willie McGee, S OBP: 0.383, SLG: 0.427 (1, 8)	2-0 G4-3 1-2		0-2 G5-3 1B				2-1 L7			1-2 G5-3		2-3 K		1-2 G4-6-3 1B		7 0 2 0 0 2 1																	
Pedro Guerrero, R OBP: 0.339, SLG: 0.451 (1, 3)	4-0 FC3-6 BB		1-1 G5-3				4-2 WP BB		2-1 G4-3		0-0 1B 2B		1-3 K		1-2 G4-6-3 1-2f	5 1 1 0 2 1 3																	
Terry Pendleton, S OBP: 0.272, SLG: 0.332 (1, 5)	0-0 FC3-6 1-2f		4-0 FC6-4 IBB				2-2 F8		4-0 1B BB		1-0 2B 1B		2-2 G4-3		0-0 F8	5 1 1 1 2 0 3																	
Todd Zeile, R OBP: 0.316, SLG: 0.382 (1, 2)		0-2 G4-3	2-0 FC6-4 1-2f				1-1 P8		1-2 G6-4-3 1B		1-2 F9		3-1 SH5-4 1B 1B		1-0 L7	7 1 2 0 0 0 5																	
Rex Hudler, R OBP: 0.318, SLG: 0.410 (1, 7) (11, 9)		2-2 CS 1B		1-0 G1-3			1-1 CS 1B		1-1 G6-4-3 1-2f		0-0 2B		0-0 SH5-4 1-2		0-0 S 1B	6 0 4 1 0 0 2	AB 53 R 3 H 15 RBI 3 BB 8 SO 8 LOB 29																
José Oquendo, S OBP: 0.354, SLG: 0.317 Scott Terry, R OBP: 0.714, SLG: 0.857 (15, 1)		2-1 1B		4-1 SH1-4 BB			2-2 F8 1-2		2-2 G3-1		1-1 G1-3		3-2 P3		2-2 L7	6 0 1 0 1 0 4 0 0 0 0 0 0 0																	
Jose DeLeon, R OBP: 0.183, SLG: 0.190 Denny Walling, L OBP: 0.286, SLG: 0.248 Dave Collins, S OBP: 0.307, SLG: 0.229 Ken Dayley, L (15, 1) Lee Smith, R (11, 1) Vince Coleman, S OBP: 0.337, SLG: 0.404 (11, 7)		0-3 K		2-2 SH1-4 1-2			2-3 K		0-0 G4-3 1B				4-0 1B IBB		1-2 G6-3	2 0 0 0 0 0 2 1 1 0 1 0 0 0 0 0 0 0 0 0 0 0 0 0 0 0 0 0 0 0 0 0 2 0 0 0 0 1 1 1																	
<b>Inning Stats</b>	R: 0 E: 0 K: 0 S: 6	H: 1 LOB: 2 BB: 1 P: 13	R: 0 E: 0 K: 1 S: 12	H: 2 LOB: 1 BB: 0 P: 16	R: 0 E: 0 K: 0 S: 12	H: 2 LOB: 3 BB: 1 P: 22	R: 0 E: 0 K: 0 S: 10	H: 0 LOB: 2 BB: 2 P: 24	R: 0 E: 0 K: 1 S: 11	H: 0 LOB: 1 BB: 1 P: 19	R: 0 E: 0 K: 0 S: 8	H: 1 LOB: 0 BB: 1 P: 13	R: 0 E: 0 K: 0 S: 5	H: 0 LOB: 0 BB: 1 P: 11	R: 0 E: 0 K: 0 S: 8	H: 1 LOB: 1 BB: 1 P: 16	R: 0 E: 0 K: 0 S: 12	H: 3 LOB: 1 BB: 0 P: 16	R: 0 E: 0 K: 3 S: 11	H: 0 LOB: 0 BB: 0 P: 16	R: 0 E: 0 K: 2 S: 11	H: 0 LOB: 0 BB: 0 P: 16	R: 1 E: 0 K: 0 S: 14	H: 2 LOB: 2 BB: 1 P: 27	R: 0 E: 0 K: 0 S: 8	H: 1 LOB: 0 BB: 0 P: 10	R: 0 E: 0 K: 0 S: 9	H: 1 LOB: 1 BB: 0 P: 13	1B: 13 2B: 2 3B: 0 HR: 0	SF: 0 SAC: 2 DP: 3 HBP: 0	WP: 1 PB: 0 SB: 1 CS: 2	PA: 63	
<b>PITCHER</b>	IP WLS BF H R ER SO	IP WLS BF H R ER SO	IP WLS BF H R ER SO	IP WLS BF H R ER SO	IP WLS BF H R ER SO	IP WLS BF H R ER SO	IP WLS BF H R ER SO	IP WLS BF H R ER SO	IP WLS BF H R ER SO	IP WLS BF H R ER SO	IP WLS BF H R ER SO	IP WLS BF H R ER SO	IP WLS BF H R ER SO	IP WLS BF H R ER SO	IP WLS BF H R ER SO	IP WLS BF H R ER SO	IP WLS BF H R ER SO	IP WLS BF H R ER SO	IP WLS BF H R ER SO	IP WLS BF H R ER SO	IP WLS BF H R ER SO	IP WLS BF H R ER SO	IP WLS BF H R ER SO	IP WLS BF H R ER SO	IP WLS BF H R ER SO	IP WLS BF H R ER SO	IP WLS BF H R ER SO	IP WLS BF H R ER SO	ERA WHIP	ERA WHIP			
Mike Harkey, R ERA: 3.67 Paul Assenmacher, L ERA: 3.71 Les Lancaster, R ERA: 5.36 Steve Wilson, L ERA: 4.56 Bill Long, R ERA: 3.84	9.0 0.1 0.2 4.0 1.0	3 2 3 15 4	8 2 1 3 1	0 2 0 1 0	0 0 0 1 0	3 0 0 5 0	6 0 0 1 0	1 0 0 1 0	0 0 0 0 0	0 0 0 0 0	80 6 8 44 9	146 8 8 69 13	0.00 54.00 2.25 0.00	1.556 6.000 1.500 2.750 1.000																			

St. Louis Cardinals @ Chicago Cubs  
Wrigley Field, Chicago, IL  
Wed Aug 08 1990, 3:33 AM CDT  
Att: 34,977 - Sunny

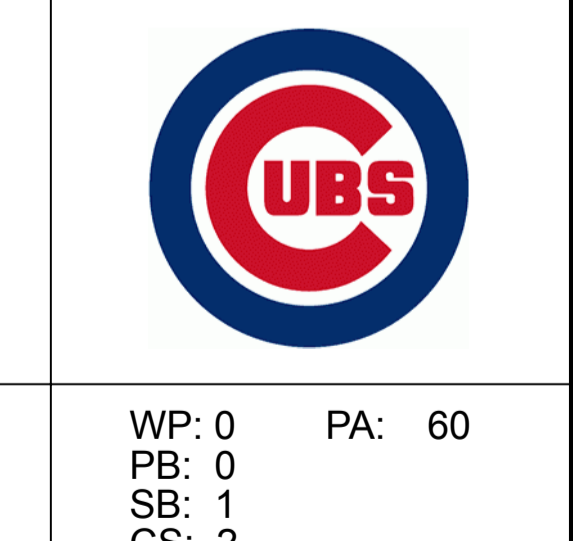
livebaseballscorecards.com



Batter	1	2	3	4	5	6	7	8	9	10	11	12	13	14	15	AB	R	H	RBI	BB	SO	LOB	BOTTOM
Jerome Walton, R OBP: 0.367, SLG: 0.326	4-0 BB 23 1B		1-2 P2			1-1 F7		1-3 K		1 SAFE 1-2 CS	3-2 G4-3		1-1 G4-6-3		0-0 1B HBP	6	0	1	0	1	1	1	
23 Ryne Sandberg, R OBP: 0.356, SLG: 0.545	0-1 1B		1-1 P4			1-3 K			1-2 G6-3		3-0 L8		2-1 F7		0-2 P3	7	0	1	0	0	1	2	
Mark Grace, L OBP: 0.360, SLG: 0.380	0-3 K			0-0 F7		1-2 1B			3-1 1B		1-1 1B		3-2 1B	3-2 1B	2-0 1B	6	0	4	0	0	1	2	
Andre Dawson, R OBP: 0.350, SLG: 0.586	0-3 K			0-0 1B		1-3 K			1-0 P3		2-1 1B		1-2 1B	1-2 1B	1-2 1B	7	0	2	1	0	2	6	
Dave Clark, L Hector Villaverde, R Doug Daschler, S Les Lancaster, R Gary Vazquez, L Steve Wilson, L Bill Long, R	1-2 F9		0-0 G1-4-3			3-1 F7			2-2 CS	3-2 1B		2-1 G4-3		0-0 1B		3	0	0	0	0	0	3	
Luis Salazar, R OBP: 0.318, SLG: 0.424		1-3 K		2-2 P2		0-2 G6-3			0-2 1B		0-2 1B		2-2 G6-3		1-2 1B	6	1	2	0	0	1	1	
Shawon Dunston, R OBP: 0.310, SLG: 0.464		2-1 L5			3-3 K		1-3 K		0-1 SH5-4		0-1 SH5-4		0-0 L7		2-1 P9	5	0	0	0	0	2	2	
Joe Girardi, R OBP: 0.320, SLG: 0.377		0-0 L6			2-2 G5-3			0-3 K		0-2 G1			1-2 1B		0-0 1B	6	2	2	1	0	1	1	
Mike Harkey, R Paul Assenmacher, L Domingo Ramos, R Dwight Smith, L	1-2 G3				2-3 K			1-2 P6		0-0 E5			0-0 1B		0-0 L6	3	0	0	0	0	1	0	
<b>Inning Stats</b>	R: 0 H: 1 E: 0 LOB: 2 K: 2 BB: 1 S: 11 P: 16	R: 0 H: 0 E: 0 LOB: 0 K: 1 BB: 0 S: 6 P: 9	R: 0 H: 0 E: 0 LOB: 0 K: 0 BB: 0 S: 8 P: 11	R: 0 H: 1 E: 0 LOB: 1 K: 0 BB: 0 S: 9 P: 11	R: 0 H: 0 E: 0 LOB: 0 K: 2 BB: 0 S: 10 P: 17	R: 0 H: 1 E: 0 LOB: 1 K: 1 BB: 0 S: 15 P: 18	R: 0 H: 0 E: 0 LOB: 0 K: 1 BB: 0 S: 8 P: 12	R: 0 H: 0 E: 0 LOB: 0 K: 2 BB: 0 S: 11 P: 13	R: 0 H: 1 E: 0 LOB: 0 K: 0 BB: 0 S: 8 P: 15	R: 2 H: 2 E: 1 LOB: 0 K: 0 BB: 0 S: 18 P: 22	R: 0 H: 1 E: 0 LOB: 1 K: 0 BB: 0 S: 9 P: 18	R: 0 H: 0 E: 0 LOB: 0 K: 0 BB: 0 S: 6 P: 10	R: 1 H: 2 E: 0 LOB: 0 K: 0 BB: 0 S: 8 P: 12	R: 0 H: 3 E: 0 LOB: 2 K: 0 BB: 0 S: 12 P: 19	R: 1 H: 3 E: 0 LOB: 3 K: 0 BB: 0 S: 10 P: 13	1B: 14 SF: 0 2B: 1 SAC: 1 3B: 0 DP: 2 HR: 0 HBP: 1	WP: 0 PA: 60 PB: 0 SB: 1 CS: 2						

St. Louis Cardinals @ Chicago Cubs  
 Wrigley Field, Chicago, IL  
 Wed Aug 08 1990, 3:33 AM CDT  
 Att. 34,977 - Sunny

AB	55
R	4
H	15
RBI	2
BB	1
SO	10
LOB	19



PITCHER	IP	WLS	BF	H	R	ER	SO	BB	IBB	HBP	BLK	WP	HR	S	P	ERA	WHIP
Jose DeLeon, R ERA: 3.73	8.0		28	3	0	0	10	1	0	0	0	0	0	8	15	0.00	1.000
Ken Dayley, L ERA: 3.89	1.0		3	1	0	0	0	0	0	0	0	0	0	8	15	0.00	1.000
Lee Smith, R ERA: 2.11	1.0		5	2	2	1	0	0	0	0	0	0	0	18	22	9.00	2.000
Frank DiPino, L ERA: 4.34	2.0		7	1	0	0	0	0	0	0	0	0	0	15	28	0.00	0.500
Tom Niedenfuer, R ERA: 3.25	2.2	L	13	7	2	2	0	0	0	0	0	0	0	27	38	6.75	2.625
Scott Terry, R ERA: 5.96	0.0		2	1	0	0	0	0	0	1	0	0	0	3	6	∞	∞

St. Louis Cardinals @ Chicago Cubs  
 Wrigley Field, Chicago, IL  
 Thu Aug 09 1990, 3:33 AM CDT  
 Att. 36,328 - Sunny

livebaseballscorecards.com

AB	32
R	3
H	11
RBI	2
BB	1
SO	5
LOB	10



Batter	1	2	3	4	5	6	7	8	9	AB R H RBI BB SO LOB	TOP		
<b>Rex Hudler, R</b> OBP: 0.324, SLG: 0.421 (1, 9) C F B B X (9, 7)	2-2 CS 1B		0-1 F7 2B		3-1 CS 2B		1-1 L3			4 0 2 0 0 0 2			
<b>Ozzie Smith, S</b> OBP: 0.335, SLG: 0.291 (1, 6) B SAFE X	1-0 FC6-4 1B		3-2 1B 2B		3-1 G5-3 2-3			2-2 G6-3		4 1 2 1 0 0 1			
<b>Willie McGee, S</b> OBP: 0.386, SLG: 0.430 (1, 8) 1 SAFE SAFE C SAFE SAFE B SAFE SAFE X	1-2 FC6-4 1-2f 1B		1-1 2-H 1B		0-2 1B G4-6-3 1B			1-1 CS 1B		4 1 3 1 0 0 1			
<b>Pedro Guerrero, R</b> OBP: 0.339, SLG: 0.449 <b>Dave Collins, S</b> OBP: 0.367, SLG: 0.229 (1, 3) SAFE SAFE C SAFE SAFE B SAFE SAFE X (8, 3)	1-2 F9 3		2-3 1 SAFE SAFE SAFE C 1 SAFE SAFE SAFE 1 SAFE SAFE F		0-0 G4-6-3 1B			3-3 K 1-2		4 0 1 0 0 2 3 0 0 0 0 0 0 0			
<b>Terry Pendleton, S</b> OBP: 0.271, SLG: 0.331 (1, 5) C X		0-1 G6-3		0-0 G5-3		1 SAFE SAFE X 0-1 G4-6-3 1-2f 3-H 3			0-1 L9-3 1B	4 0 1 0 0 0 1			
<b>Craig Wilson, R</b> OBP: 0.273, SLG: 0.220 <b>Milt Thompson, L</b> OBP: 0.285, SLG: 0.313 (1, 7) B BB X (9, 9)		2-0 G5-3		1-0 P4		1-3 K		1 SAFE SAFE X 1-0 L9-3 1-2		4 0 0 0 0 1 1 0 0 0 0 0 0 0			
<b>Tom Pagnozzi, R</b> OBP: 0.311, SLG: 0.305 (1, 2) B BB X		2-1 G5-3		1-1 FC4-6 1B			1-2 F9		3-3 K	4 0 1 0 0 1 0			
<b>José Oquendo, S</b> OBP: 0.354, SLG: 0.315 (1, 4) B BB B			4-0 SH1-4 2B BB		1-1 FC4-6 1-2f 3		1-0 L6			2 1 0 0 1 0 1			
<b>Ken Hill, R</b> OBP: 0.429, SLG: 0.333 <b>Lee Smith, R</b> (1, 1) X (9, 1)			0-0 SH1-4 1-2		1-3 K		3-2 1B			2 0 1 0 0 1 0 0 0 0 0 0 0 0			
<b>Inning Stats</b>	R: 0 H: 2 E: 0 LOB: 1 K: 0 BB: 0 S: 10 P: 15	R: 0 H: 0 E: 0 LOB: 0 K: 0 BB: 0 S: 5 P: 9	R: 2 H: 2 E: 0 LOB: 1 K: 1 BB: 1 S: 13 P: 23	R: 0 H: 1 E: 0 LOB: 1 K: 0 BB: 0 S: 6 P: 9	R: 0 H: 1 E: 0 LOB: 0 K: 1 BB: 0 S: 8 P: 15	R: 1 H: 2 E: 0 LOB: 0 K: 1 BB: 0 S: 10 P: 11	R: 0 H: 1 E: 0 LOB: 1 K: 0 BB: 0 S: 10 P: 16	R: 0 H: 1 E: 0 LOB: 1 K: 1 BB: 0 S: 9 P: 15	R: 0 H: 1 E: 0 LOB: 0 K: 1 BB: 0 S: 8 P: 12	1B: 9 SF: 0 2B: 4 SAC: 1 3B: 0 DP: 3 HR: 0 HBP: 0	WP: 0 PA: 34 PB: 0 SB: 0 CS: 3		
<b>PITCHER</b>	IP WLS BF H R ER SO BB IBB HBP BLK WP HR S P ERA WHIP											<b>PITCHER</b>	IP WLS BF H R ER SO BB IBB HBP BLK WP HR S P ERA WHIP
<b>Lance Dickson, L</b> ERA: 4.5 (1, 1)	6.0 L 24 8 3 3 3 1 0 0 0 0 0 0 52 82 4.50 1.500												
<b>Jeff Pico, R</b> ERA: 4.39 (7, 1)	2.0 7 2 0 0 1 0 0 0 0 0 0 0 19 31 0.00 1.000												
<b>Les Lancaster, R</b> ERA: 5.29 (9, 1)	1.0 3 1 0 0 1 0 0 0 0 0 0 0 8 12 0.00 1.000												

Batter	1	2	3	4	5	6	7	8	9	AB R H RBI BB SO LOB
Jerome Walton, R OBP: 0.365, SLG: 0.337 (1, 8)	0-1 L5			0-1 G1-3		2-0 F9			0-0 HR	4 1 1 1 0 0 1
23 Ryne Sandberg, R OBP: 0.357, SLG: 0.544 (1, 4)	3-2 E6 CS			2-0 P6			4-0 1B BB		3-2 1B 1B	3 0 1 0 1 0 0
Mark Grace, L OBP: 0.359, SLG: 0.379 (1, 3)	0-2 G6-3 1-2			3-3 K			0-0 F8		2-2 1-3 1B	4 0 1 0 0 1 2
Dave Clark, L OBP: 0.301, SLG: 0.437 (1, 7)		1-0 G3-1			1-1 F7		0-1 1-2 1B		1-3 K	4 0 1 0 0 1 2
Dwight Smith, L OBP: 0.331, SLG: 0.376 (1, 9)		3-2 G4-3			0-0 G3-1		0-3 K		2-3 K	4 0 0 0 0 2 4
Curtis Wilkerson, S OBP: 0.250, SLG: 0.252 Andre Dawson, R OBP: 0.389, SLG: 0.584 (9, PH)		0-0 F8			0-3 K		0-2 L9		0-0 F8	3 0 0 0 0 1 2 1 0 0 0 0 0 2
Shawon Dunston, R OBP: 0.308, SLG: 0.460 (1, 6)			1-3 K			2-3 K		0-1 G5-3		3 0 0 0 0 2 0
Joe Girardi, R OBP: 0.320, SLG: 0.376 (1, 2)			1-2 G4-3			0-1 G4-3 1B		1-1 G4-3		3 0 1 0 0 0 0
Lance Dickson, R (1, 1)			0-1 G4-3			2-2 G4-3		3-2 L9		1 0 0 0 0 0 0 1 0 0 0 0 0 1 0 0 0 0 0 0 0 1 0 0 0 0 0 0 0 0 0 0 0 0 0

Inning Stats	R: 0	H: 0	R: 0	H: 0	R: 0	H: 0	R: 0	H: 0	R: 0	H: 1	R: 0	H: 1	R: 0	H: 0	R: 1	H: 3	1B: 4	SF: 0
E: 1	LOB: 0	E: 0	LOB: 0	E: 0	LOB: 0	E: 0	LOB: 0	E: 0	LOB: 0	E: 0	LOB: 1	E: 0	LOB: 2	E: 0	LOB: 2	2B: 0	SAC: 0	
K: 0	BB: 0	K: 0	BB: 0	K: 1	BB: 0	K: 1	BB: 0	K: 1	BB: 0	K: 1	BB: 0	K: 1	BB: 1	K: 2	BB: 0	3B: 0	DP: 0	
S: 9	P: 12	S: 5	P: 9	S: 8	P: 10	S: 7	P: 12	S: 6	P: 7	S: 12	P: 18	S: 9	P: 13	S: 7	P: 25	HR: 1	HBP: 0	

PITCHER	IP	WLS	BF	H	R	ER	SO	BB	IBB	HBP	BLK	WP	HR	S	P	ERA	WHIP
Ken Hill, R ERA: 5.88 (1, 1)	8.0	W	29	4	1	1	5	1	0	0	0	0	1	67	99	1.12	0.625
Lee Smith, R ERA: 2.08 (9, 1)	1.0	S	4	1	0	0	2	0	0	0	0	0	0	13	18	0.00	1.000

**BOTTOM**

**St. Louis Cardinals @ Chicago Cubs**  
**Wrigley Field, Chicago, IL**  
 Thu Aug 09 1990, 3:33 AM CDT  
 Att. 36,328 - Sunny

AB	32
R	1
H	5
RBI	1
BB	1
SO	7
LOB	14



WP: 0	PA: 33
PB: 0	
SB: 0	
CS: 1	

WP	HR	S	P	ERA	WHIP
0	0	0	0	0.00	1.000

livebaseballscorecards.com

Batter	1	2	3	4	5	6	7	8	9	AB R H RBI BB SO LOB	TOP									
Jerome Walton, R (1, 8) OBP: 0.364, SLG: 0.336	0-0 F8		2-2 F8			0-2 G6-3			0-0 1B	4 0 1 0 0 0 0										
23 Ryne Sandberg, R (1, 4) OBP: 0.356, SLG: 0.544	0-2 2B			2-0 P3			2-1 G5-3		3-2 F9	4 0 1 0 0 0 1										
Mark Grace, L (1, 3) OBP: 0.355, SLG: 0.375	1-3 K			0-3 K			0-3 K		0-0 P2	4 0 0 0 0 3 2										
Andre Dawson, R (1, 9) OBP: 0.386, SLG: 0.579	1-2 F4			0-0 P3			1-2 G4-3			3 0 0 0 0 0 1										
Luis Salazar, R (1, 7) OBP: 0.318, SLG: 0.434			0-2 G6-3		0-2 G6-3			1-2 HR		3 1 1 1 0 0 0										
Hector Villanueva, R (1, 2) OBP: 0.323, SLG: 0.545			1-2 F8		0-0 G6-3			3-2 P4		3 0 0 0 0 0 0										
Shawon Dunston, R (1, 6) OBP: 0.306, SLG: 0.457			1-1 G5-3		0-2 G6-3			1-2 G6-3		3 0 0 0 0 0 0										
Curtis Wilkerson, S (1, 5) OBP: 0.245, SLG: 0.247			2-3 K		1-0 F9			1-2 F9		3 0 0 0 0 1 0										
Greg Maddux, R (1, 1) OBP: 0.169, SLG: 0.155			0-3 K		1-2 G1-3				0-3 K	2 0 0 0 0 1 0										
Paul Assenmacher, L (7, 1)										0 0 0 0 0 0 0										
Domingo Ramos, R (9, PH) OBP: 0.290, SLG: 0.276										1 0 0 0 0 1 0										
<b>Inning Stats</b>	R: 0 E: 0 K: 1 S: 12	H: 1 LOB: 1 BB: 0 P: 14	R: 0 E: 0 K: 0 S: 9	H: 0 LOB: 0 BB: 0 P: 11	R: 0 E: 0 K: 2 S: 9	H: 0 LOB: 0 BB: 0 P: 13	R: 0 E: 0 K: 1 S: 5	H: 0 LOB: 0 BB: 0 P: 7	R: 0 E: 0 K: 0 S: 9	H: 0 LOB: 0 BB: 0 P: 9	R: 0 E: 0 K: 1 S: 8	H: 0 LOB: 0 BB: 0 P: 11	R: 1 E: 0 K: 0 S: 15	H: 1 LOB: 0 BB: 0 P: 21	R: 0 E: 0 K: 1 S: 9	H: 1 LOB: 1 BB: 0 P: 12	1B: 1 2B: 1 3B: 0 HR: 1	SF: 0 SAC: 0 DP: 0 HBP: 0	WP: 0 PB: 0 SB: 0 CS: 0	PA: 30
<b>PITCHER</b> Sid Fernandez, L (1, 1) ERA: 3.45	IP: 9.0 WLS: W BF: 30 H: 3 R: 1 ER: 1 SO: 6 BB: 0 IBB: 0 HBP: 0 BLK: 0 WP: 0 HR: 1 S: 86 P: 110 ERA: 1.00 WHIP: 0.333																			

Chicago Cubs @ New York Mets  
Shea Stadium, Flushing, NY  
Fri Aug 10 1990, 7:05 PM EDT  
Att. 34,090 - Unknown - 75 F

livebaseballscorecards.com

AB	30
R	1
H	3
RBI	1
BB	0
SO	6
LOB	4





Batter	1	2	3	4	5	6	7	8	9
Daryl Boston, L (1, 8) OBP: 0.346, SLG: 0.489	1-0 G6-3	1-1 2B		2-3 K		0-2 G4-3		3-2 P6	
Dave Magadan, L (1, 3) OBP: 0.419, SLG: 0.465	3-2 G4-3	4-1 BB			2-1 FC5-6 BB FC3-2 1B	1-0 G3-1			
Gregg Jefferies, S (1, 4) OBP: 0.359, SLG: 0.482	2-2 FC6-4 1B	0-1 P6			4-0 1-2 FC5-6 BB		1-2 2B		
Darryl Strawberry, L (1, 9) OBP: 0.380, SLG: 0.531	2-0 FC6-4 1-2f		1-0 G4-3		3-2 FC5-6 FC3-2 1-2f 2-3 HBP		2-1 G5-3 2B		
Howard Johnson, S (1, 6) OBP: 0.310, SLG: 0.441		1-2 G6-3	1-2 F8		2-1 FC3-2 HBP		3-3 K		
Mackey Sasser, L (1, 2) OBP: 0.383, SLG: 0.500		1-0 1B E WP 1B	0-1 G3		4-0 HBP IBB		2-2 G5-3 2-3		
Mark Carreon, R (1, 7) OBP: 0.316, SLG: 0.491		1-0 F8		0-0 G4-3 1B	2-0 HBP		2-3 K		
Keith Miller, R (6, 7) OBP: 0.335, SLG: 0.337				1 SAFE 2-2 G4-3 1-2	3-3 K			0-1 G4-3	
Tom O'Malley, L (1, 5) OBP: 0.296, SLG: 0.405		1-2 E3 WP 1B 2B		1-2 K				1-3 K	
Sid Fernandez, L (1, 1) OBP: 0.175, SLG: 0.200		0-0 WP 2B 1B		0-3 K		1-2 G4-3			

Inning Stats	R: 0	H: 1	E: 0	LOB: 1	K: 0	BB: 0	S: 8	R: 3	H: 3	E: 1	LOB: 2	K: 0	BB: 1	S: 14	R: 0	H: 0	E: 0	LOB: 0	K: 0	BB: 0	S: 6	R: 0	H: 1	E: 0	LOB: 1	K: 2	BB: 0	S: 11	R: 1	H: 1	E: 0	LOB: 3	K: 1	BB: 2	S: 11	R: 0	H: 0	E: 0	LOB: 0	K: 0	BB: 0	S: 7	R: 1	H: 2	E: 0	LOB: 1	K: 2	BB: 0	S: 15	R: 0	H: 0	E: 0	LOB: 0	K: 1	BB: 0	S: 8	R: 0	H: 0	E: 0	LOB: 0	K: 1	BB: 0	S: 12
--------------	------	------	------	--------	------	-------	------	------	------	------	--------	------	-------	-------	------	------	------	--------	------	-------	------	------	------	------	--------	------	-------	-------	------	------	------	--------	------	-------	-------	------	------	------	--------	------	-------	------	------	------	------	--------	------	-------	-------	------	------	------	--------	------	-------	------	------	------	------	--------	------	-------	-------

PITCHER	IP	WLS	BF	H	R	ER	SO	BB	IBB	HBP	BLK	WP	HR	S	P	ERA	WHIP
Greg Maddux, R (1, 1) ERA: 3.61	6.0	L	31	8	5	2	3	2	1	1	0	1	0	62	110	3.00	1.667
Paul Assenmacher, L (7, 1) ERA: 3.6	2.0		6	0	0	0	3	0	0	0	0	0	0	18	29	0.00	0.000

AB R H RBI BB SO LOB

5	0	1	2	0	1	1
3	0	1	0	1	0	0
3	1	2	0	1	0	2
4	1	1	1	0	0	3
4	0	0	0	0	1	3
3	1	1	0	1	0	1
2	0	1	1	0	0	1
1	0	0	0	0	1	1
4	1	0	0	0	1	5
4	1	1	0	0	2	1

AB	33
R	5
H	8
RBI	4
BB	3
SO	6
LOB	18

1B: 5	SF: 0	WP: 1	PA: 37
2B: 3	SAC: 0	PB: 0	
3B: 0	DP: 0	SB: 0	
HR: 0	HBP: 1	CS: 0	

PITCHER	IP	WLS	BF	H	R	ER	SO	BB	IBB	HBP	BLK	WP	HR	S	P	ERA	WHIP
---------	----	-----	----	---	---	----	----	----	-----	-----	-----	----	----	---	---	-----	------

Chicago Cubs @ New York Mets  
Shea Stadium, Flushing, NY  
Fri Aug 10 1990, 7:05 PM EDT  
Att: 34,090 - Unknown - 75 F



Chicago Cubs @ New York Mets  
Shea Stadium, Flushing, NY

Sat Aug 11 1990, 7:05 PM EDT  
Att. 45,710 - Unknown - 72 F

AB	37
R	6
H	11
RBI	6
BB	4
SO	3
LOB	14



WP:	0	PA:	42
PB:	0		
SB:	3		
CS:	1		

AB R H RBI BB SO LOB

4	2	2	0	1	0	1
4	1	2	2	1	0	1
5	0	1	1	0	2	4
5	0	2	1	0	1	3
5	0	1	0	0	0	2
4	1	1	0	0	0	1
4	1	1	2	0	0	1
4	0	1	0	0	0	0
0	0	0	0	0	0	0
2	1	0	0	1	0	1
0	0	0	0	1	0	0
0	0	0	0	0	0	0

1B:	8	SF:	0
2B:	2	SAC:	0
3B:	1	DP:	1
HR:	1	HBP:	0

Batter	1	2	3	4	5	6	7	8	9
Jerome Walton, R (1, 8) OBP: 0.368, SLG: 0.339	0-0 F7	0-0 23 3B 1B		1-0 23 BB 1B		4-1 23 1B BB		0-2 L6	
23 Ryne Sandberg, R (1, 4) OBP: 0.358, SLG: 0.548	0-2 E4 1B	1-1 3B		4-0 1B BB		1-0 1B		1-0 G5-3	
Mark Grace, L (1, 3) OBP: 0.354, SLG: 0.373	3-3 K	1-1 G3-1		2-1 1B		0-3 K			0-0 L6
Dave Clark, L (1, 7) OBP: 0.304, SLG: 0.435	1-0 1B	1-0 G6-3		2-3 K			0-0 G5-3 1B		2-1 G3-1
Dwight Smith, L (1, 9) OBP: 0.328, SLG: 0.372	1-0 P2		0-0 G6-3		0-0 P5		0-1 L6		1-2 CS 1B
Luis Salazar, R (1, 5) OBP: 0.318, SLG: 0.431		2-2 HR 1B	3-2 G4-3		0-1 L9		1-0 G5-3		0-0 CS
Shawon Dunston, R (1, 6) OBP: 0.305, SLG: 0.462		2-1 HR	0-0 G4-3		1-2 L5		2-2 F9		
Hector Villanueva, R (1, 2) OBP: 0.320, SLG: 0.543		0-0 P2		3-1 L6		0-1 FC8-4 2B		0-0 G5-3	
Mike Bielecki, R (1, 1) OBP: 0.300, SLG: 0.250		4-2 1B		1-1 G6-3		2-1 FC8-4		4-0 BB	
Steve Wilson, L (1, 1) OBP: 0.226, SLG: 0.207									
Domingo Ramos, R (8, PH) OBP: 0.294, SLG: 0.276									
Paul Assenmacher, L (8, 1)									

Inning Stats	R: 1	H: 1	R: 4	H: 4	R: 0	H: 0	R: 1	H: 2	R: 0	H: 0	R: 0	H: 2	R: 0	H: 1	R: 0	H: 0	R: 0	H: 1	
E: 1	LOB: 1	E: 0	LOB: 1	E: 0	LOB: 0	E: 0	LOB: 2	E: 0	LOB: 1	E: 0	LOB: 0	E: 0	LOB: 2	E: 0	LOB: 1	E: 0	LOB: 0	E: 0	LOB: 0
K: 1	BB: 0	K: 0	BB: 1	K: 0	BB: 0	K: 1	BB: 1	K: 0	BB: 0	K: 0	BB: 0	K: 1	BB: 1	K: 0	BB: 0	K: 0	BB: 0	K: 0	BB: 0
S: 9	P: 14	S: 19	P: 30	S: 5	P: 8	S: 13	P: 24	S: 6	P: 7	S: 9	P: 16	S: 11	P: 14	S: 7	P: 12	S: 6	P: 9	S: 6	P: 9

PITCHER	IP	WLS	BF	H	R	ER	SO	BB	IBB	HBP	BLK	WP	HR	S	P	ERA	WHIP
Ron Darling, R (1, 1) ERA: 4.61	1.1	L	11	5	5	4	1	1	0	0	0	0	1	25	39	27.00	4.500
Wally Whitehurst, R (2, 1) ERA: 3.69	2.2		11	2	1	1	1	1	0	0	0	0	0	21	37	3.38	1.125
Julio Machado, R (5, 1) ERA: 3.16	3.0		12	3	0	0	1	1	0	0	0	0	0	26	37	0.00	1.333
Bob Ojeda, L (8, 1) ERA: 3.57	2.0		7	1	0	0	0	1	0	0	0	0	0	13	21	0.00	1.000

livebaseballscorecards.com

**BOTTOM**

**Chicago Cubs @ New York Mets**  
 Shea Stadium, Flushing, NY  
 Sat Aug 11 1990, 7:05 PM EDT  
 Att: 45,710 - Unknown - 72 F

livebaseballscorecards.com

<b>AB</b>	<b>33</b>
<b>R</b>	<b>3</b>
<b>H</b>	<b>7</b>
<b>RBI</b>	<b>3</b>
<b>BB</b>	<b>4</b>
<b>SO</b>	<b>12</b>
<b>LOB</b>	<b>19</b>



WP: 0	PA: 37
PB: 0	
SB: 0	
CS: 1	

AB R H RBI BB SO LOB

4	1	1	2	1	2	2
3	0	0	0	1	0	2
3	0	1	1	1	0	0
4	0	0	0	0	2	3
3	0	1	0	1	1	1
4	0	0	0	0	3	5
4	1	1	0	0	2	3
3	1	1	0	0	0	0
1	0	1	0	0	0	0
0	0	0	0	0	0	0
1	0	1	0	0	0	0
1	0	0	0	0	0	0
0	0	0	0	0	0	0
1	0	0	0	0	1	1

Batter	1	2	3	4	5	6	7	8	9
<b>Keith Miller, R</b> (1, 7) OBP: 0.337, SLG: 0.335	4-2 BB 1B	0-0 F7		1-2 CS 1B			1-3 K		2-3 K
<b>Dave Magadan, L</b> (1, 3) OBP: 0.417, SLG: 0.460	4-2 FC3-6 1B 1-2 FC3-2 BB	1-2 F9		3-2 F8 1-2			1-0 F8		
<b>Gregg Jefferies, S</b> (1, 4) OBP: 0.361, SLG: 0.481	2-1 FC3-6 1B 1-2 2-H		0-2 F8			1-2 F9		4-0 BB	
<b>Darryl Strawberry, L</b> (1, 9) OBP: 0.377, SLG: 0.525	0-1 FC3-6 FC3-2 BB 1-2 2-3		1-3 K			3-3 K		1 SAFE 1 SAFE F7	
<b>Howard Johnson, S</b> (1, 6) OBP: 0.311, SLG: 0.440	4-0 FC3-2 1B 1-2 BB		0-0			0-0 G6-3		2-3 K	
<b>Mackey Sasser, L</b> (1, 2) OBP: 0.376, SLG: 0.490	0-0 FC3-2 1B 1-2 2-3 3-H		1-3 K			2-3 K		1 SAFE 1-3 K	
<b>Daryl Boston, L</b> (1, 8) OBP: 0.344, SLG: 0.485				0-1 2B 1B			1-0 F9		0-3 K
<b>Tom O'Malley, L</b> (1, 5) OBP: 0.298, SLG: 0.416				0-2 1B			1-0 F9		1-0 1B
<b>Alex Trevino, R</b> (9, PH) OBP: 0.256, SLG: 0.267				1-3 1B 2B					1-3 K
<b>Ron Darling, R</b> (1, 1) OBP: 0.280, SLG: 0.180				2-3 K			1-0 F7		
<b>Wally Whitehurst, R</b> (2, 1) OBP: 0.333, SLG: 0.333									
<b>Mario Diaz, R</b> (4, PH) OBP: 0.130, SLG: 0.182									
<b>Julio Machado, R</b> (5, 1)									
<b>Mark Carreon, R</b> (7, PH) OBP: 0.214, SLG: 0.488									
<b>Bob Ojeda, L</b> (8, 1) OBP: 0.111, SLG: 0.111									
<b>Tim Teufel, R</b> (9, PH) OBP: 0.296, SLG: 0.433									

Inning Stats	R: 1 E: 0 K: 1 S: 13	H: 1 LOB: 3 BB: 3 P: 29	R: 0 E: 0 K: 0 S: 11	H: 1 LOB: 1 BB: 0 P: 15	R: 0 E: 0 K: 2 S: 10	H: 1 LOB: 1 BB: 0 P: 12	R: 2 E: 0 K: 1 S: 17	H: 3 LOB: 0 BB: 0 P: 23	R: 0 E: 0 K: 1 S: 9	H: 0 LOB: 0 BB: 0 P: 13	R: 0 E: 0 K: 1 S: 6	H: 0 LOB: 0 BB: 0 P: 10	R: 0 E: 0 K: 1 S: 5	H: 0 LOB: 0 BB: 0 P: 8	R: 0 E: 0 K: 2 S: 10	H: 0 LOB: 1 BB: 1 P: 17	R: 0 E: 0 K: 3 S: 11	H: 1 LOB: 1 BB: 0 P: 15	1B: 6 2B: 1 3B: 0 HR: 0	SF: 0 SAC: 0 DP: 0 HBP: 0
--------------	-------------------------------	----------------------------------	-------------------------------	----------------------------------	-------------------------------	----------------------------------	-------------------------------	----------------------------------	------------------------------	----------------------------------	------------------------------	----------------------------------	------------------------------	---------------------------------	-------------------------------	----------------------------------	-------------------------------	----------------------------------	----------------------------------	------------------------------------

PITCHER	IP	WLS	BF	H	R	ER	SO	BB	IBB	HBP	BLK	WP	HR	S	P	ERA	WHIP
<b>Mike Bielecki, R</b> (1, 1) ERA: 5.71	0.1		5	1	1	1	0	3	0	0	0	0	0	8	22	27.00	12.000
<b>Steve Wilson, L</b> (1, 1) ERA: 4.44	6.2	W	24	5	2	2	7	0	0	0	0	0	0	63	88	2.70	0.750
<b>Paul Assenmacher, L</b> (8, 1) ERA: 3.5	2.0	S	8	1	0	0	5	1	0	0	0	0	0	21	32	0.00	1.000

Batter	1	2	3	4	5	6	7	8	9	AB R H RBI BB SO LOB	TOP		
Jerome Walton, R (1, 8) OBP: 0.369, SLG: 0.339 Marvell Wynne, L (6, PR) OBP: 0.271, SLG: 0.348 (6, 8)	0-0 L1	0-0 FC5 1B 1-2 2-H 3-H		0-0 G5-3		1-0 23 FC6-4 1-2 HBP		4-0 23 HR BB	0-0 G6-3 1B	3 0 1 2 0 0 0 1 1 1 0 1 0 0			
23 Ryne Sandberg, R (1, 4) OBP: 0.357, SLG: 0.550 Curtis Wilkerson, S (8, 4) OBP: 0.244, SLG: 0.245	0-3 K	0-0 F8		0-3 K		0-0 FC6-4 BB 1-2f 2-3		0-0 HR 1-H	0-0 G6-3 1B 1-2f	5 1 1 2 0 2 4 1 0 0 0 0 0 2			
Mark Grace, L (1, 3) OBP: 0.359, SLG: 0.384	0-0 HR	0-0 1B 1-2 2-H		0-0 G6-3		4-0 1-2 BB		0-0 1B 1B		4 2 3 2 1 0 0			
Luis Salazar, R (1, 7) OBP: 0.312, SLG: 0.423	0-0 G6-3	0-0 FC5 2-3f				0-0 G1-3		0-3 K		5 0 0 0 0 1 6			
Shawon Dunston, R (1, 6) OBP: 0.309, SLG: 0.467		0-0 1B 1B	0-0 G5-3		0-0 1B 2B S	0-0 G4-3		0-0 1B 1B 1-2		5 2 3 0 0 0 3			
Domingo Ramos, R (1, 5) OBP: 0.302, SLG: 0.286		0-0 1B FC5 1-3 1B 1B	0-0 G4-3 PB 1B 1B		0-3 K 2-3		0-0 G4-3	0-0 1B 1-3 2-H		5 2 3 1 0 1 1			
Joe Girardi, R (1, 2) OBP: 0.318, SLG: 0.373		0-0 FC5 1B 1-2 1B	0-0 G4-3		0-0 1B 3-H		0-0 G6-3	0-0 L9		5 1 1 1 0 0 5			
Doug Dasenczo, S (1, 9) OBP: 0.276, SLG: 0.342		0-0 P9	0-0 1B 3-H	0-0 L8		0-0 L9			0-0 2B	5 0 2 1 0 0 4			
Mike Harkey, R (1, 1) OBP: 0.292, SLG: 0.362 Dwight Smith, L (9, PH) OBP: 0.327, SLG: 0.371 Mitch Williams, L (9, 1)		0-0 1B 1B 1-2 2-3 3-H	0-0 P3		0-0 23 FC6-4 1B HBP			0-0 F7	0-3 K	4 1 2 1 0 0 1 1 0 0 0 0 1 1 0 0 0 0 0 0 0			
<b>Inning Stats</b>	R: 1 H: 1 E: 0 LOB: 0 K: 1 BB: 0 S: 6 P: 6	R: 4 H: 5 E: 0 LOB: 2 K: 0 BB: 0 S: 9 P: 9	R: 1 H: 2 E: 0 LOB: 1 K: 0 BB: 0 S: 5 P: 5	R: 0 H: 0 E: 0 LOB: 0 K: 1 BB: 0 S: 5 P: 5	R: 1 H: 2 E: 0 LOB: 1 K: 1 BB: 0 S: 7 P: 7	R: 0 H: 1 E: 0 LOB: 3 K: 0 BB: 1 S: 4 P: 9	R: 0 H: 0 E: 0 LOB: 0 K: 0 BB: 0 S: 3 P: 3	R: 3 H: 4 E: 0 LOB: 2 K: 1 BB: 1 S: 9 P: 13	R: 0 H: 2 E: 0 LOB: 1 K: 1 BB: 0 S: 6 P: 6	1B: 13 SF: 0 2B: 2 SAC: 0 3B: 0 DP: 1 HR: 2 HBP: 1	WP: 0 PA: 47 PB: 1 SB: 1 CS: 0		
<b>PITCHER</b>	IP WLS BF H R ER SO BB IBB HBP BLK WP HR S P ERA WHIP											<b>PITCHER</b>	IP WLS BF H R ER SO BB IBB HBP BLK WP HR S P ERA WHIP
Frank Viola, L (1, 1) ERA: 2.73	5.0 L 26 10 7 6 3 0 0 0 0 0 0 1 32 32 10.80 2.000												
Alejandro Pena, R (6, 1) ERA: 4.44	3.0 17 5 3 3 1 2 0 1 0 0 0 1 16 25 9.00 2.333												
John Franco, L (9, 1) ERA: 1.9	1.0 4 2 0 0 0 1 0 0 0 0 0 0 6 6 0.00 2.000												

**Chicago Cubs @ New York Mets**  
Shea Stadium, Flushing, NY  
Sun Aug 12 1990, 3:33 AM EDT  
Att. 46,538 - Sunny - 85 F

[livebaseballscorecards.com](http://livebaseballscorecards.com)

AB	44
R	10
H	17
RBI	10
BB	2
SO	5
LOB	27



Batter	1	2	3	4	5	6	7	8	9	AB	R	H	RBI	BB	SO	LOB
Daryl Boston, L (1, 8) OBP: 0.343, SLG: 0.481	0-0 1B		0-0 G4-3		0-0 F8			0-0 P2		4	1	1	0	0	0	1
Dave Magadan, L (1, 3) OBP: 0.412, SLG: 0.454	0-3 K		0-3 K			0-0 F7			0-0 F8	4	0	0	0	0	2	1
Gregg Jefferies, S (1, 4) OBP: 0.362, SLG: 0.481	0-0 1B			0-0 P3		0-0 P6			0-0 BB 1B	4	1	2	1	0	0	0
Darryl Strawberry, L (1, 9) OBP: 0.376, SLG: 0.524 Tim Teufel, R (9, PH) OBP: 0.303, SLG: 0.433	0-0 L5			0-0 1B		0-0 G3			4-0 BB 1B BB	3	0	1	0	0	0	1
Howard Johnson, S (1, 6) OBP: 0.309, SLG: 0.436	0-0 F9			0-0 L8			0-0 P5		0-0 P4	4	0	0	0	0	0	4
Mark Carreon, R (1, 7) OBP: 0.313, SLG: 0.483		0-0 L8		0-0 P4			0-0 G6-3		0-0 1B	4	0	1	1	0	0	1
Tom O'Malley, L (1, 5) OBP: 0.287, SLG: 0.400 Orlando Mercado, R (9, PH) OBP: 0.286, SLG: 0.333		0-0 G3			0-0 F9			0-0 G4-3	0-3 K	3	0	0	0	0	0	0
Mackey Sasser, L (1, 2) OBP: 0.373, SLG: 0.485 Alejandro Pena, R (6, 1) OBP: 0.500, SLG: 0.333 Kelvin Torve, L (8, PH) OBP: 0.667, SLG: 1.000 John Franco, L (9, 1)		0-0 F7			0-0 F9			0-3 K		2	0	0	0	0	0	0
Frank Viola, L (1, 1) OBP: 0.121, SLG: 0.121 Alex Trevino, R (5, PH) OBP: 0.261, SLG: 0.286			0-3 K			0-0 2B		0-0 G6-3		1	0	0	0	0	1	0


Inning Stats	R: 1	H: 2	E: 0	K: 1	S: 7	LOB: 1	BB: 0	P: 7	R: 0	H: 0	E: 0	K: 0	S: 3	LOB: 0	BB: 0	P: 3	R: 0	H: 0	E: 0	K: 2	S: 7	LOB: 0	BB: 0	P: 7	R: 0	H: 1	E: 0	K: 0	S: 4	LOB: 1	BB: 0	P: 4	R: 0	H: 0	E: 0	K: 0	S: 4	LOB: 1	BB: 0	P: 4	R: 0	H: 0	E: 0	K: 0	S: 3	LOB: 0	BB: 0	P: 3	R: 0	H: 0	E: 0	K: 1	S: 5	LOB: 0	BB: 0	P: 5	R: 1	H: 2	E: 0	K: 1	S: 7	LOB: 2	BB: 1	P: 11	1B: 5	2B: 1	3B: 0	HR: 0	SF: 0	SAC: 0	DP: 0	HBP: 0	WP: 0	PB: 0	SB: 1	CS: 0	PA: 34
--------------	------	------	------	------	------	--------	-------	------	------	------	------	------	------	--------	-------	------	------	------	------	------	------	--------	-------	------	------	------	------	------	------	--------	-------	------	------	------	------	------	------	--------	-------	------	------	------	------	------	------	--------	-------	------	------	------	------	------	------	--------	-------	------	------	------	------	------	------	--------	-------	-------	-------	-------	-------	-------	-------	--------	-------	--------	-------	-------	-------	-------	--------

PITCHER	IP	WLS	BF	H	R	ER	SO	BB	IBB	HBP	BLK	WP	HR	S	P	ERA	WHIP
Mike Harkey, R (1, 1) ERA: 3.52	8.0	W	28	4	1	1	4	0	0	0	0	0	0	36	36	1.12	0.500
Mitch Williams, L (9, 1) ERA: 2.34	1.0		6	2	1	1	1	1	0	0	0	0	0	7	11	9.00	3.000

**Chicago Cubs @ New York Mets**  
Shea Stadium, Flushing, NY

Sun Aug 12 1990, 3:33 AM EDT  
Att: 46,538 - Sunny - 85 F

<b>AB</b>	<b>33</b>
<b>R</b>	<b>2</b>
<b>H</b>	<b>6</b>
<b>RBI</b>	<b>2</b>
<b>BB</b>	<b>1</b>
<b>SO</b>	<b>5</b>
<b>LOB</b>	<b>10</b>



Batter	1	2	3	4	5	6	7	8	9	AB R H RBI BB SO LOB	TOP											
<b>Eric Yelding, R</b> (1, 8) OBP: 0.315, SLG: 0.299	1-2 G1-3 1B	1-2 G4-3			2-2 G6-3	1-2 G5-4-3			1-3 K	5 0 1 0 0 1 2												
<b>Bill Doran, S</b> (1, 4) OBP: 0.403, SLG: 0.419	0-0 G1-3	2-2 G6-3			4-1 BB			1-0 P6	0-0 G3	4 0 0 0 1 0 2												
<b>Craig Biggio, R</b> (1, 2) OBP: 0.348, SLG: 0.357	2-2 G5-3				3-1 2B			2-1 P3	1-1 1B	5 0 2 0 0 0 1												
<b>Ken Caminiti, S</b> (1, 5) OBP: 0.316, SLG: 0.317	2-1 G6-3				3-0 L8			2-2 FC4-6 1B	2-1 F8	5 0 1 0 0 0 3												
<b>Rafael Ramirez, R</b> (1, 6) OBP: 0.298, SLG: 0.335					0-1 FC6-4 1B			2-1 FC4-6		4 1 1 0 0 0 1												
<b>Mark Davidson, R</b> (1, 9) OBP: 0.340, SLG: 0.341					0-3 K			0-1 FC6-4 2B		4 2 2 0 0 1 1												
<b>Franklin Stubbs, L</b> (1, 3) OBP: 0.298, SLG: 0.444					3-2 HR			4-1 2B 1B BB	1-1 P4	3 3 2 4 1 0 1												
<b>Casey Candaele, S</b> (1, 7) OBP: 0.373, SLG: 0.439					0-0 F8			2-2 1B 2B	0-3 K	4 1 2 1 0 1 1												
<b>Mark Portugal, R</b> (1, 1) OBP: 0.167, SLG: 0.149					0-0 G1-3			2-1 G5-4-3 1B	0-1 L3	3 0 1 2 0 0 1												
<b>Inning Stats</b>	R: 0 E: 0 K: 0 S: 9	H: 1 LOB: 1 BB: 0 P: 14	R: 3 E: 1 K: 0 S: 14	H: 3 LOB: 1 BB: 0 P: 21	R: 0 E: 0 K: 0 S: 7	H: 0 LOB: 0 BB: 0 P: 14	R: 1 E: 0 K: 1 S: 9	H: 1 LOB: 0 BB: 0 P: 12	R: 0 E: 0 K: 0 S: 7	H: 1 LOB: 1 BB: 1 P: 19	R: 3 E: 0 K: 0 S: 16	H: 3 LOB: 0 BB: 1 P: 24	R: 0 E: 0 K: 0 S: 8	H: 1 LOB: 1 BB: 0 P: 15	R: 0 E: 0 K: 1 S: 9	H: 1 LOB: 1 BB: 0 P: 10	R: 0 E: 0 K: 1 S: 9	H: 1 LOB: 1 BB: 0 P: 13	1B: 8 2B: 2 3B: 0 HR: 2	SF: 0 SAC: 1 DP: 1 HBP: 0	WP: 0 PB: 0 SB: 0 CS: 0	PA: 40
<b>PITCHER</b>	IP WLS BF H R ER SO BB IBB HBP BLK WP HR S P ERA WHIP																					
<b>Lance Dickson, L</b> (1, 1) ERA: 4.91	5.0 L 22 6 4 3 1 1 0 0 0 0 0 2 46 80 5.40 1.400																					
<b>Jeff Pico, R</b> (6, 1) ERA: 4.61	2.0 10 4 3 3 0 1 0 0 0 0 0 0 24 39 13.50 2.500																					
<b>Les Lancaster, R</b> (8, 1) ERA: 5.17	2.0 8 2 0 0 2 0 0 0 0 0 0 0 18 23 0.00 1.000																					

Houston Astros @ Chicago Cubs  
Wrigley Field, Chicago, IL  
Mon Aug 13 1990, 7:05 PM CDT  
Att: 34,087 - Unknown

livebaseballscorecards.com

AB	37
R	7
H	12
RBI	7
BB	2
SO	3
LOB	13



Batter	1	2	3	4	5	6	7	8	9	AB R H RBI BB SO LOB
Doug Dasenczo, S (1, 8) OBP: 0.292, SLG: 0.366	1-1 SF7 3B		2-2 G5-4-3 1B		4-1 BB		1-2 23 1B		0-1 F8	4 2 3 0 1 0 1
23 Ryne Sandberg, R (1, 4) OBP: 0.356, SLG: 0.548	1-0 P5		0-0 G5-4-3 1-2f		0-3 K		1 SAFE 2-2 1-H 1B			4 0 1 1 0 1 4
Mark Grace, L (1, 3) OBP: 0.355, SLG: 0.381	3-1 SF7		1-0 G3			3-2 F8	0-0 G3			3 0 0 1 0 0 1
Andre Dawson, R (1, 9) OBP: 0.385, SLG: 0.576	2-1 L8			3-1 F8		1-1 BB 1B		0-1 F7		4 0 1 0 0 0 0
Dave Clark, L (1, 7) OBP: 0.296, SLG: 0.422		0-0 L6		2-3 K		2-1 P6		0-1 G3		4 0 0 0 0 1 1
Luis Salazar, R (1, 5) OBP: 0.315, SLG: 0.423		2-1 1B 1B		0-1 F8		4-0 1-2 BB		0-2 G6-3		3 0 1 0 1 0 0
Shawon Dunston, R (1, 6) OBP: 0.308, SLG: 0.467		2-0 SAFE F9		1-0 G1 2B		1-0 F9		2-2 F8		4 0 1 0 0 0 3
Joe Girardi, R (1, 2) OBP: 0.320, SLG: 0.378		2-2 SAFE 1-3 1B		1-1 G1		0-0 G6-3		0-1 F8 2B		4 0 2 0 0 0 1
Lance Dickson, R (1, 1) Gary Varsho, L (5, PH) Jeff Pico, R (6, 1) Dwight Smith, L (7, PH) Les Lancaster, R (8, 1) Marvell Wynne, L (9, PH)		3-2 F7		3-3 K		2-1 F8		3-1 F8 2-3		1 0 0 0 0 0 2 1 0 0 0 0 0 1 1 0 0 0 0 0 0 0 0 1 0 0 0 0 0 0 0 0 0 0 0 0 0 0 0 1 0 0 0 0 0 0 1


Inning Stats	R: 1	H: 1	E: 0	LOB: 0	K: 0	S: 7	P: 14	R: 0	H: 2	E: 0	LOB: 2	K: 0	S: 10	P: 19	R: 0	H: 1	E: 0	LOB: 0	K: 0	S: 5	P: 8	R: 0	H: 0	E: 0	LOB: 0	K: 1	S: 7	P: 12	R: 0	H: 1	E: 0	LOB: 2	K: 2	S: 14	P: 23	R: 0	H: 1	E: 0	LOB: 2	K: 0	S: 8	P: 19	R: 1	H: 2	E: 0	LOB: 1	K: 0	S: 10	P: 15	R: 0	H: 0	E: 0	LOB: 0	K: 0	S: 7	P: 7	R: 0	H: 1	E: 0	LOB: 1	K: 0	S: 9	P: 14	1B: 6	SF: 1	2B: 2	SAC: 0	3B: 1	DP: 1	HR: 0	HBP: 0	WP: 0	PA: 37
--------------	------	------	------	--------	------	------	-------	------	------	------	--------	------	-------	-------	------	------	------	--------	------	------	------	------	------	------	--------	------	------	-------	------	------	------	--------	------	-------	-------	------	------	------	--------	------	------	-------	------	------	------	--------	------	-------	-------	------	------	------	--------	------	------	------	------	------	------	--------	------	------	-------	-------	-------	-------	--------	-------	-------	-------	--------	-------	--------

PITCHER	IP	WLS	BF	H	R	ER	SO	BB	IBB	HBP	BLK	WP	HR	S	P	ERA	WHIP
Mark Portugal, R (1, 1) ERA: 3.71	9.0	W	37	9	2	2	3	2	0	0	0	0	0	77	131	2.00	1.222

**BOTTOM**

**Houston Astros @ Chicago Cubs**  
Wrigley Field, Chicago, IL  
Mon Aug 13 1990, 7:05 PM CDT  
Att. 34,087 - Unknown

AB	34
R	2
H	9
RBI	2
BB	2
SO	3
LOB	15



PITCHER	IP	WLS	BF	H	R	ER	SO	BB	IBB	HBP	BLK	WP	HR	S	P	ERA	WHIP
---------	----	-----	----	---	---	----	----	----	-----	-----	-----	----	----	---	---	-----	------

Batter	1	2	3	4	5	6	7	8	9	AB R H RBI BB SO LOB	TOP											
Eric Yelding, R (1, 8) OBP: 0.314, SLG: 0.300	1-3 K		3-2 G6-3		1-2 G3 2B		1-1 F9		0-0 F9	5 0 1 0 0 1 3												
Bill Doran, S (1, 4) OBP: 0.405, SLG: 0.421	0-0 2B			4-1 L8 1B FC5-2 BB	3-2 G3			4-0 G5-4-3 BB	0-0 F8	3 0 1 0 2 0 3												
Craig Biggio, R (1, 2) OBP: 0.348, SLG: 0.356	3-1 G5-3			2-1 FC5-2 S 1-2 1B 1B	3-2 G6-3			1-2 G5-4-3 1-2f		4 1 1 0 0 0 3												
Franklin Stubbs, L (1, 3) OBP: 0.301, SLG: 0.444	2-3 K			0-0 L8		2-0 CS 1B		0-0 1B 1B		4 0 2 0 0 1 3												
Ken Caminiti, S (1, 5) OBP: 0.318, SLG: 0.317			0-1 G3-1	4-1 FC5-2 1-2 1B IBB		3-3 K		0-0 1B 1B		3 1 1 0 1 1 1												
Mark Davidson, R (1, 9) OBP: 0.321, SLG: 0.319			2-1 G4-1	1-1 FC5-2 1B		0-0 L9		3-2 F8		3 0 0 0 0 0 3												
Karl Rhodes, L (8, PH) OBP: 0.455, SLG: 0.500				1-2 2-3 3-Hf						0 0 0 0 0 0 0												
Glenn Wilson, R (8, PH) OBP: 0.284, SLG: 0.352										1 0 0 0 0 0 2												
Casey Candaele, S (1, 7) OBP: 0.383, SLG: 0.440			1-1 P7	0-0 1B			4-0 SH1-3 BB		4-0 BB BB	2 0 1 2 2 0 0												
Rafael Ramirez, R (1, 6) OBP: 0.285, SLG: 0.332			1-1 G4-3	1-3 K		0-0 SH1-3		1-2 P9		3 0 0 0 0 1 3												
Mike Scott, R (1, 1) OBP: 0.295, SLG: 0.146			0-1 F9		0-0 G6-3		3-2 P4		4-2 BB	2 0 0 0 0 0 0												
Ken Oberkell, L (7, PH) OBP: 0.305, SLG: 0.336										1 0 0 0 0 0 0 1												
Larry Andersen, R (7, 1)										0 0 0 0 0 0 0 0												
Juan Agosto, L (7, 1)										0 0 0 0 0 0 0 0												
Brian Fisher, R (8, 1)										0 0 0 0 0 0 0 0												
Carl Nichols, R (9, PH) OBP: 0.293, SLG: 0.257										0 0 0 0 0 1 0 0												
<b>Inning Stats</b>	R: 0 E: 0 K: 2 S: 10	H: 1 LOB: 1 BB: 0 P: 16	R: 0 E: 0 K: 0 S: 6	H: 0 LOB: 0 BB: 0 P: 9	R: 0 E: 0 K: 0 S: 7	H: 0 LOB: 0 BB: 0 P: 11	R: 2 E: 0 K: 1 S: 11	H: 2 LOB: 2 BB: 2 P: 23	R: 0 E: 0 K: 0 S: 11	H: 1 LOB: 1 BB: 0 P: 18	R: 0 E: 0 K: 1 S: 5	H: 1 LOB: 0 BB: 0 P: 10	R: 0 E: 0 K: 0 S: 7	H: 0 LOB: 1 BB: 1 P: 15	R: 0 E: 0 K: 0 S: 8	H: 2 LOB: 2 BB: 1 P: 16	R: 0 E: 0 K: 0 S: 7	H: 0 LOB: 2 BB: 2 P: 16	1B: 5 2B: 2 3B: 0 HR: 0	SF: 0 SAC: 1 DP: 1 HBP: 0	WP: 0 PB: 0 SB: 1 CS: 1	PA: 38
<b>PITCHER</b>	IP WLS BF H R ER SO BB IBB HBP BLK WP HR S P ERA WHIP																					
Greg Maddux, R (1, 1) ERA: 3.55	7.2 W 32 7 2 2 4 3 1 0 0 0 0 62 112 2.35 1.304																					
Mitch Williams, L (8, 1) ERA: 2.3	0.2 4 0 0 0 0 2 0 0 0 0 0 8 20 0.00 3.000																					
Bill Long, R (9, 1) ERA: 3.59	0.2 S 2 0 0 0 0 0 0 0 0 0 0 2 2 0.00 0.000																					

Houston Astros @ Chicago Cubs  
Wrigley Field, Chicago, IL  
Tue Aug 14 1990, 3:33 AM CDT  
Att. 34,843 - Sunny

livebaseballscorecards.com

AB	31
R	2
H	7
RBI	2
BB	6
SO	4
LOB	22





Batter	1	2	3	4	5	6	7	8	9	AB	R	H	RBI	BB	SO	LOB
Doug Dascenzo, S OBP: 0.297, SLG: 0.369 (1, 8) (7, 7)	2-2 G3		2-2 P3			0-0 23 S HR 1B	1-2 1B			4	1	2	1	0	0	0
23 Ryne Sandberg, R OBP: 0.355, SLG: 0.553 (1, 4)	3-2 F8		0-3 K			1-2 HR	1-1 SF8			3	1	1	3	0	1	0
Mark Grace, L OBP: 0.352, SLG: 0.378 (1, 3)	2-0 G3				2-0 G3	0-0 G3	0-2 F7			4	0	0	0	0	0	2
Andre Dawson, R OBP: 0.386, SLG: 0.575 (1, 9)		1-1 G3-6-3 1B		0-1 E6 G4-3		0-3 K		0-0 F9 S 1B		4	0	2	0	0	1	0
Dave Clark, L OBP: 0.290, SLG: 0.413 Marvell Wynne, L OBP: 0.268, SLG: 0.344 (1, 7) (7, 8)		0-0 G3-6-3 1-2f		1-0 G4-3 1-2		2-3 K		3-2 F9 1-3		3	0	0	0	0	1	2
Luis Salazar, R OBP: 0.317, SLG: 0.434 Bill Long, R (9, 1)		0-1 HR		1-1 G6-3			1-2 1B SH 1B	0-2 G5-3		4	2	2	1	0	0	2
Shawon Dunston, R OBP: 0.308, SLG: 0.468 (1, 6)		0-0 2B			0-0 G5-3		1-1 SH 1B 23 SF8 1B	2-0 G5-3		3	1	1	0	0	0	1
Joe Girardi, R OBP: 0.320, SLG: 0.378 (1, 2)		0-0 F7			0-0 G6-3		1-2 23 SF8 1B 1-2 2-3 1B			3	0	1	0	0	0	1
Greg Maddux, R OBP: 0.161, SLG: 0.148 Mitch Williams, L Domingo Ramos, R OBP: 0.302, SLG: 0.286 (1, 1) (8, 1) (9, 5)			1-2 G3		1-0 G1-3		0-3 K			3	0	0	0	0	1	3
										0	0	0	0	0	0	0
										0	0	0	0	0	0	0


Inning Stats	R: 0	H: 0	E: 0	K: 10	S: 10	R: 1	H: 3	E: 0	K: 7	S: 7	R: 0	H: 0	E: 0	K: 10	S: 10	R: 0	H: 0	E: 0	K: 3	S: 4	R: 2	H: 2	E: 0	K: 11	S: 11	R: 2	H: 3	E: 1	K: 21	S: 26	R: 0	H: 1	E: 0	K: 8	S: 13		

PITCHER	IP	WLS	BF	H	R	ER	SO	BB	IBB	HBP	BLK	WP	HR	S	P	ERA	WHIP
Mike Scott, R ERA: 3.97 (1, 1)	6.0	L	23	5	3	3	3	0	0	0	0	0	2	47	66	4.50	0.833
Larry Andersen, R ERA: 2.32 (7, 1)	0.2		6	3	2	1	1	0	0	0	0	0	0	18	23	13.50	4.500
Juan Agosto, L ERA: 4.07 (7, 1)	0.2		3	1	0	0	0	0	0	0	0	0	0	7	10	0.00	1.500
Brian Fisher, R ERA: 6.75 (8, 1)	0.2		2	0	0	0	0	0	0	0	0	0	0	4	6	0.00	0.000

**BOTTOM**

**Houston Astros @ Chicago Cubs**  
Wrigley Field, Chicago, IL  
Tue Aug 14 1990, 3:33 AM CDT  
Att. 34,843 - Sunny

AB	32
R	5
H	9
RBI	5
BB	0
SO	4
LOB	12



1B	SF	WP	PA
6	1	0	34
1	1	0	
0	1	0	
2	0	0	
0	0	0	

Houston Astros @ Chicago Cubs  
 Wrigley Field, Chicago, IL  
 Wed Aug 15 1990, 3:33 AM CDT  
 Att. 34,307 - Sunny

AB	40
R	8
H	12
RBI	8
BB	4
SO	7
LOB	15



WP:	0	PA:	46
PB:	0		
SB:	1		
CS:	0		

AB R H RBI BB SO LOB

5	1	1	0	1	0	1
5	1	1	1	0	1	3
5	1	2	0	0	2	1
4	1	1	1	1	1	1
5	2	4	1	0	0	1
4	0	1	1	0	2	2
0	0	0	0	0	0	0
0	0	0	0	0	0	0
3	2	1	1	1	0	2
4	0	1	3	1	0	1
2	0	0	0	0	0	0
1	0	0	0	0	0	0
1	0	0	0	0	0	2
1	0	0	0	0	1	1

Batter	1	2	3	4	5	6	7	8	9	10
Eric Yelding, R OBP: 0.314, SLG: 0.302 (1, 8)	0-1 F8		1-2 1B 2B		2-2 G5-3		1-2 G5-3		4-0 BB 1-2 2-3	3-2 G4-3
Bill Doran, S OBP: 0.403, SLG: 0.418 (1, 4)	1-0 P6		2-1 1B 2-H		1-3 K			3-1 G4-3	0-0 G3	
Ken Caminiti, S OBP: 0.319, SLG: 0.323 (1, 5)	2-2 1B		2-3 K 1-2		2-0 F8			1-3 K		1-0 1B 3B
Franklin Stubbs, L OBP: 0.302, SLG: 0.442 (1, 3)	3-2 G3		2-2 1B 2-H		2-1 G4-1			1-3 K		4-1 SH1-4 1B 2B BB
Craig Biggio, R OBP: 0.352, SLG: 0.366 (10, 9)		0-1 1B	3-1 F8		1-0 1B				0-1 1B 3B	0-0 SH1-4 2B 1B
Glenn Wilson, R OBP: 0.283, SLG: 0.351 Dave Rohde, S OBP: 0.288, SLG: 0.288 Carl Nichols, R OBP: 0.293, SLG: 0.257 (1, 9) (10, PH) (10, 2)		2-3 K		3-3 K		1-2 L9		0-1 BB SH3-4 1B	0-1 SH1-4	1-2 2-3
Karl Rhodes, L OBP: 0.467, SLG: 0.692 (1, 7)		2-1 F7 1 SAFE 1 SAFE		1-0 HR		0-0 G6-3		1-0 SH3-4	4-0 2B IBB	
Rafael Ramirez, R OBP: 0.296, SLG: 0.334 (1, 6)		1-1 G6-3 1 SAFE		0-1 G1-3			2-2 G1-3	4-0 BB IBB	1-1 2B	1-1 2B
Jim Deshaies, L OBP: 0.045, SLG: 0.045 Mark Davidson, R OBP: 0.315, SLG: 0.313 Larry Andersen, R (7, PH) (7, 1)			1-0 G6-3		2-2 G6-3		1-2 G6-3		1-1 F9	2-3 K
Casey Candaele, S OBP: 0.380, SLG: 0.437 Dave Smith, R (9, PH) (9, 1)										

Inning Stats	R: 0	H: 1	E: 0	LOB: 1	K: 0	S: 10	P: 16	R: 0	H: 1	E: 0	LOB: 1	K: 1	S: 10	P: 15	R: 2	H: 3	E: 0	LOB: 1	K: 1	S: 16	P: 27	R: 1	H: 1	E: 0	LOB: 0	K: 1	S: 12	P: 18	R: 0	H: 0	E: 0	LOB: 0	K: 1	S: 8	P: 13	R: 0	H: 1	E: 0	LOB: 1	K: 0	S: 8	P: 12	R: 0	H: 0	E: 0	LOB: 0	K: 0	S: 10	P: 14	R: 0	H: 0	E: 0	LOB: 0	K: 2	S: 9	P: 14	R: 1	H: 2	E: 0	LOB: 3	K: 0	S: 8	P: 18	R: 4	H: 3	E: 0	LOB: 1	K: 1	S: 14	P: 29	1B: 7	SF: 0	2B: 2	SAC: 2	3B: 2	DP: 0	HR: 1	HBP: 0	WP: 0	PA: 46
--------------	------	------	------	--------	------	-------	-------	------	------	------	--------	------	-------	-------	------	------	------	--------	------	-------	-------	------	------	------	--------	------	-------	-------	------	------	------	--------	------	------	-------	------	------	------	--------	------	------	-------	------	------	------	--------	------	-------	-------	------	------	------	--------	------	------	-------	------	------	------	--------	------	------	-------	------	------	------	--------	------	-------	-------	-------	-------	-------	--------	-------	-------	-------	--------	-------	--------

PITCHER	IP	WLS	BF	H	R	ER	SO	BB	IBB	HBP	BLK	WP	HR	S	P	ERA	WHIP
Mike Bielecki, R ERA: 5.65 (1, 1)	6.0		25	7	3	3	4	0	0	0	0	0	1	64	101	4.50	1.167
Paul Assenmacher, L ERA: 3.41 (7, 1)	2.0		6	0	0	0	2	0	0	0	0	0	0	19	28	0.00	0.000
Les Lancaster, R ERA: 5.28 (9, 1)	0.0		2	2	1	1	0	0	0	0	0	0	0	4	4	∞	∞
Mitch Williams, L ERA: 2.27 (9, 1)	0.2		4	0	0	0	0	1	1	0	0	0	0	3	13	0.00	1.500
Jeff Pico, R ERA: 4.97 (9, 1)	1.1	L	9	3	4	4	1	1	1	0	0	0	0	15	30	27.00	3.000

BOTTOM

Houston Astros @ Chicago Cubs  
Wrigley Field, Chicago, IL  
Wed Aug 15 1990, 3:33 AM CDT  
Att. 34,307 - Sunny

livebaseballscorecards.com



AB R H RBI BB SO LOB

3	1	0	0	1	1	1
4	2	2	0	1	1	0
5	0	4	3	0	0	2
5	0	0	0	0	0	6
4	0	0	0	0	0	2
0	0	0	0	0	0	0
0	0	0	0	0	0	0
0	0	0	0	0	0	0
1	0	0	0	0	0	0
5	0	1	0	0	0	1
3	1	3	0	2	0	0
5	0	0	0	0	1	6
2	0	0	0	0	2	2
1	0	1	1	0	0	0
0	0	0	0	0	0	0
1	0	0	0	0	0	0

AB	39
R	4
H	11
RBI	4
BB	4
SO	5
LOB	20

WP:	0	PA:	44
PB:	0		
SB:	2		
CS:	0		

1B:	7	SF:	0
2B:	3	SAC:	1
3B:	1	DP:	2
HR:	0	HBP:	0

IP	WLS	BF	H	R	ER	SO	BB	IBB	HBP	BLK	WP	HR	S	P	ERA	WHIP
6.0		28	8	4	4	4	3	0	0	1	0	0	58	102	6.00	1.833
2.0		7	2	0	0	1	0	0	0	0	0	0	16	22	0.00	1.000
2.0	W	9	1	0	0	0	1	0	0	0	0	0	19	28	0.00	1.000

Batter	1	2	3	4	5	6	7	8	9	10
Doug Dascenzo, S OBP: 0.296, SLG: 0.363	4-0 23 1B 23 BLK 2B BB		2-3 K		3-2 F9	2-1 G1-3			1 SAFE 0-0 SH3-4	
23 Ryne Sandberg, R OBP: 0.357, SLG: 0.555	2-2 SAFE SAFE 2B 1B		1-3 K		1-1 2B		1-0 F7		4-2 G4-3 BB	
Mark Grace, L OBP: 0.357, SLG: 0.387	0-0 1-H 3-H 2B		3-2 1B		1-0 2B		0-0 G1-4-3 1B		0-1 G4-3	
Andre Dawson, R OBP: 0.382, SLG: 0.567	1-0 F7		1-1 P3		2-2 F7		1-2 G1-4-3 1-2f		0-0 G6-3	
Luis Salazar, R OBP: 0.313, SLG: 0.428	2-0 FC6-5-6		1-0 F7		0-1 F9			0-0 B1-3		0-2 F9
Les Lancaster, R OBP: 0.158, SLG: 0.059										
Mitch Williams, L OBP: 0.391, SLG: 0.350										
Jeff Pico, R OBP: 0.346, SLG: 0.400										
Gary Varsho, L OBP: 0.307, SLG: 0.465										
Shawon Dunston, R OBP: 0.321, SLG: 0.299										
Domingo Ramos, R OBP: 0.316, SLG: 0.372										
Joe Girardi, R OBP: 0.281, SLG: 0.233										
Mike Bielecki, R OBP: 0.248, SLG: 0.263										
Curtis Wilkerson, S OBP: 0.267, SLG: 0.343										
Paul Assenmacher, L										
Marvell Wynne, L										

Inning Stats	R: 2	H: 2	E: 0	K: 0	S: 8	H: 1	LOB: 1	BB: 1	P: 18	R: 0	H: 1	E: 0	K: 2	S: 11	H: 1	LOB: 1	BB: 0	P: 18	R: 0	H: 2	E: 0	K: 0	S: 12	H: 1	LOB: 2	BB: 1	P: 22	R: 1	H: 1	E: 0	K: 0	S: 10	H: 1	LOB: 1	BB: 1	P: 19	R: 0	H: 1	E: 0	K: 0	S: 5	H: 1	LOB: 0	BB: 0	P: 7	R: 0	H: 1	E: 0	K: 1	S: 11	H: 1	LOB: 1	BB: 0	P: 15	R: 0	H: 0	E: 1	K: 0	S: 11	H: 1	LOB: 2	BB: 1	P: 18	R: 0	H: 1	E: 0	K: 0	S: 8	H: 1	LOB: 1	BB: 0	P: 10	1B: 7	2B: 3	3B: 1	HR: 0	SF: 0	SAC: 1	DP: 2	HBP: 0	WP: 0	PA: 44
--------------	------	------	------	------	------	------	--------	-------	-------	------	------	------	------	-------	------	--------	-------	-------	------	------	------	------	-------	------	--------	-------	-------	------	------	------	------	-------	------	--------	-------	-------	------	------	------	------	------	------	--------	-------	------	------	------	------	------	-------	------	--------	-------	-------	------	------	------	------	-------	------	--------	-------	-------	------	------	------	------	------	------	--------	-------	-------	-------	-------	-------	-------	-------	--------	-------	--------	-------	--------

PITCHER	IP	WLS	BF	H	R	ER	SO	BB	IBB	HBP	BLK	WP	HR	S	P	ERA	WHIP	
Jim Deshaies, L ERA: 4.19	(1, 1)	6.0		28	8	4	4	4	3	0	0	1	0	0	58	102	6.00	1.833
Larry Andersen, R ERA: 2.25	(7, 1)	2.0		7	2	0	0	1	0	0	0	0	0	0	16	22	0.00	1.000
Dave Smith, R ERA: 2.82	(9, 1)	2.0	W	9	1	0	0	0	1	0	0	0	0	0	19	28	0.00	1.000

Batter	1	2	3	4	5	6	7	8	9	AB R H RBI BB SO LOB	TOP											
Oddibe McDowell, L (1, 7) OBP: 0.303, SLG: 0.377	1-0 G4-3		2-3 K			0-0 G4-3			1-0 F7	4 0 0 0 0 1 0	<b>Atlanta Braves @ Chicago Cubs</b> Wrigley Field, Chicago, IL Fri Aug 17 1990, 3:33 AM CDT Att. 29,893 - Overcast - 80 F											
Jeff Treadway, L (1, 4) OBP: 0.319, SLG: 0.418	0-3 K		2-1 L6			1-2 F7			0-2 P4	4 0 0 0 0 1 0												
Ron Gant, R (1, 8) OBP: 0.342, SLG: 0.520	2-3 K				1-1 F8				2-2 P4	4 0 0 0 0 1 0												
David Justice, L (1, 9) OBP: 0.342, SLG: 0.511		0-0 G5-3			2-0 P5				2-1 P4	3 0 0 0 0 0 0												
Tommy Gregg, L (1, 3) OBP: 0.309, SLG: 0.386		1-1 G3			2-2 F7				0-0 2B	3 0 1 0 0 0 0												
Jim Presley, R (1, 5) OBP: 0.269, SLG: 0.423		0-1 1B			2-3 K				2-1 F9	3 0 1 0 0 1 1												
Ernie Whitt, L (1, 2) OBP: 0.266, SLG: 0.268		1-0 1B			1-3 K				0-1 F7	3 0 1 0 0 1 0												
Andres Thomas, R (1, 6) OBP: 0.231, SLG: 0.279		0-1 G5-3			1-2 G4-3				0-0 G1-3	3 0 0 0 0 0 2												
29 John Smoltz, R (1, 1) OBP: 0.293, SLG: 0.250 Mark Lemke, S (8, PH) OBP: 0.276, SLG: 0.227 Marty Clary, R (8, 1) Dwayne Henry, R (8, 1)			2-2 G1			1-3 K			2-2 F7	2 0 0 0 0 1 0 1 0 0 0 0 0 0 0 0 0 0 0 0 0 0 0 0 0 0 0 0												
<b>Inning Stats</b>	R: 0 E: 0 K: 2 S: 7	H: 0 LOB: 0 BB: 0 P: 10	R: 0 E: 0 K: 0 S: 8	H: 2 LOB: 2 BB: 0 P: 10	R: 0 E: 0 K: 1 S: 9	H: 0 LOB: 0 BB: 0 P: 15	R: 0 E: 0 K: 0 S: 6	H: 0 LOB: 0 BB: 0 P: 11	R: 0 E: 0 K: 2 S: 9	H: 0 LOB: 0 BB: 0 P: 13	R: 0 E: 0 K: 1 S: 7	H: 0 LOB: 0 BB: 0 P: 9	R: 0 E: 0 K: 0 S: 8	H: 1 LOB: 1 BB: 0 P: 14	R: 0 E: 0 K: 0 S: 6	H: 0 LOB: 0 BB: 0 P: 8	R: 0 E: 0 K: 0 S: 9	H: 0 LOB: 0 BB: 0 P: 12	1B: 2 2B: 1 3B: 0 HR: 0	SF: 0 SAC: 0 DP: 0 HBP: 0	WP: 0 PB: 0 SB: 0 CS: 0	PA: 30
<b>PITCHER</b> Mike Harkey, R (1, 1) ERA: 3.31	IP: 9.0 WLS: W BF: 30 H: 3 R: 0 ER: 0 SO: 6 BB: 0 IBB: 0 HBP: 0 BLK: 0 WP: 0 HR: 0 S: 69 P: 102 ERA: 0.00 WHIP: 0.333											<b>PITCHER</b>	IP: 9.0 WLS: W BF: 30 H: 3 R: 0 ER: 0 SO: 6 BB: 0 IBB: 0 HBP: 0 BLK: 0 WP: 0 HR: 0 S: 69 P: 102 ERA: 0.00 WHIP: 0.333									

AB	30
R	0
H	3
RBI	0
BB	0
SO	6
LOB	3



Batter	1	2	3	4	5	6	7	8	9	AB	R	H	RBI	BB	SO	LOB
Jerome Walton, R (1, 8) OBP: 0.368, SLG: 0.335	0-0 L4		0-0 F8			1-0 B3		4-0 23 1B BB		3	1	0	0	1	0	0
23 Ryne Sandberg, R (1, 4) OBP: 0.357, SLG: 0.552	0-1 P5		3-1 G6-3			1-3 K		0-0 1B 1B		4	1	1	0	0	1	0
Mark Grace, L (1, 3) OBP: 0.358, SLG: 0.395	3-3 K				0-0 HR	0-0 G4-3		3-1 FC6-4 1B 1B		4	1	2	2	0	1	0
Andre Dawson, R (1, 9) OBP: 0.380, SLG: 0.564		0-2 F8		2-3 K		0-0 G5-3		2-1 FC6-4 1B		4	0	1	1	0	1	0
Dave Clark, L (1, 7) OBP: 0.297, SLG: 0.414		3-2 HR 1B		2-1 G4-3		4-1 HR BB		0-1 FC6-4		2	2	1	0	1	0	0
Doug Dascenzo, S (8, 7) OBP: 0.294, SLG: 0.360								1-2f 2-3		1	0	0	0	0	0	2
Luis Salazar, R (1, 5) OBP: 0.309, SLG: 0.422		3-2 F9		1-3 K		1-0 G1-3		2-1 FC6-4		4	0	0	0	0	1	4
Shawon Dunston, R (1, 6) OBP: 0.310, SLG: 0.481		1-2 HR		1-1 P4		1-0 HR		1-2f		3	2	2	4	0	0	0
Joe Girardi, R (1, 2) OBP: 0.313, SLG: 0.368		2-0 P3		0-0 P3		1-0 L8				3	0	0	0	0	0	0
Mike Harkey, R (1, 1) OBP: 0.275, SLG: 0.340			0-1 F8		2-0 G6-3			2-3 K		3	0	0	0	0	1	0

Inning Stats		R: 0	H: 0	E: 0	K: 1	S: 7	R: 2	H: 2	E: 0	K: 0	S: 14	R: 0	H: 0	E: 0	K: 0	S: 5	R: 1	H: 1	E: 0	K: 2	S: 9	R: 0	H: 0	E: 0	K: 0	S: 4	R: 0	H: 0	E: 0	K: 1	S: 5	R: 2	H: 1	E: 0	K: 0	S: 5	R: 2	H: 3	E: 0	K: 1	S: 12
PITCHER		IP	WLS	BF	H	R	ER	SO	BB	IBB	HBP	BLK	WP	HR	S	P	ERA	WHIP																							
29 John Smoltz, R (1, 1) ERA: 3.98		7.0	L	26	4	5	5	4	1	0	0	0	0	3	49	81	6.43	0.714																							
Marty Clary, R (8, 1) ERA: 5.73		0.1		4	2	2	2	1	1	0	0	0	0	0	6	15	54.00	9.000																							
Dwayne Henry, R (8, 1) ERA: 5.34		0.2		3	1	0	0	0	0	0	0	0	0	0	6	10	0.00	1.500																							

**BOTTOM**

**Atlanta Braves @ Chicago Cubs**  
 Wrigley Field, Chicago, IL  
 Fri Aug 17 1990, 3:33 AM CDT  
 Att. 29,893 - Overcast - 80 F

livebaseballscorecards.com

AB	31
R	7
H	7
RBI	7
BB	2
SO	5
LOB	6



WP: 0	PA: 33
PB: 0	
SB: 1	
CS: 0	

Batter	1	2	3	4	5	6	7	8	9	AB R H RBI BB SO LOB	TOP	
<b>Lonnie Smith, R</b> (1, 7) <small>OBP: 0.384, SLG: 0.454</small> <b>Rick Luecken, R</b> (7, 1) <small>OBP: 0.333, SLG: 0.667</small> <b>Mark Grant, R</b> (9, 1) <small>OBP: 0.333, SLG: 0.333</small>	0-0 F9		0-0 F8	0-0 E BB 3B 1B	0-0 F9	0-3 K	4-0 BB BB 1-2 2-3 3-H BB		0-0 1B 1-3 1B 2B	5 1 1 1 1 1 2 1 1 1 0 0 0 0 0 0 0 0 0 0 0		
<b>Ron Gant, R</b> (1, 8) <small>OBP: 0.346, SLG: 0.518</small>	0-0 S E 1B		4-0 2B SF8 BB	0-3 K	0-0 E7 3B	4-0 BB 1-2 2-3 BB	0-0 F8		0-0 1B 2-3 3-H 1B	5 3 2 1 2 1 4		
<b>David Justice, L</b> (1, 9) <small>OBP: 0.347, SLG: 0.514</small>	0-0 E9 1-H 1B		0-0 SF8 1B 2B	4-0 E 3B BB	0-0 L4	0-0 4-3	0-3 K		0-0 1-3 3-H 1B	6 2 3 2 1 1 7		
<b>Jim Presley, R</b> (1, 5) <small>OBP: 0.289, SLG: 0.427</small> <b>Jeff Treadway, L</b> (6, 4) <small>OBP: 0.319, SLG: 0.417</small>	0-0 6-3		0-0 SF8 2-3 3-H 2B	0-0 E8 3B	0-0 1B 1-H 3B		0-0 BB BB 1B	0-0 F9	0-0 L3	3 2 1 2 0 0 3 3 1 1 0 0 0 2		
<b>Francisco Cabrera, R</b> (1, 3) <small>OBP: 0.294, SLG: 0.494</small> <b>Tommy Gregg, L</b> (4, PH) <small>OBP: 0.318, SLG: 0.403</small> (4, 3)	0-0 6-3		0-0 IBB 2B 1B 3-H	0-0 1B 1-H 2-H 3-H 3B	0-0 1B		4-0 1B BB 1-2 1B BB	0-0 4-3	0-0 4-3	2 1 1 1 0 0 1 4 2 2 4 1 0 2		
<b>Greg Olson, R</b> (1, 2) <small>OBP: 0.349, SLG: 0.394</small>		0-0 G1-6-3 1B	4-0 2B 1-2 IBB	0-0 1B 3-H 1B	0-0 F9		4-0 1B 1B 1-2 BB 2-3 BB	0-0 2B		4 2 3 1 2 0 1		
<b>Andres Thomas, R</b> (1, 6) <small>OBP: 0.239, SLG: 0.291</small>		0-0 G1-6-3 1-2	0-0 1B 1-H 2-H 2B	0-0 FC6-4 1B		0-0 L1	0-0 BB 1B 1-2 BB 2-3 1B 3-H 1B	0-0 6-3		6 1 3 3 0 0 2		
<b>Mark Lemke, S</b> (1, 4) <small>OBP: 0.297, SLG: 0.261</small> (6, 5)		0-0 BLK 2B	0-0 2-H 1B	0-0 P6		0-0 BB 1B 1B	0-0 BB 1-2 BB 2-3 1B 3-H 1B		0-0 2B 1B 1B	6 1 5 2 0 0 2		
<b>Charlie Leibrandt, R</b> (1, 1) <small>OBP: 0.257, SLG: 0.212</small> <b>Jim Vatcher, R</b> (7, PH) <small>OBP: 0.297, SLG: 0.339</small> (7, 7)		0-0 4-3	0-0 1-3	0-0 FC6-4 1-2		0-0 BB 1B	0-0 F3		0-3 K	4 0 1 0 0 0 4 2 0 0 0 0 1 4		
<b>Inning Stats</b>	R: 1 H: 2 E: 1 LOB: 1 K: 0 BB: 0 S: 5 P: 5	R: 0 H: 2 E: 0 LOB: 1 K: 0 BB: 0 S: 4 P: 4	R: 5 H: 4 E: 0 LOB: 1 K: 0 BB: 2 S: 7 P: 15	R: 4 H: 4 E: 1 LOB: 2 K: 1 BB: 1 S: 10 P: 14	R: 2 H: 2 E: 1 LOB: 1 K: 0 BB: 0 S: 6 P: 6	R: 0 H: 2 E: 0 LOB: 3 K: 1 BB: 1 S: 7 P: 11	R: 3 H: 3 E: 0 LOB: 3 K: 1 BB: 3 S: 8 P: 20	R: 0 H: 1 E: 0 LOB: 1 K: 0 BB: 0 S: 4 P: 4	R: 2 H: 4 E: 0 LOB: 2 K: 1 BB: 0 S: 9 P: 9	1B: 17 SF: 1 2B: 5 SAC: 0 3B: 2 DP: 1 HR: 0 HBP: 0	WP: 0 PA: 59 PB: 0 SB: 1 CS: 0	
<b>PITCHER</b>	IP WLS BF H R ER SO BB IBB HBP BLK WP HR S P ERA WHIP											
<b>Lance Dickson, L</b> (1, 1) <small>ERA: 7.24</small>	2.2 L 15 6 5 5 0 1 1 0 0 0 0 0 0 13 21 16.88 2.625											
<b>Kevin Coffman, R</b> (3, 1) <small>ERA: 54.0</small>	0.2 8 4 5 4 1 1 0 0 0 0 0 0 0 9 13 54.00 7.500											
<b>Jeff Pico, R</b> (4, 1) <small>ERA: 4.81</small>	2.2 16 6 2 0 1 1 0 0 0 0 0 0 0 17 21 0.00 2.625											
<b>Mitch Williams, L</b> (7, 1) <small>ERA: 2.82</small>	1.0 9 3 3 3 1 3 0 0 0 0 0 0 0 8 20 27.00 6.000											
<b>Steve Wilson, L</b> (8, 1) <small>ERA: 4.53</small>	2.0 11 5 2 2 1 0 0 0 0 0 0 0 0 13 13 9.00 2.500											

Atlanta Braves @ Chicago Cubs  
Wrigley Field, Chicago, IL  
Sat Aug 18 1990, 3:33 AM CDT  
Att. 36,226 - Unknown - 87 F

AB	51
R	17
H	24
RBI	17
BB	7
SO	4
LOB	34



WP: 0	PA: 59
PB: 0	
SB: 1	
CS: 0	

PITCHER	IP	WLS	BF	H	R	ER	SO	BB	IBB	HBP	BLK	WP	HR	S	P	ERA	WHIP
Lance Dickson, L	2.2	L	15	6	5	5	0	1	1	0	0	0	0	13	21	16.88	2.625
Kevin Coffman, R	0.2		8	4	5	4	1	1	0	0	0	0	0	9	13	54.00	7.500
Jeff Pico, R	2.2		16	6	2	0	1	1	0	0	0	0	0	17	21	0.00	2.625
Mitch Williams, L	1.0		9	3	3	3	1	3	0	0	0	0	0	8	20	27.00	6.000
Steve Wilson, L	2.0		11	5	2	2	1	0	0	0	0	0	0	13	13	9.00	2.500

Batter	1	2	3	4	5	6	7	8	9	AB	R	H	RBI	BB	SO	LOB
Jerome Walton, R (1, 8) Marvell Wynne, L (8, 8) OBP: 0.370, SLG: 0.335 OBP: 0.265, SLG: 0.341	0-0 23 BLK 1B		0-3 K		0-0 F8		4-0 BB		0-0 F9	3	0	1	0	1	1	1
23 Ryne Sandberg, R (1, 4) Curtis Wilkerson, S (6, 4) OBP: 0.358, SLG: 0.552 OBP: 0.245, SLG: 0.260	0-0 P4 1-2		0-0 BB 1B		4-0 1B BB		0-3 K		0-3 K	2	0	1	0	1	0	1
Mark Grace, L (1, 3) OBP: 0.365, SLG: 0.400	1-0 G6-4-3 HBP		4-0 G4-6-3 BB		0-0 FC6-4 1B		0-0 FC6-4 1B		0-0 FC6-4 1B	3	1	3	1	1	0	0
Andre Dawson, R (1, 9) Dwight Smith, L (6, 9) OBP: 0.378, SLG: 0.560 OBP: 0.327, SLG: 0.374	0-0 G6-4-3 1-2f		0-0 G4-6-3 1-2f		0-0 FC6-4 1-2f		0-0 FC6-4 1-2f		0-0 FC6-4 BB 1B 6-3 1-2f	3	0	0	0	0	0	6
Luis Salazar, R (1, 7) OBP: 0.311, SLG: 0.422 (7, 5)		0-0 FC6-4 1B		0-0 4-3		0-0 F9		0-0 6-3 BB 1B	5	1	2	0	0	1	1	
Shawon Dunston, R (1, 6) OBP: 0.309, SLG: 0.477		0-0 FC6-4 1-2f 2B		0-0 P4		0-0 F7		4-0 1-2 2-3 1B BB 6-3	3	2	0	0	1	0	1	
Domingo Ramos, R (1, 5) Mitch Williams, L (7, 1) Steve Wilson, L (8, 1) OBP: 0.316, SLG: 0.293 OBP: 0.219, SLG: 0.200		0-0 F8		0-0 L7		0-0 4-3		0-0 6-3 1-2 2-3 3-H	3	0	0	0	0	0	1	
Joe Girardi, R (1, 2) Hector Villanueva, R (6, 2) OBP: 0.317, SLG: 0.378 OBP: 0.323, SLG: 0.543		0-0 1-H 2B		0-0 1B 2B		0-0 K2-3		0-0 2-H 3-H 1B	2	1	2	1	0	0	0	
Lance Dickson, R (1, 1) Kevin Coffman, R (3, 1) Jeff Pico, R (4, 1) Doug Dascenzo, S (7, 7) OBP: 0.375, SLG: 0.333 OBP: 0.291, SLG: 0.356		0-0 1-3		0-0 F9		0-0 L7		0-0 F9	1	0	0	0	0	0	1	

Inning Stats	R: 0	H: 1	E: 0	LOB: 1	K: 0	BB: 0	S: 3	R: 1	H: 2	E: 0	LOB: 1	K: 0	BB: 0	S: 5	R: 0	H: 1	E: 0	LOB: 1	K: 1	BB: 1	S: 5	R: 0	H: 0	E: 0	LOB: 0	K: 0	BB: 0	S: 3	R: 1	H: 2	E: 0	LOB: 2	K: 0	BB: 1	S: 5	R: 0	H: 0	E: 0	LOB: 0	K: 2	BB: 1	S: 7	R: 3	H: 3	E: 0	LOB: 1	K: 0	BB: 1	S: 6	R: 1	H: 2	E: 0	LOB: 1	K: 2	BB: 0	S: 9	1B: 8	2B: 3	3B: 0	HR: 0	SF: 0	SAC: 0	DP: 2	HBP: 1	WP: 0	PA: 41
--------------	------	------	------	--------	------	-------	------	------	------	------	--------	------	-------	------	------	------	------	--------	------	-------	------	------	------	------	--------	------	-------	------	------	------	------	--------	------	-------	------	------	------	------	--------	------	-------	------	------	------	------	--------	------	-------	------	------	------	------	--------	------	-------	------	-------	-------	-------	-------	-------	--------	-------	--------	-------	--------

PITCHER	IP	WLS	BF	H	R	ER	SO	BB	IBB	HBP	BLK	WP	HR	S	P	ERA	WHIP
Charlie Leibrandt, L (1, 1) ERA: 3.82	6.0	W	25	6	2	2	1	2	0	0	1	0	0	24	33	3.00	1.333
Rick Luecken, R (7, 1) ERA: 5.11	2.0		11	3	3	3	2	2	0	0	0	0	0	13	21	13.50	2.500
Mark Grant, R (9, 1) ERA: 6.48	1.0		5	2	1	1	2	0	0	0	0	0	0	9	9	9.00	2.000

**BOTTOM**

**Atlanta Braves @ Chicago Cubs**  
Wrigley Field, Chicago, IL

Sat Aug 18 1990, 3:33 AM CDT  
Att: 36,226 - Unknown - 87 F

AB	36
R	6
H	11
RBI	6
BB	4
SO	5
LOB	18



PITCHER	IP	WLS	BF	H	R	ER	SO	BB	IBB	HBP	BLK	WP	HR	S	P	ERA	WHIP
---------	----	-----	----	---	---	----	----	----	-----	-----	-----	----	----	---	---	-----	------

Batter	1	2	3	4	5	6	7	8	9	AB R H RBI BB SO LOB	TOP											
Lonnie Smith, R (1, 7) OBP: 0.382, SLG: 0.453	1-2 SF9 1B	1-0 SF8 1B			0-0 G4-3			2-0 B1-3		3 1 1 1 0 0 0												
Jeff Treadway, L (1, 4) OBP: 0.326, SLG: 0.423	2-1 SAFE 1B	0-0 3-H 1B			1-1 G4-6-3 1B			2-2 1B		4 1 4 0 0 0 0												
Ron Gant, R (1, 8) OBP: 0.343, SLG: 0.515	1-0 SF9 1B	1-2 L4-3 1B			1-0 G4-6-3 1-2f			0-0 F8		3 0 0 1 0 0 4												
David Justice, L (1, 9) OBP: 0.346, SLG: 0.510	0-0 P3				2-1 L6-3			2-1 1B		4 0 1 0 0 0 1												
Tommy Gregg, L (1, 3) OBP: 0.323, SLG: 0.405	1-1 F7				0-2 G6-4-3 1B			0-0 1-2 2-H 1B		4 0 2 1 0 1 1												
Jim Presley, R (1, 5) OBP: 0.289, SLG: 0.425					0-1 G6-4-3			1-1 F9		4 1 1 0 0 0 3												
Kent Mercker, L (8, 1)										0 0 0 0 0 0 0												
Ernie Whitt, L (1, 2) OBP: 0.275, SLG: 0.278					2-3 K					3 1 2 0 0 1 0												
Jim Vatcher, R (9, PH) OBP: 0.292, SLG: 0.333										1 0 0 0 0 0 0												
Andres Thomas, R (1, 6) OBP: 0.234, SLG: 0.285					1-3 K					4 0 0 0 0 2 2												
Steve Avery, L (1, 1) OBP: 0.048, SLG: 0.048					0-0 G6-3					2 0 0 0 0 1 2												
Oddibe McDowell, L (7, PH) OBP: 0.302, SLG: 0.376										1 0 0 0 0 0 0												
Jeff Parrett, R (7, 1)										0 0 0 0 0 0 0												
Tony Castillo, L (7, 1) OBP: 0.333, SLG: 0.200										0 0 0 0 0 0 0												
Mark Lemke, S (8, 5) OBP: 0.297, SLG: 0.261										0 0 0 0 0 0 0												
Francisco Cabrera, R (9, PH) OBP: 0.291, SLG: 0.488										1 0 0 0 0 1 0												
<b>Inning Stats</b>	R: 1 E: 0 K: 0 S: 9	H: 2 LOB: 1 BB: 0 P: 14	R: 2 E: 1 K: 1 S: 13	H: 3 LOB: 2 BB: 0 P: 16	R: 0 E: 0 K: 0 S: 7	H: 1 LOB: 0 BB: 0 P: 9	R: 0 E: 0 K: 2 S: 7	H: 0 LOB: 0 BB: 0 P: 10	R: 0 E: 0 K: 0 S: 4	H: 1 LOB: 0 BB: 0 P: 6	R: 0 E: 0 K: 1 S: 8	H: 0 LOB: 0 BB: 0 P: 12	R: 0 E: 0 K: 0 S: 8	H: 1 LOB: 0 BB: 0 P: 14	R: 1 E: 0 K: 0 S: 10	H: 3 LOB: 2 BB: 0 P: 17	R: 0 E: 0 K: 2 S: 11	H: 0 LOB: 0 BB: 0 P: 18	1B: 11 2B: 0 3B: 0 HR: 0	SF: 2 SAC: 0 DP: 2 HBP: 0	WP: 0 PB: 0 SB: 0 CS: 1	PA: 36
<b>PITCHER</b>	IP WLS BF H R ER SO BB IBB HBP BLK WP HR S P ERA WHIP																					
Greg Maddux, R (1, 1) ERA: 3.49	8.0 W 33 11 4 2 4 0 0 0 0 0 0 0 66 98 2.25 1.375																					
Paul Assenmacher, L (9, 1) ERA: 3.36	1.0 S 3 0 0 0 2 0 0 0 0 0 0 0 11 18 0.00 0.000																					

Atlanta Braves @ Chicago Cubs  
Wrigley Field, Chicago, IL  
Sun Aug 19 1990, 3:33 AM CDT  
Att. 33,284 - Cloudy - 76 F

livebaseballscorecards.com

AB	34
R	4
H	11
RBI	3
BB	0
SO	6
LOB	13





Batter	1	2	3	4	5	6	7	8	9	AB R H RBI BB SO LOB
Doug Dascenzo, S OBP: 0.295, SLG: 0.364 (1, 8) (9, 7)	1-2 23 G6-3 1B 2B		4-2 2B BB		1-0 F7		0-0 SF4			2 2 1 1 1 0 0
23 Ryne Sandberg, R OBP: 0.358, SLG: 0.548 (1, 4)	2-1 G6-3 2-3		1-2 P5		1-3 K		4-1 BB			3 0 0 0 1 1 2
Mark Grace, L OBP: 0.368, SLG: 0.405 (1, 3)	0-0 E 1B 3-H		2-0 1-H 2B		2-2 WP S 1B		2-1 F8			4 0 3 2 0 0 2
Andre Dawson, R OBP: 0.374, SLG: 0.554 (1, 9)	1-1 E4 1-2		1-3 K		2-1 L6 1-2		1-2 F7			4 0 0 0 0 1 3
Luis Salazar, R OBP: 0.310, SLG: 0.420 (1, 7) (8, 5)	1-2 P4		1-3 K		1-3 K		1-2 FC6-4 1B			4 0 1 0 0 2 4
Shawon Dunston, R OBP: 0.306, SLG: 0.473 (1, 6)	1-0 G5-3			0-3 K		3-2 G4-3 2-3		1-0 FC6-4 1-2f HR		4 1 0 0 0 1 4
Domingo Ramos, R OBP: 0.318, SLG: 0.296 Dave Clark, L OBP: 0.302, SLG: 0.418 (7, PH) (8, 7) Hector Villanueva, R OBP: 0.330, SLG: 0.579 Paul Assenmacher, L (9, 1)		1-0 G5-4-3 1B		0-0 G6-3		1-0 SH1-4 SF4 1B		2-2 1-H HR		2 0 1 0 0 0 0 1 1 1 0 0 0 0 1 1 1 2 0 0 0 0 0 0 0 0 0 0
Joe Girardi, R OBP: 0.316, SLG: 0.377 (1, 2)		0-0 G5-4-3 1-2f		0-3 K		0-1 SAFE SF4 SH1-4 1B		1-1 G3		4 0 1 0 0 1 1
Greg Maddux, R OBP: 0.156, SLG: 0.143 Marvell Wynne, L OBP: 0.265, SLG: 0.341 (1, 1) (9, 8)		1-2 G3			1-3 K		0-0 SH1-4			2 0 0 0 0 1 0 0 0 0 0 0 0 0

Inning Stats	R: 1	H: 2	E: 1	K: 0	S: 12	LOB: 2	BB: 0	P: 18	R: 0	H: 1	E: 0	K: 0	S: 5	LOB: 0	BB: 0	P: 7	R: 1	H: 1	E: 0	K: 2	S: 16	LOB: 1	BB: 1	P: 25	R: 0	H: 0	E: 0	K: 2	S: 8	LOB: 0	BB: 0	P: 8	R: 0	H: 0	E: 0	K: 2	S: 7	LOB: 0	BB: 0	P: 10	R: 0	H: 1	E: 0	K: 1	S: 16	LOB: 1	BB: 0	P: 24	R: 1	H: 2	E: 0	K: 0	S: 8	LOB: 2	BB: 1	P: 15	R: 2	H: 2	E: 0	K: 0	S: 12	LOB: 0	BB: 0	P: 18
--------------	------	------	------	------	-------	--------	-------	-------	------	------	------	------	------	--------	-------	------	------	------	------	------	-------	--------	-------	-------	------	------	------	------	------	--------	-------	------	------	------	------	------	------	--------	-------	-------	------	------	------	------	-------	--------	-------	-------	------	------	------	------	------	--------	-------	-------	------	------	------	------	-------	--------	-------	-------

PITCHER	IP	WLS	BF	H	R	ER	SO	BB	IBB	HBP	BLK	WP	HR	S	P	ERA	WHIP
Steve Avery, L ERA: 5.16 (1, 1)	6.0		24	5	2	2	7	1	0	0	0	1	0	64	92	3.00	1.000
Jeff Parrett, R ERA: 5.1 (7, 1)	0.2		5	2	1	1	0	1	0	0	0	0	0	6	11	13.50	4.500
Tony Castillo, L ERA: 4.5 (7, 1)	0.1		1	0	0	0	0	0	0	0	0	0	0	2	4	0.00	0.000
Kent Mercker, L ERA: 2.7 (8, 1)	1.0	L	5	2	2	2	0	0	0	0	0	0	1	12	18	18.00	2.000

**BOTTOM**

**Atlanta Braves @ Chicago Cubs**  
Wrigley Field, Chicago, IL  
Sun Aug 19 1990, 3:33 AM CDT  
Att: 33,284 - Cloudy - 76 F

AB	31
R	5
H	9
RBI	5
BB	2
SO	7
LOB	16



1B	2B	3B	HR	SF	SAC	DP	HBP	WP	HR	S	P	ERA	WHIP
6	2	0	1	1	1	0	0	1	0	0	0	3.00	1.000

Batter	1	2	3	4	5	6	7	8	9	AB R H RBI BB SO LOB	TOP											
Doug Dascenzo, S OBP: 0.311, SLG: 0.381 (1, 8) (8, 7)	0-0 23 S 2B	2-1 1-2 3-H 1B			4-0 23 S 2B BB	1-0 1B				3 1 3 1 1 0 0												
23 Ryne Sandberg, R OBP: 0.355, SLG: 0.544 (1, 4)	1-3 K	1-1 P4			3-2 SAFE 2 SAFE X G6-3	1-0 P4				4 0 0 0 0 1 5												
Mark Grace, L OBP: 0.369, SLG: 0.407 (1, 3)	4-0 BB				1-1 SAFE 2 SAFE X 1B 2B					3 1 1 1 1 0 0												
Andre Dawson, R OBP: 0.371, SLG: 0.548 (1, 9)	2-1 F9				2-2 SAFE X P5					4 0 0 0 0 1 3												
Luis Salazar, R OBP: 0.312, SLG: 0.422 (1, 7) (8, 5)	0-1 F8				4-0 1B IBB					3 0 1 0 1 0 2												
Shawon Dunston, R OBP: 0.308, SLG: 0.474 Curtis Wilkerson, S OBP: 0.247, SLG: 0.261 Bill Long, R (8, 1)		1-2 E S 1B 1B			0-1 1-3 2-H 1B					1 1 1 0 0 0 0 3 0 1 1 0 0 1 0 0 0 0 0 0 0												
Domingo Ramos, R OBP: 0.311, SLG: 0.289 (1, 5) (2, 6)		0-0 L9			3-2 SAFE 1B X G6-3					4 0 0 0 0 0 3												
Joe Girardi, R OBP: 0.313, SLG: 0.372 (1, 2)		2-2 SAFE SAFE X F7			0-0 F8					4 0 0 0 0 1 1												
Mike Bielecki, R OBP: 0.257, SLG: 0.212 Marvell Wynne, L OBP: 0.264, SLG: 0.339 (1, 1) (8, 8)		0-1 E6 1B			1-3 K					3 0 0 0 0 2 1 1 0 0 0 0 1 0												
<b>Inning Stats</b>	R: 0 E: 0 K: 1 S: 8	H: 1 LOB: 2 BB: 1 P: 15	R: 1 E: 1 K: 0 S: 13	H: 2 LOB: 2 BB: 0 P: 19	R: 0 E: 0 K: 0 S: 9	H: 1 LOB: 1 BB: 0 P: 11	R: 0 E: 0 K: 1 S: 6	H: 0 LOB: 0 BB: 0 P: 7	R: 2 E: 0 K: 0 S: 17	H: 2 LOB: 2 BB: 2 P: 34	R: 0 E: 0 K: 1 S: 6	H: 1 LOB: 1 BB: 0 P: 11	R: 0 E: 0 K: 1 S: 8	H: 0 LOB: 0 BB: 0 P: 12	R: 0 E: 0 K: 1 S: 7	H: 0 LOB: 0 BB: 0 P: 10	R: 0 E: 0 K: 1 S: 3	H: 0 LOB: 0 BB: 0 P: 4	1B: 4 2B: 3 3B: 0 HR: 0	SF: 0 SAC: 0 DP: 0 HBP: 0	WP: 0 PB: 0 SB: 3 CS: 0	PA: 36
<b>PITCHER</b> Norm Charlton, L ERA: 2.31 Rob Dibble, R ERA: 1.97	IP 7.0	WLS L	BF 32	H 7	R 3	ER 2	SO 4	BB 2	IBB 1	HBP 0	BLK 0	WP 0	HR 0	S 67	P 109	ERA 2.57	WHIP 1.286					
	IP 1.1	WLS L	BF 4	H 0	R 0	ER 0	SO 2	BB 0	IBB 0	HBP 0	BLK 0	WP 0	HR 0	S 10	P 14	ERA 0.00	WHIP 0.000					

Chicago Cubs @ Cincinnati Reds  
Riverfront Stadium, Cincinnati, OH  
Mon Aug 20 1990, 7:05 PM EDT  
Att: 26,011 - Unknown

livebaseballscorecards.com

AB	33
R	3
H	7
RBI	3
BB	3
SO	6
LOB	16



Batter	1	2	3	4	5	6	7	8	9	AB	R	H	RBI	BB	SO	LOB
<b>Billy Hatcher, R</b> OBP: 0.326, SLG: 0.385 (1, 8) B F B X	2-1 P2 ①		2-1 L9 ①		1-1 L8 ②			0-2 F9 ①		4	0	0	0	0	0	0
<b>Barry Larkin, R</b> OBP: 0.354, SLG: 0.395 (1, 6) C B F S	1-3 K S		1-0 G4-3 ②		3-1 G6-3 ③			1-2 L5 ②		4	0	0	0	0	1	0
<b>Hal Morris, L</b> OBP: 0.400, SLG: 0.538 (1, 3) B C S B S SAFE	2-3 K 1-2		3-2 1B		0-1 G3-1 ①			0-0 F8 ③		4	0	1	0	0	1	1
<b>Paul O'Neill, L</b> OBP: 0.354, SLG: 0.441 (1, 9) B X	1-0 L3 ③		0-0 F8 ③		2-0 F7 ②			2-0 F7 ②		3	0	0	0	0	0	2
<b>Glenn Braggs, R</b> OBP: 0.380, SLG: 0.402 (1, 7) B B B B B		4-0 FC4-6 1B SF7 BB		3-3 K ①		2-2 P4 ③				2	1	0	0	1	1	0
<b>Chris Sabo, R</b> OBP: 0.345, SLG: 0.493 (1, 5) B B C 1 X SAFE		2-1 FC4-6 1B		3-2 G5-3 ②		0-0 P3 ①				3	0	1	0	0	0	0
<b>Mariano Duncan, R</b> OBP: 0.362, SLG: 0.498 (1, 4) B B B B X		2-1 FC4-6 1-2f 2-3		0-0 1B		1-3 K ②				3	0	1	0	0	1	2
<b>Jeff Reed, L</b> OBP: 0.360, SLG: 0.385 (1, 2) C B B C X SAFE		2-2 SF7 ②		0-1 F8 ③		1-1 E6 ①				2	0	0	1	0	0	1
<b>Norm Charlton, S</b> OBP: 0.292, SLG: 0.150 (1, 1) <b>Todd Benzinger, S</b> OBP: 0.292, SLG: 0.345 (7, PH) <b>Rob Dibble, L</b> (8, 1)		1-3 K ③		0-1 B1-3 ①		2-3 K ③				2	0	0	0	0	1	1
										1	0	0	0	0	1	1
										0	0	0	0	0	0	0

Inning Stats	R: 0	H: 0	E: 0	K: 2	S: 9	R: 1	H: 1	E: 0	K: 1	S: 11	R: 0	H: 1	E: 0	K: 0	S: 9	R: 0	H: 1	E: 0	K: 1	S: 9	R: 0	H: 0	E: 0	K: 0	S: 6	R: 0	H: 0	E: 0	K: 2	S: 10	R: 0	H: 0	E: 0	K: 0	S: 9
	LOB: 1	BB: 0	P: 15	LOB: 1	BB: 1	P: 22	LOB: 1	BB: 0	P: 15	LOB: 0	BB: 0	P: 10	LOB: 1	BB: 0	P: 14	LOB: 0	BB: 0	P: 10	LOB: 0	BB: 0	LOB: 0	BB: 0	LOB: 0	BB: 0	LOB: 0	BB: 0	LOB: 0	BB: 0	LOB: 0	BB: 0	LOB: 0	BB: 0	LOB: 0	BB: 0	LOB: 0

PITCHER	IP	WLS	BF	H	R	ER	SO	BB	IBB	HBP	BLK	WP	HR	S	P	ERA	WHIP
<b>Mike Bielecki, R</b> ERA: 5.41 (1, 1)	7.0	W	27	3	1	1	6	1	0	0	0	0	0	60	101	1.29	0.571
<b>Bill Long, R</b> ERA: 3.51 (8, 1)	1.0	S	3	0	0	0	0	0	0	0	0	0	0	9	10	0.00	0.000

**BOTTOM**

**Chicago Cubs @ Cincinnati Reds**  
Riverfront Stadium, Cincinnati, OH

Mon Aug 20 1990, 7:05 PM EDT  
Att. 26,011 - Unknown

livebaseballscorecards.com

<b>AB</b>	<b>28</b>
<b>R</b>	<b>1</b>
<b>H</b>	<b>3</b>
<b>RBI</b>	<b>1</b>
<b>BB</b>	<b>1</b>
<b>SO</b>	<b>6</b>
<b>LOB</b>	<b>8</b>



<b>WP: 0</b>	<b>PA: 30</b>
<b>PB: 1</b>	
<b>SB: 1</b>	
<b>CS: 0</b>	

Batter	1	2	3	4	5	6	7	8	9	AB R H RBI BB SO LOB	TOP		
Doug Dasenczo, S (1, 8) OBP: 0.315, SLG: 0.380	4-0 G5-3 BB		0-0 P5		3-1 G1-3			0-0 FC5-4 1B		3 0 1 0 1 0 0			
23 Ryne Sandberg, R (1, 4) OBP: 0.354, SLG: 0.548	0-1 F9		3-1 HR			1-1 F9		0-0 F8		4 1 1 1 0 0 3			
Mark Grace, L (1, 3) OBP: 0.366, SLG: 0.403	3-2 G5-3		1-0 G3-1			0-0 L6		3-3 K		4 0 0 0 0 1 3			
Dave Clark, L (1, 7) Hector Villanueva, R (8, PH) Marvell Wynne, L (8, 8)	3-3 K			1-1 G1-3		2-1 1B		1-0 FC5-4		3 0 1 0 0 1 1 1 0 0 0 0 0 2 0 0 0 0 0 0 0			
Luis Salazar, R (1, 5) Dave Pavlas, R (6, 1) Mitch Williams, L (8, 1) Gary Varsho, L (9, PH)		2-2 G5-3		0-1 F6		2-2 F4			1-1 G3-1	3 0 0 0 0 0 1 0 0 0 0 0 0 0 0 0 0 0 0 0 0 1 0 0 0 0 0 0			
Dwight Smith, L (1, 9)		2-0 1B		0-0 FC6-4 1B			1-3 K		2-2 F7	4 0 2 0 0 1 0			
Domingo Ramos, R (1, 6)		0-2 G6-3 1B		0-1 FC6-4			0-1 G5-3		1-1 BB 1B	4 0 2 0 0 0 1			
Joe Girardi, R (1, 2)		0-0 G6-3			0-0 G6-3		0-1 P6		4-2 BB	3 0 0 0 1 0 2			
Mike Harkey, R (1, 1) Curtis Wilkerson, S (6, 5)			0-3 K		1-1 G6-3			1-2 1B	0-1 F8	2 0 0 0 0 1 0 2 0 1 0 0 0 2			
<b>Inning Stats</b>	R: 0 H: 0 E: 0 LOB: 1 K: 1 BB: 1 S: 10 P: 19	R: 0 H: 2 E: 0 LOB: 1 K: 0 BB: 0 S: 8 P: 12	R: 1 H: 1 E: 0 LOB: 0 K: 1 BB: 0 S: 7 P: 11	R: 0 H: 1 E: 0 LOB: 1 K: 0 BB: 0 S: 7 P: 8	R: 0 H: 0 E: 0 LOB: 0 K: 0 BB: 0 S: 5 P: 9	R: 0 H: 1 E: 0 LOB: 1 K: 0 BB: 0 S: 9 P: 14	R: 0 H: 0 E: 0 LOB: 0 K: 1 BB: 0 S: 7 P: 8	R: 0 H: 2 E: 0 LOB: 2 K: 1 BB: 0 S: 9 P: 14	R: 0 H: 1 E: 0 LOB: 2 K: 0 BB: 1 S: 14 P: 22	1B: 7 SF: 0 2B: 0 SAC: 0 3B: 0 DP: 1 HR: 1 HBP: 0	WP: 0 PA: 36 PB: 0 SB: 0 CS: 0		
<b>PITCHER</b>	IP WLS BF H R ER SO BB IBB HBP BLK WP HR S P ERA WHIP											<b>PITCHER</b>	IP WLS BF H R ER SO BB IBB HBP BLK WP HR S P ERA WHIP
Rick Mahler, R (1, 1) ERA: 4.5	7.0 W 26 5 1 1 3 1 0 0 0 0 0 1 53 81 1.29 0.857												
Randy Myers, L (8, 1) ERA: 1.76	2.0 10 3 0 0 1 1 0 0 0 0 0 0 23 36 0.00 2.000												

Chicago Cubs @ Cincinnati Reds  
Riverfront Stadium, Cincinnati, OH

Tue Aug 21 1990, 7:05 PM EDT  
Att. 22,759 - Unknown - 75 F

AB	34
R	1
H	8
RBI	1
BB	2
SO	4
LOB	15



Batter	1	2	3	4	5	6	7	8	9
<b>Billy Hatcher, R</b> OBP: 0.332, SLG: 0.400 (1, 8)	1-1 G3-1 2B		2-2 1B 2B		0-2 G4-3 1B 2B	1-0 FC4 G6-4-3		2-1 E 2B	
<b>Barry Larkin, R</b> OBP: 0.355, SLG: 0.395 (1, 6)	2-1 G3-1 2-3		0-0 L6 1B		3-2 G4-3 2-3	1-1 G6-4-3 1-2f		3-1 E9 WP FC4-6 1B	
<b>Hal Morris, L</b> OBP: 0.395, SLG: 0.535 (1, 3)	0-2 P6		0-0 L6 1-2		0-2 G6-3		3-2 WP FC2-5 2B	2-3 K	
<b>Paul O'Neill, L</b> OBP: 0.356, SLG: 0.440 (1, 9)	1-2 F8		1-2 1B		4-0 WP 1B IBB		2-2 P5	4-1 FC4-6 BB	
<b>Glenn Braggs, R</b> OBP: 0.357, SLG: 0.398 (1, 7)		2-1 G5-3	1-3 K		1-1 1B		2-0 E5 FC2-5 WP 2B	2-1 FC4-6 WP	
<b>Chris Sabo, R</b> OBP: 0.345, SLG: 0.490 (1, 5)		4-2 E BB		4-1 3B BB	1-1 G4-3		1-2 FC2-5 2B WP	3-1 F7	
<b>Jeff Reed, L</b> OBP: 0.359, SLG: 0.384 (1, 2)		0-1 P7		0-3 K		2-2 FC4 G5-3 1B	0-1 WP 2B		
<b>Herm Winningham, L</b> OBP: 0.301, SLG: 0.453 (6, PR)		1 SAFE 1 SAFE 1 SAFE P7		1 SAFE 1 SAFE 1 SAFE K			1-3 3-H 2B		
<b>Joe Oliver, R</b> OBP: 0.307, SLG: 0.353 (7, 2)		1 SAFE 1 SAFE 1 SAFE P7		1 SAFE 1 SAFE 1 SAFE K					
<b>Mariano Duncan, R</b> OBP: 0.364, SLG: 0.503 (1, 4)		1 SAFE 1 SAFE 1 SAFE E6		1 SAFE 1 SAFE 1 SAFE CS 3B	2-0 G5-3		4-0 WP IBB		
<b>Rick Mahler, R</b> OBP: 0.138, SLG: 0.143 (1, 1)		0-0 G5-3		1-1 F9		4-0 E BB	3-3 K		
<b>Luis Quinones, S</b> OBP: 0.320, SLG: 0.336 (7, PH)				3-H					
<b>Randy Myers, L</b> OBP: 0.500, SLG: 0.500 (8, 1)									

Inning Stats	R: 0	H: 1	E: 0	LOB: 1	K: 0	BB: 0	S: 11	R: 0	H: 0	E: 1	LOB: 2	K: 0	BB: 1	S: 11	R: 1	H: 3	E: 0	LOB: 1	K: 1	BB: 0	S: 11	R: 1	H: 1	E: 0	LOB: 0	K: 1	BB: 1	S: 8	R: 2	H: 2	E: 0	LOB: 1	K: 0	BB: 1	S: 15	R: 0	H: 1	E: 1	LOB: 3	K: 0	BB: 1	S: 9	R: 2	H: 2	E: 1	LOB: 2	K: 1	BB: 1	S: 18	R: 2	H: 2	E: 1	LOB: 1	K: 1	BB: 1	S: 13
	0	1	0	1	0	0	15	0	0	1	2	0	1	18	1	3	0	1	1	0	1	11	1	1	0	0	14	2	2	0	1	1	1	24	0	1	1	3	0	1	19	2	2	1	2	1	1	29								

PITCHER	IP	WLS	BF	H	R	ER	SO	BB	IBB	HBP	BLK	WP	HR	S	P	ERA	WHIP
<b>Mike Harkey, R</b> ERA: 3.43 (1, 1)	5.1	L	27	8	4	4	2	3	1	0	0	1	0	62	100	6.75	2.062
<b>Dave Pavlas, R</b> ERA: 10.8 (6, 1)	1.2		11	4	4	2	1	0	1	0	0	2	0	25	47	10.80	2.400
<b>Mitch Williams, L</b> ERA: 2.76 (8, 1)	1.0		4	0	0	0	1	1	0	0	0	2	0	9	20	0.00	1.000

AB	R	H	RBI	BB	SO	LOB
5	3	4	0	0	0	2
5	1	2	2	0	0	5
5	0	1	0	0	1	4
3	1	1	0	2	0	2
5	1	1	3	0	1	3
3	2	0	0	2	0	4
3	0	1	0	0	1	2
3	0	1	1	1	0	2
2	0	0	0	1	0	3
1	0	0	0	0	1	2
0	0	0	0	0	0	0

WP	PA
5	42

<b>AB</b>	<b>36</b>
<b>R</b>	<b>8</b>
<b>H</b>	<b>12</b>
<b>RBI</b>	<b>7</b>
<b>BB</b>	<b>6</b>
<b>SO</b>	<b>4</b>
<b>LOB</b>	<b>29</b>



**Chicago Cubs @ Cincinnati Reds**  
Riverfront Stadium, Cincinnati, OH  
Tue Aug 21 1990, 7:05 PM EDT  
Att: 22,759 - Unknown - 75 F

livebaseballscorecards.com

Batter	1	2	3	4	5	6	7	8	9	AB R H RBI BB SO LOB	TOP											
Jerome Walton, R (1, 8) OBP: 0.365, SLG: 0.330	1-3 K			0-0 G5-3		3-3 K		0-0 G5-3		4 0 0 0 0 2 1												
23 Ryne Sandberg, R (1, 4) OBP: 0.351, SLG: 0.543	1-1 F8			1-1 F9		0-1 F8			1-2 P6	4 0 0 0 0 0 0												
Mark Grace, L (1, 3) OBP: 0.367, SLG: 0.409	0-0 G5-3			4-2 BB			2-2 G6-3		0-0 HR	3 1 1 1 1 0 0												
Dave Clark, L (1, 7) OBP: 0.301, SLG: 0.412		1-1 G6-3		2-1 P5			2-1 1B		1-3 K	4 0 1 0 0 1 1												
Luis Salazar, R (1, 5) OBP: 0.306, SLG: 0.413		1-1 P9			1-3 K		1-2 F9		1-2 G3	4 0 0 0 0 1 1												
Doug Dascenzo, S (1, 9) OBP: 0.310, SLG: 0.374		0-0 L6			1-0 G4-3		0-0 P2			3 0 0 0 0 0 1												
Domingo Ramos, R (1, 6) OBP: 0.325, SLG: 0.307				2-0 G6-4-3 1B		0-1 2B		4-2 1B BB		2 0 2 0 1 0 0												
Joe Girardi, R (1, 2) OBP: 0.310, SLG: 0.367				1-1 G6-4-3		3-2 G1-3		2-2 1B		2 0 0 0 0 0 2												
Hector Villanueva, R (8, PH) OBP: 0.333, SLG: 0.577				1-2f				1-3 1B		1 0 1 0 0 0 0												
Jeff Pico, R (1, 1) OBP: 0.360, SLG: 0.318				0-0 G5-3		1-0 G4-3		0-1 F4		1 0 0 0 0 0 0												
Steve Wilson, L (4, 1) OBP: 0.219, SLG: 0.200										0 0 0 0 0 0 0												
Dwight Smith, L (6, PH) OBP: 0.326, SLG: 0.375										1 0 0 0 0 0 0												
Paul Assenmacher, L (6, 1) OBP: 0.321, SLG: 0.370										0 0 0 0 0 0 0												
Gary Varsho, L (8, PH) OBP: 0.321, SLG: 0.370										1 0 0 0 0 0 1												
Mitch Williams, L (8, 1)										0 0 0 0 0 0 0												
<b>Inning Stats</b>	R: 0 E: 0 K: 1 S: 7	H: 0 LOB: 0 BB: 0 P: 9	R: 0 E: 0 K: 0 S: 5	H: 0 LOB: 0 BB: 0 P: 7	R: 0 E: 0 K: 0 S: 4	H: 1 LOB: 0 BB: 0 P: 7	R: 0 E: 0 K: 0 S: 8	H: 0 LOB: 1 BB: 1 P: 15	R: 0 E: 0 K: 1 S: 9	H: 1 LOB: 1 BB: 0 P: 14	R: 0 E: 0 K: 1 S: 6	H: 0 LOB: 0 BB: 0 P: 10	R: 0 E: 0 K: 0 S: 10	H: 1 LOB: 1 BB: 0 P: 15	R: 0 E: 0 K: 0 S: 8	H: 1 LOB: 1 BB: 1 P: 14	R: 1 E: 0 K: 1 S: 11	H: 1 LOB: 0 BB: 0 P: 14	1B: 3 2B: 1 3B: 0 HR: 1	SF: 0 SAC: 0 DP: 1 HBP: 0	WP: 0 PB: 0 SB: 0 CS: 0	PA: 32
<b>PITCHER</b> Jose Rijo, R (1, 1) ERA: 3.33	IP: 9.0 WLS: W BF: 32 H: 5 R: 1 ER: 1 SO: 4 BB: 2 IBB: 0 HBP: 0 BLK: 0 WP: 0 HR: 1 S: 68 P: 105 ERA: 1.00 WHIP: 0.778																					

Chicago Cubs @ Cincinnati Reds  
Riverfront Stadium, Cincinnati, OH

Wed Aug 22 1990, 7:05 PM EDT  
Att. 28,707 - Unknown - 75 F

livebaseballscorecards.com

AB	30
R	1
H	5
RBI	1
BB	2
SO	4
LOB	7



Batter	1	2	3	4	5	6	7	8	9	AB	R	H	RBI	BB	SO	LOB
Billy Hatcher, R OBP: 0.331, SLG: 0.401 (1, 8) C C B B X	2-2 G4-3 2B		0-0 G1-6-3		2-2 F9			3-1 F8		4	1	1	0	0	0	0
Barry Larkin, R OBP: 0.354, SLG: 0.392 (1, 6) C X	0-1 G4-3 2-3		0-0 P4		2-1 G4-3			4-1 G4-3 BB		3	0	0	0	1	0	1
Hal Morris, L OBP: 0.397, SLG: 0.545 (1, 3) B X	1-0 G6-3 2B			1-1 2B				3-2 G4-3 1-2		4	1	2	1	0	0	1
Paul O'Neill, L OBP: 0.356, SLG: 0.441 (1, 9) C B B F X	2-2 G6-3 2-3		0-0 G3 1B 2B		2-2 P4			1-1 L6-3		4	1	1	1	0	0	2
Eric Davis, R OBP: 0.324, SLG: 0.431 (1, 7) C C B B S	2-3 K		2-1 G3 2-3		0-1 HR					3	1	1	1	0	1	2
Chris Sabo, R OBP: 0.347, SLG: 0.490 (1, 5) C X		0-1 P6		1-0 1B		4-1 CS BB				2	0	1	1	1	0	0
Jeff Reed, L OBP: 0.350, SLG: 0.373 (1, 2) X		0-0 G3-1		0-3 K		1-1 CS		0-2 F6		3	0	0	0	0	1	1
Mariano Duncan, R OBP: 0.361, SLG: 0.498 (1, 4) B C X		1-1 F9		2-2 F8				1-2 G6-3		3	0	0	0	0	0	1
Jose Rijo, R OBP: 0.182, SLG: 0.205 (1, 1) B X			1-0 G4-3		2-2 G6-3			0-0 G6-3		3	0	0	0	0	0	0

Inning Stats	R: 1	H: 2	E: 0	K: 1	S: 13	R: 0	H: 0	E: 0	K: 0	S: 5	R: 0	H: 0	E: 0	K: 0	S: 3	R: 2	H: 3	E: 0	K: 1	S: 13	R: 0	H: 0	E: 0	K: 0	S: 9	R: 1	H: 1	E: 0	K: 0	S: 9	R: 0	H: 0	E: 0	K: 0	S: 7	R: 0	H: 0	E: 0	K: 0	S: 8	R: 0	H: 0	E: 0	K: 0	S: 8					
	LOB: 1	BB: 0	P: 20			LOB: 0	BB: 0				LOB: 1	BB: 1				LOB: 0	BB: 1				LOB: 0	BB: 0				LOB: 0	BB: 1				LOB: 0	BB: 0				LOB: 1	BB: 1													

BOTTOM

**Chicago Cubs @ Cincinnati Reds**  
Riverfront Stadium, Cincinnati, OH  
Wed Aug 22 1990, 7:05 PM EDT  
Att: 28,707 - Unknown - 75 F

livebaseballscorecards.com

<b>AB</b>	<b>29</b>
<b>R</b>	<b>4</b>
<b>H</b>	<b>6</b>
<b>RBI</b>	<b>4</b>
<b>BB</b>	<b>2</b>
<b>SO</b>	<b>2</b>
<b>LOB</b>	<b>8</b>



PITCHER	IP	WLS	BF	CUBS						REDS						WP	HR	S	P	ERA	WHIP
				H	R	ER	SO	BB	IBB	HBP	BLK	H	R	ER	SO						
Jeff Pico, R ERA: 4.94 (1, 1)	3.1	L	15	5	3	3	1	0	0	0	0	0	0	0	0	0	0	8.10	1.500		
Steve Wilson, L ERA: 4.46 (4, 1)	1.2		5	0	0	0	1	0	0	0	0	0	0	0	0	0	0	0.00	0.000		
Paul Assenmacher, L ERA: 3.39 (6, 1)	2.0		7	1	1	1	0	1	0	0	0	0	0	0	0	1	16	4.50	1.000		
Mitch Williams, L ERA: 2.7 (8, 1)	1.0		4	0	0	0	0	1	0	0	0	0	0	0	0	0	8	0.00	1.000		

WP: 0	PA: 32
PB: 0	
SB: 0	
CS: 1	

Batter	1	2	3	4	5	6	7	8	9	AB R H RBI BB SO LOB	TOP																				
Jerome Walton, R OBP: 0.367, SLG: 0.327 (1, 8) X	0-0 G4-3		4-0 BB		4-1 BB			0-1 G5-3		2 0 0 0 2 0 0																					
23 Ryne Sandberg, R OBP: 0.353, SLG: 0.543 (1, 4) F B X	1-2 F8 S 1B		2-0 P3		1-0 G6-4-3			1-1 1B		4 0 2 0 0 0 5																					
Mark Grace, L OBP: 0.364, SLG: 0.406 (1, 3) C B B B X	3-1 F8 1-3		3-1 L7			1-0 G6-3		3-2 F8		4 0 0 0 0 0 4																					
Andre Dawson, R OBP: 0.367, SLG: 0.543 (1, 9) B B S S X	2-3 K			2-2 F8		0-3 K		1-2 G1-3		4 0 0 0 0 2 2																					
Luis Salazar, R OBP: 0.302, SLG: 0.408 (1, 5) B B T S X		2-2 E5 G5-4-3		0-2 G1-3		1-2 E1		2-1 P6		4 0 0 0 0 0 0																					
Shawon Dunston, R OBP: 0.307, SLG: 0.472 (1, 6) C B T C X		1-2 G5-4-3 1-2f		0-0 L5		3-3 K		0-0 1B		4 0 1 0 0 1 2																					
Hector Villanueva, R OBP: 0.321, SLG: 0.554 (1, 2) B B X		2-0 F8			2-3 K		2-3 K	2-3 K		4 0 0 0 0 3 1																					
Doug Dasenczo, S OBP: 0.314, SLG: 0.376 (1, 7) X			0-0 SH1-4 1B		0-0 1B 1B		0-0 G3	1-3 K		4 0 2 0 0 1 1																					
Greg Maddux, R OBP: 0.167, SLG: 0.154 (1, 1) X			0-0 SH1-4		0-0 BB 1B		1-3 K			2 0 1 0 0 1 0																					
<b>Inning Stats</b>	R: 0 E: 0 K: 1 S: 9	H: 1 LOB: 1 BB: 0 P: 15	R: 0 E: 1 K: 0 S: 7	H: 0 LOB: 0 BB: 0 P: 12	R: 0 E: 0 K: 0 S: 5	H: 1 LOB: 2 BB: 1 P: 14	R: 0 E: 0 K: 0 S: 8	H: 0 LOB: 0 BB: 0 P: 10	R: 0 E: 0 K: 1 S: 8	H: 2 LOB: 2 BB: 1 P: 15	R: 0 E: 1 K: 2 S: 13	H: 0 LOB: 1 BB: 0 P: 18	R: 0 E: 0 K: 2 S: 9	H: 0 LOB: 0 BB: 0 P: 12	R: 0 E: 0 K: 0 S: 10	H: 1 LOB: 1 BB: 0 P: 15	R: 0 E: 0 K: 2 S: 10	H: 1 LOB: 1 BB: 0 P: 15	R: 0 E: 0 K: 0 S: 10	H: 1 LOB: 1 BB: 0 P: 15	1B: 6 2B: 0 3B: 0 HR: 0	SF: 0 SAC: 1 DP: 2 HBP: 0	WP: 0 PB: 0 SB: 1 CS: 0	PA: 35							
<b>PITCHER</b> Steve Avery, L ERA: 4.56 (1, 1)	IP 9.0	WLS W	BF 35	H 6	R 0	ER 0	SO 8	BB 2	IBB 0	HBP 0	BLK 0	WP 0	HR 0	S 79	P 126	ERA 0.00	WHIP 0.889														
											<b>PITCHER</b>	IP	WLS	BF	H	R	ER	SO	BB	IBB	HBP	BLK	WP	HR	S	P	ERA	WHIP			

Chicago Cubs @ Atlanta Braves  
Atlanta-Fulton County Stadium, Atlanta, GA

Fri Aug 24 1990, 7:05 PM EDT  
Att: 20,922 - Unknown

livebaseballscorecards.com

AB	32
R	0
H	6
RBI	0
BB	2
SO	8
LOB	15





Batter	1	2	3	4	5	6	7	8	9
<b>Oddibe McDowell, L</b> (1, 7) OBP: 0.304, SLG: 0.371 	4-0 		0-0 		2-2 		3-1 		
<b>Jeff Treadway, L</b> (1, 4) OBP: 0.320, SLG: 0.413 	3-2 		0-0 		2-2 		2-1 		
<b>Ron Gant, R</b> (1, 8) OBP: 0.348, SLG: 0.529 	4-1 		0-2 		0-3 		2-0 		
<b>David Justice, L</b> (1, 9) OBP: 0.337, SLG: 0.498 	1-3 		0-0 		0-0 		2-3 		
<b>Tommy Gregg, L</b> (1, 3) OBP: 0.315, SLG: 0.406 	0-1 		1-0 		1-3 		2-0 		
<b>Jim Presley, R</b> (1, 5) OBP: 0.288, SLG: 0.419 <b>Mark Lemke, S</b> (9, 5) OBP: 0.298, SLG: 0.265 	0-0 			2-0 		1-1 		2-3 	
<b>Ernie Whitt, L</b> (1, 2) OBP: 0.276, SLG: 0.256 		1-1 		0-0 		0-0 			
<b>Andres Thomas, R</b> (1, 6) OBP: 0.241, SLG: 0.306 		1-3 		0-1 		0-1 			
<b>Steve Avery, L</b> (1, 1) OBP: 0.125, SLG: 0.125 		1-0 			1-2 		1-0 		

Inning Stats	R: 1	H: 1	E: 0	K: 1	S: 12	LOB: 2	BB: 2	P: 24
	R: 0	H: 0	E: 0	K: 1	S: 6	LOB: 0	BB: 0	P: 9
	R: 1	H: 2	E: 0	K: 0	S: 7	LOB: 1	BB: 0	P: 8
	R: 0	H: 0	E: 0	K: 0	S: 4	LOB: 0	BB: 0	P: 6
	R: 0	H: 1	E: 0	K: 1	S: 12	LOB: 1	BB: 0	P: 17
	R: 0	H: 0	E: 0	K: 1	S: 6	LOB: 0	BB: 0	P: 8
	R: 0	H: 1	E: 1	K: 0	S: 8	LOB: 2	BB: 0	P: 14
	R: 1	H: 1	E: 0	K: 2	S: 9	LOB: 0	BB: 0	P: 17

PITCHER	IP	WLS	BF	H	R	ER	SO	BB	IBB	HBP	BLK	WP	HR	S	P	ERA	WHIP
<b>Greg Maddux, R</b> (1, 1) ERA: 3.49	8.0	L	33	6	3	3	6	2	0	0	1	0	1	64	103	3.38	1.000

**BOTTOM**

**Chicago Cubs @ Atlanta Braves**  
 Atlanta-Fulton County Stadium, Atlanta, GA


Fri Aug 24 1990, 7:05 PM EDT  
 Att. 20,922 - Unknown

AB	R	H	RBI	BB	SO	LOB
3	2	1	0	1	0	2
4	0	0	0	0	0	5
3	1	2	1	1	1	1
4	0	0	1	0	2	3
4	0	1	1	0	1	1
4	0	0	0	0	1	2
0	0	0	0	0	0	0
3	0	0	0	0	0	0
3	0	0	0	0	1	0
3	0	2	0	0	0	0

1B: 5	SF: 0	WP: 0	PA: 33
2B: 0	SAC: 0	PB: 0	
3B: 0	DP: 0	SB: 0	
HR: 1	HBP: 0	CS: 0	

**AB 31**  
**R 3**  
**H 6**  
**RBI 3**  
**BB 2**  
**SO 6**  
**LOB 14**

livebaseballscorecards.com

Batter	1	2	3	4	5	6	7	8	9	AB R H RBI BB SO LOB	TOP											
Jerome Walton, R OBP: 0.367, SLG: 0.332 (1, 8)	3-1 23 WP 1B 2B	2-3 K		0-1 G6-3			1 SAFE 1 SAFE 1 SAFE 1 B 1 C 1 F 1 X	1-2 1B 1B	3-2 F8	5 1 2 0 0 1 3	Chicago Cubs @ Atlanta Braves Atlanta-Fulton County Stadium, Atlanta, GA Sat Aug 25 1990, 7:05 PM EDT Att. 29,359 - Unknown - 75 F  livebaseballscorecards.com  <b>AB 35</b> <b>R 6</b> <b>H 10</b> <b>RBI 6</b> <b>BB 2</b> <b>SO 5</b> <b>LOB 13</b>  											
23 Ryne Sandberg, R OBP: 0.349, SLG: 0.537 (1, 4)	3-3 K 1B 2B	2-2 F8			0-0 F8		2-1 L7		0-0 P3	5 1 0 0 0 1 3												
Mark Grace, L OBP: 0.365, SLG: 0.406 (1, 3)	1-2 2B SH1-3 1B		1-0 G4-3		0-0 G4-3		0-2 1-2 2-H 1B		3-2 F7	5 1 2 2 0 0 0												
Andre Dawson, R OBP: 0.365, SLG: 0.541 (1, 9)	1-0 SH1-3 1B 2B		1-1 G6-3		2-1 G3		2-3 K		2-1 G5-3	5 1 1 1 0 1 2												
Shawon Dunston, R OBP: 0.309, SLG: 0.472 (1, 6)	1-3 K		3-2 S 1B		3-2 G6-3			0-1 SH5-4 1B 1B		4 1 2 0 0 1 2												
Curtis Wilkerson, S OBP: 0.247, SLG: 0.261 (1, 5)	1-1 SH1-3		2-2 SAFE G5-3		0-0 L7			0-1 SH5-4		2 0 0 1 0 0 1												
Doug Dascenzo, S OBP: 0.313, SLG: 0.374 (1, 7)	1-1 S 1B		1-2 G5-3		0-0 G5-3		2-1 G6-3		0-2 P5	4 0 1 1 0 0 1												
Joe Girardi, R OBP: 0.312, SLG: 0.367 (1, 2)	1 SAFE 1 SAFE 1 SAFE 1 SAFE 1 SAFE 1 B		3-2 SAFE G3-1		0-0 SH1-4 1B			0-0 L8	4-1 1B BB	3 0 1 0 1 0 1												
Mike Bielecki, R OBP: 0.250, SLG: 0.206 (1, 1)		3-3 K		0-0 SH1-4			4-2 1B BB	1-0 1B		1 0 0 0 0 1 0												
Paul Assenmacher, L (6, 1)				1-2 1B				1-3 2-H		0 0 0 0 0 0 0												
Domingo Ramos, R OBP: 0.332, SLG: 0.311 (6, 5)										1 1 1 1 1 0 0												
Inning Stats	R: 4 E: 0 K: 2 S: 23	H: 4 LOB: 1 BB: 0 P: 37	R: 0 E: 0 K: 2 S: 10	H: 0 LOB: 0 BB: 0 P: 17	R: 0 E: 0 K: 0 S: 10	H: 1 LOB: 1 BB: 0 P: 17	R: 0 E: 0 K: 0 S: 5	H: 1 LOB: 1 BB: 0 P: 5	R: 0 E: 0 K: 0 S: 4	H: 0 LOB: 0 BB: 0 P: 6	R: 0 E: 0 K: 0 S: 7	H: 0 LOB: 0 BB: 0 P: 12	R: 1 E: 0 K: 1 S: 15	H: 2 LOB: 2 BB: 1 P: 24	R: 1 E: 0 K: 0 S: 13	H: 2 LOB: 2 BB: 1 P: 21	R: 0 E: 0 K: 0 S: 8	H: 0 LOB: 0 BB: 0 P: 13	1B: 8 2B: 2 3B: 0 HR: 0	SF: 0 SAC: 3 DP: 0 HBP: 0	WP: 1 PB: 0 SB: 2 CS: 0	PA: 40
PITCHER	IP WLS BF H R ER SO BB IBB HBP BLK WP HR S P ERA WHIP																			PITCHER	IP WLS BF H R ER SO BB IBB HBP BLK WP HR S P ERA WHIP	
Tom Glavine, L ERA: 4.57 (1, 1)	6.0 L 25 6 4 4 4 0 0 0 0 1 0 59 94 6.00 1.000																					
Jeff Parrett, R ERA: 5.06 (7, 1)	2.0 12 4 2 2 1 2 0 0 0 0 0 0 28 45 9.00 3.000																					
Mark Grant, R ERA: 6.11 (9, 1)	1.0 3 0 0 0 0 0 0 0 0 0 0 0 8 13 0.00 0.000																					

Batter	1	2	3	4	5	6	7	8	9	AB	R	H	RBI	BB	SO	LOB
<b>Lonnie Smith, R</b> (1, 7) OBP: 0.370, SLG: 0.436 <b>Oddibe McDowell, L</b> (7, PH) OBP: 0.303, SLG: 0.369 (8, 7)	G1-3	FC6-4			F9		K		L7	3	0	0	0	0	0	2
<b>Jeff Treadway, L</b> (1, 4) OBP: 0.317, SLG: 0.409	G5-3		F9		F7		L8			4	0	0	0	0	0	0
<b>Ron Gant, R</b> (1, 8) OBP: 0.349, SLG: 0.528	BB		L7			2B	F8			3	1	1	0	1	0	0
<b>David Justice, L</b> (1, 9) OBP: 0.339, SLG: 0.500	BB		K			1B		F7		3	1	1	0	1	1	0
<b>Tommy Gregg, L</b> (1, 3) OBP: 0.315, SLG: 0.405 <b>Francisco Cabrera, R</b> (8, PH) OBP: 0.308, SLG: 0.489 (9, 3)	F8			G1-3		G4-6-3				3	1	1	1	0	0	2
<b>Jim Presley, R</b> (1, 5) OBP: 0.292, SLG: 0.424										4	0	3	1	0	0	1
<b>Ernie Whitt, L</b> (1, 2) OBP: 0.279, SLG: 0.254 <b>Greg Olson, R</b> (6, PH) OBP: 0.343, SLG: 0.389 (7, 2)					P5					1	0	0	0	1	0	1
<b>Andres Thomas, R</b> (1, 6) OBP: 0.241, SLG: 0.305										2	0	0	0	0	0	3
<b>Tom Glavine, L</b> (1, 1) OBP: 0.200, SLG: 0.143 <b>Jim Vatcher, R</b> (6, PH) OBP: 0.294, SLG: 0.333 <b>Jeff Parrett, R</b> (7, 1) <b>Mark Grant, R</b> (9, 1) OBP: 0.333, SLG: 0.333 <b>Mark Lemke, S</b> (9, PH) OBP: 0.297, SLG: 0.263										4	0	1	1	0	0	3
										2	0	0	0	0	2	2
										1	0	0	0	0	1	1
										0	0	0	0	0	0	0
										0	0	0	0	0	0	0
										1	0	0	0	0	0	0

Inning Stats	R: 0	H: 0	E: 0	K: 0	S: 6	R: 0	H: 1	E: 0	K: 1	S: 7	R: 0	H: 0	E: 0	K: 1	S: 9	R: 0	H: 1	E: 0	K: 0	S: 8	R: 0	H: 0	E: 0	K: 1	S: 7	R: 3	H: 5	E: 1	K: 1	S: 16	R: 0	H: 0	E: 0	K: 1	S: 7	R: 0	H: 1	E: 0	K: 0	S: 7	R: 0	H: 0	E: 0	K: 0	S: 10	R: 0	H: 0	E: 0	K: 0	S: 10	R: 0	H: 0	E: 0	K: 0	S: 10
	LOB: 2	BB: 2	P: 19	LOB: 2	BB: 1	P: 15	LOB: 0	BB: 0	P: 12	LOB: 1	BB: 0	P: 11	LOB: 0	BB: 0	P: 10	LOB: 1	BB: 0	P: 26	LOB: 0	BB: 0	P: 9	LOB: 1	BB: 0	P: 10	LOB: 0	BB: 0	P: 10	LOB: 0	BB: 0	P: 14	LOB: 0	BB: 0	P: 14	LOB: 0	BB: 0	P: 14	LOB: 0	BB: 0	P: 14	LOB: 0	BB: 0	P: 14	LOB: 0	BB: 0	P: 14	LOB: 0	BB: 0	P: 14							
	WP: 0	HR: 0	S: 0	ERA: 5.41	WHIP: 1.800	WP: 0	HR: 0	S: 0	ERA: 0.00	WHIP: 0.500	WP: 0	HR: 0	S: 0	ERA: 0.00	WHIP: 0.500	WP: 0	HR: 0	S: 0	ERA: 0.00	WHIP: 0.500	WP: 0	HR: 0	S: 0	ERA: 0.00	WHIP: 0.500	WP: 0	HR: 0	S: 0	ERA: 0.00	WHIP: 0.500	WP: 0	HR: 0	S: 0	ERA: 0.00	WHIP: 0.500	WP: 0	HR: 0	S: 0	ERA: 0.00	WHIP: 0.500	WP: 0	HR: 0	S: 0	ERA: 0.00	WHIP: 0.500	WP: 0	HR: 0	S: 0	ERA: 0.00	WHIP: 0.500					

**BOTTOM**

**Chicago Cubs @ Atlanta Braves**  
 Atlanta-Fulton County Stadium, Atlanta, GA

Sat Aug 25 1990, 7:05 PM EDT  
 Att: 29,359 - Unknown - 75 F

livebaseballscorecards.com

AB	34
R	3
H	8
RBI	3
BB	3
SO	5
LOB	15

**Braves**

WP: 0	PA: 37
PB: 0	
SB: 0	
CS: 0	

Batter	1	2	3	4	5	6	7	8	9	AB R H RBI BB SO LOB	TOP	
Jerome Walton, R (1, 8) OBP: 0.363, SLG: 0.327	0-0 F9		0-3 K			0-3 K		0-0 G5-4-3		4 0 0 0 0 2 2		
Curtis Wilkerson, S (1, 4) OBP: 0.243, SLG: 0.256 Dwight Smith, L (9, PH) OBP: 0.327, SLG: 0.373 Luis Salazar, R (9, 5) OBP: 0.302, SLG: 0.408	0-3 K		0-0 4-3			0-3 K			0-0 P6	3 0 0 0 0 2 1 1 0 0 0 0 0 0 0 0 0 0 0 0 0		
Mark Grace, L (1, 3) OBP: 0.368, SLG: 0.416	0-0 2B				0-3 K		0-0 HR		4-0 E 2B BB	3 2 2 1 1 1 0		
Andre Dawson, R (1, 9) OBP: 0.362, SLG: 0.536	0-0 F8				0-0 F8		0-0 F9		0-0 E5 2B	4 1 0 0 0 0 2		
Dave Clark, L (1, 7) OBP: 0.300, SLG: 0.408 Bill Long, R (9, 1) Mitch Williams, L (9, 1)			0-0 4-3		0-0 1B		0-3 K		0-3 K	4 0 1 0 0 2 2 0 0 0 0 0 0 0 0 0 0 0 0 0 0		
Shawon Dunston, R (1, 6) OBP: 0.309, SLG: 0.473			0-3 K		0-0 L4		0-0 L4		0-0 S 2B	4 0 1 2 0 1 1		
Domingo Ramos, R (1, 5) OBP: 0.325, SLG: 0.304			0-0 F9			0-0 4-3		0-0 4-3	0-0 6-3	4 0 0 0 0 0 1		
Joe Girardi, R (1, 2) OBP: 0.315, SLG: 0.367					0-0 S SH1-4 1B		4-0 1-4 BB		0-0 P3	2 0 1 0 1 0 0		
Mike Harkey, R (1, 1) OBP: 0.259, SLG: 0.321 Gary Varsho, L (8, PH) OBP: 0.345, SLG: 0.393 Steve Wilson, L (8, 1) OBP: 0.219, SLG: 0.200 Doug Dasenczo, S (9, 7) OBP: 0.313, SLG: 0.374			0-0 SH1-4		0-0 1-4			0-0 G5-4-3 1B		1 0 0 0 0 0 1 1 0 1 0 0 0 0 0 0 0 0 0 0 0 0 0 0 0 0 0 0		
<b>Inning Stats</b>	R: 0 H: 1 E: 0 LOB: 1 K: 1 BB: 0 S: 6 P: 6	R: 0 H: 0 E: 0 LOB: 0 K: 1 BB: 0 S: 5 P: 5	R: 0 H: 1 E: 0 LOB: 1 K: 1 BB: 0 S: 6 P: 6	R: 0 H: 1 E: 0 LOB: 1 K: 1 BB: 0 S: 6 P: 6	R: 0 H: 0 E: 0 LOB: 0 K: 0 BB: 1 S: 2 P: 6	R: 1 H: 1 E: 0 LOB: 0 K: 2 BB: 0 S: 8 P: 8	R: 0 H: 0 E: 0 LOB: 0 K: 1 BB: 0 S: 5 P: 5	R: 0 H: 1 E: 0 LOB: 0 K: 0 BB: 0 S: 3 P: 3	R: 2 H: 1 E: 1 LOB: 1 K: 1 BB: 1 S: 7 P: 11	1B: 3 SF: 0 2B: 3 SAC: 1 3B: 0 DP: 2 HR: 1 HBP: 0	WP: 0 PA: 34 PB: 0 SB: 2 CS: 0	
<b>PITCHER</b> 29 John Smoltz, R (1, 1) ERA: 3.76	IP WLS BF H R ER SO BB IBB HBP BLK WP HR S P ERA WHIP											<b>PITCHER</b> IP WLS BF H R ER SO BB IBB HBP BLK WP HR S P ERA WHIP

Chicago Cubs @ Atlanta Braves  
Atlanta-Fulton County Stadium, Atlanta, GA

Sun Aug 26 1990, 3:33 AM EDT  
Att. 14,178 - Unknown - 86 F

livebaseballscorecards.com

AB 31  
R 3  
H 6  
RBI 3  
BB 2  
SO 8  
LOB 10





**Chicago Cubs @ Houston Astros**  
 Astrodome, Houston, TX  
 Tue Aug 28 1990, 8:05 PM EDT  
 Att: 12,150 - Unknown

AB	34
R	5
H	9
RBI	5
BB	3
SO	6
LOB	13



WP:	0	PA:	40
PB:	0		
SB:	0		
CS:	1		

AB R H RBI BB SO LOB

4	0	1	1	1	1	0
4	1	2	2	0	1	0
4	0	0	0	1	0	5
4	1	2	0	0	1	1
4	1	1	1	0	0	2
0	0	0	0	0	0	0
2	0	1	1	0	0	0
1	0	0	0	0	0	0
3	2	0	0	1	0	1
4	0	2	0	0	2	0
4	0	0	0	0	1	4

1B:	6	SF:	1
2B:	0	SAC:	0
3B:	1	DP:	0
HR:	2	HBP:	1

Batter	1	2	3	4	5	6	7	8	9
Jerome Walton, R (1, 8) OBP: 0.363, SLG: 0.326	0-2 5-3 ①		1-0 P3 ③		4-0 BB ①		1-3 K ③		2-2 23 1B 1B 1-2 2-H
23 Ryne Sandberg, R (1, 4) OBP: 0.350, SLG: 0.543	1-1 F7 ②			0-2 HR ①	1-2 SF8 ②			1-3 K ①	0-1 1B 1-2 2-3
Mark Grace, L (1, 3) OBP: 0.366, SLG: 0.413	4-2 FC6-4 BB ③			1-2 F8 ①	0-0 G3 ③			0-0 6-3 ②	0-0 F8 ③
Andre Dawson, R (1, 9) OBP: 0.363, SLG: 0.540	1-1 FC6-4 1-2f ③			1-0 1B 3B ①		0-3 K ①		0-1 FC6 1B ③	
Dave Clark, L (1, 7) OBP: 0.299, SLG: 0.423		2-0 4-3 ①		3-2 4-3 ②		2-1 HR ③		1-0 FC6 1-2f ③	
Doug Dascenzo, S (9, 7) OBP: 0.313, SLG: 0.374									
Luis Salazar, R (1, 5) OBP: 0.305, SLG: 0.408		2-0 F7 ②		1-0 CS 1B ③		1-0 G6-4 HBP ③			2-2 F9 ①
Curtis Wilkerson, S (6, PR) OBP: 0.241, SLG: 0.255									
Shawon Dunston, R (1, 6) OBP: 0.308, SLG: 0.469		2-1 5-3 ③		2-2 CS 1-2 ③	0-0 E6 5-3 1B 23 SF8 ③	1-0 G6-4 1-2f ③			4-1 1B 1B BB ③
Joe Girardi, R (1, 2) OBP: 0.317, SLG: 0.369			2-3 K ①				0-3 K ①		1-1 23 1B 1B 1-2 ③
Greg Maddux, R (1, 1) OBP: 0.157, SLG: 0.145			1-2 G3 ②				1-2 4-3 ②		1-3 K ②

Inning Stats	R: 0	H: 0	E: 0	K: 0	S: 11	P: 17	R: 0	H: 0	E: 0	K: 0	S: 4	P: 10	R: 0	H: 0	E: 0	K: 1	S: 9	P: 13	R: 2	H: 3	E: 0	K: 0	S: 14	P: 22	R: 1	H: 1	E: 0	K: 0	S: 8	P: 13	R: 1	H: 1	E: 0	K: 1	S: 7	P: 11	R: 0	H: 0	E: 0	K: 2	S: 9	P: 11	R: 0	H: 1	E: 0	K: 1	S: 8	P: 10	R: 1	H: 3	E: 0	K: 1	S: 15	P: 25	1B: 6	SF: 1	2B: 0	SAC: 0	3B: 1	DP: 0	HR: 2	HBP: 1	WP: 0	PA: 40
--------------	------	------	------	------	-------	-------	------	------	------	------	------	-------	------	------	------	------	------	-------	------	------	------	------	-------	-------	------	------	------	------	------	-------	------	------	------	------	------	-------	------	------	------	------	------	-------	------	------	------	------	------	-------	------	------	------	------	-------	-------	-------	-------	-------	--------	-------	-------	-------	--------	-------	--------

PITCHER	IP	WLS	BF	H	R	ER	SO	BB	IBB	HBP	BLK	WP	HR	S	P	ERA	WHIP
Bill Gullickson, R (1, 1) ERA: 3.94	5.1	L	24	5	4	3	2	2	0	1	0	0	2	52	84	5.06	1.312
Xavier Hernandez, R (6, 1) ERA: 5.19	2.2		8	1	0	0	3	0	0	0	0	0	0	18	23	0.00	0.375
Dan Schatzeder, L (9, 1) ERA: 2.4	1.0		7	3	1	1	1	1	0	0	0	0	0	15	25	9.00	4.000

PITCHER	IP	WLS	BF	H	R	ER	SO	BB	IBB	HBP	BLK	WP	HR	S	P	ERA	WHIP
---------	----	-----	----	---	---	----	----	----	-----	-----	-----	----	----	---	---	-----	------

Batter	1	2	3	4	5	6	7	8	9	AB R H RBI BB SO LOB
<b>Eric Yelding, R</b> OBP: 0.303, SLG: 0.291 (1, 8) C X	0-1 1B S A4 DB		1-2 L3			1-3 K		0-1 G4-6-3 1-2f		4 0 1 0 0 1 1
<b>Bill Doran, S</b> OBP: 0.404, SLG: 0.415 (1, 4) 1 SAFE B 1 SAFE B 2 SAFE C	3-3 1B 1-3		3-1 F8			2-1 1B 1B		0-0 F8		4 0 1 0 0 1 1
<b>Ken Oberkfell, L</b> OBP: 0.308, SLG: 0.321 (1, 3) B B C X	3-1 1B				1-2 4-3	0-0 F8		4-1 2B 1B BB		3 1 1 0 1 0 1
<b>Franklin Stubbs, L</b> OBP: 0.322, SLG: 0.472 (1, 7) C X	0-1 F8				2-2 F8	2-2 1B 1-2		1-2 F8		4 0 1 0 0 0 2
<b>Ken Caminiti, S</b> OBP: 0.313, SLG: 0.313 (1, 5) C B S B S		1-3 K			4-1 BB	2-3 K		1-1 1B 1B 2B		3 1 1 0 1 2 2
<b>Glenn Wilson, R</b> OBP: 0.295, SLG: 0.366 (1, 9) C B X		1-1 1-3			2-3 K		1-1 1-3	1-1 FC1 1B 1B		4 0 1 1 0 1 1
<b>Rich Gedman, L</b> OBP: 0.317, SLG: 0.276 (1, 2) <b>Danny Darwin, R</b> OBP: 0.241, SLG: 0.296 (9, PR)		0-0 1B				2-3 K	0-0 4-3	0-0 FC1 1B 1B		4 0 2 1 0 1 0 0 0 0 0 0 0 0
<b>Rafael Ramirez, R</b> OBP: 0.292, SLG: 0.327 (1, 6) B B X		2-0 F7			0-1 6-3		1-0 P6	2-1 FC1 FC4-6		4 0 0 0 0 0 3
<b>Bill Gullickson, R</b> OBP: 0.184, SLG: 0.130 (1, 1) <b>Xavier Hernandez, L</b> OBP: 0.500, SLG: 0.500 (6, 1) <b>Gerald Young, S</b> OBP: 0.244, SLG: 0.259 (8, PH) <b>Dan Schatzeder, L</b> OBP: 0.250, SLG: 0.250 (9, 1) <b>Casey Candaele, S</b> OBP: 0.363, SLG: 0.419 (9, PH)			1-1 P2		1-3 K		4-1 G4-6-3 BB	1-1 FC4-6		2 0 0 0 0 1 0 0 0 0 0 0 0 0 0 0 0 0 1 0 0 0 0 0 0 0 0 0 1 0 0 0 0 0 2

Inning Stats	R: 0 E: 0 K: 1 S: 9	H: 2 LOB: 1 BB: 0 P: 15	R: 0 E: 0 K: 1 S: 7	H: 1 LOB: 1 BB: 0 P: 11	R: 0 E: 0 K: 0 S: 7	H: 0 LOB: 0 BB: 0 P: 12	R: 0 E: 0 K: 1 S: 10	H: 0 LOB: 1 BB: 1 P: 19	R: 0 E: 0 K: 2 S: 8	H: 0 LOB: 0 BB: 0 P: 11	R: 0 E: 0 K: 2 S: 12	H: 2 LOB: 2 BB: 0 P: 19	R: 0 E: 0 K: 0 S: 4	H: 0 LOB: 0 BB: 0 P: 6	R: 0 E: 0 K: 0 S: 4	H: 0 LOB: 0 BB: 1 P: 8	R: 2 E: 0 K: 0 S: 13	H: 3 LOB: 2 BB: 1 P: 23	1B: 7 2B: 1 3B: 0 HR: 0	SF: 0 SAC: 0 DP: 1 HBP: 0	WP: 0 PB: 0 SB: 1 CS: 0	PA: 36
<b>PITCHER</b> <b>Greg Maddux, R</b> ERA: 3.42 (1, 1)	IP 9.0 WLS W BF 36 H 8 R 2 ER 2 SO 7 BB 3 IBB 0 HBP 0 BLK 0 WP 0 HR 0 S 74 P 124 ERA 2.00 WHIP 1.222																					

**BOTTOM**

**Chicago Cubs @ Houston Astros**  
Astrodome, Houston, TX  
Tue Aug 28 1990, 8:05 PM EDT  
Att. 12,150 - Unknown

livebaseballscorecards.com

<b>AB</b>	<b>33</b>
<b>R</b>	<b>2</b>
<b>H</b>	<b>8</b>
<b>RBI</b>	<b>2</b>
<b>BB</b>	<b>3</b>
<b>SO</b>	<b>7</b>
<b>LOB</b>	<b>13</b>



Batter	1	2	3	4	5	6	7	8	9	AB R H RBI BB SO LOB	TOP	
Jerome Walton, R (1, 8) OBP: 0.367, SLG: 0.331	0-0 1B 23 4-3 1B		0-0 23 1B 1B	0-3 K			0-3 K		0-0 CS 1B 1B	5 0 3 0 0 2 2		
23 Ryne Sandberg, R (1, 4) OBP: 0.350, SLG: 0.541	0-0 4-3 1-2		0-0 1-2 1B		4-0 BB G5-4-3		0-0 5-3		0-0 F9	4 0 1 0 1 0 2		
Mark Grace, L (1, 3) OBP: 0.368, SLG: 0.413	0-0 2-3 1B		0-0 F7		0-0 F9		4-0 1B BB		0-0 CS 1B	4 0 2 0 1 0 3		
Andre Dawson, R (1, 9) OBP: 0.362, SLG: 0.536	0-3 K		0-0 F9		0-0 G5-4-3		0-0 1-2 1B		0-3 K 1-2 2-3	5 0 1 0 0 2 7		
Dave Clark, L (1, 7) OBP: 0.298, SLG: 0.415	0-3 K		0-0 4-3			4-0 2B FC5-2 BB		0-3 K		3 0 0 0 1 2 6		
Domingo Ramos, R (1, 5) OBP: 0.335, SLG: 0.317		0-0 FC1-6 1B		4-0 FC5-4 BB		0-0 FC5-2 1-3 2B		0-3 K		2 0 2 0 1 0 0		
Dwight Smith, L (8, PH) OBP: 0.326, SLG: 0.372		0-0 FC1-6 S		0-0 FC5-4 1-2f		0-3 K		0-0 S 1B		1 0 0 0 0 1 0		
Curtis Wilkerson, S (8, 5) OBP: 0.241, SLG: 0.255		0-3 K		0-0 1-2 1B		0-0 FC5-2 2-3 3-H		0-3 K		0 0 0 0 0 0 0		
Shawon Dunston, R (1, 6) OBP: 0.308, SLG: 0.467		0-0 FC1-6 1-2f		0-0 FC5-4 1-2f		0-3 K		0-0 S 1B		4 0 1 0 0 1 4		
Joe Girardi, R (1, 2) OBP: 0.316, SLG: 0.368		0-3 K		0-0 1-2 1B		0-0 FC5-2		0-3 K		4 0 1 0 0 2 4		
Rick Sutcliffe, L (1, 1) Gary Varsho, L (6, PH) Steve Wilson, L (6, 1) Marvell Wynne, L (8, PH) Paul Assenmacher, L (8, 1)		0-0 G3		0-3 K		0-3 K		0-3 K		2 0 0 0 0 1 3		
<b>Inning Stats</b>	R: 0 H: 2 E: 0 LOB: 2 K: 2 BB: 0 S: 9 P: 9	R: 0 H: 1 E: 0 LOB: 1 K: 1 BB: 0 S: 6 P: 6	R: 0 H: 2 E: 0 LOB: 2 K: 0 BB: 0 S: 5 P: 5	R: 0 H: 1 E: 0 LOB: 2 K: 2 BB: 1 S: 8 P: 12	R: 0 H: 0 E: 0 LOB: 0 K: 0 BB: 1 S: 2 P: 6	R: 0 H: 1 E: 0 LOB: 2 K: 2 BB: 1 S: 8 P: 12	R: 0 H: 1 E: 0 LOB: 2 K: 2 BB: 1 S: 8 P: 12	R: 0 H: 1 E: 0 LOB: 1 K: 3 BB: 0 S: 10 P: 10	R: 0 H: 2 E: 0 LOB: 1 K: 1 BB: 0 S: 6 P: 6	1B: 10 SF: 0 2B: 1 SAC: 0 3B: 0 DP: 1 HR: 0 HBP: 0	WP: 0 PA: 40 PB: 0 SB: 3 CS: 2	
<b>PITCHER</b>	IP WLS BF H R ER SO BB IBB HBP BLK WP HR S P ERA WHIP											
Mark Portugal, R (1, 1) ERA: 3.44	7.0 W 32 8 0 0 9 4 0 0 0 0 0 0 46 62 0.00 1.714											
Larry Andersen, R (8, 1) ERA: 1.95	2.0 S 8 3 0 0 4 0 0 0 0 0 0 0 16 16 0.00 1.500											

Chicago Cubs @ Houston Astros  
Astrodome, Houston, TX  
Wed Aug 29 1990, 8:05 PM EDT  
Att. 11,211 - Dome

livebaseballscorecards.com

AB 36  
R 0  
H 11  
RBI 0  
BB 4  
SO 13  
LOB 34





Batter	1	2	3	4	5	6	7	8	9	AB	R	H	RBI	BB	SO	LOB	BOTTOM		
Gerald Young, S OBP: 0.236, SLG: 0.250 (1, 8)	0-0 6-3		0-0 F7		0-0 F7		0-0 F9			4	0	0	0	0	0	2	<b>Chicago Cubs @ Houston Astros</b> Astrodome, Houston, TX Wed Aug 29 1990, 8:05 PM EDT Att. 11,211 - Dome		
Bill Doran, S OBP: 0.405, SLG: 0.413 (1, 4)	0-0 E6 1B		4-0 S BB		0-0 4-3			4-0 L4 1B BB		2	0	0	0	2	0	0			
Ken Oberkfell, L OBP: 0.304, SLG: 0.316 (1, 5) Ken Caminiti, S OBP: 0.314, SLG: 0.314 (6, PH) (7, 5)	0-0 F7		0-0 F8			0-0 F7		0-0 1-2 1B		2	0	0	0	0	0	2			
Franklin Stubbs, L OBP: 0.324, SLG: 0.471 (1, 3)	0-0 S 1-3 1B		4-0 S 1-2 BB			0-0 L3		0-3 K		3	0	1	0	1	1	2			
Craig Biggio, R OBP: 0.342, SLG: 0.348 (1, 2)	0-3 K 1-2		0-3 K			0-3 K		0-0 L4 2-3		4	0	0	0	0	3	6			
Glenn Wilson, R OBP: 0.293, SLG: 0.363 (1, 9) Casey Candaele, S OBP: 0.363, SLG: 0.419 (9, 7)		0-0 1-3		0-0 4-3			0-0 6-3			3	0	0	0	0	0	0			
Karl Rhodes, L OBP: 0.333, SLG: 0.382 (1, 7) Mark Davidson, R OBP: 0.284, SLG: 0.324 (7, PH) (8, 7) (9, 9)		4-0 1B G4-3-6 BB		0-0 4-3			0-0 F9			1	1	0	0	1	0	0			
Rafael Ramirez, R OBP: 0.295, SLG: 0.330 (1, 6)		0-0 G4-3-6 1-3 1B		0-0 P4			0-0 PB 1B			3	0	2	0	0	0	0			
Mark Portugal, R OBP: 0.145, SLG: 0.130 (1, 1) Glenn Davis, R OBP: 0.337, SLG: 0.556 (7, PH) Larry Andersen, R (8, 1)		0-0 G4-3-6 1-2f 3-H				0-0 F7		4-0 1-2 IBB		2	0	0	0	0	0	1			
<b>Inning Stats</b>	R: 0 E: 1 K: 1 S: 7	H: 1 LOB: 2 BB: 0 P: 7	R: 1 E: 0 K: 0 S: 3	H: 1 LOB: 0 BB: 1 P: 7	R: 0 E: 0 K: 1 S: 5	H: 0 LOB: 2 BB: 2 P: 13	R: 0 E: 0 K: 0 S: 3	H: 0 LOB: 0 BB: 0 P: 3	R: 0 E: 0 K: 1 S: 5	H: 0 LOB: 0 BB: 0 P: 5	R: 0 E: 0 K: 0 S: 4	H: 1 LOB: 2 BB: 1 P: 8	R: 0 E: 0 K: 1 S: 5	H: 1 LOB: 1 BB: 1 P: 9	1B: 4 2B: 1 3B: 0 HR: 0	SF: 0 SAC: 0 DP: 2 HBP: 0		WP: 0 PB: 1 SB: 2 CS: 0	PA: 32
<b>PITCHER</b>	IP WLS BF H R ER SO	IP WLS BF H R ER SO	IP WLS BF H R ER SO	IP WLS BF H R ER SO	IP WLS BF H R ER SO	IP WLS BF H R ER SO	IP WLS BF H R ER SO	IP WLS BF H R ER SO	IP WLS BF H R ER SO	IP WLS BF H R ER SO	IP WLS BF H R ER SO	IP WLS BF H R ER SO	IP WLS BF H R ER SO	IP WLS BF H R ER SO	IP WLS BF H R ER SO	IP WLS BF H R ER SO	ERA WHIP	ERA WHIP	
Rick Sutcliffe, R ERA: 1.8 (1, 1)	5.0 L	20 2	1 1	1 1	2 2	3 3	0 0	0 0	0 0	0 0	0 0	0 0	0 0	0 0	0 0	0 0	1.80 1.000		
Steve Wilson, L ERA: 4.34 (6, 1)	2.0	8 1	0 0	0 0	1 1	0 0	1 0	0 0	0 0	9 9	13 13	0.00 0.500							
Paul Assenmacher, L ERA: 3.18 (8, 1)	1.0	4 1	0 0	0 0	1 1	1 1	0 0	0 0	0 0	5 5	9 9	0.00 2.000							

livebaseballscorecards.com

AB	27
R	1
H	4
RBI	0
BB	5
SO	4
LOB	13



Batter	1	2	3	4	5	6	7	8	9	AB R H RBI BB SO LOB	TOP											
Herm Winningham, L (1, 8) OBP: 0.303, SLG: 0.447 Billy Hatcher, R (8, PH) OBP: 0.328, SLG: 0.399 (8, 8)	1-1 G5-4-3 1B			4-1 G3 BB	0-0 3B 2B	2-2 F8		0-0 F8		3 1 2 1 1 0 1 1 0 0 0 0 0 1												
Barry Larkin, R (1, 6) OBP: 0.355, SLG: 0.397 Mariano Duncan, R (5, 6) OBP: 0.351, SLG: 0.485	0-1 G5-4-3 1-2f			0-0 G3 1-2	2-0 WP 3B	1-3 K 1-2		4-0 FC6-4 IBB		3 1 1 1 0 0 2 1 0 0 0 1 1 1												
Hal Morris, L (1, 3) OBP: 0.378, SLG: 0.517	2-2 G1-6-3			1-0 P6 1-2	1-2 P7 1-2	0-0 P6		2-1 FC6-4 1-2f		5 0 0 0 0 0 5												
Eric Davis, R (1, 7) OBP: 0.334, SLG: 0.450		2-1 G5-3		4-2 BB	3-3 K 3-H		3-2 G4-6-3 1B		3-2 L7	4 0 1 0 1 1 0												
Paul O'Neill, L (1, 9) OBP: 0.352, SLG: 0.444		0-1 F7		3-1 L7	1-0 1B 1B 1B		1-0 G4-6-3 1-2f		2-1 F7	5 0 1 0 0 0 3												
Chris Sabo, R (1, 5) OBP: 0.350, SLG: 0.494		2-2 G5-3			1B 3B 1B 1B		2-2 2B		1-2 2B	5 1 4 0 0 0 0												
Jeff Reed, L (1, 2) OBP: 0.344, SLG: 0.363			0-0 G1-3		1B 3B 1B 1B		0-2 L9		1-1 L3	5 1 2 0 0 0 2												
Ron Oester, S (1, 4) OBP: 0.322, SLG: 0.362			1-3 K		2B 3B G3		4-2 SH3-4 BB			3 1 1 2 1 1 3												
Danny Jackson, R (1, 1) OBP: 0.077, SLG: 0.154 Glenn Braggs, R (6, PH) OBP: 0.354, SLG: 0.389 Rob Dibble, L (6, 1) Randy Myers, L (8, 1) OBP: 0.500, SLG: 0.500			1-3 K		2B 3B BB		0-0 SH3-4 1-2			2 1 1 0 0 1 0 0 0 0 0 1 0 0 0 0 0 0 0 0 0 0 0 0 0 0 0 0												
<b>Inning Stats</b>	R: 0 E: 0 K: 0 S: 7	H: 1 LOB: 0 BB: 0 P: 10	R: 0 E: 0 K: 0 S: 8	H: 0 LOB: 0 BB: 0 P: 12	R: 0 E: 0 K: 2 S: 7	H: 0 LOB: 0 BB: 0 P: 9	R: 0 E: 0 K: 0 S: 8	H: 0 LOB: 2 BB: 2 P: 20	R: 6 E: 0 K: 1 S: 33	H: 9 LOB: 3 BB: 0 P: 53	R: 0 E: 0 K: 1 S: 7	H: 0 LOB: 1 BB: 1 P: 14	R: 0 E: 0 K: 0 S: 10	H: 2 LOB: 1 BB: 0 P: 16	R: 0 E: 0 K: 0 S: 6	H: 0 LOB: 2 BB: 2 P: 16	R: 0 E: 0 K: 0 S: 11	H: 1 LOB: 1 BB: 0 P: 18	1B: 7 2B: 3 3B: 3 HR: 0	SF: 0 SAC: 1 DP: 2 HBP: 0	WP: 2 PB: 0 SB: 1 CS: 0	PA: 43
<b>PITCHER</b>	IP WLS BF H R ER SO BB IBB HBP BLK WP HR S P ERA WHIP																					
Mike Bielecki, R (1, 1) ERA: 5.52	4.0 L 18 5 4 4 2 2 0 0 0 1 0 45 73 9.00 1.750																					
Steve Wilson, L (5, 1) ERA: 4.49	0.1 3 2 1 1 0 0 0 0 0 0 0 5 8 27.00 6.000																					
Jeff Pico, R (5, 1) ERA: 4.9	0.2 5 3 1 1 1 0 0 0 0 1 0 13 23 13.50 4.500																					
Kevin Coffman, R (6, 1) ERA: 21.6	1.0 5 1 0 0 1 1 0 0 0 0 0 10 20 0.00 2.000																					
Mitch Williams, L (7, 1) ERA: 2.68	3.0 12 2 0 0 0 1 1 0 0 0 0 24 44 0.00 1.000																					

Cincinnati Reds @ Chicago Cubs  
Wrigley Field, Chicago, IL  
Thu Aug 30 1990, 7:05 PM CDT  
Att. 30,778 - Unknown - 75 F

livebaseballscorecards.com

AB	37
R	6
H	13
RBI	4
BB	5
SO	4
LOB	18



Batter	1	2	3	4	5	6	7	8	9	AB R H RBI BB SO LOB
Jerome Walton, R (1, 8) OBP: 0.367, SLG: 0.332	1-0 G6-3		3-1 G4-3 1B		2-2 23 2B G3 1B		1-2 F7		0-3 K	5 1 2 0 0 1 0
23 Ryne Sandberg, R (1, 4) OBP: 0.351, SLG: 0.547	1-3 K		0-1 F6		0-1 G3 2B		2-3 K		0-1 HR	5 1 2 3 0 2 1
Mark Grace, L (1, 3) OBP: 0.369, SLG: 0.413	1-1 1B		2-2 G4-3		1-0 G3		1-1 1B		2-1 F7	5 0 2 1 0 0 2
Andre Dawson, R (1, 9) OBP: 0.359, SLG: 0.531	0-0 G4-3		2-2 F9		0-0 G5-3		1-0 F9			4 0 0 0 0 0 4
Luis Salazar, R (1, 5) OBP: 0.303, SLG: 0.404		1-2 F7		2-3 K	1-3 K			2-3 K		3 0 0 0 0 2 1
Kevin Coffman, R (6, 1)										0 0 0 0 0 0 0
Mitch Williams, L (7, 1)										0 0 0 0 0 0 0
Domingo Ramos, R (7, 5) OBP: 0.333, SLG: 0.316										1 0 0 0 0 1 0
Shawon Dunston, R (1, 6) OBP: 0.307, SLG: 0.470		0-1 1B 3B		0-2 G6-3		1-0 G4-3		0-1 G4-3		4 1 1 0 0 0 0
Doug Dasenczo, S (1, 7) OBP: 0.322, SLG: 0.389		2-0 1B		0-0 G6-3		4-2 S BB		2-1 3B		3 0 2 1 1 0 0
Joe Girardi, R (1, 2) OBP: 0.316, SLG: 0.367		0-0 F6			0-0 1B 23 2B 1B		2-3 K		3-3 K	3 1 1 0 0 1 2
Dwight Smith, L (8, PH) OBP: 0.326, SLG: 0.372							1-3 K			0 0 0 0 0 0 0
Hector Villanueva, R (8, PH) OBP: 0.318, SLG: 0.549										1 0 0 0 0 1 1
Mike Bielecki, R (1, 1) OBP: 0.243, SLG: 0.200		0-3 K			0-2 1B 23 2B 1B		1-3 K		0-3 K	1 0 0 0 0 1 1
Steve Wilson, L (5, 1) OBP: 0.219, SLG: 0.200										0 0 0 0 0 0 0
Jeff Francoeur, R (5, 1) OBP: 0.390, SLG: 0.318										0 0 0 0 0 0 0
Curtis Wilkerson, S (5, PH) OBP: 0.244, SLG: 0.257										2 1 1 0 0 1 1
Gary Varsho, L (9, PH) OBP: 0.323, SLG: 0.367										1 0 0 0 0 1 0


Inning Stats	R: 0 E: 0 K: 1 S: 7	H: 1 LOB: 1 BB: 0 P: 10	R: 1 E: 0 K: 1 S: 10	H: 2 LOB: 1 BB: 0 P: 13	R: 0 E: 0 K: 0 S: 14	H: 1 LOB: 1 BB: 0 P: 20	R: 0 E: 0 K: 1 S: 11	H: 0 LOB: 0 BB: 0 P: 13	R: 3 E: 0 K: 1 S: 14	H: 4 LOB: 1 BB: 0 P: 18	R: 0 E: 0 K: 2 S: 11	H: 0 LOB: 1 BB: 1 P: 19	R: 0 E: 0 K: 1 S: 10	H: 1 LOB: 1 BB: 0 P: 15	R: 0 E: 0 K: 2 S: 12	H: 1 LOB: 1 BB: 0 P: 19	R: 1 E: 0 K: 2 S: 10	H: 1 LOB: 0 BB: 0 P: 12	1B: 7 2B: 1 3B: 2 HR: 1	SF: 0 SAC: 0 DP: 0 HBP: 0	WP: 0 PB: 0 SB: 2 CS: 0	PA: 39
--------------	------------------------------	----------------------------------	-------------------------------	----------------------------------	-------------------------------	----------------------------------	-------------------------------	----------------------------------	-------------------------------	----------------------------------	-------------------------------	----------------------------------	-------------------------------	----------------------------------	-------------------------------	----------------------------------	-------------------------------	----------------------------------	----------------------------------	------------------------------------	----------------------------------	--------

PITCHER	IP	WLS	BF	H	R	ER	SO	BB	IBB	HBP	BLK	WP	HR	S	P	ERA	WHIP
Danny Jackson, L (1, 1) ERA: 3.22	5.0	W	23	8	4	4	4	0	0	0	0	0	0	56	74	7.20	1.600
Rob Dibble, R (6, 1) ERA: 1.9	2.2		11	2	0	0	4	1	0	0	0	0	0	28	45	0.00	1.125
Randy Myers, L (8, 1) ERA: 1.76	1.1	S	5	1	1	1	3	0	0	0	0	0	1	15	20	6.75	0.750

**BOTTOM**

**Cincinnati Reds @ Chicago Cubs**  
 Wrigley Field, Chicago, IL  
 Thu Aug 30 1990, 7:05 PM CDT  
 Att: 30,778 - Unknown - 75 F

AB	R	H	RBI	BB	SO	LOB
38	5	11	5	1	11	13



WP	HR	S	P	ERA	WHIP
0	0	0	0	0	0

Batter	1	2	3	4	5	6	7	8	9	AB R H RBI BB SO LOB	TOP																
<b>Billy Hatcher, R</b> (1, 8) OBP: 0.328, SLG: 0.404	0-1 G5-3		1-1 F8			1-1 HR		2-3 K		4 1 1 1 0 1 0																	
<b>Hal Morris, L</b> (1, 3) OBP: 0.376, SLG: 0.516	2-1 G3-1			1-3 K		1-0 SH1-3 1B 2B		3-1 F9		4 1 1 0 0 1 0																	
<b>Barry Larkin, R</b> (1, 6) OBP: 0.355, SLG: 0.397	1-0 1B			2-2 G6-3		0-0 SH1-3		2-1 F9		3 0 1 0 0 0 0																	
<b>Eric Davis, R</b> (1, 7) OBP: 0.331, SLG: 0.445		2-3 K		1-3 K		1-0 F9			3-2 F8	4 0 0 0 0 2 1																	
<b>Paul O'Neill, L</b> (1, 9) OBP: 0.353, SLG: 0.452		3-2 HR			2-1 F8	3-1 CS 1B			0-0 G4-3	4 1 2 2 0 0 0																	
<b>Chris Sabo, R</b> (1, 5) OBP: 0.347, SLG: 0.490		2-2 G5-3			3-1 F8	1-0 CS 1-2	1-1 E5 F9 SH3		3-2 L5	4 0 0 0 0 0 0																	
<b>Jeff Reed, L</b> (1, 2) OBP: 0.346, SLG: 0.374		2-2 G3-1			1-1 2B		SAFE SH3			2 0 1 0 0 0 0																	
<b>Mariano Duncan, R</b> (1, 4) OBP: 0.351, SLG: 0.482			2-3 K		4-0 IBB		0-0 F9			2 0 0 0 1 1 1																	
<b>Norm Charlton, S</b> (1, 1) OBP: 0.241, SLG: 0.120			2-3 K		0-0 F9		1-1 G4-3			2 0 0 0 0 1 2																	
<b>Todd Benzinger, S</b> (7, PH) OBP: 0.293, SLG: 0.352										1 0 0 0 0 0 1																	
<b>Tim Layana, R</b> (7, 1)										0 0 0 0 0 0 0																	
<b>Randy Myers, L</b> (8, 1) OBP: 0.500, SLG: 0.500										0 0 0 0 0 0 0																	
<b>Inning Stats</b>	R: 0 E: 0 K: 0 S: 5	H: 1 LOB: 1 BB: 0 P: 8	R: 1 E: 0 K: 1 S: 14	H: 1 LOB: 0 BB: 0 P: 23	R: 0 E: 0 K: 2 S: 10	H: 0 LOB: 0 BB: 0 P: 15	R: 0 E: 0 K: 2 S: 9	H: 0 LOB: 0 BB: 0 P: 13	R: 0 E: 0 K: 0 S: 7	H: 1 LOB: 2 BB: 1 P: 17	R: 2 E: 0 K: 0 S: 7	H: 3 LOB: 0 BB: 0 P: 14	R: 0 E: 1 K: 0 S: 6	H: 0 LOB: 1 BB: 0 P: 10	R: 0 E: 0 K: 1 S: 8	H: 0 LOB: 0 BB: 0 P: 15	R: 0 E: 0 K: 0 S: 7	H: 0 LOB: 0 BB: 0 P: 13	1B: 2 2B: 2 3B: 0 HR: 2	SF: 0 SAC: 2 DP: 0 HBP: 0	WP: 0 PB: 0 SB: 0 CS: 1	PA: 34					
<b>PITCHER</b>	IP	WLS	BF	H	R	ER	SO	BB	IBB	HBP	BLK	WP	HR	S	P	ERA	WHIP										
<b>Mike Harkey, R</b> (1, 1) ERA: 3.39	8.0		30	6	3	3	6	0	1	0	0	0	2	66	115	3.38	0.750										
<b>Bill Long, R</b> (9, 1) ERA: 3.62	1.0	W	3	0	0	0	0	0	0	0	0	0	0	7	13	0.00	0.000										

Cincinnati Reds @ Chicago Cubs  
Wrigley Field, Chicago, IL  
Fri Aug 31 1990, 3:33 AM CDT  
Att: 31,042 - Sunny

livebaseballscorecards.com

AB	30
R	3
H	6
RBI	3
BB	1
SO	6
LOB	5



Batter	1	2	3	4	5	6	7	8	9	AB	R	H	RBI	BB	SO	LOB
Jerome Walton, R OBP: 0.363, SLG: 0.328 (1, 8)	3-3 K		0-0 FC4-6			1-0 FC6-4 23 S 23 WP 1B		0-0 B5-3		4	1	0	0	0	1	2
23 Ryne Sandberg, R OBP: 0.352, SLG: 0.546 (1, 4)	1-0 F7			4-2 G3-1 S SF7 BB		2-3 K		0-0		3	1	1	0	1	1	1
Mark Grace, L OBP: 0.368, SLG: 0.412 (1, 3)	2-1 F8			2-2 G3-1		3-1 1B		1-2 F7		4	0	1	1	0	0	2
Andre Dawson, R OBP: 0.358, SLG: 0.532 Curtis Wilkerson, S OBP: 0.244, SLG: 0.257 (1, 9) (9, PR)		1-3 K		1-1 SF7		0-0 L6			2-1 1B	3	0	1	1	0	1	1
Luis Salazar, R OBP: 0.302, SLG: 0.402 Dwight Smith, L OBP: 0.326, SLG: 0.372 (1, 5) (9, PR)		2-3 K		3-H 1-1 F9			0-2 G5-3		2-1 1B	4	0	1	1	0	1	0
Shawon Dunston, R OBP: 0.307, SLG: 0.468 (1, 6)		2-1 G6-3			1-0 G5-3		1-0 G5-3		1-2 1B	4	0	1	0	0	0	0
Doug Dasenczo, S OBP: 0.325, SLG: 0.385 (1, 7)			3-2 G6-3		0-0 P6		4-2 BB		4-0 1B	2	0	0	0	2	0	0
Joe Girardi, R OBP: 0.316, SLG: 0.366 (1, 2)			0-1 G6-3		0-0 G5-3		0-0 G6-3		0-0 1B	4	0	1	1	0	0	1
Mike Harkey, R OBP: 0.286, SLG: 0.333 Gary Varsho, L OBP: 0.313, SLG: 0.355 Bill Long, R (8, PH) (9, 1)			4-0 FC4-6 BB			0-1 FC6-4 1B		3-1 F9		1	0	1	0	1	0	0


Inning Stats	R: 0	H: 0	E: 0	K: 1	S: 9	LOB: 0	BB: 0	P: 15	R: 0	H: 0	E: 0	K: 2	S: 9	LOB: 0	BB: 0	P: 14	R: 0	H: 0	E: 0	K: 0	S: 6	LOB: 1	BB: 1	P: 13	R: 1	H: 0	E: 0	K: 0	S: 9	LOB: 0	BB: 1	P: 17	R: 0	H: 0	E: 0	K: 0	S: 3	LOB: 0	BB: 0	P: 4	R: 1	H: 2	E: 0	K: 1	S: 9	LOB: 1	BB: 0	P: 15	R: 0	H: 0	E: 0	K: 0	S: 7	LOB: 1	BB: 1	P: 12	R: 0	H: 1	E: 0	K: 0	S: 8	LOB: 1	BB: 0	P: 12	R: 2	H: 4	E: 0	K: 0	S: 8	LOB: 3	BB: 1	P: 17	1B: 6	SF: 1	2B: 1	SAC: 0	3B: 0	DP: 0	HR: 0	HBP: 0	WP: 1	PA: 35
PITCHER	IP	WLS	BF	H	R	ER	SO	BB	IBB	HBP	BLK	WP	HR	S	P	ERA	WHIP																																																																	
Norm Charlton, L ERA: 2.19 (1, 1)	6.0		22	2	2	2	4	2	0	0	0	1	0	45	78	3.00	0.667																																																																	
Tim Layana, R ERA: 2.83 (7, 1)	1.2		7	1	0	0	0	1	0	0	0	0	0	11	19	0.00	1.200																																																																	
Randy Myers, L ERA: 2.0 (8, 1)	0.1	L	6	4	2	2	0	0	1	0	0	0	0	12	22	54.00	12.000																																																																	

**BOTTOM**

**Cincinnati Reds @ Chicago Cubs**  
Wrigley Field, Chicago, IL  
Fri Aug 31 1990, 3:33 AM CDT  
Att. 31,042 - Sunny

livebaseballscorecards.com

AB	30
R	4
H	7
RBI	4
BB	4
SO	4
LOB	7




Batter	1	2	3	4	5	6	7	8	9	AB R H RBI BB SO LOB	TOP		
<b>Billy Hatcher, R</b> OBP: 0.326, SLG: 0.402 (1, 8)	1-1 F7		2-1 F9				0-1 F7		2-0 F8	5 0 1 1 0 0 0			
<b>Hal Morris, L</b> OBP: 0.377, SLG: 0.516 (1, 3)	0-3 K			2-0 G4-3	1-1 G4-3		1-0 2B		4-2 1B SF7 BB	4 1 1 0 1 1 2			
<b>Barry Larkin, R</b> OBP: 0.357, SLG: 0.398 <b>Bill Doran, S</b> OBP: 0.405, SLG: 0.413 (1, 6) (7, PH) (7, 4)	0-0 G6-3			1-1 2B 1B		2-0 1B PB 1B	2-1 L3		3-2 1B 1B	3 2 2 0 0 0 0 2 0 1 0 0 0 1			
<b>Eric Davis, R</b> OBP: 0.334, SLG: 0.460 (1, 7)		2-1 HR		1-2 1B 2B		1-2 PB 3B 1B	1-1 P5		1-0 SF7	4 3 3 3 0 0 1			
<b>Paul O'Neill, L</b> OBP: 0.352, SLG: 0.449 (1, 9)		1-3 K		1-2 G5-4-3 1B		1-2 F8		0-0 L4	2-2 G3-1	5 0 1 1 0 1 2			
<b>Chris Sabo, R</b> OBP: 0.344, SLG: 0.485 (1, 5)		1-2 F8		0-0 G5-4-3 1-2f		1-1 P4		1-1 G6-3		4 0 0 0 0 0 2			
<b>Jeff Reed, L</b> OBP: 0.358, SLG: 0.371 (1, 2)		3-3 K			4-1 SH2-4 1B BB	4-0 3B BB		4-1 1B BB		1 2 0 0 3 1 0			
<b>Mariano Duncan, R</b> OBP: 0.355, SLG: 0.490 (1, 4) (7, 6)			3-2 G4-3		0-0 1B SH2-4 1B	0-0 1B SH2-4 3B		0-2 1B		4 0 3 2 0 0 0			
<b>Rick Mahler, R</b> OBP: 0.118, SLG: 0.121 (1, 1)			0-0 G1-3		0-0 SH2-4	2-3 K		1-1 F8		3 0 0 0 0 1 3			
<b>Inning Stats</b>	R: 0 E: 0 K: 1 S: 6 H: 0 LOB: 0 BB: 0 P: 7	R: 1 E: 0 K: 2 S: 11 H: 1 LOB: 0 BB: 0 P: 18	R: 0 E: 0 K: 0 S: 6 H: 0 LOB: 0 BB: 0 P: 11	R: 2 E: 0 K: 0 S: 10 H: 3 LOB: 0 BB: 0 P: 15	R: 1 E: 0 K: 0 S: 9 H: 2 LOB: 1 BB: 1 P: 15	R: 3 E: 0 K: 1 S: 14 H: 3 LOB: 1 BB: 1 P: 26	R: 0 E: 0 K: 0 S: 7 H: 1 LOB: 1 BB: 0 P: 11	R: 0 E: 0 K: 0 S: 11 H: 1 LOB: 2 BB: 1 P: 17	R: 1 E: 0 K: 0 S: 15 H: 1 LOB: 1 BB: 1 P: 27	1B: 8 2B: 2 3B: 1 HR: 1 SF: 1 SAC: 1 DP: 2 HBP: 0	WP: 0 PB: 1 SB: 0 CS: 0 PA: 41		
<b>PITCHER</b>	IP WLS BF H R ER SO BB IBB HBP BLK WP HR S P ERA WHIP											<b>PITCHER</b>	IP WLS BF H R ER SO BB IBB HBP BLK WP HR S P ERA WHIP
<b>Jose Antonio Nunez, R</b> ERA: 6.32 (1, 1)	5.0 L 22 8 6 6 3 1 0 0 0 0 0 1 46 74 10.80 1.800												
<b>Mitch Williams, L</b> ERA: 2.81 (6, 1)	1.0 5 1 1 1 1 1 0 0 0 0 0 0 10 18 9.00 2.000												
<b>Randy Kramer, R</b> ERA: 4.55 (7, 1)	2.0 9 2 0 0 0 1 0 0 0 0 0 0 18 28 0.00 1.500												
<b>Les Lancaster, R</b> ERA: 5.32 (9, 1)	1.0 5 1 1 1 0 1 0 0 0 0 0 0 15 27 9.00 2.000												

**Cincinnati Reds @ Chicago Cubs**  
Wrigley Field, Chicago, IL  
Sat Sep 01 1990, 3:33 AM CDT  
Att. 34,388 - Sunny - 85 F

[livebaseballscorecards.com](http://livebaseballscorecards.com)

<b>AB</b>	35
<b>R</b>	8
<b>H</b>	12
<b>RBI</b>	7
<b>BB</b>	4
<b>SO</b>	4
<b>LOB</b>	11



Batter	1	2	3	4	5	6	7	8	9	AB R H RBI BB SO LOB	BOTTOM
Jerome Walton, R (1, 8) OBP: 0.362, SLG: 0.333	0-0 G6-3			2-2 G6-3 23 G6-3 3B		2-2 G6-3			3-2 G5-3	4 1 1 0 0 0 0	<p><b>Cincinnati Reds @ Chicago Cubs</b></p> <p>Wrigley Field, Chicago, IL</p> <p>Sat Sep 01 1990, 3:33 AM CDT</p> <p>Att. 34,388 - Sunny - 85 F</p> <p><b>AB 30</b></p> <p><b>R 1</b></p> <p><b>H 4</b></p> <p><b>RBI 1</b></p> <p><b>BB 0</b></p> <p><b>SO 3</b></p> <p><b>LOB 6</b></p> 
23 Ryne Sandberg, R (1, 4) OBP: 0.349, SLG: 0.542	1-0 P3			1-0 G6-3 3-H		1-0 P4			3-2 G6-3	4 0 0 1 0 0 0	
Mark Grace, L (1, 3) OBP: 0.367, SLG: 0.410	2-2 G5-3			0-0 G4-3			0-1 1B		0-0 F8	4 0 1 0 0 0 0	
Andre Dawson, R (1, 9) OBP: 0.355, SLG: 0.528			1-0 G6-3	1-2 P6			0-0 L9			3 0 0 0 0 0 1	
Dwight Smith, L (1, 7) OBP: 0.323, SLG: 0.368			2-1 G5-3		1-0 G6-3		3-1 L8			3 0 0 0 0 0 1	
Luis Salazar, R (1, 5) OBP: 0.302, SLG: 0.405			2-2 G6-3		1-1 2B		0-0 P4			3 0 1 0 0 0 1	
Shawon Dunston, R (1, 6) OBP: 0.307, SLG: 0.467			0-2 G6-3		1-3 K			2-1 G6-3 1B		3 0 1 0 0 1 1	
Damon Berryhill, S (1, 2)			2-3 K		2-0 L4			1-1 G6-3 1-2f		3 0 0 0 0 1 2	
Jose Antonio Nunez, R (1, 1) Mitch Williams, L (6, 1) Marvell Wynne, L (6, PH) Randy Kramer, R (7, 1) Gary Varsho, L (8, PH) Les Lancaster, R (9, 1)			0-1 G3		1-3 K			0-1 F9		1 0 0 0 0 0 0 0 0 0 0 0 0 0 1 0 0 0 0 1 0 0 0 0 0 0 0 0 1 0 0 0 0 0 0 0 0 0 0 0 0 0	

Inning Stats		R: 0	H: 0	E: 0	LOB: 0	K: 0	BB: 0	S: 5	P: 8	R: 0	H: 0	E: 0	LOB: 0	K: 0	BB: 0	S: 6	P: 11	R: 0	H: 0	E: 0	LOB: 0	K: 1	BB: 0	S: 10	P: 12	R: 1	H: 1	E: 0	LOB: 0	K: 0	BB: 0	S: 9	P: 13	R: 0	H: 1	E: 0	LOB: 1	K: 1	BB: 0	S: 7	P: 12	R: 0	H: 0	E: 0	LOB: 0	K: 1	BB: 0	S: 7	P: 11	R: 0	H: 1	E: 0	LOB: 1	K: 0	BB: 0	S: 6	P: 9	R: 0	H: 1	E: 0	LOB: 0	K: 0	BB: 0	S: 6	P: 9	R: 0	H: 0	E: 0	LOB: 0	K: 0	BB: 0	S: 8	P: 14	1B: 2	SF: 0	2B: 1	SAC: 0	3B: 1	DP: 1	HR: 0	HBP: 0	WP: 0	PA: 30
PITCHER Rick Mahler, R (1, 1) ERA: 4.12	IP 9.0	WLS W	BF 30	H 4	R 1	ER 1	SO 3	BB 0	IBB 0	HBP 0	BLK 0	WP 0	HR 0	S 64	P 99	ERA 1.00	WHIP 0.444	PITCHER	IP	WLS	BF	H	R	ER	SO	BB	IBB	HBP	BLK	WP	HR	S	P	ERA	WHIP																																																

Batter	1	2	3	4	5	6	7	8	9	AB R H RBI BB SO LOB	TOP											
Herm Winningham, L (1, 8) OBP: 0.313, SLG: 0.441	2-1 G6-3	4-0 BB		0-0 G6-3 SH5-3 1B	0-0 G4-3		4-0 CS BB		2-3 K	4 0 1 0 2 1 1												
Barry Larkin, R (1, 6) OBP: 0.360, SLG: 0.400	4-2 2B BB	2-2 G6-3		0-0 SH5-3		3-1 1B 2B 1B	1-1 S BB WP 1B			3 3 2 0 1 0 2												
Bill Doran, S (1, 5) OBP: 0.407, SLG: 0.417	0-0 1-H 2B		2-2 1B 1B	2-2 G6-3		0-0 F7	4-0 WP S BB			4 1 2 1 1 0 2												
Eric Davis, R (1, 7) OBP: 0.337, SLG: 0.460	2-2 G5-3		0-0 1B 1B	1-0 HBP		1-0 2B 1B	2-3 K			4 1 2 0 0 1 2												
Paul O'Neill, L (1, 9) OBP: 0.352, SLG: 0.449	4-1 BB		1-3 K	0-1 G1-3		0-0 1-3 2-H 2B		0-1 F8		4 0 1 1 1 1 4												
Todd Benzinger, S (1, 3) OBP: 0.294, SLG: 0.351	0-3 K		0-2 FC6-4 1B 1-2 3-H 1B		1-2 G3-1	4-0 IBB		1-1 P4		4 0 1 1 1 1 2												
Jeff Reed, L (1, 2) OBP: 0.366, SLG: 0.380		1-1 BB 1B	2-1 FC6-4 1B 1-2 2-H 1B		0-1 PB BB SH1-4 1B	1-3 K		2-1 G6-3		5 1 3 1 0 1 3												
Mariano Duncan, R (1, 4) OBP: 0.353, SLG: 0.485		2-3 SAFE K	1-1 FC6-4 1B 1-2f 2-3		4-2 SH1-4 PB BB	1-3 K			1-2 G6-3	4 0 0 0 1 2 6												
Jose Rijo, R (1, 1) OBP: 0.184, SLG: 0.204		0-3 K	0-0 G5-3		2-0 SH1-4		1-1 F9		0-0 B2	4 0 0 1 0 1 3												
<b>Inning Stats</b>	R: 1 E: 0 K: 1 S: 13	H: 1 LOB: 2 BB: 2 P: 25	R: 0 E: 0 K: 2 S: 12	H: 1 LOB: 2 BB: 1 P: 21	R: 2 E: 0 K: 1 S: 15	H: 4 LOB: 2 BB: 0 P: 21	R: 0 E: 0 K: 0 S: 8	H: 1 LOB: 2 BB: 0 P: 11	R: 1 E: 0 K: 2 S: 10	H: 1 LOB: 1 BB: 1 P: 17	R: 1 E: 0 K: 2 S: 11	H: 3 LOB: 3 BB: 1 P: 21	R: 1 E: 0 K: 1 S: 8	H: 1 LOB: 1 BB: 2 P: 20	R: 0 E: 0 K: 0 S: 6	H: 0 LOB: 0 BB: 0 P: 9	R: 0 E: 0 K: 1 S: 8	H: 0 LOB: 0 BB: 0 P: 11	1B: 10 2B: 2 3B: 0 HR: 0	SF: 0 SAC: 2 DP: 0 HBP: 1	WP: 1 PB: 1 SB: 2 CS: 1	PA: 46
<b>PITCHER</b>	IP WLS BF H R ER SO BB IBB HBP BLK WP HR S P ERA WHIP																					
Greg Maddux, R (1, 1) ERA: 3.47	5.0 L 28 8 4 3 4 4 0 1 0 0 0 0 58 95 5.40 2.400																					
Steve Wilson, L (6, 1) ERA: 4.54	0.2 6 3 1 1 1 0 1 0 0 0 0 8 17 13.50 4.500																					
Kevin Coffman, R (6, 1) ERA: 15.0	1.1 6 1 1 1 2 2 0 0 0 1 0 11 24 6.75 2.250																					
Les Lancaster, R (8, 1) ERA: 5.2	2.0 6 0 0 0 1 0 0 0 0 0 0 14 20 0.00 0.000																					

Cincinnati Reds @ Chicago Cubs  
Wrigley Field, Chicago, IL  
Sun Sep 02 1990, 3:33 AM CDT  
Att. 35,043 - Cloudy - 75 F

livebaseballscorecards.com

AB	36
R	6
H	12
RBI	5
BB	7
SO	8
LOB	25





BOTTOM

Cincinnati Reds @ Chicago Cubs  
Wrigley Field, Chicago, IL

Sun Sep 02 1990, 3:33 AM CDT  
Att: 35,043 - Cloudy - 75 F

livebaseballscorecards.com

AB	33
R	2
H	9
RBI	2
BB	2
SO	3
LOB	12



WP:	1	PA:	36
PB:	0		
SB:	0		
CS:	0		

AB R H RBI BB SO LOB

3 0 0 0 1 0 2

4 0 0 0 0 2 2

4 0 3 1 0 0 0

4 0 1 0 0 1 4

4 0 1 0 0 0 2

4 0 0 0 0 0 0

4 1 1 0 0 0 0

3 1 2 1 1 0 0

0	0	0	0	0	0	0	0	0	0
1	0	1	0	0	0	0	0	0	0
0	0	0	0	0	0	0	0	0	0
0	0	0	0	0	0	0	0	0	0
0	0	0	0	0	0	0	0	0	0
1	0	0	0	0	0	0	0	1	0
0	0	0	0	0	0	0	0	0	0
1	0	0	0	0	0	0	0	1	0

1B:	6	SF:	0
2B:	3	SAC:	1
3B:	0	DP:	1
HR:	0	HBP:	0

Batter	1	2	3	4	5	6	7	8	9
Jerome Walton, R (1, 8) OBP: 0.360, SLG: 0.330	1-2 F9		4-0 1B BB		0-1 G3-6-4		1-2 G6-3		
23 Ryne Sandberg, R (1, 4) OBP: 0.347, SLG: 0.537	2-2 P6		0-3 K			0-3 K		1-1 P6	
Mark Grace, L (1, 3) OBP: 0.370, SLG: 0.415	1-2 1B		2-1 WP 1B			2-2 2B		0-0 F9	
Andre Dawson, R (1, 9) OBP: 0.354, SLG: 0.526	0-0 G6-3		3-3 K			1-2 G5-3		2-2 FC6-4 1B	
Luis Salazar, R (1, 5) OBP: 0.302, SLG: 0.403		3-2 1B		1-2 F8		2-2 G5-3		1-2 FC6-4	
Doug Dascenzo, S (1, 7) OBP: 0.319, SLG: 0.377		0-0 P4		1-1 F8			1-0 P5	0-0 B1	
Shawon Dunston, R (1, 6) OBP: 0.306, SLG: 0.467		0-0 P4		1-0 P4			0-0 2B	0-0 F8	
Joe Girardi, R (1, 2) OBP: 0.320, SLG: 0.371			1-2 SH1 1B		0-0 F9		2-1 G6-3 2B	4-0 BB	
Greg Maddux, R (1, 1) OBP: 0.157, SLG: 0.145			1-1 SH1		0-1 G3-6-4 1B		1-0 G6-3	2-2 F9	
Dwight Smith, L (5, PH) OBP: 0.325, SLG: 0.370									
Steve Wilson, L (6, 1) OBP: 0.219, SLG: 0.200									
Kevin Coffman, R (6, 1) OBP: 0.226, SLG: 0.413									
Dave Clark, L (7, PH) OBP: 0.158, SLG: 0.059									
Les Lancaster, R (8, 1) OBP: 0.294, SLG: 0.333									
	R: 0 H: 1 E: 0 LOB: 1 K: 0 BB: 0 S: 11 P: 15	R: 0 H: 1 E: 0 LOB: 0 K: 0 BB: 0 S: 10 P: 13	R: 1 H: 2 E: 0 LOB: 2 K: 2 BB: 1 S: 14 P: 25	R: 0 H: 0 E: 0 LOB: 0 K: 0 BB: 0 S: 6 P: 9	R: 0 H: 1 E: 0 LOB: 0 K: 0 BB: 0 S: 5 P: 5	R: 0 H: 1 E: 0 LOB: 1 K: 1 BB: 0 S: 15 P: 20	R: 1 H: 2 E: 0 LOB: 1 K: 0 BB: 0 S: 8 P: 13	R: 0 H: 1 E: 0 LOB: 1 K: 0 BB: 0 S: 9 P: 13	R: 0 H: 0 E: 0 LOB: 1 K: 0 BB: 1 S: 5 P: 11

Inning Stats

PITCHER	IP	WLS	BF	H	R	ER	SO	BB	IBB	HBP	BLK	WP	HR	S	P	ERA	WHIP
Jose Rijo, R (1, 1) ERA: 3.2	9.0	W	36	9	2	2	3	2	0	0	0	1	0	83	124	2.00	1.222

PITCHER	IP	WLS	BF	H	R	ER	SO	BB	IBB	HBP	BLK	WP	HR	S	P	ERA	WHIP
---------	----	-----	----	---	---	----	----	----	-----	-----	-----	----	----	---	---	-----	------

Batter	1	2	3	4	5	6	7	8	9	10	11	12	AB R H RBI BB SO LOB	TOP
Jerome Walton, R OBP: 0.358, SLG: 0.328	(1, 8) S 1-3 K			(1) 0-2 G5-3	(2) 2-2 G5-3			(2) 1-3 K			(2) 0-1 1B		5 0 1 0 0 2 1	
23 Ryne Sandberg, R OBP: 0.345, SLG: 0.534	(1, 4) B 1-1 G5-3			(1) 1-0 1B 2B 1B	(3) 1-0 P2			(3) 3-2 F8			(2) 1-0 P5		5 1 1 0 0 0 2	
Mark Grace, L OBP: 0.368, SLG: 0.413	(1, 3) B 1-0 G1-3			(1) 2-1 1B 2B 1B				(1) 1-0 P5			(3) 0-3 K		5 1 1 0 0 1 1	
Andre Dawson, R OBP: 0.353, SLG: 0.524	(1, 9) C 2-3 K			(1) 0-1 F8 1H 2B				(2) 3-1 F8			(2) 1-0 L9		5 0 1 2 0 1 0	
Dave Clark, L OBP: 0.295, SLG: 0.405	(1, 7) S 3-2 F9			(2) 4-0 S BB				(3) 0-3 K			(3) 0-1 G6-3		3 0 0 0 0 1 1 0	
Doug Dascenzo, S OBP: 0.322, SLG: 0.377	(9, 7) B 1-1 F8			(2) 0-0 F8				(1) 2-3 K			(1) 3-2 P6		0 0 0 0 0 1 0 0	
Curtis Wilkerson, S OBP: 0.240, SLG: 0.253	(1, 5) B 1-1 F8			(2) 2-3 F8				(2) 0-0 F7			(2) 1-1 F8		1 0 0 0 0 0 1 1	
Bill Long, R OBP: 0.315, SLG: 0.544	(12, PH) B 1-2 K			(3) 1-2 F8				(2) 3-1 G1-3			(3) 2-2 G6-3		0 0 0 0 0 0 0 0	
Randy Kramer, R OBP: 0.315, SLG: 0.544	(12, 1) B 1-2 K			(3) 2-2 F8				(2) 0-0 F7			(2) 1-1 F8		0 0 0 0 0 0 0 0	
Shawon Dunston, R OBP: 0.305, SLG: 0.463	(1, 6) B 4-1 P3-1 BB			(3) 2-2 F8				(2) 3-1 G1-3			(2) 1-1 F8		4 0 0 0 1 0 3	
Joe Girardi, R OBP: 0.320, SLG: 0.370	(1, 2) B 1-0 P3-1			(1) 2-1 S SH1-4 1B				(3) 3-1 G1-3			(3) 2-2 G6-3		4 0 1 0 0 0 1	
Rick Sutcliffe, L OBP: 0.286, SLG: 0.324	(1, 1) C 1-3 K			(3) 1-2 K				(1) 3-1 G6-3			(1) 2-3 K		1 0 0 0 0 0 1 0	
Paul Assenmacher, L OBP: 0.330, SLG: 0.312	(7, 1) C 1-3 K			(3) 1-2 K				(1) 3-1 G6-3			(1) 2-3 K		0 0 0 0 0 0 0 0	
Domingo Ramos, R OBP: 0.330, SLG: 0.312	(7, 5) C 1-3 K			(3) 1-2 K				(1) 3-1 G6-3			(1) 2-3 K		2 0 0 0 0 0 1 0	
Gary Varsho, L OBP: 0.286, SLG: 0.324	(10, PH) C 1-3 K			(3) 1-2 K				(1) 3-1 G6-3			(1) 2-3 K		1 0 0 0 0 0 0 0	
<b>Inning Stats</b>	R: 0 H: 0 E: 0 LOB: 0 K: 1 BB: 0 S: 7 P: 10	R: 0 H: 0 E: 0 LOB: 0 K: 1 BB: 0 S: 8 P: 14	R: 0 H: 0 E: 0 LOB: 0 K: 1 BB: 1 S: 7 P: 13	R: 2 H: 3 E: 0 LOB: 2 K: 0 BB: 1 S: 15 P: 22	R: 0 H: 1 E: 0 LOB: 1 K: 0 BB: 0 S: 7 P: 13	R: 0 H: 0 E: 0 LOB: 0 K: 1 BB: 0 S: 8 P: 12	R: 0 H: 0 E: 0 LOB: 0 K: 1 BB: 0 S: 6 P: 11	R: 0 H: 0 E: 0 LOB: 0 K: 1 BB: 0 S: 9 P: 16	R: 0 H: 0 E: 0 LOB: 0 K: 0 BB: 0 S: 6 P: 7	R: 0 H: 0 E: 0 LOB: 0 K: 0 BB: 0 S: 10 P: 16	R: 0 H: 1 E: 0 LOB: 1 K: 2 BB: 0 S: 9 P: 12	R: 0 H: 0 E: 0 LOB: 1 K: 1 BB: 1 S: 6 P: 13	1B: 4 SF: 0 2B: 2 SAC: 1 3B: 0 DP: 1 HR: 0 HBP: 0	WP: 0 PA: 43 PB: 1 SB: 3 CS: 0
<b>PITCHER</b>	IP WLS BF H R ER SO BB IBB HBP BLK WP HR S P ERA WHIP													
Howard Farmer, R ERA: 6.35	(1, 1) 7.0 0 26 4 2 2 5 2 0 0 0 0 0 0 2.57 0.857													
Tim Burke, R ERA: 3.53	(8, 1) 2.0 0 6 0 0 0 1 0 0 0 0 0 0 0 0.00 0.000													
Bill Sampen, R ERA: 2.87	(10, 1) 2.0 0 7 1 0 0 2 0 0 0 0 0 0 0 0.00 0.500													
Steve Frey, L ERA: 2.47	(12, 1) 1.0 W 4 0 0 0 1 1 0 0 0 0 0 0 0 0.00 1.000													

Chicago Cubs @ Montreal Expos  
Olympic Stadium, Montreal, QB  
Mon Sep 03 1990, 3:33 AM EDT  
Att. 22,629 - Sunny - 68 F

livebaseballscorecards.com

AB	39
R	2
H	5
RBI	2
BB	3
SO	9
LOB	11




Batter	1	2	3	4	5	6	7	8	9	10	11	12	AB	R	H	RBI	BB	SO	LOB
Delino DeShields, L OBP: 0.375, SLG: 0.396 (1, 4)	0-0 B1-3		1-2 F7		1-1 2-H 1B		0-1 1-2f G6-4-3			2-3 K		2-2 1B SH3-4 1B	6	1	2	1	0	1	1
Dave Martinez, L OBP: 0.330, SLG: 0.445 Otis Nixon, S OBP: 0.342, SLG: 0.315 (1, 8) (8, PH) (9, 8)	0-1 P5		2-3 K CS		0-0 F8			0-0 FC4-6 SH3 1B		0-0 E1		0-0 SH3-4	3	0	0	0	0	1	1
Mike Aldrete, L OBP: 0.387, SLG: 0.333 Marquis Grissom, R OBP: 0.314, SLG: 0.348 (1, 7) (8, PH) (9, 7)	4-1 BB		1-0 CS	1-1 G5-3 1B		2-2 L4 1B		0-0 SH3		3-3 K		0-0 1B G4-3 1B	2	0	2	0	1	0	0
Tim Wallach, R OBP: 0.353, SLG: 0.495 (1, 5)	0-2 G1-3			0-0 G5-3 1B		3-1 L4		4-0 FC4-6 IBB		0-0 F8		1-2 G4-3	5	0	0	0	1	0	6
Larry Walker, L OBP: 0.314, SLG: 0.434 (1, 9)		1-1 G4-3		4-2 G6-4-3 BB		4-2 CS WP BB		0-0 FC4-6		3-2 G4-3 2B		4-0 1B IBB	3	0	1	0	3	0	2
Andres Galarraga, R OBP: 0.309, SLG: 0.408 (1, 3)		1-2 E8 1B		1-1 G6-4-3		4-0 BB		1-3 K		1-0 P3		1-1 1B	5	0	2	1	1	1	5
Jerry Goff, L OBP: 0.353, SLG: 0.320 (1, 2)		1-3 K		1-3 K		0-2 CS		2-0 SH1-4 1B		2-3 K		4-0 G4-3 IBB	4	1	1	0	1	3	1
Spike Owen, S OBP: 0.336, SLG: 0.342 Tim Raines, S OBP: 0.375, SLG: 0.383 Steve Frey, R (1, 6) (11, PH) (12, 1)		0-1 G6-3		4-1 SH3 1B BB		1-0 SH1-4		1-3 K		1-2 G4-3		1-2 2-3 L3	2	1	0	0	1	1	1
Howard Farmer, R Mike Fitzgerald, R Rolando Acuna, R Tim Lincecum, R Junior Noboa, R Bill Sampson, R Tom Foley, L (1, 1) (7, PH) (7, PR) (8, 1) (8, PH) (10, 1) (11, PH) (12, 6)			2-2 G4-3		0-0 SH3		2-1 G6-4-3 1B		2-3 K2-3					1	0	0	0	0	0

Inning Stats	R:	H:	E:	K:	S:	H:	LOB:	BB:	P:	R:	H:	E:	K:	S:	H:	LOB:	BB:	P:	R:	H:	E:	K:	S:	R:	H:	E:	K:	S:	R:	H:	E:	K:	S:				
	0	0	0	7	10	1	1	0	13	0	1	0	1	7	1	1	0	13	0	1	0	1	7	0	0	0	12	0	0	0	0	1	0	12	20		
PITCHER	IP	WLS	BF	H	R	ER	SO	BB	IBB	HBP	BLK	WP	HR	S	P	ERA	WHIP	PITCHER	IP	WLS	BF	H	R	ER	SO	BB	IBB	HBP	BLK	WP	HR	S	P	ERA	WHIP		
Rick Sutcliffe, R ERA: 2.45	6.0		25	5	2	2	3	5	0	0	0	2	0	55	94	3.00	1.667																				
Paul Assenmacher, L ERA: 3.07	3.0		11	2	0	0	4	0	1	0	0	0	0	21	34	0.00	0.667																				
Bill Long, R ERA: 3.48	2.0		9	1	0	0	2	0	1	0	0	0	0	18	34	0.00	0.500																				
Randy Kramer, R ERA: 4.76	0.2	L	6	3	1	1	0	0	1	0	0	0	0	12	20	13.50	4.500																				

**Chicago Cubs @ Montreal Expos**  
**Olympic Stadium, Montreal, QB**  
 Mon Sep 03 1990, 3:33 AM EDT  
 Att: 22,629 - Sunny - 68 F

AB	39
R	3
H	11
RBI	3
BB	8
SO	9
LOB	22



WP:	2	PA:	53
PB:	0		
SB:	0		
CS:	2		

Batter	1	2	3	4	5	6	7	8	9	AB R H RBI BB SO LOB	TOP
<b>Doug Dasenczo, S</b> OBP: 0.318, SLG: 0.371 (1, 8) (9, 7)	0-0 P4		2-3 K			1-0 F9			1-0 SH1-4	3 0 0 0 0 1 0	
<b>23 Ryne Sandberg, R</b> OBP: 0.345, SLG: 0.538 (1, 4) B S B X	2-1 6-3			0-0 5-3			1-2 4-3		0-1 HR	4 1 1 2 0 0 0	
<b>Mark Grace, L</b> OBP: 0.365, SLG: 0.410 (1, 3) B F S F X	1-2 G3			3-3 K			1-2 4-3		2-2 F8	4 0 0 0 0 1 0	
<b>Andre Dawson, R</b> OBP: 0.352, SLG: 0.522 (1, 9) B X		1-0 E 1B		2-1 6-3			3-2 4-3		0-1 F9	4 0 1 0 0 0 0	
<b>Dwight Smith, L</b> OBP: 0.325, SLG: 0.381 <b>Marvell Wynne, L</b> OBP: 0.261, SLG: 0.335 (1, 7) (9, 8)		1-0 E4 L3			1-1 1-3			1-0 HR		3 1 1 1 0 0 1 0 0 0 0 0 0 0	
<b>Domingo Ramos, R</b> OBP: 0.326, SLG: 0.307 (1, 5) B B X		2-0 L3			1-1 5-3			0-0 4-3		3 0 0 0 0 0 2	
<b>Shawon Dunston, R</b> OBP: 0.303, SLG: 0.460 (1, 6) C X		0-1 6-3			2-2 4-3			1-2 E5 G4-6-3		3 0 0 0 0 0 1	
<b>Damon Berryhill, S</b> (1, 2)			2-2 1-3			2-2 G6-3		0-0 G4-6-3		3 0 0 0 0 0 1	
<b>Mike Bielecki, R</b> OBP: 0.231, SLG: 0.189 <b>Gary Varsho, L</b> OBP: 0.306, SLG: 0.343 <b>Paul Assenmacher, L</b> (9, 1) (9, 1)			3-2 5-3			3-3 K			0-1 E1 SH1-4 23 HR 1B	2 0 0 0 0 1 0 1 1 1 0 0 0 0 0 0 0 0 0 0 0	
<b>Inning Stats</b>	R: 0 E: 0 K: 0 S: 7 H: 0 LOB: 0 BB: 0 P: 10	R: 0 E: 1 K: 0 S: 5 H: 1 LOB: 1 BB: 0 P: 9	R: 0 E: 0 K: 1 S: 10 H: 0 LOB: 0 BB: 0 P: 17	R: 0 E: 0 K: 1 S: 9 H: 0 LOB: 0 BB: 0 P: 14	R: 0 E: 0 K: 0 S: 10 H: 0 LOB: 0 BB: 0 P: 14	R: 0 E: 0 K: 1 S: 13 H: 0 LOB: 0 BB: 0 P: 19	R: 0 E: 0 K: 0 S: 12 H: 0 LOB: 0 BB: 0 P: 17	R: 1 E: 1 K: 0 S: 6 H: 1 LOB: 0 BB: 0 P: 8	R: 2 E: 1 K: 0 S: 11 H: 2 LOB: 0 BB: 0 P: 14	1B: 2 2B: 1 3B: 0 HR: 2 SF: 0 SAC: 1 DP: 2 HBP: 0	WP: 0 PB: 0 SB: 0 CS: 0 PA: 31
<b>PITCHER</b> <b>Dennis Martinez, R</b> ERA: 2.92 (1, 1)	IP 9.0 WLS L BF 31 H 4 R 3 ER 3 SO 3 BB 0 IBB 0 HBP 0 BLK 0 WP 0 HR 2 S 83 P 122 ERA 3.00 WHIP 0.444	<b>PITCHER</b> IP WLS BF H R ER SO BB IBB HBP BLK WP HR S P ERA WHIP									

**Chicago Cubs @ Montreal Expos**  
Olympic Stadium, Montreal, QB  
Tue Sep 04 1990, 7:05 PM EDT  
Att: 10,605 - Unknown

livebaseballscorecards.com

AB	30
R	3
H	4
RBI	3
BB	0
SO	3
LOB	5



BOTTOM

Chicago Cubs @ Montreal Expos  
Olympic Stadium, Montreal, QB

Tue Sep 04 1990, 7:05 PM EDT  
Att. 10,605 - Unknown

livebaseballscorecards.com

**AB** 33  
**R** 1  
**H** 9  
**RBI** 1  
**BB** 4  
**SO** 9  
**LOB** 23



WP: 0 PA: 37  
PB: 0  
SB: 2  
CS: 0

AB R H RBI BB SO LOB

4 0 1 0 1 1 1

4 0 0 0 0 1 2

4 0 2 0 0 0 0

3 0 1 0 1 0 1

3 0 1 0 0 1 4  
1 1 0 0 0 1 0

4 0 2 1 0 1 0

1 0 0 0 2 0 2  
1 0 1 0 0 0 0

1 0 0 0 0 1 3  
2 0 0 0 0 0 3  
1 0 0 0 0 1 1

3 0 1 0 0 1 5  
1 0 0 0 0 1 1

1B: 7 SF: 0  
2B: 3 SAC: 0  
3B: 0 DP: 2  
HR: 0 HBP: 0

Batter	1	2	3	4	5	6	7	8	9
<b>Delino DeShields, L</b> (1, 4) OBP: 0.376, SLG: 0.395	4-2 G6-3 BB		1-2 1B 4-3 1B		3-2 4-3		2-2 6-3		0-3 K
<b>Dave Martinez, L</b> (1, 8) OBP: 0.326, SLG: 0.439 (7, 9)	1-0 G6-3 1-2f		1-2 4-3		2-3 K		2-0 F7		
<b>Tim Raines, S</b> (1, 7) OBP: 0.376, SLG: 0.387	2-2 5-3		1-1 SAFE SAFE SAFE SAFE 2-3 S 1B		1-0 2B		1-0 L9		
<b>Tim Wallach, R</b> (1, 5) OBP: 0.354, SLG: 0.494		1-1 1B	4-1 L1-3 BB		0-1 L6		0-0 F7		
<b>Mike Aldrete, L</b> (1, 9) OBP: 0.386, SLG: 0.333 <b>Otis Nixon, S</b> (6, PR) OBP: 0.340, SLG: 0.314 (7, 8)		0-3 K	2-2 L1-3		0-1 2B		3-3 K		
<b>Andres Galarraga, R</b> (1, 3) OBP: 0.310, SLG: 0.411		2-1 1B		1-0 F8		3-1 SAFE SAFE SAFE 1B SAFE 2B	3-3 K		
<b>Jerry Goff, L</b> (1, 2) OBP: 0.361, SLG: 0.316 <b>Junior Noboa, R</b> (9, PH) OBP: 0.290, SLG: 0.336		4-0 IBB		4-2 1B 6-3 BB		2-2 6-3		0-0 1B	
<b>Spike Owen, S</b> (1, 6) OBP: 0.336, SLG: 0.341 <b>Tom Foley, L</b> (3, 6) OBP: 0.282, SLG: 0.260 <b>Marquis Grissom, R</b> (9, PH) OBP: 0.313, SLG: 0.347		2-3 K		2-1 SAFE SAFE SAFE SAFE 1-2		1-2 F9		1-3 SAFE SAFE SAFE SAFE K	
<b>Dennis Martinez, R</b> (1, 1) OBP: 0.132, SLG: 0.121 <b>Mike Fitzgerald, R</b> (9, PH) OBP: 0.359, SLG: 0.386		1-3 K		0-0 SAFE SAFE SAFE SAFE 2-H 1B		0-0 P6		1-3 SAFE SAFE SAFE SAFE K	

Inning Stats	R: 0	H: 0	E: 0	K: 0	S: 7	R: 0	H: 2	E: 0	K: 3	S: 14	R: 0	H: 2	E: 0	K: 0	S: 12	R: 0	H: 1	E: 0	K: 0	S: 8	R: 0	H: 1	E: 0	K: 1	S: 9	R: 1	H: 2	E: 0	K: 0	S: 15	R: 0	H: 0	E: 0	K: 0	S: 5	R: 0	H: 0	E: 0	K: 2	S: 7	R: 0	H: 1	E: 0	K: 3	S: 10	1B: 7	2B: 3	3B: 0	HR: 0	SF: 0	SAC: 0	DP: 2	HBP: 0
	0	0	0	0	7	0	2	0	3	14	0	2	0	0	12	0	1	0	0	8	0	1	0	0	9	1	2	0	2	15	0	0	5	0	0	7	0	0	10	0	0	12	0	1	0	0	0	0	0	0	0	0	0

PITCHER	IP	WLS	BF	H	R	ER	SO	BB	IBB	HBP	BLK	WP	HR	S	P	ERA	WHIP
<b>Mike Bielecki, R</b> (1, 1) ERA: 5.28	8.0	W	33	8	1	1	6	3	1	0	0	0	0	77	132	1.12	1.375
<b>Paul Assenmacher, L</b> (9, 1) ERA: 3.03	1.0	S	4	1	0	0	3	0	0	0	0	0	0	10	12	0.00	1.000

WP: 0 PA: 37

PB: 0

SB: 2


CS: 0

ERA: 5.28

WHIP: 1.375

0.00

1.000

Batter	1	2	3	4	5	6	7	8	9	AB R H RBI BB SO LOB	TOP											
Doug Dascenzo, S (1, 7) OBP: 0.313, SLG: 0.365 Gary Varsho, L (9, PH) OBP: 0.297, SLG: 0.333	0-3 K		3-2 G5-3			0-0 B3			1-2 F9	3 0 0 0 0 1 0 1 0 0 0 0 0 0	<b>Chicago Cubs @ Philadelphia Phillies</b> Veterans Stadium, Philadelphia, PA Wed Sep 05 1990, 7:05 PM EDT Att. 16,177 - Unknown - 75 F  livebaseballscorecards.com  <b>AB 30</b> <b>R 1</b> <b>H 4</b> <b>RBI 1</b> <b>BB 0</b> <b>SO 5</b> <b>LOB 7</b>  											
23 Ryne Sandberg, R (1, 4) OBP: 0.342, SLG: 0.534	1-1 P6		1-3 K			1-0 F8			0-0 G6-3	4 0 0 0 0 1 0												
Shawon Dunston, R (1, 6) OBP: 0.301, SLG: 0.456	1-3 K				0-1 P3				1-0 G1-3	4 0 0 0 0 1 0												
Andre Dawson, R (1, 9) OBP: 0.354, SLG: 0.523		1-0 2B G4-3 1B			0-3 K				1-1 G6-3 1B	3 1 2 0 0 1 0												
Lloyd McClendon, R (1, 3) OBP: 0.256, SLG: 0.217	1-0 P6				2-2 G5-3				2-0 G6-3	3 0 0 0 0 0 2												
Jerome Walton, R (1, 8) OBP: 0.358, SLG: 0.331		0-0 G4-3 1-3 2B				0-0 L4			2-1 G6-3	3 0 1 0 0 0 1												
Domingo Ramos, R (1, 5) OBP: 0.326, SLG: 0.308		2-0 G4-3				1-0 L9			3-2 FC3-8 1B	3 0 1 1 0 0 1												
Joe Girardi, R (1, 2) OBP: 0.317, SLG: 0.367	1-2 L6				2-1 L5				1-0 FC3-6 G4-6-3 1-2f	3 0 0 0 0 0 2												
Mike Harley, R (1, 1) OBP: 0.276, SLG: 0.321 Bill Long, R (7, 1) Curtis Wilkerson, S (8, PH) OBP: 0.230, SLG: 0.251 Steve Wilson, L (8, 1) OBP: 0.219, SLG: 0.200 Mitch Williams, L (8, 1) Les Lancaster, R (8, 1) OBP: 0.158, SLG: 0.059			1-3 K			0-2 L8			1-1 G4-6-3 1-2f	2 0 0 0 0 1 0 0 0 0 0 0 0 0 1 0 0 0 0 0 1 0 0 0 0 0 0 0 0 0 0 0 0 0 0 0 0 0 0 0 0 0												
<b>Inning Stats</b>	R: 0 E: 0 K: 2 S: 13	H: 0 LOB: 0 BB: 0 P: 15	R: 1 E: 0 K: 0 S: 8	H: 2 LOB: 1 BB: 0 P: 13	R: 0 E: 0 K: 2 S: 10	H: 0 LOB: 0 BB: 0 P: 15	R: 0 E: 0 K: 1 S: 8	H: 0 LOB: 0 BB: 0 P: 10	R: 0 E: 0 K: 0 S: 4	H: 0 LOB: 0 BB: 0 P: 7	R: 0 E: 0 K: 0 S: 5	H: 0 LOB: 0 BB: 0 P: 6	R: 0 E: 0 K: 0 S: 7	H: 1 LOB: 1 BB: 0 P: 13	R: 0 E: 0 K: 0 S: 8	H: 1 LOB: 0 BB: 0 P: 13	R: 0 E: 0 K: 0 S: 6	H: 0 LOB: 0 BB: 0 P: 8	1B: 3 2B: 1 3B: 0 HR: 0	SF: 0 SAC: 0 DP: 1 HBP: 0	WP: 0 PB: 0 SB: 0 CS: 0	PA: 30
<b>PITCHER</b>	IP WLS BF H R ER SO BB IBB HBP BLK WP HR S P ERA WHIP																					
Terry Mulholland, L (1, 1) ERA: 3.62 Roger McDowell, R (9, 1) ERA: 3.94	8.0 W 27 4 1 1 5 0 0 0 0 0 0 0 63 92 1.12 0.500																					
	1.0 S 3 0 0 0 0 0 0 0 0 0 0 0 6 8 0.00 0.000																					

Batter	1	2	3	4	5	6	7	8	9
Lenny Dykstra, L OBP: 0.433, SLG: 0.460 (1, 8)	2-2 F7		0-3 K			1-1 B3		2-1 E2 2B 1B	
Darren Daulton, L OBP: 0.361, SLG: 0.417 (1, 2)	1-2 P3			1-3 K		0-0 F7		2-0 BB 1B 2B	
Von Hayes, L OBP: 0.377, SLG: 0.421 (1, 7)	1-2 F8			0-0 G3			4-0 SH1-3 BB BB	4-1 BB 1B BB	
Dale Murphy, R OBP: 0.308, SLG: 0.407 (1, 9)		2-1 F7		0-0 F8			4-1 SH1-3 BB	1-0 F7	
John Kruk, L OBP: 0.385, SLG: 0.396 (1, 3)		1-0 F8			2-2 G4-3 2B		1-0 SH1-3	4-0 1B BB	
Charlie Hayes, R OBP: 0.300, SLG: 0.359 (1, 5)		4-2 BB			2-0 G4-3		4-0 G4-6-3 IBB	1-2 FC6-4 1B	
Dickie Thon, R OBP: 0.312, SLG: 0.352 (1, 6)		0-0 G1-3			0-0 G4-3		3-1 G4-6-3	0-0 FC6-4	
Mickey Morandini, L OBP: 0.222, SLG: 0.176 (8, PH)			3-3 K		1-3 K			0-1 SH3-4 1B	
Ricky Jordan, R OBP: 0.276, SLG: 0.350 (8, PR)									
Louie Meadows, L OBP: 0.250, SLG: 0.143 (9, 4)									
Rod Booker, L OBP: 0.325, SLG: 0.327 (1, 1)				0-0 G5-3		3-1 G4-3		0-0 SH3-4	
Terry Mulholland, R OBP: 0.122, SLG: 0.125 (8, PH)									
Randy Ready, R OBP: 0.323, SLG: 0.318 (9, 1)									
Roger McDowell, R (9, 1)									

Inning Stats	R: 0 E: 0 K: 10 S: 10	H: 0 LOB: 0 BB: 0 P: 14	R: 0 E: 0 K: 10 S: 10	H: 0 LOB: 1 BB: 1 P: 17	R: 0 E: 0 K: 10 S: 10	H: 0 LOB: 0 BB: 0 P: 13	R: 0 E: 0 K: 1 S: 5	H: 0 LOB: 0 BB: 0 P: 6	R: 0 E: 0 K: 1 S: 8	H: 1 LOB: 1 BB: 0 P: 13	R: 0 E: 0 K: 0 S: 5	H: 0 LOB: 0 BB: 0 P: 9	R: 0 E: 0 K: 0 S: 4	H: 0 LOB: 2 BB: 3 P: 20	R: 4 E: 1 K: 0 S: 13	H: 4 LOB: 2 BB: 2 P: 27
--------------	--------------------------------	----------------------------------	--------------------------------	----------------------------------	--------------------------------	----------------------------------	------------------------------	---------------------------------	------------------------------	----------------------------------	------------------------------	---------------------------------	------------------------------	----------------------------------	-------------------------------	----------------------------------

PITCHER	IP	WLS	BF	H	R	ER	SO	BB	IBB	HBP	BLK	WP	HR	S	P	ERA	WHIP
Mike Harkey, R ERA: 3.26 (1, 1)	6.1		24	1	0	0	4	3	1	0	0	0	0	50	87	0.00	0.632
Bill Long, R ERA: 3.44 (7, 1)	0.2		1	0	0	0	0	0	0	0	0	0	0	2	5	0.00	0.000
Steve Wilson, L ERA: 4.68 (8, 1)	0.1	L	3	2	3	3	0	0	0	0	0	0	0	5	7	81.00	6.000
Mitch Williams, L ERA: 3.16 (8, 1)	0.0		2	1	0	0	0	1	0	0	0	0	0	2	8	∞	∞
Les Lancaster, R ERA: 5.16 (8, 1)	0.2		4	1	1	1	0	1	0	0	0	0	0	6	12	13.50	3.000

**BOTTOM**

AB R H RBI BB SO LOB

4 1 1 1 0 1 0

4 1 1 1 0 1 0

2 1 0 0 2 0 0

3 0 0 0 1 0 2

2 0 1 0 1 0 0

2 0 1 2 2 0 1

4 0 0 0 0 0 7

2 0 0 0 0 2 1

1 0 1 0 0 0 0

0 1 0 0 0 0 0

0 0 0 0 0 0 0

2 0 0 0 0 0 0

0 0 0 0 0 0 0

0 0 0 0 0 0 0


1B: 3 SF: 0  
2B: 2 SAC: 2  
3B: 0 DP: 1  
HR: 0 HBP: 0

WP: 0 PA: 34  
PB: 0  
SB: 0  
CS: 0

**Chicago Cubs @ Philadelphia Phillies**  
Veterans Stadium, Philadelphia, PA

Wed Sep 05 1990, 7:05 PM EDT  
Att: 16,177 - Unknown - 75 F

livebaseballscorecards.com



Batter	1	2	3	4	5	6	7	8	9	AB R H RBI BB SO LOB	TOP											
Jerome Walton, R OBP: 0.358, SLG: 0.332 (1, 8)	0-0 F7		2-1 F7		0-0 F7	1-1 BB BB 1B		0-2 S 1B		5 0 2 2 0 0 0												
23 Ryne Sandberg, R OBP: 0.345, SLG: 0.537 Greg Smith, S (1, 4) (4, 4)	1-0 1B 1B		1-0 1B 2B		2-3 K	4-1 BB BB		2-3 K 1-2		2 1 2 0 0 0 0 2 0 0 0 1 2 1												
Mark Grace, L OBP: 0.368, SLG: 0.410 (1, 3)	2-1 F9		0-2 HBP 1B		1-1 F8	4-0 BB BB		2-2 1B		4 0 2 2 1 0 1												
Dwight Smith, L OBP: 0.331, SLG: 0.382 Doug Descenzo, S OBP: 0.312, SLG: 0.364 (1, 9) (8, 9) (9, 7)	1-0 1-3 1B		1-1 HBP		1-1 1-2 HBP	4-2 BB BB BB 4-3		1-0 F8		2 1 1 0 1 0 3 1 0 0 0 0 0 1												
Derrick May, L Lloyd McClendon, R OBP: 0.254, SLG: 0.215 Marvell Wynne, L OBP: 0.261, SLG: 0.335 (1, 7) (9, PH) (9, 9)	1-1 G3		1-3 K		2-1 G3 1-2	1-0 F9		3-1 P5		4 0 0 0 0 1 5 1 0 0 0 0 0 1 0 0 0 0 0 0 0												
Damon Berryhill, S Dave Pavlas, R Mitch Williams, L (1, 2) (7, 1) (7, 1)			0-0 K G3-1		0-0 P6	4-2 BB BB 1B BB		0-1 F9		3 1 0 0 1 1 2 0 0 0 0 0 0 0 1 0 0 0 0 0 1												
Shawon Dunston, R OBP: 0.298, SLG: 0.453 (1, 6)			2-3 K		0-0 P4	1-0 P3		2-1 P2		4 0 0 0 0 1 2												
Domingo Ramos, R OBP: 0.329, SLG: 0.308 (1, 5)			1-1 1B		2-0 P4	4-0 BB 1B BB		0-0 4-3		3 1 1 0 1 0 0												
Jose Antonio Nunez, R Joe Girardi, R OBP: 0.316, SLG: 0.366 (1, 1) (7, 2)			0-3 K		0-3 K	4-1 BB BB BB 1B BB		1-0 P4		2 1 0 1 1 2 1 1 0 0 0 0 0 0												
<b>Inning Stats</b>	R: 0 E: 0 K: 0 S: 7	H: 2 LOB: 2 BB: 0 P: 12	R: 0 E: 0 K: 3 S: 12	H: 1 LOB: 1 BB: 0 P: 15	R: 1 E: 0 K: 1 S: 11	H: 2 LOB: 2 BB: 0 P: 16	R: 0 E: 0 K: 1 S: 5	H: 0 LOB: 0 BB: 0 P: 7	R: 0 E: 0 K: 1 S: 7	H: 0 LOB: 0 BB: 0 P: 10	R: 4 E: 0 K: 0 S: 13	H: 1 LOB: 3 BB: 6 P: 44	R: 0 E: 0 K: 0 S: 5	H: 0 LOB: 0 BB: 0 P: 8	R: 0 E: 0 K: 1 S: 10	H: 1 LOB: 1 BB: 0 P: 13	R: 0 E: 0 K: 0 S: 9	H: 1 LOB: 1 BB: 0 P: 16	1B: 7 2B: 1 3B: 0 HR: 0	SF: 0 SAC: 0 DP: 0 HBP: 1	WP: 0 PB: 0 SB: 1 CS: 0	PA: 42
<b>PITCHER</b>	IP WLS BF H R ER SO BB IBB HBP BLK WP HR S P ERA WHIP																					
Jason Grimsley, R ERA: 4.26 (1, 1)	5.2 L 28 6 5 5 6 4 0 1 0 0 0 52 90 7.94 1.765																					
Chuck Malone, R ERA: (6, 1)	1.1 6 0 0 0 0 2 0 0 0 0 0 8 22 0.00 1.500																					
Joe Boever, R ERA: 3.8 (8, 1)	1.0 4 1 0 0 1 0 0 0 0 0 0 10 13 0.00 1.000																					
Chuck McElroy, L ERA: 5.4 (9, 1)	1.0 4 1 0 0 0 0 0 0 0 0 0 9 16 0.00 1.000																					

Chicago Cubs @ Philadelphia Phillies  
Veterans Stadium, Philadelphia, PA

Thu Sep 06 1990, 7:05 PM EDT  
Att. 13,849 - Unknown - 80 F

AB	35
R	5
H	8
RBI	5
BB	6
SO	7
LOB	18




WP: 0	PA: 42
PB: 0	
SB: 1	
CS: 0	

livebaseballscorecards.com



Batter	1	2	3	4	5	6	7	8	9	AB	R	H	RBI	BB	SO	LOB
Lenny Dykstra, L (1, 8) OBP: 0.432, SLG: 0.458	4-0 L8 SH1-3 BB		0-1 F7			0-0 6-3	0-0 1-3 BB 1B		2-2 4-3	4	0	1	1	1	0	0
Mickey Morandini, L (1, 4) OBP: 0.286, SLG: 0.167 Dave Hollins, S (9, PH) OBP: 0.286, SLG: 0.358	0-0 SH1-3		0-0 F7			4-2 BB	4-2 BB		1-3 K	1	0	0	0	2	0	0
Von Hayes, L (1, 7) OBP: 0.374, SLG: 0.417	0-1 L8			1-3 K		0-3 K	1-1 G3			4	0	0	0	0	2	5
Dale Murphy, R (1, 9) OBP: 0.306, SLG: 0.403	3-3 K			1-3 K		0-3 K		2-1 L8		4	0	0	0	0	3	2
Darren Daulton, L (1, 2) OBP: 0.362, SLG: 0.416		1-1 6-3 1B		3-1 F8			0-1 P6	4-2 HBP BB		3	0	1	0	1	0	0
Charlie Hayes, R (1, 5) OBP: 0.300, SLG: 0.358		0-3 K		1-3 K		1-3 K	1-1 2B 1B	0-3 K		4	1	1	0	0	3	2
Ricky Jordan, R (1, 3) OBP: 0.279, SLG: 0.353		1-2 6-3		2-2 5-3		2-2 5-3	0-1 1B 2B	3-0 HBP		3	1	1	0	0	0	1
Rod Booker, L (1, 6) OBP: 0.333, SLG: 0.337 Dickie Thon, R (8, PH) OBP: 0.311, SLG: 0.351 (9, 6)		0-1 F8		0-1 FC4-6 1B		0-1 FC4-6 1B	2-0 1B 1B	0-2 P8		3	0	2	1	0	0	1
Jason Grimsley, R (1, 1) OBP: 0.228, SLG: 0.111 Chuck Malone, R (6, 1) Louie Meadows, L (7, PH) OBP: 0.235, SLG: 0.133 Joe Boever, R (8, 1) Chuck McElroy, L (9, 1) Randy Ready, R (9, PH) OBP: 0.327, SLG: 0.317			0-1 6-3		0-0 FC4-6	0-0 FC4-6	2-0 P4		1-3 K	2	0	0	0	0	0	1

BOTTOM															
<b>Chicago Cubs @ Philadelphia Phillies</b> Veterans Stadium, Philadelphia, PA															
Thu Sep 06 1990, 7:05 PM EDT Att: 13,849 - Unknown - 80 F															
<small>livebaseballscorecards.com</small>															
<b>AB</b>	<b>32</b>														
<b>R</b>	<b>2</b>														
<b>H</b>	<b>6</b>														
<b>RBI</b>	<b>2</b>														
<b>BB</b>	<b>4</b>														
<b>SO</b>	<b>10</b>														
<b>LOB</b>	<b>16</b>														
															
<b>WP: 0</b>	<b>PA: 38</b>	<b>ER: 2.70</b>	<b>WHIP: 1.200</b>												


Inning	IP	WLS	BF	H	R	ER	SO	BB	IBB	HBP	BLK	WP	HR	S	P	ERA	WHIP
PITCHER																	
Jose Antonio Nunez, R (1, 1) ERA: 5.77	6.2	W	28	6	2	2	7	2	0	0	0	0	0	58	84	2.70	1.200
Dave Pavia, R (7, 1) ERA: 10.8	0.0		1	0	0	0	0	1	0	0	0	0	0	2	6	∞	∞
Mitch Williams, L (7, 1) ERA: 3.02	2.1	S	9	0	0	0	3	1	0	1	0	0	0	23	37	0.00	0.429

Batter	1	2	3	4	5	6	7	8	9	AB R H RBI BB SO LOB	TOP	
Milt Thompson, L (1, 7) OBP: 0.291, SLG: 0.319	1-0 L8		0-1 1B		2-1 1B		2-2 G5-3		1-0 G3	5 1 2 0 0 0 1		
Ozzie Smith, S (1, 6) OBP: 0.333, SLG: 0.301	1-2 G6-3		1-1 L6		1-0 G3		3-2 FC4-6 1B		3-2 F9	5 0 1 0 0 0 3		
Ray Lankford, L (1, 8) OBP: 0.290, SLG: 0.362	2-0 G4-3		2-2 1B			0-1 G1-3		0-0 FC4-6		4 0 1 1 0 0 1		
Pedro Guerrero, R (1, 3) OBP: 0.336, SLG: 0.436 Rod Brewer, L (9, 3)		0-0 1B	1-2 G4-3			1-2 2B SF9 1B		0-0 G4-3		4 1 2 0 0 0 2 0 0 0 0 0 0 0		
Todd Zeile, R (1, 5) OBP: 0.319, SLG: 0.390		3-2 G4-6-3		1-1 F9		1-1 SF9 1B 2B		2-0 F7		4 1 1 0 0 0 1		
Rex Hudler, R (1, 9) OBP: 0.347, SLG: 0.495		2-0 E5 1B		1-3 K		4-0 1B IBB		3-2 F7		3 1 1 0 1 1 0		
Tom Pagnozzi, R (1, 2) OBP: 0.331, SLG: 0.363		0-1 1B		1-1 G6-3		1-1 SF9		0-3 K		3 0 1 2 0 1 0		
José Oquendo, S (1, 4) OBP: 0.353, SLG: 0.315		0-1 L7			2-2 L7	1-1 1B		2-2 F8		4 0 1 1 0 0 1		
Bob Tewksbury, R (1, 1) OBP: 0.256, SLG: 0.200 Mike Perez, R (8, 1) Geronimo Pena, S (9, PH) OBP: 1.000, SLG: 1.000 Lee Smith, R (9, 1)			0-0 G1-5-3		0-3 K	0-0 B2-3		2-2 G3 1B		3 0 0 0 0 0 1 2 0 0 0 0 0 0 0 1 0 1 0 0 0 0 0 0 0 0 0 0 0		
<b>Inning Stats</b>	R: 0 H: 0 E: 0 LOB: 0 K: 0 BB: 0 S: 5 P: 9	R: 1 H: 3 E: 1 LOB: 1 K: 0 BB: 0 S: 9 P: 14	R: 1 H: 2 E: 0 LOB: 1 K: 0 BB: 0 S: 11 P: 15	R: 0 H: 0 E: 0 LOB: 0 K: 1 BB: 0 S: 7 P: 10	R: 0 H: 1 E: 0 LOB: 1 K: 1 BB: 0 S: 11 P: 15	R: 2 H: 3 E: 0 LOB: 2 K: 0 BB: 1 S: 12 P: 20	R: 0 H: 1 E: 0 LOB: 1 K: 0 BB: 0 S: 8 P: 13	R: 0 H: 0 E: 0 LOB: 0 K: 1 BB: 0 S: 11 P: 16	R: 0 H: 1 E: 0 LOB: 1 K: 0 BB: 0 S: 12 P: 20	1B: 9 SF: 1 2B: 2 SAC: 0 3B: 0 DP: 1 HR: 0 HBP: 0	WP: 0 PA: 38 PB: 0 SB: 0 CS: 0	
<b>PITCHER</b> Greg Maddux, R (1, 1) ERA: 3.48 Randy Kramer, R (8, 1) ERA: 4.45	IP WLS BF H R ER SO BB IBB HBP BLK WP HR S P ERA WHIP											
	7.0 L 31 10 4 3 2 0 1 0 0 0 0 0 63 96 3.86 1.429											
	2.0 7 1 0 0 1 0 0 0 0 0 0 0 23 36 0.00 0.500											

**St. Louis Cardinals @ Chicago Cubs**  
Wrigley Field, Chicago, IL

Fri Sep 07 1990, 3:33 AM CDT  
Att. 23,353 - Overcast

<b>AB</b>	<b>36</b>
<b>R</b>	<b>4</b>
<b>H</b>	<b>11</b>
<b>RBI</b>	<b>4</b>
<b>BB</b>	<b>1</b>
<b>SO</b>	<b>3</b>
<b>LOB</b>	<b>11</b>



Batter	1	2	3	4	5	6	7	8	9	AB R H RBI BB SO LOB
Jerome Walton, R OBP: 0.356, SLG: 0.330 (1, 8)	2-3 K	1-2 G5-3			2-1 1B			1-0 G1-3	0-3 K	5 0 1 0 0 2 2
Greg Smith, S OBP: 0.300, SLG: 0.250 (1, 4)	0-0 HR 2B		2-1 F8		1-0 G3			0-0 G3-1		4 1 1 0 0 0 1
Mark Grace, L OBP: 0.369, SLG: 0.410 (1, 3)	0-0 L8		1-1 P4			1-0 FC6-4 1B		4-2 BB		3 0 1 0 1 0 1
Andre Dawson, R OBP: 0.353, SLG: 0.527 (1, 9)	1-0 HR		3-1 G5-3			0-2 FC6-4 1B		1-0 G6-3		4 1 1 2 0 0 2
Dwight Smith, L OBP: 0.333, SLG: 0.382 (1, 7)	4-1 BB			0-1 G4-3		2-1 G6-4-3 1B			2-3 K	3 0 1 0 1 1 0
Shawon Dunston, R OBP: 0.296, SLG: 0.449 (1, 6)	1-1 E5 FC6-4		0-1 F7			1-0 G6-4-3			0-1 E5 1B SF9	4 1 0 0 0 0 3
Domingo Ramos, R OBP: 0.325, SLG: 0.303 (1, 5)	1-0 FC6-4		2-2 G4-3				1-1 L8		1-0 SF9 BB 1B	3 0 0 0 0 0 2 1 0 1 0 0 0 0
Dave Clark, L OBP: 0.299, SLG: 0.409 (9, PH)									1-3 1B	
Joe Girardi, R OBP: 0.314, SLG: 0.363 (1, 2)			0-2 F7		1-2 G4-3		0-2 G3		4-0 SF9 BB	3 0 0 0 0 0 0 0 0 0 0 1 0 0
Marvell Wynne, L OBP: 0.265, SLG: 0.335 (9, PH)									1-2 BB	
Greg Maddux, R OBP: 0.153, SLG: 0.141 (1, 1)			0-2 G2-3		0-1 G2		0-1 L5		0-2 SF9	2 0 0 0 0 0 0 1 0 0 0 0 0 0 0 0 0 0 0 0 0 0 0 0 1 0 0 0
Gary Varsho, L OBP: 0.289, SLG: 0.324 (7, PH)									1-2 2-3 3-H	
Randy Kramer, R (8, 1)										
Damon Berryhill, S (9, PH)										

Inning Stats	R: 2	H: 2	E: 1	K: 1	S: 10	H: 2	LOB: 2	BB: 1	P: 19	R: 0	H: 0	E: 0	K: 0	S: 10	R: 0	H: 0	E: 0	K: 0	S: 6	R: 0	H: 0	E: 0	K: 0	S: 7	R: 0	H: 1	E: 0	K: 0	S: 8	R: 0	H: 2	E: 0	K: 0	S: 8	R: 0	H: 0	E: 0	K: 0	S: 7	R: 0	H: 0	E: 0	K: 0	S: 5	R: 1	H: 1	E: 1	K: 2	S: 12	1B: 4	SF: 1	2B: 1	SAC: 0	3B: 0	DP: 1	HR: 1	HBP: 0	WP: 0	PA: 37
--------------	------	------	------	------	-------	------	--------	-------	-------	------	------	------	------	-------	------	------	------	------	------	------	------	------	------	------	------	------	------	------	------	------	------	------	------	------	------	------	------	------	------	------	------	------	------	------	------	------	------	------	-------	-------	-------	-------	--------	-------	-------	-------	--------	-------	--------


PITCHER	IP	WLS	BF	H	R	ER	SO	BB	IBB	HBP	BLK	WP	HR	S	P	ERA	WHIP
Bob Tewksbury, R ERA: 2.74 (1, 1)	7.0	W	27	5	2	2	1	1	0	0	0	0	1	56	83	2.57	0.857
Mike Perez, R ERA: (8, 1)	1.0		4	0	0	0	0	1	0	0	0	0	0	5	11	0.00	1.000
Lee Smith, R ERA: 1.95 (9, 1)	1.0	S	6	1	1	0	2	1	0	0	0	0	0	12	19	0.00	2.000

**BOTTOM**

**St. Louis Cardinals @ Chicago Cubs**  
 Wrigley Field, Chicago, IL  
 Fri Sep 07 1990, 3:33 AM CDT  
 Att. 23,353 - Overcast

livebaseballscorecards.com

AB	33
R	3
H	6
RBI	3
BB	3
SO	3
LOB	11



Batter	1	2	3	4	5	6	7	8	9	AB R H RBI BB SO LOB	TOP																
Milt Thompson, L (1, 7) OBP: 0.290, SLG: 0.316	0-0 G1-3	4-1 BB		0-0 L4		2-0 G4-3		0-2 FC4-6 1-2f		4 0 0 0 1 0 1																	
Ozzie Smith, S (1, 6) OBP: 0.331, SLG: 0.300	0-1 G6-3	2-3 K			0-0 2B SF8 1B		3-2 L7	1-3 K		5 1 1 0 0 2 4																	
Ray Lankford, L (1, 8) OBP: 0.299, SLG: 0.381	3-2 G4-3		1-0 F7		0-0 WP 2B		1-2 F7		1-1 E S 1B	5 0 2 0 0 0 0																	
Pedro Guerrero, R (1, 3) OBP: 0.338, SLG: 0.437 Dave Collins, S (7, PR) OBP: 0.382, SLG: 0.255 Felix Jose, S (9, PH) OBP: 0.303, SLG: 0.364		3-2 BB 1B 2B 1B	0-0		3-1 L5		3-2 E5 1B 1B		1-3 K 1-3	4 1 2 0 0 0 2 0 0 0 0 0 0 0 1 0 0 0 0 1 1																	
Todd Zeile, R (1, 5) OBP: 0.320, SLG: 0.388		1-1 F9	0-3 K		4-1 WP BB		0-1 1B		3-3 K	4 0 1 0 1 2 3																	
Rex Hudler, R (1, 9) OBP: 0.348, SLG: 0.495		1-2 BB 2B 1B	0-0 G5-3		1-2 SF8		1-0 1B		0-3 K	4 1 2 1 0 1 2																	
Tom Pagnozzi, R (1, 2) OBP: 0.323, SLG: 0.353		1-2 L4		1-2 G5-3		3-2 L6		1-1 G4-3		4 0 0 0 0 0 7																	
José Oquendo, S (1, 4) OBP: 0.353, SLG: 0.314 Vince Coleman, S (8, PH) OBP: 0.345, SLG: 0.407 Scott Terry, R (8, 1) OBP: 0.500, SLG: 0.600		4-1 2B BB		2-1 G4-3		1-1 F7		0-0 G6-3		2 0 0 0 1 0 0 1 0 0 0 0 0 0 0 0 0 0 0 0 0																	
Omar Olivares, R (1, 1) OBP: 0.182, SLG: 0.545 Geronimo Pena, S (6, PH) OBP: 0.667, SLG: 0.667 Ken Dayley, L (6, 1) Craig Wilson, R (8, PH) OBP: 0.312, SLG: 0.290		0-0 2B	0-1 HR		1-3 K		1-3 K	2-2 FC4-6 1B		2 1 2 3 0 0 0 1 0 0 0 0 1 0 0 0 0 0 0 0 0 1 0 1 0 0 0 0																	
<b>Inning Stats</b>	R: 0 E: 0 K: 0 S: 7	H: 0 LOB: 0 BB: 0 P: 10	R: 2 E: 0 K: 1 S: 19	H: 3 LOB: 3 BB: 2 P: 35	R: 0 E: 0 K: 1 S: 6	H: 1 LOB: 1 BB: 0 P: 7	R: 1 E: 0 K: 0 S: 9	H: 1 LOB: 0 BB: 0 P: 12	R: 1 E: 0 K: 0 S: 14	H: 2 LOB: 2 BB: 1 P: 25	R: 0 E: 0 K: 1 S: 6	H: 0 LOB: 0 BB: 0 P: 10	R: 0 E: 1 K: 0 S: 14	H: 2 LOB: 3 BB: 0 P: 23	R: 0 E: 0 K: 1 S: 12	H: 1 LOB: 1 BB: 0 P: 15	R: 0 E: 1 K: 3 S: 16	H: 1 LOB: 1 BB: 0 P: 21	1B: 8 2B: 2 3B: 0 HR: 1	SF: 1 SAC: 0 DP: 0 HBP: 0	WP: 1 PB: 0 SB: 1 CS: 0	PA: 42					
<b>PITCHER</b>	IP	WLS	BF	H	R	ER	SO	BB	IBB	HBP	BLK	WP	HR	S	P	ERA	WHIP										
Rick Sutcliffe, R (1, 1) ERA: 3.94	5.0		25	7	4	4	2	3	0	0	0	1	1	55	89	7.20	2.000										
Dave Parias, R (6, 1) ERA: 4.91	2.0	W	9	2	0	0	1	0	0	0	0	0	0	20	33	0.00	1.000										
Paul Assenmacher, L (8, 1) ERA: 2.97	2.0	S	8	2	0	0	4	0	0	0	0	0	0	28	36	0.00	1.000										

St. Louis Cardinals @ Chicago Cubs  
Wrigley Field, Chicago, IL  
Sat Sep 08 1990, 3:33 AM CDT  
Att. 32,039 - Sunny - 69 F

AB	38
R	4
H	11
RBI	4
BB	3
SO	7
LOB	20



1B	8	SF	1
2B	2	SAC	0
3B	0	DP	0
HR	1	HBP	0

WP	1	PA	42
PB	0		
SB	1		
CS	0		

ERA	7.20	WHIP	2.000
-----	------	------	-------

Batter	1	2	3	4	5	6	7	8	9
Jerome Walton, R OBP: 0.355, SLG: 0.329 (1, 8)	2-2 FC6-4 1B 1B	0-1 FC5-4 23 CS 1-2f		0-1 F9			1-1 F9		
23 Ryne Sandberg, R OBP: 0.346, SLG: 0.543 (1, 4)	2-0 FC6-4 1B 1-2	1 SAFE 0-1 CS 1-2	3-2 G5-3		0-1 HR		2-3 K		
Mark Grace, L OBP: 0.368, SLG: 0.415 (1, 3)	2-2 FC6-4 1B 1-2f 2-3		0-0 G1-3		3-1 F7		3-1 HR		
Andre Dawson, R OBP: 0.352, SLG: 0.524 (1, 9)	2-1 E G6-3 1B 1-3 3-H		2-1 L1		0-1 P2		2-1 G5-3		
Dwight Smith, L OBP: 0.337, SLG: 0.383 Dave Pavlas, R Paul Assenmacher, L (1, 7) (6, 1) (8, 1)	3-2 E9 G6-3 1B 1-3 3-H		4-1 L6-3 BB		0-0 G4-3		0-3 K		
Damon Berryhill, S (1, 2)	2-2 G6-3		1-0 L6-3		1-3 K		0-1 G5-3		
Shawon Dunston, R OBP: 0.296, SLG: 0.447 (1, 6)	0-1 G6-3		1-0 1B		2-1 F8		1-2 G1-3		
Domingo Ramos, R OBP: 0.333, SLG: 0.310 (1, 5)		2-2 CS 1B	2-1 BB 1B		4-0 BB				
Rick Sutcliffe, L (1, 1)		4-2 FC5-4 BB	4-2 BB		0-0 L8				
Doug Dascenzo, S OBP: 0.310, SLG: 0.362 (6, 7)			1-2 BB						

AB	R	H	RBI	BB	SO	LOB
4	1	1	0	0	0	4
4	1	2	1	0	1	0
4	2	1	1	0	0	2
4	1	1	1	0	0	0
2	0	1	1	1	0	0
0	0	0	0	0	0	0
1	0	0	0	0	1	0
4	0	0	1	0	1	2
4	0	1	0	0	0	1
2	0	2	0	1	0	0
0	0	0	0	2	0	0
1	0	0	0	0	0	1

**BOTTOM**

**St. Louis Cardinals @ Chicago Cubs**  
 Wrigley Field, Chicago, IL  
 Sat Sep 08 1990, 3:33 AM CDT  
 Att. 32,039 - Sunny - 69 F

[livebaseballscorecards.com](http://livebaseballscorecards.com)

<b>AB</b>	<b>30</b>
<b>R</b>	<b>5</b>
<b>H</b>	<b>9</b>
<b>RBI</b>	<b>5</b>
<b>BB</b>	<b>4</b>
<b>SO</b>	<b>3</b>
<b>LOB</b>	<b>10</b>



Inning	R	H	E	K	S	P	BB	IBB	HBP	BLK	WP	HR	S	P	ERA	WHIP
1	3	4	1	0	23	36	0	0	0	0	0	1	55	94	7.20	2.200
2	0	0	0	0	9	15	0	0	0	0	0	0	15	30	4.50	1.000
3	0	0	0	0	9	15	0	0	0	0	0	0	8	9	0.00	0.000

PITCHER	IP	WLS	BF	H	R	ER	SO	BB	IBB	HBP	BLK	WP	HR	S	P	ERA	WHIP
Omar Olivares, R ERA: 2.76 (1, 1)	5.0		23	8	4	4	0	3	0	0	0	0	1	55	94	7.20	2.200
Ken Dayley, L ERA: 3.32 (6, 1)	2.0	L	8	1	1	1	2	1	0	0	0	0	1	15	30	4.50	1.000
Scott Terry, R ERA: 5.06 (8, 1)	1.0		3	0	0	0	1	0	0	0	0	0	0	8	9	0.00	0.000

WP	PA
0	35

1B	2B	3B	HR	SF	SAC	DP	HBP
7	1	0	2	0	1	0	0

WP	HR	S	P	ERA	WHIP
0	0	0	0	0	0

Batter	1	2	3	4	5	6	7	8	9	AB R H RBI BB SO LOB	TOP											
Vince Coleman, S OBP: 0.345, SLG: 0.407 (1, 7)	2-2 1B CS	3-3 K		2-2 P2		0-0 1B 2-H		1-3 K		5 1 2 1 0 2 2												
Ozzie Smith, S OBP: 0.334, SLG: 0.300 (1, 6)	4-0 1B S 1-2		1-1 P3		1-0 G6-3	2-1 1B PB		4-2 2B BB		3 1 1 0 2 0 0												
Ray Lankford, L OBP: 0.333, SLG: 0.426 (1, 8)	2-2 1B		0-1 G4-3		1-2 1B E S	1-0 2B 1-H		0-0 2B 1-3		5 2 4 2 0 0 0												
Pedro Guerrero, R OBP: 0.337, SLG: 0.438 Rod Brewer, L (6, PR)	2-1 G6-3		3-2 G6-3		2-1 G4-3	0-2 2B 1-H		2-1 F8		4 0 1 1 0 0 2 1 0 0 0 0 0 2												
Felix Jose, S OBP: 0.306, SLG: 0.374 (1, 9)				4-1 2B S BB	0-0 1B 3-H	0-1 G3-1		2-0 G3-1		4 2 2 2 1 0 1												
Todd Zeile, R OBP: 0.320, SLG: 0.386 (1, 5)				3-3 K 1-2	0-1 F8		0-2 G6-3		4-0 BB	3 0 0 0 2 1 2												
Tom Pagnozzi, R OBP: 0.325, SLG: 0.361 (1, 2)				0-0 SH1-4 2B 2-H		2-1 1B G5-3	1-2 F9	1-3 K		5 2 2 1 0 1 2												
Tim Jones, L OBP: 0.291, SLG: 0.330 (1, 4)				2-2 SH1-4 HBP		0-0 G5-3	2-3 K	2-0 G1-4-3		4 1 1 1 0 1 2												
Bryn Smith, R OBP: 0.250, SLG: 0.281 John Tudor, L OBP: 0.188, SLG: 0.196 Mike Perez, R (9, 1)				1-1 SH1-4		1-3 K		1-0 G3		0 0 0 1 0 0 0 2 0 0 0 0 1 1 0 0 0 0 0 0 0												
<b>Inning Stats</b>	R: 0 E: 0 K: 0 S: 8	H: 2 LOB: 1 BB: 1 P: 18	R: 3 E: 0 K: 1 S: 12	H: 2 LOB: 0 BB: 1 P: 26	R: 0 E: 0 K: 0 S: 11	H: 0 LOB: 0 BB: 0 P: 15	R: 1 E: 0 K: 1 S: 16	H: 1 LOB: 2 BB: 1 P: 27	R: 1 E: 0 K: 0 S: 9	H: 2 LOB: 1 BB: 0 P: 13	R: 4 E: 0 K: 1 S: 15	H: 5 LOB: 1 BB: 0 P: 21	R: 0 E: 0 K: 1 S: 12	H: 0 LOB: 0 BB: 0 P: 15	R: 0 E: 0 K: 1 S: 10	H: 1 LOB: 2 BB: 1 P: 18	R: 0 E: 0 K: 1 S: 5	H: 0 LOB: 1 BB: 1 P: 14	1B: 8 2B: 3 3B: 1 HR: 1	SF: 0 SAC: 2 DP: 0 HBP: 1	WP: 0 PB: 1 SB: 3 CS: 1	PA: 44
<b>PITCHER</b>	IP WLS BF H R ER SO BB IBB HBP BLK WP HR S P ERA WHIP																					
Mike Bielecki, R ERA: 5.4 (1, 1)	1.2 L 9 4 3 3 0 2 0 0 0 0 0 1 17 38 16.20 3.600																					
Steve Wilson, L ERA: 4.67 (2, 1)	2.1 10 1 1 1 2 1 0 1 0 0 0 0 30 48 3.86 0.857																					
Kevin Coffman, R ERA: 19.29 (5, 1)	1.2 12 7 5 5 1 0 0 0 0 0 0 0 22 32 27.00 4.200																					
Les Lancaster, R ERA: 5.09 (6, 1)	1.1 4 0 0 0 1 0 0 0 0 0 0 0 14 17 0.00 0.000																					
Jeff Pico, R ERA: 4.79 (8, 1)	2.0 9 1 0 0 2 2 0 0 0 0 0 0 15 32 0.00 1.500																					

St. Louis Cardinals @ Chicago Cubs  
Wrigley Field, Chicago, IL  
Sun Sep 09 1990, 7:05 PM CDT  
Att. 27,362 - Unknown

AB	36
R	9
H	13
RBI	9
BB	5
SO	6
LOB	14



**BOTTOM**

**St. Louis Cardinals @ Chicago Cubs**  
 Wrigley Field, Chicago, IL  
 Sun Sep 09 1990, 7:05 PM CDT  
 Att. 27,362 - Unknown

[livebaseballscorecards.com](http://livebaseballscorecards.com)

<b>AB</b>	<b>36</b>
<b>R</b>	<b>2</b>
<b>H</b>	<b>10</b>
<b>RBI</b>	<b>2</b>
<b>BB</b>	<b>1</b>
<b>SO</b>	<b>2</b>
<b>LOB</b>	<b>12</b>



WP: 0	PA: 37
PB: 0	
SB: 0	
CS: 0	

AB	R	H	RBI	BB	SO	LOB
5	1	1	0	0	0	1

3	0	1	0	1	0	0
---	---	---	---	---	---	---

4	0	1	1	0	0	1
---	---	---	---	---	---	---

4	0	2	0	0	0	2
---	---	---	---	---	---	---

3	0	0	0	0	0	1
1	0	0	0	0	1	2
0	0	0	0	0	0	0

4	1	3	1	0	0	2
---	---	---	---	---	---	---

4	0	0	0	0	0	2
---	---	---	---	---	---	---

4	0	1	0	0	0	0
---	---	---	---	---	---	---

0	0	0	0	0	0	0
1	0	0	0	0	1	0
1	0	0	0	0	0	1
0	0	0	0	0	0	0
0	0	0	0	0	0	0
1	0	0	0	0	0	0
0	0	0	0	0	0	0
1	0	1	0	0	0	0

1B: 9	SF: 0
2B: 0	SAC: 0
3B: 0	DP: 1
HR: 1	HBP: 0

Batter	1	2	3	4	5	6	7	8	9
Jerome Walton, R OBP: 0.353, SLG: 0.327 (1, 8)	0-1 G5-3 ①		2-1 E1 1B		3-1 F7 ①		3-2 G6-3 ③		0-1 G1-3 ③
23 Ryne Sandberg, R OBP: 0.347, SLG: 0.541 (1, 4)	0-1 L7 ②		4-2 1B BB		0-2 G4-3 ②			1-1 1B 1B	
Mark Grace, L OBP: 0.367, SLG: 0.413 (1, 3)	2-1 G4-3 ③		0-0 1B 1-3 3-H		2-2 G1-3 ③			0-2 L4 ①	
Andre Dawson, R OBP: 0.353, SLG: 0.524 (1, 9)		1-2 G4-3 1B	0-1 F7 ③		1-1 P8 ①			0-0 1B 1-2	
Dwight Smith, L OBP: 0.333, SLG: 0.378 Hector Villanueva, R OBP: 0.312, SLG: 0.538 Doug Dascenzo, S OBP: 0.310, SLG: 0.362 (1, 7) (8, PH) (9, 7)		0-0 G4-3 ① ② 1-2f		0-0 G4-3 ①		2-2 G4-3 ②		0-3 K ②	
Luis Salazar, R OBP: 0.307, SLG: 0.416 (1, 5)		1-0 1B		0-2 HR		2-1 FC6-4 1B		2-1 F8 ③	
Shawon Dunston, R OBP: 0.293, SLG: 0.444 (1, 6)		2-2 P2 ③		0-0 P6 ②		1-2 FC6-4 ③ 1-2f			1-1 F8 ①
Joe Girardi, R OBP: 0.313, SLG: 0.362 (1, 2)			1-1 G6-3 ①	0-1 1B			0-0 G4-3 ①		1-2 L9 ②
Mike Bielecki, R OBP: 0.231, SLG: 0.189 Steve Wilson, L OBP: 0.212, SLG: 0.194 Marvel Wynne, L OBP: 0.264, SLG: 0.333 Kevin Coffman, R OBP: 0.156, SLG: 0.059 Les Lancaster, R OBP: 0.332, SLG: 0.309 Domingo Ramos, R OBP: 0.360, SLG: 0.318 Jeff Pico, R OBP: 0.303, SLG: 0.412 (1, 1) (2, 1) (4, PH) (5, 1) (6, 1) (7, PH) (8, 1) (9, PH)			0-3 K ②	1-1 F7 ③			1-1 G4-3 ②		0-0 1B

Inning Stats	R: 0	H: 0	E: 0	K: 0	S: 6	H: 2	LOB: 0	BB: 0	P: 8	R: 0	H: 2	E: 0	K: 0	S: 9	R: 1	H: 2	E: 1	K: 1	S: 13	R: 1	H: 2	E: 0	K: 0	S: 9	R: 0	H: 0	E: 0	K: 0	S: 8	R: 0	H: 1	E: 0	K: 0	S: 10	R: 0	H: 0	E: 0	K: 0	S: 7	R: 0	H: 2	E: 0	K: 1	S: 11	R: 0	H: 1	E: 0	K: 0	S: 8	R: 0	H: 1	E: 0	K: 0	S: 10
--------------	------	------	------	------	------	------	--------	-------	------	------	------	------	------	------	------	------	------	------	-------	------	------	------	------	------	------	------	------	------	------	------	------	------	------	-------	------	------	------	------	------	------	------	------	------	-------	------	------	------	------	------	------	------	------	------	-------

PITCHER	IP	WLS	BF	H	R	ER	SO	BB	IBB	HBP	BLK	WP	HR	S	P	ERA	WHIP
Bryn Smith, R ERA: 4.5 (1, 1)	4.0		18	6	2	2	1	1	0	0	0	0	0	37	51	4.50	1.750
John Tudor, L ERA: 2.43 (5, 1)	4.0	W	15	3	0	0	1	0	0	0	0	0	0	36	54	0.00	0.750
Mike Perez, R ERA: (9, 1)	1.0		4	1	0	0	0	0	0	0	0	0	0	8	10	0.00	1.000

Batter	1	2	3	4	5	6	7	8	9	AB	R	H	RBI	BB	SO	LOB	TOP								
<b>Tim Raines, S</b> (1, 7) OBP: 0.374, SLG: 0.381	1-0 P3		2-1 G1-3	1-0 F8		1-0 F9		2-3 K		5	0	0	0	0	1	4									
<b>Delino DeShields, L</b> (1, 4) OBP: 0.378, SLG: 0.403	2-1 P6		4-1 1B 1B BB		2-2 1B 1B	2-1 SF7		1-1 G4-3		3	2	1	1	1	0	1									
<b>Andres Galarraga, R</b> (1, 3) OBP: 0.308, SLG: 0.408	3-3 K		0-0 1B 1B		1-0 F9	0-0 L4			2-2 G5-3	5	1	1	0	0	1	2									
<b>Tim Wallach, R</b> (1, 5) OBP: 0.319, SLG: 0.492		2-2 F9	2-2 1B PB 1B		2-2 1B CS 1B		1-1 G6-3		2-0 F8	5	1	2	2	0	0	0									
<b>Mike Fitzgerald, R</b> (1, 2) OBP: 0.366, SLG: 0.399		4-1 3B BB	0-2 PB 1B		4-1 3B BB		2-2 G6-3		4-2 FC4-6 BB	2	2	1	1	3	0	0									
<b>Marquis Grissom, R</b> (1, 9) <b>Larry Walker, L</b> (5, PH) OBP: 0.316, SLG: 0.439		1-1 L7	2-2 P3		2-2 3B		4-2 FC6 BB		0-1 FC4-6	2	0	0	0	0	0	2									
<b>Rolando Roomes, R</b> (1, 8) <b>Otis Nixon, S</b> (4, PH) OBP: 0.340, SLG: 0.304		2-2 3B		3-2 L7		2-1 L8		1-0 FC6		1	0	1	1	0	0	0									
<b>Spike Owen, S</b> (1, 6) OBP: 0.335, SLG: 0.338		0-0 G6-3		0-0 L7		4-0 F9 SF7 BB		0-0 SH2-4 1B		3	1	2	0	1	0	1									
<b>Chris Nabholz, L</b> (1, 1) <b>Mike Aldrete, L</b> (6, PH) <b>Dale Mohorcic, R</b> (6, 1) <b>Tim Burke, R</b> (9, 1) OBP: 0.200, SLG: 0.200			1-2 G4-3	0-2 FC5-4		4-1 BB		0-0 SH2-4		2	0	0	0	0	0	1									
<b>Inning Stats</b>	R: 0 E: 0 K: 1 S: 8	H: 0 LOB: 0 BB: 0 P: 14	R: 1 E: 0 K: 0 S: 11	H: 1 LOB: 1 BB: 1 P: 20	R: 3 E: 0 K: 0 S: 21	H: 3 LOB: 1 BB: 1 P: 32	R: 0 E: 0 K: 0 S: 9	H: 1 LOB: 1 BB: 0 P: 13	R: 2 E: 0 K: 0 S: 13	H: 3 LOB: 1 BB: 1 P: 26	R: 1 E: 0 K: 0 S: 5	H: 0 LOB: 1 BB: 2 P: 16	R: 0 E: 0 K: 0 S: 8	H: 0 LOB: 1 BB: 1 P: 16	R: 0 E: 0 K: 1 S: 7	H: 1 LOB: 1 BB: 0 P: 10	R: 0 E: 0 K: 0 S: 12	H: 0 LOB: 1 BB: 1 P: 20	1B: 7 2B: 0 3B: 2 HR: 0	SF: 1 SAC: 1 DP: 0 HBP: 0	WP: 0 PB: 1 SB: 1 CS: 1	PA: 42			
<b>PITCHER</b>	IP	WLS	BF	H	R	ER	SO	BB	IBB	HBP	BLK	WP	HR	S	P	ERA	WHIP								
<b>Mitch Williams, L</b> (1, 1) ERA: 3.34	3.0		15	4	4	3	1	2	0	0	0	0	0	40	66	9.00	2.000								
<b>Bill Long, R</b> (4, 1) ERA: 3.81	2.0	L	11	4	3	3	0	2	0	0	0	0	0	22	43	13.50	3.000								
<b>Dave Pavlas, R</b> (6, 1) ERA: 3.86	1.0		4	0	0	0	0	1	0	0	0	0	0	5	12	0.00	1.000								
<b>Randy Kramer, R</b> (7, 1) ERA: 4.05	3.0		12	1	0	0	1	2	0	0	0	0	0	27	46	0.00	1.000								

**Montreal Expos @ Chicago Cubs**  
 Wrigley Field, Chicago, IL  
 Mon Sep 10 1990, 7:05 PM CDT  
 Att. 26,774 - Unknown - 78 F

<b>AB</b>	<b>33</b>
<b>R</b>	<b>7</b>
<b>H</b>	<b>9</b>
<b>RBI</b>	<b>6</b>
<b>BB</b>	<b>7</b>
<b>SO</b>	<b>2</b>
<b>LOB</b>	<b>14</b>





Batter	1	2	3	4	5	6	7	8	9	AB R H RBI BB SO LOB	
Jerome Walton, R OBP: 0.356, SLG: 0.334 (1, 8)	3-1 23 1B 1B	3-1 BB 1-3 2B		2-1 F8		0-0 B1-3			0-0 1B	5 1 3 0 0 0 0	
23 Ryne Sandberg, R OBP: 0.349, SLG: 0.542 Greg Smith, S OBP: 0.333, SLG: 0.300 (4, PH) Dave Clark, L OBP: 0.301, SLG: 0.410 (9, PH)	1-1 1B	4-0 BB 1BB		1-1 G6-4-3 1B			0-3 K		2-3 K	1 1 1 0 1 0 0 2 0 1 0 0 1 0 1 0 0 0 0 1 1	
Mark Grace, L OBP: 0.369, SLG: 0.413 (1, 3)	4-1 FC5-4 1B SF7	4-0 BB		0-2 G6-4-3 1-2f			2-2 G6-3		1-0 1B	3 1 1 1 2 0 1	
Andre Dawson, R OBP: 0.354, SLG: 0.522 (1, 9)	2-2 FC5-4 1B 1-2 2-H 3-H	1-3 K			1-1 P4		4-0 BB		0-0 F9	4 0 1 2 1 1 5	
Luis Salazar, R OBP: 0.303, SLG: 0.411 (1, 5)	2-0 FC5-4 FC6-4 1-2f 2-3	2-3 K			0-2 F8		1-1 G5-3			4 0 0 0 0 1 6	
Shawon Dunston, R OBP: 0.293, SLG: 0.447 (1, 6)	2-2 SF7 3-H				1-0 3B			0-1 G6-3		3 0 1 1 0 1 0	
Joe Girardi, R OBP: 0.310, SLG: 0.358 (1, 2)	0-0 FC6-4 1-2f				1-3 K			0-0 L4		4 0 0 0 0 1 2	
Doug Dascenzo, S OBP: 0.314, SLG: 0.361 (1, 7)		0-1 FC5-6 1B			4-1 BB			2-2 F7		3 0 1 0 1 0 0	
Mitch Williams, L Domingo Ramos, R Bill Long, R Dave Pavlas, R Dwight Smith, L Randy Kramer, R Gary Varsho, L OBP: 0.282, SLG: 0.316 (1, 1) (3, PH) (4, 1) (6, 1) (6, PH) (7, 1) (9, PH)		1-1 FC5-6 2B 1-2f BB			2-1 L9			1-3 K		2-1 F9	1 1 0 0 0 0 1 1 0 0 0 0 0 1 0 0 0 0 0 0 0 0 0 0 0 0 0 0 1 0 0 0 0 0 1 0 0 0 0 0 0 0 1 0 0 0 0 0 0


Inning Stats	R: 3	H: 3	E: 0	K: 0	S: 16	LOB: 1	BB: 1	P: 30	R: 1	H: 2	E: 0	K: 2	S: 13	LOB: 3	BB: 2	P: 28	R: 0	H: 0	E: 0	K: 1	S: 9	LOB: 1	BB: 1	P: 16	R: 0	H: 1	E: 0	K: 0	S: 7	LOB: 0	BB: 0	P: 10	R: 0	H: 1	E: 0	K: 1	S: 9	LOB: 1	BB: 0	P: 12	R: 0	H: 0	E: 0	K: 1	S: 7	LOB: 0	BB: 0	P: 10	R: 0	H: 0	E: 0	K: 1	S: 8	LOB: 1	BB: 1	P: 15	R: 0	H: 0	E: 0	K: 0	S: 4	LOB: 0	BB: 0	P: 4	R: 0	H: 2	E: 0	K: 1	S: 8	LOB: 2	BB: 0	P: 13	1B: 7	SF: 1	2B: 1	SAC: 0	3B: 1	DP: 1	HR: 0	HBP: 0
PITCHER	IP	WLS	BF	H	R	ER	SO	BB	IBB	HBP	BLK	WP	HR	S	P	ERA	WHIP																																																															
Chris Nabholz, L ERA: 3.32 (1, 1)	5.0	W	25	7	4	4	4	3	1	0	0	0	0	54	96	7.20	2.000																																																															
Dale Mohorcic, R ERA: 3.14 (6, 1)	3.2		14	2	0	0	3	1	0	0	0	0	0	26	41	0.00	0.818																																																															
Tim Burke, R ERA: 3.02 (9, 1)	0.1	S	1	0	0	0	0	0	0	0	0	0	0	1	1	0.00	0.000																																																															

**BOTTOM**

**Montreal Expos @ Chicago Cubs**  
**Wrigley Field, Chicago, IL**  
 Mon Sep 10 1990, 7:05 PM CDT  
 Att: 26,774 - Unknown - 78 F

livebaseballscorecards.com

AB	34
R	4
H	9
RBI	4
BB	5
SO	7
LOB	17



Batter	1	2	3	4	5	6	7	8	9	AB R H RBI BB SO LOB	TOP																										
<b>Tim Raines, S</b> (1, 7) OBP: 0.374, SLG: 0.380	4-2 	0-0 		0-1 			2-1 		3-1 	4 1 1 1 1 0 3																											
<b>Dave Martinez, L</b> (1, 8) OBP: 0.330, SLG: 0.441 <b>Nelson Santovenia, R</b> (7, PH) OBP: 0.225, SLG: 0.319 <b>Moises Alou, R</b> (7, 8) OBP: 0.143, SLG: 0.143	1-1 	2-2 			2-1 		1-3 		0-0 	3 0 0 0 0 0 1 1 0 0 0 0 1 1 1 0 0 0 0 0 0																											
<b>Delino DeShields, L</b> (1, 4) OBP: 0.381, SLG: 0.409	3-0 		2-2 		2-2 		1-2 			4 1 3 2 0 0 0																											
<b>Tim Wallach, R</b> (1, 5) OBP: 0.350, SLG: 0.488	3-3 		2-1 		2-2 		3-2 			4 0 0 0 0 1 3																											
<b>Larry Walker, L</b> (1, 9) OBP: 0.317, SLG: 0.436	4-2 		0-0 		2-1 			4-2 		2 1 0 0 2 0 1																											
<b>Andres Galarraga, R</b> (1, 3) OBP: 0.308, SLG: 0.413	1-1 			2-1 		3-3 		1-1 		4 1 1 3 0 1 1																											
<b>Jerry Goff, L</b> (1, 2) OBP: 0.346, SLG: 0.303	0-0 			1-3 		2-1 		0-1 		4 0 1 0 0 1 0																											
<b>Tom Foley, L</b> (1, 6) OBP: 0.289, SLG: 0.270 <b>Drew Hall, L</b> (6, 1) <b>Mike Aldrete, L</b> (8, PH) OBP: 0.388, SLG: 0.329 <b>Steve Frey, R</b> (8, 1)		1-2 		1-2 		2-2 		0-3 		3 1 2 0 0 0 0 0 0 0 0 0 0 0 1 0 0 0 0 1 1 0 0 0 0 0 0 0																											
<b>Kevin Gross, R</b> (1, 1) OBP: 0.229, SLG: 0.348 <b>Mel Rojas, R</b> (2, 1) <b>Howard Farmer, R</b> (3, 1) OBP: 0.500, SLG: 0.500 <b>Spike Owen, S</b> (6, 6) OBP: 0.335, SLG: 0.338		1-0 		2-2 		4-2 		2-2 		0 0 0 0 0 0 0 0 0 0 0 0 0 0 1 0 1 0 0 0 0 1 1 0 0 1 0 0																											
<b>Inning Stats</b>	R: 4 E: 0 K: 1 S: 17	H: 2 LOB: 0 BB: 2 P: 33	R: 1 E: 0 K: 0 S: 8	H: 2 LOB: 0 BB: 0 P: 12	R: 0 E: 0 K: 0 S: 6	H: 0 LOB: 0 BB: 0 P: 10	R: 0 E: 0 K: 1 S: 14	H: 2 LOB: 2 BB: 0 P: 20	R: 0 E: 0 K: 0 S: 12	H: 1 LOB: 1 BB: 0 P: 20	R: 0 E: 0 K: 1 S: 8	H: 0 LOB: 0 BB: 0 P: 15	R: 1 E: 0 K: 1 S: 14	H: 1 LOB: 1 BB: 1 P: 25	R: 0 E: 0 K: 1 S: 9	H: 1 LOB: 1 BB: 1 P: 14	R: 0 E: 0 K: 0 S: 6	H: 0 LOB: 0 BB: 0 P: 11	1B: 7 2B: 1 3B: 0 HR: 1	SF: 0 SAC: 1 DP: 1 HBP: 0	WP: 1 PB: 0 SB: 1 CS: 0	PA: 38															
<b>PITCHER</b>	IP WLS BF H R ER SO BB IBB HBP BLK WP HR S P ERA WHIP																																				
<b>Jose Antonio Nunez, R</b> (1, 1) ERA: 6.5 <b>Dave Pavia, R</b> (3, 1) ERA: 2.08 <b>Steve Wilson, L</b> (7, 1) ERA: 4.72 <b>Mike Bielecki, R</b> (7, 1) ERA: 5.32	2.0	11	4	5	5	1	2	0	0	0	0	0	1	25	45	22.50	3.000																				
	4.0	15	3	0	0	2	0	0	0	0	0	0	0	40	65	0.00	0.750																				
	0.2	4	1	1	1	1	1	0	0	0	1	0	11	19	13.50	3.000																					
	2.1	8	1	0	0	1	1	0	0	0	0	0	18	31	0.00	0.857																					

**Montreal Expos @ Chicago Cubs**  
 Wrigley Field, Chicago, IL  
 Tue Sep 11 1990, 3:33 AM CDT  
 Att. 18,984 - Sunny

[livebaseballscorecards.com](http://livebaseballscorecards.com)

<b>AB</b>	<b>33</b>
<b>R</b>	<b>6</b>
<b>H</b>	<b>9</b>
<b>RBI</b>	<b>6</b>
<b>BB</b>	<b>4</b>
<b>SO</b>	<b>5</b>
<b>LOB</b>	<b>11</b>



Batter	1	2	3	4	5	6	7	8	9
Jerome Walton, R OBP: 0.357, SLG: 0.333 (1, 8)	0-0 F8	4-0 BB HBP 2B BB	2-3 K			0-1 F9		3-2 E1 1B	
Shawon Dunston, R OBP: 0.295, SLG: 0.447 Domingo Ramos, R OBP: 0.328, SLG: 0.304 (1, 6) (5, 6)	1-1 E S 1B	2-2 BB 1-2 2-3 2B HBP	0-0 G5-4-3			0-0 G5-3		0-1 F9	
Mark Grace, L OBP: 0.371, SLG: 0.411 (1, 3)	4-1 G4-6-3 BB	4-2 2B 1-2 2-3 2B BB	0-0 G5-3			4-2 BB		0-0 G1-3	
Andre Dawson, R OBP: 0.353, SLG: 0.522 Steve Wilson, L OBP: 0.212, SLG: 0.194 Mike Bielecki, R OBP: 0.225, SLG: 0.184 (1, 9) (7, 1) (7, 1)	1-0 G4-6-3	1-2 2B 1-3 2-H 3-H 2B		1-0 P3		0-2 G4-3		3-2 F9	
Derrick May, L OBP: 0.375, SLG: 0.333 (1, 7)		4-0 1B 2B BB		0-0 F9			4-0 3B BB		
Luis Salazar, R OBP: 0.308, SLG: 0.421 (1, 5)		0-1 SAFE 2B 1B		1-2 F8			2-2 SAFE 1B 3B		
Damon Berryhill, S OBP: 0.105, SLG: 0.118 (1, 2)		0-0 1B 2B			0-0 F8		2-1 G4-3		
Greg Smith, S OBP: 0.313, SLG: 0.286 (1, 4)		0-0 2B 1B			1-0 G4-3		1-1 F7		
Jose Antonio Nunez, R Dwight Smith, L Dave Pavidas, R Doug Dascenzo, S OBP: 0.334, SLG: 0.383 (3, 1) (7, 9)		3-1 HBP BB 1-H 2B	4-0 G5-4-3 BB		0-3 K		0-0 G5-3		

AB	R	H	RBI	BB	SO	LOB
4	1	1	0	1	1	1
2	1	1	0	0	0	1
2	0	0	0	0	0	1
2	1	0	1	3	0	2
4	1	1	2	0	0	3
0	0	0	0	0	0	0
1	0	0	0	0	0	1
2	3	1	2	2	0	0
4	1	3	1	0	0	0
4	1	1	2	0	0	2
4	1	1	1	0	0	1
0	0	0	0	0	0	0
1	1	1	1	0	0	0
1	0	0	0	1	1	0
1	0	0	0	0	0	1

AB	R	H	RBI	BB	SO	LOB
32	11	10	10	7	2	13

Inning	R	E	K	S	H	LOB	BB	P
1	0	0	5	11	1	1	11	11
2	10	1	0	30	7	0	54	30
3	0	0	6	6	0	1	12	6
4	0	0	6	8	0	0	8	6
5	0	0	5	6	0	0	6	6
6	0	0	9	17	1	0	13	17
7	1	0	8	17	1	1	17	17
8	0	1	11	17	1	0	17	17
9	0	0	4	11	0	0	11	11

PITCHER	IP	WLS	BF	H	R	ER	SO	BB	IBB	HBP	BLK	WP	HR	S	P	ERA	WHIP
Kevin Gross, R ERA: 4.65	1.0		10	5	6	6	0	3	0	0	0	0	0	11	31	54.00	8.000
Mel Rojas, R ERA: 3.48	1.0		7	3	4	3	0	1	0	1	0	0	0	24	34	27.00	4.000
Howard Farmer, R ERA: 6.5	3.0		10	0	0	0	2	1	0	0	0	0	0	17	26	0.00	0.333
Drew Hall, L ERA: 5.24	2.0		9	1	1	1	0	2	0	0	0	0	0	17	30	4.50	1.500
Steve Frey, L ERA: 2.56	1.0		4	1	0	0	0	0	0	0	0	0	0	11	17	0.00	1.000

PITCHER	IP	WLS	BF	H	R	ER	SO	BB	IBB	HBP	BLK	WP	HR	S	P	ERA	WHIP
1B	5																
2B	5																
3B	1																
HR	0																

**Montreal Expos @ Chicago Cubs**  
Wrigley Field, Chicago, IL  
Tue Sep 11 1990, 3:33 AM CDT  
Att. 18,984 - Sunny

livebaseballscores.com



Batter	1	2	3	4	5	6	7	8	9	AB R H RBI BB SO LOB	TOP		
Lenny Dykstra, L (1, 8) OBP: 0.428, SLG: 0.450 Tom Nieto, R (5, 2) OBP: 0.267, SLG: 0.154	2-2 G4-3		0-3 K		0-0 BB 1B 1-2 1B		0-2 G6-4-3 1-2f		2-3 K	3 0 1 0 0 1 0 2 0 0 0 0 1 1			
Darren Daulton, L (1, 2) OBP: 0.363, SLG: 0.418 Chuck Malone, R (5, 1) Wes Chamberlain, R (7, PH) OBP: 0.111, SLG: 0.111 Chuck McElroy, L (7, 1)	1-3 K		1-0 1B		0-1 BB 1-2 2-H 1B		2-2 L5			3 0 2 1 0 1 0 0 0 0 0 0 0 0 1 0 0 0 0 0 0 0 0 0 0 0 0 0			
Von Hayes, L (1, 7) OBP: 0.378, SLG: 0.422 Sil Campusano, R (8, PH) OBP: 0.275, SLG: 0.290	0-1 1B 1B		2-3 K		4-1 BB 1-2 2-3 BB			2-0 F8		2 0 1 0 1 1 1 1 0 0 0 0 0 0			
John Kruk, L (1, 9) OBP: 0.385, SLG: 0.401	1 SAFE 0-0 1-2 1B			1-0 G3	1-2 F7			2-2 HR 1B		4 1 2 0 0 0 3			
Ricky Jordan, R (1, 3) OBP: 0.273, SLG: 0.358	1-2 G6-3			2-2 G4-3		0-0 P3		0-1 HR 1-H		4 1 1 2 0 0 2			
Dickie Thon, R (1, 6) OBP: 0.309, SLG: 0.354			0-3 K		0-0 P2		3-2 G4-3 2B	3-2 G6-3		4 0 1 0 0 1 0			
Charlie Hayes, R (1, 5) OBP: 0.301, SLG: 0.363 Dave Hollins, S (6, 5)			1-0 F9		1-0 G4-3	1-1 G4-3		1-2 F7		3 0 0 0 0 0 1 1 0 0 0 0 0 0			
Mickey Morandini, L (1, 4) OBP: 0.281, SLG: 0.179			1-0 G5-3		2-1 1B 1B	0-0 G1			0-3 K	4 1 1 0 0 1 1			
Jose De Jesus, R (1, 1) OBP: 0.176, SLG: 0.100 Don Carman, L (1, 1) OBP: 0.300, SLG: 0.300 Louie Meadows, L (5, PH) OBP: 0.273, SLG: 0.158			0-0 G4-3		3-1 F8		1-0 G6-4-3 1B		2-2 F9	0 0 0 0 0 0 0 1 0 0 0 0 0 0 3 0 1 0 0 0 1			
<b>Inning Stats</b>	R: 0 H: 2 E: 0 LOB: 2 K: 1 BB: 0 S: 12 P: 16	R: 0 H: 0 E: 0 LOB: 0 K: 1 BB: 0 S: 6 P: 8	R: 0 H: 1 E: 0 LOB: 1 K: 2 BB: 0 S: 8 P: 11	R: 0 H: 0 E: 0 LOB: 0 K: 0 BB: 0 S: 7 P: 10	R: 1 H: 3 E: 0 LOB: 3 K: 0 BB: 1 S: 14 P: 25	R: 0 H: 1 E: 0 LOB: 1 K: 0 BB: 0 S: 7 P: 11	R: 0 H: 1 E: 0 LOB: 0 K: 0 BB: 0 S: 8 P: 11	R: 2 H: 2 E: 0 LOB: 0 K: 0 BB: 0 S: 12 P: 20	R: 0 H: 0 E: 0 LOB: 0 K: 2 BB: 0 S: 12 P: 16	1B: 8 SF: 0 2B: 1 SAC: 0 3B: 0 DP: 1 HR: 1 HBP: 0	WP: 0 PA: 37 PB: 0 SB: 0 CS: 0		
<b>PITCHER</b>	IP WLS BF H R ER SO BB IBB HBP BLK WP HR S P ERA WHIP											<b>PITCHER</b>	IP WLS BF H R ER SO BB IBB HBP BLK WP HR S P ERA WHIP
Greg Maddux, R (1, 1) ERA: 3.41	7.0 W 29 8 1 1 4 1 0 0 0 0 0 0 62 92 1.29 1.286												
Paul Assenmacher, L (8, 1) ERA: 3.13	1.0 5 2 2 2 0 0 0 0 0 0 0 1 12 20 18.00 2.000												
Les Lancaster, R (9, 1) ERA: 5.03	1.0 3 0 0 0 0 2 0 0 0 0 0 0 12 16 0.00 0.000												

Philadelphia Phillies @ Chicago Cubs  
Wrigley Field, Chicago, IL  
Wed Sep 12 1990, 3:33 AM CDT  
Att. 16,258 - Overcast - 82 F

livebaseballscorecards.com

AB	36
R	3
H	10
RBI	3
BB	1
SO	6
LOB	10



Batter	1	2	3	4	5	6	7	8	9
Jerome Walton, R OBP: 0.360, SLG: 0.331 (1, 8)									
23 Ryne Sandberg, R Curtis Wilkerson, S OBP: 0.352, SLG: 0.548 OBP: 0.237, SLG: 0.250 (1, 4) (6, PR) (7, 4)									
Mark Grace, L OBP: 0.369, SLG: 0.408 (1, 3)									
Andre Dawson, R Doug Dascenzo, S OBP: 0.356, SLG: 0.530 OBP: 0.311, SLG: 0.358 (1, 9) (7, 9)									
Derrick May, L OBP: 0.333, SLG: 0.300 (1, 7)									
Luis Salazar, R OBP: 0.313, SLG: 0.423 (1, 5)									
Damon Berryhill, S OBP: 0.130, SLG: 0.143 (1, 2)									
Greg Smith, S OBP: 0.250, SLG: 0.222 (1, 6)									
Greg Maddux, R Domingo Ramos, R Paul Assenmacher, L Les Lancaster, R OBP: 0.160, SLG: 0.137 OBP: 0.331, SLG: 0.308 OBP: 0.158, SLG: 0.059 (1, 1) (7, PH) (8, 1) (9, 1)									

Inning Stats	R: 6	H: 4	E: 1	K: 0	S: 27	R: 0	H: 1	E: 0	K: 0	S: 6	R: 0	H: 0	E: 0	K: 1	S: 5	R: 3	H: 2	E: 0	K: 0	S: 13	R: 0	H: 0	E: 0	K: 0	S: 9	R: 0	H: 1	E: 0	K: 1	S: 10	R: 0	H: 2	E: 0	K: 1	S: 11	R: 0	H: 0	E: 0	K: 0	S: 8
	LOB: 3	BB: 5	P: 55	LOB: 0	BB: 0	P: 8	LOB: 0	BB: 0	P: 9	LOB: 1	BB: 2	P: 28	LOB: 0	BB: 0	P: 16	LOB: 1	BB: 0	P: 18	LOB: 2	BB: 0	P: 16	LOB: 0	BB: 0	P: 12	LOB: 0	BB: 0	P: 0	LOB: 0	BB: 0	P: 0	LOB: 0	BB: 0	P: 0	LOB: 0	BB: 0	P: 0	LOB: 0	BB: 0	P: 0	


PITCHER	IP	WLS	BF	H	R	ER	SO	BB	IBB	HBP	BLK	WP	HR	S	P	ERA	WHIP
Jose De Jesus, R ERA: 3.53 (1, 1)	0.2	L	9	4	6	5	0	4	0	0	0	0	0	20	41	67.50	12.000
Don Carman, L ERA: 4.37 (1, 1)	3.1		16	3	3	3	1	3	0	0	0	0	2	31	59	8.10	1.800
Chuck Malone, R ERA: 2.08 (5, 1)	2.0		7	1	0	0	1	0	0	0	0	0	0	19	34	0.00	0.500
Chuck McElroy, L ERA: 5.73 (7, 1)	2.0		8	2	0	0	1	0	0	0	0	0	0	19	28	0.00	1.000

**BOTTOM**

**Philadelphia Phillies @ Chicago Cubs**  
**Wrigley Field, Chicago, IL**  
 Wed Sep 12 1990, 3:33 AM CDT  
 Att. 16,258 - Overcast - 82 F

AB	R	H	RBI	BB	SO	LOB
2	2	0	0	3	1	2
3	2	2	2	1	0	2
1	0	0	0	0	0	0
4	1	0	0	1	0	4
4	2	3	3	0	1	1
1	0	0	0	0	0	0
4	1	1	1	0	0	2
3	1	2	1	1	0	0
4	0	1	1	0	0	2
4	0	0	0	0	1	2
2	0	0	0	1	0	0
1	0	1	0	0	0	0
0	0	0	0	0	0	0
0	0	0	0	0	0	0

AB	33
R	9
H	10
RBI	8
BB	7
SO	3
LOB	15



WP	PA
0	40
0	0
0	0
0	0

PITCHER	IP	WLS	BF	H	R	ER	SO	BB	IBB	HBP	BLK	WP	HR	S	P	ERA	WHIP
Jose De Jesus, R ERA: 3.53 (1, 1)	0.2	L	9	4	6	5	0	4	0	0	0	0	0	20	41	67.50	12.000
Don Carman, L ERA: 4.37 (1, 1)	3.1		16	3	3	3	1	3	0	0	0	0	2	31	59	8.10	1.800
Chuck Malone, R ERA: 2.08 (5, 1)	2.0		7	1	0	0	1	0	0	0	0	0	0	19	34	0.00	0.500
Chuck McElroy, L ERA: 5.73 (7, 1)	2.0		8	2	0	0	1	0	0	0	0	0	0	19	28	0.00	1.000

Batter 1 2 3 4 5 6 7 8 9 AB R H RBI BB SO LOB TOP

<b>Lenny Dykstra, L</b> OBP: 0.426, SLG: 0.448 (1, 8)	3-2 G4-3		1-0 G4-3		2-2 F7		0-0 WP BB	1-1 G1-3	5 0 1 1 0 0 2
<b>Darren Daulton, L</b> OBP: 0.363, SLG: 0.420 (1, 2)	2-0 L3 1B		2-2 L3		0-1 L3 2B		2-3 K	3-2 G3	5 0 2 2 0 1 2
<b>Von Hayes, L</b> OBP: 0.376, SLG: 0.420 (1, 7)	1-2 L3		3-2 G3		1-3 K		0-1 SF9	3-2 L3 1B	4 0 1 1 0 1 2

<b>Dale Murphy, R</b> OBP: 0.312, SLG: 0.409 (1, 9)		1-0 HR		2-1 F9		0-0 L4	4-1 WP BB	2-0 G6-3	4 1 1 1 1 0 1
<b>John Kruk, L</b> OBP: 0.383, SLG: 0.399 (1, 3)		1-0 G4-3 WP FC5-2 1B		0-0 G3-1		1-3 K	3-3 K		4 0 1 0 0 2 2
<b>Charlie Hayes, R</b> OBP: 0.301, SLG: 0.361 (1, 5)		3-2 G4-3		2-0 F8		4-1 FC6-4 BB			3 0 0 0 1 0 1

<b>Dickie Thon, R</b> OBP: 0.310, SLG: 0.356 (1, 6)		2-1 FC5-2 2B		0-0 BB 2B 1B		1-2 FC6-4		2-0 G3 1B	4 1 2 0 0 0 2
<b>Mickey Morandini, L</b> OBP: 0.306, SLG: 0.281 (1, 4)		1-0 L3 2B		1-0 F7		3-2 L3 1B 2B		1-0 G3	4 1 2 0 0 0 2

<b>Bruce Ruffin, S</b> OBP: 0.128, SLG: 0.068 (1, 1)		2-1 G5-3		4-2 L3 2B BB		1-2 L3 1B SF9 1B		1-2 L5	1 0 0 0 0 0 2
<b>Dave Hollins, S</b> OBP: 0.284, SLG: 0.345 (5, PH)									0 1 0 0 1 0 0
<b>Steve Ontiveros, R</b> OBP: 0.276, SLG: 0.361 (5, 1)									0 0 0 0 0 0 0
<b>Ricky Jordan, R</b> OBP: 0.276, SLG: 0.361 (7, PH)									1 1 1 0 0 0 0
<b>Joe Boever, R</b> OBP: 0.324, SLG: 0.311 (7, 1)									0 0 0 0 0 0 0
<b>Randy Ready, R</b> OBP: 0.324, SLG: 0.311 (8, PH)									1 0 0 0 0 0 1
<b>Roger McDowell, R</b> OBP: 0.324, SLG: 0.311 (8, 1)									0 0 0 0 0 0 0

<b>Inning Stats</b>	R: 0 H: 1 E: 0 LOB: 0 K: 0 BB: 0 S: 8 P: 14	R: 1 H: 3 E: 0 LOB: 2 K: 0 BB: 0 S: 10 P: 20	R: 0 H: 0 E: 0 LOB: 0 K: 0 BB: 0 S: 9 P: 15	R: 0 H: 0 E: 0 LOB: 0 K: 0 BB: 0 S: 4 P: 8	R: 2 H: 2 E: 0 LOB: 1 K: 1 BB: 1 S: 12 P: 20	R: 0 H: 0 E: 0 LOB: 1 K: 1 BB: 1 S: 8 P: 14	R: 2 H: 3 E: 0 LOB: 2 K: 2 BB: 1 S: 21 P: 34	R: 0 H: 1 E: 0 LOB: 1 K: 0 BB: 0 S: 10 P: 14	R: 0 H: 1 E: 0 LOB: 1 K: 0 BB: 0 S: 10 P: 19	1B: 7 SF: 1 2B: 4 SAC: 0 3B: 0 DP: 1 HR: 1 HBP: 0	WP: 2 PA: 40 PB: 0 SB: 0 CS: 0
---------------------	---------------------------------------------	----------------------------------------------	---------------------------------------------	--------------------------------------------	----------------------------------------------	---------------------------------------------	----------------------------------------------	----------------------------------------------	----------------------------------------------	---------------------------------------------------	--------------------------------

<b>PITCHER</b>	IP WLS BF H R ER SO BB IBB HBP BLK WP HR S P ERA WHIP	<b>PITCHER</b>	IP WLS BF H R ER SO BB IBB HBP BLK WP HR S P ERA WHIP
<b>Rick Sutcliffe, R</b> ERA: 4.35 (1, 1)	4.2 20 6 3 3 0 1 0 0 0 1 1 40 73 5.79 1.500		
<b>Steve Wilson, L</b> ERA: 4.81 (5, 1)	1.1 8 3 2 2 2 1 0 0 0 0 0 23 34 13.50 3.000		
<b>Paul Assenmacher, L</b> ERA: 3.07 (7, 1)	2.0 W 8 1 0 0 2 1 0 0 0 1 0 19 32 0.00 1.000		
<b>Les Lancaster, R</b> ERA: 4.98 (9, 1)	1.0 S 4 1 0 0 0 0 0 0 0 0 0 10 19 0.00 1.000		

**Philadelphia Phillies @ Chicago Cubs**  
Wrigley Field, Chicago, IL  
Thu Sep 13 1990, 3:33 AM CDT  
Att. 15,495 - Cloudy - 80 F

livebaseballscorecards.com

<b>AB</b>	<b>36</b>
<b>R</b>	<b>5</b>
<b>H</b>	<b>11</b>
<b>RBI</b>	<b>5</b>
<b>BB</b>	<b>3</b>
<b>SO</b>	<b>4</b>
<b>LOB</b>	<b>17</b>



Batter	1	2	3	4	5	6	7	8	9	AB	R	H	RBI	BB	SO	LOB
Jerome Walton, R OBP: 0.360, SLG: 0.335 (1, 8)	1-0 2B 2B		0-1 P4	1-2 G6-3		3-2 1B		0-1 FC5		5	1	2	1	0	0	2
23 Ryne Sandberg, R OBP: 0.350, SLG: 0.547 (1, 4)	3-2 G5-3		1-0 2B 2B	2-1 F8		1-0 P2		0-1 G5-3		5	1	1	0	0	0	5
Mark Grace, L OBP: 0.374, SLG: 0.417 (1, 3)	0-0 2B 2B		2-0 1B E 2B							4	2	4	2	0	0	0
Andre Dawson, R OBP: 0.357, SLG: 0.532 (1, 9)	0-1 2B 2B		2-2 F8 E 1B 1B							4	1	2	1	0	0	2
Luis Salazar, R OBP: 0.310, SLG: 0.418 (1, 5)	2-1 L9		2-0 E6 1B							4	0	0	1	0	1	3
Shawon Dunston, R OBP: 0.293, SLG: 0.444 (1, 6)			0-1 L5	0-1 F8						4	0	0	0	0	0	4
Joe Girardi, R OBP: 0.312, SLG: 0.359 (1, 2)			1-3 K	1-1 FC6 1B						4	1	2	1	0	2	0
Doug Dascenzo, S OBP: 0.314, SLG: 0.354 (1, 7)			4-1 BB	1-2 FC6						2	0	0	0	2	0	2
Rick Sutcliffe, L (1, 1)			1-1 G3							2	0	0	0	0	0	1
Steve Wilson, L OBP: 0.233, SLG: 0.194 (5, 1)										0	0	0	0	1	0	0
Paul Assenmacher, L (7, 1)										0	0	0	0	0	0	0
Dwight Smith, L OBP: 0.333, SLG: 0.381 (8, PH)										1	0	0	0	0	0	2
Les Lancaster, R OBP: 0.158, SLG: 0.059 (9, 1)										0	0	0	0	0	0	0


Inning Stats	R: 2	H: 3	E: 0	LOB: 0	K: 0	P: 16	R: 0	H: 0	E: 0	LOB: 1	K: 1	P: 14	R: 3	H: 4	E: 1	LOB: 2	K: 0	P: 25	R: 0	H: 0	E: 0	LOB: 0	K: 0	P: 11	R: 0	H: 1	E: 0	LOB: 1	K: 0	P: 24	R: 0	H: 1	E: 0	LOB: 2	K: 1	P: 22	R: 0	H: 1	E: 0	LOB: 1	K: 1	P: 12	R: 1	H: 1	E: 1	LOB: 1	K: 0	P: 17
	S: 10	BB: 0	S: 8	BB: 1	S: 16	BB: 0	S: 7	BB: 0	S: 15	BB: 1	S: 13	BB: 2	S: 7	BB: 0	S: 11	BB: 1	S: 11	BB: 1	S: 11	BB: 1	S: 11	BB: 1	S: 11	BB: 1	S: 11	BB: 1	S: 11	BB: 1	S: 11	BB: 1	S: 11	BB: 1	S: 11	BB: 1	S: 11	BB: 1	S: 11	BB: 1	S: 11	BB: 1	S: 11	BB: 1	S: 11	BB: 1	S: 11	BB: 1	S: 11	BB: 1

PITCHER	IP	WLS	BF	H	R	ER	SO	BB	IBB	HBP	BLK	WP	HR	S	P	ERA	WHIP
Bruce Ruffin, L ERA: 5.33 (1, 1)	4.0		20	7	5	4	1	1	0	0	0	0	0	41	66	9.00	2.000
Steve Ontiveros, R ERA: (5, 1)	2.0		9	2	0	0	1	1	0	0	0	0	0	28	46	0.00	1.500
Joe Boever, R ERA: 3.67 (7, 1)	1.0		4	1	0	0	1	0	0	0	0	0	0	7	12	0.00	1.000
Roger McDowell, R ERA: 3.84 (8, 1)	1.0	L	5	1	1	0	0	1	0	0	0	0	0	11	17	0.00	2.000

**BOTTOM**

**Philadelphia Phillies @ Chicago Cubs**  
**Wrigley Field, Chicago, IL**  
 Thu Sep 13 1990, 3:33 AM CDT  
 Att: 15,495 - Cloudy - 80 F

AB	35
R	6
H	11
RBI	6
BB	3
SO	3
LOB	21



WP	PA	ERA	WHIP
0	38		

Batter	1	2	3	4	5	6	7	8	9	AB R H RBI BB SO LOB	TOP											
Jerome Walton, R (1, 8) OBP: 0.359, SLG: 0.332	0-1 P4		1-1 G5-3		1-0 P3		4-0 FC6-4 BB			3 0 0 0 1 0 1												
23 Ryne Sandberg, R (1, 4) OBP: 0.350, SLG: 0.544	3-2 L8		0-1 G6-3		4-2 G4-6-3 BB		2-2 FC6-4 1-2f			3 0 0 0 1 0 2												
Mark Grace, L (1, 3) OBP: 0.373, SLG: 0.415	2-2 1B		2-0 G3		0-0 G4-6-3 1-2f		2-0 F8			4 0 1 0 0 0 1												
Andre Dawson, R (1, 9) OBP: 0.356, SLG: 0.530	3-3 K		3-1 1B		1-0 G5-3		2-2 F7			4 0 1 0 0 1 1												
Derrick May, L (1, 7) OBP: 0.375, SLG: 0.357		0-2 1B	1-3 K		0-0 WP 2B 1B		0-0 F8			4 1 2 0 0 1 1												
Luis Salazar, R (1, 5) OBP: 0.306, SLG: 0.413		0-2 P4	0-3 K		1-2 G6-3		1-2 P9			4 0 0 0 0 1 3												
Greg Smith, S (1, 6) OBP: 0.292, SLG: 0.318		0-0 F8	1-1 G4-3		2-2 1B G6-3 2B		3-2 G3 1B			4 1 2 1 0 0 1												
Joe Girardi, R (1, 2) OBP: 0.312, SLG: 0.359		0-0 L8	0-1 G5-3		0-0 G6-3 1B		0-1 G3			3 0 1 0 0 0 1												
Gary Varsho, L (9, PH) OBP: 0.275, SLG: 0.308							1-2 P5			1 0 0 0 0 0 1												
Mitch Williams, L (1, 1) Steve Wilson, L (4, 1) Dave Clark, L (5, PH) Bill Long, R (5, 1) Dwight Smith, L (7, PH) Dave Pavius, R (7, 1) Damon Berryhill, S (9, PH) OBP: 0.125, SLG: 0.136			0-0 G5-3		0-2 1B					1 0 0 0 0 0 0 0 0 0 0 0 0 0 1 0 0 1 0 0 0 0 0 0 0 0 0 0 1 0 0 1 0 0 1 0 0 0 0 0 0 0 1 0 0 0 0 0 1												
<b>Inning Stats</b>	R: 0 E: 0 K: 1 S: 14	H: 1 LOB: 1 BB: 0 P: 22	R: 0 E: 0 K: 0 S: 8	H: 1 LOB: 1 BB: 0 P: 8	R: 0 E: 0 K: 0 S: 5	H: 0 LOB: 0 BB: 0 P: 6	R: 0 E: 0 K: 2 S: 9	H: 1 LOB: 1 BB: 0 P: 15	R: 0 E: 0 K: 0 S: 8	H: 1 LOB: 1 BB: 0 P: 10	R: 0 E: 0 K: 0 S: 4	H: 0 LOB: 0 BB: 1 P: 9	R: 2 E: 0 K: 0 S: 15	H: 3 LOB: 2 BB: 1 P: 25	R: 0 E: 0 K: 0 S: 5	H: 0 LOB: 0 BB: 0 P: 9	R: 0 E: 0 K: 0 S: 14	H: 1 LOB: 1 BB: 0 P: 19	1B: 7 2B: 1 3B: 0 HR: 0	SF: 0 SAC: 0 DP: 1 HBP: 0	WP: 1 PB: 0 SB: 2 CS: 0	PA: 36
<b>PITCHER</b>	IP WLS BF H R ER SO BB IBB HBP BLK WP HR S P ERA WHIP																					
Bryn Smith, R (1, 1) ERA: 4.28	6.0 W 22 4 0 0 3 1 0 0 0 0 0 0 48 70 0.00 0.833																					
Ernie Camacho, R (7, 1) ERA: 5.4	0.2 6 3 2 2 0 1 0 0 0 1 0 11 19 27.00 6.000																					
Mike Perez, R (7, 1) ERA: 1.08	2.1 S 8 1 0 0 0 0 0 0 0 0 0 23 34 0.00 0.429																					

Chicago Cubs @ St. Louis Cardinals  
 Busch Stadium, St. Louis, MO  
 Fri Sep 14 1990, 7:05 PM CDT  
 Att. 34,473 - Unknown - 77 F

livebaseballscorecards.com

AB	34
R	2
H	8
RBI	2
BB	2
SO	3
LOB	14





Batter	1	2	3	4	5	6	7	8	9	AB	R	H	RBI	BB	SO	LOB
<b>Bernard Gilkey, R</b> OBP: 0.077, SLG: 0.077 (1, 7)	2-0 G6-3		1-0 F9	3-3 K		1-1 G4-3				4	0	0	0	0	1	2
<b>Ozzie Smith, S</b> OBP: 0.336, SLG: 0.305 (1, 6)	2-1 G4-3		1-1 3B	4-1 BB			1-2 G6-3			3	1	1	0	1	0	0
<b>Ray Lankford, L</b> OBP: 0.372, SLG: 0.506 (1, 8)	3-2 2B		0-0 2B	1-3 K			1-2 BB	1B		4	2	3	1	0	1	2
<b>Pedro Guerrero, R</b> OBP: 0.344, SLG: 0.446 (1, 3)	1-2 2B		2-2 1B	1-0 P8			4-0 BB	G6-4-3		3	1	2	2	1	0	2
<b>Dave Collins, S</b> OBP: 0.362, SLG: 0.255 (9, 3)	2-H		3-H				1-2 BB			0	0	0	0	0	0	0
<b>Todd Zeile, R</b> OBP: 0.325, SLG: 0.398 (1, 5)	2-2 L9		0-1 1B		1-1 P2		0-1 G6-4-3			4	0	1	1	0	0	3
<b>Rex Hudler, R</b> OBP: 0.336, SLG: 0.475 (1, 9)		2-1 F8	0-2 E5		1-3 K2-3			0-0 B5-3		4	0	0	0	0	1	1
<b>Geronimo Pena, S</b> OBP: 0.462, SLG: 0.462 (1, 4)		0-0 F8	0-1 1B		1-1 F8			0-0 G4-3		4	0	1	0	0	0	0
<b>José Oquendo, S</b> OBP: 0.353, SLG: 0.320 (9, 4)			1-2 2-3 1B							0	0	0	0	0	0	0
<b>Tom Pagnozzi, R</b> OBP: 0.323, SLG: 0.351 (1, 2)	1-2 F9		0-0 L9			1-1 CS		3-2 FC4-6		4	0	2	0	0	0	3
<b>Bryn Smith, R</b> OBP: 0.265, SLG: 0.273 (1, 1)			1-1 G5-3		4-0 BB		3-1 F9		0-0 FC4-6	1	0	0	0	1	0	0
<b>Rod Brewer, L</b> (6, PH)										1	0	0	0	0	0	1
<b>Ernie Camacho, R</b> (7, 1)										0	0	0	0	0	0	0
<b>Mike Perez, R</b> (7, 1)										1	0	0	0	0	0	1


Inning Stats	R: 1	H: 2	E: 0	K: 12	LOB: 1	BB: 0	P: 22	R: 0	H: 0	E: 0	K: 0	LOB: 0	BB: 0	P: 9	R: 3	H: 5	E: 1	K: 0	LOB: 3	BB: 0	P: 22	R: 0	H: 0	E: 0	K: 2	LOB: 0	BB: 2	P: 23	R: 0	H: 0	E: 0	K: 1	LOB: 0	BB: 0	P: 10	R: 0	H: 1	E: 0	K: 0	LOB: 0	BB: 0	P: 11	R: 0	H: 1	E: 0	K: 0	LOB: 1	BB: 1	P: 15	R: 0	H: 1	E: 0	K: 0	LOB: 1	BB: 0	P: 9
1B: 5	SF: 0	2B: 4	SAC: 0	3B: 1	DP: 1	HR: 0	HBP: 0	1B: 5	SF: 0	2B: 4	SAC: 0	3B: 1	DP: 1	HR: 0	HBP: 0	WP: 0	PA: 36	PB: 0	SB: 0	CS: 1																																				

PITCHER	IP	WLS	BF	H	R	ER	SO	BB	IBB	HBP	BLK	WP	HR	S	P	ERA	WHIP
<b>Mitch Williams, L</b> ERA: 3.75 (1, 1)	3.1	L	20	7	4	4	1	2	0	0	0	0	0	41	70	10.80	2.700
<b>Steve Wilson, L</b> ERA: 4.79 (4, 1)	0.2		2	0	0	0	1	0	0	0	0	0	0	4	6	0.00	0.000
<b>Bill Long, R</b> ERA: 3.67 (5, 1)	2.0		6	1	0	0	1	0	0	0	0	0	0	13	21	0.00	0.500
<b>Dave Pavlas, R</b> ERA: 1.69 (7, 1)	2.0		8	2	0	0	0	1	0	0	0	0	0	15	24	0.00	1.500

**BOTTOM**

**Chicago Cubs @ St. Louis Cardinals**  
 Busch Stadium, St. Louis, MO  
 Fri Sep 14 1990, 7:05 PM CDT  
 Att: 34,473 - Unknown - 77 F

AB	R	H	RBI	BB	SO	LOB
33	4	10	4	3	3	15



Batter	1	2	3	4	5	6	7	8	9	AB R H RBI BB SO LOB	TOP											
Jerome Walton, R (1, 8) OBP: 0.360, SLG: 0.330	0-0 F7		4-0 23 HR BB		0-2 G4-3		4-2 23 1B E BB		2-3 K	3 2 0 0 2 1 1	<p><b>Chicago Cubs @ St. Louis Cardinals</b>  Busch Stadium, St. Louis, MO</p> <p>Sat Sep 15 1990, 7:05 PM CDT  Att. 42,282 - Unknown - 81 F</p>											
23 Ryne Sandberg, R (1, 4) OBP: 0.353, SLG: 0.556	1-2 P3		0-0 1-H HR		4-2 BB		2-2 1-H 2-H 1B		3-2 HR	4 2 3 4 1 0 0												
Mark Grace, L (1, 3) OBP: 0.371, SLG: 0.413	2-0 1B		0-0 P6		0-0 F7		2-2 F7		2-0 G6-3	5 0 1 0 0 0 3												
Andre Dawson, R (1, 9) OBP: 0.356, SLG: 0.526	1-0 F7		0-3 K			1-2 G2-3		4-0 IBB		3 0 0 0 1 1 1												
Derrick May, L (1, 7) OBP: 0.316, SLG: 0.294 Les Lancaster, R (6, 1) OBP: 0.150, SLG: 0.056						1-1 G4-3		3-2 G5-3		3 0 0 0 0 1 0 1 0 0 0 0 0 2												
Luis Salazar, R (1, 5) OBP: 0.306, SLG: 0.414						3-3 K		1-2 G1-3		4 0 1 0 0 2 0												
Greg Smith, S (1, 6) OBP: 0.286, SLG: 0.385						0-0 P5		2-2 1B 3B		4 1 1 0 0 0 1												
Joe Girardi, R (1, 2) OBP: 0.312, SLG: 0.356						4-1 G4-3 SH3-4 BB		0-3 K		3 0 0 0 1 2 2												
Randy Kramer, R (1, 1) Dwight Smith, L (6, 7) Doug Dasenczo, S (9, 7) OBP: 0.314, SLG: 0.354						0-0 SH3-4		0-0 23 1B BB 1B		1 0 0 0 0 0 0 2 1 1 1 0 1 0 0 0 0 0 0 0 0												
<b>Inning Stats</b>	R: 0 E: 0 K: 0 S: 6	H: 1 LOB: 1 BB: 0 P: 10	R: 0 E: 0 K: 1 S: 12	H: 1 LOB: 1 BB: 0 P: 18	R: 2 E: 0 K: 1 S: 6	H: 1 LOB: 0 BB: 1 P: 10	R: 0 E: 0 K: 2 S: 7	H: 0 LOB: 0 BB: 0 P: 11	R: 0 E: 0 K: 1 S: 9	H: 0 LOB: 2 BB: 2 P: 17	R: 0 E: 0 K: 1 S: 8	H: 0 LOB: 0 BB: 0 P: 13	R: 3 E: 1 K: 1 S: 23	H: 3 LOB: 2 BB: 2 P: 39	R: 0 E: 0 K: 0 S: 9	H: 0 LOB: 0 BB: 0 P: 14	R: 1 E: 0 K: 2 S: 11	H: 1 LOB: 0 BB: 0 P: 19	1B: 3 2B: 1 3B: 1 HR: 2	SF: 0 SAC: 1 DP: 0 HBP: 0	WP: 0 PB: 0 SB: 0 CS: 0	PA: 39
<b>PITCHER</b>	IP WLS BF H R ER SO BB IBB HBP BLK WP HR S P ERA WHIP											<b>PITCHER</b>	IP WLS BF H R ER SO BB IBB HBP BLK WP HR S P ERA WHIP									
Jose DeLeon, R (1, 1) ERA: 4.53	6.1 L 29 6 5 4 6 4 0 0 0 0 1 63 101 5.68 1.579																					
Frank DiPino, L (7, 1) ERA: 4.85	0.2 3 0 0 0 0 0 0 1 0 0 0 0 8 17 0.00 0.000																					
Scott Terry, R (8, 1) ERA: 5.0	2.0 7 1 1 1 2 0 0 0 0 0 1 20 33 4.50 0.500																					

livebaseballscorecards.com

<b>AB</b>	<b>33</b>
<b>R</b>	<b>6</b>
<b>H</b>	<b>7</b>
<b>RBI</b>	<b>5</b>
<b>BB</b>	<b>5</b>
<b>SO</b>	<b>8</b>
<b>LOB</b>	<b>10</b>




Batter	1	2	3	4	5	6	7	8	9	AB	R	H	RBI	BB	SO	LOB
<b>Bernard Gilkey, R</b> OBP: 0.176, SLG: 0.125 (1, 7) C X	0-1 P4 ①		4-0 G3 HR BB		1-2 S 1B		1-1 G6-3 ③			3	1	1	0	1	0	1
<b>Geronimo Pena, S</b> OBP: 0.412, SLG: 0.412 (1, 4) F F B F F S (9, 4) F F S	2-3 K ②		3-1 G3 1-2		2-3 K 1-2			1-0 F9 BB 1B		4	0	1	0	0	2	2
<b>Ray Lankford, L</b> OBP: 0.388, SLG: 0.538 (1, 8) B B B B	4-0 BB		2-0 HR		0-1 G3-1			4-0 FC4-6 BB		2	1	1	2	2	0	1
<b>Pedro Guerrero, R</b> OBP: 0.341, SLG: 0.442 (1, 3) B X	1-0 G6-3 ③		3-1 P3		1-1 G5-3 ①			0-2 F9 2-3		4	0	0	0	0	0	3
<b>Todd Zeile, R</b> OBP: 0.323, SLG: 0.394 (1, 5) X B C S		1-2 G5-3 ①	2-0 P5 ③		1-2 F9 ②			1-0 P3 ②		4	0	0	0	0	0	2
<b>Milt Thompson, L</b> OBP: 0.290, SLG: 0.313 (1, 9) B T C B B B B B		4-2 S BB		1-1 P5 ①		2-2 F7 ③		1-2 FC4-6 1-2f ③		3	0	0	0	1	0	2
<b>Tom Pagnozzi, R</b> OBP: 0.316, SLG: 0.343 (1, 2) X T T S		0-2 G6-3 1-2		0-3 K ②			1-0 F9 ①		1-1 G6-3 ①	4	0	0	0	0	1	1
<b>Tim Jones, L</b> OBP: 0.288, SLG: 0.319 (1, 6) T T T S		4-0 IBB		0-1 G3 ③			2-3 K ②		1-1 P6 ②	3	0	0	0	1	1	0
<b>Jose DeLeon, R</b> OBP: 0.127, SLG: 0.148 (1, 1) <b>Frank DiPino, L</b> OBP: 0.333, SLG: 0.667 (7, 1) <b>Denny Wailing, L</b> OBP: 0.282, SLG: 0.281 (7, PH) <b>Dave Collins, S</b> OBP: 0.359, SLG: 0.255 (7, PR) <b>Scott Terry, R</b> OBP: 0.630, SLG: 0.600 (8, 1) <b>Rod Brewer, L</b> (9, PH)		1-0 G3 ③		2-3 K ①			3-2 K 2B		3-2 F9 ③	2	0	0	0	0	1	2

Inning Stats	R: 0	H: 0	E: 0	K: 1	S: 8	R: 0	H: 0	E: 0	K: 0	S: 11	R: 2	H: 1	E: 0	K: 0	S: 6	R: 0	H: 0	E: 0	K: 1	S: 7	R: 0	H: 1	E: 0	K: 2	S: 12	R: 0	H: 0	E: 0	K: 0	S: 8	R: 0	H: 1	E: 0	K: 1	S: 12	R: 0	H: 1	E: 0	K: 0	S: 8	R: 0	H: 0	E: 0	K: 0	S: 7	R: 0	H: 0	E: 0	K: 0	S: 7	R: 0	H: 1	E: 0	K: 0	S: 15	R: 0	H: 0	E: 0	K: 0	S: 12	1B: 2	2B: 1	3B: 0	HR: 1	SF: 0	SAC: 0	DP: 0	HBP: 0	WP: 0	PA: 36
<b>Randy Kramer, R</b> ERA: 3.99 (1, 1)	IP	WLS	BF	H	R	ER	SO	BB	IBB	HBP	BLK	WP	HR	S	P	ERA	WHIP																																																					
<b>Les Lancaster, R</b> ERA: 4.78 (6, 1)	4.0	W	15	2	0	0	1	1	0	0	0	0	0	35	58	0.00	0.750																																																					

**BOTTOM**

**Chicago Cubs @ St. Louis Cardinals**  
 Busch Stadium, St. Louis, MO  
 Sat Sep 15 1990, 7:05 PM CDT  
 Att: 42,282 - Unknown - 81 F

AB	31
R	2
H	4
RBI	2
BB	5
SO	5
LOB	14



PITCHER	IP	WLS	BF	H	R	ER	SO	BB	IBB	HBP	BLK	WP	HR	S	P	ERA	WHIP
<b>Randy Kramer, R</b> ERA: 3.99 (1, 1)	5.0		21	2	2	2	4	3	1	0	0	0	1	44	81	3.60	1.000
<b>Les Lancaster, R</b> ERA: 4.78 (6, 1)	4.0	W	15	2	0	0	1	1	0	0	0	0	0	35	58	0.00	0.750

Batter 1 2 3 4 5 6 7 8 9 AB R H RBI BB SO LOB TOP

Jerome Walton, R OBP: 0.360, SLG: 0.331 (1, 8)	3-2 23 G4-3 1B 2B	3-2 G1-3		4-1 23 G6-4-3 BB		0-2 B1		1-0 L7		4 1 1 0 1 0 1
23 Ryne Sandberg, R OBP: 0.354, SLG: 0.554 (1, 4)	1-0 G4-3 2-3		0-2 P2	1-1 G6-4-3 1-2f		4-2 E 2B BB		1-1 S 2B 1B		4 2 1 0 1 0 2
Mark Grace, L OBP: 0.375, SLG: 0.417 (1, 3)	0-2 1B		4-1 2B BB	4-2 CS BB		0-0 E3 2B SF7		1-0 1-H 2B		3 2 2 2 2 0 1
Dwight Smith, L OBP: 0.328, SLG: 0.374 (1, 9)	0-2 F8		1-1 P5 1 SAFE 1 SAFE	2-1 CS 1-2		2-0 P7		2-1 F9		5 0 0 0 0 0 5
Derrick May, L OBP: 0.318, SLG: 0.350 Andre Dawson, R OBP: 0.357, SLG: 0.529 Doug Dascenzo, S OBP: 0.313, SLG: 0.353 (1, 7) (7, PH) (7, PR) (7, 7)	0-0 L5		1-0 1-H 2B 2B			2-2 1-3 2-H 2B		1-2 L5		3 1 1 1 0 0 1 1 0 1 1 0 0 0 1 0 0 0 0 0 0
Damon Berryhill, S OBP: 0.241, SLG: 0.346 (1, 2)		0-0 WP 1B 2B	1-2 1B 2B			4-0 IBB		0-3 K		4 2 3 1 1 1 0
Greg Smith, S OBP: 0.303, SLG: 0.400 (1, 6)		2-2 SH1-4 1B 2-H	0-0 E 1B 2-H			2-1 G1-3		0-0 SF7		4 0 2 3 0 0 1
Curtis Wilkerson, S OBP: 0.238, SLG: 0.250 (1, 5)		1 SAFE 0-2 L6	3-2 E5 1B 1-3			2-3 K		0-1 G1-3		4 0 1 0 0 1 3
Jose Antonio Nunez, R Hector Villanueva, R Mike Bielecki, R OBP: 0.220, SLG: 0.179 (1, 1) (6, PH) (6, 1)		0-2 SH1-4 1-2	3-3 K			1-2 F8		0-0 F8		1 0 0 0 0 1 2 1 0 0 0 0 0 0 1 0 0 0 0 0 0

Inning Stats	R: 1 E: 0 K: 0 S: 12	H: 2 LOB: 1 BB: 0 P: 16	R: 1 E: 0 K: 0 S: 13	H: 2 LOB: 1 BB: 0 P: 18	R: 3 E: 1 K: 1 S: 19	H: 4 LOB: 2 BB: 1 P: 32	R: 0 E: 0 K: 0 S: 6	H: 0 LOB: 0 BB: 2 P: 17	R: 0 E: 0 K: 0 S: 6	H: 1 LOB: 1 BB: 0 P: 12	R: 0 E: 0 K: 1 S: 9	H: 0 LOB: 0 BB: 0 P: 12	R: 2 E: 1 K: 0 S: 12	H: 1 LOB: 2 BB: 2 P: 24	R: 1 E: 0 K: 1 S: 7	H: 2 LOB: 1 BB: 0 P: 12	R: 0 E: 0 K: 1 S: 8	H: 0 LOB: 0 BB: 0 P: 10	1B: 5 2B: 7 3B: 0 HR: 0	SF: 1 SAC: 1 DP: 1 HBP: 0	WP: 1 PB: 0 SB: 1 CS: 1	PA: 44
--------------	-------------------------------	----------------------------------	-------------------------------	----------------------------------	-------------------------------	----------------------------------	------------------------------	----------------------------------	------------------------------	----------------------------------	------------------------------	----------------------------------	-------------------------------	----------------------------------	------------------------------	----------------------------------	------------------------------	----------------------------------	----------------------------------	------------------------------------	----------------------------------	--------

PITCHER	IP	WLS	BF	H	R	ER	SO	BB	IBB	HBP	BLK	WP	HR	S	P	ERA	WHIP
Ken Hill, R ERA: 5.31 (1, 1)	2.2	L	17	8	5	5	0	1	0	0	0	1	0	41	60	16.88	3.375
Tom Niedenfuer, R ERA: 3.5 (3, 1)	0.1		1	0	0	0	1	0	0	0	0	0	0	3	6	0.00	0.000
Ken Dayley, L ERA: 3.18 (4, 1)	2.0		7	1	0	0	0	2	0	0	0	0	0	12	29	0.00	1.500
Tim Sherrill, L ERA: 7.36 (6, 1)	1.1		6	0	2	1	1	1	0	0	0	0	0	13	22	6.75	0.750
Ernie Camacho, R ERA: 5.11 (7, 1)	0.2		4	1	0	0	0	0	1	0	0	0	0	8	14	0.00	1.500
PITCHER	IP	WLS	BF	H	R	ER	SO	BB	IBB	HBP	BLK	WP	HR	S	P	ERA	WHIP
Stan Clarke, L ERA: 4.5 (8, 1)	2.0		8	2	1	1	1	0	0	0	0	0	0	15	22	4.50	1.000

Chicago Cubs @ St. Louis Cardinals  
 Busch Stadium, St. Louis, MO  
 Sun Sep 16 1990, 3:33 AM CDT  
 Att. 39,402 - Sunny - 75 F

livebaseballscorecards.com

AB	36
R	8
H	12
RBI	8
BB	5
SO	3
LOB	16



Batter	1	2	3	4	5	6	7	8	9	AB	R	H	RBI	BB	SO	LOB
<b>Bernard Gilkey, R</b> OBP: 0.190, SLG: 0.200 (1, 7) B F X	1-2 F7		0-0 G4-3		2-0 G5-3		0-0 2-H 2B			4	0	1	1	0	0	2
<b>Ozzie Smith, S</b> OBP: 0.336, SLG: 0.304 (1, 6) B B X	2-1 G4-3		2-0 L6		2-0 G3-1			2-2 G3 1B		4	0	1	0	0	0	1
<b>Ray Lankford, L</b> OBP: 0.373, SLG: 0.516 (1, 8) F F S	1-3 K			0-0 P5		1-0 G4-3		1-2 G3		4	0	0	0	0	1	1
<b>Pedro Guerrero, R</b> OBP: 0.344, SLG: 0.442 (1, 3) C B B		1-3 K		2-1 G6-3 1B		4-2 BB		4-2 BB		2	0	1	0	2	1	0
<b>Felix Jose, S</b> OBP: 0.303, SLG: 0.368 (1, 9) B X		1-0 G3		0-0 G6-3		1-3 K		0-3 K		4	0	0	0	0	2	4
<b>Craig Wilson, R</b> OBP: 0.322, SLG: 0.295 (1, 5) B B B		4-0 BB			0-2 2B 3B 1B		1-1 F8		0-0 F9	3	1	1	0	1	0	3
<b>Tom Pagnozzi, R</b> OBP: 0.315, SLG: 0.346 (1, 2) C F X		1-2 SAFE L1		3-1 3B 2B			1-1 F9		0-0 G5-3	4	1	1	0	0	0	1
<b>José Oquendo, S</b> OBP: 0.355, SLG: 0.324 (1, 4) C B B			4-1 G4-3 BB		1-0 BLK 3B		0-1 G4-3		1-1 G1-3	3	1	1	2	1	0	0
<b>Ken Hill, R</b> Tom Niederhuer, R Geronimo Peña, S Ken Daylight, L Denny Walling, L Tim Sherrill, L Ernie Camacho, R Rod Brewer, L Stan Clarke, R Mike Thompson, L			2-3 K		2-0 P7		0-0 E6 2B		1-0 F7	0	0	0	0	0	0	0


Inning Stats	R: 0	H: 0	E: 0	K: 1	S: 9	R: 0	H: 0	E: 0	K: 1	S: 7	R: 0	H: 0	E: 0	K: 1	S: 6	R: 3	H: 3	E: 0	K: 0	S: 9	R: 0	H: 0	E: 0	K: 1	S: 9	R: 1	H: 1	E: 1	K: 0	S: 6	R: 0	H: 1	E: 0	K: 1	S: 13	R: 0	H: 0	E: 0	K: 0	S: 4	R: 0	H: 0	E: 0	K: 0	S: 4	1B: 3	SF: 0	2B: 2	SAC: 0	3B: 1	DP: 1	HR: 0	HBP: 0	WP: 0	PA: 36
<b>PITCHER</b> <b>Jose Antonio Nunez, R</b> ERA: 6.39 (1, 1) <b>Mike Bielecki, R</b> ERA: 5.18 (6, 1)	IP	WLS	BF	H	R	ER	SO	BB	IBB	HBP	BLK	WP	HR	S	P	ERA	WHIP																			IP	WLS	BF	H	R	ER	SO	BB	IBB	HBP	BLK	WP	HR	S	P	ERA	WHIP			

**BOTTOM**

**Chicago Cubs @ St. Louis Cardinals**  
 Busch Stadium, St. Louis, MO  
 Sun Sep 16 1990, 3:33 AM CDT  
 Att: 39,402 - Sunny - 75 F

livebaseballscores.com

**AB 32**  
**R 4**  
**H 6**  
**RBI 3**  
**BB 4**  
**SO 5**  
**LOB 14**



Batter	1	2	3	4	5	6	7	8	9	AB R H RBI BB SO LOB	TOP
<b>Wally Backman, S</b> (1, 5) <small>OBP: 0.364, SLG: 0.387</small> <b>Jeff King, R</b> (5, 5) <small>OBP: 0.275, SLG: 0.405</small>	0-1  G4-3 SH3 1B 1B		0-2  G1-6-3 1-2f		1-2  G4-1 1-2 3-H		1-0  G6-3		0-1  G5-3	3 1 1 1 0 0 2 2 0 0 0 0 0 1	
<b>Jay Bell, R</b> (1, 6) <small>OBP: 0.318, SLG: 0.360</small>	1-0  SH3 1-2		2-1  G5-3		3-1  E5 1B 2B		4-1  BB			2 1 0 0 1 0 1	
<b>Andy Van Slyke, L</b> (1, 8) <small>OBP: 0.366, SLG: 0.451</small>	0-0  G4-3 2-3			4-1  FC4-6 BB	1-1  2B 1B		0-2  L3			3 1 1 1 1 0 2	
<b>Bobby Bonilla, S</b> (1, 9) <small>OBP: 0.327, SLG: 0.535</small>	1-0  1B			1-3  K	0-0  2B			0-1  G3-1		4 0 2 3 0 1 1	
<b>Barry Bonds, L</b> (1, 7) <small>OBP: 0.406, SLG: 0.565</small>	3-3  K			0-0  FC4-6 1-2f	2-1  F9			4-1  G3-6-1 BB		3 0 0 0 1 1 3	
<b>Sid Bream, L</b> (1, 3) <small>OBP: 0.350, SLG: 0.450</small>			2-2  G4-3		3-3  K			0-1  G3-1	0-1  G3-6-1 1-2f	4 0 0 0 0 1 2	
<b>Michael LaValliere, L</b> (1, 2) <small>OBP: 0.367, SLG: 0.347</small>			1-0  G3-1			4-1  FC3-6 1B G4-1 BB		0-1  G4-3	3-2  F8	3 1 0 0 1 0 0	<b>AB 31</b> <b>R 5</b> <b>H 6</b> <b>RBI 5</b> <b>BB 5</b> <b>SO 4</b> <b>LOB 14</b>
<b>Jose Lind, R</b> (1, 4) <small>OBP: 0.304, SLG: 0.341</small>			1-1  G6-3			0-1  FC3-6 1B		0-1  G6-3	2-1  G4-3	4 0 1 0 0 0 0	
<small>John Smiley, L Vicente Palacios, R John Cangelosi, S Mike York, R Orlando Merced, S Jerry Reuss, L Doug Bair, R R.J. Reynolds, S Stan Belinda, R Gary Redus, R</small>			2-1  G1-6-3 1B		0-1  FC3-6 E G4-1 1-2f 2-3		0-3  K		4-2  BB	0 0 0 0 0 0 0 0 0 0 0 0 0 0 0 0 1 0 0 1 0 0 0 0 0 0 0 0 0 0 0 0 1 0 0 0 0 0 0 2 0 0 0 0 0 0 0 0 0 0 0 0 0 0 0 0 0 0 0 0 0 0 0 0 1 0 0 0 0 0 1 0 0 0 0 0 0 0 0 0 0 0 0 0 0 1 0 0	
<b>Inning Stats</b>	R: 1 H: 2 E: 0 LOB: 1 K: 1 BB: 0 S: 10 P: 15	R: 0 H: 0 E: 0 LOB: 0 K: 0 BB: 0 S: 6 P: 10	R: 0 H: 1 E: 0 LOB: 0 K: 0 BB: 0 S: 8 P: 12	R: 0 H: 0 E: 0 LOB: 1 K: 2 BB: 1 S: 9 P: 17	R: 4 H: 3 E: 1 LOB: 1 K: 0 BB: 1 S: 15 P: 26	R: 0 H: 0 E: 0 LOB: 0 K: 0 BB: 0 S: 6 P: 7	R: 0 H: 0 E: 0 LOB: 1 K: 1 BB: 1 S: 9 P: 14	R: 0 H: 0 E: 0 LOB: 0 K: 0 BB: 1 S: 5 P: 9	R: 0 H: 0 E: 0 LOB: 1 K: 0 BB: 1 S: 10 P: 19	1B: 5 SF: 0 2B: 1 SAC: 1 3B: 0 DP: 2 HR: 0 HBP: 0	WP: 0 PA: 37 PB: 0 SB: 0 CS: 0
<b>PITCHER</b> <b>Greg Maddux, R</b> (1, 1) <small>ERA: 3.35</small>	IP WLS BF H R ER SO BB IBB HBP BLK WP HR S P ERA WHIP 9.0 W 37 6 5 2 4 5 0 0 0 0 0 0 78 129 2.00 1.222										<b>PITCHER</b> IP WLS BF H R ER SO BB IBB HBP BLK WP HR S P ERA WHIP

**Pittsburgh Pirates @ Chicago Cubs**  
 Wrigley Field, Chicago, IL  
 Tue Sep 18 1990, 7:05 PM CDT  
 Att: 23,168 - Unknown

[livebaseballscorecards.com](http://livebaseballscorecards.com)

Batter	1	2	3	4	5	6	7	8	9	AB R H RBI BB SO LOB
<b>Jerome Walton, R</b> OBP: 0.361, SLG: 0.341 (1, 8)										5 2 2 1 0 1 1
<b>23 Ryne Sandberg, R</b> OBP: 0.355, SLG: 0.555 (1, 4)										3 0 1 0 1 1 0
<b>Mark Grace, L</b> OBP: 0.376, SLG: 0.417 (1, 3)										4 1 2 0 0 1 2
<b>Andre Dawson, R</b> OBP: 0.356, SLG: 0.531 (1, 9)										4 1 1 2 0 1 3
<b>Luis Salazar, R</b> OBP: 0.305, SLG: 0.413 (1, 5)										4 1 1 1 0 1 1
<b>Shawon Dunston, R</b> OBP: 0.294, SLG: 0.444 (1, 6)										4 2 2 0 0 0 0
<b>Damon Berryhill, S</b> OBP: 0.273, SLG: 0.467 (1, 2)										4 1 2 3 0 1 0
<b>Doug Dascenzo, S</b> OBP: 0.307, SLG: 0.348 (1, 7)										3 0 0 1 0 0 0
<b>Greg Maddux, R</b> OBP: 0.165, SLG: 0.143 (1, 1)										4 0 1 0 0 3 1


Inning Stats	R: 6 E: 0 K: 1 S: 25	H: 7 LOB: 1 BB: 0 P: 32	R: 0 E: 0 K: 2 S: 7	H: 0 LOB: 0 BB: 0 P: 13	R: 1 E: 0 K: 1 S: 11	H: 2 LOB: 1 BB: 0 P: 18	R: 1 E: 0 K: 1 S: 9	H: 1 LOB: 1 BB: 1 P: 14	R: 0 E: 0 K: 0 S: 8	H: 0 LOB: 0 BB: 0 P: 9	R: 0 E: 0 K: 1 S: 10	H: 2 LOB: 2 BB: 0 P: 13	R: 0 E: 0 K: 1 S: 7	H: 0 LOB: 0 BB: 0 P: 12	R: 0 E: 0 K: 2 S: 7	H: 0 LOB: 0 BB: 0 P: 7
--------------	-------------------------------	----------------------------------	------------------------------	----------------------------------	-------------------------------	----------------------------------	------------------------------	----------------------------------	------------------------------	---------------------------------	-------------------------------	----------------------------------	------------------------------	----------------------------------	------------------------------	---------------------------------

PITCHER	IP	WLS	BF	H	R	ER	SO	BB	IBB	HBP	BLK	WP	HR	S	P	ERA	WHIP
<b>John Smiley, L</b> ERA: 4.55 (1, 1)	0.1	L	7	6	6	6	1	0	0	0	0	0	2	17	21	162.00	18.000
<b>Vicente Palacios, R</b> ERA: (1, 1)	1.2		6	1	0	0	2	0	0	0	0	0	0	15	24	0.00	0.600
<b>Mike York, R</b> ERA: 2.45 (3, 1)	2.0		10	3	2	2	2	1	0	0	0	0	0	20	32	9.00	2.000
<b>Jerry Reuss, L</b> ERA: (5, 1)	1.0		3	0	0	0	0	0	0	0	0	0	0	8	9	0.00	0.000
<b>Doug Bair, R</b> ERA: 4.43 (6, 1)	1.0		5	2	0	0	1	0	0	0	0	0	0	10	13	0.00	2.000

**BOTTOM**

**Pittsburgh Pirates @ Chicago Cubs**  
 Wrigley Field, Chicago, IL  
 Tue Sep 18 1990, 7:05 PM CDT  
 Att. 23,168 - Unknown

AB	35
R	8
H	12
RBI	8
BB	1
SO	9
LOB	8



1B: 8	SF: 1	WP: 0	PA: 37
2B: 1	SAC: 0	PB: 0	
3B: 1	DP: 0	SB: 0	
HR: 2	HBP: 0	CS: 0	

PITCHER	IP	WLS	BF	H	R	ER	SO	BB	IBB	HBP	BLK	WP	HR	S	P	ERA	WHIP
<b>Stan Belinda, R</b> ERA: 3.74 (7, 1)	2.0		6	0	0	0	3	0	0	0	0	0	0	14	19	0.00	0.000

Batter	1	2	3	4	5	6	7	8	9	AB R H RBI BB SO LOB	TOP												
Jeff King, R OBP: 0.279, SLG: 0.411 (1, 5)	3-2 1B 2B	2-1 G6-4-3 1-2f		2-2 FC6 1B		0-1 F7		0-1 FC3-6 1B		5 2 3 0 0 0 1													
Jay Bell, R OBP: 0.319, SLG: 0.360 (1, 6)	0-0 1B 1B	0-1 F9		2-2 FC6 1-2f		1-1 G4-3		1-2 FC3-6 1B		5 1 2 0 0 0 2													
Andy Van Slyke, L OBP: 0.366, SLG: 0.455 (1, 8)	1-0 1B SF8 1B		2-3 K		2-3 K	1-2 3B		0-2 FC3-6 G6-3 1-2f		5 1 2 2 0 2 1													
Bobby Bonilla, S OBP: 0.326, SLG: 0.532 (1, 9)	3-2 SF8 F9 1B 1B		3-2 P5		2-2 F7	2-2 P5		0-2 G6-3 1-2f		5 1 1 1 0 0 2													
Barry Bonds, L OBP: 0.407, SLG: 0.577 (1, 7)	2-2 F9 1-2		4-2 S BB		2-0 HR		2-0 HR		1-3 K	4 2 2 2 1 1 2													
Sid Bream, L OBP: 0.348, SLG: 0.448 (1, 3)	0-2 SF8 2-3 3-H		3-3 K 1-2		1-2 1B 1B		2-1 G1-3		2-0 F7	4 1 1 1 0 1 1													
Michael LaValliere, L OBP: 0.374, SLG: 0.356 (1, 2)	3-2 1B 3-H			2-1 FC6-4 1B	0-0 1B 1-2		0-2 1B		1-3 K	5 0 4 1 0 1 0													
Jose Lind, R OBP: 0.304, SLG: 0.340 (1, 4)	2-3 K			2-2 FC6-4 FC1-6 1-2f	0-1 1B 1-2 2-H		1-0 L9		1-3 K	4 0 1 1 0 1 3													
Doug Drabek, R OBP: 0.247, SLG: 0.250 Ted Power, R OBP: 0.125, SLG: 0.250 Bob Patterson, R OBP: 0.056, SLG: 0.056 (1, 1)		1-1 G6-4-3 1B			1-1 FC1-6 1B 1-2f	2-3 K		2-0 F7		4 0 1 0 0 1 4 0 0 0 0 0 0 0 0 0 0 0 0 0 0													
Inning Stats	R: 4 E: 0 K: 1 S: 30	H: 5 LOB: 1 BB: 0 P: 44	R: 0 E: 0 K: 0 S: 6	H: 1 LOB: 0 BB: 0 P: 9	R: 0 E: 0 K: 2 S: 12	H: 0 LOB: 1 BB: 1 P: 24	R: 0 E: 0 K: 0 S: 13	H: 2 LOB: 2 BB: 0 P: 22	R: 2 E: 0 K: 2 S: 18	H: 4 LOB: 2 BB: 0 P: 27	R: 0 E: 0 K: 0 S: 14	H: 1 LOB: 1 BB: 0 P: 18	R: 1 E: 0 K: 0 S: 8	H: 2 LOB: 1 BB: 0 P: 15	R: 1 E: 0 K: 0 S: 13	H: 2 LOB: 0 BB: 0 P: 14	R: 0 E: 0 K: 2 S: 8	H: 0 LOB: 0 BB: 0 P: 12	1B: 13 2B: 1 3B: 1 HR: 2	SF: 1 SAC: 0 DP: 2 HBP: 0	WP: 0 PB: 0 SB: 2 CS: 0	PA: 43	
PITCHER	IP WLS BF H R ER SO BB IBB HBP BLK WP HR S P ERA WHIP	IP WLS BF H R ER SO BB IBB HBP BLK WP HR S P ERA WHIP																					
Rick Sutcliffe, R ERA: 5.91 Mike Bielecki, R ERA: 5.1 Bill Long, R ERA: 3.86 Dave Pavlas, R ERA: 2.13 Mitch Williams, L ERA: 3.84 (1, 1)	0.2 L 7 5 4 4 0 0 0 0 0 0 0 0 26 38 54.00 7.500	2.1 8 1 0 0 3 1 0 0 0 0 0 0 22 39 0.00 0.857	(4, 1)	2.0 12 6 2 2 2 0 0 0 0 0 0 1 31 49 9.00 3.000	(6, 1)	2.0 9 3 1 1 0 0 0 0 0 0 0 1 22 33 4.50 1.500	(8, 1)	1.0 4 2 1 1 0 0 0 0 0 0 0 0 13 14 9.00 2.000														(9, 1)	1.0 3 0 0 0 2 0 0 0 0 0 0 0 8 12 0.00 0.000

Pittsburgh Pirates @ Chicago Cubs  
Wrigley Field, Chicago, IL  
Wed Sep 19 1990, 3:33 AM CDT  
Att: 13,058 - Cloudy

AB	41
R	8
H	17
RBI	8
BB	1
SO	7
LOB	16

WP	0	PA	43
PB	0		
SB	2		
CS	0		



Batter	1	2	3	4	5	6	7	8	9	AB	R	H	RBI	BB	SO	LOB
Jerome Walton, R OBP: 0.356, SLG: 0.336 (1, 8)	1-1 G3		0-3 K		1-0 G5-3			0-0 P4	1-2 G6-3	5	0	0	0	0	1	2
23 Ryne Sandberg, R OBP: 0.355, SLG: 0.555 (1, 4)	0-3 K		1-1 F8			0-0 G6-3		0-0 1B S 1B	2-0 2B	5	1	2	2	0	1	0
Mark Grace, L OBP: 0.378, SLG: 0.419 (1, 3)	0-0 BB 1B			1-0 2B G3-1 1B		2-1 F8		2-1 1B 1B	0-1 G3	5	2	3	0	0	0	1
Andre Dawson, R OBP: 0.359, SLG: 0.534 (1, 9)	4-2 1-2 BB			0-1 G3-1 1-3 2B		2-2 G5-3		0-1 1-2 HR 1B		3	1	2	1	1	0	0
Derrick May, L OBP: 0.308, SLG: 0.458 (1, 7)	0-0 L8			0-1 G3-1			0-1 G6-3	3-2 1-H 2-H HR		4	1	1	4	0	0	3
Luis Salazar, R OBP: 0.302, SLG: 0.408 (1, 5)		0-3 K		1-1 L6			1-2 G6-3	0-3 K		4	0	0	0	0	2	1
Shawon Dunston, R OBP: 0.296, SLG: 0.444 (1, 6)		2-2 CS 1B		0-2 F7			0-1 P6	1-0 1B		4	0	2	0	0	0	1
Damon Berryhill, S OBP: 0.270, SLG: 0.424 (1, 2)		2-3 K		2-2 F7				2B 23 1B BB	K	3	1	0	0	1	2	2
Rick Sutcliffe, L Mike Bielecki, R Curtis Wilkerson, S Dan Long, R Dave Clark, L Dave Pavlas, R Mitch Williams, L Gary Varsho, L Paul Assenmacher, L Hector Villanueva, R		1-3 K		1-3 K			1-3 K	1-2 2B 1B 2B	1-3 K	0	0	0	0	0	0	0

Inning Stats	R: 0	H: 1	E: 0	K: 1	S: 12	LOB: 2	BB: 1	P: 17	R: 0	H: 1	E: 0	K: 2	S: 12	LOB: 0	BB: 0	P: 16	R: 0	H: 0	E: 0	K: 2	S: 9	LOB: 0	BB: 0	P: 11	R: 1	H: 2	E: 0	K: 0	S: 11	LOB: 1	BB: 0	P: 13	R: 0	H: 0	E: 0	K: 1	S: 9	LOB: 0	BB: 0	P: 13	R: 0	H: 0	E: 0	K: 0	S: 7	LOB: 0	BB: 0	P: 11	R: 0	H: 0	E: 0	K: 0	S: 7	LOB: 0	BB: 0	P: 8	R: 6	H: 6	E: 0	K: 2	S: 20	LOB: 1	BB: 1	P: 31	R: 0	H: 1	E: 0	K: 1	S: 10	LOB: 1	BB: 0	P: 14	1B: 7	SF: 0	2B: 3	SAC: 0	3B: 0	DP: 0	HR: 1	HBP: 0	WP: 0	PA: 39
PITCHER	IP	WLS	BF	H	R	ER	SO	BB	IBB	HBP	BLK	WP	HR	S	P	ERA	WHIP																																																																	
Doug Drabek, R ERA: 2.87 (1, 1)	7.1	W	30	7	5	5	6	2	0	0	0	0	0	74	103	6.14	1.227																																																																	
Ted Power, R ERA: 3.38 (8, 1)	0.1		4	3	2	2	1	0	0	0	0	0	1	9	13	54.00	9.000																																																																	
Bob Patterson, L ERA: 3.03 (8, 1)	1.1	S	5	1	0	0	2	0	0	0	0	0	0	14	18	0.00	0.750																																																																	

BOTTOM

Pittsburgh Pirates @ Chicago Cubs  
Wrigley Field, Chicago, IL  
Wed Sep 19 1990, 3:33 AM CDT  
Att. 13,058 - Cloudy

livebaseballscores.com

AB	37
R	7
H	11
RBI	7
BB	2
SO	9
LOB	10



Batter	1	2	3	4	5	6	7	8	9	AB	R	H	RBI	BB	SO	LOB	TOP										
Jeff King, R OBP: 0.278, SLG: 0.407 (1, 5)	0-0 P7	2-1 BB 1-2 1B		2-3 K	1-3 K		1-1 F8		1-0 F7	6	0	1	0	0	2	3											
Jay Bell, R OBP: 0.319, SLG: 0.358 (1, 6)	1-3 K	1-0 F8		4-0 BB 1B BB		4-1 HR BB	2-3 K		1-2 4-3	4	2	0	0	2	2	2											
Andy Van Slyke, L OBP: 0.372, SLG: 0.470 (1, 8)	2-1 HR	4-2 BB 1-2 2-3		4-2 BB 1B 1-2 2-3		2-1 HR 1-H		4-1 HR BB	0-1 3-1	3	3	2	3	3	0	0											
Bobby Bonilla, S OBP: 0.325, SLG: 0.529 (1, 9)	1-3 K	2-3 K		1-0 BB 1-3 2-H 3-H 1B		2-2 F9		3-2 F7		5	0	1	2	0	2	4											
Barry Bonds, L OBP: 0.409, SLG: 0.582 (1, 7)		4-0 BB 3B BB	0-0 4-3	0-1 P6		4-0 E BB		2-2 HR 1-H		3	3	1	2	2	0	2											
Sid Bream, L OBP: 0.349, SLG: 0.446 (1, 3)		0-1 6-3	4-1 BB G4-6-3		1-0 E6 G5-3	1-1 E3 FC3-6		0-2 1B 1B		4	0	1	0	1	0	2											
Michael LaValliere, L OBP: 0.371, SLG: 0.350 (1, 2)		4-0 BB 3B BB	2-1 BB G4-6-3		1-0 F9	0-0 FC3-6		0-0 F6		4	1	0	0	1	0	4											
Jose Lind, R OBP: 0.305, SLG: 0.346 (1, 4)		0-1 1B 3B		1-0 BB SH1-4 1B	3-1 G5-3	1-3 K		0-1 1B		4	2	2	2	0	1	2											
Carlos Garcia, R OBP: 1.000, SLG: 1.000 (8, PH)										1	0	1	0	0	0	0											
Rafael Belliard, R OBP: 0.308, SLG: 0.283 (8, 4)										0	0	0	0	0	0	0											
Bob Walk, R OBP: 0.194, SLG: 0.147 (1, 1)		0-1 BB 1B		2-2 SH1-4	4-2 BB					1	0	1	1	1	0	0											
Vicente Palacios, R (6, 1)										2	0	0	0	0	1	2											
<b>Inning Stats</b>	R: 1 E: 0 K: 2 S: 9	H: 1 LOB: 0 BB: 0 P: 13	R: 3 E: 0 K: 1 S: 16	H: 3 LOB: 3 BB: 3 P: 33	R: 0 E: 0 K: 0 S: 4	H: 0 LOB: 0 BB: 1 P: 10	R: 2 E: 0 K: 1 S: 12	H: 2 LOB: 2 BB: 2 P: 26	R: 0 E: 1 K: 1 S: 11	H: 0 LOB: 2 BB: 1 P: 21	R: 3 E: 2 K: 1 S: 13	H: 1 LOB: 1 BB: 2 P: 27	R: 0 E: 0 K: 1 S: 7	H: 0 LOB: 0 BB: 0 P: 10	R: 2 E: 0 K: 1 S: 22	H: 3 LOB: 2 BB: 1 P: 32	R: 0 E: 0 K: 0 S: 6	H: 0 LOB: 0 BB: 0 P: 8	1B: 6 2B: 0 3B: 1 HR: 3	SF: 0 SAC: 1 DP: 1 HBP: 0	WP: 0 PB: 0 SB: 0 CS: 0	PA: 48					
<b>PITCHER</b>	IP	WLS	BF	H	R	ER	SO	BB	IBB	HBP	BLK	WP	HR	S	P	ERA	WHIP										
Randy Kramer, R ERA: 4.76 (1, 1)	1.1	L	10	4	4	4	2	2	0	0	0	0	1	17	31	27.00	4.500										
Kevin Coffman, R ERA: 12.96 (2, 1)	3.2		18	2	2	2	3	5	0	0	0	0	0	35	72	4.91	1.909										
Mitch Williams, L ERA: 4.0 (6, 1)	2.0		10	1	3	2	2	2	0	0	0	0	1	20	37	9.00	1.500										
Bill Long, R ERA: 4.1 (8, 1)	1.0		7	3	2	2	1	1	0	0	0	0	1	22	32	18.00	4.000										
Les Lancaster, R ERA: 4.73 (9, 1)	1.0		3	0	0	0	0	0	0	0	0	0	0	6	8	0.00	0.000										

Pittsburgh Pirates @ Chicago Cubs

Wrigley Field, Chicago, IL

Thu Sep 20 1990, 3:33 AM CDT  
Att. 14,926 - Sunny - 65 F

[livebaseballscorecards.com](http://livebaseballscorecards.com)

AB	37
R	11
H	10
RBI	10
BB	10
SO	8
LOB	21



Batter	1	2	3	4	5	6	7	8	9	AB	R	H	RBI	BB	SO	LOB
Jerome Walton, R OBP: 0.355, SLG: 0.335 (1, 8)	1-0 5-3 ①		2-3 K ③		3-2 5-3 ③			2-2 WP 1B		4	0	1	0	0	1	2
23 Ryne Sandberg, R OBP: 0.355, SLG: 0.559 Dwight Smith, L OBP: 0.327, SLG: 0.373 (1, 4) (7, 9)	1-0 5-3 ②			1-0 F7 ①		2-0 HR		1-1 L6 ①		3	1	1	1	0	0	0
Shawon Dunston, R OBP: 0.294, SLG: 0.441 (1, 6)	2-0 F9 ③			1-3 K ②		0-0 4-3 ①		2-2 F7 ②		4	0	0	0	0	1	1
Andre Dawson, R OBP: 0.359, SLG: 0.532 Greg Smith, S OBP: 0.294, SLG: 0.387 (1, 9) (7, 4)		1-1 1-3 ①		0-2 P6 ③		4-0 BB		2-2 F7 ③		2	0	0	0	1	0	0
Derrick May, L OBP: 0.333, SLG: 0.464 (1, 7)		1-0 E8 1B			3-2 1B FC6-4 1B	1-1 F7 ②			3-2 F7 ①	4	1	2	0	0	0	1
Luis Salazar, R OBP: 0.302, SLG: 0.406 (1, 5)		1-1 F4 ②			2-1 FC6-4 1B 1-2 1B	1-3 K ③			0-0 5-3 ②	4	0	1	0	0	1	2
Hector Villanueva, R OBP: 0.313, SLG: 0.527 (1, 3)		0-1 6-3 ③			0-0 FC6-4 1B 1-2 2-3		2-3 K ①		2-2 1B	4	0	2	0	0	1	1
Joe Girardi, R OBP: 0.309, SLG: 0.353 (1, 2)			1-3 K ①		0-0 FC6-4 ①		2-2 4-3 ②		0-1 F2 ③	4	0	0	1	0	1	3
Randy Kramer, R Kevin Coffman, R Gary Varsho, L OBP: 0.286, SLG: 0.341 Mitch Williams, L Dave Clark, L OBP: 0.352, SLG: 0.408 Bill Long, R Les Lancaster, R OBP: 0.150, SLG: 0.056 (1, 1) (2, 1) (5, PH) (6, 1) (7, PH) (8, 1) (9, 1)			0-0 6-3 ②		2-3 K ②		0-1 P5 ③			0	0	0	0	0	0	0


Inning Stats	R: 0	H: 0	E: 0	K: 0	S: 3	R: 0	H: 1	E: 1	K: 0	S: 7	R: 0	H: 0	E: 0	K: 2	S: 7	R: 1	H: 3	E: 0	K: 1	S: 14	R: 1	H: 1	E: 0	K: 1	S: 8	R: 0	H: 0	E: 0	K: 1	S: 9	R: 0	H: 1	E: 0	K: 0	S: 13	R: 0	H: 1	E: 0	K: 0	S: 10	1B: 6	SF: 0	2B: 0	SAC: 0	3B: 0	DP: 0	HR: 1	HBP: 0						
PITCHER	IP	WLS	BF	H	R	ER	SO	BB	IBB	HBP	BLK	WP	HR	S	P	ERA	WHIP																			PITCHER	IP	WLS	BF	H	R	ER	SO	BB	IBB	HBP	BLK	WP	HR	S	P	ERA	WHIP	
Bob Walk, R ERA: 4.03 Vicente Palacios, R ERA:	(1, 1)	5.1	W	22	5	2	2	4	1	0	0	0	0	1	40	68	3.38	1.125																			(6, 1)	3.2	S	13	2	0	0	2	0	0	0	0	1	0	38	56	0.00	0.545

**BOTTOM**

**Pittsburgh Pirates @ Chicago Cubs**  
 Wrigley Field, Chicago, IL  
 Thu Sep 20 1990, 3:33 AM CDT  
 Att. 14,926 - Sunny - 65 F

livebaseballscorecards.com

AB	34
R	2
H	7
RBI	2
BB	1
SO	6
LOB	14



WP: 1	PA: 35
PB: 0	SB: 0
CS: 0	

Batter	1	2	3	4	5	6	7	8	9	AB R H RBI BB SO LOB	TOP					
Keith Miller, R (1, 8) OBP: 0.342, SLG: 0.323	2-3 K		0-0 G1-3			0-1 G6-3		1-3 K		4 0 0 0 0 2 0						
Tom Herr, S (1, 4) OBP: 0.325, SLG: 0.352	2-2 P3		1-1 F8			1-2 L5		1-0 F8		4 0 0 0 0 0 0						
Gregg Jefferies, S (1, 5) OBP: 0.335, SLG: 0.435	1-0 G5-3		1-2 G4-3			1-0 F8		0-0 F8		4 0 0 0 0 0 0						
Darryl Strawberry, L (1, 9) OBP: 0.364, SLG: 0.518		2-1 1B 2B 1B		0-0 F9		2-2 G1-3		0-3 K		4 1 1 0 0 1 0						
Kevin McReynolds, R (1, 7) OBP: 0.343, SLG: 0.432		2-1 2B SF7 1B		0-0 F8		1-1 L6				3 1 1 0 0 0 0						
Tim Teufel, R (1, 3) OBP: 0.299, SLG: 0.462		0-0 B5		1-1 P6		1-1 F8				3 0 0 0 0 0 2						
Howard Johnson, S (1, 6) OBP: 0.315, SLG: 0.437		3-0 2B		2-3 K				0-1 HR		3 1 2 2 0 1 0						
Charlie O'Brien, R (1, 2) OBP: 0.255, SLG: 0.253		2-2 SF7		1-1 F8				0-0 G5-3		2 0 0 1 0 0 0						
David Cone, L (1, 1) OBP: 0.224, SLG: 0.190		1-3 K		0-0 F7				0-2 G4-3		3 0 0 0 0 1 1						
Jeff Innis, R (8, 1)										0 0 0 0 0 0 0						
Dan Schatzeder, L (8, 1) OBP: 0.250, SLG: 0.250										0 0 0 0 0 0 0						
<b>Inning Stats</b>	R: 0 H: 0 E: 0 LOB: 0 K: 1 BB: 0 S: 9 P: 14	R: 2 H: 3 E: 0 LOB: 1 K: 1 BB: 0 S: 12 P: 22	R: 0 H: 0 E: 0 LOB: 0 K: 0 BB: 0 S: 7 P: 9	R: 0 H: 0 E: 0 LOB: 0 K: 0 BB: 0 S: 4 P: 5	R: 0 H: 0 E: 0 LOB: 0 K: 1 BB: 0 S: 6 P: 9	R: 0 H: 0 E: 0 LOB: 0 K: 0 BB: 0 S: 6 P: 8	R: 0 H: 0 E: 0 LOB: 0 K: 0 BB: 0 S: 7 P: 11	R: 1 H: 1 E: 0 LOB: 0 K: 1 BB: 0 S: 9 P: 10	R: 0 H: 0 E: 0 LOB: 0 K: 1 BB: 0 S: 6 P: 7	1B: 2 SF: 1 2B: 1 SAC: 0 3B: 0 DP: 0 HR: 1 HBP: 0	WP: 0 PA: 31 PB: 0 SB: 0 CS: 0					
<b>PITCHER</b>	IP WLS BF H R ER SO BB IBB HBP BLK WP HR S P ERA WHIP															
Steve Wilson, L (1, 1) ERA: 4.66	7.0	24	3	2	2	3	0	0	0	0	0	0	51	78	2.57	0.429
Paul Assenmacher, L (8, 1) ERA: 3.06	2.0	W	7	1	1	1	2	0	0	0	0	0	1	15	4.50	0.500

**New York Mets @ Chicago Cubs**  
**Wrigley Field, Chicago, IL**  
 Fri Sep 21 1990, 3:33 AM CDT  
 Att. 19,291 - Cloudy - 65 F

[livebaseballscorecards.com](http://livebaseballscorecards.com)

AB	30
R	3
H	4
RBI	3
BB	0
SO	5
LOB	3



Batter	1	2	3	4	5	6	7	8	9	AB R H RBI BB SO LOB	BOTTOM		
Jerome Walton, R OBP: 0.357, SLG: 0.337 (1, 8)	 1-2		 1-2		 1-3			 1-0		4 1 2 0 0 1 1	<p><b>New York Mets @ Chicago Cubs</b>  Wrigley Field, Chicago, IL  Fri Sep 21 1990, 3:33 AM CDT  Att. 19,291 - Cloudy - 65 F</p> <p>livebaseballscorecards.com</p> <p><b>AB 28</b>  <b>R 4</b>  <b>H 8</b>  <b>RBI 4</b>  <b>BB 2</b>  <b>SO 8</b>  <b>LOB 9</b></p>		
23 Ryne Sandberg, R OBP: 0.354, SLG: 0.558 (1, 4)	 2-2		 1-3		 1-0			 2-2		3 1 1 1 0 1 2			
Mark Grace, L OBP: 0.378, SLG: 0.424 (1, 3)	 2-2		 1-1	 0-0		 3-3		 4-2		3 1 1 1 1 1 1			
Andre Dawson, R OBP: 0.362, SLG: 0.539 (1, 9)	 0-1			 2-2		 3-3		 4-0		3 1 2 2 1 1 0			
Derrick May, L OBP: 0.303, SLG: 0.419 Doug Dascenzo, S OBP: 0.307, SLG: 0.348 Dwight Smith, L OBP: 0.327, SLG: 0.373 Hector Villanueva, R OBP: 0.310, SLG: 0.523 Marvell Wynne, L OBP: 0.264, SLG: 0.333 (1, 7) (7, 7) (8, PH) (8, PH) (9, 7)	 2-2			 0-0		 0-1		 1-0		3 0 0 0 0 0 1 0 0 0 0 0 0 0 0 0 0 0 0 0 0 1 0 0 0 0 0 2 0 0 0 0 0 0 0			
Luis Salazar, R OBP: 0.302, SLG: 0.406 (1, 5)		 3-2		 1-3			 0-0			3 0 1 0 0 1 0			
Shawon Dunston, R OBP: 0.293, SLG: 0.439 (1, 6)		 0-2		 1-3			 0-0			2 0 0 0 0 1 0			
Joe Girardi, R OBP: 0.306, SLG: 0.350 (1, 2)			 0-0		 1-2		 0-1			3 0 0 0 0 0 1			
Steve Wilson, L OBP: 0.250, SLG: 0.212 Gary Varsho, L OBP: 0.273, SLG: 0.333 Paul Assenmacher, L (7, PH) (8, 1)			 1-3		 0-1		 3-3			2 0 1 0 0 1 0 1 0 0 0 0 1 1 0 0 0 0 0 0 0			
<b>Inning Stats</b>	R: 1 H: 2 E: 1 LOB: 1 K: 0 BB: 0 S: 17 P: 24	R: 0 H: 0 E: 0 LOB: 0 K: 0 BB: 0 S: 7 P: 10	R: 0 H: 1 E: 0 LOB: 0 K: 2 BB: 0 S: 11 P: 15	R: 2 H: 2 E: 0 LOB: 0 K: 2 BB: 0 S: 14 P: 18	R: 0 H: 1 E: 0 LOB: 1 K: 1 BB: 0 S: 9 P: 12	R: 0 H: 0 E: 0 LOB: 0 K: 2 BB: 0 S: 8 P: 14	R: 0 H: 1 E: 0 LOB: 1 K: 1 BB: 0 S: 7 P: 10	R: 1 H: 1 E: 0 LOB: 1 K: 0 BB: 2 S: 8 P: 20		1B: 6 SF: 1 2B: 0 SAC: 1 3B: 0 DP: 1 HR: 2 HBP: 0		WP: 1 PA: 33 PB: 0 SB: 3 CS: 1	
<b>PITCHER</b>	IP WLS BF H R ER SO BB IBB HBP BLK WP HR S P ERA WHIP	IP WLS BF H R ER SO BB IBB HBP BLK WP HR S P ERA WHIP											
David Cone, R ERA: 3.51 (1, 1)	7.1 L 30 8 4 2 8 1 0 0 0 0 1 2 80 117 2.46 1.227												
Jeff Innis, R ERA: 2.7 (8, 1)	0.0 1 0 0 0 0 0 1 0 0 0 0 0 4 ∞ ∞												
Dan Schatzeder, L ERA: 2.26 (8, 1)	0.2 1 0 0 0 0 0 0 0 0 0 0 0 1 2 0.00 0.000												

Batter	1	2	3	4	5	6	7	8	9	AB R H RBI BB SO LOB	TOP			
Howard Johnson, S (1, 6) OBP: 0.315, SLG: 0.436	2-3 		0-2 G3-1 		4-0 G3 1B IBB 	3-2 P6 		1-0 S SF7 1B 		4 2 1 0 1 1 0				
Tom Herr, S (1, 4) OBP: 0.325, SLG: 0.350	4-1 		2-0 P8 		2-0 G3 		1-0 G4-3 	4-2 B BB 		3 0 0 0 2 0 2				
Dave Magadan, L (1, 3) OBP: 0.413, SLG: 0.443	0-1 G1-6-3 1-2f 		1-1 G3-1 		0-1 HR 1B 		4-2 FC1-6 BB 	0-1 SF7 		3 1 1 3 1 0 1				
Darryl Strawberry, L (1, 9) OBP: 0.363, SLG: 0.521		1-3 K 		1-2 G3 	2-1 HR 1B 		1-0 FC1-6 BB 1-2f BB 	2-3 K 		5 2 1 2 0 2 2				
Gregg Jefferies, S (1, 5) OBP: 0.339, SLG: 0.436		4-0 HR BB 		0-0 F7 	0-2 1B 1B 		4-0 BB BB 1-2 BB 	2-1 2B 1B 		3 3 2 0 2 0 0				
Pat Tabler, R (1, 7) OBP: 0.343, SLG: 0.361		0-2 G2-3 		0-2 F7 	2-1 1B 1B 		4-0 BB BB 1-2 BB 	2-2 F8 2B 1-H 		3 0 1 0 1 0 1 1 0 1 1 0 0 0				
Kevin McReynolds, R (7, 7) OBP: 0.344, SLG: 0.435		1-2 												
Daryl Boston, L (1, 8) OBP: 0.327, SLG: 0.434		3-1 HR 2-H 												
Mackey Sasser, L (1, 2) OBP: 0.345, SLG: 0.429		0-0 												
Wally Whitehurst, R (7, 1) OBP: 0.250, SLG: 0.250														
Ron Darling, R (1, 1) OBP: 0.212, SLG: 0.133		0-1 F9 												
Charlie O'Brien, R (7, 2) OBP: 0.252, SLG: 0.250														
<b>Inning Stats</b>	R: 0 E: 0 K: 1 S: 6 H: 0 LOB: 0 BB: 1 P: 12	R: 2 E: 0 K: 1 S: 12 H: 2 LOB: 1 BB: 1 P: 20	R: 0 E: 0 K: 0 S: 6 H: 0 LOB: 0 BB: 0 P: 9	R: 0 E: 0 K: 0 S: 11 H: 0 LOB: 0 BB: 0 P: 12	R: 6 E: 0 K: 0 S: 17 H: 7 LOB: 2 BB: 1 P: 34	R: 0 E: 0 K: 1 S: 10 H: 0 LOB: 0 BB: 0 P: 16	R: 1 E: 0 K: 1 S: 9 H: 0 LOB: 3 BB: 4 P: 27	R: 1 E: 0 K: 1 S: 13 H: 1 LOB: 1 BB: 1 P: 22	R: 1 E: 0 K: 0 S: 12 H: 2 LOB: 1 BB: 0 P: 20	1B: 9 2B: 1 3B: 0 HR: 2 SF: 1 SAC: 1 DP: 1 HBP: 0	WP: 0 PB: 1 SB: 2 CS: 0 PA: 45			
<b>PITCHER</b>	IP WLS BF H R ER SO BB IBB HBP BLK WP HR S P ERA WHIP												<b>PITCHER</b>	IP WLS BF H R ER SO BB IBB HBP BLK WP HR S P ERA WHIP
Jose Antonio Nunez, R (1, 1) ERA: 7.16	4.2 L 23 7 8 8 2 2 1 0 0 0 2 48 79 15.43 1.929													
Dave Pavia, R (5, 1) ERA: 2.08	0.1 2 2 0 0 0 0 0 0 0 0 0 4 8 0.00 6.000													
Kevin Coffman, R (6, 1) ERA: 11.7	1.2 8 0 1 1 1 3 0 0 0 0 0 14 34 5.40 1.800													
Mitch Williams, L (7, 1) ERA: 4.06	1.1 7 1 1 1 2 2 0 0 0 0 0 18 31 6.75 2.250													
Bill Long, R (9, 1) ERA: 4.18	1.0 5 2 1 1 0 0 0 0 0 0 0 12 20 9.00 2.000													

**New York Mets @ Chicago Cubs**  
Wrigley Field, Chicago, IL  
Sat Sep 22 1990, 3:33 AM CDT  
Att. 31,066 - Sunny - 60 F

[livebaseballscorecards.com](http://livebaseballscorecards.com)

AB	35
R	11
H	12
RBI	10
BB	8
SO	5
LOB	13



BOTTOM

New York Mets @ Chicago Cubs  
Wrigley Field, Chicago, IL  
Sat Sep 22 1990, 3:33 AM CDT  
Att. 31,066 - Sunny - 60 F

livebaseballscorecards.com

AB	37
R	5
H	11
RBI	5
BB	2
SO	5
LOB	13



WP:	0	PA:	39
PB:	0		
SB:	2		
CS:	0		

AB R H RBI BB SO LOB

5	1	3	0	0	1	2
5	0	1	1	0	1	4
4	0	0	1	1	0	4
3	2	2	1	1	0	0
4	0	1	1	0	0	0
3	0	0	0	0	0	1
0	0	0	0	0	0	0
1	0	0	0	0	1	0
0	0	0	0	0	0	0

4 2 2 0 0 0 0

4 0 0 0 0 2 2

1B:	9	SF:	0
2B:	1	SAC:	0
3B:	0	DP:	0
HR:	1	HBP:	0

1B: 9 SF: 0  
2B: 1 SAC: 0  
3B: 0 DP: 0  
HR: 1 HBP: 0

Batter	1	2	3	4	5	6	7	8	9
Jerome Walton, R OBP: 0.360, SLG: 0.340 (1, 8)	1-1 G3-1 1B		0-0 F9		2-2 1B		2-3 K		1-1 1B
23 Ryne Sandberg, R OBP: 0.353, SLG: 0.555 (1, 4)	2-2 G6-3		1-3 K		0-0 P9		1-0 1B		1-0 P5
Mark Grace, L OBP: 0.377, SLG: 0.421 (1, 3)	1-1 G3-1		4-1 1B BB		0-0 G6-3		1-1 F8		1-1 G4-3
Andre Dawson, R OBP: 0.365, SLG: 0.546 (1, 9)	4-2 1B BB		0-2 1B		0-1 HR		2-1 F7		
Derrick May, L OBP: 0.297, SLG: 0.400 (1, 7)	1-2 1B		3-2 F8		1-0 G3-1		3-1 F7		
Luis Salazar, R OBP: 0.300, SLG: 0.403 Mitch Williams, L (7, 1) Dwight Smith, L OBP: 0.326, SLG: 0.371 Bill Long, R (9, 1)	1-2 G6-3		2-0 F8		2-2 F9		3-3 K		
Shawon Dunston, R OBP: 0.294, SLG: 0.442 (1, 6)		2-0 G6-3		1-1 B2-3		1-2 1B 23 1B		0-2 1B 2B	
Damon Berryhill, S OBP: 0.244, SLG: 0.378 (1, 2)		0-0 F7		2-0 G3		0-3 K		1-3 K	
Jose Antonio Nunez, R Dave Pavlas, R Gary Varsho, L OBP: 0.273, SLG: 0.326 Kevin Coffman, R Domingo Ramos, R OBP: 0.338, SLG: 0.314 (7, 5)		1-0 G3-1		1-1 G3-1		0-1 1B 23 1B		3-2 1B	

Inning Stats	R: 2	H: 2	E: 1	K: 0	S: 15	R: 0	H: 0	E: 0	K: 0	S: 3	R: 0	H: 1	E: 0	K: 1	S: 8	R: 0	H: 0	E: 0	K: 0	S: 7	R: 0	H: 1	E: 0	K: 0	S: 7	R: 1	H: 1	E: 0	K: 0	S: 9	R: 1	H: 3	E: 0	K: 2	S: 15	R: 0	H: 0	E: 0	K: 1	S: 9	R: 1	H: 3	E: 0	K: 1	S: 15	1B: 9	SF: 0	2B: 1	SAC: 0	3B: 0	DP: 0	HR: 1	HBP: 0	WP: 0	PA: 39
--------------	------	------	------	------	-------	------	------	------	------	------	------	------	------	------	------	------	------	------	------	------	------	------	------	------	------	------	------	------	------	------	------	------	------	------	-------	------	------	------	------	------	------	------	------	------	-------	-------	-------	-------	--------	-------	-------	-------	--------	-------	--------

PITCHER	IP	WLS	BF	H	R	ER	SO	BB	IBB	HBP	BLK	WP	HR	S	P	ERA	WHIP
Ron Darling, R ERA: 4.69 (1, 1)	6.1	W	27	7	4	4	2	2	0	0	0	0	1	57	90	5.68	1.421
Wally Whitehurst, R ERA: 3.39 (7, 1)	2.2		12	4	1	1	3	0	0	0	0	0	0	31	50	3.38	1.500





Batter	1	2	3	4	5	6	7	8	9	AB R H RBI BB SO LOB
Jerome Walton, R OBP: 0.358, SLG: 0.339 (1, 8)	1-0 G1-3		0-0 F9			3-2 G6-3		0-1 1B	2-2 F8	5 1 1 0 0 0 1
23 Ryne Sandberg, R OBP: 0.356, SLG: 0.556 (1, 4)	3-2 1B			4-1 BB		1-3 K		0-0 1B		3 0 2 1 1 1 0
Mark Grace, L OBP: 0.376, SLG: 0.420 (1, 3)	3-3 K			0-2 F8		1-0 G4-3		3-1 1B		4 0 1 1 0 1 2
Andre Dawson, R OBP: 0.364, SLG: 0.542 (1, 9)	1-2 G6-3			4-2 BB			1-3 K	2-2 F9		3 0 0 0 1 1 3
Derrick May, L OBP: 0.293, SLG: 0.385 (1, 7)		2-2 G6-3		0-0 G3			2-1 1B	0-3 K		4 0 1 0 0 1 3
Domingo Ramos, R OBP: 0.332, SLG: 0.310 Gary Varsho, L OBP: 0.289, SLG: 0.364 (1, 5) (9, PH)		0-2 F9			2-2 G6-3		0-3 K	0-0 G4-3 1B 2B		3 0 0 0 0 1 1 1 1 1 0 0 0 0
Shawon Dunston, R OBP: 0.292, SLG: 0.438 (1, 6)		3-3 K			1-3 K			2-2 G4-3		4 0 0 0 0 3 2
Joe Girardi, R OBP: 0.306, SLG: 0.349 (1, 2)			0-3 K		2-1 1B			0-0 G4-3	2-3 K	4 0 1 0 0 2 1
Greg Maddux, R OBP: 0.160, SLG: 0.139 Dave Pavlas, R (7, 1)			2-2 G3		0-0 G6-3			0-0 1B	1-2 1B	2 0 0 0 0 0 1 0 0 0 0 0 0 0 1 1 1 0 0 0 0 0 0 0 0 0 0 0 1 0 1 1 0 0 0
Dave Clark, L OBP: 0.306, SLG: 0.412 Mitch Williams, L (8, PH) (9, 1)										
Dwight Smith, L OBP: 0.328, SLG: 0.374 (9, PH)										

Inning Stats	R: 0	H: 1	E: 0	K: 1	S: 15	R: 0	H: 0	E: 0	K: 1	S: 10	R: 0	H: 0	E: 0	K: 1	S: 7	R: 0	H: 0	E: 0	K: 0	S: 9	R: 0	H: 1	E: 0	K: 1	S: 10	R: 0	H: 0	E: 0	K: 1	S: 7	R: 0	H: 1	E: 0	K: 3	S: 13	R: 2	H: 4	E: 0	K: 1	S: 13	R: 1	H: 2	E: 0	K: 1	S: 15	1B: 8	SF: 0	2B: 1	SAC: 0	3B: 0	DP: 0	HR: 0	HBP: 0	WP: 0	PA: 37
	0	1	0	1	15	0	0	0	1	10	0	0	0	0	7	0	0	0	0	9	0	1	0	1	10	0	0	0	0	0	7	0	1	0	3	13	2	4	0	1	13	1	2	0	1	15	8	0	1	0	0	0	0	0	37

PITCHER	IP	WLS	BF	H	R	ER	SO	BB	IBB	HBP	BLK	WP	HR	S	P	ERA	WHIP
Dwight Gooden, R ERA: 3.8 (1, 1)	8.0	W	32	7	2	2	9	2	0	0	0	0	0	84	126	2.25	1.125
Alejandro Pena, R ERA: 3.54 (9, 1)	1.0		5	2	1	1	1	0	0	0	0	0	0	15	22	9.00	2.000

**BOTTOM**

**New York Mets @ Chicago Cubs**  
Wrigley Field, Chicago, IL  
Sun Sep 23 1990, 3:33 AM CDT  
Att. 24,385 - Sunny

livebaseballscorecards.com

AB	35
R	3
H	9
RBI	3
BB	2
SO	10
LOB	14



**New York Mets @ Chicago Cubs**  
 Wrigley Field, Chicago, IL  
 Mon Sep 24 1990, 3:33 AM CDT  
 Att. 12,489 - Sunny

[livebaseballscorecards.com](http://livebaseballscorecards.com)



WP: 1 PA: 40  
 PB: 1  
 SB: 0  
 CS: 0

AB 37  
 R 3  
 H 10  
 RBI 3  
 BB 2  
 SO 6  
 LOB 17

AB R H RBI BB SO LOB

4	1	1	1	1	0	0
4	0	0	0	1	2	0
0	0	0	0	0	0	0
5	0	2	0	0	0	3
5	0	1	0	0	1	2
4	2	3	2	0	1	2
4	0	2	0	0	0	2
4	0	1	0	0	0	3
2	0	0	0	0	0	1
1	0	0	0	0	0	3
0	0	0	0	0	0	0
2	0	0	0	0	0	0
1	0	0	0	0	1	1
0	0	0	0	0	0	0
1	0	0	0	0	1	0

1B: 7 SF: 0  
 2B: 0 SAC: 1  
 3B: 0 DP: 1  
 HR: 3 HBP: 0

Batter	1	2	3	4	5	6	7	8	9
<b>Howard Johnson, S</b> (1, 6) OBP: 0.317, SLG: 0.441	1-1 G4-3		0-0 F7			0-1 HR	4-2 BB		1-1 G5-3
<b>Dave Magadan, L</b> (1, 3) OBP: 0.412, SLG: 0.442	1-3 K		0-0 G3			0-0 L3	4-2 BB		2-3 K
<b>Darren Reed, R</b> (9, PR) OBP: 0.095, SLG: 0.143							1-2 BB		
<b>Gregg Jefferies, S</b> (1, 5) OBP: 0.338, SLG: 0.434	0-2 G1-6-3					1-1 1B	0-0 F8		0-1 1B
<b>Darryl Strawberry, L</b> (1, 9) OBP: 0.362, SLG: 0.522						1-2 1B			0-1 P7
<b>Kevin McReynolds, R</b> (1, 7) OBP: 0.349, SLG: 0.453						2-3 K			
<b>Tom Herr, S</b> (1, 4) OBP: 0.328, SLG: 0.352						0-0 HR			
<b>Daryl Boston, L</b> (1, 8) OBP: 0.325, SLG: 0.438						1-1 FC3-6			
<b>Charlie O'Brien, R</b> (1, 2) OBP: 0.258, SLG: 0.253						0-0 F8			
<b>Tim Teufel, R</b> (8, PH) OBP: 0.307, SLG: 0.470						0-2 PB			
<b>Todd Hundley, S</b> (8, 2) OBP: 0.266, SLG: 0.276						1-2 SH3			
<b>Frank Viola, L</b> (1, 1) OBP: 0.138, SLG: 0.138						0-0 P5			
<b>Pat Tabler, R</b> (7, PH) OBP: 0.342, SLG: 0.359									
<b>Jeff Innis, R</b> (7, 1)									
<b>Keith Miller, R</b> (9, PH) OBP: 0.340, SLG: 0.321									

Inning Stats	R: 0	H: 0	E: 0	K: 1	S: 8	R: 1	H: 2	E: 0	K: 1	S: 17	R: 0	H: 0	E: 0	K: 0	S: 4	R: 1	H: 1	E: 0	K: 0	S: 10	R: 0	H: 0	E: 0	K: 0	S: 4	R: 1	H: 3	E: 0	K: 1	S: 14	R: 0	H: 1	E: 0	K: 1	S: 15	R: 0	H: 2	E: 1	K: 0	S: 12	R: 0	H: 1	E: 0	K: 2	S: 12					
	0	0	0	1	8	1	2	0	1	17	0	0	0	0	4	1	1	0	0	10	0	0	0	0	7	1	3	0	2	19	0	1	0	1	14	0	1	1	2	15	0	2	1	0	12	0	1	0	0	17

PITCHER	IP	WLS	BF	H	R	ER	SO	BB	IBB	HBP	BLK	WP	HR	S	P	ERA	WHIP
<b>Les Lancaster, R</b> (1, 1) ERA: 4.67	5.0		18	3	2	2	2	0	0	0	0	0	2	43	64	3.60	0.600
<b>Randy Kramer, R</b> (6, 1) ERA: 4.95	0.1		3	2	1	1	0	0	0	0	0	0	1	5	6	27.00	6.000
<b>Paul Assenmacher, L</b> (6, 1) ERA: 2.95	3.2	W	19	5	0	0	4	2	0	0	0	1	0	48	71	0.00	1.909

Batter	1	2	3	4	5	6	7	8	9	AB	R	H	RBI	BB	SO	LOB
Jerome Walton, R OBP: 0.355, SLG: 0.335 (1, 8)	2-3 K		3-3 K		1-1 L7		1-1 G6-3			4	0	0	0	0	2	2
23 Ryne Sandberg, R OBP: 0.356, SLG: 0.560 (1, 4)	0-1 F8		2-1 CS 1B			1-0 HR	3-2 G5-3			4	1	2	1	0	0	1
Mark Grace, L OBP: 0.377, SLG: 0.422 (1, 3)	1-0 2B		2-2 CS 1-2	1-2 G3-1		0-0 1B 1B		1-2 G3		4	1	2	0	0	0	0
Andre Dawson, R OBP: 0.365, SLG: 0.542 (1, 9)	3-2 G4-3			1-1 P2		1-0 G5-4-3 1B 1B		0-1 G5-4-3 1B		4	1	2	0	0	0	1
Luis Salazar, R OBP: 0.299, SLG: 0.401 (1, 5)		1-1 F9		0-2 G6-3		1-2 G5-4-3 1B		2-2 G5-4-3 1-2f 2-3		4	0	1	1	0	0	1
Shawon Dunston, R OBP: 0.290, SLG: 0.436 (1, 6)		2-2 E5 K2-3 S			2-2 E5 1B G4-3		1-0 G5-4-3 1-2f 2-3			3	1	0	0	0	0	2
Doug Dascenzo, S OBP: 0.312, SLG: 0.352 (1, 7)		1 SAFE 1 SAFE 3-3 K2-3 1-3		1 SAFE 1 SAFE 2-2 G4-3 1B		3-2 PO 1B				3	0	2	1	0	1	1
Joe Girardi, R OBP: 0.306, SLG: 0.349 (1, 2)		1-1 G5-3		1-1 G4-3 1-2 3-H		1-1 PO 1-2		0-2 G6-3 S 1B		3	0	1	1	0	0	2
Les Lancaster, R OBP: 0.143, SLG: 0.053 Hector Villanueva, R OBP: 0.308, SLG: 0.518 Randy Kramer, R Paul Assenmacher, L			2-1 G4-3		2-2 G5-3			2-3 K		1	0	0	0	0	0	0
								1-2 K		1	0	0	0	0	0	1
										0	0	0	0	0	0	0
										1	0	0	0	0	1	1

Inning Stats	R: 0	H: 1	E: 0	LOB: 1	K: 1	BB: 0	S: 9	P: 15	R: 0	H: 0	E: 1	LOB: 1	K: 1	BB: 0	S: 11	P: 18	R: 0	H: 1	E: 0	LOB: 0	K: 1	BB: 0	S: 10	P: 19	R: 0	H: 0	E: 0	LOB: 0	K: 0	BB: 0	S: 8	P: 10	R: 1	H: 1	E: 1	LOB: 1	K: 0	BB: 0	S: 17	P: 25	R: 3	H: 5	E: 0	LOB: 0	K: 0	BB: 0	S: 14	P: 22	R: 0	H: 1	E: 0	LOB: 1	K: 1	BB: 0	S: 11	P: 17	R: 0	H: 1	E: 0	LOB: 0	K: 0	BB: 0	S: 9	P: 11
PITCHER	IP	WLS	BF	H	R	ER	SO	BB	IBB	HBP	BLK	WP	HR	S	P	ERA	WHIP																																															
Frank Viola, L ERA: 2.71	(1, 1)	6.0	L	25	8	4	3	3	0	0	0	0	0	0	109	4.50	1.333																																															
Jeff Innis, R ERA: 2.45	(7, 1)	2.0		7	2	0	1	0	0	0	0	0	0	20	28	0.00	1.000																																															

**BOTTOM**

**New York Mets @ Chicago Cubs**  
 Wrigley Field, Chicago, IL  
 Mon Sep 24 1990, 3:33 AM CDT  
 Att. 12,489 - Sunny

<b>AB</b>	<b>32</b>
<b>R</b>	<b>4</b>
<b>H</b>	<b>10</b>
<b>RBI</b>	<b>4</b>
<b>BB</b>	<b>0</b>
<b>SO</b>	<b>4</b>
<b>LOB</b>	<b>12</b>

[livebaseballscorecards.com](http://livebaseballscorecards.com)

1B: 8	SF: 0	WP: 0	PA: 34
2B: 1	SAC: 0	PB: 0	
3B: 0	DP: 2	SB: 2	
HR: 1	HBP: 0	CS: 1	

Batter	1	2	3	4	5	6	7	8	9	AB R H RBI BB SO LOB	TOP												
Jerome Walton, R OBP: 0.354, SLG: 0.332 (1, 8)	4-1 1B 23 1B BB	1-1 1-3			1-3 K			0-0 6-3		3 1 0 0 1 1 0													
23 Ryne Sandberg, R OBP: 0.356, SLG: 0.558 (1, 4)	0-0 1B 1-2 FC5-4 1B		1-1 F9			2-1 F7		1-0 F9		4 1 1 0 0 0 0													
Mark Grace, L OBP: 0.378, SLG: 0.422 (1, 3)	2-1 1B 1-3 2-H FC5-4 1B		1-0 CS 1B			1-2 F9		2-2 L9		4 0 2 1 0 0 0													
Andre Dawson, R OBP: 0.364, SLG: 0.539 (1, 9)	0-0 FC5-4 1-2f 3-H		0-3 K 1-2			1-3 K		4-2 BB		3 0 0 1 1 2 2													
Derrick May, L OBP: 0.267, SLG: 0.349 (1, 7)	0-0 P6				2-2 F7		0-0 L9		0-1 F7	4 0 0 0 0 0 2													
Damon Berryhill, S OBP: 0.250, SLG: 0.359 (1, 2)	2-0 4-3				4-2 BB G6-4-3		2-3 K			2 0 0 0 1 1 1													
Bill Long, R (7, 1)										0 0 0 0 0 0 0													
Mitch Williams, L (7, 1)										0 0 0 0 0 0 0													
Dave Pavlas, R (7, 1)										0 0 0 0 0 0 0													
Shawon Dunston, R OBP: 0.291, SLG: 0.441 (1, 6)		0-0 HR			0-0 G6-4-3 1-2f		0-3 K			3 1 1 1 0 1 1													
Curtis Wilkerson, S OBP: 0.232, SLG: 0.244 (1, 5)		0-3 K			1-3 K			1-0 1-3		3 0 0 0 0 2 0													
Steve Wilson, L OBP: 0.237, SLG: 0.200 (1, 1)		0-0 L7			0-1 4-3			0-1 6-3		2 0 0 0 0 0 0													
Joe Girardi, R OBP: 0.305, SLG: 0.348 (7, 2)										1 0 0 0 0 0 0													
<b>Inning Stats</b>	R: 2 E: 0 K: 0 S: 7	H: 2 LOB: 1 BB: 1 P: 15	R: 1 E: 0 K: 1 S: 7	H: 1 LOB: 0 BB: 0 P: 8	R: 0 E: 0 K: 1 S: 7	H: 1 LOB: 1 BB: 1 P: 9	R: 0 E: 0 K: 0 S: 6	H: 0 LOB: 0 BB: 1 P: 12	R: 0 E: 0 K: 2 S: 9	H: 0 LOB: 0 BB: 0 P: 11	R: 0 E: 0 K: 1 S: 9	H: 0 LOB: 0 BB: 0 P: 13	R: 0 E: 0 K: 2 S: 8	H: 0 LOB: 0 BB: 0 P: 10	R: 0 E: 0 K: 0 S: 4	H: 0 LOB: 0 BB: 0 P: 5	R: 0 E: 0 K: 0 S: 8	H: 0 LOB: 1 BB: 1 P: 15	1B: 3 2B: 1 3B: 0 HR: 1	SF: 0 SAC: 0 DP: 2 HBP: 0	WP: 0 PB: 0 SB: 0 CS: 1	PA: 32	
<b>PITCHER</b> Doug Drabek, R ERA: 2.87 (1, 1)	IP 9.0	WLS W	BF 32	H 4	R 3	ER 3	SO 7	BB 3	IBB 0	HBP 0	BLK 0	WP 0	HR 1	S 65	P 98	ERA 3.00	WHIP 0.778						<b>PITCHER</b> IP WLS BF H R ER SO BB IBB HBP BLK WP HR S P ERA WHIP

Chicago Cubs @ Pittsburgh Pirates  
Three Rivers Stadium, Pittsburgh, PA

Tue Sep 25 1990, 7:05 PM EDT  
Att: 21,644 - Unknown

AB	29
R	3
H	4
RBI	3
BB	3
SO	7
LOB	6



WP	0	PA	32
PB	0		
SB	0		
CS	1		

livebaseballscorecards.com

Batter	1	2	3	4	5	6	7	8	9	AB	R	H	RBI	BB	SO	LOB
Gary Redus, R OBP: 0.347, SLG: 0.430 Sid Bream, L OBP: 0.348, SLG: 0.443	2-2 F2		3-1 E1 1B		1-2 F7		0-1 SH5-3			3	0	1	0	0	0	1
Jay Bell, R OBP: 0.322, SLG: 0.357	4-2 BB BB		2-2 E1 1-3		0-0 1B 3B		4-1 2B 1B BB			2	2	1	1	2	0	1
Andy Van Slyke, L OBP: 0.373, SLG: 0.472	4-1 BB		1-3 K		0-0 FC5-4 1B		1-1 1B 2B			3	0	2	2	1	1	2
Bobby Bonilla, S OBP: 0.324, SLG: 0.529	1-1 P4		0-1 P4		0-0 FC5-4		1-0 1B			4	0	1	1	0	0	5
Barry Bonds, L OBP: 0.410, SLG: 0.580	2-3 K						1-0 L8			4	0	0	0	0	3	4
Jeff King, R OBP: 0.277, SLG: 0.412		2-1 CS 1B			3-2 F9		2-3 K			4	1	2	1	0	1	2
Don Slaught, R OBP: 0.381, SLG: 0.466 Wally Backman, S OBP: 0.367, SLG: 0.394 Michael LaValliere, L OBP: 0.366, SLG: 0.345		1-3 SAFE K			1-1 5-3		3-2 HR		0-0 F7	3	0	0	0	0	2	1
Jose Lind, R OBP: 0.304, SLG: 0.341		2-3 K					1-3 K			1	0	0	0	0	0	0
Doug Drabek, R OBP: 0.259, SLG: 0.275							0-0 4-3			4	0	0	0	0	2	1
							2-2 G3									
							0-1 3B 2B									
							1-0 SH5-3 2B 1B									
							1-3 K									

Inning Stats	R: 0	H: 0	E: 0	K: 12	S: 12	R: 0	H: 1	E: 0	K: 2	S: 9	R: 0	H: 1	E: 1	K: 1	S: 13	R: 0	H: 0	E: 0	K: 1	S: 12	R: 2	H: 3	E: 0	K: 0	S: 14	R: 1	H: 1	E: 0	K: 2	S: 11	R: 2	H: 3	E: 0	K: 1	S: 11	R: 0	H: 0	E: 0	K: 2	S: 7	1B: 5	2B: 2	3B: 1	HR: 1	SF: 0	SAC: 1	DP: 0	HBP: 0	WP: 0	PB: 0	SB: 0	CS: 1	PA: 36
--------------	------	------	------	-------	-------	------	------	------	------	------	------	------	------	------	-------	------	------	------	------	-------	------	------	------	------	-------	------	------	------	------	-------	------	------	------	------	-------	------	------	------	------	------	-------	-------	-------	-------	-------	--------	-------	--------	-------	-------	-------	-------	--------

PITCHER	IP	WLS	BF	H	R	ER	SO	BB	IBB	HBP	BLK	WP	HR	S	P	ERA	WHIP
Steve Wilson, L ERA: 4.71	(1, 1)	6.1	28	7	4	4	7	2	0	0	0	0	1	74	112	5.68	1.421
Bill Long, R ERA: 4.33	(7, 1)	0.0	1	0	0	0	0	1	0	0	0	0	0	1	5	∞	∞
Mitch Williams, L ERA: 3.97	(7, 1)	0.1	3	2	1	1	0	0	0	0	0	0	0	4	7	27.00	6.000
Dave Pavlas, R ERA: 2.25	(7, 1)	1.1	4	0	0	0	3	0	0	0	0	0	0	10	14	0.00	0.000

BOTTOM

Chicago Cubs @ Pittsburgh Pirates  
Three Rivers Stadium, Pittsburgh, PA  
Tue Sep 25 1990, 7:05 PM EDT  
Att. 21,644 - Unknown

livebaseballscorecards.com

AB	32
R	5
H	9
RBI	5
BB	3
SO	10
LOB	17



Batter	1	2	3	4	5	6	7	8	9	AB R H RBI BB SO LOB	TOP											
Jerome Walton, R (1, 8) OBP: 0.350, SLG: 0.329	0-0 1-3		0-0 4-3			0-0 5-3		0-0 4-3		4 0 0 0 0 0 2												
23 Ryne Sandberg, R (1, 4) OBP: 0.354, SLG: 0.554	0-0 4-3			0-0 4-3		0-0 6-3			0-0 E5 1B	4 1 0 0 0 0 0												
Mark Grace, L (1, 3) OBP: 0.377, SLG: 0.421	0-3 K			0-0 1B E 1B		0-0 4-3			0-0 F9	4 1 1 0 0 1 1												
Andre Dawson, R (1, 9) OBP: 0.365, SLG: 0.538		0-0 5-3		0-0 1B FC6-4 1B		0-0 F9			0-0 1B E 1B	4 1 2 0 0 0 0												
Luis Salazar, R (1, 5) OBP: 0.299, SLG: 0.399		0-0 6-3		0-0 FC6-4		0-3 K			0-0 E 1B	4 0 1 1 0 1 1												
Greg Smith, S (9, PR) OBP: 0.294, SLG: 0.387				1-2f 2-H					1-2 3-H	0 0 0 0 0 0 0												
Shawon Dunston, R (1, 6) OBP: 0.289, SLG: 0.438		0-3 K		0-3 K		0-0 5-3			0-0 E6 G6-4-3	3 0 0 0 0 2 1												
Randy Kramer, R (8, 1)									1-3 2-H	0 0 0 0 0 0 0												
Hector Villanueva, R (9, PH) OBP: 0.305, SLG: 0.513										1 0 0 0 0 0 1												
Marvell Wynne, L (9, PR) OBP: 0.264, SLG: 0.333										0 0 0 0 0 0 0												
Damon Berryhill, S (1, 2) OBP: 0.250, SLG: 0.349			0-0 F9		0-0 5-3			0-0 FC6-4 1B	0-0 G6-4-3	4 0 1 0 0 0 2												
Doug Dascenzo, S (1, 7) OBP: 0.312, SLG: 0.352			0-0 F9		0-0 CS 1B			0-0 FC6-4		3 0 1 0 0 0 1												
Kevin Coffman, R (1, 1) OBP: 0.333, SLG: 0.333			0-0 1B		0-3 K			0-0 L9		2 0 1 0 0 1 1												
Jose Antonio Nunez, R (5, 1)					1-2					0 0 0 0 0 0 0												
Domingo Ramos, R (8, PH) OBP: 0.331, SLG: 0.308										1 0 0 0 0 0 1												
<b>Inning Stats</b>	R: 0 E: 0 K: 1 S: 5	H: 0 LOB: 0 BB: 0 P: 5	R: 0 E: 0 K: 1 S: 5	H: 0 LOB: 0 BB: 0 P: 5	R: 0 E: 0 K: 0 S: 4	H: 1 LOB: 1 BB: 0 P: 4	R: 1 E: 1 K: 1 S: 7	H: 2 LOB: 1 BB: 0 P: 7	R: 0 E: 0 K: 1 S: 5	H: 1 LOB: 1 BB: 0 P: 5	R: 0 E: 0 K: 0 S: 3	H: 0 LOB: 0 BB: 0 P: 3	R: 0 E: 0 K: 1 S: 5	H: 0 LOB: 0 BB: 0 P: 5	R: 0 E: 0 K: 0 S: 4	H: 1 LOB: 1 BB: 0 P: 4	R: 2 E: 2 K: 0 S: 6	H: 2 LOB: 2 BB: 0 P: 6	1B: 7 2B: 1 3B: 0 HR: 0	SF: 0 SAC: 0 DP: 2 HBP: 0	WP: 0 PB: 0 SB: 0 CS: 1	PA: 34
<b>PITCHER</b> Zane Smith, L (1, 1) ERA: 2.61	IP 9.0 WLS W BF 34 H 7 R 3 ER 0 SO 5 BB 0 IBB 0 HBP 0 BLK 0 WP 0 HR 0 S 44 P 44 ERA 0.00 WHIP 0.778											<b>PITCHER</b>	IP WLS BF H R ER SO BB IBB HBP BLK WP HR S P ERA WHIP									

Chicago Cubs @ Pittsburgh Pirates  
Three Rivers Stadium, Pittsburgh, PA

Wed Sep 26 1990, 7:05 PM EDT  
Att. 26,157 - Unknown - 68 F

AB	34
R	3
H	7
RBI	1
BB	0
SO	5
LOB	11



WP: 0	PA: 34
PB: 0	
SB: 0	
CS: 1	

livebaseballscorecards.com

Batter	1	2	3	4	5	6	7	8	9	AB	R	H	RBI	BB	SO	LOB
Wally Backman, S OBP: 0.372, SLG: 0.396 Jeff King, R OBP: 0.276, SLG: 0.411	4-0 1B 6-3 BB		0-0 CI 1B		4-0 3B BB	0-3 K				1	1	1	0	2	0	0
Jay Bell, R OBP: 0.322, SLG: 0.355	0-0 6-3 1-2		0-0 P3		4-0 3B BB	0-3 K				3	1	0	0	1	1	2
Andy Van Slyke, L OBP: 0.375, SLG: 0.478	0-0 2-3 1B		0-1 CI		0-0 1B 3B		0-0 4-3			3	1	2	2	0	0	0
Bobby Bonilla, S OBP: 0.323, SLG: 0.527	0-0 P6		0-0 F9		0-0 FC5-6 1B		0-0 3-1			4	1	1	1	0	0	4
Barry Bonds, L OBP: 0.409, SLG: 0.577	0-0 L4		0-0 4-3		4-0 FC5-6 BB		0-0 F8			3	0	0	0	1	0	4
Sid Bream, L OBP: 0.347, SLG: 0.439		0-0 F7		0-0 F8	0-0 FC5-6 1B		4-0 S BB			3	0	0	0	1	0	2
Michael LaValliere, L OBP: 0.365, SLG: 0.343		0-0 4-3		0-0 3-1	0-0 1B		0-3 K			4	0	1	1	0	1	1
Jose Lind, R OBP: 0.304, SLG: 0.339		4-0 BB		0-0 F8	0-0 F9		0-0 F8			3	0	0	0	1	0	3
Zane Smith, L OBP: 0.176, SLG: 0.239		0-0 4-3			0-0 4-3	0-3 K2-3		0-3 K		4	0	0	0	0	2	2

Inning Stats	R: 0	H: 1	E: 0	K: 0	S: 4	LOB: 2	P: 8	R: 0	H: 0	E: 0	K: 0	S: 3	LOB: 1	P: 7	R: 0	H: 1	E: 1	K: 0	S: 5	LOB: 2	P: 5	R: 0	H: 0	E: 0	K: 0	S: 3	LOB: 0	P: 3	R: 4	H: 3	E: 0	K: 0	S: 6	LOB: 2	P: 18	R: 0	H: 0	E: 0	K: 3	S: 9	LOB: 0	P: 9	R: 0	H: 0	E: 0	K: 0	S: 3	LOB: 0	P: 3	R: 0	H: 0	E: 0	K: 2	S: 7	LOB: 1	P: 11
--------------	------	------	------	------	------	--------	------	------	------	------	------	------	--------	------	------	------	------	------	------	--------	------	------	------	------	------	------	--------	------	------	------	------	------	------	--------	-------	------	------	------	------	------	--------	------	------	------	------	------	------	--------	------	------	------	------	------	------	--------	-------

PITCHER	IP	WLS	BF	H	R	ER	SO	BB	IBB	HBP	BLK	WP	HR	S	P	ERA	WHIP	
Kevin Coffman, R ERA: 10.67	(1, 1)	4.1	L	23	4	4	4	0	5	0	0	0	0	0	18	38	8.31	2.077
Jose Antonio Nunez, R ERA: 6.83	(5, 1)	2.2		9	1	0	3	0	0	0	0	0	0	15	15	0.00	0.375	
Randy Kramer, R ERA: 4.83	(8, 1)	1.0		4	0	0	2	1	0	0	0	0	0	7	11	0.00	1.000	

BOTTOM

Chicago Cubs @ Pittsburgh Pirates  
Three Rivers Stadium, Pittsburgh, PA  
Wed Sep 26 1990, 7:05 PM EDT  
Att: 26,157 - Unknown - 68 F

livebaseballscorecards.com

AB	29
R	4
H	5
RBI	4
BB	6
SO	5
LOB	18



WP: 0	PA: 36
PB: 0	
SB: 1	
CS: 0	

PITCHER	IP	WLS	BF	H	R	ER	SO	BB	IBB	HBP	BLK	WP	HR	S	P	ERA	WHIP
---------	----	-----	----	---	---	----	----	----	-----	-----	-----	----	----	---	---	-----	------

Batter	1	2	3	4	5	6	7	8	9	AB R H RBI BB SO LOB	TOP
--------	---	---	---	---	---	---	---	---	---	----------------------	-----

<b>Shawon Dunston, R</b> (1, 6) <small>OBP: 0.289, SLG: 0.436</small>	0-1 		1-1 		1-0 			4-0 		3 0 0 0 1 0 0	
<b>23 Ryne Sandberg, R</b> (1, 4) <small>OBP: 0.353, SLG: 0.554</small>	0-0 		3-1 			0-1 		0-1 		4 1 1 0 0 0 1	
<b>Mark Grace, L</b> (1, 3) <small>OBP: 0.375, SLG: 0.418</small>	2-1 			2-1 		2-1 			0-0 	4 0 0 1 0 0 0	
<b>Andre Dawson, R</b> (1, 9) <small>OBP: 0.366, SLG: 0.544</small>	2-2 			0-0 		0-1 			2-1 	4 1 2 1 0 0 0	
<b>Luis Salazar, R</b> (1, 7) <small>OBP: 0.298, SLG: 0.398</small>	1-2 			0-2 		1-1 	1-2 		0-1 	4 0 1 0 0 0 0	
<b>Domingo Ramos, R</b> (1, 5) <small>OBP: 0.335, SLG: 0.310</small>		4-2 		2-0 			1-0 			2 0 1 0 1 0 0	
<b>Joe Girardi, R</b> (1, 2) <small>OBP: 0.303, SLG: 0.346</small>		0-2 		0-1 			1-1 			3 0 0 0 0 0 3	
<b>Doug Dascenzo, S</b> (1, 8) <small>OBP: 0.310, SLG: 0.349</small> <b>Dwight Smith, L</b> (8, PH) <small>OBP: 0.327, SLG: 0.372</small>		0-0 			1-1 			1-1 		2 0 0 0 0 0 0 1 0 0 0 0 0 0	
<b>Mike Bielecki, R</b> (1, 1) <small>OBP: 0.209, SLG: 0.171</small> <b>Paul Assenmacher, L</b> (7, 1) <b>Gary Varsho, L</b> (8, PH) <small>OBP: 0.283, SLG: 0.356</small> <b>Dave Pavlas, R</b> (8, 1)		2-3 			0-0 			0-1 		2 0 0 0 0 1 0 0 0 0 0 0 0 0 1 0 0 0 0 0 0 0 0 0 0 0 0 0	

Inning Stats	R: 2	H: 3	E: 0	K: 0	S: 11	R: 0	H: 0	E: 0	K: 0	S: 6	R: 0	H: 0	E: 0	K: 1	S: 8	R: 0	H: 1	E: 1	K: 0	S: 9	R: 0	H: 0	E: 0	K: 0	S: 4	R: 0	H: 1	E: 0	K: 0	S: 7	R: 0	H: 0	E: 0	K: 0	S: 6	R: 0	H: 0	E: 0	K: 0	S: 6	R: 0	H: 0	E: 0	K: 0	S: 5	R: 0	H: 0	E: 0	K: 0	S: 5	1B: 3	2B: 1	3B: 0	HR: 1	SF: 0	SAC: 0	DP: 1	HBP: 0	WP: 0	PA: 33
--------------	------	------	------	------	-------	------	------	------	------	------	------	------	------	------	------	------	------	------	------	------	------	------	------	------	------	------	------	------	------	------	------	------	------	------	------	------	------	------	------	------	------	------	------	------	------	------	------	------	------	------	-------	-------	-------	-------	-------	--------	-------	--------	-------	--------

PITCHER	IP	WLS	BF	H	R	ER	SO	BB	IBB	HBP	BLK	WP	HR	S	P	ERA	WHIP
<b>Randy Tomlin, L</b> (1, 1) <small>ERA: 2.38</small>	7.0	W	25	5	2	2	1	1	0	0	1	0	1	51	78	2.57	0.857
<b>Vicente Palacios, R</b> (8, 1) <small>ERA:</small>	2.0	S	7	0	0	0	0	1	0	0	0	0	0	11	18	0.00	0.500

**Chicago Cubs @ Pittsburgh Pirates**  
 Three Rivers Stadium, Pittsburgh, PA  
 Thu Sep 27 1990, 7:05 PM EDT  
 Att. 25,049 - Unknown - 68 F

<b>AB</b>	<b>30</b>
<b>R</b>	<b>2</b>
<b>H</b>	<b>5</b>
<b>RBI</b>	<b>2</b>
<b>BB</b>	<b>2</b>
<b>SO</b>	<b>1</b>
<b>LOB</b>	<b>4</b>





Batter	1	2	3	4	5	6	7	8	9
<b>Wally Backman, S</b> (1, 5) <small>OBP: 0.372, SLG: 0.395</small> <b>Jeff King, R</b> (7, 5) <small>OBP: 0.276, SLG: 0.410</small>	1-1  BB 1B		2-2 G4-3 		2-2 G4-3 		3-3 K  1-3		
<b>Jay Bell, R</b> (1, 6) <small>OBP: 0.324, SLG: 0.357</small>	4-1  1B 1-2 BB		2-1  2B		2-3 K 		4-2  BB		
<b>Andy Van Slyke, L</b> (1, 8) <small>OBP: 0.374, SLG: 0.478</small>	1-1 P4  1B		0-1  2B 2-H		2-2 F7 		0-2 L7 		
<b>Bobby Bonilla, S</b> (1, 9) <small>OBP: 0.324, SLG: 0.528</small>	0-0  G6-3 1-3 2-H 1B		0-3 		1-1  2B 2B		2-1 G6-3 		
<b>Barry Bonds, L</b> (1, 7) <small>OBP: 0.408, SLG: 0.574</small>	2-2 G6-3  1-2f		1-3 		1-1 F7 		2-2  G3 S 1B		
<b>Sid Bream, L</b> (1, 3) <small>OBP: 0.350, SLG: 0.447</small>		3-1  G1-6-3 2B		3-1 G3-1 		1-2  PB 2B 2-H		4-1  G3 BB	
<b>Michael LaValliere, L</b> (1, 2) <small>OBP: 0.363, SLG: 0.340</small>		2-2  G1-6-3 HBP		0-1 G3 		2-1 F9  2-3		1-1 G3  1-2 2-3	
<b>Jose Lind, R</b> (1, 4) <small>OBP: 0.303, SLG: 0.337</small>		1-1 G1-6-3  1-2f 2-3		0-1 L3 		1-0 F7 		4-0  IBB	
<b>Randy Tomlin, L</b> (1, 1) <small>OBP: 0.077, SLG: 0.080</small> <b>John Cangelosi, S</b> (7, PH) <small>OBP: 0.307, SLG: 0.224</small> <b>Vicente Palacios, R</b> (8, 1)		3-2 G6-3 		2-1 F7 		3-2  E S 1B		2-2 G4-3 	

AB	R	H	RBI	BB	SO	LOB
3	1	1	0	0	0	0
1	0	0	0	0	1	1
2	1	1	0	2	1	0
4	0	1	1	0	0	4
4	1	2	1	0	1	1
4	0	1	0	0	1	4
3	0	2	1	1	0	0
3	0	0	0	0	0	3
3	0	0	0	1	0	2
2	0	0	0	0	0	1
1	0	1	0	0	0	0
1	0	0	0	0	0	3

**BOTTOM**

**Chicago Cubs @ Pittsburgh Pirates**  
 Three Rivers Stadium, Pittsburgh, PA

Thu Sep 27 1990, 7:05 PM EDT  
 Att: 25,049 - Unknown - 68 F

[livebaseballscorecards.com](http://livebaseballscorecards.com)

<b>AB</b>	<b>31</b>
<b>R</b>	<b>3</b>
<b>H</b>	<b>9</b>
<b>RBI</b>	<b>3</b>
<b>BB</b>	<b>4</b>
<b>SO</b>	<b>4</b>
<b>LOB</b>	<b>19</b>



1B: 4	SF: 0
2B: 5	SAC: 0
3B: 0	DP: 2
HR: 0	HBP: 1

WP: 0	PA: 36
PB: 1	
SB: 2	
CS: 0	

Inning Stats		R: 1	H: 2	E: 0	K: 0	S: 9	R: 0	H: 1	E: 0	K: 0	S: 9	R: 1	H: 2	E: 0	K: 2	S: 14	R: 0	H: 0	E: 0	K: 0	S: 6	R: 0	H: 0	E: 0	K: 1	S: 8	R: 1	H: 2	E: 0	K: 0	S: 14	R: 0	H: 1	E: 1	K: 1	S: 16	R: 0	H: 1	E: 0	K: 0	S: 11
PITCHER		IP	WLS	BF	H	R	ER	SO	BB	IBB	HBP	BLK	WP	HR	S	P	ERA	WHIP																							
<b>Mike Bielecki, R</b> (1, 1) <small>ERA: 5.06</small>		6.2	L	29	8	3	3	4	2	0	1	0	0	0	73	122	4.05	1.500																							
<b>Paul Assenmacher, L</b> (7, 1) <small>ERA: 2.94</small>		0.1		1	0	0	0	0	0	0	0	0	0	0	3	3	0.00	0.000																							
<b>Dave Pavalas, R</b> (8, 1) <small>ERA: 2.12</small>		1.0		6	1	0	0	0	1	1	0	0	0	0	11	26	0.00	2.000																							

Batter	1	2	3	4	5	6	7	8	9	AB R H RBI BB SO LOB	TOP											
Doug Dascenzo, S (1, 8) OBP: 0.305, SLG: 0.342	0-1 F9			3-1 F9		1-1 G4-3		1-3 K		4 0 0 0 0 1 1												
23 Ryne Sandberg, R (1, 4) OBP: 0.355, SLG: 0.560	1-2 CS 1B			2-2 CS 1B			2-3 K		1-0 HR	4 1 3 1 0 1 0												
Mark Grace, L (1, 3) OBP: 0.374, SLG: 0.417	3-3 K			1-3 FC			0-0 1B		0-0 G1-3	4 0 1 0 0 1 2												
Andre Dawson, R (1, 9) OBP: 0.363, SLG: 0.540				0-1 G2-3			0-3 K		2-2 G6-3	4 0 0 0 0 1 2												
Derrick May, L (1, 7) OBP: 0.286, SLG: 0.362				2-2 F9-3 1B			1-2 K		0-3 K	4 0 2 0 0 2 0												
Luis Salazar, R (1, 5) OBP: 0.296, SLG: 0.395				1-1 F9-3			2-2 P6			3 0 0 0 0 0 3												
Shawon Dunston, R (1, 6) OBP: 0.287, SLG: 0.433				1-2 G6-3			0-3 K			3 0 0 0 0 2 0												
Damon Berryhill, S (1, 2) OBP: 0.235, SLG: 0.326				1-3 K			1-2 F7			3 0 0 0 0 2 0												
Greg Maddux, R (1, 1) OBP: 0.159, SLG: 0.138				0-0 F9			0-0 G6-3			1 0 0 0 0 0 0												
Dave Clark, L (6, PH) OBP: 0.304, SLG: 0.409										1 0 0 0 0 0 0												
Randy Kramer, R (6, 1)										0 0 0 0 0 0 0												
Dwight Smith, L (8, PH) OBP: 0.329, SLG: 0.372										0 0 0 0 1 0 0												
Bill Long, R (8, 1)										0 0 0 0 0 0 0												
<b>Inning Stats</b>	R: 0 E: 0 K: 1 S: 9	H: 1 LOB: 0 BB: 0 P: 13	R: 0 E: 0 K: 0 S: 7	H: 1 LOB: 0 BB: 0 P: 11	R: 0 E: 0 K: 1 S: 8	H: 0 LOB: 0 BB: 0 P: 10	R: 0 E: 0 K: 0 S: 11	H: 1 LOB: 1 BB: 0 P: 17	R: 0 E: 0 K: 2 S: 10	H: 0 LOB: 0 BB: 0 P: 13	R: 0 E: 0 K: 0 S: 6	H: 0 LOB: 0 BB: 0 P: 8	R: 0 E: 0 K: 2 S: 16	H: 2 LOB: 2 BB: 0 P: 22	R: 0 E: 0 K: 3 S: 11	H: 0 LOB: 1 BB: 1 P: 21	R: 1 E: 0 K: 1 S: 8	H: 1 LOB: 0 BB: 0 P: 11	1B: 5 2B: 1 3B: 0 HR: 1	SF: 0 SAC: 0 DP: 1 HBP: 0	WP: 1 PB: 0 SB: 0 CS: 2	PA: 32
<b>PITCHER</b>	IP WLS BF H R ER SO BB IBB HBP BLK WP HR S P ERA WHIP																					
Dwight Gooden, R (1, 1) ERA: 3.67	8.0 W 28 5 0 0 10 1 0 0 0 1 0 78 115 0.00 0.750																					
Wally Whitehurst, R (9, 1) ERA: 3.39	1.0 4 1 1 1 1 0 0 0 0 0 1 8 11 9.00 1.000																					

Chicago Cubs @ New York Mets  
Shea Stadium, Flushing, NY  
Fri Sep 28 1990, 7:05 PM EDT  
Att. 37,586 - Unknown - 62 F

livebaseballscorecards.com

AB	31
R	1
H	6
RBI	1
BB	1
SO	10
LOB	8



Batter	1	2	3	4	5	6	7	8	9
<b>Keith Miller, R</b> OBP: 0.328, SLG: 0.306 (1, 7)	1-0 G6-3		0-0 B3-1		1-1 G4-3	2-1 E3 1B		4-1 1B BB	
<b>Tom Herr, S</b> OBP: 0.326, SLG: 0.349 (1, 4)	2-2 G4-3		2-0 F9		2-3 SAFE	3-2 BB 1B		0-0 P5	
<b>Dave Magadan, L</b> OBP: 0.423, SLG: 0.455 (1, 3)	1-2 BB 1B		0-0 2B		2-1 HR 2B	4-1 BB		2-2 1B	
<b>Howard Johnson, S</b> OBP: 0.321, SLG: 0.439 (1, 6)	4-2 FC6-4 BB		4-0 FC3-6 IBB		4-0 HR IBB	1-0 F9		0-3 K	
<b>Pat Tabler, R</b> OBP: 0.336, SLG: 0.374 (1, 9)	1-1 FC6-4 1-2f		0-0 FC3-6 1-2f		2-1 HR 1-H 2-H		1-2 F8	1-3 K	
<b>Gregg Jefferies, S</b> OBP: 0.334, SLG: 0.428 (1, 5)		2-3 K		1-0 L4	2-1 G3		1-2 P5		
<b>Daryl Boston, L</b> OBP: 0.327, SLG: 0.441 (1, 8)		3-2 S 1B		2-3 K		2-1 P2	2-0 G3-1		
<b>Charlie O'Brien, R</b> OBP: 0.261, SLG: 0.249 (1, 2)		1-1 SAFE G1-3		2-2 F7		2-1 E SH1-4 1B HBP		1-0 BB 1B 1B	
<b>Dwight Gooden, R</b> OBP: 0.231, SLG: 0.274 (1, 1)		2-1 G4-3			0-0 G4-3 2B		0-0 SH1-4	1-0 BB 1B	
<b>Tom O'Malley, L</b> OBP: 0.286, SLG: 0.376 (8, PH)									
<b>Wally Whitehurst, R</b> OBP: 0.250, SLG: 0.250 (9, 1)									

Inning Stats	R: 0 E: 0 K: 15 S: 15	H: 1 LOB: 2 BB: 1 P: 24	R: 0 E: 0 K: 11 S: 11	H: 1 LOB: 1 BB: 0 P: 19	R: 0 E: 0 K: 4 S: 4	H: 0 LOB: 0 BB: 1 P: 10	R: 0 E: 0 K: 1 S: 7	H: 0 LOB: 0 BB: 0 P: 12	R: 4 E: 0 K: 12 S: 12	H: 3 LOB: 0 BB: 1 P: 25	R: 1 E: 1 K: 0 S: 12	H: 1 LOB: 3 BB: 1 P: 26	R: 0 E: 0 K: 0 S: 9	H: 0 LOB: 0 BB: 0 P: 13	R: 2 E: 0 K: 2 S: 14	H: 3 LOB: 2 BB: 1 P: 23
--------------	--------------------------------	----------------------------------	--------------------------------	----------------------------------	------------------------------	----------------------------------	------------------------------	----------------------------------	--------------------------------	----------------------------------	-------------------------------	----------------------------------	------------------------------	----------------------------------	-------------------------------	----------------------------------

PITCHER	IP	WLS	BF	H	R	ER	SO	BB	IBB	HBP	BLK	WP	HR	S	P	ERA	WHIP
<b>Greg Maddux, R</b> ERA: 3.58 (1, 1)	5.0	L	24	6	4	4	3	1	2	0	0	0	1	49	90	7.20	1.400
<b>Randy Kramer, R</b> ERA: 4.6 (6, 1)	2.0		10	1	1	0	0	1	0	1	0	0	0	21	39	0.00	1.000
<b>Bill Long, R</b> ERA: 4.55 (8, 1)	1.0		7	3	2	2	2	1	0	0	0	0	0	14	23	18.00	4.000

**BOTTOM**


**Chicago Cubs @ New York Mets**  
Shea Stadium, Flushing, NY

Fri Sep 28 1990, 7:05 PM EDT  
Att: 37,586 - Unknown - 62 F


AB	R	H	RBI	BB	SO	LOB
4	0	0	0	1	0	2
5	0	1	1	0	1	4
4	1	4	3	1	0	0
2	1	0	0	3	1	5
5	1	1	3	0	1	6
4	0	0	0	0	1	0
4	0	1	0	0	1	0
3	2	1	0	0	0	1
2	1	1	0	0	0	1
1	1	1	0	0	0	0
0	0	0	0	0	0	0

AB	34
R	7
H	10
RBI	7
BB	5
SO	5
LOB	19

WP: 0 PA: 41  
PB: 0  
SB: 1  
CS: 0



1B	2B	3B	HR	SF	SAC	DP	HBP
6	3	0	1	0	0	0	1

Batter	1	2	3	4	5	6	7	8	9	AB R H RBI BB SO LOB	TOP																
<b>Doug Dasenczo, S</b> OBP: 0.302, SLG: 0.339 (1, 8) (8, 7)	1-2 F7	1-2 23 BB 1B		X 0-0 L5			1 SAFE 0-3 K		3-3 K	5 0 1 2 0 2 2																	
<b>23 Ryne Sandberg, R</b> OBP: 0.356, SLG: 0.559 (1, 4)	3-2 G6-3	4-2 1B				2-3 K	3-1 1B			3 0 1 0 1 1 0																	
<b>Mark Grace, L</b> OBP: 0.373, SLG: 0.416 (1, 3)	2-0 1B	2-2 G1-3				0-1 G6-3	2-2 G4-6-3			4 0 1 0 0 0 4																	
<b>Andre Dawson, R</b> OBP: 0.361, SLG: 0.536 (1, 9)	2-3 K					2-0 F9		2-3 K		4 0 0 0 0 2 1																	
<b>Luis Salazar, R</b> OBP: 0.296, SLG: 0.393 <b>Marvell Wynne, L</b> OBP: 0.264, SLG: 0.333 (1, 7) (8, PR) (8, 8)						3-2 G5-3		1-2 E7		4 1 1 0 0 0 0 0 0 0 0 0 0 0																	
<b>Shawon Dunston, R</b> OBP: 0.285, SLG: 0.430 (1, 6)		0-1 FC6 1B				0-1 G3		1-1 G3		4 1 0 0 0 1 2																	
<b>Domingo Ramos, R</b> OBP: 0.339, SLG: 0.315 <b>Paul Assenmacher, L</b> (1, 5) (6, 1)		3-2 G2-3 1B				2-1 G6-3	1-1 1B			3 1 2 1 0 0 0 1 0 0 0 0 1 1	<b>AB 35</b> <b>R 3</b> <b>H 7</b> <b>RBI 3</b> <b>BB 2</b> <b>SO 9</b> <b>LOB 15</b>																
<b>Joe Girardi, R</b> OBP: 0.300, SLG: 0.342 (1, 2)		0-0 G2-3				1-0 F7	1 SAFE 0-1 G5-3			4 0 0 0 0 0 3																	
<b>Les Lancaster, R</b> OBP: 0.174, SLG: 0.050 <b>Curtis Wilkerson, S</b> OBP: 0.235, SLG: 0.247 (1, 1) (6, 5)		2-3 K				4-1 BB	X 0-0 23 BB 1B		0-0 F9	1 0 0 0 1 1 2 2 0 1 0 0 1 0																	
<b>Inning Stats</b>	R: 0 E: 0 K: 1 S: 13	H: 1 LOB: 1 BB: 0 P: 21	R: 3 E: 1 K: 1 S: 29	H: 3 LOB: 2 BB: 1 P: 44	R: 0 E: 0 K: 1 S: 10	H: 0 LOB: 0 BB: 0 P: 14	R: 0 E: 0 K: 0 S: 5	H: 0 LOB: 1 BB: 1 P: 12	R: 0 E: 0 K: 1 S: 6	H: 0 LOB: 0 BB: 0 P: 10	R: 0 E: 0 K: 0 S: 11	H: 1 LOB: 1 BB: 0 P: 15	R: 0 E: 0 K: 1 S: 9	H: 2 LOB: 1 BB: 0 P: 14	R: 0 E: 1 K: 2 S: 18	H: 0 LOB: 1 BB: 0 P: 22	R: 0 E: 0 K: 2 S: 8	H: 0 LOB: 0 BB: 0 P: 13	1B: 7 2B: 0 3B: 0 HR: 0	SF: 0 SAC: 0 DP: 1 HBP: 0	WP: 0 PB: 0 SB: 0 CS: 0	PA: 37					
<b>PITCHER</b> <b>Frank Viola, L</b> ERA: 2.63 <b>Alejandro Pena, R</b> ERA: 3.25	IP 7.0 2.0	WLS L 7	BF 30 7	H 7 0	R 3 0	ER 0 0	SO 5 4	BB 2 0	IBB 0 0	HBP 0 0	BLK 0 0	WP 0 0	HR 0 0	S 83 26	P 130 35	ERA 0.00 0.00	WHIP 1.286 0.000										

**Chicago Cubs @ New York Mets**  
Shea Stadium, Flushing, NY  
Sat Sep 29 1990, 3:33 AM EDT  
Att. 38,664 - Sunny

[livebaseballscorecards.com](http://livebaseballscorecards.com)

**BOTTOM**

**Chicago Cubs @ New York Mets**  
 Shea Stadium, Flushing, NY  
 Sat Sep 29 1990, 3:33 AM EDT  
 Att. 38,664 - Sunny

livebaseballscorecards.com

<b>AB</b>	<b>33</b>
<b>R</b>	<b>2</b>
<b>H</b>	<b>7</b>
<b>RBI</b>	<b>2</b>
<b>BB</b>	<b>2</b>
<b>SO</b>	<b>8</b>
<b>LOB</b>	<b>15</b>



WP: 0	PA: 36
PB: 0	
SB: 1	
CS: 0	

AB	R	H	RBI	BB	SO	LOB
4	0	1	0	0	1	2
4	0	1	0	0	1	2
0	0	0	0	0	0	0
3	1	1	1	0	1	0
4	0	0	0	0	1	2
3	0	0	0	1	1	2
4	1	1	0	0	0	1
3	0	0	0	1	2	1
3	0	1	0	0	0	2
0	0	0	0	0	0	0
1	0	1	0	0	0	0
0	0	0	0	0	0	0
2	0	1	1	0	1	1
1	0	0	0	0	0	1
0	0	0	0	0	0	0
1	0	0	0	0	0	1

Batter	1	2	3	4	5	6	7	8	9
Keith Miller, R (1, 7) OBP: 0.327, SLG: 0.305 (9, 4)	3-3 S K		2-1 P6		0-1 1B		0-0 P3		
Tom Herr, S (1, 4) OBP: 0.325, SLG: 0.348 Keith Hughes, L (8, PR) (9, 7)	2-2 G6-3			1-1 F8	2-3 K			1-2 SH5-4 1B	
Dave Magadan, L (1, 3) OBP: 0.422, SLG: 0.461	3-3 K			2-0 HR		2-2 F7		0-0 SH5-4 1B	
Howard Johnson, S (1, 6) OBP: 0.319, SLG: 0.436		0-2 P4		0-1 B3		2-2 G6-3		2-3 K	
Pat Tabler, R (1, 9) OBP: 0.335, SLG: 0.369		1-3 K		1-1 G1-3		4-2 FC6-4 BB		0-0 G3-1	
Gregg Jefferies, S (1, 5) OBP: 0.334, SLG: 0.428		1-1 G5-3			2-2 1B 2B	0-0 FC6-4			0-2 G4-3
Daryl Boston, L (1, 8) OBP: 0.326, SLG: 0.437			4-0 S BB		0-0 F7		0-3 K		0-3 K
Charlie O'Brien, R (1, 2) OBP: 0.262, SLG: 0.250 Todd Hundley, S (7, PR) OBP: 0.266, SLG: 0.276 (8, 2)			2-2 F7		0-2 F8		1-1 1B		1-2 1B
Kevin McReynolds, R (9, PH) OBP: 0.353, SLG: 0.455 Kevin Baez, R (9, PR)			1-2 1B						
Frank Viola, L (1, 1) OBP: 0.146, SLG: 0.146 Tim Teufel, R (7, PH) OBP: 0.305, SLG: 0.449 Alejandro Pena, R (8, 1) OBP: 0.286, SLG: 0.167 Darren Reed, R (9, PH) OBP: 0.087, SLG: 0.130			1-3 K		0-1 1B		0-0 F8		0-1 G4-3

Inning	R	H	E	K	S	R	H	E	K	S	R	H	E	K	S	R	H	E	K	S	R	H	E	K	S	R	H	E	K	S	R	H	E	K	S	R	H	E	K	S								
1	0	0	0	2	15	0	0	0	1	8	0	0	0	1	12	0	0	0	0	7	1	0	0	0	14	0	0	0	0	11	0	0	0	0	19	0	0	0	0	8	0	0	0	11	0	0	0	12

PITCHER	IP	WLS	BF	H	R	ER	SO	BB	IBB	HBP	BLK	WP	HR	S	P	ERA	WHIP
Les Lancaster, R (1, 1) ERA: 4.62	5.0	W	20	4	2	2	5	1	0	0	0	0	1	56	83	3.60	1.000
Paul Assenmacher, L (6, 1) ERA: 2.82	4.0	S	16	3	0	0	3	1	0	0	0	0	0	37	50	0.00	1.000

Batter	1	2	3	4	5	6	7	8	9	AB R H RBI BB SO LOB	TOP																
Doug Dasenczo, S OBP: 0.296, SLG: 0.332 (1, 8)	1-2 P4	1-2 L8			1-1 F9			2-3 K	3-0 P4	5 0 0 0 0 1 4																	
23 Ryne Sandberg, R OBP: 0.354, SLG: 0.555 (1, 4)	2-1 F7		1-0 P4		3-2 F8			2-3 K	2-0 E6	5 0 0 1 0 1 1																	
Hector Villanueva, R OBP: 0.308, SLG: 0.509 Mark Grace, L OBP: 0.373, SLG: 0.415 (1, 3) (6, PH) (6, 3)	4-1 HR		0-3 K		2-2 L8			4-2 E 2B	2-2 L7	1 1 0 0 1 1 0 2 1 0 0 1 0 2																	
Andre Dawson, R OBP: 0.359, SLG: 0.538 (1, 9)	3-1 HR		1-3 K		2-1 G6-3			1-0 E6 2B	0-1 G4-3	5 2 1 2 0 1 3																	
Luis Salazar, R OBP: 0.293, SLG: 0.391 Dave Pavlas, R (6, 1) Dwight Smith, L OBP: 0.331, SLG: 0.378 Jose Antonio Nunez, R (8, 1) Mitch Williams, L (9, 1)	1-1 P4			2-2 L9		2-3 K		3-2 2B		3 0 0 0 0 1 0 0 0 0 0 0 0 0 1 0 1 2 0 0 0 0 0 0 0 0 0 0 0 0 0 0 0 0 0																	
Damon Berryhill, S OBP: 0.273, SLG: 0.347 (1, 2)		0-2 1B 1B		4-2 BB		1-0 1B		0-0 G6-3		3 0 2 0 1 0 1																	
Shawon Dunston, R OBP: 0.285, SLG: 0.429 (1, 6)		1-0 F9		2-2 P3		1-3 K			0-2 1B 1B	4 1 1 0 0 1 3	AB 37 R 6 H 8 RBI 6 BB 3 SO 7 LOB 19																
Domingo Ramos, R OBP: 0.341, SLG: 0.318 (1, 5)		2-2 1B		3-3 K		2-1 F9			0-1 1B 23 E 1B	4 1 2 0 0 1 2																	
Steve Wilson, L OBP: 0.225, SLG: 0.189 Derrick May, L OBP: 0.294, SLG: 0.367 (1, 1) (6, 7)		0-1 P2		1-2 G5-3		0-1 F8			0-0 23 E 1B	2 0 0 0 0 0 2 2 0 1 1 0 0 1																	
Inning Stats	R: 2 E: 0 K: 0 S: 10	H: 1 LOB: 0 BB: 1 P: 21	R: 0 E: 0 K: 0 S: 12	H: 2 LOB: 2 BB: 0 P: 16	R: 0 E: 0 K: 2 S: 9	H: 0 LOB: 0 BB: 0 P: 11	R: 0 E: 0 K: 1 S: 16	H: 0 LOB: 1 BB: 1 P: 27	R: 0 E: 0 K: 0 S: 12	H: 0 LOB: 0 BB: 0 P: 17	R: 0 E: 0 K: 1 S: 9	H: 0 LOB: 0 BB: 0 P: 15	R: 0 E: 0 K: 1 S: 8	H: 1 LOB: 1 BB: 0 P: 12	R: 2 E: 1 K: 2 S: 13	H: 1 LOB: 1 BB: 1 P: 25	R: 2 E: 1 K: 0 S: 13	H: 3 LOB: 2 BB: 0 P: 20	1B: 6 2B: 1 3B: 0 HR: 1	SF: 0 SAC: 0 DP: 0 HBP: 0	WP: 0 PB: 0 SB: 0 CS: 0	PA: 40					
PITCHER	IP	WLS	BF	H	R	ER	SO	BB	IBB	HBP	BLK	WP	HR	S	P	ERA	WHIP										
Sid Fernandez, L ERA: 3.46 (1, 1)	5.0		20	3	2	2	3	2	0	0	0	0	1	59	92	3.60	1.000										
Wally Whitehurst, R ERA: 3.29 (6, 1)	2.0		7	1	0	0	2	0	0	0	0	0	0	17	27	0.00	0.500										
John Franco, L ERA: 2.53 (8, 1)	1.2	L	12	4	4	2	2	1	0	0	0	0	0	24	43	10.80	3.000										
Alejandro Pena, R ERA: 3.24 (9, 1)	0.1		1	0	0	0	0	0	0	0	0	0	0	2	2	0.00	0.000										

Chicago Cubs @ New York Mets  
Shea Stadium, Flushing, NY  
Sun Sep 30 1990, 3:33 AM EDT  
Att. 39,195 - Overcast - 72 F

livebaseballscorecards.com



BOTTOM

Chicago Cubs @ New York Mets  
Shea Stadium, Flushing, NY

livebaseballscorecards.com

AB	34
R	5
H	9
RBI	5
BB	3
SO	6
LOB	13



WP	1	PA	38
PB	0		
SB	1		
CS	1		

Sun Sep 30 1990, 3:33 AM EDT  
Att. 39,195 - Overcast - 72 F

Batter	1	2	3	4	5	6	7	8	9	AB	R	H	RBI	BB	SO	LOB
Gregg Jefferies, S OBP: 0.337, SLG: 0.434	0-0 G4-3 1B		2-2 G4-3		1-2 1B 3B		0-0 G5-3 1B		1-2 1B	5	1	4	1	0	0	0
Dave Magadan, L OBP: 0.420, SLG: 0.459	1-1 G4-3 1-2		2-2 F8		2-2 FC6-4 1B		2-2 SF7 1-2		3-3 K	4	0	1	2	0	1	2
Pat Tabler, R OBP: 0.333, SLG: 0.364	4-2 BB			0-0 F8	1-0 FC6-4 1-2f		0-1 G5-3 2-3			3	0	0	0	1	0	2
Tim Teufel, R OBP: 0.298, SLG: 0.438	0-0 F9			3-2 F8		1-3 K	1-3 K			4	0	0	0	0	2	3
Howard Johnson, S OBP: 0.319, SLG: 0.434	0-0 P4			1-0 F4		4-2 3B BB		2-3 K		3	1	0	0	1	1	2
Darren Reed, R OBP: 0.148, SLG: 0.370		2-2 F8			3-2 HR	2-2 3B		3-2 L9		4	1	2	2	0	0	0
Daryl Boston, L OBP: 0.327, SLG: 0.439			3-2 CS 1B		3-3 K	0-1 F9		0-1 G5-3		1	0	1	0	0	0	0
Chris Jelic, R										1	0	0	0	0	1	0
Keith Hughes, L										2	0	0	0	0	0	1
Charlie O'Brien, R OBP: 0.263, SLG: 0.248		2-3 K			4-2 3B BB	3-1 L8			0-0 G4-3	2	1	0	0	1	1	2
Kelvin Torve, L OBP: 0.359, SLG: 0.353									1-2 K	1	0	0	0	0	0	0
Sid Fernandez, L OBP: 0.199, SLG: 0.207			2-2 G6-3		0-1 P3		2-1 1B SF7 1B		1-1 G6-3	1	0	0	0	0	0	0
Tom Herr, S OBP: 0.324, SLG: 0.347										1	0	0	0	0	0	1
Wally Whitehurst, R OBP: 0.250, SLG: 0.250										0	0	0	0	0	0	0
Tom O'Malley, L OBP: 0.292, SLG: 0.382										1	1	1	0	0	0	0
John Franco, L										0	0	0	0	0	0	0
Alejandro Pena, R OBP: 0.286, SLG: 0.167										0	0	0	0	0	0	0
Mackey Sasser, L OBP: 0.344, SLG: 0.426										1	0	0	0	0	0	0

Inning Stats	R: 0	H: 1	E: 0	LOB: 2	K: 0	BB: 1	S: 10	R: 0	H: 1	E: 0	LOB: 0	K: 1	BB: 0	S: 10	R: 0	H: 0	E: 0	LOB: 0	K: 0	BB: 0	S: 11	R: 3	H: 3	E: 0	LOB: 1	K: 1	BB: 1	S: 23	R: 1	H: 1	E: 0	LOB: 1	K: 1	BB: 1	S: 14	R: 1	H: 2	E: 0	LOB: 1	K: 1	BB: 0	S: 14	R: 0	H: 0	E: 0	LOB: 0	K: 1	BB: 0	S: 8	R: 0	H: 1	E: 0	LOB: 1	K: 1	BB: 0	S: 9	1B: 6	SF: 1	2B: 0	SAC: 0	3B: 2	DP: 0	HR: 1	HBP: 0	WP: 1	PA: 38
--------------	------	------	------	--------	------	-------	-------	------	------	------	--------	------	-------	-------	------	------	------	--------	------	-------	-------	------	------	------	--------	------	-------	-------	------	------	------	--------	------	-------	-------	------	------	------	--------	------	-------	-------	------	------	------	--------	------	-------	------	------	------	------	--------	------	-------	------	-------	-------	-------	--------	-------	-------	-------	--------	-------	--------

PITCHER	IP	WLS	BF	H	R	ER	SO	BB	IBB	HBP	BLK	WP	HR	S	P	ERA	WHIP
Steve Wilson, L ERA: 4.79	(1, 1)		5.1	24	6	4	4	3	3	0	0	0	1	69	112	6.75	1.688
Dave Pavia, R ERA: 2.41	(6, 1)		1.2	7	2	1	1	0	0	0	0	1	0	18	26	5.40	1.200
Jose Antonio Nunez, R ERA: 6.64	(8, 1)	W	6	1	0	0	1	0	0	0	0	0	0	14	21	0.00	0.600
Mitch Williams, L ERA: 3.95	(9, 1)	S	1	0	0	0	1	0	0	0	0	0	0	3	6	0.00	0.000

Batter	1	2	3	4	5	6	7	8	9	AB R H RBI BB SO LOB	TOP											
Doug Dascenzo, S (1, 8) OBP: 0.307, SLG: 0.349 Gary Varsho, L (9, PH) OBP: 0.277, SLG: 0.348	2-2 3-1 3B		4-1 23 HR BB			0-0 F8 BB 1B		1-1 2B 1B	0-1 4-3	3 3 3 0 1 0 0 1 0 0 0 0 0 2												
23 Ryne Sandberg, R (1, 4) OBP: 0.354, SLG: 0.559 Curtis Wilkerson, S (5, 4) OBP: 0.238, SLG: 0.246	1-3 K		0-0 1-H HR			1-0 F3		4-2 2B BB		2 1 1 2 0 1 1 1 1 0 0 1 0 1												
Mark Grace, L (1, 3) OBP: 0.374, SLG: 0.416	0-0 3-1		3-0 F7			4-0 1-2 BB		0-0 4-3 8-2 2B		3 0 1 3 1 0 0												
Andre Dawson, R (1, 9) OBP: 0.357, SLG: 0.534 Jose Antonio Nunez, R (8, 1) OBP: 0.285, SLG: 0.429	1-1 P4		1-0 6-3			1-1 F8		4-3 4-3		4 0 0 1 0 0 3 0 0 0 0 0 0 0												
Derrick May, L (1, 7) OBP: 0.273, SLG: 0.340		0-2 F5		0-0 F7		1-0 P6		0-0 8-2		4 0 0 0 0 0 3												
Luis Salazar, R (1, 5) OBP: 0.295, SLG: 0.392 Shawon Dunston, R (9, PR) OBP: 0.285, SLG: 0.429		1-0 G3-6 1B		2-1 P6			1-2 5-3		1-2 S 1B	4 0 2 0 0 0 0 0 0 0 0 0 0 0												
Greg Smith, S (1, 6) OBP: 0.263, SLG: 0.343		0-0 G3-6		0-0 P3			2-2 F8		1-2 F9	4 0 0 0 0 0 2												
Damon Berryhill, S (1, 2) OBP: 0.254, SLG: 0.321			2-3 K		2-3 K		2-2 G3		0-1 F8	4 0 0 0 0 2 1												
Kevin Coffman, R (1, 1) OBP: 0.200, SLG: 0.200 Randy Kramer, R (5, 1) Domingo Ramos, R (8, PH) OBP: 0.344, SLG: 0.318 Dwight Smith, L (8, 9) OBP: 0.333, SLG: 0.378			0-2 F8		2-2 F9			4-0 BB 1B BB	4-2 BB BB	2 0 0 0 0 0 0 0 0 0 0 0 0 0 0 1 0 0 1 0 0 0 0 0 0 1 0 0												
<b>Inning Stats</b>	R: 1 E: 0 K: 1 S: 9	H: 1 LOB: 0 BB: 0 P: 13	R: 0 E: 0 K: 0 S: 5	H: 1 LOB: 0 BB: 1 P: 6	R: 2 E: 0 K: 1 S: 12	H: 1 LOB: 0 BB: 1 P: 21	R: 0 E: 0 K: 0 S: 4	H: 0 LOB: 0 BB: 0 P: 7	R: 0 E: 0 K: 1 S: 8	H: 0 LOB: 0 BB: 0 P: 12	R: 0 E: 0 K: 0 S: 5	H: 1 LOB: 2 BB: 1 P: 12	R: 0 E: 0 K: 0 S: 17	H: 0 LOB: 0 BB: 0 P: 22	R: 3 E: 0 K: 0 S: 7	H: 2 LOB: 0 BB: 2 P: 16	R: 0 E: 0 K: 0 S: 15	H: 1 LOB: 2 BB: 1 P: 21	1B: 4 2B: 2 3B: 1 HR: 1	SF: 0 SAC: 0 DP: 2 HBP: 0	WP: 0 PB: 0 SB: 1 CS: 0	PA: 37
<b>PITCHER</b>	IP WLS BF H R ER SO BB IBB HBP BLK WP HR S P ERA WHIP																					
Jose De Jesus, R (1, 1) ERA: 3.74	6.0 W 23 4 3 3 3 2 0 0 0 0 0 1 43 71 4.50 1.000																					
Darrel Akerfelds, R (7, 1) ERA: 3.77	1.0 3 0 0 0 0 0 0 0 0 0 0 0 0 17 22 0.00 0.000																					
Chuck McElroy, L (8, 1) ERA: 7.5	0.0 4 2 3 3 0 2 0 0 0 0 0 0 5 14 ∞ ∞																					
Joe Boever, R (8, 1) ERA: 3.36	1.2 6 1 0 0 0 1 0 0 0 0 0 0 15 21 0.00 1.200																					
Roger McDowell, R (9, 1) ERA: 3.86	0.1 S 1 0 0 0 0 0 0 0 0 0 0 0 2 2 0.00 0.000																					

Chicago Cubs @ Philadelphia Phillies  
Veterans Stadium, Philadelphia, PA  
Mon Oct 01 1990, 7:05 PM EDT  
Att. 9,041 - Unknown

livebaseballscorecards.com

AB	32
R	6
H	7
RBI	6
BB	5
SO	3
LOB	13





Batter	1	2	3	4	5	6	7	8	9	AB	R	H	RBI	BB	SO	LOB
Lenny Dykstra, L (1, 8) OBP: 0.419, SLG: 0.442	3-1 SF9 3B	1-1 3-H 1B			4-0 FC6-4 3B	1-1 1B				3	2	3	1	1	0	0
Darren Daulton, L (1, 2) OBP: 0.368, SLG: 0.417	3-0 SF9 3-H	3-2 F8			4-1 FC6-4 1-2 BB	2-1 FC6-4 1-3 1B				2	0	1	1	1	0	1
Wes Chamberlain, R (1, 7) OBP: 0.282, SLG: 0.447	0-0 2B 1B	0-0 F8			2-0 FC6-4 1-2f 2-3 3B	0-0 FC6-4 1-2f				4	2	1	0	0	0	5
John Kruk, L (1, 9) OBP: 0.389, SLG: 0.435	2-1 1-H 1B 2B		0-0 3-1		3-2 SAFE 1-H 3-H 1B 3B		0-0 3-1			4	2	2	3	0	0	0
Ricky Jordan, R (1, 3) OBP: 0.278, SLG: 0.354	2-1 WP 2-H 1B		1-1 G6-4-3 1B		2-3 K		1-1 6-3			4	0	2	1	0	1	1
Charlie Hayes, R (1, 5) OBP: 0.292, SLG: 0.345	2-2 F8		0-0 G6-4-3		0-2 3-H 1B		2-3 K			4	0	1	1	0	1	2
Chuck McElroy, L (8, 1)										0	0	0	0	0	0	0
Joe Boever, R (8, 1)										0	0	0	0	0	0	0
Roger McDowell, R (9, 1)										0	0	0	0	0	0	0
Dickie Thon, R (1, 6) OBP: 0.306, SLG: 0.351	0-0 F8			1-1 F7	0-0 L3			0-0 F8		4	0	0	0	0	0	2
Mickey Morandini, L (1, 4) OBP: 0.247, SLG: 0.268		2-2 SH1-4 WP 1B		0-0 F5		0-0 3-1		1-1 3-1		4	1	1	0	0	0	0
Jose De Jesus, R (1, 1) OBP: 0.167, SLG: 0.105		1-0 SH1-4		1-1 6-3		1-0 P6		1-2 F7		1	0	0	0	0	0	0
Louie Meadows, L (6, PH) OBP: 0.207, SLG: 0.115										1	0	0	0	0	0	0
Darrel Akerfelds, R (7, 1) OBP: 0.167, SLG: 0.167										0	0	0	0	0	0	0
Dave Hollins, S (8, 5) OBP: 0.256, SLG: 0.324										1	0	0	0	0	0	0

Inning Stats	R: 3	H: 4	E: 0	LOB: 1	K: 0	BB: 0	S: 12	R: 1	H: 2	E: 0	LOB: 1	K: 0	BB: 0	S: 10	R: 0	H: 1	E: 0	LOB: 0	K: 0	BB: 0	S: 4	R: 0	H: 0	E: 0	LOB: 0	K: 0	BB: 0	S: 5	R: 3	H: 2	E: 0	LOB: 1	K: 1	BB: 2	S: 14	R: 0	H: 2	E: 0	LOB: 2	K: 0	BB: 0	S: 7	R: 0	H: 0	E: 0	LOB: 0	K: 1	BB: 0	S: 6	R: 0	H: 0	E: 0	LOB: 0	K: 0	BB: 0	S: 6	R: 0	H: 0	E: 0	LOB: 0	K: 0	BB: 0	S: 8	1B: 8	SF: 1	2B: 1	SAC: 1	3B: 2	DP: 1	HR: 0	HBP: 0	WP: 3	PA: 36	PB: 0	SB: 0	CS: 0
--------------	------	------	------	--------	------	-------	-------	------	------	------	--------	------	-------	-------	------	------	------	--------	------	-------	------	------	------	------	--------	------	-------	------	------	------	------	--------	------	-------	-------	------	------	------	--------	------	-------	------	------	------	------	--------	------	-------	------	------	------	------	--------	------	-------	------	------	------	------	--------	------	-------	------	-------	-------	-------	--------	-------	-------	-------	--------	-------	--------	-------	-------	-------

PITCHER	IP	WLS	BF	H	R	ER	SO	BB	IBB	HBP	BLK	WP	HR	S	P	ERA	WHIP
Kevin Coffman, R (1, 1) ERA: 11.29	4.0	L	20	7	6	6	0	2	0	0	0	3	0	32	62	13.50	2.250
Randy Kramer, R (5, 1) ERA: 4.5	3.0		13	4	1	1	2	0	0	0	0	0	0	26	40	3.00	1.333
Jose Antonio Nunez, R (8, 1) ERA: 6.53	1.0		3	0	0	0	0	0	0	0	0	0	0	6	8	0.00	0.000


**BOTTOM**

**Chicago Cubs @ Philadelphia Phillies**  
Veterans Stadium, Philadelphia, PA

Mon Oct 01 1990, 7:05 PM EDT  
Att: 9,041 - Unknown

livebaseballscorecards.com

**AB 32**  
**R 7**  
**H 11**  
**RBI 7**  
**BB 2**  
**SO 2**  
**LOB 11**



Batter	1	2	3	4	5	6	7	8	9	AB R H RBI BB SO LOB	TOP		
Doug Dasenczo, S (1, 8) OBP: 0.310, SLG: 0.349	1-1 G3 1B		4-1 F8 2B BB		0-0 F7			1-1 4-3		3 2 1 0 1 0 0			
Greg Smith, S (1, 4) OBP: 0.262, SLG: 0.333	0-2 F9		0-1 F8 1-2		1-2 1B			3-2 1-3		4 0 1 0 0 0 2			
Mark Grace, L (1, 3) OBP: 0.373, SLG: 0.415	2-2 G3 1-2		1-1 F8		1-0 4-3			1-1 1B		4 0 1 0 0 0 3			
Andre Dawson, R (1, 9) OBP: 0.358, SLG: 0.535 Dwight Smith, L (1, 9) OBP: 0.333, SLG: 0.381	1-0 2B 1B		2-1 2B			2-3 K		1-1 5-3		1 1 1 1 0 0 0 3 0 1 1 0 1 1			
Derrick May, L (1, 7) OBP: 0.271, SLG: 0.351	0-2 1-H 2B		0-0 F7			2-1 F7			0-0 G3	4 0 1 1 0 0 1			
Luis Salazar, R (1, 5) OBP: 0.293, SLG: 0.388	3-3 K			0-2 P4		2-2 F3			2-0 F7	4 0 0 0 0 1 1			
Shawon Dunston, R (1, 6) OBP: 0.283, SLG: 0.426		2-2 4-3		2-3 K			2-2 F7		1-2 5-3	4 0 0 0 0 1 0			
Joe Girardi, R (1, 2) OBP: 0.298, SLG: 0.340		0-3 K		1-2 6-3			1-0 5-3			3 0 0 0 0 1 0			
Mike Bielecki, R (1, 1) OBP: 0.200, SLG: 0.163 Gary Varsho, L (7, PH) OBP: 0.271, SLG: 0.340 Dave Pavlas, R (7, 1) Mitch Williams, L (9, 1)		3-3 K			2-3 K		3-1 F9			2 0 0 0 0 2 0 1 0 0 0 0 0 0 0 0 0 0 0 0 0 0 0 0 0 0 0 0			
<b>Inning Stats</b>	R: 2 H: 3 E: 0 LOB: 1 K: 1 BB: 0 S: 19 P: 26	R: 0 H: 0 E: 0 LOB: 0 K: 2 BB: 0 S: 10 P: 15	R: 1 H: 1 E: 0 LOB: 1 K: 0 BB: 1 S: 8 P: 15	R: 0 H: 0 E: 0 LOB: 0 K: 1 BB: 0 S: 9 P: 12	R: 0 H: 1 E: 0 LOB: 1 K: 1 BB: 0 S: 8 P: 12	R: 0 H: 0 E: 0 LOB: 0 K: 1 BB: 0 S: 11 P: 17	R: 0 H: 0 E: 0 LOB: 0 K: 0 BB: 0 S: 6 P: 12	R: 0 H: 1 E: 0 LOB: 1 K: 0 BB: 0 S: 9 P: 15	R: 0 H: 0 E: 0 LOB: 0 K: 0 BB: 0 S: 5 P: 8	1B: 4 SF: 0 2B: 2 SAC: 0 3B: 0 DP: 0 HR: 0 HBP: 0	WP: 0 PA: 34 PB: 0 SB: 0 CS: 0		
<b>PITCHER</b>	IP WLS BF H R ER SO BB IBB HBP BLK WP HR S P ERA WHIP											<b>PITCHER</b>	IP WLS BF H R ER SO BB IBB HBP BLK WP HR S P ERA WHIP
Tommy Greene, R (1, 1) ERA: 5.08	7.0 L 27 5 3 3 6 1 0 0 0 0 0 0 71 109 3.86 0.857												
Steve Ontiveros, R (8, 1) ERA: 2.7	2.0 7 1 0 0 0 0 0 0 0 0 0 0 14 23 0.00 0.500												

Chicago Cubs @ Philadelphia Phillies  
Veterans Stadium, Philadelphia, PA  
Tue Oct 02 1990, 7:05 PM EDT  
Att. 9,940 - Unknown

livebaseballscorecards.com

AB 33  
R 3  
H 6  
RBI 3  
BB 1  
SO 6  
LOB 8



Batter	1	2	3	4	5	6	7	8	9	AB	R	H	RBI	BB	SO	LOB
Lenny Dykstra, L OBP: 0.418, SLG: 0.441 (1, 8)	1-0 4-3		2-2 L4		1-1 E7		3-1 F9			4	0	1	0	0	0	2
Rod Booker, L OBP: 0.306, SLG: 0.295 (1, 6)	1-3 K		1-1 L7		1-0 4-3			1-3 K		4	0	0	0	0	2	3
Wes Chamberlain, R OBP: 0.279, SLG: 0.452 (1, 7)	1-0 2B			0-0 L9		2-2 G3		0-2 1-3		4	0	1	0	0	0	0
Dale Murphy, R OBP: 0.318, SLG: 0.418 (1, 9)	3-2 F8			4-1 G6-4-3 BB		2-3 K		0-3 K		3	0	0	0	1	2	1
Ricky Jordan, R OBP: 0.278, SLG: 0.353 (1, 3)		2-1 F9		0-1 G6-4-3		1-0 1B			1-3 K	4	0	1	0	0	1	1
Charlie Hayes, R OBP: 0.293, SLG: 0.348 Dave Hollins, S OBP: 0.252, SLG: 0.318 (1, 5) (6, 5)		0-1 F8			1-0 1B 2B		1-1 F7		1-0 F8	2	1	1	0	0	0	0
Darrin Fletcher, L OBP: 0.190, SLG: 0.200 (1, 2)		3-3 K			1-3 K			0-0 G3	4-1 1B BB	3	0	0	0	1	2	1
Mickey Morandini, L OBP: 0.284, SLG: 0.320 (1, 4)			1-1 SH1-4 1B		3-2 E 1B		2-1 F9 2B		1-1 1-2 1B	4	0	4	1	0	0	0
Tommy Greene, R OBP: 0.167, SLG: 0.250 John Kruk, L OBP: 0.388, SLG: 0.434 Steve Ontiveros, R (8, 1) Darren Daulton, L OBP: 0.368, SLG: 0.417 Randy Ready, R OBP: 0.329, SLG: 0.306 (1, 1) (7, PH) (9, PH) (9, PH)			0-0 SH1-4		1-0 P3		0-0 F9		1-1 1-3	1	0	0	0	0	0	1

Inning Stats	R: 0	H: 1	E: 0	K: 1	S: 8	R: 0	H: 0	E: 0	K: 1	S: 8	R: 0	H: 0	E: 0	K: 0	S: 4	R: 1	H: 3	E: 1	K: 1	S: 12	R: 0	H: 1	E: 0	K: 1	S: 9	R: 0	H: 1	E: 0	K: 0	S: 6	R: 0	H: 0	E: 0	K: 2	S: 10	R: 0	H: 1	E: 0	K: 1	S: 9	1B: 5	2B: 3	3B: 0	HR: 0	SF: 0	SAC: 1	DP: 1	HBP: 0	WP: 0	PA: 36
--------------	------	------	------	------	------	------	------	------	------	------	------	------	------	------	------	------	------	------	------	-------	------	------	------	------	------	------	------	------	------	------	------	------	------	------	-------	------	------	------	------	------	-------	-------	-------	-------	-------	--------	-------	--------	-------	--------

PITCHER	IP	WLS	BF	H	R	ER	SO	BB	IBB	HBP	BLK	WP	HR	S	P	ERA	WHIP
Mike Bielecki, R ERA: 4.93 (1, 1)	6.0	W	24	6	1	1	4	1	0	0	0	0	0	49	82	1.50	1.167
Dave Pavlas, R ERA: 2.11 (7, 1)	2.2		11	2	0	0	3	1	0	0	0	0	0	23	36	0.00	1.125
Mitch Williams, L ERA: 3.93 (9, 1)	0.1	S	1	0	0	0	0	0	0	0	0	0	0	2	3	0.00	0.000

BOTTOM

Chicago Cubs @ Philadelphia Phillies  
Veterans Stadium, Philadelphia, PA  
Tue Oct 02 1990, 7:05 PM EDT  
Att. 9,940 - Unknown

livebaseballscores.com

AB	33
R	1
H	8
RBI	1
BB	2
SO	7
LOB	13



Batter	1	2	3	4	5	6	7	8	9	AB R H RBI BB SO LOB	TOP																								
Doug Dasenczo, S OBP: 0.312, SLG: 0.344 (1, 8) (8, 7)	0-0 L3		0-1 FC6		0-0 P3		4-0 BB IBB		4-1 S BB	3 0 0 1 2 0 3																									
Greg Smith, S OBP: 0.234, SLG: 0.295 (1, 6) (8, 7)	0-1 F7		3-2 G4-3		1-1 F8		0-3 K		1-0 G3	5 0 0 0 0 1 7																									
Mark Grace, L OBP: 0.372, SLG: 0.413 (1, 3) (8, 7)	0-0 F7			0-0 G4-3		0-0 G3	4-1 BB		1-2 2-3 3-H BB	3 0 0 1 1 0 0																									
Dwight Smith, L OBP: 0.329, SLG: 0.376 (1, 9) (8, 7)		1-3 K		1-0 G4-3		3-1 F9	0-3 K			4 0 0 0 0 2 3																									
Derrick May, L OBP: 0.270, SLG: 0.344 Marvell Wynne, L OBP: 0.264, SLG: 0.333 (1, 7) (8, 8)		2-1 G3-1		0-0 G3		0-3 K		3-2 G4-3 1B		4 0 1 0 0 1 0 0 0 0 0 0 0 0																									
Domingo Ramos, R OBP: 0.342, SLG: 0.314 (1, 5) (8, 7)		1-0 L8			1-3 K		4-2 1B 2B BB	2-0 G4-3		3 1 0 0 1 1 1																									
Curtis Wilkerson, S OBP: 0.249, SLG: 0.258 (1, 4) (8, 7)			0-0 G6-3 FC6 2B		4-0 1B BB		0-0 2B BB 1B	1-3 K		3 3 2 0 1 1 0																									
Joe Girardi, R OBP: 0.300, SLG: 0.344 (1, 2) (8, 7)			0-1 G6-3		1-0 1B BB		0-1 BB 2B	1-3 K		4 0 2 1 0 1 1																									
Greg Maddux, R OBP: 0.165, SLG: 0.145 Gary Varsho, L OBP: 0.265, SLG: 0.333 Paul Assenmacher, L (1, 1) (9, PH) (9, 1)			1-3 K FC6		2-0 1B		0-3 K	3-2 G4-3		3 0 1 1 0 2 3 1 0 0 0 0 0 0 0 0 0 0 0 0 0																									
<b>Inning Stats</b>	R: 0 E: 0 K: 0 S: 4	H: 0 LOB: 0 BB: 0 P: 4	R: 0 E: 0 K: 1 S: 7	H: 0 LOB: 0 BB: 0 P: 11	R: 1 E: 1 K: 1 S: 13	H: 1 LOB: 1 BB: 0 P: 17	R: 0 E: 0 K: 0 S: 3	H: 0 LOB: 0 BB: 0 P: 4	R: 1 E: 0 K: 1 S: 8	H: 2 LOB: 2 BB: 1 P: 17	R: 0 E: 0 K: 1 S: 6	H: 0 LOB: 0 BB: 0 P: 9	R: 2 E: 0 K: 3 S: 16	H: 2 LOB: 3 BB: 3 P: 28	R: 0 E: 0 K: 1 S: 8	H: 1 LOB: 0 BB: 0 P: 14	R: 0 E: 0 K: 1 S: 9	H: 0 LOB: 1 BB: 1 P: 18	1B: 4 2B: 2 3B: 0 HR: 0	SF: 0 SAC: 0 DP: 1 HBP: 0	WP: 1 PB: 0 SB: 1 CS: 0	PA: 38													
<b>PITCHER</b>	IP WLS BF H R ER SO BB IBB HBP BLK WP HR S P ERA WHIP																				ERA WHIP														
Jason Grimsley, R ERA: 3.3 (1, 1)	6.0	23	3	2	2	4	1	0	0	0	1	0	41	62	3.00	0.667																			
Chuck McElroy, L ERA: 7.71 (7, 1)	2.0	L	11	3	2	4	2	1	0	0	0	0	24	42	9.00	2.500																			
Chuck Malone, R ERA: 3.68 (9, 1)	1.0		4	0	0	1	1	0	0	0	0	0	9	18	0.00	1.000																			

Chicago Cubs @ Philadelphia Phillies  
Veterans Stadium, Philadelphia, PA  
Wed Oct 03 1990, 7:05 PM EDT  
Att: 11,889 - Unknown

[livebaseballscorecards.com](http://livebaseballscorecards.com)

AB	33
R	4
H	6
RBI	4
BB	5
SO	9
LOB	18



