

Chicago Cubs - 1990

Batter	1	2	3	4	5	6	7	8	9	AB	R	H	RBI	BB	SO	LOB	TOP											
Si Campusano, R OBP: 0.250, SLG: 0.250 (1, 8)	1-2 2B 1B	2-2 G6-3			2-1 F9			0-2 G3		4	1	1	0	0	0	2	Philadelphia Phillies @ Chicago Cubs Wrigley Field, Chicago, IL Tue Apr 10 1990, 3:33 AM CDT Att. 7,791 - Overcast - 37 F											
Tom Herr, S (1, 4)	1-3 K		1-2 G4-3		1-1 G1-3			3-2 F8		4	0	0	0	0	1													
John Kruk, L OBP: 0.250, SLG: 0.500 (1, 7)	1-0 1-H 2B		1-1 F7		2-2 F7			2-2 G4-3		4	0	1	1	0	0													
Ricky Jordan, R OBP: 0.250, SLG: 0.250 (1, 3)	1-2 G6-3		3-1 G3-1		2-2 P4			1-2 FC3-6 1B		4	0	1	0	0	0	1												
Von Hayes, L (1, 9)	4-0 IBB			4-2 CS BB		2-1 G3		0-1 FC3-6 S		2	0	0	0	2	0	1												
Dickie Thon, R (1, 6)	0-0 F7			2-0 F8 1-2			0-1 F9		1-3 K	4	0	0	0	0	1	4												
Darren Daulton, L OBP: 0.667, SLG: 0.500 Randy Ready, R (9, PH)		4-2 FC4-6 BB		2-2 E1		2-1 1B		4-1 BB		2	0	1	0	1	0	0												
Charlie Hayes, R (1, 5)		2-2 FC4-6 1-2		1-0 L8		2-0 F9		1-2 F9		4	0	0	0	0	0	5												
Bruce Ruffin, S Curt Ford, L (7, PH) Jeff Parrett, R (7, 1)	1-0 E1 1-3 G6-3				1-1 F7			0-0 F9		2	0	0	0	0	0	1												
Inning Stats	R: 1 E: 0 K: 1 S: 12	H: 2 LOB: 2 BB: 1 P: 20	R: 0 E: 1 K: 0 S: 10	H: 0 LOB: 1 BB: 1 P: 19	R: 0 E: 0 K: 0 S: 7	H: 0 LOB: 0 BB: 0 P: 12	R: 0 E: 1 K: 0 S: 10	H: 0 LOB: 1 BB: 1 P: 19	R: 0 E: 0 K: 0 S: 6	H: 0 LOB: 0 BB: 0 P: 10	R: 0 E: 0 K: 0 S: 8	H: 1 LOB: 1 BB: 0 P: 14	R: 0 E: 0 K: 0 S: 12	H: 0 LOB: 0 BB: 0 P: 17	R: 0 E: 0 K: 1 S: 15	H: 1 LOB: 2 BB: 1 P: 22		1B: 3 2B: 1 3B: 0 HR: 0	SF: 0 SAC: 0 DP: 1 HBP: 0	WP: 0 PB: 0 SB: 1 CS: 1	PA: 35							
PITCHER	IP	WLS	BF	H	R	ER	SO	BB	IBB	HBP	BLK	WP	HR	S	P	ERA	WHIP											
Mike Bielecki, R ERA: 1.5 Les Lancaster, R ERA: Mitch Williams, L ERA:	(1, 1) 6.0	(7, 1) 2.0	(9, 1) 1.0	(1, 1) 23	(1, 1) 7	(7, PH) 5	(1, 1) 1	(1, 1) 2	(1, 1) 1	(1, 1) 0	(1, 1) 0	(1, 1) 0	(1, 1) 0	(1, 1) 0	(1, 1) 15	(1, 1) 94	(1, 1) 1.50	(1, 1) 0.667										

AB 31
R 1
H 4
RBI 1
BB 4
SO 2
LOB 16



Batter	1	2	3	4	5	6	7	8	9	AB	R	H	RBI	BB	SO	LOB	BOTTOM										
Jerome Walton, R OBP: 0.500, SLG: 0.500 (1, 8)	0-1 23 1B SF9	2-3 K			0-1 F9			0-1 23 CS 1B		4	1	2	0	0	1	1	Philadelphia Phillies @ Chicago Cubs Wrigley Field, Chicago, IL Tue Apr 10 1990, 3:33 AM CDT Att. 7,791 - Overcast - 37 F										
23 Ryne Sandberg, R OBP: 0.500, SLG: 0.500 (1, 4)	3-2 FC3-6 1B		0-0 F8		3-1 G6-3		1-0 CS	2-1 WP 1B		4	0	2	0	0	0	0											
Lloyd McClendon, R OBP: 0.250, SLG: 0.333 (1, 7)	2-2 SF9		2-1 F8		3-2 F8			1-2 K		3	0	1	1	0	1	1											
Mark Grace, L (1, 3)	0-1 FC3-6 1B		2-3 K			0-0 F8		4-0 1B IBB		3	1	0	0	1	1	2											
Luis Salazar, R OBP: 0.750, SLG: 0.750 (1, 5)	1-2 1B		3-1 G4-3			1-1 FC3-6 1B		1-2 1B	1-3 2-H 1B	4	0	3	0	0	0	1											
Dwight Smith, L Les Lancaster, R (7, 1) Marvell Wynne, L OBP: 1.000, SLG: 1.000 Mitch Williams, L (9, 1)	0-1 G1-3			1-2 G1-3		3-1 FC3-6 1B		2-2 1B	1-3 1B	3	0	0	0	0	0	3											
Shawon Dunston, R OBP: 0.500, SLG: 0.500 (1, 6)		1-2 FC4-6 1B		1-1 1B		1-2 FC6-4		1-3 K		4	0	2	0	0	1	3											
Joe Girardi, R Dave Clark, L (7, PH) Rick Wrona, R (8, 2)		2-1 FC4-6 SH1-4		0-2 F9			1-3 K			2	0	0	0	0	0	2											
Mike Bielecki, R Doug Dascenzo, S (7, 9)	0-0 SH1-4			0-0 B1			2-2 G4-3			1	0	0	0	0	0	1											
Inning Stats	R: 1 E: 0 K: 0 S: 17	H: 3 LOB: 2 BB: 0 P: 23	R: 0 E: 0 K: 1 S: 10	H: 1 LOB: 1 BB: 0 P: 15	R: 0 E: 0 K: 0 S: 9	H: 1 LOB: 1 BB: 0 P: 16	R: 0 E: 0 K: 0 S: 9	H: 1 LOB: 1 BB: 0 P: 11	R: 0 E: 0 K: 0 S: 8	H: 1 LOB: 0 BB: 0 P: 13	R: 0 E: 0 K: 1 S: 9	H: 1 LOB: 0 BB: 0 P: 13	R: 0 E: 0 K: 2 S: 16	H: 3 LOB: 2 BB: 1 P: 28	1B: 11 2B: 0 3B: 0 HR: 0	SF: 1 SAC: 1 DP: 0 HBP: 0		WP: 1 PB: 0 SB: 0 CS: 1	PA: 35								
PITCHER	IP	WLS	BF	H	R	ER	SO	BB	IBB	HBP	BLK	WP	HR	S	P	ERA	WHIP										
Bruce Ruffin, L ERA: 1.5 Jeff Parrett, R ERA: 4.5	(1, 1) 6.0	(7, 1) 2.0	(1, 1) 1.0	(1, 1) 4	(1, 1) 9	(7, PH) 4	(1, 1) 1	(1, 1) 0	(1, 1) 1	(1, 1) 0	(1, 1) 0	(1, 1) 1	(1, 1) 0	(1, 1) 25	(1, 1) 41	(1, 1) 4.50	(1, 1) 2.000										

AB 31
R 2
H 11
RBI 2
BB 1
SO 5
LOB 14



Batter	1	2	3	4	5	6	7	8	9	AB	R	H	RBI	BB	SO	LOB	TOP										
Sil Campusano, R OBP: 0.333, SLG: 0.250 (1, 8)	4-2 F8 BB SF8 BB	2-2 G3		0-1 BB 1B 2B 1B	2-2 5-3			2-1 5-3		4	2	1	0	1	0	2											
Tom Herr, S OBP: 0.222, SLG: 0.125 (1, 4)	4-1 BB BB		1-1 F8	1-1 BB 2B 1B	2-2 F7			0-1 4-3		4	1	1	0	1	0	1											
Carmelo Martinez, R Roger McDowell, R (8, 1)	2-1 F8		4-0 BLK 1B BB	4-1 2B 1-2 2-3 BB				0-0 F8		3	1	0	0	2	1	2											
Ricky Jordan, R OBP: 0.222, SLG: 0.375 (1, 3)	0-1 SF8		1-1 P3	2-2 2B				1-2 1-3		4	0	1	3	0	0	1											
Von Hayes, L OBP: 0.778, SLG: 0.333 (1, 9)	4-1 BB		4-2 1B BB	4-0 1B IBB				1-2 FC6-4 BB		1	1	1	0	4	0	0											
Dickie Thon, R OBP: 0.111, SLG: 0.111 (1, 6)	0-1 F8		2-2 E 1B 1-3 2-H	2-2 F9				3-0 F8		5	0	1	1	0	0	7											
Steve Lake, R OBP: 0.400, SLG: 0.400 (1, 2)		1-1 SH1-4 1B	0-0 E8	2-1 4-3				1-3 K		5	0	2	1	0	1	4											
Charlie Hayes, R (1, 5)		3-2 F8	1-2 F9		4-2 SH1-4 BB			3-1 5-3		3	0	0	0	1	0	3											
Terry Mulholland, R Todd Frohwrth, R Dave Hollins, S Jeff Parrett, L John Kruk, L OBP: 0.250, SLG: 0.500 (8, 7)		1-1 SH1-4		2-2 F8	0-1 SH1-4			0-0 5-3		1	0	0	0	0	0	0											
Inning Stats	R: 1 E: 0 K: 0 S: 10	H: 0 LOB: 2 BB: 3 P: 24	R: 0 E: 0 K: 0 S: 11	H: 1 LOB: 1 BB: 0 P: 18	R: 2 E: 1 K: 0 S: 15	H: 2 LOB: 2 BB: 2 P: 28	R: 2 E: 0 K: 0 S: 19	H: 3 LOB: 3 BB: 2 P: 36	R: 0 E: 0 K: 0 S: 10	H: 0 LOB: 1 BB: 0 P: 18	R: 0 E: 0 K: 1 S: 9	H: 0 LOB: 0 BB: 0 P: 14	R: 0 E: 0 K: 1 S: 6	H: 0 LOB: 0 BB: 0 P: 10	R: 0 E: 0 K: 1 S: 7	H: 0 LOB: 1 BB: 1 P: 11	R: 0 E: 0 K: 0 S: 6	H: 0 LOB: 1 BB: 1 P: 12	1B: 6 2B: 1 3B: 0 HR: 0	SF: 1 SAC: 2 DP: 0 HBP: 0	WP: 0 PB: 0 SB: 0 CS: 0	PA: 43					
PITCHER	IP	WLS	BF	H	R	ER	SO	BB	IBB	HBP	BLK	WP	HR	S	P	ERA	WHIP										
Steve Wilson, L ERA: 13.5	3.1	L	20	5	5	5	0	5	0	0	1	0	0	45	82	13.50	3.000										
Jeff Pico, R ERA:	1.2		9	1	0	0	0	2	1	0	0	0	0	20	42	0.00	1.800										
Paul Assenmacher, L ERA:	2.0		7	1	0	0	1	0	0	0	0	0	0	15	24	0.00	0.500										
Joe Kraemer, L ERA:	1.1		5	0	0	0	1	1	0	0	0	0	0	10	18	0.00	0.750										
Les Lancaster, R ERA:	0.2		2	0	0	0	0	0	0	0	0	0	0	3	5	0.00	0.000										

Philadelphia Phillies @ Chicago Cubs
Wrigley Field, Chicago, IL
Thu Apr 12 1990, 3:33 AM CDT
Sunny - 38 F

AB 31
R 5
H 7
RBI 5
BB 9
SO 2
LOB 20



Batter	1	2	3	4	5	6	7	8	9	AB	R	H	RBI	BB	SO	LOB	BOTTOM										
Jerome Walton, R OBP: 0.222, SLG: 0.222 (1, 8)	1-0 6-3		0-0 5-3			2-1 F9	2-1 P9		1-2 6-3	5	0	0	0	0	0	1											
23 Ryne Sandberg, R OBP: 0.500, SLG: 0.500 (1, 4)	0-1 1B FC4-5 1B		0-0 F7			1-2 E6 2B		3-2 HR 1B		4	3	2	0	0	0	0											
Lloyd McClendon, R OBP: 0.375, SLG: 0.571 (8, 2)	1-1 FC4-5 1B		1-3 K			3-1 1-H 2B		2-3 K		4	0	2	1	0	2	1											
Andre Dawson, R OBP: 0.250, SLG: 1.000 (1, 9)	1-0 FC4-5 1-2 3-H			2-3 K		2-0 P6		3-1 HR		4	1	1	3	0	1	2											
Mark Grace, L OBP: 0.500, SLG: 0.333 (1, 3)	2-2 P6			0-1 G6-4-3 1B		4-2 BB		0-0 BB 1B		3	0	2	0	1	0	1											
Luis Salazar, R OBP: 0.500, SLG: 0.429 (1, 5)		0-1 F8		2-0 G6-4-3 1-2		1-2 F7		4-1 G1-6-3 BB		3	0	0	0	1	0	3											
Shawon Dunston, R OBP: 0.250, SLG: 0.250 (1, 6)		2-1 1-3			1-1 5-3			0-0 K		4	0	0	0	0	1	2											
Joe Girardi, R OBP: 0.250, SLG: 0.250 (1, 2)		0-0			0-0 P5			1-1 1B		2	0	1	0	0	0	0											
Dave Clark, L OBP: 0.500, SLG: 0.500 (7, PH)									1-2 1-3	1	0	1	0	0	0	0											
Joe Kraemer, L (8, 1)										0	0	0	0	0	0	0											
Les Lancaster, R (9, 1)										0	0	0	0	0	0	0											
Dwight Smith, L (9, PH)										1	0	0	0	0	0	0											
Steve Wilson, L Jeff Pico, R Greg Smith, S Paul Assenmacher, L Marvell Wynne, L OBP: 0.333, SLG: 0.333 (8, 7)		2-3 K			1-2 5-3			0-1 P3		1	0	0	0	0	1	1											
Inning Stats	R: 1 E: 0 K: 0 S: 10	H: 2 LOB: 1 BB: 0 P: 15	R: 0 E: 0 K: 1 S: 8	H: 1 LOB: 0 BB: 0 P: 12	R: 0 E: 0 K: 1 S: 5	H: 0 LOB: 0 BB: 0 P: 6	R: 0 E: 0 K: 1 S: 6	H: 1 LOB: 0 BB: 0 P: 10	R: 0 E: 0 K: 0 S: 7	H: 0 LOB: 0 BB: 0 P: 9	R: 1 E: 1 K: 0 S: 13	H: 1 LOB: 2 BB: 1 P: 26	R: 0 E: 0 K: 1 S: 9	H: 1 LOB: 1 BB: 0 P: 13	R: 2 E: 0 K: 1 S: 11	H: 3 LOB: 1 BB: 1 P: 23	R: 0 E: 0 K: 0 S: 10	H: 0 LOB: 0 BB: 0 P: 13	1B: 7 2B: 1 3B: 0 HR: 1	SF: 0 SAC: 0 DP: 2 HBP: 0	WP: 0 PB: 0 SB: 0 CS: 0	PA: 37					
PITCHER	IP	WLS	BF	H	R	ER	SO	BB	IBB	HBP	BLK	WP	HR	S	P	ERA	WHIP										
Terry Mulholland, L ERA: 1.59	5.2	W	23	5	2	1	3	1	0	0	0	0	0	46	74	1.59	1.059										
Todd Frohwrth, R ERA:	0.1		1	0	0	0	0	0	0	0	0	0	0	3	4	0.00	0.000										
Jeff Parrett, R ERA: 8.1	1.1		7	3	2	2	2	0	0	0	0	0	1	17	29	13.50	2.250										
Roger McDowell, R ERA:	1.2	S	6	1	0	0	0	1	0	0	0	0	0	13	20	0.00	1.200										

Philadelphia Phillies @ Chicago Cubs
Wrigley Field, Chicago, IL
Thu Apr 12 1990, 3:33 AM CDT
Sunny - 38 F

AB 35
R 4
H 9
RBI 4
BB 2
SO 5
LOB 12



Batter	1	2	3	4	5	6	7	8	9	AB	R	H	RBI	BB	SO	LOB	TOP			
Randy Ready, R OBP: 0.500, SLG: 0.250 (1, 4)	4-2 1B BB	2-0 PB 1B		1-0 P5			2-3 K		3-2 P6	4	2	1	0	1	1	0	Philadelphia Phillies @ Chicago Cubs Wrigley Field, Chicago, IL Thu Apr 12 1990, 3:38 AM CDT Att: 7,717 - Sunny - 42 F			
Dickie Thon, R OBP: 0.143, SLG: 0.077 (1, 6)	0-1 L8	0-0 P4		1-1 L5			4-0 1B BB		0-2 G4-3	4	0	0	0	1	0	3				
John Kruk, L OBP: 0.250, SLG: 0.375 (1, 9) (5, 7)	0-0 F7	1-0 1-H 2-H 1B		1-2 G3			3-1 F7			4	0	1	2	0	0	2				
Ricky Jordan, R OBP: 0.308, SLG: 0.417 (1, 3)	0-0 BB 1B	0-0 F9			0-0 L7		3-1 1B			4	0	2	0	0	0	1				
Von Hayes, L OBP: 0.692, SLG: 0.333 (1, 8) (5, 9)	1-1 BB 1B		1-1 F8		4-1 CS BB		3-1 G3			3	0	1	1	1	0	2				
Carmelo Martinez, R Brad Moore, R (1, 7) (8, 1)	4-1 1-2 2-3 BB		4-2 1B BB		2-0 L5			3-2 G4-3		1	0	0	0	2	0	1				
Darren Daulton, L OBP: 0.286, SLG: 0.167 (1, 2)	2-2 F7		1-3 K				0-1 F9		1-2 G1-3	4	0	0	0	0	1	4				
Dave Hollins, S OBP: 0.400, SLG: 0.400 (1, 5)		2-2 PB 1B 1B	0-0 1B	1-2 1B			0-1 G4-3		2-1 L7	4	1	2	0	0	0	0				
Pat Combs, L Darrel Akerfelds, R Don Carman, L Todd Frohwrth, R Dennis Cook, L Sil Campuzano, R Curt Ford, L (1, 1) (4, 1) (4, 1) (5, 1) (5, 1) (5, 9) (5, PH)		0-0 B3	0-2 G3				0-0 G5-3		1-3 K	2	0	0	0	0	0	3				
Inning Stats	R: 1 E: 0 K: 0 S: 13	H: 2 LOB: 3 BB: 2 P: 24	R: 2 E: 0 K: 0 S: 8	H: 3 LOB: 1 BB: 0 P: 13	R: 0 E: 0 K: 1 S: 12	H: 1 LOB: 2 BB: 1 P: 18	R: 0 E: 0 K: 0 S: 6	H: 0 LOB: 0 BB: 0 P: 9	R: 0 E: 0 K: 0 S: 5	H: 0 LOB: 0 BB: 0 P: 5	R: 0 E: 0 K: 1 S: 9	H: 1 LOB: 2 BB: 1 P: 24	R: 0 E: 0 K: 0 S: 9	H: 0 LOB: 0 BB: 0 P: 15	R: 0 E: 0 K: 1 S: 12	H: 0 LOB: 0 BB: 0 P: 16		1B: 7 2B: 0 3B: 0 HR: 0	SF: 0 SAC: 0 DP: 0 HBP: 0	WP: 0 PA: 38 PB: 1 SB: 0 CS: 1
PITCHER	IP WLS BF H R ER SO	IP WLS BF H R ER SO	IP WLS BF H R ER SO	IP WLS BF H R ER SO	IP WLS BF H R ER SO	IP WLS BF H R ER SO	IP WLS BF H R ER SO	IP WLS BF H R ER SO	IP WLS BF H R ER SO	IP WLS BF H R ER SO	IP WLS BF H R ER SO	IP WLS BF H R ER SO	IP WLS BF H R ER SO	IP WLS BF H R ER SO	IP WLS BF H R ER SO	IP WLS BF H R ER SO	ERA WHIP	ERA WHIP		
Jose Antonio Nunez, R ERA: 3.6 (1, 1)	5.0 W 24 6 3 2 1		4 0 0 0	0 0 0 0	0 0 42 73	3.60 2.000														
Paul Assenmacher, L ERA: (6, 1)	1.2 6 0 0 0 1		1 0 0 0	0 0 0 0	0 0 10 19	0.00 0.600														
Les Lancaster, R ERA: (7, 1)	1.1 5 1 0 0 0		0 0 0 0	0 0 0 0	0 0 13 25	0.00 0.750														
Mitch Williams, L ERA: (9, 1)	1.0 S 3 0 0 0 1		0 0 0 0	0 0 0 0	0 0 12 16	0.00 0.000														

AB 33
R 3
H 7
RBI 3
BB 5
SO 3
LOB 16



Batter	1	2	3	4	5	6	7	8	9	AB	R	H	RBI	BB	SO	LOB	BOTTOM			
Jerome Walton, R OBP: 0.357, SLG: 0.308 (1, 8)	1-0 23 2B 1B	2-2 G1-3		4-1 PB BB	0-1 G4-3			0-0 G4-6-3 23 WP 1B		4	1	2	0	1	0	2	Philadelphia Phillies @ Chicago Cubs Wrigley Field, Chicago, IL Thu Apr 12 1990, 3:38 AM CDT Att: 7,717 - Sunny - 42 F			
23 Ryne Sandberg, R OBP: 0.482, SLG: 0.538 (1, 4)	3-2 1-H 2B		2-2 P6	0-1 P5		2-1 F8		1-1 G4-6-3 1B		5	0	2	1	0	0	3				
Lloyd McClendon, R OBP: 0.300, SLG: 0.444 (1, 7)	1-3 K		3-1 P4	4-2 1B BB		1-0 HR		2-0 G4-6-3 1B		2	0	0	0	0	1	1				
Dwight Smith, L OBP: 0.286, SLG: 0.667 (4, PH) (5, 7)			1-2 2-3 3-H BB					1-2 2-3 1B		2	1	1	1	1	0	2				
Mark Grace, L OBP: 0.615, SLG: 0.375 (1, 3)	4-2 G4-3 BB		1-2 E 1B	1-0 G3		1-0 HBP		4-0 IBB		2	0	1	0	2	0	3				
Domingo Ramos, R OBP: 0.200, SLG: 0.200 (1, 5)	0-1 G4-3		3-1 E6		2-2 SH2-4 E SF8 1B		0-0 F8		0-0 F8	5	1	1	0	0	0	6				
Shawon Dunston, R OBP: 0.250, SLG: 0.250 (1, 6)		1-2 HR 1B	2-1 F7		1-2 E4 E SH2-4 1B		1-0 P5			4	1	1	0	0	0	4				
Doug Dascenzo, S OBP: 0.500, SLG: 1.250 (1, 9)		0-0 1-H HR		1-2 S 1B PB 1B	1-1 SH2-4		0-1 G1-3			3	2	2	2	0	0	0				
Rick Wrona, R OBP: 0.500, SLG: 0.500 (1, 2)		0-0 P5		0-0 PB S 1B	4-0 IBB		1-1 P6			2	0	1	0	0	0	0				
Curtis Wilkerson, S Joe Girardi, R OBP: 0.200, SLG: 0.200 (5, PH) (6, 2)				1-2 PB S 1B						0	0	0	0	1	0	0				
Jose Antonio Nunez, R Marvell Wynne, L Andre Dawson, L Paul Assenmacher, L Les Lancaster, R Mitch Williams, L (1, 1) (5, PH) (5, PH) (6, 1) (7, 1) (9, 1)		0-2 G4-3		0-1 B5	2-1 SF8		0-0 P3			2	0	0	0	0	0	2				
Inning Stats	R: 1 E: 0 K: 1 S: 18	H: 2 LOB: 1 BB: 1 P: 27	R: 2 E: 0 K: 0 S: 12	H: 2 LOB: 0 BB: 0 P: 15	R: 0 E: 1 K: 0 S: 14	H: 1 LOB: 2 BB: 0 P: 25	R: 1 E: 0 K: 0 S: 15	H: 2 LOB: 3 BB: 2 P: 25	R: 1 E: 2 K: 0 S: 14	H: 1 LOB: 2 BB: 1 P: 24	R: 0 E: 0 K: 0 S: 5	H: 0 LOB: 0 BB: 0 P: 10	R: 0 E: 0 K: 0 S: 5	H: 2 LOB: 2 BB: 1 P: 12	R: 0 E: 0 K: 0 S: 5	H: 0 LOB: 0 BB: 0 P: 6	1B: 8 2B: 1 3B: 0 HR: 2	SF: 1 SAC: 1 DP: 2 HBP: 1	WP: 1 PA: 41 PB: 1 SB: 2 CS: 0	
PITCHER	IP WLS BF H R ER SO	IP WLS BF H R ER SO	IP WLS BF H R ER SO	IP WLS BF H R ER SO	IP WLS BF H R ER SO	IP WLS BF H R ER SO	IP WLS BF H R ER SO	IP WLS BF H R ER SO	IP WLS BF H R ER SO	IP WLS BF H R ER SO	IP WLS BF H R ER SO	IP WLS BF H R ER SO	IP WLS BF H R ER SO	IP WLS BF H R ER SO	IP WLS BF H R ER SO	IP WLS BF H R ER SO	ERA WHIP	ERA WHIP		
Pat Combs, L ERA: 12.0 (1, 1)	3.0 L 17 7 4 4 1		1 0 0 0	0 0 0 0	0 0 48 72	12.00 2.667														
Darrel Akerfelds, R ERA: (4, 1)	0.2 4 0 0 0 0		2 0 0 0	0 0 0 0	0 0 10 18	0.00 3.000														
Don Carman, L ERA: (4, 1)	0.2 4 1 1 0 0		0 0 0 0	0 0 0 0	0 0 11 16	0.00 1.500														
Todd Frohwrth, R ERA: (5, 1)	0.0 1 0 0 0 0		0 1 0 0	0 0 0 0	0 0 4 =	=														
Dennis Cook, L ERA: 3.38 (5, 1)	2.2 10 1 1 1 0		0 0 1 0	0 0 1 0	0 1 14 22	3.38 0.375														
PITCHER	IP WLS BF H R ER SO	IP WLS BF H R ER SO	IP WLS BF H R ER SO	IP WLS BF H R ER SO	IP WLS BF H R ER SO	IP WLS BF H R ER SO	IP WLS BF H R ER SO	IP WLS BF H R ER SO	IP WLS BF H R ER SO	IP WLS BF H R ER SO	IP WLS BF H R ER SO	IP WLS BF H R ER SO	IP WLS BF H R ER SO	IP WLS BF H R ER SO	IP WLS BF H R ER SO	IP WLS BF H R ER SO	ERA WHIP	ERA WHIP		
Brad Moore, R ERA: (8, 1)	1.0 5 2 0 0 0		1 0 0 0	0 0 0 0	1 0 5 12	0.00 2.000														

AB 33
R 6
H 11
RBI 5
BB 5
SO 1
LOB 23



Batter	1	2	3	4	5	6	7	8	9	AB	R	H	RBI	BB	SO	LOB	TOP											
Jerome Walton, R OBP: 0.389, SLG: 0.313	1-0 23 CS 1B		2-1 G5-3		4-1 23 HR BB		0-1 G6-3			3	1	1	0	1	0	0												
23 Ryne Sandberg, R OBP: 0.529, SLG: 0.824	1-0 CS 1B		2-0		0-0 1-H HR			1-1 F6		4	1	3	2	0	0	0												
Dwight Smith, L OBP: 0.182, SLG: 0.490 Doug Dasenczo, S OBP: 0.500, SLG: 1.250	1-0 F9		1-0 F8		0-2 F9			1-2 G4-3		4	0	0	0	0	0	2												
Mark Grace, L OBP: 0.529, SLG: 0.333	2-1 CS 1-2	0-0 1B 1B		2-1 G3	2-1 G3			0-0 G4-3		4	0	1	0	0	0	0												
Andre Dawson, R OBP: 0.222, SLG: 0.625		2-0 F8		2-0 1B 1B		1-0 F8		2-2 G2-3		4	0	1	0	0	0	1												
Luis Salazar, R OBP: 0.417, SLG: 0.364		1-2 FC5-4 1B		1-3 K		2-2 L6		3-2 F8		4	0	1	0	0	1	1												
Shawon Dunston, R OBP: 0.313, SLG: 0.313		1-2 P4		1-0 FC5-4 1B		2-0 F8		2-1 S 1B		4	0	2	0	0	0	2												
Joe Girardi, R OBP: 0.111, SLG: 0.111		2-0 FC5-4		0-0 FC5-4		1-1 G1-3		0-3 K		4	0	0	0	0	1	5												
Greg Maddux, R Mitch Williams, L			2-2 G5-3		0-1 P1		2-3 K			3	0	0	0	0	1	0												
Inning Stats	R: 0 E: 0 K: 0 S: 4	H: 2 LOB: 0 BB: 0 P: 9	R: 0 E: 0 K: 0 S: 11	H: 2 LOB: 2 BB: 0 P: 17	R: 0 E: 0 K: 1 S: 8	H: 1 LOB: 1 BB: 0 P: 15	R: 0 E: 0 K: 1 S: 9	H: 2 LOB: 2 BB: 0 P: 15	R: 2 E: 0 K: 0 S: 9	H: 1 LOB: 0 BB: 1 P: 15	R: 0 E: 0 K: 0 S: 6	H: 0 LOB: 0 BB: 0 P: 11	R: 0 E: 0 K: 1 S: 9	H: 0 LOB: 0 BB: 0 P: 12	R: 0 E: 0 K: 0 S: 6	H: 0 LOB: 0 BB: 0 P: 8	R: 0 E: 0 K: 1 S: 13	H: 1 LOB: 1 BB: 0 P: 20	1B: 7 2B: 1 3B: 0 HR: 1	SF: 0 SAC: 0 DP: 0 HBP: 0	WP: 0 PB: 0 SB: 1 CS: 2	PA: 36						
PITCHER	IP	WLS	BF	H	R	ER	SO	BB	IBB	HBP	BLK	WP	HR	S	P	ERA	WHIP											
Bob Walk, R ERA: 3.6	(1, 1)	5.0	L	22	8	2	2	1	1	0	0	0	0	1	41	71	3.60	1.800										
Mike Roesler, R ERA: 3.89	(6, 1)	1.0		3	0	0	0	0	0	0	0	0	0	6	11	0.00	0.000											
Randy Kramer, R ERA:	(7, 1)	2.0		6	0	0	0	1	0	0	0	0	0	15	20	0.00	0.000											
Bill Landrum, R ERA:	(9, 1)	1.0		4	1	0	0	1	0	0	0	0	0	13	20	0.00	1.000											

Chicago Cubs @ Pittsburgh Pirates
Three Rivers Stadium, Pittsburgh, PA

AB 34
R 2
H 9
RBI 2
BB 1
SO 3
LOB 11



WP: 0 PA: 36
PB: 0
SB: 1
CS: 2

Batter	1	2	3	4	5	6	7	8	9	AB	R	H	RBI	BB	SO	LOB	BOTTOM										
Wally Backman, S OBP: 0.333, SLG: 0.500	1-3 K		2-2 E6 PB		0-0 G4-3			4-2 K 1B BB		3	0	0	0	1	1	0											
Jay Bell, R OBP: 0.283, SLG: 0.333	1-1 F8		2-0 G6-3		1-3 K			1-2 1B		4	0	1	0	0	1	1											
Andy Van Slyke, L OBP: 0.176, SLG: 0.588	1-1 G1-3		0-0 G1-6-3		2-1 L3		1-3 K	2-3 K		4	0	0	0	0	1	2											
Bobby Bonilla, S OBP: 0.333, SLG: 0.611		2-3 K		0-2 F7		2-2 F7		1-3 K		4	0	0	0	0	2	1											
Barry Bonds, L OBP: 0.444, SLG: 0.400		3-2 S 1B		1-0 F7		3-1 S 1B				3	0	2	0	0	0	0											
Sid Bream, L OBP: 0.111, SLG: 0.111		2-2 F9		2-3 K		2-0 G3-1				3	0	0	0	0	1	2											
Michael LaValliere, L OBP: 0.300, SLG: 0.125		1-1 G6-3		0-0 F7		0-0 G5-3				3	0	0	0	0	0	1											
Jose Lind, R OBP: 0.400, SLG: 0.357			0-0 F8		0-1 L6		3-1 F8			3	0	0	0	0	0	0											
Bob Walk, R Mike Roesler, R John Cangelosi, S Randy Kramer, R R.J. Reynolds, S Bill Landrum, R	(1, 1) (6, 1) (6, 1) (7, 1) (8, 1) (9, 1)	7.2 W 26 S 7	L BF 26 P: 10	H: 1 LOB: 1 BB: 0 P: 21	R: 0 E: 1 K: 1 S: 8	H: 0 LOB: 1 BB: 0 P: 12	R: 0 E: 0 K: 0 S: 5	H: 0 LOB: 0 BB: 0 P: 6	R: 0 E: 0 K: 1 S: 6	H: 0 LOB: 0 BB: 0 P: 8	R: 0 E: 0 K: 1 S: 8	H: 0 LOB: 1 BB: 0 P: 12	R: 0 E: 0 K: 0 S: 10	H: 1 LOB: 1 BB: 0 P: 19	R: 0 E: 0 K: 0 S: 5	H: 0 LOB: 0 BB: 0 P: 10	R: 0 E: 0 K: 2 S: 11	H: 1 LOB: 1 BB: 1 P: 18	1B: 3 2B: 0 3B: 0 HR: 0	SF: 0 SAC: 0 DP: 0 HBP: 0	WP: 0 PB: 1 SB: 2 CS: 0	PA: 31					
PITCHER	IP	WLS	BF	H	R	ER	SO	BB	IBB	HBP	BLK	WP	HR	S	P	ERA	WHIP										
Greg Maddux, R ERA:	(1, 1)	7.2		26	2	0	0	5	0	0	0	0	0	60	94	0.00	0.261										
Mitch Williams, L ERA:	(8, 1)	1.1	S	5	1	0	0	2	1	0	0	0	0	13	22	0.00	1.500										

Chicago Cubs @ Pittsburgh Pirates
Three Rivers Stadium, Pittsburgh, PA

AB 30
R 0
H 3
RBI 0
BB 1
SO 7
LOB 7



WP: 0 PA: 31
PB: 1
SB: 2
CS: 0

Batter	1	2	3	4	5	6	7	8	9	AB	R	H	RBI	BB	SO	LOB	TOP					
Gregg Jefferies, S (1,4) OBP: 0.355, SLG: 0.393 Tim Teufel, R (7,4)	E5	F8			K			G6-3		4	1	1	0	0	1	2						
Keith Miller, R (1,8) OBP: 0.310, SLG: 0.429	P3		F3					F8		5	2	2	0	0	0	1						
Howard Johnson, S (1,5) OBP: 0.323, SLG: 0.600 Alejandro Pena, R (7,1)	K		K					WP 1B		4	2	2	3	0	2	1						
Darryl Strawberry, L (1,9) OBP: 0.433, SLG: 0.385	K		K					BB		4	1	1	1	1	2	2						
Mike Marshall, R (1,3) OBP: 0.250, SLG: 0.321								1B		5	2	3	2	0	0	2						
Mark Carreon, R (1,7) OBP: 0.500, SLG: 0.778								1B		5	1	3	3	0	1	2						
Barry Lyons, R (1,2) OBP: 0.273, SLG: 0.524								1B		4	0	1	1	0	0	2						
Kevin Elster, R (1,6) OBP: 0.185, SLG: 0.083								1B		4	0	0	0	0	1	2						
Frank Viola, L (1,1) Tom O'Malley, L (7,PH) (7,5)								1B		2	0	0	0	0	0	2						
Inning Stats	R: 0 E: 1 K: 2 S: 14	H: 0 LOB: 1 BB: 0 P: 17	R: 1 E: 0 K: 1 S: 10	H: 3 LOB: 2 BB: 0 P: 17	R: 0 E: 0 K: 2 S: 10	H: 0 LOB: 0 BB: 0 P: 17	R: 0 E: 0 K: 1 S: 9	H: 1 LOB: 0 BB: 0 P: 13	R: 0 E: 0 K: 1 S: 5	H: 0 LOB: 0 BB: 0 P: 7	R: 2 E: 0 K: 0 S: 14	H: 3 LOB: 1 BB: 0 P: 22	R: 6 E: 0 K: 1 S: 19	H: 5 LOB: 0 BB: 1 P: 35	R: 0 E: 0 K: 0 S: 6	H: 0 LOB: 0 BB: 0 P: 11	R: 1 E: 0 K: 0 S: 10	H: 1 LOB: 1 BB: 1 P: 19	1B: 8 2B: 4 3B: 1 HR: 1	SF: 0 SAC: 0 DP: 1 HBP: 0	WP: 2 PB: 2 SB: 0 CS: 0	PA: 42
PITCHER	IP WLS BF H R ER SO BB IBB HBP BLK WP HR S P ERA WHIP																					
Steve Wilson, L (1,1) ERA: 8.31	5.1 L 22 6 3 3 7 0 0 0 0 0 0 54 80 5.06 1.125																					
Jeff Pico, R (6,1) ERA: 16.2	1.2 12 6 6 6 1 0 1 0 0 0 1 27 48 32.40 3.600																					
Dean Wilkins, R (8,1) ERA: 4.5	2.0 8 1 1 1 0 1 0 0 0 1 0 16 30 4.50 1.000																					

New York Mets @ Chicago Cubs
Wrigley Field, Chicago, IL
Mon Apr 16 1990, 3:33 AM CDT
Att: 13,813 - Unknown - 57 F

AB 40
R 10
H 13
RBI 10
BB 2
SO 8
LOB 16



Batter	1	2	3	4	5	6	7	8	9	AB	R	H	RBI	BB	SO	LOB	BOTTOM					
Jerome Walton, R (1,8) OBP: 0.394, SLG: 0.367	G6-3		K		L4					5	0	2	0	0	1	1						
23 Ryne Sandberg, R (1,4) OBP: 0.423, SLG: 0.654 Dean Wilkins, R (8,1)	K		K							4	0	1	1	0	3	1						
Dwight Smith, L (9,PH) OBP: 0.200, SLG: 0.278										1	0	0	0	0	0	1						
Mark Grace, L (1,3) OBP: 0.467, SLG: 0.318	F7									4	0	0	0	0	0	2						
Andre Dawson, R (1,9) OBP: 0.278, SLG: 0.588										4	0	2	0	0	0	0						
Lloyd McClendon, R (1,7) OBP: 0.313, SLG: 0.357										3	0	1	0	1	2	3						
Luis Salazar, R (1,5) OBP: 0.292, SLG: 0.304										4	0	1	0	0	1	4						
Shawon Dunston, R (1,6) OBP: 0.286, SLG: 0.286										4	1	1	0	0	0	4						
Joe Girardi, R (1,2) OBP: 0.231, SLG: 0.231 Dave Clark, L (7,PH) OBP: 0.400, SLG: 0.400 Greg Smith, S (8,4)										2	0	1	0	0	0	0						
Steve Wilson, L (1,1) Jeff Pico, R (6,1) Marvell Wynne, L (7,PH) OBP: 0.222, SLG: 0.125										1	0	0	0	0	1	0						
Inning Stats	R: 0 E: 0 K: 1 S: 5	H: 0 LOB: 0 BB: 0 P: 7	R: 0 E: 0 K: 2 S: 15	H: 1 LOB: 1 BB: 0 P: 20	R: 0 E: 0 K: 2 S: 9	H: 1 LOB: 1 BB: 0 P: 11	R: 0 E: 0 K: 0 S: 13	H: 1 LOB: 2 BB: 1 P: 27	R: 0 E: 0 K: 1 S: 6	H: 0 LOB: 0 BB: 0 P: 10	R: 0 E: 1 K: 2 S: 14	H: 1 LOB: 2 BB: 0 P: 20	R: 1 E: 0 K: 2 S: 13	H: 3 LOB: 0 BB: 0 P: 18	R: 0 E: 0 K: 0 S: 6	H: 1 LOB: 1 BB: 0 P: 8	R: 0 E: 0 K: 0 S: 10	H: 1 LOB: 1 BB: 0 P: 13	1B: 7 2B: 2 3B: 0 HR: 0	SF: 0 SAC: 1 DP: 0 HBP: 0	WP: 0 PB: 0 SB: 1 CS: 0	PA: 38
PITCHER	IP WLS BF H R ER SO BB IBB HBP BLK WP HR S P ERA WHIP																					
Frank Viola, L (1,1) ERA: 7.2	3.0 S 14 5 1 1 2 0 0 0 0 0 0 29 39 3.00 1.667																					

New York Mets @ Chicago Cubs
Wrigley Field, Chicago, IL
Mon Apr 16 1990, 3:33 AM CDT
Att: 13,813 - Unknown - 57 F


AB 36
R 1
H 9
RBI 1
BB 1
SO 10
LOB 18



Batter	1	2	3	4	5	6	7	8	9	10	11	12	13	AB	R	H	RBI	BB	SO	LOB	TOP									
Jerome Walton, R OBP: 0.475, SLG: 0.394														3	3	2	0	3	0	0										
23 Ryne Sandberg, R OBP: 0.394, SLG: 0.531														6	0	0	1	1	0	6										
Mark Grace, L OBP: 0.486, SLG: 0.320														3	1	1	1	3	0	1										
Lloyd McClendon, R OBP: 0.261, SLG: 0.429														7	1	1	4	0	3	6										
Luis Salazar, R OBP: 0.267, SLG: 0.276														6	0	1	0	0	1	3										
Shawon Dunston, R OBP: 0.265, SLG: 0.265														6	0	1	0	0	0	1										
Doug Descenzo, S OBP: 0.250, SLG: 0.625														3	0	0	0	0	0	1										
Marvell Wynne, L OBP: 0.167, SLG: 0.091														3	0	0	0	0	1	2										
Rick Wrona, R OBP: 0.500, SLG: 0.429														2	2	2	0	0	0	0										
Dave Clark, L OBP: 0.333, SLG: 0.333														2	0	0	0	0	0	1										
Joe Girardi, R OBP: 0.333, SLG: 0.333														1	0	0	0	0	1	0										
Jose Antonio Nunez, R ERA: 6.75														2	0	0	0	0	2	1										
Les Lancaster, R ERA: 2.45														1	0	0	0	0	1	0										
Dwight Smith, L ERA: 2.77														0	0	0	0	0	0	0										
Mitch Williams, L ERA: 1.74														0	0	0	0	0	0	0										
Paul Assenmacher, L ERA: 3.0														0	0	0	0	0	0	0										
Andre Dawson, R ERA: 4.5														1	0	0	0	0	0	1										
Dean Wilkins, R ERA: 3.0														0	0	0	0	0	0	0										
Inning Stats	R: 0 E: 0 K: 1 S: 11	H: 0 LOB: 2 BB: 2 P: 22	R: 0 E: 1 K: 1 S: 8	H: 0 LOB: 0 BB: 0 P: 9	R: 1 E: 0 K: 1 S: 13	H: 0 LOB: 1 BB: 1 P: 19	R: 0 E: 0 K: 0 S: 6	H: 1 LOB: 0 BB: 0 P: 8	R: 4 E: 0 K: 1 S: 13	H: 1 LOB: 0 BB: 3 P: 29	R: 0 E: 0 K: 1 S: 9	H: 1 LOB: 1 BB: 0 P: 15	R: 0 E: 0 K: 0 S: 7	H: 0 LOB: 0 BB: 0 P: 12	R: 0 E: 0 K: 0 S: 8	H: 0 LOB: 0 BB: 0 P: 10	R: 0 E: 0 K: 2 S: 12	H: 1 LOB: 2 BB: 1 P: 22	R: 0 E: 0 K: 0 S: 15	H: 2 LOB: 2 BB: 0 P: 22	R: 1 E: 0 K: 0 S: 11	H: 2 LOB: 1 BB: 0 P: 16	R: 0 E: 0 K: 1 S: 9	H: 0 LOB: 0 BB: 0 P: 10	R: 2 E: 1 K: 0 S: 7	H: 1 LOB: 2 BB: 2 P: 18	1B: 8 2B: 1 3B: 0 HR: 1	SF: 0 SAC: 1 DP: 2 HBP: 1	WIP: 0 PB: 1 SB: 6 CS: 0	PA: 58
PITCHER	IP	WLS	BF	H	R	ER	SO	BB	IBB	HBP	BLK	WP	HR	S	P	ERA	WHIP													
Sid Fernandez, L ERA: 6.75	6.0	27	3	5	4	5	6	0	0	1	0	0	1	60	102	6.00	1.500													
Wally Whithurst, R ERA: 2.45	2.0	6	0	0	0	0	0	0	0	0	0	0	0	15	22	0.00	0.000													
Julio Machado, R ERA: 2.77	2.0	10	3	0	0	4	1	0	0	0	0	0	0	27	44	0.00	2.000													
John Franco, L ERA: 2.77	1.0	5	2	1	1	0	0	0	0	0	0	0	0	11	16	9.00	2.000													
Jeff Innis, R ERA: 4.5	2.0	10	1	2	0	1	1	1	0	0	0	0	0	16	28	0.00	1.000													

Chicago Cubs @ New York Mets
Shea Stadium, Flushing, NY
Tue Apr 17 1990, 7:05 PM EDT
Att. 13,964 - Unknown - 46 F

AB 46
R 8
H 9
RBI 6
BB 9
SO 10
LOB 23



Batter	1	2	3	4	5	6	7	8	9	10	11	12	13	AB	R	H	RBI	BB	SO	LOB	BOTTOM									
Gregg Jefferies, S OBP: 0.421, SLG: 0.485														5	1	3	1	2	0	2										
Keith Miller, R OBP: 0.351, SLG: 0.387														3	1	0	0	4	2	4										
Howard Johnson, S OBP: 0.316, SLG: 0.511														6	1	1	3	1	0	6										
Darryl Strawberry, L OBP: 0.432, SLG: 0.333														4	0	0	0	3	2	4										
Mike Marshall, R OBP: 0.257, SLG: 0.400														7	1	2	1	0	1	7										
Mark Carreon, R OBP: 0.471, SLG: 0.800														6	1	2	1	1	3	6										
Barry Lyons, R OBP: 0.250, SLG: 0.444														6	0	1	0	0	0	5										
Lou Thornton, L OBP: 0.333, SLG: 0.333														0	0	0	0	0	0	0										
Orlando Mercado, R OBP: 0.333, SLG: 0.333														5	1	0	0	2	1	2										
Kevin Elster, R OBP: 0.206, SLG: 0.069														1	0	0	0	0	0	0										
Paul Assenmacher, L ERA: 3.0														1	0	0	0	0	0	0										
Andre Dawson, R ERA: 4.5														0	0	0	0	0	0	0										
Dean Wilkins, R ERA: 3.0														0	0	0	0	0	0	0										
Inning Stats	R: 0 E: 0 K: 2 S: 8	H: 0 LOB: 1 BB: 1 P: 18	R: 0 E: 0 K: 1 S: 9	H: 0 LOB: 0 BB: 1 P: 16	R: 1 E: 0 K: 0 S: 12	H: 1 LOB: 3 BB: 3 P: 28	R: 1 E: 0 K: 1 S: 9	H: 1 LOB: 0 BB: 0 P: 14	R: 3 E: 0 K: 1 S: 12	H: 3 LOB: 2 BB: 2 P: 22	R: 0 E: 0 K: 1 S: 10	H: 1 LOB: 1 BB: 0 P: 17	R: 0 E: 0 K: 0 S: 7	H: 1 LOB: 1 BB: 0 P: 14	R: 0 E: 0 K: 0 S: 7	H: 0 LOB: 0 BB: 0 P: 15	R: 0 E: 0 K: 1 S: 15	H: 0 LOB: 3 BB: 2 P: 27	R: 0 E: 0 K: 2 S: 19	H: 2 LOB: 3 BB: 1 P: 32	R: 1 E: 1 K: 0 S: 11	H: 1 LOB: 2 BB: 1 P: 19	R: 0 E: 0 K: 1 S: 8	H: 0 LOB: 2 BB: 2 P: 18	R: 0 E: 0 K: 1 S: 5	H: 0 LOB: 0 BB: 0 P: 6	1B: 5 2B: 2 3B: 0 HR: 3	SF: 0 SAC: 1 DP: 1 HBP: 0	WIP: 1 PB: 0 SB: 2 CS: 0	PA: 63
PITCHER	IP	WLS	BF	H	R	ER	SO	BB	IBB	HBP	BLK	WP	HR	S	P	ERA	WHIP													
Jose Antonio Nunez, R ERA: 6.0	4.0	19	2	3	3	4	5	1	0	0	1	1	38	80	6.75	1.750														
Les Lancaster, R ERA: 1.74	4.0	18	5	2	2	2	1	0	0	0	0	1	36	64	4.50	1.500														
Mitch Williams, L ERA: 1.74	2.0	12	2	0	0	3	2	1	0	1	0	0	34	59	0.00	2.000														
Paul Assenmacher, L ERA: 1.74	2.0	W	11	1	1	1	1	3	0	0	0	0	1	19	37	4.50	2.000													
Dean Wilkins, R ERA: 3.0	1.0	S	3	0	0	0	1	0	0	0	0	0	5	6	0.00	0.000														

Chicago Cubs @ New York Mets
Shea Stadium, Flushing, NY
Tue Apr 17 1990, 7:05 PM EDT
Att. 13,964 - Unknown - 46 F

AB 49
R 6
H 10
RBI 6
BB 13
SO 11
LOB 38



Batter	1	2	3	4	5	6	7	8	9	AB	R	H	RBI	BB	SO	LOB	TOP							
Jerome Walton, R (1, 8) OBP: 0.467, SLG: 0.378										4	1	1	0	1	2	1	Chicago Cubs @ New York Mets Shea Stadium, Flushing, NY Wed Apr 18 1990, 7:05 PM EDT Att: 21,561 - Unknown							
23 Ryne Sandberg, R (1, 4) OBP: 0.369, SLG: 0.500										4	1	1	0	1	1	2								
Dwight Smith, L (1, 7) OBP: 0.289, SLG: 0.273											4	2	1	0	1	3								
Mark Grace, L (1, 3) OBP: 0.476, SLG: 0.367											5	2	2	1	0	1		2						
Andre Dawson, R (1, 9) OBP: 0.333, SLG: 0.619											3	1	2	2	1	0		0						
Domingo Ramos, R (1, 5) OBP: 0.375, SLG: 0.286											2	0	1	0	1	0		2						
Marvell Wynne, L (7, PH) OBP: 0.231, SLG: 0.333										1	1	1	3	0	0	0								
Luis Salazar, R (7, 5) OBP: 0.259, SLG: 0.267											1	0	0	0	0	0		0						
Shawon Dunston, R (1, 6) OBP: 0.237, SLG: 0.243										3	0	0	1	0	2	4								
Joe Girardi, R (1, 2) OBP: 0.316, SLG: 0.316										4	0	1	0	0	1	0								
Greg Maddux, R (1, 1) Joe Kraemer, L (8, 1)										4	0	0	0	0	3	1								
Inning Stats	R: 2 E: 0 K: 3 S: 20	H: 3 LOB: 2 BB: 1 P: 31	R: 0 E: 0 K: 1 S: 15	H: 0 LOB: 2 BB: 2 P: 24	R: 0 E: 0 K: 1 S: 12	H: 2 LOB: 1 BB: 0 P: 15	R: 0 E: 0 K: 1 S: 9	H: 1 LOB: 1 BB: 0 P: 12	R: 1 E: 0 K: 0 S: 10	H: 2 LOB: 1 BB: 0 P: 14	R: 0 E: 0 K: 2 S: 8	H: 0 LOB: 0 BB: 0 P: 10	R: 5 E: 1 K: 1 S: 13	H: 2 LOB: 2 BB: 2 P: 28	R: 0 E: 0 K: 1 S: 6	H: 0 LOB: 0 BB: 0 P: 9	R: 0 E: 0 K: 1 S: 8	H: 0 LOB: 0 BB: 0 P: 9	1B: 7 2B: 2 3B: 1 HR: 0	SF: 2 SAC: 0 DP: 1 HBP: 0	WP: 0 PB: 1 SB: 2 CS: 0	PA: 42		
PITCHER	IP WLS BF H R ER SO BB IBB HBP BLK WP HR S P ERA WHIP	IP WLS BF H R ER SO BB IBB HBP BLK WP HR S P ERA WHIP	IP WLS BF H R ER SO BB IBB HBP BLK WP HR S P ERA WHIP	IP WLS BF H R ER SO BB IBB HBP BLK WP HR S P ERA WHIP	IP WLS BF H R ER SO BB IBB HBP BLK WP HR S P ERA WHIP	IP WLS BF H R ER SO BB IBB HBP BLK WP HR S P ERA WHIP	IP WLS BF H R ER SO BB IBB HBP BLK WP HR S P ERA WHIP	IP WLS BF H R ER SO BB IBB HBP BLK WP HR S P ERA WHIP	IP WLS BF H R ER SO BB IBB HBP BLK WP HR S P ERA WHIP	IP WLS BF H R ER SO BB IBB HBP BLK WP HR S P ERA WHIP	IP WLS BF H R ER SO BB IBB HBP BLK WP HR S P ERA WHIP	IP WLS BF H R ER SO BB IBB HBP BLK WP HR S P ERA WHIP	IP WLS BF H R ER SO BB IBB HBP BLK WP HR S P ERA WHIP	IP WLS BF H R ER SO BB IBB HBP BLK WP HR S P ERA WHIP	IP WLS BF H R ER SO BB IBB HBP BLK WP HR S P ERA WHIP	IP WLS BF H R ER SO BB IBB HBP BLK WP HR S P ERA WHIP	IP WLS BF H R ER SO BB IBB HBP BLK WP HR S P ERA WHIP	IP WLS BF H R ER SO BB IBB HBP BLK WP HR S P ERA WHIP	IP WLS BF H R ER SO BB IBB HBP BLK WP HR S P ERA WHIP	IP WLS BF H R ER SO BB IBB HBP BLK WP HR S P ERA WHIP	IP WLS BF H R ER SO BB IBB HBP BLK WP HR S P ERA WHIP	IP WLS BF H R ER SO BB IBB HBP BLK WP HR S P ERA WHIP	IP WLS BF H R ER SO BB IBB HBP BLK WP HR S P ERA WHIP	IP WLS BF H R ER SO BB IBB HBP BLK WP HR S P ERA WHIP

Chicago Cubs @ New York Mets
 Shea Stadium, Flushing, NY
 Wed Apr 18 1990, 7:05 PM EDT
 Att: 21,561 - Unknown

AB 35
 R 8
 H 10
 RBI 7
 BB 5
 SO 11
 LOB 15

Batter	1	2	3	4	5	6	7	8	9	AB	R	H	RBI	BB	SO	LOB	BOTTOM							
Gregg Jefferies, S (1, 4) OBP: 0.419, SLG: 0.459											4	1	1	0	1	0	1							
Keith Miller, R (1, 8) OBP: 0.350, SLG: 0.371											4	0	1	1	0	1	2							
Howard Johnson, S (1, 6) OBP: 0.302, SLG: 0.550											4	0	0	0	1	1	3							
Darryl Strawberry, L (1, 9) OBP: 0.439, SLG: 0.438										2	2	1	2	1	0	1								
Mike Marshall, R (1, 3) OBP: 0.282, SLG: 0.474										3	1	1	2	0	2	0								
Dave Magadan, L (1, 5) OBP: 0.222, SLG: 0.250										4	0	0	0	0	0	2								
Mark Carreon, R (1, 7) OBP: 0.429, SLG: 0.684										4	0	1	0	0	0	0								
Mackey Sasser, L (1, 2) Barry Lyons, R (9, PH) OBP: 0.241, SLG: 0.429										3	0	0	0	0	1	2								
David Cone, L (1, 1) Julio Machado, R (7, 1) Alejandro Pena, R (8, 1) Tim Teufel, R (9, PH) OBP: 0.500, SLG: 0.333											3	0	0	0	0	1	1							
Inning Stats	R: 0 E: 0 K: 1 S: 13	H: 0 LOB: 1 BB: 1 P: 22	R: 0 E: 0 K: 1 S: 7	H: 1 LOB: 1 BB: 0 P: 8	R: 0 E: 0 K: 1 S: 14	H: 1 LOB: 1 BB: 0 P: 20	R: 2 E: 1 K: 0 S: 12	H: 1 LOB: 1 BB: 1 P: 21	R: 1 E: 0 K: 0 S: 13	H: 1 LOB: 2 BB: 1 P: 21	R: 0 E: 0 K: 1 S: 8	H: 0 LOB: 0 BB: 0 P: 11	R: 0 E: 0 K: 0 S: 11	H: 0 LOB: 0 BB: 0 P: 18	R: 1 E: 1 K: 1 S: 11	H: 1 LOB: 1 BB: 0 P: 13	R: 1 E: 1 K: 1 S: 16	H: 0 LOB: 1 BB: 1 P: 25	1B: 3 2B: 0 3B: 0 HR: 2	SF: 1 SAC: 1 DP: 0 HBP: 1	WP: 1 PB: 0 SB: 0 CS: 0	PA: 39		
PITCHER	IP WLS BF H R ER SO BB IBB HBP BLK WP HR S P ERA WHIP	IP WLS BF H R ER SO BB IBB HBP BLK WP HR S P ERA WHIP	IP WLS BF H R ER SO BB IBB HBP BLK WP HR S P ERA WHIP	IP WLS BF H R ER SO BB IBB HBP BLK WP HR S P ERA WHIP	IP WLS BF H R ER SO BB IBB HBP BLK WP HR S P ERA WHIP	IP WLS BF H R ER SO BB IBB HBP BLK WP HR S P ERA WHIP	IP WLS BF H R ER SO BB IBB HBP BLK WP HR S P ERA WHIP	IP WLS BF H R ER SO BB IBB HBP BLK WP HR S P ERA WHIP	IP WLS BF H R ER SO BB IBB HBP BLK WP HR S P ERA WHIP	IP WLS BF H R ER SO BB IBB HBP BLK WP HR S P ERA WHIP	IP WLS BF H R ER SO BB IBB HBP BLK WP HR S P ERA WHIP	IP WLS BF H R ER SO BB IBB HBP BLK WP HR S P ERA WHIP	IP WLS BF H R ER SO BB IBB HBP BLK WP HR S P ERA WHIP	IP WLS BF H R ER SO BB IBB HBP BLK WP HR S P ERA WHIP	IP WLS BF H R ER SO BB IBB HBP BLK WP HR S P ERA WHIP	IP WLS BF H R ER SO BB IBB HBP BLK WP HR S P ERA WHIP	IP WLS BF H R ER SO BB IBB HBP BLK WP HR S P ERA WHIP	IP WLS BF H R ER SO BB IBB HBP BLK WP HR S P ERA WHIP	IP WLS BF H R ER SO BB IBB HBP BLK WP HR S P ERA WHIP	IP WLS BF H R ER SO BB IBB HBP BLK WP HR S P ERA WHIP	IP WLS BF H R ER SO BB IBB HBP BLK WP HR S P ERA WHIP	IP WLS BF H R ER SO BB IBB HBP BLK WP HR S P ERA WHIP	IP WLS BF H R ER SO BB IBB HBP BLK WP HR S P ERA WHIP	IP WLS BF H R ER SO BB IBB HBP BLK WP HR S P ERA WHIP

Chicago Cubs @ New York Mets
 Shea Stadium, Flushing, NY
 Wed Apr 18 1990, 7:05 PM EDT
 Att: 21,561 - Unknown

AB 32
 R 5
 H 5
 RBI 5
 BB 4
 SO 6
 LOB 12

Batter	1	2	3	4	5	6	7	8	9	AB	R	H	RBI	BB	SO	LOB	TOP										
Jerome Walton, R (1, 8) OBP: 0.469, SLG: 0.375	G6-3		BB				K			3	0	1	1	1	1	0	Chicago Cubs @ New York Mets Shea Stadium, Flushing, NY Thu Apr 19 1990, 3:33 AM EDT Att: 18,780 - Sunny - 57 F										
23 Ryne Sandberg, R (1, 4) OBP: 0.333, SLG: 0.450	G5-3		G4-3				G3	K		4	0	0	0	0	1	2											
Dwight Smith, L (1, 7) OBP: 0.276, SLG: 0.250 Paul Assenmacher, L (5, 1) Lloyd McClendon, R (8, PH) Jeff Pico, R (8, 1)	P6			FC6-5	G4-3		K	F9		2	0	0	0	1	1	1											
Mark Grace, L (1, 3) OBP: 0.478, SLG: 0.364		G4-3		G4-3				PB	BB	3	0	1	0	1	0	1											
Andre Dawson, R (1, 9) OBP: 0.286, SLG: 0.520		P6		FC6-5			K	K		4	0	0	0	0	2	3											
Domingo Ramos, R (1, 5) OBP: 0.417, SLG: 0.364							K			4	0	2	0	0	2	1											
Shawon Dunston, R (1, 6) OBP: 0.214, SLG: 0.220							K			4	0	0	0	0	2	4											
Joe Girardi, R (1, 2) OBP: 0.304, SLG: 0.273			G4-3					G6-3		3	1	0	0	0	0	0											
Mike Harkey, R (1, 1) OBP: 0.500, SLG: 0.500 Marvell Wynne, L (5, 7) OBP: 0.214, SLG: 0.308			K				SH5-3	K		1	0	0	0	0	1	0											
										1	0	0	0	0	1	0											
Inning Stats	R: 0 E: 0 K: 0 S: 8	H: 0 LOB: 0 BB: 0 P: 12	R: 0 E: 0 K: 1 S: 10	H: 1 LOB: 1 BB: 0 P: 17	R: 0 E: 0 K: 1 S: 7	H: 0 LOB: 1 BB: 1 P: 12	R: 0 E: 0 K: 0 S: 13	H: 1 LOB: 2 BB: 1 P: 21	R: 1 E: 1 K: 1 S: 11	H: 1 LOB: 1 BB: 0 P: 16	R: 0 E: 0 K: 2 S: 13	H: 1 LOB: 1 BB: 0 P: 18	R: 0 E: 0 K: 2 S: 13	H: 0 LOB: 0 BB: 0 P: 21	R: 0 E: 0 K: 2 S: 11	H: 0 LOB: 1 BB: 1 P: 18	R: 0 E: 0 K: 2 S: 10	H: 0 LOB: 0 BB: 0 P: 12	1B: 4 2B: 0 3B: 0 HR: 0	SF: 0 SAC: 1 DP: 0 HBP: 1	WP: 0 PB: 1 SB: 4 CS: 0	PA: 35					
PITCHER	IP	WLS	BF	H	R	ER	SO	BB	IBB	HBP	BLK	WP	HR	S	P	ERA	WHIP										
Dwight Gooden, R (1, 1) ERA: 6.75	7.0	W	28	4	1	1	7	2	0	1	0	0	0	75	117	1.29	0.857										
John Franco, L (8, 1) ERA: 1.69	2.0	S	7	0	0	0	4	1	0	0	0	0	0	21	30	0.00	0.500										

Batter	1	2	3	4	5	6	7	8	9	AB	R	H	RBI	BB	SO	LOB	BOTTOM										
Gregg Jefferies, S (1, 4) OBP: 0.404, SLG: 0.439	K		L9							4	1	1	0	0	2	0	Chicago Cubs @ New York Mets Shea Stadium, Flushing, NY Thu Apr 19 1990, 3:33 AM EDT Att: 18,780 - Sunny - 57 F										
Keith Miller, R (1, 8) OBP: 0.364, SLG: 0.351	G4-3			HBP	G3			K		2	2	0	0	2	1	0											
Howard Johnson, S (1, 5) OBP: 0.304, SLG: 0.558 Tom O'Malley, L (8, 5)	K				G3			G4-3		3	0	1	2	0	1	1											
Darryl Strawberry, L (1, 9) OBP: 0.444, SLG: 0.412		G4-3								2	1	0	0	2	0	1											
Mark Carreon, R (1, 7) OBP: 0.400, SLG: 0.591		P3								3	0	0	0	0	1	2											
Dave Magadan, L (1, 3) OBP: 0.308, SLG: 0.300										2	0	1	1	1	0	0											
Barry Lyons, R (1, 2) OBP: 0.242, SLG: 0.387										3	0	0	0	1	1	3											
Kevin Elster, R (1, 6) OBP: 0.184, SLG: 0.061										4	0	0	0	0	3	5											
Dwight Gooden, R (1, 1) ERA: 3.48 Tim Teufel, R (7, PH) John Franco, L (8, 1)										2	0	0	0	0	0	0											
										1	0	0	0	0	1	0											
										0	0	0	0	0	0	0											
Inning Stats	R: 0 E: 0 K: 2 S: 8	H: 0 LOB: 0 BB: 0 P: 13	R: 0 E: 0 K: 1 S: 10	H: 1 LOB: 1 BB: 0 P: 16	R: 0 E: 0 K: 1 S: 7	H: 0 LOB: 0 BB: 0 P: 11	R: 1 E: 0 K: 0 S: 9	H: 0 LOB: 3 BB: 3 P: 29	R: 2 E: 0 K: 1 S: 13	H: 2 LOB: 1 BB: 1 P: 24	R: 0 E: 0 K: 1 S: 8	H: 0 LOB: 0 BB: 0 P: 12	R: 0 E: 0 K: 3 S: 9	H: 0 LOB: 0 BB: 0 P: 13	R: 1 E: 1 K: 1 S: 16	H: 0 LOB: 2 BB: 2 P: 32	R: 0 E: 0 K: 1 S: 10	H: 0 LOB: 0 BB: 0 P: 12	1B: 2 2B: 1 3B: 0 HR: 0	SF: 1 SAC: 0 DP: 0 HBP: 1	WP: 1 PB: 1 SB: 0 CS: 0	PA: 35					
PITCHER	IP	WLS	BF	H	R	ER	SO	BB	IBB	HBP	BLK	WP	HR	S	P	ERA	WHIP										
Mike Harkey, R (1, 1) ERA: 3.48	4.1	L	21	3	3	3	4	3	1	1	0	0	0	41	85	6.23	1.385										
Paul Assenmacher, L (5, 1) ERA: 0.87	2.2		8	0	0	0	5	0	0	0	0	0	0	23	33	0.00	0.000										
Jeff Pico, R (8, 1) ERA: 12.46	1.0		6	0	1	0	1	1	1	0	0	1	0	16	32	0.00	1.000										

AB	30
R	1
H	4
RBI	1
BB	3
SO	11
LOB	12



AB	27
R	4
H	3
RBI	3
BB	6
SO	10
LOB	12



Batter	1	2	3	4	5	6	7	8	9	AB	R	H	RBI	BB	SO	LOB	TOP										
Barry Bonds, L (1, 7) OBP: 0.302, SLG: 0.421	F8		G3			G4-3											4 0 1 1 0 0 0										
Jose Lind, R (1, 4) OBP: 0.317, SLG: 0.359	F7		G6-3			G5-3											4 0 0 0 0 0 3										
Andy Van Slyke, L (1, 8) OBP: 0.300, SLG: 0.528	G4-3		HR						L6								3 2 1 0 1 0 0										
Bobby Bonilla, S (1, 5) OBP: 0.326, SLG: 0.717		HR							F8								4 3 3 3 0 0 0										
R.J. Reynolds, S (1, 9) OBP: 0.353, SLG: 0.375		HR															3 1 1 1 0 0 0										
Michael LaValliere, L (1, 2) OBP: 0.200, SLG: 0.059																	2 0 0 0 0 0 0										
Don Slaught, R (6, PH) OBP: 0.500, SLG: 0.533																	1 1 1 2 0 0 0										
Sid Bream, L (1, 3) OBP: 0.333, SLG: 0.250																	2 1 1 0 1 0 0										
Rafael Belliard, R (1, 6) OBP: 0.500, SLG: 0.667																	2 1 1 1 1 1 0										
Walt Terrell, L (1, 1)																	2 0 0 0 0 1 0										
Mike Roesler, R (5, 1)																	1 0 0 0 0 1 3										
Scott Ruskin, R (6, 1)																	0 0 0 0 0 0 0										
Inning Stats	R: 0 E: 0 K: 0 S: 8	H: 0 LOB: 0 BB: 0 P: 15	R: 3 E: 1 K: 1 S: 14	H: 3 LOB: 0 BB: 0 P: 20	R: 2 E: 0 K: 0 S: 12	H: 2 LOB: 0 BB: 0 P: 16	R: 0 E: 0 K: 1 S: 10	H: 0 LOB: 0 BB: 0 P: 16	R: 0 E: 0 K: 0 S: 5	H: 0 LOB: 0 BB: 0 P: 11	R: 4 E: 1 K: 1 S: 16	H: 4 LOB: 2 BB: 3 P: 38	R: 0 E: 0 K: 0 S: 9	H: 0 LOB: 0 BB: 0 P: 13				1B: 6 2B: 1 3B: 0 HR: 2	SF: 0 SAC: 0 DP: 1 HBP: 0	WP: 0 PB: 1 SB: 0 CS: 0	PA: 31						
PITCHER	IP	WLS	BF	H	R	ER	SO	BB	IBB	HBP	BLK	WP	HR	S	P	ERA	WHIP										
Mike Bielecki, R (1, 1) ERA: 4.5	4.0	L	17	5	5	4	2	0	0	0	0	0	2	44	67	9.00	1.250										
Joe Kraemer, L (5, 1) ERA: 8.75	1.0		6	2	3	3	0	1	0	0	0	0	0	11	22	27.00	3.000										
Dean Wilkins, R (6, 1) ERA: 6.0	0.0		3	1	0	0	0	2	0	0	0	0	0	4	15	∞	∞										
Jeff Pico, R (6, 1) ERA: 9.0	1.2		5	1	1	1	1	0	0	0	0	0	0	15	25	5.40	0.600										

Pittsburgh Pirates @ Chicago Cubs
Wrigley Field, Chicago, IL
Fri Apr 20 1990, 3:33 AM CDT
Att: 15,171 - Overcast - 59 F

AB	28
R	9
H	9
RBI	8
BB	3
SO	3
LOB	6



Batter	1	2	3	4	5	6	7	8	9	AB	R	H	RBI	BB	SO	LOB	BOTTOM										
Jerome Walton, R (1, 8) OBP: 0.434, SLG: 0.341	G5-3	G6-3		E6		P2											4 0 0 0 0 0 3										
23 Ryne Sandberg, R (1, 4) OBP: 0.348, SLG: 0.455	F8		1B	F9		1B											4 1 2 0 0 0 1										
Dwight Smith, L (1, 7) OBP: 0.333, SLG: 0.357	1B		1B	G6-4-3		K											4 1 3 0 0 1 2										
Mark Grace, L (1, 3) OBP: 0.460, SLG: 0.361	1B		SF9		G1-3	F7											3 0 1 1 0 0 3										
Andre Dawson, R (1, 9) OBP: 0.290, SLG: 0.500	G4-3		G6-4-3			1B											3 0 1 1 0 0 3										
Luis Salazar, R (1, 5) OBP: 0.294, SLG: 0.303		FC6-4		2B		L8											3 1 2 0 0 0 1										
Shawon Dunston, R (1, 6) OBP: 0.267, SLG: 0.295		FC6-4		G3		FC4-6											3 1 3 0 0 0 0										
Joe Girardi, R (1, 2) OBP: 0.280, SLG: 0.261		FC6-4		SF7		FC4-6											1 0 0 1 0 0 2										
Manvell Wynne, L (5, PH) OBP: 0.200, SLG: 0.286		SH3-4		SF7		FC4-6											1 0 0 0 0 0 2										
Rick Wrona, R (6, 2) OBP: 0.500, SLG: 0.429		SH3-4		SF7		FC4-6											0 0 0 0 0 0 0										
Mike Bielecki, R (1, 1)																	0 0 0 0 0 0 0										
Dave Clark, L (4, PH) OBP: 0.286, SLG: 0.286																	1 0 0 0 0 0 1										
Joe Kraemer, L (5, 1)																	0 0 0 0 0 0 0										
Dean Wilkins, R (6, 1)																	0 0 0 0 0 0 0										
Jeff Pico, R (6, 1)																	0 0 0 0 1 0 0										
Inning Stats	R: 0 E: 0 K: 0 S: 6	H: 2 LOB: 2 BB: 0 P: 13	R: 0 E: 0 K: 0 S: 9	H: 2 LOB: 2 BB: 0 P: 10	R: 1 E: 0 K: 0 S: 6	H: 2 LOB: 0 BB: 0 P: 9	R: 2 E: 1 K: 0 S: 13	H: 2 LOB: 1 BB: 0 P: 16	R: 1 E: 0 K: 0 S: 15	H: 3 LOB: 2 BB: 0 P: 22	R: 0 E: 0 K: 1 S: 15	H: 1 LOB: 2 BB: 1 P: 26				1B: 10 2B: 2 3B: 0 HR: 0	SF: 2 SAC: 1 DP: 1 HBP: 0	WP: 4 PB: 0 SB: 0 CS: 0	PA: 31								
PITCHER	IP	WLS	BF	H	R	ER	SO	BB	IBB	HBP	BLK	WP	HR	S	P	ERA	WHIP										
Walt Terrell, R (1, 1) ERA: 4.22	4.1		23	10	4	3	0	0	0	0	0	0	0	40	57	6.23	2.308										
Mike Roesler, R (5, 1) ERA: 2.08	1.0	W	6	2	0	0	0	1	0	0	0	0	0	18	28	0.00	3.000										
Scott Ruskin, L (6, 1) ERA: 1.5	0.2		2	0	0	0	1	0	0	0	0	1	0	6	11	0.00	0.000										

Pittsburgh Pirates @ Chicago Cubs
Wrigley Field, Chicago, IL
Fri Apr 20 1990, 3:33 AM CDT
Att: 15,171 - Overcast - 59 F

AB	27
R	4
H	12
RBI	3
BB	1
SO	1
LOB	18



Batter	1	2	3	4	5	6	7	8	9	AB	R	H	RBI	BB	SO	LOB	TOP					
Barry Bonds, L (1, 7) OBP: 0.292, SLG: 0.381 R.J. Reynolds, S (9, 7) OBP: 0.353, SLG: 0.375	G3-1		F7			G4-3			K	4	1	0	0	1	1	0						
Jay Bell, R (1, 6) OBP: 0.304, SLG: 0.302	F8		E5				L1-5-3			3	1	0	0	0	0	0						
Gary Redus, R (1, 3) OBP: 0.333, SLG: 0.400	L5		P3				G6-3			4	0	1	1	0	0	1						
Bobby Bonilla, S (1, 9) OBP: 0.300, SLG: 0.660		P2	CS		G3	P4			F7	4	0	0	0	0	0	2						
Jeff King, R (1, 5) OBP: 0.222, SLG: 0.261					L6	SF7			K	3	1	1	2	0	1	0						
Don Slaught, R (1, 2) OBP: 0.500, SLG: 0.684		P4			HR				G5-3	4	1	2	1	0	0	0						
Andy Van Slyke, L (1, 8) OBP: 0.318, SLG: 0.525					1B				G3	4	0	2	0	0	0	2						
Jose Lind, R (1, 4) OBP: 0.333, SLG: 0.372					1B				G4-3	4	0	2	0	0	0	0						
John Smiley, L (1, 1) Bill Landrum, R (8, 1)		FC6-4							B3-1	3	0	0	0	0	1	4						
Inning Stats	R: 0 E: 0 K: 0 S: 9	H: 0 LOB: 0 BB: 0 P: 12	R: 1 E: 0 K: 0 S: 15	H: 3 LOB: 2 BB: 0 P: 25	R: 0 E: 1 K: 0 S: 8	H: 0 LOB: 0 BB: 0 P: 10	R: 1 E: 0 K: 0 S: 10	H: 3 LOB: 2 BB: 0 P: 15	R: 2 E: 1 K: 0 S: 8	H: 2 LOB: 2 BB: 1 P: 14	R: 0 E: 0 K: 1 S: 8	H: 0 LOB: 0 BB: 0 P: 12	R: 0 E: 0 K: 0 S: 9	H: 0 LOB: 0 BB: 0 P: 9	R: 0 E: 0 K: 1 S: 11	H: 0 LOB: 0 BB: 0 P: 18	R: 0 E: 0 K: 1 S: 9	H: 0 LOB: 0 BB: 0 P: 15	1B: 6 2B: 0 3B: 0 HR: 2	SF: 1 SAC: 1 DP: 0 HBP: 0	WP: 0 PB: 0 SB: 0 CS: 1	PA: 38
PITCHER	IP	WLS	BF	H	R	ER	SO	BB	IBB	HBP	BLK	WP	HR	S	P	ERA	WHIP					
Steve Wilson, L (1, 1) ERA: 7.62	4.1	L	22	7	4	3	0	1	0	0	0	0	2	46	71	6.23	1.846					
Les Lancaster, R (5, 1) ERA: 1.64	0.2		3	1	0	0	0	0	0	0	0	0	0	4	5	0.00	1.500					
Paul Assenmacher, L (6, 1) ERA: 0.73	2.0		6	0	0	0	1	0	0	0	0	0	0	17	21	0.00	0.000					
Joe Kraemer, L (8, 1) ERA: 5.69	1.0		3	0	0	0	1	0	0	0	0	0	0	11	18	0.00	0.000					
Mitch Williams, L (9, 1) ERA:	1.0		3	0	0	0	1	0	0	0	0	0	0	9	15	0.00	0.000					

Pittsburgh Pirates @ Chicago Cubs
Wrigley Field, Chicago, IL
Sat Apr 21 1990, 7:05 PM CDT
Att: 37,091 - Unknown


AB 34
R 4
H 8
RBI 4
BB 1
SO 3
LOB 9



Batter	1	2	3	4	5	6	7	8	9	AB	R	H	RBI	BB	SO	LOB	BOTTOM					
Jerome Walton, R (1, 8) OBP: 0.439, SLG: 0.354	G6-3		K			G3-1-3				4	1	2	0	0	1	0						
23 Ryne Sandberg, R (1, 4) OBP: 0.320, SLG: 0.426	F9		K						SF8	3	0	0	1	0	2	1						
Mark Grace, L (1, 3) OBP: 0.426, SLG: 0.325	K					G3-1-3				4	0	0	0	0	3	3						
Andre Dawson, R (1, 9) OBP: 0.286, SLG: 0.469		F9			P2					4	0	1	2	0	0	1						
Lloyd McClendon, R (1, 7) OBP: 0.250, SLG: 0.385		L4			L8					4	0	1	0	0	0	0						
Luis Salazar, R (1, 5) OBP: 0.316, SLG: 0.351 Mitch Williams, L (9, 1)					E5				F8	4	0	2	0	0	0	2						
Shawon Dunston, R (1, 6) OBP: 0.265, SLG: 0.277					L5				F8	3	0	0	0	1	1	1						
Joe Girardi, R (1, 2) OBP: 0.286, SLG: 0.269 Marvell Wynne, L (9, PH) OBP: 0.198, SLG: 0.267					K					3	1	1	0	0	1	3						
Steve Wilson, L (1, 1) Les Lancaster, R (5, PH) Domingo Ramos, R (5, PH) Paul Assenmacher, L (6, 1) Joe Kraemer, L (8, 1) Curtis Wilkerson, S (8, PH) OBP: 0.428, SLG: 0.330 Dwight Smith, L (9, PH) OBP: 0.326, SLG: 0.345					G5-3					1	0	0	0	0	0	0						
Inning Stats	R: 0 E: 0 K: 1 S: 8	H: 0 LOB: 0 BB: 0 P: 14	R: 0 E: 0 K: 0 S: 11	H: 1 LOB: 2 BB: 1 P: 20	R: 0 E: 0 K: 2 S: 7	H: 0 LOB: 0 BB: 0 P: 8	R: 0 E: 0 K: 1 S: 6	H: 0 LOB: 0 BB: 0 P: 9	R: 0 E: 1 K: 1 S: 9	H: 1 LOB: 1 BB: 0 P: 11	R: 0 E: 0 K: 1 S: 7	H: 1 LOB: 1 BB: 0 P: 9	R: 0 E: 0 K: 0 S: 6	H: 0 LOB: 0 BB: 0 P: 7	R: 3 E: 0 K: 1 S: 14	H: 5 LOB: 2 BB: 0 P: 20	R: 0 E: 0 K: 1 S: 9	H: 0 LOB: 0 BB: 0 P: 11	1B: 7 2B: 1 3B: 0 HR: 0	SF: 1 SAC: 0 DP: 0 HBP: 0	WP: 1 PB: 0 SB: 0 CS: 0	PA: 36
PITCHER	IP	WLS	BF	H	R	ER	SO	BB	IBB	HBP	BLK	WP	HR	S	P	ERA	WHIP					
John Smiley, L (1, 1) ERA: 4.5	7.0	W	28	6	3	3	6	1	0	0	0	0	0	59	85	3.86	1.000					
Bill Landrum, R (8, 1) ERA:	2.0	S	8	2	0	0	2	0	0	0	0	0	0	18	24	0.00	1.000					

Pittsburgh Pirates @ Chicago Cubs
Wrigley Field, Chicago, IL
Sat Apr 21 1990, 7:05 PM CDT
Att: 37,091 - Unknown

AB 34
R 3
H 8
RBI 3
BB 1
SO 8
LOB 12



Batter	1	2	3	4	5	6	7	8	9	AB	R	H	RBI	BB	SO	LOB	TOP																				
Wally Backman, S (1,4) OBP: 0.423, SLG: 0.409 Jose Lind, R (9,4) OBP: 0.333, SLG: 0.372	G3-1			WP 2B SH 1B	FC5-4 1B		G6-3			4	1	2	0	0	0	1																					
Jay Bell, R (1,6) OBP: 0.306, SLG: 0.289	K			SH 1B WP 2B	FC5-4 1-2			BB		2	1	0	0	1	1																						
Andy Van Slyke, L (1,8) OBP: 0.292, SLG: 0.477	K			K	L5			K		4	0	0	0	0	3	4																					
Bobby Bonilla, S (1,9) OBP: 0.296, SLG: 0.648		F8		1B 2B		G3		K		4	1	1	2	0	1	1																					
Barry Bonds, L (1,7) OBP: 0.300, SLG: 0.372 R.J. Reynolds, S (4,7) OBP: 0.316, SLG: 0.333	F7			1B BB		G4-3		K		1	0	0	0	1	0	0																					
Sid Dream, L (1,3) OBP: 0.333, SLG: 0.263 Gary Redus, R (9,PH) OBP: 0.323, SLG: 0.385	F9			1B		K			G5-3	3	0	1	0	0	1	0																					
Jeff King, R (1,5) OBP: 0.194, SLG: 0.222			K	K					G6-3	4	0	0	0	0	3	3																					
Michael LaValliere, L (1,2) OBP: 0.292, SLG: 0.150			G3	1B						3	0	2	1	1	0	0																					
Neal Heaton, L (1,1) Doug Bair, R (7,1) Bob Patterson, R (7,1) Ted Power, R (8,1)			K2-3		G6-3		FC5-6 1B		K	3	0	0	0	0	1	1																					
Inning Stats	R: 0 H: 0 E: 0 K: 2 S: 8	H: 0 LOB: 0 BB: 0 P: 10	R: 0 H: 0 E: 0 K: 0 S: 8	H: 0 LOB: 0 BB: 0 P: 12	R: 0 H: 0 E: 0 K: 2 S: 8	H: 0 LOB: 0 BB: 0 P: 12	R: 3 H: 4 E: 0 K: 2 S: 20	H: 1 LOB: 2 BB: 1 P: 35	R: 0 H: 0 E: 0 K: 1 S: 5	H: 0 LOB: 0 BB: 0 P: 7	R: 0 H: 1 E: 0 K: 1 S: 11	H: 1 LOB: 1 BB: 0 P: 17	R: 0 H: 0 E: 0 K: 3 S: 12	H: 0 LOB: 1 BB: 1 P: 19	R: 0 H: 0 E: 0 K: 1 S: 9	H: 0 LOB: 1 BB: 1 P: 20	1B: 5 2B: 1 3B: 0 HR: 0	SF: 0 SAC: 1 DP: 0 HBP: 0	WP: 1 PB: 0 SB: 1 CS: 0	PA: 36																	
PITCHER	IP	WLS	BF	H	R	ER	SO	BB	IBB	HBP	BLK	WP	HR	S	P	ERA	WHIP	PITCHER			IP	WLS	BF	H	R	ER	SO	BB	IBB	HBP	BLK	WP	HR	S	P	ERA	WHIP
Jose Antonio Nunez, R (1,1) ERA: 5.4	6.0	L	24	5	3	3	7	1	0	0	0	1	0	57	87	4.50	1.000																				
Paul Assenmacher, L (7,1) ERA: 0.63	2.0		8	1	0	0	4	1	0	0	0	0	0	23	36	0.00	1.000																				
Mitch Williams, L (9,1) ERA:	1.0		4	0	0	0	1	1	0	0	0	0	0	9	20	0.00	1.000																				

Pittsburgh Pirates @ Chicago Cubs
Wrigley Field, Chicago, IL
Sun Apr 22 1990, 3:33 AM CDT
Att: 33,583 - Sunny - 69 F

AB 32
R 3
H 6
RBI 3
BB 3
SO 12
LOB 13



Batter	1	2	3	4	5	6	7	8	9	AB	R	H	RBI	BB	SO	LOB	BOTTOM																				
Jerome Walton, R (1,8) OBP: 0.410, SLG: 0.327	G4-3			F9		F9		K		4	0	0	0	0	1	0																					
23 Ryne Sandberg, R (1,4) OBP: 0.315, SLG: 0.412	G6-3			L8		G3-1		E S 1B		4	0	1	0	0	0	0																					
Lloyd McClendon, R (1,3) OBP: 0.250, SLG: 0.367	G1-3			P3				F7		4	0	1	0	0	0	1																					
Andre Dawson, R (1,9) OBP: 0.308, SLG: 0.556		K			HR		F9 1B	G5-3		4	1	2	1	0	1	0																					
Luis Salazar, R (1,5) OBP: 0.310, SLG: 0.341		G6-3			K			F7		4	0	1	1	0	1	0																					
Shawon Dunston, R (1,6) OBP: 0.264, SLG: 0.275		G1-3			FC5-4 1B		K	F8		4	0	1	0	0	1	2																					
Doug Dasenczo, S (1,7) OBP: 0.200, SLG: 0.500 Marvell Wynne, L (7,PH) OBP: 0.188, SLG: 0.267 Domingo Ramos, R (7,PH) OBP: 0.357, SLG: 0.308			G5-3		F8		F9			2	0	0	0	0	0	1																					
Rick Wrona, R (1,2) OBP: 0.364, SLG: 0.300			G4-3		FC5-4 1-2		K			3	0	0	0	0	1	3																					
Jose Antonio Nunez, R (1,1) Curtis Wilkerson, S (6,PH) OBP: 0.375, SLG: 0.296 Paul Assenmacher, L (7,1) Mark Grace, L (8,PH) OBP: 0.418, SLG: 0.317 Mitch Williams, L (9,1) ERA:			G6-3			G5-3		K		1	0	0	0	0	0	0																					
Inning Stats	R: 0 H: 0 E: 0 K: 0 S: 5	H: 0 LOB: 0 BB: 0 P: 7	R: 0 H: 0 E: 0 K: 1 S: 8	H: 0 LOB: 0 BB: 0 P: 10	R: 0 H: 0 E: 0 K: 0 S: 6	H: 0 LOB: 0 BB: 0 P: 11	R: 0 H: 0 E: 0 K: 0 S: 4	H: 0 LOB: 0 BB: 0 P: 7	R: 1 H: 2 E: 0 K: 1 S: 10	H: 2 LOB: 1 BB: 0 P: 14	R: 0 H: 0 E: 0 K: 0 S: 6	H: 0 LOB: 0 BB: 0 P: 11	R: 1 H: 3 E: 0 K: 2 S: 10	H: 3 LOB: 2 BB: 0 P: 12	R: 0 H: 1 E: 0 K: 2 S: 12	H: 1 LOB: 1 BB: 0 P: 17	R: 0 H: 0 E: 0 K: 0 S: 8	H: 0 LOB: 0 BB: 0 P: 8	1B: 5 2B: 0 3B: 0 HR: 1	SF: 0 SAC: 0 DP: 0 HBP: 0	WP: 0 PB: 0 SB: 1 CS: 0	PA: 33															
PITCHER	IP	WLS	BF	H	R	ER	SO	BB	IBB	HBP	BLK	WP	HR	S	P	ERA	WHIP	PITCHER			IP	WLS	BF	H	R	ER	SO	BB	IBB	HBP	BLK	WP	HR	S	P	ERA	WHIP
Neal Heaton, L (1,1) ERA: 1.93	6.0	W	23	5	2	2	2	0	0	0	0	0	0	42	63	3.00	0.833																				
Doug Bair, R (7,1) ERA:	0.1		1	0	0	0	1	0	0	0	0	0	0	3	4	0.00	0.000																				
Bob Patterson, L (7,1) ERA:	1.0		3	0	0	0	2	0	0	0	0	0	0	7	9	0.00	0.000																				
Ted Power, R (8,1) ERA:	1.2	S	6	1	0	0	1	0	0	0	0	0	0	17	21	0.00	0.600																				

Pittsburgh Pirates @ Chicago Cubs
Wrigley Field, Chicago, IL
Sun Apr 22 1990, 3:33 AM CDT
Att: 33,583 - Sunny - 69 F

AB 33
R 1
H 6
RBI 2
BB 0
SO 6
LOB 9



Batter	1	2	3	4	5	6	7	8	9	AB	R	H	RBI	BB	SO	LOB	TOP		
Jerome Walton, R (1, 8) OBP: 0.409, SLG: 0.333	0-0 CS 1B		2-0 1B		1-1 P4		1-0 F8		1-1 F9	5	0	2	0	0	0	4	Chicago Cubs @ San Diego Padres Jack Murphy Stadium, San Diego, CA Tue Apr 24 1990, 10:05 PM EDT Att: 19,474 - Unknown - 60 F livebaseballscores.com		
23 Ryne Sandberg, R (1, 4) OBP: 0.293, SLG: 0.382	1-2 F9		0-0 L5		1-0 F7			0-0 G5-3		4	0	0	0	0	0	3			
Mark Grace, L (1, 3) OBP: 0.407, SLG: 0.311	2-2 G4-3			0-1 HR 1B		3-1 F9		1-0 F8		4	1	1	0	0	0	1			
Andre Dawson, R (1, 9) OBP: 0.326, SLG: 0.625		1-0 G6-3		2-0 HR 1B		1-2 G6-3		1-0 FC5-4 1B		4	1	2	2	0	0	0			
Lloyd McClendon, R (1, 7) OBP: 0.250, SLG: 0.353		2-0 FC5-4 1B		0-0 F9		3-1 F8		0-0 FC5-4 1B		4	0	1	0	0	0	1			
Luis Salazar, R (1, 5) OBP: 0.283, SLG: 0.311		2-2 FC5-4 1-2f		1-2 G5-3			0-2 F9		3-1 F8	4	0	0	0	0	0	1			
Shawon Dunston, R (1, 6) OBP: 0.263, SLG: 0.327		1-1 F8		3-2 F9			1-0 HR		1-1 G4-3	4	1	1	1	0	0	1			
Joe Girardi, R (1, 2) OBP: 0.323, SLG: 0.310			2-2 F9		2-0 1B		1-1 FC6-4 1B		4-2 1B BB	3	0	2	0	0	0	0			
Dwight Smith, L (9, PH) OBP: 0.343, SLG: 0.345										0	0	0	0	0	1	0			
Greg Maddux, R (1, 1) Curtis Wilkerson, S (5, PH) Jeff Pico, R (5, 1) Doug Dasencenzo, S (7, PH) Joe Kraemer, L (7, 1) Dave Clark, L (5, PH)				0-0 G6-3		0-0 F9		1-1 FC6-4 1-2f	2-2 1B	1	0	0	0	0	0	0			
Inning Stats	R: 0 E: 0 K: 0 S: 7	H: 1 LOB: 0 BB: 0 P: 10	R: 0 E: 0 K: 0 S: 9	H: 1 LOB: 1 BB: 0 P: 15	R: 0 E: 0 K: 0 S: 6	H: 1 LOB: 1 BB: 0 P: 10	R: 2 E: 0 K: 0 S: 12	H: 2 LOB: 1 BB: 0 P: 18	R: 0 E: 0 K: 0 S: 5	H: 0 LOB: 0 BB: 0 P: 14	R: 1 E: 0 K: 0 S: 9	H: 2 LOB: 1 BB: 0 P: 13	R: 0 E: 0 K: 0 S: 4	H: 1 LOB: 1 BB: 0 P: 6	R: 0 E: 0 K: 0 S: 13	H: 1 LOB: 2 BB: 1 P: 24	1B: 8 2B: 0 3B: 0 HR: 2	SF: 0 SAC: 0 DP: 0 HBP: 0	WP: 0 PA: 37 PB: 0 SB: 0 CS: 1
PITCHER	IP WLS BF H R ER SO BB IBB HBP BLK WP HR S P ERA WHIP	IP WLS BF H R ER SO BB IBB HBP BLK WP HR S P ERA WHIP	IP WLS BF H R ER SO BB IBB HBP BLK WP HR S P ERA WHIP	IP WLS BF H R ER SO BB IBB HBP BLK WP HR S P ERA WHIP	IP WLS BF H R ER SO BB IBB HBP BLK WP HR S P ERA WHIP	IP WLS BF H R ER SO BB IBB HBP BLK WP HR S P ERA WHIP	IP WLS BF H R ER SO BB IBB HBP BLK WP HR S P ERA WHIP	IP WLS BF H R ER SO BB IBB HBP BLK WP HR S P ERA WHIP	IP WLS BF H R ER SO BB IBB HBP BLK WP HR S P ERA WHIP	IP WLS BF H R ER SO BB IBB HBP BLK WP HR S P ERA WHIP	IP WLS BF H R ER SO BB IBB HBP BLK WP HR S P ERA WHIP	IP WLS BF H R ER SO BB IBB HBP BLK WP HR S P ERA WHIP	IP WLS BF H R ER SO BB IBB HBP BLK WP HR S P ERA WHIP	IP WLS BF H R ER SO BB IBB HBP BLK WP HR S P ERA WHIP	IP WLS BF H R ER SO BB IBB HBP BLK WP HR S P ERA WHIP	IP WLS BF H R ER SO BB IBB HBP BLK WP HR S P ERA WHIP	IP WLS BF H R ER SO BB IBB HBP BLK WP HR S P ERA WHIP		

AB 36
R 3
H 10
RBI 3
BB 1
SO 0
LOB 13



Batter	1	2	3	4	5	6	7	8	9	AB	R	H	RBI	BB	SO	LOB	BOTTOM		
Roberto Alomar, S (1, 4) OBP: 0.328, SLG: 0.379	1-0 1B SH G6-4-3 1B		1-1 G3-1	3-2 2B 3B	1-2 G1-3	3-2 F8		0-0 FC6-4 FC6		6	2	2	1	0	0	5	Chicago Cubs @ San Diego Padres Jack Murphy Stadium, San Diego, CA Tue Apr 24 1990, 10:05 PM EDT Att: 19,474 - Unknown - 60 F livebaseballscores.com		
Big Roberts, S (1, 5) OBP: 0.288, SLG: 0.365	0-0 SH G6-4-3 1B BLK	1-0 F8		1-0 E 2B	0-1 BB 1B		0-2 F8	1-0 FC6 E		5	3	2	1	0	0	2			
Tony Gwynn, L (1, 9) OBP: 0.387, SLG: 0.509	1-0 G6-4-3 1B		0-0 G1-3	4-0 E IBB	4-0 BB IBB		3-1 WP 1B BLK	0-0 E2 1B 2B		4	2	3	1	2	0	0			
Jack Clark, R (1, 3) OBP: 0.407, SLG: 0.442	2-2 G6-4-3 1-2f 2-3 3-H		2-3 K	2-2 E5 FC5-4	4-1 BB		4-2 F9 1B BB	0-0 F6		4	1	0	1	2	1	3			
Joe Carter, R (1, 8) OBP: 0.293, SLG: 0.429	3-1 BB 1B		0-0 P5	1-2 FC5-4 1-2f	1-1 F5		1-2 E 1B			5	0	2	1	0	0	5			
Fred Lynn, L (1, 7) OBP: 0.341, SLG: 0.441	4-1 3-H 1-2 BB		1-2 G4-3	1-2 G4-3 1B 1B	0-2 2B 1B	0-0 F7	0-1 F9			4	1	1	0	1	0	2			
Benito Santiago, R (1, 2) OBP: 0.463, SLG: 0.680	1-0 F9		1-1 1B 3B	1-1 1B 2B	1-0 G5-3	0-1 E8	1-3 1B			5	2	3	1	0	0	2			
Garry Templeton, S (1, 6) OBP: 0.265, SLG: 0.354		1-0 G3-1 2B		0-0 SH1-4 3B 1B	2-1 F7	1-0 1B 1B	1-0 F8			5	1	3	1	0	0	4			
Dennis Rasmussen, L (1, 1) OBP: 0.400, SLG: 0.400		0-0 F8		0-0 SH1-4 1B	1-0 1B G1-3 BB 1B	3-1 1B	0-0 FC6-4 1B			3	1	2	2	0	0	1			
Shawn Abner, R (8, PH) OBP: 0.600, SLG: 0.600										1	0	1	0	0	0	0			
Rafael Valdez, R (9, 1)										0	0	0	0	0	0	0			
Inning Stats	R: 2 E: 1 K: 0 S: 10	H: 3 LOB: 2 BB: 1 P: 22	R: 0 E: 0 K: 0 S: 5	H: 1 LOB: 0 BB: 0 P: 8	R: 0 E: 0 K: 1 S: 5	H: 0 LOB: 0 BB: 0 P: 7	R: 4 E: 1 K: 0 S: 21	H: 4 LOB: 2 BB: 1 P: 34	R: 3 E: 0 K: 0 S: 16	H: 4 LOB: 3 BB: 2 P: 30	R: 0 E: 0 K: 0 S: 8	H: 2 LOB: 2 BB: 0 P: 16	R: 2 E: 1 K: 0 S: 16	H: 3 LOB: 2 BB: 1 P: 24	R: 2 E: 1 K: 0 S: 5	H: 2 LOB: 0 BB: 0 P: 6	1B: 13 2B: 4 3B: 2 HR: 0	SF: 0 SAC: 2 DP: 1 HBP: 0	WP: 1 PA: 49 PB: 0 SB: 0 CS: 0
PITCHER	IP WLS BF H R ER SO BB IBB HBP BLK WP HR S P ERA WHIP	IP WLS BF H R ER SO BB IBB HBP BLK WP HR S P ERA WHIP	IP WLS BF H R ER SO BB IBB HBP BLK WP HR S P ERA WHIP	IP WLS BF H R ER SO BB IBB HBP BLK WP HR S P ERA WHIP	IP WLS BF H R ER SO BB IBB HBP BLK WP HR S P ERA WHIP	IP WLS BF H R ER SO BB IBB HBP BLK WP HR S P ERA WHIP	IP WLS BF H R ER SO BB IBB HBP BLK WP HR S P ERA WHIP	IP WLS BF H R ER SO BB IBB HBP BLK WP HR S P ERA WHIP	IP WLS BF H R ER SO BB IBB HBP BLK WP HR S P ERA WHIP	IP WLS BF H R ER SO BB IBB HBP BLK WP HR S P ERA WHIP	IP WLS BF H R ER SO BB IBB HBP BLK WP HR S P ERA WHIP	IP WLS BF H R ER SO BB IBB HBP BLK WP HR S P ERA WHIP	IP WLS BF H R ER SO BB IBB HBP BLK WP HR S P ERA WHIP	IP WLS BF H R ER SO BB IBB HBP BLK WP HR S P ERA WHIP	IP WLS BF H R ER SO BB IBB HBP BLK WP HR S P ERA WHIP	IP WLS BF H R ER SO BB IBB HBP BLK WP HR S P ERA WHIP			

AB 42
R 13
H 19
RBI 9
BB 5
SO 1
LOB 24



Batter	1	2	3	4	5	6	7	8	9	AB	R	H	RBI	BB	SO	LOB	TOP					
Jerome Walton, R OBP: 0.400, SLG: 0.317	1-1 G4-3		1-2 F7			4-2 BB		2-2 G4-3		3	0	0	0	1	0	1	Chicago Cubs @ San Diego Padres Jack Murphy Stadium, San Diego, CA Wed Apr 25 1990, 10:05 PM EDT Att: 22,305 - Unknown - 65 F					
23 Ryne Sandberg, R OBP: 0.274, SLG: 0.356	0-1 F9			2-3 K		0-0 L4-6		0-1 F9		4	0	0	0	0	1	2						
Dwight Smith, L OBP: 0.359, SLG: 0.394	0-0 G4-3			1-2 1B			1-2 2B		3-1 G3	4	0	2	0	0	0	0						
Mark Grace, L OBP: 0.397, SLG: 0.306		2-1 FC5-4 1B		1-1 L5-3			2-2 P6		0-0 F7	4	0	1	0	0	0	1						
Andre Dawson, R OBP: 0.326, SLG: 0.605		0-0 FC5-4 1B			0-1 F8		1-2 1B			3	0	1	0	0	0	1						
Luis Salazar, R OBP: 0.286, SLG: 0.313		1-2 G5-4-3 1B			1-2 G4-3		1-1 1B			3	0	1	0	0	0	1						
Shawon Dunston, R OBP: 0.250, SLG: 0.310			0-1 G1-3		2-0 G5-3		0-3 K			3	0	0	0	0	1	2						
Les Lancaster, R (7, 1)										0	0	0	0	0	0	0						
Joe Girardi, R OBP: 0.303, SLG: 0.290			1-0 F9			1-1 F9		0-0 F8		2	0	0	0	0	0	0						
Dave Clark, L OBP: 0.333, SLG: 0.333										1	0	0	0	0	0	0						
Domingo Ramos, R OBP: 0.357, SLG: 0.308										0	0	0	0	0	0	0						
Mike Bielecki, R OBP: 0.500, SLG: 0.500										2	0	2	0	0	0	0						
Paul Assenmacher, L (7, 1)										0	0	0	0	0	0	0						
Greg Smith, S (7, 6)										0	0	0	0	0	0	0						
Marvell Wynne, L OBP: 0.176, SLG: 0.250										1	0	0	0	0	0	0						
Rick Wrona, R OBP: 0.364, SLG: 0.300										0	0	0	0	0	0	0						
Inning Stats	R: 0 E: 0 K: 0 S: 5	H: 0 LOB: 0 BB: 0 P: 6	R: 0 E: 0 K: 0 S: 7	H: 1 LOB: 0 BB: 0 P: 10	R: 0 E: 0 K: 0 S: 8	H: 1 LOB: 1 BB: 0 P: 10	R: 0 E: 0 K: 1 S: 8	H: 1 LOB: 0 BB: 0 P: 12	R: 0 E: 0 K: 0 S: 6	H: 0 LOB: 0 BB: 0 P: 9	R: 0 E: 0 K: 0 S: 10	H: 1 LOB: 1 BB: 1 P: 15	R: 0 E: 0 K: 1 S: 14	H: 3 LOB: 0 BB: 0 P: 19	R: 0 E: 0 K: 0 S: 7	H: 0 LOB: 0 BB: 0 P: 11	R: 0 E: 0 K: 0 S: 5	H: 0 LOB: 0 BB: 0 P: 8	1B: 6 2B: 3 3B: 0 HR: 0	SF: 0 SAC: 0 DP: 3 HBP: 0	WP: 0 PB: 0 SB: 0 CS: 0	PA: 31
PITCHER Ed Whitson, R ERA: 1.5	IP: 9.0 WLS: W BF: 31 H: 7 R: 0 ER: 0 SO: 2 BB: 1 IBB: 0 HBP: 0 BLK: 0 WP: 0 HR: 0 S: 70 P: 100 ERA: 0.00 WHIP: 0.889															PITCHER						

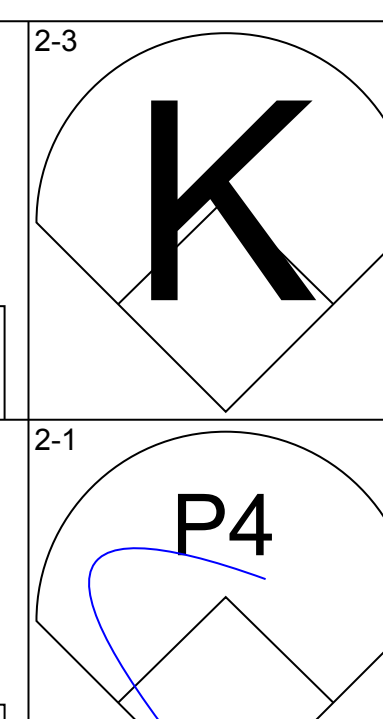
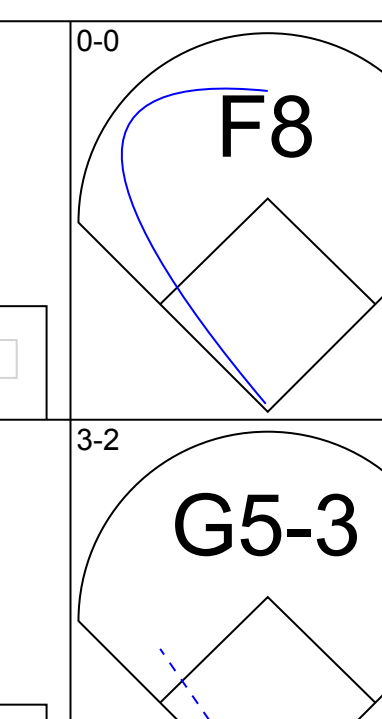
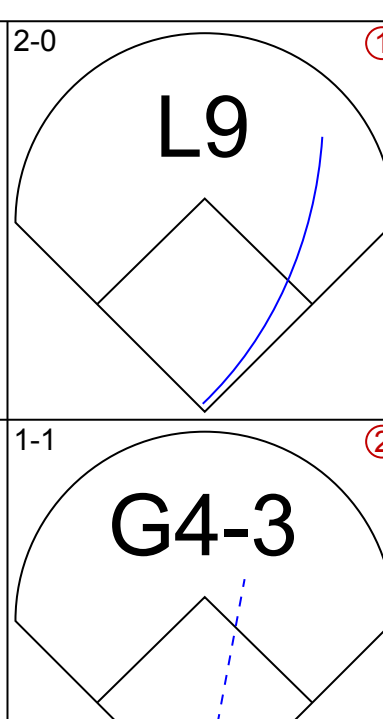
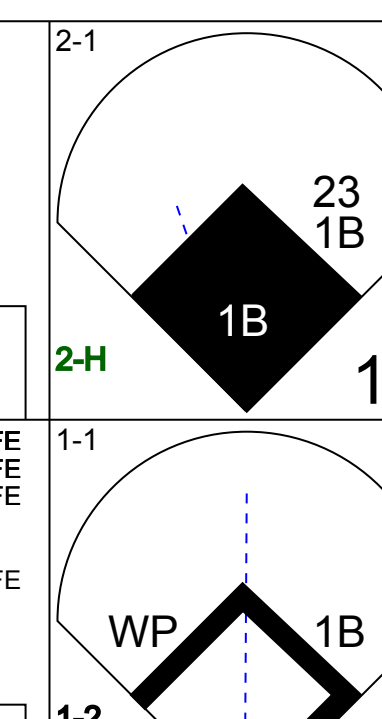
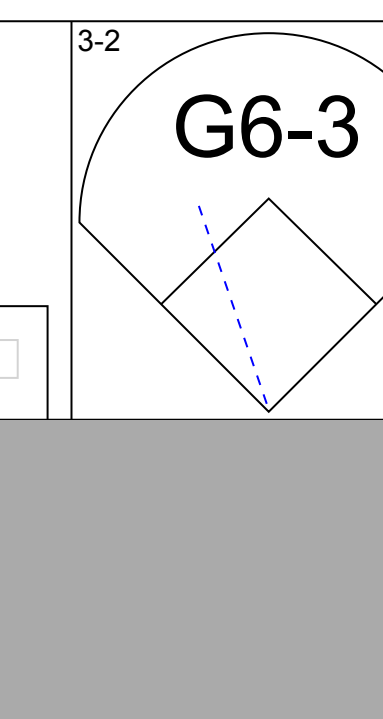
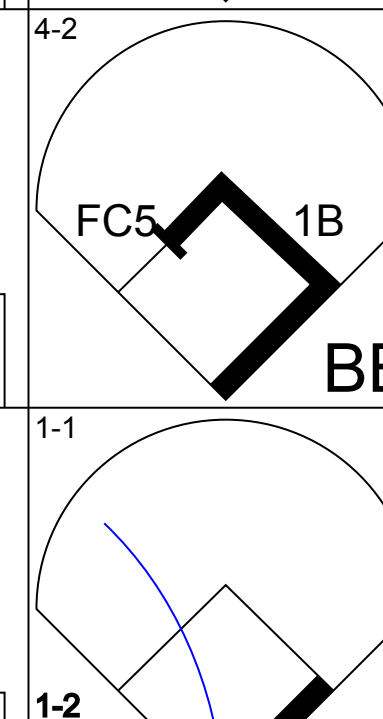

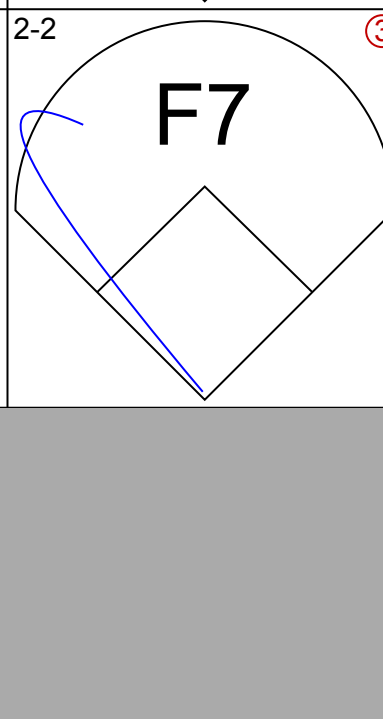
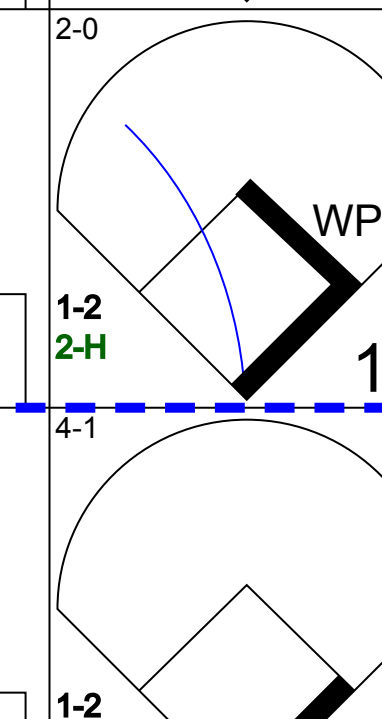
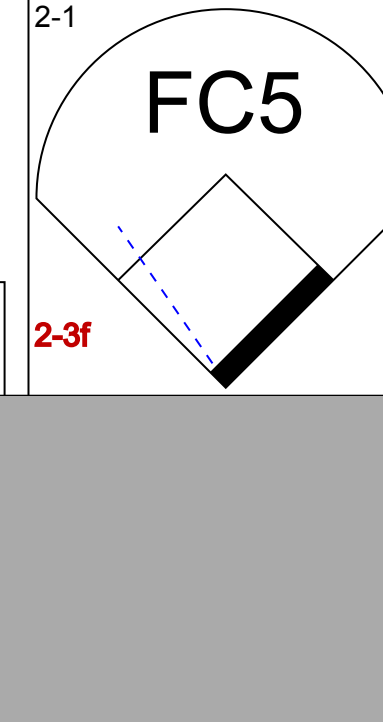
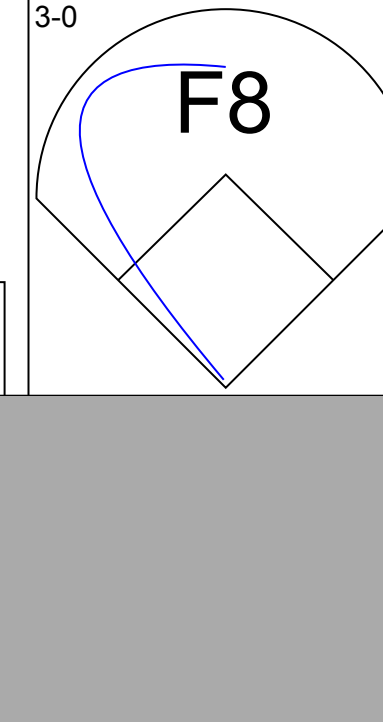
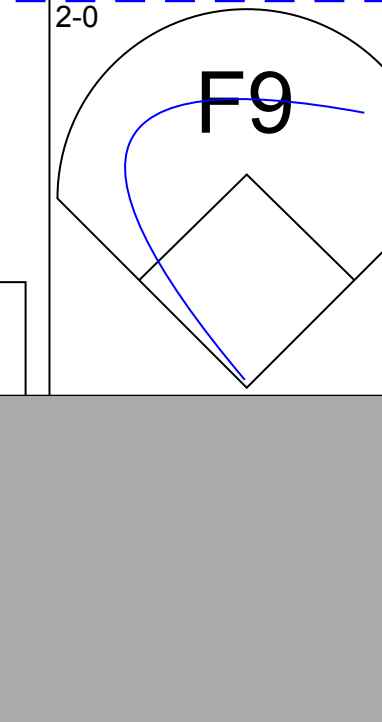


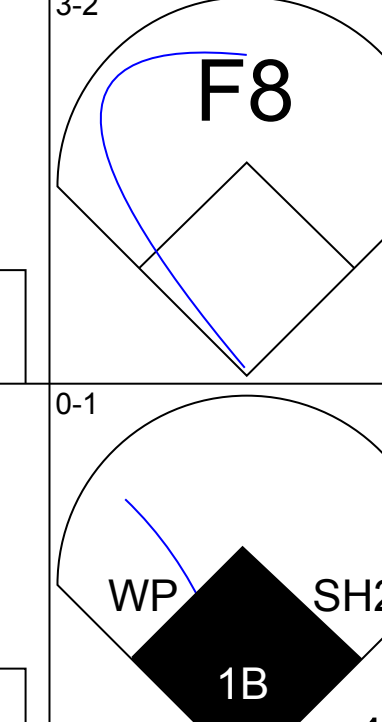
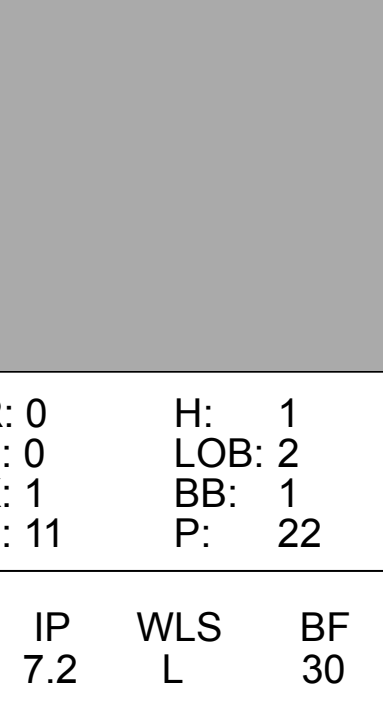
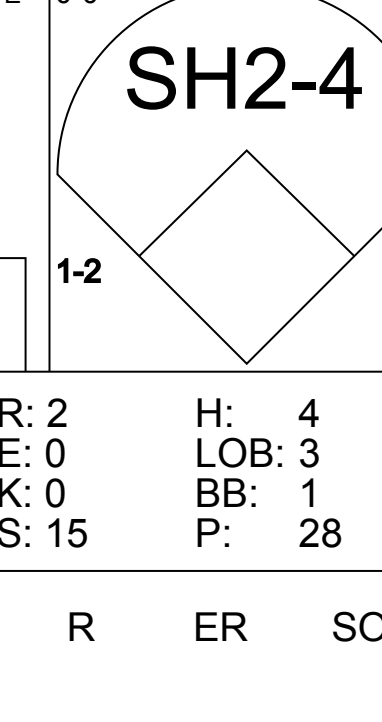
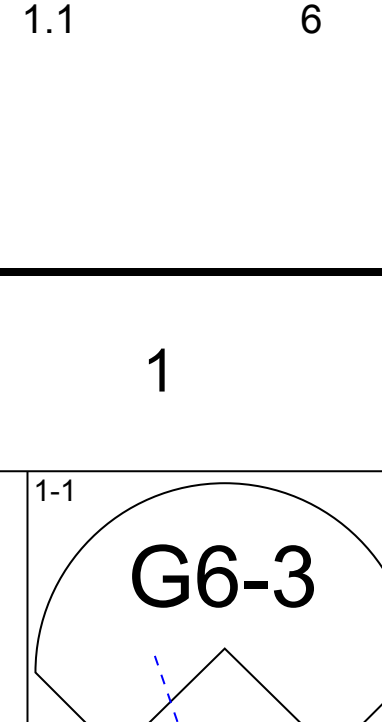
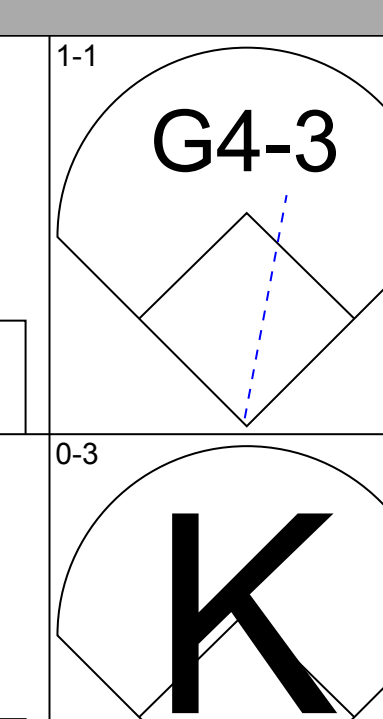
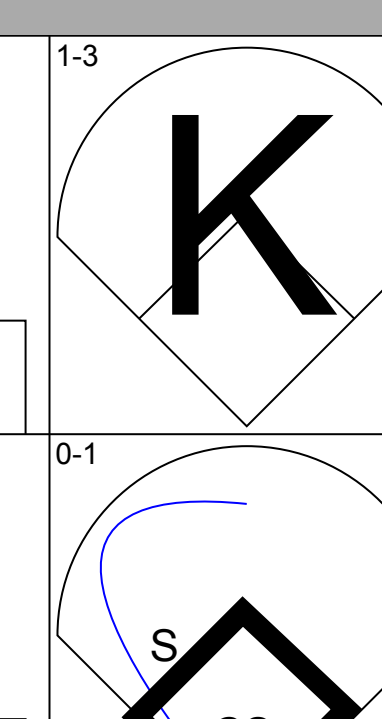
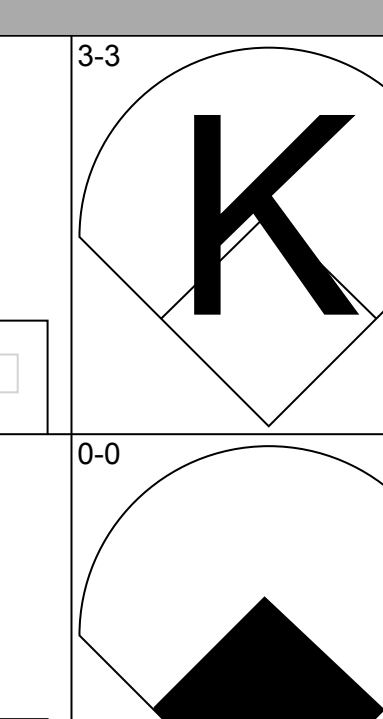
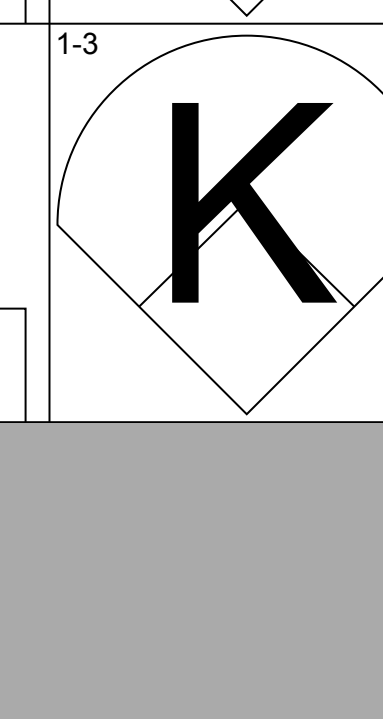
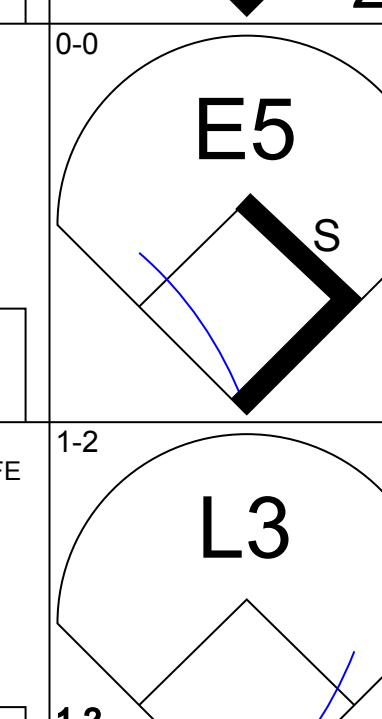
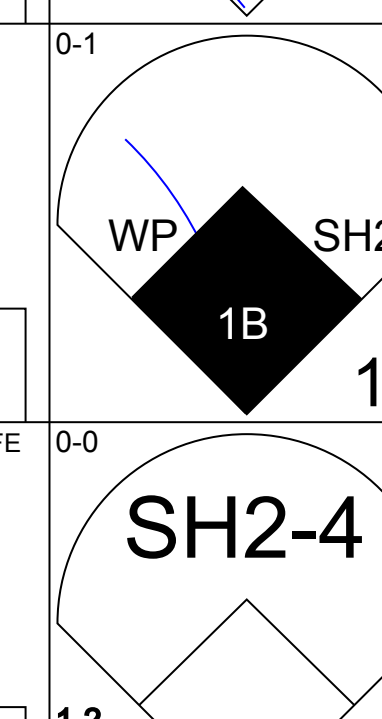
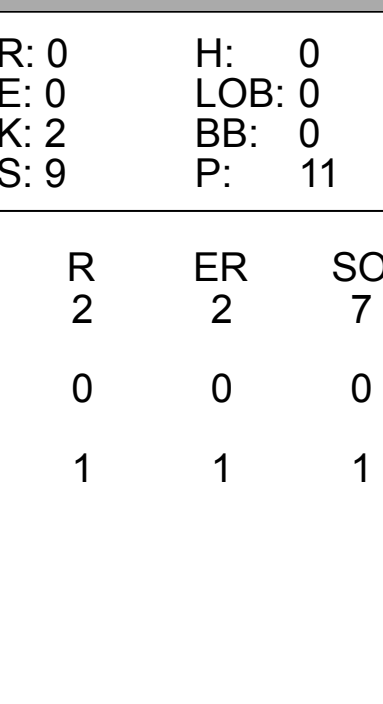
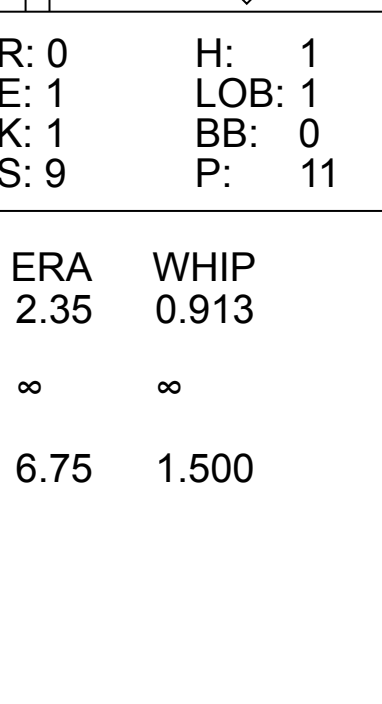
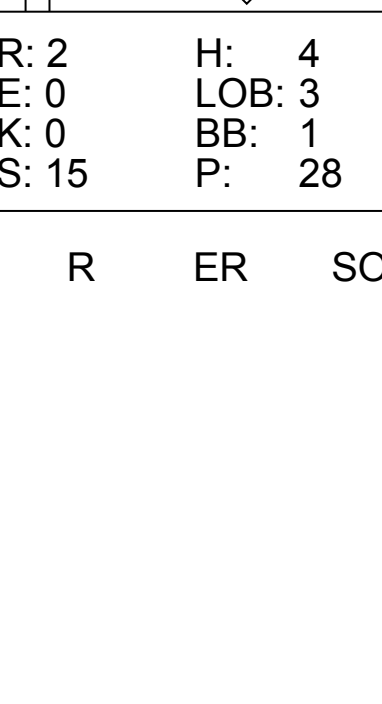
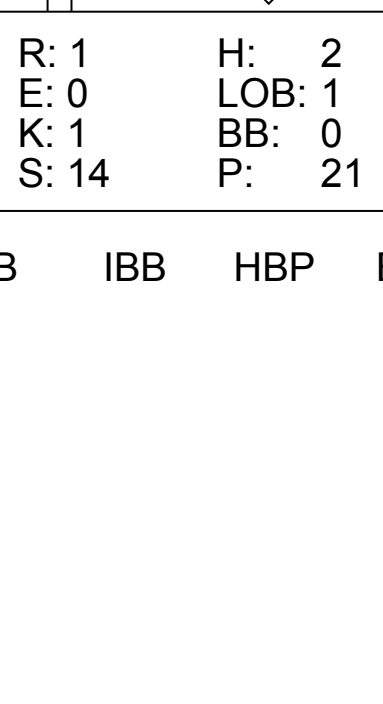
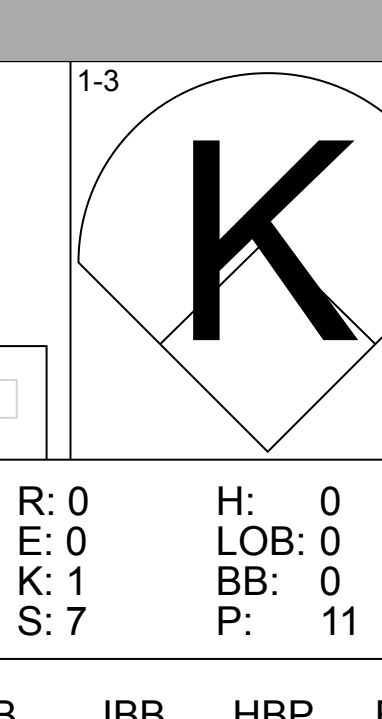
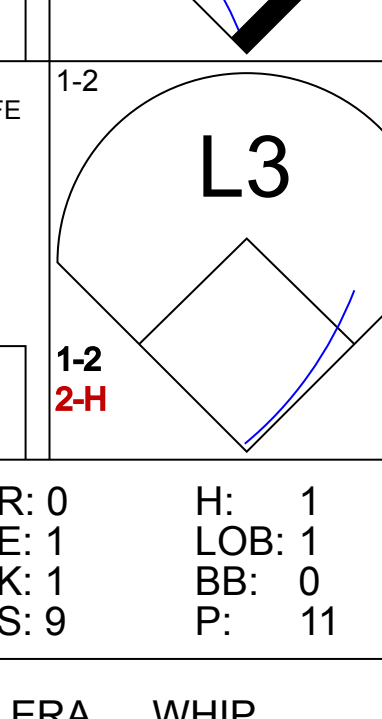
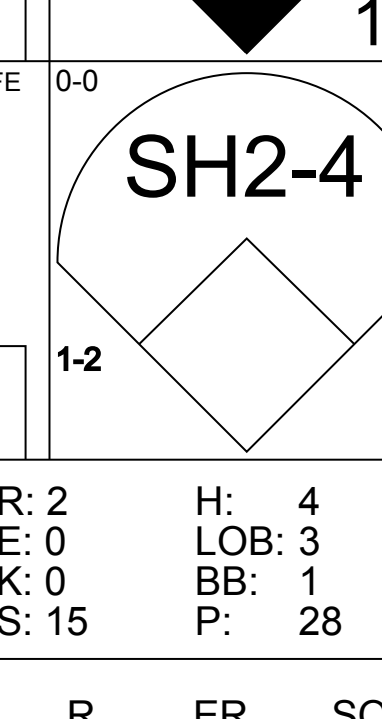
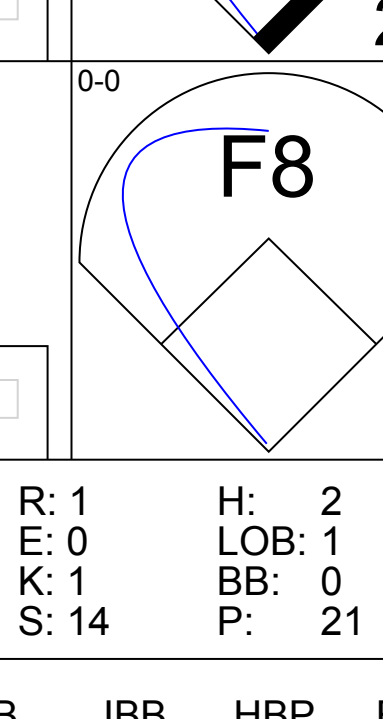
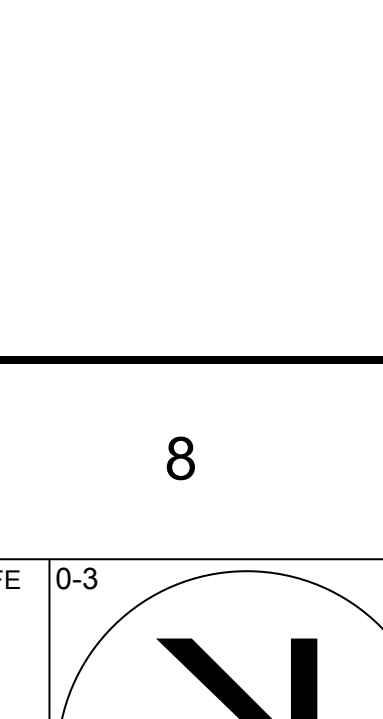
AB	30
R	0
H	7
RBI	0
BB	1
SO	2
LOB	8



Batter	1	2	3	4	5	6	7	8	9	AB	R	H	RBI	BB	SO	LOB	BOTTOM					
Joey Cora, S OBP: 0.429, SLG: 0.333	1-0 F9		1-0 S 1B	0-1 G3			2-2 SH1-4 1B	0-1 G1-3		5	1	2	0	0	0	2	Chicago Cubs @ San Diego Padres Jack Murphy Stadium, San Diego, CA Wed Apr 25 1990, 10:05 PM EDT Att: 22,305 - Unknown - 65 F					
Fred Lynn, L OBP: 0.318, SLG: 0.405	3-2 F8		1-3 K		3-1 F7		2-0 SH1-4 1B			3	0	0	0	0	1	1						
Tony Gwynn, L OBP: 0.379, SLG: 0.492	3-2 BB 1B		1-0 F8		2-1 P5		1-1 FC6-5-4-6 E			4	1	1	0	0	0	2						
Jack Clark, R OBP: 0.444, SLG: 0.455	4-2 BB		4-1 FC5-4 1B		1-2 1B		4-2 BB			1	0	1	0	3	0	0						
Joe Carter, R OBP: 0.290, SLG: 0.417	0-1 F7		2-2 1B		3-2 G4-3		2-1 E6			4	0	1	1	0	0	4						
Benito Santiago, R OBP: 0.448, SLG: 0.648		1-1 BB 1B	0-0 FC5		1-2 1B		1-3 2-H			4	0	1	0	0	0	4						
Mike Pagliarulo, L (1, 5)		4-1 FC5-4 BB		4-0 CS BB		0-0 F9		2-3 K		2	0	0	0	2	1	0						
Garry Templeton, S OBP: 0.283, SLG: 0.353		0-0 F8		2-0 SH3-4 1B		0-3 K		4-1 SH2-3 BB		3	0	1	0	1	1	1						
Ed Whitson, R OBP: 0.333, SLG: 0.833		0-0 FC5-4		0-0 SH3-4			2-2 HR		0-0 SH2-3	2	1	1	1	0	0	1						
Inning Stats	R: 0 E: 0 K: 0 S: 12	H: 1 LOB: 2 BB: 1 P: 23	R: 0 E: 0 K: 0 S: 5	H: 1 LOB: 1 BB: 1 P: 10	R: 1 E: 0 K: 1 S: 11	H: 2 LOB: 2 BB: 1 P: 20	R: 0 E: 0 K: 0 S: 4	H: 1 LOB: 1 BB: 1 P: 10	R: 0 E: 0 K: 0 S: 11	H: 1 LOB: 1 BB: 0 P: 20	R: 0 E: 0 K: 1 S: 5	H: 0 LOB: 0 BB: 0 P: 5	R: 2 E: 1 K: 0 S: 15	H: 2 LOB: 2 BB: 1 P: 28	R: 0 E: 0 K: 1 S: 7	H: 0 LOB: 1 BB: 1 P: 13		R: 0 E: 0 K: 1 S: 5	H: 0 LOB: 1 BB: 1 P: 13	1B: 7 2B: 0 3B: 0 HR: 1	SF: 0 SAC: 3 DP: 0 HBP: 0	WP: 0 PB: 0 SB: 1 CS: 1
PITCHER Mike Bielecki, R ERA: 4.05	IP: 6.0 WLS: L BF: 28 H: 6 R: 3 ER: 2 SO: 2 BB: 3 IBB: 0 HBP: 0 BLK: 0 WP: 0 HR: 1 S: 54 P: 98 ERA: 3.00 WHIP: 2.000															PITCHER						
Paul Assenmacher, L ERA: 0.6	IP: 0.2 WLS: 0 BF: 2 H: 0 R: 0 ER: 0 SO: 0 BB: 0 IBB: 0 HBP: 0 BLK: 0 WP: 0 HR: 0 S: 3 P: 6 ERA: 0.00 WHIP: 0.000															PITCHER						
Les Lancaster, R ERA: 1.46	IP: 1.1 WLS: 0 BF: 7 H: 0 R: 0 ER: 0 SO: 1 BB: 2 IBB: 0 HBP: 0 BLK: 0 WP: 0 HR: 0 S: 13 P: 25 ERA: 0.00 WHIP: 1.500															PITCHER						

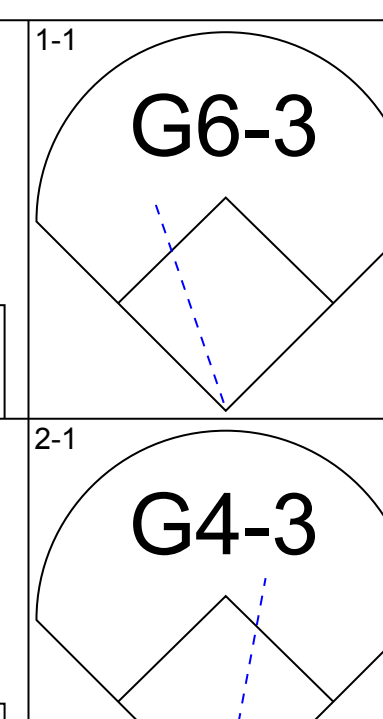
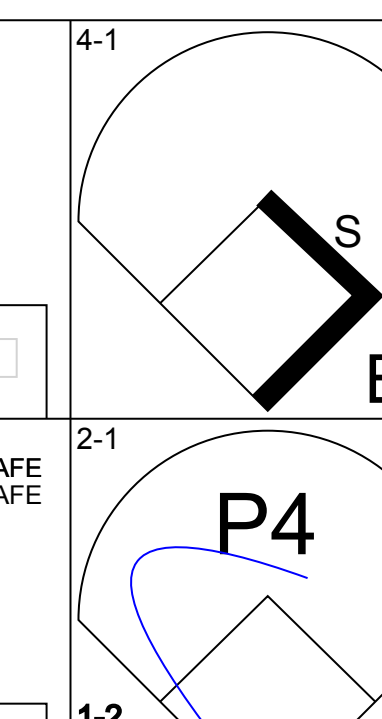
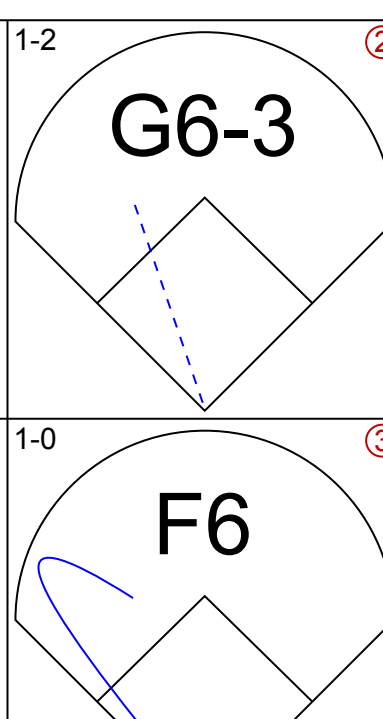
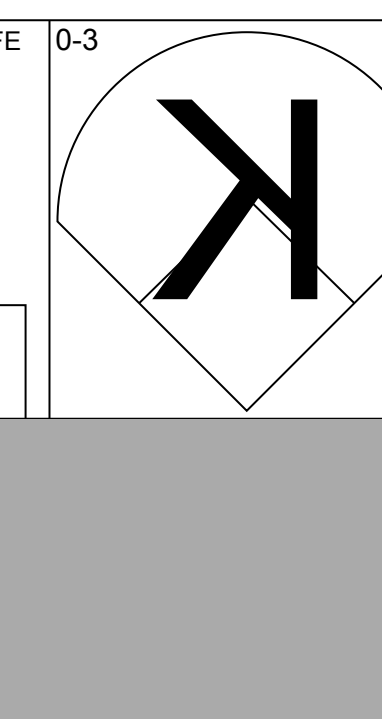
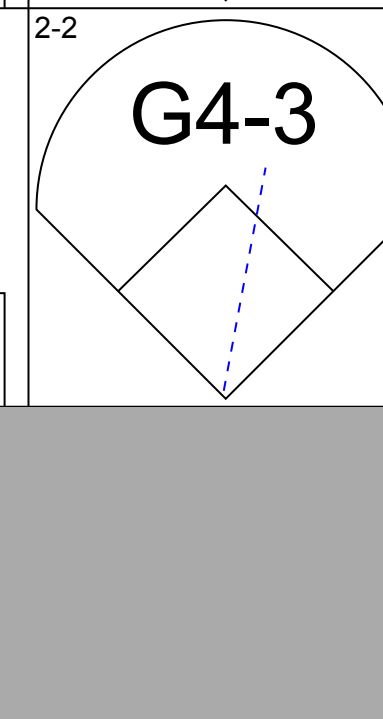


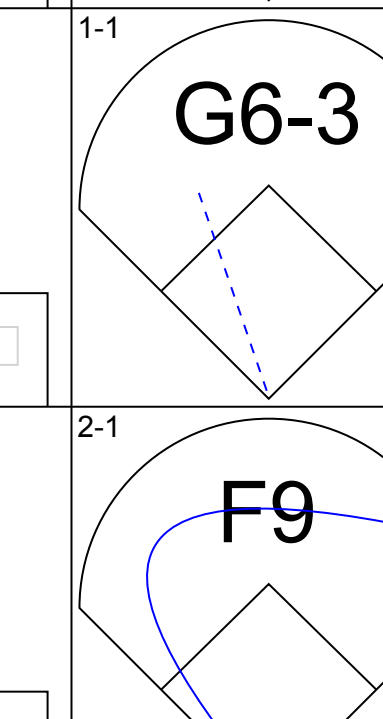

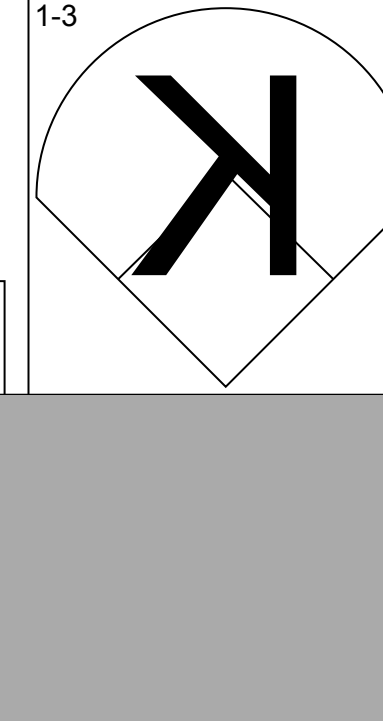

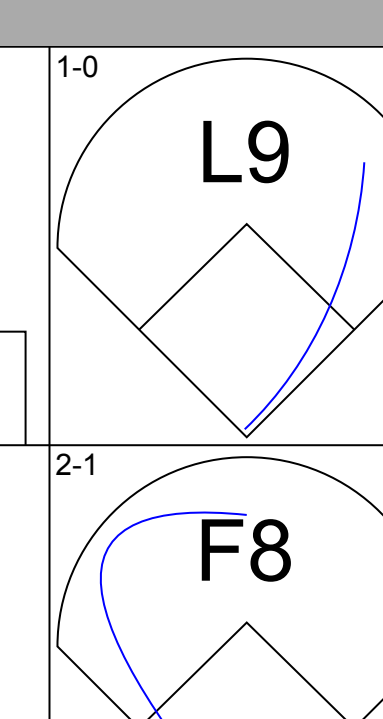
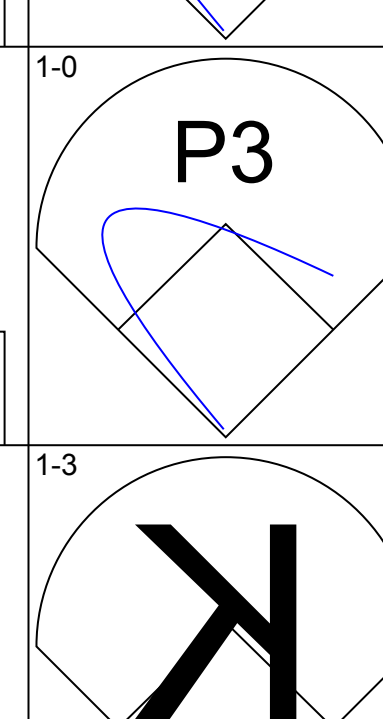
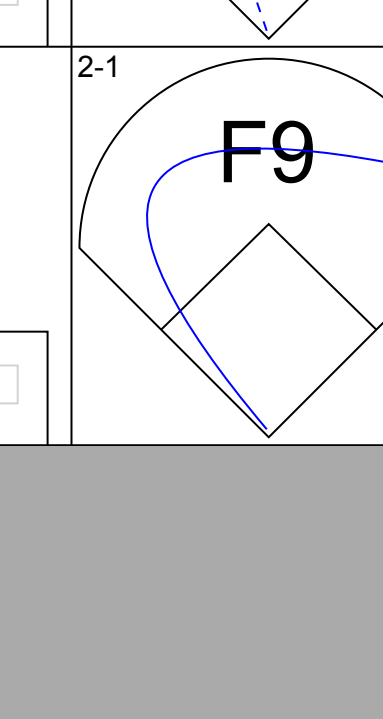
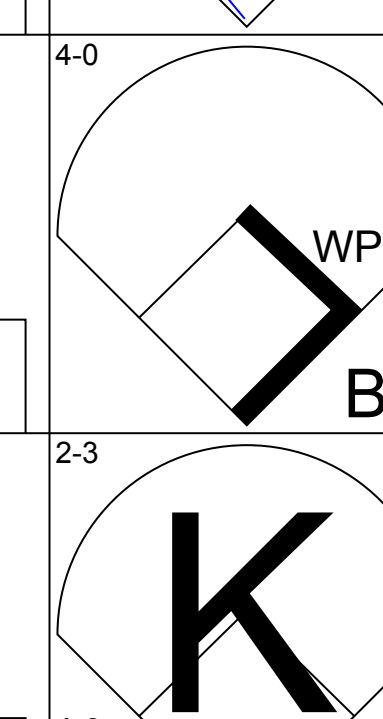
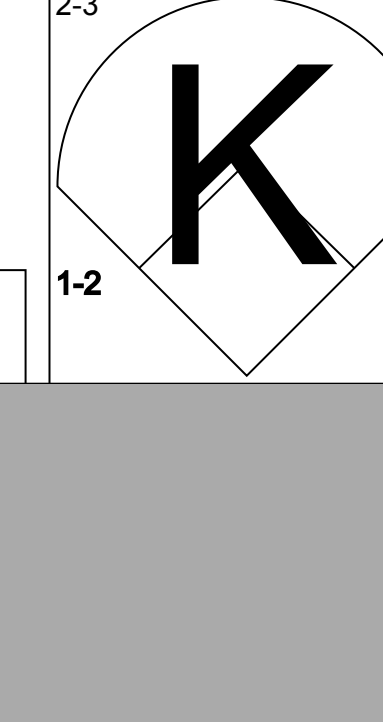
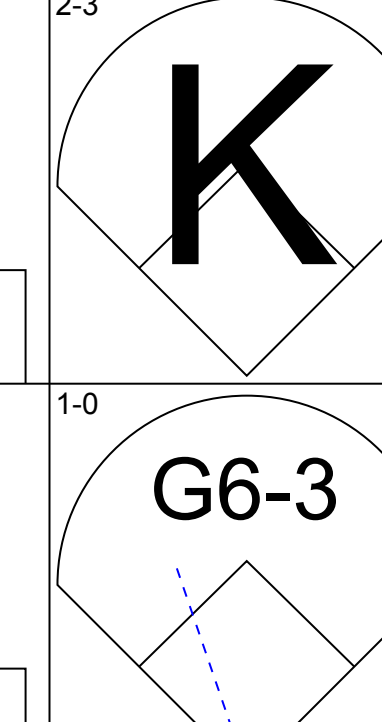
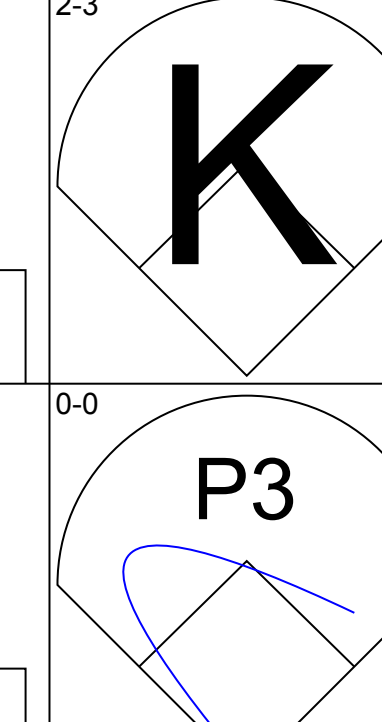
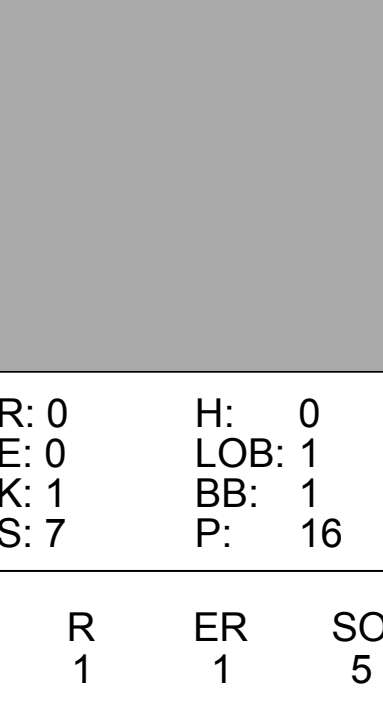
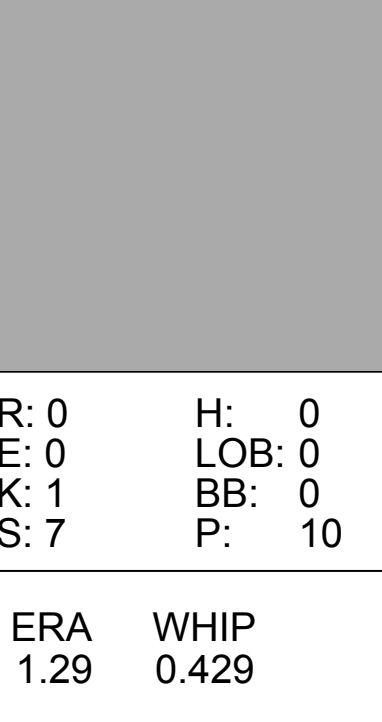
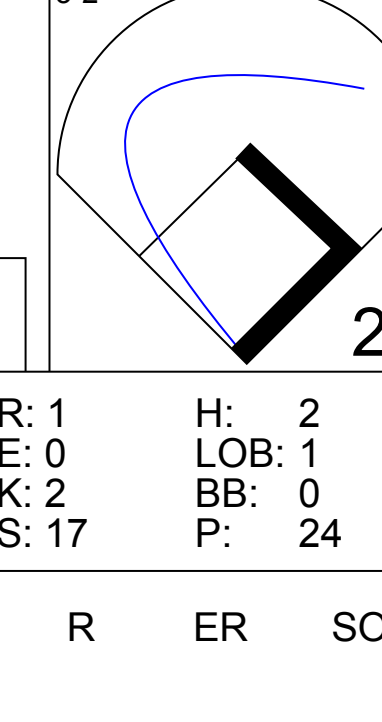
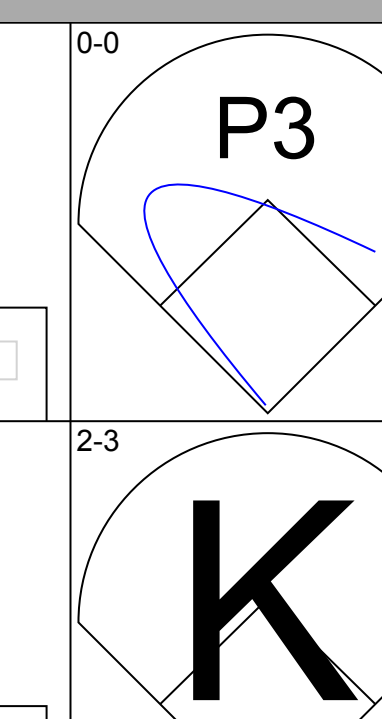
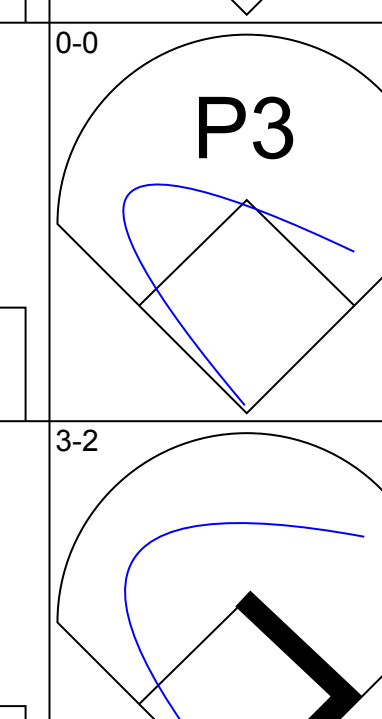
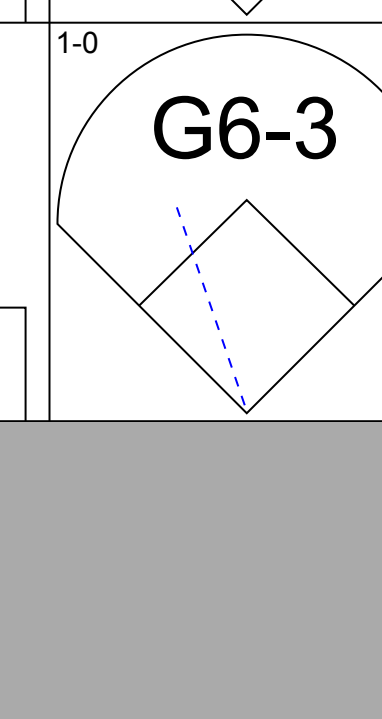
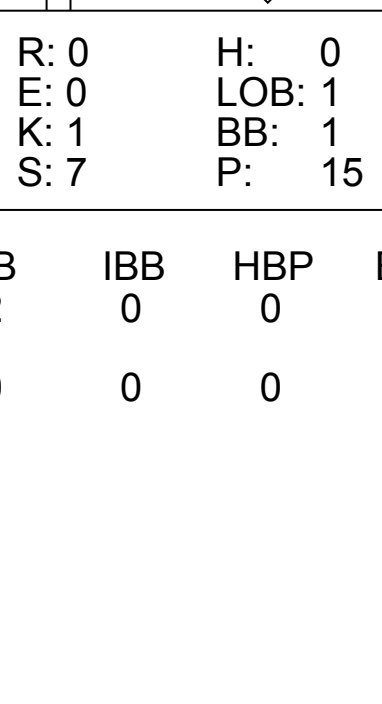
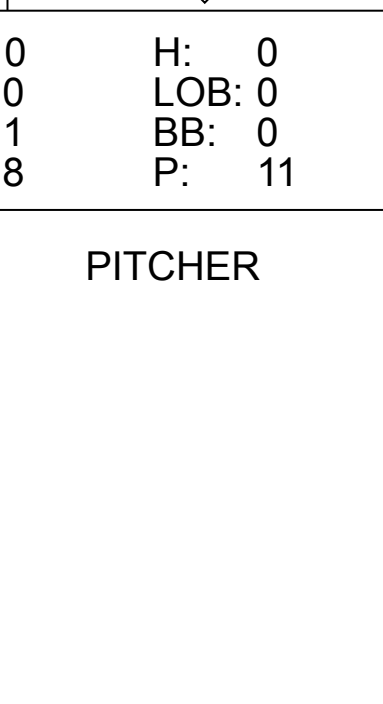
AB	28
R	3
H	8
RBI	2
BB	6
SO	3
LOB	15



Batter	1	2	3	4	5	6	7	8	9	AB	R	H	RBI	BB	SO	LOB	TOP					
Jerome Walton, R (1, 8) OBP: 0.387, SLG: 0.308										5	1	1	1	0	1	1	Chicago Cubs @ San Diego Padres Jack Murphy Stadium, San Diego, CA Thu Apr 26 1990, 6:33 AM EDT Att: 29,168 - Sunny - 80 F					
23 Ryne Sandberg, R (1, 4) OBP: 0.273, SLG: 0.349										4	0	1	0	0	0	0						
Mark Grace, L (1, 3) OBP: 0.403, SLG: 0.308										3	0	1	1	1	1	0						
Andre Dawson, R (1, 9) OBP: 0.340, SLG: 0.587										3	0	1	0	1	1	0						
Lloyd McClendon, R (1, 7) OBP: 0.231, SLG: 0.324										3	0	0	0	0	0	2						
Dwight Smith, L (8, PH) OBP: 0.350, SLG: 0.382										1	0	0	0	0	0	3						
Doug Dascenzo, S (8, 7) OBP: 0.182, SLG: 0.455										0	0	0	0	0	0	0						
Domingo Ramos, R (1, 5) OBP: 0.276, SLG: 0.235										4	0	0	0	0	2	0						
Shawon Dunston, R (1, 6) OBP: 0.266, SLG: 0.387										4	1	2	1	0	1	0						
Joe Girardi, R (1, 2) OBP: 0.324, SLG: 0.343										4	1	2	0	0	1	1						
Mike Harkey, R (1, 1) OBP: 0.250, SLG: 0.250										2	0	0	0	0	1	2						
Mitch Williams, L (8, 1)										1	0	0	0	0	0	1						
Inning Stats	R: 0 E: 0 K: 1 S: 11	H: 1 LOB: 2 BB: 1 P: 22	R: 0 E: 0 K: 2 S: 9	H: 0 LOB: 0 BB: 0 P: 11	R: 0 E: 0 K: 1 S: 7	H: 0 LOB: 0 BB: 0 P: 11	R: 0 E: 0 K: 2 S: 7	H: 0 LOB: 0 BB: 0 P: 13	R: 0 E: 1 K: 1 S: 9	H: 1 LOB: 1 BB: 0 P: 11	R: 0 E: 0 K: 0 S: 7	H: 0 LOB: 0 BB: 0 P: 12	R: 0 E: 0 K: 0 S: 8	H: 0 LOB: 0 BB: 0 P: 9	R: 2 E: 0 K: 0 S: 15	H: 4 LOB: 3 BB: 1 P: 28	R: 1 E: 0 K: 1 S: 14	H: 2 LOB: 1 BB: 0 P: 21	1B: 5 2B: 2 3B: 0 HR: 1	SF: 0 SAC: 1 DP: 0 HBP: 0	WP: 2 PB: 0 SB: 2 CS: 1	PA: 37
PITCHER	IP	WLS	BF	H	R	ER	SO	BB	IBB	HBP	BLK	WP	HR	S	P	ERA	WHIP					
Bruce Hurst, L (1, 1) ERA: 4.55	7.2	L	30	6	2	2	7	1	0	0	0	1	0	71	109	2.35	0.913					
Greg Harris, R (8, 1) ERA: 1.38	0.0		1	0	0	0	0	0	1	0	0	1	0	1	5	∞	∞					
Craig Lefferts, L (8, 1) ERA: 1.59	1.1		6	2	1	1	1	0	0	0	0	0	1	15	24	6.75	1.500					

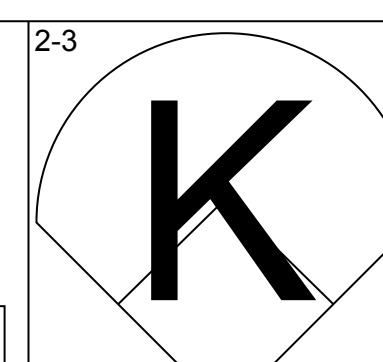
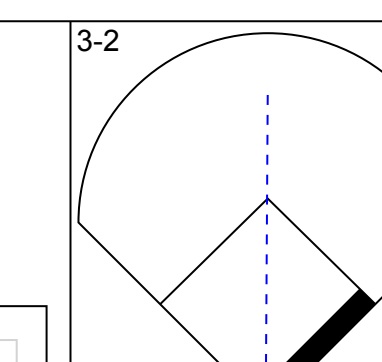
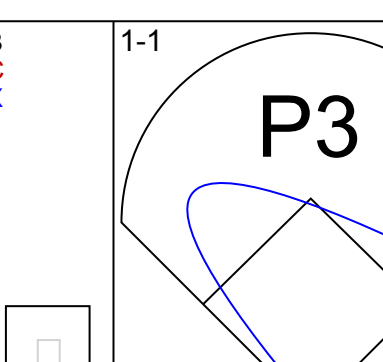
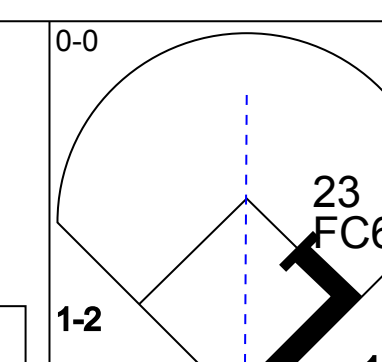
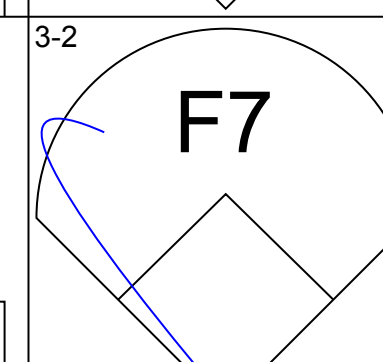
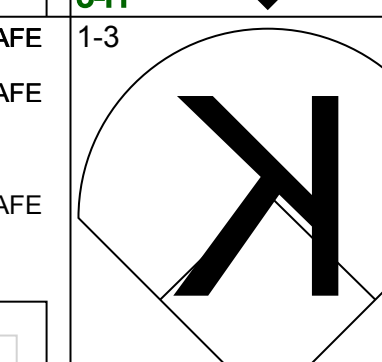
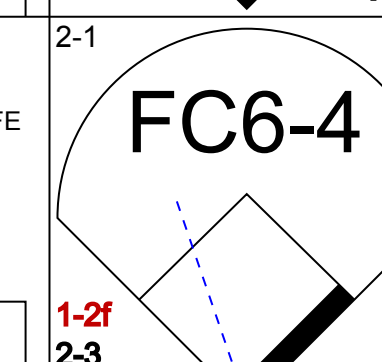
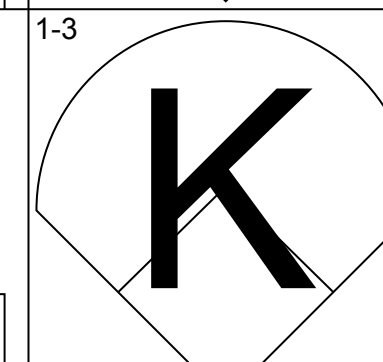
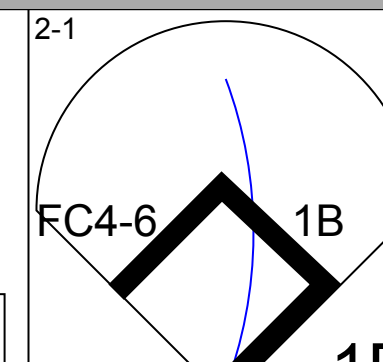
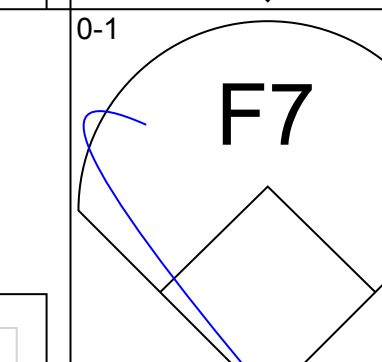
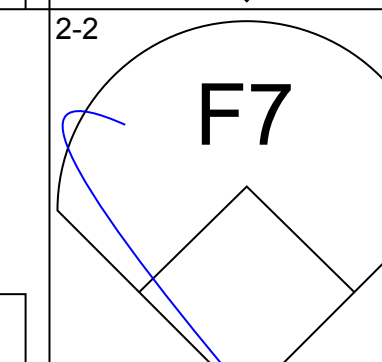
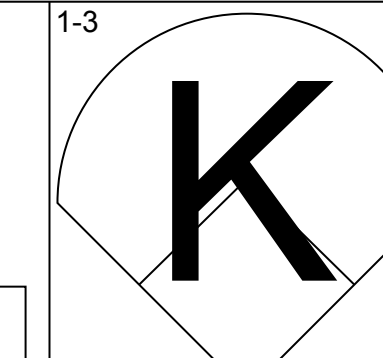
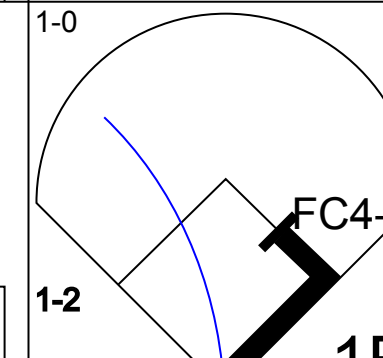
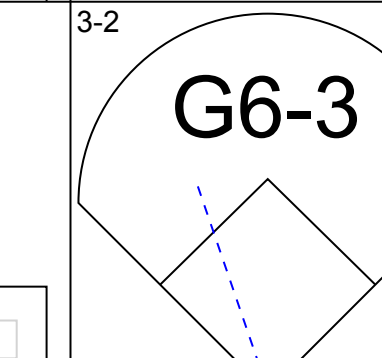
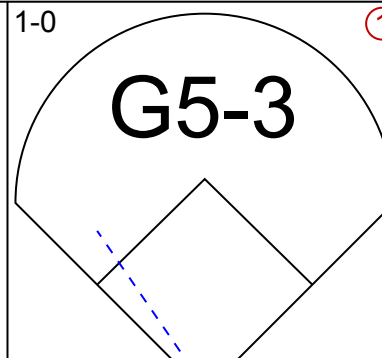
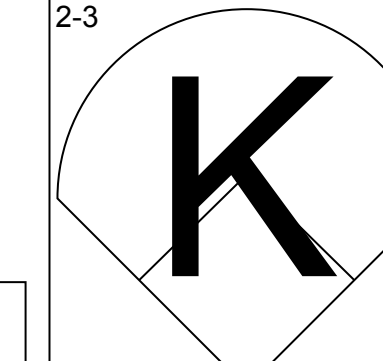
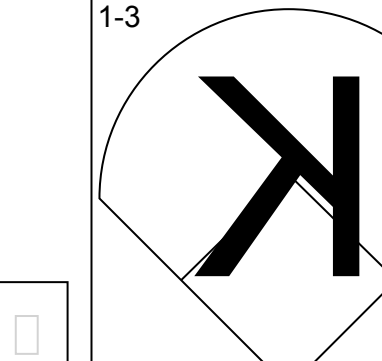
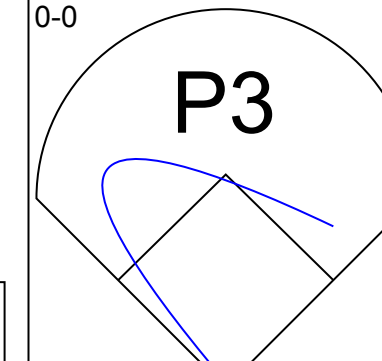
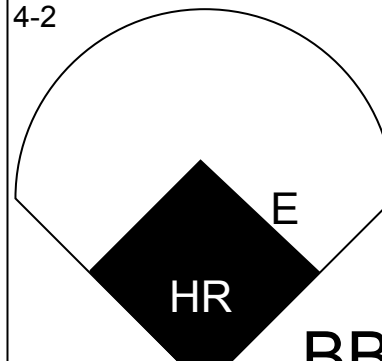
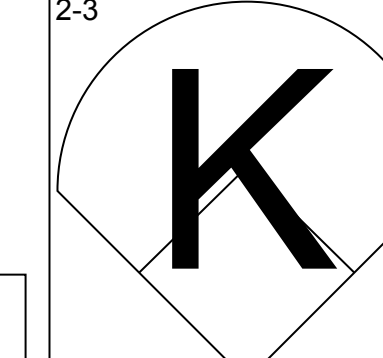
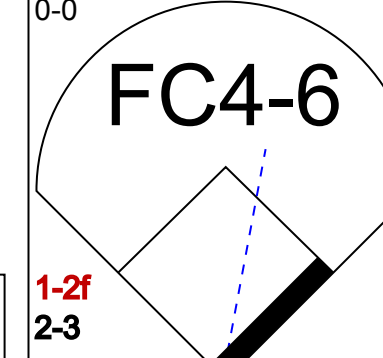
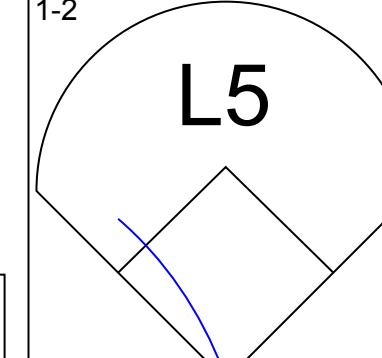
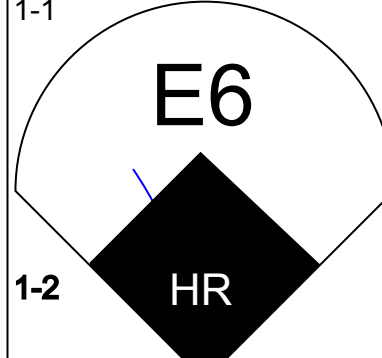
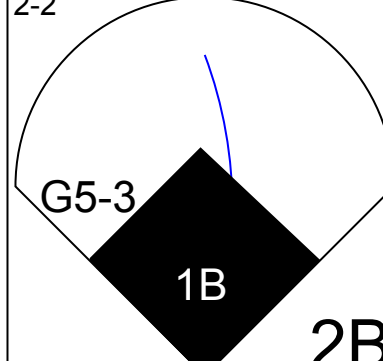
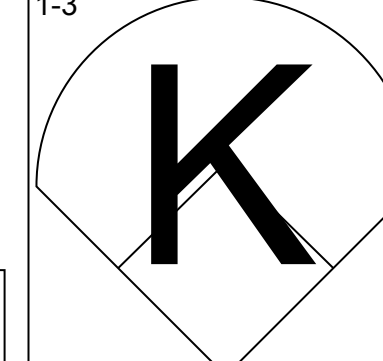
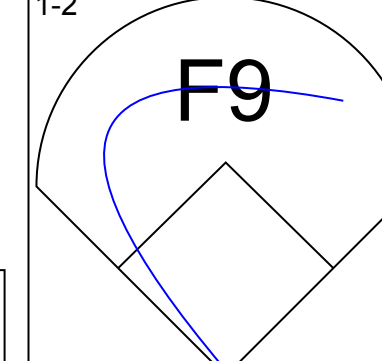
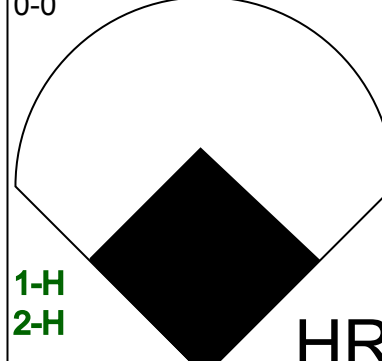
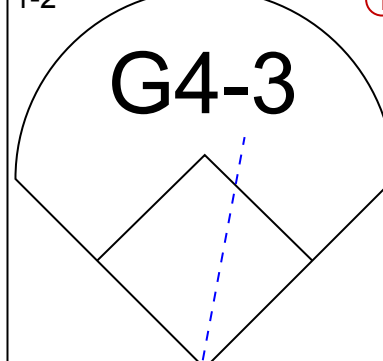
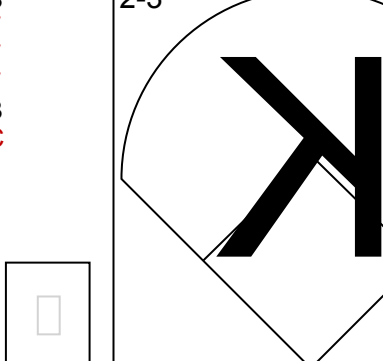
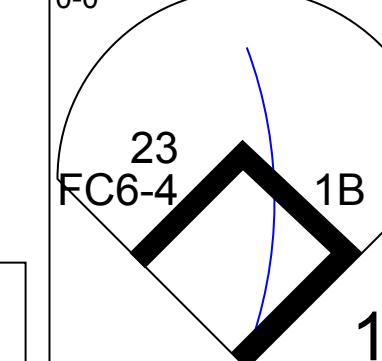
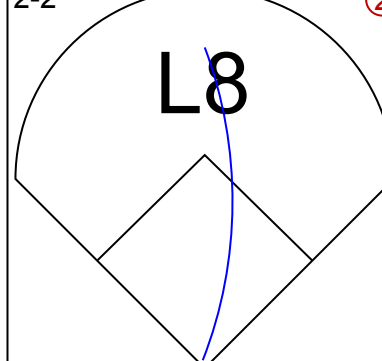
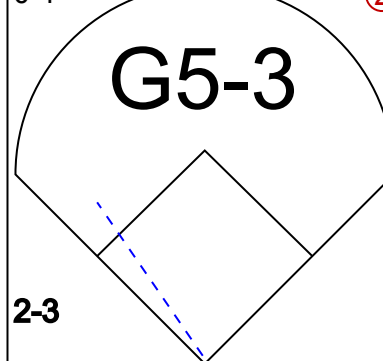
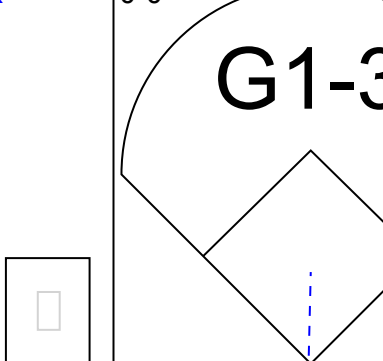
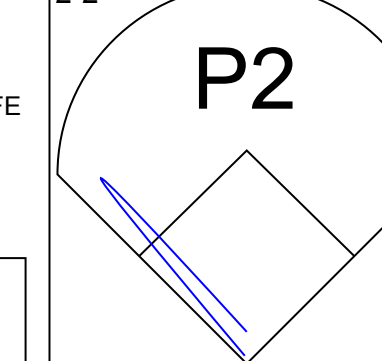
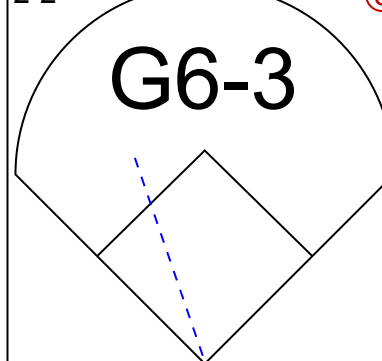
AB	34
R	3
H	8
RBI	3
BB	2
SO	8
LOB	10



Batter	1	2	3	4	5	6	7	8	9	AB	R	H	RBI	BB	SO	LOB	BOTTOM					
Roberto Alomar, S (1, 4) OBP: 0.324, SLG: 0.361										3	0	0	0	1	1	1	Chicago Cubs @ San Diego Padres Jack Murphy Stadium, San Diego, CA Thu Apr 26 1990, 6:33 AM EDT Att: 29,168 - Sunny - 80 F					
Joey Cora, S (1, 6) OBP: 0.333, SLG: 0.250										4	0	0	0	0	0	1						
Tony Gwynn, L (1, 9) OBP: 0.357, SLG: 0.462										4	0	0	0	0	0	0						
Joe Carter, R (1, 8) OBP: 0.273, SLG: 0.391										4	0	0	0	0	0	0						
Fred Lynn, L (1, 7) OBP: 0.298, SLG: 0.375										3	0	0	0	0	1	0						
Greg Harris, R (8, 1)										0	0	0	0	0	0	0						
Craig Lefferts, L (8, 1)										0	0	0	0	0	0	0						
Phil Stephenson, L (1, 3) OBP: 0.600, SLG: 0.875										2	1	1	1	1	0	0						
Mike Pagliarulo, L (1, 5)										2	0	0	0	0	2	1						
Jerald Clark, R (8, PH) OBP: 0.222, SLG: 0.125										1	0	0	0	0	1	0						
Shawn Abner, R (9, 7) OBP: 0.600, SLG: 0.600										0	0	0	0	0	0	0						
Mark Parent, R (1, 2) OBP: 0.429, SLG: 0.333										2	0	0	0	0	0	0						
Benito Santiago, R (8, PH) OBP: 0.441, SLG: 0.636										1	0	0	0	0	0	0						
Bruce Hurst, L (1, 1)										2	0	0	0	0	2	0						
Bip Roberts, S (8, 7) OBP: 0.281, SLG: 0.396										1	0	1	0	0	0	0						
Inning Stats	R: 0 E: 0 K: 0 S: 7	H: 0 LOB: 0 BB: 0 P: 12	R: 0 E: 0 K: 1 S: 7	H: 0 LOB: 1 BB: 1 P: 16	R: 0 E: 0 K: 1 S: 7	H: 0 LOB: 1 BB: 1 P: 15	R: 0 E: 0 K: 1 S: 6	H: 0 LOB: 0 BB: 0 P: 10	R: 0 E: 0 K: 1 S: 7	H: 0 LOB: 0 BB: 0 P: 10	R: 0 E: 0 K: 1 S: 8	H: 0 LOB: 0 BB: 0 P: 11	R: 0 E: 0 K: 0 S: 6	H: 0 LOB: 0 BB: 0 P: 11	R: 1 E: 0 K: 2 S: 17	H: 2 LOB: 1 BB: 0 P: 24	R: 0 E: 0 K: 0 S: 9	H: 0 LOB: 0 BB: 0 P: 12	1B: 0 2B: 1 3B: 0 HR: 1	SF: 0 SAC: 0 DP: 0 HBP: 0	WP: 1 PB: 0 SB: 1 CS: 0	PA: 31
PITCHER	IP	WLS	BF	H	R	ER	SO	BB	IBB	HBP	BLK	WP	HR	S	P	ERA	WHIP					
Mike Harkey, R (1, 1) ERA: 2.6	7.0	W	24	1	1	1	5	2	0	0	0	0	0	22	30	0.00	0.500					
Mitch Williams, L (8, 1)	2.0	S	7	1	0	0	2	0	0	0	0	0	0	22	30	0.00	0.500					

AB	29
R	1
H	2
RBI	1
BB	2
SO	7
LOB	3

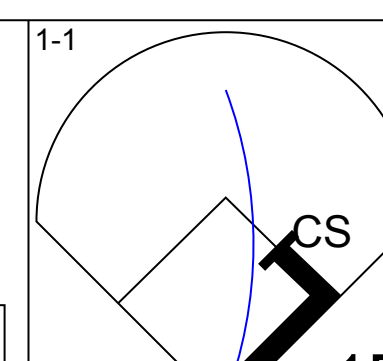
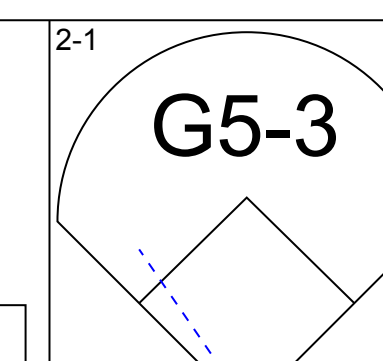
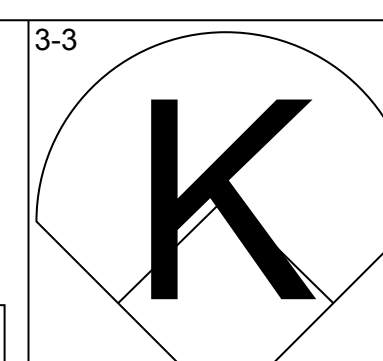
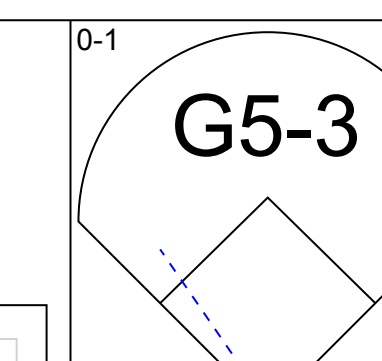
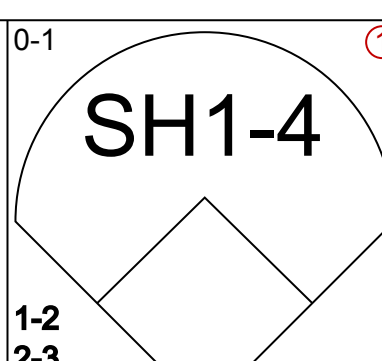
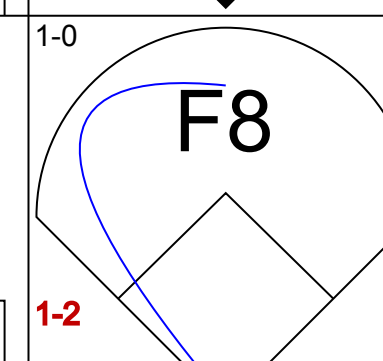
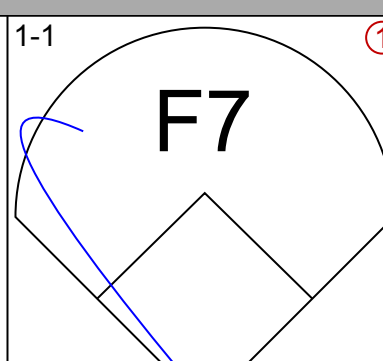
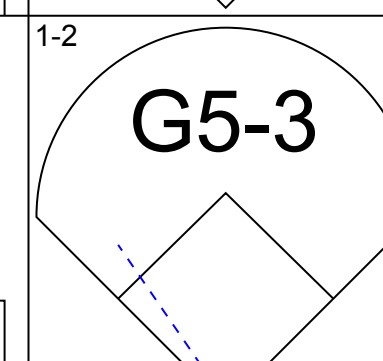
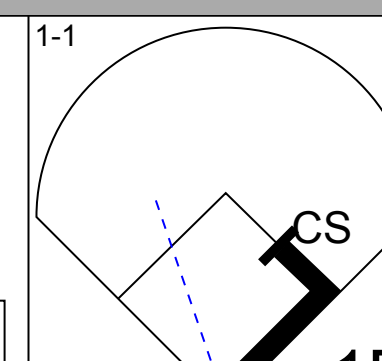
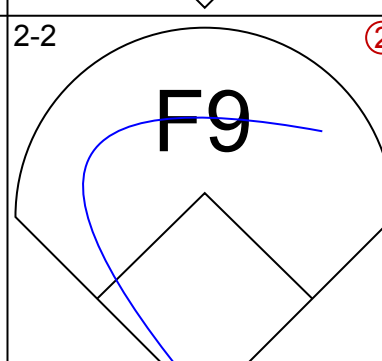
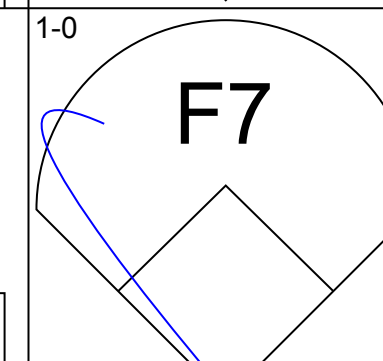
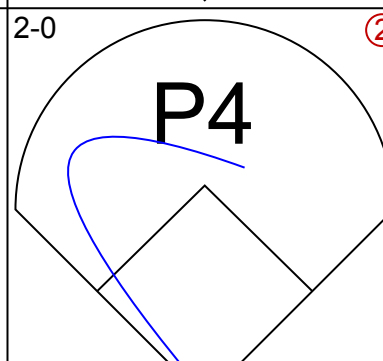
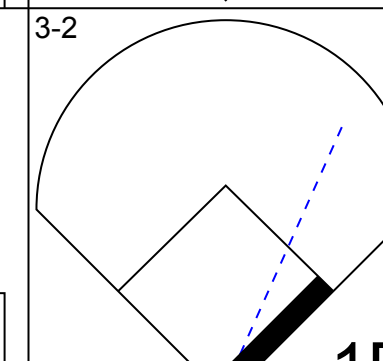
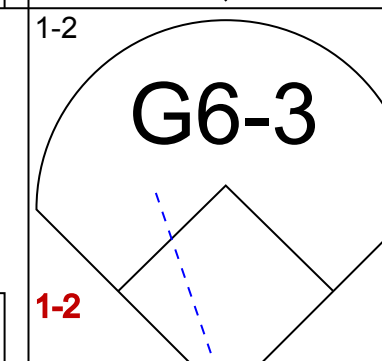
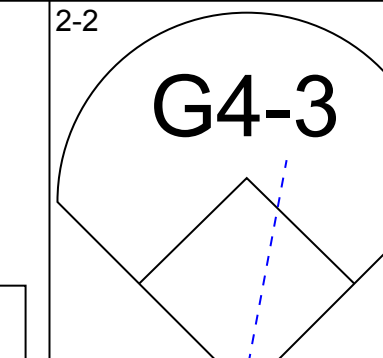
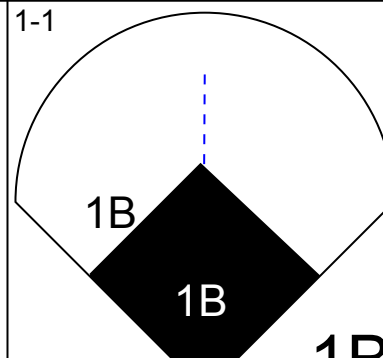
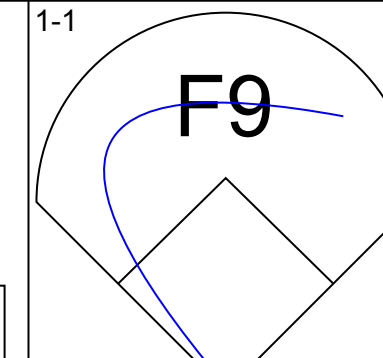
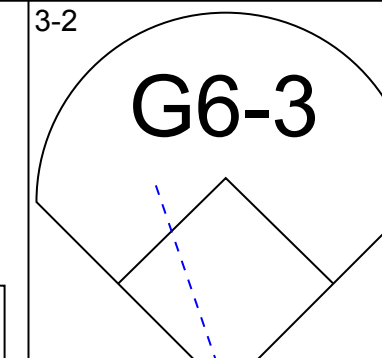
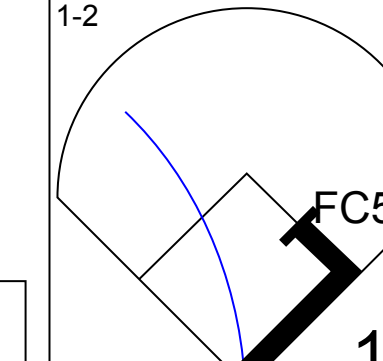
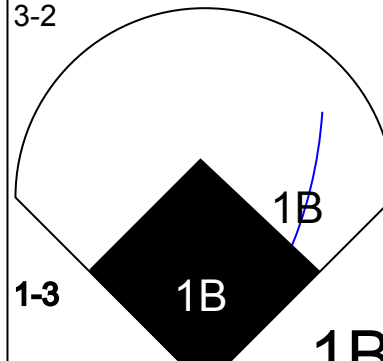
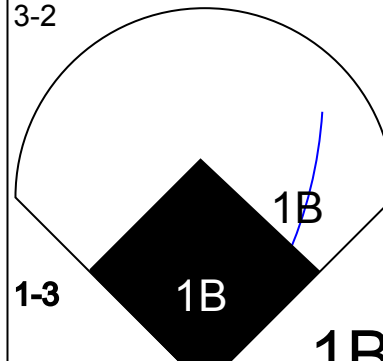

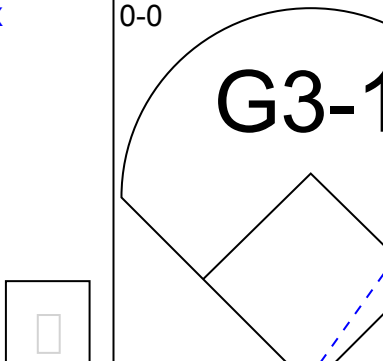
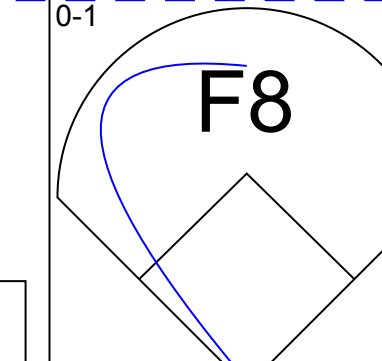
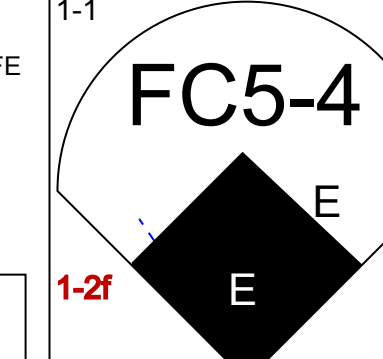
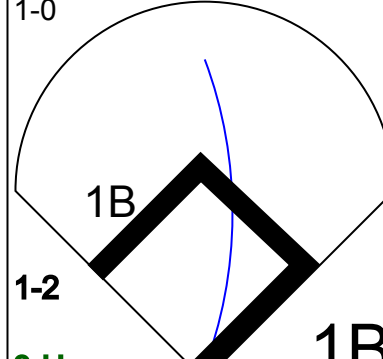
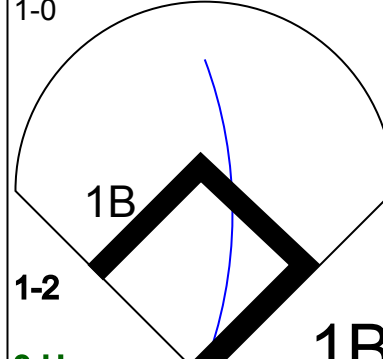

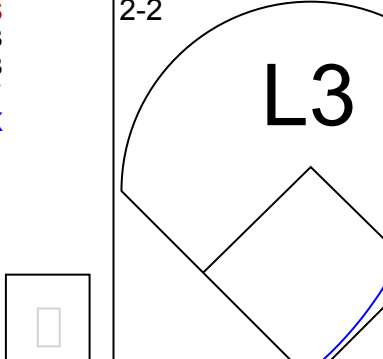
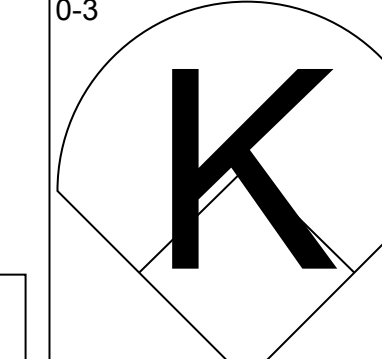
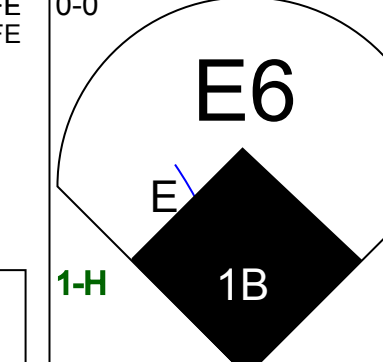
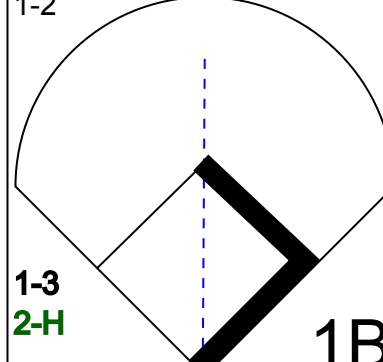
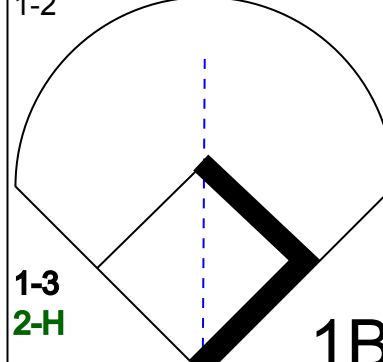

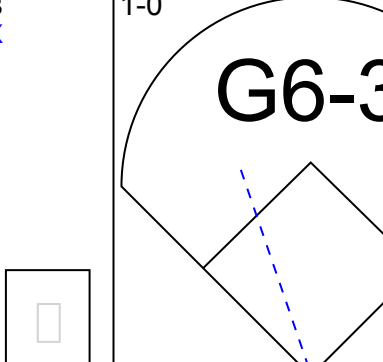
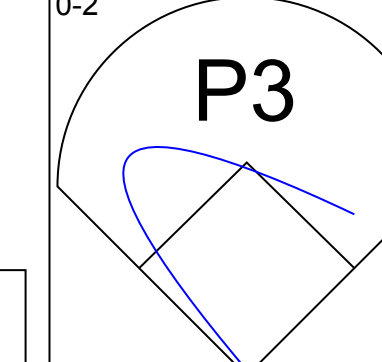
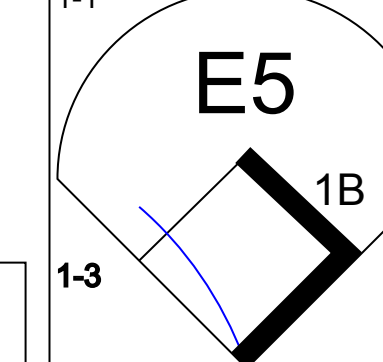
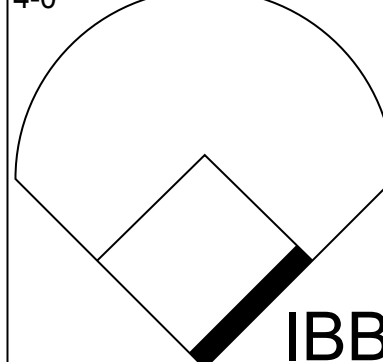

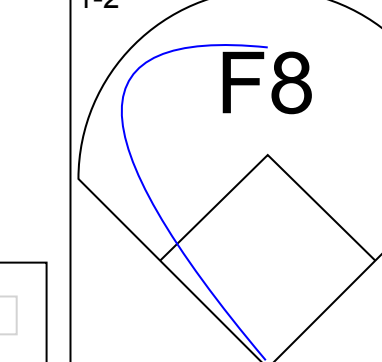
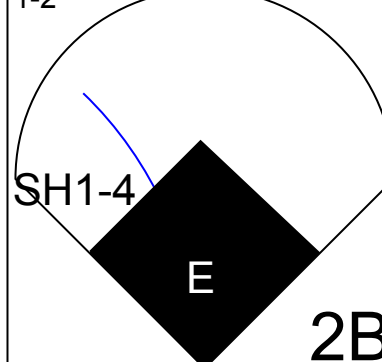
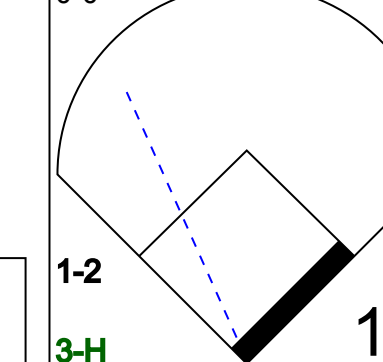
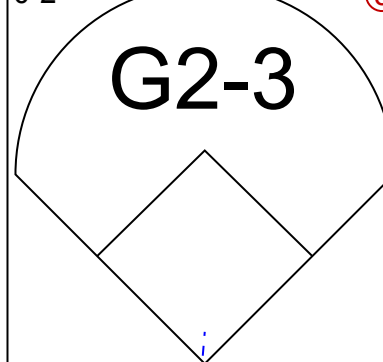

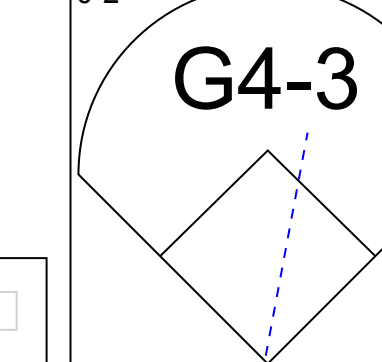
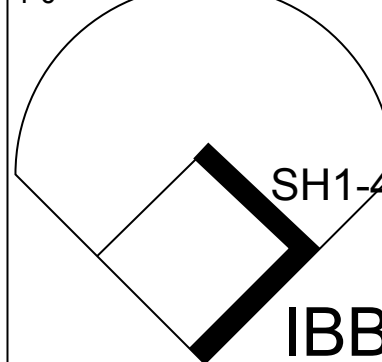


Batter	1	2	3	4	5	6	7	8	9	AB	R	H	RBI	BB	SO	LOB	TOP					
Jerome Walton, R (1, 8) OBP: 0.375, SLG: 0.314 Dwight Smith, L (1, 7) OBP: 0.372, SLG: 0.405										1 0 0 0 0 1 0 3 0 2 1 0 0 0												
23 Ryne Sandberg, R (1, 4) OBP: 0.243, SLG: 0.310										4 0 0 0 0 0 2 3												
Mark Grace, L (1, 3) OBP: 0.373, SLG: 0.283										4 0 1 0 0 0 1 2												
Andre Dawson, R (1, 9) OBP: 0.328, SLG: 0.556										4 0 1 0 0 0 1 0												
Marvell Wynne, L (1, 7) OBP: 0.190, SLG: 0.211										3 1 0 0 0 1 2 2												
Curtis Wilkerson, S (1, 5) OBP: 0.231, SLG: 0.167										4 1 0 0 0 0 1 3												
Shawon Dunston, R (1, 6) OBP: 0.268, SLG: 0.435										4 2 2 3 0 1 2												
Joe Girardi, R (1, 2) OBP: 0.341, SLG: 0.357										4 0 1 0 0 0 1 1												
Steve Wilson, L (1, 1) Dave Clark, L (8, PH) OBP: 0.300, SLG: 0.300 Mitch Williams, L (8, 1)										2 0 0 0 0 0 0 1 1 0 0 0 0 0 0 1 1 0 0 0 0 0 0 0												
Inning Stats	R: 0 E: 0 K: 2 S: 9	H: 0 LOB: 0 BB: 0 P: 15	R: 0 E: 0 K: 3 S: 9	H: 0 LOB: 0 BB: 0 P: 14	R: 1 E: 0 K: 1 S: 16	H: 2 LOB: 1 BB: 0 P: 23	R: 0 E: 0 K: 2 S: 12	H: 2 LOB: 0 BB: 0 P: 17	R: 0 E: 0 K: 1 S: 7	H: 0 LOB: 0 BB: 0 P: 10	R: 0 E: 0 K: 0 S: 8	H: 0 LOB: 0 BB: 0 P: 11	R: 0 E: 0 K: 0 S: 8	H: 0 LOB: 0 BB: 0 P: 10	R: 0 E: 0 K: 0 S: 14	H: 2 LOB: 2 BB: 0 P: 20	R: 3 E: 1 K: 0 S: 15	H: 1 LOB: 0 BB: 1 P: 25	1B: 5 2B: 1 3B: 0 HR: 1	SF: 0 SAC: 0 DP: 0 HBP: 0	WP: 0 PB: 0 SB: 0 CS: 0	PA: 36
PITCHER Ramon Martinez, R (1, 1) ERA: 2.25	IP: 9.0 WLS: W BF: 36 H: 7 R: 4 ER: 3 SO: 10 BB: 1 IBB: 0 HBP: 0 BLK: 0 WP: 0 HR: 1 S: 98 P: 145 ERA: 3.00 WHIP: 0.889											PITCHER	IP: WLS: BF: H: R: ER: SO: BB: IBB: HBP: BLK: WP: HR: S: P: ERA: WHIP:									

Chicago Cubs @ Los Angeles Dodgers
Dodger Stadium, Los Angeles, CA
Sat Apr 28 1990, 7:05 PM PDT
Att: 45,791 - Unknown

AB 35
R 4
H 7
RBI 4
BB 1
SO 10
LOB 15



Batter	1	2	3	4	5	6	7	8	9	AB	R	H	RBI	BB	SO	LOB	BOTTOM					
Juan Samuel, R (1, 8) OBP: 0.318, SLG: 0.342										4 0 1 0 0 1 2												
Mike Sharperson, R (1, 4) OBP: 0.295, SLG: 0.320										5 0 1 0 0 0 2												
Hubie Brooks, R (1, 9) OBP: 0.250, SLG: 0.447										4 0 1 0 0 0 1												
Eddie Murray, S (1, 3) OBP: 0.395, SLG: 0.471										4 1 1 0 0 0 1												
Mickey Hatcher, R (1, 5) OBP: 0.214, SLG: 0.154 Lenny Harris, L (6, 4) OBP: 0.257, SLG: 0.258										3 1 2 0 0 0 0 1 0 0 0 0 0 0												
Jose Gonzalez, R (1, 7) OBP: 0.375, SLG: 0.286										4 1 1 1 0 1 1												
Carlos Hernandez, R (1, 2) OBP: 0.266, SLG: 0.429										4 1 1 1 0 0 0												
Alfredo Griffin, S (1, 6) OBP: 0.403, SLG: 0.444										3 1 1 0 1 0 1												
Ramon Martinez, R (1, 1) OBP: 0.125, SLG: 0.125 Jose Vizcaino, S (9, PH)										3 0 1 1 0 0 3 0 0 0 0 1 0 0												
Inning Stats	R: 0 E: 0 K: 0 S: 4	H: 1 LOB: 0 BB: 0 P: 7	R: 2 E: 2 K: 0 S: 14	H: 2 LOB: 2 BB: 0 P: 21	R: 2 E: 0 K: 0 S: 16	H: 4 LOB: 3 BB: 1 P: 29	R: 0 E: 0 K: 1 S: 11	H: 1 LOB: 1 BB: 0 P: 19	R: 0 E: 0 K: 0 S: 5	H: 0 LOB: 0 BB: 0 P: 8	R: 0 E: 0 K: 0 S: 8	H: 0 LOB: 0 BB: 0 P: 9	R: 0 E: 0 K: 0 S: 10	H: 1 LOB: 0 BB: 0 P: 15	R: 0 E: 0 K: 1 S: 9	H: 0 LOB: 0 BB: 0 P: 9	R: 1 E: 1 K: 0 S: 8	H: 1 LOB: 2 BB: 1 P: 15	1B: 9 2B: 1 3B: 0 HR: 0	SF: 0 SAC: 1 DP: 0 HBP: 0	WP: 0 PB: 0 SB: 0 CS: 2	PA: 38
PITCHER Steve Wilson, L (1, 1) ERA: 5.85 Mitch Williams, L (8, 1) ERA:	IP: 7.0 WLS: L BF: 7 H: 1 R: 1 ER: 0 SO: 1 BB: 0 IBB: 0 HBP: 0 BLK: 0 WP: 0 HR: 0 S: 17 P: 24 ERA: 0.00 WHIP: 0.600											PITCHER	IP: WLS: BF: H: R: ER: SO: BB: IBB: HBP: BLK: WP: HR: S: P: ERA: WHIP:									

Chicago Cubs @ Los Angeles Dodgers
Dodger Stadium, Los Angeles, CA
Sat Apr 28 1990, 7:05 PM PDT
Att: 45,791 - Unknown

AB 35
R 5
H 10
RBI 3
BB 2
SO 2
LOB 11



Batter	1	2	3	4	5	6	7	8	9	AB	R	H	RBI	BB	SO	LOB	TOP																					
Jerome Walton, R OBP: 0.376, SLG: 0.311	G5-3		G4-3			SF8 1B	FC6-4 BB	G4-3		4	0	1	0	1	0	0	Chicago Cubs @ San Francisco Giants Candlestick Park, San Francisco, CA Tue May 01 1990, 10:05 PM EDT Att: 21,714 - Unknown - 55 F																					
23 Ryne Sandberg, R OBP: 0.298, SLG: 0.407	G3-6-3 1B		2B			1B	FC6-4		HR	5	2	4	1	0	0	1																						
Mark Grace, L OBP: 0.365, SLG: 0.300	G3-6-3		2B			P6		L8	G6-3	5	0	1	1	0	0	4																						
Andre Dawson, R OBP: 0.353, SLG: 0.651		1B 1B	P3			SF8			G6-3	4	2	2	2	0	0	1																						
Lloyd McClendon, R OBP: 0.234, SLG: 0.333		1B				F9				4	0	2	0	0	1	3																						
Doug Dascenzo, S OBP: 0.231, SLG: 0.417		G6-4-3 1B	K						K	1	0	0	0	0	1	0																						
Luis Salazar, R OBP: 0.271, SLG: 0.281		L6								4	1	1	0	0	2	3																						
Joe Kraemer, L										0	0	0	0	0	0	0																						
Bill Long, R										0	0	0	0	0	0	0																						
Mitch Williams, L										0	0	0	0	0	0	0																						
Shawon Dunston, R OBP: 0.316, SLG: 0.519		G6-4-3 1B				HR			G5-3	4	1	3	3	0	0	1																						
Joe Girardi, R OBP: 0.327, SLG: 0.327		G6-4-3				G6-3			P3	4	0	0	0	0	0	3																						
Mike Bielecki, R OBP: 0.429, SLG: 0.429									G4-3	3	1	1	0	0	1	2																						
Paul Assenmacher, L										0	0	0	0	0	0	0																						
Les Lancaster, R										0	0	0	0	0	0	0																						
Domingo Ramos, R OBP: 0.217, SLG: 0.182						23 1B SF8 1B			K	1	0	0	0	0	1	0																						
Inning Stats	R: 0 E: 0 K: 0 S: 6	H: 1 LOB: 0 BB: 0 P: 10	R: 1 E: 0 K: 1 S: 13	H: 3 LOB: 2 BB: 22 P: 20	R: 1 E: 0 K: 1 S: 10	H: 2 LOB: 1 BB: 0 P: 14	R: 0 E: 0 K: 1 S: 6	H: 1 LOB: 0 BB: 0 P: 9	R: 1 E: 0 K: 0 S: 12	H: 3 LOB: 2 BB: 0 P: 20	R: 2 E: 0 K: 0 S: 10	H: 2 LOB: 1 BB: 1 P: 19	R: 1 E: 0 K: 1 S: 16	H: 2 LOB: 1 BB: 0 P: 20	R: 0 E: 0 K: 1 S: 6	H: 0 LOB: 0 BB: 0 P: 6	R: 1 E: 0 K: 1 S: 10	H: 1 LOB: 0 BB: 0 P: 15	1B: 9 2B: 3 3B: 0 HR: 3	SF: 1 SAC: 0 DP: 2 HBP: 0	WP: 0 PB: 0 SB: 0 CS: 0	PA: 41																
PITCHER	IP	WLS	BF	H	R	ER	SO	BB	IBB	HBP	BLK	WP	HR	S	P	ERA	WHIP	PITCHER				IP	WLS	BF	H	R	ER	SO	BB	IBB	HBP	BLK	WP	HR	S	P	ERA	WHIP
Atee Hammaker, L ERA: 2.89	4.0		20	10	3	3	3	0	0	0	0	0	0	43	68	6.75	2.500					1.0		4	1	1	1	1	0	0	0	0	0	1	10	15	9.00	1.000
Bob Knepper, L ERA: 9.0	2.0	L	9	2	2	2	0	1	0	0	0	0	1	14	26	9.00	1.500					2.0		2	2	2	0	0	0	0	0	0	0	1	22	26	4.50	1.000
Ernie Camacho, R ERA: 5.14	2.0		8	2	1	1	2	0	0	0	0	0	1	22	26	4.50	1.000					1.0		4	1	1	1	1	0	0	0	0	0	1	10	15	9.00	1.000
Randy O'Neal, R ERA: 3.48	1.0		4	1	1	1	1	0	0	0	0	0	1	10	15	9.00	1.000																					


Batter	1	2	3	4	5	6	7	8	9	AB	R	H	RBI	BB	SO	LOB	BOTTOM																					
Brett Butler, L OBP: 0.450, SLG: 0.477	FC3-6 1B								G6-3	4	1	1	0	1	0	0	Chicago Cubs @ San Francisco Giants Candlestick Park, San Francisco, CA Tue May 01 1990, 10:05 PM EDT Att: 21,714 - Unknown - 55 F																					
Ernest Riles, L OBP: 0.320, SLG: 0.500	F9								P3	3	0	0	0	1	0	3																						
Dave Anderson, R OBP: 0.182, SLG: 0.273										1	0	0	0	0	0	0																						
Will Clark, L OBP: 0.340, SLG: 0.483	FC3-6 WP									5	0	2	2	0	0	2																						
Kevin Mitchell, R OBP: 0.369, SLG: 0.513	G1-3								G6-3	5	0	1	0	0	0	4																						
Kevin Bass, S OBP: 0.282, SLG: 0.415										2	1	1	0	0	0	0																						
Rick Leach, L OBP: 0.529, SLG: 0.417										2	0	1	0	0	0	2																						
Matt Williams, R OBP: 0.337, SLG: 0.413										3	0	1	1	1	1	0																						
Terry Kennedy, L OBP: 0.455, SLG: 0.550										1	0	0	0	1	0	1																						
Robby Thompson, R OBP: 0.305, SLG: 0.333										1	0	1	0	0	0	0																						
Randy O'Neal, R										0	0	0	0	0	0	0																						
Jose Uribe, S OBP: 0.339, SLG: 0.407										2	1	1	0	0	1	0																						
Bill Bathie, R OBP: 0.333, SLG: 0.250										0	0	0	0	1	0	0																						
Ernie Camacho, R										0	0	0	0	0	0	0																						
Greg Litton, R										1	0	0	0	0	0	1																						
Atee Hammaker, S OBP: 0.091, SLG: 0.091										2	1	0	0	0	0	2																						
Bob Knepper, L										0	0	0	0	0	0	0																						
Gary Carter, R OBP: 0.295, SLG: 0.263										2	0	0	0	0	0	4																						
Inning Stats	R: 0 E: 0 K: 0 S: 13	H: 1 LOB: 1 BB: 0 P: 23	R: 4 E: 1 K: 0 S: 22	H: 3 LOB: 2 BB: 2 P: 35	R: 0 E: 0 K: 0 S: 5	H: 0 LOB: 0 BB: 0 P: 8	R: 0 E: 0 K: 1 S: 7	H: 0 LOB: 0 BB: 0 P: 8	R: 0 E: 0 K: 0 S: 4	H: 0 LOB: 0 BB: 0 P: 7	R: 0 E: 0 K: 0 S: 7	H: 1 LOB: 2 BB: 2 P: 19	R: 0 E: 0 K: 0 S: 9	H: 1 LOB: 2 BB: 1 P: 16	R: 0 E: 0 K: 1 S: 12	H: 1 LOB: 1 BB: 0 P: 16	R: 0 E: 0 K: 0 S: 11	H: 1 LOB: 1 BB: 0 P: 20	1B: 8 2B: 2 3B: 0 HR: 0	SF: 0 SAC: 1 DP: 2 HBP: 0	WP: 2 PB: 1 SB: 0 CS: 0	PA: 40																
PITCHER	IP	WLS	BF	H	R	ER	SO	BB	IBB	HBP	BLK	WP	HR	S	P	ERA	WHIP	PITCHER				IP	WLS	BF	H	R	ER	SO	BB	IBB	HBP	BLK	WP	HR	S	P	ERA	WHIP
Mike Bielecki, R ERA: 3.67	5.0	W	24	6	4	1	1	3	0	0	0	0	0	54	91	1.80	1.800					1.0		4	1	0	0	0	0	0	0	0	0	11	20	0.00	1.000	
Paul Assenmacher, L ERA: 0.53	0.1		2	0	0	0	0	0	1	0	0	0	0	1	5	0.00	0.000																					
Les Lancaster, R ERA: 1.98	1.0		3	0	0	0	0	1	0	0	0	0	0	6	13	0.00	1.000																					
Joe Kraemer, L ERA: 6.75	0.1		1	0	0	0	0	0	0	0	0	0	0	2	2	0.00	0.000																					
Bill Long, R ERA: 5.14	1.1		6	2	0	0	1	0	0	0	0	0	0	16	21	0.00	1.500																					




Batter	1	2	3	4	5	6	7	8	9	AB	R	H	RBI	BB	SO	LOB	TOP					
Marvell Wynne, L (1.8) OBP: 0.184, SLG: 0.179										4	0	1	0	1	0	0	Chicago Cubs @ San Francisco Giants Candlestick Park, San Francisco, CA Wed May 02 1990, 6:33 AM EDT Att: 18,279 - Sunny - 69 F					
23 Ryne Sandberg, R (1.4) OBP: 0.315, SLG: 0.419										5	1	3	0	0	0	1						
Mark Grace, L (1.3) OBP: 0.356, SLG: 0.307										5	3	1	0	0	0	5						
Andre Dawson, R (1.9) OBP: 0.370, SLG: 0.662										5	3	3	3	0	1	1						
Dwight Smith, L (1.7) OBP: 0.365, SLG: 0.391										5	1	3	0	0	0	2						
Luis Salazar, R (1.5) OBP: 0.281, SLG: 0.295										4	1	2	3	0	0	1						
Shawon Dunston, R (1.6) OBP: 0.321, SLG: 0.512										5	0	2	2	0	0	2						
Joe Girardi, R (1.2) OBP: 0.333, SLG: 0.321										4	0	1	1	1	0	2						
Mike Harkey, R (1.1) OBP: 0.143, SLG: 0.143 Paul Assenmacher, L (6.1)										3	0	0	0	0	1	4						
Inning Stats	R: 0 E: 0 K: 1 S: 10	H: 2 LOB: 1 BB: 0 P: 16	R: 0 E: 0 K: 0 S: 8	H: 1 LOB: 2 BB: 1 P: 16	R: 4 E: 0 K: 0 S: 18	H: 6 LOB: 2 BB: 0 P: 21	R: 3 E: 1 K: 0 S: 11	H: 3 LOB: 1 BB: 0 P: 19	R: 0 E: 0 K: 1 S: 6	H: 0 LOB: 0 BB: 0 P: 9	R: 2 E: 0 K: 0 S: 14	H: 4 LOB: 2 BB: 0 P: 20	R: 0 E: 0 K: 0 S: 9	H: 0 LOB: 0 BB: 1 P: 17	R: 0 E: 0 K: 0 S: 9	H: 0 LOB: 0 BB: 0 P: 14	R: 0 E: 0 K: 0 S: 6	H: 0 LOB: 0 BB: 0 P: 9	1B: 14 2B: 2 3B: 0 HR: 0	SF: 1 SAC: 0 DP: 0 HBP: 0	WP: 0 PB: 0 SB: 1 CS: 2	PA: 45
PITCHER	IP WLS BF H R ER SO BB IBB HBP BLK WP HR S P ERA WHIP																					
Scott Garrelts, R (1.1) ERA: 5.55	3.1 L 22 11 7 5 1 0 0 1 0 0 0 0 0 0 42 64 13.50 3.300																					
Randy O'Neal, R (4.1) ERA: 3.0	1.2 6 1 0 0 1 0 0 0 0 0 0 0 0 11 17 0.00 0.600																					
Bob Knepper, L (6.1) ERA: 12.0	1.0 7 4 2 2 0 0 0 0 0 0 0 0 0 14 20 18.00 4.000																					
Ernie Camacho, R (7.1) ERA: 4.0	2.0 7 0 0 0 0 1 0 0 0 0 0 0 0 18 31 0.00 0.500																					
Steve Bedrosian, R (9.1) ERA: 8.0	1.0 3 0 0 0 0 0 0 0 0 0 0 0 0 6 9 0.00 0.000																					

Batter	1	2	3	4	5	6	7	8	9	AB	R	H	RBI	BB	SO	LOB	BOTTOM					
Brett Butler, L (1.8) OBP: 0.457, SLG: 0.472										3	0	1	0	2	0	0	Chicago Cubs @ San Francisco Giants Candlestick Park, San Francisco, CA Wed May 02 1990, 6:33 AM EDT Att: 18,279 - Sunny - 69 F					
Robby Thompson, R (1.4) OBP: 0.291, SLG: 0.316										4	0	0	0	0	0	4						
Will Clark, L (1.3) OBP: 0.327, SLG: 0.462										4	0	0	0	0	1	1						
Kevin Mitchell, R (1.7) OBP: 0.364, SLG: 0.538										4	1	1	1	0	1	1						
Rick Leach, L (1.9) OBP: 0.524, SLG: 0.500 Steve Bedrosian, R (9.1)										4	1	2	0	0	1	0						
Matt Williams, R (1.5) OBP: 0.356, SLG: 0.500										4	3	3	3	0	0	1						
Terry Kennedy, L (1.2) OBP: 0.447, SLG: 0.535 Gary Carter, R (9. PH) OBP: 0.311, SLG: 0.359										3	0	1	0	0	0	0						
Jose Uribe, S (1.6) OBP: 0.322, SLG: 0.386 Ernie Camacho, R (7.1) Greg Litton, R (9.9)										0	0	0	0	0	0	0						
Scott Garrelts, R (1.1) Randy O'Neal, R (4.1) Bill Bathe, R (5. PH) OBP: 0.300, SLG: 0.222 Bob Knepper, L (6.1) Dave Anderson, R (7.6) OBP: 0.154, SLG: 0.231										1	0	0	0	0	1	0						
Inning Stats	R: 0 E: 0 K: 0 S: 10	H: 1 LOB: 0 BB: 0 P: 19	R: 1 E: 0 K: 0 S: 7	H: 1 LOB: 0 BB: 0 P: 11	R: 0 E: 0 K: 1 S: 8	H: 0 LOB: 0 BB: 0 P: 13	R: 0 E: 0 K: 2 S: 11	H: 1 LOB: 1 BB: 0 P: 16	R: 0 E: 0 K: 1 S: 8	H: 1 LOB: 2 BB: 1 P: 17	R: 3 E: 0 K: 0 S: 16	H: 3 LOB: 0 BB: 0 P: 23	R: 0 E: 0 K: 1 S: 7	H: 0 LOB: 0 BB: 1 P: 11	R: 0 E: 0 K: 1 S: 7	H: 0 LOB: 0 BB: 0 P: 12	R: 2 E: 0 K: 0 S: 10	H: 2 LOB: 0 BB: 0 P: 13	1B: 4 2B: 1 3B: 0 HR: 4	SF: 0 SAC: 0 DP: 1 HBP: 0	WP: 1 PB: 0 SB: 0 CS: 0	PA: 37
PITCHER	IP WLS BF H R ER SO BB IBB HBP BLK WP HR S P ERA WHIP																					
Mike Harkey, R (1.1) ERA: 3.57	5.1 W 24 7 4 4 4 1 0 0 0 0 0 1 3 56 94 6.75 1.500																					
Paul Assenmacher, L (6.1) ERA: 1.31	3.2 S 13 2 2 2 2 1 0 0 0 0 0 0 1 28 41 4.91 0.818																					



Batter	1	2	3	4	5	6	7	8	9	AB	R	H	RBI	BB	SO	LOB	TOP					
Roberto Alomar, S (1,4) OBP: 0.344, SLG: 0.357	G3-1		L7			G1-3		SH1-3 1B		4	1	1	0	0	0	0	San Diego Padres @ Chicago Cubs Wrigley Field, Chicago, IL Sat May 05 1990, 3:33 AM CDT Overcast - 55 F					
Tony Gwynn, L (1,9) OBP: 0.341, SLG: 0.430	2B		F8			2B SF7 1B		SH1-3		3	1	2	0	0	0							
Joe Carter, R (1,8) OBP: 0.267, SLG: 0.391	P8				1B			G4-6-3 1B		4	0	3	1	0	0	1						
Jack Clark, R (1,3) OBP: 0.425, SLG: 0.508	2B				K			G4-6-3 1B		3	0	1	0	1	1	2						
Fred Lynn, L (1,7) OBP: 0.313, SLG: 0.373	G6-3				1B			G3		3	0	1	1	0	0	2						
Benito Santiago, R (1,2)		L9			G1-6-3			G6-3		4	0	0	0	0	0	4						
Bip Roberts, S (1,5) OBP: 0.296, SLG: 0.440	P6					G4-6-3 BB		G3-1		3	0	0	0	1	0	0						
Garry Templeton, S (1,6) OBP: 0.230, SLG: 0.282	F7				G4-6-3			G4-3		3	0	0	0	0	0	1						
Andy Benes, R (1,1) Craig Lefferts, L (8,1)			L6			K		K		3	0	0	0	0	2	0						
Inning Stats	R: 0 E: 0 K: 0 S: 15	H: 2 LOB: 2 BB: 0 P: 20	R: 0 E: 0 K: 0 S: 10	H: 0 LOB: 0 BB: 0 P: 14	R: 0 E: 0 K: 0 S: 6	H: 0 LOB: 0 BB: 0 P: 8	R: 0 E: 0 K: 1 S: 7	H: 2 LOB: 1 BB: 0 P: 9	R: 0 E: 0 K: 1 S: 8	H: 0 LOB: 0 BB: 1 P: 15	R: 0 E: 0 K: 1 S: 16	H: 2 LOB: 2 BB: 1 P: 27	R: 0 E: 0 K: 1 S: 9	H: 0 LOB: 0 BB: 0 P: 10	R: 1 E: 0 K: 0 S: 7	H: 2 LOB: 0 BB: 0 P: 9		R: 0 E: 0 K: 0 S: 7	H: 0 LOB: 0 BB: 0 P: 12	1B: 6 2B: 2 3B: 0 HR: 0	SF: 1 SAC: 1 DP: 3 HBP: 0	WP: 0 PB: 0 SB: 0 CS: 0
PITCHER Greg Maddux, R (1,1) ERA: 1.96	IP: 9.0 WLS: W BF: 34 H: 8 R: 2 ER: 2 SO: 3 BB: 1 IBB: 1 HBP: 0 BLK: 0 WP: 0 HR: 0 S: 85 P: 124 ERA: 2.00 WHIP: 1.000															PITCHER						

Batter	1	2	3	4	5	6	7	8	9	AB	R	H	RBI	BB	SO	LOB	BOTTOM					
Marvell Wynne, L (1,8) OBP: 0.176, SLG: 0.161	F9		L9			F8		P3		3	0	0	0	0	0	0	San Diego Padres @ Chicago Cubs Wrigley Field, Chicago, IL Sat May 05 1990, 3:33 AM CDT Overcast - 55 F					
Andre Dawson, R (8,9) OBP: 0.365, SLG: 0.652										1	0	0	0	0	0	0						
23 Ryne Sandberg, R (1,4) OBP: 0.323, SLG: 0.427	2B		E S BB			K		G5-3		3	0	1	0	1	1	0						
Dwight Smith, L (1,9) OBP: 0.357, SLG: 0.367	F7		S BB			K		G3		3	0	0	0	1	1	1						
Mark Grace, L (1,3) OBP: 0.351, SLG: 0.304	P5		G3			F8		HR SH1-4 1B		4	1	1	0	0	0	3						
Dave Clark, L (1,7) OBP: 0.308, SLG: 0.308	G6-3		G3-1			FC6-4 1B		SH1-4		3	0	1	0	0	0	2						
Doug Dascenzo, S (9,9) OBP: 0.231, SLG: 0.417										0	0	0	0	0	0	0						
Luis Salazar, R (1,5) OBP: 0.279, SLG: 0.292	1B 1B					FC6-4		G5-3		4	1	1	0	0	0	2						
Shawon Dunston, R (1,6) OBP: 0.330, SLG: 0.547	1B S CS 1B							HR		4	1	2	2	0	1	0						
Joe Girardi, R (1,2) OBP: 0.333, SLG: 0.321	1B									3	0	1	1	0	0	0						
Greg Maddux, R (1,1)	K							F8		3	0	0	0	0	2	2						
Inning Stats	R: 0 E: 0 K: 0 S: 8	H: 1 LOB: 1 BB: 0 P: 17	R: 1 E: 0 K: 1 S: 17	H: 3 LOB: 2 BB: 0 P: 24	R: 0 E: 0 K: 0 S: 11	H: 0 LOB: 2 BB: 2 P: 24	R: 0 E: 0 K: 1 S: 5	H: 0 LOB: 0 BB: 0 P: 7	R: 0 E: 0 K: 2 S: 8	H: 0 LOB: 0 BB: 0 P: 10	R: 0 E: 0 K: 1 S: 9	H: 1 LOB: 1 BB: 0 P: 11	R: 0 E: 0 K: 0 S: 6	H: 0 LOB: 0 BB: 0 P: 8	R: 0 E: 0 K: 0 S: 5	H: 0 LOB: 0 BB: 0 P: 7		R: 2 E: 0 K: 0 S: 7	H: 2 LOB: 0 BB: 0 P: 8	1B: 5 2B: 2 3B: 0 HR: 1	SF: 0 SAC: 1 DP: 1 HBP: 0	WP: 0 PB: 0 SB: 3 CS: 1
PITCHER Andy Benes, R (1,1) ERA: 3.58 Craig Lefferts, L (8,1) ERA: 3.16	IP: 7.0 WLS: L BF: 27 H: 5 R: 2 ER: 2 SO: 0 BB: 0 IBB: 0 HBP: 0 BLK: 0 WP: 0 HR: 1 S: 64 P: 101 ERA: 1.29 WHIP: 1.000															PITCHER						

Batter	1	2	3	4	5	6	7	8	9	AB	R	H	RBI	BB	SO	LOB	TOP																			
Roberto Alomar, S (1,4) OBP: 0.347, SLG: 0.371	F7		G3-1	1B				F7									5 0 2 1 0 0 0																			
Tony Gwynn, L (1,9) OBP: 0.333, SLG: 0.418	F7		L7	1B				F8									5 0 1 0 0 0 2																			
Joe Carter, R (1,8) OBP: 0.283, SLG: 0.374	F7		F9	F7				G5-4-3									4 0 0 0 1 0 4																			
Jack Clark, R (1,3) OBP: 0.446, SLG: 0.522																	4 1 3 0 1 0 0																			
Mike Pagliarulo, L (1,5) OBP: 0.400, SLG: 0.154																	2 1 1 0 3 0 2																			
Big Roberts, S (1,7) OBP: 0.298, SLG: 0.449																	3 1 1 0 0 0 4																			
Joey Cora, S (1,6) Garry Templeton, S (7,6) OBP: 0.230, SLG: 0.282																	3 1 0 0 1 0 6 0 0 0 0 0 0 0																			
Mark Parent, R (1,2) OBP: 0.400, SLG: 0.429																	4 1 2 4 0 0 3																			
Dennis Rasmussen, L (1,1) Greg Harris, R (6,1)																	3 1 2 1 0 0 1 1 0 0 0 0 0 0																			
Inning Stats	R: 0 E: 0 K: 0 S: 5	H: 0 LOB: 0 BB: 0 P: 7	R: 2 E: 0 K: 0 S: 8	H: 2 LOB: 1 BB: 1 P: 16	R: 0 E: 0 K: 0 S: 6	H: 0 LOB: 0 BB: 0 P: 12	R: 4 E: 0 K: 0 S: 17	H: 4 LOB: 2 BB: 2 P: 33	R: 0 E: 0 K: 0 S: 6	H: 2 LOB: 1 BB: 0 P: 9	R: 0 E: 0 K: 0 S: 5	H: 1 LOB: 0 BB: 0 P: 9	R: 0 E: 0 K: 0 S: 4	H: 0 LOB: 0 BB: 0 P: 6	R: 0 E: 1 K: 0 S: 10	H: 1 LOB: 1 BB: 0 P: 19	1B: 9 2B: 5 3B: 0 HR: 0	SF: 0 SAC: 1 DP: 4 HBP: 0	WP: 0 PA: 41 PB: 0 SB: 0 CS: 0																	
PITCHER	IP	WLS	BF	H	R	ER	SO	BB	IBB	HBP	BLK	WP	HR	S	P	ERA	WHIP	PITCHER		IP	WLS	BF	H	R	ER	SO	BB	IBB	HBP	BLK	WP	HR	S	P	ERA	WHIP
Jose Antonio Nunez, R (1,1) ERA: 6.17	3.0	L	14	2	4	4	0	3	0	0	0	0	0	20	44	12.00	1.667																			
Les Lancaster, R (4,1) ERA: 3.14	0.2		6	4	2	2	0	0	0	0	0	0	0	13	20	27.00	6.000																			
Bill Long, R (4,1) ERA: 3.86	2.1		10	4	0	0	0	0	1	0	0	0	0	17	30	0.00	1.714																			
Joe Kraemer, L (7,1) ERA: 5.11	3.0		11	2	0	0	0	2	0	0	0	0	0	19	34	0.00	1.333																			

San Diego Padres @ Chicago Cubs
Wrigley Field, Chicago, IL
Sat May 05 1990, 3:38 AM CDT
Att: 33,695 - Cloudy - 55 F

AB	34
R	6
H	12
RBI	6
BB	6
SO	0
LOB	22



Batter	1	2	3	4	5	6	7	8	9	AB	R	H	RBI	BB	SO	LOB	BOTTOM																			
Doug Dascenzo, S (1,8) OBP: 0.235, SLG: 0.375	P7		E9	1B				F8									4 0 1 1 0 0 0 1 0 0 0 0 0 1																			
Dave Clark, L (9, FH) OBP: 0.286, SLG: 0.286																																				
23 Ryne Sandberg, R (1,4) OBP: 0.306, SLG: 0.409	K		G4-3					G5-3									4 0 0 1 0 1 1																			
Mark Grace, L (1,3) OBP: 0.364, SLG: 0.321	G4-3																5 2 3 0 0 0 0																			
Andre Dawson, R (1,9) OBP: 0.346, SLG: 0.616																	4 0 0 0 0 0 3																			
Lloyd McClendon, R (1,7) OBP: 0.275, SLG: 0.340																	2 1 1 0 2 0 0																			
Domingo Ramos, R (1,5) OBP: 0.222, SLG: 0.192																	4 0 1 1 0 0 3																			
Shawon Dunston, R (1,6) OBP: 0.315, SLG: 0.528																	3 0 0 1 0 1 3																			
Rick Wrona, R (1,2) OBP: 0.385, SLG: 0.333																	2 1 1 0 0 0 2																			
Dwight Smith, L (6, FH) OBP: 0.068, SLG: 0.400																	1 0 1 1 0 0 0																			
Joe Girardi, R (7,2) OBP: 0.328, SLG: 0.316																	1 0 0 0 0 0 1																			
Jose Antonio Nunez, R (1,1) Les Lancaster, R (4,1) Bill Long, R (4,1) Marvell Wynne, L (6, FH) Dwight Smith, L (6, FH) Joe Girardi, R (7,2) Joe Kraemer, L (7,1) Curtis Wilkerson, S (9, FH)																	0 0 0 0 0 0 0 0 0 0 0 0 0 0 1 0 0 0 0 0 1 1 0 0 0 0 0 1 0 0 0 0 0 0 0 0 0 0 0 0 0 0 1 1 1 0 0 0 0																			
Inning Stats	R: 0 E: 0 K: 1 S: 7	H: 0 LOB: 0 BB: 0 P: 11	R: 0 E: 0 K: 0 S: 5	H: 0 LOB: 0 BB: 0 P: 9	R: 1 E: 1 K: 0 S: 11	H: 2 LOB: 1 BB: 0 P: 14	R: 1 E: 1 K: 0 S: 9	H: 2 LOB: 2 BB: 0 P: 15	R: 0 E: 0 K: 1 S: 5	H: 0 LOB: 0 BB: 0 P: 6	R: 2 E: 0 K: 2 S: 15	H: 3 LOB: 2 BB: 1 P: 25	R: 0 E: 0 K: 0 S: 7	H: 1 LOB: 1 BB: 0 P: 11	R: 0 E: 0 K: 0 S: 5	H: 0 LOB: 1 BB: 1 P: 11	R: 1 E: 0 K: 0 S: 9	H: 1 LOB: 0 BB: 0 P: 12	1B: 7 2B: 2 3B: 0 HR: 0	SF: 2 SAC: 1 DP: 0 HBP: 0	WP: 0 PA: 39 PB: 0 SB: 0 CS: 0															
PITCHER	IP	WLS	BF	H	R	ER	SO	BB	IBB	HBP	BLK	WP	HR	S	P	ERA	WHIP	PITCHER		IP	WLS	BF	H	R	ER	SO	BB	IBB	HBP	BLK	WP	HR	S	P	ERA	WHIP
Dennis Rasmussen, L (1,1) ERA: 5.11	3.2	S	15	3	1	1	2	1	0	0	0	0	0	30	47	2.46	1.091																			
Greg Harris, R (6,1) ERA: 1.37																																				

San Diego Padres @ Chicago Cubs
Wrigley Field, Chicago, IL
Sat May 05 1990, 3:38 AM CDT
Att: 33,695 - Cloudy - 55 F

AB	34
R	5
H	9
RBI	5
BB	2
SO	4
LOB	16



Batter	1	2	3	4	5	6	7	8	9	AB	R	H	RBI	BB	SO	LOB	TOP				
Bip Roberts, S (1, 7) OBP: 0.292, SLG: 0.427	4-0 1B BB	1-1 G4-3		0-1 B6	0-3 K			1-0 F8		4	1	0	0	1	1	2					
Tony Gwynn, L (1, 9) OBP: 0.347, SLG: 0.448	0-1 1B BB	3-1 1B 2B		0-1 1B SF8		1-1 G6-3		3-2 G4-3		5	3	3	0	0	0	0					
Roberto Alomar, S (1, 4) OBP: 0.369, SLG: 0.404	0-1 1B	1-0 1B		1-2 S 1B		1-0 2B		2-0 P3		5	1	4	2	0	0	0					
Joe Carter, R (1, 8) OBP: 0.260, SLG: 0.368	1-2 2H 2H 1B	0-0 F9		1-2 SF8		3-2 F9		1-1 F8		4	0	1	3	0	0	2					
Phil Stephenson, L (1, 3) OBP: 0.444, SLG: 0.500	4-1 S 2B BB	1-0 F9		3-3 K		2-3 K		4-1 HR BB		3	2	0	0	2	2	3					
Benito Santiago, R (1, 2) OBP: 0.417, SLG: 0.658	1-3 K		0-0 F7		1-0 SH3-4 1B		0-0 B2		0-0 HR	5	1	2	2	0	1	1					
Mike Pagliarulo, L (1, 5) OBP: 0.400, SLG: 0.278	3-2 1H 2B		3-2 1B		0-0 L7		1-1 G4-3		3-1 F7	5	0	2	1	0	0	1					
Garry Templeton, S (1, 6) OBP: 0.266, SLG: 0.320	4-0 IBB		0-1 F9		0-0 SH3-4 1B		1-0 1B		0-0 2B	4	0	3	0	1	0	1					
Ed Whitson, R (1, 1) OBP: 0.167, SLG: 0.417	1-3 K		1-3 K		0-0 SH3-4		0-3 K		0-2 G5-3	4	0	0	0	0	3	5					
Inning Stats	R: 4 E: 0 K: 2 S: 20	H: 4 LOB: 2 BB: 3 P: 38	R: 1 E: 0 K: 0 S: 7	H: 2 LOB: 1 BB: 0 P: 13	R: 0 E: 0 K: 1 S: 9	H: 1 LOB: 1 BB: 0 P: 13	R: 1 E: 0 K: 1 S: 15	H: 2 LOB: 1 BB: 0 P: 20	R: 0 E: 0 K: 1 S: 10	H: 1 LOB: 1 BB: 0 P: 17	R: 0 E: 0 K: 1 S: 7	H: 1 LOB: 1 BB: 0 P: 9	R: 0 E: 0 K: 0 S: 5	H: 0 LOB: 0 BB: 0 P: 11	R: 2 E: 0 K: 0 S: 10	H: 2 LOB: 1 BB: 1 P: 18	1B: 9 2B: 5 3B: 0 HR: 1	SF: 1 SAC: 1 DP: 0 HBP: 0	WP: 0 PB: 0 SB: 2 CS: 0	PA: 45	
PITCHER	IP	WLS	BF	H	R	ER	SO	BB	IBB	HBP	BLK	WP	HR	S	P	ERA	WHIP				
Mike Bielecki, R (1, 1) ERA: 4.83	4.2	L	27	11	6	6	4	2	1	0	0	0	0	55	89	11.57	2.786				
Paul Assenmacher, L (5, 1) ERA: 1.17	2.1		9	2	0	0	3	0	0	0	0	0	0	20	29	0.00	0.857				
Mitch Williams, L (8, 1) ERA: 0.00	1.0		3	0	0	0	0	0	0	0	0	0	0	5	11	0.00	0.000				
Bill Long, R (9, 1) ERA: 5.23	1.0		6	2	2	2	0	1	0	0	0	0	1	10	18	18.00	3.000				

San Diego Padres @ Chicago Cubs
Wrigley Field, Chicago, IL
Sun May 06 1990, 3:33 AM CDT
Att: 34,077 - Sunny

livebaseballscores.com
AB 39
R 8
H 15
RBI 8
BB 4
SO 7
LOB 15



Batter	1	2	3	4	5	6	7	8	9	AB	R	H	RBI	BB	SO	LOB	BOTTOM				
Curtis Wilkerson, S (1, 5) OBP: 0.333, SLG: 0.412	0-1 F8		0-2 23 1B 2B			0-0 F8		0-0 23 1B 1B		4	2	2	0	0	0	0					
23 Ryne Sandberg, R (1, 4) OBP: 0.314, SLG: 0.412	2-2 P3		0-2 2H 1B			0-1 L8		0-0 1B 1B		4	0	2	1	0	0	0					
Mark Grace, L (1, 3) OBP: 0.359, SLG: 0.318	1-1 P8		0-0 G4-3			0-0 G4-3		0-0 1-3 2H 1B		4	0	1	1	0	0	1					
Andre Dawson, R (1, 9) OBP: 0.329, SLG: 0.584		1-2 G6-3		1-2 G5-3		0-0 G3-1		0-0 F7		4	0	0	0	0	0	2					
Dwight Smith, L (1, 7) OBP: 0.377, SLG: 0.463		2-0 L1		0-0 L8		0-0 G1-3 1B		1-1 HR		4	1	2	1	0	0	0					
Marvell Wynne, L (1, 8) OBP: 0.168, SLG: 0.179		1-0 1B		2-0 G3-1		1-0 G1-3		1-1 F7		2	0	1	0	0	0	0					
Paul Assenmacher, L (5, 1) ERA: 1.17										0	0	0	0	0	0	0					
Dave Clark, L (7, 99)										0	0	0	0	0	0	0					
Mitch Williams, L (8, 1) ERA: 0.00										0	0	0	0	0	0	0					
Bill Long, R (9, 1) ERA: 5.23										0	0	0	0	0	0	0					
Lloyd McClendon, R (9, 91) OBP: 0.269, SLG: 0.333										1	0	0	0	0	0	0					
Shawon Dunston, R (1, 6) OBP: 0.302, SLG: 0.505		0-0 F8				2-3 K		1-2 G6-3		4	0	0	0	0	1	2					
Joe Girardi, R (1, 2) OBP: 0.308, SLG: 0.295			1-0 G6-3		1-1 G5-3		0-0 F9		1-2 L9	4	0	0	0	0	0	0					
Mike Bielecki, R (1, 1) OBP: 0.375, SLG: 0.375			1-1 G6-3		1-2 G1-3		0-1 F8			1	0	0	0	0	0	0					
Doug Dascenzo, S (5, 8) OBP: 0.211, SLG: 0.333										2	0	0	0	0	0	0					
Inning Stats	R: 0 E: 0 K: 0 S: 7	H: 0 LOB: 0 BB: 0 P: 10	R: 0 E: 0 K: 0 S: 8	H: 1 LOB: 1 BB: 0 P: 12	R: 1 E: 0 K: 0 S: 10	H: 2 LOB: 1 BB: 0 P: 12	R: 0 E: 0 K: 0 S: 5	H: 0 LOB: 0 BB: 0 P: 8	R: 0 E: 0 K: 1 S: 10	H: 0 LOB: 0 BB: 0 P: 14	R: 0 E: 0 K: 0 S: 4	H: 1 LOB: 1 BB: 0 P: 6	R: 1 E: 0 K: 0 S: 7	H: 3 LOB: 2 BB: 0 P: 7	R: 1 E: 0 K: 0 S: 8	H: 1 LOB: 0 BB: 0 P: 11	1B: 6 2B: 1 3B: 0 HR: 1	SF: 0 SAC: 0 DP: 0 HBP: 0	WP: 0 PB: 0 SB: 0 CS: 0	PA: 35	
PITCHER	IP	WLS	BF	H	R	ER	SO	BB	IBB	HBP	BLK	WP	HR	S	P	ERA	WHIP				
Ed Whitson, R (1, 1) ERA: 1.98	9.0	W	35	8	3	3	1	0	0	0	0	0	1	63	84	3.00	0.889				

San Diego Padres @ Chicago Cubs
Wrigley Field, Chicago, IL
Sun May 06 1990, 3:33 AM CDT
Att: 34,077 - Sunny

livebaseballscores.com
AB 35
R 3
H 8
RBI 3
BB 0
SO 1
LOB 6



Batter	1	2	3	4	5	6	7	8	9	AB	R	H	RBI	BB	SO	LOB	TOP										
Oddibe McDowell, L (1, 8) OBP: 0.269, SLG: 0.352 Charlie Kerfeld, R (7, 1) Alexis Infante, R (9, PH) Joe Boever, R (9, 1)	2-2 G3-6-3 1B	4-1 BB		2-0 P6		1-1 G6-3 1B	1-0 G4-3		3-3 K	4	0	2	1	1	0	2											
Jeff Treadway, L (1, 4) OBP: 0.329, SLG: 0.466	0-0 G3-6-3 1-2	3-3 K			2-0 FC4-6 1B	2-2 G6-3 1-2 2-3 3-H		1-0 P7		5	0	1	1	0	1	6											
Ron Gant, R (1, 7) OBP: 0.310, SLG: 0.333	2-1 S 1B		3-2 G4-6-3 1B		3-3 K	3-2 SF8		3-2 G6-3		4	1	2	1	0	1	1											
Dale Murphy, R (1, 9) OBP: 0.374, SLG: 0.443	3-2 1-H 1B		1-0 G4-6-3 1-2		3-1 FC4-6 1-2	3-H 4-0 IBB		4-0 BB		3	0	1	1	2	0	2											
Ernie Whitt, L (1, 2) OBP: 0.304, SLG: 0.289 Joe Hesketh, R (6, 1) Dwayne Henry, R (6, 1) Andres Thomas, R (7, 6) OBP: 0.195, SLG: 0.282	1-2 G4-3		2-0 G3-1		1-2 G5-3	0-0 G1-3		1-0 P4		4	0	0	0	0	0	4											
Mark Lemke, S (1, 5) OBP: 0.291, SLG: 0.200		1-0 E1 BB BB		4-1 G6-4-3 BB		4-2 1B E BB	0-3 K		4-2 HR BB	2	2	0	0	3	1	0											
Mike Bell, L (1, 3) OBP: 0.150, SLG: 0.500 Jody Davis, R (9, PH) OBP: 0.130, SLG: 0.048		4-2 BB BB		2-2 G6-4-3 1-2		0-0 E BB 1B	2-1 1B HBP		1-3 K	2	1	1	0	1	0	1											
Jeff Blausler, R (1, 6) OBP: 0.333, SLG: 0.391		0-3 K		3-1 HR		4-2 1B E G6-3 BB	1-0 F8		0-0 HR	4	3	2	3	1	1	3											
Marty Clary, R (1, 1) Tommy Gregg, L (4, PH) OBP: 0.135, SLG: 0.147 Tony Castillo, L (4, 1) Lonnie Smith, R (6, PH) OBP: 0.307, SLG: 0.313 Greg Olson, R (6, 2) OBP: 0.417, SLG: 0.429		1-3 K		1-1 HR		3-2 E6 G6-3 1B SF8	3-1 1B		1-3 K	1	0	0	0	0	1	2											
Inning Stats	R: 1 E: 0 K: 0 S: 12	H: 3 LOB: 1 BB: 0 P: 20	R: 0 E: 1 K: 3 S: 14	H: 0 LOB: 3 BB: 2 P: 27	R: 0 E: 0 K: 0 S: 5	H: 1 LOB: 0 BB: 0 P: 11	R: 2 E: 0 K: 0 S: 9	H: 2 LOB: 1 BB: 0 P: 21	R: 0 E: 0 K: 1 S: 9	H: 1 LOB: 1 BB: 0 P: 18	R: 4 E: 1 K: 0 S: 19	H: 2 LOB: 2 BB: 3 P: 38	R: 0 E: 0 K: 1 S: 8	H: 1 LOB: 2 BB: 0 P: 15	R: 0 E: 0 K: 0 S: 7	H: 0 LOB: 1 BB: 1 P: 16	R: 2 E: 0 K: 3 S: 15	H: 1 LOB: 0 BB: 1 P: 24	1B: 8 2B: 0 3B: 0 HR: 3	SF: 1 SAC: 0 DP: 3 HBP: 1	WP: 0 PB: 0 SB: 1 CS: 0	PA: 46					
PITCHER	IP	WLS	BF	H	R	ER	SO	BB	IBB	HBP	BLK	WP	HR	S	P	ERA	WHIP										
Mike Harkey, R (1, 1) ERA: 4.55	5.0		26	8	6	5	4	5	0	0	0	0	2	56	112	9.00	2.600										
Bill Long, R (6, 1) ERA: 5.23	0.0		1	0	0	0	0	0	0	0	0	0	0	5	8	∞	∞										
Joe Kraemer, L (6, 1) ERA: 4.4	2.0		10	2	1	0	1	0	1	1	0	0	0	15	30	0.00	1.000										
Mitch Williams, L (8, 1) ERA: 1.13	2.0	L	9	1	2	2	3	2	0	0	0	0	1	22	40	9.00	1.500										

Atlanta Braves @ Chicago Cubs
Wrigley Field, Chicago, IL
Mon May 07 1990, 7:05 PM CDT
Att: 32,266 - Unknown - 75 F

AB 36
R 9
H 11
RBI 9
BB 8
SO 8
LOB 25



Batter	1	2	3	4	5	6	7	8	9	AB	R	H	RBI	BB	SO	LOB	BOTTOM											
Curtis Wilkerson, S (1, 5) OBP: 0.349, SLG: 0.409	1-0 G1-3	1-0 23 WP 23 HR 1B		0-0 1B		0-3 K		2-0 G4-3		5	1	2	1	0	1	1												
23 Ryne Sandberg, R (1, 4) OBP: 0.318, SLG: 0.451	1-0 1B	1-0 1-H HR		2-3 K		0-1 FC5-4 1-2		0-1 G2-3		5	2	2	2	0	1	2												
Mark Grace, L (1, 3) OBP: 0.361, SLG: 0.323	1-0 2-H 1B	0-3 K			0-0 G5-3		1-0 BLK G1 BB 1B		1-1 L7	5	1	2	1	0	1	0												
Andre Dawson, R (1, 9) OBP: 0.333, SLG: 0.563	0-0 F9		2-1 G5-3		1-3 K		4-0 G1 BLK BB		4-1 S BB	3	0	0	0	2	1	1												
Dwight Smith, L (1, 7) OBP: 0.375, SLG: 0.456 Mitch Williams, L (8, 1) Lloyd McClendon, R (9, PH) OBP: 0.264, SLG: 0.327	1-3 K		1-2 F7		3-2 CS 1B		2-2 G3		3-3 K	3	0	1	0	0	1	1												
Marvell Wynne, L (1, 8) OBP: 0.238, SLG: 0.237		0-1 F8 E 1B		2-0 2B		1-1 CS		4-0 G1 IBB		4	1	2	0	1	2	1												
Shawon Dunston, R (1, 6) OBP: 0.300, SLG: 0.495		1-1 F8		0-0 P1		1-2 2B 1B		2-2 G1		4	1	1	1	0	0	4												
Joe Girardi, R (1, 2) OBP: 0.319, SLG: 0.323		0-0 S 1B 1B		0-0 G4-3		1-2 2B 1B		0-0 K		4	2	2	2	0	1	2												
Mike Harkey, R (1, 1) ERA: 4.43 Bill Long, R (6, 1) ERA: 3.38 Joe Kraemer, L (6, 1) ERA: 3.0 Doug Dascenzo, S (7, PH) OBP: 0.228, SLG: 0.335 Jerome Walton, R (7, PH) OBP: 0.250, SLG: 0.250		3-H 1B 1B		2-2 G4-3		1-2 23 FC5-4 1B		3-2 G6-3		2	0	0	0	0	1	1												
Inning Stats	R: 1 E: 0 K: 1 S: 8	H: 2 LOB: 1 BB: 0 P: 11	R: 4 E: 1 K: 2 S: 13	H: 4 LOB: 0 BB: 0 P: 17	R: 0 E: 0 K: 0 S: 7	H: 1 LOB: 1 BB: 0 P: 12	R: 0 E: 0 K: 1 S: 9	H: 1 LOB: 1 BB: 0 P: 13	R: 0 E: 0 K: 2 S: 17	H: 3 LOB: 1 BB: 0 P: 21	R: 1 E: 0 K: 1 S: 12	H: 1 LOB: 2 BB: 2 P: 26	R: 0 E: 0 K: 0 S: 7	H: 0 LOB: 0 BB: 0 P: 12	R: 0 E: 0 K: 2 S: 10	H: 0 LOB: 1 BB: 1 P: 19	1B: 9 2B: 3 3B: 0 HR: 1	SF: 0 SAC: 0 DP: 0 HBP: 0	WP: 1 PB: 0 SB: 2 CS: 1	PA: 43								
PITCHER	IP	WLS	BF	H	R	ER	SO	BB	IBB	HBP	BLK	WP	HR	S	P	ERA	WHIP											
Marty Clary, R (1, 1) ERA: 4.43	3.0		16	7	5	5	3	0	0	0	0	0	0	17	28	40	15.00	2.333										
Tony Castillo, L (4, 1) ERA: 3.38	2.0		7	2	0	0	2	0	0	0	0	0	0	17	26	0.00	1.000											
Joe Hesketh, L (6, 1) ERA: 3.0	0.1		4	3	2	2	1	0	0	0	0	0	0	12	16	54.00	9.000											
Dwayne Henry, R (6, 1) ERA: 5.87	1.0		5	1	1	1	1	1	0	0	1	0	0	10	17	9.00	2.000											
Charlie Kerfeld, R (7, 1) ERA: 6.0	1.2	W	6	0	0	0	1	0	1	0	0	0	0	14	26	0.00	0.000											

Atlanta Braves @ Chicago Cubs
Wrigley Field, Chicago, IL
Mon May 07 1990, 7:05 PM CDT
Att: 32,266 - Unknown - 75 F

AB 39
R 8
H 13
RBI 8
BB 3
SO 10
LOB 16



Batter	1	2	3	4	5	6	7	8	9	AB	R	H	RBI	BB	SO	LOB	TOP	
Oddibe McDowell, L OBP: 0.280, SLG: 0.373	0-3 K		0-0 CS 1B		1-1 G6-3					3	0	1	0	0	1	1		
Jeff Treadway, L OBP: 0.358, SLG: 0.475	1-1 1B		3-2 F8 1-2							2	0	1	0	0	0	1		
Ron Gant, R OBP: 0.320, SLG: 0.391	0-2 L9		0-0 F8							2	0	0	0	0	0	1		
Dale Murphy, R OBP: 0.364, SLG: 0.419	1-1 1B			2-2 E5 G3-6-3						2	0	1	0	0	0	0		
Ernie Whitt, L OBP: 0.288, SLG: 0.271	1-3 K			1-0 L8						2	0	0	0	0	1	3		
Mark Lemke, S OBP: 0.274, SLG: 0.192			2-0 G4-3		2-0 G3-6-3					2	0	0	0	0	0	1		
Mike Bell, L OBP: 0.429, SLG: 0.200			0-1 G4-3		1-1 G4-3					2	0	0	0	0	0	0		
Jeff Blauser, R OBP: 0.373, SLG: 0.471			1-1 HBP		2-1 2B					1	0	1	0	0	0	0		
Pete Smith, R OBP: 0.100, SLG: 0.100			0-1 F8		0-0 G6-3					2	0	0	0	0	0	2		
Inning Stats	R: 0 H: 2 E: 0 K: 2 S: 13	H: 2 LOB: 2 BB: 0 P: 16	R: 0 H: 0 E: 0 K: 0 S: 6	H: 0 LOB: 1 BB: 0 P: 9	R: 0 H: 1 E: 0 K: 0 S: 7	H: 0 LOB: 0 BB: 0 P: 10	R: 0 H: 0 E: 1 K: 0 S: 5	H: 0 LOB: 0 BB: 0 P: 10	R: 0 H: 1 E: 0 K: 0 S: 7	H: 1 LOB: 1 BB: 0 P: 11								
PITCHER Les Lancaster, R ERA: 2.33	IP: 5.0 WLS: W BF: 19 H: 4 R: 0 ER: 0 SO: 2 BB: 0 IBB: 0 HBP: 1 BLK: 0 WP: 0 HR: 0 S: 38 P: 56 ERA: 0.00 WHIP: 0.800																	

Atlanta Braves @ Chicago Cubs
Wrigley Field, Chicago, IL
Wed May 09 1990, 3:33 AM CDT
Att: 14,266 - Cloudy - 65 F

AB 18
R 0
H 4
RBI 0
BB 0
SO 2
LOB 9



WP: 0 PA: 19
PB: 0
SB: 0
CS: 1
1B: 3 SF: 0
2B: 1 SAC: 0
3B: 0 DP: 1
HR: 0 HBP: 1


Batter	1	2	3	4	5	6	7	8	9	AB	R	H	RBI	BB	SO	LOB	BOTTOM	
Jerome Walton, R OBP: 0.391, SLG: 0.346	3-2 F9		1-2 23 BLK 23 HR 1B							2	1	1	0	0	0	0		
23 Ryne Sandberg, R OBP: 0.322, SLG: 0.482	0-0 L9		0-2 1-H HR							2	1	1	2	0	0	0		
Mark Grace, L OBP: 0.353, SLG: 0.310	2-2 G6-3		0-3 K							2	0	0	0	0	1	0		
Andre Dawson, R OBP: 0.347, SLG: 0.621		2-0 F8		3-2 G5-3						2	0	0	0	0	0	0		
Dwight Smith, L OBP: 0.373, SLG: 0.450		2-1 G6-3		3-2 CS 1B						2	0	1	0	0	0	0		
Curtis Wilkerson, S OBP: 0.393, SLG: 0.481		1-2 FC6 1B		2-2 1-2 HR 1B						2	1	2	0	0	0	0		
Domingo Ramos, R OBP: 0.212, SLG: 0.281		1-0 FC6		2-0 1-H HR						2	1	1	2	0	0	1		
Rick Wrona, R OBP: 0.313, SLG: 0.267			1-1 P6		0-0 G5-3					2	0	0	0	0	0	0		
Les Lancaster, R ERA: 2.78			3-3 K							1	0	0	0	0	1	0		
Inning Stats	R: 0 H: 0 E: 0 K: 0 S: 9	H: 0 LOB: 0 BB: 0 P: 14	R: 0 H: 1 E: 0 K: 0 S: 7	H: 1 LOB: 0 BB: 0 P: 13	R: 2 H: 2 E: 0 K: 2 S: 15	H: 2 LOB: 0 BB: 0 P: 20	R: 2 H: 3 E: 0 K: 0 S: 12	H: 3 LOB: 0 BB: 0 P: 22										
PITCHER Pete Smith, R ERA: 2.78	IP: 4.0 WLS: L BF: 17 H: 6 R: 4 ER: 4 SO: 2 BB: 0 IBB: 0 HBP: 0 BLK: 1 WP: 0 HR: 2 S: 43 P: 69 ERA: 9.00 WHIP: 1.500																	

Atlanta Braves @ Chicago Cubs
Wrigley Field, Chicago, IL
Wed May 09 1990, 3:33 AM CDT
Att: 14,266 - Cloudy - 65 F

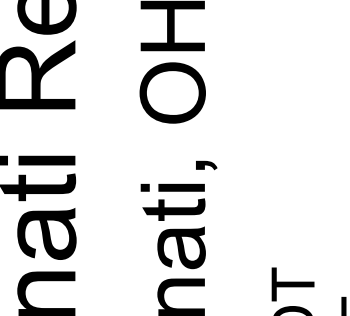
AB 17
R 4
H 6
RBI 4
BB 0
SO 2
LOB 1



WP: 0 PA: 17
PB: 0
SB: 0
CS: 1
1B: 4 SF: 0
2B: 0 SAC: 0
3B: 0 DP: 0
HR: 2 HBP: 0

Batter	1	2	3	4	5	6	7	8	9	AB	R	H	RBI	BB	SO	LOB	TOP				
Jerome Walton, R OBP: 0.392, SLG: 0.341	2-2 23 HR 1B	3-1 F9		1-3 K		3-1 F9		4-1 23 CS BB		4	1	1	0	1	1	3	Chicago Cubs @ Cincinnati Reds Riverfront Stadium, Cincinnati, OH Fri May 11 1990, 7:05 PM EDT Att: 38,900 - Unknown - 62 F				
23 Ryne Sandberg, R OBP: 0.342, SLG: 0.513	1-0 HR	2-2 F7		4-0 IBB		2-1 S 1B		4-0 FC6-4 BB		3	1	2	2	2	0	0					
Mark Grace, L OBP: 0.355, SLG: 0.317	2-2 F7		0-0 2B	1-3 K		2-0 1B		0-0 FC6-4		4	0	1	0	0	1	5					
Andre Dawson, R OBP: 0.360, SLG: 0.652	1-0 HR		0-0 F8		2-0 G5-3 S 1B	1-0 P3		1-2 G4-6-3 1B		5	1	3	1	0	0	4					
Dwight Smith, L OBP: 0.375, SLG: 0.438	4-0 E S G4-3 BB		2-3 K		2-3 K		3-2 G4-3		0-0 G4-6-3 1B	4	1	1	0	1	2	2					
Curtis Wilkerson, S OBP: 0.333, SLG: 0.406	2-2 G4-3		2-1 G4-3		0-0 G5-3		1-0 G3		0-1 G4-6-3	5	0	0	1	0	0	4					
Shawon Dunston, R OBP: 0.302, SLG: 0.515	2-1 HR		0-2 G4-3 1B		2-1 F9		0-0 P6		0-1 G3	5	1	2	1	0	0	2					
Joe Girardi, R OBP: 0.329, SLG: 0.338	1-1 G5-3		2-2 G4-3 1B		0-0 F9 2B		0-0 G6-3			4	0	2	0	0	0	0					
Greg Maddux, R Mitch Williams, L		1-3 K		0-0 G4-3		0-0 B1-4		1-3 K		4	0	0	0	0	2	3	AB 38 R 5 H 12 RBI 5 BB 4 SO 6 LOB 23 				
Inning Stats	R: 5 E: 0 K: 0 S: 19	H: 4 LOB: 0 BB: 1 P: 33	R: 0 E: 0 K: 1 S: 8	H: 0 LOB: 0 BB: 0 P: 14	R: 0 E: 0 K: 1 S: 7	H: 1 LOB: 1 BB: 0 P: 11	R: 0 E: 0 K: 2 S: 15	H: 2 LOB: 3 BB: 1 P: 22	R: 0 E: 0 K: 1 S: 7	H: 1 LOB: 1 BB: 0 P: 13	R: 0 E: 0 K: 0 S: 5	H: 0 LOB: 0 BB: 0 P: 9	R: 0 E: 0 K: 1 S: 6	H: 0 LOB: 2 BB: 2 P: 15	R: 0 E: 0 K: 0 S: 8	H: 2 LOB: 1 BB: 0 P: 9		1B: 7 2B: 2 3B: 0 HR: 3	SF: 0 SAC: 0 DP: 1 HBP: 1	WP: 0 PA: 43 PB: 0 SB: 3 CS: 1	
PITCHER	IP WLS BF H R ER SO BB IBB HBP BLK WP HR S P ERA WHIP	IP WLS BF H R ER SO BB IBB HBP BLK WP HR S P ERA WHIP																			
Scott Scudder, R ERA: 6.75	(1, 1) 0.2	(1, 1) 5.0	(6, 1) 2.0	(8, 1) 0.1	(9, 1) 1.0																
Tim Birtsas, L ERA: 2.53	(1, 1) 5.0	(6, 1) 2.0	(8, 1) 0.1	(9, 1) 1.0																	
Rick Mahler, R ERA: 4.12	(1, 1) 0.2	(1, 1) 5.0	(6, 1) 2.0	(8, 1) 0.1	(9, 1) 1.0																
Norm Charlton, L ERA: 3.06	(1, 1) 0.2	(1, 1) 5.0	(6, 1) 2.0	(8, 1) 0.1	(9, 1) 1.0																
Rob Dibble, R ERA:	(1, 1) 0.2	(1, 1) 5.0	(6, 1) 2.0	(8, 1) 0.1	(9, 1) 1.0																

Batter	1	2	3	4	5	6	7	8	9	AB	R	H	RBI	BB	SO	LOB	BOTTOM		
Chris Sabo, R OBP: 0.440, SLG: 0.634	1-2 G5-3		0-0 G6-3	1-0 2H 1B 2B		2-2 F8		2-2 1H 2H 3H 2B		5	1	2	4	0	0	0	Chicago Cubs @ Cincinnati Reds Riverfront Stadium, Cincinnati, OH Fri May 11 1990, 7:05 PM EDT Att: 38,900 - Unknown - 62 F		
Herm Winningham, L OBP: 0.310, SLG: 0.333	3-1 G3-1		0-1 G3-1 1B	2-0 2H 1B		1-1 G5-3		0-0 G4-3		5	0	2	1	0	0	1			
Barry Larkin, R OBP: 0.408, SLG: 0.406	0-1 G5-3		1-0 G3-1 1B	0-1 F8		0-2 G4-3				4	0	1	0	0	0	1			
Todd Benzinger, S OBP: 0.368, SLG: 0.406		0-0 1B FC5-4 1B	1-0 G3-1		0-0 S 1B		2-2 G6-3			4	1	2	0	0	0	2			
Paul O'Neill, L OBP: 0.374, SLG: 0.448	1-0 FC5-4 1B		3-2 F8		2-0 F7		0-0 BB 1B 2B			4	1	2	0	0	0	3			
Billy Hatcher, R OBP: 0.383, SLG: 0.471		1-3 K		1-0 WP FC3 2B		2-3 K		0-0 L4		4	1	1	0	0	2	4			
Ron Oester, S OBP: 0.318, SLG: 0.409		1-1 FC5-4 1B		2-1 FC3 FC6-4		2-3 K		1-0 BB 2B 1B		3	0	1	1	0	1	1			
Rick Mahler, R OBP: 0.286, SLG: 0.286										0	0	0	0	0	0	0			
Norm Charlton, S OBP: 0.333, SLG: 0.333										0	0	0	0	0	0	0			
Ken Griffey, L OBP: 0.333, SLG: 0.357										1	1	1	0	0	0	0			
Rob Dibble, L										0	0	0	0	0	0	0			
Joe Oliver, R OBP: 0.367, SLG: 0.423										0	0	0	0	0	0	0			
Jeff Reed, L OBP: 0.214, SLG: 0.333										3	2	0	1	1	0	3			
Scott Scudder, R OBP: 0.333, SLG: 0.333										0	0	0	0	0	0	0			
Tim Birtsas, L										1	0	0	0	0	0	2			
Luis Quinones, S OBP: 0.280, SLG: 0.286										2	0	0	0	0	0	3			
Inning Stats	R: 0 E: 0 K: 0 S: 7	H: 0 LOB: 0 BB: 0 P: 11	R: 1 E: 0 K: 1 S: 10	H: 3 LOB: 2 BB: 0 P: 13	R: 0 E: 0 K: 0 S: 9	H: 2 LOB: 2 BB: 0 P: 14	R: 3 E: 0 K: 0 S: 12	H: 3 LOB: 1 BB: 0 P: 20	R: 0 E: 0 K: 2 S: 10	H: 1 LOB: 1 BB: 0 P: 15	R: 0 E: 0 K: 0 S: 8	H: 0 LOB: 0 BB: 0 P: 10	R: 0 E: 0 K: 0 S: 8	H: 0 LOB: 0 BB: 0 P: 11	R: 3 E: 0 K: 0 S: 15	H: 3 LOB: 1 BB: 1 P: 25	1B: 9 2B: 3 3B: 0 HR: 0	SF: 0 SAC: 1 DP: 0 HBP: 0	WP: 1 PA: 38 PB: 0 SB: 1 CS: 0
PITCHER	IP WLS BF H R ER SO BB IBB HBP BLK WP HR S P ERA WHIP	IP WLS BF H R ER SO BB IBB HBP BLK WP HR S P ERA WHIP																	
Greg Maddux, R ERA: 2.66	(1, 1) 7.1	(8, 1) 0.2																	
Mitch Williams, L ERA: 2.16	(1, 1) 0.2	(8, 1) L 5																	



Batter	1	2	3	4	5	6	7	8	9	AB	R	H	RBI	BB	SO	LOB	TOP										
Jerome Walton, R (1, 8) OBP: 0.376, SLG: 0.326	E9			G5-3		L7	G5-3			4	0	0	0	0	0	2											
23 Ryne Sandberg, R (1, 4) OBP: 0.331, SLG: 0.496	G4-3			F9		FC4-6		K		4	0	0	0	0	1	1											
Shawon Dunston, R (1, 6) OBP: 0.309, SLG: 0.514	G4-3			F8			2B	G1-3		4	1	2	0	0	0	0											
Andre Dawson, R (1, 9) OBP: 0.356, SLG: 0.646		F7			P6			G1-3		4	1	1	0	0	0	1											
Lloyd McClendon, R (1, 3) OBP: 0.274, SLG: 0.304		F9					L5	L6		3	0	0	0	1	0	3											
Curtis Wilkerson, S (1, 5) OBP: 0.324, SLG: 0.371		G6-3			F4				K	3	1	0	0	1	1	1											
Doug Dascenzo, S (1, 7) OBP: 0.240, SLG: 0.375			G6-3		F8				K	4	1	1	3	0	1	1											
Joe Girardi, R (1, 2) OBP: 0.313, SLG: 0.320			F9			P4	P6	F9		4	0	0	0	0	0	1											
Mike Bielecki, R (1, 1) OBP: 0.455, SLG: 0.400										2	0	1	1	1	0	0											
Mitch Williams, L (9, 1)										0	0	0	0	0	0	0											
Domingo Ramos, R (9, 5) OBP: 0.212, SLG: 0.281										0	0	0	0	0	0	0											
Inning Stats	R: 0 E: 1 K: 0 S: 8	H: 0 LOB: 0 BB: 0 P: 11	R: 0 E: 0 K: 0 S: 6	H: 0 LOB: 0 BB: 0 P: 9	R: 0 E: 0 K: 0 S: 5	H: 0 LOB: 0 BB: 0 P: 7	R: 0 E: 0 K: 0 S: 6	H: 0 LOB: 0 BB: 0 P: 11	R: 0 E: 0 K: 0 S: 7	H: 0 LOB: 1 BB: 1 P: 15	R: 4 E: 0 K: 0 S: 14	H: 4 LOB: 1 BB: 1 P: 23	R: 0 E: 0 K: 1 S: 9	H: 1 LOB: 1 BB: 0 P: 15	R: 0 E: 0 K: 2 S: 7	H: 0 LOB: 0 BB: 0 P: 10	1B: 3 2B: 2 3B: 0 HR: 0	SF: 0 SAC: 0 DP: 0 HBP: 0	WP: 0 PA: 35 PB: 0 SB: 1 CS: 0								
PITCHER	IP	WLS	BF	H	R	ER	SO	BB	IBB	HBP	BLK	WP	HR	S	P	ERA	WHIP										
Tom Browning, L (1, 1) ERA: 3.33	6.2	L	27	4	4	4	0	2	1	0	0	0	0	50	84	5.40	0.900										
Tim Layana, R (7, 1) ERA: 3.75	1.1		5	1	0	0	1	0	0	0	0	0	0	11	18	0.00	0.750										
Norm Charlton, L (9, 1) ERA: 2.89	1.0		3	0	0	0	2	0	0	0	0	0	0	7	10	0.00	0.000										

Chicago Cubs @ Cincinnati Reds
Riverfront Stadium, Cincinnati, OH
Sat May 12 1990, 7:05 PM EDT
Att: 33,646 - Unknown

AB	32
R	4
H	5
RBI	4
BB	3
SO	3
LOB	10



Batter	1	2	3	4	5	6	7	8	9	AB	R	H	RBI	BB	SO	LOB	BOTTOM										
Chris Sabo, R (1, 5) OBP: 0.425, SLG: 0.610	P5		P4			G5-3		FC6-4		4	0	0	0	0	0	1											
Mariano Duncan, R (1, 4) OBP: 0.453, SLG: 0.655	G6-3		F8			P3			G6-4-3 1B HR	4	1	1	0	0	0	0											
Barry Larkin, R (1, 6) OBP: 0.411, SLG: 0.409	G6-3			F7 1B		G1-3			G6-4-3 1B	4	0	2	0	0	0	0											
Todd Benzinger, S (1, 3) OBP: 0.356, SLG: 0.390		G4-3		F7		F7			G6-4-3	4	0	0	0	0	0	3											
Paul O'Neill, L (1, 9) OBP: 0.369, SLG: 0.470		G3-1		F9		F7				4	1	1	2	0	0	1											
Billy Hatcher, R (1, 8) OBP: 0.378, SLG: 0.462			WP 1B		G6-3		P3			4	0	1	0	0	1	1											
Ken Griffey, L (1, 7) OBP: 0.333, SLG: 0.313					F9			P9		2	0	0	0	1	0	0											
Jeff Reed, L (1, 2) OBP: 0.176, SLG: 0.267					F7			P5		3	0	0	0	0	1	2											
Tom Browning, L (1, 1) ERA: 4.08										2	0	0	0	0	2	0											
Tim Layana, R (7, 1) ERA: 2.55										0	0	0	0	0	0	0											
Hal Morris, L (6, PH) OBP: 0.250, SLG: 0.200										1	0	1	0	0	0	0											
Norm Charlton, S (9, 1) ERA: 2.55										0	0	0	0	0	0	0											
Inning Stats	R: 0 E: 0 K: 0 S: 8	H: 1 LOB: 2 BB: 1 P: 12	R: 0 E: 0 K: 1 S: 11	H: 1 LOB: 1 BB: 1 P: 19	R: 0 E: 0 K: 1 S: 10	H: 0 LOB: 0 BB: 0 P: 17	R: 0 E: 0 K: 0 S: 4	H: 1 LOB: 1 BB: 0 P: 5	R: 0 E: 0 K: 1 S: 9	H: 0 LOB: 0 BB: 0 P: 17	R: 0 E: 0 K: 0 S: 6	H: 0 LOB: 0 BB: 0 P: 9	R: 0 E: 0 K: 0 S: 9	H: 0 LOB: 0 BB: 0 P: 14	R: 0 E: 0 K: 0 S: 7	H: 1 LOB: 1 BB: 0 P: 11	R: 2 E: 0 K: 1 S: 11	H: 3 LOB: 0 BB: 0 P: 19	1B: 5 2B: 0 3B: 0 HR: 1	SF: 0 SAC: 0 DP: 1 HBP: 0	WP: 1 PA: 33 PB: 0 SB: 0 CS: 0						
PITCHER	IP	WLS	BF	H	R	ER	SO	BB	IBB	HBP	BLK	WP	HR	S	P	ERA	WHIP										
Mike Bielecki, R (1, 1) ERA: 4.08	8.0	W	30	5	2	2	3	1	0	0	0	0	0	69	114	2.25	0.750										
Mitch Williams, L (9, 1) ERA: 2.55	1.0	S	3	1	0	0	1	0	0	0	0	0	1	6	9	0.00	1.000										

Chicago Cubs @ Cincinnati Reds
Riverfront Stadium, Cincinnati, OH
Sat May 12 1990, 7:05 PM EDT
Att: 33,646 - Unknown

AB	32
R	2
H	6
RBI	2
BB	1
SO	4
LOB	8



Batter	1	2	3	4	5	6	7	8	9	AB	R	H	RBI	BB	SO	LOB	TOP						
Jerome Walton, R OBP: 0.374, SLG: 0.319										5	0	1	1	1	1	3	2						
23 Ryne Sandberg, R OBP: 0.331, SLG: 0.488										6	1	2	0	0	1	3							
Mark Grace, L OBP: 0.370, SLG: 0.373										6	2	4	3	0	1	2							
Andre Dawson, R OBP: 0.349, SLG: 0.624										5	0	1	2	0	0	7							
Dwight Smith, L Lloyd McClendon, R Marvell Wynne, L Jose Antonio Nunez, R Steve Wilson, L										2	0	1	1	1	0	1							
Curtis Wilkerson, S Joe Krammer, L Dave Clark, L Bill Long, R Paul Assenmacher, L Doug Descenzo, S										2	0	0	0	0	0	3							
Shawon Dunston, R OBP: 0.322, SLG: 0.527										5	2	3	0	0	1	0							
Joe Girardi, R OBP: 0.318, SLG: 0.338										5	2	2	1	0	0	3							
Mike Harkey, R Domingo Ramos, R										0	0	0	0	0	0	0							
										4	1	2	1	0	1	3							
Inning Stats	R: 1 H: 2 E: 0 K: 1 S: 9	WLS: 2 BF: 1 P: 21	R: 0 H: 0 E: 0 K: 2 S: 10	H: 0 R: 1 ER: 0 LOB: 1 BB: 0 P: 15	R: 1 H: 2 E: 1 K: 0 S: 15	H: 2 R: 0 ER: 0 LOB: 1 BB: 0 P: 20	R: 0 H: 1 E: 0 K: 0 S: 7	H: 1 R: 0 ER: 0 LOB: 1 BB: 0 P: 12	R: 1 H: 2 E: 0 K: 1 S: 8	H: 2 R: 0 ER: 0 LOB: 1 BB: 0 P: 14	R: 2 H: 4 E: 0 K: 1 S: 13	H: 4 R: 0 ER: 0 LOB: 3 BB: 1 P: 19	R: 4 H: 4 E: 1 K: 0 S: 15	H: 4 R: 1 ER: 1 LOB: 2 BB: 0 P: 20	R: 0 H: 2 E: 0 K: 1 S: 10	H: 2 R: 0 ER: 0 LOB: 2 BB: 0 P: 14	R: 0 H: 0 E: 0 K: 3 S: 9	H: 0 R: 0 ER: 0 LOB: 0 BB: 0 P: 13	1B: 12 2B: 5 3B: 0 HR: 1	SF: 0 SAC: 1 DP: 1 HBP: 0	WP: 1 PA: 48		
PITCHER	IP: 5.0 WLS: 2 BF: 26 H: 9 R: 5 ER: 4 SO: 4 BB: 1 IBB: 0 HBP: 0 BLK: 0 WP: 1 HR: 1 S: 52 P: 86 ERA: 7.20 WHIP: 2.000	IP: 0.1 WLS: 3 BF: 1 H: 0 R: 0 ER: 0 SO: 0 BB: 1 IBB: 0 HBP: 0 BLK: 0 WP: 0 HR: 5 S: 9 P: 6 ERA: 0.00 WHIP: 6.000	IP: 0.2 WLS: 3 BF: 1 H: 0 R: 0 ER: 0 SO: 1 BB: 0 IBB: 0 HBP: 0 BLK: 0 WP: 0 HR: 5 S: 6 P: 9 ERA: 0.00 WHIP: 1.500	IP: 0.0 WLS: 3 BF: 2 H: 3 R: 3 ER: 3 SO: 0 BB: 0 IBB: 0 HBP: 0 BLK: 0 WP: 0 HR: 3 S: 3 P: 3 ERA: ∞ WHIP: ∞	IP: 2.0 WLS: 10 BF: 4 H: 1 R: 0 ER: 0 SO: 1 BB: 0 IBB: 0 HBP: 0 BLK: 0 WP: 0 HR: 22 S: 31 P: 0 ERA: 0.00 WHIP: 2.000		PITCHER	IP: 1.0 WLS: 3 BF: 3 H: 0 R: 0 ER: 0 SO: 3 BB: 0 IBB: 0 HBP: 0 BLK: 0 WP: 0 HR: 0 S: 9 P: 13 ERA: 0.00 WHIP: 0.000															

Chicago Cubs @ Cincinnati Reds
Riverfront Stadium, Cincinnati, OH
Sun May 13 1990, 3:33 AM EDT
Att: 32,251 - Cloudy

AB 45
R 9
H 17
RBI 9
BB 2
SO 9
LOB 30



livebaseballscorecards.com

Chicago Cubs @ Cincinnati Reds
Riverfront Stadium, Cincinnati, OH
Sun May 13 1990, 3:33 AM EDT
Att: 32,251 - Cloudy

AB 40
R 13
H 18
RBI 13
BB 4
SO 6
LOB 20



livebaseballscorecards.com

Batter	1	2	3	4	5	6	7	8	9	AB	R	H	RBI	BB	SO	LOB	TOP								
Jerome Walton, R OBP: 0.366, SLG: 0.366	F8	F9					F8		K	4	0	0	0	1	1	4									
23 Ryne Sandberg, R OBP: 0.333, SLG: 0.516	HR		6-3				6-3		FC5	5	1	2	1	0	0	3									
Mark Grace, L OBP: 0.366, SLG: 0.368	1B		F7				K		G3	4	0	1	0	0	1	1									
Andre Dawson, R OBP: 0.345, SLG: 0.638	P6		HR				4-3		K	4	1	1	1	0	1	2									
Lloyd McClendon, R OBP: 0.299, SLG: 0.305	1-2		4-0				4-3		CS	2	0	1	0	2	0	0									
Doug Dascenzo, S OBP: 0.259, SLG: 0.385	1-2		S				BB		BB	0	0	0	0	0	0	0									
Luis Salazar, R OBP: 0.257, SLG: 0.268	G4-1		4-3				F9		CS	3	0	0	0	0	0	3									
Dwight Smith, L OBP: 0.395, SLG: 0.463			1-2						1B	1	0	1	0	0	0	0									
Shawon Dunston, R OBP: 0.328, SLG: 0.526		F8					F8		FC3-2	4	0	2	0	0	0	0									
Joe Girardi, R OBP: 0.307, SLG: 0.325		G4-3					5-3		1B	3	0	0	0	0	0	1									
Marvell Wynne, L OBP: 0.244, SLG: 0.225							F9		FC3-2	0	0	0	0	1	0	0									
Les Lancaster, R							K		FC3-2	2	0	0	0	1	2	0									
Mitch Williams, L									BB	0	0	0	0	0	0	0									
Bill Long, R									BB	0	0	0	0	0	0	0									
Dave Clark, L OBP: 0.235, SLG: 0.235									BB	0	0	0	0	0	0	0									
Domingo Ramos, R OBP: 0.237, SLG: 0.297									BB	1	0	0	0	0	0	3									
Inning Stats	R: 1 E: 0 K: 0 S: 9	H: 3 LOB: 2 BB: 0 P: 15	R: 0 E: 0 K: 0 S: 5	H: 0 LOB: 1 BB: 1 P: 14	R: 1 E: 0 K: 0 S: 8	H: 1 LOB: 1 BB: 1 P: 18	R: 0 E: 0 K: 1 S: 7	H: 0 LOB: 0 BB: 0 P: 9	R: 0 E: 0 K: 1 S: 6	H: 1 LOB: 1 BB: 1 P: 12	R: 0 E: 0 K: 1 S: 10	H: 1 LOB: 1 BB: 0 P: 14	R: 0 E: 0 K: 1 S: 9	H: 0 LOB: 0 BB: 0 P: 15	R: 0 E: 0 K: 1 S: 11	H: 0 LOB: 1 BB: 1 P: 17	R: 0 E: 0 K: 1 S: 15	H: 2 LOB: 3 BB: 1 P: 23	1B: 5 2B: 1 3B: 0 HR: 2	SF: 0 SAC: 0 DP: 0 HBP: 0	WP: 0 PB: 0 SB: 2 CS: 1	PA: 39			
PITCHER	IP	WLS	BF	H	R	ER	SO	BB	IBB	HBP	BLK	WP	HR	S	P	ERA	WHIP								
Tom Glavine, L ERA: 2.79	7.0		29	6	2	2	3	3	0	0	0	0	2	54	97	2.57	1.286								
Dwayne Henry, R ERA: 7.0	1.0	W	3	0	0	0	1	1	0	0	0	0	0	11	17	0.00	1.000								
Joe Boever, R ERA: 3.12	0.0		3	2	0	0	0	1	0	0	0	0	0	6	12	∞	∞								
Joe Hesketh, L ERA: 2.57	0.2		2	0	0	0	1	0	0	0	0	0	0	6	8	0.00	0.000								
Charlie Kerfeld, R ERA: 4.15	0.1	S	1	0	0	0	0	0	0	0	0	0	0	3	3	0.00	0.000								

Chicago Cubs @ Atlanta Braves
Atlanta-Fulton County Stadium, Atlanta, GA
Mon May 14 1990, 7:05 PM EDT
Att: 16,417 - Unknown

AB 33
R 2
H 8
RBI 2
BB 5
SO 5
LOB 17



Batter	1	2	3	4	5	6	7	8	9	AB	R	H	RBI	BB	SO	LOB	BOTTOM								
Oddibe McDowell, L OBP: 0.284, SLG: 0.368	B1-3						F7			4	0	1	0	0	0	1									
Dwayne Henry, R										0	0	0	0	0	0	0									
Greg Olson, R OBP: 0.486, SLG: 0.533			5-3							0	0	0	0	0	0	0									
Ron Gant, R OBP: 0.294, SLG: 0.397	CS		5-3				6-3		6-3	4	0	1	0	0	0	1									
Tommy Gregg, L OBP: 0.170, SLG: 0.122	1-2		4-3				4-3		2B	3	1	0	0	1	0	2									
Jim Presley, R OBP: 0.333, SLG: 0.469		2B					F9		1B	4	2	3	1	0	0	0									
Dale Murphy, R OBP: 0.365, SLG: 0.404		1-3					1B		1B	3	0	2	0	1	0	1									
Ernie Whitt, L OBP: 0.277, SLG: 0.278							2B		1B	3	0	1	1	0	0	3									
Francisco Cabrera, R OBP: 1.000, SLG: 1.000							6-3		1B	1	0	1	1	0	0	0									
Joe Boever, R									1B	0	0	0	0	0	0	0									
Joe Hesketh, R									1B	0	0	0	0	0	0	0									
Charlie Kerfeld, R									1B	0	0	0	0	0	0	0									
Mark Lemke, S OBP: 0.267, SLG: 0.206		G6-3					F8		SH1-3	4	0	1	0	0	1	4									
Alexis Infante, R									1B	3	0	0	0	0	1	3									
Tom Glavine, L OBP: 0.143, SLG: 0.214									SH1-3	3	0	0	0	0	1	3									
Lonnie Smith, R OBP: 0.330, SLG: 0.324							L7		6-3	2	0	0	0	0	1	0									
Inning Stats	R: 0 E: 0 K: 0 S: 6	H: 1 LOB: 0 BB: 0 P: 8	R: 1 E: 0 K: 0 S: 12	H: 2 LOB: 1 BB: 0 P: 16	R: 0 E: 0 K: 1 S: 9	H: 1 LOB: 1 BB: 0 P: 12	R: 0 E: 0 K: 0 S: 9	H: 1 LOB: 1 BB: 0 P: 17	R: 0 E: 0 K: 0 S: 8	H: 2 LOB: 2 BB: 0 P: 10	R: 0 E: 0 K: 0 S: 9	H: 1 LOB: 1 BB: 0 P: 10	R: 2 E: 0 K: 1 S: 17	H: 2 LOB: 2 BB: 2 P: 32	1B: 6 2B: 4 3B: 0 HR: 0	SF: 0 SAC: 1 DP: 0 HBP: 0	WP: 0 PB: 0 SB: 0 CS: 1	PA: 35							
PITCHER	IP	WLS	BF	H	R	ER	SO	BB	IBB	HBP	BLK	WP	HR	S	P	ERA	WHIP								
Les Lancaster, R ERA: 2.03	1.1		3	1	1	1	0	1	1	0	0	0	0	7	16	∞	∞								
Mitch Williams, L ERA: 3.57	0.0	L	3	1	1	1	0	1	1	0	0	0	0	7	16	∞	∞								
Bill Long, R ERA: 4.4	0.2		3	1	1	1	1	0	0	0	0	0	0	7	11	13.50	1.500								

Chicago Cubs @ Atlanta Braves
Atlanta-Fulton County Stadium, Atlanta, GA
Mon May 14 1990, 7:05 PM EDT
Att: 16,417 - Unknown

AB 32
R 3
H 10
RBI 3
BB 2
SO 3
LOB 16



Batter	1	2	3	4	5	6	7	8	9	AB	R	H	RBI	BB	SO	LOB	TOP					
Jerome Walton, R (1, 8) OBP: 0.364, SLG: 0.317	0-0 SF7 2B	0-2 P3			1-1 1-3 1B	2-2 L6		0-0 G4-6-3 1B	0-3 K	6	1	2	0	0	1	3						
23 Ryne Sandberg, R (1, 4) OBP: 0.324, SLG: 0.500	1-1 F9		2-2 4-3		0-1 F9	1-0 6-3		0-0 G4-6-3 1B		4	0	0	0	0	0	1						
Doug Dasenczo, S (7, 9) OBP: 0.250, SLG: 0.370	2-3 F9							1-2 G4-6-3 1B		1	0	0	0	0	0	1						
Mark Grace, L (1, 3) OBP: 0.370, SLG: 0.376	1-2 SF7		2-1 HR		3-1 HR			2-0 FC6-4 1B		3	2	2	1	0	0	0						
Lloyd McClendon, R (6, PH) OBP: 0.309, SLG: 0.317	3-H SF7		1-2 HR		0-0 HR			1-0 FC6-4 1B		1	0	1	0	0	0	0						
Andre Dawson, R (1, 9) OBP: 0.359, SLG: 0.706	3-2 E		1-2 HR		0-0 HR			1-0 FC6-4 1B		4	4	3	4	0	0	0						
Paul Assenmacher, L (7, 1) OBP: 0.251, SLG: 0.289	3-2 E		1-2 HR		0-0 HR			1-0 FC6-4 1B		0	0	0	0	0	0	0						
Domingo Ramos, R (8, PH) OBP: 0.143, SLG: 0.143	3-2 E		1-2 HR		0-0 HR			1-0 FC6-4 1B		1	0	0	0	0	0	0						
Steve Wilson, L (8, 1) OBP: 0.143, SLG: 0.143	3-2 E		1-2 HR		0-0 HR			1-0 FC6-4 1B		0	0	0	0	0	0	0						
Mitch Williams, L (9, 1) OBP: 0.143, SLG: 0.143	3-2 E		1-2 HR		0-0 HR			1-0 FC6-4 1B		0	0	0	0	0	0	0						
Dwight Smith, L (1, 7) OBP: 0.407, SLG: 0.528	1-0 E6		0-0 L9		1-1 1B			1-0 1B		5	3	3	1	0	0	0						
Shawon Dunston, R (1, 6) OBP: 0.331, SLG: 0.521	1-3 K		0-1 P4		1-0 1B			1-3 HR		5	1	2	2	0	1	1						
Luis Salazar, R (1, 5) OBP: 0.278, SLG: 0.320		2-0 1B		1-2 4-3		4-0 IBB		0-1 1B		4	1	2	3	1	0	0						
Rick Wrona, R (1, 2) OBP: 0.286, SLG: 0.250		1-1 F7		3-3 K		0-3 K		2-3 K		5	0	1	0	0	3	3						
Jeff Pico, R (1, 1) OBP: 0.317, SLG: 0.359		1-3 K		3-2 P3		1-3 K		1-3 K		3	0	0	0	0	2	1						
Curtis Wilkerson, S (7, PH) OBP: 0.317, SLG: 0.359		1-3 K		3-2 P3		1-3 K		1-3 K		2	0	1	0	0	1	0						
Inning Stats	R: 2 E: 1 K: 1 S: 14	H: 2 LOB: 1 BB: 0 P: 21	R: 0 E: 0 K: 1 S: 10	H: 1 LOB: 1 BB: 0 P: 14	R: 2 E: 0 K: 0 S: 15	H: 2 LOB: 0 BB: 0 P: 20	R: 0 E: 0 K: 1 S: 11	H: 0 LOB: 0 BB: 0 P: 18	R: 3 E: 0 K: 1 S: 15	H: 4 LOB: 2 BB: 1 P: 25	R: 0 E: 0 K: 1 S: 8	H: 0 LOB: 0 BB: 0 P: 12	R: 4 E: 1 K: 2 S: 12	H: 3 LOB: 0 BB: 0 P: 17	R: 0 E: 0 K: 0 S: 4	H: 2 LOB: 1 BB: 0 P: 7	R: 1 E: 0 K: 1 S: 17	H: 3 LOB: 2 BB: 0 P: 26	1B: 10 2B: 3 3B: 0 HR: 4	SF: 1 SAC: 0 DP: 1 HBP: 0	WP: 0 PB: 0 SB: 0 CS: 0	PA: 46
PITCHER	IP WLS BF H R ER SO BB IBB HBP BLK WP HR S P ERA WHIP	5.0 L 26 9 7 6 4 0 1 0 0 0 2 65 98 10.80 1.800	3.0 14 5 4 3 3 0 0 0 0 0 1 24 36 9.00 1.667	1.0 6 3 1 1 1 0 0 0 0 0 1 17 26 9.00 3.000	PITCHER										IP WLS BF H R ER SO BB IBB HBP BLK WP HR S P ERA WHIP							
Pete Smith, R (1, 1) ERA: 3.86											5.0 L 26 9 7 6 4 0 1 0 0 0 2 65 98 10.80 1.800											
Tony Castillo, L (6, 1) ERA: 3.86											3.0 14 5 4 3 3 0 0 0 0 0 1 24 36 9.00 1.667											
Dwayne Henry, R (9, 1) ERA: 7.2											1.0 6 3 1 1 1 0 0 0 0 0 1 17 26 9.00 3.000											

Chicago Cubs @ Atlanta Braves
Atlanta-Fulton County Stadium, Atlanta, GA
Tue May 15 1990, 7:05 PM EDT
Att: 16,271 - Unknown

AB	44
R	12
H	17
RBI	11
BB	1
SO	8
LOB	11



Batter	1	2	3	4	5	6	7	8	9	AB	R	H	RBI	BB	SO	LOB	BOTTOM					
Oddibe McDowell, L (1, 8) OBP: 0.293, SLG: 0.374	1-0 F9		1-0 F8			2-1 G5-4-3 1B		1-0 1B		4	1	2	0	0	0	0						
Ron Gant, R (1, 7) OBP: 0.292, SLG: 0.379	1-0 G3		4-2 BB			1-2 G5-4-3 1B		1-0 F8		3	0	0	0	1	0	2						
Jim Presley, R (1, 5) OBP: 0.340, SLG: 0.465	4-2 BB		0-1 3-1			1-1 1-3		2-2 2B		3	1	1	0	1	0	1						
Dale Murphy, R (1, 9) OBP: 0.361, SLG: 0.408	1-3 K				0-2 F8			1-2 2B		4	0	1	2	0	1	1						
Francisco Cabrera, R (1, 3) OBP: 0.400, SLG: 0.400		1-2 L8		1-1 P6		0-1 1B		1-1 4-3		4	0	1	0	0	0	1						
Ernie Whitt, L (1, 2) OBP: 0.261, SLG: 0.259		2-0 G3		2-2 4-3		1-0 P2		3-3 K		4	0	0	0	0	1	1						
Mark Lemke, S (1, 4) OBP: 0.278, SLG: 0.212		4-0 BB				0-0 P2		2-1 5-3		3	0	1	0	1	0	0						
Alexis Infante, R (1, 6) OBP: 0.083, SLG: 0.167		0-1 6-3				1-2 F7		1-2 2B		4	0	1	0	0	0	3						
Pete Smith, R (1, 1) ERA: 3.79											5.0 L 26 9 7 6 4 0 1 0 0 0 2 65 98 10.80 1.800											
Derek Lilliquist, L (5, PH) ERA: 3.79											3.0 14 5 4 3 3 0 0 0 0 0 1 24 36 9.00 1.667											
Tony Castillo, L (6, 1) ERA: 3.86											1.0 6 3 1 1 1 0 0 0 0 0 1 17 26 9.00 3.000											
Lonnie Smith, R (8, PH) ERA: 7.2											1.0 6 3 1 1 1 0 0 0 0 0 1 17 26 9.00 3.000											
Dwayne Henry, R (9, 1) ERA: 7.2											1.0 6 3 1 1 1 0 0 0 0 0 1 17 26 9.00 3.000											
Greg Olson, R (9, PH) ERA: 7.2											1.0 6 3 1 1 1 0 0 0 0 0 1 17 26 9.00 3.000											
Inning Stats	R: 0 E: 0 K: 1 S: 7	H: 0 LOB: 1 BB: 1 P: 14	R: 0 E: 0 K: 0 S: 7	H: 0 LOB: 1 BB: 1 P: 14	R: 0 E: 0 K: 0 S: 9	H: 0 LOB: 1 BB: 1 P: 15	R: 0 E: 0 K: 0 S: 9	H: 0 LOB: 0 BB: 0 P: 12	R: 0 E: 0 K: 0 S: 5	H: 0 LOB: 0 BB: 0 P: 6	R: 0 E: 0 K: 0 S: 8	H: 1 LOB: 0 BB: 0 P: 12	R: 0 E: 0 K: 0 S: 8	H: 2 LOB: 2 BB: 0 P: 10	R: 2 E: 0 K: 0 S: 16	H: 3 LOB: 1 BB: 0 P: 24	R: 0 E: 0 K: 1 S: 13	H: 1 LOB: 1 BB: 0 P: 22	1B: 5 2B: 2 3B: 0 HR: 0	SF: 0 SAC: 0 DP: 1 HBP: 0	WP: 0 PB: 0 SB: 0 CS: 0	PA: 36
PITCHER	IP WLS BF H R ER SO BB IBB HBP BLK WP HR S P ERA WHIP	6.0 W 21 2 0 0 0 3 0 0 0 0 0 45 73 0.00 0.667	1.0 5 2 0 0 0 0 0 0 0 0 0 0 8 10 0.00 2.000	1.0 6 3 2 2 0 0 0 0 0 0 0 0 16 24 18.00 3.000	1.0 4 1 0 0 1 0 0 0 0 0 0 0 13 22 0.00 1.000	PITCHER										IP WLS BF H R ER SO BB IBB HBP BLK WP HR S P ERA WHIP						
Jeff Pico, R (1, 1) ERA: 3.38											6.0 W 21 2 0 0 0 3 0 0 0 0 0 45 73 0.00 0.667											
Paul Assenmacher, L (7, 1) ERA: 2.03											1.0 5 2 0 0 0 0 0 0 0 0 0 0 8 10 0.00 2.000											
Steve Wilson, L (8, 1) ERA: 7.45											1.0 6 3 2 2 0 0 0 0 0 0 0 0 16 24 18.00 3.000											
Mitch Williams, L (9, 1) ERA: 3.38											1.0 4 1 0 0 1 0 0 0 0 0 0 0 13 22 0.00 1.000											

Chicago Cubs @ Atlanta Braves
Atlanta-Fulton County Stadium, Atlanta, GA
Tue May 15 1990, 7:05 PM EDT
Att: 16,271 - Unknown

AB	33
R	2
H	7
RBI	2
BB	3
SO	2
LOB	10



Batter	1	2	3	4	5	6	7	8	9	AB	R	H	RBI	BB	SO	LOB	TOP					
Jerome Walton, R (1, 8) OBP: 0.369, SLG: 0.324	F8		F7			23 FC6 1B		1B		4	0	2	0	0	0	0	Chicago Cubs @ Atlanta Braves Atlanta-Fulton County Stadium, Atlanta, GA Wed May 16 1990, 7:05 PM EDT Att. 13,345 - Sunny - 85 F					
23 Ryne Sandberg, R (1, 4) OBP: 0.329, SLG: 0.496	1B			BLK BB		FC6		L7		3	0	1	0	1	0	2						
Mark Grace, L (1, 3) OBP: 0.367, SLG: 0.372	P5			F8		4-3			G5-4-3 1B	4	0	1	0	0	0	3						
Andre Dawson, R (1, 9) OBP: 0.347, SLG: 0.681	K			K					G5-4-3 1B	4	0	0	0	0	3	3						
Dwight Smith, L (1, 7) OBP: 0.388, SLG: 0.500		P7		P6			4-3		4-3	4	0	0	0	0	0	1						
Shawon Dunston, R (1, 6) OBP: 0.331, SLG: 0.516		K				CS 1B	K			3	0	1	0	0	2	0						
Luis Salazar, R (1, 5) OBP: 0.268, SLG: 0.308		K				P5		K		3	0	0	0	0	2	2						
Rick Wrona, R (1, 2) OBP: 0.261, SLG: 0.227				K						2	0	0	0	0	1	1						
Paul Assenmacher, L (5, 1) OBP: 0.222, SLG: 0.222						L7		3-1		0	0	0	0	0	0	0						
Dave Clark, L (8, PH) OBP: 0.222, SLG: 0.222										1	0	0	0	0	0	0						
Bill Long, R (8, 1) OBP: 0.300, SLG: 0.306								P9		0	0	0	0	0	0	0						
Greg Maddux, R (1, 1) OBP: 0.300, SLG: 0.306										2	0	0	0	0	1	0						
Inning Stats	R: 0 E: 0 K: 1 S: 6	H: 1 LOB: 1 BB: 0 P: 6	R: 0 E: 0 K: 2 S: 7	H: 0 LOB: 0 BB: 0 P: 7	R: 0 E: 0 K: 1 S: 5	H: 0 LOB: 0 BB: 0 P: 5	R: 0 E: 0 K: 1 S: 5	H: 0 LOB: 1 BB: 1 P: 9	R: 0 E: 0 K: 0 S: 3	H: 1 LOB: 1 BB: 0 P: 3	R: 0 E: 1 K: 1 S: 6	H: 1 LOB: 1 BB: 0 P: 6	R: 0 E: 0 K: 3 S: 10	H: 0 LOB: 1 BB: 0 P: 10	R: 0 E: 0 K: 0 S: 4	H: 1 LOB: 1 BB: 0 P: 4	R: 0 E: 0 K: 0 S: 3	H: 1 LOB: 0 BB: 0 P: 3	1B: 5 2B: 0 3B: 0 HR: 0	SF: 0 SAC: 0 DP: 1 HBP: 0	WP: 1 PB: 0 SB: 1 CS: 1	PA: 32
PITCHER 29 John Smoltz, R (1, 1) ERA: 5.4	IP: 9.0 WLS: W BF: 32 H: 5 R: 0 ER: 0 SO: 9 BB: 1 IBB: 0 HBP: 0 BLK: 1 WP: 1 HR: 0 S: 49 P: 53 ERA: 0.00 WHIP: 0.667															PITCHER						

AB	31
R	0
H	5
RBI	0
BB	1
SO	9
LOB	12



Batter	1	2	3	4	5	6	7	8	9	AB	R	H	RBI	BB	SO	LOB	BOTTOM					
Oddibe McDowell, L (1, 8) OBP: 0.291, SLG: 0.379	6-3		K				G4-6-3 1B			4	1	1	2	0	1	2	Chicago Cubs @ Atlanta Braves Atlanta-Fulton County Stadium, Atlanta, GA Wed May 16 1990, 7:05 PM EDT Att. 13,345 - Sunny - 85 F					
Ron Gant, R (1, 7) OBP: 0.303, SLG: 0.377	F8			K		1B 2B		1B		3	0	1	0	1	1	0						
Jeff Treadway, L (1, 4) OBP: 0.333, SLG: 0.435	6-3			P6		1B		P7		4	0	1	1	0	0	1						
Jim Presley, R (1, 5) OBP: 0.336, SLG: 0.467		K		2B		P3		K		4	1	1	0	0	2	2						
David Justice, L (1, 3) OBP: 0.250, SLG: 0.500		K						3-1		4	0	1	1	0	2	2						
Mark Lemke, S (9, 5) OBP: 0.278, SLG: 0.212		K								0	0	0	0	0	0	0						
Dale Murphy, R (1, 9) OBP: 0.355, SLG: 0.402	6-3			6-3				F8		4	0	1	0	0	0	1						
Ernie Whitt, L (1, 2) OBP: 0.264, SLG: 0.262			6-3			SH1-3 2B		F8		3	1	1	0	0	0	1						
Alexis Infante, R (1, 6) OBP: 0.071, SLG: 0.143			K			SH1-3		G4-6-3		2	0	0	0	0	1	1						
29 John Smoltz, R (1, 1) OBP: 0.357, SLG: 0.182			E5			2B		1B		2	1	1	0	1	0	0						
Inning Stats	R: 0 E: 0 K: 0 S: 3	H: 0 LOB: 0 BB: 0 P: 3	R: 0 E: 0 K: 2 S: 7	H: 0 LOB: 0 BB: 0 P: 7	R: 0 E: 1 K: 2 S: 8	H: 0 LOB: 1 BB: 0 P: 8	R: 1 E: 0 K: 1 S: 7	H: 2 LOB: 1 BB: 0 P: 7	R: 3 E: 0 K: 1 S: 8	H: 3 LOB: 2 BB: 2 P: 16	R: 0 E: 0 K: 0 S: 3	H: 1 LOB: 0 BB: 0 P: 3	R: 0 E: 0 K: 0 S: 4	H: 2 LOB: 1 BB: 0 P: 4	R: 0 E: 0 K: 1 S: 5	H: 0 LOB: 0 BB: 0 P: 5	R: 0 E: 0 K: 0 S: 5	H: 0 LOB: 0 BB: 0 P: 5	1B: 5 2B: 3 3B: 0 HR: 0	SF: 0 SAC: 1 DP: 2 HBP: 0	WP: 0 PB: 0 SB: 0 CS: 0	PA: 33
PITCHER Greg Maddux, R (1, 1) ERA: 3.17	IP: 2.2 WLS: L BF: 10 H: 4 R: 4 ER: 4 SO: 5 BB: 2 IBB: 0 HBP: 0 BLK: 0 WP: 0 HR: 0 S: 28 P: 36 ERA: 8.31 WHIP: 1.385															PITCHER						
Paul Assenmacher, L (5, 1) ERA: 1.84	IP: 2.2 WLS: L BF: 10 H: 4 R: 0 ER: 0 SO: 1 BB: 0 IBB: 0 HBP: 0 BLK: 0 WP: 0 HR: 0 S: 12 P: 12 ERA: 0.00 WHIP: 1.500															PITCHER						
Bill Long, R (8, 1) ERA: 4.11	IP: 1.0 WLS: L BF: 3 H: 0 R: 0 ER: 0 SO: 1 BB: 0 IBB: 0 HBP: 0 BLK: 0 WP: 0 HR: 0 S: 5 P: 5 ERA: 0.00 WHIP: 0.000															PITCHER						



Batter	1	2	3	4	5	6	7	8	9	AB	R	H	RBI	BB	SO	LOB	TOP								
Jerome Walton, R (1, 8) OBP: 0.343, SLG: 0.295			G1-3	F9		L6			K	5	0	0	0	0	2	2									
23 Ryne Sandberg, R (1, 4) OBP: 0.342, SLG: 0.500			P2						G3-1	4	1	2	1	1	0	0									
Mark Grace, L (1, 3) OBP: 0.353, SLG: 0.358			E3	L3					G4-3	5	1	1	0	0	0	2									
Andre Dawson, R (1, 9) OBP: 0.351, SLG: 0.694										3	1	2	3	0	0	0									
Dwight Smith, L (1, 7) OBP: 0.381, SLG: 0.471 Doug Dascenzo, S (7, PH) OBP: 0.241, SLG: 0.357									G5-3	3	0	2	0	0	0	0									
Curtis Wilkerson, S (1, 5) OBP: 0.306, SLG: 0.340									G6-3	4	0	1	0	0	1	4									
Shawon Dunston, R (1, 6) OBP: 0.309, SLG: 0.478		G6-3	F9			P4			P9	4	0	0	0	0	0	2									
Joe Girardi, R (1, 2) OBP: 0.300, SLG: 0.326									G6-3	4	0	2	0	0	1	0									
Les Lancaster, R (1, 1) OBP: 0.200, SLG: 0.111 Mitch Williams, L (8, 1)									L4	4	1	1	0	0	2	2									
Inning Stats	R: 0 E: 0 K: 2 S: 14	H: 3 LOB: 3 BB: 0 P: 25	R: 0 E: 0 K: 1 S: 7	H: 1 LOB: 1 BB: 0 P: 10	R: 2 E: 1 K: 0 S: 18	H: 3 LOB: 2 BB: 0 P: 27	R: 1 E: 0 K: 1 S: 11	H: 2 LOB: 1 BB: 0 P: 11	R: 0 E: 0 K: 0 S: 7	H: 0 LOB: 0 BB: 0 P: 10	R: 0 E: 0 K: 1 S: 9	H: 1 LOB: 1 BB: 0 P: 12	R: 1 E: 1 K: 0 S: 10	H: 1 LOB: 1 BB: 1 P: 14	R: 0 E: 0 K: 0 S: 7	H: 0 LOB: 0 BB: 0 P: 10	R: 0 E: 0 K: 1 S: 7	H: 0 LOB: 0 BB: 0 P: 12	1B: 8 2B: 3 3B: 0 HR: 1	SF: 1 SAC: 0 DP: 1 HBP: 0	WP: 0 PB: 0 SB: 0 CS: 1	PA: 39			
PITCHER	IP	WLS	BF	H	R	ER	SO	BB	IBB	HBP	BLK	WP	HR	S	P	ERA	WHIP								
Jim Clancy, R (1, 1) ERA: 4.34	5.0	L	24	9	3	1	4	0	0	0	0	0	1	57	83	1.80	1.800								
Danny Darwin, R (6, 1) ERA: 0.89	1.1	7	2	1	0	1	1	1	0	0	0	0	0	15	22	0.00	2.250								
Juan Agosto, L (7, 1) ERA: 1.08	1.2	5	0	0	0	0	0	0	0	0	0	0	0	11	14	0.00	0.000								
Larry Andersen, R (9, 1) ERA: 1.27	1.0	3	0	0	0	1	0	0	0	0	0	0	0	7	12	0.00	0.000								

Chicago Cubs @ Houston Astros
Astrodome, Houston, TX
Sat May 19 1990, 8:05 PM EDT
Att: 32,253 - Dome - 72 F

livebaseballscores.com

AB 37
R 4
H 11
RBI 4
BB 1
SO 6
LOB 13

Batter	1	2	3	4	5	6	7	8	9	AB	R	H	RBI	BB	SO	LOB	BOTTOM								
Gerald Young, S (1, 8) OBP: 0.248, SLG: 0.279	G3-1		G4-3				F8		P6	5	0	1	0	0	0	0									
Casey Candaele, S (1, 4) OBP: 0.333, SLG: 0.326			G4-3		G4-3					4	0	1	0	1	1	2									
Craig Biggio, R (1, 2) OBP: 0.344, SLG: 0.333			F7						F7	5	1	1	1	0	1	2									
Glenn Davis, R (1, 3) OBP: 0.356, SLG: 0.496						G4-3			G4-3	4	0	1	0	0	1	0									
Franklin Stubbs, L (1, 7) OBP: 0.315, SLG: 0.500		F7		G4-6-3						3	0	1	0	1	0	2									
Ken Caminiti, S (1, 5) OBP: 0.339, SLG: 0.328		G5-3		F7		F7				4	0	1	0	0	0	2									
Eric Anthony, L (1, 9) OBP: 0.344, SLG: 0.321									K	3	0	2	0	1	1	2									
Eric Yelding, R (1, 6) OBP: 0.294, SLG: 0.300 Juan Agosto, L (7, 1) OBP: 0.254, SLG: 0.282 Larry Andersen, R (9, 1) OBP: 0.326, SLG: 0.375						F9			F8	2	0	0	0	1	0	3									
Jim Clancy, R (1, 1) OBP: 0.286, SLG: 0.286 Louie Meadows, L (5, PH) OBP: 0.254, SLG: 0.282 Danny Darwin, R (6, 1) OBP: 0.326, SLG: 0.375		G5-3				P6			L8	1	0	0	0	0	0	3									
Inning Stats	R: 0 E: 0 K: 2 S: 8	H: 0 LOB: 0 BB: 0 P: 11	R: 0 E: 0 K: 0 S: 9	H: 1 LOB: 3 BB: 2 P: 22	R: 0 E: 0 K: 0 S: 6	H: 0 LOB: 0 BB: 0 P: 8	R: 0 E: 0 K: 1 S: 5	H: 0 LOB: 0 BB: 0 P: 6	R: 0 E: 0 K: 0 S: 7	H: 2 LOB: 2 BB: 0 P: 8	R: 1 E: 0 K: 0 S: 13	H: 2 LOB: 2 BB: 1 P: 20	R: 0 E: 0 K: 0 S: 8	H: 1 LOB: 1 BB: 0 P: 11	R: 0 E: 0 K: 2 S: 11	H: 2 LOB: 2 BB: 0 P: 17	R: 0 E: 0 K: 0 S: 11	H: 0 LOB: 1 BB: 1 P: 22	1B: 7 2B: 0 3B: 0 HR: 1	SF: 0 SAC: 0 DP: 1 HBP: 0	WP: 2 PB: 0 SB: 0 CS: 0	PA: 39			
PITCHER	IP	WLS	BF	H	R	ER	SO	BB	IBB	HBP	BLK	WP	HR	S	P	ERA	WHIP								
Les Lancaster, R (1, 1) ERA: 1.85	1.2	S	6	0	0	0	2	1	0	0	0	0	0	17	31	0.00	0.600								

Chicago Cubs @ Houston Astros
Astrodome, Houston, TX
Sat May 19 1990, 8:05 PM EDT
Att: 32,253 - Dome - 72 F

livebaseballscores.com

AB 35
R 1
H 8
RBI 1
BB 4
SO 5
LOB 19

Batter	1	2	3	4	5	6	7	8	9	AB	R	H	RBI	BB	SO	LOB	TOP					
Jerome Walton, R OBP: 0.352, SLG: 0.323										5	2	3	0	0	1	3						
23 Ryne Sandberg, R OBP: 0.331, SLG: 0.484										5	0	0	0	0	0	3						
Mark Grace, L OBP: 0.348, SLG: 0.350										3	1	0	1	0	1	2						
Andre Dawson, R OBP: 0.360, SLG: 0.721 Doug Dasenczo, S OBP: 0.241, SLG: 0.357										5	1	3	3	0	0	0						
Dwight Smith, L OBP: 0.386, SLG: 0.473										4	1	2	0	0	0	1						
Curtis Wilkerson, S OBP: 0.283, SLG: 0.314										4	0	0	0	0	1	4						
Shawn Dunston, R OBP: 0.308, SLG: 0.471										4	0	1	0	0	0	1						
Joe Girardi, R OBP: 0.298, SLG: 0.316										3	0	0	0	1	0	1						
Shawn Boskie, R OBP: 0.500, SLG: 0.750										4	0	2	1	0	0	0						
Inning Stats	R: 1 E: 0 K: 1 S: 16	H: 3 LOB: 2 BB: 0 P: 23	R: 0 E: 0 K: 0 S: 4	H: 0 LOB: 0 BB: 0 P: 6	R: 1 E: 0 K: 0 S: 9	H: 1 LOB: 0 BB: 0 P: 13	R: 0 E: 0 K: 1 S: 8	H: 1 LOB: 1 BB: 0 P: 10	R: 0 E: 0 K: 1 S: 9	H: 1 LOB: 1 BB: 0 P: 11	R: 2 E: 0 K: 1 S: 9	H: 3 LOB: 1 BB: 1 P: 16	R: 1 E: 0 K: 0 S: 8	H: 1 LOB: 1 BB: 0 P: 11	R: 0 E: 0 K: 0 S: 12	H: 1 LOB: 1 BB: 0 P: 15	R: 0 E: 0 K: 2 S: 9	H: 0 LOB: 0 BB: 0 P: 13	1B: 6 2B: 4 3B: 0 HR: 1	SF: 1 SAC: 0 DP: 0 HBP: 1	WP: 0 PB: 0 SB: 3 CS: 0	PA: 40
PITCHER	IP	WLS	BF	H	R	ER	SO	BB	IBB	HBP	BLK	WP	HR	S	P	ERA	WHIP					
Mike Scott, R ERA: 6.33	6.0	L	28	9	4	4	4	0	1	0	0	0	1	55	79	6.00	1.500					
Danny Darwin, R ERA: 1.21	2.0		9	2	1	1	0	0	0	1	0	0	0	20	26	4.50	1.000					
Dave Smith, R ERA: 2.95	1.0		3	0	0	0	2	0	0	0	0	0	0	9	13	0.00	0.000					

Chicago Cubs @ Houston Astros
Astrodome, Houston, TX
Sun May 20, 1990, 4:33 AM EDT
Att: 26,451 - Dome - 72 F

AB	37
R	5
H	11
RBI	5
BB	1
SO	6
LOB	15



Batter	1	2	3	4	5	6	7	8	9	AB	R	H	RBI	BB	SO	LOB	BOTTOM					
Gerald Young, S OBP: 0.239, SLG: 0.269										4	0	0	0	0	0	1						
Eric Yelding, R OBP: 0.303, SLG: 0.301										3	0	1	0	1	0	0						
Bill Doran, S OBP: 0.350, SLG: 0.346										4	0	1	0	0	1	2						
Glenn Davis, R OBP: 0.346, SLG: 0.482										4	0	0	0	0	1	1						
Ken Caminiti, S OBP: 0.328, SLG: 0.317										4	0	0	0	0	0	1						
Franklin Stubbs, L OBP: 0.303, SLG: 0.478										3	0	0	0	0	1	0						
Eric Anthony, L OBP: 0.356, SLG: 0.393										3	1	2	1	0	0	0						
Alex Trevino, R OBP: 0.087, SLG: 0.095										3	0	1	0	0	0	1						
Mike Scott, R										1	0	0	0	0	1	0						
Louie Meadows, L (6, PH)										1	0	0	0	0	1	0						
Danny Darwin, R (7, 1)										0	0	0	0	0	0	0						
Ken Oberkfell, L (8, PH)										1	0	0	0	0	1	1						
Dave Smith, R (9, 1)										0	0	0	0	0	0	0						
Inning Stats	R: 0 E: 0 K: 1 S: 6	H: 0 LOB: 0 BB: 0 P: 14	R: 0 E: 0 K: 0 S: 6	H: 0 LOB: 0 BB: 0 P: 10	R: 1 E: 0 K: 1 S: 11	H: 1 LOB: 0 BB: 0 P: 17	R: 0 E: 0 K: 1 S: 5	H: 0 LOB: 0 BB: 0 P: 7	R: 0 E: 0 K: 1 S: 6	H: 1 LOB: 1 BB: 0 P: 11	R: 0 E: 0 K: 1 S: 11	H: 1 LOB: 1 BB: 0 P: 17	R: 0 E: 0 K: 1 S: 7	H: 0 LOB: 0 BB: 0 P: 9	R: 0 E: 0 K: 1 S: 7	H: 1 LOB: 1 BB: 0 P: 11	R: 0 E: 0 K: 0 S: 17	H: 1 LOB: 1 BB: 0 P: 21	1B: 4 2B: 0 3B: 0 HR: 1	SF: 0 SAC: 0 DP: 0 HBP: 0	WP: 0 PB: 0 SB: 1 CS: 1	PA: 32
PITCHER	IP	WLS	BF	H	R	ER	SO	BB	IBB	HBP	BLK	WP	HR	S	P	ERA	WHIP					
Shawn Boskie, R ERA: 1.0	9.0	W	32	5	1	1	6	1	0	0	0	0	1	76	117	1.00	0.667					

Chicago Cubs @ Houston Astros
Astrodome, Houston, TX
Sun May 20, 1990, 4:33 AM EDT
Att: 26,451 - Dome - 72 F

AB	31
R	1
H	5
RBI	1
BB	1
SO	6
LOB	7



Batter	1	2	3	4	5	6	7	8	9	10	11	12	13	14	15	16	AB	R	H	RBI	BB	SO	LOB	TOP		
Chris Sabo, R OBP: 0.420, SLG: 0.585 (1, 6)																	6	1	1	1	1	1	0	3		
Billy Hatcher, R OBP: 0.360, SLG: 0.430 (1, 8)																	6	0	1	0	0	0	1	1		
Paul O'Neill, L OBP: 0.360, SLG: 0.449 (1, 9)																	7	0	2	0	0	2	2	2		
Eric Davis, R OBP: 0.279, SLG: 0.308 (1, 7)																	6	0	1	0	1	2	3	3		
Hal Morris, L OBP: 0.280, SLG: 0.182 (1, 3)																	4	0	0	0	0	1	3	3		
Todd Benzinger, S OBP: 0.283, SLG: 0.304 (11, PH)																	3	0	0	0	0	1	1	1		
Luis Quirones, S OBP: 0.279, SLG: 0.289 (1, 6)																	6	0	3	0	1	0	1	1		
Joe Oliver, R OBP: 0.333, SLG: 0.418 (1, 2)																	4	0	2	0	0	1	1	1		
Herm Wainwright, L (10, PR)																	0	0	0	0	0	0	0	0		
Jeff Reed, L OBP: 0.182, SLG: 0.250 (10, 2)																	2	0	0	0	0	0	2	2		
Ron Oester, S OBP: 0.289, SLG: 0.302 (1, 4)																	4	0	0	0	1	0	3	3		
Tom (Pitcher)																	3	0	0	0	0	0	2	2		
Inning Stats	R: 0 E: 0 K: 1 S: 12	H: 0 LOB: 1 BB: 0 P: 16	R: 0 E: 0 K: 2 S: 10	H: 0 LOB: 1 BB: 1 P: 17	R: 0 E: 0 K: 1 S: 7	H: 0 LOB: 0 BB: 1 P: 15	R: 0 E: 0 K: 0 S: 4	H: 1 LOB: 1 BB: 1 P: 13	R: 0 E: 0 K: 1 S: 7	H: 1 LOB: 0 BB: 0 P: 9	R: 0 E: 0 K: 1 S: 6	H: 1 LOB: 0 BB: 0 P: 18	R: 0 E: 0 K: 1 S: 11	H: 1 LOB: 1 BB: 0 P: 12	R: 0 E: 0 K: 1 S: 9	H: 2 LOB: 0 BB: 0 P: 15	R: 0 E: 0 K: 0 S: 10	H: 1 LOB: 2 BB: 1 P: 18	R: 0 E: 0 K: 1 S: 4	H: 1 LOB: 0 BB: 0 P: 5	R: 0 E: 0 K: 1 S: 6	H: 1 LOB: 1 BB: 0 P: 10	1B: 8 2B: 3 3B: 0 HR: 1	SF: 0 SAC: 2 DP: 1 HBP: 1	WP: 1 PB: 0 SB: 1 CS: 2	PA: 62

PITCHER	IP	WLS	BF	H	R	ER	SO	BB	IBB	HBP	BLK	WP	HR	S	P	ERA	WHIP
Mike Bielecki, R ERA: 3.75	10.0	37	5	0	0	8	3	0	1	0	81	132	0.00	0.800			
Mitch Williams, L ERA: 2.7	2.0	8	2	0	0	2	0	0	0	0	0	0	20	30	0.00	1.000	
Jeff Pico, R ERA: 6.0	1.0	4	2	1	1	0	0	0	0	0	0	1	9	15	9.00	2.000	
Paul Aessenmacher, L ERA: 1.50	2.0	8	1	0	0	0	0	1	0	0	0	0	14	23	0.00	0.500	
Bill Long, R ERA: 3.32	1.0	W	4	1	0	0	1	0	0	0	0	0	6	10	0.00	1.000	

Batter	1	2	3	4	5	6	7	8	9	10	11	12	13	14	15	16	AB	R	H	RBI	BB	SO	LOB	BOTTOM
Jerome Walton, R OBP: 0.353, SLG: 0.321 (1, 6)																	7	0	2	0	1	1	0	0
23 Ryne Sandberg, R OBP: 0.531, SLG: 0.476 (1, 4)																	7	1	2	0	1	1	3	3
Mark Grace, L OBP: 0.347, SLG: 0.351 (1, 3)																	7	0	1	0	1	0	4	4
Andre Dawson, R OBP: 0.377, SLG: 0.706 (1, 9)																	3	0	1	0	5	0	1	1
Lloyd McClendon, R OBP: 0.286, SLG: 0.279 (1, 7)																	6	0	0	0	0	1	9	9
Dave Clark, R OBP: 0.238, SLG: 0.239 (14, PH)																2	0	1	1	0	1	2	2	
Luis Salazar, R OBP: 0.287, SLG: 0.326 (1, 5)																	5	1	1	1	2	0	0	0
Shawon Dunston, R OBP: 0.269, SLG: 0.464 (1, 6)																	7	0	2	0	0	1	4	4
Rick Wrong, R OBP: 0.259, SLG: 0.200 (1, 2)																	3	0	0	0	1	2	1	1
Dwight Smith, L (11, PH)																	1	0	0	0	1	3	3	3
Joe Girardi, R OBP: 0.287, SLG: 0.304 (12, 2)																	2	0	0	0	0	2	1	1
Mike (Pitcher)																	3	0	0	0	0	1	1	1
Inning Stats	R: 0 E: 0 K: 0 S: 5	H: 2 LOB: 2 BB: 1 P: 13	R: 0 E: 0 K: 2 S: 8	H: 1 LOB: 1 BB: 0 P: 10	R: 0 E: 0 K: 0 S: 6	H: 0 LOB: 0 BB: 0 P: 6	R: 0 E: 0 K: 1 S: 6	H: 1 LOB: 2 BB: 1 P: 14	R: 0 E: 0 K: 0 S: 7	H: 1 LOB: 0 BB: 0 P: 15	R: 0 E: 0 K: 1 S: 10	H: 1 LOB: 0 BB: 0 P: 13	R: 0 E: 1 K: 3 S: 11	H: 1 LOB: 3 BB: 3 P: 23	R: 0 E: 0 K: 1 S: 8	H: 0 LOB: 2 BB: 2 P: 19	R: 0 E: 0 K: 1 S: 15	H: 0 LOB: 1 BB: 1 P: 26	R: 1 E: 1 K: 1 S: 7	H: 2 LOB: 3 BB: 1 P: 16	1B: 6 2B: 3 3B: 0 HR: 1	SF: 0 SAC: 0 DP: 0 HBP: 0	WP: 1 PB: 0 SB: 4 CS: 0	PA: 68

PITCHER	IP	WLS	BF	H	R	ER	SO	BB	IBB	HBP	BLK	WP	HR	S	P	ERA	WHIP
Tom Browning, L ERA: 2.07	9.0	35	6	0	0	4	0	3	0	0	0	0	0	85	107	0.00	0.667
Norm Charlton, L ERA: 2.98	1.1	7	1	0	0	2	0	1	0	0	0	0	11	20	0.00	0.750	
Rob Dibble, R ERA: 1.16	0.2	2	0	0	0	2	0	0	0	0	0	0	6	8	0.00	0.000	
Tim Lavyana, R ERA: 3.0	0.2	3	0	0	0	2	1	0	0	0	0	0	8	12	0.00	1.500	
Tim Birtsas, L ERA: 3.44	0.1	3	0	0	0	0	1	1	0	0	0	0	2	11	0.00	3.000	
Randy Myers, L ERA: 2.57	13.1	4	1	1	1	2	0	0	0	0	0	1	0	30	61	0.00	1.714
Scott Scudder, R ERA: 5.23	2.1	L	14	2	1	0	3	2	2	0	0	0	0	0	0	0.00	1.714

Cincinnati Reds @ Chicago Cubs
 Wrigley Field, Chicago, IL
 Tue May 22 1990, 3:33 AM CDT
 Att: 29,860 - Sunny - 54 F

AB 54
 R 11
 H 11
 RBI 1
 BB 4
 SO 11
 LOB 26



Cincinnati Reds @ Chicago Cubs
 Wrigley Field, Chicago, IL
 Tue May 22 1990, 3:33 AM CDT
 Att: 29,860 - Sunny - 54 F

AB 57
 R 10
 H 20
 RBI 2
 BB 11
 SO 15
 LOB 32



Batter	1	2	3	4	5	6	7	8	9	AB	R	H	RBI	BB	SO	LOB	TOP			
Lenny Harris, L OBP: 0.340, SLG: 0.391	6-3	L4	3B		F9		1B 3-1	1B		6	1	3	4	0	0	2	Los Angeles Dodgers @ Chicago Cubs Wrigley Field, Chicago, IL Thu May 24 1990, 3:33 AM CDT Att: 27,918 - Unknown - 59 F			
Stan Javier, S OBP: 0.293, SLG: 0.303	K	1-3	P6		F8		3-1	F8		6	0	0	0	0	1	6				
Chris Gwynn, L OBP: 0.364, SLG: 0.333	1B		1B		1B		1B	4-3		4	3	3	0	2	0	1				
Kal Daniels, L OBP: 0.399, SLG: 0.567 Jose Gonzalez, R OBP: 0.393, SLG: 0.640	1B		1B		F8		1B	F8		3	2	1	0	1	1	3				
Mike Scioscia, L OBP: 0.331, SLG: 0.459 Mike Hartley, R (7, 1)	E2		1B		6-3		1B	P3		0	0	0	0	0	0	0				
John Shelby, S OBP: 0.267, SLG: 0.333 Mike Maddux, L (9, 1)	1B		1B	HR			1B	1B		1	0	0	0	0	0	0				
Mike Sharperson, R OBP: 0.386, SLG: 0.368	K		F8	F9			L6	1B		6	0	1	1	0	2	4				
Juan Samuel, R OBP: 0.266, SLG: 0.291		SH2-4	1B	HR			6-3	1B		5	2	4	3	0	0	0				
Alfredo Griffin, S OBP: 0.349, SLG: 0.353 Mickey Hatcher, R OBP: 0.222, SLG: 0.182	SH2-4	1B	1B	HR	F9		1B	1B		2	2	1	0	2	0	0				
Fernando Valenzuela, L OBP: 0.444, SLG: 0.588 Rick Dempsey, R OBP: 0.469, SLG: 0.611	SH2-4	1B	1B	HR	6-3		1B	K		3	2	2	1	0	0	0				
Inning Stats	R: 2 E: 1 K: 2 S: 9	H: 2 LOB: 1 BB: 1 P: 13	R: 0 E: 0 K: 0 S: 4	H: 1 LOB: 2 BB: 1 P: 8	R: 6 E: 0 K: 1 S: 11	H: 6 LOB: 2 BB: 2 P: 19	R: 2 E: 0 K: 0 S: 5	H: 2 LOB: 0 BB: 0 P: 5	R: 0 E: 0 K: 0 S: 3	H: 0 LOB: 0 BB: 0 P: 3	R: 5 E: 0 K: 0 S: 9	H: 7 LOB: 2 BB: 1 P: 13	R: 0 E: 0 K: 1 S: 6	H: 1 LOB: 0 BB: 0 P: 6	R: 0 E: 0 K: 1 S: 5	H: 0 LOB: 0 BB: 0 P: 5	1B: 16 2B: 1 3B: 1 HR: 2	SF: 0 SAC: 1 DP: 1 HBP: 0	WP: 0 PB: 0 SB: 1 CS: 0	PA: 51
PITCHER	IP WLS BF H R ER SO BB IBB HBP BLK WP HR S P ERA WHIP	IP WLS BF H R ER SO BB IBB HBP BLK WP HR S P ERA WHIP																		
Les Lancaster, R ERA: 3.47	(1, 1) 2.1 L 18 8 8 7 2 2 1 0 0 0 0 19 31 27.00 4.286	(3, 1) 3.2 16 4 2 2 1 1 0 0 0 0 2 17 21 4.91 1.364	(7, 1) 2.0 14 8 5 5 1 0 1 0 0 0 0 15 19 22.50 4.000	(9, 1) 1.0 3 0 0 0 1 0 0 0 0 0 0 5 5 0.00 0.000																

AB	45
R	15
H	20
RBI	14
BB	5
SO	5
LOB	19



Batter	1	2	3	4	5	6	7	8	9	AB	R	H	RBI	BB	SO	LOB	BOTTOM					
Jerome Walton, R OBP: 0.367, SLG: 0.329	FC6-4			SH		23 HR		BB	5-3	3	2	2	0	2	0	0	Los Angeles Dodgers @ Chicago Cubs Wrigley Field, Chicago, IL Thu May 24 1990, 3:33 AM CDT Att: 27,918 - Unknown - 59 F					
23 Ryne Sandberg, R OBP: 0.333, SLG: 0.494	FC6-4			F8		HR		FC6-4		4	1	2	3	0	0	2						
Mark Grace, L OBP: 0.331, SLG: 0.333	G4-6-3			K		1-3		F7		4	0	0	0	0	1	4						
Andre Dawson, R OBP: 0.374, SLG: 0.707 Dwight Smith, L OBP: 0.125, SLG: 0.459		6-3		F8				FC6-4		3	0	1	0	0	0	1						
Lloyd McClendon, R OBP: 0.272, SLG: 0.264		P3			6-3	K		FC6-4		4	0	0	1	0	1	3						
Luis Salazar, R OBP: 0.287, SLG: 0.308 Jeff Pico, R (7, 1)					F8	K		K		3	0	0	0	0	1	1						
Dave Clark, L OBP: 0.240, SLG: 0.360 Mitch Williams, L (9, 1)		5-3				K		K		0	0	0	0	0	0	0						
Shawon Dunston, R OBP: 0.304, SLG: 0.503				P4		HR		P4		4	2	2	2	0	0	0						
Rick Wrona, R OBP: 0.226, SLG: 0.172				K		F8		K		4	0	0	0	0	2	0						
Les Lancaster, R OBP: 0.200, SLG: 0.111 Steve Wilson, L OBP: 0.125, SLG: 0.125 Domingo Ramos, R OBP: 0.286, SLG: 0.333				K				F8		0	0	0	0	0	0	0						
Inning Stats	R: 0 E: 0 K: 0 S: 3	H: 1 LOB: 0 BB: 0 P: 3	R: 0 E: 0 K: 0 S: 3	H: 0 LOB: 0 BB: 0 P: 3	R: 0 E: 0 K: 2 S: 7	H: 0 LOB: 0 BB: 0 P: 7	R: 0 E: 0 K: 1 S: 5	H: 0 LOB: 1 BB: 1 P: 9	R: 1 E: 0 K: 0 S: 4	H: 1 LOB: 0 BB: 0 P: 4	R: 3 E: 0 K: 2 S: 11	H: 4 LOB: 1 BB: 0 P: 11	R: 0 E: 0 K: 1 S: 5	H: 0 LOB: 0 BB: 0 P: 5	R: 1 E: 0 K: 1 S: 6	H: 1 LOB: 2 BB: 2 P: 14	R: 1 E: 0 K: 0 S: 4	H: 1 LOB: 0 BB: 0 P: 4	1B: 4 2B: 0 3B: 1 HR: 3	SF: 0 SAC: 0 DP: 1 HBP: 0	WP: 0 PB: 0 SB: 1 CS: 0	PA: 37
PITCHER	IP WLS BF H R ER SO BB IBB HBP BLK WP HR S P ERA WHIP	IP WLS BF H R ER SO BB IBB HBP BLK WP HR S P ERA WHIP																				
Fernando Valenzuela, L ERA: 3.61	(1, 1) 6.0 W 24 6 4 4 5 1 0 0 0 0 2 33 37 6.00 1.167	(7, 1) 2.0 9 1 1 1 2 2 0 0 0 0 0 11 19 4.50 1.500	(9, 1) 1.0 4 1 1 1 0 0 0 0 0 0 1 4 4 9.00 1.000																			




Batter	1	2	3	4	5	6	7	8	9	AB	R	H	RBI	BB	SO	LOB	TOP										
Eric Yelding, R OBP: 0.308, SLG: 0.320 (1, 8)	L4	BB 1B		G1-3		F9			FC6 2B HR	5	1	1	1	0	0	3	Houston Astros @ Chicago Cubs Wrigley Field, Chicago, IL Sat May 26 1990, 3:33 AM CDT Cloudy - 65 F										
Bill Doran, S OBP: 0.363, SLG: 0.347 (1, 4)	1B BLK	BB			G6-3		G3-1		HR 2B	4	2	2	1	1	0	0											
Craig Biggio, R OBP: 0.343, SLG: 0.340 (1, 2)	BLK	P3			HR		G3-1		HR	5	1	2	0	0	1	4											
Glenn Davis, R OBP: 0.343, SLG: 0.500 (1, 3)	K				HR		P3		HR	5	2	3	5	0	1	1											
Franklin Stubbs, L OBP: 0.322, SLG: 0.506 (1, 7)				L9					F8	2	0	0	0	2	1	1											
Casey Candaele, S OBP: 0.327, SLG: 0.306 (8, 7)	BB				K					1	0	0	0	0	0	0											
Eric Anthony, L OBP: 0.321, SLG: 0.425 (1, 9)	G4-3			F8						4	0	0	0	0	1	4											
Ken Caminiti, S OBP: 0.329, SLG: 0.304 (1, 5)		G3	CS		F8		G4-3		F9	4	0	0	0	0	0	1											
Rafael Ramirez, R OBP: 0.277, SLG: 0.310 (1, 6)		SH1-4 1B			P4		G6-3		FC6 2B SH3 1B	4	2	2	0	0	0	0											
Mike Scott, R OBP: 0.231, SLG: 0.167 (1, 1)	SH1-4								SH3	2	0	2	0	0	0	0											
Inning Stats	R: 1 E: 0 K: 1 S: 14	H: 2 LOB: 2 BB: 1 P: 27	R: 1 E: 0 K: 0 S: 13	H: 2 LOB: 2 BB: 1 P: 17	R: 0 E: 0 K: 0 S: 8	H: 1 LOB: 0 BB: 0 P: 8	R: 0 E: 0 K: 0 S: 7	H: 1 LOB: 1 BB: 0 P: 13	R: 2 E: 0 K: 2 S: 13	H: 2 LOB: 0 BB: 0 P: 18	R: 0 E: 0 K: 0 S: 6	H: 1 LOB: 1 BB: 0 P: 9	R: 0 E: 0 K: 0 S: 7	H: 0 LOB: 0 BB: 0 P: 10	R: 0 E: 0 K: 0 S: 6	H: 0 LOB: 1 BB: 1 P: 14	R: 4 E: 0 K: 1 S: 19	H: 3 LOB: 0 BB: 0 P: 26	1B: 9 2B: 1 3B: 0 HR: 2	SF: 0 SAC: 2 DP: 0 HBP: 0	WP: 0 PB: 0 SB: 0 CS: 2	PA: 42					
PITCHER	IP	WLS	BF	H	R	ER	SO	BB	IBB	HBP	BLK	WP	HR	S	P	ERA	WHIP										
Shawn Boskie, R ERA: 2.81 (1, 1)	7.0	L	31	9	4	4	3	2	0	0	1	0	1	68	102	5.14	1.571										
Bill Long, R ERA: 4.43 (8, 1)	2.0		10	3	4	4	1	1	0	0	0	0	1	25	40	18.00	2.000										

AB	36
R	8
H	12
RBI	7
BB	3
SO	4
LOB	14



Batter	1	2	3	4	5	6	7	8	9	AB	R	H	RBI	BB	SO	LOB	BOTTOM										
Marvell Wynne, L OBP: 0.211, SLG: 0.192 (1, 8)	G1-3	F8			G4-6-3				P5	5	0	1	0	0	0	3	Houston Astros @ Chicago Cubs Wrigley Field, Chicago, IL Sat May 26 1990, 3:33 AM CDT Cloudy - 65 F										
23 Ryne Sandberg, R OBP: 0.337, SLG: 0.500 (1, 4)	1B 2B				P8		FC6-4 1B			4	1	2	0	0	0	2											
Mark Grace, L OBP: 0.324, SLG: 0.325 (1, 3)	F8				G3		G3			4	0	0	0	0	0	4											
Andre Dawson, R OBP: 0.377, SLG: 0.701 (1, 9)	S 1B				1B		P2		F7	4	0	2	1	0	0	0											
Dwight Smith, L OBP: 0.395, SLG: 0.455 (1, 7)	BB				G4-3		S 1B		L7	3	0	1	0	1	0	1											
Luis Salazar, R OBP: 0.276, SLG: 0.295 (1, 5)	F7				G5-3		K		F7	4	0	0	0	0	1	3											
Shawn Dunston, R OBP: 0.302, SLG: 0.590 (1, 6)					G5-3		G6-3		G1-3	1	0	0	0	0	1	0											
Domingo Ramos, R OBP: 0.269, SLG: 0.314 (4, 6)		K			G5-3				G1-3	3	0	0	0	0	0	1											
Joe Girardi, R OBP: 0.272, SLG: 0.287 (1, 2)		G6-3			G5-3					2	0	0	0	0	0	0											
Jerome Walton, R OBP: 0.371, SLG: 0.329 (7, PH)							FC4-6 BB			0	0	0	0	0	1	0											
Rick Wrona, R OBP: 0.226, SLG: 0.172 (8, 2)										0	0	0	0	0	0	0											
Curtis Wilkerson, S OBP: 0.283, SLG: 0.328 (9, PH)										1	0	1	0	0	0	0											
Shawn Boskie, R OBP: 0.667, SLG: 1.000 (1, 1)							FC4-6 2B			2	0	2	0	0	0	0											
Dave Clark, L OBP: 0.231, SLG: 0.346 (7, PH)									F7	1	0	0	0	0	0	1											
Bill Long, R (8, 1)										0	0	0	0	0	0	0											
Lloyd McClendon, R OBP: 0.268, SLG: 0.260 (9, PH)										1	0	0	0	0	0	1											
Inning Stats	R: 1 E: 0 K: 0 S: 13	H: 2 LOB: 2 BB: 1 P: 20	R: 0 E: 0 K: 1 S: 10	H: 1 LOB: 0 BB: 0 P: 11	R: 0 E: 0 K: 0 S: 8	H: 1 LOB: 1 BB: 0 P: 11	R: 0 E: 0 K: 0 S: 4	H: 0 LOB: 0 BB: 0 P: 7	R: 0 E: 0 K: 1 S: 7	H: 2 LOB: 1 BB: 0 P: 11	R: 0 E: 0 K: 0 S: 9	H: 1 LOB: 2 BB: 1 P: 13	R: 0 E: 0 K: 0 S: 3	H: 0 LOB: 0 BB: 0 P: 4	R: 0 E: 0 K: 0 S: 11	H: 1 LOB: 1 BB: 0 P: 17	1B: 7 2B: 2 3B: 0 HR: 0	SF: 0 SAC: 0 DP: 1 HBP: 0	WP: 0 PB: 0 SB: 2 CS: 0	PA: 37							
PITCHER	IP	WLS	BF	H	R	ER	SO	BB	IBB	HBP	BLK	WP	HR	S	P	ERA	WHIP										
Mike Scott, R ERA: 5.49 (1, 1)	9.0	W	37	9	1	1	2	2	0	0	0	0	0	72	103	1.00	1.222										

AB	35
R	1
H	9
RBI	1
BB	2
SO	2
LOB	16



Batter	1	2	3	4	5	6	7	8	9	AB	R	H	RBI	BB	SO	LOB	TOP					
Eric Yelding, R OBP: 0.322, SLG: 0.327 (1, 8)										5	1	2	0	0	1	2						
Bill Doran, S OBP: 0.347, SLG: 0.341 (1, 4)										4	1	0	0	0	1	3						
Craig Biggio, R OBP: 0.356, SLG: 0.346 (1, 2)										3	1	2	0	2	0	0						
Glenn Davis, R OBP: 0.358, SLG: 0.538 (1, 3)										4	1	1	1	0	0	4						
Franklin Stubbs, L OBP: 0.326, SLG: 0.500 Casey Candaele, S OBP: 0.339, SLG: 0.308 (7, PH) (7, 7)										3	0	0	0	0	2	4						
Eric Anthony, L OBP: 0.333, SLG: 0.436 Glenn Wilson, R OBP: 0.256, SLG: 0.308 (3, PH) (3, 9)										1	0	0	0	0	1	2						
Ken Caminiti, S OBP: 0.338, SLG: 0.326 (1, 5)										4	1	2	2	1	1	1						
Rafael Ramirez, R OBP: 0.286, SLG: 0.311 (1, 6)										4	0	1	1	1	0	4						
Mark Portugal, R OBP: 0.196, SLG: 0.279 Jim Clancy, R OBP: 0.286, SLG: 0.286 Jeff Bladwin, L OBP: 0.286, SLG: 0.286 (5, PH) (5, 1)										2	0	1	0	0	1	0						
Xavier Hernandez, L OBP: 0.193, SLG: 0.296 Juan Agosto, L OBP: 0.193, SLG: 0.296 Alex Trevino, R OBP: 0.193, SLG: 0.296 Danny Darwin, R OBP: 0.193, SLG: 0.296 Ken Oberkell, L OBP: 0.193, SLG: 0.296 (8, 1) (8, 1)										1	0	0	0	0	0	0						
Inning Stats	R: 1 E: 1 K: 1 S: 15	H: 2 LOB: 2 BB: 0 P: 25	R: 0 E: 0 K: 1 S: 13	H: 2 LOB: 2 BB: 0 P: 20	R: 0 E: 0 K: 1 S: 11	H: 1 LOB: 3 BB: 1 P: 21	R: 0 E: 0 K: 1 S: 11	H: 1 LOB: 2 BB: 1 P: 20	R: 1 E: 0 K: 1 S: 14	H: 2 LOB: 1 BB: 0 P: 22	R: 0 E: 0 K: 1 S: 9	H: 0 LOB: 0 BB: 0 P: 14	R: 0 E: 0 K: 1 S: 8	H: 1 LOB: 1 BB: 0 P: 10	R: 0 E: 0 K: 0 S: 4	H: 0 LOB: 0 BB: 0 P: 6	R: 4 E: 1 K: 1 S: 17	H: 2 LOB: 1 BB: 2 P: 37	1B: 9 2B: 1 3B: 0 HR: 1	SF: 0 SAC: 1 DP: 0 HBP: 1	WP: 0 PB: 0 SB: 1 CS: 0	PA: 45
PITCHER	IP	WLS	BF	H	R	ER	SO	BB	IBB	HBP	BLK	WP	HR	S	P	ERA	WHIP					
Mike Bielecki, R ERA: 3.68 Paul Assenmacher, L ERA: 1.7 Mitch Williams, L ERA: 2.39	(1, 1) (7, 1) (9, 1)	6.0 2.0 1.0	W 7 8	30 1 2	8 0 4	2 0 0	6 1 0	1 0 2	1 0 0	1 0 0	0 0 0	0 0 0	0 0 1	73 12 17	122 16 37	3.00 0.00 0.00	1.500 0.500 4.000					

Houston Astros @ Chicago Cubs
Wrigley Field, Chicago, IL
Sun May 27 1990, 3:33 AM CDT
Att: 36,395 - Sunny - 60 F

AB	39
R	6
H	11
RBI	5
BB	4
SO	8
LOB	28



Batter	1	2	3	4	5	6	7	8	9	AB	R	H	RBI	BB	SO	LOB	BOTTOM					
Jerome Walton, R OBP: 0.375, SLG: 0.331 (1, 8)										4	1	2	0	1	0	1						
23 Ryne Sandberg, R OBP: 0.342, SLG: 0.530 Curtis Wilkerson, S OBP: 0.281, SLG: 0.323 (4, 1) (7, PH) (8, 4)										5	2	4	4	0	0	1						
Mark Grace, L OBP: 0.321, SLG: 0.321 (1, 3)										5	0	1	0	0	0	4						
Andre Dawson, R OBP: 0.372, SLG: 0.685 Paul Assenmacher, L Mitch Williams, L (1, 9) (7, 1) (9, 1)										4	1	1	0	0	0	2						
Dwight Smith, L OBP: 0.380, SLG: 0.444 (1, 7)										5	1	1	1	0	1	3						
Domingo Ramos, R OBP: 0.295, SLG: 0.383 (1, 5)										5	1	2	1	0	1	2						
Shawon Dunston, R OBP: 0.317, SLG: 0.506 (1, 6)										4	2	3	1	1	0	1						
Joe Girardi, R OBP: 0.293, SLG: 0.328 (1, 2)										4	2	2	1	0	0	2						
Mike Bielecki, R OBP: 0.389, SLG: 0.353 Doug Dascenzo, S OBP: 0.216, SLG: 0.371 (1, 1) (7, 9)										3	1	2	0	0	1	0						
Inning Stats	R: 0 E: 0 K: 0 S: 8	H: 1 LOB: 2 BB: 1 P: 16	R: 2 E: 1 K: 0 S: 12	H: 3 LOB: 2 BB: 0 P: 17	R: 1 E: 0 K: 0 S: 7	H: 2 LOB: 1 BB: 0 P: 9	R: 3 E: 0 K: 1 S: 14	H: 3 LOB: 0 BB: 0 P: 26	R: 1 E: 0 K: 0 S: 11	H: 1 LOB: 0 BB: 1 P: 18	R: 2 E: 1 K: 0 S: 13	H: 2 LOB: 1 BB: 0 P: 22	R: 2 E: 0 K: 0 S: 16	H: 4 LOB: 2 BB: 0 P: 22	R: 0 E: 0 K: 1 S: 12	H: 2 LOB: 2 BB: 0 P: 17	1B: 13 2B: 1 3B: 1 HR: 3	SF: 1 SAC: 0 DP: 1 HBP: 1	WP: 0 PB: 1 SB: 2 CS: 0	PA: 45		
PITCHER	IP	WLS	BF	H	R	ER	SO	BB	IBB	HBP	BLK	WP	HR	S	P	ERA	WHIP					
Mark Portugal, R ERA: 4.44 Jim Clancy, R ERA: 4.55 Xavier Hernandez, R ERA: 7.85 Juan Agosto, L ERA: 1.53 Danny Darwin, R ERA: 1.16	(1, 1) (4, 1) (5, 1) (7, 1) (8, 1)	3.0 1.0 2.0 1.0 1.0	L 3 10 7 5	20 0 3 4 2	9 0 3 2 0	6 0 2 0 0	6 1 0 1 0	0 0 1 0 0	0 0 0 0 0	0 0 0 0 0	0 0 0 0 0	0 0 0 0 0	0 0 2 0 0	7 13 24 16 12	34 55 90 22 17	3.333 0.000 9.000 18.000 0.000	3.333 0.000 2.000 4.000 2.000					

Houston Astros @ Chicago Cubs
Wrigley Field, Chicago, IL
Sun May 27 1990, 3:33 AM CDT
Att: 36,395 - Sunny - 60 F

AB	41
R	11
H	18
RBI	9
BB	2
SO	3
LOB	20



Batter	1	2	3	4	5	6	7	8	9	AB	R	H	RBI	BB	SO	LOB	TOP										
Brett Butler, L OBP: 0.367, SLG: 0.324 (1, 8)	1-1 F7		1-1 1B 1B		2-1 F7		4-1 1B BB		1-3 K	4	1	1	0	1	1	2	San Francisco Giants @ Chicago Cubs Wrigley Field, Chicago, IL Mon May 28 1990, 3:33 AM CDT Att: 33,822 - Unknown										
Robby Thompson, R OBP: 0.263, SLG: 0.335 (1, 4)	1-0 1B		1-3 1B		3-2 G6-3		0-1 1-3 1B		3-2 P2	5	0	3	0	0	0	2											
Will Clark, L OBP: 0.311, SLG: 0.462 (1, 3)	2-2 F7		0-0 P6		1-3 K		1-3 K			4	0	0	0	0	2	5											
Kevin Mitchell, R OBP: 0.387, SLG: 0.606 (1, 7)	1-3 K		2-0 1-2 3-H 1B		2-3 K		1-3 K			4	0	1	1	0	3	1											
Matt Williams, R OBP: 0.311, SLG: 0.459 (1, 5)		1-0 1B 1B	2-1 F8		1-1 F8		0-0 G6-3			4	0	1	0	0	0	2											
Rick Leach, L OBP: 0.377, SLG: 0.333 Steve Bedrosian, R (8, 1)	0-0 1-3 1B		2-2 F8		2-1 2B		0-3 K			3	0	2	0	0	0	2											
Terry Kennedy, L OBP: 0.412, SLG: 0.447 (1, 2)		1-3 K		2-1 FC6 1B		3-1 G6-3			0-2 G4-3	4	0	1	0	0	1	3											
Jose Uribe, S OBP: 0.340, SLG: 0.391 (1, 6)		2-1 P5		1-2 FC6 CS			0-0 P4		4-1 1B BB	3	0	0	0	1	0	3											
Bob Knepper, L OBP: 0.200, SLG: 0.300 Atlee Hammaker, S OBP: 0.143, SLG: 0.077 Rick Parker, R OBP: 0.389, SLG: 0.500 Ernest Riles, L OBP: 0.261, SLG: 0.308 (8, PH)	0-3 K		1-1 G3-1		3-3 K		1-1 1B			2	0	0	0	0	1	3											
Inning Stats	R: 0 E: 0 K: 1 S: 9	H: 1 LOB: 1 BB: 0 P: 14	R: 0 E: 0 K: 2 S: 11	H: 2 LOB: 2 BB: 0 P: 14	R: 1 E: 0 K: 0 S: 12	H: 3 LOB: 2 BB: 0 P: 19	R: 0 E: 0 K: 0 S: 7	H: 1 LOB: 0 BB: 0 P: 11	R: 0 E: 0 K: 1 S: 8	H: 0 LOB: 0 BB: 0 P: 14	R: 0 E: 0 K: 1 S: 9	H: 1 LOB: 1 BB: 0 P: 17	R: 0 E: 0 K: 2 S: 12	H: 1 LOB: 2 BB: 1 P: 20	R: 0 E: 0 K: 2 S: 7	H: 0 LOB: 0 BB: 0 P: 8		R: 0 E: 0 K: 1 S: 13	H: 1 LOB: 2 BB: 1 P: 22	1B: 9 2B: 1 3B: 0 HR: 0	SF: 0 SAC: 0 DP: 0 HBP: 0	WP: 0 PB: 0 SB: 0 CS: 1	PA: 38				
PITCHER	IP	WLS	BF	H	R	ER	SO	BB	IBB	HBP	BLK	WP	HR	S	P	ERA	WHIP										
Mike Harkey, R ERA: 4.41 Les Lancaster, R ERA: 4.07	(1, 1)	5.0	W	21	7	1	1	4	0	0	0	0	0	47	72	1.80	1.400										
(6, 1)	4.0	S	17	3	0	0	6	2	0	0	0	0	0	41	67	0.00	1.250										

Batter	1	2	3	4	5	6	7	8	9	AB	R	H	RBI	BB	SO	LOB	BOTTOM										
Jerome Walton, R OBP: 0.376, SLG: 0.349 (1, 8)	2-3 K		1-2 G3 23 1B	1-0 1-1 2-H 2-H 3B		3-1 SF9		2-2 L9		4	0	2	3	0	1	0	San Francisco Giants @ Chicago Cubs Wrigley Field, Chicago, IL Mon May 28 1990, 3:33 AM CDT Att: 33,822 - Unknown										
23 Ryne Sandberg, R OBP: 0.358, SLG: 0.535 (1, 4)	1-2 S 1B		1-2 G3 1B	4-0 IBB		4-0 BB IBB		4-2 1B SF9 BB		2	1	2	0	3	0	0											
Mark Grace, L OBP: 0.323, SLG: 0.320 (1, 3)	2-3 K		1-1 G3	3-2 F9		4-2 BB		0-0 1-3 1B		4	0	1	0	1	1	5											
Andre Dawson, R OBP: 0.373, SLG: 0.675 (1, 9)	4-0 FC6-4 IBB		4-0 G6-4-3 IBB		2-2 F7		0-0 L9		0-0 SF9	2	0	0	1	2	0	3											
Lloyd McClendon, R OBP: 0.278, SLG: 0.275 Doug Dascenzo, S OBP: 0.211, SLG: 0.361 (8, 7)	1-1 FC6-4		1-0 G6-4-3		1-0 F7		0-1 G6-3		0-0 F8	4	0	0	0	0	0	5											
Domingo Ramos, R OBP: 0.277, SLG: 0.359 (1, 5)		1-1 G2-3		0-0 G4-3		1-3 K		1-1 G4-3		4	0	0	0	0	1	0											
Shawon Dunston, R OBP: 0.327, SLG: 0.524 (1, 6)		2-0 SF9 3B		0-1 G6-3		1-2 1B SF9 1B		0-1 1B 1B		4	2	3	0	0	0	0											
Joe Girardi, R OBP: 0.307, SLG: 0.339 (1, 2)		0-2 SF9		4-0 1B 3B BB		1-2 BB SH1-4 1B		2-0 1-3 1B		2	1	2	1	1	0	0											
Mike Harkey, R OBP: 0.294, SLG: 0.313 Les Lancaster, R OBP: 0.182, SLG: 0.100 (6, 1)		3-H 2-2 HBP		0-0 2-4 3B 1B		0-2 SH1-4		1-3 K		1	1	1	0	0	0	0											
Inning Stats	R: 0 E: 0 K: 2 S: 11	H: 1 LOB: 2 BB: 1 P: 21	R: 1 E: 0 K: 0 S: 9	H: 1 LOB: 0 BB: 0 P: 16	R: 0 E: 0 K: 0 S: 10	H: 2 LOB: 2 BB: 1 P: 17	R: 2 E: 0 K: 0 S: 8	H: 2 LOB: 2 BB: 2 P: 20	R: 0 E: 0 K: 1 S: 10	H: 0 LOB: 0 BB: 0 P: 14	R: 1 E: 0 K: 0 S: 16	H: 2 LOB: 3 BB: 2 P: 29	R: 0 E: 0 K: 1 S: 11	H: 2 LOB: 2 BB: 0 P: 15	R: 1 E: 0 K: 0 S: 10	H: 1 LOB: 1 BB: 1 P: 16		1B: 9 2B: 0 3B: 2 HR: 0	SF: 3 SAC: 1 DP: 1 HBP: 1	WP: 0 PB: 0 SB: 1 CS: 0	PA: 41						
PITCHER	IP	WLS	BF	H	R	ER	SO	BB	IBB	HBP	BLK	WP	HR	S	P	ERA	WHIP										
Bob Knepper, L ERA: 5.23 Atlee Hammaker, L ERA: 3.69 Steve Bedrosian, R ERA: 5.4	(1, 1)	5.0	L	27	8	4	4	3	1	0	0	0	0	19	34	0.00	1.500										
(8, 1)	1.0	5	1	1	1	0	1	1	0	0	0	0	0	10	16	9.00	2.000										



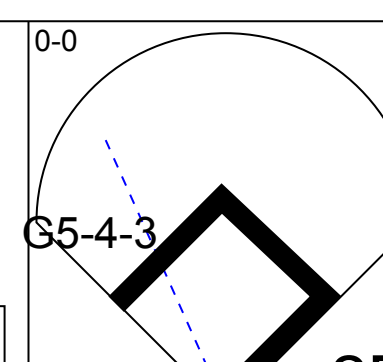
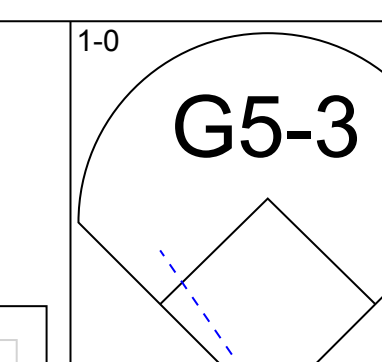
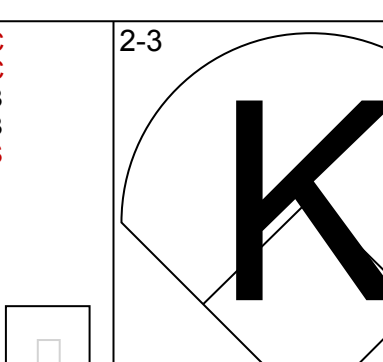
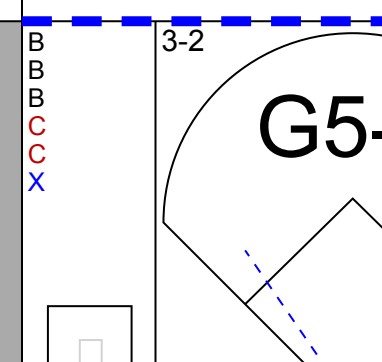
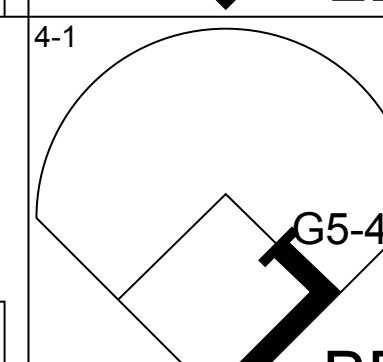
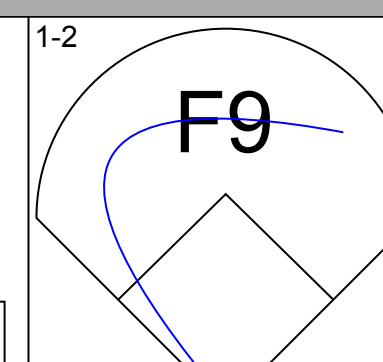
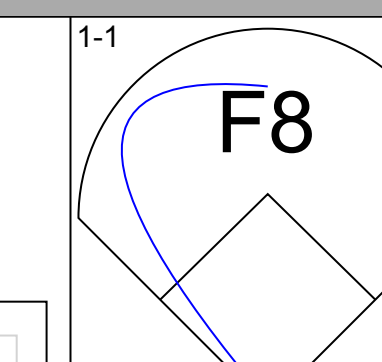
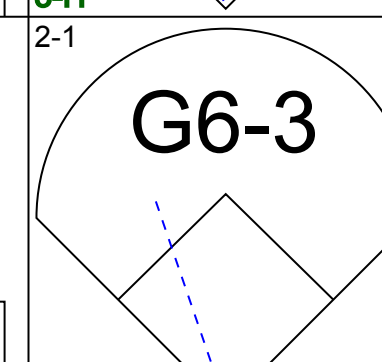
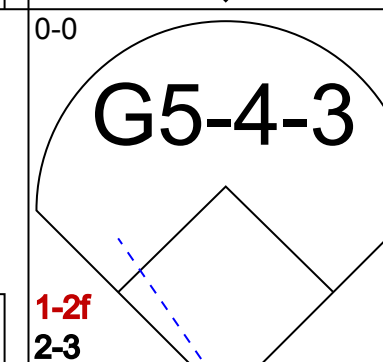
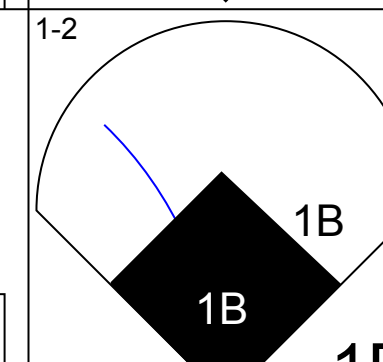
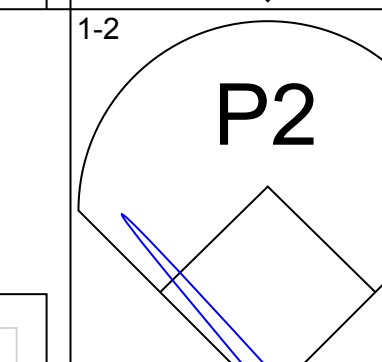
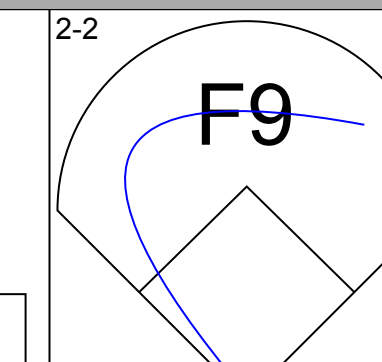
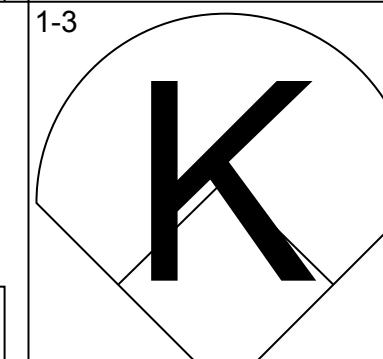
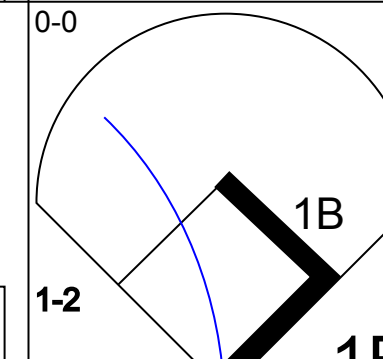
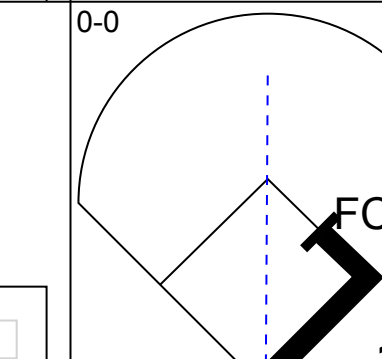
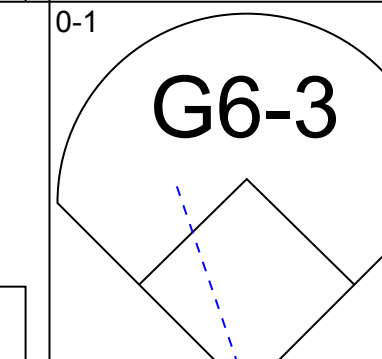
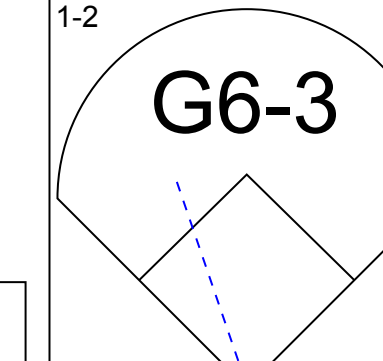
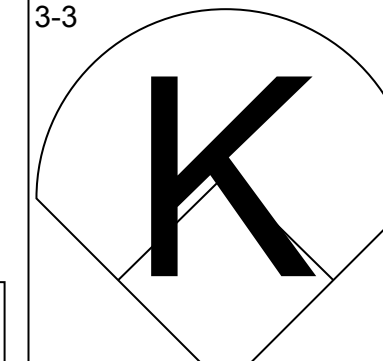
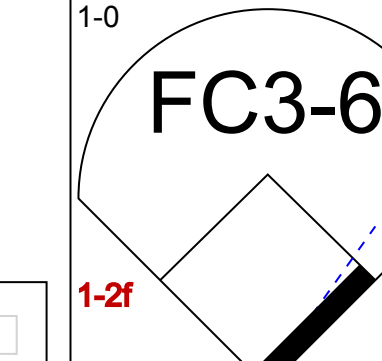
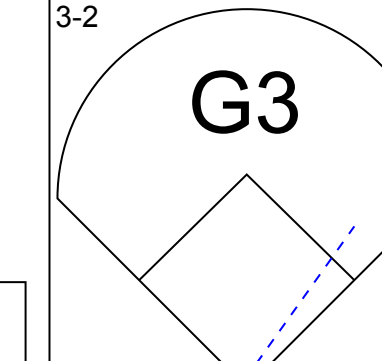
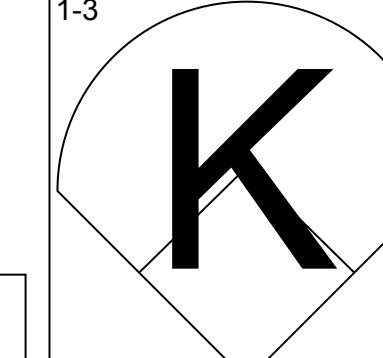
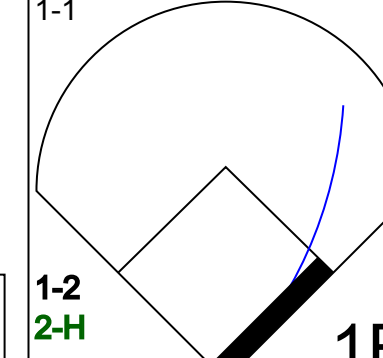
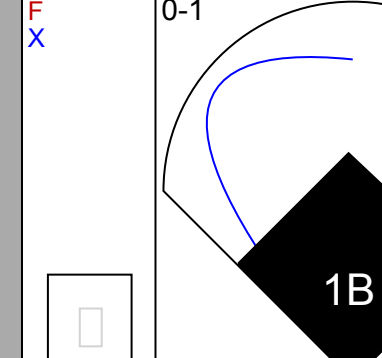
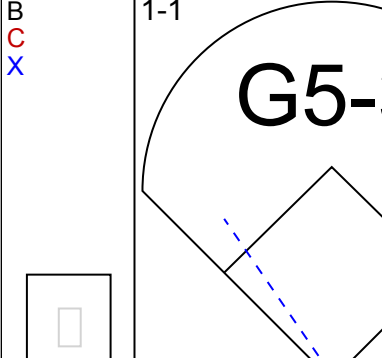
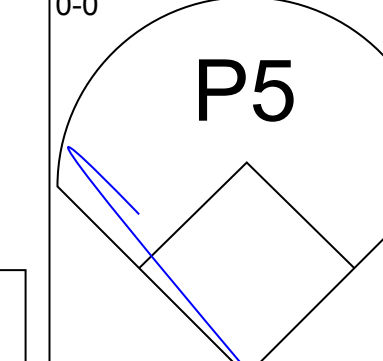
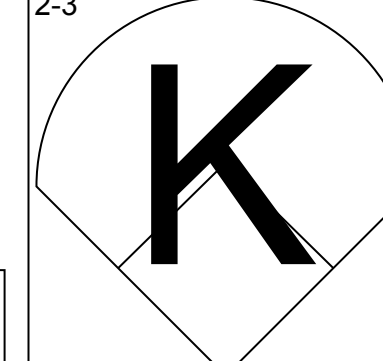
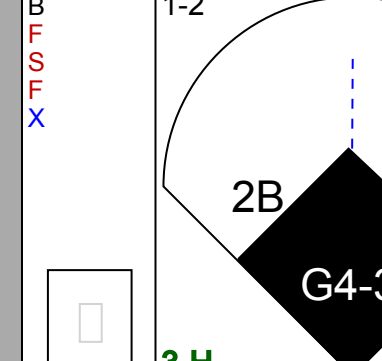
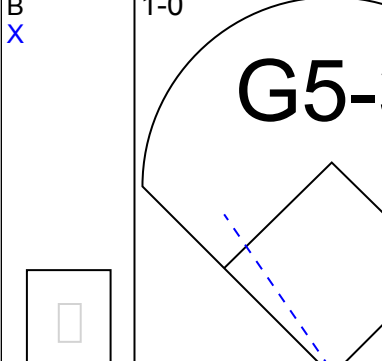
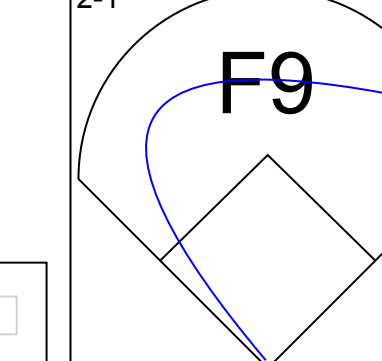
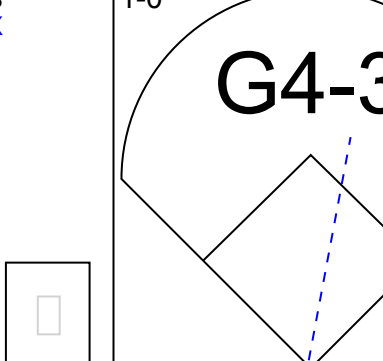
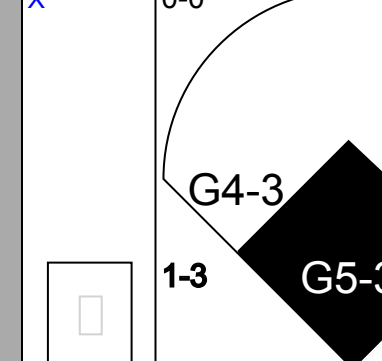
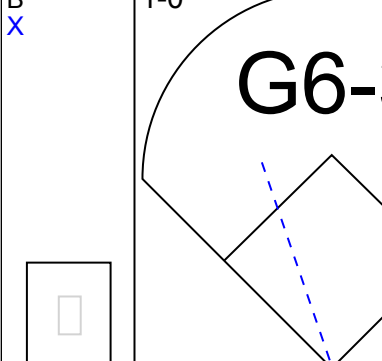
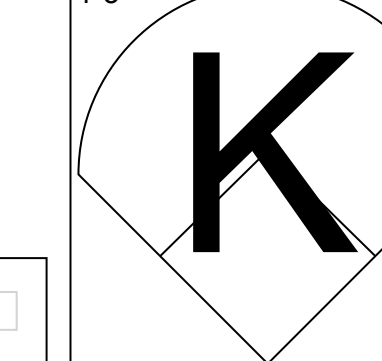
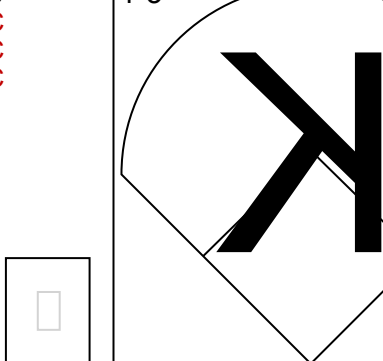
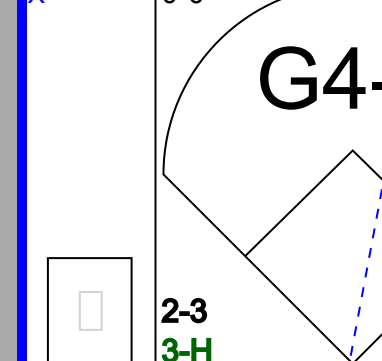
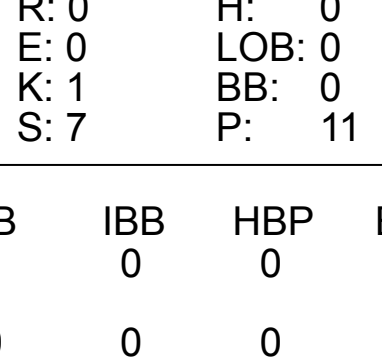
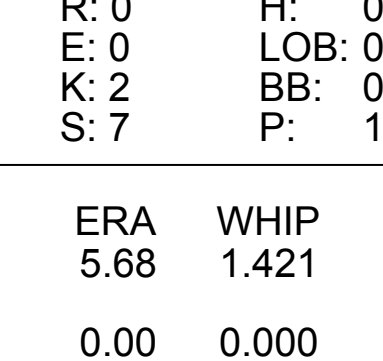
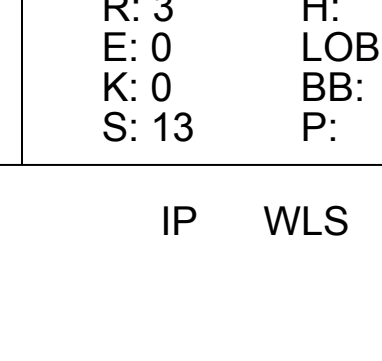



Batter	1	2	3	4	5	6	7	8	9	AB	R	H	RBI	BB	SO	LOB	TOP			
Brett Butler, L OBP: 0.355, SLG: 0.312	1-1 G6-3	0-1 F8		2-1 F9		0-0 F7			1-1 G6-3	5	0	0	0	0	0	2	San Francisco Giants @ Chicago Cubs Wrigley Field, Chicago, IL Wed May 30 1990, 3:33 AM CDT Att: 29,109 - Sunny - 53 F			
Robby Thompson, R OBP: 0.272, SLG: 0.339	1-2 1B		1-2 1B 2B	4-1 BB			3-2 F7			3	1	2	0	1	0	0				
Will Clark, L OBP: 0.302, SLG: 0.442	0-1 F9		1-2 L3	0-0 G4-3			1-2 F7			4	0	0	0	0	0	3				
Kevin Mitchell, R OBP: 0.390, SLG: 0.595	1-1 L9		2-1 HR 1B		1-3 K		2-1 F7			4	1	1	1	0	1	1				
Matt Williams, R OBP: 0.317, SLG: 0.475		0-0 F9	1-1 HR 1B		1-2 G6-3			0-2 G3-6-1 1B		4	1	2	2	0	0	0				
Rick Leach, L OBP: 0.377, SLG: 0.346		4-0 1B BB	0-2 G3		0-0 2B		3-2 F7			3	1	1	0	1	0	1				
Mike Kingery, L (8, 9)										0	0	0	0	0	0	0				
Terry Kennedy, L OBP: 0.415, SLG: 0.446		0-0 1B 1B	1-0 1B		1-0 G4-3			2-2 G3-6-1 1-2		4	0	2	0	0	0	2				
Jose Uribe, S OBP: 0.342, SLG: 0.386	1-1 P4		0-0 G5-3			0-1 G3			1-0 F9	4	0	0	0	0	0	3				
John Burkett, R OBP: 0.077, SLG: 0.077	0-1 1B			2-3 K		0-1 F8			3-2 L6	3	0	1	1	0	1	0				
Greg Litton, R OBP: 0.257, SLG: 0.324										1	0	0	0	0	0	0				
Steve Bedrosian, R (9, 1)										0	0	0	0	0	0	0				
Inning Stats	R: 0 E: 0 K: 0 S: 9	H: 1 LOB: 1 BB: 0 P: 12	R: 1 E: 0 K: 0 S: 8	H: 2 LOB: 2 BB: 1 P: 13	R: 3 E: 0 K: 0 S: 15	H: 4 LOB: 1 BB: 0 P: 21	R: 0 E: 0 K: 1 S: 8	H: 0 LOB: 1 BB: 1 P: 16	R: 0 E: 0 K: 1 S: 8	H: 1 LOB: 1 BB: 0 P: 11	R: 0 E: 0 K: 0 S: 11	H: 0 LOB: 0 BB: 0 P: 17	R: 0 E: 0 K: 0 S: 13	H: 1 LOB: 0 BB: 0 P: 16	R: 0 E: 0 K: 0 S: 6	H: 0 LOB: 0 BB: 0 P: 11	1B: 6 2B: 2 3B: 0 HR: 1	SF: 0 SAC: 0 DP: 1 HBP: 0	WP: 0 PA: 37 PB: 0 SB: 0 CS: 0	
PITCHER	IP	WLS	BF	H	R	ER	SO	BB	IBB	HBP	BLK	WP	HR	S	P	ERA	WHIP			
Shawn Boskie, R ERA: 3.38	(1, 1)	8.0	L	34	9	4	4	2	2	0	0	0	0	1	77	111	4.50	1.375		
Mitch Williams, L ERA: 2.3	(9, 1)	1.0		3	0	0	0	0	0	0	0	0	0	6	11	0.00	0.000			

Batter	1	2	3	4	5	6	7	8	9	AB	R	H	RBI	BB	SO	LOB	BOTTOM			
Doug Dascenzo, S OBP: 0.234, SLG: 0.341	1-2 G1-3 23 BB 1B		1-1 G6-3		0-0 B1-3		3-2 F9			4	0	1	0	0	0	0	San Francisco Giants @ Chicago Cubs Wrigley Field, Chicago, IL Wed May 30 1990, 3:33 AM CDT Att: 29,109 - Sunny - 53 F			
23 Ryne Sandberg, R OBP: 0.387, SLG: 0.546	1-2 G1-3 BB		2-0 1B		0-1 G6-3			3-2 HR		3	1	2	1	1	0	0				
Mark Grace, L OBP: 0.318, SLG: 0.315	2-2 F7		3-1 F7		1-1 1B			0-0 G4-3		4	0	1	0	0	0	3				
Andre Dawson, R OBP: 0.379, SLG: 0.673	1-0 G1-3			3-1 G4-3 1B	1-1 P5			1-0 G5-3		4	0	1	0	0	0	3				
Dwight Smith, L OBP: 0.372, SLG: 0.435	2-2 G4-3			1-0 E6 G4-3		0-0 B1-3		0-1 P6		4	0	0	0	0	0	3				
Domingo Ramos, R OBP: 0.288, SLG: 0.333		0-1 G6-3		2-2 G4-3		4-2 G5-4-3 BB			4-0 FC6-4 1B BB	2	0	0	0	2	0	2				
Shawon Dunston, R OBP: 0.324, SLG: 0.512		3-2 P5		0-1 F9		0-2 G5-4-3			0-0 FC6-4 1B	4	0	1	0	0	0	3				
Joe Girardi, R OBP: 0.306, SLG: 0.339		2-3 K		4-0 IBB			1-0 F8		1-1 FC6-4 G6-4-3	3	0	0	0	1	1	2				
Shawn Boskie, R OBP: 0.444, SLG: 0.667			0-0 F8		0-1 G4-3				1-0 G6-4-3	3	0	0	0	0	0	3				
Mitch Williams, L (9, 1)										0	0	0	0	0	0	0				
Dave Clark, L OBP: 0.207, SLG: 0.310										1	0	0	0	0	0	2				
Inning Stats	R: 0 E: 0 K: 0 S: 17	H: 1 LOB: 2 BB: 1 P: 26	R: 0 E: 0 K: 1 S: 9	H: 0 LOB: 0 BB: 0 P: 14	R: 0 E: 1 K: 0 S: 10	H: 1 LOB: 3 BB: 1 P: 20	R: 0 E: 0 K: 0 S: 7	H: 0 LOB: 1 BB: 1 P: 11	R: 0 E: 0 K: 0 S: 7	H: 0 LOB: 0 BB: 0 P: 12	R: 1 E: 0 K: 0 S: 7	H: 1 LOB: 0 BB: 0 P: 11	R: 0 E: 0 K: 0 S: 4	H: 1 LOB: 1 BB: 1 P: 10	R: 0 E: 0 K: 0 S: 4	H: 1 LOB: 1 BB: 1 P: 10	1B: 5 2B: 0 3B: 0 HR: 1	SF: 0 SAC: 0 DP: 2 HBP: 0	WP: 0 PA: 36 PB: 0 SB: 0 CS: 0	
PITCHER	IP	WLS	BF	H	R	ER	SO	BB	IBB	HBP	BLK	WP	HR	S	P	ERA	WHIP			
John Burkett, R ERA: 4.46	(1, 1)	8.0	W	32	5	1	1	1	2	1	0	0	0	1	70	115	1.12	0.875		
Steve Bedrosian, R ERA: 5.14	(9, 1)	1.0	S	4	1	0	0	0	1	0	0	0	0	4	10	0.00	2.000			



Batter	1	2	3	4	5	6	7	8	9	AB	R	H	RBI	BB	SO	LOB	TOP			
Jerome Walton, R (1, 8) OBP: 0.365, SLG: 0.338	F8	K			P6		K		G5-3	5	0	0	0	0	2	1	Chicago Cubs @ St. Louis Cardinals Busch Stadium, St. Louis, MO Fri Jun 01 1990, 7:05 PM CDT Att: 43,773 - Unknown - 82 F AB 36 R 4 H 9 RBI 4 BB 6 SO 9 LOB 19			
23 Ryne Sandberg, R (1, 4) OBP: 0.372, SLG: 0.541	1B S 1B BB		F7		P3		BB 1-2 BB		HR BB	2	2	0	0	3	0	0				
Mark Grace, L (1, 3) OBP: 0.339, SLG: 0.318 Hector Villanueva, R (7, PH) OBP: 0.500, SLG: 2.000	1B 1-3 1B						P4		HR 1-H	1	0	1	0	2	0	0				
Andre Dawson, R (1, 9) OBP: 0.379, SLG: 0.665	BB 1-3 3-H 1B		F8		K2-3			P4	WP 1B 1B	5	0	2	1	0	1	2				
Dwight Smith, L (1, 7) OBP: 0.373, SLG: 0.429	1-2 BB		K				F9		G4-3	4	0	1	0	1	1	1				
Luis Salazar, R (1, 5) OBP: 0.274, SLG: 0.291	K						P3		S 2B 1B	5	1	2	0	0	2	5				
Shawon Dunston, R (1, 6) OBP: 0.322, SLG: 0.511	L4						K		1-H 2B	4	0	1	1	0	1	4				
Joe Girardi, R (1, 2) OBP: 0.301, SLG: 0.333 Dave Clark, L (7, PH) OBP: 0.233, SLG: 0.333 Lloyd McClendon, R (7, 2) OBP: 0.275, SLG: 0.272		P6			K			23 BB 1B	G6-3	2	0	0	0	0	1	1				
Greg Maddux, R (1, 1) OBP: 0.284, SLG: 0.329 Manvell Wynne, L (7, PH) OBP: 0.182, SLG: 0.100 Les Lancaster, R (7, 1) OBP: 0.182, SLG: 0.100 Domingo Ramos, R (9, PH) OBP: 0.284, SLG: 0.329		G4-3			K			P5	F8	1	0	0	0	0	0	1				
Inning Stats	R: 1 E: 0 K: 1 S: 12	H: 2 LOB: 3 BB: 2 P: 26	R: 0 E: 0 K: 1 S: 12	H: 0 LOB: 0 BB: 0 P: 15	R: 0 E: 0 K: 1 S: 10	H: 0 LOB: 1 BB: 1 P: 14	R: 0 E: 0 K: 2 S: 12	H: 1 LOB: 1 BB: 0 P: 15	R: 0 E: 0 K: 1 S: 8	H: 0 LOB: 0 BB: 0 P: 10	R: 0 E: 0 K: 1 S: 12	H: 1 LOB: 2 BB: 1 P: 21	R: 1 E: 0 K: 0 S: 8	H: 2 LOB: 1 BB: 0 P: 10	R: 2 E: 0 K: 1 S: 18	H: 3 LOB: 2 BB: 1 P: 30		1B: 7 2B: 1 3B: 0 HR: 1	SF: 0 SAC: 0 DP: 0 HBP: 0	WP: 1 PB: 0 SB: 3 CS: 0
PITCHER	IP WLS BF H R ER SO BB IBB HBP BLK WP HR S P ERA WHIP																			
Jose DeLeon, R (1, 1) ERA: 3.69	6.2 W 29 4 1 1 8 5 0 0 0 0 0 70 110 1.35 1.350																			
Ken Dayley, L (7, 1) ERA: 2.65	2.0 10 3 3 3 0 1 0 0 0 0 1 20 33 13.50 2.000																			
Lee Smith, R (9, 1) ERA: 2.01	0.1 S 3 2 0 0 1 0 0 0 0 1 0 9 12 0.00 6.000																			

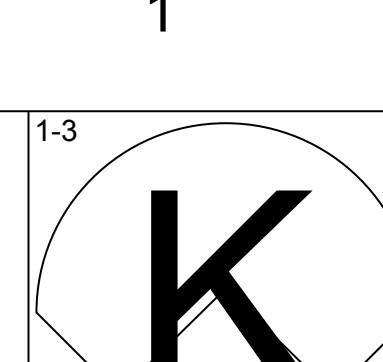
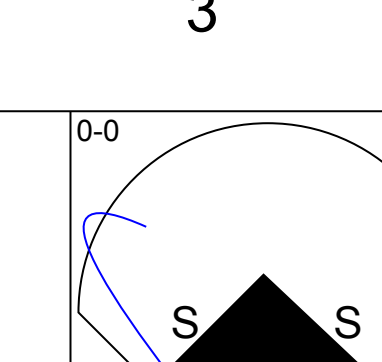
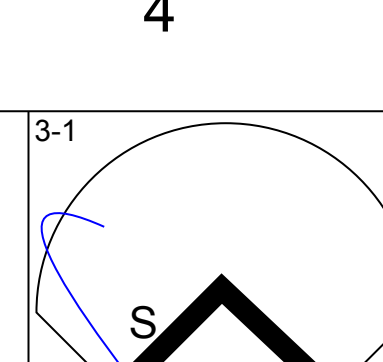
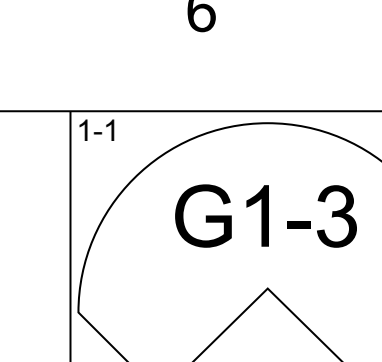
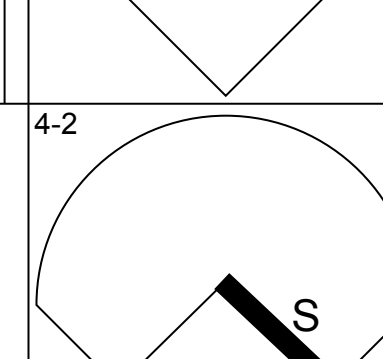
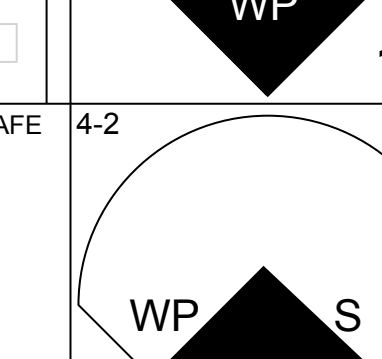
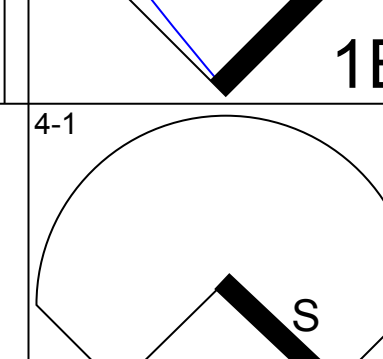
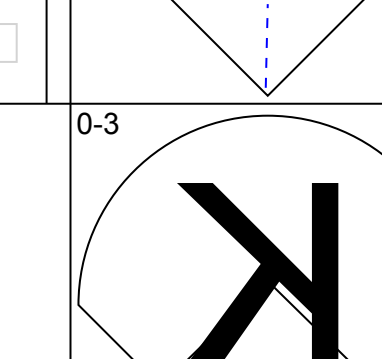
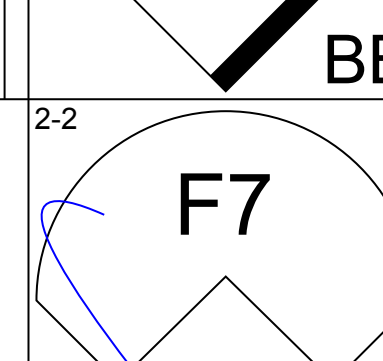
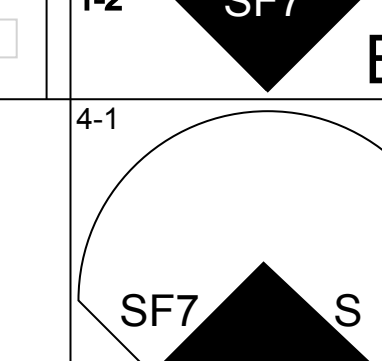
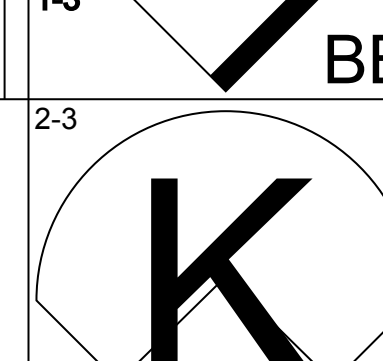
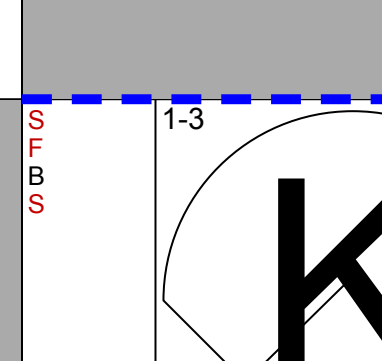
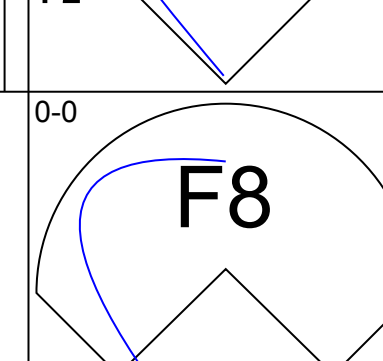
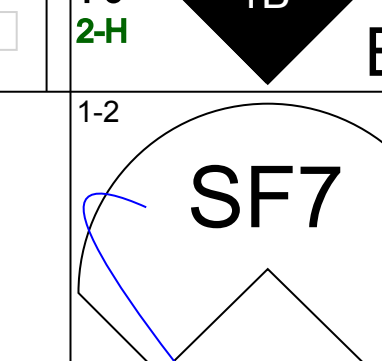
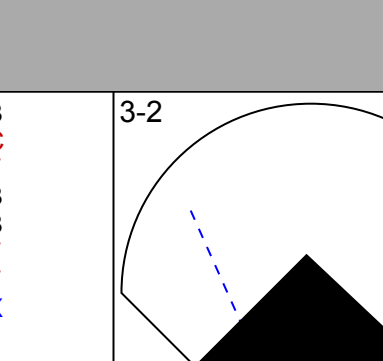
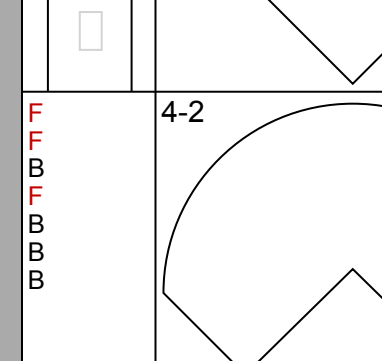
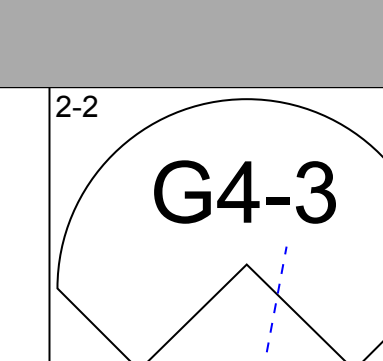
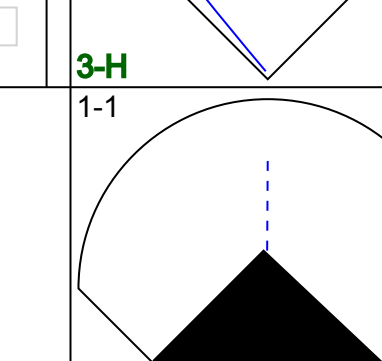
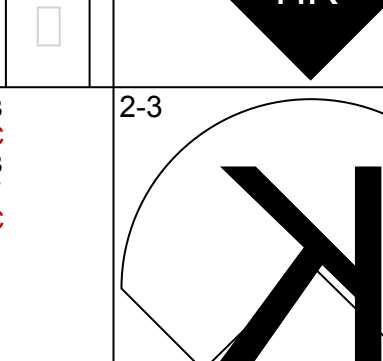
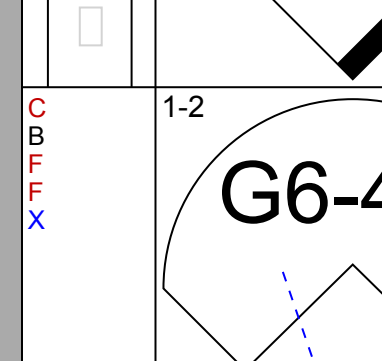
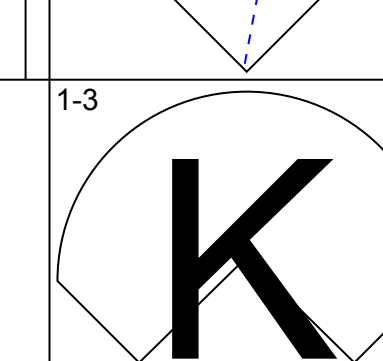
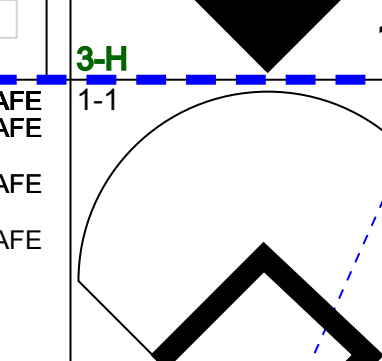
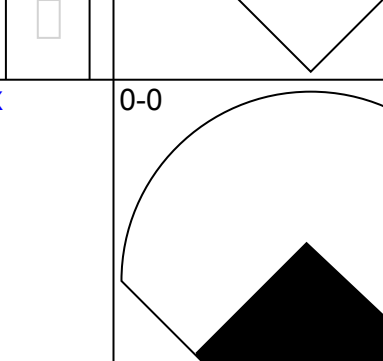
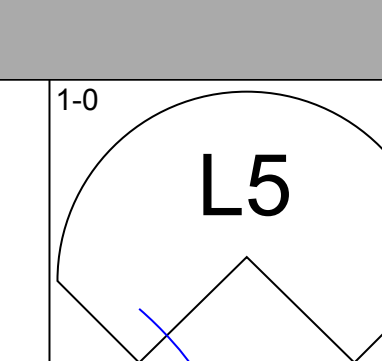
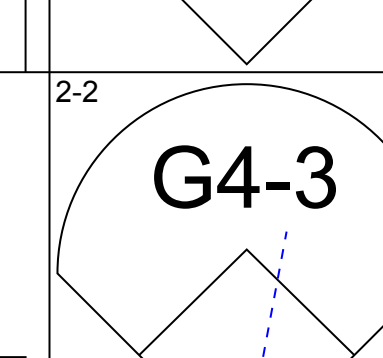
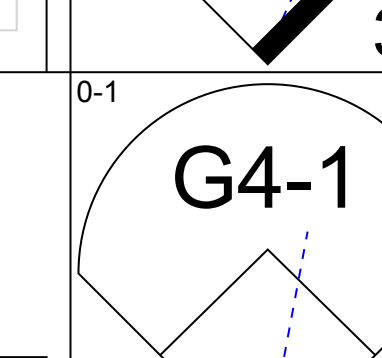
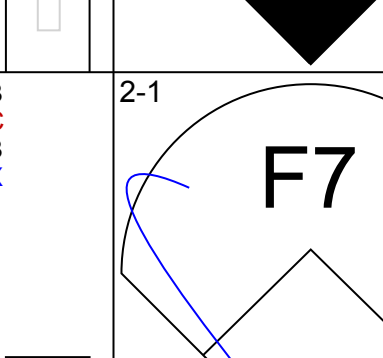
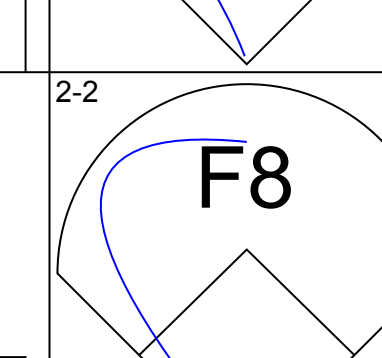
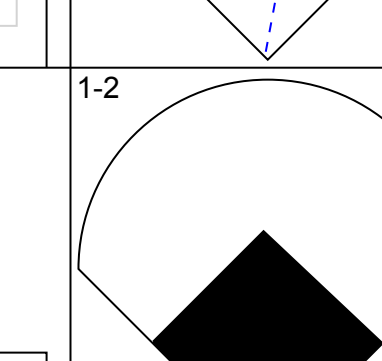
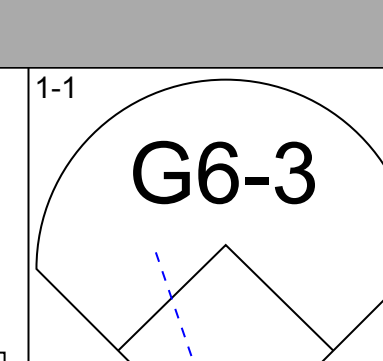
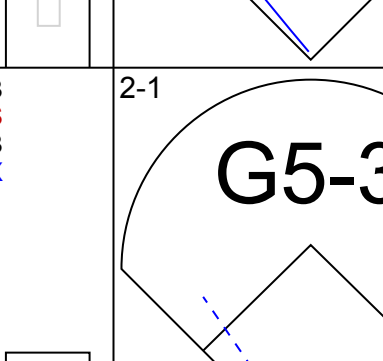
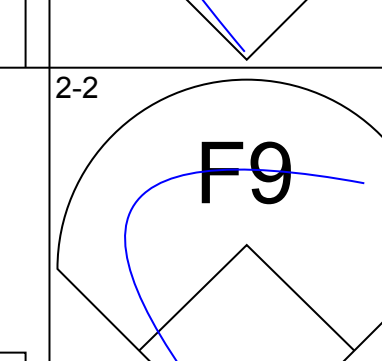
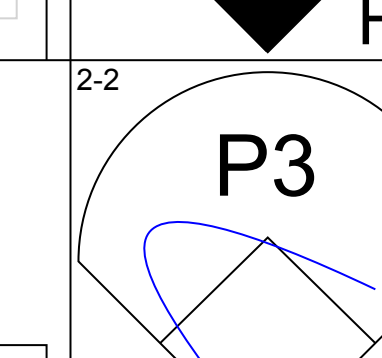
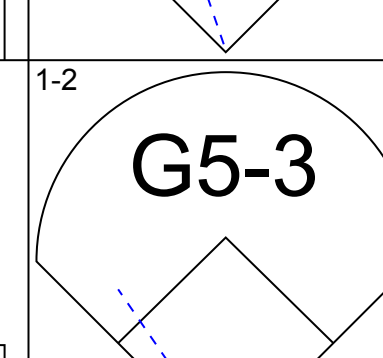
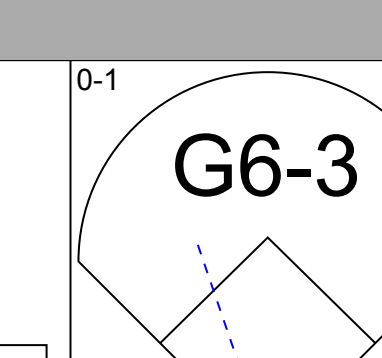
Batter	1	2	3	4	5	6	7	8	9	AB	R	H	RBI	BB	SO	LOB	BOTTOM			
Vince Coleman, S (1, 7) OBP: 0.354, SLG: 0.397	G4-3						1B 2B BB			3	1	1	0	1	1	0	Chicago Cubs @ St. Louis Cardinals Busch Stadium, St. Louis, MO Fri Jun 01 1990, 7:05 PM CDT Att: 43,773 - Unknown - 82 F AB 32 R 6 H 12 RBI 6 BB 1 SO 3 LOB 12			
Ozzie Smith, S (1, 6) OBP: 0.303, SLG: 0.277	K		G4-3		G1-3		2B SF8 1B			4	1	1	0	0	1	1				
Willie McGee, S (1, 8) OBP: 0.362, SLG: 0.418	G5-3						SF8 SF7 2B			4	2	3	1	0	0	0				
Pedro Guerrero, R (1, 3) OBP: 0.353, SLG: 0.464 Dave Collins, S (9, 3) OBP: 0.240, SLG: 0.095		FC1-6 1B				K	SF8			3	0	2	1	0	1	1				
Terry Pendleton, S (1, 5) OBP: 0.279, SLG: 0.323	F7					1B 1B	SF7			3	1	1	2	0	0	3				
Milt Thompson, L (1, 9) OBP: 0.276, SLG: 0.277	FC1-6 FC5-4					F7	G4-3 SH1-3 1B			4	1	1	0	0	0	2				
Todd Zeile, R (1, 2) OBP: 0.313, SLG: 0.379	FC5-4					1B 1B	G4-3			4	0	2	0	0	0	2				
José Oquendo, S (1, 4) OBP: 0.331, SLG: 0.255		L6					SH1-3		L9-3	3	0	1	2	0	0	1				
Jose DeLeon, R (1, 1) OBP: 0.150, SLG: 0.250 Ken Dayley, L (7, 1) OBP: 0.182, SLG: 0.100 Lee Smith, R (9, 1) OBP: 0.284, SLG: 0.329		G3-1				G3-1	G1-3		F8	3	0	0	0	0	0	2				
Inning Stats	R: 0 E: 0 K: 1 S: 6	H: 0 LOB: 0 BB: 0 P: 11	R: 0 E: 0 K: 0 S: 9	H: 1 LOB: 1 BB: 0 P: 13	R: 0 E: 0 K: 0 S: 6	H: 1 LOB: 1 BB: 0 P: 7	R: 2 E: 0 K: 1 S: 16	H: 4 LOB: 2 BB: 0 P: 27	R: 0 E: 0 K: 1 S: 12	H: 2 LOB: 0 BB: 0 P: 19	R: 1 E: 0 K: 0 S: 8	H: 1 LOB: 0 BB: 1 P: 12	R: 3 E: 0 K: 0 S: 10	H: 2 LOB: 0 BB: 1 P: 17	R: 0 E: 0 K: 0 S: 8	H: 1 LOB: 0 BB: 0 P: 16		1B: 11 2B: 2 3B: 0 HR: 0	SF: 2 SAC: 1 DP: 1 HBP: 0	WP: 0 PB: 0 SB: 2 CS: 0
PITCHER	IP WLS BF H R ER SO BB IBB HBP BLK WP HR S P ERA WHIP																			
Greg Maddux, R (1, 1) ERA: 3.72	6.0 L 27 3 3 3 0 1 0 0 0 0 0 77 89 4.50 1.500																			
Les Lancaster, R (7, 1) ERA: 4.5	2.0 9 3 3 3 0 1 0 0 0 0 0 18 33 13.50 2.000																			

Batter	1	2	3	4	5	6	7	8	9	AB	R	H	RBI	BB	SO	LOB	TOP				
Jerome Walton, R OBP: 0.364, SLG: 0.339 (1, 8)										4	0	1	1	0	1	0					
23 Ryne Sandberg, R OBP: 0.375, SLG: 0.547 (1, 4)										3	0	0	0	1	0	0					
Shawon Dunston, R OBP: 0.328, SLG: 0.519 (1, 6)										4	1	1	0	0	0	2					
Andre Dawson, R OBP: 0.382, SLG: 0.649 (1, 9)										4	0	2	0	0	1	1					
Dwight Smith, L OBP: 0.357, SLG: 0.411 (1, 7)										4	0	0	0	0	1	3					
Mark Grace, L OBP: 0.335, SLG: 0.333 (1, 3)										4	1	2	1	0	1	0					
Luis Salazar, R OBP: 0.273, SLG: 0.282 (1, 5)										4	1	1	1	0	1	2					
Joe Girardi, R OBP: 0.310, SLG: 0.363 (1, 2)										4	1	1	0	0	0	0					
Kevin Blankenship, R OBP: 0.310, SLG: 0.363 (1, 1)										1	0	0	0	0	1	0					
Bill Long, R OBP: 0.250, SLG: 0.323 (7, PH)										1	0	0	0	0	1	0					
Steve Wilson, L OBP: 0.125, SLG: 0.125 (7, 1)										0	0	0	0	0	0	0					
Inning Stats	R: 0 E: 0 K: 1 S: 6	H: 1 LOB: 1 BB: 1 P: 11	R: 0 E: 0 K: 1 S: 7	H: 0 LOB: 0 BB: 0 P: 9	R: 0 E: 0 K: 1 S: 7	H: 0 LOB: 0 BB: 0 P: 11	R: 1 E: 0 K: 2 S: 17	H: 3 LOB: 2 BB: 0 P: 25	R: 0 E: 0 K: 2 S: 7	H: 0 LOB: 0 BB: 0 P: 11	R: 0 E: 0 K: 0 S: 7	H: 1 LOB: 1 BB: 0 P: 10	R: 3 E: 0 K: 0 S: 13	H: 3 LOB: 0 BB: 0 P: 19	R: 0 E: 0 K: 0 S: 11	H: 0 LOB: 0 BB: 0 P: 16	R: 0 E: 0 K: 0 S: 4	H: 0 LOB: 0 BB: 0 P: 7	1B: 5 2B: 2 3B: 1 HR: 0	SF: 0 SAC: 0 DP: 1 HBP: 0	WP: 0 PA: 35 PB: 0 SB: 0 CS: 0
PITCHER	IP WLS BF H R ER SO BB IBB HBP BLK WP HR S P ERA WHIP	6.1 W 27 8 4 4 7 1 0 0 0 0 0 59 86 5.68 1.421	7.1 2.2 8 0 0 0 0 0 0 0 0 0 0 20 33 0.00 0.000																		

Chicago Cubs @ St. Louis Cardinals
Busch Stadium, St. Louis, MO
Sun Jun 03 1990, 3:33 AM CDT
Att: 45,393 - Unknown

AB	34
R	4
H	8
RBI	4
BB	1
SO	7
LOB	9



Batter	1	2	3	4	5	6	7	8	9	AB	R	H	RBI	BB	SO	LOB	BOTTOM			
Vince Coleman, S OBP: 0.357, SLG: 0.406 (1, 7)										4	1	2	0	0	1	0				
Ozzie Smith, S OBP: 0.315, SLG: 0.275 (1, 6)										1	1	0	0	3	1	0				
Willie McGee, S OBP: 0.361, SLG: 0.416 (1, 8)										3	1	0	0	1	2	3				
Pedro Guerrero, R OBP: 0.357, SLG: 0.460 (1, 3)										2	1	1	1	1	0	1				
Terry Pendleton, S OBP: 0.277, SLG: 0.319 (1, 5)										4	1	1	1	0	1	2				
Milt Thompson, L OBP: 0.278, SLG: 0.320 (1, 9)										4	1	2	3	0	1	0				
José Oquendo, S OBP: 0.328, SLG: 0.255 (1, 4)										4	0	0	0	0	0	1				
Tom Paganzzi, R OBP: 0.250, SLG: 0.333 (1, 2)										4	1	1	1	0	0	0				
Bryn Smith, R OBP: 0.238, SLG: 0.238 (7, 1)										3	0	0	0	0	0	0				
Inning Stats	R: 0 E: 0 K: 1 S: 9	H: 0 LOB: 1 BB: 1 P: 16	R: 0 E: 0 K: 1 S: 9	H: 0 LOB: 0 BB: 0 P: 14	R: 5 E: 0 K: 0 S: 23	H: 4 LOB: 1 BB: 2 P: 36	R: 0 E: 0 K: 1 S: 11	H: 1 LOB: 2 BB: 1 P: 22	R: 2 E: 0 K: 1 S: 13	H: 2 LOB: 0 BB: 0 P: 22	R: 0 E: 0 K: 1 S: 7	H: 0 LOB: 0 BB: 0 P: 8	R: 0 E: 0 K: 1 S: 10	H: 0 LOB: 0 BB: 1 P: 16	R: 0 E: 0 K: 0 S: 9	H: 0 LOB: 0 BB: 0 P: 14	1B: 4 2B: 0 3B: 1 HR: 2	SF: 1 SAC: 0 DP: 1 HBP: 0	WP: 1 PA: 35 PB: 0 SB: 8 CS: 0	
PITCHER	IP WLS BF H R ER SO BB IBB HBP BLK WP HR S P ERA WHIP	2.2 L 14 4 2 2 3 1 0 0 0 0 1 35 57 5.40 1.500	2.0 6 0 0 0 1 1 0 0 0 0 0 0 19 30 0.00 0.500																	

Chicago Cubs @ St. Louis Cardinals
Busch Stadium, St. Louis, MO
Sun Jun 03 1990, 3:33 AM CDT
Att: 45,393 - Unknown

AB	29
R	7
H	7
RBI	6
BB	5
SO	6
LOB	7



Batter	1	2	3	4	5	6	7	8	9	AB	R	H	RBI	BB	SO	LOB	TOP					
Jerome Walton, R OBP: 0.366, SLG: 0.339	L9		PB BB			FC5-4 1B		G6-3		3	0	1	0	1	0	1	Chicago Cubs @ Pittsburgh Pirates Three Rivers Stadium, Pittsburgh, PA Mon Jun 04 1990, 7:05 PM EDT Att: 9,257 - Unknown					
23 Ryne Sandberg, R OBP: 0.373, SLG: 0.541	G6-3		P6			F8		SF9 1B		4	0	1	0	0	0	3						
Shawn Dunston, R OBP: 0.321, SLG: 0.511	F7		F7			FC5-4 1-2 2-3		SF9		3	0	0	1	0	0	3						
Andre Dawson, R OBP: 0.379, SLG: 0.640		F9		G6-4-3 1B		G6-3		F8		4	0	1	0	0	0	2						
Hector Villanueva, R OBP: 0.273, SLG: 0.818		K		L8			HR	F7		4	1	1	1	0	1	1						
Domingo Ramos, R OBP: 0.295, SLG: 0.319				G6-4-3 1-2		G6-3		1B BB BB		2	0	0	0	2	0	1						
Doug Dascenzo, S OBP: 0.220, SLG: 0.319				F9		G6-3		1B BB		3	0	0	0	0	0	1						
Dave Clark, L OBP: 0.273, SLG: 0.323						F8		1B BB		0	0	0	0	1	0	0						
Joe Girardi, R OBP: 0.311, SLG: 0.370				PB 2B		P3		1B BB		3	0	1	0	0	0	0						
Mark Grace, L OBP: 0.336, SLG: 0.337						P3		G4-6-3 1B		1	0	1	0	0	0	0						
Shawn Boskie, R OBP: 0.364, SLG: 0.545						K		G4-6-3 1B		2	0	0	0	0	2	1						
Mitch Williams, L								23 1B SF9 2B		0	0	0	0	0	0	0						
Luis Salazar, R OBP: 0.279, SLG: 0.297								1-2		1	1	1	0	0	0	0						
Jeff Pico, R										0	0	0	0	0	0	0						
Dwight Smith, L OBP: 0.355, SLG: 0.408										1	0	0	0	0	0	3						
Inning Stats	R: 0 E: 0 K: 0 S: 7	H: 0 LOB: 0 BB: 0 P: 10	R: 0 E: 0 K: 1 S: 11	H: 0 LOB: 1 BB: 1 P: 16	R: 0 E: 0 K: 1 S: 13	H: 1 LOB: 2 BB: 1 P: 17	R: 0 E: 0 K: 0 S: 4	H: 1 LOB: 0 BB: 0 P: 6	R: 0 E: 0 K: 1 S: 7	H: 0 LOB: 0 BB: 0 P: 12	R: 0 E: 0 K: 0 S: 9	H: 1 LOB: 1 BB: 0 P: 11	R: 1 E: 0 K: 0 S: 8	H: 1 LOB: 0 BB: 0 P: 8	R: 1 E: 0 K: 0 S: 13	H: 2 LOB: 1 BB: 0 P: 19	R: 0 E: 0 K: 0 S: 13	H: 1 LOB: 2 BB: 2 P: 27	1B: 4 2B: 2 3B: 0 HR: 1	SF: 1 SAC: 0 DP: 2 HBP: 0	WP: 0 PB: 1 SB: 1 CS: 0	PA: 36
PITCHER	IP WLS BF H R ER SO BB IBB HBP BLK WP HR S P ERA WHIP																					
Bob Patterson, L ERA: 2.91	(1, 1) 7.0 W 27 5 2 2 3 2 0 0 0 0 0 1 60 82 2.57 1.000																					
Ted Power, R ERA: 2.59	(8, 1) 1.1 6 1 0 0 0 1 0 0 0 0 0 0 18 30 0.00 1.500																					
Scott Ruskin, L ERA: 3.04	(9, 1) 0.0 1 0 0 0 0 1 0 0 0 0 0 0 0 6 ∞ ∞																					
Bill Landrum, R ERA: 1.0	(9, 1) 0.2 S 2 1 0 0 0 0 0 0 0 0 0 0 5 8 0.00 1.500																					

Batter	1	2	3	4	5	6	7	8	9	AB	R	H	RBI	BB	SO	LOB	BOTTOM			
Wally Backman, S OBP: 0.391, SLG: 0.437	K		FC4-6 1B	F7			SH SF8 2B			4	1	2	0	0	1	0	Chicago Cubs @ Pittsburgh Pirates Three Rivers Stadium, Pittsburgh, PA Mon Jun 04 1990, 7:05 PM EDT Att: 9,257 - Unknown			
Jay Bell, R OBP: 0.328, SLG: 0.377	G3-1		FC4-6 1B 3B	G6-3		SH SF8 BB BLK				3	2	0	0	0	1					
Andy Van Slyke, L OBP: 0.412, SLG: 0.497			F7		P5	BLK BB				3	0	1	0	1	0					
Bobby Bonilla, S OBP: 0.321, SLG: 0.569	CS		WP 1B	G5-3		SF8				3	2	2	1	0	0					
Barry Bonds, L OBP: 0.404, SLG: 0.606			1B	1B		2-3 3-H				3	1	1	2	1	2	1				
R.J. Reynolds, S OBP: 0.353, SLG: 0.360			1B	1B		K				0	0	0	0	0	0					
Sid Bream, L OBP: 0.348, SLG: 0.427			F7	1B		F7				4	0	2	1	0	0	3				
Jose Lind, R OBP: 0.370, SLG: 0.420			1B	1B		L9				4	0	2	1	0	1					
Dann Bilardello, R			P4	F8		P4				4	0	0	0	0	5					
Bob Patterson, R			K			F8				3	0	0	0	0	2	3				
Ted Power, R OBP: 0.200, SLG: 0.400			K			K				1	0	0	0	0	1	0				
Scott Ruskin, R										0	0	0	0	0	0	0				
Bill Landrum, R										0	0	0	0	0	0	0				
Inning Stats	R: 0 E: 0 K: 1 S: 9	H: 1 LOB: 0 BB: 0 P: 17	R: 1 E: 0 K: 1 S: 10	H: 2 LOB: 1 BB: 1 P: 15	R: 3 E: 0 K: 0 S: 20	H: 5 LOB: 2 BB: 0 P: 35	R: 0 E: 0 K: 1 S: 7	H: 0 LOB: 0 BB: 0 P: 10	R: 0 E: 0 K: 0 S: 7	H: 0 LOB: 0 BB: 0 P: 14	R: 0 E: 0 K: 0 S: 13	H: 1 LOB: 1 BB: 0 P: 19	R: 2 E: 0 K: 1 S: 12	H: 1 LOB: 1 BB: 1 P: 19	R: 0 E: 0 K: 2 S: 10	H: 0 LOB: 0 BB: 0 P: 14	1B: 8 2B: 1 3B: 1 HR: 0	SF: 1 SAC: 1 DP: 0 HBP: 0	WP: 1 PB: 0 SB: 1 CS: 1	PA: 37
PITCHER	IP WLS BF H R ER SO BB IBB HBP BLK WP HR S P ERA WHIP																			
Shawn Boskie, R ERA: 4.5	(1, 1) 6.0 L 29 10 6 6 4 1 1 0 0 1 0 0 10 113 9.00 1.833																			
Mitch Williams, L ERA: 2.15	(7, 1) 1.0 4 0 0 0 1 1 0 0 1 0 0 10 16 0.00 1.000																			
Jeff Pico, R ERA: 6.64	(8, 1) 1.0 3 0 0 0 2 0 0 0 0 0 0 10 14 0.00 0.000																			

AB	31
R	2
H	7
RBI	2
BB	4
SO	3
LOB	16



AB	32
R	6
H	10
RBI	5
BB	2
SO	7
LOB	15



Batter	1	2	3	4	5	6	7	8	9	AB	R	H	RBI	BB	SO	LOB	TOP					
Jerome Walton, R (1, 8) OBP: 0.362, SLG: 0.335	5-3	E6						P6		5	0	1	0	0	0	3						
23 Ryne Sandberg, R (1, 4) OBP: 0.373, SLG: 0.552	4-3	L3							F7	5	2	2	1	0	0	2						
Mark Grace, L (1, 3) OBP: 0.340, SLG: 0.351	HR		4-3					G3		4	1	1	1	1	0	2						
Andre Dawson, R (1, 9) OBP: 0.380, SLG: 0.631	1B		P3					F8		4	1	1	0	1	0	1						
Dwight Smith, L (1, 7) OBP: 0.359, SLG: 0.411 Doug Dasenczo, S (7, 7) OBP: 0.220, SLG: 0.319	4-3		1B					4-3		4	0	2	0	0	0	1						
Shawon Dunston, R (1, 6) OBP: 0.325, SLG: 0.510		F8 E	5-3					F9		4	1	2	2	0	0	1						
Domingo Ramos, R (1, 5) OBP: 0.280, SLG: 0.303		E3		3-1				5-3		4	0	0	0	0	0	3						
Joe Girardi, R (1, 2) OBP: 0.309, SLG: 0.366		K		1-6-3				K		4	0	1	0	0	2	2						
Paul Assenmacher, L (1, 1) Marvell Wynne, L (2, PH) Steve Wilson, L (2, 1) Mitch Williams, L (8, 1)	F8			F7				L5		0	0	0	0	0	0	0						
Inning Stats	R: 1 E: 0 K: 0 S: 10	H: 2 LOB: 1 BB: 0 P: 18	R: 1 E: 2 K: 1 S: 13	H: 1 LOB: 2 BB: 0 P: 17	R: 0 E: 0 K: 0 S: 11	H: 1 LOB: 1 BB: 0 P: 18	R: 0 E: 0 K: 0 S: 6	H: 0 LOB: 0 BB: 0 P: 8	R: 2 E: 0 K: 0 S: 10	H: 4 LOB: 2 BB: 1 P: 16	R: 0 E: 0 K: 1 S: 5	H: 0 LOB: 0 BB: 0 P: 5	R: 1 E: 0 K: 0 S: 8	H: 1 LOB: 0 BB: 0 P: 13	R: 0 E: 0 K: 0 S: 12	H: 2 LOB: 2 BB: 0 P: 17	R: 0 E: 0 K: 0 S: 7	H: 0 LOB: 0 BB: 1 P: 14	1B: 9 2B: 0 3B: 0 HR: 2	SF: 0 SAC: 0 DP: 1 HBP: 0	WP: 0 PB: 0 SB: 0 CS: 2	PA: 40
PITCHER	IP	WLS	BF	H	R	ER	SO	BB	IBB	HBP	BLK	WP	HR	S	P	ERA	WHIP					
Walt Terrell, R (1, 1) ERA: 5.07	7.0		32	9	5	4	2	1	0	0	0	0	2	63	95	5.14	1.429					
Stan Belinda, R (8, 1) ERA: 3.95	2.0	W	8	2	0	0	0	1	0	0	0	0	0	19	31	0.00	1.500					

Chicago Cubs @ Pittsburgh Pirates
Three Rivers Stadium, Pittsburgh, PA
Tue Jun 05 1990, 7:05 PM EDT
Att: 20,642 - Unknown

AB	38
R	5
H	11
RBI	4
BB	2
SO	2
LOB	17



Batter	1	2	3	4	5	6	7	8	9	AB	R	H	RBI	BB	SO	LOB	BOTTOM				
Gary Redus, R (1, 3) OBP: 0.306, SLG: 0.361	3B	F7								4	1	2	0	1	0	0					
Jay Bell, R (1, 6) OBP: 0.330, SLG: 0.385	HR	F8								4	1	1	1	1	2	4					
R.J. Reynolds, S (1, 7) OBP: 0.356, SLG: 0.354	HR	K								4	2	1	1	1	1	2					
Bobby Bonilla, S (1, 9) OBP: 0.324, SLG: 0.580	HR		F9							3	1	1	3	1	0	0					
Jeff King, R (1, 5) OBP: 0.250, SLG: 0.313	F7		F7							3	0	0	0	0	0	0					
Andy Van Slyke, L (1, 8) OBP: 0.408, SLG: 0.494	G3		K							3	0	1	1	0	1	0					
Jose Lind, R (1, 4) OBP: 0.372, SLG: 0.419	G3			1-3						3	0	1	0	1	0	1					
Dann Bilardello, R (1, 2) OBP: 0.250, SLG: 0.313	IBB			K2-3						3	0	0	0	1	3	3					
Walt Terrell, L (1, 1) John Cangelosi, S (7, PH) Stan Belinda, R (8, 1) Wally Backman, S (8, PH)	K			K						2	0	0	0	0	2	2					
Inning Stats	R: 4 E: 0 K: 1 S: 20	H: 4 LOB: 2 BB: 2 P: 37	R: 0 E: 0 K: 1 S: 7	H: 0 LOB: 0 BB: 0 P: 12	R: 0 E: 0 K: 2 S: 8	H: 0 LOB: 0 BB: 0 P: 12	R: 0 E: 0 K: 0 S: 9	H: 0 LOB: 0 BB: 1 P: 14	R: 0 E: 0 K: 0 S: 8	H: 0 LOB: 0 BB: 0 P: 14	R: 0 E: 0 K: 3 S: 14	H: 1 LOB: 2 BB: 1 P: 19	R: 1 E: 0 K: 1 S: 7	H: 1 LOB: 2 BB: 2 P: 17	R: 1 E: 0 K: 1 S: 8	H: 1 LOB: 2 BB: 1 P: 17	1B: 4 2B: 1 3B: 1 HR: 1	SF: 1 SAC: 1 DP: 1 HBP: 0	WP: 0 PB: 0 SB: 0 CS: 0	PA: 39	
PITCHER	IP	WLS	BF	H	R	ER	SO	BB	IBB	HBP	BLK	WP	HR	S	P	ERA	WHIP				
Paul Assenmacher, L (1, 1) ERA: 2.95	1.0		9	4	4	4	1	1	0	0	0	0	0	20	37	36.00	5.000				
Steve Wilson, L (2, 1) ERA: 5.48	6.0		21	2	1	1	7	2	0	0	0	0	0	58	89	1.50	0.667				
Mitch Williams, L (8, 1) ERA: 2.32	1.2	L	9	1	1	1	2	2	1	0	0	0	0	14	33	5.40	1.800				

Chicago Cubs @ Pittsburgh Pirates
Three Rivers Stadium, Pittsburgh, PA
Tue Jun 05 1990, 7:05 PM EDT
Att: 20,642 - Unknown

AB	30
R	6
H	7
RBI	6
BB	7
SO	10
LOB	13



Batter	1	2	3	4	5	6	7	8	9	AB	R	H	RBI	BB	SO	LOB	TOP
Jerome Walton, R OBP: 0.362, SLG: 0.341	1-3		F8			23 1B 2B				3	0	1	0	0	0	0	Chicago Cubs @ Pittsburgh Pirates Three Rivers Stadium, Pittsburgh, PA Wed Jun 06 1990, 7:05 PM EDT Att: 21,164 - Cloudy - 80 F
23 Ryne Sandberg, R OBP: 0.373, SLG: 0.549	5-3			6-3		L3 1B				3	0	1	0	0	0	0	
Mark Grace, L OBP: 0.339, SLG: 0.351				F7		L3 1-2				3	0	1	0	0	0	1	
Andre Dawson, R OBP: 0.379, SLG: 0.643	1-3			HR		E5 G6-3				3	1	1	1	0	0	1	
Dwight Smith, L OBP: 0.358, SLG: 0.417		4-3				G6-3 1-2				3	0	1	0	0	0	1	
Curtis Wilkerson, S OBP: 0.269, SLG: 0.303		F7		F8		4-3				3	0	0	0	0	0	1	
Shawon Dunston, R OBP: 0.322, SLG: 0.595		F8				K				2	0	0	0	0	1	0	
Joe Girardi, R OBP: 0.307, SLG: 0.364			5-3			F8				1	0	0	0	0	0	0	
Hector Villanueva, R OBP: 0.290, SLG: 0.750										1	0	0	0	0	0	0	
Greg Maddux, R Bill Long, R				K		G3				0	0	0	0	0	0	0	
Inning Stats	R: 0 E: 0 K: 0 S: 4	H: 1 LOB: 1 BB: 0 P: 4	R: 0 E: 0 K: 0 S: 3	H: 0 LOB: 0 BB: 0 P: 3	R: 0 E: 0 K: 1 S: 5	H: 0 LOB: 0 BB: 0 P: 5	R: 1 E: 0 K: 0 S: 5	H: 2 LOB: 1 BB: 0 P: 5	R: 0 E: 0 K: 1 S: 5	H: 0 LOB: 0 BB: 0 P: 5	R: 0 E: 1 K: 0 S: 3	H: 0 LOB: 0 BB: 0 P: 3	R: 0 E: 0 K: 0 S: 3	H: 0 LOB: 0 BB: 0 P: 3	R: 0 E: 0 K: 0 S: 3	H: 0 LOB: 0 BB: 0 P: 3	1B: 2 SF: 0 2B: 3 SAC: 0 3B: 0 DP: 2 HR: 1 HBP: 0
PITCHER Doug Drabek, R ERA: 2.64	IP: 7.0 WLS: W BF: 24 H: 5 R: 1 ER: 1 SO: 2 BB: 0 IBB: 0 HBP: 0 BLK: 0 WP: 0 HR: 1 S: 28 P: 28 ERA: 1.29 WHIP: 0.714																

AB	24
R	1
H	5
RBI	1
BB	0
SO	2
LOB	4



Batter	1	2	3	4	5	6	7	8	9	AB	R	H	RBI	BB	SO	LOB	BOTTOM
Wally Backman, S OBP: 0.399, SLG: 0.430				F7		1-3				2	1	0	0	2	0	1	Chicago Cubs @ Pittsburgh Pirates Three Rivers Stadium, Pittsburgh, PA Wed Jun 06 1990, 7:05 PM EDT Att: 21,164 - Cloudy - 80 F
Rafael Belliard, R OBP: 0.357, SLG: 0.273				4-0 2B		L4				3	2	1	0	1	0	4	
Andy Van Slyke, L OBP: 0.415, SLG: 0.521				1-H 3-H HR		2B				3	1	2	4	1	1	1	
Bobby Bonilla, S OBP: 0.329, SLG: 0.584				6-3						2	1	1	0	1	0	1	
Barry Bonds, L OBP: 0.398, SLG: 0.595				K		P5				3	0	0	0	0	1	2	
Sid Bream, L OBP: 0.348, SLG: 0.425				1B SH		G3				3	1	1	1	0	0	0	
Jose Lind, R OBP: 0.377, SLG: 0.423				FC1-5 2-3 1B		6-3				3	0	2	0	0	0	0	
Dann Bilardello, R				SH BB FC1-5		F2				2	0	0	1	0	0	1	
Doug Drabek, R OBP: 0.292, SLG: 0.391				FC1-5 1-2 2-3 1B		F7				3	0	1	0	0	0	2	
Inning Stats	R: 5 E: 1 K: 1 S: 11	H: 5 LOB: 3 BB: 2 P: 19	R: 0 E: 0 K: 0 S: 1	H: 0 LOB: 0 BB: 2 P: 9	R: 0 E: 0 K: 0 S: 3	H: 0 LOB: 0 BB: 0 P: 3	R: 1 E: 0 K: 0 S: 4	H: 1 LOB: 1 BB: 1 P: 8	R: 0 E: 0 K: 0 S: 4	H: 1 LOB: 1 BB: 0 P: 4	R: 0 E: 1 K: 1 S: 6	H: 1 LOB: 1 BB: 0 P: 6	R: 0 E: 0 K: 0 S: 6	H: 0 LOB: 0 BB: 0 P: 6	R: 0 E: 0 K: 0 S: 6	H: 0 LOB: 0 BB: 0 P: 6	
PITCHER Greg Maddux, R ERA: 4.36 Bill Long, R ERA: 4.16	IP: 0.2 WLS: L BF: 10 H: 5 R: 5 ER: 5 SO: 1 BB: 2 IBB: 0 HBP: 0 BLK: 0 WP: 0 HR: 1 S: 10 P: 18 ERA: 67.50 WHIP: 10.500	IP: 5.1 WLS: L BF: 20 H: 3 R: 1 ER: 1 SO: 1 BB: 3 IBB: 0 HBP: 0 BLK: 0 WP: 0 HR: 0 S: 19 P: 31 ERA: 1.69 WHIP: 1.125															


AB	24
R	6
H	8
RBI	6
BB	5
SO	2
LOB	12




Batter	1	2	3	4	5	6	7	8	9	AB	R	H	RBI	BB	SO	LOB	TOP					
Lenny Dykstra, L OBP: 0.489, SLG: 0.545 (1, 8)	F7		BB		IBB		F8 2B		K	3	0	1	1	2	1	0	Philadelphia Phillies @ Chicago Cubs Wrigley Field, Chicago, IL Thu Jun 07 1990, 7:05 PM CDT Att: 29,271 - Unknown					
Tom Herr, S OBP: 0.335, SLG: 0.364 (1, 4)	L8		L5		K		F8		G4-3	5	0	0	0	0	1	5						
Von Hayes, L OBP: 0.417, SLG: 0.503 Ricky Jordan, R OBP: 0.302, SLG: 0.370 (7, 3)	F7				K		L4		G6-3	4	0	0	0	0	1	1						
Ron Jones, L OBP: 0.500, SLG: 1.000 Sil Campusano, R OBP: 0.259, SLG: 0.200 (8, PR) (8, 7)	F7				F8		G3		BB 1B	4	0	1	0	0	0	0						
John Kruk, L OBP: 0.344, SLG: 0.394 (7, 9)	G3-1				G4-3		1B BB		1B BB	2	0	0	0	2	0	0						
Charlie Hayes, R OBP: 0.337, SLG: 0.383 (1, 5)	L4				1B SF7		FC6-4 1B		1B	4	1	3	1	0	0	0						
Dickie Thon, R OBP: 0.308, SLG: 0.315 (1, 6)			PB SH3-4 1B		1B		FC6-4 1-2		K	4	0	2	0	0	1	4						
Darren Daulton, L OBP: 0.369, SLG: 0.310 (1, 2)			K		SF7		SH3-4 WP 2B 1B		IBB	2	1	1	1	1	1	1						
Ken Howell, R OBP: 0.143, SLG: 0.150 (1, 1)			SH3-4		SH3-4		SH3-4		K	1	0	0	0	0	1	2						
Inning Stats	R: 0 E: 0 K: 0 S: 13	H: 0 LOB: 0 BB: 0 P: 20	R: 0 E: 0 K: 0 S: 6	H: 0 LOB: 0 BB: 0 P: 11	R: 0 E: 0 K: 1 S: 14	H: 1 LOB: 2 BB: 1 P: 23	R: 0 E: 0 K: 1 S: 8	H: 0 LOB: 0 BB: 0 P: 12	R: 1 E: 0 K: 1 S: 13	H: 2 LOB: 2 BB: 1 P: 23	R: 0 E: 0 K: 0 S: 15	H: 1 LOB: 2 BB: 1 P: 24	R: 1 E: 0 K: 0 S: 11	H: 2 LOB: 1 BB: 0 P: 16	R: 1 E: 0 K: 2 S: 12	H: 2 LOB: 2 BB: 2 P: 23		R: 0 E: 0 K: 1 S: 5	H: 0 LOB: 0 BB: 0 P: 8	1B: 6 2B: 2 3B: 0 HR: 0	SF: 1 SAC: 3 DP: 0 HBP: 0	WP: 1 PB: 1 SB: 0 CS: 0
PITCHER	IP	WLS	BF	H	R	ER	SO	BB	IBB	HBP	BLK	WP	HR	S	P	ERA	WHIP					
Mike Bielecki, R ERA: 4.0 (1, 1)	6.1	L	28	6	2	2	3	2	1	0	0	1	0	75	123	2.84	1.263					
Paul Assenmacher, L ERA: 3.12 (7, 1)	0.2		4	1	1	1	0	1	0	0	0	0	0	9	14	13.50	3.000					
Les Lancaster, R ERA: 4.15 (8, 1)	2.0		7	1	0	0	3	0	1	0	0	0	0	13	23	0.00	0.500					

Batter	1	2	3	4	5	6	7	8	9	AB	R	H	RBI	BB	SO	LOB	BOTTOM				
Jerome Walton, R OBP: 0.355, SLG: 0.333 (1, 8)	F8		F8		K				K	4	0	0	0	0	2	2	Philadelphia Phillies @ Chicago Cubs Wrigley Field, Chicago, IL Thu Jun 07 1990, 7:05 PM CDT Att: 29,271 - Unknown				
Curtis Wilkerson, S OBP: 0.250, SLG: 0.296 (1, 4)	G3-1		G1-3				G5-3		G6-3	4	0	0	0	0	0	1					
Mark Grace, L OBP: 0.347, SLG: 0.361 (1, 3)	G1-3				BB		2B		F9 G5-3 1B	3	0	2	0	1	0	0					
Andre Dawson, R OBP: 0.382, SLG: 0.654 (1, 9)			HR		K		G6-4-3 IBB		G5-3	3	1	1	1	1	1	2					
Dwight Smith, L OBP: 0.358, SLG: 0.415 Paul Assenmacher, L (7, 1)					K		G6-4-3		F9	3	0	1	0	0	1	3					
Les Lancaster, R OBP: 0.182, SLG: 0.100 (8, 1)			CS 1B		K		1-2		F9	0	0	0	0	0	0	0					
Marvell Wynne, L OBP: 0.197, SLG: 0.179 (9, PH)			1B		K				F9	1	0	0	0	0	0	1					
Hector Villanueva, R OBP: 0.188, SLG: 0.563 (1, 2)			K		K				G6-3	4	0	0	0	0	3	3					
Shawon Dunston, R OBP: 0.317, SLG: 0.497 (1, 6)			K		G3				G5-3	3	0	0	0	0	1	0					
Domingo Ramos, R OBP: 0.294, SLG: 0.308 (1, 5)			F8 SH3 1B		SH3-4 BB				F9	2	0	1	0	1	0	0					
Mike Bielecki, R OBP: 0.350, SLG: 0.316 Dave Clark, L OBP: 0.265, SLG: 0.313 (7, 7)			SH3		SH3-4				G3	0	0	0	0	0	0	0					
Inning Stats	R: 0 E: 0 K: 0 S: 4	H: 0 LOB: 0 BB: 0 P: 7	R: 1 E: 0 K: 2 S: 8	H: 2 LOB: 0 BB: 0 P: 12	R: 0 E: 0 K: 3 S: 10	H: 0 LOB: 1 BB: 1 P: 18	R: 0 E: 0 K: 3 S: 10	H: 0 LOB: 1 BB: 1 P: 16	R: 0 E: 0 K: 1 S: 4	H: 1 LOB: 1 BB: 1 P: 9	R: 0 E: 0 K: 1 S: 5	H: 0 LOB: 0 BB: 0 P: 5	R: 0 E: 0 K: 1 S: 7	H: 0 LOB: 0 BB: 0 P: 12	R: 0 E: 0 K: 0 S: 6	H: 1 LOB: 1 BB: 0 P: 10	1B: 3 2B: 2 3B: 0 HR: 1	SF: 0 SAC: 2 DP: 2 HBP: 0	WP: 0 PB: 0 SB: 0 CS: 1	PA: 33	
PITCHER	IP	WLS	BF	H	R	ER	SO	BB	IBB	HBP	BLK	WP	HR	S	P	ERA	WHIP				
Ken Howell, R ERA: 3.5 (1, 1)	9.0	W	33	5	1	1	8	2	1	0	0	0	1	63	102	1.00	0.778				

AB 30
R 3
H 8
RBI 3
BB 5
SO 6
LOB 13



AB 28
R 1
H 5
RBI 1
BB 3
SO 8
LOB 12



Batter	1	2	3	4	5	6	7	8	9	AB	R	H	RBI	BB	SO	LOB	TOP										
Lenny Dykstra, L OBP: 0.484, SLG: 0.538 Sil Campuzano, R OBP: 0.250, SLG: 0.192	P3	G4-3		G3					F9	4	0	1	0	0	0	4	Philadelphia Phillies @ Chicago Cubs Wrigley Field, Chicago, IL Fri Jun 08 1990, 3:33 AM CDT Att: 32,219 - Sunny - 75 F										
Randy Ready, R OBP: 0.347, SLG: 0.359	K		F7		F7				K	5	0	1	0	0	2	0											
Ron Jones, L OBP: 0.385, SLG: 0.667	K		P5		F7				1B	4	0	0	0	1	1	2											
Ricky Jordan, R OBP: 0.310, SLG: 0.382					F8				F9	5	1	3	0	0	0	0											
John Kruk, L OBP: 0.353, SLG: 0.405 Roger McDowell, R (8, 1)									F9	3	1	2	0	1	0	0											
Charlie Hayes, R OBP: 0.332, SLG: 0.377 Darrel Akerfelds, R Steve Lake, R OBP: 0.286, SLG: 0.267										3	0	0	0	0	0	4											
Dickie Thon, R OBP: 0.307, SLG: 0.314										4	0	1	0	0	0	3											
Darren Daulton, L OBP: 0.368, SLG: 0.305 Jeff Parrett, R Jim Vatchett, R OBP: 0.400, SLG: 0.250										2	0	0	0	1	0	1											
Terry Mulholland, R OBP: 0.222, SLG: 0.278 Don Carman, L OBP: 0.429, SLG: 0.429 Dave Hollins, S OBP: 0.300, SLG: 0.444										1	0	0	0	0	0	2											
Inning Stats	R: 0 E: 0 K: 2 S: 11	H: 0 LOB: 0 BB: 0 P: 18	R: 1 E: 1 K: 0 S: 15	H: 2 LOB: 3 BB: 1 P: 27	R: 0 E: 0 K: 0 S: 11	H: 1 LOB: 2 BB: 1 P: 19	R: 0 E: 0 K: 0 S: 9	H: 1 LOB: 1 BB: 0 P: 16	R: 0 E: 0 K: 0 S: 4	H: 0 LOB: 0 BB: 0 P: 10	R: 0 E: 0 K: 0 S: 5	H: 2 LOB: 2 BB: 0 P: 18	R: 1 E: 0 K: 0 S: 12	H: 3 LOB: 2 BB: 0 P: 17	R: 0 E: 0 K: 1 S: 8	H: 1 LOB: 2 BB: 1 P: 18		1B: 8 2B: 2 3B: 0 HR: 0	SF: 0 SAC: 0 DP: 0 HBP: 0	WP: 0 PB: 0 SB: 0 CS: 0	PA: 40						
PITCHER	IP	WLS	BF	H	R	ER	SO	BB	IBB	HBP	BLK	WP	HR	S	P	ERA	WHIP										
Jeff Pico, R ERA: 4.94	7.0	W	30	6	1	0	2	1	1	0	0	0	0	66	118	0.00	1.000										
Dean Wilkins, R ERA: 6.75	1.0		6	3	1	1	0	0	0	0	0	0	0	12	17	9.00	3.000										
Mitch Williams, L ERA: 2.25	1.0		4	1	0	0	1	1	0	0	0	0	0	8	18	0.00	2.000										

AB 37
R 2
H 10
RBI 1
BB 3
SO 3
LOB 19



Batter	1	2	3	4	5	6	7	8	9	AB	R	H	RBI	BB	SO	LOB	BOTTOM										
Jerome Walton, R OBP: 0.364, SLG: 0.339	23 1B WP	G4-3	HR						K	3	2	1	1	3	1	1	Philadelphia Phillies @ Chicago Cubs Wrigley Field, Chicago, IL Fri Jun 08 1990, 3:33 AM CDT Att: 32,219 - Sunny - 75 F										
23 Ryns Sandberg, R OBP: 0.381, SLG: 0.507 Curtis Wilkerson, S OBP: 0.287, SLG: 0.301	WP		HR							2	3	2	1	1	0	0											
Shawon Dunston, R OBP: 0.327, SLG: 0.512	E6									4	2	2	5	2	0	1											
Andre Dawson, R OBP: 0.381, SLG: 0.647 Doug Dascenzo, S OBP: 0.226, SLG: 0.306										2	0	0	0	1	0	1											
Luis Salazar, R OBP: 0.280, SLG: 0.298 Lloyd McClendon, R OBP: 0.268, SLG: 0.256										3	1	1	0	0	0	2											
Mark Grace, L OBP: 0.346, SLG: 0.359										3	0	0	0	0	1	5											
Hector Villanueva, R OBP: 0.286, SLG: 0.714										4	2	1	1	1	0	3											
Domingo Ramos, R OBP: 0.311, SLG: 0.317										5	2	3	3	0	0	1											
Jeff Pico, R OBP: 0.500, SLG: 0.333 Dave Clark, L OBP: 0.257, SLG: 0.303 Dean Wilkins, R Mitch Williams, L										3	1	2	1	1	0	2											
Inning Stats	R: 2 E: 1 K: 0 S: 13	H: 1 LOB: 1 BB: 2 P: 24	R: 0 E: 0 K: 1 S: 7	H: 1 LOB: 1 BB: 0 P: 8	R: 9 E: 1 K: 0 S: 21	H: 8 LOB: 0 BB: 1 P: 37	R: 0 E: 0 K: 0 S: 8	H: 1 LOB: 1 BB: 0 P: 13	R: 0 E: 0 K: 1 S: 12	H: 0 LOB: 3 BB: 3 P: 26	R: 2 E: 0 K: 0 S: 11	H: 2 LOB: 3 BB: 3 P: 24	R: 2 E: 0 K: 0 S: 10	H: 2 LOB: 0 BB: 1 P: 19	R: 0 E: 0 K: 2 S: 10	H: 1 LOB: 2 BB: 0 P: 15		1B: 12 2B: 1 3B: 0 HR: 3	SF: 0 SAC: 0 DP: 2 HBP: 1	WP: 2 PB: 0 SB: 0 CS: 0	PA: 50						
PITCHER	IP	WLS	BF	H	R	ER	SO	BB	IBB	HBP	BLK	WP	HR	S	P	ERA	WHIP										
Terry Mulholland, L ERA: 4.83	2.2	L	19	9	9	9	1	2	0	0	0	0	1	37	57	30.38	4.125										
Don Carman, L ERA: 3.97	2.1		13	2	2	2	1	3	1	0	0	0	1	24	51	7.71	2.143										
Darrel Akerfelds, R ERA: 2.77	1.0		8	2	2	2	0	3	0	0	0	0	0	11	24	18.00	5.000										
Jeff Parrett, R ERA: 5.9	1.0		5	2	2	2	0	1	0	0	0	0	1	10	19	18.00	3.000										
Roger McDowell, R ERA: 6.3	1.0		5	1	0	0	2	0	0	1	0	0	0	10	15	0.00	1.000										

AB 39
R 15
H 16
RBI 14
BB 10
SO 4
LOB 26




Batter	1	2	3	4	5	6	7	8	9	10	11	AB	R	H	RBI	BB	SO	LOB	TOP			
Lenny Dykstra, L OBP: 0.485, SLG: 0.533	(1, 8) 3-3 K		(1, 0) G4-3		(1, 1) BB			(1, 0) 1B BB G1-2-3	(1, 2) FC1-2 E 1B		(1, 0) P4	4	0	1	1	2	1	1				
Tom Herr, S OBP: 0.368, SLG: 0.367	(1, 4) 2-1 FC6-4			(1, 0) G1-3	(1, 0) L4			(1, 1) 1B G1-2-3	(1, 2) E6 FC1-2		(1, 2) 1B	4	0	2	0	0	0	1				
Si Campusano, R OBP: 0.267, SLG: 0.214	(8, 7) 1B											2	0	1	0	0	0	2				
Ron Jones, L OBP: 0.438, SLG: 0.667	(1, 7) 1-3 K											3	1	2	0	0	1	1				
Jim Yatcher, R OBP: 0.660, SLG: 0.400												1	0	1	0	0	0	0				
Rod Booker, L OBP: 0.350, SLG: 0.400												1	0	0	0	1	0	3				
Ricky Jordan, R OBP: 0.307, SLG: 0.394	(1, 3) 1-1 FC6-4											5	1	1	2	0	0	8				
Roger McDowell, R OBP: 0.280, SLG: 0.261	(9, 1) 1-2											0	0	0	0	0	0	0				
Steve Lake, R OBP: 0.280, SLG: 0.261	(11, 1) 1-2											1	0	0	0	0	0	3				
Jeff Parrett, R												0	0	0	0	0	0	0				
John Kruk, L OBP: 0.349, SLG: 0.395		(1, 9) 2-3 K		(1, 0) G4-3		(1, 0) K						4	0	0	0	1	2	1				
Charlie Hayes, R OBP: 0.328, SLG: 0.372	(1, 5) 0-2 G5-3											5	0	1	0	0	1	4				
Dickie Thon, R OBP: 0.305, SLG: 0.307	(1, 6) 0-3 K											4	1	0	0	1	1	1				
Darren Daulton, L OBP: 0.363, SLG: 0.301	(1, 2) 3-1 G4-3											5	0	1	0	0	1	0				
Marvin Freeman, R OBP: 0.290, SLG: 0.429	(7, PH) 2-3 K											2	0	0	0	0	2	0				
Darrel Akerfelds, R OBP: 0.351, SLG: 0.354	(9, PH) 0-3 K											1	0	0	0	0	0	0				
Randy Ready, R OBP: 0.351, SLG: 0.354	(9, 7) 0-3 K											1	0	0	0	1	1	2				
Inning Stats	R: 0 E: 0 K: 2 S: 11	H: 1 LOB: 1 BB: 0 P: 17	R: 0 E: 0 K: 2 S: 9	H: 0 LOB: 0 BB: 0 P: 11	R: 0 E: 0 K: 1 S: 6	H: 0 LOB: 0 BB: 0 P: 11	R: 2 E: 0 K: 0 S: 10	H: 3 LOB: 1 BB: 0 P: 16	R: 0 E: 0 K: 1 S: 7	H: 0 LOB: 0 BB: 0 P: 13	R: 0 E: 0 K: 0 S: 8	H: 2 LOB: 3 BB: 2 P: 19	R: 1 E: 1 K: 1 S: 16	H: 2 LOB: 3 BB: 1 P: 27	R: 0 E: 0 K: 1 S: 8	H: 0 LOB: 0 BB: 0 P: 13	R: 0 E: 0 K: 0 S: 10	H: 1 LOB: 3 BB: 2 P: 21	1B: 9 2B: 0 3B: 0 HR: 1	SF: 0 SAC: 0 DP: 1 HBP: 0	WP: 0 PB: 1 SB: 0 CS: 0	PA: 49
PITCHER	IP ERA WLS BF H R ER SO BB IBB HBP BLK WP HR S P ERA WHIP	Shawn Boskie, R ERA: 4.14	Mitch Williams, L ERA: 2.25	Les Lancaster, R ERA: 4.01	PITCHER																	

Philadelphia Phillies @ Chicago Cubs
Wrigley Field, Chicago, IL
Sat Jun 09 1990, 3:33 AM CDT
Att: 33,266 - Sunny - 75 F

livebaseballscores.com

AB 43
R 3
H 10
RBI 3
BB 6
SO 10
LOB 27




Batter	1	2	3	4	5	6	7	8	9	10	11	AB	R	H	RBI	BB	SO	LOB	BOTTOM							
Dwight Smith, L OBP: 0.355, SLG: 0.406	(1, 7) 1-0 F8			(1, 2) 1-2 BB								3	0	0	0	1	1	0								
Jerome Walton, R OBP: 0.362, SLG: 0.337	(8, 8) K											1	0	0	0	0	0	0								
23 Ryne Sandberg, R OBP: 0.361, SLG: 0.577	(1, 4) 0-0 HR											5	1	2	1	0	0	3								
Shawn Dunston, R OBP: 0.324, SLG: 0.505	(1, 6) 0-3 K											5	1	1	0	0	2	0								
Andre Dawson, R OBP: 0.381, SLG: 0.639	(1, 9) 1-1 1B 3B											4	1	1	0	1	0	0								
Mark Grace, L OBP: 0.349, SLG: 0.360	(1, 3) 2-2 3B 1B											5	1	2	1	0	0	0								
Marvell Wynne, L OBP: 0.280, SLG: 0.217	(1, 8) 3-1 3B											4	0	1	2	0	1	0								
Hector Villanueva, R OBP: 0.333, SLG: 0.696	(1, 2) 2-2 HBP											2	0	1	0	0	0	0								
Joe Girardi, R OBP: 0.305, SLG: 0.361	(9, 2) 1-2 1B											1	0	0	0	0	0	0								
Domingo Ramos, R OBP: 0.309, SLG: 0.314	(1, 5) 1-3 K											4	0	1	0	0	1	2								
Shawn Boskie, R ERA: 3.93	(1, 1) 2-3 K											3	0	0	0	0	2	2								
Mitch Williams, L ERA: 2.97	(8, 1) K											0	0	0	0	0	0	0								
Les Lancaster, R OBP: 0.167, SLG: 0.091	(8, 1) K											1	0	0	0	0	1	0								
Inning Stats	R: 3 E: 0 K: 2 S: 18	H: 4 LOB: 2 BB: 0 P: 28	R: 0 E: 0 K: 2 S: 9	H: 0 LOB: 0 BB: 0 P: 14	R: 0 E: 0 K: 0 S: 5	H: 0 LOB: 0 BB: 0 P: 6	R: 0 E: 0 K: 1 S: 17	H: 2 LOB: 3 BB: 1 P: 27	R: 0 E: 0 K: 0 S: 7	H: 0 LOB: 0 BB: 0 P: 7	R: 0 E: 0 K: 0 S: 5	H: 0 LOB: 0 BB: 0 P: 8	R: 0 E: 0 K: 0 S: 8	H: 1 LOB: 0 BB: 0 P: 12	R: 0 E: 0 K: 0 S: 4	H: 0 LOB: 0 BB: 0 P: 9	R: 0 E: 0 K: 1 S: 7	H: 0 LOB: 0 BB: 0 P: 9	R: 0 E: 0 K: 1 S: 6	H: 0 LOB: 0 BB: 0 P: 9	R: 1 E: 0 K: 0 S: 6	H: 2 LOB: 2 BB: 1 P: 13	1B: 7 2B: 0 3B: 1 HR: 1	SF: 0 SAC: 0 DP: 0 HBP: 1	WP: 0 PB: 0 SB: 1 CS: 1	PA: 42
PITCHER	IP ERA WLS BF H R ER SO BB IBB HBP BLK WP HR S P ERA WHIP	Marvin Freeman, R ERA: 3.93	Darrel Akerfelds, R ERA: 2.97	Roger McDowell, R ERA: 5.91	Jeff Parrett, R ERA: 6.13	PITCHER																				

Philadelphia Phillies @ Chicago Cubs
Wrigley Field, Chicago, IL
Sat Jun 09 1990, 3:33 AM CDT
Att: 33,266 - Sunny - 75 F

livebaseballscores.com

AB 38
R 4
H 9
RBI 4
BB 2
SO 8
LOB 7



Batter	1	2	3	4	5	6	7	8	9	AB	R	H	RBI	BB	SO	LOB	TOP					
Lenny Dykstra, L OBP: 0.483, SLG: 0.529	2-3 K	1-0 P5		0-0 FC4-6 2H 1B		0-0 P6			3-1 1B	5	0	2	1	0	1	3	Philadelphia Phillies @ Chicago Cubs Wrigley Field, Chicago, IL Sun Jun 10 1990, 3:33 AM CDT Att: 32,187 - Sunny					
Sil Camposano, R OBP: 0.286, SLG: 0.194	4-1 HR BB	4-1 BB		3-2 FC4-6 1-2f		1-0 FC6-4 1-2f			2-3 K	3	1	0	0	2	1	4						
Charlie Hayes, R OBP: 0.325, SLG: 0.383	1-0 HR	1-1 G6-3			2-1 F9			2-2 E6 G4-6-3	1-3 K	5	1	1	2	0	1	3						
Ricky Jordan, R OBP: 0.299, SLG: 0.383	1-1 G6-3		2-1 F7		0-2 F4			1-2 G4-6-3 1-2f	1-2 G6-3	5	0	0	0	0	0	2						
Dickie Thon, R OBP: 0.308, SLG: 0.313	0-0 1B 2B		2-3 K		4-2 BB			2-2 G4-3		3	0	1	0	1	1	0						
Dave Hollins, S OBP: 0.286, SLG: 0.406	2-2 1B		0-0 L7		2-2 F5			0-0 G4-3		4	0	1	0	0	0	1						
Jim Vatcher, R OBP: 0.500, SLG: 0.444	2-3 K		0-0 SH1-4 1B		3-1 1B			2-2 G6-3		4	1	2	0	0	1	2						
Steve Lake, R OBP: 0.294, SLG: 0.277		1-1 SH3-4 1B		0-1 F7		0-0 FC6-4 1B		0-1 1B		1	0	1	0	0	0	0						
Darren Daulton, L OBP: 0.368, SLG: 0.309		1-2 SH3-4		0-0 SH1-4		0-0 B5		2-3 K		3	0	2	0	0	0	1						
Bruce Ruffin, S OBP: 0.217, SLG: 0.143		1-2 SH3-4		1-2						1	0	0	0	0	0	2						
Jeff Parrett, R Ron Jones, L OBP: 0.412, SLG: 0.625 Darrel Akerfelds, R	(7, 1) (8, PH) (8, 1)									0 0 0	0 0 0	0 0 0	0 0 0	0 0 0	1 1 0	0						
Inning Stats	R: 2 E: 0 K: 2 S: 18	H: 3 LOB: 2 BB: 1 P: 30	R: 0 E: 0 K: 0 S: 9	H: 1 LOB: 2 BB: 1 P: 17	R: 0 E: 0 K: 1 S: 6	H: 0 LOB: 0 BB: 0 P: 10	R: 1 E: 0 K: 0 S: 8	H: 2 LOB: 1 BB: 0 P: 11	R: 0 E: 0 K: 0 S: 14	H: 0 LOB: 1 BB: 1 P: 22	R: 0 E: 0 K: 0 S: 6	H: 2 LOB: 2 BB: 0 P: 10	R: 0 E: 1 K: 1 S: 9	H: 0 LOB: 0 BB: 0 P: 14	R: 0 E: 0 K: 1 S: 9	H: 1 LOB: 1 BB: 0 P: 13	R: 0 E: 0 K: 2 S: 13	H: 1 LOB: 1 BB: 0 P: 20	1B: 8 2B: 1 3B: 0 HR: 1	SF: 0 SAC: 2 DP: 1 HBP: 0	WP: 0 PB: 0 SB: 0 CS: 0	PA: 40
PITCHER	IP WLS BF H R ER SO BB IBB HBP BLK WP HR S P ERA WHIP	IP WLS BF H R ER SO BB IBB HBP BLK WP HR S P ERA WHIP																	IP WLS BF H R ER SO BB IBB HBP BLK WP HR S P ERA WHIP			
Steve Wilson, L ERA: 5.36	(1, 1) 6.0 W 30 8 3 3 3 3 0 0 0 0 1 64 105 4.50 1.833																					
Les Lancaster, R ERA: 3.79	(7, 1) 3.0 S 10 2 0 0 3 0 0 0 0 0 0 28 42 0.00 0.667																					

Batter	1	2	3	4	5	6	7	8	9	AB	R	H	RBI	BB	SO	LOB	BOTTOM			
Jerome Walton, R OBP: 0.355, SLG: 0.332	0-0 F9	3-2 G5-3		0-0 G4-3			0-0 SF8			3	0	0	1	0	0	0	Philadelphia Phillies @ Chicago Cubs Wrigley Field, Chicago, IL Sun Jun 10 1990, 3:33 AM CDT Att: 32,187 - Sunny			
23 Ryne Sandberg, R OBP: 0.383, SLG: 0.580	0-3 K		3-2 G5-3 1B 2B		3-1 F8		3-1 F8 PO 1B		2-1 PO 1B	4	1	2	0	0	1	0				
Shawon Dunston, R OBP: 0.323, SLG: 0.500	1-3 K		1-2 G5-3		0-2 P4		1-0 PO 1B		0-1 1B	4	0	1	0	0	1	1				
Andre Dawson, R OBP: 0.384, SLG: 0.649		1-1 HR	4-0 1B IBB		1-1 G5-3			2-1 F9		3	2	1	1	1	0	1				
Luis Salazar, R OBP: 0.287, SLG: 0.314		1-1 1B 2B	0-0 1B		1-2 3H 1B		1-1 G6-3		2-3 K	4	1	2	1	0	1	1				
Mark Grace, L OBP: 0.352, SLG: 0.362		0-1 HR 1B	1-0 G4-3 1B		1-0 F9		0-0 L3			4	1	2	2	0	0	1				
Lloyd McClendon, R OBP: 0.260, SLG: 0.247		0-2 G6-3	0-1 G4-3		1-2 P5					3	0	0	0	0	0	3				
Joe Girardi, R OBP: 0.312, SLG: 0.395		0-0 HR		0-0 G4-3			0-1 SH5-3 SF8 2B			3	2	2	2	0	0	0				
Steve Wilson, L ERA: 5.36	(1, 1) 6.2 L 29 9 7 7 4 4 0 1 0 0 0 2 59 85 9.45 1.350																			
Les Lancaster, R ERA: 6.08	(7, 1) 0.1 0 0 0 0 0 0 0 0 0 0 0 0 0 1 0.00 0.000																			
Doug Dasencenzo, S OBP: 0.226, SLG: 0.306	(8, 1) 1.0 4 1 0 0 0 1 0 0 0 0 0 0 0 8 12 0.00 1.000																			
Inning Stats	R: 0 E: 0 K: 2 S: 7	H: 0 LOB: 0 BB: 0 P: 8	R: 4 E: 0 K: 1 S: 17	H: 4 LOB: 0 BB: 0 P: 23	R: 2 E: 0 K: 0 S: 11	H: 3 LOB: 1 BB: 1 P: 20	R: 0 E: 0 K: 1 S: 5	H: 0 LOB: 0 BB: 0 P: 6	R: 0 E: 0 K: 0 S: 7	H: 0 LOB: 0 BB: 0 P: 11	R: 0 E: 0 K: 0 S: 6	H: 0 LOB: 0 BB: 0 P: 9	R: 1 E: 0 K: 0 S: 6	H: 2 LOB: 0 BB: 0 P: 9	R: 0 E: 0 K: 1 S: 8	H: 1 LOB: 1 BB: 0 P: 12	1B: 5 2B: 3 3B: 0 HR: 2	SF: 1 SAC: 1 DP: 1 HBP: 0	WP: 0 PB: 0 SB: 0 CS: 0	PA: 34
PITCHER	IP WLS BF H R ER SO BB IBB HBP BLK WP HR S P ERA WHIP	IP WLS BF H R ER SO BB IBB HBP BLK WP HR S P ERA WHIP																	IP WLS BF H R ER SO BB IBB HBP BLK WP HR S P ERA WHIP	
Bruce Ruffin, L ERA: 5.24	(1, 1) 6.2 L 29 9 7 7 4 4 0 1 0 0 0 2 59 85 9.45 1.350																			
Jeff Parrett, R ERA: 6.08	(7, 1) 0.1 0 0 0 0 0 0 0 0 0 0 0 0 0 1 0.00 0.000																			
Darrel Akerfelds, R ERA: 2.48	(8, 1) 1.0 4 1 0 0 0 1 0 0 0 0 0 0 0 8 12 0.00 1.000																			



Batter	1	2	3	4	5	6	7	8	9	AB	R	H	RBI	BB	SO	LOB	TOP					
Daryl Boston, L (1, 8) OBP: 0.327, SLG: 0.484	G3-1		F9			K			FC6-4	4	0	1	0	1	1	0	New York Mets @ Chicago Cubs Wrigley Field, Chicago, IL Mon Jun 11 1990, 7:05 PM CDT Att: 33,059 - Unknown					
Howard Johnson, S (1, 5) (7, 6) OBP: 0.285, SLG: 0.415	G4-3		F7			G4-3			K	5	0	0	0	0	2	5						
Gregg Jefferies, S (1, 4) OBP: 0.342, SLG: 0.495	1B 2B		F7					FC4-6	P6	5	1	2	0	0	0	2						
Darryl Strawberry, L (1, 9) OBP: 0.370, SLG: 0.492	2B		G5-3			FC4-6		1B	1B	4	2	2	0	0	0	1						
Kevin McReynolds, R (1, 7) OBP: 0.337, SLG: 0.423	1B		P3			1B		F8	2B	4	1	2	1	0	0	1						
Mike Marshall, R (1, 3) OBP: 0.298, SLG: 0.443			K			F8		1B	1B	4	1	2	2	0	1	0						
Mackey Sasser, L (1, 2) OBP: 0.363, SLG: 0.358			G6-3			F7		1B	P3	3	0	1	1	0	0	0						
Tim Teufel, R (8, PH) OBP: 0.278, SLG: 0.360								1B	1B	1	0	0	0	0	0	1						
Orlando Mercado, R (8, 2) OBP: 0.308, SLG: 0.455								1B	1B	0	0	0	0	0	0	0						
Kevin Elster, R (1, 6) OBP: 0.271, SLG: 0.337			L6			K			K	2	0	0	0	0	1	0						
Dave Magadan, L (7, PH) OBP: 0.307, SLG: 0.360								1B	1B	2	0	1	1	0	1	0						
Frank Viola, L (1, 1) OBP: 0.143, SLG: 0.143						F8			F9	2	0	0	0	0	1	0						
Tom O'Malley, L (7, PH) OBP: 0.172, SLG: 0.321									BB	0	0	0	0	0	0	0						
Mark Cartson, R (7, PH) OBP: 0.274, SLG: 0.449									1B	1	0	0	0	0	0	2						
Alejandro Pena, R (7, 1) OBP: 0.330, SLG: 0.368									1B	0	0	0	0	0	0	0						
Keith Miller, R (9, PH)									1B	1	0	1	0	0	0	0						
Inning Stats	R: 1 E: 0 K: 0 S: 10	H: 3 LOB: 2 BB: 0 P: 18	R: 0 E: 0 K: 1 S: 5	H: 0 LOB: 0 BB: 0 P: 7	R: 0 E: 0 K: 1 S: 6	H: 0 LOB: 0 BB: 0 P: 8	R: 0 E: 0 K: 0 S: 9	H: 0 LOB: 0 BB: 0 P: 13	R: 0 E: 0 K: 1 S: 6	H: 0 LOB: 0 BB: 0 P: 8	R: 0 E: 0 K: 1 S: 7	H: 0 LOB: 0 BB: 0 P: 10	R: 3 E: 1 K: 1 S: 21	H: 6 LOB: 3 BB: 0 P: 30	R: 1 E: 0 K: 0 S: 13	H: 2 LOB: 1 BB: 0 P: 19	R: 0 E: 0 K: 2 S: 11	H: 1 LOB: 2 BB: 1 P: 20	1B: 10 2B: 2 3B: 0 HR: 0	SF: 0 SAC: 0 DP: 0 HBP: 0	WP: 0 PB: 0 SB: 0 CS: 0	PA: 39
PITCHER	IP WLS BF H R ER SO BB IBB HBP BLK WP HR S P ERA WHIP																					
Greg Maddux, R (1, 1) ERA: 2.2	6.1 26 8 4 4 4 0 0 0 0 0 0 0 56 82 5.68 1.263																					
Mitch Williams, L (7, 1) ERA: 2.2	0.2 3 1 0 0 1 0 0 0 0 0 0 0 8 12 0.00 1.500																					
Paul Assenmacher, L (8, 1) ERA: 3.19	2.0 10 3 1 1 2 1 0 0 0 0 0 0 24 39 4.50 2.000																					

Batter	1	2	3	4	5	6	7	8	9	AB	R	H	RBI	BB	SO	LOB	BOTTOM			
Jerome Walton, R (1, 8) OBP: 0.356, SLG: 0.333	L9		K							5	1	2	0	0	1	1	New York Mets @ Chicago Cubs Wrigley Field, Chicago, IL Mon Jun 11 1990, 7:05 PM CDT Att: 33,059 - Unknown			
23 Ryne Sandberg, R (1, 4) OBP: 0.391, SLG: 0.597	HR		E8							5	3	4	2	0	0	0				
Mark Grace, L (1, 3) OBP: 0.357, SLG: 0.373	2B		G6-4-3							5	2	3	2	0	0	2				
Andre Dawson, R (1, 9) OBP: 0.386, SLG: 0.645	G5-3		G6-4-3							3	1	1	0	1	0	2				
Luis Salazar, R (1, 7) OBP: 0.308, SLG: 0.339	2B		FC6-4							3	0	3	2	1	0	0				
Curtis Wilkerson, S (1, 5) OBP: 0.286, SLG: 0.299	G6-3		FC6-4							4	0	1	2	0	0	4				
Domingo Ramos, R (1, 6) OBP: 0.316, SLG: 0.315			G5-3							3	0	1	0	1	0	2				
Joe Girardi, R (1, 2) OBP: 0.304, SLG: 0.384	F9		K							4	0	0	0	0	2	5				
Greg Maddux, R (1, 1) ERA: 2.04	G3-1									2	0	0	0	0	0	0				
Mitch Williams, L (7, 1) ERA: 4.56										0	0	0	0	0	0	0				
Dwight Smith, L (7, PH) OBP: 0.359, SLG: 0.408										0	1	0	0	1	0	0				
Paul Assenmacher, L (8, 1) ERA: 4.56										1	0	0	0	0	0	0				
Inning Stats	R: 2 E: 0 K: 0 S: 14	H: 3 LOB: 1 BB: 0 P: 21	R: 0 E: 0 K: 0 S: 7	H: 0 LOB: 0 BB: 0 P: 9	R: 1 E: 1 K: 1 S: 8	H: 2 LOB: 0 BB: 0 P: 15	R: 0 E: 0 K: 1 S: 7	H: 2 LOB: 1 BB: 0 P: 8	R: 0 E: 0 K: 0 S: 10	H: 1 LOB: 0 BB: 0 P: 15	R: 1 E: 0 K: 0 S: 12	H: 3 LOB: 2 BB: 1 P: 22	R: 3 E: 0 K: 0 S: 8	H: 2 LOB: 3 BB: 3 P: 23	R: 1 E: 0 K: 1 S: 15	H: 2 LOB: 1 BB: 0 P: 18	1B: 12 2B: 2 3B: 0 HR: 1	SF: 0 SAC: 0 DP: 2 HBP: 0	WP: 1 PB: 0 SB: 0 CS: 1	PA: 39
PITCHER	IP WLS BF H R ER SO BB IBB HBP BLK WP HR S P ERA WHIP																			
Frank Viola, L (1, 1) ERA: 2.04	6.0 26 11 4 3 2 0 0 0 0 0 0 0 58 90 4.50 1.833																			
Alejandro Pena, R (7, 1) ERA: 4.56	2.0 13 4 4 4 1 2 1 0 0 0 0 0 23 41 18.00 3.000																			

Batter	1	2	3	4	5	6	7	8	9	AB	R	H	RBI	BB	SO	LOB	TOP								
Howard Johnson, S OBP: 0.289, SLG: 0.422 (1, 6)	E5 HR	SF8 2B 2B	4-2 3B BB		P6	K		1B 2B	L8	6	4	2	1	1	1	3									
Dave Magadan, L OBP: 0.347, SLG: 0.456 (1, 5) (3, 3)	HR	SF8						1B 2B		4	3	4	6	2	0	0									
Gregg Jefferies, S OBP: 0.375, SLG: 0.507 Tim Teufel, R OBP: 0.286, SLG: 0.365 (6, PH) (8, 4)	HR	2B 2B	G1-3		F9			1B 2B	G6-4-3	5	2	3	1	0	0	3									
Darryl Strawberry, L OBP: 0.375, SLG: 0.492 Mark Carreon, R OBP: 0.271, SLG: 0.443 (1, 9) (7, 9) (8, 7)	K	2B IBB			P5			1B 1B	P4	4	2	2	1	1	1	3									
Kevin McReynolds, R OBP: 0.351, SLG: 0.469 Jeff Musselman, L (1, 7) (8, 1)	HR				L7			1B IBB		4	4	3	4	2	0	1									
Mike Marshall, R OBP: 0.294, SLG: 0.437 Tom O'Malley, L OBP: 0.273, SLG: 0.484 (1, 3) (3, 5)	K				F8 2B			1B BB	SF8 2B	2	0	0	0	0	2										
Daryl Boston, L OBP: 0.336, SLG: 0.479 (1, 8)	CS 1B				F8			1B	FC6-4 BB	5	0	2	2	1	0	4									
Mackey Sasser, L OBP: 0.354, SLG: 0.349 Keith Miller, R OBP: 0.327, SLG: 0.368 (8, PH) (8, 9)	CS	SH 2B 1B	P6		F8			G6-3 G1-6-3	SF8	5	1	1	0	0	0	4									
Dwight Gooden, R OBP: 0.207, SLG: 0.346 Orlando Mercado, R OBP: 0.333, SLG: 0.417 (8, PH) (8, 2)		SH 2B SF8 1B	G5-3		F9 WP HBP				FC6-4	1	1	0	0	1	0	0									
Inning Stats	R: 4 E: 1 K: 2 S: 18	H: 4 LOB: 0 BB: 0 P: 26	R: 4 E: 1 K: 1 S: 15	H: 4 LOB: 2 BB: 1 P: 27	R: 1 E: 0 K: 0 S: 11	H: 1 LOB: 1 BB: 1 P: 20	R: 1 E: 0 K: 0 S: 9	H: 2 LOB: 1 BB: 0 P: 19	R: 0 E: 0 K: 0 S: 7	H: 0 LOB: 2 BB: 1 P: 16	R: 1 E: 0 K: 1 S: 9	H: 2 LOB: 2 BB: 3 P: 16	R: 3 E: 0 K: 0 S: 9	H: 3 LOB: 1 BB: 3 P: 23	R: 5 E: 0 K: 0 S: 16	H: 4 LOB: 2 BB: 3 P: 35	R: 0 E: 0 K: 0 S: 6	H: 1 LOB: 0 BB: 0 P: 8	1B: 9 2B: 8 3B: 1 HR: 3	SF: 2 SAC: 1 DP: 2 HBP: 1	WP: 1 PB: 1 SB: 1 CS: 0	PA: 58			
PITCHER	IP WLS BF H R ER SO BB IBB HBP BLK WP HR S P ERA WHIP	IP WLS BF H R ER SO BB IBB HBP BLK WP HR S P ERA WHIP	IP WLS BF H R ER SO BB IBB HBP BLK WP HR S P ERA WHIP	IP WLS BF H R ER SO BB IBB HBP BLK WP HR S P ERA WHIP	IP WLS BF H R ER SO BB IBB HBP BLK WP HR S P ERA WHIP	IP WLS BF H R ER SO BB IBB HBP BLK WP HR S P ERA WHIP	IP WLS BF H R ER SO BB IBB HBP BLK WP HR S P ERA WHIP	IP WLS BF H R ER SO BB IBB HBP BLK WP HR S P ERA WHIP	IP WLS BF H R ER SO BB IBB HBP BLK WP HR S P ERA WHIP	IP WLS BF H R ER SO BB IBB HBP BLK WP HR S P ERA WHIP	IP WLS BF H R ER SO BB IBB HBP BLK WP HR S P ERA WHIP	IP WLS BF H R ER SO BB IBB HBP BLK WP HR S P ERA WHIP	IP WLS BF H R ER SO BB IBB HBP BLK WP HR S P ERA WHIP	IP WLS BF H R ER SO BB IBB HBP BLK WP HR S P ERA WHIP	IP WLS BF H R ER SO BB IBB HBP BLK WP HR S P ERA WHIP	IP WLS BF H R ER SO BB IBB HBP BLK WP HR S P ERA WHIP	IP WLS BF H R ER SO BB IBB HBP BLK WP HR S P ERA WHIP	IP WLS BF H R ER SO BB IBB HBP BLK WP HR S P ERA WHIP	IP WLS BF H R ER SO BB IBB HBP BLK WP HR S P ERA WHIP	IP WLS BF H R ER SO BB IBB HBP BLK WP HR S P ERA WHIP	IP WLS BF H R ER SO BB IBB HBP BLK WP HR S P ERA WHIP	IP WLS BF H R ER SO BB IBB HBP BLK WP HR S P ERA WHIP	IP WLS BF H R ER SO BB IBB HBP BLK WP HR S P ERA WHIP	IP WLS BF H R ER SO BB IBB HBP BLK WP HR S P ERA WHIP	IP WLS BF H R ER SO BB IBB HBP BLK WP HR S P ERA WHIP

New York Mets @ Chicago Cubs
Wrigley Field, Chicago, IL
Tue Jun 12 1990, 3:33 AM CDT
Att: 34,893 - Sunny - 76 F

AB	43
R	19
H	21
RBI	19
BB	10
SO	4
LOB	25



Batter	1	2	3	4	5	6	7	8	9	AB	R	H	RBI	BB	SO	LOB	BOTTOM								
Marvell Wynne, L OBP: 0.211, SLG: 0.215 (1, 8) (7, 7)	23 1B G4-3 HBP		K	K		23 S 1B		P4	K	5	2	1	0	0	3	5									
23 Ryne Sandberg, R OBP: 0.394, SLG: 0.597 (1, 4) (1, 4)	G4-3 1B				1B 1B	SF7		G6-3	G4-3	5	1	3	1	0	0	2									
Dwight Smith, L OBP: 0.360, SLG: 0.406 (1, 9) (1, 9)	G4-3		K		1B 1B	P5		1B		5	0	2	0	0	1	3									
Mark Grace, L OBP: 0.362, SLG: 0.382 (1, 3) (1, 3)	2B		F8		1B 1B			G4-3		5	1	3	2	0	0	2									
Dave Clark, L OBP: 0.282, SLG: 0.306 Joe Kraemer, L (7, 1) (7, 1)	G5-3				E G5-3 1B	1B FC4-6 BB		G3		3	1	1	0	1	0	2									
Doug Dascenzo, S OBP: 0.241, SLG: 0.320 (9, 1) (9, 1)					1B FC4-6 BB			1B 1B		1	1	1	0	0	0	0									
Curtis Wilkerson, S OBP: 0.286, SLG: 0.317 (1, 5) (1, 5)					G5-3			F8		5	1	3	1	0	0	1									
Hector Villanueva, R OBP: 0.346, SLG: 0.667 Joe Girardi, R OBP: 0.305, SLG: 0.383 (1, 2) (4, PH) (5, 2)					E HBP	1B FC4-6		G6-3		1	0	0	0	0	0	1									
Domingo Ramos, R OBP: 0.311, SLG: 0.304 (1, 6) (1, 6)					E6	L6			SF9	3	0	0	1	1	0	4									
Mike Bielecki, R OBP: 0.260, SLG: 0.319 Kevin Blankenship, R OBP: 0.260, SLG: 0.319 Luis Salazar, R OBP: 0.305, SLG: 0.383 Dean Wilkins, R OBP: 0.260, SLG: 0.319 Jerome Walton, R OBP: 0.260, SLG: 0.319 (1, 1) (2, 1) (4, PH) (5, 1) (8, PH) (7, 8)					K			1B 23 SF7 BB		0	0	0	0	0	0	0									
Inning Stats	R: 1 E: 0 K: 0 S: 6	H: 2 LOB: 1 BB: 0 P: 10	R: 0 E: 0 K: 0 S: 8	H: 1 LOB: 1 BB: 0 P: 10	R: 0 E: 0 K: 2 S: 10	H: 1 LOB: 3 BB: 0 P: 14	R: 0 E: 1 K: 2 S: 14	H: 1 LOB: 3 BB: 0 P: 19	R: 3 E: 0 K: 0 S: 10	H: 4 LOB: 1 BB: 1 P: 17	R: 0 E: 0 K: 1 S: 7	H: 0 LOB: 1 BB: 1 P: 12	R: 0 E: 0 K: 0 S: 5	H: 1 LOB: 1 BB: 0 P: 10	R: 2 E: 0 K: 1 S: 17	H: 4 LOB: 2 BB: 0 P: 24	1B: 15 2B: 1 3B: 0 HR: 0	SF: 2 SAC: 0 DP: 1 HBP: 2	WP: 0 PB: 0 SB: 1 CS: 0	PA: 47					
PITCHER	IP WLS BF H R ER SO BB IBB HBP BLK WP HR S P ERA WHIP	IP WLS BF H R ER SO BB IBB HBP BLK WP HR S P ERA WHIP	IP WLS BF H R ER SO BB IBB HBP BLK WP HR S P ERA WHIP	IP WLS BF H R ER SO BB IBB HBP BLK WP HR S P ERA WHIP	IP WLS BF H R ER SO BB IBB HBP BLK WP HR S P ERA WHIP	IP WLS BF H R ER SO BB IBB HBP BLK WP HR S P ERA WHIP	IP WLS BF H R ER SO BB IBB HBP BLK WP HR S P ERA WHIP	IP WLS BF H R ER SO BB IBB HBP BLK WP HR S P ERA WHIP	IP WLS BF H R ER SO BB IBB HBP BLK WP HR S P ERA WHIP	IP WLS BF H R ER SO BB IBB HBP BLK WP HR S P ERA WHIP	IP WLS BF H R ER SO BB IBB HBP BLK WP HR S P ERA WHIP	IP WLS BF H R ER SO BB IBB HBP BLK WP HR S P ERA WHIP	IP WLS BF H R ER SO BB IBB HBP BLK WP HR S P ERA WHIP	IP WLS BF H R ER SO BB IBB HBP BLK WP HR S P ERA WHIP	IP WLS BF H R ER SO BB IBB HBP BLK WP HR S P ERA WHIP	IP WLS BF H R ER SO BB IBB HBP BLK WP HR S P ERA WHIP	IP WLS BF H R ER SO BB IBB HBP BLK WP HR S P ERA WHIP	IP WLS BF H R ER SO BB IBB HBP BLK WP HR S P ERA WHIP	IP WLS BF H R ER SO BB IBB HBP BLK WP HR S P ERA WHIP	IP WLS BF H R ER SO BB IBB HBP BLK WP HR S P ERA WHIP	IP WLS BF H R ER SO BB IBB HBP BLK WP HR S P ERA WHIP	IP WLS BF H R ER SO BB IBB HBP BLK WP HR S P ERA WHIP	IP WLS BF H R ER SO BB IBB HBP BLK WP HR S P ERA WHIP	IP WLS BF H R ER SO BB IBB HBP BLK WP HR S P ERA WHIP	IP WLS BF H R ER SO BB IBB HBP BLK WP HR S P ERA WHIP

New York Mets @ Chicago Cubs
Wrigley Field, Chicago, IL
Tue Jun 12 1990, 3:33 AM CDT
Att: 34,893 - Sunny - 76 F

AB	40
R	8
H	16
RBI	7
BB	3
SO	6
LOB	26



Batter	1	2	3	4	5	6	7	8	9	AB	R	H	RBI	BB	SO	LOB	TOP										
Keith Miller, R OBP: 0.324, SLG: 0.356 (1, 9)	L4			G6-3		G6-4-3				5	0	1	0	1	1	3											
Dave Magadan, L OBP: 0.340, SLG: 0.461 (1, 3)	1B									6	1	1	0	0	2	4											
Gregg Jefferies, S OBP: 0.365, SLG: 0.513 (1, 4)	FC6-4									4	2	3	0	1	0	0											
Howard Johnson, S OBP: 0.289, SLG: 0.428 (1, 5)	FC6-4			P6						4	0	0	0	1	1	3											
Kevin McReynolds, R OBP: 0.356, SLG: 0.478 (1, 7)	FC6-4									5	1	2	1	0	0	4											
Daryl Boston, L OBP: 0.364, SLG: 0.519 (1, 8)	P6									4	2	3	2	0	0	2											
Kevin Elster, R OBP: 0.271, SLG: 0.342 (1, 6)										5	1	1	1	0	0	4											
Orlando Mercado, R OBP: 0.429, SLG: 0.529 (1, 2)										4	1	3	1	0	0	0											
Ron Darling, R OBP: 0.386, SLG: 0.452 (7, 1)										3	0	1	1	0	1	1											
Alejandro Pena, R OBP: 0.316, SLG: 0.571 (6, PH)										1	0	0	0	0	0	0											
Tom O'Malley, L OBP: 0.295, SLG: 0.500 (9, PH)										1	1	1	2	0	0	0											
Mark Canha, R OBP: 0.295, SLG: 0.500 (9, 1)										0	0	0	0	0	0	0											
Jeff Musselman, L OBP: 0.295, SLG: 0.500 (9, 1)										0	0	0	0	0	0	0											
John Franco, L OBP: 0.295, SLG: 0.500 (9, 1)										0	0	0	0	0	0	0											
Inning Stats	R: 1 E: 0 K: 0 S: 9	H: 2 LOB: 2 BB: 1 P: 14	R: 0 E: 0 K: 2 S: 14	H: 2 LOB: 2 BB: 0 P: 23	R: 0 E: 0 K: 0 S: 8	H: 1 LOB: 2 BB: 0 P: 17	R: 0 E: 0 K: 0 S: 6	H: 0 LOB: 0 BB: 0 P: 8	R: 0 E: 0 K: 0 S: 12	H: 1 LOB: 1 BB: 0 P: 16	R: 1 E: 0 K: 0 S: 11	H: 2 LOB: 1 BB: 0 P: 18	R: 2 E: 0 K: 1 S: 18	H: 3 LOB: 1 BB: 0 P: 24	R: 0 E: 0 K: 2 S: 11	H: 1 LOB: 1 BB: 0 P: 13	R: 5 E: 0 K: 1 S: 21	H: 4 LOB: 1 BB: 2 P: 44	1B: 9 2B: 6 3B: 0 HR: 1	SF: 0 SAC: 0 DP: 1 HBP: 2	WP: 3 PA: 47 PB: 0 SB: 0 CS: 0						
PITCHER	IP	WLS	BF	H	R	ER	SO	BB	IBB	HBP	BLK	WP	HR	S	P	ERA	WHIP										
Mike Harkey, R ERA: 4.26 (1, 1)	6.0	L	28	8	2	2	2	1	0	2	0	1	0	60	96	3.00	1.500										
Paul Assenmacher, L ERA: 3.65 (7, 1)	2.0		10	4	2	2	3	0	0	0	0	0	0	29	37	9.00	2.000										
Dean Wilkins, R ERA: 9.82 (9, 1)	0.2		6	3	4	4	0	1	0	0	0	0	0	14	29	54.00	6.000										
Joe Kraemer, L ERA: 8.38 (9, 1)	0.1		3	1	1	1	1	1	0	0	0	1	1	7	15	27.00	6.000										

New York Mets @ Chicago Cubs
Wrigley Field, Chicago, IL
Wed Jun 13 1990, 3:38 AM CDT
Att: 34,241 - Sunny

AB 42
R 9
H 16
RBI 8
BB 3
SO 6
LOB 22



Batter	1	2	3	4	5	6	7	8	9	AB	R	H	RBI	BB	SO	LOB	BOTTOM										
Jerome Walton, R OBP: 0.362, SLG: 0.332 (1, 8)	F9									4	2	2	0	1	0	2											
23 Ryne Sandberg, R OBP: 0.398, SLG: 0.627 (1, 4)	K									4	1	1	3	1	2	4											
Dave Clark, L OBP: 0.295, SLG: 0.390 (1, 7)	G1-3									4	0	1	2	0	1	3											
Lloyd McClendon, R OBP: 0.297, SLG: 0.244 (9, PH)										1	0	0	0	0	1	0											
Mark Grace, L OBP: 0.348, SLG: 0.366 (1, 3)										5	0	0	0	0	0	1											
Marvell Wynne, L OBP: 0.224, SLG: 0.286 (1, 9)										4	1	1	1	0	0	0											
Curtis Wilkerson, S OBP: 0.284, SLG: 0.314 (7, 6)										4	0	1	0	0	1	0											
Domingo Ramos, R OBP: 0.371, SLG: 0.395 (7, 1)										3	0	1	0	0	0	1											
Paul Assenmacher, L OBP: 0.358, SLG: 0.403 (9, PH)										0	0	0	0	0	0	0											
Dwight Smith, L OBP: 0.358, SLG: 0.403 (9, 1)										1	0	0	0	0	0	0											
Dean Wilkins, R OBP: 0.358, SLG: 0.403 (9, 1)										0	0	0	0	0	0	0											
Joe Kraemer, L OBP: 0.358, SLG: 0.403 (9, 1)										0	0	0	0	0	0	0											
Joe Girardi, R OBP: 0.298, SLG: 0.373 (1, 2)										4	0	1	0	0	0	0											
Mike Harkey, R OBP: 0.333, SLG: 0.353 (1, 1)										1	0	1	0	0	0	0											
Luis Salazar, R OBP: 0.319, SLG: 0.372 (7, 5)										2	2	2	0	0	0	0											
Inning Stats	R: 0 E: 0 K: 1 S: 7	H: 0 LOB: 0 BB: 0 P: 9	R: 0 E: 0 K: 0 S: 9	H: 0 LOB: 0 BB: 0 P: 12	R: 0 E: 0 K: 1 S: 11	H: 2 LOB: 3 BB: 1 P: 21	R: 0 E: 0 K: 1 S: 6	H: 0 LOB: 0 BB: 0 P: 9	R: 0 E: 0 K: 1 S: 12	H: 2 LOB: 2 BB: 0 P: 18	R: 1 E: 0 K: 0 S: 10	H: 2 LOB: 1 BB: 0 P: 14	R: 2 E: 0 K: 0 S: 15	H: 3 LOB: 1 BB: 0 P: 23	R: 0 E: 0 K: 0 S: 5	H: 0 LOB: 0 BB: 0 P: 5	R: 3 E: 0 K: 1 S: 11	H: 2 LOB: 0 BB: 1 P: 17	1B: 8 2B: 1 3B: 0 HR: 2	SF: 0 SAC: 1 DP: 0 HBP: 0	WP: 0 PA: 40 PB: 1 SB: 0 CS: 0						
PITCHER	IP	WLS	BF	H	R	ER	SO	BB	IBB	HBP	BLK	WP	HR	S	P	ERA	WHIP										
Ron Darling, R ERA: 5.02 (1, 1)	6.0	W	25	6	1	1	4	0	0	0	0	0	0	20	28	9.00	1.500										
Alejandro Pena, R ERA: 4.71 (7, 1)	2.0		9	3	2	2	0	0	0	0	0	0	0	20	28	9.00	1.500										
Jeff Musselman, L ERA: 4.39 (9, 1)	0.1		4	2	3	3	0	1	0	0	0	0	1	7	12	81.00	9.000										
John Franco, L ERA: 2.11 (9, 1)	0.2		2	0	0	0	1	0	0	0	0	0	0	4	5	0.00	0.000										

New York Mets @ Chicago Cubs
Wrigley Field, Chicago, IL
Wed Jun 13 1990, 3:38 AM CDT
Att: 34,241 - Sunny


AB 37
R 6
H 11
RBI 6
BB 2
SO 5
LOB 11



Batter	1	2	3	4	5	6	7	8	9	10	AB	R	H	RBI	BB	SO	LOB	TOP						
Jerome Walton, R OBP: 0.363, SLG: 0.330	(1, 8) 4-1 BB 23 G6-4-3	0-0 5-3		(1, 0) 1B 23 1B		(1, 0) F8		(1, 3) K			4	0	1	1	1	1	3							
23 Ryne Sandberg, R OBP: 0.398, SLG: 0.622	(1, 4) 3-1 G6-4-3 1-2		(1, 1) 1B	(3, 2) 1B 1-3		(1, 3) K		(1, 2) F8			5	0	2	0	0	1	1							
Shawon Dunston, R OBP: 0.317, SLG: 0.500	(1, 6) 0-0 2B 1B		(1, 0) L6		(1, 3) K	(1, 2) F9		(1, 2) F8			5	0	1	0	0	1	1							
Andre Dawson, R OBP: 0.394, SLG: 0.668	(1, 9) 2-2 2B		(1, 1) F7		(0, 0) HR 2B		(0, 3) K		(4, 1) WP BB		3	1	2	0	0	0	1							
Doug Dascenzo, S OBP: 0.271, SLG: 0.340	(5, 9) 1-3 2B		(1, 1) F8		(1, 1) HR 1B		(2, 2) E6 G5-4-3		(1, 2) G1-3		4	1	1	0	0	0	3							
Luis Salazar, R OBP: 0.317, SLG: 0.368	(1, 7) 2-1 G6-3		(1, 1) F8		(1, 1) HR 1B		(0, 1) G5-4-3		(1, 2) G1-3		4	2	2	3	0	0	1							
Mark Grace, L OBP: 0.346, SLG: 0.364	(7, 3) 0-0 6-3			(1, 0) SF9 3B	(1, 1) HR 1-1 2H		(2, 2) G5-4-3		(3, 2) L9		1	0	0	0	0	0	0							
Domingo Ramos, R OBP: 0.324, SLG: 0.302	(1, 5) SH1-4 1B HBP		(1, 0) SF9 3B	(4, 2) FC4-6 BB			(4, 2) SH1-3 BB		(1, 3) K		1	0	0	1	2	1	0							
Joe Girardi, R OBP: 0.307, SLG: 0.386	(1, 2) SH1-4 1B		(0, 0) SH1-4 1B	(1, 0) 4-3 1B 2B	(1, 0) F8		(0, 3) K		(0, 1) 1B		5	1	3	0	0	1	2							
Steve Wilson, L OBP: 0.133, SLG: 0.133	(1, 1) SH1-4		(1, 0) SH1-4	(2, 2) 4-3	(1, 1) FC4-6		(0, 1) SH1-3		(3, 1) L8		2	0	0	0	0	0	2							
Les Lancaster, R OBP: 0.143, SLG: 0.077	(8, 1) SH1-4		(1, 0) SH1-4	(2, 3) 4-3	(1, 1) FC4-6		(1, 2) SH1-3		(1, 2) L8		0	0	0	0	0	0	0							
Paul Assenmacher, L OBP: 0.356, SLG: 0.400	(10, PH) SH1-4		(1, 2) 2-3	(2, 3) 4-3	(1, 2) FC4-6		(1, 2) SH1-3		(1, 2) L8		1	0	0	0	0	0	1							
Dwight Smith, L OBP: 0.356, SLG: 0.400	(10, 1) SH1-4		(1, 2) 2-3	(2, 3) 4-3	(1, 2) FC4-6		(1, 2) SH1-3		(1, 2) L8		0	0	0	0	0	0	0							
Jose Antonio Nunez, R OBP: 0.221, SLG: 0.282	(7, 7) SH1-4		(1, 2) 2-3	(2, 3) 4-3	(1, 2) FC4-6		(1, 2) SH1-3		(1, 2) L8		0	0	0	0	0	0	0							
Hector Villanueva, R OBP: 0.367, SLG: 0.821	(1, 3) SH1-4		(1, 2) 2-3	(2, 3) 4-3	(1, 2) FC4-6		(1, 2) SH1-3		(1, 2) L8		4	2	2	3	0	0	1							
Mark Grace, L OBP: 0.346, SLG: 0.364	(7, 3) SH1-4		(1, 2) 2-3	(2, 3) 4-3	(1, 2) FC4-6		(1, 2) SH1-3		(1, 2) L8		1	0	0	0	0	0	0							
Domingo Ramos, R OBP: 0.324, SLG: 0.302	(1, 5) SH1-4		(1, 2) 2-3	(2, 3) 4-3	(1, 2) FC4-6		(1, 2) SH1-3		(1, 2) L8		1	0	0	1	2	1	0							
Joe Girardi, R OBP: 0.307, SLG: 0.386	(1, 2) SH1-4		(0, 0) SH1-4	(1, 0) 4-3	(1, 0) F8		(0, 3) K		(0, 1) 1B		5	1	3	0	0	1	2							
Steve Wilson, L OBP: 0.133, SLG: 0.133	(1, 1) SH1-4		(1, 0) SH1-4	(2, 2) 4-3	(1, 1) FC4-6		(0, 1) SH1-3		(3, 1) L8		2	0	0	0	0	0	2							
Les Lancaster, R OBP: 0.143, SLG: 0.077	(8, 1) SH1-4		(1, 0) SH1-4	(2, 3) 4-3	(1, 1) FC4-6		(1, 2) SH1-3		(1, 2) L8		0	0	0	0	0	0	0							
Paul Assenmacher, L OBP: 0.356, SLG: 0.400	(10, PH) SH1-4		(1, 2) 2-3	(2, 3) 4-3	(1, 2) FC4-6		(1, 2) SH1-3		(1, 2) L8		1	0	0	0	0	0	1							
Dwight Smith, L OBP: 0.356, SLG: 0.400	(10, 1) SH1-4		(1, 2) 2-3	(2, 3) 4-3	(1, 2) FC4-6		(1, 2) SH1-3		(1, 2) L8		0	0	0	0	0	0	0							
Jose Antonio Nunez, R OBP: 0.221, SLG: 0.282	(7, 7) SH1-4		(1, 2) 2-3	(2, 3) 4-3	(1, 2) FC4-6		(1, 2) SH1-3		(1, 2) L8		0	0	0	0	0	0	0							
Inning Stats	R: 0 E: 0 K: 0 S: 9	H: 2 LOB: 2 BB: 1 P: 20	R: 0 E: 0 K: 0 S: 6	H: 1 LOB: 2 BB: 0 P: 8	R: 0 E: 0 K: 0 S: 7	H: 1 LOB: 1 BB: 0 P: 10	R: 2 E: 0 K: 0 S: 10	H: 4 LOB: 2 BB: 0 P: 19	R: 3 E: 0 K: 1 S: 15	H: 3 LOB: 1 BB: 1 P: 24	R: 0 E: 0 K: 1 S: 7	H: 0 LOB: 0 BB: 0 P: 9	R: 0 E: 1 K: 1 S: 8	H: 0 LOB: 0 BB: 0 P: 10	R: 0 E: 0 K: 2 S: 10	H: 0 LOB: 1 BB: 1 P: 15	R: 0 E: 0 K: 0 S: 7	H: 0 LOB: 1 BB: 1 P: 14	R: 0 E: 0 K: 1 S: 11	H: 1 LOB: 1 BB: 0 P: 18	1B: 7 2B: 3 3B: 1 HR: 1	SF: 1 SAC: 2 DP: 2 HBP: 1	WP: 1 PA: 45	
PITCHER	IP 7.0	WLS 34	BF 11	H 5	R 5	ER 3	SO 3	BB 0	IBB 1	HBP 0	BLK 0	WP 0	HR 1	S 64	P 106	ERA 6.43	WHIP 2.000							
Pat Combs, L ERA: 4.43	(1, 1) 7.0	34	11	5	5	3	3	0	1	0	0	0	1	64	106	6.43	2.000							
Jeff Parrett, R ERA: 3.74	(8, 1) 1.0	3	0	0	0	2	0	0	0	0	0	0	0	8	9	0.00	0.000							
Darrel Akerfelds, R ERA: 2.48	(9, 1) 2.0	W	8	1	0	0	1	1	0	0	0	1	0	18	32	0.00	1.000							

Chicago Cubs @ Philadelphia Phillies
Veterans Stadium, Philadelphia, PA
Fri Jun 15 1990, 7:05 PM EDT
Overcast - 80 F

AB 37
R 5
H 12
RBI 5
BB 4
SO 6
LOB 16



Batter	1	2	3	4	5	6	7	8	9	10	AB	R	H	RBI	BB	SO	LOB	BOTTOM						
Lenny Dykstra, L OBP: 0.467, SLG: 0.516	(1, 8) 1-0 F8		(0, 1) L9			(2, 2) 1B		(1, 1) HR	(0, 1) 1B		5	1	3	2	0	0	1							
Randy Ready, R OBP: 0.350, SLG: 0.366	(1, 7) 3-2 6-3		(2, 1) P6			(2, 1) F9		(2, 2) HR 2B	(1, 1) 1B		5	1	2	0	0	0	2							
Tom Herr, S OBP: 0.336, SLG: 0.375	(1, 4) 0-1 F9			(0, 0) 4-3 2B		(1, 2) P9		(1, 0) 6-3	(0, 1) F9		5	1	1	0	0	0	5							
Charlie Hayes, R OBP: 0.313, SLG: 0.379	(1, 5) F8		(1, 1) F8	(0, 0) 4-3 2-3		(3, 1) 4-3		(0, 0) HR	(0, 0) L9		5	1	1	2	0	0	5							
John Kruk, L OBP: 0.355, SLG: 0.386	(1, 9) F7		(2, 1) F7	(2, 2) 4-3		(2, 2) 4-3		(4, 1) BB	(4, 1) BB		3	1	1	1	2	0	0							
Carmelo Martinez, R OBP: 0.342, SLG: 0.484	(1, 3) F7		(2, 0) F7	(1, 0) L8		(2, 2) F9		(1, 3) K			3	0	1	0	0	0	1							
Ron Jones, L OBP: 0.275, SLG: 0.643	(8, PH) F7		(2, 0) F7	(1, 0) L8		(2, 2) F9		(1, 3) K			1	0	0	0	0	0	1							
Darrel Akerfelds, R OBP: 0.302, SLG: 0.447	(9, 1) F7		(2, 0) F7	(1, 0) L8		(2, 2) F9		(1, 3) K			0	0	0	0	0	0	0							
Dave Hollins, S OBP: 0.302, SLG: 0.447	(10, PH) F7		(2, 0) F7	(1, 0) L8		(2, 2) F9		(1, 3) K			0	0	0	0	1	0	0							
Dickie Thon, R OBP: 0.303, SLG: 0.303	(1, 6) P9		(3, 1) P9		(2, 1) P4		(0, 0) F8	(0, 0) P4			4	0	0	0	0	0	3							
Steve Lake, R OBP: 0.291, SLG: 0.275	(1, 2) P9		(3, 1) P9		(2, 1) P4		(0, 0) F8	(0, 0) P4			4	0	1	0	0	0	1							
Darren Daulton, L OBP: 0.376, SLG: 0.318	(10, PH) P9		(3, 1) P9		(2, 1) P4		(0, 0) F8	(0, 0) P4			1	0	0	0	0	1	3							
Pat Combs, L OBP: 0.261, SLG: 0.238	(1, 1) P9		(3, 1) P9		(2, 1) P4		(0, 0) F8	(0, 0) P4			2	0	0	0	0	0	1							
Jeff Parrett, R ERA: 3.16	(8, 1) P9		(3, 1) P9		(2, 1) P4		(0, 0) F8	(0, 0) P4			0	0	0	0	0	0	0							
Jim Vatcher, R OBP: 0.417, SLG: 0.391	(9, 9) P9		(3, 1) P9		(2, 1) P4		(0, 0) F8	(0, 0) P4			3	1	3	1	0	0	0							
Inning Stats	R: 0 E: 0 K: 0 S: 6	H: 0 LOB: 0 BB: 0 P: 10	R: 0 E: 0 K: 0 S: 7	H: 1 LOB: 1 BB: 0 P: 15	R: 0 E: 0 K: 0 S: 8	H: 1 LOB: 1 BB: 0 P: 11	R: 1 E: 0 K: 0 S: 7	H: 1 LOB: 0 BB: 0 P: 10	R: 0 E: 0 K: 0 S: 9	H: 0 LOB: 0 BB: 0 P: 16	R: 0 E: 0 K: 0 S: 11	H: 1 LOB: 1 BB: 0 P: 19	R: 0 E: 0 K: 0 S: 6	H: 0 LOB: 1 BB: 1 P: 12	R: 4 E: 0 K: 1 S: 16	H: 4 LOB: 1 BB: 1 P: 26	R: 0 E: 0 K: 0 S: 11	H: 3 LOB: 3 BB: 0 P: 14	R: 1 E: 1 K: 1 S: 8	H: 2 LOB: 3 BB: 1 P: 17	1B: 8 2B: 3 3B: 0 HR: 2	SF: 0 SAC: 1 DP: 0 HBP: 0	WP: 0 PA: 45	
PITCHER	IP 7.1	WLS 30	BF 7	H 4	R 4	ER 4	SO 1	BB 0	IBB 0	HBP 0	BLK 0	WP 0	HR 1	S 62	P 106	ERA 4.91	WHIP 1.091							
Steve Wilson, L ERA: 5.3	(1, 1) 7.1	30	7	4	4	4	1	0	0	0	0	0	1	62	106	4.91	1.091							
Les Lancaster, R ERA: 3.16	(8, 1) 0.0	2	1	1	1	0	1	0	0	0	0	0	0	2	6									
Paul Assenmacher, L ERA: 3.52	(8, 1) 1.2	8	3	0	0	1	0	0	0	0	0	0	0	17	21	0.00	1.800							
Jose Antonio Nunez, R ERA: 6.48	(10, 1) 0.1	L	5	2	1	1	1	0	1	0	0	0	0	8	17	27.00	6.000							

Chicago Cubs @ Philadelphia Phillies
Veterans Stadium, Philadelphia, PA
Fri Jun 15 1990, 7:05 PM EDT
Overcast - 80 F


AB 41
R 6
H 13
RBI 6
BB 3
SO 2
LOB 23




Batter	1	2	3	4	5	6	7	8	9	AB	R	H	RBI	BB	SO	LOB	TOP					
Jerome Walton, R (1.8) OBP: 0.361, SLG: 0.325	F9		FC5-4			P3		BB		3	0	0	0	1	0	1	Chicago Cubs @ Philadelphia Phillies Veterans Stadium, Philadelphia, PA Fri Jun 15 1990, 7:05 PM EDT Att: 26,098 - Unknown					
23 Ryne Sandberg, R (1.4) OBP: 0.392, SLG: 0.613	G6-3				F8	G5-3		P3		4	0	0	0	0	0	1						
Shawon Dunston, R (1.6) OBP: 0.320, SLG: 0.500	G6-3			2B	1B	FC6-4	1B		P3	4	0	2	0	0	0	0						
Andre Dawson, R (1.9) OBP: 0.391, SLG: 0.665		P3		2B		FC6-4		P6		4	0	1	0	0	0	1						
Hector Villanueva, R (1.2) OBP: 0.353, SLG: 0.742	G4-3			G6-4-3	IBB			P3		3	0	0	0	1	0	0						
Mark Grace, L (1.3) OBP: 0.342, SLG: 0.359	P5			G6-4-3			L4			3	0	0	0	0	0	3						
Lloyd McClendon, R (1.7) OBP: 0.250, SLG: 0.237			F7			G4-3		G6-3		3	0	0	0	0	0	0						
Curtis Wilkerson, S (1.5) OBP: 0.275, SLG: 0.303			G4-3			P3		K		3	0	0	0	0	1	0						
Mike Bielecki, R (1.1) OBP: 0.364, SLG: 0.300										1	0	0	0	1	1	0						
Domingo Ramos, R (8, PH) OBP: 0.321, SLG: 0.299										1	0	0	0	0	0	0						
Joe Kraemer, L (8.1) OBP: 0.321, SLG: 0.299										0	0	0	0	0	0	0						
Inning Stats	R: 0 E: 0 K: 0 S: 4	H: 0 LOB: 0 BB: 0 P: 8	R: 0 E: 0 K: 0 S: 5	H: 0 LOB: 0 BB: 0 P: 7	R: 0 E: 0 K: 0 S: 10	H: 0 LOB: 1 BB: 1 P: 17	R: 0 E: 0 K: 0 S: 7	H: 2 LOB: 2 BB: 1 P: 14	R: 0 E: 0 K: 1 S: 6	H: 0 LOB: 0 BB: 0 P: 7	R: 0 E: 0 K: 0 S: 10	H: 1 LOB: 1 BB: 0 P: 11	R: 0 E: 0 K: 0 S: 4	H: 0 LOB: 0 BB: 0 P: 7	R: 0 E: 0 K: 1 S: 11	H: 0 LOB: 1 BB: 1 P: 19	R: 0 E: 0 K: 0 S: 6	H: 0 LOB: 0 BB: 0 P: 8	1B: 2 2B: 1 3B: 0 HR: 0	SF: 0 SAC: 0 DP: 1 HBP: 0	WP: 0 PB: 0 SB: 0 CS: 0	PA: 32
PITCHER Bruce Ruffin, L (1.1) ERA: 4.62	IP: 9.0 WLS: W BF: 32 H: 3 R: 0 ER: 0 SO: 2 BB: 2 IBB: 1 HBP: 0 BLK: 0 WP: 0 HR: 0 S: 63 P: 98 ERA: 0.00 WHIP: 0.556															PITCHER						

Batter	1	2	3	4	5	6	7	8	9	AB	R	H	RBI	BB	SO	LOB	BOTTOM			
Lenny Dykstra, L (1.8) OBP: 0.469, SLG: 0.513	G6-3					BB		G4-3		3	1	1	0	2	0	0	Chicago Cubs @ Philadelphia Phillies Veterans Stadium, Philadelphia, PA Fri Jun 15 1990, 7:05 PM EDT Att: 26,098 - Unknown			
Rod Boecker, L (1.4) OBP: 0.327, SLG: 0.333	F7		IBB		IBB	1B		K		4	1	0	1	1	1	3				
Ron Jones, L (1.9) OBP: 0.361, SLG: 0.594	G6-3				L4					4	0	1	0	0	0	3				
Sil Camposano, R (7, PR) OBP: 0.310, SLG: 0.278						BB				0	1	0	0	0	0	0				
Charlie Hayes, R (1.5) OBP: 0.320, SLG: 0.385		F9		G5-3	1B	1B		G4-6-3		4	1	3	2	0	0	0				
John Kruk, L (1.7) OBP: 0.358, SLG: 0.397		G6-3		1B	1B	1B		1B		3	0	1	0	1	0	2				
Jim Vatcher, R (8.7) OBP: 0.417, SLG: 0.391				1B	IBB			G4-6-3		0	0	0	0	0	0	0				
Carmelo Martinez, R (1.3) OBP: 0.351, SLG: 0.478				G5-3		1B		1B		3	1	1	2	1	1	2				
Dickie Thon, R (1.6) OBP: 0.306, SLG: 0.307								WP		4	1	2	1	0	1	2				
Darren Daulton, L (1.2) OBP: 0.374, SLG: 0.323				F7		BB		G3-1		4	1	1	0	0	0	2				
Bruce Ruffin, S (1.1) OBP: 0.192, SLG: 0.125				SH3-4		G3		G5-3		3	0	0	0	0	1	2				
Inning Stats	R: 0 E: 0 K: 0 S: 7	H: 0 LOB: 0 BB: 0 P: 11	R: 0 E: 0 K: 1 S: 9	H: 0 LOB: 0 BB: 0 P: 12	R: 0 E: 0 K: 0 S: 7	H: 1 LOB: 2 BB: 1 P: 15	R: 0 E: 0 K: 0 S: 11	H: 2 LOB: 1 BB: 0 P: 16	R: 5 E: 0 K: 1 S: 19	H: 3 LOB: 2 BB: 3 P: 38	R: 0 E: 0 K: 1 S: 10	H: 1 LOB: 1 BB: 0 P: 16	R: 2 E: 0 K: 0 S: 19	H: 3 LOB: 2 BB: 1 P: 29	R: 0 E: 0 K: 1 S: 10	H: 0 LOB: 0 BB: 0 P: 16	1B: 9 2B: 1 3B: 0 HR: 0	SF: 0 SAC: 1 DP: 2 HBP: 0	WP: 2 PB: 0 SB: 0 CS: 0	PA: 38
PITCHER Mike Bielecki, R (1.1) ERA: 5.08	IP: 7.0 WLS: L BF: 35 H: 10 R: 7 ER: 7 SO: 3 BB: 2 IBB: 3 HBP: 0 BLK: 0 WP: 0 HR: 0 S: 62 P: 137 ERA: 9.00 WHIP: 1.714															PITCHER				
Joe Kraemer, L (8.1) ERA: 7.97	IP: 1.0 WLS: L BF: 3 H: 0 R: 0 ER: 0 SO: 1 BB: 0 IBB: 0 HBP: 0 BLK: 0 WP: 0 HR: 0 S: 10 P: 16 ERA: 0.00 WHIP: 0.000															PITCHER				

AB 29
R 0
H 3
RBI 0
BB 3
SO 2
LOB 6



AB 32
R 7
H 10
RBI 6
BB 5
SO 4
LOB 16




livebaseballscores.com

livebaseballscores.com

Batter	1	2	3	4	5	6	7	8	9	AB	R	H	RBI	BB	SO	LOB	TOP		
Jerome Walton, R OBP: 0.362, SLG: 0.329	4-1 F7 1B BB	3-3 K		2-0 F9			2-2 2B		0-2 G1-3	4	0	1	0	1	1	1	Chicago Cubs @ Philadelphia Phillies Veterans Stadium, Philadelphia, PA Sat Jun 16 1990, 7:05 PM EDT Att: 32,023 - Unknown - 80 F		
23 Ryne Sandberg, R OBP: 0.389, SLG: 0.665	1-2 F9	2-3 K			1-2 F8 S 1B		0-1 G5-3		1-3 K	5	0	1	0	0	2	3			
Shawon Dunston, R OBP: 0.323, SLG: 0.562 Curtis Wilkerson, S OBP: 0.287, SLG: 0.308	0-0 F7 1B		2-2 F9 1B		3-3 K 1B		4-2 BB			1	0	1	0	0	0	0			
Andre Dawson, R OBP: 0.389, SLG: 0.657	2-1 F7 1B		1-0 BB 1B		1-2 F8 1B		2-2 F9			4	0	1	0	0	0	5			
Lloyd McClendon, R OBP: 0.252, SLG: 0.232 Dwight Smith, L OBP: 0.354, SLG: 0.397	4-0 IBB		0-0 F9		0-0 G5-3		1-2 P4			2	0	0	0	1	0	3			
Mark Grace, L OBP: 0.341, SLG: 0.355	1-0 G3-1		4-0 BB 1B		0-0 P5		0-0 G6-3			3	0	0	0	1	0	3			
Domingo Ramos, R OBP: 0.319, SLG: 0.307		3-1 G4-3 1B 2B	2-1 G6-4-3 BB		2-2 L8		1-1 G6-3			4	1	1	0	0	0	3			
Joe Girardi, R OBP: 0.306, SLG: 0.388		2-2 G4-3		0-0 G6-3		0-0 2B		0-0 P6		4	0	1	0	0	0	1			
Greg Maddux, R OBP: 0.069, SLG: 0.036 Dave Clark, L OBP: 0.289, SLG: 0.381	2-2 3H 1B		1-1 F9		0-2 F9		2-1 P7			3	0	1	1	0	0	1			
Inning Stats	R: 0 E: 0 K: 0 S: 8	H: 1 LOB: 3 BB: 2 P: 20	R: 1 E: 0 K: 2 S: 21	H: 2 LOB: 1 BB: 0 P: 33	R: 0 E: 0 K: 0 S: 7	H: 2 LOB: 2 BB: 1 P: 16	R: 0 E: 0 K: 0 S: 4	H: 0 LOB: 0 BB: 0 P: 7	R: 0 E: 0 K: 1 S: 11	H: 1 LOB: 1 BB: 0 P: 13	R: 0 E: 0 K: 0 S: 15	H: 1 LOB: 2 BB: 1 P: 24	R: 0 E: 0 K: 0 S: 4	H: 0 LOB: 0 BB: 0 P: 5	R: 0 E: 0 K: 1 S: 8	H: 0 LOB: 0 BB: 0 P: 11		1B: 5 2B: 3 3B: 0 HR: 0	SF: 0 SAC: 0 DP: 1 HBP: 0
PITCHER	IP WLS BF H R ER SO BB IBB HBP BLK WP HR S P ERA WHIP	IP WLS BF H R ER SO BB IBB HBP BLK WP HR S P ERA WHIP	IP WLS BF H R ER SO BB IBB HBP BLK WP HR S P ERA WHIP	IP WLS BF H R ER SO BB IBB HBP BLK WP HR S P ERA WHIP	IP WLS BF H R ER SO BB IBB HBP BLK WP HR S P ERA WHIP	IP WLS BF H R ER SO BB IBB HBP BLK WP HR S P ERA WHIP	IP WLS BF H R ER SO BB IBB HBP BLK WP HR S P ERA WHIP	IP WLS BF H R ER SO BB IBB HBP BLK WP HR S P ERA WHIP	IP WLS BF H R ER SO BB IBB HBP BLK WP HR S P ERA WHIP	IP WLS BF H R ER SO BB IBB HBP BLK WP HR S P ERA WHIP	IP WLS BF H R ER SO BB IBB HBP BLK WP HR S P ERA WHIP	IP WLS BF H R ER SO BB IBB HBP BLK WP HR S P ERA WHIP	IP WLS BF H R ER SO BB IBB HBP BLK WP HR S P ERA WHIP	IP WLS BF H R ER SO BB IBB HBP BLK WP HR S P ERA WHIP	IP WLS BF H R ER SO BB IBB HBP BLK WP HR S P ERA WHIP	IP WLS BF H R ER SO BB IBB HBP BLK WP HR S P ERA WHIP	IP WLS BF H R ER SO BB IBB HBP BLK WP HR S P ERA WHIP	IP WLS BF H R ER SO BB IBB HBP BLK WP HR S P ERA WHIP	

AB 34
R 1
H 8
RBI 1
BB 4
SO 4
LOB 23



Batter	1	2	3	4	5	6	7	8	9	AB	R	H	RBI	BB	SO	LOB	BOTTOM		
Lenny Dykstra, L OBP: 0.470, SLG: 0.515	1-3 K		0-1 G6-3			1-1 G4-3 2B		4-2 L3 BB		3	1	1	0	1	1	0	Chicago Cubs @ Philadelphia Phillies Veterans Stadium, Philadelphia, PA Sat Jun 16 1990, 7:05 PM EDT Att: 32,023 - Unknown - 80 F		
Tom Herr, S OBP: 0.330, SLG: 0.368	1-0 E6 FC4-6 1B		3-1 L7		1-0 G4-3		0-1 L3			4	0	0	0	0	0	2			
Ron Jones, L OBP: 0.365, SLG: 0.629 Jim Vatcher, R OBP: 0.417, SLG: 0.391	1-1 FC4-6 1B			2-2 G1-3		1-2 3H 2B				3	0	2	1	0	0	0			
Charlie Hayes, R OBP: 0.316, SLG: 0.380	0-0 FC4-6			2-3 K		0-0 P3				3	0	0	0	0	1	3			
John Kruk, L OBP: 0.353, SLG: 0.390	1-3 K		3-3 K			2-2 G3-1				3	0	0	0	0	2	2			
Carmelo Martinez, R OBP: 0.350, SLG: 0.471		1-1 G4-3			2-2 G4-6-3 1B		0-0 G6-3			3	0	1	0	0	0	0			
Darren Daulton, L OBP: 0.373, SLG: 0.342		2-1 F8			0-1 G4-6-3		0-1 HR			3	1	1	1	0	0	1			
Rod Booker, L OBP: 0.308, SLG: 0.311		1-2 G6-3			1-1 G1-3		0-0 G4-3			3	0	0	0	0	0	0			
Dennis Cook, L OBP: 0.280, SLG: 0.400 Don Carman, L OBP: 0.375, SLG: 0.375 Dave Hollins, S OBP: 0.256, SLG: 0.436 Darrel Akerfeldt, R			2-2 G4-3			2-0 P6		2-2 G3		0	0	0	0	0	0	0			
Inning Stats	R: 0 E: 1 K: 2 S: 13	H: 1 LOB: 2 BB: 0 P: 17	R: 0 E: 0 K: 0 S: 7	H: 0 LOB: 0 BB: 0 P: 11	R: 0 E: 0 K: 2 S: 10	H: 0 LOB: 0 BB: 0 P: 17	R: 0 E: 0 K: 0 S: 7	H: 1 LOB: 1 BB: 0 P: 10	R: 1 E: 0 K: 0 S: 8	H: 2 LOB: 1 BB: 0 P: 13	R: 1 E: 0 K: 0 S: 9	H: 1 LOB: 0 BB: 0 P: 11	R: 0 E: 0 K: 0 S: 10	H: 0 LOB: 0 BB: 1 P: 16	R: 0 E: 0 K: 0 S: 10	H: 0 LOB: 0 BB: 0 P: 16		1B: 2 2B: 3 3B: 0 HR: 1	SF: 0 SAC: 0 DP: 2 HBP: 0
PITCHER	IP WLS BF H R ER SO BB IBB HBP BLK WP HR S P ERA WHIP	IP WLS BF H R ER SO BB IBB HBP BLK WP HR S P ERA WHIP	IP WLS BF H R ER SO BB IBB HBP BLK WP HR S P ERA WHIP	IP WLS BF H R ER SO BB IBB HBP BLK WP HR S P ERA WHIP	IP WLS BF H R ER SO BB IBB HBP BLK WP HR S P ERA WHIP	IP WLS BF H R ER SO BB IBB HBP BLK WP HR S P ERA WHIP	IP WLS BF H R ER SO BB IBB HBP BLK WP HR S P ERA WHIP	IP WLS BF H R ER SO BB IBB HBP BLK WP HR S P ERA WHIP	IP WLS BF H R ER SO BB IBB HBP BLK WP HR S P ERA WHIP	IP WLS BF H R ER SO BB IBB HBP BLK WP HR S P ERA WHIP	IP WLS BF H R ER SO BB IBB HBP BLK WP HR S P ERA WHIP	IP WLS BF H R ER SO BB IBB HBP BLK WP HR S P ERA WHIP	IP WLS BF H R ER SO BB IBB HBP BLK WP HR S P ERA WHIP	IP WLS BF H R ER SO BB IBB HBP BLK WP HR S P ERA WHIP	IP WLS BF H R ER SO BB IBB HBP BLK WP HR S P ERA WHIP	IP WLS BF H R ER SO BB IBB HBP BLK WP HR S P ERA WHIP	IP WLS BF H R ER SO BB IBB HBP BLK WP HR S P ERA WHIP		

AB 28
R 2
H 5
RBI 2
BB 1
SO 4
LOB 8



Batter	1	2	3	4	5	6	7	8	9	AB	R	H	RBI	BB	SO	LOB	TOP								
Dwight Smith, L (1.7)										4	0	0	0	0	1	1									
23 Ryne Sandberg, R (1.4)										4	0	2	1	0	0	0									
Mark Grace, L (1.3)										4	0	1	0	0	1	2									
Andre Dawson, R (1.9)										3	0	0	0	1	1	2									
Marvell Wynne, L (1.8)										4	0	0	0	0	1	2									
Curtis Wilkerson, S (1.5)										3	0	0	0	0	1	1									
Shawon Dunston, R (1.6)										3	0	0	0	0	0	1									
Joe Girardi, R (1.2)										3	1	1	0	0	0	0									
Mike Harkey, R (1.1)										1	0	0	0	0	0	0									
Dave Clark, L (8. PH)										1	0	0	0	0	0	0									
Jose Antonio Nunez, R (8.1)										0	0	0	0	0	0	0									
Inning Stats	R: 0 E: 0 K: 2 S: 7	H: 0 LOB: 0 BB: 0 P: 13	R: 0 E: 0 K: 0 S: 11	H: 0 LOB: 1 BB: 1 P: 20	R: 1 E: 0 K: 0 S: 9	H: 2 LOB: 1 BB: 0 P: 14	R: 0 E: 0 K: 1 S: 6	H: 0 LOB: 0 BB: 0 P: 7	R: 0 E: 0 K: 0 S: 5	H: 0 LOB: 0 BB: 0 P: 7	R: 0 E: 1 K: 0 S: 11	H: 1 LOB: 1 BB: 0 P: 15	R: 0 E: 0 K: 0 S: 5	H: 0 LOB: 0 BB: 0 P: 6	R: 0 E: 0 K: 2 S: 7	H: 0 LOB: 0 BB: 0 P: 9	R: 0 E: 0 K: 2 S: 10	H: 1 LOB: 1 BB: 0 P: 15	1B: 2 2B: 2 3B: 0 HR: 0	SF: 0 SAC: 1 DP: 0 HBP: 0	WP: 0 PB: 0 SB: 1 CS: 0	PA: 32			
PITCHER Dennis Martinez, R (1.1) ERA: 2.5	IP: 9.0 WLS: W BF: 32	H: 4 R: 1 ER: 1 SO: 5	BB: 1 IBB: 0 HBP: 0 BLK: 0	WP: 0 HR: 0 S: 71 P: 106	ERA: 1.00 WHIP: 0.556																				

Chicago Cubs @ Montreal Expos
Olympic Stadium, Montreal, QB
Mon Jun 18 1990, 7:05 PM EDT
Att: 15,898 - Dome

AB 30
R 1
H 4
RBI 1
BB 1
SO 5
LOB 9



Batter	1	2	3	4	5	6	7	8	9	AB	R	H	RBI	BB	SO	LOB	BOTTOM								
Dave Martinez, L (1.8)										4	1	2	1	0	1	2									
Spike Owen, S (1.6)										4	0	0	0	0	0	3									
Mike Aldrete, L (1.7)										4	0	0	0	0	0	1									
Otis Nixon, S (9.7)										0	0	0	0	0	0	0									
Andres Galarraga, R (1.3)										2	1	1	0	1	0	0									
Tim Wallach, R (1.5)										4	0	1	0	0	0	3									
Larry Walker, L (1.9)										2	1	0	1	1	1	1									
Mike Fitzgerald, R (1.2)										2	2	1	0	2	0	0									
Tom Foley, L (1.4)										4	0	2	3	0	0	2									
Dennis Martinez, R (1.1)										4	0	0	0	0	2	4									
Inning Stats	R: 0 E: 0 K: 0 S: 7	H: 1 LOB: 2 BB: 0 P: 14	R: 2 E: 0 K: 1 S: 18	H: 1 LOB: 1 BB: 2 P: 34	R: 0 E: 0 K: 0 S: 4	H: 0 LOB: 1 BB: 1 P: 10	R: 1 E: 0 K: 1 S: 15	H: 2 LOB: 1 BB: 0 P: 23	R: 0 E: 0 K: 0 S: 4	H: 0 LOB: 0 BB: 0 P: 9	R: 0 E: 0 K: 1 S: 10	H: 0 LOB: 0 BB: 0 P: 17	R: 1 E: 0 K: 0 S: 16	H: 1 LOB: 0 BB: 0 P: 21	R: 1 E: 0 K: 1 S: 13	H: 2 LOB: 2 BB: 1 P: 23	1B: 3 2B: 2 3B: 1 HR: 1	SF: 1 SAC: 0 DP: 0 HBP: 1	WP: 0 PB: 1 SB: 0 CS: 0	PA: 36					
PITCHER Mike Harkey, R (1.1) ERA: 4.36 Jose Antonio Nunez, R (8.1) ERA: 6.58	IP: 7.0 WLS: L BF: 30	H: 4 R: 4 ER: 4 SO: 3	BB: 3 IBB: 0 HBP: 0 BLK: 0	WP: 0 HR: 0 S: 74 P: 128	ERA: 5.14 WHIP: 1.143																				
PITCHER	IP: 1.0 WLS: L BF: 6	H: 2 R: 1 ER: 1 SO: 1	BB: 1 IBB: 0 HBP: 0 BLK: 0	WP: 0 HR: 0 S: 13 P: 23	ERA: 9.00 WHIP: 3.000																				

Chicago Cubs @ Montreal Expos
Olympic Stadium, Montreal, QB
Mon Jun 18 1990, 7:05 PM EDT
Att: 15,898 - Dome

AB 30
R 5
H 7
RBI 5
BB 4
SO 4
LOB 16



Batter	1	2	3	4	5	6	7	8	9	AB	R	H	RBI	BB	SO	LOB	TOP			
Marvell Wynne, L (1, 8) OBP: 0.207, SLG: 0.296	P2			F7		F7		F7		4	0	0	0	0	0	1	Chicago Cubs @ Montreal Expos Olympic Stadium, Montreal, QB Tue Jun 19 1990, 7:05 PM EDT Att: 20,306 - Unknown			
23 Ryne Sandberg, R (1, 4) OBP: 0.395, SLG: 0.600	P4			2B BB		K			3	2	1	1	1	1	1	0				
Mark Grace, L (1, 3) OBP: 0.339, SLG: 0.356	F9			P5				2B 1B	4	0	1	0	0	0	1					
Andre Dawson, R (1, 9)		K		1-2 2B				1-2 P3	4	0	2	1	0	1	0					
Dave Clark, L (1, 7) OBP: 0.265, SLG: 0.348				1-3 2B				2-3 K	3	0	0	0	0	1	2					
Doug Dascenzo, S (7, 7) OBP: 0.267, SLG: 0.333				P5					1	0	0	0	0	1	0					
Hector Villanueva, R (1, 2) OBP: 0.324, SLG: 0.676									3	0	0	0	0	1	1					
Paul Assenmacher, L (7, 1)									0	0	0	0	0	0	0					
Les Lancaster, R (9, 1) OBP: 0.143, SLG: 0.077		5-3							0	0	0	0	0	0	0					
Shawon Dunston, R (1, 6) OBP: 0.319, SLG: 0.494				F9				SH1-4 1B	3	0	1	0	0	1	0					
Curtis Wilkerson, S (1, 5) OBP: 0.279, SLG: 0.297				K				SH1-4	2	0	0	0	0	1	0					
Shawn Boskie, R (1, 1) OBP: 0.250, SLG: 0.375				K				1-2	2	0	0	0	0	1	0					
Joe Girardi, R (7, 2) OBP: 0.314, SLG: 0.395				K				K	1	0	0	0	0	1	1					
Inning Stats	R: 0 E: 0 K: 0 S: 6	H: 0 LOB: 0 BB: 0 P: 9	R: 0 E: 0 K: 2 S: 10	H: 0 LOB: 0 BB: 0 P: 14	R: 0 E: 0 K: 2 S: 9	H: 0 LOB: 0 BB: 0 P: 13	R: 1 E: 0 K: 0 S: 12	H: 1 LOB: 0 BB: 0 P: 21	R: 0 E: 0 K: 1 S: 5	H: 0 LOB: 0 BB: 0 P: 6	R: 0 E: 0 K: 1 S: 11	H: 2 LOB: 1 BB: 0 P: 16	R: 0 E: 0 K: 1 S: 7	H: 1 LOB: 1 BB: 0 P: 7	R: 1 E: 0 K: 1 S: 11	H: 1 LOB: 0 BB: 0 P: 17	1B: 2 2B: 2 3B: 0 HR: 1	SF: 0 SAC: 1 DP: 0 HBP: 0	WP: 0 PB: 0 SB: 1 CS: 0	PA: 32
PITCHER	IP WLS BF H R ER SO BB IBB HBP BLK WP HR S P ERA WHIP	IP WLS BF H R ER SO BB IBB HBP BLK WP HR S P ERA WHIP	IP WLS BF H R ER SO BB IBB HBP BLK WP HR S P ERA WHIP	IP WLS BF H R ER SO BB IBB HBP BLK WP HR S P ERA WHIP	IP WLS BF H R ER SO BB IBB HBP BLK WP HR S P ERA WHIP	IP WLS BF H R ER SO BB IBB HBP BLK WP HR S P ERA WHIP	IP WLS BF H R ER SO BB IBB HBP BLK WP HR S P ERA WHIP	IP WLS BF H R ER SO BB IBB HBP BLK WP HR S P ERA WHIP	IP WLS BF H R ER SO BB IBB HBP BLK WP HR S P ERA WHIP	IP WLS BF H R ER SO BB IBB HBP BLK WP HR S P ERA WHIP	IP WLS BF H R ER SO BB IBB HBP BLK WP HR S P ERA WHIP	IP WLS BF H R ER SO BB IBB HBP BLK WP HR S P ERA WHIP	IP WLS BF H R ER SO BB IBB HBP BLK WP HR S P ERA WHIP	IP WLS BF H R ER SO BB IBB HBP BLK WP HR S P ERA WHIP	IP WLS BF H R ER SO BB IBB HBP BLK WP HR S P ERA WHIP	IP WLS BF H R ER SO BB IBB HBP BLK WP HR S P ERA WHIP	IP WLS BF H R ER SO BB IBB HBP BLK WP HR S P ERA WHIP			
Mark Gardner, R (1, 1) ERA: 2.19	7.0	L	24	3	1	1	7	1	0	0	0	0	0	0	0	0	1.29	0.571		
Bill Sampen, R (8, 1) ERA: 1.83	2.0		8	2	1	1	2	0	0	0	0	0	0	0	0	0	4.50	1.000		

Batter	1	2	3	4	5	6	7	8	9	AB	R	H	RBI	BB	SO	LOB	BOTTOM			
Dave Martinez, L (1, 8) OBP: 0.364, SLG: 0.512	K			L6		1B FC1-2 1B		K		4	0	1	0	0	2	0	Chicago Cubs @ Montreal Expos Olympic Stadium, Montreal, QB Tue Jun 19 1990, 7:05 PM EDT Att: 20,306 - Unknown			
Spike Owen, S (1, 6) OBP: 0.359, SLG: 0.391	F9			4-3		WP FC1-2 1B		F9		4	0	1	0	0	0	0				
Mike Aldrete, L (1, 7) OBP: 0.292, SLG: 0.233				G6-3		FC1-2 WP		1-3		3	0	0	0	0	2					
Junior Noboa, R (6, PH) OBP: 0.260, SLG: 0.294						3-H				1	0	0	0	0	0	0				
Andres Galarraga, R (1, 3) OBP: 0.314, SLG: 0.382		G3			4-3	F8			1-0 G1 1B	4	1	1	0	0	2					
Tim Wallach, R (1, 5) OBP: 0.369, SLG: 0.550		K			1B			F8		4	0	1	0	0	1	1				
Larry Walker, L (1, 9) OBP: 0.328, SLG: 0.400		F8			F8			G1		4	0	1	0	0	2					
Nelson Santovenia, R (1, 2) OBP: 0.252, SLG: 0.313				K					3-2 S 1B	4	0	2	1	0	1	1				
Otis Nixon, S (9, PR) OBP: 0.317, SLG: 0.224						1-2 1B			2-H 1B	0	0	0	0	0	0	0				
Tom Foley, L (1, 4) OBP: 0.304, SLG: 0.317				4-3					4-0 1B	2	0	0	0	2	2					
Rolando Roomes, R (9, PR) OBP: 0.215, SLG: 0.311					4-3				1-2 BB	0	0	0	0	0	0	0				
Mark Gardner, R (1, 1) OBP: 0.130, SLG: 0.174				K					1-1 L6	2	0	0	0	1	0					
Tim Raines, S (7, PH) OBP: 0.383, SLG: 0.356										1	0	0	0	0	2					
Bill Sampen, R (8, 1) OBP: 0.300, SLG: 0.294										0	0	0	0	0	0					
Wallace Johnson, S (9, PH) OBP: 0.300, SLG: 0.294										1	0	0	0	0	2					
Inning Stats	R: 0 E: 0 K: 1 S: 7	H: 0 LOB: 0 BB: 0 P: 11	R: 0 E: 0 K: 1 S: 7	H: 0 LOB: 0 BB: 0 P: 12	R: 0 E: 0 K: 2 S: 8	H: 0 LOB: 0 BB: 0 P: 12	R: 0 E: 0 K: 0 S: 8	H: 0 LOB: 0 BB: 0 P: 12	R: 0 E: 0 K: 0 S: 11	H: 2 LOB: 2 BB: 0 P: 19	R: 0 E: 0 K: 0 S: 7	H: 1 LOB: 2 BB: 1 P: 15	R: 0 E: 0 K: 1 S: 9	H: 0 LOB: 0 BB: 0 P: 14	R: 1 E: 0 K: 0 S: 12	H: 2 LOB: 2 BB: 1 P: 24	1B: 7 2B: 0 3B: 0 HR: 0	SF: 0 SAC: 0 DP: 0 HBP: 0	WP: 1 PB: 0 SB: 1 CS: 0	PA: 36
PITCHER	IP WLS BF H R ER SO BB IBB HBP BLK WP HR S P ERA WHIP	IP WLS BF H R ER SO BB IBB HBP BLK WP HR S P ERA WHIP	IP WLS BF H R ER SO BB IBB HBP BLK WP HR S P ERA WHIP	IP WLS BF H R ER SO BB IBB HBP BLK WP HR S P ERA WHIP	IP WLS BF H R ER SO BB IBB HBP BLK WP HR S P ERA WHIP	IP WLS BF H R ER SO BB IBB HBP BLK WP HR S P ERA WHIP	IP WLS BF H R ER SO BB IBB HBP BLK WP HR S P ERA WHIP	IP WLS BF H R ER SO BB IBB HBP BLK WP HR S P ERA WHIP	IP WLS BF H R ER SO BB IBB HBP BLK WP HR S P ERA WHIP	IP WLS BF H R ER SO BB IBB HBP BLK WP HR S P ERA WHIP	IP WLS BF H R ER SO BB IBB HBP BLK WP HR S P ERA WHIP	IP WLS BF H R ER SO BB IBB HBP BLK WP HR S P ERA WHIP	IP WLS BF H R ER SO BB IBB HBP BLK WP HR S P ERA WHIP	IP WLS BF H R ER SO BB IBB HBP BLK WP HR S P ERA WHIP	IP WLS BF H R ER SO BB IBB HBP BLK WP HR S P ERA WHIP	IP WLS BF H R ER SO BB IBB HBP BLK WP HR S P ERA WHIP				
Shawn Boskie, R (1, 1) ERA: 3.5	6.2	W	26	5	0	0	4	1	0	0	0	0	0	0	0	0	0.00	0.900		
Paul Assenmacher, L (7, 1) ERA: 3.42	1.1		4	0	0	0	1	0	0	0	0	0	0	0	0	0	0.00	0.000		
Les Lancaster, R (9, 1) ERA: 5.13	1.0	S	6	2	1	1	0	1	0	0	0	0	0	0	0	0	9.00	3.000		



Batter	1	2	3	4	5	6	7	8	9	AB	R	H	RBI	BB	SO	LOB	TOP								
Gary Varsho, L (1, 9) OBP: 0.250, SLG: 0.250	P6			SH3-4 1B	F8		4-3			4	1	1	0	0	0	2									
Domingo Ramos, R (1, 5) OBP: 0.320, SLG: 0.318	K			SH3-4 1-2	F8		F3			2	0	0	0	0	1	0									
23 Ryne Sandberg, R (8, PH) OBP: 0.384, SLG: 0.598										1	0	0	0	0	0	0									
Mark Grace, L (1, 3) OBP: 0.342, SLG: 0.359	E1			S 1B	FC3-6 1B		F8			4	0	2	1	0	0	0									
Dave Clark, L (1, 7) OBP: 0.245, SLG: 0.320	CS			1-2	FC3-6 S		4-3			4	0	0	0	0	2	2									
Les Lancaster, R (8, 1) OBP: 0.143, SLG: 0.077				1-2						0	0	0	0	0	0	0									
Marvell Wynne, L (1, 8) OBP: 0.209, SLG: 0.286				4-3						3	0	0	0	1	1	1									
Curtis Wilkerson, S (1, 4) OBP: 0.280, SLG: 0.298	F7									3	1	1	0	0	0	2									
Dwight Smith, L (9, PH) OBP: 0.339, SLG: 0.374					5-3 1B		4-3			1	0	0	0	0	0	0									
Shawon Dunston, R (1, 6) OBP: 0.314, SLG: 0.485				K	5-3 1-2		F8			4	0	0	0	0	1	1									
Joe Girardi, R (1, 2) OBP: 0.314, SLG: 0.394				F8	6-3 1B		F8			3	0	1	1	0	0	0									
Greg Maddux, R (1, 1) OBP: 0.094, SLG: 0.065				K	6-3					3	0	1	0	0	1	1									
Paul Assenmacher, L (7, 1) ERA: 3.52					1-2					0	0	0	0	0	0	0									
Doug Dasencho, S (8, 7) OBP: 0.267, SLG: 0.333										0	0	0	0	0	0	0									
Inning Stats	R: 0 E: 1 K: 1 S: 5	H: 0 LOB: 0 BB: 0 P: 5	R: 0 E: 0 K: 2 S: 7	H: 0 LOB: 0 BB: 0 P: 7	R: 0 E: 0 K: 2 S: 7	H: 0 LOB: 0 BB: 0 P: 7	R: 1 E: 0 K: 1 S: 7	H: 2 LOB: 1 BB: 0 P: 7	R: 1 E: 0 K: 0 S: 5	H: 2 LOB: 1 BB: 0 P: 5	R: 0 E: 0 K: 0 S: 4	H: 1 LOB: 1 BB: 0 P: 8	R: 0 E: 0 K: 0 S: 4	H: 1 LOB: 1 BB: 0 P: 4	R: 0 E: 0 K: 0 S: 3	H: 0 LOB: 0 BB: 0 P: 3	R: 0 E: 0 K: 0 S: 3	H: 0 LOB: 0 BB: 0 P: 3	1B: 6 2B: 0 3B: 0 HR: 0	SF: 0 SAC: 1 DP: 0 HBP: 0	WP: 0 PB: 0 CS: 2 SB: 1	PA: 35			
PITCHER	IP	WLS	BF	H	R	ER	SO	BB	IBB	HBP	BLK	WP	HR	S	P	ERA	WHIP								
Oil Can Boyd, R (1, 1) ERA: 3.48	6.0		24	5	2	2	6	0	1	0	0	0	0	35	39	3.00	0.833								
Dale Mohoric, R (7, 1) ERA: 3.52	1.0	W	4	1	0	0	0	0	0	0	0	0	0	4	4	0.00	1.000								
Dave Schmidt, R (8, 1) ERA: 3.0	2.0	S	6	0	0	0	0	0	0	0	0	0	0	6	6	0.00	0.000								

Chicago Cubs @ Montreal Expos
Olympic Stadium, Montreal, QB
Wed Jun 20 1990, 7:05 PM EDT
Att: 22,058 - Dome

AB 32
R 2
H 6
RBI 2
BB 1
SO 6
LOB 9



Batter	1	2	3	4	5	6	7	8	9	AB	R	H	RBI	BB	SO	LOB	BOTTOM								
Dave Martinez, L (1, 8) OBP: 0.354, SLG: 0.496	4-3		4-3			L9	F9			4	0	0	0	0	0	2									
Spike Owen, S (1, 6) OBP: 0.357, SLG: 0.388	1-3			P6				F7		4	0	1	0	0	0	0									
Tim Raines, S (1, 7) OBP: 0.384, SLG: 0.357				1-6-3						2	0	1	0	0	0	0									
Mike Aldrete, L (5, 7) OBP: 0.385, SLG: 0.230										1	0	0	0	0	1	2									
Rolando Roomes, R (8, PH) OBP: 0.210, SLG: 0.306										1	0	0	0	0	1	0									
Andres Galarraga, R (1, 3) OBP: 0.309, SLG: 0.376	FC6-4 1B			K			F8	F3		4	0	0	0	0	1	1									
Tim Wallach, R (1, 5) OBP: 0.365, SLG: 0.544				F7			P4			3	0	0	0	0	0	0									
Larry Walker, L (1, 9) OBP: 0.322, SLG: 0.392				4-3			K 1B			3	1	0	0	0	1	0									
Mike Fitzgerald, R (1, 2) OBP: 0.367, SLG: 0.460				5-3						2	1	0	0	1	0	0									
Tom Foley, L (1, 4) OBP: 0.327, SLG: 0.341										3	1	2	1	0	0	0									
Oil Can Boyd, R (1, 1) OBP: 0.077, SLG: 0.077										1	0	0	0	0	0	0									
Otis Nixon, S (6, PH) OBP: 0.311, SLG: 0.220				4-3						1	0	0	0	0	0	1									
Dale Mohoric, R (7, 1) ERA: 3.52										0	0	0	0	0	0	0									
Wallace Johnson, S (7, PH) OBP: 0.317, SLG: 0.314										1	0	1	1	0	0	0									
Dave Schmidt, R (8, 1) ERA: 3.0										0	0	0	0	0	0	0									
Inning Stats	R: 0 E: 0 K: 0 S: 4	H: 1 LOB: 1 BB: 0 P: 4	R: 0 E: 0 K: 0 S: 3	H: 0 LOB: 0 BB: 0 P: 3	R: 0 E: 0 K: 0 S: 3	H: 0 LOB: 0 BB: 0 P: 3	R: 0 E: 0 K: 1 S: 5	H: 0 LOB: 0 BB: 0 P: 5	R: 0 E: 0 K: 0 S: 3	H: 0 LOB: 0 BB: 0 P: 3	R: 0 E: 0 K: 1 S: 7	H: 2 LOB: 2 BB: 0 P: 7	R: 3 E: 1 K: 1 S: 8	H: 2 LOB: 1 BB: 1 P: 12	R: 0 E: 0 K: 1 S: 5	H: 0 LOB: 0 BB: 0 P: 5	1B: 5 2B: 0 3B: 0 HR: 0	SF: 0 SAC: 0 DP: 0 HBP: 0	WP: 0 PB: 1 CS: 0	PA: 31					
PITCHER	IP	WLS	BF	H	R	ER	SO	BB	IBB	HBP	BLK	WP	HR	S	P	ERA	WHIP								
Greg Maddux, R (1, 1) ERA: 3.95	6.2	L	27	5	3	0	3	1	0	0	0	0	0	32	36	0.00	0.900								
Paul Assenmacher, L (7, 1) ERA: 3.38	0.2		2	0	0	0	0	0	0	0	0	0	0	2	2	0.00	0.000								
Les Lancaster, R (8, 1) ERA: 5.07	0.2		2	0	0	0	1	0	0	0	0	0	0	4	4	0.00	0.000								

Chicago Cubs @ Montreal Expos
Olympic Stadium, Montreal, QB
Wed Jun 20 1990, 7:05 PM EDT
Att: 22,058 - Dome

AB 30
R 3
H 5
RBI 2
BB 1
SO 4
LOB 6



Batter	1	2	3	4	5	6	7	8	9	AB	R	H	RBI	BB	SO	LOB	TOP			
Vince Coleman, S (1, 7) OBP: 0.348, SLG: 0.406	F7		K					K		5	1	2	0	0	2	2				
Willie McGee, S (1, 8) OBP: 0.371, SLG: 0.402	K									4	2	3	2	1	1	0				
Pedro Guerrero, R (1, 3) OBP: 0.351, SLG: 0.477										5	1	2	1	0	1	4				
Dave Collins, S (9, PR) OBP: 0.303, SLG: 0.148	HR									0	1	0	0	0	0	0				
Todd Zeile, R (1, 2) OBP: 0.320, SLG: 0.412	P5									4	1	1	1	1	1	3				
Terry Pendleton, S (1, 5) OBP: 0.289, SLG: 0.366										5	0	1	3	0	0	1				
Ozzie Smith, S (1, 6) OBP: 0.327, SLG: 0.271										3	0	0	0	2	0	3				
Milt Thompson, L (1, 9) OBP: 0.292, SLG: 0.352										5	0	0	0	0	1	4				
José Oquendo, S (1, 4) OBP: 0.333, SLG: 0.280										4	1	3	0	0	0	2				
Joe Magrane, R (1, 1) OBP: 0.241, SLG: 0.192										3	0	0	0	0	1	5				
Inning Stats	R: 1 E: 0 K: 1 S: 11	H: 1 LOB: 0 BB: 0 P: 16	R: 0 E: 0 K: 0 S: 5	H: 0 LOB: 0 BB: 0 P: 8	R: 1 E: 0 K: 2 S: 12	H: 2 LOB: 1 BB: 0 P: 22	R: 1 E: 1 K: 0 S: 16	H: 1 LOB: 2 BB: 1 P: 28	R: 0 E: 0 K: 1 S: 9	H: 1 LOB: 1 BB: 1 P: 18	R: 2 E: 0 K: 0 S: 16	H: 2 LOB: 1 BB: 1 P: 30	R: 0 E: 0 K: 1 S: 7	H: 1 LOB: 1 BB: 0 P: 10	R: 2 E: 0 K: 2 S: 19	H: 3 LOB: 2 BB: 0 P: 25	1B: 7 2B: 3 3B: 1 HR: 2	SF: 0 SAC: 1 DP: 1 HBP: 0	WP: 0 PB: 0 SB: 0 CS: 2	PA: 43
PITCHER	IP WLS BF H R ER SO BB IBB HBP BLK WP HR S P ERA WHIP																			
Steve Wilson, L (1, 1) ERA: 5.4	4.0 L 20 5 3 3 3 2 0 0 0 0 2 47 81 6.75 1.750																			
Jeff Pico, R (5, 1) ERA: 5.15	3.0 13 3 2 2 1 2 0 0 1 0 0 33 58 6.00 1.667																			
Joe Kraemer, L (8, 1) ERA: 8.06	2.0 10 4 2 2 3 0 0 0 0 0 0 26 35 9.00 2.000																			

St. Louis Cardinals @ Chicago Cubs
Wrigley Field, Chicago, IL
Fri Jun 22 1990, 3:33 AM CDT
Att: 30,764 - Cloudy

AB 38
R 7
H 12
RBI 7
BB 4
SO 7
LOB 24



Batter	1	2	3	4	5	6	7	8	9	AB	R	H	RBI	BB	SO	LOB	BOTTOM			
Doug Dascenzo, S (1, 8) OBP: 0.266, SLG: 0.328	G4-3									4	0	1	0	0	0	0				
23 Ryne Sandberg, R (1, 4) OBP: 0.385, SLG: 0.595										3	0	1	0	1	1	1				
Shawon Dunston, R (1, 6) OBP: 0.309, SLG: 0.477										4	0	0	0	0	3	4				
Andre Dawson, R (1, 9) OBP: 0.383, SLG: 0.646	L7									4	0	0	0	0	1	3				
Hector Villanueva, R (1, 3) OBP: 0.341, SLG: 0.676										3	0	1	0	1	1	0				
Domingo Ramos, R (1, 5) OBP: 0.315, SLG: 0.312										2	0	0	0	0	1	1				
Joe Kraemer, L (8, 1)										0	0	0	0	0	0	0				
Lloyd McClendon, R (9, PH) OBP: 0.250, SLG: 0.229										1	0	0	0	0	0	0				
Dwight Smith, L (1, 7) OBP: 0.337, SLG: 0.367										3	0	0	0	1	2	1				
Joe Girardi, R (1, 2) OBP: 0.309, SLG: 0.388										3	0	0	0	0	1	3				
Steve Wilson, L (1, 1) OBP: 0.125, SLG: 0.125										1	0	0	0	0	1	0				
Jeff Pico, R (5, 1) OBP: 0.462, SLG: 0.364										0	0	0	0	0	0	0				
Curtis Wilkerson, S (5, 5) OBP: 0.275, SLG: 0.292										2	0	0	0	0	0	2				
Mark Grace, L (7, PH) OBP: 0.340, SLG: 0.357										1	0	0	0	0	0	1				
Inning Stats	R: 0 E: 0 K: 1 S: 11	H: 1 LOB: 1 BB: 0 P: 17	R: 0 E: 1 K: 3 S: 14	H: 0 LOB: 1 BB: 1 P: 23	R: 0 E: 0 K: 3 S: 16	H: 1 LOB: 1 BB: 0 P: 24	R: 0 E: 0 K: 1 S: 10	H: 0 LOB: 0 BB: 0 P: 15	R: 0 E: 1 K: 1 S: 8	H: 0 LOB: 0 BB: 0 P: 12	R: 0 E: 0 K: 1 S: 8	H: 0 LOB: 1 BB: 0 P: 12	R: 0 E: 0 K: 1 S: 6	H: 1 LOB: 2 BB: 1 P: 13	R: 0 E: 0 K: 0 S: 8	H: 0 LOB: 0 BB: 0 P: 13	1B: 2 2B: 1 3B: 0 HR: 0	SF: 0 SAC: 0 DP: 0 HBP: 0	WP: 1 PB: 1 SB: 1 CS: 0	PA: 34
PITCHER	IP WLS BF H R ER SO BB IBB HBP BLK WP HR S P ERA WHIP																			
Joe Magrane, L (1, 1) ERA: 3.97	9.0 W 34 3 0 0 11 3 0 0 0 1 0 91 146 0.00 0.667																			

St. Louis Cardinals @ Chicago Cubs
Wrigley Field, Chicago, IL
Fri Jun 22 1990, 3:33 AM CDT
Att: 30,764 - Cloudy

AB 31
R 0
H 3
RBI 0
BB 3
SO 11
LOB 16



Batter	1	2	3	4	5	6	7	8	9	AB	R	H	RBI	BB	SO	LOB	TOP										
Vince Coleman, S OBP: 0.349, SLG: 0.410	G1-3		K	K		F9		F9		5	0	2	0	0	1	1											
Willie McGee, S OBP: 0.372, SLG: 0.402	WP 1B		K	F8		G1-3		BB 1B		5	1	2	0	0	1	3											
Pedro Guerrero, R Rex Hudler, R Lee Smith, R	K		3B		G4-3	F9		BB 1B		5	1	2	0	0	1	2											
Todd Zeile, R OBP: 0.335, SLG: 0.417	WP 1B		3B	BB	1B	BB		G4-3 BB		2	3	2	0	3	0	0											
Terry Pendleton, S OBP: 0.291, SLG: 0.376	1-H 2-H 1B		3B		F9	K		G4-3		5	0	2	4	0	1	6											
Milt Thompson, L OBP: 0.285, SLG: 0.342	G6-3		G1-3		E5 1B		P6		G4-3	5	1	0	0	0	0	3											
Ozzie Smith, S OBP: 0.328, SLG: 0.270		P3		WP 1B	3B	1B	G4-3		G6-3	4	2	1	1	1	0	0											
José Oquendo, S OBP: 0.339, SLG: 0.293		L3		SH3 1B	3B				L8	4	0	2	3	1	0	0											
Bob Tewksbury, R Craig Wilson, R Ricky Horton, L Tom Niedenfuer, R Ken Dayley, L Dave Collins, S	K		SH3	1B	K		L7			2	0	0	0	0	2	1											
Inning Stats	R: 2 E: 0 K: 1 S: 14	H: 3 LOB: 1 BB: 0 P: 21	R: 0 E: 0 K: 1 S: 5	H: 0 LOB: 0 BB: 0 P: 6	R: 2 E: 0 K: 1 S: 14	H: 3 LOB: 1 BB: 1 P: 26	R: 1 E: 0 K: 1 S: 11	H: 1 LOB: 1 BB: 1 P: 18	R: 3 E: 1 K: 1 S: 18	H: 3 LOB: 1 BB: 0 P: 27	R: 0 E: 0 K: 1 S: 11	H: 1 LOB: 2 BB: 1 P: 18	R: 0 E: 0 K: 0 S: 5	H: 0 LOB: 1 BB: 1 P: 12	R: 0 E: 0 K: 0 S: 13	H: 2 LOB: 3 BB: 1 P: 21	R: 0 E: 0 K: 0 S: 6	H: 0 LOB: 0 BB: 0 P: 9	1B: 9 2B: 2 3B: 3 HR: 0	SF: 0 SAC: 1 DP: 2 HBP: 0	WP: 2 PB: 0 SB: 0 CS: 1	PA: 44					
PITCHER	IP	WLS	BF	H	R	ER	SO	BB	IBB	HBP	BLK	WP	HR	S	P	ERA	WHIP										
Mike Bielecki, R ERA: 5.42	3.1	L	18	7	3	5	3	2	0	0	0	2	0	39	66	13.50	2.700										
Joe Kraemer, L ERA: 7.5	1.2		9	3	3	0	2	0	0	0	0	0	0	23	32	0.00	1.800										
Jose Antonio Nunez, R ERA: 6.33	1.0		5	1	0	0	1	1	0	0	0	0	0	11	18	0.00	2.000										
Paul Assenmacher, L ERA: 3.28	1.1		6	1	0	0	0	1	0	0	0	0	0	13	23	0.00	1.500										
Les Lancaster, R ERA: 4.94	1.2		6	1	0	0	0	1	0	0	0	0	0	11	19	0.00	1.200										

St. Louis Cardinals @ Chicago Cubs
Wrigley Field, Chicago, IL
Sat Jun 23 1990, 3:33 AM CDT
Att: 33,721 - Cloudy - 63 F

AB 38
R 8
H 13
RBI 8
BB 5
SO 6
LOB 17

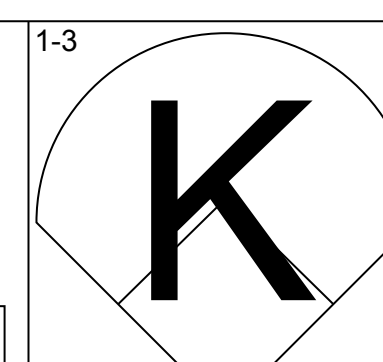
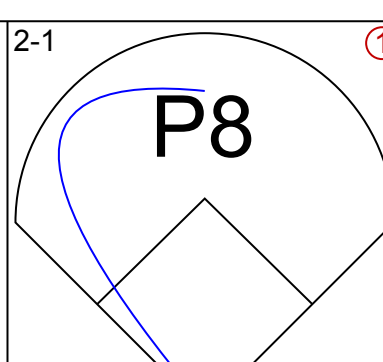
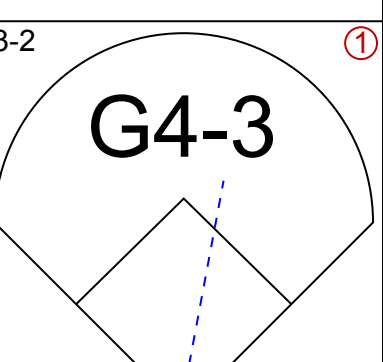
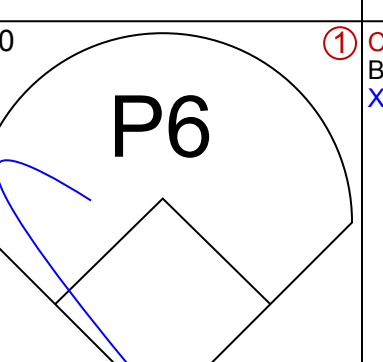
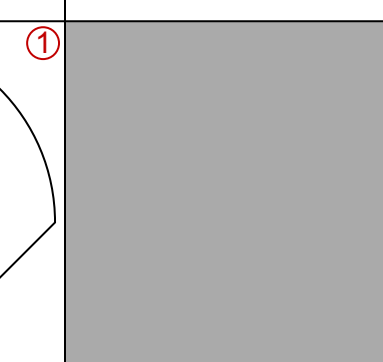
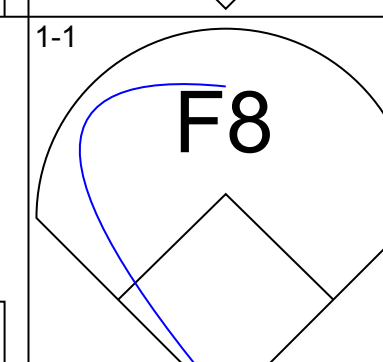
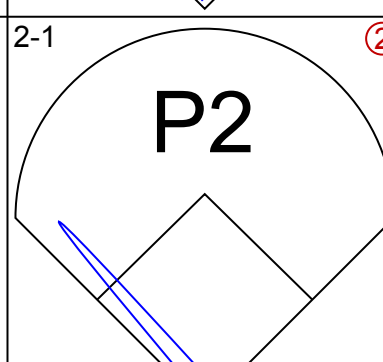
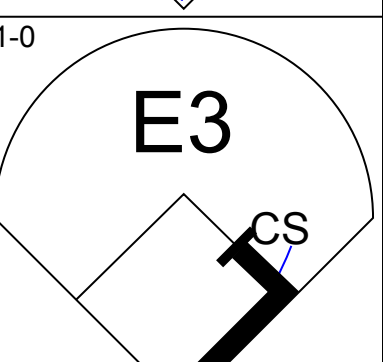
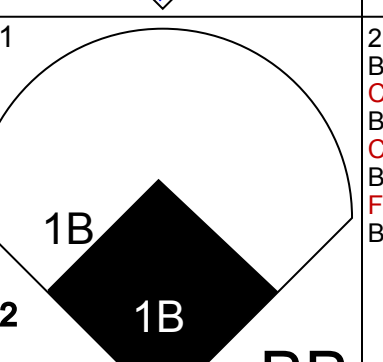
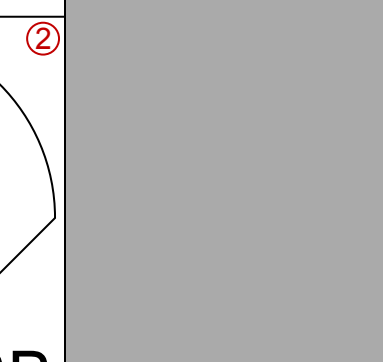
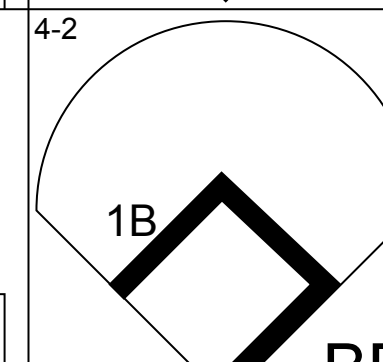
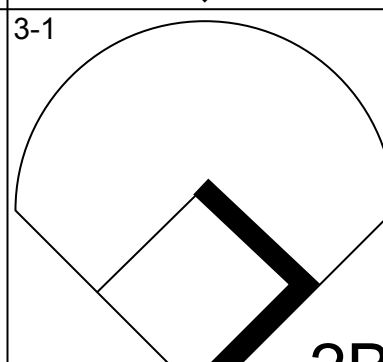
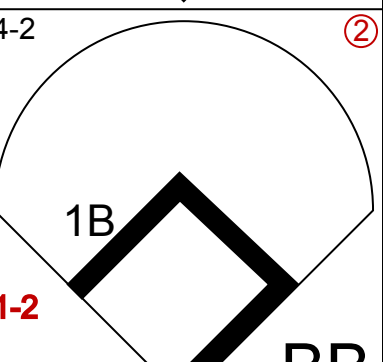
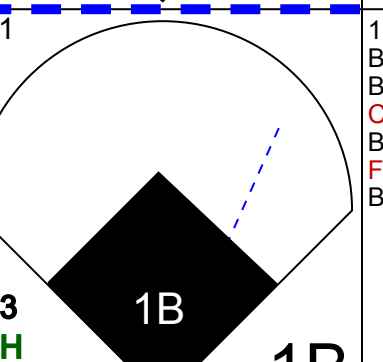

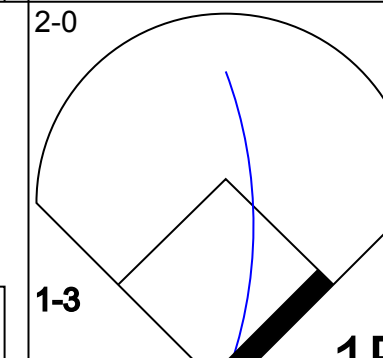
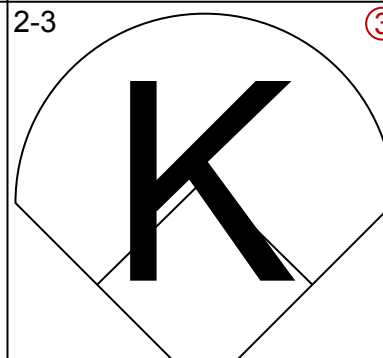
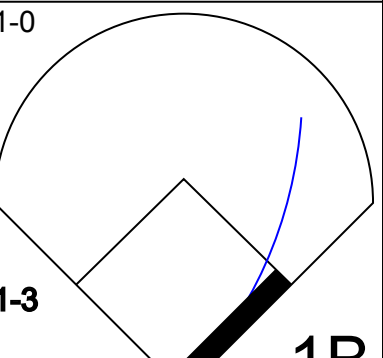
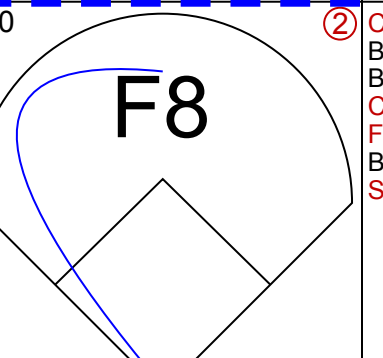
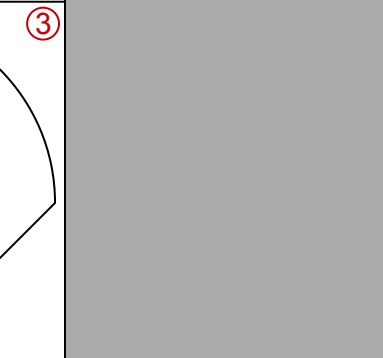
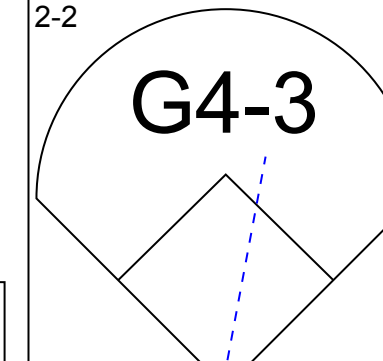
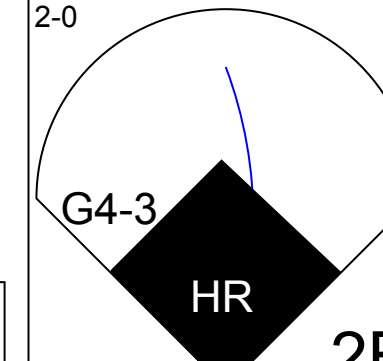
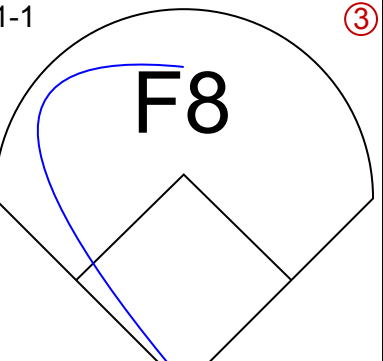
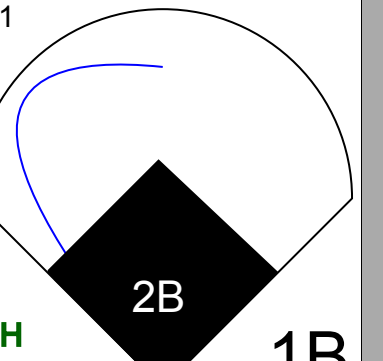
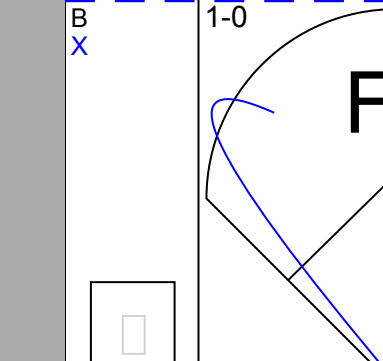
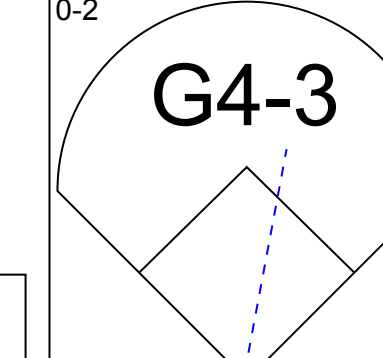
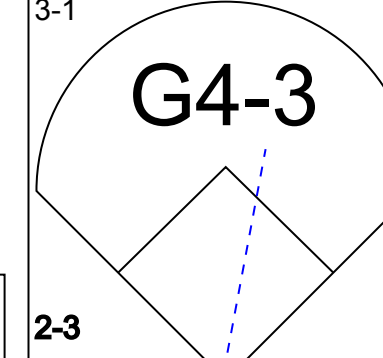
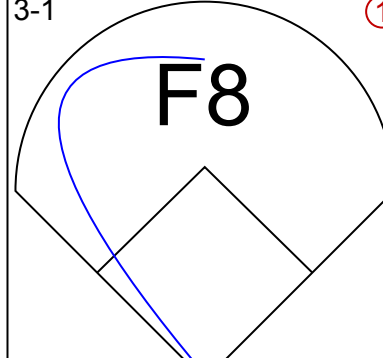
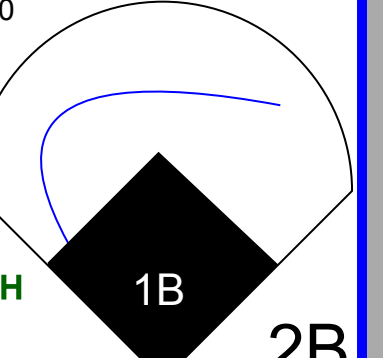
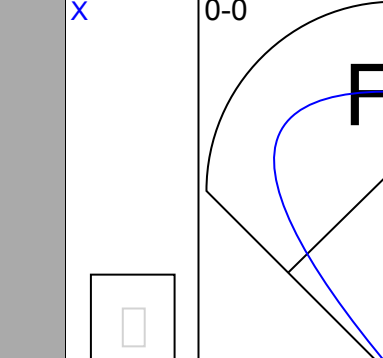
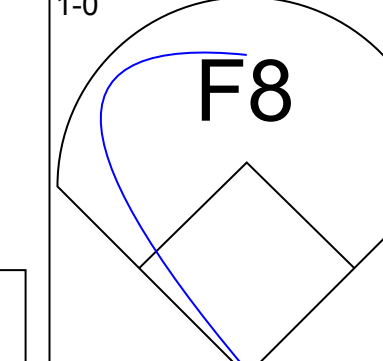
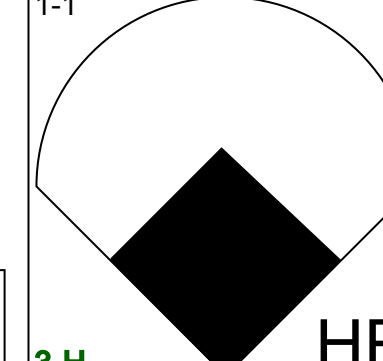
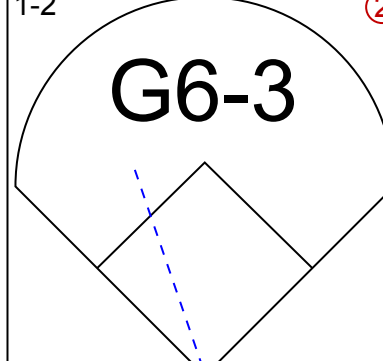
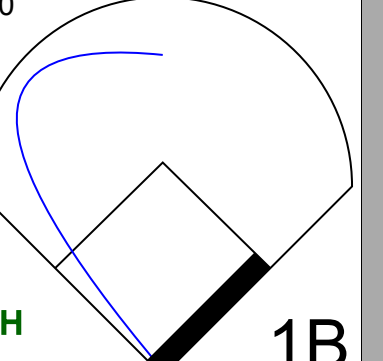
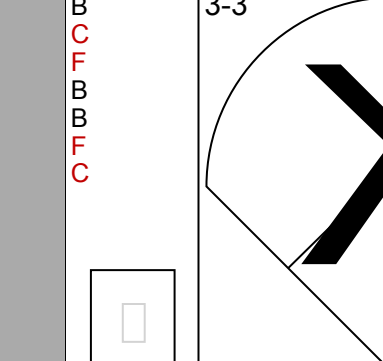
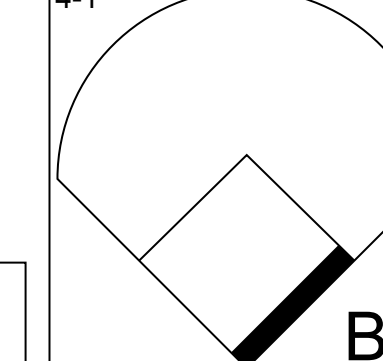
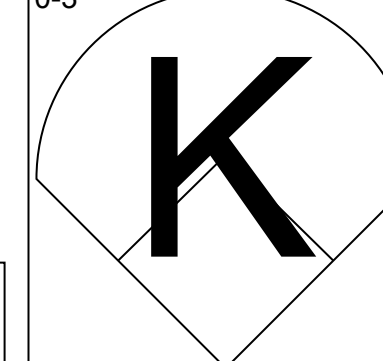
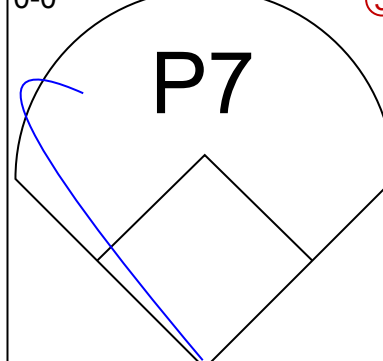

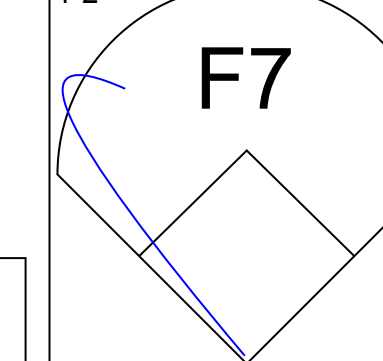
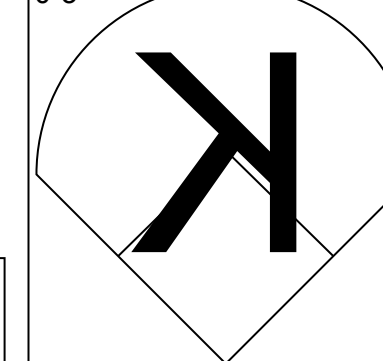
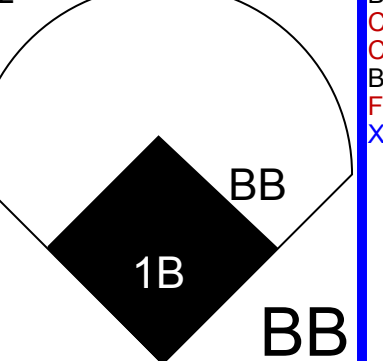
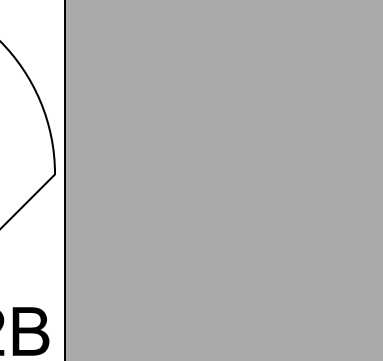
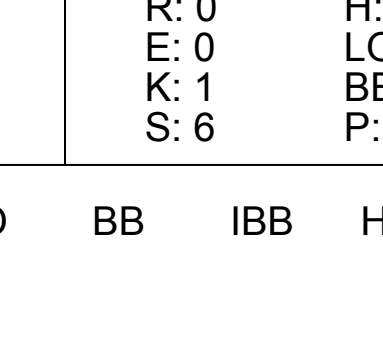


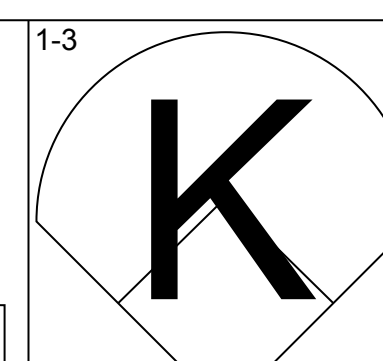
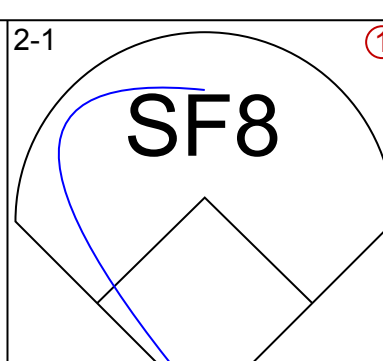
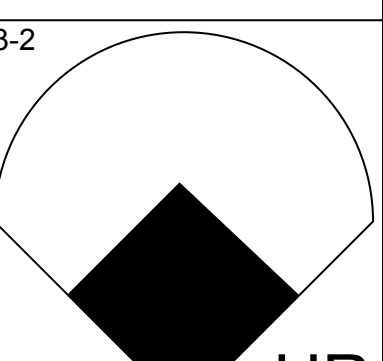

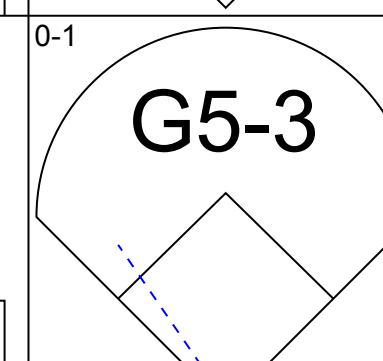
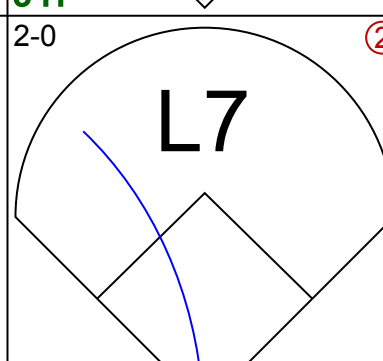
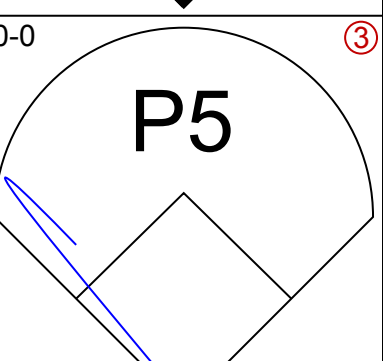

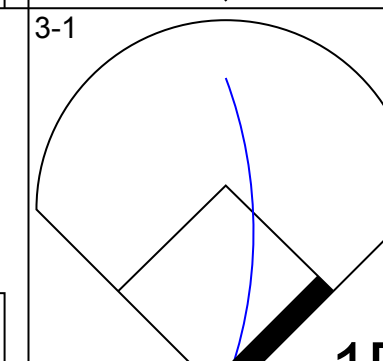
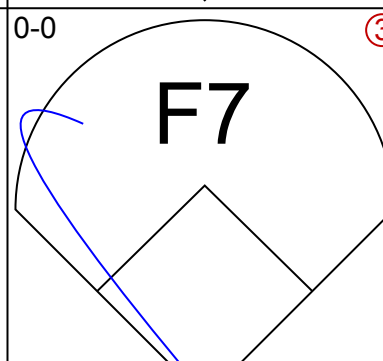
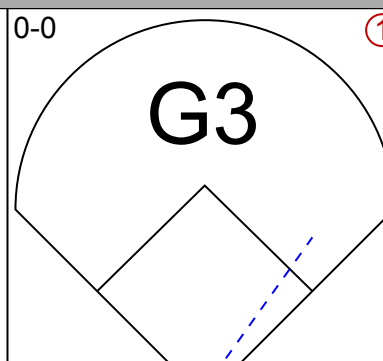

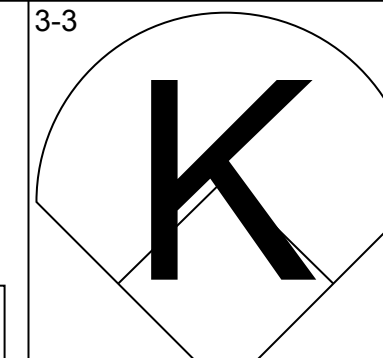
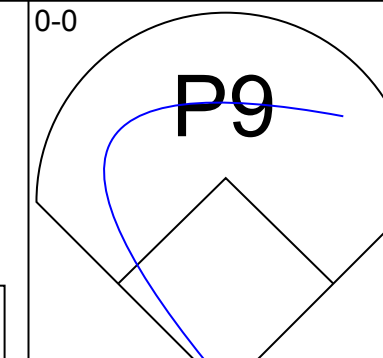
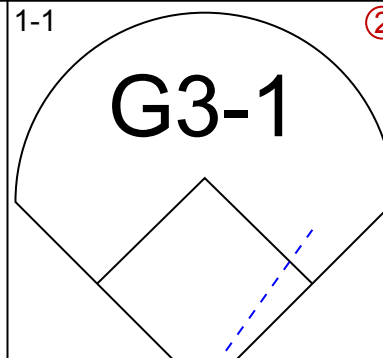

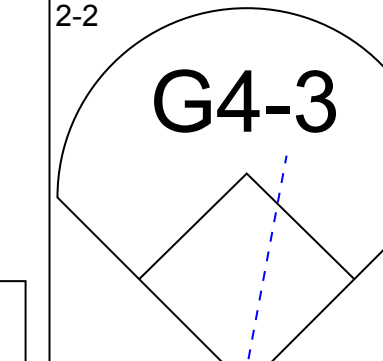
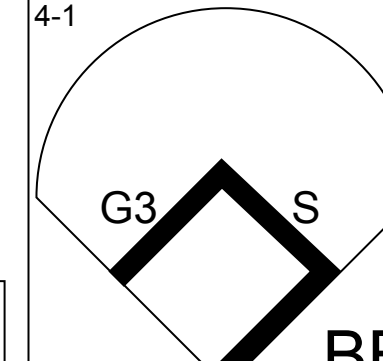
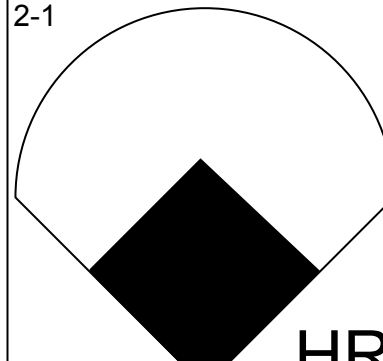


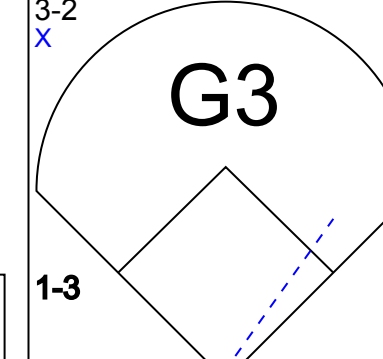
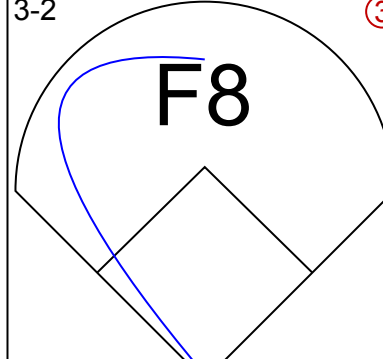

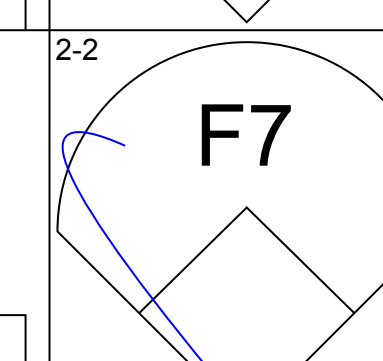
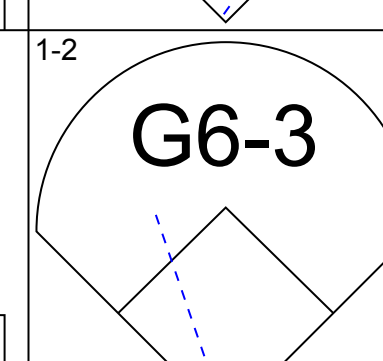

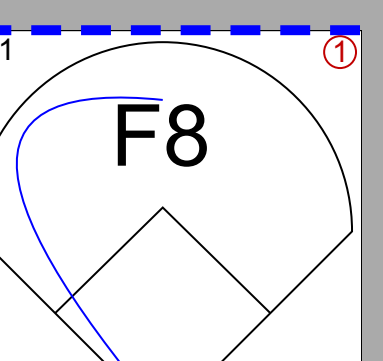
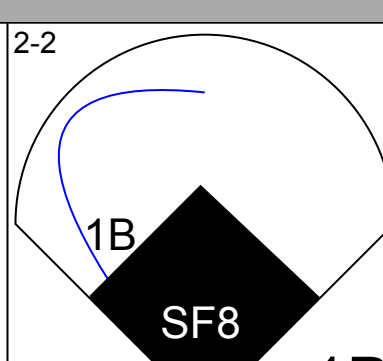
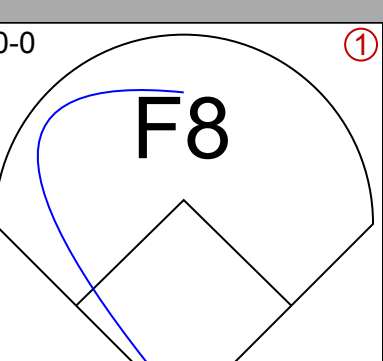
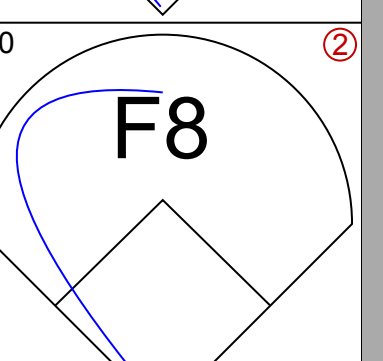
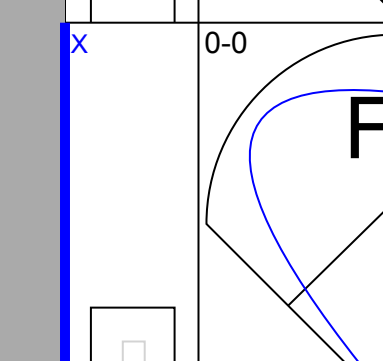
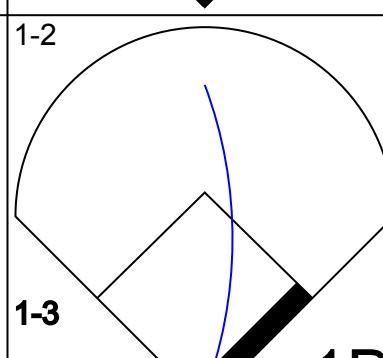


Batter	1	2	3	4	5	6	7	8	9	AB	R	H	RBI	BB	SO	LOB	BOTTOM										
Dwight Smith, L OBP: 0.344, SLG: 0.380	F7		G3 1B		23 2B		23 1B		F8	5	3	3	0	0	0	0											
23 Ryne Sandberg, R OBP: 0.392, SLG: 0.616	2B		G3 2B		E	HR	1B	SF8 1B	G5-3	5	3	4	3	0	0	0											
Mark Grace, L OBP: 0.345, SLG: 0.357	BB		G3		P5		FC6-4 1B		BB	3	0	1	2	2	0	1											
Andre Dawson, R OBP: 0.375, SLG: 0.632	K		E6		F7		F8		F7	5	0	0	0	0	1	5											
Marvell Wynne, L Domingo Ramos, R	G4-3		G4-3		F8		SF8			3	0	0	0	0	0	3											
Curtis Wilkerson, S OBP: 0.285, SLG: 0.282		F8		G4-3		L9	FC6-4			4	0	0	0	0	0	1											
Les Lancaster, R OBP: 0.143, SLG: 0.077							1-2			0	0	0	0	0	0	0											
Shawon Dunston, R OBP: 0.308, SLG: 0.473		F8		K		FC5-4 1B			K	4	0	1	0	0	2	0											
Joe Girardi, R Garry Varsho, L Lloyd McClendon, R	G6-3		G6-3		G5-3		K		P6	3	0	0	0	0	1	1											
Mike Bielecki, R Joe Kraemer, L Dave Clark, L Jose Antonio Nunez, R Hector Villanueva, R Paul Assenmacher, L Doug Dasencenzo, S			K		1B 23 HR		FC5-4		G4-3	1	0	0	0	0	1	0											
Inning Stats	R: 0 E: 0 K: 1 S: 8	H: 1 LOB: 2 BB: 1 P: 16	R: 0 E: 0 K: 0 S: 5	H: 0 LOB: 0 BB: 0 P: 7	R: 2 E: 1 K: 1 S: 10	H: 2 LOB: 1 BB: 0 P: 13	R: 0 E: 0 K: 1 S: 7	H: 0 LOB: 0 BB: 0 P: 9	R: 3 E: 0 K: 0 S: 10	H: 3 LOB: 0 BB: 0 P: 15	R: 0 E: 0 K: 1 S: 10	H: 1 LOB: 1 BB: 0 P: 14	R: 2 E: 0 K: 0 S: 9	H: 3 LOB: 1 BB: 0 P: 17	R: 0 E: 0 K: 1 S: 6	H: 0 LOB: 0 BB: 0 P: 11	R: 0 E: 0 K: 0 S: 7	H: 0 LOB: 1 BB: 1 P: 15	1B: 5 2B: 4 3B: 0 HR: 1	SF: 1 SAC: 0 DP: 0 HBP: 0	WP: 0 PB: 0 SB: 0 CS: 0	PA: 40					
PITCHER	IP	WLS	BF	H	R	ER	SO	BB	IBB	HBP	BLK	WP	HR	S	P	ERA	WHIP										
Bob Tewksbury, R ERA: 5.27	6.0	W	27	7	5	4	4	1	0	0	0	0	0	2	4	6.00	1.333										
Ricky Horton, L ERA: 5.02	0.0		1	1	1	1	0	0	0	0	0	0	0	2	4	∞	∞										
Tom Niedenfuer, R ERA: 2.87	0.1		3	2	0	0	0	0	0	0	0	0	0	5	10	0.00	6.000										
Ken Dayley, L ERA: 2.55	0.2		2	0	1	1	0	0	0	0	0	0	0	2	3	13.50	0.000										
Lee Smith, R ERA: 2.55	2.0	S	7	0	0	0	1	1	0	0	0	0	0	13	26	0.00	0.500										

St. Louis Cardinals @ Chicago Cubs
Wrigley Field, Chicago, IL
Sat Jun 23 1990, 3:33 AM CDT
Att: 33,721 - Cloudy - 63 F

AB 37
R 7
H 10
RBI 6
BB 2
SO 5
LOB 12



Batter	1	2	3	4	5	6	7	8	9	AB	R	H	RBI	BB	SO	LOB	TOP					
Dave Martinez, L (1, 8) OBP: 0.344, SLG: 0.486										5	0	0	0	0	1	2	Montreal Expos @ Chicago Cubs Wrigley Field, Chicago, IL Mon Jun 25 1990, 7:05 PM CDT Att: 32,231 - Unknown - 75 F					
Spike Owen, S (1, 6) OBP: 0.356, SLG: 0.377										3	1	0	0	2	0	0						
Larry Walker, L (1, 9) OBP: 0.344, SLG: 0.426										2	1	2	1	3	0	0						
Andres Galarraga, R (1, 3) OBP: 0.315, SLG: 0.375										5	0	2	0	0	2	5						
Tim Wallach, R (1, 5) OBP: 0.361, SLG: 0.532										5	2	2	2	0	0	4						
Mike Aldrete, L (1, 7) OBP: 0.371, SLG: 0.254										4	1	1	1	0	0	1						
Bill Sampen, R (7, 1)										1	0	0	0	0	0	0						
Nelson Santovenia, R (1, 2) OBP: 0.259, SLG: 0.364										5	1	2	3	0	1	0						
Tom Foley, L (1, 4) OBP: 0.317, SLG: 0.302										3	0	0	0	1	2	1						
Mark Gardner, R (1, 1) OBP: 0.120, SLG: 0.160										2	0	0	0	0	1	1						
Jerry Goff, L (7, PH) OBP: 0.304, SLG: 0.158										0	1	0	0	1	0	0						
Otis Nixon, S (7, 7) OBP: 0.338, SLG: 0.298										1	0	1	0	0	0	0						
Inning Stats	R: 0 E: 0 K: 1 S: 15	H: 1 LOB: 2 BB: 1 P: 25	R: 0 E: 0 K: 0 S: 8	H: 0 LOB: 1 BB: 1 P: 14	R: 0 E: 0 K: 1 S: 13	H: 1 LOB: 1 BB: 0 P: 22	R: 2 E: 0 K: 2 S: 11	H: 2 LOB: 0 BB: 0 P: 17	R: 0 E: 1 K: 0 S: 9	H: 1 LOB: 2 BB: 1 P: 19	R: 0 E: 0 K: 0 S: 6	H: 0 LOB: 0 BB: 0 P: 10	R: 5 E: 0 K: 1 S: 15	H: 4 LOB: 1 BB: 2 P: 28	R: 0 E: 0 K: 1 S: 15	H: 1 LOB: 2 BB: 2 P: 29	R: 0 E: 0 K: 1 S: 6	H: 0 LOB: 0 BB: 0 P: 10	1B: 5 2B: 4 3B: 0 HR: 1	SF: 0 SAC: 0 DP: 0 HBP: 0	WP: 1 PB: 0 SB: 0 CS: 1	PA: 43
PITCHER	IP	WLS	BF	H	R	ER	SO	BB	IBB	HBP	BLK	WP	HR	S	P	ERA	WHIP					
Shawn Boskie, R (1, 1) ERA: 3.78	6.1	L	29	5	4	4	4	5	0	0	0	0	1	67	121	5.68	1.579					
Paul Assenmacher, L (7, 1) ERA: 3.4	0.0		1	1	0	0	0	0	0	0	0	0	0	2	3	∞	∞					
Les Lancaster, R (7, 1) ERA: 5.09	1.2		10	4	3	3	2	2	0	0	0	1	0	23	40	16.20	3.600					
Joe Kraemer, L (9, 1) ERA: 7.2	1.0		3	0	0	0	1	0	0	0	0	0	0	6	10	0.00	0.000					

Batter	1	2	3	4	5	6	7	8	9	AB	R	H	RBI	BB	SO	LOB	BOTTOM				
Dwight Smith, L (1, 7) OBP: 0.339, SLG: 0.398										3	1	1	2	0	1	0	Montreal Expos @ Chicago Cubs Wrigley Field, Chicago, IL Mon Jun 25 1990, 7:05 PM CDT Att: 32,231 - Unknown - 75 F				
23 Ryne Sandberg, R (1, 4) OBP: 0.387, SLG: 0.615										4	0	0	0	0	1	1					
Mark Grace, L (1, 3) OBP: 0.341, SLG: 0.352										4	0	1	0	0	0	1					
Joe Kraemer, L (9, 1)										0	0	0	0	0	0	0					
Andre Dawson, R (1, 9) OBP: 0.381, SLG: 0.625										4	0	1	0	0	1	1					
Marvell Wynne, L (1, 8) OBP: 0.216, SLG: 0.309										3	1	1	1	1	0	1					
Curtis Wilkerson, S (1, 5) OBP: 0.275, SLG: 0.284										3	0	0	0	0	1	1					
Paul Assenmacher, L (7, 1) ERA: 3.4										0	0	0	0	0	0	0					
Les Lancaster, R (7, 1) OBP: 0.143, SLG: 0.077										0	0	0	0	0	0	0					
Hector Villanueva, R (9, 3) OBP: 0.341, SLG: 0.650										1	0	0	0	0	0	1					
Shawon Dunston, R (1, 6) OBP: 0.306, SLG: 0.470										4	0	1	0	0	0	1					
Joe Girardi, R (1, 2) OBP: 0.300, SLG: 0.375										3	1	1	0	0	0	0					
Gary Varsho, L (9, PH) OBP: 0.167, SLG: 0.167										1	0	0	0	0	2						
Shawn Boskie, R (1, 1) OBP: 0.278, SLG: 0.389										2	0	1	0	0	1	0					
Domingo Ramos, R (7, 5) OBP: 0.307, SLG: 0.306										1	0	0	0	0	1	0					
Inning Stats	R: 0 E: 0 K: 2 S: 11	H: 1 LOB: 0 BB: 0 P: 18	R: 0 E: 0 K: 1 S: 9	H: 0 LOB: 0 BB: 0 P: 15	R: 1 E: 0 K: 0 S: 11	H: 2 LOB: 1 BB: 0 P: 18	R: 0 E: 0 K: 0 S: 10	H: 0 LOB: 1 BB: 1 P: 17	R: 1 E: 0 K: 1 S: 9	H: 1 LOB: 0 BB: 0 P: 14	R: 1 E: 0 K: 0 S: 8	H: 1 LOB: 0 BB: 0 P: 14	R: 0 E: 0 K: 1 S: 7	H: 0 LOB: 0 BB: 0 P: 9	R: 0 E: 0 K: 1 S: 10	H: 2 LOB: 2 BB: 0 P: 12	1B: 5 2B: 0 3B: 0 HR: 2	SF: 1 SAC: 0 DP: 0 HBP: 0	WP: 0 PB: 0 SB: 1 CS: 0	PA: 35	
PITCHER	IP	WLS	BF	H	R	ER	SO	BB	IBB	HBP	BLK	WP	HR	S	P	ERA	WHIP				
Mark Gardner, R (1, 1) ERA: 2.36	6.0	W	24	2	0	0	2	0	0	0	0	0	0	23	30	0.00	0.667				
Bill Sampen, R (7, 1) ERA: 1.65	3.0	S	11	2	0	0	2	0	0	0	0	0	0	23	30	0.00	0.667				

AB	36
R	7
H	10
RBI	7
BB	7
SO	7
LOB	14



Batter	1	2	3	4	5	6	7	8	9	AB	R	H	RBI	BB	SO	LOB	TOP										
Dave Martinez, L OBP: 0.337, SLG: 0.463 (1, 8)	0-0 4-3		0-0 CS	0-0 E3	0-0 6-3			0-3 K		4	0	0	0	0	1	3											
Spike Owen, S OBP: 0.352, SLG: 0.376 (1, 6)	0-3 K			0-0 P6		0-0 F9		0-0 HR		4	1	1	1	0	1	1											
Larry Walker, L OBP: 0.340, SLG: 0.434 Bill Sampen, R (8, 1)	0-0 P6			0-0 G3		0-0 L3		0-0 P6		4	0	0	0	0	0	1											
Tim Wallach, R OBP: 0.355, SLG: 0.518 (1, 5)		0-3 K		0-3 K		0-0 P3		0-0 FC1-6 1B		4	0	1	0	0	2	1											
Mike Aldrete, L OBP: 0.386, SLG: 0.275 (1, 7)		0-0 F7			4-0 E 1B BB		0-3 K	0-0 FC1-6 WP		3	1	0	0	1	1	1											
Mike Fitzgerald, R OBP: 0.372, SLG: 0.430 Otis Nixon, S OBP: 0.348, SLG: 0.298 Nelson Santovenia, R OBP: 0.296, SLG: 0.361 (1, 2) (7, PR) (7, 2)		0-3 K			0-3 K		4-0 S BB	0-3 K		2	0	0	0	1	2	1											
Jerry Goff, L OBP: 0.343, SLG: 0.333 Andres Galaraga, R OBP: 0.310, SLG: 0.365 (1, 3) (7, PH) (7, 3)			0-0 G3		4-0 1B BB		0-3 K	4-0 FC6-4 IBB		1	0	0	0	1	0	0											
Tom Foley, L OBP: 0.368, SLG: 0.350 Wallace Johnson, S OBP: 0.318, SLG: 0.297 Junior Noboa, R OBP: 0.241, SLG: 0.273 (1, 4) (7, PH) (7, 4)			0-0 CS 1B		0-0 1B		0-0 1-3 3-H 1B	0-0 1-3	0-0 FC6-4	2	0	2	1	0	0	0											
Zane Smith, L OBP: 0.240, SLG: 0.360 Dale Mohorcic, R (7, 1) Rolando Roomes, R OBP: 0.242, SLG: 0.323 (8, PH) (8, 9)			0-3 K		0-3 K		0-0 CS 1B			2	0	0	0	0	2	3											
Inning Stats	R: 0 E: 0 K: 1 S: 5	H: 0 LOB: 0 BB: 0 P: 5	R: 0 E: 0 K: 2 S: 7	H: 0 LOB: 0 BB: 0 P: 7	R: 0 E: 0 K: 1 S: 5	H: 1 LOB: 0 BB: 0 P: 5	R: 0 E: 1 K: 1 S: 6	H: 0 LOB: 1 BB: 0 P: 6	R: 1 E: 1 K: 2 S: 8	H: 1 LOB: 2 BB: 2 P: 16	R: 0 E: 0 K: 0 S: 3	H: 0 LOB: 0 BB: 0 P: 3	R: 0 E: 0 K: 2 S: 7	H: 0 LOB: 2 BB: 1 P: 11	R: 1 E: 0 K: 1 S: 6	H: 2 LOB: 0 BB: 0 P: 6	R: 0 E: 0 K: 1 S: 6	H: 1 LOB: 2 BB: 1 P: 10	1B: 4 2B: 0 3B: 0 HR: 1	SF: 0 SAC: 0 DP: 0 HBP: 0	WP: 1 PB: 0 SB: 1 CS: 2	PA: 36					
PITCHER	IP	WLS	BF	H	R	ER	SO	BB	IBB	HBP	BLK	WP	HR	S	P	ERA	WHIP										
Mike Bielecki, R ERA: 5.13 (1, 1)	6.1		24	2	1	1	8	3	0	0	0	0	0	37	49	1.42	0.789										
Paul Assenmacher, L ERA: 3.42 (7, 1)	1.2		6	2	1	1	2	0	0	0	0	0	1	10	10	5.40	1.200										
Les Lancaster, R ERA: 5.07 (8, 1)	1.0	W	5	1	0	0	1	0	1	0	0	1	0	6	10	0.00	1.000										

Montreal Expos @ Chicago Cubs
Wrigley Field, Chicago, IL
Thu Jun 28 1990, 3:33 AM CDT
Att: 31,974 - Unknown - 75 F

AB	31
R	2
H	5
RBI	2
BB	4
SO	11
LOB	16



Batter	1	2	3	4	5	6	7	8	9	AB	R	H	RBI	BB	SO	LOB	BOTTOM										
Doug Dascenzo, S OBP: 0.257, SLG: 0.328 (1, 8)	0-0 L6		0-0 6-3		0-0 2B		0-0 F8			4	0	1	1	0	0	1											
23 Ryne Sandberg, R OBP: 0.393, SLG: 0.639 (1, 4)	0-3 K		4-0 BB		4-0 FC6 IBB		0-3 K			2	0	0	0	2	2	0											
Mark Grace, L OBP: 0.343, SLG: 0.356 (1, 3)	4-0 BB		0-0 F8		0-0 FC6		0-0 4-3			3	0	0	0	1	0	3											
Andre Dawson, R OBP: 0.379, SLG: 0.627 (1, 9)	0-0 F9			0-0 F9		0-0 5-3		0-3 K		4	0	0	0	0	1	1											
Luis Salazar, R OBP: 0.320, SLG: 0.391 Gary Varsho, L OBP: 0.250, SLG: 0.250 (1, 7) (9, PR)		0-0 HR		0-0 6-3		0-0 F7		0-0 F8 1B BB		4	1	2	1	0	0	0											
Hector Villanueva, R OBP: 0.315, SLG: 0.560 Paul Assenmacher, L (7, 1) Les Lancaster, R OBP: 0.200, SLG: 0.077 (9, 1)		0-0 6-3		0-0 6-3		0-0 1-5-3		4-0 1B BB		3	0	0	0	0	0	0											
Shawon Dunston, R OBP: 0.304, SLG: 0.460 (1, 6)		0-0 L4			0-0 6-3		0-3 K	0-0 F8		4	0	0	0	0	1	2											
Domingo Ramos, R OBP: 0.308, SLG: 0.308 Marvell Wynne, L OBP: 0.243, SLG: 0.333 (1, 5) (9, PH)		0-0 4-3			0-0 SH1 2B 1B		0-0 1-2-3	0-0 1B		3	1	1	0	0	0	0											
Mike Bielecki, R OBP: 0.333, SLG: 0.273 Joe Girardi, R OBP: 0.304, SLG: 0.378 (1, 1) (7, 2)			0-0 4-3		0-0 SH1		0-0 1B			1	0	0	0	0	0	0											
Inning Stats	R: 0 E: 0 K: 1 S: 5	H: 0 LOB: 1 BB: 1 P: 9	R: 1 E: 0 K: 0 S: 4	H: 1 LOB: 0 BB: 0 P: 4	R: 0 E: 0 K: 0 S: 3	H: 0 LOB: 1 BB: 1 P: 7	R: 0 E: 0 K: 0 S: 3	H: 0 LOB: 0 BB: 0 P: 3	R: 1 E: 0 K: 0 S: 5	H: 2 LOB: 2 BB: 1 P: 9	R: 0 E: 0 K: 0 S: 3	H: 0 LOB: 0 BB: 0 P: 3	R: 0 E: 0 K: 1 S: 6	H: 1 LOB: 1 BB: 0 P: 6	R: 0 E: 0 K: 2 S: 7	H: 0 LOB: 0 BB: 0 P: 7	R: 1 E: 0 K: 0 S: 3	H: 2 LOB: 2 BB: 1 P: 7	1B: 4 2B: 1 3B: 0 HR: 1	SF: 0 SAC: 1 DP: 0 HBP: 0	WP: 0 PB: 0 SB: 0 CS: 0	PA: 35					
PITCHER	IP	WLS	BF	H	R	ER	SO	BB	IBB	HBP	BLK	WP	HR	S	P	ERA	WHIP										
Zane Smith, L ERA: 3.26 (1, 1)	6.2		26	3	2	2	2	2	1	0	0	0	0	27	39	2.70	0.750										
Dale Mohorcic, R ERA: 2.7 (7, 1)	0.1		2	1	0	0	0	0	0	0	0	0	0	2	2	0.00	3.000										
Bill Sampen, R ERA: 2.0 (8, 1)	1.1	L	7	2	1	1	2	1	0	0	0	0	0	10	14	6.75	2.250										

Montreal Expos @ Chicago Cubs
Wrigley Field, Chicago, IL
Thu Jun 28 1990, 3:33 AM CDT
Att: 31,974 - Unknown - 75 F

AB	30
R	3
H	6
RBI	3
BB	4
SO	4
LOB	7



Batter	1	2	3	4	5	6	7	8	9	AB	R	H	RBI	BB	SO	LOB	TOP								
Dwight Smith, L OBP: 0.338, SLG: 0.390 (1, 7)	F7		F7		F7			E		5	1	2	1	0	0	2	Chicago Cubs @ San Diego Padres Jack Murphy Stadium, San Diego, CA Fri Jun 29 1990, 10:05 PM EDT Att: 43,005 - Dome								
23 Ryne Sandberg, R OBP: 0.393, SLG: 0.635 (1, 4)	G5-3		F9			K		E		5	0	2	0	0	1	0									
Mark Grace, L OBP: 0.347, SLG: 0.360 (1, 3)	WP			P6		F8		E		3	0	1	0	2	1	1									
Andre Dawson, R OBP: 0.381, SLG: 0.622 (1, 9)	BB			G4-3				E5		2	0	0	1	2	0	2									
Marvell Wynne, L OBP: 0.257, SLG: 0.324 Hector Villanueva, R OBP: 0.329, SLG: 0.549 Bill Long, R (8, 1) Lloyd McClendon, R OBP: 0.250, SLG: 0.229 (9, 2)	F9			G3		F8		K		3	0	0	0	0	0	4									
Luis Salazar, R OBP: 0.325, SLG: 0.401 (1, 5)		G1-6-3				FC6-5		L8		4	0	2	0	0	0	3									
Shawon Dunston, R OBP: 0.299, SLG: 0.453 (1, 6)	L9					FC6-5		G5-3		4	0	0	0	0	1	2									
Joe Girardi, R OBP: 0.304, SLG: 0.378 Gary Varsho, L OBP: 0.333, SLG: 0.333 Steve Wilson, L OBP: 0.118, SLG: 0.118 Les Lancaster, R OBP: 0.200, SLG: 0.077 Paul Assemmacher, L (9, 1)	G1-6-3					FC1-5		G5-3		3	0	1	0	0	0	1									
Mike Harkey, R OBP: 0.292, SLG: 0.304 Dave Clark, L OBP: 0.255, SLG: 0.346 Doug Dasenczo, S OBP: 0.268, SLG: 0.369 (8, 8)				K		FC1-5		G6-3		2	0	0	0	0	1	2									
Inning Stats	R: 0 E: 0 K: 0 S: 7	H: 0 LOB: 2 BB: 2 P: 17	R: 0 E: 0 K: 0 S: 8	H: 1 LOB: 0 BB: 0 P: 11	R: 0 E: 0 K: 1 S: 7	H: 0 LOB: 0 BB: 0 P: 13	R: 0 E: 0 K: 0 S: 6	H: 0 LOB: 0 BB: 0 P: 10	R: 0 E: 0 K: 0 S: 12	H: 2 LOB: 2 BB: 0 P: 13	R: 0 E: 0 K: 0 S: 5	H: 1 LOB: 2 BB: 1 P: 11	R: 0 E: 0 K: 0 S: 8	H: 0 LOB: 0 BB: 0 P: 10	R: 1 E: 1 K: 1 S: 19	H: 2 LOB: 3 BB: 1 P: 30		R: 2 E: 0 K: 2 S: 13	H: 4 LOB: 1 BB: 0 P: 18	1B: 7 2B: 2 3B: 1 HR: 0	SF: 0 SAC: 0 DP: 1 HBP: 0	WP: 1 PB: 0 SB: 1 CS: 0	PA: 39		
PITCHER	IP	WLS	BF	H	R	ER	SO	BB	IBB	HBP	BLK	WP	HR	S	P	ERA	WHIP								
Mike Dunne, R ERA: 5.4 (1, 1)	7.1		29	6	1	1	2	3	0	0	0	1	0	60	93	1.23	1.227								
Craig Lefferts, L ERA: 2.39 (8, 1)	0.2	4	0	0	0	1	1	0	0	0	0	0	0	12	22	0.00	1.500								
Greg Harris, R ERA: 2.09 (9, 1)	1.0	L	6	4	2	2	2	0	0	0	0	0	0	13	18	18.00	4.000								

AB	35
R	3
H	10
RBI	3
BB	4
SO	5
LOB	20



Batter	1	2	3	4	5	6	7	8	9	AB	R	H	RBI	BB	SO	LOB	BOTTOM									
Bip Roberts, S OBP: 0.367, SLG: 0.450 (1, 7)	G4-3		G3-6-3			SF7		S		4	1	3	0	0	0	0	Chicago Cubs @ San Diego Padres Jack Murphy Stadium, San Diego, CA Fri Jun 29 1990, 10:05 PM EDT Att: 43,005 - Dome									
Roberto Alomar, S OBP: 0.374, SLG: 0.420 (1, 4)	F8		G3-6-3			SF7		F8		3	0	0	1	0	0	2										
Tony Gwynn, L OBP: 0.374, SLG: 0.437 (1, 9)	G6-3			L9		G3		G6-3		4	0	0	0	0	0	0										
Jack Clark, R OBP: 0.396, SLG: 0.464 Joey Cora, S OBP: 0.289, SLG: 0.265 (9, PR)				K		F8				4	1	2	1	0	1	0										
Joe Carter, R OBP: 0.271, SLG: 0.406 (1, 8)				G6-3				K		3	0	0	0	0	2	1										
Gary Templeton, S OBP: 0.288, SLG: 0.371 (1, 6)	FC4-6					F8		L1-3		4	0	1	0	0	0	1										
Mike Pagliarulo, L OBP: 0.347, SLG: 0.395 Jerald Clark, R OBP: 0.288, SLG: 0.400 (9, PH)	P6							G5-3		3	0	1	0	0	0	1										
Ronn Reynolds, R (1, 2)										4	0	1	0	0	0	1										
Mike Dunne, R (1, 1)										3	0	0	0	0	0	2										
Craig Lefferts, L OBP: 0.250, SLG: 0.250 Phil Stephenson, L OBP: 0.379, SLG: 0.472 Greg Harris, R OBP: 0.143, SLG: 0.429 (9, 1)	G4-3							G3-1		2	0	0	0	0	0	0										
Inning Stats	R: 0 E: 0 K: 0 S: 9	H: 0 LOB: 0 BB: 0 P: 14	R: 1 E: 0 K: 0 S: 9	H: 1 LOB: 1 BB: 0 P: 13	R: 0 E: 0 K: 0 S: 3	H: 1 LOB: 0 BB: 0 P: 3	R: 0 E: 0 K: 1 S: 7	H: 0 LOB: 0 BB: 0 P: 11	R: 0 E: 0 K: 1 S: 7	H: 1 LOB: 1 BB: 0 P: 9	R: 1 E: 0 K: 0 S: 5	H: 1 LOB: 0 BB: 0 P: 6	R: 0 E: 0 K: 1 S: 8	H: 0 LOB: 0 BB: 0 P: 14	R: 0 E: 0 K: 0 S: 9	H: 1 LOB: 2 BB: 0 P: 16	R: 0 E: 0 K: 2 S: 13	H: 2 LOB: 2 BB: 0 P: 19	1B: 5 2B: 0 3B: 1 HR: 1	SF: 1 SAC: 0 DP: 1 HBP: 1	WP: 0 PB: 0 SB: 1 CS: 0	PA: 34				
PITCHER	IP	WLS	BF	H	R	ER	SO	BB	IBB	HBP	BLK	WP	HR	S	P	ERA	WHIP									
Mike Harkey, R ERA: 3.83 Bill Long, R ERA: 4.05	7.0		25	4	2	2	3	0	0	1	0	0	0	1	48	70	2.57	0.571								
Steve Wilson, L ERA: 5.17	0.1	1	0	0	0	0	0	0	0	0	0	0	0	2	4	0.00	0.000									
Les Lancaster, R ERA: 5.05	0.1	3	2	0	0	1	0	0	0	0	0	0	0	8	11	0.00	6.000									
Paul Assemmacher, L ERA: 3.4	0.1	S	1	0	0	0	1	0	0	0	0	0	0	3	4	0.00	0.000									

AB	32
R	2
H	7
RBI	2
BB	0
SO	5
LOB	10



Batter	1	2	3	4	5	6	7	8	9	AB	R	H	RBI	BB	SO	LOB	TOP					
Dwight Smith, L (1.7) OBP: 0.341, SLG: 0.414 Doug Dascenzo, S (7.7) OBP: 0.278, SLG: 0.379										4	2	2	1	0	1	2	1 0 1 0 0 0 0					
23 Ryne Sandberg, R (1.4) OBP: 0.393, SLG: 0.636										4	2	1	1	1	1	1	4 2 1 1 1 1 1					
Mark Grace, L (1.3) OBP: 0.348, SLG: 0.359										3	0	1	1	1	0	1	3 0 1 1 1 0 1					
Andre Dawson, R (1.9) OBP: 0.378, SLG: 0.612										4	1	0	0	1	1	3	4 1 0 0 1 1 3					
Marvell Wynne, L (1.8) OBP: 0.244, SLG: 0.321										4	2	1	0	1	0	3	4 2 1 0 1 0 3					
Luis Salazar, R (1.5) OBP: 0.333, SLG: 0.418 Bill Long, R (9.1)										4	0	2	3	1	1	0	4 0 2 3 1 1 0 0 0 0 0 0 0 0					
Shawon Dunston, R (1.6) OBP: 0.297, SLG: 0.446										4	0	0	0	1	1	4	4 0 0 0 1 1 4					
Joe Girardi, R (1.2) OBP: 0.307, SLG: 0.375										4	0	1	1	1	0	2	4 0 1 1 1 0 2					
Shawn Boskie, R (1.1) OBP: 0.263, SLG: 0.368 Steve Wilson, L (3.1) OBP: 0.150, SLG: 0.195 Domingo Ramos, R (9.5) OBP: 0.308, SLG: 0.308										1	0	0	0	0	0	2	1 0 0 0 0 0 2 2 0 0 0 1 1 3 0 0 0 0 0 0 0					
Inning Stats	R: 0 E: 0 K: 1 S: 16	H: 0 LOB: 0 BB: 0 P: 24	R: 1 E: 0 K: 1 S: 15	H: 3 LOB: 2 BB: 0 P: 23	R: 2 E: 0 K: 0 S: 16	H: 2 LOB: 0 BB: 0 P: 28	R: 0 E: 0 K: 0 S: 10	H: 0 LOB: 2 BB: 2 P: 20	R: 0 E: 0 K: 1 S: 6	H: 1 LOB: 1 BB: 0 P: 9	R: 0 E: 0 K: 1 S: 6	H: 0 LOB: 1 BB: 1 P: 13	R: 4 E: 0 K: 0 S: 10	H: 2 LOB: 2 BB: 4 P: 29	R: 0 E: 0 K: 1 S: 8	H: 1 LOB: 2 BB: 1 P: 16	R: 0 E: 0 K: 1 S: 8	H: 0 LOB: 0 BB: 0 P: 11	1B: 5 2B: 1 3B: 2 HR: 1	SF: 1 SAC: 0 DP: 0 HBP: 0	WP: 1 PB: 0 SB: 3 CS: 0	PA: 44
PITCHER	IP WLS BF H R ER SO BB IBB HBP BLK WP HR S P ERA WHIP	6.1 L 31 7 6 6 4 4 1 0 0 0 1 1 73 130 8.53 1.737	0.0 1 0 0 0 0 1 0 0 0 0 0 0 1 5 ∞ ∞	2.2 12 2 1 1 2 1 1 0 0 0 0 0 21 38 3.38 1.125	PITCHER										IP WLS BF H R ER SO BB IBB HBP BLK WP HR S P ERA WHIP							
Andy Benes, R (1.1) ERA: 3.64 Rich Rodriguez, L (7.1) ERA: Calvin Schiraldi, R (7.1) ERA: 4.12																						

Chicago Cubs @ San Diego Padres
Jack Murphy Stadium, San Diego, CA
Sat Jun 30 1990, 10:05 PM EDT
Att: 31,852 - Unknown

AB 35
R 7
H 9
RBI 7
BB 8
SO 6
LOB 21



Batter	1	2	3	4	5	6	7	8	9	AB	R	H	RBI	BB	SO	LOB	BOTTOM					
Tony Gwynn, L (1.9) OBP: 0.371, SLG: 0.431										4	0	0	0	1	0	4	4 0 0 0 1 0 4					
Big Roberts, S (1.5) OBP: 0.397, SLG: 0.445										3	1	0	0	2	1	1	3 1 0 0 2 1 1					
Roberto Alomar, S (1.4) OBP: 0.375, SLG: 0.425										4	1	1	1	1	0	2	4 1 1 1 1 0 2					
Jack Clark, R (1.3) OBP: 0.396, SLG: 0.469										5	1	2	1	0	1	3	5 1 2 1 0 1 3					
Fred Lynn, L (1.7) OBP: 0.356, SLG: 0.452 Rich Rodriguez, L (7.1) ERA: Calvin Schiraldi, R (7.1) OBP: 0.333, SLG: 0.200 Jerald Clark, R (9.7H) OBP: 0.302, SLG: 0.412										3	0	1	1	1	1	2	3 0 1 1 1 1 2 0 0 0 0 0 0 0 0 0 0 0 0 0 0 1 0 1 0 0 0 0					
Joe Carter, R (1.8) OBP: 0.273, SLG: 0.408										4	0	1	0	0	0	4	4 0 1 0 0 0 4					
Garry Templeton, S (1.6) OBP: 0.290, SLG: 0.376										5	0	2	0	0	0	4	5 0 2 0 0 0 4					
Mark Parent, R (1.2) OBP: 0.262, SLG: 0.273										2	0	0	0	2	0	2	2 0 0 0 2 0 2					
Andy Benes, R (1.1) OBP: 0.088, SLG: 0.091 Shawn Abner, R (7.7) OBP: 0.300, SLG: 0.345										3	0	0	0	0	0	6	3 0 0 0 0 0 6 1 0 0 0 0 0 1					
Inning Stats	R: 0 E: 0 K: 1 S: 20	H: 0 LOB: 3 BB: 3 P: 37	R: 0 E: 0 K: 0 S: 8	H: 1 LOB: 1 BB: 0 P: 14	R: 3 E: 1 K: 0 S: 16	H: 3 LOB: 3 BB: 2 P: 32	R: 0 E: 0 K: 0 S: 12	H: 0 LOB: 0 BB: 0 P: 16	R: 0 E: 0 K: 1 S: 11	H: 1 LOB: 2 BB: 1 P: 19	R: 0 E: 0 K: 1 S: 10	H: 1 LOB: 1 BB: 0 P: 14	R: 0 E: 0 K: 0 S: 10	H: 1 LOB: 1 BB: 0 P: 16	R: 0 E: 0 K: 0 S: 7	H: 0 LOB: 1 BB: 1 P: 17	R: 0 E: 0 K: 0 S: 6	H: 1 LOB: 0 BB: 0 P: 6	1B: 4 2B: 3 3B: 1 HR: 0	SF: 0 SAC: 0 DP: 1 HBP: 1	WP: 1 PB: 0 SB: 1 CS: 0	PA: 43
PITCHER	IP WLS BF H R ER SO BB IBB HBP BLK WP HR S P ERA WHIP	2.0 W 25 3 0 0 2 1 2 0 0 0 1 0 56 96 0.00 0.667	1.0 3 1 0 0 0 0 0 0 0 0 0 0 6 6 0.00 1.000	PITCHER										IP WLS BF H R ER SO BB IBB HBP BLK WP HR S P ERA WHIP								
Shawn Boskie, R (1.1) ERA: 4.15 Steve Wilson, L (3.1) ERA: 4.72 Bill Long, R (9.1) ERA: 3.93																						

Chicago Cubs @ San Diego Padres
Jack Murphy Stadium, San Diego, CA
Sat Jun 30 1990, 10:05 PM EDT
Att: 31,852 - Unknown

AB 35
R 3
H 8
RBI 3
BB 7
SO 3
LOB 29



Batter	1	2	3	4	5	6	7	8	9	AB	R	H	RBI	BB	SO	LOB	TOP				
Dwight Smith, L (1.7) OBP: 0.344, SLG: 0.410	L4			FC6-4 BB		L5		BB		2	0	0	0	2	0	0	Chicago Cubs @ Los Angeles Dodgers Dodger Stadium, Los Angeles, CA Mon Jul 02 1990, 7:05 PM PDT Att: 32,600 - Unknown				
23 Ryne Sandberg, R (1.4) OBP: 0.392, SLG: 0.629	G5-3			FC6-4 G4-6-3 1-2f			F9	SF8		3	0	0	1	0	0	1					
Mark Grace, L (1.3) OBP: 0.341, SLG: 0.349	F7			G4-6-3 1-2f			G3 1B BB	G5-3		3	0	0	0	1	0	3					
Andre Dawson, R (1.9) OBP: 0.387, SLG: 0.614				FC4-6 BB		F9			P2	3	0	1	0	1	0	0					
Marvell Wynne, L (1.8) OBP: 0.240, SLG: 0.313	FC4-6 CS			FC4-6 CS 1-2f		G5-3		G3		4	0	1	0	0	0	3					
Luis Salazar, R (1.5) OBP: 0.339, SLG: 0.435	F8			F8		1B		P6		4	0	1	0	0	0	4					
Shawon Dunston, R (1.6) OBP: 0.299, SLG: 0.453	CS			F9		F8			F8	4	1	1	0	0	0	2					
Joe Girardi, R (1.2) OBP: 0.306, SLG: 0.373				G5-3		G5-3				3	0	1	0	0	0	0					
Jeff Pico, R (1.1) OBP: 0.353, SLG: 0.267						G3-1				1	0	0	0	0	1	0					
Gary Varsho, L (6. PH) OBP: 0.273, SLG: 0.273										1	0	0	0	0	0	0					
Jose Antonio Nunez, R (6.1) OBP: 0.250, SLG: 0.340										0	0	0	0	0	0	0					
Dave Clark, L (8. PH) OBP: 0.250, SLG: 0.340										1	0	0	0	0	0	2					
Paul Assenmacher, L (8.1)										0	0	0	0	0	0	0					
Inning Stats	R: 0 E: 0 K: 0 S: 4	H: 0 LOB: 0 BB: 0 P: 9	R: 0 E: 0 K: 0 S: 8	H: 0 LOB: 0 BB: 1 P: 14	R: 0 E: 0 K: 1 S: 5	H: 0 LOB: 0 BB: 0 P: 8	R: 0 E: 0 K: 0 S: 6	H: 0 LOB: 0 BB: 1 P: 12	R: 0 E: 0 K: 0 S: 10	H: 1 LOB: 1 BB: 0 P: 12	R: 0 E: 0 K: 0 S: 4	H: 0 LOB: 0 BB: 0 P: 6	R: 0 E: 0 K: 0 S: 15	H: 1 LOB: 2 BB: 1 P: 23	R: 1 E: 0 K: 0 S: 10	H: 2 LOB: 2 BB: 1 P: 17	R: 0 E: 0 K: 0 S: 8	H: 1 LOB: 1 BB: 0 P: 9	1B: 5 2B: 0 3B: 0 HR: 0	SF: 1 SAC: 0 DP: 1 HBP: 0	WP: 0 PA: 35 PB: 0 SB: 0 CS: 1
PITCHER Tim Belcher, R (1.1) ERA: 4.0	IP: 9.0 WLS: W BF: 34 H: 5 R: 1 ER: 1 SO: 1 BB: 4 IBB: 0 HBP: 0 BLK: 0 WP: 0 HR: 0 S: 70 P: 110 ERA: 1.00 WHIP: 1.000																				

Batter	1	2	3	4	5	6	7	8	9	AB	R	H	RBI	BB	SO	LOB	BOTTOM		
Lenny Harris, L (1.5) OBP: 0.336, SLG: 0.382	1B 1B	G4-3		G6-3			F9			4	1	1	0	0	0	1	Chicago Cubs @ Los Angeles Dodgers Dodger Stadium, Los Angeles, CA Mon Jul 02 1990, 7:05 PM PDT Att: 32,600 - Unknown		
Chris Gwynn, L (1.8) OBP: 0.347, SLG: 0.391	FC3-6 1B 1B			2B G3-1 1B		F8	K			4	2	2	0	0	1	0			
Kal Daniels, L (1.7) OBP: 0.393, SLG: 0.525	FC3-6 1B			K			G4-3			4	0	2	1	0	1	1			
Jose Gonzalez, R (8.8) OBP: 0.290, SLG: 0.441	FC3-6 1B			K						0	0	0	0	0	0	0			
Eddie Murray, S (1.3) OBP: 0.376, SLG: 0.462	FC3-6 1B			G3-1 2B			1B			3	0	2	0	0	0	2			
Mickey Hatcher, R (8. PH) OBP: 0.292, SLG: 0.276	FC3-6 1B			G3-1 1B			1B			1	0	0	0	0	1	0			
Hubie Brooks, R (1.9) OBP: 0.278, SLG: 0.402	G4-6-3 1B			G3-1 IBB			F9			3	0	1	1	1	0	2			
Rick Dempsey, R (1.2) OBP: 0.348, SLG: 0.396	G4-6-3 1-2f			G3-1			G4-3			4	0	0	1	0	0	6			
Juan Samuel, R (1.4) OBP: 0.283, SLG: 0.327		G4-3		F9						3	0	1	0	0	0	2			
Alfredo Griffin, S (1.6) OBP: 0.297, SLG: 0.305		SH2-4 1B		K			F8			3	0	1	0	0	1	1			
Tim Belcher, R (1.1) OBP: 0.207, SLG: 0.148		SH2-4		G6-3			K			2	0	0	0	0	1	0			
Inning Stats	R: 2 E: 0 K: 0 S: 11	H: 4 LOB: 1 BB: 0 P: 17	R: 0 E: 0 K: 0 S: 7	H: 1 LOB: 0 BB: 0 P: 11	R: 1 E: 0 K: 1 S: 12	H: 2 LOB: 1 BB: 1 P: 19	R: 0 E: 0 K: 1 S: 6	H: 0 LOB: 0 BB: 0 P: 9	R: 0 E: 0 K: 0 S: 11	H: 2 LOB: 2 BB: 0 P: 17	R: 0 E: 0 K: 1 S: 5	H: 1 LOB: 0 BB: 0 P: 7	R: 0 E: 0 K: 1 S: 5	H: 0 LOB: 0 BB: 0 P: 7	R: 0 E: 0 K: 1 S: 8	H: 0 LOB: 0 BB: 0 P: 11	1B: 9 2B: 1 3B: 0 HR: 0	SF: 0 SAC: 1 DP: 1 HBP: 0	WP: 0 PA: 33 PB: 0 SB: 0 CS: 1
PITCHER Jeff Pico, R (1.1) ERA: 4.95	IP: 5.0 WLS: L BF: 24 H: 9 R: 3 ER: 3 SO: 2 BB: 0 IBB: 0 HBP: 0 BLK: 0 WP: 0 HR: 0 S: 47 P: 73 ERA: 5.40 WHIP: 1.800																		
Jose Antonio Nunez, R (6.1) ERA: 5.9	IP: 2.0 WLS: 0 BF: 6 H: 1 R: 0 ER: 0 SO: 2 BB: 0 IBB: 0 HBP: 0 BLK: 0 WP: 0 HR: 0 S: 10 P: 14 ERA: 0.00 WHIP: 0.500																		
Paul Assenmacher, L (8.1) ERA: 3.29	IP: 1.0 WLS: 0 BF: 3 H: 0 R: 0 ER: 0 SO: 1 BB: 0 IBB: 0 HBP: 0 BLK: 0 WP: 0 HR: 0 S: 8 P: 11 ERA: 0.00 WHIP: 0.000																		



Batter	1	2	3	4	5	6	7	8	9	AB	R	H	RBI	BB	SO	LOB	TOP								
Doug Dascenzo, S OBP: 0.313, SLG: 0.408	P3		E 23 1B	CS	F9		S 2-3 3H 1B		FC5-4 23 1B BB	4	1	2	1	1	0	0	Chicago Cubs @ Los Angeles Dodgers Dodger Stadium, Los Angeles, CA Tue Jul 03 1990, 7:05 PM PDT Att: 40,235 - Unknown livebaseballscorecards.com								
23 Ryne Sandberg, R OBP: 0.392, SLG: 0.629	K		E 1-1 1B		G4-3		SF8		FC5-4 1-2 1B	4	0	2	1	0	1	0									
Shawon Dunston, R OBP: 0.294, SLG: 0.445	K		K		F8		F8		K	5	0	0	0	0	3	5									
Andre Dawson, R OBP: 0.387, SLG: 0.607		1B BB	F7		G5-3		FC6-4 1-2 IBB		FC5-4 1-2 2-3 K	3	0	0	0	2	0	3									
Luis Salazar, R OBP: 0.341, SLG: 0.459	K			HR		HR	FC6-4 1-2		K	5	2	2	1	0	2	5									
Hector Villanueva, R OBP: 0.317, SLG: 0.627	P5			HR						3	1	1	2	0	1	1									
Mark Grace, L OBP: 0.340, SLG: 0.348										1	0	0	0	0	1	0									
Domingo Ramos, R OBP: 0.314, SLG: 0.309					P3					4	0	1	0	0	0	0									
Joe Girardi, R OBP: 0.314, SLG: 0.385					F8		CS 1B			4	1	3	0	0	0	2									
Mike Bielecki, R OBP: 0.296, SLG: 0.240							SH 1B			3	1	0	0	0	2	2									
Paul Assenmacher, L OBP: 0.385, SLG: 0.367					B3		SH 1B 23 SF8		K	0	0	0	0	0	0	0									
Inning Stats	R: 0 E: 0 K: 2 S: 8	H: 0 LOB: 0 BB: 0 P: 10	R: 0 E: 0 K: 1 S: 17	H: 1 LOB: 2 BB: 1 P: 25	R: 1 E: 1 K: 2 S: 14	H: 2 LOB: 1 BB: 0 P: 21	R: 2 E: 0 K: 0 S: 8	H: 3 LOB: 0 BB: 0 P: 12	R: 0 E: 0 K: 0 S: 6	H: 0 LOB: 0 BB: 0 P: 8	R: 1 E: 0 K: 1 S: 9	H: 1 LOB: 0 BB: 0 P: 14	R: 2 E: 1 K: 0 S: 11	H: 2 LOB: 2 BB: 1 P: 19	R: 0 E: 0 K: 2 S: 11	H: 1 LOB: 1 BB: 0 P: 15	R: 0 E: 0 K: 2 S: 11	H: 1 LOB: 2 BB: 1 P: 19	1B: 7 2B: 2 3B: 0 HR: 2	SF: 1 SAC: 1 DP: 0 HBP: 0	WP: 0 PB: 0 SB: 2 CS: 1	PA: 42			
PITCHER	IP WLS BF H R ER SO BB IBB HBP BLK WP HR S P ERA WHIP	IP WLS BF H R ER SO BB IBB HBP BLK WP HR S P ERA WHIP	IP WLS BF H R ER SO BB IBB HBP BLK WP HR S P ERA WHIP	IP WLS BF H R ER SO BB IBB HBP BLK WP HR S P ERA WHIP	IP WLS BF H R ER SO BB IBB HBP BLK WP HR S P ERA WHIP	IP WLS BF H R ER SO BB IBB HBP BLK WP HR S P ERA WHIP	IP WLS BF H R ER SO BB IBB HBP BLK WP HR S P ERA WHIP	IP WLS BF H R ER SO BB IBB HBP BLK WP HR S P ERA WHIP	IP WLS BF H R ER SO BB IBB HBP BLK WP HR S P ERA WHIP	IP WLS BF H R ER SO BB IBB HBP BLK WP HR S P ERA WHIP	IP WLS BF H R ER SO BB IBB HBP BLK WP HR S P ERA WHIP	IP WLS BF H R ER SO BB IBB HBP BLK WP HR S P ERA WHIP	IP WLS BF H R ER SO BB IBB HBP BLK WP HR S P ERA WHIP	IP WLS BF H R ER SO BB IBB HBP BLK WP HR S P ERA WHIP	IP WLS BF H R ER SO BB IBB HBP BLK WP HR S P ERA WHIP	IP WLS BF H R ER SO BB IBB HBP BLK WP HR S P ERA WHIP	IP WLS BF H R ER SO BB IBB HBP BLK WP HR S P ERA WHIP	IP WLS BF H R ER SO BB IBB HBP BLK WP HR S P ERA WHIP	IP WLS BF H R ER SO BB IBB HBP BLK WP HR S P ERA WHIP	IP WLS BF H R ER SO BB IBB HBP BLK WP HR S P ERA WHIP	IP WLS BF H R ER SO BB IBB HBP BLK WP HR S P ERA WHIP	IP WLS BF H R ER SO BB IBB HBP BLK WP HR S P ERA WHIP	IP WLS BF H R ER SO BB IBB HBP BLK WP HR S P ERA WHIP	IP WLS BF H R ER SO BB IBB HBP BLK WP HR S P ERA WHIP	IP WLS BF H R ER SO BB IBB HBP BLK WP HR S P ERA WHIP
Terry Wells, L ERA: 6.0	6.0	27	8	6	4	6	1	0	0	0	0	0	0	0	0	0	6.00	1.500							
Jim Gott, R ERA: 5.51	1.0	5	1	0	0	0	0	1	0	0	0	0	0	0	0	0	0.00	1.000							
Mike Hartley, R ERA: 4.18	2.0	9	2	0	0	4	1	0	0	0	0	0	0	0	0	0	0.00	1.500							

Batter	1	2	3	4	5	6	7	8	9	AB	R	H	RBI	BB	SO	LOB	BOTTOM								
Lenny Harris, L OBP: 0.335, SLG: 0.379	G5-3				G3		G3-1		SH5-4	4	0	1	0	0	0	0	Chicago Cubs @ Los Angeles Dodgers Dodger Stadium, Los Angeles, CA Tue Jul 03 1990, 7:05 PM PDT Att: 40,235 - Unknown livebaseballscorecards.com								
Kirk Gibson, L OBP: 0.308, SLG: 0.406	K									5	0	2	2	0	2	1									
Kal Daniels, L OBP: 0.391, SLG: 0.519	1B 1B				F7					4	1	1	0	0	1	2									
Eddie Murray, S OBP: 0.378, SLG: 0.463	1B 1B				G4-3					4	1	2	0	0	1	1									
Hubie Brooks, R OBP: 0.278, SLG: 0.399	1B 1B				P9		G5-3		G1-3	4	1	1	1	0	0	1									
Mike Scioscia, L OBP: 0.317, SLG: 0.402										3	0	1	1	1	0	0									
Stan Javier, S OBP: 0.390, SLG: 0.445					F9		L7		HR BB	0	1	0	0	0	0	0									
Juan Samuel, R OBP: 0.286, SLG: 0.341					G3		P2			4	1	2	3	0	0	0									
Alfredo Griffin, S OBP: 0.297, SLG: 0.302	L6								SH5-4 1B BB	3	1	0	0	1	0	2									
Terry Wells, L										2	0	0	0	0	2	0									
Jim Gott, R										0	0	0	0	0	0	0									
Jose Vizcaino, S (7, PH)										1	0	0	0	0	1	0									
Mike Hartley, R (8, PH)										0	0	0	0	0	0	0									
Mike Sharperson, R OBP: 0.385, SLG: 0.367									SH5-4 1B	1	1	1	0	0	0	0									
Inning Stats	R: 3 E: 0 K: 1 S: 30	H: 5 LOB: 2 BB: 0 P: 41	R: 0 E: 0 K: 1 S: 11	H: 1 LOB: 0 BB: 0 P: 16	R: 0 E: 0 K: 1 S: 9	H: 0 LOB: 0 BB: 0 P: 17	R: 0 E: 0 K: 1 S: 7	H: 0 LOB: 0 BB: 0 P: 11	R: 0 E: 0 K: 0 S: 6	H: 1 LOB: 1 BB: 0 P: 8	R: 0 E: 0 K: 0 S: 5	H: 0 LOB: 0 BB: 0 P: 9	R: 0 E: 0 K: 1 S: 7	H: 0 LOB: 0 BB: 0 P: 13	R: 0 E: 0 K: 2 S: 11	H: 1 LOB: 1 BB: 0 P: 16	R: 4 E: 0 K: 0 S: 12	H: 3 LOB: 1 BB: 2 P: 26	1B: 10 2B: 0 3B: 0 HR: 1	SF: 0 SAC: 1 DP: 0 HBP: 0	WP: 0 PB: 0 SB: 0 CS: 0	PA: 38			
PITCHER	IP WLS BF H R ER SO BB IBB HBP BLK WP HR S P ERA WHIP	IP WLS BF H R ER SO BB IBB HBP BLK WP HR S P ERA WHIP	IP WLS BF H R ER SO BB IBB HBP BLK WP HR S P ERA WHIP	IP WLS BF H R ER SO BB IBB HBP BLK WP HR S P ERA WHIP	IP WLS BF H R ER SO BB IBB HBP BLK WP HR S P ERA WHIP	IP WLS BF H R ER SO BB IBB HBP BLK WP HR S P ERA WHIP	IP WLS BF H R ER SO BB IBB HBP BLK WP HR S P ERA WHIP	IP WLS BF H R ER SO BB IBB HBP BLK WP HR S P ERA WHIP	IP WLS BF H R ER SO BB IBB HBP BLK WP HR S P ERA WHIP	IP WLS BF H R ER SO BB IBB HBP BLK WP HR S P ERA WHIP	IP WLS BF H R ER SO BB IBB HBP BLK WP HR S P ERA WHIP	IP WLS BF H R ER SO BB IBB HBP BLK WP HR S P ERA WHIP	IP WLS BF H R ER SO BB IBB HBP BLK WP HR S P ERA WHIP	IP WLS BF H R ER SO BB IBB HBP BLK WP HR S P ERA WHIP	IP WLS BF H R ER SO BB IBB HBP BLK WP HR S P ERA WHIP	IP WLS BF H R ER SO BB IBB HBP BLK WP HR S P ERA WHIP	IP WLS BF H R ER SO BB IBB HBP BLK WP HR S P ERA WHIP	IP WLS BF H R ER SO BB IBB HBP BLK WP HR S P ERA WHIP	IP WLS BF H R ER SO BB IBB HBP BLK WP HR S P ERA WHIP	IP WLS BF H R ER SO BB IBB HBP BLK WP HR S P ERA WHIP	IP WLS BF H R ER SO BB IBB HBP BLK WP HR S P ERA WHIP	IP WLS BF H R ER SO BB IBB HBP BLK WP HR S P ERA WHIP	IP WLS BF H R ER SO BB IBB HBP BLK WP HR S P ERA WHIP	IP WLS BF H R ER SO BB IBB HBP BLK WP HR S P ERA WHIP	IP WLS BF H R ER SO BB IBB HBP BLK WP HR S P ERA WHIP
Mike Bielecki, R ERA: 5.17	8.0	34	9	6	6	7	1	0	0	0	0	0	0	0	0	0	6.75	1.250							
Paul Assenmacher, L ERA: 3.6	0.1	4	2	1	1	0	1	0	0	0	0	0	0	0	0	0	27.00	9.000							

Batter	1	2	3	4	5	6	7	8	9	AB	R	H	RBI	BB	SO	LOB	TOP			
Doug Dasenczo, S OBP: 0.310, SLG: 0.400	K		G5-3	FC7-5-6			L5			4	0	1	0	0	1	2				
23 Ryne Sandberg, R OBP: 0.388, SLG: 0.620	F7		G5-3				P3			4	0	0	0	0	1	1				
Shawon Dunston, R OBP: 0.293, SLG: 0.443	P3						P5			4	0	1	0	0	0	0				
Luis Salazar, R OBP: 0.333, SLG: 0.448		G5-3	G5-3					F9		4	0	0	0	0	0	1				
Hector Villanueva, R OBP: 0.343, SLG: 0.635 Mark Grace, L OBP: 0.340, SLG: 0.348		HR					G6-3			4	2	3	0	0	0	0				
Domingo Ramos, R OBP: 0.326, SLG: 0.299 Bill Long, R Paul Assenmacher, L Les Lancaster, R		L8					G5-3			4	0	0	0	0	0	3				
Marvell Wynne, L OBP: 0.256, SLG: 0.347										3	3	2	2	1	0	0				
Joe Girardi, R OBP: 0.321, SLG: 0.401							E5			4	0	3	2	0	0	0				
Mike Harkey, R OBP: 0.296, SLG: 0.308 Steve Wilson, L Curtis Wilkerson, S		L5					P2			3	0	1	0	0	0	2				
Inning Stats	R: 0 E: 0 K: 1 S: 8	H: 0 LOB: 0 BB: 0 P: 13	R: 2 E: 0 K: 0 S: 13	H: 3 LOB: 1 BB: 0 P: 19	R: 0 E: 0 K: 0 S: 9	H: 2 LOB: 1 BB: 0 P: 13	R: 2 E: 0 K: 0 S: 10	H: 3 LOB: 1 BB: 0 P: 14	R: 0 E: 0 K: 1 S: 9	H: 0 LOB: 0 BB: 0 P: 15	R: 1 E: 1 K: 0 S: 10	H: 2 LOB: 1 BB: 0 P: 18	R: 0 E: 0 K: 0 S: 5	H: 1 LOB: 1 BB: 0 P: 8	R: 0 E: 0 K: 1 S: 7	H: 0 LOB: 0 BB: 0 P: 8	1B: 8 2B: 3 3B: 0 HR: 1	SF: 0 SAC: 0 DP: 2 HBP: 0	WP: 1 PB: 0 SB: 0 CS: 0	PA: 36
PITCHER	IP	WLS	BF	H	R	ER	SO	BB	IBB	HBP	BLK	WP	HR	S	P	ERA	WHIP			
Fernando Valenzuela, L ERA: 3.82 Tim Crews, R ERA: 3.06	7.0	L	30	10	5	4	2	1	0	0	0	1	1	64	100	5.14	1.571			
	2.0		6	1	0	0	1	0	0	0	0	0	0	13	14	0.00	0.500			

Chicago Cubs @ Los Angeles Dodgers
Dodger Stadium, Los Angeles, CA
Wed Jul 04 1990, 7:05 PM PDT
Att: 46,811 - Unknown

livebaseballscorecards.com

AB 35
R 5
H 11
RBI 4
BB 1
SO 3
LOB 9



Batter	1	2	3	4	5	6	7	8	9	AB	R	H	RBI	BB	SO	LOB	BOTTOM					
Lenny Harris, L OBP: 0.332, SLG: 0.372	G6-3		G6-3				B1		G3	4	0	0	0	1	0	1						
Kirk Gibson, L OBP: 0.325, SLG: 0.432	HR		P6						P6	5	1	3	0	0	0	1						
Kal Daniels, L OBP: 0.387, SLG: 0.510 Jose Vizcaino, S	P5		G4-3				K			4	0	0	0	1	1	4						
Eddie Murray, S OBP: 0.382, SLG: 0.476										4	2	2	2	1	1	0						
Hubie Brooks, R OBP: 0.280, SLG: 0.401										4	0	1	0	1	0	4						
Mike Scioscia, L OBP: 0.320, SLG: 0.412										4	0	2	0	0	0	2						
Juan Samuel, R OBP: 0.286, SLG: 0.337										3	0	0	0	1	0	2						
Alfredo Griffin, S OBP: 0.293, SLG: 0.297										4	0	0	0	0	0	3						
Fernando Valenzuela, L OBP: 0.324, SLG: 0.457 Stan Javier, S OBP: 0.338, SLG: 0.442 Tim Crews, R Chris Gwynn, L										2	0	0	0	0	1	0						
Inning Stats	R: 2 E: 0 K: 0 S: 13	H: 2 LOB: 1 BB: 1 P: 23	R: 0 E: 0 K: 1 S: 6	H: 0 LOB: 0 BB: 0 P: 7	R: 0 E: 0 K: 0 S: 10	H: 0 LOB: 0 BB: 0 P: 15	R: 0 E: 0 K: 1 S: 10	H: 1 LOB: 1 BB: 0 P: 17	R: 0 E: 0 K: 0 S: 8	H: 1 LOB: 2 BB: 1 P: 14	R: 1 E: 1 K: 0 S: 10	H: 2 LOB: 1 BB: 0 P: 16	R: 0 E: 0 K: 1 S: 10	H: 1 LOB: 1 BB: 0 P: 18	R: 0 E: 0 K: 0 S: 10	H: 1 LOB: 2 BB: 1 P: 18	R: 0 E: 0 K: 0 S: 14	H: 1 LOB: 3 BB: 2 P: 26	1B: 4 2B: 4 3B: 0 HR: 1	SF: 0 SAC: 0 DP: 0 HBP: 0	WP: 0 PB: 0 SB: 1 CS: 0	PA: 41
PITCHER	IP	WLS	BF	H	R	ER	SO	BB	IBB	HBP	BLK	WP	HR	S	P	ERA	WHIP					
Mike Harkey, R ERA: 3.74 Steve Wilson, L ERA: 4.65 Bill Long, R ERA: 3.72 Paul Assenmacher, L ERA: 3.58 Les Lancaster, R ERA: 5.17	6.2	W	29	7	3	2	2	2	0	0	0	0	0	9	16	0.00	1.000					
	0.2		4	1	0	0	0	1	0	0	0	0	0	9	15	0.00	3.000					
	0.1		2	0	0	0	0	1	0	0	0	0	0	4	9	0.00	3.000					
	0.1	S	2	0	0	0	0	1	0	0	0	0	0	5	10	0.00	3.000					

Chicago Cubs @ Los Angeles Dodgers
Dodger Stadium, Los Angeles, CA
Wed Jul 04 1990, 7:05 PM PDT
Att: 46,811 - Unknown

livebaseballscorecards.com

AB 36
R 3
H 9
RBI 2
BB 5
SO 3
LOB 17



Batter	1	2	3	4	5	6	7	8	9	AB	R	H	RBI	BB	SO	LOB	TOP					
Dwight Smith, L (1, 7) OBP: 0.338, SLG: 0.401 Doug Dascenzo, S (7, 7) OBP: 0.307, SLG: 0.395	F8		FC4		F4		G1-3		F9	4	0	0	0	0	0	2						
23 Ryne Sandberg, R (1, 4) OBP: 0.396, SLG: 0.618	G5-3			K	1B		P3			4	1	1	0	0	1	1						
Mark Grace, L (1, 3) OBP: 0.342, SLG: 0.350	G4-3			1B	1B			E3		4	1	2	1	0	0	0						
Andre Dawson, R (1, 9) OBP: 0.385, SLG: 0.601		L3		F8	G6-4-3			FC6-4		4	1	1	0	0	0	3						
Marvell Wynne, L (1, 8) OBP: 0.256, SLG: 0.344	L3			HR	1B		F9	G4-3		4	1	1	0	0	0	2						
Luis Salazar, R (1, 5) OBP: 0.337, SLG: 0.467 Steve Wilson, L (8, 1) OBP: 0.150, SLG: 0.105 Bill Long, R (9, 1)				HR	HR		P6			4	1	2	4	0	1	0						
Shawon Dunston, R (1, 6) OBP: 0.289, SLG: 0.436			L4	E7			K	P6		4	0	0	0	0	1	1						
Joe Girardi, R (1, 2) OBP: 0.325, SLG: 0.400			G6-3		IBB		G1-3	G6-3		3	0	1	0	1	0	0						
Shawn Boskie, R (1, 1) OBP: 0.286, SLG: 0.381 Paul Assenmacher, L (7, 1) Les Lancaster, R (7, 1) Curtis Wilkerson, S (8, 5) OBP: 0.260, SLG: 0.268			FC4	G3			SH3			2	0	1	0	0	0	2						
Inning Stats	R: 0 E: 0 K: 0 S: 6	H: 0 LOB: 0 BB: 0 P: 13	R: 0 E: 0 K: 1 S: 5	H: 1 LOB: 0 BB: 7 P: 7	R: 0 E: 0 K: 0 S: 16	H: 1 LOB: 1 BB: 22 P: 22	R: 3 E: 1 K: 1 S: 14	H: 3 LOB: 2 BB: 1 P: 30	R: 1 E: 0 K: 0 S: 6	H: 2 LOB: 0 BB: 0 P: 8	R: 0 E: 0 K: 1 S: 8	H: 0 LOB: 0 BB: 0 P: 13	R: 0 E: 0 K: 0 S: 5	H: 1 LOB: 1 BB: 9 P: 9	R: 1 E: 1 K: 0 S: 9	H: 1 LOB: 1 BB: 0 P: 13	R: 0 E: 0 K: 1 S: 6	H: 0 LOB: 0 BB: 12 P: 12	1B: 7 2B: 2 3B: 0 HR: 1	SF: 0 SAC: 1 DP: 2 HBP: 0	WP: 0 PB: 0 SB: 0 CS: 0	PA: 37
PITCHER	IP	WLS	BF	H	R	ER	SO	BB	IBB	HBP	BLK	WP	HR	S	P	ERA	WHIP					
Scott Garretts, R (1, 1) ERA: 4.95	5.0	L	22	7	4	4	2	0	1	0	0	0	1	47	80	7.20	1.400					
Randy O'Neal, R (8, 1) ERA: 3.6	2.0		7	1	0	0	1	0	0	0	0	0	0	13	22	0.00	0.500					
Ed Vosberg, L (8, 1) ERA: 2.75	0.2		4	1	1	0	0	0	0	0	0	0	0	8	12	0.00	1.500					
Steve Bedrosian, R (8, 1) ERA: 4.35	0.1		1	0	0	0	0	0	0	0	0	0	0	1	1	0.00	0.000					
Francisco Oliveras, R (9, 1) ERA: 4.7	1.0		3	0	0	0	1	0	0	0	0	0	0	6	12	0.00	0.000					

Chicago Cubs @ San Francisco Giants
Candlestick Park, San Francisco, CA
Fri Jul 06 1990, 10:05 PM EDT
Att: 28,517 - Unknown

AB 35
R 5
H 9
RBI 5
BB 1
SO 4
LOB 11



Batter	1	2	3	4	5	6	7	8	9	AB	R	H	RBI	BB	SO	LOB	BOTTOM					
Brett Butler, L (1, 8) OBP: 0.379, SLG: 0.324	G1-3		G3		2B			G6-3		4	0	1	0	1	0	2						
Rick Leach, L (1, 9) OBP: 0.407, SLG: 0.387 Greg Litton, R (9, FH) OBP: 0.289, SLG: 0.325	FC6-4		BB		P4				P3	2	0	1	1	2	0	2						
Will Clark, L (1, 3) OBP: 0.352, SLG: 0.472	FC6-4		BB		G4-3		F7		G4-3	3	0	0	0	2	0	4						
Kevin Mitchell, R (1, 7) OBP: 0.378, SLG: 0.582	FC6-4		FC6-4				F8		HBP	4	0	1	0	1	0	6						
Matt Williams, R (1, 5) OBP: 0.324, SLG: 0.489	FC6-4			K			G6-3		K	4	0	0	0	0	2	3						
Terry Kennedy, L (1, 2) OBP: 0.395, SLG: 0.378 Gary Carter, R (9, FH) OBP: 0.362, SLG: 0.427		FC5-4		G3			G3		FC5-4	4	1	3	0	0	0	0						
Robby Thompson, R (1, 4) OBP: 0.298, SLG: 0.371		FC5-4		P6			P6		FC6	3	0	0	0	1	0	2						
Jose Uribe, S (1, 6) OBP: 0.320, SLG: 0.349		K					L3		FC6	3	0	0	0	1	1	1						
Scott Garretts, R (1, 1) ERA: 0.67, SLG: 0.029 Ernie Riley, L (5, PH) ERA: 3.96 Randy O'Neal, R (8, 1) OBP: 0.333, SLG: 0.429 Mike Kimbry, R (7, PH) OBP: 0.333, SLG: 0.333 Ed Vosberg, L (8, 1) Steve Bedrosian, R (8, 1) Bill Bathe, R (8, PH) Francisco Oliveras, R (9, 1) ERA: 3.68			K		2B			FC6		1	0	0	0	0	1	0						
Inning Stats	R: 0 E: 0 K: 0 S: 10	H: 0 LOB: 2 BB: 2 P: 21	R: 0 E: 0 K: 1 S: 11	H: 1 LOB: 0 BB: 0 P: 15	R: 0 E: 0 K: 1 S: 10	H: 0 LOB: 2 BB: 2 P: 19	R: 0 E: 0 K: 1 S: 9	H: 0 LOB: 0 BB: 0 P: 13	R: 0 E: 0 K: 0 S: 7	H: 2 LOB: 1 BB: 0 P: 12	R: 1 E: 0 K: 0 S: 10	H: 1 LOB: 2 BB: 2 P: 21	R: 1 E: 0 K: 1 S: 19	H: 1 LOB: 2 BB: 2 P: 33	R: 0 E: 0 K: 0 S: 11	H: 0 LOB: 2 BB: 1 P: 21	1B: 5 2B: 2 3B: 0 HR: 0	SF: 0 SAC: 0 DP: 1 HBP: 1	WP: 1 PB: 0 SB: 0 CS: 1	PA: 42		
PITCHER	IP	WLS	BF	H	R	ER	SO	BB	IBB	HBP	BLK	WP	HR	S	P	ERA	WHIP					
Shawn Boskie, R (1, 1) ERA: 3.96	6.1	W	29	6	1	1	3	6	0	0	0	0	0	62	112	1.42	1.895					
Paul Assenmacher, L (7, 1) ERA: 3.56	0.1		1	0	0	0	0	0	0	0	0	0	0	3	5	0.00	0.000					
Les Lancaster, R (7, 1) ERA: 5.22	1.0		6	1	1	1	1	2	0	0	0	0	0	13	24	9.00	3.000					
Steve Wilson, L (8, 1) ERA: 4.58	1.0		5	0	0	0	0	1	0	1	0	0	0	17	29	0.00	1.000					
Bill Long, R (9, 1) ERA: 3.68	0.1	S	1	0	0	0	0	0	0	0	0	0	0	1	2	0.00	0.000					

Chicago Cubs @ San Francisco Giants
Candlestick Park, San Francisco, CA
Fri Jul 06 1990, 10:05 PM EDT
Att: 28,517 - Unknown

AB 32
R 2
H 7
RBI 2
BB 9
SO 4
LOB 24



Batter	1	2	3	4	5	6	7	8	9	AB	R	H	RBI	BB	SO	LOB	TOP					
Doug Dasenczo, S OBP: 0.304, SLG: 0.388 Dave Clark, L OBP: 0.261, SLG: 0.333 Paul Assenmacher, L (8, 1)	F8	FC5-4		G6-3		G6-3		K		4	1	1	1	0	0	5						
23 Ryne Sandberg, R OBP: 0.394, SLG: 0.669	E6		K		F9			K		4	0	0	0	1	2	0						
Shawon Dunston, R OBP: 0.293, SLG: 0.443	K		HR		K			F9		5	1	2	2	0	2	1						
Andre Dawson, R OBP: 0.386, SLG: 0.605	G1-3		P3		BB			F7		5	0	1	0	0	0	3						
Luis Salazar, R OBP: 0.328, SLG: 0.448		F4	L1							3	0	0	0	1	1	0						
Lloyd McClendon, R OBP: 0.243, SLG: 0.222 Mark Grace, L OBP: 0.342, SLG: 0.348	P3			F8	F8			G4-3		3	0	0	0	0	0	2						
Curtis Wilkerson, S OBP: 0.267, SLG: 0.270		1B		F9				L7		3	1	1	0	1	0	0						
Joe Girardi, R OBP: 0.319, SLG: 0.392 Marvell Wynne, L OBP: 0.266, SLG: 0.359	E5			2B				K		3	0	1	0	0	0	2						
Jeff Pico, R OBP: 0.400, SLG: 0.389 Gary Varsho, L OBP: 0.369, SLG: 0.385 Hector Villanueva, R OBP: 0.339, SLG: 0.625	FC5-4							K		3	0	2	0	0	1	1						
Inning Stats	R: 0 E: 1 K: 1 S: 11	H: 0 LOB: 1 BB: 0 P: 14	R: 0 E: 1 K: 0 S: 11	H: 2 LOB: 3 BB: 0 P: 16	R: 1 E: 0 K: 1 S: 10	H: 1 LOB: 0 BB: 0 P: 11	R: 0 E: 0 K: 0 S: 6	H: 2 LOB: 2 BB: 0 P: 10	R: 0 E: 0 K: 1 S: 13	H: 1 LOB: 2 BB: 1 P: 23	R: 2 E: 0 K: 1 S: 12	H: 2 LOB: 2 BB: 2 P: 24	R: 0 E: 0 K: 1 S: 7	H: 0 LOB: 0 BB: 0 P: 10	R: 0 E: 0 K: 3 S: 12	H: 0 LOB: 0 BB: 0 P: 19	R: 0 E: 0 K: 1 S: 9	H: 0 LOB: 0 BB: 0 P: 14	1B: 6 2B: 1 3B: 0 HR: 1	SF: 0 SAC: 0 DP: 0 HBP: 0	WP: 0 PB: 0 SB: 0 CS: 0	PA: 40
PITCHER	IP	WLS	BF	H	R	ER	SO	BB	IBB	HBP	BLK	WP	HR	S	P	ERA	WHIP					
Trevor Wilson, L ERA: 2.03	5.2	W	28	7	3	3	4	2	0	0	0	0	1	60	89	4.76	1.588					
Randy O'Neal, R ERA: 3.38	1.1		6	1	0	0	1	1	0	0	0	0	0	10	19	0.00	1.500					
Jeff Brantley, R ERA: 1.52	2.0	S	6	0	0	0	4	0	0	0	0	0	0	21	33	0.00	0.000					

Chicago Cubs @ San Francisco Giants
Candlestick Park, San Francisco, CA
Sun Jul 08 1990, 6:33 AM EDT
Sunny

AB	37
R	3
H	8
RBI	3
BB	3
SO	9
LOB	14



Batter	1	2	3	4	5	6	7	8	9	AB	R	H	RBI	BB	SO	LOB	BOTTOM				
Brett Butler, L OBP: 0.385, SLG: 0.335	2B	G4-3			G3			SH1-4		3	1	1	0	2	0	1					
Rick Leach, L OBP: 0.403, SLG: 0.393 Mike Kingery, L OBP: 0.345, SLG: 0.327	HR	G3	G3-1			G1-3		SH1-4		4	1	1	1	0	0	3					
Will Clark, L OBP: 0.348, SLG: 0.465	K	E		F8		G5-3		SF7		4	0	1	1	0	1	1					
Kevin Mitchell, R OBP: 0.375, SLG: 0.582	HR	E5		FC5-4				K		5	1	3	2	0	1	2					
Matt Williams, R OBP: 0.327, SLG: 0.503	E7		K	FC5-4		G1-3				4	1	1	0	0	1	4					
Terry Kennedy, L OBP: 0.353, SLG: 0.371	1B		G3-1	G3		G3				3	0	0	0	1	0	1					
Robby Thompson, R OBP: 0.300, SLG: 0.372	K		SH1-4		G3		P5			4	0	2	0	0	1	1					
Jose Uribe, S OBP: 0.325, SLG: 0.353 Jeff Brantley, R OBP: 0.266, SLG: 0.429	1B		SH1-4		G3		P5			4	0	2	0	0	0	1					
Trevor Wilson, L Randy O'Neal, R Dave Anderson, R	G4-3		SH1-4		G3			SH1-4		2	0	0	0	0	0	3					
Inning Stats	R: 4 E: 1 K: 2 S: 15	H: 4 LOB: 2 BB: 2 P: 32	R: 0 E: 1 K: 1 S: 16	H: 1 LOB: 2 BB: 0 P: 23	R: 0 E: 0 K: 0 S: 12	H: 2 LOB: 3 BB: 1 P: 21	R: 0 E: 0 K: 0 S: 6	H: 1 LOB: 1 BB: 0 P: 7	R: 0 E: 0 K: 0 S: 9	H: 1 LOB: 1 BB: 0 P: 16	R: 0 E: 0 K: 0 S: 8	H: 1 LOB: 1 BB: 0 P: 12	R: 0 E: 0 K: 0 S: 6	H: 0 LOB: 0 BB: 0 P: 9	R: 1 E: 0 K: 1 S: 10	H: 2 LOB: 1 BB: 0 P: 11	1B: 8 2B: 2 3B: 1 HR: 1	SF: 1 SAC: 2 DP: 0 HBP: 0	WP: 0 PB: 1 SB: 0 CS: 0	PA: 40	
PITCHER	IP	WLS	BF	H	R	ER	SO	BB	IBB	HBP	BLK	WP	HR	S	P	ERA	WHIP				
Jeff Pico, R ERA: 4.97	7.0	L	35	10	4	4	3	3	0	0	0	0	0	72	120	5.14	1.857				
Paul Assenmacher, L ERA: 3.47	1.0		5	2	1	0	1	0	0	0	0	0	0	10	11	0.00	2.000				

Chicago Cubs @ San Francisco Giants
Candlestick Park, San Francisco, CA
Sun Jul 08 1990, 6:33 AM EDT
Sunny

AB	34
R	5
H	12
RBI	4
BB	3
SO	4
LOB	17



Batter	1	2	3	4	5	6	7	8	9	AB	R	H	RBI	BB	SO	LOB	TOP								
Dwight Smith, L OBP: 0.345, SLG: 0.406	1-2 S 1B	0-0 S 1B		0-0 P5			2-3 K		2-2 G4-3	5	1	2	0	0	1	3									
Curtis Wilkerson, S OBP: 0.297, SLG: 0.290	2-3 K	3-2 F7			2-2 G4-3		0-0 F7		2-2 P5	5	0	0	0	0	1	3									
Mark Grace, L OBP: 0.337, SLG: 0.342	2-3 K		2-2 G3-1		0-0 F7		0-1 G3		0-2 L8	5	0	0	0	0	1	2									
Marvell Wynne, L OBP: 0.266, SLG: 0.356	2-1 2H 1B		1-0 G3		2-0 F8			1-0 G3		4	0	1	1	0	0	0									
Dave Clark, L OBP: 0.242, SLG: 0.345	0-0 G4-3		2-1 G6-3			0-0 G4-3		2-0 1B 1B		4	1	1	0	0	0	1									
Hector Villanueva, R OBP: 0.381, SLG: 0.647		3-2 HR 1B		1-1 G6-3 2B		1-3 K		2-2 1B 1B		4	1	3	0	0	1	0									
Shawon Dunston, R OBP: 0.298, SLG: 0.457		1-0 1H HR		0-3 K		1-1 1B		2-3 1B 1B		4	1	3	3	0	1	1									
Domingo Ramos, R OBP: 0.295, SLG: 0.288		2-3 K		0-0 G6-3		1-0 G5-3		0-3 K		4	0	0	0	0	2	4									
Mike Bielecki, R OBP: 0.286, SLG: 0.330 Lloyd McClendon, P OBP: 0.288, SLG: 0.222 Jose Antonio Nunez, R OBP: 0.303, SLG: 0.409 Gary Varsho, L OBP: 0.285, SLG: 0.105 Steve Wilson, L OBP: 0.293, SLG: 0.448 Luis Salazar, R OBP: 0.188, SLG: 0.271	1-3 K	1-3 K		4-1 BB		1-0 S 1B		0-2 F7		1	0	0	0	0	1	0									
Inning Stats	R: 1 E: 0 K: 2 S: 13	H: 2 LOB: 1 BB: 0 P: 19	R: 2 E: 0 K: 2 S: 17	H: 3 LOB: 1 BB: 27	R: 0 E: 0 K: 0 S: 6	H: 0 LOB: 0 BB: 11	R: 0 E: 0 K: 1 S: 9	H: 1 LOB: 2 BB: 1 P: 14	R: 0 E: 0 K: 1 S: 5	H: 0 LOB: 0 BB: 0 P: 9	R: 0 E: 0 K: 1 S: 7	H: 1 LOB: 1 BB: 0 P: 10	R: 0 E: 0 K: 1 S: 7	H: 1 LOB: 1 BB: 0 P: 10	R: 1 E: 0 K: 1 S: 16	H: 3 LOB: 2 BB: 0 P: 22	R: 0 E: 0 K: 0 S: 9	H: 0 LOB: 0 BB: 13	1B: 8 2B: 2 3B: 0 HR: 1	SF: 0 SAC: 0 DP: 0 HBP: 0	WP: 0 PB: 0 SB: 3 CS: 0	PA: 39			
PITCHER	IP WLS BF H R ER SO BB IBB HBP BLK WP HR S P ERA WHIP	7.0 W 30 8 3 3 7 1 0 0 0 0 1 64 100 3.86 1.286	2.0 9 3 1 0 1 0 0 0 0 0 0 0 25 35 0.00 1.500																						

Chicago Cubs @ San Francisco Giants
Candlestick Park, San Francisco, CA
Sun Jul 08 1990, 10:05 PM EDT
Att: 45,669 - Sunny

AB 38
R 4
H 11
RBI 4
BB 1
SO 8
LOB 16



Batter	1	2	3	4	5	6	7	8	9	AB	R	H	RBI	BB	SO	LOB	BOTTOM								
Brett Butler, L OBP: 0.387, SLG: 0.339	0-0 F9			2-0 E BLK SF9 1B		0-1 G6-3				3	1	2	1	0	0	0									
Greg Litton, R OBP: 0.287, SLG: 0.321		2-3 3H 1B								1	0	0	0	0	0	0									
Mike Kingery, L OBP: 0.335, SLG: 0.308	1-2 G6-3	1-1 SAFE SAFE SAFE PO	4-0 1B	1-2 E1 2B		0-0 G3-1				3	2	0	0	1	0	1									
Will Clark, L OBP: 0.347, SLG: 0.464	0-0 G5-3		1-1 2B	1-0 SF9		1-0 G3-1				3	1	1	1	0	0	0									
Rick Leach, L OBP: 0.403, SLG: 0.393			1-2 2B	3H 1B						0	0	0	0	0	0	0									
Kevin Mitchell, R OBP: 0.378, SLG: 0.598		1-0 HR	1-1 HR 2B	3-2 P3		0-0 F8				3	2	2	3	0	0	1									
Rick Parker, R OBP: 0.319, SLG: 0.400			1H 2H HR 2B							1	0	0	0	0	0	0									
Matt Williams, R OBP: 0.329, SLG: 0.506		3-2 1B 1B	0-0 F9	1-1 1H 2B		1-3 K				4	1	2	1	0	1	1									
Ernest Riles, L OBP: 0.347, SLG: 0.417		1-2 1B 1B	4-0 HR IBB	0-1 G4-3		0-3 K				3	2	1	0	1	1	1									
Gary Carter, R OBP: 0.366, SLG: 0.496		0-2 1B SH1-4	1-1 HR			0-2 F9		3-3 K		3	1	2	4	0	0	0									
Bill Bathe, R OBP: 0.357, SLG: 0.500		1-3 3H 1B	1-1 1H 2H HR							1	0	0	0	0	1	0									
Dave Anderson, R OBP: 0.313, SLG: 0.370		1-3 K	2-2 F8			1-0 F9		1-0 L9		4	0	0	0	0	1	2									
John Burkett, R OBP: 0.091, SLG: 0.063		1-0 SH1-4	2-1 G6-3			1-3 K		0-2 G4-3		2	0	0	0	0	1	0									
Steve Bedrosian, R		1-2 K								1	0	0	0	0	0	0									
Inning Stats	R: 0 E: 0 K: 0 S: 5	H: 0 LOB: 0 BB: 0 P: 6	R: 3 E: 0 K: 1 S: 20	H: 5 LOB: 1 BB: 0 P: 27	R: 5 E: 0 K: 0 S: 12	H: 3 LOB: 2 BB: 27	R: 2 E: 1 K: 0 S: 13	H: 2 LOB: 1 BB: 0 P: 21	R: 0 E: 0 K: 1 S: 7	H: 0 LOB: 0 BB: 0 P: 9	R: 0 E: 0 K: 0 S: 4	H: 0 LOB: 0 BB: 0 P: 5	R: 0 E: 0 K: 2 S: 8	H: 0 LOB: 0 BB: 0 P: 9	R: 0 E: 0 K: 1 S: 10	H: 0 LOB: 0 BB: 0 P: 14	1B: 6 2B: 2 3B: 0 HR: 2	SF: 1 SAC: 1 DP: 0 HBP: 0	WP: 0 PB: 0 SB: 0 CS: 0	PA: 37					
PITCHER	IP WLS BF H R ER SO BB IBB HBP BLK WP HR S P ERA WHIP	3.0 L 18 2 2 1 1 0 0 0 0 0 0 8 9 0.00 0.000	3.0 12 2 2 1 1 0 0 0 0 1 0 0 24 35 3.00 0.667	1.0 3 0 0 0 2 0 0 0 0 0 0 0 8 9 0.00 0.000	1.0 3 0 0 0 1 0 0 0 0 0 0 0 10 14 0.00 0.000																				

Chicago Cubs @ San Francisco Giants
Candlestick Park, San Francisco, CA
Sun Jul 08 1990, 10:05 PM EDT
Att: 45,669 - Sunny


AB 32
R 10
H 10
RBI 10
BB 2
SO 5
LOB 6




Batter	1	2	3	4	5	6	7	8	9	AB	R	H	RBI	BB	SO	LOB	TOP				
Lenny Harris, L OBP: 0.331, SLG: 0.372 Mike Sharperson, R OBP: 0.390, SLG: 0.361	G4-3 1B	E G4-3 1B	F7 1B			K 1B		IBB		4	1	2	2	0	1	0	Los Angeles Dodgers @ Chicago Cubs Wrigley Field, Chicago, IL Thu Jul 12 1990, 7:05 PM CDT Att: 31,518 - Unknown - 66 F				
Kirk Gibson, L OBP: 0.307, SLG: 0.391	BB E 1B	G4-3 1B	F9 1B			F7		G3		5	1	1	0	0	0	6					
Kal Daniels, L OBP: 0.371, SLG: 0.480 Stan Javier, S OBP: 0.384, SLG: 0.428	E6 G3 1B	E6 1B		G3-1			P3		G4-3	4	1	0	0	0	0	2					
Eddie Murray, S OBP: 0.385, SLG: 0.475	G3 E BB 1B	G3 E 1B		K			K		S 1B	4	1	2	1	1	2	0					
Hubie Brooks, R OBP: 0.281, SLG: 0.392 Jose Gonzalez, R OBP: 0.281, SLG: 0.426	E4 G3 1B	P3		G6-3			G6-3		K	4	0	0	1	0	0	4					
Mike Scioscia, L OBP: 0.323, SLG: 0.411	G3		G6-3		F7			G6-3 1B		5	0	2	2	0	0	2					
Juan Samuel, R OBP: 0.283, SLG: 0.333	G3		1B 1B		F9			P9		5	1	1	0	0	1	4					
Alfredo Griffin, S OBP: 0.285, SLG: 0.290		SH1-4 1B 2B	L6		L8			G6-3 1B		4	1	2	0	0	0	1					
Fernando Valenzuela, L OBP: 0.333, SLG: 0.459 Chris Gwynn, L OBP: 0.354, SLG: 0.397 Mickey Hatcher, R OBP: 0.284, SLG: 0.280 Jay Howell, R OBP: 0.284, SLG: 0.353		SH1-4 1B				K		G6-3		2	0	1	0	0	1	0					
Inning Stats	R: 2 E: 2 K: 0 S: 12	H: 1 LOB: 2 BB: 1 P: 18	R: 2 E: 1 K: 0 S: 14	H: 3 LOB: 2 BB: 0 P: 19	R: 1 E: 0 K: 0 S: 16	H: 3 LOB: 2 BB: 0 P: 20	R: 0 E: 0 K: 1 S: 7	H: 0 LOB: 0 BB: 0 P: 12	R: 0 E: 0 K: 2 S: 6	H: 0 LOB: 0 BB: 0 P: 8	R: 0 E: 0 K: 1 S: 8	H: 0 LOB: 0 BB: 0 P: 12	R: 0 E: 0 K: 0 S: 12	H: 2 LOB: 3 BB: 0 P: 21	R: 1 E: 0 K: 2 S: 11	H: 2 LOB: 1 BB: 0 P: 17		1B: 10 2B: 1 3B: 0 HR: 0	SF: 0 SAC: 1 DP: 0 HBP: 0	WP: 0 PB: 0 SB: 1 CS: 0	PA: 43
PITCHER	IP WLS BF H R ER SO BB IBB HBP BLK WP HR S P ERA WHIP	IP WLS BF H R ER SO BB IBB HBP BLK WP HR S P ERA WHIP	IP WLS BF H R ER SO BB IBB HBP BLK WP HR S P ERA WHIP	IP WLS BF H R ER SO BB IBB HBP BLK WP HR S P ERA WHIP	IP WLS BF H R ER SO BB IBB HBP BLK WP HR S P ERA WHIP	IP WLS BF H R ER SO BB IBB HBP BLK WP HR S P ERA WHIP	IP WLS BF H R ER SO BB IBB HBP BLK WP HR S P ERA WHIP	IP WLS BF H R ER SO BB IBB HBP BLK WP HR S P ERA WHIP	IP WLS BF H R ER SO BB IBB HBP BLK WP HR S P ERA WHIP	IP WLS BF H R ER SO BB IBB HBP BLK WP HR S P ERA WHIP	IP WLS BF H R ER SO BB IBB HBP BLK WP HR S P ERA WHIP	IP WLS BF H R ER SO BB IBB HBP BLK WP HR S P ERA WHIP	IP WLS BF H R ER SO BB IBB HBP BLK WP HR S P ERA WHIP	IP WLS BF H R ER SO BB IBB HBP BLK WP HR S P ERA WHIP	IP WLS BF H R ER SO BB IBB HBP BLK WP HR S P ERA WHIP	IP WLS BF H R ER SO BB IBB HBP BLK WP HR S P ERA WHIP	IP WLS BF H R ER SO BB IBB HBP BLK WP HR S P ERA WHIP	IP WLS BF H R ER SO BB IBB HBP BLK WP HR S P ERA WHIP	IP WLS BF H R ER SO BB IBB HBP BLK WP HR S P ERA WHIP	IP WLS BF H R ER SO BB IBB HBP BLK WP HR S P ERA WHIP	IP WLS BF H R ER SO BB IBB HBP BLK WP HR S P ERA WHIP

Batter	1	2	3	4	5	6	7	8	9	AB	R	H	RBI	BB	SO	LOB	BOTTOM					
Doug Dascenzo, S OBP: 0.302, SLG: 0.382 Dwight Smith, L OBP: 0.344, SLG: 0.404	23 2B 1B	G5-3 1B		F7		P2			K	4	1	1	0	0	0	3	Los Angeles Dodgers @ Chicago Cubs Wrigley Field, Chicago, IL Thu Jul 12 1990, 7:05 PM CDT Att: 31,518 - Unknown - 66 F					
23 Ryne Sandberg, R OBP: 0.384, SLG: 0.607	1B 2B	BB		K		G6-3		P7	4	1	1	1	1	1	1							
Mark Grace, L OBP: 0.338, SLG: 0.353	BB 1B	F9			HR		F8		K	5	1	2	2	0	1	2						
Andre Dawson, R OBP: 0.387, SLG: 0.602	BB		F9		P4			1B		3	0	1	0	1	0	0						
Luis Salazar, R OBP: 0.325, SLG: 0.441 Paul Assenmacher, L ERA: 4.87	P3		FC5-4 1B		F7		K			4	0	1	0	0	1	3						
Shawon Dunston, R OBP: 0.298, SLG: 0.452 Curtis Wilkerson, S OBP: 0.297, SLG: 0.280	P3		B2		G5-3			1B HBP		3	0	0	0	0	0	3						
Domingo Ramos, R OBP: 0.294, SLG: 0.294	F7		FC5-4			2B		L9		4	0	1	0	0	0	4						
Joe Girardi, R OBP: 0.322, SLG: 0.394		SH1-4 1B		G6-3		F8		L4-3 1B		4	0	2	0	0	0	1						
Mike Harkey, R OBP: 0.321, SLG: 0.370 Hector Villanueva, R OBP: 0.339, SLG: 0.638 Jeff Pico, R OBP: 0.400, SLG: 0.389 Marvell Wynne, L OBP: 0.264, SLG: 0.353		SH1-4 1B				K		L4-3		1	0	1	0	0	0	0						
Inning Stats	R: 2 E: 0 K: 0 S: 13	H: 3 LOB: 2 BB: 1 P: 25	R: 0 E: 0 K: 0 S: 9	H: 1 LOB: 2 BB: 1 P: 18	R: 0 E: 0 K: 0 S: 11	H: 1 LOB: 1 BB: 0 P: 16	R: 0 E: 0 K: 1 S: 10	H: 1 LOB: 1 BB: 0 P: 15	R: 1 E: 0 K: 0 S: 10	H: 1 LOB: 0 BB: 0 P: 15	R: 0 E: 0 K: 1 S: 10	H: 1 LOB: 1 BB: 0 P: 14	R: 0 E: 0 K: 1 S: 9	H: 1 LOB: 2 BB: 0 P: 16	R: 0 E: 0 K: 0 S: 4	H: 1 LOB: 2 BB: 0 P: 10		R: 0 E: 0 K: 2 S: 7	H: 0 LOB: 0 BB: 0 P: 9	1B: 6 2B: 4 3B: 0 HR: 1	SF: 0 SAC: 1 DP: 1 HBP: 1	WP: 0 PB: 0 SB: 0 CS: 0
PITCHER	IP WLS BF H R ER SO BB IBB HBP BLK WP HR S P ERA WHIP	IP WLS BF H R ER SO BB IBB HBP BLK WP HR S P ERA WHIP	IP WLS BF H R ER SO BB IBB HBP BLK WP HR S P ERA WHIP	IP WLS BF H R ER SO BB IBB HBP BLK WP HR S P ERA WHIP	IP WLS BF H R ER SO BB IBB HBP BLK WP HR S P ERA WHIP	IP WLS BF H R ER SO BB IBB HBP BLK WP HR S P ERA WHIP	IP WLS BF H R ER SO BB IBB HBP BLK WP HR S P ERA WHIP	IP WLS BF H R ER SO BB IBB HBP BLK WP HR S P ERA WHIP	IP WLS BF H R ER SO BB IBB HBP BLK WP HR S P ERA WHIP	IP WLS BF H R ER SO BB IBB HBP BLK WP HR S P ERA WHIP	IP WLS BF H R ER SO BB IBB HBP BLK WP HR S P ERA WHIP	IP WLS BF H R ER SO BB IBB HBP BLK WP HR S P ERA WHIP	IP WLS BF H R ER SO BB IBB HBP BLK WP HR S P ERA WHIP	IP WLS BF H R ER SO BB IBB HBP BLK WP HR S P ERA WHIP	IP WLS BF H R ER SO BB IBB HBP BLK WP HR S P ERA WHIP	IP WLS BF H R ER SO BB IBB HBP BLK WP HR S P ERA WHIP	IP WLS BF H R ER SO BB IBB HBP BLK WP HR S P ERA WHIP	IP WLS BF H R ER SO BB IBB HBP BLK WP HR S P ERA WHIP	IP WLS BF H R ER SO BB IBB HBP BLK WP HR S P ERA WHIP	IP WLS BF H R ER SO BB IBB HBP BLK WP HR S P ERA WHIP	IP WLS BF H R ER SO BB IBB HBP BLK WP HR S P ERA WHIP	IP WLS BF H R ER SO BB IBB HBP BLK WP HR S P ERA WHIP



Batter	1	2	3	4	5	6	7	8	9	AB	R	H	RBI	BB	SO	LOB	TOP			
Lenny Harris, L OBP: 0.328, SLG: 0.368 (1, 5)	G4-3 ①		FC3-6 1B 1-2f		F7		G3-1 ③		2B 1B 1-3	5	1	1	0	0	0	3	Los Angeles Dodgers @ Chicago Cubs Wrigley Field, Chicago, IL Fri Jul 13 1990, 3:33 AM CDT Att: 31,438 - Overcast AB 36 R 5 H 14 RBI 4 BB 1 SO 4 LOB 17 			
Kirk Gibson, L OBP: 0.321, SLG: 0.423 Jay Howell, R (8, 9)	G3 2B		FC4-6 1B 1-3		G3-1 ①		K		2B 1B 1-H 3-3	5	0	3	2	0	1	0				
Kal Daniels, L OBP: 0.373, SLG: 0.485 Jose Gonzalez, R OBP: 0.281, SLG: 0.426 (6, 7)	G3 ②		FC4-6 ③		G3-1 ③		E 2B		K 1B 3-3	4	1	2	0	0	0	3				
Chris Cwynn, L OBP: 0.350, SLG: 0.392 (9, 7)	2-3		1-2f		E 2B		P5 1B			1	0	0	0	0	1	1				
Eddie Murray, S OBP: 0.386, SLG: 0.474 (1, 3)	F9 ③				G4-6-3 1B		E BB			3	1	1	0	1	0	2				
Hubie Brooks, R OBP: 0.284, SLG: 0.397 (1, 9)			G6-4-3 1B		G4-6-3 1-2f		E9 CS 2B 1-H 2-H		K	4	0	2	1	0	1	2				
Mike Scioscia, L OBP: 0.322, SLG: 0.412 Jose Vizcaino, S OBP: 0.400, SLG: 0.250 Rick Dempsey, R OBP: 0.358, SLG: 0.393 (1, 2)	P6 ①				G3-1 ③		G4-3 ⑤		1B 2B	4	0	1	0	0	0	2				
Juan Samuel, R OBP: 0.283, SLG: 0.332 (1, 4)	G6-4-3 1-2f				K		FC6-4 1B		P2	4	0	1	0	0	1	2				
Alfredo Griffin, S OBP: 0.285, SLG: 0.290 (1, 6)			G3-1 ①		SH3-4 1B		FC6-4 SH1-4 1-2f		L7 ②	4	0	1	0	0	0	2				
Ramon Martinez, R OBP: 0.125, SLG: 0.125 Stan Javier, S OBP: 0.397, SLG: 0.431 (1, 1)			FC3-6 1B		SH3-4 1-2		SH1-4 ②		1B 2B 1B 2-H	1	0	1	0	0	0	0				
Inning Stats	R: 0 E: 0 K: 0 S: 9	H: 1 LOB: 0 BB: 0 P: 14	R: 0 E: 0 K: 0 S: 7	H: 1 LOB: 0 BB: 0 P: 9	R: 0 E: 0 K: 0 S: 20	H: 2 LOB: 2 BB: 0 P: 28	R: 0 E: 0 K: 0 S: 8	H: 1 LOB: 0 BB: 0 P: 13	R: 0 E: 0 K: 1 S: 12	H: 1 LOB: 1 BB: 0 P: 17	R: 2 E: 1 K: 0 S: 11	H: 2 LOB: 0 BB: 1 P: 23	R: 0 E: 0 K: 2 S: 11	H: 1 LOB: 1 BB: 0 P: 19	R: 3 E: 0 K: 1 S: 19	H: 4 LOB: 1 BB: 0 P: 31	1B: 9 2B: 5 3B: 0 HR: 0	SF: 0 SAC: 2 DP: 2 HBP: 0	WP: 0 PB: 0 SB: 0 CS: 1	PA: 39
PITCHER	IP WLS BF H R ER SO BB IBB HBP BLK WP HR S P ERA WHIP	8.2 L 36 12 5 4 3 1 0 0 0 0 0 0 96 146 4.15 1.500	0.0 2 2 0 0 0 0 0 0 0 0 0 0 0 6 11 ∞ ∞	0.1 1 0 0 0 1 0 0 0 0 0 0 0 0 3 6 0.00 0.000	PITCHER										IP WLS BF H R ER SO BB IBB HBP BLK WP HR S P ERA WHIP					

Batter	1	2	3	4	5	6	7	8	9	AB	R	H	RBI	BB	SO	LOB	BOTTOM					
Dwight Smith, L OBP: 0.338, SLG: 0.396 (1, 7)	F9 ①		G3 ①		K ③				G3 2-3	4	0	0	0	0	1	1	Los Angeles Dodgers @ Chicago Cubs Wrigley Field, Chicago, IL Fri Jul 13 1990, 3:33 AM CDT Att: 31,438 - Overcast AB 30 R 2 H 5 RBI 2 BB 1 SO 4 LOB 7 					
23 Ryne Sandberg, R OBP: 0.380, SLG: 0.599 (1, 4)	G6-3 ②		L8 ②		L7 ①				K 2-3	4	0	0	0	0	1	1						
Mark Grace, L OBP: 0.334, SLG: 0.348 (1, 3)	L7 ③		G3-1 ③		G4-3 ②				L9 ①	4	0	0	0	0	0	0						
Andre Dawson, R OBP: 0.385, SLG: 0.601 (1, 9)			F8 ①		G6-3 ③				K ②	4	1	1	0	0	1	0						
Marvell Wynne, L OBP: 0.270, SLG: 0.372 (1, 8)			G4-3 1B 2B		P4 ①				G4-3 ③	4	1	2	1	0	0	0						
Luis Salazar, R OBP: 0.320, SLG: 0.434 (1, 5)			G4-3 ②		P2 ①				F9 ②	3	0	0	0	0	0	2						
Domingo Ramos, R OBP: 0.295, SLG: 0.290 (1, 6)			G4-3 2-3		P2 ①				G4-3 ③	2	0	0	0	1	0	1						
Joe Girardi, R OBP: 0.326, SLG: 0.397 (1, 2)			1B BB		F8 ②				G4-3 ③	2	0	0	0	1	0	1						
Shawn Boskie, R OBP: 0.261, SLG: 0.348 Mitch Williams, L OBP: 0.314 Bill Long, R OBP: 0.254 (1, 1)			G5-3 ①		G5-3 ②				G3 SH1-4 1B ①	3	0	2	1	0	0	0						
Inning Stats	R: 0 E: 0 K: 0 S: 7	H: 0 LOB: 0 BB: 0 P: 12	R: 1 E: 0 K: 1 S: 16	H: 2 LOB: 1 BB: 1 P: 29	R: 0 E: 0 K: 0 S: 8	H: 0 LOB: 0 BB: 0 P: 12	R: 1 E: 0 K: 0 S: 9	H: 2 LOB: 0 BB: 0 P: 14	R: 0 E: 0 K: 1 S: 8	H: 0 LOB: 0 BB: 0 P: 12	R: 0 E: 0 K: 0 S: 3	H: 0 LOB: 0 BB: 0 P: 6	R: 0 E: 0 K: 0 S: 7	H: 0 LOB: 0 BB: 0 P: 11	R: 0 E: 0 K: 1 S: 9	H: 1 LOB: 0 BB: 0 P: 11	R: 0 E: 0 K: 1 S: 9	H: 0 LOB: 0 BB: 0 P: 15	1B: 2 2B: 3 3B: 0 HR: 0	SF: 0 SAC: 1 DP: 0 HBP: 0	WP: 0 PB: 0 SB: 0 CS: 0	PA: 32
PITCHER	IP WLS BF H R ER SO BB IBB HBP BLK WP HR S P ERA WHIP	8.0 W 29 5 2 2 3 1 0 0 0 0 0 0 67 107 2.25 0.750	1.0 S 3 0 0 0 1 0 0 0 0 0 0 0 9 15 0.00 0.000	PITCHER										IP WLS BF H R ER SO BB IBB HBP BLK WP HR S P ERA WHIP								

Batter	1	2	3	4	5	6	7	8	9	AB	R	H	RBI	BB	SO	LOB	TOP			
Lenny Harris, L (1,5) OBP: 0.335, SLG: 0.372 Mike Sharperson, R (9,PH) OBP: 0.388, SLG: 0.359										3	2	0	1	0	0	0	Los Angeles Dodgers @ Chicago Cubs Wrigley Field, Chicago, IL Sat Jul 14 1990, 3:33 AM CDT Att: 31,919 - Overcast - 65 F			
Kirk Gibson, L (1,8) OBP: 0.336, SLG: 0.424 Jose Gonzalez, R (8,9) OBP: 0.281, SLG: 0.426										2	2	1	0	2	0	1				
Kal Daniels, L (1,7) OBP: 0.375, SLG: 0.511 Chris Gwynn, L (8,7)										4	2	2	6	0	1	1				
Eddie Murray, S (1,3) OBP: 0.391, SLG: 0.480										3	1	2	0	1	0	0				
Stan Javier, S (1,9) OBP: 0.381, SLG: 0.423										3	0	0	0	0	1	2				
Mike Scioscia, L (1,2) OBP: 0.318, SLG: 0.406										4	0	0	0	0	0	3				
Juan Samuel, R (1,4) OBP: 0.280, SLG: 0.329 Jose Vizcaino, S (8,4) OBP: 0.500, SLG: 0.250										3	0	0	0	0	1	0				
Alfredo Griffin, S (1,6) OBP: 0.281, SLG: 0.286										4	0	0	0	0	0	2				
Mike Morgan, R (1,1) OBP: 0.314, SLG: 0.093										4	0	0	0	0	2	1				
Inning Stats	R: 3 E: 1 K: 0 S: 14	H: 2 LOB: 0 BB: 2 P: 26	R: 0 E: 0 K: 0 S: 5	H: 0 LOB: 0 BB: 0 P: 7	R: 0 E: 0 K: 1 S: 5	H: 0 LOB: 0 BB: 1 P: 11	R: 1 E: 1 K: 0 S: 5	H: 1 LOB: 1 BB: 0 P: 6	R: 0 E: 0 K: 1 S: 6	H: 1 LOB: 1 BB: 1 P: 10	R: 0 E: 0 K: 1 S: 10	H: 0 LOB: 0 BB: 0 P: 14	R: 3 E: 0 K: 1 S: 10	H: 3 LOB: 0 BB: 1 P: 14	R: 0 E: 0 K: 1 S: 11	H: 0 LOB: 1 BB: 1 P: 19		1B: 4 2B: 1 3B: 0 HR: 2	SF: 0 SAC: 1 DP: 2 HBP: 0	WP: 1 PB: 0 SB: 1 CS: 1
PITCHER Greg Maddux, R (1,1) ERA: 4.74 Mitch Williams, L (9,1) ERA: 2.41	IP: 8.0 WLS: L BF: 33	H: 7 R: 7 ER: 6 SO: 4	BB: 4 IBB: 0 HBP: 0 BLK: 0	WP: 0 HR: 2 S: 61 P: 100	ERA: 6.75 WHIP: 1.375	IP: 1.0 WLS: 4 BF: 0	H: 0 R: 0 ER: 0 SO: 1	BB: 1 IBB: 0 HBP: 0 BLK: 0	WP: 1 HR: 0 S: 11 P: 19	ERA: 0.00 WHIP: 1.000										

AB	31
R	7
H	7
RBI	6
BB	5
SO	5
LOB	11



Batter	1	2	3	4	5	6	7	8	9	AB	R	H	RBI	BB	SO	LOB	BOTTOM					
Dwight Smith, L (1,7) OBP: 0.332, SLG: 0.389										4	0	0	0	0	0	0	Los Angeles Dodgers @ Chicago Cubs Wrigley Field, Chicago, IL Sat Jul 14 1990, 3:33 AM CDT Att: 31,919 - Overcast - 65 F					
23 Ryne Sandberg, R (1,4) OBP: 0.376, SLG: 0.592										4	0	0	0	0	1	0						
Mark Grace, L (1,3) OBP: 0.331, SLG: 0.344										4	0	0	0	0	0	0						
Andre Dawson, R (1,9) OBP: 0.384, SLG: 0.596										4	0	1	0	0	0	0						
Marvell Wynne, L (1,8) OBP: 0.263, SLG: 0.362										4	0	0	0	0	1	1						
Luis Salazar, R (1,5) OBP: 0.325, SLG: 0.435										2	0	1	0	1	0	1						
Domingo Ramos, R (1,6) OBP: 0.302, SLG: 0.293										2	0	1	0	1	0	2						
Joe Girardi, R (1,2) OBP: 0.322, SLG: 0.392										3	0	0	0	0	0	5						
Greg Maddux, R (1,1) OBP: 0.150, SLG: 0.128 Gary Varsho, L (8,PH) OBP: 0.333, SLG: 0.400 Mitch Williams, L (9,1)										2	0	0	0	0	0	0						
Inning Stats	R: 0 E: 0 K: 0 S: 7	H: 0 LOB: 2 BB: 1 P: 10	R: 0 E: 0 K: 0 S: 8	H: 0 LOB: 1 BB: 0 P: 20	R: 0 E: 0 K: 0 S: 7	H: 0 LOB: 0 BB: 0 P: 11	R: 0 E: 0 K: 0 S: 13	H: 1 LOB: 1 BB: 0 P: 16	R: 0 E: 0 K: 0 S: 4	H: 0 LOB: 0 BB: 1 P: 9	R: 0 E: 0 K: 0 S: 5	H: 0 LOB: 0 BB: 0 P: 9	R: 0 E: 0 K: 0 S: 10	H: 2 LOB: 2 BB: 0 P: 15	R: 0 E: 0 K: 1 S: 7	H: 0 LOB: 0 BB: 0 P: 12		R: 0 E: 0 K: 1 S: 8	H: 0 LOB: 0 BB: 0 P: 13	1B: 3 2B: 0 3B: 0 HR: 0	SF: 0 SAC: 0 DP: 1 HBP: 0	WP: 0 PB: 0 SB: 0 CS: 0
PITCHER Mike Morgan, R (1,1) ERA: 3.21	IP: 9.0 WLS: W BF: 32	H: 3 R: 0 ER: 0 SO: 2	BB: 2 IBB: 0 HBP: 0 BLK: 0	WP: 0 HR: 0 S: 69 P: 115	ERA: 0.00 WHIP: 0.556																	



Batter	1	2	3	4	5	6	7	8	9	AB	R	H	RBI	BB	SO	LOB	TOP										
Thomas Howard, S OBP: 0.281, SLG: 0.344	1-3 K		1-2 FC4-6		1-0 G4-3		1-3 K		0-2 2B	5	1	1	0	0	2	3											
Tony Gwynn, L OBP: 0.360, SLG: 0.440	3-2 G3			0-0 1B	1-1 G4-3		2-0 L7		3-1 2B	5	1	2	1	0	0	2											
Roberto Alomar, S OBP: 0.357, SLG: 0.408	2-1 G6-3			2-1 E		0-1 G4-3	4-0 BB		3-3 K	4	1	1	0	1	1	1											
Jack Clark, R OBP: 0.406, SLG: 0.482		2-3 K		1-0 E2		0-1 2B	3-2 L6			4	0	2	0	0	1	3											
Joe Carter, R OBP: 0.272, SLG: 0.393	1-2 G6-3			3-0 G6-3		2-2 2B		0-2 F9		4	0	1	1	0	0	1											
Mike Pagliarulo, L OBP: 0.341, SLG: 0.367	1-3 K			3-0 F8		4-0 IBB		3-2 G3-1		3	0	0	0	1	1	1											
Mark Parent, R OBP: 0.289, SLG: 0.296			1-2 G4-3	4-2 BB		2-2 F9-2-5		1-1 F9		3	0	0	0	1	0	3											
Garry Templeton, S OBP: 0.277, SLG: 0.384			0-2 G4-3	0-0 F8			0-2 E4		1-2 L6	4	0	0	0	0	0	2											
Eric Show, R OBP: 0.308, SLG: 0.385			0-2 FC4-6		0-3 K		4-1 BB		3-2 L4	2	0	1	0	0	1	0											
Phil Stephenson, L OBP: 0.350, SLG: 0.442										0	0	0	0	1	0	0											
Rich Rodriguez, L OBP: 0.362, SLG: 0.419										0	0	0	0	0	0	0											
Bip Roberts, S										1	0	0	0	0	0	0											
Inning Stats	R: 0 E: 0 K: 1 S: 10	H: 0 LOB: 0 BB: 0 P: 16	R: 0 E: 0 K: 2 S: 9	H: 0 LOB: 0 BB: 0 P: 13	R: 0 E: 0 K: 0 S: 17	H: 1 LOB: 1 BB: 0 P: 19	R: 2 E: 1 K: 0 S: 11	H: 3 LOB: 2 BB: 1 P: 23	R: 0 E: 0 K: 1 S: 6	H: 2 LOB: 2 BB: 1 P: 19	R: 0 E: 1 K: 1 S: 11	H: 0 LOB: 3 BB: 2 P: 25	R: 0 E: 0 K: 0 S: 10	H: 0 LOB: 0 BB: 0 P: 14	R: 1 E: 0 K: 1 S: 15	H: 2 LOB: 1 BB: 0 P: 25	1B: 5 2B: 4 3B: 0 HR: 0	SF: 0 SAC: 0 DP: 1 HBP: 0	WP: 0 PB: 0 SB: 0 CS: 0	PA: 39							
PITCHER	IP	WLS	BF	H	R	ER	SO	BB	IBB	HBP	BLK	WP	HR	S	P	ERA	WHIP										
Mike Harkey, R ERA: 3.47	(1, 1)	6.0	W	27	6	2	0	4	2	1	0	0	0	68	106	0.00	1.333										
Paul Assenmacher, L ERA: 3.49	(7, 1)	0.2		3	0	0	0	1	0	0	0	0	0	4	11	0.00	1.500										
Les Lancaster, R ERA: 5.35	(7, 1)	2.0		7	1	1	1	0	0	0	0	0	0	22	33	4.50	0.500										
Mitch Williams, L ERA: 2.38	(9, 1)	0.1	S	2	1	0	0	1	0	0	0	0	0	6	12	0.00	3.000										

San Diego Padres @ Chicago Cubs
Wrigley Field, Chicago, IL
Mon Jul 16 1990, 7:05 PM CDT
Att: 31,523 - Unknown - 80 F

AB	35
R	3
H	8
RBI	2
BB	4
SO	6
LOB	16



Batter	1	2	3	4	5	6	7	8	9	AB	R	H	RBI	BB	SO	LOB	BOTTOM										
Dave Clark, L OBP: 0.257, SLG: 0.394	1-3 K	0-3 K			0-1 FC4-6	1-1 L4				4	1	1	0	0	2	2											
Doug Dascenzo, S OBP: 0.299, SLG: 0.378										0	0	0	0	0	0	0											
Curtis Wilkerson, S OBP: 0.297, SLG: 0.259	0-1 G3	0-0 G4-3			2-1 FC4-6		0-0 G5-3			4	0	1	0	0	0	1											
Mark Grace, L OBP: 0.333, SLG: 0.346	1-2 2B		0-2 G4-3		0-1 FC4-6		0-0 G6-3			4	1	1	0	0	0	2											
Andre Dawson, R OBP: 0.386, SLG: 0.595	0-2 2B		1-1 G6-3		1-0 SF		0-1 L8			3	1	1	1	0	0	0											
Marvell Wynne, L OBP: 0.263, SLG: 0.362	1-0 2B		0-1 PO		2-2 FC4-6		2-2 F8			4	0	2	2	0	0	2											
Luis Salazar, R OBP: 0.317, SLG: 0.422	0-1 G5-3		1-0 PO	0-1 G5-3	0-1 FC6-4		2-2 G5-3			4	0	0	0	0	0	3											
Mitch Williams, L										0	0	0	0	0	0	0											
Shawon Dunston, R OBP: 0.300, SLG: 0.456		0-1 L9		1-2 P4		0-2 FC5-4		1-0 F9		4	1	2	0	0	0	0											
Joe Girardi, R OBP: 0.323, SLG: 0.391		1-0 L9		0-1 1B		0-1 FC5-4				3	0	1	0	0	0	2											
Mike Harkey, R OBP: 0.323, SLG: 0.367		2-0 1B		1-3 K		1-3 K				3	0	1	1	0	2	2											
Paul Assenmacher, L										0	0	0	0	0	0	0											
Les Lancaster, R										0	0	0	0	0	0	0											
23 Ryne Sandberg, R OBP: 0.376, SLG: 0.591		3-1 1B								0	0	0	0	0	0	0											
Inning Stats	R: 2 E: 0 K: 1 S: 16	H: 3 LOB: 1 BB: 0 P: 19	R: 1 E: 0 K: 1 S: 8	H: 2 LOB: 1 BB: 0 P: 11	R: 0 E: 0 K: 0 S: 7	H: 1 LOB: 0 BB: 0 P: 9	R: 0 E: 0 K: 1 S: 11	H: 1 LOB: 1 BB: 0 P: 13	R: 1 E: 1 K: 0 S: 12	H: 2 LOB: 2 BB: 0 P: 17	R: 0 E: 1 K: 1 S: 10	H: 1 LOB: 1 BB: 0 P: 12	R: 0 E: 0 K: 0 S: 4	H: 0 LOB: 0 BB: 0 P: 4	R: 0 E: 0 K: 0 S: 8	H: 0 LOB: 0 BB: 0 P: 13	1B: 8 2B: 2 3B: 0 HR: 0	SF: 1 SAC: 0 DP: 0 HBP: 0	WP: 0 PB: 0 SB: 0 CS: 0	PA: 35							
PITCHER	IP	WLS	BF	H	R	ER	SO	BB	IBB	HBP	BLK	WP	HR	S	P	ERA	WHIP										
Eric Show, R ERA: 6.88	(1, 1)	6.0	L	28	10	4	4	4	0	0	0	0	0	64	81	6.00	1.667										
Rich Rodriguez, L ERA: 2.0	(7, 1)	2.0		6	0	0	0	0	0	0	0	0	0	12	17	0.00	0.000										

San Diego Padres @ Chicago Cubs
Wrigley Field, Chicago, IL
Mon Jul 16 1990, 7:05 PM CDT
Att: 31,523 - Unknown - 80 F

AB	33
R	4
H	10
RBI	4
BB	0
SO	4
LOB	14



Batter	1	2	3	4	5	6	7	8	9	AB	R	H	RBI	BB	SO	LOB	TOP						
Bip Roberts, S OBP: 0.361, SLG: 0.416 (1, 4)										2	0	1	1	0	2								
Tony Gwynn, L OBP: 0.382, SLG: 0.439 (1, 9)										3	0	1	0	1	0	1							
Roberto Alomar, S OBP: 0.353, SLG: 0.403 (1, 6)										4	0	0	0	0	1	5							
Jack Clark, R OBP: 0.398, SLG: 0.471 (1, 3)										4	0	0	0	0	1	0							
Joe Carter, R OBP: 0.272, SLG: 0.389 (1, 7)										3	0	0	0	1	0	0							
Eddie Williams, R OBP: 0.286, SLG: 0.786 (1, 5)										4	1	1	1	0	0	1							
Tom Lampkin, L OBP: 0.333, SLG: 0.333 (1, 2)										4	1	2	0	0	0	0							
Shawn Abner, R OBP: 0.293, SLG: 0.321 (1, 8)										4	0	2	0	0	0	0							
Andy Benes, R OBP: 0.275, SLG: 0.277 (5, 1) Calvin Schiraldi, R OBP: 0.286, SLG: 0.167 (6, 1) Mike Dunne, R OBP: 0.341, SLG: 0.432 (7, PH) Derek Liliquist, L OBP: 0.348, SLG: 0.220 (7, 1) Phil Stephenson, L OBP: 0.346, SLG: 0.437 (8, PH)										2	0	0	0	0	1	2							
Inning Stats	R: 0 E: 0 K: 0 S: 7	H: 0 LOB: 0 BB: 0 P: 11	R: 1 E: 0 K: 0 S: 11	H: 1 LOB: 0 BB: 0 P: 17	R: 0 E: 0 K: 0 S: 9	H: 1 LOB: 2 BB: 1 P: 15	R: 0 E: 0 K: 0 S: 8	H: 0 LOB: 0 BB: 0 P: 11	R: 0 E: 0 K: 2 S: 13	H: 2 LOB: 3 BB: 1 P: 20	R: 0 E: 0 K: 0 S: 6	H: 0 LOB: 0 BB: 0 P: 8	R: 1 E: 0 K: 0 S: 9	H: 2 LOB: 1 BB: 0 P: 13	R: 0 E: 0 K: 1 S: 7	H: 0 LOB: 1 BB: 1 P: 16	R: 0 E: 0 K: 0 S: 7	H: 0 LOB: 0 BB: 0 P: 13	1B: 5 2B: 0 3B: 0 HR: 1	SF: 1 SAC: 0 DP: 0 HBP: 0	WP: 0 PB: 0 SB: 0 CS: 0	PA: 36	
PITCHER	IP	WLS	BF	H	R	ER	SO	BB	IBB	HBP	BLK	WP	HR	S	P	ERA	WHIP					ERA	WHIP
Shawn Boskie, R ERA: 3.67 (1, 1)	6.2	W	28	6	2	2	2	1	1	0	0	0	1	62	94	2.70	1.050						
Paul Assenmacher, L ERA: 3.47 (7, 1)	0.1		1	0	0	0	0	0	0	0	0	0	0	1	1	0.00	0.000						
Mike Bielecki, R ERA: 5.63 (8, 1)	2.0		7	0	0	0	1	1	0	0	0	0	0	14	29	0.00	0.500						

San Diego Padres @ Chicago Cubs
Wrigley Field, Chicago, IL
Tue Jul 17 1990, 3:33 AM CDT
Att: 32,923 - Sunny - 85 F

AB	32
R	2
H	6
RBI	2
BB	3
SO	3
LOB	13



Batter	1	2	3	4	5	6	7	8	9	AB	R	H	RBI	BB	SO	LOB	BOTTOM						
Dave Clark, L OBP: 0.280, SLG: 0.408 (1, 7)										5	1	3	0	0	0	0							
23 Ryne Sandberg, R OBP: 0.374, SLG: 0.589 (1, 4)										5	1	1	1	0	0	1							
Mark Grace, L OBP: 0.334, SLG: 0.347 (1, 3)										5	0	2	0	0	1	1							
Andre Dawson, R OBP: 0.388, SLG: 0.594 (6, PR) Doug Dasenczo, S OBP: 0.296, SLG: 0.374 (7, 9)										4	1	2	1	0	0	1							
Marvell Wynne, L OBP: 0.261, SLG: 0.357 (1, 8)										5	1	1	0	0	0	4							
Luis Salazar, R OBP: 0.316, SLG: 0.429 (1, 5)										4	2	1	0	0	0	2							
Shawon Dunston, R OBP: 0.300, SLG: 0.457 (1, 6)										4	0	1	0	0	1	3							
Joe Girardi, R OBP: 0.329, SLG: 0.395 (1, 2)										3	1	2	1	1	0	0							
Shawn Boskie, R OBP: 0.289, SLG: 0.385 (1, 1) Paul Assenmacher, L ERA: 3.94 (7, 1) Lloyd McClendon, R OBP: 0.248, SLG: 0.220 (7, PH) Mike Bielecki, R OBP: 0.286, SLG: 0.231 (8, 1)										3	0	1	2	0	0	4							
Inning Stats	R: 0 E: 0 K: 0 S: 6	H: 1 LOB: 1 BB: 0 P: 7	R: 1 E: 1 K: 1 S: 17	H: 1 LOB: 1 BB: 0 P: 24	R: 0 E: 0 K: 0 S: 9	H: 0 LOB: 0 BB: 0 P: 16	R: 0 E: 0 K: 0 S: 11	H: 2 LOB: 3 BB: 1 P: 20	R: 6 E: 1 K: 0 S: 19	H: 7 LOB: 2 BB: 0 P: 30	R: 0 E: 1 K: 1 S: 11	H: 0 LOB: 1 BB: 0 P: 18	R: 0 E: 0 K: 1 S: 11	H: 1 LOB: 1 BB: 0 P: 14	R: 0 E: 0 K: 0 S: 7	H: 2 LOB: 2 BB: 0 P: 11	1B: 10 2B: 3 3B: 1 HR: 0	SF: 0 SAC: 0 DP: 0 HBP: 0	WP: 1 PB: 0 SB: 0 CS: 0	PA: 41			
PITCHER	IP	WLS	BF	H	R	ER	SO	BB	IBB	HBP	BLK	WP	HR	S	P	ERA	WHIP					ERA	WHIP
Andy Benes, R ERA: 3.67 (1, 1)	4.1	L	23	8	5	2	1	0	1	0	0	0	0	51	79	4.15	1.846						
Calvin Schiraldi, R ERA: 3.94 (5, 1)	0.2		5	3	2	0	0	0	0	0	0	1	0	11	18	0.00	4.500						
Mike Dunne, R ERA: 5.63 (6, 1)	1.0		4	0	0	0	1	0	0	0	0	0	0	11	18	0.00	0.000						
Derek Liliquist, L ERA: 5.69 (7, 1)	2.0		9	3	0	0	1	0	0	0	0	0	0	18	25	0.00	1.500						

San Diego Padres @ Chicago Cubs
Wrigley Field, Chicago, IL
Tue Jul 17 1990, 3:33 AM CDT
Att: 32,923 - Sunny - 85 F

AB	40
R	7
H	14
RBI	5
BB	1
SO	3
LOB	19



Batter	1	2	3	4	5	6	7	8	9	AB	R	H	RBI	BB	SO	LOB	TOP										
Bip Roberts, S (1, 4) OBP: 0.365, SLG: 0.422	4-1 BB		0-1 E4 1B		1-0 1B		1-1 2B			3	1	2	0	1	0	0	San Diego Padres @ Chicago Cubs Wrigley Field, Chicago, IL Wed Jul 18 1990, 3:33 AM CDT Att: 33,856 - Sunny - 85 F										
Tony Gwynn, L (1, 9) OBP: 0.363, SLG: 0.440	3-0 L6		1-0 F7		3-1 G4-3 1B		1-2 FC5-4 1B			4	0	2	1	0	0	2											
Eddie Williams, R (1, 5) OBP: 0.278, SLG: 0.667	1-2 L9		3-1 G6-4-3 1B		1-1 G4-3 1-2		0-0 FC5-4 1-2			4	0	1	0	0	0	4											
Joe Carter, R (1, 7) OBP: 0.272, SLG: 0.388	0-2 G4-3		0-0 G6-4-3 1-2			0-0 G3-1 F7 1B		1-1 P4		4	0	1	0	0	0	3											
Jack Clark, R (1, 3) OBP: 0.396, SLG: 0.483		0-1 HR		1-1 F8		1-2 F7 1-2		1-1 F8		4	1	1	1	0	0	1											
Gary Templeton, S (1, 6) OBP: 0.276, SLG: 0.382	0-2 G4-3		3-2 G6-3 1B		2-1 G3-1 2-3		0-2 G1-3			4	0	1	0	0	0	1											
Mark Parent, R (1, 2) OBP: 0.282, SLG: 0.288	1-2 G5-3		1-0 G6-3 1-2		2-2 G5-3			2-1 L9		3	0	0	0	0	0	2											
Thomas Howard, S (9, PH) OBP: 0.273, SLG: 0.333										1	0	0	0	0	0	0											
Shawn Abner, R (1, 8) OBP: 0.302, SLG: 0.329	1-1 E6		3-3 K		2-1 1B		1-2 G6-3 1B			4	0	2	0	0	1	1											
Dennis Rasmussen, L (1, 1) OBP: 0.333, SLG: 0.381	0-1 G1-3		0-0 G6-3		1-0 G3-1		2-1 G6-3 1-2			2	0	0	0	0	0	1											
Mike Pagliarulo, L (7, PH) OBP: 0.333, SLG: 0.365										1	0	0	0	0	0	0											
Greg Harris, R (7, 1) OBP: 0.333, SLG: 0.429										0	0	0	0	0	0	0											
Roberto Alomar, S (9, PH) OBP: 0.352, SLG: 0.402										1	0	0	0	0	0	1											
Inning Stats	R: 0 E: 0 K: 0 S: 8	H: 0 LOB: 1 BB: 1 P: 16	R: 1 E: 1 K: 0 S: 12	H: 1 LOB: 1 BB: 0 P: 14	R: 0 E: 0 K: 1 S: 6	H: 1 LOB: 1 BB: 0 P: 10	R: 0 E: 0 K: 1 S: 10	H: 1 LOB: 1 BB: 0 P: 18	R: 0 E: 0 K: 0 S: 6	H: 2 LOB: 1 BB: 0 P: 11	R: 0 E: 0 K: 0 S: 9	H: 1 LOB: 1 BB: 0 P: 14	R: 1 E: 0 K: 0 S: 10	H: 3 LOB: 1 BB: 0 P: 15	R: 0 E: 0 K: 0 S: 7	H: 0 LOB: 0 BB: 0 P: 9	R: 0 E: 0 K: 0 S: 7	H: 1 LOB: 0 BB: 0 P: 12	1B: 8 2B: 1 3B: 0 HR: 1	SF: 0 SAC: 0 DP: 3 HBP: 0	WP: 0 PB: 0 SB: 0 CS: 0	PA: 36					
PITCHER	IP	WLS	BF	H	R	ER	SO	BB	IBB	HBP	BLK	WP	HR	S	P	ERA	WHIP										
Greg Maddux, R (1, 1) ERA: 4.6	7.0	W	30	9	2	2	1	1	0	0	0	0	1	61	98	2.57	1.429										
Jeff Pico, R (8, 1) ERA: 4.73	2.0	S	6	1	0	0	0	0	0	0	0	0	0	14	21	0.00	0.500										

AB	35
R	2
H	10
RBI	2
BB	1
SO	1
LOB	16



Batter	1	2	3	4	5	6	7	8	9	AB	R	H	RBI	BB	SO	LOB	BOTTOM										
Doug Dascenzo, S (1, 8) OBP: 0.304, SLG: 0.389	0-1 G4-3 1B		0-0 CS 2B		2-2 G4-3		0-1 P4			4	0	2	0	0	0	1	San Diego Padres @ Chicago Cubs Wrigley Field, Chicago, IL Wed Jul 18 1990, 3:33 AM CDT Att: 33,856 - Sunny - 85 F										
23 Ryne Sandberg, R (1, 4) OBP: 0.375, SLG: 0.587	0-2 G4-3 1-2		4-0 CS 2B BB		0-0 BB E 1B		2-1 G4-3			3	2	1	0	1	0	1											
Shawon Dunston, R (1, 6) OBP: 0.302, SLG: 0.457	1-3 K		1-1 L8 1-2 2-3		0-0 E 1B		2-2 FC5-4 1B			4	1	2	0	0	1	2											
Andre Dawson, R (1, 9) OBP: 0.389, SLG: 0.595		3-3 K	0-0 2H 2B		4-0 E 1-2 2-3 BB		1-2 FC5-4 1-2			3	0	1	1	1	1	1											
Luis Salazar, R (1, 7) OBP: 0.315, SLG: 0.425	1-1 1B 1B		1-0 L9		3-2 E5		1-2 F9			4	1	1	0	0	0	3											
Jeff Pico, R (8, 1) OBP: 0.400, SLG: 0.389										0	0	0	0	0	0	0											
Hector Villanueva, R (1, 2) OBP: 0.346, SLG: 0.592	1-2 P3		3-0 6-3		0-0 F7		2-2 G1-4-3			4	0	0	0	0	0	3											
Domingo Ramos, R (1, 5) OBP: 0.299, SLG: 0.286	3-2 1B 1-3 1B		0-2 5-3		0-0 F9		0-0 G3-1			4	0	1	0	0	0	0											
Lloyd McClendon, R (1, 3) OBP: 0.259, SLG: 0.225	0-0 1B		2-2 P7		4-2 G4-3 BB		0-0 F8			2	0	1	1	1	0	0											
Mark Grace, L (9, PH) OBP: 0.333, SLG: 0.345	1-2 1B		0-1 P2		0-0 F8		1-2 G4-3			1	0	0	0	0	0	0											
Greg Maddux, R (1, 1) ERA: 4.13										3	0	0	0	0	0	3											
Marvell Wynne, L (8, 8) OBP: 0.261, SLG: 0.357										0	0	0	0	0	0	0											
Inning Stats	R: 0 E: 0 K: 1 S: 9	H: 1 LOB: 0 BB: 0 P: 10	R: 1 E: 0 K: 1 S: 17	H: 3 LOB: 2 BB: 0 P: 25	R: 1 E: 0 K: 0 S: 5	H: 2 LOB: 1 BB: 1 P: 11	R: 0 E: 0 K: 0 S: 7	H: 0 LOB: 0 BB: 0 P: 12	R: 2 E: 1 K: 0 S: 10	H: 2 LOB: 2 BB: 1 P: 19	R: 0 E: 0 K: 0 S: 6	H: 0 LOB: 1 BB: 1 P: 10	R: 0 E: 0 K: 0 S: 14	H: 1 LOB: 1 BB: 0 P: 20	R: 0 E: 0 K: 0 S: 5	H: 0 LOB: 0 BB: 0 P: 7	1B: 7 2B: 2 3B: 0 HR: 0	SF: 0 SAC: 0 DP: 1 HBP: 0	WP: 0 PB: 0 SB: 0 CS: 2	PA: 35							
PITCHER	IP	WLS	BF	H	R	ER	SO	BB	IBB	HBP	BLK	WP	HR	S	P	ERA	WHIP										
Dennis Rasmussen, L (1, 1) ERA: 2.65	6.0	L	28	8	4	2	2	3	0	0	0	0	0	19	27	0.00	0.500										
Greg Harris, R (7, 1) ERA: 2.65	2.0		7	1	0	0	0	0	0	0	0	0	0	19	27	0.00	0.500										

AB	32
R	4
H	9
RBI	2
BB	3
SO	2
LOB	14



Batter	1	2	3	4	5	6	7	8	9	AB	R	H	RBI	BB	SO	LOB	TOP											
Brett Butler, L OBP: 0.381, SLG: 0.345 (1, 8)	G5-3	K		G6-3			K		4-3	5	0	0	0	0	2	3	San Francisco Giants @ Chicago Cubs Wrigley Field, Chicago, IL Fri Jul 20 1990, 3:33 AM CDT Att: 30,532 - Overcast livebaseballscorecards.com											
Robby Thompson, R OBP: 0.295, SLG: 0.363 (1, 4)	FC4-6 BB		2B 1B	K			G5-3			3	1	1	0	1	1	1												
Will Clark, L OBP: 0.346, SLG: 0.459 (1, 3)	FC4-6 1B 1-2		K		G3		2H 1B			4	0	1	1	0	1	2												
Kevin Mitchell, R OBP: 0.381, SLG: 0.601 (1, 7)	1-2 1B		K		F9		G6-3			4	0	1	0	0	1	2												
Matt Williams, R OBP: 0.332, SLG: 0.513 (1, 5)	F9		1-H 1B 2B		F8			K		4	1	1	1	0	1	2												
Greg Litton, R OBP: 0.286, SLG: 0.316 Mike Kingery, L OBP: 0.333, SLG: 0.305 (7, 9)		G5-3	2-H 3B 1B		F9			G3		3	1	1	1	0	0	0												
Kirt Manwaring, R OBP: 0.286, SLG: 0.750 Jeff Brantley, R OBP: 0.286, SLG: 0.429 (8, 1)		G6-3	1-H 3B		P4			F9		4	0	1	1	0	0	0												
Jose Uribe, S OBP: 0.317, SLG: 0.342 Allee Hammaker, S OBP: 0.125, SLG: 0.087 Terry Kennedy, L OBP: 0.355, SLG: 0.369 (8, 2)			F8		G1-3			4-3		3	0	1	0	0	0	1												
John Burkett, R OBP: 0.132, SLG: 0.083 Dave Anderson, R OBP: 0.296, SLG: 0.365 (6, 6)		1-2 BB		K			2-2 1B 2B		6-3	2	1	1	0	0	0	0												
Inning Stats	R: 0 E: 0 K: 0 S: 16	H: 1 LOB: 2 BB: 1 P: 27	R: 0 E: 0 K: 1 S: 9	H: 1 LOB: 2 BB: 1 P: 14	R: 3 E: 0 K: 2 S: 23	H: 4 LOB: 1 BB: 0 P: 31	R: 0 E: 0 K: 2 S: 9	H: 0 LOB: 0 BB: 0 P: 14	R: 0 E: 0 K: 0 S: 9	H: 0 LOB: 0 BB: 0 P: 12	R: 0 E: 0 K: 0 S: 9	H: 0 LOB: 0 BB: 0 P: 12	R: 1 E: 0 K: 1 S: 12	H: 2 LOB: 1 BB: 0 P: 21	R: 0 E: 0 K: 1 S: 8	H: 0 LOB: 0 BB: 0 P: 11		R: 0 E: 0 K: 0 S: 8	H: 0 LOB: 0 BB: 0 P: 15	1B: 5 2B: 2 HR: 0	SF: 0 SAC: 0 HBP: 0	WP: 0 PB: 0 SB: 0 CS: 0	PA: 37					
PITCHER	IP	WLS	BF	H	R	ER	SO	BB	IBB	HBP	BLK	WP	HR	S	P	ERA		WHIP										
Steve Wilson, L ERA: 4.2 Mike Bielecki, R ERA: 5.5	(1, 1) (7, 1)	6.2 W	30 7	8 0	4 0	4 0	6 1	2 0	0 0	0 0	0 0	0 0	0 0	84 19	125 32	5.40 0.00		1.500 0.000										

Batter	1	2	3	4	5	6	7	8	9	AB	R	H	RBI	BB	SO	LOB	BOTTOM											
Dave Clark, L OBP: 0.295, SLG: 0.432 Dwight Smith, L OBP: 0.331, SLG: 0.387 (6, 7)	G3		23 1B		2H 1B			F7		3	0	2	2	0	0	0	San Francisco Giants @ Chicago Cubs Wrigley Field, Chicago, IL Fri Jul 20 1990, 3:33 AM CDT Att: 30,532 - Overcast livebaseballscorecards.com											
23 Ryne Sandberg, R OBP: 0.377, SLG: 0.584 (1, 4)	G6-3		3-H 2B		2H 1B			FC6-4 HBP		3	0	1	0	0	1	0												
Mark Grace, L OBP: 0.332, SLG: 0.347 (1, 3)	P5		2-3 1B		1-1 2B			FC6-4 1-2		4	0	1	0	0	0	3												
Andre Dawson, R OBP: 0.387, SLG: 0.590 (1, 9)	G5-3		G4-6-3 1-2		2B		2H 1B		G3	4	0	1	0	0	0	0												
Marvell Wynne, L OBP: 0.268, SLG: 0.363 Mike Bielecki, R OBP: 0.286, SLG: 0.231 Gary Varsho, L OBP: 0.375, SLG: 0.500 (9, PH)		1-1 1B	G5-4-3 1B		1B		G5-4-3 1-2		S 1B 2B	3	0	2	0	0	0	1												
Luis Salazar, R OBP: 0.314, SLG: 0.422 (1, 5)	G5-4-3 1-2		3-2 F6		1B		1-2 1B		1-3	4	0	1	0	0	0	3												
Shawon Dunston, R OBP: 0.304, SLG: 0.458 (1, 6)			0-1 1B		G6-3		G1-6-3 1B		1-2 1B	4	2	2	1	0	0	2												
Joe Girardi, R OBP: 0.332, SLG: 0.397 (1, 2)			E FC 1B		G6-3		1-2 1B		BLK S 1B	4	1	2	1	0	0	1												
Steve Wilson, L OBP: 0.167, SLG: 0.130 Doug Dasenczo, S OBP: 0.301, SLG: 0.385 (7, 8)			E3 FC 1B		SH3-4 1B		1-2 1B		1-H 1B	1	1	0	0	0	0	1												
Inning Stats	R: 0 E: 0 K: 0 S: 8	H: 0 LOB: 0 BB: 0 P: 11	R: 0 E: 0 K: 0 S: 5	H: 1 LOB: 0 BB: 0 P: 7	R: 2 E: 2 K: 0 S: 11	H: 3 LOB: 1 BB: 0 P: 16	R: 0 E: 0 K: 0 S: 10	H: 1 LOB: 1 BB: 0 P: 13	R: 1 E: 0 K: 1 S: 7	H: 2 LOB: 0 BB: 0 P: 8	R: 0 E: 0 K: 0 S: 8	H: 2 LOB: 0 BB: 0 P: 12	R: 0 E: 0 K: 0 S: 5	H: 1 LOB: 0 BB: 0 P: 5	R: 0 E: 0 K: 0 S: 8	H: 0 LOB: 1 BB: 0 P: 12		R: 2 E: 0 K: 0 S: 18	H: 3 LOB: 1 BB: 0 P: 24	1B: 10 2B: 3 HR: 0	SF: 0 SAC: 2 HBP: 1	WP: 0 PB: 0 SB: 2 CS: 0	PA: 35					
PITCHER	IP	WLS	BF	H	R	ER	SO	BB	IBB	HBP	BLK	WP	HR	S	P	ERA		WHIP										
John Burkett, R ERA: 3.53 Allee Hammaker, L ERA: 3.97 Jeff Brantley, R ERA: 1.66	(1, 1) (6, 1) (8, 1)	5.1 6 1.0	22 6 L	9 1 7	3 0 3	2 0 2	0 0 0	0 0 1	0 0 1	0 0 1	0 0 1	0 0 22	0 0 29	47 14 29	65 14 29	3.38 0.00 18.00		1.688 0.429 3.000										



Batter	1	2	3	4	5	6	7	8	9	AB	R	H	RBI	BB	SO	LOB	TOP								
Brett Butler, L OBP: 0.379, SLG: 0.343	1-1 L8		2-0 F8		2-1 1B		0-1 G3		0-1 G6-3	5	0	1	0	0	0	0									
Rick Leach, L OBP: 0.418, SLG: 0.425	1-0 1B		0-0 F8		0-0 1B			2-1 F8		4	1	2	0	0	0	0									
Mike Kingery, L OBP: 0.333, SLG: 0.305	1B 2B				1-2 1B					0	0	0	0	0	0	0									
Will Clark, L OBP: 0.345, SLG: 0.455	2-2 F7		4-2 BB		0-3 K			0-0 G4-3		3	0	0	0	1	1	3									
Kevin Mitchell, R OBP: 0.386, SLG: 0.601	0-1 1B		4-2 BB		0-0 F8			1-0 1B		3	1	2	0	1	0	2									
Matt Williams, R OBP: 0.333, SLG: 0.512	0-1 1B		1-3 K		0-0 F9			2-2 1B		4	0	2	1	0	1	2									
Terry Kennedy, L OBP: 0.353, SLG: 0.372	1-0 G4-3				1-2 G4-3			2-2 1B		4	0	1	1	0	0	2									
Jeff Brantley, R OBP: 0.286, SLG: 0.429								1-3 2H		0	0	0	0	0	0	0									
Steve Bedrosian, R OBP: 0.429										0	0	0	0	0	0	0									
Robby Thompson, R OBP: 0.295, SLG: 0.361		1-0 G5-3		1-1 P3		0-1 1B		1-0 F8		4	0	1	0	0	0	2									
Jose Uribe, S OBP: 0.314, SLG: 0.339		0-0 P7		1-0 G6-3		1-2 CS		2-1 G3-1		3	0	0	0	0	0	0									
Ernest Riles, L OBP: 0.333, SLG: 0.380						1-2 CS				1	0	0	0	0	0	0									
Scott Garrelts, R OBP: 0.087, SLG: 0.067		2-2 P3			1-1 F8			1-3 K		3	0	0	0	0	1	0									
Kirt Manwaring, R OBP: 0.250, SLG: 0.750										0	0	0	0	0	0	0									
Mark Leonard, L OBP: 0.333, SLG: 0.380										1	0	0	0	0	0	0									
Inning Stats	R: 1 E: 0 K: 0 S: 11	H: 3 LOB: 2 BB: 0 P: 16	R: 0 E: 0 K: 0 S: 5	H: 0 LOB: 0 BB: 0 P: 8	R: 0 E: 0 K: 1 S: 13	H: 0 LOB: 2 BB: 2 P: 24	R: 0 E: 0 K: 0 S: 4	H: 0 LOB: 0 BB: 0 P: 6	R: 0 E: 0 K: 1 S: 12	H: 2 LOB: 2 BB: 0 P: 15	R: 0 E: 0 K: 0 S: 10	H: 1 LOB: 0 BB: 0 P: 11	R: 0 E: 0 K: 1 S: 7	H: 0 LOB: 0 BB: 0 P: 10	R: 1 E: 0 K: 0 S: 11	H: 3 LOB: 2 BB: 0 P: 19	R: 0 E: 0 K: 0 S: 6	H: 0 LOB: 0 BB: 0 P: 9	1B: 7 2B: 2 3B: 0 HR: 0	SF: 0 SAC: 0 DP: 0 HBP: 0	WP: 0 PB: 0 SB: 1 CS: 0	PA: 38			
PITCHER Mike Harkey, R ERA: 3.34	IP: 9.0 WLS: W BF: 37 H: 9 R: 2 ER: 2 SO: 3 BB: 2 IBB: 0 HBP: 0 BLK: 0 WP: 0 HR: 0 S: 79 P: 118 ERA: 2.00 WHIP: 1.222																								

San Francisco Giants @ Chicago Cubs
Wrigley Field, Chicago, IL
Sat Jul 21 1990, 3:33 AM CDT
Att: 34,463 - Cloudy - 75 F

AB 35
R 2
H 9
RBI 2
BB 2
SO 3
LOB 11

Batter	1	2	3	4	5	6	7	8	9	AB	R	H	RBI	BB	SO	LOB	BOTTOM								
Dwight Smith, L OBP: 0.325, SLG: 0.380	0-1 G4-3		2-3 K		1-1 G5-3		0-0 G4-3			4	0	0	0	0	1	4									
23 Ryne Sandberg, R OBP: 0.375, SLG: 0.589	2-1 F8			1-0 G6-3		1-1 HR		2-3 G4-3		4	1	1	1	0	0	1									
Mark Grace, L OBP: 0.334, SLG: 0.347	3-2 G1-3			4-2 BB		2-0 1B				3	0	1	0	1	0	0									
Andre Dawson, R OBP: 0.389, SLG: 0.592		2-1 G2-3		0-0 F7		0-0 FC6-4		2-2 1B		1	0	1	0	0	0	0									
Doug Descenzo, S OBP: 0.311, SLG: 0.394						1-2 1B				3	1	2	0	0	0	1									
Marvell Wynne, L OBP: 0.267, SLG: 0.360		0-3 K		1-2 G4-3		0-0 F8		3-1 1B		4	1	1	0	0	1	4									
Luis Salazar, R OBP: 0.317, SLG: 0.420		1-2 G2-3			1-1 E		2-0 P2		3-2 1B	3	0	1	0	0	0	3									
Shawon Dunston, R OBP: 0.301, SLG: 0.452		1-3 K			0-2 E6		1-2 FC6-4		3-3 K	4	0	0	0	0	2	6									
Joe Girardi, R OBP: 0.331, SLG: 0.394					0-0 G1-3				0-0 E6	4	0	1	0	0	0	1									
Mike Harkey, R OBP: 0.314, SLG: 0.382					0-3 K				1-3 K	4	0	1	0	0	3	5									
Inning Stats	R: 0 E: 0 K: 0 S: 7	H: 0 LOB: 0 BB: 0 P: 12	R: 0 E: 0 K: 2 S: 13	H: 1 LOB: 1 BB: 0 P: 16	R: 0 E: 0 K: 2 S: 8	H: 0 LOB: 0 BB: 0 P: 10	R: 0 E: 0 K: 0 S: 9	H: 0 LOB: 1 BB: 1 P: 14	R: 0 E: 1 K: 1 S: 12	H: 2 LOB: 2 BB: 0 P: 14	R: 1 E: 0 K: 0 S: 9	H: 3 LOB: 2 BB: 0 P: 15	R: 0 E: 0 K: 0 S: 10	H: 1 LOB: 1 BB: 0 P: 11	R: 2 E: 1 K: 2 S: 18	H: 2 LOB: 2 BB: 0 P: 28	1B: 7 2B: 1 3B: 0 HR: 1	SF: 0 SAC: 0 DP: 1 HBP: 1	WP: 0 PB: 0 SB: 1 CS: 0	PA: 36					
PITCHER Scott Garrelts, R ERA: 4.31	IP: 7.1 WLS: L BF: 2 H: 1 R: 2 ER: 0 SO: 0 BB: 0 IBB: 0 HBP: 1 BLK: 1 WP: 0 HR: 0 S: 6 P: 11 ERA: 2.46 WHIP: 1.227																								
Jeff Brantley, R ERA: 1.66	0.0 L BF: 2 H: 1 R: 0 ER: 0 SO: 0 BB: 0 IBB: 0 HBP: 0 BLK: 0 WP: 0 HR: 0 S: 6 P: 11 ERA: 0.00 WHIP: 0.000																								
Steve Bedrosian, R ERA: 4.3	0.2 3 BF: 0 H: 1 R: 0 ER: 0 SO: 2 BB: 0 IBB: 0 HBP: 0 BLK: 0 WP: 0 HR: 0 S: 8 P: 10 ERA: 0.00 WHIP: 0.000																								

San Francisco Giants @ Chicago Cubs
Wrigley Field, Chicago, IL
Sat Jul 21 1990, 3:33 AM CDT
Att: 34,463 - Cloudy - 75 F

AB 34
R 3
H 9
RBI 1
BB 1
SO 7
LOB 25

Batter	1	2	3	4	5	6	7	8	9	AB	R	H	RBI	BB	SO	LOB	TOP								
Doug Dasenczo, S OBP: 0.319, SLG: 0.404	2-1 4-3		2-1 F8					0-1 FC3-6		0-1 23 F3 1B	1-1 F8	5	1	1	0	0	0	4							
23 Ryne Sandberg, R OBP: 0.374, SLG: 0.588	2-2 1B			1-0 F3	1-1 F3			3-2 F3		2-3 F3		4	0	1	0	0	0	3							
Mark Grace, L OBP: 0.335, SLG: 0.348	1-1 F2			3-2 F4			1-2 SH1-3 1B	1-0 FC4-6 1B		3-H FC4-6 1B		4	0	2	1	0	0	1							
Marvell Wynne, L OBP: 0.263, SLG: 0.347	1-3 K			0-0 5-3			0-0 SH1-3	0-0 FC4-6 1B		1-2 FC5-4		3	0	0	0	0	1	2							
Dave Clark, L OBP: 0.298, SLG: 0.425		2-0 CS 1B					3-2 S 2B	1-3 K		2-2 FC5-4		3	1	2	0	0	1	1							
Domingo Ramos, R OBP: 0.296, SLG: 0.282							2-1 SH4-3 1B	0-1 1-3		0-0 F7		4	1	1	1	0	1	2							
Luis Salazar, R OBP: 0.319, SLG: 0.423																									
Shawon Dunston, R OBP: 0.303, SLG: 0.450							0-1 SH4-3			0-0 F4		3	0	1	0	0	0	1							
Joe Girardi, R OBP: 0.336, SLG: 0.399							2-3 FC3-6 1B	1-3 K		1-3 5-3 1B		3	0	1	0	1	1	0							
Greg Maddux, R OBP: 0.149, SLG: 0.130							0-0 F8			0-0 5-3		4	0	1	1	0	0	2							
Mitch Williams, L (9, 1)							1-2 FC3-6 1B	1-3 1-3		1-2 2-3 5-3		0	0	0	0	0	0	0							
Inning Stats	R: 0 E: 0 K: 1 S: 11	H: 1 LOB: 1 BB: 0 P: 17	R: 0 E: 0 K: 1 S: 9	H: 1 LOB: 0 BB: 0 P: 15	R: 0 E: 0 K: 0 S: 8	H: 0 LOB: 0 BB: 0 P: 10	R: 0 E: 0 K: 0 S: 5	H: 0 LOB: 0 BB: 0 P: 9	R: 2 E: 0 K: 0 S: 15	H: 3 LOB: 2 BB: 1 P: 24	R: 0 E: 0 K: 1 S: 9	H: 1 LOB: 1 BB: 0 P: 11	R: 0 E: 0 K: 1 S: 5	H: 0 LOB: 0 BB: 0 P: 6	R: 1 E: 0 K: 0 S: 12	H: 2 LOB: 1 BB: 0 P: 18	R: 0 E: 0 K: 0 S: 8	H: 2 LOB: 2 BB: 0 P: 9	1B: 8 2B: 2 3B: 0 HR: 0	SF: 0 SAC: 2 DP: 0 HBP: 0	WP: 0 PB: 0 SB: 1 CS: 1	PA: 38			
PITCHER	IP	WLS	BF	H	R	ER	SO	BB	IBB	HBP	BLK	WP	HR	S	P	ERA	WHIP								
Jose DeLeon, R ERA: 3.74	(1, 1)	5.0	L	20	5	2	2	2	0	1	0	0	0	48	75	3.60	1.000								
Ricky Horton, L ERA: 4.53	(6, 1)	3.0		12	3	1	1	2	0	0	0	0	0	26	35	3.00	1.000								
Tom Niedenfuer, R ERA: 2.7	(9, 1)	1.0		5	2	0	0	0	0	0	0	0	0	8	9	0.00	2.000								

Chicago Cubs @ St. Louis Cardinals
 Busch Stadium, St. Louis, MO
 Mon Jul 23 1990, 7:05 PM CDT
 Att: 40,534 - Unknown - 82 F

AB	34
R	3
H	10
RBI	3
BB	1
SO	4
LOB	17



Batter	1	2	3	4	5	6	7	8	9	AB	R	H	RBI	BB	SO	LOB	BOTTOM								
Vince Coleman, S OBP: 0.325, SLG: 0.380	1-0 G3 1B		0-1 6-3					1-0 B1-3		4	1	1	0	0	1	2									
Ozzie Smith, S OBP: 0.332, SLG: 0.293	0-1 G3		1-1 F8				4-2 G4-6-3 BB	0-0 F8		3	0	0	0	1	0	2									
Willie McGee, S OBP: 0.361, SLG: 0.424	3-1 1B			3-3 K			0-0 G4-6-3	1-3 K		4	0	1	1	0	2	2									
Pedro Guerrero, R OBP: 0.334, SLG: 0.445	0-3 K			0-1 1B			0-3 K			4	0	2	0	0	2	1									
Todd Zeile, R OBP: 0.314, SLG: 0.386	1-2 6-3			3-2 G4-6-3 1B			4-2 L8-4 1B	3-2 F9		3	0	1	0	1	0	2									
Terry Pendleton, S OBP: 0.277, SLG: 0.344				1-0 G4-6-3			0-0 F5	2-0 3-1		4	0	0	0	0	1	4									
José Oquendo, S OBP: 0.353, SLG: 0.311	0-1 G3						3-2 L9	0-2 1B		3	0	1	0	1	0	0									
Milt Thompson, L OBP: 0.285, SLG: 0.318							1-0 F7	1-0 L8-4		3	0	0	0	0	1	2									
Rex Hudler, R OBP: 0.261, SLG: 0.272								2-3 K		1	0	0	0	0	1	2									
Jose DeLeon, R OBP: 0.158, SLG: 0.189							4-2 BB	1-1 B1-3 1B		1	0	0	0	0	1	0									
Dave Collins, S OBP: 0.360, SLG: 0.200										0	0	0	0	1	0	0									
Ricky Horton, L (6, 1)										0	0	0	0	0	0	0									
Tim Jones, L OBP: 0.269, SLG: 0.200										1	0	1	0	0	0	0									
Tom Niedenfuer, R (9, 1)										0	0	0	0	0	0	0									
Inning Stats	R: 1 E: 0 K: 1 S: 11	H: 2 LOB: 1 BB: 0 P: 16	R: 0 E: 0 K: 2 S: 8	H: 0 LOB: 0 BB: 0 P: 10	R: 0 E: 0 K: 1 S: 8	H: 0 LOB: 0 BB: 0 P: 11	R: 0 E: 0 K: 1 S: 10	H: 2 LOB: 1 BB: 0 P: 17	R: 0 E: 0 K: 1 S: 11	H: 0 LOB: 1 BB: 1 P: 20	R: 0 E: 0 K: 1 S: 8	H: 0 LOB: 0 BB: 1 P: 12	R: 0 E: 0 K: 0 S: 7	H: 1 LOB: 1 BB: 1 P: 12	R: 0 E: 0 K: 1 S: 7	H: 1 LOB: 1 BB: 0 P: 10	R: 0 E: 0 K: 1 S: 11	H: 1 LOB: 2 BB: 1 P: 22	1B: 6 2B: 2 3B: 0 HR: 0	SF: 0 SAC: 0 DP: 3 HBP: 0	WP: 0 PB: 0 SB: 1 CS: 0	PA: 35			
PITCHER	IP	WLS	BF	H	R	ER	SO	BB	IBB	HBP	BLK	WP	HR	S	P	ERA	WHIP								
Greg Maddux, R ERA: 4.35	(1, 1)	8.2	W	34	7	1	8	4	0	0	0	0	0	78	125	1.04	1.269								
Mitch Williams, L ERA: 2.36	(9, 1)	0.1	S	1	0	0	0	1	0	0	0	0	0	3	5	0.00	0.000								

Chicago Cubs @ St. Louis Cardinals
 Busch Stadium, St. Louis, MO
 Mon Jul 23 1990, 7:05 PM CDT
 Att: 40,534 - Unknown - 82 F

AB	31
R	1
H	7
RBI	1
BB	4
SO	9
LOB	17



Batter	1	2	3	4	5	6	7	8	9	AB	R	H	RBI	BB	SO	LOB	TOP															
Doug Dasenczo, S (1, 8) OBP: 0.306, SLG: 0.386	G6-3	FC6-4 23 WP		G3			B1		G5-3	5	0	0	0	0	0	2																
23 Ryne Sandberg, R (1, 4) OBP: 0.372, SLG: 0.583	3B	G6-3		G6-3			F9		L7	5	1	1	0	0	0	1																
Shawon Dunston, R (1, 6) OBP: 0.309, SLG: 0.460	1H	3B		1B		F9	1B			4	1	3	1	0	0	0																
Andre Dawson, R (1, 9) OBP: 0.388, SLG: 0.587	G3		1B	G5-3		K	F8			4	0	1	0	0	1	2																
Luis Salazar, R (1, 7) OBP: 0.314, SLG: 0.416	F9		G5-3		G6-3			K		4	0	0	1	0	1	2																
Hector Villanueva, R (1, 3) OBP: 0.349, SLG: 0.603		1B	G5-3			FC3-6	1B			2	1	1	0	0	0	1																
Mark Grace, L (6, PH) OBP: 0.338, SLG: 0.354		1B								2	0	2	0	0	0	0																
Curtis Wilkerson, S (1, 5) OBP: 0.297, SLG: 0.299		G6-3				FC3-6		F7		4	0	1	0	0	0	3																
Joe Girardi, R (1, 2) OBP: 0.335, SLG: 0.397		FC6-4 23 WP	1B	G5-3		F9		P2		4	1	1	0	0	0	4																
Steve Wilson, L (1, 1) OBP: 0.200, SLG: 0.167				G5-3			P5		G6-3	1	0	1	1	0	0	0																
Les Lancaster, R (2, 1) OBP: 0.176, SLG: 0.067										1	0	0	0	0	0	0																
Gary Varsho, L (6, PH) OBP: 0.353, SLG: 0.471										1	0	0	0	0	0	1																
Mike Bielecki, R (6, 1) OBP: 0.286, SLG: 0.231										0	0	0	0	0	0	0																
Domingo Ramos, R (9, PH) OBP: 0.294, SLG: 0.280										1	0	0	0	0	0	0																
Inning Stats	R: 1 E: 0 K: 0 S: 8	H: 2 LOB: 1 BB: 0 P: 10	R: 2 E: 0 K: 0 S: 9	H: 3 LOB: 1 BB: 0 P: 15	R: 1 E: 0 K: 0 S: 12	H: 3 LOB: 2 BB: 0 P: 14	R: 0 E: 0 K: 0 S: 6	H: 0 LOB: 0 BB: 0 P: 9	R: 0 E: 0 K: 1 S: 8	H: 1 LOB: 1 BB: 0 P: 11	R: 0 E: 0 K: 0 S: 7	H: 1 LOB: 1 BB: 0 P: 8	R: 0 E: 0 K: 1 S: 6	H: 1 LOB: 1 BB: 0 P: 8	R: 0 E: 0 K: 0 S: 5	H: 0 LOB: 0 BB: 0 P: 8	1B: 8 2B: 2 3B: 1 HR: 0	SF: 0 SAC: 0 DP: 0 HBP: 0	WP: 1 PA: 38 PB: 0 SB: 0 CS: 0													
PITCHER	IP WLS BF H R ER SO BB IBB HBP BLK WP HR S P ERA WHIP																															
Joe Magrane, L (1, 1) ERA: 4.14	2.0	13	7	4	4	0	0	0	0	0	1	0	21	29	18.00	3.500																
Scott Terry, R (3, 1) ERA: 6.51	4.0	W 14	2	0	0	1	0	0	0	0	0	0	31	41	0.00	0.500																
Tom Niedenfuer, R (7, 1) ERA: 2.59	2.0	8	2	0	0	1	0	0	0	0	0	0	13	16	0.00	1.000																
Frank DiPino, L (9, 1) ERA: 4.43	1.0	3	0	0	0	0	0	0	0	0	0	0	5	8	0.00	0.000																

Chicago Cubs @ St. Louis Cardinals
 Busch Stadium, St. Louis, MO
 Tue Jul 24 1990, 7:05 PM CDT
 Att: 38,974 - Unknown

AB 38
 R 4
 H 11
 RBI 3
 BB 0
 SO 2
 LOB 16



Batter	1	2	3	4	5	6	7	8	9	AB	R	H	RBI	BB	SO	LOB	BOTTOM															
Vince Coleman, S (1, 7) OBP: 0.334, SLG: 0.401	1B			1B				G4-3		4	4	4	1	1	0	0																
Ozzie Smith, S (1, 6) OBP: 0.336, SLG: 0.296	2B			1B		G3-1		G4-3		4	1	2	1	1	0	1																
Willie McGee, S (1, 8) OBP: 0.361, SLG: 0.423	2B			K		G5-3		1B		5	1	2	1	0	1	3																
Pedro Guerrero, R (1, 3) OBP: 0.338, SLG: 0.450	1B			F8		F8		1B		5	2	3	2	0	0	3																
Craig Wilson, R (1, 5) OBP: 0.293, SLG: 0.243	P3			G5-3		F9		B3		5	0	0	0	0	0	4																
Frank DiPino, L (9, 1) ERA: 4.43								FC6-4		0	0	0	0	0	0	0																
José Oquendo, S (1, 4) OBP: 0.349, SLG: 0.307	F8			P3		F8		F7		4	0	0	0	0	0	2																
Tom Pagnozzi, R (1, 2) OBP: 0.333, SLG: 0.361				K				1B		3	0	2	2	1	1	0																
Rex Hudler, R (1, 9) OBP: 0.264, SLG: 0.274	P2					FC6-4				3	1	1	0	0	0	2																
Milt Thompson, L (7, PH) OBP: 0.264, SLG: 0.317						FC6-4		G6-3		1	0	0	0	0	0	1																
Joe Magrane, R (1, 1) ERA: 4.14										1	0	0	0	0	0	0																
Scott Terry, R (3, 1) ERA: 6.51										0	0	0	0	0	0	0																
Dave Collins, S (6, PH) OBP: 0.353, SLG: 0.471										0	0	0	0	0	0	0																
Tom Niedenfuer, R (7, 1) ERA: 2.59										0	0	0	0	0	0	0																
Denny Walling, L (8, PH) OBP: 0.271, SLG: 0.244										0	0	0	0	0	0	0																
Terry Pendleton, S (9, 1) ERA: 4.43										0	0	0	0	0	0	0																
Inning Stats	R: 4 E: 0 K: 0 S: 20	H: 4 LOB: 1 BB: 1 P: 32	R: 1 E: 0 K: 0 S: 12	H: 1 LOB: 1 BB: 1 P: 21	R: 0 E: 0 K: 1 S: 8	H: 0 LOB: 0 BB: 0 P: 10	R: 1 E: 0 K: 1 S: 12	H: 3 LOB: 2 BB: 0 P: 19	R: 0 E: 0 K: 0 S: 11	H: 0 LOB: 1 BB: 1 P: 16	R: 1 E: 0 K: 0 S: 12	H: 1 LOB: 0 BB: 0 P: 17	R: 1 E: 0 K: 0 S: 14	H: 2 LOB: 1 BB: 0 P: 26	R: 1 E: 0 K: 0 S: 14	H: 3 LOB: 2 BB: 0 P: 19	1B: 11 2B: 1 3B: 1 HR: 1	SF: 0 SAC: 1 DP: 0 HBP: 0	WP: 0 PA: 41 PB: 1 SB: 4 CS: 0													
PITCHER	IP WLS BF H R ER SO BB IBB HBP BLK WP HR S P ERA WHIP																															
Steve Wilson, L (1, 1) ERA: 4.63	1.1	L 10	3	1	1	2	2	0	0	0	0	0	39	59	2.46	1.364																
Les Lancaster, R (2, 1) ERA: 5.21	3.2	16	3	1	1	2	2	0	0	0	0	0	40	62	6.00	2.000																
Mike Bielecki, R (6, 1) ERA: 5.52	3.0	15	6	3	2	0	0	0	0	0	0	0	40	62	6.00	2.000																

Chicago Cubs @ St. Louis Cardinals
 Busch Stadium, St. Louis, MO
 Tue Jul 24 1990, 7:05 PM CDT
 Att: 38,974 - Unknown

AB 37
 R 9
 H 14
 RBI 7
 BB 3
 SO 2
 LOB 16



Batter	1	2	3	4	5	6	7	8	9	AB	R	H	RBI	BB	SO	LOB	TOP		
Doug Dasenczo, S OBP: 0.296, SLG: 0.373	F9		F8			5-3		F8		4	0	0	0	0	0	1			
23 Ryne Sandberg, R OBP: 0.369, SLG: 0.577	4-3		5-3			F9		F2		4	0	0	0	0	0	1			
Shawon Dunston, R OBP: 0.308, SLG: 0.460	F7				F9	1-3		2B		4	0	1	0	0	0	1			
Andre Dawson, R OBP: 0.388, SLG: 0.587					1-3			K		2	0	1	0	0	0	0			
Dwight Smith, L OBP: 0.326, SLG: 0.381										2	0	1	0	0	1	1			
Luis Salazar, R OBP: 0.308, SLG: 0.408	F8				5-3			F8		4	0	0	0	0	0	3			
Hector Villanueva, R OBP: 0.349, SLG: 0.593								F8		3	0	1	0	0	1	1			
Domingo Ramos, R OBP: 0.295, SLG: 0.281					6-3			4-3		3	0	1	0	0	0	1			
Joe Girardi, R OBP: 0.331, SLG: 0.392	G1-2-3				G3			F8		3	0	0	0	0	0	3			
Mike Harkey, R OBP: 0.314, SLG: 0.382								6-3		0	0	0	0	0	0	0			
Jeff Pico, R OBP: 0.301, SLG: 0.366										1	0	0	0	0	0	0			
Bill Long, R OBP: 0.301, SLG: 0.366										0	0	0	0	0	1	0			
Mitch Williams, L OBP: 0.331, SLG: 0.323										0	0	0	0	0	0	0			
Lloyd McClendon, R OBP: 0.331, SLG: 0.323										1	0	0	0	0	0	0			
Les Lancaster, R OBP: 0.176, SLG: 0.267										0	0	0	0	0	0	0			
Inning Stats	R: 0 E: 0 K: 0 S: 5	H: 0 LOB: 0 BB: 0 P: 7	R: 0 E: 0 K: 0 S: 11	H: 3 LOB: 2 BB: 0 P: 14	R: 0 E: 0 K: 0 S: 13	H: 0 LOB: 0 BB: 0 P: 18	R: 0 E: 0 K: 0 S: 5	H: 0 LOB: 0 BB: 0 P: 5	R: 0 E: 0 K: 1 S: 5	H: 0 LOB: 1 BB: 1 P: 6	R: 0 E: 0 K: 0 S: 9	H: 1 LOB: 1 BB: 0 P: 14	R: 0 E: 0 K: 0 S: 6	H: 0 LOB: 0 BB: 0 P: 8	R: 0 E: 0 K: 1 S: 9	H: 1 LOB: 1 BB: 0 P: 12	1B: 4 2B: 1 3B: 0 HR: 0	SF: 0 SAC: 0 DP: 1 HBP: 0	WP: 0 PA: 32 PB: 0 SB: 0 CS: 0
PITCHER John Tudor, L ERA: 2.66	IP: 9.0 WLS: W BF: 32 H: 5 R: 0 ER: 0 SO: 2 BB: 1 IBB: 0 HBP: 0 BLK: 0 WP: 0 HR: 0 S: 72 P: 100 ERA: 0.00 WHIP: 0.667															PITCHER			

Chicago Cubs @ St. Louis Cardinals
 Busch Stadium, St. Louis, MO
 Wed Jul 25 1990, 7:05 PM CDT
 Att: 37,826 - Unknown - 85 F

AB 31
 R 0
 H 5
 RBI 0
 BB 1
 SO 2
 LOB 12



Batter	1	2	3	4	5	6	7	8	9	AB	R	H	RBI	BB	SO	LOB	BOTTOM		
Vince Coleman, S OBP: 0.338, SLG: 0.404			FC6-4					6-3		5	1	3	0	0	0	1			
Ozzie Smith, S OBP: 0.338, SLG: 0.297										2	1	1	1	1	0	1			
Craig Wilson, R OBP: 0.286, SLG: 0.237										1	0	0	0	0	1	0			
Milt Thompson, L OBP: 0.286, SLG: 0.316										4	1	1	1	1	1	3			
Pedro Guerrero, R OBP: 0.339, SLG: 0.458										3	1	1	1	1	0	4			
Dave Collins, S OBP: 0.365, SLG: 0.214										1	0	1	0	0	0	0			
Terry Pendleton, S OBP: 0.276, SLG: 0.342										5	1	1	1	0	1	3			
Tim Jones, L OBP: 0.286, SLG: 0.203										4	1	1	0	0	0	0			
Tom Pagnozzi, R OBP: 0.357, SLG: 0.365										2	1	1	2	2	0	0			
Rex Hudler, R OBP: 0.263, SLG: 0.264										3	1	0	0	1	0	2			
John Tudor, L OBP: 0.211, SLG: 0.194										4	1	2	3	0	2	1			
Inning Stats	R: 8 E: 0 K: 0 S: 21	H: 7 LOB: 1 BB: 2 P: 41	R: 1 E: 0 K: 0 S: 13	H: 1 LOB: 1 BB: 1 P: 26	R: 0 E: 0 K: 0 S: 12	H: 2 LOB: 2 BB: 0 P: 20	R: 0 E: 0 K: 1 S: 12	H: 0 LOB: 0 BB: 0 P: 16	R: 0 E: 0 K: 1 S: 7	H: 1 LOB: 1 BB: 0 P: 12	R: 0 E: 0 K: 1 S: 4	H: 0 LOB: 1 BB: 1 P: 12	R: 0 E: 0 K: 1 S: 10	H: 0 LOB: 1 BB: 1 P: 20	R: 0 E: 0 K: 1 S: 13	H: 1 LOB: 2 BB: 1 P: 19	1B: 10 2B: 1 3B: 0 HR: 1	SF: 1 SAC: 0 DP: 1 HBP: 0	WP: 0 PA: 41 PB: 0 SB: 1 CS: 0
PITCHER Mike Harkey, R ERA: 4.0	IP: 0.1 WLS: L BF: 9 H: 6 R: 8 ER: 8 SO: 0 BB: 2 IBB: 0 HBP: 0 BLK: 0 WP: 0 HR: 0 S: 16 P: 34 ERA: 216.00 WHIP: 24.000															PITCHER			
Jeff Pico, R ERA: 4.54	IP: 3.2 WLS: L BF: 16 H: 4 R: 1 ER: 1 SO: 1 BB: 0 IBB: 0 HBP: 0 BLK: 0 WP: 0 HR: 1 S: 42 P: 69 ERA: 2.46 WHIP: 1.364															PITCHER			
Bill Long, R ERA: 3.98	IP: 2.0 WLS: L BF: 7 H: 1 R: 0 ER: 0 SO: 2 BB: 1 IBB: 0 HBP: 0 BLK: 0 WP: 0 HR: 0 S: 11 P: 24 ERA: 0.00 WHIP: 1.000															PITCHER			
Mitch Williams, L ERA: 2.29	IP: 1.0 WLS: L BF: 4 H: 0 R: 0 ER: 0 SO: 1 BB: 1 IBB: 0 HBP: 0 BLK: 0 WP: 0 HR: 0 S: 10 P: 20 ERA: 0.00 WHIP: 1.000															PITCHER			
Les Lancaster, R ERA: 5.15	IP: 1.0 WLS: L BF: 5 H: 1 R: 0 ER: 0 SO: 1 BB: 1 IBB: 0 HBP: 0 BLK: 0 WP: 0 HR: 0 S: 13 P: 19 ERA: 0.00 WHIP: 2.000															PITCHER			

Chicago Cubs @ St. Louis Cardinals
 Busch Stadium, St. Louis, MO
 Wed Jul 25 1990, 7:05 PM CDT
 Att: 37,826 - Unknown - 85 F

AB 34
 R 9
 H 12
 RBI 9
 BB 6
 SO 5
 LOB 15



Batter	1	2	3	4	5	6	7	8	9	10	AB	R	H	RBI	BB	SO	LOB	TOP				
Dave Clark, L (1, 7) OBP: 0.310, SLG: 0.470 Doug Dascenzo, S (8, PH) OBP: 0.291, SLG: 0.367	0-0 HR		3-2 G3			3-2 1B		1-2 F7		1-1 G3	3	1	2	1	0	0	0					
23 Ryne Sandberg, R (1, 4) OBP: 0.364, SLG: 0.570	0-0 F8		1-0 P3			0-1 F8		2-1 4-3		1-0 1-3	5	0	0	0	0	0	2					
Mark Grace, L (1, 3) OBP: 0.340, SLG: 0.356	1-0 1B 2B		1-1 G3			2-0 P6		0-1 1B		0-1 3-1	4	1	2	0	0	0	1					
Andre Dawson, R (1, 9) OBP: 0.390, SLG: 0.586	1-0 1B 2B			0-3 K		0-0 1B		2-1 3-1		1-2 1-2	4	0	2	0	0	1	1					
Marvell Wynne, L (1, 8) OBP: 0.282, SLG: 0.351	3-2 1B 2B			0-0 F8		0-0 P6			1-1 F9	4	0	1	1	0	0	2						
Luis Salazar, R (1, 5) OBP: 0.303, SLG: 0.401 Mitch Williams, L (9, 1)	1-0 6-3			0-2 F9			0-3 K		1-2 1-3	4	0	0	0	0	1	1						
Shawon Dunston, R (1, 6) OBP: 0.307, SLG: 0.458		0-2 F7			1-1 6-3		0-1 1B		0-2 5-3	4	0	1	0	0	0	0						
Hector Villanueva, R (1, 2) OBP: 0.337, SLG: 0.571 Dwight Smith, L (10, PH) OBP: 0.329, SLG: 0.384 Joe Girardi, R (10, 2) OBP: 0.331, SLG: 0.392		2-3 K			1-0 5-3		1-0 F7		1-1 SH1-3 1B	3	0	0	0	0	1	1						
Shawn Boskie, R (1, 1) OBP: 0.250, SLG: 0.344 Curtis Wilkerson, S (9, 5) OBP: 0.257, SLG: 0.259		1-0 P3			0-0 6-3		1-0 P5		0-1 SH1-3 1B	3	0	0	0	0	0	1						
Inning Stats	R: 2 E: 0 K: 0 S: 9	H: 4 LOB: 1 BB: 0 P: 15	R: 0 E: 0 K: 1 S: 7	H: 0 LOB: 0 BB: 0 P: 10	R: 0 E: 0 K: 0 S: 6	H: 0 LOB: 0 BB: 0 P: 11	R: 0 E: 0 K: 1 S: 7	H: 0 LOB: 0 BB: 0 P: 7	R: 0 E: 0 K: 0 S: 8	H: 2 LOB: 2 BB: 0 P: 13	R: 0 E: 0 K: 1 S: 7	H: 1 LOB: 1 BB: 0 P: 9	R: 0 E: 0 K: 0 S: 9	H: 1 LOB: 1 BB: 0 P: 14	R: 0 E: 0 K: 0 S: 8	H: 0 LOB: 0 BB: 0 P: 10	R: 0 E: 0 K: 0 S: 7	H: 1 LOB: 1 BB: 0 P: 10	1B: 7 2B: 1 3B: 0 HR: 1	SF: 0 SAC: 1 DP: 0 HBP: 0	WP: 0 PB: 0 SB: 1 CS: 0	PA: 38
PITCHER	IP WLS BF H R ER SO BB IBB HBP BLK WP HR S P ERA WHIP	Oil Can Boyd, R (1, 1) ERA: 3.01	Steve Frey, L (8, 1) ERA: 3.36	Tim Burke, R (8, 1) ERA: 3.78	PITCHER																	

Chicago Cubs @ Montreal Expos
Olympic Stadium, Montreal, QB
Thu Jul 26 1990, 7:05 PM EDT
Att. 19,129 - Dome

AB	37
R	2
H	9
RBI	2
BB	0
SO	3
LOB	10



Batter	1	2	3	4	5	6	7	8	9	10	AB	R	H	RBI	BB	SO	LOB	BOTTOM						
Delino DeShields, L (1, 4) OBP: 0.394, SLG: 0.410	0-0 F7			3-2 P2-3 1B		0-1 2B		3-2 F7		3-1 S 1B	5	2	3	0	0	2								
Marquis Grissom, R (1, 9) OBP: 0.324, SLG: 0.348	1-0 P3			1-0 P2-3 1-2r		2-1 2B		3-3 K		4-2 1B BB	4	1	1	1	1	1								
Tim Raines, S (1, 7) OBP: 0.377, SLG: 0.355	0-0 F7			3-2 G3		2-0 2B		1-0 F9		2-1 1B	5	0	2	2	0	0								
Tim Wallach, R (1, 5) OBP: 0.357, SLG: 0.520		1-1 F9			1-0 5-3		4-0 IBB		2-2 F8	3	0	0	0	1	0	0								
Andres Galaraga, R (1, 3) OBP: 0.316, SLG: 0.416		0-0 5-3			0-3 K		0-1 F9		0-0 F9	4	0	0	0	0	1	2								
Dave Martinez, L (1, 8) OBP: 0.345, SLG: 0.482 Junior Noboa, R (9, PH) OBP: 0.287, SLG: 0.331 Otis Nixon, S (10, 8) OBP: 0.333, SLG: 0.288		2-2 3-1			2-0 E4		4-0 PB SH1-3 BB		1-3 K	2	0	0	0	1	0	0								
Mike Fitzgerald, R (1, 2) OBP: 0.351, SLG: 0.393			1-1 P5		1-1 1-3		0-0 SH1-3		3-1 P3	3	0	0	0	0	1									
Spike Owen, S (1, 6) OBP: 0.350, SLG: 0.365			3-2 B1-4-3 1B			1-1 4-3		2-3 K		0-1 P3	4	0	1	0	0	1								
Oil Can Boyd, R (1, 1) OBP: 0.079, SLG: 0.079 Wallace Johnson, S (7, PH) OBP: 0.275, SLG: 0.250 Steve Frey, R (8, 1) OBP: 0.333, SLG: 0.333 Tim Burke, R (8, 1) OBP: 0.305, SLG: 0.417			0-2 B1-4-3			1-3 K		1-0 F7		3-3 K	2	0	0	0	1	1								
Inning Stats	R: 0 E: 0 K: 0 S: 3	H: 0 LOB: 0 BB: 0 P: 4	R: 0 E: 0 K: 0 S: 6	H: 0 LOB: 0 BB: 0 P: 9	R: 0 E: 0 K: 0 S: 8	H: 1 LOB: 1 BB: 0 P: 12	R: 0 E: 0 K: 0 S: 9	H: 1 LOB: 0 BB: 0 P: 16	R: 0 E: 1 K: 1 S: 9	H: 0 LOB: 1 BB: 0 P: 13	R: 2 E: 0 K: 1 S: 13	H: 3 LOB: 2 BB: 1 P: 23	R: 0 E: 0 K: 1 S: 11	H: 0 LOB: 2 BB: 1 P: 21	R: 0 E: 0 K: 1 S: 7	H: 0 LOB: 0 BB: 0 P: 13	R: 0 E: 0 K: 1 S: 7	H: 0 LOB: 0 BB: 0 P: 11	R: 1 E: 0 K: 1 S: 11	H: 2 LOB: 2 BB: 1 P: 23	1B: 4 2B: 4 3B: 0 HR: 0	SF: 0 SAC: 1 DP: 2 HBP: 0	WP: 0 PB: 1 SB: 3 CS: 0	PA: 39
PITCHER	IP WLS BF H R ER SO BB IBB HBP BLK WP HR S P ERA WHIP	Shawn Boskie, R (1, 1) ERA: 3.43	Mitch Williams, L (9, 1) ERA: 2.43	PITCHER																				

Chicago Cubs @ Montreal Expos
Olympic Stadium, Montreal, QB
Thu Jul 26 1990, 7:05 PM EDT
Att. 19,129 - Dome

AB	35
R	3
H	7
RBI	3
BB	3
SO	6
LOB	10



Batter	1	2	3	4	5	6	7	8	9	10	AB	R	H	RBI	BB	SO	LOB				
Dave Clark, L OBP: 0.315, SLG: 0.460 Bill Long, R	(1, 7) G1-4-3 BB		X 0-0 G3-1			X 1-2 G3		X 2-0 F8		X 1-0 23 1B	4	0	1	0	1	0	0				
23 Ryne Sandberg, R OBP: 0.363, SLG: 0.565	(1, 4) G1-4-3			X 2-2 G4-3		X 1-3 K		X 2-3 K		X 1-1 1B	5	0	1	1	0	2	1				
Mark Grace, L OBP: 0.338, SLG: 0.357	(1, 3) 2B			X 3-3 K		X 2-1 G4-3			X 1-3 K	X 3-H 3-2 P9	5	0	1	0	0	2	2				
Andre Dawson, R OBP: 0.388, SLG: 0.580	(1, 9) F8			X 1-1 HBP		X 1-1 G3		X 1-3 K	X 2-3 K		3	0	0	0	0	2	1				
Marvell Wynne, L OBP: 0.257, SLG: 0.343	(1, 8)	X 0-0 G4-3		X 1-1 G3		X 1-2 K	X 2-3 K		X 1-2 F7		4	0	0	0	0	1	1				
Curtis Wilkerson, S OBP: 0.257, SLG: 0.259	(1, 5)	X 2-0 F8			X 1-1 P8		X 0-1 1B			X 1-3 K	4	0	1	0	0	1	0				
Shawon Dunston, R OBP: 0.312, SLG: 0.460	(1, 6)	X 1-3 K			X 1-1 1B		X 1-2 1B	X 1-3 1B		X 4-2 G6-3 1B BB	3	1	2	0	1	1	0				
Joe Girardi, R OBP: 0.326, SLG: 0.386	(1, 2)		X 1-3 K		X 0-0 F9		X 0-0 P4		X 1-0 G6-3	X 1-3 1B	4	0	0	0	0	1	4				
Greg Maddux, R OBP: 0.140, SLG: 0.122 Gary Varsho, L OBP: 0.369, SLG: 0.500 Doug Dascenzo, S OBP: 0.291, SLG: 0.367	(1, 1) (10, PH) (10, 7)	X 0-0 G1-3			X 2-3 K		X 0-0 P3		X 2-1 1B 23 1B	X 3-H 1B	3	0	0	0	0	1	1				
Inning Stats	R: 0 E: 0 K: 0 S: 10	H: 1 LOB: 1 BB: 1 P: 17	R: 0 E: 0 K: 1 S: 6	H: 0 LOB: 0 BB: 0 P: 9	R: 0 E: 0 K: 1 S: 6	H: 0 LOB: 0 BB: 0 P: 7	R: 0 E: 0 K: 1 S: 8	H: 1 LOB: 1 BB: 0 P: 12	R: 0 E: 0 K: 1 S: 8	H: 0 LOB: 0 BB: 0 P: 12	R: 0 E: 0 K: 2 S: 13	H: 2 LOB: 2 BB: 0 P: 16	R: 0 E: 0 K: 1 S: 7	H: 0 LOB: 0 BB: 0 P: 11	R: 0 E: 0 K: 2 S: 11	H: 0 LOB: 0 BB: 0 P: 15	R: 2 E: 0 K: 1 S: 16	H: 3 LOB: 2 BB: 1 P: 28	1B: 6 2B: 1 3B: 0 HR: 0	SF: 0 SAC: 0 DP: 1 HBP: 1	WP: 0 PA: 39 PB: 0 SB: 2 CS: 0
PITCHER	IP WLS BF H R ER SO BB IBB HBP BLK WP HR S P ERA WHIP	9.0 L 6 3 2 2 1 1 0 0 0 0 0 0 12 21 27.00 6.000	0.1 1 0 0 0 0 0 0 0 0 0 0 0 0 4 7 0.00 0.000																		

Chicago Cubs @ Montreal Expos
Olympic Stadium, Montreal, QB
Fri Jul 27 1990, 7:05 PM EDT
Att: 21,980 - Unknown

livebaseballscores.com

AB	36
R	2
H	7
RBI	2
BB	2
SO	11
LOB	10




Batter	1	2	3	4	5	6	7	8	9	10	AB	R	H	RBI	BB	SO	LOB			
Delino DeShields, L OBP: 0.389, SLG: 0.404	(1, 4) G2-3		X 1-0 F7			X 0-0 G6-3			X 3-2 L8-3		4	0	0	0	0	0	1			
Marquis Grissom, R OBP: 0.327, SLG: 0.351	(1, 9) G4-3 1B			X 2-0 G6-3		X 0-1 G6-4-3 1B			X 0-0 G1		4	0	2	0	0	0	0			
Tim Lincecum, S OBP: 0.372, SLG: 0.350	(1, 7) G4-3			X 1-2 F8		X 0-0 G6-4-3			X 0-0 L9		4	0	0	0	0	0	2			
Tim Wallach, R OBP: 0.354, SLG: 0.515	(1, 5) G1-3			X 0-0 G3		X 3-3 K			X 3-2 F9		4	0	0	0	0	1	1			
Andres Galarraga, R OBP: 0.316, SLG: 0.414 Otis Nixon, S OBP: 0.333, SLG: 0.286 Mike Aldrete, L OBP: 0.389, SLG: 0.311	(1, 3) (8, PH) (8, 3)	X 1-3 K		X 0-0 G6-3		X 0-0 G6-3	X 1-1 SH1-4 HBP		X 2-1 L7		2	0	0	0	0	1	0			
Dave Martinez, L OBP: 0.342, SLG: 0.477	(1, 8)	X 0-0 G4-3		X 2-0 G1		X 1-0 SH1-4		X 1-2 SH1-4		X 4-0 G6-3 IBB	2	0	0	0	0	0	0			
Jerry Goff, L OBP: 0.347, SLG: 0.293	(1, 2)	X 1-1 G4-3		X 2-1 G4-3		X 3-3 K		X 3-2 G6-3		X 3-2 F9	2	0	0	0	1	0	0			
Spike Owen, S OBP: 0.348, SLG: 0.363 Tom Foley, L OBP: 0.327, SLG: 0.303	(1, 6) (8, PH) (9, 6)		X 0-3 K		X 0-0 F7		X 3-2 G6-3		X 1-2 G6-3		2	0	0	0	0	1	0			
Mark Gardner, R OBP: 0.132, SLG: 0.211 Wallace Johnson, S OBP: 0.269, SLG: 0.244 Bill Sampen, R OBP: 0.327, SLG: 0.367 Steve Frey, R	(1, 1) (9, PH) (10, 1) (10, 1)	X 1-3 K		X 0-3 K		X 0-3 K		X 1-2 E5		X 1-2 L8-3	2	0	0	0	0	2	0			
Inning Stats	R: 0 E: 0 K: 0 S: 8	H: 1 LOB: 1 BB: 0 P: 12	R: 0 E: 0 K: 1 S: 6	H: 0 LOB: 0 BB: 0 P: 8	R: 0 E: 0 K: 2 S: 8	H: 0 LOB: 0 BB: 0 P: 10	R: 0 E: 0 K: 0 S: 5	H: 0 LOB: 0 BB: 0 P: 8	R: 0 E: 0 K: 1 S: 6	H: 1 LOB: 0 BB: 0 P: 9	R: 0 E: 0 K: 0 S: 5	H: 0 LOB: 2 BB: 1 P: 14	R: 0 E: 1 K: 0 S: 7	H: 0 LOB: 0 BB: 0 P: 11	R: 0 E: 0 K: 0 S: 7	H: 0 LOB: 0 BB: 0 P: 12	1B: 2 2B: 1 3B: 0 HR: 0	SF: 0 SAC: 1 DP: 3 HBP: 1	WP: 0 PA: 32 PB: 0 SB: 0 CS: 0	
PITCHER	IP WLS BF H R ER SO BB IBB HBP BLK WP HR S P ERA WHIP	9.0 W 29 2 0 0 5 0 1 1 0 0 0 0 55 86 0.00 0.222	1.0 S 3 0 0 0 0 0 0 0 0 0 0 0 7 12 0.00 0.000																	

Chicago Cubs @ Montreal Expos
Olympic Stadium, Montreal, QB
Fri Jul 27 1990, 7:05 PM EDT
Att: 21,980 - Unknown

livebaseballscores.com

AB	29
R	0
H	2
RBI	0
BB	1
SO	5
LOB	6



Batter	1	2	3	4	5	6	7	8	9	AB	R	H	RBI	BB	SO	LOB	TOP										
Doug Dascenzo, S OBP: 0.288, SLG: 0.360 (1, 8)	0-0 CS 1B		0-1 F7		2-1 G6-3		1-1 G5-3	0-0 L8		5	0	1	0	0	0	3											
23 Ryne Sandberg, R OBP: 0.363, SLG: 0.563 (1, 4)	0-0 P3			2-1 G6-3		0-1 G4-3 1B	3-1 F7		1-2 SH1-4 E 1B	5	2	2	0	0	0	1											
Mark Grace, L OBP: 0.340, SLG: 0.358 (1, 3)	1-0 L6			2-0 G4-3		2-0 1B G4-3 3B	3-2 1B		1-0 SH1-4	4	1	2	0	0	0	1											
Andre Dawson, R OBP: 0.385, SLG: 0.574 (1, 9)	0-1 CS	0-0 F7		1-2 E4 1B		1-2 G4-3	0-2 1B		1-1 P4	5	1	1	0	0	0	3											
Dave Clark, L OBP: 0.326, SLG: 0.461 Domingo Ramos, R OBP: 0.293, SLG: 0.279 (7, PH)		0-3 K		2-2		4-0 1B	1-1 G4-3		4-0 E 3B IBB	2	1	1	1	1	1	0											
Marvell Wynne, L OBP: 0.261, SLG: 0.343 (9, PH)				0-1 2H 1B		0-2 IBB				0	1	0	0	1	0	0											
Luis Salazar, R OBP: 0.309, SLG: 0.405 (7, 7)		2-1 FC6 1B		0-1 G1-3		0-2 3B 1B		0-0 G6-3 1B	3-2 E4 3B	5	2	3	1	0	0	2											
Shawon Dunston, R OBP: 0.316, SLG: 0.479 (1, 6)		0-1 FC6		0-2 1B 3B		1-1 SF7 3B		0-0 F8	0-0 1H 2H 3B	5	2	3	5	0	0	2											
Joe Girardi, R OBP: 0.324, SLG: 0.384 (1, 2)			0-0 F8		0-1 FC6-4 1B	0-0 SF7		0-1 G6-3	2-2 F9	4	0	1	2	0	0	2											
Mike Bielecki, R OBP: 0.286, SLG: 0.231 Steve Wilson, L OBP: 0.197, SLG: 0.160 Dwight Smith, L OBP: 0.228, SLG: 0.182 Les Lancaster, R OBP: 0.289, SLG: 0.409 Paul Assenmacher, L OBP: 0.261, SLG: 0.368 Jeff Pico, R OBP: 0.251, SLG: 0.308 Gary Warsho, L OBP: 0.251, SLG: 0.308 Bill Long, R OBP: 0.251, SLG: 0.308 (1, 1)			0-2 G5-3		1-0 FC6-4 G6-3	2-3 K		4-0 IBB		0	0	0	0	0	0	0											
Inning Stats	R: 0 E: 0 K: 0 S: 4	H: 1 LOB: 0 BB: 0 P: 5	R: 0 E: 0 K: 1 S: 9	H: 1 LOB: 0 BB: 0 P: 11	R: 0 E: 0 K: 0 S: 6	H: 0 LOB: 0 BB: 0 P: 6	R: 1 E: 1 K: 0 S: 12	H: 1 LOB: 1 BB: 0 P: 19	R: 1 E: 0 K: 0 S: 9	H: 2 LOB: 0 BB: 0 P: 11	R: 5 E: 0 K: 1 S: 15	H: 4 LOB: 0 BB: 1 P: 25	R: 0 E: 0 K: 0 S: 12	H: 2 LOB: 2 BB: 0 P: 20	R: 0 E: 0 K: 0 S: 5	H: 1 LOB: 2 BB: 1 P: 9	R: 3 E: 1 K: 0 S: 13	H: 2 LOB: 1 BB: 1 P: 25	1B: 11 2B: 3 3B: 3 HR: 0	SF: 1 SAC: 1 DP: 1 HBP: 0	WP: 0 PA: 45 PB: 0 SB: 0 CS: 1						
PITCHER	IP	WLS	BF	H	R	ER	SO	BB	IBB	HBP	BLK	WP	HR	S	P	ERA	WHIP										
Dennis Martinez, R ERA: 2.94 (1, 1)	5.1		25	9	7	6	1	0	1	0	0	0	0	51	71	10.12	1.688										
Dale Mohorcic, R ERA: 3.39 (6, 1)	0.2		2	0	0	0	1	0	0	0	0	0	0	4	6	0.00	0.000										
Steve Frey, L ERA: 3.21 (7, 1)	1.0		5	2	0	0	0	0	0	0	0	0	0	12	20	0.00	2.000										
Tim Burke, R ERA: 3.57 (8, 1)	2.0	L	12	3	3	0	0	0	2	0	0	0	0	18	34	0.00	1.500										

Chicago Cubs @ Montreal Expos
Olympic Stadium, Montreal, QB
Sat Jul 28 1990, 7:05 PM EDT
Att: 24,808 - Unknown



AB 39
R 10
H 14
RBI 9
BB 3
SO 2
LOB 17

Batter	1	2	3	4	5	6	7	8	9	AB	R	H	RBI	BB	SO	LOB	BOTTOM										
Delino DeShields, L OBP: 0.392, SLG: 0.415 (1, 4)	0-0 F8			0-2 G3		1-2 G6-3		0-0 BB S 1B		5	0	3	2	0	0	1											
Marquis Grissom, R OBP: 0.324, SLG: 0.345 (1, 9)	1-1 G6-3	3-2 L4			0-0 F8	2-1 G6-3		1-2 BB BB	4-2 BB BB	4	0	0	1	1	0	2											
Tim Raines, S OBP: 0.379, SLG: 0.364 (1, 7)	3-2 HR		2-1 G3-1		2-1 CS 1B	1-2 HBP		4-1 BB BB	1-2 BB	3	1	2	1	1	0	0											
Tim Wallach, R OBP: 0.354, SLG: 0.518 (1, 5)	1-0 3B		0-0 1B		2-2 F9	1-2 G1-3		1-2 P4		5	0	2	0	0	0	6											
Andres Galarraga, R OBP: 0.315, SLG: 0.411 (1, 3)	2-1 G5-3		1-3 K		1-0 1B	1-0 G5-3		0-0 F8		5	1	1	0	0	1	2											
Dave Martinez, L OBP: 0.348, SLG: 0.482 Tim Burke, R OBP: 0.333, SLG: 0.333 Mike Aldrete, L OBP: 0.356, SLG: 0.308 (9, PH)		0-1 1B SH5-4 1B		1-1 F8		3-1 1B 1B	0-2 G1-4-3 1B		1-0 L8	4	2	3	0	0	0	1											
Mike Fitzgerald, R OBP: 0.356, SLG: 0.395 (1, 2)		3-2 SH5-4 2B 1B		4-2 SH1-4 BB		1-1 1B 2B 1B	0-0 G1-4-3	3-2 G6-3		4	2	2	1	1	0	1											
Tom Foley, L OBP: 0.320, SLG: 0.297 Spike Owen, S OBP: 0.346, SLG: 0.360 (6, PH)		2-0 L9		0-1 F6		3-1 K		2-1 G3		2	0	0	0	0	0	3											
Dennis Martinez, R OBP: 0.122, SLG: 0.125 Dale Mohorcic, R OBP: 0.283, SLG: 0.261 Steve Frey, R OBP: 0.331, SLG: 0.286 (8, 8)		1-0 SH5-4		0-1 SH1-4		0-0 2B G6-3 1B		2-1 F8		0	0	0	1	0	0	0											
Inning Stats	R: 1 E: 0 K: 0 S: 9	H: 2 LOB: 1 BB: 0 P: 16	R: 2 E: 0 K: 0 S: 14	H: 3 LOB: 1 BB: 0 P: 26	R: 0 E: 0 K: 1 S: 8	H: 1 LOB: 1 BB: 0 P: 12	R: 0 E: 0 K: 0 S: 11	H: 0 LOB: 1 BB: 1 P: 15	R: 0 E: 0 K: 1 S: 8	H: 1 LOB: 0 BB: 0 P: 12	R: 4 E: 0 K: 1 S: 21	H: 5 LOB: 2 BB: 0 P: 33	R: 0 E: 0 K: 0 S: 6	H: 1 LOB: 0 BB: 0 P: 6	R: 0 E: 0 K: 0 S: 13	H: 1 LOB: 3 BB: 2 P: 25	R: 0 E: 0 K: 0 S: 5	H: 0 LOB: 0 BB: 0 P: 9	1B: 10 2B: 2 3B: 1 HR: 1	SF: 0 SAC: 2 DP: 1 HBP: 1	WP: 0 PA: 43 PB: 0 SB: 2 CS: 1						
PITCHER	IP	WLS	BF	H	R	ER	SO	BB	IBB	HBP	BLK	WP	HR	S	P	ERA	WHIP										
Mike Bielecki, R ERA: 5.68 (1, 1)	1.2		10	5	3	3	0	0	0	0	0	0	0	17	33	16.20	3.000										
Steve Wilson, L ERA: 4.52 (2, 1)	2.1		9	1	0	0	1	1	0	0	0	0	0	25	36	0.00	0.857										
Les Lancaster, R ERA: 4.42 (5, 1)	1.0		6	4	3	3	0	0	0	0	0	0	0	13	22	27.00	4.000										
Paul Assenmacher, L ERA: 3.58 (6, 1)	0.1		3	2	0	0	1	0	0	0	0	0	0	8	11	0.00	6.000										
Jeff Pico, R ERA: 4.44 (6, 1)	1.2		6	1	1	1	0	0	0	1	0	0	0	14	18	5.40	0.600										

Chicago Cubs @ Montreal Expos
Olympic Stadium, Montreal, QB
Sat Jul 28 1990, 7:05 PM EDT
Att: 24,808 - Unknown



AB 37
R 7
H 14
RBI 7
BB 3
SO 2
LOB 18

Batter	1	2	3	4	5	6	7	8	9	AB	R	H	RBI	BB	SO	LOB	TOP					
R.J. Reynolds, S OBP: 0.359, SLG: 0.367										4	0	1	0	0	1	0	Pittsburgh Pirates @ Chicago Cubs Wrigley Field, Chicago, IL Wed Aug 01 1990, 3:33 AM CDT Att: 34,542 - Sunny					
Jay Bell, R OBP: 0.328, SLG: 0.384										4	0	2	0	0	0	2						
Andy Van Slyke, L OBP: 0.367, SLG: 0.442										2	0	1	0	2	1	0						
Bobby Bonilla, S OBP: 0.300, SLG: 0.505										4	0	0	0	0	1	5						
Barry Bonds, L OBP: 0.424, SLG: 0.589										3	0	0	0	1	0	5						
Sid Bream, L OBP: 0.337, SLG: 0.434										4	0	0	0	0	1	2						
Michael LaValliere, L OBP: 0.356, SLG: 0.293										4	0	0	0	0	1	0						
Jose Lind, R OBP: 0.333, SLG: 0.386										4	0	0	0	0	0	0						
Rick Reed, R OBP: 0.235, SLG: 0.250										2	0	1	0	0	1	0						
Bob Kipper, R OBP: 0.465, SLG: 0.531										0	0	0	0	0	0	0						
Don Slaught, R OBP: 0.405, SLG: 0.531										1	0	0	0	0	0	0						
Stan Belinda, R OBP: 0.400, SLG: 1.000										0	0	0	0	0	0	0						
Scott Ruskin, R OBP: 0.400, SLG: 1.000										0	0	0	0	0	0	0						
Inning Stats	R: 0 E: 0 K: 2 S: 12	H: 1 LOB: 2 BB: 1 P: 21	R: 0 E: 0 K: 1 S: 6	H: 0 LOB: 0 BB: 0 P: 12	R: 0 E: 0 K: 1 S: 6	H: 0 LOB: 0 BB: 0 P: 8	R: 0 E: 0 K: 1 S: 9	H: 0 LOB: 1 BB: 1 P: 14	R: 0 E: 0 K: 0 S: 9	H: 2 LOB: 2 BB: 0 P: 15	R: 0 E: 0 K: 0 S: 6	H: 0 LOB: 1 BB: 1 P: 10	R: 0 E: 0 K: 0 S: 5	H: 0 LOB: 0 BB: 0 P: 8	R: 0 E: 0 K: 0 S: 6	H: 2 LOB: 2 BB: 0 P: 9	R: 0 E: 0 K: 1 S: 7	H: 0 LOB: 0 BB: 0 P: 11	1B: 4 2B: 1 3B: 0 HR: 0	SF: 0 SAC: 0 DP: 0 HBP: 0	WP: 0 PB: 0 SB: 0 CS: 0	PA: 35
PITCHER Greg Maddux, R ERA: 3.8	IP: 9.0 WLS: W BF: 35 H: 5 R: 0 ER: 0 SO: 6 BB: 3 IBB: 0 HBP: 0 BLK: 0 WP: 0 HR: 0 S: 66 P: 108 ERA: 0.00 WHIP: 0.889																					

AB 32
R 0
H 5
RBI 0
BB 3
SO 6
LOB 14



Batter	1	2	3	4	5	6	7	8	9	AB	R	H	RBI	BB	SO	LOB	BOTTOM			
Doug Dascenzo, S OBP: 0.276, SLG: 0.341										5	0	1	0	0	0	3	Pittsburgh Pirates @ Chicago Cubs Wrigley Field, Chicago, IL Wed Aug 01 1990, 3:33 AM CDT Att: 34,542 - Sunny			
23 Ryne Sandberg, R OBP: 0.355, SLG: 0.547										5	0	0	0	0	0	4				
Mark Grace, L OBP: 0.342, SLG: 0.360										4	0	1	0	0	0	4				
Andre Dawson, R OBP: 0.387, SLG: 0.571										4	0	2	0	0	0	0				
Dave Clark, L OBP: 0.308, SLG: 0.426										4	1	1	0	0	1	3				
Marvell Wynne, L OBP: 0.261, SLG: 0.343										0	0	0	0	0	0	0				
Luis Salazar, R OBP: 0.314, SLG: 0.420										4	2	2	2	0	0	1				
Shawon Dunston, R OBP: 0.314, SLG: 0.471										4	1	2	0	0	0	2				
Joe Girardi, R OBP: 0.320, SLG: 0.379										4	0	1	1	0	0	2				
Greg Maddux, R OBP: 0.185, SLG: 0.170										4	1	3	0	0	0	1				
Inning Stats	R: 0 E: 0 K: 0 S: 10	H: 2 LOB: 2 BB: 0 P: 20	R: 2 E: 2 K: 0 S: 19	H: 3 LOB: 2 BB: 0 P: 24	R: 0 E: 0 K: 0 S: 5	H: 1 LOB: 1 BB: 0 P: 10	R: 0 E: 0 K: 0 S: 8	H: 2 LOB: 2 BB: 0 P: 9	R: 2 E: 0 K: 0 S: 9	H: 3 LOB: 1 BB: 0 P: 12	R: 0 E: 0 K: 0 S: 4	H: 0 LOB: 0 BB: 0 P: 6	R: 0 E: 0 K: 1 S: 14	H: 0 LOB: 0 BB: 0 P: 20	R: 1 E: 1 K: 0 S: 10	H: 2 LOB: 1 BB: 0 P: 11	1B: 11 2B: 1 3B: 0 HR: 1	SF: 0 SAC: 0 DP: 0 HBP: 0	WP: 0 PB: 0 SB: 2 CS: 0	PA: 38
PITCHER Rick Reed, R ERA: 4.29	IP: 4.1 WLS: L BF: 25 H: 11 R: 4 ER: 3 SO: 0 BB: 0 IBB: 0 HBP: 0 BLK: 0 WP: 0 HR: 1 S: 48 P: 71 ERA: 6.23 WHIP: 2.538																			
Bob Kipper, L ERA: 3.16	IP: 1.2 WLS: 5 BF: 0 H: 0 R: 0 ER: 0 SO: 0 BB: 0 IBB: 0 HBP: 0 BLK: 0 WP: 0 HR: 7 S: 10 P: 10 ERA: 0.00 WHIP: 0.000																			
Stan Belinda, R ERA: 3.0	IP: 1.0 WLS: 3 BF: 0 H: 0 R: 0 ER: 0 SO: 1 BB: 0 IBB: 0 HBP: 0 BLK: 0 WP: 0 HR: 14 S: 20 P: 20 ERA: 0.00 WHIP: 0.000																			
Scott Ruskin, L ERA: 2.84	IP: 1.0 WLS: 5 BF: 2 H: 1 R: 0 ER: 0 SO: 0 BB: 0 IBB: 0 HBP: 0 BLK: 0 WP: 0 HR: 10 S: 11 P: 11 ERA: 0.00 WHIP: 2.000																			

AB 38
R 5
H 13
RBI 3
BB 0
SO 1
LOB 20



Batter	1	2	3	4	5	6	7	8	9	AB	R	H	RBI	BB	SO	LOB	TOP								
Delino DeShields, L OBP: 0.386, SLG: 0.404	2-2 P5-3 HBP		1-1 F7		1-0 G3		1-3 K			3	0	0	0	0	1	3									
Dave Martinez, L OBP: 0.344, SLG: 0.467	1-2 P5-3		0-2 G6-3			2-2 1B FC4-6	1-1 G1-3			4	1	1	0	0	0	2									
Tim Raines, S OBP: 0.371, SLG: 0.362	0-0 G5-3			1-0 G4-3		1-2 FC4-6 1B		1-0 G4-3		2	0	0	0	0	0	0									
Mike Aldrete, L OBP: 0.391, SLG: 0.318						1-3 FC4-6 1B				2	0	1	0	0	0	0									
Tim Wallach, R OBP: 0.348, SLG: 0.509		2-1 G6-3		2-1 F8		2-1 FC4-6 HR		0-3 K		2	0	0	0	0	0	0									
Junior Noboa, R OBP: 0.279, SLG: 0.321						1-2 HR				2	1	0	1	0	1	1									
Andres Galarraga, R OBP: 0.310, SLG: 0.416		0-0 L3		1-3 K		1-3 K		0-0 G6-3		2	0	0	0	0	1	0									
Wallace Johnson, S OBP: 0.281, SLG: 0.245										2	0	0	0	0	1	1									
Larry Walker, L OBP: 0.308, SLG: 0.426		4-2 BB			1-0 P5	0-0 HR			2-1 1B	3	1	2	2	1	0	0									
Tom Foley, L OBP: 0.289, SLG: 0.289		0-0 F8			1-0 L7	1-0 F8			3-2 P3	3	0	0	0	0	0	1									
Mel Rojas, R										0	0	0	0	0	0	0									
Bill Sampen, R										0	0	0	0	0	0	0									
Marquis Grissom, R OBP: 0.312, SLG: 0.339										1	0	0	0	0	0	1									
Jerry Goff, L OBP: 0.373, SLG: 0.380			3-1 HR		4-1 1B BB			1-0 1B	3-3 K	3	1	2	1	1	1	1									
Mark Gardner, R OBP: 0.132, SLG: 0.211			0-1 G6-3		0-0 1B			1-3 K	1-1 F9	0	0	0	0	0	0	0									
Dale Mohoric, R OBP: 0.200, SLG: 0.200										2	0	1	0	0	0	0									
Spike Owen, S OBP: 0.346, SLG: 0.357										2	0	0	0	0	1	2									
Inning Stats	R: 0 E: 0 K: 0 S: 7	H: 0 LOB: 0 BB: 0 P: 10	R: 0 E: 0 K: 0 S: 6	H: 0 LOB: 1 BB: 1 P: 12	R: 1 E: 0 K: 0 S: 10	H: 1 LOB: 0 BB: 0 P: 14	R: 0 E: 0 K: 1 S: 6	H: 0 LOB: 0 BB: 0 P: 10	R: 0 E: 0 K: 0 S: 5	H: 1 LOB: 2 BB: 1 P: 12	R: 3 E: 0 K: 1 S: 14	H: 3 LOB: 0 BB: 0 P: 21	R: 0 E: 0 K: 1 S: 11	H: 1 LOB: 1 BB: 0 P: 15	R: 0 E: 0 K: 1 S: 5	H: 0 LOB: 0 BB: 0 P: 6	R: 0 E: 0 K: 1 S: 10	H: 1 LOB: 1 BB: 0 P: 19	1B: 5 2B: 1 3B: 0 HR: 2	SF: 0 SAC: 0 DP: 1 HBP: 1	WP: 0 PB: 0 SB: 0 CS: 0	PA: 36			
PITCHER	IP	WLS	BF	H	R	ER	SO	BB	IBB	HBP	BLK	WP	HR	S	P	ERA	WHIP								
Mike Harkey, R ERA: 3.94	(1, 1)	5.2	W	24	5	4	4	2	0	1	0	0	2	47	77	6.35	1.235								
Paul Assenmacher, L ERA: 3.51	(6, 1)	2.1		8	1	0	0	0	0	0	0	0	0	17	23	0.00	0.429								
Mitch Williams, L ERA: 2.21	(9, 1)	1.0		4	1	0	0	0	0	0	0	0	0	10	19	0.00	1.000								

Montreal Expos @ Chicago Cubs
Wrigley Field, Chicago, IL
Fri Aug 03 1990, 3:33 AM CDT
Att: 33,318 - Sunny

AB 33
R 4
H 7
RBI 4
BB 2
SO 6
LOB 12



Batter	1	2	3	4	5	6	7	8	9	AB	R	H	RBI	BB	SO	LOB	BOTTOM								
Jerome Walton, R OBP: 0.367, SLG: 0.327	2B 1B G6-3		4-2 1B BB		1-0 E5 1B FC4-6	2-3 K		2-2 1B		5	2	2	0	1	1	2									
23 Ryne Sandberg, R OBP: 0.356, SLG: 0.545	4-2 2B BB	1-0 1B 2B	2-1 L7		1-2 FC4-6 1B	1-0 G6-3		1-3 1B		4	2	2	0	1	0	1									
Mark Grace, L OBP: 0.353, SLG: 0.371	0-0 F8 1H 3H 2B	3-2 1B PB 1B	2-2 F7		1-1 FC4-6 1B	4-0 G1-3 BB				4	2	3	2	1	0	1									
Andre Dawson, R OBP: 0.391, SLG: 0.581	2-0 F8	1-1 1B PB 1B	1-2 1B		0-0 FC4-6 1B	4-2 G1-3 BB				1	0	0	0	0	0	1									
Dwight Smith, L OBP: 0.333, SLG: 0.381	2-3 F8	1-3 1B PB 1B	1-3 1B		1-2 FC4-6 G1-3	1-2 G1-3 BB				3	0	2	2	1	0	2									
Dave Clark, L OBP: 0.310, SLG: 0.453	1-3 K	1-2 FC5 HBP 1B	2-3 K		0-2 G1-6-3	0-1 G1-3				4	0	1	0	0	2	5									
Paul Assenmacher, L										1	0	0	0	0	0	2									
Mitch Williams, L										0	0	0	0	0	0	0									
Luis Salazar, R OBP: 0.317, SLG: 0.433	1-1 2B 1B	1-2 1B HBP		2-0 2B		0-0 HR		1-2 F9		4	2	3	2	0	0	2									
Shawon Dunston, R OBP: 0.311, SLG: 0.466	2-2 2B 2B	0-0 P4		2-0 P5		1-3 K		0-1 L6		5	1	1	1	0	1	4									
Joe Girardi, R OBP: 0.326, SLG: 0.388	4-0 2B IBB	1-3 K		0-0 P6		3-2 2B		1-0 G1-3		4	1	1	0	1	1	4									
Mike Harkey, R OBP: 0.293, SLG: 0.375	0-1 2B	0-1 FC5		0-0 G4-3		1-1 P6		1-2 1B		3	0	1	2	0	0	4									
Doug Dascenzo, S OBP: 0.272, SLG: 0.333	1H 2H 2B									2	0	1	0	0	0	1									
Inning Stats	R: 6 E: 0 K: 1 S: 19	H: 5 LOB: 1 BB: 2 P: 35	R: 2 E: 0 K: 1 S: 19	H: 4 LOB: 3 BB: 0 P: 27	R: 0 E: 0 K: 1 S: 14	H: 1 LOB: 2 BB: 1 P: 25	R: 0 E: 0 K: 0 S: 4	H: 1 LOB: 0 BB: 0 P: 8	R: 1 E: 0 K: 0 S: 10	H: 2 LOB: 1 BB: 0 P: 13	R: 1 E: 0 K: 2 S: 13	H: 2 LOB: 1 BB: 0 P: 20	R: 0 E: 0 K: 0 S: 9	H: 0 LOB: 2 BB: 2 P: 19	R: 0 E: 0 K: 0 S: 10	H: 2 LOB: 2 BB: 0 P: 14	1B: 10 2B: 6 3B: 0 HR: 1	SF: 0 SAC: 0 DP: 1 HBP: 1	WP: 1 PB: 1 SB: 2 CS: 0	PA: 46					
PITCHER	IP	WLS	BF	H	R	ER	SO	BB	IBB	HBP	BLK	WP	HR	S	P	ERA	WHIP								
Mark Gardner, R ERA: 2.89	(1, 1)	1.0	L	12	7	8	8	1	0	0	0	0	0	23	43	72.00	8.000								
Dale Mohoric, R ERA: 2.7	(2, 1)	4.0		20	6	1	0	2	1	0	1	0	0	43	65	0.00	1.750								
Mel Rojas, R ERA: 2.08	(6, 1)	2.0		10	2	1	1	2	2	0	0	0	1	22	39	4.50	2.000								
Bill Sampen, R ERA: 3.25	(8, 1)	1.0		4	2	0	0	0	0	0	0	0	0	10	14	0.00	2.000								

Montreal Expos @ Chicago Cubs
Wrigley Field, Chicago, IL
Fri Aug 03 1990, 3:33 AM CDT
Att: 33,318 - Sunny

AB 40
R 10
H 17
RBI 9
BB 5
SO 5
LOB 29



Batter	1	2	3	4	5	6	7	8	9	AB	R	H	RBI	BB	SO	LOB	TOP				
Delino DeShields, L (1.4) OBP: 0.384, SLG: 0.402	P7		FC5-4 1B		P8		F7			4	0	1	0	0	0	1					
Dave Martinez, L (1.8) OBP: 0.338, SLG: 0.459	G4-3		FC5-4 1-2		F8			G3		4	0	0	0	0	0	2					
Tim Raines, S (1.7) OBP: 0.367, SLG: 0.357	L7		G4-1		G6-3			F8		4	0	0	0	0	0	2					
Tim Wallach, R (1.5) OBP: 0.349, SLG: 0.511 Junior Noboa, R (8.5) OBP: 0.279, SLG: 0.321			1B 2B		G5-4-3 1B			F8		4	1	2	0	0	0	0					
Andres Galarraga, R (1.3) OBP: 0.307, SLG: 0.412	G5-3		G5-4-3 1-2		G5-3			G5-3		4	0	0	0	0	0	2					
Larry Walker, L (1.9) OBP: 0.317, SLG: 0.443	S 2H 1B		1B BB		1B			HR		3	1	3	2	1	0	0					
Mike Fitzgerald, R (1.2) OBP: 0.352, SLG: 0.399	P8 1-2		1B		G5-3			G6-3		4	0	1	0	0	0	2					
Spike Owen, S (1.6) OBP: 0.345, SLG: 0.356	K 2-3		L7		L7			P3		4	0	1	0	0	1	3					
Kevin Gross, R (1.1) OBP: 0.220, SLG: 0.375 Scott Anderson, R (6.1) OBP: 0.388, SLG: 0.315			F4					K		2	0	1	0	0	0	0					
Mike Aldrete, L (9. PH) OBP: 0.388, SLG: 0.315								G4-3		1	0	0	0	0	1	0					
Mike Aldrete, L (9. PH) OBP: 0.388, SLG: 0.315										1	0	0	0	0	0	1					
Inning Stats	R: 0 E: 0 K: 0 S: 6	H: 0 LOB: 0 BB: 0 P: 11	R: 1 E: 0 K: 1 S: 13	H: 2 LOB: 1 BB: 0 P: 20	R: 0 E: 0 K: 0 S: 8	H: 1 LOB: 1 BB: 0 P: 14	R: 0 E: 0 K: 0 S: 7	H: 2 LOB: 2 BB: 1 P: 14	R: 0 E: 0 K: 0 S: 9	H: 1 LOB: 1 BB: 0 P: 16	R: 0 E: 0 K: 1 S: 10	H: 0 LOB: 0 BB: 0 P: 15	R: 0 E: 0 K: 0 S: 15	H: 0 LOB: 0 BB: 0 P: 21	R: 1 E: 0 K: 0 S: 11	H: 2 LOB: 1 BB: 0 P: 17	1B: 7 2B: 1 3B: 0 HR: 1	SF: 0 SAC: 0 DP: 1 HBP: 0	WP: 0 PB: 0 SB: 2 CS: 0	PA: 36	
PITCHER	IP	WLS	BF	H	R	ER	SO	BB	IBB	HBP	BLK	WP	HR	S	P	ERA	WHIP				
Shawn Boskie, R (1.1) ERA: 3.69	6.0	W	25	7	1	1	1	1	0	0	0	0	0	50	86	1.50	1.333				
Steve Wilson, L (7.1) ERA: 4.66	2.0		6	0	0	0	1	0	0	0	0	0	0	25	36	0.00	0.000				
Bill Long, R (9.1) ERA: 3.83	1.0		5	2	1	1	0	0	0	0	0	0	1	11	17	9.00	2.000				

Montreal Expos @ Chicago Cubs
Wrigley Field, Chicago, IL
Sat Aug 04 1990, 7:05 PM CDT
Att: 35,176 - Unknown - 78 F

AB	35
R	2
H	9
RBI	2
BB	1
SO	2
LOB	13



Batter	1	2	3	4	5	6	7	8	9	AB	R	H	RBI	BB	SO	LOB	BOTTOM				
Jerome Walton, R (1.8) OBP: 0.367, SLG: 0.326	23 E 1B	G5-3		K		23 2B BB	K			4	2	1	0	1	2	1					
23 Ryne Sandberg, R (1.4) OBP: 0.361, SLG: 0.551	E8 1B		E7 G6-3 1B	S HR 1B		2B BB		G4-3		5	4	4	0	0	0	0					
Mark Grace, L (1.3) OBP: 0.353, SLG: 0.370	G4-3 1B		L8	F9		2B BB		G4-3		4	1	1	2	1	0	2					
Andre Dawson, R (1.9) OBP: 0.392, SLG: 0.592 Dwight Smith, L (7.9) OBP: 0.336, SLG: 0.383	G4-3		G6-3	HR		G3 2B		G4-3		4	1	2	5	0	0	2					
Dave Clark, L (1.7) OBP: 0.322, SLG: 0.477	F9		S 1B	1B		G3		G4-3		1	1	1	0	0	0	0					
Luis Salazar, R (1.5) OBP: 0.316, SLG: 0.427 Curtis Wilkerson, S (7.5) OBP: 0.255, SLG: 0.257	G6-3		1B BB	F8		K		G4-3		3	0	0	0	1	1	3					
Shawn Dunston, R (1.6) OBP: 0.313, SLG: 0.467 Steve Wilson, L (7.1) OBP: 0.192, SLG: 0.160 Bill Long, R (9.1)	G4-3 1B		S 1B	1B		K		L4		4	0	2	1	0	1	1					
Joe Girardi, R (1.2) OBP: 0.325, SLG: 0.384	G6-3		1B IBB			G6-3		G5-3		3	0	0	0	1	0	1					
Shawn Boskie, R (1.1) OBP: 0.222, SLG: 0.306 Domingo Ramos, R (7.6) OBP: 0.291, SLG: 0.277	G4-3		P5			G6-3		G6-3		3	0	0	0	0	0	4					
Inning Stats	R: 2 E: 1 K: 0 S: 13	H: 3 LOB: 1 BB: 0 P: 23	R: 0 E: 0 K: 0 S: 10	H: 1 LOB: 1 BB: 0 P: 14	R: 2 E: 1 K: 0 S: 14	H: 3 LOB: 3 BB: 2 P: 26	R: 2 E: 0 K: 1 S: 12	H: 3 LOB: 1 BB: 0 P: 21	R: 0 E: 0 K: 1 S: 9	H: 0 LOB: 0 BB: 0 P: 14	R: 3 E: 0 K: 1 S: 9	H: 2 LOB: 1 BB: 2 P: 21	R: 0 E: 0 K: 1 S: 8	H: 0 LOB: 0 BB: 0 P: 12	R: 1 E: 0 K: 0 S: 18	H: 2 LOB: 1 BB: 0 P: 24	1B: 10 2B: 2 3B: 1 HR: 1	SF: 0 SAC: 0 DP: 0 HBP: 0	WP: 0 PB: 0 SB: 4 CS: 0	PA: 42	
PITCHER	IP	WLS	BF	H	R	ER	SO	BB	IBB	HBP	BLK	WP	HR	S	P	ERA	WHIP				
Kevin Gross, R (1.1) ERA: 4.39	5.0	L	30	11	9	9	2	3	1	0	0	0	0	60	109	16.20	2.800				
Scott Anderson, R (6.1) ERA: 3.0	3.0		12	3	1	1	2	0	0	0	0	0	0	33	46	3.00	1.000				

Montreal Expos @ Chicago Cubs
Wrigley Field, Chicago, IL
Sat Aug 04 1990, 7:05 PM CDT
Att: 35,176 - Unknown - 78 F

AB	38
R	10
H	14
RBI	10
BB	4
SO	4
LOB	17



Batter	1	2	3	4	5	6	7	8	9	AB	R	H	RBI	BB	SO	LOB	TOP					
Delino DeShields, L OBP: 0.386, SLG: 0.403 (1, 4)										4	1	2	0	0	0	0						
Dave Martinez, L OBP: 0.337, SLG: 0.460 (1, 8)										4	0	1	0	0	0	0						
Tim Raines, S OBP: 0.365, SLG: 0.354 (1, 7)										3	0	0	0	1	0	0						
Tim Wallach, R OBP: 0.348, SLG: 0.511 (1, 5)										4	0	1	0	0	0	2						
Larry Walker, L OBP: 0.319, SLG: 0.442 (1, 9)										3	0	1	0	1	1	1						
Mike Aldrete, L OBP: 0.387, SLG: 0.310 (1, 3)										2	0	0	0	1	1	3						
Mike Fitzgerald, R OBP: 0.348, SLG: 0.394 (1, 2)										3	0	0	0	0	1	2						
Tom Foley, L OBP: 0.303, SLG: 0.280 (1, 6)										3	0	0	0	0	0	0						
Oil Can Boyd, R OBP: 0.073, SLG: 0.073 (1, 1)										2	0	0	0	0	2	0						
Otis Nixon, S OBP: 0.321, SLG: 0.277 (8, PH)										1	0	0	0	0	1	0						
Tim Burke, R OBP: 0.333, SLG: 0.333 (8, 1)										0	0	0	0	0	0	0						
Inning Stats	R: 1 E: 0 K: 1 S: 12	H: 2 LOB: 2 BB: 2 P: 26	R: 0 E: 0 K: 2 S: 12	H: 0 LOB: 0 BB: 0 P: 17	R: 0 E: 0 K: 1 S: 6	H: 0 LOB: 0 BB: 0 P: 10	R: 0 E: 0 K: 1 S: 12	H: 0 LOB: 1 BB: 1 P: 19	R: 0 E: 0 K: 1 S: 8	H: 1 LOB: 0 BB: 0 P: 10	R: 0 E: 0 K: 0 S: 5	H: 0 LOB: 0 BB: 0 P: 8	R: 0 E: 0 K: 0 S: 4	H: 1 LOB: 0 BB: 0 P: 6	R: 0 E: 0 K: 1 S: 5	H: 0 LOB: 0 BB: 0 P: 7	R: 0 E: 0 K: 0 S: 5	H: 1 LOB: 1 BB: 0 P: 8	1B: 3 2B: 2 3B: 0 HR: 0	SF: 0 SAC: 0 DP: 1 HBP: 0	WP: 0 PB: 0 SB: 0 CS: 1	PA: 33
PITCHER Greg Maddux, R ERA: 3.64 (1, 1)	IP: 9.0 WLS: W BF: 32 H: 5 R: 1 ER: 1 SO: 6 BB: 3 IBB: 0 HBP: 0 BLK: 0 WP: 0 HR: 0 S: 69 P: 111 ERA: 1.00 WHIP: 0.889															PITCHER	IP: 9.0 WLS: W BF: 32 H: 5 R: 1 ER: 1 SO: 6 BB: 3 IBB: 0 HBP: 0 BLK: 0 WP: 0 HR: 0 S: 69 P: 111 ERA: 1.00 WHIP: 0.889					

Montreal Expos @ Chicago Cubs
Wrigley Field, Chicago, IL
Sun Aug 05 1990, 3:33 AM CDT
Att: 33,481 - Overcast - 68 F

AB	29
R	1
H	5
RBI	0
BB	3
SO	6
LOB	8



Batter	1	2	3	4	5	6	7	8	9	AB	R	H	RBI	BB	SO	LOB	BOTTOM			
Jerome Walton, R OBP: 0.367, SLG: 0.323 (1, 8)										2	1	0	0	1	0	0				
23 Ryne Sandberg, R OBP: 0.357, SLG: 0.545 (1, 4)										4	0	0	0	0	1	2				
Mark Grace, L OBP: 0.355, SLG: 0.376 (1, 3)										4	1	2	1	0	1	0				
Andre Dawson, R OBP: 0.396, SLG: 0.598 (1, 9)										3	0	2	1	1	0	1				
Dave Clark, L OBP: 0.320, SLG: 0.470 (1, 7)										4	0	1	0	0	3	2				
Luis Salazar, R OBP: 0.312, SLG: 0.421 (1, 5)										4	0	0	0	0	1	3				
Shawon Dunston, R OBP: 0.315, SLG: 0.467 (1, 6)										4	1	2	0	0	0	2				
Joe Girardi, R OBP: 0.323, SLG: 0.381 (1, 2)										2	0	0	0	0	1	1				
Greg Maddux, R OBP: 0.175, SLG: 0.161 (1, 1)										3	0	0	0	0	0	2				
Inning Stats	R: 0 E: 0 K: 0 S: 8	H: 1 LOB: 1 BB: 0 P: 14	R: 0 E: 0 K: 1 S: 7	H: 0 LOB: 0 BB: 0 P: 11	R: 0 E: 0 K: 0 S: 8	H: 0 LOB: 0 BB: 0 P: 11	R: 0 E: 0 K: 2 S: 10	H: 0 LOB: 1 BB: 1 P: 17	R: 0 E: 0 K: 2 S: 9	H: 1 LOB: 1 BB: 0 P: 13	R: 2 E: 0 K: 1 S: 15	H: 2 LOB: 1 BB: 1 P: 25	R: 1 E: 1 K: 1 S: 12	H: 1 LOB: 1 BB: 0 P: 17	R: 0 E: 0 K: 0 S: 11	H: 2 LOB: 2 BB: 0 P: 18	1B: 4 2B: 2 3B: 1 HR: 0	SF: 0 SAC: 1 DP: 0 HBP: 0	WP: 0 PB: 0 SB: 1 CS: 0	PA: 34
PITCHER Oil Can Boyd, R ERA: 3.05 (1, 1)	IP: 7.0 WLS: L BF: 29 H: 5 R: 3 ER: 3 SO: 7 BB: 2 IBB: 0 HBP: 0 BLK: 0 WP: 0 HR: 0 S: 69 P: 108 ERA: 3.86 WHIP: 1.000															PITCHER	IP: 7.0 WLS: L BF: 29 H: 5 R: 3 ER: 3 SO: 7 BB: 2 IBB: 0 HBP: 0 BLK: 0 WP: 0 HR: 0 S: 69 P: 108 ERA: 3.86 WHIP: 1.000			
Tim Burke, R ERA: 3.49 (8, 1)	IP: 1.0 WLS: 5 BF: 2 H: 2 R: 0 ER: 0 SO: 0 BB: 0 IBB: 0 HBP: 0 BLK: 0 WP: 0 HR: 0 S: 11 P: 18 ERA: 0.00 WHIP: 2.000															PITCHER	IP: 1.0 WLS: 5 BF: 2 H: 2 R: 0 ER: 0 SO: 0 BB: 0 IBB: 0 HBP: 0 BLK: 0 WP: 0 HR: 0 S: 11 P: 18 ERA: 0.00 WHIP: 2.000			

Montreal Expos @ Chicago Cubs
Wrigley Field, Chicago, IL
Sun Aug 05 1990, 3:33 AM CDT
Att: 33,481 - Overcast - 68 F

AB	30
R	3
H	7
RBI	2
BB	2
SO	7
LOB	13




Batter	1	2	3	4	5	6	7	8	9	10	11	12	13	14	15	AB	R	H	RBI	BB	SO	LOB	TOP																		
Mike Thompson, L <small>OBP: 0.265, SLG: 0.313</small> Frank DiPino, L <small>OBP: 0.333, SLG: 0.607</small> Craig Wilson, R <small>OBP: 0.294, SLG: 0.239</small> Tom Niedenfuer, R <small>OBP: 0.244, SLG: 0.192</small> Tim Jones, L <small>OBP: 0.244, SLG: 0.192</small> Ozzie Smith, S <small>OBP: 0.333, SLG: 0.286</small>	 		 	 			 	 	 	 	 	 	 	 	 	4 0 1 0 2 1 1 0 0 0 0 0 0 0 1 0 1 1 0 0 0 0 0 0 0 0 0 0 0 0 0 0 0 0 0 7 0 1 0 0 1 8																									
Willie McGee, S <small>OBP: 0.383, SLG: 0.427</small> Pedro Guerrero, R <small>OBP: 0.339, SLG: 0.451</small> Terry Pendleton, S <small>OBP: 0.272, SLG: 0.332</small> Todd Zelle, R <small>OBP: 0.318, SLG: 0.382</small> Rex Hudler, R <small>OBP: 0.318, SLG: 0.410</small> José Quijano, S <small>OBP: 0.364, SLG: 0.317</small> Scott Terry, R <small>OBP: 0.174, SLG: 0.857</small> Jose Delmonico, R <small>OBP: 0.181, SLG: 0.190</small> Denny Hines, R <small>OBP: 0.181, SLG: 0.190</small> Dave Collins, S <small>OBP: 0.181, SLG: 0.190</small> Ken Dayley, L <small>OBP: 0.181, SLG: 0.190</small> Vince Coleman, S <small>OBP: 0.181, SLG: 0.190</small>	 	 	 	 	 	 	 	 	 	 	 	 	 	 	 	 	 	 	 	 	 	 	 	 	 	 	 	 	 	 	 	 	 	 	 	 	 	 	 	 	

Batter	1	2	3	4	5	6	7	8	9	AB	R	H	RBI	BB	SO	LOB	TOP						
Rex Hudler, R OBP: 0.324, SLG: 0.421 (1, 9)										4	0	2	0	0	0	2							
Ozzie Smith, S OBP: 0.335, SLG: 0.291 (1, 6)										4	1	2	1	0	0	1							
Willie McGee, S OBP: 0.386, SLG: 0.430 (1, 8)										4	1	3	1	0	0	1							
Pedro Guerrero, R OBP: 0.339, SLG: 0.449 Dave Collins, S OBP: 0.357, SLG: 0.229 (8, 3)										4	0	1	0	0	2	3							
Terry Pendleton, S OBP: 0.271, SLG: 0.331 (1, 5)										4	0	1	0	0	0	1							
Craig Wilson, R OBP: 0.273, SLG: 0.220 Milt Thompson, L OBP: 0.285, SLG: 0.313 (9, 9)										4	0	0	0	0	1	1							
Tom Pagnozzi, R OBP: 0.311, SLG: 0.305 (1, 2)										4	0	1	0	0	1	0							
José Oquendo, S OBP: 0.354, SLG: 0.315 (1, 4)										2	1	0	0	1	0	1							
Ken Hill, R OBP: 0.429, SLG: 0.333 Lee Smith, R (9, 1)										2	0	1	0	0	1	0							
Inning Stats	R: 0 E: 0 K: 0 S: 10	H: 2 LOB: 1 BB: 0 P: 15	R: 0 E: 0 K: 0 S: 5	H: 0 LOB: 0 BB: 0 P: 9	R: 2 E: 0 K: 1 S: 13	H: 2 LOB: 1 BB: 1 P: 23	R: 0 E: 0 K: 0 S: 6	H: 1 LOB: 1 BB: 0 P: 9	R: 0 E: 0 K: 1 S: 8	H: 1 LOB: 0 BB: 0 P: 15	R: 1 E: 0 K: 1 S: 10	H: 2 LOB: 0 BB: 0 P: 11	R: 0 E: 0 K: 0 S: 10	H: 1 LOB: 1 BB: 0 P: 16	R: 0 E: 0 K: 1 S: 9	H: 1 LOB: 1 BB: 0 P: 15	R: 0 E: 0 K: 1 S: 8	H: 1 LOB: 1 BB: 0 P: 12	1B: 9 2B: 4 3B: 0 HR: 0	SF: 0 SAC: 1 DP: 3 HBP: 0	WP: 0 PB: 0 SB: 0 CS: 3	PA: 34	
PITCHER	IP	WLS	BF	H	R	ER	SO	BB	IBB	HBP	BLK	WP	HR	S	P	ERA	WHIP					ERA	WHIP
Lance Dickson, L ERA: 4.5 (1, 1)	6.0	L	24	8	3	3	3	1	0	0	0	0	0	52	82	4.50	1.500						
Jeff Pico, R ERA: 4.39 (7, 1)	2.0		7	2	0	0	1	0	0	0	0	0	0	19	31	0.00	1.000						
Les Lancaster, R ERA: 5.29 (9, 1)	1.0		3	1	0	0	1	0	0	0	0	0	0	8	12	0.00	1.000						

St. Louis Cardinals @ Chicago Cubs
Wrigley Field, Chicago, IL
Thu Aug 09 1990, 3:33 AM CDT
Att: 36,328 - Sunny

AB 32
R 3
H 11
RBI 2
BB 1
SO 5
LOB 10



Batter	1	2	3	4	5	6	7	8	9	AB	R	H	RBI	BB	SO	LOB	BOTTOM						
Jerome Walton, R OBP: 0.365, SLG: 0.337 (1, 8)										4	1	1	1	0	0	1							
23 Ryne Sandberg, R OBP: 0.357, SLG: 0.544 (1, 4)										3	0	1	0	1	0	0							
Mark Grace, L OBP: 0.359, SLG: 0.379 (1, 3)										4	0	1	0	0	1	2							
Dave Clark, L OBP: 0.301, SLG: 0.437 (1, 7)										4	0	1	0	0	1	2							
Dwight Smith, L OBP: 0.331, SLG: 0.376 (1, 9)										4	0	0	0	0	2	4							
Curtis Wilkerson, S OBP: 0.250, SLG: 0.252 Andre Dawson, R OBP: 0.389, SLG: 0.584 (9, PH)										3	0	0	0	0	1	2							
Shawon Dunston, R OBP: 0.308, SLG: 0.460 (1, 6)										3	0	0	0	0	2	0							
Joe Girardi, R OBP: 0.320, SLG: 0.376 (1, 2)										3	0	1	0	0	0	0							
Lance Dickson, R (1, 1)										1	0	0	0	0	0	0							
Gary Varsho, L OBP: 0.375, SLG: 0.435 (6, PH)										1	0	0	0	0	0	1							
Jeff Pico, R OBP: 0.391, SLG: 0.350 (7, 1)										0	0	0	0	0	0	0							
Marvell Wynne, L OBP: 0.263, SLG: 0.345 (8, PH)										0	0	0	0	0	0	0							
Les Lancaster, R OBP: 0.156, SLG: 0.059 (9, 1)										0	0	0	0	0	0	0							
Inning Stats	R: 0 E: 1 K: 0 S: 9	H: 0 LOB: 0 BB: 0 P: 12	R: 0 E: 0 K: 0 S: 5	H: 0 LOB: 0 BB: 0 P: 9	R: 0 E: 0 K: 1 S: 8	H: 0 LOB: 0 BB: 0 P: 10	R: 0 E: 0 K: 1 S: 7	H: 0 LOB: 0 BB: 0 P: 12	R: 0 E: 0 K: 1 S: 6	H: 0 LOB: 0 BB: 0 P: 7	R: 0 E: 0 K: 1 S: 12	H: 1 LOB: 1 BB: 0 P: 18	R: 0 E: 0 K: 1 S: 9	H: 1 LOB: 2 BB: 1 P: 13	R: 0 E: 0 K: 0 S: 7	H: 0 LOB: 0 BB: 0 P: 11	R: 1 E: 0 K: 2 S: 17	H: 3 LOB: 2 BB: 0 P: 25	1B: 4 2B: 0 3B: 0 HR: 1	SF: 0 SAC: 0 DP: 0 HBP: 0	WP: 0 PB: 0 SB: 0 CS: 1	PA: 33	
PITCHER	IP	WLS	BF	H	R	ER	SO	BB	IBB	HBP	BLK	WP	HR	S	P	ERA	WHIP					ERA	WHIP
Ken Hill, R ERA: 5.88 (1, 1)	8.0	W	29	4	1	1	5	1	0	0	0	0	0	67	99	1.12	0.625						
Lee Smith, R ERA: 2.09 (9, 1)	1.0	S	4	1	0	0	2	0	0	0	0	0	0	13	18	0.00	1.000						

St. Louis Cardinals @ Chicago Cubs
Wrigley Field, Chicago, IL
Thu Aug 09 1990, 3:33 AM CDT
Att: 36,328 - Sunny

AB 32
R 1
H 5
RBI 1
BB 1
SO 7
LOB 14



Batter	1	2	3	4	5	6	7	8	9	AB	R	H	RBI	BB	SO	LOB	TOP			
Jerome Walton, R OBP: 0.364, SLG: 0.336 (1, 8)	F8		F8			G6-3				4	0	1	0	0	0	0				
23 Ryne Sandberg, R OBP: 0.356, SLG: 0.544 (1, 4)	2B			P3			G5-3		F9	4	0	1	0	0	0	1				
Mark Grace, L OBP: 0.355, SLG: 0.375 (1, 3)				K					P2	4	0	0	0	0	3	2				
Andre Dawson, R OBP: 0.386, SLG: 0.579 (1, 9)	F4			P3			G4-3			3	0	0	0	0	0	1				
Luis Salazar, R OBP: 0.318, SLG: 0.434 (1, 7)			G6-3			G6-3				3	1	1	1	0	0	0				
Hector Villanueva, R OBP: 0.323, SLG: 0.545 (1, 2)	F8			G6-3				HR	P4	3	0	0	0	0	0	0				
Shawon Dunston, R OBP: 0.306, SLG: 0.457 (1, 6)				G5-3					G6-3	3	0	0	0	0	0	0				
Curtis Wilkerson, S OBP: 0.245, SLG: 0.247 (1, 5)						K			F9	3	0	0	0	0	1	0				
Greg Maddux, R OBP: 0.169, SLG: 0.155 Paul Assenmacher, L OBP: 0.290, SLG: 0.276 Domingo Ramos, R (9, FH)						K			G1-3	2	0	0	0	0	1	0				
										0	0	0	0	0	0	0				
										1	0	0	0	0	1	0				
Inning Stats	R: 0 E: 0 K: 1 S: 12	H: 1 LOB: 1 BB: 0 P: 14	R: 0 E: 0 K: 0 S: 9	H: 0 LOB: 0 BB: 0 P: 11	R: 0 E: 0 K: 2 S: 9	H: 0 LOB: 0 BB: 0 P: 13	R: 0 E: 0 K: 1 S: 5	H: 0 LOB: 0 BB: 0 P: 7	R: 0 E: 0 K: 0 S: 10	H: 0 LOB: 0 BB: 0 P: 12	R: 0 E: 0 K: 1 S: 8	H: 0 LOB: 0 BB: 0 P: 11	R: 1 E: 0 K: 0 S: 15	H: 1 LOB: 0 BB: 0 P: 21	R: 0 E: 0 K: 1 S: 9	H: 1 LOB: 1 BB: 0 P: 12	1B: 1 2B: 1 3B: 0 HR: 1	SF: 0 SAC: 0 DP: 0 HBP: 0	WP: 0 PB: 0 SB: 0 CS: 0	PA: 30
PITCHER Sid Fernandez, L ERA: 3.45 (1, 1)	IP: 9.0 WLS: W BF: 30 H: 3 R: 1 ER: 1 SO: 6 BB: 0 IBB: 0 HBP: 0 BLK: 0 WP: 0 HR: 1 S: 86 P: 110 ERA: 1.00 WHIP: 0.333															PITCHER				

Chicago Cubs @ New York Mets
Shea Stadium, Flushing, NY
Fri Aug 10 1990, 7:05 PM EDT
Att: 34,090 - Unknown - 75 F

AB	30
R	1
H	3
RBI	1
BB	0
SO	6
LOB	4



Batter	1	2	3	4	5	6	7	8	9	AB	R	H	RBI	BB	SO	LOB	BOTTOM			
Daryl Boston, L OBP: 0.346, SLG: 0.489 (1, 8)	G6-3			K		G4-3				5	0	1	2	0	1	1				
Dave Magadan, L OBP: 0.419, SLG: 0.465 (1, 3)	G4-3					G3-1				3	0	1	0	1	0	0				
Gregg Jefferies, S OBP: 0.359, SLG: 0.482 (1, 4)	1B									3	1	2	0	1	0	2				
Darryl Strawberry, L OBP: 0.380, SLG: 0.531 (1, 9)	FC6-4			G4-3						4	1	1	1	0	0	3				
Howard Johnson, S OBP: 0.310, SLG: 0.441 (1, 6)										4	0	0	0	0	1	3				
Mackey Sasser, L OBP: 0.383, SLG: 0.500 (1, 2)										3	1	1	0	1	0	1				
Mark Carreon, R OBP: 0.316, SLG: 0.491 Keith Miller, R OBP: 0.335, SLG: 0.337 (6, 7)										2	0	1	1	0	0	1				
										1	0	0	0	0	1	1				
Tom O'Malley, L OBP: 0.296, SLG: 0.405 (1, 5)										4	1	0	0	0	1	5				
Sid Fernandez, L OBP: 0.175, SLG: 0.200 (1, 1)										4	1	1	0	0	2	1				
Inning Stats	R: 0 E: 0 K: 0 S: 8	H: 1 LOB: 1 BB: 0 P: 16	R: 3 E: 1 K: 0 S: 14	H: 3 LOB: 2 BB: 1 P: 23	R: 0 E: 0 K: 0 S: 6	H: 0 LOB: 0 BB: 0 P: 8	R: 0 E: 0 K: 2 S: 11	H: 1 LOB: 1 BB: 0 P: 15	R: 1 E: 0 K: 1 S: 11	H: 1 LOB: 3 BB: 2 P: 31	R: 0 E: 0 K: 0 S: 7	H: 0 LOB: 0 BB: 0 P: 9	R: 1 E: 0 K: 2 S: 15	H: 2 LOB: 1 BB: 0 P: 25	R: 0 E: 0 K: 1 S: 8	H: 0 LOB: 0 BB: 0 P: 12	1B: 5 2B: 3 3B: 0 HR: 0	SF: 0 SAC: 0 DP: 0 HBP: 1	WP: 1 PB: 0 SB: 0 CS: 0	PA: 37
PITCHER Greg Maddux, R ERA: 3.67 Paul Assenmacher, L ERA: 3.6 (7, 1)	IP: 6.0 WLS: L BF: 31 H: 8 R: 5 ER: 2 SO: 3 BB: 2 IBB: 1 HBP: 1 BLK: 0 WP: 1 HR: 0 S: 62 P: 110 ERA: 3.00 WHIP: 1.667															PITCHER				

Chicago Cubs @ New York Mets
Shea Stadium, Flushing, NY
Fri Aug 10 1990, 7:05 PM EDT
Att: 34,090 - Unknown - 75 F

AB	33
R	5
H	8
RBI	4
BB	3
SO	6
LOB	18



Batter	1	2	3	4	5	6	7	8	9	AB	R	H	RBI	BB	SO	LOB	TOP										
Jerome Walton, R OBP: 0.368, SLG: 0.339 (1, 8)	F7	23 3B		23 BB		23 1B		L6		4	2	2	0	1	0	1	Chicago Cubs @ New York Mets Shea Stadium, Flushing, NY Sat Aug 11 1990, 7:05 PM EDT Att: 45,710 - Unknown - 72 F										
23 Ryne Sandberg, R OBP: 0.358, SLG: 0.548 (1, 4)	E4 1B	1-1 3B		1B		BB		G5-3		4	1	2	2	1	0	1											
Mark Grace, L OBP: 0.354, SLG: 0.373 (1, 3)	K	G3-1		BB		1B		K		5	0	1	1	1	0	2											
Dave Clark, L OBP: 0.304, SLG: 0.435 (1, 7)	2H 1B	G6-3		K				G5-3 1B		5	0	2	1	0	1	3											
Dwight Smith, L OBP: 0.328, SLG: 0.372 (1, 9)	P2			G6-3				L6		5	0	1	0	0	0	2											
Luis Salazar, R OBP: 0.318, SLG: 0.431 (1, 5)		2-2 HR		G4-3		L9		G5-3		4	1	1	0	0	0	1											
Shawon Dunston, R OBP: 0.305, SLG: 0.462 (1, 6)		2-1 HR		G4-3		L5		F9		4	1	1	2	0	0	1											
Hector Villanueva, R OBP: 0.320, SLG: 0.543 (1, 2)		P2		L6		FC8-4 2B		G5-3		4	0	1	0	0	0	0											
Mike Bielecki, R OBP: 0.300, SLG: 0.250 Steve Wilson, L OBP: 0.226, SLG: 0.207 Domingo Ramos, R OBP: 0.284, SLG: 0.276 Paul Assenmacher, L OBP: 0.284, SLG: 0.276 (8, 1)		4-2 23 3B		G6-3		FC8-4 2-3		BB		0	0	0	0	0	0	0											
Inning Stats	R: 1 E: 1 K: 1 S: 9	H: 1 LOB: 1 BB: 0 P: 14	R: 4 E: 0 K: 0 S: 19	H: 4 LOB: 1 BB: 1 P: 30	R: 0 E: 0 K: 0 S: 5	H: 0 LOB: 0 BB: 0 P: 8	R: 1 E: 0 K: 1 S: 13	H: 2 LOB: 2 BB: 1 P: 24	R: 0 E: 0 K: 0 S: 6	H: 0 LOB: 0 BB: 0 P: 7	R: 0 E: 0 K: 1 S: 9	H: 2 LOB: 2 BB: 1 P: 16	R: 0 E: 0 K: 0 S: 11	H: 1 LOB: 1 BB: 0 P: 14	R: 0 E: 0 K: 0 S: 7	H: 0 LOB: 1 BB: 1 P: 12		R: 0 E: 0 K: 0 S: 6	H: 1 LOB: 0 BB: 0 P: 9	1B: 8 2B: 2 3B: 1 HR: 1	SF: 0 SAC: 0 DP: 1 HBP: 0	WP: 0 PB: 0 SB: 3 CS: 1	PA: 42				
PITCHER	IP	WLS	BF	H	R	ER	SO	BB	IBB	HBP	BLK	WP	HR	S	P	ERA	WHIP										
Ron Darling, R ERA: 4.61 Wally Whitehurst, R ERA: 3.69 Julio Machado, R ERA: 3.16 Bob Ojeda, L ERA: 3.57	1.1	L	11	5	5	4	1	1	0	0	0	0	1	25	39	27.00	4.500										

Chicago Cubs @ New York Mets
Shea Stadium, Flushing, NY
Sat Aug 11 1990, 7:05 PM EDT
Att: 45,710 - Unknown - 72 F

AB 37
R 6
H 11
RBI 6
BB 4
SO 3
LOB 14



Batter	1	2	3	4	5	6	7	8	9	AB	R	H	RBI	BB	SO	LOB	BOTTOM										
Keith Miller, R OBP: 0.337, SLG: 0.335 (1, 7)	BB 1B	F7		CS 1B				K		4	1	1	2	1	2	2	Chicago Cubs @ New York Mets Shea Stadium, Flushing, NY Sat Aug 11 1990, 7:05 PM EDT Att: 45,710 - Unknown - 72 F										
Dave Magadan, L OBP: 0.417, SLG: 0.460 (1, 3)	FC3-6 1B	F9		F8				F8		3	0	0	0	1	0	2											
Gregg Jefferies, S OBP: 0.361, SLG: 0.481 (1, 4)	FC3-6 1B			F8				F9		3	0	1	1	1	0	0											
Darryl Strawberry, L OBP: 0.377, SLG: 0.525 (1, 9)	FC3-6 BB			K				K		4	0	0	0	0	2	3											
Howard Johnson, S OBP: 0.311, SLG: 0.440 (1, 6)	FC3-2 BB			G6-3				K		3	0	1	0	1	1	1											
Mackey Sasser, L OBP: 0.376, SLG: 0.490 (1, 2)	FC3-2			K				K		4	0	0	0	0	3	5											
Daryl Boston, L OBP: 0.344, SLG: 0.485 (1, 8)	K			2B 1B				F9		4	1	1	0	0	2	3											
Tom O'Malley, L OBP: 0.298, SLG: 0.416 Alex Trevino, R OBP: 0.256, SLG: 0.267 (9, PH)		G6-3		1B				F9		3	1	1	0	0	0	0											
Ron Darling, R ERA: 4.61 Wally Whitehurst, R ERA: 3.69 Mario Lopez, R ERA: 3.16 Julio Machado, R ERA: 3.16 Mark Carreon, R ERA: 3.16 Bob Ojeda, L ERA: 3.57 Tim Lincecum, R ERA: 3.57 (8, 1)		2-2 1B		2-3 1B		2-3 2B		F7		0	0	0	0	0	0	0											
Inning Stats	R: 1 E: 0 K: 1 S: 13	H: 1 LOB: 3 BB: 3 P: 29	R: 0 E: 0 K: 0 S: 11	H: 1 LOB: 1 BB: 0 P: 15	R: 0 E: 0 K: 2 S: 10	H: 1 LOB: 1 BB: 0 P: 12	R: 2 E: 0 K: 1 S: 17	H: 3 LOB: 0 BB: 0 P: 23	R: 0 E: 0 K: 1 S: 9	H: 0 LOB: 0 BB: 0 P: 13	R: 0 E: 0 K: 1 S: 6	H: 0 LOB: 0 BB: 0 P: 10	R: 0 E: 0 K: 1 S: 5	H: 0 LOB: 0 BB: 0 P: 8	R: 0 E: 0 K: 2 S: 10	H: 0 LOB: 1 BB: 1 P: 17		R: 0 E: 0 K: 3 S: 11	H: 1 LOB: 1 BB: 0 P: 15	1B: 6 2B: 1 3B: 0 HR: 0	SF: 0 SAC: 0 DP: 0 HBP: 0	WP: 0 PB: 0 SB: 0 CS: 1	PA: 37				
PITCHER	IP	WLS	BF	H	R	ER	SO	BB	IBB	HBP	BLK	WP	HR	S	P	ERA	WHIP										
Mike Bielecki, R ERA: 5.71 Steve Wilson, L ERA: 4.44 Paul Assenmacher, L ERA: 3.5	0.1	W	24	5	2	2	7	0	0	0	0	0	0	63	88	2.70	0.750										

Chicago Cubs @ New York Mets
Shea Stadium, Flushing, NY
Sat Aug 11 1990, 7:05 PM EDT
Att: 45,710 - Unknown - 72 F

AB 33
R 3
H 7
RBI 3
BB 4
SO 12
LOB 19



Batter	1	2	3	4	5	6	7	8	9	AB	R	H	RBI	BB	SO	LOB	TOP										
Eric Yelding, R OBP: 0.315, SLG: 0.299 (1, 8)										5	0	1	0	0	1	2											
Bill Doran, S OBP: 0.403, SLG: 0.419 (1, 4)										4	0	0	0	1	0	2											
Craig Biggio, R OBP: 0.348, SLG: 0.357 (1, 2)										5	0	2	0	0	0	1											
Ken Caminiti, S OBP: 0.316, SLG: 0.317 (1, 5)										5	0	1	0	0	0	3											
Rafael Ramirez, R OBP: 0.298, SLG: 0.335 (1, 6)										4	1	1	0	0	0	1											
Mark Davidson, R OBP: 0.340, SLG: 0.341 (1, 9)										4	2	2	0	0	1	1											
Franklin Stubbs, L OBP: 0.298, SLG: 0.444 (1, 3)										3	3	2	4	1	0	1											
Casey Candaele, S OBP: 0.373, SLG: 0.439 (1, 7)										4	1	2	1	0	1	1											
Mark Portugal, R OBP: 0.167, SLG: 0.149 (1, 1)										3	0	1	2	0	0	1											
Inning Stats	R: 0 E: 0 K: 0 S: 9	H: 1 LOB: 0 BB: 0 P: 14	R: 3 E: 1 K: 0 S: 14	H: 3 LOB: 1 BB: 0 P: 21	R: 0 E: 0 K: 0 S: 7	H: 0 LOB: 0 BB: 0 P: 14	R: 1 E: 0 K: 1 S: 9	H: 1 LOB: 0 BB: 0 P: 12	R: 0 E: 0 K: 0 S: 16	H: 1 LOB: 1 BB: 1 P: 19	R: 0 E: 0 K: 0 S: 8	H: 1 LOB: 1 BB: 0 P: 15	R: 0 E: 0 K: 1 S: 9	H: 1 LOB: 1 BB: 0 P: 10	R: 0 E: 0 K: 1 S: 9	H: 1 LOB: 1 BB: 0 P: 13	1B: 8 2B: 2 3B: 0 HR: 2	SF: 0 SAC: 1 DP: 1 HBP: 0	WP: 0 PB: 0 SB: 0 CS: 0	PA: 40							
PITCHER	IP	WLS	BF	H	R	ER	SO	BB	IBB	HBP	BLK	WP	HR	S	P	ERA	WHIP										
Lance Dickson, L ERA: 4.91 (1, 1)	5.0	L	22	6	4	3	1	1	0	0	0	0	2	46	80	5.40	1.400										
Jeff Pico, R ERA: 4.51 (6, 1)	2.0		10	4	3	3	0	1	0	0	0	0	0	24	39	13.50	2.500										
Les Lancaster, R ERA: 5.17 (8, 1)	2.0		8	2	0	0	2	0	0	0	0	0	0	18	23	0.00	1.000										

Houston Astros @ Chicago Cubs
Wrigley Field, Chicago, IL
Mon Aug 13 1990, 7:05 PM CDT
Att: 34,087 - Unknown

AB	37
R	7
H	12
RBI	7
BB	2
SO	3
LOB	13



Batter	1	2	3	4	5	6	7	8	9	AB	R	H	RBI	BB	SO	LOB	BOTTOM										
Doug Dascenzo, S OBP: 0.292, SLG: 0.366 (1, 8)										4	2	3	0	1	0	1											
23 Ryne Sandberg, R OBP: 0.356, SLG: 0.548 (1, 4)										4	0	1	1	0	1	4											
Mark Grace, L OBP: 0.355, SLG: 0.381 (1, 3)										3	0	0	1	0	0	1											
Andre Dawson, R OBP: 0.385, SLG: 0.576 (1, 9)										4	0	1	0	0	0	0											
Dave Clark, L OBP: 0.296, SLG: 0.422 (1, 7)										4	0	0	0	0	1	1											
Luis Salazar, R OBP: 0.315, SLG: 0.423 (1, 5)										3	0	1	0	1	0	0											
Shawon Dunston, R OBP: 0.308, SLG: 0.467 (1, 6)										4	0	1	0	0	0	3											
Joe Girardi, R OBP: 0.320, SLG: 0.378 (1, 2)										4	0	2	0	0	0	1											
Lance Dickson, R OBP: 0.360, SLG: 0.417 (5, PH)										1	0	0	0	0	0	2											
Gary Varsho, L OBP: 0.295, SLG: 0.350 (5, PH)										1	0	0	0	0	1	1											
Jeff Pico, R OBP: 0.325, SLG: 0.399 (5, PH)										0	0	0	0	0	0	0											
Dwight Smith, R OBP: 0.194, SLG: 0.259 (7, PH)										0	0	0	0	0	0	0											
Les Lancaster, R OBP: 0.194, SLG: 0.259 (8, PH)										0	0	0	0	0	0	0											
Marvell Wynne, L OBP: 0.209, SLG: 0.340 (9, PH)										1	0	0	0	0	0	1											
Inning Stats	R: 1 E: 0 K: 0 S: 7	H: 1 LOB: 0 BB: 0 P: 14	R: 0 E: 0 K: 0 S: 10	H: 2 LOB: 2 BB: 0 P: 19	R: 0 E: 0 K: 0 S: 5	H: 1 LOB: 0 BB: 0 P: 8	R: 0 E: 0 K: 1 S: 7	H: 0 LOB: 0 BB: 0 P: 12	R: 0 E: 0 K: 2 S: 14	H: 1 LOB: 2 BB: 1 P: 23	R: 0 E: 0 K: 0 S: 8	H: 1 LOB: 2 BB: 1 P: 19	R: 1 E: 0 K: 0 S: 10	H: 2 LOB: 1 BB: 0 P: 15	R: 0 E: 0 K: 0 S: 7	H: 0 LOB: 0 BB: 0 P: 7	R: 0 E: 0 K: 0 S: 9	H: 1 LOB: 1 BB: 0 P: 14	1B: 6 2B: 2 3B: 1 HR: 0	SF: 1 SAC: 0 DP: 1 HBP: 0	WP: 0 PB: 0 SB: 1 CS: 0	PA: 37					
PITCHER	IP	WLS	BF	H	R	ER	SO	BB	IBB	HBP	BLK	WP	HR	S	P	ERA	WHIP										
Mark Portugal, R ERA: 3.71 (1, 1)	9.0	W	37	9	2	2	3	2	0	0	0	0	0	77	131	2.00	1.222										

Houston Astros @ Chicago Cubs
Wrigley Field, Chicago, IL
Mon Aug 13 1990, 7:05 PM CDT
Att: 34,087 - Unknown

AB	34
R	2
H	9
RBI	2
BB	2
SO	3
LOB	15



Batter	1	2	3	4	5	6	7	8	9	AB	R	H	RBI	BB	SO	LOB	TOP		
Eric Yelding, R OBP: 0.314, SLG: 0.300 (1, 8)	1-3 K		3-2 G6-3		1-2 G3 2B		1-1 F9		0-0 F9	5	0	1	0	0	1	3			
Bill Doran, S OBP: 0.405, SLG: 0.421 (1, 4)	0-0 2B			4-1 L8 FC5-2 BB	3-2 G3			4-0 G5-4-3 BB	0-0 F8	3	0	1	0	2	0	3			
Craig Biggio, R OBP: 0.348, SLG: 0.356 (1, 2)	3-1 G5-3			2-1 FC5-2 S 1B	3-2 G6-3			1-2 G5-4-3 1-2		4	1	1	0	0	0	3			
Franklin Stubbs, L OBP: 0.301, SLG: 0.444 (1, 3)	2-3 K			0-0 L8		2-0 CS 1B		0-0 1B		4	0	2	0	0	1	3			
Ken Caminiti, S OBP: 0.318, SLG: 0.317 (1, 5)		0-1 G3-1		4-1 FC5-2 1B IBB		3-3 SAFE K		0-0 1B		3	1	1	0	1	1	1			
Mark Davidson, R OBP: 0.321, SLG: 0.319 (1, 9)	2-1 G4-1			1-1 FC5-2 1B		0-0 L9		3-2 F8		3	0	0	0	0	0	3			
Karl Rhodes, L OBP: 0.455, SLG: 0.500 (8, PH)				1-2 2-3 3-H						3	0	0	0	0	0	0			
Glenn Wilson, R OBP: 0.294, SLG: 0.352 (8, 9)				1-2 2-3 3-H						1	0	0	0	0	0	2			
Casey Candaele, S OBP: 0.383, SLG: 0.440 (1, 7)	1-1 P7			1-2 2-H 3-H			4-0 SH1-3 BB		4-0 BB BB	2	0	1	2	2	0	0			
Rafael Ramirez, R OBP: 0.295, SLG: 0.332 (1, 6)			1-1 G4-3	1-3 K			0-0 SH1-3		1-2 P9	3	0	0	0	0	1	3			
Mike Scott, R OBP: 0.226, SLG: 0.146 (7, PH)			0-1 F9				3-2 P4		4-2 BB	2	0	0	0	0	0	0			
Ken Oberkump, L OBP: 0.305, SLG: 0.336 (7, 1)					0-0 G6-3					1	0	0	0	0	0	1			
Larry Andersen, R OBP: 0.297, SLG: 0.369 (7, 7)	2-2 G3		2-2 P3			0-0 23 HR 1B	1-2 1B		1-2 1B	4	1	2	1	0	0	0			
23 Ryne Sandberg, R OBP: 0.355, SLG: 0.553 (1, 4)	3-2 F8		0-3 K			1-H HR	1-1 SF8		2-3 3-H	3	1	1	3	0	1	0			
Mark Grace, L OBP: 0.352, SLG: 0.378 (1, 3)	2-0 G3			2-0 G3		0-0 G3	0-2 F7			4	0	0	0	0	0	2			
Andre Dawson, R OBP: 0.386, SLG: 0.575 (1, 9)		1-1 G3-6-3 1B		0-1 E6 G4-3		0-3 K		0-0 F9 S 1B		4	0	2	0	0	1	0			
Dave Clark, L OBP: 0.290, SLG: 0.413 (1, 7)	0-0 G3-6-3			1-0 G4-3		2-3 K		3-2 F9		3	0	0	0	0	1	2			
Marvell Wynne, L OBP: 0.268, SLG: 0.344 (7, 8)	1-2 G3-6-3			1-2 G4-3				1-3 F9		1	0	0	0	0	0	1			
Luis Salazar, R OBP: 0.317, SLG: 0.434 (1, 5)		0-1 HR		1-1 G6-3			1-2 1B SH 1B		0-2 G5-3	4	2	2	1	0	0	2			
Bill Long, R (9, 1)										0	0	0	0	0	0	0			
Shawon Dunston, R OBP: 0.308, SLG: 0.468 (1, 6)	0-0 2B				0-0 G5-3		1-1 SH 1B 23 SF8 1B		2-0 G5-3	3	1	1	0	0	0	1			
Joe Girardi, R OBP: 0.320, SLG: 0.378 (1, 2)	0-0 F7				0-0 G6-3		1-2 23 SF8 1B			3	0	1	0	0	0	1			
Greg Maddux, R OBP: 0.161, SLG: 0.148 (8, 1)					1-0 G1-3		0-3 K			3	0	0	0	0	1	3			
Mitch Williams, L OBP: 0.302, SLG: 0.286 (9, 5)										0	0	0	0	0	0	0			
Domingo Ramos, R OBP: 0.302, SLG: 0.286 (9, 5)										0	0	0	0	0	0	0			
Inning Stats	R: 0 E: 0 K: 2 S: 10	H: 1 LOB: 1 BB: 0 P: 16	R: 0 E: 0 K: 0 S: 6	H: 3 LOB: 1 BB: 0 P: 8	R: 0 E: 0 K: 1 S: 10	H: 0 LOB: 0 BB: 0 P: 13	R: 0 E: 0 K: 0 S: 6	H: 0 LOB: 0 BB: 0 P: 10	R: 0 E: 0 K: 0 S: 3	H: 0 LOB: 0 BB: 0 P: 4	R: 2 E: 0 K: 2 S: 11	H: 2 LOB: 0 BB: 0 P: 14	R: 2 E: 1 K: 1 S: 21	H: 3 LOB: 2 BB: 0 P: 26	R: 0 E: 0 K: 0 S: 8	H: 1 LOB: 1 BB: 0 P: 13	1B: 6 2B: 1 3B: 0 HR: 2	SF: 1 SAC: 1 DP: 1 HBP: 0	WP: 0 PA: 34
PITCHER	IP WLS BF H R ER SO BB IBB HBP BLK WP HR S P ERA WHIP	IP WLS BF H R ER SO BB IBB HBP BLK WP HR S P ERA WHIP	IP WLS BF H R ER SO BB IBB HBP BLK WP HR S P ERA WHIP	IP WLS BF H R ER SO BB IBB HBP BLK WP HR S P ERA WHIP	IP WLS BF H R ER SO BB IBB HBP BLK WP HR S P ERA WHIP	IP WLS BF H R ER SO BB IBB HBP BLK WP HR S P ERA WHIP	IP WLS BF H R ER SO BB IBB HBP BLK WP HR S P ERA WHIP	IP WLS BF H R ER SO BB IBB HBP BLK WP HR S P ERA WHIP	IP WLS BF H R ER SO BB IBB HBP BLK WP HR S P ERA WHIP	IP WLS BF H R ER SO BB IBB HBP BLK WP HR S P ERA WHIP	IP WLS BF H R ER SO BB IBB HBP BLK WP HR S P ERA WHIP	IP WLS BF H R ER SO BB IBB HBP BLK WP HR S P ERA WHIP	IP WLS BF H R ER SO BB IBB HBP BLK WP HR S P ERA WHIP	IP WLS BF H R ER SO BB IBB HBP BLK WP HR S P ERA WHIP	IP WLS BF H R ER SO BB IBB HBP BLK WP HR S P ERA WHIP	IP WLS BF H R ER SO BB IBB HBP BLK WP HR S P ERA WHIP	IP WLS BF H R ER SO BB IBB HBP BLK WP HR S P ERA WHIP	IP WLS BF H R ER SO BB IBB HBP BLK WP HR S P ERA WHIP	IP WLS BF H R ER SO BB IBB HBP BLK WP HR S P ERA WHIP

Houston Astros @ Chicago Cubs
Wrigley Field, Chicago, IL
Tue Aug 14 1990, 3:33 AM CDT
Att: 34,843 - Sunny

AB 31
R 2
H 7
RBI 2
BB 6
SO 4
LOB 22



Houston Astros @ Chicago Cubs
Wrigley Field, Chicago, IL
Tue Aug 14 1990, 3:33 AM CDT
Att: 34,843 - Sunny

AB 32
R 5
H 9
RBI 5
BB 0
SO 4
LOB 12



Batter	1	2	3	4	5	6	7	8	9	AB	R	H	RBI	BB	SO	LOB	TOP					
Oddibe McDowell, L (1,7) OBP: 0.303, SLG: 0.377	G4-3		K			G4-3			F7	4	0	0	0	0	1	0						
Jeff Treadway, L (1,4) OBP: 0.319, SLG: 0.418	K		L6			F7			P4	4	0	0	0	0	1	0						
Ron Gant, R (1,8) OBP: 0.342, SLG: 0.520	K				F8		L3		P4	4	0	0	0	0	1	0						
David Justice, L (1,9) OBP: 0.342, SLG: 0.511		G5-3			P5		P4			3	0	0	0	0	0	0						
Tommy Gregg, L (1,3) OBP: 0.309, SLG: 0.386	G3				F7					3	0	1	0	0	0	0						
Jim Presley, R (1,5) OBP: 0.289, SLG: 0.423	1B	1B				K			F9	3	0	1	0	0	1	1						
Ernie Whitt, L (1,2) OBP: 0.266, SLG: 0.268						K			F7	3	0	1	0	0	1	0						
Andres Thomas, R (1,6) OBP: 0.231, SLG: 0.279		G5-3				G4-3			G1-3	3	0	0	0	0	0	2						
29 John Smoltz, R (1,1) OBP: 0.293, SLG: 0.250					G1				F7	2	0	0	0	0	1	0						
Mark Lemke, S (8,PH) OBP: 0.276, SLG: 0.227										1	0	0	0	0	0	0						
Marty Clary, R (8,1)										0	0	0	0	0	0	0						
Dwayne Henry, R (8,1)										0	0	0	0	0	0	0						
Inning Stats	R: 0 E: 0 K: 2 S: 7	H: 0 LOB: 0 BB: 0 P: 10	R: 0 E: 0 K: 0 S: 8	H: 2 LOB: 2 BB: 0 P: 10	R: 0 E: 0 K: 1 S: 9	H: 0 LOB: 0 BB: 0 P: 15	R: 0 E: 0 K: 0 S: 6	H: 0 LOB: 0 BB: 0 P: 11	R: 0 E: 0 K: 2 S: 9	H: 0 LOB: 0 BB: 0 P: 13	R: 0 E: 0 K: 1 S: 7	H: 0 LOB: 0 BB: 0 P: 9	R: 0 E: 0 K: 0 S: 8	H: 1 LOB: 1 BB: 0 P: 14	R: 0 E: 0 K: 0 S: 6	H: 0 LOB: 0 BB: 0 P: 8	R: 0 E: 0 K: 0 S: 9	H: 0 LOB: 0 BB: 0 P: 12	1B: 2 2B: 1 3B: 0 HR: 0	SF: 0 SAC: 0 DP: 0 HBP: 0	WP: 0 PB: 0 SB: 0 CS: 0	PA: 30
PITCHER Mike Harkey, R (1,1) ERA: 3.31	IP: 9.0 WLS: W BF: 30 H: 3 R: 0 ER: 0 SO: 6 BB: 0 IBB: 0 HBP: 0 BLK: 0 WP: 0 HR: 0 S: 69 P: 102 ERA: 0.00 WHIP: 0.333															PITCHER						

Atlanta Braves @ Chicago Cubs
Wrigley Field, Chicago, IL
Fri Aug 17 1990, 3:33 AM CDT
Att: 29,893 - Overcast - 80 F

AB	30
R	0
H	3
RBI	0
BB	0
SO	6
LOB	3



Batter	1	2	3	4	5	6	7	8	9	AB	R	H	RBI	BB	SO	LOB	BOTTOM			
Jerome Walton, R (1,8) OBP: 0.368, SLG: 0.335	L4		F8			B3				3	1	0	0	1	0	0				
23 Ryne Sandberg, R (1,4) OBP: 0.357, SLG: 0.552	P5		G6-3			K				4	1	1	0	0	1	0				
Mark Grace, L (1,3) OBP: 0.358, SLG: 0.395	K					G4-3				4	1	2	2	0	1	0				
Andre Dawson, R (1,9) OBP: 0.380, SLG: 0.564		F8			K					4	0	1	1	0	1	0				
Dave Clark, L (1,7) OBP: 0.297, SLG: 0.414					G4-3					2	2	1	0	1	0	0				
Doug Descenzo, S (8,7) OBP: 0.294, SLG: 0.360										1	0	0	0	0	0	2				
Luis Salazar, R (1,5) OBP: 0.309, SLG: 0.422		F9			K					4	0	0	0	0	1	4				
Shawon Dunston, R (1,6) OBP: 0.310, SLG: 0.481										3	2	2	4	0	0	0				
Joe Girardi, R (1,2) OBP: 0.313, SLG: 0.368		P3								3	0	0	0	0	0	0				
Mike Harkey, R (1,1) OBP: 0.275, SLG: 0.340			F8			G6-3				3	0	0	0	0	1	0				
Inning Stats	R: 0 E: 0 K: 1 S: 7	H: 0 LOB: 0 BB: 0 P: 10	R: 2 E: 0 K: 0 S: 14	H: 2 LOB: 0 BB: 0 P: 23	R: 0 E: 0 K: 0 S: 5	H: 0 LOB: 0 BB: 0 P: 8	R: 1 E: 0 K: 2 S: 9	H: 1 LOB: 0 BB: 0 P: 14	R: 0 E: 0 K: 0 S: 4	H: 0 LOB: 0 BB: 0 P: 7	R: 0 E: 0 K: 1 S: 5	H: 0 LOB: 0 BB: 0 P: 7	R: 2 E: 0 K: 0 S: 5	H: 1 LOB: 0 BB: 1 P: 12	R: 2 E: 0 K: 1 S: 12	H: 3 LOB: 2 BB: 1 P: 25	1B: 4 2B: 0 3B: 0 HR: 3	SF: 0 SAC: 0 DP: 0 HBP: 0	WP: 0 PB: 0 SB: 1 CS: 0	PA: 33
PITCHER 29 John Smoltz, R (1,1) ERA: 3.98	IP: 7.0 WLS: L BF: 26 H: 4 R: 5 ER: 5 SO: 4 BB: 1 IBB: 0 HBP: 0 BLK: 0 WP: 0 HR: 3 S: 49 P: 81 ERA: 6.43 WHIP: 0.714															PITCHER				
Marty Clary, R (8,1) ERA: 5.73	0.1	4	2	2	2	1	1	0	0	0	0	6	15	54.00	9.000					
Dwayne Henry, R (8,1) ERA: 5.34	0.2	3	1	0	0	0	0	0	0	0	0	6	10	0.00	1.500					

Atlanta Braves @ Chicago Cubs
Wrigley Field, Chicago, IL
Fri Aug 17 1990, 3:33 AM CDT
Att: 29,893 - Overcast - 80 F

AB	31
R	7
H	7
RBI	7
BB	2
SO	5
LOB	6



Batter	1	2	3	4	5	6	7	8	9	AB	R	H	RBI	BB	SO	LOB	TOP								
Lonnie Smith, R OBP: 0.382, SLG: 0.453 (1, 7)	1-2 SF8 1B	1-0 SF8			0-0 G4-3			2-0 B1-3		3	1	1	1	0	0	0									
Jeff Treadway, L OBP: 0.326, SLG: 0.423 (1, 4)	1-1 SAFE 1B	0-0 3-H 1B			1-1 G4-3 1B			2-2 1B		4	1	4	0	0	0	0									
Ron Gant, R OBP: 0.343, SLG: 0.515 (1, 8)	1-0 SF9	1-2 L4-3			1-0 G4-6-3 1B			0-0 F8		3	0	0	1	0	0	4									
David Justice, L OBP: 0.346, SLG: 0.510 (1, 9)	0-0 P3				2-1 L6-3			2-1 1B		4	0	1	0	0	0	1									
Tommy Gregg, L OBP: 0.323, SLG: 0.405 (1, 3)	1-1 F7				0-2 G6-4-3 1B			0-0 1B		4	0	2	1	0	1	1									
Jim Presley, R OBP: 0.285, SLG: 0.425 Kent Mercker, L (8, 1)		0-0 FC6 1B			0-1 G6-4-3			1-1 F9		4	1	1	0	0	0	3									
Ernie Whitt, L OBP: 0.275, SLG: 0.278 Jim Vatcher, R OBP: 0.292, SLG: 0.333 (9, PH)	1-2 SAFE E SF8 1B				2-3 K			3-1 CS 1B		3	1	2	0	0	1	0									
Andres Thomas, R OBP: 0.234, SLG: 0.285 (1, 6)	0-1 FC6 1B				1-3 K			1-2 F7		4	0	0	0	0	2	2									
Steve Avery, L OBP: 0.046, SLG: 0.048 Odell McKenney, L OBP: 0.202, SLG: 0.376 Jeff Parrett, R OBP: 0.183, SLG: 0.200 Tony Castillo, L OBP: 0.197, SLG: 0.262 Mark Lemke, S OBP: 0.201, SLG: 0.498 Francisco Cabrera, R OBP: 0.201, SLG: 0.498 (1, 1)	1-3 K				0-0 G6-3			2-1 G4-3		2	0	0	0	0	1	2									
Inning Stats	R: 1 E: 0 K: 0 S: 9	H: 2 LOB: 1 BB: 0 P: 14	R: 2 E: 1 K: 1 S: 13	H: 3 LOB: 2 BB: 0 P: 16	R: 0 E: 0 K: 0 S: 7	H: 1 LOB: 0 BB: 0 P: 9	R: 0 E: 0 K: 2 S: 7	H: 0 LOB: 0 BB: 0 P: 10	R: 0 E: 0 K: 1 S: 4	H: 0 LOB: 0 BB: 0 P: 6	R: 0 E: 0 K: 1 S: 8	H: 1 LOB: 0 BB: 0 P: 12	R: 0 E: 0 K: 0 S: 8	H: 1 LOB: 0 BB: 0 P: 14	R: 1 E: 0 K: 0 S: 10	H: 3 LOB: 2 BB: 0 P: 17	R: 0 E: 0 K: 2 S: 11	H: 0 LOB: 0 BB: 0 P: 18	1B: 11 2B: 0 3B: 0 HR: 0	SF: 2 SAC: 0 DP: 2 HBP: 0	WP: 0 PB: 0 SB: 0 CS: 1	PA: 36			
PITCHER	IP	WLS	BF	H	R	ER	SO	BB	IBB	HBP	BLK	WP	HR	S	P	ERA	WHIP								
Greg Maddux, R ERA: 3.49 Paul Assenmacher, L ERA: 3.36 (1, 1)	8.0	W	33	11	4	2	4	0	0	0	0	0	0	66	98	2.25	1.375								
PITCHER	IP	WLS	BF	H	R	ER	SO	BB	IBB	HBP	BLK	WP	HR	S	P	ERA	WHIP								
Steve Avery, L ERA: 5.16 Jeff Parrett, R ERA: 5.1 Tony Castillo, L ERA: 4.5 Kent Mercker, L ERA: 2.7 (8, 1)	0.2	5	2	1	1	0	0	1	0	0	0	0	0	6	11	13.50	4.500								
PITCHER	IP	WLS	BF	H	R	ER	SO	BB	IBB	HBP	BLK	WP	HR	S	P	ERA	WHIP								
Steve Avery, L ERA: 5.16 Jeff Parrett, R ERA: 5.1 Tony Castillo, L ERA: 4.5 Kent Mercker, L ERA: 2.7 (8, 1)	1.0	L	5	2	2	2	0	0	0	0	0	0	1	12	18	18.00	2.000								

Atlanta Braves @ Chicago Cubs
Wrigley Field, Chicago, IL
Sun Aug 19 1990, 3:33 AM CDT
Att: 33,284 - Cloudy - 76 F

AB 34
R 4
H 11
RBI 3
BB 0
SO 6
LOB 13



Batter	1	2	3	4	5	6	7	8	9	AB	R	H	RBI	BB	SO	LOB	BOTTOM								
Doug Dascenzo, S OBP: 0.295, SLG: 0.364 (1, 8)	1-2 23 G6-3 1B		4-2 2B		1-0 F7		0-0 SF4			2	2	1	1	1	0	0									
23 Ryne Sandberg, R OBP: 0.358, SLG: 0.548 (1, 4)	2-1 G6-3		1-2 P5		1-3 K		2-3 3-H 4-1 BB			3	0	0	0	1	1	2									
Mark Grace, L OBP: 0.368, SLG: 0.405 (1, 3)	0-0 E		2-0 1-H 2B		2-2 WP S 1B		2-1 F8			4	0	3	2	0	0	2									
Andre Dawson, R OBP: 0.374, SLG: 0.554 (1, 9)	1-1 E4		1-3 K		2-1 L6		1-2 F7			4	0	0	0	0	1	3									
Luis Salazar, R OBP: 0.310, SLG: 0.420 (1, 7)	1-2 P4		1-3 K		1-3 K		1-2 FC6-4 1B			4	0	1	0	0	2	4									
Shawon Dunston, R OBP: 0.306, SLG: 0.473 (1, 6)	1-0 G5-3				0-3 K		3-2 G4-3		1-0 FC6-4 HR	4	1	0	0	0	1	4									
Domingo Ramos, R OBP: 0.318, SLG: 0.296 Dave Clark, L OBP: 0.302, SLG: 0.418 (7, PH)		1-0 G5-4-3 1B			0-0 G6-3		1-0 SH1-4 SF4 1B		2-2 1B	2	0	1	0	0	0	0									
Hector Villanueva, R OBP: 0.330, SLG: 0.579 Paul Assenmacher, L (9, 1)							1-1 HR			1	1	1	2	0	0	0									
Joe Girardi, R OBP: 0.316, SLG: 0.377 (1, 2)	0-0 G5-4-3		0-3 K		0-3 K		0-1 SAFE SF4 SH1-4 1B		1-1 G3	4	0	1	0	0	1	1									
Greg Maddux, R OBP: 0.156, SLG: 0.143 Marvell Wynne, L OBP: 0.285, SLG: 0.341 (1, 1)	1-2 G3				1-3 K		0-0 SH1-4			2	0	0	0	0	1	0									
Inning Stats	R: 1 E: 1 K: 0 S: 12	H: 2 LOB: 2 BB: 0 P: 18	R: 0 E: 0 K: 0 S: 5	H: 1 LOB: 0 BB: 0 P: 7	R: 1 E: 0 K: 2 S: 16	H: 1 LOB: 1 BB: 1 P: 25	R: 0 E: 0 K: 2 S: 8	H: 0 LOB: 0 BB: 0 P: 8	R: 0 E: 0 K: 1 S: 16	H: 1 LOB: 1 BB: 0 P: 24	R: 1 E: 0 K: 0 S: 8	H: 2 LOB: 2 BB: 1 P: 15	R: 2 E: 0 K: 0 S: 12	H: 2 LOB: 0 BB: 0 P: 18	1B: 6 2B: 2 3B: 0 HR: 1	SF: 1 SAC: 1 DP: 1 HBP: 0	WP: 1 PB: 0 SB: 1 CS: 0	PA: 35							
PITCHER	IP	WLS	BF	H	R	ER	SO	BB	IBB	HBP	BLK	WP	HR	S	P	ERA	WHIP								
Steve Avery, L ERA: 5.16 Jeff Parrett, R ERA: 5.1 Tony Castillo, L ERA: 4.5 Kent Mercker, L ERA: 2.7 (7, 1)	0.2	5	2	1	1	0	0	1	0	0	0	0	0	6	11	13.50	4.500								
PITCHER	IP	WLS	BF	H	R	ER	SO	BB	IBB	HBP	BLK	WP	HR	S	P	ERA	WHIP								
Steve Avery, L ERA: 5.16 Jeff Parrett, R ERA: 5.1 Tony Castillo, L ERA: 4.5 Kent Mercker, L ERA: 2.7 (8, 1)	1.0	L	5	2	2	2	0	0	0	0	0	0	1	12	18	18.00	2.000								

Atlanta Braves @ Chicago Cubs
Wrigley Field, Chicago, IL
Sun Aug 19 1990, 3:33 AM CDT
Att: 33,284 - Cloudy - 76 F

AB 31
R 5
H 9
RBI 5
BB 2
SO 7
LOB 16



Batter	1	2	3	4	5	6	7	8	9	AB	R	H	RBI	BB	SO	LOB	TOP																					
Doug Dascenzo, S OBP: 0.311, SLG: 0.381 (1, 8)										3	1	3	1	1	0	0																						
23 Ryne Sandberg, R OBP: 0.355, SLG: 0.544 (1, 4)										4	0	0	0	0	1	5																						
Mark Grace, L OBP: 0.369, SLG: 0.407 (1, 3)										3	1	1	1	1	0	0																						
Andre Dawson, R OBP: 0.371, SLG: 0.548 (1, 9)										4	0	0	0	0	1	3																						
Luis Salazar, R OBP: 0.312, SLG: 0.422 (1, 7)										3	0	1	0	1	0	2																						
Shawon Dunston, R OBP: 0.308, SLG: 0.474 Curtis Wilkerson, S OBP: 0.247, SLG: 0.261 Bill Long, R (8, 1)										1	1	1	0	0	0	0																						
Domingo Ramos, R OBP: 0.311, SLG: 0.289 (2, 6)										4	0	0	0	0	0	3																						
Joe Girardi, R OBP: 0.313, SLG: 0.372 (1, 2)										4	0	0	0	0	1	1																						
Mike Bielecki, R OBP: 0.257, SLG: 0.212 Marvell Wynne, L OBP: 0.264, SLG: 0.339 (8, 8)										3	0	0	0	0	2	1																						
Inning Stats	R: 0 E: 0 K: 1 S: 8	H: 1 LOB: 2 BB: 1 P: 15	R: 1 E: 1 K: 0 S: 13	H: 2 LOB: 2 BB: 0 P: 19	R: 0 E: 0 K: 0 S: 9	H: 1 LOB: 1 BB: 0 P: 11	R: 0 E: 0 K: 1 S: 6	H: 0 LOB: 0 BB: 0 P: 7	R: 2 E: 0 K: 0 S: 17	H: 2 LOB: 2 BB: 2 P: 34	R: 0 E: 0 K: 1 S: 6	H: 1 LOB: 1 BB: 0 P: 11	R: 0 E: 0 K: 1 S: 8	H: 0 LOB: 0 BB: 0 P: 12	R: 0 E: 0 K: 1 S: 7	H: 0 LOB: 0 BB: 0 P: 10	R: 0 E: 0 K: 1 S: 3	H: 0 LOB: 0 BB: 0 P: 4	1B: 4 2B: 3 3B: 0 HR: 0	SF: 0 SAC: 0 DP: 0 HBP: 0	WP: 0 PB: 0 SB: 3 CS: 0	PA: 36																
PITCHER	IP WLS BF H R ER SO BB IBB HBP BLK WP HR S P ERA WHIP																																					
Norm Charlton, L ERA: 2.31 Rob Dibble, R ERA: 1.97	(1, 1) (8, 1)	7.0 1.1	L 4	32 0	7 0	3 0	2 0	4 2	2 0	1 0	0 0	0 0	0 0	0 0	0 10	67 14	109 0.00	2.57 0.000	1.286 0.000																			

Chicago Cubs @ Cincinnati Reds
Riverfront Stadium, Cincinnati, OH
Mon Aug 20 1990, 7:05 PM EDT
Att: 26,011 - Unknown

AB	33
R	3
H	7
RBI	3
BB	3
SO	6
LOB	16



Batter	1	2	3	4	5	6	7	8	9	AB	R	H	RBI	BB	SO	LOB	BOTTOM																		
Billy Hatcher, R OBP: 0.326, SLG: 0.385 (1, 8)										4	0	0	0	0	0	0																			
Barry Larkin, R OBP: 0.354, SLG: 0.395 (1, 6)										4	0	0	0	0	1	0																			
Hal Morris, L OBP: 0.400, SLG: 0.538 (1, 3)										4	0	1	0	0	1	1																			
Paul O'Neill, L OBP: 0.354, SLG: 0.441 (1, 9)										3	0	0	0	0	0	2																			
Glenn Braggs, R OBP: 0.360, SLG: 0.402 (1, 7)										2	1	0	0	1	1	0																			
Chris Sabo, R OBP: 0.345, SLG: 0.493 (1, 5)										3	0	1	0	0	0	0																			
Mariano Duncan, R OBP: 0.362, SLG: 0.498 (1, 4)										3	0	1	0	0	1	2																			
Jeff Reed, L OBP: 0.360, SLG: 0.385 (1, 2)										2	0	0	1	0	0	1																			
Norm Charlton, S OBP: 0.292, SLG: 0.150 Todd Benzinger, S OBP: 0.292, SLG: 0.345 Rob Dibble, L (7, PH) (8, 1)										2	0	0	0	0	1	1																			
Inning Stats	R: 0 E: 0 K: 2 S: 9	H: 0 LOB: 1 BB: 0 P: 15	R: 1 E: 0 K: 1 S: 11	H: 1 LOB: 1 BB: 1 P: 22	R: 0 E: 0 K: 0 S: 9	H: 1 LOB: 1 BB: 0 P: 15	R: 0 E: 0 K: 1 S: 9	H: 1 LOB: 0 BB: 0 P: 15	R: 0 E: 0 K: 0 S: 6	H: 0 LOB: 0 BB: 0 P: 10	R: 0 E: 0 K: 0 S: 6	H: 0 LOB: 0 BB: 0 P: 10	R: 0 E: 0 K: 2 S: 10	H: 0 LOB: 1 BB: 0 P: 14	R: 0 E: 0 K: 0 S: 9	H: 0 LOB: 0 BB: 0 P: 10	1B: 3 2B: 0 3B: 0 HR: 0	SF: 1 SAC: 0 DP: 0 HBP: 0	WP: 0 PB: 1 SB: 1 CS: 0	PA: 30															
PITCHER	IP WLS BF H R ER SO BB IBB HBP BLK WP HR S P ERA WHIP																																		
Mike Bielecki, R ERA: 5.41 Bill Long, R ERA: 3.51	(1, 1) (8, 1)	7.0 1.0	W S	27 3	3 0	1 0	6 0	1 0	0 0	0 0	0 0	0 9	60 10	101 0.00	1.29 0.000	0.571 0.000																			

Chicago Cubs @ Cincinnati Reds
Riverfront Stadium, Cincinnati, OH
Mon Aug 20 1990, 7:05 PM EDT
Att: 26,011 - Unknown

AB	28
R	1
H	3
RBI	1
BB	1
SO	6
LOB	8



Batter	1	2	3	4	5	6	7	8	9	AB	R	H	RBI	BB	SO	LOB	TOP					
Jerome Walton, R (1, 8) OBP: 0.367, SLG: 0.327	G4-3							G5-3		2	0	0	0	2	0	0	Chicago Cubs @ Atlanta Braves Atlanta-Fulton County Stadium, Atlanta, GA Fri Aug 24 1990, 7:05 PM EDT Att: 20,922 - Unknown					
23 Ryne Sandberg, R (1, 4) OBP: 0.353, SLG: 0.543	F8 1B		P3				G6-4-3	1B		4	0	2	0	0	0	5						
Mark Grace, L (1, 3) OBP: 0.364, SLG: 0.406	F8 1-3		L7				G6-3	F8		4	0	0	0	0	0	4						
Andre Dawson, R (1, 9) OBP: 0.367, SLG: 0.543	K						F8	K		4	0	0	0	0	2	2						
Luis Salazar, R (1, 5) OBP: 0.302, SLG: 0.408		E5					G1-3	E1		4	0	0	0	0	0	0						
Shawon Dunston, R (1, 6) OBP: 0.307, SLG: 0.472		G5-4-3					L5	K		4	0	1	0	0	1	2						
Hector Villanueva, R (1, 2) OBP: 0.321, SLG: 0.554		F8					K	K		4	0	0	0	0	3	1						
Doug Dasencho, S (1, 7) OBP: 0.314, SLG: 0.376							1B	G3		4	0	2	0	0	1	1						
Greg Maddux, R (1, 1) OBP: 0.167, SLG: 0.154							SH1-4	K		2	0	1	0	0	1	0						
Inning Stats	R: 0 E: 0 K: 1 S: 9	H: 1 LOB: 1 BB: 0 P: 15	R: 0 E: 1 K: 0 S: 7	H: 0 LOB: 0 BB: 0 P: 12	R: 0 E: 0 K: 0 S: 5	H: 1 LOB: 2 BB: 1 P: 14	R: 0 E: 0 K: 0 S: 8	H: 0 LOB: 0 BB: 0 P: 10	R: 0 E: 0 K: 1 S: 8	H: 2 LOB: 2 BB: 1 P: 15	R: 0 E: 1 K: 2 S: 13	H: 0 LOB: 1 BB: 0 P: 18	R: 0 E: 0 K: 0 S: 9	H: 0 LOB: 0 BB: 0 P: 12	R: 0 E: 0 K: 2 S: 10	H: 1 LOB: 1 BB: 0 P: 15	R: 0 E: 0 K: 2 S: 10	H: 1 LOB: 1 BB: 0 P: 15	1B: 6 2B: 0 3B: 0 HR: 0	SF: 0 SAC: 1 DP: 2 HBP: 0	WP: 0 PB: 0 SB: 1 CS: 0	PA: 35
PITCHER Steve Avery, L (1, 1) ERA: 4.56	IP: 9.0 WLS: W BF: 35 H: 6 R: 0 ER: 0 SO: 8 BB: 2 IBB: 0 HBP: 0 BLK: 0 WP: 0 HR: 0 S: 79 P: 126 ERA: 0.00 WHIP: 0.889															PITCHER						

AB	32
R	0
H	6
RBI	0
BB	2
SO	8
LOB	15



Batter	1	2	3	4	5	6	7	8	9	AB	R	H	RBI	BB	SO	LOB	BOTTOM			
Oddibe McDowell, L (1, 7) OBP: 0.304, SLG: 0.371	BLK 1B BB		1B G4-3					E4		3	2	1	0	1	0	2	Chicago Cubs @ Atlanta Braves Atlanta-Fulton County Stadium, Atlanta, GA Fri Aug 24 1990, 7:05 PM EDT Att: 20,922 - Unknown			
Jeff Treadway, L (1, 4) OBP: 0.320, SLG: 0.413	F7		P5				G3-1	P5		4	0	0	0	0	0	5				
Ron Gant, R (1, 8) OBP: 0.348, SLG: 0.529	1B BB		G4-3				K			3	1	2	1	1	1	1				
David Justice, L (1, 9) OBP: 0.337, SLG: 0.498	K		G4-3				G4-3	K		4	0	0	1	0	2	3				
Tommy Gregg, L (1, 3) OBP: 0.315, SLG: 0.406	FC5-4 1B		F8				K2-3	F7		4	0	1	1	0	1	1				
Jim Presley, R (1, 5) OBP: 0.286, SLG: 0.419	FC5-4						G1-3			4	0	0	0	0	1	2				
Mark Lemke, S (9, 5) OBP: 0.298, SLG: 0.265	FC5-4						G1-3	K		0	0	0	0	0	0	0				
Ernie Whitt, L (1, 2) OBP: 0.276, SLG: 0.256		G6-3					F8	F8		3	0	0	0	0	0	0				
Andres Thomas, R (1, 6) OBP: 0.241, SLG: 0.306		K					G4-3	L6		3	0	0	0	0	1	0				
Steve Avery, L (1, 1) OBP: 0.125, SLG: 0.125		L7					G3-1 G4-3 1B	E 1B		3	0	2	0	0	0	0				
Inning Stats	R: 1 E: 0 K: 1 S: 12	H: 1 LOB: 2 BB: 2 P: 24	R: 0 E: 0 K: 1 S: 6	H: 0 LOB: 0 BB: 0 P: 9	R: 1 E: 0 K: 0 S: 7	H: 2 LOB: 1 BB: 0 P: 8	R: 0 E: 0 K: 0 S: 4	H: 0 LOB: 0 BB: 0 P: 6	R: 0 E: 0 K: 1 S: 12	H: 1 LOB: 1 BB: 0 P: 17	R: 0 E: 0 K: 1 S: 6	H: 0 LOB: 0 BB: 0 P: 8	R: 0 E: 1 K: 0 S: 8	H: 1 LOB: 2 BB: 0 P: 14	R: 1 E: 0 K: 2 S: 9	H: 1 LOB: 0 BB: 0 P: 17	1B: 5 2B: 0 3B: 0 HR: 1	SF: 0 SAC: 0 DP: 0 HBP: 0	WP: 0 PB: 0 SB: 0 CS: 0	PA: 33
PITCHER Greg Maddux, R (1, 1) ERA: 3.49	IP: 8.0 WLS: L BF: 33 H: 6 R: 3 ER: 3 SO: 6 BB: 2 IBB: 0 HBP: 0 BLK: 1 WP: 0 HR: 1 S: 64 P: 103 ERA: 3.38 WHIP: 1.000															PITCHER				



Batter	1	2	3	4	5	6	7	8	9	AB	R	H	RBI	BB	SO	LOB	TOP			
Jerome Walton, R OBP: 0.363, SLG: 0.327 (1, 8)										4	0	0	0	0	2	2				
Curtis Wilkerson, S OBP: 0.243, SLG: 0.256 Dwight Smith, L OBP: 0.337, SLG: 0.373 Luis Salazar, R OBP: 0.302, SLG: 0.408 (1, 4) (9, PH) (9, 5)										3	0	0	0	0	2	1				
Mark Grace, L OBP: 0.368, SLG: 0.416 (1, 3)										3	2	2	1	1	1	0				
Andre Dawson, R OBP: 0.362, SLG: 0.536 (1, 9)										4	1	0	0	0	0	2				
Dave Clark, L OBP: 0.300, SLG: 0.408 Bill Long, R Mitch Williams, L (1, 7) (9, 1) (9, 1)										4	0	1	0	0	2	2				
Shawon Dunston, R OBP: 0.309, SLG: 0.473 (1, 6)										4	0	1	2	0	1	1				
Domingo Ramos, R OBP: 0.328, SLG: 0.304 (1, 5) (9, 4)										4	0	0	0	0	0	1				
Joe Girardi, R OBP: 0.315, SLG: 0.367 (1, 2)										2	0	1	0	1	0	0				
Mike Harkey, R OBP: 0.299, SLG: 0.321 Gary Varsho, L OBP: 0.345, SLG: 0.393 Steve Wilson, L OBP: 0.219, SLG: 0.200 Doug Dasenczo, S OBP: 0.313, SLG: 0.374 (1, 1) (8, PH) (8, 1) (9, 7)										1	0	0	0	0	0	1				
Inning Stats	R: 0 E: 0 K: 1 S: 6	H: 1 LOB: 1 BB: 0 P: 6	R: 0 E: 0 K: 1 S: 5	H: 0 LOB: 0 BB: 0 P: 5	R: 0 E: 0 K: 1 S: 6	H: 1 LOB: 1 BB: 0 P: 6	R: 0 E: 0 K: 0 S: 2	H: 0 LOB: 0 BB: 1 P: 6	R: 1 E: 0 K: 2 S: 8	H: 1 LOB: 0 BB: 0 P: 8	R: 0 E: 0 K: 1 S: 5	H: 0 LOB: 0 BB: 0 P: 5	R: 0 E: 0 K: 0 S: 3	H: 1 LOB: 0 BB: 0 P: 3	R: 2 E: 1 K: 1 S: 7	H: 3 LOB: 1 BB: 1 P: 11	1B: 3 2B: 3 3B: 0 HR: 1	SF: 0 SAC: 1 DP: 2 HBP: 0	WP: 0 PB: 0 SB: 2 CS: 0	PA: 34
PITCHER 29 John Smoltz, R ERA: 3.76 (1, 1)	IP: 9.0 WLS: W BF: 34 H: 6 R: 3 ER: 1 SO: 8 BB: 2 IBB: 0 HBP: 0 BLK: 0 WP: 0 HR: 1 S: 48 P: 56 ERA: 1.00 WHIP: 0.889															PITCHER				

Chicago Cubs @ Atlanta Braves
Atlanta-Fulton County Stadium, Atlanta, GA
Sun Aug 26 1990, 3:33 AM EDT
Att: 14,178 - Unknown - 86 F

AB 31
R 3
H 6
RBI 3
BB 2
SO 8
LOB 10



Batter	1	2	3	4	5	6	7	8	9	AB	R	H	RBI	BB	SO	LOB	BOTTOM			
Oddibe McDowell, L OBP: 0.300, SLG: 0.365 Lonnie Smith, R OBP: 0.369, SLG: 0.434 (1, 7) (8, PH) (9, 7)										3	0	0	0	0	0	0				
Mark Lemke, S OBP: 0.290, SLG: 0.256 (1, 4)										4	0	0	0	0	1	0				
Ron Gant, R OBP: 0.351, SLG: 0.539 (1, 8)										4	2	2	1	0	1	0				
David Justice, L OBP: 0.341, SLG: 0.498 (1, 9)										3	0	1	1	1	0	0				
Tommy Gregg, L OBP: 0.315, SLG: 0.400 Francisco Cabrera, R OBP: 0.316, SLG: 0.464 (1, 3) (9, PH)										2	0	0	0	1	0	1				
Jim Prestley, R OBP: 0.291, SLG: 0.429 (1, 5)										4	1	1	1	0	1	3				
Greg Olson, R OBP: 0.345, SLG: 0.395 (1, 2)										4	0	2	1	0	0	0				
Andres Thomas, R OBP: 0.238, SLG: 0.301 (1, 6)										3	0	0	0	0	1	1				
29 John Smoltz, R OBP: 0.266, SLG: 0.224 (1, 1)										3	0	0	0	0	3	0				
Inning Stats	R: 0 E: 0 K: 1 S: 5	H: 0 LOB: 0 BB: 0 P: 5	R: 1 E: 0 K: 0 S: 4	H: 1 LOB: 0 BB: 0 P: 4	R: 0 E: 0 K: 1 S: 5	H: 0 LOB: 0 BB: 2 P: 13	R: 0 E: 0 K: 2 S: 7	H: 0 LOB: 0 BB: 0 P: 7	R: 1 E: 0 K: 0 S: 5	H: 2 LOB: 1 BB: 0 P: 5	R: 0 E: 0 K: 0 S: 3	H: 1 LOB: 0 BB: 0 P: 3	R: 0 E: 0 K: 2 S: 7	H: 0 LOB: 0 BB: 0 P: 7	R: 2 E: 0 K: 1 S: 7	H: 3 LOB: 1 BB: 0 P: 7	1B: 3 2B: 1 3B: 1 HR: 2	SF: 0 SAC: 0 DP: 1 HBP: 0	WP: 1 PB: 0 SB: 1 CS: 0	PA: 34
PITCHER Mike Harkey, R ERA: 3.39 Steve Wilson, L ERA: 4.42 Bill Long, R ERA: 3.7 Mitch Williams, L ERA: 2.85 (1, 1) (8, 1) (9, 1) (9, 1)	IP: 7.0 WLS: 3 BF: 26 H: 4 R: 2 ER: 2 SO: 5 BB: 2 IBB: 0 HBP: 0 BLK: 0 WP: 0 HR: 1 S: 34 P: 42 ERA: 2.57 WHIP: 0.857															PITCHER				

Chicago Cubs @ Atlanta Braves
Atlanta-Fulton County Stadium, Atlanta, GA
Sun Aug 26 1990, 3:33 AM EDT
Att: 14,178 - Unknown - 86 F

AB 32
R 4
H 7
RBI 4
BB 2
SO 8
LOB 5



Batter	1	2	3	4	5	6	7	8	9	AB R H RBI BB SO LOB	TOP									
Jerome Walton, R (1, 8) OBP: 0.363, SLG: 0.326	0-2 5-3		1-0 P3		4-0 BB		1-3 K		2-2 23 1B 1-2 2-H 1B	4 0 1 1 1 1 0	Chicago Cubs @ Houston Astros Astrodome, Houston, TX Tue Aug 28 1990, 8:05 PM EDT Att: 12,150 - Unknown									
23 Ryne Sandberg, R (1, 4) OBP: 0.350, SLG: 0.543	1-1 F7			0-2 HR	1-2 SF8			1-3 K	0-1 1-2 2-3 1B	4 1 2 2 0 1 0										
Mark Grace, L (1, 3) OBP: 0.366, SLG: 0.413	4-2 FC6-4 BB			1-2 F8	0-0 G3			0-0 6-3	0-0 F8	4 0 0 0 1 0 5										
Andre Dawson, R (1, 9) OBP: 0.363, SLG: 0.540	1-1 FC6-4			1-0 1B 3B		0-3 K		0-1 FC6 1B		4 1 2 0 0 1 1										
Dave Clark, L (1, 7) OBP: 0.299, SLG: 0.423		2-0 4-3		3-2 4-3		2-1 HR		1-0 FC6		4 1 1 1 0 0 2										
Doug Dascenzo, S (9, 7) OBP: 0.313, SLG: 0.374										0 0 0 0 0 0 0										
Luis Salazar, R (1, 5) OBP: 0.295, SLG: 0.408		2-0 F7		1-0 CS 1B		1-0 G6-4 HBP		2-2 F9		2 0 1 1 0 0 0										
Curtis Wilkerson, S (6, PR) OBP: 0.241, SLG: 0.235										1 0 0 0 0 0 0										
Shawon Dunston, R (1, 6) OBP: 0.308, SLG: 0.469		2-1 5-3		2-2 CS 1-2	0-0 E6 5-3 1B 23 SF8	1-0 SAFE G6-4		4-1 1B BB		3 2 0 0 1 0 1										
Joe Girardi, R (1, 2) OBP: 0.317, SLG: 0.369			2-3 K		0-1 5-3 1B		0-3 K	1-1 23 1B 1B		4 0 2 0 0 2 0										
Greg Maddux, R (1, 1) OBP: 0.157, SLG: 0.145			1-2 G3		0-0 5-3		1-2 4-3	1-3 K		4 0 0 0 0 1 4										
Inning Stats	R: 0 E: 0 K: 0 S: 11	H: 0 LOB: 1 BB: 1 P: 17	R: 0 E: 0 K: 0 S: 4	H: 0 LOB: 0 BB: 0 P: 10	R: 0 E: 0 K: 1 S: 9	H: 0 LOB: 0 BB: 0 P: 13	R: 2 E: 0 K: 0 S: 14	H: 3 LOB: 0 BB: 0 P: 22	R: 1 E: 1 K: 0 S: 8	H: 1 LOB: 2 BB: 1 P: 11	R: 0 E: 0 K: 2 S: 9	H: 0 LOB: 0 BB: 0 P: 11	R: 0 E: 0 K: 1 S: 8	H: 1 LOB: 1 BB: 0 P: 10	R: 1 E: 0 K: 1 S: 15	H: 3 LOB: 3 BB: 1 P: 25	1B: 6 2B: 0 3B: 1 HR: 2	SF: 1 SAC: 0 DP: 0 HBP: 1	WP: 0 PB: 0 SB: 0 CS: 1	PA: 40
PITCHER	IP WLS BF H R ER SO BB IBB HBP BLK WP HR S P ERA WHIP																			
Bill Gullickson, R (1, 1) ERA: 3.94	5.1 L 24 5 4 3 2 2 0 0 1 0 0 2 52 84 5.06 1.312																			
Xavier Hernandez, R (6, PR) ERA: 5.19	2.2 8 1 0 0 3 0 0 0 0 0 0 0 18 23 0.00 0.375																			
Dan Schatzeder, L (9, 1) ERA: 2.4	1.0 7 3 1 1 1 1 0 0 0 0 0 0 15 25 9.00 4.000																			

AB	34
R	5
H	9
RBI	5
BB	3
SO	6
LOB	13



Batter	1	2	3	4	5	6	7	8	9	AB R H RBI BB SO LOB	BOTTOM											
Eric Yelding, R (1, 8) OBP: 0.303, SLG: 0.291	0-1 S 1B		1-2 L3			1-3 K		0-1 G4-6-3 1-2		4 0 1 0 0 1 1	Chicago Cubs @ Houston Astros Astrodome, Houston, TX Tue Aug 28 1990, 8:05 PM EDT Att: 12,150 - Unknown											
Bill Doran, S (1, 4) OBP: 0.404, SLG: 0.415	1 SAFE 3-3 K		3-1 F8			2-1 1B		0-0 F8		4 0 1 0 0 1 1												
Ken Oberkfell, L (1, 3) OBP: 0.308, SLG: 0.321	3-1 1B			1-2 4-3		0-0 F8		4-1 2B 1B BB		3 1 1 0 1 0 1												
Franklin Stubbs, L (1, 7) OBP: 0.322, SLG: 0.472	0-1 F8			2-2 F8		1-2 1B		1-2 F8		4 0 1 0 0 0 2												
Ken Caminiti, S (1, 5) OBP: 0.313, SLG: 0.313		1-3 K		4-1 BB		2-3 K		1-1 1B 2B		3 1 1 0 1 2 2												
Glenn Wilson, R (1, 9) OBP: 0.295, SLG: 0.366		1-1 1-3		2-3 K			1-1 1-3	1-1 FC1 1B		4 0 1 1 0 1 1												
Rich Gedman, L (1, 2) OBP: 0.317, SLG: 0.276					2-3 K		0-0 4-3	2-3 3-H 1B		4 0 2 1 0 1 0												
Danny Darwin, R (9, PR) OBP: 0.241, SLG: 0.296								1-2 3-H 1B		0 0 0 0 0 0 0												
Rafael Ramirez, R (1, 6) OBP: 0.292, SLG: 0.327		2-0 F7			0-1 6-3		1-0 P6	2-1 FC1 FC4-6		4 0 0 0 0 0 3												
Bill Gullickson, R (1, 1) OBP: 0.184, SLG: 0.130			1-1 P2		1-3 K			4-1 G4-6-3 BB	1-1 FC4-6	2 0 0 0 0 1 0												
Xavier Hernandez, L (6, PR) OBP: 0.500, SLG: 0.500										0 0 0 0 0 0 0												
Gerald Young, S (8, PH) OBP: 0.244, SLG: 0.259										0 0 0 0 1 0 0												
Dan Schatzeder, L (9, PR) OBP: 0.250, SLG: 0.250										0 0 0 0 0 0 0												
Casey Candaele, S (9, PH) OBP: 0.363, SLG: 0.419										1 0 0 0 0 0 2												
Inning Stats	R: 0 E: 0 K: 1 S: 9	H: 2 LOB: 1 BB: 0 P: 15	R: 0 E: 0 K: 1 S: 7	H: 1 LOB: 0 BB: 0 P: 11	R: 0 E: 0 K: 0 S: 7	H: 0 LOB: 0 BB: 0 P: 12	R: 0 E: 0 K: 1 S: 10	H: 0 LOB: 1 BB: 1 P: 19	R: 0 E: 0 K: 2 S: 8	H: 0 LOB: 0 BB: 0 P: 11	R: 0 E: 0 K: 2 S: 12	H: 2 LOB: 2 BB: 0 P: 19	R: 0 E: 0 K: 0 S: 4	H: 0 LOB: 0 BB: 0 P: 6	R: 0 E: 0 K: 0 S: 4	H: 0 LOB: 1 BB: 1 P: 8	R: 2 E: 0 K: 0 S: 13	H: 3 LOB: 2 BB: 1 P: 23	1B: 7 2B: 1 3B: 0 HR: 0	SF: 0 SAC: 0 DP: 1 HBP: 0	WP: 0 PB: 0 SB: 1 CS: 0	PA: 36
PITCHER	IP WLS BF H R ER SO BB IBB HBP BLK WP HR S P ERA WHIP																					
Greg Maddux, R (1, 1) ERA: 3.42	9.0 W 36 8 2 2 7 3 0 0 0 0 0 0 74 124 2.00 1.222																					

AB	33
R	2
H	8
RBI	2
BB	3
SO	7
LOB	13



Batter	1	2	3	4	5	6	7	8	9	AB	R	H	RBI	BB	SO	LOB	TOP			
Jerome Walton, R OBP: 0.367, SLG: 0.331 (1, 8)	0-0 1B 23 4-3		0-0 1B 23 1B	0-3 K			0-3 K		0-0 CS 1B 1B	5	0	3	0	0	2	2				
23 Ryne Sandberg, R OBP: 0.350, SLG: 0.541 (1, 4)	0-0 4-3 1-2		0-0 1B 1-2		4-0 G5-4-3 BB		0-0 5-3		0-0 F9	4	0	1	0	1	0	2				
Mark Grace, L OBP: 0.368, SLG: 0.413 (1, 3)	0-0 1B 2-3		0-0 F7		0-0 F9		4-0 1B BB		0-0 CS 1B 1B	4	0	2	0	1	0	3				
Andre Dawson, R OBP: 0.362, SLG: 0.536 (1, 9)	0-3 K		0-0 F9		0-0 G5-4-3 1-2		0-0 1B BB		0-3 K 1-2 2-3	5	0	1	0	0	2	7				
Dave Clark, L OBP: 0.298, SLG: 0.415 (1, 7)	0-3 K		0-0 4-3			4-0 2B FC5-2 BB		0-3 K		3	0	0	0	1	2	6				
Domingo Ramos, R OBP: 0.338, SLG: 0.317 (8, PH)		0-0 FC1-6 1B		4-0 FC5-4 BB		0-0 FC5-2 2B		0-3 K		2	0	2	0	1	0	0				
Dwight Smith, L OBP: 0.338, SLG: 0.372 (8, 5)									0-3 K	1	0	0	0	0	1	0				
Curtis Wilkerson, S OBP: 0.241, SLG: 0.255 (8, 5)									0-0 S	0	0	0	0	0	0	0				
Shawon Dunston, R OBP: 0.308, SLG: 0.467 (1, 6)		0-0 FC1-6 S 1-2		0-0 FC5-4 1B 1-2		0-3 K		0-0 S	1B	4	0	1	0	0	1	4				
Joe Girardi, R OBP: 0.316, SLG: 0.368 (1, 2)		0-3 K 1-3		0-0 1B 1-2		0-0 FC5-2 2-3 3-H		0-3 K	1B	4	0	1	0	0	2	4				
Rick Sutcliffe, L OBP: 0.333, SLG: 0.379 (6, PH)									0-3 K	1	0	0	0	0	1	3				
Gary Varsho, L OBP: 0.219, SLG: 0.200 (6, PH)		0-0 G3							0-3 K	1	0	0	0	0	1	2				
Steve Wilson, L OBP: 0.263, SLG: 0.337 (8, PH)									0-3 K	1	0	0	0	0	1	1				
Paul Assenmacher, L OBP: 0.263, SLG: 0.337 (8, 1)									0-3 K	0	0	0	0	0	0	0				
Inning Stats	R: 0 E: 0 K: 2 S: 9	H: 2 LOB: 2 BB: 0 P: 9	R: 0 E: 0 K: 1 S: 6	H: 1 LOB: 1 BB: 0 P: 6	R: 0 E: 0 K: 0 S: 5	H: 2 LOB: 2 BB: 0 P: 5	R: 0 E: 0 K: 2 S: 8	H: 1 LOB: 2 BB: 1 P: 12	R: 0 E: 0 K: 0 S: 2	H: 0 LOB: 0 BB: 1 P: 6	R: 0 E: 0 K: 2 S: 8	H: 1 LOB: 2 BB: 1 P: 12	R: 0 E: 0 K: 3 S: 10	H: 1 LOB: 1 BB: 0 P: 10	R: 0 E: 0 K: 1 S: 6	H: 2 LOB: 1 BB: 0 P: 6	1B: 10 2B: 1 3B: 0 HR: 0	SF: 0 SAC: 0 DP: 1 HBP: 0	WP: 0 PB: 0 SB: 3 CS: 2	PA: 40
PITCHER	IP WLS BF H R ER SO BB IBB HBP BLK WP HR S P ERA WHIP	IP WLS BF H R ER SO BB IBB HBP BLK WP HR S P ERA WHIP																		
Mark Portugal, R ERA: 3.44 (1, 1)	7.0 W 32 8 0 0 9 4 0 0 0 0 0 0 46 62 0.00 1.714	2.0 S 8 3 0 0 4 0 0 0 0 0 0 0 16 16 0.00 1.500																		
Larry Andersen, R ERA: 1.95 (8, 1)																				

Chicago Cubs @ Houston Astros
Astrodome, Houston, TX
Wed Aug 29 1990, 8:05 PM EDT
Att: 11,211 - Dome

AB	36
R	0
H	11
RBI	0
BB	4
SO	13
LOB	34



Batter	1	2	3	4	5	6	7	8	9	AB	R	H	RBI	BB	SO	LOB	BOTTOM			
Gerald Young, S OBP: 0.236, SLG: 0.250 (1, 8)	0-0 6-3		0-0 F7		0-0 F7		0-0 F9			4	0	0	0	0	0	2				
Bill Doran, S OBP: 0.405, SLG: 0.413 (1, 4)	0-0 E6 1B		4-0 S BB		4-3			4-0 L4 1B BB		2	0	0	0	2	0	0				
Ken Oberkell, L OBP: 0.304, SLG: 0.316 (6, PH)	0-0 F7		0-0 F8			0-0 F7		0-0 1B		2	0	0	0	0	0	2				
Ken Caminiti, S OBP: 0.314, SLG: 0.314 (7, 5)								1-2 1B		2	0	1	0	0	0	0				
Franklin Stubbs, L OBP: 0.324, SLG: 0.471 (1, 3)	0-0 S 1B		4-0 1B BB		0-0 L3		0-3 K		0-0 L4	3	0	1	0	1	1	2				
Craig Biggio, R OBP: 0.342, SLG: 0.348 (1, 2)	0-3 K 1-2		0-3 K		0-3 K		0-0 L4 2-3			4	0	0	0	0	3	6				
Glenn Wilson, R OBP: 0.293, SLG: 0.363 (9, 7)		0-0 1-3		0-0 4-3		0-0 6-3				3	0	0	0	0	0	0				
Karl Rhodes, L OBP: 0.333, SLG: 0.382 (7, PH)		4-0 1B G4-3-6 BB		0-0 4-3		0-0 F9				1	1	0	0	1	0	0				
Mark Davidson, R OBP: 0.284, SLG: 0.324 (8, 7)										1	0	0	0	0	0	0				
Rafael Ramirez, R OBP: 0.295, SLG: 0.330 (1, 6)		0-0 G4-3-6 1B		0-0 P4		0-0 PB 1B				3	0	2	0	0	0	0				
Mark Portugal, R OBP: 0.145, SLG: 0.130 (7, PH)		0-0 G4-3-6		0-0 F7		4-0 1B IBB				2	0	0	0	0	0	1				
Glenn Davis, R OBP: 0.337, SLG: 0.556 (8, 1)										0	0	0	0	1	0	0				
Larry Andersen, R ERA: 1.95 (8, 1)										0	0	0	0	0	0	0				
Inning Stats	R: 0 E: 1 K: 1 S: 7	H: 1 LOB: 2 BB: 0 P: 7	R: 1 E: 0 K: 0 S: 3	H: 1 LOB: 0 BB: 1 P: 7	R: 0 E: 0 K: 1 S: 5	H: 0 LOB: 2 BB: 2 P: 13	R: 0 E: 0 K: 0 S: 3	H: 0 LOB: 0 BB: 0 P: 3	R: 0 E: 0 K: 1 S: 5	H: 0 LOB: 0 BB: 0 P: 5	R: 0 E: 0 K: 0 S: 4	H: 1 LOB: 2 BB: 1 P: 8	R: 0 E: 0 K: 1 S: 5	H: 1 LOB: 1 BB: 1 P: 9	R: 0 E: 0 K: 0 S: 3	H: 1 LOB: 1 BB: 0 P: 7	1B: 4 2B: 1 3B: 0 HR: 0	SF: 0 SAC: 0 DP: 2 HBP: 0	WP: 0 PB: 1 SB: 2 CS: 0	PA: 32
PITCHER	IP WLS BF H R ER SO BB IBB HBP BLK WP HR S P ERA WHIP	IP WLS BF H R ER SO BB IBB HBP BLK WP HR S P ERA WHIP																		
Rick Sutcliffe, R ERA: 1.8 (1, 1)	5.0 L 20 2 1 1 2 3 0 0 0 0 0 0 21 33 1.80 1.000	2.0 8 1 0 0 1 0 1 0 0 0 0 0 9 13 0.00 0.500																		
Steve Wilson, L ERA: 4.34 (6, 1)																				
Paul Assenmacher, L ERA: 3.18 (8, 1)																				

Chicago Cubs @ Houston Astros
Astrodome, Houston, TX
Wed Aug 29 1990, 8:05 PM EDT
Att: 11,211 - Dome

AB	27
R	1
H	4
RBI	0
BB	5
SO	4
LOB	13



Batter	1	2	3	4	5	6	7	8	9	AB	R	H	RBI	BB	SO	LOB	TOP					
Herm Winningham, L (1, 8) OBP: 0.303, SLG: 0.447 Billy Hatcher, R (8, PH) OBP: 0.328, SLG: 0.399	1-1 G5-4-3 1B			4-1 G3 BB	0-0 3B 2B	2-2 F8		0-0 F8		3	1	2	1	1	0	1						
Barry Larkin, R (1, 6) OBP: 0.395, SLG: 0.397 Mariano Duncan, R (5, 6) OBP: 0.351, SLG: 0.485	0-1 G5-4-3 1-2			0-0 G3 1-2	2-0 WP 3B	1-3 K 1-2		4-0 FC6-4 IBB		3	1	1	1	0	0	2						
Hal Morris, L (1, 3) OBP: 0.378, SLG: 0.517	2-2 G1-6-3			1-0 P6	1-2 P7	0-0 P6		2-1 FC6-4 1-2		5	0	0	0	0	0	5						
Eric Davis, R (1, 7) OBP: 0.334, SLG: 0.450		2-1 G5-3		4-2 BB	3-3 K		3-2 G4-6-3 1B		3-2 L7	4	0	1	0	1	1	0						
Paul O'Neill, L (1, 9) OBP: 0.352, SLG: 0.444	0-1 F7			3-1 L7	1-0 1B 1B 1B		1-0 G4-6-3 1-2		2-1 F7	5	0	1	0	0	0	3						
Chris Sabo, R (1, 5) OBP: 0.350, SLG: 0.494	2-2 G5-3				1B 1B 1B		2-2 2B		1-2 2B	5	1	4	0	0	0	0						
Jeff Reed, L (1, 2) OBP: 0.344, SLG: 0.363			0-0 G1-3		1B 1B 1B		0-2 L9		1-1 L3	5	1	2	0	0	0	2						
Ron Oester, S (1, 4) OBP: 0.322, SLG: 0.362			1-3 K		3B G3			4-2 SH3-4 BB		3	1	1	2	1	1	3						
Danny Jackson, R (1, 1) OBP: 0.077, SLG: 0.154 Glenn Braggs, R (6, PH) OBP: 0.354, SLG: 0.389 Rob Dibble, L (6, 1) Randy Myers, L (8, 1) OBP: 0.500, SLG: 0.500			1-3 K		2-2 2B 3B		4-0 BB		0-0 SH3-4 1-2	2	1	1	0	0	1	0						
Inning Stats	R: 0 E: 0 K: 0 S: 7	H: 1 LOB: 0 BB: 0 P: 10	R: 0 E: 0 K: 0 S: 8	H: 0 LOB: 0 BB: 0 P: 12	R: 0 E: 0 K: 2 S: 7	H: 0 LOB: 0 BB: 0 P: 9	R: 0 E: 0 K: 0 S: 8	H: 0 LOB: 2 BB: 2 P: 20	R: 6 E: 0 K: 1 S: 33	H: 9 LOB: 3 BB: 0 P: 53	R: 0 E: 0 K: 1 S: 7	H: 0 LOB: 1 BB: 1 P: 14	R: 0 E: 0 K: 0 S: 10	H: 2 LOB: 1 BB: 0 P: 16	R: 0 E: 0 K: 0 S: 6	H: 0 LOB: 2 BB: 2 P: 16	R: 0 E: 0 K: 0 S: 11	H: 1 LOB: 1 BB: 0 P: 18	1B: 7 2B: 3 3B: 3 HR: 0	SF: 0 SAC: 1 DP: 2 HBP: 0	WP: 2 PA: 43 PB: 0 SB: 1 CS: 0	
PITCHER	IP WLS BF H R ER SO BB IBB HBP BLK WP HR S P ERA WHIP	4.0 L 18 5 4 4 2 2 0 0 0 1 0 45 73 9.00 1.750	0.1 3 2 1 1 0 0 0 0 0 0 0 5 8 27.00 6.000	0.2 5 3 1 1 1 0 0 0 0 0 1 0 13 23 13.50 4.500	1.0 5 1 0 0 1 1 0 0 0 0 0 10 20 0.00 2.000	3.0 12 2 0 0 0 1 1 0 0 0 0 24 44 0.00 1.000																

Cincinnati Reds @ Chicago Cubs
Wrigley Field, Chicago, IL
Thu Aug 30 1990, 7:05 PM CDT
Att: 30,778 - Unknown - 75 F

AB	37
R	6
H	13
RBI	4
BB	5
SO	4
LOB	18



Batter	1	2	3	4	5	6	7	8	9	AB	R	H	RBI	BB	SO	LOB	BOTTOM		
Jerome Walton, R (1, 8) OBP: 0.367, SLG: 0.332	1-0 G6-3		3-1 G4-3 1B		2-2 23 2B G3 1B		1-2 F7		0-3 K	5	1	2	0	0	1	0			
23 Ryne Sandberg, R (1, 4) OBP: 0.351, SLG: 0.547	1-3 K		0-1 F6		0-1 G3 2B		2-3 K		0-1 HR	5	1	2	3	0	2	1			
Mark Grace, L (1, 3) OBP: 0.369, SLG: 0.413	1-1 1B		2-2 G4-3 1-2		1-0 G3		1-1 1B		2-1 F7	5	0	2	1	0	0	2			
Andre Dawson, R (1, 9) OBP: 0.359, SLG: 0.531	0-0 G4-3		2-2 F9		0-0 G5-3		1-0 F9			4	0	0	0	0	0	4			
Luis Salazar, R (1, 5) OBP: 0.303, SLG: 0.404 Kevin Coffman, R (6, 1) Mitch Williams, L (7, 1) Domingo Ramos, R (7, 5) OBP: 0.333, SLG: 0.316		1-2 F7		2-3 K	1-3 K			2-3 K		3	0	0	0	0	2	1			
Shawon Dunston, R (1, 6) OBP: 0.307, SLG: 0.470		0-1 1B 3B		0-2 G6-3		1-0 G4-3		0-1 G4-3		4	1	1	0	0	0	0			
Doug Dascenzo, S (1, 7) OBP: 0.322, SLG: 0.389		2-0 1B		0-0 G6-3		4-2 S BB		2-1 3B		3	0	2	1	1	0	0			
Joe Girardi, R (1, 2) OBP: 0.316, SLG: 0.367 Dwight Smith, L (8, PH) OBP: 0.328, SLG: 0.372 Hector Villanueva, R (8, PH) OBP: 0.318, SLG: 0.549		0-0 F6		0-0 1B 23 2B 1B		2-3 K		3-3 K		3	1	1	0	0	1	2			
Mike Bielecki, R (1, 1) OBP: 0.243, SLG: 0.200 Steve Wilson, L (5, 1) OBP: 0.278, SLG: 0.200 Jeff Pico, R (5, 1) OBP: 0.396, SLG: 0.218 Curtis Wilkerson, S (5, PH) OBP: 0.244, SLG: 0.257 Gary Varsho, L (5, PH) OBP: 0.323, SLG: 0.367		0-3 K		0-2 1B 23 2B 1B		1-3 K		0-3 K		1	0	0	0	0	1	1			
Inning Stats	R: 0 E: 0 K: 1 S: 7	H: 1 LOB: 1 BB: 0 P: 10	R: 1 E: 0 K: 1 S: 10	H: 2 LOB: 1 BB: 0 P: 13	R: 0 E: 0 K: 1 S: 11	H: 0 LOB: 0 BB: 0 P: 13	R: 3 E: 0 K: 1 S: 14	H: 4 LOB: 1 BB: 0 P: 18	R: 0 E: 0 K: 2 S: 11	H: 0 LOB: 1 BB: 1 P: 19	R: 0 E: 0 K: 1 S: 10	H: 1 LOB: 1 BB: 0 P: 15	R: 0 E: 0 K: 2 S: 12	H: 1 LOB: 0 BB: 0 P: 19	R: 1 E: 0 K: 2 S: 10	H: 1 LOB: 0 BB: 0 P: 12	1B: 7 2B: 1 3B: 2 HR: 1	SF: 0 SAC: 0 DP: 0 HBP: 0	WP: 0 PA: 39 PB: 0 SB: 2 CS: 0
PITCHER	IP WLS BF H R ER SO BB IBB HBP BLK WP HR S P ERA WHIP	5.0 W 23 8 4 4 4 0 0 0 0 0 0 28 45 0.00 1.125	2.2 11 2 0 0 4 1 0 0 0 0 0 0 28 45 0.00 1.125	1.1 S 5 1 1 1 3 0 0 0 0 0 1 15 20 6.75 0.750															

Cincinnati Reds @ Chicago Cubs
Wrigley Field, Chicago, IL
Thu Aug 30 1990, 7:05 PM CDT
Att: 30,778 - Unknown - 75 F

AB	38
R	5
H	11
RBI	5
BB	1
SO	11
LOB	13



Batter	1	2	3	4	5	6	7	8	9	AB	R	H	RBI	BB	SO	LOB	TOP										
Billy Hatcher, R OBP: 0.328, SLG: 0.404 (1, 8)	G5-3		F8			HR		K		4	1	1	1	0	1	0	Cincinnati Reds @ Chicago Cubs Wrigley Field, Chicago, IL Fri Aug 31 1990, 3:33 AM CDT Att: 31,042 - Sunny										
Hal Morris, L OBP: 0.376, SLG: 0.516 (1, 3)	G3-1			K		SH1-3 1B 2B		F9		4	1	1	0	0	1	0											
Barry Larkin, R OBP: 0.355, SLG: 0.397 (1, 6)	1B			G6-3		SH1-3		F9		3	0	1	0	0	0	0											
Eric Davis, R OBP: 0.331, SLG: 0.445 (1, 7)		K		K		F9			F8	4	0	0	0	0	2	1											
Paul O'Neill, L OBP: 0.353, SLG: 0.452 (1, 9)	HR				F8	CS 1B		G4-3		4	1	2	2	0	0	0											
Chris Sabo, R OBP: 0.347, SLG: 0.490 (1, 5)	G5-3				F8	CS 1B	E5 F9 SH3	L5		4	0	0	0	0	0	0											
Jeff Reed, L OBP: 0.346, SLG: 0.374 (1, 2)	G3-1				2B		SAFE SH3			2	0	1	0	0	0	0											
Mariano Duncan, R OBP: 0.351, SLG: 0.482 (1, 4)			K		IBB		F9			2	0	0	0	1	1	1											
Norm Charlton, S OBP: 0.241, SLG: 0.120 (7, PH)			K		F9		G4-3			2	0	0	0	0	1	2											
Todd Benzinger, S OBP: 0.293, SLG: 0.352 (7, 1)										1	0	0	0	0	0	1											
Tim Layana, R OBP: 0.347, SLG: 0.490 (7, 1)										0	0	0	0	0	0	0											
Randy Myers, L OBP: 0.500, SLG: 0.500 (8, 1)										0	0	0	0	0	0	0											
Inning Stats	R: 0 E: 0 K: 0 S: 5	H: 1 LOB: 1 BB: 0 P: 8	R: 1 E: 0 K: 1 S: 14	H: 1 LOB: 0 BB: 0 P: 23	R: 0 E: 0 K: 2 S: 10	H: 0 LOB: 0 BB: 0 P: 15	R: 0 E: 0 K: 2 S: 9	H: 0 LOB: 2 BB: 1 P: 13	R: 0 E: 0 K: 0 S: 7	H: 1 LOB: 2 BB: 1 P: 17	R: 2 E: 0 K: 0 S: 7	H: 3 LOB: 0 BB: 0 P: 14	R: 0 E: 1 K: 0 S: 6	H: 0 LOB: 1 BB: 0 P: 10	R: 0 E: 0 K: 1 S: 8	H: 0 LOB: 0 BB: 0 P: 15	R: 0 E: 0 K: 0 S: 7	H: 0 LOB: 0 BB: 0 P: 13	1B: 2 2B: 2 3B: 0 HR: 2	SF: 0 SAC: 2 DP: 0 HBP: 0	WP: 0 PB: 0 SB: 0 CS: 1	PA: 34					
PITCHER	IP	WLS	BF	H	R	ER	SO	BB	IBB	HBP	BLK	WP	HR	S	P	ERA	WHIP										
Mike Harkey, R ERA: 3.39 (1, 1)	8.0		30	6	3	3	6	0	1	0	0	0	2	66	115	3.38	0.750										
Bill Long, R ERA: 3.62 (9, 1)	1.0	W	3	0	0	0	0	0	0	0	0	0	0	7	13	0.00	0.000										

AB	30
R	3
H	6
RBI	3
BB	1
SO	6
LOB	5



Batter	1	2	3	4	5	6	7	8	9	AB	R	H	RBI	BB	SO	LOB	BOTTOM										
Jerome Walton, R OBP: 0.363, SLG: 0.328 (1, 8)	K		FC4-6			FC6-4 23 S 1B 23 WP		B5-3		4	1	0	0	0	1	2	Cincinnati Reds @ Chicago Cubs Wrigley Field, Chicago, IL Fri Aug 31 1990, 3:33 AM CDT Att: 31,042 - Sunny										
23 Ryne Sandberg, R OBP: 0.352, SLG: 0.546 (1, 4)	F7			G3-1 S SF7 BB		K		1B		3	1	1	0	1	1	1											
Mark Grace, L OBP: 0.368, SLG: 0.412 (1, 3)	F8			G3-1		1B		F7		4	0	1	1	0	0	2											
Andre Dawson, R OBP: 0.358, SLG: 0.532 (9, PR)		K		SF7		L6			2B	3	0	1	1	0	1	1											
Curtis Wilkerson, S OBP: 0.244, SLG: 0.257 (9, PR)										0	1	0	0	0	0	0											
Luis Salazar, R OBP: 0.302, SLG: 0.402 (1, 5)		K			F9		G5-3		1B 2B	4	0	1	1	0	1	0											
Dwight Smith, L OBP: 0.326, SLG: 0.372 (9, PR)									1B	0	1	0	0	0	0	0											
Shawon Dunston, R OBP: 0.307, SLG: 0.468 (1, 6)	G6-3				G5-3		G5-3		1B IBB	4	0	1	0	0	0	0											
Doug Dascenzo, S OBP: 0.325, SLG: 0.385 (1, 7)			G6-3		P6				1B	2	0	0	0	2	0	0											
Joe Girardi, R OBP: 0.316, SLG: 0.366 (1, 2)			G6-3		G5-3		G6-3		1B IBB	4	0	1	1	0	0	1											
Mike Harkey, R OBP: 0.286, SLG: 0.333 (8, PH)										1	0	1	0	1	0	0											
Gary Varsho, L OBP: 0.313, SLG: 0.355 (8, PH)										1	0	0	0	0	0	0											
Bill Long, R ERA: 2.0 (9, 1)										0	0	0	0	0	0	0											
Inning Stats	R: 0 E: 0 K: 1 S: 9	H: 0 LOB: 0 BB: 0 P: 15	R: 0 E: 0 K: 2 S: 9	H: 0 LOB: 0 BB: 0 P: 14	R: 0 E: 0 K: 0 S: 6	H: 0 LOB: 1 BB: 1 P: 13	R: 1 E: 0 K: 0 S: 9	H: 0 LOB: 0 BB: 1 P: 17	R: 0 E: 0 K: 0 S: 3	H: 0 LOB: 0 BB: 0 P: 4	R: 1 E: 0 K: 1 S: 9	H: 2 LOB: 1 BB: 0 P: 15	R: 0 E: 0 K: 0 S: 7	H: 0 LOB: 1 BB: 1 P: 12	R: 0 E: 0 K: 0 S: 8	H: 1 LOB: 1 BB: 0 P: 12	R: 2 E: 0 K: 0 S: 8	H: 4 LOB: 3 BB: 1 P: 17	1B: 6 2B: 1 3B: 0 HR: 0	SF: 1 SAC: 0 DP: 0 HBP: 0	WP: 1 PB: 0 SB: 2 CS: 0	PA: 35					
PITCHER	IP	WLS	BF	H	R	ER	SO	BB	IBB	HBP	BLK	WP	HR	S	P	ERA	WHIP										
Norm Charlton, L ERA: 2.19 (1, 1)	6.0		22	2	2	2	4	2	0	0	0	0	0	45	78	3.00	0.667										
Tim Layana, R ERA: 2.53 (7, 1)	1.2		7	1	0	0	0	1	0	0	0	0	0	11	19	0.00	1.200										
Randy Myers, L ERA: 2.0 (8, 1)	0.1	L	6	4	2	2	0	0	1	0	0	0	0	12	22	54.00	12.000										



Batter	1	2	3	4	5	6	7	8	9	AB R H RBI BB SO LOB	TOP										
Billy Hatcher, R OBP: 0.326, SLG: 0.402 (1, 8)	F7		F9				F7		F8	5 0 1 1 0 0 0	Cincinnati Reds @ Chicago Cubs Wrigley Field, Chicago, IL Sat Sep 01 1990, 3:33 AM CDT Att: 34,388 - Sunny - 85 F										
Hal Morris, L OBP: 0.377, SLG: 0.516 (1, 3)	K			G4-3	G4-3				1B SF7 BB	4 1 1 0 1 1 2											
Barry Larkin, R OBP: 0.397, SLG: 0.398 Bill Doran, S OBP: 0.405, SLG: 0.413 (7, PH) (7, 4)	G6-3			2B 1B		1B PB 1B	L3		1B	3 2 2 0 0 0 0 2 0 1 0 0 0 1											
Eric Davis, R OBP: 0.334, SLG: 0.460 (1, 7)				1B		1B PB	P5		SF7	4 3 3 3 0 0 1											
Paul O'Neill, L OBP: 0.352, SLG: 0.449 (1, 9)	K			2B		1B	F8		L4	5 0 1 1 0 1 2											
Chris Sabo, R OBP: 0.344, SLG: 0.485 (1, 5)	F8			1B			P4		G6-3	4 0 0 0 0 0 2											
Jeff Reed, L OBP: 0.358, SLG: 0.371 (1, 2)	K					1B				1 2 0 0 3 1 0											
Mariano Duncan, R OBP: 0.355, SLG: 0.490 (7, 6)			G4-3			1B SH2-4			1B	4 0 3 2 0 0 0											
Rick Mahler, R OBP: 0.118, SLG: 0.121 (1, 1)			G1-3			1B SH2-4	K		F8	3 0 0 0 0 1 3											
Inning Stats	R: 0 E: 0 K: 1 S: 6	H: 0 LOB: 0 BB: 0 P: 7	R: 1 E: 0 K: 2 S: 11	H: 1 LOB: 0 BB: 0 P: 18	R: 0 E: 0 K: 0 S: 6	H: 0 LOB: 0 BB: 0 P: 11	R: 2 E: 0 K: 0 S: 10	H: 3 LOB: 0 BB: 0 P: 15	R: 1 E: 0 K: 0 S: 9	H: 2 LOB: 1 BB: 1 P: 15		R: 3 E: 0 K: 1 S: 14	H: 3 LOB: 1 BB: 1 P: 26	R: 0 E: 0 K: 0 S: 7	H: 1 LOB: 1 BB: 0 P: 11	R: 0 E: 0 K: 0 S: 11	H: 1 LOB: 2 BB: 1 P: 17	R: 1 E: 0 K: 0 S: 15	H: 1 LOB: 1 BB: 1 P: 27	1B: 8 2B: 2 3B: 1 HR: 1	SF: 1 SAC: 1 DP: 2 HBP: 0
PITCHER	IP WLS BF H R ER SO BB IBB HBP BLK WP HR S P ERA WHIP											PITCHER	IP WLS BF H R ER SO BB IBB HBP BLK WP HR S P ERA WHIP								
Jose Antonio Nunez, R ERA: 6.32 (1, 1)	5.0 L 22 8 6 6 3 1 0 0 0 0 0 1 46 74 10.80 1.800																				
Mitch Williams, L ERA: 2.81 (6, 1)	1.0 5 1 1 1 1 1 0 0 0 0 0 0 10 18 9.00 2.000																				
Randy Kramer, R ERA: 4.55 (7, 1)	2.0 9 2 0 0 0 1 0 0 0 0 0 0 18 28 0.00 1.500																				
Les Lancaster, R ERA: 5.32 (9, 1)	1.0 5 1 1 1 0 1 0 0 0 0 0 0 15 27 9.00 2.000																				

Batter	1	2	3	4	5	6	7	8	9	AB R H RBI BB SO LOB	BOTTOM								
Jerome Walton, R OBP: 0.362, SLG: 0.333 (1, 8)	G6-3			23 G6-3		G6-3			G5-3	4 1 1 0 0 0 0	Cincinnati Reds @ Chicago Cubs Wrigley Field, Chicago, IL Sat Sep 01 1990, 3:33 AM CDT Att: 34,388 - Sunny - 85 F								
23 Ryne Sandberg, R OBP: 0.349, SLG: 0.542 (1, 4)	P3			G6-3		P4			G6-3	4 0 0 1 0 0 0									
Mark Grace, L OBP: 0.367, SLG: 0.410 (1, 3)	G5-3			G4-3					F8	4 0 1 0 0 0 0									
Andre Dawson, R OBP: 0.355, SLG: 0.528 (1, 9)	G6-3			P6		L9				3 0 0 0 0 0 1									
Dwight Smith, L OBP: 0.323, SLG: 0.368 (1, 7)	G5-3			G6-3		L8				3 0 0 0 0 0 1									
Luis Salazar, R OBP: 0.302, SLG: 0.405 (1, 5)	G6-3			2B		P4				3 0 1 0 0 0 1									
Shawon Dunston, R OBP: 0.307, SLG: 0.467 (1, 6)			G6-3			K			G6-3 1B	3 0 1 0 0 1 1									
Damon Berryhill, S (1, 2)			K			L4			G6-3	3 0 0 0 0 1 2									
Jose Antonio Nunez, R (1, 1)						K			F9	1 0 0 0 0 0 0									
Mitch Williams, L (6, 1)										0 0 0 0 0 0 0									
Marvell Wynne, L OBP: 0.265, SLG: 0.335 Randy Kramer, R (7, 1)										1 0 0 0 0 0 0									
Gary Varsho, L OBP: 0.303, SLG: 0.344 Les Lancaster, R OBP: 0.158, SLG: 0.259 (9, 1)										0 0 0 0 0 0 0									
Inning Stats	R: 0 E: 0 K: 0 S: 5	H: 0 LOB: 0 BB: 0 P: 8	R: 0 E: 0 K: 0 S: 6	H: 0 LOB: 0 BB: 0 P: 11	R: 0 E: 0 K: 1 S: 10	H: 0 LOB: 0 BB: 0 P: 12	R: 1 E: 0 K: 0 S: 9	H: 1 LOB: 0 BB: 0 P: 13	R: 0 E: 0 K: 1 S: 7	H: 0 LOB: 0 BB: 0 P: 11	R: 0 E: 0 K: 0 S: 6	H: 1 LOB: 1 BB: 0 P: 9	R: 0 E: 0 K: 0 S: 6	H: 1 LOB: 0 BB: 0 P: 9	R: 0 E: 0 K: 0 S: 8	H: 0 LOB: 0 BB: 0 P: 14	1B: 2 2B: 1 3B: 1 HR: 0	SF: 0 SAC: 0 DP: 1 HBP: 0	WP: 0 PA: 30 PB: 0 SB: 0 CS: 0
PITCHER	IP WLS BF H R ER SO BB IBB HBP BLK WP HR S P ERA WHIP											PITCHER	IP WLS BF H R ER SO BB IBB HBP BLK WP HR S P ERA WHIP						
Rick Mahler, R ERA: 4.12 (1, 1)	9.0 W 30 4 1 1 3 0 0 0 0 0 0 0 64 99 1.00 0.444																		

AB	35
R	8
H	12
RBI	7
BB	4
SO	4
LOB	11



AB	30
R	1
H	4
RBI	1
BB	0
SO	3
LOB	6



livebaseballscores.com

livebaseballscores.com

Batter	1	2	3	4	5	6	7	8	9	10	11	12	AB	R	H	RBI	BB	SO	LOB	TOP			
Jerome Walton, R OBP: 0.356, SLG: 0.528				G5-3	G5-3								5	0	1	0	0	2	1				
23 Ryne Sandberg, R OBP: 0.345, SLG: 0.534	G5-3				P2			F8					5	1	1	0	0	0	2				
Mark Grace, L OBP: 0.368, SLG: 0.413	G1-3												5	1	1	0	0	0	1				
Andre Dawson, R OBP: 0.353, SLG: 0.524								F8					5	0	1	2	0	1	0				
Dave Clark, L OBP: 0.285, SLG: 0.405		F9											3	0	0	0	1	1	0				
Doug Descenzo, S OBP: 0.322, SLG: 0.377													0	0	0	0	1	0	0				
Curtis Wilkerson, S OBP: 0.290, SLG: 0.253													3	0	0	0	0	1	2				
Bill Long, R													0	0	0	0	0	0	0				
Hector Villanueva, R OBP: 0.315, SLG: 0.344													1	0	0	0	0	1	1				
Randy Kramer, R													0	0	0	0	0	0	0				
Shawon Dunston, R OBP: 0.305, SLG: 0.453													4	0	0	0	1	0	3				
Joe Girardi, R OBP: 0.320, SLG: 0.370								G1-3					4	0	1	0	0	0	1				
Rick Sutcliffe, L													1	0	0	0	0	1	0				
Paul Assenmacher, L													0	0	0	0	0	0	0				
Domingo Ramos, R OBP: 0.330, SLG: 0.312													2	0	0	0	0	1	0				
Gary Varsho OBP: 0.285, SLG: 0.324								G6-3					1	0	0	0	0	0	0				
Inning Stats	R: 0 E: 0 K: 7	H: 0 LOB: 0 BB: 10	R: 0 E: 0 K: 1	H: 0 LOB: 0 BB: 14	R: 0 E: 0 K: 1	H: 0 LOB: 0 BB: 13	R: 2 E: 0 K: 0	H: 3 LOB: 2 BB: 1	R: 0 E: 0 K: 7	H: 1 LOB: 1 BB: 13	R: 0 E: 0 K: 1	H: 0 LOB: 0 BB: 12	R: 0 E: 0 K: 6	H: 0 LOB: 0 BB: 11	R: 0 E: 0 K: 10	H: 0 LOB: 0 BB: 16	R: 0 E: 0 K: 2	H: 1 LOB: 1 BB: 12	R: 0 E: 0 K: 6	H: 0 LOB: 1 BB: 13	1B: 4 2B: 2 3B: 0 HR: 0	SF: 0 SAC: 1 DP: 1 HBP: 0	WP: 0 PA: 43 PB: 1 SB: 3 CS: 0
PITCHER	IP WLS BF H R ER SO BB IBB HBP BLK WP HR S P ERA WHIP	IP WLS BF H R ER SO BB IBB HBP BLK WP HR S P ERA WHIP	IP WLS BF H R ER SO BB IBB HBP BLK WP HR S P ERA WHIP	IP WLS BF H R ER SO BB IBB HBP BLK WP HR S P ERA WHIP	IP WLS BF H R ER SO BB IBB HBP BLK WP HR S P ERA WHIP	IP WLS BF H R ER SO BB IBB HBP BLK WP HR S P ERA WHIP	IP WLS BF H R ER SO BB IBB HBP BLK WP HR S P ERA WHIP	IP WLS BF H R ER SO BB IBB HBP BLK WP HR S P ERA WHIP	IP WLS BF H R ER SO BB IBB HBP BLK WP HR S P ERA WHIP	IP WLS BF H R ER SO BB IBB HBP BLK WP HR S P ERA WHIP	IP WLS BF H R ER SO BB IBB HBP BLK WP HR S P ERA WHIP	IP WLS BF H R ER SO BB IBB HBP BLK WP HR S P ERA WHIP	IP WLS BF H R ER SO BB IBB HBP BLK WP HR S P ERA WHIP	IP WLS BF H R ER SO BB IBB HBP BLK WP HR S P ERA WHIP	IP WLS BF H R ER SO BB IBB HBP BLK WP HR S P ERA WHIP	IP WLS BF H R ER SO BB IBB HBP BLK WP HR S P ERA WHIP	IP WLS BF H R ER SO BB IBB HBP BLK WP HR S P ERA WHIP	IP WLS BF H R ER SO BB IBB HBP BLK WP HR S P ERA WHIP	IP WLS BF H R ER SO BB IBB HBP BLK WP HR S P ERA WHIP	IP WLS BF H R ER SO BB IBB HBP BLK WP HR S P ERA WHIP	IP WLS BF H R ER SO BB IBB HBP BLK WP HR S P ERA WHIP	IP WLS BF H R ER SO BB IBB HBP BLK WP HR S P ERA WHIP	IP WLS BF H R ER SO BB IBB HBP BLK WP HR S P ERA WHIP

Chicago Cubs @ Montreal Expos
Olympic Stadium, Montreal, QB
Mon Sep 03 1990, 3:33 AM EDT
Att. 22,629 - Sunny - 68 F

AB 39
R 2
H 5
RBI 2
BB 3
SO 9
LOB 11



Batter	1	2	3	4	5	6	7	8	9	10	11	12	AB	R	H	RBI	BB	SO	LOB	BOTTOM			
Delino DeShields, L OBP: 0.375, SLG: 0.395	B1-3		F7					G6-4-3					6	1	2	1	0	1	1				
Dave Martinez, L OBP: 0.330, SLG: 0.445	P5												3	0	0	0	0	1	1				
Olis Nixon, S OBP: 0.342, SLG: 0.315			K										2	0	1	0	0	0	0				
Mike Aldrete, L OBP: 0.387, SLG: 0.333													2	0	2	0	1	0	0				
Marquis Grissom, R OBP: 0.314, SLG: 0.348													2	0	1	0	0	1	1				
Tim Wallach, R OBP: 0.353, SLG: 0.495	G1-3												5	0	0	0	1	0	6				
Larry Walker, L OBP: 0.314, SLG: 0.434			G4-3										3	0	1	0	3	0	2				
Andres Galarraga, R OBP: 0.309, SLG: 0.408			E8										5	0	2	1	1	1	5				
Jerry Goff, L OBP: 0.353, SLG: 0.320													4	1	1	0	1	3	1				
Spike Owen, S OBP: 0.336, SLG: 0.342													2	1	0	0	1	1	1				
Tim Raines, S OBP: 0.375, SLG: 0.383	G6-3												1	0	0	0	0	0	2				
Steve Frey, R													0	0	0	0	0	0	0				
Howard Farmer, R													1	0	0	0	0	0	0				
Mike Fitzgerald, R													1	0	1	1	0	0	0				
Rodriguez Rodriguez, R													0	0	0	0	0	0	0				
Tim Lincecum, R													1	0	0	0	0	0	0				
Junior Nolasco, R													1	0	0	0	0	1	0				
Bill Sampen, R													0	0	0	0	0	0	0				
Tom Frazier, L													1	0	0	0	0	0	2				
Inning Stats	R: 0 E: 0 K: 7	H: 0 LOB: 1 BB: 11	R: 0 E: 1 K: 10	H: 1 LOB: 1 BB: 13	R: 0 E: 0 K: 10	H: 0 LOB: 0 BB: 16	R: 0 E: 0 K: 12	H: 1 LOB: 1 BB: 24	R: 1 E: 0 K: 6	H: 2 LOB: 2 BB: 11	R: 0 E: 0 K: 10	H: 1 LOB: 2 BB: 11	R: 0 E: 0 K: 9	H: 0 LOB: 0 BB: 14	R: 0 E: 0 K: 9	H: 1 LOB: 2 BB: 20	R: 1 E: 0 K: 12	H: 3 LOB: 3 BB: 20	1B: 10 2B: 2 3B: 0 HR: 0	SF: 0 SAC: 4 DP: 3 HBP: 0	WP: 2 PA: 53 PB: 0 SB: 0 CS: 2		
PITCHER	IP WLS BF H R ER SO BB IBB HBP BLK WP HR S P ERA WHIP	IP WLS BF H R ER SO BB IBB HBP BLK WP HR S P ERA WHIP	IP WLS BF H R ER SO BB IBB HBP BLK WP HR S P ERA WHIP	IP WLS BF H R ER SO BB IBB HBP BLK WP HR S P ERA WHIP	IP WLS BF H R ER SO BB IBB HBP BLK WP HR S P ERA WHIP	IP WLS BF H R ER SO BB IBB HBP BLK WP HR S P ERA WHIP	IP WLS BF H R ER SO BB IBB HBP BLK WP HR S P ERA WHIP	IP WLS BF H R ER SO BB IBB HBP BLK WP HR S P ERA WHIP	IP WLS BF H R ER SO BB IBB HBP BLK WP HR S P ERA WHIP	IP WLS BF H R ER SO BB IBB HBP BLK WP HR S P ERA WHIP	IP WLS BF H R ER SO BB IBB HBP BLK WP HR S P ERA WHIP	IP WLS BF H R ER SO BB IBB HBP BLK WP HR S P ERA WHIP	IP WLS BF H R ER SO BB IBB HBP BLK WP HR S P ERA WHIP	IP WLS BF H R ER SO BB IBB HBP BLK WP HR S P ERA WHIP	IP WLS BF H R ER SO BB IBB HBP BLK WP HR S P ERA WHIP	IP WLS BF H R ER SO BB IBB HBP BLK WP HR S P ERA WHIP	IP WLS BF H R ER SO BB IBB HBP BLK WP HR S P ERA WHIP	IP WLS BF H R ER SO BB IBB HBP BLK WP HR S P ERA WHIP	IP WLS BF H R ER SO BB IBB HBP BLK WP HR S P ERA WHIP	IP WLS BF H R ER SO BB IBB HBP BLK WP HR S P ERA WHIP	IP WLS BF H R ER SO BB IBB HBP BLK WP HR S P ERA WHIP	IP WLS BF H R ER SO BB IBB HBP BLK WP HR S P ERA WHIP	IP WLS BF H R ER SO BB IBB HBP BLK WP HR S P ERA WHIP

Chicago Cubs @ Montreal Expos
Olympic Stadium, Montreal, QB
Mon Sep 03 1990, 3:33 AM EDT
Att. 22,629 - Sunny - 68 F

AB 39
R 3
H 11
RBI 3
BB 8
SO 9
LOB 22



Batter	1	2	3	4	5	6	7	8	9	AB	R	H	RBI	BB	SO	LOB	TOP					
Doug Dascenzo, S OBP: 0.318, SLG: 0.371 (1, 8)	P4		K			F9			SH1-4	3	0	0	0	0	1	0						
23 Ryne Sandberg, R OBP: 0.345, SLG: 0.538 (1, 4)	6-3			5-3			4-3		HR	4	1	1	2	0	0	0						
Mark Grace, L OBP: 0.365, SLG: 0.410 (1, 3)	G3			K			4-3		F8	4	0	0	0	0	1	0						
Andre Dawson, R OBP: 0.352, SLG: 0.522 (1, 9)				6-3			4-3		F9	4	0	1	0	0	0	0						
Dwight Smith, L OBP: 0.325, SLG: 0.381 Marvell Wynne, L OBP: 0.261, SLG: 0.335 (1, 7) (9, 8)	E4			1-3					HR	3	1	1	1	0	0	1						
Domingo Ramos, R OBP: 0.326, SLG: 0.307 (1, 5)	L3			5-3					4-3	3	0	0	0	0	0	2						
Shawon Dunston, R OBP: 0.303, SLG: 0.460 (1, 6)	6-3			4-3					E5	3	0	0	0	0	0	1						
Damon Berryhill, S (1, 2)			1-3			G6-3			G4-6-3	3	0	0	0	0	0	1						
Mike Bielecki, R OBP: 0.231, SLG: 0.189 Gary Varsho, L OBP: 0.306, SLG: 0.343 Paul Assenmacher, L (9, PH) (9, 1)	5-3			5-3		K			E1	2	0	0	0	0	1	0						
Inning Stats	R: 0 E: 0 K: 0 S: 7	H: 0 LOB: 0 BB: 0 P: 10	R: 0 E: 1 K: 0 S: 5	H: 1 LOB: 1 BB: 0 P: 9	R: 0 E: 0 K: 1 S: 10	H: 0 LOB: 0 BB: 0 P: 17	R: 0 E: 0 K: 1 S: 9	H: 0 LOB: 0 BB: 0 P: 14	R: 0 E: 0 K: 0 S: 10	H: 0 LOB: 0 BB: 0 P: 14	R: 0 E: 0 K: 0 S: 13	H: 0 LOB: 0 BB: 0 P: 19	R: 0 E: 0 K: 0 S: 12	H: 0 LOB: 0 BB: 0 P: 17	R: 1 E: 1 K: 0 S: 6	H: 1 LOB: 0 BB: 0 P: 8	R: 2 E: 1 K: 0 S: 11	H: 2 LOB: 0 BB: 0 P: 14	1B: 2 2B: 1 3B: 0 HR: 2	SF: 0 SAC: 1 DP: 2 HBP: 0	WP: 0 PB: 0 SB: 0 CS: 0	PA: 31
PITCHER Dennis Martinez, R ERA: 2.92 (1, 1)	IP: 9.0 WLS: L BF: 31 H: 4 R: 3 ER: 3 SO: 3	BB: 0 IBB: 0 HBP: 0 BLK: 0	WP: 0 HR: 2 S: 83 P: 122 ERA: 3.00 WHIP: 0.444	PITCHER										IP: 9.0 WLS: L BF: 31 H: 4 R: 3 ER: 3 SO: 3	BB: 0 IBB: 0 HBP: 0 BLK: 0	WP: 0 HR: 2 S: 83 P: 122 ERA: 3.00 WHIP: 0.444						

Chicago Cubs @ Montreal Expos
Olympic Stadium, Montreal, QB
Tue Sep 04 1990, 7:05 PM EDT
Att: 10,605 - Unknown

AB 30
R 3
H 4
RBI 3
BB 0
SO 3
LOB 5



Batter	1	2	3	4	5	6	7	8	9	AB	R	H	RBI	BB	SO	LOB	BOTTOM					
Delino DeShields, L OBP: 0.376, SLG: 0.395 (1, 4)	G6-3		1B		4-3				K	4	0	1	0	1	1	1						
Dave Martinez, L OBP: 0.326, SLG: 0.439 (1, 8) (7, 9)	G6-3		4-3		K		F7			4	0	0	0	0	1	2						
Tim Raines, S OBP: 0.376, SLG: 0.387 (1, 7)	5-3		1B		2B		L9			4	0	2	0	0	0	0						
Tim Wallach, R OBP: 0.354, SLG: 0.494 (1, 5)	1B		1B		L6		F7			3	0	1	0	1	0	1						
Mike Aldrete, L OBP: 0.386, SLG: 0.333 Otis Nixon, S OBP: 0.340, SLG: 0.314 (6, PR) (7, 8)	K		L1-3		2B		K		K	3	0	1	0	0	1	4						
Andres Galarraga, R OBP: 0.310, SLG: 0.411 (1, 3)	1B				L6		K		K	4	0	2	1	0	1	0						
Jerry Goff, L OBP: 0.316, SLG: 0.316 Junior Noboa, R OBP: 0.290, SLG: 0.336 (9, PH)	IBB				6-3		6-3		1B	1	0	0	0	2	0	2						
Spike Owen, S OBP: 0.336, SLG: 0.341 Tom Foley, L OBP: 0.282, SLG: 0.260 Marquis Grissom, R OBP: 0.313, SLG: 0.347 (1, 6) (3, 6) (9, PH)	K		6-3		6-3		F9		K	1	0	0	0	0	1	3						
Dennis Martinez, R OBP: 0.132, SLG: 0.121 Mike Fitzgerald, R OBP: 0.359, SLG: 0.386 (1, 1) (9, PH)	K				1B		P6		K	3	0	1	0	0	1	5						
Inning Stats	R: 0 E: 0 K: 0 S: 7	H: 2 LOB: 3 BB: 1 P: 13	R: 0 E: 0 K: 3 S: 14	H: 2 LOB: 1 BB: 1 P: 24	R: 0 E: 0 K: 0 S: 12	H: 2 LOB: 2 BB: 1 P: 21	R: 0 E: 0 K: 0 S: 8	H: 1 LOB: 1 BB: 1 P: 15	R: 0 E: 0 K: 1 S: 9	H: 1 LOB: 1 BB: 0 P: 15	R: 1 E: 0 K: 0 S: 15	H: 2 LOB: 2 BB: 0 P: 21	R: 0 E: 0 K: 0 S: 5	H: 0 LOB: 0 BB: 0 P: 10	R: 0 E: 0 K: 2 S: 7	H: 0 LOB: 0 BB: 0 P: 13	R: 0 E: 0 K: 3 S: 10	H: 1 LOB: 1 BB: 0 P: 12	1B: 7 2B: 3 3B: 0 HR: 0	SF: 0 SAC: 0 DP: 2 HBP: 0	WP: 0 PB: 0 SB: 2 CS: 0	PA: 37
PITCHER Mike Bielecki, R ERA: 5.28 Paul Assenmacher, L ERA: 3.03 (1, 1) (9, 1)	IP: 8.0 WLS: W BF: 33 H: 8 R: 1 ER: 1 SO: 6	BB: 3 IBB: 0 HBP: 0 BLK: 0	WP: 0 HR: 0 S: 77 P: 132 ERA: 0.00 WHIP: 1.000	PITCHER										IP: 1.0 WLS: S BF: 4 H: 1 R: 0 ER: 0 SO: 3	BB: 0 IBB: 0 HBP: 0 BLK: 0	WP: 0 HR: 0 S: 10 P: 12 ERA: 0.00 WHIP: 1.375						

Chicago Cubs @ Montreal Expos
Olympic Stadium, Montreal, QB
Tue Sep 04 1990, 7:05 PM EDT
Att: 10,605 - Unknown

AB 33
R 1
H 9
RBI 1
BB 4
SO 9
LOB 23



Batter	1	2	3	4	5	6	7	8	9	AB	R	H	RBI	BB	SO	LOB	TOP											
Doug Dascenzo, S (1, 7) OBP: 0.313, SLG: 0.365 Gary Varsho, L (9, PH) OBP: 0.297, SLG: 0.333	K		G5-3			B3			F9	3	0	0	0	0	1	0												
23 Ryne Sandberg, R (1, 4) OBP: 0.342, SLG: 0.534	P6		K			F8			G6-3	4	0	0	0	0	1	0												
Shawon Dunston, R (1, 6) OBP: 0.301, SLG: 0.456	K			P3			F3		G1-3	4	0	0	0	0	1	0												
Andre Dawson, R (1, 9) OBP: 0.354, SLG: 0.523		2B G4-3 1B		K			G6-3 1B			3	1	2	0	0	1	0												
Lloyd McClendon, R (1, 3) OBP: 0.256, SLG: 0.217	P6		G5-3			G6-3				3	0	0	0	0	0	2												
Jerome Walton, R (1, 8) OBP: 0.358, SLG: 0.331		G4-3 2B			L4		G6-3			3	0	1	0	0	0	1												
Domingo Ramos, R (1, 5) OBP: 0.326, SLG: 0.308		G4-3			L9			FC3-6 1B		3	0	1	1	0	0	1												
Joe Girardi, R (1, 2) OBP: 0.317, SLG: 0.367		2-3 3-H 1-2 L6			L5			FC3-6 G4-6-3 1-2		3	0	0	0	0	0	2												
Mike Harkey, R (1, 1) OBP: 0.278, SLG: 0.321 Bill Long, R (7, 1) Curtis Wilkerson, S (8, PH) Steve Wilson, L (8, 1) Mitch Williams, L (8, 1) Les Lancaster, R (8, 1) OBP: 0.198, SLG: 0.259			K			L8		G4-6-3 1-2		2	0	0	0	0	0	1												
	R: 0 H: 0 E: 0 LOB: 0 K: 2 BB: 0 S: 13 P: 15	R: 1 H: 2 E: 0 LOB: 1 K: 0 BB: 0 S: 8 P: 13	R: 0 H: 0 E: 0 LOB: 0 K: 2 BB: 0 S: 10 P: 15	R: 0 H: 0 E: 0 LOB: 0 K: 1 BB: 0 S: 8 P: 10	R: 0 H: 0 E: 0 LOB: 0 K: 0 BB: 0 S: 4 P: 7	R: 0 H: 0 E: 0 LOB: 0 K: 0 BB: 0 S: 5 P: 6	R: 0 H: 1 E: 0 LOB: 1 K: 0 BB: 0 S: 7 P: 13	R: 0 H: 1 E: 0 LOB: 0 K: 0 BB: 0 S: 8 P: 13	R: 0 H: 0 E: 0 LOB: 0 K: 0 BB: 0 S: 6 P: 8	1B: 3 SF: 0 2B: 1 SAC: 0 3B: 0 DP: 1 HR: 0 HBP: 0	WP: 0 PA: 30 PB: 0 SB: 0 CS: 0																	
	PITCHER										IP	WLS	BF	H	R	ER	SO	BB	IBB	HBP	BLK	WP	HR	S	P	ERA	WHIP	
	Terry Mulholland, L (1, 1) ERA: 3.62										8.0	W	27	4	1	1	5	0	0	0	0	0	0	0	63	92	1.12	0.500
	Roger McDowell, R (9, 1) ERA: 3.94										1.0	S	3	0	0	0	0	0	0	0	0	0	0	0	6	8	0.00	0.000

Chicago Cubs @ Philadelphia Phillies
Veterans Stadium, Philadelphia, PA
Wed Sep 05 1990, 7:05 PM EDT
Att: 16,177 - Unknown - 75 F

AB 30
R 1
H 4
RBI 1
BB 0
SO 5
LOB 7



Batter	1	2	3	4	5	6	7	8	9	AB	R	H	RBI	BB	SO	LOB	BOTTOM											
Lenny Dykstra, L (1, 8) OBP: 0.433, SLG: 0.460	F7		K			B3		E2 2B 1B		4	1	1	1	0	1	0												
Darren Daulton, L (1, 2) OBP: 0.361, SLG: 0.417	P3			K		F7		BB 1B 2B		4	1	1	1	0	1	0												
Von Hayes, L (1, 7) OBP: 0.377, SLG: 0.421	F8			G3		SH1-3 BB		BB 1B BB		2	1	0	0	2	0	0												
Dale Murphy, R (1, 9) OBP: 0.308, SLG: 0.407		F7		F8			SH1-3 BB	F7		3	0	0	0	1	0	2												
John Kruk, L (1, 3) OBP: 0.385, SLG: 0.396		F8			G4-3 2B	SH1-3		1B BB		2	0	1	0	1	0	0												
Charlie Hayes, R (1, 5) OBP: 0.300, SLG: 0.359					G4-3		G4-6-3 IBB	FC6-4 1B		2	0	1	2	2	0	1												
Dickie Thon, R (1, 6) OBP: 0.312, SLG: 0.352		G1-3			G4-3		G4-6-3 1-2	FC6-4		4	0	0	0	0	0	7												
Mickey Morandini, L (1, 4) OBP: 0.222, SLG: 0.176 Ricky Jordan, R (8, PH) OBP: 0.276, SLG: 0.350 Louie Meadows, L (8, PH) OBP: 0.250, SLG: 0.143 Rod Booker, L (9, 4) OBP: 0.325, SLG: 0.327			K					SH3-4 E 1B		2	0	0	0	0	2	1												
Terry Mulholland, R (1, 1) OBP: 0.122, SLG: 0.125 Randy Ready, R (8, PH) OBP: 0.339, SLG: 0.318 Roger McDowell, R (9, 1)			G5-3			G4-3		SH3-4		2	0	0	0	0	0	0												
	R: 0 H: 0 E: 0 LOB: 0 K: 0 BB: 0 S: 10 P: 14	R: 0 H: 0 E: 0 LOB: 1 K: 0 BB: 1 S: 10 P: 17	R: 0 H: 0 E: 0 LOB: 0 K: 2 BB: 0 S: 10 P: 13	R: 0 H: 0 E: 0 LOB: 0 K: 1 BB: 0 S: 5 P: 6	R: 0 H: 1 E: 0 LOB: 1 K: 1 BB: 0 S: 8 P: 13	R: 0 H: 0 E: 0 LOB: 0 K: 0 BB: 0 S: 5 P: 9	R: 0 H: 0 E: 0 LOB: 2 K: 0 BB: 3 S: 4 P: 20	R: 4 H: 4 E: 1 LOB: 2 K: 0 BB: 2 S: 13 P: 27	1B: 3 SF: 0 2B: 2 SAC: 2 3B: 0 DP: 1 HR: 0 HBP: 0	WP: 0 PA: 34 PB: 0 SB: 0 CS: 0																		
	PITCHER										IP	WLS	BF	H	R	ER	SO	BB	IBB	HBP	BLK	WP	HR	S	P	ERA	WHIP	
	Mike Harkey, R (1, 1) ERA: 3.26										6.1		24	1	0	0	0	0	3	1	0	0	0	0	50	87	0.00	0.632
	Bill Long, R (7, 1) ERA: 3.44										0.2		1	0	0	0	0	0	0	0	0	0	0	2	5	0.00	0.000	
	Steve Wilson, L (8, 1) ERA: 4.68										0.1	L	3	2	3	3	0	0	0	0	0	0	0	5	7	81.00	6.000	
	Mitch Williams, L (8, 1) ERA: 3.16										0.0		2	1	0	0	0	1	0	0	0	0	0	2	8	∞	∞	
	Les Lancaster, R (8, 1) ERA: 5.19										0.2		4	1	1	1	0	1	0	0	0	0	0	6	12	13.50	3.000	

Chicago Cubs @ Philadelphia Phillies
Veterans Stadium, Philadelphia, PA
Wed Sep 05 1990, 7:05 PM EDT
Att: 16,177 - Unknown - 75 F

AB 26
R 4
H 5
RBI 4
BB 6
SO 4
LOB 11



Batter	1	2	3	4	5	6	7	8	9	AB	R	H	RBI	BB	SO	LOB	TOP										
Jerome Walton, R OBP: 0.358, SLG: 0.332	F7		F7		F7	F7		S		5	0	2	2	0	0	0	Chicago Cubs @ Philadelphia Phillies Veterans Stadium, Philadelphia, PA Thu Sep 06 1990, 7:05 PM EDT Att: 13,849 - Unknown - 80 F										
23 Ryne Sandberg, R OBP: 0.345, SLG: 0.537 Greg Smith, S	1B		1B		K	BB		K		2	1	2	0	0	0	0											
Mark Grace, L OBP: 0.368, SLG: 0.410	F9		HBP		F8					4	0	2	2	1	0	1											
Dwight Smith, L OBP: 0.331, SLG: 0.382 Doug Dascenzo, S	1B		HBP					F8		2	1	1	0	1	0	3											
Derrick May, L	G3		K		G3		F9			1	0	0	0	0	0	1											
Lloyd McClendon, R OBP: 0.254, SLG: 0.215 Marvell Wynne, L OBP: 0.261, SLG: 0.335			K		K		F9			4	0	0	0	0	1	5											
Damon Berryhill, S			G3-1				F9			3	1	0	0	1	1	2											
Dave Pavias, R							F9			0	0	0	0	0	0	0											
Mitch Williams, L							F9			1	0	0	0	0	0	1											
Shawon Dunston, R OBP: 0.298, SLG: 0.453					P6		P3			4	0	0	0	0	1	2											
Domingo Ramos, R OBP: 0.329, SLG: 0.368					P4		BB			3	1	1	0	1	0	0											
Jose Antonio Nunez, R							BB			2	1	0	1	1	2	1											
Joe Girardi, R OBP: 0.316, SLG: 0.366					K		BB			1	0	0	0	0	0	0											
Inning Stats	R: 0 H: 2 E: 0 K: 0 S: 7	H: 2 LOB: 2 BB: 0 P: 12	R: 0 H: 1 E: 0 K: 3 S: 12	H: 1 LOB: 1 BB: 0 P: 15	R: 1 H: 2 E: 0 K: 1 S: 11	H: 2 LOB: 2 BB: 0 P: 16	R: 0 H: 0 E: 0 K: 1 S: 5	H: 0 LOB: 0 BB: 0 P: 7	R: 0 H: 0 E: 0 K: 1 S: 7	H: 0 LOB: 0 BB: 0 P: 10	R: 4 H: 1 E: 0 K: 0 S: 13	H: 3 LOB: 3 BB: 6 P: 44	R: 0 H: 0 E: 0 K: 1 S: 5	H: 0 LOB: 1 BB: 0 P: 8	R: 0 H: 1 E: 0 K: 1 S: 10	H: 1 LOB: 1 BB: 0 P: 13	R: 0 H: 1 E: 0 K: 0 S: 9	H: 1 LOB: 1 BB: 0 P: 16	1B: 7 2B: 1 3B: 0 HR: 0	SF: 0 SAC: 0 DP: 0 HBP: 1	WP: 0 PB: 0 SB: 1 CS: 0	PA: 42					
PITCHER	IP	WLS	BF	H	R	ER	SO	BB	IBB	HBP	BLK	WP	HR	S	P	ERA	WHIP										
Jason Grimsley, R ERA: 4.26	5.2	L	28	6	5	5	6	4	0	1	0	0	0	52	90	7.94	1.765										
Chuck Malone, R	1.1		6	0	0	0	0	2	0	0	0	0	0	8	22	0.00	1.500										
Joe Boever, R	1.0		4	1	0	0	1	0	0	0	0	0	0	10	13	0.00	1.000										
Chuck McElroy, L ERA: 5.4	1.0		4	1	0	0	0	0	0	0	0	0	0	9	16	0.00	1.000										


Batter	1	2	3	4	5	6	7	8	9	AB	R	H	RBI	BB	SO	LOB	BOTTOM										
Lenny Dykstra, L OBP: 0.432, SLG: 0.458	L8		F7			6-3			4-3	4	0	1	1	1	0	0	Chicago Cubs @ Philadelphia Phillies Veterans Stadium, Philadelphia, PA Thu Sep 06 1990, 7:05 PM EDT Att: 13,849 - Unknown - 80 F										
Mickey Morandini, L OBP: 0.286, SLG: 0.167 Dave Hollins, S	SH1-3		F7			BB			K	1	0	0	0	2	0	0											
Von Hayes, L OBP: 0.374, SLG: 0.417	L8				K				K	4	0	0	0	0	2	5											
Dale Murphy, R OBP: 0.306, SLG: 0.403	K				K				L8	4	0	0	0	0	3	2											
Darren Daulton, L OBP: 0.362, SLG: 0.416					F8				P6	3	0	1	0	1	0	0											
Charlie Hayes, R OBP: 0.300, SLG: 0.358					K				K	4	1	1	0	0	3	2											
Ricky Jordan, R OBP: 0.279, SLG: 0.353					6-3				5-3	3	1	1	0	0	0	1											
Rod Booker, L OBP: 0.333, SLG: 0.337 Dickie Thon, R OBP: 0.311, SLG: 0.351					F8				FC4-8	3	0	2	1	0	0	1											
Jason Grimsley, R OBP: 0.206, SLG: 0.111 Chuck Malone, R									1B	1	0	0	0	0	0	0											
Louie Meadows, L OBP: 0.226, SLG: 0.133 Joe Boever, R									1B	1	0	0	0	0	0	0											
Chuck McElroy, L Randy Ready, R OBP: 0.327, SLG: 0.317					6-3				P4	2	0	0	0	0	0	1											
Inning Stats	R: 0 H: 0 E: 1 K: 1 S: 7	H: 1 LOB: 1 BB: 1 P: 14	R: 0 H: 1 E: 0 K: 1 S: 10	H: 1 LOB: 0 BB: 0 P: 12	R: 0 H: 0 E: 0 K: 2 S: 8	H: 0 LOB: 0 BB: 0 P: 13	R: 0 H: 1 E: 0 K: 1 S: 10	H: 1 LOB: 1 BB: 0 P: 13	R: 0 H: 0 E: 0 K: 2 S: 9	H: 0 LOB: 3 BB: 1 P: 13	R: 2 H: 4 E: 0 K: 0 S: 13	H: 4 LOB: 3 BB: 1 P: 23	R: 0 H: 0 E: 0 K: 1 S: 11	H: 0 LOB: 2 BB: 1 P: 20	R: 0 H: 0 E: 0 K: 2 S: 10	H: 0 LOB: 0 BB: 0 P: 14	1B: 5 2B: 1 3B: 0 HR: 0	SF: 0 SAC: 1 DP: 0 HBP: 1	WP: 0 PB: 0 SB: 1 CS: 0	PA: 38							
PITCHER	IP	WLS	BF	H	R	ER	SO	BB	IBB	HBP	BLK	WP	HR	S	P	ERA	WHIP										
Jose Antonio Nunez, R	6.2	W	28	6	2	2	7	2	0	0	0	0	0	58	84	2.70	1.200										
Dave Pavias, R	0.0		1	0	0	0	0	1	0	0	0	0	0	2	6	-	-										
Mitch Williams, L ERA: 3.02	2.1	S	9	0	0	0	3	1	0	1	0	0	0	23	37	0.00	0.429										



Batter	1	2	3	4	5	6	7	8	9	AB	R	H	RBI	BB	SO	LOB	TOP							
Mitt Thompson, L OBP: 0.290, SLG: 0.316 (1, 7)	G1-3	BB		L4		G4-3		FC4-6		4	0	0	0	1	0	1								
Ozzie Smith, S OBP: 0.331, SLG: 0.300 (1, 6)	G6-3	BB					L7	K		5	1	1	0	0	2	4								
Ray Lankford, L OBP: 0.299, SLG: 0.381 (1, 8)	G4-3			F7			F7			5	0	2	0	0	0	0								
Pedro Guerrero, R OBP: 0.338, SLG: 0.437 (7, PR)		BB				L5		E5		4	1	2	0	0	0	2								
Dave Collins, S OBP: 0.352, SLG: 0.255 (7, 3)		BB								0	0	0	0	0	0	0								
Felix Jose, S OBP: 0.303, SLG: 0.364 (9, PH)		BB								1	0	0	0	0	1	1								
Todd Zeile, R OBP: 0.320, SLG: 0.388 (1, 5)		F9								4	0	1	0	1	2	3								
Rex Hudler, R OBP: 0.348, SLG: 0.495 (1, 9)		BB				SF8				4	1	2	1	0	1	2								
Tom Pagnozzi, R OBP: 0.323, SLG: 0.353 (1, 2)		L4				G5-3		G4-3		4	0	0	0	0	0	7								
José Oquendo, S OBP: 0.353, SLG: 0.314 (8, PH)										2	0	0	0	1	0	0								
Vince Coleman, S OBP: 0.345, SLG: 0.407 (8, PH)		BB				G4-3		F7		1	0	0	0	0	0	0								
Scott Terry, R OBP: 0.500, SLG: 0.600 (8, 1)		BB								0	0	0	0	0	0	0								
Omar Olivares, R OBP: 0.182, SLG: 0.545 (6, PH)										2	1	2	3	0	0	0								
Geronimo Pena, S OBP: 0.667, SLG: 0.667 (6, PH)										1	0	0	0	0	1	0								
Ken Dayley, L (6, 1)										0	0	0	0	0	0	0								
Craig Wilson, R OBP: 0.312, SLG: 0.290 (8, 4)						HR		FC4-6		1	0	1	0	0	0	0								
Inning Stats	R: 0 E: 0 K: 0 S: 7	H: 0 LOB: 0 BB: 0 P: 10	R: 2 E: 0 K: 1 S: 19	H: 3 LOB: 3 BB: 2 P: 35	R: 0 E: 0 K: 1 S: 6	H: 1 LOB: 1 BB: 0 P: 7	R: 1 E: 0 K: 0 S: 9	H: 1 LOB: 0 BB: 0 P: 12	R: 1 E: 0 K: 1 S: 14	H: 2 LOB: 2 BB: 1 P: 25	R: 0 E: 0 K: 1 S: 6	H: 0 LOB: 0 BB: 0 P: 10	R: 0 E: 1 K: 0 S: 14	H: 2 LOB: 3 BB: 0 P: 23	R: 0 E: 0 K: 1 S: 12	H: 1 LOB: 1 BB: 0 P: 15	R: 0 E: 1 K: 3 S: 16	H: 1 LOB: 1 BB: 0 P: 21	1B: 8 2B: 2 3B: 0 HR: 1	SF: 1 SAC: 0 DP: 0 HBP: 0	WP: 1 PB: 0 SB: 1 CS: 0	PA: 42		
PITCHER	IP WLS BF H R ER SO BB IBB HBP BLK WP HR S P ERA WHIP	IP WLS BF H R ER SO BB IBB HBP BLK WP HR S P ERA WHIP	IP WLS BF H R ER SO BB IBB HBP BLK WP HR S P ERA WHIP	IP WLS BF H R ER SO BB IBB HBP BLK WP HR S P ERA WHIP	IP WLS BF H R ER SO BB IBB HBP BLK WP HR S P ERA WHIP	IP WLS BF H R ER SO BB IBB HBP BLK WP HR S P ERA WHIP	IP WLS BF H R ER SO BB IBB HBP BLK WP HR S P ERA WHIP	IP WLS BF H R ER SO BB IBB HBP BLK WP HR S P ERA WHIP	IP WLS BF H R ER SO BB IBB HBP BLK WP HR S P ERA WHIP	IP WLS BF H R ER SO BB IBB HBP BLK WP HR S P ERA WHIP	IP WLS BF H R ER SO BB IBB HBP BLK WP HR S P ERA WHIP	IP WLS BF H R ER SO BB IBB HBP BLK WP HR S P ERA WHIP	IP WLS BF H R ER SO BB IBB HBP BLK WP HR S P ERA WHIP	IP WLS BF H R ER SO BB IBB HBP BLK WP HR S P ERA WHIP	IP WLS BF H R ER SO BB IBB HBP BLK WP HR S P ERA WHIP	IP WLS BF H R ER SO BB IBB HBP BLK WP HR S P ERA WHIP	IP WLS BF H R ER SO BB IBB HBP BLK WP HR S P ERA WHIP	IP WLS BF H R ER SO BB IBB HBP BLK WP HR S P ERA WHIP	IP WLS BF H R ER SO BB IBB HBP BLK WP HR S P ERA WHIP	IP WLS BF H R ER SO BB IBB HBP BLK WP HR S P ERA WHIP	IP WLS BF H R ER SO BB IBB HBP BLK WP HR S P ERA WHIP	IP WLS BF H R ER SO BB IBB HBP BLK WP HR S P ERA WHIP	IP WLS BF H R ER SO BB IBB HBP BLK WP HR S P ERA WHIP	IP WLS BF H R ER SO BB IBB HBP BLK WP HR S P ERA WHIP

St. Louis Cardinals @ Chicago Cubs
Wrigley Field, Chicago, IL
Sat Sep 08 1990, 3:33 AM CDT
Att: 32,039 - Sunny - 69 F

AB 38
R 4
H 11
RBI 4
BB 3
SO 7
LOB 20



Batter	1	2	3	4	5	6	7	8	9	AB	R	H	RBI	BB	SO	LOB	BOTTOM								
Jerome Walton, R OBP: 0.355, SLG: 0.329 (1, 8)	FC6-4	FC5-4		F9			F9			4	1	1	0	0	0	4									
23 Ryne Sandberg, R OBP: 0.346, SLG: 0.543 (1, 4)	FC6-4	CS		G5-3		HR	K			4	1	2	1	0	1	0									
Mark Grace, L OBP: 0.368, SLG: 0.415 (1, 3)	FC6-4			G1-3		F7	HR			4	2	1	1	0	0	2									
Andre Dawson, R OBP: 0.352, SLG: 0.524 (1, 9)	E			L1		P2	G5-3			4	1	1	1	0	0	0									
Dwight Smith, L OBP: 0.337, SLG: 0.383 (6, 1)	E9			L6-3		G4-3				2	0	1	1	1	0	0									
Dave Pavias, R (6, 1)	G6-3									0	0	0	0	0	0	0									
Paul Assenmacher, L (8, 1)	G6-3							K		1	0	0	0	0	1	0									
Damon Berryhill, S (1, 2)	G6-3			L6-3			K			4	0	0	1	0	1	2									
Shawon Dunston, R OBP: 0.296, SLG: 0.447 (1, 6)	G6-3							G5-3		4	0	1	0	0	0	1									
Domingo Ramos, R OBP: 0.333, SLG: 0.310 (1, 5)										2	0	2	0	1	0	0									
Rick Sutcliffe, L (1, 1)										0	0	0	0	2	0	0									
Doug Dascenzo, S OBP: 0.310, SLG: 0.362 (6, 7)										1	0	0	0	0	0	1									
Inning Stats	R: 3 E: 1 K: 0 S: 23	H: 4 LOB: 1 BB: 0 P: 36	R: 0 E: 0 K: 0 S: 9	H: 1 LOB: 1 BB: 1 P: 15	R: 0 E: 0 K: 0 S: 6	H: 0 LOB: 0 BB: 0 P: 11	R: 0 E: 0 K: 0 S: 10	H: 2 LOB: 3 BB: 2 P: 22	R: 1 E: 0 K: 1 S: 7	H: 1 LOB: 0 BB: 0 P: 10	R: 0 E: 0 K: 1 S: 6	H: 0 LOB: 1 BB: 1 P: 13	R: 1 E: 0 K: 1 S: 9	H: 1 LOB: 0 BB: 0 P: 17	R: 0 E: 0 K: 1 S: 8	H: 0 LOB: 0 BB: 0 P: 9	R: 0 E: 0 K: 1 S: 8	H: 0 LOB: 0 BB: 0 P: 9	1B: 7 2B: 1 3B: 0 HR: 2	SF: 0 SAC: 0 DP: 1 HBP: 0	WP: 0 PB: 0 SB: 0 CS: 2	PA: 35			
PITCHER	IP WLS BF H R ER SO BB IBB HBP BLK WP HR S P ERA WHIP	IP WLS BF H R ER SO BB IBB HBP BLK WP HR S P ERA WHIP	IP WLS BF H R ER SO BB IBB HBP BLK WP HR S P ERA WHIP	IP WLS BF H R ER SO BB IBB HBP BLK WP HR S P ERA WHIP	IP WLS BF H R ER SO BB IBB HBP BLK WP HR S P ERA WHIP	IP WLS BF H R ER SO BB IBB HBP BLK WP HR S P ERA WHIP	IP WLS BF H R ER SO BB IBB HBP BLK WP HR S P ERA WHIP	IP WLS BF H R ER SO BB IBB HBP BLK WP HR S P ERA WHIP	IP WLS BF H R ER SO BB IBB HBP BLK WP HR S P ERA WHIP	IP WLS BF H R ER SO BB IBB HBP BLK WP HR S P ERA WHIP	IP WLS BF H R ER SO BB IBB HBP BLK WP HR S P ERA WHIP	IP WLS BF H R ER SO BB IBB HBP BLK WP HR S P ERA WHIP	IP WLS BF H R ER SO BB IBB HBP BLK WP HR S P ERA WHIP	IP WLS BF H R ER SO BB IBB HBP BLK WP HR S P ERA WHIP	IP WLS BF H R ER SO BB IBB HBP BLK WP HR S P ERA WHIP	IP WLS BF H R ER SO BB IBB HBP BLK WP HR S P ERA WHIP	IP WLS BF H R ER SO BB IBB HBP BLK WP HR S P ERA WHIP	IP WLS BF H R ER SO BB IBB HBP BLK WP HR S P ERA WHIP	IP WLS BF H R ER SO BB IBB HBP BLK WP HR S P ERA WHIP	IP WLS BF H R ER SO BB IBB HBP BLK WP HR S P ERA WHIP	IP WLS BF H R ER SO BB IBB HBP BLK WP HR S P ERA WHIP	IP WLS BF H R ER SO BB IBB HBP BLK WP HR S P ERA WHIP	IP WLS BF H R ER SO BB IBB HBP BLK WP HR S P ERA WHIP	IP WLS BF H R ER SO BB IBB HBP BLK WP HR S P ERA WHIP	IP WLS BF H R ER SO BB IBB HBP BLK WP HR S P ERA WHIP

St. Louis Cardinals @ Chicago Cubs
Wrigley Field, Chicago, IL
Sat Sep 08 1990, 3:33 AM CDT
Att: 32,039 - Sunny - 69 F

AB 30
R 5
H 9
RBI 5
BB 4
SO 3
LOB 10



Batter	1	2	3	4	5	6	7	8	9	AB	R	H	RBI	BB	SO	LOB	TOP									
Vince Coleman, S OBP: 0.345, SLG: 0.407	2-2 CS 1B	3-3 K		2-2 P2		0-0 1B 2H 1B		1-3 K		5	1	2	1	0	2	2										
Ozzie Smith, S OBP: 0.334, SLG: 0.300	4-0 1B S BB		1-1 P3		1-0 G6-3	2-1 PB 1B		4-2 2B BB		3	1	1	0	2	0	0										
Ray Lankford, L OBP: 0.333, SLG: 0.426	2-2 1B		0-1 G4-3		1-2 E S 1B	1-0 1B 1H 2B		0-0 1B 1-3 2B		5	2	4	2	0	0	0										
Pedro Guerrero, R OBP: 0.337, SLG: 0.438 Rod Brewer, L (6, PR)	2-1 G6-3		3-2 G6-3		2-1 G4-3	0-2 1H 2B		2-1 F8		4	0	1	1	0	0	2										
Felix Jose, S OBP: 0.306, SLG: 0.374		3-1 HR		4-1 S 2B BB	0-0 1B	0-1 G3-1		2-0 G3-1		4	2	2	2	1	0	1										
Todd Zeile, R OBP: 0.320, SLG: 0.386		4-2 FC6-4 BB		3-3 K	0-1 F8		0-2 G6-3		4-0 BB	3	0	0	0	2	1	2										
Tom Pagnozzi, R OBP: 0.325, SLG: 0.361		0-1 FC6-4 3B		0-0 SH1-4 2B	2-1 G5-3 1B		1-2 F9		1-3 K	5	2	2	1	0	1	2										
Tim Jones, L OBP: 0.291, SLG: 0.330		3-1 SH1-3 3B		2-2 SH1-4 HBP	0-0 G5-3		2-3 K		2-0 G1-4-3	4	1	1	1	0	1	2										
Bryn Smith, R OBP: 0.250, SLG: 0.281 John Tudor, L OBP: 0.188, SLG: 0.196 Mike Perez, R	1-0 SH1-3		1-1 SH1-4		1-3 K		1-0 G3			0	0	0	1	0	0	0										
Inning Stats	R: 0 E: 0 K: 0 S: 8	H: 2 LOB: 1 BB: 1 P: 18	R: 3 E: 0 K: 1 S: 12	H: 2 LOB: 0 BB: 1 P: 26	R: 0 E: 0 K: 0 S: 11	H: 0 LOB: 0 BB: 1 P: 15	R: 1 E: 0 K: 1 S: 16	H: 1 LOB: 2 BB: 1 P: 27	R: 1 E: 0 K: 0 S: 9	H: 2 LOB: 1 BB: 0 P: 13	R: 4 E: 0 K: 1 S: 15	H: 5 LOB: 1 BB: 0 P: 21	R: 0 E: 0 K: 1 S: 12	H: 0 LOB: 0 BB: 0 P: 15	R: 0 E: 0 K: 1 S: 10	H: 1 LOB: 2 BB: 1 P: 18	R: 0 E: 0 K: 1 S: 5	H: 0 LOB: 1 BB: 1 P: 14	1B: 8 2B: 3 3B: 1 HR: 1	SF: 0 SAC: 2 DP: 0 HBP: 1	WP: 0 PB: 1 SB: 3 CS: 1	PA: 44				
PITCHER	IP WLS BF H R ER SO BB IBB HBP BLK WP HR S P ERA WHIP	IP WLS BF H R ER SO BB IBB HBP BLK WP HR S P ERA WHIP	IP WLS BF H R ER SO BB IBB HBP BLK WP HR S P ERA WHIP	IP WLS BF H R ER SO BB IBB HBP BLK WP HR S P ERA WHIP	IP WLS BF H R ER SO BB IBB HBP BLK WP HR S P ERA WHIP	IP WLS BF H R ER SO BB IBB HBP BLK WP HR S P ERA WHIP	IP WLS BF H R ER SO BB IBB HBP BLK WP HR S P ERA WHIP	IP WLS BF H R ER SO BB IBB HBP BLK WP HR S P ERA WHIP	IP WLS BF H R ER SO BB IBB HBP BLK WP HR S P ERA WHIP	IP WLS BF H R ER SO BB IBB HBP BLK WP HR S P ERA WHIP	IP WLS BF H R ER SO BB IBB HBP BLK WP HR S P ERA WHIP	IP WLS BF H R ER SO BB IBB HBP BLK WP HR S P ERA WHIP	IP WLS BF H R ER SO BB IBB HBP BLK WP HR S P ERA WHIP	IP WLS BF H R ER SO BB IBB HBP BLK WP HR S P ERA WHIP	IP WLS BF H R ER SO BB IBB HBP BLK WP HR S P ERA WHIP	IP WLS BF H R ER SO BB IBB HBP BLK WP HR S P ERA WHIP	IP WLS BF H R ER SO BB IBB HBP BLK WP HR S P ERA WHIP	IP WLS BF H R ER SO BB IBB HBP BLK WP HR S P ERA WHIP	IP WLS BF H R ER SO BB IBB HBP BLK WP HR S P ERA WHIP	IP WLS BF H R ER SO BB IBB HBP BLK WP HR S P ERA WHIP	IP WLS BF H R ER SO BB IBB HBP BLK WP HR S P ERA WHIP	IP WLS BF H R ER SO BB IBB HBP BLK WP HR S P ERA WHIP	IP WLS BF H R ER SO BB IBB HBP BLK WP HR S P ERA WHIP	IP WLS BF H R ER SO BB IBB HBP BLK WP HR S P ERA WHIP	IP WLS BF H R ER SO BB IBB HBP BLK WP HR S P ERA WHIP	IP WLS BF H R ER SO BB IBB HBP BLK WP HR S P ERA WHIP

St. Louis Cardinals @ Chicago Cubs
Wrigley Field, Chicago, IL
Sun Sep 09 1990, 7:05 PM CDT
Att: 27,362 - Unknown

AB 36
R 9
H 13
RBI 9
BB 5
SO 6
LOB 14





Batter	1	2	3	4	5	6	7	8	9	AB	R	H	RBI	BB	SO	LOB	BOTTOM									
Jerome Walton, R OBP: 0.353, SLG: 0.327	0-1 G5-3		2-1 E1 1B		3-1 F7		3-2 G6-3		0-1 G1-3	5	1	1	0	0	0	1										
23 Ryne Sandberg, R OBP: 0.347, SLG: 0.541	0-1 L7		4-2 1B BB		0-2 G4-3			1-1 1B 1B		3	0	1	0	1	0	0										
Mark Grace, L OBP: 0.367, SLG: 0.413	2-1 G4-3		0-0 1B 3H		2-2 G1-3			0-2 L4		4	0	1	1	0	0	1										
Andre Dawson, R OBP: 0.353, SLG: 0.524		1-2 G4-3 1B	0-1 F7		1-1 P8			0-0 1B 1-2 1B		4	0	2	0	0	0	2										
Dwight Smith, L OBP: 0.333, SLG: 0.378 Hector Villanueva, R OBP: 0.312, SLG: 0.538 Doug Dasenczo, S OBP: 0.310, SLG: 0.362		0-0 G4-3		0-0 G4-3		2-2 G4-3		0-3 K		3	0	0	0	0	0	1										
Luis Salazar, R OBP: 0.307, SLG: 0.416	1-0 1B		0-2 HR		2-1 FC6-4 1B		2-1 F8			4	1	3	1	0	0	2										
Shawon Dunston, R OBP: 0.293, SLG: 0.444		2-2 P2		0-0 P6		1-2 FC6-4		1-1 F8		4	0	0	0	0	0	2										
Joe Girardi, R OBP: 0.313, SLG: 0.362			1-1 G6-3		0-1 1B		0-0 G4-3		1-2 L9	4	0	1	0	0	0	0										
Mike Bielecki, R OBP: 0.231, SLG: 0.189 Steve Wilson, L OBP: 0.212, SLG: 0.194 Marvell Wynne, L OBP: 0.244, SLG: 0.333 Kevin Coffman, R OBP: 0.194, SLG: 0.259 Les Lancaster, R OBP: 0.332, SLG: 0.329 Domingo Ramos, R OBP: 0.348, SLG: 0.318 Jeff Pico, R OBP: 0.330, SLG: 0.412			0-3 K		1-1 F7		1-1 G4-3		0-0 1B	0	0	0	0	0	0	0										
Inning Stats	R: 0 E: 0 K: 0 S: 6	H: 0 LOB: 0 BB: 0 P: 8	R: 0 E: 0 K: 0 S: 9	H: 2 LOB: 1 BB: 0 P: 13	R: 1 E: 1 K: 1 S: 13	H: 2 LOB: 2 BB: 1 P: 20	R: 1 E: 0 K: 0 S: 9	H: 2 LOB: 1 BB: 0 P: 10	R: 0 E: 0 K: 0 S: 8	H: 0 LOB: 0 BB: 0 P: 13	R: 0 E: 0 K: 0 S: 10	H: 1 LOB: 1 BB: 0 P: 16	R: 0 E: 0 K: 0 S: 7	H: 0 LOB: 0 BB: 0 P: 11	R: 0 E: 0 K: 1 S: 11	H: 2 LOB: 2 BB: 0 P: 14	R: 0 E: 0 K: 0 S: 8	H: 1 LOB: 1 BB: 0 P: 10	1B: 9 2B: 0 3B: 0 HR: 1	SF: 0 SAC: 0 DP: 1 HBP: 0	WP: 0 PB: 0 SB: 0 CS: 0	PA: 37				
PITCHER	IP WLS BF H R ER SO BB IBB HBP BLK WP HR S P ERA WHIP	IP WLS BF H R ER SO BB IBB HBP BLK WP HR S P ERA WHIP	IP WLS BF H R ER SO BB IBB HBP BLK WP HR S P ERA WHIP	IP WLS BF H R ER SO BB IBB HBP BLK WP HR S P ERA WHIP	IP WLS BF H R ER SO BB IBB HBP BLK WP HR S P ERA WHIP	IP WLS BF H R ER SO BB IBB HBP BLK WP HR S P ERA WHIP	IP WLS BF H R ER SO BB IBB HBP BLK WP HR S P ERA WHIP	IP WLS BF H R ER SO BB IBB HBP BLK WP HR S P ERA WHIP	IP WLS BF H R ER SO BB IBB HBP BLK WP HR S P ERA WHIP	IP WLS BF H R ER SO BB IBB HBP BLK WP HR S P ERA WHIP	IP WLS BF H R ER SO BB IBB HBP BLK WP HR S P ERA WHIP	IP WLS BF H R ER SO BB IBB HBP BLK WP HR S P ERA WHIP	IP WLS BF H R ER SO BB IBB HBP BLK WP HR S P ERA WHIP	IP WLS BF H R ER SO BB IBB HBP BLK WP HR S P ERA WHIP	IP WLS BF H R ER SO BB IBB HBP BLK WP HR S P ERA WHIP	IP WLS BF H R ER SO BB IBB HBP BLK WP HR S P ERA WHIP	IP WLS BF H R ER SO BB IBB HBP BLK WP HR S P ERA WHIP	IP WLS BF H R ER SO BB IBB HBP BLK WP HR S P ERA WHIP	IP WLS BF H R ER SO BB IBB HBP BLK WP HR S P ERA WHIP	IP WLS BF H R ER SO BB IBB HBP BLK WP HR S P ERA WHIP	IP WLS BF H R ER SO BB IBB HBP BLK WP HR S P ERA WHIP	IP WLS BF H R ER SO BB IBB HBP BLK WP HR S P ERA WHIP	IP WLS BF H R ER SO BB IBB HBP BLK WP HR S P ERA WHIP	IP WLS BF H R ER SO BB IBB HBP BLK WP HR S P ERA WHIP	IP WLS BF H R ER SO BB IBB HBP BLK WP HR S P ERA WHIP	IP WLS BF H R ER SO BB IBB HBP BLK WP HR S P ERA WHIP

St. Louis Cardinals @ Chicago Cubs
Wrigley Field, Chicago, IL
Sun Sep 09 1990, 7:05 PM CDT
Att: 27,362 - Unknown

AB 36
R 2
H 10
RBI 2
BB 1
SO 2
LOB 12



Batter	1	2	3	4	5	6	7	8	9	AB	R	H	RBI	BB	SO	LOB	TOP										
Tim Raines, S OBP: 0.374, SLG: 0.381	P3		G1-3	F8		F9		K		5	0	0	0	0	1	4	<p>Montreal Expos @ Chicago Cubs Wrigley Field, Chicago, IL Mon Sep 10 1990, 7:05 PM CDT Att: 26,774 - Unknown - 78 F</p> <p>livebaseballscorecards.com</p> <p>AB 33 R 7 H 9 RBI 6 BB 7 SO 2 LOB 14</p> 										
Delino DeShields, L OBP: 0.378, SLG: 0.403	P6		1B		1B	SF7		G4-3		3	2	1	1	1	0	1											
Andres Calarraga, R OBP: 0.308, SLG: 0.406	K		1B		1B	F9		L4	G5-3	5	1	1	0	0	1	2											
Tim Wallach, R OBP: 0.353, SLG: 0.492		F9	1B		1B	CS		G6-3	F8	5	1	2	2	0	0	0											
Mike Fitzgerald, R OBP: 0.366, SLG: 0.399		3B		1B		1B		G6-3	FC4-6	2	2	1	1	3	0	0											
Marquis Grissom, R OBP: 0.319, SLG: 0.356	L7		P3		3B			FC6	BB	2	0	0	0	0	0	2											
Larry Walker, L OBP: 0.316, SLG: 0.439									FC4-6	2	0	1	1	1	0	1											
Rolando Roomes, R OBP: 0.340, SLG: 0.304										1	0	1	1	0	0	0											
Otis Nixon, S OBP: 0.340, SLG: 0.304										3	0	0	0	0	0	2											
Spike Owen, S OBP: 0.335, SLG: 0.338		G6-3								3	1	2	0	1	0	1											
Chris Nabholz, L OBP: 0.399, SLG: 0.331										2	0	0	0	0	0	1											
Mike Aldrete, L OBP: 0.143, SLG: 0.143			G4-3		FC5-4			SH2-4		0	0	0	0	1	0	0											
Dale Mohorcic, R OBP: 0.200, SLG: 0.200										0	0	0	0	0	0	0											
Tim Burke, R OBP: 0.200, SLG: 0.200										0	0	0	0	0	0	0											
Inning Stats	R: 0 E: 0 K: 1 S: 8	H: 0 LOB: 0 BB: 0 P: 14	R: 1 E: 0 K: 0 S: 11	H: 1 LOB: 1 BB: 1 P: 20	R: 3 E: 0 K: 0 S: 21	H: 3 LOB: 1 BB: 1 P: 32	R: 0 E: 0 K: 0 S: 9	H: 1 LOB: 1 BB: 0 P: 13	R: 2 E: 0 K: 0 S: 13	H: 3 LOB: 1 BB: 2 P: 26	R: 1 E: 0 K: 0 S: 5	H: 0 LOB: 1 BB: 2 P: 16	R: 0 E: 0 K: 1 S: 7	H: 1 LOB: 1 BB: 0 P: 10	R: 0 E: 0 K: 0 S: 12	H: 0 LOB: 1 BB: 1 P: 20		1B: 7 2B: 0 3B: 2 HR: 0	SF: 1 SAC: 1 DP: 0 HBP: 0	WP: 0 PB: 1 SB: 1 CS: 1	PA: 42						
PITCHER	IP	WLS	BF	H	R	ER	SO	BB	IBB	HBP	BLK	WP	HR	S	P	ERA		WHIP									
Mitch Williams, L ERA: 3.34	3.0		15	4	4	3	1	2	0	0	0	0	0	40	66	9.00	2.000										
Bill Long, R ERA: 3.51	2.0	L	11	4	3	3	0	2	0	0	0	0	0	22	43	13.50	3.000										
Dave Pavias, R ERA: 3.86	1.0		4	0	0	0	0	1	0	0	0	0	0	5	12	0.00	1.000										
Randy Kramer, R ERA: 4.05	3.0		12	1	0	0	1	2	0	0	0	0	0	27	46	0.00	1.000										

Batter	1	2	3	4	5	6	7	8	9	AB	R	H	RBI	BB	SO	LOB	BOTTOM										
Jerome Walton, R OBP: 0.356, SLG: 0.334	23 1B	BB		F8		B1-3			1B	5	1	3	0	0	0	0	<p>Montreal Expos @ Chicago Cubs Wrigley Field, Chicago, IL Mon Sep 10 1990, 7:05 PM CDT Att: 26,774 - Unknown - 78 F</p> <p>livebaseballscorecards.com</p> <p>AB 34 R 4 H 9 RBI 4 BB 5 SO 7 LOB 17</p> 										
23 Ryne Sandberg, R OBP: 0.348, SLG: 0.542	1B	2B							1B	1	1	1	0	1	0	0											
Greg Smith, S OBP: 0.333, SLG: 0.300	1B	BB							K	2	0	1	0	0	1	0											
Dave Clark, L OBP: 0.301, SLG: 0.410	1B	IBB							K	1	0	0	0	0	1	1											
Mark Grace, L OBP: 0.369, SLG: 0.413	FC5-4	1B							G6-3	3	1	1	1	2	0	1											
Andre Dawson, R OBP: 0.354, SLG: 0.522	1B	BB							1B	4	0	1	2	1	1	5											
Luis Salazar, R OBP: 0.303, SLG: 0.411	FC5-4	K							F9	4	0	0	0	0	1	6											
Shawon Dunston, R OBP: 0.293, SLG: 0.447	SF7								G6-3	3	0	1	1	0	1	0											
Joe Girardi, R OBP: 0.310, SLG: 0.358	FC6-4								L4	4	0	0	0	0	1	2											
Doug Dascenzo, S OBP: 0.314, SLG: 0.361	FC5-6	1B							F8	3	0	1	0	1	0	0											
Mitch Williams, L ERA: 3.32	FC5-6	2B							F9	1	1	0	0	0	0	1											
Domingo Ramos, R ERA: 3.14	BB									1	0	0	0	0	0	0											
Bill Long, R ERA: 3.14										0	0	0	0	0	0	0											
Dave Pavias, R ERA: 3.14										0	0	0	0	0	0	0											
Dwight Smith, L ERA: 3.14										1	0	0	0	0	0	1											
Randy Kramer, R ERA: 3.02										0	0	0	0	0	0	0											
Gary Varsho, L ERA: 3.02										1	0	0	0	0	0	0											
Inning Stats	R: 3 E: 0 K: 0 S: 16	H: 3 LOB: 1 BB: 1 P: 30	R: 1 E: 0 K: 2 S: 13	H: 2 LOB: 2 BB: 2 P: 28	R: 0 E: 0 K: 1 S: 9	H: 0 LOB: 1 BB: 1 P: 16	R: 0 E: 0 K: 0 S: 7	H: 1 LOB: 0 BB: 0 P: 10	R: 0 E: 0 K: 1 S: 9	H: 1 LOB: 1 BB: 0 P: 12	R: 0 E: 0 K: 1 S: 7	H: 0 LOB: 0 BB: 0 P: 10	R: 0 E: 0 K: 1 S: 8	H: 0 LOB: 1 BB: 1 P: 15	R: 0 E: 0 K: 0 S: 4	H: 0 LOB: 0 BB: 0 P: 4	R: 0 E: 0 K: 1 S: 8	H: 2 LOB: 2 BB: 0 P: 13	1B: 7 2B: 1 3B: 1 HR: 0	SF: 1 SAC: 0 DP: 1 HBP: 0	WP: 0 PB: 0 SB: 0 CS: 0	PA: 40					
PITCHER	IP	WLS	BF	H	R	ER	SO	BB	IBB	HBP	BLK	WP	HR	S	P	ERA	WHIP										
Chris Nabholz, L ERA: 3.32	5.0	W	25	7	4	4	4	3	1	0	0	0	0	54	96	7.20	2.000										
Dale Mohorcic, R ERA: 3.14	3.2		14	2	0	0	3	1	0	0	0	0	0	26	41	0.00	0.818										
Tim Burke, R ERA: 3.02	0.1	S	1	0	0	0	0	0	0	0	0	0	0	1	1	0.00	0.000										

Batter	1	2	3	4	5	6	7	8	9	AB	R	H	RBI	BB	SO	LOB	TOP										
Lenny Dykstra, L OBP: 0.428, SLG: 0.450 Tom Nieto, R OBP: 0.267, SLG: 0.154	G4-3		K				G6-4-3		K	3	0	1	0	0	1	0	Philadelphia Phillies @ Chicago Cubs Wrigley Field, Chicago, IL Wed Sep 12 1990, 3:33 AM CDT Att: 16,258 - Overcast - 82 F										
Darren Daulton, L OBP: 0.363, SLG: 0.418 Chuck Malone, R OBP: 0.111, SLG: 0.111 Wes Chamberlain, R OBP: 0.378, SLG: 0.422 Sil Campuzano, R OBP: 0.275, SLG: 0.290	K						L5			3	0	2	1	0	1	0											
Von Hayes, L OBP: 0.378, SLG: 0.422 Sil Campuzano, R OBP: 0.275, SLG: 0.290	1B							F8		2	0	1	0	1	1	1											
John Kruk, L OBP: 0.385, SLG: 0.401	1B							HR		4	1	2	0	0	0	3											
Ricky Jordan, R OBP: 0.273, SLG: 0.358	G6-3							HR		4	1	1	2	0	0	2											
Dickie Thon, R OBP: 0.309, SLG: 0.354		K						G6-3		4	0	1	0	0	1	0											
Charlie Hayes, R OBP: 0.300, SLG: 0.363 Dave Hollins, S OBP: 0.277, SLG: 0.345	F9							F7		3	0	0	0	0	0	1											
Mickey Morandini, L OBP: 0.281, SLG: 0.179	G5-3									4	1	1	0	0	1	1											
Jose De Jesus, R OBP: 0.176, SLG: 0.100 Don Carman, L OBP: 0.300, SLG: 0.300 Louie Meadows, L OBP: 0.273, SLG: 0.158	G4-3							F9		0	0	0	0	0	0	0											
Inning Stats	R: 0 E: 0 K: 1 S: 12	H: 2 LOB: 2 BB: 0 P: 16	R: 0 E: 0 K: 1 S: 6	H: 0 LOB: 0 BB: 0 P: 8	R: 0 E: 0 K: 2 S: 8	H: 1 LOB: 1 BB: 0 P: 11	R: 0 E: 0 K: 0 S: 7	H: 0 LOB: 0 BB: 0 P: 10	R: 1 E: 0 K: 0 S: 14	H: 3 LOB: 3 BB: 1 P: 25	R: 0 E: 0 K: 0 S: 7	H: 1 LOB: 1 BB: 0 P: 11	R: 0 E: 0 K: 0 S: 8	H: 1 LOB: 0 BB: 0 P: 11	R: 2 E: 0 K: 0 S: 12	H: 2 LOB: 0 BB: 0 P: 20		R: 0 E: 0 K: 2 S: 12	H: 0 LOB: 0 BB: 0 P: 16	1B: 8 2B: 1 3B: 0 HR: 1	SF: 0 SAC: 0 DP: 1 HBP: 0	WP: 0 PB: 0 SB: 0 CS: 0	PA: 37				
PITCHER	IP	WLS	BF	H	R	ER	SO	BB	IBB	HBP	BLK	WP	HR	S	P	ERA	WHIP										
Greg Maddux, R ERA: 3.41 Paul Assenmacher, L ERA: 3.13 Les Lancaster, R ERA: 5.03	7.0	W	29	8	1	1	4	1	0	0	0	0	0	62	92	1.29	1.286										

Batter	1	2	3	4	5	6	7	8	9	AB	R	H	RBI	BB	SO	LOB	BOTTOM										
Jerome Walton, R OBP: 0.360, SLG: 0.331										2	2	0	0	3	1	2	Philadelphia Phillies @ Chicago Cubs Wrigley Field, Chicago, IL Wed Sep 12 1990, 3:33 AM CDT Att: 16,258 - Overcast - 82 F										
23 Ryne Sandberg, R OBP: 0.352, SLG: 0.548 Curtis Wilkerson, S OBP: 0.237, SLG: 0.250										3	2	2	2	1	0	2											
Mark Grace, L OBP: 0.369, SLG: 0.408										4	1	0	0	1	0	4											
Andre Dawson, R OBP: 0.356, SLG: 0.530 Doug Descenzo, S OBP: 0.311, SLG: 0.358	1B									4	2	3	3	0	1	1											
Derrick May, L OBP: 0.333, SLG: 0.300	1B									4	1	1	1	0	0	2											
Luis Salazar, R OBP: 0.313, SLG: 0.423	1B									3	1	2	1	1	0	0											
Damon Berryhill, S OBP: 0.130, SLG: 0.143	1B									4	0	1	1	0	0	2											
Greg Smith, S OBP: 0.250, SLG: 0.222	G3									4	0	0	0	0	1	2											
Greg Maddux, R OBP: 0.160, SLG: 0.137 Domingo Ramos, R OBP: 0.331, SLG: 0.308 Paul Assenmacher, L OBP: 0.158, SLG: 0.059	1B									2	0	0	0	1	0	0											
Inning Stats	R: 6 E: 1 K: 0 S: 27	H: 4 LOB: 3 BB: 5 P: 55	R: 0 E: 0 K: 0 S: 6	H: 1 LOB: 0 BB: 0 P: 8	R: 0 E: 0 K: 1 S: 5	H: 0 LOB: 0 BB: 0 P: 9	R: 3 E: 0 K: 0 S: 13	H: 2 LOB: 1 BB: 2 P: 28	R: 0 E: 0 K: 1 S: 9	H: 0 LOB: 0 BB: 0 P: 16	R: 0 E: 0 K: 1 S: 10	H: 1 LOB: 1 BB: 0 P: 18	R: 0 E: 0 K: 1 S: 11	H: 2 LOB: 2 BB: 0 P: 16	R: 0 E: 0 K: 0 S: 8	H: 0 LOB: 0 BB: 0 P: 12		1B: 8 2B: 0 3B: 0 HR: 2	SF: 0 SAC: 0 DP: 1 HBP: 0	WP: 0 PB: 0 SB: 0 CS: 0	PA: 40						
PITCHER	IP	WLS	BF	H	R	ER	SO	BB	IBB	HBP	BLK	WP	HR	S	P	ERA	WHIP										
Jose De Jesus, R ERA: 3.53 Don Carman, L ERA: 4.37 Chuck Malone, R ERA: 2.08 Chuck McElroy, L ERA: 5.73	0.2	L	9	4	6	5	0	4	0	0	0	0	0	20	41	67.50	12.000										



Batter	1	2	3	4	5	6	7	8	9	AB	R	H	RBI	BB	SO	LOB	TOP					
Lenny Dykstra, L (1, 8) OBP: 0.426, SLG: 0.448	G4-3		G4-3		F7		WP BB 1B		G1-3	5	0	1	1	0	0	2	Philadelphia Phillies @ Chicago Cubs Wrigley Field, Chicago, IL Thu Sep 13 1990, 3:33 AM CDT Att: 15,495 - Cloudy - 80 F					
Darren Daulton, L (1, 2) OBP: 0.363, SLG: 0.420	L3 1B		L3		L3 2B		K		G3	5	0	2	2	0	1	2						
Von Hayes, L (1, 7) OBP: 0.376, SLG: 0.420	L3 1-2		G3		K		SF9		1B	4	0	1	1	0	1	2						
Dale Murphy, R (1, 9) OBP: 0.312, SLG: 0.409		HR			F9		L4 1-2 BB		G6-3	4	1	1	1	1	0	1						
John Kruk, L (1, 3) OBP: 0.383, SLG: 0.399		G4-3 WP FC5-2 1B		G3-1		K	K			4	0	1	0	0	2	2						
Charlie Hayes, R (1, 5) OBP: 0.301, SLG: 0.361	G4-3				F8		FC6-4 BB		G5-3	3	0	0	0	1	0	1						
Dickie Thon, R (1, 6) OBP: 0.310, SLG: 0.356		FC5-2 2B				FC6-4 1B			G3 1B	4	1	2	0	0	0	2						
Mickey Morandini, L (1, 4) OBP: 0.306, SLG: 0.281		3H 2B			F7		1B 2B		G3	4	1	2	0	0	0	2						
Bruce Ruffin, S (5, 1) OBP: 0.128, SLG: 0.068										1	0	0	0	0	0	2						
Dave Hollins, S (5, 1) OBP: 0.204, SLG: 0.340										0	1	0	0	1	0	0						
Steve Ontiveros, R (7, 1) OBP: 0.279, SLG: 0.361										0	0	0	0	0	0	0						
Ricky Jordan, R (7, 1) OBP: 0.295, SLG: 0.311										1	1	1	0	0	0	0						
Joe Boever, R (7, 1) OBP: 0.329, SLG: 0.311										0	0	0	0	0	0	0						
Randy Ready, R (8, 1) OBP: 0.329, SLG: 0.311										1	0	0	0	0	0	1						
Roger McDowell, R (8, 1) OBP: 0.329, SLG: 0.311										0	0	0	0	0	0	0						
Inning Stats	R: 0 E: 0 K: 0 S: 8	H: 1 LOB: 0 BB: 0 P: 14	R: 1 E: 0 K: 0 S: 10	H: 3 LOB: 2 BB: 0 P: 20	R: 0 E: 0 K: 0 S: 9	H: 0 LOB: 0 BB: 0 P: 15	R: 0 E: 0 K: 0 S: 4	H: 0 LOB: 0 BB: 0 P: 8	R: 2 E: 0 K: 1 S: 12	H: 2 LOB: 1 BB: 1 P: 20	R: 0 E: 0 K: 1 S: 8	H: 0 LOB: 1 BB: 1 P: 14	R: 2 E: 0 K: 2 S: 21	H: 3 LOB: 2 BB: 1 P: 34	R: 0 E: 0 K: 0 S: 10	H: 1 LOB: 1 BB: 0 P: 14	R: 0 E: 0 K: 0 S: 10	H: 1 LOB: 1 BB: 0 P: 19	1B: 7 2B: 4 3B: 0 HR: 1	SF: 1 SAC: 0 DP: 1 HBP: 0	WP: 2 PB: 0 SB: 0 CS: 0	PA: 40
PITCHER	IP WLS BF H R ER SO BB IBB HBP BLK WP HR S P ERA WHIP																					
Rick Sutcliffe, R (1, 1) ERA: 4.35	4.2 20 6 3 3 0 1 0 0 0 0 1 1 40 73 5.79 1.500																					
Steve Wilson, L (5, 1) ERA: 4.81	1.1 8 3 2 2 2 1 0 0 0 0 0 0 23 34 13.50 3.000																					
Paul Assenmacher, L (7, 1) ERA: 0.07	2.0 W 8 1 0 0 2 1 0 0 0 0 1 0 19 32 0.00 1.000																					
Les Lancaster, R (9, 1) ERA: 4.98	1.0 S 4 1 0 0 0 0 0 0 0 0 0 0 10 19 0.00 1.000																					

Batter	1	2	3	4	5	6	7	8	9	AB	R	H	RBI	BB	SO	LOB	BOTTOM	
Jerome Walton, R (1, 8) OBP: 0.360, SLG: 0.335	2B		P4		G6-3			FC5		5	1	2	1	0	0	2	Philadelphia Phillies @ Chicago Cubs Wrigley Field, Chicago, IL Thu Sep 13 1990, 3:33 AM CDT Att: 15,495 - Cloudy - 80 F	
23 Ryne Sandberg, R (1, 4) OBP: 0.350, SLG: 0.547	G5-3		2B		F8		P2		G5-3	5	1	1	0	0	5			
Mark Grace, L (1, 3) OBP: 0.374, SLG: 0.417	2B		1B				G1-4-3 1B			4	2	4	2	0	0	0		
Andre Dawson, R (1, 9) OBP: 0.357, SLG: 0.532	2B		F8 1B		G1-4-3		P5			4	1	2	1	0	0	2		
Luis Salazar, R (1, 5) OBP: 0.310, SLG: 0.418	L9		E6 1B		G5-3		K			4	0	0	1	0	1	3		
Shawon Dunston, R (1, 6) OBP: 0.293, SLG: 0.444		L5		F8		P6		F7		4	0	0	0	0	4			
Joe Girardi, R (1, 2) OBP: 0.312, SLG: 0.359		K		FC6 1B						4	1	2	1	0	2	0		
Doug Dascenzo, S (1, 7) OBP: 0.314, SLG: 0.354				FC6		F9		FC5 BB		2	0	0	0	2	0	2		
Rick Sutcliffe, L (1, 1) OBP: 0.235, SLG: 0.194										2	0	0	0	0	0	1		
Steve Wilson, L (5, 1) OBP: 0.235, SLG: 0.194										0	0	0	0	1	0	0		
Paul Assenmacher, L (7, 1) OBP: 0.333, SLG: 0.381										0	0	0	0	0	0	0		
Dwight Smith, L (8, PH) OBP: 0.333, SLG: 0.381										1	0	0	0	0	2			
Les Lancaster, R (9, 1) OBP: 0.158, SLG: 0.059										0	0	0	0	0	0	0		
Inning Stats	R: 2 E: 0 K: 0 S: 10	H: 3 LOB: 0 BB: 0 P: 16	R: 0 E: 0 K: 1 S: 8	H: 0 LOB: 1 BB: 1 P: 14	R: 3 E: 1 K: 0 S: 16	H: 4 LOB: 2 BB: 0 P: 25	R: 0 E: 0 K: 0 S: 7	H: 0 LOB: 0 BB: 0 P: 11	R: 0 E: 0 K: 1 S: 13	H: 1 LOB: 1 BB: 1 P: 22	R: 0 E: 0 K: 1 S: 7	H: 1 LOB: 1 BB: 0 P: 12	R: 1 E: 1 K: 0 S: 11	H: 1 LOB: 1 BB: 1 P: 17	1B: 6 2B: 5 3B: 0 HR: 0	SF: 0 SAC: 0 DP: 1 HBP: 0	WP: 0 PB: 0 SB: 0 CS: 0	PA: 38
PITCHER	IP WLS BF H R ER SO BB IBB HBP BLK WP HR S P ERA WHIP																	
Bruce Ruffin, L (1, 1) ERA: 5.33	4.0 20 7 5 4 1 1 0 0 0 0 0 0 41 66 9.00 2.000																	
Steve Ontiveros, R (5, 1) ERA: 3.67	2.0 9 2 0 0 1 1 0 0 0 0 0 0 28 46 0.00 1.500																	
Joe Boever, R (7, 1) ERA: 3.67	1.0 4 1 0 0 1 0 0 0 0 0 0 0 7 12 0.00 1.000																	
Roger McDowell, R (8, 1) ERA: 3.84	1.0 L 5 1 1 0 0 1 0 0 0 0 0 0 11 17 0.00 2.000																	



Batter	1	2	3	4	5	6	7	8	9	AB	R	H	RBI	BB	SO	LOB	TOP				
Jerome Walton, R OBP: 0.359, SLG: 0.332	P4		G5-3		P3		FC6-4 BB			3	0	0	0	1	0	1					
23 Ryne Sandberg, R OBP: 0.350, SLG: 0.544	L8		G6-3			G4-6-3 BB	FC6-4			3	0	0	0	1	0	2					
Mark Grace, L OBP: 0.373, SLG: 0.415	1B			G3		G4-6-3		F8		4	0	1	0	0	0	1					
Andre Dawson, R OBP: 0.356, SLG: 0.530	K			G3		G5-3		F7		4	0	1	0	0	1	1					
Derrick May, L OBP: 0.375, SLG: 0.357		1B		K				F8		4	1	2	0	0	1	1					
Luis Salazar, R OBP: 0.306, SLG: 0.413	P4			K				P9		4	0	0	0	0	1	3					
Greg Smith, S OBP: 0.292, SLG: 0.318	F8				G4-3		1B G6-3 2B	G3		4	1	2	1	0	0	1					
Joe Girardi, R OBP: 0.312, SLG: 0.359	L8				G5-3			G3		3	0	1	0	0	0	1					
Gary Varsho, L OBP: 0.275, SLG: 0.308										1	0	0	0	0	0	1					
Mitch Williams, L Steve Wilson, L Dave Collins, L Bill Long, R Dwight Smith, L Dave Pavia, R Damon Berryhill, S	G5-3							P5		1	0	0	0	0	0	0					
Inning Stats	R: 0 E: 0 K: 1 S: 14	H: 1 LOB: 1 BB: 0 P: 22	R: 0 E: 0 K: 0 S: 8	H: 1 LOB: 1 BB: 0 P: 8	R: 0 E: 0 K: 0 S: 5	H: 0 LOB: 0 BB: 0 P: 6	R: 0 E: 0 K: 2 S: 9	H: 1 LOB: 1 BB: 0 P: 15	R: 0 E: 0 K: 0 S: 4	H: 0 LOB: 0 BB: 1 P: 9	R: 2 E: 0 K: 0 S: 15	H: 3 LOB: 2 BB: 1 P: 25	R: 0 E: 0 K: 0 S: 5	H: 0 LOB: 0 BB: 0 P: 9	R: 0 E: 0 K: 0 S: 14	H: 1 LOB: 1 BB: 0 P: 19	1B: 7 2B: 1 3B: 0 HR: 0	SF: 0 SAC: 0 DP: 1 HBP: 0	WP: 1 PB: 0 SB: 2 CS: 0	PA: 36	
PITCHER	IP	WLS	BF	H	R	ER	SO	BB	IBB	HBP	BLK	WP	HR	S	P	ERA	WHIP				
Bryn Smith, R ERA: 4.28	6.0	W	22	4	0	0	3	1	0	0	0	0	0	48	70	0.00	0.833				
Ernie Camacho, R ERA: 5.4	0.2		6	3	2	2	0	1	0	0	0	1	0	11	19	27.00	6.000				
Mike Perez, R ERA: 1.08	2.1	S	8	1	0	0	0	0	0	0	0	0	0	23	34	0.00	0.429				

Chicago Cubs @ St. Louis Cardinals
Busch Stadium, St. Louis, MO
Fri Sep 14 1990, 7:05 PM CDT
Att: 34,473 - Unknown - 77 F

AB 34
R 2
H 8
RBI 2
BB 2
SO 3
LOB 14



Batter	1	2	3	4	5	6	7	8	9	AB	R	H	RBI	BB	SO	LOB	BOTTOM				
Bernard Gilkey, R OBP: 0.077, SLG: 0.077	G6-3		F9	K		G4-3				4	0	0	0	0	1	2					
Ozzie Smith, S OBP: 0.336, SLG: 0.305	G4-3		3B 2B	BB		G6-3				3	1	1	0	1	0	0					
Ray Lankford, L OBP: 0.372, SLG: 0.506	2B		2B 3B	K		BB	1B			4	2	3	1	0	1	2					
Pedro Guerrero, R OBP: 0.344, SLG: 0.446	2B		1B 2B	P8		BB	G6-4-3			3	1	2	2	1	0	2					
Dave Collins, S OBP: 0.382, SLG: 0.255	2B		1B 2B	P8		BB	G6-4-3			0	0	0	0	0	0	0					
Todd Zeile, R OBP: 0.325, SLG: 0.398	L9		1B 1B	P2		G6-4-3				4	0	1	1	0	0	3					
Rex Hudler, R OBP: 0.336, SLG: 0.475	F8		E5 1B	K2-3			B5-3			4	0	0	0	0	1	1					
Geronimo Pena, S OBP: 0.462, SLG: 0.462	F8		1B	F8			G4-3			4	0	1	0	0	0	0					
José Oquendo, S OBP: 0.353, SLG: 0.320	F8		1B	F8			G4-3			0	0	0	0	0	0	0					
Tom Pagnozzi, R OBP: 0.323, SLG: 0.351	F9		L9							4	0	2	0	0	0	3					
Bryn Smith, R OBP: 0.265, SLG: 0.273	G5-3			BB			FC4-6			1	0	0	0	1	0	0					
Rod Brewer, L Ernie Camacho, R Mike Perez, R	BB			BB			FC4-6			1	0	0	0	0	0	1					
Inning Stats	R: 1 E: 0 K: 0 S: 12	H: 2 LOB: 1 BB: 0 P: 22	R: 0 E: 0 K: 0 S: 6	H: 0 LOB: 0 BB: 0 P: 9	R: 3 E: 1 K: 0 S: 17	H: 5 LOB: 3 BB: 0 P: 22	R: 0 E: 0 K: 2 S: 10	H: 0 LOB: 2 BB: 2 P: 23	R: 0 E: 0 K: 1 S: 7	H: 0 LOB: 0 BB: 0 P: 10	R: 0 E: 0 K: 0 S: 6	H: 1 LOB: 0 BB: 1 P: 11	R: 0 E: 0 K: 0 S: 9	H: 1 LOB: 1 BB: 1 P: 15	R: 0 E: 0 K: 0 S: 6	H: 1 LOB: 1 BB: 0 P: 9	1B: 5 2B: 4 3B: 1 HR: 0	SF: 0 SAC: 0 DP: 1 HBP: 0	WP: 0 PB: 0 SB: 0 CS: 1	PA: 36	
PITCHER	IP	WLS	BF	H	R	ER	SO	BB	IBB	HBP	BLK	WP	HR	S	P	ERA	WHIP				
Mitch Williams, L ERA: 3.75	3.1	L	20	7	4	4	1	2	0	0	0	0	0	41	70	10.80	2.700				
Steve Wilson, L ERA: 4.79	0.2		2	0	0	0	1	0	0	0	0	0	0	4	6	0.00	0.000				
Bill Long, R ERA: 3.67	2.0		6	1	0	0	1	0	0	0	0	0	0	13	21	0.00	0.500				
Dave Pavia, R ERA: 1.69	2.0		8	2	0	0	0	1	0	0	0	0	0	15	24	0.00	1.500				

Chicago Cubs @ St. Louis Cardinals
Busch Stadium, St. Louis, MO
Fri Sep 14 1990, 7:05 PM CDT
Att: 34,473 - Unknown - 77 F

AB 33
R 4
H 10
RBI 4
BB 3
SO 3
LOB 15



Batter	1	2	3	4	5	6	7	8	9	AB	R	H	RBI	BB	SO	LOB	TOP											
Jerome Walton, R OBP: 0.360, SLG: 0.330	F7		23 HR BB		G4-3		23 1B E BB		K	3	2	0	0	2	1	1												
23 Ryne Sandberg, R OBP: 0.353, SLG: 0.556	P3		HR				E7 1B		HR	4	2	3	4	1	0	0												
Mark Grace, L OBP: 0.371, SLG: 0.413	1B		P6		F7		F7		G6-3	5	0	1	0	0	0	3												
Andre Dawson, R OBP: 0.356, SLG: 0.526	F7		K			G2-3	IBB			3	0	0	0	1	1	1												
Derrick May, L OBP: 0.316, SLG: 0.294		F9			K		G4-3		G5-3	3	0	0	0	0	1	0												
Les Lancaster, R OBP: 0.150, SLG: 0.056										1	0	0	0	0	0	2												
Luis Salazar, R OBP: 0.306, SLG: 0.414		2B			K				G1-3	4	0	1	0	0	2	0												
Greg Smith, S OBP: 0.286, SLG: 0.385		F8			P5				G4-3	4	1	1	0	0	0	1												
Joe Girardi, R OBP: 0.312, SLG: 0.356		K			G4-3 SH3-4 BB		K		G4-3	3	0	0	0	1	2	2												
Randy Kramer, R OBP: 0.314, SLG: 0.354					L4				K	1	0	0	0	0	0	0												
Dwight Smith, L OBP: 0.333, SLG: 0.381					SH3-4					2	1	1	1	0	1	0												
Doug Descenzo, S OBP: 0.314, SLG: 0.354							23 1B BB 1B			0	0	0	0	0	0	0												
Inning Stats	R: 0 H: 1 E: 0 K: 0 S: 6	H: 1 LOB: 1 BB: 0 P: 10	R: 0 H: 1 E: 0 K: 1 S: 12	H: 1 LOB: 1 BB: 0 P: 18	R: 2 H: 1 E: 0 K: 1 S: 6	H: 1 LOB: 0 BB: 1 P: 10	R: 0 H: 0 E: 0 K: 2 S: 7	H: 0 LOB: 0 BB: 0 P: 11	R: 0 H: 0 E: 0 K: 0 S: 9	H: 0 LOB: 2 BB: 2 P: 17	R: 0 H: 0 E: 0 K: 1 S: 8	H: 0 LOB: 0 BB: 0 P: 13	R: 3 H: 3 E: 1 K: 1 S: 23	H: 3 LOB: 2 BB: 2 P: 39	R: 0 H: 0 E: 0 K: 0 S: 9	H: 0 LOB: 2 BB: 0 P: 14	R: 1 H: 1 E: 0 K: 2 S: 11	H: 1 LOB: 0 BB: 0 P: 19	1B: 3 2B: 1 3B: 1 HR: 2	SF: 0 SAC: 1 DP: 0 HBP: 0	WP: 0 PA: 39 PB: 0 SB: 0 CS: 0							
PITCHER	IP	WLS	BF	H	R	ER	SO	BB	IBB	HBP	BLK	WP	HR	S	P	ERA	WHIP											
Jose DeLeon, R ERA: 4.53	(1, 1)	6.1	L	29	6	5	4	6	4	0	0	0	0	1	63	101	5.68	1.579										
Frank DiPino, L ERA: 4.55	(7, 1)	0.2		3	0	0	0	0	0	1	0	0	0	0	8	17	0.00	0.000										
Scott Terry, R ERA: 5.0	(8, 1)	2.0		7	1	1	1	2	0	0	0	0	0	1	20	33	4.50	0.500										

Chicago Cubs @ St. Louis Cardinals
 Busch Stadium, St. Louis, MO
 Sat Sep 15 1990, 7:05 PM CDT
 Att: 42,282 - Unknown - 81 F

AB 33
 R 6
 H 7
 RBI 5
 BB 5
 SO 8
 LOB 10



Batter	1	2	3	4	5	6	7	8	9	AB	R	H	RBI	BB	SO	LOB	BOTTOM											
Bernard Gilkey, R OBP: 0.176, SLG: 0.125	P4		G3 HR BB				G6-3 1B			3	1	1	0	1	0	1												
Geronimo Pena, S OBP: 0.412, SLG: 0.412			G3						F9 BB 1B	4	0	1	0	0	2	2												
José Oquendo, S OBP: 0.353, SLG: 0.320										0	0	0	0	0	0	0												
Ray Lankford, L OBP: 0.388, SLG: 0.538							G3-1			2	1	1	2	2	0	1												
Pedro Guerrero, R OBP: 0.341, SLG: 0.442									F9 BB	4	0	0	0	0	0	3												
Todd Zeile, R OBP: 0.323, SLG: 0.394										4	0	0	0	0	0	2												
Milt Thompson, L OBP: 0.290, SLG: 0.313										3	0	0	0	1	0	2												
Tom Pagnozzi, R OBP: 0.316, SLG: 0.343										4	0	0	0	0	1	1												
Tim Jones, L OBP: 0.288, SLG: 0.319										3	0	0	0	1	1	0												
Jose DeLeon, R OBP: 0.127, SLG: 0.148										2	0	0	0	0	1	2												
Frank DiPino, L OBP: 0.333, SLG: 0.687										0	0	0	0	0	0	0												
Denny Walling, L OBP: 0.262, SLG: 0.281										1	0	1	0	0	0	0												
Dave Collins, S OBP: 0.350, SLG: 0.295										0	0	0	0	0	0	0												
Scott Terry, R OBP: 0.350, SLG: 0.600										0	0	0	0	0	0	0												
Rod Brewer, L OBP: 0.350, SLG: 0.600										1	0	0	0	0	0	0												
Inning Stats	R: 0 H: 0 E: 0 K: 1 S: 8	H: 0 LOB: 1 BB: 1 P: 15	R: 0 H: 0 E: 0 K: 0 S: 11	H: 0 LOB: 2 BB: 2 P: 21	R: 2 H: 1 E: 0 K: 0 S: 6	H: 1 LOB: 0 BB: 1 P: 20	R: 0 H: 0 E: 0 K: 1 S: 7	H: 0 LOB: 0 BB: 0 P: 8	R: 0 H: 0 E: 0 K: 2 S: 12	H: 1 LOB: 1 BB: 0 P: 17	R: 0 H: 0 E: 0 K: 0 S: 8	H: 0 LOB: 0 BB: 0 P: 12	R: 0 H: 1 E: 0 K: 1 S: 12	H: 1 LOB: 2 BB: 0 P: 19	R: 0 H: 0 E: 0 K: 0 S: 8	H: 1 LOB: 2 BB: 1 P: 15	R: 0 H: 0 E: 0 K: 0 S: 7	H: 0 LOB: 0 BB: 0 P: 12	1B: 2 2B: 1 3B: 0 HR: 1	SF: 0 SAC: 0 DP: 0 HBP: 0	WP: 0 PA: 36 PB: 0 SB: 2 CS: 0							
PITCHER	IP	WLS	BF	H	R	ER	SO	BB	IBB	HBP	BLK	WP	HR	S	P	ERA	WHIP											
Randy Kramer, R ERA: 3.99	(1, 1)	5.0		21	2	2	4	3	1	0	0	0	0	1	44	81	3.60	1.000										
Les Lancaster, R ERA: 4.79	(6, 1)	4.0	W	15	2	0	0	1	1	0	0	0	0	35	58	0.00	0.750											

Chicago Cubs @ St. Louis Cardinals
 Busch Stadium, St. Louis, MO
 Sat Sep 15 1990, 7:05 PM CDT
 Att: 42,282 - Unknown - 81 F

AB 31
 R 2
 H 4
 RBI 2
 BB 5
 SO 5
 LOB 14



Batter	1	2	3	4	5	6	7	8	9	AB	R	H	RBI	BB	SO	LOB	TOP					
Wally Backman, S OBP: 0.364, SLG: 0.387 Jeff King, R OBP: 0.275, SLG: 0.405	0-1 G4-3 SH3 1B		0-2 G1-6-3		1-2 G4-1		1-0 G6-3		0-1 G5-3	3	1	1	1	0	0	2						
Jay Bell, R OBP: 0.318, SLG: 0.360	1-0 SH3		2-1 G5-3		3-1 E5 1B 2B		4-1 BB			2	1	0	0	1	0	1						
Andy Van Slyke, L OBP: 0.366, SLG: 0.451	0-0 G4-3			4-1 FC4-6 BB	1-1 2B 1B		0-2 L3			3	1	1	1	1	0	2						
Bobby Bonilla, S OBP: 0.327, SLG: 0.535	1-0 1B			1-3 K	0-0 1B 2B			0-1 G3-1		4	0	2	3	0	1	1						
Barry Bonds, L OBP: 0.406, SLG: 0.565	3-3 K			0-0 FC4-6	2-1 F9			4-1 G3-6-1 BB		3	0	0	0	1	1	3						
Sid Bream, L OBP: 0.350, SLG: 0.450		2-2 G4-3		3-3 K		1-1 G3-1		0-1 G3-6-1		4	0	0	0	0	1	2						
Michael LaValliere, L OBP: 0.367, SLG: 0.347	1-0 G3-1				4-1 FC3-6 G4-1 BB	0-1 G4-3		3-2 F8		3	1	0	0	1	0	0						
Jose Lind, R OBP: 0.304, SLG: 0.341	1-1 G6-3				0-1 FC3-6 1B	0-1 G6-3		2-1 G4-3		4	0	1	0	0	0	0						
John Smiley, L Vicente Palacios, R John Cargnini, S Mike York, R Oriando Marosi, S Jerry Reuss, L Doug Bair, R R.J. Reynolds, S Stan Belinda, R Gary Reiter, S	2-1 G1-6-3 1B				0-1 FC3-6 E G4-1 1B		0-3 K		4-2 BB	0	0	0	0	0	0	0						
Inning Stats	R: 1 E: 0 K: 1 S: 10	H: 2 LOB: 1 BB: 0 P: 15	R: 0 E: 0 K: 0 S: 6	H: 0 LOB: 0 BB: 0 P: 10	R: 0 E: 0 K: 2 S: 8	H: 1 LOB: 0 BB: 0 P: 12	R: 0 E: 0 K: 2 S: 9	H: 0 LOB: 1 BB: 1 P: 17	R: 4 E: 1 K: 0 S: 15	H: 3 LOB: 1 BB: 1 P: 26	R: 0 E: 0 K: 0 S: 6	H: 0 LOB: 0 BB: 0 P: 7	R: 0 E: 0 K: 1 S: 9	H: 0 LOB: 1 BB: 1 P: 14	R: 0 E: 0 K: 0 S: 5	H: 0 LOB: 0 BB: 1 P: 9	R: 0 E: 0 K: 0 S: 10	H: 0 LOB: 1 BB: 1 P: 19	1B: 5 2B: 1 3B: 0 HR: 0	SF: 0 SAC: 1 DP: 2 HBP: 0	WP: 0 PB: 0 SB: 0 CS: 0	PA: 37
PITCHER Greg Maddux, R ERA: 3.35	IP: 9.0 WLS: W BF: 37 H: 6 R: 5 ER: 2 SO: 4 BB: 5 IBB: 0 HBP: 0 BLK: 0 WP: 0 HR: 0 S: 78 P: 129 ERA: 2.00 WHIP: 1.222															PITCHER	IP: 9.0 WLS: W BF: 37 H: 6 R: 5 ER: 2 SO: 4 BB: 5 IBB: 0 HBP: 0 BLK: 0 WP: 0 HR: 0 S: 78 P: 129 ERA: 2.00 WHIP: 1.222					

Pittsburgh Pirates @ Chicago Cubs
Wrigley Field, Chicago, IL
Tue Sep 18 1990, 7:05 PM CDT
Att: 23,168 - Unknown

AB 31
R 5
H 6
RBI 5
BB 5
SO 4
LOB 14

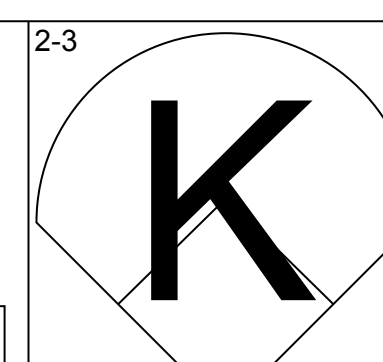
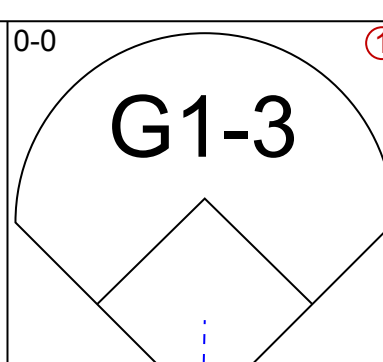
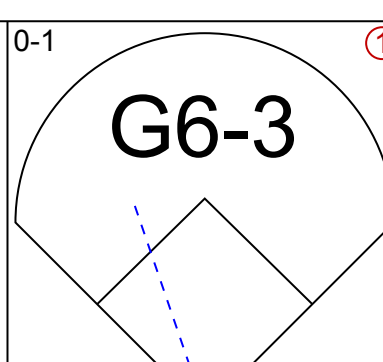
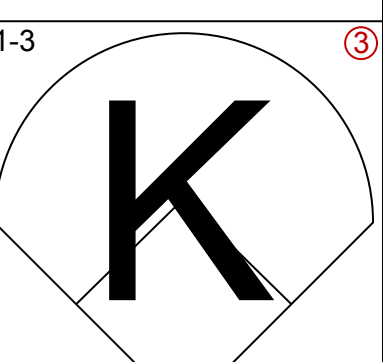
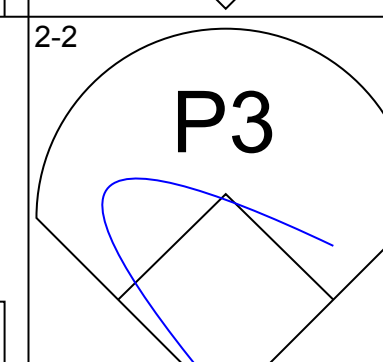
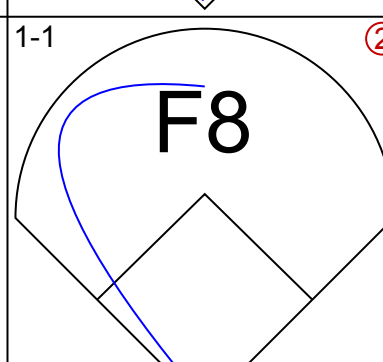
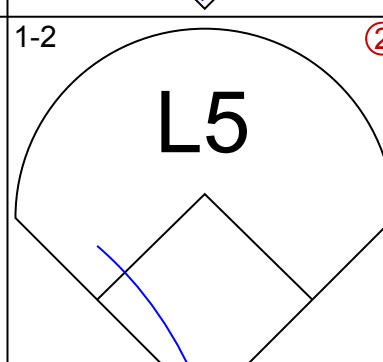
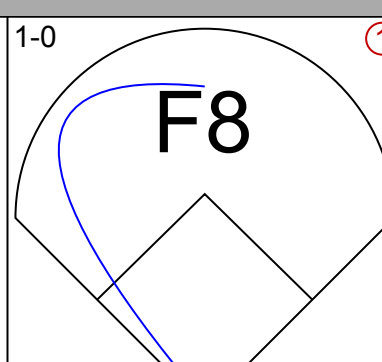
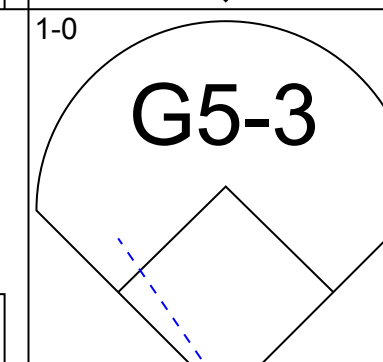
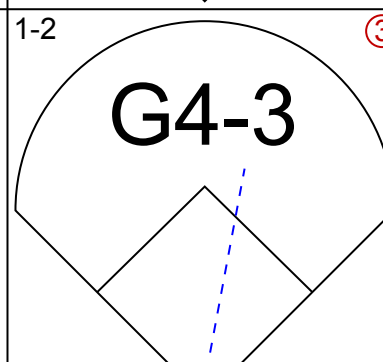
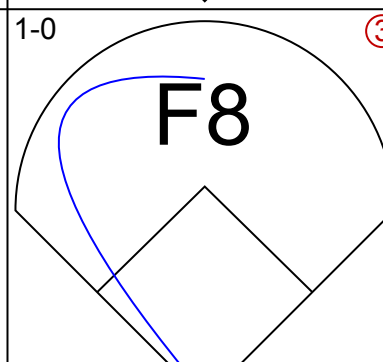
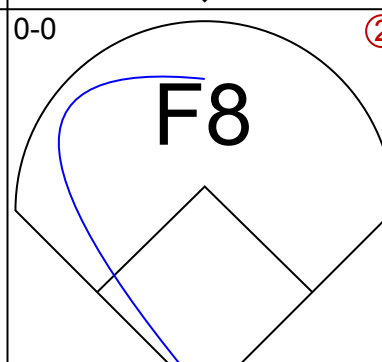
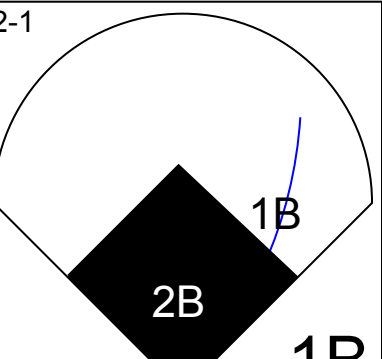
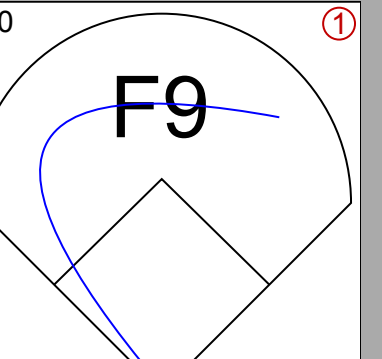
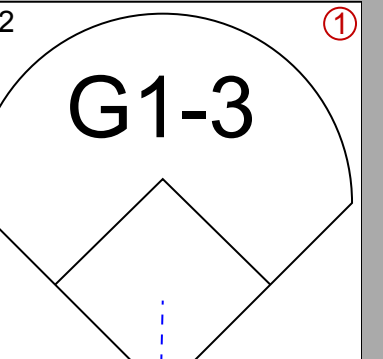
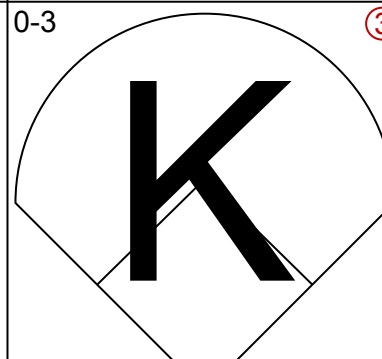
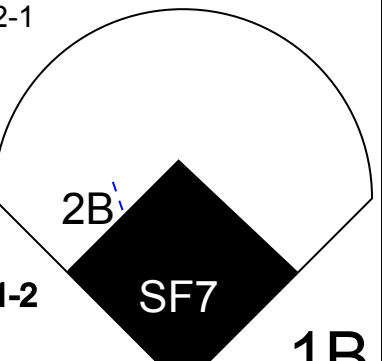
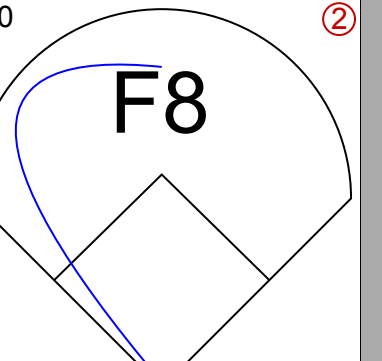
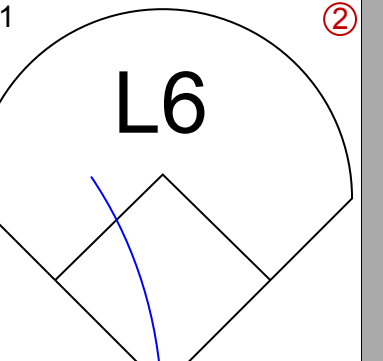
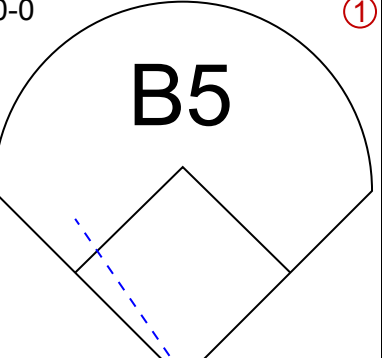
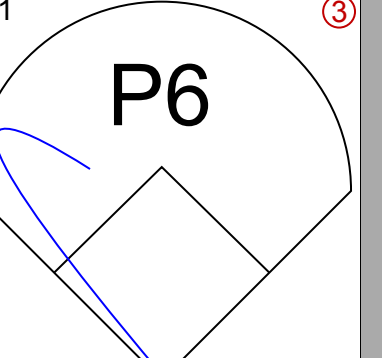
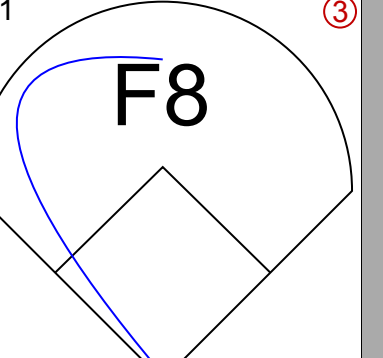
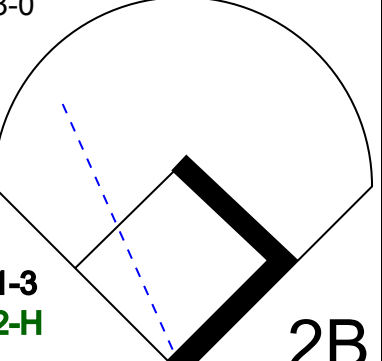
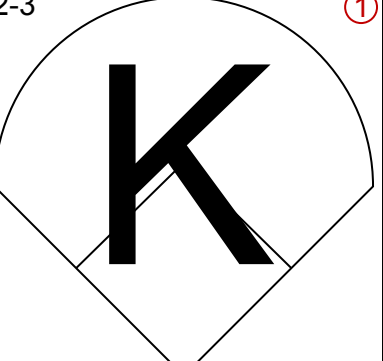
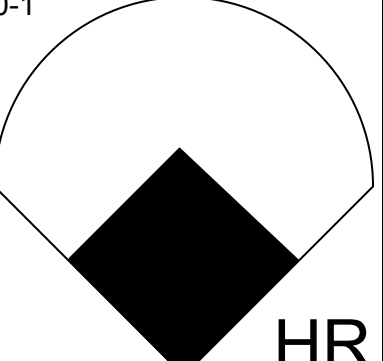
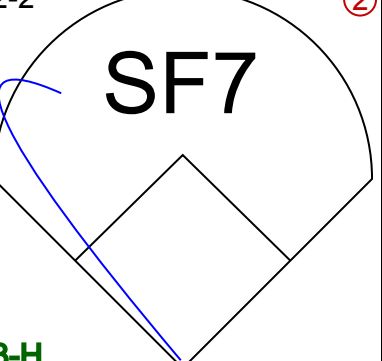
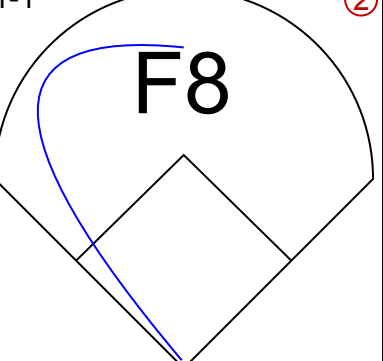
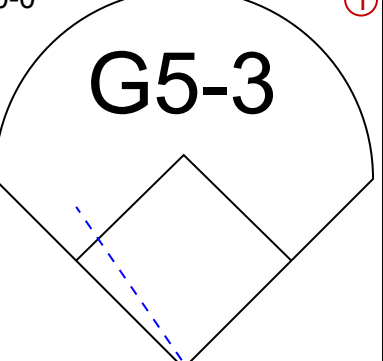
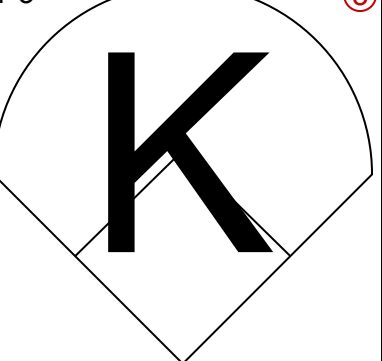
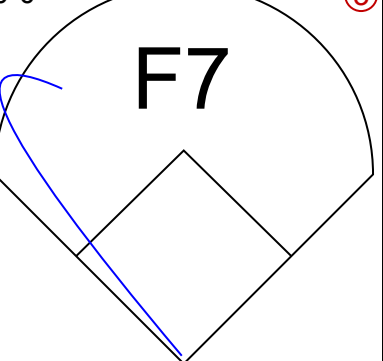
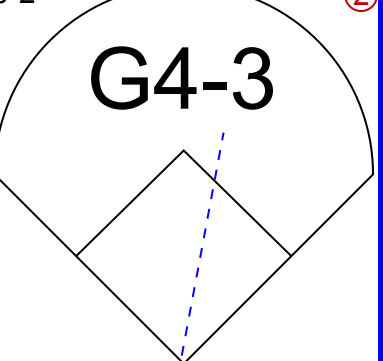


Batter	1	2	3	4	5	6	7	8	9	AB	R	H	RBI	BB	SO	LOB	BOTTOM	
Jerome Walton, R OBP: 0.361, SLG: 0.341	HR			FC3-6 23 BB 1B		0-1 B3		0-3 K		5	2	2	1	0	1	1		
23 Ryne Sandberg, R OBP: 0.355, SLG: 0.555	1-3 K	2-0 P4		4-0 FC3-6 BB		1-0 1B 2B				3	0	1	0	1	1	0		
Mark Grace, L OBP: 0.376, SLG: 0.417	2-0 3B 1B	3-3 K		0-1 FC3-6 FC3-6		2-0 FC6-4 1B				4	1	2	0	0	1	2		
Andre Dawson, R OBP: 0.356, SLG: 0.531	1-1 1B 3B	1-3 K		0-1 FC3-6		0-2 FC6-4				4	1	1	2	0	1	3		
Luis Salazar, R OBP: 0.305, SLG: 0.413	0-1 1B HR		2-1 G5-3	0-3 K		1-0 P4				4	1	1	1	0	1	1		
Shawon Dunston, R OBP: 0.294, SLG: 0.444	1-2 HR		3-1 1B SF9		0-1 B5-3		3-2 G4-3			4	2	2	0	0	0	0		
Damon Berryhill, S OBP: 0.273, SLG: 0.467	0-2 HR		1-2 1B	1-1 G6-3		1-3 K				4	1	2	3	0	1	0		
Doug Dascenzo, S OBP: 0.307, SLG: 0.348	1-0 P5		1-0 SF9		0-2 G5-3			0-0 B1-3		3	0	0	1	0	0	0		
Greg Maddux, R OBP: 0.165, SLG: 0.143	0-0 FC6-4 1B		3-3 K		0-3 K		0-3 K			4	0	1	0	0	3	1		
Inning Stats	R: 6 E: 0 K: 1 S: 25	H: 7 LOB: 1 BB: 0 P: 32	R: 0 E: 0 K: 2 S: 7	H: 0 LOB: 0 BB: 0 P: 13	R: 1 E: 0 K: 1 S: 11	H: 2 LOB: 1 BB: 0 P: 18	R: 1 E: 0 K: 1 S: 9	H: 1 LOB: 1 BB: 1 P: 14	R: 0 E: 0 K: 1 S: 10	H: 2 LOB: 2 BB: 0 P: 13	R: 0 E: 0 K: 1 S: 7	H: 0 LOB: 0 BB: 0 P: 12	R: 0 E: 0 K: 2 S: 7	H: 0 LOB: 0 BB: 0 P: 7	1B: 8 2B: 1 3B: 1 HR: 2	SF: 1 SAC: 0 DP: 0 HBP: 0	WP: 0 PB: 0 SB: 0 CS: 0	PA: 37
PITCHER John Smiley, L ERA: 4.55 Vicente Palacios, R ERA: Mike York, R ERA: 2.45 Jerry Reuss, L ERA: Doug Bair, R ERA: 4.43	IP: 0.1 WLS: L BF: 6 H: 6 R: 6 ER: 6 SO: 1 BB: 0 IBB: 0 HBP: 0 BLK: 0 WP: 0 HR: 2 S: 17 P: 21 ERA: 162.000 WHIP: 18.000															PITCHER Stan Belinda, R ERA: 3.74	IP: 7.1 WLS: W BF: 6 H: 0 R: 0 ER: 0 SO: 3 BB: 0 IBB: 0 HBP: 0 BLK: 0 WP: 0 HR: 0 S: 14 P: 19 ERA: 0.00 WHIP: 0.000	


Pittsburgh Pirates @ Chicago Cubs
Wrigley Field, Chicago, IL
Tue Sep 18 1990, 7:05 PM CDT
Att: 23,168 - Unknown

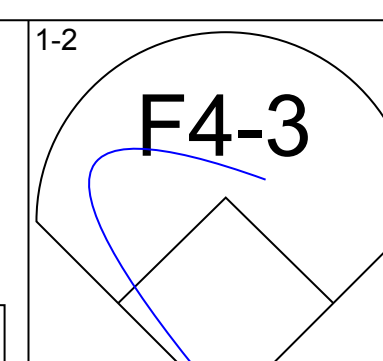
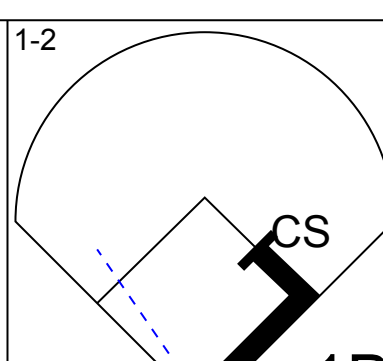
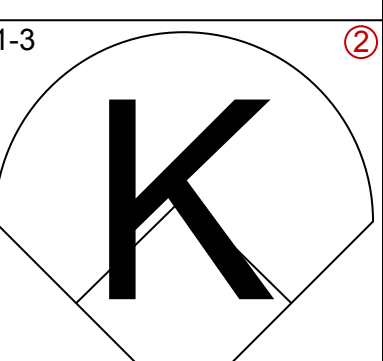
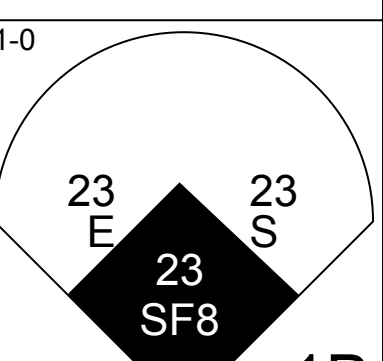
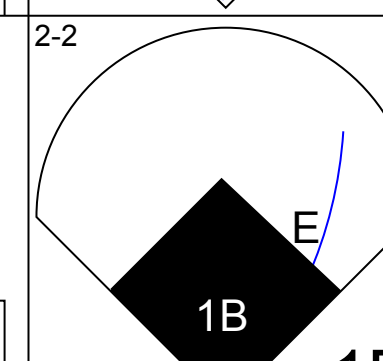
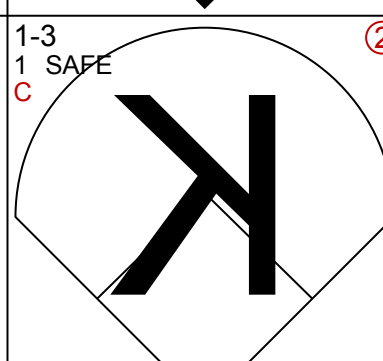
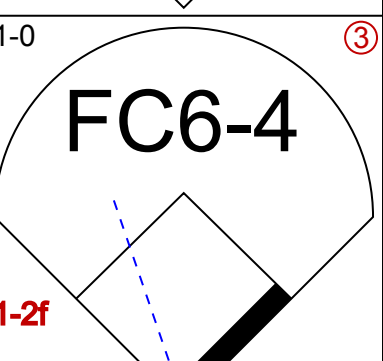
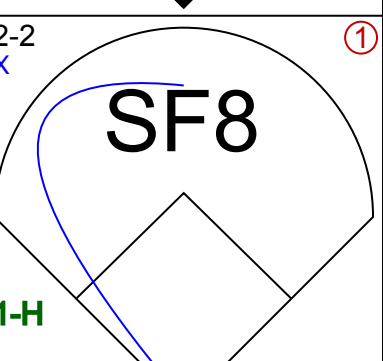
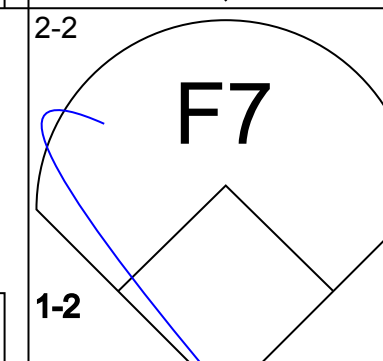
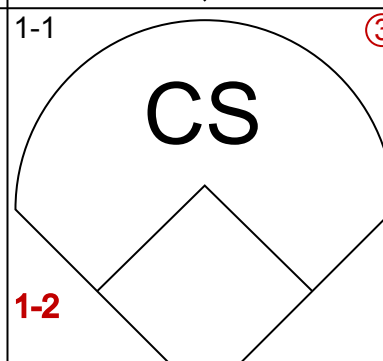

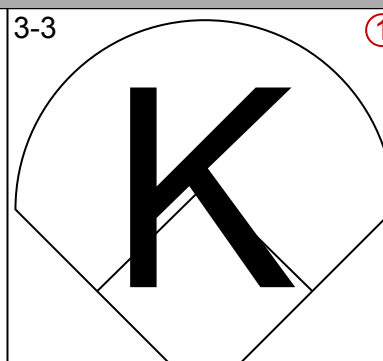
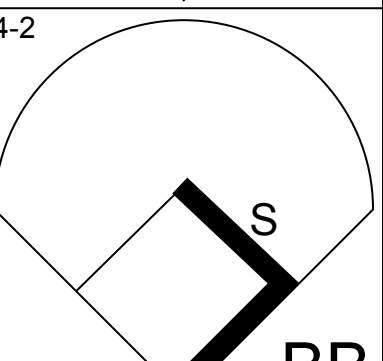
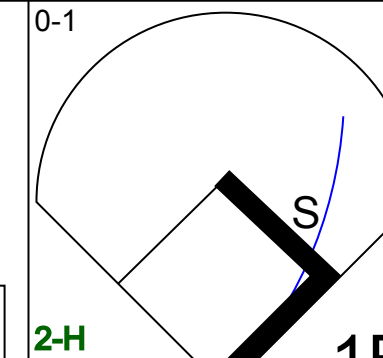

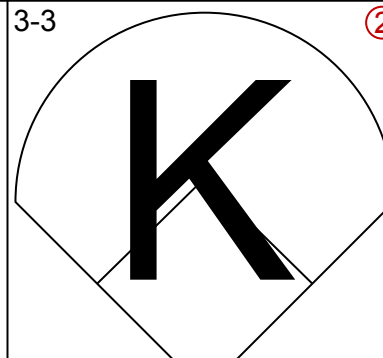
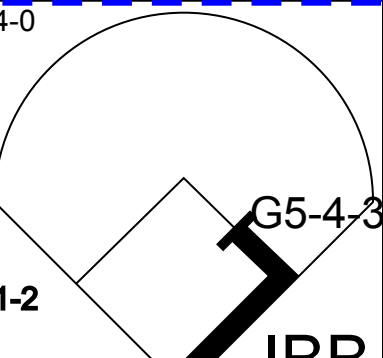
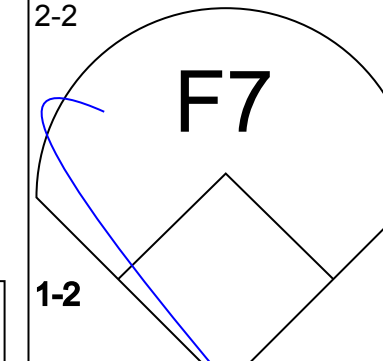
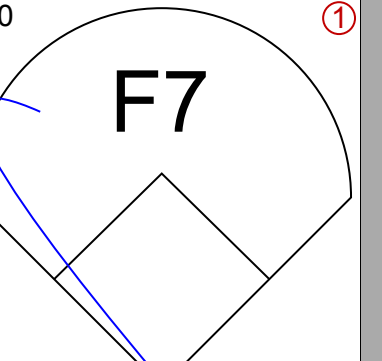
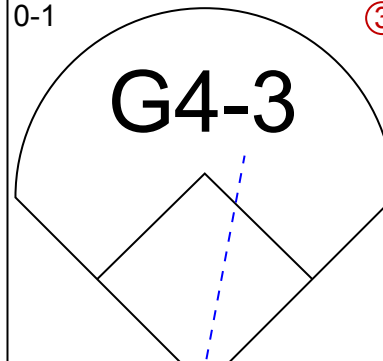
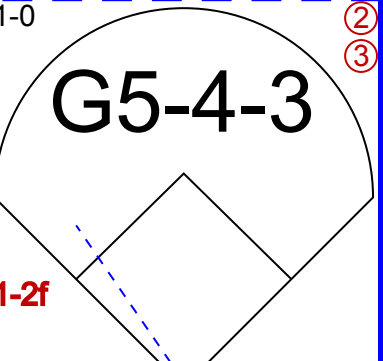
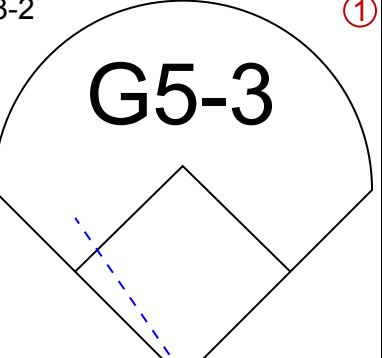

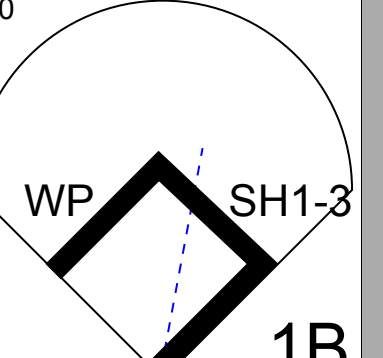
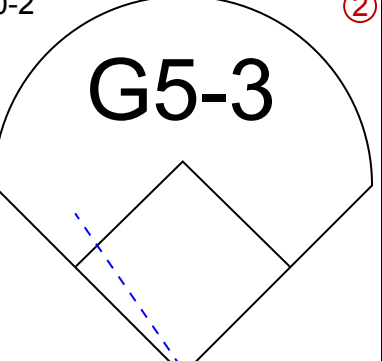

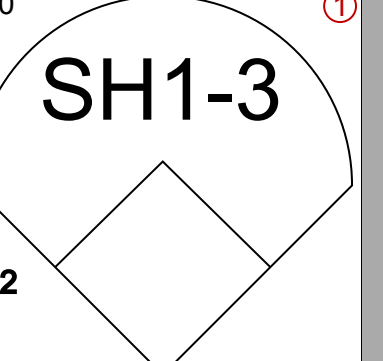
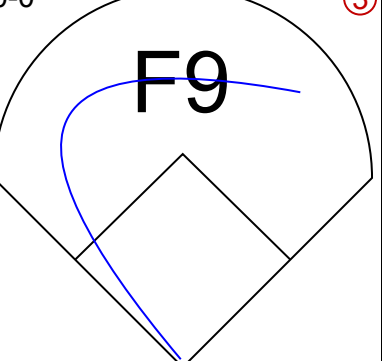
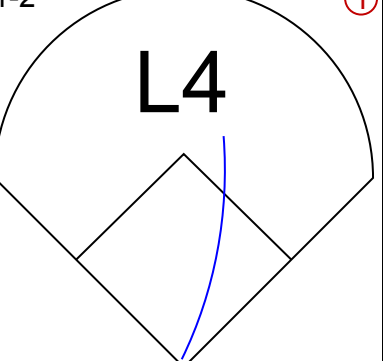
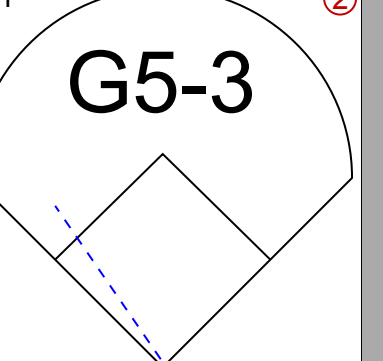
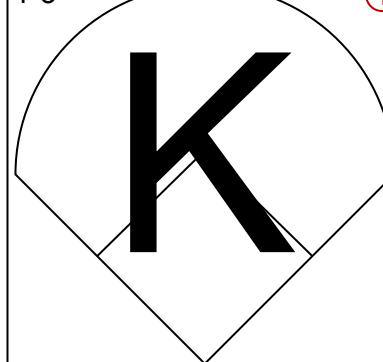
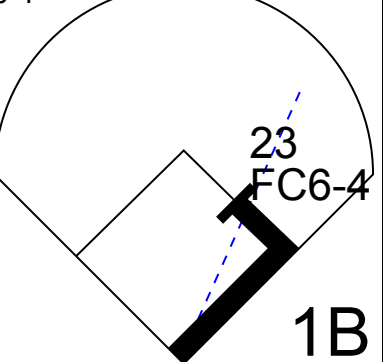
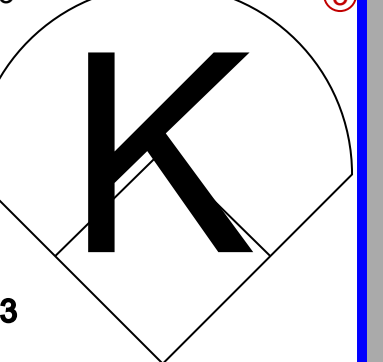
AB 35
R 8
H 12
RBI 8
BB 1
SO 9
LOB 8



Batter	1	2	3	4	5	6	7	8	9	AB	R	H	RBI	BB	SO	LOB	TOP				
Keith Miller, R OBP: 0.342, SLG: 0.323 (1, 8)										4	0	0	0	0	2	0	New York Mets @ Chicago Cubs Wrigley Field, Chicago, IL Fri Sep 21 1990, 3:33 AM CDT Att: 19,291 - Cloudy - 65 F				
Tom Herr, S OBP: 0.325, SLG: 0.352 (1, 4)										4	0	0	0	0	0	0					
Gregg Jefferies, S OBP: 0.335, SLG: 0.435 (1, 5)										4	0	0	0	0	0	0					
Darryl Strawberry, L OBP: 0.364, SLG: 0.518 (1, 9)										4	1	1	0	0	1	0					
Kevin McReynolds, R OBP: 0.343, SLG: 0.432 (1, 7)										3	1	1	0	0	0	0					
Tim Lincecum, R OBP: 0.299, SLG: 0.462 (1, 3)										3	0	0	0	0	0	2					
Howard Johnson, S OBP: 0.315, SLG: 0.437 (1, 6)										3	1	2	2	0	1	0					
Charlie O'Brien, R OBP: 0.255, SLG: 0.253 (1, 2)										2	0	0	1	0	0	0					
David Cone, L OBP: 0.224, SLG: 0.190 Jeff Innis, R (8, 1)										3	0	0	0	0	1	1					
Dan Schatzeder, L OBP: 0.250, SLG: 0.250 (8, 1)										0	0	0	0	0	0	0					
Inning Stats	R: 0 E: 0 K: 1 S: 9	H: 0 LOB: 0 BB: 0 P: 14	R: 2 E: 0 K: 1 S: 12	H: 3 LOB: 1 BB: 0 P: 22	R: 0 E: 0 K: 0 S: 7	H: 0 LOB: 0 BB: 0 P: 9	R: 0 E: 0 K: 0 S: 4	H: 0 LOB: 0 BB: 0 P: 5	R: 0 E: 0 K: 1 S: 6	H: 0 LOB: 0 BB: 0 P: 8	R: 0 E: 0 K: 0 S: 7	H: 0 LOB: 0 BB: 0 P: 11	R: 1 E: 0 K: 1 S: 9	H: 1 LOB: 0 BB: 0 P: 10	R: 0 E: 0 K: 1 S: 6	H: 0 LOB: 0 BB: 0 P: 7	1B: 2 2B: 1 3B: 0 HR: 1	SF: 1 SAC: 0 DP: 0 HBP: 0	WP: 0 PB: 0 SB: 0 CS: 0	PA: 31	
PITCHER	IP WLS BF H R ER SO BB IBB HBP BLK WP HR S P ERA WHIP	IP WLS BF H R ER SO BB IBB HBP BLK WP HR S P ERA WHIP	IP WLS BF H R ER SO BB IBB HBP BLK WP HR S P ERA WHIP	IP WLS BF H R ER SO BB IBB HBP BLK WP HR S P ERA WHIP	IP WLS BF H R ER SO BB IBB HBP BLK WP HR S P ERA WHIP	IP WLS BF H R ER SO BB IBB HBP BLK WP HR S P ERA WHIP	IP WLS BF H R ER SO BB IBB HBP BLK WP HR S P ERA WHIP	IP WLS BF H R ER SO BB IBB HBP BLK WP HR S P ERA WHIP	IP WLS BF H R ER SO BB IBB HBP BLK WP HR S P ERA WHIP	IP WLS BF H R ER SO BB IBB HBP BLK WP HR S P ERA WHIP	IP WLS BF H R ER SO BB IBB HBP BLK WP HR S P ERA WHIP	IP WLS BF H R ER SO BB IBB HBP BLK WP HR S P ERA WHIP	IP WLS BF H R ER SO BB IBB HBP BLK WP HR S P ERA WHIP	IP WLS BF H R ER SO BB IBB HBP BLK WP HR S P ERA WHIP	IP WLS BF H R ER SO BB IBB HBP BLK WP HR S P ERA WHIP	IP WLS BF H R ER SO BB IBB HBP BLK WP HR S P ERA WHIP	IP WLS BF H R ER SO BB IBB HBP BLK WP HR S P ERA WHIP	IP WLS BF H R ER SO BB IBB HBP BLK WP HR S P ERA WHIP	IP WLS BF H R ER SO BB IBB HBP BLK WP HR S P ERA WHIP	IP WLS BF H R ER SO BB IBB HBP BLK WP HR S P ERA WHIP	IP WLS BF H R ER SO BB IBB HBP BLK WP HR S P ERA WHIP

AB	30
R	3
H	4
RBI	3
BB	0
SO	5
LOB	3



Batter	1	2	3	4	5	6	7	8	9	AB	R	H	RBI	BB	SO	LOB	BOTTOM				
Jerome Walton, R OBP: 0.357, SLG: 0.337 (1, 8)										4	1	2	0	0	1	1	New York Mets @ Chicago Cubs Wrigley Field, Chicago, IL Fri Sep 21 1990, 3:33 AM CDT Att: 19,291 - Cloudy - 65 F				
23 Ryne Sandberg, R OBP: 0.354, SLG: 0.558 (1, 4)										3	1	1	1	0	1	2					
Mark Grace, L OBP: 0.378, SLG: 0.424 (1, 3)										3	1	1	1	1	1	1					
Andre Dawson, R OBP: 0.362, SLG: 0.539 (1, 9)										3	1	2	2	1	1	0					
Derrick May, L OBP: 0.303, SLG: 0.419 Doug Dascenzo, S OBP: 0.307, SLG: 0.348 Dwight Smith, L OBP: 0.373, SLG: 0.373 Hector Villanueva, R OBP: 0.310, SLG: 0.523 Marvell Wynne, L OBP: 0.254, SLG: 0.333 (1, 7)										3	0	0	0	0	0	1					
Luis Salazar, R OBP: 0.302, SLG: 0.406 (1, 5)										3	0	1	0	0	1	0					
Shawon Dunston, R OBP: 0.293, SLG: 0.439 (1, 6)										2	0	0	0	0	1	0					
Joe Girardi, R OBP: 0.306, SLG: 0.350 (1, 2)										3	0	0	0	0	0	1					
Steve Wilson, L OBP: 0.250, SLG: 0.212 Gary Varsho, L OBP: 0.279, SLG: 0.333 Paul Assenmacher, L (8, 1)										2	0	1	0	0	1	0					
Inning Stats	R: 1 E: 1 K: 0 S: 17	H: 2 LOB: 1 BB: 0 P: 24	R: 0 E: 0 K: 0 S: 7	H: 0 LOB: 0 BB: 0 P: 10	R: 0 E: 0 K: 2 S: 11	H: 1 LOB: 0 BB: 0 P: 15	R: 2 E: 0 K: 2 S: 14	H: 2 LOB: 0 BB: 0 P: 18	R: 0 E: 0 K: 1 S: 9	H: 1 LOB: 1 BB: 0 P: 12	R: 0 E: 0 K: 2 S: 8	H: 0 LOB: 0 BB: 0 P: 14	R: 0 E: 0 K: 1 S: 7	H: 1 LOB: 1 BB: 2 P: 10	R: 1 E: 0 K: 0 S: 8	H: 1 LOB: 1 BB: 2 P: 20		1B: 6 2B: 0 3B: 0 HR: 2	SF: 1 SAC: 1 DP: 1 HBP: 0	WP: 1 PB: 0 SB: 3 CS: 1	PA: 33
PITCHER	IP WLS BF H R ER SO BB IBB HBP BLK WP HR S P ERA WHIP	IP WLS BF H R ER SO BB IBB HBP BLK WP HR S P ERA WHIP	IP WLS BF H R ER SO BB IBB HBP BLK WP HR S P ERA WHIP	IP WLS BF H R ER SO BB IBB HBP BLK WP HR S P ERA WHIP	IP WLS BF H R ER SO BB IBB HBP BLK WP HR S P ERA WHIP	IP WLS BF H R ER SO BB IBB HBP BLK WP HR S P ERA WHIP	IP WLS BF H R ER SO BB IBB HBP BLK WP HR S P ERA WHIP	IP WLS BF H R ER SO BB IBB HBP BLK WP HR S P ERA WHIP	IP WLS BF H R ER SO BB IBB HBP BLK WP HR S P ERA WHIP	IP WLS BF H R ER SO BB IBB HBP BLK WP HR S P ERA WHIP	IP WLS BF H R ER SO BB IBB HBP BLK WP HR S P ERA WHIP	IP WLS BF H R ER SO BB IBB HBP BLK WP HR S P ERA WHIP	IP WLS BF H R ER SO BB IBB HBP BLK WP HR S P ERA WHIP	IP WLS BF H R ER SO BB IBB HBP BLK WP HR S P ERA WHIP	IP WLS BF H R ER SO BB IBB HBP BLK WP HR S P ERA WHIP	IP WLS BF H R ER SO BB IBB HBP BLK WP HR S P ERA WHIP	IP WLS BF H R ER SO BB IBB HBP BLK WP HR S P ERA WHIP	IP WLS BF H R ER SO BB IBB HBP BLK WP HR S P ERA WHIP	IP WLS BF H R ER SO BB IBB HBP BLK WP HR S P ERA WHIP	IP WLS BF H R ER SO BB IBB HBP BLK WP HR S P ERA WHIP	IP WLS BF H R ER SO BB IBB HBP BLK WP HR S P ERA WHIP


AB	28
R	4
H	8
RBI	4
BB	2
SO	8
LOB	9




Batter	1	2	3	4	5	6	7	8	9	AB	R	H	RBI	BB	SO	LOB	TOP								
Howard Johnson, S OBP: 0.315, SLG: 0.436 (1, 6)			G3-1			P6		SF7		4	2	1	0	1	1	0	New York Mets @ Chicago Cubs Wrigley Field, Chicago, IL Sat Sep 22 1990, 3:33 AM CDT Att: 31,066 - Sunny - 60 F								
Tom Herr, S OBP: 0.325, SLG: 0.350 (1, 4)	G1-6-3 BB		P8		G3		G4-3	BB		3	0	0	0	2	0	2									
Dave Magadan, L OBP: 0.313, SLG: 0.443 (1, 3)	G1-6-3		G3-1		HR		FC1-6 BB	SF7		3	1	1	3	1	0	1									
Daryl Strawberry, L OBP: 0.363, SLG: 0.521 (1, 9)		K		G3	HR		FC1-6 BB	K		5	2	1	2	0	2	2									
Gregg Jefferies, S OBP: 0.339, SLG: 0.436 (1, 5)		G2-3 HR		F7	1B		BB	2B		3	3	2	0	2	0	0									
Pat Tabler, R OBP: 0.343, SLG: 0.361 Kevin McReynolds, R OBP: 0.344, SLG: 0.435 (1, 7) (7, 7)	G2-3			F7	1B		BB	F8		3	0	1	0	1	0	1									
Daryl Boston, L OBP: 0.327, SLG: 0.434 (1, 8)		HR			1B		BB	2B		1	0	1	1	0	0	0									
Mackey Sasser, L OBP: 0.345, SLG: 0.429 Wally Whitehurst, R OBP: 0.250, SLG: 0.250 (1, 2) (7, 1)					1B			G6-3		4	1	2	0	0	1	3									
Ron Darling, R OBP: 0.212, SLG: 0.133 Charlie O'Brien, R OBP: 0.252, SLG: 0.250 (1, 1) (7, 2)					1B			F7		1	0	0	0	0	0	1									
Inning Stats	R: 0 E: 0 K: 1 S: 6	H: 0 LOB: 0 BB: 1 P: 12	R: 2 E: 0 K: 1 S: 12	H: 2 LOB: 1 BB: 1 P: 20	R: 0 E: 0 K: 0 S: 6	H: 0 LOB: 0 BB: 0 P: 9	R: 0 E: 0 K: 0 S: 11	H: 0 LOB: 0 BB: 0 P: 12	R: 6 E: 0 K: 0 S: 17	H: 7 LOB: 2 BB: 1 P: 34	R: 0 E: 0 K: 1 S: 10	H: 0 LOB: 0 BB: 0 P: 16	R: 1 E: 0 K: 1 S: 9	H: 0 LOB: 3 BB: 4 P: 27	R: 1 E: 0 K: 1 S: 13	H: 1 LOB: 1 BB: 1 P: 22		R: 1 E: 0 K: 0 S: 12	H: 2 LOB: 1 BB: 0 P: 20	1B: 9 2B: 1 3B: 0 HR: 2	SF: 1 SAC: 1 DP: 1 HBP: 0	WP: 0 PB: 1 SB: 2 CS: 0	PA: 45		
PITCHER	IP	WLS	BF	H	R	ER	SO	BB	IBB	HBP	BLK	WP	HR	S	P	ERA	WHIP								
Jose Antonio Nunez, R ERA: 7.16 (1, 1)	4.2	L	23	7	8	8	2	2	1	0	0	0	2	48	79	15.43	1.929								
Dave Pavlas, R ERA: 2.08 (5, 1)	0.1		2	2	0	0	0	0	0	0	0	0	0	4	8	0.00	6.000								
Kevin Coffman, R ERA: 11.7 (6, 1)	1.2		8	0	1	1	1	3	0	0	0	0	0	14	34	5.40	1.800								
Mitch Williams, L ERA: 4.06 (7, 1)	1.1		7	1	1	1	2	2	0	0	0	0	0	18	31	6.75	2.250								
Bill Long, R ERA: 4.18 (9, 1)	1.0		5	2	1	1	0	0	0	0	0	0	0	12	20	9.00	2.000								

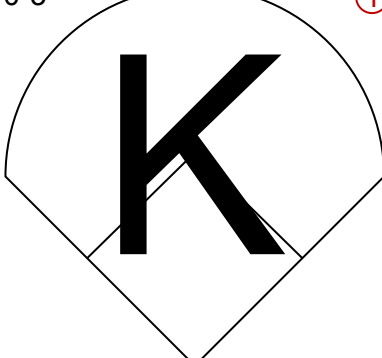
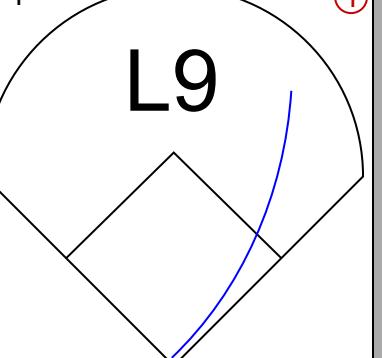
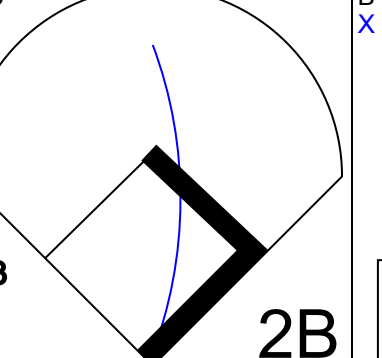
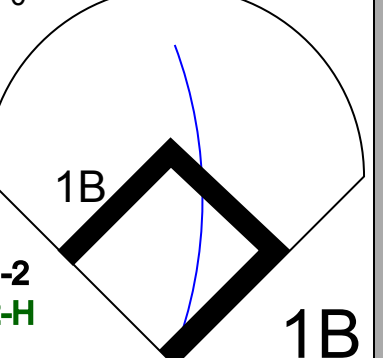
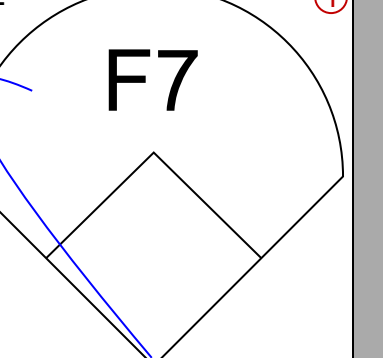
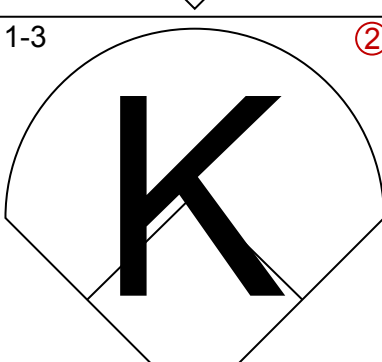
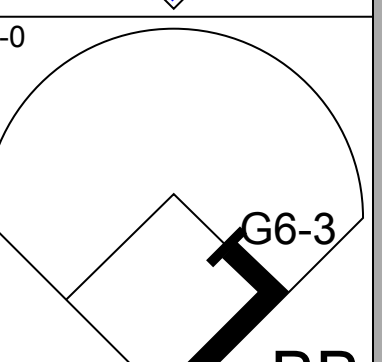
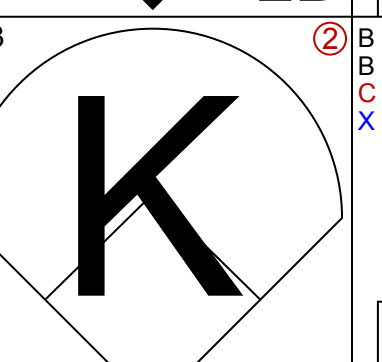
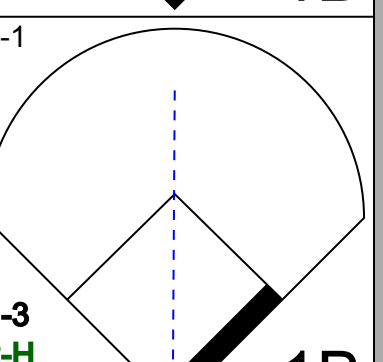
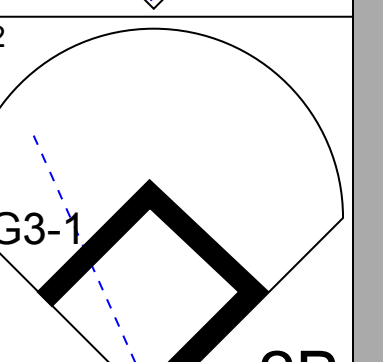
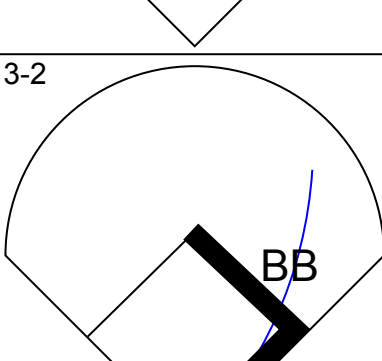
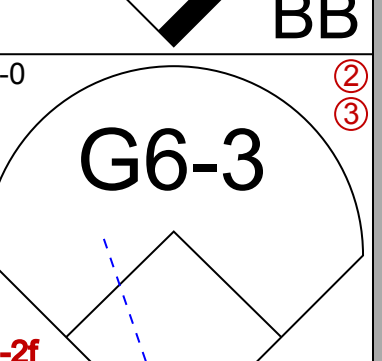
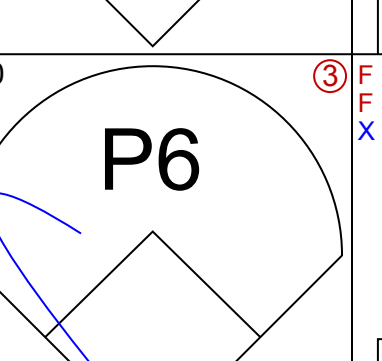
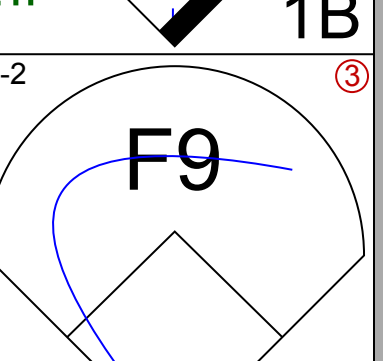
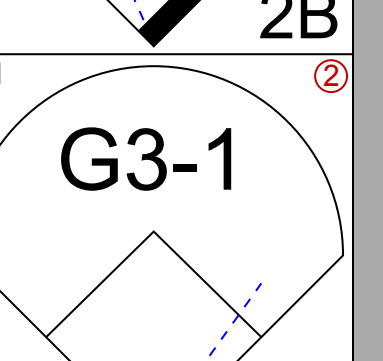
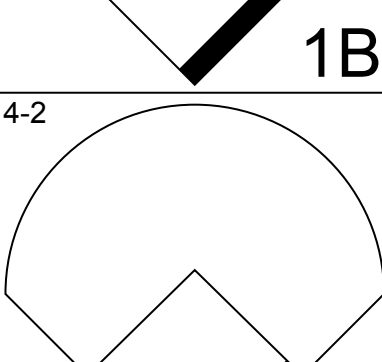
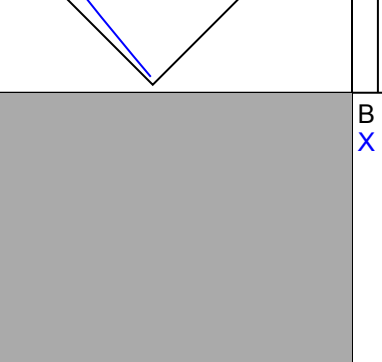
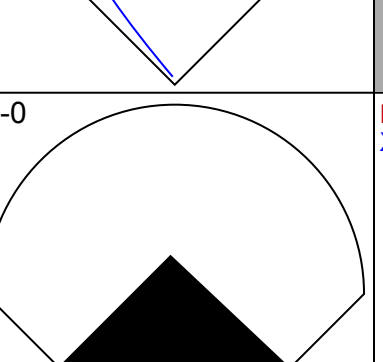
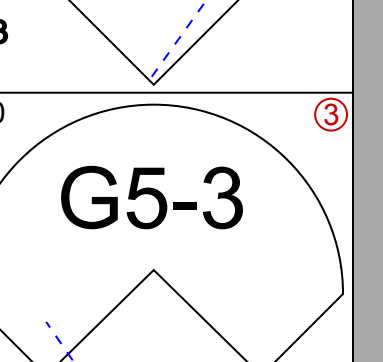
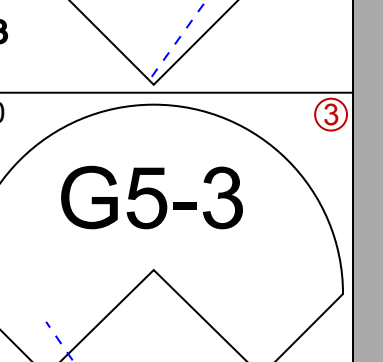



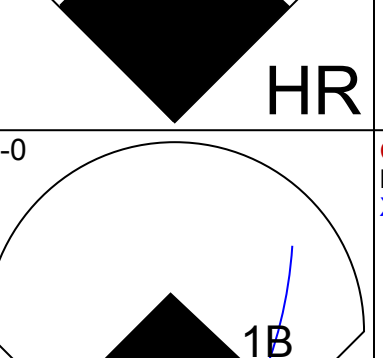
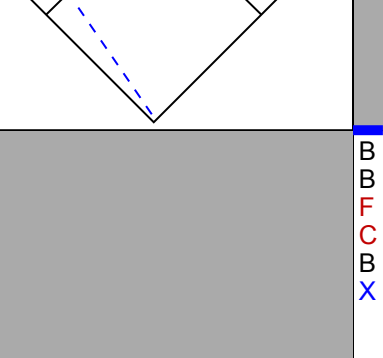
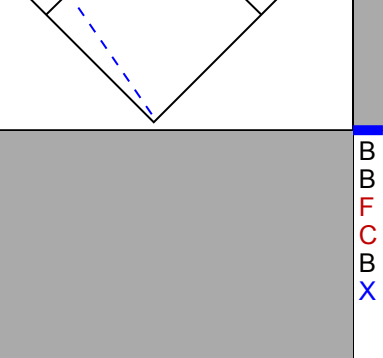
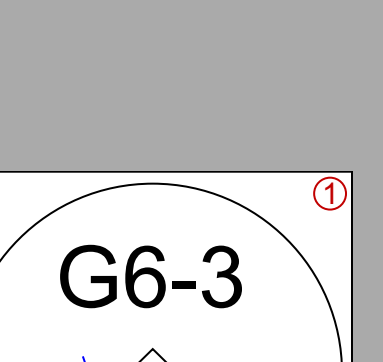
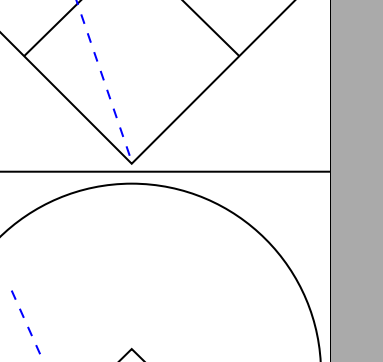
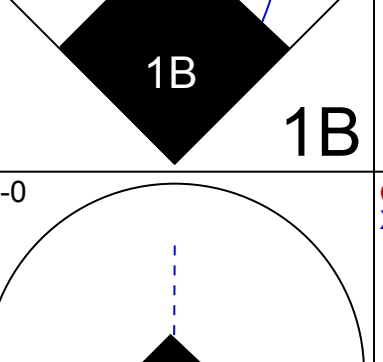


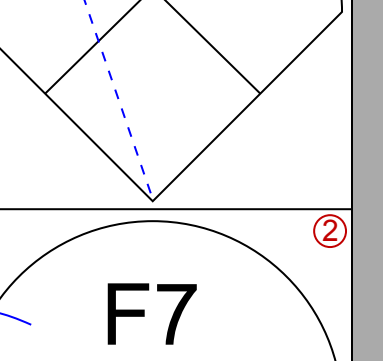
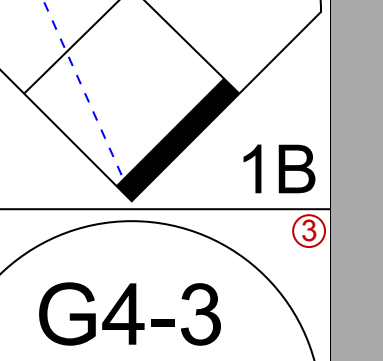
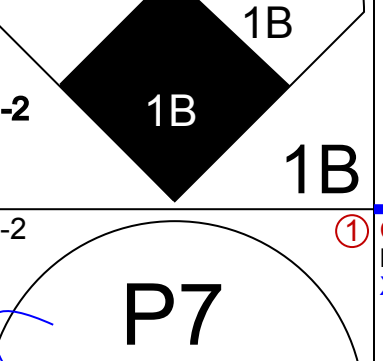


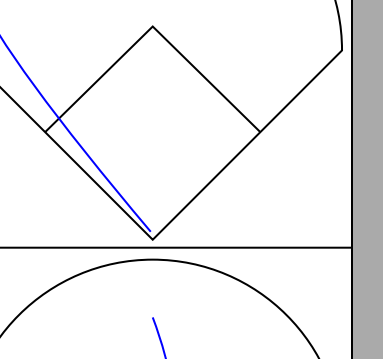
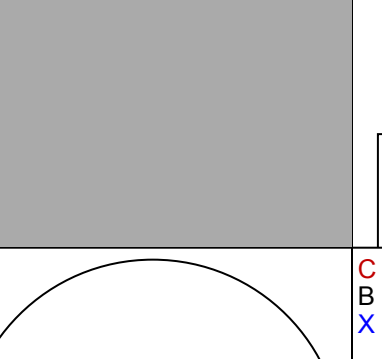
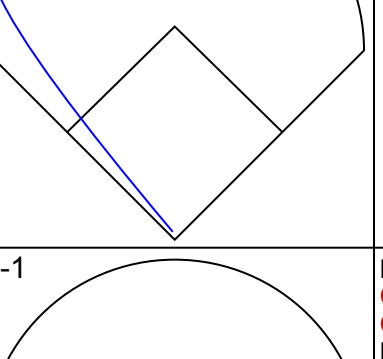


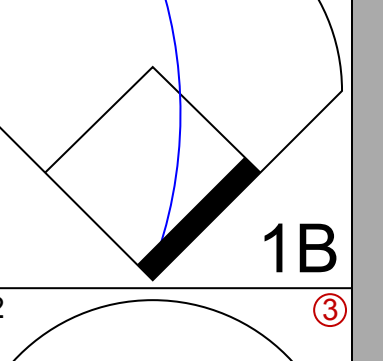
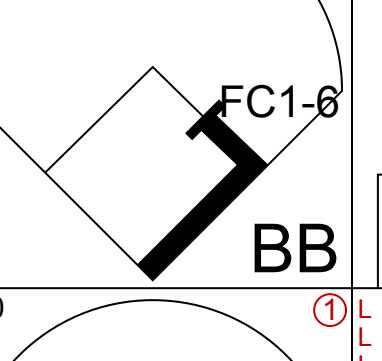
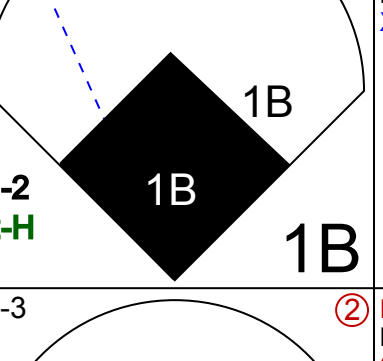

Batter	1	2	3	4	5	6	7	8	9	AB	R	H	RBI	BB	SO	LOB	BOTTOM								
Jerome Walton, R OBP: 0.360, SLG: 0.340 (1, 8)	G3-1 1B		F9				K			5	1	3	0	0	1	2	New York Mets @ Chicago Cubs Wrigley Field, Chicago, IL Sat Sep 22 1990, 3:33 AM CDT Att: 31,066 - Sunny - 60 F								
23 Ryne Sandberg, R OBP: 0.353, SLG: 0.555 (1, 4)	G6-3		K		P9		1B			5	0	1	1	0	1	4									
Mark Grace, L OBP: 0.377, SLG: 0.421 (1, 3)	G3-1		1B			G6-3	F8			4	0	0	1	1	0	4									
Andre Dawson, R OBP: 0.365, SLG: 0.546 (1, 9)	S 1B		1B			HR				3	2	2	1	1	0	0									
Derrick May, L OBP: 0.297, SLG: 0.400 (1, 7)	S 1B				F8		G3-1			4	0	1	1	0	0	0									
Luis Salazar, R OBP: 0.300, SLG: 0.403 Mitch Williams, L (1, 5) (7, 1)	G6-3				F8		F9			3	0	0	0	0	0	1									
Dwight Smith, L OBP: 0.273, SLG: 0.371 Bill Long, R (8, PH) (9, 1)								K		0	0	0	0	0	1	0									
Shawon Dunston, R OBP: 0.294, SLG: 0.442 (1, 6)		G6-3			B2-3		1B			4	2	2	0	0	0	0									
Damon Berryhill, S OBP: 0.244, SLG: 0.378 (1, 2)			F7		G3		K			4	0	0	0	0	2	2									
Jose Antonio Nunez, R (1, 1) Dave Pavlas, R (5, 1) Gary Varsho, L OBP: 0.273, SLG: 0.328 (5, PH) Kevin Coffman, R (6, 1) Domingo Ramos, R OBP: 0.338, SLG: 0.314 (7, 5)		G3-1			G3-1		1B			1	0	0	0	0	0	0									
Inning Stats	R: 2 E: 1 K: 0 S: 15	H: 2 LOB: 1 BB: 1 P: 25	R: 0 E: 0 K: 0 S: 3	H: 0 LOB: 0 BB: 0 P: 6	R: 0 E: 0 K: 1 S: 8	H: 1 LOB: 2 BB: 1 P: 13	R: 0 E: 0 K: 0 S: 7	H: 0 LOB: 0 BB: 0 P: 13	R: 0 E: 0 K: 0 S: 7	H: 1 LOB: 1 BB: 0 P: 12	R: 1 E: 0 K: 2 S: 15	H: 1 LOB: 2 BB: 0 P: 20	R: 1 E: 0 K: 1 S: 9	H: 3 LOB: 0 BB: 0 P: 17	R: 1 E: 0 K: 1 S: 15	H: 3 LOB: 2 BB: 0 P: 22	1B: 9 2B: 1 3B: 0 HR: 1	SF: 0 SAC: 0 DP: 0 HBP: 0	WP: 0 PB: 0 SB: 2 CS: 0	PA: 39					
PITCHER	IP	WLS	BF	H	R	ER	SO	BB	IBB	HBP	BLK	WP	HR	S	P	ERA	WHIP								
Ron Darling, R ERA: 4.88 (1, 1)	6.1	W	27	7	4	4	2	2	0	0	0	0	0	31	50	5.68	1.421								
Wally Whitehurst, R ERA: 3.39 (7, 1)	2.2		12	4	1	1	3	0	0	0	0	0	0	31	50	3.38	1.500								

AB 35
R 11
H 12
RBI 10
BB 8
SO 5
LOB 13



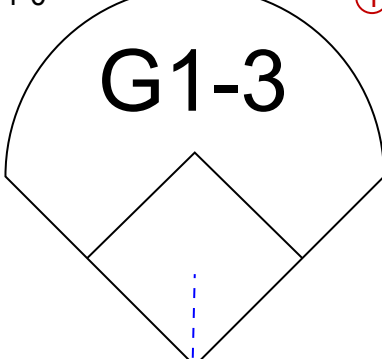
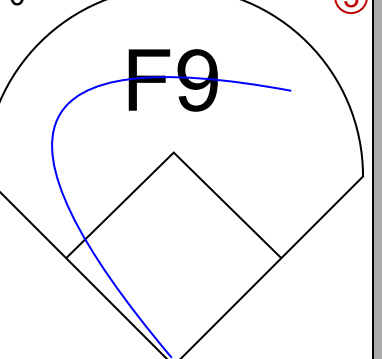
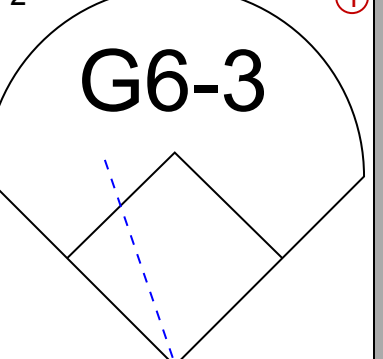
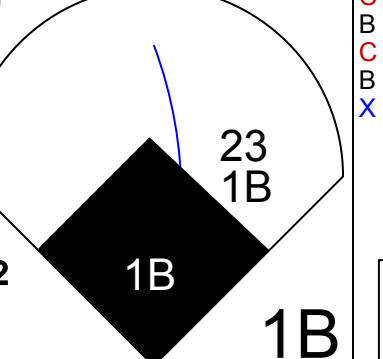
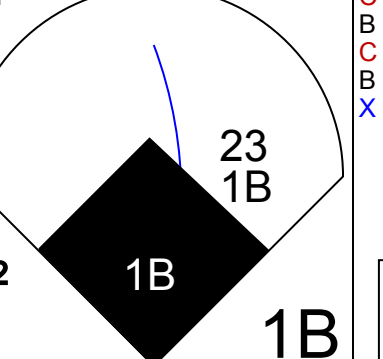
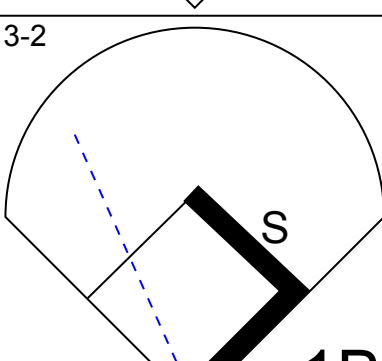
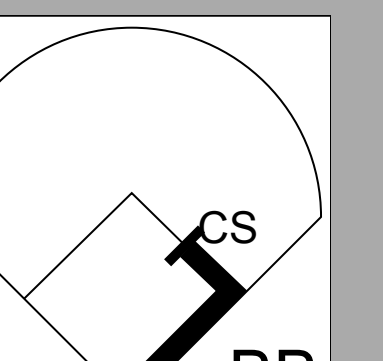

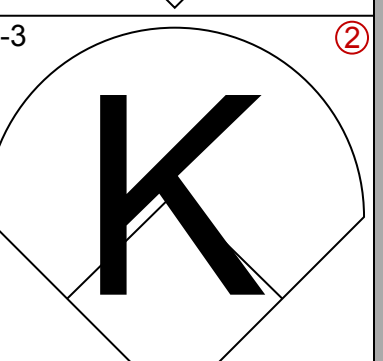
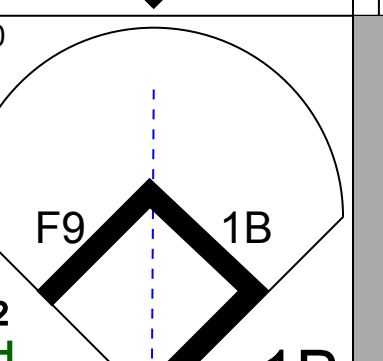
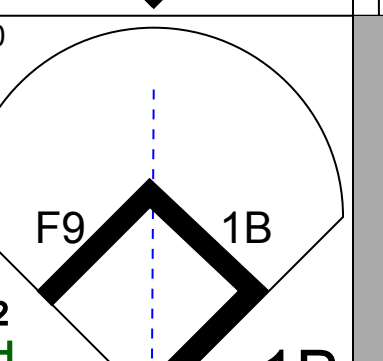
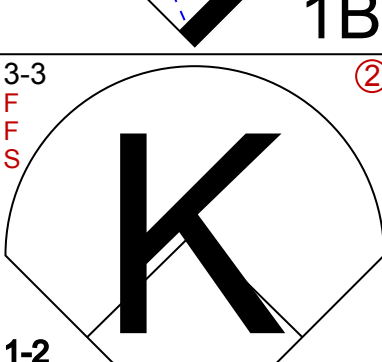
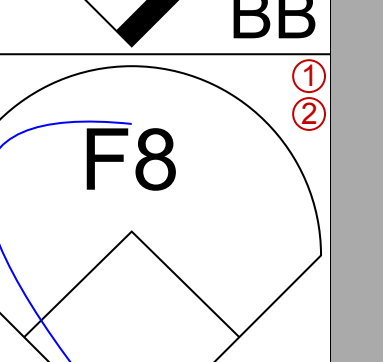

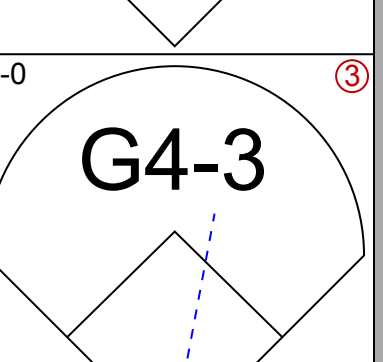
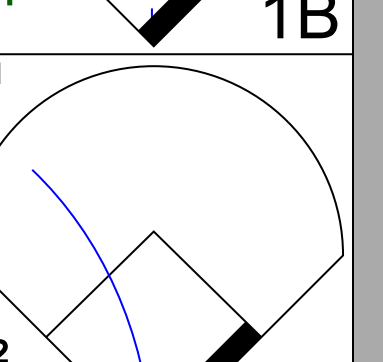
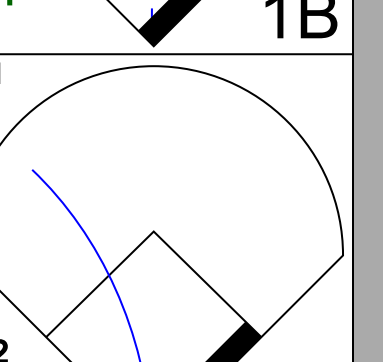
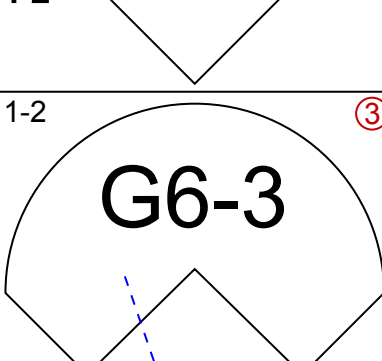
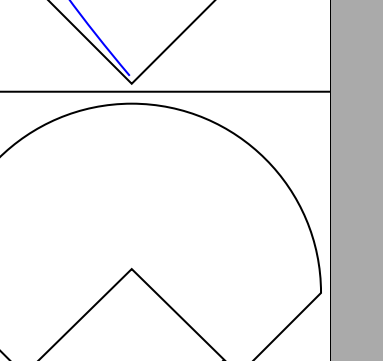

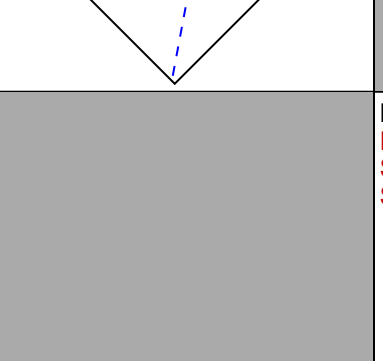
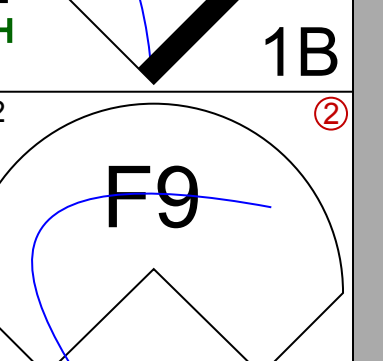
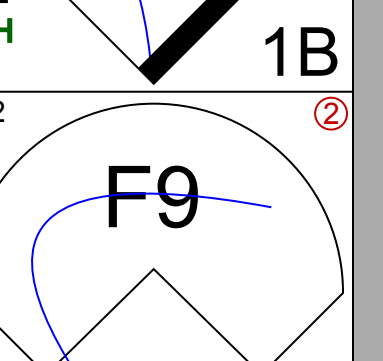
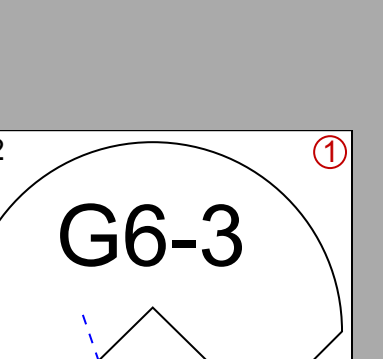
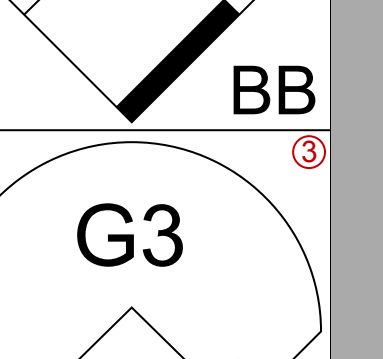

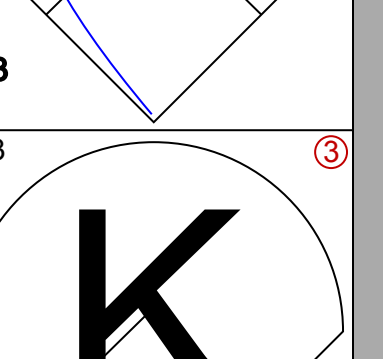
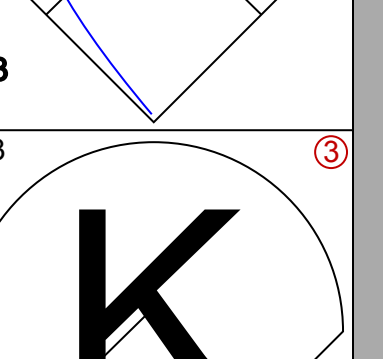
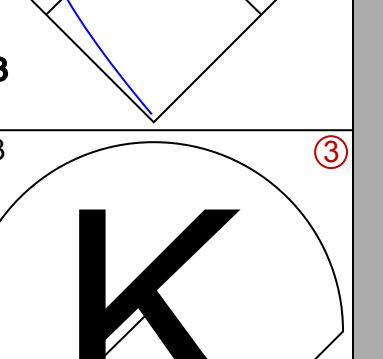
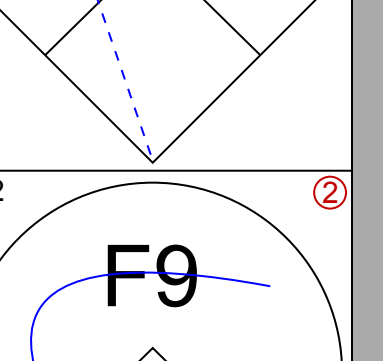
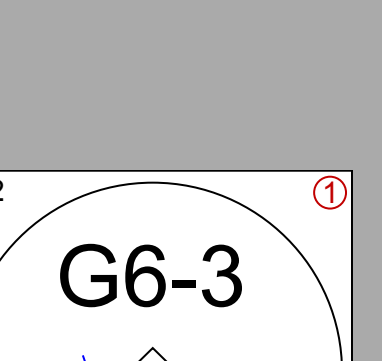

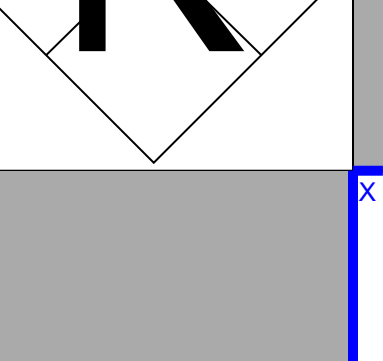
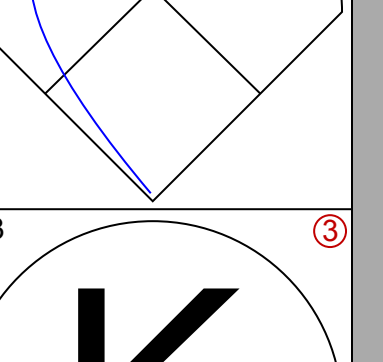
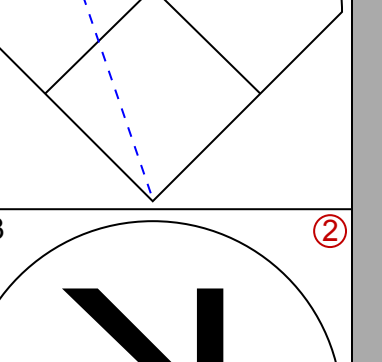



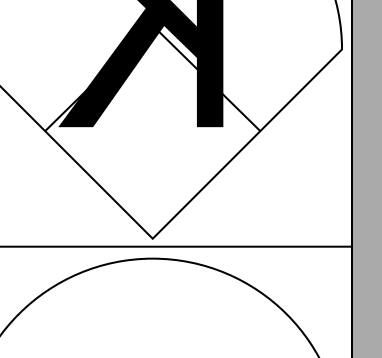
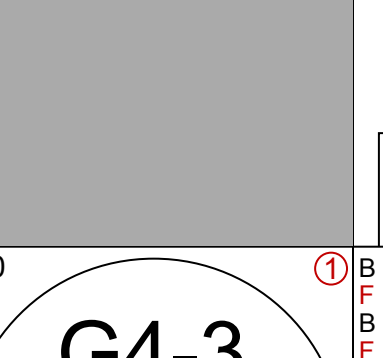
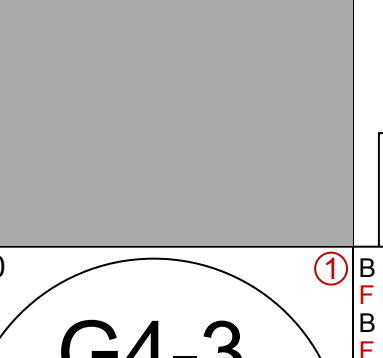
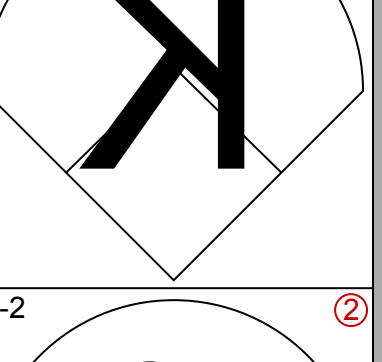
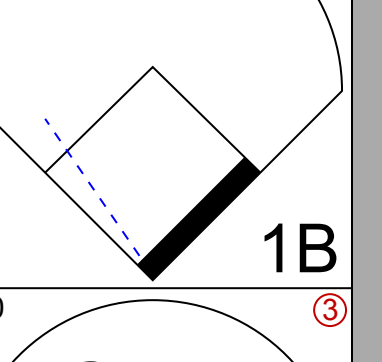
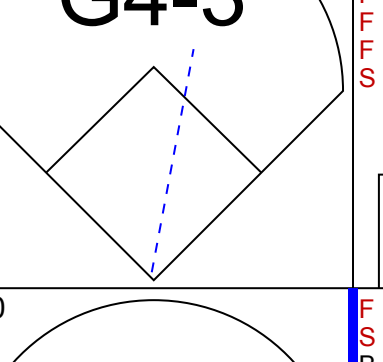
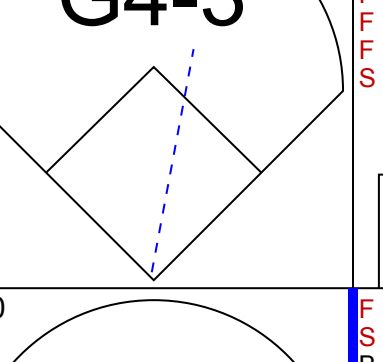
AB 37
R 5
H 11
RBI 5
BB 2
SO 5
LOB 13




Batter	1	2	3	4	5	6	7	8	9	AB	R	H	RBI	BB	SO	LOB	TOP						
Howard Johnson, S OBP: 0.316, SLG: 0.437										5	0	2	1	0	1	0	New York Mets @ Chicago Cubs Wrigley Field, Chicago, IL Sun Sep 23 1990, 3:33 AM CDT Att: 24,385 - Sunny						
Dave Magadan, L OBP: 0.314, SLG: 0.446										4	0	2	1	1	2	2							
Gregg Jefferies, S OBP: 0.338, SLG: 0.434										5	0	1	0	0	0	6							
Darryl Strawberry, L OBP: 0.363, SLG: 0.526 Darren Reed, R OBP: 0.095, SLG: 0.143										3	1	1	1	1	1	0							
Kevin McReynolds, R OBP: 0.346, SLG: 0.439										5	2	3	0	0	1	2							
Tim Lincecum, R OBP: 0.309, SLG: 0.473										5	2	3	1	0	1	1							
Daryl Boston, L OBP: 0.325, SLG: 0.440										5	1	1	2	0	0	4							
Charlie O'Brien, R OBP: 0.260, SLG: 0.255										4	1	2	1	1	0	1							
Dwight Gooden, R OBP: 0.224, SLG: 0.254 Alejandro Pena, R OBP: 0.333, SLG: 0.200										4	0	0	0	0	2	4							
Inning Stats	R: 0 E: 0 K: 3 S: 17	H: 1 LOB: 2 BB: 1 P: 26	R: 0 E: 0 K: 0 S: 10	H: 1 LOB: 1 BB: 0 P: 18	R: 0 E: 0 K: 0 S: 3	H: 0 LOB: 0 BB: 1 P: 7	R: 0 E: 0 K: 1 S: 8	H: 1 LOB: 2 BB: 1 P: 13	R: 0 E: 0 K: 1 S: 8	H: 1 LOB: 2 BB: 1 P: 18	R: 4 E: 0 K: 1 S: 17	H: 6 LOB: 0 BB: 0 P: 23	R: 3 E: 0 K: 1 S: 14	H: 3 LOB: 0 BB: 0 P: 19	R: 0 E: 0 K: 0 S: 11	H: 1 LOB: 1 BB: 0 P: 15	R: 0 E: 0 K: 1 S: 11	H: 1 LOB: 1 BB: 0 P: 15	1B: 9 2B: 4 3B: 0 HR: 2	SF: 0 SAC: 0 DP: 1 HBP: 0	WP: 0 PB: 0 SB: 0 CS: 0	PA: 44	
PITCHER	IP WLS BF H R ER SO BB IBB HBP BLK WP HR S P ERA WHIP	IP WLS BF H R ER SO BB IBB HBP BLK WP HR S P ERA WHIP	IP WLS BF H R ER SO BB IBB HBP BLK WP HR S P ERA WHIP	IP WLS BF H R ER SO BB IBB HBP BLK WP HR S P ERA WHIP	IP WLS BF H R ER SO BB IBB HBP BLK WP HR S P ERA WHIP	IP WLS BF H R ER SO BB IBB HBP BLK WP HR S P ERA WHIP	IP WLS BF H R ER SO BB IBB HBP BLK WP HR S P ERA WHIP	IP WLS BF H R ER SO BB IBB HBP BLK WP HR S P ERA WHIP	IP WLS BF H R ER SO BB IBB HBP BLK WP HR S P ERA WHIP	IP WLS BF H R ER SO BB IBB HBP BLK WP HR S P ERA WHIP	IP WLS BF H R ER SO BB IBB HBP BLK WP HR S P ERA WHIP	IP WLS BF H R ER SO BB IBB HBP BLK WP HR S P ERA WHIP	IP WLS BF H R ER SO BB IBB HBP BLK WP HR S P ERA WHIP	IP WLS BF H R ER SO BB IBB HBP BLK WP HR S P ERA WHIP	IP WLS BF H R ER SO BB IBB HBP BLK WP HR S P ERA WHIP	IP WLS BF H R ER SO BB IBB HBP BLK WP HR S P ERA WHIP	IP WLS BF H R ER SO BB IBB HBP BLK WP HR S P ERA WHIP	IP WLS BF H R ER SO BB IBB HBP BLK WP HR S P ERA WHIP	IP WLS BF H R ER SO BB IBB HBP BLK WP HR S P ERA WHIP	IP WLS BF H R ER SO BB IBB HBP BLK WP HR S P ERA WHIP	IP WLS BF H R ER SO BB IBB HBP BLK WP HR S P ERA WHIP	IP WLS BF H R ER SO BB IBB HBP BLK WP HR S P ERA WHIP	IP WLS BF H R ER SO BB IBB HBP BLK WP HR S P ERA WHIP

AB	41
R	7
H	15
RBI	7
BB	3
SO	8
LOB	21



Batter	1	2	3	4	5	6	7	8	9	AB	R	H	RBI	BB	SO	LOB	BOTTOM						
Jerome Walton, R OBP: 0.358, SLG: 0.339										5	1	1	0	0	0	1	New York Mets @ Chicago Cubs Wrigley Field, Chicago, IL Sun Sep 23 1990, 3:33 AM CDT Att: 24,385 - Sunny						
23 Ryne Sandberg, R OBP: 0.356, SLG: 0.556										3	0	2	1	1	1	0							
Mark Grace, L OBP: 0.376, SLG: 0.420										4	0	1	1	0	1	2							
Andre Dawson, R OBP: 0.364, SLG: 0.542										3	0	0	0	1	1	3							
Derrick May, L OBP: 0.293, SLG: 0.385										4	0	1	0	0	1	3							
Domingo Ramos, R OBP: 0.332, SLG: 0.310 Gary Varsho, L OBP: 0.289, SLG: 0.364										3	0	0	0	0	1	1							
Shawon Dunston, R OBP: 0.292, SLG: 0.438										4	0	0	0	0	3	2							
Joe Girardi, R OBP: 0.306, SLG: 0.349										4	0	1	0	0	2	1							
Greg Maddux, R OBP: 0.160, SLG: 0.139 Dave Pavia, R OBP: 0.306, SLG: 0.412 Mitch Williams, L OBP: 0.328, SLG: 0.374										2	0	0	0	0	0	1							
Inning Stats	R: 0 E: 0 K: 1 S: 15	H: 1 LOB: 0 BB: 0 P: 23	R: 0 E: 0 K: 1 S: 10	H: 0 LOB: 0 BB: 0 P: 15	R: 0 E: 0 K: 1 S: 7	H: 0 LOB: 0 BB: 0 P: 9	R: 0 E: 0 K: 0 S: 9	H: 0 LOB: 2 BB: 2 P: 17	R: 0 E: 0 K: 1 S: 10	H: 1 LOB: 1 BB: 0 P: 15	R: 0 E: 0 K: 1 S: 7	H: 0 LOB: 0 BB: 0 P: 12	R: 0 E: 0 K: 3 S: 13	H: 1 LOB: 1 BB: 0 P: 17	R: 2 E: 0 K: 1 S: 13	H: 4 LOB: 2 BB: 0 P: 18	R: 0 E: 0 K: 1 S: 15	H: 2 LOB: 1 BB: 0 P: 22	1B: 8 2B: 1 3B: 0 HR: 0	SF: 0 SAC: 0 DP: 0 HBP: 0	WP: 0 PB: 0 SB: 1 CS: 1	PA: 37	
PITCHER	IP WLS BF H R ER SO BB IBB HBP BLK WP HR S P ERA WHIP	IP WLS BF H R ER SO BB IBB HBP BLK WP HR S P ERA WHIP	IP WLS BF H R ER SO BB IBB HBP BLK WP HR S P ERA WHIP	IP WLS BF H R ER SO BB IBB HBP BLK WP HR S P ERA WHIP	IP WLS BF H R ER SO BB IBB HBP BLK WP HR S P ERA WHIP	IP WLS BF H R ER SO BB IBB HBP BLK WP HR S P ERA WHIP	IP WLS BF H R ER SO BB IBB HBP BLK WP HR S P ERA WHIP	IP WLS BF H R ER SO BB IBB HBP BLK WP HR S P ERA WHIP	IP WLS BF H R ER SO BB IBB HBP BLK WP HR S P ERA WHIP	IP WLS BF H R ER SO BB IBB HBP BLK WP HR S P ERA WHIP	IP WLS BF H R ER SO BB IBB HBP BLK WP HR S P ERA WHIP	IP WLS BF H R ER SO BB IBB HBP BLK WP HR S P ERA WHIP	IP WLS BF H R ER SO BB IBB HBP BLK WP HR S P ERA WHIP	IP WLS BF H R ER SO BB IBB HBP BLK WP HR S P ERA WHIP	IP WLS BF H R ER SO BB IBB HBP BLK WP HR S P ERA WHIP	IP WLS BF H R ER SO BB IBB HBP BLK WP HR S P ERA WHIP	IP WLS BF H R ER SO BB IBB HBP BLK WP HR S P ERA WHIP	IP WLS BF H R ER SO BB IBB HBP BLK WP HR S P ERA WHIP	IP WLS BF H R ER SO BB IBB HBP BLK WP HR S P ERA WHIP	IP WLS BF H R ER SO BB IBB HBP BLK WP HR S P ERA WHIP	IP WLS BF H R ER SO BB IBB HBP BLK WP HR S P ERA WHIP	IP WLS BF H R ER SO BB IBB HBP BLK WP HR S P ERA WHIP	IP WLS BF H R ER SO BB IBB HBP BLK WP HR S P ERA WHIP

AB	35
R	3
H	9
RBI	3
BB	2
SO	10
LOB	14



Batter	1	2	3	4	5	6	7	8	9	AB	R	H	RBI	BB	SO	LOB	TOP						
Jerome Walton, R OBP: 0.354, SLG: 0.332 (1, 8)										3	1	0	0	1	1	0							
23 Ryne Sandberg, R OBP: 0.356, SLG: 0.559 (1, 4)										4	1	1	0	0	0	0							
Mark Grace, L OBP: 0.378, SLG: 0.422 (1, 3)										4	0	2	1	0	0	0							
Andre Dawson, R OBP: 0.364, SLG: 0.539 (1, 9)										3	0	0	1	1	2	2							
Derrick May, L OBP: 0.267, SLG: 0.349 (1, 7)											4	0	0	0	0	2							
Damon Berryhill, S OBP: 0.250, SLG: 0.359 Bill Long, R (7, 1)										2	0	0	0	1	1	1							
Mitch Williams, L Dave Pavlas, R (7, 1)										0	0	0	0	0	0	0							
Shawon Dunston, R OBP: 0.291, SLG: 0.441 (1, 6)										3	1	1	1	0	1	1							
Curtis Wilkerson, S OBP: 0.232, SLG: 0.244 (1, 5)										3	0	0	0	0	2	0							
Steve Wilson, L Joe Girardi, R OBP: 0.305, SLG: 0.348 (1, 1)										2	0	0	0	0	0	0							
										1	0	0	0	0	0	0							
Inning Stats	R: 2 E: 0 K: 0 S: 7	H: 2 LOB: 1 BB: 1 P: 15	R: 1 E: 0 K: 1 S: 7	H: 1 LOB: 0 BB: 0 P: 8	R: 0 E: 0 K: 1 S: 7	H: 1 LOB: 1 BB: 0 P: 9	R: 0 E: 0 K: 0 S: 6	H: 0 LOB: 0 BB: 1 P: 12	R: 0 E: 0 K: 2 S: 9	H: 0 LOB: 0 BB: 0 P: 11	R: 0 E: 0 K: 1 S: 9	H: 0 LOB: 0 BB: 0 P: 13	R: 0 E: 0 K: 2 S: 8	H: 0 LOB: 0 BB: 0 P: 10	R: 0 E: 0 K: 0 S: 4	H: 0 LOB: 0 BB: 1 P: 5	R: 0 E: 0 K: 0 S: 8	H: 0 LOB: 1 BB: 1 P: 15	1B: 3 2B: 1 3B: 0 HR: 1	SF: 0 SAC: 0 DP: 2 HBP: 0	WP: 0 PB: 0 SB: 0 CS: 1	PA: 32	
PITCHER Doug Drabek, R ERA: 2.87 (1, 1)	IP: 9.0 WLS: W BF: 32 H: 4 R: 3 ER: 3 SO: 7 BB: 3 IBB: 0 HBP: 0 BLK: 0 WP: 0 HR: 1 S: 65 P: 98 ERA: 3.00 WHIP: 0.778																						

Chicago Cubs @ Pittsburgh Pirates
Three Rivers Stadium, Pittsburgh, PA
Tue Sep 25 1990, 7:05 PM EDT
Att: 21,644 - Unknown

AB	29
R	3
H	4
RBI	3
BB	3
SO	7
LOB	6



Batter	1	2	3	4	5	6	7	8	9	AB	R	H	RBI	BB	SO	LOB	BOTTOM					
Gary Redus, R OBP: 0.347, SLG: 0.430 Sid Bream, L OBP: 0.348, SLG: 0.443 (1, 3)										3	0	1	0	0	0	1						
Jay Bell, R OBP: 0.322, SLG: 0.357 (1, 6)										2	2	1	1	2	0	1						
Andy Van Slyke, L OBP: 0.373, SLG: 0.472 (1, 8)										3	0	2	2	1	1	2						
Bobby Bonilla, S OBP: 0.324, SLG: 0.529 (1, 9)										4	0	1	1	0	0	5						
Barry Bonds, L OBP: 0.410, SLG: 0.580 (1, 7)										4	0	0	0	0	3	4						
Jeff King, R OBP: 0.277, SLG: 0.412 (1, 5)										4	1	2	1	0	1	2						
Don Slaught, R OBP: 0.357, SLG: 0.466 Wally Backman, S OBP: 0.367, SLG: 0.394 Michael Lavalliere, L OBP: 0.366, SLG: 0.345 (1, 2)										3	0	0	0	0	2	1						
Jose Lind, R OBP: 0.304, SLG: 0.341 (1, 4)										4	0	0	0	0	2	1						
Doug Drabek, R OBP: 0.259, SLG: 0.275 (1, 1)										4	2	2	0	0	1	0						
Inning Stats	R: 0 E: 0 K: 1 S: 12	H: 0 LOB: 2 BB: 2 P: 25	R: 0 E: 0 K: 2 S: 9	H: 1 LOB: 0 BB: 0 P: 13	R: 0 E: 1 K: 1 S: 13	H: 1 LOB: 2 BB: 0 P: 19	R: 0 E: 0 K: 1 S: 12	H: 0 LOB: 0 BB: 0 P: 18	R: 2 E: 0 K: 0 S: 14	H: 3 LOB: 1 BB: 0 P: 17	R: 1 E: 0 K: 2 S: 11	H: 1 LOB: 0 BB: 0 P: 16	R: 2 E: 0 K: 1 S: 11	H: 3 LOB: 2 BB: 1 P: 21	R: 0 E: 0 K: 2 S: 7	H: 0 LOB: 0 BB: 0 P: 9	1B: 5 2B: 2 3B: 1 HR: 1	SF: 0 SAC: 1 DP: 0 HBP: 0	WP: 0 PB: 0 SB: 0 CS: 1	PA: 36		
PITCHER Steve Wilson, L ERA: 4.71 Bill Long, R ERA: 4.13 Mitch Williams, L ERA: 3.97 Dave Pavlas, R ERA: 2.25 (7, 1)	IP: 6.1 WLS: L BF: 28 H: 7 R: 4 ER: 4 SO: 7 BB: 2 IBB: 0 HBP: 0 BLK: 0 WP: 0 HR: 1 S: 74 P: 112 ERA: 5.68 WHIP: 1.421																					

Chicago Cubs @ Pittsburgh Pirates
Three Rivers Stadium, Pittsburgh, PA
Tue Sep 25 1990, 7:05 PM EDT
Att: 21,644 - Unknown

AB	32
R	5
H	9
RBI	5
BB	3
SO	10
LOB	17



Batter	1	2	3	4	5	6	7	8	9	AB	R	H	RBI	BB	SO	LOB	TOP				
Jerome Walton, R OBP: 0.350, SLG: 0.329 (1, 8)	0-0 1-3		0-0 4-3			0-0 5-3		0-0 4-3		4	0	0	0	0	0	2					
23 Ryne Sandberg, R OBP: 0.354, SLG: 0.554 (1, 4)	0-0 4-3			0-0 4-3		0-0 6-3		0-0 E5 1B		4	1	0	0	0	0	0					
Mark Grace, L OBP: 0.377, SLG: 0.421 (1, 3)	0-3 K			0-0 E 1B		0-0 4-3		0-0 F9		4	1	1	0	0	1	1					
Andre Dawson, R OBP: 0.365, SLG: 0.538 (1, 9)		0-0 5-3		0-0 FC6-4 1B		0-0 F9		0-0 E 1B		4	1	2	0	0	0	0					
Luis Salazar, R OBP: 0.299, SLG: 0.399 Greg Smith, S OBP: 0.294, SLG: 0.387 (9, PR)	0-0 6-3		0-0 FC6-4		0-0 K		0-3 K		0-0 E 1B	4	0	1	1	0	1	1					
Shawon Dunston, R OBP: 0.289, SLG: 0.438 Randy Kramer, R (8, 1)	0-3 K		0-3 K		0-0 5-3		0-0 5-3		0-0 E6 G6-4-3	3	0	0	0	0	2	1					
Hector Villanueva, R OBP: 0.305, SLG: 0.513 Marvell Wynne, L OBP: 0.264, SLG: 0.333 (9, PR)										0	0	0	0	0	0	0					
Damon Berryhill, S OBP: 0.250, SLG: 0.349 (1, 2)			0-0 F9		0-0 5-3			0-0 FC6-4 1B		4	0	1	0	0	0	2					
Doug Dasencho, S OBP: 0.312, SLG: 0.352 (1, 7)			0-0 F9		0-0 CS 1B			0-0 FC6-4		3	0	1	0	0	0	1					
Kevin Coffman, R OBP: 0.333, SLG: 0.333 Jose Antonio Nunez, R (5, 1)					0-3 K			0-0 L9		2	0	1	0	0	1	1					
Domingo Ramos, R OBP: 0.331, SLG: 0.308 (8, 6)										0	0	0	0	0	0	0					
										1	0	0	0	0	0	1					
Inning Stats	R: 0 E: 0 K: 1 S: 5	H: 0 LOB: 0 BB: 0 P: 5	R: 0 E: 0 K: 1 S: 5	H: 0 LOB: 0 BB: 0 P: 5	R: 0 E: 0 K: 0 S: 4	H: 1 LOB: 1 BB: 0 P: 4	R: 1 E: 1 K: 1 S: 7	H: 2 LOB: 1 BB: 0 P: 7	R: 0 E: 0 K: 1 S: 5	H: 1 LOB: 1 BB: 0 P: 5	R: 0 E: 0 K: 0 S: 3	H: 0 LOB: 0 BB: 0 P: 3	R: 0 E: 0 K: 1 S: 5	H: 0 LOB: 0 BB: 0 P: 5	R: 0 E: 0 K: 0 S: 4	H: 1 LOB: 1 BB: 0 P: 4	R: 2 E: 2 K: 0 S: 6	H: 2 LOB: 2 BB: 0 P: 6	1B: 7 2B: 1 3B: 0 HR: 0	SF: 0 SAC: 0 DP: 2 HBP: 0	WP: 0 PA: 34
PITCHER Zane Smith, L ERA: 2.61 (1, 1)	IP: 9.0 WLS: W BF: 34 H: 7 R: 3 ER: 0 SO: 5 BB: 0 IBB: 0 HBP: 0 BLK: 0 WP: 0 HR: 0 S: 44 P: 44 ERA: 0.00 WHIP: 0.778															PITCHER					

Chicago Cubs @ Pittsburgh Pirates
Three Rivers Stadium, Pittsburgh, PA
Wed Sep 26 1990, 7:05 PM EDT
Att: 26,157 - Unknown - 68 F

AB 34
R 3
H 7
RBI 1
BB 0
SO 5
LOB 11



Batter	1	2	3	4	5	6	7	8	9	AB	R	H	RBI	BB	SO	LOB	BOTTOM		
Wally Backman, S OBP: 0.372, SLG: 0.396 Jeff King, R OBP: 0.276, SLG: 0.411 (6, 5)	4-0 1B 6-3 BB		0-0 CI 1B		4-0 BB 3B BB	0-3 K				1	1	1	0	2	0	0			
Jay Bell, R OBP: 0.322, SLG: 0.355 (1, 6)	0-0 6-3		0-0 P3		4-0 BB 3B BB	0-3 K				3	1	0	0	1	1	2			
Andy Van Slyke, L OBP: 0.375, SLG: 0.478 (1, 8)	0-0 2-3 1B		0-1 CI		0-0 1H 2H 1B 3B		0-0 4-3			3	1	2	2	0	0	0			
Bobby Bonilla, S OBP: 0.323, SLG: 0.527 (1, 9)	0-0 P6		0-0 F9		0-0 FC5-6 1B 1B		0-0 3-1			4	1	1	1	0	0	4			
Barry Bonds, L OBP: 0.409, SLG: 0.577 (1, 7)	0-0 L4		0-0 4-3		4-0 FC5-6 1B BB		0-0 F8			3	0	0	0	1	0	4			
Sid Bream, L OBP: 0.347, SLG: 0.439 (1, 3)		0-0 F7		0-0 F8	0-0 FC5-6 1B		4-0 S BB			3	0	0	0	1	0	2			
Michael LaValliere, L OBP: 0.365, SLG: 0.343 (1, 2)	0-0 4-3		0-0 3-1		0-0 1-2 3H 1B		0-3 K			4	0	1	1	0	1	1			
Jose Lind, R OBP: 0.304, SLG: 0.339 (1, 4)	4-0 BB		0-0 F8		0-0 F9		0-0 F8			3	0	0	0	1	0	3			
Zane Smith, L OBP: 0.176, SLG: 0.239 (1, 1)	0-0 4-3				0-0 4-3		0-3 K2-3		0-3 K	4	0	0	0	0	2	2			
Inning Stats	R: 0 E: 0 K: 0 S: 4	H: 1 LOB: 2 BB: 1 P: 8	R: 0 E: 0 K: 0 S: 3	H: 0 LOB: 1 BB: 1 P: 7	R: 0 E: 0 K: 0 S: 5	H: 1 LOB: 2 BB: 0 P: 5	R: 0 E: 0 K: 0 S: 3	H: 0 LOB: 0 BB: 0 P: 3	R: 4 E: 0 K: 0 S: 6	H: 3 LOB: 2 BB: 3 P: 18	R: 0 E: 0 K: 3 S: 9	H: 0 LOB: 0 BB: 0 P: 9	R: 0 E: 0 K: 0 S: 3	H: 0 LOB: 0 BB: 0 P: 3	R: 0 E: 0 K: 2 S: 7	H: 0 LOB: 1 BB: 1 P: 11	1B: 4 2B: 0 3B: 1 HR: 0	SF: 0 SAC: 0 DP: 0 HBP: 0	WP: 0 PA: 36
PITCHER Kevin Coffman, R ERA: 10.87 Jose Antonio Nunez, R ERA: 6.83 Randy Kramer, R ERA: 4.83 (8, 1)	IP: 4.1 WLS: L BF: 23 H: 4 R: 4 ER: 4 SO: 4 BB: 4 IBB: 0 HBP: 0 BLK: 0 WP: 0 HR: 0 S: 18 P: 38 ERA: 8.31 WHIP: 2.077															PITCHER			

Chicago Cubs @ Pittsburgh Pirates
Three Rivers Stadium, Pittsburgh, PA
Wed Sep 26 1990, 7:05 PM EDT
Att: 26,157 - Unknown - 68 F

AB 29
R 4
H 5
RBI 4
BB 6
SO 5
LOB 18



Batter	1	2	3	4	5	6	7	8	9	AB	R	H	RBI	BB	SO	LOB	TOP			
Doug Dascenzo, S OBP: 0.296, SLG: 0.332										5	0	0	0	0	1	4	Chicago Cubs @ New York Mets Shea Stadium, Flushing, NY Sun Sep 30 1990, 3:33 AM EDT Att: 39,195 - Overcast - 72 F			
23 Ryne Sandberg, R OBP: 0.354, SLG: 0.555										5	0	0	1	0	1	1				
Hector Villanueva, R Mark Grace, L OBP: 0.359, SLG: 0.599 OBP: 0.373, SLG: 0.415										1	1	0	0	1	1	0				
Andre Dawson, R OBP: 0.359, SLG: 0.538										5	2	1	2	0	1	3				
Luis Salazar, R Dave Pavlas, R OBP: 0.293, SLG: 0.391 OBP: 0.339, SLG: 0.378										3	0	0	0	0	1	0				
Dwight Smith, L Jose Antonio Nunez, R Mitch Williams, L OBP: 0.225, SLG: 0.189 OBP: 0.294, SLG: 0.367										0	0	0	0	0	0	0				
Damon Berryhill, S OBP: 0.273, SLG: 0.347										3	0	2	0	1	0	1				
Shawon Dunston, R OBP: 0.285, SLG: 0.429										4	1	1	0	0	1	3				
Domingo Ramos, R OBP: 0.341, SLG: 0.318										4	1	2	0	0	1	2				
Steve Wilson, L Derrick May, L OBP: 0.225, SLG: 0.189 OBP: 0.294, SLG: 0.367										2	0	0	0	0	0	2				
										2	0	1	1	0	0	1				
Inning Stats	R: 2 E: 0 K: 0 S: 10	H: 1 LOB: 0 BB: 1 P: 21	R: 0 E: 0 K: 0 S: 12	H: 2 LOB: 2 BB: 0 P: 16	R: 0 E: 0 K: 2 S: 9	H: 0 LOB: 0 BB: 0 P: 11	R: 0 E: 0 K: 1 S: 16	H: 0 LOB: 1 BB: 1 P: 27	R: 0 E: 0 K: 1 S: 12	H: 0 LOB: 0 BB: 0 P: 17	R: 0 E: 0 K: 1 S: 9	H: 1 LOB: 1 BB: 0 P: 15	R: 0 E: 0 K: 1 S: 8	H: 1 LOB: 1 BB: 0 P: 12	R: 2 E: 1 K: 2 S: 13	H: 3 LOB: 2 BB: 0 P: 20	1B: 6 2B: 1 3B: 0 HR: 1	SF: 0 SAC: 0 DP: 0 HBP: 0	WP: 0 PB: 0 SB: 0 CS: 0	PA: 40
PITCHER	IP WLS BF H R ER SO BB IBB HBP BLK WP HR S P ERA WHIP																			
Sid Fernandez, L ERA: 3.46	(1, 1) 5.0 20 3 2 2 2 2 0 0 0 0 0 1 59 92 3.60 1.000																			
Wally Whitehurst, R ERA: 3.29	(6, 1) 2.0 7 1 0 0 2 0 0 0 0 0 0 0 17 27 0.00 0.500																			
John Franco, L ERA: 2.53	(8, 1) 1.2 L 12 4 4 2 2 1 0 0 0 0 0 0 24 43 10.80 3.000																			
Alejandro Pena, R ERA: 3.24	(9, 1) 0.1 1 0 0 0 0 0 0 0 0 0 0 0 2 2 0.00 0.000																			


Batter	1	2	3	4	5	6	7	8	9	AB	R	H	RBI	BB	SO	LOB	BOTTOM					
Gregg Jefferies, S OBP: 0.337, SLG: 0.434										5	1	4	1	0	0	0	Chicago Cubs @ New York Mets Shea Stadium, Flushing, NY Sun Sep 30 1990, 3:33 AM EDT Att: 39,195 - Overcast - 72 F					
Dave Magadan, L OBP: 0.420, SLG: 0.459										4	0	1	2	0	1	2						
Pat Tabler, R OBP: 0.333, SLG: 0.364										3	0	0	0	1	0	2						
Tim Teufel, R OBP: 0.298, SLG: 0.438										4	0	0	0	0	2	3						
Howard Johnson, S OBP: 0.319, SLG: 0.434										3	1	0	0	1	1	2						
Darren Reed, R OBP: 0.148, SLG: 0.370										4	1	2	2	0	0	0						
Daryl Boston, L Chris Jelic, R OBP: 0.327, SLG: 0.439 OBP: 0.256, SLG: 0.256										1	0	1	0	0	0	0						
Keith Hughes, L OBP: 0.263, SLG: 0.248										1	0	0	0	0	0	0						
Charlie O'Brien, R Kelvin Torrey, L OBP: 0.263, SLG: 0.248 OBP: 0.359, SLG: 0.353										1	0	0	0	0	0	0						
Sid Fernandez, L Tom Herr, S Wally Whitehurst, R Tom O'Malley, L John Franco, L Alejandro Pena, R Mackey Sasser, L OBP: 0.190, SLG: 0.207 OBP: 0.234, SLG: 0.247 OBP: 0.256, SLG: 0.256 OBP: 0.256, SLG: 0.302 OBP: 0.184, SLG: 0.187 OBP: 0.344, SLG: 0.426	(1, 1) 5.1 (5, PH) 1.2 (6, 1) 1.2 (7, PH) 0.1 (8, 1) 0.1 (9, 1) 0.1	24 7 6 1 0 0	4 2 1 0 0 0	3 1 1 0 0 0	0 0 0 0 0 0	3 0 0 0 0 0	1 0 0 0 0 0	69 18 26 14 3 6	112 26 21 6	6.75 5.40 0.00 0.00	1.688 1.200 0.600 0.000	1B: 6 2B: 0 3B: 2 HR: 1	SF: 1 SAC: 0 DP: 0 HBP: 0	WP: 1 PB: 0 SB: 1 CS: 1	PA: 38							
Inning Stats	R: 0 E: 0 K: 0 S: 10	H: 1 LOB: 2 BB: 1 P: 15	R: 0 E: 0 K: 1 S: 10	H: 1 LOB: 0 BB: 0 P: 17	R: 0 E: 0 K: 0 S: 11	H: 0 LOB: 0 BB: 0 P: 17	R: 0 E: 0 K: 0 S: 5	H: 0 LOB: 0 BB: 0 P: 9	R: 3 E: 0 K: 1 S: 23	H: 3 LOB: 1 BB: 1 P: 37	R: 1 E: 0 K: 0 S: 14	H: 1 LOB: 1 BB: 1 P: 24	R: 1 E: 0 K: 1 S: 14	H: 2 LOB: 1 BB: 0 P: 19	R: 0 E: 0 K: 1 S: 8	H: 0 LOB: 0 BB: 0 P: 13	R: 0 E: 0 K: 1 S: 9	H: 1 LOB: 1 BB: 0 P: 14	1B: 6 2B: 0 3B: 2 HR: 1	SF: 1 SAC: 0 DP: 0 HBP: 0	WP: 1 PB: 0 SB: 1 CS: 1	PA: 38
PITCHER	IP WLS BF H R ER SO BB IBB HBP BLK WP HR S P ERA WHIP																					
Steve Wilson, L Dave Pavlas, R Jose Antonio Nunez, R Mitch Williams, L ERA: 4.79 ERA: 2.41 ERA: 0.64 ERA: 3.95	(1, 1) 5.1 (6, 1) 1.2 (8, 1) 1.2 (9, 1) 0.1	24 7 6 1	4 2 1 0	3 1 1 0	0 0 0 0	3 0 0 0	1 0 0 0	69 18 26 6	112 26 21 6	6.75 5.40 0.00 0.000	1.688 1.200 0.600 0.000	1B: 6 2B: 0 3B: 2 HR: 1	SF: 1 SAC: 0 DP: 0 HBP: 0	WP: 1 PB: 0 SB: 1 CS: 1	PA: 38							

Batter	1	2	3	4	5	6	7	8	9	AB	R	H	RBI	BB	SO	LOB	TOP				
Doug Dasenczo, S OBP: 0.310, SLG: 0.349	1-1 G3 1B		4-1 F8 2B BB		0-0 F7			1-1 4-3		3	2	1	0	1	0	0					
Greg Smith, S OBP: 0.282, SLG: 0.333	0-2 F9		0-1 F8 1-2		1-2 1B			3-2 1-3		4	0	1	0	0	0	2					
Mark Grace, L OBP: 0.373, SLG: 0.415	2-2 G3 1-2		1-1 F8		1-0 4-3			1-1 1B		4	0	1	0	0	0	3					
Andre Dawson, R OBP: 0.358, SLG: 0.535	1-0 2B 1B		2-1 2B			2-3 K		1-1 5-3		1	1	1	1	0	0	0					
Dwight Smith, L OBP: 0.333, SLG: 0.381										3	0	1	1	0	1	1					
Derrick May, L OBP: 0.271, SLG: 0.351	0-2 1-H 2B		0-0 F7			2-1 F7		0-0 G3		4	0	1	1	0	0	1					
Luis Salazar, R OBP: 0.293, SLG: 0.388	3-3 K			0-2 P4		2-2 F3		2-0 F7		4	0	0	0	0	1	1					
Shawon Dunston, R OBP: 0.283, SLG: 0.426		2-2 4-3		2-3 K			2-2 F7	1-2 5-3		4	0	0	0	0	1	0					
Joe Girardi, R OBP: 0.298, SLG: 0.340		0-3 K		1-2 6-3			1-0 5-3			3	0	0	0	0	1	0					
Mike Bielecki, R OBP: 0.200, SLG: 0.163		3-3 K			2-3 K		3-1 F9			2	0	0	0	0	2	0					
Gary Varsho, L OBP: 0.271, SLG: 0.340										1	0	0	0	0	0	0					
Dave Pavias, R OBP: 0.252, SLG: 0.318										0	0	0	0	0	0	0					
Mitch Williams, L OBP: 0.252, SLG: 0.318										0	0	0	0	0	0	0					
Inning Stats	R: 2 H: 3 E: 0 K: 1 S: 19	H: 3 LOB: 1 BB: 0 P: 26	R: 0 H: 0 E: 0 K: 2 S: 10	H: 0 LOB: 0 BB: 0 P: 15	R: 1 H: 1 E: 0 K: 0 S: 8	H: 1 LOB: 1 BB: 1 P: 15	R: 0 H: 0 E: 0 K: 1 S: 9	H: 0 LOB: 0 BB: 0 P: 12	R: 0 H: 1 E: 0 K: 1 S: 8	H: 1 LOB: 1 BB: 0 P: 12	R: 0 H: 0 E: 0 K: 0 S: 11	H: 0 LOB: 0 BB: 0 P: 17	R: 0 H: 0 E: 0 K: 1 S: 6	H: 0 LOB: 0 BB: 0 P: 12	R: 0 H: 1 E: 0 K: 0 S: 9	H: 1 LOB: 1 BB: 0 P: 15	R: 0 H: 0 E: 0 K: 0 S: 5	H: 0 LOB: 0 BB: 0 P: 8	1B: 4 2B: 2 3B: 0 HR: 0	SF: 0 SAC: 0 DP: 0 HBP: 0	WP: 0 PA: 34 PB: 0 SB: 0 CS: 0
PITCHER	IP WLS BF H R ER SO BB IBB HBP BLK WP HR S P ERA WHIP	7.0 L 27 5 3 3 6 1 0 0 0 0 0 71 109 3.86 0.857	2.0 7 1 0 0 0 0 0 0 0 0 0 0 14 23 0.00 0.500																		

Chicago Cubs @ Philadelphia Phillies
Veterans Stadium, Philadelphia, PA
Tue Oct 02 1990, 7:05 PM EDT
Att: 9,940 - Unknown

livebaseballscorecards.com

AB	33
R	3
H	6
RBI	3
BB	1
SO	6
LOB	8




Batter	1	2	3	4	5	6	7	8	9	AB	R	H	RBI	BB	SO	LOB	BOTTOM				
Lenny Dykstra, L OBP: 0.418, SLG: 0.441	1-0 4-3		2-2 L4		1-1 E7 1-3 1B		3-1 F9			4	0	1	0	0	0	2					
Rod Boeker, L OBP: 0.306, SLG: 0.295	1-3 K		1-1 L7		1-0 4-3			1-3 K		4	0	0	0	0	2	3					
Wes Chamberlain, R OBP: 0.279, SLG: 0.452	1-0 2B			0-0 L9		2-2 G3		0-2 1-3		4	0	1	0	0	0	0					
Dale Murphy, R OBP: 0.318, SLG: 0.418	3-2 F8			4-1 G6-4-3 BB		2-3 K		0-3 K		3	0	0	0	1	2	1					
Ricky Jordan, R OBP: 0.278, SLG: 0.353		2-1 F9		0-1 G6-4-3		1-0 1B		1-3 K		4	0	1	0	0	1	1					
Charlie Hayes, R OBP: 0.293, SLG: 0.348		0-1 F8			1-0 1B 2B		1-1 F7		1-0 F8	2	1	1	0	0	0	0					
Dave Hollins, S OBP: 0.252, SLG: 0.318										2	0	0	0	0	0	1					
Darrin Fletcher, L OBP: 0.190, SLG: 0.200		3-3 K			1-3 K		0-0 G3		4-1 1B BB	3	0	0	0	1	2	1					
Mickey Morandini, L OBP: 0.284, SLG: 0.320			1-1 SH1-4 1B		3-2 E 2H 1B		2-1 F9 2B		1-1 1-2 1B	4	0	4	1	0	0	0					
Tommy Greene, R OBP: 0.167, SLG: 0.250			0-0 SH1-4		1-0 P3		0-0 F9		1-1 1-3	1	0	0	0	0	0	1					
John Kruk, L OBP: 0.388, SLG: 0.434										1	0	0	0	0	0	1					
Steve Ontiveros, R OBP: 0.252, SLG: 0.318										0	0	0	0	0	0	0					
Darren Daulton, L OBP: 0.368, SLG: 0.417			1-2				2-3			1	0	0	0	0	0	2					
Randy Ready, R OBP: 0.329, SLG: 0.306										1	0	0	0	0	0	0					
Inning Stats	R: 0 H: 1 E: 0 K: 1 S: 8	H: 0 LOB: 0 BB: 0 P: 14	R: 0 H: 0 E: 0 K: 1 S: 8	H: 0 LOB: 0 BB: 0 P: 13	R: 0 H: 1 E: 0 K: 0 S: 8	H: 1 LOB: 1 BB: 0 P: 12	R: 0 H: 0 E: 0 K: 0 S: 4	H: 0 LOB: 0 BB: 1 P: 8	R: 1 H: 3 E: 1 K: 1 S: 12	H: 3 LOB: 2 BB: 0 P: 20	R: 0 H: 1 E: 0 K: 1 S: 9	H: 1 LOB: 1 BB: 0 P: 15	R: 0 H: 1 E: 0 K: 0 S: 6	H: 1 LOB: 1 BB: 0 P: 11	R: 0 H: 0 E: 0 K: 2 S: 10	H: 0 LOB: 0 BB: 0 P: 11	R: 0 H: 1 E: 0 K: 1 S: 9	H: 1 LOB: 2 BB: 1 P: 17	1B: 5 2B: 3 3B: 0 HR: 0	SF: 0 SAC: 1 DP: 1 HBP: 0	WP: 0 PA: 36 PB: 0 SB: 0 CS: 0
PITCHER	IP WLS BF H R ER SO BB IBB HBP BLK WP HR S P ERA WHIP	6.0 W 24 6 1 1 4 1 0 0 0 0 0 23 36 0.00 1.125	0.1 S 1 0 0 0 0 0 0 0 0 0 0 2 3 0.00 0.000																		

Chicago Cubs @ Philadelphia Phillies
Veterans Stadium, Philadelphia, PA
Tue Oct 02 1990, 7:05 PM EDT
Att: 9,940 - Unknown

livebaseballscorecards.com

AB	33
R	1
H	8
RBI	1
BB	2
SO	7
LOB	13



Batter	1	2	3	4	5	6	7	8	9	AB	R	H	RBI	BB	SO	LOB	TOP										
Doug Dascenzo, S OBP: 0.312, SLG: 0.344 (1, 8)	L3		FC6		P3		BB IBB		S BB	3	0	0	1	2	0	3	Chicago Cubs @ Philadelphia Phillies Veterans Stadium, Philadelphia, PA Wed Oct 03 1990, 7:05 PM EDT Att: 11,889 - Unknown										
Greg Smith, S OBP: 0.234, SLG: 0.295 (1, 6)	F7		G4-3		F8		K		G3	5	0	0	0	0	1	7											
Mark Grace, L OBP: 0.372, SLG: 0.413 (1, 3)	F7			G4-3		G3		BB		3	0	0	1	1	0	0											
Dwight Smith, L OBP: 0.329, SLG: 0.376 (1, 9)		K		G4-3		F9		K		4	0	0	0	0	2	3											
Derrick May, L OBP: 0.270, SLG: 0.344 Marvell Wynne, L OBP: 0.264, SLG: 0.333 (1, 7) (8, 8)	G3-1			G3		K			G4-3 1B	4	0	1	0	0	1	0											
Domingo Ramos, R OBP: 0.342, SLG: 0.314 (1, 5)	L8				K		BB 1B	G4-3		3	1	0	0	1	1	1											
Curtis Wilkerson, S OBP: 0.249, SLG: 0.258 (1, 4)			G6-3 FC6 2B		BB 1B BB		BB 1B	K		3	3	2	0	1	1	0											
Joe Girardi, R OBP: 0.300, SLG: 0.344 (1, 2)			G6-3		BB 1B		BB 1B		K	4	0	2	1	0	1	1											
Greg Maddux, R OBP: 0.165, SLG: 0.145 Gary Varsho, L OBP: 0.255, SLG: 0.333 Paul Assenmacher, L (9, 1) (9, 1)			K FC6		BB 1B		K		G4-3	3	0	1	1	0	2	3											
Inning Stats	R: 0 E: 0 K: 0 S: 4	H: 0 LOB: 0 BB: 0 P: 4	R: 0 E: 0 K: 1 S: 7	H: 0 LOB: 0 BB: 0 P: 11	R: 1 E: 1 K: 1 S: 13	H: 1 LOB: 1 BB: 0 P: 17	R: 0 E: 0 K: 0 S: 3	H: 0 LOB: 0 BB: 0 P: 4	R: 1 E: 0 K: 1 S: 8	H: 2 LOB: 2 BB: 1 P: 17	R: 0 E: 0 K: 1 S: 6	H: 0 LOB: 0 BB: 0 P: 9	R: 2 E: 0 K: 3 S: 16	H: 2 LOB: 3 BB: 3 P: 28	R: 0 E: 0 K: 1 S: 8	H: 1 LOB: 0 BB: 0 P: 14		R: 0 E: 0 K: 1 S: 9	H: 0 LOB: 1 BB: 1 P: 18	1B: 4 2B: 2 3B: 0 HR: 0	SF: 0 SAC: 0 DP: 1 HBP: 0	WP: 1 PB: 0 SB: 1 CS: 0	PA: 38				
PITCHER	IP	WLS	BF	H	R	ER	SO	BB	IBB	HBP	BLK	WP	HR	S	P	ERA	WHIP										
Jason Grimsley, R ERA: 3.3 (1, 1)	6.0		23	3	2	2	4	1	0	0	0	1	0	41	62	3.00	0.667										
Chuck McElroy, L ERA: 7.71 (7, 1)	2.0	L	11	3	2	2	4	2	1	0	0	0	0	24	42	9.00	2.500										
Chuck Malone, R ERA: 3.68 (9, 1)	1.0		4	0	0	0	1	1	0	0	0	0	0	9	18	0.00	1.000										

AB 33
R 4
H 6
RBI 4
BB 5
SO 9
LOB 18



Batter	1	2	3	4	5	6	7	8	9	AB	R	H	RBI	BB	SO	LOB	BOTTOM										
Sil Campuzano, R OBP: 0.269, SLG: 0.318 (1, 8)	K		1B			G5-3	K			4	0	1	0	0	2	1	Chicago Cubs @ Philadelphia Phillies Veterans Stadium, Philadelphia, PA Wed Oct 03 1990, 7:05 PM EDT Att: 11,889 - Unknown										
Mickey Morandini, L OBP: 0.294, SLG: 0.329 (1, 4)	K		G1-3			E 1B		E 1B	G2-6-3 1B	4	2	2	0	0	1	1											
Wes Chamberlain, R OBP: 0.298, SLG: 0.478 (1, 7) (7, 9)	BB 2B			K		E 1B		G2-6-3 1B		4	1	2	0	0	1	1											
John Kruk, L OBP: 0.386, SLG: 0.431 Chuck McElroy, L (7, 1)	G3-1			K		E4 1B		E6		3	0	0	0	0	1	3											
Darren Daulton, L OBP: 0.367, SLG: 0.416 Chuck Malone, R (9, 1)				K		1-2 2-3		E 1B		0	0	0	0	0	0	0											
Ricky Jordan, R OBP: 0.277, SLG: 0.352 (1, 3)		G6-3		K		1-3 2-4 3-H	1B	L4		4	0	1	2	0	1	1											
Dickie Thon, R OBP: 0.305, SLG: 0.350 Rod Booker, L OBP: 0.301, SLG: 0.290 (1, 6) (6, 6)	K			G6-3		G1-3		K		2	0	0	0	0	1	0											
Dave Hollins, S OBP: 0.252, SLG: 0.316 (1, 5)		L3			G3-1		BB 1B		G5-3	4	0	1	0	0	0	0											
Darrin Fletcher, L OBP: 0.167, SLG: 0.174 Randy Ready, R OBP: 0.332, SLG: 0.309 (9, PH) (9, PH)			P6		G4-3		P6		G4-6-3 1B	3	0	0	0	0	0	1											
Jason Grimsley, R OBP: 0.235, SLG: 0.188 Louie Meadows, L OBP: 0.194, SLG: 0.107 (6, PH) (7, 7)			K			P5	F9		G4-6-3 1B	1	0	0	0	0	1	0											
Dale Murphy, R OBP: 0.318, SLG: 0.417 (9, PH)										1	0	0	0	0	0	1											
Inning Stats	R: 0 E: 0 K: 2 S: 13	H: 1 LOB: 1 BB: 0 P: 20	R: 0 E: 0 K: 1 S: 9	H: 0 LOB: 0 BB: 0 P: 16	R: 0 E: 0 K: 1 S: 11	H: 1 LOB: 1 BB: 0 P: 18	R: 0 E: 0 K: 3 S: 9	H: 0 LOB: 0 BB: 0 P: 11	R: 0 E: 0 K: 0 S: 5	H: 0 LOB: 0 BB: 0 P: 7	R: 2 E: 1 K: 0 S: 13	H: 3 LOB: 2 BB: 0 P: 16	R: 0 E: 0 K: 1 S: 13	H: 1 LOB: 1 BB: 0 P: 17	R: 1 E: 2 K: 1 S: 13	H: 1 LOB: 1 BB: 0 P: 21	R: 0 E: 0 K: 0 S: 4	H: 1 LOB: 0 BB: 0 P: 6	1B: 7 2B: 1 3B: 0 HR: 0	SF: 0 SAC: 0 DP: 1 HBP: 0	WP: 0 PB: 0 SB: 0 CS: 0	PA: 36					
PITCHER	IP	WLS	BF	H	R	ER	SO	BB	IBB	HBP	BLK	WP	HR	S	P	ERA	WHIP										
Greg Maddux, R ERA: 3.46 (1, 1)	8.0	W	33	7	3	0	9	0	0	0	0	0	0	86	126	0.00	0.875										
Paul Assenmacher, L ERA: 2.8 (9, 1)	1.0	S	3	1	0	0	0	0	0	0	0	0	0	4	6	0.00	1.000										

AB 36
R 3
H 8
RBI 2
BB 0
SO 9
LOB 14

